


# Washington Senators - 1953

Batter	1	2	3	4	5	6	7	8	9	AB	R	H	RBI	BB	SO	LOB	TOP					
<b>Billy Martin, R</b> OBP: 0.083, SLG: 0.083 (1, 4)	F9	G1-4-3		G5-4-3			SH1-4 1B	F7		5	1	1	0	0	0	2						
<b>Phil Rizzuto, R</b> OBP: 0.417, SLG: 0.364 (1, 6)	3B	BB			4-3		SH1-4	F8 5-3 1B		3	1	2	0	1	0	0						
<b>Hank Bauer, R</b> OBP: 0.500, SLG: 0.600 (1, 9)	1B	3B			1-3		FC 1B	5-3		4	1	2	2	1	0	1						
<b>Mickey Mantle, S</b> OBP: 0.417, SLG: 0.300 (1, 8)	1B	BB			F7		FC 1B	FC4-6 BB		3	1	1	0	2	1	2						
<b>Yogi Berra, L</b> OBP: 0.167, SLG: 0.167 (1, 2)	1B			L8		K	P6	F8		5	1	1	1	0	1	4						
<b>Gene Woodling, L</b> OBP: 0.455, SLG: 0.556 (1, 7)	E			6-3		2B	FC	FC4-6		4	1	1	1	1	0	4						
<b>Joe Collins, L</b> OBP: 0.125, SLG: 0.125 (1, 3)	F9					F2	G3			4	0	1	0	0	0	5						
<b>Loren Babe, L</b> OBP: 0.500, SLG: 0.750 (1, 5)	6-3			CS				6-3		4	0	2	1	0	0	1						
<b>Johnny Sain, R</b> OBP: 0.250, SLG: 0.250 (1, 1)				FC5-4		F3		5-3		4	0	1	0	0	0	2						
<b>Inning Stats</b>	R: 4 E: 1 K: 0 S: 6	H: 3 LOB: 1 BB: 2 P: 14	R: 0 E: 0 K: 1 S: 6	H: 2 LOB: 2 BB: 1 P: 10	R: 0 E: 0 K: 0 S: 3	H: 1 LOB: 0 BB: 0 P: 3	R: 0 E: 0 K: 0 S: 3	H: 1 LOB: 0 BB: 0 P: 3	R: 0 E: 0 K: 1 S: 6	H: 0 LOB: 0 BB: 0 P: 3	R: 1 E: 0 K: 1 S: 6	H: 1 LOB: 1 BB: 1 P: 10	R: 1 E: 0 K: 0 S: 7	H: 3 LOB: 3 BB: 0 P: 7	R: 0 E: 0 K: 0 S: 3	H: 0 LOB: 0 BB: 1 P: 8	R: 0 E: 0 K: 0 S: 4	H: 1 LOB: 2 BB: 1 P: 8	1B: 10 2B: 1 3B: 1 HR: 0	SF: 0 SAC: 1 DP: 2 HBP: 0	WP: 0 PB: 0 SB: 0 CS: 1	PA: 43
<b>PITCHER</b>	IP	WLS	BF	H	R	ER	SO	BB	IBB	HBP	BLK	WP	HR	S	P	ERA	WHIP					
<b>Bob Porterfield, R</b> ERA: 7.11 (1, 1)	6.1	L	31	11	6	5	2	4	0	0	0	0	0	31	47	7.11	2.368					
<b>Al Sima, L</b> ERA: (7, 1)	0.2		3	0	0	0	0	0	0	0	0	0	0	3	3	0.00	0.000					
<b>Sandy Consuegra, R</b> ERA: (8, 1)	2.0		8	1	0	0	0	1	0	0	0	0	0	7	11	0.00	1.000					
<b>Batter</b>	<b>1</b>	<b>2</b>	<b>3</b>	<b>4</b>	<b>5</b>	<b>6</b>	<b>7</b>	<b>8</b>	<b>9</b>	<b>AB</b>	<b>R</b>	<b>H</b>	<b>RBI</b>	<b>BB</b>	<b>SO</b>	<b>LOB</b>	<b>BOTTOM</b>					
<b>Eddie Yost, R</b> OBP: 0.400, SLG: 0.500 (1, 5)	F2		1B		1B		2-3		P6	4	1	1	0	1	0	1						
<b>Jim Busby, R</b> OBP: 0.750, SLG: 0.750 (1, 8)	S		BB		1B			L9		4	0	3	0	0	0	0						
<b>Mickey Vernon, L</b> OBP: 0.750, SLG: 1.000 (1, 3)	K		PO		1B					3	0	2	1	1	1	1						
<b>Jackie Jensen, R</b> OBP: 0.250, SLG: 0.500 (1, 9)	5-3		PO		G6-4-3			F8		4	1	1	0	0	0	4						
<b>Pete Runnels, L</b> (1, 6)								1-3		3	0	0	0	1	1	2						
<b>Ken Wood, R</b> (1, 7)	F8									4	0	0	0	0	1	2						
<b>Wayne Terwilliger, R</b> OBP: 0.250, SLG: 0.500 (1, 4)	K				E5					4	1	1	0	0	2	0						
<b>Mickey Grasso, R</b> OBP: 0.250, SLG: 0.250 (1, 2)					L5					4	0	1	0	0	2	1						
<b>Gene Verble, R</b> (9, PR)										0	0	0	0	0	0	0						
<b>Bob Porterfield, R</b> (1, 1)										2	0	0	0	0	1	0						
<b>Al Sima, R</b> (7, 1)										0	0	0	0	0	0	0						
<b>Floyd Baker, L</b> (7, PH)										1	0	0	0	0	0	0						
<b>Sandy Consuegra, R</b> (8, 1)										0	0	0	0	0	0	0						
<b>Frank Campos, L</b> (9, PH)										1	0	0	1	0	0	1						
<b>Inning Stats</b>	R: 0 E: 0 K: 1 S: 6	H: 1 LOB: 1 BB: 0 P: 6	R: 0 E: 0 K: 2 S: 7	H: 0 LOB: 0 BB: 0 P: 7	R: 0 E: 0 K: 1 S: 5	H: 1 LOB: 2 BB: 2 P: 13	R: 1 E: 1 K: 0 S: 5	H: 1 LOB: 1 BB: 0 P: 5	R: 1 E: 0 K: 1 S: 7	H: 3 LOB: 1 BB: 0 P: 7	R: 0 E: 0 K: 1 S: 4	H: 0 LOB: 0 BB: 1 P: 8	R: 0 E: 0 K: 1 S: 5	H: 0 LOB: 0 BB: 0 P: 5	R: 0 E: 0 K: 0 S: 4	H: 1 LOB: 1 BB: 0 P: 4	R: 1 E: 0 K: 1 S: 7	H: 2 LOB: 1 BB: 0 P: 7	1B: 5 2B: 4 3B: 0 HR: 0	SF: 0 SAC: 0 DP: 2 HBP: 0	WP: 0 PB: 0 SB: 1 CS: 0	PA: 38
<b>PITCHER</b>	IP	WLS	BF	H	R	ER	SO	BB	IBB	HBP	BLK	WP	HR	S	P	ERA	WHIP					
<b>Johnny Sain, R</b> ERA: 2.0 (1, 1)	9.0	W	37	9	3	2	8	3	0	0	0	0	0	50	62	2.00	1.333					


New York Yankees @ Washington Senators  
Griffith Stadium, Washington, DC  
Thu Apr 16 1953, 3:33 AM EST  
Att: 25,112 - Unknown

AB 36  
R 6  
H 12  
RBI 5  
BB 5  
SO 2  
LOB 21



New York Yankees @ Washington Senators  
Griffith Stadium, Washington, DC  
Thu Apr 16 1953, 3:33 AM EST  
Att: 25,112 - Unknown

AB 34  
R 3  
H 9  
RBI 2  
BB 3  
SO 8  
LOB 12









Batter	1	2	3	4	5	6	7	8	9	AB	R	H	RBI	BB	SO	LOB	TOP					
<b>Billy Goodman, L</b> (1.4) OBP: 0.429, SLG: 0.385	F5		1-3			P6		1B		4	0	1	0	0	0	0	<b>Boston Red Sox @ Washington Senators</b> Griffith Stadium, Washington, DC Sun Apr 19 1953, 3:33 AM EST Att: 9,898 - Unknown					
<b>Jim Piersall, R</b> (1.9) OBP: 0.308, SLG: 0.250	P4			K		1-3		K		4	0	0	0	0	2	1						
<b>Gene Stephens, L</b> (1.7)	K			CS BB		K		K2-3		3	0	0	0	1	3	1						
<b>Dick Gemert, R</b> (1.3)		F8		K					P4	4	0	0	0	0	1	1						
<b>George Kell, R</b> (1.5) OBP: 0.593, SLG: 0.727		4-3 2B				6-3		BB BB		3	0	2	0	1	0	0						
<b>Sammy White, R</b> (1.2) OBP: 0.333, SLG: 0.417		4-3 2-3				1B		F7		4	0	1	0	0	0	3						
<b>Tom Umphlett, R</b> (1.8) OBP: 0.417, SLG: 0.455		4-3				1B		1-2 BB		3	0	1	0	1	0	2						
<b>Mitt Bolling, R</b> (1.6) OBP: 0.364, SLG: 0.455			P4			P6		F9		3	0	0	0	0	0	4						
<b>Hersh Freeman, R</b> (1.1) <b>Al Zarilla, L</b> (8, PH) <b>Bill Werle, L</b> (8, 1)			K			K		K		2	0	0	0	0	2	2						
										1	0	0	0	0	1	0						
										0	0	0	0	0	0	0						
<b>Inning Stats</b>	R: 0 E: 0 K: 1 S: 5	H: 0 LOB: 0 BB: 0 P: 5	R: 0 E: 0 K: 0 S: 4	H: 1 LOB: 1 BB: 0 P: 4	R: 0 E: 0 K: 1 S: 5	H: 0 LOB: 0 BB: 0 P: 5	R: 0 E: 0 K: 2 S: 6	H: 0 LOB: 1 BB: 1 P: 10	R: 0 E: 0 K: 1 S: 7	H: 2 LOB: 2 BB: 0 P: 7	R: 0 E: 0 K: 1 S: 5	H: 0 LOB: 0 BB: 0 P: 5	R: 0 E: 0 K: 0 S: 3	H: 0 LOB: 2 BB: 2 P: 11	R: 0 E: 0 K: 3 S: 10	H: 1 LOB: 1 BB: 0 P: 10	R: 0 E: 0 K: 0 S: 4	H: 1 LOB: 1 BB: 0 P: 4	1B: 4 2B: 2 3B: 0 HR: 0	SF: 0 SAC: 0 DP: 1 HBP: 0	WP: 0 PB: 0 SB: 0 CS: 1	PA: 34
<b>PITCHER</b> <b>Walt Masterson, R</b> (1.1) ERA:	IP: 9.0 WLS: W BF: 34 H: 5 R: 0 ER: 0 SO: 9 BB: 3 IBB: 0 HBP: 0 BLK: 0 WP: 0 HR: 0 S: 49 P: 61 ERA: 0.00 WHIP: 0.889															<b>PITCHER</b>						

Batter	1	2	3	4	5	6	7	8	9	AB	R	H	RBI	BB	SO	LOB	BOTTOM	
<b>Eddie Yost, R</b> (1.5) OBP: 0.397, SLG: 0.333	F7		L7			2B BB		F7		3	0	0	0	1	0	2	<b>Boston Red Sox @ Washington Senators</b> Griffith Stadium, Washington, DC Sun Apr 19 1953, 3:33 AM EST Att: 9,898 - Unknown	
<b>Jim Busby, R</b> (1.8) OBP: 0.385, SLG: 0.333	4-3		5-3			F9		F8		4	0	0	0	0	0	1		
<b>Mickey Vernon, L</b> (1.3)	F7					F8		1-3 2B		4	1	2	0	0	0	0		
<b>Jackie Jensen, R</b> (1.9) OBP: 0.250, SLG: 0.583		1B F8 2B				P5		1-2 K		4	1	2	1	0	1	2		
<b>Pete Runnels, L</b> (1.6) OBP: 0.417, SLG: 0.500		F8 1B 1B				1-3		1B 3B		4	2	2	0	0	0	1		
<b>Ken Wood, R</b> (1.7) OBP: 0.167, SLG: 0.167		F8				6-3		1B SH2-4 1B		4	0	1	2	0	0	2		
<b>Wayne Terwilliger, R</b> (1.4) OBP: 0.500, SLG: 0.700		G5-4-3 1B				4-3		SH2-4 1-2		2	0	1	1	0	0	0		
<b>Mickey Grasso, R</b> (1.2) OBP: 0.286, SLG: 0.286		G5-4-3 1-2				F8		2-3 1B		3	0	1	0	0	0	1		
<b>Walt Masterson, R</b> (1.1)			4-3			K		K		3	0	0	0	0	2	2		
<b>Inning Stats</b>	R: 0 E: 0 K: 0 S: 3	H: 0 LOB: 0 BB: 0 P: 3	R: 2 E: 0 K: 0 S: 5	H: 3 LOB: 0 BB: 0 P: 5	R: 0 E: 0 K: 0 S: 3	H: 0 LOB: 0 BB: 0 P: 3	R: 0 E: 0 K: 0 S: 3	H: 0 LOB: 0 BB: 0 P: 3	R: 0 E: 0 K: 2 S: 8	H: 1 LOB: 2 BB: 1 P: 12	R: 1 E: 0 K: 1 S: 8	H: 3 LOB: 2 BB: 0 P: 8	R: 1 E: 0 K: 0 S: 5	H: 2 LOB: 1 BB: 0 P: 5	1B: 5 2B: 2 3B: 2 HR: 0	SF: 0 SAC: 1 DP: 1 HBP: 0	WP: 0 PB: 0 SB: 0 CS: 0	PA: 33
<b>PITCHER</b> <b>Hersh Freeman, R</b> (1.1) ERA: 3.86 <b>Bill Werle, L</b> (8, 1) ERA: 9.0	IP: 7.0 WLS: L BF: 28 H: 7 R: 3 ER: 3 SO: 3 BB: 1 IBB: 0 HBP: 0 BLK: 0 WP: 0 HR: 0 S: 33 P: 37 ERA: 3.86 WHIP: 1.143															<b>PITCHER</b>		







Batter	1	2	3	4	5	6	7	8	9	AB	R	H	RBI	BB	SO	LOB	TOP				
Eddie Yost, R OBP: 0.417, SLG: 0.381 (1, 5)										5	2	2	0	0	0	2					
Jim Busby, R OBP: 0.304, SLG: 0.273 (1, 8)										5	0	2	0	0	0	1					
Mickey Vernon, L OBP: 0.364, SLG: 0.368 (1, 3)										4	0	1	2	1	0	2					
Jackie Jensen, R OBP: 0.409, SLG: 0.529 (1, 9)										1	0	0	0	4	0	1					
Pete Runnels, L OBP: 0.318, SLG: 0.278 (1, 6)										4	0	0	0	1	1	7					
Ken Wood, R OBP: 0.238, SLG: 0.250 (1, 7)										5	0	0	0	0	0	7					
Wayne Terwilliger, R OBP: 0.421, SLG: 0.529 (1, 4)										4	1	1	0	1	2	1					
Mickey Grasso, R OBP: 0.375, SLG: 0.500 (1, 2)										5	1	1	0	0	0	2					
Bob Porterfield, R (1, 1)										2	0	0	0	1	1	1					
Sandy Consuegra, R (7, 1)										0	0	0	0	0	0	0					
Frank Campos, L (8, PH)										1	0	0	1	0	0	1					
Al Sima, R (8, 1)										0	0	0	0	0	0	0					
<b>Inning Stats</b>	R: 0 E: 0 K: 0 S: 3	H: 0 LOB: 0 BB: 0 P: 3	R: 0 E: 0 K: 0 S: 3	H: 0 LOB: 1 BB: 1 P: 7	R: 1 E: 0 K: 0 S: 5	H: 2 LOB: 3 BB: 2 P: 13	R: 0 E: 1 K: 1 S: 6	H: 0 LOB: 1 BB: 0 P: 6	R: 0 E: 0 K: 2 S: 7	H: 0 LOB: 0 BB: 0 P: 7	R: 1 E: 0 K: 0 S: 5	H: 2 LOB: 2 BB: 1 P: 9	R: 2 E: 1 K: 0 S: 5	H: 1 LOB: 1 BB: 1 P: 9	R: 0 E: 0 K: 1 S: 6	H: 1 LOB: 2 BB: 1 P: 10	1B: 5 2B: 2 3B: 0 HR: 0	SF: 0 SAC: 0 DP: 0 HBP: 0	WP: 0 PB: 1 SB: 0 CS: 0	PA: 44	
<b>PITCHER</b>	IP	WLS	BF	H	R	ER	SO	BB	IBB	HBP	BLK	WP	HR	S	P	ERA	WHIP				
Mickey McDermott, L ERA: 3.27 (1, 1)	7.0	W	33	5	2	2	4	6	0	0	0	0	0	35	59	2.57	1.571				
Ken Holcombe, R ERA: 3.18 (8, 1)	2.0	S	11	2	2	2	1	2	0	0	0	0	0	11	19	9.00	2.000				

Washington Senators @ Boston Red Sox  
Fenway Park, Boston, MA  
Mon Apr 20 1953, 3:38 AM EST  
Att: 7,534 - Unknown

AB 36  
R 4  
H 7  
RBI 3  
BB 8  
SO 5  
LOB 25



Batter	1	2	3	4	5	6	7	8	9	AB	R	H	RBI	BB	SO	LOB	BOTTOM				
Billy Goodman, L OBP: 0.435, SLG: 0.400 (1, 4)										4	1	1	0	1	0	1					
Jim Piersall, R OBP: 0.286, SLG: 0.211 (1, 9)										3	1	0	1	1	0	2					
Al Zarilla, L (7, PH) (8, 9)										1	0	0	0	0	0	3					
Gene Stephens, L (1, 7)										4	1	0	0	1	1	1					
Dick Gemert, R OBP: 0.318, SLG: 0.810 (1, 3)										5	2	2	4	0	0	1					
George Kell, R OBP: 0.500, SLG: 0.632 Ken Holcombe, R (8, 1)										4	2	2	0	0	0	0					
Sammy White, R OBP: 0.350, SLG: 0.550 (1, 2)										4	3	3	2	0	1	0					
Tom Umphlett, R OBP: 0.421, SLG: 0.471 (1, 8)										3	0	2	3	1	0	0					
Milt Bolling, R OBP: 0.471, SLG: 0.563 (1, 6)										3	0	2	0	0	0	1					
Mickey McDermott, L OBP: 0.250, SLG: 0.500 Billy Consolo, R (7, PR) (8, 5)										3	0	1	1	0	0	2					
<b>Inning Stats</b>	R: 0 E: 0 K: 0 S: 3	H: 0 LOB: 1 BB: 1 P: 7	R: 2 E: 0 K: 0 S: 5	H: 2 LOB: 1 BB: 1 P: 9	R: 1 E: 0 K: 0 S: 4	H: 1 LOB: 0 BB: 0 P: 4	R: 0 E: 0 K: 1 S: 6	H: 1 LOB: 1 BB: 0 P: 6	R: 0 E: 0 K: 1 S: 5	H: 0 LOB: 0 BB: 0 P: 5	R: 1 E: 0 K: 0 S: 5	H: 2 LOB: 1 BB: 0 P: 5	R: 7 E: 1 K: 0 S: 10	H: 7 LOB: 2 BB: 2 P: 18	R: 0 E: 0 K: 1 S: 5	H: 0 LOB: 0 BB: 0 P: 5	1B: 6 2B: 7 3B: 0 HR: 1	SF: 0 SAC: 1 DP: 1 HBP: 0	WP: 0 PB: 0 SB: 0 CS: 0	PA: 41	
<b>PITCHER</b>	IP	WLS	BF	H	R	ER	SO	BB	IBB	HBP	BLK	WP	HR	S	P	ERA	WHIP				
Bob Porterfield, R ERA: 10.22 (1, 1)	6.0	L	31	9	10	10	2	3	0	0	0	0	0	32	44	15.00	2.000				
Sandy Consuegra, R ERA: 6.0 (7, 1)	1.0		7	4	1	1	0	1	0	0	0	0	0	6	10	9.00	5.000				
Al Sima, L ERA: (8, 1)	1.0		3	0	0	0	1	0	0	0	0	0	0	5	5	0.00	0.000				

Washington Senators @ Boston Red Sox  
Fenway Park, Boston, MA  
Mon Apr 20 1953, 3:38 AM EST  
Att: 7,534 - Unknown

AB 36  
R 11  
H 13  
RBI 11  
BB 4  
SO 3  
LOB 13










Batter	1	2	3	4	5	6	7	8	9	AB	R	H	RBI	BB	SO	LOB	TOP					
<b>Eddie Joost, R</b> OBP: 0.414, SLG: 0.364 (1, 6)										5	2	2	1	0	1	3	Philadelphia Athletics @ Washington Senators Griffith Stadium, Washington, DC Thu Apr 23 1953, 3:33 AM EST Att: 3,519 - Unknown					
<b>Dave Philley, S</b> OBP: 0.512, SLG: 0.737 (1, 8)										5	1	1	1	0	0	2						
<b>Cass Michaels, R</b> OBP: 0.351, SLG: 0.364 (1, 4)										4	0	0	0	0	0	1						
<b>Eddie Robinson, L</b> OBP: 0.289, SLG: 0.294 (1, 3)										4	0	2	0	0	0	0						
<b>Elmer Valo, L</b> OBP: 0.250, SLG: 0.182 (1, 9)										3	1	0	1	1	0	2						
<b>Gus Zernial, R</b> OBP: 0.482, SLG: 0.710 (1, 7)										3	2	2	1	1	0	1						
<b>Pete Suder, R</b> OBP: 0.324, SLG: 0.303 (1, 5)										4	0	1	0	0	0	3						
<b>Joe Astroth, R</b> OBP: 0.450, SLG: 0.412 (1, 2)										2	0	1	2	1	0	0						
<b>Bobby Shantz, R</b> OBP: 0.200, SLG: 0.222 (1, 1)										4	0	0	0	0	0	3						
<b>Inning Stats</b>	R: 0 E: 0 K: 0 S: 3	H: 1 LOB: 0 BB: 0 P: 3	R: 0 E: 0 K: 0 S: 4	H: 1 LOB: 1 BB: 0 P: 4	R: 0 E: 0 K: 0 S: 3	H: 0 LOB: 0 BB: 0 P: 4	R: 0 E: 0 K: 0 S: 3	H: 0 LOB: 0 BB: 0 P: 3	R: 1 E: 0 K: 0 S: 4	H: 1 LOB: 0 BB: 0 P: 4	R: 1 E: 0 K: 0 S: 4	H: 1 LOB: 0 BB: 0 P: 4	R: 2 E: 0 K: 1 S: 7	H: 3 LOB: 1 BB: 1 P: 11	R: 1 E: 1 K: 0 S: 5	H: 1 LOB: 2 BB: 1 P: 9		R: 1 E: 0 K: 0 S: 4	H: 1 LOB: 1 BB: 1 P: 8	1B: 5 2B: 0 3B: 2 HR: 2	SF: 0 SAC: 1 DP: 1 HBP: 1	WP: 0 PB: 1 SB: 0 CS: 0
<b>PITCHER</b> <b>Walt Masterson, R</b> ERA: 2.5 (1, 1)	IP: 9.0 WLS: L BF: 39 H: 9 R: 6 ER: 5 SO: 1 BB: 2 IBB: 1 HBP: 1 BLK: 0 WP: 0 HR: 2 S: 37 P: 50 ERA: 5.00 WHIP: 1.222															<b>PITCHER</b> <b>Walt Masterson, R</b> ERA: 2.5 (1, 1)	IP: 9.0 WLS: W BF: 37 H: 9 R: 4 ER: 4 SO: 3 BB: 2 IBB: 1 HBP: 0 BLK: 0 WP: 0 HR: 1 S: 40 P: 52 ERA: 4.00 WHIP: 1.222					

AB	34
R	6
H	9
RBI	6
BB	3
SO	1
LOB	15



Batter	1	2	3	4	5	6	7	8	9	AB	R	H	RBI	BB	SO	LOB	BOTTOM					
<b>Eddie Yost, R</b> OBP: 0.436, SLG: 0.300 (1, 5)										5	0	0	0	0	0	2	Philadelphia Athletics @ Washington Senators Griffith Stadium, Washington, DC Thu Apr 23 1953, 3:33 AM EST Att: 3,519 - Unknown					
<b>Jim Busby, R</b> OBP: 0.297, SLG: 0.265 (1, 8)										3	0	0	0	1	0	0						
<b>Mickey Vernon, L</b> OBP: 0.444, SLG: 0.433 (1, 3)										4	0	1	0	0	0	1						
<b>Jackie Jensen, R</b> OBP: 0.417, SLG: 0.571 (1, 9)										4	1	1	0	0	1	2						
<b>Clyde Vollmer, R</b> OBP: 0.800, SLG: 1.000 (1, 7)										3	0	2	1	1	0	0						
<b>Pete Runnels, L</b> OBP: 0.400, SLG: 0.208 (1, 6)										3	1	0	0	1	0	4						
<b>Wayne Terwilliger, R</b> OBP: 0.469, SLG: 0.655 (1, 4)										4	1	3	1	0	0	0						
<b>Mickey Grasso, R</b> OBP: 0.250, SLG: 0.429 (1, 2)										4	1	1	1	0	1	3						
<b>Walt Masterson, R</b> OBP: 0.167, SLG: 0.333 (1, 1)										3	0	1	1	0	1	0						
<b>Ken Wood, R</b> OBP: 0.258, SLG: 0.241 (9, PH)										1	0	0	0	0	0	1						
<b>Inning Stats</b>	R: 0 E: 0 K: 1 S: 6	H: 1 LOB: 1 BB: 0 P: 6	R: 2 E: 0 K: 0 S: 5	H: 2 LOB: 1 BB: 1 P: 9	R: 1 E: 0 K: 0 S: 4	H: 1 LOB: 1 BB: 1 P: 8	R: 1 E: 0 K: 1 S: 6	H: 1 LOB: 0 BB: 0 P: 6	R: 0 E: 0 K: 0 S: 3	H: 1 LOB: 0 BB: 0 P: 3	R: 0 E: 0 K: 0 S: 3	H: 0 LOB: 0 BB: 0 P: 3	R: 0 E: 0 K: 0 S: 3	H: 1 LOB: 0 BB: 0 P: 3	R: 0 E: 0 K: 1 S: 6	H: 1 LOB: 1 BB: 0 P: 6	R: 0 E: 0 K: 0 S: 6	H: 1 LOB: 1 BB: 0 P: 6	1B: 3 2B: 5 3B: 1 HR: 1	SF: 0 SAC: 0 DP: 2 HBP: 0	WP: 0 PB: 1 SB: 0 CS: 0	PA: 37
<b>PITCHER</b> <b>Bobby Shantz, L</b> ERA: 3.96 (1, 1)	IP: 9.0 WLS: W BF: 37 H: 9 R: 4 ER: 4 SO: 3 BB: 2 IBB: 1 HBP: 0 BLK: 0 WP: 0 HR: 1 S: 40 P: 52 ERA: 4.00 WHIP: 1.222															<b>PITCHER</b> <b>Bobby Shantz, L</b> ERA: 3.96 (1, 1)	IP: 9.0 WLS: W BF: 37 H: 9 R: 4 ER: 4 SO: 3 BB: 2 IBB: 1 HBP: 0 BLK: 0 WP: 0 HR: 1 S: 40 P: 52 ERA: 4.00 WHIP: 1.222					

AB	34
R	4
H	9
RBI	4
BB	3
SO	3
LOB	13





Batter	1	2	3	4	5	6	7	8	9	AB	R	H	RBI	BB	SO	LOB	TOP			
<b>Eddie Yost, R</b> OBP: 0.442, SLG: 0.303 (1, 5)	4-0 FC1-4 BB		0-0 F7		0-0 F9			0-0 F8 1B		3	0	1	0	1	0	2				
<b>Wayne Terwilliger, R</b> OBP: 0.444, SLG: 0.594 (1, 4)	0-0 FC1-4 G5-4-3 1-2			0-0 6-3	4-0 BB			0-0 F7		3	0	0	0	1	0	2				
<b>Jackie Jensen, R</b> OBP: 0.425, SLG: 0.625 (1, 9)	0-0 G5-4-3 1-2			0-0 1B 3B	0-0 FC5 2-3			0-0 1B		4	1	2	0	0	0	3				
<b>Mickey Vernon, L</b> OBP: 0.425, SLG: 0.412 (1, 3)		0-3 K		0-0 1B 1B	0-0 G3			0-0 F8 2-3		4	0	1	1	0	1	2				
<b>Clyde Vollmer, R</b> OBP: 0.556, SLG: 0.571 (1, 7)		0-3 K		0-0 1B 1B	0-0 5-3			0-3 K		4	0	1	0	0	2	2				
<b>Pete Runnels, L</b> OBP: 0.388, SLG: 0.185 (9, PH)		0-0 4-3		0-0 F7						3	0	0	0	0	1	2				
<b>Ken Wood, R</b> OBP: 0.281, SLG: 0.267 (9, PR)										1	0	1	0	0	0	0				
<b>Gene Verble, R</b> (9, PR)										0	0	0	0	0	0	0				
<b>Jim Busby, R</b> OBP: 0.288, SLG: 0.237 (1, 8)			0-0 F8	0-0 F9			0-0 L1		0-0 FC5-4 G5-4-3 1-2	4	0	0	0	0	0	3				
<b>Mickey Grasso, R</b> OBP: 0.250, SLG: 0.406 (1, 2)			0-0 1B		0-3 K		0-0 5-3		0-0 G5-4-3 1-2	4	0	1	0	0	1	1				
<b>Bob Porterfield, R</b> OBP: 0.250, SLG: 0.143 (1, 1)			0-0 F6		0-0 FC5 BB 1B		0-3 K			3	0	1	0	0	1	1				
<b>Inning Stats</b>	R: 0 E: 0 K: 0 S: 2	H: 0 LOB: 0 BB: 1 P: 6	R: 0 E: 0 K: 2 S: 7	H: 0 LOB: 0 BB: 0 P: 7	R: 0 E: 0 K: 0 S: 4	H: 1 LOB: 1 BB: 0 P: 4	R: 1 E: 0 K: 0 S: 6	H: 3 LOB: 2 BB: 0 P: 6	R: 0 E: 0 K: 1 S: 5	H: 0 LOB: 0 BB: 0 P: 5	R: 0 E: 0 K: 1 S: 5	H: 0 LOB: 0 BB: 0 P: 5	R: 0 E: 0 K: 1 S: 7	H: 2 LOB: 2 BB: 0 P: 7	R: 0 E: 0 K: 0 S: 3	H: 1 LOB: 1 BB: 0 P: 3	1B: 7 2B: 0 3B: 1 HR: 0	SF: 0 SAC: 0 DP: 2 HBP: 0	WP: 0 PB: 0 SB: 0 CS: 0	PA: 35
<b>PITCHER</b> <b>Ed Lopat, L</b> ERA: 2.12 (1, 1)	IP: 9.0 WLS: W BF: 35 H: 8 R: 1 ER: 1 SO: 6 BB: 2 IBB: 0 HBP: 0 BLK: 0 WP: 0 HR: 0 S: 45 P: 53 ERA: 1.00 WHIP: 1.111															<b>PITCHER</b>				

Washington Senators @ New York Yankees  
Yankee Stadium, Bronx, NY  
Fri Apr 24 1953, 3:33 AM EST  
Att: 8,528 - Unknown

AB	33
R	1
H	8
RBI	1
BB	2
SO	6
LOB	18



Batter	1	2	3	4	5	6	7	8	9	AB	R	H	RBI	BB	SO	LOB	BOTTOM			
<b>Billy Martin, R</b> OBP: 0.286, SLG: 0.270 (1, 4)	4-0 CS BB		0-0 6-3		0-0 SH1-3 2-3		0-0 4-3			2	0	0	0	1	0	0				
<b>Phil Rizzuto, R</b> OBP: 0.317, SLG: 0.270 (1, 6)	0-0 1B		0-0 F8		0-0 BB 1B		0-0 F7			4	0	2	1	0	0	0				
<b>Hank Bauer, R</b> OBP: 0.359, SLG: 0.389 (1, 9)	0-0 F3		0-0 1B		0-0 F2		0-0 1B			4	0	2	0	0	0	2				
<b>Mickey Mantle, S</b> OBP: 0.425, SLG: 0.500 (1, 8)	0-3 K		0-3 K		4-0 1-2 BB		0-0 4-3			3	0	0	0	1	2	3				
<b>Yogi Berra, L</b> OBP: 0.282, SLG: 0.351 (1, 2)		0-0 F8		4-0 1B BB	0-0 3-1		0-0 L7			3	0	0	0	1	0	2				
<b>Gene Woodling, L</b> OBP: 0.543, SLG: 0.759 (1, 7)		0-0 HR		0-0 1-3 1B 1B	4-0 FC4-6 BB		0-0 5-3			3	1	2	1	1	0	0				
<b>Johnny Mize, L</b> OBP: 0.333, SLG: 0.231 (1, 3)		4-0 BB		0-0 1-3		0-0 F7		4-0 HR BB		2	0	0	0	1	0	2				
<b>Joe Collins, L</b> OBP: 0.261, SLG: 0.333 (7, 3)				0-0 1-2						0	1	0	0	1	0	0				
<b>Loren Babe, L</b> OBP: 0.333, SLG: 0.722 (1, 5)		0-0 4-1		0-0 2H 1B	0-0 FC4-6 1-2		0-0 HR BB			4	1	2	2	0	0	2				
<b>Ed Lopat, L</b> OBP: 0.250, SLG: 0.375 (1, 1)		0-0 6-3			0-0 SH1-3 1B 2B		0-0 5-3		0-0 4-3	4	1	1	0	0	0	2				
<b>Inning Stats</b>	R: 0 E: 0 K: 1 S: 5	H: 1 LOB: 1 BB: 1 P: 9	R: 1 E: 0 K: 0 S: 4	H: 1 LOB: 1 BB: 1 P: 8	R: 0 E: 0 K: 1 S: 6	H: 1 LOB: 0 BB: 0 P: 6	R: 0 E: 0 K: 0 S: 3	H: 2 LOB: 2 BB: 1 P: 7	R: 1 E: 0 K: 0 S: 5	H: 2 LOB: 1 BB: 1 P: 9	R: 0 E: 0 K: 0 S: 3	H: 0 LOB: 1 BB: 1 P: 7	R: 0 E: 0 K: 0 S: 4	H: 1 LOB: 1 BB: 0 P: 4	R: 2 E: 0 K: 0 S: 4	H: 1 LOB: 0 BB: 1 P: 8	1B: 6 2B: 1 3B: 0 HR: 2	SF: 0 SAC: 1 DP: 0 HBP: 0	WP: 0 PB: 0 SB: 0 CS: 1	PA: 36
<b>PITCHER</b> <b>Bob Porterfield, R</b> ERA: 7.97 (1, 1)	IP: 8.0 WLS: L BF: 36 H: 9 R: 4 ER: 4 SO: 2 BB: 6 IBB: 0 HBP: 0 BLK: 0 WP: 0 HR: 2 S: 34 P: 58 ERA: 4.50 WHIP: 1.875															<b>PITCHER</b>				

Washington Senators @ New York Yankees  
Yankee Stadium, Bronx, NY  
Fri Apr 24 1953, 3:33 AM EST  
Att: 8,528 - Unknown

AB	29
R	4
H	9
RBI	4
BB	6
SO	2
LOB	13









Batter	1	2	3	4	5	6	7	8	9	AB	R	H	RBI	BB	SO	LOB	TOP									
<b>Eddie Yost, R</b> OBP: 0.442, SLG: 0.300 (1, 5)	 1B	 2		 BB			 1		 1	4	2	1	0	1	0	0	<b>Washington Senators @ New York Yankees</b> Yankee Stadium, Bronx, NY Sun Apr 26 1953, 3:33 AM EDT Att: 21,759 - Unknown <a href="http://livebaseballscorecards.com">livebaseballscorecards.com</a>									
<b>Jim Busby, R</b> OBP: 0.320, SLG: 0.468 (1, 8)	 1H	 2		 1H 2H			 1B		 2	5	2	4	5	0	0	0										
<b>Jackie Jensen, R</b> OBP: 0.408, SLG: 0.550 (1, 9)	 1B	 3		 3			 2	 3	 3	5	0	1	0	0	0	2										
<b>Mickey Vernon, L</b> OBP: 0.417, SLG: 0.400 (1, 3)	 HBP 1B 1-2		 1		 1		 3			3	0	0	0	1	0	1										
<b>Clyde Vollmer, R</b> OBP: 0.471, SLG: 0.467 (1, 7)	 1B 1-2		 2		 1B 3		 3			4	0	2	0	0	0	2										
<b>Pete Runnels, L</b> OBP: 0.348, SLG: 0.176 (1, 6)	 1-2 2-3		 3		 1-2			 1		3	0	0	0	0	0	1										
<b>Wayne Terwilliger, R</b> OBP: 0.419, SLG: 0.553 (1, 4)	 2			 2B		 1		 4		3	1	1	0	1	1	3										
<b>Mickey Grasso, R</b> OBP: 0.200, SLG: 0.325 (1, 2)	 3			 1		 2		 2		4	0	0	0	0	0	5										
<b>Connie Marrero, R</b> (1, 1)		 1		 2		 3		 3		4	0	0	0	0	1	2										
<b>Inning Stats</b>	R: 2 E: 0 K: 0 S: 7	H: 4 LOB: 3 BB: 0 P: 8	R: 0 E: 0 K: 0 S: 4	H: 1 LOB: 1 BB: 0 P: 4	R: 0 E: 0 K: 0 S: 3	H: 0 LOB: 0 BB: 0 P: 3	R: 3 E: 0 K: 0 S: 5	H: 2 LOB: 0 BB: 1 P: 9	R: 0 E: 0 K: 0 S: 3	H: 1 LOB: 0 BB: 0 P: 3	R: 0 E: 0 K: 2 S: 7	H: 0 LOB: 0 BB: 0 P: 7	R: 0 E: 0 K: 0 S: 4	H: 1 LOB: 2 BB: 1 P: 8	R: 0 E: 0 K: 0 S: 3	H: 0 LOB: 1 BB: 1 P: 7	R: 0 E: 0 K: 0 S: 3	H: 0 LOB: 0 BB: 0 P: 3	1B: 5 2B: 2 3B: 0 HR: 2	SF: 0 SAC: 0 DP: 1 HBP: 1	WP: 0 PB: 0 SB: 0 CS: 0	PA: 39				
<b>PITCHER</b>	IP	WLS	BF	H	R	ER	SO	BB	IBB	HBP	BLK	WP	HR	S	P	ERA	WHIP									
<b>Allie Reynolds, R</b> ERA: 2.45 (1, 1)	4.0	L	21	7	5	5	0	1	0	1	0	0	0	2	19	24	11.25	2.000								
<b>Ray Scarborough, R</b> ERA: (5, 1)	3.0		11	2	0	0	2	1	0	0	0	0	0	14	18	0.00	1.000									
<b>Bob Kuzava, L</b> ERA: (8, 1)	1.0		4	0	0	0	2	1	0	0	0	0	0	3	7	0.00	1.000									
<b>Johnny Sain, R</b> ERA: 2.05 (9, 1)	1.0		3	0	0	0	0	0	0	0	0	0	0	3	3	0.00	0.000									

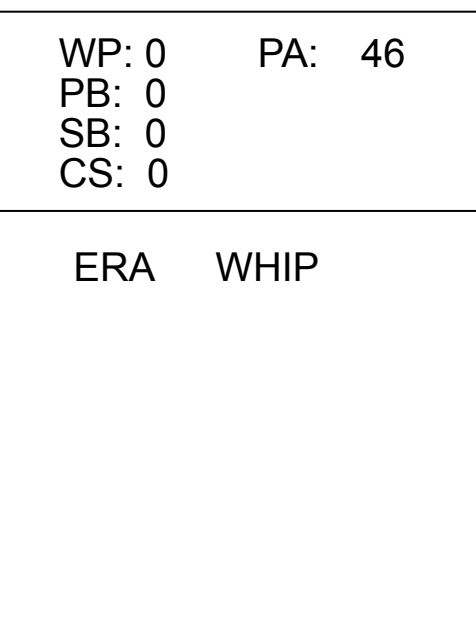
Batter	1	2	3	4	5	6	7	8	9	AB	R	H	RBI	BB	SO	LOB	BOTTOM								
<b>Billy Martin, R</b> OBP: 0.275, SLG: 0.261 (1, 4)	 1		 2		 1		 2	 3		5	0	0	0	0	0	5	<b>Washington Senators @ New York Yankees</b> Yankee Stadium, Bronx, NY Sun Apr 26 1953, 3:33 AM EDT Att: 21,759 - Unknown <a href="http://livebaseballscorecards.com">livebaseballscorecards.com</a>								
<b>Phil Rizzuto, R</b> OBP: 0.306, SLG: 0.267 (1, 6)	 2		 3		 3		 1-2		 1	4	0	1	0	0	0	2									
<b>Bob Cerv, R</b> (9, PH)										1	0	0	0	0	0	0									
<b>Hank Bauer, R</b> OBP: 0.354, SLG: 0.364 (1, 9)	 3			 1B 1B	 2			 1	 F8	5	1	1	0	0	0	1									
<b>Mickey Mantle, S</b> OBP: 0.408, SLG: 0.450 (1, 8)		 1		 1-2	 3			 1B	 1-2	5	1	1	0	0	1	3									
<b>Yogi Berra, L</b> OBP: 0.250, SLG: 0.370 (1, 2)		 2		 BB 1B F7 2-3		 1		 1H	 3	5	2	1	2	0	0	2									
<b>Gene Woodling, L</b> OBP: 0.558, SLG: 0.806 (1, 7)		 1B		 BB 1B 1-2		 2		 1B 1B		4	0	3	1	0	0	0									
<b>Johnny Mize, L</b> OBP: 0.273, SLG: 0.158 (1, 3)		 3		 2-3 BB		 3		 2		3	0	0	0	1	2	2									
<b>Gil McDougald, R</b> OBP: 0.300, SLG: 0.222 (1, 5)			 1	 2			 1B	 BB 1B 1-2		4	0	2	1	0	1	2									
<b>Allie Reynolds, R</b> OBP: 0.286, SLG: 0.333 (4, PH)										1	0	1	0	0	0	0									
<b>Irv Noren, L</b> (4, PH)										0	0	0	0	0	1	2									
<b>Ray Scarborough, R</b> (5, 1)										0	0	0	0	0	0	0									
<b>Don Bollweg, L</b> (7, PH)										1	0	0	0	0	0	1									
<b>Bob Kuzava, S</b> (8, 1)										0	0	0	0	0	0	0									
<b>Joe Collins, L</b> OBP: 0.262, SLG: 0.333 (8, PH)										0	0	0	0	1	0	0									
<b>Johnny Sain, R</b> OBP: 0.171, SLG: 0.111 (9, 1)				 3				 2-3 BB		0	0	0	0	0	0	0									
<b>Inning Stats</b>	R: 0 E: 0 K: 0 S: 3	H: 0 LOB: 0 BB: 0 P: 3	R: 0 E: 0 K: 1 S: 6	H: 1 LOB: 1 BB: 0 P: 6	R: 0 E: 0 K: 1 S: 6	H: 1 LOB: 1 BB: 0 P: 6	R: 2 E: 1 K: 1 S: 8	H: 2 LOB: 2 BB: 1 P: 12	R: 0 E: 0 K: 0 S: 4	H: 1 LOB: 1 BB: 0 P: 4	R: 0 E: 0 K: 1 S: 5	H: 0 LOB: 0 BB: 0 P: 5	R: 0 E: 0 K: 0 S: 4	H: 1 LOB: 1 BB: 0 P: 4	R: 2 E: 0 K: 1 S: 9	H: 4 LOB: 3 BB: 1 P: 13	R: 0 E: 1 K: 0 S: 4	H: 0 LOB: 1 BB: 0 P: 4	1B: 8 2B: 1 3B: 0 HR: 1	SF: 0 SAC: 0 DP: 0 HBP: 0	WP: 1 PB: 0 SB: 0 CS: 0	PA: 41			
<b>PITCHER</b>	IP	WLS	BF	H	R	ER	SO	BB	IBB	HBP	BLK	WP	HR	S	P	ERA	WHIP								
<b>Connie Marrero, R</b> ERA: 3.94 (1, 1)	9.0	W	41	10	4	3	5	2	0	0	0	1	1	49	57	3.00	1.333								



Batter	1	2	3	4	5	6	7	8	9	AB	R	H	RBI	BB	SO	LOB	TOP					
<b>Eddie Yost, R</b> OBP: 0.414, SLG: 0.267 (1,5) X	F5		6-3	K		5-3		1B BB	FC5-4	5	0	0	0	1	1	5						
<b>Jim Busby, R</b> OBP: 0.364, SLG: 0.500 (1,8) X	5-3		1B F8	1B			F9 E	1B		5	2	4	0	0	0	0						
<b>Jackie Jensen, R</b> OBP: 0.407, SLG: 0.533 (1,9) X	1B		1B	F9			E5 F9 1B	F8		5	1	2	0	0	0	6						
<b>Mickey Vernon, L</b> OBP: 0.415, SLG: 0.386 (1,3) X	1-3		1B	BB		F2	F9		SH 1B F7	4	1	1	0	1	0	3						
<b>Clyde Vollmer, R</b> OBP: 0.409, SLG: 0.400 (1,7) X		F7	F8		F7		F8		1B SH 1B	5	0	1	2	0	0	3						
<b>Pete Runnels, L</b> OBP: 0.380, SLG: 0.216 (1,6) X		BB BB	L6		E6				SH 1B	3	0	2	1	1	0	2						
<b>Wayne Terwilliger, R</b> OBP: 0.375, SLG: 0.488 (1,4) X		F7		F2	4-3		F7		F7	5	0	0	0	0	0	6						
<b>Mickey Grasso, R</b> OBP: 0.233, SLG: 0.333 (8, PH)						K		F9	F7	2	0	1	0	1	1	0						
<b>Floyd Baker, L</b> (8, PH)										1	0	0	0	0	0	0						
<b>Bob Oldis, R</b> (8, 2)										0	0	0	0	0	0	0						
<b>Ken Wood, R</b> OBP: 0.273, SLG: 0.258 (9, PH)										1	0	0	1	0	0	2						
<b>Walt Masterson, R</b> OBP: 0.143, SLG: 0.286 (1, 1)										1	0	0	0	0	0	2						
<b>Sonny Dixon, S</b> (2, 1)										1	0	0	0	1	0	0						
<b>Frank Campos, L</b> OBP: 0.250, SLG: 0.250 (8, PH)										1	0	0	0	0	0	0						
<b>Sandy Consuegra, R</b> (8, 1)										0	0	0	0	0	0	0						
<b>Les Peden, R</b> OBP: 0.400, SLG: 0.400 (9, PH)										1	0	1	0	0	0	0						
<b>Inning Stats</b>	R: 0 E: 0 K: 0 S: 4	H: 1 LOB: 1 BB: 0 P: 4	R: 0 E: 0 K: 0 S: 3	H: 0 LOB: 2 BB: 2 P: 11	R: 1 E: 0 K: 0 S: 5	H: 2 LOB: 2 BB: 1 P: 9	R: 0 E: 0 K: 1 S: 7	H: 2 LOB: 3 BB: 1 P: 11	R: 0 E: 1 K: 0 S: 4	H: 1 LOB: 1 BB: 0 P: 4	R: 0 E: 0 K: 1 S: 5	H: 0 LOB: 0 BB: 0 P: 5	R: 2 E: 1 K: 0 S: 6	H: 2 LOB: 1 BB: 0 P: 6	R: 0 E: 0 K: 0 S: 4	H: 1 LOB: 2 BB: 1 P: 8	R: 1 E: 0 K: 0 S: 7	H: 3 LOB: 3 BB: 0 P: 7	1B: 12 2B: 0 3B: 0 HR: 0	SF: 0 SAC: 1 DP: 0 HBP: 0	WP: 0 PB: 0 CS: 0	PA: 46
<b>PITCHER</b>	IP	WLS	BF	H	R	ER	SO	BB	IBB	HBP	BLK	WP	HR	S	P	ERA	WHIP					
<b>Connie Johnson, R</b> ERA: 1.29 (1, 1)	3.1		18	4	1	1	0	4	0	0	0	0	0	14	30	2.70	2.400					
<b>Mike Fomieses, L</b> ERA: 5.25 (4, 1)	4.2	W	23	7	3	1	2	1	0	0	0	0	0	26	30	1.93	1.714					
<b>Gene Bearden, L</b> ERA: (9, 1)	0.0		1	0	0	0	0	0	0	0	0	0	0	1	1	∞	∞					
<b>Harry Dorish, R</b> ERA: 2.89 (9, 1)	1.0	S	4	1	0	0	0	0	0	0	0	0	0	4	4	0.00	1.000					

Washington Senators @ Chicago White Sox  
Comiskey Park, Chicago, IL  
Tue Apr 28 1953, 4:33 AM EDT  
Att: 2,495 - Unknown

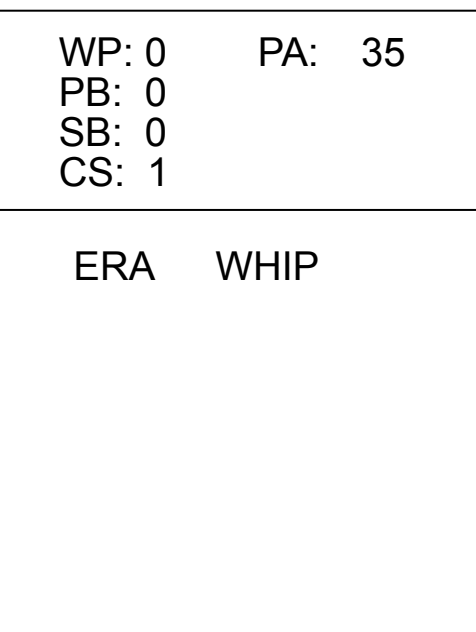
AB	40
R	4
H	12
RBI	4
BB	5
SO	2
LOB	29



Batter	1	2	3	4	5	6	7	8	9	AB	R	H	RBI	BB	SO	LOB	BOTTOM				
<b>Nellie Fox, L</b> OBP: 0.345, SLG: 0.404 (1,4) X	E6			F9			F7			3	2	0	0	1	0	0					
<b>Ferns Fain, L</b> OBP: 0.389, SLG: 0.348 (1,3) S	K			4-3			1B			4	1	2	0	0	1	1					
<b>Minnie Minoso, R</b> OBP: 0.415, SLG: 0.467 (1,7) B	1B			5-3			1B			3	2	2	2	1	0	0					
<b>Tom Wright, L</b> OBP: 0.500, SLG: 0.364 (1,9) B							L3			2	0	0	0	2	0	2					
<b>Sam Mele, R</b> OBP: 0.324, SLG: 0.355 (8,9) B	1B									0	0	0	0	0	0	0					
<b>Jim Rivera, L</b> OBP: 0.412, SLG: 0.375 (1,8) X	F5						L3			4	0	1	1	0	0	4					
<b>Rocky Krenich, R</b> OBP: 0.238, SLG: 0.250 (1,5) X	1B									4	0	1	2	0	1	3					
<b>Chico Carrasquel, R</b> OBP: 0.250, SLG: 0.277 (1,6) X	4-3			4-3						4	0	0	0	0	0	2					
<b>Sherm Lollar, R</b> OBP: 0.400, SLG: 0.375 (1,2) X				K			F2			3	0	0	0	0	1	0					
<b>Connie Johnson, R</b> (1, 1)										2	0	0	0	0	0	0					
<b>Mike Fomieses, R</b> (4, 1)										1	0	0	0	0	0	0					
<b>Gene Bearden, L</b> (9, 1)										0	0	0	0	0	0	0					
<b>Harry Dorish, R</b> (9, 1)										0	0	0	0	0	0	0					
<b>Inning Stats</b>	R: 2 E: 1 K: 1 S: 7	H: 1 LOB: 2 BB: 2 P: 15	R: 3 E: 1 K: 2 S: 10	H: 3 LOB: 2 BB: 2 P: 18	R: 0 E: 0 K: 0 S: 3	H: 0 LOB: 0 BB: 0 P: 3	R: 0 E: 0 K: 0 S: 3	H: 0 LOB: 0 BB: 0 P: 3	R: 0 E: 0 K: 0 S: 3	H: 0 LOB: 0 BB: 0 P: 3	R: 0 E: 0 K: 0 S: 4	H: 2 LOB: 1 BB: 0 P: 4	R: 0 E: 0 K: 0 S: 3	H: 0 LOB: 0 BB: 0 P: 3	R: 0 E: 0 K: 0 S: 3	H: 0 LOB: 0 BB: 0 P: 3	1B: 6 2B: 1 3B: 0 HR: 0	SF: 0 SAC: 0 DP: 1 HBP: 0	WP: 0 PB: 0 CS: 1	PA: 35	
<b>PITCHER</b>	IP	WLS	BF	H	R	ER	SO	BB	IBB	HBP	BLK	WP	HR	S	P	ERA	WHIP				
<b>Walt Masterson, R</b> ERA: 3.66 (1, 1)	1.2	L	14	4	5	3	2	4	0	0	0	0	0	14	30	16.20	4.800				
<b>Sonny Dixon, R</b> ERA: 3.97 (2, 1)	5.1		17	2	0	0	1	0	0	0	0	0	0	19	19	0.00	0.375				
<b>Sandy Consuegra, R</b> ERA: 4.5 (8, 1)	1.0		3	0	0	0	0	0	0	0	0	0	0	3	3	0.00	0.000				

Washington Senators @ Chicago White Sox  
Comiskey Park, Chicago, IL  
Tue Apr 28 1953, 4:33 AM EDT  
Att: 2,495 - Unknown

AB	30
R	5
H	6
RBI	5
BB	4
SO	3
LOB	12





Batter	1	2	3	4	5	6	7	8	9	AB	R	H	RBI	BB	SO	LOB	TOP										
Eddie Yost, R OBP: 0.403, SLG: 0.265 (1, 5)										4	0	1	0	0	3	1	<p><b>Washington Senators @ Chicago White Sox</b> Comiskey Park, Chicago, IL Wed Apr 29 1953, 4:33 AM EDT Att: 2,879 - Unknown</p> <p>livebaseballscorecards.com</p> <p>AB 30 R 3 H 5 RBI 3 BB 2 SO 4 LOB 8</p>										
Jim Busby, R OBP: 0.373, SLG: 0.509 (1, 8)										3	1	1	0	1	0	2											
Jackie Jensen, R OBP: 0.379, SLG: 0.490 (1, 9)										4	0	0	0	0	0	3											
Mickey Vernon, L OBP: 0.386, SLG: 0.354 (1, 3)										4	0	0	0	0	0	1											
Clyde Vollmer, R OBP: 0.385, SLG: 0.375 (1, 7)										4	0	1	1	0	1	0											
Pete Runnels, L OBP: 0.352, SLG: 0.195 (1, 6)										4	0	0	0	0	0	1											
Wayne Terwilliger, R OBP: 0.373, SLG: 0.467 (1, 4)										2	1	0	0	1	0	0											
Les Peden, R OBP: 0.429, SLG: 0.857 (1, 2)										2	1	1	1	0	0	0											
Bob Porterfield, R OBP: 0.273, SLG: 0.200 (1, 1)										3	0	1	1	0	0	0											
<b>Inning Stats</b>	R: 0 E: 0 K: 0 S: 3	H: 1 LOB: 0 BB: 0 P: 3	R: 0 E: 0 K: 1 S: 5	H: 0 LOB: 0 BB: 0 P: 5	R: 1 E: 0 K: 1 S: 6	H: 1 LOB: 1 BB: 1 P: 10	R: 0 E: 0 K: 0 S: 3	H: 0 LOB: 0 BB: 0 P: 3	R: 0 E: 0 K: 1 S: 6	H: 1 LOB: 1 BB: 0 P: 6	R: 0 E: 0 K: 0 S: 3	H: 0 LOB: 0 BB: 0 P: 3	R: 1 E: 0 K: 1 S: 6	H: 1 LOB: 0 BB: 0 P: 6	R: 1 E: 0 K: 0 S: 4	H: 1 LOB: 1 BB: 1 P: 8	1B: 3 2B: 1 3B: 0 HR: 1	SF: 0 SAC: 1 DP: 0 HBP: 0	WP: 0 PB: 0 CS: 1	PA: 34							
<b>PITCHER</b>	IP	WLS	BF	H	R	ER	SO	BB	IBB	HBP	BLK	WP	HR	S	P	ERA	WHIP										
Saul Rogovin, R ERA: 7.27 (1, 1)	8.0	L	28	4	2	2	4	1	0	0	0	0	1	35	39	2.25	0.625										
Joe Dobson, R ERA: 2.53 (9, 1)	1.0		5	1	1	1	0	1	0	0	0	0	0	4	8	9.00	2.000										

Batter	1	2	3	4	5	6	7	8	9	AB	R	H	RBI	BB	SO	LOB	BOTTOM											
Nellie Fox, L OBP: 0.356, SLG: 0.420 (1, 4)										3	0	1	0	1	1	0	<p><b>Washington Senators @ Chicago White Sox</b> Comiskey Park, Chicago, IL Wed Apr 29 1953, 4:33 AM EDT Att: 2,879 - Unknown</p> <p>livebaseballscorecards.com</p> <p>AB 29 R 0 H 5 RBI 0 BB 3 SO 3 LOB 10</p>											
Ferns Fain, L OBP: 0.397, SLG: 0.347 (1, 3)										3	0	1	0	1	0	3												
Minnie Minoso, R OBP: 0.386, SLG: 0.429 (1, 7)										4	0	0	0	0	0	2												
Tom Wright, L OBP: 0.444, SLG: 0.286 (1, 9)										3	0	0	0	1	0	0												
Jim Rivera, L OBP: 0.400, SLG: 0.364 (1, 8)										4	0	1	0	0	1	1												
Rocky Krenich, R OBP: 0.250, SLG: 0.261 (1, 5)										3	0	1	0	0	0	1												
Chico Carrasquel, R OBP: 0.235, SLG: 0.260 (1, 6)										3	0	0	0	0	0	2												
Red Wilson, R OBP: 0.308, SLG: 0.250 (1, 2)										2	0	0	0	0	0	0												
Bob Boyd, L OBP: 0.250, SLG: 0.250 (8, PH)										1	0	1	0	0	0	0												
Bud Sheely, L (9, 2)										0	0	0	0	0	0	0												
Saul Rogovin, R (1, 1)										2	0	0	0	0	0	0												
Tommy Byrne, L OBP: 0.250, SLG: 0.143 (8, PH)										1	0	0	0	0	1	1												
Joe Dobson, R (9, 1)										0	0	0	0	0	0	0												
<b>Inning Stats</b>	R: 0 E: 0 K: 0 S: 2	H: 0 LOB: 0 BB: 1 P: 6	R: 0 E: 0 K: 0 S: 4	H: 1 LOB: 1 BB: 0 P: 4	R: 0 E: 0 K: 0 S: 4	H: 1 LOB: 1 BB: 0 P: 4	R: 0 E: 0 K: 1 S: 5	H: 0 LOB: 0 BB: 0 P: 5	R: 0 E: 0 K: 0 S: 3	H: 0 LOB: 0 BB: 0 P: 3	R: 0 E: 0 K: 1 S: 6	H: 1 LOB: 1 BB: 0 P: 6	R: 0 E: 0 K: 0 S: 3	H: 1 LOB: 1 BB: 1 P: 7	R: 0 E: 0 K: 1 S: 5	H: 1 LOB: 1 BB: 1 P: 9		R: 0 E: 0 K: 0 S: 3	H: 0 LOB: 0 BB: 0 P: 3	1B: 4 2B: 1 3B: 0 HR: 0	SF: 0 SAC: 0 DP: 3 HBP: 0	WP: 0 PB: 0 CS: 0	PA: 32					
<b>PITCHER</b>	IP	WLS	BF	H	R	ER	SO	BB	IBB	HBP	BLK	WP	HR	S	P	ERA		WHIP										
Bob Porterfield, R ERA: 5.52 (1, 1)	9.0	W	32	5	0	0	3	3	0	0	0	0	0	35	47	0.00		0.889										



Batter	1	2	3	4	5	6	7	8	9	AB	R	H	RBI	BB	SO	LOB	TOP			
Eddie Yost, R OBP: 0.394, SLG: 0.250 (1, 5)	0-0 6-3		0-0 F7		0-0 F6			4-0 BB		3	0	0	0	1	0	0	<p>Washington Senators @ St. Louis Browns</p> <p>Sportsman's Park, St. Louis, MO</p> <p>Thu Apr 30 1953, 4:33 AM EDT</p> <p>Att: 2,888 - Unknown</p> <p>livebaseballscorecards.com</p>			
Jim Busby, R OBP: 0.381, SLG: 0.500 (1, 8)	1-0 BB 1B HBP		0-0 L4-3 1B			0-3 K		0-0 F6		3	1	1	0	0	1	1				
Mickey Vernon, L OBP: 0.377, SLG: 0.333 (1, 3)	4-0 1B 1-2 BB		0-0 L4-3			0-3 K		0-0 F9		3	0	0	0	1	1	2				
Jackie Jensen, R OBP: 0.387, SLG: 0.481 (1, 9)	0-3 K			4-0 BB		0-0 1-3			0-0 1B	3	0	1	0	1	1	2				
Clyde Vollmer, R OBP: 0.367, SLG: 0.357 (1, 7)	0-0 1-2 2-H 1B			0-3 K			0-0 E7		0-3 K	4	0	1	1	0	2	2				
Pete Runnels, L OBP: 0.328, SLG: 0.178 (1, 6)	0-0 L7			0-0 F8			0-0 F7		0-0 F6	4	0	0	0	0	0	5				
Wayne Terwilliger, R OBP: 0.345, SLG: 0.429 (1, 4)		0-0 F6		0-0 5-3			0-0 F8		0-0 F8	4	0	0	0	0	0	3				
Les Peden, R OBP: 0.300, SLG: 0.600 (1, 2)		0-0 L6			0-0 F8		0-0 F7			3	0	0	0	0	0	1				
Chuck Stobbs, L OBP: 0.143, SLG: 0.143 (8, PH)		0-3 K			0-3 K			0-0 F5		2	0	0	0	0	2	0				
Floyd Baker, L (8, PH)										1	0	0	0	0	0	0				
Sonny Dixon, S (8, 1)										0	0	0	0	0	0	0				
<b>Inning Stats</b>	R: 1 E: 0 K: 1 S: 6	H: 1 LOB: 2 BB: 1 P: 11	R: 0 E: 0 K: 1 S: 5	H: 0 LOB: 0 BB: 0 P: 5	R: 0 E: 0 K: 1 S: 3	H: 1 LOB: 0 BB: 0 P: 3	R: 0 E: 0 K: 1 S: 5	H: 0 LOB: 1 BB: 0 P: 9	R: 0 E: 0 K: 2 S: 7	H: 0 LOB: 0 BB: 0 P: 7	R: 0 E: 1 K: 0 S: 4	H: 0 LOB: 1 BB: 0 P: 4	R: 0 E: 0 K: 0 S: 3	H: 0 LOB: 1 BB: 1 P: 7	R: 0 E: 0 K: 1 S: 6	H: 1 LOB: 1 BB: 0 P: 6	1B: 3 2B: 1 3B: 0 HR: 0	SF: 0 SAC: 0 DP: 1 HBP: 1	WP: 0 PB: 0 CS: 0	PA: 34
<b>PITCHER</b> Virgil Trucks, R ERA: 1.47 (1, 1)	IP: 9.0 WLS: W BF: 34 H: 3 R: 1 ER: 1 SO: 7 BB: 3 IBB: 0 HBP: 1 BLK: 0 WP: 0 HR: 0 S: 44 P: 57 ERA: 1.00 WHIP: 0.667															<b>PITCHER</b>				

Batter	1	2	3	4	5	6	7	8	9	AB	R	H	RBI	BB	SO	LOB	BOTTOM			
Johnny Groth, R OBP: 0.288, SLG: 0.298 (1, 8)	0-0 5-3			0-0 F4				1B E HR 1B		3	1	1	0	0	0	0	<p>Washington Senators @ St. Louis Browns</p> <p>Sportsman's Park, St. Louis, MO</p> <p>Thu Apr 30 1953, 4:33 AM EDT</p> <p>Att: 2,888 - Unknown</p> <p>livebaseballscorecards.com</p>			
Billy Hunter, R OBP: 0.348, SLG: 0.256 (1, 6)	0-0 L9			0-0 F8			E6 1B HR			3	1	0	0	0	0	1				
Jim Dyck, R OBP: 0.325, SLG: 0.161 (1, 7)	0-0 5-3			0-0 F8			L5-3 1B			3	0	1	0	0	0	0				
Vic Wertz, L OBP: 0.351, SLG: 0.447 (1, 9)		0-0 3-1			0-0 F9		L5-3		1-2	3	0	0	0	0	0	3				
Bob Elliott, R OBP: 0.353, SLG: 0.489 (1, 5)		0-0 F7			0-0 CS 1B		2-H 3-H HR			3	1	2	3	0	0	0				
Les Moss, R OBP: 0.324, SLG: 0.353 (1, 2)		0-0 F7			0-3 K		F5			3	0	0	0	0	1	1				
Roy Stevers, R OBP: 0.295, SLG: 0.325 (1, 3)			0-0 F4			0-0 6-3		0-0 F9		3	0	0	0	0	0	0				
Bobby Young, L OBP: 0.321, SLG: 0.346 (1, 4)			0-3 K2-3			0-3 K		0-3 K		3	0	0	0	0	3	0				
Virgil Trucks, R (1, 1)			0-3 K			0-3 K		0-0 4-3		3	0	0	0	0	2	0				
<b>Inning Stats</b>	R: 0 E: 0 K: 0 S: 3	H: 0 LOB: 0 BB: 0 P: 3	R: 0 E: 0 K: 0 S: 3	H: 0 LOB: 0 BB: 0 P: 3	R: 0 E: 0 K: 2 S: 7	H: 0 LOB: 0 BB: 0 P: 7	R: 0 E: 0 K: 0 S: 3	H: 0 LOB: 0 BB: 0 P: 3	R: 0 E: 0 K: 1 S: 5	H: 1 LOB: 1 BB: 0 P: 5	R: 3 E: 1 K: 0 S: 6	H: 3 LOB: 0 BB: 0 P: 6	R: 0 E: 0 K: 1 S: 5	H: 0 LOB: 0 BB: 0 P: 5	R: 0 E: 0 K: 0 S: 3	H: 0 LOB: 0 BB: 0 P: 5	1B: 3 2B: 2 3B: 0 HR: 1	SF: 0 SAC: 0 DP: 2 HBP: 0	WP: 0 PB: 0 CS: 1	PA: 27
<b>PITCHER</b> Chuck Stobbs, L ERA: 1.96 Sonny Dixon, R ERA: 3.65 (8, 1)	IP: 7.0 WLS: L BF: 24 H: 4 R: 3 ER: 0 SO: 5 BB: 0 IBB: 0 HBP: 0 BLK: 0 WP: 0 HR: 1 S: 34 P: 34 ERA: 0.00 WHIP: 0.571															<b>PITCHER</b>				



Batter	1	2	3	4	5	6	7	8	9	AB	R	H	RBI	BB	SO	LOB	TOP				
<b>Eddie Yost, R</b> OBP: 0.493, SLG: 0.298 (1, 5)	4-0 G3-6-3 BB BB		0-0 3B 2B	0-0 1B 2B	0-0 5-3			0-0 2-3	0-0 F6	5	2	2	0	1	0	4					
<b>Jim Busby, R</b> OBP: 0.382, SLG: 0.532 (1, 8)	4-0 G3-6-3 BB		0-0 F7	0-3 K			0-0 5-3	0-0 HR		4	1	1	1	1	1	2					
<b>Mickey Vernon, L</b> OBP: 0.364, SLG: 0.357 (1, 3)	0-0 G3-6-3 1-2 2-3		0-0 3B 3B	0-0 F8			0-0 F5	0-0 F4		5	1	1	1	0	0	3					
<b>Jackie Jensen, R</b> OBP: 0.388, SLG: 0.509 (1, 9)	0-0 5-3		0-0 1B 3B	0-0 1B 2H			0-0 6-3	0-0 F2		5	1	2	2	0	0	1					
<b>Clyde Vollmer, R</b> OBP: 0.371, SLG: 0.344 (1, 7)		0-3 K2-3	0-0 1B F8	0-0 1B			0-0 L7	0-0 F3		4	1	1	0	1	1	0					
<b>Pete Runnels, L</b> OBP: 0.365, SLG: 0.208 (1, 6)	4-0 BB BB		0-0 F8 1-3 3H	0-3 K			0-0 FC6-4 1B	4-0 BB SH BB		3	0	2	1	2	1	2					
<b>Wayne Terwilliger, R</b> OBP: 0.356, SLG: 0.423 (1, 4)	4-0 FC4-6 BB		0-0 F8 1-2 3H		0-0 L7		0-0 FC6-4 1B	0-0 SH BB		3	0	1	1	1	0	1					
<b>Les Peden, R</b> OBP: 0.333, SLG: 0.500 (1, 2)	0-0 F8		0-0 1B IBB		0-0 FC3-6 1B		0-0 FC6-4 1-2 2-3	0-3 K		4	0	1	0	1	1	6					
<b>Al Sima, R</b> OBP: 0.250, SLG: 0.250 (1, 1)	0-0 FC4-6		0-0 F7		0-0 FC3-6		0-0 4-3	4-0 BB		0	0	0	0	0	0	0					
<b>Frank Campos, L</b> OBP: 0.200, SLG: 0.200 (2, PH)										1	0	0	0	0	0	2					
<b>Julio Moreno, R</b> (2, 1)										3	0	0	0	1	0	5					
<b>Sonny Dixon, S</b> (9, 1)										0	0	0	0	0	0	0					
<b>Inning Stats</b>	R: 0 E: 0 K: 0 S: 2	H: 0 LOB: 1 BB: 2 P: 10	R: 0 E: 0 K: 1 S: 5	H: 0 LOB: 2 BB: 2 P: 13	R: 4 E: 0 K: 0 S: 7	H: 4 LOB: 2 BB: 2 P: 15	R: 1 E: 0 K: 2 S: 10	H: 3 LOB: 2 BB: 0 P: 10	R: 0 E: 0 K: 0 S: 3	H: 0 LOB: 0 BB: 0 P: 3	R: 0 E: 0 K: 0 S: 5	H: 2 LOB: 2 BB: 0 P: 5	R: 1 E: 0 K: 0 S: 4	H: 1 LOB: 0 BB: 0 P: 4	R: 0 E: 1 K: 1 S: 6	H: 0 LOB: 3 BB: 2 P: 14	1B: 6 2B: 2 3B: 2 HR: 1	SF: 0 SAC: 1 DP: 1 HBP: 0	WP: 0 PB: 0 SB: 0 CS: 0	PA: 46	
<b>PITCHER</b>	IP	WLS	BF	H	R	ER	SO	BB	IBB	HBP	BLK	WP	HR	S	P	ERA	WHIP				
<b>Mike Blyzka, R</b> ERA: 3.77 (1, 1)	2.1		13	3	3	3	1	4	0	0	0	0	0	11	27	11.57	3.000				
<b>Bobo Holloman, R</b> ERA: 8.44 (3, 1)	1.1	L	10	4	2	2	1	1	1	0	0	0	0	10	18	13.50	3.750				
<b>Satchel Paige, R</b> ERA: 4.22 (4, 1)	5.1		23	4	1	1	2	2	0	0	0	0	1	25	33	1.69	1.125				

Washington Senators @ St. Louis Browns  
Sportsman's Park, St. Louis, MO  
Fri May 01 1953, 4:33 AM EDT  
Att: 5,365 - Unknown

AB 37  
R 6  
H 11  
RBI 6  
BB 8  
SO 4  
LOB 26



Batter	1	2	3	4	5	6	7	8	9	AB	R	H	RBI	BB	SO	LOB	BOTTOM					
<b>Johnny Groth, R</b> OBP: 0.321, SLG: 0.306 (1, 8)	4-0 1B S E BB	4-0 BB 1B BB		0-0 1B			0-0 F4		0-3 K	2	1	1	0	2	0	0						
<b>Billy Hunter, R</b> OBP: 0.360, SLG: 0.279 (1, 6)	0-0 1B HR	0-0 BB 1B		0-0 5-3			0-0 F2		0-3 K	4	1	2	0	0	0	1						
<b>Dick Kokos, L</b> OBP: 0.393, SLG: 0.273 (9, PH)	1-3 HR	1-2 BB 1B					0-0 F7		4-0 BB	2	1	0	0	0	1	2						
<b>Bob Elliott, R</b> OBP: 0.375, SLG: 0.468 (1, 5)	0-0 E6 HR	4-0 BB			4-0 G4-6-3 BB		0-0 F7		4-0 BB	2	1	0	1	3	0	1						
<b>Vic Wertz, L</b> OBP: 0.339, SLG: 0.481 (1, 9)	0-0 HR	0-0 4-3			0-0 G4-6-3 1-2 2-3		0-0 L9		0-3 K	5	1	1	3	0	1	7						
<b>Jim Dyck, R</b> OBP: 0.318, SLG: 0.171 (1, 7)	0-0 1B 1B		0-0 5-3		0-0 L5		0-0 F3		0-0 F8	4	0	1	0	0	0	0						
<b>Clint Courtney, L</b> OBP: 0.250, SLG: 0.250 (1, 2)	0-0 CS 1B		0-0 L7				0-0 3-1		0-0 F8	4	0	1	0	0	0	0						
<b>Roy Stevers, R</b> OBP: 0.289, SLG: 0.317 (1, 3)	0-3 K		0-0 4-3				0-0 1B		0-0 HR	1	0	0	0	0	1	1						
<b>Dick Kryhoski, L</b> OBP: 0.400, SLG: 0.846 (4, 3)			0-0 4-3						0-0 HR	3	1	2	1	0	0	0						
<b>Bobby Young, L</b> OBP: 0.317, SLG: 0.339 (1, 4)		0-0 P3		0-0 4-3			0-0 F7		0-0 1B 1B	4	0	1	0	0	0	1						
<b>Mike Blyzka, R</b> (1, 1)		0-3 K		0-3 K			0-3 K		0-0 BB 1B	1	0	0	0	0	1	0						
<b>Bobo Holloman, R</b> (3, 1)									0-0 BB	0	0	0	0	0	0	0						
<b>Satchel Paige, R</b> (4, 1)									1-3 1B	2	0	0	0	0	2	1						
<b>Hank Edwards, L</b> OBP: 0.867, SLG: 0.750 (9, PH)										1	0	1	0	0	0	0						
<b>Neil Berry, R</b> (9, PR)										0	0	0	0	0	0	0						
<b>Inning Stats</b>	R: 4 E: 1 K: 1 S: 8	H: 4 LOB: 0 BB: 1 P: 12	R: 0 E: 0 K: 1 S: 6	H: 1 LOB: 3 BB: 2 P: 14	R: 0 E: 0 K: 0 S: 3	H: 0 LOB: 0 BB: 0 P: 3	R: 0 E: 0 K: 1 S: 6	H: 1 LOB: 1 BB: 0 P: 6	R: 0 E: 0 K: 0 S: 2	H: 0 LOB: 0 BB: 1 P: 6	R: 0 E: 0 K: 1 S: 6	H: 0 LOB: 0 BB: 0 P: 3	R: 0 E: 0 K: 0 S: 3	R: 0 E: 0 K: 0 S: 3	R: 1 E: 0 K: 3 S: 12	H: 3 LOB: 3 BB: 1 P: 16	1B: 8 2B: 0 3B: 0 HR: 2	SF: 0 SAC: 0 DP: 1 HBP: 0	WP: 0 PB: 0 SB: 1 CS: 1	PA: 40		
<b>PITCHER</b>	IP	WLS	BF	H	R	ER	SO	BB	IBB	HBP	BLK	WP	HR	S	P	ERA	WHIP					
<b>Al Sima, L</b> ERA: 5.91 (1, 1)	1.0		7	4	4	3	1	3	0	0	0	0	0	1	8	12	27.00	5.000				
<b>Julio Moreno, R</b> ERA: 3.27 (2, 1)	7.0	W	29	6	1	1	3	3	0	0	0	0	0	32	44	1.29	1.286					
<b>Sonny Dixon, R</b> ERA: 3.38 (9, 1)	1.0	S	4	0	0	0	3	1	0	0	0	0	0	9	13	0.00	1.000					

Washington Senators @ St. Louis Browns  
Sportsman's Park, St. Louis, MO  
Fri May 01 1953, 4:33 AM EDT  
Att: 5,365 - Unknown

AB 35  
R 5  
H 10  
RBI 5  
BB 5  
SO 7  
LOB 16





Batter	1	2	3	4	5	6	7	8	9	AB	R	H	RBI	BB	SO	LOB	TOP						
<b>Eddie Yost, R</b> OBP: 0.377, SLG: 0.274 (1, 5)	5-3			K	G6-4-3		L6-4		F8	5	0	0	0	0	1	4							
<b>Jim Busby, R</b> OBP: 0.384, SLG: 0.522 (1, 8)	5-3			F8					P1	5	2	2	0	0	0	1							
<b>Mickey Vernon, L</b> OBP: 0.371, SLG: 0.433 (1, 3)	F4			BB						4	2	2	2	0	0	0							
<b>Jackie Jensen, R</b> OBP: 0.394, SLG: 0.492 (1, 9)		G3		BB					F7	2	1	0	0	2	0	0							
<b>Clyde Vollmer, R</b> OBP: 0.359, SLG: 0.333 (1, 7)				F8					6-3	4	0	1	1	0	0	3							
<b>Pete Runnels, L</b> OBP: 0.373, SLG: 0.216 (1, 6)				BB						3	0	1	0	1	0	2							
<b>Wayne Terwilliger, R</b> OBP: 0.349, SLG: 0.411 (1, 4)				F3			K		FC5-4	4	0	1	2	0	1	1							
<b>Les Peden, R</b> OBP: 0.366, SLG: 0.471 (9, PR)				F9						3	0	1	0	1	0	2							
<b>Gene Verble, R</b> OBP: 0.233, SLG: 0.333 (9, PR)				P3						0	0	0	0	0	0	0							
<b>Mickey Grasso, R</b> OBP: 0.233, SLG: 0.333 (9, 2)										0	0	0	0	0	0	0							
<b>Spec Shea, R</b> OBP: 0.500, SLG: 0.500 (1, 1)				K					FC6-4	4	0	2	0	0	1	1							
<b>Inning Stats</b>	R: 0 E: 0 K: 0 S: 3	H: 0 LOB: 0 BB: 0 P: 3	R: 0 E: 0 K: 0 S: 3	H: 1 LOB: 0 BB: 0 P: 3	R: 0 E: 0 K: 1 S: 5	H: 0 LOB: 0 BB: 0 P: 5	R: 3 E: 0 K: 1 S: 8	H: 3 LOB: 0 BB: 2 P: 16	R: 0 E: 0 K: 0 S: 3	H: 1 LOB: 0 BB: 0 P: 3	R: 0 E: 0 K: 0 S: 3	H: 0 LOB: 1 BB: 1 P: 7	R: 0 E: 0 K: 1 S: 5	H: 1 LOB: 1 BB: 1 P: 9	R: 2 E: 0 K: 0 S: 6	H: 3 LOB: 1 BB: 0 P: 6	R: 0 E: 0 K: 0 S: 4	H: 1 LOB: 1 BB: 0 P: 4	1B: 8 2B: 2 3B: 0 HR: 1	SF: 0 SAC: 0 DP: 3 HBP: 0	WP: 0 PB: 0 CS: 2	PA: 38	
<b>PITCHER</b> <b>Don Larsen, R</b> ERA: 4.41 (1, 1)	IP: 9.0 WLS: L BF: 38 H: 10 R: 5 ER: 5 SO: 3 BB: 4 IBB: 0 HBP: 0 BLK: 0 WP: 0 HR: 1 S: 40 P: 56 ERA: 5.00 WHIP: 1.556											<b>PITCHER</b>	IP: 9.0 WLS: W BF: 35 H: 5 R: 4 ER: 4 SO: 5 BB: 4 IBB: 0 HBP: 0 BLK: 0 WP: 0 HR: 2 S: 41 P: 57 ERA: 4.00 WHIP: 1.000										

Washington Senators @ St. Louis Browns  
Sportsman's Park, St. Louis, MO  
Sat May 02 1953, 4:33 AM EDT  
Att: 3,342 - Unknown

AB	34
R	5
H	10
RBI	5
BB	4
SO	3
LOB	14

WP	0	PA	38
PB	0		
CS	2		



Batter	1	2	3	4	5	6	7	8	9	AB	R	H	RBI	BB	SO	LOB	BOTTOM						
<b>Bobby Young, L</b> OBP: 0.313, SLG: 0.333 (1, 4)	4-3			G3					G3	4	1	1	0	0	0	0							
<b>Johnny Groth, R</b> OBP: 0.317, SLG: 0.302 (1, 8)	F9			G3					BB	4	0	1	0	0	0	1							
<b>Hank Edwards, L</b> OBP: 0.538, SLG: 0.583 (1, 7)	4-3			G3					BB	4	0	1	0	0	0	1							
<b>Vic Wertz, L</b> OBP: 0.364, SLG: 0.537 (1, 9)		K		HR						2	2	1	1	2	1	0							
<b>Bob Elliott, R</b> OBP: 0.383, SLG: 0.520 (1, 5)	L7			HR					F8	3	1	1	3	1	0	3							
<b>Clint Courtney, L</b> OBP: 0.214, SLG: 0.214 (1, 2)	F8			K						4	0	0	0	0	1	1							
<b>Dick Kryhoski, L</b> OBP: 0.368, SLG: 0.688 (1, 3)				K					4-3	3	0	0	0	1	1	0							
<b>Billy Hunter, R</b> OBP: 0.340, SLG: 0.261 (1, 6)				1-3						3	0	0	0	0	0	1							
<b>Dixie Upright, L</b> OBP: 0.333, SLG: 0.800 (9, PH)									K	1	0	0	0	0	1	0							
<b>Don Larsen, R</b> OBP: 0.333, SLG: 0.333 (1, 1)	F5								K	3	0	0	0	0	1	0							
<b>Inning Stats</b>	R: 0 E: 0 K: 0 S: 3	H: 0 LOB: 0 BB: 0 P: 3	R: 0 E: 0 K: 1 S: 5	H: 0 LOB: 0 BB: 0 P: 5	R: 0 E: 0 K: 1 S: 5	H: 0 LOB: 0 BB: 0 P: 5	R: 3 E: 0 K: 1 S: 7	H: 2 LOB: 0 BB: 1 P: 11	R: 0 E: 0 K: 0 S: 3	H: 0 LOB: 0 BB: 0 P: 3	R: 1 E: 0 K: 0 S: 3	H: 1 LOB: 1 BB: 2 P: 11	R: 0 E: 0 K: 1 S: 7	H: 2 LOB: 3 BB: 1 P: 11	R: 0 E: 0 K: 1 S: 5	H: 0 LOB: 0 BB: 0 P: 5	1B: 3 2B: 0 3B: 0 HR: 2	SF: 0 SAC: 0 DP: 1 HBP: 0	WP: 0 PB: 0 CS: 0	PA: 35			
<b>PITCHER</b> <b>Spec Shea, R</b> ERA: 4.0 (1, 1)	IP: 9.0 WLS: W BF: 35 H: 5 R: 4 ER: 4 SO: 5 BB: 4 IBB: 0 HBP: 0 BLK: 0 WP: 0 HR: 2 S: 41 P: 57 ERA: 4.00 WHIP: 1.000											<b>PITCHER</b>	IP: 9.0 WLS: L BF: 38 H: 10 R: 5 ER: 5 SO: 3 BB: 4 IBB: 0 HBP: 0 BLK: 0 WP: 0 HR: 1 S: 40 P: 56 ERA: 5.00 WHIP: 1.556										

Washington Senators @ St. Louis Browns  
Sportsman's Park, St. Louis, MO  
Sat May 02 1953, 4:33 AM EDT  
Att: 3,342 - Unknown

AB	31
R	4
H	5
RBI	4
BB	4
SO	5
LOB	7





Batter	1	2	3	4	5	6	7	8	9	AB	R	H	RBI	BB	SO	LOB	TOP					
<b>Eddie Yost, R</b> OBP: 0.370, SLG: 0.273 (1, 5)										4	0	1	0	0	1	1	<b>Washington Senators @ Cleveland Indians</b> Cleveland Municipal Stadium, Cleveland, OH Sun May 03 1953, 3:33 AM EDT Unknown					
<b>Jim Busby, R</b> OBP: 0.384, SLG: 0.493 (1, 8)										4	0	0	0	0	1	3						
<b>Mickey Vernon, L</b> OBP: 0.351, SLG: 0.406 (1, 3)										4	0	0	0	0	1	3						
<b>Jackie Jensen, R</b> OBP: 0.400, SLG: 0.508 (1, 9)										4	0	2	0	0	1	2						
<b>Clyde Vollmer, R</b> OBP: 0.326, SLG: 0.300 (1, 7)										4	0	0	0	0	1	2						
<b>Pete Runnels, L</b> OBP: 0.380, SLG: 0.208 (1, 6)										2	0	0	0	2	2	1						
<b>Wayne Terwilliger, R</b> OBP: 0.329, SLG: 0.383 (1, 4)										4	0	0	0	0	0	3						
<b>Mickey Grasso, R</b> OBP: 0.217, SLG: 0.311 (1, 2)										3	0	0	0	0	0	1						
<b>Connie Marrero, R</b> OBP: 0.250, SLG: 0.250 (6, PH)										1	0	0	0	0	1	0						
<b>Floyd Baker, L</b> OBP: 0.333, SLG: 0.200 (8, PH)										0	0	0	0	0	0	0						
<b>Al Sima, R</b> OBP: 0.333, SLG: 0.200 (8, PH)										0	0	0	0	0	1	0						
<b>Sandy Consuegra, R</b> OBP: 0.333, SLG: 0.200 (8, 1)										0	0	0	0	0	0	0						
<b>Inning Stats</b>	R: 0 E: 0 K: 1 S: 5	H: 0 LOB: 0 BB: 0 P: 5	R: 0 E: 0 K: 1 S: 6	H: 1 LOB: 1 BB: 0 P: 6	R: 0 E: 0 K: 1 S: 5	H: 0 LOB: 0 BB: 0 P: 5	R: 0 E: 0 K: 0 S: 4	H: 1 LOB: 1 BB: 0 P: 4	R: 0 E: 0 K: 1 S: 5	H: 0 LOB: 0 BB: 0 P: 5	R: 0 E: 0 K: 1 S: 6	H: 1 LOB: 2 BB: 0 P: 7	R: 0 E: 0 K: 1 S: 5	H: 0 LOB: 1 BB: 1 P: 9	R: 0 E: 0 K: 1 S: 5	H: 0 LOB: 1 BB: 1 P: 9	R: 0 E: 0 K: 1 S: 5	H: 0 LOB: 1 BB: 1 P: 9	1B: 2 2B: 1 3B: 0 HR: 0	SF: 0 SAC: 0 DP: 0 HBP: 1	WP: 0 PB: 0 SB: 0 CS: 0	PA: 34
<b>PITCHER</b> <b>Early Wynn, R</b> ERA: 1.63 (1, 1)	IP: 9.0 WLS: W BF: 34 H: 3 R: 0 ER: 0 SO: 8 BB: 3 IBB: 0 HBP: 1 BLK: 0 WP: 0 HR: 0 S: 46 P: 59 ERA: 0.00 WHIP: 0.667																					

Batter	1	2	3	4	5	6	7	8	9	AB	R	H	RBI	BB	SO	LOB	BOTTOM					
<b>Bobby Avila, R</b> OBP: 0.426, SLG: 0.408 (1, 4)										3	1	1	0	1	0	0	<b>Washington Senators @ Cleveland Indians</b> Cleveland Municipal Stadium, Cleveland, OH Sun May 03 1953, 3:33 AM EDT Unknown					
<b>Bill Glynn, L</b> OBP: 0.326, SLG: 0.147 (1, 3)										3	0	1	0	1	1	1						
<b>Dale Mitchell, L</b> OBP: 0.320, SLG: 0.383 (1, 7)										3	0	0	0	0	0	2						
<b>Larry Doby, L</b> OBP: 0.286, SLG: 0.333 (7, 8)										1	1	0	0	0	0	1						
<b>Al Rosen, R</b> OBP: 0.508, SLG: 0.652 (1, 5)										3	1	3	1	1	0	0						
<b>Harry Simpson, L</b> OBP: 0.333, SLG: 0.465 (1, 8) (7, 9)										3	1	0	0	1	1	3						
<b>Ray Boone, R</b> OBP: 0.397, SLG: 0.469 (1, 6)										4	2	2	2	0	0	1						
<b>Bob Kennedy, R</b> OBP: 0.471, SLG: 0.667 (1, 9) (7, 7)										4	0	1	2	0	0	0						
<b>Jim Hegan, R</b> OBP: 0.308, SLG: 0.417 (1, 2)										4	0	1	1	0	1	0						
<b>Early Wynn, S</b> OBP: 0.222, SLG: 0.556 (1, 1)										4	1	1	1	0	1	2						
<b>Inning Stats</b>	R: 1 E: 0 K: 1 S: 7	H: 3 LOB: 1 BB: 0 P: 7	R: 1 E: 0 K: 0 S: 4	H: 1 LOB: 0 BB: 0 P: 4	R: 0 E: 0 K: 1 S: 5	H: 0 LOB: 0 BB: 0 P: 5	R: 0 E: 0 K: 0 S: 2	H: 0 LOB: 0 BB: 1 P: 6	R: 1 E: 0 K: 1 S: 6	H: 1 LOB: 1 BB: 1 P: 10	R: 0 E: 0 K: 0 S: 4	H: 1 LOB: 1 BB: 0 P: 4	R: 0 E: 0 K: 1 S: 5	H: 0 LOB: 0 BB: 0 P: 5	R: 4 E: 0 K: 0 S: 7	H: 4 LOB: 2 BB: 2 P: 15	R: 0 E: 0 K: 0 S: 7	H: 4 LOB: 2 BB: 2 P: 15	1B: 7 2B: 1 3B: 0 HR: 2	SF: 0 SAC: 0 DP: 1 HBP: 0	WP: 0 PB: 0 SB: 1 CS: 1	PA: 36
<b>PITCHER</b> <b>Connie Marrero, R</b> ERA: 4.29 (1, 1)	IP: 5.0 WLS: L BF: 20 H: 5 R: 3 ER: 3 SO: 3 BB: 2 IBB: 0 HBP: 0 BLK: 0 WP: 0 HR: 2 S: 24 P: 32 ERA: 5.40 WHIP: 1.400																					
<b>Al Sima, L</b> ERA: 4.97 (6, 1)	IP: 2.0 WLS: 7 BF: 7 H: 1 R: 0 ER: 0 SO: 1 BB: 0 IBB: 0 HBP: 0 BLK: 0 WP: 0 HR: 0 S: 9 P: 9 ERA: 0.00 WHIP: 0.500																					
<b>Sandy Consuegra, R</b> ERA: 10.8 (8, 1)	IP: 1.0 WLS: 9 BF: 4 H: 4 R: 4 ER: 4 SO: 0 BB: 1 IBB: 1 HBP: 0 BLK: 0 WP: 0 HR: 0 S: 7 P: 15 ERA: 36.00 WHIP: 5.000																					



Batter	1	2	3	4	5	6	7	8	9	AB	R	H	RBI	BB	SO	LOB	TOP					
Eddie Yost, R OBP: 0.384, SLG: 0.265 (1, 5)										2	1	0	0	3	0	1	<b>Washington Senators @ Cleveland Indians</b> Cleveland Municipal Stadium, Cleveland, OH Sun May 03 1953, 3:38 AM EDT Att: 17,160 - Unknown <a href="http://livebaseballscorecards.com">livebaseballscorecards.com</a>					
Jim Busby, R OBP: 0.350, SLG: 0.473 (1, 8)										3	0	0	0	0	1	2						
Mickey Vernon, L OBP: 0.359, SLG: 0.412 (1, 3)										4	0	2	1	0	0	0						
Jackie Jensen, R OBP: 0.405, SLG: 0.545 (1, 9)										3	1	1	1	1	1	3						
Clyde Vollmer, R OBP: 0.319, SLG: 0.279 (1, 7)										3	0	0	0	1	1	4						
Pete Runnels, L OBP: 0.387, SLG: 0.228 (1, 6)										4	1	2	0	0	0	1						
Wayne Terwilliger, R OBP: 0.310, SLG: 0.359 (1, 4)										4	0	0	0	0	1	3						
Les Peden, R OBP: 0.348, SLG: 0.429 (1, 2)										4	0	1	0	0	1	1						
Walt Masterson, R OBP: 0.222, SLG: 0.333 (7, PH)										2	0	1	1	0	0	1						
Frank Campos, L OBP: 0.288, SLG: 0.167 (7, PH)										1	0	0	0	0	0	0						
Sonny Dixon, S OBP: 0.167, SLG: 0.167 (7, PH)										0	0	0	0	0	0	0						
Floyd Baker, L OBP: 0.167, SLG: 0.167 (8, PH)										1	0	0	0	0	0	0						
<b>Inning Stats</b>	R: 1 E: 0 K: 0 S: 4	H: 1 LOB: 1 BB: 1 P: 8	R: 0 E: 0 K: 0 S: 4	H: 2 LOB: 1 BB: 0 P: 4	R: 0 E: 0 K: 2 S: 8	H: 1 LOB: 2 BB: 1 P: 12	R: 1 E: 0 K: 0 S: 5	H: 2 LOB: 1 BB: 0 P: 5	R: 0 E: 0 K: 1 S: 5	H: 0 LOB: 0 BB: 1 P: 9	R: 0 E: 0 K: 1 S: 5	H: 0 LOB: 0 BB: 0 P: 5	R: 0 E: 0 K: 0 S: 2	H: 0 LOB: 0 BB: 1 P: 6	R: 1 E: 0 K: 0 S: 4	H: 1 LOB: 1 BB: 1 P: 8	R: 0 E: 0 K: 1 S: 5	H: 0 LOB: 0 BB: 0 P: 5	1B: 6 2B: 1 3B: 0 HR: 1	SF: 0 SAC: 1 DP: 2 HBP: 0	WP: 0 PB: 0 SB: 1 CS: 0	PA: 37
<b>PITCHER</b> Mike Garcia, R ERA: 3.77 (1, 1)	IP: 9.0 WLS: W BF: 37 H: 7 R: 3 ER: 3 SO: 5 BB: 5 IBB: 0 HBP: 0 BLK: 0 WP: 0 HR: 1 S: 42 P: 62 ERA: 3.00 WHIP: 1.333															<b>PITCHER</b> IP: WLS: BF: H: R: ER: SO: BB: IBB: HBP: BLK: WP: HR: S: P: ERA: WHIP						

Batter	1	2	3	4	5	6	7	8	9	AB	R	H	RBI	BB	SO	LOB	BOTTOM			
Bobby Avila, R OBP: 0.400, SLG: 0.377 (1, 4)										4	0	0	0	0	1	3	<b>Washington Senators @ Cleveland Indians</b> Cleveland Municipal Stadium, Cleveland, OH Sun May 03 1953, 3:38 AM EDT Att: 17,160 - Unknown <a href="http://livebaseballscorecards.com">livebaseballscorecards.com</a>			
Bill Glynn, L OBP: 0.319, SLG: 0.158 (1, 3)										4	1	1	0	0	0	3				
Dale Mitchell, L OBP: 0.362, SLG: 0.360 (7, 7)										3	0	0	0	0	0	1				
Bob Kennedy, R OBP: 0.444, SLG: 0.625 (7, 7)										1	0	0	0	0	0	1				
Al Rosen, R OBP: 0.508, SLG: 0.640 (1, 5)										4	1	2	1	0	0	0				
Larry Doby, L OBP: 0.283, SLG: 0.382 (1, 8)										4	1	1	2	0	1	1				
Harry Simpson, L OBP: 0.327, SLG: 0.447 (1, 9)										4	1	1	0	0	0	0				
Ray Boone, R OBP: 0.410, SLG: 0.481 (1, 6)										3	0	2	0	0	0	0				
Joe Tipton, R (1, 2)										3	0	0	1	0	0	2				
Mike Garcia, R OBP: 0.364, SLG: 0.455 (1, 1)										3	0	2	0	0	1	0				
<b>Inning Stats</b>	R: 1 E: 0 K: 0 S: 5	H: 2 LOB: 1 BB: 0 P: 5	R: 0 E: 0 K: 0 S: 3	H: 0 LOB: 0 BB: 0 P: 3	R: 0 E: 0 K: 1 S: 5	H: 0 LOB: 0 BB: 0 P: 5	R: 0 E: 0 K: 1 S: 5	H: 0 LOB: 0 BB: 0 P: 5	R: 1 E: 0 K: 0 S: 6	H: 3 LOB: 2 BB: 0 P: 6	R: 2 E: 0 K: 0 S: 6	H: 3 LOB: 1 BB: 0 P: 6	R: 0 E: 0 K: 1 S: 6	H: 1 LOB: 1 BB: 0 P: 6	R: 0 E: 0 K: 0 S: 3	H: 0 LOB: 0 BB: 0 P: 3	1B: 7 2B: 1 3B: 0 HR: 1	SF: 0 SAC: 0 DP: 0 HBP: 0	WP: 0 PB: 0 SB: 0 CS: 0	PA: 33
<b>PITCHER</b> Walt Masterson, R ERA: 4.21 Sonny Dixon, R ERA: 2.93 (7, 1)	IP: 6.0 WLS: L BF: 26 H: 8 R: 4 ER: 4 SO: 2 BB: 4 IBB: 4 HBP: 4 BLK: 2 WP: 0 HR: 1 S: 30 P: 30 ERA: 6.00 WHIP: 1.333															<b>PITCHER</b> IP: WLS: BF: H: R: ER: SO: BB: IBB: HBP: BLK: WP: HR: S: P: ERA: WHIP				



Batter	1	2	3	4	5	6	7	8	9	AB	R	H	RBI	BB	SO	LOB	TOP					
Eddie Yost, R OBP: 0.391, SLG: 0.264 (1, 5)										4	2	1	1	2	0	1	<b>Washington Senators @ Detroit Tigers</b> Briggs Stadium, Detroit, MI Tue May 05 1953, 4:33 AM EDT Att: 2,605 - Unknown					
Jim Busby, R OBP: 0.337, SLG: 0.450 (1, 8)										6	0	1	1	0	0	5						
Jackie Jensen, R OBP: 0.424, SLG: 0.592 (1, 9)										5	2	3	2	1	0	2						
Mickey Vernon, L OBP: 0.361, SLG: 0.425 (1, 3)										5	2	2	1	0	0	3						
Clyde Vollmer, R OBP: 0.346, SLG: 0.298 (1, 7)										4	2	2	1	1	0	0						
Pete Runnels, L OBP: 0.388, SLG: 0.274 (1, 6)										5	2	2	2	0	1	2						
Wayne Terwilliger, R OBP: 0.329, SLG: 0.368 (1, 4)										4	0	2	2	1	2	2						
Les Peden, R OBP: 0.393, SLG: 0.458 (1, 2)										3	3	1	0	2	1	2						
Bob Porterfield, R OBP: 0.313, SLG: 0.467 (1, 1)										5	1	2	4	0	1	1						
<b>Inning Stats</b>	R: 0 E: 1 K: 0 S: 4	H: 1 LOB: 1 BB: 0 P: 4	R: 0 E: 0 K: 1 S: 5	H: 0 LOB: 1 BB: 1 P: 9	R: 0 E: 0 K: 0 S: 3	H: 0 LOB: 0 BB: 0 P: 3	R: 6 E: 1 K: 1 S: 10	H: 5 LOB: 1 BB: 2 P: 18	R: 0 E: 0 K: 0 S: 3	H: 0 LOB: 0 BB: 0 P: 3	R: 1 E: 0 K: 1 S: 7	H: 2 LOB: 1 BB: 0 P: 7	R: 1 E: 0 K: 1 S: 6	H: 3 LOB: 2 BB: 1 P: 10	R: 6 E: 0 K: 0 S: 8	H: 5 LOB: 1 BB: 2 P: 16	R: 0 E: 0 K: 1 S: 5	H: 0 LOB: 1 BB: 1 P: 9	1B: 10 2B: 4 3B: 2 HR: 1	SF: 0 SAC: 0 DP: 1 HBP: 0	WP: 1 PB: 0 SB: 0 CS: 1	PA: 48
<b>PITCHER</b>	IP WLS BF H R ER SO BB IBB HBP BLK WP HR S P ERA WHIP																					
Bill Wight, L ERA: 10.57 (1, 1)	3.2 L 18 5 5 5 2 2 0 0 0 0 1 1 20 28 12.27 1.909																					
Milt Jordan, R ERA: 9.23 (4, 1)	1.1 6 1 1 0 0 1 0 0 0 0 0 0 5 9 0.00 1.500																					
Hal Erickson, R ERA: 5.87 (6, 1)	1.0 5 2 1 1 1 0 0 0 0 0 0 0 7 7 9.00 2.000																					
Paul Foytack, R ERA: 16.2 (7, 1)	1.2 13 7 7 7 1 3 0 0 0 0 0 0 12 24 37.80 6.000																					
Dick Marlowe, R ERA: 5.5 (8, 1)	1.1 6 1 0 0 1 1 0 0 0 0 0 0 7 11 0.00 1.500																					
<b>Batter</b>	<b>1</b>	<b>2</b>	<b>3</b>	<b>4</b>	<b>5</b>	<b>6</b>	<b>7</b>	<b>8</b>	<b>9</b>	<b>AB</b>	<b>R</b>	<b>H</b>	<b>RBI</b>	<b>BB</b>	<b>SO</b>	<b>LOB</b>	<b>BOTTOM</b>					
Fred Hatfield, L OBP: 0.408, SLG: 0.372 (1, 5)										4	1	1	0	1	0	5	<b>Washington Senators @ Detroit Tigers</b> Briggs Stadium, Detroit, MI Tue May 05 1953, 4:33 AM EDT Att: 2,605 - Unknown					
Harvey Kuenn, R OBP: 0.337, SLG: 0.322 (1, 6)										5	0	3	0	0	0	0						
Russ Sullivan, L OBP: 0.397, SLG: 0.429 (1, 7)										4	0	1	0	0	0	2						
Bob Nieman, R OBP: 0.360, SLG: 0.550 (1, 9)										5	1	2	1	0	1	3						
Walt Dropo, R OBP: 0.289, SLG: 0.345 (1, 3)										5	1	3	0	0	0	1						
Don Lund, R OBP: 0.414, SLG: 0.519 (1, 8)										5	0	1	1	0	0	3						
Matt Batts, R OBP: 0.328, SLG: 0.477 (1, 2)										4	1	2	1	0	0	1						
Jerry Priddy, R OBP: 0.407, SLG: 0.364 (1, 4)										4	0	1	1	0	0	3						
Bill Wight, L OBP: 0.260, SLG: 0.500 (1, 1)										1	0	1	0	0	0	0						
Milt Jordan, R OBP: 0.200, SLG: 0.500 (4, 1)										0	0	0	0	0	0	0						
Johnny Pesky, L OBP: 0.500, SLG: 0.500 (5, PH)										0	0	0	0	0	0	0						
Hal Erickson, R OBP: 0.500, SLG: 0.500 (6, 1)										0	0	0	0	0	0	0						
Pat Mullin, L OBP: 0.333, SLG: 0.250 (5, PH)										0	0	0	0	0	2	0						
Paul Foytack, R OBP: 0.500, SLG: 0.500 (7, 1)										0	0	0	0	0	0	0						
Dick Marlowe, R OBP: 0.250, SLG: 0.250 (8, 1)										1	0	1	0	0	0	0						
<b>Inning Stats</b>	R: 1 E: 0 K: 0 S: 4	H: 1 LOB: 1 BB: 1 P: 8	R: 0 E: 0 K: 0 S: 3	H: 0 LOB: 0 BB: 0 P: 3	R: 0 E: 0 K: 0 S: 5	H: 3 LOB: 2 BB: 0 P: 5	R: 0 E: 0 K: 0 S: 4	H: 1 LOB: 1 BB: 0 P: 4	R: 0 E: 0 K: 0 S: 4	H: 2 LOB: 1 BB: 0 P: 4	R: 2 E: 0 K: 0 S: 7	H: 4 LOB: 2 BB: 0 P: 7	R: 0 E: 0 K: 1 S: 5	H: 0 LOB: 0 BB: 0 P: 5	R: 1 E: 0 K: 0 S: 6	H: 3 LOB: 2 BB: 0 P: 6	R: 0 E: 0 K: 0 S: 5	H: 2 LOB: 2 BB: 0 P: 5	1B: 15 2B: 1 3B: 0 HR: 0	SF: 0 SAC: 1 DP: 1 HBP: 0	WP: 0 PB: 0 SB: 0 CS: 0	PA: 42
<b>PITCHER</b>	IP WLS BF H R ER SO BB IBB HBP BLK WP HR S P ERA WHIP																					
Bob Porterfield, R ERA: 5.17 (1, 1)	9.0 W 42 16 4 4 1 1 0 0 0 0 0 0 43 47 4.00 1.889																					



Batter	1	2	3	4	5	6	7	8	9	AB	R	H	RBI	BB	SO	LOB	TOP			
Eddie Yost, R OBP: 0.392, SLG: 0.273 (1, 5)										5	1	2	0	0	1	2				
Wayne Terwilliger, R OBP: 0.333, SLG: 0.364 (1, 4)										5	0	2	0	0	0	1				
Mickey Vernon, L OBP: 0.379, SLG: 0.434 (1, 3)										3	1	2	0	1	0	2				
Jackie Jensen, R OBP: 0.416, SLG: 0.573 (1, 9)										4	1	1	1	0	0	6				
Clyde Vollmer, R OBP: 0.339, SLG: 0.353 (1, 7)										4	1	1	3	0	0	6				
Pete Runnels, L OBP: 0.369, SLG: 0.258 (1, 6)										4	0	0	0	0	0	0				
Jim Busby, R OBP: 0.333, SLG: 0.440 (1, 8)										4	0	1	0	0	0	0				
Les Peden, R OBP: 0.344, SLG: 0.393 (1, 2)										4	0	0	0	0	0	1				
Chuck Stobbs, L OBP: 0.222, SLG: 0.222 Sonny Dixon, S Floyd Baker, L (9, PH)										2	0	1	0	0	0	0				
<b>Inning Stats</b>	R: 0 E: 0 K: 0 S: 5	H: 2 LOB: 2 BB: 0 P: 5	R: 0 E: 0 K: 0 S: 3	H: 0 LOB: 0 BB: 0 P: 3	R: 0 E: 0 K: 0 S: 5	H: 2 LOB: 3 BB: 1 P: 9	R: 0 E: 0 K: 0 S: 3	H: 0 LOB: 0 BB: 0 P: 3	R: 4 E: 0 K: 0 S: 7	H: 4 LOB: 0 BB: 0 P: 7	R: 0 E: 0 K: 1 S: 6	H: 1 LOB: 1 BB: 0 P: 6	R: 0 E: 0 K: 0 S: 4	H: 1 LOB: 1 BB: 0 P: 4	R: 0 E: 0 K: 0 S: 3	H: 0 LOB: 0 BB: 0 P: 3	1B: 8 2B: 1 3B: 0 HR: 1	SF: 0 SAC: 0 DP: 0 HBP: 0	WP: 0 PB: 0 SB: 0 CS: 0	PA: 38
<b>PITCHER</b> Ned Garver, R ERA: 4.91 (1, 1)	IP: 9.0 WLS: W BF: 38 H: 10 R: 4 ER: 4 SO: 1 BB: 1 IBB: 0 HBP: 0 BLK: 0 WP: 0 HR: 1 S: 39 P: 43 ERA: 4.00 WHIP: 1.222															<b>PITCHER</b>				

Washington Senators @ Detroit Tigers  
 Briggs Stadium, Detroit, MI  
 Wed May 06 1953, 4:33 AM EDT  
 Att: 2,614 - Unknown

AB	37
R	4
H	10
RBI	4
BB	1
SO	1
LOB	19



Batter	1	2	3	4	5	6	7	8	9	AB	R	H	RBI	BB	SO	LOB	BOTTOM			
Fred Hatfield, L OBP: 0.389, SLG: 0.354 (1, 5)										5	1	1	0	0	0	0				
Harvey Kuenn, R OBP: 0.340, SLG: 0.326 (1, 6)										5	2	2	0	0	0	0				
Don Lund, R OBP: 0.438, SLG: 0.533 (1, 8)										3	2	2	0	0	0	0				
Bob Nieman, R OBP: 0.378, SLG: 0.554 (1, 9)										3	1	2	2	1	0	1				
Walt Dropo, R OBP: 0.298, SLG: 0.364 (1, 3)										4	0	2	2	0	0	3				
Steve Souchock, R OBP: 0.286, SLG: 0.462 (1, 7)										4	0	1	2	0	0	2				
Matt Batts, R OBP: 0.338, SLG: 0.478 (1, 2)										4	0	2	0	0	0	3				
Jerry Priddy, R OBP: 0.355, SLG: 0.308 (1, 4)										4	1	0	0	0	0	2				
Ned Garver, R OBP: 0.200, SLG: 0.400 (1, 1)										4	1	1	2	0	0	1				
<b>Inning Stats</b>	R: 3 E: 0 K: 0 S: 7	H: 4 LOB: 1 BB: 0 P: 7	R: 0 E: 0 K: 0 S: 3	H: 0 LOB: 0 BB: 0 P: 3	R: 0 E: 0 K: 0 S: 4	H: 1 LOB: 1 BB: 0 P: 4	R: 0 E: 0 K: 0 S: 4	H: 1 LOB: 1 BB: 0 P: 4	R: 2 E: 0 K: 0 S: 3	H: 3 LOB: 2 BB: 1 P: 10	R: 0 E: 0 K: 0 S: 3	H: 0 LOB: 0 BB: 0 P: 3	R: 1 E: 0 K: 0 S: 5	H: 2 LOB: 1 BB: 0 P: 5	R: 2 E: 1 K: 0 S: 5	H: 2 LOB: 0 BB: 0 P: 5	1B: 11 2B: 1 3B: 0 HR: 1	SF: 0 SAC: 1 DP: 0 HBP: 0	WP: 1 PB: 0 SB: 0 CS: 1	PA: 38
<b>PITCHER</b> Chuck Stobbs, L ERA: 3.29 Sonny Dixon, R ERA: 3.32 (5, 1)	IP: 4.1 WLS: L BF: 22 H: 8 R: 5 ER: 5 SO: 0 BB: 0 IBB: 0 HBP: 0 BLK: 0 WP: 0 HR: 0 S: 21 P: 25 ERA: 10.38 WHIP: 1.846															<b>PITCHER</b>				

Washington Senators @ Detroit Tigers  
 Briggs Stadium, Detroit, MI  
 Wed May 06 1953, 4:33 AM EDT  
 Att: 2,614 - Unknown

AB	36
R	8
H	13
RBI	8
BB	1
SO	0
LOB	12





Batter	1	2	3	4	5	6	7	8	9	AB	R	H	RBI	BB	SO	LOB	TOP								
Eddie Yost, R OBP: 0.386, SLG: 0.272 (1, 5)	F9		SH1		K			1B	F8	4	1	1	0	0	1	0	Washington Senators @ Philadelphia Athletics Connie Mack Stadium, Philadelphia, PA Fri May 08 1953, 3:33 AM EDT Att: 5,599 - Unknown								
Wayne Terwilliger, R OBP: 0.337, SLG: 0.377 (1, 4)	F2		F7			5-3		1B	BB	4	2	1	1	1	0	1									
Jackie Jensen, R OBP: 0.404, SLG: 0.544 (1, 9)	F8		5-3			F6		1B	BB	4	1	0	0	1	0	3									
Mickey Vernon, L OBP: 0.380, SLG: 0.425 (1, 3)		E6		F7		3-1		2B	BB	4	2	1	1	1	0	0									
Clyde Vollmer, R OBP: 0.361, SLG: 0.382 (1, 7)		FC4		5-3			5-3	2B	BB	4	1	2	3	1	0	0									
Pete Runnels, L OBP: 0.386, SLG: 0.254 Gene Verble, R (8, 6)	FC4						2B	2B	F9	1	2	0	1	3	0	1									
Jim Busby, R OBP: 0.337, SLG: 0.461 (1, 8)	L7			L5			2B	F9	F6	5	0	2	2	0	0	4									
Mickey Grasso, R OBP: 0.245, SLG: 0.304 Frank Campos, L OBP: 0.250, SLG: 0.143 Bob Oldis, R (8, 2)			SH1				5-3	F9		1	1	0	1	2	0	1									
Spec Shea, R OBP: 0.500, SLG: 0.500 Al Sima, R OBP: 0.250, SLG: 0.250 Sonny Dixon, S (6, 1)					1-3			1-3		0	0	0	0	0	0	0									
Ken Wood, R OBP: 0.265, SLG: 0.250 Julio Moreno, R (7, 1)							K	1-3		1	0	0	0	0	1	1									
<b>Inning Stats</b>	R: 0 E: 0 K: 0 S: 3	H: 0 LOB: 0 BB: 0 P: 3	R: 1 E: 1 K: 0 S: 4	H: 1 LOB: 0 BB: 0 P: 4	R: 1 E: 0 K: 0 S: 4	H: 1 LOB: 1 BB: 1 P: 8	R: 0 E: 0 K: 0 S: 3	H: 0 LOB: 0 BB: 0 P: 7	R: 0 E: 0 K: 1 S: 4	H: 0 LOB: 0 BB: 1 P: 8	R: 0 E: 0 K: 0 S: 3	H: 0 LOB: 1 BB: 0 P: 3	R: 1 E: 0 K: 1 S: 6	H: 1 LOB: 1 BB: 1 P: 10	R: 5 E: 0 K: 0 S: 8	H: 5 LOB: 1 BB: 4 P: 12	R: 2 E: 0 K: 0 S: 3	H: 0 LOB: 2 BB: 4 P: 19	1B: 5 2B: 3 3B: 0 HR: 0	SF: 0 SAC: 1 DP: 0 HBP: 0	WP: 0 PB: 0 SB: 0 CS: 1	PA: 43			
<b>PITCHER</b>	IP	WLS	BF	H	R	ER	SO	BB	IBB	HBP	BLK	WP	HR	S	P	ERA	WHIP								
Bobby Shantz, L ERA: 3.93 (1, 1)	7.1	L	33	7	8	7	2	5	0	0	0	0	0	32	52	8.59	1.636								
Charlie Bishop, R ERA: 2.25 (8, 1)	1.0		7	1	2	2	0	3	0	0	0	0	0	4	16	18.00	4.000								
Marion Fricano, R ERA: (9, 1)	0.2		3	0	0	0	0	1	0	0	0	0	0	2	6	0.00	1.500								

Batter	1	2	3	4	5	6	7	8	9	AB	R	H	RBI	BB	SO	LOB	BOTTOM								
Eddie Joost, R OBP: 0.377, SLG: 0.333 (1, 6)	F9	FC6-4		1B		SH1-4		K		2	2	0	0	2	1	2	Washington Senators @ Philadelphia Athletics Connie Mack Stadium, Philadelphia, PA Fri May 08 1953, 3:33 AM EDT Att: 5,599 - Unknown								
Dave Philley, S OBP: 0.404, SLG: 0.506 (1, 8)	F9		P3	E9		1B		F8		4	1	2	1	1	0	0									
Loren Babe, L OBP: 0.333, SLG: 0.458 (1, 5)	F9		BB	4-3		L6-4		4-3		4	1	1	1	1	0	2									
Eddie Robinson, L OBP: 0.314, SLG: 0.303 (1, 3)	F2		BB	F9		1B		F3		4	0	1	2	1	0	2									
Allie Clark, R OBP: 0.239, SLG: 0.397 (1, 9)	F5		BB	L5-3		L6-4		1-3		4	0	1	0	1	0	3									
Gus Zernial, R OBP: 0.388, SLG: 0.486 (1, 7)	F5		F8	L5-3		F3		5-3		5	0	0	1	0	0	3									
Cass Michaels, R OBP: 0.313, SLG: 0.333 (1, 4)	F7		F8	F3						4	0	1	0	0	0	2									
Joe Astroth, R OBP: 0.381, SLG: 0.306 (1, 2)				SH1-4		SH1-4		F9		3	2	2	0	1	0	1									
Bobby Shantz, R OBP: 0.300, SLG: 0.278 Charlie Bishop, R OBP: 0.333, SLG: 0.200 Marion Fricano, R (8, 1)				SH1-4		WP		F9		2	1	1	0	1	0	1									
Joe Astroth, R OBP: 0.381, SLG: 0.306 (9, 1)				FC6-4		WP		F9		0	0	0	0	0	0	0									
<b>Inning Stats</b>	R: 1 E: 0 K: 0 S: 4	H: 1 LOB: 1 BB: 1 P: 8	R: 0 E: 0 K: 0 S: 4	H: 1 LOB: 2 BB: 1 P: 8	R: 1 E: 0 K: 0 S: 4	H: 1 LOB: 2 BB: 2 P: 12	R: 2 E: 0 K: 0 S: 5	H: 2 LOB: 1 BB: 1 P: 9	R: 0 E: 0 K: 0 S: 3	H: 1 LOB: 0 BB: 0 P: 3	R: 3 E: 0 K: 0 S: 4	H: 2 LOB: 3 BB: 3 P: 16	R: 0 E: 0 K: 1 S: 5	H: 1 LOB: 1 BB: 0 P: 4	R: 0 E: 0 K: 1 S: 5	H: 0 LOB: 0 BB: 0 P: 5	R: 0 E: 0 K: 0 S: 3	H: 0 LOB: 0 BB: 0 P: 3	1B: 8 2B: 3 3B: 0 HR: 0	SF: 0 SAC: 2 DP: 2 HBP: 0	WP: 1 PB: 0 SB: 0 CS: 0	PA: 42			
<b>PITCHER</b>	IP	WLS	BF	H	R	ER	SO	BB	IBB	HBP	BLK	WP	HR	S	P	ERA	WHIP								
Spec Shea, R ERA: 6.28 (1, 1)	5.1		28	7	6	6	0	6	0	0	0	0	0	22	46	10.12	2.438								
Al Sima, L ERA: 5.68 (6, 1)	0.0		3	1	1	1	0	2	0	0	0	1	0	1	9	∞	∞								
Sonny Dixon, R ERA: 3.2 (6, 1)	0.2		1	0	0	0	0	0	0	0	0	0	0	1	1	0.00	0.000								
Julio Moreno, R ERA: 2.57 (7, 1)	3.0	W	10	1	0	0	1	0	0	0	0	0	0	12	12	0.00	0.333								




Batter	1	2	3	4	5	6	7	8	9	AB	R	H	RBI	BB	SO	LOB	TOP											
<b>Eddie Yost, R</b> OBP: 0.377, SLG: 0.267 (1, 5)										5	0	1	0	0	0	1	<b>Washington Senators @ Philadelphia Athletics</b> <b>Connie Mack Stadium, Philadelphia, PA</b> Sat May 09 1953, 3:33 AM EDT Att: 2,990 - Unknown											
<b>Wayne Terwilliger, R</b> OBP: 0.333, SLG: 0.363 (1, 4)										3	0	0	0	1	2	0												
<b>Jackie Jensen, R</b> OBP: 0.398, SLG: 0.530 (1, 9)										4	0	1	0	0	1	2												
<b>Mickey Vernon, L</b> OBP: 0.385, SLG: 0.429 (1, 3)										4	1	2	0	0	0	1												
<b>Clyde Vollmer, R</b> OBP: 0.354, SLG: 0.373 (1, 7)										4	1	1	0	0	1	1												
<b>Jim Busby, R</b> OBP: 0.333, SLG: 0.452 (1, 8)										4	1	1	0	0	1	2												
<b>Gene Verble, R</b> OBP: 0.333, SLG: 0.333 (1, 6)										4	2	2	1	0	0	0												
<b>Mickey Grasso, R</b> OBP: 0.264, SLG: 0.380 (1, 2)										4	1	2	2	0	0	2												
<b>Walt Masterson, R</b> OBP: 0.231, SLG: 0.308 (1, 1)										4	0	1	1	0	0	1												
<b>Inning Stats</b>	R: 0 E: 0 K: 1 S: 5	H: 0 LOB: 0 BB: 0 P: 5	R: 3 E: 1 K: 0 S: 7	H: 4 LOB: 1 BB: 0 P: 7	R: 0 E: 0 K: 1 S: 5	H: 1 LOB: 0 BB: 0 P: 5	R: 0 E: 0 K: 1 S: 5	H: 0 LOB: 0 BB: 0 P: 3	R: 0 E: 0 K: 1 S: 6	H: 1 LOB: 1 BB: 0 P: 6	R: 2 E: 0 K: 0 S: 6	H: 4 LOB: 2 BB: 1 P: 10	R: 0 E: 0 K: 1 S: 5	H: 0 LOB: 0 BB: 0 P: 5	R: 1 E: 0 K: 0 S: 4	H: 1 LOB: 0 BB: 0 P: 4	1B: 10 2B: 0 3B: 0 HR: 1	SF: 0 SAC: 0 DP: 1 HBP: 0	WP: 0 PB: 0 SB: 0 CS: 0	PA: 37								
<b>PITCHER</b>	IP	WLS	BF	H	R	ER	SO	BB	IBB	HBP	BLK	WP	HR	S	P	ERA	WHIP											
<b>Alex Kellner, L</b> ERA: 2.29 <b>Carl Scheib, R</b> ERA: 4.05	(1, 1)	7.0	L	30	10	5	4	4	1	0	0	0	0	0	37	41	5.14	1.571										
<b>PITCHER</b>	IP	WLS	BF	H	R	ER	SO	BB	IBB	HBP	BLK	WP	HR	S	P	ERA	WHIP											
<b>Carl Scheib, R</b> ERA: 4.05	(8, 1)	2.0		7	1	1	1	1	0	0	0	0	0	1	9	9	4.50	0.500										

AB	36
R	6
H	11
RBI	4
BB	1
SO	5
LOB	10



Batter	1	2	3	4	5	6	7	8	9	AB	R	H	RBI	BB	SO	LOB	BOTTOM										
<b>Eddie Joost, R</b> OBP: 0.358, SLG: 0.313 (1, 6)										4	0	0	0	0	2	2	<b>Washington Senators @ Philadelphia Athletics</b> <b>Connie Mack Stadium, Philadelphia, PA</b> Sat May 09 1953, 3:33 AM EDT Att: 2,990 - Unknown										
<b>Dave Philley, S</b> OBP: 0.405, SLG: 0.500 (1, 8)										3	0	1	0	1	0	0											
<b>Loren Babe, L</b> OBP: 0.345, SLG: 0.440 (1, 5)										2	0	0	0	2	0	0											
<b>Eddie Robinson, L</b> OBP: 0.300, SLG: 0.288 (1, 3)										4	0	0	0	0	1	4											
<b>Gus Zernial, R</b> OBP: 0.393, SLG: 0.479 (1, 7)										3	0	1	0	1	2	2											
<b>Allie Clark, R</b> OBP: 0.227, SLG: 0.375 (1, 9)										4	0	0	0	0	2	6											
<b>Cass Michaels, R</b> OBP: 0.299, SLG: 0.316 (1, 4)										4	0	0	0	0	1	0											
<b>Ray Murray, R</b> OBP: 0.270, SLG: 0.371 (1, 2)										2	0	0	0	1	0	0											
<b>Alex Kellner, R</b> OBP: 0.250, SLG: 0.176 <b>Elmer Valo, L</b> OBP: 0.300, SLG: 0.125 <b>Carl Scheib, R</b> (7, PH) (8, 1)										1	0	0	0	1	1	0											
<b>Inning Stats</b>	R: 0 E: 0 K: 0 S: 3	H: 0 LOB: 0 BB: 0 P: 3	R: 0 E: 0 K: 0 S: 3	H: 1 LOB: 0 BB: 0 P: 3	R: 0 E: 0 K: 3 S: 10	H: 1 LOB: 2 BB: 1 P: 14	R: 0 E: 0 K: 1 S: 5	H: 0 LOB: 0 BB: 0 P: 5	R: 0 E: 0 K: 2 S: 7	H: 0 LOB: 3 BB: 3 P: 19	R: 0 E: 0 K: 1 S: 5	H: 0 LOB: 1 BB: 1 P: 9	R: 0 E: 0 K: 0 S: 3	H: 0 LOB: 0 BB: 0 P: 3	R: 0 E: 0 K: 2 S: 7	H: 0 LOB: 0 BB: 0 P: 7	1B: 2 2B: 1 3B: 0 HR: 0	SF: 0 SAC: 0 DP: 1 HBP: 0	WP: 0 PB: 0 SB: 1 CS: 0	PA: 34							
<b>PITCHER</b>	IP	WLS	BF	H	R	ER	SO	BB	IBB	HBP	BLK	WP	HR	S	P	ERA	WHIP										
<b>Walt Masterson, R</b> ERA: 3.12	(1, 1)	9.0	W	34	2	0	0	9	6	0	0	0	0	46	70	0.00	0.889										
<b>PITCHER</b>	IP	WLS	BF	H	R	ER	SO	BB	IBB	HBP	BLK	WP	HR	S	P	ERA	WHIP										









Batter	1	2	3	4	5	6	7	8	9	AB	R	H	RBI	BB	SO	LOB	TOP								
Eddie Yost, R OBP: 0.383, SLG: 0.269 Floyd Baker, L (7, 5)	L5		1B		6-3		E8 1B	4-3		4	1	2	0	0	0	0									
Wayne Terwilliger, R OBP: 0.360, SLG: 0.352	2B 1B		F7		F7		E 1B BB		K	4	1	1	0	1	1	1									
Jackie Jensen, R OBP: 0.407, SLG: 0.565	1-H 2B		1-3 1B		F7		F8		HR	5	1	3	1	0	0	2									
Mickey Vernon, L OBP: 0.387, SLG: 0.426	F8		4-3				F4 1-H 2-H	E7 1B	4-3	5	0	1	1	0	0	3									
Clyde Vollmer, R OBP: 0.373, SLG: 0.400		1-3			4-0 HR BB		4-0 BB BB	K		2	1	0	0	3	1	1									
Jim Busby, R OBP: 0.352, SLG: 0.495	K				1-H HR		4-0 1-2 BB		SH1-4 1B	4	2	2	2	1	1	1									
Gene Verble, R OBP: 0.333, SLG: 0.250		4-0 BB			6-3		F2		SH1-4	2	0	0	0	1	0	2									
Bob Oldis, R OBP: 0.250, SLG: 0.250		4-3			6-3		4-3			4	0	1	1	0	0	3									
Chuck Stobbs, L OBP: 0.154, SLG: 0.154			4-3		4-3			6-3	1-3 2-H 1B	4	0	0	0	0	0	1									
<b>Inning Stats</b>	R: 0 E: 0 K: 0 S: 4	H: 2 LOB: 1 BB: 0 P: 4	R: 0 E: 0 K: 1 S: 5	H: 0 LOB: 1 BB: 1 P: 9	R: 0 E: 0 K: 0 S: 5	H: 2 LOB: 2 BB: 0 P: 5	R: 2 E: 0 K: 0 S: 4	H: 1 LOB: 0 BB: 1 P: 8	R: 0 E: 0 K: 0 S: 3	H: 0 LOB: 0 BB: 0 P: 3	R: 0 E: 0 K: 0 S: 3	H: 0 LOB: 0 BB: 2 P: 11	R: 2 E: 2 K: 1 S: 7	H: 2 LOB: 1 BB: 1 P: 11	R: 1 E: 0 K: 0 S: 5	H: 2 LOB: 1 BB: 0 P: 5	R: 1 E: 0 K: 1 S: 6	H: 1 LOB: 1 BB: 1 P: 10	1B: 7 2B: 1 3B: 0 HR: 2	SF: 0 SAC: 1 DP: 0 HBP: 0	WP: 0 PB: 0 SB: 0 CS: 0	PA: 42			
<b>PITCHER</b>	IP	WLS	BF	H	R	ER	SO	BB	IBB	HBP	BLK	WP	HR	S	P	ERA	WHIP								
Morrie Martin, L ERA: 2.57	7.0	L	32	7	4	3	2	5	0	0	0	0	1	31	51	3.86	1.714								
Charlie Bishop, R ERA: 3.0	2.0		10	3	2	2	1	1	0	0	0	0	1	11	15	9.00	2.000								

Washington Senators @ Philadelphia Athletics  
 Connie Mack Stadium, Philadelphia, PA  
 Sun May 10 1953, 3:38 AM EDT  
 Att: 8,937 - Unknown

AB	35
R	6
H	10
RBI	5
BB	6
SO	3
LOB	15




Batter	1	2	3	4	5	6	7	8	9	AB	R	H	RBI	BB	SO	LOB	BOTTOM								
Eddie Joost, R OBP: 0.360, SLG: 0.324	F2				K		E5		G6-4-3 BB	4	0	1	0	1	1	1									
Dave Philley, S OBP: 0.395, SLG: 0.479	G3 S 1B		F8			FC4-6 1B	4-3		G6-4-3	5	0	2	0	0	0	5									
Pete Suder, R OBP: 0.367, SLG: 0.417	G3				3-4-1 1B	FC4-6 1-2		G4-6-3 1B		4	1	2	0	0	0	2									
Gus Zernial, R OBP: 0.375, SLG: 0.450	K				F8	K		G4-6-3 1B		4	0	1	0	0	2	3									
Eddie Robinson, L OBP: 0.289, SLG: 0.276		G3-6 1B			3-4-1	4-1		G4-6-3 1-2 2-3		4	0	1	0	0	0	4									
Kite Thomas, R OBP: 0.429, SLG: 0.200	F8				BB		F7		1B	3	0	1	1	1	0	1									
Loren Babe, L OBP: 0.323, SLG: 0.393	G3-6 1-2				F5		1B E BB	4-3		3	1	0	0	1	0	4									
Joe Astroth, R OBP: 0.348, SLG: 0.275			F8		6-3		F4		G3	4	0	0	0	0	0	1									
Morrie Martin, L OBP: 0.167, SLG: 0.167										2	0	0	0	0	2	0									
Allie Clark, R OBP: 0.234, SLG: 0.378			K							1	0	1	0	0	0	0									
Charlie Bishop, R OBP: 0.333, SLG: 0.200										0	0	0	0	0	0	0									
Ed McGhee, R OBP: 1.000, SLG: 2.000							1-2 1B			1	0	1	0	0	0	0									
<b>Inning Stats</b>	R: 0 E: 0 K: 1 S: 6	H: 1 LOB: 1 BB: 0 P: 6	R: 0 E: 0 K: 0 S: 3	H: 1 LOB: 0 BB: 0 P: 3	R: 0 E: 0 K: 1 S: 6	H: 1 LOB: 1 BB: 0 P: 6	R: 0 E: 0 K: 0 S: 4	H: 1 LOB: 2 BB: 1 P: 8	R: 0 E: 0 K: 2 S: 7	H: 0 LOB: 0 BB: 0 P: 7	R: 0 E: 0 K: 1 S: 6	H: 1 LOB: 1 BB: 0 P: 6	R: 1 E: 1 K: 0 S: 5	H: 1 LOB: 2 BB: 1 P: 9	R: 1 E: 0 K: 0 S: 5	H: 3 LOB: 1 BB: 0 P: 5	R: 0 E: 0 K: 0 S: 3	H: 1 LOB: 1 BB: 1 P: 7	1B: 8 2B: 2 3B: 0 HR: 0	SF: 0 SAC: 0 DP: 3 HBP: 0	WP: 0 PB: 0 SB: 1 CS: 0	PA: 38			
<b>PITCHER</b>	IP	WLS	BF	H	R	ER	SO	BB	IBB	HBP	BLK	WP	HR	S	P	ERA	WHIP								
Chuck Stobbs, L ERA: 2.72	9.0	W	38	10	2	1	5	3	0	0	0	0	0	45	57	1.00	1.444								


Washington Senators @ Philadelphia Athletics  
 Connie Mack Stadium, Philadelphia, PA  
 Sun May 10 1953, 3:38 AM EDT  
 Att: 8,937 - Unknown

AB	35
R	2
H	10
RBI	1
BB	3
SO	5
LOB	21





Batter	1	2	3	4	5	6	7	8	9	AB	R	H	RBI	BB	SO	LOB	TOP			
<b>Fred Hatfield, L</b> OBP: 0.375, SLG: 0.295	4-0 1B BB		4-0 1B BB		0-0 F8		0-0 F7		0-0 F8	3	1	0	0	2	0	1	<b>Detroit Tigers @ Washington Senators</b> Griffith Stadium, Washington, DC Tue May 12 1953, 3:33 AM EDT Att: 12,564 - Unknown  <b>AB 32</b> <b>R 1</b> <b>H 6</b> <b>RBI 1</b> <b>BB 5</b> <b>SO 3</b> <b>LOB 22</b> 			
<b>Harvey Kuenn, R</b> OBP: 0.361, SLG: 0.374	0-0 1B		0-0 1B		0-0 6-3		0-0 G4-6-3			4	0	2	0	0	0	1				
<b>Johnny Pesky, L</b> OBP: 0.429, SLG: 0.353	0-0 F4		0-0 F8		4-0 BB				0-0 F5	3	0	0	0	1	0	4				
<b>Bob Nieman, R</b> OBP: 0.355, SLG: 0.515	0-0 F9		0-0 F3		0-0 F9				0-0 BB 1B	4	0	1	0	0	0	5				
<b>Walt Dropo, R</b> OBP: 0.316, SLG: 0.411	0-0 1-2 2-H 1B		0-0 6-3						0-0 F4	4	0	2	1	0	0	3				
<b>Russ Sullivan, L</b> OBP: 0.388, SLG: 0.400	0-0 4-3			0-3 K		0-0 F7			4-0 1-2 BB FC6	3	0	0	0	1	1	3				
<b>Don Lund, R</b> OBP: 0.346, SLG: 0.396				0-0 F8		0-0 F8			0-0 FC6	4	0	0	0	0	0	3				
<b>Matt Batts, R</b> OBP: 0.302, SLG: 0.417				0-0 F7		0-3 K			0-0 F2	4	0	1	0	0	1	1				
<b>Ned Garver, R</b> OBP: 0.176, SLG: 0.353				0-0 4-3					0-0 F9	2	0	0	0	0	1	1				
<b>Dick Marlowe, R</b> OBP: 0.200, SLG: 0.200										0	0	0	0	0	0	0				
<b>Pat Mullin, L</b> OBP: 0.364, SLG: 0.222										0	0	0	0	1	0	0				
<b>Hal Erickson, R</b> OBP: 0.423, SLG: 0.534										1	0	0	0	0	0	0				
<b>Inning Stats</b>	R: 1 E: 0 K: 0 S: 5	H: 2 LOB: 2 BB: 1 P: 9	R: 0 E: 0 K: 0 S: 3	H: 0 LOB: 0 BB: 0 P: 3	R: 0 E: 0 K: 2 S: 4	H: 1 LOB: 2 BB: 1 P: 8	R: 0 E: 0 K: 2 S: 8	H: 0 LOB: 1 BB: 1 P: 7	R: 0 E: 0 K: 1 S: 6	H: 1 LOB: 1 BB: 0 P: 6	R: 0 E: 0 K: 0 S: 2	H: 0 LOB: 0 BB: 1 P: 6	R: 0 E: 0 K: 0 S: 4	H: 1 LOB: 2 BB: 1 P: 8	R: 0 E: 0 K: 0 S: 3	H: 0 LOB: 0 BB: 0 P: 3	1B: 6 2B: 0 3B: 0 HR: 0	SF: 0 SAC: 0 DP: 1 HBP: 0	WP: 0 PB: 0 SB: 0 CS: 0	PA: 37
<b>PITCHER</b> <b>Connie Marrero, R</b> ERA: 3.3	IP: 9.0 WLS: W BF: 37 H: 6 R: 1 ER: 1 SO: 3 BB: 5 IBB: 0 HBP: 0 BLK: 0 WP: 0 HR: 0 S: 38 P: 58 ERA: 1.00 WHIP: 1.222															<b>PITCHER</b>				


Batter	1	2	3	4	5	6	7	8	9	AB	R	H	RBI	BB	SO	LOB	BOTTOM			
<b>Eddie Yost, R</b> OBP: 0.397, SLG: 0.271	4-0 S BB	0-0 F8		0-0 SH1-3		0-0 BB 1B		0-0 6-3		3	1	1	1	1	0	1	<b>Detroit Tigers @ Washington Senators</b> Griffith Stadium, Washington, DC Tue May 12 1953, 3:33 AM EDT Att: 12,564 - Unknown  <b>AB 36</b> <b>R 10</b> <b>H 15</b> <b>RBI 9</b> <b>BB 4</b> <b>SO 2</b> <b>LOB 19</b> 			
<b>Wayne Terwilliger, R</b> OBP: 0.362, SLG: 0.376	0-0 F6	0-0 1B		0-0 BB 1B		0-0 BB 1B		0-0 FC4-6 1B		5	2	4	0	0	0	1				
<b>Mickey Vernon, L</b> OBP: 0.396, SLG: 0.423	4-0 G5-4-3 BB	0-0 1B		4-0 1-2 BB		0-0 F7		0-0 FC4-6 FC6-4		3	0	1	1	2	0	3				
<b>Jackie Jensen, R</b> OBP: 0.407, SLG: 0.552	0-0 G5-4-3	0-0 1B		0-0 7-5-4-6-4		4-0 2B BB		0-0 FC6-4		4	1	1	2	1	0	5				
<b>Clyde Vollmer, R</b> OBP: 0.375, SLG: 0.414		0-0 1B				0-0 6-3		0-3 K		5	2	2	3	0	1	3				
<b>Pete Runnels, L</b> OBP: 0.402, SLG: 0.303		0-0 1B		0-0 G5-4-3 1B		0-0 F6		0-0 2B		4	1	3	1	0	0	0				
<b>Jim Busby, R</b> OBP: 0.357, SLG: 0.495		0-0 E 1B		0-0 G5-4-3 1B		0-0 F8		0-0 F8		4	1	2	1	0	0	2				
<b>Mickey Grasso, R</b> OBP: 0.262, SLG: 0.362		0-0 5-3		0-0 F8		0-0 F7		0-3 K		4	0	0	0	0	1	3				
<b>Connie Marrero, R</b> OBP: 0.167, SLG: 0.091		0-0 FC3 1B		0-0 1B SH1-3		0-0 4-3		0-0 1-3		4	2	1	0	0	0	1				
<b>Inning Stats</b>	R: 0 E: 0 K: 0 S: 2	H: 0 LOB: 1 BB: 2 P: 10	R: 5 E: 1 K: 0 S: 10	H: 6 LOB: 2 BB: 0 P: 10	R: 0 E: 0 K: 0 S: 3	H: 1 LOB: 0 BB: 0 P: 3	R: 1 E: 0 K: 0 S: 4	H: 2 LOB: 1 BB: 1 P: 8	R: 0 E: 0 K: 0 S: 4	H: 1 LOB: 1 BB: 0 P: 4	R: 4 E: 0 K: 0 S: 7	H: 4 LOB: 1 BB: 1 P: 11	R: 0 E: 0 K: 1 S: 5	H: 0 LOB: 0 BB: 0 P: 5	R: 0 E: 0 K: 1 S: 6	H: 1 LOB: 1 BB: 0 P: 6		1B: 13 2B: 3 3B: 0 HR: 0	SF: 0 SAC: 1 DP: 3 HBP: 0	WP: 0 PB: 0 SB: 2 CS: 0
<b>PITCHER</b> <b>Ned Garver, R</b> ERA: 5.53	IP: 5.2 WLS: L BF: 32 H: 13 R: 10 ER: 6 SO: 0 BB: 4 IBB: 0 HBP: 0 BLK: 0 WP: 0 HR: 0 S: 28 P: 44 ERA: 9.53 WHIP: 3.000															<b>PITCHER</b>				
<b>Dick Marlowe, R</b> ERA: 5.32	0.1 2 1 0 0 0 0 0 0 0 0 0 2 2 0.00 3.000																			
<b>Hal Erickson, R</b> ERA: 5.52	2.0 7 1 0 0 2 0 0 0 0 0 0 11 11 0.00 0.500																			




Batter	1	2	3	4	5	6	7	8	9	AB	R	H	RBI	BB	SO	LOB	TOP			
<b>Johnny Groth, R</b> OBP: 0.317, SLG: 0.319										3	1	0	0	1	0	3	<b>St. Louis Browns @ Washington Senators</b> Griffith Stadium, Washington, DC Thu May 14 1953, 3:33 AM EDT Att: 7,090 - Unknown			
<b>Dick Kokos, L</b> OBP: 0.378, SLG: 0.267										3	0	1	0	1	0	0				
<b>Vic Wertz, L</b> OBP: 0.383, SLG: 0.511										4	0	1	1	0	0	4				
<b>Dick Kryhoski, L</b> OBP: 0.435, SLG: 0.744										3	0	0	0	1	1	2				
<b>Bob Elliott, R</b> OBP: 0.370, SLG: 0.429 <b>Neil Berry, R</b> (9, PR)										3	0	2	0	1	0	1				
<b>Clint Courtney, L</b> OBP: 0.209, SLG: 0.209										4	0	0	0	0	0	4				
<b>Billy Hunter, R</b> OBP: 0.337, SLG: 0.321 <b>Hank Edwards, L</b> (9, PH)										3	0	0	0	0	0	1				
<b>Bobby Young, L</b> OBP: 0.333, SLG: 0.344										4	0	2	0	0	0	0				
<b>Dick Littlefield, L</b> OBP: 0.200, SLG: 0.111 <b>Satchel Paige, R</b> (7, 1) <b>Don Lenhardt, R</b> OBP: 0.455, SLG: 0.500 (9, PH)										1	0	0	0	1	0	0				
<b>Inning Stats</b>	R: 1 E: 0 K: 0 S: 4	H: 1 LOB: 1 BB: 1 P: 8	R: 0 E: 0 K: 0 S: 3	H: 0 LOB: 0 BB: 0 P: 3	R: 0 E: 0 K: 0 S: 2	H: 0 LOB: 0 BB: 1 P: 6	R: 0 E: 0 K: 0 S: 4	H: 2 LOB: 1 BB: 0 P: 4	R: 0 E: 1 K: 0 S: 5	H: 1 LOB: 3 BB: 1 P: 9	R: 0 E: 0 K: 0 S: 3	H: 0 LOB: 0 BB: 0 P: 3	R: 0 E: 0 K: 1 S: 5	H: 0 LOB: 0 BB: 0 P: 5	R: 0 E: 0 K: 1 S: 6	H: 1 LOB: 2 BB: 1 P: 10		1B: 6 2B: 1 3B: 0 HR: 0	SF: 0 SAC: 1 DP: 2 HBP: 0	WP: 0 PB: 0 SB: 0 CS: 0
<b>PITCHER</b> <b>Spec Shea, R</b> ERA: 4.24	IP: 9.0 WLS: W BF: 36 H: 6 R: 1 ER: 1 SO: 2 BB: 5 IBB: 0 HBP: 0 BLK: 0 WP: 0 HR: 0 S: 35 P: 55 ERA: 1.00 WHIP: 1.222															<b>PITCHER</b>				

Batter	1	2	3	4	5	6	7	8	9	AB	R	H	RBI	BB	SO	LOB	BOTTOM			
<b>Eddie Yost, R</b> OBP: 0.390, SLG: 0.273										3	1	1	0	1	0	1	<b>St. Louis Browns @ Washington Senators</b> Griffith Stadium, Washington, DC Thu May 14 1953, 3:33 AM EDT Att: 7,090 - Unknown			
<b>Wayne Terwilliger, R</b> OBP: 0.362, SLG: 0.365										3	0	0	0	0	0	2				
<b>Jackie Jensen, R</b> OBP: 0.410, SLG: 0.541										2	0	0	0	2	0	2				
<b>Mickey Vernon, L</b> OBP: 0.404, SLG: 0.424										2	0	1	1	1	1	1				
<b>Clyde Vollmer, R</b> OBP: 0.369, SLG: 0.397										3	1	0	0	1	0	3				
<b>Pete Runnels, L</b> OBP: 0.390, SLG: 0.291										3	0	0	0	0	1	2				
<b>Jim Busby, R</b> OBP: 0.357, SLG: 0.491										3	0	1	0	0	0	1				
<b>Mickey Grasso, R</b> OBP: 0.281, SLG: 0.367										2	0	1	0	1	0	1				
<b>Spec Shea, R</b> OBP: 0.500, SLG: 0.625										2	0	1	1	0	0	1				
<b>Inning Stats</b>	R: 0 E: 0 K: 1 S: 5	H: 0 LOB: 1 BB: 1 P: 9	R: 1 E: 0 K: 0 S: 4	H: 2 LOB: 2 BB: 1 P: 8	R: 1 E: 0 K: 0 S: 3	H: 1 LOB: 0 BB: 1 P: 7	R: 0 E: 0 K: 1 S: 5	H: 0 LOB: 0 BB: 0 P: 5	R: 0 E: 0 K: 0 S: 3	H: 0 LOB: 1 BB: 1 P: 7	R: 0 E: 0 K: 0 S: 3	H: 1 LOB: 0 BB: 0 P: 3	R: 0 E: 0 K: 0 S: 4	H: 1 LOB: 2 BB: 1 P: 8	R: 0 E: 0 K: 0 S: 4	H: 1 LOB: 2 BB: 1 P: 8		1B: 4 2B: 1 3B: 0 HR: 0	SF: 0 SAC: 3 DP: 1 HBP: 0	WP: 0 PB: 0 SB: 0 CS: 1
<b>PITCHER</b> <b>Dick Littlefield, L</b> ERA: 2.84 <b>Satchel Paige, R</b> ERA: 4.2	IP: 6.1 WLS: L BF: 26 H: 4 R: 2 ER: 2 SO: 2 BB: 5 IBB: 0 HBP: 0 BLK: 0 WP: 0 HR: 0 S: 25 P: 45 ERA: 2.84 WHIP: 1.421															<b>PITCHER</b>				



Batter	1	2	3	4	5	6	7	8	9	AB	R	H	RBI	BB	SO	LOB	TOP								
<b>Johnny Groth, R</b> OBP: 0.330, SLG: 0.343 (1, 8)	G3		G4-6-3 1B		FC3-2		2B		1B	5	0	3	1	0	0	2	<b>St. Louis Browns @ Washington Senators</b> Griffith Stadium, Washington, DC Fri May 15 1953, 3:33 AM EDT Att: 3,381 - Unknown 								
<b>Dick Kokos, L</b> OBP: 0.333, SLG: 0.229 (1, 7)	F9		G4-6-3		F9				F2	5	0	0	0	0	1	5									
<b>Jim Dyck, R</b> OBP: 0.342, SLG: 0.220 (9, 7)			G4-6-3		F9				F2	0	0	0	0	0	0	0									
<b>Vic Wertz, L</b> OBP: 0.393, SLG: 0.543 (1, 9)	HR								F7	4	1	2	0	1	0	1									
<b>Dick Kryhoski, L</b> OBP: 0.440, SLG: 0.786 (1, 3)	HR				G3-6-3				1B	3	1	1	2	1	1	2									
<b>Bob Elliott, R</b> OBP: 0.356, SLG: 0.409 (1, 5)	K				4-3				K	4	0	0	0	0	3	2									
<b>Clint Courtney, L</b> OBP: 0.255, SLG: 0.239 (1, 2)										3	1	2	0	1	0	0									
<b>Billy Hunter, R</b> OBP: 0.323, SLG: 0.307 (1, 6)										4	0	0	0	0	0	5									
<b>Bobby Young, L</b> OBP: 0.339, SLG: 0.350 (1, 4)										4	1	2	0	0	0	0									
<b>Virgil Trucks, R</b> OBP: 0.050, SLG: 0.050 (1, 1)										3	0	1	0	0	0	0									
<b>Inning Stats</b>	R: 2 E: 0 K: 1 S: 7	H: 2 LOB: 0 BB: 0 P: 7	R: 0 E: 0 K: 0 S: 3	H: 0 LOB: 0 BB: 0 P: 3	R: 0 E: 0 K: 0 S: 3	H: 1 LOB: 0 BB: 0 P: 3	R: 0 E: 0 K: 0 S: 2	H: 0 LOB: 0 BB: 1 P: 6	R: 1 E: 0 K: 0 S: 6	H: 3 LOB: 2 BB: 0 P: 6	R: 0 E: 0 K: 2 S: 8	H: 1 LOB: 2 BB: 1 P: 12	R: 0 E: 0 K: 1 S: 6	H: 1 LOB: 1 BB: 0 P: 6	R: 0 E: 0 K: 1 S: 6	H: 1 LOB: 2 BB: 1 P: 10	R: 1 E: 0 K: 0 S: 5	H: 2 LOB: 1 BB: 0 P: 5	1B: 7 2B: 2 3B: 1 HR: 1	SF: 0 SAC: 1 DP: 2 HBP: 0	WP: 1 PB: 0 SB: 0 CS: 0	PA: 39			
<b>PITCHER</b>	IP	WLS	BF	H	R	ER	SO	BB	IBB	HBP	BLK	WP	HR	S	P	ERA	WHIP								
<b>Walt Masterson, R</b> ERA: 3.16 (1, 1)	8.0	L	34	9	3	3	5	2	1	0	0	1	1	41	53	3.38	1.375								
<b>Julio Moreno, R</b> ERA: 3.0 (9, 1)	1.0		5	2	1	1	0	0	0	0	0	0	0	5	5	9.00	2.000								

Batter	1	2	3	4	5	6	7	8	9	AB	R	H	RBI	BB	SO	LOB	BOTTOM								
<b>Eddie Yost, R</b> OBP: 0.386, SLG: 0.272 (1, 5)	4-3		P5							4	0	1	0	0	0	1	<b>St. Louis Browns @ Washington Senators</b> Griffith Stadium, Washington, DC Fri May 15 1953, 3:33 AM EDT Att: 3,381 - Unknown 								
<b>Wayne Terwilliger, R</b> OBP: 0.348, SLG: 0.354 (1, 4)	1B		P6							3	0	0	0	1	1	2									
<b>Mickey Vernon, L</b> OBP: 0.415, SLG: 0.431 (1, 3)	1B		G3							3	0	2	0	1	0	1									
<b>Jackie Jensen, R</b> OBP: 0.405, SLG: 0.529 (1, 9)	G6-4-3									4	0	1	0	0	0	3									
<b>Clyde Vollmer, R</b> OBP: 0.352, SLG: 0.377 (1, 7)										4	0	0	0	0	0	2									
<b>Pete Runnels, L</b> OBP: 0.394, SLG: 0.301 (1, 6)										4	0	2	0	0	0	0									
<b>Jim Busby, R</b> OBP: 0.345, SLG: 0.473 (1, 8)										4	0	0	0	0	2	4									
<b>Mickey Grasso, R</b> OBP: 0.279, SLG: 0.359 (1, 2)										4	0	1	0	0	1	4									
<b>Walt Masterson, R</b> OBP: 0.267, SLG: 0.333 (1, 1)										2	0	1	0	0	0	0									
<b>Frank Campos, L</b> OBP: 0.222, SLG: 0.125 (8, PH)										1	0	0	0	0	0	1									
<b>Julio Moreno, R</b> (9, 1)										0	0	0	0	0	0	0									
<b>Inning Stats</b>	R: 0 E: 0 K: 0 S: 3	H: 1 LOB: 1 BB: 1 P: 7	R: 0 E: 0 K: 1 S: 6	H: 1 LOB: 1 BB: 0 P: 6	R: 0 E: 0 K: 0 S: 4	H: 1 LOB: 1 BB: 0 P: 4	R: 0 E: 0 K: 0 S: 3	H: 0 LOB: 0 BB: 0 P: 3	R: 0 E: 0 K: 1 S: 5	H: 0 LOB: 0 BB: 0 P: 5	R: 0 E: 0 K: 1 S: 6	H: 1 LOB: 1 BB: 0 P: 6	R: 0 E: 0 K: 0 S: 3	H: 0 LOB: 0 BB: 0 P: 3	R: 0 E: 0 K: 0 S: 4	H: 2 LOB: 1 BB: 0 P: 4	R: 0 E: 0 K: 1 S: 7	H: 2 LOB: 3 BB: 1 P: 11	1B: 8 2B: 0 3B: 0 HR: 0	SF: 0 SAC: 0 DP: 2 HBP: 0	WP: 0 PB: 0 SB: 0 CS: 0	PA: 35			
<b>PITCHER</b>	IP	WLS	BF	H	R	ER	SO	BB	IBB	HBP	BLK	WP	HR	S	P	ERA	WHIP								
<b>Virgil Trucks, R</b> ERA: 1.88 (1, 1)	9.0	W	35	8	0	0	4	2	0	0	0	0	0	41	49	0.00	1.111								



Batter	1	2	3	4	5	6	7	8	9	AB	R	H	RBI	BB	SO	LOB	TOP			
Johnny Groth, R OBP: 0.336, SLG: 0.343	0-0 2B 1B		0-0 F8		4-0 BB			0-0 4-3		3	0	1	0	1	0	0	<b>St. Louis Browns @ Washington Senators</b> Griffith Stadium, Washington, DC Sat May 16 1953, 3:33 AM EDT Att: 3,906 - Unknown <a href="http://livebaseballscorecards.com">livebaseballscorecards.com</a>			
Dick Kokos, L OBP: 0.326, SLG: 0.211	0-0 P6		0-0 F9		0-0 F9			4-0 BB		3	0	0	0	1	0	2				
Vic Wertz, L OBP: 0.379, SLG: 0.521	0-0 F7		0-0 F8			0-0 F8		0-0 F8		4	0	0	0	0	0	2				
Dick Kryhoski, L OBP: 0.444, SLG: 0.783	0-0 1-3 2B			0-0 G5-4-3 1B		0-0 F7		0-3 K		4	0	2	0	0	1	1				
Bob Elliott, R OBP: 0.352, SLG: 0.404	0-0 6-3			0-0 G5-4-3		0-0 F8			0-0 5-3	1	0	0	0	0	0	2				
Jim Dyck, R OBP: 0.329, SLG: 0.210				1-2					3	0	0	0	0	0	0	1				
Clint Courtney, L OBP: 0.314, SLG: 0.286		0-0 FC4-6 1B		4-0 BB					0-0 2B 1B	3	0	3	0	1	0	0				
Bobby Young, L OBP: 0.336, SLG: 0.356		0-0 FC4-6 1B 1-2 8-2		0-0 F8		0-0 F7			0-0 1-3 2B	4	0	1	0	0	0	3				
Billy Hunter, R OBP: 0.320, SLG: 0.304		0-0 2-3 1B			0-0 F2		0-3 K		0-0 P7	4	0	1	0	0	1	3				
Harry Brecheen, L OBP: 0.167, SLG: 0.167	0-0 8-2								0-0 P5	0	0	0	0	0	0	0				
Mike Blyzka, R OBP: 0.385, SLG: 0.348					0-0 6-3					0	0	0	0	0	0	0				
Hank Edwards, L OBP: 0.385, SLG: 0.348										1	0	0	0	0	0	2				
Bob Cain, L OBP: 0.417, SLG: 0.455										2	0	0	0	0	0	1				
Don Lenhardt, R OBP: 0.417, SLG: 0.455										1	0	0	0	0	0	2				
<b>Inning Stats</b>	R: 0 E: 0 K: 0 S: 5	H: 2 LOB: 2 BB: 0 P: 5	R: 0 E: 1 K: 0 S: 4	H: 2 LOB: 1 BB: 0 P: 4	R: 0 E: 0 K: 0 S: 3	H: 0 LOB: 0 BB: 0 P: 3	R: 0 E: 0 K: 0 S: 3	H: 1 LOB: 1 BB: 1 P: 7	R: 0 E: 0 K: 0 S: 3	H: 0 LOB: 1 BB: 0 P: 3	R: 0 E: 0 K: 1 S: 6	H: 1 LOB: 1 BB: 0 P: 6	R: 0 E: 0 K: 1 S: 5	H: 0 LOB: 1 BB: 1 P: 9	R: 0 E: 0 K: 0 S: 5	H: 2 LOB: 2 BB: 0 P: 5	1B: 6 2B: 3 3B: 0 HR: 0	SF: 0 SAC: 0 DP: 2 HBP: 0	WP: 0 PB: 0 SB: 0 CS: 0	PA: 36
<b>PITCHER</b> Bob Porterfield, R ERA: 3.51	IP: 9.0 WLS: W BF: 36 H: 8 R: 0 ER: 0 SO: 2 BB: 3 IBB: 0 HBP: 0 BLK: 0 WP: 0 HR: 0 S: 37 P: 49 ERA: 0.00 WHIP: 1.222															<b>PITCHER</b>				

Batter	1	2	3	4	5	6	7	8	9	AB	R	H	RBI	BB	SO	LOB	BOTTOM						
Eddie Yost, R OBP: 0.377, SLG: 0.264	0-0 F8 FC5		0-0 F7			0-0 SH5-3				3	0	0	0	0	0	2	<b>St. Louis Browns @ Washington Senators</b> Griffith Stadium, Washington, DC Sat May 16 1953, 3:33 AM EDT Att: 3,906 - Unknown <a href="http://livebaseballscorecards.com">livebaseballscorecards.com</a>						
Wayne Terwilliger, R OBP: 0.353, SLG: 0.353	4-0 G3 E 1B BB	0-0 FC4-6 1B		0-0 5-3		0-0 P6				3	1	1	0	1	0	1							
Jackie Jensen, R OBP: 0.392, SLG: 0.509	0-0 E4 1B G3 1-2 1B	0-0 FC4-6 1B F9 1-2 1B		0-0 4-3		0-0 F3				4	2	0	0	0	0	3							
Mickey Vernon, L OBP: 0.410, SLG: 0.425	0-0 G3 1-2 2-3 1B	0-0 F9 BB 1-3 1B		0-0 F7			0-0 L6			4	0	1	0	0	0	2							
Clyde Vollmer, R OBP: 0.359, SLG: 0.367	4-0 1B 1B IBB	4-0 1-2 BB			0-0 F7		0-0 P6			2	1	0	0	2	0	0							
Pete Runnels, L OBP: 0.388, SLG: 0.299	0-0 1B 1-2 2-3 3-H 1B	0-0 F9 2-3 3-H 1B		0-0 F8		0-0 6-3				4	1	1	2	0	0	2							
Jim Busby, R OBP: 0.350, SLG: 0.474	0-0 1B 1B WP 1-2 2-H 3-H 1B	0-0 4-3			0-0 1B			0-0 P4		4	1	2	2	0	0	2							
Mickey Grasso, R OBP: 0.278, SLG: 0.353	0-0 WP 1B 1-2 2-H 1B		0-0 F8		0-0 F9			0-0 F9		4	0	1	1	0	0	1							
Bob Porterfield, R OBP: 0.375, SLG: 0.652	0-0 FC5 WP 1-2 2-3 1B		0-0 6-3			0-0 SH5-3 1B			0-0 5-3	4	0	2	0	0	0	0							
<b>Inning Stats</b>	R: 5 E: 1 K: 0 S: 8	H: 4 LOB: 2 BB: 2 P: 16	R: 1 E: 0 K: 0 S: 5	H: 2 LOB: 2 BB: 1 P: 9	R: 0 E: 0 K: 0 S: 3	H: 0 LOB: 0 BB: 0 P: 3	R: 0 E: 0 K: 0 S: 3	H: 0 LOB: 0 BB: 0 P: 3	R: 0 E: 0 K: 0 S: 3	H: 1 LOB: 1 BB: 0 P: 4	R: 0 E: 0 K: 0 S: 3	H: 0 LOB: 0 BB: 0 P: 3	R: 0 E: 0 K: 0 S: 3	H: 0 LOB: 0 BB: 0 P: 3	R: 0 E: 0 K: 0 S: 5	H: 2 LOB: 2 BB: 0 P: 5		1B: 8 2B: 0 3B: 0 HR: 0	SF: 0 SAC: 1 DP: 0 HBP: 0	WP: 1 PB: 0 SB: 0 CS: 0	PA: 36		
<b>PITCHER</b> Harry Brecheen, L ERA: 3.24	IP: 0.2 WLS: L BF: 9 H: 4 R: 5 ER: 0 SO: 0 BB: 1 IBB: 0 HBP: 0 BLK: 0 WP: 0 HR: 0 S: 7 P: 15 ERA: 0.00 WHIP: 7.500															<b>PITCHER</b>							
Mike Blyzka, R ERA: 5.4	0.1	1	0	0	0	0	0	0	0	0	0	0	0	0	0	0		1	0	1	1	0.00	0.000
Bob Cain, L ERA: 4.41	7.0	26	4	1	1	0	1	0	0	0	0	0	0	0	0	0		0	0	25	29	1.29	0.714







Batter	1	2	3	4	5	6	7	8	9	AB	R	H	RBI	BB	SO	LOB	TOP			
Nellie Fox, L OBP: 0.338, SLG: 0.391 (1, 4)	4-3		F8		F7			1-3	F9	5	0	0	0	0	0	1				
Ferns Fain, L OBP: 0.391, SLG: 0.369 (1, 3)	6-3		4-3			G3		BB 1B BB		3	0	0	0	1	0	0				
Minnie Minoso, R OBP: 0.397, SLG: 0.348 (1, 7)	1B		P4			P4		BB 1-2 1B		4	0	2	0	0	0	0				
Sam Mele, R OBP: 0.383, SLG: 0.418 (1, 9)	1-3 1B			F7		1B		P5		4	0	2	0	0	0	2				
Jim Rivera, L OBP: 0.364, SLG: 0.336 (1, 8)	K			K		K		1-2 2-3 BB		3	0	0	0	1	3	3				
Sherm Lollar, R OBP: 0.460, SLG: 0.563 (1, 2)		F5		FC6-4 BB			HBP	K		2	0	0	0	1	1	3				
Fred Marsh, R OBP: 0.333, SLG: 0.273 (7, PH)										1	0	0	0	1	0	1	AB 32			
Tommy Byrne, L OBP: 0.273, SLG: 0.500 (7, PH)										1	0	0	0	1	1		R 0			
Rocky Krsnich, R OBP: 0.275, SLG: 0.306 (9, PH)										0	0	0	0	0	0	0	H 5			
Bud Sheely, L OBP: 0.750, SLG: 0.667 (9, PH)										1	0	0	0	0	1	0	RBI 0			
Chico Carrasquel, R OBP: 0.314, SLG: 0.336 (1, 6)		F7				B5-3				4	0	1	0	0	1	2	BB 4			
Joe Dobson, R OBP: 0.125, SLG: 0.188 (1, 1)										2	0	0	0	0	2	1	SO 9			
Tom Wright, L OBP: 0.364, SLG: 0.222 (7, PH)										1	0	0	0	0	0	1				
Luis Aloma, R OBP: 0.143, SLG: 0.143 (9, PH)										0	0	0	0	0	0	0	LOB 16			
Gene Bearden, L OBP: 0.143, SLG: 0.143 (9, PH)										1	0	0	0	0	0	1				
<b>Inning Stats</b>	R: 0 E: 0 K: 1 S: 7	H: 2 LOB: 2 BB: 0 P: 7	R: 0 E: 0 K: 1 S: 5	H: 0 LOB: 1 BB: 1 P: 9	R: 0 E: 0 K: 0 S: 3	H: 0 LOB: 0 BB: 0 P: 3	R: 0 E: 0 K: 1 S: 5	H: 0 LOB: 1 BB: 1 P: 9	R: 0 E: 0 K: 1 S: 6	H: 1 LOB: 0 BB: 0 P: 6	R: 0 E: 0 K: 2 S: 7	H: 0 LOB: 1 BB: 0 P: 8	R: 0 E: 0 K: 1 S: 6	H: 1 LOB: 3 BB: 2 P: 14	R: 0 E: 0 K: 1 S: 6	H: 1 LOB: 1 BB: 0 P: 6	1B: 5 2B: 0 3B: 0 HR: 0	SF: 0 SAC: 0 DP: 0 HBP: 1	WP: 0 PB: 0 SB: 0 CS: 0	PA: 37
<b>PITCHER</b> Connie Marrero, R ERA: 2.54 (1, 1)	IP: 9.0 WLS: W BF: 37 H: 5 R: 0 ER: 0 SO: 9 BB: 4 IBB: 0 HBP: 1 BLK: 0 WP: 0 HR: 0 S: 50 P: 67 ERA: 0.00 WHIP: 1.000															<b>PITCHER</b>	IP: 9.0 WLS: W BF: 37 H: 5 R: 0 ER: 0 SO: 9 BB: 4 IBB: 0 HBP: 1 BLK: 0 WP: 0 HR: 0 S: 50 P: 67 ERA: 0.00 WHIP: 1.000			

Chicago White Sox @ Washington Senators  
Griffith Stadium, Washington, DC  
Mon May 18, 1953, 3:33 AM EDT  
Att: 7,747 - Unknown

AB 32  
R 0  
H 5  
RBI 0  
BB 4  
SO 9  
LOB 16



Batter	1	2	3	4	5	6	7	8	9	AB	R	H	RBI	BB	SO	LOB	BOTTOM	
Eddie Yost, R OBP: 0.374, SLG: 0.296 (1, 5)	E6		F9			6-3	E			4	0	1	0	0	0	0		
Wayne Terwilliger, R OBP: 0.355, SLG: 0.355 (1, 4)	FC4-6 1B		F9			2B 1B	K			4	1	1	0	0	1	2		
Mickey Vernon, L OBP: 0.431, SLG: 0.451 (1, 3)	1-2 1B		4-3			1B E 2B	IBB			3	1	2	0	1	0	0		
Clyde Vollmer, R OBP: 0.350, SLG: 0.356 (1, 7)	K			1-3		E E 1B	K			4	1	1	1	0	2	4		
Jackie Jensen, R OBP: 0.368, SLG: 0.474 (1, 9)	K		P3			E5 E	F8			4	0	0	1	0	1	5		
Pete Runnels, L OBP: 0.388, SLG: 0.305 (1, 6)				4-3		E1 IBB				4	0	2	1	0	0	1		
Jim Busby, R OBP: 0.336, SLG: 0.455 (1, 8)		G5-4-3 1B				1-3 3-H P5				3	0	0	0	0	0	3		
Mickey Grasso, R OBP: 0.280, SLG: 0.352 (1, 2)						4-3				0	0	0	0	0	0	0		
Ed Fitz Gerald, R OBP: 0.182, SLG: 0.190 (1, 2)						FC6-4 IBB				3	0	1	0	1	0	1		
Connie Marrero, R OBP: 0.125, SLG: 0.067 (1, 1)			F9			P3	FC6-4			4	0	0	0	0	0	5		
<b>Inning Stats</b>	R: 0 E: 1 K: 2 S: 9	H: 1 LOB: 2 BB: 0 P: 9	R: 0 E: 0 K: 0 S: 4	H: 2 LOB: 1 BB: 0 P: 4	R: 0 E: 0 K: 0 S: 3	H: 0 LOB: 0 BB: 0 P: 3	R: 0 E: 0 K: 0 S: 3	H: 0 LOB: 0 BB: 0 P: 3	R: 3 E: 2 K: 0 S: 8	H: 3 LOB: 3 BB: 1 P: 12	R: 0 E: 1 K: 2 S: 8	H: 1 LOB: 2 BB: 1 P: 12	R: 0 E: 0 K: 0 S: 4	H: 1 LOB: 1 BB: 0 P: 4	1B: 6 2B: 2 3B: 0 HR: 0	SF: 0 SAC: 1 DP: 1 HBP: 0	WP: 0 PB: 0 SB: 0 CS: 0	PA: 36
<b>PITCHER</b> Joe Dobson, R ERA: 2.79 (1, 1)	IP: 6.0 WLS: L BF: 27 H: 6 R: 3 ER: 2 SO: 2 BB: 3 IBB: 0 HBP: 0 BLK: 0 WP: 0 HR: 0 S: 30 P: 34 ERA: 3.00 WHIP: 1.000															<b>PITCHER</b> Luis Aloma, R ERA: 3.97 (7, 1)	IP: 2.0 WLS: L BF: 9 H: 2 R: 0 ER: 0 SO: 2 BB: 0 IBB: 1 HBP: 0 BLK: 0 WP: 0 HR: 0 S: 12 P: 16 ERA: 0.00 WHIP: 1.000	

Chicago White Sox @ Washington Senators  
Griffith Stadium, Washington, DC  
Mon May 18, 1953, 3:33 AM EDT  
Att: 7,747 - Unknown

AB 33  
R 3  
H 8  
RBI 3  
BB 2  
SO 4  
LOB 21







Batter	1	2	3	4	5	6	7	8	9	AB	R	H	RBI	BB	SO	LOB	TOP					
Ray Boone, R OBP: 0.400, SLG: 0.429 (1, 6)										4	0	0	0	1	1	5	<b>Cleveland Indians @ Washington Senators</b> Griffith Stadium, Washington, DC Wed May 20 1953, 3:33 AM EDT Att: 22,022 - Unknown					
Bobby Avila, R OBP: 0.382, SLG: 0.375 (1, 4)										5	0	2	1	0	0	2						
Larry Doby, L OBP: 0.306, SLG: 0.378 (1, 8)										5	0	0	0	0	1	4						
Al Rosen, R OBP: 0.435, SLG: 0.571 (1, 5)										3	0	0	0	1	0	1						
Harry Simpson, L OBP: 0.297, SLG: 0.431 (1, 9)										4	1	2	0	0	1	1						
Jim Lemon, R OBP: 0.283, SLG: 0.286 (1, 7)										3	1	1	0	1	0	1						
Bill Glynn, L OBP: 0.313, SLG: 0.175 (1, 3)										3	0	0	0	1	1	5						
Jim Hegan, R OBP: 0.276, SLG: 0.389 (7, PH)										2	0	0	0	0	0	3						
Dale Mitchell, L OBP: 0.278, SLG: 0.347 (7, PR)										1	0	0	0	0	0	1						
Wally Westlake, R OBP: 0.250, SLG: 0.625 (7, PR)										0	0	0	0	0	0	0						
Dick Aylward, R OBP: 0.250, SLG: 0.250 (9, PH)										0	0	0	0	0	0	0						
Hank Majeski, R OBP: 0.250, SLG: 0.250 (9, PH)										1	1	1	1	0	0	0						
Bob Feller, R OBP: 0.291, SLG: 0.439 (7, PH)										1	0	0	0	1	1	0						
Dave Hoskins, L OBP: 0.269, SLG: 1.000 (7, 1)										1	0	0	0	0	0	1						
Steve Gromek, S OBP: 0.250, SLG: 0.250 (7, 1)										0	0	0	0	0	0	0						
Ted Wilks, R OBP: 0.250, SLG: 0.250 (7, 1)										0	0	0	0	0	0	0						
Bob Kennedy, R OBP: 0.250, SLG: 0.250 (9, PH)										1	0	1	1	0	0	0						
<b>Inning Stats</b>	R: 0 E: 0 K: 1 S: 6	H: 1 LOB: 1 BB: 0 P: 6	R: 0 E: 0 K: 0 S: 4	H: 1 LOB: 1 BB: 0 P: 4	R: 0 E: 0 K: 0 S: 3	H: 0 LOB: 1 BB: 1 P: 7	R: 0 E: 0 K: 0 S: 3	H: 0 LOB: 0 BB: 2 P: 11	R: 0 E: 0 K: 1 S: 4	H: 0 LOB: 0 BB: 1 P: 8	R: 0 E: 0 K: 2 S: 7	H: 0 LOB: 0 BB: 0 P: 7	R: 0 E: 1 K: 0 S: 4	H: 0 LOB: 2 BB: 1 P: 8	R: 0 E: 0 K: 0 S: 3	H: 0 LOB: 0 BB: 0 P: 3	R: 3 E: 0 K: 1 S: 10	H: 5 LOB: 2 BB: 0 P: 10	1B: 6 2B: 1 3B: 0 HR: 0	SF: 0 SAC: 0 DP: 1 HBP: 0	WP: 0 PB: 0 CS: 0	PA: 39
<b>PITCHER</b>	IP WLS BF H R ER SO BB IBB HBP BLK WP HR S P ERA WHIP																					
Spec Shea, R ERA: 3.26 (1, 1)	7.0 W 28 2 0 0 4 5 0 0 0 0 0 0 0 0 0 0 0.00 1.000																					
Johnny Schmitz, L ERA: 4.32 (8, 1)	2.0 S 11 5 3 3 1 0 0 0 0 0 0 0 0 0 0 13 13 13.50 2.500																					
<b>Batter</b>	<b>1</b>	<b>2</b>	<b>3</b>	<b>4</b>	<b>5</b>	<b>6</b>	<b>7</b>	<b>8</b>	<b>9</b>	<b>AB</b>	<b>R</b>	<b>H</b>	<b>RBI</b>	<b>BB</b>	<b>SO</b>	<b>LOB</b>	<b>BOTTOM</b>					
Eddie Yost, R OBP: 0.375, SLG: 0.294 (1, 5)										4	0	1	0	1	0	3	<b>Cleveland Indians @ Washington Senators</b> Griffith Stadium, Washington, DC Wed May 20 1953, 3:33 AM EDT Att: 22,022 - Unknown					
Wayne Terwilliger, R OBP: 0.349, SLG: 0.348 (1, 4)										5	0	1	0	0	1	7						
Mickey Vernon, L OBP: 0.444, SLG: 0.475 (1, 3)										5	1	4	1	0	0	1						
Clyde Vollmer, R OBP: 0.343, SLG: 0.341 (1, 7)										4	1	0	0	1	0	5						
Jackie Jensen, R OBP: 0.370, SLG: 0.479 (1, 9)										5	1	2	1	0	1	1						
Pete Runnels, L OBP: 0.397, SLG: 0.306 (1, 6)										3	2	1	0	2	0	2						
Jim Busby, R OBP: 0.341, SLG: 0.469 (1, 8)										5	2	2	3	0	0	2						
Ed Fitz Gerald, R OBP: 0.222, SLG: 0.231 (1, 2)										5	0	2	0	0	0	3						
Spec Shea, R OBP: 0.636, SLG: 0.727 (1, 1)										3	1	3	3	0	0	0						
Johnny Schmitz, R ERA: 4.32 (8, 1)										0	0	0	0	0	0	0						
<b>Inning Stats</b>	R: 2 E: 0 K: 1 S: 4	H: 4 LOB: 2 BB: 0 P: 9	R: 0 E: 0 K: 0 S: 4	H: 1 LOB: 2 BB: 1 P: 8	R: 0 E: 0 K: 1 S: 6	H: 1 LOB: 1 BB: 0 P: 6	R: 0 E: 0 K: 0 S: 4	H: 2 LOB: 1 BB: 1 P: 4	R: 6 E: 0 K: 0 S: 9	H: 6 LOB: 2 BB: 2 P: 17	R: 0 E: 1 K: 0 S: 4	H: 0 LOB: 1 BB: 0 P: 4	1B: 12 2B: 4 3B: 0 HR: 0	SF: 0 SAC: 1 DP: 1 HBP: 0	WP: 0 PB: 0 CS: 0	PA: 44						
<b>PITCHER</b>	IP WLS BF H R ER SO BB IBB HBP BLK WP HR S P ERA WHIP																					
Bob Feller, R ERA: 3.14 (7, 1)	6.0 L 29 10 2 2 2 2 2 0 0 0 0 0 0 0 2 10 3.00 2.000																					
Bob Hooper, R ERA: 6.75 (7, 1)	0.0 4 2 4 4 0 2 0 0 0 0 0 0 0 6 6 27.00 6.000																					
Steve Gromek, R ERA: 10.8 (7, 1)	0.2 6 4 2 2 0 0 0 0 0 0 0 0 0 6 6 27.00 6.000																					
Ted Wilks, R ERA: (7, 1)	1.1 5 0 0 0 0 0 0 0 0 0 0 0 0 5 5 0.00 0.000																					







Batter	1	2	3	4	5	6	7	8	9	AB	R	H	RBI	BB	SO	LOB	TOP			
Irv Noren, L OBP: 0.422, SLG: 0.632 (1, 9)	6-3	4-3							L1-3-6	5	1	1	0	0	0	4	<b>New York Yankees @ Washington Senators</b> Griffith Stadium, Washington, DC Fri May 22 1953, 3:33 AM EDT Att: 4,774 - Unknown 			
Joe Collins, L OBP: 0.357, SLG: 0.408 (1, 3)	HR	F7			4-3		4-3			3	1	0	1	1	0	2				
Yogi Berra, L OBP: 0.287, SLG: 0.329 Charles Rivera, R OBP: 0.333, SLG: 0.231 (1, 2) (7, 2)	HR				G4-6-3			6-3		3	1	3	2	0	0	0				
Mickey Mantle, S OBP: 0.439, SLG: 0.551 (1, 8)	K				F7			L8		4	0	0	0	0	1	2				
Gene Woodling, L OBP: 0.411, SLG: 0.446 (1, 7)					G4-6-3			FC6-4		3	0	1	0	1	0	2				
Gil McDougald, R OBP: 0.344, SLG: 0.341 (1, 5)	5-3				F7			FC6-4		4	0	0	0	0	0	2				
Billy Martin, R OBP: 0.265, SLG: 0.266 (1, 4)					F7				1B	4	1	1	0	0	0	0				
Phil Rizzuto, R OBP: 0.359, SLG: 0.297 Andy Carey, R OBP: 0.335, SLG: 0.571 (1, 6) (7, 6)		4-3							L1-3-6	1	0	0	0	2	0	0				
Allie Reynolds, R OBP: 0.327, SLG: 0.417 Bill Miller, L OBP: 0.287, SLG: 0.536 Don Bollweg, L OBP: 0.348, SLG: 0.529 Ray Scarborough, R OBP: 0.351, SLG: 0.395 Johnny Mize, L OBP: 0.390, SLG: 0.395 Art Schull, R (1, 1) (2, PH) (2, 1) (7, PH) (7, 1) (8, PH) (8, PH)		4-3			G3			L6		0	0	0	0	0	0	0				
<b>Inning Stats</b>	R: 2 E: 0 K: 1 S: 7	H: 2 LOB: 1 BB: 1 P: 11	R: 0 E: 0 K: 0 S: 3	H: 0 LOB: 2 BB: 2 P: 11	R: 0 E: 0 K: 0 S: 3	H: 1 LOB: 0 BB: 0 P: 3	R: 0 E: 0 K: 0 S: 3	H: 0 LOB: 1 BB: 1 P: 7	R: 1 E: 0 K: 0 S: 5	H: 2 LOB: 1 BB: 0 P: 5	R: 0 E: 0 K: 0 S: 3	H: 0 LOB: 0 BB: 0 P: 3	R: 0 E: 0 K: 0 S: 3	H: 0 LOB: 1 BB: 0 P: 7	R: 1 E: 0 K: 0 S: 4	H: 3 LOB: 1 BB: 0 P: 4		1B: 6 2B: 0 3B: 2 HR: 1	SF: 0 SAC: 0 DP: 1 HBP: 0	WP: 0 PB: 0 SB: 0 CS: 0
<b>PITCHER</b> Bob Porterfield, R ERA: 3.58 (1, 1)	IP: 9.0 WLS: W BF: 37 H: 8 R: 4 ER: 4 SO: 1 BB: 5 IBB: 0 HBP: 0 BLK: 0 WP: 0 HR: 1 S: 34 P: 54 ERA: 4.00 WHIP: 1.444																			


Batter	1	2	3	4	5	6	7	8	9	AB	R	H	RBI	BB	SO	LOB	BOTTOM			
Eddie Yost, R OBP: 0.381, SLG: 0.291 (1, 5)	5-3								F3	5	1	1	1	1	0	3	<b>New York Yankees @ Washington Senators</b> Griffith Stadium, Washington, DC Fri May 22 1953, 3:33 AM EDT Att: 4,774 - Unknown 			
Wayne Terwilliger, R OBP: 0.343, SLG: 0.336 (1, 4)	HR	F9	FC1-5					K		6	2	2	0	0	1	3				
Mickey Vernon, L OBP: 0.441, SLG: 0.468 (1, 3)	HR	1B	F9					F7		5	2	1	0	1	0	4				
Clyde Vollmer, R OBP: 0.377, SLG: 0.408 (1, 7)	HR	1B	FC6-4					1B		4	2	3	5	1	0	2				
Jackie Jensen, R OBP: 0.361, SLG: 0.457 (1, 9)	1B	K						1B		4	2	1	0	1	1	3				
Pete Runnels, L OBP: 0.408, SLG: 0.321 (1, 6)	1B	1B	1B					F7		5	2	4	1	0	0	2				
Jim Busby, R OBP: 0.350, SLG: 0.463 (1, 8)	1B	1B	1B					1B		3	0	2	2	1	0	1				
Ed Fitz Gerald, R OBP: 0.250, SLG: 0.235 (1, 2)	1B	L9						E6		5	1	2	2	0	0	5				
Bob Porterfield, R OBP: 0.379, SLG: 0.643 (1, 1)	F8		FC1-5					5-3		5	0	2	0	0	0	4				
<b>Inning Stats</b>	R: 5 E: 0 K: 0 S: 9	H: 6 LOB: 2 BB: 1 P: 13	R: 1 E: 0 K: 1 S: 6	H: 1 LOB: 3 BB: 3 P: 18	R: 0 E: 0 K: 0 S: 5	H: 2 LOB: 2 BB: 0 P: 5	R: 0 E: 1 K: 0 S: 4	H: 1 LOB: 1 BB: 0 P: 4	R: 2 E: 0 K: 0 S: 5	H: 2 LOB: 1 BB: 1 P: 9	R: 2 E: 0 K: 0 S: 6	H: 3 LOB: 1 BB: 0 P: 6	R: 2 E: 1 K: 0 S: 7	H: 3 LOB: 2 BB: 0 P: 7	R: 0 E: 0 K: 1 S: 5	H: 0 LOB: 0 BB: 0 P: 5		1B: 15 2B: 2 3B: 0 HR: 1	SF: 0 SAC: 1 DP: 0 HBP: 0	WP: 0 PB: 0 SB: 0 CS: 0
<b>PITCHER</b> Allie Reynolds, R ERA: 4.35 Bill Miller, L ERA: 8.31 Ray Scarborough, R ERA: 3.27 (1, 1) (2, 1) (7, 1)	IP: 1.0 WLS: L BF: 10 H: 6 R: 5 ER: 5 SO: 1 BB: 1 IBB: 0 HBP: 0 BLK: 0 WP: 0 HR: 1 S: 10 P: 13 ERA: 45.00 WHIP: 7.000																			



Batter	1	2	3	4	5	6	7	8	9	AB	R	H	RBI	BB	SO	LOB	TOP					
Joe Demaestri, R OBP: 0.370, SLG: 0.425	4-0 3B BB 3-1	0-0 2B F8 1B	0-0 5-3			0-0 G4-6-3 1-2		0-0 6-3		4	2	1	0	1	0	1						
Pete Suder, R OBP: 0.365, SLG: 0.396	0-0 3-1 1-2	0-0 BB BB 2B				0-0 1-3			0-0 F9	5	1	2	2	0	0	1						
Eddie Robinson, L OBP: 0.294, SLG: 0.317	0-0 2H 3B	0-0 BB BB IBB				0-0 G3-6-3 1B			0-0 F2	4	0	2	1	1	0	1						
Gus Zernial, R OBP: 0.373, SLG: 0.439	0-3 K	0-0 F8				0-0 F8			0-3 K	5	1	1	1	0	2	3						
Dave Philley, S OBP: 0.359, SLG: 0.413	0-0 4-3	0-0 BB BB 1B				0-0 F2			0-0 2B 1B	3	1	1	1	1	0	1						
Cass Michaels, R OBP: 0.343, SLG: 0.333		0-0 E8 1B				0-0 WP 1B			0-0 F7	3	1	2	1	1	0	1						
Ed McGhee, R OBP: 0.377, SLG: 0.340		0-0 K				0-0 6-3 1-2			0-0 2B	4	0	2	2	0	1	4						
Ray Murray, R OBP: 0.281, SLG: 0.333		0-0 1B FC1-5 2B 1B				0-3 K			0-3 K	4	1	1	0	0	2	1						
Joe Astroth, R OBP: 0.338, SLG: 0.233										0	0	0	0	0	0	0						
Harry Byrd, R OBP: 0.198, SLG: 0.111		0-0 FC1-5 1B				0-0 K				2	1	0	0	1	1	2						
Charlie Bishop, R OBP: 0.222, SLG: 0.125										1	0	0	0	0	1	0						
Carl Scheib, R OBP: 0.100, SLG: 0.100		0-0 2B				0-0 G4-6-3 BB				0	0	0	0	0	0	0						
<b>Inning Stats</b>	R: 1 E: 0 K: 1 S: 6	H: 1 LOB: 1 BB: 1 P: 10	R: 5 E: 1 K: 1 S: 10	H: 5 LOB: 3 BB: 3 P: 22	R: 0 E: 0 K: 1 S: 5	H: 0 LOB: 0 BB: 0 P: 5	R: 0 E: 0 K: 0 S: 3	H: 1 LOB: 1 BB: 0 P: 3	R: 0 E: 0 K: 1 S: 6	H: 1 LOB: 1 BB: 0 P: 6	R: 0 E: 0 K: 0 S: 2	H: 0 LOB: 0 BB: 1 P: 6	R: 2 E: 0 K: 0 S: 5	H: 4 LOB: 1 BB: 0 P: 5	R: 0 E: 0 K: 2 S: 7	H: 0 LOB: 0 BB: 0 P: 7	R: 0 E: 0 K: 1 S: 5	H: 0 LOB: 0 BB: 0 P: 5	1B: 8 2B: 3 3B: 1 HR: 0	SF: 0 SAC: 0 DP: 2 HBP: 0	WP: 1 PB: 0 SB: 0 CS: 0	PA: 40
<b>PITCHER</b>	IP WLS BF H R ER SO BB IBB HBP BLK WP HR S P ERA WHIP																	<b>PITCHER</b>	IP WLS BF H R ER SO BB IBB HBP BLK WP HR S P ERA WHIP			
Chuck Stobbs, L ERA: 4.46	1.1 L 9 4 4 2 1 1 0 0 0 0 0 0 10 14 27.00 3.750																					
Sonny Dixon, R ERA: 3.29	3.2 17 4 2 2 3 2 1 0 0 1 0 20 32 4.91 1.636																					
Jim Pearce, R ERA: 4.5	2.0 8 4 2 2 0 1 0 0 0 0 0 7 11 9.00 2.500																					
Julio Moreno, R ERA: 2.81	1.0 3 0 0 0 2 0 0 0 0 0 0 7 7 0.00 0.000																					
Johnny Schmitz, L ERA: 3.89	1.0 3 0 0 0 1 0 0 0 0 0 0 5 5 0.00 0.000																					
<b>Batter</b>	<b>1</b>	<b>2</b>	<b>3</b>	<b>4</b>	<b>5</b>	<b>6</b>	<b>7</b>	<b>8</b>	<b>9</b>	<b>AB</b>	<b>R</b>	<b>H</b>	<b>RBI</b>	<b>BB</b>	<b>SO</b>	<b>LOB</b>	<b>BOTTOM</b>					
Eddie Yost, R OBP: 0.381, SLG: 0.290	0-0 5-3		0-0 4-3			0-0 BB 1B	4-0 1B WP G3 BB	0-0 FC6-4 1-2		4	2	1	0	1	0	2						
Wayne Tenilliger, R OBP: 0.345, SLG: 0.333	0-0 F8					4-0 1B BB	0-0 P4		0-0 1B	4	1	1	0	1	0	2						
Mickey Vernon, L OBP: 0.440, SLG: 0.466	0-0 5-3					0-0 1B BB	0-0 G3		0-0 L9	5	1	2	2	0	0	1						
Clyde Vollmer, R OBP: 0.370, SLG: 0.398		0-0 5-3				0-0 P4	0-0 G3		0-3 K	5	0	1	2	0	1	2						
Jackie Jensen, R OBP: 0.362, SLG: 0.450		0-0 5-3				0-0 G3 1B	4-0 FC4-6 BB	0-0 F8	0-3 K	4	1	1	0	1	1	2						
Pete Runnels, L OBP: 0.403, SLG: 0.318		0-0 1B				0-0 G3	0-0 FC4-6 FC5-2		0-0 1-3	4	0	1	1	0	0	3						
Jim Busby, R OBP: 0.354, SLG: 0.460		0-3 K				0-0 FC6-4 1B	0-0 FC5-2		4-0 BB BB	3	0	1	1	1	1	3						
Ed Fitz Gerald, R OBP: 0.250, SLG: 0.216			0-0 4-3			0-0 FC6-4 1-2	0-0 F7		4-0 FC6-4 BB	3	0	0	0	1	0	3						
Chuck Stobbs, L OBP: 0.143, SLG: 0.143										0	0	0	0	0	0	0						
Sonny Dixon, S										1	0	0	0	0	0	1						
Gl Coan, L										0	0	0	0	0	0	0						
Jim Pearce, R										0	0	0	0	0	0	0						
Mel Hoderlein, S OBP: 0.590										0	1	0	0	1	0	0						
Julio Moreno, R										0	0	0	0	0	0	0						
Ken Wood, R OBP: 0.242										1	0	0	0	0	0	2						
Johnny Schmitz, R										0	0	0	0	0	0	0						
<b>Inning Stats</b>	R: 0 E: 0 K: 0 S: 3	H: 0 LOB: 0 BB: 0 P: 3	R: 0 E: 0 K: 1 S: 6	H: 1 LOB: 1 BB: 0 P: 6	R: 0 E: 0 K: 0 S: 3	H: 0 LOB: 0 BB: 0 P: 3	R: 0 E: 0 K: 0 S: 3	H: 0 LOB: 0 BB: 0 P: 3	R: 1 E: 0 K: 0 S: 5	H: 2 LOB: 1 BB: 0 P: 5	R: 3 E: 0 K: 0 S: 6	H: 3 LOB: 2 BB: 2 P: 14	R: 2 E: 0 K: 0 S: 4	H: 1 LOB: 1 BB: 2 P: 12	R: 0 E: 0 K: 0 S: 3	H: 0 LOB: 2 BB: 2 P: 11	R: 0 E: 0 K: 2 S: 8	H: 1 LOB: 1 BB: 0 P: 8	1B: 8 2B: 0 3B: 0 HR: 0	SF: 0 SAC: 0 DP: 0 HBP: 0	WP: 1 PB: 0 SB: 0 CS: 0	PA: 41
<b>PITCHER</b>	IP WLS BF H R ER SO BB IBB HBP BLK WP HR S P ERA WHIP																	<b>PITCHER</b>	IP WLS BF H R ER SO BB IBB HBP BLK WP HR S P ERA WHIP			
Harry Byrd, R ERA: 4.75	5.0 W 23 6 4 4 1 2 0 0 0 0 0 23 31 7.20 1.600																					
Charlie Bishop, R ERA: 4.15	2.1 12 1 2 2 0 4 0 0 0 1 0 8 24 7.71 2.143																					
Carl Scheib, R ERA: 2.61	1.2 S 6 1 0 0 2 0 0 0 0 0 0 10 10 0.00 0.600																					

Philadelphia Athletics @ Washington Senators  
Griffith Stadium, Washington, DC  
Sat May 23 1953, 3:33 AM EDT  
Att: 8,820 - Unknown

AB 35  
R 8  
H 12  
RBI 8  
BB 5  
SO 7  
LOB 15



Philadelphia Athletics @ Washington Senators  
Griffith Stadium, Washington, DC  
Sat May 23 1953, 3:33 AM EDT  
Att: 8,820 - Unknown

AB 35  
R 6  
H 8  
RBI 6  
BB 6  
SO 3  
LOB 21






Batter	1	2	3	4	5	6	7	8	9	AB	R	H	RBI	BB	SO	LOB	TOP			
Joe Demaestri, R (1, 6) OBP: 0.367, SLG: 0.419 Tom Hamilton, L (7, PH) OBP: 0.077, SLG: 0.077 Eddie Joost, R (7, 6) OBP: 0.388, SLG: 0.362	0-0 1B 2B	0-0 1-3			0-0 P3		0-3 K		4-0 BB	3	1	1	0	0	0	0	3 1 1 0 0 0 0 1 0 0 0 0 1 2 0 0 0 0 1 0 0			
Pete Suder, R (1, 4) OBP: 0.367, SLG: 0.396	0-0 1-2 2B 1B		0-0 S 1B		0-3 K		0-0 F7		0-0 1-3	5	1	2	0	0	1	3	5 1 2 0 0 1 3			
Eddie Robinson, L (1, 3) OBP: 0.293, SLG: 0.322	0-0 1-H 2-H 2B		0-0 P3		0-0 4-3		0-0 3-1			4	0	1	2	0	0	1	4 0 1 2 0 0 1			
Gus Zernial, R (1, 7) OBP: 0.377, SLG: 0.475	0-0 F8		0-0 F7		0-0 1B 2B		0-0 HR			4	1	2	1	0	0	2	4 1 2 1 0 0 2			
Dave Philley, S (1, 9) OBP: 0.357, SLG: 0.408	0-3 K		0-0 F8		0-0 G4-6-3 1B		0-0 4-3			4	0	1	0	0	1	2	4 0 1 0 0 1 2			
Loren Babe, L (1, 5) OBP: 0.327, SLG: 0.344	4-0 IBB		0-0 F7		0-0 G4-6-3 1-2		0-0 1B			3	0	1	0	1	0	2	3 0 1 0 1 0 2			
Ed McGhee, R (1, 8) OBP: 0.351, SLG: 0.314	0-0 P6		0-0 F7		0-3 K		0-0 F8			4	0	0	0	0	1	3	4 0 0 0 0 1 3			
Joe Astroth, R (1, 2) OBP: 0.333, SLG: 0.234		0-0 F7		0-0 6-3		0-0 S BB 1B		0-0 F9		4	0	1	0	0	0	0	4 0 1 0 0 0 0			
Morrie Martin, L (1, 1) Dick Rozek, L (2, 1) Elmer Valo, L (7, PH) Marino Fricano, R (7, PH) Bobo Newsom, R (7, 1) Cass Michaels, R (8, PH) OBP: 0.340, SLG: 0.330		0-0 P4		0-3 K		4-0 1-2 BB		0-3 K		1	0	0	0	0	0	0	1 0 0 0 0 0 0 1 0 0 0 0 0 1 0 0 0 0 0 0 1 0 0 0 0 0 0 0 0 0 0 0 0 0 0 0 0 0 0 1 0 0 0 0 0 1 0			
<b>Inning Stats</b>	R: 2 E: 0 K: 1 S: 8	H: 3 LOB: 2 BB: 1 P: 12	R: 0 E: 0 K: 0 S: 3	H: 0 LOB: 0 BB: 0 P: 3	R: 0 E: 0 K: 0 S: 4	H: 1 LOB: 1 BB: 0 P: 4	R: 0 E: 0 K: 0 S: 3	H: 0 LOB: 0 BB: 0 P: 3	R: 0 E: 0 K: 2 S: 7	H: 2 LOB: 1 BB: 0 P: 4	R: 0 E: 0 K: 2 S: 8	H: 1 LOB: 2 BB: 1 P: 12	R: 1 E: 0 K: 0 S: 5	H: 2 LOB: 1 BB: 0 P: 5	R: 0 E: 0 K: 1 S: 5	H: 0 LOB: 1 BB: 1 P: 9	1B: 6 2B: 2 3B: 0 HR: 1	SF: 0 SAC: 0 DP: 1 HBP: 0	WP: 0 PB: 0 SB: 2 CS: 0	PA: 38
<b>PITCHER</b> Connie Marrero, R (1, 1) ERA: 2.63	IP: 9.0 WLS: W BF: 38 H: 9 R: 3 ER: 3 SO: 6 BB: 2 IBB: 1 HBP: 0 BLK: 0 WP: 0 HR: 1 S: 47 P: 59 ERA: 3.00 WHIP: 1.222															<b>PITCHER</b>				

Philadelphia Athletics @ Washington Senators  
Griffith Stadium, Washington, DC  
Sun May 24 1953, 3:33 AM EDT  
Att: 9,222 - Unknown

AB 35  
R 3  
H 9  
RBI 3  
BB 3  
SO 6  
LOB 15



Batter	1	2	3	4	5	6	7	8	9	AB	R	H	RBI	BB	SO	LOB	BOTTOM			
Eddie Yost, R (1, 5) OBP: 0.384, SLG: 0.286	0-0 F2	1-0 PB 1B 2B HBP		4-0 1-2 BB		0-0 FC4-6				2	1	0	0	1	0	2	2 1 0 0 1 0 2			
Wayne Terwilliger, R (1, 4) OBP: 0.369, SLG: 0.333	4-0 1B BB	0-0 PB 2B 1B		0-0 F9		0-0 F8				3	2	1	0	1	0	4	3 2 1 0 1 0 4			
Mickey Vernon, L (1, 3) OBP: 0.442, SLG: 0.474	0-0 1B 3B 1B	0-0 FC1-6 1-H 2-H 2B		0-0 L4-6		0-3 K				4	1	2	2	0	1	2	4 1 2 2 0 1 2			
Clyde Vollmer, R (1, 7) OBP: 0.374, SLG: 0.396	0-0 1-3 3B 1B	0-0 FC1-6 FC6-4		0-0 6-3		4-0 BB				3	1	1	1	1	0	1	3 1 1 1 1 0 1			
Jackie Jensen, R (1, 9) OBP: 0.359, SLG: 0.459	0-0 1-H 3-H 6-3 3B	0-0 FC6-4		0-0 4-3		0-3 K				4	1	1	2	0	1	2	4 1 1 2 0 1 2			
Pete Runnels, L (1, 6) OBP: 0.399, SLG: 0.310	0-0 6-3		4-0 G4-3 BB		0-0 6-3		0-0 F9			3	0	0	1	1	0	1	3 0 0 1 1 0 1			
Jim Busby, R (1, 8) OBP: 0.351, SLG: 0.461	0-0 2B		0-0 G4-3		0-0 6-3		0-0 4-3			4	0	1	0	0	0	1	4 0 1 0 0 0 1			
Ed Fitz Gerald, R (1, 2) OBP: 0.250, SLG: 0.200	0-0 5-3		0-0 F8		4-0 FC4-6 BB		0-0 6-3			3	0	0	0	1	0	1	3 0 0 0 1 0 1			
Connie Marrero, R (1, 1) OBP: 0.200, SLG: 0.059		0-0 6-3		4-0 L4-6 BB		4-0 FC4-6 BB		0-0 6-3		2	0	0	0	2	0	0	2 0 0 0 2 0 0			
<b>Inning Stats</b>	R: 4 E: 0 K: 0 S: 7	H: 4 LOB: 1 BB: 1 P: 11	R: 2 E: 0 K: 0 S: 5	H: 2 LOB: 0 BB: 0 P: 6	R: 0 E: 0 K: 0 S: 2	H: 0 LOB: 0 BB: 1 P: 6	R: 0 E: 0 K: 0 S: 2	H: 0 LOB: 2 BB: 2 P: 10	R: 0 E: 0 K: 0 S: 3	H: 0 LOB: 0 BB: 0 P: 3	R: 0 E: 0 K: 0 S: 3	H: 0 LOB: 1 BB: 1 P: 11	R: 0 E: 0 K: 0 S: 3	H: 0 LOB: 0 BB: 0 P: 3	R: 0 E: 0 K: 0 S: 3	H: 0 LOB: 0 BB: 0 P: 3	1B: 3 2B: 3 3B: 1 HR: 0	SF: 0 SAC: 0 DP: 2 HBP: 1	WP: 0 PB: 1 SB: 0 CS: 0	PA: 36
<b>PITCHER</b> Morrie Martin, L (1, 1) ERA: 4.5 Dick Rozek, L (2, 1) ERA: Bobo Newsom, R (7, 1) ERA: 3.86	IP: 1.1 WLS: L BF: 17 H: 0 R: 0 ER: 0 SO: 0 BB: 5 IBB: 0 HBP: 0 BLK: 0 WP: 0 HR: 0 S: 12 P: 32 ERA: 40.50 WHIP: 5.250															<b>PITCHER</b>				

Philadelphia Athletics @ Washington Senators  
Griffith Stadium, Washington, DC  
Sun May 24 1953, 3:33 AM EDT  
Att: 9,222 - Unknown

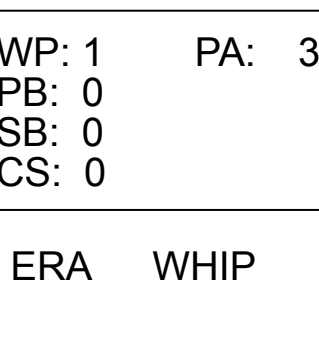
AB 28  
R 6  
H 6  
RBI 6  
BB 7  
SO 2  
LOB 14





Batter	1	2	3	4	5	6	7	8	9	AB	R	H	RBI	BB	SO	LOB	TOP			
<b>Eddie Joost, R</b> OBP: 0.355, SLG: 0.347	F7	P3			F8		F9			4	0	0	0	0	0	3	Philadelphia Athletics @ Washington Senators Griffith Stadium, Washington, DC Mon May 25 1953, 3:33 AM EDT Att: 5,462 - Unknown			
<b>Pete Suder, R</b> OBP: 0.363, SLG: 0.391	5-3		F8		1B		6-3			4	0	1	0	0	0	0				
<b>Eddie Robinson, L</b> OBP: 0.286, SLG: 0.313	G3		F9		4-3			G3		4	0	0	0	0	0	1				
<b>Gus Zernial, R</b> OBP: 0.373, SLG: 0.467		P6	6-3			F7		FC4-6 1B		4	0	1	0	0	0	0				
<b>Dave Philley, S</b> OBP: 0.360, SLG: 0.421		1B 3B		G4-6-3 BB		K		FC4-6 S		3	1	1	0	1	1	1				
<b>Loren Babe, L</b> OBP: 0.324, SLG: 0.351	G3		E6 G4-6-3					G3		4	0	1	0	0	0	3				
<b>Ed McGhee, R</b> OBP: 0.377, SLG: 0.321		1B 3H	G4-6-3						G4-6-3 BB	2	0	1	1	2	0	2				
<b>Joe Astroth, R</b> OBP: 0.333, SLG: 0.239			F8						G4-6-3	3	0	1	0	0	0	3				
<b>Elmer Valo, L</b> OBP: 0.292, SLG: 0.105		BB			F7					1	0	0	0	0	0	1				
<b>Frank Fanovich, L</b> OBP: 0.143, SLG: 0.077					F7				F8	0	0	0	0	0	0	0				
<b>Inning Stats</b>	R: 0 E: 0 K: 0 S: 3	H: 0 LOB: 0 BB: 0 P: 3	R: 1 E: 0 K: 0 S: 6	H: 3 LOB: 3 BB: 1 P: 10	R: 0 E: 0 K: 0 S: 3	H: 0 LOB: 0 BB: 0 P: 3	R: 0 E: 1 K: 0 S: 3	H: 0 LOB: 1 BB: 1 P: 7	R: 0 E: 0 K: 1 S: 6	H: 1 LOB: 2 BB: 1 P: 10	R: 0 E: 0 K: 0 S: 3	H: 0 LOB: 0 BB: 0 P: 3	R: 0 E: 0 K: 0 S: 4	H: 1 LOB: 1 BB: 0 P: 4	R: 0 E: 0 K: 0 S: 2	H: 0 LOB: 0 BB: 1 P: 6	1B: 4 2B: 1 3B: 1 HR: 0	SF: 0 SAC: 0 DP: 2 HBP: 0	WP: 0 PB: 0 SB: 1 CS: 0	PA: 36
<b>PITCHER</b> <b>Julio Moreno, R</b> ERA: 2.16	IP: 9.0 WLS: W BF: 36 H: 6 R: 1 ER: 1 SO: 1 BB: 4 IBB: 0 HBP: 0 BLK: 0 WP: 0 HR: 0 S: 34 P: 50 ERA: 1.00 WHIP: 1.111																			

Batter	1	2	3	4	5	6	7	8	9	AB	R	H	RBI	BB	SO	LOB	BOTTOM			
<b>Eddie Yost, R</b> OBP: 0.381, SLG: 0.279				5-3		6-3				3	1	0	0	1	0	2	Philadelphia Athletics @ Washington Senators Griffith Stadium, Washington, DC Mon May 25 1953, 3:33 AM EDT Att: 5,462 - Unknown			
<b>Wayne Terwilliger, R</b> OBP: 0.346, SLG: 0.326	WP 1B BB	6-3		F8			4-3			3	1	0	0	1	0	0				
<b>Mickey Vernon, L</b> OBP: 0.443, SLG: 0.486	1B BB 1-2 2-3	F8			F8 3B		G3			3	2	1	0	1	0	0				
<b>Clyde Vollmer, R</b> OBP: 0.370, SLG: 0.385	BB 1B FC6-4 1-2 2-3 3-H	F9			F8		5-3			3	1	0	1	1	0	0				
<b>Jackie Jensen, R</b> OBP: 0.369, SLG: 0.471	FC6-4 1B 1-2 2-3 3-H		1B HBP			2B		P5		3	1	2	1	0	0	0				
<b>Pete Runnels, L</b> OBP: 0.394, SLG: 0.302	FC6-4 BB 1-2 2-3 3-H		F7		F8			P6		3	0	0	1	1	0	2				
<b>Jim Busby, R</b> OBP: 0.348, SLG: 0.455	FC6-4 1B 1-2 2-3 3-H				F8			5-3		4	0	1	1	0	0	3				
<b>Ed Fitz Gerald, R</b> OBP: 0.255, SLG: 0.209						5-3				3	0	1	1	0	1	1				
<b>Julio Moreno, R</b>	P6			F8		6-3				3	0	0	0	0	0	2				
<b>Inning Stats</b>	R: 5 E: 0 K: 0 S: 5	H: 2 LOB: 5 BB: 5 P: 25	R: 0 E: 0 K: 0 S: 3	H: 0 LOB: 0 BB: 0 P: 3	R: 0 E: 0 K: 1 S: 5	H: 1 LOB: 1 BB: 0 P: 6	R: 0 E: 0 K: 0 S: 3	H: 0 LOB: 0 BB: 0 P: 3	R: 1 E: 0 K: 0 S: 5	H: 2 LOB: 1 BB: 0 P: 5	R: 0 E: 0 K: 0 S: 3	H: 0 LOB: 0 BB: 0 P: 3	R: 0 E: 0 K: 0 S: 3	H: 0 LOB: 0 BB: 0 P: 3	R: 0 E: 0 K: 0 S: 3	H: 0 LOB: 0 BB: 0 P: 3		1B: 3 2B: 1 3B: 1 HR: 0	SF: 0 SAC: 0 DP: 0 HBP: 1	WP: 1 PB: 0 SB: 0 CS: 0
<b>PITCHER</b> <b>Frank Fanovich, L</b> ERA: 2.77	IP: 8.0 WLS: L BF: 31 H: 5 R: 3 ER: 3 SO: 1 BB: 2 IBB: 0 HBP: 1 BLK: 0 WP: 1 HR: 0 S: 30 P: 39 ERA: 3.38 WHIP: 0.875																			





Batter	1	2	3	4	5	6	7	8	9	AB	R	H	RBI	BB	SO	LOB	TOP			
<b>Eddie Yost, R</b> OBP: 0.378, SLG: 0.273 (1, 5)	F9		4-3			F8		BB		3	0	0	0	1	0	0	<b>Washington Senators @ New York Yankees</b> Yankee Stadium, Bronx, NY Wed May 27 1953, 3:33 AM EDT Att: 7,783 - Unknown <a href="http://livebaseballscorecards.com">livebaseballscorecards.com</a>			
<b>Wayne Terwilliger, R</b> OBP: 0.344, SLG: 0.319 (1, 4)	FC3-6 BB		F8			P4		F9		3	0	0	0	1	0	1				
<b>Mickey Vernon, L</b> OBP: 0.444, SLG: 0.493 (1, 3)	FC3-6 1B			K		1B		2B		4	1	2	0	0	1	1				
<b>Clyde Vollmer, R</b> OBP: 0.366, SLG: 0.381 (1, 7)	2H 1B			F7		F7		5-3		4	0	1	1	0	0	2				
<b>Jackie Jensen, R</b> OBP: 0.366, SLG: 0.461 (1, 9)	F8			S BB			F7		5-3	3	0	0	0	1	0	2				
<b>Pete Runnels, L</b> OBP: 0.384, SLG: 0.292 (1, 6)		F7		1-3			L4		P3	4	0	0	0	0	0	2				
<b>Jim Busby, R</b> OBP: 0.342, SLG: 0.446 (1, 8)	F8				P4		5-3			3	0	0	0	0	0	0				
<b>Ed Fitz Gerald, R</b> OBP: 0.240, SLG: 0.196 (1, 2)	6-3				6-3			6-3		3	0	0	0	0	0	0				
<b>Walt Masterson, R</b> OBP: 0.300, SLG: 0.278 (1, 1)			B5-3		K			4-3		2	0	0	0	0	1	0				
<b>Carmen Mauro, L</b> (8, PH)										1	0	0	0	0	0	0				
<b>Chuck Stobbs, L</b> OBP: 0.143, SLG: 0.143 (8, 1)										0	0	0	0	0	0	0				
<b>Inning Stats</b>	R: 1 E: 1 K: 0 S: 4	H: 1 LOB: 1 BB: 1 P: 8	R: 0 E: 0 K: 0 S: 3	H: 0 LOB: 0 BB: 0 P: 3	R: 0 E: 0 K: 1 S: 5	H: 0 LOB: 1 BB: 1 P: 9	R: 0 E: 0 K: 1 S: 5	H: 0 LOB: 0 BB: 0 P: 5	R: 0 E: 0 K: 0 S: 4	H: 1 LOB: 1 BB: 0 P: 4	R: 0 E: 0 K: 0 S: 3	H: 0 LOB: 0 BB: 0 P: 3	R: 0 E: 0 K: 0 S: 3	H: 0 LOB: 1 BB: 1 P: 7	R: 0 E: 0 K: 0 S: 4	H: 1 LOB: 1 BB: 0 P: 4	1B: 2 2B: 1 3B: 0 HR: 0	SF: 0 SAC: 0 DP: 0 HBP: 0	WP: 0 PB: 0 SB: 1 CS: 0	PA: 33
<b>PITCHER</b> <b>Ed Lopat, L</b> ERA: 3.05 (1, 1)	IP: 9.0 WLS: W BF: 33 H: 3 R: 1 ER: 0 SO: 2 BB: 3 IBB: 0 HBP: 0 BLK: 0 WP: 0 HR: 0 S: 34 P: 46 ERA: 0.00 WHIP: 0.667															<b>PITCHER</b>				

Batter	1	2	3	4	5	6	7	8	9	AB	R	H	RBI	BB	SO	LOB	BOTTOM			
<b>Billy Martin, R</b> OBP: 0.288, SLG: 0.280 (1, 4)	F7		HR		6-3		6-3			4	1	1	1	0	0	0	<b>Washington Senators @ New York Yankees</b> Yankee Stadium, Bronx, NY Wed May 27 1953, 3:33 AM EDT Att: 7,783 - Unknown <a href="http://livebaseballscorecards.com">livebaseballscorecards.com</a>			
<b>Joe Collins, L</b> OBP: 0.405, SLG: 0.452 (1, 3)	HR		BB		F4			F9		3	1	1	1	1	0	0				
<b>Irv Noren, L</b> OBP: 0.382, SLG: 0.542 (1, 9)	4-3		P6		L9			2B 1B		4	0	1	0	0	0	1				
<b>Mickey Mantle, S</b> OBP: 0.437, SLG: 0.545 (1, 8)	K2-3		K			FC4-6 1B		L8		4	0	1	0	0	2	2				
<b>Gene Woodling, L</b> OBP: 0.389, SLG: 0.418 (1, 7)		F7		L9		F7		1-3 2B		4	0	1	0	0	0	1				
<b>Yogi Berra, L</b> OBP: 0.286, SLG: 0.353 (1, 2)	CS 1B			HR		FC4-6 1B		P3		4	1	2	1	0	0	3				
<b>Gil McDougald, R</b> OBP: 0.339, SLG: 0.330 (1, 5)	P2			K		F7				3	0	0	0	0	1	2				
<b>Phil Rizzuto, R</b> OBP: 0.384, SLG: 0.306 (1, 6)	P5			1B			F2			3	0	1	0	0	0	1				
<b>Ed Lopat, L</b> OBP: 0.316, SLG: 0.294 (1, 1)			F8		K		4-3			3	0	0	0	0	1	1				
<b>Inning Stats</b>	R: 1 E: 0 K: 1 S: 6	H: 1 LOB: 1 BB: 0 P: 6	R: 0 E: 0 K: 0 S: 4	H: 1 LOB: 1 BB: 0 P: 4	R: 1 E: 0 K: 1 S: 6	H: 1 LOB: 1 BB: 1 P: 10	R: 1 E: 0 K: 2 S: 9	H: 2 LOB: 1 BB: 0 P: 9	R: 0 E: 0 K: 0 S: 3	H: 0 LOB: 0 BB: 0 P: 3	R: 0 E: 0 K: 0 S: 4	H: 1 LOB: 1 BB: 0 P: 4	R: 0 E: 0 K: 0 S: 3	H: 0 LOB: 0 BB: 0 P: 3	R: 0 E: 0 K: 0 S: 5	H: 2 LOB: 2 BB: 0 P: 5	1B: 4 2B: 1 3B: 0 HR: 3	SF: 0 SAC: 0 DP: 0 HBP: 0	WP: 0 PB: 0 SB: 0 CS: 1	PA: 33
<b>PITCHER</b> <b>Walt Masterson, R</b> ERA: 3.86 (1, 1)	IP: 7.0 WLS: L BF: 28 H: 6 R: 3 ER: 3 SO: 4 BB: 3 IBB: 0 HBP: 0 BLK: 0 WP: 0 HR: 3 S: 35 P: 39 ERA: 3.86 WHIP: 1.000															<b>PITCHER</b>				
<b>Chuck Stobbs, L</b> ERA: 4.35 (8, 1)	IP: 1.0 WLS: 5 BF: 2 H: 2 R: 0 ER: 0 SO: 0 BB: 0 IBB: 0 HBP: 0 BLK: 0 WP: 0 HR: 0 S: 5 P: 5 ERA: 0.00 WHIP: 2.000															<b>PITCHER</b>				



Batter	1	2	3	4	5	6	7	8	9	AB	R	H	RBI	BB	SO	LOB	TOP					
Eddie Yost, R (1,5) OBP: 0.386, SLG: 0.277										2	0	1	0	2	1	0	<b>Washington Senators @ New York Yankees</b> Yankee Stadium, Bronx, NY Thu May 28 1953, 3:33 AM EDT Att: 6,893 - Unknown					
Wayne Terwilliger, R (1,4) OBP: 0.348, SLG: 0.345										4	1	2	1	0	0	3						
Mickey Vernon, L (1,3) OBP: 0.434, SLG: 0.479										4	0	0	1	0	1	3						
Clyde Vollmer, R (1,7) OBP: 0.363, SLG: 0.371										3	0	0	0	1	0	2						
Jackie Jensen, R (1,9) OBP: 0.363, SLG: 0.451										3	0	0	0	1	0	0						
Jim Busby, R (1,8) OBP: 0.340, SLG: 0.441										4	0	1	0	0	1	2						
Gene Verble, R (1,6) OBP: 0.231, SLG: 0.167										4	0	0	0	0	0	2						
Ed Fitz Gerald, R (1,2) OBP: 0.245, SLG: 0.204									3	0	1	0	0	1	0							
Bob Porterfield, R (1,1) OBP: 0.355, SLG: 0.600									2	0	0	0	0	1	0							
Al Sima, R (6,1) OBP: 0.250, SLG: 0.250									0	0	0	0	0	0	0							
Mel Hoderlein, S (6,PH) OBP: 0.500, SLG: 0.333									1	1	0	0	0	0	1							
Sonny Dixon, S (8,1)									0	0	0	0	0	0	0							
<b>Inning Stats</b>	R: 1 E: 0 K: 2 S: 8	H: 1 LOB: 0 BB: 0 P: 8	R: 0 E: 0 K: 1 S: 5	H: 0 LOB: 0 BB: 0 P: 5	R: 0 E: 0 K: 1 S: 5	H: 0 LOB: 1 BB: 1 P: 9	R: 0 E: 0 K: 0 S: 3	H: 0 LOB: 0 BB: 0 P: 3	R: 0 E: 0 K: 1 S: 5	H: 0 LOB: 0 BB: 1 P: 5	R: 0 E: 0 K: 0 S: 3	H: 0 LOB: 1 BB: 1 P: 7	R: 0 E: 0 K: 0 S: 2	H: 0 LOB: 1 BB: 2 P: 10	R: 1 E: 0 K: 0 S: 6	H: 3 LOB: 2 BB: 0 P: 6	R: 0 E: 0 K: 0 S: 3	H: 1 LOB: 0 BB: 0 P: 3	1B: 4 2B: 0 3B: 0 HR: 1	SF: 0 SAC: 0 DP: 3 HBP: 0	WP: 0 PB: 0 SB: 0 CS: 0	PA: 34
<b>PITCHER</b> Whitey Ford, L (1,1) ERA: 2.06	IP: 9.0 WLS: W BF: 34 H: 5 R: 2 ER: 2 SO: 5 BB: 4 IBB: 0 HBP: 0 BLK: 0 WP: 0 HR: 1 S: 40 P: 56 ERA: 2.00 WHIP: 1.000															<b>PITCHER</b>						

Batter	1	2	3	4	5	6	7	8	9	AB	R	H	RBI	BB	SO	LOB	BOTTOM			
Billy Martin, R (1,4) OBP: 0.278, SLG: 0.297										5	2	3	1	0	0	0	<b>Washington Senators @ New York Yankees</b> Yankee Stadium, Bronx, NY Thu May 28 1953, 3:33 AM EDT Att: 6,893 - Unknown			
Joe Collins, L (1,3) OBP: 0.405, SLG: 0.431										3	0	0	0	2	0	4				
Irv Noren, L (1,9) OBP: 0.383, SLG: 0.558 (7,7)										4	0	1	2	1	1	3				
Mickey Mantle, S (1,8) OBP: 0.429, SLG: 0.532										5	0	1	2	0	1	4				
Gene Woodling, L (1,7) OBP: 0.388, SLG: 0.416										3	1	1	0	0	0	0				
Hank Bauer, R (6,PH) OBP: 0.392, SLG: 0.433 (7,9)										1	0	0	0	0	0	2				
Yogi Berra, L (1,2) OBP: 0.293, SLG: 0.352										3	1	1	0	1	0	0				
Gil McDougald, R (1,5) OBP: 0.336, SLG: 0.320										3	0	0	0	1	0	2				
Phil Rizzuto, R (1,6) OBP: 0.387, SLG: 0.307										3	1	1	0	1	1	2				
Whitey Ford, L (1,1) OBP: 0.238, SLG: 0.158										4	2	1	2	0	0	2				
<b>Inning Stats</b>	R: 0 E: 0 K: 1 S: 5	H: 0 LOB: 0 BB: 0 P: 5	R: 0 E: 0 K: 0 S: 4	H: 1 LOB: 2 BB: 1 P: 8	R: 0 E: 0 K: 0 S: 4	H: 1 LOB: 2 BB: 1 P: 8	R: 0 E: 0 K: 0 S: 3	H: 0 LOB: 0 BB: 0 P: 3	R: 2 E: 1 K: 2 S: 10	H: 2 LOB: 1 BB: 0 P: 10	R: 5 E: 0 K: 0 S: 8	H: 5 LOB: 2 BB: 2 P: 16	R: 0 E: 0 K: 0 S: 3	H: 0 LOB: 1 BB: 1 P: 7	R: 0 E: 0 K: 0 S: 3	H: 0 LOB: 1 BB: 1 P: 7	1B: 7 2B: 1 3B: 1 HR: 0	SF: 0 SAC: 0 DP: 0 HBP: 0	WP: 0 PB: 0 SB: 0 CS: 0	PA: 40
<b>PITCHER</b> Bob Porterfield, R (1,1) ERA: 3.93	IP: 5.2 WLS: L BF: 31 H: 9 R: 7 ER: 5 SO: 3 BB: 4 IBB: 0 HBP: 0 BLK: 0 WP: 0 HR: 0 S: 33 P: 49 ERA: 7.94 WHIP: 2.294															<b>PITCHER</b>				
Al Sima, L (6,1) ERA: 5.14	1.1 5 0 0 0 0 1 0 0 0 0 0 4 8 0.00 0.750																			
Sonny Dixon, R (8,1) ERA: 3.16	1.0 4 0 0 0 0 1 0 0 0 0 0 3 7 0.00 1.000																			

AB	30
R	2
H	5
RBI	2
BB	4
SO	5
LOB	13

AB	34
R	7
H	9
RBI	7
BB	6
SO	3
LOB	19



Batter	1	2	3	4	5	6	7	8	9	AB	R	H	RBI	BB	SO	LOB	TOP
Jim Piersall, R OBP: 0.306, SLG: 0.319 (1, 9)	0-0 6-3		0-0 6-3			0-0 F9		0-0 6-3		4	0	0	0	0	0	0	
Floyd Baker, L OBP: 0.376, SLG: 0.250 (1, 4)	0-0 L7		0-0 F7			0-3 K			0-0 F7	4	0	0	0	0	1	0	
George Kell, R OBP: 0.426, SLG: 0.559 Billy Conzolo, R OBP: 0.143, SLG: 0.429 (7, PR) (7, 5)	0-0 1B 3B			0-0 G6-4-3 1B				0-0 1B	0-0 1B 3B	3	1	3	0	0	0	0	
Dick Gemert, R OBP: 0.391, SLG: 0.439 (1, 3)	0-0 1B			0-0 L6			0-0 F7		0-0 1B 3B	4	0	2	2	0	0	2	
Hoot Evers, R OBP: 0.310, SLG: 0.453 (1, 7)	0-3 K			0-0 G6-4-3 1-2			0-0 1B		0-3 K	4	0	1	0	0	2	3	
Tom Umphlett, R OBP: 0.340, SLG: 0.418 (1, 8)		0-0 F8			0-0 F8		0-0 F8		0-0 1-2 1B	4	0	1	0	0	0	2	
Sammy White, R OBP: 0.299, SLG: 0.381 (1, 2)		0-0 F7			0-0 6-3		0-0 F9		0-0 1B	4	0	0	0	0	0	4	
Mitt Bolling, R OBP: 0.297, SLG: 0.313 (1, 6)		0-0 6-3			0-0 5-3			0-0 F8		3	0	0	0	0	0	0	
Sid Hudson, R OBP: 0.235, SLG: 0.235 (1, 1)			0-0 6-3			0-3 K		0-0 5-3		3	0	0	0	0	1	0	
<b>Inning Stats</b>	R: 1 E: 0 K: 1 S: 7	H: 2 LOB: 1 BB: 0 P: 7	R: 0 E: 0 K: 0 S: 3	H: 0 LOB: 0 BB: 0 P: 3	R: 0 E: 0 K: 0 S: 3	H: 1 LOB: 0 BB: 0 P: 3	R: 0 E: 0 K: 2 S: 7	H: 0 LOB: 0 BB: 0 P: 7	R: 0 E: 0 K: 0 S: 5	H: 2 LOB: 2 BB: 0 P: 5	R: 0 E: 0 K: 0 S: 3	H: 0 LOB: 0 BB: 0 P: 3	R: 1 E: 0 K: 1 S: 8	H: 3 LOB: 2 BB: 0 P: 8	1B: 6 2B: 0 3B: 2 HR: 0	SF: 0 SAC: 0 DP: 1 HBP: 0	WP: 0 PA: 34 CS: 0
<b>PITCHER</b> Johnny Schmitz, L ERA: 2.95 (1, 1)	IP: 9.0 WLS: W BF: 34 H: 8 R: 2 ER: 2 SO: 4 BB: 0 IBB: 0 HBP: 0 BLK: 0 WP: 0 HR: 0 S: 42 P: 42 ERA: 2.00 WHIP: 0.889																

**Boston Red Sox @ Washington Senators**  
Griffith Stadium, Washington, DC  
Fri May 29 1953, 3:33 AM EDT  
Att: 7,139 - Unknown

AB 34  
R 2  
H 8  
RBI 2  
BB 0  
SO 4  
LOB 11



Batter	1	2	3	4	5	6	7	8	9	AB	R	H	RBI	BB	SO	LOB	BOTTOM
Eddie Yost, R OBP: 0.383, SLG: 0.290 (1, 5)	0-0 6-3		0-0 3B	0-0 E5		0-0 5-3				4	0	1	1	0	0	1	
Wayne Terwilliger, R OBP: 0.345, SLG: 0.338 (1, 4)	0-3 K		4-0 BB	0-0 F7			0-0 P2			3	0	0	0	1	1	2	
Mickey Vernon, L OBP: 0.424, SLG: 0.467 (1, 3)	0-0 G3		0-0 L9		0-0 F3		0-0 G3			4	0	0	0	0	0	2	
Clyde Vollmer, R OBP: 0.360, SLG: 0.367 (1, 7)		0-0 G5-4-3 1B		0-0 P4	0-3 K		0-0 6-3			4	0	1	0	0	1	0	
Jackie Jensen, R OBP: 0.366, SLG: 0.453 (1, 9)		0-0 G5-4-3 1-2		0-0 1B 1B	0-0 1B 1B		0-0 P6			4	1	2	0	0	0	1	
Pete Runnels, L OBP: 0.387, SLG: 0.298 (1, 6)		0-0 4-3		0-0 1B 2B	0-0 1B FC6-4		0-0 F7			4	1	2	0	0	0	0	
Jim Busby, R OBP: 0.343, SLG: 0.442 (1, 8)			0-0 3B 1B	0-0 2B E 1B	0-0 FC6-4		0-0 6-3			4	2	2	1	0	0	2	
Ed Fitz Gerald, R OBP: 0.250, SLG: 0.231 (1, 2)			0-0 F7	0-0 E 2B		0-0 F8				3	0	1	1	0	0	1	
Johnny Schmitz, R (1, 1)			0-3 K	0-3 K		0-0 1-3				3	0	0	0	0	2	3	
<b>Inning Stats</b>	R: 0 E: 0 K: 1 S: 5	H: 0 LOB: 0 BB: 0 P: 5	R: 0 E: 0 K: 0 S: 3	H: 1 LOB: 0 BB: 0 P: 3	R: 1 E: 0 K: 1 S: 7	H: 2 LOB: 2 BB: 1 P: 11	R: 3 E: 0 K: 1 S: 10	H: 4 LOB: 2 BB: 0 P: 10	R: 0 E: 0 K: 0 S: 3	H: 0 LOB: 0 BB: 0 P: 3	R: 0 E: 0 K: 0 S: 3	H: 0 LOB: 0 BB: 0 P: 3	R: 0 E: 0 K: 0 S: 3	H: 0 LOB: 0 BB: 0 P: 3	1B: 7 2B: 1 3B: 1 HR: 0	SF: 0 SAC: 0 DP: 1 HBP: 0	WP: 0 PA: 34 CS: 0
<b>PITCHER</b> Sid Hudson, R ERA: 4.5 (1, 1)	IP: 8.0 WLS: L BF: 34 H: 9 R: 4 ER: 3 SO: 4 BB: 1 IBB: 0 HBP: 0 BLK: 0 WP: 0 HR: 0 S: 41 P: 45 ERA: 3.38 WHIP: 1.250																

**Boston Red Sox @ Washington Senators**  
Griffith Stadium, Washington, DC  
Fri May 29 1953, 3:33 AM EDT  
Att: 7,139 - Unknown

AB 33  
R 4  
H 9  
RBI 3  
BB 1  
SO 4  
LOB 12





Batter	1	2	3	4	5	6	7	8	9	AB	R	H	RBI	BB	SO	LOB	TOP										
Jim Piersall, R OBP: 0.316, SLG: 0.325 (1, 9)										3	2	1	1	0	0		<b>Boston Red Sox @ Washington Senators</b> Griffith Stadium, Washington, DC Sat May 30 1953, 3:33 AM EDT Unknown										
Floyd Baker, L OBP: 0.385, SLG: 0.325 (1, 4)										4	0	2	2	0	0	1											
Gene Stephens, L OBP: 0.299, SLG: 0.265 (1, 7)										4	0	1	0	0	1	2											
Dick Gemert, R OBP: 0.382, SLG: 0.427 (1, 3)										4	0	0	0	0	1	2											
Tom Umphlett, R OBP: 0.342, SLG: 0.419 Hoot Evers, R OBP: 0.300, SLG: 0.436 (1, 8) (4, 8) (5, 7)										2	0	1	0	0	0	0											
Mickey McDermott, L OBP: 0.350, SLG: 0.520 Ellis Kinder, R OBP: 0.667, SLG: 0.667 (1, 1) (6, 1)										3	0	0	0	0	0	1											
Johnny Lipon, R OBP: 0.200, SLG: 0.200 (1, 6)										4	1	1	0	0	0	1											
Gus Niarhos, R OBP: 0.300, SLG: 0.500 (1, 2)										2	0	0	0	0	0	0											
Billy Consolo, R OBP: 0.300, SLG: 0.600 (1, 5)										3	1	2	1	0	0	0											
<b>Inning Stats</b>	R: 0 E: 0 K: 0 S: 4	H: 2 LOB: 1 BB: 0 P: 4	R: 0 E: 0 K: 0 S: 3	H: 0 LOB: 0 BB: 0 P: 3	R: 1 E: 0 K: 1 S: 6	H: 2 LOB: 1 BB: 1 P: 10	R: 0 E: 0 K: 0 S: 3	H: 1 LOB: 0 BB: 0 P: 3	R: 3 E: 0 K: 0 S: 7	H: 4 LOB: 1 BB: 0 P: 7	R: 0 E: 0 K: 0 S: 3	H: 0 LOB: 0 BB: 0 P: 3	R: 0 E: 0 K: 1 S: 5	H: 0 LOB: 0 BB: 0 P: 5	R: 0 E: 0 K: 0 S: 3	H: 1 LOB: 0 BB: 0 P: 3		1B: 8 2B: 1 3B: 1 HR: 0	SF: 0 SAC: 1 DP: 3 HBP: 0	WP: 0 PB: 0 SB: 1 CS: 2	PA: 34						
<b>PITCHER</b>	IP	WLS	BF	H	R	ER	SO	BB	IBB	HBP	BLK	WP	HR	S	P	ERA	WHIP										
Connie Marrero, R ERA: 3.06 (1, 1)	5.0	L	22	9	4	4	1	1	0	0	0	0	0	23	27	7.20	2.000										
Chuck Stobbs, L ERA: 4.15 (6, 1)	2.0		6	0	0	0	0	0	0	0	0	0	0	6	6	0.00	0.000										
Walt Masterson, R ERA: 3.72 (8, 1)	2.0		6	1	0	0	1	0	0	0	0	0	0	8	8	0.00	0.500										

Batter	1	2	3	4	5	6	7	8	9	AB	R	H	RBI	BB	SO	LOB	BOTTOM										
Eddie Yost, R OBP: 0.384, SLG: 0.309 (1, 5)										4	1	1	1	1	0	1	<b>Boston Red Sox @ Washington Senators</b> Griffith Stadium, Washington, DC Sat May 30 1953, 3:33 AM EDT Unknown										
Wayne Terwilliger, R OBP: 0.349, SLG: 0.333 (1, 4)										2	0	0	0	2	0	0											
Mickey Vernon, L OBP: 0.420, SLG: 0.474 (1, 3)										4	1	1	0	0	1	4											
Clyde Vollmer, R OBP: 0.364, SLG: 0.371 (1, 7)										4	1	2	1	0	0	0											
Jackie Jensen, R OBP: 0.375, SLG: 0.477 (1, 9)										3	0	2	1	1	0	0											
Pete Runnels, L OBP: 0.377, SLG: 0.289 (1, 6)										4	0	0	0	0	1	4											
Jim Busby, R OBP: 0.341, SLG: 0.438 (1, 8)										4	0	1	0	0	0	1											
Ed Fitz Gerald, R OBP: 0.237, SLG: 0.218 (1, 2)										3	0	0	0	0	1	0											
Connie Marrero, R OBP: 0.190, SLG: 0.056 Mel Hofstetter, S OBP: 0.400, SLG: 0.250 Chuck Stobbs, L OBP: 0.143, SLG: 0.143 Gil Coan, L OBP: 0.300, SLG: 0.275 Walt Masterson, R OBP: 0.000, SLG: 0.000 Carmen Mauro, S OBP: 0.000, SLG: 0.000 (1, 1) (5, PH) (6, PH) (7, PH) (8, PH) (9, PH)										1	0	0	0	0	0	0											
<b>Inning Stats</b>	R: 1 E: 0 K: 0 S: 3	H: 1 LOB: 0 BB: 1 P: 7	R: 0 E: 0 K: 1 S: 5	H: 0 LOB: 0 BB: 0 P: 5	R: 0 E: 0 K: 0 S: 3	H: 0 LOB: 0 BB: 0 P: 3	R: 0 E: 0 K: 0 S: 5	H: 2 LOB: 2 BB: 0 P: 5	R: 0 E: 0 K: 1 S: 5	H: 0 LOB: 0 BB: 0 P: 5	R: 2 E: 0 K: 0 S: 6	H: 3 LOB: 1 BB: 0 P: 6	R: 0 E: 0 K: 2 S: 8	H: 1 LOB: 3 BB: 2 P: 16	R: 0 E: 0 K: 0 S: 3	H: 0 LOB: 1 BB: 1 P: 7		R: 0 E: 0 K: 0 S: 3	H: 1 LOB: 0 BB: 0 P: 3	1B: 4 2B: 1 3B: 2 HR: 1	SF: 0 SAC: 1 DP: 2 HBP: 0	WP: 0 PB: 0 SB: 0 CS: 0	PA: 37				
<b>PITCHER</b>	IP	WLS	BF	H	R	ER	SO	BB	IBB	HBP	BLK	WP	HR	S	P	ERA	WHIP										
Mickey McDermott, L ERA: 3.95 (1, 1)	5.2	W	23	6	3	3	2	1	0	0	0	0	0	26	30	4.76	1.235										
Ellis Kinder, R ERA: 2.53 (6, 1)	3.1	S	14	2	0	0	2	3	0	0	0	0	0	15	27	0.00	1.500										



Batter	1	2	3	4	5	6	7	8	9	AB	R	H	RBI	BB	SO	LOB	TOP			
Jim Piersall, R OBP: 0.317, SLG: 0.325	0-0 4-3	0-0 1B			0-0 4-3			0-0 SH1-4		3	0	1	0	0	0	0				
Floyd Baker, L OBP: 0.355, SLG: 0.295	0-0 E3		0-0 F8			0-0 6-3		0-0 P6		4	0	0	0	0	0	1				
Gene Stephens, L OBP: 0.289, SLG: 0.255	0-0 FC3-6		0-0 F7			0-0 F5		0-3 K		4	0	0	0	0	1	2				
Dick Gemert, R OBP: 0.373, SLG: 0.415	0-0 5-3		0-0 F7			0-0 F7			0-0 F3	4	0	0	0	0	0	1				
Hoot Evers, R OBP: 0.313, SLG: 0.441		0-0 1B			0-0 P4			0-0 FC1-5	0-0 6-3	4	1	2	0	0	0	0				
Willard Nixon, L OBP: 0.300, SLG: 0.300		0-0 1B		0-0 4-3			0-0 E5		0-0 1B	4	0	2	0	0	0	1				
Hersh Freeman, R OBP: 0.300, SLG: 0.300		0-0 1B		0-0 4-3			0-0 FC1-5		0-0 1B	0	0	0	0	0	0	0				
Johnny Lipon, R OBP: 0.111, SLG: 0.111		0-0 P5		0-0 5-3			0-0 FC1-5	0-0 G5-4-3	0-0 F5	4	0	0	0	0	0	5				
Del Wilber, R OBP: 0.333, SLG: 0.813		0-0 1B		0-3 K			0-0 G5-4-3			3	0	1	1	0	1	2				
Billy Consolo, R OBP: 0.308, SLG: 0.538		0-3 K		0-0 6-3				0-0 SH1-4		3	0	1	0	0	1	2				
<b>Inning Stats</b>	R: 0 E: 1 K: 0 S: 4	H: 0 LOB: 1 BB: 0 P: 4	R: 1 E: 0 K: 1 S: 8	H: 4 LOB: 2 BB: 0 P: 8	R: 0 E: 0 K: 0 S: 3	H: 0 LOB: 0 BB: 0 P: 3	R: 0 E: 0 K: 0 S: 3	H: 0 LOB: 0 BB: 0 P: 3	R: 0 E: 0 K: 0 S: 5	H: 0 LOB: 0 BB: 0 P: 5	R: 0 E: 1 K: 0 S: 4	H: 1 LOB: 1 BB: 0 P: 4	R: 0 E: 0 K: 1 S: 6	H: 1 LOB: 1 BB: 0 P: 6	R: 0 E: 0 K: 0 S: 4	H: 1 LOB: 1 BB: 0 P: 4	1B: 7 2B: 0 3B: 0 HR: 0	SF: 0 SAC: 1 DP: 1 HBP: 0	WP: 0 PB: 0 SB: 0 CS: 0	PA: 34
<b>PITCHER</b> Sonny Dixon, R ERA: 2.68	IP: 9.0 WLS: W BF: 34 H: 7 R: 1 ER: 1 SO: 3 BB: 0 IBB: 0 HBP: 0 BLK: 0 WP: 0 HR: 0 S: 40 P: 40 ERA: 1.00 WHIP: 0.778															<b>PITCHER</b>				

**Boston Red Sox @ Washington Senators**  
Griffith Stadium, Washington, DC  
Sat May 30 1953, 3:38 AM EDT  
Att: 16,765 - Unknown

livebaseballscores.com

AB 33  
R 1  
H 7  
RBI 1  
BB 0  
SO 3  
LOB 14



Batter	1	2	3	4	5	6	7	8	9	AB	R	H	RBI	BB	SO	LOB	BOTTOM					
Eddie Yost, R OBP: 0.384, SLG: 0.307	0-0 P4		0-0 BB	0-3 K			0-0 P6		4-0 E	4	0	1	0	1	1	3						
Wayne Terwilliger, R OBP: 0.359, SLG: 0.340	4-0 L4-3		4-0 BB	0-0 FC6			0-0 2B		0-0 E8	3	0	1	0	2	0	5						
Mickey Vernon, L OBP: 0.416, SLG: 0.465	0-0 L4-3		4-0 BB	0-0 F5			0-0 F7			3	0	0	0	1	0	2						
Clyde Vollmer, R OBP: 0.354, SLG: 0.359		0-0 F9	0-0 F7		0-0 4-3			0-0 6-3		4	0	0	0	0	0	3						
Jackie Jensen, R OBP: 0.378, SLG: 0.471		4-0 1-3		4-0 2B	0-0 F7			0-0 6-3		2	0	0	0	2	0	0						
Pete Runnels, L OBP: 0.380, SLG: 0.290		0-0 1-3		0-0 2B	0-3 K			4-0 CS		3	1	1	0	1	1	1						
Jim Busby, R OBP: 0.345, SLG: 0.445		0-3 K		0-0 FC4	0-0 L5			0-0 CS	0-0 BB	4	1	2	0	0	1	1						
Bob Oldis, R OBP: 0.143, SLG: 0.143			0-0 6-3	0-0 FC4	0-0 F9			4-0 E	4-0 BB	3	0	0	1	0	0	1						
Carmen Mauro, L OBP: 0.187, SLG: 0.091			0-0 6-3	2-3 3-H	0-0 P4			0-0 P5		0	0	0	0	1	0	0						
Sonny Dixon, S			0-3 K2-3	0-0 FC6						3	0	0	0	1	1	2						
<b>Inning Stats</b>	R: 0 E: 0 K: 0 S: 2	H: 0 LOB: 0 BB: 1 P: 6	R: 0 E: 0 K: 1 S: 5	H: 0 LOB: 1 BB: 1 P: 9	R: 0 E: 0 K: 1 S: 6	H: 1 LOB: 3 BB: 2 P: 14	R: 1 E: 0 K: 1 S: 7	H: 2 LOB: 3 BB: 2 P: 15	R: 0 E: 0 K: 0 S: 3	H: 0 LOB: 0 BB: 0 P: 3	R: 0 E: 0 K: 1 S: 5	H: 0 LOB: 0 BB: 0 P: 5	R: 0 E: 0 K: 0 S: 4	H: 1 LOB: 1 BB: 0 P: 4	R: 0 E: 0 K: 0 S: 2	H: 0 LOB: 0 BB: 1 P: 6	R: 1 E: 1 K: 0 S: 3	H: 1 LOB: 3 BB: 2 P: 11	1B: 3 2B: 3 3B: 0 HR: 0	SF: 0 SAC: 0 DP: 1 HBP: 0	WP: 0 PB: 0 SB: 0 CS: 1	PA: 39
<b>PITCHER</b> Willard Nixon, R ERA: 2.22	IP: 8.1 WLS: L BF: 37 H: 5 R: 2 ER: 1 SO: 4 BB: 9 IBB: 0 HBP: 0 BLK: 0 WP: 0 HR: 0 S: 36 P: 72 ERA: 1.08 WHIP: 1.680															<b>PITCHER</b>						
Hersh Freeman, R ERA: 3.91	0.0 L 1 0 0 0 0 0 0 0 0 0 1 1 ∞ ∞																					

**Boston Red Sox @ Washington Senators**  
Griffith Stadium, Washington, DC  
Sat May 30 1953, 3:38 AM EDT  
Att: 16,765 - Unknown

livebaseballscores.com

AB 29  
R 2  
H 5  
RBI 1  
BB 9  
SO 4  
LOB 18





Batter	1	2	3	4	5	6	7	8	9	AB	R	H	RBI	BB	SO	LOB	TOP								
<b>Eddie Yost, R</b> OBP: 0.390, SLG: 0.312 (1, 5)	0-3 K			0-0 E BB 1B	4-0 BB		0-0 FC3-2 BB 1B	0-0 6-3		4	1	2	0	1	1	1									
<b>Wayne Terwilliger, R</b> OBP: 0.358, SLG: 0.344 (1, 4)	0-3 K			0-0 F8	4-0 BB		0-3 K		0-0 E 2B	4	1	1	0	1	2	4									
<b>Mickey Vernon, L</b> OBP: 0.415, SLG: 0.463 (1, 3)	0-0 4-3			0-0 F9	0-0 L9		0-0 BB FC3-2 1B		0-0 E4 1B	5	1	2	1	0	0	4									
<b>Clyde Vollmer, R</b> OBP: 0.355, SLG: 0.356 (1, 7)		0-3 K		4-0 E BB		0-0 F9	0-0 FC3-2 BB		0-0 FC1-5 1B	4	0	1	1	1	1	3									
<b>Jackie Jensen, R</b> OBP: 0.378, SLG: 0.462 (1, 9)		0-0 6-3		0-0 E5		0-0 L9	4-0 FC6 BB		4-0 FC5 FC1-5 BB	3	0	0	1	2	0	2									
<b>Pete Runnels, L</b> OBP: 0.368, SLG: 0.279 (1, 6)		0-0 F8		0-0 L1		0-0 F7	0-0 FC6		0-0 FC1-5	5	0	0	0	0	0	8									
<b>Jim Busby, R</b> OBP: 0.346, SLG: 0.444 (1, 8)			0-0 1-3		0-0 FC5-4 1B		0-0 1B 1B	0-0 6-3	0-0 F9	5	1	2	0	0	0	2									
<b>Ed Fitz Gerald, R</b> OBP: 0.250, SLG: 0.233 (1, 2)			0-0 4-3		0-0 F7		0-0 1B 1B	0-0 E7	0-0 FC5	5	1	2	0	0	0	3									
<b>Julio Moreno, R</b> (1, 1)			0-0 4-3		0-0 FC5-4 BB BB		0-0 1B 1B	0-0 F8		2	0	0	0	0	0	1									
<b>Carmen Mauro, L</b> OBP: 0.231, SLG: 0.167 (7, PH)										1	0	1	1	0	0	0									
<b>Bob Porterfield, R</b> OBP: 0.344, SLG: 0.581 (7, 1)										1	0	0	0	0	0	1									
<b>Inning Stats</b>	R: 0 E: 0 K: 2 S: 7	H: 0 LOB: 0 BB: 0 P: 7	R: 0 E: 0 K: 1 S: 5	H: 0 LOB: 0 BB: 0 P: 5	R: 0 E: 0 K: 0 S: 3	H: 0 LOB: 0 BB: 0 P: 3	R: 0 E: 1 K: 0 S: 5	H: 1 LOB: 3 BB: 1 P: 9	R: 0 E: 0 K: 0 S: 4	H: 1 LOB: 3 BB: 2 P: 12	R: 0 E: 0 K: 0 S: 3	H: 0 LOB: 0 BB: 0 P: 3	R: 3 E: 0 K: 1 S: 10	H: 5 LOB: 3 BB: 1 P: 14	R: 0 E: 1 K: 0 S: 4	H: 1 LOB: 1 BB: 0 P: 4	R: 2 E: 1 K: 0 S: 6	H: 3 LOB: 2 BB: 1 P: 10	1B: 10 2B: 1 3B: 0 HR: 0	SF: 0 SAC: 0 DP: 0 HBP: 0	WP: 0 PB: 0 SB: 0 CS: 0	PA: 44			
<b>PITCHER</b>	IP	WLS	BF	H	R	ER	SO	BB	IBB	HBP	BLK	WP	HR	S	P	ERA	WHIP								
<b>Hal Brown, R</b> ERA: 4.47 (1, 1)	6.0		27	5	3	3	3	3	0	0	0	0	0	30	42	4.50	1.333								
<b>Ellis Kinder, R</b> ERA: 2.31 (7, 1)	2.0		10	3	0	0	1	1	0	0	0	0	0	11	15	0.00	2.000								
<b>Hersh Freeman, R</b> ERA: 4.1 (9, 1)	1.0	L	7	3	2	1	0	1	0	0	0	0	0	6	10	9.00	4.000								

Washington Senators @ Boston Red Sox  
Fenway Park, Boston, MA  
Sun May 31 1953, 3:33 AM EDT  
Unknown

AB 39  
R 5  
H 11  
RBI 4  
BB 5  
SO 4  
LOB 29



Batter	1	2	3	4	5	6	7	8	9	AB	R	H	RBI	BB	SO	LOB	BOTTOM								
<b>Jim Piersall, R</b> OBP: 0.319, SLG: 0.327 (1, 9)	0-0 1-3	0-0 1B		0-0 2B 1B		0-0 F8		0-3 K		5	0	2	0	0	1	1									
<b>Gene Stephens, L</b> OBP: 0.278, SLG: 0.243 (1, 7)	0-3 K	0-0 G3		0-0 P3			0-0 F7		0-0 G3	5	0	0	0	0	1	2									
<b>Hoot Evers, R</b> OBP: 0.333, SLG: 0.508 (1, 8)	0-0 HR		0-3 K	0-0 1H 2B			4-0 BB		0-0 6-3	4	1	2	1	1	1	0									
<b>Dick Gemert, R</b> OBP: 0.379, SLG: 0.413 (1, 3)	4-0 1B 2B BB		4-0 2B BB		0-0 F7		0-3 K		0-0 1B	3	1	1	0	2	1	1									
<b>Ted Lepcio, R</b> OBP: 0.364, SLG: 0.439 (1, 4)	0-0 2B 1B		0-0 BB 2B		0-0 L8		0-0 P4		0-0 F9	5	0	2	0	0	0	2									
<b>Sammy White, R</b> OBP: 0.279, SLG: 0.408 (1, 2)	0-0 2B		4-0 BB IBB		0-0 S 1B			0-0 2B 2B		3	1	3	1	1	0	0									
<b>Johnny Lipon, R</b> OBP: 0.167, SLG: 0.091 (1, 6)	0-0 F8		4-0 BB		0-0 L8			0-0 SH5-4 F8 2B		2	0	0	0	1	0	3									
<b>George Kell, R</b> OBP: 0.430, SLG: 0.570 (8, PH)			1-2 2-3 BB							1	0	1	1	0	0	0									
<b>Mitt Bolling, R</b> OBP: 0.297, SLG: 0.313 (8, PR) (9, 6)										0	1	0	0	0	0	0									
<b>Billy Consolo, R</b> OBP: 0.250, SLG: 0.438 (1, 5)		0-0 F2		0-0 K		0-0 6-3		0-0 SH5-4		3	0	0	0	0	1	3									
<b>Floyd Baker, L</b> OBP: 0.356, SLG: 0.295 (7, 5)			0-0 K			0-3 K		0-0 F8		0	0	0	0	0	0	0									
<b>Hal Brown, R</b> OBP: 0.211, SLG: 0.222 (7, 1)		0-0 6-3		0-0 F3						3	0	0	0	0	1	0									
<b>Ellis Kinder, R</b> OBP: 0.667, SLG: 0.667 (7, 1)										0	0	0	0	0	0	0									
<b>Al Zarilla, L</b> OBP: 0.286, SLG: 0.167 (8, PH)										1	0	0	1	0	0	1									
<b>Hersh Freeman, R</b> (9, 1)										0	0	0	0	0	0	0									
<b>Inning Stats</b>	R: 2 E: 0 K: 1 S: 8	H: 3 LOB: 2 BB: 1 P: 12	R: 0 E: 0 K: 0 S: 4	H: 1 LOB: 1 BB: 0 P: 4	R: 0 E: 0 K: 2 S: 7	H: 1 LOB: 3 BB: 3 P: 19	R: 0 E: 0 K: 0 S: 4	H: 2 LOB: 2 BB: 0 P: 4	R: 0 E: 0 K: 0 S: 4	H: 1 LOB: 1 BB: 0 P: 4	R: 0 E: 0 K: 1 S: 5	H: 0 LOB: 0 BB: 0 P: 5	R: 0 E: 0 K: 1 S: 5	H: 0 LOB: 1 BB: 1 P: 9	R: 2 E: 0 K: 1 S: 7	H: 2 LOB: 1 BB: 0 P: 7	R: 0 E: 0 K: 0 S: 4	H: 1 LOB: 1 BB: 0 P: 4	1B: 5 2B: 5 3B: 0 HR: 1	SF: 0 SAC: 1 DP: 0 HBP: 0	WP: 0 PB: 0 SB: 1 CS: 0	PA: 41			
<b>PITCHER</b>	IP	WLS	BF	H	R	ER	SO	BB	IBB	HBP	BLK	WP	HR	S	P	ERA	WHIP								
<b>Julio Moreno, R</b> ERA: 2.32 (1, 1)	6.0		28	8	2	2	4	3	1	0	0	0	0	32	48	3.00	1.833								
<b>Bob Porterfield, R</b> ERA: 4.01 (7, 1)	3.0	W	13	3	2	2	2	1	0	0	0	0	0	16	20	6.00	1.333								

Washington Senators @ Boston Red Sox  
Fenway Park, Boston, MA  
Sun May 31 1953, 3:33 AM EDT  
Unknown

AB 35  
R 4  
H 11  
RBI 4  
BB 5  
SO 6  
LOB 13





Batter	1	2	3	4	5	6	7	8	9	AB	R	H	RBI	BB	SO	LOB	TOP			
<b>Eddie Yost, R</b> OBP: 0.397, SLG: 0.348 (1, 5)	L5		HR		2B			SH1-3 1B		4	1	3	1	0	0	0	<b>Washington Senators @ Boston Red Sox</b> Fenway Park, Boston, MA Sun May 31 1953, 3:38 AM EDT Att: 29,590 - Unknown <a href="http://livebaseballscorecards.com">livebaseballscorecards.com</a>			
<b>Wayne Terwilliger, R</b> OBP: 0.352, SLG: 0.338 (1, 4)	F2		K		5-3			SH1-3 1-2		3	0	0	0	0	1	1				
<b>Mickey Vernon, L</b> OBP: 0.417, SLG: 0.461 (1, 3)	FC4 1B		3-1		3-1			G6-4-3 BB		3	0	1	0	1	0	1				
<b>Clyde Vollmer, R</b> OBP: 0.359, SLG: 0.351 (1, 7)	FC4 1-2			HR BB		CS BB		G6-4-3 1-2		2	1	0	0	2	0	3				
<b>Jackie Jensen, R</b> OBP: 0.376, SLG: 0.475 (1, 9)	F8		HR		K			5-3		4	1	1	2	0	1	1				
<b>Pete Runnels, L</b> OBP: 0.365, SLG: 0.279 (1, 6)	1-3			HR		1-2		F9		4	0	1	0	0	0	0				
<b>Jim Busby, R</b> OBP: 0.344, SLG: 0.457 (1, 8)	HR		G5-4-3 1B		1-3			F3		4	1	1	1	0	0	1				
<b>Mickey Grasso, R</b> OBP: 0.269, SLG: 0.338 (1, 2)	6-3		5-3		5-3					3	0	0	0	0	0	0				
<b>Spec Shea, R</b> OBP: 0.500, SLG: 0.571 (1, 1)	F7				4-1			5-3		3	0	0	0	0	0	0				
<b>Inning Stats</b>	R: 0 E: 0 K: 0 S: 4	H: 1 LOB: 1 BB: 0 P: 4	R: 1 E: 0 K: 0 S: 4	H: 1 LOB: 0 BB: 0 P: 4	R: 1 E: 0 K: 1 S: 6	H: 1 LOB: 0 BB: 0 P: 6	R: 2 E: 0 K: 0 S: 4	H: 2 LOB: 0 BB: 1 P: 8	R: 0 E: 0 K: 0 S: 4	H: 1 LOB: 1 BB: 1 P: 8	R: 0 E: 0 K: 0 S: 3	H: 0 LOB: 0 BB: 0 P: 3	R: 0 E: 0 K: 0 S: 3	H: 1 LOB: 1 BB: 1 P: 7	R: 0 E: 0 K: 0 S: 3	H: 0 LOB: 0 BB: 0 P: 3	1B: 3 2B: 2 3B: 0 HR: 3	SF: 0 SAC: 1 DP: 3 HBP: 0	WP: 0 PB: 0 SB: 0 CS: 1	PA: 34
<b>PITCHER</b> <b>Mel Parnell, L</b> ERA: 3.69 (1, 1)	IP: 9.0 WLS: L BF: 34 H: 7 R: 4 ER: 4 SO: 2 BB: 3 IBB: 0 HBP: 0 BLK: 0 WP: 0 HR: 3 S: 35 P: 47 ERA: 4.00 WHIP: 1.111															<b>PITCHER</b>				

Batter	1	2	3	4	5	6	7	8	9	AB	R	H	RBI	BB	SO	LOB	BOTTOM			
<b>Jim Piersall, R</b> OBP: 0.317, SLG: 0.326 (1, 9)	F9	F8			L3 1-2			2B 1B		4	0	1	0	0	0	3	<b>Washington Senators @ Boston Red Sox</b> Fenway Park, Boston, MA Sun May 31 1953, 3:38 AM EDT Att: 29,590 - Unknown <a href="http://livebaseballscorecards.com">livebaseballscorecards.com</a>			
<b>Gene Stephens, L</b> OBP: 0.269, SLG: 0.235 (1, 7)	F7		F8		P4			F7		4	0	0	0	0	1					
<b>Hoot Evers, R</b> OBP: 0.342, SLG: 0.522 (1, 8)	BB 1B		F8		5-3			5-3 1-3 2B		4	0	2	0	0	0	0				
<b>Dick Gemert, R</b> OBP: 0.387, SLG: 0.425 (1, 3)	1-2 BB		FC4-6 1B		2B			P4		3	0	2	0	1	0	2				
<b>Ted Lepcio, R</b> OBP: 0.357, SLG: 0.417 (1, 4)	K		FC4-6 1-2		G4-6-3 BB			1-3		3	0	0	0	1	1	5				
<b>Sammy White, R</b> OBP: 0.278, SLG: 0.404 (1, 2)		F8			G4-6-3 1-2			F8		4	0	1	0	0	0	2				
<b>Floyd Baker, L</b> OBP: 0.366, SLG: 0.313 (1, 5)		1B 1B			F9			BB 1B		4	0	2	0	0	0	1				
<b>Johnny Lipon, R</b> OBP: 0.133, SLG: 0.071 (9, PH)		F7			8-4 1-2			G6-4-3 BB		3	0	0	0	0	0	2				
<b>Mel Parnell, L</b> OBP: 0.321, SLG: 0.308 (9, PH)					E4 1-3			G6-4-3 1-2		3	0	1	0	0	0	0				
<b>Del Wilber, R</b> OBP: 0.316, SLG: 0.765 (9, PH)								3-1		1	0	0	0	0	0	2				
<b>Inning Stats</b>	R: 0 E: 0 K: 1 S: 6	H: 2 LOB: 2 BB: 1 P: 10	R: 0 E: 0 K: 0 S: 5	H: 2 LOB: 0 BB: 0 P: 5	R: 0 E: 0 K: 0 S: 4	H: 1 LOB: 1 BB: 0 P: 4	R: 0 E: 0 K: 0 S: 3	H: 1 LOB: 0 BB: 0 P: 3	R: 0 E: 0 K: 0 S: 3	H: 1 LOB: 1 BB: 1 P: 7	R: 0 E: 0 K: 0 S: 3	H: 0 LOB: 0 BB: 0 P: 3	R: 0 E: 0 K: 0 S: 5	H: 2 LOB: 2 BB: 0 P: 5	R: 0 E: 0 K: 0 S: 3	H: 1 LOB: 1 BB: 1 P: 7	1B: 7 2B: 4 3B: 0 HR: 0	SF: 0 SAC: 0 DP: 4 HBP: 0	WP: 0 PB: 0 SB: 0 CS: 0	PA: 36
<b>PITCHER</b> <b>Spec Shea, R</b> ERA: 2.52 (1, 1)	IP: 9.0 WLS: W BF: 36 H: 9 R: 0 ER: 0 SO: 1 BB: 3 IBB: 0 HBP: 0 BLK: 0 WP: 0 HR: 0 S: 35 P: 47 ERA: 0.00 WHIP: 1.333															<b>PITCHER</b>				





Batter	1	2	3	4	5	6	7	8	9	AB	R	H	RBI	BB	SO	LOB	TOP							
<b>Eddie Yost, R</b> OBP: 0.389, SLG: 0.339 (1, 5)										4	0	0	0	0	3	1	<b>Washington Senators @ St. Louis Browns</b> Sportsman's Park, St. Louis, MO Tue Jun 02 1953, 4:33 AM EDT Att: 4,785 - Unknown <a href="http://livebaseballscores.com">livebaseballscores.com</a>							
<b>Wayne Terwilliger, R</b> OBP: 0.355, SLG: 0.338 (1, 4)										3	0	1	0	1	0	0								
<b>Mickey Vernon, L</b> OBP: 0.419, SLG: 0.458 (1, 3)										3	1	1	0	1	1	1								
<b>Clyde Vollmer, R</b> OBP: 0.363, SLG: 0.350 (1, 7)										3	1	1	0	1	0	0								
<b>Jackie Jensen, R</b> OBP: 0.373, SLG: 0.470 (1, 9)										4	1	1	1	0	1	3								
<b>Pete Runnels, L</b> OBP: 0.374, SLG: 0.282 (1, 6)										2	0	1	1	2	0	0								
<b>Jim Busby, R</b> OBP: 0.337, SLG: 0.446 (1, 8)										4	0	0	1	0	0	3								
<b>Ed Fitz Gerald, R</b> OBP: 0.254, SLG: 0.254 <b>Carmen Mauro, L</b> OBP: 0.214, SLG: 0.154 (9, PH)										3	0	1	0	0	0	1								
<b>Bob Porterfield, R</b> OBP: 0.343, SLG: 0.545 <b>Gil Coan, L</b> (9, PH)										2	0	0	0	1	1	1								
<b>Inning Stats</b>	R: 0 E: 0 K: 2 S: 7	H: 1 LOB: 0 BB: 0 P: 7	R: 0 E: 0 K: 1 S: 5	H: 0 LOB: 1 BB: 1 P: 9	R: 0 E: 0 K: 2 S: 7	H: 0 LOB: 0 BB: 0 P: 7	R: 3 E: 0 K: 0 S: 6	H: 3 LOB: 1 BB: 1 P: 10	R: 0 E: 0 K: 0 S: 3	H: 1 LOB: 3 BB: 3 P: 15	R: 0 E: 0 K: 1 S: 5	H: 0 LOB: 0 BB: 0 P: 5	R: 0 E: 0 K: 0 S: 3	H: 0 LOB: 0 BB: 0 P: 3	R: 0 E: 0 K: 0 S: 3	H: 0 LOB: 0 BB: 0 P: 3		1B: 5 2B: 1 3B: 0 HR: 0	SF: 0 SAC: 0 DP: 1 HBP: 0	WP: 0 PB: 0 CS: 1	PA: 36			
<b>PITCHER</b>	IP WLS BF H R ER SO BB IBB HBP BLK WP HR S P ERA WHIP																							
<b>Dick Littlefield, L</b> ERA: 4.18 <b>Max Lanier, L</b> ERA: 4.66 <b>Satchel Paige, R</b> ERA: 2.62	(1, 1) (5, 1) (6, 1)	4.2 1.0 3.1	21 5 10	5 1 0	3 0 0	3 0 0	5 0 1	4 2 0	0 0 0	0 0 0	0 0 0	0 0 0	0 0 0	0 3 12	27 3 12	43 11 12	5.79 0.00 0.00	1.929 3.000 0.000						

Batter	1	2	3	4	5	6	7	8	9	AB	R	H	RBI	BB	SO	LOB	BOTTOM							
<b>Johnny Groth, R</b> OBP: 0.348, SLG: 0.393 (1, 8)										3	1	1	0	1	1	1	<b>Washington Senators @ St. Louis Browns</b> Sportsman's Park, St. Louis, MO Tue Jun 02 1953, 4:33 AM EDT Att: 4,785 - Unknown <a href="http://livebaseballscores.com">livebaseballscores.com</a>							
<b>Bobby Young, L</b> OBP: 0.335, SLG: 0.369 (1, 4)										3	1	0	0	0	0	1								
<b>Vic Wertz, L</b> OBP: 0.377, SLG: 0.483 (1, 9)										4	0	0	0	0	0	3								
<b>Bob Elliott, R</b> OBP: 0.395, SLG: 0.425 (1, 5)										2	0	0	0	2	0	0								
<b>Dick Kryhoski, L</b> OBP: 0.423, SLG: 0.621 (1, 3)										4	2	3	3	0	1	1								
<b>Jim Dyck, R</b> OBP: 0.323, SLG: 0.243 (1, 7)										4	1	1	0	0	0	2								
<b>Clint Courtney, L</b> OBP: 0.333, SLG: 0.283 (1, 2)										3	0	1	0	0	0	2								
<b>Billy Hunter, R</b> OBP: 0.340, SLG: 0.322 (1, 6)										4	0	1	2	0	0	1								
<b>Dick Littlefield, L</b> OBP: 0.287, SLG: 0.154 <b>Max Lanier, R</b> <b>Satchel Paige, R</b>	(1, 1) (5, 1) (6, 1)	8.0 L	35 35	7 5	5 5	4 4	3 0	0 0	0 0	0 0	1 40	52 52	5.62 5.62	1.250 1.250										
<b>PITCHER</b>	IP WLS BF H R ER SO BB IBB HBP BLK WP HR S P ERA WHIP																							
<b>Bob Porterfield, R</b> ERA: 4.17	(1, 1)	8.0	L	35	7	5	4	3	0	0	0	0	0	1	40	52	5.62	1.250						
<b>Inning Stats</b>	R: 2 E: 0 K: 0 S: 5	H: 1 LOB: 2 BB: 2 P: 13	R: 0 E: 0 K: 2 S: 7	H: 0 LOB: 0 BB: 0 P: 7	R: 0 E: 0 K: 0 S: 3	H: 0 LOB: 0 BB: 0 P: 3	R: 2 E: 0 K: 1 S: 8	H: 3 LOB: 1 BB: 0 P: 8	R: 0 E: 0 K: 1 S: 5	H: 0 LOB: 1 BB: 1 P: 9	R: 0 E: 0 K: 0 S: 3	H: 0 LOB: 0 BB: 0 P: 3	R: 0 E: 0 K: 0 S: 4	H: 1 LOB: 1 BB: 0 P: 4	R: 1 E: 0 K: 0 S: 5	H: 2 LOB: 1 BB: 0 P: 5	1B: 6 2B: 0 3B: 0 HR: 1	SF: 0 SAC: 2 DP: 0 HBP: 0	WP: 0 PB: 0 CS: 0	PA: 35				







Batter	1	2	3	4	5	6	7	8	9	AB	R	H	RBI	BB	SO	LOB	TOP					
Eddie Yost, R OBP: 0.380, SLG: 0.337 (1, 5)	F8	G6-4-3		G4-6-3		F8		L9		5	0	0	0	0	0	2	<b>Washington Senators @ St. Louis Browns</b> Sportsman's Park, St. Louis, MO Thu Jun 04 1953, 4:33 AM EDT Att: 3,524 - Unknown 					
Wayne Tenwilliger, R OBP: 0.367, SLG: 0.351 (1, 4)	3B BB		HR	F8		P3		K		4	2	1	0	1	1	0						
Mickey Vernon, L OBP: 0.420, SLG: 0.475 (1, 3)	F9		HR		1B	1B		1-3		5	2	2	2	0	0	1						
Clyde Vollmer, R OBP: 0.373, SLG: 0.368 (1, 7)	1B	3B		G5-4-3 HBP	1B	2B	1B	L6		3	3	2	1	1	0	0						
Jackie Jensen, R OBP: 0.381, SLG: 0.471 (1, 9)	1B	BB		G5-4-3	2B	F7	1B	6-3	1B	4	2	3	1	1	0	1						
Pete Runnels, L OBP: 0.378, SLG: 0.289 (1, 6)	1B			1B	3-H	F7	6-3	2B		4	1	2	2	1	0	3						
Jim Busby, R OBP: 0.337, SLG: 0.441 (1, 8)	P2			1B	2-3	F7	6-3	2B		5	0	3	3	0	0	3						
Mickey Grasso, R OBP: 0.253, SLG: 0.316 (1, 2)		5-3		F7	3-H	6-3		F7		5	0	0	1	0	0	5						
Sonny Dixon, S OBP: 0.286, SLG: 0.167 (1, 1)				G6-4-3 1B		F8		3-1		4	0	2	0	0	0	0						
<b>Inning Stats</b>	R: 2 E: 0 K: 0 S: 5	H: 2 LOB: 2 BB: 2 P: 13	R: 0 E: 0 K: 0 S: 3	H: 1 LOB: 0 BB: 0 P: 3	R: 2 E: 0 K: 0 S: 5	H: 3 LOB: 2 BB: 1 P: 10	R: 0 E: 0 K: 0 S: 3	H: 1 LOB: 0 BB: 0 P: 3	R: 4 E: 0 K: 0 S: 7	H: 4 LOB: 0 BB: 0 P: 7	R: 0 E: 0 K: 0 S: 3	H: 0 LOB: 0 BB: 0 P: 3	R: 1 E: 0 K: 0 S: 5	H: 2 LOB: 1 BB: 0 P: 5	R: 0 E: 0 K: 1 S: 5	H: 0 LOB: 0 BB: 0 P: 5	R: 1 E: 0 K: 0 S: 5	H: 2 LOB: 2 BB: 1 P: 9	1B: 12 2B: 1 3B: 1 HR: 1	SF: 0 SAC: 0 DP: 3 HBP: 1	WP: 0 PB: 0 SB: 1 CS: 0	PA: 44
<b>PITCHER</b>	IP WLS BF H R ER SO BB IBB HBP BLK WP HR S P ERA WHIP	IP WLS BF H R ER SO BB IBB HBP BLK WP HR S P ERA WHIP																				
Virgil Trucks, R ERA: 2.76 (1, 1)	3.0	L	17	6	4	4	0	3	0	1	0	0	0	0	0	26	12.00	3.000				
Bob Cain, L ERA: 6.18 (4, 1)	1.1		8	5	4	4	0	0	0	0	0	0	0	0	8	8	27.00	3.750				
Marlin Stuart, R ERA: 5.25 (5, 1)	4.2		19	4	2	2	1	1	0	0	0	0	0	0	20	24	3.86	1.071				
Batter	1	2	3	4	5	6	7	8	9	AB	R	H	RBI	BB	SO	LOB	BOTTOM					
Johnny Groth, R OBP: 0.349, SLG: 0.400 (1, 8)	L9		F7		4-3		K			4	0	0	0	0	1	1	<b>Washington Senators @ St. Louis Browns</b> Sportsman's Park, St. Louis, MO Thu Jun 04 1953, 4:33 AM EDT Att: 3,524 - Unknown 					
Bobby Young, L OBP: 0.333, SLG: 0.358 (1, 4)	1B				1-3			1-3		3	0	1	0	1	0	0						
Vic Wertz, L OBP: 0.370, SLG: 0.471 (1, 9)	G4-6-3		P2			4-3	BB	F8		3	1	0	0	1	0	3						
Bob Elliott, R OBP: 0.382, SLG: 0.404 (6, PR)		5-3			F9			4-3		2	0	0	0	1	0	0						
Willy Miranda, S OBP: 0.296, SLG: 0.167 (7, 5)						4-3	BB			1	0	0	0	0	0	0						
Dick Kryhoski, L OBP: 0.417, SLG: 0.606 (1, 3)		E9				4-3				4	0	2	0	0	0	2						
Jim Dyck, R OBP: 0.348, SLG: 0.266 (1, 7)		5-3				F8				3	0	1	1	1	0	3						
Clint Courtney, L OBP: 0.318, SLG: 0.270 (1, 2)		F7			L6		P3			4	0	0	0	0	0	6						
Billy Hunter, R OBP: 0.350, SLG: 0.340 (1, 6)					P2					4	0	3	0	0	0	2						
Virgil Trucks, R OBP: 0.130, SLG: 0.130 (3, PH)								G4-6-3		0	0	0	0	0	0	0						
Dick Kokos, L OBP: 0.414, SLG: 0.389 (3, PH)										1	0	0	0	0	0	1						
Bob Cain, L OBP: 0.375, SLG: 0.500 (4, 1)										0	0	0	0	0	0	0						
Marlin Stuart, L OBP: 0.375, SLG: 0.500 (5, 1)										2	0	0	0	0	1	1						
Don Lenhardt, R OBP: 0.333, SLG: 0.372 (9, PH)										1	0	0	0	0	1	2						
<b>Inning Stats</b>	R: 0 E: 0 K: 0 S: 3	H: 1 LOB: 1 BB: 0 P: 4	R: 0 E: 1 K: 0 S: 4	H: 1 LOB: 1 BB: 0 P: 4	R: 0 E: 0 K: 0 S: 4	H: 1 LOB: 2 BB: 1 P: 8	R: 0 E: 0 K: 0 S: 4	H: 1 LOB: 2 BB: 1 P: 8	R: 0 E: 0 K: 1 S: 5	H: 0 LOB: 0 BB: 0 P: 5	R: 1 E: 0 K: 0 S: 3	H: 0 LOB: 2 BB: 2 P: 11	R: 0 E: 0 K: 1 S: 5	H: 1 LOB: 0 BB: 0 P: 5	R: 0 E: 0 K: 0 S: 3	H: 0 LOB: 0 BB: 0 P: 3	R: 0 E: 0 K: 1 S: 7	H: 2 LOB: 2 BB: 0 P: 7	1B: 5 2B: 2 3B: 0 HR: 0	SF: 0 SAC: 0 DP: 2 HBP: 0	WP: 0 PB: 0 SB: 0 CS: 0	PA: 36
<b>PITCHER</b>	IP WLS BF H R ER SO BB IBB HBP BLK WP HR S P ERA WHIP	IP WLS BF H R ER SO BB IBB HBP BLK WP HR S P ERA WHIP																				
Sonny Dixon, R ERA: 2.37 (1, 1)	9.0	W	36	7	1	1	3	4	0	0	0	0	0	0	0	38	54	1.00	1.222			



Batter	1	2	3	4	5	6	7	8	9	AB	R	H	RBI	BB	SO	LOB	TOP		
<b>Eddie Yost, R</b> OBP: 0.376, SLG: 0.330 (1, 5)	F9	HR		F8		P4		F8		4	1	0	0	1	0	1	<b>Washington Senators @ Chicago White Sox</b> Comiskey Park, Chicago, IL Fri Jun 05 1953, 4:33 AM EDT Att: 13,724 - Unknown <a href="http://livebaseballscorecards.com">livebaseballscorecards.com</a>		
<b>Wayne Terwilliger, R</b> OBP: 0.373, SLG: 0.368 (1, 4)	2B	HR		5-3		6-3		SH5-3	WP	3	2	1	4	2	0	0			
<b>Mickey Vernon, L</b> OBP: 0.422, SLG: 0.475 (1, 3)	K	2B		BB		1-3		SH5-3		4	2	2	0	0	1	1			
<b>Clyde Vollmer, R</b> OBP: 0.379, SLG: 0.385 (1, 7)	1-3	2B		2B		5-3		F9		4	1	2	2	1	0	0			
<b>Jackie Jensen, R</b> OBP: 0.377, SLG: 0.469 (1, 9)	K	K		2B		F9		L7		5	0	1	2	0	2	3			
<b>Pete Runnels, L</b> OBP: 0.375, SLG: 0.288 (1, 6)		BB	1B	K		4-3		6-3		4	1	1	0	0	1	1			
<b>Jim Busby, R</b> OBP: 0.330, SLG: 0.432 (1, 8)		F8		F8		F2		5-3		4	0	0	0	0	0	1			
<b>Mickey Grasso, R</b> OBP: 0.241, SLG: 0.301 (1, 2)		F7		E5		F9		F7		4	0	0	0	0	0	1			
<b>Connie Marrero, R</b> OBP: 0.240, SLG: 0.136 (1, 1)		HR	1B	4-3		4-3		1B		4	1	2	0	0	0	1			
<b>Inning Stats</b>	R: 0 E: 0 K: 2 S: 8	H: 1 LOB: 2 BB: 1 P: 12	R: 5 E: 0 K: 1 S: 10	H: 5 LOB: 1 BB: 1 P: 14	R: 0 E: 1 K: 1 S: 6	H: 0 LOB: 1 BB: 0 P: 6	R: 2 E: 0 K: 0 S: 5	H: 2 LOB: 1 BB: 1 P: 9	R: 0 E: 0 K: 0 S: 3	H: 0 LOB: 0 BB: 0 P: 3	R: 0 E: 0 K: 0 S: 3	H: 0 LOB: 0 BB: 0 P: 3	R: 0 E: 0 K: 0 S: 4	H: 1 LOB: 0 BB: 1 P: 4	R: 1 E: 0 K: 0 S: 3	H: 0 LOB: 0 BB: 1 P: 7	1B: 5 2B: 3 3B: 0 HR: 1	SF: 0 SAC: 1 DP: 0 HBP: 0	WP: 1 PA: 41 CS: 0
<b>PITCHER</b>	IP	WLS	BF	H	R	ER	SO	BB	IBB	HBP	BLK	WP	HR	S	P	ERA	WHIP		
<b>Saul Rogovin, R</b> ERA: 6.46 (1, 1)	5.0	L	27	8	7	7	4	3	0	0	0	0	1	32	44	12.60	2.200		
<b>Sandy Consuegra, R</b> ERA: 4.74 (6, 1)	3.0		10	1	0	0	0	0	0	0	0	0	0	10	10	0.00	0.333		
<b>Luis Aloma, R</b> ERA: 4.12 (9, 1)	1.0		4	0	1	1	0	1	0	0	0	1	0	3	7	9.00	1.000		

Batter	1	2	3	4	5	6	7	8	9	AB	R	H	RBI	BB	SO	LOB	BOTTOM		
<b>Chico Carrasquel, R</b> OBP: 0.307, SLG: 0.324 (1, 6)	F8		P3			F7		SH5-3		3	0	0	0	0	0	0	<b>Washington Senators @ Chicago White Sox</b> Comiskey Park, Chicago, IL Fri Jun 05 1953, 4:33 AM EDT Att: 13,724 - Unknown <a href="http://livebaseballscorecards.com">livebaseballscorecards.com</a>		
<b>Jim Rivera, L</b> OBP: 0.346, SLG: 0.376 (1, 8)	K			F8		K		P4		4	0	0	0	0	2	2			
<b>Fernis Fain, L</b> OBP: 0.410, SLG: 0.399 (1, 3)		BB		6-3		6-3		E2	1B	3	1	1	0	1	0	0			
<b>Sam Mele, R</b> OBP: 0.387, SLG: 0.476 (1, 9)	F9			F8		HR		E5	1B	4	1	1	1	0	0	3			
<b>Tom Wright, L</b> OBP: 0.355, SLG: 0.411 (1, 7)		F8		HR		F5		1-2	2H	4	1	2	2	0	0	0			
<b>Sherm Lollar, R</b> OBP: 0.416, SLG: 0.466 (1, 2)		P4		6-3		4-3		F8		4	0	0	0	0	0	2			
<b>Nellie Fox, L</b> OBP: 0.329, SLG: 0.366 (1, 4)		4-3		E5		1B		F8		4	0	2	0	0	0	0			
<b>Rocky Krsnich, R</b> OBP: 0.284, SLG: 0.311 (1, 5)			F7		6-3		P5		K	4	0	0	0	0	1	2			
<b>Saul Rogovin, R</b> OBP: 0.294, SLG: 0.200 (5, PH)										1	0	0	0	0	0	0			
<b>Allie Clark, R</b> OBP: 0.207, SLG: 0.302 (6, PH)										0	0	0	0	0	0	1			
<b>Sandy Consuegra, R</b> OBP: 0.250, SLG: 0.250 (6, PH)										0	0	0	0	0	0	0			
<b>Bud Sherwin, L</b> OBP: 0.240, SLG: 0.307 (6, PH)										0	1	0	0	0	0	0			
<b>Billy Pierce, L</b> OBP: 0.111, SLG: 0.040 (9, PH)										0	0	0	0	0	0	0			
<b>Luis Aloma, R</b> OBP: 0.250, SLG: 0.250 (9, PH)										1	0	0	0	0	0	0			
<b>Inning Stats</b>	R: 0 E: 0 K: 1 S: 5	H: 0 LOB: 1 BB: 1 P: 9	R: 0 E: 0 K: 0 S: 3	H: 0 LOB: 0 BB: 0 P: 3	R: 0 E: 0 K: 0 S: 3	H: 0 LOB: 0 BB: 0 P: 3	R: 0 E: 0 K: 0 S: 3	H: 0 LOB: 0 BB: 0 P: 3	R: 1 E: 1 K: 1 S: 7	H: 2 LOB: 1 BB: 0 P: 7	R: 0 E: 0 K: 1 S: 5	H: 0 LOB: 0 BB: 0 P: 5	R: 1 E: 2 K: 0 S: 7	H: 3 LOB: 2 BB: 0 P: 7	R: 0 E: 0 K: 1 S: 5	H: 0 LOB: 0 BB: 0 P: 5	1B: 5 2B: 0 3B: 0 HR: 2	SF: 0 SAC: 1 DP: 0 HBP: 0	WP: 0 PA: 36 CS: 0
<b>PITCHER</b>	IP	WLS	BF	H	R	ER	SO	BB	IBB	HBP	BLK	WP	HR	S	P	ERA	WHIP		
<b>Connie Marrero, R</b> ERA: 2.9 (1, 1)	9.0	W	36	7	4	2	4	1	0	0	0	0	2	43	47	2.00	0.889		

**Washington Senators @ Chicago White Sox**  
Comiskey Park, Chicago, IL  
Fri Jun 05 1953, 4:33 AM EDT  
Att: 13,724 - Unknown

AB 36  
R 8  
H 9  
RBI 8  
BB 4  
SO 4  
LOB 9



**Washington Senators @ Chicago White Sox**  
Comiskey Park, Chicago, IL  
Fri Jun 05 1953, 4:33 AM EDT  
Att: 13,724 - Unknown

AB 34  
R 4  
H 7  
RBI 3  
BB 1  
SO 4  
LOB 10





Batter	1	2	3	4	5	6	7	8	9	AB	R	H	RBI	BB	SO	LOB	TOP			
<b>Eddie Yost, R</b> OBP: 0.375, SLG: 0.342 (1, 5)	0-0 HR		0-0 6-4-3	0-0 G5-4-3		4-0 1B FC4-6 BB		0-0 6-3	0-3 K	5	2	1	2	1	1	5	<b>Washington Senators @ Chicago White Sox</b> Comiskey Park, Chicago, IL Sun Jun 07 1953, 4:33 AM EDT Unknown <a href="http://livebaseballscorecards.com">livebaseballscorecards.com</a>			
<b>Wayne Tenilliger, R</b> OBP: 0.362, SLG: 0.371 (1, 4)	0-0 6-3		0-0 6-3		4-0 1B BB	0-0 FC4-6 1B		0-0 3B 1B	4-0 1B BB	4	2	2	0	2	0	1				
<b>Mickey Vernon, L</b> OBP: 0.429, SLG: 0.489 (1, 3)	0-0 F9			0-0 1B BB	4-0 1B F7 BB	0-0 FC4-6		0-0 1B 3B	0-0 1B BB	5	3	3	4	1	0	1				
<b>Clyde Vollmer, R</b> OBP: 0.383, SLG: 0.386 (1, 7)	0-0 6-3			4-0 1B BB	0-0 1B BB	0-0 5-3		0-0 HR 1B	0-0 5-3	5	3	2	2	1	0	3				
<b>Jackie Jensen, R</b> OBP: 0.387, SLG: 0.486 (1, 9)		0-0 F8		4-0 1B 1B	4-0 1B BB		4-0 L3-4 BB	0-0 HR		2	2	1	2	3	0	0				
<b>Pete Runnels, L</b> OBP: 0.374, SLG: 0.288 <b>Gene Verble, R</b> OBP: 0.200, SLG: 0.143 (6, 6)		0-0 4-3		0-0 F9 1B	0-0 F7		0-0 L3-4	0-0 1-3		3	1	1	2	0	0	2				
<b>Jim Busby, R</b> OBP: 0.332, SLG: 0.431 (1, 8)		0-0 F9		0-0 1B F9	0-0 G6-4-3 1B		0-0 1-3		0-0 F8	5	0	2	2	0	0	0				
<b>Ed Fitz Gerald, R</b> OBP: 0.263, SLG: 0.278 (1, 2)			0-0 FC1-6 1B	0-0 F9	0-0 G6-4-3			0-0 SH1-4 6-3 2B	0-0 S 1B 1B	5	2	3	1	0	0	4				
<b>Bob Porterfield, R</b> OBP: 0.359, SLG: 0.541 (1, 1)			0-0 FC1-6 6-4-3	0-0 G5-4-3 1B		0-0 6-3		0-0 SH1-4	0-0 S 1B 1B	4	1	2	1	0	0	1				
<b>Inning Stats</b>	R: 1 E: 0 K: 0 S: 4	H: 1 LOB: 0 BB: 0 P: 4	R: 0 E: 0 K: 0 S: 3	H: 0 LOB: 0 BB: 0 P: 3	R: 0 E: 0 K: 0 S: 4	H: 1 LOB: 1 BB: 0 P: 4	R: 4 E: 0 K: 0 S: 6	H: 4 LOB: 1 BB: 2 P: 14	R: 3 E: 0 K: 0 S: 4	H: 2 LOB: 1 BB: 1 P: 8	R: 0 E: 0 K: 0 S: 2	H: 0 LOB: 0 BB: 1 P: 6	R: 5 E: 0 K: 0 S: 8	H: 5 LOB: 0 BB: 0 P: 8	R: 2 E: 0 K: 1 S: 8	H: 3 LOB: 2 BB: 1 P: 12	1B: 13 2B: 2 3B: 1 HR: 2	SF: 0 SAC: 1 DP: 3 HBP: 0	WP: 0 PB: 0 CS: 2	PA: 49
<b>PITCHER</b>	IP WLS BF H R ER SO	IP WLS BF H R ER SO	IP WLS BF H R ER SO	IP WLS BF H R ER SO	IP WLS BF H R ER SO	IP WLS BF H R ER SO	IP WLS BF H R ER SO	IP WLS BF H R ER SO	IP WLS BF H R ER SO	IP WLS BF H R ER SO	IP WLS BF H R ER SO	IP WLS BF H R ER SO	IP WLS BF H R ER SO	IP WLS BF H R ER SO	IP WLS BF H R ER SO	IP WLS BF H R ER SO	ERA WHIP	ERA WHIP		
<b>Mike Fomieses, R</b> ERA: 4.09 (1, 1)	3.0 L	16 5	5 5	5 0	0 2	0 0	0 0	0 0	0 0	1 14	22	15.00	2.333							
<b>Luis Aloma, R</b> ERA: 4.35 (4, 1)	1.0 4	1 1	1 1	0 0	1 0	0 0	0 0	0 0	0 0	3 7	9.00	2.000								
<b>Gene Bearden, L</b> ERA: 2.52 (5, 1)	0.0 3	1 0	0 0	0 0	2 0	0 0	0 0	0 0	0 0	1 9	∞	∞								
<b>Saul Rogovin, R</b> ERA: 6.28 (5, 1)	3.0 11	2 3	3 3	0 0	2 0	0 0	0 0	0 0	9 17	9.00	1.333									
<b>Bob Keegan, R</b> ERA: 8.04 (8, 1)	2.0 15	8 7	7 7	1 1	1 0	0 0	0 0	0 0	1 16	20	31.50	4.500								

Batter	1	2	3	4	5	6	7	8	9	AB	R	H	RBI	BB	SO	LOB	BOTTOM			
<b>Chico Carrasquel, R</b> OBP: 0.311, SLG: 0.339 <b>Bob Keegan, R</b> OBP: 0.349, SLG: 0.404 (9, PH)	0-0 SH1-3 1B 2B		0-0 5-3		0-0 1B 2B		0-0 G5-4-3		0-0 F7	4	2	2	0	0	0	2	<b>Washington Senators @ Chicago White Sox</b> Comiskey Park, Chicago, IL Sun Jun 07 1953, 4:33 AM EDT Unknown <a href="http://livebaseballscorecards.com">livebaseballscorecards.com</a>			
<b>Jim Rivera, L</b> OBP: 0.344, SLG: 0.374 (1, 8)	0-0 SH1-3 2-3		0-0 1-3		0-0 1B 2-3		0-0 4-3		0-0 4-3	4	0	1	0	0	0	3				
<b>Fernis Fain, L</b> OBP: 0.411, SLG: 0.401 (1, 3)	0-0 3-1		0-0 1B		0-0 L8-6 1B		0-0 4-3		0-0 4-3	4	0	2	1	0	0	1				
<b>Sam Mele, R</b> OBP: 0.390, SLG: 0.477 (1, 9)	0-0 BB 1B		0-0 F8		0-0 L8-6		0-0 L5-4 1B		0-0 L5-4 1B	4	0	2	1	0	0	3				
<b>Minnie Minoso, R</b> OBP: 0.413, SLG: 0.374 (1, 7)	4-0 FC5-4 BB		0-0 4-3		4-0 FC6-4 BB		0-0 L5-4		0-0 L5-4	2	0	1	0	2	0	1				
<b>Sherm Lollar, R</b> OBP: 0.403, SLG: 0.449 (1, 2)	0-0 FC5-4		0-0 F5		0-0 F7		0-0 L5-4		0-0 L5-4	4	0	0	0	0	0	5				
<b>Nellie Fox, L</b> OBP: 0.327, SLG: 0.364 (1, 4)		0-0 SH3 1B		0-3 K		0-0 FC6-4		0-0 E4 1B		4	0	1	0	0	1	1				
<b>Rocky Krsnich, R</b> OBP: 0.282, SLG: 0.308 (1, 5)		0-0 P3		0-0 P6		0-0 P6		0-0 1B		4	0	1	0	0	0	2				
<b>Mike Fomieses, R</b> OBP: 0.383, SLG: 0.167 <b>Luis Aloma, R</b> OBP: 0.296, SLG: 0.188 <b>Gene Bearden, L</b> OBP: 0.296, SLG: 0.188 <b>Saul Rogovin, R</b> OBP: 0.421, SLG: 0.352 <b>Bud Shesly, R</b> OBP: 0.220, SLG: 0.220 (8, 6)		0-0 SH3		0-0 K		0-3 K		0-3 K		0	0	0	0	0	0	0				
<b>Inning Stats</b>	R: 1 E: 0 K: 0 S: 5	H: 2 LOB: 2 BB: 1 P: 9	R: 0 E: 0 K: 0 S: 4	H: 1 LOB: 0 BB: 0 P: 4	R: 0 E: 0 K: 1 S: 5	H: 1 LOB: 0 BB: 0 P: 5	R: 1 E: 0 K: 1 S: 7	H: 3 LOB: 1 BB: 0 P: 7	R: 0 E: 0 K: 0 S: 3	H: 0 LOB: 1 BB: 1 P: 7	R: 0 E: 0 K: 0 S: 2	H: 0 LOB: 1 BB: 1 P: 6	R: 0 E: 0 K: 0 S: 4	H: 2 LOB: 1 BB: 0 P: 4	R: 0 E: 1 K: 1 S: 7	H: 1 LOB: 2 BB: 0 P: 7	1B: 8 2B: 4 3B: 0 HR: 0	SF: 0 SAC: 2 DP: 3 HBP: 0	WP: 0 PB: 0 CS: 0	PA: 38
<b>PITCHER</b>	IP WLS BF H R ER SO	IP WLS BF H R ER SO	IP WLS BF H R ER SO	IP WLS BF H R ER SO	IP WLS BF H R ER SO	IP WLS BF H R ER SO	IP WLS BF H R ER SO	IP WLS BF H R ER SO	IP WLS BF H R ER SO	IP WLS BF H R ER SO	IP WLS BF H R ER SO	IP WLS BF H R ER SO	IP WLS BF H R ER SO	IP WLS BF H R ER SO	IP WLS BF H R ER SO	IP WLS BF H R ER SO	ERA WHIP	ERA WHIP		
<b>Bob Porterfield, R</b> ERA: 3.96 (1, 1)	9.0 W	38 10	2 2	2 3	3 3	0 0	0 0	0 0	0 0	41	53	2.00	1.444							



Batter	1	2	3	4	5	6	7	8	9	AB	R	H	RBI	BB	SO	LOB	TOP					
Eddie Yost, R OBP: 0.373, SLG: 0.340 (1, 5)	0-0 5-3		0-0 F8		0-0 F8					4	0	1	0	0	0	1	<p><b>Washington Senators @ Chicago White Sox</b> Comiskey Park, Chicago, IL Sun Jun 07 1953, 4:38 AM EDT Att: 18,480 - Unknown</p> <p>livebaseballscores.com</p>					
Wayne Terwilliger, R OBP: 0.379, SLG: 0.374 (1, 4)	0-3 K		0-0 5-3			0-0 WP 2B	0-3 K			4	0	1	0	0	2	3						
Mickey Vernon, L OBP: 0.421, SLG: 0.479 (1, 3)	0-0 P6		0-0 F9			0-3 K		0-0 F9		4	0	0	0	0	1	2						
Clyde Vollmer, R OBP: 0.391, SLG: 0.383 (1, 7)		1-0 1B F8 HBP		4-0 G6-4-3 BB		4-0 FC6-4 BB		0-0 F2		1	1	0	0	2	0	0						
Jackie Jensen, R OBP: 0.384, SLG: 0.481 (1, 9)		0-0 1B		0-0 G6-4-3		0-0 F7		0-0 6-3		4	0	1	0	0	0	3						
Pete Runnels, L OBP: 0.376, SLG: 0.291 Gene Verble, R OBP: 0.188, SLG: 0.133 (4, PR) (4, 6)		0-0 P6		0-0 FC5-4 1B		0-0 FC6-4		0-0 L6		2	0	1	0	0	0	2						
Carmen Mauro, L OBP: 0.200, SLG: 0.143 (9, PH)										1	0	0	0	0	0	0						
Jim Busby, R OBP: 0.325, SLG: 0.422 (1, 8)		0-0 F8		0-0 FC5-4			0-0 5-3		0-0 F8	4	0	0	1	0	0	2						
Mickey Grasso, R OBP: 0.231, SLG: 0.287 (1, 2)		0-0 6-3				0-3 K		0-0 L7		4	0	0	0	0	1	1						
Spec Shea, R OBP: 0.471, SLG: 0.529 Walt Masterson, R OBP: 0.286, SLG: 0.263 (8, 1)			0-0 5-3 1B		0-0 F8		0-0 E3 1B			3	0	1	0	0	0	0						
<b>Inning Stats</b>	R: 0 E: 0 K: 1 S: 5	H: 0 LOB: 0 BB: 0 P: 5	R: 1 E: 0 K: 0 S: 4	H: 1 LOB: 1 BB: 0 P: 5	R: 0 E: 0 K: 0 S: 4	H: 1 LOB: 1 BB: 0 P: 4	R: 0 E: 0 K: 0 S: 3	H: 1 LOB: 1 BB: 1 P: 7	R: 0 E: 0 K: 1 S: 5	H: 0 LOB: 0 BB: 0 P: 5	R: 0 E: 0 K: 1 S: 6	H: 1 LOB: 2 BB: 1 P: 10	R: 0 E: 1 K: 1 S: 7	H: 1 LOB: 2 BB: 0 P: 7	R: 0 E: 0 K: 0 S: 3	H: 0 LOB: 0 BB: 0 P: 3	R: 0 E: 0 K: 0 S: 3	H: 0 LOB: 0 BB: 0 P: 3	1B: 4 2B: 1 3B: 0 HR: 0	SF: 0 SAC: 0 DP: 1 HBP: 1	WP: 1 PB: 0 CS: 0	PA: 35
<b>PITCHER</b> Harry Dorish, R ERA: 2.08 (1, 1)	IP: 9.0 WLS: W BF: 35 H: 5 R: 1 ER: 1 SO: 4 BB: 2 IBB: 0 HBP: 1 BLK: 0 WP: 1 HR: 0 S: 40 P: 49 ERA: 1.00 WHIP: 0.778															<b>PITCHER</b>						

Batter	1	2	3	4	5	6	7	8	9	AB	R	H	RBI	BB	SO	LOB	BOTTOM			
Nellie Fox, L OBP: 0.321, SLG: 0.356 (1, 4)	0-0 P5		0-0 P5				0-0 L3		0-0 FC4-6	4	0	0	1	0	0	1	<p><b>Washington Senators @ Chicago White Sox</b> Comiskey Park, Chicago, IL Sun Jun 07 1953, 4:38 AM EDT Att: 18,480 - Unknown</p> <p>livebaseballscores.com</p>			
Ferns Fain, L OBP: 0.408, SLG: 0.394 (1, 3)	0-0 F8		4-0 FC6-4 BB			0-0 F8		0-0 F9		3	0	0	0	1	0	1				
Minnie Minoso, R OBP: 0.410, SLG: 0.371 (1, 7)	0-0 1B		0-0 F9			0-0 F8		0-0 6-3		4	1	1	0	0	0	1				
Sam Mele, R OBP: 0.398, SLG: 0.490 (1, 9)	0-0 1B		0-0 FC6-4			0-0 1B 2B		0-0 5-3 2B 1B		4	2	3	1	0	0	1				
Jim Rivera, L OBP: 0.343, SLG: 0.371 (1, 8)	0-0 4-3				0-0 P3		0-0 1B		0-0 5-3	4	0	1	1	0	0	2				
Rocky Krenich, R OBP: 0.280, SLG: 0.319 (1, 5)		0-0 F8		0-0 F8		0-0 4-3		0-0 2B 2B		4	1	1	1	0	0	1				
Chico Carrasquel, R OBP: 0.315, SLG: 0.348 (1, 6)		0-0 P6		0-0 P4			0-0 1B FC4-6	0-0 2B		4	1	2	1	0	0	0				
Red Wilson, R OBP: 0.371, SLG: 0.296 (1, 2)		0-0 1B			0-0 F7		0-0 FC4-6 1B	4-0 FC5-4 IBB		3	0	2	0	1	0	0				
Harry Dorish, R OBP: 0.111, SLG: 0.111 (1, 1)		0-0 6-3			0-0 F8		0-0 FC4-6	0-0 FC5-4		4	0	0	0	0	0	5				
<b>Inning Stats</b>	R: 1 E: 0 K: 0 S: 5	H: 2 LOB: 1 BB: 0 P: 5	R: 0 E: 0 K: 0 S: 4	H: 1 LOB: 1 BB: 0 P: 4	R: 0 E: 0 K: 0 S: 3	H: 0 LOB: 1 BB: 1 P: 7	R: 0 E: 0 K: 0 S: 3	H: 0 LOB: 0 BB: 0 P: 3	R: 0 E: 0 K: 0 S: 5	H: 2 LOB: 1 BB: 0 P: 5	R: 1 E: 0 K: 0 S: 5	H: 2 LOB: 1 BB: 0 P: 5	R: 2 E: 0 K: 0 S: 6	H: 3 LOB: 2 BB: 1 P: 10	R: 0 E: 0 K: 0 S: 6	H: 0 LOB: 0 BB: 0 P: 10		1B: 7 2B: 3 3B: 0 HR: 0	SF: 0 SAC: 0 DP: 0 HBP: 0	WP: 0 PB: 0 CS: 0
<b>PITCHER</b> Spec Shea, R ERA: 2.72 Walt Masterson, R ERA: 3.96 (8, 1)	IP: 7.0 WLS: L BF: 29 H: 7 R: 3 ER: 3 SO: 3 BB: 1 IBB: 0 HBP: 0 BLK: 0 WP: 0 HR: 0 S: 28 P: 32 ERA: 3.86 WHIP: 1.143															<b>PITCHER</b>				



Batter	1	2	3	4	5	6	7	8	9	AB	R	H	RBI	BB	SO	LOB	TOP					
<b>Eddie Yost, R</b> OBP: 0.375, SLG: 0.337 (1, 5)	F3		K			CS BB			G6-4-3 BB	2	0	0	0	2	1	1	<b>Washington Senators @ Cleveland Indians</b> Cleveland Municipal Stadium, Cleveland, OH Tue Jun 09 1953, 3:33 AM EDT Att: 12,996 - Unknown <a href="http://livebaseballscorecards.com">livebaseballscorecards.com</a>					
<b>Wayne Terwilliger, R</b> OBP: 0.377, SLG: 0.368 (1, 4)	K			F7		BB	1-2 BB		G6-4-3 1-2	3	0	0	0	1	1	1						
<b>Mickey Vernon, L</b> OBP: 0.417, SLG: 0.490 (1, 3)	1-3			HR		G3			F8	4	1	1	1	0	0	1						
<b>Clyde Vollmer, R</b> OBP: 0.387, SLG: 0.378 <b>Carmen Mauro, L</b> OBP: 0.198, SLG: 0.133 (5, 7)	1-3			K				1-3		2	0	0	0	0	1	0						
<b>Jackie Jensen, R</b> OBP: 0.384, SLG: 0.476 (1, 9)	K			4-3				G5-4-3 HBP		2	0	0	0	0	1	0						
<b>Pete Runnels, L</b> OBP: 0.370, SLG: 0.286 (1, 6)	6-3				K			G5-4-3 1-2		3	0	0	0	0	1	1						
<b>Jim Busby, R</b> OBP: 0.321, SLG: 0.416 (1, 8)			4-3		K			F3		3	0	0	0	0	1	0						
<b>Ed Fitz Gerald, R</b> OBP: 0.266, SLG: 0.280 (1, 2)					1-3			5-3		3	0	1	0	0	0	0						
<b>Johnny Schmitz, R</b> (1, 1)			SH3-4 1B					K		2	0	0	0	0	2	0						
<b>Johnny Schmitz, R</b> (1, 1)			SH3-4					K		2	0	0	0	0	2	0						
<b>Inning Stats</b>	R: 0 E: 0 K: 1 S: 5	H: 0 LOB: 0 BB: 0 P: 5	R: 0 E: 0 K: 1 S: 5	H: 0 LOB: 0 BB: 0 P: 5	R: 0 E: 0 K: 1 S: 6	H: 1 LOB: 1 BB: 0 P: 6	R: 1 E: 0 K: 1 S: 6	H: 1 LOB: 0 BB: 0 P: 6	R: 0 E: 0 K: 2 S: 7	H: 0 LOB: 0 BB: 0 P: 7	R: 0 E: 0 K: 0 S: 4	H: 0 LOB: 1 BB: 2 P: 12	R: 0 E: 0 K: 0 S: 2	H: 0 LOB: 0 BB: 0 P: 3	R: 0 E: 0 K: 1 S: 5	H: 0 LOB: 0 BB: 1 P: 5	R: 0 E: 0 K: 0 S: 2	H: 0 LOB: 0 BB: 1 P: 6	1B: 1 2B: 0 3B: 0 HR: 1	SF: 0 SAC: 1 DP: 2 HBP: 1	WP: 0 PB: 0 SB: 0 CS: 1	PA: 30
<b>PITCHER</b> <b>Bob Lemon, R</b> ERA: 2.41 (1, 1)	IP: 9.0 WLS: W BF: 30 H: 2 R: 1 ER: 1 SO: 8 BB: 3 IBB: 0 HBP: 1 BLK: 0 WP: 0 HR: 1 S: 42 P: 55 ERA: 1.00 WHIP: 0.556															<b>PITCHER</b> <b>Bob Lemon, R</b> ERA: 2.41 (1, 1)	IP: 9.0 WLS: W BF: 30 H: 2 R: 1 ER: 1 SO: 8 BB: 3 IBB: 0 HBP: 1 BLK: 0 WP: 0 HR: 1 S: 42 P: 55 ERA: 1.00 WHIP: 0.556					

Batter	1	2	3	4	5	6	7	8	9	AB	R	H	RBI	BB	SO	LOB	BOTTOM			
<b>Dale Mitchell, L</b> OBP: 0.315, SLG: 0.380 <b>Harry Simpson, L</b> OBP: 0.340, SLG: 0.451 (8, FR) (9, 3)	FC1-5 2B	K			FC5 2-3			1B SH1-4 1B		4	0	2	0	0	1	2	<b>Washington Senators @ Cleveland Indians</b> Cleveland Municipal Stadium, Cleveland, OH Tue Jun 09 1953, 3:33 AM EDT Att: 12,996 - Unknown <a href="http://livebaseballscorecards.com">livebaseballscorecards.com</a>			
<b>Bobby Avila, R</b> OBP: 0.382, SLG: 0.402 (1, 4)	FC1-5 S BB			CS 1B	1-3			SH1-4 1-2		3	0	1	0	0	0	2				
<b>Larry Doby, L</b> OBP: 0.370, SLG: 0.469 (1, 8)	1-2 BB			G6-4-3 HBP		L5-3 1B		P4 1-2		2	0	1	0	1	0	2				
<b>Al Rosen, R</b> OBP: 0.402, SLG: 0.591 (1, 5)	1-2 2-3 BB			G6-4-3 1-2		L5-3 1-2		1B BB		2	1	0	0	2	0	2				
<b>Wally Westlake, R</b> OBP: 0.383, SLG: 0.512 (1, 9)	P4			F8		P4		1B 1B		4	0	1	0	0	0	3				
<b>Bill Glynn, L</b> OBP: 0.333, SLG: 0.279 <b>Hank Majeski, R</b> OBP: 0.250, SLG: 0.250 (8, FH) (9, 7)	G3			1-3		K		1-2 2-3 1B		3	0	0	0	0	1	3				
<b>Bob Kennedy, R</b> OBP: 0.386, SLG: 0.400 (9, 7)								1-3 2-H 3-H 1B		1	0	1	2	0	0	0				
<b>George Strickland, R</b> OBP: 0.414, SLG: 0.368 (1, 6)		1-3 BB		K		1B		L3		3	0	1	0	1	1	2				
<b>Jim Hegan, R</b> OBP: 0.292, SLG: 0.327 (1, 2)	1-3				E5 FC5 SH1-4			F5		3	0	0	0	0	0	2				
<b>Bob Lemon, L</b> OBP: 0.206, SLG: 0.303 (1, 1)	K				SH1-4 1-2			L6		2	0	0	0	0	1	2				
<b>Inning Stats</b>	R: 0 E: 0 K: 0 S: 4	H: 1 LOB: 3 BB: 2 P: 12	R: 0 E: 0 K: 2 S: 7	H: 0 LOB: 1 BB: 1 P: 11	R: 0 E: 0 K: 0 S: 2	H: 1 LOB: 0 BB: 0 P: 3	R: 0 E: 0 K: 1 S: 5	H: 0 LOB: 0 BB: 0 P: 5	R: 0 E: 0 K: 0 S: 4	H: 0 LOB: 1 BB: 0 P: 4	R: 0 E: 0 K: 0 S: 3	H: 1 LOB: 0 BB: 0 P: 3	R: 0 E: 0 K: 1 S: 6	H: 1 LOB: 1 BB: 0 P: 6	R: 2 E: 0 K: 0 S: 6	H: 3 LOB: 2 BB: 1 P: 10	1B: 6 2B: 2 3B: 0 HR: 0	SF: 0 SAC: 2 DP: 2 HBP: 1	WP: 0 PB: 0 SB: 2 CS: 1	PA: 34
<b>PITCHER</b> <b>Johnny Schmitz, L</b> ERA: 2.6 (1, 1)	IP: 8.0 WLS: L BF: 34 H: 7 R: 2 ER: 2 SO: 4 BB: 4 IBB: 0 HBP: 1 BLK: 0 WP: 0 HR: 0 S: 37 P: 54 ERA: 2.25 WHIP: 1.375															<b>PITCHER</b> <b>Johnny Schmitz, L</b> ERA: 2.6 (1, 1)	IP: 8.0 WLS: L BF: 34 H: 7 R: 2 ER: 2 SO: 4 BB: 4 IBB: 0 HBP: 1 BLK: 0 WP: 0 HR: 0 S: 37 P: 54 ERA: 2.25 WHIP: 1.375			







Batter	1	2	3	4	5	6	7	8	9	AB	R	H	RBI	BB	SO	LOB	TOP									
<b>Eddie Yost, R</b> OBP: 0.383, SLG: 0.349	4-0 FC6 BB		1-0 6-3 HBP			0-0 G4-6-3 SH 1B	4-0 G5-4-3 BB			1	0	1	0	2	0	0	<b>Washington Senators @ Cleveland Indians</b> Cleveland Municipal Stadium, Cleveland, OH Thu Jun 11 1953, 3:33 AM EDT Att. 4,541 - Unknown <a href="http://livebaseballscorecards.com">livebaseballscorecards.com</a>									
<b>Wayne Terwilliger, R</b> OBP: 0.369, SLG: 0.360	0-0 FC6 2B 1-2		0-0 6-3			0-0 SH G4-6-3	0-0 G5-4-3			3	0	0	0	0	0	5										
<b>Mickey Vernon, L</b> OBP: 0.416, SLG: 0.485	0-0 2B		0-0 F7			0-0 G4-6-3 1-2 2-3		0-0 4-3		4	0	1	0	0	0	3										
<b>Clyde Vollmer, R</b> OBP: 0.384, SLG: 0.375	0-3 K			0-0 CS 1B		0-0 6-3		0-0 5-3		4	0	1	0	0	1	3										
<b>Jackie Jensen, R</b> OBP: 0.379, SLG: 0.464	0-3 K			0-3 K 1-2			0-0 1B 1B 1B	0-0 E5 CS		4	1	1	0	0	2	3										
<b>Pete Runnels, L</b> OBP: 0.365, SLG: 0.284		0-0 F8		0-0 F7			0-0 1B 1-2 1B	0-0 CS	0-0 6-3	4	1	1	0	0	0	0										
<b>Jim Busby, R</b> OBP: 0.314, SLG: 0.405		0-0 F8			0-0 P6		0-0 1B 1-2 2-3 1B		0-0 F7	4	0	1	0	0	0	0										
<b>Ed Fitz Gerald, R</b> OBP: 0.265, SLG: 0.278		0-0 5-3			0-0 L8		0-0 PB 1-3 2-H 3-H 1B		0-0 F7	4	0	1	2	0	0	0										
<b>Walt Masterson, R</b> OBP: 0.250, SLG: 0.227			0-3 K		0-0 5-3		0-0 FC5-2-1 PB 1-2 3-H			3	0	0	0	0	1	2										
<b>Inning Stats</b>	R: 0 E: 0 K: 2 S: 8	H: 1 LOB: 2 BB: 1 P: 12	R: 0 E: 0 K: 0 S: 3	H: 0 LOB: 0 BB: 0 P: 3	R: 0 E: 0 K: 1 S: 5	H: 0 LOB: 1 BB: 0 P: 6	R: 0 E: 0 K: 1 S: 5	H: 1 LOB: 0 BB: 0 P: 5	R: 0 E: 0 K: 0 S: 3	H: 0 LOB: 0 BB: 0 P: 3	R: 0 E: 0 K: 0 S: 3	H: 0 LOB: 0 BB: 0 P: 3	R: 0 E: 0 K: 0 S: 3	H: 0 LOB: 0 BB: 0 P: 3	R: 0 E: 0 K: 0 S: 3	H: 0 LOB: 0 BB: 0 P: 3	1B: 6 2B: 2 3B: 0 HR: 0	SF: 0 SAC: 1 DP: 3 HBP: 1	WP: 0 PB: 1 SB: 0 CS: 2	PA: 36						
<b>PITCHER</b>	IP	WLS	BF	H	R	ER	SO	BB	IBB	HBP	BLK	WP	HR	S	P	ERA	WHIP									
<b>Steve Gromek, R</b> ERA: 3.27	(1, 1)	7.0	L	29	7	2	2	4	2	0	1	0	0	0	34	43	2.57	1.286								
<b>Bob Hooper, R</b> ERA: 4.42	(8, 1)	2.0		6	0	0	0	0	0	0	0	0	0	6	6	0.00	0.000									


Batter	1	2	3	4	5	6	7	8	9	AB	R	H	RBI	BB	SO	LOB	BOTTOM									
<b>Dale Mitchell, L</b> OBP: 0.318, SLG: 0.378	4-0 BB F8 S BB		0-0 F7		0-0 F7		0-0 4-3			3	1	0	0	1	0	2	<b>Washington Senators @ Cleveland Indians</b> Cleveland Municipal Stadium, Cleveland, OH Thu Jun 11 1953, 3:33 AM EDT Att. 4,541 - Unknown <a href="http://livebaseballscorecards.com">livebaseballscorecards.com</a>									
<b>Bobby Avila, R</b> OBP: 0.377, SLG: 0.395	0-3 K		0-0 6-3		0-0 F7			0-0 F8		4	0	0	0	0	1	1										
<b>Larry Doby, L</b> OBP: 0.365, SLG: 0.452	4-0 BB		0-0 L4		0-0 F5			0-0 P6		3	0	0	0	1	0	0										
<b>Al Rosen, R</b> OBP: 0.406, SLG: 0.582	4-0 BB		0-0 1B		0-0 F9			0-0 F8		3	0	1	0	1	0	0										
<b>Harry Simpson, L</b> OBP: 0.343, SLG: 0.475	0-0 F8		0-0 1B		0-0 4-3			0-0 F8		4	0	1	1	0	0	2										
<b>Bill Glynn, L</b> OBP: 0.318, SLG: 0.264	0-3 K		0-0 F5		0-3 K			0-0 P4		4	0	0	0	0	2	4										
<b>George Strickland, R</b> OBP: 0.415, SLG: 0.370		4-0 SH1 BB		4-0 PB BB		0-0 F8		0-0 1B		2	0	1	0	2	0	0										
<b>Hank Foiles, R</b> OBP: 0.227, SLG: 0.150	0-3 K		0-0 P4		0-0 F7			0-0 5-3		2	0	0	0	0	1	2										
<b>Ray Boone, R</b> OBP: 0.378, SLG: 0.396										1	0	0	0	0	0	0										
<b>Jim Hegan, R</b> OBP: 0.292, SLG: 0.327										0	0	0	0	0	0	0										
<b>Dave Hoskins, L</b> OBP: 0.533, SLG: 0.846										1	0	0	0	0	0	1										
<b>Steve Gromek, S</b> ERA: 3.49	(1, 1)	9.0	W	35	3	1	1	4	5	3	0	0	0	0	0	0	1.00	0.889								
<b>Barney McCosky, L</b> OBP: 0.333, SLG: 0.545	(7, PH)									1	0	0	0	0	0	0	<b>C</b>									
<b>Bob Hooper, R</b> OBP: 0.500, SLG: 0.500	(8, 1)									0	0	0	0	0	0	0		WP: 0 PB: 1 SB: 1 CS: 0	PA: 35							
<b>Inning Stats</b>	R: 1 E: 0 K: 2 S: 7	H: 0 LOB: 3 BB: 3 P: 19	R: 0 E: 0 K: 1 S: 5	H: 0 LOB: 1 BB: 1 P: 9	R: 0 E: 0 K: 0 S: 5	H: 2 LOB: 2 BB: 0 P: 5	R: 0 E: 0 K: 0 S: 3	H: 0 LOB: 1 BB: 1 P: 7	R: 0 E: 0 K: 0 S: 3	H: 0 LOB: 0 BB: 0 P: 3	R: 0 E: 0 K: 1 S: 5	H: 0 LOB: 0 BB: 0 P: 5	R: 0 E: 0 K: 0 S: 3	H: 0 LOB: 0 BB: 0 P: 3	R: 0 E: 0 K: 0 S: 3	H: 0 LOB: 0 BB: 0 P: 3	R: 0 E: 0 K: 0 S: 4	H: 1 LOB: 1 BB: 0 P: 4	1B: 3 2B: 0 3B: 0 HR: 0	SF: 0 SAC: 1 DP: 0 HBP: 0	WP: 0 PB: 1 SB: 1 CS: 0	PA: 35				
<b>PITCHER</b>	IP	WLS	BF	H	R	ER	SO	BB	IBB	HBP	BLK	WP	HR	S	P	ERA	WHIP									



Batter	1	2	3	4	5	6	7	8	9	AB	R	H	RBI	BB	SO	LOB	TOP				
<b>Eddie Yost, R</b> OBP: 0.385, SLG: 0.345 (1, 5)	4-0 BB G4-6-3		4-0 BB CS		0-0 F8			0-0 5-3		2	0	0	0	2	0	1					
<b>Wayne Terwilliger, R</b> OBP: 0.363, SLG: 0.352 (1, 4)	0-0 BB G4-6-3 1-2		0-3 BB K		0-0 F4			0-0 F8		4	0	0	0	0	1	3					
<b>Mickey Vernon, L</b> OBP: 0.409, SLG: 0.475 (1, 3)	0-0 BB 4-3		0-0 BB F7		0-0 F8			0-0 6-3		4	0	0	0	0	0	0					
<b>Clyde Vollmer, R</b> OBP: 0.387, SLG: 0.384 (1, 7)		0-0 F8		0-0 FC4-6 1B		0-0 F7		0-0 1B 2B		4	1	2	0	0	0	0					
<b>Jackie Jensen, R</b> OBP: 0.377, SLG: 0.456 (1, 9)	4-0 BB 2B		0-0 F7		0-0 F7			0-0 1-3		3	0	0	0	1	0	2					
<b>Pete Runnels, L</b> OBP: 0.368, SLG: 0.295 (1, 6)	0-0 BB 2B		0-0 FC4-6 FC5-4 1-2		0-0 F7			0-0 FC6 1B		4	0	2	1	0	0	1					
<b>Jim Busby, R</b> OBP: 0.315, SLG: 0.403 <b>Carmen Mauro, L</b> OBP: 0.182, SLG: 0.143 (4, 8)	4-0 IBB		0-0 FC5-4 1-2		0-0 3-1			0-0 FC6 1-2		1	0	0	0	1	0	1					
<b>Ed Fitz Gerald, R</b> OBP: 0.267, SLG: 0.293 (1, 2)	0-0 F3		0-0 1-3		0-0 1-3			0-0 2B		3	0	1	0	0	0	3					
<b>Connie Marrero, R</b> OBP: 0.222, SLG: 0.125 <b>Tommy Byrne, L</b> OBP: 0.238, SLG: 0.316 <b>Sonny Dixon, S</b> OBP: 0.250, SLG: 0.143 (8, 1)	0-3 K		0-0 6-3		0-0 6-3			0-0 F7		2	0	0	0	0	1	3					
<b>Inning Stats</b>	R: 0 E: 0 K: 0 S: 2	H: 0 LOB: 0 BB: 1 P: 6	R: 0 E: 0 K: 1 S: 6	H: 1 LOB: 3 BB: 2 P: 14	R: 0 E: 0 K: 1 S: 4	H: 0 LOB: 0 BB: 1 P: 8	R: 0 E: 0 K: 0 S: 4	H: 1 LOB: 1 BB: 0 P: 4	R: 0 E: 0 K: 0 S: 3	H: 0 LOB: 0 BB: 0 P: 3	R: 0 E: 0 K: 0 S: 3	H: 0 LOB: 0 BB: 0 P: 3	R: 0 E: 0 K: 0 S: 3	H: 0 LOB: 0 BB: 0 P: 3	R: 0 E: 0 K: 0 S: 4	H: 1 LOB: 1 BB: 0 P: 4	R: 1 E: 0 K: 0 S: 5	H: 2 LOB: 1 BB: 0 P: 5	1B: 2 2B: 3 3B: 0 HR: 0	SF: 0 SAC: 0 DP: 1 HBP: 0	WP: 0 PA: 34
<b>PITCHER</b> <b>Dick Marlowe, R</b> ERA: 3.25 (1, 1)	IP: 9.0 WLS: W BF: 34 H: 5 R: 1 ER: 1 SO: 2 BB: 3 IBB: 1 HBP: 0 BLK: 0 WP: 0 HR: 0 S: 34 P: 50 ERA: 1.00 WHIP: 0.889																				

Washington Senators @ Detroit Tigers  
Briggs Stadium, Detroit, MI  
Fri Jun 12 1953, 4:33 AM EDT  
Att: 12,675 - Unknown

AB	30
R	1
H	5
RBI	1
BB	4
SO	2
LOB	16



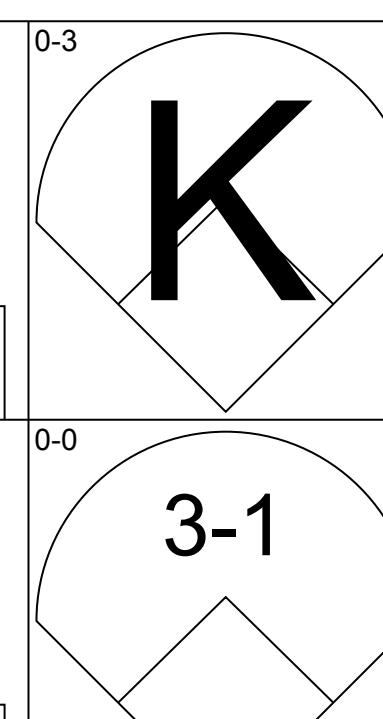
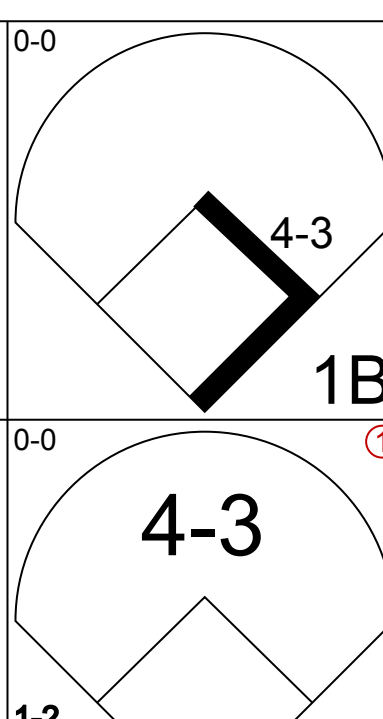
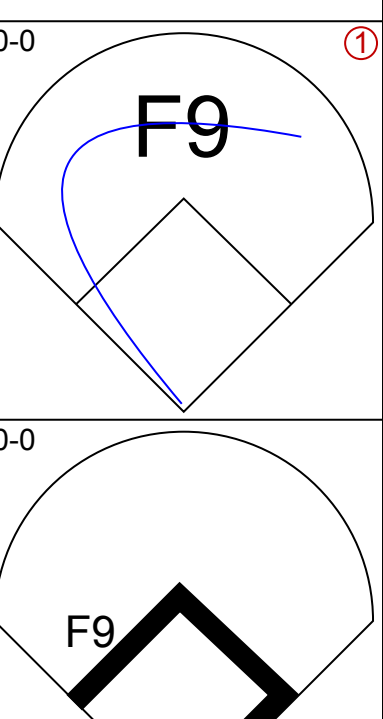
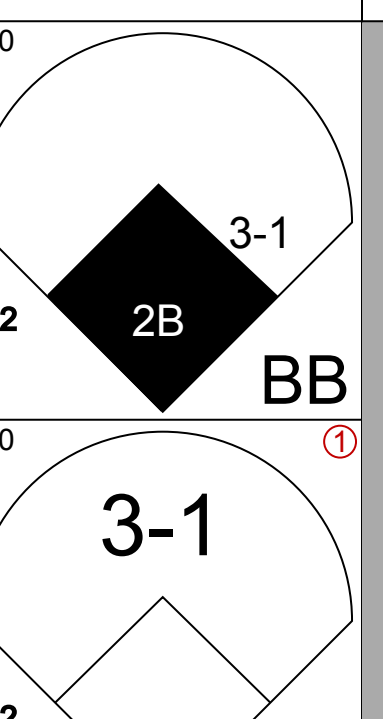
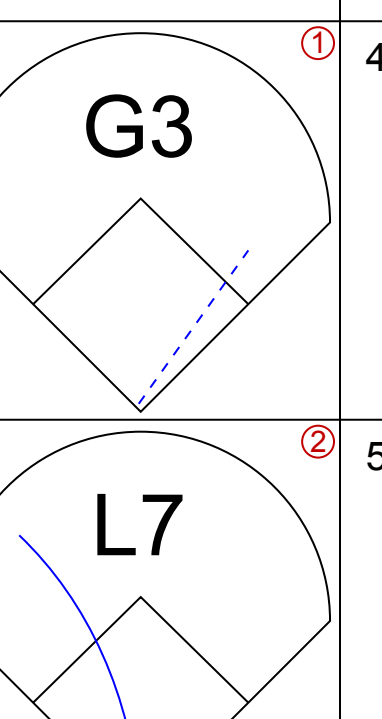
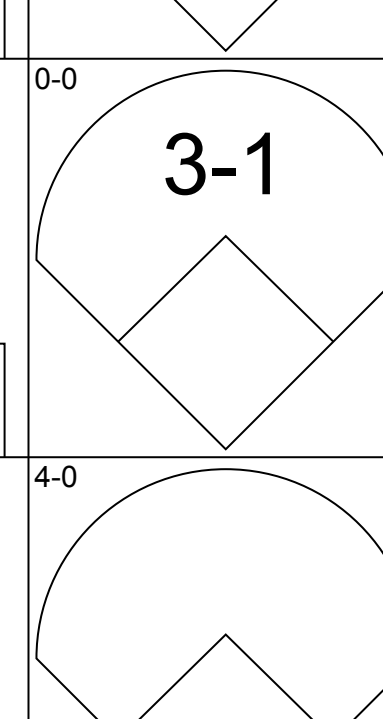
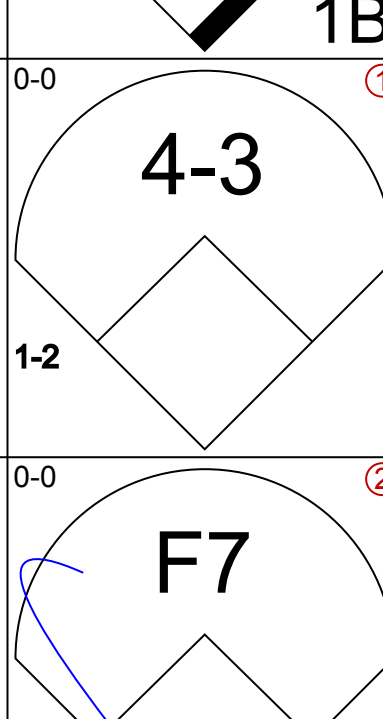
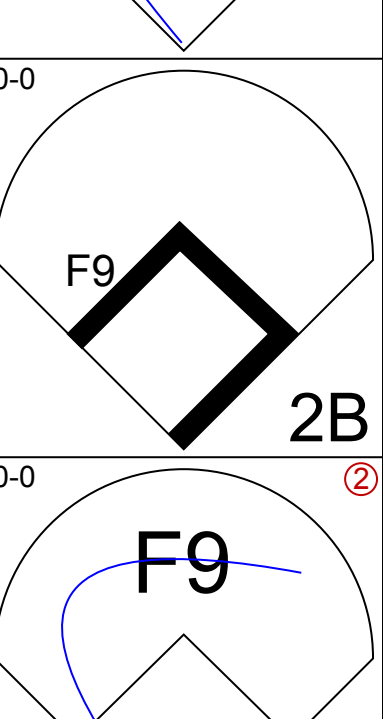
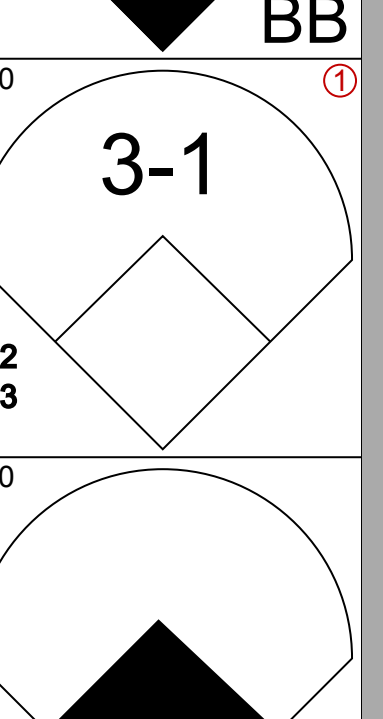
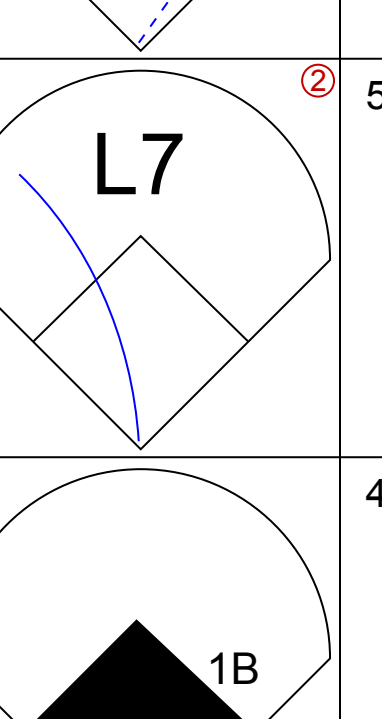
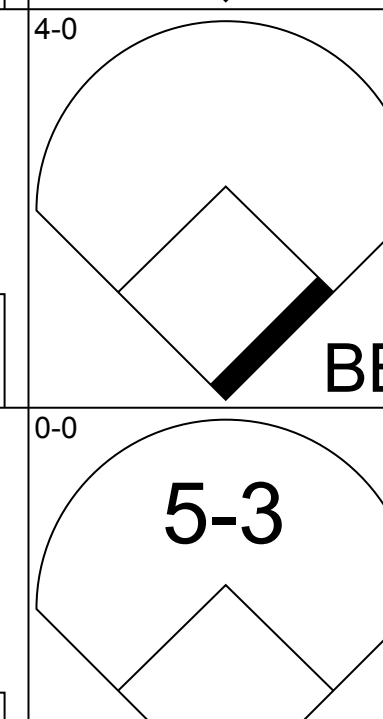
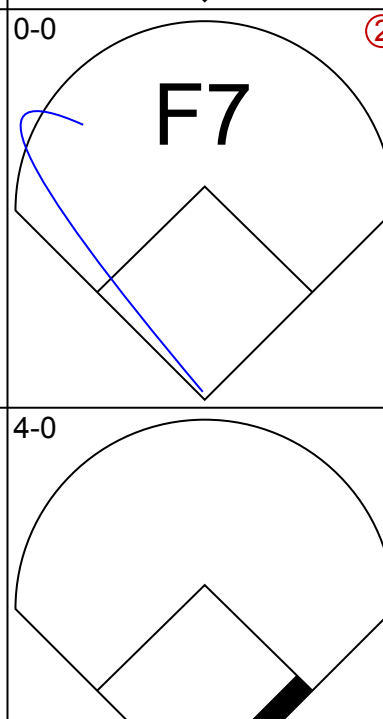
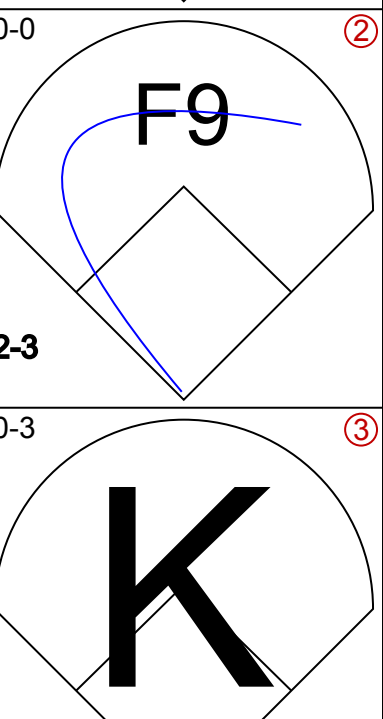
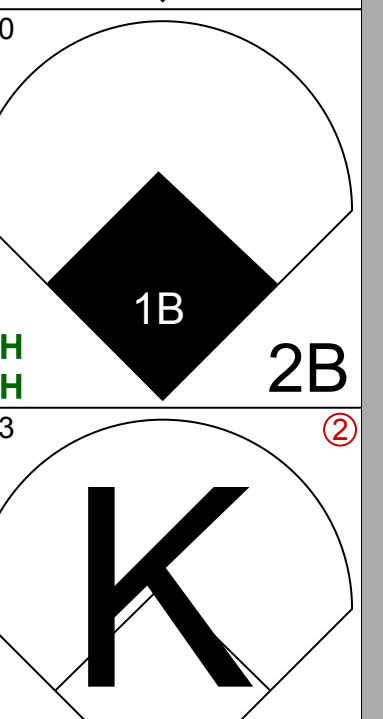
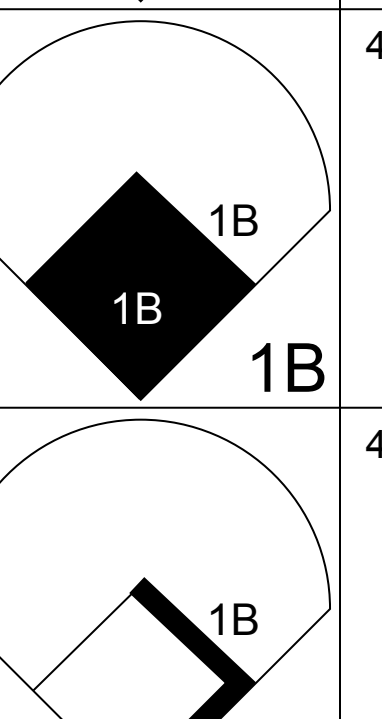
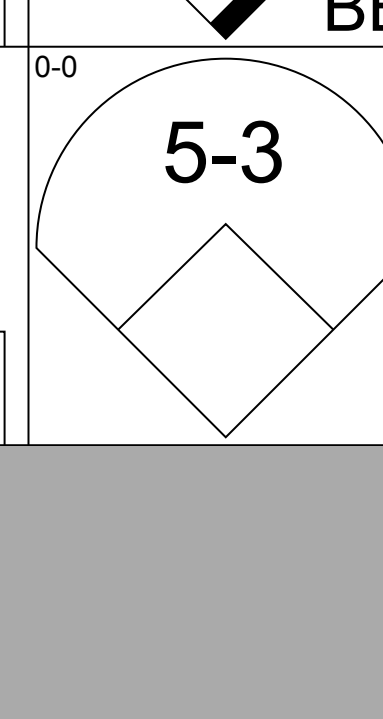
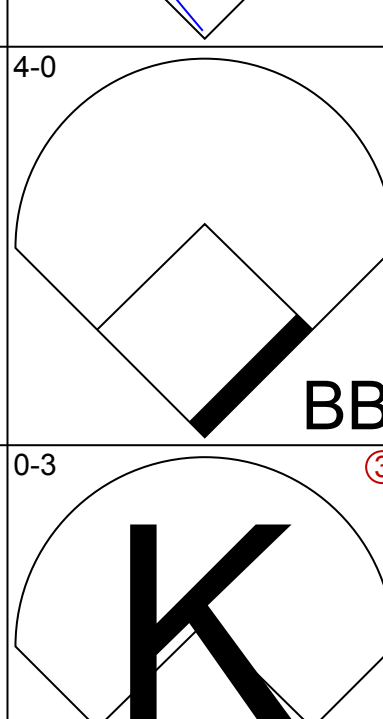
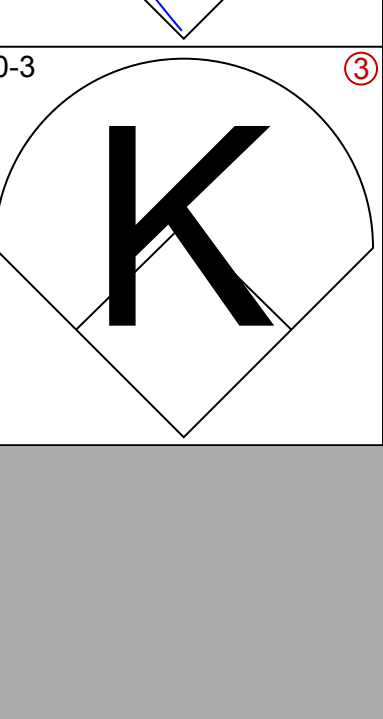
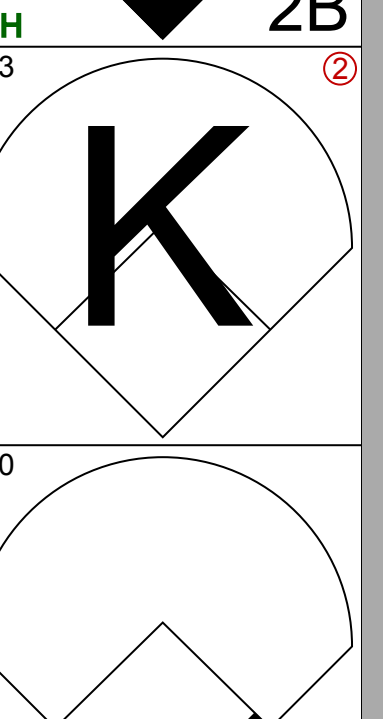
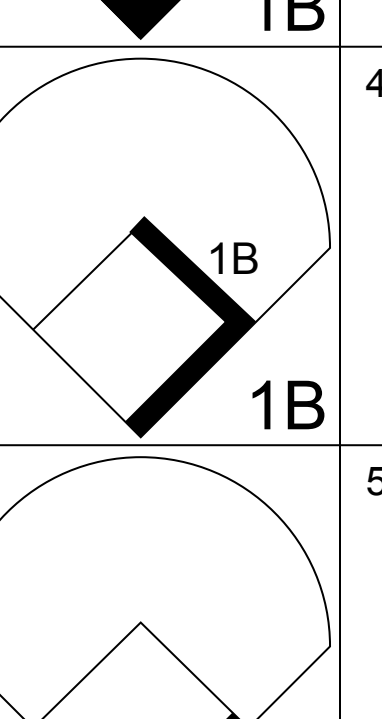
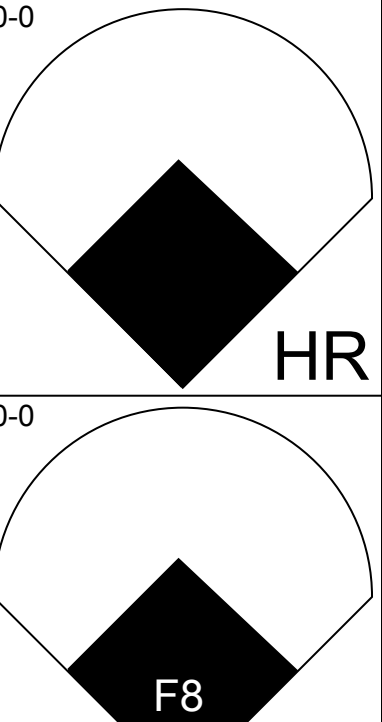

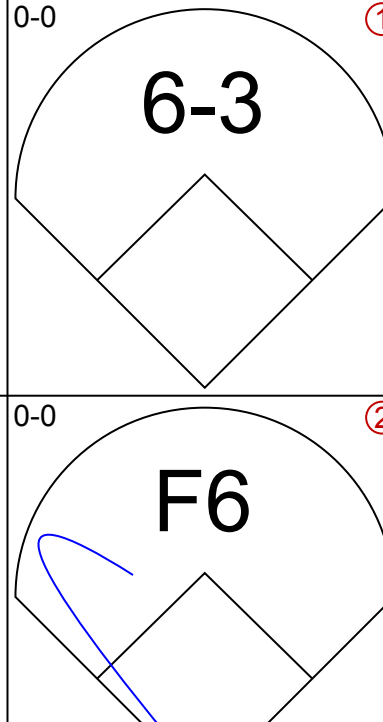

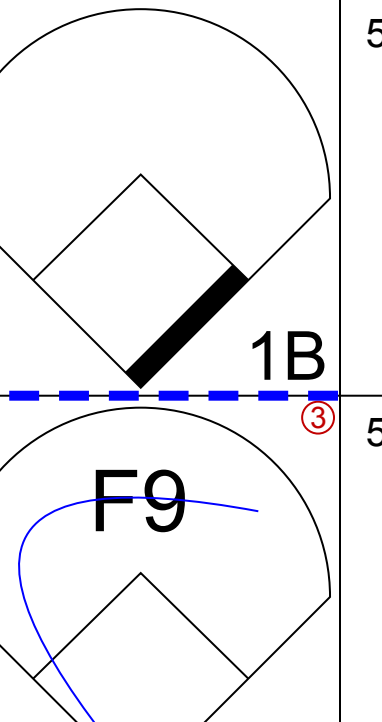
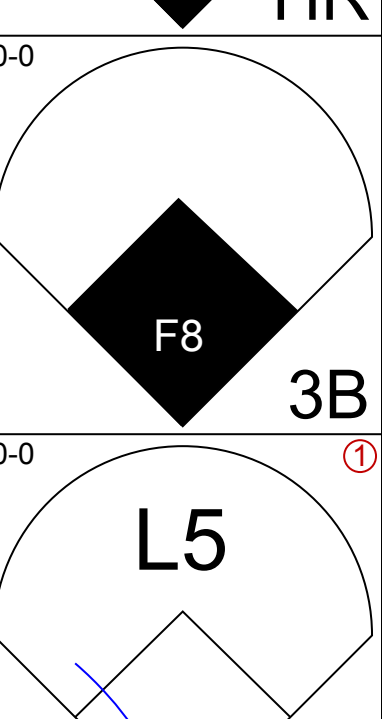
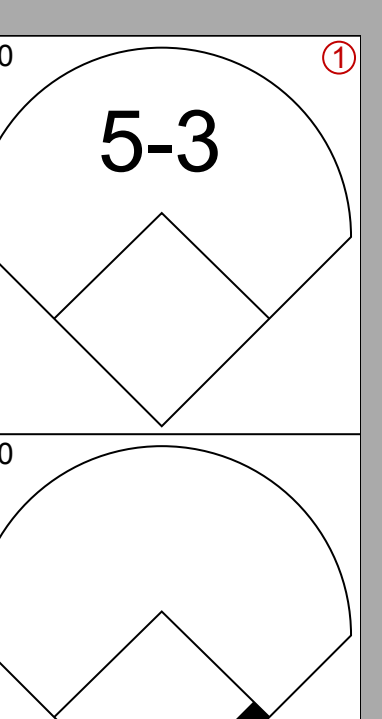
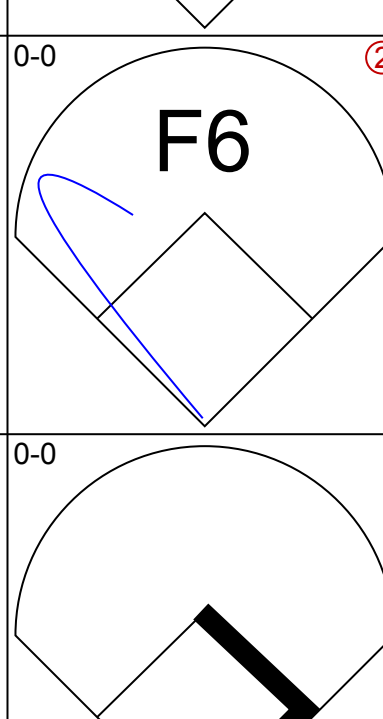
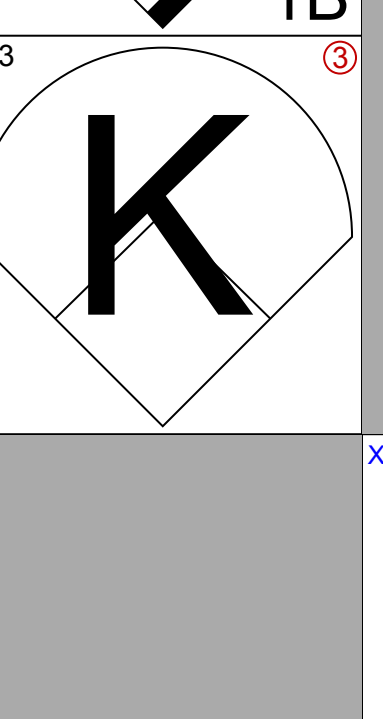
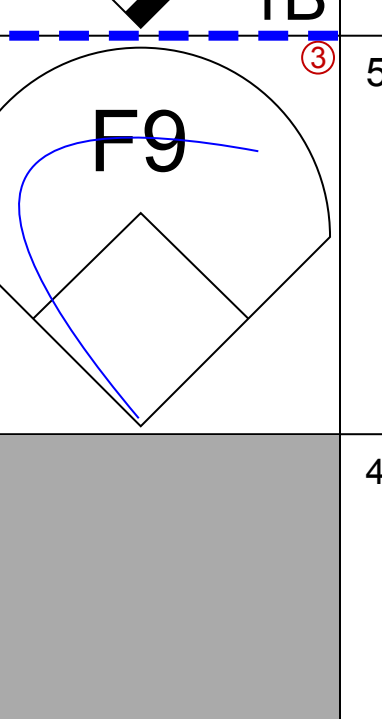

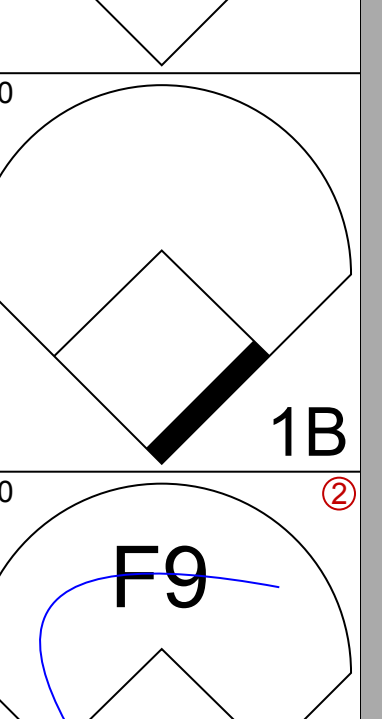
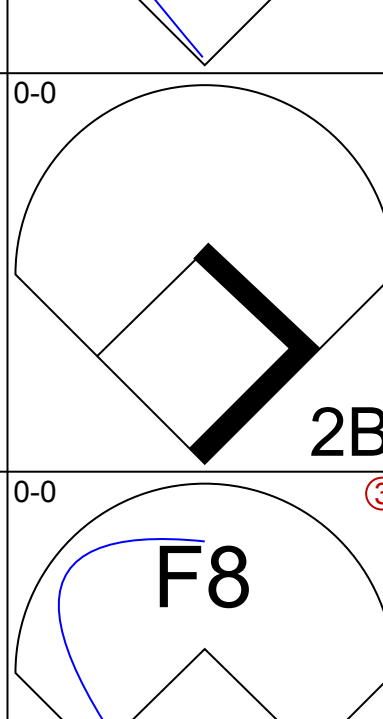
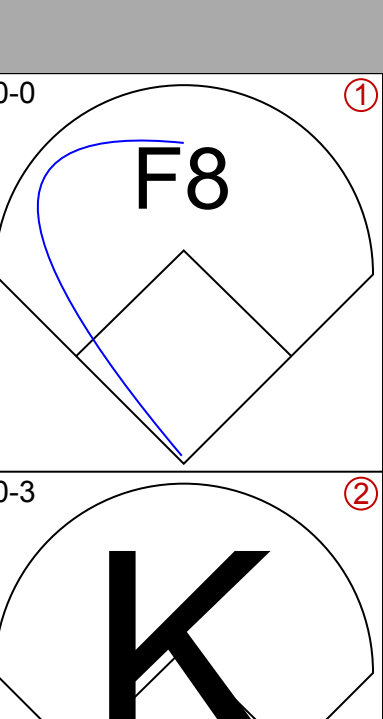


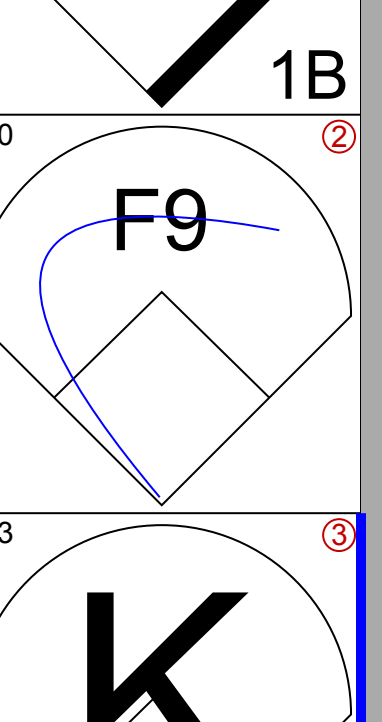
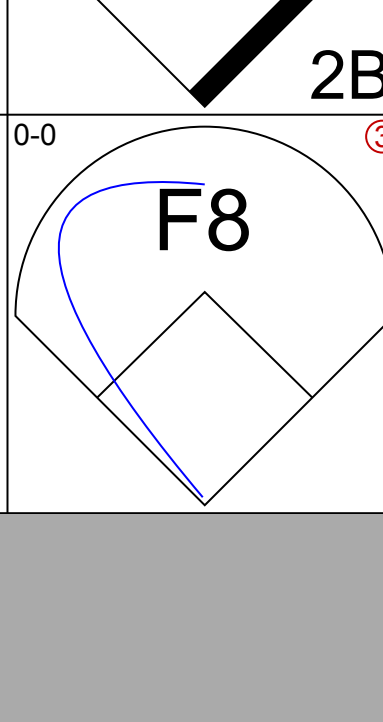
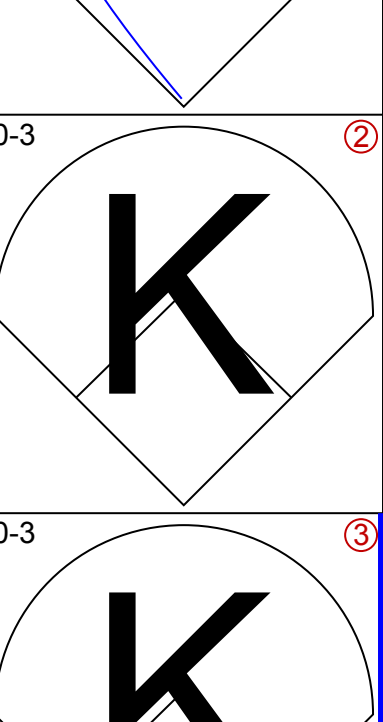


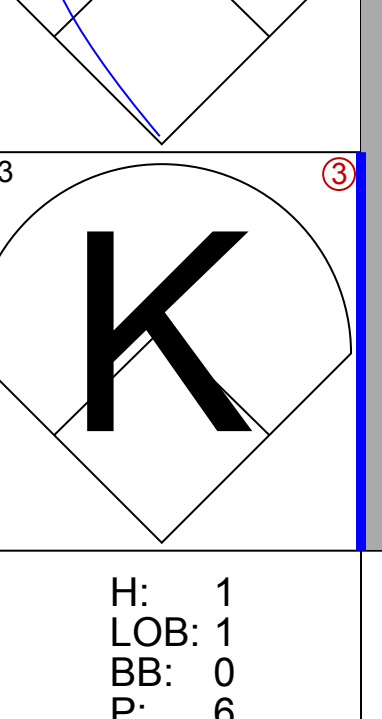
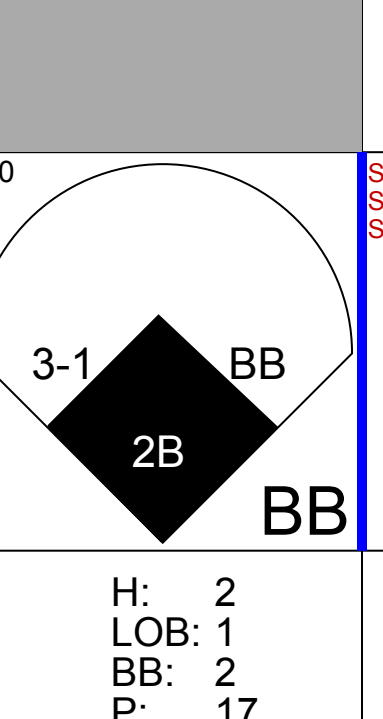
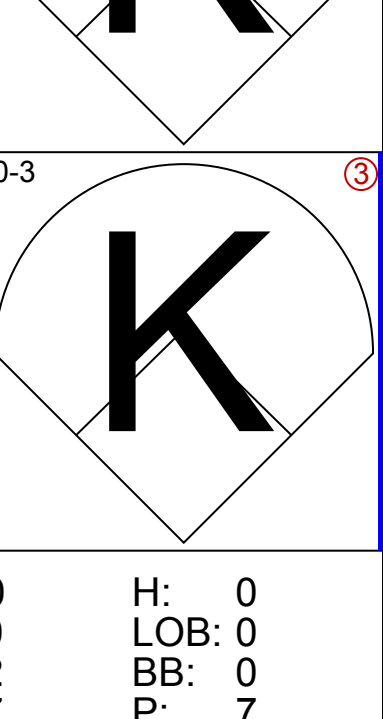
Batter	1	2	3	4	5	6	7	8	9	AB	R	H	RBI	BB	SO	LOB	BOTTOM				
<b>Harvey Kuenn, R</b> OBP: 0.345, SLG: 0.343 (1, 6)	0-0 BB 2B		0-3 BB K		0-3 BB K			0-0 F9		4	0	1	0	0	2	1					
<b>Johnny Pesky, L</b> OBP: 0.309, SLG: 0.292 (1, 4)	0-0 BB 2B		0-0 FC4-6 2B		0-0 G3			0-0 4-3		4	0	2	0	0	0	0					
<b>Don Lund, R</b> OBP: 0.353, SLG: 0.370 (1, 7)	0-0 F6		1-0 FC4-6 HBP		0-0 F3			0-0 1B		3	0	1	0	0	0	1					
<b>Bob Nieman, R</b> OBP: 0.371, SLG: 0.512 (1, 9)	0-0 5-3		0-0 FC4-6 1-2 2-3		0-0 6-3			0-0 F8		4	0	0	0	0	0	4					
<b>Jim Delsing, L</b> OBP: 0.374, SLG: 0.455 (1, 8)	0-0 F4		0-0 F2		0-0 1B 3B			0-0 HR		4	2	2	1	0	0	2					
<b>Walt Dropo, R</b> OBP: 0.262, SLG: 0.341 (1, 3)	0-0 F6		0-0 F7		0-0 F3			0-0 F3		3	0	0	0	0	0	3					
<b>Matt Batts, R</b> OBP: 0.319, SLG: 0.430 (1, 2)	0-0 F6		0-0 F7		0-0 F7			0-0 1B		3	0	1	1	0	0	0					
<b>Fred Hatfield, L</b> OBP: 0.348, SLG: 0.275 (1, 5)	0-0 F8		0-0 F5		0-0 F7			0-0 F7		3	0	0	0	0	0	1					
<b>Dick Marlowe, R</b> OBP: 0.200, SLG: 0.200 (1, 1)	0-3 K		0-0 1B		0-3 K			0-0 K		3	0	1	0	0	2	1					
<b>Inning Stats</b>	R: 0 E: 0 K: 0 S: 4	H: 2 LOB: 1 BB: 0 P: 4	R: 0 E: 0 K: 0 S: 3	H: 0 LOB: 0 BB: 0 P: 3	R: 0 E: 0 K: 2 S: 7	H: 0 LOB: 0 BB: 0 P: 7	R: 0 E: 0 K: 0 S: 4	H: 1 LOB: 2 BB: 0 P: 5	R: 0 E: 0 K: 1 S: 6	H: 1 LOB: 1 BB: 0 P: 6	R: 0 E: 0 K: 0 S: 3	H: 0 LOB: 0 BB: 0 P: 3	R: 1 E: 0 K: 1 S: 7	H: 2 LOB: 1 BB: 0 P: 7	R: 0 E: 0 K: 0 S: 4	H: 1 LOB: 1 BB: 0 P: 4	R: 1 E: 0 K: 0 S: 1	H: 1 LOB: 0 BB: 0 P: 1	1B: 3 2B: 3 3B: 1 HR: 1	SF: 0 SAC: 0 DP: 0 HBP: 1	WP: 0 PA: 32
<b>PITCHER</b> <b>Connie Marrero, R</b> ERA: 2.74 <b>Sonny Dixon, R</b> ERA: 2.59 (8, 1)	IP: 7.0 WLS: L BF: 27 H: 6 R: 1 ER: 1 SO: 4 BB: 0 IBB: 1 HBP: 1 BLK: 0 WP: 0 HR: 0 S: 34 P: 35 ERA: 1.29 WHIP: 0.857																				

Washington Senators @ Detroit Tigers  
Briggs Stadium, Detroit, MI  
Fri Jun 12 1953, 4:33 AM EDT  
Att: 12,675 - Unknown


AB	31
R	2
H	8
RBI	2
BB	0
SO	4
LOB	13

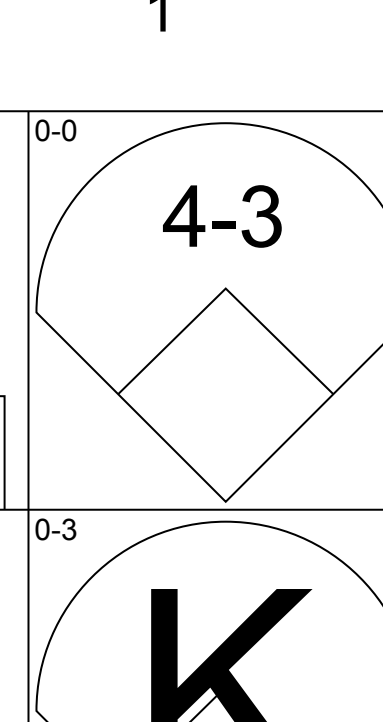
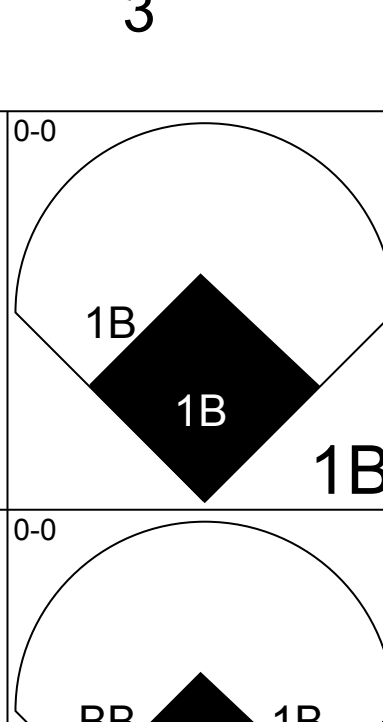
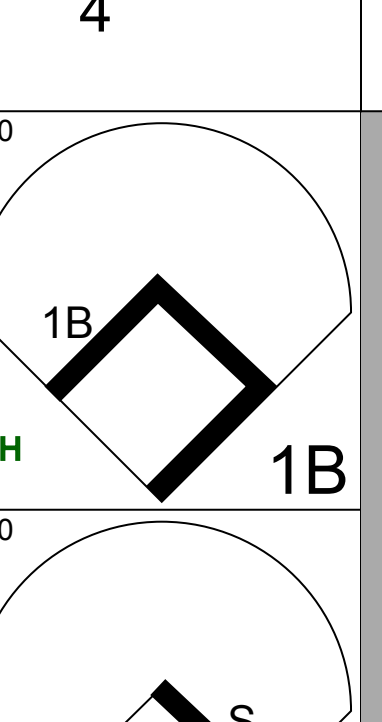
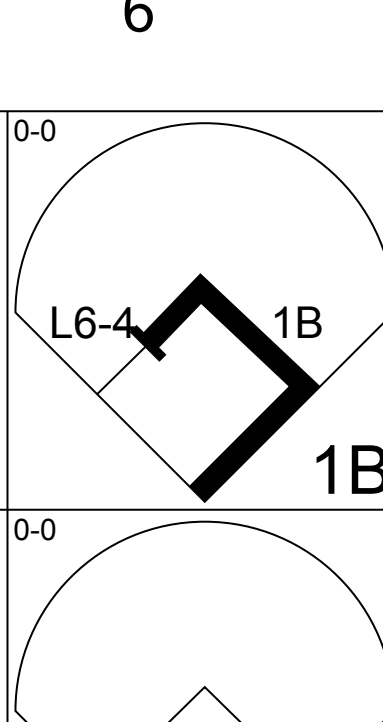
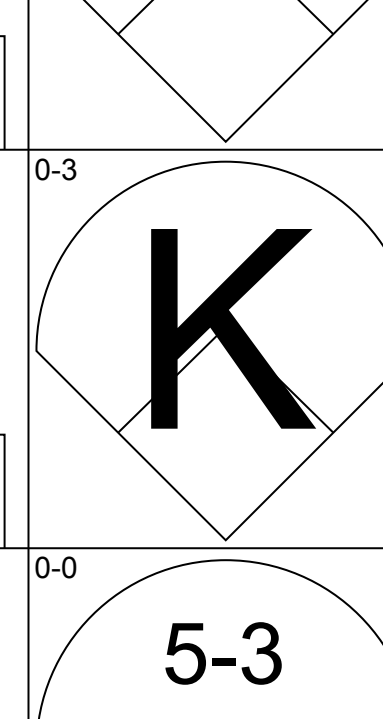
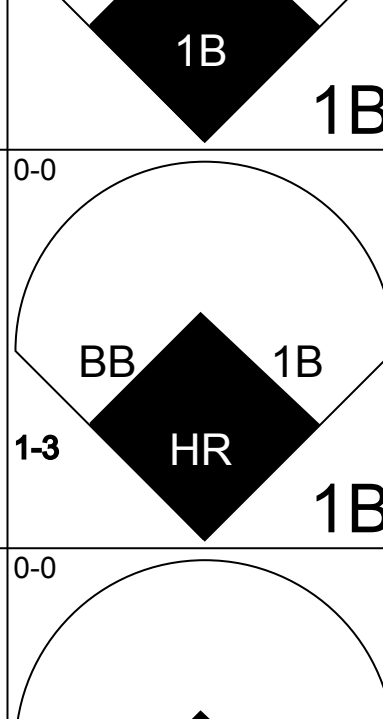
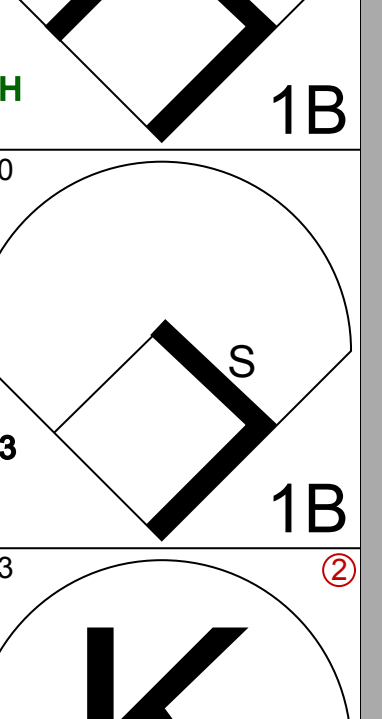
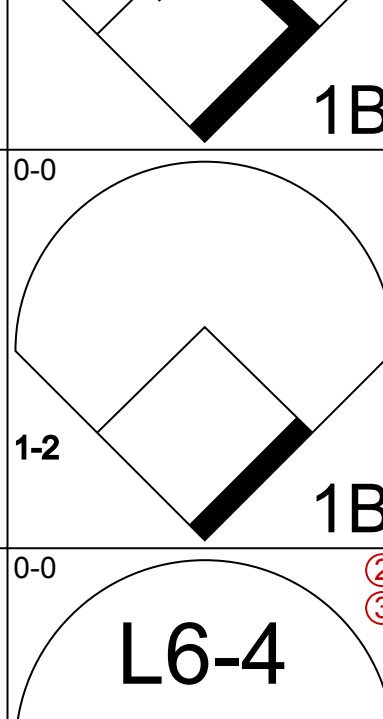
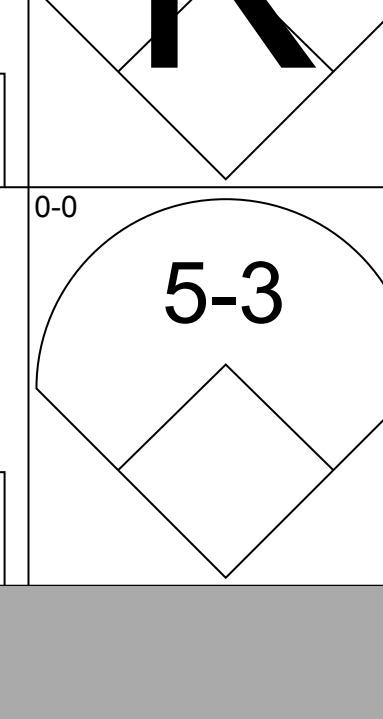
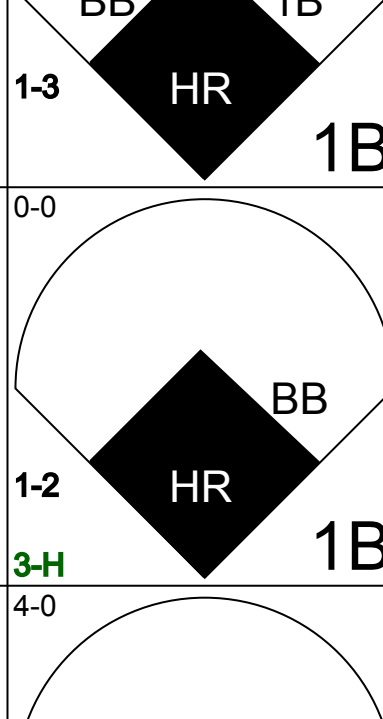
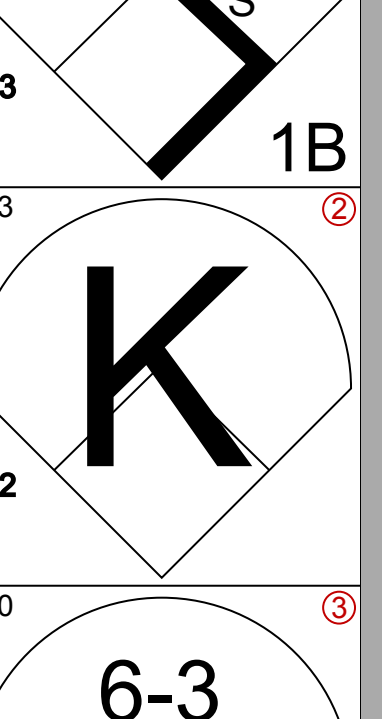
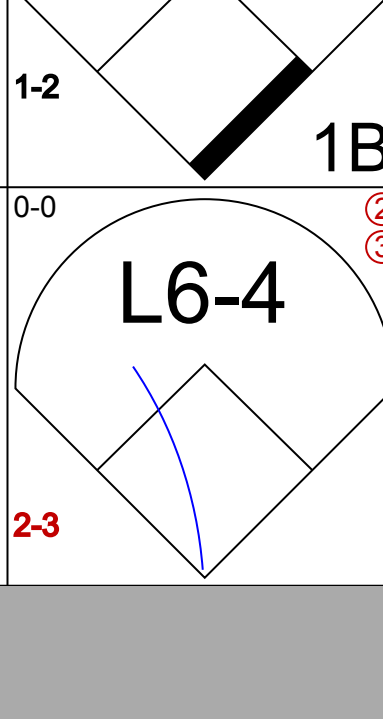
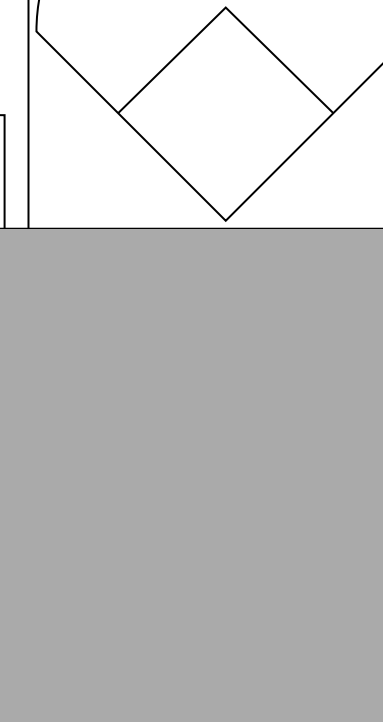
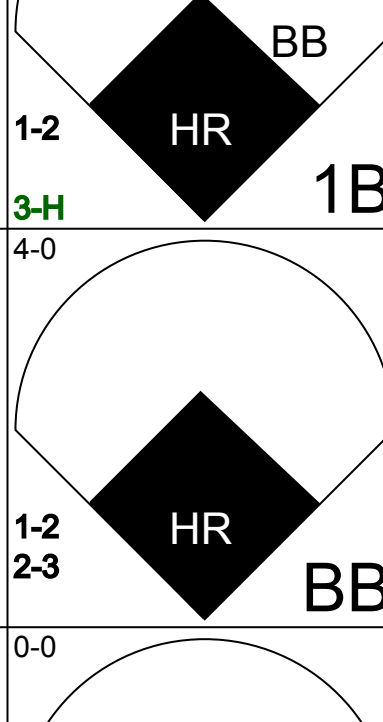
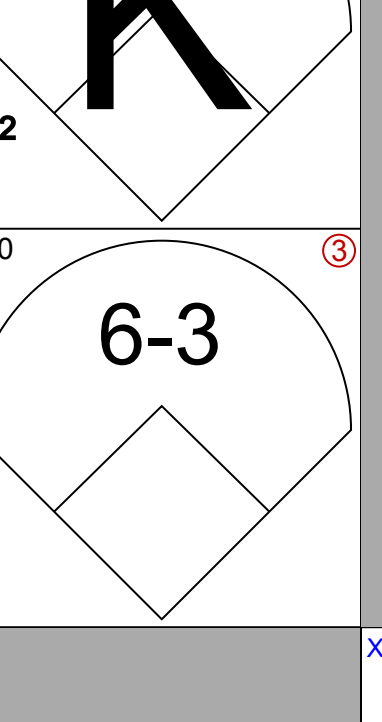
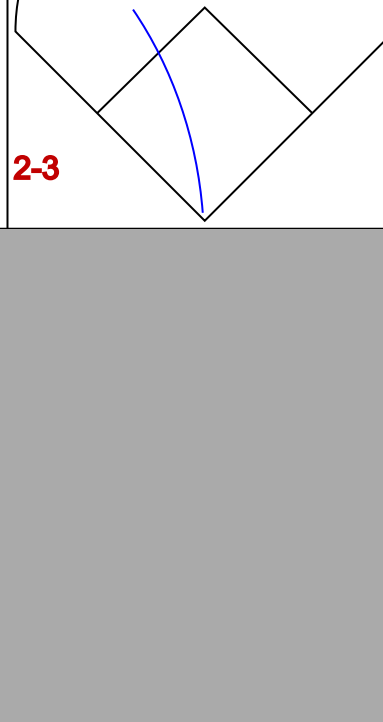

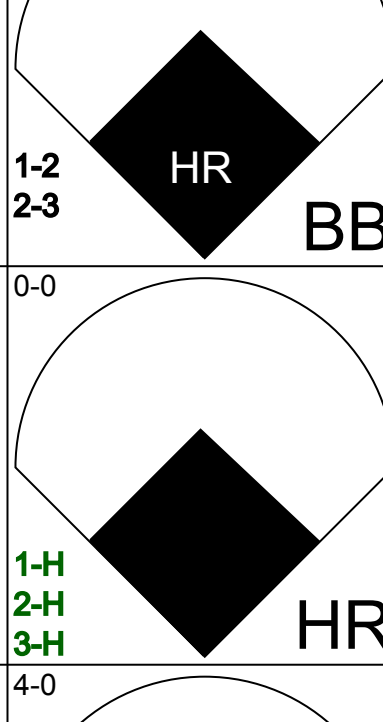
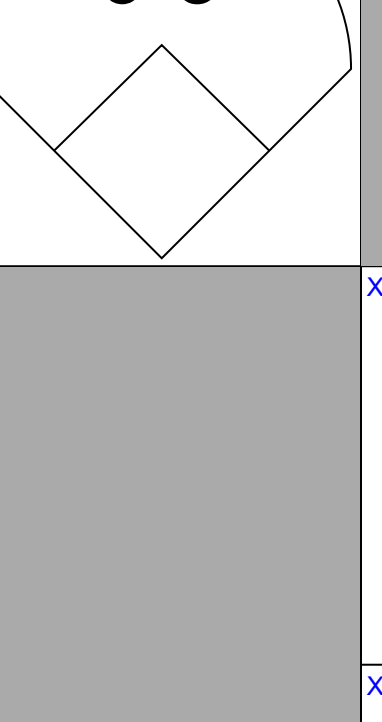


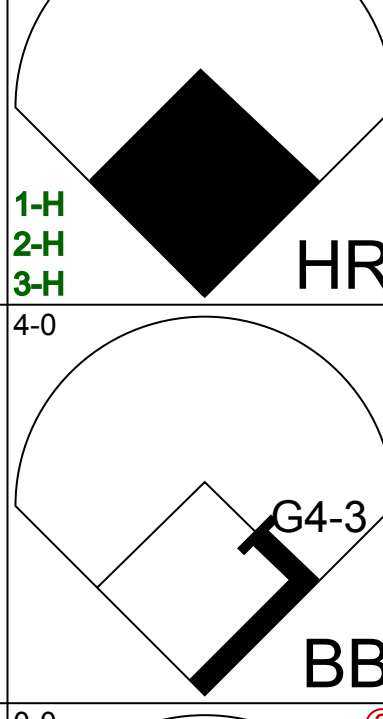



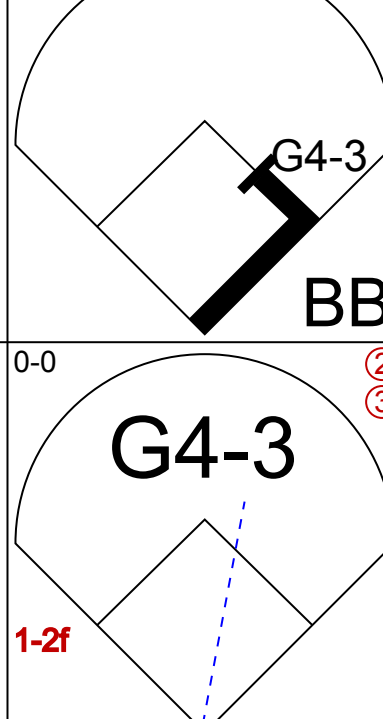



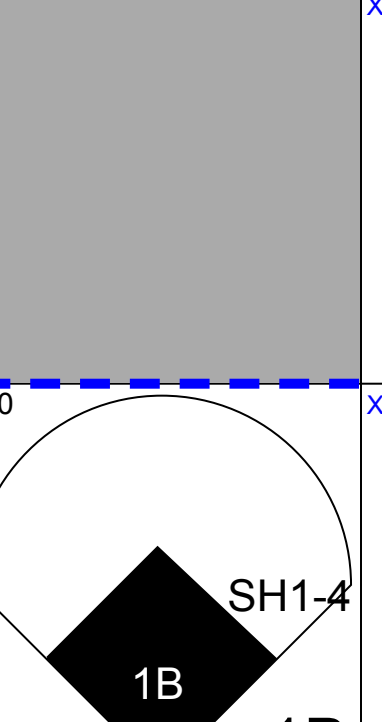

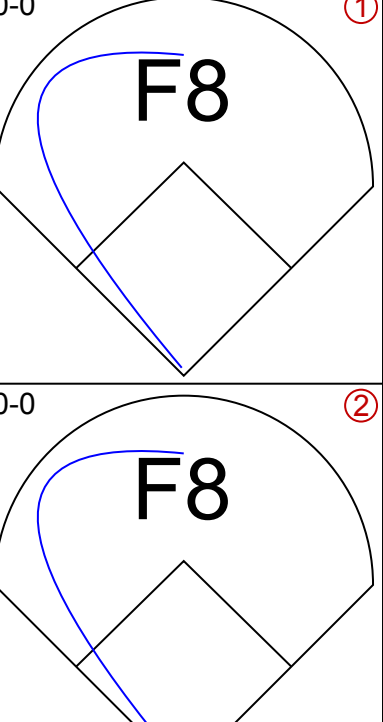

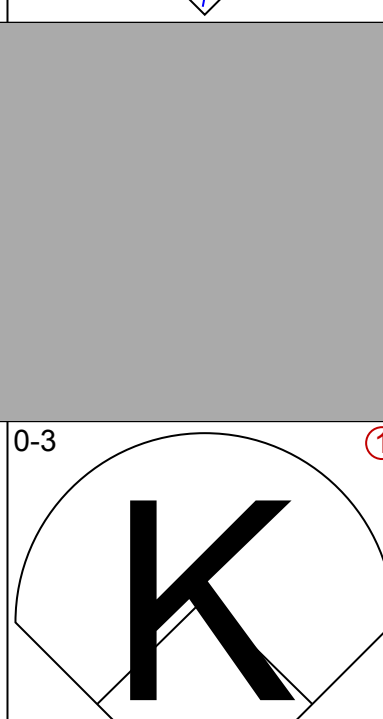
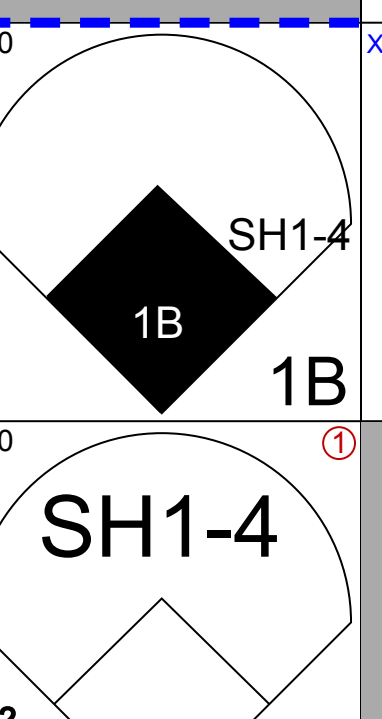
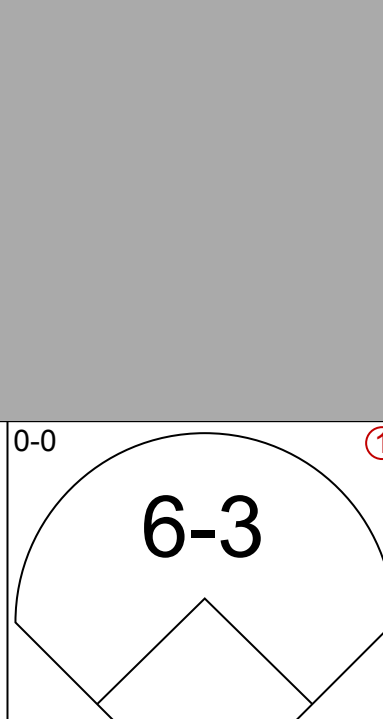
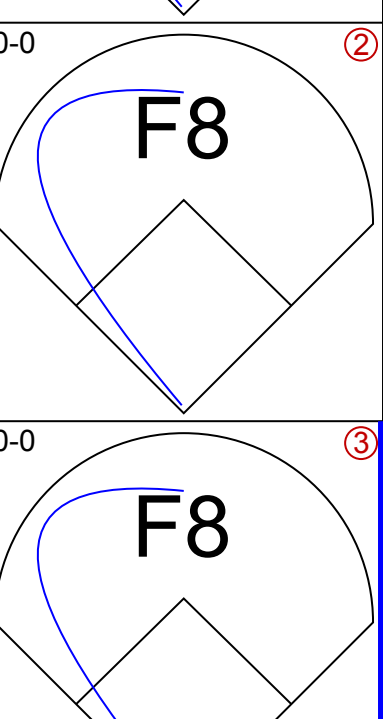




Batter	1	2	3	4	5	6	7	8	9	AB	R	H	RBI	BB	SO	LOB	TOP																			
<b>Eddie Yost, R</b> OBP: 0.386, SLG: 0.343 (1, 5)			 1B				 BB			4	1	1	0	1	1	0	<b>Washington Senators @ Detroit Tigers</b> Briggs Stadium, Detroit, MI Sat Jun 13 1953, 4:33 AM EDT Att: 4,765 - Unknown																			
<b>Pete Runnels, L</b> OBP: 0.364, SLG: 0.298 (1, 6)			 1-2		 2B		 1-2 2-3			5	0	1	0	0	0	3																				
<b>Mickey Vernon, L</b> OBP: 0.413, SLG: 0.481 (1, 3)					 2-3		 2B		 1B	4	2	2	2	1	0	2																				
<b>Clyde Vollmer, R</b> OBP: 0.387, SLG: 0.381 (1, 7)									 1-2	4	0	1	0	1	2	3																				
<b>Jackie Jensen, R</b> OBP: 0.381, SLG: 0.475 (1, 9)							 2H		 1-2 2H	5	1	3	3	0	1	2																				
<b>Carmen Mauro, L</b> OBP: 0.185, SLG: 0.231 (1, 8)		 3B				 2H	 0-3		 0-0	5	1	1	0	0	1	3																				
<b>Wayne Terwilliger, R</b> OBP: 0.365, SLG: 0.360 (1, 4)										4	0	2	0	0	0	1																				
<b>Ed Fitz Gerald, R</b> OBP: 0.256, SLG: 0.279 (1, 2)	 3-H									4	0	0	1	0	1	2																				
<b>Bob Porterfield, R</b> OBP: 0.330, SLG: 0.526 Tommy Edrington, L OBP: 0.227, SLG: 0.300 Julio Moreno, R OBP: 0.333, SLG: 0.290 Gil Coan, L OBP: 0.350, SLG: 0.350 Al Sima, R OBP: 0.350, SLG: 0.250 Mel Hoderlein, S OBP: 0.333, SLG: 0.200 Chuck Stobbs, L OBP: 0.143, SLG: 0.143 (1, 1) (4, PH) (4, 1) (7, PH) (7, 1) (8, PH) (8, 1) (8, 1)							 BB			1	0	0	0	0	1	0																				
<b>Inning Stats</b>	R: 0 E: 0 K: 1 S: 5	H: 0 LOB: 1 BB: 1 P: 9	R: 2 E: 0 K: 1 S: 7	H: 2 LOB: 0 BB: 0 P: 7	R: 0 E: 0 K: 1 S: 6	H: 1 LOB: 2 BB: 1 P: 10	R: 0 E: 0 K: 1 S: 6	H: 1 LOB: 1 BB: 0 P: 6	R: 0 E: 0 K: 0 S: 4	H: 2 LOB: 1 BB: 0 P: 4	R: 3 E: 0 K: 2 S: 9	H: 2 LOB: 1 BB: 2 P: 17	R: 0 E: 0 K: 0 S: 7	H: 0 LOB: 0 BB: 0 P: 7	R: 1 E: 0 K: 0 S: 6	H: 3 LOB: 2 BB: 0 P: 6		1B: 6 2B: 3 3B: 1 HR: 1	SF: 0 SAC: 0 DP: 0 HBP: 0	WP: 0 PB: 0 SB: 0 CS: 0	PA: 42															
<b>PITCHER</b>	IP	WLS	BF	H	R	ER	SO	BB	IBB	HBP	BLK	WP	HR	S	P	ERA	WHIP	<b>PITCHER</b>		IP	WLS	BF	H	R	ER	SO	BB	IBB	HBP	BLK	WP	HR	S	P	ERA	WHIP
<b>Ned Garver, R</b> ERA: 5.09 (1, 1)	8.2	W	41	11	6	6	9	4	0	0	0	0	1	55	71	6.23	1.731																			
<b>Hal Newhouser, L</b> ERA: 4.76 (9, 1)	0.1	S	1	0	0	0	0	0	0	0	0	0	0	0	1	1	0.00	0.000																		

AB	38
R	6
H	11
RBI	6
BB	4
SO	9
LOB	17



Batter	1	2	3	4	5	6	7	8	9	AB	R	H	RBI	BB	SO	LOB	BOTTOM																			
<b>Harvey Kuenn, R</b> OBP: 0.351, SLG: 0.350 (1, 6)			 1B	 2H		 1B				4	1	3	1	0	0	0	<b>Washington Senators @ Detroit Tigers</b> Briggs Stadium, Detroit, MI Sat Jun 13 1953, 4:33 AM EDT Att: 4,765 - Unknown																			
<b>Johnny Pesky, L</b> OBP: 0.329, SLG: 0.316 (1, 4)			 1B	 1B		 1-2				4	1	3	0	0	1	0																				
<b>Don Lund, R</b> OBP: 0.350, SLG: 0.367 (1, 7)			 1B	 1-2		 2-3				4	1	1	1	0	1	4																				
<b>Bob Nieman, R</b> OBP: 0.371, SLG: 0.507 <b>Steve Souchock, R</b> OBP: 0.359, SLG: 0.632 (1, 9) (7, 7)			 BB							2	1	0	0	1	0	2																				
<b>Jim Delsing, L</b> OBP: 0.372, SLG: 0.468 (1, 8)	 2B		 1H 2H 3H							4	2	1	4	0	0	0																				
<b>Walt Dropo, R</b> OBP: 0.282, SLG: 0.336 (1, 3)			 BB							3	0	0	0	1	1	1																				
<b>Matt Batts, R</b> OBP: 0.324, SLG: 0.446 (1, 2)	 1-H		 1-2							4	0	2	1	0	0	1																				
<b>Fred Hatfield, L</b> OBP: 0.346, SLG: 0.274 (1, 5)				 1B						4	1	1	0	0	0	2																				
<b>Ned Garver, R</b> OBP: 0.216, SLG: 0.257 <b>Hal Newhouser, L</b> OBP: 0.429, SLG: 0.333 (1, 1) (9, 1)				 1-2						3	0	0	0	0	1	0																				
<b>Inning Stats</b>	R: 0 E: 0 K: 1 S: 5	H: 0 LOB: 0 BB: 0 P: 5	R: 1 E: 1 K: 1 S: 7	H: 1 LOB: 1 BB: 0 P: 7	R: 5 E: 0 K: 1 S: 8	H: 4 LOB: 0 BB: 2 P: 16	R: 1 E: 0 K: 1 S: 8	H: 3 LOB: 2 BB: 0 P: 8	R: 0 E: 0 K: 0 S: 4	H: 2 LOB: 1 BB: 0 P: 4	R: 0 E: 0 K: 0 S: 3	H: 0 LOB: 0 BB: 0 P: 3	R: 0 E: 0 K: 0 S: 3	H: 0 LOB: 0 BB: 0 P: 3	R: 0 E: 0 K: 0 S: 3	H: 0 LOB: 0 BB: 0 P: 3		1B: 8 2B: 3 3B: 0 HR: 1	SF: 0 SAC: 1 DP: 2 HBP: 0	WP: 0 PB: 0 SB: 1 CS: 0	PA: 36															
<b>PITCHER</b>	IP	WLS	BF	H	R	ER	SO	BB	IBB	HBP	BLK	WP	HR	S	P	ERA	WHIP	<b>PITCHER</b>		IP	WLS	BF	H	R	ER	SO	BB	IBB	HBP	BLK	WP	HR	S	P	ERA	WHIP
<b>Bob Porterfield, R</b> ERA: 4.31 (1, 1)	3.0	L	16	6	6	5	3	2	0	0	0	0	0	16	16	3.00	2.333																			
<b>Julio Moreno, R</b> ERA: 2.39 (4, 1)	3.0		14	6	1	1	1	0	0	0	0	0	0	16	16	3.00	2.000																			
<b>Al Sima, L</b> ERA: 4.5 (7, 1)	1.0		3	0	0	0	0	0	0	0	0	0	0	3	3	0.00	0.000																			
<b>Chuck Stobbs, L</b> ERA: 4.0 (8, 1)	1.0		3	0	0	0	0	0	0	0	0	0	0	3	3	0.00	0.000																			





Batter	1	2	3	4	5	6	7	8	9	AB	R	H	RBI	BB	SO	LOB	TOP			
<b>Eddie Yost, R</b> OBP: 0.390, SLG: 0.361 (1, 5)	F4		BB			HR		FC4-6 1B	F7	4	1	2	1	1	0	1	<b>Washington Senators @ Detroit Tigers</b> Briggs Stadium, Detroit, MI Sun Jun 14 1953, 4:33 AM EDT Att: 11,494 - Unknown			
<b>Pete Runnels, L</b> OBP: 0.362, SLG: 0.293 (1, 6)	F2		F7			CS BB		FC4-6 HR		3	1	0	1	1	0	2				
<b>Mickey Vernon, L</b> OBP: 0.414, SLG: 0.493 (1, 3)					F9	3-1		HR		3	1	1	2	1	0	1				
<b>Clyde Vollmer, R</b> OBP: 0.379, SLG: 0.372 <b>Carmen Mauro, L</b> OBP: 0.195, SLG: 0.231 (8, 7)	F8				K	F8		5-3		4	0	0	0	0	1	1				
<b>Jackie Jensen, R</b> OBP: 0.379, SLG: 0.485 (1, 9)		5-3			F5				HR	4	1	1	1	0	0	0				
<b>Jim Busby, R</b> OBP: 0.319, SLG: 0.402 (1, 8)		F8				F9			SH1-3 1B	3	1	1	0	1	0	0				
<b>Wayne Terwilliger, R</b> OBP: 0.361, SLG: 0.355 (1, 4)		5-3				F8			SH1-3	3	0	0	0	0	0	1				
<b>Mickey Grasso, R</b> OBP: 0.245, SLG: 0.283 (1, 2)			K			HBP		F7		3	0	1	1	0	1	0				
<b>Spec Shea, R</b> OBP: 0.381, SLG: 0.429 (1, 1)			6-3			1-3		E6 1B FC4-6	K	4	1	0	0	0	1	2				
<b>Inning Stats</b>	R: 0 E: 0 K: 0 S: 3	H: 0 LOB: 1 BB: 1 P: 7	R: 0 E: 0 K: 0 S: 3	H: 0 LOB: 0 BB: 0 P: 3	R: 0 E: 0 K: 1 S: 5	H: 0 LOB: 1 BB: 1 P: 9	R: 0 E: 0 K: 1 S: 5	H: 0 LOB: 0 BB: 0 P: 5	R: 0 E: 0 K: 0 S: 3	H: 1 LOB: 1 BB: 1 P: 7	R: 0 E: 0 K: 0 S: 3	H: 1 LOB: 0 BB: 0 P: 3	R: 3 E: 1 K: 0 S: 6	H: 2 LOB: 0 BB: 0 P: 6	R: 2 E: 0 K: 1 S: 7	H: 2 LOB: 1 BB: 1 P: 11	1B: 3 2B: 0 3B: 0 HR: 3	SF: 0 SAC: 1 DP: 0 HBP: 1	WP: 0 PB: 0 SB: 0 CS: 2	PA: 37
<b>PITCHER</b>	IP	WLS	BF	H	R	ER	SO	BB	IBB	HBP	BLK	WP	HR	S	P	ERA	WHIP			
<b>Ted Gray, L</b> ERA: 4.62 (1, 1)	8.0	L	31	4	4	1	2	3	0	1	0	0	2	31	44	1.12	0.875			
<b>Dave Madison, R</b> ERA: 5.95 (9, 1)	1.0		6	2	2	2	1	1	0	0	0	0	1	7	11	18.00	3.000			

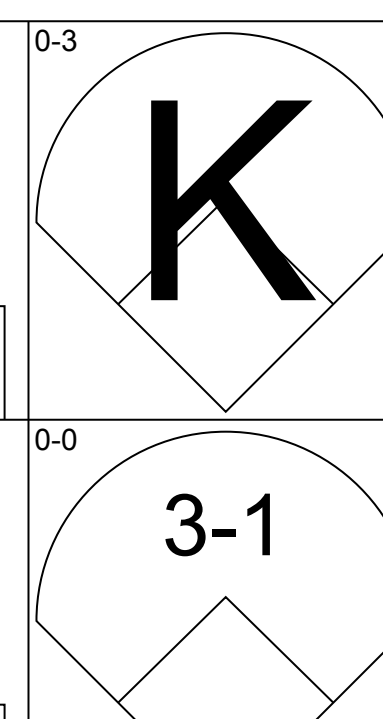
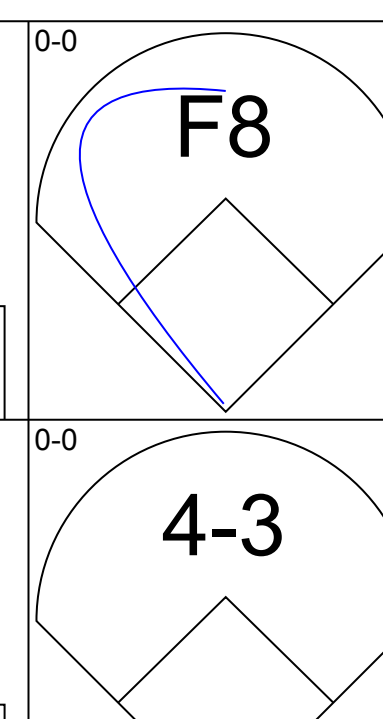
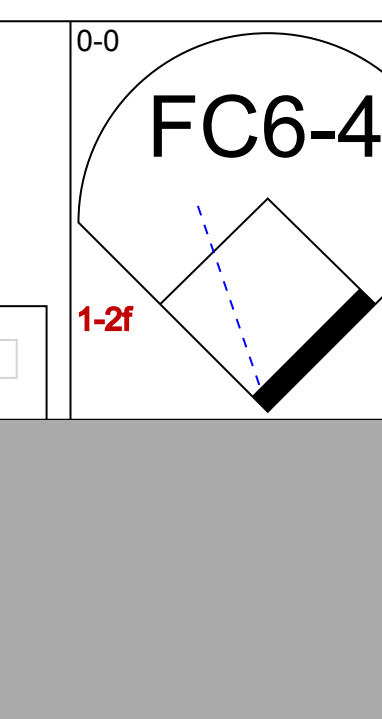
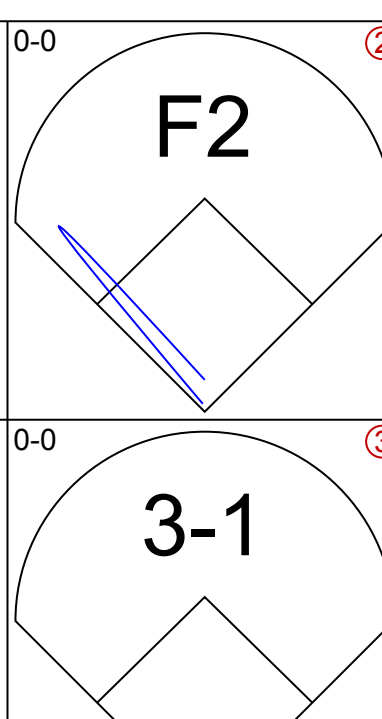
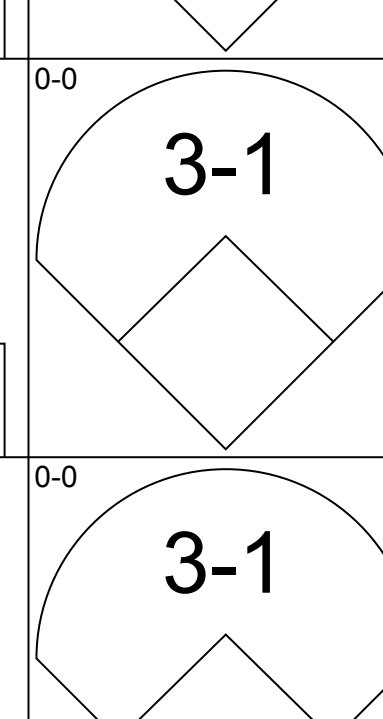
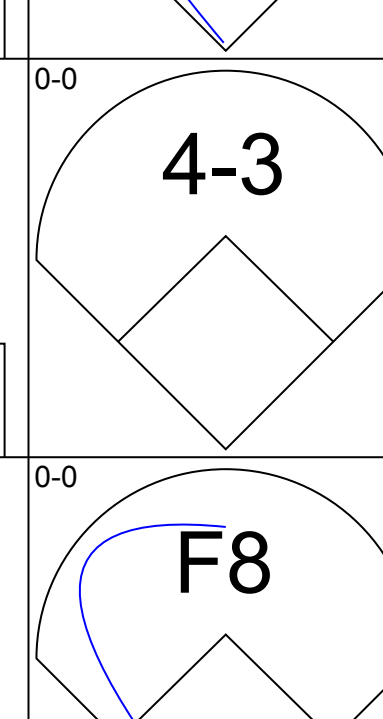
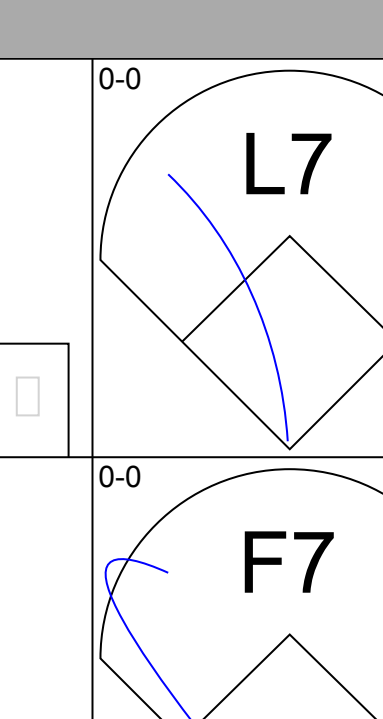
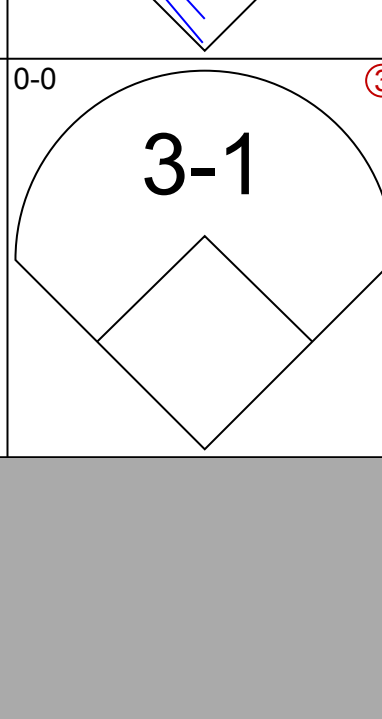
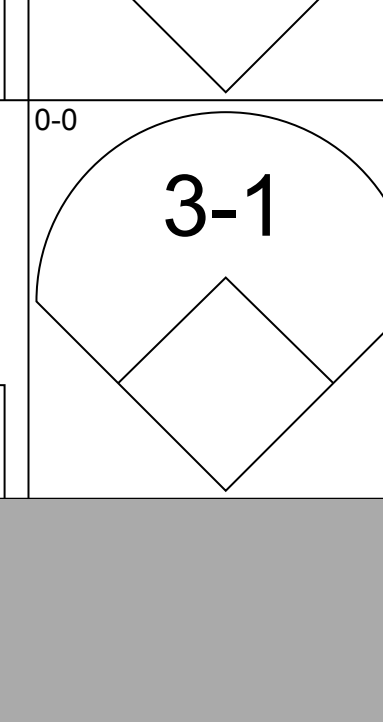
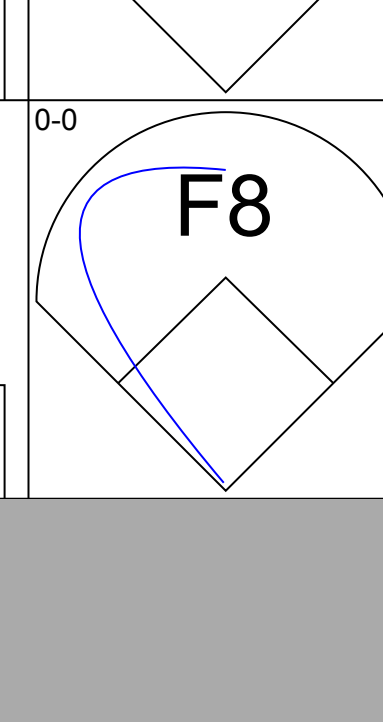
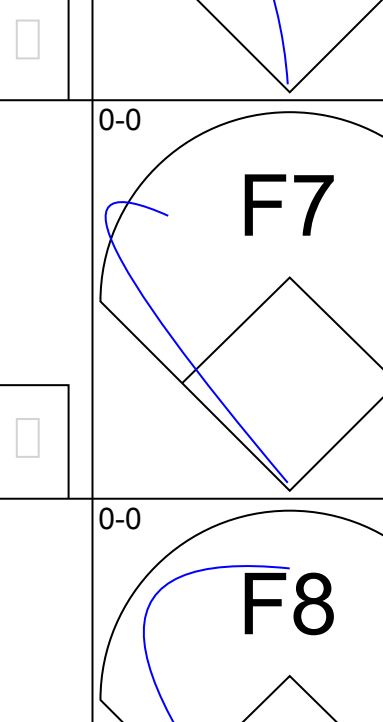
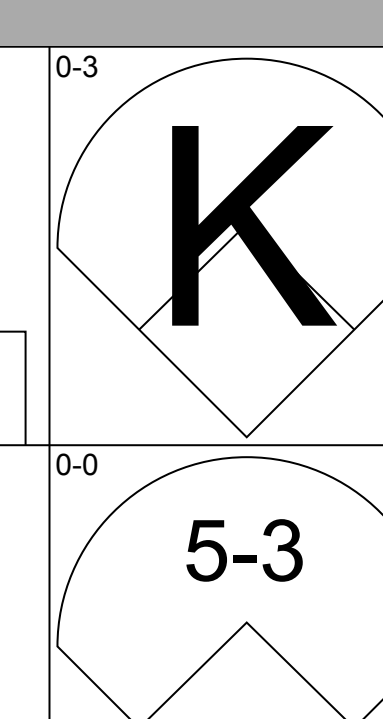
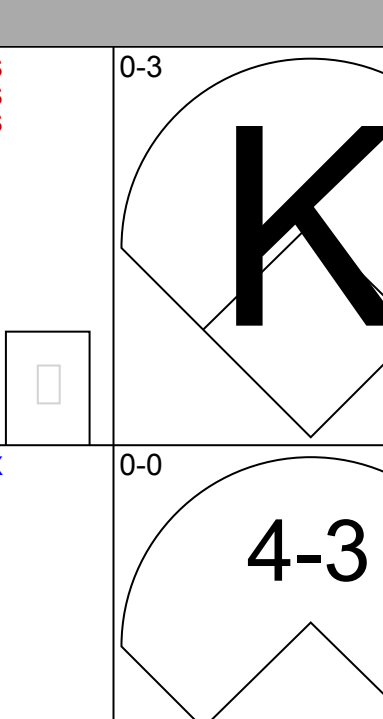
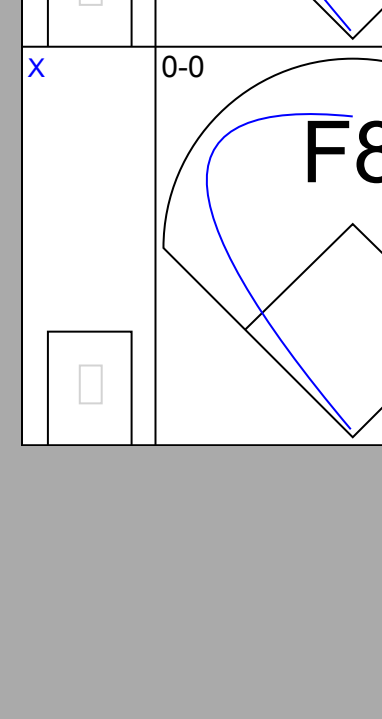
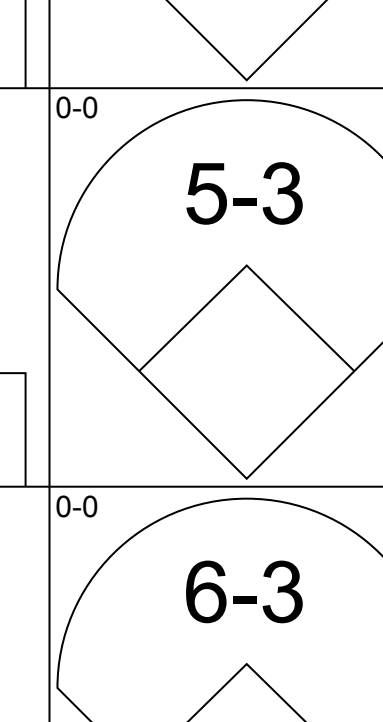
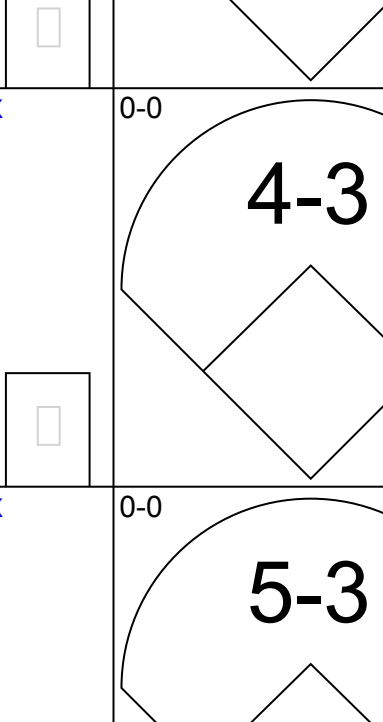
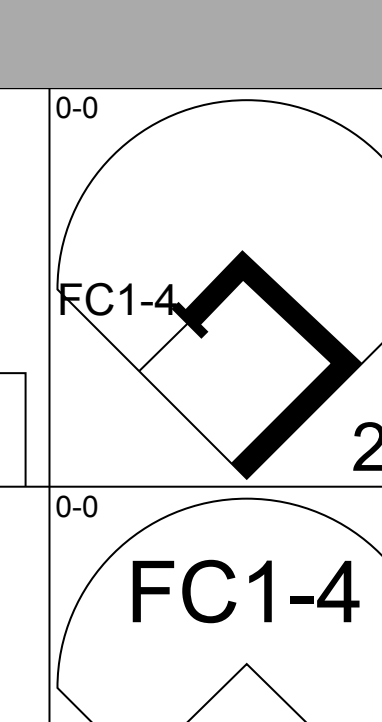
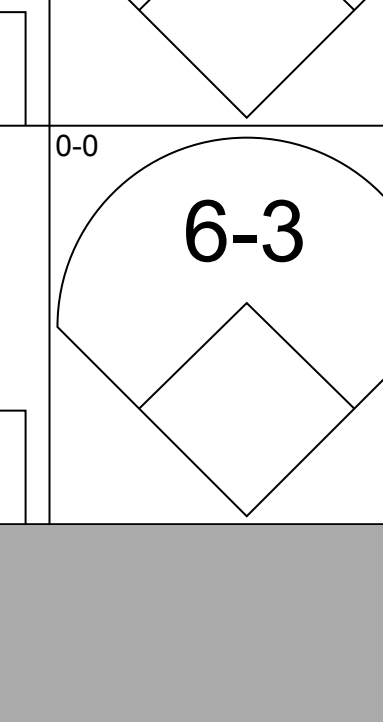
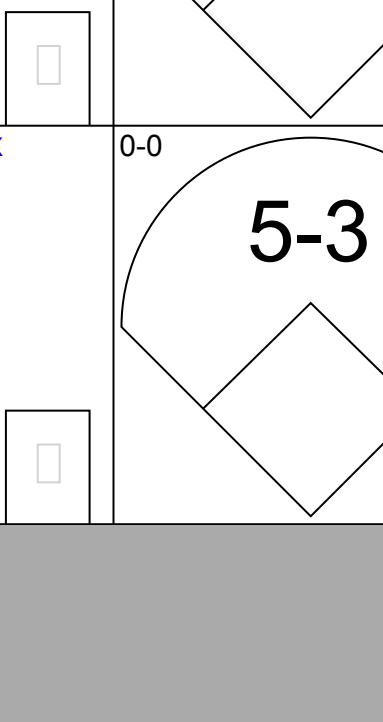
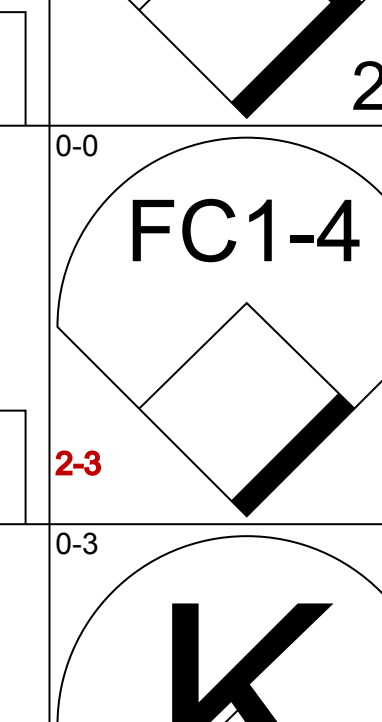
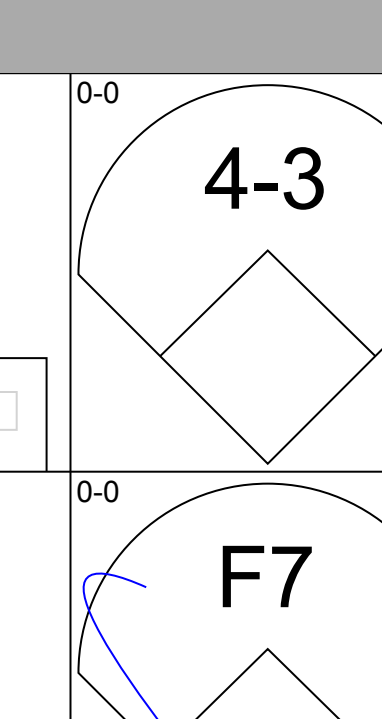
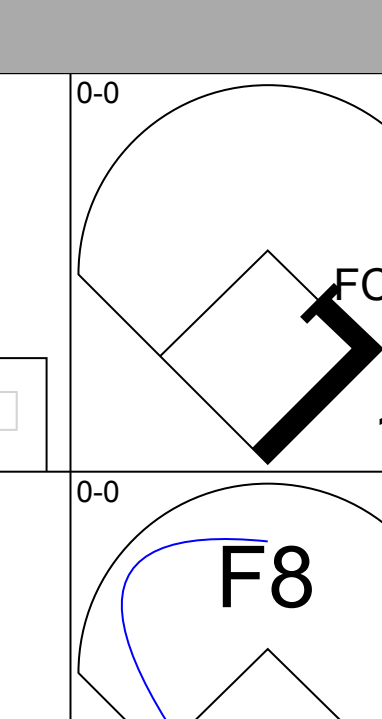
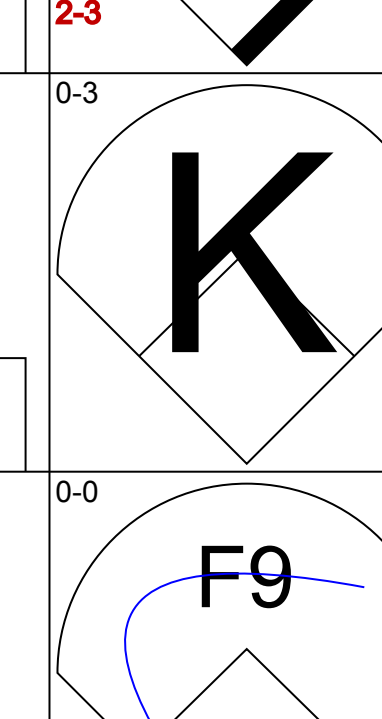
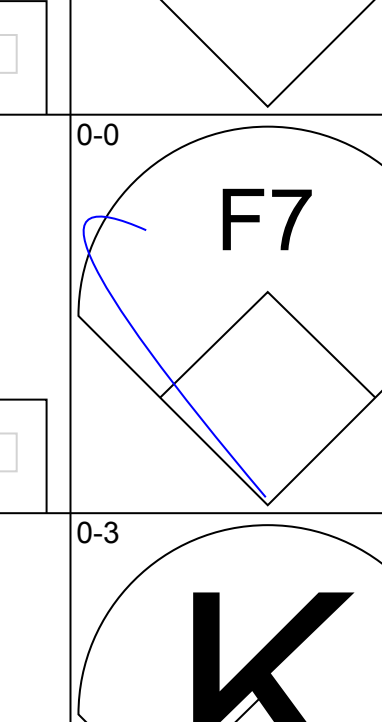
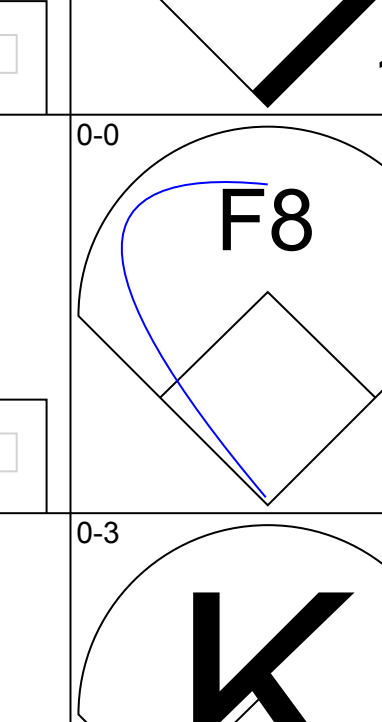
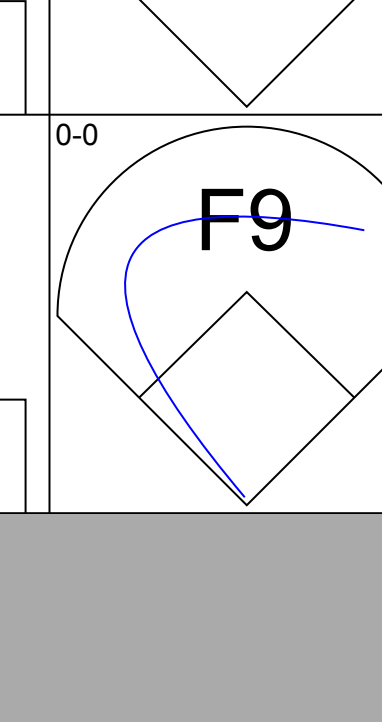
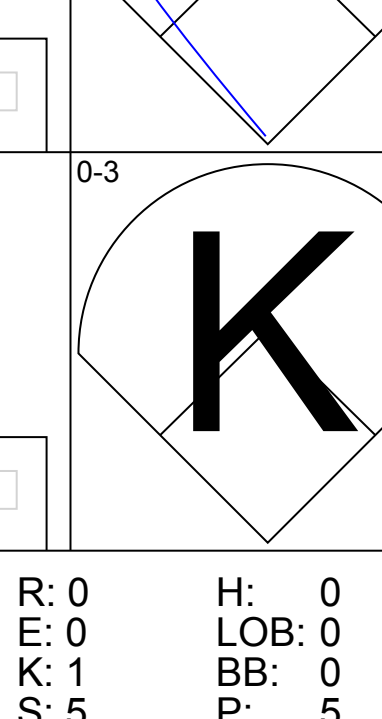
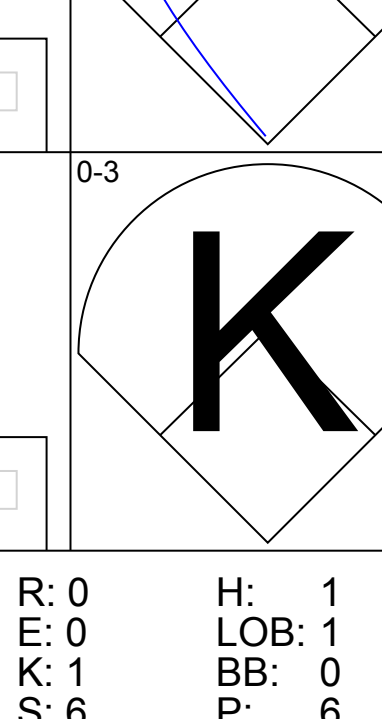
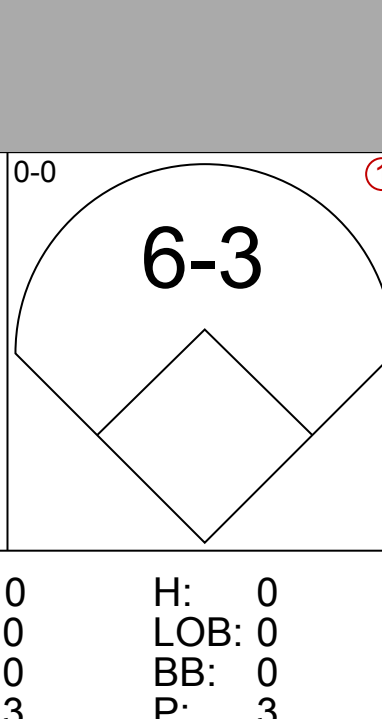
Batter	1	2	3	4	5	6	7	8	9	AB	R	H	RBI	BB	SO	LOB	BOTTOM		
<b>Harvey Kuenn, R</b> OBP: 0.346, SLG: 0.344 (1, 6)	L6		K		4-3			L4		4	0	0	0	0	1	1	<b>Washington Senators @ Detroit Tigers</b> Briggs Stadium, Detroit, MI Sun Jun 14 1953, 4:33 AM EDT Att: 11,494 - Unknown		
<b>Johnny Pesky, L</b> OBP: 0.348, SLG: 0.350 (1, 4)	G3					SH1-4 2B				4	0	3	0	0	0	0			
<b>Don Lund, R</b> OBP: 0.350, SLG: 0.363 (1, 7)			1B			SH1-4		F7		2	0	0	0	1	1	2			
<b>Bob Nieman, R</b> OBP: 0.364, SLG: 0.498 (1, 9)	4-3				K	6-3		K		4	0	0	0	0	2	3			
<b>Jim Delsing, L</b> OBP: 0.364, SLG: 0.457 (1, 8)		L7			F7	4-3		F9		4	0	0	0	0	0	1			
<b>Walt Dropo, R</b> OBP: 0.282, SLG: 0.339 (1, 3)		5-3			6-3			L7		4	0	1	0	0	0	0			
<b>Matt Batts, R</b> OBP: 0.322, SLG: 0.448 (1, 2)						F4		L7		4	0	1	0	0	0	1			
<b>Fred Hatfield, L</b> OBP: 0.344, SLG: 0.280 (1, 5)			F3			F8		F9		4	0	1	0	0	0	2			
<b>Ted Gray, S</b> OBP: 0.263, SLG: 0.222 (1, 1) <b>Pat Mullin, L</b> OBP: 0.405, SLG: 0.447 (8, PH) <b>Dave Madison, R</b> OBP: 0.125, SLG: 0.125 (9, 1)			F2			F8		HR		2	0	0	0	0	0	1			
<b>Inning Stats</b>	R: 0 E: 0 K: 0 S: 3	H: 0 LOB: 1 BB: 1 P: 7	R: 0 E: 0 K: 2 S: 8	H: 1 LOB: 1 BB: 0 P: 8	R: 0 E: 0 K: 1 S: 5	H: 0 LOB: 0 BB: 0 P: 5	R: 0 E: 0 K: 0 S: 4	H: 1 LOB: 1 BB: 0 P: 4	R: 0 E: 0 K: 0 S: 3	H: 0 LOB: 0 BB: 0 P: 3	R: 1 E: 0 K: 1 S: 7	H: 2 LOB: 1 BB: 0 P: 7	R: 0 E: 0 K: 0 S: 4	H: 1 LOB: 1 BB: 0 P: 4	1B: 2 2B: 4 3B: 0 HR: 1	SF: 0 SAC: 1 DP: 0 HBP: 0	WP: 0 PB: 0 SB: 1 CS: 0	PA: 35	
<b>PITCHER</b>	IP	WLS	BF	H	R	ER	SO	BB	IBB	HBP	BLK	WP	HR	S	P	ERA	WHIP		
<b>Spec Shea, R</b> ERA: 2.44 (1, 1)	9.0	W	35	7	1	1	4	1	0	0	0	0	1	42	46	1.00	0.889		

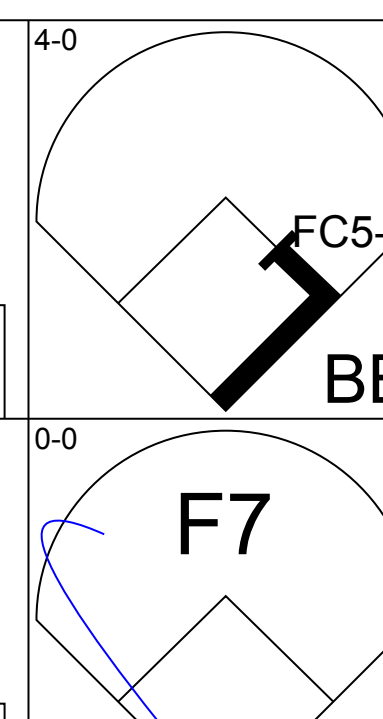
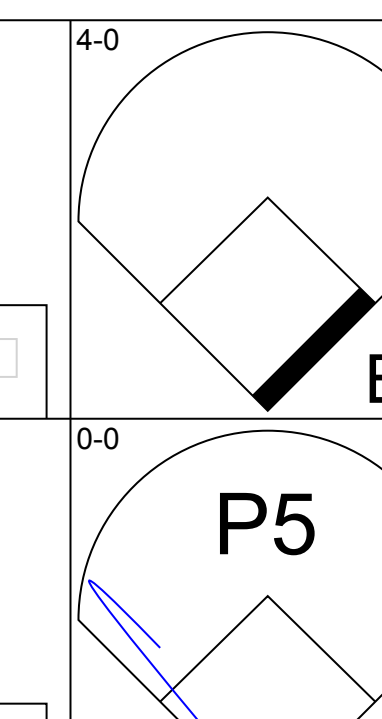
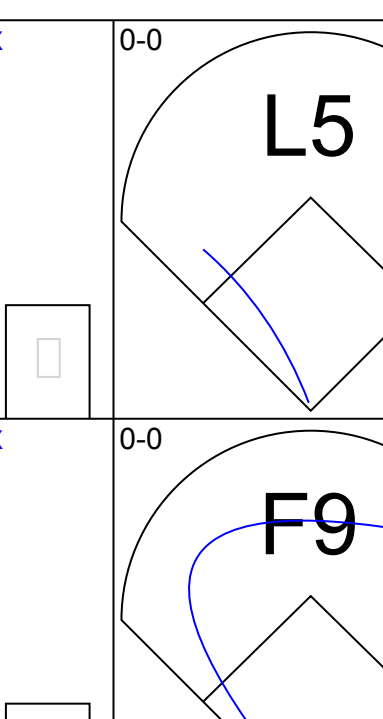
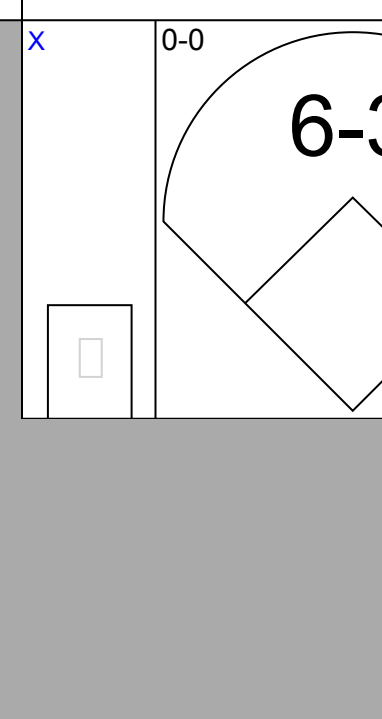
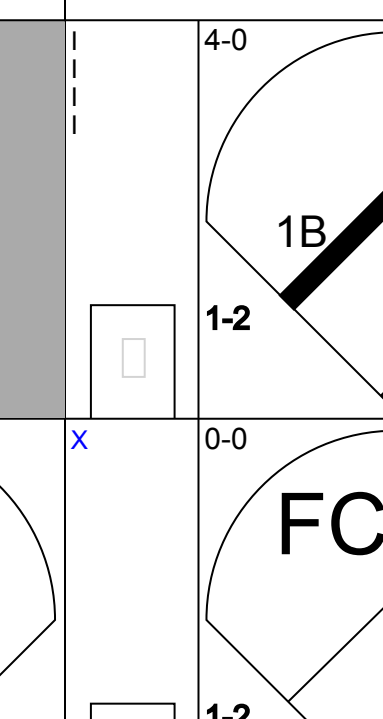
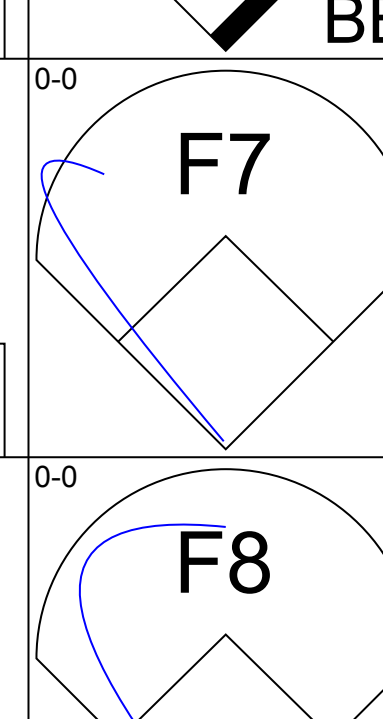
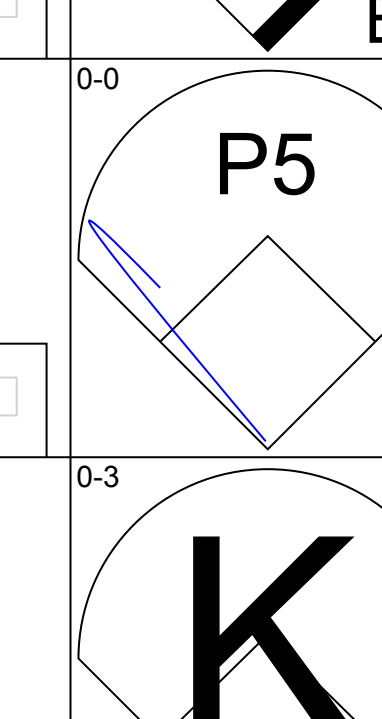
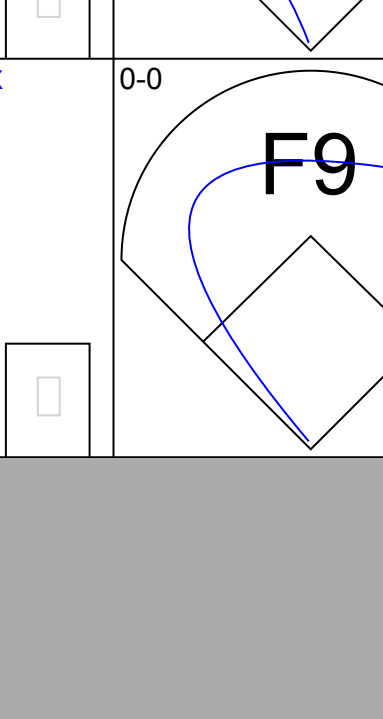
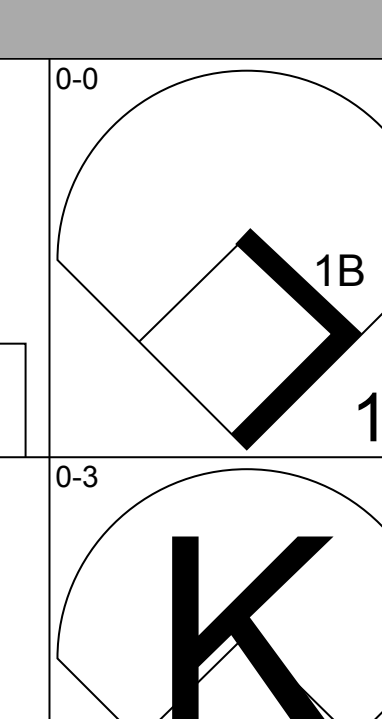
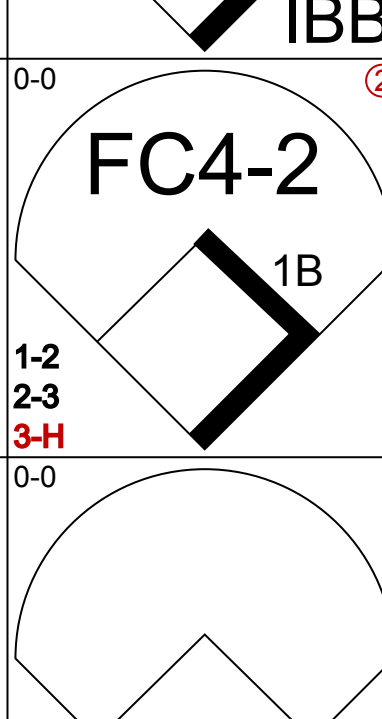
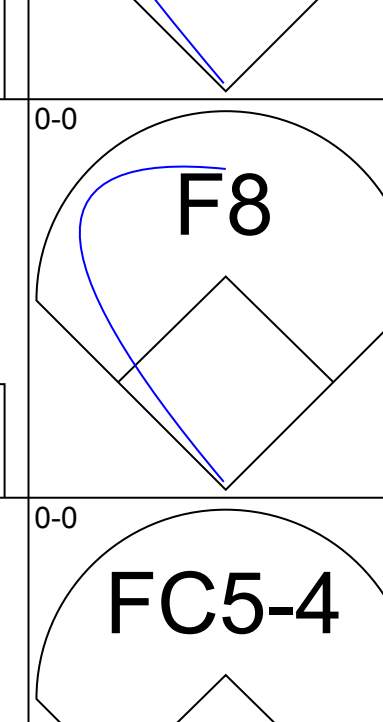
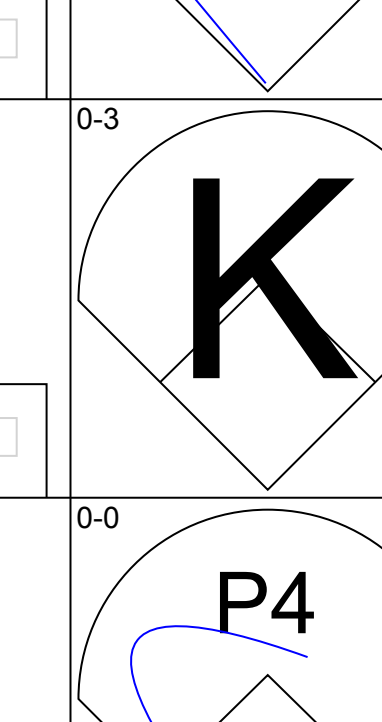
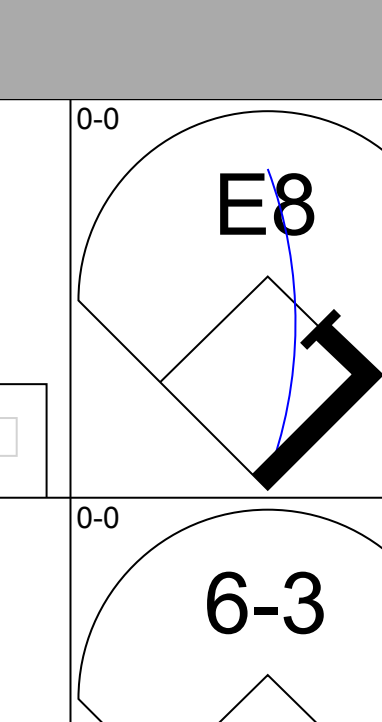
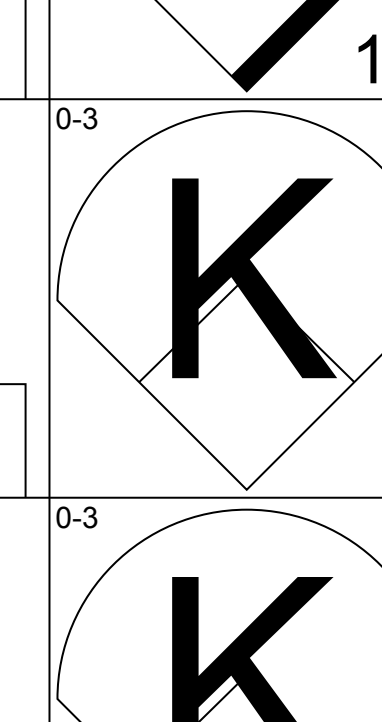
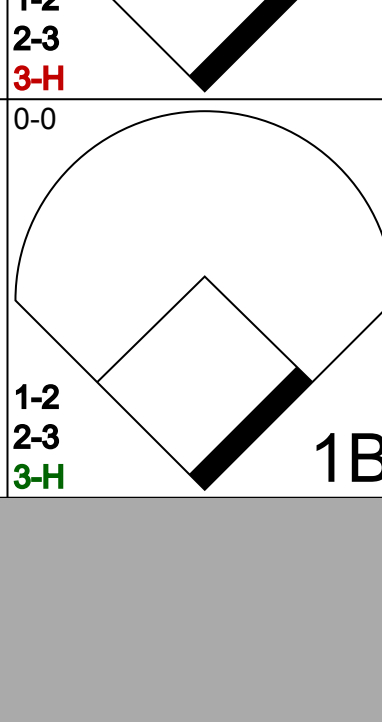
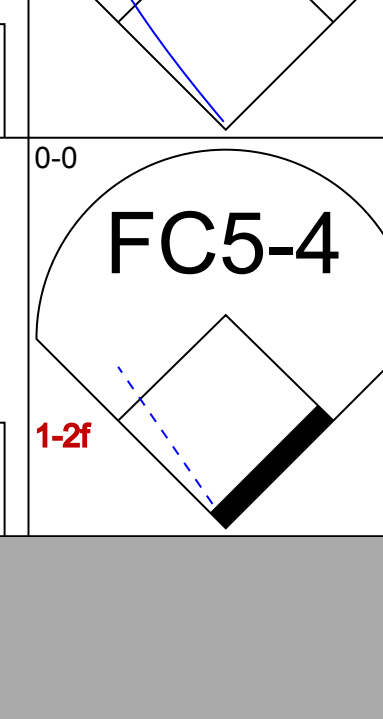
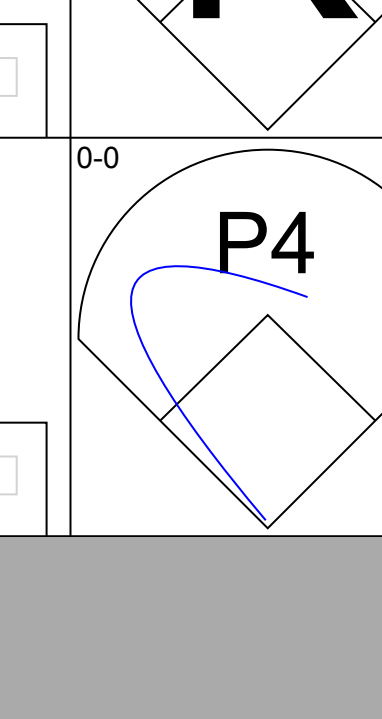
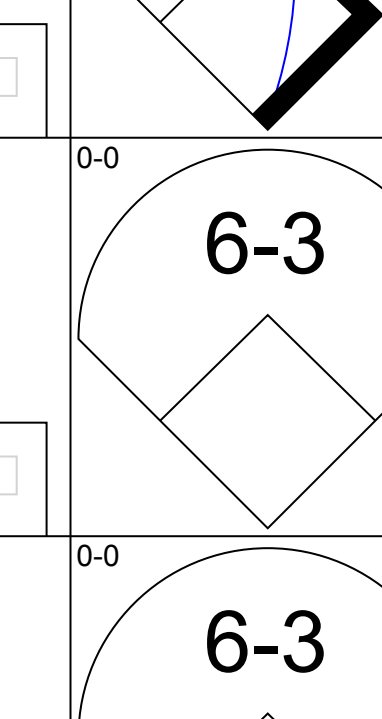
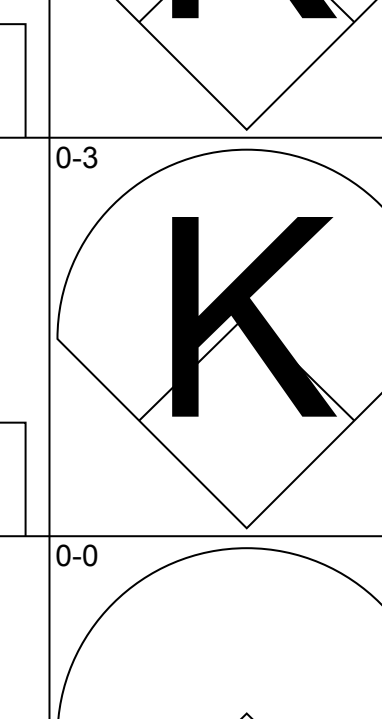
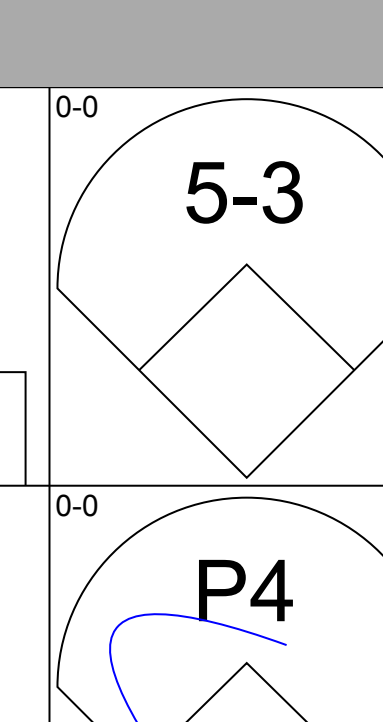
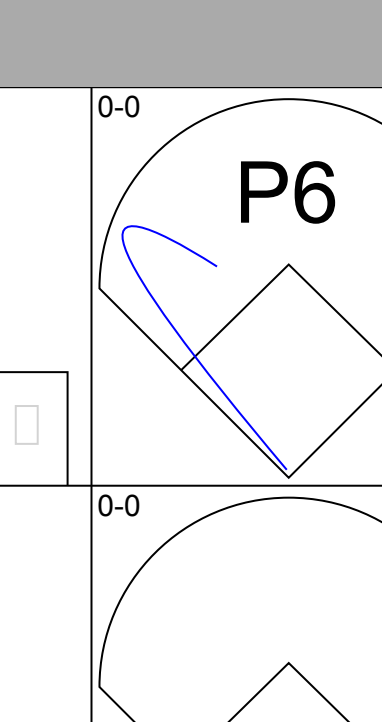
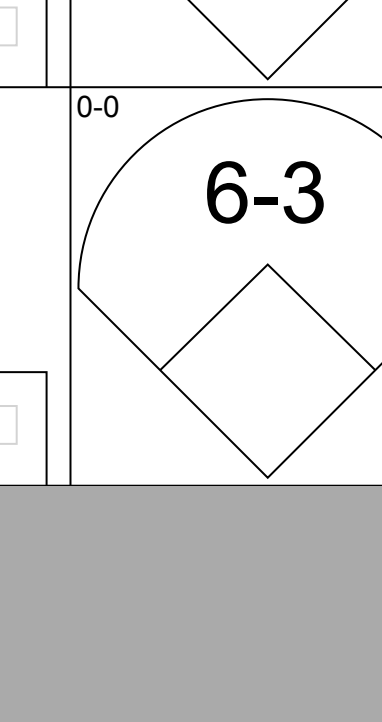
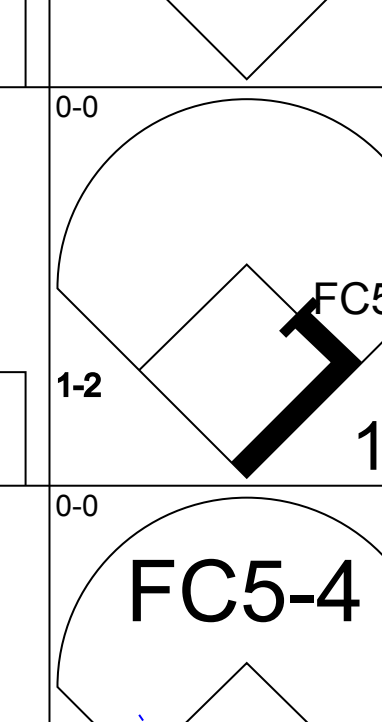

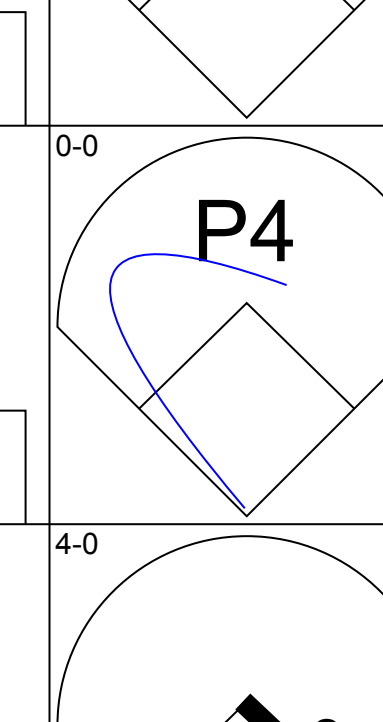
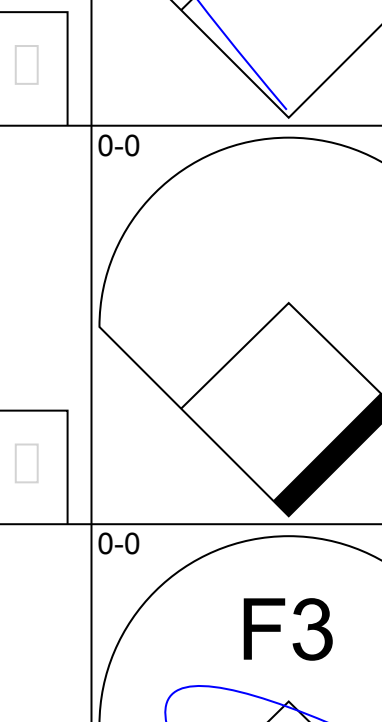
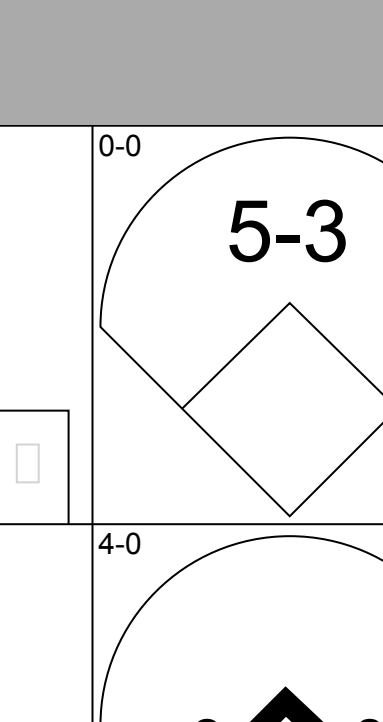
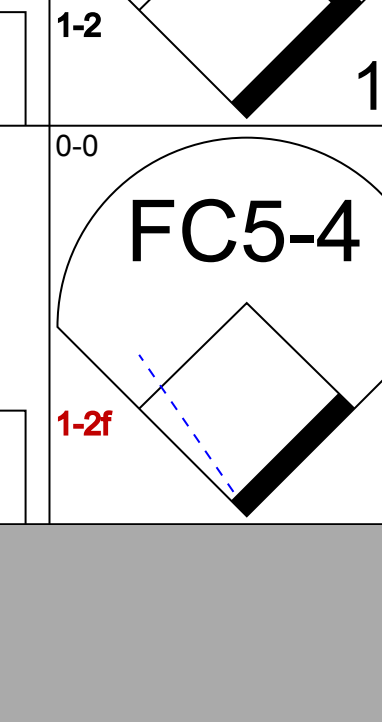
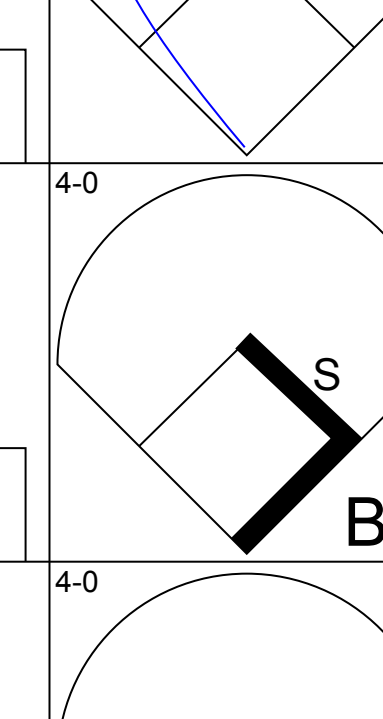
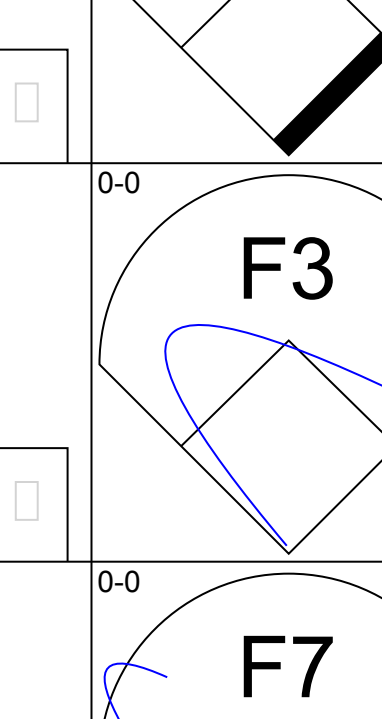
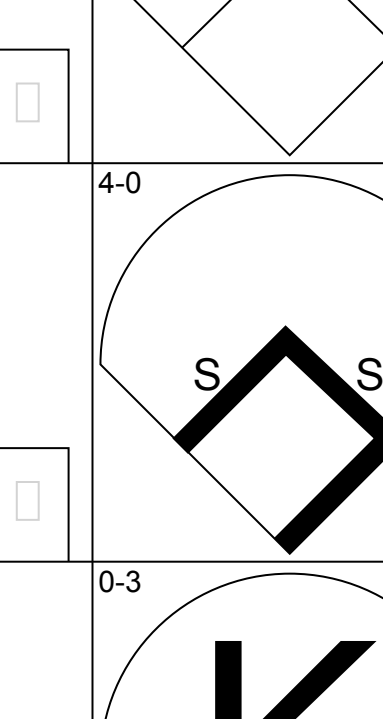

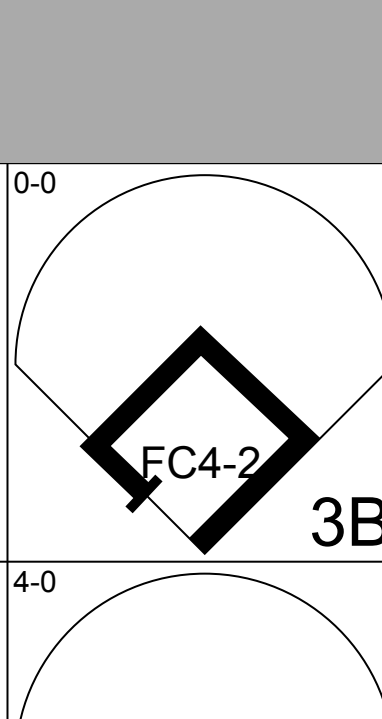
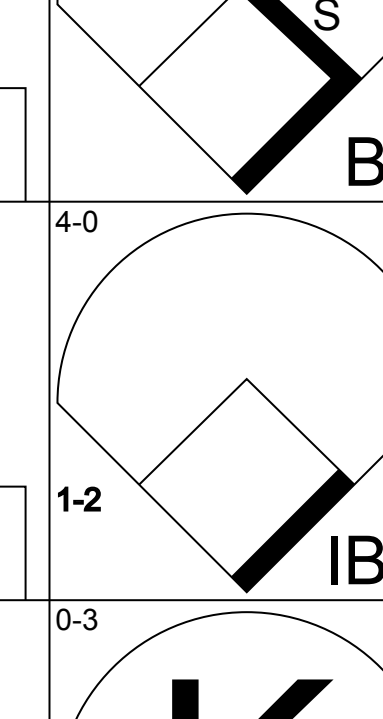
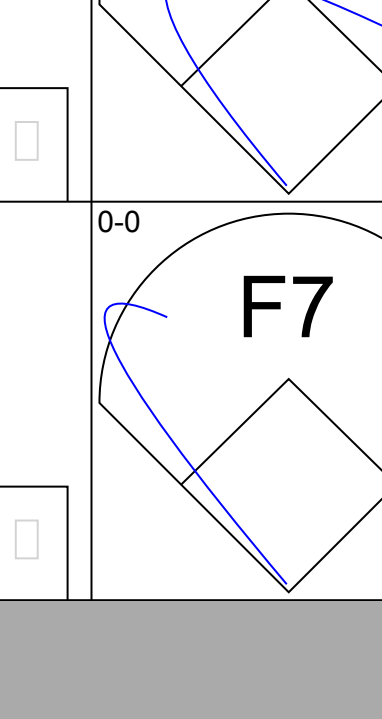
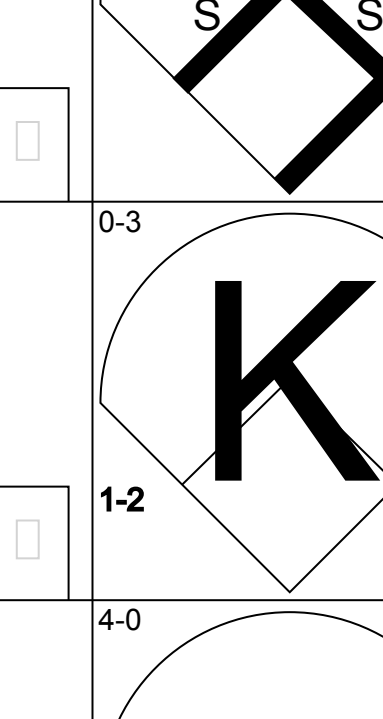

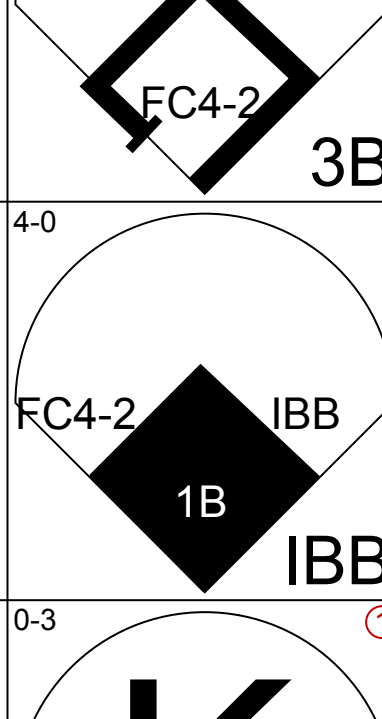
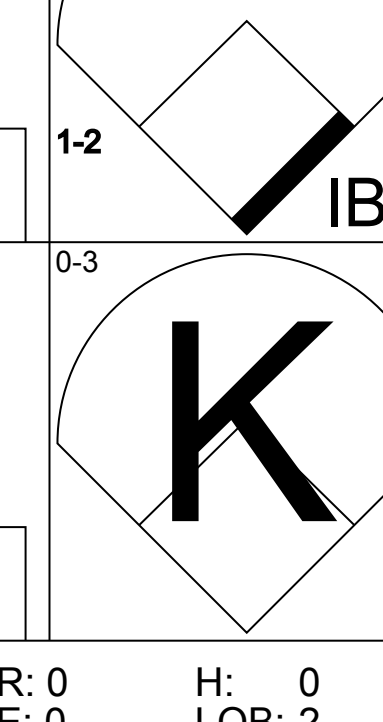
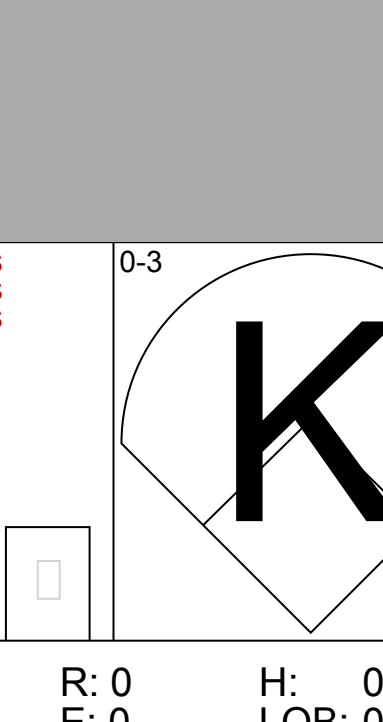
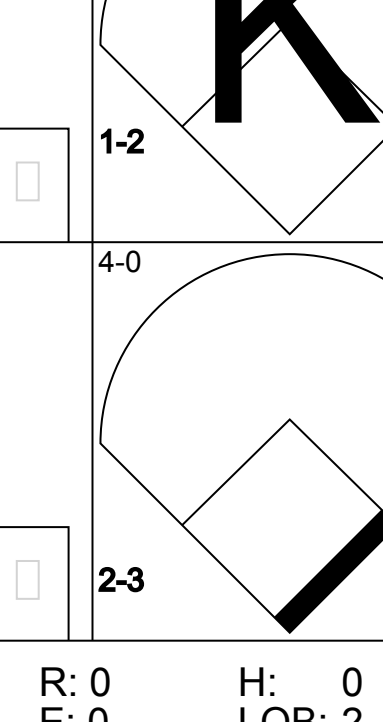

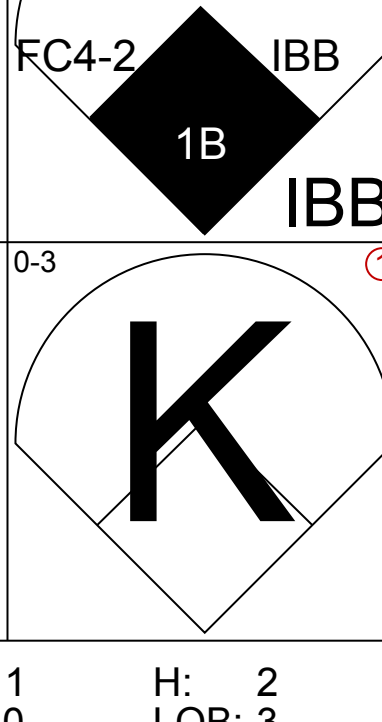








Batter	1	2	3	4	5	6	7	8	9	AB	R	H	RBI	BB	SO	LOB	TOP			
<b>Fred Marsh, R</b> OBP: 0.282, SLG: 0.200 (1, 5)										4	0	0	0	0	1	1	<b>Chicago White Sox @ Washington Senators</b> Griffith Stadium, Washington, DC Wed Jun 17 1953, 3:33 AM EDT Att: 4,636 - Unknown <a href="http://livebaseballscorecards.com">livebaseballscorecards.com</a>			
<b>Ferns Fain, L</b> OBP: 0.397, SLG: 0.393 (1, 3)										4	0	0	0	0	0	0				
<b>Bud Stewart, L</b> OBP: 0.222, SLG: 0.222 <b>Tom Wright, L</b> OBP: 0.315, SLG: 0.358 (1, 7) (9, 7)										3	0	0	0	0	0	0				
<b>Sam Mele, R</b> OBP: 0.390, SLG: 0.443 (1, 9)										3	0	0	0	0	2	0				
<b>Jim Rivera, L</b> OBP: 0.341, SLG: 0.398 (1, 8)									<b>2B</b>	3	0	1	0	0	0	0				
<b>Red Wilson, R</b> OBP: 0.400, SLG: 0.392 (1, 2)									<b>2-3</b>	3	0	0	0	0	0	1				
<b>Chico Carrasquel, R</b> OBP: 0.309, SLG: 0.346 (1, 6)										3	0	1	0	0	1	1				
<b>Nellie Fox, L</b> OBP: 0.287, SLG: 0.318 (1, 4)										3	0	0	0	0	0	2				
<b>Saul Rogovin, R</b> OBP: 0.217, SLG: 0.143 (1, 1)										3	0	0	0	0	2	1				
<b>Inning Stats</b>	R: 0 E: 0 K: 1 S: 5	H: 0 LOB: 0 BB: 0 P: 5	R: 0 E: 0 K: 1 S: 5	H: 0 LOB: 0 BB: 0 P: 5	R: 0 E: 0 K: 1 S: 5	H: 0 LOB: 0 BB: 0 P: 5	R: 0 E: 0 K: 0 S: 3	H: 0 LOB: 0 BB: 0 P: 3	R: 0 E: 0 K: 1 S: 5	H: 1 LOB: 1 BB: 0 P: 6	R: 0 E: 0 K: 0 S: 3	H: 0 LOB: 0 BB: 0 P: 3	R: 0 E: 0 K: 1 S: 6	H: 1 LOB: 1 BB: 0 P: 6	R: 0 E: 0 K: 0 S: 3	H: 0 LOB: 0 BB: 0 P: 3	1B: 1 2B: 1 3B: 0 HR: 0	SF: 0 SAC: 0 DP: 0 HBP: 0	WP: 0 PB: 0 CS: 0	PA: 29
<b>PITCHER</b> <b>Walt Masterson, R</b> ERA: 3.09 (1, 1)	IP: 9.0 WLS: W BF: 29 H: 2 R: 0 ER: 0 SO: 6 BB: 0 IBB: 0 HBP: 0 BLK: 0 WP: 0 HR: 0 S: 41 P: 41 ERA: 0.00 WHIP: 0.222															<b>PITCHER</b> <b>Walt Masterson, R</b> ERA: 3.09 (1, 1)	IP: 9.0 WLS: W BF: 29 H: 2 R: 0 ER: 0 SO: 6 BB: 0 IBB: 0 HBP: 0 BLK: 0 WP: 0 HR: 0 S: 41 P: 41 ERA: 0.00 WHIP: 0.222			

Batter	1	2	3	4	5	6	7	8	9	AB	R	H	RBI	BB	SO	LOB	BOTTOM			
<b>Eddie Yost, R</b> OBP: 0.400, SLG: 0.360 (1, 5)										2	0	0	0	3	0	2	<b>Chicago White Sox @ Washington Senators</b> Griffith Stadium, Washington, DC Wed Jun 17 1953, 3:33 AM EDT Att: 4,636 - Unknown <a href="http://livebaseballscorecards.com">livebaseballscorecards.com</a>			
<b>Pete Runnels, L</b> OBP: 0.357, SLG: 0.292 (1, 6)										5	0	1	0	0	0	5				
<b>Mickey Vernon, L</b> OBP: 0.410, SLG: 0.498 (1, 3)										5	0	1	1	0	2	3				
<b>Clyde Vollmer, R</b> OBP: 0.377, SLG: 0.367 (1, 7)										4	0	0	0	0	1	3				
<b>Jackie Jensen, R</b> OBP: 0.373, SLG: 0.474 (1, 9)										4	0	1	0	0	0	0				
<b>Jim Busby, R</b> OBP: 0.316, SLG: 0.394 <b>Carmen Mauro, L</b> OBP: 0.179, SLG: 0.222 (1, 8) (8, PH) (9, 8)										3	0	1	0	0	0	0				
<b>Wayne Terwilliger, R</b> OBP: 0.360, SLG: 0.357 (1, 4)										2	0	1	0	2	0	1				
<b>Ed Fitz Gerald, R</b> OBP: 0.293, SLG: 0.301 (1, 2)										2	1	0	0	2	1	2				
<b>Walt Masterson, R</b> OBP: 0.259, SLG: 0.208 <b>Tommy Byrne, L</b> OBP: 0.208, SLG: 0.273 (1, 1) (9, PH)										2	0	0	0	1	2	2				
<b>Inning Stats</b>	R: 0 E: 0 K: 0 S: 3	H: 0 LOB: 1 BB: 1 P: 7	R: 0 E: 0 K: 1 S: 5	H: 0 LOB: 2 BB: 2 P: 13	R: 0 E: 0 K: 1 S: 5	H: 0 LOB: 1 BB: 1 P: 9	R: 0 E: 0 K: 0 S: 4	H: 1 LOB: 1 BB: 0 P: 4	R: 0 E: 0 K: 1 S: 5	H: 0 LOB: 0 BB: 0 P: 5	R: 0 E: 0 K: 0 S: 3	H: 0 LOB: 2 BB: 2 P: 13	R: 0 E: 0 K: 2 S: 9	H: 2 LOB: 2 BB: 0 P: 9	R: 0 E: 0 K: 1 S: 6	H: 2 LOB: 2 BB: 2 P: 14	1B: 4 2B: 0 3B: 1 HR: 0	SF: 0 SAC: 0 DP: 0 HBP: 0	WP: 0 PB: 0 CS: 0	PA: 39
<b>PITCHER</b> <b>Saul Rogovin, R</b> ERA: 5.42 (1, 1)	IP: 8.2 WLS: L BF: 39 H: 5 R: 1 ER: 1 SO: 7 BB: 5 IBB: 3 HBP: 0 BLK: 0 WP: 0 HR: 0 S: 45 P: 77 ERA: 1.04 WHIP: 1.154															<b>PITCHER</b> <b>Saul Rogovin, R</b> ERA: 5.42 (1, 1)	IP: 8.2 WLS: L BF: 39 H: 5 R: 1 ER: 1 SO: 7 BB: 5 IBB: 3 HBP: 0 BLK: 0 WP: 0 HR: 0 S: 45 P: 77 ERA: 1.04 WHIP: 1.154			



Batter	1	2	3	4	5	6	7	8	9	AB	R	H	RBI	BB	SO	LOB	TOP																	
Nelle Fox, L OBP: 0.285, SLG: 0.316 (1, 4)										5	1	1	1	0	0	0	<b>Chicago White Sox @ Washington Senators</b> Griffith Stadium, Washington, DC Thu Jun 18 1953, 3:33 AM EDT Att: 6,507 - Unknown <a href="http://livebaseballscorecards.com">livebaseballscorecards.com</a>																	
Ferns Fain, L OBP: 0.397, SLG: 0.394 (1, 3)									4	2	1	2	1	0	0																			
Bob Elliott, R Fred Marsh, R OBP: 0.381, SLG: 0.402 OBP: 0.300, SLG: 0.222 (6, PR) (8, 5)									2	0	1	0	2	0	0																			
Tom Wright, L OBP: 0.321, SLG: 0.375 (1, 9) (1, 7)									5	0	2	1	0	0	3																			
Jim Rivera, L OBP: 0.346, SLG: 0.400 (1, 8)									4	2	2	0	1	0	2																			
Sherm Lollar, R Red Wilson, R OBP: 0.400, SLG: 0.458 OBP: 0.407, SLG: 0.392 (1, 2) (8, 2)									4	0	0	0	0	1	3																			
Bud Stewart, L Sam Mele, R OBP: 0.222, SLG: 0.222 OBP: 0.395, SLG: 0.444 (1, 7) (1, 9)									0	0	0	0	0	0	0																			
Chico Carrasquel, R OBP: 0.306, SLG: 0.342 (1, 6)									5	1	1	1	0	0	3																			
Virgil Trucks, R Mike Fomieleles, R Bud Sheely, L Minnie Minoso, R Harry Dorish, R OBP: 0.143, SLG: 0.179 OBP: 0.125, SLG: 0.133 OBP: 0.500, SLG: 0.375 OBP: 0.431, SLG: 0.402 OBP: 0.143, SLG: 0.143 (1, 1) (8, 1) (9, PH) (9, PR) (9, 1)									3	0	0	0	0	2	3																			
<b>Inning Stats</b>	R: 1 E: 0 K: 0 S: 3	H: 1 LOB: 1 BB: 2 P: 11	R: 0 E: 0 K: 1 S: 6	H: 1 LOB: 1 BB: 0 P: 6	R: 0 E: 0 K: 0 S: 3	H: 0 LOB: 0 BB: 0 P: 3	R: 1 E: 0 K: 1 S: 7	H: 2 LOB: 2 BB: 1 P: 11	R: 0 E: 0 K: 0 S: 5	H: 0 LOB: 0 BB: 0 P: 5	R: 0 E: 0 K: 0 S: 3	H: 0 LOB: 0 BB: 0 P: 3	R: 0 E: 0 K: 0 S: 5	H: 2 LOB: 2 BB: 2 P: 5	R: 6 E: 1 K: 1 S: 11	H: 5 LOB: 2 BB: 2 P: 19		1B: 10 2B: 2 3B: 0 HR: 0	SF: 0 SAC: 0 DP: 1 HBP: 0	WP: 0 PB: 1 SB: 0 CS: 0	PA: 44													
<b>PITCHER</b>	IP WLS BF H R ER SO BB IBB HBP BLK WP HR S P ERA WHIP																																	
Connie Marrero, R ERA: 2.86 (1, 1)	0.1	3	0	1	1	0	2	0	0	0	0	0	0	0	1	9	27.00	6.000																
Al Sima, L ERA: 3.28 (1, 1)	7.2	30	7	1	1	3	1	1	0	0	0	0	0	34	42	1.17	1.043																	
Sonny Dixon, R ERA: 2.79 (9, 1)	0.1	L	5	3	5	4	1	0	0	0	0	0	0	7	7	108.00	9.000																	
Bob Porterfield, R ERA: 4.47 (9, 1)	0.2	6	2	1	0	0	2	0	0	0	0	0	0	4	12	0.00	6.000																	

Batter	1	2	3	4	5	6	7	8	9	AB	R	H	RBI	BB	SO	LOB	BOTTOM																
Eddie Yost, R OBP: 0.400, SLG: 0.363 (1, 5)									4	1	1	1	1	1	0	<b>Chicago White Sox @ Washington Senators</b> Griffith Stadium, Washington, DC Thu Jun 18 1953, 3:33 AM EDT Att: 6,507 - Unknown <a href="http://livebaseballscorecards.com">livebaseballscorecards.com</a>																	
Pete Runnels, L OBP: 0.358, SLG: 0.294 (1, 6)									5	1	2	0	0	0	1																		
Mickey Vernon, L OBP: 0.403, SLG: 0.489 (1, 3)									4	0	0	0	0	2	3																		
Clyde Vollmer, R OBP: 0.384, SLG: 0.368 (1, 7)									2	1	1	0	2	0	1																		
Jackie Jensen, R OBP: 0.372, SLG: 0.470 (1, 9)									4	0	1	2	0	1	3																		
Jim Busby, R OBP: 0.315, SLG: 0.388 (1, 8)									3	0	0	0	1	0	3																		
Wayne Terwilliger, R OBP: 0.354, SLG: 0.351 (1, 4)									4	0	0	1	0	1	5																		
Ed Fitz Gerald, R OBP: 0.282, SLG: 0.289 (1, 2)									4	0	0	0	0	0	2																		
Connie Marrero, R Al Sima, L Gil Cofer, L Sonny Dixon, R Bob Porterfield, R Carmen Mauro, R OBP: 0.222, SLG: 0.125 OBP: 0.143, SLG: 0.143 OBP: 0.256, SLG: 0.143 OBP: 0.431, SLG: 0.402 OBP: 0.143, SLG: 0.143 OBP: 0.172, SLG: 0.214 (1, 1) (1, 1) (8, PR) (9, 1) (9, 1) (9, PH)									0	0	0	0	0	0	0																		
<b>Inning Stats</b>	R: 0 E: 0 K: 0 S: 3	H: 0 LOB: 0 BB: 0 P: 3	R: 0 E: 0 K: 0 S: 3	H: 0 LOB: 1 BB: 1 P: 7	R: 0 E: 0 K: 2 S: 8	H: 1 LOB: 0 BB: 0 P: 8	R: 0 E: 0 K: 0 S: 3	H: 0 LOB: 0 BB: 0 P: 3	R: 0 E: 0 K: 2 S: 7	H: 0 LOB: 0 BB: 0 P: 7	R: 1 E: 2 K: 0 S: 5	H: 1 LOB: 2 BB: 1 P: 9	R: 3 E: 0 K: 2 S: 11	H: 4 LOB: 2 BB: 1 P: 15	R: 0 E: 0 K: 0 S: 3		H: 0 LOB: 1 BB: 1 P: 7	1B: 4 2B: 1 3B: 0 HR: 0	SF: 0 SAC: 0 DP: 0 HBP: 0	WP: 0 PB: 0 SB: 0 CS: 0	PA: 38												
<b>PITCHER</b>	IP WLS BF H R ER SO BB IBB HBP BLK WP HR S P ERA WHIP																																
Virgil Trucks, R ERA: 3.12 (1, 1)	7.1	32	6	4	3	5	3	0	0	1	1	0	0	39	51	3.68	1.227																
Mike Fomieleles, R ERA: 3.5 (8, 1)	0.2	W	2	0	0	0	1	0	0	0	0	0	0	4	4	0.00	0.000																
Harry Dorish, R ERA: 2.23 (9, 1)	1.0	S	4	0	0	0	0	1	0	0	0	0	0	3	7	0.00	1.000																



Batter	1	2	3	4	5	6	7	8	9	AB	R	H	RBI	BB	SO	LOB	TOP			
Dale Mitchell, L OBP: 0.316, SLG: 0.392 Harry Simpson, L OBP: 0.328, SLG: 0.443										4	2	1	1	1	1	3				
Bobby Avila, R OBP: 0.381, SLG: 0.410										4	0	0	0	1	1	3				
Larry Doby, L OBP: 0.369, SLG: 0.431										3	0	1	2	2	0	1				
Al Rosen, R OBP: 0.408, SLG: 0.558										4	0	0	0	1	0	4				
Bob Kennedy, R OBP: 0.358, SLG: 0.357										4	0	0	0	0	1	4				
George Strickland, R OBP: 0.374, SLG: 0.365										3	1	0	0	1	0	3				
Bill Glynn, L OBP: 0.306, SLG: 0.258										4	0	0	0	0	2	1				
Jim Hegan, R OBP: 0.302, SLG: 0.327										2	0	1	0	2	0	0				
Mike Garcia, R OBP: 0.350, SLG: 0.410										3	1	2	1	0	0	1				
<b>Inning Stats</b>	R: 1 E: 1 K: 0 S: 4	H: 1 LOB: 0 BB: 0 P: 4	R: 1 E: 0 K: 2 S: 8	H: 1 LOB: 2 BB: 2 P: 16	R: 0 E: 0 K: 1 S: 4	H: 0 LOB: 0 BB: 2 P: 12	R: 0 E: 0 K: 0 S: 3	H: 0 LOB: 0 BB: 0 P: 3	R: 2 E: 1 K: 1 S: 8	H: 3 LOB: 2 BB: 1 P: 12	R: 0 E: 0 K: 1 S: 6	H: 1 LOB: 2 BB: 1 P: 10	R: 0 E: 0 K: 0 S: 3	H: 0 LOB: 1 BB: 1 P: 7	R: 0 E: 0 K: 0 S: 3	H: 0 LOB: 0 BB: 0 P: 3	1B: 4 2B: 1 3B: 1 HR: 0	SF: 0 SAC: 1 DP: 1 HBP: 0	WP: 0 PB: 0 SB: 0 CS: 1	PA: 40
<b>PITCHER</b> Tommy Byrne, L ERA: 7.92	IP: 9.0 WLS: L BF: 40	H: 6 R: 4 ER: 4 SO: 5	BB: 8 IBB: 0 HBP: 0 BLK: 0	WP: 0 HR: 0 S: 42 P: 74	ERA: 4.00 WHIP: 1.556	<b>PITCHER</b> IP: WLS: BF: H: R: ER: SO: BB: IBB: HBP: BLK: WP: HR: S: P: ERA: WHIP														

Cleveland Indians @ Washington Senators  
Griffith Stadium, Washington, DC  
Fri Jun 19 1953, 3:33 AM EDT  
Att: 11,870 - Unknown

AB	31
R	4
H	6
RBI	4
BB	8
SO	5
LOB	20

WP	0	PA	40
PB	0		
SB	0		
CS	1		

Batter	1	2	3	4	5	6	7	8	9	AB	R	H	RBI	BB	SO	LOB	BOTTOM			
Eddie Yost, R OBP: 0.394, SLG: 0.356										4	0	0	0	0	1	3				
Pete Runnels, L OBP: 0.356, SLG: 0.294										4	0	1	1	0	1	1				
Mickey Vernon, L OBP: 0.401, SLG: 0.485										4	0	1	0	0	0	3				
Clyde Vollmer, R OBP: 0.386, SLG: 0.387										4	1	2	1	0	0	1				
Jackie Jensen, R OBP: 0.370, SLG: 0.471										4	0	1	0	0	0	1				
Jim Busby, R OBP: 0.314, SLG: 0.386										4	0	1	0	0	1	1				
Wayne Terwilliger, R OBP: 0.356, SLG: 0.350										3	1	1	0	1	0	2				
Ed Fitz Gerald, R OBP: 0.280, SLG: 0.287										4	0	1	0	0	2	2				
Tommy Byrne, L OBP: 0.222, SLG: 0.250										2	0	0	0	1	2	2				
<b>Inning Stats</b>	R: 0 E: 0 K: 0 S: 4	H: 1 LOB: 1 BB: 0 P: 4	R: 0 E: 0 K: 2 S: 8	H: 1 LOB: 1 BB: 0 P: 8	R: 0 E: 0 K: 1 S: 5	H: 0 LOB: 0 BB: 0 P: 5	R: 0 E: 0 K: 0 S: 3	H: 0 LOB: 0 BB: 0 P: 3	R: 0 E: 0 K: 2 S: 7	H: 1 LOB: 1 BB: 1 P: 11	R: 0 E: 0 K: 0 S: 3	H: 1 LOB: 0 BB: 0 P: 3	R: 1 E: 0 K: 1 S: 8	H: 3 LOB: 2 BB: 0 P: 8	R: 1 E: 0 K: 1 S: 6	H: 1 LOB: 1 BB: 1 P: 10	1B: 6 2B: 1 3B: 0 HR: 1	SF: 0 SAC: 0 DP: 2 HBP: 0	WP: 0 PB: 0 SB: 0 CS: 0	PA: 35
<b>PITCHER</b> Mike Garcia, R ERA: 2.88	IP: 9.0 WLS: W BF: 35	H: 8 R: 2 ER: 2 SO: 7	BB: 2 IBB: 0 HBP: 0 BLK: 0	WP: 0 HR: 1 S: 47 P: 55	ERA: 2.00 WHIP: 1.111	<b>PITCHER</b> IP: WLS: BF: H: R: ER: SO: BB: IBB: HBP: BLK: WP: HR: S: P: ERA: WHIP														

Cleveland Indians @ Washington Senators  
Griffith Stadium, Washington, DC  
Fri Jun 19 1953, 3:33 AM EDT  
Att: 11,870 - Unknown

AB	33
R	2
H	8
RBI	2
BB	2
SO	7
LOB	16

WP	0	PA	35
PB	0		
SB	0		
CS	0		



Batter	1	2	3	4	5	6	7	8	9	AB	R	H	RBI	BB	SO	LOB	TOP			
Dale Mitchell, L (1,7) X OBP: 0.318, SLG: 0.389	0-0 4-3 1B		0-0 F8			4-0 F8 1B 4-3 BB	0-0 FC6-4		0-0 1-3	4	1	1	0	1	0	3				
Bobby Avila, R (1,4) X OBP: 0.379, SLG: 0.407	0-0 G2		0-0 F7			0-0 4-3 1-2 1B		0-0 5-3		4	0	1	0	0	0	1				
Larry Doby, L (1,8) X OBP: 0.363, SLG: 0.422	0-0 4-3 1-2		0-0 F5			0-0 F8 2-3		0-0 3-1		4	0	0	0	0	0	3				
Al Rosen, R (1,5) X OBP: 0.405, SLG: 0.567	0-0 4-3			0-0 L5		0-0 4-3 1-2 3-H		0-0 HR		4	1	1	2	0	0	2				
Harry Simpson, L (1,9) X OBP: 0.319, SLG: 0.429		0-0 4-3		0-0 F8		0-0 4-3		0-0 1-3		4	0	0	0	0	0	1				
Bill Glynn, L (1,3) X OBP: 0.310, SLG: 0.264		0-0 FC6-4 1B		0-0 5-3			0-0 F8		0-0 F8 1B FC6-4 1B	4	1	2	0	0	0	0				
George Strickland, R (1,6) X OBP: 0.379, SLG: 0.382		0-0 FC6-4 1B 1-2			0-0 5-3		0-0 1B 2B		0-0 FC6-4 1B	4	0	2	0	0	0	1				
Jim Hegan, R (1,2) X OBP: 0.302, SLG: 0.328		0-0		0-0 6-3			0-0 5-3		0-0 F8	3	0	1	0	0	0	1				
Barney McCosky, L (9, PH) X OBP: 0.222, SLG: 0.353		0-0 1-2 1B			0-0 F7				0-0 2-3 FC6-4 1B	1	0	0	0	0	0	2				
Early Wynn, S (1,1) X OBP: 0.294, SLG: 0.344		0-0 G3							0-0 FC6-4 1-2	3	0	1	1	0	0	1				
Dave Hoskins, L (3,1) X OBP: 0.450, SLG: 0.667										3	0	1	1	0	0	1				
<b>Inning Stats</b>	R: 0 E: 0 K: 0 S: 4	H: 1 LOB: 1 BB: 0 P: 4	R: 0 E: 0 K: 0 S: 5	H: 2 LOB: 2 BB: 0 P: 5	R: 0 E: 0 K: 0 S: 3	H: 0 LOB: 0 BB: 0 P: 3	R: 0 E: 0 K: 0 S: 3	H: 0 LOB: 0 BB: 0 P: 3	R: 1 E: 0 K: 0 S: 4	H: 1 LOB: 1 BB: 1 P: 8	R: 0 E: 0 K: 0 S: 5	H: 2 LOB: 2 BB: 0 P: 5	R: 1 E: 0 K: 0 S: 4	H: 1 LOB: 0 BB: 0 P: 4	R: 1 E: 0 K: 0 S: 5	H: 2 LOB: 1 BB: 0 P: 5	1B: 7 2B: 1 3B: 0 HR: 1	SF: 0 SAC: 0 DP: 0 HBP: 0	WP: 0 PB: 0 SB: 0 CS: 0	PA: 37
<b>PITCHER</b> Bob Porterfield, R (1,1) ERA: 4.34	IP: 9.0 WLS: W BF: 37 H: 9 R: 3 ER: 3 SO: 0 BB: 1 IBB: 0 HBP: 0 BLK: 0 WP: 0 HR: 1 S: 36 P: 40 ERA: 3.00 WHIP: 1.111															<b>PITCHER</b>	IP: 9.0 WLS: W BF: 37 H: 9 R: 3 ER: 3 SO: 0 BB: 1 IBB: 0 HBP: 0 BLK: 0 WP: 0 HR: 1 S: 36 P: 40 ERA: 3.00 WHIP: 1.111			

Cleveland Indians @ Washington Senators  
Griffith Stadium, Washington, DC  
Sat Jun 20 1953, 3:33 AM EDT  
Att: 11,122 - Unknown

AB	36
R	3
H	9
RBI	3
BB	1
SO	0
LOB	17



Batter	1	2	3	4	5	6	7	8	9	AB	R	H	RBI	BB	SO	LOB	BOTTOM	
Eddie Yost, R (1,5) X OBP: 0.391, SLG: 0.357	0-0 E 2B	0-0 FC6-4 1-2		0-0 4-3	0-0 1-3			0-0 L3 1-2		5	1	1	0	0	0	2		
Pete Runnels, L (1,6) X OBP: 0.363, SLG: 0.296	0-0 E2 F9 E 2-H 1B		4-0 1B BB	4-0 2B BB		0-0 4-3				2	3	1	1	2	0	0		
Mickey Vernon, L (1,3) X OBP: 0.402, SLG: 0.489	0-0 F9 2-3		0-0 1B 1-3	0-0 2B 1-3		0-0 6-3				4	2	2	0	0	0	1		
Clyde Vollmer, R (1,7) X OBP: 0.384, SLG: 0.389	0-0 FC5 3-H		0-0 F4 1-3	0-0 1B FC5-2-5 2B		0-3 K				4	0	1	2	0	1	2		
Jackie Jensen, R (1,9) X OBP: 0.372, SLG: 0.471	0-0 S 1B		0-0 P3	0-0 S 2-3 1B			0-0 1-3			4	0	2	0	0	0	2		
Jim Busby, R (1,8) X OBP: 0.313, SLG: 0.384	0-0 5-3 1-2		0-0 1B 1-3 3-H	0-0 1B 1-2 3-H			0-0 5-3			4	1	1	1	0	0	3		
Wayne Terwilliger, R (1,4) X OBP: 0.358, SLG: 0.347		4-0 G6-4-3 BB	4-0 1B 1-2 BB	4-0 5-3			0-0 F8			2	0	0	0	2	0	2		
Mickey Grasso, R (1,2) X OBP: 0.245, SLG: 0.281		0-0 G6-4-3 1-2	0-0 1B 1-3 2-H 3-H		0-0 P4			0-3 K		4	0	1	2	0	1	1		
Bob Porterfield, R (1,1) X OBP: 0.364, SLG: 0.512		4-0 FC6-4 BB	4-0 K		0-0 F3			0-0 L3 1B		3	0	1	0	1	1	2		
<b>Inning Stats</b>	R: 2 E: 2 K: 0 S: 6	H: 3 LOB: 1 BB: 0 P: 6	R: 0 E: 0 K: 0 S: 2	H: 0 LOB: 1 BB: 2 P: 10	R: 3 E: 0 K: 1 S: 8	H: 3 LOB: 2 BB: 2 P: 16	R: 2 E: 0 K: 0 S: 6	H: 3 LOB: 2 BB: 1 P: 10	R: 0 E: 0 K: 1 S: 5	H: 0 LOB: 0 BB: 0 P: 5	R: 0 E: 0 K: 0 S: 3	H: 0 LOB: 0 BB: 0 P: 3	R: 0 E: 0 K: 1 S: 5	H: 1 LOB: 0 BB: 0 P: 5	1B: 7 2B: 4 3B: 0 HR: 0	SF: 0 SAC: 0 DP: 2 HBP: 0	WP: 0 PB: 0 SB: 2 CS: 0	PA: 37
<b>PITCHER</b> Early Wynn, R (1,1) ERA: 4.09	IP: 2.2 WLS: L BF: 17 H: 6 R: 5 ER: 4 SO: 4 BB: 4 IBB: 0 HBP: 0 BLK: 0 WP: 0 HR: 0 S: 13 P: 29 ERA: 13.50 WHIP: 3.750															<b>PITCHER</b> Dave Hoskins, R (3,1) ERA: 4.05	IP: 5.1 WLS: L BF: 20 H: 4 R: 2 ER: 2 SO: 3 BB: 1 IBB: 0 HBP: 0 BLK: 0 WP: 0 HR: 0 S: 25 P: 29 ERA: 3.38 WHIP: 0.938	

Cleveland Indians @ Washington Senators  
Griffith Stadium, Washington, DC  
Sat Jun 20 1953, 3:33 AM EDT  
Att: 11,122 - Unknown

AB	32
R	7
H	10
RBI	6
BB	5
SO	3
LOB	15





Batter	1	2	3	4	5	6	7	8	9	AB	R	H	RBI	BB	SO	LOB	TOP
Dale Mitchell, L OBP: 0.312, SLG: 0.380	F9			F8		6-3			F2	4	0	0	0	0	0	1	
Bobby Avila, R OBP: 0.377, SLG: 0.404	G4-6-3 1B			4-3			F8		1-3	4	0	1	0	0	0	1	
Larry Doby, L OBP: 0.358, SLG: 0.416	G4-6-3 1-2			F8			F8			3	0	0	0	0	0	1	
Al Rosen, R OBP: 0.404, SLG: 0.568		5-3			4-3 F9 2B		F7			3	1	1	0	0	0	0	
Harry Simpson, L OBP: 0.312, SLG: 0.419		4-3			4-3			L4		3	0	0	0	0	0	1	
Bill Glynn, L OBP: 0.305, SLG: 0.259				F7	2-3 F9			F8		3	0	0	1	0	0	0	
George Strickland, R OBP: 0.369, SLG: 0.370			L6		3-H F8			F2		3	0	0	0	0	0	0	
Joe Ginsberg, L OBP: 0.416, SLG: 0.364			G3			F9				3	0	1	0	0	0	0	
Jim Hegan, R OBP: 0.302, SLG: 0.328									1B	0	0	0	0	0	0	0	
Art Houtteman, R OBP: 0.182, SLG: 0.409				F9						2	0	0	0	0	0	0	
Dave Hoskins, L OBP: 0.429, SLG: 0.632						6-3			F8	1	0	0	0	0	0	1	
<b>Inning Stats</b>	R: 0 E: 0 K: 0 S: 3	H: 1 LOB: 0 BB: 0 P: 3	R: 0 E: 0 K: 0 S: 3	H: 0 LOB: 0 BB: 0 P: 3	R: 0 E: 0 K: 0 S: 3	H: 0 LOB: 0 BB: 0 P: 3	R: 1 E: 0 K: 0 S: 4	H: 1 LOB: 0 BB: 0 P: 4	R: 0 E: 0 K: 0 S: 3	H: 0 LOB: 0 BB: 0 P: 3	R: 0 E: 0 K: 0 S: 3	H: 0 LOB: 0 BB: 0 P: 3	R: 0 E: 0 K: 0 S: 4	H: 1 LOB: 1 BB: 0 P: 4	1B: 2 2B: 1 3B: 0 HR: 0	SF: 0 SAC: 0 DP: 1 HBP: 0	WP: 0 PA: 29
<b>PITCHER</b> Spec Shea, R ERA: 2.24	IP: 9.0 WLS: W BF: 29 H: 3 R: 1 ER: 1 SO: 0 BB: 0 IBB: 0 HBP: 0 BLK: 0 WP: 0 HR: 0 S: 29 P: 29 ERA: 1.00 WHIP: 0.333																

Cleveland Indians @ Washington Senators  
Griffith Stadium, Washington, DC  
Sun Jun 21 1953, 3:33 AM EDT  
Att: 17,003 - Unknown

AB	29
R	1
H	3
RBI	1
BB	0
SO	0
LOB	5



Batter	1	2	3	4	5	6	7	8	9	AB	R	H	RBI	BB	SO	LOB	BOTTOM
Eddie Yost, R OBP: 0.391, SLG: 0.360	E6 HBP	5-3		F7			SH3-4 1B BB	2B		4	2	1	1	1	0	0	
Pete Runnels, L OBP: 0.361, SLG: 0.291	1-2 E HBP	F7			F9		SH3-4	P6		3	1	0	0	0	0	1	
Mickey Vernon, L OBP: 0.404, SLG: 0.494	1-H 2-H E6 1B				F7		5-3 1B			4	1	2	1	0	0	0	
Clyde Vollmer, R OBP: 0.386, SLG: 0.397	3-H FC4-6 1B			K			5-3			4	0	2	1	0	1	2	
Jackie Jensen, R OBP: 0.374, SLG: 0.467	1-2 FC4-6 1B			5-3						2	0	0	0	2	0	2	
Jim Busby, R OBP: 0.312, SLG: 0.379	F9				1-3		5-3			3	0	0	0	0	0	5	
Wayne Terwilliger, R OBP: 0.360, SLG: 0.347	1-2 1B			F7						3	1	1	0	1	0	2	
Mickey Grasso, R OBP: 0.245, SLG: 0.280	P6				F9		G4-6-3 1B			4	0	1	0	0	0	3	
Spec Shea, R OBP: 0.333, SLG: 0.375		5-6-3			4-3		G4-6-3 1-2		SH3-4	3	0	0	0	0	0	1	
<b>Inning Stats</b>	R: 3 E: 2 K: 0 S: 7	H: 2 LOB: 2 BB: 0 P: 8	R: 0 E: 0 K: 0 S: 3	H: 0 LOB: 0 BB: 0 P: 3	R: 0 E: 0 K: 1 S: 6	H: 1 LOB: 2 BB: 0 P: 7	R: 0 E: 0 K: 0 S: 3	H: 0 LOB: 0 BB: 0 P: 3	R: 0 E: 0 K: 0 S: 4	H: 1 LOB: 2 BB: 0 P: 8	R: 1 E: 0 K: 0 S: 4	H: 1 LOB: 2 BB: 2 P: 12	R: 1 E: 0 K: 0 S: 4	H: 1 LOB: 1 BB: 1 P: 8	1B: 4 2B: 3 3B: 0 HR: 0	SF: 0 SAC: 2 DP: 1 HBP: 2	WP: 0 PA: 38
<b>PITCHER</b> Art Houtteman, R ERA: 5.29	IP: 8.0 WLS: L BF: 38 H: 7 R: 5 ER: 2 SO: 1 BB: 4 IBB: 0 HBP: 2 BLK: 0 WP: 0 HR: 0 S: 34 P: 52 ERA: 2.25 WHIP: 1.375																

Cleveland Indians @ Washington Senators  
Griffith Stadium, Washington, DC  
Sun Jun 21 1953, 3:33 AM EDT  
Att: 17,003 - Unknown

AB	30
R	5
H	7
RBI	3
BB	4
SO	1
LOB	16





Batter	1	2	3	4	5	6	7	8	9	AB	R	H	RBI	BB	SO	LOB	TOP								
<b>Bobby Avila, R</b> OBP: 0.381, SLG: 0.417 (1, 4)										5	2	3	0	0	0	0	<b>Cleveland Indians @ Washington Senators</b> Griffith Stadium, Washington, DC Mon Jun 22 1953, 3:33 AM EDT Unknown								
<b>George Strickland, R</b> OBP: 0.360, SLG: 0.361 (1, 6)										5	0	1	1	0	1	2									
<b>Al Rosen, R</b> OBP: 0.412, SLG: 0.576 (1, 5)										4	1	3	1	1	1	1									
<b>Luke Easter, L</b> OBP: 0.444, SLG: 0.500 (1, 3)										3	0	1	1	0	1	2									
<b>Bill Glynn, L</b> OBP: 0.302, SLG: 0.257 (5, 3)										2	0	0	0	0	1	3									
<b>Larry Doby, L</b> OBP: 0.355, SLG: 0.425 (1, 8)										5	1	1	1	0	1	3									
<b>Bob Kennedy, R</b> OBP: 0.353, SLG: 0.351 (1, 9)										4	1	1	0	0	0	0									
<b>Wally Westlake, R</b> OBP: 0.364, SLG: 0.460 (1, 7)										4	0	1	0	0	0	0									
<b>Jim Hegan, R</b> OBP: 0.323, SLG: 0.347 (1, 2)										2	0	2	1	2	0	0									
<b>Bob Feller, R</b> OBP: 0.286, SLG: 0.174 (1, 1)										4	0	1	0	0	3	4									
<b>Inning Stats</b>	R: 1 E: 0 K: 0 S: 5	H: 2 LOB: 1 BB: 1 P: 5	R: 0 E: 0 K: 1 S: 5	H: 0 LOB: 1 BB: 1 P: 9	R: 1 E: 0 K: 1 S: 7	H: 2 LOB: 1 BB: 1 P: 7	R: 0 E: 0 K: 1 S: 5	H: 0 LOB: 1 BB: 1 P: 9	R: 0 E: 0 K: 0 S: 4	H: 1 LOB: 2 BB: 0 P: 4	R: 0 E: 0 K: 1 S: 7	H: 3 LOB: 2 BB: 0 P: 7	R: 0 E: 0 K: 1 S: 5	H: 1 LOB: 1 BB: 1 P: 9	R: 1 E: 0 K: 0 S: 5	H: 3 LOB: 1 BB: 0 P: 5	R: 1 E: 0 K: 3 S: 11	H: 2 LOB: 1 BB: 0 P: 11	1B: 8 2B: 6 3B: 0 HR: 1	SF: 0 SAC: 0 DP: 2 HBP: 0	WP: 0 PB: 0 SB: 1 CS: 0	PA: 42			
<b>PITCHER</b>	IP	WLS	BF	H	R	ER	SO	BB	IBB	HBP	BLK	WP	HR	S	P	ERA	WHIP								
<b>Johnny Schmitz, L</b> ERA: 3.11 (1, 1)	5.1	L	26	8	3	3	3	2	0	0	0	0	0	30	38	5.06	1.875								
<b>Sonny Dixon, R</b> ERA: 2.95 (6, 1)	3.0		13	6	2	2	3	1	0	0	0	0	1	18	22	6.00	2.333								
<b>Al Sima, L</b> ERA: 3.2 (9, 1)	0.2		2	0	0	0	2	0	0	0	0	0	0	6	6	0.00	0.000								

Batter	1	2	3	4	5	6	7	8	9	AB	R	H	RBI	BB	SO	LOB	BOTTOM								
<b>Eddie Yost, R</b> OBP: 0.391, SLG: 0.361 (1, 5)										5	0	2	0	0	1	1	<b>Cleveland Indians @ Washington Senators</b> Griffith Stadium, Washington, DC Mon Jun 22 1953, 3:33 AM EDT Unknown								
<b>Pete Runnels, L</b> OBP: 0.359, SLG: 0.290 (1, 6)										4	0	1	0	0	0	1									
<b>Mickey Vernon, L</b> OBP: 0.398, SLG: 0.485 (1, 3)										4	0	0	0	0	2	2									
<b>Clyde Vollmer, R</b> OBP: 0.388, SLG: 0.399 (1, 7)										4	1	2	0	0	0	0									
<b>Jackie Jensen, R</b> OBP: 0.379, SLG: 0.474 (1, 9)										3	1	2	0	1	0	1									
<b>Jim Busby, R</b> OBP: 0.315, SLG: 0.389 (1, 8)										4	0	2	2	0	0	2									
<b>Wayne Terwilliger, R</b> OBP: 0.359, SLG: 0.345 (1, 4)										4	0	1	0	0	0	5									
<b>Ed Fitz Gerald, R</b> OBP: 0.273, SLG: 0.279 (1, 2)										3	0	0	0	0	0	4									
<b>Gil Coan, L</b> OBP: 0.222, SLG: 0.375 (9, PH)										1	0	0	0	0	0	1									
<b>Johnny Schmitz, R</b> OBP: 0.235, SLG: 0.133 (6, 1)										2	0	0	0	0	0	0									
<b>Sonny Dixon, S</b> OBP: 0.143, SLG: 0.143 (9, 1)										1	0	0	0	0	0	0									
<b>Al Sima, R</b> OBP: 0.167, SLG: 0.207 (9, PH)										0	0	0	0	0	0	0									
<b>Carmen Mauro, L</b> OBP: 0.167, SLG: 0.207 (9, PH)										1	0	0	0	0	0	1									
<b>Inning Stats</b>	R: 0 E: 0 K: 1 S: 5	H: 0 LOB: 0 BB: 0 P: 5	R: 0 E: 0 K: 0 S: 5	H: 2 LOB: 2 BB: 0 P: 5	R: 0 E: 0 K: 1 S: 5	H: 0 LOB: 0 BB: 0 P: 5	R: 2 E: 0 K: 1 S: 7	H: 3 LOB: 0 BB: 0 P: 7	R: 0 E: 0 K: 0 S: 5	H: 2 LOB: 2 BB: 0 P: 5	R: 0 E: 0 K: 0 S: 4	H: 0 LOB: 2 BB: 1 P: 8	R: 0 E: 0 K: 0 S: 3	H: 1 LOB: 0 BB: 0 P: 3	R: 0 E: 0 K: 0 S: 4	H: 1 LOB: 1 BB: 0 P: 4	R: 0 E: 0 K: 0 S: 4	H: 1 LOB: 1 BB: 0 P: 4	1B: 8 2B: 3 3B: 1 HR: 0	SF: 0 SAC: 0 DP: 2 HBP: 0	WP: 0 PB: 0 SB: 0 CS: 0	PA: 37			
<b>PITCHER</b>	IP	WLS	BF	H	R	ER	SO	BB	IBB	HBP	BLK	WP	HR	S	P	ERA	WHIP								
<b>Bob Feller, R</b> ERA: 4.05 (1, 1)	9.0	W	37	10	2	2	3	1	0	0	0	0	0	42	46	2.00	1.222								



Batter	1	2	3	4	5	6	7	8	9	AB	R	H	RBI	BB	SO	LOB	TOP				
Dale Mitchell, L (1, 7) OBP: 0.312, SLG: 0.396 Wally Westlake, R (6, 7) OBP: 0.357, SLG: 0.451	F9		4-3			IHR	K			3	1	1	1	0	0	0	<b>Cleveland Indians @ Washington Senators</b> Griffith Stadium, Washington, DC Mon Jun 22 1953, 3:38 AM EDT Att: 12,254 - Unknown <a href="http://livebaseballscorecards.com">livebaseballscorecards.com</a>				
Bobby Avila, R (1, 4) OBP: 0.379, SLG: 0.414	P4			G4-6-3 BB		6-3		1-3		4	0	1	0	0	0	0					
Al Rosen, R (1, 5) OBP: 0.413, SLG: 0.573	F9			G4-6-3 BB		HR		6-3		3	1	1	0	1	0	0					
Luke Easter, L (1, 3) OBP: 0.429, SLG: 0.474 Bill Glynn, L (6, 3) OBP: 0.301, SLG: 0.255		1B		G4-6-3		F5		F9		3	0	1	0	0	0	3					
Larry Doby, L (1, 8) OBP: 0.353, SLG: 0.436	P4			F7		HR		4-3		4	1	1	2	0	0	2					
Harry Simpson, L (1, 9) OBP: 0.310, SLG: 0.409	F7			G4-6-3 BB		3-1		4-3		3	0	0	0	1	0	1					
Joe Ginsberg, L (1, 2) OBP: 0.413, SLG: 0.377 Jim Hegan, R (7, PR) OBP: 0.321, SLG: 0.345	F7			G4-6-3		SH5-3 BLK		1-3		3	0	1	0	0	0	2					
George Strickland, R (1, 6) OBP: 0.354, SLG: 0.354			5-3			F8		SH5-3		2	0	0	0	0	0	0					
Bob Lemon, L (1, 1) OBP: 0.273, SLG: 0.405			F8			HR		1-3		3	1	1	1	0	0	1					
<b>Inning Stats</b>	R: 0 E: 0 K: 0 S: 3	H: 0 LOB: 0 BB: 0 P: 3	R: 0 E: 0 K: 0 S: 4	H: 1 LOB: 1 BB: 0 P: 4	R: 0 E: 0 K: 0 S: 3	H: 0 LOB: 0 BB: 0 P: 3	R: 0 E: 0 K: 0 S: 3	H: 1 LOB: 1 BB: 0 P: 7	R: 0 E: 0 K: 0 S: 2	H: 0 LOB: 0 BB: 1 P: 6	R: 4 E: 0 K: 0 S: 7	H: 4 LOB: 0 BB: 0 P: 7	R: 0 E: 0 K: 1 S: 6	H: 1 LOB: 0 BB: 0 P: 6	R: 0 E: 0 K: 0 S: 3	H: 0 LOB: 0 BB: 0 P: 3	R: 0 E: 0 K: 0 S: 3	H: 0 LOB: 0 BB: 0 P: 3	1B: 3 2B: 1 3B: 0 HR: 3	SF: 0 SAC: 1 DP: 2 HBP: 0	WP: 0 PA: 34
<b>PITCHER</b>	IP WLS BF H R ER SO BB IBB HBP BLK WP HR S P ERA WHIP																				
Walt Masterson, R (1, 1) ERA: 3.36	7.0 L 28 7 5 5 1 2 0 0 0 0 0 2 28 36 6.43 1.286																				
Chuck Stobbs, L (8, 1) ERA: 4.13	2.0 6 0 0 0 0 0 0 0 0 0 0 0 6 6 0.00 0.000																				


Batter	1	2	3	4	5	6	7	8	9	AB	R	H	RBI	BB	SO	LOB	BOTTOM				
Eddie Yost, R (1, 5) OBP: 0.388, SLG: 0.357	5-3	K			6-3		K		1-2	5	0	1	0	0	2	4	<b>Cleveland Indians @ Washington Senators</b> Griffith Stadium, Washington, DC Mon Jun 22 1953, 3:38 AM EDT Att: 12,254 - Unknown <a href="http://livebaseballscorecards.com">livebaseballscorecards.com</a>				
Pete Runnels, L (1, 6) OBP: 0.364, SLG: 0.291	G3	4-3		G3-6-1 BB		2B		K		3	0	1	0	2	1	5					
Mickey Vernon, L (1, 3) OBP: 0.394, SLG: 0.484	G3		F7		G3-6-1			F9		5	0	1	1	0	0	4					
Clyde Vollmer, R (1, 7) OBP: 0.381, SLG: 0.391	P6		F9			K		K		4	0	0	0	0	2	3					
Jackie Jensen, R (1, 9) OBP: 0.377, SLG: 0.468		2B	5-3		6-3			1-3		3	1	0	0	1	0	0					
Jim Busby, R (1, 8) OBP: 0.318, SLG: 0.395		BB		5-3				F8		4	0	2	0	0	0	0					
Wayne Terwilliger, R (1, 4) OBP: 0.357, SLG: 0.344		K			FC4-6		F8		L4	4	0	1	0	0	1	3					
Mickey Grasso, R (1, 2) OBP: 0.264, SLG: 0.291		BB		P4		4-3	WP		FC4-6	3	1	2	0	1	0	1					
Walt Masterson, R (1, 1) OBP: 0.276, SLG: 0.200 Gil Coan, L (7, PH) OBP: 0.200, SLG: 0.333 Chuck Stobbs, L (8, 1) OBP: 0.143, SLG: 0.143 Carmen Mauro, L (8, PH) OBP: 0.161, SLG: 0.200		IBB		FC4-6		4-3		FC4-6		1	0	0	1	1	0	1					
<b>Inning Stats</b>	R: 0 E: 0 K: 0 S: 4	H: 1 LOB: 3 BB: 3 P: 4	R: 0 E: 0 K: 2 S: 8	H: 1 LOB: 3 BB: 3 P: 20	R: 0 E: 0 K: 0 S: 3	H: 0 LOB: 0 BB: 0 P: 3	R: 0 E: 0 K: 0 S: 4	H: 1 LOB: 1 BB: 0 P: 4	R: 0 E: 0 K: 0 S: 2	H: 0 LOB: 0 BB: 1 P: 6	R: 0 E: 0 K: 1 S: 6	H: 1 LOB: 1 BB: 0 P: 6	R: 1 E: 0 K: 2 S: 9	H: 2 LOB: 2 BB: 1 P: 13	R: 0 E: 0 K: 0 S: 3	H: 0 LOB: 0 BB: 0 P: 3	R: 0 E: 0 K: 1 S: 7	H: 2 LOB: 2 BB: 0 P: 7	1B: 6 2B: 2 3B: 0 HR: 0	SF: 0 SAC: 0 DP: 1 HBP: 0	WP: 1 PA: 39
<b>PITCHER</b>	IP WLS BF H R ER SO BB IBB HBP BLK WP HR S P ERA WHIP																				
Bob Lemon, R (1, 1) ERA: 2.59	9.0 W 39 8 2 2 6 4 1 0 0 0 1 0 46 66 2.00 1.333																				




Batter	1	2	3	4	5	6	7	8	9	AB	R	H	RBI	BB	SO	LOB	TOP					
Johnny Groth, R (1, 8) OBP: 0.300, SLG: 0.357										5	1	1	1	0	1	2	<b>St. Louis Browns @ Washington Senators</b> Griffith Stadium, Washington, DC Tue Jun 23 1953, 3:33 AM EDT Att: 4,940 - Unknown <a href="http://livebaseballscorecards.com">livebaseballscorecards.com</a>					
Dick Kokos, L (1, 9) OBP: 0.397, SLG: 0.394										5	0	3	1	0	1	1						
Roy Sievers, R (1, 3) OBP: 0.325, SLG: 0.357										4	1	2	1	1	0	2						
Don Lenhardt, R (1, 7) OBP: 0.346, SLG: 0.366										4	1	2	0	1	0	2						
Jim Dyck, R (1, 5) OBP: 0.312, SLG: 0.283										4	0	1	0	0	0	4						
Les Moss, R (1, 2) OBP: 0.333, SLG: 0.367										4	0	0	0	0	0	3						
Billy Hunter, R (1, 6) OBP: 0.293, SLG: 0.292										3	1	1	1	0	0	1						
Bobby Young, L (1, 4) OBP: 0.326, SLG: 0.344										2	0	0	0	1	1	2						
Bob Cain, L (1, 1) OBP: 0.417, SLG: 0.455										2	0	1	0	0	0	1						
Neil Berry, R (7, PH) OBP: 0.368, SLG: 0.486										1	0	0	0	0	1	1						
Satchel Paige, R (7, 1)										1	0	0	0	0	0	0						
<b>Inning Stats</b>	R: 0 E: 1 K: 1 S: 5	H: 0 LOB: 2 BB: 2 P: 13	R: 0 E: 0 K: 1 S: 5	H: 0 LOB: 0 BB: 0 P: 5	R: 0 E: 0 K: 0 S: 4	H: 2 LOB: 1 BB: 0 P: 4	R: 0 E: 0 K: 0 S: 4	H: 1 LOB: 1 BB: 0 P: 4	R: 0 E: 0 K: 1 S: 5	H: 0 LOB: 0 BB: 1 P: 9	R: 1 E: 0 K: 0 S: 4	H: 1 LOB: 0 BB: 0 P: 4	R: 2 E: 0 K: 1 S: 8	H: 3 LOB: 1 BB: 0 P: 8	R: 1 E: 0 K: 0 S: 5	H: 2 LOB: 2 BB: 0 P: 5	R: 0 E: 0 K: 0 S: 5	H: 2 LOB: 2 BB: 0 P: 5	1B: 6 2B: 4 3B: 1 HR: 1	SF: 0 SAC: 2 DP: 3 HBP: 0	WP: 0 PB: 1 SB: 1 CS: 0	PA: 40
<b>PITCHER</b>	IP WLS BF H R ER SO BB IBB HBP BLK WP HR S P ERA WHIP																					
Tommy Byrne, L (1, 1) ERA: 6.68	8.2 L 39 11 4 3 4 3 0 0 0 0 0 1 44 56 3.12 1.615																					
Julio Moreno, R (9, 1) ERA: 2.83	0.1 1 0 0 0 0 0 0 0 0 0 0 0 1 1 0.00 0.000																					

Batter	1	2	3	4	5	6	7	8	9	AB	R	H	RBI	BB	SO	LOB	BOTTOM					
Eddie Yost, R (1, 5) OBP: 0.385, SLG: 0.354										5	1	1	0	0	0	2	<b>St. Louis Browns @ Washington Senators</b> Griffith Stadium, Washington, DC Tue Jun 23 1953, 3:33 AM EDT Att: 4,940 - Unknown <a href="http://livebaseballscorecards.com">livebaseballscorecards.com</a>					
Pete Runnels, L (1, 6) OBP: 0.362, SLG: 0.290										4	0	1	0	0	0	2						
Mickey Vernon, L (1, 3) OBP: 0.399, SLG: 0.488										2	0	1	0	2	0	1						
Clyde Vollmer, R (1, 7) OBP: 0.379, SLG: 0.388										4	0	1	1	0	0	4						
Jackie Jensen, R (1, 9) OBP: 0.375, SLG: 0.464										4	0	1	0	0	1	3						
Jim Busby, R (1, 8) OBP: 0.321, SLG: 0.405										4	1	2	0	0	0	1						
Wayne Terwilliger, R (1, 4) OBP: 0.356, SLG: 0.342										4	1	1	1	0	0	3						
Mickey Grasso, R (1, 2) OBP: 0.257, SLG: 0.283										3	0	0	0	0	1	1						
Gil Coan, L (9, PH) OBP: 0.273, SLG: 0.400										1	0	1	0	0	0	0						
Tommy Byrne, L (1, 1) OBP: 0.233, SLG: 0.259										3	0	1	0	0	1	0						
Julio Moreno, R (9, 1) Carmen Mauro, L (9, PH) OBP: 0.156, SLG: 0.194										0	0	0	0	0	0	0						
<b>Inning Stats</b>	R: 1 E: 0 K: 0 S: 5	H: 2 LOB: 1 BB: 0 P: 5	R: 0 E: 0 K: 0 S: 3	H: 0 LOB: 0 BB: 0 P: 3	R: 0 E: 1 K: 1 S: 6	H: 0 LOB: 2 BB: 1 P: 10	R: 0 E: 0 K: 1 S: 6	H: 1 LOB: 1 BB: 0 P: 6	R: 0 E: 0 K: 0 S: 3	H: 1 LOB: 0 BB: 0 P: 3	R: 0 E: 0 K: 0 S: 4	H: 1 LOB: 2 BB: 1 P: 8	R: 0 E: 0 K: 0 S: 3	H: 0 LOB: 0 BB: 0 P: 3	R: 0 E: 0 K: 1 S: 6	H: 2 LOB: 1 BB: 0 P: 6	R: 2 E: 0 K: 0 S: 5	H: 3 LOB: 0 BB: 0 P: 5	1B: 8 2B: 3 3B: 1 HR: 0	SF: 0 SAC: 0 DP: 3 HBP: 0	WP: 0 PB: 0 SB: 2 CS: 0	PA: 37
<b>PITCHER</b>	IP WLS BF H R ER SO BB IBB HBP BLK WP HR S P ERA WHIP																					
Bob Cain, L (1, 1) ERA: 5.15	6.0 W 25 5 2 2 1 2 0 0 0 0 0 0 27 35 1.50 1.167																					
Satchel Paige, R (7, 1) ERA: 3.07	3.0 S 12 5 2 2 1 0 0 0 0 0 0 0 14 14 6.00 1.667																					



Batter	1	2	3	4	5	6	7	8	9	AB	R	H	RBI	BB	SO	LOB	TOP					
Johnny Groth, R (1.8) OBP: 0.303, SLG: 0.359	0-0 FC6-4 1B		0-0 4-3		0-0 6-3			0-0 BB HR 1B	0-0 F9	4	1	2	1	0	0	0	<b>St. Louis Browns @ Washington Senators</b> Griffith Stadium, Washington, DC Wed Jun 24 1953, 3:33 AM EDT Att: 4,223 - Unknown 					
Vic Wertz, L (9. PH) OBP: 0.364, SLG: 0.423										1	0	0	0	0	0	1						
Don Larsen, R (9.1) OBP: 0.200, SLG: 0.235										0	0	0	0	0	0	0						
Dick Kokos, L (1.9) OBP: 0.455, SLG: 0.427	0-0 FC6-4 1-2		0-0 CS 1B		0-0 F9			4-0 BB HR 1-2	0-0 HR	4	2	2	2	1	0	1						
Roy Sievers, R (1.3) OBP: 0.328, SLG: 0.379	0-3 K		4-0 1-2 BB		0-0 F9			0-0 1-2 HR	0-3 K	4	1	1	3	1	2	1						
Don Lenhardt, R (1.7) OBP: 0.329, SLG: 0.347	0-0 1-3		0-0 L6		0-0 F8			0-0 HR		4	0	0	0	0	0	2						
Clint Courtney, L (1.2) OBP: 0.275, SLG: 0.255			0-0 4-3 1B		0-0 4-3			0-0 4-3		4	1	1	0	0	0	0						
Jim Dyck, R (1.5) OBP: 0.311, SLG: 0.282			0-0 2-3		0-0 F7			0-0 F9		4	0	1	0	0	0	1						
Bobby Young, L (1.4) OBP: 0.321, SLG: 0.339			0-0 4-3		0-0 6-3			0-0 3-1	0-0 1-3	4	0	0	0	0	0	2						
Billy Hunter, R (1.6) OBP: 0.305, SLG: 0.304			0-0 2-3 1B		0-0 WP 6-3 1B			0-0 1B	0-0 SH1-4 HR 1B	4	2	4	1	0	0	0						
Dick Littlefield, L (1.1) OBP: 0.211, SLG: 0.118			0-0 5-3		0-0 1-3			0-0 4-3	0-0 SH1-4	1	0	0	0	0	0	1						
Hank Edwards, L (5. PH) OBP: 0.285, SLG: 0.241										1	0	0	0	0	0	1						
Max Lanier, L (5.1) OBP: 0.187, SLG: 0.167										0	0	0	0	0	0	0						
Dick Kyburz, L (7. PH) OBP: 0.253, SLG: 0.500										1	0	0	0	0	0	1						
Mike Blyzka, R (7.1) OBP: 0.308, SLG: 0.498										0	0	0	0	0	0	0						
Neil Berry, R (9. PH) OBP: 0.308, SLG: 0.498										0	0	0	0	0	0	0						
<b>Inning Stats</b>	R: 0 E: 0 K: 1 S: 6	H: 1 LOB: 1 BB: 0 P: 6	R: 1 E: 0 K: 0 S: 5	H: 2 LOB: 1 BB: 0 P: 5	R: 0 E: 0 K: 0 S: 3	H: 1 LOB: 1 BB: 1 P: 7	R: 0 E: 0 K: 0 S: 3	H: 0 LOB: 0 BB: 0 P: 3	R: 1 E: 0 K: 0 S: 4	H: 1 LOB: 0 BB: 0 P: 4	R: 0 E: 0 K: 0 S: 3	H: 0 LOB: 0 BB: 0 P: 3	R: 0 E: 0 K: 0 S: 4	H: 1 LOB: 1 BB: 0 P: 4	R: 3 E: 0 K: 0 S: 6	H: 3 LOB: 1 BB: 1 P: 10	R: 2 E: 0 K: 1 S: 7	H: 2 LOB: 0 BB: 0 P: 7	1B: 8 2B: 1 3B: 0 HR: 2	SF: 0 SAC: 1 DP: 0 HBP: 0	WP: 1 PB: 0 SB: 0 CS: 1	PA: 39
<b>PITCHER</b> Bob Porterfield, R (1.1) ERA: 4.55	IP: 9.0 WLS: L BF: 39 H: 11 R: 7 ER: 7 SO: 2 BB: 2 IBB: 0 HBP: 0 BLK: 0 WP: 1 HR: 2 S: 41 P: 49 ERA: 7.00 WHIP: 1.444															<b>PITCHER</b>						

Batter	1	2	3	4	5	6	7	8	9	AB	R	H	RBI	BB	SO	LOB	BOTTOM					
Eddie Yost, R (1.5) OBP: 0.385, SLG: 0.352	0-0 F5		0-0 F7	0-0 CS 1B		4-0 BB			0-0 P6	4	0	1	1	1	0	0	<b>St. Louis Browns @ Washington Senators</b> Griffith Stadium, Washington, DC Wed Jun 24 1953, 3:33 AM EDT Att: 4,223 - Unknown 					
Wayne Terwilliger, R (1.4) OBP: 0.354, SLG: 0.345	0-3 K		0-0 CS 2B	0-0 CS	0-0 6-3	0-0 P3			0-3 K	4	0	1	0	0	1	2						
Pete Runnels, L (9. PH) OBP: 0.361, SLG: 0.289				1-2 1B						1	0	0	0	0	1	0						
Mickey Vernon, L (1.3) OBP: 0.392, SLG: 0.478	0-3 K		0-0 4-3		0-3 K				0-0 F9	5	0	0	0	0	2	1						
Clyde Vollmer, R (1.7) OBP: 0.377, SLG: 0.395			0-0 F7	0-3 K	0-0 P4					4	0	1	0	0	1	0						
Jackie Jensen, R (1.9) OBP: 0.381, SLG: 0.462			4-0 CS BB	4-0 1B BB F7 BB		4-0 1B BB 2B BB			0-0 5-3	1	2	0	0	3	0	1						
Jim Busby, R (1.8) OBP: 0.327, SLG: 0.406			4-0 BB 1-2 BB	4-0 1B BB 1-2 1B BB		0-0 1B BB 1-2 2B 1B			0-0 L1	2	2	1	0	2	0	1						
Gene Verble, R (1.6) OBP: 0.250, SLG: 0.167			4-0 FC6-4 BB	0-0 1B E 1B		0-3 K			0-0 5-3	3	1	1	0	1	1	2						
Mickey Grasso, R (1.2) OBP: 0.252, SLG: 0.278			0-0 FC6-4	0-0 F7		0-0 2B 1B			0-0 P3	2	0	0	1	0	0	4						
Ed Fitz Gerald, R (6. PH) OBP: 0.277, SLG: 0.283			1-2 1B	0-0 F7		1-2 2-3 2B 1B				2	0	1	0	0	0	0						
Bob Porterfield, R (1.1) OBP: 0.375, SLG: 0.533			0-0 5-3	0-0 E5 1B 1B		0-0 2B			0-0 5-3	4	1	2	3	0	0	0						
<b>Inning Stats</b>	R: 0 E: 0 K: 2 S: 7	H: 0 LOB: 0 BB: 0 P: 7	R: 0 E: 0 K: 0 S: 2	H: 0 LOB: 2 BB: 3 P: 14	R: 0 E: 0 K: 0 S: 4	H: 1 LOB: 1 BB: 0 P: 4	R: 4 E: 1 K: 1 S: 7	H: 3 LOB: 0 BB: 2 P: 15	R: 0 E: 0 K: 1 S: 5	H: 0 LOB: 0 BB: 0 P: 5	R: 2 E: 0 K: 1 S: 7	H: 3 LOB: 2 BB: 2 P: 15	R: 0 E: 0 K: 0 S: 4	H: 1 LOB: 1 BB: 0 P: 4	R: 0 E: 0 K: 0 S: 3	H: 0 LOB: 0 BB: 0 P: 3	R: 0 E: 0 K: 1 S: 5	H: 0 LOB: 0 BB: 0 P: 5	1B: 5 2B: 2 3B: 1 HR: 0	SF: 0 SAC: 0 DP: 0 HBP: 0	WP: 0 PB: 0 SB: 0 CS: 2	PA: 40
<b>PITCHER</b> Dick Littlefield, L (1.1) ERA: 5.27	IP: 4.0 WLS: 19 BF: 4 H: 4 R: 4 ER: 4 SO: 4 BB: 5 IBB: 0 HBP: 0 BLK: 0 WP: 0 HR: 0 S: 20 P: 40 ERA: 9.00 WHIP: 2.250															<b>PITCHER</b>						
Max Lanier, L (5.1) ERA: 6.48	IP: 2.0 WLS: 3 BF: 2 H: 2 R: 2 ER: 2 SO: 2 BB: 2 IBB: 0 HBP: 0 BLK: 0 WP: 0 HR: 0 S: 12 P: 20 ERA: 9.00 WHIP: 2.500																					
Mike Blyzka, R (7.1) ERA: 4.82	IP: 2.0 WLS: W BF: 7 H: 1 R: 0 ER: 0 SO: 0 BB: 0 IBB: 0 HBP: 0 BLK: 0 WP: 0 HR: 0 S: 7 P: 7 ERA: 0.00 WHIP: 0.500																					
Don Larsen, R (9.1) ERA: 3.66	IP: 1.0 WLS: S BF: 3 H: 0 R: 0 ER: 0 SO: 1 BB: 0 IBB: 0 HBP: 0 BLK: 0 WP: 0 HR: 0 S: 5 P: 5 ERA: 0.00 WHIP: 0.000																					







Batter	1	2	3	4	5	6	7	8	9	AB	R	H	RBI	BB	SO	LOB	TOP										
Harvey Kuenn, R OBP: 0.360, SLG: 0.361	4-0 SH3-4 1B BB G1-2-3	0-0 1-2 2-H 1B		0-0 1-2 2-H 1B	0-0 1-3 2-H 3-H 1B		0-0 1-3			4	0	3	4	1	0	1											
Jerry Priddy, R OBP: 0.395, SLG: 0.341	0-0 SH3-4 1-2 1B	0-0 G3		0-0 F4	0-0 FC6-4 1B		0-0 1-3			5	0	2	1	0	0	4											
Ray Boone, R OBP: 0.360, SLG: 0.405 Fred Hatfield, L OBP: 0.333, SLG: 0.274	0-0 SH3-4 1-2 2-3		0-0 6-3		SH3-4 1B FC6-4		0-0 S 1B			4	1	2	0	0	0	2											
Walt Dropo, R OBP: 0.289, SLG: 0.404	4-0 BB		0-0 5-3		0-0 SH3-4 2B 1B		0-0 F8			4	1	1	0	1	0	1											
Bob Nieman, R OBP: 0.345, SLG: 0.469	0-0 G1-2-3 3-H		0-0 F7		0-0 SH3-4 1-2 2-3 1B		0-0 F8			4	0	0	0	0	0	4											
Steve Souchock, R OBP: 0.336, SLG: 0.515		0-0 6-3		0-0 F8	4-0 2B 1B IBB		0-0 F8			4	1	0	0	1	0	0											
Jim Delsing, L OBP: 0.367, SLG: 0.460		0-3 K		0-0 4-3	0-0 1-3 2-H 3-H 4-0 2B		0-0 1B			5	1	3	2	0	1	0											
Matt Batts, R OBP: 0.333, SLG: 0.436	4-0 E 1B BB		0-0 1B BB	0-0 1B 1B	0-0 1B 1B IBB		0-0 F8			3	3	1	0	2	1	2											
Ted Gray, S OBP: 0.308, SLG: 0.250 Ray Herbert, R OBP: 0.222, SLG: 0.125	0-0 E4 1-2 1B		0-0 1-2 BB	4-0 1-2 BB	0-3 K		0-3 K			2	0	0	0	1	1	4											
<b>Inning Stats</b>	R: 0 E: 0 K: 0 S: 3	H: 1 LOB: 2 BB: 2 P: 11	R: 1 E: 1 K: 1 S: 7	H: 1 LOB: 2 BB: 1 P: 11	R: 0 E: 0 K: 0 S: 3	H: 0 LOB: 0 BB: 0 P: 3	R: 1 E: 0 K: 0 S: 5	H: 2 LOB: 2 BB: 1 P: 9	R: 5 E: 0 K: 1 S: 10	H: 5 LOB: 2 BB: 2 P: 18	R: 0 E: 0 K: 0 S: 3	H: 0 LOB: 0 BB: 0 P: 3	R: 0 E: 0 K: 1 S: 6	H: 1 LOB: 1 BB: 0 P: 6	R: 0 E: 0 K: 0 S: 4	H: 1 LOB: 1 BB: 0 P: 4	R: 0 E: 0 K: 1 S: 5	H: 1 LOB: 0 BB: 0 P: 5	1B: 11 2B: 1 3B: 0 HR: 0	SF: 0 SAC: 2 DP: 1 HBP: 0	WP: 0 PB: 0 SB: 1 CS: 1	PA: 44					
<b>PITCHER</b>	IP	WLS	BF	H	R	ER	SO	BB	IBB	HBP	BLK	WP	HR	S	P	ERA	WHIP										
Johnny Schmitz, L ERA: 3.88	4.2	L	27	7	7	6	2	4	2	0	0	0	0	25	49	11.57	2.357										
Julio Moreno, R ERA: 2.9	0.1		3	2	0	0	0	0	0	0	0	0	0	3	3	0.00	6.000										
Chuck Stobbs, L ERA: 3.81	4.0		14	3	0	0	2	0	0	0	0	0	0	18	18	0.00	0.750										

**Detroit Tigers @ Washington Senators**  
 Griffith Stadium, Washington, DC  
 Fri Jun 26 1953, 3:33 AM EDT  
 Att: 7,800 - Unknown

AB	36
R	7
H	12
RBI	7
BB	6
SO	4
LOB	19



Batter	1	2	3	4	5	6	7	8	9	AB	R	H	RBI	BB	SO	LOB	BOTTOM										
Eddie Yost, R OBP: 0.380, SLG: 0.343	4-0 L5-3 BB		0-0 F6		0-3 K		0-3 K		0-0 F9	4	0	0	0	1	2	3											
Wayne Terwilliger, R OBP: 0.351, SLG: 0.339	0-0 F7		0-0 F4		0-0 HR BB		0-0 G3			3	1	0	0	1	0	2											
Mickey Vernon, L OBP: 0.392, SLG: 0.475	0-0 L5-3 1-2		0-0 L8-4 1B		0-0 HR 1B		0-0 4-3			4	1	2	0	0	0	1											
Clyde Vollmer, R OBP: 0.373, SLG: 0.404		0-0 F9		0-0 1B 1-2 1B		0-0 HR 1B		0-0 L3		4	1	2	3	0	0	0											
Jackie Jensen, R OBP: 0.377, SLG: 0.455		0-0 6-3		0-0 L8-4 2-3		0-0 HR 1B 3-1		0-0 F2		4	0	1	0	0	0	2											
Jim Busby, R OBP: 0.336, SLG: 0.408		4-0 BB		0-0 1B 1-2 1B		0-0 F7		0-0 5-3		3	0	1	0	1	0	1											
Pete Runnels, L OBP: 0.362, SLG: 0.291	0-3 K		0-0 F7		0-0 3-1		0-0 K BB			4	0	1	0	0	1	4											
Bob Oldis, R OBP: 0.385, SLG: 0.333 Gil Coan, L OBP: 0.231, SLG: 0.333		4-0 SH2-4 BB		0-0 K		0-3 K		0-3 K		2	0	0	0	1	1	1											
Johnny Schmitz, R ERA: 3.88		0-0 SH2-4		0-0 F9		0-0 K		0-0 K		0	0	0	0	0	0	0											
Julio Moreno, R ERA: 2.9										0	0	0	0	0	0	0											
Mel Hoderlein, S OBP: 0.250, SLG: 0.143 Chuck Stobbs, L OBP: 0.133, SLG: 0.133 Tommy Byrne, L OBP: 0.258, SLG: 0.259										1	0	0	0	0	0	0											
<b>Inning Stats</b>	R: 0 E: 0 K: 0 S: 2	H: 0 LOB: 1 BB: 1 P: 6	R: 0 E: 0 K: 1 S: 5	H: 0 LOB: 1 BB: 1 P: 9	R: 0 E: 0 K: 0 S: 3	H: 0 LOB: 1 BB: 1 P: 7	R: 0 E: 0 K: 0 S: 5	H: 3 LOB: 2 BB: 0 P: 5	R: 0 E: 0 K: 2 S: 7	H: 0 LOB: 0 BB: 0 P: 7	R: 3 E: 0 K: 0 S: 6	H: 3 LOB: 1 BB: 1 P: 10	R: 0 E: 0 K: 2 S: 7	H: 0 LOB: 0 BB: 0 P: 7	R: 0 E: 0 K: 0 S: 3	H: 0 LOB: 0 BB: 0 P: 3	R: 0 E: 0 K: 1 S: 6	H: 1 LOB: 2 BB: 1 P: 10	1B: 6 2B: 2 3B: 0 HR: 1	SF: 0 SAC: 1 DP: 2 HBP: 0	WP: 0 PB: 0 SB: 0 CS: 0	PA: 37					
<b>PITCHER</b>	IP	WLS	BF	H	R	ER	SO	BB	IBB	HBP	BLK	WP	HR	S	P	ERA	WHIP										
Ted Gray, L ERA: 4.36	5.0	W	23	6	3	3	3	4	0	0	0	0	1	25	41	5.40	2.000										
Ray Herbert, R ERA: 6.02	4.0	S	14	1	0	0	3	1	0	0	0	0	0	19	23	0.00	0.500										

**Detroit Tigers @ Washington Senators**  
 Griffith Stadium, Washington, DC  
 Fri Jun 26 1953, 3:33 AM EDT  
 Att: 7,800 - Unknown

AB	31
R	3
H	7
RBI	3
BB	5
SO	6
LOB	15





Batter	1	2	3	4	5	6	7	8	9	AB	R	H	RBI	BB	SO	LOB	TOP								
Harvey Kuenn, R OBP: 0.357, SLG: 0.361 (1, 6)										5	1	1	0	0	0	0									
Johnny Pesky, L OBP: 0.344, SLG: 0.321 (1, 4)										4	1	1	0	1	0	1									
Ray Boone, R OBP: 0.372, SLG: 0.395 (1, 5)										4	0	0	0	0	0	2									
Walt Dropo, R OBP: 0.289, SLG: 0.401 (1, 3)										4	0	1	1	0	0	0									
Jim Delsing, L OBP: 0.373, SLG: 0.468 (1, 8)										3	1	2	0	1	0	0									
Bob Nieman, R OBP: 0.347, SLG: 0.470 (1, 9)										4	1	2	1	0	0	2									
Matt Batts, R OBP: 0.332, SLG: 0.438 (1, 2)										4	1	1	0	0	0	4									
Don Lund, R OBP: 0.338, SLG: 0.358 (1, 7)										4	0	1	0	0	1	3									
Al Aber, L (1, 1)										2	0	0	1	0	0	1									
Dave Madison, R OBP: 0.111, SLG: 0.111 (7, 1)										1	0	0	0	0	0	0									
Ray Herbert, R OBP: 0.222, SLG: 0.125 (9, 1)										0	0	0	0	0	0	0									
Dick Weik, R (9, 1)										0	0	0	0	0	0	0									
<b>Inning Stats</b>	R: 1 E: 1 K: 0 S: 4	H: 1 LOB: 0 BB: 0 P: 4	R: 3 E: 1 K: 0 S: 6	H: 3 LOB: 0 BB: 0 P: 6	R: 1 E: 0 K: 0 S: 4	H: 1 LOB: 1 BB: 0 P: 12	R: 0 E: 0 K: 0 S: 4	H: 1 LOB: 1 BB: 0 P: 4	R: 0 E: 0 K: 0 S: 3	H: 0 LOB: 0 BB: 0 P: 3	R: 0 E: 0 K: 0 S: 4	H: 1 LOB: 1 BB: 0 P: 4	R: 0 E: 0 K: 0 S: 3	H: 0 LOB: 0 BB: 0 P: 3	R: 0 E: 0 K: 1 S: 7	H: 2 LOB: 2 BB: 0 P: 7	R: 0 E: 0 K: 0 S: 3	H: 0 LOB: 0 BB: 0 P: 3	1B: 5 2B: 4 3B: 0 HR: 0	SF: 0 SAC: 1 DP: 1 HBP: 0	WP: 0 PB: 0 SB: 0 CS: 0	PA: 38			
<b>PITCHER</b>	IP WLS BF H R ER SO BB IBB HBP BLK WP HR S P ERA WHIP	8.0 35 9 5 4 1 2 0 0 0 0 0 35 43 4.50 1.375	1.0 W 3 0 0 0 0 0 0 0 0 0 0 3 3 0.00 0.000																						

Detroit Tigers @ Washington Senators  
 Griffith Stadium, Washington, DC  
 Sat Jun 27 1953, 3:33 AM EDT  
 Att: 4,386 - Unknown

AB	35
R	5
H	9
RBI	3
BB	2
SO	1
LOB	13



Batter	1	2	3	4	5	6	7	8	9	AB	R	H	RBI	BB	SO	LOB	BOTTOM					
Jim Busby, R OBP: 0.344, SLG: 0.411 (1, 8)										3	3	2	0	2	0	2						
Wayne Terwilliger, R OBP: 0.352, SLG: 0.337 (1, 4)										4	0	1	1	1	0	3						
Mickey Vernon, L OBP: 0.395, SLG: 0.475 (1, 3)										4	1	2	1	1	0	0						
Clyde Vollmer, R OBP: 0.370, SLG: 0.399 (1, 7)										5	0	1	1	0	1	4						
Gene Verble, R OBP: 0.251, SLG: 0.190 (9, PR)										0	1	0	0	0	0	0						
Jackie Jensen, R OBP: 0.374, SLG: 0.448 (1, 9)										4	0	0	0	1	0	2						
Eddie Yost, R OBP: 0.381, SLG: 0.341 (1, 5)										4	0	1	1	1	0	0						
Pete Runnels, L OBP: 0.358, SLG: 0.289 (1, 6)										5	0	1	1	0	0	4						
Ed Fitz Gerald, R OBP: 0.293, SLG: 0.287 (1, 2)										2	1	1	0	1	0	0						
Spec Shea, R OBP: 0.333, SLG: 0.346 (1, 1)										2	0	0	0	1	1	1						
Gil Coan, L OBP: 0.214, SLG: 0.308 (8, PH)										1	0	0	0	0	0	2						
Al Sima, R OBP: 0.143, SLG: 0.143 (9, 1)										0	0	0	0	0	0	0						
<b>Inning Stats</b>	R: 0 E: 0 K: 0 S: 2	H: 0 LOB: 1 BB: 1 P: 6	R: 0 E: 0 K: 0 S: 3	H: 0 LOB: 0 BB: 0 P: 3	R: 2 E: 1 K: 0 S: 6	H: 3 LOB: 2 BB: 1 P: 10	R: 0 E: 0 K: 0 S: 3	H: 0 LOB: 0 BB: 0 P: 3	R: 0 E: 0 K: 1 S: 6	H: 1 LOB: 2 BB: 1 P: 10	R: 1 E: 0 K: 1 S: 7	H: 2 LOB: 2 BB: 1 P: 11	R: 0 E: 0 K: 0 S: 4	H: 1 LOB: 2 BB: 0 P: 5	R: 3 E: 1 K: 0 S: 4	H: 1 LOB: 3 BB: 3 P: 16	1B: 9 2B: 0 3B: 0 HR: 0	SF: 0 SAC: 0 DP: 2 HBP: 1	WP: 1 PB: 0 SB: 0 CS: 0	PA: 43		
<b>PITCHER</b>	IP WLS BF H R ER SO BB IBB HBP BLK WP HR S P ERA WHIP	6.2 30 7 3 3 2 2 0 0 0 0 1 0 6 15 10.80 1.800	1.2 9 1 2 2 0 2 0 1 0 0 1 0 6 15 10.80 1.800	0.0 L 3 1 0 0 0 1 0 0 0 0 0 0 2 6 ∞ ∞	0.1 1 0 1 0 0 0 0 0 0 0 0 0 1 1 0.00 0.000																	

Detroit Tigers @ Washington Senators  
 Griffith Stadium, Washington, DC  
 Sat Jun 27 1953, 3:33 AM EDT  
 Att: 4,386 - Unknown

AB	34
R	6
H	9
RBI	5
BB	8
SO	2
LOB	18





Batter	1	2	3	4	5	6	7	8	9	AB	R	H	RBI	BB	SO	LOB	TOP			
Harvey Kuenn, R OBP: 0.362, SLG: 0.368 (1, 6)										3	1	2	0	1	0	0	<b>Detroit Tigers @ Washington Senators</b> Griffith Stadium, Washington, DC Sun Jun 28 1953, 3:33 AM EDT Unknown			
Johnny Pesky, L OBP: 0.333, SLG: 0.310 (1, 4)										4	0	0	0	0	4					
Ray Boone, R OBP: 0.369, SLG: 0.391 (1, 5)										4	0	1	1	0	2					
Walt Dropo, R OBP: 0.288, SLG: 0.399 (1, 3)										4	0	1	0	0	1					
Jim Delsing, L OBP: 0.371, SLG: 0.461 (1, 8)											3	0	0	0	1	0				
Bob Nieman, R OBP: 0.346, SLG: 0.466 Al Kaline, R (9, PR)											4	1	1	0	0	2				
Don Lund, R OBP: 0.336, SLG: 0.356 (1, 7)											4	0	1	0	1	2				
Johnny Bucha, R OBP: 0.250, SLG: 0.161 (1, 2)											4	0	2	1	0	1				
Steve Gromek, S OBP: 0.125, SLG: 0.125 (1, 1)											2	0	0	0	2					
<b>Inning Stats</b>	R: 0 E: 0 K: 0 S: 3	H: 1 LOB: 0 BB: 0 P: 3	R: 0 E: 0 K: 1 S: 5	H: 1 LOB: 1 BB: 1 P: 9	R: 0 E: 0 K: 0 S: 4	H: 1 LOB: 2 BB: 1 P: 8	R: 1 E: 0 K: 0 S: 6	H: 3 LOB: 2 BB: 0 P: 6	R: 1 E: 0 K: 0 S: 4	H: 2 LOB: 0 BB: 0 P: 4	R: 0 E: 0 K: 0 S: 3	H: 0 LOB: 0 BB: 0 P: 3	R: 0 E: 0 K: 0 S: 3	H: 0 LOB: 0 BB: 0 P: 3	R: 0 E: 0 K: 0 S: 4	H: 0 LOB: 1 BB: 0 P: 4	1B: 7 2B: 1 3B: 0 HR: 0	SF: 0 SAC: 1 DP: 3 HBP: 0	WP: 0 PB: 0 SB: 0 CS: 0	PA: 35
<b>PITCHER</b> Walt Masterson, R ERA: 3.14 (1, 1)	IP: 9.0 WLS: W BF: 35 H: 8 R: 2 ER: 1 SO: 1 BB: 2 IBB: 0 HBP: 0 BLK: 0 WP: 0 HR: 0 S: 35 P: 43 ERA: 1.00 WHIP: 1.111															<b>PITCHER</b>				

Batter	1	2	3	4	5	6	7	8	9	AB	R	H	RBI	BB	SO	LOB	BOTTOM			
Jim Busby, R OBP: 0.346, SLG: 0.412 (1, 8)										4	2	2	0	0	0	0	<b>Detroit Tigers @ Washington Senators</b> Griffith Stadium, Washington, DC Sun Jun 28 1953, 3:33 AM EDT Unknown			
Wayne Terwilliger, R OBP: 0.394, SLG: 0.337 (1, 4)										3	0	1	0	1	1	0				
Mickey Vernon, L OBP: 0.400, SLG: 0.478 (1, 3)										3	1	2	1	0	0	1				
Clyde Vollmer, R OBP: 0.365, SLG: 0.394 Gil Coan, L OBP: 0.200, SLG: 0.286 (6, 7)										3	0	0	0	0	1	2				
Jackie Jensen, R OBP: 0.376, SLG: 0.447 (1, 9)										3	1	1	0	1	1	0				
Eddie Yost, R OBP: 0.380, SLG: 0.345 (1, 5)										3	1	1	1	0	1	0				
Pete Runnels, L OBP: 0.364, SLG: 0.291 (1, 6)										2	0	1	0	2	0	0				
Ed Fitz Gerald, R OBP: 0.292, SLG: 0.286 (1, 2)										4	0	1	2	0	3					
Walt Masterson, R OBP: 0.242, SLG: 0.172 (1, 1)										4	0	0	0	0	1	4				
<b>Inning Stats</b>	R: 0 E: 0 K: 1 S: 5	H: 0 LOB: 1 BB: 0 P: 6	R: 0 E: 0 K: 1 S: 6	H: 1 LOB: 1 BB: 0 P: 6	R: 0 E: 0 K: 0 S: 3	H: 0 LOB: 0 BB: 0 P: 3	R: 3 E: 0 K: 1 S: 7	H: 3 LOB: 1 BB: 2 P: 15	R: 1 E: 0 K: 0 S: 4	H: 2 LOB: 0 BB: 0 P: 4	R: 0 E: 0 K: 1 S: 5	H: 0 LOB: 0 BB: 0 P: 5	R: 1 E: 0 K: 1 S: 7	H: 2 LOB: 2 BB: 1 P: 11	R: 0 E: 0 K: 0 S: 4	H: 1 LOB: 2 BB: 1 P: 8	1B: 8 2B: 1 3B: 0 HR: 0	SF: 0 SAC: 1 DP: 2 HBP: 1	WP: 0 PB: 0 SB: 1 CS: 0	PA: 36
<b>PITCHER</b> Steve Gromek, R ERA: 5.59 (1, 1)	IP: 8.0 WLS: L BF: 36 H: 9 R: 5 ER: 5 SO: 5 BB: 2 IBB: 2 HBP: 1 BLK: 0 WP: 0 HR: 0 S: 41 P: 58 ERA: 5.62 WHIP: 1.375															<b>PITCHER</b>				



Batter	1	2	3	4	5	6	7	8	9	AB	R	H	RBI	BB	SO	LOB	TOP									
Harvey Kuenn, R OBP: 0.366, SLG: 0.379	F9		3B		G4-6-3 1B	FC4-6		1B		5	0	3	0	0	0	1	<b>Detroit Tigers @ Washington Senators</b> Griffith Stadium, Washington, DC Sun Jun 28 1953, 3:38 AM EDT Att: 7,865 - Unknown									
Jerry Priddy, R OBP: 0.355, SLG: 0.337	1-3		K		G4-6-3 1B		1B	1B		4	1	1	1	0	1	3										
Ray Boone, R OBP: 0.365, SLG: 0.391	6-3		F9		1B		E5 G4-3 1B	K		5	1	1	1	0	1	4										
Walt Dropo, R OBP: 0.294, SLG: 0.401		FC6-4 1B		5-3	1B				F3	4	0	2	0	1	0	0										
Steve Souchock, R OBP: 0.355, SLG: 0.535		FC6-4 1B			BB		G4-3 1B		F8	5	0	3	1	0	0	2										
Bob Nieman, R OBP: 0.342, SLG: 0.461										3	0	0	0	0	2	5										
Pat Mullin, L OBP: 0.389, SLG: 0.408			K							1	0	0	0	0	0	1										
Don Lund, R OBP: 0.335, SLG: 0.354			K		F8					1	0	0	0	0	0	0										
Jim Delsing, L OBP: 0.369, SLG: 0.457		FC6-4 1B		1-3						4	0	1	0	0	0	3										
Matt Batts, R OBP: 0.335, SLG: 0.456		F9			HR		5-3			4	2	2	1	0	0	2										
Billy Hoelt, L OBP: 0.343, SLG: 0.179				4-3		G4-6-3 1B 2B				2	1	0	0	2	1	1										
<b>Inning Stats</b>	R: 0 E: 0 K: 0 S: 3	H: 0 LOB: 0 BB: 0 P: 3	R: 0 E: 0 K: 1 S: 7	H: 2 LOB: 2 BB: 0 P: 7	R: 0 E: 0 K: 1 S: 6	H: 1 LOB: 1 BB: 0 P: 6	R: 0 E: 0 K: 1 S: 6	H: 1 LOB: 1 BB: 0 P: 6	R: 3 E: 0 K: 0 S: 6	H: 4 LOB: 2 BB: 2 P: 14	R: 0 E: 0 K: 0 S: 3	H: 0 LOB: 1 BB: 1 P: 7	R: 1 E: 1 K: 0 S: 4	H: 1 LOB: 1 BB: 0 P: 5	R: 1 E: 0 K: 2 S: 10	H: 4 LOB: 2 BB: 0 P: 10	R: 0 E: 0 K: 0 S: 3	H: 0 LOB: 0 BB: 0 P: 3	1B: 9 2B: 2 3B: 1 HR: 1	SF: 0 SAC: 0 DP: 2 HBP: 1	WP: 0 PB: 0 SB: 1 CS: 0	PA: 42				
<b>PITCHER</b>	IP	WLS	BF	H	R	ER	SO	BB	IBB	HBP	BLK	WP	HR	S	P	ERA	WHIP									
Tommy Byrne, L ERA: 6.52	(1, 1)	5.0	L	24	8	3	3	3	2	0	0	0	0	1	28	36	5.40	2.000								
Sonny Dixon, R ERA: 2.96	(6, 1)	2.0		9	1	1	0	0	1	0	1	0	0	0	7	12	0.00	1.000								
Al Sima, L ERA: 2.97	(8, 1)	2.0		9	4	1	1	2	0	0	0	0	0	0	13	13	4.50	2.000								

Batter	1	2	3	4	5	6	7	8	9	AB	R	H	RBI	BB	SO	LOB	BOTTOM									
Jim Busby, R OBP: 0.345, SLG: 0.410	F4		F7				FC6-4 1B			4	0	1	0	0	0	1	<b>Detroit Tigers @ Washington Senators</b> Griffith Stadium, Washington, DC Sun Jun 28 1953, 3:38 AM EDT Att: 7,865 - Unknown									
Wayne Terwilliger, R OBP: 0.369, SLG: 0.332	F8		F3		F8			F7		4	0	0	0	0	0	1										
Mickey Vernon, L OBP: 0.401, SLG: 0.476	4-3					G3				3	0	1	0	1	0	0										
Clyde Vollmer, R OBP: 0.367, SLG: 0.396		E 1B			FC6-4 1B		F3			4	0	2	0	0	0	1										
Jackie Jensen, R OBP: 0.374, SLG: 0.444		E1 1B			F7					4	1	1	0	0	0	3										
Eddie Yost, R OBP: 0.382, SLG: 0.351		E4 1B			F7					4	0	2	0	0	0	4										
Pete Runnels, L OBP: 0.359, SLG: 0.286					FC6-4 1B					4	0	0	1	0	0	6										
Bob Oldis, R OBP: 0.294, SLG: 0.250		G6-4-3								4	0	0	0	0	1	4										
Tommy Byrne, L OBP: 0.250, SLG: 0.250										1	0	0	0	0	1	0										
Mel Hoderlein, S OBP: 0.222, SLG: 0.125										1	0	0	0	0	0	0										
Sonny Dixon, S OBP: 0.222, SLG: 0.125										0	0	0	0	0	0	0										
Ed Fitz Gerald, R OBP: 0.298, SLG: 0.292										1	0	1	0	0	0	0										
Al Sima, R OBP: 0.343, SLG: 0.143										0	0	0	0	0	0	0										
<b>Inning Stats</b>	R: 0 E: 0 K: 0 S: 3	H: 0 LOB: 0 BB: 0 P: 3	R: 0 E: 2 K: 0 S: 5	H: 1 LOB: 2 BB: 0 P: 5	R: 0 E: 0 K: 1 S: 5	H: 0 LOB: 0 BB: 0 P: 5	R: 0 E: 0 K: 0 S: 4	H: 1 LOB: 2 BB: 1 P: 8	R: 0 E: 0 K: 0 S: 4	H: 1 LOB: 1 BB: 0 P: 4	R: 0 E: 0 K: 0 S: 4	H: 2 LOB: 2 BB: 0 P: 4	R: 0 E: 0 K: 1 S: 6	H: 1 LOB: 1 BB: 0 P: 6	R: 0 E: 1 K: 0 S: 3	H: 1 LOB: 0 BB: 0 P: 3	R: 1 E: 1 K: 0 S: 4	H: 1 LOB: 0 BB: 0 P: 4	1B: 7 2B: 2 3B: 0 HR: 0	SF: 0 SAC: 0 DP: 3 HBP: 0	WP: 0 PB: 0 SB: 0 CS: 0	PA: 35				
<b>PITCHER</b>	IP	WLS	BF	H	R	ER	SO	BB	IBB	HBP	BLK	WP	HR	S	P	ERA	WHIP									
Billy Hoelt, L ERA: 3.89	(1, 1)	9.0	W	35	8	1	0	2	1	0	0	0	0	0	38	42	0.00	1.000								



Batter	1	2	3	4	5	6	7	8	9	AB	R	H	RBI	BB	SO	LOB	TOP			
Jim Busby, R OBP: 0.339, SLG: 0.402 (1, 8)										5	0	0	0	0	0	2				
Wayne Terwilliger, R OBP: 0.343, SLG: 0.536 (1, 4)										5	0	0	0	0	0	1				
Mickey Vernon, L OBP: 0.399, SLG: 0.476 (1, 3)										4	0	1	0	0	0	0				
Clyde Vollmer, R OBP: 0.369, SLG: 0.395 (1, 7)										3	0	1	0	1	1	1				
Jackie Jensen, R OBP: 0.379, SLG: 0.444 (1, 9)										2	0	1	0	2	0	1				
Eddie Yost, R OBP: 0.377, SLG: 0.346 (1, 5)										4	0	0	0	0	0	6				
Pete Runnels, L OBP: 0.361, SLG: 0.287 (1, 6)										3	2	1	0	1	0	1				
Ed Fitz Gerald, R OBP: 0.298, SLG: 0.293 (1, 2)										3	0	1	1	0	0	0				
Bob Porterfield, R OBP: 0.385, SLG: 0.612 (1, 1)										4	1	2	2	0	0	1				
<b>Inning Stats</b>	R: 0 E: 0 K: 0 S: 3	H: 0 LOB: 0 BB: 0 P: 3	R: 0 E: 0 K: 0 S: 4	H: 1 LOB: 1 BB: 0 P: 4	R: 0 E: 0 K: 0 S: 3	H: 0 LOB: 0 BB: 0 P: 3	R: 0 E: 0 K: 0 S: 4	H: 1 LOB: 2 BB: 1 P: 8	R: 1 E: 1 K: 0 S: 6	H: 1 LOB: 1 BB: 0 P: 6	R: 0 E: 0 K: 0 S: 4	H: 1 LOB: 1 BB: 0 P: 4	R: 0 E: 0 K: 0 S: 3	H: 0 LOB: 2 BB: 2 P: 11	R: 2 E: 0 K: 0 S: 5	H: 2 LOB: 0 BB: 0 P: 5	1B: 4 2B: 2 3B: 0 HR: 1	SF: 0 SAC: 1 DP: 0 HBP: 0	WP: 0 PB: 0 SB: 1 CS: 0	PA: 38
<b>PITCHER</b> Alex Kellner, L ERA: 3.17 (1, 1)	IP: 9.0 WLS: L BF: 38 H: 7 R: 3 ER: 3 SO: 1 BB: 4 IBB: 0 HBP: 0 BLK: 0 WP: 0 HR: 1 S: 36 P: 52 ERA: 3.00 WHIP: 1.222															<b>PITCHER</b>				

Washington Senators @ Philadelphia Athletics  
 Connie Mack Stadium, Philadelphia, PA  
 Tue Jun 30 1953, 3:33 AM EDT  
 Att: 3,677 - Unknown

AB	33
R	3
H	7
RBI	3
BB	4
SO	1
LOB	13



Batter	1	2	3	4	5	6	7	8	9	AB	R	H	RBI	BB	SO	LOB	BOTTOM	
Joe Demaestri, R OBP: 0.330, SLG: 0.357 (1, 6)										4	0	1	0	0	0	1		
Dave Philley, S OBP: 0.354, SLG: 0.396 (1, 9)										4	0	1	0	0	0	1		
Eddie Robinson, L OBP: 0.318, SLG: 0.401 (1, 3)										4	0	0	0	0	0	2		
Gus Zernial, R OBP: 0.347, SLG: 0.527 (1, 7)										3	0	0	0	1	0	0		
Pete Suder, R OBP: 0.347, SLG: 0.408 (1, 4)										4	0	3	0	0	0	3		
Loren Babe, L OBP: 0.283, SLG: 0.313 (1, 5)										4	0	0	0	0	0	6		
Carmen Mauro, L OBP: 0.167, SLG: 0.229 (1, 8)										3	0	1	0	0	0	1		
Joe Astroth, R OBP: 0.344, SLG: 0.366 (1, 2)										3	0	1	0	0	1	0		
Alex Kellner, R OBP: 0.311, SLG: 0.310 (1, 1)										2	0	0	0	0	0	0		
<b>Inning Stats</b>	R: 0 E: 0 K: 0 S: 3	H: 0 LOB: 0 BB: 0 P: 3	R: 0 E: 0 K: 0 S: 4	H: 1 LOB: 1 BB: 0 P: 4	R: 0 E: 0 K: 0 S: 4	H: 1 LOB: 1 BB: 0 P: 4	R: 0 E: 0 K: 0 S: 5	H: 2 LOB: 3 BB: 1 P: 9	R: 0 E: 0 K: 1 S: 5	H: 1 LOB: 0 BB: 0 P: 5	R: 0 E: 0 K: 0 S: 3	H: 0 LOB: 0 BB: 0 P: 3	R: 0 E: 0 K: 0 S: 3	H: 1 LOB: 0 BB: 0 P: 3	1B: 6 2B: 1 3B: 0 HR: 0	SF: 0 SAC: 1 DP: 1 HBP: 0	WP: 0 PB: 0 SB: 0 CS: 0	PA: 33
<b>PITCHER</b> Bob Porterfield, R ERA: 4.22 (1, 1)	IP: 9.0 WLS: W BF: 33 H: 7 R: 0 ER: 0 SO: 1 BB: 0 IBB: 1 HBP: 0 BLK: 0 WP: 0 HR: 0 S: 34 P: 38 ERA: 0.00 WHIP: 0.778															<b>PITCHER</b>		

Washington Senators @ Philadelphia Athletics  
 Connie Mack Stadium, Philadelphia, PA  
 Tue Jun 30 1953, 3:33 AM EDT  
 Att: 3,677 - Unknown

AB	31
R	0
H	7
RBI	0
BB	1
SO	1
LOB	14





Batter	1	2	3	4	5	6	7	8	9	AB	R	H	RBI	BB	SO	LOB	TOP					
Jim Busby, R OBP: 0.343, SLG: 0.404 (1, 8)										4	0	2	0	1	0	1	Washington Senators @ Philadelphia Athletics Connie Mack Stadium, Philadelphia, PA Wed Jul 01 1953, 3:33 AM EDT Att: 2,305 - Unknown					
Wayne Terwilliger, R OBP: 0.344, SLG: 0.342 (1, 4)										5	1	2	1	0	1	3						
Mickey Vernon, L OBP: 0.396, SLG: 0.479 (1, 3)										5	0	1	1	0	1	4						
Clyde Vollmer, R OBP: 0.366, SLG: 0.399 (1, 7)										5	1	1	0	0	1	4						
Jackie Jensen, R OBP: 0.384, SLG: 0.448 (1, 9)										2	1	1	1	2	0	0						
Eddie Yost, R OBP: 0.377, SLG: 0.346 (1, 5)										3	0	1	0	0	1	2						
Pete Runnels, L OBP: 0.363, SLG: 0.290 (1, 6)										4	0	2	1	0	0	2						
Ed Fitz Gerald, R OBP: 0.297, SLG: 0.317 (1, 2)										4	1	1	1	0	1	2						
Chuck Stobbs, L OBP: 0.167, SLG: 0.118 (1, 1)										2	1	0	0	1	2	0						
Sonny Dixon, S OBP: 0.211, SLG: 0.118 (8, 1)										1	0	0	0	0	0	0						
<b>Inning Stats</b>	R: 0 E: 0 K: 1 S: 6	H: 1 LOB: 1 BB: 0 P: 6	R: 0 E: 0 K: 0 S: 3	H: 0 LOB: 1 BB: 1 P: 7	R: 1 E: 0 K: 1 S: 6	H: 1 LOB: 1 BB: 1 P: 10	R: 0 E: 0 K: 2 S: 7	H: 1 LOB: 1 BB: 1 P: 11	R: 1 E: 0 K: 1 S: 6	H: 1 LOB: 0 BB: 0 P: 6	R: 2 E: 0 K: 0 S: 5	H: 3 LOB: 2 BB: 0 P: 5	R: 0 E: 0 K: 2 S: 7	H: 0 LOB: 1 BB: 1 P: 11	R: 0 E: 0 K: 0 S: 4	H: 1 LOB: 1 BB: 0 P: 4	R: 1 E: 0 K: 0 S: 6	H: 3 LOB: 2 BB: 0 P: 6	1B: 5 2B: 2 3B: 2 HR: 2	SF: 0 SAC: 1 DP: 0 HBP: 0	WP: 0 PB: 0 SB: 1 CS: 1	PA: 40
<b>PITCHER</b>	IP WLS BF H R ER SO BB IBB HBP BLK WP HR S P ERA WHIP																					
Charlie Bishop, R ERA: 5.11 (1, 1)	6.0 L 26 7 4 4 5 3 0 0 0 0 0 1 33 45 6.00 1.667																					
Frank Fanovich, L ERA: 4.09 (7, 1)	1.0 4 0 0 0 2 1 0 0 0 0 0 0 7 11 0.00 1.000																					
Morrie Martin, L ERA: 4.21 (8, 1)	2.0 10 4 1 1 0 0 0 0 0 0 0 1 10 10 4.50 2.000																					

Batter	1	2	3	4	5	6	7	8	9	AB	R	H	RBI	BB	SO	LOB	BOTTOM					
Joe Demaestri, R OBP: 0.324, SLG: 0.350 (1, 6)										5	0	1	1	0	1	1	Washington Senators @ Philadelphia Athletics Connie Mack Stadium, Philadelphia, PA Wed Jul 01 1953, 3:33 AM EDT Att: 2,305 - Unknown					
Dave Philley, S OBP: 0.356, SLG: 0.397 (1, 9)										4	1	2	0	0	0	2						
Eddie Robinson, L OBP: 0.314, SLG: 0.396 (1, 3)										4	1	0	0	0	0	2						
Gus Zernial, R OBP: 0.353, SLG: 0.529 (1, 7)										3	0	2	0	1	0	0						
Pete Suder, R OBP: 0.346, SLG: 0.406 (1, 4)										4	0	1	2	0	0	2						
Carmen Mauro, L OBP: 0.175, SLG: 0.211 (1, 8)										3	0	0	0	1	1	4						
Loren Babe, L OBP: 0.282, SLG: 0.312 (1, 5)										4	1	1	0	0	0	1						
Joe Astroth, R OBP: 0.337, SLG: 0.358 (1, 2)										4	0	0	0	0	1	1						
Charlie Bishop, R OBP: 0.074, SLG: 0.038 (1, 1)										2	0	0	0	0	0	2						
Frank Fanovich, L OBP: 0.250, SLG: 0.250 (7, PH)										0	0	0	0	0	0	0						
Carl Scheib, R OBP: 0.242, SLG: 0.219 (7, PH)										1	0	1	0	0	0	0						
Morrie Martin, L OBP: 0.056, SLG: 0.056 (8, 1)										0	0	0	0	0	0	0						
Tom Hamilton, L OBP: 0.235, SLG: 0.194 (8, PH)										1	0	1	0	0	0	0						
<b>Inning Stats</b>	R: 0 E: 0 K: 0 S: 3	H: 0 LOB: 0 BB: 0 P: 3	R: 0 E: 0 K: 0 S: 3	H: 0 LOB: 1 BB: 1 P: 7	R: 0 E: 0 K: 1 S: 5	H: 0 LOB: 0 BB: 0 P: 5	R: 1 E: 0 K: 1 S: 7	H: 2 LOB: 1 BB: 0 P: 7	R: 0 E: 0 K: 1 S: 5	H: 0 LOB: 0 BB: 0 P: 5	R: 1 E: 0 K: 0 S: 5	H: 2 LOB: 2 BB: 1 P: 9	R: 1 E: 0 K: 1 S: 7	H: 3 LOB: 1 BB: 0 P: 7	R: 0 E: 0 K: 0 S: 4	H: 1 LOB: 1 BB: 0 P: 4	R: 0 E: 0 K: 1 S: 6	H: 1 LOB: 1 BB: 0 P: 6	1B: 9 2B: 0 3B: 0 HR: 0	SF: 0 SAC: 0 DP: 1 HBP: 0	WP: 0 PB: 0 SB: 1 CS: 0	PA: 37
<b>PITCHER</b>	IP WLS BF H R ER SO BB IBB HBP BLK WP HR S P ERA WHIP																					
Chuck Stobbs, L ERA: 3.81 (1, 1)	7.0 W 29 7 3 3 4 2 0 0 0 0 0 0 35 43 3.86 1.286																					
Sonny Dixon, R ERA: 2.86 (8, 1)	2.0 S 8 2 0 0 1 0 0 0 0 0 0 0 10 10 0.00 1.000																					



Batter	1	2	3	4	5	6	7	8	9	AB	R	H	RBI	BB	SO	LOB	TOP					
Jim Busby, R OBP: 0.341, SLG: 0.400 (1, 8)										5	2	1	0	0	0	0						
Wayne Terwilliger, R OBP: 0.387, SLG: 0.536 (1, 4)										3	2	2	0	0	0	0						
Mickey Vernon, L OBP: 0.396, SLG: 0.477 (1, 3)										5	1	2	0	0	1	2						
Clyde Vollmer, R OBP: 0.367, SLG: 0.397 (1, 7)										4	1	1	2	1	2	3						
Jackie Jensen, R OBP: 0.387, SLG: 0.451 (1, 9)										5	2	3	1	0	0	3						
Eddie Yost, R OBP: 0.380, SLG: 0.349 (1, 5)										3	1	1	2	2	0	2						
Pete Runnels, L OBP: 0.364, SLG: 0.290 (1, 6)										4	0	1	1	1	0	4						
Ed Fitz Gerald, R OBP: 0.293, SLG: 0.320 (1, 2)										5	0	1	2	0	2	4						
Spec Shea, R OBP: 0.290, SLG: 0.300 (1, 1)										4	0	0	0	0	1	3						
<b>Inning Stats</b>	R: 2 E: 3 K: 0 S: 6	H: 1 LOB: 1 BB: 0 P: 6	R: 0 E: 0 K: 2 S: 7	H: 1 LOB: 0 BB: 0 P: 7	R: 0 E: 0 K: 1 S: 6	H: 1 LOB: 1 BB: 0 P: 6	R: 1 E: 1 K: 0 S: 5	H: 2 LOB: 1 BB: 0 P: 5	R: 1 E: 0 K: 1 S: 7	H: 2 LOB: 1 BB: 0 P: 7	R: 0 E: 0 K: 0 S: 3	H: 0 LOB: 1 BB: 1 P: 7	R: 5 E: 0 K: 0 S: 7	H: 4 LOB: 1 BB: 2 P: 15	R: 0 E: 0 K: 2 S: 3	H: 0 LOB: 0 BB: 1 P: 3	R: 0 E: 0 K: 2 S: 8	H: 1 LOB: 2 BB: 1 P: 12	1B: 10 2B: 2 3B: 0 HR: 0	SF: 0 SAC: 2 DP: 1 HBP: 0	WP: 0 PB: 0 SB: 1 CS: 0	PA: 44
<b>PITCHER</b>	IP WLS BF H R ER SO BB IBB HBP BLK WP HR S P ERA WHIP																					
Willard Nixon, R ERA: 3.0 (1, 1)	6.1 L 32 10 8 6 4 2 0 0 0 0 0 0 38 46 8.53 1.895																					
Ellis Kinder, R ERA: 2.7 (7, 1)	1.2 7 1 1 1 0 1 0 0 0 0 0 0 6 10 5.40 1.200																					
Ben Flowers, R ERA: 3.06 (9, 1)	1.0 5 1 0 0 2 1 0 0 0 0 0 0 8 12 0.00 2.000																					

Washington Senators @ Boston Red Sox  
Fenway Park, Boston, MA  
Fri Jul 03 1953, 3:33 AM EDT  
Att: 14,445 - Unknown

AB 38  
R 9  
H 12  
RBI 8  
BB 4  
SO 6  
LOB 21



Batter	1	2	3	4	5	6	7	8	9	AB	R	H	RBI	BB	SO	LOB	BOTTOM					
Billy Goodman, L OBP: 0.410, SLG: 0.421 (1, 4)										5	1	1	0	0	0	0						
Gene Stephens, L OBP: 0.306, SLG: 0.302 (1, 7)										2	0	1	0	0	0	1						
George Kell, R OBP: 0.394, SLG: 0.557 (5, FH)										2	1	1	1	0	0	0						
Floyd Baker, L OBP: 0.369, SLG: 0.325 (1, 5)										3	1	0	0	0	0	3						
Hoot Evers, R OBP: 0.325, SLG: 0.455 (6, 7)										1	0	0	0	0	0	0						
Dick Gemert, R OBP: 0.390, SLG: 0.452 (1, 3)										3	1	2	2	1	0	2						
Sammy White, R OBP: 0.317, SLG: 0.447 (1, 2)										3	0	1	1	1	0	1						
Gus Niarhos, R OBP: 0.333, SLG: 0.500 (9, 2)										0	0	0	0	0	0	0						
Tom Umphlett, R OBP: 0.386, SLG: 0.441 (1, 8)										4	0	1	0	0	0	4						
Al Zarilla, L OBP: 0.404, SLG: 0.229 (1, 9)										1	0	0	0	1	0	0						
Jim Piersall, R OBP: 0.311, SLG: 0.339 (6, 9)										2	0	0	0	0	0	1						
Mitt Bolling, R OBP: 0.303, SLG: 0.325 (1, 6)										4	0	0	0	0	0	2						
Willard Nixon, L OBP: 0.355, SLG: 0.296 (1, 1)										3	0	0	0	0	2	0						
Ellis Kinder, R OBP: 0.500, SLG: 0.571 (7, 1)										0	0	0	0	0	0	0						
Ben Flowers, R OBP: 0.333, SLG: 0.667 (9, FH)										0	0	0	0	0	0	0						
Del Wilber, R OBP: 0.333, SLG: 0.667 (9, FH)										1	0	0	0	0	0	0						
<b>Inning Stats</b>	R: 2 E: 1 K: 0 S: 6	H: 3 LOB: 1 BB: 0 P: 6	R: 0 E: 0 K: 0 S: 3	H: 0 LOB: 0 BB: 0 P: 3	R: 0 E: 2 K: 0 S: 4	H: 0 LOB: 1 BB: 0 P: 4	R: 0 E: 0 K: 0 S: 3	H: 1 LOB: 1 BB: 1 P: 7	R: 2 E: 1 K: 1 S: 8	H: 3 LOB: 2 BB: 1 P: 12	R: 0 E: 0 K: 1 S: 5	H: 0 LOB: 0 BB: 0 P: 5	R: 0 E: 0 K: 0 S: 3	H: 0 LOB: 0 BB: 0 P: 3	R: 0 E: 0 K: 0 S: 3	H: 0 LOB: 1 BB: 1 P: 7	R: 0 E: 0 K: 0 S: 3	H: 0 LOB: 0 BB: 0 P: 3	1B: 5 2B: 2 3B: 0 HR: 0	SF: 0 SAC: 0 DP: 2 HBP: 0	WP: 0 PB: 0 SB: 0 CS: 0	PA: 37
<b>PITCHER</b>	IP WLS BF H R ER SO BB IBB HBP BLK WP HR S P ERA WHIP																					
Spec Shea, R ERA: 2.66 (1, 1)	9.0 W 37 7 4 4 2 3 0 0 0 0 0 0 38 50 4.00 1.111																					

Washington Senators @ Boston Red Sox  
Fenway Park, Boston, MA  
Fri Jul 03 1953, 3:33 AM EDT  
Att: 14,445 - Unknown

AB 34  
R 4  
H 7  
RBI 4  
BB 3  
SO 2  
LOB 14





Batter	1	2	3	4	5	6	7	8	9	AB	R	H	RBI	BB	SO	LOB	TOP			
Jim Busby, R OBP: 0.337, SLG: 0.394 (1, 8)	0-3 K ①		0-0 1-3 ②		0-3 K ②			0-0 F8 ①		4	0	0	0	0	2	1	Washington Senators @ Boston Red Sox Fenway Park, Boston, MA Sat Jul 04 1953, 3:33 AM EDT Unknown			
Wayne Terwilliger, R OBP: 0.349, SLG: 0.348 (1, 4)	0-0 1B ②		0-0 1B ②		0-0 P6 ③			0-0 P6 ②		4	0	2	0	0	0	1				
Mickey Vernon, L OBP: 0.391, SLG: 0.471 (1, 3)	0-0 5-3 ③		0-0 P4 ③					0-3 K ③		4	0	0	0	0	1	1				
Clyde Vollmer, R OBP: 0.365, SLG: 0.394 (1, 7)		0-0 HR 1B ①		0-0 G3 ①				0-0 F9 ②		4	1	1	0	0	0	0				
Jackie Jensen, R OBP: 0.386, SLG: 0.446 (1, 9)		0-3 K ①		0-0 P3 ②				4-0 BB ③		3	0	0	0	1	1	1				
Eddie Yost, R OBP: 0.384, SLG: 0.366 (1, 5)		0-0 HR ①		0-0 1B ③				0-3 K ③		4	1	3	2	0	1	1				
Pete Runnels, L OBP: 0.366, SLG: 0.293 (1, 6)		0-0 5-3 ②		0-0 4-3 ③				0-0 G6-4-3 1B ①		4	0	2	0	0	0	1				
Ed Fitz Gerald, R OBP: 0.292, SLG: 0.318 (1, 2)		0-3 K ③						0-0 G6-4-3 1B ②		4	0	1	0	0	1	3				
Walt Masterson, R OBP: 0.229, SLG: 0.161 (1, 1)			0-3 K ①		0-0 SH5-3 ①			0-3 K ③		2	0	0	0	0	2	0				
<b>Inning Stats</b>	R: 0 E: 0 K: 1 S: 5	H: 1 LOB: 0 BB: 0 P: 5	R: 2 E: 0 K: 2 S: 9	H: 2 LOB: 0 BB: 0 P: 9	R: 0 E: 0 K: 1 S: 6	H: 1 LOB: 1 BB: 0 P: 6	R: 0 E: 0 K: 0 S: 4	H: 1 LOB: 1 BB: 0 P: 4	R: 0 E: 0 K: 1 S: 6	H: 0 LOB: 1 BB: 1 P: 9	R: 0 E: 0 K: 1 S: 5	H: 1 LOB: 0 BB: 0 P: 5	R: 0 E: 0 K: 1 S: 5	H: 0 LOB: 0 BB: 0 P: 5	R: 0 E: 0 K: 0 S: 5	H: 2 LOB: 2 BB: 0 P: 5	1B: 8 2B: 0 3B: 0 HR: 1	SF: 0 SAC: 1 DP: 1 HBP: 0	WP: 0 PB: 0 SB: 0 CS: 0	PA: 35
<b>PITCHER</b> Bill Henry, L ERA: 2.0 (1, 1)	IP: 9.0 WLS: W BF: 35 H: 9 R: 2 ER: 2 SO: 8 BB: 1 IBB: 0 HBP: 0 BLK: 0 WP: 0 HR: 1 S: 50 P: 54 ERA: 2.00 WHIP: 1.111															<b>PITCHER</b>				

Batter	1	2	3	4	5	6	7	8	9	AB	R	H	RBI	BB	SO	LOB	BOTTOM	
Billy Goodman, L OBP: 0.412, SLG: 0.432 (1, 4)	0-0 2B ②		0-0 F5 ①					0-0 E6 ①		4	1	2	1	0	0	0	Washington Senators @ Boston Red Sox Fenway Park, Boston, MA Sat Jul 04 1953, 3:33 AM EDT Unknown	
Hoot Evers, R OBP: 0.317, SLG: 0.443 (1, 7)	0-0 F7 ①		0-0 5-3 ②					0-3 K ①		4	0	0	0	0	1	3		
Dick Gemert, R OBP: 0.388, SLG: 0.447 (1, 3)	4-0 2B BB ③		0-3 K ③					0-0 P6 ②		3	1	0	0	1	1	2		
George Kell, R OBP: 0.391, SLG: 0.556 (8, PR) Floyd Baker, L OBP: 0.369, SLG: 0.325 (9, 5)	0-3 K ②							0-0 F8 ③		4	0	1	0	0	1	3		
Del Wilber, R OBP: 0.367, SLG: 0.696 (1, 2)	0-0 2B ①							0-0 F8 ③		0	1	0	0	0	0	0		
Tom Umphlett, R OBP: 0.382, SLG: 0.434 (1, 8)	0-0 1-3 ③							0-0 1B F8 2B ①		4	1	3	2	0	0	0		
Jim Piersall, R OBP: 0.313, SLG: 0.342 (1, 9)			0-0 4-3 ①					0-0 E6 2B ②		4	1	0	1	0	0	3		
Mitt Bolling, R OBP: 0.297, SLG: 0.318 (1, 6)			0-3 K ②					0-0 E6 2B ①		3	1	1	1	1	0	0		
Bill Henry, L OBP: 0.500, SLG: 0.750 (1, 1)			0-3 K ③					0-0 2B ②		4	0	0	0	0	2	4		
<b>Inning Stats</b>	R: 2 E: 0 K: 1 S: 7	H: 2 LOB: 1 BB: 1 P: 11	R: 0 E: 0 K: 2 S: 7	H: 0 LOB: 0 BB: 0 P: 7	R: 0 E: 0 K: 1 S: 5	H: 0 LOB: 0 BB: 0 P: 5	R: 0 E: 0 K: 0 S: 3	H: 0 LOB: 0 BB: 0 P: 3	R: 0 E: 1 K: 1 S: 6	H: 0 LOB: 1 BB: 0 P: 6	R: 4 E: 1 K: 0 S: 8	H: 4 LOB: 1 BB: 0 P: 8	R: 1 E: 0 K: 1 S: 7	H: 3 LOB: 2 BB: 1 P: 11	1B: 3 2B: 6 3B: 0 HR: 0	SF: 0 SAC: 0 DP: 0 HBP: 0	WP: 0 PB: 0 SB: 0 CS: 0	PA: 36
<b>PITCHER</b> Walt Masterson, R ERA: 3.42 (1, 1)	IP: 8.0 WLS: L BF: 36 H: 9 R: 7 ER: 6 SO: 6 BB: 2 IBB: 0 HBP: 0 BLK: 0 WP: 0 HR: 0 S: 46 P: 54 ERA: 6.75 WHIP: 1.375															<b>PITCHER</b>		







Batter	1	2	3	4	5	6	7	8	9	AB	R	H	RBI	BB	SO	LOB	TOP	
<b>Gil McDougald, R</b> OBP: 0.352, SLG: 0.386 (1, 5)	F8		FC6 BB			F7		2B		3	0	1	0	1	0	0	<b>New York Yankees @ Washington Senators</b> Griffith Stadium, Washington, DC Sun Jul 05 1953, 3:33 AM EDT Unknown	
<b>Irv Noren, L</b> OBP: 0.320, SLG: 0.423 (1, 8)	1-3		FC6 1-2†			1B		P5		4	0	1	0	0	0	2		
<b>Hank Bauer, R</b> OBP: 0.375, SLG: 0.401 (1, 9)	BB			K		K		F7		3	0	0	0	1	2	2		
<b>Yogi Berra, L</b> OBP: 0.320, SLG: 0.443 (1, 2)	4-3			1B		P4			F7	4	0	1	0	0	0	2		
<b>Don Bollweg, L</b> OBP: 0.407, SLG: 0.561 (1, 3)		P4		K			FC1-6 1B		6-3	4	0	1	0	0	1	1		
<b>Gene Woodling, L</b> OBP: 0.401, SLG: 0.424 (1, 7)		P4		4-3			FC1-6 FC6-4 1-2†			3	0	0	0	1	0	2		
<b>Billy Martin, R</b> OBP: 0.302, SLG: 0.334 (1, 4)		F3			F3		FC6-4 1-2†		1-3	4	0	0	0	0	0	2		
<b>Phil Rizzuto, R</b> OBP: 0.367, SLG: 0.294 <b>Andy Carey, R</b> OBP: 0.351, SLG: 0.550 (1, 6) (3, 5)			5-3			G4-6-3 1B		F7		1	0	0	0	0	0	0		
<b>Allie Reynolds, R</b> OBP: 0.321, SLG: 0.227 <b>Ray Scarborough, R</b> OBP: 0.089, SLG: 0.333 <b>Joe Collins, L</b> OBP: 0.383, SLG: 0.420 <b>Tom Gorman, R</b> OBP: 0.200, SLG: 0.200 (1, 1) (2, 1) (6, PH) (8, 1)			F8			G4-6-3 1-2†			4-3	2	0	0	0	0	0	1		
<b>Inning Stats</b>	R: 0 E: 0 K: 0 S: 3	H: 0 LOB: 1 BB: 1 P: 7	R: 0 E: 0 K: 0 S: 3	H: 0 LOB: 0 BB: 0 P: 3	R: 0 E: 0 K: 2 S: 8	H: 1 LOB: 1 BB: 0 P: 8	R: 0 E: 0 K: 0 S: 6	H: 1 LOB: 1 BB: 0 P: 6	R: 0 E: 0 K: 0 S: 4	H: 1 LOB: 1 BB: 0 P: 4	R: 0 E: 0 K: 0 S: 4	H: 1 LOB: 1 BB: 1 P: 7	R: 0 E: 0 K: 0 S: 3	H: 0 LOB: 1 BB: 1 P: 7	1B: 4 2B: 1 3B: 0 HR: 0	SF: 0 SAC: 0 DP: 1 HBP: 0		WP: 0 PB: 0 SB: 0 CS: 0
<b>PITCHER</b> <b>Bob Porterfield, R</b> ERA: 3.93 (1, 1)	IP: 9.0 WLS: W BF: 34 H: 5 R: 0 ER: 0 SO: 3 BB: 3 IBB: 0 HBP: 0 BLK: 0 WP: 0 HR: 0 S: 37 P: 49 ERA: 0.00 WHIP: 0.889																	

Batter	1	2	3	4	5	6	7	8	9	AB	R	H	RBI	BB	SO	LOB	BOTTOM	
<b>Jim Busby, R</b> OBP: 0.340, SLG: 0.397 (1, 8)	1-3	F9					P6			4	0	1	1	0	0	2	<b>New York Yankees @ Washington Senators</b> Griffith Stadium, Washington, DC Sun Jul 05 1953, 3:33 AM EDT Unknown	
<b>Wayne Terwilliger, R</b> OBP: 0.350, SLG: 0.347 (1, 4)	2B E BB	G5-4-3 1-2†			SH1-3 1-2			P4		2	1	0	0	1	0	1		
<b>Mickey Vernon, L</b> OBP: 0.393, SLG: 0.481 (1, 3)	E 1-3 2B		G4-3 BB		9-6-5 2-3†			4-3		3	1	1	0	1	0	1		
<b>Gil Coan, L</b> OBP: 0.150, SLG: 0.211 (1, 7)	E1 2B		K			F9		F9		4	1	0	1	0	1	1		
<b>Jackie Jensen, R</b> OBP: 0.379, SLG: 0.435 (1, 9)	5-3		G4-3 1-2†			5-3				3	0	0	0	0	0	2		
<b>Eddie Yost, R</b> OBP: 0.385, SLG: 0.388 (1, 5)	BB 2B			5-3		G3				3	0	1	1	0	0	0		
<b>Pete Runnels, L</b> OBP: 0.362, SLG: 0.290 (1, 6)	F8			4-3			P6			3	0	0	0	0	0	1		
<b>Ed Fitz Gerald, R</b> OBP: 0.307, SLG: 0.348 (1, 2)			1B F9 2B				FC5-4 1B			3	1	3	0	0	0	0		
<b>Bob Porterfield, R</b> OBP: 0.382, SLG: 0.596 (1, 1)			G5-4-3 1B		F8		FC5-4 1-2†			3	0	1	0	0	0	2		
<b>Inning Stats</b>	R: 3 E: 1 K: 0 S: 6	H: 2 LOB: 1 BB: 1 P: 10	R: 1 E: 0 K: 0 S: 4	H: 2 LOB: 0 BB: 0 P: 4	R: 0 E: 0 K: 1 S: 4	H: 0 LOB: 0 BB: 1 P: 8	R: 0 E: 0 K: 0 S: 4	H: 1 LOB: 1 BB: 0 P: 4	R: 0 E: 0 K: 0 S: 3	H: 0 LOB: 0 BB: 0 P: 3	R: 0 E: 0 K: 0 S: 4	H: 1 LOB: 1 BB: 0 P: 4	R: 0 E: 0 K: 0 S: 3	H: 0 LOB: 0 BB: 0 P: 3	1B: 3 2B: 5 3B: 0 HR: 0	SF: 0 SAC: 1 DP: 3 HBP: 0		WP: 0 PB: 0 SB: 0 CS: 0
<b>PITCHER</b> <b>Allie Reynolds, R</b> ERA: 3.83 <b>Ray Scarborough, R</b> ERA: 3.3 <b>Tom Gorman, R</b> ERA: 2.23 (1, 1) (2, 1) (8, 1)	IP: 1.1 WLS: L BF: 10 H: 4 R: 4 ER: 2 SO: 2 BB: 1 IBB: 0 HBP: 0 BLK: 0 WP: 0 HR: 0 S: 9 P: 13 ERA: 13.50 WHIP: 3.750																	

AB	31
R	0
H	5
RBI	0
BB	3
SO	3
LOB	13

AB	28
R	4
H	7
RBI	3
BB	2
SO	1
LOB	10









Batter	1	2	3	4	5	6	7	8	9	AB	R	H	RBI	BB	SO	LOB	TOP			
<b>Billy Goodman, L</b> (1, 4) OBP: 0.416, SLG: 0.435	0-0 6-3	0-0 SH1-4		0-0 6-3			1-0 HBP		4-0 G5-4-3 BB	2	0	0	0	1	0	1	<b>Boston Red Sox @ Washington Senators</b> Griffith Stadium, Washington, DC Mon Jul 06 1953, 3:33 AM EDT Att: 9,151 - Unknown			
<b>Hoot Evers, R</b> (1, 7) OBP: 0.307, SLG: 0.419	0-3 K	0-3 K			0-3 K		0-3 K		0-0 G5-4-3	5	0	0	0	0	4	5				
<b>Dick Gemert, R</b> (1, 3) OBP: 0.391, SLG: 0.466	0-0 1B	0-3 K			0-3 K			0-0 2B		4	1	2	0	0	2	2				
<b>George Kell, R</b> (1, 5) OBP: 0.392, SLG: 0.558	0-0 BB 1B		0-0 P4		0-0 P5			0-0 L9		4	0	1	0	0	0	1				
<b>Tom Umphlett, R</b> (1, 8) OBP: 0.355, SLG: 0.423	0-0 BB 1B		0-0 P4		0-0 F7			0-0 F3		4	0	1	1	0	0	1				
<b>Del Wilber, R</b> (1, 2) OBP: 0.370, SLG: 0.720	4-0 3H 1-2 2-3 BB		0-3 K		0-0 F2			0-0 4-3		3	0	0	0	1	1	1				
<b>Jim Piersall, R</b> (1, 9) OBP: 0.308, SLG: 0.331	0-3 K		0-0 6-3		0-3 K2-3			4-0 SH1-4 BB		3	1	0	0	1	2	3				
<b>Mitt Bolling, R</b> (1, 6) OBP: 0.306, SLG: 0.324		0-0 SH1-4 BB 1B		0-0 S 1B		0-0 P6		0-0 SH1-4		3	0	2	0	0	0	0				
<b>Ike Delock, R</b> (1, 1) <b>Ted Lepcio, R</b> (9, PH) <b>Ellis Kinder, R</b> (9, 1) OBP: 0.315, SLG: 0.398 OBP: 0.500, SLG: 0.571	4-0 SH1-4 BB		0-0 F8		0-3 K			0-0 BB 1B		2	0	0	0	1	1	1				
<b>Inning Stats</b>	R: 1 E: 0 K: 2 S: 10	H: 3 LOB: 3 BB: 1 P: 14	R: 0 E: 0 K: 2 S: 8	H: 1 LOB: 2 BB: 1 P: 12	R: 0 E: 0 K: 1 S: 5	H: 0 LOB: 0 BB: 0 P: 5	R: 0 E: 0 K: 0 S: 4	H: 1 LOB: 1 BB: 0 P: 4	R: 0 E: 0 K: 2 S: 7	H: 0 LOB: 0 BB: 0 P: 7	R: 0 E: 0 K: 1 S: 5	H: 0 LOB: 1 BB: 0 P: 5	R: 0 E: 0 K: 0 S: 4	H: 1 LOB: 1 BB: 0 P: 4	R: 0 E: 0 K: 0 S: 3	H: 1 LOB: 1 BB: 2 P: 11		1B: 6 2B: 1 3B: 0 HR: 0	SF: 0 SAC: 2 DP: 1 HBP: 1	WP: 0 PB: 0 SB: 1 CS: 0
<b>PITCHER</b> <b>Tommy Byrne, L</b> (1, 1) ERA: 5.66	IP: 9.0 WLS: L BF: 38 H: 7 R: 2 ER: 2 SO: 10 BB: 4 IBB: 0 HBP: 1 BLK: 0 WP: 0 HR: 0 S: 53 P: 70 ERA: 2.00 WHIP: 1.222															<b>PITCHER</b>				

Batter	1	2	3	4	5	6	7	8	9	AB	R	H	RBI	BB	SO	LOB	BOTTOM			
<b>Jim Busby, R</b> (1, 8) OBP: 0.333, SLG: 0.389	0-0 L8		0-0 G3			0-0 G5-4-3 1B	0-0 6-3			4	0	1	0	0	0	3	<b>Boston Red Sox @ Washington Senators</b> Griffith Stadium, Washington, DC Mon Jul 06 1953, 3:33 AM EDT Att: 9,151 - Unknown			
<b>Wayne Terwilliger, R</b> (1, 4) OBP: 0.353, SLG: 0.350	0-0 F2		0-0 L7			0-0 G5-4-3 1-2		0-0 G4-6-3 1B		4	0	1	0	0	0	1				
<b>Mickey Vernon, L</b> (1, 3) OBP: 0.391, SLG: 0.482	0-0 F7		0-0 G3			0-0 1B		0-0 G4-6-3 1-2		4	0	1	0	0	0	1				
<b>Clyde Vollmer, R</b> (1, 7) OBP: 0.357, SLG: 0.381		0-0 FC3-5 BB 1B		0-0 F8		0-0 F7		0-0 6-3		4	0	1	0	0	0	1				
<b>Jackie Jensen, R</b> (1, 9) OBP: 0.376, SLG: 0.431		4-0 FC3-5 1B BB		0-0 P3		0-0 5-3		0-0 1-4-3		3	1	0	0	1	0	0				
<b>Eddie Yost, R</b> (1, 5) OBP: 0.386, SLG: 0.387		0-0 FC3-5 1B		0-0 5-3		0-0 BB 1B		0-0 F7		4	0	1	0	0	0	2				
<b>Pete Runnels, L</b> (1, 6) OBP: 0.357, SLG: 0.285		0-0 F5			0-0 F2		0-0 F7		0-0 P6	4	0	0	0	0	0	3				
<b>Ed Fitz Gerald, R</b> (1, 2) OBP: 0.315, SLG: 0.356		0-0 1-3 2H 1B			0-0 F9		0-0 BB 1B			3	0	2	1	0	0	0				
<b>Tommy Byrne, L</b> (1, 1) OBP: 0.257, SLG: 0.233		0-0 6-3			0-0 1-3		0-0 1-2 2-3 BB			2	0	0	0	1	0	2				
<b>Inning Stats</b>	R: 0 E: 0 K: 0 S: 3	H: 0 LOB: 0 BB: 0 P: 3	R: 1 E: 0 K: 0 S: 5	H: 2 LOB: 2 BB: 1 P: 9	R: 0 E: 0 K: 0 S: 3	H: 0 LOB: 0 BB: 0 P: 3	R: 0 E: 0 K: 0 S: 3	H: 0 LOB: 0 BB: 0 P: 3	R: 0 E: 0 K: 0 S: 4	H: 2 LOB: 1 BB: 0 P: 4	R: 0 E: 0 K: 0 S: 5	H: 2 LOB: 3 BB: 1 P: 9	R: 0 E: 0 K: 0 S: 3	H: 1 LOB: 0 BB: 0 P: 3	R: 0 E: 0 K: 0 S: 3	H: 0 LOB: 0 BB: 0 P: 3		1B: 7 2B: 0 3B: 0 HR: 0	SF: 0 SAC: 0 DP: 2 HBP: 0	WP: 0 PB: 0 SB: 0 CS: 0
<b>PITCHER</b> <b>Ike Delock, R</b> (1, 1) <b>Ellis Kinder, R</b> (9, 1) ERA: 1.74 ERA: 2.65	IP: 1.0 WLS: S BF: 3 H: 0 R: 0 ER: 0 SO: 0 BB: 0 IBB: 0 HBP: 0 BLK: 0 WP: 0 HR: 0 S: 3 P: 3 ERA: 0.00 WHIP: 0.000															<b>PITCHER</b>				



Batter	1	2	3	4	5	6	7	8	9	AB	R	H	RBI	BB	SO	LOB	TOP										
<b>Billy Goodman, L</b> (1.4) OBP: 0.412, SLG: 0.430	F7		4-3		1B		4-3		4-3	5	0	1	1	0	0	2	<b>Boston Red Sox @ Washington Senators</b> Griffith Stadium, Washington, DC Tue Jul 07 1953, 3:33 AM EDT Att: 9,634 - Unknown										
<b>Gene Stephens, L</b> (1.7) OBP: 0.297, SLG: 0.293	K		K		F9		E3		L6	4	0	0	0	0	2	2											
<b>Floyd Baker, L</b> (9, PH) OBP: 0.364, SLG: 0.319										1	0	0	0	0	0	1											
<b>Hoot Evers, R</b> (9, 7) OBP: 0.307, SLG: 0.419										0	0	0	0	0	0	0											
<b>Dick Gemert, R</b> (1.3) OBP: 0.394, SLG: 0.466	1B				1B		L5		F5	4	0	2	0	1	0	2											
<b>George Kell, R</b> (1.5) OBP: 0.390, SLG: 0.552	1B				F8				K	4	0	1	0	0	1	4											
<b>Tom Umphlett, R</b> (1.8) OBP: 0.362, SLG: 0.428	F3									4	0	3	0	0	0	2											
<b>Del Wilber, R</b> (1.2) OBP: 0.345, SLG: 0.667		5-3			G6-4-3		FC1-6		F2	4	0	0	0	0	0	3											
<b>Jim Piersall, R</b> (1.9) OBP: 0.307, SLG: 0.330		6-3					F8		F8	4	0	1	0	0	0	2											
<b>Mitt Bolling, R</b> (1.6) OBP: 0.310, SLG: 0.332	K				CS		L5			4	2	2	0	0	1	1											
<b>Hal Brown, R</b> (1.1) OBP: 0.324, SLG: 0.515					SH5-4		F5		SH	2	0	1	0	0	0	0											
<b>Inning Stats</b>	R: 0 E: 0 K: 1 S: 7	H: 2 LOB: 2 BB: 0 P: 7	R: 0 E: 0 K: 1 S: 5	H: 0 LOB: 0 BB: 0 P: 5	R: 0 E: 0 K: 1 S: 6	H: 1 LOB: 2 BB: 1 P: 10	R: 0 E: 0 K: 0 S: 3	H: 2 LOB: 0 BB: 0 P: 3	R: 1 E: 0 K: 0 S: 6	H: 3 LOB: 2 BB: 0 P: 6	R: 0 E: 0 K: 0 S: 4	H: 1 LOB: 1 BB: 0 P: 4	R: 0 E: 1 K: 0 S: 4	H: 0 LOB: 1 BB: 0 P: 4	R: 0 E: 0 K: 1 S: 6	H: 1 LOB: 1 BB: 0 P: 6	R: 1 E: 1 K: 0 S: 5	H: 1 LOB: 1 BB: 0 P: 5	1B: 9 2B: 2 3B: 0 HR: 0	SF: 0 SAC: 2 DP: 1 HBP: 0	WP: 0 PB: 0 SB: 0 CS: 1	PA: 40					
<b>PITCHER</b>	IP	WLS	BF	H	R	ER	SO	BB	IBB	HBP	BLK	WP	HR	S	P	ERA	WHIP										
<b>Jerry Lane, R</b> (1.1) ERA: 1.13	8.0	L	34	10	1	1	4	1	0	0	0	0	0	41	45	1.12	1.375										
<b>Walt Masterson, R</b> (9, 1) ERA: 3.47	1.0		5	1	1	1	0	0	0	0	0	0	0	5	5	9.00	1.000										



Batter	1	2	3	4	5	6	7	8	9	AB	R	H	RBI	BB	SO	LOB	BOTTOM										
<b>Jim Busby, R</b> (1.8) OBP: 0.332, SLG: 0.387	FC5-4		F8			5-3		F8		4	0	1	0	0	0	0	<b>Boston Red Sox @ Washington Senators</b> Griffith Stadium, Washington, DC Tue Jul 07 1953, 3:33 AM EDT Att: 9,634 - Unknown										
<b>Wayne Terwilliger, R</b> (1.4) OBP: 0.351, SLG: 0.346	FC5-4		6-3			BB			6-3	3	0	0	0	1	0	1											
<b>Mickey Vernon, L</b> (1.3) OBP: 0.390, SLG: 0.479	F7		F8			F7				4	0	1	0	0	0	2											
<b>Gil Coan, L</b> (1.7) OBP: 0.125, SLG: 0.174	G3				4-3	P6			F7	4	0	0	0	0	0	3											
<b>Jackie Jensen, R</b> (1.9) OBP: 0.375, SLG: 0.429					F9		6-3		F8	4	0	1	0	0	0	1											
<b>Eddie Yost, R</b> (1.5) OBP: 0.383, SLG: 0.383					L8		F7			3	0	0	0	0	1	1											
<b>Pete Runnels, L</b> (1.6) OBP: 0.353, SLG: 0.282						F7			F8	3	0	0	0	0	0	1											
<b>Ed Fitz Gerald, R</b> (1.2) OBP: 0.322, SLG: 0.358						4-3				2	0	1	0	1	0	0											
<b>Jerry Lane, R</b> (1.1) OBP: 0.170, SLG: 0.120									L4-3	2	0	0	0	0	0	2											
<b>Kite Thomas, R</b> (8, PH) OBP: 0.229, SLG: 0.161									L4-3	1	0	0	0	0	0	1											
<b>Walt Masterson, R</b> (9, 1) ERA: 3.51										0	0	0	0	0	0	0											
<b>Inning Stats</b>	R: 0 E: 0 K: 0 S: 4	H: 1 LOB: 1 BB: 0 P: 4	R: 0 E: 0 K: 1 S: 6	H: 1 LOB: 2 BB: 1 P: 10	R: 0 E: 0 K: 0 S: 3	H: 0 LOB: 0 BB: 0 P: 3	R: 0 E: 0 K: 0 S: 3	H: 0 LOB: 0 BB: 0 P: 3	R: 0 E: 0 K: 0 S: 3	H: 0 LOB: 1 BB: 1 P: 7	R: 0 E: 0 K: 0 S: 3	H: 0 LOB: 0 BB: 0 P: 3	R: 0 E: 0 K: 0 S: 3	H: 1 LOB: 0 BB: 0 P: 3	R: 0 E: 0 K: 0 S: 4	H: 1 LOB: 1 BB: 0 P: 4	1B: 4 2B: 1 3B: 0 HR: 0	SF: 0 SAC: 0 DP: 1 HBP: 0	WP: 1 PB: 0 SB: 0 CS: 0	PA: 32							
<b>PITCHER</b>	IP	WLS	BF	H	R	ER	SO	BB	IBB	HBP	BLK	WP	HR	S	P	ERA	WHIP										
<b>Hal Brown, R</b> (1.1) ERA: 3.51	9.0	W	32	4	0	0	1	2	0	0	0	1	0	32	40	0.00	0.667										

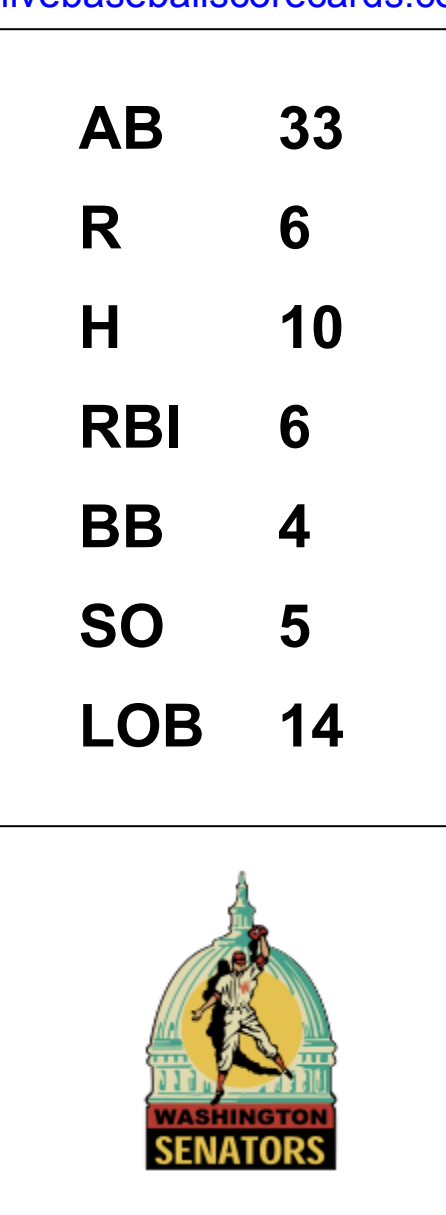





Batter	1	2	3	4	5	6	7	8	9	AB	R	H	RBI	BB	SO	LOB	TOP
<b>Ed McGhee, R</b> OBP: 0.325, SLG: 0.318 (1, 8)										5	1	1	0	0	1	0	<b>Philadelphia Athletics @ Washington Senators</b> <b>Griffith Stadium, Washington, DC</b> Wed Jul 08 1953, 3:33 AM EDT Att. 4,923 - Unknown
<b>Dave Philley, S</b> OBP: 0.346, SLG: 0.382 (1, 9)										4	0	1	0	0	0	1	
<b>Eddie Robinson, L</b> OBP: 0.323, SLG: 0.398 (1, 3)										3	2	2	3	1	0	1	
<b>Gus Zernial, R</b> OBP: 0.344, SLG: 0.517 (1, 7)										4	0	1	0	0	1	2	
<b>Pete Suder, R</b> OBP: 0.342, SLG: 0.393 (1, 6)										4	0	1	0	0	0	1	
<b>Cass Michaels, R</b> OBP: 0.326, SLG: 0.396 (1, 4)										4	1	2	1	0	0	1	
<b>Loren Babe, L</b> OBP: 0.279, SLG: 0.305 (1, 5)										4	0	1	0	0	0	2	
<b>Ray Murray, R</b> OBP: 0.314, SLG: 0.385 (9, PH)										3	0	0	0	0	0	2	
<b>Tom Hamilton, L</b> OBP: 0.216, SLG: 0.176 (9, PH)										1	0	0	0	0	1	0	
<b>Harry Byrd, R</b> OBP: 0.250, SLG: 0.234 (8, 1)										3	0	0	0	0	0	1	
<b>Charlie Bishop, R</b> OBP: 0.107, SLG: 0.074 (9, PH)										0	0	0	0	0	0	0	
<b>Carmen Mauro, L</b> OBP: 0.209, SLG: 0.226 (9, PH)										1	0	0	0	0	1	0	
<b>Inning Stats</b>	R: 0 E: 0 K: 0 S: 3	H: 0 LOB: 1 BB: 1 P: 7	R: 0 E: 0 K: 0 S: 4	H: 1 LOB: 1 BB: 0 P: 4	R: 2 E: 0 K: 0 S: 6	H: 3 LOB: 1 BB: 0 P: 6	R: 0 E: 0 K: 0 S: 4	H: 1 LOB: 1 BB: 0 P: 4	R: 0 E: 0 K: 0 S: 4	H: 0 LOB: 0 BB: 0 P: 3	R: 1 E: 0 K: 0 S: 7	H: 2 LOB: 1 BB: 0 P: 7	R: 0 E: 0 K: 3 S: 9	H: 0 LOB: 0 BB: 0 P: 9	1B: 6 2B: 0 3B: 0 HR: 3	SF: 0 SAC: 0 DP: 0 HBP: 0	WP: 0 PA: 37 PB: 0 SB: 0 CS: 0
<b>PITCHER</b>	IP WLS BF H R ER SO BB IBB HBP BLK WP HR S P ERA WHIP																
<b>Chuck Stobbs, L</b> ERA: 3.9 (1, 1)	3.1	16	5	2	2	0	1	0	0	0	0	1	15	19	5.40	1.800	
<b>Sonny Dixon, R</b> ERA: 2.99 (4, 1)	3.2	W	13	2	1	1	0	0	0	0	0	1	13	13	2.46	0.545	
<b>Connie Marrero, R</b> ERA: 3.01 (8, 1)	2.0	S	8	2	1	1	4	0	0	0	0	1	16	16	4.50	1.000	

Batter	1	2	3	4	5	6	7	8	9	AB	R	H	RBI	BB	SO	LOB	BOTTOM		
<b>Eddie Yost, R</b> OBP: 0.383, SLG: 0.381 (1, 5)										4	1	1	0	1	0	3	<b>Philadelphia Athletics @ Washington Senators</b> <b>Griffith Stadium, Washington, DC</b> Wed Jul 08 1953, 3:33 AM EDT Att. 4,923 - Unknown		
<b>Pete Runnels, L</b> OBP: 0.355, SLG: 0.286 (1, 6)										3	0	1	1	1	0	1			
<b>Mickey Vernon, L</b> OBP: 0.388, SLG: 0.476 (1, 3)										4	0	1	2	0	0	1			
<b>Clyde Vollmer, R</b> OBP: 0.356, SLG: 0.377 (1, 7)										3	1	0	0	1	2	2			
<b>Jackie Jensen, R</b> OBP: 0.373, SLG: 0.430 (1, 9)										4	0	1	1	0	0	0			
<b>Jim Busby, R</b> OBP: 0.337, SLG: 0.390 (1, 8)										3	2	2	0	1	1	0			
<b>Wayne Terwilliger, R</b> OBP: 0.350, SLG: 0.345 (1, 4)										4	1	1	0	0	0	3			
<b>Ed Fitz Gerald, R</b> OBP: 0.313, SLG: 0.348 (1, 2)										4	0	0	0	0	2	4			
<b>Chuck Stobbs, L</b> OBP: 0.211, SLG: 0.167 (1, 1)										1	1	1	0	0	0	0			
<b>Sonny Dixon, S</b> OBP: 0.250, SLG: 0.227 (4, 1)										1	0	0	0	0	0	0			
<b>Kite Thomas, R</b> OBP: 0.185, SLG: 0.137 (7, PH)										1	0	1	1	0	0	0			
<b>Connie Marrero, R</b> OBP: 0.250, SLG: 0.160 (8, 1)										1	0	1	1	0	0	0			
<b>Inning Stats</b>	R: 0 E: 0 K: 0 S: 2	H: 0 LOB: 0 BB: 1 P: 6	R: 0 E: 0 K: 2 S: 7	H: 0 LOB: 0 BB: 0 P: 7	R: 2 E: 0 K: 1 S: 8	H: 3 LOB: 2 BB: 1 P: 12	R: 0 E: 1 K: 0 S: 4	H: 1 LOB: 1 BB: 0 P: 4	R: 0 E: 0 K: 0 S: 3	H: 0 LOB: 0 BB: 0 P: 3	R: 0 E: 0 K: 1 S: 5	H: 0 LOB: 0 BB: 0 P: 5	R: 3 E: 1 K: 0 S: 7	H: 4 LOB: 1 BB: 0 P: 7	R: 2 E: 0 K: 1 S: 7	H: 2 LOB: 2 BB: 2 P: 15	1B: 8 2B: 2 3B: 0 HR: 0	SF: 0 SAC: 0 DP: 1 HBP: 0	WP: 0 PA: 37 PB: 0 SB: 1 CS: 0
<b>PITCHER</b>	IP WLS BF H R ER SO BB IBB HBP BLK WP HR S P ERA WHIP																		
<b>Harry Byrd, R</b> ERA: 4.42 (1, 1)	7.0	L	32	9	7	4	3	0	0	0	0	0	37	49	9.00	1.714			
<b>Charlie Bishop, R</b> ERA: 5.29 (8, 1)	1.0		5	1	0	0	1	1	0	0	0	0	6	10	0.00	2.000			

AB	36
R	4
H	9
RBI	4
BB	1
SO	4
LOB	11






Batter	1	2	3	4	5	6	7	8	9	AB	R	H	RBI	BB	SO	LOB	TOP					
<b>Ed McGhee, R</b> OBP: 0.332, SLG: 0.318 (1, 8)	0-0 6-3		4-0 E S BB		0-0 BB 1B 1B		4-0 S BB	0-0 1-3		3	1	1	1	2	0	1						
<b>Dave Philley, S</b> OBP: 0.345, SLG: 0.384 (1, 9)	0-0 L9		4-0 BB 1B		0-0 BB 1B		0-3 K	0-0 G4-3 1B		4	1	2	0	1	1	1						
<b>Eddie Robinson, L</b> OBP: 0.327, SLG: 0.395 (1, 3)	4-0 BB		0-0 F3		4-0 1B FC1-2 BB		4-0 FC6-4 BB	0-0 F9		2	0	0	0	3	0	3						
<b>Gus Zernial, R</b> OBP: 0.341, SLG: 0.512 (1, 7)	0-0 F2			0-0 F5	0-0 FC1-2 BB 1B		0-0 F8	0-0 G4-3		5	0	1	2	0	0	4						
<b>Pete Suder, R</b> OBP: 0.344, SLG: 0.390 (1, 6)		0-0 6-3		4-0 L5-3 BB	4-0 FC1-2 BB		0-0 FC6-4			2	0	0	0	2	0	2						
<b>Cass Michaels, R</b> OBP: 0.320, SLG: 0.388 (1, 4)		0-3 K		0-0 L5-3	0-0 FC1-2			0-0 P6		4	0	0	0	0	1	4						
<b>Loren Babe, L</b> OBP: 0.278, SLG: 0.304 (1, 5)		0-0 P6			0-0 G6-4-3 BB 1B		0-0 5-3	0-3 K		4	1	1	0	0	1	0						
<b>Ray Murray, R</b> OBP: 0.321, SLG: 0.378 (1, 2)			0-0 F8		4-0 G6-4-3 BB		0-0 F8	4-0 3B BB		2	1	0	0	2	0	0						
<b>Joe Coleman, R</b> OBP: 0.500, SLG: 0.500 (1, 1)			0-0 5-3		0-0 G6-4-3		0-0 5-3	0-0 3B		1	0	0	0	0	0	0						
<b>Frank Fanovich, L</b> OBP: 0.167, SLG: 0.167 (4, 1)										1	0	0	0	0	0	2						
<b>Charlie Bishop, R</b> OBP: 0.103, SLG: 0.071 (5, 1)										1	0	0	0	0	0	0						
<b>Carmen Mauro, L</b> OBP: 0.221, SLG: 0.270 (8, PH)										1	0	1	1	0	0	0						
<b>Morrie Martin, L</b> OBP: 0.048, SLG: 0.048 (8, 1)										0	0	0	0	0	0	0						
<b>Inning Stats</b>	R: 0 E: 0 K: 0 S: 3	H: 0 LOB: 1 BB: 1 P: 7	R: 0 E: 0 K: 1 S: 5	H: 0 LOB: 0 BB: 0 P: 5	R: 0 E: 0 K: 0 S: 3	H: 0 LOB: 2 BB: 2 P: 11	R: 0 E: 0 K: 0 S: 2	H: 0 LOB: 0 BB: 1 P: 6	R: 3 E: 0 K: 0 S: 6	H: 4 LOB: 3 BB: 3 P: 18	R: 0 E: 0 K: 0 S: 3	H: 0 LOB: 0 BB: 0 P: 3	R: 0 E: 0 K: 1 S: 5	H: 0 LOB: 2 BB: 2 P: 13	R: 1 E: 0 K: 1 S: 6	H: 1 LOB: 1 BB: 1 P: 10	R: 0 E: 0 K: 0 S: 3	H: 1 LOB: 0 BB: 0 P: 3	1B: 5 2B: 1 3B: 1 HR: 0	SF: 0 SAC: 0 DP: 3 HBP: 0	WP: 0 PB: 0 SB: 2 CS: 0	PA: 40
<b>PITCHER</b> <b>Spec Shea, R</b> ERA: 2.79 (1, 1)	IP: 9.0 WLS: W BF: 40 H: 6 R: 4 ER: 4 SO: 3 BB: 10 IBB: 0 HBP: 0 BLK: 0 WP: 0 HR: 0 S: 36 P: 76 ERA: 4.00 WHIP: 1.778															<b>PITCHER</b>	IP: 9.0 WLS: W BF: 40 H: 6 R: 4 ER: 4 SO: 3 BB: 10 IBB: 0 HBP: 0 BLK: 0 WP: 0 HR: 0 S: 36 P: 76 ERA: 4.00 WHIP: 1.778					

Philadelphia Athletics @ Washington Senators  
Griffith Stadium, Washington, DC  
Thu Jul 09 1953, 3:33 AM EDT  
Att: 2,383 - Unknown


AB 30  
R 4  
H 6  
RBI 4  
BB 10  
SO 3  
LOB 17



Batter	1	2	3	4	5	6	7	8	9	AB	R	H	RBI	BB	SO	LOB	BOTTOM			
<b>Eddie Yost, R</b> OBP: 0.389, SLG: 0.384 (1, 5)	4-0 BB BB		4-0 FC3-6 FC6-4 1B BB	0-0 5-3		0-0 SH1-3 1B		0-0 3B 1B		3	2	2	0	2	0	0				
<b>Pete Runnels, L</b> OBP: 0.357, SLG: 0.297 (1, 6)	0-0 F9		0-0 FC3-6 1B	0-0 F7		0-0 SH1-3		0-0 1B 3B		4	1	2	1	0	0	1				
<b>Mickey Vernon, L</b> OBP: 0.388, SLG: 0.473 (1, 3)	4-0 1-2 BB		0-0 FC3-6 FC6-4	0-3 K		0-0 L8		0-0 1B		4	0	1	1	1	1	3				
<b>Clyde Vollmer, R</b> OBP: 0.356, SLG: 0.375 (1, 7)	4-0 1-2 2-3 BB		0-0 FC6-4 2B BB		0-0 SH2-4 PB 1B		0-0 F8	0-0 5-3		4	2	1	1	1	0	3				
<b>Jackie Jensen, R</b> OBP: 0.375, SLG: 0.432 (1, 9)	0-0 F2		0-0 BB 2B		4-0 PB SH2-4 BB		0-0 1-3			3	1	1	0	1	0	3				
<b>Jim Busby, R</b> OBP: 0.340, SLG: 0.390 (1, 8)	0-0 FC5-4		4-0 2B BB		0-0 SH2-4		0-0 G6-4-3 1B			2	1	1	0	1	0	3				
<b>Wayne Terwilliger, R</b> OBP: 0.352, SLG: 0.342 (1, 4)		0-3 K	4-0 1-2 2-3 3-H 2B BB		4-0 PB BB		0-0 G6-4-3			2	1	0	1	2	1	1				
<b>Ed Fitz Gerald, R</b> OBP: 0.312, SLG: 0.352 (1, 2)		0-0 5-3		0-0 1-H 2-H 3-H 2B		0-0 P4		0-0 5-3		4	0	1	3	0	0	2				
<b>Spec Shea, R</b> OBP: 0.257, SLG: 0.265 (1, 1)		0-0 5-3		0-0 F7		0-0 F8		0-0 F9		4	0	0	0	0	0	3				
<b>Inning Stats</b>	R: 0 E: 0 K: 0 S: 3	H: 0 LOB: 3 BB: 3 P: 15	R: 0 E: 0 K: 1 S: 5	H: 0 LOB: 0 BB: 0 P: 5	R: 5 E: 0 K: 0 S: 6	H: 3 LOB: 1 BB: 3 P: 18	R: 0 E: 0 K: 1 S: 5	H: 0 LOB: 0 BB: 0 P: 5	R: 1 E: 0 K: 0 S: 4	H: 1 LOB: 2 BB: 2 P: 12	R: 0 E: 0 K: 0 S: 4	H: 1 LOB: 1 BB: 0 P: 4	R: 0 E: 0 K: 0 S: 3	H: 1 LOB: 0 BB: 0 P: 3	R: 2 E: 0 K: 0 S: 6	H: 3 LOB: 1 BB: 0 P: 6	1B: 6 2B: 2 3B: 1 HR: 0	SF: 0 SAC: 2 DP: 1 HBP: 0	WP: 0 PB: 1 SB: 0 CS: 0	PA: 40
<b>PITCHER</b> <b>Joe Coleman, R</b> ERA: 5.84 (1, 1)	IP: 3.0 WLS: L BF: 18 H: 3 R: 5 ER: 5 SO: 1 BB: 6 IBB: 0 HBP: 0 BLK: 0 WP: 0 HR: 0 S: 14 P: 38 ERA: 15.00 WHIP: 3.000															<b>PITCHER</b>	IP: 3.0 WLS: L BF: 18 H: 3 R: 5 ER: 5 SO: 1 BB: 6 IBB: 0 HBP: 0 BLK: 0 WP: 0 HR: 0 S: 14 P: 38 ERA: 15.00 WHIP: 3.000			
<b>Frank Fanovich, L</b> ERA: 5.33 (4, 1)	1.1 7 1 1 0 1 2 0 0 0 0 0 7 15 0.00 2.250															<b>Frank Fanovich, L</b> ERA: 5.33 (4, 1)				
<b>Charlie Bishop, R</b> ERA: 5.11 (5, 1)	2.2 9 2 0 0 0 0 0 0 0 0 9 9 0.00 0.750															<b>Charlie Bishop, R</b> ERA: 5.11 (5, 1)				
<b>Morrie Martin, L</b> ERA: 4.62 (8, 1)	1.0 6 3 2 2 0 0 0 0 0 0 6 6 18.00 3.000															<b>Morrie Martin, L</b> ERA: 4.62 (8, 1)				

Philadelphia Athletics @ Washington Senators  
Griffith Stadium, Washington, DC  
Thu Jul 09 1953, 3:33 AM EDT  
Att: 2,383 - Unknown

AB 30  
R 8  
H 9  
RBI 7  
BB 8  
SO 2  
LOB 19





Batter	1	2	3	4	5	6	7	8	9	AB	R	H	RBI	BB	SO	LOB	TOP			
Eddie Yost, R OBP: 0.390, SLG: 0.386 (1, 5)										4	1	2	0	0	0	1	<b>Washington Senators @ New York Yankees</b> Yankee Stadium, Bronx, NY Fri Jul 10 1953, 3:33 AM EDT Att: 10,754 - Unknown <a href="http://livebaseballscorecards.com">livebaseballscorecards.com</a>			
Jerry Snyder, R OBP: 0.750, SLG: 0.875 (1, 6)										4	0	3	0	0	0	2				
Mickey Vernon, L OBP: 0.384, SLG: 0.467 (1, 3)										4	0	0	0	0	0	5				
Kite Thomas, R OBP: 0.190, SLG: 0.145 (1, 7)										4	0	1	0	0	2	3				
Jackie Jensen, R OBP: 0.373, SLG: 0.430 (1, 9)										4	0	1	0	0	0	2				
Jim Busby, R OBP: 0.336, SLG: 0.385 (1, 8)										4	0	0	0	0	0	1				
Wayne Terwilliger, R OBP: 0.349, SLG: 0.339 Pete Runnels, L OBP: 0.359, SLG: 0.300 (9, PH)										3	0	0	0	0	0	0				
Ed Fitz Gerald, R OBP: 0.310, SLG: 0.349 (1, 2)										4	0	1	0	0	0	1				
Bob Porterfield, R OBP: 0.375, SLG: 0.585 Al Sima, R OBP: 0.111, SLG: 0.111 Clyde Vollmer, R OBP: 0.359, SLG: 0.377 Jerry Lane, R (8, 1)										1	0	0	0	0	0	0				
										1	0	0	0	0	1	1				
										1	0	1	0	0	0	0				
										0	0	0	0	0	0	0				
<b>Inning Stats</b>	R: 1 E: 1 K: 0 S: 5	H: 3 LOB: 1 BB: 0 P: 5	R: 0 E: 0 K: 0 S: 3	H: 0 LOB: 0 BB: 0 P: 3	R: 0 E: 0 K: 0 S: 4	H: 1 LOB: 1 BB: 0 P: 4	R: 0 E: 0 K: 0 S: 3	H: 0 LOB: 0 BB: 0 P: 3	R: 0 E: 1 K: 1 S: 6	H: 1 LOB: 1 BB: 0 P: 6	R: 0 E: 0 K: 0 S: 3	H: 0 LOB: 0 BB: 0 P: 3	R: 0 E: 0 K: 1 S: 7	H: 2 LOB: 2 BB: 0 P: 7	R: 0 E: 0 K: 0 S: 4	H: 2 LOB: 1 BB: 0 P: 4	1B: 10 2B: 0 3B: 0 HR: 0	SF: 0 SAC: 0 DP: 2 HBP: 0	WP: 0 PB: 0 SB: 0 CS: 0	PA: 35
<b>PITCHER</b>	IP WLS BF H R ER SO BB IBB HBP BLK WP HR S P ERA WHIP																			
Ed Lopat, L ERA: 2.7	(1, 1) 8.0 W 31 8 1 1 3 0 0 0 0 0 0 0 0 0 37 37 1.12 1.000																			
Allie Reynolds, R ERA: 3.68	(9, 1) 1.0 S 4 2 0 0 0 0 0 0 0 0 0 0 0 0 4 4 0.00 2.000																			

Batter	1	2	3	4	5	6	7	8	9	AB	R	H	RBI	BB	SO	LOB	BOTTOM			
Irv Noren, L OBP: 0.317, SLG: 0.417 (1, 7)										3	1	1	3	1	0	1	<b>Washington Senators @ New York Yankees</b> Yankee Stadium, Bronx, NY Fri Jul 10 1953, 3:33 AM EDT Att: 10,754 - Unknown <a href="http://livebaseballscorecards.com">livebaseballscorecards.com</a>			
Billy Martin, R OBP: 0.314, SLG: 0.356 (1, 4)										4	0	1	0	0	0	2				
Don Bollweg, L OBP: 0.424, SLG: 0.581 (1, 3)										3	1	2	1	1	0	1				
Mickey Mantle, S OBP: 0.407, SLG: 0.527 (1, 8)										3	1	0	0	1	0	3				
Yogi Berra, L OBP: 0.319, SLG: 0.440 (1, 2)										4	1	1	2	0	0	3				
Gil McDougald, R OBP: 0.361, SLG: 0.385 (1, 5)										3	0	0	0	1	1	0				
Hank Bauer, R OBP: 0.383, SLG: 0.417 (1, 9)										3	1	1	0	1	1	1				
Phil Rizzuto, R OBP: 0.357, SLG: 0.289 (1, 6)										2	0	0	0	1	0	1				
Ed Lopat, L OBP: 0.302, SLG: 0.325 Johnny Mize, L OBP: 0.360, SLG: 0.418 Allie Reynolds, R OBP: 0.300, SLG: 0.208 (8, PH)										3	1	2	0	0	0	1				
										1	0	0	0	0	1	1				
										0	0	0	0	0	0	0				
<b>Inning Stats</b>	R: 0 E: 0 K: 0 S: 3	H: 0 LOB: 2 BB: 2 P: 11	R: 3 E: 0 K: 0 S: 5	H: 2 LOB: 0 BB: 1 P: 9	R: 3 E: 0 K: 0 S: 5	H: 2 LOB: 1 BB: 2 P: 13	R: 0 E: 0 K: 0 S: 3	H: 1 LOB: 0 BB: 0 P: 3	R: 0 E: 0 K: 1 S: 5	H: 0 LOB: 1 BB: 1 P: 9	R: 0 E: 0 K: 0 S: 4	H: 1 LOB: 1 BB: 0 P: 4	R: 0 E: 0 K: 0 S: 3	H: 1 LOB: 0 BB: 0 P: 3	R: 0 E: 0 K: 2 S: 8	H: 1 LOB: 1 BB: 0 P: 8	1B: 5 2B: 0 3B: 0 HR: 3	SF: 0 SAC: 1 DP: 1 HBP: 0	WP: 0 PB: 0 SB: 0 CS: 1	PA: 36
<b>PITCHER</b>	IP WLS BF H R ER SO BB IBB HBP BLK WP HR S P ERA WHIP																			
Bob Porterfield, R ERA: 4.25	(1, 1) 2.2 L 17 4 6 6 0 1 1 0 0 0 0 0 0 0 16 20 0.00 0.923																			
Al Sima, L ERA: 2.41	(3, 1) 4.1 15 3 0 0 1 1 0 0 0 0 0 0 0 8 8 0.00 1.000																			
Jerry Lane, R ERA: 1.0	(8, 1) 1.0 4 1 0 0 2 0 0 0 0 0 0 0 0 8 8 0.00 1.000																			




Batter	1	2	3	4	5	6	7	8	9	10	AB	R	H	RBI	BB	SO	LOB				
Eddie Yost, R OBP: 0.399, SLG: 0.399 (1,5)	0-0 2B	0-0 1B			0-0 1B		0-0 4-3			0-0 1B	5	1	4	1	0	0	0				
Pete Runnels, L OBP: 0.354, SLG: 0.294 (1,6)	0-0 6-3	0-0 F9			0-0 F8		0-0 4-3			0-0 F7	5	0	0	0	0	0	5				
Mickey Vernon, L OBP: 0.384, SLG: 0.468 (1,3)	0-0 2B		0-0 5-3		0-0 F7			4-0 BB		0-0 P4	4	0	1	1	1	0	2				
Clyde Vollmer, R OBP: 0.357, SLG: 0.375 (1,7)	0-3 K		0-0 6-3			0-0 E BB 1B		0-3 K			4	0	1	0	0	2	2				
Jackie Jensen, R OBP: 0.384, SLG: 0.424 (1,9)	0-0 F8		0-3 K			0-0 F8		0-0 G6-3			4	0	0	0	0	1	3				
Jim Busby, R OBP: 0.335, SLG: 0.384 (1,8)		0-0 1B		0-3 K			0-0 P5			0-0 5-3	4	1	1	0	0	1	1				
Wayne Terwilliger, R OBP: 0.348, SLG: 0.336 (1,4)		0-0 1-3		0-0 5-3		4-0 E BB 1B		0-3 K			3	0	0	0	1	1	1				
Ed Fitz Gerald, R OBP: 0.302, SLG: 0.340 (1,2)		0-0 5-3		0-3 K		0-0 P3				0-0 F9	4	0	0	0	0	1	3				
Walt Masterson, R OBP: 0.243, SLG: 0.156 Johnny Schmitz, R OBP: 0.056, SLG: 0.056 (6,1)		4-0 1B BB		0-3 K			0-0 F9			0-3 K	1	0	0	0	1	1	0				
											2	0	0	0	0	1	0				
<b>Inning Stats</b>	R: 1 E: 0 K: 1 S: 7	H: 2 LOB: 1 BB: 0 P: 7	R: 1 E: 0 K: 0 S: 5	H: 2 LOB: 2 BB: 1 P: 9	R: 0 E: 0 K: 1 S: 5	H: 0 LOB: 0 BB: 0 P: 5	R: 0 E: 0 K: 2 S: 7	H: 0 LOB: 0 BB: 0 P: 7	R: 0 E: 0 K: 1 S: 6	H: 1 LOB: 1 BB: 0 P: 6	R: 0 E: 0 K: 0 S: 4	H: 0 LOB: 0 BB: 0 P: 3	R: 0 E: 0 K: 1 S: 4	H: 0 LOB: 0 BB: 1 P: 8	R: 0 E: 0 K: 1 S: 5	H: 0 LOB: 0 BB: 0 P: 5	R: 0 E: 0 K: 1 S: 6	H: 1 LOB: 1 BB: 0 P: 6	1B: 5 2B: 1 3B: 1 HR: 0	SF: 0 SAC: 0 DP: 1 HBP: 0	WP: 0 PA: 39
<b>PITCHER</b> Johnny Sain, R ERA: 2.98 (1,1)	IP 10.0	WLS W 39	H 7	R 2	ER 2	SO 8	BB 3	IBB 0	HBP 0	BLK 0	WP 0	HR 0	S 52	P 64	ERA 1.80	WHIP 1.000					

**Washington Senators @ New York Yankees**  
Yankee Stadium, Bronx, NY

Sat Jul 11 1953, 3:33 AM EDT  
Att: 36,213 - Unknown

AB	36
R	2
H	7
RBI	2
BB	3
SO	8
LOB	17




Batter	1	2	3	4	5	6	7	8	9	10	AB	R	H	RBI	BB	SO	LOB				
Billy Martin, R OBP: 0.320, SLG: 0.371 (1,4)	4-0 L4-3 BB		0-0 6-3		0-0 2B		4-0 BB			0-0 HR	3	1	2	1	2	0	0				
Irv Noren, L OBP: 0.311, SLG: 0.408 Johnny Mize, L OBP: 0.355, SLG: 0.412 Bill Renna, R OBP: 0.358, SLG: 0.400 (7,PH)	0-0 L4-3		0-0 F9		0-0 4-3		0-0 F2				3	0	0	0	0	0	3				
Don Bollweg, L OBP: 0.426, SLG: 0.606 (1,3)	0-0 F8			0-0 HR		0-0 FC6-4 1B		0-0 1-3			4	1	2	1	0	0	0				
Mickey Mantle, S OBP: 0.409, SLG: 0.527 (1,8)		0-0 1B		0-0 4-3		0-0 FC6-4 1B		0-0 CS 1B			4	1	2	0	0	0	1				
Yogi Berra, L OBP: 0.322, SLG: 0.439 (1,2)		0-0 G6-4-3 1B		4-0 BB		0-0 F2		0-3 K			3	0	1	0	1	1	2				
Gil McDougald, R OBP: 0.358, SLG: 0.380 (1,5)		0-0 G6-4-3 1B		0-0 F8		0-0 5-3				0-0 P4	4	0	0	0	0	0	3				
Hank Bauer, R OBP: 0.377, SLG: 0.410 (1,9)		0-0 1-3			0-0 5-3		0-0 F7			0-0 F9	4	0	0	0	0	0	0				
Phil Rizzuto, R OBP: 0.363, SLG: 0.302 (1,6)			0-0 6-3		0-0 FC4-6 1B		0-0 SH1-3 1B			0-0 2B	4	0	3	0	0	0	0				
Johnny Sain, R OBP: 0.294, SLG: 0.255 (1,1)			0-0 6-3		0-0 FC4-6 2B		0-0 SH1-3			0-0 F8	3	0	0	0	0	0	2				
<b>Inning Stats</b>	R: 0 E: 0 K: 0 S: 2	H: 0 LOB: 0 BB: 1 P: 6	R: 1 E: 0 K: 0 S: 4	H: 2 LOB: 0 BB: 0 P: 4	R: 0 E: 0 K: 0 S: 3	H: 0 LOB: 0 BB: 0 P: 3	R: 1 E: 0 K: 0 S: 4	H: 1 LOB: 1 BB: 0 P: 8	R: 0 E: 0 K: 0 S: 4	H: 1 LOB: 2 BB: 0 P: 5	R: 0 E: 0 K: 0 S: 4	H: 1 LOB: 1 BB: 1 P: 8	R: 0 E: 0 K: 1 S: 5	H: 1 LOB: 1 BB: 0 P: 5	R: 0 E: 0 K: 0 S: 4	H: 1 LOB: 1 BB: 0 P: 4	R: 0 E: 0 K: 0 S: 1	H: 1 LOB: 0 BB: 0 P: 1	1B: 6 2B: 4 3B: 0 HR: 2	SF: 0 SAC: 1 DP: 3 HBP: 0	WP: 0 PA: 37
<b>PITCHER</b> Walt Masterson, R ERA: 3.48 Johnny Schmitz, L ERA: 3.54 (6,1)	IP 5.0	WLS L 17	H 5	R 2	ER 2	SO 0	BB 2	IBB 0	HBP 0	BLK 0	WP 0	HR 1	S 18	P 26	ERA 3.60	WHIP 1.400					

**Washington Senators @ New York Yankees**  
Yankee Stadium, Bronx, NY

Sat Jul 11 1953, 3:33 AM EDT  
Att: 36,213 - Unknown

AB	33
R	3
H	10
RBI	2
BB	3
SO	1
LOB	13





Batter	1	2	3	4	5	6	7	8	9	AB	R	H	RBI	BB	SO	LOB	TOP			
<b>Eddie Yost, R</b> OBP: 0.391, SLG: 0.394 (1, 5)										4	0	0	0	0	0	2	<b>Washington Senators @ New York Yankees</b> Yankee Stadium, Bronx, NY Sun Jul 12 1953, 3:33 AM EDT Att: 21,915 - Unknown <a href="http://livebaseballscorecards.com">livebaseballscorecards.com</a>			
<b>Pete Runnels, L</b> OBP: 0.352, SLG: 0.291 (1, 6)										3	1	0	0	1	0	1				
<b>Mickey Vernon, L</b> OBP: 0.385, SLG: 0.471 (1, 3)										4	1	2	2	0	0	0				
<b>Clyde Vollmer, R</b> OBP: 0.356, SLG: 0.374 (1, 7)										4	0	1	1	0	0	1				
<b>Jackie Jensen, R</b> OBP: 0.368, SLG: 0.431 (1, 9)										4	1	1	1	0	0	1				
<b>Jim Busby, R</b> OBP: 0.334, SLG: 0.382 (1, 8)										4	0	1	0	0	1	0				
<b>Wayne Terwilliger, R</b> OBP: 0.246, SLG: 0.333 (9, PH)										2	0	0	0	0	1	0				
<b>Kite Thomas, R</b> OBP: 0.203, SLG: 0.196 (9, PR)										1	0	1	0	0	0	0				
<b>Jerry Snyder, R</b> OBP: 0.750, SLG: 0.875 (9, 4)										0	1	0	0	0	0	0				
<b>Mickey Grasso, R</b> OBP: 0.270, SLG: 0.303 (9, PH)										3	0	1	0	0	0	1				
<b>Gil Coan, L</b> OBP: 0.120, SLG: 0.167 (9, PH)										1	0	0	1	0	0	0				
<b>Ed Fitz Gerald, R</b> OBP: 0.302, SLG: 0.340 (9, 2)										0	0	0	0	0	0	0				
<b>Tommy Byrne, L</b> OBP: 0.257, SLG: 0.233 (2, 1)										0	0	0	0	0	0	0				
<b>Al Sima, R</b> OBP: 0.111, SLG: 0.111 (7, 1)										2	1	0	0	1	0	2				
<b>Sonny Dixon, S</b> OBP: 0.240, SLG: 0.217 (7, 1)										0	0	0	0	0	0	0				
<b>Inning Stats</b>	R: 0 E: 1 K: 0 S: 4	H: 1 LOB: 1 BB: 0 P: 4	R: 0 E: 0 K: 2 S: 7	H: 0 LOB: 0 BB: 0 P: 7	R: 3 E: 0 K: 0 S: 6	H: 3 LOB: 1 BB: 1 P: 10	R: 0 E: 0 K: 0 S: 4	H: 1 LOB: 1 BB: 0 P: 4	R: 0 E: 0 K: 0 S: 3	H: 0 LOB: 0 BB: 0 P: 3	R: 0 E: 0 K: 0 S: 3	H: 0 LOB: 1 BB: 1 P: 7	R: 0 E: 0 K: 0 S: 3	H: 0 LOB: 0 BB: 0 P: 3	R: 2 E: 0 K: 1 S: 7	H: 2 LOB: 1 BB: 0 P: 7	1B: 4 2B: 1 3B: 1 HR: 1	SF: 0 SAC: 1 DP: 1 HBP: 0	WP: 0 PB: 1 SB: 1 CS: 0	PA: 36
<b>PITCHER</b>	IP	WLS	BF	H	R	ER	SO	BB	IBB	HBP	BLK	WP	HR	S	P	ERA	WHIP			
<b>Jim McDonald, R</b> ERA: 3.76 (1, 1)	7.0		28	5	3	3	2	2	0	0	0	0	0	30	38	3.86	1.000			
<b>Bob Kuzava, L</b> ERA: 4.72 (8, 1)	1.0		4	1	1	1	0	0	0	0	0	0	1	4	4	9.00	1.000			
<b>Allie Reynolds, R</b> ERA: 3.74 (9, 1)	1.0	W	4	1	1	1	1	0	0	0	0	0	0	6	6	9.00	1.000			

Batter	1	2	3	4	5	6	7	8	9	AB	R	H	RBI	BB	SO	LOB	BOTTOM					
<b>Billy Martin, R</b> OBP: 0.319, SLG: 0.371 (1, 4)										5	0	1	1	0	1	4	<b>Washington Senators @ New York Yankees</b> Yankee Stadium, Bronx, NY Sun Jul 12 1953, 3:33 AM EDT Att: 21,915 - Unknown <a href="http://livebaseballscorecards.com">livebaseballscorecards.com</a>					
<b>Gil McDougald, R</b> OBP: 0.350, SLG: 0.373 (1, 5)										5	0	0	0	0	0	5						
<b>Don Bollweg, L</b> OBP: 0.366, SLG: 0.593 (1, 3)										4	0	1	0	0	0	3						
<b>Bob Kuzava, S</b> OBP: 0.300, SLG: 0.208 (8, 1)										1	0	0	0	0	0	0						
<b>Allie Reynolds, R</b> OBP: 0.300, SLG: 0.208 (9, 1)										0	0	0	0	0	0	0						
<b>Mickey Mantle, S</b> OBP: 0.408, SLG: 0.523 (1, 8)										4	2	1	0	1	0	1						
<b>Hank Bauer, R</b> OBP: 0.381, SLG: 0.409 (1, 9)										3	1	1	0	2	0	1						
<b>Yogi Berra, L</b> OBP: 0.327, SLG: 0.466 (1, 2)										5	2	3	3	0	0	2						
<b>Bill Renna, R</b> OBP: 0.366, SLG: 0.400 (1, 7)										0	0	0	0	1	0	0						
<b>Irv Noren, L</b> OBP: 0.322, SLG: 0.405 (3, PH) (4, 7)										1	1	0	1	3	0	1						
<b>Phil Rizzuto, R</b> OBP: 0.367, SLG: 0.305 (1, 6)										1	0	1	0	1	0	0						
<b>Johnny Mize, L</b> OBP: 0.351, SLG: 0.406 (7, PH)										1	0	0	0	0	0	3						
<b>Willy Miranda, S</b> OBP: 0.200, SLG: 0.216 (8, 6)										0	0	0	0	0	0	0						
<b>Gene Woodling, L</b> OBP: 0.394, SLG: 0.433 (9, PH)										1	0	1	1	0	0	0						
<b>Jim McDonald, R</b> OBP: 0.105, SLG: 0.056 (1, 1)										2	0	0	0	1	2	2						
<b>Joe Collins, L</b> OBP: 0.379, SLG: 0.411 (7, PH) (8, 3)										1	0	0	0	0	0	3						
<b>Inning Stats</b>	R: 0 E: 0 K: 0 S: 4	H: 1 LOB: 3 BB: 4 P: 4	R: 2 E: 0 K: 1 S: 6	H: 1 LOB: 3 BB: 4 P: 22	R: 0 E: 0 K: 0 S: 4	H: 1 LOB: 1 BB: 0 P: 4	R: 0 E: 0 K: 1 S: 6	H: 1 LOB: 1 BB: 0 P: 6	R: 0 E: 0 K: 0 S: 3	H: 0 LOB: 0 BB: 0 P: 3	R: 2 E: 0 K: 1 S: 7	H: 2 LOB: 3 BB: 2 P: 11	R: 1 E: 0 K: 0 S: 5	H: 2 LOB: 3 BB: 2 P: 13	R: 0 E: 0 K: 0 S: 3	H: 0 LOB: 0 BB: 0 P: 3	R: 1 E: 0 K: 0 S: 3	H: 1 LOB: 2 BB: 2 P: 11	1B: 6 2B: 1 3B: 0 HR: 2	SF: 0 SAC: 1 DP: 0 HBP: 0	WP: 0 PB: 0 SB: 1 CS: 0	PA: 44
<b>PITCHER</b>	IP	WLS	BF	H	R	ER	SO	BB	IBB	HBP	BLK	WP	HR	S	P	ERA	WHIP					
<b>Tommy Byrne, L</b> ERA: 5.92 (1, 1)	1.0		8	2	2	2	0	3	0	0	0	0	0	0	0	18.00	5.000					
<b>Jerry Lane, R</b> ERA: 2.51 (2, 1)	5.1		24	5	3	3	3	3	0	0	0	0	1	27	39	5.06	1.500					
<b>Al Sima, L</b> ERA: 2.41 (7, 1)	0.0		2	1	0	0	0	1	0	0	0	0	0	1	5	∞	∞					
<b>Sonny Dixon, R</b> ERA: 3.0 (7, 1)	2.1	L	10	1	1	1	0	2	0	0	0	0	0	8	16	3.86	1.286					




Batter	1	2	3	4	5	6	7	8	9	10	AB	R	H	RBI	BB	SO	LOB			
<b>Eddie Yost, R</b> OBP: 0.391, SLG: 0.394 (1, 5)	F3		6-3					HR		K	5	1	2	0	0	1	0			
<b>Pete Runnels, L</b> OBP: 0.350, SLG: 0.300 (1, 6)	4-3			1-3				HR		4-3	5	1	1	2	0	0	1			
<b>Mickey Vernon, L</b> OBP: 0.383, SLG: 0.470 (1, 3)	5-3			4-3				K		F9	5	1	1	0	0	1	0			
<b>Clyde Volmer, R</b> OBP: 0.351, SLG: 0.368 (1, 7)		P4		6-3				1B		1-3	4	0	0	0	0	0	1			
<b>Jackie Jensen, R</b> OBP: 0.309, SLG: 0.432 (1, 9)		F9						1B		FC6-4	4	2	2	1	0	0	0			
<b>Jim Busby, R</b> OBP: 0.337, SLG: 0.388 (1, 8)								1B		SH1-3	3	0	2	0	0	0	0			
<b>Wayne Terwilliger, R</b> OBP: 0.344, SLG: 0.331 <b>Kite Thomas, R</b> OBP: 0.290, SLG: 0.193 <b>Ed Fitz Gerald, R</b> OBP: 0.307, SLG: 0.340 (1, 4)		2B						1B		FC6-4	2	0	0	0	0	1	1			
<b>Mickey Grasso, R</b> OBP: 0.286, SLG: 0.298 <b>Gil Coan, L</b> OBP: 0.115, SLG: 0.160 <b>Jerry Snyder, R</b> OBP: 0.667, SLG: 0.778 (7, PH)								1B		BB	1	0	0	0	1	0	0			
<b>Spec Shea, R</b> OBP: 0.237, SLG: 0.243 <b>Tommy Byrne, L</b> OBP: 0.250, SLG: 0.226 <b>Sonny Dixon, S</b> OBP: 0.240, SLG: 0.217 <b>Jerry Lane, R</b> (9, 1)			5-3					BB		FC6-4	2	0	0	0	0	0	0			
<b>Inning Stats</b>	R: 0 E: 0 K: 0 S: 3	H: 0 LOB: 0 BB: 0 P: 3	R: 0 E: 0 K: 1 S: 6	H: 1 LOB: 1 BB: 0 P: 6	R: 0 E: 0 K: 0 S: 3	H: 0 LOB: 0 BB: 0 P: 3	R: 0 E: 0 K: 0 S: 3	H: 0 LOB: 0 BB: 0 P: 3	R: 0 E: 0 K: 0 S: 4	H: 1 LOB: 1 BB: 0 P: 4	R: 2 E: 0 K: 1 S: 7	H: 3 LOB: 1 BB: 0 P: 6	R: 2 E: 0 K: 1 S: 7	H: 2 LOB: 0 BB: 0 P: 7	R: 1 E: 0 K: 0 S: 4	H: 1 LOB: 1 BB: 1 P: 8	R: 0 E: 0 K: 1 S: 5	H: 0 LOB: 0 BB: 0 P: 5	1B: 5 2B: 2 3B: 0 HR: 1	SF: 0 SAC: 1 DP: 0 HBP: 0
<b>PITCHER</b>	IP	WLS	BF	H	R	ER	SO	BB	IBB	HBP	BLK	WP	HR	S	P	ERA	WHIP			
<b>Sandy Consuegra, R</b> ERA: 3.74 (1, 1)	8.0		32	8	5	5	2	0	0	0	0	0	1	36	36	5.62	1.000			
<b>Mike Fomieles, R</b> ERA: 2.87 (9, 1)	1.0		4	0	0	0	0	1	0	0	0	1	0	3	7	0.00	1.000			
<b>Billy Pierce, L</b> ERA: 2.85 (10, 1)	1.0	W	3	0	0	0	1	0	0	0	0	0	0	5	5	0.00	0.000			

**TOP**

**Washington Senators @ Chicago White Sox**  
Comiskey Park, Chicago, IL  
Thu Jul 16 1953, 4:33 AM EDT  
Unknown

AB 37  
R 5  
H 8  
RBI 4  
BB 1  
SO 3  
LOB 8




WP: 1 PA: 39  
PB: 0  
SB: 0  
CS: 0

Batter	1	2	3	4	5	6	7	8	9	10	AB	R	H	RBI	BB	SO	LOB			
<b>Nellie Fox, L</b> OBP: 0.345, SLG: 0.393 (1, 4)	WP		F7					BB		F8	4	1	1	2	1	0	2			
<b>Ferris Fain, L</b> OBP: 0.430, SLG: 0.381 (1, 3)	5-3			1-3				BB		1B	2	0	0	0	3	0	1			
<b>Minnie Minoso, R</b> OBP: 0.422, SLG: 0.470 (1, 7)				1-3				BB		1B	4	0	1	1	0	0	3			
<b>Sam Mele, R</b> OBP: 0.387, SLG: 0.471 (1, 9)	F8			1-3				L7		K	5	0	1	1	0	1	4			
<b>Jim Rivera, L</b> OBP: 0.342, SLG: 0.419 (1, 8)	PO	4-3		4-3				F7		SH1-4	5	1	1	0	0	0	2			
<b>Rocky Krsnich, R</b> OBP: 0.284, SLG: 0.324 (1, 5)		L5						F3		SH1-4	3	0	0	0	1	0	0			
<b>Bud Sheely, L</b> OBP: 0.405, SLG: 0.314 <b>Fred Marsh, R</b> OBP: 0.292, SLG: 0.271 <b>Sherm Lollar, R</b> OBP: 0.411, SLG: 0.444 (7, PR)		G3						1-3		P6	3	0	1	0	0	0	0			
<b>Chico Carrasquel, R</b> OBP: 0.317, SLG: 0.341 (1, 6)								F8		1B	4	2	3	0	1	0	0			
<b>Sandy Consuegra, R</b> OBP: 0.167, SLG: 0.118 <b>Mike Fomieles, R</b> OBP: 0.174, SLG: 0.182 <b>Bud Stewart, L</b> OBP: 0.355, SLG: 0.448 <b>Billy Pierce, L</b> OBP: 0.200, SLG: 0.122 (9, 1)								F8		1B	2	0	1	1	0	0	0			
<b>Inning Stats</b>	R: 1 E: 0 K: 0 S: 2	H: 0 LOB: 0 BB: 1 P: 7	R: 0 E: 0 K: 0 S: 3	H: 0 LOB: 0 BB: 0 P: 3	R: 0 E: 0 K: 0 S: 3	H: 0 LOB: 1 BB: 1 P: 7	R: 1 E: 0 K: 0 S: 5	H: 2 LOB: 1 BB: 0 P: 5	R: 0 E: 0 K: 0 S: 4	H: 1 LOB: 1 BB: 0 P: 4	R: 2 E: 0 K: 0 S: 6	H: 3 LOB: 2 BB: 1 P: 10	R: 0 E: 0 K: 0 S: 3	H: 0 LOB: 1 BB: 1 P: 7	R: 1 E: 0 K: 1 S: 7	H: 2 LOB: 2 BB: 1 P: 11	R: 1 E: 0 K: 0 S: 4	H: 2 LOB: 2 BB: 1 P: 8	1B: 8 2B: 1 3B: 1 HR: 0	SF: 0 SAC: 2 DP: 0 HBP: 1
<b>PITCHER</b>	IP	WLS	BF	H	R	ER	SO	BB	IBB	HBP	BLK	WP	HR	S	P	ERA	WHIP			
<b>Spec Shea, R</b> ERA: 2.84 (1, 1)	8.0		34	6	4	3	0	4	0	0	0	1	0	29	46	3.38	1.250			
<b>Sonny Dixon, R</b> ERA: 3.08 (9, 1)	0.2		5	2	1	1	0	1	0	0	0	0	0	4	8	13.50	4.500			
<b>Jerry Lane, R</b> ERA: 2.93 (9, 1)	1.0	L	6	2	1	1	1	1	0	0	0	0	0	7	11	9.00	3.000			

**BOTTOM**

**Washington Senators @ Chicago White Sox**  
Comiskey Park, Chicago, IL  
Thu Jul 16 1953, 4:33 AM EDT  
Unknown

AB 36  
R 6  
H 10  
RBI 6  
BB 6  
SO 1  
LOB 15



WP: 1 PA: 46  
PB: 0  
SB: 0  
CS: 0



Batter	1	2	3	4	5	6	7	8	9	AB	R	H	RBI	BB	SO	LOB	TOP					
<b>Eddie Yost, R</b> OBP: 0.387, SLG: 0.389 (1, 5)	F9	5-3			P3		F7			4	0	0	0	0	0	1	<b>Washington Senators @ Chicago White Sox</b> Comiskey Park, Chicago, IL Thu Jul 16 1953, 4:38 AM EDT Att: 19,327 - Unknown <a href="http://livebaseballscorecards.com">livebaseballscorecards.com</a>					
<b>Pete Runnels, L</b> OBP: 0.346, SLG: 0.296 (1, 6)	4-3		4-3		F7		P6			4	0	0	0	0	0	0						
<b>Mickey Vernon, L</b> OBP: 0.381, SLG: 0.470 (1, 3)	3-1		F2			4-3		F9	2B	4	1	1	0	0	0	0						
<b>Gil Coan, L</b> OBP: 0.100, SLG: 0.138 (1, 7)		3-1	F8			G3		F9	2H	4	0	0	1	0	0	0						
<b>Jackie Jensen, R</b> OBP: 0.371, SLG: 0.431 (1, 9)		2B 1B BB		6-3		1B 1B		K		3	1	1	0	1	1	0						
<b>Jim Busby, R</b> OBP: 0.339, SLG: 0.392 (1, 8)		1B 1B 2B		5-3		BB 1B		5-3		4	1	2	0	0	0	0						
<b>Wayne Terwilliger, R</b> OBP: 0.349, SLG: 0.334 (1, 4)		1B				1-2 BB		G3		3	1	2	1	1	0	0						
<b>Ed Fitz Gerald, R</b> OBP: 0.305, SLG: 0.338 (1, 2)		2-3 3-H 1B		P5		G5		1-3		4	0	1	2	0	0	4						
<b>Bob Porterfield, R</b> OBP: 0.356, SLG: 0.554 (1, 1)		2-H 3-H K			5-3		F7		4-3	3	0	0	0	0	1	1						
<b>Tommy Byrne, L</b> OBP: 0.243, SLG: 0.219 (9, PH)										1	0	0	0	0	0	0						
<b>Inning Stats</b>	R: 0 E: 0 K: 0 S: 3	H: 0 LOB: 0 BB: 0 P: 3	R: 3 E: 0 K: 1 S: 8	H: 3 LOB: 1 BB: 1 P: 12	R: 0 E: 0 K: 0 S: 3	H: 0 LOB: 0 BB: 0 P: 3	R: 0 E: 0 K: 0 S: 4	H: 1 LOB: 1 BB: 0 P: 4	R: 0 E: 0 K: 0 S: 3	H: 0 LOB: 0 BB: 0 P: 3	R: 0 E: 0 K: 0 S: 5	H: 2 LOB: 3 BB: 1 P: 9	R: 0 E: 0 K: 0 S: 3	H: 0 LOB: 0 BB: 0 P: 3	R: 1 E: 0 K: 1 S: 6	H: 1 LOB: 0 BB: 0 P: 6	R: 0 E: 0 K: 0 S: 3	H: 0 LOB: 0 BB: 0 P: 3	1B: 5 2B: 2 3B: 0 HR: 0	SF: 0 SAC: 0 DP: 0 HBP: 0	WP: 0 PB: 0 CS: 1	PA: 36
<b>PITCHER</b> <b>Harry Dorish, R</b> ERA: 2.49 (1, 1)	IP: 9.0 WLS: W BF: 36 H: 7 R: 4 ER: 4 SO: 2 BB: 2 IBB: 0 HBP: 0 BLK: 0 WP: 0 HR: 0 S: 38 P: 46 ERA: 4.00 WHIP: 1.000																					


Batter	1	2	3	4	5	6	7	8	9	AB	R	H	RBI	BB	SO	LOB	BOTTOM						
<b>Nellie Fox, L</b> OBP: 0.347, SLG: 0.393 (1, 4)	1B		P6		1B BB		F7			3	0	1	0	1	0	1	<b>Washington Senators @ Chicago White Sox</b> Comiskey Park, Chicago, IL Thu Jul 16 1953, 4:38 AM EDT Att: 19,327 - Unknown <a href="http://livebaseballscorecards.com">livebaseballscorecards.com</a>						
<b>Ferns Fain, L</b> OBP: 0.428, SLG: 0.379 (1, 3)	1-2 1B		F9		P3			K		4	0	1	0	0	1	2							
<b>Minnie Minoso, R</b> OBP: 0.425, SLG: 0.484 (1, 7)	F8		1-H HR		1-3 1B			2B 1B		4	2	3	2	0	0	2							
<b>Sam Mele, R</b> OBP: 0.388, SLG: 0.473 (1, 9)	F3				P4			HR 2B		3	1	1	1	1	0	4							
<b>Jim Rivera, L</b> OBP: 0.339, SLG: 0.414 (1, 8)	F7		P4		1-3			L9		4	0	0	0	0	0	4							
<b>Rocky Krenich, R</b> OBP: 0.286, SLG: 0.325 (1, 5)		P6								3	0	1	0	0	0	0							
<b>Bud Stewart, L</b> OBP: 0.375, SLG: 0.567 (8, PH)										1	1	1	2	0	0	0							
<b>Fred Marsh, R</b> OBP: 0.292, SLG: 0.271 (9, 5)				CS 1B				HR		0	0	0	0	0	0	0							
<b>Sherm Lollar, R</b> OBP: 0.404, SLG: 0.435 (1, 2)		K		1-2 K				P4		4	0	0	0	0	2	1							
<b>Chico Carrasquel, R</b> OBP: 0.314, SLG: 0.338 (1, 6)		K			F8					3	0	0	0	0	1	0							
<b>Harry Dorish, R</b> OBP: 0.172, SLG: 0.172 (1, 1)				HR 1B						3	1	1	0	0	0	0							
<b>Inning Stats</b>	R: 0 E: 0 K: 0 S: 5	H: 2 LOB: 2 BB: 0 P: 5	R: 0 E: 0 K: 2 S: 7	H: 0 LOB: 0 BB: 0 P: 7	R: 2 E: 0 K: 0 S: 5	H: 2 LOB: 1 BB: 1 P: 9	R: 0 E: 0 K: 1 S: 5	H: 1 LOB: 0 BB: 0 P: 5	R: 0 E: 0 K: 0 S: 4	H: 1 LOB: 2 BB: 1 P: 8	R: 0 E: 0 K: 0 S: 3	H: 0 LOB: 0 BB: 0 P: 3	R: 0 E: 0 K: 0 S: 3	H: 0 LOB: 0 BB: 0 P: 3	R: 3 E: 0 K: 1 S: 8	H: 3 LOB: 0 BB: 0 P: 8		R: 0 E: 0 K: 0 S: 8	H: 0 LOB: 0 BB: 0 P: 8	1B: 6 2B: 1 3B: 0 HR: 2	SF: 0 SAC: 0 DP: 0 HBP: 0	WP: 0 PB: 0 CS: 1	PA: 34
<b>PITCHER</b> <b>Bob Porterfield, R</b> ERA: 4.33 (1, 1)	IP: 8.0 WLS: L BF: 34 H: 9 R: 5 ER: 5 SO: 4 BB: 2 IBB: 0 HBP: 0 BLK: 0 WP: 0 HR: 2 S: 40 P: 48 ERA: 5.62 WHIP: 1.375																						




Batter	1	2	3	4	5	6	7	8	9	AB	R	H	RBI	BB	SO	LOB	TOP		
<b>Eddie Yost, R</b> OBP: 0.386, SLG: 0.386 (1,5)	0-0 1-4-3			0-0 5-3		0-0 F7			0-0 HR	4	1	1	1	0	0	0	<b>Washington Senators @ Chicago White Sox</b> Comiskey Park, Chicago, IL Fri Jul 17 1953, 4:33 AM EDT Att: 23,278 - Unknown <a href="http://livebaseballscorecards.com">livebaseballscorecards.com</a>		
<b>Pete Runnels, L</b> OBP: 0.341, SLG: 0.292 (1,6)	0-0 G3			0-0 F1			0-0 F9		0-3 K	4	0	0	0	0	1	0			
<b>Mickey Vernon, L</b> OBP: 0.380, SLG: 0.471 (1,3)	0-0 3-1			0-0 L7			0-0 2B		0-0 L8	4	0	1	0	0	0	0			
<b>Clyde Vollmer, R</b> OBP: 0.348, SLG: 0.364 (1,7)		0-0 F9			0-0 3-1			0-0 F8		3	0	0	0	0	0	1			
<b>Jackie Jensen, R</b> OBP: 0.368, SLG: 0.427 (1,9)		0-3 K			0-3 K			0-0 F8		3	0	0	0	0	2	1			
<b>Jim Busby, R</b> OBP: 0.339, SLG: 0.395 (1,8)		0-0 6-3			0-0 2B				0-0 F3	3	0	1	0	0	0	0			
<b>Wayne Terwilliger, R</b> OBP: 0.345, SLG: 0.331 (1,4)			0-0 F8		0-3 K			0-0 P4		3	0	0	0	0	1	1			
<b>Ed Fitz Gerald, R</b> OBP: 0.300, SLG: 0.331 (1,2)			0-3 K			0-0 L5			0-0 6-3	3	0	0	0	0	1	0			
<b>Connie Marrero, R</b> OBP: 0.233, SLG: 0.148 (1,1)			0-0 6-3			0-0 4-3			0-3 K	2	0	0	0	0	0	0			
<b>Kite Thomas, R</b> OBP: 0.197, SLG: 0.190 (9, PH)										1	0	0	0	0	1	0			
<b>Inning Stats</b>	R: 0 E: 0 K: 0 S: 3	H: 0 LOB: 0 BB: 0 P: 3	R: 0 E: 0 K: 1 S: 5	H: 0 LOB: 0 BB: 0 P: 5	R: 0 E: 0 K: 1 S: 5	H: 0 LOB: 0 BB: 0 P: 5	R: 0 E: 0 K: 0 S: 3	H: 1 LOB: 1 BB: 0 P: 3	R: 0 E: 0 K: 0 S: 8	H: 0 LOB: 0 BB: 0 P: 3	R: 0 E: 0 K: 0 S: 4	H: 1 LOB: 1 BB: 0 P: 4	R: 0 E: 0 K: 0 S: 3	H: 0 LOB: 0 BB: 0 P: 3	R: 1 E: 0 K: 2 S: 8	H: 1 LOB: 0 BB: 0 P: 8	1B: 0 2B: 2 3B: 0 HR: 1	SF: 0 SAC: 0 DP: 0 HBP: 0	WP: 0 PA: 30 CS: 0
<b>PITCHER</b> <b>Virgil Trucks, R</b> ERA: 2.82 (1,1)	IP: 9.0 WLS: W BF: 30 H: 3 R: 1 ER: 1 SO: 6 BB: 0 IBB: 0 HBP: 0 BLK: 0 WP: 0 HR: 1 S: 42 P: 42 ERA: 1.00 WHIP: 0.333															<b>PITCHER</b>			

Batter	1	2	3	4	5	6	7	8	9	AB	R	H	RBI	BB	SO	LOB	BOTTOM		
<b>Nellie Fox, L</b> OBP: 0.348, SLG: 0.392 (1,4)	0-0 E1			4-0 SH5-3 HR		0-0 F7	0-0 1B			3	1	1	1	1	0	0	<b>Washington Senators @ Chicago White Sox</b> Comiskey Park, Chicago, IL Fri Jul 17 1953, 4:33 AM EDT Att: 23,278 - Unknown <a href="http://livebaseballscorecards.com">livebaseballscorecards.com</a>		
<b>Ferns Fain, L</b> OBP: 0.427, SLG: 0.379 (1,3)	0-0 G4-6-3			0-0 SH5-3		0-0 WP 1B	0-0 F7			3	1	1	0	0	0	2			
<b>Minnie Minoso, R</b> OBP: 0.423, SLG: 0.490 (1,7)	0-0 F2			0-0 2H HR		0-0 5-3		0-0 1-3		4	1	1	2	0	0	1			
<b>Sam Mele, R</b> OBP: 0.386, SLG: 0.470 (1,9)		0-0 6-3		0-0 L8		0-0 BB 1B		0-0 6-3		4	0	1	1	0	0	0			
<b>Jim Rivera, L</b> OBP: 0.340, SLG: 0.413 (1,8)		0-0 CS 1B		0-0 F2		0-0 1-2 BB		0-0 L9		3	0	1	0	1	0	0			
<b>Rocky Krenich, R</b> OBP: 0.276, SLG: 0.313 (1,5)		0-0 5-3			0-0 P4	0-0 P5				3	0	0	0	0	0	3			
<b>Sherm Lollar, R</b> OBP: 0.398, SLG: 0.428 (1,2)			0-0 F5		0-0 1-3			0-0 F5		3	0	0	0	0	0	0			
<b>Chico Carrasquel, R</b> OBP: 0.318, SLG: 0.342 (1,6)			0-0 P6		0-0 BB			0-0 1B 2B		2	1	1	0	1	0	0			
<b>Virgil Trucks, R</b> OBP: 0.191, SLG: 0.213 (1,1)			0-0 6-3		0-0 P6			0-0 F2		3	0	0	0	0	0	2			
<b>Inning Stats</b>	R: 0 E: 1 K: 0 S: 3	H: 0 LOB: 0 BB: 0 P: 3	R: 0 E: 0 K: 0 S: 3	H: 1 LOB: 0 BB: 0 P: 3	R: 0 E: 0 K: 0 S: 4	H: 0 LOB: 0 BB: 1 P: 8	R: 0 E: 0 K: 0 S: 3	H: 0 LOB: 1 BB: 1 P: 7	R: 1 E: 0 K: 0 S: 5	H: 2 LOB: 2 BB: 1 P: 9	R: 1 E: 0 K: 0 S: 5	H: 2 LOB: 1 BB: 0 P: 5	R: 0 E: 0 K: 0 S: 3	H: 0 LOB: 0 BB: 0 P: 3	R: 0 E: 0 K: 0 S: 3	H: 0 LOB: 0 BB: 0 P: 3	1B: 4 2B: 1 3B: 0 HR: 1	SF: 0 SAC: 1 DP: 1 HBP: 0	WP: 1 PA: 32 CS: 1
<b>PITCHER</b> <b>Connie Marrero, R</b> ERA: 3.16 (1,1)	IP: 8.0 WLS: L BF: 32 H: 6 R: 4 ER: 4 SO: 0 BB: 3 IBB: 0 HBP: 0 BLK: 0 WP: 1 HR: 1 S: 29 P: 41 ERA: 4.50 WHIP: 1.125															<b>PITCHER</b>			



Batter	1	2	3	4	5	6	7	8	9	AB	R	H	RBI	BB	SO	LOB	TOP										
<b>Eddie Yost, R</b> OBP: 0.388, SLG: 0.394 (1, 5)	L7						BB 1B	K		2	1	0	0	3	1	0	<b>Washington Senators @ Chicago White Sox</b> Comiskey Park, Chicago, IL Sat Jul 18 1953, 4:33 AM EDT Att: 12,122 - Unknown 										
<b>Pete Runnels, L</b> OBP: 0.342, SLG: 0.295 (1, 6)	WP 2B	4-3		1-3			BB 1B		K	4	1	1	0	1	1	5											
<b>Mickey Vernon, L</b> OBP: 0.383, SLG: 0.480 (1, 3)	K			HR			1B BLK			4	2	2	1	1	1	1											
<b>Clyde Vollmer, R</b> OBP: 0.347, SLG: 0.363 <b>Gil Coan, L</b> OBP: 0.097, SLG: 0.133 (7, PR) (7, 7)	K			K			BLK WP 1B		K	4	0	1	2	0	2	1											
<b>Jackie Jensen, R</b> OBP: 0.368, SLG: 0.427 (1, 9)				1-3			1B S			5	1	2	1	0	0	1											
<b>Jim Busby, R</b> OBP: 0.335, SLG: 0.390 (1, 8)	K			K			L5 P9			4	0	0	0	0	2	2											
<b>Wayne Terwilliger, R</b> OBP: 0.344, SLG: 0.330 (1, 4)							5-3		K	4	0	1	0	0	1	3											
<b>Ed Fitz Gerald, R</b> OBP: 0.299, SLG: 0.329 (1, 2)							P6		6-3	4	0	1	1	0	1	1											
<b>Johnny Schmitz, R</b> OBP: 0.105, SLG: 0.105 <b>Jerry Lane, R</b> (3, 1)							6-3			1	0	1	0	0	0	0											
<b>Tommy Byrne, L</b> OBP: 0.231, SLG: 0.206 (7, PH) (7, 1)									F5	1	0	0	0	0	0	1											
<b>Sonny Dixon, S</b> OBP: 0.240, SLG: 0.217 (8, 1)										2	0	0	0	0	1	0											
<b>Inning Stats</b>	R: 0 E: 0 K: 2 S: 8	H: 1 LOB: 1 BB: 0 P: 8	R: 1 E: 0 K: 1 S: 8	H: 3 LOB: 3 BB: 1 P: 12	R: 1 E: 0 K: 2 S: 8	H: 1 LOB: 0 BB: 0 P: 8	R: 0 E: 0 K: 1 S: 6	H: 1 LOB: 2 BB: 1 P: 10	R: 0 E: 0 K: 0 S: 3	H: 0 LOB: 0 BB: 0 P: 3	R: 0 E: 0 K: 0 S: 3	H: 0 LOB: 0 BB: 0 P: 3	R: 4 E: 0 K: 2 S: 9	H: 2 LOB: 2 BB: 3 P: 21	R: 0 E: 0 K: 1 S: 5	H: 0 LOB: 0 BB: 0 P: 5	R: 0 E: 0 K: 2 S: 8	H: 1 LOB: 1 BB: 0 P: 8	1B: 7 2B: 1 3B: 0 HR: 1	SF: 0 SAC: 0 DP: 0 HBP: 0	WP: 2 PB: 0 CS: 0	PA: 41					
<b>PITCHER</b>	IP	WLS	BF	H	R	ER	SO	BB	IBB	HBP	BLK	WP	HR	S	P	ERA	WHIP										
<b>Saul Rogovin, R</b> ERA: 5.6 (1, 1)	6.1		29	6	4	4	7	4	0	0	0	1	1	39	55	5.68	1.579										
<b>Harry Dorish, R</b> ERA: 2.6 (7, 1)	2.2	W	12	3	2	2	4	1	0	0	1	1	0	19	23	6.75	1.500										

Batter	1	2	3	4	5	6	7	8	9	AB	R	H	RBI	BB	SO	LOB	BOTTOM										
<b>Nellie Fox, L</b> OBP: 0.345, SLG: 0.388 (1, 4)	F7	SH5-4		F7						4	0	0	0	0	2	2	<b>Washington Senators @ Chicago White Sox</b> Comiskey Park, Chicago, IL Sat Jul 18 1953, 4:33 AM EDT Att: 12,122 - Unknown 										
<b>Feris Fain, L</b> OBP: 0.434, SLG: 0.389 (1, 3)	BB 1B	1B		1B						5	2	5	1	0	0	0											
<b>Minnie Minoso, R</b> OBP: 0.426, SLG: 0.491 (1, 7)	BB 1B	1B		F8						4	2	2	2	1	0	2											
<b>Sam Mele, R</b> OBP: 0.383, SLG: 0.465 (1, 9)	F8	F8		4-3						5	1	1	0	0	0	6											
<b>Jim Rivera, L</b> OBP: 0.341, SLG: 0.412 (1, 8)	1B BB	K								4	0	1	1	1	1	4											
<b>Rocky Krenich, R</b> OBP: 0.308, SLG: 0.337 (1, 5)	1B			CS						3	1	3	4	1	0	0											
<b>Red Wilson, R</b> OBP: 0.354, SLG: 0.323 <b>Sherm Lollar, R</b> OBP: 0.396, SLG: 0.426 (1, 2) (8, 2)	L6									3	1	0	0	1	1	4											
<b>Chico Carrasquel, R</b> OBP: 0.322, SLG: 0.348 (1, 6)		SH5-4 1B		6-3						4	1	2	2	1	0	1											
<b>Saul Rogovin, R</b> OBP: 0.242, SLG: 0.107 <b>Harry Dorish, R</b> OBP: 0.167, SLG: 0.167 (1, 1) (7, 1)	SH 1B	SH5-4 1B		1B F8						1	2	0	0	1	1	2											
<b>Inning Stats</b>	R: 2 E: 0 K: 0 S: 5	H: 2 LOB: 2 BB: 2 P: 13	R: 2 E: 0 K: 1 S: 9	H: 3 LOB: 2 BB: 0 P: 9	R: 0 E: 0 K: 1 S: 5	H: 1 LOB: 0 BB: 0 P: 5	R: 1 E: 0 K: 0 S: 4	H: 1 LOB: 1 BB: 1 P: 8	R: 0 E: 0 K: 1 S: 6	H: 1 LOB: 2 BB: 1 P: 10	R: 0 E: 0 K: 0 S: 4	H: 1 LOB: 1 BB: 0 P: 4	R: 2 E: 0 K: 0 S: 4	H: 1 LOB: 1 BB: 2 P: 12	R: 3 E: 0 K: 0 S: 7	H: 4 LOB: 1 BB: 0 P: 7		R: 0 E: 0 K: 0 S: 1	H: 0 LOB: 0 BB: 0 P: 0	1B: 13 2B: 1 3B: 0 HR: 0	SF: 0 SAC: 3 DP: 0 HBP: 0	WP: 0 PB: 0 CS: 1	PA: 44				
<b>PITCHER</b>	IP	WLS	BF	H	R	ER	SO	BB	IBB	HBP	BLK	WP	HR	S	P	ERA	WHIP										
<b>Johnny Schmitz, L</b> ERA: 4.0 (1, 1)	2.0		15	6	4	4	1	2	0	0	0	0	0	15	23	18.00	4.000										
<b>Jerry Lane, R</b> ERA: 2.79 (3, 1)	4.0		16	3	1	1	2	1	1	0	0	0	0	18	26	2.25	1.000										
<b>Tommy Byrne, L</b> ERA: 6.16 (7, 1)	1.0	L	6	1	2	2	0	2	0	0	0	0	0	4	12	18.00	3.000										
<b>Sonny Dixon, R</b> ERA: 3.35 (8, 1)	1.0		7	4	3	3	0	0	0	0	0	0	0	7	7	27.00	4.000										



Batter	1	2	3	4	5	6	7	8	9	AB	R	H	RBI	BB	SO	LOB	TOP										
<b>Eddie Yost, R</b> OBP: 0.390, SLG: 0.393 (1, 5)										3	1	1	0	1	0	0	<b>Washington Senators @ St. Louis Browns</b> Sportsman's Park, St. Louis, MO Sun Jul 19 1953, 4:33 AM EDT Unknown <a href="http://livebaseballscorecards.com">livebaseballscorecards.com</a>										
<b>Jerry Snyder, R</b> OBP: 0.615, SLG: 0.692 (1, 6)										4	1	2	0	0	0	3											
<b>Mickey Vernon, L</b> OBP: 0.384, SLG: 0.483 (1, 3)										4	0	2	0	0	0	1											
<b>Clyde Vollmer, R</b> OBP: 0.349, SLG: 0.373 (1, 7)										3	1	1	2	1	0	2											
<b>Jackie Jensen, R</b> OBP: 0.367, SLG: 0.425 (1, 9)										4	0	1	1	0	0	0											
<b>Jim Busby, R</b> OBP: 0.332, SLG: 0.385 (1, 8)										4	0	0	0	0	0	2											
<b>Wayne Terwilliger, R</b> OBP: 0.342, SLG: 0.327 (9, PH)										3	0	0	0	0	1	0											
<b>Ed Fitz Gerald, R</b> OBP: 0.294, SLG: 0.323 (9, PH)										3	0	0	0	0	0	0											
<b>Tommy Byrne, L</b> OBP: 0.225, SLG: 0.200 (8, PH)										1	0	0	0	0	0	0											
<b>Al Sima, R</b> OBP: 0.182, SLG: 0.182 (8, PH)										2	0	1	0	0	0	0											
<b>Kite Thomas, R</b> OBP: 0.210, SLG: 0.254 (8, PH)										1	1	1	1	0	0	0											
<b>Sonny Dixon, S</b> OBP: 0.240, SLG: 0.217 (8, 1)										0	0	0	0	0	0	0											
<b>Inning Stats</b>	R: 1 E: 0 K: 0 S: 5	H: 3 LOB: 2 BB: 1 P: 9	R: 0 E: 0 K: 0 S: 3	H: 0 LOB: 0 BB: 0 P: 3	R: 0 E: 0 K: 0 S: 4	H: 2 LOB: 1 BB: 0 P: 4	R: 0 E: 0 K: 0 S: 3	H: 0 LOB: 0 BB: 0 P: 3	R: 0 E: 0 K: 0 S: 3	H: 0 LOB: 0 BB: 0 P: 3	R: 0 E: 0 K: 1 S: 5	H: 0 LOB: 0 BB: 0 P: 5	R: 0 E: 0 K: 0 S: 6	H: 3 LOB: 0 BB: 0 P: 6	R: 0 E: 0 K: 0 S: 3	H: 0 LOB: 0 BB: 0 P: 3	1B: 6 2B: 2 3B: 0 HR: 2	SF: 0 SAC: 0 DP: 2 HBP: 0	WP: 0 PB: 0 SB: 0 CS: 0	PA: 35							
<b>PITCHER</b>	IP	WLS	BF	H	R	ER	SO	BB	IBB	HBP	BLK	WP	HR	S	P	ERA	WHIP										
<b>Harry Brecheen, L</b> ERA: 3.3 (1, 1)	7.2	W	31	9	4	4	1	2	0	0	0	0	2	31	39	4.70	1.435										
<b>Satchel Paige, R</b> ERA: 3.35 (8, 1)	1.1	S	4	0	0	0	0	0	0	0	0	0	0	4	4	0.00	0.000										

Batter	1	2	3	4	5	6	7	8	9	AB	R	H	RBI	BB	SO	LOB	BOTTOM										
<b>Johnny Groth, R</b> OBP: 0.309, SLG: 0.375 (1, 8)										5	0	0	0	0	0	2	<b>Washington Senators @ St. Louis Browns</b> Sportsman's Park, St. Louis, MO Sun Jul 19 1953, 4:33 AM EDT Unknown <a href="http://livebaseballscorecards.com">livebaseballscorecards.com</a>										
<b>Dick Kokos, L</b> OBP: 0.412, SLG: 0.460 (1, 7)										2	3	2	0	2	0	0											
<b>Roy Sievers, R</b> OBP: 0.336, SLG: 0.383 (1, 3)										3	1	2	2	0	0	1											
<b>Don Lenhardt, R</b> OBP: 0.401, SLG: 0.500 (1, 9)										3	0	1	1	1	0	0											
<b>Jim Dyck, R</b> OBP: 0.305, SLG: 0.322 (1, 5)										4	0	0	1	0	1	4											
<b>Les Moss, R</b> OBP: 0.324, SLG: 0.372 (1, 2)										4	1	1	1	0	1	4											
<b>Bobby Young, L</b> OBP: 0.333, SLG: 0.365 (1, 4)										3	0	0	0	1	0	2											
<b>Billy Hunter, R</b> OBP: 0.280, SLG: 0.271 (1, 6)										3	0	0	0	0	1	3											
<b>Harry Brecheen, L</b> OBP: 0.136, SLG: 0.136 (8, 1)										3	0	1	0	0	0	0											
<b>Satchel Paige, R</b> ERA: 3.31 (8, 1)										1	0	0	0	0	1	0											
<b>Inning Stats</b>	R: 2 E: 0 K: 0 S: 5	H: 2 LOB: 0 BB: 0 P: 5	R: 0 E: 0 K: 0 S: 4	H: 1 LOB: 2 BB: 0 P: 5	R: 1 E: 0 K: 1 S: 7	H: 2 LOB: 3 BB: 2 P: 15	R: 0 E: 0 K: 0 S: 3	H: 0 LOB: 0 BB: 1 P: 7	R: 1 E: 0 K: 1 S: 6	H: 1 LOB: 0 BB: 0 P: 6	R: 0 E: 0 K: 0 S: 3	H: 0 LOB: 0 BB: 0 P: 3	R: 1 E: 0 K: 1 S: 7	H: 1 LOB: 2 BB: 1 P: 11	R: 0 E: 0 K: 1 S: 5	H: 0 LOB: 0 BB: 0 P: 5	1B: 5 2B: 0 3B: 0 HR: 2	SF: 0 SAC: 1 DP: 0 HBP: 1	WP: 0 PB: 2 SB: 0 CS: 0	PA: 37							
<b>PITCHER</b>	IP	WLS	BF	H	R	ER	SO	BB	IBB	HBP	BLK	WP	HR	S	P	ERA	WHIP										
<b>Al Sima, L</b> ERA: 3.05 (1, 1)	7.0	L	34	7	5	5	3	4	0	1	0	0	2	35	52	6.43	1.571										
<b>Sonny Dixon, R</b> ERA: 3.31 (8, 1)	1.0		3	0	0	0	1	0	0	0	0	0	0	5	5	0.00	0.000										



Batter	1	2	3	4	5	6	7	8	9	AB	R	H	RBI	BB	SO	LOB	TOP																				
<b>Eddie Yost, R</b> OBP: 0.391, SLG: 0.390 (1, 5)	F9		1B 2B BB						F8	3	2	0	0	3	1	1	<b>Washington Senators @ St. Louis Browns</b> Sportsman's Park, St. Louis, MO Sun Jul 19 1953, 4:38 AM EDT Att: 4,267 - Unknown  <b>AB 42</b> <b>R 13</b> <b>H 16</b> <b>RBI 12</b> <b>BB 8</b> <b>SO 6</b> <b>LOB 26</b>																				
<b>Pete Runnels, L</b> OBP: 0.341, SLG: 0.292 (1, 6)	G3		2B 1B		L9		FC1-5		1B BB	5	2	1	0	1	0	3																					
<b>Mickey Vernon, L</b> OBP: 0.386, SLG: 0.485 (1, 3)	1B		2B	HBP	1B BB		E4		F9	5	2	2	2	1	1	3																					
<b>Kite Thomas, R</b> OBP: 0.235, SLG: 0.266 (1, 7)	F8		2B 1B BB		BB HBP		F8		1B 1B	5	3	2	1	1	0	4																					
<b>Jackie Jensen, R</b> OBP: 0.369, SLG: 0.427 (1, 9)	K		1B 2B	1-3 2-H	1B HBP		4-3		1B 1B	5	2	2	2	0	1	3																					
<b>Jim Busby, R</b> OBP: 0.329, SLG: 0.382 (1, 8)	K		F8		F8		F8		1B	6	0	1	1	0	1	5																					
<b>Mel Hoderlein, S</b> OBP: 0.444, SLG: 0.333 (1, 4)	1B		1B	2-H	E BB		BB		1B	3	1	3	3	2	0	0																					
<b>Mickey Grasso, R</b> OBP: 0.278, SLG: 0.310 (1, 2)	1B		K	2-H	E8 1B		F8		G4-6-3 1B	5	1	3	2	0	1	2																					
<b>Chuck Stobbs, L</b> OBP: 0.250, SLG: 0.217 (1, 1)	K		1-3		1B		FC1-5 BB		G4-6-3	5	0	2	1	0	1	5																					
<b>Inning Stats</b>	R: 0 E: 0 K: 0 S: 4	H: 1 LOB: 1 BB: 0 P: 4	R: 0 E: 0 K: 3 S: 11	H: 2 LOB: 2 BB: 0 P: 11	R: 5 E: 0 K: 1 S: 9	H: 4 LOB: 1 BB: 2 P: 17	R: 6 E: 1 K: 1 S: 8	H: 3 LOB: 1 BB: 3 P: 21	R: 0 E: 0 K: 1 S: 5	H: 0 LOB: 0 BB: 1 P: 5	R: 0 E: 0 K: 0 S: 3	H: 0 LOB: 1 BB: 1 P: 7	R: 0 E: 1 K: 0 S: 5	H: 1 LOB: 3 BB: 1 P: 9	R: 0 E: 0 K: 0 S: 4	H: 2 LOB: 1 BB: 0 P: 4	R: 2 E: 0 K: 0 S: 5	H: 3 LOB: 2 BB: 1 P: 9	1B: 14 2B: 2 3B: 0 HR: 0	SF: 0 SAC: 0 DP: 1 HBP: 1	WP: 0 PB: 0 CS: 0	PA: 51															
<b>PITCHER</b>	IP	WLS	BF	H	R	ER	SO	BB	IBB	HBP	BLK	WP	HR	S	P	ERA	WHIP	<b>PITCHER</b>		IP	WLS	BF	H	R	ER	SO	BB	IBB	HBP	BLK	WP	HR	S	P	ERA	WHIP	
<b>Lou Kretlow, R</b> ERA: 4.68 (1, 1)	2.0	L	13	5	4	4	3	2	0	0	0	0	0	17	25	18.00	3.500																				
<b>Bobo Holloman, R</b> ERA: 5.23 (3, 1)	1.2		12	3	6	6	1	3	0	1	0	0	0	10	23	32.40	3.600																				
<b>Bob Cain, L</b> ERA: 4.54 (4, 1)	3.1		16	3	1	0	2	2	0	0	0	0	0	18	26	0.00	1.500																				
<b>Don Larsen, R</b> ERA: 4.28 (8, 1)	2.0		10	5	2	2	0	1	0	0	0	0	0	9	13	9.00	3.000																				

Batter	1	2	3	4	5	6	7	8	9	AB	R	H	RBI	BB	SO	LOB	BOTTOM																				
<b>Johnny Groth, R</b> OBP: 0.308, SLG: 0.375 (1, 8)	E6 HR		1B 2B		5-3		L1		F7	5	2	1	0	0	0	1	<b>Washington Senators @ St. Louis Browns</b> Sportsman's Park, St. Louis, MO Sun Jul 19 1953, 4:38 AM EDT Att: 4,267 - Unknown  <b>AB 34</b> <b>R 4</b> <b>H 8</b> <b>RBI 4</b> <b>BB 2</b> <b>SO 5</b> <b>LOB 12</b>																				
<b>Dick Kokos, L</b> OBP: 0.409, SLG: 0.455 (1, 7)	F9		F2		G5-3 BB 1B		K			4	0	1	0	0	1	2																					
<b>Roy Sievers, R</b> OBP: 0.344, SLG: 0.403 (1, 3)	1-H HR		2-H 1B		1-2 BB		F8			3	1	2	3	1	0	0																					
<b>Don Lenhardt, R</b> OBP: 0.391, SLG: 0.486 (1, 9)	K		F9		G5-3		K			4	0	0	0	0	2	3																					
<b>Clint Courtney, L</b> OBP: 0.317, SLG: 0.379 (1, 2)	4-3		L3				F9		4-3	4	0	0	0	0	0	1																					
<b>Jim Dyck, R</b> OBP: 0.312, SLG: 0.339 (1, 5)		SH1-3 BB			F8		3-1 1B		HR	3	1	2	1	1	0	0																					
<b>Bobby Young, L</b> OBP: 0.331, SLG: 0.362 (1, 4)		SH1-3			6-3		3-1		4-3	3	0	0	0	0	0	1																					
<b>Billy Hunter, R</b> OBP: 0.279, SLG: 0.271 (1, 6)		F8			1B		5-3		F8	4	0	1	0	0	0	2																					
<b>Lou Kretlow, R</b> OBP: 0.222, SLG: 0.155 (3, 1)										1	0	0	0	0	0	1																					
<b>Bobo Holloman, R</b> OBP: 0.195, SLG: 0.105 (4, 1)										0	0	0	0	0	0	0																					
<b>Bob Cain, L</b> OBP: 0.245, SLG: 0.292 (7, PH)										1	0	0	0	0	1	1																					
<b>Don Larsen, R</b> OBP: 0.226, SLG: 0.318 (8, PH)										1	0	0	0	0	1	0																					
<b>Neil Berry, R</b> OBP: 0.304, SLG: 0.393 (9, PH)										1	0	1	0	0	0	0																					
<b>Inning Stats</b>	R: 2 E: 1 K: 1 S: 7	H: 1 LOB: 0 BB: 0 P: 7	R: 0 E: 0 K: 0 S: 3	H: 0 LOB: 1 BB: 1 P: 7	R: 1 E: 0 K: 0 S: 5	H: 2 LOB: 1 BB: 0 P: 5	R: 0 E: 0 K: 1 S: 6	H: 1 LOB: 1 BB: 0 P: 6	R: 0 E: 0 K: 0 S: 3	H: 1 LOB: 1 BB: 1 P: 7	R: 0 E: 0 K: 0 S: 4	H: 1 LOB: 1 BB: 0 P: 4	R: 0 E: 0 K: 2 S: 7	H: 0 LOB: 0 BB: 0 P: 7	R: 0 E: 0 K: 1 S: 5	H: 0 LOB: 0 BB: 0 P: 5	R: 1 E: 0 K: 0 S: 5	H: 2 LOB: 1 BB: 0 P: 5	1B: 5 2B: 1 3B: 0 HR: 2	SF: 0 SAC: 1 DP: 1 HBP: 0	WP: 0 PB: 0 CS: 0	PA: 37															
<b>PITCHER</b>	IP	WLS	BF	H	R	ER	SO	BB	IBB	HBP	BLK	WP	HR	S	P	ERA	WHIP	<b>PITCHER</b>		IP	WLS	BF	H	R	ER	SO	BB	IBB	HBP	BLK	WP	HR	S	P	ERA	WHIP	
<b>Chuck Stobbs, L</b> ERA: 3.79 (1, 1)	9.0	W	37	8	4	3	5	2	0	0	0	0	2	45	53	3.00	1.111																				





Batter	1	2	3	4	5	6	7	8	9	10	AB	R	H	RBI	BB	SO	LOB	TOP	
<b>Eddie Yost, R</b> OBP: 0.393, SLG: 0.391 (1.5)											4	1	1	0	2	0	1	<b>Washington Senators @ Detroit Tigers</b> Briggs Stadium, Detroit, MI Tue Jul 21 1953, 4:33 AM EDT Att: 3,565 - Unknown	
<b>Pete Runnels, L</b> OBP: 0.341, SLG: 0.293 (1.6)											6	2	2	0	0	0	4		
<b>Mickey Vernon, L</b> OBP: 0.391, SLG: 0.499 (1.3)											4	2	3	4	1	0	0		
<b>Kite Thomas, R</b> OBP: 0.233, SLG: 0.261 (1.7)											5	0	1	0	0	1	4		
<b>Johnny Schmitz, R</b> OBP: 0.105, SLG: 0.105 (9.1)											0	0	0	0	0	0	0		
<b>Jerry Lane, R</b> (10.1)											0	0	0	0	0	0	0		
<b>Jackie Jensen, R</b> OBP: 0.372, SLG: 0.433 (1.9)											5	1	3	2	0	1	0		
<b>Jim Busby, R</b> OBP: 0.331, SLG: 0.381 (1.8)											3	0	1	0	1	0	0		
<b>Mel Hoderlein, S</b> OBP: 0.391, SLG: 0.300 (1.4)											5	0	1	1	0	2	5		
<b>Mickey Grasso, R</b> OBP: 0.272, SLG: 0.302 (1.2)											3	0	0	0	0	1	3		
<b>Clyde Volmer, R</b> OBP: 0.348, SLG: 0.372 (9. PH)											1	0	0	0	0	0	0		
<b>Ed Fitz Gerald, R</b> OBP: 0.298, SLG: 0.327 (9.2)											1	0	1	0	0	0	0		
<b>Bob Porterfield, R</b> OBP: 0.344, SLG: 0.534 (1.1)											2	0	0	0	0	1	0		
<b>Sonny Dixon, S</b> OBP: 0.231, SLG: 0.208 (6.1)											1	0	0	0	0	1	0		
<b>Gil Coan, L</b> OBP: 0.121, SLG: 0.156 (9. PH)											2	1	1	0	0	1	2		
<b>Gil Coan, L</b> OBP: 0.121, SLG: 0.156 (9.7)											2	1	1	0	0	1	2		
<b>Inning Stats</b>	R: 2 E: 0 K: 1 S: 8	H: 4 LOB: 2 BB: 1 P: 12	R: 0 E: 0 K: 0 S: 3	H: 0 LOB: 0 BB: 0 P: 3	R: 0 E: 0 K: 1 S: 5	H: 0 LOB: 0 BB: 0 P: 3	R: 0 E: 0 K: 2 S: 7	H: 0 LOB: 0 BB: 0 P: 7	R: 1 E: 0 K: 0 S: 6	H: 3 LOB: 2 BB: 1 P: 10	R: 0 E: 0 K: 1 S: 5	H: 0 LOB: 0 BB: 0 P: 5	R: 0 E: 0 K: 0 S: 6	H: 3 LOB: 0 BB: 0 P: 6	R: 1 E: 0 K: 1 S: 8	H: 3 LOB: 3 BB: 1 P: 12	1B: 10 2B: 3 3B: 0 HR: 1	SF: 0 SAC: 1 DP: 1 HBP: 0	WP: 0 PA: 47
<b>PITCHER</b>	IP WLS BF H R ER SO ERA WHIP	IP WLS BF H R ER SO ERA WHIP	IP WLS BF H R ER SO ERA WHIP	IP WLS BF H R ER SO ERA WHIP	IP WLS BF H R ER SO ERA WHIP	IP WLS BF H R ER SO ERA WHIP	IP WLS BF H R ER SO ERA WHIP	IP WLS BF H R ER SO ERA WHIP	IP WLS BF H R ER SO ERA WHIP	IP WLS BF H R ER SO ERA WHIP	IP WLS BF H R ER SO ERA WHIP	IP WLS BF H R ER SO ERA WHIP	IP WLS BF H R ER SO ERA WHIP	IP WLS BF H R ER SO ERA WHIP	IP WLS BF H R ER SO ERA WHIP	IP WLS BF H R ER SO ERA WHIP	IP WLS BF H R ER SO ERA WHIP	IP WLS BF H R ER SO ERA WHIP	
<b>Steve Gromek, R</b> ERA: 5.14 (1.1)	8.2	0.1	0.1	0.2	0.1	0.1	0.2	0.1	0.1	0.2	0.1	0.1	0.1	0.1	0.1	0.1	0.1	0.1	
<b>Ray Herbert, R</b> ERA: 6.6 (9.1)	0.1	0.1	0.1	0.1	0.1	0.1	0.1	0.1	0.1	0.1	0.1	0.1	0.1	0.1	0.1	0.1	0.1	0.1	
<b>Dick Weik, R</b> ERA: 10.8 (10.1)	0.1	0.1	0.1	0.1	0.1	0.1	0.1	0.1	0.1	0.1	0.1	0.1	0.1	0.1	0.1	0.1	0.1	0.1	
<b>Dave Madison, R</b> ERA: 5.96 (10.1)	0.2	0.2	0.2	0.2	0.2	0.2	0.2	0.2	0.2	0.2	0.2	0.2	0.2	0.2	0.2	0.2	0.2	0.2	

Batter	1	2	3	4	5	6	7	8	9	10	AB	R	H	RBI	BB	SO	LOB	BOTTOM	
<b>Harvey Kuenn, R</b> OBP: 0.363, SLG: 0.371 (1.6)											5	0	0	0	0	0	0	<b>Washington Senators @ Detroit Tigers</b> Briggs Stadium, Detroit, MI Tue Jul 21 1953, 4:33 AM EDT Att: 3,565 - Unknown	
<b>Johnny Pesky, L</b> OBP: 0.340, SLG: 0.372 (1.4)											3	2	2	0	1	0	0		
<b>Jerry Priddy, R</b> OBP: 0.333, SLG: 0.301 (9.4)											1	0	0	0	0	0	0		
<b>Ray Boone, R</b> OBP: 0.367, SLG: 0.500 (1.5)											5	3	2	2	0	1	2		
<b>Jim Delsing, L</b> OBP: 0.363, SLG: 0.440 (1.8)											5	0	0	0	0	0	4		
<b>Bob Nieman, R</b> OBP: 0.355, SLG: 0.447 (1.7)											3	0	1	1	1	0	0		
<b>Steve Souchock, R</b> OBP: 0.310, SLG: 0.475 (9.7)											0	0	0	0	0	0	0		
<b>Pat Mullin, L</b> OBP: 0.375, SLG: 0.397 (10. PH)											0	1	0	0	1	0	0		
<b>Walt Dropo, R</b> OBP: 0.280, SLG: 0.374 (1.3)											5	0	2	2	0	0	1		
<b>Al Kaline, R</b> OBP: 0.250, SLG: 0.250 (10. PR)											0	1	0	0	0	0	0		
<b>Don Lund, R</b> OBP: 0.338, SLG: 0.385 (1.9)											5	0	1	2	0	2	2		
<b>Johnny Bucha, R</b> OBP: 0.267, SLG: 0.241 (1.2)											4	0	1	0	0	0	0		
<b>Steve Gromek, S</b> OBP: 0.138, SLG: 0.095 (1.1)											3	0	0	0	0	1	1		
<b>Ray Herbert, R</b> ERA: 3.4 (9.1)											0	0	0	0	0	0	0		
<b>Matt Batts, R</b> OBP: 0.337, SLG: 0.430 (9. PH)											1	1	1	1	0	0	0		
<b>Dick Weik, R</b> OBP: 0.500, SLG: 1.000 (10.1)											0	0	0	0	0	0	0		
<b>Dave Madison, R</b> ERA: 3.6 (10.1)											0	0	0	0	0	0	0		
<b>Inning Stats</b>	R: 0 E: 0 K: 1 S: 6	H: 1 LOB: 1 BB: 0 P: 6	R: 0 E: 0 K: 1 S: 5	H: 0 LOB: 0 BB: 0 P: 5	R: 0 E: 0 K: 1 S: 5	H: 0 LOB: 0 BB: 0 P: 5	R: 1 E: 0 K: 0 S: 5	H: 2 LOB: 1 BB: 0 P: 5	R: 0 E: 0 K: 1 S: 5	H: 1 LOB: 1 BB: 0 P: 4	R: 2 E: 1 K: 0 S: 6	H: 2 LOB: 2 BB: 1 P: 10	R: 1 E: 0 K: 0 S: 4	H: 1 LOB: 0 BB: 0 P: 4	R: 2 E: 0 K: 0 S: 4	H: 2 LOB: 2 BB: 1 P: 8	1B: 5 2B: 3 3B: 0 HR: 2	SF: 0 SAC: 0 DP: 0 HBP: 0	WP: 1 PA: 43
<b>PITCHER</b>	IP WLS BF H R ER SO ERA WHIP	IP WLS BF H R ER SO ERA WHIP	IP WLS BF H R ER SO ERA WHIP	IP WLS BF H R ER SO ERA WHIP	IP WLS BF H R ER SO ERA WHIP	IP WLS BF H R ER SO ERA WHIP	IP WLS BF H R ER SO ERA WHIP	IP WLS BF H R ER SO ERA WHIP	IP WLS BF H R ER SO ERA WHIP	IP WLS BF H R ER SO ERA WHIP	IP WLS BF H R ER SO ERA WHIP	IP WLS BF H R ER SO ERA WHIP	IP WLS BF H R ER SO ERA WHIP	IP WLS BF H R ER SO ERA WHIP	IP WLS BF H R ER SO ERA WHIP	IP WLS BF H R ER SO ERA WHIP	IP WLS BF H R ER SO ERA WHIP	IP WLS BF H R ER SO ERA WHIP	
<b>Bob Porterfield, R</b> ERA: 4.24 (1.1)	5.0	3.0	1.0	1.0	1.0	1.0	1.0	1.0	1.0	1.0	1.0	1.0	1.0	1.0	1.0	1.0	1.0	1.0	
<b>Sonny Dixon, R</b> ERA: 3.4 (6.1)	3.0	1.0	1.0	1.0	1.0	1.0	1.0	1.0	1.0	1.0	1.0	1.0	1.0	1.0	1.0	1.0	1.0	1.0	
<b>Johnny Schmitz, L</b> ERA: 4.08 (9.1)	1.0	1.0	1.0	1.0	1.0	1.0	1.0	1.0	1.0	1.0	1.0	1.0	1.0	1.0	1.0	1.0	1.0	1.0	
<b>Jerry Lane, R</b> ERA: 3.6 (10.1)	0.2	0.2	0.2	0.2	0.2	0.2	0.2	0.2	0.2	0.2	0.2	0.2	0.2	0.2	0.2	0.2	0.2	0.2	

AB	42
R	7
H	14
RBI	7
BB	4
SO	8
LOB	19

AB	40
R	8
H	10
RBI	8
BB	3
SO	4
LOB	10










Batter	1	2	3	4	5	6	7	8	9	AB	R	H	RBI	BB	SO	LOB	TOP			
<b>Eddie Yost, R</b> OBP: 0.399, SLG: 0.390 (1, 5)										4	1	2	0	1	0	1	<b>Washington Senators @ Detroit Tigers</b> Briggs Stadium, Detroit, MI Thu Jul 23 1953, 4:38 AM EDT Att: 7,291 - Unknown			
<b>Pete Runnels, L</b> OBP: 0.337, SLG: 0.293 (1, 6)										5	0	1	0	0	0	3				
<b>Mickey Vernon, L</b> OBP: 0.392, SLG: 0.495 (1, 3)										4	0	1	1	0	1	3				
<b>Clyde Vollmer, R</b> OBP: 0.347, SLG: 0.374 (1, 7)										4	1	1	0	0	1	3				
<b>Jackie Jensen, R</b> OBP: 0.371, SLG: 0.433 (1, 9)										4	1	1	0	0	0	1				
<b>Jim Busby, R</b> OBP: 0.339, SLG: 0.393 (1, 8)										4	1	3	2	0	1	0				
<b>Wayne Terwilliger, R</b> OBP: 0.340, SLG: 0.323 (1, 4)										3	0	0	1	1	0	2				
<b>Mickey Grasso, R</b> OBP: 0.271, SLG: 0.301 (9, PR)										4	0	1	0	0	0	2				
<b>Jerry Snyder, R</b> OBP: 0.300, SLG: 0.563 (9, PR)										0	0	0	0	0	0	0				
<b>Connie Marrero, R</b> OBP: 0.250, SLG: 0.172 (7, PH)										2	0	1	0	0	0	0				
<b>Kite Thomas, R</b> OBP: 0.230, SLG: 0.257 (7, PH)										1	0	0	0	0	1	0				
<b>Jerry Lane, R</b> OBP: 0.310, SLG: 0.349 (9, PH)										0	0	0	0	0	0	0				
<b>Ed Fitz Gerald, R</b> OBP: 0.310, SLG: 0.349 (9, PH)										1	0	0	0	0	0	1				
<b>Inning Stats</b>	R: 0 E: 0 K: 1 S: 6	H: 1 LOB: 1 BB: 0 P: 6	R: 0 E: 0 K: 1 S: 5	H: 0 LOB: 1 BB: 1 P: 9	R: 0 E: 0 K: 0 S: 4	H: 1 LOB: 1 BB: 0 P: 4	R: 1 E: 0 K: 0 S: 5	H: 2 LOB: 1 BB: 0 P: 5	R: 1 E: 0 K: 0 S: 4	H: 1 LOB: 0 BB: 0 P: 4	R: 0 E: 0 K: 1 S: 5	H: 0 LOB: 0 BB: 0 P: 5	R: 1 E: 0 K: 0 S: 6	H: 3 LOB: 1 BB: 0 P: 5	R: 0 E: 0 K: 0 S: 4	H: 2 LOB: 1 BB: 0 P: 4	1B: 6 2B: 4 3B: 1 HR: 0	SF: 0 SAC: 0 DP: 1 HBP: 0	WP: 0 PB: 0 SB: 0 CS: 0	PA: 38
<b>PITCHER</b>	IP WLS BF H R ER SO BB IBB HBP BLK WP HR S P ERA WHIP																			
<b>Ted Gray, L</b> ERA: 3.96	(1, 1)	8.0 W 35	10 4 4 4	2 0 0 0	0 0 0 0	0 0 0 0	0 0 0 0	0 0 3 3	4.50 1.500											
<b>Steve Gromek, R</b> ERA: 5.06	(9, 1)	1.0 S 3	1 0 0 0	0 0 0 0	0 0 0 0	0 0 3 3	0.00 1.000													

Batter	1	2	3	4	5	6	7	8	9	AB	R	H	RBI	BB	SO	LOB	BOTTOM			
<b>Harvey Kuenn, R</b> OBP: 0.361, SLG: 0.372 (1, 6)										4	1	1	0	0	0	1	<b>Washington Senators @ Detroit Tigers</b> Briggs Stadium, Detroit, MI Thu Jul 23 1953, 4:38 AM EDT Att: 7,291 - Unknown			
<b>Jerry Priddy, R</b> OBP: 0.335, SLG: 0.307 (1, 4)										4	0	2	2	0	1	1				
<b>Ray Boone, R</b> OBP: 0.387, SLG: 0.504 (1, 5)										4	0	0	0	0	1	2				
<b>Jim Delsing, L</b> OBP: 0.366, SLG: 0.455 (1, 8)										3	1	2	1	1	0	1				
<b>Bob Nieman, R</b> OBP: 0.358, SLG: 0.455 (8, PR)										4	1	2	1	0	0	2				
<b>Al Kaline, R</b> OBP: 0.250, SLG: 0.250 (9, 7)										0	0	0	0	0	0	0				
<b>Walt Dropo, R</b> OBP: 0.282, SLG: 0.373 (1, 3)										4	0	0	0	0	1	2				
<b>Matt Batts, R</b> OBP: 0.337, SLG: 0.433 (1, 2)										3	1	1	0	0	1	0				
<b>Don Lund, R</b> OBP: 0.341, SLG: 0.383 (1, 9)										2	0	0	0	0	1	0				
<b>Ted Gray, S</b> OBP: 0.325, SLG: 0.250 (9, 1)										3	1	2	1	0	1	0				
<b>Steve Gromek, S</b> OBP: 0.136, SLG: 0.095 (9, 1)										0	0	0	0	0	0	0				
<b>Inning Stats</b>	R: 0 E: 0 K: 0 S: 4	H: 1 LOB: 2 BB: 1 P: 8	R: 0 E: 0 K: 2 S: 7	H: 0 LOB: 0 BB: 0 P: 7	R: 0 E: 0 K: 2 S: 7	H: 0 LOB: 0 BB: 0 P: 7	R: 1 E: 0 K: 0 S: 4	H: 1 LOB: 0 BB: 0 P: 4	R: 3 E: 0 K: 0 S: 7	H: 4 LOB: 1 BB: 0 P: 7	R: 1 E: 0 K: 1 S: 6	H: 1 LOB: 0 BB: 0 P: 6	R: 0 E: 0 K: 0 S: 3	H: 1 LOB: 0 BB: 0 P: 3	R: 0 E: 0 K: 1 S: 6	H: 2 LOB: 1 BB: 0 P: 6	1B: 6 2B: 2 3B: 0 HR: 2	SF: 0 SAC: 1 DP: 1 HBP: 0	WP: 0 PB: 0 SB: 0 CS: 1	PA: 34
<b>PITCHER</b>	IP WLS BF H R ER SO BB IBB HBP BLK WP HR S P ERA WHIP																			
<b>Connie Marrero, R</b> ERA: 3.47	(1, 1)	6.0 L 26	7 5 5 5	0 0 0 0	0 0 0 0	0 0 9 9	7.50 1.333													
<b>Jerry Lane, R</b> ERA: 3.27	(7, 1)	2.0 7	3 0 0 1	0 0 0 0	0 0 9 9	0.00 1.500														

AB	36
R	4
H	11
RBI	4
BB	2
SO	4
LOB	16



AB	31
R	5
H	10
RBI	5
BB	1
SO	6
LOB	9

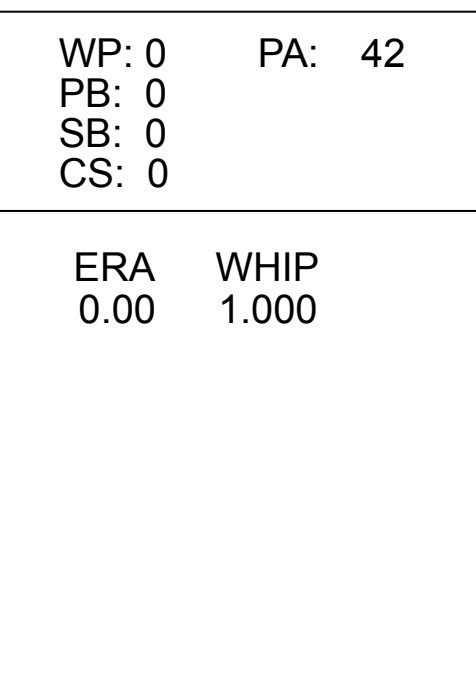




Batter	1	2	3	4	5	6	7	8	9	AB	R	H	RBI	BB	SO	LOB	TOP
<b>Eddie Yost, R</b> OBP: 0.401, SLG: 0.393 (1, 5)										3	1	1	0	2	0	1	
<b>Gil Coan, L</b> OBP: 0.179, SLG: 0.167 (1, 7)										3	1	1	1	2	1	3	
<b>Mickey Vernon, L</b> OBP: 0.395, SLG: 0.503 (1, 3)										4	0	2	3	1	0	4	
<b>Jackie Jensen, R</b> OBP: 0.366, SLG: 0.427 (1, 9)										5	0	0	1	0	0	8	
<b>Pete Runnels, L</b> OBP: 0.341, SLG: 0.295 (1, 6)										4	0	2	1	1	0	3	
<b>Jim Busby, R</b> OBP: 0.337, SLG: 0.391 (1, 8)										5	0	1	0	0	0	5	
<b>Wayne Terwilliger, R</b> OBP: 0.336, SLG: 0.319 (1, 4)										4	0	0	0	0	0	3	
<b>Mickey Grasso, R</b> OBP: 0.271, SLG: 0.307 (1, 2)										4	1	1	0	0	0	1	
<b>Chuck Stobbs, L</b> OBP: 0.269, SLG: 0.208 (1, 1)										1	2	0	0	1	1	0	
<b>Sonny Dixon, S</b> OBP: 0.259, SLG: 0.208 (8, 1)										0	1	0	0	1	0	0	
<b>Al Sima, F</b> OBP: 0.182, SLG: 0.182 (9, 1)										0	0	0	0	0	0	0	
<b>Inning Stats</b>	R: 2 E: 0 K: 0 S: 6	H: 3 LOB: 2 BB: 1 P: 10	R: 0 E: 0 K: 1 S: 5	H: 0 LOB: 0 BB: 0 P: 5	R: 0 E: 0 K: 0 S: 2	H: 0 LOB: 0 BB: 1 P: 6	R: 0 E: 0 K: 0 S: 3	H: 1 LOB: 0 BB: 0 P: 3	R: 2 E: 1 K: 0 S: 5	H: 1 LOB: 2 BB: 2 P: 13	R: 0 E: 0 K: 0 S: 3	H: 0 LOB: 1 BB: 1 P: 7	R: 1 E: 0 K: 0 S: 5	H: 2 LOB: 3 BB: 2 P: 13	1B: 4 2B: 4 3B: 1 HR: 0	SF: 0 SAC: 1 DP: 1 HBP: 0	WP: 0 PA: 42 PB: 0 SB: 0 CS: 0
<b>PITCHER</b>	IP: 4.1 WLS: L BF: 21 ERA: 5.73	H: 5 R: 4 ER: 3 SO: 1	BB: 4 IBB: 0 HBP: 0 BLK: 0	WP: 0 HR: 0 S: 19 P: 35	ERA: 6.23 WHIP: 2.077	IP: 1.0 WLS: 4 BF: 4 ERA: 3.24	H: 1 R: 0 ER: 0 SO: 0	BB: 0 IBB: 0 HBP: 0 BLK: 0	WP: 0 HR: 0 S: 4 P: 4	ERA: 0.00 WHIP: 1.000							
<b>Art Houtteman, R</b> ERA: 5.73	<b>Bob Hooper, R</b> ERA: 4.91	<b>Dave Hoskins, R</b> ERA: 3.86	<b>Bill Wight, L</b> ERA: 5.94	<b>Lou Brissie, L</b> ERA: 8.49	<b>Mike Garcia, R</b> ERA: 3.24												

Washington Senators @ Cleveland Indians  
Cleveland Municipal Stadium, Cleveland, OH  
Fri Jul 24, 1953, 3:33 AM EDT  
Att: 15,355 - Unknown

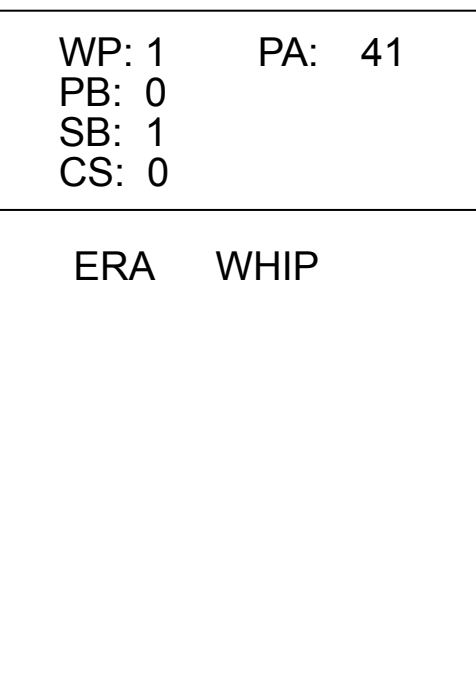
AB	33
R	6
H	8
RBI	6
BB	8
SO	2
LOB	28




Batter	1	2	3	4	5	6	7	8	9	AB	R	H	RBI	BB	SO	LOB	BOTTOM				
<b>Al Smith, R</b> OBP: 0.302, SLG: 0.204 (1, 9)										5	0	0	0	0	0	6					
<b>Bobby Avila, R</b> OBP: 0.360, SLG: 0.381 (1, 4)										4	1	2	0	1	0	3					
<b>Dale Mitchell, L</b> OBP: 0.355, SLG: 0.466 (1, 7)										5	1	2	0	0	0	3					
<b>Al Rosen, R</b> OBP: 0.406, SLG: 0.594 (1, 5)										5	0	1	0	0	0	4					
<b>Luke Easter, L</b> OBP: 0.350, SLG: 0.417 (1, 3)										4	0	0	0	0	1	4					
<b>Bill Glynn, L</b> OBP: 0.316, SLG: 0.272 (8, PR) (9, 3)										1	1	0	0	0	1	1					
<b>Larry Doby, L</b> OBP: 0.376, SLG: 0.479 (1, 8)										4	0	0	1	0	1	2					
<b>George Strickland, R</b> OBP: 0.363, SLG: 0.399 (1, 6)										4	0	1	0	0	0	1					
<b>Joe Tipton, R</b> OBP: 0.400, SLG: 0.521 (1, 2)										3	1	3	1	1	0	0					
<b>Owen Friend, R</b> OBP: 0.252, SLG: 0.298 (8, PR)										0	0	0	0	0	0	0					
<b>Lou Brissie, L</b> (9, 1)										0	0	0	0	0	0	0					
<b>Mike Garcia, R</b> OBP: 0.305, SLG: 0.351 (9, 1)										0	0	0	0	0	0	0					
<b>Art Houtteman, R</b> ERA: 5.73	<b>Bob Hooper, R</b> ERA: 4.91	<b>Dave Hoskins, R</b> ERA: 3.86	<b>Bill Wight, L</b> ERA: 5.94	<b>Lou Brissie, L</b> ERA: 8.49	<b>Mike Garcia, R</b> ERA: 3.24																
<b>Inning Stats</b>	R: 1 E: 1 K: 0 S: 4	H: 1 LOB: 1 BB: 1 P: 8	R: 0 E: 0 K: 1 S: 5	H: 0 LOB: 1 BB: 1 P: 9	R: 0 E: 0 K: 0 S: 3	H: 1 LOB: 0 BB: 0 P: 3	R: 0 E: 1 K: 0 S: 4	H: 0 LOB: 1 BB: 0 P: 4	R: 1 E: 1 K: 0 S: 6	H: 2 LOB: 2 BB: 0 P: 6	R: 0 E: 0 K: 1 S: 5	H: 0 LOB: 0 BB: 0 P: 5	R: 0 E: 0 K: 0 S: 4	H: 1 LOB: 1 BB: 0 P: 4	R: 2 E: 0 K: 0 S: 8	H: 5 LOB: 3 BB: 0 P: 8	R: 0 E: 0 K: 1 S: 6	H: 1 LOB: 1 BB: 0 P: 6	1B: 11 2B: 0 3B: 0 HR: 0	SF: 0 SAC: 0 DP: 1 HBP: 0	WP: 1 PA: 41 PB: 0 SB: 1 CS: 0
<b>PITCHER</b>	IP: 7.2 WLS: W BF: 35 ERA: 3.76	H: 9 R: 4 ER: 3 SO: 2	BB: 2 IBB: 0 HBP: 0 BLK: 0	WP: 1 HR: 0 S: 37 P: 45	ERA: 3.52 WHIP: 1.435	IP: 0.1 WLS: S BF: 1 ERA: 2.98	H: 0 R: 0 ER: 0 SO: 1	BB: 0 IBB: 0 HBP: 0 BLK: 0	WP: 0 HR: 0 S: 3 P: 3	ERA: 0.00 WHIP: 0.000											
<b>Chuck Stobbs, L</b> ERA: 3.76	<b>Sonny Dixon, R</b> ERA: 3.34	<b>Al Sima, L</b> ERA: 2.98																			


Washington Senators @ Cleveland Indians  
Cleveland Municipal Stadium, Cleveland, OH  
Fri Jul 24, 1953, 3:33 AM EDT  
Att: 15,355 - Unknown

AB	39
R	4
H	11
RBI	2
BB	2
SO	3
LOB	26





Batter	1	2	3	4	5	6	7	8	9	10	AB	R	H	RBI	BB	SO	LOB	TOP			
Eddie Yost, R OBP: 0.404, SLG: 0.394 (1.5)	L5		FC6-4 1B		5-3	BB		FC4-6 1B			4	0	2	0	1	0	0	Washington Senators @ Cleveland Indians Cleveland Municipal Stadium, Cleveland, OH Sat Jul 25 1953, 3:33 AM EDT Att: 9,560 - Unknown 			
Gil Coan, L OBP: 0.159, SLG: 0.146 (1.7)	L8		FC6-4 1B 1-2f		E3 2B S	F8		FC4-6 1-2f			5	1	0	0	0	0	4				
Mickey Vernon, L OBP: 0.395, SLG: 0.500 (1.3)	FC4-6 1B		L7		K				4-3		4	0	1	0	1	1	2				
Jackie Jensen, R OBP: 0.307, SLG: 0.425 (1.9)	FC4-6 1-2f		FC4-6 1B		2B BB		L3		6-3		4	1	1	0	1	0	2				
Pete Runnels, L OBP: 0.347, SLG: 0.316 (1.6)		4-3 1B	FC4-6 1-2f		2B 1-H 2-H				HR		5	2	4	3	0	0	2				
Jim Busby, R OBP: 0.335, SLG: 0.388 (1.8)	4-3 1-2				F8		K		6-3		5	0	1	0	0	1	4				
Wayne Terwilliger, R OBP: 0.334, SLG: 0.317 (1.4)	P4				1B		K				5	0	1	0	0	2	4				
Mickey Grasso, R OBP: 0.288, SLG: 0.303 (1.2)					F8		F8		4-3		5	0	1	1	0	0	2				
Johnny Schmitz, R OBP: 0.087, SLG: 0.087 (1.1)	6-3				K		SH3		F7		4	0	0	0	0	1	2				
<b>Inning Stats</b>	R: 0 E: 0 K: 0 S: 4	H: 1 LOB: 1 BB: 0 P: 4	R: 1 E: 0 K: 0 S: 5	H: 2 LOB: 1 BB: 0 P: 5	R: 0 E: 0 K: 0 S: 5	H: 2 LOB: 2 BB: 0 P: 5	R: 0 E: 0 K: 2 S: 8	H: 1 LOB: 1 BB: 1 P: 8	R: 2 E: 1 K: 1 S: 7	H: 1 LOB: 1 BB: 1 P: 11	R: 0 E: 0 K: 0 S: 4	H: 1 LOB: 2 BB: 1 P: 8	R: 0 E: 0 K: 0 S: 4	H: 1 LOB: 1 BB: 0 P: 4	R: 1 E: 0 K: 0 S: 4	H: 1 LOB: 0 BB: 0 P: 3	R: 0 E: 0 K: 0 S: 3		H: 0 LOB: 0 BB: 0 P: 3	1B: 9 2B: 1 3B: 0 HR: 1	SF: 0 SAC: 1 DP: 0 HBP: 0
<b>PITCHER</b> Bob Lemon, R ERA: 2.7 (1.1)	IP: 10.0 WLS: W BF: 45 H: 11 R: 4 ER: 2 SO: 5 BB: 3 IBB: 0 HBP: 0 BLK: 0 WP: 0 HR: 1 S: 52 P: 64 ERA: 1.80 WHIP: 1.400											<b>PITCHER</b> IP: WLS: BF: H: R: ER: SO: BB: IBB: HBP: BLK: WP: HR: S: P: ERA: WHIP									

Batter	1	2	3	4	5	6	7	8	9	10	AB	R	H	RBI	BB	SO	LOB	BOTTOM			
Al Smith, R OBP: 0.324, SLG: 0.276 (1.9)	P5		HR			K				HR BB	4	2	2	2	1	1	1	Washington Senators @ Cleveland Indians Cleveland Municipal Stadium, Cleveland, OH Sat Jul 25 1953, 3:33 AM EDT Att: 9,560 - Unknown 			
Bobby Avila, R OBP: 0.358, SLG: 0.378 (1.4)	G4-3 1B		P6			L7		F8		F8	5	0	1	0	0	0	4				
Dale Mitchell, L OBP: 0.347, SLG: 0.462 Bob Kennedy, R OBP: 0.317, SLG: 0.299 (1.7) (9.7)	G4-3 1-2f					F8			P4		3	0	0	0	1	0	2				
Al Rosen, R OBP: 0.406, SLG: 0.598 (1.5)						F9		G3		F9	4	1	1	2	1	0	1				
Luke Easter, L OBP: 0.347, SLG: 0.434 Bill Glynn, L OBP: 0.316, SLG: 0.272 (1.3) (9.3)		G4-6-3 1-2f				G4-6-3 1-2f				4-3	4	1	1	1	0	0	2				
Wally Westlake, R OBP: 0.354, SLG: 0.400 (1.8)						L5		HR			3	1	2	0	0	0	0				
George Strickland, R OBP: 0.301, SLG: 0.386 (1.8)								BB E HBP		FC5-6 1B	4	0	1	0	0	2	3				
Joe Tipton, R OBP: 0.383, SLG: 0.500 (1.2)						G6-4-3 1B				F8	3	1	0	0	1	0	2				
Bob Lemon, L OBP: 0.274, SLG: 0.377 (1.1)								E6 1B 1-3 2-H		4-3	3	0	0	0	1	0	2				
<b>Inning Stats</b>	R: 0 E: 0 K: 0 S: 3	H: 1 LOB: 0 BB: 0 P: 3	R: 0 E: 0 K: 1 S: 5	H: 1 LOB: 1 BB: 1 P: 9	R: 1 E: 0 K: 0 S: 4	H: 1 LOB: 0 BB: 0 P: 4	R: 0 E: 0 K: 0 S: 2	H: 0 LOB: 0 BB: 1 P: 6	R: 0 E: 0 K: 0 S: 3	H: 0 LOB: 0 BB: 0 P: 3	R: 3 E: 1 K: 1 S: 8	H: 2 LOB: 2 BB: 1 P: 13	R: 0 E: 0 K: 0 S: 3	H: 0 LOB: 0 BB: 0 P: 3	R: 0 E: 0 K: 0 S: 4	H: 1 LOB: 1 BB: 0 P: 4	R: 2 E: 0 K: 0 S: 3		H: 1 LOB: 0 BB: 1 P: 7	1B: 4 2B: 1 3B: 0 HR: 3	SF: 0 SAC: 0 DP: 4 HBP: 1
<b>PITCHER</b> Johnny Schmitz, L ERA: 4.03 (1.1)	IP: 9.2 WLS: L BF: 40 H: 8 R: 6 ER: 4 SO: 3 BB: 5 IBB: 0 HBP: 1 BLK: 0 WP: 0 HR: 3 S: 40 P: 61 ERA: 3.72 WHIP: 1.345											<b>PITCHER</b> IP: WLS: BF: H: R: ER: SO: BB: IBB: HBP: BLK: WP: HR: S: P: ERA: WHIP									



Batter	1	2	3	4	5	6	7	8	9	AB	R	H	RBI	BB	SO	LOB	TOP								
<b>Eddie Yost, R</b> OBP: 0.400, SLG: 0.389 (1, 5)										4	0	0	0	0	2	2	<b>Washington Senators @ Cleveland Indians</b> Cleveland Municipal Stadium, Cleveland, OH Sun Jul 26 1953, 3:33 AM EDT Unknown <a href="http://livebaseballscores.com">livebaseballscores.com</a>								
<b>Gil Coan, L</b> OBP: 0.208, SLG: 0.163 <b>Clyde Vollmer, R</b> OBP: 0.347, SLG: 0.374 (1, 7) (9, 7)										2	1	1	0	1	0	0									
<b>Mickey Vernon, L</b> OBP: 0.393, SLG: 0.497 (1, 3)										4	1	1	0	0	0	2									
<b>Jackie Jensen, R</b> OBP: 0.363, SLG: 0.420 (1, 9)										4	0	0	0	0	0	2									
<b>Pete Runnels, L</b> OBP: 0.343, SLG: 0.312 (1, 6)										4	0	0	1	0	1	2									
<b>Jim Busby, R</b> OBP: 0.334, SLG: 0.386 (1, 8)										4	1	1	1	0	0	1									
<b>Wayne Terwilliger, R</b> OBP: 0.333, SLG: 0.316 (1, 4)										4	1	1	1	0	0	1									
<b>Mickey Grasso, R</b> OBP: 0.267, SLG: 0.301 <b>Ed Fitz Gerald, R</b> OBP: 0.312, SLG: 0.351 (1, 2) (4, 2)										1	0	0	0	0	0	0									
<b>Bob Porterfield, R</b> OBP: 0.344, SLG: 0.541 (1, 1)										3	0	1	0	0	0	0									
<b>Inning Stats</b>	R: 0 E: 0 K: 0 S: 3	H: 0 LOB: 0 BB: 0 P: 3	R: 0 E: 0 K: 1 S: 5	H: 0 LOB: 0 BB: 0 P: 5	R: 0 E: 0 K: 1 S: 3	H: 0 LOB: 0 BB: 0 P: 3	R: 0 E: 0 K: 1 S: 4	H: 0 LOB: 0 BB: 0 P: 5	R: 2 E: 1 K: 0 S: 7	H: 4 LOB: 2 BB: 0 P: 7	R: 0 E: 0 K: 0 S: 2	H: 0 LOB: 0 BB: 1 P: 6	R: 0 E: 0 K: 0 S: 3	H: 0 LOB: 0 BB: 0 P: 3	R: 0 E: 0 K: 1 S: 5	H: 0 LOB: 0 BB: 0 P: 5		R: 2 E: 1 K: 0 S: 6	H: 2 LOB: 1 BB: 0 P: 6	1B: 5 2B: 2 3B: 0 HR: 0	SF: 0 SAC: 0 DP: 2 HBP: 1	WP: 0 PB: 0 SB: 2 CS: 0	PA: 34		
<b>PITCHER</b>	IP	WLS	BF	H	R	ER	SO	BB	IBB	HBP	BLK	WP	HR	S	P	ERA	WHIP								
<b>Bob Feller, R</b> ERA: 3.7 (1, 1)	7.0		25	4	2	2	2	1	0	1	0	0	0	27	32	2.57	0.714								
<b>Art Houtteman, R</b> ERA: 5.63 (8, 1)	2.0	L	9	2	2	0	1	0	0	0	0	0	0	11	11	0.00	1.000								

Batter	1	2	3	4	5	6	7	8	9	AB	R	H	RBI	BB	SO	LOB	BOTTOM								
<b>Al Smith, R</b> OBP: 0.333, SLG: 0.306 (1, 9)										4	1	2	1	0	1	1	<b>Washington Senators @ Cleveland Indians</b> Cleveland Municipal Stadium, Cleveland, OH Sun Jul 26 1953, 3:33 AM EDT Unknown <a href="http://livebaseballscores.com">livebaseballscores.com</a>								
<b>Bobby Avila, R</b> OBP: 0.357, SLG: 0.377 (1, 4)										4	0	1	1	0	0	2									
<b>Dale Mitchell, L</b> OBP: 0.350, SLG: 0.456 <b>Bob Kennedy, R</b> OBP: 0.317, SLG: 0.299 (1, 7) (9, 7)										4	0	0	0	0	0	1									
<b>Al Rosen, R</b> OBP: 0.402, SLG: 0.592 (1, 5)										4	0	0	0	0	0	0									
<b>Luke Easter, L</b> OBP: 0.338, SLG: 0.421 <b>Bill Glynn, L</b> OBP: 0.316, SLG: 0.272 (1, 3) (9, 3)										4	0	0	0	0	1	0									
<b>Wally Westlake, R</b> OBP: 0.373, SLG: 0.411 (1, 8)										3	1	2	0	1	0	0									
<b>George Strickland, R</b> OBP: 0.243, SLG: 0.361 <b>Bob Lemon, L</b> OBP: 0.284, SLG: 0.400 <b>Jim Hegan, R</b> OBP: 0.296, SLG: 0.315 (1, 6) (9, PH) (9, PR)										3	0	0	0	0	1	3									
<b>Joe Ginsberg, L</b> OBP: 0.397, SLG: 0.360 (1, 2)										4	1	2	0	0	0	1									
<b>Bob Feller, R</b> OBP: 0.243, SLG: 0.129 <b>Larry Doby, L</b> OBP: 0.360, SLG: 0.481 <b>Art Houtteman, R</b> OBP: 0.189, SLG: 0.324 <b>Dave Hoskins, L</b> OBP: 0.344, SLG: 0.467 (1, 1) (7, PH) (8, 1) (9, PH)										1	0	0	0	0	1	0									
<b>Inning Stats</b>	R: 0 E: 0 K: 1 S: 5	H: 0 LOB: 0 BB: 0 P: 5	R: 0 E: 0 K: 2 S: 7	H: 0 LOB: 1 BB: 1 P: 11	R: 1 E: 0 K: 1 S: 7	H: 2 LOB: 1 BB: 0 P: 7	R: 0 E: 0 K: 0 S: 4	H: 1 LOB: 1 BB: 0 P: 4	R: 0 E: 0 K: 0 S: 4	H: 1 LOB: 1 BB: 0 P: 4	R: 0 E: 0 K: 0 S: 3	H: 0 LOB: 0 BB: 0 P: 3	R: 2 E: 0 K: 0 S: 6	H: 4 LOB: 1 BB: 0 P: 6	R: 0 E: 0 K: 0 S: 3	H: 0 LOB: 0 BB: 0 P: 3		R: 0 E: 0 K: 0 S: 4	H: 1 LOB: 2 BB: 0 P: 4	1B: 7 2B: 2 3B: 0 HR: 0	SF: 0 SAC: 1 DP: 0 HBP: 0	WP: 0 PB: 0 SB: 1 CS: 0	PA: 36		
<b>PITCHER</b>	IP	WLS	BF	H	R	ER	SO	BB	IBB	HBP	BLK	WP	HR	S	P	ERA	WHIP								
<b>Bob Porterfield, R</b> ERA: 4.17 (1, 1)	9.0	W	36	9	3	3	4	1	0	0	0	0	0	43	47	3.00	1.111								





Batter	1	2	3	4	5	6	7	8	9	AB	R	H	RBI	BB	SO	LOB	TOP				
<b>Eddie Yost, R</b> OBP: 0.402, SLG: 0.389 (1, 5)	F7	E5 1B HR		G4-6-3 HBP			FC1-6 BB		G4-6-3 1B	3	1	0	1	0	1	1	<b>Washington Senators @ Cleveland Indians</b> Cleveland Municipal Stadium, Cleveland, OH Sun Jul 26 1953, 3:38 AM EDT Att: 24,460 - Unknown <a href="http://livebaseballscorecards.com">livebaseballscorecards.com</a>				
<b>Pete Runnels, L</b> OBP: 0.344, SLG: 0.313 (1, 6)	2B	1B	1-2 HR	1B		P6	FC1-6 WP		G4-6-3	5	2	2	1	0	0	3					
<b>Mickey Vernon, L</b> OBP: 0.394, SLG: 0.508 (1, 3)	1B	2B	1-3 1B	1-2 HR		G4-6-3	F9			4	2	2	3	0	0	2					
<b>Clyde Vollmer, R</b> OBP: 0.349, SLG: 0.373 (1, 7)	2H 3H	1B	4-0 FC4-6 BB			F7	1-3			3	0	1	2	1	0	1					
<b>Jackie Jensen, R</b> OBP: 0.362, SLG: 0.418 (1, 9)	P6	FC4-6	1-2			P5			1B	4	0	1	0	0	0	2					
<b>Jim Busby, R</b> OBP: 0.333, SLG: 0.383 (1, 8)	F9			4-3 HBP		K			F9	3	0	0	0	0	1	2					
<b>Wayne Terwilliger, R</b> OBP: 0.332, SLG: 0.316 (1, 4)			4-3	4-3			F8		G4-6-3 1B	4	0	1	0	0	0	1					
<b>Ed Fitz Gerald, R</b> OBP: 0.311, SLG: 0.348 (1, 2)				P3		K			G4-6-3	4	0	1	0	0	1	3					
<b>Al Sima, R</b> OBP: 0.143, SLG: 0.143 <b>Sonny Dixon, S</b> OBP: 0.259, SLG: 0.208 <b>Gil Coan, L</b> OBP: 0.204, SLG: 0.159 (9, PH)		FC5-6 1B	F2			K			F9	3	1	0	0	0	1	2					
<b>Inning Stats</b>	R: 2 E: 0 K: 0 S: 6	H: 3 LOB: 1 BB: 0 P: 6	R: 4 E: 2 K: 0 S: 7	H: 3 LOB: 1 BB: 1 P: 11	R: 0 E: 0 K: 0 S: 3	H: 0 LOB: 1 BB: 0 P: 4	R: 0 E: 0 K: 1 S: 5	H: 0 LOB: 0 BB: 0 P: 5	R: 0 E: 0 K: 2 S: 7	H: 0 LOB: 0 BB: 0 P: 7	R: 0 E: 0 K: 0 S: 3	H: 0 LOB: 1 BB: 1 P: 7	R: 0 E: 0 K: 0 S: 4	H: 2 LOB: 1 BB: 0 P: 4	R: 0 E: 0 K: 0 S: 3	H: 1 LOB: 0 BB: 0 P: 3	1B: 7 2B: 1 3B: 0 HR: 1	SF: 0 SAC: 0 DP: 3 HBP: 2	WP: 1 PB: 0 SB: 0 CS: 0	PA: 38	
<b>PITCHER</b>	IP	WLS	BF	H	R	ER	SO	BB	IBB	HBP	BLK	WP	HR	S	P	ERA	WHIP				
<b>Mike Garcia, R</b> ERA: 3.31 <b>Dave Hoskins, R</b> ERA: 3.57 <b>Bob Hooper, R</b> ERA: 4.64 <b>Bill Wight, L</b> ERA: 5.84	(1, 1)	2.0	14	6	6	2	0	1	0	0	0	0	1	13	17	9.00	3.500				
(3, 1)	4.0	13	0	0	0	3	0	0	0	2	0	0	0	17	19	0.00	0.000				
(7, 1)	2.1	W	10	3	0	0	0	1	0	0	0	1	0	9	13	0.00	1.714				
(9, 1)	0.2	S	1	0	0	0	0	0	0	0	0	0	0	1	1	0.00	0.000				

Batter	1	2	3	4	5	6	7	8	9	AB	R	H	RBI	BB	SO	LOB	BOTTOM				
<b>Al Smith, R</b> OBP: 0.338, SLG: 0.318 (1, 9)	P4			F7				P6		4	0	1	2	0	0	0	<b>Washington Senators @ Cleveland Indians</b> Cleveland Municipal Stadium, Cleveland, OH Sun Jul 26 1953, 3:38 AM EDT Att: 24,460 - Unknown <a href="http://livebaseballscorecards.com">livebaseballscorecards.com</a>				
<b>Bobby Avila, R</b> OBP: 0.355, SLG: 0.383 (1, 4)	L6	F8				5-3	E6 BB	HR		5	1	1	1	0	0	5					
<b>Dale Mitchell, L</b> OBP: 0.351, SLG: 0.453 <b>Larry Doby, L</b> OBP: 0.380, SLG: 0.481 (9, 8)				P6		F8		F8		4	0	1	1	1	0	0					
<b>Al Rosen, R</b> OBP: 0.398, SLG: 0.585 (1, 5)	FC6-4 1B					L5	K			4	0	0	0	0	1	4					
<b>Bill Glynn, L</b> OBP: 0.319, SLG: 0.269 (1, 3)				4-3		F7				2	1	0	0	2	0	0					
<b>Wally Westlake, R</b> OBP: 0.402, SLG: 0.474 <b>Bob Kennedy, R</b> OBP: 0.317, SLG: 0.299 (8, 8) (9, 7)				1B BB						3	3	3	1	1	0	0					
<b>George Strickland, R</b> OBP: 0.351, SLG: 0.374 (1, 6)				1B BB						0	0	0	0	0	0	0					
<b>Joe Tipton, R</b> OBP: 0.391, SLG: 0.487 <b>Jim Hegan, R</b> OBP: 0.294, SLG: 0.314 (6, PR) (7, 2)				P4		F8		F9		4	0	0	0	0	0	5					
<b>Mike Garcia, R</b> OBP: 0.305, SLG: 0.351 <b>Luke Easter, R</b> OBP: 0.342, SLG: 0.426 <b>Bob Lemon, R</b> OBP: 0.324, SLG: 0.400 <b>Dave Hoskins, R</b> OBP: 0.326, SLG: 0.402 <b>Hank Majeski, R</b> OBP: 0.295, SLG: 0.393 <b>Bob Hooper, R</b> OBP: 0.305, SLG: 0.143 <b>Bill Wight, L</b> OBP: 0.295, SLG: 0.300 (9, 1)										0	0	0	0	0	0	0					
<b>Inning Stats</b>	R: 0 E: 0 K: 0 S: 4	H: 1 LOB: 1 BB: 0 P: 4	R: 2 E: 0 K: 0 S: 5	H: 2 LOB: 3 BB: 2 P: 13	R: 0 E: 0 K: 1 S: 5	H: 1 LOB: 2 BB: 1 P: 8	R: 0 E: 0 K: 1 S: 5	H: 0 LOB: 0 BB: 0 P: 5	R: 0 E: 0 K: 0 S: 3	H: 0 LOB: 0 BB: 0 P: 3	R: 3 E: 1 K: 1 S: 8	H: 2 LOB: 3 BB: 1 P: 14	R: 1 E: 0 K: 0 S: 4	H: 1 LOB: 0 BB: 0 P: 4	R: 1 E: 0 K: 0 S: 4	H: 1 LOB: 0 BB: 0 P: 4	1B: 5 2B: 1 3B: 0 HR: 2	SF: 0 SAC: 0 DP: 0 HBP: 2	WP: 0 PB: 0 SB: 0 CS: 0	PA: 39	
<b>PITCHER</b>	IP	WLS	BF	H	R	ER	SO	BB	IBB	HBP	BLK	WP	HR	S	P	ERA	WHIP				
<b>Al Sima, L</b> ERA: 3.18 <b>Sonny Dixon, R</b> ERA: 3.44	(1, 1)	5.2	30	6	5	3	1	4	0	0	0	0	2	11	11	7.71	0.857				
(6, 1)	2.1	L	9	2	2	2	1	0	0	0	0	0	2	11	11	7.71	0.857				



Batter	1	2	3	4	5	6	7	8	9	AB	R	H	RBI	BB	SO	LOB	TOP				
Harvey Kuenn, R OBP: 0.355, SLG: 0.376 (1, 6)	F3	F7		F8		F9		5-3		5	0	0	0	0	0	0	Detroit Tigers @ Washington Senators Griffith Stadium, Washington, DC Tue Jul 28 1953, 3:33 AM EDT Att: 6,065 - Unknown				
Johnny Pesky, L OBP: 0.357, SLG: 0.393 (1, 4)	3B	1B	4-3	G3		5-3		1B BB		4	1	1	0	1	0	0					
Ray Boone, R OBP: 0.396, SLG: 0.520 (1, 5)	1-H 3B		2B BB		1B BB	K		1-2 1B		3	2	2	1	2	1	0					
Jim Delsing, L OBP: 0.379, SLG: 0.463 (1, 8)	4-3		1-H E 2B		1B BB		F9	F7		4	2	1	1	1	0	3					
Walt Dropo, R OBP: 0.289, SLG: 0.391 (1, 3)	5-3		E3 1B		F3		2B	1-3		5	1	1	0	0	0	3					
Bob Nieman, R OBP: 0.384, SLG: 0.448 Al Kaline, R OBP: 0.167, SLG: 0.167 (9, 7)	3B BB		K		F5		BB	F3		3	1	0	0	2	1	3					
Matt Batts, R OBP: 0.341, SLG: 0.443 (1, 2)	1-H F8 3B		FC6-4 1B		1B		F4	F3		5	1	3	2	0	0	2					
Don Lund, R OBP: 0.343, SLG: 0.390 (1, 9)	F8		FC6-4 1-2		1-2 2-3 1B		K			4	0	1	3	0	1	3					
Ted Gray, S OBP: 0.302, SLG: 0.231 Ray Herbert, R OBP: 0.200, SLG: 0.077 Ralph Branca, R OBP: 0.375, SLG: 0.625 (8, 1)	K		K		K		K	K		3	0	0	0	0	3	2					
										1	0	0	0	0	1	0					
										0	0	0	0	0	0	0					
<b>Inning Stats</b>	R: 1 E: 0 K: 0 S: 5	H: 2 LOB: 1 BB: 0 P: 5	R: 2 E: 0 K: 1 S: 6	H: 1 LOB: 0 BB: 1 P: 10	R: 3 E: 1 K: 1 S: 8	H: 2 LOB: 1 BB: 1 P: 12	R: 0 E: 0 K: 1 S: 5	H: 0 LOB: 0 BB: 0 P: 5	R: 2 E: 0 K: 1 S: 7	H: 2 LOB: 2 BB: 2 P: 15	R: 0 E: 0 K: 1 S: 6	H: 1 LOB: 2 BB: 1 P: 10	R: 0 E: 0 K: 1 S: 6	H: 1 LOB: 2 BB: 0 P: 10	R: 0 E: 0 K: 0 S: 3	H: 0 LOB: 0 BB: 0 P: 3	1B: 5 2B: 2 3B: 2 HR: 0	SF: 0 SAC: 0 DP: 0 HBP: 0	WP: 0 PB: 0 SB: 1 CS: 0	PA: 43	
<b>PITCHER</b>	IP WLS BF H R ER SO BB IBB HBP BLK WP HR S P ERA WHIP	IP WLS BF H R ER SO BB IBB HBP BLK WP HR S P ERA WHIP	IP WLS BF H R ER SO BB IBB HBP BLK WP HR S P ERA WHIP	IP WLS BF H R ER SO BB IBB HBP BLK WP HR S P ERA WHIP	IP WLS BF H R ER SO BB IBB HBP BLK WP HR S P ERA WHIP	IP WLS BF H R ER SO BB IBB HBP BLK WP HR S P ERA WHIP	IP WLS BF H R ER SO BB IBB HBP BLK WP HR S P ERA WHIP	IP WLS BF H R ER SO BB IBB HBP BLK WP HR S P ERA WHIP	IP WLS BF H R ER SO BB IBB HBP BLK WP HR S P ERA WHIP	IP WLS BF H R ER SO BB IBB HBP BLK WP HR S P ERA WHIP	IP WLS BF H R ER SO BB IBB HBP BLK WP HR S P ERA WHIP	IP WLS BF H R ER SO BB IBB HBP BLK WP HR S P ERA WHIP	IP WLS BF H R ER SO BB IBB HBP BLK WP HR S P ERA WHIP	IP WLS BF H R ER SO BB IBB HBP BLK WP HR S P ERA WHIP	IP WLS BF H R ER SO BB IBB HBP BLK WP HR S P ERA WHIP	IP WLS BF H R ER SO BB IBB HBP BLK WP HR S P ERA WHIP	IP WLS BF H R ER SO BB IBB HBP BLK WP HR S P ERA WHIP				
Spec Shea, R ERA: 3.43 Walt Masterson, R ERA: 3.65 Jerry Lane, R ERA: 3.0 Sonny Dixon, R ERA: 3.41 (1, 1) (3, 1) (7, 1) (9, 1)	2.1 3.2 2.0 1.0	2.1 3.2 2.0 1.0	2.1 3.2 2.0 1.0	2.1 3.2 2.0 1.0	2.1 3.2 2.0 1.0	2.1 3.2 2.0 1.0	2.1 3.2 2.0 1.0	2.1 3.2 2.0 1.0	2.1 3.2 2.0 1.0	2.1 3.2 2.0 1.0	2.1 3.2 2.0 1.0	2.1 3.2 2.0 1.0	2.1 3.2 2.0 1.0	2.1 3.2 2.0 1.0	2.1 3.2 2.0 1.0	2.1 3.2 2.0 1.0	2.1 3.2 2.0 1.0	2.1 3.2 2.0 1.0	2.1 3.2 2.0 1.0	2.1 3.2 2.0 1.0	2.1 3.2 2.0 1.0

AB	37
R	8
H	9
RBI	7
BB	6
SO	7
LOB	16



Batter	1	2	3	4	5	6	7	8	9	AB	R	H	RBI	BB	SO	LOB	BOTTOM					
Eddie Yost, R OBP: 0.398, SLG: 0.384 (1, 5)	F9		K			E5 2B BB	F2	K		5	1	0	0	0	2	5	Detroit Tigers @ Washington Senators Griffith Stadium, Washington, DC Tue Jul 28 1953, 3:33 AM EDT Att: 6,065 - Unknown					
Gil Coan, L OBP: 0.222, SLG: 0.224 (1, 7)	3B			E S 1B		K	FC5-4 1B	3-1		5	1	2	0	0	1	6						
Mickey Vernon, L OBP: 0.394, SLG: 0.509 (1, 3)	K			K		BB 1B 2B	1B	K		5	1	2	1	0	3	2						
Jackie Jensen, R OBP: 0.363, SLG: 0.416 (1, 9)	F8			L4		BB 1B BB	1B	P4		4	1	1	1	1	0	2						
Pete Runnels, L OBP: 0.345, SLG: 0.310 (7, 4)	1-3			L7		1B BB	G3	E BB		3	0	0	1	2	0	3						
Jim Busby, R OBP: 0.332, SLG: 0.381 (1, 8)	K			6-3		1-2 2-3 3-H BB	1B	E6		5	0	1	2	0	1	1						
Mel Hoderlein, S OBP: 0.245, SLG: 0.240 Clyde Volmer, R OBP: 0.346, SLG: 0.372 Jerry Lane, R OBP: 0.240, SLG: 0.257 Wally Tamm, R OBP: 0.234, SLG: 0.316 Sonny Dixon, S OBP: 0.209, SLG: 0.208 Frank Sackey, R OBP: 0.199, SLG: 0.199 (1, 4) (6, PH) (7, 1) (8, PH) (9, 1) (9, PH)	F3			F3		K		E 1B 1B		2	0	0	0	0	0	0						
Ed Fitz Gerald, R OBP: 0.309, SLG: 0.346 (1, 2)				F9		L6	4-3	E 1B		4	0	1	0	0	0	2						
Spec Shea, R OBP: 0.244, SLG: 0.231 Walt Masterson, R OBP: 0.237, SLG: 0.152 Kite Thomas, R OBP: 0.240, SLG: 0.257 Jerry Snyder, R OBP: 0.500, SLG: 0.556 (1, 1) (3, 1) (6, PH) (7, 6)				K		E 2B BB	FC5-4 1B	E3		0	0	0	0	0	0	0						
										1	0	0	0	0	1	0						
										0	1	0	0	1	0	0						
										2	0	1	0	0	0	2						
<b>Inning Stats</b>	R: 0 E: 0 K: 1 S: 6	H: 1 LOB: 0 BB: 0 P: 6	R: 0 E: 0 K: 1 S: 5	H: 0 LOB: 0 BB: 0 P: 5	R: 0 E: 0 K: 2 S: 7	H: 0 LOB: 0 BB: 0 P: 7	R: 0 E: 0 K: 1 S: 6	H: 1 LOB: 0 BB: 0 P: 6	R: 0 E: 0 K: 0 S: 3	H: 0 LOB: 0 BB: 0 P: 3	R: 4 E: 1 K: 2 S: 10	H: 2 LOB: 2 BB: 3 P: 22	R: 1 E: 0 K: 0 S: 6	H: 3 LOB: 2 BB: 0 P: 6	R: 0 E: 1 K: 1 S: 8	H: 2 LOB: 2 BB: 0 P: 8	R: 0 E: 1 K: 2 S: 8	H: 0 LOB: 2 BB: 1 P: 12	1B: 7 2B: 1 3B: 1 HR: 0	SF: 0 SAC: 0 DP: 0 HBP: 0	WP: 0 PB: 0 SB: 1 CS: 0	PA: 43
<b>PITCHER</b>	IP WLS BF H R ER SO BB IBB HBP BLK WP HR S P ERA WHIP	IP WLS BF H R ER SO BB IBB HBP BLK WP HR S P ERA WHIP	IP WLS BF H R ER SO BB IBB HBP BLK WP HR S P ERA WHIP	IP WLS BF H R ER SO BB IBB HBP BLK WP HR S P ERA WHIP	IP WLS BF H R ER SO BB IBB HBP BLK WP HR S P ERA WHIP	IP WLS BF H R ER SO BB IBB HBP BLK WP HR S P ERA WHIP	IP WLS BF H R ER SO BB IBB HBP BLK WP HR S P ERA WHIP	IP WLS BF H R ER SO BB IBB HBP BLK WP HR S P ERA WHIP	IP WLS BF H R ER SO BB IBB HBP BLK WP HR S P ERA WHIP	IP WLS BF H R ER SO BB IBB HBP BLK WP HR S P ERA WHIP	IP WLS BF H R ER SO BB IBB HBP BLK WP HR S P ERA WHIP	IP WLS BF H R ER SO BB IBB HBP BLK WP HR S P ERA WHIP	IP WLS BF H R ER SO BB IBB HBP BLK WP HR S P ERA WHIP	IP WLS BF H R ER SO BB IBB HBP BLK WP HR S P ERA WHIP	IP WLS BF H R ER SO BB IBB HBP BLK WP HR S P ERA WHIP	IP WLS BF H R ER SO BB IBB HBP BLK WP HR S P ERA WHIP	IP WLS BF H R ER SO BB IBB HBP BLK WP HR S P ERA WHIP					
Ted Gray, L ERA: 3.98 Ray Herbert, R ERA: 6.91 Ralph Branca, R ERA: 6.12 (1, 1) (6, 1) (8, 1)	5.1 2.0 1.2	5.1 2.0 1.2	5.1 2.0 1.2	5.1 2.0 1.2	5.1 2.0 1.2	5.1 2.0 1.2	5.1 2.0 1.2	5.1 2.0 1.2	5.1 2.0 1.2	5.1 2.0 1.2	5.1 2.0 1.2	5.1 2.0 1.2	5.1 2.0 1.2	5.1 2.0 1.2	5.1 2.0 1.2	5.1 2.0 1.2	5.1 2.0 1.2	5.1 2.0 1.2	5.1 2.0 1.2	5.1 2.0 1.2	5.1 2.0 1.2	5.1 2.0 1.2

AB	39
R	5
H	9
RBI	5
BB	4
SO	10
LOB	27









Batter	1	2	3	4	5	6	7	8	9	AB	R	H	RBI	BB	SO	LOB	TOP				
Harvey Kuenn, R (1, 6) OBP: 0.353, SLG: 0.372	0-0 1-3		0-0 4-3			4-0 G6-4-3 BB		0-0 5-3		3	0	0	0	1	0	0	<b>Detroit Tigers @ Washington Senators</b> Griffith Stadium, Washington, DC Thu Jul 30 1953, 3:33 AM EDT Att: 1,279 - Unknown				
Jerry Priddy, R (1, 4) OBP: 0.320, SLG: 0.290	0-0 F6		0-0 5-3			0-0 G6-4-3 1-2			0-0 1B HR 1B	4	1	1	0	0	0	1					
Ray Boone, R (1, 5) OBP: 0.396, SLG: 0.525	0-0 F9			4-0 BB		0-0 6-3			0-0 1B HR 1B	3	1	1	0	1	0	0					
Walt Dropo, R (1, 3) OBP: 0.286, SLG: 0.394		0-0 5-3		0-0 F6			0-3 K		0-0 1B HR 1B	4	1	1	3	0	1	1					
Bob Nieman, R (1, 7) OBP: 0.364, SLG: 0.444		4-0 BB 1B BB		0-0 F9			0-0 1B		0-0 F8	3	1	1	0	1	0	1					
Jim Delsing, L (1, 8) OBP: 0.376, SLG: 0.456		4-0 1B 1-2 BB		0-3 K			0-0 F2		0-0 4-3	3	0	0	0	1	1	2					
Matt Batts, R (1, 2) Fred Hatfield, L (8, PR) OBP: 0.342, SLG: 0.445 OBP: 0.326, SLG: 0.268		0-0 G5-4-3 1B		0-0 F9			0-0 F4		0-0 1B	4	0	2	1	0	0	1					
Don Lund, R (1, 9) OBP: 0.335, SLG: 0.380		0-0 G5-4-3 1-2		0-0 F8			0-0 F8		0-0 F9	4	0	0	0	0	0	3					
Billy Hoelt, L (1, 1) Steve Souchock, R (8, PH) Bob Miller, R (8, 1) OBP: 0.275, SLG: 0.140 OBP: 0.313, SLG: 0.472			0-0 F6		0-3 K		0-0 F4			2	0	0	0	0	1	0					
										1	0	0	0	0	0	0					
										0	0	0	0	0	0	0					
<b>Inning Stats</b>	R: 0 E: 0 K: 0 S: 3	H: 0 LOB: 0 BB: 0 P: 3	R: 1 E: 0 K: 0 S: 3	H: 1 LOB: 1 BB: 2 P: 11	R: 0 E: 0 K: 0 S: 3	H: 0 LOB: 0 BB: 0 P: 3	R: 0 E: 0 K: 1 S: 5	H: 0 LOB: 1 BB: 1 P: 9	R: 0 E: 0 K: 1 S: 5	H: 0 LOB: 0 BB: 0 P: 5	R: 0 E: 0 K: 0 S: 2	H: 0 LOB: 0 BB: 1 P: 6	R: 0 E: 0 K: 1 S: 6	H: 1 LOB: 1 BB: 0 P: 6	R: 0 E: 0 K: 0 S: 3	H: 0 LOB: 0 BB: 0 P: 3	R: 3 E: 0 K: 0 S: 7	H: 4 LOB: 1 BB: 0 P: 7	1B: 5 2B: 0 3B: 0 HR: 1	SF: 0 SAC: 0 DP: 2 HBP: 0	WP: 0 PA: 35 PB: 0 SB: 0 CS: 0
<b>PITCHER</b> Chuck Stobbs, L (1, 1) ERA: 3.78	IP: 9.0 WLS: W BF: 35 H: 6 R: 4 ER: 4 SO: 3 BB: 4 IBB: 0 HBP: 0 BLK: 0 WP: 0 HR: 1 S: 37 P: 53 ERA: 4.00 WHIP: 1.111															<b>PITCHER</b>					

Batter	1	2	3	4	5	6	7	8	9	AB	R	H	RBI	BB	SO	LOB	BOTTOM		
Eddie Yost, R (1, 5) OBP: 0.393, SLG: 0.375	0-0 F7		0-0 F8		0-0 F7	0-0 F3		0-0 3-1		5	0	0	1	0	0	3	<b>Detroit Tigers @ Washington Senators</b> Griffith Stadium, Washington, DC Thu Jul 30 1953, 3:33 AM EDT Att: 1,279 - Unknown		
Gil Coan, L (1, 7) OBP: 0.246, SLG: 0.224	0-0 4-3		0-0 1B 1B		0-0 F9	2-3	4-0 2B BB	0-0 F7		4	1	1	0	1	0	2			
Mickey Vernon, L (1, 3) OBP: 0.400, SLG: 0.519	0-0 1-3		0-0 1B 1B		0-0 BB 3B 1B	1-2	0-0 F3		4	1	2	0	0	0	1				
Jackie Jensen, R (1, 9) OBP: 0.369, SLG: 0.421		0-0 2B F8 1B	0-0 1-2 3-H 1B		4-0 1-2 2-3 3B BB		0-0 F8		3	2	2	1	1	0	1				
Pete Runnels, L (1, 4) OBP: 0.352, SLG: 0.324		0-0 1-3 2B	0-0 F7		4-0 1-2 2-3 3-H 3B BB		0-0 2B		3	1	2	1	1	0	2				
Jim Busby, R (1, 8) OBP: 0.337, SLG: 0.392		0-0 F8		0-0 4-3	0-0 1-2 2-3 3-H 3B BB		0-0 L5		4	0	1	4	0	0	3				
Ed Fitz Gerald, R (1, 2) OBP: 0.310, SLG: 0.342		0-3 K		0-0 F9	0-0 1-2 2-3 3-H 3B		4-0 FC4-6 1B BB		3	1	0	0	1	1	2				
Jerry Snyder, R (1, 6) OBP: 0.481, SLG: 0.538		0-0 F8		0-0 F8		0-0 CS 2B	0-0 FC4-6 1B		4	0	2	0	0	0	1				
Chuck Stobbs, L (1, 1) OBP: 0.267, SLG: 0.214			0-0 4-3		0-0 BB 1B BB 1B		0-0 FC4-6 1-2 2-3		4	1	1	0	0	0	3				
<b>Inning Stats</b>	R: 0 E: 0 K: 0 S: 3	H: 0 LOB: 0 BB: 0 P: 3	R: 1 E: 0 K: 1 S: 7	H: 2 LOB: 1 BB: 0 P: 7	R: 1 E: 0 K: 0 S: 6	H: 3 LOB: 2 BB: 0 P: 6	R: 0 E: 0 K: 0 S: 3	H: 0 LOB: 0 BB: 0 P: 3	R: 4 E: 0 K: 0 S: 6	H: 3 LOB: 1 BB: 2 P: 14	R: 0 E: 0 K: 0 S: 3	H: 1 LOB: 0 BB: 0 P: 3	R: 0 E: 0 K: 0 S: 4	H: 1 LOB: 2 BB: 1 P: 8	R: 1 E: 0 K: 0 S: 4	H: 1 LOB: 1 BB: 1 P: 8	1B: 7 2B: 3 3B: 1 HR: 0	SF: 0 SAC: 0 DP: 0 HBP: 0	WP: 0 PA: 38 PB: 0 SB: 0 CS: 1
<b>PITCHER</b> Billy Hoelt, L (1, 1) ERA: 4.25 Bob Miller, L (8, 1) ERA: 6.29	IP: 7.0 WLS: L BF: 33 H: 10 R: 6 ER: 6 SO: 10 BB: 3 IBB: 0 HBP: 0 BLK: 0 WP: 0 HR: 0 S: 32 P: 44 ERA: 7.71 WHIP: 1.857															<b>PITCHER</b>			



Batter	1	2	3	4	5	6	7	8	9	AB	R	H	RBI	BB	SO	LOB	TOP			
Nellie Fox, L (1,4) OBP: 0.327, SLG: 0.366										3	0	0	0	1	0	0	<b>Chicago White Sox @ Washington Senators</b> Griffith Stadium, Washington, DC Fri Jul 31 1953, 3:33 AM EDT Att: 12,466 - Unknown <a href="http://livebaseballscorecards.com">livebaseballscorecards.com</a>			
Ferns Fain, L (1,3) OBP: 0.413, SLG: 0.370										4	0	0	0	0	0	1				
Minnie Minoso, R (1,7) OBP: 0.420, SLG: 0.504										3	0	1	0	1	1	0				
Bob Elliott, R (1,5) OBP: 0.399, SLG: 0.444										3	0	0	0	0	0	3				
Sam Mele, R (1,9) OBP: 0.388, SLG: 0.495										3	0	2	0	0	0	0				
Jim Rivera, L (1,8) OBP: 0.343, SLG: 0.426										3	0	0	0	0	0	3				
Sherm Lollar, R (1,2) OBP: 0.401, SLG: 0.418										3	0	0	0	0	0	0				
Chico Carrasquel, R (1,6) OBP: 0.315, SLG: 0.339										2	0	0	0	0	0	0				
Tom Wright, L (8, PH) OBP: 0.312, SLG: 0.414										1	0	0	0	0	0	0				
Fred Marsh, R (8, 6) OBP: 0.299, SLG: 0.328										0	0	0	0	0	0	0				
Virgil Trucks, R (1,1) OBP: 0.167, SLG: 0.185										2	0	0	0	0	0	0				
Bud Stewart, L (8, PH) OBP: 0.389, SLG: 0.545										1	0	0	0	0	1	0				
Gene Bearden, L (8, 1) OBP: 0.200, SLG: 0.200										0	0	0	0	0	0	0				
<b>Inning Stats</b>	R: 0 E: 0 K: 0 S: 3	H: 1 LOB: 1 BB: 1 P: 7	R: 0 E: 0 K: 0 S: 3	H: 1 LOB: 0 BB: 0 P: 3	R: 0 E: 0 K: 0 S: 3	H: 0 LOB: 0 BB: 0 P: 3	R: 0 E: 0 K: 1 S: 5	H: 0 LOB: 0 BB: 0 P: 5	R: 0 E: 0 K: 0 S: 3	H: 0 LOB: 0 BB: 0 P: 3	R: 0 E: 0 K: 0 S: 4	H: 1 LOB: 2 BB: 1 P: 8	R: 0 E: 0 K: 1 S: 5	H: 0 LOB: 0 BB: 0 P: 5	R: 0 E: 0 K: 0 S: 3	H: 0 LOB: 0 BB: 0 P: 3	1B: 3 2B: 0 3B: 0 HR: 0	SF: 0 SAC: 0 DP: 2 HBP: 0	WP: 0 PB: 0 CS: 0	PA: 30
<b>PITCHER</b> Bob Porterfield, R (1,1) ERA: 3.94	IP: 9.0 WLS: W BF: 30 H: 3 R: 0 ER: 0 SO: 2 BB: 2 IBB: 0 HBP: 0 BLK: 0 WP: 0 HR: 0 S: 32 P: 40 ERA: 0.00 WHIP: 0.556															<b>PITCHER</b>				

Batter	1	2	3	4	5	6	7	8	9	AB	R	H	RBI	BB	SO	LOB	BOTTOM			
Eddie Yost, R (1,5) OBP: 0.392, SLG: 0.374										4	1	1	0	0	0	2	<b>Chicago White Sox @ Washington Senators</b> Griffith Stadium, Washington, DC Fri Jul 31 1953, 3:33 AM EDT Att: 12,466 - Unknown <a href="http://livebaseballscorecards.com">livebaseballscorecards.com</a>			
Gil Coan, L (1,7) OBP: 0.246, SLG: 0.213										3	0	0	0	1	1	0				
Mickey Vernon, L (1,3) OBP: 0.396, SLG: 0.514										4	0	0	0	0	1	2				
Jackie Jensen, R (1,9) OBP: 0.370, SLG: 0.423										3	1	1	1	1	0	0				
Pete Runnels, L (1,4) OBP: 0.352, SLG: 0.322										2	0	0	0	1	0	2				
Jim Busby, R (1,8) OBP: 0.339, SLG: 0.393										2	0	1	1	1	0	1				
Ed Fitz Gerald, R (1,2) OBP: 0.311, SLG: 0.342										3	0	1	0	0	1	4				
Jerry Snyder, R (1,6) OBP: 0.467, SLG: 0.517										3	0	1	0	0	0	1				
Bob Porterfield, R (1,1) OBP: 0.343, SLG: 0.531										3	0	1	0	0	0	1				
<b>Inning Stats</b>	R: 2 E: 1 K: 1 S: 8	H: 3 LOB: 2 BB: 1 P: 12	R: 0 E: 0 K: 0 S: 3	H: 1 LOB: 0 BB: 0 P: 3	R: 0 E: 0 K: 0 S: 2	H: 0 LOB: 1 BB: 2 P: 10	R: 0 E: 0 K: 0 S: 3	H: 0 LOB: 1 BB: 1 P: 7	R: 0 E: 0 K: 2 S: 7	H: 2 LOB: 1 BB: 0 P: 4	R: 0 E: 0 K: 2 S: 7	H: 0 LOB: 0 BB: 0 P: 7	R: 0 E: 0 K: 0 S: 4	H: 0 LOB: 0 BB: 0 P: 7	R: 0 E: 0 K: 0 S: 3	H: 0 LOB: 0 BB: 0 P: 3		1B: 5 2B: 2 3B: 0 HR: 0	SF: 0 SAC: 0 DP: 2 HBP: 0	WP: 0 PB: 1 CS: 0
<b>PITCHER</b> Virgil Trucks, R (1,1) ERA: 2.45	IP: 7.0 WLS: L BF: 28 H: 6 R: 2 ER: 1 SO: 1 BB: 2 IBB: 0 HBP: 0 BLK: 0 WP: 0 HR: 0 S: 26 P: 42 ERA: 1.29 WHIP: 1.429															<b>PITCHER</b>				
Gene Bearden, L (8, 1) ERA: 2.69	IP: 1.0 WLS: L BF: 3 H: 0 R: 0 ER: 0 SO: 2 BB: 0 IBB: 0 HBP: 0 BLK: 0 WP: 0 HR: 0 S: 7 P: 7 ERA: 0.00 WHIP: 0.000															<b>PITCHER</b>				



Batter	1	2	3	4	5	6	7	8	9	AB	R	H	RBI	BB	SO	LOB	TOP										
Nellie Fox, L OBP: 0.328, SLG: 0.366 (1, 4)			 F9 1B	 2-3 3-H					 1B	5	1	2	1	0	0	2	<b>Chicago White Sox @ Washington Senators</b> Griffith Stadium, Washington, DC Sat Aug 01 1953, 3:33 AM EDT Att: 9,387 - Unknown <a href="http://livebaseballscorecards.com">livebaseballscorecards.com</a>										
Ferns Fain, L OBP: 0.414, SLG: 0.368 (1, 3)	 BB		 BB	 1-2					 1-2	2	1	0	0	2	0	2											
Minnie Minoso, R OBP: 0.419, SLG: 0.504 (1, 7)	 1-H 2B									4	0	1	1	0	0	3											
Bob Elliott, R OBP: 0.401, SLG: 0.446 (8, PR)	 BB							 2B		3	0	1	1	1	0	2											
Fred Marsh, R OBP: 0.299, SLG: 0.328 (8, 5)										0	0	0	0	0	0	0											
Sam Mele, R OBP: 0.386, SLG: 0.492 (1, 9)			 1B					 FC1-6 2-3		4	0	1	1	0	1	2											
Jim Rivera, L OBP: 0.339, SLG: 0.421 (1, 8)								 1-2		4	0	0	0	0	1	4											
Sherm Lollar, R OBP: 0.398, SLG: 0.413 (1, 2)				 F8 BB						3	1	0	0	1	0	2											
Chico Carrasquel, R OBP: 0.314, SLG: 0.338 (1, 6)			 F8 1B							4	0	1	0	0	0	1											
Connie Johnson, R OBP: 0.333, SLG: 0.200 (1, 1)			 F9 BB	 1-2 1B						3	1	1	0	1	0	1											
<b>Inning Stats</b>	R: 1 E: 0 K: 0 S: 3	H: 1 LOB: 1 BB: 2 P: 11	R: 0 E: 0 K: 1 S: 5	H: 0 LOB: 0 BB: 0 P: 5	R: 2 E: 1 K: 0 S: 5	H: 2 LOB: 2 BB: 2 P: 13	R: 1 E: 1 K: 0 S: 4	H: 1 LOB: 1 BB: 1 P: 8	R: 0 E: 0 K: 1 S: 5	H: 0 LOB: 0 BB: 0 P: 5	R: 0 E: 0 K: 0 S: 4	H: 1 LOB: 1 BB: 0 P: 4	R: 0 E: 0 K: 0 S: 3	H: 0 LOB: 0 BB: 0 P: 3	R: 0 E: 1 K: 0 S: 4	H: 1 LOB: 2 BB: 0 P: 4	R: 0 E: 0 K: 0 S: 3	H: 1 LOB: 0 BB: 0 P: 3	R: 0 E: 0 K: 0 S: 3	H: 1 LOB: 0 BB: 0 P: 3	1B: 5 2B: 2 3B: 0 HR: 0	SF: 0 SAC: 0 DP: 1 HBP: 0	WP: 0 PB: 0 CS: 2	PA: 38			
<b>PITCHER</b>	IP	WLS	BF	H	R	ER	SO	BB	IBB	HBP	BLK	WP	HR	S	P	ERA	WHIP										
Spec Shea, R ERA: 3.58 (1, 1)	3.0	L	18	4	4	3	1	5	0	0	0	0	0	15	35	9.00	3.000										
Al Sima, L ERA: 3.12 (4, 1)	1.0		2	0	0	0	0	0	0	0	0	0	0	2	2	0.00	0.000										
Jerry Lane, R ERA: 2.48 (5, 1)	5.0		17	3	0	0	1	0	0	0	0	0	0	19	19	0.00	0.600										

Batter	1	2	3	4	5	6	7	8	9	AB	R	H	RBI	BB	SO	LOB	BOTTOM										
Eddie Yost, R OBP: 0.390, SLG: 0.374 (1, 5)							 1-2			5	0	1	0	0	0	3	<b>Chicago White Sox @ Washington Senators</b> Griffith Stadium, Washington, DC Sat Aug 01 1953, 3:33 AM EDT Att: 9,387 - Unknown <a href="http://livebaseballscorecards.com">livebaseballscorecards.com</a>										
Gil Coan, L OBP: 0.233, SLG: 0.200 (1, 7)										4	0	0	0	0	2	2											
Mickey Vernon, L OBP: 0.393, SLG: 0.509 (1, 3)										4	0	0	0	0	0	1											
Jackie Jensen, R OBP: 0.371, SLG: 0.424 (1, 9)				 BB 1B				 1B		4	0	2	0	0	0	1											
Pete Runnels, L OBP: 0.356, SLG: 0.323 (1, 4)		 BB		 BB						2	0	1	0	2	0	1											
Jim Busby, R OBP: 0.340, SLG: 0.394 (1, 8)	 1B		 1B							4	0	2	0	0	1	2											
Ed Fitz Gerald, R OBP: 0.310, SLG: 0.340 (9, PR)									 1B	4	0	1	0	0	2	6											
Jerry Snyder, R OBP: 0.441, SLG: 0.485 (1, 6)								 1B		4	0	1	0	0	3	5											
Spec Shea, R OBP: 0.238, SLG: 0.225 (1, 1)							 BB		 1B	1	0	0	0	0	1	2											
Al Sima, R OBP: 0.143, SLG: 0.143 (4, PH)										0	0	0	0	0	0	0											
Clyde Vollmer, R OBP: 0.347, SLG: 0.371 (4, PH)										1	0	0	0	0	1	3											
Jerry Lane, R (5, 1)										0	0	0	0	1	0	0											
Kite Thomas, R OBP: 0.237, SLG: 0.254 (9, PH)										1	0	0	0	0	2												
<b>Inning Stats</b>	R: 0 E: 0 K: 0 S: 4	H: 1 LOB: 1 BB: 0 P: 4	R: 0 E: 0 K: 3 S: 10	H: 1 LOB: 2 BB: 1 P: 14	R: 0 E: 0 K: 1 S: 5	H: 0 LOB: 0 BB: 0 P: 5	R: 0 E: 0 K: 3 S: 11	H: 2 LOB: 3 BB: 1 P: 15	R: 0 E: 0 K: 0 S: 3	H: 0 LOB: 0 BB: 0 P: 3	R: 0 E: 0 K: 1 S: 6	H: 1 LOB: 1 BB: 0 P: 6	R: 0 E: 0 K: 2 S: 7	H: 0 LOB: 1 BB: 1 P: 11	R: 0 E: 0 K: 0 S: 4	H: 1 LOB: 1 BB: 0 P: 4	R: 0 E: 0 K: 0 S: 4	H: 2 LOB: 2 BB: 0 P: 4	R: 0 E: 0 K: 0 S: 4	H: 0 LOB: 0 BB: 0 P: 4	1B: 7 2B: 1 3B: 0 HR: 0	SF: 0 SAC: 0 DP: 1 HBP: 0	WP: 0 PB: 0 CS: 0	PA: 37			
<b>PITCHER</b>	IP	WLS	BF	H	R	ER	SO	BB	IBB	HBP	BLK	WP	HR	S	P	ERA	WHIP										
Connie Johnson, R ERA: 2.65 (1, 1)	9.0	W	37	8	0	0	10	3	0	0	0	0	0	54	66	0.00	1.222										






Batter	1	2	3	4	5	6	7	8	9	AB	R	H	RBI	BB	SO	LOB	TOP			
Nellie Fox, L OBP: 0.330, SLG: 0.368 (1,4)										4	0	2	0	0	0	1				
Ferns Fain, L OBP: 0.413, SLG: 0.367 (1,3)										4	0	1	0	0	1	2				
Minnie Minoso, R OBP: 0.417, SLG: 0.501 (1,7)										4	0	1	0	0	0	1				
Bob Elliott, R OBP: 0.396, SLG: 0.440 (1,5)										4	0	0	0	0	1	3				
Bob Boyd, L OBP: 0.500, SLG: 0.167 (1,9)										2	0	0	0	2	0	0				
Jim Rivera, L OBP: 0.336, SLG: 0.417 (1,8)										4	0	0	0	0	1	4				
Sherm Lollar, R OBP: 0.398, SLG: 0.412 (1,2)										3	0	1	0	0	0	0				
Chico Carrasquel, R OBP: 0.312, SLG: 0.336 (8, PH)										2	0	0	0	0	0	1				
Tom Wright, L OBP: 0.319, SLG: 0.420 (8, PH)										1	0	1	0	0	0	0				
Fred Marsh, R OBP: 0.299, SLG: 0.328 (8, PH)										0	0	0	0	0	0	0				
Harry Dorish, R OBP: 0.167, SLG: 0.167 (1,1)										2	0	0	0	0	0	0				
Bud Stewart, L OBP: 0.378, SLG: 0.529 (8, PH)										1	0	0	0	0	0	1				
Sandy Consuegra, R OBP: 0.136, SLG: 0.095 (8,1)										0	0	0	0	0	0	0				
<b>Inning Stats</b>	R: 0 E: 0 K: 2 S: 9	H: 2 LOB: 3 BB: 1 P: 13	R: 0 E: 0 K: 0 S: 3	H: 0 LOB: 0 BB: 0 P: 3	R: 0 E: 0 K: 0 S: 3	H: 0 LOB: 0 BB: 0 P: 3	R: 0 E: 0 K: 1 S: 5	H: 1 LOB: 0 BB: 0 P: 5	R: 0 E: 0 K: 0 S: 4	H: 1 LOB: 1 BB: 0 P: 4	R: 0 E: 0 K: 0 S: 3	H: 0 LOB: 0 BB: 0 P: 3	R: 0 E: 0 K: 0 S: 4	H: 2 LOB: 2 BB: 0 P: 4	R: 0 E: 0 K: 0 S: 3	H: 0 LOB: 1 BB: 1 P: 7	1B: 6 2B: 1 3B: 0 HR: 0	SF: 0 SAC: 0 DP: 1 HBP: 0	WP: 0 PB: 1 SB: 0 CS: 0	PA: 33
<b>PITCHER</b> Walt Masterson, R ERA: 3.38 (1,1)	IP: 9.0 WLS: W BF: 33 H: 6 R: 0 ER: 0 SO: 3 BB: 2 IBB: 0 HBP: 0 BLK: 0 WP: 0 HR: 0 S: 37 P: 45 ERA: 0.00 WHIP: 0.889															<b>PITCHER</b>				

Chicago White Sox @ Washington Senators  
Griffith Stadium, Washington, DC  
Sun Aug 02 1953, 3:33 AM EDT  
Att: 10,840 - Unknown


AB	31
R	0
H	6
RBI	0
BB	2
SO	3
LOB	13



Batter	1	2	3	4	5	6	7	8	9	AB	R	H	RBI	BB	SO	LOB	BOTTOM			
Eddie Yost, R OBP: 0.391, SLG: 0.376 (1,5)										4	0	2	0	0	0	0				
Gil Coan, L OBP: 0.234, SLG: 0.203 (1,7)										4	0	1	0	0	1	1				
Mickey Vernon, L OBP: 0.392, SLG: 0.507 (1,3)										3	0	1	0	0	0	2				
Jackie Jensen, R OBP: 0.371, SLG: 0.426 (1,9)										3	1	1	0	0	0	2				
Pete Runnels, L OBP: 0.353, SLG: 0.320 (1,4)										3	0	0	0	0	1	1				
Wayne Terwilliger, R OBP: 0.334, SLG: 0.318 (9,4)										0	0	0	0	0	0	0				
Jim Busby, R OBP: 0.343, SLG: 0.396 (1,8)										3	0	2	1	0	0	0				
Ed Fitz Gerald, R OBP: 0.305, SLG: 0.335 (1,2)										3	0	0	0	0	0	1				
Jerry Snyder, R OBP: 0.405, SLG: 0.444 (1,6)										3	0	0	0	0	0	1				
Walt Masterson, R OBP: 0.220, SLG: 0.139 (1,1)										3	0	0	0	0	2	0				
<b>Inning Stats</b>	R: 0 E: 0 K: 0 S: 4	H: 2 LOB: 1 BB: 0 P: 4	R: 0 E: 0 K: 1 S: 5	H: 0 LOB: 0 BB: 0 P: 5	R: 0 E: 0 K: 2 S: 8	H: 1 LOB: 1 BB: 0 P: 8	R: 1 E: 0 K: 0 S: 4	H: 2 LOB: 0 BB: 0 P: 4	R: 0 E: 0 K: 0 S: 3	H: 0 LOB: 0 BB: 0 P: 3	R: 0 E: 0 K: 0 S: 4	H: 1 LOB: 1 BB: 0 P: 4	R: 0 E: 0 K: 0 S: 4	H: 1 LOB: 1 BB: 0 P: 4	R: 0 E: 0 K: 1 S: 5	H: 0 LOB: 0 BB: 0 P: 5	1B: 6 2B: 2 3B: 0 HR: 0	SF: 0 SAC: 0 DP: 1 HBP: 0	WP: 0 PB: 0 SB: 0 CS: 1	PA: 30
<b>PITCHER</b> Harry Dorish, R ERA: 2.53 (1,1)	IP: 7.0 WLS: L BF: 26 H: 7 R: 1 ER: 1 SO: 3 BB: 0 IBB: 0 HBP: 0 BLK: 0 WP: 0 HR: 0 S: 32 P: 32 ERA: 1.29 WHIP: 1.000															<b>PITCHER</b>				
<b>PITCHER</b> Sandy Consuegra, R ERA: 3.47 (8,1)	IP: 1.0 WLS: L BF: 3 H: 0 R: 0 ER: 0 SO: 1 BB: 0 IBB: 0 HBP: 0 BLK: 0 WP: 0 HR: 0 S: 5 P: 5 ERA: 0.00 WHIP: 0.000															<b>PITCHER</b>				

Chicago White Sox @ Washington Senators  
Griffith Stadium, Washington, DC  
Sun Aug 02 1953, 3:33 AM EDT  
Att: 10,840 - Unknown

AB	29
R	1
H	7
RBI	1
BB	0
SO	4
LOB	8





Batter	1	2	3	4	5	6	7	8	9	AB	R	H	RBI	BB	SO	LOB	TOP			
Fred Marsh, R OBP: 0.310, SLG: 0.338 (1, 4)										4	0	2	0	0	0	0	<b>Chicago White Sox @ Washington Senators</b> Griffith Stadium, Washington, DC Mon Aug 03 1953, 3:33 AM EDT Att: 7,666 - Unknown			
Bob Boyd, L OBP: 0.462, SLG: 0.222 (1, 3)										3	0	1	0	0	0	1				
Minnie Minoso, R OBP: 0.420, SLG: 0.503 (1, 7) (9, 8)										3	0	2	0	1	0	1				
Bob Elliott, R OBP: 0.394, SLG: 0.438 (1, 5)										4	0	1	0	0	1	4				
Tom Wright, L OBP: 0.316, SLG: 0.407 (1, 9)										3	1	0	0	0	1	4				
Red Wilson, R OBP: 0.336, SLG: 0.302 (1, 2)										2	0	0	0	1	0	0				
Jim Rivera, L OBP: 0.335, SLG: 0.415 Sherm Lollar, R OBP: 0.396, SLG: 0.410 Bud Stewart, L OBP: 0.378, SLG: 0.529 (1, 8) (9, PH) (9, 7)										2	0	0	0	0	0	0				
Chico Carrasquel, R OBP: 0.309, SLG: 0.332 (1, 6)										4	0	0	0	0	0	2				
Billy Pierce, L OBP: 0.203, SLG: 0.130 (1, 1)										4	0	0	0	0	1	2				
<b>Inning Stats</b>	R: 0 E: 0 S: 3	H: 1 LOB: 0 BB: 0 P: 3	R: 0 E: 0 S: 3	H: 0 LOB: 0 BB: 0 P: 3	R: 0 E: 0 S: 3	H: 0 LOB: 0 BB: 0 P: 3	R: 0 E: 0 S: 7	H: 2 LOB: 2 BB: 0 P: 7	R: 0 E: 0 S: 3	H: 0 LOB: 1 BB: 0 P: 7	R: 0 E: 0 S: 3	H: 0 LOB: 0 BB: 0 P: 3	R: 0 E: 0 S: 6	H: 1 LOB: 2 BB: 1 P: 10	R: 1 E: 1 S: 4	H: 0 LOB: 1 BB: 0 P: 5		1B: 6 2B: 0 3B: 0 HR: 0	SF: 0 SAC: 0 DP: 1 HBP: 1	WP: 0 PB: 0 SB: 1 CS: 0
<b>PITCHER</b> Johnny Schmitz, L ERA: 3.59 (1, 1)	IP: 9.0 WLS: L BF: 36 H: 6 R: 1 ER: 0 SO: 3 BB: 1 IBB: 1 HBP: 1 BLK: 0 WP: 0 HR: 0 S: 39 P: 48 ERA: 0.00 WHIP: 0.778															<b>PITCHER</b> IP: 9.0 WLS: W BF: 30 H: 2 R: 0 ER: 0 SO: 9 BB: 2 IBB: 0 HBP: 0 BLK: 0 WP: 0 HR: 0 S: 46 P: 54 ERA: 0.00 WHIP: 0.444				

AB	30
R	1
H	6
RBI	1
BB	2
SO	3
LOB	15



Batter	1	2	3	4	5	6	7	8	9	AB	R	H	RBI	BB	SO	LOB	BOTTOM	
Eddie Yost, R OBP: 0.390, SLG: 0.373 (1, 5)										3	0	0	0	1	0	0	<b>Chicago White Sox @ Washington Senators</b> Griffith Stadium, Washington, DC Mon Aug 03 1953, 3:33 AM EDT Att: 7,666 - Unknown	
Wayne Terwilliger, R OBP: 0.331, SLG: 0.314 (1, 4)										4	0	0	0	0	0	2		
Mickey Vernon, L OBP: 0.393, SLG: 0.506 (1, 3)										3	0	1	0	1	2	2		
Jackie Jensen, R OBP: 0.369, SLG: 0.422 (1, 9)										3	0	0	0	0	1	2		
Clyde Vollmer, R OBP: 0.344, SLG: 0.367 (1, 7)										3	0	0	0	0	0	0		
Jim Busby, R OBP: 0.340, SLG: 0.393 (1, 8)										3	0	0	0	0	1	0		
Ed Fitz Gerald, R OBP: 0.301, SLG: 0.330 (1, 2)										3	0	0	0	0	2	0		
Jerry Snyder, R OBP: 0.385, SLG: 0.421 Pompeyo Davalillo, R (9, 6)										2	0	0	0	0	0	0		
Johnny Schmitz, R OBP: 0.080, SLG: 0.080 Kite Thomas, R OBP: 0.247, SLG: 0.264 Gil Coan, L OBP: 0.234, SLG: 0.203 (1, 1) (9, PH) (9, PR)										2	0	0	0	0	2	0		
<b>Inning Stats</b>	R: 0 E: 1 S: 5	H: 0 LOB: 0 BB: 0 P: 5	R: 0 E: 0 S: 7	H: 0 LOB: 0 BB: 0 P: 7	R: 0 E: 0 S: 4	H: 1 LOB: 1 BB: 0 P: 4	R: 0 E: 0 S: 5	H: 0 LOB: 0 BB: 0 P: 5	R: 0 E: 0 S: 2	H: 0 LOB: 0 BB: 1 P: 6	R: 0 E: 0 S: 3	H: 0 LOB: 0 BB: 0 P: 3	R: 0 E: 0 S: 8	H: 1 LOB: 2 BB: 1 P: 12	1B: 2 2B: 0 3B: 0 HR: 0	SF: 0 SAC: 0 DP: 0 HBP: 0		WP: 0 PB: 0 SB: 0 CS: 1
<b>PITCHER</b> Billy Pierce, L ERA: 2.52 (1, 1)	IP: 9.0 WLS: W BF: 30 H: 2 R: 0 ER: 0 SO: 9 BB: 2 IBB: 0 HBP: 0 BLK: 0 WP: 0 HR: 0 S: 46 P: 54 ERA: 0.00 WHIP: 0.444															<b>PITCHER</b> IP: 9.0 WLS: W BF: 30 H: 2 R: 0 ER: 0 SO: 9 BB: 2 IBB: 0 HBP: 0 BLK: 0 WP: 0 HR: 0 S: 46 P: 54 ERA: 0.00 WHIP: 0.444		

AB	28
R	0
H	2
RBI	0
BB	2
SO	9
LOB	6





Batter	1	2	3	4	5	6	7	8	9	AB	R	H	RBI	BB	SO	LOB	TOP			
Al Smith, R OBP: 0.382, SLG: 0.382 (1, 9)										5	1	2	0	0	2	0	<b>Cleveland Indians @ Washington Senators</b> Griffith Stadium, Washington, DC Tue Aug 04 1953, 3:33 AM EDT Att: 9,388 - Unknown <a href="http://livebaseballscorecards.com">livebaseballscorecards.com</a>			
Bill Glynn, L OBP: 0.336, SLG: 0.317 (1, 3)										5	0	1	0	0	0	1				
Larry Doby, L OBP: 0.371, SLG: 0.463 (1, 8)										4	1	1	1	0	1	3				
Al Rosen, R OBP: 0.400, SLG: 0.588 (1, 5)										3	1	0	0	1	1	2				
Wally Westlake, R OBP: 0.426, SLG: 0.490 (1, 7)										3	0	0	0	1	0	4				
Jim Hegan, R OBP: 0.284, SLG: 0.317 Bobby Avila, R OBP: 0.360, SLG: 0.382 (8, PH) (8, 4)										3	0	0	0	0	0	0				
George Strickland, R OBP: 0.330, SLG: 0.365 (1, 6)										3	0	1	1	1	0	0				
Owen Friend, R OBP: 0.250, SLG: 0.312 Dale Mitchell, L OBP: 0.346, SLG: 0.442 Joe Tipton, R OBP: 0.381, SLG: 0.469 (8, PH) (8, 2)										3	0	0	0	0	2	2				
Mike Garcia, R OBP: 0.277, SLG: 0.317 (1, 1)										4	0	0	0	0	2	1				
<b>Inning Stats</b>	R: 0 E: 1 K: 2 S: 8	H: 0 LOB: 1 BB: 0 P: 8	R: 0 E: 1 K: 0 S: 4	H: 0 LOB: 1 BB: 0 P: 4	R: 0 E: 0 K: 0 S: 5	H: 2 LOB: 3 BB: 1 P: 9	R: 0 E: 0 K: 1 S: 5	H: 0 LOB: 0 BB: 0 P: 5	R: 0 E: 0 K: 2 S: 7	H: 0 LOB: 1 BB: 1 P: 11	R: 0 E: 0 K: 2 S: 7	H: 0 LOB: 1 BB: 1 P: 11	R: 3 E: 1 K: 0 S: 7	H: 3 LOB: 2 BB: 1 P: 11	R: 0 E: 0 K: 0 S: 3	H: 0 LOB: 0 BB: 0 P: 3		1B: 3 2B: 2 3B: 0 HR: 0	SF: 0 SAC: 0 DP: 1 HBP: 0	WP: 0 PB: 0 CS: 0
<b>PITCHER</b>	IP WLS BF H R ER SO BB IBB HBP BLK WP HR S P ERA WHIP	IP WLS BF H R ER SO BB IBB HBP BLK WP HR S P ERA WHIP																		
Chuck Stobbs, L ERA: 3.56 Jerry Lane, R ERA: 2.4	(1, 1) 8.0 L 35 5 3 1 8 3 0 0 0 0 0 0 48 60 1.12 1.000	(9, 1) 1.0 3 0 0 0 0 0 0 0 0 0 0 3 3 0.00 0.000																		

Batter	1	2	3	4	5	6	7	8	9	AB	R	H	RBI	BB	SO	LOB	BOTTOM			
Eddie Yost, R OBP: 0.389, SLG: 0.372 (1, 5)										4	0	1	0	0	0	1	<b>Cleveland Indians @ Washington Senators</b> Griffith Stadium, Washington, DC Tue Aug 04 1953, 3:33 AM EDT Att: 9,388 - Unknown <a href="http://livebaseballscorecards.com">livebaseballscorecards.com</a>			
Gil Coan, L OBP: 0.222, SLG: 0.192 (1, 7)										4	0	0	0	0	0	1				
Mickey Vernon, L OBP: 0.394, SLG: 0.507 (1, 3)										3	0	1	0	1	0	0				
Jackie Jensen, R OBP: 0.367, SLG: 0.423 (1, 9)										4	0	1	0	0	0	2				
Pete Runnels, L OBP: 0.355, SLG: 0.320 (1, 6)										3	0	1	0	1	0	1				
Jim Busby, R OBP: 0.339, SLG: 0.392 (1, 8)										4	0	1	0	0	1	4				
Wayne Terwilliger, R OBP: 0.329, SLG: 0.311 (1, 4)										3	0	0	0	0	2	1				
Mickey Grasso, R OBP: 0.261, SLG: 0.295 (1, 2)										3	0	0	0	0	0	0				
Chuck Stobbs, L OBP: 0.258, SLG: 0.207 Clyde Volmer, R OBP: 0.343, SLG: 0.366 Jerry Lane, R (8, PH) (9, 1)										1	0	0	0	0	0	0				
<b>Inning Stats</b>	R: 0 E: 0 K: 0 S: 3	H: 1 LOB: 0 BB: 0 P: 3	R: 0 E: 0 K: 1 S: 6	H: 2 LOB: 0 BB: 0 P: 6	R: 0 E: 0 K: 0 S: 3	H: 0 LOB: 0 BB: 0 P: 3	R: 0 E: 0 K: 0 S: 3	H: 0 LOB: 2 BB: 2 P: 11	R: 0 E: 1 K: 0 S: 4	H: 0 LOB: 1 BB: 0 P: 4	R: 0 E: 0 K: 0 S: 3	H: 0 LOB: 0 BB: 0 P: 3	R: 0 E: 0 K: 1 S: 5	H: 0 LOB: 0 BB: 0 P: 5	R: 0 E: 0 K: 0 S: 5	H: 2 LOB: 2 BB: 0 P: 5		1B: 3 2B: 2 3B: 0 HR: 0	SF: 0 SAC: 1 DP: 1 HBP: 0	WP: 0 PB: 0 CS: 0
<b>PITCHER</b>	IP WLS BF H R ER SO BB IBB HBP BLK WP HR S P ERA WHIP	IP WLS BF H R ER SO BB IBB HBP BLK WP HR S P ERA WHIP																		
Mike Garcia, R ERA: 3.15	(1, 1) 9.0 W 33 5 0 0 4 2 0 0 0 0 0 0 39 47 0.00 0.778																			



Batter	1	2	3	4	5	6	7	8	9	AB	R	H	RBI	BB	SO	LOB	TOP			
Al Smith, R OBP: 0.350, SLG: 0.368 (1, 9)	F3		5-3			P4		F2		4	0	0	0	0	0	0	<b>Cleveland Indians @ Washington Senators</b> Griffith Stadium, Washington, DC Wed Aug 05 1953, 3:33 AM EDT Att: 8,386 - Unknown			
Bill Glynn, L OBP: 0.334, SLG: 0.316 (1, 3)	4-3		6-3			G1-6-3 1B		F5		4	0	1	0	0	0	0				
Larry Doby, L OBP: 0.370, SLG: 0.461 (1, 8)	1B				F3	G1-6-3 1-2		F7		4	0	1	0	0	0	1				
Al Rosen, R OBP: 0.400, SLG: 0.587 (1, 5)	6-3				F8	FC6-4 1B		1B		4	0	2	0	0	0	1				
Dale Mitchell, L OBP: 0.344, SLG: 0.440 (1, 7)	1B				L1	P6		1-3		4	0	1	0	0	0	2				
Joe Ginsberg, L OBP: 0.394, SLG: 0.352 (1, 2)	L9				1B	F8				3	0	1	0	0	0	2				
George Strickland, R OBP: 0.332, SLG: 0.361 (1, 6)	L8				F4	FC6-4 1-2				3	0	0	0	0	0	3				
Bobby Avila, R OBP: 0.356, SLG: 0.380 Owen Friend, R OBP: 0.250, SLG: 0.312 Luke Easter, L OBP: 0.342, SLG: 0.423 Hank Majeski, R OBP: 0.286, SLG: 0.393 (1, 4) (7, 4) (8, PH) (8, 4)	L6				L9			K2-3		2	0	0	0	0	0	2				
Dave Hoskins, L OBP: 0.308, SLG: 0.405 Bill Wright, L OBP: 0.300, SLG: 0.300 Bob Hooper, R OBP: 0.250, SLG: 0.143 Harry Simpson, L OBP: 0.288, SLG: 0.361 Ted Wilks, R (8, 1)	4-3				4-3			4-3		0	0	0	0	0	0	0				
<b>Inning Stats</b>	R: 0 E: 0 K: 0 S: 4	H: 1 LOB: 1 BB: 0 P: 4	R: 0 E: 0 K: 0 S: 4	H: 1 LOB: 1 BB: 0 P: 4	R: 0 E: 0 K: 0 S: 3	H: 0 LOB: 0 BB: 0 P: 3	R: 0 E: 0 K: 0 S: 3	H: 0 LOB: 0 BB: 0 P: 3	R: 0 E: 0 K: 0 S: 4	H: 1 LOB: 1 BB: 0 P: 4	R: 0 E: 0 K: 0 S: 4	H: 1 LOB: 1 BB: 0 P: 4	R: 0 E: 0 K: 1 S: 5	H: 0 LOB: 0 BB: 0 P: 5	R: 0 E: 0 K: 0 S: 4	H: 1 LOB: 1 BB: 0 P: 4		1B: 6 2B: 0 3B: 0 HR: 0	SF: 0 SAC: 0 DP: 1 HBP: 0	WP: 0 PB: 1 SB: 0 CS: 0
<b>PITCHER</b> Bob Porterfield, R ERA: 3.74 (1, 1)	IP: 9.0 WLS: W BF: 32 H: 6 R: 0 ER: 0 SO: 1 BB: 0 IBB: 0 HBP: 0 BLK: 0 WP: 0 HR: 0 S: 34 P: 34 ERA: 0.00 WHIP: 0.667											<b>PITCHER</b>	IP: 9.0 WLS: W BF: 32 H: 6 R: 0 ER: 0 SO: 1 BB: 0 IBB: 0 HBP: 0 BLK: 0 WP: 0 HR: 0 S: 34 P: 34 ERA: 0.00 WHIP: 0.667							

Batter	1	2	3	4	5	6	7	8	9	AB	R	H	RBI	BB	SO	LOB	BOTTOM			
Eddie Yost, R OBP: 0.388, SLG: 0.370 (1, 5)	1B	K			SH E	K		K		4	1	1	0	0	3	2	<b>Cleveland Indians @ Washington Senators</b> Griffith Stadium, Washington, DC Wed Aug 05 1953, 3:33 AM EDT Att: 8,386 - Unknown			
Pompeyo Davallio, R OBP: 0.500, SLG: 0.500 (1, 6)	L6		K		E9 2B			1B		5	2	3	1	0	1	1				
Mickey Vernon, L OBP: 0.397, SLG: 0.508 (1, 3)	1B		G3		4-3 1B	CS		1B		5	2	3	0	0	0	1				
Jackie Jensen, R OBP: 0.370, SLG: 0.422 (1, 9)	3-1				F3	FC4 1B		1B		3	2	1	0	1	0	2				
Pete Runnels, L OBP: 0.360, SLG: 0.328 (1, 4)		SH5-4 F8 1B	K		E 2B	FC4 BB		FC4 1B		4	2	3	3	1	1	1				
Jim Busby, R OBP: 0.340, SLG: 0.392 (1, 8)		F8 SH5-4 2B 1B			6-3	E8		FC4 1B		5	1	2	3	0	0	3				
Gil Coan, L OBP: 0.224, SLG: 0.195 (1, 7)		SH5-4			4-3	4-3		E2		4	0	1	1	0	0	2				
Ed Fitz Gerald, R OBP: 0.303, SLG: 0.329 (1, 2)		F8			4-3			F2		4	0	1	1	1	0	3				
Bob Porterfield, R OBP: 0.347, SLG: 0.551 (1, 1)					SH 1B	K		F5		5	1	2	1	0	2	6				
<b>Inning Stats</b>	R: 0 E: 0 K: 0 S: 4	H: 2 LOB: 1 BB: 0 P: 4	R: 2 E: 0 K: 1 S: 8	H: 3 LOB: 1 BB: 0 P: 8	R: 0 E: 0 K: 2 S: 8	H: 1 LOB: 0 BB: 0 P: 8	R: 0 E: 0 K: 0 S: 3	H: 0 LOB: 0 BB: 0 P: 3	R: 4 E: 3 K: 0 S: 8	H: 4 LOB: 1 BB: 0 P: 8	R: 0 E: 0 K: 2 S: 8	H: 2 LOB: 1 BB: 0 P: 8	R: 2 E: 0 K: 0 S: 5	H: 2 LOB: 2 BB: 1 P: 10	R: 3 E: 1 K: 2 S: 11	H: 3 LOB: 3 BB: 2 P: 19		1B: 14 2B: 3 3B: 0 HR: 0	SF: 0 SAC: 2 DP: 0 HBP: 1	WP: 0 PB: 1 SB: 2 CS: 1
<b>PITCHER</b> Dave Hoskins, R ERA: 3.82 Bill Wright, L ERA: 5.59 Bob Hooper, R ERA: 4.37 Ted Wilks, R ERA: 7.36 (1, 1) (7, 1) (7, 1) (8, 1)	IP: 6.0 WLS: L BF: 31 H: 13 R: 8 ER: 5 SO: 5 BB: 0 IBB: 0 HBP: 1 BLK: 0 WP: 0 HR: 0 S: 40 P: 41 ERA: 7.50 WHIP: 2.167											<b>PITCHER</b>	IP: 6.0 WLS: L BF: 31 H: 13 R: 8 ER: 5 SO: 5 BB: 0 IBB: 0 HBP: 1 BLK: 0 WP: 0 HR: 0 S: 40 P: 41 ERA: 7.50 WHIP: 2.167							







Batter	1	2	3	4	5	6	7	8	9	AB	R	H	RBI	BB	SO	LOB	TOP	
Johnny Groth, R OBP: 0.305, SLG: 0.365 (1, 8)										4	0	0	0	0	0	0	<b>St. Louis Browns @ Washington Senators</b> Griffith Stadium, Washington, DC Fri Aug 07 1953, 3:33 AM EDT Att: 4,337 - Unknown <a href="http://livebaseballscorecards.com">livebaseballscorecards.com</a>	
Dick Kokos, L OBP: 0.397, SLG: 0.442 (1, 7) Don Larsen, R OBP: 0.309, SLG: 0.415 (6, 7)										2	0	1	0	1	0	0		
Dick Kryhoski, L OBP: 0.339, SLG: 0.491 (1, 3)										4	0	1	0	0	0	2		
Vic Wertz, L OBP: 0.377, SLG: 0.441 (1, 9)										2	0	0	0	2	0	2		
Vern Stephens, R OBP: 0.281, SLG: 0.285 (1, 5)										4	0	0	0	0	1	3		
Clint Courtney, L OBP: 0.307, SLG: 0.352 (1, 2)										4	0	0	0	0	0	2		
Bobby Young, L OBP: 0.324, SLG: 0.355 (1, 4)										2	0	1	0	1	0	0		
Billy Hunter, R OBP: 0.270, SLG: 0.267 (1, 6)										3	0	0	0	0	1	3		
Harry Brecheen, L OBP: 0.172, SLG: 0.172 (1, 1) Roy Sievers, R OBP: 0.331, SLG: 0.384 (5, PH) Mike Blyzka, R OBP: 0.250, SLG: 0.200 (6, 1) Dick Littlefield, L OBP: 0.250, SLG: 0.200 (6, 1)										1	0	0	0	0	0	0		
<b>Inning Stats</b>	R: 0 E: 0 K: 0 S: 4	H: 1 LOB: 1 BB: 0 P: 4	R: 0 E: 0 K: 0 S: 3	H: 0 LOB: 0 BB: 0 P: 3	R: 0 E: 0 K: 1 S: 6	H: 1 LOB: 1 BB: 0 P: 6	R: 0 E: 0 K: 0 S: 3	H: 0 LOB: 1 BB: 1 P: 7	R: 0 E: 0 K: 1 S: 6	H: 1 LOB: 2 BB: 1 P: 10	R: 0 E: 0 K: 0 S: 3	H: 0 LOB: 0 BB: 0 P: 3	R: 0 E: 0 K: 0 S: 3	H: 0 LOB: 1 BB: 1 P: 7	1B: 3 2B: 0 3B: 0 HR: 0	SF: 0 SAC: 0 DP: 1 HBP: 0		WP: 1 PB: 0 SB: 0 CS: 0
<b>PITCHER</b> Connie Marrero, R ERA: 3.21 (1, 1)	IP: 9.0 WLS: W BF: 33 H: 3 R: 0 ER: 0 SO: 2 BB: 4 IBB: 0 HBP: 0 BLK: 0 WP: 1 HR: 0 S: 33 P: 49 ERA: 0.00 WHIP: 0.778																	

Batter	1	2	3	4	5	6	7	8	9	AB	R	H	RBI	BB	SO	LOB	BOTTOM			
Eddie Yost, R OBP: 0.397, SLG: 0.368 (1, 5)										5	1	1	0	0	0	0	<b>St. Louis Browns @ Washington Senators</b> Griffith Stadium, Washington, DC Fri Aug 07 1953, 3:33 AM EDT Att: 4,337 - Unknown <a href="http://livebaseballscorecards.com">livebaseballscorecards.com</a>			
Pompeyo Davallio, R OBP: 0.571, SLG: 0.615 (1, 6)										4	3	2	0	1	0	0				
Mickey Vernon, L OBP: 0.402, SLG: 0.513 (1, 3)										4	3	2	0	1	0	0				
Kite Thomas, R OBP: 0.268, SLG: 0.303 (1, 9)										4	2	2	3	1	0	0				
Clyde Vollmer, R OBP: 0.344, SLG: 0.374 (1, 7)										4	2	1	3	1	0	2				
Jim Busby, R OBP: 0.343, SLG: 0.395 (1, 8)										4	0	2	3	0	0	1				
Wayne Terwilliger, R OBP: 0.329, SLG: 0.309 (1, 4)										3	1	0	0	1	0	3				
Ed Fitz Gerald, R OBP: 0.301, SLG: 0.327 (1, 2)										3	0	1	2	1	0	2				
Connie Marrero, R OBP: 0.250, SLG: 0.167 (1, 1)										4	0	0	0	0	0	3				
<b>Inning Stats</b>	R: 0 E: 0 K: 0 S: 3	H: 0 LOB: 0 BB: 0 P: 3	R: 1 E: 0 K: 0 S: 4	H: 1 LOB: 0 BB: 0 P: 4	R: 0 E: 0 K: 0 S: 3	H: 0 LOB: 0 BB: 0 P: 3	R: 3 E: 1 K: 0 S: 7	H: 4 LOB: 2 BB: 1 P: 11	R: 5 E: 1 K: 0 S: 7	H: 4 LOB: 1 BB: 2 P: 15	R: 3 E: 0 K: 0 S: 5	H: 2 LOB: 2 BB: 3 P: 17	R: 0 E: 0 K: 0 S: 3	H: 0 LOB: 0 BB: 0 P: 3	R: 0 E: 0 K: 0 S: 3	H: 0 LOB: 0 BB: 0 P: 3		1B: 5 2B: 4 3B: 1 HR: 1	SF: 0 SAC: 0 DP: 0 HBP: 0	WP: 0 PB: 0 SB: 0 CS: 0
<b>PITCHER</b> Harry Brecheen, L ERA: 3.71 (1, 1) Mike Blyzka, R ERA: 6.41 (5, 1) Dick Littlefield, L ERA: 5.26 (6, 1)	IP: 4.0 WLS: L BF: 18 H: 5 R: 4 ER: 4 SO: 0 BB: 1 IBB: 0 HBP: 0 BLK: 0 WP: 0 HR: 1 S: 17 P: 21 ERA: 9.00 WHIP: 1.500																			



Batter	1	2	3	4	5	6	7	8	9	AB	R	H	RBI	BB	SO	LOB	TOP							
<b>Johnny Groth, R</b> OBP: 0.302, SLG: 0.362 (1, 8)	L6		E4			6-3		FC3-6		4	0	0	0	0	0	1								
<b>Roy Sievers, R</b> OBP: 0.333, SLG: 0.386 (1, 3)	P6		CS	1B				G6-4-3		4	0	2	0	0	0	1								
<b>Vern Stephens, R</b> OBP: 0.275, SLG: 0.277 (1, 5)	F7			F7					F8	4	0	0	0	0	0	2								
<b>Don Lenhardt, R</b> OBP: 0.398, SLG: 0.500 (1, 7)		F9			G1-6-3				1B E	4	1	2	0	0	0	0								
<b>Vic Wertz, L</b> OBP: 0.378, SLG: 0.441 (1, 9)				G1-6-3					1B E	4	1	2	0	0	0	2								
<b>Les Moss, R</b> OBP: 0.322, SLG: 0.358 (1, 2)										4	0	1	1	0	0	1								
<b>Don Larsen, R</b> OBP: 0.309, SLG: 0.415 (9, PR)	F9								E1	0	1	0	0	0	0	0								
<b>Clint Courtney, L</b> OBP: 0.307, SLG: 0.352 (9, 2)									1B E	0	0	0	0	0	0	0								
<b>Billy Hunter, R</b> OBP: 0.270, SLG: 0.265 (1, 6)									E1	3	0	0	1	1	0	1								
<b>Bobby Young, L</b> OBP: 0.322, SLG: 0.353 (1, 4)										2	0	0	0	0	0	0								
<b>Neil Berry, R</b> OBP: 0.340, SLG: 0.345 (7, PH)			P4						G1-6-3	2	0	0	0	0	0	4								
<b>Duane Pilette, R</b> OBP: 0.294, SLG: 0.333 (1, 1)										3	0	1	0	0	0	0								
<b>Satchel Paige, R</b> (8, 1)										0	0	0	0	0	0	0								
<b>Inning Stats</b>	R: 0 E: 0 K: 0 S: 3	H: 0 LOB: 0 BB: 0 P: 3	R: 0 E: 0 K: 0 S: 4	H: 1 LOB: 1 BB: 0 P: 4	R: 0 E: 1 K: 0 S: 3	H: 0 LOB: 0 BB: 0 P: 3	R: 0 E: 0 K: 0 S: 4	H: 2 LOB: 1 BB: 0 P: 4	R: 0 E: 0 K: 0 S: 3	H: 0 LOB: 0 BB: 0 P: 3	R: 0 E: 0 K: 0 S: 4	H: 1 LOB: 1 BB: 0 P: 4	R: 0 E: 1 K: 0 S: 3	H: 0 LOB: 2 BB: 1 P: 8	R: 0 E: 0 K: 0 S: 3	H: 1 LOB: 0 BB: 0 P: 3	R: 0 E: 0 K: 0 S: 3	H: 1 LOB: 0 BB: 0 P: 3	R: 3 E: 2 K: 0 S: 6	H: 3 LOB: 1 BB: 0 P: 6	1B: 8 2B: 0 3B: 0 HR: 0	SF: 0 SAC: 0 DP: 3 HBP: 0	WP: 0 PB: 0 SB: 0 CS: 1	PA: 36
<b>PITCHER</b> <b>Johnny Schmitz, L</b> ERA: 3.34 (1, 1)	IP: 9.0 WLS: L BF: 35 H: 8 R: 3 ER: 1 SO: 0 BB: 1 IBB: 0 HBP: 0 BLK: 0 WP: 0 HR: 0 S: 34 P: 38 ERA: 1.00 WHIP: 1.000															<b>PITCHER</b>								

St. Louis Browns @ Washington Senators  
Griffith Stadium, Washington, DC  
Sun Aug 09 1953, 3:33 AM EDT  
Unknown


AB 34  
R 3  
H 8  
RBI 2  
BB 1  
SO 0  
LOB 12



Batter	1	2	3	4	5	6	7	8	9	AB	R	H	RBI	BB	SO	LOB	BOTTOM							
<b>Eddie Yost, R</b> OBP: 0.388, SLG: 0.368 (1, 5)	F7									3	0	1	0	1	0	0								
<b>Pompeyo Davallio, R</b> OBP: 0.471, SLG: 0.500 (1, 6)	6-3		SH3-4							3	0	0	0	0	0	1								
<b>Mickey Vernon, L</b> OBP: 0.400, SLG: 0.511 (1, 3)	K									4	0	1	0	0	1	1								
<b>Jackie Jensen, R</b> OBP: 0.374, SLG: 0.425 (1, 9)										3	0	1	0	1	0	2								
<b>Pete Runnels, L</b> OBP: 0.356, SLG: 0.329 (1, 4)										4	0	1	0	0	0	5								
<b>Jim Busby, R</b> OBP: 0.342, SLG: 0.393 (1, 8)										4	0	1	0	0	0	3								
<b>Clyde Vollmer, R</b> OBP: 0.340, SLG: 0.369 (1, 7)										4	0	0	0	0	1	3								
<b>Mickey Grasso, R</b> OBP: 0.263, SLG: 0.291 (1, 2)										2	0	0	0	1	0	0								
<b>Kite Thomas, R</b> OBP: 0.265, SLG: 0.299 (9, PH)										1	0	0	0	0	0	0								
<b>Johnny Schmitz, R</b> OBP: 0.071, SLG: 0.071 (1, 1)										3	0	0	0	0	0	3								
<b>Inning Stats</b>	R: 0 E: 0 K: 1 S: 5	H: 0 LOB: 0 BB: 0 P: 5	R: 0 E: 1 K: 1 S: 7	H: 1 LOB: 3 BB: 1 P: 11	R: 0 E: 0 K: 0 S: 4	H: 1 LOB: 2 BB: 1 P: 8	R: 0 E: 0 K: 0 S: 3	H: 0 LOB: 0 BB: 0 P: 3	R: 0 E: 0 K: 0 S: 4	H: 1 LOB: 1 BB: 0 P: 4	R: 0 E: 0 K: 0 S: 3	H: 0 LOB: 0 BB: 0 P: 3	R: 0 E: 0 K: 0 S: 4	H: 1 LOB: 2 BB: 1 P: 8	R: 0 E: 0 K: 0 S: 3	H: 1 LOB: 0 BB: 0 P: 3	R: 0 E: 0 K: 0 S: 4	H: 1 LOB: 2 BB: 1 P: 8	R: 0 E: 0 K: 0 S: 3	H: 1 LOB: 0 BB: 0 P: 3	1B: 4 2B: 0 3B: 1 HR: 0	SF: 0 SAC: 1 DP: 1 HBP: 0	WP: 1 PB: 0 SB: 4 CS: 0	PA: 35
<b>PITCHER</b> <b>Duane Pilette, R</b> ERA: 5.26 (1, 1)	IP: 7.0 WLS: W BF: 28 H: 4 R: 0 ER: 0 SO: 2 BB: 2 IBB: 0 HBP: 0 BLK: 0 WP: 0 HR: 0 S: 30 P: 38 ERA: 0.00 WHIP: 0.857															<b>PITCHER</b>								

St. Louis Browns @ Washington Senators  
Griffith Stadium, Washington, DC  
Sun Aug 09 1953, 3:33 AM EDT  
Unknown

AB 31  
R 0  
H 5  
RBI 0  
BB 3  
SO 2  
LOB 18










Batter	1	2	3	4	5	6	7	8	9	AB	R	H	RBI	BB	SO	LOB	TOP			
<b>Billy Goodman, L</b> (1,4) OBP: 0.390, SLG: 0.409	0-0 4-3			0-0 1-3			0-0 F7		0-0 6-3	4	0	0	0	0	0	1				
<b>Gene Stephens, L</b> (1,7) OBP: 0.304, SLG: 0.290	0-0 1-3			0-0 F5			0-0 F9			3	0	0	0	0	0	0				
<b>Dick Gemert, R</b> (1,3) OBP: 0.385, SLG: 0.446	0-3 K			0-0 F3			0-0 F8			3	0	0	0	0	1	0				
<b>George Kell, R</b> (1,5) OBP: 0.381, SLG: 0.503		0-0 F7			0-0 5-3			0-0 5-3		3	0	0	0	0	0	0				
<b>Sammy White, R</b> (1,2) OBP: 0.316, SLG: 0.442		0-0 6-3			0-0 P6			0-0 6-3		3	0	0	0	0	0	0				
<b>Tom Umphlett, R</b> (1,8) OBP: 0.356, SLG: 0.423		0-0 5-3			0-0 5-3			0-0 1-3		3	0	0	0	0	0	0				
<b>Jim Piersall, R</b> (1,9) OBP: 0.318, SLG: 0.360			0-0 G5-4-3 1B		0-0 4-3			4-0 BB		2	0	1	0	1	0	0				
<b>Ted Lepcio, R</b> (1,6) OBP: 0.316, SLG: 0.383			0-0 G5-4-3		0-0 6-3			0-3 K		2	0	0	0	0	0	1				
<b>Ted Williams, L</b> (9, PH) OBP: 0.333, SLG: 1.333			1-2							1	0	0	0	0	1	1				
<b>Ben Flowers, R</b> (1,1) OBP: 0.154, SLG: 0.231			0-0 F9					0-3 K		2	0	0	0	0	1	0				
<b>Mickey McDermott, L</b> (8, 1) OBP: 0.311, SLG: 0.450										0	0	0	0	0	0	0				
<b>Ellis Kinder, R</b> (8, 1) OBP: 0.381, SLG: 0.429										0	0	0	0	0	0	0				
<b>Floyd Baker, L</b> (9, PH) OBP: 0.385, SLG: 0.358										1	0	0	0	0	0	1				
<b>Inning Stats</b>	R: 0 E: 0 K: 1 S: 5	H: 0 LOB: 0 BB: 0 P: 5	R: 0 E: 0 K: 0 S: 3	H: 0 LOB: 0 BB: 0 P: 3	R: 0 E: 0 K: 0 S: 3	H: 1 LOB: 0 BB: 0 P: 3	R: 0 E: 0 K: 0 S: 3	H: 0 LOB: 0 BB: 0 P: 3	R: 0 E: 0 K: 1 S: 5	H: 0 LOB: 0 BB: 0 P: 5	R: 0 E: 0 K: 0 S: 3	H: 0 LOB: 0 BB: 0 P: 3	R: 0 E: 0 K: 0 S: 3	H: 0 LOB: 0 BB: 0 P: 3	R: 0 E: 0 K: 1 S: 5	H: 0 LOB: 1 BB: 1 P: 9	1B: 1 2B: 0 3B: 0 HR: 0	SF: 0 SAC: 0 DP: 1 HBP: 0	WP: 0 PB: 0 SB: 0 CS: 0	PA: 28
<b>PITCHER</b> <b>Bob Porterfield, R</b> (1,1) ERA: 3.55	IP: 9.0 WLS: W BF: 28 H: 1 R: 0 ER: 0 SO: 3 BB: 1 IBB: 0 HBP: 0 BLK: 0 WP: 0 HR: 0 S: 33 P: 37 ERA: 0.00 WHIP: 0.222																			

**Boston Red Sox @ Washington Senators**  
Griffith Stadium, Washington, DC  
Mon Aug 10 1953, 3:33 AM EDT  
Att: 13,631 - Unknown


AB 27  
R 0  
H 1  
RBI 0  
BB 1  
SO 3  
LOB 4



Batter	1	2	3	4	5	6	7	8	9	AB	R	H	RBI	BB	SO	LOB	BOTTOM							
<b>Eddie Yost, R</b> (1,5) OBP: 0.389, SLG: 0.365	0-3 K	0-0 F8			0-0 6-3			0-0 SH1-4 E 1B		4	1	1	0	0	1	2								
<b>Pompeyo Davallio, R</b> (1,6) OBP: 0.360, SLG: 0.375	0-0 5-3	0-0 FC4-6			0-0 6-3			0-0 SH1-4		3	0	0	0	0	0	2								
<b>Mickey Vernon, L</b> (1,3) OBP: 0.403, SLG: 0.514	0-0 2B		0-0 G4-6-3 1B		0-0 F7			0-0 E9 1B		4	1	3	1	0	0	0								
<b>Kite Thomas, R</b> (1,9) OBP: 0.264, SLG: 0.309	0-0 2B		0-0 G4-6-3					0-0 F8		4	0	1	1	0	0	2								
<b>Gil Coan, L</b> (1,7) OBP: 0.258, SLG: 0.207	4-0 BB		0-0 FC6-4 1B		0-0 F7			4-0 1B		2	0	1	0	2	0	0								
<b>Jim Busby, R</b> (1,8) OBP: 0.342, SLG: 0.394	0-3 K		0-0 FC6-4		0-0 P4			0-0 1B		4	0	1	0	0	1	3								
<b>Wayne Terwilliger, R</b> (1,4) OBP: 0.333, SLG: 0.322		0-0 FC1-5 1B		4-0 BB				0-0 5-3		2	0	1	0	1	0	0								
<b>Frank Sacka, R</b> (1,2) OBP: 0.375, SLG: 0.375		0-0 FC1-5 1B		0-0 G1-6-4-3				0-0 L8		3	0	1	0	0	0	1								
<b>Bob Porterfield, R</b> (1,1) OBP: 0.333, SLG: 0.528		0-0 FC1-5		0-3 K				0-0 6-3		3	0	0	0	0	1	2								
<b>Inning Stats</b>	R: 1 E: 0 K: 2 S: 9	H: 2 LOB: 2 BB: 1 P: 13	R: 0 E: 0 K: 0 S: 5	H: 2 LOB: 2 BB: 0 P: 5	R: 0 E: 0 K: 0 S: 4	H: 2 LOB: 1 BB: 0 P: 4	R: 0 E: 0 K: 1 S: 4	H: 0 LOB: 0 BB: 1 P: 8	R: 0 E: 0 K: 0 S: 3	H: 0 LOB: 0 BB: 0 P: 3	R: 0 E: 0 K: 0 S: 3	H: 0 LOB: 0 BB: 0 P: 3	R: 0 E: 0 K: 0 S: 3	H: 0 LOB: 0 BB: 0 P: 3	R: 1 E: 1 K: 0 S: 5	H: 3 LOB: 2 BB: 1 P: 9	1B: 8 2B: 1 3B: 0 HR: 0	SF: 0 SAC: 1 DP: 2 HBP: 0	WP: 0 PB: 0 SB: 0 CS: 0	PA: 33				
<b>PITCHER</b> <b>Ben Flowers, R</b> (1,1) ERA: 2.57	IP: 7.1 WLS: L BF: 29 H: 7 R: 2 ER: 2 SO: 3 BB: 2 IBB: 0 HBP: 0 BLK: 0 WP: 0 HR: 0 S: 33 P: 41 ERA: 2.46 WHIP: 1.227																							
<b>Mickey McDermott, L</b> (8, 1) ERA: 3.24	0.0 L	1 1	0 0	0 0	0 0	0 0	1 1	0 0	2 6	0.00 3.000														
<b>Ellis Kinder, R</b> (8, 1) ERA: 2.21	0.2 3	1 1	0 0	0 0	0 0	0 0	0 0	2 6	0.00 3.000															

**Boston Red Sox @ Washington Senators**  
Griffith Stadium, Washington, DC  
Mon Aug 10 1953, 3:33 AM EDT  
Att: 13,631 - Unknown

AB 29  
R 2  
H 9  
RBI 2  
BB 3  
SO 3  
LOB 12





Batter	1	2	3	4	5	6	7	8	9	AB	R	H	RBI	BB	SO	LOB	TOP			
<b>Gil McDougald, R</b> (1,5) OBP: 0.359, SLG: 0.431	0-3 <b>K</b>		1-0 <b>HBP</b>			0-0 <b>1B</b>		0-0 <b>P6</b>		2	0	1	0	0	1	0	<b>New York Yankees @ Washington Senators</b> Griffith Stadium, Washington, DC Tue Aug 11 1953, 3:33 AM EDT Att: 19,793 - Unknown <a href="http://livebaseballscorecards.com">livebaseballscorecards.com</a>			
<b>Johnny Mize, L</b> (8,PH) OBP: 0.337, SLG: 0.402						0-0 <b>1B</b>				1	0	0	0	0	0	1				
<b>Arcy Carey, R</b> (8,5) OBP: 0.379, SLG: 0.585										0	0	0	0	0	0	0				
<b>Joe Collins, L</b> (1,3) OBP: 0.360, SLG: 0.379	0-0 <b>4-3</b>		0-0 <b>G3</b>			0-0 <b>G3-6-3</b>		0-0 <b>F7</b>		4	0	0	0	0	0	3				
<b>Hank Bauer, R</b> (1,9) OBP: 0.407, SLG: 0.453	0-3 <b>K</b>			0-0 <b>6-3</b>			4-0 <b>3B</b>		0-0 <b>1B</b>	3	1	1	0	1	1	0				
<b>Yogi Berra, L</b> (1,2) OBP: 0.351, SLG: 0.489		0-3 <b>K</b>		0-0 <b>P4</b>			0-0 <b>F8</b>		0-0 <b>1B</b>	4	0	1	0	0	1	1				
<b>Irv Noren, L</b> (1,8) OBP: 0.373, SLG: 0.443		0-0 <b>F8</b>		0-0 <b>4-3</b>			0-0 <b>3B</b>		0-3 <b>1B</b>	4	0	1	1	0	1	2				
<b>Gene Woodling, L</b> (1,7) OBP: 0.406, SLG: 0.415		4-0 <b>BB</b>			0-0 <b>F8</b>		0-0 <b>FC6-2</b>		0-0 <b>L6</b>	3	0	0	0	1	0	3				
<b>Billy Martin, R</b> (1,4) OBP: 0.322, SLG: 0.387		0-0 <b>P6</b>			0-0 <b>F7</b>		0-0 <b>F7</b>		0-3 <b>K</b>	4	0	0	0	0	1	4				
<b>Phil Rizzuto, R</b> (1,6) OBP: 0.389, SLG: 0.343			0-3 <b>K</b>		0-0 <b>L5</b>			0-3 <b>K</b>		2	0	0	0	0	1	0				
<b>Don Bolweg, L</b> (8,PH) OBP: 0.401, SLG: 0.540										1	0	0	0	0	1	0				
<b>Willy Miranda, S</b> (8,6) OBP: 0.205, SLG: 0.220										0	0	0	0	0	0	0				
<b>Bill Miller, L</b> (1,1) OBP: 0.200, SLG: 0.400										1	0	0	0	0	0	0				
<b>Johnny Sain, R</b> (4,1) OBP: 0.305, SLG: 0.273				0-0 <b>5-3</b>		0-0 <b>1-3</b>			0-0 <b>1B</b>	2	0	1	0	0	0	0				
<b>Inning Stats</b>	R: 0 E: 0 K: 2 S: 7	H: 0 LOB: 0 BB: 0 P: 7	R: 0 E: 0 K: 1 S: 5	H: 0 LOB: 1 BB: 1 P: 9	R: 0 E: 0 K: 1 S: 5	H: 0 LOB: 1 BB: 0 P: 6	R: 0 E: 0 K: 0 S: 3	H: 0 LOB: 0 BB: 0 P: 3	R: 0 E: 0 K: 0 S: 3	H: 1 LOB: 1 BB: 0 P: 3	R: 1 E: 0 K: 0 S: 4	H: 1 LOB: 1 BB: 1 P: 8	R: 0 E: 0 K: 1 S: 6	H: 1 LOB: 2 BB: 0 P: 6	R: 0 E: 0 K: 2 S: 9	H: 2 LOB: 2 BB: 0 P: 9	1B: 4 2B: 0 3B: 1 HR: 0	SF: 0 SAC: 0 DP: 1 HBP: 1	WP: 0 PB: 0 SB: 0 CS: 0	PA: 34
<b>PITCHER</b> <b>Walt Masterson, R</b> (1,1) ERA: 3.22	IP: 9.0 WLS: W BF: 34 H: 5 R: 1 ER: 1 SO: 7 BB: 2 IBB: 0 HBP: 1 BLK: 0 WP: 0 HR: 0 S: 45 P: 54 ERA: 1.00 WHIP: 0.778															<b>PITCHER</b>				

Batter	1	2	3	4	5	6	7	8	9	AB	R	H	RBI	BB	SO	LOB	BOTTOM			
<b>Eddie Yost, R</b> (1,5) OBP: 0.397, SLG: 0.361	0-3 <b>K</b>	0-0 <b>F8</b>		0-0 <b>F8</b>		4-0 <b>SH3-4</b>		0-0 <b>F8</b>		4	0	0	0	1	1	3	<b>New York Yankees @ Washington Senators</b> Griffith Stadium, Washington, DC Tue Aug 11 1953, 3:33 AM EDT Att: 19,793 - Unknown <a href="http://livebaseballscorecards.com">livebaseballscorecards.com</a>			
<b>Pompeo Davallio, R</b> (1,6) OBP: 0.345, SLG: 0.357	0-0 <b>6-3</b>	0-3 <b>K</b>		0-0 <b>1B</b>		0-0 <b>SH3-4</b>		0-0 <b>P6</b>		4	0	1	0	0	1	2				
<b>Mickey Vernon, L</b> (1,3) OBP: 0.402, SLG: 0.511	0-0 <b>1B</b>		0-0 <b>1-3</b>	0-0 <b>6-3</b>		0-0 <b>F9</b>				4	1	1	0	0	0	3				
<b>Kite Thomas, R</b> (1,9) OBP: 0.264, SLG: 0.306	0-0 <b>1B</b>		0-0 <b>4-3</b>		0-0 <b>5-3</b>	0-0 <b>6-3</b>				4	0	1	0	0	0	1				
<b>Clyde Vollmer, R</b> (1,7) OBP: 0.342, SLG: 0.373	0-0 <b>1B</b>		0-0 <b>2B</b>		0-0 <b>2B</b>	0-0 <b>F7</b>				4	0	3	1	0	0	0				
<b>Jim Busby, R</b> (1,8) OBP: 0.341, SLG: 0.395	0-0 <b>1-3</b>		0-0 <b>F9</b>		0-0 <b>2B</b>	0-0 <b>6-3</b>				4	0	1	0	0	0	3				
<b>Wayne Terwilliger, R</b> (1,4) OBP: 0.337, SLG: 0.326		4-0 <b>FC1-5</b>		0-0 <b>1B</b>		4-0 <b>E5</b>		0-0 <b>BB</b>		2	1	1	0	2	0	2				
<b>Frank Sacka, R</b> (1,2) OBP: 0.500, SLG: 0.455		0-0 <b>FC1-5</b>		0-0 <b>1B</b>	4-0 <b>2B</b>	0-0 <b>BB</b>		0-0 <b>E5</b>		3	0	2	1	1	0	1				
<b>Walt Masterson, R</b> (1,1) OBP: 0.200, SLG: 0.125		0-0 <b>FC1-5</b>		0-0 <b>P1</b>	0-0 <b>FC1-2</b>		0-0 <b>6-3</b>			4	0	0	0	0	0	6				
<b>Inning Stats</b>	R: 1 E: 0 K: 1 S: 8	H: 3 LOB: 2 BB: 0 P: 8	R: 0 E: 0 K: 1 S: 6	H: 1 LOB: 2 BB: 1 P: 10	R: 0 E: 0 K: 0 S: 4	H: 1 LOB: 1 BB: 0 P: 4	R: 1 E: 0 K: 0 S: 6	H: 3 LOB: 2 BB: 0 P: 6	R: 0 E: 0 K: 0 S: 5	H: 2 LOB: 3 BB: 1 P: 9	R: 0 E: 0 K: 0 S: 3	H: 0 LOB: 1 BB: 1 P: 7	R: 0 E: 1 K: 0 S: 3	H: 0 LOB: 0 BB: 1 P: 7	R: 0 E: 0 K: 0 S: 3	H: 0 LOB: 0 BB: 0 P: 3		1B: 7 2B: 3 3B: 0 HR: 0	SF: 0 SAC: 1 DP: 0 HBP: 0	WP: 0 PB: 0 SB: 0 CS: 0
<b>PITCHER</b> <b>Bill Miller, L</b> (1,1) ERA: 5.32	IP: 3.0 WLS: L BF: 17 H: 7 R: 2 ER: 2 SO: 2 BB: 1 IBB: 0 HBP: 0 BLK: 0 WP: 0 HR: 0 S: 20 P: 24 ERA: 6.00 WHIP: 2.667															<b>PITCHER</b>				
<b>Johnny Sain, R</b> (4,1) ERA: 3.25	IP: 5.0 WLS: L BF: 21 H: 3 R: 0 ER: 0 SO: 0 BB: 3 IBB: 0 HBP: 0 BLK: 0 WP: 0 HR: 0 S: 18 P: 30 ERA: 0.00 WHIP: 1.200															<b>PITCHER</b>				



Batter	1	2	3	4	5	6	7	8	9	AB	R	H	RBI	BB	SO	LOB	TOP				
<b>Gil McDougald, R</b> (1, 5) <small>OBP: 0.364, SLG: 0.436</small> <b>Andy Carey, R</b> (5, 5) <small>OBP: 0.361, SLG: 0.554</small>	 <small>1B BB</small>	 <small>1-2</small>	 <small>1-2</small>	 <small>1-2 2-H</small>	 <small>1-2</small>	 <small>1-2</small>	 <small>1-2</small>	 <small>1-2</small>	 <small>1-2</small>	 <small>1-2</small>	3	1	3	1	0	0	0	<b>New York Yankees @ Washington Senators</b> Griffith Stadium, Washington, DC <small>Wed Aug 12 1953, 3:33 AM EDT</small> <small>Att: 20,947 - Unknown</small>			
<b>Joe Collins, L</b> (1, 3) <small>OBP: 0.359, SLG: 0.375</small> <b>Don Bollweg, L</b> (6, 3) <small>OBP: 0.400, SLG: 0.543</small>	 <small>1-2</small>	 <small>2-3</small>	 <small>1-2</small>	 <small>1-2</small>	 <small>1-2</small>	 <small>1-2</small>	 <small>1-2</small>	 <small>1-2</small>	 <small>1-2</small>	 <small>1-2</small>	3	0	0	0	1	0	5				
<b>Hank Bauer, R</b> (1, 9) <small>OBP: 0.413, SLG: 0.453</small>	 <small>1-2 2-3</small>	 <small>1-2</small>	 <small>1-2</small>	 <small>1-2</small>	 <small>1-2 2-3</small>	 <small>1-2 2-3</small>	 <small>1-2 2-3</small>	 <small>1-2 2-3</small>	 <small>1-2 2-3</small>	 <small>1-2 2-3</small>	4	5	2	0	3	0	3				
<b>Yogi Berra, L</b> (1, 2) <small>OBP: 0.355, SLG: 0.500</small> <b>Charles Silvera, R</b> (7, 2) <small>OBP: 0.365, SLG: 0.348</small> <b>Gus Triandos, R</b> (9, PH) <small>OBP: 0.300, SLG: 0.444</small>	 <small>1-H 3-H</small>	 <small>1-H 3-H</small>	 <small>1-H 3-H</small>	 <small>1-H 3-H</small>	 <small>1-H 3-H</small>	 <small>1-H 3-H</small>	 <small>1-H 3-H</small>	 <small>1-H 3-H</small>	 <small>1-H 3-H</small>	 <small>1-H 3-H</small>	4	2	2	5	1	0	2				
<b>Gene Woodling, L</b> (1, 7) <small>OBP: 0.409, SLG: 0.429</small>	 <small>1-H 3-H</small>	 <small>1-H 3-H</small>	 <small>1-H 3-H</small>	 <small>1-H 3-H</small>	 <small>1-H 3-H</small>	 <small>1-H 3-H</small>	 <small>1-H 3-H</small>	 <small>1-H 3-H</small>	 <small>1-H 3-H</small>	 <small>1-H 3-H</small>	7	3	4	2	0	1	4				
<b>Irv Noren, L</b> (1, 8) <small>OBP: 0.377, SLG: 0.444</small> <b>Bill Renna, R</b> (7, 8) <small>OBP: 0.370, SLG: 0.393</small>	 <small>1-2</small>	 <small>1-2</small>	 <small>1-2</small>	 <small>1-2</small>	 <small>1-2</small>	 <small>1-2</small>	 <small>1-2</small>	 <small>1-2</small>	 <small>1-2</small>	 <small>1-2</small>	4	2	2	1	1	0	0				
<b>Billy Martin, R</b> (1, 4) <small>OBP: 0.323, SLG: 0.392</small>	 <small>1-2</small>	 <small>1-2</small>	 <small>1-2</small>	 <small>1-2</small>	 <small>1-2</small>	 <small>1-2</small>	 <small>1-2</small>	 <small>1-2</small>	 <small>1-2</small>	 <small>1-2</small>	7	3	3	5	0	0	4				
<b>Phil Rizzuto, R</b> (1, 6) <small>OBP: 0.392, SLG: 0.347</small> <b>Willy Miranda, S</b> (5, 6) <small>OBP: 0.255, SLG: 0.273</small>	 <small>1-3 2-H</small>	 <small>1-3 2-H</small>	 <small>1-3 2-H</small>	 <small>1-3 2-H</small>	 <small>1-3 2-H</small>	 <small>1-3 2-H</small>	 <small>1-3 2-H</small>	 <small>1-3 2-H</small>	 <small>1-3 2-H</small>	 <small>1-3 2-H</small>	2	1	2	2	0	0	0				
<b>Whitey Ford, L</b> (1, 1) <small>OBP: 0.349, SLG: 0.316</small> <b>Jim Bredeweser, R</b> (8, PH) <small>OBP: 1.000, SLG: 1.000</small> <b>Steve Kraly, L</b> (8, 1) <small>OBP: 0.377, SLG: 0.393</small>	 <small>1-3 2-H</small>	 <small>1-3 2-H</small>	 <small>1-3 2-H</small>	 <small>1-3 2-H</small>	 <small>1-3 2-H</small>	 <small>1-3 2-H</small>	 <small>1-3 2-H</small>	 <small>1-3 2-H</small>	 <small>1-3 2-H</small>	 <small>1-3 2-H</small>	5	1	4	2	0	0	1				
<b>Inning Stats</b>	R: 4 E: 0 K: 0 S: 6	H: 5 LOB: 2 BB: 2 P: 14	R: 0 E: 0 K: 0 S: 4	H: 1 LOB: 1 BB: 0 P: 4	R: 3 E: 0 K: 0 S: 7	H: 4 LOB: 2 BB: 1 P: 11	R: 2 E: 0 K: 0 S: 4	H: 1 LOB: 0 BB: 1 P: 8	R: 3 E: 0 K: 0 S: 7	H: 4 LOB: 1 BB: 0 P: 7	R: 0 E: 1 K: 0 S: 5	H: 1 LOB: 2 BB: 0 P: 5	R: 5 E: 0 K: 0 S: 8	H: 5 LOB: 1 BB: 1 P: 12	R: 5 E: 0 K: 0 S: 12	H: 5 LOB: 2 BB: 2 P: 20	R: 0 E: 0 K: 0 S: 5		H: 2 LOB: 2 BB: 0 P: 5	1B: 22 2B: 3 3B: 2 HR: 1	SF: 0 SAC: 2 DP: 0 HBP: 0
<b>PITCHER</b>	IP: 0.1 WLS: L BF: 6 H: 4 R: 4 ER: 4 SO: 0 BB: 2 IBB: 0 HBP: 0 BLK: 0 WP: 0 HR: 1 S: 4 P: 12 ERA: 108.00 WHIP: 18.000	IP: 2.0 WLS: 10 BF: 4 H: 3 R: 3 ER: 3 SO: 0 BB: 1 IBB: 0 HBP: 0 BLK: 0 WP: 0 HR: 0 S: 9 P: 13 ERA: 13.50 WHIP: 2.500	IP: 2.2 WLS: 7 BF: 5 H: 5 R: 5 ER: 5 SO: 0 BB: 1 IBB: 0 HBP: 0 BLK: 0 WP: 0 HR: 15 S: 42 P: 19 ERA: 16.88 WHIP: 3.000	IP: 4.0 WLS: 13 BF: 10 H: 10 R: 10 ER: 10 SO: 2 BB: 3 IBB: 0 HBP: 0 BLK: 0 WP: 1 HR: 0 S: 30 P: 49 ERA: 22.50 WHIP: 4.000	<b>PITCHER</b>	IP: 0.1 WLS: L BF: 6 H: 4 R: 4 ER: 4 SO: 0 BB: 2 IBB: 0 HBP: 0 BLK: 0 WP: 0 HR: 1 S: 4 P: 12 ERA: 108.00 WHIP: 18.000	IP: 2.0 WLS: 10 BF: 4 H: 3 R: 3 ER: 3 SO: 0 BB: 1 IBB: 0 HBP: 0 BLK: 0 WP: 0 HR: 0 S: 9 P: 13 ERA: 13.50 WHIP: 2.500	IP: 2.2 WLS: 7 BF: 5 H: 5 R: 5 ER: 5 SO: 0 BB: 1 IBB: 0 HBP: 0 BLK: 0 WP: 0 HR: 15 S: 42 P: 19 ERA: 16.88 WHIP: 3.000	IP: 4.0 WLS: 13 BF: 10 H: 10 R: 10 ER: 10 SO: 2 BB: 3 IBB: 0 HBP: 0 BLK: 0 WP: 1 HR: 0 S: 30 P: 49 ERA: 22.50 WHIP: 4.000	<b>PITCHER</b>	IP: 0.1 WLS: L BF: 6 H: 4 R: 4 ER: 4 SO: 0 BB: 2 IBB: 0 HBP: 0 BLK: 0 WP: 0 HR: 1 S: 4 P: 12 ERA: 108.00 WHIP: 18.000	IP: 2.0 WLS: 10 BF: 4 H: 3 R: 3 ER: 3 SO: 0 BB: 1 IBB: 0 HBP: 0 BLK: 0 WP: 0 HR: 0 S: 9 P: 13 ERA: 13.50 WHIP: 2.500	IP: 2.2 WLS: 7 BF: 5 H: 5 R: 5 ER: 5 SO: 0 BB: 1 IBB: 0 HBP: 0 BLK: 0 WP: 0 HR: 15 S: 42 P: 19 ERA: 16.88 WHIP: 3.000	IP: 4.0 WLS: 13 BF: 10 H: 10 R: 10 ER: 10 SO: 2 BB: 3 IBB: 0 HBP: 0 BLK: 0 WP: 1 HR: 0 S: 30 P: 49 ERA: 22.50 WHIP: 4.000	<b>PITCHER</b>	IP: 0.1 WLS: L BF: 6 H: 4 R: 4 ER: 4 SO: 0 BB: 2 IBB: 0 HBP: 0 BLK: 0 WP: 0 HR: 1 S: 4 P: 12 ERA: 108.00 WHIP: 18.000	IP: 2.0 WLS: 10 BF: 4 H: 3 R: 3 ER: 3 SO: 0 BB: 1 IBB: 0 HBP: 0 BLK: 0 WP: 0 HR: 0 S: 9 P: 13 ERA: 13.50 WHIP: 2.500	IP: 2.2 WLS: 7 BF: 5 H: 5 R: 5 ER: 5 SO: 0 BB: 1 IBB: 0 HBP: 0 BLK: 0 WP: 0 HR: 15 S: 42 P: 19 ERA: 16.88 WHIP: 3.000	IP: 4.0 WLS: 13 BF: 10 H: 10 R: 10 ER: 10 SO: 2 BB: 3 IBB: 0 HBP: 0 BLK: 0 WP: 1 HR: 0 S: 30 P: 49 ERA: 22.50 WHIP: 4.000	<b>PITCHER</b>	
<b>Inning Stats</b>	R: 0 E: 0 K: 1 S: 6	H: 1 LOB: 1 BB: 0 P: 6	R: 0 E: 0 K: 3 S: 9	H: 0 LOB: 2 BB: 2 P: 17	R: 0 E: 0 K: 1 S: 6	H: 1 LOB: 1 BB: 0 P: 6	R: 0 E: 0 K: 0 S: 4	H: 1 LOB: 1 BB: 0 P: 4	R: 0 E: 0 K: 2 S: 8	H: 1 LOB: 1 BB: 0 P: 8	R: 0 E: 0 K: 0 S: 3	H: 0 LOB: 2 BB: 2 P: 11	R: 0 E: 0 K: 1 S: 4	H: 0 LOB: 0 BB: 1 P: 8	R: 1 E: 0 K: 0 S: 4	H: 1 LOB: 3 BB: 2 P: 12	R: 0 E: 0 K: 0 S: 4	H: 1 LOB: 2 BB: 2 P: 12	1B: 6 2B: 0 3B: 0 HR: 0	SF: 0 SAC: 0 DP: 1 HBP: 0	WP: 1 PA: 41 CS: 0
<b>PITCHER</b>	IP: 7.0 WLS: W BF: 29 H: 4 R: 0 ER: 0 SO: 8 BB: 5 IBB: 0 HBP: 0 BLK: 0 WP: 0 HR: 0 S: 40 P: 60 ERA: 0.00 WHIP: 1.286	IP: 2.0 WLS: S BF: 12 H: 2 R: 1 ER: 1 SO: 0 BB: 4 IBB: 0 HBP: 0 BLK: 0 WP: 0 HR: 0 S: 8 P: 24 ERA: 4.50 WHIP: 3.000	<b>PITCHER</b>	IP: 0.1 WLS: L BF: 6 H: 4 R: 4 ER: 4 SO: 0 BB: 2 IBB: 0 HBP: 0 BLK: 0 WP: 0 HR: 1 S: 4 P: 12 ERA: 108.00 WHIP: 18.000	IP: 2.0 WLS: 10 BF: 4 H: 3 R: 3 ER: 3 SO: 0 BB: 1 IBB: 0 HBP: 0 BLK: 0 WP: 0 HR: 0 S: 9 P: 13 ERA: 13.50 WHIP: 2.500	IP: 2.2 WLS: 7 BF: 5 H: 5 R: 5 ER: 5 SO: 0 BB: 1 IBB: 0 HBP: 0 BLK: 0 WP: 0 HR: 15 S: 42 P: 19 ERA: 16.88 WHIP: 3.000	IP: 4.0 WLS: 13 BF: 10 H: 10 R: 10 ER: 10 SO: 2 BB: 3 IBB: 0 HBP: 0 BLK: 0 WP: 1 HR: 0 S: 30 P: 49 ERA: 22.50 WHIP: 4.000	<b>PITCHER</b>	IP: 0.1 WLS: L BF: 6 H: 4 R: 4 ER: 4 SO: 0 BB: 2 IBB: 0 HBP: 0 BLK: 0 WP: 0 HR: 1 S: 4 P: 12 ERA: 108.00 WHIP: 18.000	IP: 2.0 WLS: 10 BF: 4 H: 3 R: 3 ER: 3 SO: 0 BB: 1 IBB: 0 HBP: 0 BLK: 0 WP: 0 HR: 0 S: 9 P: 13 ERA: 13.50 WHIP: 2.500	IP: 2.2 WLS: 7 BF: 5 H: 5 R: 5 ER: 5 SO: 0 BB: 1 IBB: 0 HBP: 0 BLK: 0 WP: 0 HR: 15 S: 42 P: 19 ERA: 16.88 WHIP: 3.000	IP: 4.0 WLS: 13 BF: 10 H: 10 R: 10 ER: 10 SO: 2 BB: 3 IBB: 0 HBP: 0 BLK: 0 WP: 1 HR: 0 S: 30 P: 49 ERA: 22.50 WHIP: 4.000	<b>PITCHER</b>								
<b>Whitey Ford, L</b> (1, 1) <small>OBP: 0.349, SLG: 0.316</small> <b>Steve Kraly, L</b> (8, 1) <small>OBP: 0.377, SLG: 0.393</small>	 <small>1-3 2-H</small>	 <small>1-3 2-H</small>	 <small>1-3 2-H</small>	 <small>1-3 2-H</small>	 <small>1-3 2-H</small>	 <small>1-3 2-H</small>	 <small>1-3 2-H</small>	 <small>1-3 2-H</small>	 <small>1-3 2-H</small>	 <small>1-3 2-H</small>	0	0	0	0	0	0	0				
<b>Eddie Yost, R</b> (1, 5) <small>OBP: 0.397, SLG: 0.360</small>	 <small>1-2</small>	 <small>1-2</small>	 <small>1-2</small>	 <small>1-2</small>	 <small>1-2</small>	 <small>1-2</small>	 <small>1-2</small>	 <small>1-2</small>	 <small>1-2</small>	 <small>1-2</small>	4	0	1	0	1	1	1				
<b>Pompeyo Davallio, R</b> (1, 6) <small>OBP: 0.324, SLG: 0.333</small>	 <small>1-2</small>	 <small>1-2</small>	 <small>1-2</small>	 <small>1-2</small>	 <small>1-2</small>	 <small>1-2</small>	 <small>1-2</small>	 <small>1-2</small>	 <small>1-2</small>	 <small>1-2</small>	5	0	1	0	0	0	3				
<b>Mickey Vernon, L</b> (1, 3) <small>OBP: 0.404, SLG: 0.512</small>	 <small>1-2</small>	 <small>1-2</small>	 <small>1-2</small>	 <small>1-2</small>	 <small>1-2</small>	 <small>1-2</small>	 <small>1-2</small>	 <small>1-2</small>	 <small>1-2</small>	 <small>1-2</small>	5	0	3	0	0						



Batter	1	2	3	4	5	6	7	8	9	AB	R	H	RBI	BB	SO	LOB	TOP					
<b>Gil McDougald, R</b> OBP: 0.362, SLG: 0.433 (1, 5)	4-3			2B	F3		K	FC6-4		5	1	1	0	0	1	4						
<b>Joe Collins, L</b> OBP: 0.383, SLG: 0.383 (1, 3)	CS			1B	FC5-2				F7	5	1	3	2	0	0	1						
<b>Hank Bauer, R</b> OBP: 0.410, SLG: 0.449 (1, 9)	P5			F9	2B	1B			F7	5	1	1	1	0	0	2						
<b>Yogi Berra, L</b> OBP: 0.353, SLG: 0.496 (1, 2)		F7		F9					3-1	5	0	1	0	0	0	1						
<b>Gene Woodling, L</b> OBP: 0.409, SLG: 0.431 (1, 7)	P4			2B		1B			E1	5	1	2	1	0	0	1						
<b>Irv Noren, L</b> OBP: 0.379, SLG: 0.444 (1, 8)	F8			P6		1B			G3	4	1	2	0	0	0	1						
<b>Billy Martin, R</b> OBP: 0.322, SLG: 0.393 (1, 4)			P4	F7		F3			2B	4	0	1	2	0	0	3						
<b>Phil Rizzuto, R</b> OBP: 0.394, SLG: 0.345 (1, 6)			P4		E5	SH3-4	FC5-2		SH2-3	2	1	0	0	0	0	0						
<b>Ed Lopat, L</b> OBP: 0.296, SLG: 0.286 (1, 1)			K		SH3-4				F5	2	0	0	0	0	1	2						
<b>Inning Stats</b>	R: 0 E: 0 K: 0 S: 3	H: 1 LOB: 0 BB: 0 P: 3	R: 0 E: 0 K: 0 S: 3	H: 0 LOB: 0 BB: 0 P: 3	R: 0 E: 0 K: 1 S: 5	H: 0 LOB: 0 BB: 0 P: 5	R: 3 E: 0 K: 0 S: 7	H: 4 LOB: 1 BB: 0 P: 7	R: 0 E: 1 K: 0 S: 4	H: 0 LOB: 1 BB: 0 P: 4	R: 0 E: 0 K: 0 S: 5	H: 2 LOB: 2 BB: 0 P: 5	R: 1 E: 0 K: 1 S: 6	H: 1 LOB: 1 BB: 0 P: 7	R: 2 E: 1 K: 0 S: 6	H: 2 LOB: 2 BB: 0 P: 7	R: 0 E: 0 K: 0 S: 4	H: 1 LOB: 1 BB: 0 P: 4	1B: 8 2B: 3 3B: 0 HR: 0	SF: 0 SAC: 2 DP: 0 HBP: 2	WP: 0 PB: 0 SB: 0 CS: 1	PA: 41
<b>PITCHER</b>	IP	WLS	BF	H	R	ER	SO	BB	IBB	HBP	BLK	WP	HR	S	P	ERA	WHIP					
<b>Connie Marrero, R</b> ERA: 3.39 (1, 1)	8.0	L	37	10	6	5	2	0	0	2	0	0	0	39	41	5.62	1.250					
<b>Johnny Schmitz, L</b> ERA: 3.3 (9, 1)	1.0		4	1	0	0	0	0	0	0	0	0	0	4	4	0.00	1.000					

**New York Yankees @ Washington Senators**  
 Griffith Stadium, Washington, DC  
 Thu Aug 13 1953, 3:33 AM EDT  
 Att: 13,076 - Unknown  
[livebaseballscorecards.com](http://livebaseballscorecards.com)  


**AB** 37  
**R** 6  
**H** 11  
**RBI** 6  
**BB** 0  
**SO** 2  
**LOB** 15

Batter	1	2	3	4	5	6	7	8	9	AB	R	H	RBI	BB	SO	LOB	BOTTOM				
<b>Eddie Yost, R</b> OBP: 0.384, SLG: 0.357 (1, 5)	F7		5-3			5-3		G6-4-3		4	0	0	0	0	0	1					
<b>Pompeyo Davallio, R</b> OBP: 0.316, SLG: 0.324 (1, 6)	K		4-3			1-3		1B		4	0	1	0	0	1	0					
<b>Mickey Vernon, L</b> OBP: 0.405, SLG: 0.511 (1, 3)				FC6-4	HBP			4-3		3	0	1	0	0	1	1					
<b>Jackie Jensen, R</b> OBP: 0.376, SLG: 0.430 (1, 8)	F9			F7				F9		4	1	1	0	0	0	2					
<b>Clyde Vollmer, R</b> OBP: 0.340, SLG: 0.367 (1, 7)		E6		F9		6-3		6-3		4	0	0	0	0	0	2					
<b>Kite Thomas, R</b> OBP: 0.280, SLG: 0.297 (1, 9)	G6-4-3			FC6-4				F2		4	0	1	1	0	0	2					
<b>Wayne Terwilliger, R</b> OBP: 0.337, SLG: 0.323 (1, 4)						F8		F2		3	0	1	0	0	0	1					
<b>Mickey Grasso, R</b> OBP: 0.258, SLG: 0.285 (1, 2)		4-3				5-3		L9		3	0	0	0	0	0	2					
<b>Connie Marrero, R</b> OBP: 0.238, SLG: 0.158 (1, 1)						1-3				2	0	0	0	0	0	0					
<b>Bob Porterfield, R</b> OBP: 0.351, SLG: 0.534 (8, PH)										1	0	1	0	0	0	0					
<b>Jerry Snyder, R</b> OBP: 0.385, SLG: 0.421 (6, PR)										0	0	0	0	0	0	0					
<b>Johnny Schmitz, R</b> OBP: 0.071, SLG: 0.071 (9, 1)										0	0	0	0	0	0	0					
<b>Inning Stats</b>	R: 0 E: 0 K: 1 S: 6	H: 1 LOB: 1 BB: 0 P: 6	R: 0 E: 1 K: 0 S: 4	H: 1 LOB: 1 BB: 0 P: 4	R: 0 E: 0 K: 0 S: 3	H: 0 LOB: 0 BB: 0 P: 3	R: 0 E: 0 K: 0 S: 3	H: 0 LOB: 0 BB: 0 P: 3	R: 0 E: 0 K: 1 S: 5	H: 0 LOB: 0 BB: 0 P: 5	R: 1 E: 0 K: 0 S: 5	H: 2 LOB: 1 BB: 0 P: 5	R: 0 E: 0 K: 0 S: 4	H: 2 LOB: 1 BB: 0 P: 4	R: 0 E: 0 K: 0 S: 3	H: 0 LOB: 0 BB: 0 P: 3	1B: 5 2B: 1 3B: 0 HR: 0	SF: 0 SAC: 0 DP: 2 HBP: 1	WP: 0 PB: 0 SB: 0 CS: 0	PA: 33	
<b>PITCHER</b>	IP	WLS	BF	H	R	ER	SO	BB	IBB	HBP	BLK	WP	HR	S	P	ERA	WHIP				
<b>Ed Lopat, L</b> ERA: 2.56 (1, 1)	9.0	W	33	6	1	0	2	0	0	1	0	0	0	36	37	0.00	0.667				

**New York Yankees @ Washington Senators**  
 Griffith Stadium, Washington, DC  
 Thu Aug 13 1953, 3:33 AM EDT  
 Att: 13,076 - Unknown  
[livebaseballscorecards.com](http://livebaseballscorecards.com)  


**AB** 32  
**R** 1  
**H** 6  
**RBI** 1  
**BB** 0  
**SO** 2  
**LOB** 11



Batter	1	2	3	4	5	6	7	8	9	AB	R	H	RBI	BB	SO	LOB	TOP										
<b>Eddie Yost, R</b> OBP: 0.386, SLG: 0.359 (1, 5)	4-0 SH1-4 BB		0-0 F8				0-0 2B		0-3 K								3 1 1 0 2 1 2										
<b>Pompeyo Davallio, R</b> OBP: 0.303, SLG: 0.308 (1, 6)	0-0 SH1-4		0-0 L6				0-0 P9		1-0 FC6-4 HBP								2 0 0 0 0 0 0 2										
<b>Kite Thomas, R</b> OBP: 0.287, SLG: 0.297 (7, PH)																	0 0 0 0 0 0 0 0										
<b>Jerry Snyder, R</b> OBP: 0.385, SLG: 0.421 (7, PR)																	0 0 0 0 0 0 0 0										
<b>Pete Runnels, L</b> OBP: 0.337, SLG: 0.331 (7, 6)	1-2																1 1 1 0 0 0 0 0										
<b>Mickey Vernon, L</b> OBP: 0.401, SLG: 0.506 (1, 3)	0-3 K		0-0 1-3				0-0 P3		0-0 FC6-4 2B								5 0 0 2 0 1 6										
<b>Jackie Jensen, R</b> OBP: 0.376, SLG: 0.435 (1, 9)	0-0 3-1						0-0 F9		0-3 K								5 1 2 2 0 1 1										
<b>Clyde Vollmer, R</b> OBP: 0.335, SLG: 0.361 (1, 7)							0-0 6-3		0-0 6-3								5 0 0 0 0 1 4										
<b>Jim Busby, R</b> OBP: 0.345, SLG: 0.396 (1, 8)							0-0 1B		0-0 1B								4 0 3 0 1 1 0										
<b>Wayne Terwilliger, R</b> OBP: 0.336, SLG: 0.322 (1, 4)							0-3 K		0-3 K								4 0 1 0 0 3 3										
<b>Ed Fitz Gerald, R</b> OBP: 0.305, SLG: 0.330 (1, 2)							0-0 F8		0-0 5-3								4 1 2 0 0 0 1										
<b>Chuck Stobbs, L</b> OBP: 0.250, SLG: 0.182 (1, 1)							0-3 1B		0-0 SH FC6-4 1B								4 1 2 0 0 0 1										
<b>Sonny Dixon, S</b> OBP: 0.259, SLG: 0.208 (9, 1)							0-3 K		0-3 K								2 1 0 0 1 2 3										
<b>Inning Stats</b>	R: 0 E: 0 K: 1 S: 5	H: 0 LOB: 1 BB: 1 P: 9	R: 0 E: 0 K: 3 S: 11	H: 2 LOB: 2 BB: 0 P: 11	R: 0 E: 0 K: 0 S: 3	H: 0 LOB: 0 BB: 0 P: 3	R: 0 E: 0 K: 1 S: 6	H: 1 LOB: 1 BB: 0 P: 6	R: 0 E: 0 K: 0 S: 4	H: 1 LOB: 2 BB: 1 P: 8	R: 0 E: 0 K: 2 S: 8	H: 1 LOB: 3 BB: 0 P: 9	R: 0 E: 0 K: 1 S: 6	H: 1 LOB: 1 BB: 0 P: 6	R: 3 E: 0 K: 1 S: 7	H: 2 LOB: 1 BB: 2 P: 15	1B: 7 2B: 3 3B: 0 HR: 0	SF: 0 SAC: 3 DP: 0 HBP: 1	WP: 0 PB: 1 CS: 0	PA: 43							
<b>PITCHER</b>	IP	WLS	BF	H	R	ER	SO	BB	IBB	HBP	BLK	WP	HR	S	P	ERA	WHIP										
<b>Bill Henry, L</b> ERA: 4.0 (1, 1)	6.2	L	31	7	2	0	8	2	0	1	0	0	0	44	53	0.00	1.350										
<b>Ellis Kinder, R</b> ERA: 2.09 (7, 1)	0.1		1	0	0	0	0	0	0	0	0	0	0	1	1	0.00	0.000										
<b>Ike Delock, R</b> ERA: 4.6 (8, 1)	2.0		11	3	3	2	2	2	0	0	0	0	0	13	21	9.00	2.500										

Washington Senators @ Boston Red Sox  
Fenway Park, Boston, MA  
Sat Aug 15 1953, 3:33 AM EDT  
Unknown

AB 35  
R 5  
H 10  
RBI 4  
BB 4  
SO 10  
LOB 22



Batter	1	2	3	4	5	6	7	8	9	AB	R	H	RBI	BB	SO	LOB	BOTTOM										
<b>Billy Goodman, L</b> OBP: 0.395, SLG: 0.407 (1, 4)	4-0 1B BB		0-0 F8				0-0 FC1-5 1B		0-0 FC1-5 2B								3 0 2 0 2 0 0										
<b>Hoot Evers, R</b> OBP: 0.303, SLG: 0.390 (1, 7)	0-0 F8		0-0 L1				0-0 FC6-4 2B		0-0 FC1-5 2-3								5 1 1 0 0 0 5										
<b>Dick Gemert, R</b> OBP: 0.385, SLG: 0.434 (1, 3)	0-3 K		0-3 K				0-0 FC1-5 FC6-4		0-0 L5								4 0 0 0 0 2 4										
<b>George Kell, R</b> OBP: 0.383, SLG: 0.488 (1, 5)	0-0 FC5-4 1B						0-0 L6		0-0 FC6-4 2B								4 0 1 0 0 0 3										
<b>Del Wilber, R</b> OBP: 0.293, SLG: 0.527 (1, 2)	0-0 FC5-4 1-2f						0-0 5-3		0-0 5-3								4 0 1 1 0 1 2										
<b>Tom Umphlett, R</b> OBP: 0.342, SLG: 0.403 (1, 8)			0-0 F8				0-0 P4		0-0 F9								4 0 0 0 0 0 2										
<b>Jim Piersall, R</b> OBP: 0.324, SLG: 0.369 (1, 9)							0-0 F8		0-0 6-3								4 1 2 0 0 0 0										
<b>Ted Lepcio, R</b> OBP: 0.306, SLG: 0.362 (1, 6)							0-0 1-3 1B		0-0 6-3								2 0 0 0 0 0 1										
<b>Karl Olson, R</b> OBP: 0.087, SLG: 0.133 (7, PH)							0-0 6-3		0-0 F3								1 0 0 0 0 0 0										
<b>Mitt Bolling, R</b> OBP: 0.330, SLG: 0.370 (8, 6)							1-2		0-0 2B								1 0 1 1 0 0 0										
<b>Bill Henry, L</b> OBP: 0.235, SLG: 0.412 (1, 1)							0-3 K		0-3 K								2 0 0 0 0 1 1										
<b>Ellis Kinder, R</b> OBP: 0.364, SLG: 0.409 (7, PH)							0-0 5-3		0-0 K								0 0 0 0 0 0 0										
<b>Ted Williams, L</b> OBP: 0.167, SLG: 0.667 (7, PH)																	1 0 0 0 0 1 0										
<b>Ike Delock, R</b> OBP: 0.286, SLG: 0.167 (8, 1)																	0 0 0 0 0 0 0										
<b>Sammy White, R</b> OBP: 0.321, SLG: 0.443 (9, PH)																	1 0 1 0 0 0 0										
<b>Inning Stats</b>	R: 0 E: 0 K: 1 S: 6	H: 1 LOB: 2 BB: 1 P: 10	R: 0 E: 0 K: 1 S: 6	H: 1 LOB: 1 BB: 0 P: 6	R: 0 E: 0 K: 1 S: 5	H: 0 LOB: 0 BB: 0 P: 5	R: 0 E: 0 K: 0 S: 3	H: 0 LOB: 0 BB: 0 P: 3	R: 0 E: 0 K: 0 S: 3	H: 0 LOB: 0 BB: 0 P: 3	R: 1 E: 0 K: 0 S: 6	H: 3 LOB: 2 BB: 0 P: 6	R: 0 E: 0 K: 1 S: 5	H: 0 LOB: 0 BB: 0 P: 5	R: 0 E: 0 K: 0 S: 4	H: 1 LOB: 1 BB: 0 P: 4	R: 1 E: 0 K: 1 S: 8	H: 3 LOB: 3 BB: 1 P: 12	1B: 5 2B: 4 3B: 0 HR: 0	SF: 0 SAC: 0 DP: 0 HBP: 0	WP: 0 PB: 0 CS: 0	PA: 38					
<b>PITCHER</b>	IP	WLS	BF	H	R	ER	SO	BB	IBB	HBP	BLK	WP	HR	S	P	ERA	WHIP										
<b>Chuck Stobbs, L</b> ERA: 3.4 (1, 1)	8.2		37	9	2	2	5	2	0	0	0	0	0	45	53	2.08	1.269										
<b>Sonny Dixon, R</b> ERA: 3.75 (9, 1)	0.1	S	1	0	0	0	0	0	0	0	0	0	0	1	1	0.00	0.000										

Washington Senators @ Boston Red Sox  
Fenway Park, Boston, MA  
Sat Aug 15 1953, 3:33 AM EDT  
Unknown

AB 36  
R 2  
H 9  
RBI 2  
BB 2  
SO 5  
LOB 18





Batter	1	2	3	4	5	6	7	8	9	AB	R	H	RBI	BB	SO	LOB	TOP			
<b>Eddie Yost, R</b> OBP: 0.385, SLG: 0.359 (1, 5)	L5		F9			5-3		1-3 2-H 2B	1-3	5	0	1	1	1	0	5	<b>Washington Senators @ Boston Red Sox</b> Fenway Park, Boston, MA Sat Aug 15 1953, 3:38 AM EDT Att: 24,339 - Unknown <a href="http://livebaseballscorecards.com">livebaseballscorecards.com</a>			
<b>Pete Runnels, L</b> OBP: 0.355, SLG: 0.327 (1, 4)	2B BB		F8			F8	4-3	K		4	1	0	0	1	1	3				
<b>Mickey Vernon, L</b> OBP: 0.399, SLG: 0.501 (1, 3)	F9		P6			F9	P5			4	0	0	0	1	0	2				
<b>Jackie Jensen, R</b> OBP: 0.376, SLG: 0.437 (1, 9)	1-H 2B			4-3		F8			K	5	0	2	1	0	1	4				
<b>Gil Coan, L</b> OBP: 0.265, SLG: 0.200 (1, 7)	L5		F9			1B E HBP	G3		1B 1B HBP	3	1	0	0	0	0	2				
<b>Jim Busby, R</b> OBP: 0.350, SLG: 0.403 (1, 8)		F5		1B 2B		6-3 1B			SH 1B 1B	5	1	4	0	0	0	0				
<b>Frank Sacka, R</b> OBP: 0.400, SLG: 0.294 (1, 2)	F8			1B IBB		F9			SH 1B 2B	3	1	0	0	1	0	4				
<b>Pompeyo Davalillo, R</b> OBP: 0.333, SLG: 0.341 (1, 6)						FC6			F9	5	0	3	0	0	0	3				
<b>Bob Porterfield, R</b> OBP: 0.341, SLG: 0.513 (1, 1)	6-3			1-2 2-3 1B		6-3			2B 1B	5	0	1	1	0	1	9				
<b>Inning Stats</b>	R: 1 E: 0 K: 0 S: 4	H: 1 LOB: 1 BB: 1 P: 8	R: 0 E: 0 K: 0 S: 4	H: 1 LOB: 1 BB: 0 P: 4	R: 0 E: 0 K: 0 S: 3	H: 0 LOB: 0 BB: 0 P: 3	R: 0 E: 0 K: 0 S: 5	H: 2 LOB: 3 BB: 1 P: 9	R: 0 E: 0 K: 0 S: 3	H: 0 LOB: 1 BB: 1 P: 7	R: 0 E: 0 K: 0 S: 4	H: 1 LOB: 1 BB: 0 P: 4	R: 2 E: 1 K: 2 S: 11	H: 3 LOB: 3 BB: 1 P: 15	R: 0 E: 0 K: 1 S: 7	H: 2 LOB: 3 BB: 0 P: 8	1B: 8 2B: 3 3B: 0 HR: 0	SF: 0 SAC: 1 DP: 0 HBP: 2	WP: 0 PB: 0 SB: 0 CS: 0	PA: 46
<b>PITCHER</b>	IP WLS BF H R ER SO BB IBB HBP BLK WP HR S P ERA WHIP																			
<b>Ben Flowers, R</b> ERA: 2.54 (1, 1)	7.1 L 37 9 4 2 0 2 2 1 0 0 0 0 0 6 10 2.46 1.500																			
<b>Frank Sullivan, R</b> ERA: 5.19 (8, 1)	0.2 3 0 0 0 2 1 0 0 0 0 0 0 0 3 4 0.00 6.000																			
<b>Willard Nixon, R</b> ERA: 3.54 (9, 1)	0.1 4 2 0 0 0 0 0 0 0 1 0 0 0 0 6 0.00 6.000																			
<b>Ellis Kinder, R</b> ERA: 2.08 (9, 1)	0.2 2 0 0 0 1 0 0 0 0 0 0 0 0 4 4 0.00 0.000																			
<b>Batter</b>	<b>1</b>	<b>2</b>	<b>3</b>	<b>4</b>	<b>5</b>	<b>6</b>	<b>7</b>	<b>8</b>	<b>9</b>	<b>AB</b>	<b>R</b>	<b>H</b>	<b>RBI</b>	<b>BB</b>	<b>SO</b>	<b>LOB</b>	<b>BOTTOM</b>			
<b>Billy Goodman, L</b> OBP: 0.393, SLG: 0.405 (1, 4)	K		6-3			2B 1B		4-3		4	1	1	0	0	1	0	<b>Washington Senators @ Boston Red Sox</b> Fenway Park, Boston, MA Sat Aug 15 1953, 3:38 AM EDT Att: 24,339 - Unknown <a href="http://livebaseballscorecards.com">livebaseballscorecards.com</a>			
<b>Hoot Evers, R</b> OBP: 0.302, SLG: 0.385 (1, 7)	1B BB		F8			F8		F7		3	1	0	0	1	0	1				
<b>Dick Gemert, R</b> OBP: 0.388, SLG: 0.439 (1, 3)	1B CS 1B					F9				3	0	2	1	1	0	0				
<b>George Kell, R</b> OBP: 0.382, SLG: 0.485 (1, 5)	CS 1B					F2		F7		4	0	1	1	0	0	2				
<b>Sammy White, R</b> OBP: 0.317, SLG: 0.439 (1, 2)	F8					F8		L7		4	0	0	0	0	0	4				
<b>Tom Umpthlett, R</b> OBP: 0.342, SLG: 0.403 (1, 8)										3	0	1	0	0	0	0				
<b>Ted Williams, L</b> OBP: 0.286, SLG: 0.667 (9, FH)	5-3					2B 1B		6-3		0	0	0	0	1	0	0				
<b>Billy Conzolo, R</b> OBP: 0.231, SLG: 0.385 (9, FR)										0	0	0	0	0	0	0				
<b>Jim Piersall, R</b> OBP: 0.321, SLG: 0.366 (1, 9)	5-3					F9		K		4	0	0	0	0	1	3				
<b>Ted Lepcio, R</b> OBP: 0.299, SLG: 0.353 (1, 6)	K					F7		F8		3	0	0	0	0	1	1				
<b>Ben Flowers, R</b> OBP: 0.200, SLG: 0.333 (1, 1)										2	0	1	0	0	1	0				
<b>Frank Sullivan, R</b> OBP: 0.500, SLG: 0.500 (8, 1)										0	0	0	0	0	0	0				
<b>Floyd Baker, L</b> OBP: 0.380, SLG: 0.353 (9, PH)										1	0	0	0	0	0	0				
<b>Willard Nixon, L</b> OBP: 0.310, SLG: 0.243 (9, 1)										0	0	0	0	0	0	0				
<b>Ellis Kinder, R</b> OBP: 0.364, SLG: 0.409 (9, 1)						1-H 2B				0	0	0	0	0	0	0				
<b>Inning Stats</b>	R: 1 E: 0 K: 1 S: 6	H: 2 LOB: 1 BB: 1 P: 10	R: 0 E: 0 K: 1 S: 5	H: 0 LOB: 0 BB: 0 P: 5	R: 0 E: 0 K: 1 S: 5	H: 0 LOB: 0 BB: 0 P: 5	R: 0 E: 0 K: 0 S: 3	H: 0 LOB: 0 BB: 0 P: 3	R: 0 E: 0 K: 0 S: 4	H: 2 LOB: 2 BB: 0 P: 4	R: 0 E: 0 K: 0 S: 5	H: 2 LOB: 1 BB: 0 P: 5	R: 0 E: 0 K: 1 S: 5	H: 0 LOB: 0 BB: 0 P: 5	R: 0 E: 0 K: 0 S: 3	H: 0 LOB: 2 BB: 2 P: 11	1B: 4 2B: 2 3B: 0 HR: 0	SF: 0 SAC: 0 DP: 0 HBP: 0	WP: 0 PB: 0 SB: 0 CS: 2	PA: 34
<b>PITCHER</b>	IP WLS BF H R ER SO BB IBB HBP BLK WP HR S P ERA WHIP																			
<b>Bob Porterfield, R</b> ERA: 3.48 (1, 1)	9.0 W 34 6 2 2 4 3 0 0 0 0 0 0 0 39 51 2.00 1.000																			



Batter	1	2	3	4	5	6	7	8	9	AB	R	H	RBI	BB	SO	LOB	TOP			
<b>Eddie Yost, R</b> OBP: 0.397, SLG: 0.364 (1, 5)										5	1	3	0	0	1	3	<b>Washington Senators @ Boston Red Sox</b> Fenway Park, Boston, MA Sun Aug 16 1953, 3:33 AM EDT Unknown			
<b>Wayne Terwilliger, R</b> OBP: 0.355, SLG: 0.322 (1, 4)										4	0	1	0	0	1	3				
<b>Mickey Vernon, L</b> OBP: 0.398, SLG: 0.499 (1, 3)										4	0	1	1	0	1	3				
<b>Jackie Jensen, R</b> OBP: 0.373, SLG: 0.433 (1, 9)										4	0	0	0	0	1	5				
<b>Clyde Vollmer, R</b> OBP: 0.337, SLG: 0.363 (1, 7)										4	0	2	0	0	1	2				
<b>Jim Busby, R</b> OBP: 0.347, SLG: 0.399 (1, 8)										4	0	0	0	0	0	4				
<b>Ed Fitz Gerald, R</b> OBP: 0.304, SLG: 0.329 (1, 2)										4	0	1	0	0	1	1				
<b>Pompeyo Davallilo, R</b> OBP: 0.319, SLG: 0.326 (7, PH)										2	0	0	0	0	1	0				
<b>Kite Thomas, R</b> OBP: 0.284, SLG: 0.293 (7, PH)										1	0	0	0	0	0	1				
<b>Pete Runnels, L</b> OBP: 0.357, SLG: 0.329 (7, 6)										1	0	1	0	0	0	0				
<b>Walt Masterson, R</b> OBP: 0.191, SLG: 0.119 (8, PH)										2	0	0	0	0	2	0				
<b>Mel Hoderlein, S</b> OBP: 0.333, SLG: 0.259 (8, PH)										1	0	1	0	0	0	0				
<b>Jerry Lane, R</b> (8, PH)										0	0	0	0	0	0	0				
<b>Gil Coan, L</b> OBP: 0.263, SLG: 0.198 (8, PH)										1	0	0	0	0	0	3				
<b>Inning Stats</b>	R: 1 E: 0 K: 1 S: 8	H: 3 LOB: 2 BB: 0 P: 8	R: 0 E: 0 K: 2 S: 7	H: 0 LOB: 0 BB: 0 P: 7	R: 0 E: 0 K: 0 S: 4	H: 1 LOB: 1 BB: 0 P: 4	R: 0 E: 0 K: 1 S: 5	H: 0 LOB: 0 BB: 0 P: 5	R: 0 E: 0 K: 2 S: 7	H: 0 LOB: 0 BB: 0 P: 7	R: 0 E: 0 K: 1 S: 5	H: 1 LOB: 1 BB: 0 P: 4	R: 0 E: 0 K: 2 S: 9	H: 2 LOB: 2 BB: 0 P: 9	R: 0 E: 0 K: 0 S: 6	H: 3 LOB: 3 BB: 0 P: 6	1B: 9 2B: 1 3B: 0 HR: 0	SF: 0 SAC: 0 DP: 0 HBP: 0	WP: 0 PB: 0 SB: 1 CS: 0	PA: 37
<b>PITCHER</b>	IP WLS BF H R ER SO BB IBB HBP BLK WP HR S P ERA WHIP																			
<b>Mel Parnell, L</b> ERA: 3.3 (1, 1)	8.1 W 35 10 1 1 9 0 0 0 0 0 0 0 53 53 1.08 1.200																			
<b>Ellis Kinder, R</b> ERA: 2.06 (9, 1)	0.2 S 2 0 0 0 0 0 0 0 0 0 0 0 2 2 0.00 0.000																			

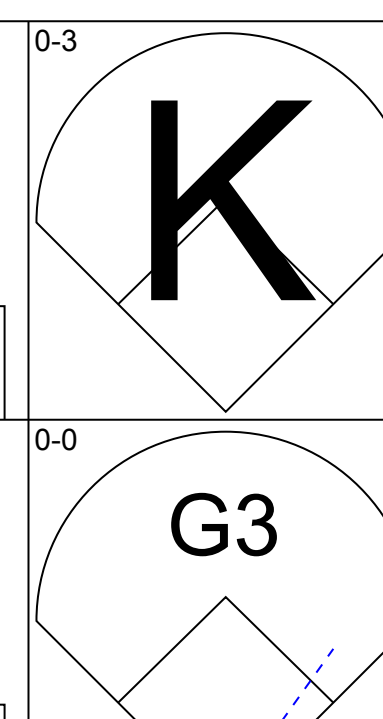
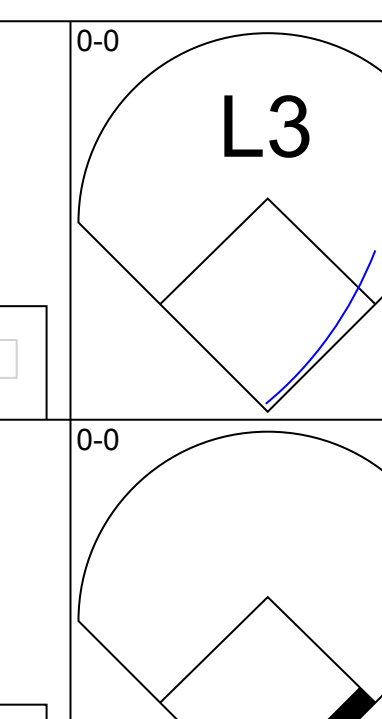
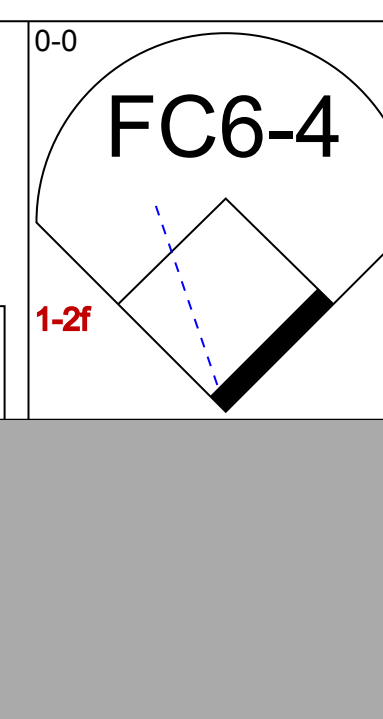
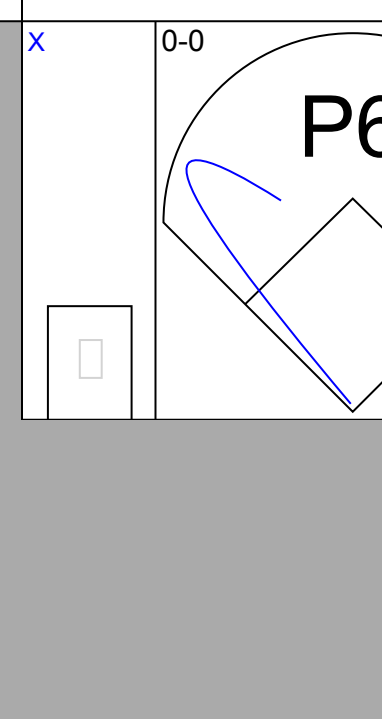
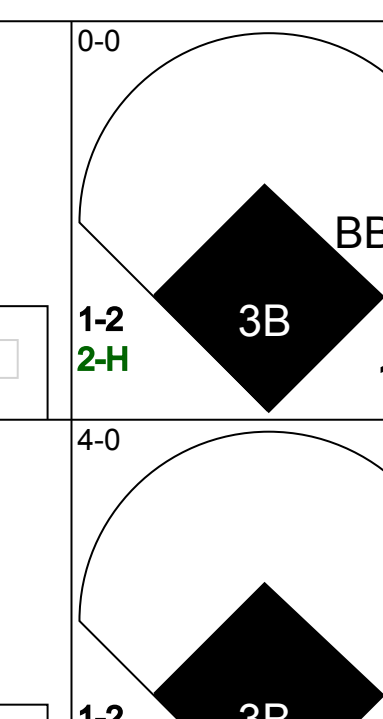

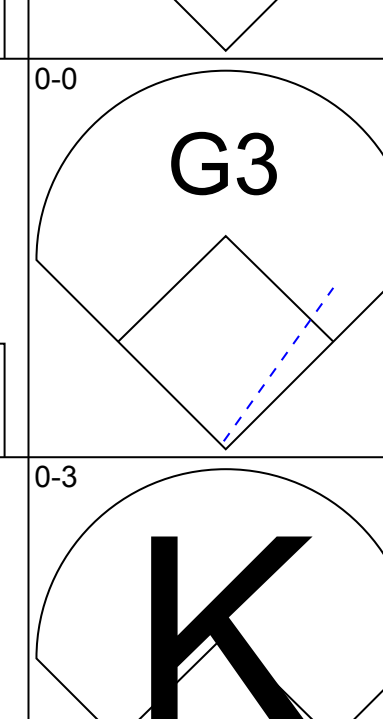
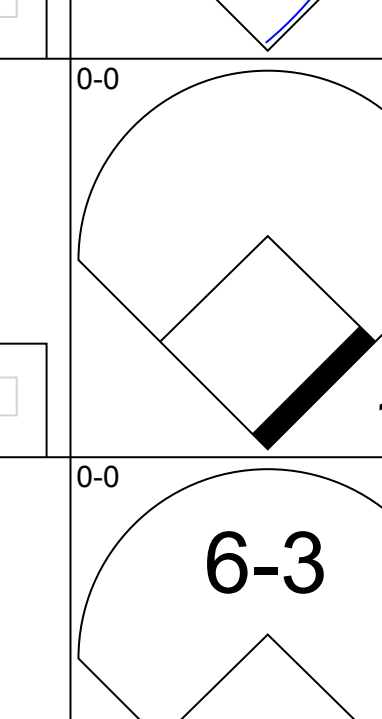
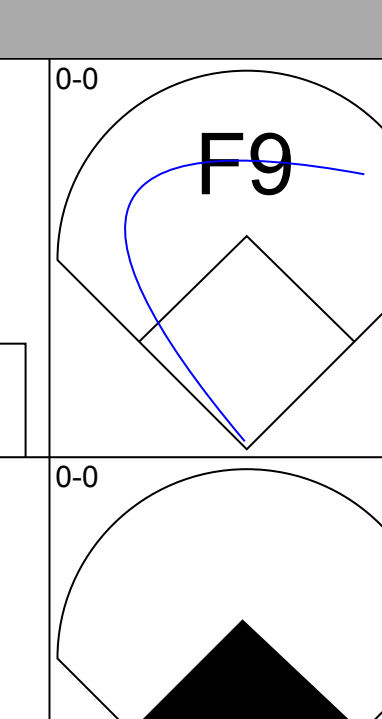
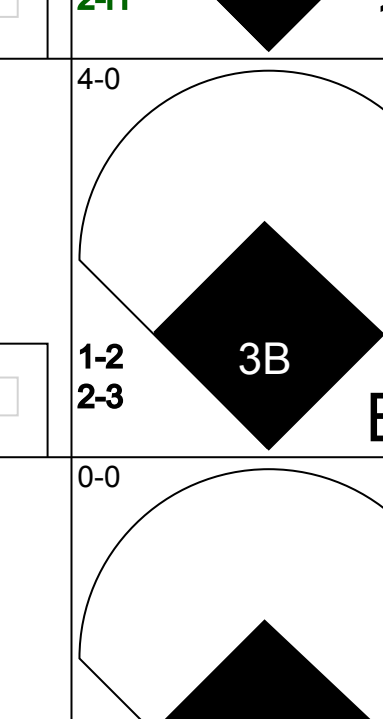
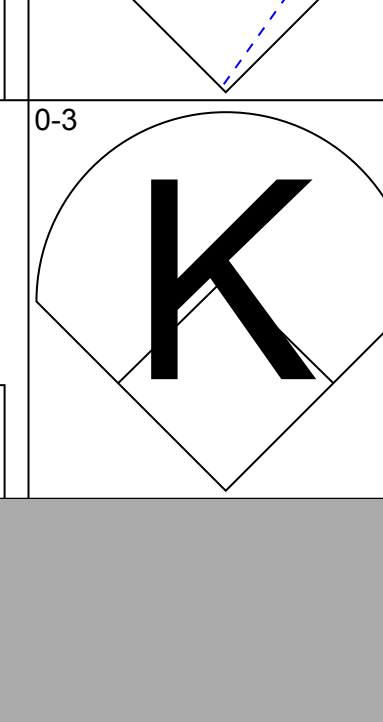
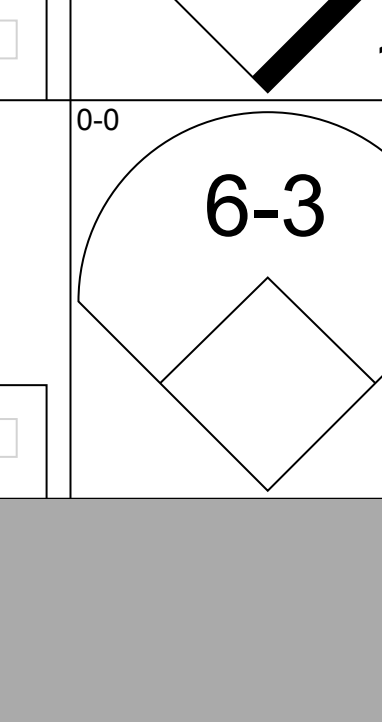
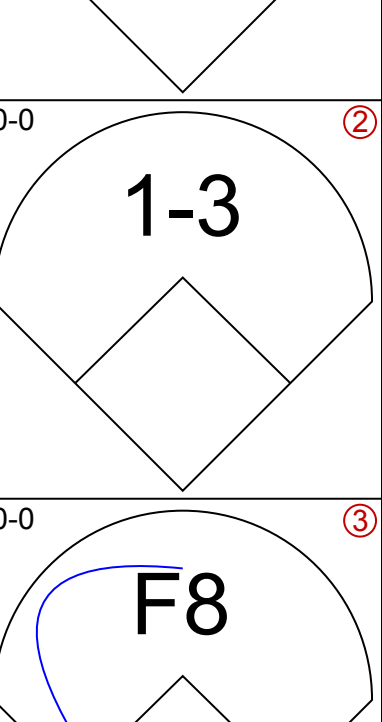
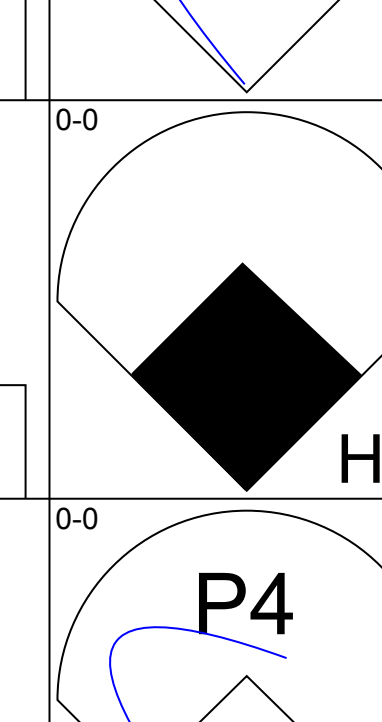
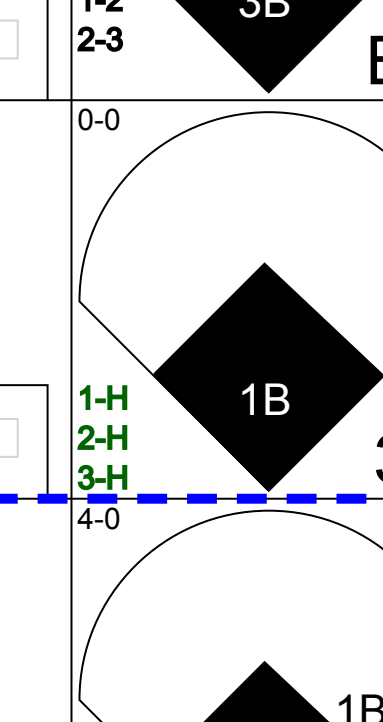
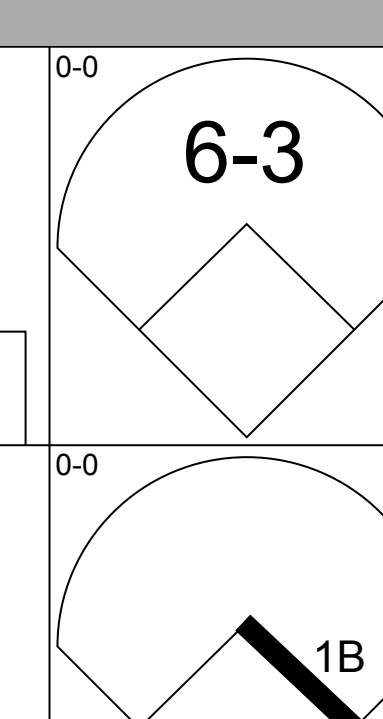
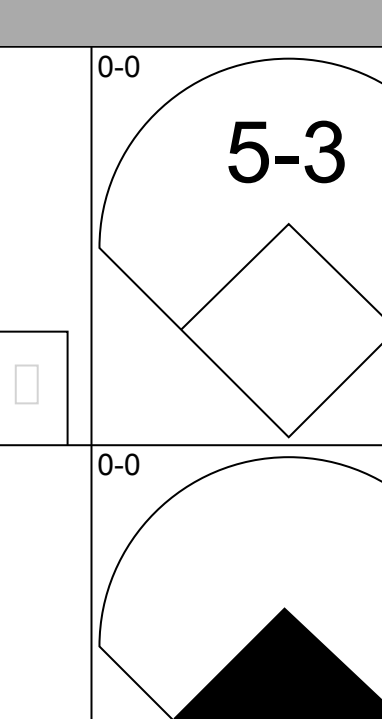
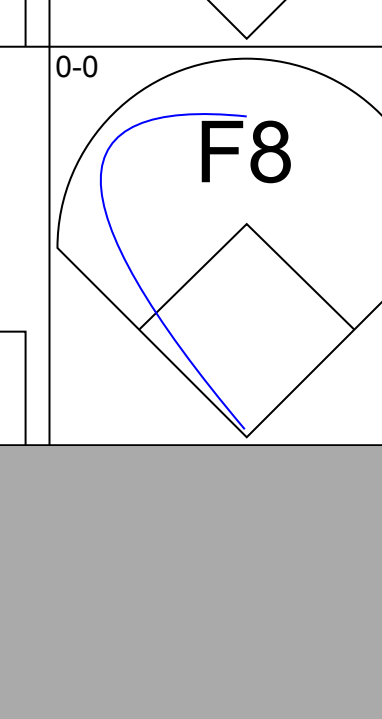
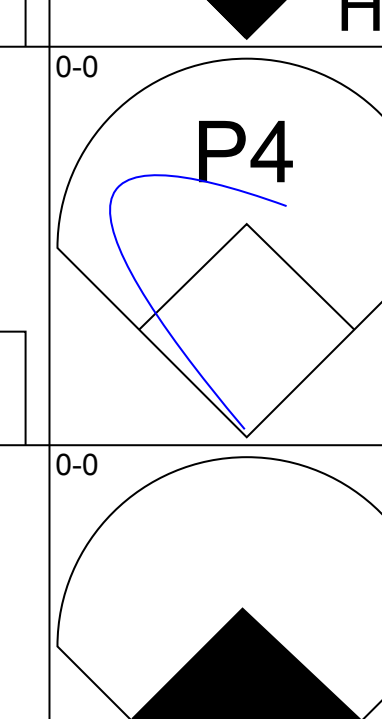
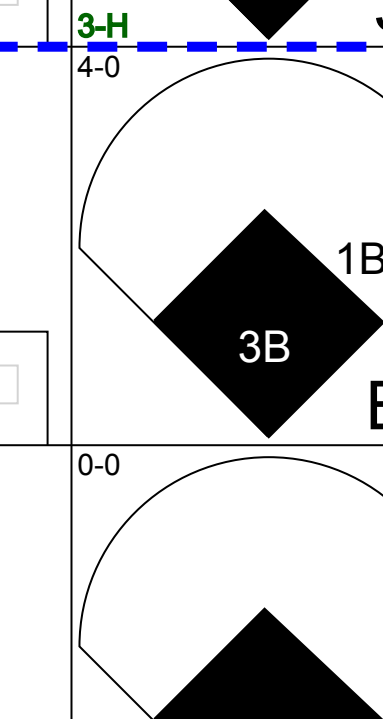
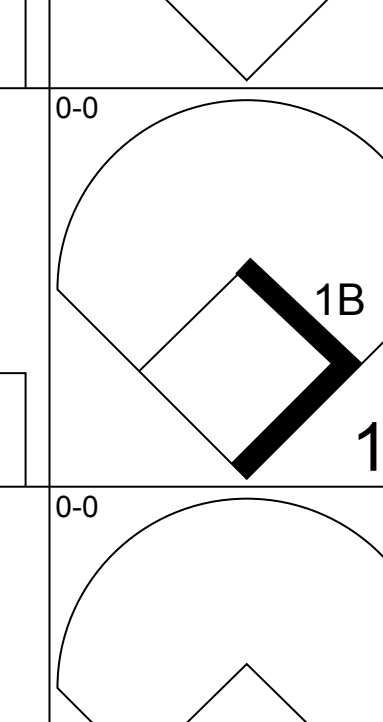
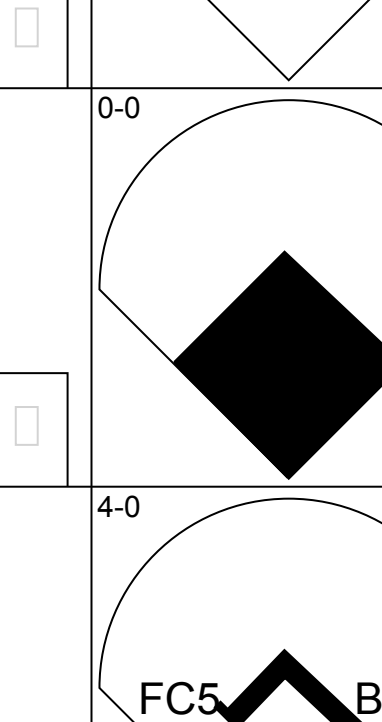
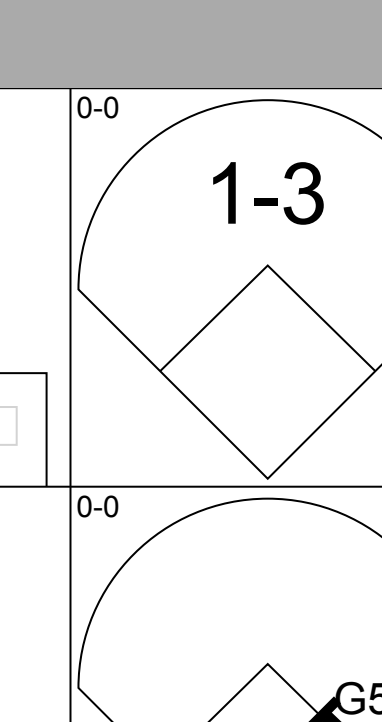
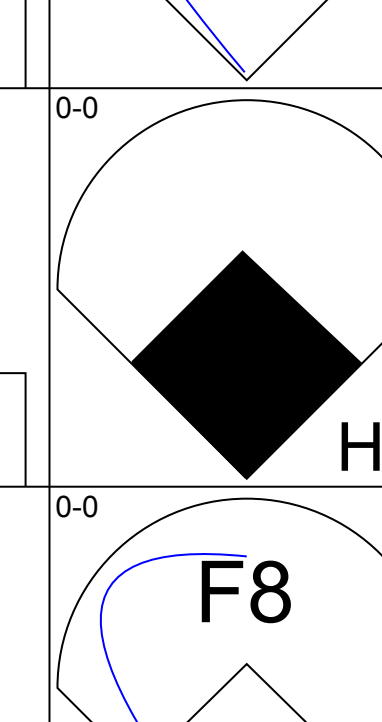
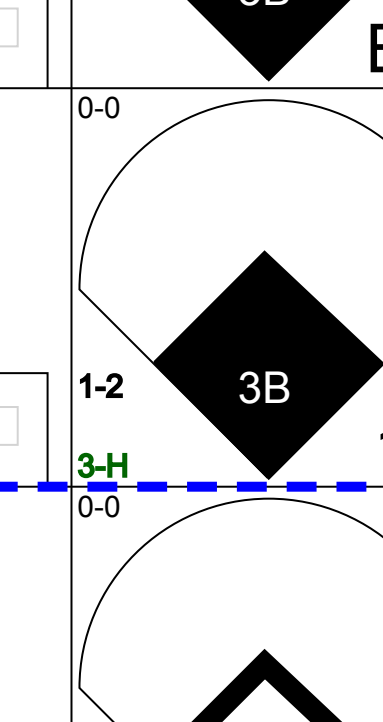
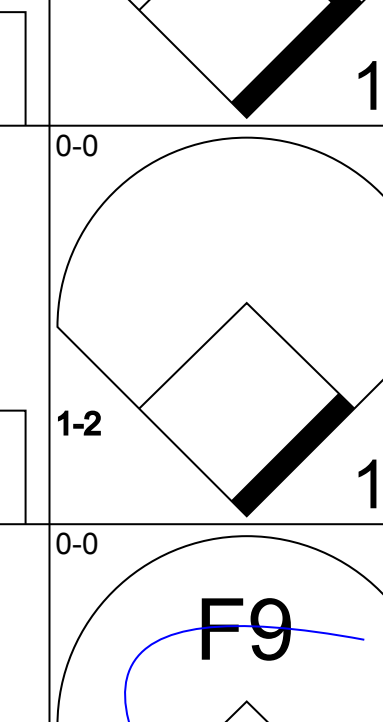
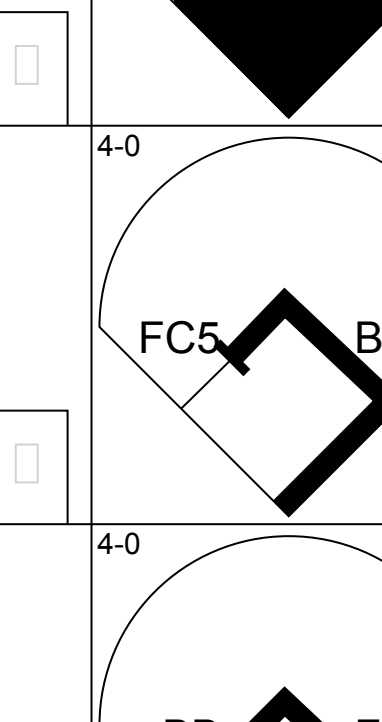

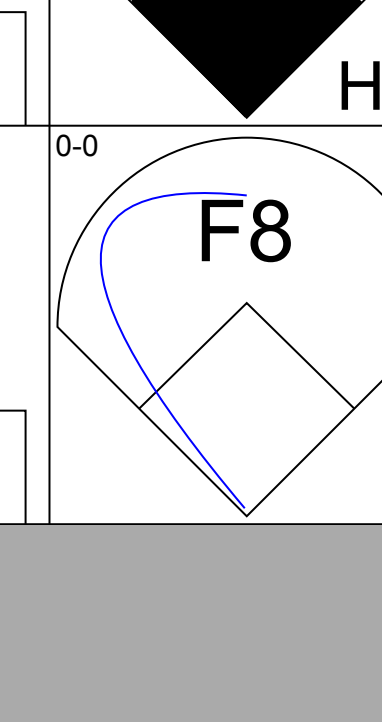
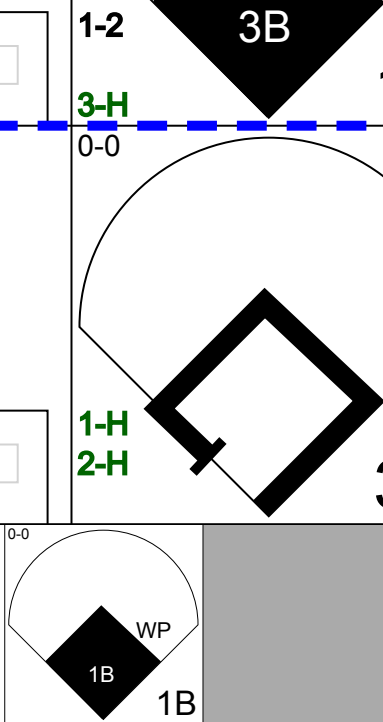
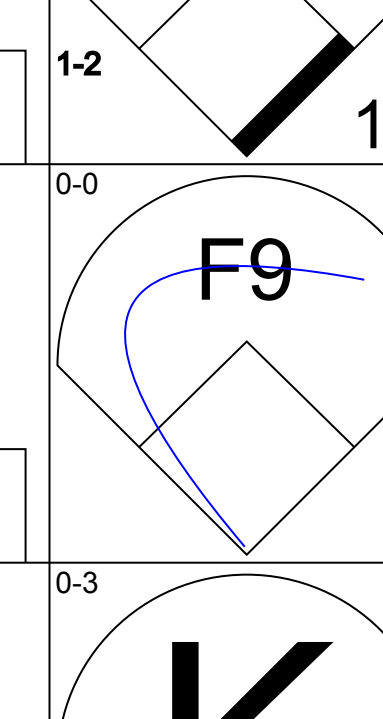
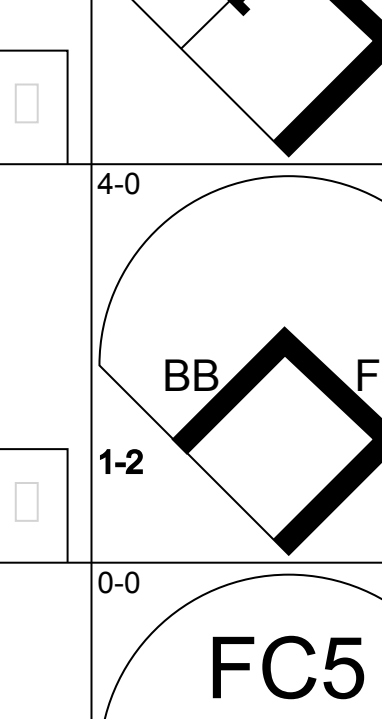

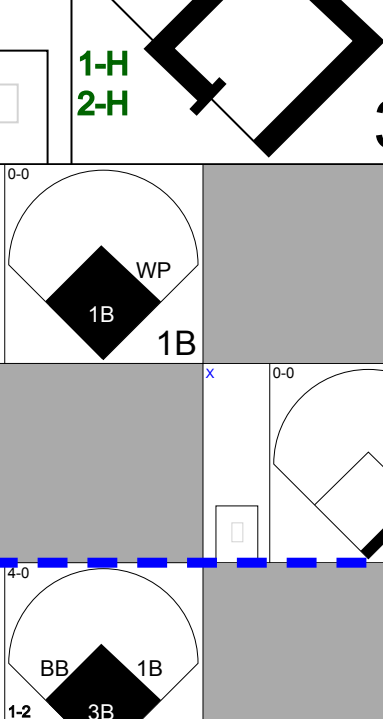
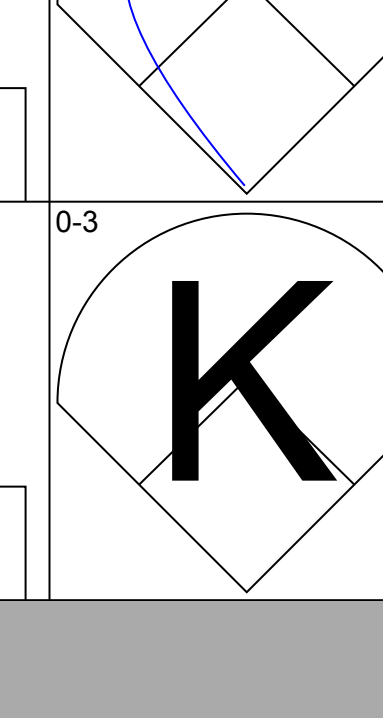
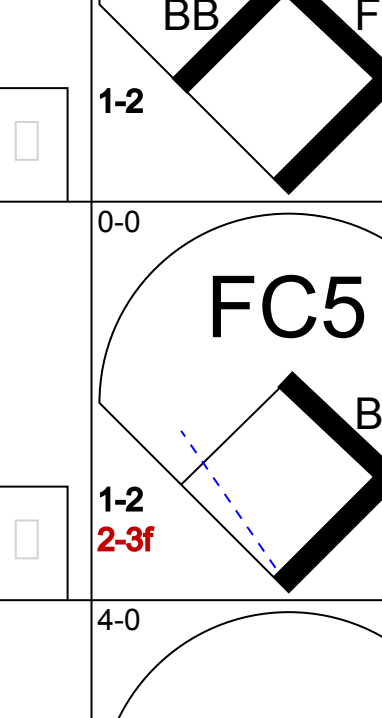
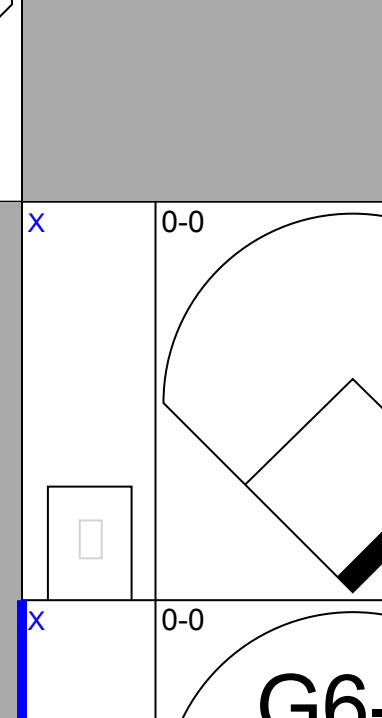
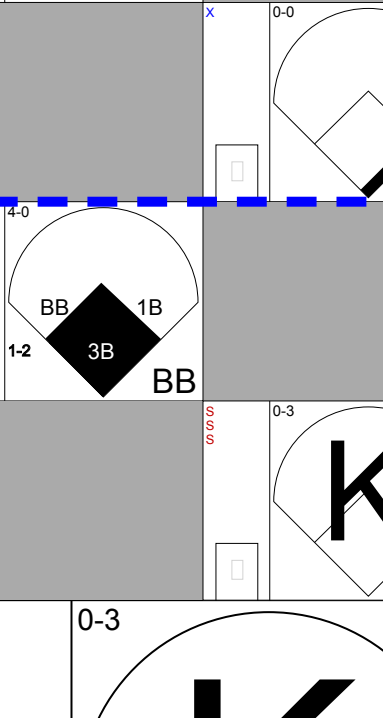
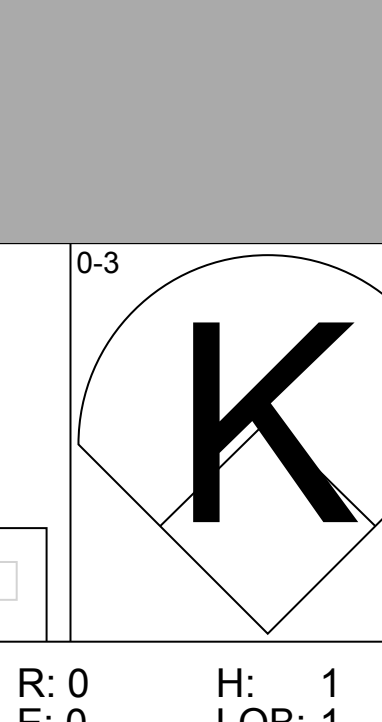
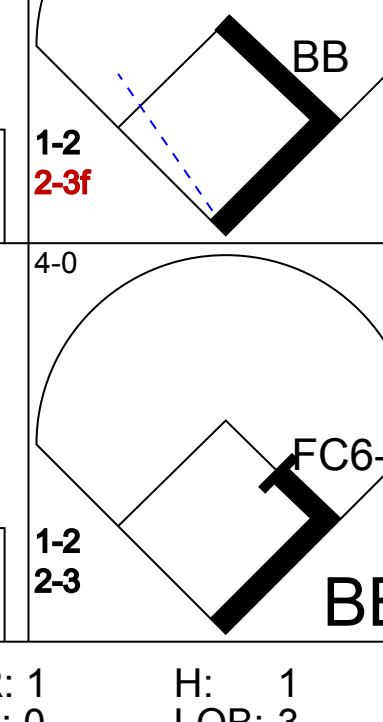
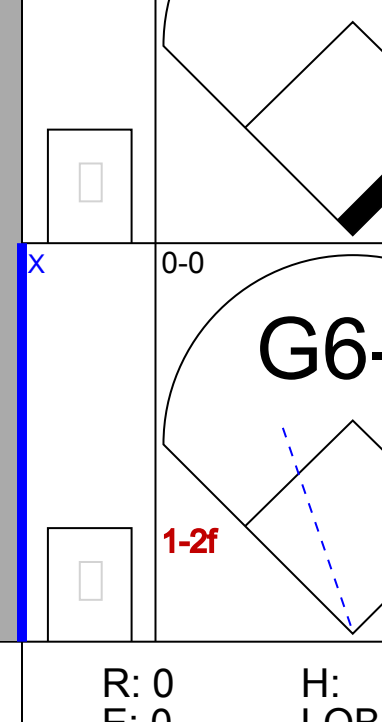
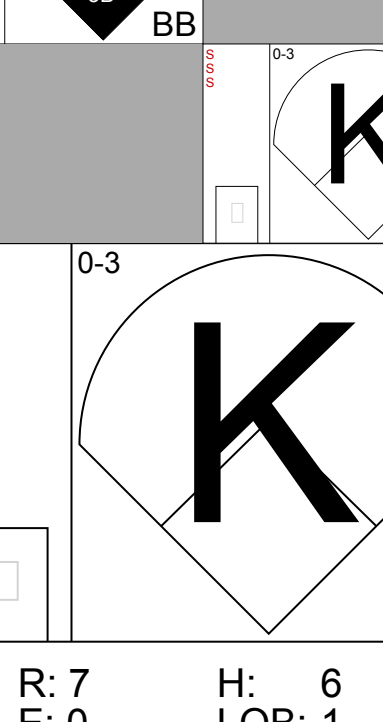
Batter	1	2	3	4	5	6	7	8	9	AB	R	H	RBI	BB	SO	LOB	BOTTOM	
<b>Billy Goodman, L</b> OBP: 0.392, SLG: 0.403 (1, 4)										4	1	1	0	0	0	1	<b>Washington Senators @ Boston Red Sox</b> Fenway Park, Boston, MA Sun Aug 16 1953, 3:33 AM EDT Unknown	
<b>Jim Piersall, R</b> OBP: 0.321, SLG: 0.365 (1, 9)										4	0	1	0	0	2	1		
<b>George Kell, R</b> OBP: 0.383, SLG: 0.484 (1, 5)										3	1	1	2	1	0	1		
<b>Dick Gemert, R</b> OBP: 0.391, SLG: 0.439 (1, 3)										2	1	1	0	2	0	1		
<b>Sammy White, R</b> OBP: 0.322, SLG: 0.439 (1, 2)										2	0	1	1	2	0	2		
<b>Hoot Evers, R</b> OBP: 0.302, SLG: 0.384 (1, 7)										4	0	1	0	0	2	5		
<b>Tom Umphlett, R</b> OBP: 0.339, SLG: 0.398 (1, 8)										4	0	0	0	0	0	2		
<b>Ted Lepcio, R</b> OBP: 0.291, SLG: 0.343 (1, 6)										4	0	0	0	0	0	1		
<b>Mel Parnell, L</b> OBP: 0.257, SLG: 0.264 (1, 1)										4	1	1	0	0	0	0		
<b>Ellis Kinder, R</b> OBP: 0.364, SLG: 0.409 (9, 1)										0	0	0	0	0	0	0		
<b>Inning Stats</b>	R: 0 E: 0 K: 1 S: 5	H: 2 LOB: 1 BB: 1 P: 8	R: 1 E: 0 K: 0 S: 4	H: 2 LOB: 1 BB: 1 P: 9	R: 0 E: 0 K: 0 S: 3	H: 0 LOB: 0 BB: 0 P: 3	R: 1 E: 1 K: 2 S: 10	H: 2 LOB: 3 BB: 1 P: 14	R: 0 E: 0 K: 0 S: 3	H: 0 LOB: 0 BB: 0 P: 3	R: 1 E: 1 K: 1 S: 6	H: 1 LOB: 2 BB: 2 P: 14	R: 0 E: 0 K: 0 S: 3	H: 0 LOB: 0 BB: 0 P: 3	1B: 7 2B: 0 3B: 0 HR: 0	SF: 0 SAC: 0 DP: 1 HBP: 0	WP: 0 PB: 0 SB: 0 CS: 0	PA: 36
<b>PITCHER</b>	IP WLS BF H R ER SO BB IBB HBP BLK WP HR S P ERA WHIP																	
<b>Walt Masterson, R</b> ERA: 3.32 (1, 1)	7.0 L 33 7 4 4 4 5 0 0 0 0 0 0 36 36 5.14 1.714																	
<b>Jerry Lane, R</b> ERA: 4.63 (8, 1)	1.0 3 0 0 0 0 0 0 0 0 0 0 0 3 3 0.00 0.000																	

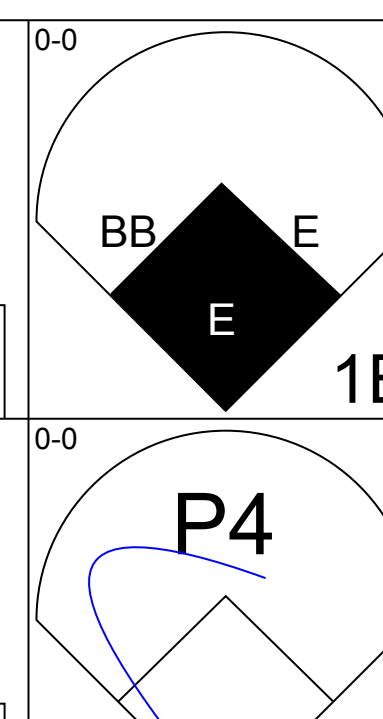
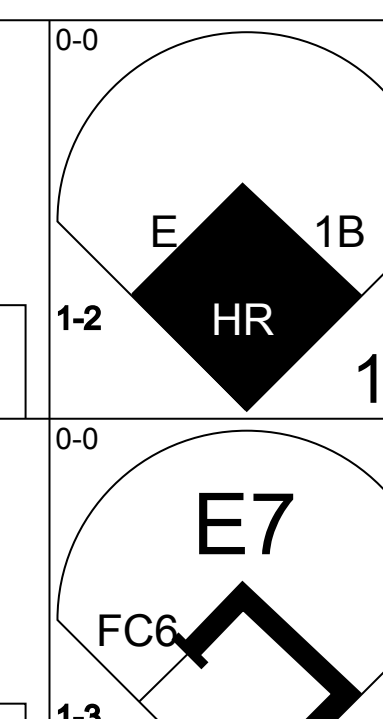
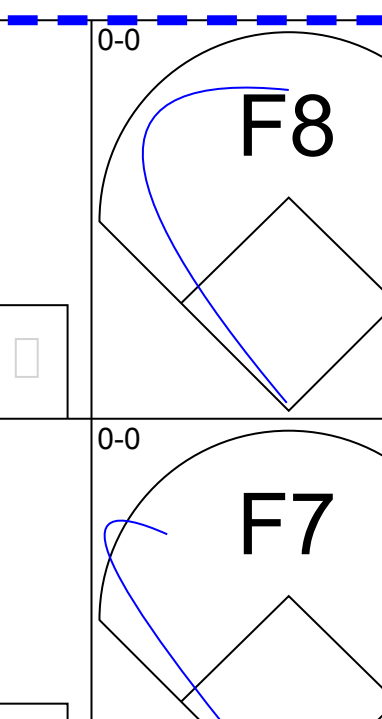
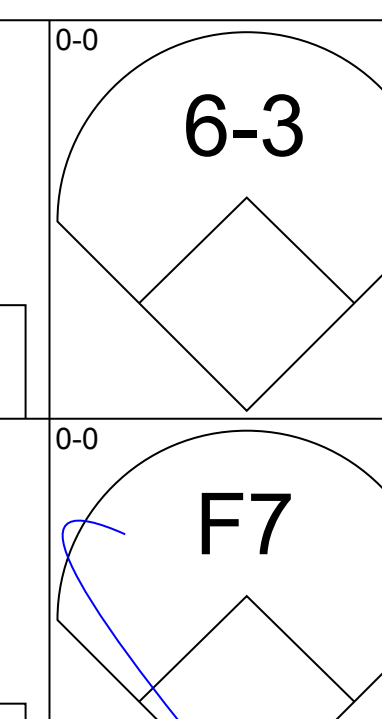

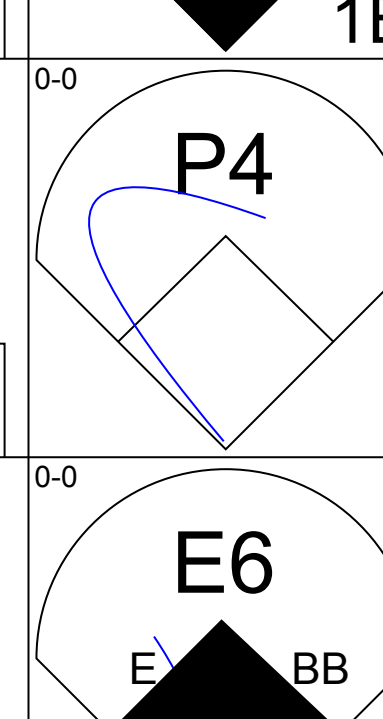
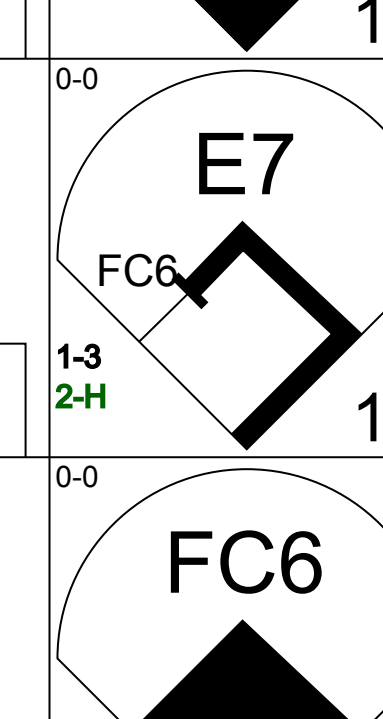
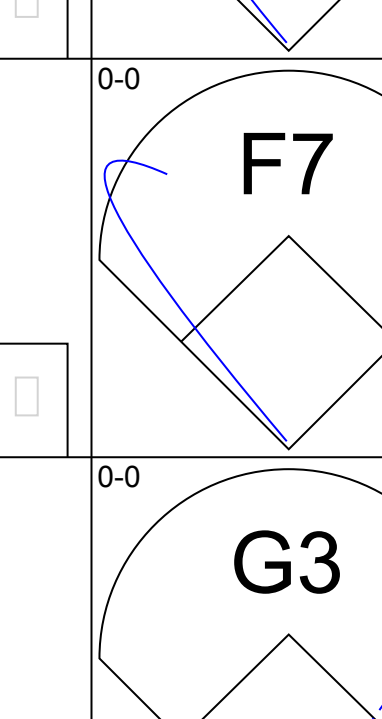
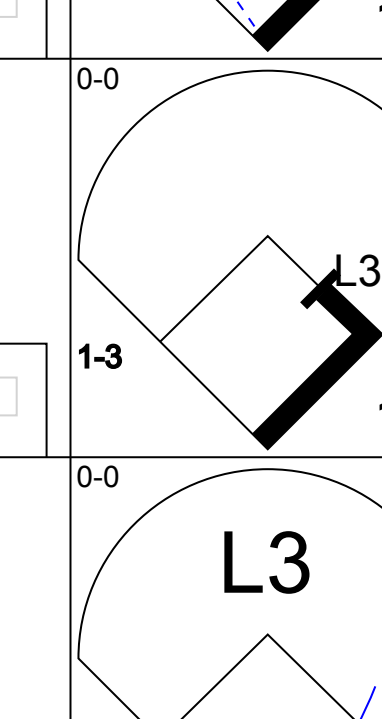
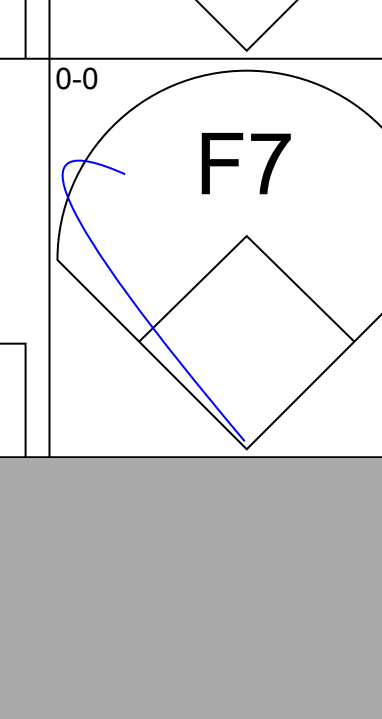
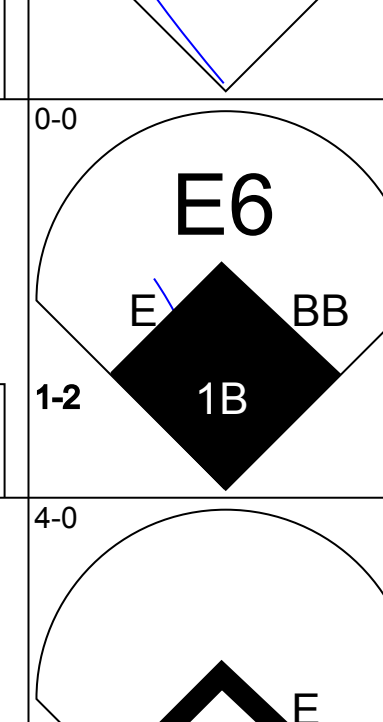
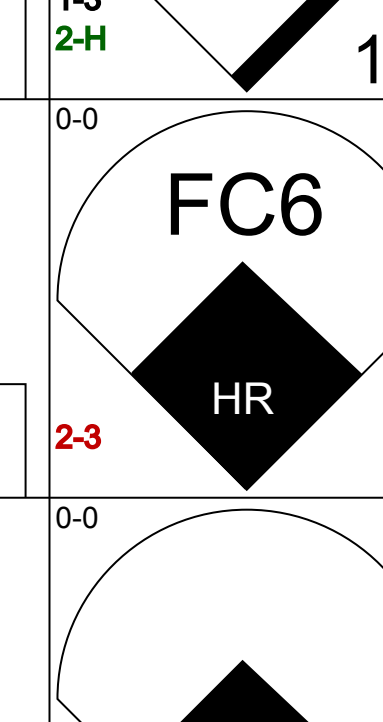
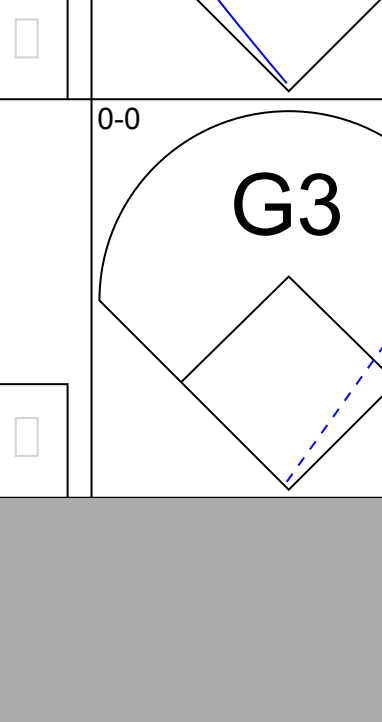
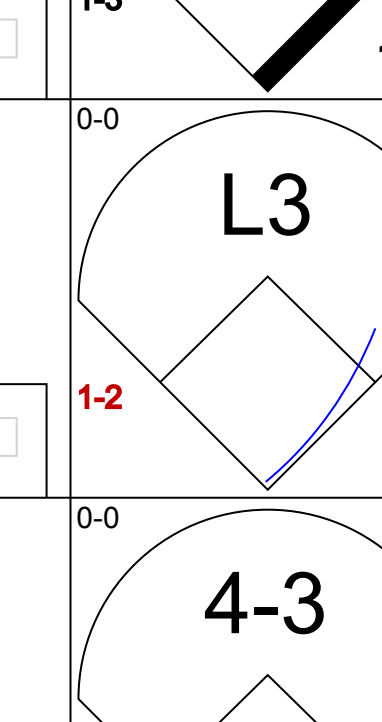
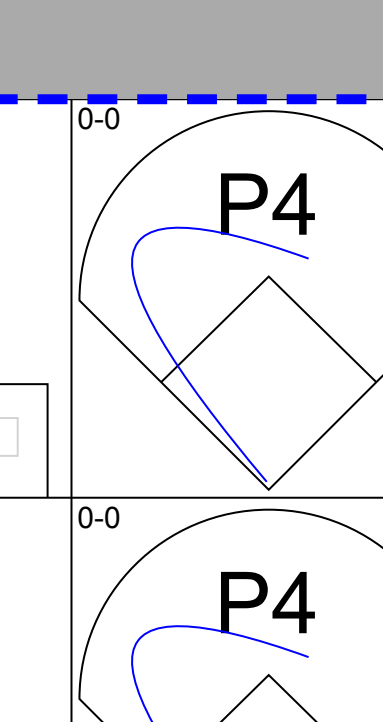
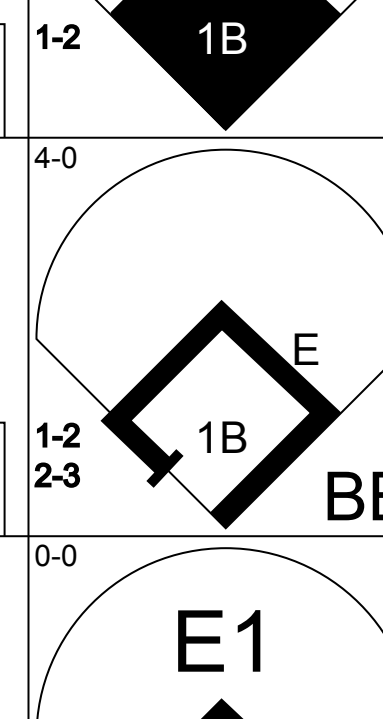
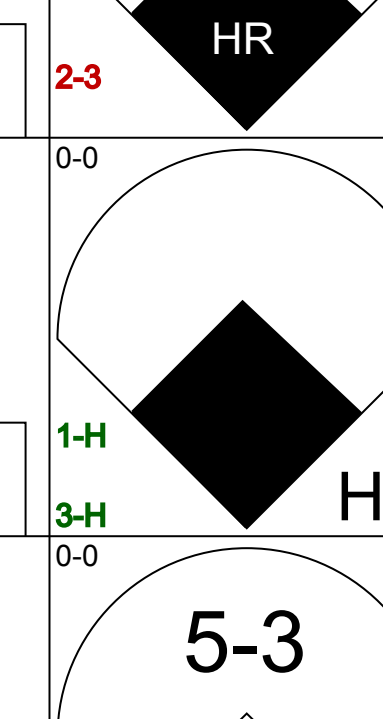
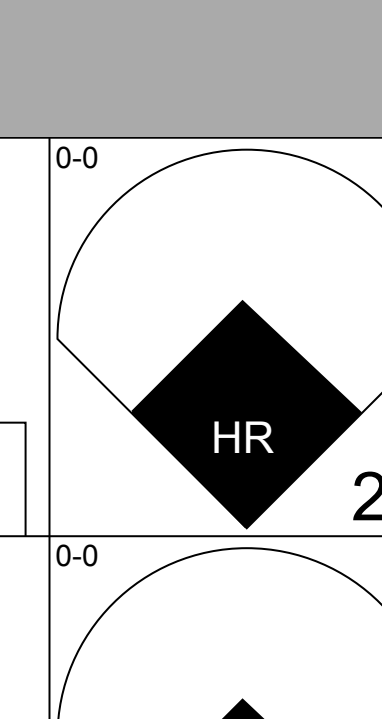
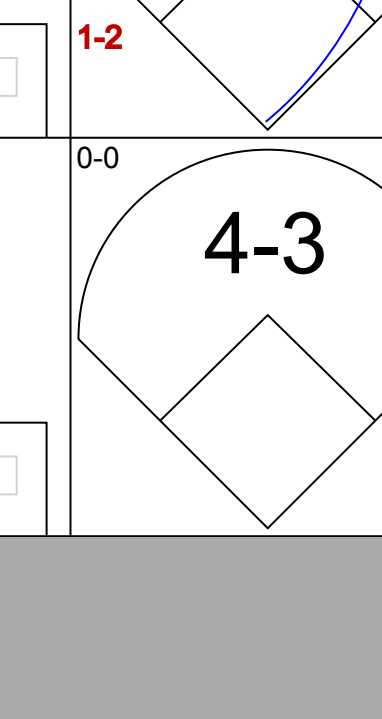
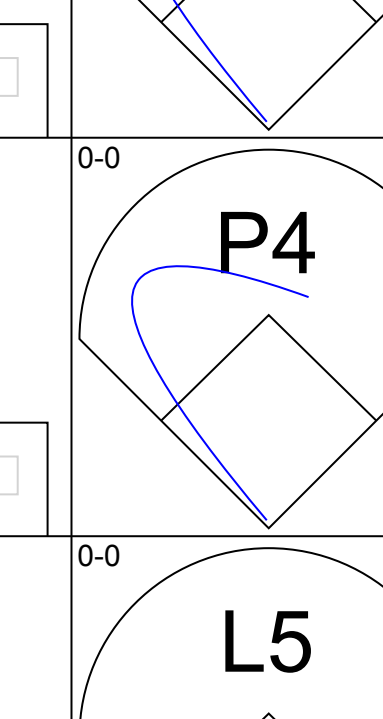
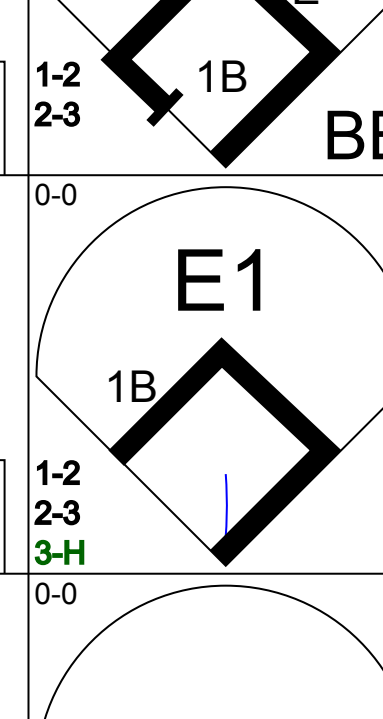
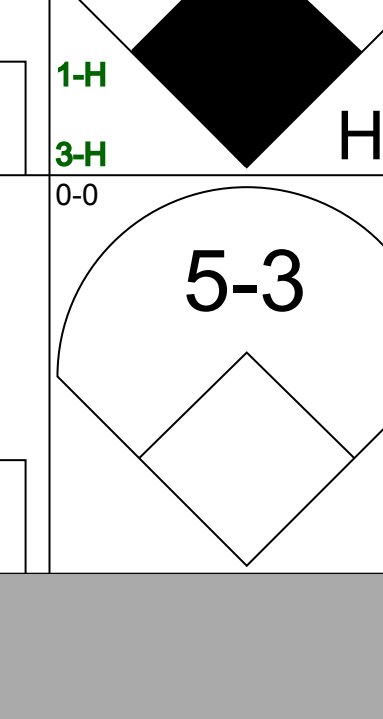
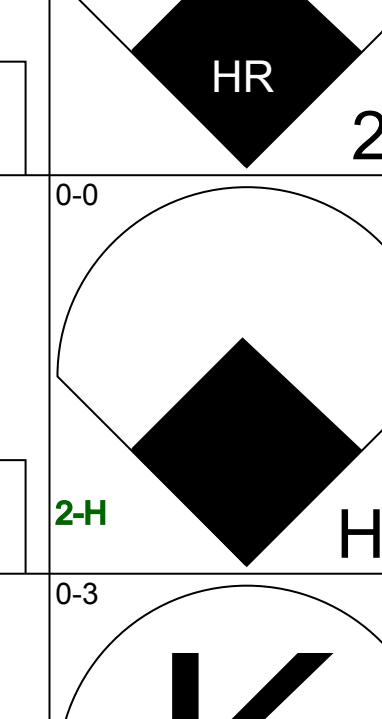
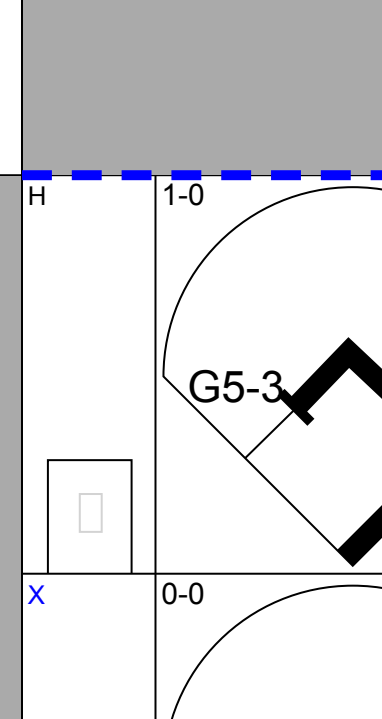
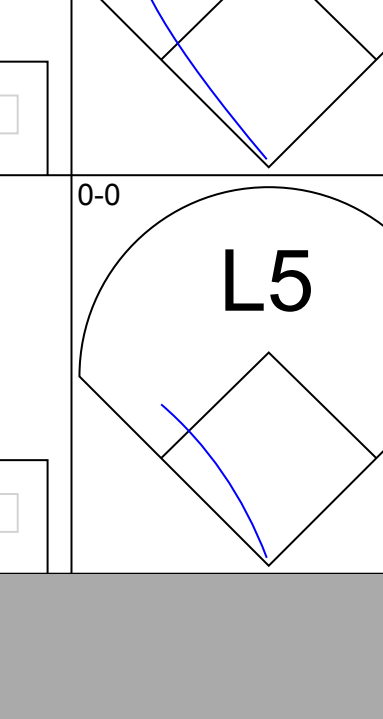
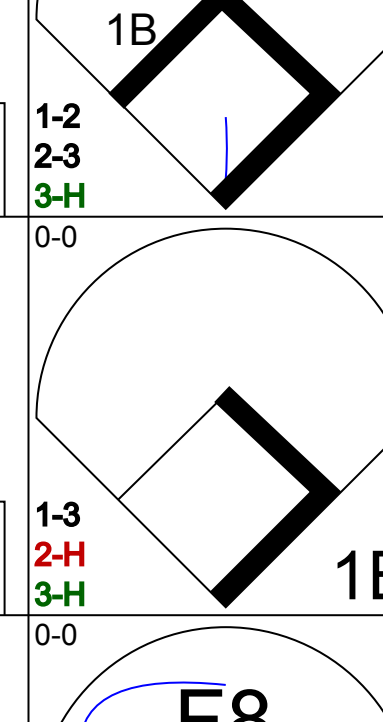
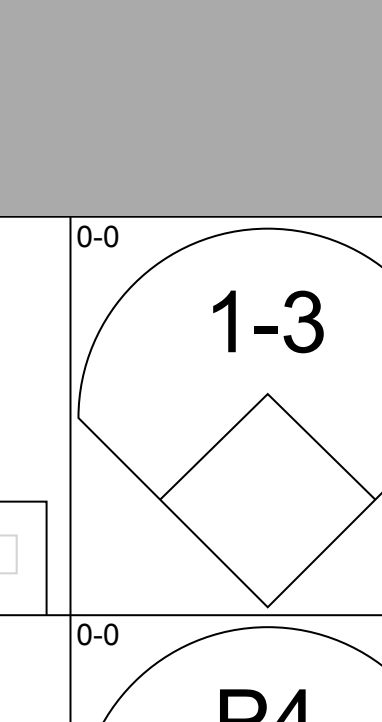
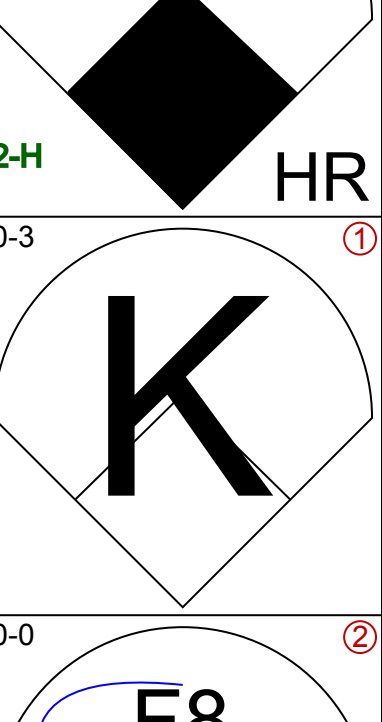
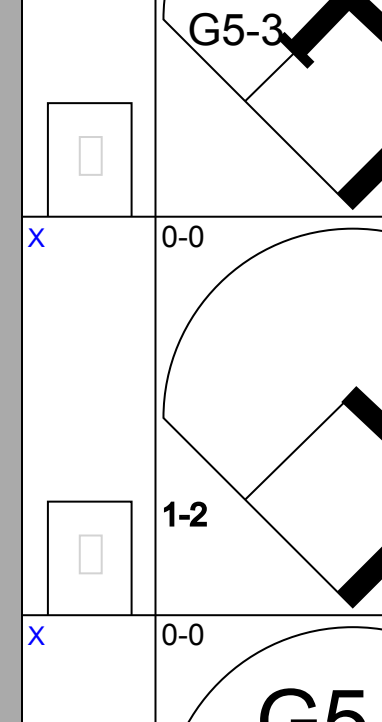
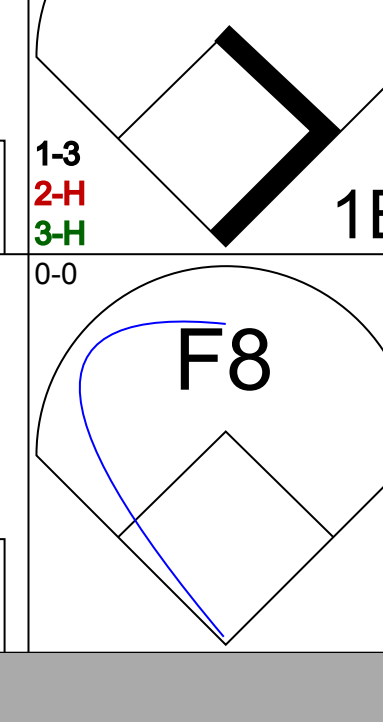
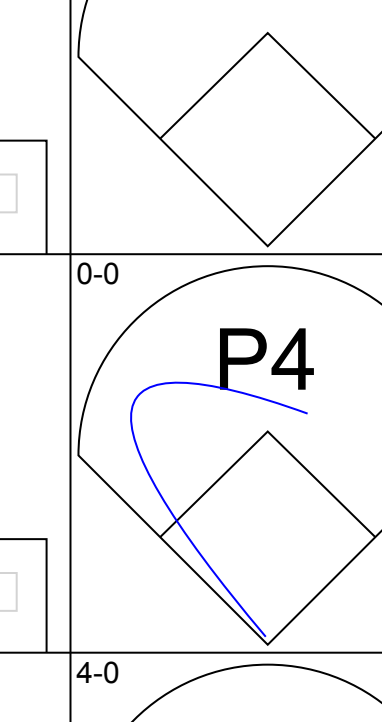
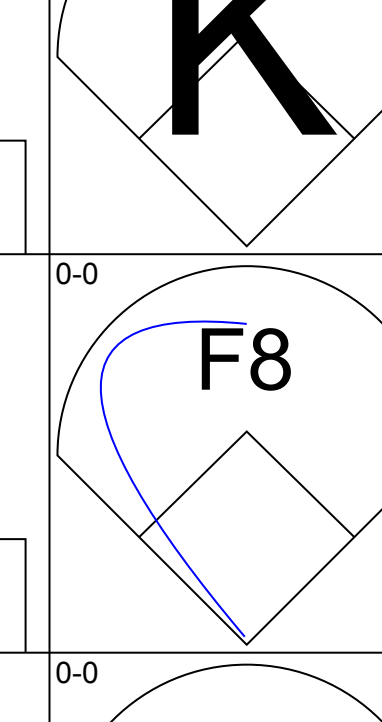
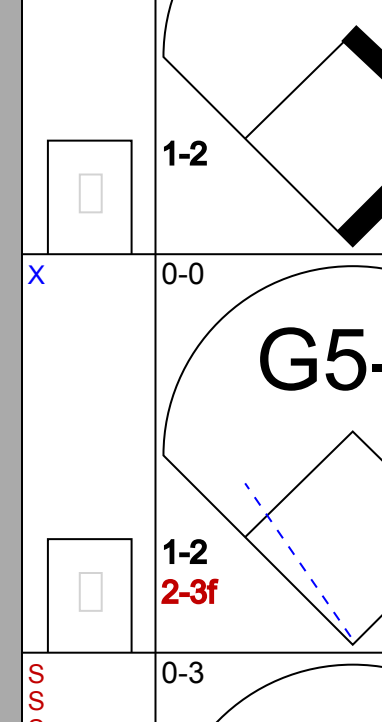
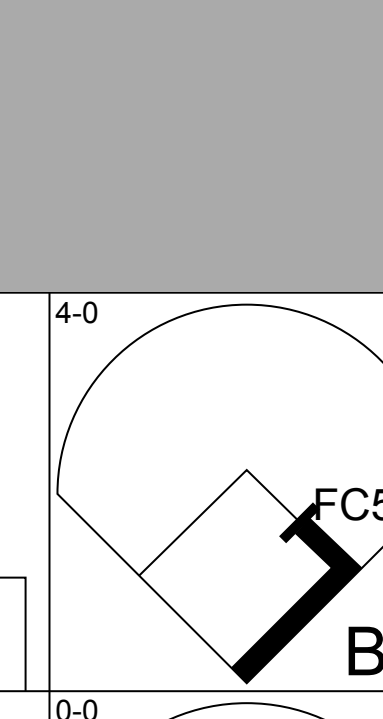
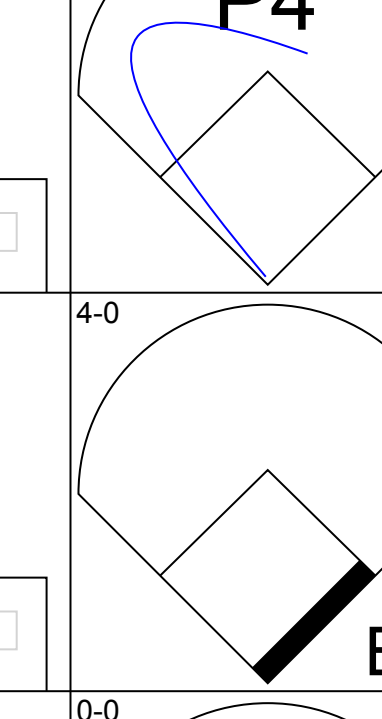
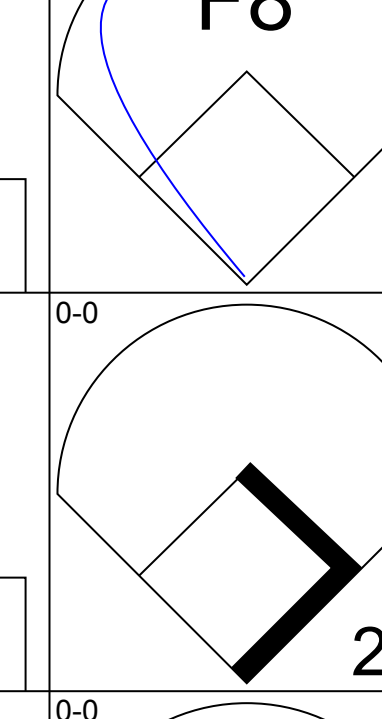
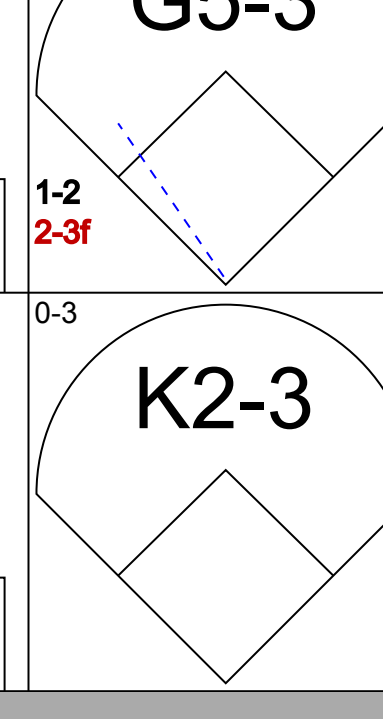
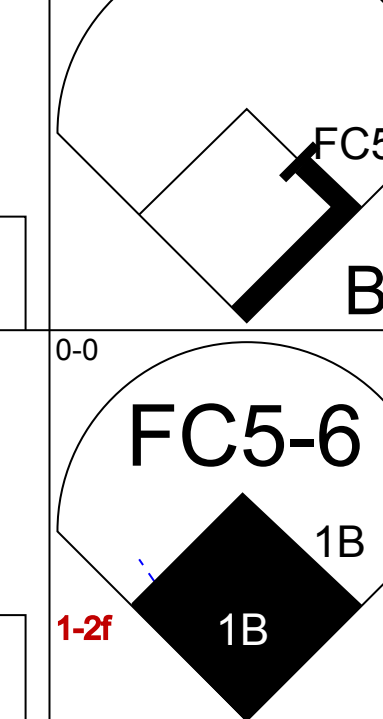
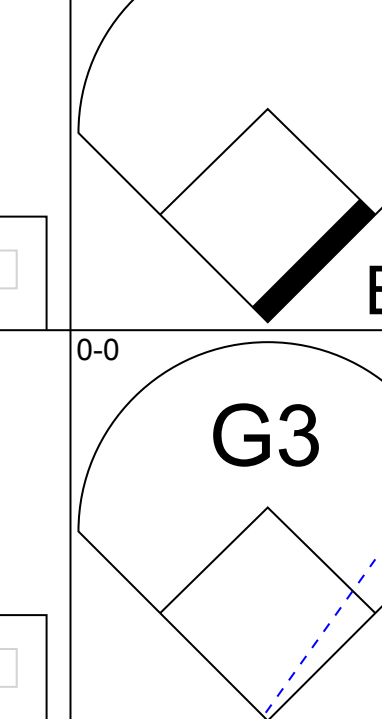
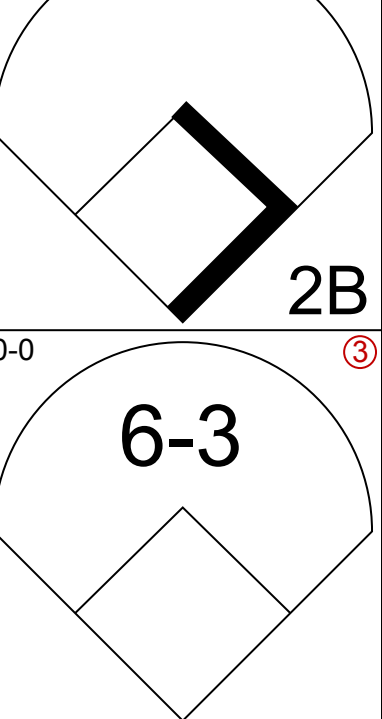
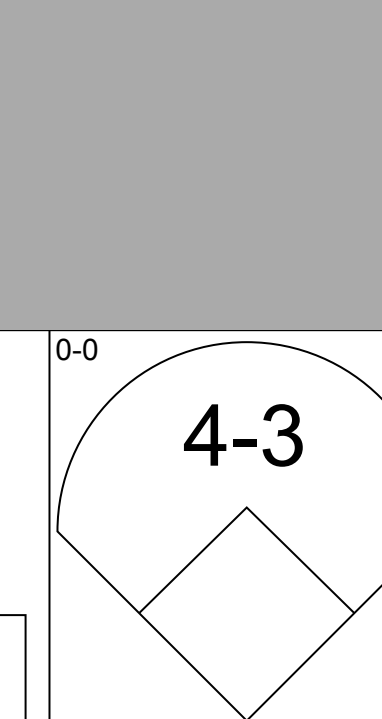


Batter	1	2	3	4	5	6	7	8	9	AB	R	H	RBI	BB	SO	LOB	TOP										
<b>Eddie Yost, R</b> OBP: 0.391, SLG: 0.365 (1, 5)	4-0 BB BB		4-0 1B 2B BB	0-0 G6-4-3 1B			0-0 6-3	4-0 1B BB		2	1	1	0	3	0	0	<b>Washington Senators @ Boston Red Sox</b> Fenway Park, Boston, MA Sun Aug 16 1953, 3:38 AM EDT Att: 25,564 - Unknown <a href="http://livebaseballscorecards.com">livebaseballscorecards.com</a>										
<b>Pete Runnels, L</b> OBP: 0.360, SLG: 0.329 (1, 4)	4-0 G6-4-3 BB		0-0 F8	0-0 G6-4-3			4-0 1B FC1 BB	0-0 1B		3	0	1	0	2	0	2											
<b>Mickey Vernon, L</b> OBP: 0.398, SLG: 0.498 (1, 3)	0-0 F8		0-0 2B BB 1B	0-0 P5			0-0 BB FC1 1B	0-0 P5		5	2	2	0	0	0	4											
<b>Jackie Jensen, R</b> OBP: 0.371, SLG: 0.432 (1, 9)	0-0 G6-4-3		0-0 BB 2B 2B		0-0 5-3		0-0 FC1 BB 1B		0-0 F8	5	2	1	1	0	0	4											
<b>Gil Coan, L</b> OBP: 0.269, SLG: 0.191 (1, 7)		0-0 L8	4-0 BB 2B BB		0-0 4-3		4-0 1B BB		0-0 6-3	3	1	0	0	2	0	0											
<b>Jim Busby, R</b> OBP: 0.348, SLG: 0.398 (1, 8)		0-0 5-3	0-0 2B BB		0-0 F8		0-0 1B		0-0 F8	4	1	1	3	1	0	0											
<b>Mickey Grasso, R</b> OBP: 0.284, SLG: 0.297 (1, 2)		0-0 1B 1B	0-0 2B			0-0 6-3	0-0 F8			4	0	2	3	0	0	2											
<b>Pompeyo Davallillo, R</b> OBP: 0.314, SLG: 0.320 (1, 6)		0-0 1B	0-0 F9			0-0 5-3		0-0 F8		4	0	1	0	0	0	1											
<b>Spec Shea, R</b> OBP: 0.204, SLG: 0.191 (1, 1)	0-3 K		0-0 F8			0-0 F8		0-3 K		4	0	0	0	0	2	3											
<b>Inning Stats</b>	R: 0 E: 0 K: 0 S: 2	H: 0 LOB: 1 BB: 2 P: 10	R: 0 E: 0 K: 1 S: 7	H: 2 LOB: 2 BB: 0 P: 7	R: 5 E: 0 K: 0 S: 6	H: 3 LOB: 1 BB: 3 P: 18	R: 0 E: 0 K: 0 S: 3	H: 1 LOB: 0 BB: 0 P: 3	R: 0 E: 0 K: 0 S: 3	H: 0 LOB: 0 BB: 0 P: 3	R: 0 E: 0 K: 0 S: 5	H: 2 LOB: 2 BB: 2 P: 13	R: 0 E: 0 K: 1 S: 6	H: 1 LOB: 2 BB: 1 P: 10	R: 0 E: 0 K: 0 S: 3	H: 0 LOB: 0 BB: 0 P: 3	1B: 7 2B: 2 3B: 0 HR: 0	SF: 0 SAC: 0 DP: 2 HBP: 0	WP: 0 PB: 0 SB: 0 CS: 0	PA: 42							
<b>PITCHER</b>	IP	WLS	BF	H	R	ER	SO	BB	IBB	HBP	BLK	WP	HR	S	P	ERA	WHIP										
<b>Hal Brown, R</b> ERA: 4.05 (1, 1)	2.1	L	14	4	4	4	1	4	0	0	0	0	0	12	28	15.43	3.429										
<b>Frank Sullivan, R</b> ERA: 5.23 (3, 1)	1.2		7	2	1	1	0	1	0	0	0	0	0	6	10	5.40	1.800										
<b>Sid Hudson, R</b> ERA: 3.63 (5, 1)	5.0		21	3	2	2	1	3	0	0	0	0	0	20	32	3.60	1.200										

Batter	1	2	3	4	5	6	7	8	9	AB	R	H	RBI	BB	SO	LOB	BOTTOM										
<b>Billy Goodman, L</b> OBP: 0.390, SLG: 0.401 (1, 4)	0-0 L3-6 WP 1B		0-0 L7	0-0 F8			0-0 6-3		0-0 5-3	5	0	1	0	0	0	2	<b>Washington Senators @ Boston Red Sox</b> Fenway Park, Boston, MA Sun Aug 16 1953, 3:38 AM EDT Att: 25,564 - Unknown <a href="http://livebaseballscorecards.com">livebaseballscorecards.com</a>										
<b>Jim Piersall, R</b> OBP: 0.324, SLG: 0.366 (1, 9)	4-0 S BB		4-0 2B 5-3 BB		0-3 K		0-0 1B			2	1	1	0	2	1	0											
<b>Ted Williams, L</b> OBP: 0.400, SLG: 1.111 (1, 7)	0-0 L3-6		0-0 2B		0-0 HR		0-0 F7			3	1	2	1	0	0	2											
<b>Hoot Evers, R</b> OBP: 0.301, SLG: 0.382 (6, 7)	2-3		1-3 2B				0-0 4-3			1	0	0	0	0	0	1											
<b>George Kell, R</b> OBP: 0.379, SLG: 0.478 (1, 5)	0-0 F7		0-0 5-3		0-0 P3		0-0 4-3			4	0	0	1	0	0	3											
<b>Dick Gernert, R</b> OBP: 0.390, SLG: 0.436 (1, 3)		4-0 HR BB	0-0 P8		0-0 P6		0-0 5-3			3	1	0	0	1	0	1											
<b>Sammy White, R</b> OBP: 0.321, SLG: 0.445 (1, 2)		0-0 HR		0-0 F7		0-0 P4		0-0 F9		4	1	1	2	0	0	0											
<b>Tom Umphlett, R</b> OBP: 0.338, SLG: 0.397 (1, 8)		0-0 P5		0-0 E 1B		0-0 F8		0-0 6-3		4	0	1	0	0	0	0											
<b>Ted Lepcio, R</b> OBP: 0.286, SLG: 0.336 (1, 6)		0-0 5-3		0-0 E4		0-0 E6		0-0 F8		3	0	0	0	0	0	1											
<b>Floyd Baker, L</b> OBP: 0.377, SLG: 0.350 (9, PH)				1-2					0-0 F8	1	0	0	0	0	0	0											
<b>Hal Brown, R</b> OBP: 0.352, SLG: 0.471 (1, 1)		0-3 K		0-0 F2		0-0 F7		0-3 K		1	0	0	0	0	1	0											
<b>Frank Sullivan, R</b> OBP: 0.500, SLG: 0.500 (3, 1)										0	0	0	0	0	0	0											
<b>Al Zarilla, L</b> OBP: 0.351, SLG: 0.229 (4, PH)										1	0	0	0	0	0	2											
<b>Sid Hudson, R</b> OBP: 0.178, SLG: 0.205 (5, 1)										1	0	0	0	0	0	1											
<b>Mickey McDermott, L</b> OBP: 0.318, SLG: 0.446 (9, PH)										1	0	0	0	0	1	0											
<b>Inning Stats</b>	R: 0 E: 0 K: 0 S: 3	H: 1 LOB: 1 BB: 1 P: 7	R: 2 E: 0 K: 1 S: 6	H: 1 LOB: 1 BB: 1 P: 10	R: 1 E: 0 K: 0 S: 4	H: 1 LOB: 2 BB: 1 P: 8	R: 0 E: 1 K: 0 S: 5	H: 1 LOB: 0 BB: 0 P: 5	R: 1 E: 0 K: 1 S: 6	H: 1 LOB: 0 BB: 0 P: 6	R: 0 E: 1 K: 0 S: 4	H: 0 LOB: 1 BB: 0 P: 4	R: 0 E: 0 K: 0 S: 4	H: 1 LOB: 1 BB: 0 P: 4	R: 0 E: 0 K: 0 S: 3	H: 0 LOB: 0 BB: 0 P: 3	R: 0 E: 0 K: 1 S: 5	H: 0 LOB: 0 BB: 0 P: 5	1B: 3 2B: 2 3B: 0 HR: 2	SF: 0 SAC: 0 DP: 1 HBP: 0	WP: 1 PB: 0 SB: 1 CS: 0	PA: 37					
<b>PITCHER</b>	IP	WLS	BF	H	R	ER	SO	BB	IBB	HBP	BLK	WP	HR	S	P	ERA	WHIP										
<b>Spec Shea, R</b> ERA: 3.7 (1, 1)	9.0	W	37	6	4	4	3	3	0	0	0	1	2	40	52	4.00	1.000										



Batter	1	2	3	4	5	6	7	8	9	AB	R	H	RBI	BB	SO	LOB	TOP					
<b>Eddie Yost, R</b> OBP: 0.389, SLG: 0.363 (1, 5)										5	1	1	1	0	1	3	<b>Washington Senators @ New York Yankees</b> Yankee Stadium, Bronx, NY Tue Aug 18 1953, 3:33 AM EDT Att: 24,599 - Unknown 					
<b>Mel Hodorlein, S</b> OBP: 0.343, SLG: 0.258 (1, 4) (9, 6)										4	1	1	0	1	1	0						
<b>Mickey Vernon, L</b> OBP: 0.398, SLG: 0.507 (1, 3)										5	2	2	4	0	1	1						
<b>Jackie Jensen, R</b> OBP: 0.370, SLG: 0.428 (1, 9)										4	1	0	0	1	0	0						
<b>Clyde Vollmer, R</b> OBP: 0.343, SLG: 0.387 <b>Connie Marrero, R</b> OBP: 0.238, SLG: 0.158 (9, 1)										5	3	4	3	0	0	0						
<b>Jim Busby, R</b> OBP: 0.352, SLG: 0.405 (1, 8)									4	0	3	2	1	0	0							
<b>Ed Fitz Gerald, R</b> OBP: 0.310, SLG: 0.332 (1, 2)									4	1	2	0	1	0	3							
<b>Pompeyo Davalillo, R</b> OBP: 0.315, SLG: 0.321 <b>Gil Coan, L</b> OBP: 0.274, SLG: 0.189 (1, 6) (9, PH) (9, 7)									3	0	1	0	0	1	4							
<b>Johnny Schmitz, R</b> OBP: 0.285, SLG: 0.269 <b>Kite Thomas, R</b> OBP: 0.291, SLG: 0.293 <b>Sonny Dixon, S</b> OBP: 0.226, SLG: 0.208 <b>Pete Runnels, L</b> OBP: 0.282, SLG: 0.328 <b>Jerry Lane, R</b> OBP: 0.337, SLG: 0.329 <b>Bob Porterfield, R</b> OBP: 0.337, SLG: 0.329 <b>Wayne Terwilliger, R</b> OBP: 0.338, SLG: 0.322 (1, 1) (4, PH) (4, 1) (7, PH) (7, 1) (9, PH) (9, 4)									1	0	0	0	0	1	0							
<b>Inning Stats</b>	R: 0 E: 0 K: 2 S: 7	H: 0 LOB: 0 BB: 0 P: 7	R: 0 E: 0 K: 1 S: 7	H: 2 LOB: 2 BB: 0 P: 7	R: 0 E: 0 K: 1 S: 6	H: 1 LOB: 1 BB: 0 P: 6	R: 1 E: 0 K: 0 S: 4	H: 1 LOB: 3 BB: 3 P: 16	R: 0 E: 0 K: 1 S: 5	H: 0 LOB: 0 BB: 0 P: 5	R: 0 E: 0 K: 0 S: 3	H: 1 LOB: 0 BB: 0 P: 3	R: 0 E: 0 K: 0 S: 3	H: 1 LOB: 0 BB: 0 P: 3	R: 2 E: 0 K: 0 S: 5	H: 2 LOB: 0 BB: 0 P: 5		R: 7 E: 0 K: 2 S: 12	H: 6 LOB: 1 BB: 3 P: 24	1B: 9 2B: 0 3B: 2 HR: 3	SF: 0 SAC: 0 DP: 2 HBP: 0	WP: 1 PB: 0 CS: 0
<b>PITCHER</b>	IP	WLS	BF	H	R	ER	SO	BB	IBB	HBP	BLK	WP	HR	S	P	ERA	WHIP					
<b>Bill Miller, L</b> ERA: 5.1 (1, 1)	8.0		34	9	4	4	5	3	0	0	0	0	3	41	53	4.50	1.500					
<b>Allie Reynolds, R</b> ERA: 4.09 (9, 1)	0.1	5	2	3	3	1	2	0	0	0	0	1	0	5	13	81.00	12.000					
<b>Tom Gorman, R</b> ERA: 3.3 (9, 1)	0.0	L	2	1	1	1	0	1	0	0	0	0	0	1	5	∞	∞					
<b>Johnny Sain, R</b> ERA: 3.13 (9, 1)	0.2		3	2	2	2	1	0	0	0	0	0	0	5	5	27.00	3.000					

Batter	1	2	3	4	5	6	7	8	9	AB	R	H	RBI	BB	SO	LOB	BOTTOM					
<b>Gil McDougald, R</b> OBP: 0.367, SLG: 0.428 (1, 5)										5	2	3	0	0	0	0	<b>Washington Senators @ New York Yankees</b> Yankee Stadium, Bronx, NY Tue Aug 18 1953, 3:33 AM EDT Att: 24,599 - Unknown 					
<b>Bill Renna, R</b> OBP: 0.374, SLG: 0.400 <b>Irv Noren, L</b> OBP: 0.380, SLG: 0.437 (1, 7) (4, PH) (5, 7)										2	0	1	1	0	0	1						
<b>Mickey Mantle, S</b> OBP: 0.393, SLG: 0.503 (1, 8)										5	2	0	0	0	0	5						
<b>Yogi Berra, L</b> OBP: 0.362, SLG: 0.520 (1, 2)										4	2	2	3	1	0	1						
<b>Hank Bauer, R</b> OBP: 0.408, SLG: 0.464 (1, 9)										4	1	1	3	0	0	2						
<b>Gus Triandos, R</b> OBP: 0.296, SLG: 0.440 <b>Joe Collins, L</b> OBP: 0.372, SLG: 0.424 (1, 3) (5, PH) (6, 3)										2	0	1	1	0	0	0						
<b>Billy Martin, R</b> OBP: 0.322, SLG: 0.401 (1, 4)										4	0	0	0	0	0	4						
<b>Phil Rizzuto, R</b> OBP: 0.402, SLG: 0.364 (1, 6)										2	0	1	0	2	1	1						
<b>Bill Miller, L</b> OBP: 0.111, SLG: 0.222 <b>Allie Reynolds, R</b> OBP: 0.278, SLG: 0.200 <b>Tom Gorman, R</b> OBP: 0.200, SLG: 0.143 <b>Johnny Sain, R</b> OBP: 0.333, SLG: 0.345 (1, 1) (9, 1) (9, 1) (9, 1)										4	1	0	0	0	0	3						
<b>Inning Stats</b>	R: 2 E: 2 K: 0 S: 6	H: 2 LOB: 2 BB: 1 P: 10	R: 4 E: 1 K: 0 S: 6	H: 3 LOB: 1 BB: 1 P: 10	R: 0 E: 0 K: 0 S: 3	H: 0 LOB: 0 BB: 1 P: 7	R: 0 E: 0 K: 0 S: 3	H: 0 LOB: 0 BB: 0 P: 3	R: 2 E: 0 K: 1 S: 8	H: 3 LOB: 1 BB: 0 P: 8	R: 0 E: 0 K: 0 S: 4	H: 2 LOB: 1 BB: 0 P: 4	R: 0 E: 0 K: 1 S: 5	H: 1 LOB: 0 BB: 0 P: 6	R: 0 E: 0 K: 0 S: 3	H: 0 LOB: 0 BB: 0 P: 3		R: 0 E: 0 K: 0 S: 3	H: 0 LOB: 0 BB: 0 P: 3	1B: 7 2B: 3 3B: 0 HR: 2	SF: 0 SAC: 0 DP: 2 HBP: 1	WP: 0 PB: 0 CS: 0
<b>PITCHER</b>	IP	WLS	BF	H	R	ER	SO	BB	IBB	HBP	BLK	WP	HR	S	P	ERA	WHIP					
<b>Johnny Schmitz, L</b> ERA: 3.57 (1, 1)	3.0		18	5	6	4	0	3	0	0	0	0	1	15	27	12.00	2.667					
<b>Sonny Dixon, R</b> ERA: 3.92 (4, 1)	3.0	13	5	2	2	1	0	0	0	0	0	0	1	15	15	6.00	1.667					
<b>Jerry Lane, R</b> ERA: 4.38 (7, 1)	2.0	W	7	1	0	0	1	0	0	1	0	0	0	8	9	0.00	0.500					
<b>Connie Marrero, R</b> ERA: 3.36 (9, 1)	1.0	S	3	0	0	0	0	0	0	0	0	0	0	3	3	0.00	0.000					



Batter	1	2	3	4	5	6	7	8	9	AB	R	H	RBI	BB	SO	LOB	TOP			
<b>Eddie Yost, R</b> OBP: 0.397, SLG: 0.360 (1, 5)										4	0	0	0	0	0	1	<b>Washington Senators @ New York Yankees</b> Yankee Stadium, Bronx, NY Wed Aug 19 1953, 3:33 AM EDT Att: 10,660 - Unknown <a href="http://livebaseballscorecards.com">livebaseballscorecards.com</a>			
<b>Pete Runnels, L</b> OBP: 0.363, SLG: 0.329 (1, 6)										2	0	1	0	2	0	0				
<b>Mickey Vernon, L</b> OBP: 0.397, SLG: 0.505 (1, 3)										4	0	1	0	0	2	0				
<b>Jackie Jensen, R</b> OBP: 0.367, SLG: 0.424 (1, 9)										4	0	0	0	0	1	3				
<b>Gil Coan, L</b> OBP: 0.275, SLG: 0.194 (1, 7)										3	0	1	0	0	0	3				
<b>Jim Busby, R</b> OBP: 0.350, SLG: 0.403 (1, 8)										3	0	0	0	0	0	4				
<b>Mel Hoderlein, S</b> OBP: 0.316, SLG: 0.235 (1, 4)										3	0	0	0	0	1	1				
<b>Mickey Grasso, R</b> OBP: 0.265, SLG: 0.304 (1, 2)										3	0	1	0	0	1	0				
<b>Al Sima, R</b> OBP: 0.118, SLG: 0.118 (1, 1)										2	0	0	0	0	0	1				
<b>Clyde Volmer, R</b> OBP: 0.342, SLG: 0.386 (8, PH)										1	0	0	0	0	0	0				
<b>Sonny Dixon, S</b> OBP: 0.259, SLG: 0.208 (8, 1)										0	0	0	0	0	0	0				
<b>Inning Stats</b>	R: 0 E: 0 K: 0 S: 3	H: 1 LOB: 0 BB: 0 P: 3	R: 0 E: 0 K: 0 S: 3	H: 0 LOB: 0 BB: 0 P: 3	R: 0 E: 0 K: 2 S: 7	H: 0 LOB: 0 BB: 0 P: 7	R: 0 E: 1 K: 0 S: 5	H: 1 LOB: 3 BB: 1 P: 9	R: 0 E: 0 K: 0 S: 4	H: 0 LOB: 1 BB: 1 P: 8	R: 0 E: 0 K: 0 S: 3	H: 1 LOB: 0 BB: 0 P: 3	R: 0 E: 0 K: 0 S: 3	H: 0 LOB: 0 BB: 0 P: 3	R: 0 E: 0 K: 0 S: 3	H: 0 LOB: 0 BB: 0 P: 3	1B: 3 2B: 2 3B: 0 HR: 0	SF: 0 SAC: 0 DP: 3 HBP: 0	WP: 0 PB: 0 CS: 1	PA: 31
<b>PITCHER</b> <b>Jim McDonald, R</b> ERA: 3.41 (1, 1)	IP: 9.0 WLS: W BF: 31 H: 4 R: 0 ER: 0 SO: 3 BB: 2 IBB: 0 HBP: 0 BLK: 0 WP: 0 HR: 0 S: 35 P: 43 ERA: 0.00 WHIP: 0.667															<b>PITCHER</b>				

Batter	1	2	3	4	5	6	7	8	9	AB	R	H	RBI	BB	SO	LOB	BOTTOM			
<b>Gil McDougald, R</b> OBP: 0.366, SLG: 0.426 (1, 5)										4	0	1	1	0	0	1	<b>Washington Senators @ New York Yankees</b> Yankee Stadium, Bronx, NY Wed Aug 19 1953, 3:33 AM EDT Att: 10,660 - Unknown <a href="http://livebaseballscorecards.com">livebaseballscorecards.com</a>			
<b>Irv Noren, L</b> OBP: 0.378, SLG: 0.432 (1, 8)										3	0	0	0	1	0	2				
<b>Hank Bauer, R</b> OBP: 0.405, SLG: 0.460 (1, 9)										3	0	0	0	0	0	1				
<b>Yogi Berra, L</b> OBP: 0.361, SLG: 0.526 (1, 2)										3	1	1	1	0	0	0				
<b>Gus Triandos, R</b> OBP: 0.267, SLG: 0.393 (1, 3)										3	0	0	0	0	0	0				
<b>Joe Collins, L</b> OBP: 0.372, SLG: 0.424 (8, 3)										0	0	0	0	0	0	0				
<b>Bill Renna, R</b> OBP: 0.382, SLG: 0.412 (1, 7)										2	1	1	0	1	0	0				
<b>Billy Martin, R</b> OBP: 0.322, SLG: 0.401 (1, 4)										3	0	1	0	0	0	1				
<b>Phil Rizzuto, R</b> OBP: 0.398, SLG: 0.361 (1, 6)										3	0	0	0	0	0	2				
<b>Jim McDonald, R</b> OBP: 0.147, SLG: 0.094 (1, 1)										2	0	0	0	1	2	2				
<b>Inning Stats</b>	R: 0 E: 0 K: 0 S: 2	H: 0 LOB: 1 BB: 1 P: 6	R: 0 E: 0 K: 0 S: 3	H: 0 LOB: 1 BB: 1 P: 7	R: 0 E: 0 K: 0 S: 2	H: 0 LOB: 0 BB: 1 P: 6	R: 1 E: 0 K: 0 S: 4	H: 1 LOB: 0 BB: 0 P: 4	R: 1 E: 0 K: 1 S: 8	H: 3 LOB: 2 BB: 0 P: 8	R: 0 E: 0 K: 0 S: 3	H: 0 LOB: 0 BB: 0 P: 3	R: 0 E: 0 K: 0 S: 3	H: 0 LOB: 0 BB: 0 P: 3	R: 0 E: 0 K: 1 S: 5	H: 0 LOB: 0 BB: 0 P: 5	1B: 2 2B: 1 3B: 0 HR: 1	SF: 0 SAC: 0 DP: 2 HBP: 0	WP: 0 PB: 0 CS: 0	PA: 29
<b>PITCHER</b> <b>Al Sima, L</b> ERA: 3.39 (1, 1)	IP: 7.0 WLS: L BF: 26 H: 4 R: 2 ER: 2 SO: 1 BB: 3 IBB: 0 HBP: 0 BLK: 0 WP: 0 HR: 1 S: 25 P: 37 ERA: 2.57 WHIP: 1.000															<b>PITCHER</b>				
<b>Sonny Dixon, R</b> ERA: 3.75 (8, 1)	IP: 1.0 WLS: 3 BF: 0 H: 0 R: 0 ER: 0 SO: 1 BB: 0 IBB: 0 HBP: 0 BLK: 0 WP: 0 HR: 5 S: 5 P: 5 ERA: 0.00 WHIP: 0.000															<b>PITCHER</b>				



Batter	1	2	3	4	5	6	7	8	9	AB	R	H	RBI	BB	SO	LOB	TOP			
Eddie Yost, R OBP: 0.384, SLG: 0.357 (1, 5)	5-3		6-3		K		FC6-4			4	0	0	0	0	1	2				
Mel Hoderlein, S OBP: 0.310, SLG: 0.237 (1, 4)	K		1B		K			F8		4	0	1	0	0	2	0				
Mickey Vernon, L OBP: 0.395, SLG: 0.503 (1, 3)	G3		1B		G3			P4		4	0	1	0	0	0	0				
Jackie Jensen, R OBP: 0.368, SLG: 0.426 (1, 9)		S BB	F3		2-3			2B		3	0	1	0	1	0	2				
Clyde Vollmer, R OBP: 0.341, SLG: 0.387 (1, 7)	5-3			G4-6-3	2B			5-3		4	0	1	0	0	0	2				
Jim Busby, R OBP: 0.351, SLG: 0.403 (1, 8)									F9		4	0	2	0	0	0				
Pete Runnels, L OBP: 0.362, SLG: 0.326 (1, 6)	P6		G4-6-3	1B				G3		3	0	0	0	1	0	4				
Ed Fitz Gerald, R OBP: 0.309, SLG: 0.330 (1, 2)	FC6-4		1-3					P3		4	0	1	0	0	0	3				
Bob Porterfield, R OBP: 0.333, SLG: 0.500 (1, 1)										1	0	0	0	0	1	0				
Johnny Schmitz, R OBP: 0.067, SLG: 0.067 (4, 1)										1	0	0	0	0	1	0				
Kite Thomas, R OBP: 0.298, SLG: 0.293 (7, PH)										0	0	0	0	1	0	0				
Jerry Lane, R (7, 1)										0	0	0	0	0	0	0				
<b>Inning Stats</b>	R: 0 E: 0 K: 1 S: 5	H: 0 LOB: 0 BB: 0 P: 5	R: 0 E: 0 K: 0 S: 4	H: 1 LOB: 2 BB: 1 P: 8	R: 0 E: 0 K: 1 S: 7	H: 2 LOB: 1 BB: 0 P: 7	R: 0 E: 0 K: 0 S: 4	H: 2 LOB: 1 BB: 0 P: 4	R: 0 E: 0 K: 3 S: 9	H: 0 LOB: 0 BB: 0 P: 9	R: 0 E: 0 K: 0 S: 3	H: 1 LOB: 2 BB: 2 P: 11	R: 0 E: 0 K: 0 S: 4	H: 1 LOB: 1 BB: 0 P: 4	R: 0 E: 0 K: 0 S: 3	H: 0 LOB: 0 BB: 0 P: 3	1B: 5 2B: 2 3B: 0 HR: 0	SF: 0 SAC: 0 DP: 1 HBP: 0	WP: 0 PB: 0 SB: 1 CS: 0	PA: 35
<b>PITCHER</b> Ed Lopat, L ERA: 2.4 (1, 1)	IP: 9.0 WLS: W BF: 35 H: 7 R: 0 ER: 0 SO: 5 BB: 3 IBB: 0 HBP: 0 BLK: 0 WP: 0 HR: 0 S: 42 P: 54 ERA: 0.00 WHIP: 1.111																			

Washington Senators @ New York Yankees  
Yankee Stadium, Bronx, NY  
Thu Aug 20 1953, 3:33 AM EDT  
Att: 10,010 - Unknown

AB	32
R	0
H	7
RBI	0
BB	3
SO	5
LOB	13

WP	0	PA	35
PB	0		
SB	1		
CS	0		

Batter	1	2	3	4	5	6	7	8	9	AB	R	H	RBI	BB	SO	LOB	BOTTOM			
Gil McDougald, R OBP: 0.368, SLG: 0.429 (1, 5)	FC6-4 1B			HR		F8		F8		4	1	2	2	1	0	1				
Joe Collins, L OBP: 0.373, SLG: 0.436 (8, 3)	FC6-4 G6-4-3		F9	HR						4	1	2	2	0	0	2				
Hank Bauer, R OBP: 0.406, SLG: 0.461 (1, 7) (8, 9)	G6-4-3			1B		F9				4	1	2	0	0	0	2				
Yogi Berra, L OBP: 0.360, SLG: 0.526 (1, 2)		F8		2B		F9				4	1	1	0	0	1	1				
Don Bollweg, L OBP: 0.400, SLG: 0.541 (1, 3)		F8		1B						3	1	1	2	0	1	0				
Bill Renna, R OBP: 0.382, SLG: 0.412 (8, 7)				2B			K			0	0	0	0	0	0	0				
Irv Noren, L OBP: 0.380, SLG: 0.437 (1, 8)				2B				P6		4	1	2	1	0	0	1				
Billy Martin, R OBP: 0.324, SLG: 0.490 (1, 4)	F8			2B						3	1	1	0	1	0	1				
Phil Rizzuto, R OBP: 0.396, SLG: 0.358 (1, 6)			F9	SH1-4				E7		3	0	0	0	0	0	2				
Ed Lopat, L OBP: 0.276, SLG: 0.264 (1, 1)			6-3	K				F8		4	0	0	0	0	1	3				
<b>Inning Stats</b>	R: 0 E: 0 K: 0 S: 3	H: 1 LOB: 0 BB: 0 P: 3	R: 0 E: 0 K: 0 S: 4	H: 1 LOB: 1 BB: 0 P: 4	R: 0 E: 0 K: 0 S: 3	H: 0 LOB: 1 BB: 1 P: 7	R: 7 E: 1 K: 2 S: 14	H: 7 LOB: 1 BB: 1 P: 18	R: 0 E: 0 K: 0 S: 3	H: 1 LOB: 1 BB: 0 P: 4	R: 0 E: 0 K: 1 S: 5	H: 0 LOB: 0 BB: 0 P: 5	R: 0 E: 1 K: 0 S: 4	H: 0 LOB: 1 BB: 0 P: 4	R: 0 E: 0 K: 0 S: 3	H: 0 LOB: 0 BB: 0 P: 3	1B: 6 2B: 4 3B: 0 HR: 1	SF: 0 SAC: 1 DP: 2 HBP: 1	WP: 0 PB: 0 SB: 1 CS: 0	PA: 37
<b>PITCHER</b> Bob Porterfield, R ERA: 3.74 Johnny Schmitz, L ERA: 3.49 Jerry Lane, R ERA: 4.15	IP: 3.2 WLS: L BF: 21 H: 9 R: 7 ER: 7 SO: 1 BB: 0 IBB: 0 HBP: 1 BLK: 0 WP: 0 HR: 1 S: 21 P: 29 ERA: 17.18 WHIP: 3.000																			

Washington Senators @ New York Yankees  
Yankee Stadium, Bronx, NY  
Thu Aug 20 1953, 3:33 AM EDT  
Att: 10,010 - Unknown

AB	33
R	7
H	11
RBI	7
BB	2
SO	3
LOB	13

WP	0	PA	37
PB	0		
SB	1		
CS	0		



Batter	1	2	3	4	5	6	7	8	9	AB	R	H	RBI	BB	SO	LOB	TOP			
<b>Billy Goodman, L</b> (1.4) OBP: 0.388, SLG: 0.403	0-0 6-3			0-0 F8		0-0 1-4-3		0-0 P1		4	0	0	0	0	0	2	<b>Boston Red Sox @ Washington Senators</b> Griffith Stadium, Washington, DC Fri Aug 21 1953, 3:33 AM EDT Unknown <a href="http://livebaseballscorecards.com">livebaseballscorecards.com</a>			
<b>Jim Piersall, R</b> (1.9) OBP: 0.325, SLG: 0.367	0-0 F7			0-0 F9			0-0 BB 1B	0-0 FC5 1B		3	0	1	0	0	0	0				
<b>Al Zarilla, L</b> (7. PR) OBP: 0.375, SLG: 0.255							1-2 BB 1B	1-2 1B		1	1	1	0	0	0	0				
<b>Dick Gemert, R</b> (1.3) OBP: 0.388, SLG: 0.429	0-0 F9			0-0 F3			0-0 F8 BB	0-0 FC5		4	0	1	0	0	0	2				
<b>George Kell, R</b> (1.5) OBP: 0.378, SLG: 0.473		0-0 5-3			0-0 L7		4-0 1-2 2-3 BB		0-0 F5	3	0	0	0	1	0	0				
<b>Sammy White, R</b> (1.2) OBP: 0.317, SLG: 0.440		0-0 F7			0-0 5-3		0-0 P4		0-0 F7	4	0	0	0	0	0	3				
<b>Karl Olson, R</b> (1.7) OBP: 0.053, SLG: 0.105		0-0 F8			0-0 4-3		0-0 F8		0-3 K	4	0	0	1	0	1	2				
<b>Tom Umphlett, R</b> (1.8) OBP: 0.336, SLG: 0.393			0-0 F2		0-0 5-3		0-0 P6			2	0	0	0	0	0	0				
<b>Ted Williams, L</b> (7. PH) OBP: 0.474, SLG: 1.000										1	0	0	0	0	0	2				
<b>Billy Consolo, R</b> (7.5) OBP: 0.231, SLG: 0.385										0	0	0	0	0	0	0				
<b>Mitt Bolling, R</b> (1.6) OBP: 0.329, SLG: 0.363			0-0 F8		0-0 F8			4-0 BB BB		2	0	0	0	1	0	0				
<b>Hal Brown, R</b> (1.1) OBP: 0.351, SLG: 0.463			0-0 L9						0-0 F8	3	0	1	0	0	0	1				
<b>Ike Delock, R</b> (8.1) OBP: 0.286, SLG: 0.167									0-0 F8	0	0	0	0	0	0	0				
<b>Inning Stats</b>	R: 0 E: 0 K: 0 S: 3	H: 0 LOB: 0 BB: 0 P: 3	R: 0 E: 0 K: 0 S: 3	H: 0 LOB: 0 BB: 0 P: 3	R: 0 E: 0 K: 0 S: 3	H: 0 LOB: 0 BB: 0 P: 3	R: 0 E: 0 K: 0 S: 3	H: 0 LOB: 0 BB: 0 P: 3	R: 0 E: 0 K: 0 S: 4	H: 1 LOB: 1 BB: 0 P: 4	R: 1 E: 0 K: 0 S: 5	H: 2 LOB: 2 BB: 1 P: 9	R: 0 E: 0 K: 1 S: 5	H: 1 LOB: 2 BB: 1 P: 8	R: 0 E: 0 K: 1 S: 5	H: 0 LOB: 0 BB: 0 P: 5	1B: 4 2B: 0 3B: 0 HR: 0	SF: 0 SAC: 0 DP: 0 HBP: 0	WP: 0 PB: 0 SB: 0 CS: 0	PA: 33
<b>PITCHER</b> <b>Chuck Stobbs, L</b> (1.1) ERA: 3.23	IP: 9.0 WLS: W BF: 33	H: 4 R: 1 ER: 1 SO: 1	BB: 2 IBB: 0 HBP: 0 BLK: 0	WP: 0 HR: 0 S: 33 P: 41	ERA: 1.00 WHIP: 0.667															

Batter	1	2	3	4	5	6	7	8	9	AB	R	H	RBI	BB	SO	LOB	BOTTOM			
<b>Eddie Yost, R</b> (1.5) OBP: 0.384, SLG: 0.357	0-0 F7		0-0 F2		0-0 FC4-6 1B	0-0 F7		0-0 BB 1B F9 1B		5	1	2	1	0	0	5	<b>Boston Red Sox @ Washington Senators</b> Griffith Stadium, Washington, DC Fri Aug 21 1953, 3:33 AM EDT Unknown <a href="http://livebaseballscorecards.com">livebaseballscorecards.com</a>			
<b>Pete Runnels, L</b> (1.6) OBP: 0.360, SLG: 0.325	0-0 F8		0-0 F7		0-0 FC4-6 2B WP	0-0 FC4-6		0-0 F9 BB 1B		5	2	1	0	0	0	7				
<b>Mickey Vernon, L</b> (1.3) OBP: 0.397, SLG: 0.505	0-0 3-1		0-0 F8		0-0 WP 1-3 3-H 2B		0-0 SH3-4 1B	4-0 FC4-6 1B BB		4	2	2	1	1	0	3				
<b>Jackie Jensen, R</b> (1.9) OBP: 0.366, SLG: 0.422		0-0 F7		0-0 6-3	0-0 F7		4-0 1B SH3-4 FC6-4 BB	0-0 F9		4	1	0	1	1	0	3				
<b>Gil Coan, L</b> (1.7) OBP: 0.283, SLG: 0.227	0-0 4-3			0-0 P3		0-0 1B 3B	0-0 SH3-4	0-0 FC4-6 1B		4	1	2	1	0	0	0				
<b>Jim Busby, R</b> (1.8) OBP: 0.352, SLG: 0.402		0-0 6-3			0-0 1B	0-0 E6 1B SH F7	4-0 FC6-4 1B BB	0-0 FC4-6 1B		4	1	1	0	1	0	3				
<b>Mel Hoderlein, S</b> (1.4) OBP: 0.259, SLG: 0.220			0-0 E6 SH BB		0-0 1-3 2-3 1B		0-0 P6	0-0 FC6-4 1B	0-0 1-3 2-3 1B	3	0	0	0	0	0	3				
<b>Clyde Vollmer, R</b> (7. PH) OBP: 0.343, SLG: 0.389										1	0	1	1	0	0	0				
<b>Jerry Snyder, R</b> (7. PR) OBP: 0.385, SLG: 0.421										0	0	0	0	0	0	0				
<b>Wayne Terwilliger, R</b> (8.4) OBP: 0.336, SLG: 0.324										1	0	1	1	0	0	0				
<b>Ed Fitz Gerald, R</b> (1.2) OBP: 0.308, SLG: 0.326					4-0 SH BB	0-0 5-3	0-0 SH 1B	0-0 FC6-4	0-0 1-3 2-3 3-H 1B	3	0	0	1	1	0	4				
<b>Chuck Stobbs, L</b> (1.1) OBP: 0.282, SLG: 0.222			0-0 SH		0-0 FC4-6 2B 1B	0-0 FC4-6 1B	0-0 P6			3	1	2	1	0	0	2				
<b>Inning Stats</b>	R: 0 E: 0 K: 0 S: 3	H: 0 LOB: 0 BB: 0 P: 3	R: 0 E: 0 K: 0 S: 3	H: 0 LOB: 0 BB: 0 P: 3	R: 0 E: 0 K: 0 S: 4	H: 1 LOB: 1 BB: 0 P: 4	R: 2 E: 0 K: 0 S: 6	H: 3 LOB: 1 BB: 0 P: 6	R: 2 E: 1 K: 0 S: 7	H: 2 LOB: 2 BB: 0 P: 7	R: 2 E: 0 K: 0 S: 5	H: 2 LOB: 2 BB: 2 P: 13	R: 3 E: 0 K: 0 S: 7	H: 4 LOB: 2 BB: 1 P: 11	R: 0 E: 0 K: 1 S: 5	H: 0 LOB: 0 BB: 0 P: 5	1B: 10 2B: 1 3B: 1 HR: 0	SF: 0 SAC: 3 DP: 0 HBP: 0	WP: 1 PB: 0 SB: 0 CS: 0	PA: 44
<b>PITCHER</b> <b>Hal Brown, R</b> (1.1) ERA: 4.22	IP: 7.0 WLS: L BF: 39	H: 10 R: 9 ER: 6 SO: 6	BB: 4 IBB: 0 HBP: 0 BLK: 0	WP: 1 HR: 0 S: 35 P: 51	ERA: 7.71 WHIP: 2.000															
<b>Ike Delock, R</b> (8.1) ERA: 4.45	IP: 1.0 WLS: 5 BF: 2	H: 2 R: 0 ER: 0 SO: 0	BB: 0 IBB: 0 HBP: 0 BLK: 0	WP: 0 HR: 0 S: 5 P: 5	ERA: 0.00 WHIP: 2.000															



Batter	1	2	3	4	5	6	7	8	9	AB	R	H	RBI	BB	SO	LOB	TOP					
<b>Billy Goodman, L</b> (1, 3) OBP: 0.388, SLG: 0.403	0-0 P6		0-0 G6-4-3 1B		0-0 FC4-6 BB HR		0-0 1B 2B 1B		0-0 P6	5	2	2	0	0	0	1						
<b>Floyd Baker, L</b> (1, 4) OBP: 0.376, SLG: 0.343	0-0 G3		0-0 G6-4-3		4-0 HR BB		0-0 F9		4-0 BB	3	1	0	0	2	0	3						
<b>Ted Williams, L</b> (1, 7) OBP: 0.325, SLG: 1.158	0-0		0-0		0-0		0-0		0-3 K	4	1	4	4	0	0	0						
<b>Karl Olson, R</b> (7, PR) OBP: 0.050, SLG: 0.100	0-0 1B		0-0 1B		0-0 HR		1-3 2-H E 1B		0-0 K	1	1	0	0	0	1	1						
<b>George Kell, R</b> (1, 5) OBP: 0.375, SLG: 0.472	0-0 F9		0-0 1-3		0-0 P4		0-0 E 2B		0-0 4-3	5	1	1	1	0	0	3						
<b>Al Zarilla, L</b> (1, 9) OBP: 0.358, SLG: 0.241		0-0 L9		0-0 F8		0-3 K		0-0 E6		3	0	0	0	0	1	0						
<b>Jim Piersall, R</b> (6, 9) OBP: 0.325, SLG: 0.366										1	0	0	0	0	0	1						
<b>Tom Umpshett, R</b> (1, 8) OBP: 0.335, SLG: 0.392		0-0 HBP 1B		0-0 F7		0-0 P6		0-0 F5		4	0	1	0	0	0	1						
<b>Milt Bolling, R</b> (1, 6) OBP: 0.358, SLG: 0.358		0-0 F8		0-3 K		0-0 1-3		0-0 F7		3	0	0	0	0	1	1						
<b>Johnny Lipon, R</b> (7, 6) OBP: 0.288, SLG: 0.264										1	0	0	0	0	0	0						
<b>Gus Niarhos, R</b> (1, 2) OBP: 0.321, SLG: 0.333		1-0 HBP		4-0 FC4-6 BB		0-0 K		0-3 K		2	0	1	0	1	1	0						
<b>Bill Henry, L</b> (1, 1) OBP: 0.211, SLG: 0.368		0-0 G3		0-0 L9		0-0 FC1-6-5 1B		0-0 5-3		2	0	0	0	0	0	3						
<b>Sid Hudson, R</b> (6, 1) OBP: 0.170, SLG: 0.196										2	1	0	0	0	0	1						
<b>Inning Stats</b>	R: 0 E: 0 K: 0 S: 4	H: 1 LOB: 1 BB: 0 P: 4	R: 0 E: 0 K: 0 S: 4	H: 1 LOB: 2 BB: 0 P: 5	R: 0 E: 0 K: 0 S: 4	H: 2 LOB: 1 BB: 0 P: 4	R: 0 E: 0 K: 1 S: 5	H: 0 LOB: 0 BB: 0 P: 5	R: 3 E: 0 K: 0 S: 4	H: 1 LOB: 0 BB: 2 P: 12	R: 0 E: 0 K: 1 S: 5	H: 0 LOB: 0 BB: 0 P: 5	R: 4 E: 1 K: 0 S: 8	H: 4 LOB: 1 BB: 0 P: 8	R: 0 E: 0 K: 1 S: 5	H: 0 LOB: 0 BB: 0 P: 9	R: 0 E: 0 K: 1 S: 5	H: 0 LOB: 1 BB: 1 P: 9	1B: 6 2B: 2 3B: 0 HR: 1	SF: 0 SAC: 0 DP: 1 HBP: 1	WP: 0 PB: 0 SB: 0 CS: 0	PA: 40
<b>PITCHER</b>	IP WLS BF H R ER SO BB IBB HBP BLK WP HR S P ERA WHIP																					
<b>Spec Shea, R</b> (1, 1) ERA: 3.81	8.0 L 36 9 7 5 3 2 0 1 0 0 1 39 48 5.62 1.375																					
<b>Sonny Dixon, R</b> (9, 1) ERA: 3.75	1.0 4 0 0 0 1 1 0 0 0 0 0 5 9 0.00 1.000																					

**Boston Red Sox @ Washington Senators**  
Griffith Stadium, Washington, DC  
Fri Aug 21 1953, 3:38 AM EDT  
Att: 15,427 - Unknown

AB 36  
R 7  
H 9  
RBI 5  
BB 3  
SO 4  
LOB 15



Batter	1	2	3	4	5	6	7	8	9	AB	R	H	RBI	BB	SO	LOB	BOTTOM					
<b>Eddie Yost, R</b> (1, 5) OBP: 0.384, SLG: 0.359	0-0 6-3		0-0 F8		4-0 BB		0-0 2B		0-0 F8	4	0	1	0	1	0	1						
<b>Wayne Terwilliger, R</b> (1, 4) OBP: 0.335, SLG: 0.322	0-0 G6-3 1B		0-0 E3 BB 2B		0-0 F4		0-0 6-3		0-0 1-3	5	1	1	0	0	0	2						
<b>Mickey Vernon, L</b> (1, 3) OBP: 0.394, SLG: 0.500	0-0 G6-3		0-3 K		0-0 F4		0-0 F8		0-0 6-3	5	0	0	0	0	1	4						
<b>Jackie Jensen, R</b> (1, 9) OBP: 0.369, SLG: 0.422		0-0 F3		4-0 2B BB		0-0 1B 1B		4-0 FC6-4 BB		2	1	1	0	2	0	0						
<b>Clyde Vollmer, R</b> (1, 7) OBP: 0.344, SLG: 0.393		0-0 4-3		0-0 1B 2B		0-0 1B 1B		0-0 FC6-4		4	1	2	2	0	0	2						
<b>Jim Busby, R</b> (1, 8) OBP: 0.355, SLG: 0.407		0-0 F2		0-0 2-H 1B		0-0 1-2 2-3 1B		0-0 G6-3 2B		4	0	3	1	0	0	0						
<b>Mickey Grasso, R</b> (1, 2) OBP: 0.304, SLG: 0.300			0-0 F9		0-0 5-3		0-0 F5		4-0 G6-3 BB	2	0	0	0	0	0	1						
<b>Pete Runnels, L</b> (6, PH) OBP: 0.360, SLG: 0.324			0-0 F8		0-0 5-3		0-0 K		0-0 G6-3	1	0	0	0	1	0	3						
<b>Pompeyo Davalillo, R</b> (1, 6) OBP: 0.262, SLG: 0.309			0-0 F8		0-0 F8		0-3 K		0-0 G6-3	2	0	0	0	0	0	1						
<b>Gil Coan, L</b> (6, PH) OBP: 0.281, SLG: 0.224			0-0 F8		0-0 F8		0-0 K		0-0 G6-3	1	0	0	0	0	1	3						
<b>Ed Fitz Gerald, R</b> (7, 2) OBP: 0.307, SLG: 0.325			0-0 F8		0-0 F8		0-0 K		1-2 2-3	1	0	0	0	0	0	2						
<b>Spec Shea, R</b> (1, 1) OBP: 0.212, SLG: 0.240			0-0 F8		0-0 6-3		0-0 G3		0-3 K	3	0	1	0	0	0	3						
<b>Kite Thomas, R</b> (8, PH) OBP: 0.295, SLG: 0.290			0-0 F8		0-0 6-3		0-0 G3		0-0 K	1	0	0	0	0	1	1						
<b>Sonny Dixon, S</b> (9, 1) OBP: 0.259, SLG: 0.208			0-0 F8		0-0 6-3		0-0 G3		0-0 K	0	0	0	0	0	0	0						
<b>Inning Stats</b>	R: 0 E: 0 K: 0 S: 3	H: 1 LOB: 0 BB: 0 P: 3	R: 0 E: 0 K: 0 S: 3	H: 0 LOB: 0 BB: 0 P: 3	R: 0 E: 0 K: 0 S: 4	H: 1 LOB: 1 BB: 0 P: 4	R: 3 E: 1 K: 1 S: 8	H: 2 LOB: 1 BB: 1 P: 12	R: 0 E: 0 K: 0 S: 3	H: 0 LOB: 1 BB: 1 P: 7	R: 0 E: 0 K: 1 S: 8	H: 3 LOB: 3 BB: 0 P: 8	R: 0 E: 0 K: 0 S: 4	H: 1 LOB: 2 BB: 1 P: 8	R: 0 E: 0 K: 1 S: 5	H: 1 LOB: 1 BB: 1 P: 9	R: 0 E: 0 K: 0 S: 3	H: 0 LOB: 0 BB: 0 P: 3	1B: 5 2B: 3 3B: 1 HR: 0	SF: 0 SAC: 0 DP: 2 HBP: 0	WP: 0 PB: 0 SB: 0 CS: 0	PA: 39
<b>PITCHER</b>	IP WLS BF H R ER SO BB IBB HBP BLK WP HR S P ERA WHIP																					
<b>Bill Henry, L</b> (1, 1) ERA: 3.96	5.0 W 23 6 3 2 1 2 0 0 0 0 0 23 31 3.60 1.600																					
<b>Sid Hudson, R</b> (6, 1) ERA: 3.92	4.0 W 16 3 0 0 2 2 0 0 0 0 0 0 18 26 0.00 1.250																					

**Boston Red Sox @ Washington Senators**  
Griffith Stadium, Washington, DC  
Fri Aug 21 1953, 3:38 AM EDT  
Att: 15,427 - Unknown

AB 35  
R 3  
H 9  
RBI 3  
BB 4  
SO 3  
LOB 23





Batter	1	2	3	4	5	6	7	8	9	AB	R	H	RBI	BB	SO	LOB	TOP						
<b>Billy Goodman, L</b> OBP: 0.388, SLG: 0.401 (1, 3)	4-0 BB BB		0-0 SH1-3 1B		0-0 F8		0-0 E6 1B		0-0 F8	4	2	1	0	1	0	1	<b>Boston Red Sox @ Washington Senators</b> Griffith Stadium, Washington, DC Sat Aug 22 1953, 3:33 AM EDT Att: 9,419 - Unknown <a href="http://livebaseballscorecards.com">livebaseballscorecards.com</a>						
<b>Jim Piersall, R</b> OBP: 0.326, SLG: 0.366 (1, 9)	4-0 1-3 BB		0-0 SH1-3		0-0 5-3		0-0 1B SH1-3 1B		0-0 F2	3	1	1	1	1	0	0							
<b>Ted Williams, L</b> OBP: 0.593, SLG: 1.091 <b>Karl Olson, R</b> OBP: 0.050, SLG: 0.100 (7, PR) (7, 7)	0-0 1-3		0-0 E 1B		4-0 BB		0-0 SH1-3 1B			3	0	2	2	1	0	2							
<b>George Kell, R</b> OBP: 0.373, SLG: 0.468 (1, 5)	0-0 1-3		0-0 E6 1-2		0-0 L6		0-0 SH1-3			3	0	0	1	0	0	4							
<b>Floyd Baker, L</b> OBP: 0.369, SLG: 0.333 (1, 4)	0-0 P6		0-0 P6				0-0 F9		0-0 F8	4	0	0	0	0	0	6							
<b>Mickey McDermott, L</b> OBP: 0.319, SLG: 0.451 <b>Ellis Kinder, R</b> OBP: 0.360, SLG: 0.400 (1, 1) (7, 1)		0-0 FC5-4 1B	0-0 4-3				0-0 E6 G5-4-3		0-0 F7	3	0	1	0	0	0	2							
<b>Tom Umphlett, R</b> OBP: 0.332, SLG: 0.388 (1, 8)		0-0 FC5-4 1-2			0-0 F8		0-0 G5-4-3		0-0 6-3	4	0	0	0	0	0	2							
<b>Mitt Bolling, R</b> OBP: 0.325, SLG: 0.356 <b>Billy Console, R</b> OBP: 0.353, SLG: 0.385 <b>Sammy White, R</b> OBP: 0.317, SLG: 0.439 (7, PR) (7, 2)	0-0 P6		0-0 P4				4-0 E 1B BB		0-3 K	2	0	0	0	1	0	1							
<b>Gus Niarhos, R</b> OBP: 0.300, SLG: 0.308 <b>Al Zarilla, L</b> OBP: 0.353, SLG: 0.236 <b>Johnny Lipon, R</b> OBP: 0.286, SLG: 0.262 (1, 2) (7, PH) (7, 6)	0-3 K2-3		0-3 K				0-3 K		0-0 5-3	2	0	0	0	0	2	1							
<b>Inning Stats</b>	R: 0 E: 0 K: 0 S: 3	H: 0 LOB: 2 BB: 2 P: 11	R: 0 E: 0 K: 1 S: 6	H: 1 LOB: 1 BB: 0 P: 6	R: 1 E: 1 K: 0 S: 6	H: 2 LOB: 2 BB: 0 P: 6	R: 0 E: 0 K: 1 S: 5	H: 0 LOB: 0 BB: 0 P: 5	R: 0 E: 0 K: 0 S: 3	H: 0 LOB: 1 BB: 1 P: 7	R: 0 E: 0 K: 0 S: 3	H: 0 LOB: 0 BB: 0 P: 3	R: 3 E: 1 K: 1 S: 8	H: 2 LOB: 2 BB: 1 P: 12	R: 0 E: 0 K: 1 S: 5	H: 0 LOB: 0 BB: 0 P: 5		R: 0 E: 0 K: 0 S: 3	H: 0 LOB: 0 BB: 0 P: 3	1B: 5 2B: 0 3B: 0 HR: 0	SF: 0 SAC: 2 DP: 1 HBP: 0	WP: 0 PB: 0 SB: 0 CS: 0	PA: 38
<b>PITCHER</b> <b>Walt Masterson, R</b> ERA: 3.26 <b>Jerry Lane, R</b> ERA: 4.05 (1, 1) (9, 1)	IP: 8.0 WLS: L BF: 35	H: 5 R: 4 ER: 2 SO: 4	BB: 4 IBB: 0 HBP: 0 BLK: 0	WP: 0 HR: 0 S: 39 P: 55	ERA: 2.25 WHIP: 1.125															ERA: 0.00 WHIP: 0.000			

Batter	1	2	3	4	5	6	7	8	9	AB	R	H	RBI	BB	SO	LOB	BOTTOM				
<b>Eddie Yost, R</b> OBP: 0.382, SLG: 0.357 (1, 5)	0-0 6-3		0-0 E 1B F7 1B	0-0 FC5 1-2		0-3 K		0-0 1-4-3		5	1	1	0	0	1	4	<b>Boston Red Sox @ Washington Senators</b> Griffith Stadium, Washington, DC Sat Aug 22 1953, 3:33 AM EDT Att: 9,419 - Unknown <a href="http://livebaseballscorecards.com">livebaseballscorecards.com</a>				
<b>Wayne Terwilliger, R</b> OBP: 0.336, SLG: 0.326 (1, 4)	4-0 1B G3 BB		0-0 P4		0-0 F7		0-0 F9 3B		0-0 F8	4	1	1	0	1	0	1					
<b>Mickey Vernon, L</b> OBP: 0.394, SLG: 0.499 (1, 3)	0-0 G3		0-0 E1 FC6-4 1B		0-0 FC6-4 1B		0-0 F7		0-3 K	5	0	2	0	0	1	2					
<b>Jackie Jensen, R</b> OBP: 0.369, SLG: 0.421 (1, 9)	4-0 1B BB		0-0 F7		0-0 F7		0-0 F9		0-0 FC6-4 1B	4	0	1	2	1	0	2					
<b>Clyde Vollmer, R</b> OBP: 0.345, SLG: 0.393 (1, 7)	0-0 1-2 2-3 1B		0-0 FC6-4 1-2		0-0 FC6-4 1-2		0-0 1B		0-0 FC6-4 1-2	5	0	2	0	0	0	3					
<b>Jim Busby, R</b> OBP: 0.352, SLG: 0.404 (1, 8)	0-0 L4				0-0 F3		0-0 L4		0-0 F8	4	0	0	0	0	0	4					
<b>Ed Fitz Gerald, R</b> OBP: 0.310, SLG: 0.332 (1, 2)		0-3 K		0-0 1B 1B		0-0 4-3 1B 2B		0-0 F7		4	1	2	0	0	1	0					
<b>Pompeyo Davallillo, R</b> OBP: 0.305, SLG: 0.310 <b>Glenn Loria, L</b> OBP: 0.287, SLG: 0.232 <b>Jerry Lane, R</b> (8, PH) (9, 1)	0-0 4-3		0-0 FC5 1B		0-0 4-3		0-0 4-3		0-0 S 1B	3	0	1	0	0	0	1					
<b>Walt Masterson, R</b> OBP: 0.200, SLG: 0.133 <b>Pete Runnels, L</b> OBP: 0.360, SLG: 0.323 (8, PH) (9, 6)	0-3 K		0-0 P3		0-0 3H 1B		0-0 1B		0-3 K	3	0	1	1	0	1	2					
<b>Inning Stats</b>	R: 0 E: 0 K: 0 S: 4	H: 1 LOB: 3 BB: 2 P: 12	R: 0 E: 0 K: 2 S: 7	H: 0 LOB: 0 BB: 0 P: 7	R: 1 E: 1 K: 0 S: 5	H: 2 LOB: 2 BB: 0 P: 5	R: 0 E: 0 K: 0 S: 4	H: 1 LOB: 1 BB: 0 P: 4	R: 1 E: 0 K: 1 S: 7	H: 2 LOB: 1 BB: 0 P: 7	R: 1 E: 0 K: 0 S: 5	H: 2 LOB: 1 BB: 0 P: 5	R: 0 E: 0 K: 1 S: 6	H: 1 LOB: 1 BB: 0 P: 6	R: 0 E: 0 K: 1 S: 6	H: 1 LOB: 1 BB: 0 P: 6		1B: 10 2B: 1 3B: 1 HR: 0	SF: 0 SAC: 0 DP: 0 HBP: 0	WP: 0 PB: 0 SB: 1 CS: 0	PA: 41
<b>PITCHER</b> <b>Mickey McDermott, L</b> ERA: 2.0 <b>Ellis Kinder, R</b> ERA: 2.0 (1, 1) (7, 1)	IP: 6.0 WLS: W BF: 28	H: 8 R: 2 ER: 1 SO: 3	BB: 2 IBB: 0 HBP: 0 BLK: 0	WP: 0 HR: 0 S: 32 P: 40	ERA: 1.50 WHIP: 1.667															ERA: 3.00 WHIP: 1.333	









Batter	1	2	3	4	5	6	7	8	9	AB	R	H	RBI	BB	SO	LOB	TOP										
<b>Eddie Yost, R</b> OBP: 0.386, SLG: 0.357 (1, 5)	0-0 CS 1B	0-0 6-3		0-0 1B 1B		4-0 BB		0-0 5-3		4	1	2	2	1	0	0	<b>Washington Senators @ Cleveland Indians</b> Cleveland Municipal Stadium, Cleveland, OH Tue Aug 25 1953, 3:33 AM EDT Att: 10,726 - Unknown <a href="http://livebaseballscorecards.com">livebaseballscorecards.com</a>										
<b>Pete Runnels, L</b> OBP: 0.355, SLG: 0.318 (1, 6)	0-0 1-3		0-0 G3	0-0 1B 1B		0-0 F7		0-0 F7		5	0	1	0	0	0	2											
<b>Mickey Vernon, L</b> OBP: 0.390, SLG: 0.493 (1, 3)	0-0 BB 1B		0-0 F9	0-0 1B		0-0 F5		0-0 4-3		5	1	2	2	0	0	1											
<b>Jackie Jensen, R</b> OBP: 0.370, SLG: 0.417 (1, 9)	4-0 1B HR BB		4-0 BB	0-0 P4		0-0 F7		0-0 F2		3	1	0	0	2	0	2											
<b>Gil Coan, L</b> OBP: 0.294, SLG: 0.235 (1, 7)	0-0 HR 1B		0-0 L3	0-0 F3		4-0 FC5-4 BB				3	1	1	1	1	0	3											
<b>Jim Busby, R</b> OBP: 0.354, SLG: 0.410 (1, 8)	0-0 HR		0-0 BB FC5-2 1B	0-0 F8		0-0 F8				4	1	2	3	0	0	1											
<b>Wayne Terwilliger, R</b> OBP: 0.341, SLG: 0.332 (1, 4)	0-0 F7		0-0 FC5-2 BB 1B	4-0 8-3 BB		0-0 FC5-4				3	1	1	0	1	0	1											
<b>Ed Fitz Gerald, R</b> OBP: 0.309, SLG: 0.328 (1, 2)		0-3 K	4-0 FC5-2 BB 1B	0-0 8-3		0-0 F7				3	1	0	0	1	1												
<b>Bob Porterfield, R</b> OBP: 0.318, SLG: 0.476 (1, 1)		0-3 K	0-0 FC5-2 1B 1B	0-0 F5		0-0 5-3				4	1	0	0	0	1	3											
<b>Inning Stats</b>	R: 4 E: 0 K: 0 S: 6	H: 4 LOB: 0 BB: 1 P: 10	R: 0 E: 0 K: 2 S: 7	H: 0 LOB: 0 BB: 0 P: 7	R: 0 E: 0 K: 0 S: 3	H: 0 LOB: 1 BB: 1 P: 7	R: 4 E: 0 K: 0 S: 8	H: 5 LOB: 2 BB: 1 P: 12	R: 0 E: 0 K: 0 S: 2	H: 0 LOB: 0 BB: 1 P: 6	R: 0 E: 0 K: 0 S: 3	H: 0 LOB: 1 BB: 1 P: 7	R: 0 E: 0 K: 0 S: 3	H: 0 LOB: 0 BB: 0 P: 3	R: 0 E: 0 K: 0 S: 3	H: 0 LOB: 0 BB: 0 P: 3	1B: 8 2B: 1 3B: 0 HR: 1	SF: 0 SAC: 0 DP: 1 HBP: 0	WP: 0 PB: 0 SB: 0 CS: 1	PA: 40							
<b>PITCHER</b>	IP	WLS	BF	H	R	ER	SO	BB	IBB	HBP	BLK	WP	HR	S	P	ERA	WHIP										
<b>Bob Lemon, R</b> ERA: 3.54 (1, 1)	3.1	L	19	7	8	8	2	3	0	0	0	0	1	20	32	21.60	3.000										
<b>Bill Wright, L</b> ERA: 5.89 (4, 1)	0.2		4	2	0	0	0	0	0	0	0	0	0	4	4	0.00	3.000										
<b>Bob Hooper, R</b> ERA: 3.71 (5, 1)	5.0		17	0	0	0	0	3	0	0	0	0	0	14	26	0.00	0.600										
Batter	1	2	3	4	5	6	7	8	9	AB	R	H	RBI	BB	SO	LOB	BOTTOM										
<b>Bobby Avila, R</b> OBP: 0.352, SLG: 0.380 (1, 4)	0-0 BB 1B		0-0 1B 1B	1-2 3-H 1B		0-0 F8				4	1	3	1	0	0	0	<b>Washington Senators @ Cleveland Indians</b> Cleveland Municipal Stadium, Cleveland, OH Tue Aug 25 1953, 3:33 AM EDT Att: 10,726 - Unknown <a href="http://livebaseballscorecards.com">livebaseballscorecards.com</a>										
<b>Bill Glynn, L</b> OBP: 0.345, SLG: 0.343 (1, 3)	4-0 1B F8 BB		0-0 F7	0-0 4-3		0-0 1-3				3	1	0	0	1	0	3											
<b>Dale Mitchell, L</b> OBP: 0.360, SLG: 0.450 (1, 7)	0-0 G3 1B		0-0 G6-4-3 1B	0-0 4-3 1B		0-0 4-3				4	0	3	1	0	0	0											
<b>Al Rosen, R</b> OBP: 0.404, SLG: 0.597 (1, 5)	0-0 F8		0-0 G6-4-3	0-0 4-3		0-0 F7				4	0	0	1	0	0	4											
<b>Larry Doby, L</b> OBP: 0.360, SLG: 0.440 (1, 8)	0-0 G3		0-0 F7	0-0 2B		0-0 F8				4	0	1	0	0	0	1											
<b>Harry Simpson, L</b> OBP: 0.308, SLG: 0.356 (1, 9)	0-0 6-3		0-0 5-3	0-0 4-3		0-0 4-3				4	0	0	0	0	0	2											
<b>George Strickland, R</b> OBP: 0.349, SLG: 0.356 (1, 6)		0-0 F8	0-0 BB 1B	0-0 G6-4-3 1B		0-0 F9				4	1	2	0	0	0	0											
<b>Jim Hegan, R</b> OBP: 0.298, SLG: 0.345 (1, 2)		0-0 6-3	0-0 1B BB	0-0 G6-4-3		0-0 1-3				2	1	0	0	1	0	1											
<b>Joe Ginsberg, L</b> OBP: 0.389, SLG: 0.333 (9, PH)			0-0 1B BB	0-0 1-2 1B		0-0 6-3				1	0	0	0	0	0	0											
<b>Bob Lemon, L</b> OBP: 0.283, SLG: 0.415 (4, 1)			0-3 K	0-0 1B		0-0 F8				1	0	0	0	0	1	0											
<b>Bill Wright, L</b> OBP: 0.273, SLG: 0.273 (4, PH)										0	0	0	0	0	0	0											
<b>Luke Labadie, R</b> OBP: 0.356, SLG: 0.461 (4, PH)										0	0	0	0	0	0	0											
<b>Bob Kennedy, R</b> OBP: 0.302, SLG: 0.315 (4, PH)										0	0	0	0	0	0	0											
<b>Bob Hooper, R</b> OBP: 0.302, SLG: 0.315 (5, 1)										0	0	0	0	0	0	0											
<b>Hank Majeski, R</b> OBP: 0.204, SLG: 0.364 (5, PH)										1	0	0	0	0	0	0											
<b>Inning Stats</b>	R: 2 E: 0 K: 0 S: 5	H: 2 LOB: 1 BB: 1 P: 9	R: 0 E: 0 K: 1 S: 5	H: 0 LOB: 0 BB: 0 P: 5	R: 0 E: 0 K: 0 S: 4	H: 2 LOB: 1 BB: 0 P: 4	R: 2 E: 0 K: 0 S: 6	H: 3 LOB: 2 BB: 1 P: 10	R: 0 E: 0 K: 0 S: 4	H: 2 LOB: 1 BB: 0 P: 4	R: 0 E: 0 K: 0 S: 3	H: 1 LOB: 0 BB: 0 P: 3	R: 0 E: 0 K: 0 S: 3	H: 0 LOB: 0 BB: 0 P: 3	R: 0 E: 0 K: 0 S: 3	H: 0 LOB: 0 BB: 0 P: 3	1B: 9 2B: 2 3B: 0 HR: 0	SF: 0 SAC: 0 DP: 3 HBP: 0	WP: 0 PB: 0 SB: 0 CS: 0	PA: 36							
<b>PITCHER</b>	IP	WLS	BF	H	R	ER	SO	BB	IBB	HBP	BLK	WP	HR	S	P	ERA	WHIP										
<b>Bob Porterfield, R</b> ERA: 3.75 (1, 1)	9.0	W	36	10	4	4	1	2	0	0	0	0	0	36	44	4.00	1.333										



Batter	1	2	3	4	5	6	7	8	9	AB	R	H	RBI	BB	SO	LOB	TOP					
<b>Eddie Yost, R</b> (1, 5) OBP: 0.389, SLG: 0.361	4-0 BB			SH2-3 1B 2B		F7		2B G3 1B		3	2	2	0	1	0	0	<b>Washington Senators @ Cleveland Indians</b> Cleveland Municipal Stadium, Cleveland, OH Wed Aug 26 1953, 3:33 AM EDT Att: 5,394 - Unknown 					
<b>Pete Runnels, L</b> (1, 6) OBP: 0.354, SLG: 0.321	G6-3			SH2-3		F5		G3 6-3 2B		3	1	1	0	0	0	1						
<b>Mickey Vernon, L</b> (1, 3) OBP: 0.389, SLG: 0.491	P6			FC3-6 BB 1B		6-3		G3		4	0	1	2	0	0	1						
<b>Clyde Vollmer, R</b> (1, 9) OBP: 0.342, SLG: 0.385		4-3		FC3-6 BB		F7		6-3		3	0	0	1	1	0	0						
<b>Gil Coan, L</b> (1, 7) OBP: 0.293, SLG: 0.236	5-3			FC3-6		1B 2B 1B		P5		4	1	1	0	0	0	2						
<b>Jim Busby, R</b> (1, 8) OBP: 0.355, SLG: 0.409	F8			F9		2B 1B		BB		3	1	1	0	1	0	2						
<b>Wayne Terwilliger, R</b> (1, 4) OBP: 0.340, SLG: 0.333			F7		F8		2B	F8		4	0	1	2	0	0	1						
<b>Ed Fitz Gerald, R</b> (1, 2) OBP: 0.304, SLG: 0.322			6-3		P5		6-3	F3		4	0	0	0	0	0	2						
<b>Chuck Stobbs, L</b> (1, 1) OBP: 0.268, SLG: 0.211			P3		K		F8	F7		2	0	0	0	0	1	0						
<b>Jerry Lane, R</b> (5, 1) OBP: 0.299, SLG: 0.287										0	0	0	0	0	0	0						
<b>Kite Thomas, R</b> (7, PH) OBP: 0.118, SLG: 0.118										1	0	0	0	0	0	1						
<b>Al Sima, R</b> (7, 1) OBP: 0.118, SLG: 0.118										0	0	0	0	0	0	0						
<b>Jackie Jensen, R</b> (9, PH) OBP: 0.359, SLG: 0.416										1	0	0	0	0	0	1						
<b>Inning Stats</b>	R: 0 E: 0 K: 0 S: 2	H: 0 LOB: 0 BB: 1 P: 6	R: 0 E: 0 K: 0 S: 3	H: 0 LOB: 0 BB: 0 P: 3	R: 0 E: 0 K: 0 S: 3	H: 0 LOB: 0 BB: 0 P: 3	R: 1 E: 0 K: 0 S: 5	H: 2 LOB: 2 BB: 1 P: 9	R: 0 E: 0 K: 1 S: 5	H: 0 LOB: 0 BB: 0 P: 5	R: 0 E: 0 K: 0 S: 3	H: 0 LOB: 0 BB: 0 P: 3	R: 2 E: 0 K: 0 S: 6	H: 3 LOB: 1 BB: 0 P: 6	R: 2 E: 0 K: 0 S: 5	H: 2 LOB: 0 BB: 1 P: 5	R: 0 E: 0 K: 0 S: 3	H: 0 LOB: 1 BB: 1 P: 7	1B: 4 2B: 3 3B: 0 HR: 0	SF: 0 SAC: 1 DP: 1 HBP: 0	WP: 0 PB: 0 SB: 0 CS: 0	PA: 36
<b>PITCHER</b>	IP WLS BF H R ER SO BB IBB HBP BLK WP HR S P ERA WHIP																					
<b>Dave Hoskins, R</b> (1, 1) ERA: 3.63	8.0 W 33 7 5 5 1 3 0 0 0 0 0 0 32 44 5.62 1.250																					
<b>Art Houtteman, R</b> (9, 1) ERA: 5.25	1.0 S 3 0 0 0 0 0 0 0 0 0 0 0 3 3 0.00 0.000																					

Batter	1	2	3	4	5	6	7	8	9	AB	R	H	RBI	BB	SO	LOB	BOTTOM			
<b>Bobby Avila, R</b> (1, 4) OBP: 0.352, SLG: 0.380	1-3					P6		4-3		3	1	1	0	0	0	0	<b>Washington Senators @ Cleveland Indians</b> Cleveland Municipal Stadium, Cleveland, OH Wed Aug 26 1953, 3:33 AM EDT Att: 5,394 - Unknown 			
<b>Owen Friend, R</b> (6, PH) OBP: 0.244, SLG: 0.322						F2				2	0	0	0	0	0	1				
<b>Bill Glynn, L</b> (1, 3) OBP: 0.347, SLG: 0.345	F9					BB 1B		FC6-4		4	1	2	2	0	0	1				
<b>Dale Mitchell, L</b> (1, 7) OBP: 0.364, SLG: 0.454						1B				3	1	2	0	1	0	1				
<b>Al Rosen, R</b> (1, 5) OBP: 0.403, SLG: 0.594	FC5-4					HR BB		2B		4	1	1	1	0	0	3				
<b>Larry Doby, L</b> (1, 8) OBP: 0.359, SLG: 0.446						HR 1B		F7		4	1	1	3	0	1	1				
<b>Harry Simpson, L</b> (1, 9) OBP: 0.307, SLG: 0.368						HR		4-3		4	1	1	1	0	0	1				
<b>George Strickland, R</b> (1, 6) OBP: 0.347, SLG: 0.364						HR 1B				4	1	1	1	0	0	0				
<b>Jim Hegan, R</b> (1, 2) OBP: 0.297, SLG: 0.357								F8		4	1	1	1	0	0	0				
<b>Dave Hoskins, L</b> (1, 1) ERA: 3.54								1-3		4	1	2	0	0	0	0				
<b>Art Houtteman, R</b> (9, 1) OBP: 0.182, SLG: 0.279										0	0	0	0	0	0	0				
<b>Inning Stats</b>	R: 0 E: 0 K: 0 S: 4	H: 1 LOB: 1 BB: 0 P: 4	R: 0 E: 0 K: 1 S: 5	H: 0 LOB: 0 BB: 0 P: 5	R: 2 E: 0 K: 0 S: 6	H: 3 LOB: 1 BB: 0 P: 6	R: 2 E: 0 K: 0 S: 5	H: 2 LOB: 0 BB: 0 P: 5	R: 4 E: 0 K: 0 S: 6	H: 3 LOB: 0 BB: 1 P: 10	R: 0 E: 0 K: 0 S: 4	H: 1 LOB: 1 BB: 0 P: 4	R: 0 E: 0 K: 0 S: 4	H: 1 LOB: 0 BB: 0 P: 4	R: 1 E: 0 K: 0 S: 4	H: 1 LOB: 0 BB: 0 P: 4	1B: 7 2B: 1 3B: 0 HR: 4	SF: 0 SAC: 0 DP: 0 HBP: 0	WP: 0 PB: 0 SB: 0 CS: 0	PA: 37
<b>PITCHER</b>	IP WLS BF H R ER SO BB IBB HBP BLK WP HR S P ERA WHIP																			
<b>Chuck Stobbs, L</b> (1, 1) ERA: 3.54	4.1 L 21 7 6 6 1 1 0 0 0 0 0 1 8 8 12.46 1.846																			
<b>Jerry Lane, R</b> (5, 1) ERA: 4.32	1.2 8 3 2 2 0 0 0 0 0 0 0 1 8 8 10.80 1.800																			
<b>Al Sima, L</b> (7, 1) ERA: 3.43	2.0 8 2 1 1 0 0 0 0 0 0 0 1 8 8 4.50 1.000																			



Batter	1	2	3	4	5	6	7	8	9	AB	R	H	RBI	BB	SO	LOB	TOP					
<b>Eddie Yost, R</b> OBP: 0.395, SLG: 0.371 (1, 5)										3	2	3	1	3	0	0	<b>Washington Senators @ Detroit Tigers</b> Briggs Stadium, Detroit, MI Thu Aug 27 1953, 4:33 AM EDT Att: 2,892 - Unknown					
<b>Pete Runnels, L</b> OBP: 0.351, SLG: 0.317 <b>Jerry Snyder, R</b> OBP: 0.375, SLG: 0.410 (1, 6) (7, 6)										5	0	0	0	0	2	6						
<b>Mickey Vernon, L</b> OBP: 0.392, SLG: 0.491 (1, 3)										4	2	2	1	2	0	3						
<b>Clyde Vollmer, R</b> OBP: 0.347, SLG: 0.388 (1, 9)										5	2	3	1	1	0	1						
<b>Gil Coan, L</b> OBP: 0.295, SLG: 0.261 (1, 7)										5	2	1	4	1	1	4						
<b>Jim Busby, R</b> OBP: 0.357, SLG: 0.412 (1, 8)										6	2	3	1	0	0	4						
<b>Wayne Terwilliger, R</b> OBP: 0.343, SLG: 0.338 (1, 4)										4	1	2	2	1	0	3						
<b>Mickey Grasso, R</b> OBP: 0.266, SLG: 0.298 (1, 2)										5	1	1	1	0	1	4						
<b>Spec Shea, R</b> OBP: 0.211, SLG: 0.236 (1, 1)										5	0	1	1	0	0	1						
<b>Inning Stats</b>	R: 7 E: 0 K: 1 S: 13	H: 8 LOB: 2 BB: 1 P: 17	R: 2 E: 0 K: 1 S: 8	H: 3 LOB: 1 BB: 0 P: 8	R: 3 E: 0 K: 1 S: 7	H: 2 LOB: 1 BB: 2 P: 15	R: 0 E: 0 K: 0 S: 3	H: 0 LOB: 1 BB: 1 P: 7	R: 0 E: 0 K: 1 S: 6	H: 1 LOB: 2 BB: 1 P: 10	R: 0 E: 0 K: 0 S: 4	H: 1 LOB: 3 BB: 0 P: 4	R: 0 E: 0 K: 0 S: 3	H: 0 LOB: 0 BB: 0 P: 15	R: 0 E: 0 K: 0 S: 4	H: 1 LOB: 1 BB: 0 P: 4	R: 0 E: 0 K: 0 S: 3	H: 0 LOB: 0 BB: 0 P: 3	1B: 11 2B: 3 3B: 1 HR: 1	SF: 0 SAC: 0 DP: 0 HBP: 0	WP: 1 PB: 1 SB: 0 CS: 1	PA: 51
<b>PITCHER</b>	IP WLS BF H R ER SO BB IBB HBP BLK WP HR S P ERA WHIP																					
<b>Ralph Branca, R</b> ERA: 4.99 (1, 1)	0.1 L 7 5 6 6 1 1 0 0 0 0 0 1 8 13 12 162.00 18.000																					
<b>Dick Marlowe, R</b> ERA: 5.24 (1, 1)	1.2 11 6 3 3 1 0 0 0 0 0 0 0 13 13 16.20 3.600																					
<b>Bob Miller, L</b> ERA: 5.86 (3, 1)	5.0 26 4 3 3 2 7 0 0 0 0 1 0 23 51 5.40 2.200																					
<b>Fred Hutchinson, R</b> ERA: (8, 1)	2.0 7 1 0 0 0 0 0 0 0 0 0 0 7 7 0.00 0.500																					

Batter	1	2	3	4	5	6	7	8	9	AB	R	H	RBI	BB	SO	LOB	BOTTOM					
<b>Harvey Kuenn, R</b> OBP: 0.353, SLG: 0.373 (1, 6)										5	0	1	0	0	0	1	<b>Washington Senators @ Detroit Tigers</b> Briggs Stadium, Detroit, MI Thu Aug 27 1953, 4:33 AM EDT Att: 2,892 - Unknown					
<b>Johnny Pesky, L</b> OBP: 0.351, SLG: 0.383 <b>Al Kaline, R</b> OBP: 0.231, SLG: 0.167 (1, 4) (6, 8)										2	0	0	0	0	0	1						
<b>Ray Boone, R</b> OBP: 0.380, SLG: 0.504 <b>Billy Hitchcock, R</b> OBP: 0.268, SLG: 0.211 (1, 5) (7, 5)										3	1	0	0	0	1	1						
<b>Jim Delsing, L</b> OBP: 0.380, SLG: 0.435 <b>Walt Dropo, R</b> OBP: 0.276, SLG: 0.360 (1, 8) (6, 3)										1	0	0	0	1	0	0						
<b>Bob Nieman, R</b> OBP: 0.356, SLG: 0.444 (1, 7)										4	3	3	1	0	0	2						
<b>Steve Souchock, R</b> OBP: 0.336, SLG: 0.485 (1, 9)										4	1	2	3	0	0	1						
<b>Matt Batts, R</b> OBP: 0.327, SLG: 0.422 (1, 2)										3	0	1	0	1	0	1						
<b>Jerry Priddy, R</b> OBP: 0.293, SLG: 0.282 (1, 3) (6, 4)										4	0	1	1	0	0	2						
<b>Ralph Branca, R</b> ERA: 4.99 (1, 1)	0.1 L 7 5 6 6 1 1 0 0 0 0 0 1 8 13 12 162.00 18.000																					
<b>Dick Marlowe, R</b> ERA: 5.24 (1, 1)	1.2 11 6 3 3 1 0 0 0 0 0 0 0 13 13 16.20 3.600																					
<b>Bob Miller, L</b> ERA: 5.86 (3, 1)	5.0 26 4 3 3 2 7 0 0 0 0 1 0 23 51 5.40 2.200																					
<b>Pat Mullin, L</b> ERA: (7, 0)	0.0 0 0 0 0 0 0 0 0 0 0 0 0 0 0 0 0 0.00 0.000																					
<b>Fred Hutchinson, L</b> ERA: (8, 1)	2.0 7 1 0 0 0 0 0 0 0 0 0 0 7 7 0.00 0.500																					
<b>Inning Stats</b>	R: 0 E: 0 K: 0 S: 4	H: 1 LOB: 2 BB: 1 P: 8	R: 0 E: 0 K: 0 S: 4	H: 1 LOB: 1 BB: 0 P: 4	R: 0 E: 0 K: 1 S: 5	H: 0 LOB: 0 BB: 0 P: 5	R: 1 E: 0 K: 0 S: 4	H: 1 LOB: 0 BB: 0 P: 4	R: 0 E: 0 K: 0 S: 3	H: 1 LOB: 0 BB: 0 P: 3	R: 3 E: 1 K: 0 S: 7	H: 3 LOB: 1 BB: 0 P: 7	R: 0 E: 0 K: 0 S: 4	H: 1 LOB: 1 BB: 0 P: 4	R: 1 E: 0 K: 0 S: 5	H: 2 LOB: 2 BB: 1 P: 9	R: 0 E: 0 K: 0 S: 3	H: 0 LOB: 1 BB: 0 P: 4	1B: 5 2B: 3 3B: 0 HR: 2	SF: 0 SAC: 0 DP: 1 HBP: 1	WP: 0 PB: 0 SB: 0 CS: 0	PA: 40
<b>PITCHER</b>	IP WLS BF H R ER SO BB IBB HBP BLK WP HR S P ERA WHIP																					
<b>Spec Shea, R</b> ERA: 3.7 (1, 1)	9.0 W 40 10 5 2 1 2 0 0 1 0 0 2 39 48 2.00 1.333																					





Batter	1	2	3	4	5	6	7	8	9	AB	R	H	RBI	BB	SO	LOB	TOP								
<b>Eddie Yost, R</b> OBP: 0.397, SLG: 0.373 (1, 5)										5	1	3	0	0	0	1	<b>Washington Senators @ Detroit Tigers</b> Briggs Stadium, Detroit, MI Fri Aug 28 1953, 4:33 AM EDT Att: 18,309 - Unknown								
<b>Pete Runnels, L</b> OBP: 0.351, SLG: 0.318 (1, 6)										5	1	2	0	0	0	3									
<b>Mickey Vernon, L</b> OBP: 0.394, SLG: 0.498 (1, 3)										5	3	3	2	0	0	3									
<b>Jackie Jensen, R</b> OBP: 0.370, SLG: 0.414 (1, 9)										4	1	1	1	1	0	1									
<b>Gil Coan, L</b> OBP: 0.291, SLG: 0.259 (1, 7)										5	1	1	2	0	0	1									
<b>Jim Busby, R</b> OBP: 0.357, SLG: 0.412 (1, 8)										5	0	2	1	0	1	1									
<b>Wayne Terwilliger, R</b> OBP: 0.340, SLG: 0.334 (1, 4)										4	0	0	0	0	2	3									
<b>Ed Fitz Gerald, R</b> OBP: 0.303, SLG: 0.325 (1, 2)										4	0	1	1	0	1	3									
<b>Walt Masterson, R</b> OBP: 0.204, SLG: 0.143 (1, 1)										4	0	1	0	0	3	4									
<b>Inning Stats</b>	R: 2 E: 1 K: 1 S: 8	H: 3 LOB: 1 BB: 0 P: 8	R: 0 E: 0 K: 2 S: 8	H: 1 LOB: 1 BB: 0 P: 8	R: 1 E: 0 K: 0 S: 4	H: 1 LOB: 0 BB: 0 P: 4	R: 0 E: 0 K: 2 S: 8	H: 1 LOB: 1 BB: 0 P: 8	R: 4 E: 1 K: 1 S: 10	H: 4 LOB: 2 BB: 1 P: 14	R: 0 E: 0 K: 0 S: 4	H: 2 LOB: 1 BB: 0 P: 4	R: 0 E: 0 K: 1 S: 5	H: 0 LOB: 0 BB: 0 P: 5	R: 0 E: 0 K: 0 S: 5	H: 2 LOB: 2 BB: 0 P: 5	R: 0 E: 0 K: 0 S: 3	H: 0 LOB: 0 BB: 0 P: 3	1B: 12 2B: 1 3B: 0 HR: 1	SF: 0 SAC: 0 DP: 1 HBP: 0	WP: 0 PB: 0 SB: 1 CS: 0	PA: 42			
<b>PITCHER</b>	IP	WLS	BF	H	R	ER	SO	BB	IBB	HBP	BLK	WP	HR	S	P	ERA	WHIP								
<b>Ned Garver, R</b> ERA: 4.6 (1, 1)	4.1	L	24	10	7	6	5	1	0	0	0	0	1	33	37	12.46	2.538								
<b>Ray Scarborough, R</b> ERA: 4.25 (5, 1)	0.2		3	0	0	0	1	0	0	0	0	0	0	5	5	0.00	0.000								
<b>Ray Herbert, R</b> ERA: 5.52 (6, 1)	4.0		15	4	0	0	1	0	0	0	0	0	0	17	17	0.00	1.000								

Batter	1	2	3	4	5	6	7	8	9	AB	R	H	RBI	BB	SO	LOB	BOTTOM								
<b>Harvey Kuenn, R</b> OBP: 0.350, SLG: 0.370 (1, 6)										5	0	0	0	0	1	3	<b>Washington Senators @ Detroit Tigers</b> Briggs Stadium, Detroit, MI Fri Aug 28 1953, 4:33 AM EDT Att: 18,309 - Unknown								
<b>Johnny Pesky, L</b> OBP: 0.346, SLG: 0.376 (1, 4)										5	1	0	0	0	0	1									
<b>Ray Boone, R</b> OBP: 0.383, SLG: 0.517 (1, 5)										4	2	3	2	0	0	0									
<b>Jim Delsing, L</b> OBP: 0.376, SLG: 0.430 (1, 8)										4	0	0	0	0	0	3									
<b>Bob Nieman, R</b> OBP: 0.359, SLG: 0.453 (1, 7)										3	1	2	2	1	0	0									
<b>Steve Souchock, R</b> OBP: 0.335, SLG: 0.481 (1, 9)										4	0	1	0	0	1	4									
<b>Jerry Priddy, R</b> OBP: 0.292, SLG: 0.281 (1, 3)										4	0	1	0	0	0	1									
<b>Johnny Bucha, R</b> OBP: 0.274, SLG: 0.257 (1, 2)										3	0	0	0	0	0	1									
<b>Fred Hatfield, L</b> OBP: 0.339, SLG: 0.296 (9, PH)										0	0	0	0	1	0	0									
<b>Ned Garver, R</b> OBP: 0.203, SLG: 0.200 (1, 1)										1	0	0	0	0	1	0									
<b>Ray Scarborough, R</b> OBP: 0.077, SLG: 0.308 (5, 1)										0	0	0	0	0	0	0									
<b>Pat Mullin, L</b> OBP: 0.359, SLG: 0.395 (5, PH)										1	0	0	0	0	0	1									
<b>Ray Herbert, R</b> OBP: 0.263, SLG: 0.176 (6, 1)										1	0	1	0	0	0	0									
<b>Matt Batts, R</b> OBP: 0.326, SLG: 0.420 (9, PH)										1	0	0	0	0	0	1									
<b>Inning Stats</b>	R: 0 E: 0 K: 1 S: 6	H: 1 LOB: 1 BB: 0 P: 6	R: 0 E: 0 K: 1 S: 5	H: 1 LOB: 0 BB: 0 P: 5	R: 0 E: 0 K: 1 S: 5	H: 0 LOB: 0 BB: 0 P: 5	R: 2 E: 1 K: 0 S: 5	H: 2 LOB: 0 BB: 0 P: 5	R: 0 E: 0 K: 0 S: 4	H: 1 LOB: 1 BB: 0 P: 4	R: 0 E: 0 K: 0 S: 4	H: 1 LOB: 2 BB: 1 P: 8	R: 0 E: 0 K: 0 S: 4	H: 1 LOB: 1 BB: 0 P: 4	R: 2 E: 2 K: 0 S: 6	H: 1 LOB: 1 BB: 0 P: 6	R: 0 E: 0 K: 0 S: 3	H: 0 LOB: 1 BB: 1 P: 7	1B: 5 2B: 2 3B: 0 HR: 2	SF: 0 SAC: 0 DP: 1 HBP: 0	WP: 0 PB: 0 SB: 0 CS: 1	PA: 39			
<b>PITCHER</b>	IP	WLS	BF	H	R	ER	SO	BB	IBB	HBP	BLK	WP	HR	S	P	ERA	WHIP								
<b>Walt Masterson, R</b> ERA: 3.13 (1, 1)	9.0	W	38	8	4	1	3	2	0	0	0	0	2	42	50	1.00	1.111								





Batter	1	2	3	4	5	6	7	8	9	AB	R	H	RBI	BB	SO	LOB	TOP		
Eddie Yost, R OBP: 0.398, SLG: 0.376 (1, 5)	F8		E 1B	G5-4-3		G5-4-3 1B			1B	5	1	3	0	0	0	1	<b>Washington Senators @ Detroit Tigers</b> Briggs Stadium, Detroit, MI Sat Aug 29 1953, 4:33 AM EDT Att: 4,921 - Unknown <a href="http://livebaseballscorecards.com">livebaseballscorecards.com</a>		
Jerry Snyder, R OBP: 0.356, SLG: 0.386 (1, 6)	F8		E9 1B HR		K	G5-4-3 1B			K	5	1	1	0	0	2	2			
Mickey Vernon, L OBP: 0.396, SLG: 0.498 (1, 3)					WP 1B HBP				K	4	1	2	1	0	1	1			
Jackie Jensen, R OBP: 0.371, SLG: 0.422 (1, 9)	K				1B S F7 1B				F3	4	2	2	3	0	1	1			
Clyde Vollmer, R OBP: 0.346, SLG: 0.387 (1, 7)		L6	F4		WP 1B				5-6-3	4	0	1	0	0	0	0			
Jim Busby, R OBP: 0.358, SLG: 0.415 (1, 8)					F7				5-3	4	1	2	1	0	0	1			
Wayne Terwilliger, R OBP: 0.343, SLG: 0.339 (1, 4)		5-3			2B 1B				G5-4-3 1B	3	1	2	0	1	0	1			
Mickey Grasso, R OBP: 0.265, SLG: 0.297 (1, 2)					F8				G5-4-3	4	0	1	2	0	0	4			
Bob Porterfield, R OBP: 0.304, SLG: 0.455 (1, 1)			F7	FC5-6-4		F7			F7	4	0	0	0	0	0	1			
<b>Inning Stats</b>	R: 0 E: 0 K: 1 S: 6	H: 1 LOB: 1 BB: 0 P: 6	R: 0 E: 0 K: 0 S: 4	H: 1 LOB: 1 BB: 0 P: 4	R: 3 E: 1 K: 0 S: 6	H: 4 LOB: 0 BB: 0 P: 6	R: 2 E: 0 K: 0 S: 5	H: 3 LOB: 0 BB: 0 P: 5	R: 2 E: 0 K: 1 S: 7	H: 2 LOB: 2 BB: 1 P: 12	R: 0 E: 0 K: 0 S: 3	H: 0 LOB: 0 BB: 0 P: 3	R: 0 E: 0 K: 0 S: 3	H: 1 LOB: 1 BB: 0 P: 3	R: 0 E: 0 K: 2 S: 8	H: 1 LOB: 1 BB: 0 P: 8	1B: 11 2B: 2 3B: 0 HR: 1	SF: 0 SAC: 0 DP: 3 HBP: 1	WP: 2 PA: 39 PB: 0 SB: 1 CS: 0
<b>PITCHER</b>	IP	WLS	BF	H	R	ER	SO	BB	IBB	HBP	BLK	WP	HR	S	P	ERA	WHIP		
Billy Hoelt, L ERA: 4.62 (1, 1)	4.1	L	23	11	7	7	2	0	0	1	0	1	1	26	27	14.54	2.538		
Dick Marlowe, R ERA: 5.2 (5, 1)	0.2		3	0	0	0	0	1	0	0	0	1	0	2	6	0.00	1.500		
Ray Scarborough, R ERA: 4.06 (6, 1)	3.0		9	2	0	0	0	0	0	0	0	0	0	9	9	0.00	0.667		
Fred Hutchinson, R ERA: (9, 1)	1.0		4	1	0	0	2	0	0	0	0	0	0	8	8	0.00	1.000		

Batter	1	2	3	4	5	6	7	8	9	AB	R	H	RBI	BB	SO	LOB	BOTTOM		
Harvey Kuenn, R OBP: 0.349, SLG: 0.373 (1, 6)	4-3			F9	FC6-4					4	0	1	0	0	0	2	<b>Washington Senators @ Detroit Tigers</b> Briggs Stadium, Detroit, MI Sat Aug 29 1953, 4:33 AM EDT Att: 4,921 - Unknown <a href="http://livebaseballscorecards.com">livebaseballscorecards.com</a>		
Fred Hatfield, L OBP: 0.333, SLG: 0.291 (1, 4)	6-3			F5		4-3				4	0	0	0	0	1	1			
Ray Boone, R OBP: 0.382, SLG: 0.521 (1, 5)	6-3			E7		HR			1-3	4	1	1	1	0	0	1			
Jim Delsing, L OBP: 0.377, SLG: 0.431 (1, 8)		1-3		4-3		G6-4-3 1B				4	0	2	0	0	0	1			
Bob Nieman, R OBP: 0.356, SLG: 0.449 (1, 7)		K			F8	G6-4-3			F4	4	0	0	0	0	1	2			
Walt Dropo, R OBP: 0.274, SLG: 0.357 (1, 3)		L9			6-3				F9	4	0	0	0	0	0	1			
Don Lund, R OBP: 0.328, SLG: 0.393 (1, 9)				L7		K			5-3	4	1	1	0	0	1	1			
Matt Batts, R OBP: 0.326, SLG: 0.419 (1, 2)				F5		F8				3	0	1	0	0	0	0			
Billy Hoelt, L OBP: 0.254, SLG: 0.154 (1, 1) Dick Marlowe, R OBP: 0.237, SLG: 0.233 (5, PH) Pat Mullin, L OBP: 0.346, SLG: 0.420 (6, PH) Ray Scarborough, R OBP: 0.382, SLG: 0.521 (6, PH) Johnny Pesky, L OBP: 0.342, SLG: 0.375 (9, 1) Fred Hutchinson, L ERA: (9, 1)				4-3		FC6-4 1B			4-3	1	0	0	0	0	0	0			
<b>Inning Stats</b>	R: 0 E: 0 K: 0 S: 3	H: 0 LOB: 0 BB: 0 P: 3	R: 0 E: 0 K: 1 S: 5	H: 0 LOB: 0 BB: 0 P: 5	R: 0 E: 0 K: 0 S: 3	H: 0 LOB: 1 BB: 0 P: 4	R: 1 E: 0 K: 0 S: 4	H: 2 LOB: 0 BB: 0 P: 4	R: 0 E: 0 K: 1 S: 5	H: 0 LOB: 0 BB: 0 P: 5	R: 0 E: 0 K: 1 S: 6	H: 1 LOB: 1 BB: 0 P: 6	R: 0 E: 0 K: 0 S: 4	H: 1 LOB: 1 BB: 0 P: 4	1B: 5 2B: 0 3B: 1 HR: 1	SF: 0 SAC: 0 DP: 1 HBP: 0	WP: 0 PA: 34 PB: 0 SB: 0 CS: 0		
<b>PITCHER</b>	IP	WLS	BF	H	R	ER	SO	BB	IBB	HBP	BLK	WP	HR	S	P	ERA	WHIP		
Bob Porterfield, R ERA: 3.88 (1, 1)	9.0	W	34	7	2	2	3	0	0	0	0	0	1	40	40	2.00	0.778		



Batter	1	2	3	4	5	6	7	8	9	AB	R	H	RBI	BB	SO	LOB	TOP					
<b>Eddie Yost, R</b> OBP: 0.397, SLG: 0.373	4-0 BB		0-3 K			0-0 6-3			0-0 F7	3	0	0	0	1	1	0	<b>Washington Senators @ St. Louis Browns</b> Sportsman's Park, St. Louis, MO Sun Aug 30 1953, 4:33 AM EDT Unknown <a href="http://livebaseballscorecards.com">livebaseballscorecards.com</a>					
<b>Pete Runnels, L</b> OBP: 0.350, SLG: 0.317	0-3 K				0-0 F5	0-0 F6			0-0 1B	4	0	1	0	0	1	1						
<b>Mickey Vernon, L</b> OBP: 0.393, SLG: 0.494	0-3 K				0-0 F7				0-0 F5	4	0	0	0	0	1	2						
<b>Jackie Jensen, R</b> OBP: 0.369, SLG: 0.419	0-3 K				0-0 F3				0-0 5-3	3	0	0	0	0	1	1						
<b>Gil Coan, L</b> OBP: 0.292, SLG: 0.254		0-3 K			4-0 SH1-3 BB				0-0 F5	2	0	0	0	1	1	0						
<b>Jim Busby, R</b> OBP: 0.356, SLG: 0.412		0-3 K			0-0 F2				0-0 F3	3	0	0	0	0	1	1						
<b>Wayne Terwilliger, R</b> OBP: 0.344, SLG: 0.340		0-0 F3			0-0 SH1-3 1-2				0-0 G6-4-3 1B	2	0	1	0	0	0	0						
<b>Mickey Grasso, R</b> OBP: 0.261, SLG: 0.291			0-0 1-5-3		0-3 K				0-0 G6-4-3 1-2	3	0	0	0	0	1	2						
<b>Connie Marrero, R</b> OBP: 0.217, SLG: 0.143					0-0 6-3				0-0 6-3	2	0	0	0	0	0	0						
<b>Clyde Vollmer, R</b> OBP: 0.345, SLG: 0.386						0-0 F3				1	0	0	0	0	0	0						
<b>Inning Stats</b>	R: 0 E: 0 K: 3 S: 9	H: 0 LOB: 1 BB: 1 P: 13	R: 0 E: 0 K: 2 S: 7	H: 0 LOB: 0 BB: 0 P: 7	R: 0 E: 0 K: 1 S: 5	H: 0 LOB: 0 BB: 0 P: 5	R: 0 E: 0 K: 0 S: 3	H: 0 LOB: 0 BB: 0 P: 3	R: 0 E: 0 K: 1 S: 5	H: 0 LOB: 1 BB: 1 P: 9	R: 0 E: 0 K: 0 S: 3	H: 0 LOB: 0 BB: 0 P: 3	R: 0 E: 0 K: 0 S: 3	H: 0 LOB: 0 BB: 0 P: 3	R: 0 E: 0 K: 0 S: 3	H: 1 LOB: 0 BB: 0 P: 3	R: 0 E: 0 K: 0 S: 4	H: 1 LOB: 1 BB: 0 P: 4	1B: 2 2B: 0 3B: 0 HR: 0	SF: 0 SAC: 1 DP: 1 HBP: 0	WP: 0 PB: 0 CS: 0	PA: 30
<b>PITCHER</b> <b>Don Larsen, R</b> ERA: 4.49	IP: 9.0 WLS: W BF: 30 H: 2 R: 0 ER: 0 SO: 7 BB: 2 IBB: 0 HBP: 0 BLK: 0 WP: 0 HR: 0 S: 42 P: 50 ERA: 0.00 WHIP: 0.444															<b>PITCHER</b>						

Batter	1	2	3	4	5	6	7	8	9	AB	R	H	RBI	BB	SO	LOB	BOTTOM			
<b>Billy Hunter, R</b> OBP: 0.259, SLG: 0.257	0-0 F8		0-0 HBP 2B 1B		0-0 1-3				0-3 K	4	1	1	0	0	1	1	<b>Washington Senators @ St. Louis Browns</b> Sportsman's Park, St. Louis, MO Sun Aug 30 1953, 4:33 AM EDT Unknown <a href="http://livebaseballscorecards.com">livebaseballscorecards.com</a>			
<b>Dick Kryhoski, L</b> OBP: 0.338, SLG: 0.507	0-0 G3		1-0 2B 1-2 HBP		0-3 K				4-0 2-3 1B BB	2	0	0	0	1	1	0				
<b>Don Lenhardt, R</b> OBP: 0.401, SLG: 0.498	0-0 4-3		0-0 1-3 2-H 2B		0-0 1B				0-0 1-3 3-H 1B	4	0	3	2	0	0	0				
<b>Vic Wertz, L</b> OBP: 0.385, SLG: 0.479		0-0 4-3	4-0 1B		0-0 F8				4-0 1-2 BB	2	0	0	0	2	0	1				
<b>Vern Stephens, R</b> OBP: 0.310, SLG: 0.330		0-0 HR	0-0 F2			4-0 BB BB			0-0 F5	3	1	1	1	1	0	6				
<b>Clint Courtney, L</b> OBP: 0.300, SLG: 0.338		0-0 F8			0-0 F6				4-0 7-3 1-2 BB	3	0	0	0	1	0	3				
<b>Jim Dyck, R</b> OBP: 0.303, SLG: 0.347		0-0 6-3			0-3 K				0-3 K	4	0	0	0	0	2	2				
<b>Bobby Young, L</b> OBP: 0.319, SLG: 0.342			0-0 G3		0-0 FC5-4 1B				0-0 7-3 1-2	4	0	1	0	0	0	2				
<b>Don Larsen, R</b> OBP: 0.297, SLG: 0.403		0-0 F2	0-0 F2		0-0 FC5-4 1B				0-0 F7	4	1	1	0	0	0	1				
<b>Inning Stats</b>	R: 0 E: 0 K: 0 S: 3	H: 0 LOB: 0 BB: 0 P: 3	R: 1 E: 0 K: 0 S: 4	H: 1 LOB: 0 BB: 0 P: 4	R: 1 E: 0 K: 0 S: 5	H: 2 LOB: 3 BB: 1 P: 10	R: 0 E: 0 K: 1 S: 6	H: 1 LOB: 1 BB: 0 P: 6	R: 0 E: 0 K: 1 S: 6	H: 1 LOB: 1 BB: 0 P: 6	R: 0 E: 0 K: 1 S: 4	H: 0 LOB: 1 BB: 2 P: 12	R: 1 E: 0 K: 1 S: 7	H: 2 LOB: 3 BB: 2 P: 15	R: 0 E: 0 K: 0 S: 3	H: 0 LOB: 0 BB: 0 P: 3	1B: 4 2B: 3 3B: 0 HR: 1	SF: 0 SAC: 0 DP: 1 HBP: 1	WP: 1 PB: 0 CS: 0	PA: 36
<b>PITCHER</b> <b>Connie Marrero, R</b> ERA: 3.27	IP: 8.0 WLS: L BF: 36 H: 7 R: 3 ER: 3 SO: 4 BB: 4 IBB: 1 HBP: 1 BLK: 0 WP: 1 HR: 1 S: 38 P: 59 ERA: 3.38 WHIP: 1.375															<b>PITCHER</b>				



Batter	1	2	3	4	5	6	7	8	9	AB	R	H	RBI	BB	SO	LOB	TOP										
<b>Eddie Yost, R</b> OBP: 0.397, SLG: 0.372 (1, 5)	0-0 6-3	0-0 F7		0-0 2B 1B	4-0 FC5-3 BB		0-0 F6			4	1	1	1	1	0	2											
<b>Jerry Snyder, R</b> OBP: 0.380, SLG: 0.404 (1, 6)	0-0 1-3	4-0 3-H BB		0-0 1B	0-0 FC5-3			4-0 6-3 F7 BB		3	2	1	1	2	0	1											
<b>Mickey Vernon, L</b> OBP: 0.393, SLG: 0.492 (1, 3)	4-0 HR BB	0-0 F7		0-0 1B F8 1B	0-0 F4			0-0 6-3		4	2	1	2	1	0	4											
<b>Jackie Jensen, R</b> OBP: 0.371, SLG: 0.426 (1, 9)	0-0 1-H HR		4-0 F8 1B BB	0-0 1B		0-0 5-3		0-0 F7		4	2	2	3	1	0	0											
<b>Clyde Vollmer, R</b> OBP: 0.343, SLG: 0.382 (1, 7)	4-0 BB		0-0 F8	0-0 F3		0-0 6-3		0-0 F5		4	0	0	0	1	0	3											
<b>Jim Busby, R</b> OBP: 0.355, SLG: 0.410 (1, 8)	0-0 4-3		0-0 F3	0-0 FC6-4 1B		0-0 F5			0-0 6-3	5	0	1	0	0	0	2											
<b>Wayne Terwilliger, R</b> OBP: 0.347, SLG: 0.341 (1, 4)		4-0 SH1-4 BB BB	0-0 F8	0-0 F8		0-0 SH1-4 1B			0-3 K	4	1	2	2	1	1	2	AB 34										
<b>Ed Fitz Gerald, R</b> OBP: 0.301, SLG: 0.320 (1, 2)		4-0 SH1-4 BB	0-0 F8	0-0 FC6-4		0-0 F5			0-0 F8	4	0	0	0	1	0	4	R 9										
<b>Chuck Stobbs, L</b> OBP: 0.279, SLG: 0.225 (1, 1)		0-0 SH1-4		0-0 1B 2B 1B		0-0 F7			0-0 SH1-4	2	1	1	0	0	0	0	H 9										
<b>Inning Stats</b>	R: 2 E: 0 K: 0 S: 4	H: 1 LOB: 1 BB: 2 P: 12	R: 1 E: 0 K: 0 S: 3	H: 0 LOB: 2 BB: 3 P: 15	R: 1 E: 0 K: 0 S: 4	H: 1 LOB: 1 BB: 1 P: 8	R: 4 E: 0 K: 0 S: 9	H: 6 LOB: 2 BB: 0 P: 9	R: 0 E: 0 K: 0 S: 3	H: 0 LOB: 0 BB: 0 P: 3	R: 0 E: 0 K: 0 S: 4	H: 1 LOB: 1 BB: 0 P: 4	R: 1 E: 0 K: 0 S: 3	H: 0 LOB: 0 BB: 0 P: 7	R: 0 E: 0 K: 1 S: 5	H: 0 LOB: 0 BB: 0 P: 5	1B: 7 2B: 1 3B: 0 HR: 1	SF: 0 SAC: 2 DP: 0 HBP: 0	WP: 0 PB: 0 SB: 1 CS: 0	PA: 44							
<b>PITCHER</b>	IP	WLS	BF	H	R	ER	SO	BB	IBB	HBP	BLK	WP	HR	S	P	ERA	WHIP										
<b>Dick Littlefield, L</b> ERA: 5.2 (1, 1)	1.2	L	11	1	3	3	0	5	0	0	0	0	1	6	26	16.20	3.600										
<b>Lou Kretlow, R</b> ERA: 4.3 (2, 1)	1.1		11	6	5	5	0	1	0	0	0	0	0	10	14	33.75	5.250										
<b>Bob Cain, L</b> ERA: 0.01 (4, 1)	2.0		8	1	0	0	0	1	0	0	0	0	0	7	11	0.00	1.000										
<b>Mike Blyzka, R</b> ERA: 6.36 (6, 1)	2.0		7	1	0	0	0	0	0	0	0	0	0	7	7	0.00	0.500										
<b>Marlin Stuart, R</b> ERA: 3.44 (8, 1)	2.0		7	0	1	1	1	1	0	0	0	0	0	8	12	4.50	0.500										

Washington Senators @ St. Louis Browns  
Sportsman's Park, St. Louis, MO  
Sun Aug 30 1953, 4:38 AM EDT  
Att: 4,388 - Unknown


AB	34
R	9
H	9
RBI	9
BB	8
SO	1
LOB	18



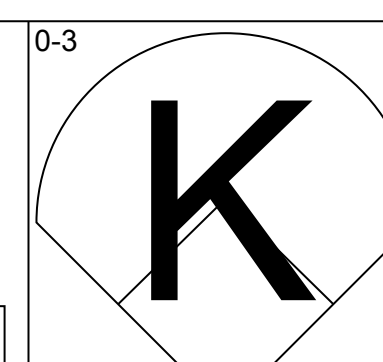
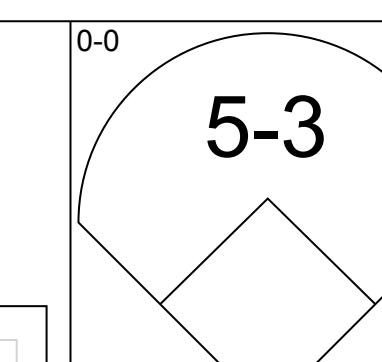
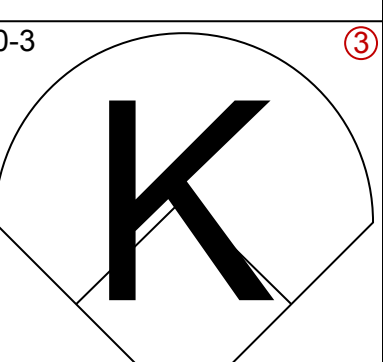
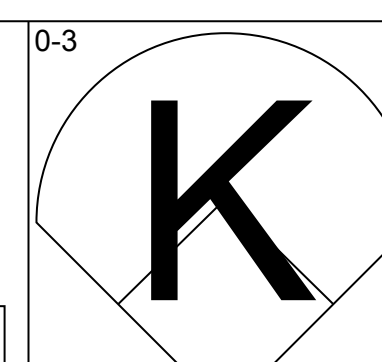
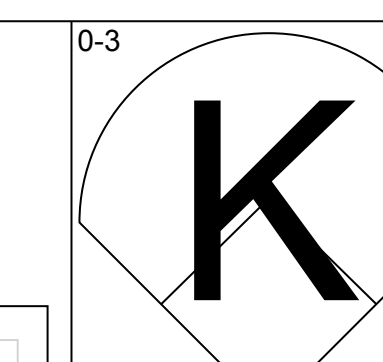
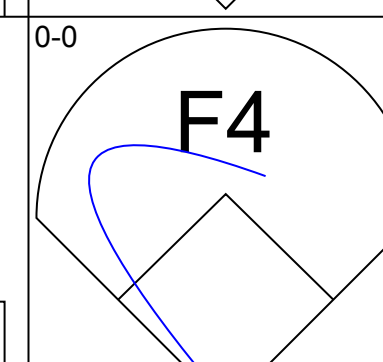
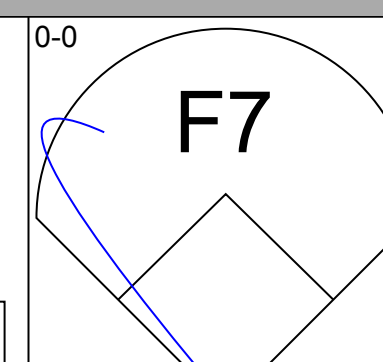
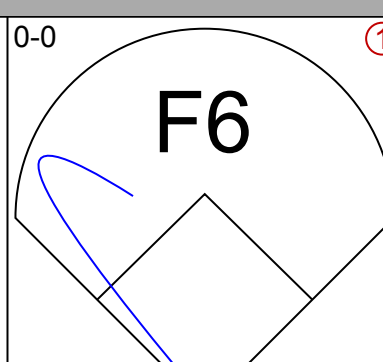
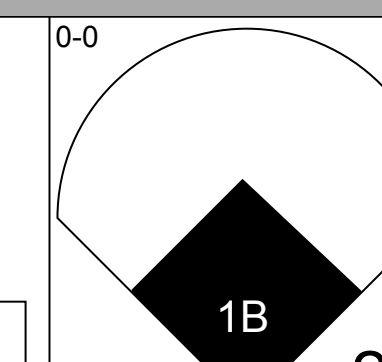
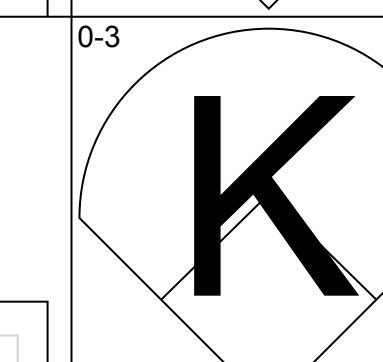
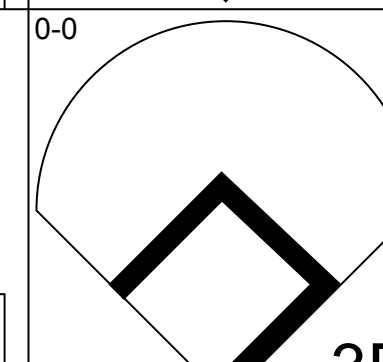
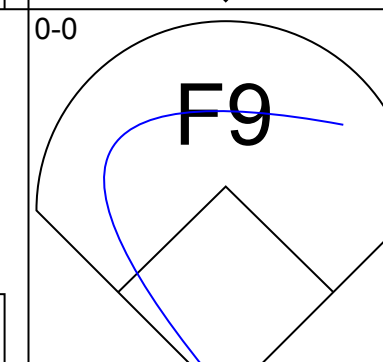
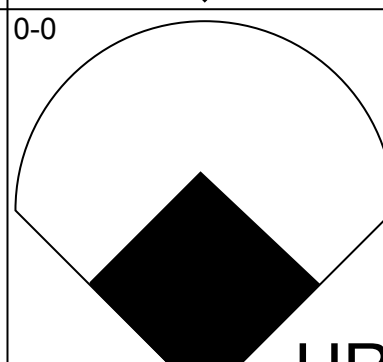
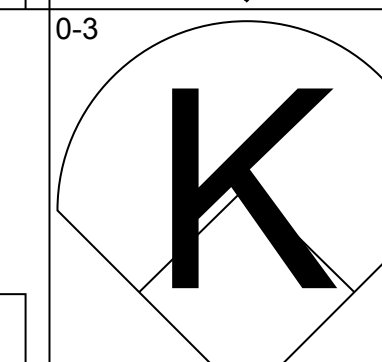
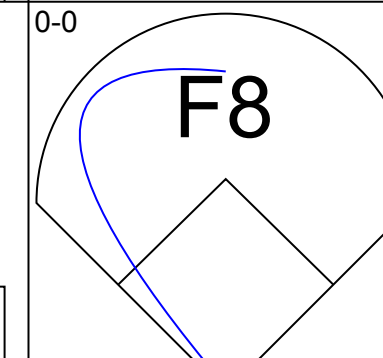
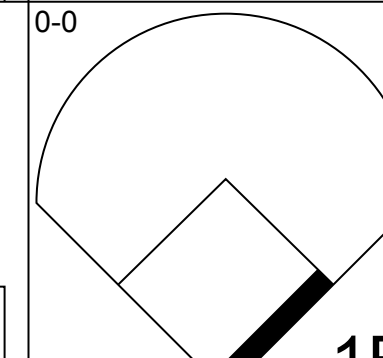
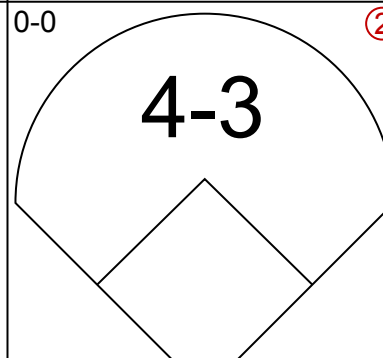
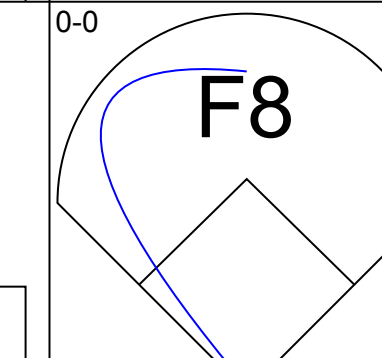
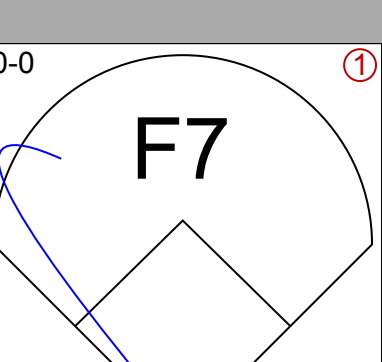
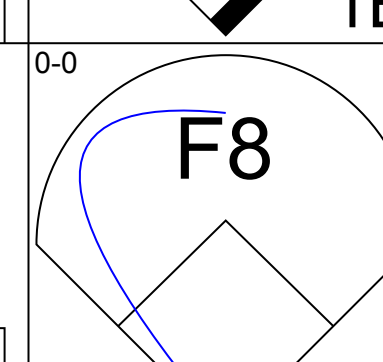
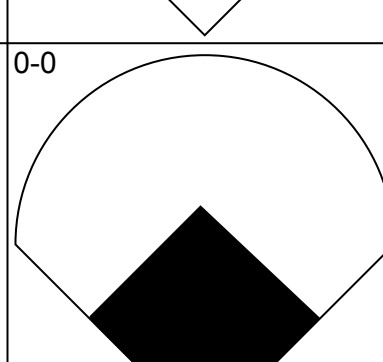
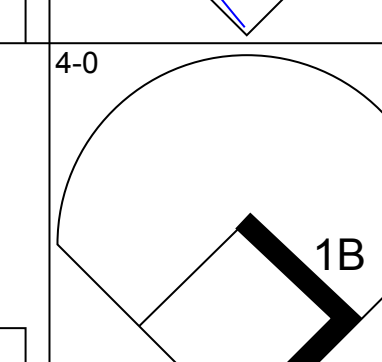

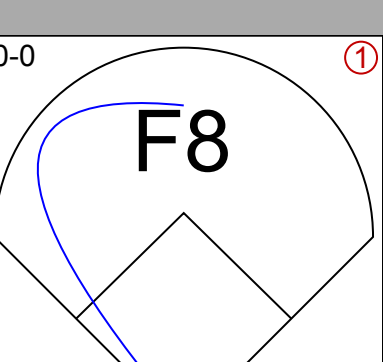
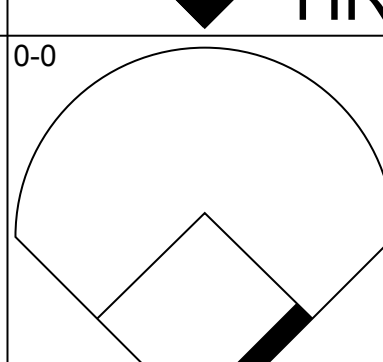
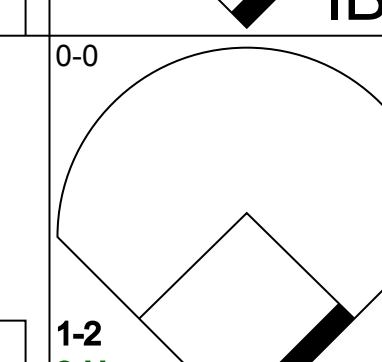

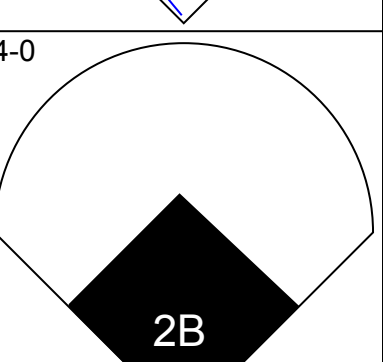
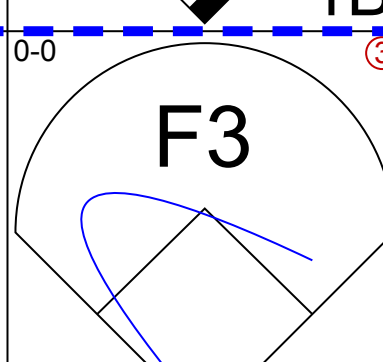
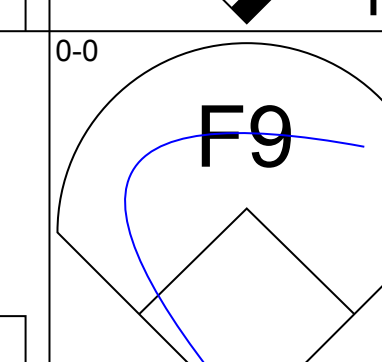
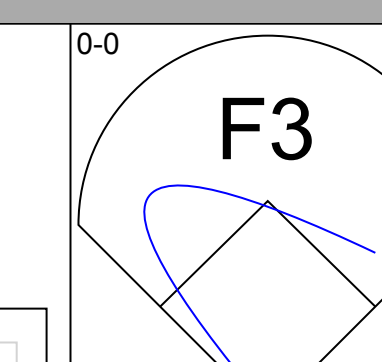
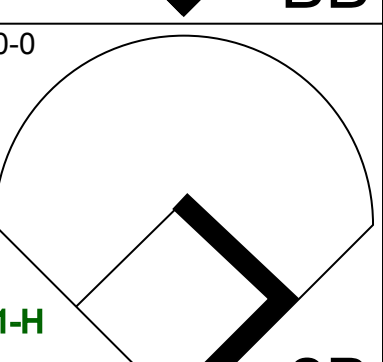
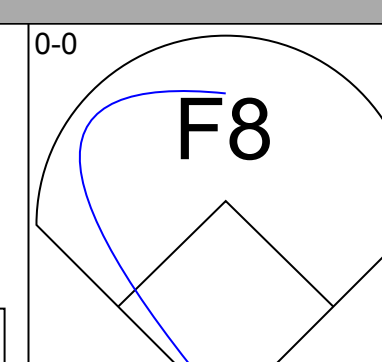
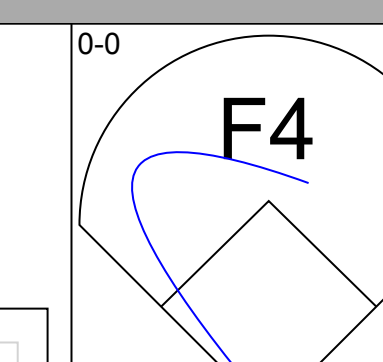
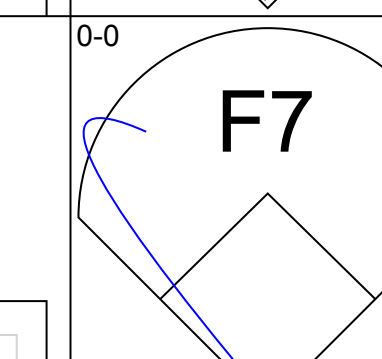
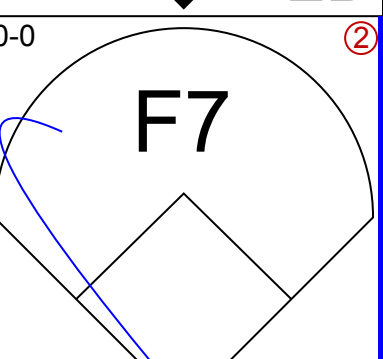
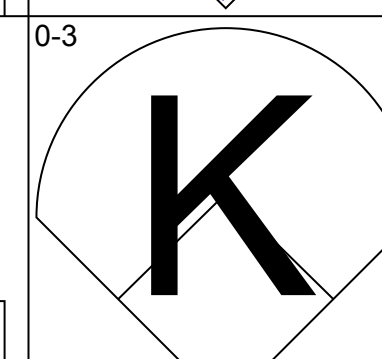
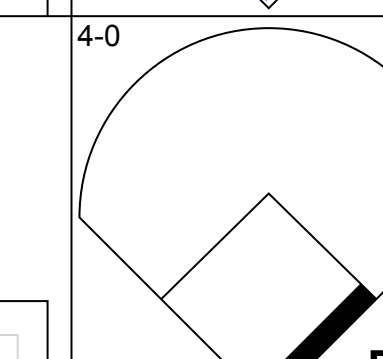
Batter	1	2	3	4	5	6	7	8	9	AB	R	H	RBI	BB	SO	LOB	BOTTOM										
<b>Billy Hunter, R</b> OBP: 0.259, SLG: 0.256 (1, 6)	0-0 G6-4-3 1B		0-3 K		0-0 5-3		0-0 6-3		0-0 F7	5	0	1	0	0	1	2											
<b>Roy Sievers, R</b> OBP: 0.337, SLG: 0.390 (1, 3)	0-0 G6-4-3 1B		0-0 F9		0-0 2-H 1B			0-0 F3	4-0 BB	4	0	2	1	1	0	0											
<b>Don Lenhardt, R</b> OBP: 0.401, SLG: 0.496 (1, 7)	0-0 G6-4-3			0-0 G4-6-3 1B		0-3 K		0-0 BB BB 1B	0-0 5-3	5	0	2	0	0	1	5											
<b>Vic Wertz, L</b> OBP: 0.384, SLG: 0.476 (1, 9)	0-0 4-3			0-0 G4-6-3 1B		0-0 6-3		4-0 BB BB	0-0 5-3	3	0	0	0	1	0	2											
<b>Vern Stephens, R</b> OBP: 0.310, SLG: 0.326 (1, 5)		0-0 F9		0-0 4-3		0-0 4-3		4-0 FC4-6 BB	0-0 5-3	3	0	0	0	1	0	0											
<b>Les Moss, R</b> OBP: 0.326, SLG: 0.392 (1, 2)		0-0 F3			0-0 BB 2B 1B		0-0 2B	0-0 F5		4	1	2	0	0	0	3											
<b>Johnny Groth, R</b> OBP: 0.313, SLG: 0.364 (1, 8)		0-0 1B			4-0 2B 5-3 BB		0-0 6-3	0-0 FC4-6		3	1	1	0	1	0	4	AB 34										
<b>Bobby Young, L</b> OBP: 0.318, SLG: 0.343 (1, 4)		0-3 K			0-0 1B 2B		0-0 4-3		0-0 4-3	4	1	1	1	0	1	1	R 3										
<b>Dick Littlefield, L</b> OBP: 0.244, SLG: 0.205 (2, 1)			0-3 K		0-0 5-3		0-3 K		4-0 BB	0	0	0	0	0	0	0	H 9										
<b>Lou Kretlow, R</b> OBP: 0.271, SLG: 0.200 (4, 1)					0-0 1B					1	0	0	0	0	0	0	RBI 3										
<b>Bob Cain, L</b> OBP: 0.226, SLG: 0.267 (5, PH)										0	0	0	0	0	0	0	BB 5										
<b>Don Larsen, R</b> OBP: 0.226, SLG: 0.397 (6, 1)										0	0	0	0	0	0	0	SO 5										
<b>Mike Blyzka, R</b> OBP: 0.226, SLG: 0.397 (8, 1)										0	0	0	0	0	0	0	LOB 18										
<b>Dick Kokos, L</b> OBP: 0.205, SLG: 0.415 (7, PH)										0	0	0	0	0	0	0											
<b>Marlin Stuart, R</b> OBP: 0.192, SLG: 0.231 (8, 1)										0	0	0	0	0	0	0											
<b>Neil Berry, R</b> OBP: 0.243, SLG: 0.333 (9, PH)										0	0	0	0	0	0	0											
<b>Inning Stats</b>	R: 0 E: 0 K: 0 S: 4	H: 2 LOB: 1 BB: 0 P: 4	R: 0 E: 0 K: 1 S: 6	H: 1 LOB: 0 BB: 0 P: 6	R: 0 E: 0 K: 2 S: 7	H: 0 LOB: 0 BB: 0 P: 7	R: 0 E: 0 K: 0 S: 3	H: 1 LOB: 0 BB: 0 P: 3	R: 3 E: 0 K: 1 S: 8	H: 3 LOB: 1 BB: 1 P: 12	R: 0 E: 0 K: 0 S: 4	H: 1 LOB: 0 BB: 0 P: 4	R: 0 E: 0 K: 1 S: 5	H: 0 LOB: 0 BB: 0 P: 5	R: 0 E: 0 K: 0 S: 4	H: 1 LOB: 3 BB: 2 P: 12	R: 0 E: 0 K: 0 S: 3	H: 0 LOB: 2 BB: 2 P: 11	1B: 7 2B: 2 3B: 0 HR: 0	SF: 0 SAC: 0 DP: 2 HBP: 0	WP: 0 PB: 0 SB: 0 CS: 0	PA: 39					
<b>PITCHER</b>	IP	WLS	BF	H	R	ER	SO	BB	IBB	HBP	BLK	WP	HR	S	P	ERA	WHIP										
<b>Chuck Stobbs, L</b> ERA: 3.51 (1, 1)	9.0	W	39	9	3	3	5	5	0	0	0	0	0	44	64	3.00	1.556										

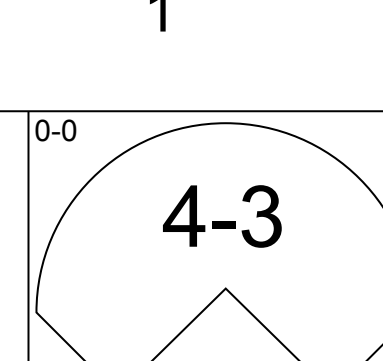
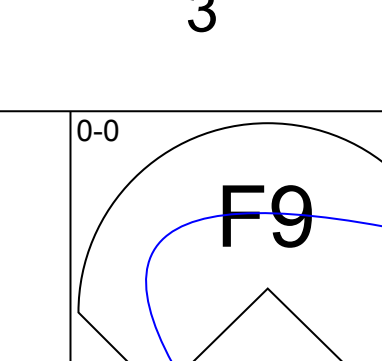
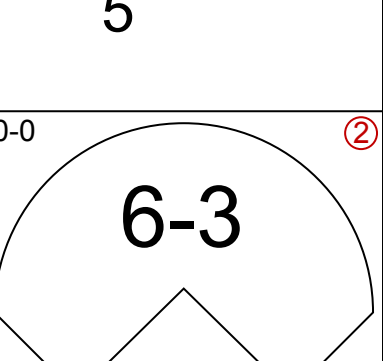
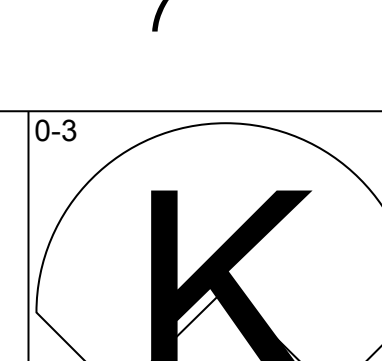
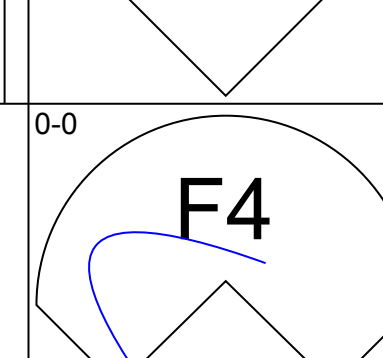
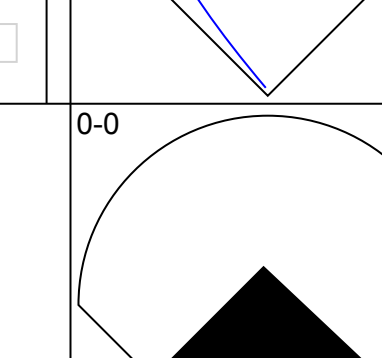
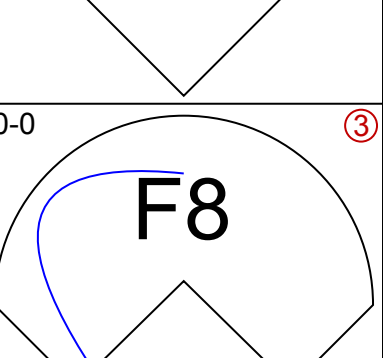
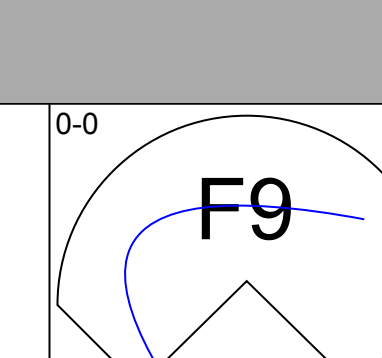
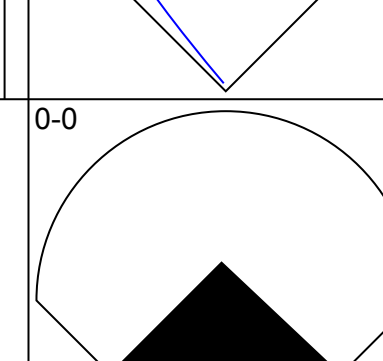
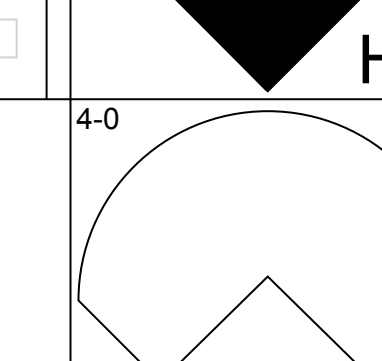
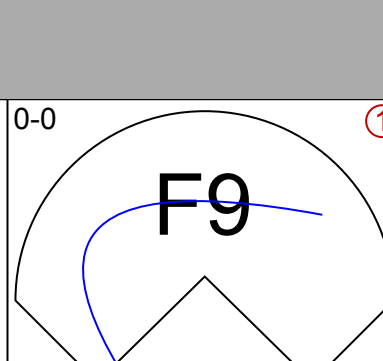
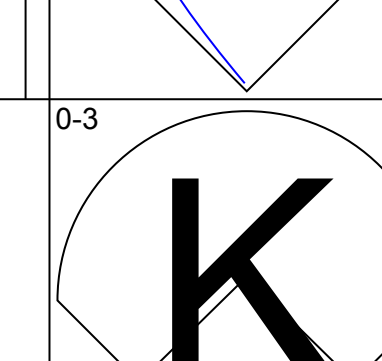
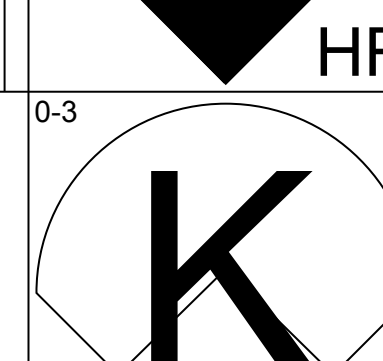
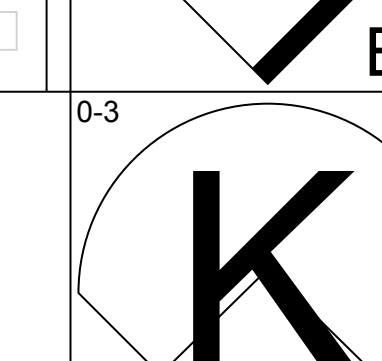
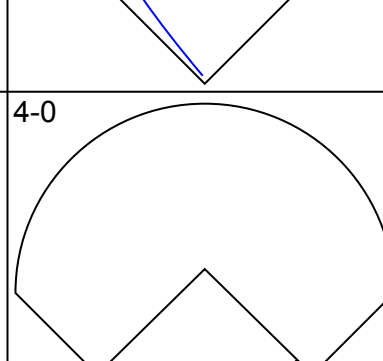
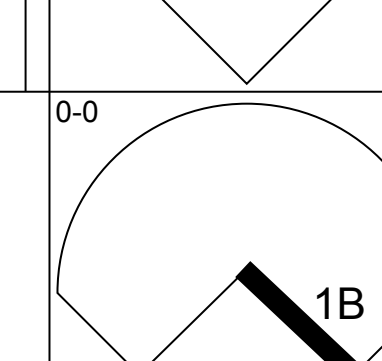
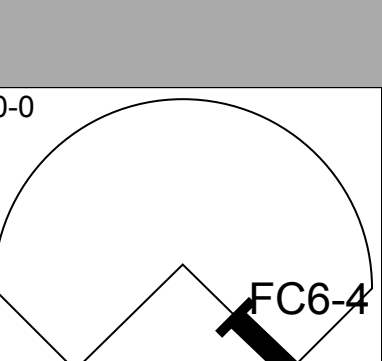
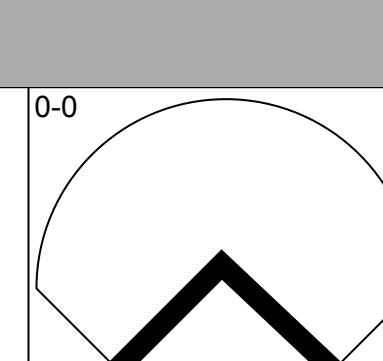
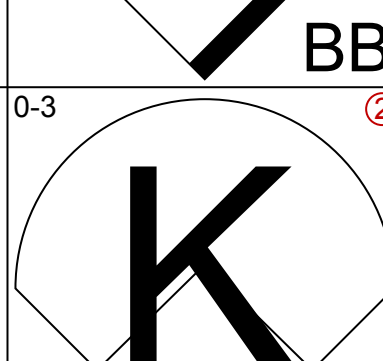
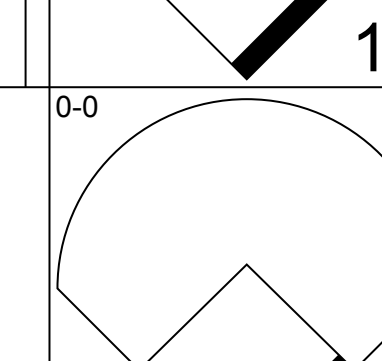
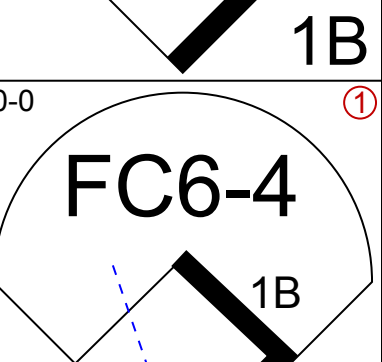
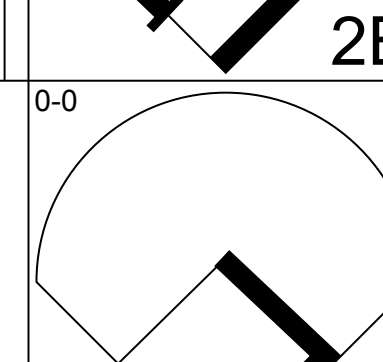
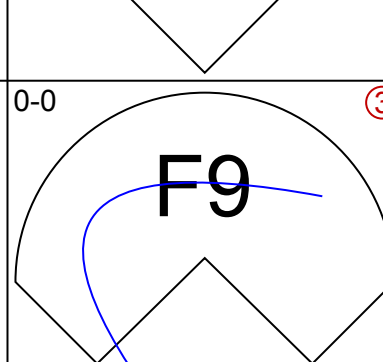
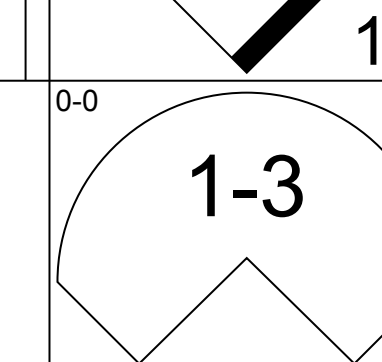
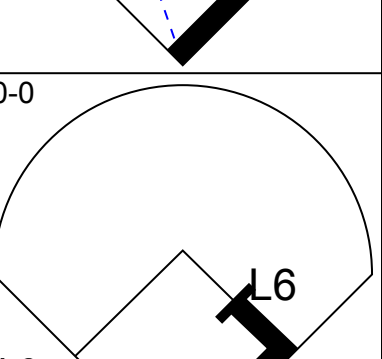
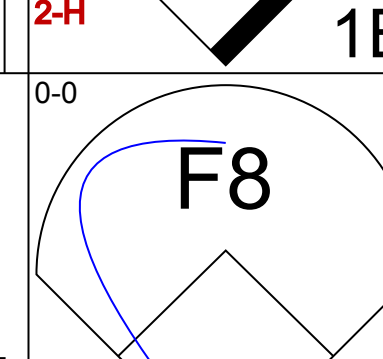
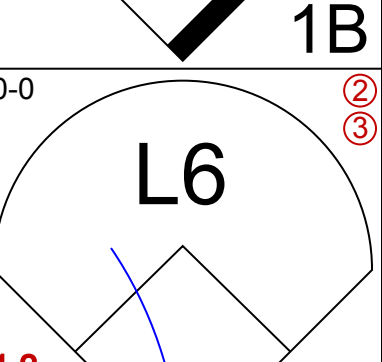
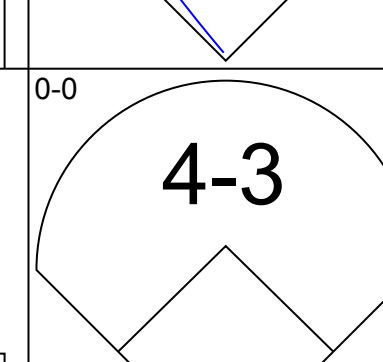
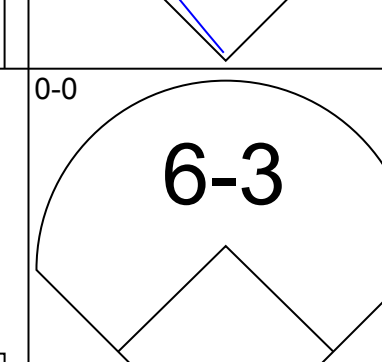
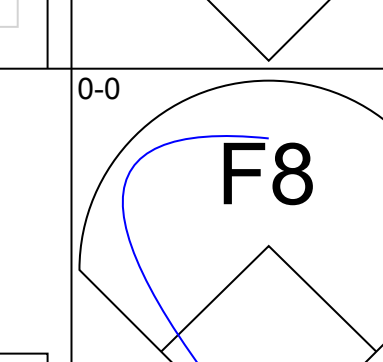
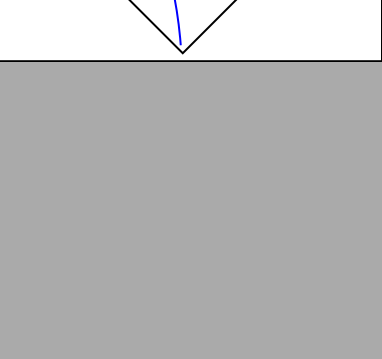
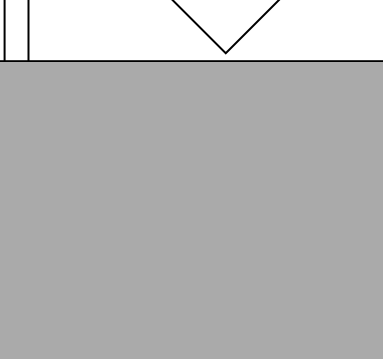
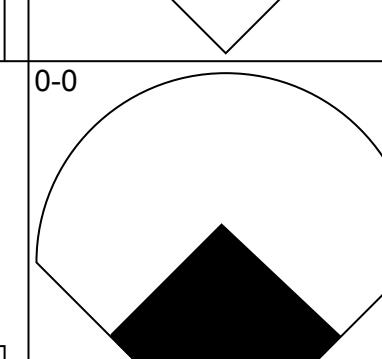
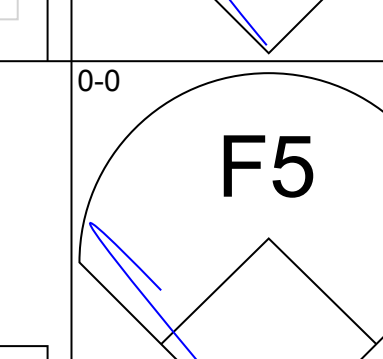
Washington Senators @ St. Louis Browns  
Sportsman's Park, St. Louis, MO  
Sun Aug 30 1953, 4:38 AM EDT  
Att: 4,388 - Unknown


AB	34
R	3
H	9
RBI	3
BB	5
SO	5
LOB	18







Batter	1	2	3	4	5	6	7	8	9	AB	R	H	RBI	BB	SO	LOB	TOP					
<b>Eddie Yost, R</b> (1,5) OBP: 0.394, SLG: 0.369										5	0	0	0	0	4	2	<b>Washington Senators @ St. Louis Browns</b> <b>Sportsman's Park, St. Louis, MO</b> Mon Aug 31 1953, 4:33 AM EDT Att: 13,898 - Unknown <a href="http://livebaseballscorecards.com">livebaseballscorecards.com</a>					
<b>Pete Runnels, L</b> (1,6) OBP: 0.348, SLG: 0.318										5	1	1	0	0	1	1						
<b>Mickey Vernon, L</b> (1,3) OBP: 0.394, SLG: 0.502										4	1	2	1	0	1	1						
<b>Jackie Jensen, R</b> (1,9) OBP: 0.370, SLG: 0.424										4	0	1	0	0	0	2						
<b>Gil Coan, L</b> (1,7) OBP: 0.298, SLG: 0.281										3	1	1	1	1	0	1						
<b>Jim Busby, R</b> (1,8) OBP: 0.356, SLG: 0.411										4	0	2	1	0	0	0						
<b>Wayne Terwilliger, R</b> (1,4) <b>Mel Hoderlein, S</b> (2,4) OBP: 0.296, SLG: 0.341 OBP: 0.292, SLG: 0.209										1	0	0	0	0	1	0						
<b>Ed Fitz Gerald, R</b> (1,2) OBP: 0.301, SLG: 0.323										4	0	1	1	0	0	0						
<b>Johnny Schmitz, R</b> (1,1) OBP: 0.065, SLG: 0.065										1	0	0	0	0	0	0						
<b>Kite Thomas, R</b> (5, PH) OBP: 0.296, SLG: 0.284										1	0	0	0	0	0	1						
<b>Sonny Dixon, S</b> (5, 1) OBP: 0.276, SLG: 0.200										1	0	0	0	1	1	0						
<b>Inning Stats</b>	R: 0 E: 0 K: 1 S: 6	H: 1 LOB: 1 BB: 0 P: 6	R: 0 E: 0 K: 1 S: 5	H: 0 LOB: 0 BB: 0 P: 5	R: 0 E: 0 K: 0 S: 3	H: 0 LOB: 0 BB: 0 P: 3	R: 0 E: 0 K: 0 S: 4	H: 1 LOB: 1 BB: 0 P: 4	R: 1 E: 0 K: 1 S: 6	H: 1 LOB: 1 BB: 1 P: 10	R: 2 E: 0 K: 0 S: 6	H: 3 LOB: 1 BB: 0 P: 6	R: 0 E: 0 K: 2 S: 7	H: 0 LOB: 0 BB: 0 P: 7	R: 1 E: 0 K: 1 S: 7	H: 2 LOB: 2 BB: 1 P: 11	R: 0 E: 0 K: 2 S: 7	H: 0 LOB: 1 BB: 1 P: 11	1B: 3 2B: 2 3B: 1 HR: 2	SF: 0 SAC: 0 DP: 0 HBP: 0	WP: 0 PB: 0 CS: 0	PA: 38
<b>PITCHER</b>	IP	WLS	BF	H	R	ER	SO	BB	IBB	HBP	BLK	WP	HR	S	P	ERA	WHIP					
<b>Satchel Paige, R</b> (1,1) ERA: 3.59	5.2		24	6	3	3	3	1	0	0	0	0	2	29	33	4.76	1.235					
<b>Bob Turley, R</b> (6,1) ERA: 5.06	3.1	L	14	2	1	1	5	1	1	0	0	0	0	22	30	2.70	0.900					

Batter	1	2	3	4	5	6	7	8	9	AB	R	H	RBI	BB	SO	LOB	BOTTOM					
<b>Billy Hunter, R</b> (1,6) OBP: 0.257, SLG: 0.254										4	0	0	0	0	1	0	<b>Washington Senators @ St. Louis Browns</b> <b>Sportsman's Park, St. Louis, MO</b> Mon Aug 31 1953, 4:33 AM EDT Att: 13,898 - Unknown <a href="http://livebaseballscorecards.com">livebaseballscorecards.com</a>					
<b>Roy Sievers, R</b> (1,3) OBP: 0.336, SLG: 0.399										4	1	1	1	0	0	0						
<b>Don Lenhardt, R</b> (1,7) OBP: 0.402, SLG: 0.506										3	1	1	1	1	1	0						
<b>Vic Wertz, L</b> (1,9) OBP: 0.385, SLG: 0.474										3	0	1	0	1	2	1						
<b>Vern Stephens, R</b> (1,5) OBP: 0.316, SLG: 0.338										4	0	3	0	0	1	1						
<b>Les Moss, R</b> (1,2) OBP: 0.327, SLG: 0.391										3	0	1	0	0	0	2						
<b>Hank Edwards, L</b> (8, PH) OBP: 0.290, SLG: 0.244										1	0	0	0	0	2							
<b>Clint Courtney, L</b> (9,2) OBP: 0.300, SLG: 0.338										0	0	0	0	0	0							
<b>Johnny Groth, R</b> (1,8) OBP: 0.312, SLG: 0.363										4	0	1	0	0	0	1						
<b>Bobby Young, L</b> (1,4) OBP: 0.316, SLG: 0.340										4	0	0	0	0	3							
<b>Satchel Paige, R</b> (1,1) ERA: 3.53										2	0	0	0	0	1	0						
<b>Bob Turley, R</b> (6,1) OBP: 0.600, SLG: 1.250										1	1	1	1	0	0	0						
<b>Dick Kryhoski, L</b> (9, PH) OBP: 0.337, SLG: 0.506										1	0	0	0	0	0	0						
<b>Inning Stats</b>	R: 1 E: 0 K: 1 S: 6	H: 1 LOB: 0 BB: 0 P: 6	R: 0 E: 0 K: 0 S: 4	H: 2 LOB: 1 BB: 0 P: 4	R: 1 E: 0 K: 1 S: 6	H: 1 LOB: 1 BB: 1 P: 10	R: 0 E: 0 K: 0 S: 4	H: 2 LOB: 1 BB: 0 P: 4	R: 0 E: 0 K: 1 S: 5	H: 0 LOB: 0 BB: 0 P: 5	R: 0 E: 0 K: 1 S: 5	H: 0 LOB: 0 BB: 0 P: 9	R: 1 E: 0 K: 1 S: 6	H: 1 LOB: 0 BB: 0 P: 6	R: 0 E: 0 K: 1 S: 7	H: 2 LOB: 2 BB: 0 P: 7	R: 0 E: 0 K: 0 S: 3	H: 0 LOB: 0 BB: 0 P: 3	1B: 5 2B: 2 3B: 0 HR: 3	SF: 0 SAC: 0 DP: 1 HBP: 0	WP: 0 PB: 0 CS: 0	PA: 36
<b>PITCHER</b>	IP	WLS	BF	H	R	ER	SO	BB	IBB	HBP	BLK	WP	HR	S	P	ERA	WHIP					
<b>Johnny Schmitz, L</b> (1,1) ERA: 3.53	4.0		17	6	2	2	2	1	0	0	0	0	2	20	24	4.50	1.750					
<b>Sonny Dixon, R</b> (5,1) ERA: 3.72	5.0	W	19	3	1	1	4	1	0	0	0	0	1	26	30	1.80	0.800					





Batter	1	2	3	4	5	6	7	8	9	AB	R	H	RBI	BB	SO	LOB	TOP					
<b>Eddie Yost, R</b> OBP: 0.391, SLG: 0.365 (1, 5)	F7	F7			F7		6-3		F7	5	0	0	0	0	0	0	<b>Washington Senators @ Chicago White Sox</b> Comiskey Park, Chicago, IL Wed Sep 02 1953, 4:33 AM EDT Att: 4,130 - Unknown 					
<b>Pete Runnels, L</b> OBP: 0.351, SLG: 0.321 (1, 6)	1B		1B		F8		1B		4-3	5	1	3	0	0	0							
<b>Mickey Vernon, L</b> OBP: 0.394, SLG: 0.503 (1, 3)	E4 1B 2B		E4 FC6-4		2B		K		1B	5	1	2	0	0	1	3						
<b>Jackie Jensen, R</b> OBP: 0.370, SLG: 0.423 (1, 9)	2B 1-2 2H		F8		BB		G3		5-3	4	0	1	1	1	0	4						
<b>Gil Coan, L</b> OBP: 0.297, SLG: 0.296 (1, 7)	K		P4		3-1				2B 3B	4	1	1	0	0	1	6						
<b>Jim Busby, R</b> OBP: 0.357, SLG: 0.416 (1, 8)	2B		FC6-4				F9		2B	4	0	2	2	0	0	2						
<b>Wayne Terwilliger, R</b> OBP: 0.345, SLG: 0.340 (1, 4)	K				F3		FC6-4 1B		K	4	0	1	0	0	2	3						
<b>Ed Fitz Gerald, R</b> OBP: 0.297, SLG: 0.319 <b>Mickey Crasso, R</b> OBP: 0.259, SLG: 0.290 (6, 2)		5-3			6-3		F8		6-3	3	0	0	0	0	0	1						
<b>Spec Shea, R</b> OBP: 0.203, SLG: 0.228 <b>Al Sima, L</b> OBP: 0.118, SLG: 0.118 <b>Clyde Volmer, R</b> OBP: 0.342, SLG: 0.381 <b>Jerry Lane, R</b> OBP: 0.294, SLG: 0.291 <b>Kite Thomas, R</b> OBP: 0.204, SLG: 0.143 <b>Walt Masterson, R</b> OBP: 0.204, SLG: 0.143 (1, 1) (4, 1) (5, PH) (6, 1) (8, PH) (8, 1)		K			6-3		FC6-4 1-2		5-3	2	0	0	0	0	0	1						
<b>Inning Stats</b>	R: 2 E: 1 K: 2 S: 11	H: 3 LOB: 2 BB: 0 P: 11	R: 0 E: 0 K: 1 S: 5	H: 0 LOB: 0 BB: 0 P: 5	R: 0 E: 1 K: 0 S: 5	H: 1 LOB: 2 BB: 0 P: 5	R: 0 E: 0 K: 0 S: 3	H: 0 LOB: 0 BB: 0 P: 3	R: 0 E: 0 K: 0 S: 4	H: 1 LOB: 2 BB: 1 P: 8	R: 0 E: 0 K: 0 S: 6	H: 1 LOB: 1 BB: 0 P: 6	R: 1 E: 0 K: 1 S: 7	H: 2 LOB: 1 BB: 0 P: 7	R: 0 E: 0 K: 0 S: 4	H: 1 LOB: 1 BB: 0 P: 4		1B: 6 2B: 3 3B: 1 HR: 0	SF: 0 SAC: 0 DP: 0 HBP: 0	WP: 0 PB: 0 CS: 1	PA: 40	
<b>PITCHER</b>	IP	WLS	BF	H	R	ER	SO	BB	IBB	HBP	BLK	WP	HR	S	P	ERA	WHIP					
<b>Bob Keegan, R</b> ERA: 3.55 <b>Harry Dorish, R</b> ERA: 3.27 (1, 1) (8, 1)	7.0	W	31	7	2	0	4	1	0	0	0	0	0	38	42	0.00	1.143					
<b>Inning Stats</b>	R: 0 E: 0 K: 0 S: 5	H: 2 LOB: 2 BB: 0 P: 5	R: 0 E: 0 K: 1 S: 5	H: 0 LOB: 0 BB: 0 P: 5	R: 0 E: 0 K: 0 S: 4	H: 2 LOB: 1 BB: 1 P: 8	R: 0 E: 0 K: 0 S: 7	H: 2 LOB: 2 BB: 1 P: 11	R: 3 E: 0 K: 0 S: 7	H: 5 LOB: 5 BB: 1 P: 11	R: 2 E: 1 K: 1 S: 8	H: 3 LOB: 2 BB: 1 P: 12	R: 0 E: 0 K: 1 S: 6	H: 1 LOB: 1 BB: 0 P: 6	R: 1 E: 0 K: 0 S: 4	H: 1 LOB: 1 BB: 1 P: 8	R: 1 E: 0 K: 0 S: 4	H: 2 LOB: 1 BB: 1 P: 8	1B: 15 2B: 1 3B: 0 HR: 0	SF: 0 SAC: 2 DP: 1 HBP: 0	WP: 0 PB: 0 CS: 1	PA: 42

Batter	1	2	3	4	5	6	7	8	9	AB	R	H	RBI	BB	SO	LOB	BOTTOM			
<b>Chico Carrasquel, R</b> OBP: 0.312, SLG: 0.351 (1, 6)	L5		G5-4-3	1B	FC5		F7			5	0	1	0	0	0	4	<b>Washington Senators @ Chicago White Sox</b> Comiskey Park, Chicago, IL Wed Sep 02 1953, 4:33 AM EDT Att: 4,130 - Unknown 			
<b>Nellie Fox, L</b> OBP: 0.337, SLG: 0.357 (1, 4)	P6		BB 1B	1-2 2H	1B		F8		BB 1B	5	1	3	1	0	0	0				
<b>Fernis Fain, L</b> OBP: 0.421, SLG: 0.371 (1, 3)	1B		BB 1B	4-3	1B		1B		BB 1B	3	0	2	0	2	0	2				
<b>Tom Wright, L</b> OBP: 0.341, SLG: 0.405 <b>Sam Mele, R</b> OBP: 0.362, SLG: 0.442 (5, PH) (6, 9)	1B		4-3		SH1-3 E 1B		K		1-3 2H 1B	2	0	1	0	0	0	2				
<b>Bob Boyd, L</b> OBP: 0.376, SLG: 0.402 (1, 7)	L4			2B 1B	SH1-3		4-3		F9	4	1	1	0	0	0	4				
<b>Connie Ryan, R</b> OBP: 0.375, SLG: 0.462 (1, 5)			F9		F8		K		2-3 SH5-3 1B	5	1	1	0	0	1	3				
<b>Jim Rivera, L</b> OBP: 0.330, SLG: 0.425 (1, 8)			K		E8 1B 1B		SH5-3		SH5-3	3	2	2	2	0	1	0				
<b>Red Wilson, R</b> OBP: 0.348, SLG: 0.291 (1, 2)			6-3		CS 1B		FC5 1B		2-3	3	0	1	1	1	0	1				
<b>Bob Keegan, R</b> OBP: 0.294, SLG: 0.250 <b>Bud Stewart, L</b> OBP: 0.407, SLG: 0.449 <b>Harry Dorish, R</b> OBP: 0.171, SLG: 0.171 (1, 1) (7, PH) (8, 1)					G5-4-3 1B		1-2 1B BB		S BB	2	1	2	1	1	0	0				
<b>Inning Stats</b>	R: 0 E: 0 K: 0 S: 5	H: 2 LOB: 2 BB: 0 P: 5	R: 0 E: 0 K: 1 S: 5	H: 0 LOB: 0 BB: 0 P: 5	R: 0 E: 0 K: 0 S: 4	H: 2 LOB: 1 BB: 1 P: 8	R: 3 E: 0 K: 0 S: 7	H: 5 LOB: 5 BB: 1 P: 11	R: 2 E: 1 K: 1 S: 8	H: 3 LOB: 2 BB: 1 P: 12	R: 0 E: 0 K: 1 S: 6	H: 1 LOB: 1 BB: 0 P: 6	R: 1 E: 0 K: 0 S: 4	H: 1 LOB: 1 BB: 1 P: 8	R: 1 E: 0 K: 0 S: 4	H: 2 LOB: 1 BB: 1 P: 8		1B: 15 2B: 1 3B: 0 HR: 0	SF: 0 SAC: 2 DP: 1 HBP: 0	WP: 0 PB: 0 CS: 1
<b>PITCHER</b>	IP	WLS	BF	H	R	ER	SO	BB	IBB	HBP	BLK	WP	HR	S	P	ERA	WHIP			
<b>Spec Shea, R</b> ERA: 3.79 <b>Al Sima, L</b> ERA: 3.64 <b>Jerry Lane, R</b> ERA: 4.33 <b>Walt Masterson, R</b> ERA: 3.17 (1, 1) (4, 1) (6, 1) (8, 1)	3.2	L	20	3	2	2	1	1	0	0	0	0	0	9	13	13.50	3.000			



Batter	1	2	3	4	5	6	7	8	9	AB	R	H	RBI	BB	SO	LOB	TOP					
Eddie Yost, R (1.5) OBP: 0.389, SLG: 0.362	5-3		F7		F9		1B 2B IBB		5-3	4	1	0	1	1	0	2						
Pete Runnels, L (1.6) OBP: 0.352, SLG: 0.321	F9		2-3 3-H		P4		2B 1B			1	0	0	0	1	0	0						
Jerry Snyder, R (4.6) OBP: 0.385, SLG: 0.408			1B BB				1-2 2-H			2	0	1	1	0	0	0						
Mickey Vernon, L (1.3) OBP: 0.393, SLG: 0.503	F9		F7		F7		1-3 2-H			4	0	1	2	0	0	2						
Jackie Jensen, R (1.9) OBP: 0.373, SLG: 0.426		FC3-5 1B	1B			CS 1B	F8			4	0	3	0	0	0	2						
Gil Coan, L (1.7) OBP: 0.289, SLG: 0.287	FC3-5 CS WP		K			P6			P4	4	0	0	0	0	1	5						
Jim Busby, R (1.8) OBP: 0.354, SLG: 0.412	6-3				5-3		K		K	4	0	0	0	0	2	1						
Wayne Terwilliger, R (1.4) OBP: 0.347, SLG: 0.338			SH F7 BB		K		2B BB		K	2	0	0	0	2	2	0						
Ed Fitz Gerald, R (1.2) OBP: 0.297, SLG: 0.318			F7 SH 1B		6-3		F3		F7	4	1	1	0	0	0	1						
Bob Porterfield, R (1.1) OBP: 0.301, SLG: 0.449			SH 1B BB				1-H 1B 2B		K	1	0	0	0	0	1	0						
Kite Thomas, R (7, PH) OBP: 0.300, SLG: 0.299					K					1	1	1	1	0	0	0						
Johnny Schmitz, R (7.1) OBP: 0.063, SLG: 0.063										1	0	0	0	0	1	0						
<b>Inning Stats</b>	R: 0 E: 0 K: 0 S: 3	H: 0 LOB: 0 BB: 0 P: 3	R: 0 E: 0 K: 0 S: 3	H: 1 LOB: 0 BB: 0 P: 3	R: 2 E: 0 K: 1 S: 8	H: 2 LOB: 3 BB: 2 P: 16	R: 0 E: 0 K: 1 S: 5	H: 0 LOB: 0 BB: 0 P: 5	R: 0 E: 0 K: 1 S: 5	H: 1 LOB: 0 BB: 0 P: 3	R: 3 E: 0 K: 1 S: 8	H: 3 LOB: 2 BB: 2 P: 16	R: 0 E: 0 K: 2 S: 7	H: 0 LOB: 0 BB: 0 P: 7	R: 0 E: 0 K: 1 S: 5	H: 0 LOB: 0 BB: 0 P: 5	1B: 5 2B: 2 3B: 0 HR: 0	SF: 0 SAC: 1 DP: 0 HBP: 0	WP: 1 PB: 0 CS: 2	PA: 37		
<b>PITCHER</b>	IP WLS BF H R ER SO BB IBB HBP BLK WP HR S P ERA WHIP	IP WLS BF H R ER SO BB IBB HBP BLK WP HR S P ERA WHIP	IP WLS BF H R ER SO BB IBB HBP BLK WP HR S P ERA WHIP	IP WLS BF H R ER SO BB IBB HBP BLK WP HR S P ERA WHIP	IP WLS BF H R ER SO BB IBB HBP BLK WP HR S P ERA WHIP	IP WLS BF H R ER SO BB IBB HBP BLK WP HR S P ERA WHIP	IP WLS BF H R ER SO BB IBB HBP BLK WP HR S P ERA WHIP	IP WLS BF H R ER SO BB IBB HBP BLK WP HR S P ERA WHIP	IP WLS BF H R ER SO BB IBB HBP BLK WP HR S P ERA WHIP	IP WLS BF H R ER SO BB IBB HBP BLK WP HR S P ERA WHIP	IP WLS BF H R ER SO BB IBB HBP BLK WP HR S P ERA WHIP	IP WLS BF H R ER SO BB IBB HBP BLK WP HR S P ERA WHIP	IP WLS BF H R ER SO BB IBB HBP BLK WP HR S P ERA WHIP	IP WLS BF H R ER SO BB IBB HBP BLK WP HR S P ERA WHIP	IP WLS BF H R ER SO BB IBB HBP BLK WP HR S P ERA WHIP	IP WLS BF H R ER SO BB IBB HBP BLK WP HR S P ERA WHIP	IP WLS BF H R ER SO BB IBB HBP BLK WP HR S P ERA WHIP	IP WLS BF H R ER SO BB IBB HBP BLK WP HR S P ERA WHIP	IP WLS BF H R ER SO BB IBB HBP BLK WP HR S P ERA WHIP	IP WLS BF H R ER SO BB IBB HBP BLK WP HR S P ERA WHIP	IP WLS BF H R ER SO BB IBB HBP BLK WP HR S P ERA WHIP	IP WLS BF H R ER SO BB IBB HBP BLK WP HR S P ERA WHIP

Washington Senators @ Chicago White Sox  
Comiskey Park, Chicago, IL  
Thu Sep 03 1953, 4:33 AM EDT  
Att: 14,618 - Unknown

livebaseballscorecards.com

AB 32  
R 5  
H 7  
RBI 5  
BB 4  
SO 7  
LOB 13



Batter	1	2	3	4	5	6	7	8	9	AB	R	H	RBI	BB	SO	LOB	BOTTOM					
Chico Carrasquel, R (1.6) OBP: 0.316, SLG: 0.354	L4-3 1B			SH3 1B		5-3			FC4 1B	4	0	3	0	0	0	0						
Nellie Fox, L (1.4) OBP: 0.337, SLG: 0.356	L4-3			SH3			FC6-4 BB FC6-4		FC4	2	1	0	0	1	0	2						
Ferris Fain, L (1.3) OBP: 0.420, SLG: 0.368	1-3			K2-3			FC6-4 BB		K	3	0	0	0	1	2	2						
Tom Wright, L (1.9) OBP: 0.336, SLG: 0.398		F5		F8			FC6-4		6-3	2	0	0	0	0	0	1						
Sam Meles, R (7, PH) OBP: 0.360, SLG: 0.440							1-2 2-3 FC6-4			2	0	0	0	0	0	3						
Bob Boyd, L (1.7) OBP: 0.378, SLG: 0.404					F8		FC6-4			2	0	1	0	0	0	0						
Minnie Minoso, R (7, PH) OBP: 0.419, SLG: 0.478		G1-4-3 1B					1-2 3-H FC6-4			1	0	0	1	0	0	1						
Connie Ryan, R (1.5) OBP: 0.371, SLG: 0.457		G1-4-3			F9		F2			3	0	0	0	0	0	2						
Jim Rivera, L (1.8) OBP: 0.329, SLG: 0.423				4-3		3-1			3-1	3	0	0	0	0	0	0						
Sherm Lollar, R (1.2) OBP: 0.389, SLG: 0.401				5-3			P6		6-3	3	0	0	0	0	0	0						
Connie Johnson, R (1.1) OBP: 0.133, SLG: 0.071							6-3		F9	2	0	0	0	0	0	0						
Mike Fomiele, R (7.1) OBP: 0.128, SLG: 0.132										0	0	0	0	0	0	0						
Bob Elliott, R (6, PH) OBP: 0.368, SLG: 0.401										1	0	0	0	0	0	0						
Harry Dorish, R (6.1) OBP: 0.171, SLG: 0.171										0	0	0	0	0	0	0						
<b>Inning Stats</b>	R: 0 E: 0 K: 0 S: 3	H: 1 LOB: 0 BB: 0 P: 3	R: 0 E: 0 K: 0 S: 3	H: 1 LOB: 0 BB: 0 P: 3	R: 0 E: 0 K: 1 S: 6	H: 1 LOB: 1 BB: 0 P: 6	R: 0 E: 0 K: 0 S: 3	H: 0 LOB: 0 BB: 0 P: 3	R: 1 E: 0 K: 0 S: 3	H: 0 LOB: 1 BB: 2 P: 11	R: 0 E: 0 K: 0 S: 3	H: 0 LOB: 0 BB: 0 P: 3	R: 0 E: 0 K: 1 S: 6	H: 1 LOB: 1 BB: 0 P: 6	1B: 4 2B: 1 3B: 0 HR: 0	SF: 0 SAC: 1 DP: 2 HBP: 0	WP: 0 PB: 0 CS: 0	PA: 31				
<b>PITCHER</b>	IP WLS BF H R ER SO BB IBB HBP BLK WP HR S P ERA WHIP	IP WLS BF H R ER SO BB IBB HBP BLK WP HR S P ERA WHIP	IP WLS BF H R ER SO BB IBB HBP BLK WP HR S P ERA WHIP	IP WLS BF H R ER SO BB IBB HBP BLK WP HR S P ERA WHIP	IP WLS BF H R ER SO BB IBB HBP BLK WP HR S P ERA WHIP	IP WLS BF H R ER SO BB IBB HBP BLK WP HR S P ERA WHIP	IP WLS BF H R ER SO BB IBB HBP BLK WP HR S P ERA WHIP	IP WLS BF H R ER SO BB IBB HBP BLK WP HR S P ERA WHIP	IP WLS BF H R ER SO BB IBB HBP BLK WP HR S P ERA WHIP	IP WLS BF H R ER SO BB IBB HBP BLK WP HR S P ERA WHIP	IP WLS BF H R ER SO BB IBB HBP BLK WP HR S P ERA WHIP	IP WLS BF H R ER SO BB IBB HBP BLK WP HR S P ERA WHIP	IP WLS BF H R ER SO BB IBB HBP BLK WP HR S P ERA WHIP	IP WLS BF H R ER SO BB IBB HBP BLK WP HR S P ERA WHIP	IP WLS BF H R ER SO BB IBB HBP BLK WP HR S P ERA WHIP	IP WLS BF H R ER SO BB IBB HBP BLK WP HR S P ERA WHIP	IP WLS BF H R ER SO BB IBB HBP BLK WP HR S P ERA WHIP	IP WLS BF H R ER SO BB IBB HBP BLK WP HR S P ERA WHIP	IP WLS BF H R ER SO BB IBB HBP BLK WP HR S P ERA WHIP	IP WLS BF H R ER SO BB IBB HBP BLK WP HR S P ERA WHIP	IP WLS BF H R ER SO BB IBB HBP BLK WP HR S P ERA WHIP	IP WLS BF H R ER SO BB IBB HBP BLK WP HR S P ERA WHIP

Washington Senators @ Chicago White Sox  
Comiskey Park, Chicago, IL  
Thu Sep 03 1953, 4:33 AM EDT  
Att: 14,618 - Unknown

livebaseballscorecards.com

AB 28  
R 1  
H 4  
RBI 1  
BB 2  
SO 2  
LOB 11





Batter	1	2	3	4	5	6	7	8	9	AB	R	H	RBI	BB	SO	LOB	TOP					
<b>Eddie Yost, R</b> OBP: 0.394, SLG: 0.368 (1, 5)										3	5	2	0	3	0	1	<b>Washington Senators @ Philadelphia Athletics</b> <b>Connie Mack Stadium, Philadelphia, PA</b> Mon Sep 07 1953, 3:33 AM EDT Unknown					
<b>Pete Runnels, L</b> OBP: 0.356, SLG: 0.326 (1, 6)										6	2	4	1	0	1	2						
<b>Mickey Vernon, L</b> OBP: 0.391, SLG: 0.500 (1, 3)										5	0	1	3	0	0	5						
<b>Jackie Jensen, R</b> OBP: 0.371, SLG: 0.422 (1, 9)										6	1	1	2	0	0	5						
<b>Gil Coan, L</b> OBP: 0.303, SLG: 0.293 (1, 7)										4	1	2	0	2	0	1						
<b>Jim Busby, R</b> OBP: 0.355, SLG: 0.412 (1, 8)										5	1	2	2	0	1	3						
<b>Wayne Terwilliger, R</b> OBP: 0.349, SLG: 0.340 (1, 4)										4	1	2	1	1	0	2						
<b>Ed Fitz Gerald, R</b> OBP: 0.299, SLG: 0.320 (1, 2)										5	1	2	1	0	1	4						
<b>Walt Masterson, R</b> OBP: 0.214, SLG: 0.157 (1, 1)										2	1	1	0	0	1	2						
<b>Kite Thomas, R</b> OBP: 0.306, SLG: 0.316 (6, PH)										0	0	0	0	0	0	0						
<b>Johnny Schmitz, R</b> OBP: 0.061, SLG: 0.061 (6, 1)										1	0	0	0	0	0	2						
<b>Inning Stats</b>	R: 4 E: 1 K: 2 S: 11	H: 4 LOB: 2 BB: 2 P: 19	R: 2 E: 0 K: 0 S: 5	H: 2 LOB: 2 BB: 2 P: 13	R: 2 E: 0 K: 0 S: 5	H: 2 LOB: 1 BB: 1 P: 9	R: 0 E: 0 K: 0 S: 3	H: 0 LOB: 0 BB: 0 P: 3	R: 2 E: 0 K: 1 S: 8	H: 3 LOB: 1 BB: 0 P: 8	R: 2 E: 0 K: 0 S: 8	H: 4 LOB: 1 BB: 0 P: 8	R: 0 E: 0 K: 0 S: 3	H: 0 LOB: 0 BB: 0 P: 3	R: 0 E: 0 K: 0 S: 4	H: 1 LOB: 2 BB: 1 P: 8	R: 1 E: 1 K: 0 S: 5	H: 2 LOB: 1 BB: 0 P: 5	1B: 15 2B: 3 3B: 0 HR: 0	SF: 0 SAC: 2 DP: 0 HBP: 0	WP: 0 PB: 0 SB: 1 CS: 0	PA: 50
<b>PITCHER</b>	IP WLS BF H R ER SO BB IBB HBP BLK WP HR S P ERA WHIP																					
<b>Bobo Newsom, R</b> ERA: 5.02 (1, 1)	2.0 L 16 6 6 6 2 3 1 0 0 0 0 0 16 32 27.00 4.500																					
<b>Frank Fanovich, L</b> ERA: 5.0 (3, 1)	5.0 24 9 6 6 2 1 0 0 0 0 0 0 27 31 10.80 2.000																					
<b>Joe Coleman, R</b> ERA: 4.0 (8, 1)	2.0 10 3 1 1 0 1 0 0 0 0 0 0 9 13 4.50 2.000																					

livebaseballscores.com


AB 41  
R 13  
H 17  
RBI 10  
BB 6  
SO 4  
LOB 27




Batter	1	2	3	4	5	6	7	8	9	AB	R	H	RBI	BB	SO	LOB	BOTTOM					
<b>Loren Babe, L</b> OBP: 0.291, SLG: 0.297 (1, 5)										5	0	0	0	0	1	3	<b>Washington Senators @ Philadelphia Athletics</b> <b>Connie Mack Stadium, Philadelphia, PA</b> Mon Sep 07 1953, 3:33 AM EDT Unknown					
<b>Dave Philley, S</b> OBP: 0.382, SLG: 0.432 (1, 9)										4	1	1	0	0	1	2						
<b>Eddie Robinson, L</b> OBP: 0.321, SLG: 0.412 (1, 3)										4	1	3	2	0	1	0						
<b>Gus Zernial, R</b> OBP: 0.348, SLG: 0.547 (1, 7)										3	0	0	0	1	0	2						
<b>Carmen Mauro, L</b> OBP: 0.276, SLG: 0.303 (1, 8)										2	0	0	0	0	0	1						
<b>Ed McChee, R</b> OBP: 0.323, SLG: 0.319 (6, PH) (7, 8)										2	0	1	0	0	1	1						
<b>Cass Michaels, R</b> OBP: 0.343, SLG: 0.377 (1, 4)										3	0	0	0	1	0	4						
<b>Joe Demaestri, R</b> OBP: 0.286, SLG: 0.332 (1, 6)										4	0	1	0	0	1	2						
<b>Joe Astroth, R</b> OBP: 0.369, SLG: 0.401 (1, 2)										4	0	1	0	0	0	2						
<b>Bobo Newsom, R</b> OBP: 0.167, SLG: 0.167 (2, PH)										0	0	0	0	0	0	0						
<b>Ray Murray, R</b> OBP: 0.336, SLG: 0.412 (3, 1)										1	0	0	0	0	0	0						
<b>Frank Fanovich, L</b> OBP: 0.306, SLG: 0.316 (6, PH)										1	0	0	0	0	0	0						
<b>Carl Schaub, R</b> OBP: 0.182, SLG: 0.182 (7, PH)										1	0	0	0	0	0	1						
<b>Joe Coleman, R</b> OBP: 0.359, SLG: 0.412 (8, 1)										0	0	0	0	0	0	0						
<b>Spider Wilhelm, R</b> OBP: 1.000, SLG: 1.000 (9, PH)										1	0	1	0	0	0	0						
<b>Inning Stats</b>	R: 2 E: 0 K: 0 S: 5	H: 2 LOB: 1 BB: 1 P: 9	R: 0 E: 0 K: 1 S: 5	H: 0 LOB: 0 BB: 0 P: 5	R: 0 E: 0 K: 2 S: 7	H: 0 LOB: 0 BB: 0 P: 7	R: 0 E: 0 K: 0 S: 4	H: 1 LOB: 2 BB: 1 P: 8	R: 0 E: 0 K: 0 S: 3	H: 1 LOB: 0 BB: 0 P: 3	R: 0 E: 0 K: 0 S: 5	H: 2 LOB: 2 BB: 0 P: 5	R: 0 E: 0 K: 1 S: 6	H: 1 LOB: 1 BB: 0 P: 6	R: 0 E: 0 K: 1 S: 6	H: 1 LOB: 1 BB: 0 P: 6	R: 0 E: 0 K: 1 S: 6	H: 1 LOB: 1 BB: 0 P: 6	1B: 7 2B: 1 3B: 0 HR: 1	SF: 0 SAC: 0 DP: 1 HBP: 0	WP: 0 PB: 0 SB: 0 CS: 0	PA: 37
<b>PITCHER</b>	IP WLS BF H R ER SO BB IBB HBP BLK WP HR S P ERA WHIP																					
<b>Walt Masterson, R</b> ERA: 3.18 (1, 1)	5.0 W 20 4 2 2 3 2 0 0 0 0 0 0 24 32 3.60 1.200																					
<b>Johnny Schmitz, L</b> ERA: 3.39 (6, 1)	4.0 S 17 5 0 0 3 0 0 0 0 0 0 0 23 23 0.00 1.250																					

livebaseballscores.com

AB 35  
R 2  
H 9  
RBI 2  
BB 2  
SO 6  
LOB 18





Batter	1	2	3	4	5	6	7	8	9	AB	R	H	RBI	BB	SO	LOB	TOP										
<b>Eddie Yost, R</b> OBP: 0.397, SLG: 0.378 (1, 5)	4-0 2B BB	0-0 S 1B		0-0 FC5-2 FC4-6 2H		0-0 HR 1-H		0-0 G1-2-3 2B	4 2 3 3 1 0 1								<b>Washington Senators @ Philadelphia Athletics</b> <b>Connie Mack Stadium, Philadelphia, PA</b> Mon Sep 07 1953, 3:38 AM EDT Att: 6,057 - Unknown										
<b>Pete Runnels, L</b> OBP: 0.354, SLG: 0.324 (1, 6)	0-3 K	0-0 1-6-3 1-2		0-0 FC4-6 1-2		0-0 L9		0-0 BB 1B	5 0 1 0 0 0 1 3																		
<b>Mickey Vernon, L</b> OBP: 0.395, SLG: 0.509 (1, 3)	0-0 E4 2B 1-H		0-0 6-3 3B		0-0 WP L7 2B		0-0 P6	4 2 3 1 1 0 0																			
<b>Jackie Jensen, R</b> OBP: 0.367, SLG: 0.418 (1, 9)	0-0 E4 2H		0-0 4-3		0-0 5-3 2-3		0-0 F5	5 0 0 0 0 0 6																			
<b>Gil Coan, L</b> OBP: 0.308, SLG: 0.289 (1, 7)	4-0 1-2 BB		4-0 6-3 BB		0-0 L7 3-H		0-0 6-3	2 0 0 1 2 0 0																			
<b>Jim Busby, R</b> OBP: 0.352, SLG: 0.409 (1, 8)	0-0 F8		0-0 6-3		0-0 F8		0-0 F3	4 0 0 1 0 0 3																			
<b>Wayne Terwilliger, R</b> OBP: 0.349, SLG: 0.341 (1, 4)		0-0 FC1-4-5-6 2B		0-0 F9		0-0 P6		0-0 F2	4 0 1 0 0 0 1																		
<b>Mickey Grasso, R</b> OBP: 0.259, SLG: 0.285 (1, 2)		0-0 FC1-4-5-6-1 1B 2-3		1-0 WP SH1-4 FC5-2 HBP		0-0 6-3		0-0 6-3	3 1 0 0 0 0 1																		
<b>Bob Porterfield, R</b> OBP: 0.302, SLG: 0.446 (1, 1)		0-0 F6		0-0 SH1-4 1-2		0-0 HR 1B		0-0 1-3	3 1 1 0 0 0 1																		
<b>Inning Stats</b>	R: 1 E: 1 K: 1 S: 6	H: 1 LOB: 2 BB: 2 P: 14	R: 1 E: 0 K: 0 S: 5	H: 2 LOB: 1 BB: 0 P: 5	R: 1 E: 0 K: 0 S: 4	H: 1 LOB: 1 BB: 1 P: 8	R: 0 E: 0 K: 0 S: 3	H: 0 LOB: 0 BB: 0 P: 4	R: 1 E: 0 K: 0 S: 4	H: 1 LOB: 0 BB: 0 P: 4	R: 2 E: 0 K: 0 S: 5	H: 2 LOB: 0 BB: 0 P: 5	R: 0 E: 0 K: 0 S: 3	H: 0 LOB: 0 BB: 0 P: 3	R: 0 E: 0 K: 0 S: 3	H: 2 LOB: 2 BB: 1 P: 8	1B: 3 2B: 4 3B: 1 HR: 1	SF: 0 SAC: 1 DP: 1 HBP: 1	WP: 2 PB: 0 SB: 2 CS: 0	PA: 40							
<b>PITCHER</b>	IP	WLS	BF	H	R	ER	SO	BB	IBB	HBP	BLK	WP	HR	S	P	ERA	WHIP										
<b>Charlie Bishop, R</b> ERA: 5.48 (1, 1)	5.0	L	24	5	4	4	1	3	0	1	0	2	0	22	35	7.20	1.600										
<b>Carl Scheib, R</b> ERA: 4.89 (6, 1)	1.0		5	2	2	2	0	0	0	0	0	0	1	5	5	18.00	2.000										
<b>Morrie Martin, L</b> ERA: 4.61 (7, 1)	3.0		11	2	0	0	0	1	0	0	0	0	0	10	14	0.00	1.000										
Batter	1	2	3	4	5	6	7	8	9	AB	R	H	RBI	BB	SO	LOB	BOTTOM										
<b>Joe Demaestri, R</b> OBP: 0.283, SLG: 0.328 (1, 6)	0-0 P6		0-0 1-3		0-0 F9		0-0 5-3		0-0 G4-6-3 1-2	4 0 0 0 0 0 1							<b>Washington Senators @ Philadelphia Athletics</b> <b>Connie Mack Stadium, Philadelphia, PA</b> Mon Sep 07 1953, 3:38 AM EDT Att: 6,057 - Unknown										
<b>Neal Watlington, L</b> OBP: 0.205, SLG: 0.167 (9, FH)										1 0 0 0 0 0 2																	
<b>Dave Philley, S</b> OBP: 0.363, SLG: 0.432 (1, 9)	0-0 F6		4-0 BB		0-0 1-2 1B		0-0 4-3			3 0 1 0 1 0 0																	
<b>Eddie Robinson, L</b> OBP: 0.320, SLG: 0.413 (1, 3)	0-0 G3		0-0 L9		0-0 4-3		0-0 1B 2B			4 0 1 0 0 0 3																	
<b>Gus Zernial, R</b> OBP: 0.349, SLG: 0.553 (1, 7)		0-0 HR		0-0 F8		0-0 G4-3-6 1B		0-0 F4	4 1 2 1 0 0 1																		
<b>Carmen Mauro, L</b> OBP: 0.287, SLG: 0.305 (1, 8)		4-0 S BB		4-0 G4-6-3 BB		0-0 G4-3-6 1-2		0-0 G3-6-3 1B	2 0 1 0 2 0 1																		
<b>Loren Babe, L</b> OBP: 0.291, SLG: 0.297 (1, 5)		0-0 L9 1-2		0-0 G4-6-3 1-2		0-0 G4-6-3 1B		0-0 G3-6-3 1-2	4 0 1 0 0 0 4																		
<b>Cass Michaels, R</b> OBP: 0.342, SLG: 0.374 (1, 4)		0-3 K		4-0 PB 1B BB		0-0 6-3		0-0 F3	3 1 0 0 1 1 2																		
<b>Ray Murray, R</b> OBP: 0.341, SLG: 0.431 (1, 2)		0-0 F8		0-0 FC4-6 1B 1-H		0-0 HR		0-0 1B	4 1 3 2 0 0 1																		
<b>Marion Francano, R</b> OBP: 0.180, SLG: 0.169 (9, PR)				0-0 K		0-0 FC4-6 1B 1-2		0-0 K	0 0 0 0 0 0 0																		
<b>Charlie Bishop, R</b> OBP: 0.111, SLG: 0.115 (1, 1)				0-3 K		0-0 FC4-6 1B 1-2		0-0 G4-6-3 1B	1 0 0 0 0 1 0																		
<b>Elmer Valo, L</b> OBP: 0.333, SLG: 0.190 (5, PH)									1 0 0 0 0 0 1																		
<b>Carl Scheib, R</b> OBP: 0.233, SLG: 0.195 (6, 1)									0 0 0 0 0 0 0																		
<b>Morrie Martin, L</b> OBP: 0.108, SLG: 0.108 (7, 1)									1 0 0 0 0 1 0																		
<b>Tom Hamilton, L</b> OBP: 0.276, SLG: 0.231 (9, PH)									1 0 1 0 0 0 0																		
<b>Inning Stats</b>	R: 0 E: 0 K: 0 S: 3	H: 0 LOB: 0 BB: 0 P: 3	R: 1 E: 0 K: 1 S: 6	H: 1 LOB: 1 BB: 1 P: 10	R: 0 E: 0 K: 1 S: 5	H: 0 LOB: 1 BB: 1 P: 9	R: 0 E: 0 K: 0 S: 2	H: 0 LOB: 0 BB: 1 P: 6	R: 1 E: 0 K: 0 S: 5	H: 2 LOB: 2 BB: 1 P: 9	R: 0 E: 0 K: 0 S: 4	H: 2 LOB: 1 BB: 0 P: 4	R: 1 E: 0 K: 1 S: 6	H: 1 LOB: 0 BB: 0 P: 6	R: 0 E: 0 K: 0 S: 4	H: 2 LOB: 2 BB: 0 P: 4	R: 0 E: 0 K: 0 S: 4	H: 2 LOB: 2 BB: 0 P: 4	1B: 7 2B: 1 3B: 0 HR: 2	SF: 0 SAC: 0 DP: 4 HBP: 0	WP: 0 PB: 2 SB: 1 CS: 0	PA: 37					
<b>PITCHER</b>	IP	WLS	BF	H	R	ER	SO	BB	IBB	HBP	BLK	WP	HR	S	P	ERA	WHIP										
<b>Bob Porterfield, R</b> ERA: 3.55 (1, 1)	9.0	W	37	10	3	3	3	4	0	0	0	0	2	39	55	3.00	1.556										



Batter	1	2	3	4	5	6	7	8	9	AB	R	H	RBI	BB	SO	LOB	TOP					
<b>Billy Hunter, R</b> OBP: 0.258, SLG: 0.261 (1, 6)	F7		5-3			1-3		F7		4	0	0	0	0	0	1						
<b>Dick Kuyboski, L</b> OBP: 0.322, SLG: 0.488 (1, 3)	F5		6-3			4-3			6-3	4	0	0	0	0	0	0						
<b>Vern Stephens, R</b> OBP: 0.318, SLG: 0.342 (1, 5)						6-3			1B	4	2	3	0	0	0	0						
<b>Vic Wertz, L</b> OBP: 0.377, SLG: 0.466 (1, 9)	4-3					F5		F9	P6	4	0	0	0	0	0	3						
<b>Don Lenhardt, R</b> OBP: 0.396, SLG: 0.488 (1, 7)								F9		4	0	2	1	0	1	0						
<b>Les Moss, R</b> OBP: 0.341, SLG: 0.390 (1, 2)	1-3					G6-4-3				4	0	1	1	0	1	1						
<b>Johnny Groth, R</b> OBP: 0.315, SLG: 0.373 (1, 8)								F8		4	0	3	0	0	0	0						
<b>Bobby Young, L</b> OBP: 0.310, SLG: 0.333 (1, 4)	F5					F8		FC1-6	1-3	4	0	0	0	0	0	5						
<b>Don Larsen, R</b> OBP: 0.292, SLG: 0.420 (1, 1)			1-3					F7		3	0	0	0	0	1	1						
<b>Inning Stats</b>	R: 0 E: 0 K: 0 S: 4	H: 1 LOB: 1 BB: 0 P: 4	R: 0 E: 0 K: 1 S: 6	H: 1 LOB: 1 BB: 0 P: 6	R: 0 E: 0 K: 0 S: 3	H: 0 LOB: 0 BB: 0 P: 3	R: 1 E: 0 K: 0 S: 4	H: 2 LOB: 0 BB: 0 P: 4	R: 0 E: 0 K: 1 S: 5	H: 0 LOB: 0 BB: 0 P: 5	R: 0 E: 0 K: 0 S: 3	H: 0 LOB: 0 BB: 0 P: 3	R: 0 E: 0 K: 1 S: 5	H: 0 LOB: 0 BB: 0 P: 5	R: 0 E: 0 K: 0 S: 4	H: 1 LOB: 1 BB: 0 P: 4	R: 1 E: 0 K: 0 S: 7	H: 4 LOB: 3 BB: 0 P: 7	1B: 8 2B: 1 3B: 0 HR: 0	SF: 0 SAC: 0 DP: 1 HBP: 0	WP: 0 PB: 0 SB: 1 CS: 0	PA: 35
<b>PITCHER</b> <b>Chuck Stobbs, L</b> ERA: 3.41 (1, 1)	IP: 9.0 WLS: L BF: 35 H: 9 R: 2 ER: 2 SO: 3 BB: 0 IBB: 0 HBP: 0 BLK: 0 WP: 0 HR: 0 S: 41 P: 41 ERA: 2.00 WHIP: 1.000															<b>PITCHER</b> IP: 9.0 WLS: W BF: 34 H: 5 R: 0 ER: 0 SO: 6 BB: 3 IBB: 0 HBP: 0 BLK: 0 WP: 0 HR: 0 S: 43 P: 55 ERA: 0.00 WHIP: 0.889						

St. Louis Browns @ Washington Senators  
Griffith Stadium, Washington, DC  
Wed Sep 09 1953, 3:33 AM EDT  
Unknown


AB 35  
R 2  
H 9  
RBI 2  
BB 0  
SO 3  
LOB 11



Batter	1	2	3	4	5	6	7	8	9	AB	R	H	RBI	BB	SO	LOB	BOTTOM					
<b>Eddie Yost, R</b> OBP: 0.396, SLG: 0.377 (1, 5)	P4			F7		G4-3				4	0	1	0	0	0	1						
<b>Pete Runnels, L</b> OBP: 0.353, SLG: 0.323 (1, 6)	G3			F8		K				4	0	1	0	0	1	1						
<b>Mickey Vernon, L</b> OBP: 0.397, SLG: 0.509 (1, 3)	P6									2	0	1	0	2	0	0						
<b>Jackie Jensen, R</b> OBP: 0.366, SLG: 0.417 (1, 9)				F9		F8				4	0	1	0	0	0	3						
<b>Gil Coan, L</b> OBP: 0.301, SLG: 0.281 (1, 7)						K				4	0	0	0	0	2	5						
<b>Jim Busby, R</b> OBP: 0.351, SLG: 0.408 (1, 8)				F9						4	0	1	0	0	0	2						
<b>Wayne Terwilliger, R</b> OBP: 0.346, SLG: 0.339 (1, 4)				F7						3	0	0	0	0	1	2						
<b>Kite Thomas, R</b> OBP: 0.304, SLG: 0.313 (9, PH)						K				1	0	0	0	0	0	2						
<b>Ed Fitz Gerald, R</b> OBP: 0.296, SLG: 0.316 (1, 2)				6-3						3	0	0	0	0	1	0						
<b>Chuck Stobbs, L</b> OBP: 0.283, SLG: 0.214 (1, 1)				K						2	0	0	0	1	1	0						
<b>Inning Stats</b>	R: 0 E: 0 K: 0 S: 3	H: 0 LOB: 0 BB: 0 P: 3	R: 0 E: 0 K: 1 S: 5	H: 0 LOB: 0 BB: 0 P: 5	R: 0 E: 0 K: 1 S: 5	H: 0 LOB: 0 BB: 0 P: 5	R: 0 E: 0 K: 1 S: 6	H: 1 LOB: 2 BB: 1 P: 10	R: 0 E: 0 K: 2 S: 7	H: 0 LOB: 0 BB: 0 P: 7	R: 0 E: 0 K: 1 S: 4	H: 0 LOB: 0 BB: 1 P: 8	R: 0 E: 0 K: 0 S: 4	H: 1 LOB: 2 BB: 1 P: 8	R: 0 E: 0 K: 0 S: 4	H: 1 LOB: 1 BB: 0 P: 4	R: 0 E: 0 K: 0 S: 5	H: 2 LOB: 2 BB: 0 P: 5	1B: 5 2B: 0 3B: 0 HR: 0	SF: 0 SAC: 0 DP: 1 HBP: 0	WP: 0 PB: 0 SB: 0 CS: 0	PA: 34
<b>PITCHER</b> <b>Don Larsen, R</b> ERA: 4.33 (1, 1)	IP: 9.0 WLS: W BF: 34 H: 5 R: 0 ER: 0 SO: 6 BB: 3 IBB: 0 HBP: 0 BLK: 0 WP: 0 HR: 0 S: 43 P: 55 ERA: 0.00 WHIP: 0.889															<b>PITCHER</b> IP: 9.0 WLS: L BF: 35 H: 9 R: 2 ER: 2 SO: 3 BB: 0 IBB: 0 HBP: 0 BLK: 0 WP: 0 HR: 0 S: 41 P: 41 ERA: 2.00 WHIP: 1.000						

St. Louis Browns @ Washington Senators  
Griffith Stadium, Washington, DC  
Wed Sep 09 1953, 3:33 AM EDT  
Unknown

AB 31  
R 0  
H 5  
RBI 0  
BB 3  
SO 6  
LOB 16






Batter	1	2	3	4	5	6	7	8	9	10	11	12	AB	R	H	RBI	BB	SO	LOB	TOP								
<b>Billy Hunter, R</b> OBP: 0.296, SLG: 0.259 (1.6)													4	0	0	0	0	1	3									
<b>Dick Kryhoski, L</b> OBP: 0.331, SLG: 0.508 (1.3)													6	0	5	1	0	0	1									
<b>Vern Stephens, R</b> OBP: 0.320, SLG: 0.341 (1.5)													4	0	1	0	1	1	3									
<b>Jim Dyck, R</b> OBP: 0.302, SLG: 0.346 (10, PR) (10, 5)													1	0	0	0	0	0	1									
<b>Vic Wertz, L</b> OBP: 0.377, SLG: 0.461 (1.9)													4	0	0	0	2	0	6									
<b>Don Lenhardt, R</b> OBP: 0.396, SLG: 0.485 (1.7)													4	0	1	0	1	0	5									
<b>Les Moss, R</b> OBP: 0.339, SLG: 0.387 (1.2)													4	0	1	0	0	1	3									
<b>Don Larsen, R</b> OBP: 0.282, SLG: 0.420 (9, PR)													0	0	0	0	0	0	0									
<b>Clint Courtney, L</b> OBP: 0.300, SLG: 0.335 (9, 2)													1	0	0	0	0	0	0									
<b>Johnny Groth, R</b> OBP: 0.314, SLG: 0.371 (1.8)													5	0	1	0	0	0	2									
<b>Bobby Young, L</b> OBP: 0.311, SLG: 0.334 (1.4)													5	0	2	0	0	0	2									
<b>Bob Turley, R</b> OBP: 0.462, SLG: 0.667 (1.1)													5	1	3	0	0	1	2									
<b>Inning Stats</b>	R: 0 E: 0 K: 3 S: 3	H: 1 LOB: 1 BB: 7	R: 0 E: 0 K: 1 S: 6	H: 1 LOB: 1 BB: 0	R: 0 E: 0 K: 1 S: 4	H: 1 LOB: 1 BB: 4	R: 0 E: 0 K: 0 S: 2	H: 0 LOB: 0 BB: 6	R: 0 E: 0 K: 1 S: 6	H: 1 LOB: 1 BB: 0	R: 0 E: 0 K: 1 S: 6	H: 1 LOB: 2 BB: 10	R: 0 E: 0 K: 1 S: 5	H: 1 LOB: 0 BB: 5	R: 0 E: 0 K: 0 S: 4	H: 1 LOB: 2 BB: 8	R: 0 E: 0 K: 0 S: 3	H: 1 LOB: 1 BB: 3	R: 1 E: 0 K: 0 S: 6	H: 3 LOB: 2 BB: 6	R: 0 E: 0 K: 0 S: 5	H: 2 LOB: 2 BB: 5	R: 0 E: 0 K: 0 S: 3	H: 1 LOB: 0 BB: 3	1B: 11 2B: 2 3B: 1 HR: 0	SF: 0 SAC: 2 DP: 3 HBP: 0	WP: 0 PB: 0 SB: 0 CS: 0	PA: 49
<b>PITCHER</b>	IP 10.0	WLS 11	BF 41	H 11	R 1	ER 1	SO 4	BB 4	IBB 0	HBP 0	BLK 0	WP 0	HR 0	S 45	P 61	ERA 0.90	WHIP 1.500											
<b>Connie Marrero, R</b> ERA: 3.1 (1.1)	1.0	5	2	0	0	0	0	0	0	0	0	0	0	5	5	0.00	2.000											
<b>Sonny Dixon, R</b> ERA: 3.69 (11, 1)	1.0	W	3	1	0	0	0	0	0	0	0	0	0	3	3	0.00	1.000											
<b>Al Sima, L</b> ERA: 3.58 (12, 1)	1.0	W	3	1	0	0	0	0	0	0	0	0	0	3	3	0.00	1.000											

St. Louis Browns @ Washington Senators  
Griffith Stadium, Washington, DC  
Wed Sep 09 1953, 3:38 AM EDT  
Att. 4,216 - Unknown


AB 43  
R 1  
H 14  
RBI 1  
BB 4  
SO 4  
LOB 28



Batter	1	2	3	4	5	6	7	8	9	10	11	12	AB	R	H	RBI	BB	SO	LOB	BOTTOM							
<b>Eddie Yost, R</b> OBP: 0.490, SLG: 0.381 (1.5)													5	1	4	0	1	0	1								
<b>Pete Runnels, L</b> OBP: 0.351, SLG: 0.320 (1.6)													5	0	0	0	1	1	7								
<b>Mickey Vernon, L</b> OBP: 0.396, SLG: 0.509 (1.3)													6	0	2	2	0	0	5								
<b>Jackie Jensen, R</b> OBP: 0.365, SLG: 0.414 (1.9)													4	0	0	0	1	1	3								
<b>Clyde Vollmer, R</b> OBP: 0.346, SLG: 0.380 (1.7)													3	0	1	0	2	0	3								
<b>Jim Dugby, R</b> OBP: 0.350, SLG: 0.406 (1.8)													5	0	1	0	0	2	3								
<b>Wayne Terwilliger, R</b> OBP: 0.343, SLG: 0.335 (1.4)													5	0	0	0	0	0	4								
<b>Mickey Grasso, R</b> OBP: 0.258, SLG: 0.279 (1.2)													4	0	0	0	1	1	1								
<b>Connie Marrero, R</b> ERA: 3.1 (1.1)	11.1	L	48	8	2	2	8	8	0	0	0	0	2	0	0	0	1	2	1								
<b>Jim Dugby, R</b> ERA: 3.69 (10, PR)	1.0	W	3	1	0	0	0	0	0	0	0	0	0	0	0	0	0	0	0								
<b>Sonny Dixon, R</b> ERA: 3.69 (11, 1)	1.0	W	3	1	0	0	0	0	0	0	0	0	0	0	0	0	0	0	0								
<b>Ed Fitz Gerald, R</b> ERA: 3.69 (11, 1)	1.0	W	3	1	0	0	0	0	0	0	0	0	0	0	0	0	0	0	0								
<b>Al Sima, L</b> ERA: 3.58 (12, 1)	1.0	W	3	1	0	0	0	0	0	0	0	0	0	0	0	0	0	0	0								
<b>Inning Stats</b>	R: 0 E: 0 K: 1 S: 6	H: 1 LOB: 1 BB: 0	R: 0 E: 0 K: 1 S: 5	H: 1 LOB: 0 BB: 0	R: 0 E: 0 K: 1 S: 5	H: 0 LOB: 2 BB: 13	R: 0 E: 0 K: 1 S: 5	H: 0 LOB: 1 BB: 9	R: 0 E: 0 K: 1 S: 6	H: 1 LOB: 2 BB: 10	R: 0 E: 0 K: 0 S: 3	H: 0 LOB: 1 BB: 7	R: 0 E: 0 K: 0 S: 5	H: 0 LOB: 0 BB: 5	R: 0 E: 0 K: 1 S: 5	H: 0 LOB: 2 BB: 9	R: 1 E: 0 K: 0 S: 5	H: 2 LOB: 2 BB: 1	R: 0 E: 0 K: 0 S: 6	H: 1 LOB: 1 BB: 0	R: 1 E: 0 K: 0 S: 3	H: 2 LOB: 1 BB: 3	1B: 7 2B: 1 3B: 0 HR: 0	SF: 0 SAC: 0 DP: 1 HBP: 0	WP: 0 PB: 0 SB: 0 CS: 1	PA: 48	
<b>PITCHER</b>	IP 11.1	WLS L	BF 48	H 8	R 2	ER 2	SO 8	BB 8	IBB 0	HBP 0	BLK 0	WP 0	HR 0	S 56	P 88	ERA 1.59	WHIP 1.412										

St. Louis Browns @ Washington Senators  
Griffith Stadium, Washington, DC  
Wed Sep 09 1953, 3:38 AM EDT  
Att. 4,216 - Unknown

AB 40  
R 2  
H 8  
RBI 2  
BB 8  
SO 8  
LOB 29






Batter	1	2	3	4	5	6	7	8	9	AB	R	H	RBI	BB	SO	LOB	TOP						
<b>Bobby Avila, R</b> OBP: 0.350, SLG: 0.376 (1, 4)	F3		4-3			1-3		6-3	P6	5	0	0	0	0	0	2							
<b>Bill Glynn, L</b> OBP: 0.325, SLG: 0.316 (1, 3)	4-3			G6-4-3 HBP				1B		3	1	2	1	0	0	0							
<b>Larry Doby, L</b> OBP: 0.369, SLG: 0.456 (1, 8)	F7			F9		G3				4	0	1	1	0	0	2							
<b>Al Rosen, R</b> OBP: 0.410, SLG: 0.609 (8, 6)				G6-4-3 1-2				P4		3	1	1	0	1	0	2							
<b>Harry Simpson, L</b> OBP: 0.287, SLG: 0.339 (1, 9)	4-3					F9		F7		3	0	0	0	0	1	2							
<b>Owen Friend, R</b> OBP: 0.247, SLG: 0.325 (7, 6)										0	0	0	0	0	0	0							
<b>Hank Majeski, R</b> OBP: 0.350, SLG: 0.421 (8, PH)										1	0	0	0	0	0	1							
<b>Al Smith, R</b> OBP: 0.336, SLG: 0.344 (8, 5)										0	0	0	0	0	0	0							
<b>Wally Westlake, R</b> OBP: 0.427, SLG: 0.522 (1, 7) (7, 9)	E5					F8		F2		4	0	1	0	0	0	0							
<b>George Strickland, R</b> OBP: 0.350, SLG: 0.385 (7, PH)										2	0	1	0	0	0	1							
<b>Dale Mitchell, L</b> OBP: 0.360, SLG: 0.450 (7, 7)	F8							P5		2	1	2	1	0	0	0							
<b>Joe Ginsberg, L</b> OBP: 0.387, SLG: 0.329 (1, 2)										2	0	0	0	0	0	1							
<b>Luke Easter, L</b> OBP: 0.355, SLG: 0.451 (7, PH)										1	0	0	0	0	0	2							
<b>Jim Hegan, R</b> OBP: 0.288, SLG: 0.363 (7, 2)			F2			4-3		P5		1	0	0	0	0	1								
<b>Bob Lemon, L</b> OBP: 0.279, SLG: 0.390 (1, 1)										1	0	0	0	0	1								
<b>Bob Lemon, L</b> OBP: 0.279, SLG: 0.390 (1, 1)										4	1	2	1	0	1	0							
<b>Inning Stats</b>	R: 0 E: 0 K: 0 S: 3	H: 0 LOB: 0 BB: 0 P: 3	R: 0 E: 1 K: 0 S: 3	H: 0 LOB: 1 BB: 1 P: 7	R: 0 E: 0 K: 1 S: 5	H: 0 LOB: 0 BB: 0 P: 5	R: 0 E: 0 K: 0 S: 2	H: 0 LOB: 0 BB: 0 P: 3	R: 0 E: 0 K: 0 S: 4	H: 1 LOB: 1 BB: 0 P: 4	R: 0 E: 0 K: 0 S: 4	H: 1 LOB: 1 BB: 0 P: 4	R: 1 E: 0 K: 1 S: 7	H: 3 LOB: 1 BB: 0 P: 7	R: 2 E: 0 K: 0 S: 6	H: 3 LOB: 1 BB: 0 P: 6	R: 1 E: 0 K: 0 S: 5	H: 2 LOB: 1 BB: 0 P: 5	1B: 8 2B: 2 3B: 0 HR: 0	SF: 0 SAC: 0 DP: 2 HBP: 1	WP: 0 PB: 1 CS: 0	PA: 37	
<b>PITCHER</b> <b>Spec Shea, R</b> ERA: 3.8 (1, 1)	IP: 9.0 WLS: W BF: 37 H: 10 R: 4 ER: 4 SO: 2 BB: 1 IBB: 0 HBP: 1 BLK: 0 WP: 0 HR: 0 S: 39 P: 44 ERA: 4.00 WHIP: 1.222											<b>PITCHER</b>	IP: 9.0 WLS: W BF: 37 H: 10 R: 4 ER: 4 SO: 2 BB: 1 IBB: 0 HBP: 1 BLK: 0 WP: 0 HR: 0 S: 39 P: 44 ERA: 4.00 WHIP: 1.222										

Cleveland Indians @ Washington Senators  
Griffith Stadium, Washington, DC  
Fri Sep 11 1953, 3:33 AM EDT  
Att: 8,560 - Unknown


AB 35  
R 4  
H 10  
RBI 4  
BB 1  
SO 2  
LOB 14



Batter	1	2	3	4	5	6	7	8	9	AB	R	H	RBI	BB	SO	LOB	BOTTOM						
<b>Eddie Yost, R</b> OBP: 0.402, SLG: 0.386 (1, 5)	2B		G1-4-3					F9		4	1	2	1	1	0	2							
<b>Pete Runnels, L</b> OBP: 0.352, SLG: 0.320 (1, 6)	1-3		1-3							3	0	1	0	1	0	1							
<b>Mickey Vernon, L</b> OBP: 0.397, SLG: 0.510 (1, 3)										3	0	1	1	1	0	2							
<b>Jackie Jensen, R</b> OBP: 0.364, SLG: 0.412 (1, 9)	6-3									4	1	1	0	0	1	4							
<b>Gil Coan, L</b> OBP: 0.293, SLG: 0.273 (1, 7)	1-3									4	0	0	0	0	1	2							
<b>Jim Busby, R</b> OBP: 0.351, SLG: 0.407 (1, 8)										4	1	2	0	0	0	0							
<b>Wayne Terwilliger, R</b> OBP: 0.342, SLG: 0.334 (1, 4)										4	1	1	0	0	0	3							
<b>Ed Fitz Gerald, R</b> OBP: 0.297, SLG: 0.321 (1, 2)										4	2	2	2	0	1	1							
<b>Spec Shea, R</b> OBP: 0.222, SLG: 0.233 (1, 1)										3	0	1	1	1	1	1							
<b>Inning Stats</b>	R: 1 E: 0 K: 0 S: 5	H: 2 LOB: 1 BB: 0 P: 5	R: 0 E: 0 K: 1 S: 5	H: 0 LOB: 0 BB: 0 P: 5	R: 0 E: 0 K: 0 S: 2	H: 0 LOB: 0 BB: 1 P: 6	R: 0 E: 0 K: 0 S: 3	H: 0 LOB: 0 BB: 0 P: 3	R: 0 E: 0 K: 1 S: 8	H: 3 LOB: 3 BB: 2 P: 16	R: 0 E: 0 K: 0 S: 4	H: 1 LOB: 1 BB: 0 P: 4	R: 0 E: 0 K: 1 S: 5	H: 1 LOB: 1 BB: 1 P: 9	R: 3 E: 1 K: 1 S: 9	H: 4 LOB: 1 BB: 0 P: 9	R: 1 E: 1 K: 1 S: 9	H: 1 LOB: 1 BB: 0 P: 9	1B: 8 2B: 2 3B: 1 HR: 0	SF: 0 SAC: 0 DP: 2 HBP: 0	WP: 1 PB: 0 CS: 0	PA: 37	
<b>PITCHER</b> <b>Bob Lemon, R</b> ERA: 3.43 (1, 1)	IP: 8.0 WLS: L BF: 37 H: 11 R: 6 ER: 5 SO: 4 BB: 4 IBB: 0 HBP: 0 BLK: 0 WP: 1 HR: 0 S: 41 P: 57 ERA: 5.62 WHIP: 1.875											<b>PITCHER</b>	IP: 8.0 WLS: L BF: 37 H: 11 R: 6 ER: 5 SO: 4 BB: 4 IBB: 0 HBP: 0 BLK: 0 WP: 1 HR: 0 S: 41 P: 57 ERA: 5.62 WHIP: 1.875										

Cleveland Indians @ Washington Senators  
Griffith Stadium, Washington, DC  
Fri Sep 11 1953, 3:33 AM EDT  
Att: 8,560 - Unknown

AB 33  
R 6  
H 11  
RBI 5  
BB 4  
SO 4  
LOB 16





Batter	1	2	3	4	5	6	7	8	9	AB	R	H	RBI	BB	SO	LOB	TOP			
<b>Bobby Avila, R</b> OBP: 0.353, SLG: 0.378 (1, 4)										5	0	3	0	0	0	1	<b>Cleveland Indians @ Washington Senators</b> Griffith Stadium, Washington, DC Sat Sep 12 1953, 3:33 AM EDT Att: 5,798 - Unknown			
<b>Bill Glynn, L</b> OBP: 0.333, SLG: 0.320 (1, 3)										4	1	3	0	0	0	2				
<b>Dale Mitchell, L</b> OBP: 0.359, SLG: 0.448 (9, PR)										5	0	1	1	0	0	5				
<b>Al Smith, R</b> OBP: 0.336, SLG: 0.344 (9, PR)										0	0	0	0	0	0	0				
<b>Al Rosen, R</b> OBP: 0.411, SLG: 0.611 (1, 5)										5	1	3	1	0	1	3				
<b>Larry Doby, L</b> OBP: 0.368, SLG: 0.453 (1, 8)										3	0	0	0	1	1	3				
<b>Wally Westlake, R</b> OBP: 0.429, SLG: 0.519 (1, 9)										3	0	1	1	0	0	1				
<b>George Strickland, R</b> OBP: 0.357, SLG: 0.382 (8, PH)										3	0	0	0	0	1	4				
<b>Harry Simpson, L</b> OBP: 0.286, SLG: 0.338 (8, PH)										1	0	0	0	0	0	2				
<b>Owen Friend, R</b> OBP: 0.247, SLG: 0.325 (8, PH)										0	0	0	0	0	0	0				
<b>Jim Hegan, R</b> OBP: 0.286, SLG: 0.360 (7, PH)										2	0	0	0	0	1	0				
<b>Joe Ginsberg, L</b> OBP: 0.382, SLG: 0.324 (7, 2)										2	0	0	0	0	0	0				
<b>Art Houtteman, R</b> OBP: 0.170, SLG: 0.250 (7, PH)										2	0	1	0	0	0	0				
<b>Hank Majeski, R</b> OBP: 0.341, SLG: 0.410 (7, PH)										1	0	0	0	0	1	0				
<b>Bill Wright, L</b> OBP: 0.250, SLG: 0.250 (9, PH)										0	0	0	0	0	0	0				
<b>Luke Easter, L</b> OBP: 0.358, SLG: 0.454 (9, PR)										1	0	1	0	0	0	0				
<b>Bob Kennedy, R</b> OBP: 0.314, SLG: 0.313 (9, PR)										0	1	0	0	0	0	0				
<b>Inning Stats</b>	R: 0 E: 0 K: 0 S: 4	H: 1 LOB: 1 BB: 0 P: 4	R: 0 E: 0 K: 1 S: 5	H: 0 LOB: 0 BB: 0 P: 5	R: 0 E: 0 K: 0 S: 5	H: 2 LOB: 2 BB: 0 P: 5	R: 0 E: 0 K: 0 S: 4	H: 1 LOB: 1 BB: 0 P: 4	R: 0 E: 0 K: 1 S: 7	H: 2 LOB: 3 BB: 0 P: 8	R: 0 E: 0 K: 1 S: 5	H: 0 LOB: 0 BB: 0 P: 5	R: 0 E: 0 K: 0 S: 5	H: 3 LOB: 1 BB: 1 P: 9	R: 1 E: 0 K: 1 S: 8	H: 3 LOB: 2 BB: 0 P: 8	1B: 12 2B: 1 3B: 0 HR: 0	SF: 0 SAC: 1 DP: 2 HBP: 1	WP: 0 PB: 0 CS: 0	PA: 40
<b>PITCHER</b> <b>Bob Porterfield, R</b> ERA: 3.53 (1, 1)	IP: 9.0 WLS: W BF: 40 H: 13 R: 3 ER: 3 SO: 5 BB: 1 IBB: 0 HBP: 1 BLK: 0 WP: 0 HR: 0 S: 48 P: 53 ERA: 3.00 WHIP: 1.556															<b>PITCHER</b>				

Batter	1	2	3	4	5	6	7	8	9	AB	R	H	RBI	BB	SO	LOB	BOTTOM			
<b>Eddie Yost, R</b> OBP: 0.402, SLG: 0.389 (1, 5)										4	1	2	0	0	0	1	<b>Cleveland Indians @ Washington Senators</b> Griffith Stadium, Washington, DC Sat Sep 12 1953, 3:33 AM EDT Att: 5,798 - Unknown			
<b>Pete Runnels, L</b> OBP: 0.350, SLG: 0.318 (1, 6)										3	0	0	0	0	0	1				
<b>Mickey Vernon, L</b> OBP: 0.398, SLG: 0.512 (1, 3)										4	0	2	1	0	0	1				
<b>Jackie Jensen, R</b> OBP: 0.362, SLG: 0.409 (1, 9)										4	0	0	0	0	2	2				
<b>Gil Coan, L</b> OBP: 0.298, SLG: 0.279 (1, 7)										4	2	2	0	0	0	1				
<b>Jim Busby, R</b> OBP: 0.353, SLG: 0.410 (1, 8)										3	1	2	0	0	0	0				
<b>Wayne Terwilliger, R</b> OBP: 0.341, SLG: 0.333 (1, 4)										4	0	1	1	0	1	3				
<b>Ed Fitz Gerald, R</b> OBP: 0.301, SLG: 0.325 (1, 2)										3	0	2	2	0	0	1				
<b>Bob Porterfield, R</b> OBP: 0.293, SLG: 0.432 (1, 1)										3	0	0	0	0	1	3				
<b>Inning Stats</b>	R: 0 E: 0 K: 0 S: 4	H: 1 LOB: 1 BB: 0 P: 4	R: 1 E: 0 K: 0 S: 4	H: 2 LOB: 0 BB: 0 P: 4	R: 0 E: 0 K: 0 S: 4	H: 1 LOB: 1 BB: 0 P: 4	R: 1 E: 0 K: 1 S: 8	H: 3 LOB: 2 BB: 0 P: 8	R: 1 E: 0 K: 0 S: 5	H: 2 LOB: 1 BB: 0 P: 5	R: 0 E: 0 K: 1 S: 5	H: 0 LOB: 0 BB: 0 P: 5	R: 0 E: 0 K: 1 S: 5	H: 0 LOB: 0 BB: 0 P: 5	R: 0 E: 0 K: 1 S: 5	H: 0 LOB: 0 BB: 0 P: 5		1B: 8 2B: 4 3B: 0 HR: 0	SF: 0 SAC: 2 DP: 1 HBP: 0	WP: 1 PB: 0 CS: 0
<b>PITCHER</b> <b>Art Houtteman, R</b> ERA: 4.81 (7, 1)	IP: 6.0 WLS: L BF: 28 H: 11 R: 4 ER: 4 SO: 2 BB: 0 IBB: 0 HBP: 0 BLK: 0 WP: 1 HR: 0 S: 32 P: 32 ERA: 6.00 WHIP: 1.833															<b>PITCHER</b>				
<b>Bill Wright, L</b> ERA: 5.47 (7, 1)	IP: 2.0 WLS: L BF: 6 H: 0 R: 0 ER: 0 SO: 2 BB: 0 IBB: 0 HBP: 0 BLK: 0 WP: 0 HR: 0 S: 10 P: 10 ERA: 0.00 WHIP: 0.000															<b>PITCHER</b>				



Batter	1	2	3	4	5	6	7	8	9	AB	R	H	RBI	BB	SO	LOB	TOP					
Harvey Kuenn, R OBP: 0.360, SLG: 0.390										6	0	2	1	0	0	5	<b>Detroit Tigers @ Washington Senators</b> Griffith Stadium, Washington, DC Sun Sep 13 1953, 3:33 AM EDT Unknown					
Fred Hatfield, L OBP: 0.359, SLG: 0.336										4	2	1	1	1	2	2						
Ray Boone, R OBP: 0.389, SLG: 0.508										3	2	2	3	2	0	1						
Jim Delsing, L OBP: 0.381, SLG: 0.432										4	2	2	0	0	0	1						
Al Kaline, R OBP: 0.214, SLG: 0.154										1	0	0	0	0	0	2						
Bob Nieman, R OBP: 0.362, SLG: 0.461										2	0	2	1	1	0	0						
Don Lund, R OBP: 0.325, SLG: 0.393										2	1	1	0	0	1	1						
Walt Droeg, R OBP: 0.283, SLG: 0.365										5	1	1	0	0	1	3						
Steve Souchock, R OBP: 0.331, SLG: 0.477										5	1	2	1	0	0	2						
Johnny Bucha, R OBP: 0.309, SLG: 0.306										4	0	1	1	1	0	2						
Ned Garver, R OBP: 0.227, SLG: 0.203										4	1	1	1	1	0	2						
<b>Inning Stats</b>	R: 0 E: 0 K: 0 S: 3	H: 1 LOB: 0 BB: 0 P: 3	R: 1 E: 0 K: 0 S: 4	H: 2 LOB: 0 BB: 0 P: 4	R: 0 E: 0 K: 0 S: 3	H: 0 LOB: 0 BB: 0 P: 3	R: 2 E: 0 K: 0 S: 6	H: 3 LOB: 2 BB: 1 P: 10	R: 6 E: 1 K: 1 S: 11	H: 6 LOB: 2 BB: 2 P: 19	R: 0 E: 0 K: 0 S: 7	H: 0 LOB: 1 BB: 1 P: 11	R: 0 E: 0 K: 0 S: 3	H: 0 LOB: 0 BB: 0 P: 3	R: 0 E: 0 K: 1 S: 5	H: 0 LOB: 2 BB: 2 P: 13	R: 1 E: 0 K: 0 S: 6	H: 3 LOB: 2 BB: 0 P: 6	1B: 9 2B: 2 3B: 1 HR: 3	SF: 0 SAC: 0 DP: 2 HBP: 0	WP: 1 PB: 0 SB: 0 CS: 0	PA: 46
<b>PITCHER</b>	IP WLS BF H R ER SO BB IBB HBP BLK WP HR S P ERA WHIP																					
Jim Pearce, R ERA: 7.71	(1, 1)	4.1 L 22 9 7 6 0 2 0 0 0 0 1 3 20 28 12.46 2.538																				
Dean Stone, L ERA: 5.79	(5, 1)	4.2 24 6 3 3 4 4 0 0 0 0 0 0 28 44 5.79 2.143																				

AB	40
R	10
H	15
RBI	9
BB	6
SO	4
LOB	21



Batter	1	2	3	4	5	6	7	8	9	AB	R	H	RBI	BB	SO	LOB	BOTTOM					
Eddie Yost, R OBP: 0.404, SLG: 0.388										3	1	1	0	2	0	0	<b>Detroit Tigers @ Washington Senators</b> Griffith Stadium, Washington, DC Sun Sep 13 1953, 3:33 AM EDT Unknown					
Pete Runnels, L OBP: 0.351, SLG: 0.319										5	1	2	1	0	0	3						
Mickey Vernon, L OBP: 0.399, SLG: 0.512										5	1	3	1	0	1	3						
Jackie Jensen, R OBP: 0.362, SLG: 0.411										3	0	1	1	0	0	2						
Bruce Barmes, L (7, 9)										1	0	0	0	0	0	2						
Gil Coan, L OBP: 0.291, SLG: 0.272										4	0	0	0	0	0	3						
Jim Busby, R OBP: 0.355, SLG: 0.412										4	0	3	1	0	1	0						
Wayne Terwilliger, R OBP: 0.339, SLG: 0.330										4	0	0	0	0	0	4						
Ed Fitz Gerald, R OBP: 0.301, SLG: 0.325										3	0	1	0	0	0	0						
Jerry Snyder, R OBP: 0.385, SLG: 0.408										0	1	0	0	0	0	0						
Frank Sacka, R OBP: 0.381, SLG: 0.278										1	0	0	0	0	0	0						
Jim Pearce, R (1, 1)										1	0	0	0	0	1	0						
Dean Stone, L (5, 1)										2	0	0	0	0	0	1						
Clyde Vollmer, R OBP: 0.347, SLG: 0.384										1	0	1	0	0	0	0						
<b>Inning Stats</b>	R: 0 E: 0 K: 0 S: 4	H: 1 LOB: 1 BB: 0 P: 4	R: 0 E: 0 K: 1 S: 5	H: 0 LOB: 0 BB: 0 P: 5	R: 0 E: 0 K: 1 S: 5	H: 0 LOB: 1 BB: 1 P: 9	R: 0 E: 0 K: 0 S: 5	H: 2 LOB: 2 BB: 0 P: 5	R: 0 E: 0 K: 0 S: 3	H: 0 LOB: 0 BB: 0 P: 3	R: 2 E: 0 K: 0 S: 6	H: 4 LOB: 1 BB: 0 P: 6	R: 2 E: 0 K: 0 S: 6	H: 3 LOB: 2 BB: 0 P: 6	R: 0 E: 0 K: 0 S: 3	H: 1 LOB: 0 BB: 0 P: 3	R: 0 E: 0 K: 1 S: 6	H: 1 LOB: 2 BB: 1 P: 10	1B: 10 2B: 2 3B: 1 HR: 0	SF: 0 SAC: 0 DP: 1 HBP: 0	WP: 0 PB: 1 SB: 0 CS: 0	PA: 39
<b>PITCHER</b>	IP WLS BF H R ER SO BB IBB HBP BLK WP HR S P ERA WHIP																					
Ned Garver, R ERA: 4.54	(1, 1)	9.0 W 39 12 4 4 4 3 2 0 0 0 0 0 43 51 4.00 1.556																				

AB	37
R	4
H	12
RBI	4
BB	2
SO	3
LOB	18





Batter	1	2	3	4	5	6	7	8	9	AB	R	H	RBI	BB	SO	LOB	TOP					
Harvey Kuenn, R (1, 6) OBP: 0.360, SLG: 0.390	0-0 1B			0-0 F8		0-0 SH3 FC6-4 1B		0-0 F9	0-0 6-3	5	1	2	0	0	0	1						
Fred Hatfield, L (1, 4) OBP: 0.359, SLG: 0.336	0-0 5-3			0-0 1B		0-0 SH3		0-0 F8		3	1	1	0	0	0	0						
Ray Boone, R (1, 5) OBP: 0.386, SLG: 0.503	0-3 K			0-0 F3		0-0 E6 FC6-4		0-0 F7		4	0	0	0	0	1	2						
Jim Delsing, L (1, 8) OBP: 0.382, SLG: 0.433		0-0 F8		0-0 1B		0-0 FC6-4			0-0 2B 2B	4	1	2	2	0	0	1						
Bob Nieman, R (1, 7) OBP: 0.363, SLG: 0.463	0-0 5-3			0-0 1B		0-0 L8			0-0 2B 2B	4	1	2	0	0	0	1						
Walt Drogo, R (1, 3) OBP: 0.284, SLG: 0.369	0-0 6-3			0-0 PO		0-0 6-3 2B		0-0 SH5-4 PB 2B	0-0 F3	4	1	2	0	0	0	2						
Steve Souchock, R (1, 9) Pat Mullin, L (9, PH) Don Lund, R (9, 9) OBP: 0.328, SLG: 0.473 OBP: 0.363, SLG: 0.375 OBP: 0.325, SLG: 0.393			0-0 F7		0-0 6-3		0-0 SH5-4		4-0 2B IBB	2	0	0	0	0	0	1	AB 33					
Matt Batts, R (1, 2) OBP: 0.325, SLG: 0.415	0-0 F4			0-0 F4		0-0 6-3		0-0 F9	0-0 SH1-3 2B	4	0	1	3	0	0	1	R 6					
Steve Gromek, S (1, 1) Ray Herbert, R (9, 1) OBP: 0.093, SLG: 0.071 OBP: 0.238, SLG: 0.158	0-3 K			0-0 K		0-0 4-3		0-0 F8	0-0 SH1-3 2B	3	0	0	0	0	1	1	H 10					
										0	0	0	0	0	0	0	RBI 5					
																	BB 1					
																	SO 2					
																	LOB 10					
<b>Inning Stats</b>	R: 0 E: 0 K: 1 S: 5	H: 1 LOB: 0 BB: 0 P: 5	R: 0 E: 0 K: 0 S: 3	H: 0 LOB: 0 BB: 0 P: 3	R: 0 E: 0 K: 1 S: 5	H: 0 LOB: 0 BB: 0 P: 5	R: 1 E: 0 K: 0 S: 5	H: 3 LOB: 1 BB: 0 P: 5	R: 0 E: 0 K: 0 S: 4	H: 1 LOB: 1 BB: 0 P: 4	R: 1 E: 1 K: 0 S: 5	H: 1 LOB: 1 BB: 0 P: 5	R: 1 E: 0 K: 0 S: 4	H: 1 LOB: 0 BB: 0 P: 4	R: 0 E: 0 K: 0 S: 3	H: 0 LOB: 0 BB: 0 P: 3	R: 3 E: 0 K: 0 S: 6	H: 3 LOB: 1 BB: 1 P: 10	1B: 6 2B: 4 3B: 0 HR: 0	SF: 0 SAC: 3 DP: 0 HBP: 0	WP: 0 PB: 1 SB: 0 CS: 0	PA: 38
<b>PITCHER</b>	IP WLS BF H R ER SO BB IBB HBP BLK WP HR S P ERA WHIP																					
Jerry Lane, R (1, 1) ERA: 4.35	8.0 L 32 9 5 4 2 0 0 0 0 0 0 0 36 36 4.50 1.125																					
Sonny Dixon, R (9, 1) ERA: 3.73	1.0 5 1 1 1 0 0 1 0 0 0 0 0 4 8 9.00 1.000																					

**Detroit Tigers @ Washington Senators**  
 Griffith Stadium, Washington, DC  
 Sun Sep 13 1953, 3:38 AM EDT  
 Att: 8,157 - Unknown

AB	33
R	6
H	10
RBI	5
BB	1
SO	2
LOB	10



Batter	1	2	3	4	5	6	7	8	9	AB	R	H	RBI	BB	SO	LOB	BOTTOM			
Eddie Yost, R (1, 5) OBP: 0.405, SLG: 0.391	4-0 2B F8 BB	0-0 L5			0-0 BB 1B		0-3 K		0-0 2B	4	1	2	1	1	1	1				
Jerry Snyder, R (1, 6) Kite Thomas, R (9, PH) OBP: 0.393, SLG: 0.423 OBP: 0.307, SLG: 0.310	0-0 F8 2B		0-0 F2		0-0 F6		4-0 HR BB	0-3 K	3	1	1	0	1	0	1	1				
Mickey Vernon, L (1, 3) OBP: 0.404, SLG: 0.519	1-0 HBP		0-0 1B		4-0 1-2 BB		0-0 HR	4-0 FC4-6 IBB	2	1	2	2	2	0	0					
Jackie Jensen, R (1, 9) OBP: 0.359, SLG: 0.407	0-0 F8		0-3 K		0-0 F8		0-0 F5	0-0 FC4-6	5	0	0	1	0	1	8					
Clyde Vollmer, R (1, 7) OBP: 0.344, SLG: 0.380	0-3 K		0-0 F8		0-0 6-3		0-0 F7		4	0	0	0	0	1	3					
Jim Busby, R (1, 8) OBP: 0.353, SLG: 0.409	0-0 F8		0-0 F7		0-0 F7		0-0 F6		4	0	0	0	0	0	2					
Tony Roig, R (1, 4) Pete Runnels, L (9, PH) OBP: 0.352, SLG: 0.322		0-0 1-3		0-0 F8		0-0 5-3		0-0 2B 2B	3	0	0	0	0	0	0					
Mickey Grasso, R (1, 2) Bruce Barmes, L (9, PH)		0-0 SH5-4 1B		0-0 5-3		0-0 5-3		0-0 F5	3	0	1	0	0	0	0					
Jerry Lane, R (1, 1) Sonny Dixon, S (9, 1) Gil Coan, L (9, PH) OBP: 0.276, SLG: 0.200 OBP: 0.295, SLG: 0.276		0-0 SH5-4		0-0 F8		0-3 K		0-0 2B 1B	2	0	0	0	0	1	0					
<b>Inning Stats</b>	R: 1 E: 0 K: 1 S: 6	H: 1 LOB: 2 BB: 1 P: 11	R: 0 E: 0 K: 0 S: 4	H: 1 LOB: 1 BB: 0 P: 4	R: 0 E: 0 K: 1 S: 6	H: 1 LOB: 1 BB: 0 P: 6	R: 0 E: 0 K: 0 S: 3	H: 0 LOB: 0 BB: 0 P: 3	R: 0 E: 0 K: 0 S: 4	H: 1 LOB: 2 BB: 1 P: 8	R: 0 E: 0 K: 2 S: 7	H: 0 LOB: 0 BB: 0 P: 7	R: 2 E: 0 K: 0 S: 4	H: 1 LOB: 0 BB: 1 P: 8	R: 1 E: 0 K: 1 S: 8	H: 3 LOB: 3 BB: 1 P: 12	1B: 4 2B: 3 3B: 0 HR: 1	SF: 0 SAC: 1 DP: 0 HBP: 1	WP: 0 PB: 0 SB: 0 CS: 0	PA: 40
<b>PITCHER</b>	IP WLS BF H R ER SO BB IBB HBP BLK WP HR S P ERA WHIP																			
Steve Gromek, R (1, 1) ERA: 4.44	8.1 W 37 8 4 4 4 3 0 1 0 0 0 0 41 54 4.32 1.320																			
Ray Herbert, R (9, 1) ERA: 5.36	0.2 S 3 0 0 0 1 0 1 0 0 0 0 0 4 8 0.00 0.000																			

**Detroit Tigers @ Washington Senators**  
 Griffith Stadium, Washington, DC  
 Sun Sep 13 1953, 3:38 AM EDT  
 Att: 8,157 - Unknown

AB	34
R	4
H	8
RBI	4
BB	4
SO	5
LOB	18





Batter	1	2	3	4	5	6	7	8	9	AB	R	H	RBI	BB	SO	LOB	TOP			
Harvey Kuenn, R (1, 6) OBP: 0.357, SLG: 0.387	5-3		F9		L5	F9			5-3	5	0	0	0	0	0	2				
Fred Hatfield, L (1, 4) OBP: 0.358, SLG: 0.335 Matt Batts, R (9, PH) OBP: 0.324, SLG: 0.414	K		K		F6				F8	4	0	1	0	0	2	0				
Ray Boone, R (1, 5) OBP: 0.385, SLG: 0.501	F9				F8				F9	4	0	1	0	0	0	1				
Bob Nieman, R (1, 7) OBP: 0.366, SLG: 0.471									F8	3	1	2	1	1	0	1				
Walt Dropo, R (1, 3) OBP: 0.284, SLG: 0.368	F6								F8	4	0	1	0	0	0	4				
Jim Delsing, L (1, 8) OBP: 0.381, SLG: 0.431	F8								F7	4	0	1	0	0	0	1				
Steve Souchock, R (1, 9) OBP: 0.327, SLG: 0.470									F8	4	0	1	0	0	0	2				
Johnny Bucha, R (1, 2) OBP: 0.314, SLG: 0.307	F8								F8	3	0	1	0	1	0	2				
Ralph Branca, R (1, 1) OBP: 0.171, SLG: 0.182 Don Lund, R (9, PH) OBP: 0.325, SLG: 0.392			K		F8				4-3	2	0	0	0	1	1	3				
<b>Inning Stats</b>	R: 0 E: 0 K: 1 S: 5	H: 0 LOB: 0 BB: 0 P: 5	R: 0 E: 0 K: 0 S: 5	H: 2 LOB: 2 BB: 0 P: 5	R: 0 E: 0 K: 2 S: 7	H: 0 LOB: 0 BB: 0 P: 7	R: 1 E: 0 K: 0 S: 6	H: 3 LOB: 3 BB: 1 P: 10	R: 0 E: 0 K: 0 S: 4	H: 1 LOB: 2 BB: 1 P: 8	R: 0 E: 0 K: 0 S: 4	H: 1 LOB: 1 BB: 0 P: 4	R: 0 E: 0 K: 0 S: 3	H: 0 LOB: 0 BB: 0 P: 3	R: 0 E: 0 K: 0 S: 3	H: 0 LOB: 0 BB: 0 P: 3	1B: 7 2B: 0 3B: 0 HR: 1	SF: 0 SAC: 0 DP: 0 HBP: 0	WP: 0 PB: 0 SB: 0 CS: 0	PA: 38
<b>PITCHER</b>	IP	WLS	BF	H	R	ER	SO	BB	IBB	HBP	BLK	WP	HR	S	P	ERA	WHIP			
Chuck Stobbs, L (1, 1) ERA: 3.29	8.0	W	35	8	1	1	3	2	1	0	0	0	1	38	50	1.12	1.250			
Johnny Schmitz, L (9, 1) ERA: 3.35	1.0	S	3	0	0	0	0	0	0	0	0	0	0	3	3	0.00	0.000			

Detroit Tigers @ Washington Senators  
 Griffith Stadium, Washington, DC  
 Mon Sep 14 1953, 3:33 AM EDT  
 Att: 1,257 - Unknown

AB 35  
 R 1  
 H 8  
 RBI 1  
 BB 3  
 SO 3  
 LOB 16



Batter	1	2	3	4	5	6	7	8	9	AB	R	H	RBI	BB	SO	LOB	BOTTOM			
Eddie Yost, R (1, 5) OBP: 0.404, SLG: 0.390	F7									4	0	1	0	0	1	1				
Pete Runnels, L (1, 6) OBP: 0.348, SLG: 0.319	F8									4	0	0	0	0	0	3				
Mickey Vernon, L (1, 3) OBP: 0.406, SLG: 0.520	6-3									3	1	2	1	1	0	0				
Jackie Jensen, R (1, 9) OBP: 0.357, SLG: 0.404										3	0	0	0	0	0	3				
Gil Coan, L (1, 7) OBP: 0.294, SLG: 0.276	4-3									4	1	1	1	0	0	1				
Jim Busby, R (1, 8) OBP: 0.352, SLG: 0.412	F3									4	1	1	1	0	0	1				
Wayne Terwilliger, R (1, 4) OBP: 0.344, SLG: 0.339										4	1	4	1	0	0	0				
Ed Fitz Gerald, R (1, 2) OBP: 0.297, SLG: 0.321										4	1	0	0	0	0	4				
Chuck Stobbs, L (1, 1) OBP: 0.292, SLG: 0.227 Kite Thomas, R (8, PH) OBP: 0.304, SLG: 0.307 Johnny Schmitz, R (9, 1) OBP: 0.061, SLG: 0.061										2	1	1	1	0	1	0				
<b>Inning Stats</b>	R: 0 E: 0 K: 0 S: 3	H: 0 LOB: 0 BB: 0 P: 3	R: 0 E: 0 K: 0 S: 3	H: 0 LOB: 0 BB: 0 P: 3	R: 2 E: 0 K: 0 S: 7	H: 4 LOB: 2 BB: 0 P: 7	R: 0 E: 0 K: 0 S: 4	H: 1 LOB: 1 BB: 0 P: 4	R: 0 E: 0 K: 0 S: 5	H: 0 LOB: 0 BB: 0 P: 5	R: 0 E: 0 K: 0 S: 4	H: 1 LOB: 1 BB: 0 P: 4	R: 1 E: 1 K: 1 S: 7	H: 1 LOB: 1 BB: 0 P: 7	R: 3 E: 0 K: 0 S: 6	H: 3 LOB: 1 BB: 1 P: 10	1B: 8 2B: 1 3B: 1 HR: 0	SF: 0 SAC: 2 DP: 0 HBP: 0	WP: 0 PB: 0 SB: 2 CS: 0	PA: 36
<b>PITCHER</b>	IP	WLS	BF	H	R	ER	SO	BB	IBB	HBP	BLK	WP	HR	S	P	ERA	WHIP			
Ralph Branca, R (1, 1) ERA: 4.63	8.0	L	36	10	6	5	2	1	0	0	0	0	0	39	43	5.62	1.375			

Detroit Tigers @ Washington Senators  
 Griffith Stadium, Washington, DC  
 Mon Sep 14 1953, 3:33 AM EDT  
 Att: 1,257 - Unknown

AB 33  
 R 6  
 H 10  
 RBI 5  
 BB 1  
 SO 2  
 LOB 14





Batter	1	2	3	4	5	6	7	8	9	AB	R	H	RBI	BB	SO	LOB	TOP			
Chico Carrasquel, R OBP: 0.329, SLG: 0.359	0-0 6-3		0-0 1-2 1B		0-0 P5		0-0 G4-6-3			4	0	1	0	0	0	2				
Nelle Fox, L OBP: 0.339, SLG: 0.358	0-0 1-3		0-0 G3-6-3			0-0 F9		0-0 4-3		4	0	0	0	0	0	2				
Ferns Fain, L OBP: 0.407, SLG: 0.351	4-0 CS BB		0-0 F7			0-0 1-3		0-0 4-3		3	0	0	0	1	0	1				
Minnie Minoso, R OBP: 0.414, SLG: 0.462	0-0 CS	0-0 F8		0-0 F2		0-0 6-3		0-0 P3		4	0	0	0	0	0	0				
Bob Boyd, L OBP: 0.361, SLG: 0.421		0-3 K2-3		0-0 1B			0-0 BB 3B 1B		0-0 F7	4	1	2	0	0	1	0				
Sherm Lollar, R OBP: 0.391, SLG: 0.410		4-0 1B BB		0-0 F8			0-0 F7		0-0 5-3	3	0	0	0	1	0	2				
Jim Rivera, L OBP: 0.326, SLG: 0.407			0-0 1-2 1B		0-0 F3		4-0 1-2 3B BB		0-0 F9	3	1	1	0	1	0	1				
Bob Elliott, R OBP: 0.363, SLG: 0.389			0-0 F7		0-0 5-3					2	0	0	0	0	0	2				
Tom Wright, L OBP: 0.326, SLG: 0.403							0-0 1-H 2-H 3B			1	0	1	2	0	0	0				
Virgil Trucks, R OBP: 0.212, SLG: 0.282					0-0 6-3					2	0	1	0	0	0	0				
Bud Stewart, L OBP: 0.412, SLG: 0.429										0	0	0	0	1	0	0				
Harry Dorish, R OBP: 0.171, SLG: 0.171			0-0 G3-6-3 1B				4-0 G4-6-3 BB			0	0	0	0	0	0	0				
<b>Inning Stats</b>	R: 0 E: 0 K: 0 S: 2	H: 0 LOB: 0 BB: 1 P: 6	R: 0 E: 0 K: 1 S: 6	H: 1 LOB: 2 BB: 1 P: 10	R: 0 E: 0 K: 0 S: 4	H: 2 LOB: 1 BB: 0 P: 4	R: 0 E: 0 K: 0 S: 4	H: 1 LOB: 0 BB: 0 P: 4	R: 0 E: 0 K: 0 S: 3	H: 0 LOB: 0 BB: 0 P: 3	R: 0 E: 0 K: 0 S: 3	H: 0 LOB: 0 BB: 0 P: 3	R: 0 E: 0 K: 0 S: 3	H: 0 LOB: 0 BB: 0 P: 3	R: 0 E: 0 K: 0 S: 3	H: 0 LOB: 0 BB: 0 P: 3	1B: 5 2B: 0 3B: 1 HR: 0	SF: 0 SAC: 0 DP: 2 HBP: 0	WP: 0 PB: 0 CS: 1	PA: 35
<b>PITCHER</b> Connie Marrero, R ERA: 3.03	IP: 9.0 WLS: W BF: 34 H: 6 R: 2 ER: 2 SO: 1 BB: 4 IBB: 0 HBP: 0 BLK: 0 WP: 0 HR: 0 S: 32 P: 48 ERA: 2.00 WHIP: 1.111															<b>PITCHER</b>				

Chicago White Sox @ Washington Senators  
Griffith Stadium, Washington, DC  
Wed Sep 16 1953, 3:33 AM EDT  
Att: 13,000 - Unknown

livebaseballscorecards.com

AB 30  
R 2  
H 6  
RBI 2  
BB 4  
SO 1  
LOB 10



Batter	1	2	3	4	5	6	7	8	9	AB	R	H	RBI	BB	SO	LOB	BOTTOM			
Eddie Yost, R OBP: 0.406, SLG: 0.393	0-0 1B 2B		0-0 3B 1B	1-0 HBP		0-0 F7				3	2	2	0	0	0	0				
Pete Runnels, L OBP: 0.350, SLG: 0.325	0-0 2B 2H 1B		0-0 1-H 3B		0-0 4-3		0-0 3-1			4	0	2	2	0	0	2				
Mickey Vernon, L OBP: 0.405, SLG: 0.522	0-0 F7		0-0 4-3		0-0 3B		0-0 6-3			4	0	1	0	0	0	2				
Jackie Jensen, R OBP: 0.356, SLG: 0.407	0-0 P4		0-0 P3		0-0 6-3		0-0 1B 3B			4	1	1	0	0	0	3				
Gil Coan, L OBP: 0.304, SLG: 0.289	0-0 1-3 2B		0-0 F8		4-0 S BB		0-0 E3 S 1B			3	0	2	1	1	0	1				
Jim Busby, R OBP: 0.353, SLG: 0.411	0-0 6-3			0-0 S 1B	4-0 G6-3 1B IBB		0-3 3-H K			3	1	1	0	1	1	3				
Wayne Terwilliger, R OBP: 0.341, SLG: 0.336		0-0 F2		0-0 F7	0-0 G6-3			0-3 K		4	0	0	0	0	1	4				
Ed Fitz Gerald, R OBP: 0.294, SLG: 0.316		0-0 G3		0-0 E6 HBP 1-H		0-0 F3		0-0 6-3		4	0	0	0	0	0	0				
Connie Marrero, R OBP: 0.208, SLG: 0.125		0-0 P3		0-3 K		0-3 K2-3		0-0 1-3		4	0	0	0	0	2	1				
<b>Inning Stats</b>	R: 1 E: 0 K: 0 S: 6	H: 3 LOB: 2 BB: 0 P: 6	R: 0 E: 0 K: 0 S: 3	H: 0 LOB: 0 BB: 0 P: 3	R: 1 E: 0 K: 0 S: 5	H: 2 LOB: 1 BB: 0 P: 5	R: 1 E: 1 K: 1 S: 7	H: 1 LOB: 2 BB: 0 P: 8	R: 0 E: 0 K: 0 S: 3	H: 1 LOB: 2 BB: 2 P: 11	R: 0 E: 0 K: 1 S: 5	H: 0 LOB: 0 BB: 0 P: 5	R: 1 E: 1 K: 1 S: 7	H: 2 LOB: 1 BB: 0 P: 7	R: 0 E: 0 K: 1 S: 5	H: 0 LOB: 0 BB: 0 P: 5	1B: 4 2B: 2 3B: 3 HR: 0	SF: 0 SAC: 0 DP: 1 HBP: 1	WP: 0 PB: 0 CS: 0	PA: 36
<b>PITCHER</b> Virgil Trucks, R ERA: 2.96 Harry Dorish, R ERA: 3.22	IP: 6.0 WLS: L BF: 28 H: 7 R: 3 ER: 2 SO: 2 BB: 1 IBB: 1 HBP: 1 BLK: 0 WP: 0 HR: 0 S: 29 P: 38 ERA: 3.00 WHIP: 1.333															<b>PITCHER</b>				

Chicago White Sox @ Washington Senators  
Griffith Stadium, Washington, DC  
Wed Sep 16 1953, 3:33 AM EDT  
Att: 13,000 - Unknown

livebaseballscorecards.com

AB 33  
R 4  
H 9  
RBI 3  
BB 2  
SO 4  
LOB 16







Batter	1	2	3	4	5	6	7	8	9	AB	R	H	RBI	BB	SO	LOB	TOP					
Chico Carrasquel, R OBP: 0.325, SLG: 0.358 (1, 6)	0-0 5-3		0-0 FC6-4 1B		0-0 5-3			0-0 5-3		4	0	1	0	0	0	0	<b>Chicago White Sox @ Washington Senators</b> Griffith Stadium, Washington, DC Thu Sep 17 1953, 3:33 AM EDT Att: 3,345 - Unknown <a href="http://livebaseballscorecards.com">livebaseballscorecards.com</a>					
Nelle Fox, L OBP: 0.336, SLG: 0.359 (1, 4)	0-0 4-3		0-0 FC6-4 1-2			0-0 F9 2B		0-0 4-3		4	0	1	0	0	0	1						
Ferns Fain, L OBP: 0.406, SLG: 0.350 (1, 3)	0-0 1B			0-0 F7		0-0 F9 2-3		0-0 L3		4	0	1	0	0	0	1						
Minnie Minoso, R OBP: 0.413, SLG: 0.462 (1, 9)	0-0 1-3			0-0 1B 2B		0-0 P4			0-0 6-3	4	1	1	0	0	0	2						
Bob Boyd, L OBP: 0.358, SLG: 0.416 (1, 7)		0-0 F8		0-0 1B 2H 1B		0-0 6-3			0-0 4-3	4	0	1	1	0	0	1						
Jim Rivera, L OBP: 0.327, SLG: 0.413 (1, 8)		0-0 1-3		0-0 1-3 CS 1B			0-0 HR		0-3 K	4	1	2	1	0	1	0						
Sherm Lollar, R OBP: 0.391, SLG: 0.409 (1, 2)		0-0 F8		0-0 6-3 1-2			0-0 G6-4-3 1B			3	0	1	0	0	0	2						
Rocky Krsnich, R OBP: 0.272, SLG: 0.296 (1, 5)			0-0 P5		0-0 2B		0-0 F9			3	0	1	0	0	0	1						
Billy Pierce, L OBP: 0.161, SLG: 0.110 (1, 1)			0-0 4-3		0-3 K		0-0 G6-4-3 1-2			3	0	0	0	0	1	1						
<b>Inning Stats</b>	R: 0 E: 0 K: 0 S: 4	H: 1 LOB: 1 BB: 0 P: 4	R: 0 E: 0 K: 0 S: 3	H: 0 LOB: 0 BB: 0 P: 3	R: 0 E: 0 K: 0 S: 4	H: 1 LOB: 1 BB: 0 P: 4	R: 1 E: 0 K: 0 S: 5	H: 3 LOB: 1 BB: 0 P: 5	R: 0 E: 0 K: 0 S: 5	H: 1 LOB: 1 BB: 0 P: 5	R: 0 E: 0 K: 0 S: 4	H: 1 LOB: 2 BB: 0 P: 4	R: 1 E: 0 K: 0 S: 4	H: 2 LOB: 2 BB: 0 P: 4	R: 0 E: 0 K: 0 S: 3	H: 0 LOB: 0 BB: 0 P: 3	R: 0 E: 0 K: 1 S: 5	H: 0 LOB: 0 BB: 0 P: 5	1B: 5 2B: 3 3B: 0 HR: 1	SF: 0 SAC: 0 DP: 1 HBP: 0	WP: 0 PB: 0 SB: 0 CS: 1	PA: 33
<b>PITCHER</b> Bob Porterfield, R ERA: 3.48 (1, 1)	IP: 9.0 WLS: W BF: 33 H: 9 R: 2 ER: 2 SO: 2 BB: 0 IBB: 0 HBP: 0 BLK: 0 WP: 0 HR: 1 S: 37 P: 37 ERA: 2.00 WHIP: 1.000															<b>PITCHER</b>						

Batter	1	2	3	4	5	6	7	8	9	AB	R	H	RBI	BB	SO	LOB	BOTTOM			
Eddie Yost, R OBP: 0.407, SLG: 0.395 (1, 5)	0-0 FC6-4 1B	0-0 1-3 1B			0-0 6-3		0-0 SH1-4 1-2 2-3			3	0	2	0	0	0	0	<b>Chicago White Sox @ Washington Senators</b> Griffith Stadium, Washington, DC Thu Sep 17 1953, 3:33 AM EDT Att: 3,345 - Unknown <a href="http://livebaseballscorecards.com">livebaseballscorecards.com</a>			
Jerry Snyder, R OBP: 0.383, SLG: 0.400 (1, 6)	0-0 FC6-4 1B 2B	0-3 K2-3			4-0 BB		0-3 K			3	1	0	0	1	2	5				
Mickey Vernon, L OBP: 0.403, SLG: 0.518 (1, 3)	0-0 P6	0-0 F7			0-3 K		0-3 K			4	0	0	0	0	2	6				
Jackie Jensen, R OBP: 0.359, SLG: 0.408 (1, 9)	0-0 E3 2B 1B		0-0 4-3-6 1B		0-0 F2			4-0 SH3 1B BB		3	2	2	0	1	0	1				
Clyde Vollmer, R OBP: 0.344, SLG: 0.379 (1, 7)	4-0 2B BB		0-0 F8		0-0 F3			0-0 SH3 1-2		2	0	0	0	1	0	1				
Jim Busby, R OBP: 0.356, SLG: 0.415 (1, 8)	0-0 1-3 2H 3H 2B		0-0 4-3-6 1-3		0-0 K		0-0 CS 1B		4-0 1B IBB	3	0	2	2	1	0	1				
Wayne Terwilliger, R OBP: 0.342, SLG: 0.339 (1, 4)	0-0 1-3			0-0 L4 2B		0-0 P4 1-2		0-0 G6-4-3 1-2 2H 1B		4	0	2	1	0	0	3				
Ed Fitz Gerald, R OBP: 0.293, SLG: 0.313 (1, 2)		0-0 F5		0-0 L4 2-3		4-0 SH1-4 BB BB		0-0 G6-4-3 1-2		3	0	0	0	1	0	3				
Bob Porterfield, R OBP: 0.304, SLG: 0.427 (1, 1)		4-0 1B BB		0-0 F8		4-0 SH1-4 BB				1	0	0	0	2	0	0				
<b>Inning Stats</b>	R: 2 E: 1 K: 0 S: 6	H: 3 LOB: 2 BB: 1 P: 10	R: 0 E: 0 K: 1 S: 6	H: 1 LOB: 2 BB: 1 P: 10	R: 0 E: 0 K: 0 S: 3	H: 1 LOB: 0 BB: 0 P: 3	R: 0 E: 0 K: 0 S: 3	H: 1 LOB: 0 BB: 0 P: 3	R: 0 E: 0 K: 2 S: 7	H: 0 LOB: 2 BB: 2 P: 15	R: 0 E: 0 K: 0 S: 3	H: 1 LOB: 1 BB: 2 P: 11	R: 1 E: 0 K: 0 S: 3	H: 1 LOB: 1 BB: 2 P: 11	R: 0 E: 0 K: 0 S: 3	H: 0 LOB: 0 BB: 0 P: 3	1B: 6 2B: 4 3B: 0 HR: 0	SF: 0 SAC: 2 DP: 3 HBP: 0	WP: 0 PB: 0 SB: 0 CS: 1	PA: 35
<b>PITCHER</b> Billy Pierce, L ERA: 2.88 (1, 1)	IP: 8.0 WLS: L BF: 35 H: 8 R: 3 ER: 3 SO: 4 BB: 6 IBB: 1 HBP: 0 BLK: 0 WP: 0 HR: 0 S: 36 P: 64 ERA: 3.38 WHIP: 1.750															<b>PITCHER</b>				



Batter	1	2	3	4	5	6	7	8	9	AB	R	H	RBI	BB	SO	LOB	TOP					
<b>Eddie Yost, R</b> OBP: 0.404, SLG: 0.391 (1, 5)										5	0	0	0	0	0	2	<b>Washington Senators @ Philadelphia Athletics</b> <b>Connie Mack Stadium, Philadelphia, PA</b> Sat Sep 19 1953, 3:33 AM EDT Att: 1,057 - Unknown 					
<b>Pete Runnels, L</b> OBP: 0.353, SLG: 0.327 (1, 6)										4	1	2	0	1	0	2						
<b>Mickey Vernon, L</b> OBP: 0.403, SLG: 0.521 (1, 3)										4	1	1	1	1	1	3						
<b>Jackie Jensen, R</b> OBP: 0.360, SLG: 0.411 (1, 9)										4	1	2	1	0	0	1						
<b>Gil Coan, L</b> OBP: 0.303, SLG: 0.288 (1, 7)										4	0	1	0	0	0	3						
<b>Jim Busby, R</b> OBP: 0.357, SLG: 0.415 (1, 8)										4	1	2	1	0	0	2						
<b>Wayne Terwilliger, R</b> OBP: 0.342, SLG: 0.345 (1, 4)										4	1	1	2	0	1	2						
<b>Ed Fitz Gerald, R</b> OBP: 0.292, SLG: 0.312 (1, 2)										4	0	1	0	0	0	2						
<b>Spec Shea, R</b> OBP: 0.215, SLG: 0.226 (7, PH)										2	0	0	0	0	0	0						
<b>Clyde Volmer, R</b> OBP: 0.343, SLG: 0.378 (7, PH)										1	0	0	0	0	0	1						
<b>Al Sima, R</b> OBP: 0.118, SLG: 0.118 (7, PH)										0	0	0	0	0	0	0						
<b>Kite Thomas, R</b> OBP: 0.310, SLG: 0.307 (9, PH)										0	0	0	0	0	0	0						
<b>Jerry Snyder, R</b> OBP: 0.383, SLG: 0.400 (9, PR)										0	0	0	0	0	0	0						
<b>Inning Stats</b>	R: 1 E: 0 K: 0 S: 5	H: 2 LOB: 2 BB: 1 P: 9	R: 0 E: 0 K: 1 S: 5	H: 0 LOB: 0 BB: 0 P: 5	R: 0 E: 0 K: 0 S: 3	H: 1 LOB: 0 BB: 0 P: 3	R: 3 E: 0 K: 0 S: 6	H: 3 LOB: 0 BB: 0 P: 6	R: 0 E: 0 K: 0 S: 3	H: 0 LOB: 1 BB: 1 P: 7	R: 0 E: 0 K: 0 S: 3	H: 0 LOB: 0 BB: 0 P: 3	R: 0 E: 0 K: 0 S: 4	H: 1 LOB: 1 BB: 0 P: 4	R: 1 E: 0 K: 0 S: 6	H: 3 LOB: 2 BB: 0 P: 6	R: 0 E: 0 K: 1 S: 5	H: 0 LOB: 1 BB: 1 P: 9	1B: 7 2B: 1 3B: 0 HR: 2	SF: 0 SAC: 0 DP: 1 HBP: 0	WP: 0 PB: 0 SB: 0 CS: 0	PA: 39
<b>PITCHER</b>	IP	WLS	BF	H	R	ER	SO	BB	IBB	HBP	BLK	WP	HR	S	P	ERA	WHIP					
<b>Joe Coleman, R</b> ERA: 4.37 (1, 1)	7.1	W	33	10	5	5	1	2	0	0	0	0	2	33	41	6.14	1.636					
<b>Morne Martin, L</b> ERA: 4.49 (8, 1)	1.2	S	6	0	0	0	1	1	0	0	0	0	0	7	11	0.00	0.600					

Batter	1	2	3	4	5	6	7	8	9	AB	R	H	RBI	BB	SO	LOB	BOTTOM				
<b>Loren Babe, L</b> OBP: 0.298, SLG: 0.305 (1, 5)										4	1	1	0	0	0	1	<b>Washington Senators @ Philadelphia Athletics</b> <b>Connie Mack Stadium, Philadelphia, PA</b> Sat Sep 19 1953, 3:33 AM EDT Att: 1,057 - Unknown 				
<b>Dave Philley, S</b> OBP: 0.383, SLG: 0.430 (1, 9)										3	1	0	0	1	1	1					
<b>Eddie Robinson, L</b> OBP: 0.321, SLG: 0.412 (1, 3)										4	1	1	0	0	0	3					
<b>Gus Zernial, R</b> OBP: 0.350, SLG: 0.552 (1, 7)										4	1	2	4	0	0	0					
<b>Carmen Mauro, L</b> OBP: 0.310, SLG: 0.311 (1, 8)										2	1	0	0	2	0	0					
<b>Tommy Giordano, R</b> OBP: 0.250, SLG: 0.579 (1, 4)										3	1	1	2	0	0	1					
<b>Joe Demaestri, R</b> OBP: 0.280, SLG: 0.328 (1, 6)										3	0	0	0	0	0	0					
<b>Ray Murray, R</b> OBP: 0.333, SLG: 0.417 (1, 2)										3	0	0	0	0	0	0					
<b>Joe Coleman, R</b> OBP: 0.348, SLG: 0.364 (1, 1)										3	0	1	0	0	0	0					
<b>Morne Martin, L</b> OBP: 0.100, SLG: 0.100 (8, 1)										0	0	0	0	0	0	0					
<b>Inning Stats</b>	R: 5 E: 1 K: 0 S: 7	H: 3 LOB: 0 BB: 1 P: 11	R: 0 E: 0 K: 0 S: 3	H: 0 LOB: 1 BB: 1 P: 7	R: 0 E: 0 K: 0 S: 2	H: 0 LOB: 0 BB: 1 P: 6	R: 0 E: 0 K: 0 S: 4	H: 1 LOB: 1 BB: 0 P: 4	R: 1 E: 0 K: 1 S: 6	H: 2 LOB: 0 BB: 0 P: 6	R: 0 E: 0 K: 0 S: 3	H: 0 LOB: 0 BB: 0 P: 3	R: 0 E: 0 K: 0 S: 3	H: 0 LOB: 0 BB: 0 P: 3	R: 0 E: 0 K: 0 S: 3	H: 0 LOB: 0 BB: 0 P: 3	1B: 3 2B: 1 3B: 0 HR: 2	SF: 0 SAC: 0 DP: 0 HBP: 0	WP: 0 PB: 0 SB: 0 CS: 0	PA: 32	
<b>PITCHER</b>	IP	WLS	BF	H	R	ER	SO	BB	IBB	HBP	BLK	WP	HR	S	P	ERA	WHIP				
<b>Spec Shea, R</b> ERA: 3.94 (1, 1)	6.0	L	26	6	6	5	1	3	0	0	0	0	2	25	37	7.50	1.500				
<b>Al Sima, L</b> ERA: 3.48 (7, 1)	2.0		6	0	0	0	0	0	0	0	0	0	0	6	6	0.00	0.000				



Batter	1	2	3	4	5	6	7	8	9	10	11	AB	R	H	RBI	BB	SO	LOB	TOP								
<b>Eddie Yost, R</b> OBP: 0.404, SLG: 0.398 (1, 5)	0-0 5-3		0-0 HR			0-0 BB 1B		0-0 F3		0-0 L5	5	1	2	2	0	0	0										
<b>Pete Runnels, L</b> OBP: 0.360, SLG: 0.325 (1, 6)	0-0 4-3		0-0 4-3			0-3 K		0-0 4-3		0-0 3-1	5	0	0	0	0	1	1										
<b>Mickey Vernon, L</b> OBP: 0.403, SLG: 0.520 (1, 3)	0-3 K				0-0 F9	4-0 FC6-4 BB			0-0 F7		0-0 F9	4	0	0	0	1	1	0									
<b>Jackie Jensen, R</b> OBP: 0.369, SLG: 0.413 (1, 9)		0-0 5-3		0-0 5-3		0-0 FC6-4 BB			0-3 K			4	0	0	0	0	1	2									
<b>Clyde Vollmer, R</b> OBP: 0.346, SLG: 0.398 <b>Gl Coan, L</b> OBP: 0.301, SLG: 0.286 (9, PR) (9, 7)		0-0 5-3		0-0 F8				0-0 HR		0-0 2B	4	1	2	1	0	0	0	0									
<b>Jim Busby, R</b> OBP: 0.358, SLG: 0.415 (1, 8)		0-0 F7			0-0 5-3			0-0 F2		0-0 1-3	4	0	0	0	0	0	1										
<b>Tony Roig, R</b> (1, 4)			0-0 6-3		0-0 F9			0-0 F7		0-3 K	4	0	0	0	0	1	0										
<b>Mickey Grasso, R</b> OBP: 0.252, SLG: 0.272 (1, 2)			0-0 6-3		0-0 6-3			0-0 F7		0-0 F2	4	0	0	0	0	0	0										
<b>Bunky Stewart, L</b> OBP: 0.290, SLG: 0.250 (1, 1)			0-0 HR 1B			0-0 4-3			0-0 L8		0-0 F8	4	1	1	0	0	0	0									
<b>Inning Stats</b>	R: 0 E: 0 K: 1 S: 5	H: 0 LOB: 0 BB: 0 P: 5	R: 0 E: 0 K: 0 S: 3	H: 0 LOB: 0 BB: 0 P: 3	R: 2 E: 0 K: 0 S: 5	H: 2 LOB: 0 BB: 0 P: 5	R: 0 E: 0 K: 0 S: 3	H: 0 LOB: 0 BB: 0 P: 3	R: 0 E: 0 K: 1 S: 6	H: 1 LOB: 2 BB: 1 P: 10	R: 1 E: 0 K: 0 S: 4	H: 1 LOB: 0 BB: 0 P: 4	R: 0 E: 0 K: 0 S: 3	H: 0 LOB: 0 BB: 0 P: 3	R: 0 E: 0 K: 1 S: 6	H: 1 LOB: 1 BB: 0 P: 6	R: 0 E: 0 K: 1 S: 5	H: 0 LOB: 0 BB: 0 P: 5	R: 0 E: 0 K: 0 S: 3	H: 0 LOB: 0 BB: 0 P: 3	1B: 2 2B: 1 3B: 0 HR: 2	SF: 0 SAC: 0 DP: 0 HBP: 0	WP: 0 PB: 0 SB: 0 CS: 0	PA: 39			
<b>PITCHER</b> <b>Marion Fricano, R</b> ERA: 4.04 (1, 1)	IP 11.0	WLS W	BF 39	H 5	R 3	ER 3	SO 4	BB 1	IBB 0	HBP 0	BLK 0	WP 0	HR 2	S 46	P 50	ERA 2.46	WHIP 0.545										

Washington Senators @ Philadelphia Athletics  
 Connie Mack Stadium, Philadelphia, PA  
 Sun Sep 20 1953, 3:38 AM EDT  
 Att: 4,468 - Unknown

AB 38  
 R 3  
 H 5  
 RBI 3  
 BB 1  
 SO 4  
 LOB 4



Batter	1	2	3	4	5	6	7	8	9	10	11	AB	R	H	RBI	BB	SO	LOB	BOTTOM								
<b>Joe Demaestri, R</b> OBP: 0.290, SLG: 0.343 (1, 6)	4-0 G4-6-3 BB		0-0 P5		0-0 G6-4-3 1B		0-0 G3			0-0 FC5-2 3B	0-0 1-2 2-H 1B	5	0	3	1	1	0	1									
<b>Dave Philley, S</b> OBP: 0.363, SLG: 0.430 (1, 9)	0-0 G4-6-3 1-2r		0-0 1-2 1B		0-0 G6-4-3 1-2r		0-0 6-3			0-0 6-3		5	0	1	0	0	0	3									
<b>Eddie Robinson, L</b> OBP: 0.322, SLG: 0.419 (1, 3)	0-0 F8		0-0 FC5 2-3r		0-0 2B			0-0 F9		4-0 FC5-2 IBB		4	0	1	0	1	0	2									
<b>Gus Zernial, R</b> OBP: 0.351, SLG: 0.560 (1, 7)		0-0 5-3		0-0 4-3		0-0 P6			0-0 1B		4-0 FC5-2 IBB	4	0	1	0	1	0	1									
<b>Pete Suder, R</b> OBP: 0.312, SLG: 0.349 (1, 5)		0-0 F8		0-0 HBP HR 1B		0-0 F8		0-0 F8		0-0 FC5-2 FC6-4	5	1	1	0	0	0	4										
<b>Ed McChae, R</b> OBP: 0.323, SLG: 0.320 (1, 8)		0-0 1B		1-0 HR HBP		0-0 5-3		0-0 P4		0-0 FC6-4 1-2r	4	1	1	0	0	0	4										
<b>Tommy Giordano, R</b> OBP: 0.310, SLG: 0.538 (1, 4)		0-0 F9		0-0 L8		0-0 CS 2B			0-0 F2		4-0 5-3 1B BB	4	1	1	0	1	0	3									
<b>Ray Murray, R</b> OBP: 0.335, SLG: 0.426 (1, 2)			0-0 5-3		0-0 HR		4-0 IBB		0-0 F7		0-0 5-3	4	1	1	3	1	0	1									
<b>Marion Fricano, R</b> OBP: 0.196, SLG: 0.152 <b>Cass Michaels, R</b> OBP: 0.337, SLG: 0.365 (11, PH) (1, 1)			4-0 FC5 1B BB		0-0 L4		0-0 CS	0-3 K		0-0 4-3	3	0	0	0	1	1	0	0									
<b>Inning Stats</b>	R: 0 E: 0 K: 0 S: 2	H: 0 LOB: 0 BB: 1 P: 6	R: 0 E: 0 K: 0 S: 4	H: 1 LOB: 1 BB: 0 P: 4	R: 0 E: 0 K: 0 S: 4	H: 1 LOB: 2 BB: 1 P: 8	R: 3 E: 0 K: 0 S: 5	H: 2 LOB: 0 BB: 0 P: 6	R: 0 E: 0 K: 0 S: 3	H: 1 LOB: 1 BB: 1 P: 7	R: 0 E: 0 K: 1 S: 5	H: 0 LOB: 0 BB: 0 P: 5	R: 0 E: 0 K: 0 S: 4	H: 1 LOB: 1 BB: 0 P: 4	R: 0 E: 0 K: 0 S: 3	H: 0 LOB: 0 BB: 0 P: 3	R: 0 E: 0 K: 0 S: 4	H: 1 LOB: 3 BB: 2 P: 12	R: 1 E: 0 K: 0 S: 2	H: 1 LOB: 2 BB: 2 P: 10	1B: 6 2B: 2 3B: 1 HR: 1	SF: 0 SAC: 0 DP: 2 HBP: 1	WP: 0 PB: 0 SB: 0 CS: 1	PA: 47			
<b>PITCHER</b> <b>Bunky Stewart, L</b> ERA: 3.46 (1, 1)	IP 10.1	WLS L	BF 46	H 10	R 4	ER 4	SO 1	BB 3	IBB 4	HBP 1	BLK 0	WP 0	HR 1	S 40	P 69	ERA 3.46	WHIP 1.258										

Washington Senators @ Philadelphia Athletics  
 Connie Mack Stadium, Philadelphia, PA  
 Sun Sep 20 1953, 3:38 AM EDT  
 Att: 4,468 - Unknown

AB 38  
 R 4  
 H 10  
 RBI 4  
 BB 7  
 SO 1  
 LOB 19





Batter	1	2	3	4	5	6	7	8	9	AB	R	H	RBI	BB	SO	LOB	TOP			
Loren Babe, L (1.5) OBP: 0.299, SLG: 0.304										4	0	2	0	0	0	1	Philadelphia Athletics @ Washington Senators Griffith Stadium, Washington, DC Fri Sep 25 1953, 3:33 AM EDT Att: 2,403 - Unknown			
Dave Philley, S (1.9) OBP: 0.395, SLG: 0.424										1	0	0	0	0	0	1				
Elmer Valo, L (1.9) OBP: 0.374, SLG: 0.253										3	0	1	0	0	0	2				
Eddie Robinson, L (1.3) OBP: 0.319, SLG: 0.414										4	0	1	0	0	0	1				
Gus Zernial, R (1.7) OBP: 0.353, SLG: 0.561										3	0	0	0	1	0	1				
Carmen Mauro, L (1.8) OBP: 0.308, SLG: 0.305										4	0	1	0	0	0	1				
Tommy Giordano, R (1.4) OBP: 0.244, SLG: 0.378										3	0	0	0	1	0	2				
Joe Demaestri, R (1.6) OBP: 0.294, SLG: 0.349										3	0	0	0	0	0	2				
Ray Murray, R (1.2) OBP: 0.330, SLG: 0.422										3	0	0	0	0	0	0				
Marion Fricano, R (1.1) OBP: 0.192, SLG: 0.159										3	0	1	0	0	2	0				
<b>Inning Stats</b>	R: 0 E: 0 K: 0 S: 4	H: 2 LOB: 1 BB: 0 P: 4	R: 0 E: 0 K: 0 S: 3	H: 1 LOB: 0 BB: 0 P: 3	R: 0 E: 0 K: 0 S: 4	H: 1 LOB: 1 BB: 0 P: 4	R: 0 E: 0 K: 0 S: 3	H: 0 LOB: 0 BB: 0 P: 3	R: 0 E: 0 K: 1 S: 6	H: 1 LOB: 1 BB: 0 P: 6	R: 0 E: 0 K: 0 S: 3	H: 0 LOB: 1 BB: 1 P: 7	R: 0 E: 0 K: 1 S: 6	H: 1 LOB: 1 BB: 0 P: 6	R: 0 E: 0 K: 0 S: 3	H: 0 LOB: 1 BB: 1 P: 7	1B: 6 2B: 0 3B: 0 HR: 0	SF: 0 SAC: 0 DP: 2 HBP: 0	WP: 0 PB: 1 SB: 0 CS: 0	PA: 33
<b>PITCHER</b> Bob Porterfield, R (1.1) ERA: 3.35	IP: 9.0 WLS: W BF: 33 H: 6 R: 0 ER: 0 SO: 2 BB: 2 IBB: 0 HBP: 0 BLK: 0 WP: 0 HR: 0 S: 35 P: 43 ERA: 0.00 WHIP: 0.889															<b>PITCHER</b>				

Batter	1	2	3	4	5	6	7	8	9	AB	R	H	RBI	BB	SO	LOB	BOTTOM					
Eddie Yost, R (1.5) OBP: 0.402, SLG: 0.395										4	0	0	0	0	0	1	Philadelphia Athletics @ Washington Senators Griffith Stadium, Washington, DC Fri Sep 25 1953, 3:33 AM EDT Att: 2,403 - Unknown					
Pete Runnels, L (1.6) OBP: 0.348, SLG: 0.324										4	0	1	0	0	0	1						
Mickey Vernon, L (1.3) OBP: 0.400, SLG: 0.517										4	0	0	0	0	0	1						
Jackie Jensen, R (1.9) OBP: 0.360, SLG: 0.413										3	1	1	0	1	0	1						
Clyde Vollmer, R (1.7) OBP: 0.347, SLG: 0.399										4	0	2	0	0	0	1						
Jim Busby, R (1.8) OBP: 0.381, SLG: 0.417										4	0	3	0	0	0	0						
Wayne Terwilliger, R (1.4) OBP: 0.343, SLG: 0.345										3	0	1	1	1	0	0						
Ed Fitz Gerald, R (1.2) OBP: 0.291, SLG: 0.318										2	0	0	0	1	0	3						
Bob Porterfield, R (1.1) OBP: 0.298, SLG: 0.418										2	0	0	0	0	0	3						
<b>Inning Stats</b>	R: 0 E: 0 K: 0 S: 3	H: 0 LOB: 0 BB: 0 P: 3	R: 0 E: 0 K: 0 S: 5	H: 2 LOB: 3 BB: 1 P: 9	R: 0 E: 0 K: 0 S: 3	H: 0 LOB: 0 BB: 0 P: 3	R: 0 E: 0 K: 0 S: 2	H: 1 LOB: 0 BB: 1 P: 6	R: 0 E: 0 K: 0 S: 3	H: 0 LOB: 0 BB: 0 P: 3	R: 0 E: 1 K: 0 S: 4	H: 1 LOB: 1 BB: 0 P: 4	R: 0 E: 0 K: 0 S: 3	H: 0 LOB: 0 BB: 0 P: 3	R: 0 E: 0 K: 0 S: 3	H: 0 LOB: 1 BB: 1 P: 7	R: 1 E: 0 K: 0 S: 5	H: 4 LOB: 3 BB: 0 P: 5	1B: 8 2B: 0 3B: 0 HR: 0	SF: 0 SAC: 1 DP: 1 HBP: 0	WP: 0 PB: 0 SB: 0 CS: 1	PA: 35
<b>PITCHER</b> Marion Fricano, R (1.1) ERA: 3.92	IP: 8.1 WLS: L BF: 34 H: 8 R: 1 ER: 1 SO: 0 BB: 3 IBB: 0 HBP: 0 BLK: 0 WP: 0 HR: 0 S: 31 P: 43 ERA: 1.08 WHIP: 1.320															<b>PITCHER</b>						







