


# Washington Senators - 1954

Batter	1	2	3	4	5	6	7	8	9	10	AB	R	H	RBI	BB	SO	LOB									
Hank Bauer, R OBP: 0.400, SLG: 0.400 (1, 9)	K		FC6-2 4-3 1-2 2-H 3-H 1B		FC2-5 E		P6		1B		5	0	2	3	0	1	2									
Joe Collins, L Bill Skowron, R (5, PH) (5, 3)	1-3		4-3		P4		F3		F7		2	0	0	0	0	0	2									
Irv Noren, L (9, PH) (9, 3)			1-2 2-3								1	0	0	0	0	0	2									
Mickey Mantle, S (1, 8)	F8		FC6-2		E4 FC6-4				F8		5	0	0	0	0	0	4									
Yogi Berra, L (1, 2)		F7	F9		FC6-4				F8		5	0	0	0	0	0	5									
Gil McDougald, R (1, 5)	K			CS BB	FC4-6 BB				F8		3	0	0	0	2	2	0									
Gene Woodling, L (1, 7)	K			F7	FC4-6 1-2f				F8		4	0	0	0	0	1	2									
Jerry Coleman, R OBP: 0.500, SLG: 0.750 (1, 4)			1B 1B	F8 1-2	K				FC6-5 2B		4	1	2	0	0	1	2									
Phil Rizzuto, R OBP: 0.250, SLG: 0.250 (1, 6)			E 1B 1B	E3 FC2-5 E	F8				FC6-5 1B 2-3		4	2	1	0	0	0	2									
Whitney Ford, L Tom Gorman, R Bob Kuzava, R Bob Kuzava, S Andy Carey, R Johnny Sain, R Eddie Robinson, L Evan Longoria, L Allie Reynolds, R	E1 4-3 1B FC6-2		E8 E FC2-5		K				1B		1	0	0	0	0	0	2									
<b>Inning Stats</b>	R: 0 E: 0 K: 1 S: 5	H: 0 LOB: 0 BB: 0 P: 5	R: 0 E: 0 K: 2 S: 7	H: 0 LOB: 0 BB: 0 P: 7	R: 2 E: 1 K: 0 S: 7	H: 3 LOB: 2 BB: 0 P: 7	R: 0 E: 0 K: 0 S: 2	H: 0 LOB: 1 BB: 1 P: 6	R: 0 E: 0 K: 1 S: 5	H: 0 LOB: 0 BB: 0 P: 5	R: 0 E: 0 K: 0 S: 3	H: 0 LOB: 0 BB: 0 P: 3	R: 1 E: 0 K: 0 S: 6	H: 3 LOB: 2 BB: 0 P: 6	R: 0 E: 0 K: 1 S: 5	H: 0 LOB: 0 BB: 0 P: 5	1B: 5 2B: 1 3B: 0 HR: 0	SF: 0 SAC: 0 DP: 0 HBP: 0	WP: 0 PA: 41							
<b>PITCHER</b>	IP 8.2	WLS 37	H 6	R 3	ER 2	SO 5	BB 2	IBB 0	HBP 0	BLK 0	WP 0	HR 0	S 45	P 53	ERA 2.08	WHIP 0.923										
Chuck Stobbs, L ERA: 2.08																										
Sonny Dixon, R ERA:																										

**TOP**

**New York Yankees @ Washington Senators**  
Griffith Stadium, Washington, DC  
Tue Apr 13 1954, 3:33 AM EST  
Att: 27,160 - Unknown

AB	39
R	3
H	6
RBI	3
BB	2
SO	6
LOB	26




Batter	1	2	3	4	5	6	7	8	9	10	AB	R	H	RBI	BB	SO	LOB									
Eddie Yost, R (1, 5)	6-3		1B BB	1-2 BB			F8			HR BB	2	1	0	0	3	0	0									
Tom Umphlett, R OBP: 0.500, SLG: 0.500 Tom Wright, L (4, PH) (5, 9)	K		1-3 1B	K			K			K	2	0	1	0	0	1	0									
Mickey Vernon, L OBP: 0.200, SLG: 0.800 (1, 3)	P3		L3		F8				F8		5	1	1	2	0	0	2									
Roy Sievers, R OBP: 0.250, SLG: 0.250 (1, 7)		PB 2B 1B	K		P6				F8		4	1	1	0	0	1	1									
Jim Busby, R OBP: 0.250, SLG: 0.500 (1, 8)		SH1-3 1-H FC4 2B		P4	K				P4		4	1	1	1	0	1	0									
Pete Runnels, L (1, 6)		SH1-3 2-3		E4 BB 1B			1-3			FC3-6 BB	2	1	0	0	1	0	0									
Ed Fitz Gerald, R (1, 2)		FC4 FC6-4		F9			K			FC3-6 FC4-6	4	0	0	1	0	1	2									
Wayne Terwilliger, R (1, 4)		K		1B BB			K			FC4-6	3	0	0	0	1	2	2									
Chuck Stobbs, L OBP: 0.333, SLG: 0.333 Sonny Dixon, S (9, 1)		FC6-4		BB 1B			4-3			F3	3	0	1	1	0	0	1									
<b>Inning Stats</b>	R: 0 E: 0 K: 1 S: 5	H: 2 LOB: 1 BB: 0 P: 8	R: 2 E: 0 K: 1 S: 8	H: 2 LOB: 1 BB: 0 P: 8	R: 0 E: 0 K: 1 S: 5	H: 1 LOB: 1 BB: 1 P: 9	R: 1 E: 1 K: 1 S: 7	H: 1 LOB: 3 BB: 2 P: 15	R: 0 E: 0 K: 1 S: 5	H: 0 LOB: 0 BB: 0 P: 5	R: 0 E: 0 K: 2 S: 7	H: 0 LOB: 0 BB: 0 P: 7	R: 0 E: 0 K: 0 S: 3	H: 0 LOB: 0 BB: 0 P: 3	R: 0 E: 0 K: 0 S: 3	H: 0 LOB: 1 BB: 1 P: 7	R: 2 E: 0 K: 1 S: 4	H: 1 LOB: 0 BB: 1 P: 8	1B: 3 2B: 2 3B: 0 HR: 1	SF: 0 SAC: 1 DP: 1 HBP: 0	WP: 0 PA: 39					
<b>PITCHER</b>	IP 3.2	WLS 19	H 4	R 3	ER 2	SO 3	BB 3	IBB 0	HBP 0	BLK 0	WP 0	HR 0	S 22	P 34	ERA 4.91	WHIP 1.909										
Whitey Ford, L ERA: 4.91																										
Tom Gorman, R ERA:																										
Bob Kuzava, L ERA:																										
Johnny Sain, R ERA:																										
Allie Reynolds, R ERA: 13.5																										

**BOTTOM**

**New York Yankees @ Washington Senators**  
Griffith Stadium, Washington, DC  
Tue Apr 13 1954, 3:33 AM EST  
Att: 27,160 - Unknown

AB	33
R	5
H	5
RBI	5
BB	5
SO	9
LOB	13





Batter	1	2	3	4	5	6	7	8	9	AB	R	H	RBI	BB	SO	LOB	TOP			
Hank Bauer, R OBP: 0.300, SLG: 0.300										5	0	1	0	0	0	2				
Bill Skowron, R Joe Collins, L										5	0	0	0	0	0	3				
Mickey Mantle, S Irv Noren, L										3	1	1	0	2	0	2				
Yogi Berra, L OBP: 0.111, SLG: 0.111										4	0	1	0	0	1	3				
Gil McDougald, R OBP: 0.444, SLG: 0.400										2	0	1	1	1	0	1				
Bob Cerv, R Gene Woodling, L										4	0	0	0	0	1	5				
Jerry Coleman, R OBP: 0.375, SLG: 0.500										4	0	1	0	0	0	1				
Phil Rizzuto, R OBP: 0.375, SLG: 0.429										3	1	1	0	1	0	1				
Ed Lopat, L Enos Slaughter, L Johnny Sain, R										4	0	0	0	0	2	3				
<b>Inning Stats</b>	R: 0 E: 1 K: 1 S: 6	H: 1 LOB: 3 BB: 2 P: 14	R: 0 E: 0 K: 1 S: 6	H: 1 LOB: 1 BB: 1 P: 6	R: 0 E: 0 K: 0 S: 3	H: 0 LOB: 1 BB: 1 P: 7	R: 0 E: 0 K: 1 S: 6	H: 1 LOB: 1 BB: 0 P: 6	R: 0 E: 0 K: 0 S: 4	H: 1 LOB: 0 BB: 0 P: 4	R: 0 E: 0 K: 1 S: 5	H: 0 LOB: 0 BB: 0 P: 5	R: 1 E: 0 K: 0 S: 5	H: 2 LOB: 1 BB: 0 P: 5	R: 1 E: 2 K: 0 S: 5	H: 0 LOB: 2 BB: 1 P: 9	1B: 4 2B: 2 3B: 0 HR: 0	SF: 1 SAC: 0 DP: 0 HBP: 0	WP: 0 PB: 0 SB: 1 CS: 0	PA: 39
<b>PITCHER</b> Johnny Schmitz, L ERA: 1.0	IP: 9.0 WLS: L BF: 39	H: 6 R: 2 ER: 1 SO: 4	BB: 4 IBB: 0 HBP: 0 BLK: 0	WP: 0 HR: 0 S: 43 P: 59	ERA: 1.00 WHIP: 1.111															

New York Yankees @ Washington Senators  
Griffith Stadium, Washington, DC  
Wed Apr 14 1954, 3:33 AM EST  
Att: 5,715 - Unknown

AB	34
R	2
H	6
RBI	1
BB	4
SO	4
LOB	21



Batter	1	2	3	4	5	6	7	8	9	AB	R	H	RBI	BB	SO	LOB	BOTTOM			
Eddie Yost, R OBP: 0.556, SLG: 0.500										4	0	2	1	0	0	0				
Tom Umpshett, R OBP: 0.400, SLG: 0.400										3	0	1	0	0	0	1				
Mickey Vernon, L OBP: 0.111, SLG: 0.444										4	0	0	0	0	1	3				
Roy Sievers, R OBP: 0.125, SLG: 0.125										4	0	0	0	0	0	2				
Jim Busby, R OBP: 0.143, SLG: 0.286										3	0	0	0	0	1	0				
Pete Runnels, L										3	0	0	0	0	1	0				
Ed Fitz Gerald, R OBP: 0.143, SLG: 0.143										3	0	1	0	0	0	0				
Wayne Terwilliger, R OBP: 0.286, SLG: 0.167										3	1	1	0	0	0	1				
Johnny Schmitz, R										2	0	0	0	0	1	0				
<b>Inning Stats</b>	R: 0 E: 0 K: 0 S: 3	H: 0 LOB: 0 BB: 0 P: 3	R: 0 E: 0 K: 0 S: 3	H: 0 LOB: 0 BB: 0 P: 3	R: 0 E: 0 K: 1 S: 5	H: 1 LOB: 0 BB: 0 P: 5	R: 0 E: 0 K: 0 S: 4	H: 1 LOB: 1 BB: 0 P: 4	R: 0 E: 0 K: 0 S: 5	H: 2 LOB: 1 BB: 0 P: 5	R: 0 E: 0 K: 1 S: 5	H: 0 LOB: 0 BB: 0 P: 5	R: 0 E: 0 K: 0 S: 3	H: 0 LOB: 0 BB: 0 P: 3	R: 0 E: 0 K: 1 S: 6	H: 1 LOB: 1 BB: 0 P: 6	1B: 4 2B: 1 3B: 0 HR: 0	SF: 0 SAC: 2 DP: 1 HBP: 0	WP: 0 PB: 0 SB: 0 CS: 0	PA: 31
<b>PITCHER</b> Ed Lopat, L ERA: 1.13 Johnny Sain, R	IP: 8.0 WLS: W BF: 27	H: 4 R: 1 ER: 1 SO: 3	BB: 0 IBB: 0 HBP: 0 BLK: 0	WP: 0 HR: 0 S: 33 P: 33	ERA: 1.12 WHIP: 0.500															

New York Yankees @ Washington Senators  
Griffith Stadium, Washington, DC  
Wed Apr 14 1954, 3:33 AM EST  
Att: 5,715 - Unknown

AB	29
R	1
H	5
RBI	1
BB	0
SO	4
LOB	7





Batter	1	2	3	4	5	6	7	8	9	AB	R	H	RBI	BB	SO	LOB	TOP					
<b>Eddie Yost, R</b> OBP: 0.385, SLG: 0.300 (1, 5)										4	0	0	0	0	1	1						
<b>Tom Umphlett, R</b> OBP: 0.222, SLG: 0.222 (1, 9)										4	0	0	0	0	0	1						
<b>Mickey Vernon, L</b> OBP: 0.154, SLG: 0.385 (1, 3)										4	0	1	0	0	1	0						
<b>Roy Sievers, R</b> OBP: 0.333, SLG: 0.500 (1, 7)										2	1	1	1	2	0	0						
<b>Jim Busby, R</b> OBP: 0.091, SLG: 0.182 (1, 8)										4	0	0	0	0	3	3						
<b>Joe Tipton, R</b> (1, 2)										1	0	0	0	3	0	0						
<b>Jerry Snyder, R</b> (1, 6)										2	0	0	0	0	0	3						
<b>Clyde Vollmer, R</b> (6, PH)										1	0	0	0	0	0	3						
<b>Camilo Pascual, R</b> (6, 1)										0	0	0	0	0	0	0						
<b>Ed Fitz Gerald, R</b> OBP: 0.125, SLG: 0.125 (9, PH)										1	0	0	0	0	0	0						
<b>Wayne Terwilliger, R</b> OBP: 0.364, SLG: 0.222 (1, 4)										3	0	1	0	1	0	2						
<b>Bob Porterfield, R</b> (1, 1)										2	0	0	0	0	1	0						
<b>Bunky Stewart, L</b> (5, 1)										0	0	0	0	0	0	0						
<b>Pete Runnels, L</b> (6, 6)										2	0	0	0	0	0	2						
<b>Inning Stats</b>	R: 0 E: 0 K: 2 S: 7	H: 0 LOB: 0 BB: 0 P: 7	R: 0 E: 0 K: 1 S: 5	H: 0 LOB: 2 BB: 2 P: 13	R: 0 E: 0 K: 0 S: 3	H: 0 LOB: 0 BB: 0 P: 3	R: 1 E: 0 K: 1 S: 6	H: 1 LOB: 1 BB: 1 P: 10	R: 0 E: 0 K: 1 S: 5	H: 0 LOB: 0 BB: 0 P: 5	R: 0 E: 0 K: 0 S: 4	H: 1 LOB: 3 BB: 2 P: 12	R: 0 E: 0 K: 0 S: 4	H: 1 LOB: 1 BB: 0 P: 4	R: 0 E: 0 K: 1 S: 5	H: 0 LOB: 1 BB: 1 P: 5	R: 0 E: 0 K: 0 S: 3	H: 0 LOB: 1 BB: 1 P: 7	1B: 2 2B: 0 3B: 0 HR: 1	SF: 0 SAC: 0 DP: 0 HBP: 0	WP: 0 PB: 0 SB: 1 CS: 0	PA: 36
<b>PITCHER</b> <b>Bill Henry, L</b> ERA: 1.0 (1, 1)	IP: 9.0 WLS: W BF: 36 H: 3 R: 1 ER: 1 SO: 6 BB: 6 IBB: 0 HBP: 0 BLK: 0 WP: 0 HR: 1 S: 42 P: 66 ERA: 1.00 WHIP: 1.000															<b>PITCHER</b>						

Washington Senators @ Boston Red Sox  
Fenway Park, Boston, MA  
Thu Apr 15 1954, 3:33 AM EST  
Att: 17,272 - Unknown

AB	30
R	1
H	3
RBI	1
BB	6
SO	6
LOB	15



Batter	1	2	3	4	5	6	7	8	9	AB	R	H	RBI	BB	SO	LOB	BOTTOM			
<b>Billy Goodman, L</b> OBP: 0.556, SLG: 0.667 (1, 4)										4	0	1	0	0	0	2				
<b>Jim Piersall, R</b> OBP: 0.300, SLG: 0.500 (1, 9)										5	0	1	0	0	0	4				
<b>Jackie Jensen, R</b> OBP: 0.600, SLG: 1.333 (1, 8)										4	1	1	0	1	0	2				
<b>George Kell, R</b> OBP: 0.333, SLG: 0.250 (1, 5)										3	2	2	1	1	0	0				
<b>Harry Agganis, L</b> OBP: 0.500, SLG: 1.000 (1, 3)										3	1	2	1	0	0	2				
<b>Charlie Maxwell, L</b> OBP: 0.333, SLG: 0.333 (1, 7)										2	0	0	0	0	1	1				
<b>Karl Olson, R</b> OBP: 0.500, SLG: 1.000 (5, PH) (6, 7)										2	1	1	1	0	0	1				
<b>Sammy White, R</b> OBP: 0.750, SLG: 1.625 (1, 2)										4	1	4	3	0	0	0				
<b>Ted Lepcio, R</b> OBP: 0.250, SLG: 0.143 (1, 6)										4	0	1	0	0	0	4				
<b>Bill Henry, L</b> OBP: 0.250, SLG: 0.250 (1, 1)										4	0	1	0	0	0	2				
<b>Inning Stats</b>	R: 0 E: 0 K: 0 S: 3	H: 1 LOB: 2 BB: 2 P: 11	R: 0 E: 0 K: 1 S: 6	H: 1 LOB: 1 BB: 0 P: 6	R: 0 E: 0 K: 0 S: 3	H: 0 LOB: 0 BB: 0 P: 3	R: 3 E: 0 K: 0 S: 8	H: 5 LOB: 2 BB: 0 P: 8	R: 3 E: 0 K: 0 S: 7	H: 4 LOB: 1 BB: 0 P: 7	R: 0 E: 0 K: 0 S: 3	H: 1 LOB: 0 BB: 0 P: 3	R: 0 E: 0 K: 0 S: 5	H: 2 LOB: 2 BB: 0 P: 5	R: 0 E: 1 K: 0 S: 4	H: 0 LOB: 1 BB: 0 P: 4	1B: 9 2B: 3 3B: 1 HR: 1	SF: 0 SAC: 2 DP: 1 HBP: 0	WP: 0 PB: 0 SB: 0 CS: 1	PA: 39
<b>PITCHER</b> <b>Bob Porterfield, R</b> ERA: 11.25 (1, 1)	IP: 4.0 WLS: L BF: 22 H: 9 R: 5 ER: 5 SO: 1 BB: 2 IBB: 0 HBP: 0 BLK: 0 WP: 0 HR: 1 S: 22 P: 30 ERA: 11.25 WHIP: 2.750															<b>PITCHER</b>				
<b>Bunky Stewart, L</b> ERA: 9.0 (5, 1)	IP: 1.0 WLS: L BF: 5 H: 2 R: 1 ER: 1 SO: 0 BB: 0 IBB: 0 HBP: 0 BLK: 0 WP: 0 HR: 0 S: 5 P: 5 ERA: 9.00 WHIP: 2.000															<b>PITCHER</b>				
<b>Camilo Pascual, R</b> ERA: 0.00 (6, 1)	IP: 3.0 WLS: L BF: 12 H: 3 R: 0 ER: 0 SO: 0 BB: 0 IBB: 0 HBP: 0 BLK: 0 WP: 0 HR: 0 S: 12 P: 12 ERA: 0.00 WHIP: 1.000															<b>PITCHER</b>				

Washington Senators @ Boston Red Sox  
Fenway Park, Boston, MA  
Thu Apr 15 1954, 3:33 AM EST  
Att: 17,272 - Unknown

AB	35
R	6
H	14
RBI	6
BB	2
SO	1
LOB	18

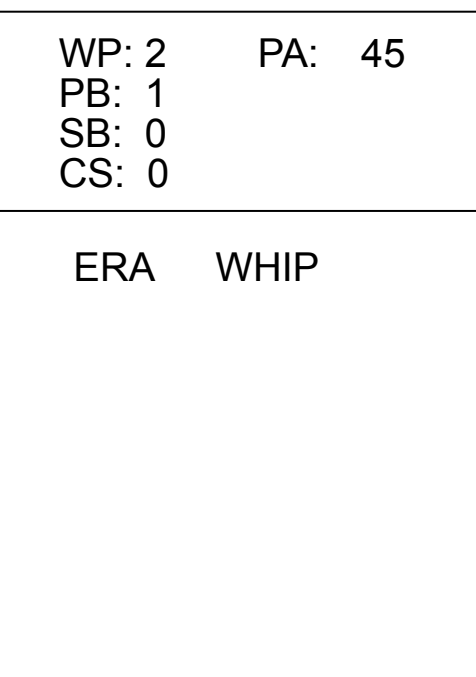




Batter	1	2	3	4	5	6	7	8	9	AB	R	H	RBI	BB	SO	LOB	TOP					
Eddie Yost, R OBP: 0.471, SLG: 0.385 (1, 5)										3	2	2	0	1	0	0						
Tom Wright, L OBP: 0.250, SLG: 0.375 (1, 9)										5	1	2	1	0	1	2						
Mickey Vernon, L OBP: 0.222, SLG: 0.313 (1, 3)										3	1	0	0	2	0	3						
Roy Sievers, R OBP: 0.294, SLG: 0.357 (1, 7)										4	0	0	0	1	1	5						
Jim Busby, R OBP: 0.125, SLG: 0.267 (1, 8)										4	0	1	2	0	1	3						
Pete Runnels, L OBP: 0.231, SLG: 0.167 (1, 6)										5	2	2	0	0	1	3						
Mickey McDermott, L Clyde Vollmer, R Sonny Dixon, S (1, 1) (9, PH) (9, 1)										4	1	1	0	0	1	1	AB 38					
Joe Tipton, R OBP: 0.667, SLG: 0.500 (1, 2)										5	0	3	2	0	0	0	R 9					
Wayne Terwilliger, R OBP: 0.375, SLG: 0.286 (1, 4)										5	2	2	1	0	2	3	H 13					
<b>Inning Stats</b>	R: 0 E: 0 K: 1 S: 5	H: 0 LOB: 0 BB: 0 P: 5	R: 0 E: 0 K: 0 S: 3	H: 0 LOB: 0 BB: 0 P: 3	R: 0 E: 0 K: 2 S: 7	H: 0 LOB: 0 BB: 0 P: 7	R: 0 E: 0 K: 1 S: 6	H: 1 LOB: 2 BB: 1 P: 10	R: 2 E: 0 K: 0 S: 6	H: 4 LOB: 1 BB: 0 P: 6	R: 1 E: 0 K: 0 S: 4	H: 1 LOB: 1 BB: 1 P: 8	R: 3 E: 0 K: 2 S: 11	H: 4 LOB: 2 BB: 1 P: 15	R: 2 E: 1 K: 0 S: 6	H: 2 LOB: 1 BB: 0 P: 6	R: 1 E: 0 K: 1 S: 6	H: 1 LOB: 2 BB: 2 P: 14	1B: 11 2B: 3 3B: 0 HR: 0	SF: 1 SAC: 1 DP: 1 HBP: 0	WP: 2 PB: 1 CS: 0	PA: 45
<b>PITCHER</b>	IP WLS BF H R ER SO BB IBB HBP BLK WP HR S P ERA WHIP																					
Bob Grim, R ERA: 6.75 (1, 1)	6.2 L 32 10 6 5 5 2 1 0 0 0 1 0 39 51 6.75 1.800																					
Bob Kuzava, L ERA: (7, 1)	0.1 1 0 0 0 1 0 0 0 0 0 0 0 3 3 0.00 0.000																					
Art Schallack, L ERA: 4.5 (8, 1)	2.0 12 3 3 1 1 2 0 0 0 0 0 0 12 20 4.50 2.500																					

Washington Senators @ New York Yankees  
Yankee Stadium, Bronx, NY  
Sun Apr 18 1954, 3:33 AM EST  
Att: 16,952 - Unknown

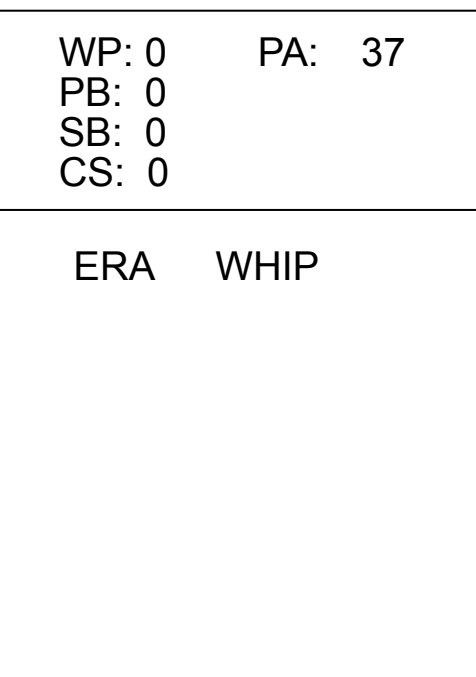
AB	38
R	9
H	13
RBI	6
BB	5
SO	7
LOB	20



Batter	1	2	3	4	5	6	7	8	9	AB	R	H	RBI	BB	SO	LOB	BOTTOM					
Hank Bauer, R OBP: 0.368, SLG: 0.667 (1, 9)										4	2	1	1	1	0	1						
Bill Skowron, R OBP: 0.333, SLG: 0.615 (1, 3)										3	0	1	0	1	0	0						
Mickey Mantle, S OBP: 0.222, SLG: 0.250 (1, 8)										4	1	1	0	0	0	3						
Yogi Berra, L OBP: 0.176, SLG: 0.188 (1, 2)										3	0	1	2	0	0	1						
Gil McDougald, R OBP: 0.353, SLG: 0.250 (1, 5)										3	0	1	0	1	1	2						
Bob Cerv, R (1, 7)										3	0	0	0	1	0	3						
Jerry Coleman, R Enos Slaughter, L (1, 4) (9, PH)										3	0	0	0	0	0	3	AB 31					
Phil Rizzuto, R Eddie Robinson, L (1, 6) (9, PH)										3	0	0	0	0	0	0	R 3					
Bob Grim, R Bob Kuzava, S Irv Noren, L Art Schallack, L Gene Woodling, L (1, 1) (7, 1) (7, PH) (8, 1) (9, PH)										2	0	0	0	0	2	0	RBI 3					
<b>Inning Stats</b>	R: 0 E: 0 K: 0 S: 3	H: 0 LOB: 0 BB: 0 P: 3	R: 0 E: 0 K: 0 S: 3	H: 0 LOB: 0 BB: 0 P: 3	R: 0 E: 0 K: 1 S: 5	H: 0 LOB: 0 BB: 0 P: 5	R: 1 E: 0 K: 1 S: 7	H: 2 LOB: 2 BB: 2 P: 15	R: 0 E: 0 K: 1 S: 5	H: 0 LOB: 0 BB: 0 P: 5	R: 0 E: 0 K: 0 S: 3	H: 0 LOB: 2 BB: 2 P: 11	R: 0 E: 0 K: 0 S: 3	H: 0 LOB: 0 BB: 0 P: 3	R: 2 E: 0 K: 0 S: 6	H: 3 LOB: 1 BB: 0 P: 6	R: 0 E: 0 K: 1 S: 5	H: 0 LOB: 1 BB: 1 P: 9	1B: 3 2B: 0 3B: 1 HR: 1	SF: 1 SAC: 0 DP: 0 HBP: 0	WP: 0 PB: 0 CS: 0	PA: 37
<b>PITCHER</b>	IP WLS BF H R ER SO BB IBB HBP BLK WP HR S P ERA WHIP																					
Mickey McDermott, L ERA: 3.38 (1, 1)	8.0 W 33 5 3 3 3 4 0 0 0 0 0 0 35 51 3.38 1.125																					
Sonny Dixon, R ERA: (9, 1)	1.0 S 4 0 0 0 1 1 0 0 0 0 0 0 5 9 0.00 1.000																					

Washington Senators @ New York Yankees  
Yankee Stadium, Bronx, NY  
Sun Apr 18 1954, 3:33 AM EST  
Att: 16,952 - Unknown

AB	31
R	3
H	5
RBI	3
BB	5
SO	4
LOB	15





Batter	1	2	3	4	5	6	7	8	9	AB	R	H	RBI	BB	SO	LOB	TOP										
Joe Demaestri, R (1, 6) OBP: 0.250, SLG: 0.292	5-3		1B		4-3		F8			4	0	1	0	0	0	0	Philadelphia Athletics @ Washington Senators Griffith Stadium, Washington, DC Mon Apr 19 1954, 3:33 AM EST Att: 11,426 - Unknown										
Spook Jacobs, R (1, 4) OBP: 0.435, SLG: 0.435	1B		K		1B		4-3		4	1	2	0	0	1	0												
Vic Power, R (1, 8) OBP: 0.292, SLG: 0.375	4-3				1B		6-3		4	0	1	0	0	0	2												
Gus Zernial, R (1, 7) OBP: 0.375, SLG: 0.762	1B				G6-4-3		K		4	0	1	1	0	1	1												
Don Bollweg, L (1, 3) OBP: 0.333, SLG: 0.333	4-3				1B		1-3		4	1	1	0	0	0	1												
Bill Renno, R (1, 9) OBP: 0.417, SLG: 0.524					1B				4	1	2	0	0	1	0												
Pete Suder, R (1, 5) OBP: 0.292, SLG: 0.273					1B		F9		3	0	0	0	1	0	1												
Jim Robertson, R (1, 2) OBP: 0.429, SLG: 0.500					1B		6-3		3	0	1	2	0	0	0												
Morrie Martin, L (1, 1) OBP: 0.500, SLG: 0.500					1B		K		2	0	1	0	0	0	2												
Art Ditmar, R (6, 1)					1B		K		1	0	0	0	0	1	0												
<b>Inning Stats</b>	R: 1 E: 0 K: 0 S: 5	H: 2 LOB: 1 BB: 0 P: 5	R: 0 E: 0 K: 0 S: 3	H: 0 LOB: 0 BB: 0 P: 3	R: 0 E: 0 K: 1 S: 5	H: 2 LOB: 0 BB: 0 P: 5	R: 2 E: 0 K: 0 S: 6	H: 4 LOB: 2 BB: 1 P: 10	R: 0 E: 0 K: 0 S: 3	H: 1 LOB: 0 BB: 0 P: 3	R: 0 E: 0 K: 0 S: 4	H: 1 LOB: 1 BB: 0 P: 4	R: 0 E: 0 K: 1 S: 5	H: 0 LOB: 0 BB: 0 P: 5	R: 0 E: 0 K: 1 S: 5	H: 0 LOB: 0 BB: 0 P: 5	R: 0 E: 0 K: 1 S: 5	H: 0 LOB: 0 BB: 0 P: 5	1B: 9 2B: 1 3B: 0 HR: 0	SF: 0 SAC: 0 DP: 2 HBP: 0	WP: 0 PB: 0 SB: 0 CS: 0	PA: 34					
<b>PITCHER</b>	IP	WLS	BF	H	R	ER	SO	BB	IBB	HBP	BLK	WP	HR	S	P	ERA	WHIP										
Spec Shea, R (1, 1) ERA: 6.75	4.0		18	8	3	3	1	1	0	0	0	0	0	19	23	6.75	2.250										
Connie Marrero, R (5, 1) ERA:	3.0		10	2	0	0	1	0	0	0	0	0	0	12	12	0.00	0.667										
Camilo Pascual, R (8, 1) ERA:	2.0	W	6	0	0	0	2	0	0	0	0	0	0	10	10	0.00	0.000										


Batter	1	2	3	4	5	6	7	8	9	AB	R	H	RBI	BB	SO	LOB	BOTTOM										
Eddie Yost, R (1, 5) OBP: 0.429, SLG: 0.529	6-3		F8		6-3		SH5-4		HR	4	1	1	1	0	0	0	Philadelphia Athletics @ Washington Senators Griffith Stadium, Washington, DC Mon Apr 19 1954, 3:33 AM EST Att: 11,426 - Unknown										
Tom Umphlett, R (1, 9) OBP: 0.231, SLG: 0.385			F8		K		P2		4	0	1	0	0	1	2												
Mickey Vernon, L (1, 3) OBP: 0.227, SLG: 0.263	K		F7		F3		2B		3	0	0	0	1	1	1												
Roy Sievers, R (1, 7) OBP: 0.381, SLG: 0.438	5-3				2B		FC3-6		2	1	1	2	2	0	1												
Jim Busby, R (1, 8) OBP: 0.150, SLG: 0.316					E		FC3-6		4	0	1	0	0	0	3												
Pete Runnels, L (1, 6) OBP: 0.235, SLG: 0.133			K		E3		K		3	0	0	1	1	2	2												
Ed Fitz Gerald, R (1, 2) OBP: 0.182, SLG: 0.100					K		FC6-4		2	0	0	0	1	1	3												
Wayne Terwilliger, R (1, 4) OBP: 0.400, SLG: 0.294					1-3				3	1	1	0	1	0	3												
Spec Shea, R (1, 1) Clyde Vollmer, R (4, PH) Connie Marrero, R (5, 1) Tom Wright, L (7, PH) Camilo Pascual, R (8, 1)					F7		FC3		1	0	0	0	0	0	2												
							SH5-4		1	0	0	0	0	0	2												
							2B		0	0	0	0	0	0	0												
							2B		1	1	0	0	0	1	1												
							2B		1	0	0	0	0	0	1												
<b>Inning Stats</b>	R: 0 E: 0 K: 1 S: 6	H: 1 LOB: 1 BB: 0 P: 6	R: 0 E: 1 K: 1 S: 5	H: 0 LOB: 2 BB: 2 P: 13	R: 0 E: 0 K: 0 S: 3	H: 0 LOB: 0 BB: 0 P: 3	R: 1 E: 1 K: 1 S: 7	H: 1 LOB: 2 BB: 1 P: 11	R: 0 E: 0 K: 1 S: 5	H: 0 LOB: 0 BB: 0 P: 5	R: 0 E: 0 K: 1 S: 5	H: 0 LOB: 1 BB: 1 P: 9	R: 2 E: 1 K: 0 S: 6	H: 2 LOB: 2 BB: 1 P: 10	R: 0 E: 0 K: 0 S: 3	H: 0 LOB: 1 BB: 1 P: 7	R: 1 E: 0 K: 0 S: 1	H: 1 LOB: 0 BB: 0 P: 1	1B: 1 2B: 2 3B: 1 HR: 1	SF: 0 SAC: 2 DP: 0 HBP: 0	WP: 0 PB: 0 SB: 0 CS: 0	PA: 37					
<b>PITCHER</b>	IP	WLS	BF	H	R	ER	SO	BB	IBB	HBP	BLK	WP	HR	S	P	ERA	WHIP										
Morrie Martin, L (1, 1) ERA: 1.8	5.0		21	2	1	1	4	3	0	0	0	0	0	26	38	1.80	1.000										
Art Ditmar, R (6, 1) ERA: 3.0	3.0	L	16	3	3	1	1	2	1	0	0	0	1	15	27	3.00	1.667										



Batter	1	2	3	4	5	6	7	8	9	AB	R	H	RBI	BB	SO	LOB	TOP					
Joe Demaestri, R (1, 6) OBP: 0.276, SLG: 0.345	0-0 4-3 2B	0-0 1-2 2B		0-0 6-3		0-0 5-3		0-0 6-3		5	2	2	0	0	0	0						
Spook Jacobs, R (1, 4) OBP: 0.500, SLG: 0.538	0-0 4-3 2-3	4-0 1-2 2B		0-0 E		0-0 4-3		4-0 3-1 BB	4-0 3-1 BB	3	3	2	0	2	0	1						
Vic Power, R (1, 8) OBP: 0.310, SLG: 0.448	0-0 1B	0-0 1B		0-0 E9		0-0 4-3		0-0 L8	0-0 L8	5	0	2	4	0	0	2						
Bill Renna, R (1, 9) OBP: 0.483, SLG: 0.542	0-0 2H	0-0 1B		0-0 K		0-0 4-3		4-0 3-1 BB	4-0 3-1 BB	3	1	2	1	2	1	1						
Don Bollweg, L (1, 3) OBP: 0.310, SLG: 0.280	4-0 1-2 BB	0-0 P5		0-0 1-3		0-0 4-3		0-0 3-1 BB	0-0 3-1 BB	4	0	0	0	1	0	5						
Pete Suder, R (1, 5) OBP: 0.310, SLG: 0.296	0-0 F7			0-0 5-3		0-0 FC4-6		0-0 K	0-0 K	5	0	2	1	0	1	4						
Ed McGhee, R (1, 7)		0-0 4-3		0-0 5-3		0-0 FC4-6		0-0 K		4	0	0	0	0	1	2						
Billy Shantz, R (1, 2) OBP: 0.375, SLG: 0.375		0-0 BB		0-0 6-3		0-0 CS		0-0 4-3	0-0 K	4	1	1	0	0	1	0						
Alex Kellner, R (1, 1)		0-0 F2		0-0 6-3		0-0 4-3		0-0 F2		4	0	0	0	0	0	1						
<b>Inning Stats</b>	R: 1 E: 0 K: 0 S: 5	H: 3 LOB: 2 BB: 1 P: 9	R: 3 E: 0 K: 0 S: 6	H: 3 LOB: 2 BB: 2 P: 14	R: 0 E: 0 K: 0 S: 3	H: 0 LOB: 0 BB: 0 P: 3	R: 1 E: 1 K: 1 S: 7	H: 1 LOB: 1 BB: 0 P: 7	R: 0 E: 0 K: 0 S: 3	H: 0 LOB: 0 BB: 0 P: 3	R: 2 E: 0 K: 1 S: 8	H: 3 LOB: 1 BB: 0 P: 8	R: 0 E: 0 K: 1 S: 5	H: 0 LOB: 0 BB: 2 P: 5	R: 0 E: 0 K: 1 S: 5	H: 0 LOB: 2 BB: 2 P: 13	1B: 7 2B: 3 3B: 1 HR: 0	SF: 0 SAC: 0 DP: 0 HBP: 0	WP: 0 PB: 0 SB: 0 CS: 1	PA: 43		
<b>PITCHER</b>	IP WLS BF H R ER SO BB IBB HBP BLK WP HR S P ERA WHIP	IP WLS BF H R ER SO BB IBB HBP BLK WP HR S P ERA WHIP	IP WLS BF H R ER SO BB IBB HBP BLK WP HR S P ERA WHIP	IP WLS BF H R ER SO BB IBB HBP BLK WP HR S P ERA WHIP	IP WLS BF H R ER SO BB IBB HBP BLK WP HR S P ERA WHIP	IP WLS BF H R ER SO BB IBB HBP BLK WP HR S P ERA WHIP	IP WLS BF H R ER SO BB IBB HBP BLK WP HR S P ERA WHIP	IP WLS BF H R ER SO BB IBB HBP BLK WP HR S P ERA WHIP	IP WLS BF H R ER SO BB IBB HBP BLK WP HR S P ERA WHIP	IP WLS BF H R ER SO BB IBB HBP BLK WP HR S P ERA WHIP	IP WLS BF H R ER SO BB IBB HBP BLK WP HR S P ERA WHIP	IP WLS BF H R ER SO BB IBB HBP BLK WP HR S P ERA WHIP	IP WLS BF H R ER SO BB IBB HBP BLK WP HR S P ERA WHIP	IP WLS BF H R ER SO BB IBB HBP BLK WP HR S P ERA WHIP	IP WLS BF H R ER SO BB IBB HBP BLK WP HR S P ERA WHIP	IP WLS BF H R ER SO BB IBB HBP BLK WP HR S P ERA WHIP	IP WLS BF H R ER SO BB IBB HBP BLK WP HR S P ERA WHIP	IP WLS BF H R ER SO BB IBB HBP BLK WP HR S P ERA WHIP	IP WLS BF H R ER SO BB IBB HBP BLK WP HR S P ERA WHIP	IP WLS BF H R ER SO BB IBB HBP BLK WP HR S P ERA WHIP	IP WLS BF H R ER SO BB IBB HBP BLK WP HR S P ERA WHIP	IP WLS BF H R ER SO BB IBB HBP BLK WP HR S P ERA WHIP
Chuck Stobbs, L (1, 1) ERA: 5.06	2.0	6.0	1.0	2.0	0.0	0.0	0.0	0.0	0.0	0.0	0.0	0.0	0.0	0.0	0.0	0.0	18.00	4.000				
Sonny Dixon, R (3, 1) ERA: 2.16	6.0	23	5	3	2	3	0	0	0	0	0	0	0	0	0	0	3.00	0.833				
Dean Stone, L (9, 1) ERA:	1.0	5	0	0	0	1	2	0	0	0	0	0	0	0	0	0	0.00	2.000				
<b>Batter</b>	<b>1</b>	<b>2</b>	<b>3</b>	<b>4</b>	<b>5</b>	<b>6</b>	<b>7</b>	<b>8</b>	<b>9</b>	<b>AB</b>	<b>R</b>	<b>H</b>	<b>RBI</b>	<b>BB</b>	<b>SO</b>	<b>LOB</b>	<b>BOTTOM</b>					
Eddie Yost, R (1, 5) OBP: 0.400, SLG: 0.450	0-0 1-3		4-0 BB			0-0 F7		0-0 3-1	0-0 3-1	3	0	0	0	1	0	0						
Tom Umphlett, R (1, 9) OBP: 0.235, SLG: 0.313	4-0 CS		0-0 1-3			0-3 K		0-0 5-3	0-0 5-3	3	0	0	0	1	1	1						
Mickey Vernon, L (1, 3) OBP: 0.192, SLG: 0.217	0-3 K				0-3 K			0-0 F9	0-0 5-3	4	0	0	0	0	2	1						
Roy Sievers, R (1, 7) OBP: 0.333, SLG: 0.368		0-0 F8		0-0 5-3		0-0 P4				3	0	0	0	0	0	0						
Jim Busby, R (1, 8) OBP: 0.130, SLG: 0.273		0-0 F8		0-0 1-3		0-3 K				3	0	0	0	0	1	0						
Joe Tipton, R (1, 2) OBP: 0.583, SLG: 0.375		4-0 FC5-4		0-0 5-3				0-3 K		2	0	0	0	1	1	0						
Mel Hoderlein, S (1, 6)		0-0 FC5-4		0-0 F7				0-0 6-3		3	0	0	0	0	0	1						
Wayne Terwilliger, R (1, 4) OBP: 0.391, SLG: 0.300				0-0 F7		0-0 L6				3	0	1	0	0	0	0						
Chuck Stobbs, L (1, 1) OBP: 0.333, SLG: 0.333				0-0 F3				0-0 FC5-4		0	0	0	0	0	0	0						
Sonny Dixon, S (3, 1)								0-3 K		2	0	0	0	0	1	0						
Clyde Vollmer, R (8, PH)										1	0	0	0	0	0	1						
Dean Stone, L (9, 1)										0	0	0	0	0	0	0						
<b>Inning Stats</b>	R: 0 E: 0 K: 1 S: 4	H: 0 LOB: 1 BB: 1 P: 8	R: 0 E: 0 K: 0 S: 3	H: 0 LOB: 1 BB: 1 P: 7	R: 0 E: 0 K: 0 S: 3	H: 0 LOB: 1 BB: 1 P: 7	R: 0 E: 0 K: 1 S: 5	H: 0 LOB: 0 BB: 0 P: 5	R: 0 E: 0 K: 2 S: 7	H: 0 LOB: 0 BB: 0 P: 7	R: 0 E: 0 K: 1 S: 5	H: 0 LOB: 0 BB: 0 P: 5	R: 0 E: 0 K: 1 S: 6	H: 1 LOB: 1 BB: 0 P: 6	R: 0 E: 0 K: 0 S: 3	H: 0 LOB: 0 BB: 0 P: 3	1B: 1 2B: 1 3B: 0 HR: 0	SF: 0 SAC: 0 DP: 1 HBP: 0	WP: 0 PB: 0 SB: 0 CS: 1	PA: 30		
<b>PITCHER</b>	IP WLS BF H R ER SO BB IBB HBP BLK WP HR S P ERA WHIP	IP WLS BF H R ER SO BB IBB HBP BLK WP HR S P ERA WHIP	IP WLS BF H R ER SO BB IBB HBP BLK WP HR S P ERA WHIP	IP WLS BF H R ER SO BB IBB HBP BLK WP HR S P ERA WHIP	IP WLS BF H R ER SO BB IBB HBP BLK WP HR S P ERA WHIP	IP WLS BF H R ER SO BB IBB HBP BLK WP HR S P ERA WHIP	IP WLS BF H R ER SO BB IBB HBP BLK WP HR S P ERA WHIP	IP WLS BF H R ER SO BB IBB HBP BLK WP HR S P ERA WHIP	IP WLS BF H R ER SO BB IBB HBP BLK WP HR S P ERA WHIP	IP WLS BF H R ER SO BB IBB HBP BLK WP HR S P ERA WHIP	IP WLS BF H R ER SO BB IBB HBP BLK WP HR S P ERA WHIP	IP WLS BF H R ER SO BB IBB HBP BLK WP HR S P ERA WHIP	IP WLS BF H R ER SO BB IBB HBP BLK WP HR S P ERA WHIP	IP WLS BF H R ER SO BB IBB HBP BLK WP HR S P ERA WHIP	IP WLS BF H R ER SO BB IBB HBP BLK WP HR S P ERA WHIP	IP WLS BF H R ER SO BB IBB HBP BLK WP HR S P ERA WHIP	IP WLS BF H R ER SO BB IBB HBP BLK WP HR S P ERA WHIP	IP WLS BF H R ER SO BB IBB HBP BLK WP HR S P ERA WHIP	IP WLS BF H R ER SO BB IBB HBP BLK WP HR S P ERA WHIP	IP WLS BF H R ER SO BB IBB HBP BLK WP HR S P ERA WHIP	IP WLS BF H R ER SO BB IBB HBP BLK WP HR S P ERA WHIP	


Philadelphia Athletics @ Washington Senators  
Griffith Stadium, Washington, DC  
Tue Apr 20 1954, 3:33 AM EST  
Att: 5,742 - Unknown

AB 37  
R 7  
H 11  
RBI 6  
BB 5  
SO 4  
LOB 16



Philadelphia Athletics @ Washington Senators  
Griffith Stadium, Washington, DC  
Tue Apr 20 1954, 3:33 AM EST  
Att: 5,742 - Unknown


AB 27  
R 0  
H 1  
RBI 0  
BB 3  
SO 6  
LOB 4





Batter	1	2	3	4	5	6	7	8	9	AB	R	H	RBI	BB	SO	LOB	TOP			
<b>Eddie Yost, R</b> OBP: 0.419, SLG: 0.417 (1, 5)										4	2	1	2	1	2	2	<b>Washington Senators @ Philadelphia Athletics</b> <b>Connie Mack Stadium, Philadelphia, PA</b> Wed Apr 21 1954, 3:33 AM EST Att: 4,175 - Unknown			
<b>Jim Busby, R</b> OBP: 0.241, SLG: 0.464 (1, 8)										6	1	4	4	0	0	1				
<b>Mickey Vernon, L</b> OBP: 0.258, SLG: 0.370 (1, 3)										4	2	2	2	1	0	3				
<b>Roy Sievers, R</b> OBP: 0.310, SLG: 0.318 (1, 7)										3	0	0	1	1	0	1				
<b>Clyde Vollmer, R</b> OBP: 0.222, SLG: 0.500 (1, 9)										5	1	1	2	0	1	3				
<b>Pete Runnels, L</b> OBP: 0.273, SLG: 0.211 (1, 6)										4	2	1	0	1	0	0				
<b>Ed Fitz Gerald, R</b> OBP: 0.313, SLG: 0.214 (1, 2)										4	2	2	1	1	0	0				
<b>Wayne Terwilliger, R</b> OBP: 0.393, SLG: 0.292 (1, 4)										4	2	1	0	1	0	1				
<b>Bob Porterfield, R</b> OBP: 0.143, SLG: 0.167 (1, 1)										4	1	1	1	0	0	2				
<b>Inning Stats</b>	R: 3 E: 0 K: 0 S: 5	H: 2 LOB: 0 BB: 0 P: 6	R: 0 E: 0 K: 0 S: 3	H: 0 LOB: 0 BB: 0 P: 3	R: 1 E: 0 K: 1 S: 6	H: 1 LOB: 0 BB: 0 P: 6	R: 0 E: 0 K: 0 S: 4	H: 1 LOB: 1 BB: 0 P: 4	R: 0 E: 0 K: 1 S: 5	H: 0 LOB: 0 BB: 0 P: 5	R: 2 E: 0 K: 0 S: 5	H: 2 LOB: 3 BB: 3 P: 17	R: 4 E: 0 K: 1 S: 8	H: 3 LOB: 1 BB: 1 P: 16	R: 3 E: 0 K: 0 S: 6	H: 3 LOB: 1 BB: 1 P: 10	1B: 8 2B: 2 3B: 1 HR: 2	SF: 2 SAC: 0 DP: 0 HBP: 1	WP: 0 PB: 1 SB: 0 CS: 0	PA: 47
<b>PITCHER</b>	IP WLS BF H R ER SO BB IBB HBP BLK WP HR S P ERA WHIP																			
<b>Marion Fricano, R</b> ERA: 7.2 (1, 1)	5.0 L 21 5 4 4 1 0 0 1 0 0 0 2 22 23 7.20 1.000																			
<b>Lee Wheat, R</b> ERA: 18.0 (6, 1)	3.0 19 5 6 6 2 5 0 0 0 0 0 0 18 38 18.00 3.333																			
<b>Ozzie Van Brabant, R</b> ERA: 9.0 (9, 1)	1.0 7 3 3 2 0 1 0 0 0 0 0 0 6 10 18.00 4.000																			

Batter	1	2	3	4	5	6	7	8	9	AB	R	H	RBI	BB	SO	LOB	BOTTOM					
<b>Joe Demaestri, R</b> OBP: 0.242, SLG: 0.303 (1, 6)										4	0	0	0	0	0	4	<b>Washington Senators @ Philadelphia Athletics</b> <b>Connie Mack Stadium, Philadelphia, PA</b> Wed Apr 21 1954, 3:33 AM EST Att: 4,175 - Unknown					
<b>Spook Jacobs, R</b> OBP: 0.438, SLG: 0.467 (1, 4)										4	0	0	0	0	0	1						
<b>Vic Power, R</b> OBP: 0.303, SLG: 0.406 (1, 8)										3	0	0	0	1	0	0						
<b>Don Bollweg, L</b> OBP: 0.333, SLG: 0.259 (1, 3)										2	1	0	0	2	0	2						
<b>Bill Renna, R</b> OBP: 0.424, SLG: 0.464 (1, 9)										4	0	0	0	0	1	2						
<b>Pete Suder, R</b> OBP: 0.273, SLG: 0.258 (1, 5)										4	0	0	0	0	0	1						
<b>Ed McGhee, R</b> OBP: 0.125, SLG: 0.125 (1, 7)										4	0	1	0	0	0	0						
<b>Billy Shantz, R</b> OBP: 0.364, SLG: 0.364 (1, 2)										3	0	1	1	0	1	0						
<b>Marion Fricano, R</b> (1, 1)										1	0	0	0	0	1	0						
<b>Elmer Valo, L</b> (6, PH)										0	0	0	0	1	0	0						
<b>Lee Wheat, R</b> (6, 1)										0	0	0	0	0	0	0						
<b>Lou Limmer, L</b> OBP: 1.000, SLG: 1.000 (8, PH)										1	0	1	0	0	0	0						
<b>Ozzie Van Brabant, R</b> (9, 1)										0	0	0	0	0	0	0						
<b>Inning Stats</b>	R: 0 E: 0 K: 0 S: 3	H: 0 LOB: 0 BB: 0 P: 3	R: 0 E: 0 K: 0 S: 3	H: 0 LOB: 0 BB: 0 P: 3	R: 0 E: 0 K: 2 S: 7	H: 0 LOB: 0 BB: 0 P: 7	R: 0 E: 0 K: 0 S: 3	H: 0 LOB: 0 BB: 0 P: 3	R: 1 E: 0 K: 0 S: 5	H: 2 LOB: 3 BB: 2 P: 13	R: 0 E: 0 K: 1 S: 5	H: 0 LOB: 1 BB: 1 P: 9	R: 0 E: 0 K: 0 S: 3	H: 0 LOB: 0 BB: 0 P: 3	R: 0 E: 0 K: 0 S: 4	H: 1 LOB: 2 BB: 1 P: 8	R: 0 E: 0 K: 0 S: 3	H: 0 LOB: 0 BB: 0 P: 3	1B: 3 2B: 0 3B: 0 HR: 0	SF: 0 SAC: 0 DP: 0 HBP: 0	WP: 0 PB: 0 SB: 0 CS: 0	PA: 34
<b>PITCHER</b>	IP WLS BF H R ER SO BB IBB HBP BLK WP HR S P ERA WHIP																					
<b>Bob Porterfield, R</b> ERA: 4.15 (1, 1)	9.0 W 34 3 1 1 3 4 0 0 0 0 0 0 36 52 1.00 0.778																					





Batter	1	2	3	4	5	6	7	8	9	AB	R	H	RBI	BB	SO	LOB	TOP					
<b>Billy Goodman, L</b> (1.4) OBP: 0.395, SLG: 0.457	F5		3-1		WP		1B		FC1-5	5	2	2	2	0	0	1	<b>Boston Red Sox @ Washington Senators</b> Griffith Stadium, Washington, DC Fri Apr 23 1954, 3:33 AM EST Att: 8,033 - Unknown					
<b>Charlie Maxwell, L</b> (1.7) <b>Karl Olson, R</b> (7.7) OBP: 0.286, SLG: 0.263 OBP: 0.333, SLG: 0.500	K				WP		K		G4-6-3	3	0	1	0	1	2	1						
<b>Jackie Jensen, R</b> (1.9) OBP: 0.486, SLG: 0.900	K		1-3				F8			4	1	1	1	0	1	3						
<b>George Kell, R</b> (1.5) OBP: 0.314, SLG: 0.281							F3			4	1	3	1	0	0	1						
<b>Harry Agganis, L</b> (1.3) OBP: 0.320, SLG: 0.560	F9				P4		P3			4	0	0	0	0	0	4						
<b>Sammy White, R</b> (1.2) <b>Del Wilber, R</b> (7.2) OBP: 0.400, SLG: 0.760	5-3				F8		L7		F7	3	0	0	0	0	0	2						
<b>Jim Piersall, R</b> (1.8) OBP: 0.222, SLG: 0.235					4-3		E6		F9	4	0	1	1	0	0	1						
<b>Ted Lepcio, R</b> (1.6) OBP: 0.231, SLG: 0.174	P3						8-4		6-3	3	1	0	0	1	0	2						
<b>Bill Henry, L</b> (1.1) <b>Bill Werle, L</b> (7.1) <b>Dick Gemert, R</b> (9, PH) OBP: 0.500, SLG: 0.375			6-3				1-3		FC1-5	3	1	1	0	0	0	0						
<b>Inning Stats</b>	R: 0 E: 0 K: 2 S: 7	H: 0 LOB: 0 BB: 0 P: 7	R: 1 E: 0 K: 0 S: 5	H: 2 LOB: 1 BB: 0 P: 5	R: 0 E: 0 K: 0 S: 4	H: 1 LOB: 1 BB: 0 P: 4	R: 0 E: 0 K: 0 S: 4	H: 1 LOB: 1 BB: 0 P: 4	R: 3 E: 0 K: 0 S: 5	H: 2 LOB: 1 BB: 2 P: 13	R: 0 E: 1 K: 0 S: 3	H: 0 LOB: 0 BB: 0 P: 3	R: 2 E: 0 K: 1 S: 8	H: 3 LOB: 0 BB: 0 P: 8	R: 0 E: 0 K: 0 S: 3	H: 0 LOB: 0 BB: 0 P: 3		R: 0 E: 0 K: 0 S: 3	H: 1 LOB: 0 BB: 0 P: 3	1B: 6 2B: 5 3B: 0 HR: 0	SF: 0 SAC: 0 DP: 2 HBP: 0	WP: 1 PB: 0 SB: 2 CS: 0
<b>PITCHER</b>	IP	WLS	BF	H	R	ER	SO	BB	IBB	HBP	BLK	WP	HR	S	P	ERA	WHIP					
<b>Spec Shea, R</b> (1.1) ERA: 7.0	5.0		23	6	4	4	2	2	0	0	0	1	0	25	33	7.20	1.600					
<b>Connie Marrero, R</b> (6.1) ERA: 1.5	2.0	W	9	3	2	1	1	0	0	0	0	0	0	11	11	4.50	1.500					
<b>Johnny Schmitz, L</b> (8.1) ERA: 0.82	2.0	S	6	1	0	0	0	0	0	0	0	0	0	6	6	0.00	0.500					

Batter	1	2	3	4	5	6	7	8	9	AB	R	H	RBI	BB	SO	LOB	BOTTOM				
<b>Eddie Yost, R</b> (1.5) OBP: 0.444, SLG: 0.385	2B		5-3		5-3		BB			2	2	0	0	2	0	0	<b>Boston Red Sox @ Washington Senators</b> Griffith Stadium, Washington, DC Fri Apr 23 1954, 3:33 AM EST Att: 8,033 - Unknown				
<b>Jim Busby, R</b> (1.8) OBP: 0.524, SLG: 0.531			WP				BB		HBP	4	2	3	1	1	1	1					
<b>Mickey Vernon, L</b> (1.3) OBP: 0.286, SLG: 0.467	F5		HR		5-3		1B			3	2	1	2	1	0	2					
<b>Roy Sievers, R</b> (1.7) OBP: 0.303, SLG: 0.280	F8		F9				F9		1B	3	1	0	1	1	0	1					
<b>Clyde Vollmer, R</b> (1.9) OBP: 0.308, SLG: 0.500	F7				1B		K		E	4	0	2	2	0	1	1					
<b>Mel Hoderlein, S</b> (1.6) OBP: 0.286, SLG: 0.429			K2-3		F8		FC5		E5	4	0	2	0	0	1	1					
<b>Ed Fitz Gerald, R</b> (1.2) OBP: 0.300, SLG: 0.222			6-3				FC5		F8	4	0	1	0	0	0	3					
<b>Wayne Terwilliger, R</b> (1.4) OBP: 0.344, SLG: 0.250			F8		G5-4-3				F7	4	0	0	0	0	0	2					
<b>Spec Shea, R</b> (1.1) <b>Joe Tipton, R</b> (5, PH) <b>Connie Marrero, R</b> (6.1) <b>Tom Umphlett, R</b> (7, PH) <b>Johnny Schmitz, R</b> (8.1) OBP: 0.536, SLG: 0.333 OBP: 0.222, SLG: 0.294			5-3		P4		F8		K	1	0	0	0	0	0	0					
<b>Inning Stats</b>	R: 1 E: 0 K: 0 S: 4	H: 1 LOB: 1 BB: 1 P: 8	R: 0 E: 0 K: 1 S: 5	H: 0 LOB: 0 BB: 0 P: 5	R: 2 E: 0 K: 0 S: 4	H: 1 LOB: 0 BB: 1 P: 8	R: 0 E: 0 K: 0 S: 4	H: 2 LOB: 1 BB: 0 P: 4	R: 0 E: 0 K: 0 S: 4	H: 1 LOB: 1 BB: 0 P: 4	R: 0 E: 0 K: 1 S: 6	H: 1 LOB: 1 BB: 0 P: 6	R: 4 E: 1 K: 0 S: 6	H: 3 LOB: 2 BB: 3 P: 18	R: 0 E: 0 K: 2 S: 7	H: 0 LOB: 1 BB: 0 P: 8		1B: 6 2B: 2 3B: 0 HR: 1	SF: 0 SAC: 0 DP: 1 HBP: 1	WP: 1 PB: 0 SB: 0 CS: 0	PA: 38
<b>PITCHER</b>	IP	WLS	BF	H	R	ER	SO	BB	IBB	HBP	BLK	WP	HR	S	P	ERA	WHIP				
<b>Bill Henry, L</b> (1.1) ERA: 3.45	6.2		29	7	5	5	2	3	0	0	0	1	1	30	42	6.75	1.500				
<b>Bill Werle, L</b> (7.1) ERA: 6.75	1.1	L	9	2	2	1	2	2	0	1	0	0	0	10	19	6.75	3.000				







Batter	1	2	3	4	5	6	7	8	9	AB	R	H	RBI	BB	SO	LOB	TOP					
Billy Goodman, L OBP: 0.426, SLG: 0.465 (1,4)	SH1-4 1B		1B FC4-2-6		F7			L9-4-6 1B		4	1	3	0	0	0	0	<b>Boston Red Sox @ Washington Senators</b> Griffith Stadium, Washington, DC Sun Apr 25 1954, 3:33 AM EDT Att: 9,462 - Unknown <a href="http://livebaseballscorecards.com">livebaseballscorecards.com</a>					
Karl Olson, R OBP: 0.357, SLG: 0.538 (1,7)	SH1-4		1B FC4-2-6		F9			F2		3	0	1	0	0	0	1						
Jackie Jensen, R OBP: 0.489, SLG: 0.838 (1,9)	L7		FC4-2-6		5-3			1B		4	0	1	1	0	0	2						
George Kell, R OBP: 0.318, SLG: 0.256 Floyd Baker, L (8,5)	6-3		F7		5-3			L9-4-6		4	0	0	0	0	0	4						
Dick Gemert, R OBP: 0.500, SLG: 0.357 (1,3)		5-3	L7		1B			1B		4	0	1	0	0	0	1						
Sammy White, R OBP: 0.294, SLG: 0.559 (1,2)		4-3		F8		P6		K		4	0	0	0	0	1	1						
Jim Piersall, R OBP: 0.311, SLG: 0.293 (1,8)		BB	BB	G5-4-3 BB		5-3		1B		2	0	1	0	2	0	0						
Ted Lepcio, R OBP: 0.265, SLG: 0.200 (1,6)		BB	G5-4-3		6-3			F9		3	0	0	0	1	0	2						
Leo Kiely, L Tom Herrin, R (1,1) (8,1)	K			4-3		K				3	0	0	0	0	2	2						
										0	0	0	0	0	0	0						
<b>Inning Stats</b>	R: 0 E: 0 K: 0 S: 4	H: 1 LOB: 1 BB: 0 P: 4	R: 0 E: 0 K: 1 S: 5	H: 0 LOB: 2 BB: 2 P: 13	R: 1 E: 0 K: 0 S: 5	H: 2 LOB: 1 BB: 0 P: 5	R: 0 E: 0 K: 0 S: 2	H: 0 LOB: 0 BB: 1 P: 6	R: 0 E: 0 K: 0 S: 3	H: 0 LOB: 0 BB: 0 P: 3	R: 0 E: 0 K: 0 S: 4	H: 1 LOB: 1 BB: 0 P: 4	R: 0 E: 0 K: 1 S: 5	H: 0 LOB: 0 BB: 0 P: 5	R: 0 E: 0 K: 0 S: 4	H: 2 LOB: 1 BB: 0 P: 4	R: 0 E: 0 K: 1 S: 6	H: 1 LOB: 1 BB: 0 P: 6	1B: 7 2B: 1 3B: 0 HR: 0	SF: 0 SAC: 1 DP: 2 HBP: 0	WP: 0 PB: 0 SB: 1 CS: 0	PA: 35
<b>PITCHER</b> Chuck Stobbs, L ERA: 3.2 (1,1)	IP: 9.0 WLS: W BF: 35 H: 7 R: 1 ER: 1 SO: 3 BB: 3 IBB: 0 HBP: 0 BLK: 0 WP: 0 HR: 0 S: 38 P: 50 ERA: 1.00 WHIP: 1.111															<b>PITCHER</b>						

Batter	1	2	3	4	5	6	7	8	9	AB	R	H	RBI	BB	SO	LOB	BOTTOM					
Eddie Yost, R OBP: 0.409, SLG: 0.333 (1,5)	6-3		6-3			1-3 1B		E 1B BB		3	1	1	0	1	0	1	<b>Boston Red Sox @ Washington Senators</b> Griffith Stadium, Washington, DC Sun Apr 25 1954, 3:33 AM EDT Att: 9,462 - Unknown <a href="http://livebaseballscorecards.com">livebaseballscorecards.com</a>					
Jim Busby, R OBP: 0.381, SLG: 0.579 (1,8)	G6-4-3 1B			5-3 BB		1-3		E 1B		3	0	2	1	1	0	1						
Tom Umphlett, R OBP: 0.200, SLG: 0.250 (1,7)	G6-4-3			5-3		1-3		E5 1B 2B		4	1	0	0	0	0	5						
Clyde Vollmer, R OBP: 0.333, SLG: 0.450 (1,9)		K		1-3		P3		2B 1B		4	1	1	1	0	1	2						
Roy Sievers, R OBP: 0.293, SLG: 0.303 (1,3)		4-3		6-3				1B 2B		4	1	2	2	0	0	1						
Mel Hoderlein, S OBP: 0.287, SLG: 0.333 (1,6)		4-3			K			1B 1B		4	0	1	1	0	1	1						
Ed Fitz Gerald, R OBP: 0.240, SLG: 0.174 (1,2)			F8		F8		G4-6-3	P5		4	0	0	0	0	0	2						
Wayne Terwilliger, R OBP: 0.359, SLG: 0.353 (1,4)								SH1-4 1B BB		2	1	2	0	1	0	0						
Chuck Stobbs, L OBP: 0.200, SLG: 0.200 (1,1)			6-3		K			SH1-4		2	0	0	0	0	1	2						
<b>Inning Stats</b>	R: 0 E: 0 K: 0 S: 3	H: 1 LOB: 0 BB: 0 P: 3	R: 0 E: 0 K: 1 S: 5	H: 0 LOB: 0 BB: 0 P: 5	R: 0 E: 0 K: 0 S: 3	H: 0 LOB: 1 BB: 1 P: 7	R: 0 E: 0 K: 0 S: 4	H: 1 LOB: 1 BB: 0 P: 4	R: 0 E: 0 K: 0 S: 3	H: 1 LOB: 0 BB: 0 P: 3	R: 5 E: 1 K: 0 S: 7	H: 4 LOB: 1 BB: 2 P: 15	R: 0 E: 0 K: 0 S: 4	H: 0 LOB: 0 BB: 0 P: 4	R: 0 E: 0 K: 0 S: 3	H: 1 LOB: 1 BB: 0 P: 3	R: 5 E: 1 K: 0 S: 7	H: 4 LOB: 1 BB: 2 P: 15	1B: 6 2B: 2 3B: 1 HR: 0	SF: 0 SAC: 1 DP: 2 HBP: 0	WP: 0 PB: 0 SB: 0 CS: 0	PA: 34
<b>PITCHER</b> Leo Kiely, L ERA: 3.95 Tom Herrin, R ERA: 2.7 (1,1) (8,1)	IP: 7.2 WLS: L BF: 33 H: 9 R: 5 ER: 2 SO: 3 BB: 3 IBB: 0 HBP: 0 BLK: 0 WP: 0 HR: 0 S: 36 P: 48 ERA: 2.35 WHIP: 1.565															<b>PITCHER</b>						



Batter	1	2	3	4	5	6	7	8	9	AB	R	H	RBI	BB	SO	LOB	TOP								
<b>Bobby Young, L</b> OBP: 0.320, SLG: 0.279 (1, 4)										3	0	1	0	1	0	1	<b>Baltimore Orioles @ Washington Senators</b> Griffith Stadium, Washington, DC Thu Apr 29 1954, 3:33 AM EDT Att: 9,740 - Unknown								
<b>Eddie Waitkus, L</b> OBP: 0.245, SLG: 0.196 (1, 3)										4	0	0	0	0	0	3									
<b>Chuck Diering, R</b> OBP: 0.182, SLG: 0.100 (1, 8)										3	0	0	0	1	0	2									
<b>Sam Mele, R</b> OBP: 0.200, SLG: 0.276 (1, 9)										3	0	0	0	1	0	1									
<b>Don Lenhardt, R</b> OBP: 0.231, SLG: 0.208 (1, 7)										4	1	0	0	0	1	1									
<b>Vern Stephens, R</b> OBP: 0.370, SLG: 0.600 (1, 5)										4	0	1	0	0	0	1									
<b>Les Moss, R</b> OBP: 0.500, SLG: 0.750 (1, 2)										4	1	2	0	0	0	1									
<b>Billy Hunter, R</b> OBP: 0.233, SLG: 0.231 (1, 6)										4	0	1	1	0	1	1									
<b>Bob Turley, R</b> (1, 1)										3	0	0	0	0	0	1									
<b>Inning Stats</b>	R: 0 E: 0 K: 0 S: 3	H: 1 LOB: 0 BB: 0 P: 3	R: 2 E: 0 K: 0 S: 5	H: 2 LOB: 1 BB: 1 P: 9	R: 0 E: 0 K: 0 S: 3	H: 0 LOB: 1 BB: 0 P: 7	R: 0 E: 0 K: 0 S: 4	H: 1 LOB: 1 BB: 0 P: 4	R: 0 E: 0 K: 1 S: 6	H: 0 LOB: 1 BB: 0 P: 7	R: 0 E: 0 K: 0 S: 4	H: 0 LOB: 0 BB: 0 P: 4	R: 0 E: 0 K: 0 S: 3	H: 0 LOB: 0 BB: 0 P: 3	R: 0 E: 0 K: 1 S: 5	H: 0 LOB: 0 BB: 0 P: 5	1B: 4 2B: 1 3B: 0 HR: 0	SF: 0 SAC: 0 DP: 1 HBP: 0	WP: 1 PB: 0 SB: 0 CS: 0	PA: 35					
<b>PITCHER</b> <b>Mickey McDermott, L</b> ERA: 3.28 (1, 1)	IP: 9.0 WLS: L BF: 35	H: 5 R: 2 ER: 2 SO: 2	BB: 3 IBB: 0 HBP: 0 BLK: 0	WP: 1 HR: 0 S: 36 P: 48	ERA: 2.00 WHIP: 0.889																				


Batter	1	2	3	4	5	6	7	8	9	AB	R	H	RBI	BB	SO	LOB	BOTTOM								
<b>Eddie Yost, R</b> OBP: 0.388, SLG: 0.297 (1, 5)										4	0	0	0	1	0	4	<b>Baltimore Orioles @ Washington Senators</b> Griffith Stadium, Washington, DC Thu Apr 29 1954, 3:33 AM EDT Att: 9,740 - Unknown								
<b>Jim Busby, R</b> OBP: 0.546, SLG: 0.524 (1, 8)										4	0	0	0	0	2	1									
<b>Mickey Vernon, L</b> OBP: 0.333, SLG: 0.531 (1, 3)										2	0	1	0	1	1	0									
<b>Clyde Vollmer, R</b> OBP: 0.320, SLG: 0.417 (1, 9)										4	0	1	0	0	2	3									
<b>Roy Sievers, R</b> OBP: 0.311, SLG: 0.389 (1, 7)										3	1	1	1	1	1	4									
<b>Pete Runnels, L</b> OBP: 0.296, SLG: 0.182 (1, 6)										2	0	0	0	2	1	2									
<b>Mickey McDermott, L</b> OBP: 0.400, SLG: 0.333 (9, PR) <b>Jerry Snyder, R</b>										3	0	2	0	1	0	1									
<b>Joe Tipton, R</b> OBP: 0.450, SLG: 0.267 (9, PH) <b>Tom Wright, L</b> OBP: 0.182, SLG: 0.273										0	0	0	0	0	0	0									
<b>Wayne Terwilliger, R</b> OBP: 0.349, SLG: 0.324 (1, 4)										3	0	0	0	1	0	3									
<b>Inning Stats</b>	R: 0 E: 0 K: 2 S: 7	H: 0 LOB: 2 BB: 2 P: 15	R: 0 E: 0 K: 1 S: 6	H: 1 LOB: 2 BB: 1 P: 10	R: 0 E: 0 K: 3 S: 9	H: 0 LOB: 0 BB: 0 P: 9	R: 1 E: 0 K: 0 S: 3	H: 1 LOB: 1 BB: 2 P: 11	R: 0 E: 0 K: 1 S: 6	H: 0 LOB: 2 BB: 0 P: 7	R: 0 E: 0 K: 1 S: 4	H: 0 LOB: 0 BB: 1 P: 8	R: 0 E: 0 K: 0 S: 3	H: 0 LOB: 0 BB: 0 P: 3	R: 0 E: 0 K: 0 S: 3	H: 1 LOB: 1 BB: 1 P: 7	R: 0 E: 0 K: 1 S: 5	H: 1 LOB: 2 BB: 1 P: 9	1B: 3 2B: 0 3B: 1 HR: 1	SF: 0 SAC: 0 DP: 3 HBP: 1	WP: 0 PB: 0 SB: 0 CS: 1	PA: 37			
<b>PITCHER</b> <b>Bob Turley, R</b> ERA: 1.33 (1, 1)	IP: 9.0 WLS: W BF: 37	H: 5 R: 1 ER: 1 SO: 9	BB: 8 IBB: 0 HBP: 1 BLK: 0	WP: 0 HR: 1 S: 46 P: 79	ERA: 1.00 WHIP: 1.444																				



Batter	1	2	3	4	5	6	7	8	9	10	11	12	AB	R	H	RBI	BB	SO	LOB	TOP				
Frank Bolling, R OBP: 0.340, SLG: 0.435 (1.4)													6	0	1	0	0	0	4					
Jim Delsing, L OBP: 0.404, SLG: 0.429 (1.7)													4	1	2	0	1	0	1					
Harvey Kuenn, R OBP: 0.319, SLG: 0.400 (1.6)													5	0	1	0	0	0	2					
Ray Boone, R OBP: 0.465, SLG: 0.500 (1.5)													5	1	2	1	0	2	1					
Walt Dropo, R OBP: 0.283, SLG: 0.372 (1.3)													5	0	0	0	0	1	4					
Al Kaline, R OBP: 0.255, SLG: 0.239 (1.9)													5	0	2	0	0	0	0					
Bill Tuttle, R OBP: 0.447, SLG: 0.548 (1.8)													5	0	1	1	0	0	2					
Frank House, L OBP: 0.313, SLG: 0.231 (1.2)													4	0	0	0	1	0	0					
Ned Garver, R OBP: 0.571, SLG: 0.250 (9, PH)													2	0	1	0	0	0	0					
Johnny Pesky, L OBP: 0.571, SLG: 0.490 (12, PH)													1	0	0	0	0	0	0					
Ralph Branca, R OBP: 0.500, SLG: 0.500 (12.1, PH)													1	0	0	0	0	0	1					
George Zuverink, R OBP: 0.500, SLG: 0.500 (12.1, PH)													0	0	0	0	0	0	0					
<b>Inning Stats</b>	R: 0 E: 0 K: 0 S: 3	H: 1 LOB: 0 BB: 3 P: 3	R: 0 E: 1 K: 2 S: 8	H: 0 LOB: 1 BB: 0 P: 8	R: 0 E: 0 K: 0 S: 3	H: 0 LOB: 0 BB: 0 P: 3	R: 0 E: 0 K: 0 S: 3	H: 0 LOB: 1 BB: 1 P: 7	R: 0 E: 0 K: 0 S: 3	H: 0 LOB: 0 BB: 0 P: 3	R: 0 E: 0 K: 1 S: 5	H: 1 LOB: 0 BB: 0 P: 3	R: 1 E: 0 K: 0 S: 6	H: 3 LOB: 2 BB: 0 P: 6	R: 0 E: 0 K: 0 S: 3	H: 0 LOB: 0 BB: 0 P: 3	R: 0 E: 0 K: 1 S: 6	H: 1 LOB: 1 BB: 0 P: 6	R: 1 E: 0 K: 0 S: 6	H: 3 LOB: 3 BB: 1 P: 10	1B: 10 2B: 0 3B: 0 HR: 0	SF: 0 SAC: 0 DP: 3 HBP: 0	WP: 0 PB: 0 SB: 0 CS: 0	PA: 46
<b>PITCHER</b> Bob Porterfield, R ERA: 2.88 (1.1)	IP: 12.0 WLS: L BF: 46 H: 10 R: 2 ER: 2 SO: 4 BB: 1 IBB: 1 HBP: 0 BLK: 0 WP: 0 HR: 0 S: 52 P: 60 ERA: 1.50 WHIP: 0.917																							

Detroit Tigers @ Washington Senators  
 Griffith Stadium, Washington, DC  
 Fri Apr 30 1954, 3:33 AM EDT  
 Att: 6,423 - Unknown


AB	44
R	2
H	10
RBI	2
BB	2
SO	4
LOB	17



Batter	1	2	3	4	5	6	7	8	9	10	11	12	AB	R	H	RBI	BB	SO	LOB	BOTTOM					
Eddie Yost, R OBP: 0.389, SLG: 0.293 (1.5)													4	0	1	0	1	2	1						
Jim Busby, R OBP: 0.333, SLG: 0.489 (1.8)													5	0	1	1	0	0	1						
Mickey Vernon, L OBP: 0.318, SLG: 0.486 (1.3)													5	0	1	0	0	0	2						
Clyde Vollmer, R OBP: 0.287, SLG: 0.345 (1.9)													5	0	0	0	0	1	4						
Roy Sievers, R OBP: 0.320, SLG: 0.439 (1.7)													5	0	2	0	0	0	0						
Mel Hoderlein, S OBP: 0.222, SLG: 0.278 (10, PH)													3	0	0	0	0	0	0						
Tom Wright, L OBP: 0.187, SLG: 0.250 (10, PH)													1	0	0	0	0	0	1						
Pete Runnels, L OBP: 0.286, SLG: 0.174 (11, 6)													1	0	0	0	0	0	1						
Ed Fitz Gerald, R OBP: 0.214, SLG: 0.154 (10, PH)													3	0	0	0	0	0	0						
Mickey McDermott, L OBP: 0.455, SLG: 0.333 (10, PH)													0	0	0	0	0	0	0						
Tom Linsholt, R OBP: 0.200, SLG: 0.250 (10, PH)													0	0	0	0	0	0	0						
Bob Odis, R (11.2)													1	0	0	0	0	0	1						
Wayne Terwilliger, R OBP: 0.362, SLG: 0.341 (1.4)													4	1	2	0	0	0	2						
Bob Porterfield, R OBP: 0.100, SLG: 0.111 (1.1)													3	0	0	0	0	1	3						
<b>Inning Stats</b>	R: 0 E: 0 K: 0 S: 4	H: 2 LOB: 1 BB: 0 P: 4	R: 0 E: 0 K: 0 S: 3	H: 0 LOB: 0 BB: 0 P: 3	R: 0 E: 0 K: 1 S: 5	H: 0 LOB: 0 BB: 0 P: 5	R: 0 E: 0 K: 1 S: 5	H: 0 LOB: 0 BB: 0 P: 6	R: 0 E: 0 K: 0 S: 3	H: 0 LOB: 0 BB: 0 P: 3	R: 0 E: 0 K: 1 S: 5	H: 1 LOB: 0 BB: 0 P: 5	R: 0 E: 0 K: 0 S: 3	H: 0 LOB: 0 BB: 0 P: 3	R: 0 E: 0 K: 0 S: 4	H: 1 LOB: 2 BB: 1 P: 8	R: 0 E: 1 K: 0 S: 3	H: 0 LOB: 0 BB: 0 P: 3	R: 0 E: 0 K: 0 S: 4	H: 1 LOB: 1 BB: 0 P: 4	1B: 6 2B: 0 3B: 1 HR: 0	SF: 0 SAC: 1 DP: 1 HBP: 0	WP: 0 PB: 0 SB: 0 CS: 2	PA: 45	
<b>PITCHER</b> Ned Garver, R ERA: 0.54 (1.1)	IP: 8.0 WLS: W BF: 28 H: 5 R: 1 ER: 1 SO: 4 BB: 1 IBB: 0 HBP: 0 BLK: 0 WP: 0 HR: 0 S: 35 P: 39 ERA: 1.12 WHIP: 0.750																								
<b>PITCHER</b> Ralph Branca, R ERA: 0.54 (9.1)	3.0 W 11 S	1 0 0 0	0 0 0 0	0 0 0 0	0 0 0 0	0 0 0 0	0 0 0 0	0 0 0 0	0 0 0 0	0 0 0 0	0 0 0 0	0 0 0 0	0 0 0 0	0 0 0 0	0 0 0 0	0 0 0 0	0 0 0 0	0 0 0 0	0 0 0 0	0 0 0 0	0 0 0 0	0 0 0 0	0 0 0 0	0 0 0 0	0 0 0 0
<b>PITCHER</b> George Zuverink, R ERA: 7.71 (12.1)	1.0 S	4 1	0 0	0 0	0 0	0 0	0 0	0 0	0 0	0 0	0 0	0 0	0 0	0 0	0 0	0 0	0 0	0 0	0 0	0 0	0 0	0 0	0 0		

Detroit Tigers @ Washington Senators  
 Griffith Stadium, Washington, DC  
 Fri Apr 30 1954, 3:33 AM EDT  
 Att: 6,423 - Unknown

AB	40
R	1
H	7
RBI	1
BB	2
SO	4
LOB	16





Batter	1	2	3	4	5	6	7	8	9	AB	R	H	RBI	BB	SO	LOB	TOP
Frank Bolling, R (1.4) OBP: 0.333, SLG: 0.408	4-0 1-3 BB	0-0 FC1-5		0-0 SH1-4		0-0 F8		0-0 F9		3	0	0	0	1	0	1	
Jim Delsing, L (1.7) OBP: 0.404, SLG: 0.400	0-0 1-3	0-0 CS	0-0 L8	4-0 FC6-4 IBB		4-0 1B BB		0-0 1-3		3	0	0	0	2	0	1	
Harvey Kuenn, R (1.6) OBP: 0.327, SLG: 0.400	0-0 BB 3B 1B		0-0 E4 1B 1B	0-0 F3		0-0 FC5-4 1B		0-0 F9		5	2	2	0	0	0	3	
Ray Boone, R (1.5) OBP: 0.438, SLG: 0.447	4-0 1-2 3B BB		0-0 F7	0-0 FC6-4		0-0 FC5-4		0-0 F9		4	1	0	0	1	0	6	
Walt Dropo, R (1.3) OBP: 0.333, SLG: 0.458	0-0 1B 3B		0-0 1B 1B		0-3 K		0-0 L5-4-3 1B		0-0 1B 1B	5	2	4	2	0	1	0	
Al Kaline, R (1.9) OBP: 0.288, SLG: 0.275	0-0 2B 1B		0-0 1B		0-0 L4		0-0 L5-4-3 1-2 1B		0-0 1B 1B	5	1	3	2	0	0	1	
Bill Tuttle, R (1.8) OBP: 0.481, SLG: 0.596	0-0 1H 2B		0-0 2-3 3-H 1B		0-0 F7		0-0 1B		0-0 1B 1B	5	0	4	2	0	0	2	
Frank House, L (1.2) OBP: 0.324, SLG: 0.258		0-0 FC1-5 SH1-4 1B		0-0 SH1-4 1B		0-0 P4		0-0 4-3		5	0	2	0	0	0	4	
Steve Gromek, S (1.1) OBP: 0.231, SLG: 0.091		0-0 SH1-4		0-0 SH1-4 1B		0-0 2-3		0-0 F5		3	0	1	0	0	0	0	
<b>Inning Stats</b>	R: 4 E: 0 K: 0 S: 5	H: 4 LOB: 1 BB: 2 P: 13	R: 0 E: 0 K: 0 S: 3	H: 1 LOB: 0 BB: 0 P: 3	R: 1 E: 1 K: 0 S: 6	H: 2 LOB: 2 BB: 1 P: 6	R: 0 E: 0 K: 1 S: 6	H: 1 LOB: 1 BB: 0 P: 6	R: 0 E: 0 K: 0 S: 4	H: 2 LOB: 1 BB: 0 P: 4	R: 0 E: 0 K: 0 S: 3	H: 0 LOB: 0 BB: 0 P: 3	R: 1 E: 0 K: 0 S: 6	H: 3 LOB: 2 BB: 0 P: 6	1B: 14 2B: 1 3B: 1 HR: 0	SF: 0 SAC: 2 DP: 1 HBP: 0	WP: 0 PA: 45 PB: 0 SB: 0 CS: 1
<b>PITCHER</b>	IP WLS BF H R ER SO BB IBB HBP BLK WP HR S P ERA WHIP											<b>PITCHER</b>	IP WLS BF H R ER SO BB IBB HBP BLK WP HR S P ERA WHIP				
Spec Shea, R (1.1) ERA: 8.25	3.0 L 18 9 5 4 0 2 0 0 0 0 0 16 24 12.00 3.667																
Camilo Pascual, R (4.1) ERA:	5.0 20 4 0 0 1 1 1 0 0 0 0 20 28 0.00 1.000																
Sonny Dixon, R (9.1) ERA: 2.79	1.0 6 3 1 1 0 0 0 0 0 0 0 6 6 9.00 3.000																

Detroit Tigers @ Washington Senators  
 Griffith Stadium, Washington, DC  
 Sat May 01 1954, 3:33 AM EDT  
 Att: 3,624 - Unknown

AB	38
R	6
H	16
RBI	6
BB	4
SO	1
LOB	18



Batter	1	2	3	4	5	6	7	8	9	AB	R	H	RBI	BB	SO	LOB	BOTTOM		
Eddie Yost, R (1.5) OBP: 0.397, SLG: 0.295	0-0 F3		0-0 F7		0-0 1B			4-0 BB		3	0	1	0	1	0	1			
Jim Busby, R (1.8) OBP: 0.505, SLG: 0.451	0-0 6-3		0-0 FC6-4		0-0 F7			0-3 K		4	0	0	0	0	1	3			
Mickey Vernon, L (1.3) OBP: 0.313, SLG: 0.537	0-0 F7			0-0 HR		0-0 L9		0-0 F8		4	1	1	1	0	0	1			
Clyde Vollmer, R (1.9) OBP: 0.265, SLG: 0.333		0-0 1B		0-3 K		0-0 5-3		0-0 P6		4	0	1	0	0	1	0			
Roy Sievers, R (1.7) OBP: 0.296, SLG: 0.400		0-0 P4		0-0 E6		0-0 F7		0-0 L9		4	0	0	0	0	0	1			
Mel Hoderlein, S (1.6) OBP: 0.182, SLG: 0.227		0-0 L9		0-3 K		0-3 K		0-0 6-3		4	0	0	0	0	2	2			
Joe Tipton, R (1.2) OBP: 0.391, SLG: 0.222		0-3 K		0-0 F5		0-0 6-3				3	0	0	0	0	1	2			
Wayne Terwilliger, R (1.4) OBP: 0.360, SLG: 0.341			0-0 FC6-4 1B		0-0 P6		0-0 F8			3	0	1	0	0	0	0			
Spec Shea, R (1.1) ERA: 8.25			0-0 F7		0-0 6-3			0-0 L9		1	0	0	0	0	0	1			
Camilo Pascual, R (4.1) ERA:										1	0	0	0	0	0	0			
Mickey McDermott, L (8. PH) OBP: 0.417, SLG: 0.350										1	0	0	0	0	0	0			
Sonny Dixon, S (9.1) ERA: 2.79										0	0	0	0	0	0	0			
<b>Inning Stats</b>	R: 0 E: 0 K: 0 S: 3	H: 0 LOB: 0 BB: 0 P: 3	R: 0 E: 0 K: 1 S: 6	H: 1 LOB: 1 BB: 0 P: 6	R: 0 E: 0 K: 0 S: 4	H: 1 LOB: 1 BB: 0 P: 4	R: 1 E: 1 K: 2 S: 9	H: 1 LOB: 1 BB: 0 P: 9	R: 0 E: 0 K: 0 S: 4	H: 0 LOB: 0 BB: 0 P: 4	R: 0 E: 0 K: 1 S: 5	H: 0 LOB: 0 BB: 0 P: 5	R: 0 E: 0 K: 1 S: 5	H: 0 LOB: 1 BB: 1 P: 9	R: 0 E: 0 K: 0 S: 3	H: 0 LOB: 0 BB: 0 P: 3	1B: 3 2B: 0 3B: 0 HR: 1	SF: 0 SAC: 0 DP: 0 HBP: 0	WP: 0 PA: 33 PB: 0 SB: 0 CS: 0
<b>PITCHER</b>	IP WLS BF H R ER SO BB IBB HBP BLK WP HR S P ERA WHIP											<b>PITCHER</b>	IP WLS BF H R ER SO BB IBB HBP BLK WP HR S P ERA WHIP						
Steve Gromek, R (1.1) ERA: 1.75	9.0 W 33 4 1 1 5 1 0 0 0 0 1 42 46 1.00 0.556																		

Detroit Tigers @ Washington Senators  
 Griffith Stadium, Washington, DC  
 Sat May 01 1954, 3:33 AM EDT  
 Att: 3,624 - Unknown

AB	32
R	1
H	4
RBI	1
BB	1
SO	5
LOB	11





Batter	1	2	3	4	5	6	7	8	9	AB	R	H	RBI	BB	SO	LOB	TOP										
<b>Bobby Avila, R</b> OBP: 0.455, SLG: 0.464 (1, 4)	0-0 4-3		0-0 BB 1B		4-0 E BB		0-0 F3		0-0 FC6-4 1B	4	1	2	0	1	0	0	<b>Cleveland Indians @ Washington Senators</b> Griffith Stadium, Washington, DC Sun May 02 1954, 3:33 AM EDT Unknown <a href="http://livebaseballscorecards.com">livebaseballscorecards.com</a>										
<b>Al Smith, R</b> OBP: 0.353, SLG: 0.333 (1, 5)	0-0 F8		4-0 BB 2B		0-0 E7 SF8 2B		0-0 E6		0-0 FC6-4 1-2	4	1	1	1	1	0	1											
<b>Wally Westlake, R</b> OBP: 0.362, SLG: 0.600 (1, 7)	0-0 P6		0-3 BB		0-0 SF8		0-0 L8			3	0	0	1	0	1	4											
<b>Al Rosen, R</b> OBP: 0.403, SLG: 0.462 (1, 3)		0-0 1B 1B		0-0 SF7		0-0 1B		4-0 E SF7 BB		2	2	2	1	1	0	0											
<b>Larry Doby, L</b> OBP: 0.410, SLG: 0.510 (1, 8)		0-0 1-3 1B		0-0 F8		0-0 4-3		0-0 L4		4	1	1	0	0	0	4											
<b>Dave Philley, S</b> OBP: 0.280, SLG: 0.364 (1, 9)		0-0 1-3		0-0 G6-4-3 1B		0-0 F7		0-0 SF7		3	0	1	1	0	0	2											
<b>George Strickland, R</b> OBP: 0.351, SLG: 0.391 (1, 6)		0-0 G6-4-3 1B		0-0 G6-4-3		0-0 F8		0-0 6-3		4	0	1	2	0	0	1											
<b>Jim Hegan, R</b> OBP: 0.256, SLG: 0.333 (1, 2)		0-0 G6-4-3		0-0 F5		0-0 6-3		0-0 5-3		4	0	0	0	0	0	1											
<b>Bob Feller, R</b> (1, 1)			4-0 BB SF7 BB		0-0 5-3		0-0 6-3		0-0 1-3	1	1	0	0	0	1	0											
<b>Ray Narleski, R</b> (5, 1)										1	0	0	0	0	0	0											
<b>Hal Newhouser, L</b> (8, 1)										1	0	0	0	0	0	0											
<b>Inning Stats</b>	R: 0 E: 0 K: 0 S: 3	H: 0 LOB: 0 BB: 0 P: 3	R: 2 E: 0 K: 0 S: 5	H: 3 LOB: 0 BB: 0 P: 5	R: 1 E: 0 K: 1 S: 6	H: 1 LOB: 2 BB: 2 P: 14	R: 0 E: 0 K: 0 S: 3	H: 1 LOB: 0 BB: 0 P: 3	R: 2 E: 1 K: 0 S: 5	H: 2 LOB: 1 BB: 1 P: 9	R: 0 E: 0 K: 0 S: 3	H: 0 LOB: 1 BB: 0 P: 4	R: 1 E: 1 K: 0 S: 3	H: 0 LOB: 0 BB: 1 P: 7	R: 0 E: 0 K: 0 S: 4	H: 1 LOB: 1 BB: 0 P: 4	1B: 7 2B: 1 3B: 0 HR: 0	SF: 3 SAC: 0 DP: 2 HBP: 0	WP: 0 PB: 0 SB: 0 CS: 0	PA: 38							
<b>PITCHER</b>	IP	WLS	BF	H	R	ER	SO	BB	IBB	HBP	BLK	WP	HR	S	P	ERA	WHIP										
<b>Chuck Stobbs, L</b> ERA: 4.38 (1, 1)	5.0	L	23	7	5	5	1	3	0	0	0	0	0	22	34	9.00	2.000										
<b>Sonny Dixon, R</b> ERA: 1.95 (6, 1)	4.0		15	1	1	0	0	1	0	0	0	0	0	14	18	0.00	0.500										

Batter	1	2	3	4	5	6	7	8	9	AB	R	H	RBI	BB	SO	LOB	BOTTOM										
<b>Eddie Yost, R</b> OBP: 0.397, SLG: 0.277 (1, 5)	4-0 1B SF8 BB			0-0 F7		0-0 6-3		0-0 L5		3	1	0	0	2	0	0	<b>Cleveland Indians @ Washington Senators</b> Griffith Stadium, Washington, DC Sun May 02 1954, 3:33 AM EDT Unknown <a href="http://livebaseballscorecards.com">livebaseballscorecards.com</a>										
<b>Jim Busby, R</b> OBP: 0.317, SLG: 0.446 (1, 8)	0-0 L9				0-0 3B 1B		0-3 K		0-0 2B 1B	5	1	2	0	0	1	2											
<b>Mickey Vernon, L</b> OBP: 0.340, SLG: 0.578 (1, 3)	0-0 BB 1B		0-0 1-3		0-0 1B 3B		4-0 P4		0-0 P4	4	1	2	1	1	0	1											
<b>Roy Sievers, R</b> OBP: 0.305, SLG: 0.449 (1, 7)	0-0 SF8		0-0 4-3		0-3 K		0-0 F7		0-0 1-3 2B	4	0	2	1	0	1	2											
<b>Tom Wright, L</b> OBP: 0.294, SLG: 0.375 (1, 9)	0-0 BB 1B		0-0 4-3		1-0 1B 4-3 HBP		0-0 2B		0-3 K	4	1	2	0	0	1	3											
<b>Pete Runnels, L</b> OBP: 0.375, SLG: 0.208 (1, 6)	4-0 FC6-4		4-0		0-0 4-3 BB		4-0 BB		0-0 F8	1	0	1	1	3	0	0											
<b>Tom Umphlett, R</b> OBP: 0.192, SLG: 0.240 (9, FH)	1-2 2-3 BB				1-3 3-H 1B		0-0 BB			1	0	0	0	0	0	0											
<b>Ed Fitz Gerald, R</b> OBP: 0.212, SLG: 0.133 (1, 2)	0-0 FC6-4		0-3 K		4-0 4-3 BB		0-3 K		0-0 F9	4	0	0	0	1	2	7											
<b>Wayne Terwilliger, R</b> OBP: 0.327, SLG: 0.306 (1, 4)		0-0 G3		0-3 K		0-0 4-3		0-0 F8		0-0 F2	5	0	0	1	0	4											
<b>Chuck Stobbs, L</b> OBP: 0.143, SLG: 0.143 (1, 1)					0-0 4-3		0-3 K			2	0	0	0	0	0	0											
<b>Mickey McDermott, L</b> OBP: 0.355, SLG: 0.273 (6, PH)										1	0	0	0	0	1	2											
<b>Sonny Dixon, S</b> (6, 1)										1	0	0	0	0	1	2											
<b>Inning Stats</b>	R: 1 E: 0 K: 0 S: 5	H: 2 LOB: 3 BB: 2 P: 13	R: 0 E: 0 K: 0 S: 3	H: 0 LOB: 1 BB: 1 P: 7	R: 0 E: 0 K: 1 S: 6	H: 1 LOB: 2 BB: 1 P: 10	R: 0 E: 0 K: 1 S: 5	H: 0 LOB: 0 BB: 0 P: 5	R: 3 E: 0 K: 2 S: 10	H: 3 LOB: 2 BB: 1 P: 15	R: 0 E: 0 K: 1 S: 5	H: 0 LOB: 1 BB: 1 P: 9	R: 0 E: 0 K: 2 S: 8	H: 1 LOB: 2 BB: 1 P: 12	R: 0 E: 0 K: 1 S: 7	H: 2 LOB: 2 BB: 0 P: 7	R: 0 E: 0 K: 0 S: 3	H: 0 LOB: 0 BB: 0 P: 3	1B: 5 2B: 3 3B: 1 HR: 0	SF: 1 SAC: 0 DP: 0 HBP: 1	WP: 0 PB: 0 SB: 0 CS: 0	PA: 44					
<b>PITCHER</b>	IP	WLS	BF	H	R	ER	SO	BB	IBB	HBP	BLK	WP	HR	S	P	ERA	WHIP										
<b>Bob Feller, R</b> ERA: 8.31 (1, 1)	4.1		24	6	4	4	3	4	0	1	0	0	0	25	42	8.31	2.308										
<b>Ray Narleski, R</b> ERA (5, 1)	3.1	W	16	3	0	0	4	3	0	0	0	0	0	21	33	0.00	1.800										
<b>Hal Newhouser, L</b> ERA: 3.0 (8, 1)	1.1	S	4	0	0	0	1	0	0	0	0	0	0	6	6	0.00	0.000										



Batter	1	2	3	4	5	6	7	8	9	10	AB	R	H	RBI	BB	SO	LOB	TOP			
<b>Bobby Avila, R</b> OBP: 0.444, SLG: 0.452 (1.4)	F9		E4	F8		G5-2-3			6-3	BB	6	2	2	0	0	0	5	<b>Cleveland Indians @ Washington Senators</b> Griffith Stadium, Washington, DC Sun May 02 1954, 3:38 AM EDT Att: 19,432 - Unknown <a href="http://livebaseballscorecards.com">livebaseballscorecards.com</a>			
<b>Al Smith, R</b> OBP: 0.364, SLG: 0.278 (1.5)	G1-6-3		FC6	F8		K			SH5-3	BB	3	2	0	0	2	1	5				
<b>Wally Westlake, R</b> OBP: 0.396, SLG: 0.652 (1.7)	G1-6-3		G3						6-3		6	0	4	3	0	0	2				
<b>Al Rosen, R</b> OBP: 0.403, SLG: 0.436 (1.3)			E6																		
<b>Dave Pope, L</b> (9, PR)																					
<b>Bill Glynn, L</b> OBP: 0.472, SLG: 0.500 (9.3)																					
<b>Larry Doby, L</b> OBP: 0.354, SLG: 0.482 (1.8)																					
<b>Dave Philley, S</b> OBP: 0.255, SLG: 0.347 (1.9)																					
<b>George Strickland, R</b> OBP: 0.371, SLG: 0.400 (1.6)																					
<b>Hal Naragon, L</b> OBP: 0.308, SLG: 0.308 (1.2)																					
<b>Art Houtteman, R</b> OBP: 0.250, SLG: 0.143 (1.1)																					
<b>Inning Stats</b>	R: 0 E: 0 K: 0 S: 2	H: 0 LOB: 0 BB: 1 P: 6	R: 0 E: 1 K: 0 S: 4	H: 0 LOB: 3 BB: 2 P: 12	R: 1 E: 2 K: 0 S: 6	H: 1 LOB: 2 BB: 0 P: 6	R: 0 E: 0 K: 0 S: 5	H: 2 LOB: 2 BB: 0 P: 5	R: 0 E: 0 K: 0 S: 3	H: 1 LOB: 1 BB: 0 P: 6	R: 0 E: 0 K: 1 S: 6	H: 0 LOB: 0 BB: 0 P: 3	R: 1 E: 0 K: 0 S: 5	H: 2 LOB: 2 BB: 1 P: 9	R: 3 E: 0 K: 0 S: 6	H: 3 LOB: 1 BB: 1 P: 10	1B: 12 2B: 0 3B: 1 HR: 0	SF: 0 SAC: 1 DP: 3 HBP: 0	WP: 0 PA: 49 PB: 0 SB: 0 CS: 0		
<b>PITCHER</b> <b>Johnny Schmitz, L</b> ERA: 2.57 (1.1)	IP: 10.0 WLS: L BF: 49 H: 13 R: 6 ER: 5 SO: 2 BB: 4 IBB: 2 HBP: 0 BLK: 0 WP: 0 HR: 0 S: 47 P: 71 ERA: 4.50 WHIP: 1.700																				

Batter	1	2	3	4	5	6	7	8	9	10	AB	R	H	RBI	BB	SO	LOB	BOTTOM			
<b>Eddie Yost, R</b> OBP: 0.368, SLG: 0.250 (1.5)	F8		K		E5			6-3		F9	5	0	0	0	0	1	1	<b>Cleveland Indians @ Washington Senators</b> Griffith Stadium, Washington, DC Sun May 02 1954, 3:38 AM EDT Att: 19,432 - Unknown <a href="http://livebaseballscorecards.com">livebaseballscorecards.com</a>			
<b>Jim Busby, R</b> OBP: 0.323, SLG: 0.443 (1.8)			K		1-3			6-3			5	0	2	0	0	1	1				
<b>Mickey Vernon, L</b> OBP: 0.310, SLG: 0.520 (1.3)	4-3		L6					G3		P5	5	0	0	0	0	1	3				
<b>Roy Sleviers, R</b> OBP: 0.302, SLG: 0.423 (1.7)					L4			F8			3	0	0	0	1	0	0				
<b>Tom Wright, L</b> OBP: 0.293, SLG: 0.333 (1.9)																					
<b>Tom Umphlett, R</b> OBP: 0.179, SLG: 0.222 (6.9)					4-3			E5		FC1-6	2	1	0	0	0	0	0				
<b>Pete Runnels, L</b> OBP: 0.381, SLG: 0.214 (1.6)					F7			F5		F9	4	1	1	0	0	0	2				
<b>Joe Tipton, R</b> OBP: 0.407, SLG: 0.273 (1.2)										F7	4	0	2	1	0	0	1				
<b>Wayne Terwilliger, R</b> OBP: 0.310, SLG: 0.288 (1.4)																					
<b>Mickey McDermott, L</b> OBP: 0.397, SLG: 0.250 (10, PH)																					
<b>Johnny Schmitz, R</b> (1.1)																					
<b>Clyde Vollmer, R</b> OBP: 0.288, SLG: 0.353 (10, PH)																					
<b>Inning Stats</b>	R: 0 E: 0 K: 0 S: 3	H: 1 LOB: 1 BB: 0 P: 3	R: 2 E: 1 K: 0 S: 6	H: 2 LOB: 1 BB: 0 P: 6	R: 0 E: 0 K: 2 S: 7	H: 0 LOB: 0 BB: 0 P: 7	R: 0 E: 0 K: 0 S: 3	H: 0 LOB: 0 BB: 0 P: 3	R: 1 E: 2 K: 0 S: 5	H: 1 LOB: 1 BB: 0 P: 5	R: 0 E: 1 K: 1 S: 6	H: 0 LOB: 0 BB: 0 P: 6	R: 0 E: 0 K: 0 S: 3	H: 0 LOB: 0 BB: 0 P: 3	R: 0 E: 0 K: 0 S: 3	H: 0 LOB: 1 BB: 1 P: 7	R: 0 E: 0 K: 0 S: 5	H: 2 LOB: 2 BB: 0 P: 5	1B: 6 2B: 0 3B: 0 HR: 0	SF: 0 SAC: 0 DP: 0 HBP: 0	WP: 0 PA: 39 PB: 0 SB: 0 CS: 1
<b>PITCHER</b> <b>Art Houtteman, R</b> ERA: 3.26 (1.1)	IP: 10.0 WLS: W BF: 39 H: 6 R: 3 ER: 0 SO: 3 BB: 1 IBB: 0 HBP: 0 BLK: 0 WP: 0 HR: 0 S: 44 P: 48 ERA: 0.00 WHIP: 0.700																				



Batter	1	2	3	4	5	6	7	8	9	AB	R	H	RBI	BB	SO	LOB	TOP										
Chico Carrasquel, R OBP: 0.365, SLG: 0.455 (1, 6)	0-3 K	0-0 E4 HR	0-0 2B		4-0 BB			0-0 F8		4	1	1	0	1	1	2	<b>Chicago White Sox @ Washington Senators</b> Griffith Stadium, Washington, DC Tue May 04 1954, 3:33 AM EDT Att: 4,675 - Unknown <a href="http://livebaseballscorecards.com">livebaseballscorecards.com</a>										
Nellie Fox, L OBP: 0.345, SLG: 0.321 (1, 4)	0-0 E4 BB	0-0 E6 HR		0-0 F8	4-3			0-0 5-3		5	1	0	1	0	0	4											
Minnie Minoso, R OBP: 0.341, SLG: 0.562 Willard Marshall, L OBP: 0.273, SLG: 0.111 (1, 9)	4-0 BB	0-0 HR		0-0 B2-3		0-0 P4		0-0 1B 2B		4	2	2	4	1	0	0											
Feris Fain, L OBP: 0.363, SLG: 0.444 Bob Boyd, L OBP: 0.293, SLG: 0.316 (8, PR)	0-0 F5	4-3		0-0 F9		0-0 F9		0-0 1B		5	0	1	1	0	0	2											
Cass Michaels, R OBP: 0.471, SLG: 0.500 (1, 5)	4-0 BB	4-0 FC6-4 BB		4-0 S 1B BB	4-0 WP BB			0-0 F7		1	1	0	0	4	0	1											
Johnny Groth, R OBP: 0.376, SLG: 0.549 (1, 8)	0-0 P4	0-0 FC6-4		0-0 1B	0-0 S	0-0 F2		0-0 G1-4-3 1B		5	1	2	0	0	0	5											
Bill Wilson, R OBP: 0.400, SLG: 0.542 (1, 7)		4-0 E BB BB	0-0 1-3		0-3 K		4-0 CS BB	0-0 G1-4-3 1B		3	1	0	0	2	1	3											
Red Wilson, R OBP: 0.333, SLG: 0.545 (1, 2)		4-0 E HR BB	0-0 2B 1B		0-0 F8		0-0 1-3	0-0 F7		4	1	1	0	1	0	3											
Billy Pierce, L OBP: 0.250, SLG: 0.182 (1, 1)	0-3 K	0-0 F8		0-0 BB 1B		0-0 5-3				4	0	1	2	0	1	3											
<b>Inning Stats</b>	R: 0 E: 1 K: 1 S: 6	H: 0 LOB: 3 BB: 2 P: 14	R: 5 E: 2 K: 1 S: 8	H: 1 LOB: 1 BB: 3 P: 20	R: 0 E: 0 K: 0 S: 4	H: 2 LOB: 2 BB: 0 P: 4	R: 0 E: 0 K: 0 S: 3	H: 0 LOB: 0 BB: 1 P: 3	R: 2 E: 0 K: 1 S: 7	H: 2 LOB: 2 BB: 2 P: 15	R: 0 E: 0 K: 0 S: 3	H: 0 LOB: 1 BB: 1 P: 7	R: 0 E: 0 K: 0 S: 2	H: 0 LOB: 0 BB: 1 P: 6	R: 1 E: 0 K: 0 S: 5	H: 2 LOB: 1 BB: 0 P: 5		R: 0 E: 0 K: 0 S: 3	H: 1 LOB: 0 BB: 0 P: 3	1B: 5 2B: 2 3B: 0 HR: 1	SF: 0 SAC: 0 DP: 1 HBP: 0	WP: 1 PB: 0 CS: 2	PA: 44				
<b>PITCHER</b>	IP	WLS	BF	H	R	ER	SO	BB	IBB	HBP	BLK	WP	HR	S	P	ERA	WHIP										
Mickey McDermott, L ERA: 3.34 (1, 1)	5.0	L	29	5	7	2	3	7	0	0	0	0	1	28	56	3.60	2.400										
Connie Marrero, R ERA: 2.0 (6, 1)	4.0		15	3	1	1	0	2	0	0	0	1	0	13	21	2.25	1.250										

Batter	1	2	3	4	5	6	7	8	9	AB	R	H	RBI	BB	SO	LOB	BOTTOM										
Eddie Yost, R OBP: 0.342, SLG: 0.228 (1, 5)	0-0 F9		0-3 K		0-0 F7			0-0 F8	0-0 F8	5	0	0	0	0	1	1	<b>Chicago White Sox @ Washington Senators</b> Griffith Stadium, Washington, DC Tue May 04 1954, 3:33 AM EDT Att: 4,675 - Unknown <a href="http://livebaseballscorecards.com">livebaseballscorecards.com</a>										
Jim Busby, R OBP: 0.325, SLG: 0.431 (1, 8)	0-0 1-3			0-0 E4 HR	4-0 BB		0-0 1-3		0-0 2B 1B	4	2	1	0	1	0	0											
Mickey Vernon, L OBP: 0.317, SLG: 0.519 (1, 3)	0-0 F9			0-0 E3 HR	4-0 BB			0-0 G3	0-0 2B 2B	4	2	1	1	1	0	1											
Roy Sievers, R OBP: 0.324, SLG: 0.500 (1, 7)		0-0 P3		0-0 HR	0-0 P4			4-0 1B BB	0-0 2B	4	2	2	4	1	0	2											
Clyde Vollmer, R OBP: 0.275, SLG: 0.333 (1, 9)	0-0 6-3			0-0 6-3		0-0 F9		0-0 1B 1B	0-3 K	5	0	1	0	0	1	1											
Pete Runnels, L OBP: 0.350, SLG: 0.219 (1, 6)	0-0 F7			0-0 1B		0-0 F8		0-3 K		4	0	1	0	0	1	2											
Joe Tipton, R OBP: 0.314, SLG: 0.292 Ed Fitz Gerald, R OBP: 0.257, SLG: 0.188 (6, PH)			0-0 1B	0-3 K		0-0 1B		0-0 1-2 2H 1B		2	0	1	0	0	1	1											
Jerry Snyder, R (1, 4)			0-0 F3	0-3 K		0-3 K		0-0 F8		4	0	0	0	0	2	5											
Mickey McDermott, L OBP: 0.333, SLG: 0.231 Tom Umphlett, R OBP: 0.172, SLG: 0.214 Connie Marrero, R OBP: 0.257, SLG: 0.188 Mel Hoderlein, S OBP: 0.174, SLG: 0.217 (1, 1)	0-3 K				0-0 P5		0-0 6-3		0-0 F7	1	0	0	0	0	1	1											
<b>Inning Stats</b>	R: 0 E: 0 K: 0 S: 3	H: 0 LOB: 0 BB: 0 P: 3	R: 0 E: 0 K: 0 S: 3	H: 0 LOB: 0 BB: 0 P: 3	R: 0 E: 0 K: 2 S: 8	H: 1 LOB: 1 BB: 0 P: 8	R: 3 E: 2 K: 2 S: 11	H: 2 LOB: 1 BB: 0 P: 11	R: 0 E: 0 K: 0 S: 3	H: 0 LOB: 2 BB: 2 P: 11	R: 0 E: 0 K: 1 S: 6	H: 1 LOB: 1 BB: 0 P: 6	R: 0 E: 0 K: 0 S: 3	H: 0 LOB: 0 BB: 0 P: 3	R: 1 E: 0 K: 0 S: 7	H: 2 LOB: 2 BB: 1 P: 11		R: 2 E: 0 K: 1 S: 8	H: 3 LOB: 1 BB: 0 P: 8	1B: 6 2B: 2 3B: 0 HR: 1	SF: 0 SAC: 0 DP: 0 HBP: 0	WP: 0 PB: 0 CS: 0	PA: 41				
<b>PITCHER</b>	IP	WLS	BF	H	R	ER	SO	BB	IBB	HBP	BLK	WP	HR	S	P	ERA	WHIP										
Billy Pierce, L ERA: 4.38 (1, 1)	9.0	W	41	9	6	4	7	3	0	0	0	0	1	52	64	4.00	1.333										



Batter	1	2	3	4	5	6	7	8	9	AB	R	H	RBI	BB	SO	LOB	TOP			
Chico Carrasquel, R (1.6)										3	0	1	0	1	0	0	<b>Chicago White Sox @ Washington Senators</b> Griffith Stadium, Washington, DC Wed May 05 1954, 3:33 AM EDT Att: 3,594 - Unknown <a href="http://livebaseballscorecards.com">livebaseballscorecards.com</a>			
Nelle Fox, L (1.4)										4	0	1	0	0	0	3				
Minnie Minoso, R (1.9)										3	0	0	0	1	1	1				
Feris Fain, L (1.3)										4	0	1	0	0	0	3				
Bob Boyd, L (1.7)										4	0	0	0	0	1	1				
Grady Hatton, L (1.5)										3	0	0	0	1	0	1				
Sherm Lollar, R (1.2)										3	0	0	0	0	2					
Johnny Groth, R (1.8)										3	0	1	0	0	0	1				
Bob Keegan, R (1.1)										3	0	0	0	0	1					
<b>Inning Stats</b>	R: 0 E: 0 K: 1 S: 5	H: 1 LOB: 0 BB: 0 P: 5	R: 0 E: 0 K: 0 S: 3	H: 1 LOB: 0 BB: 0 P: 3	R: 0 E: 0 K: 0 S: 3	H: 0 LOB: 0 BB: 0 P: 3	R: 0 E: 0 K: 0 S: 3	H: 0 LOB: 1 BB: 1 P: 3	R: 0 E: 0 K: 1 S: 4	H: 1 LOB: 3 BB: 2 P: 12	R: 0 E: 1 K: 0 S: 4	H: 0 LOB: 1 BB: 0 P: 4	R: 0 E: 0 K: 0 S: 4	H: 1 LOB: 1 BB: 0 P: 4	R: 0 E: 0 K: 0 S: 3	H: 0 LOB: 0 BB: 0 P: 3	1B: 4 2B: 0 3B: 0 HR: 0	SF: 0 SAC: 0 DP: 2 HBP: 0	WP: 0 PB: 0 CS: 0	PA: 33
<b>PITCHER</b> Bob Porterfield, R (1.1) ERA: 2.12	IP: 9.0 WLS: W BF: 33 H: 4 R: 0 ER: 0 SO: 2 BB: 3 IBB: 0 HBP: 0 BLK: 0 WP: 0 HR: 0 S: 34 P: 46 ERA: 0.00 WHIP: 0.778															<b>PITCHER</b>				

Batter	1	2	3	4	5	6	7	8	9	AB	R	H	RBI	BB	SO	LOB	BOTTOM				
Eddie Yost, R (1.5)										3	0	0	0	1	0	2	<b>Chicago White Sox @ Washington Senators</b> Griffith Stadium, Washington, DC Wed May 05 1954, 3:33 AM EDT Att: 3,594 - Unknown <a href="http://livebaseballscorecards.com">livebaseballscorecards.com</a>				
Jim Busby, R (1.8)										4	0	2	0	0	0	2					
Mickey Vernon, L (1.3)										3	0	0	0	1	0	1					
Roy Sievers, R (1.7)										3	0	1	1	1	0	0					
Tom Wright, L (1.9)										3	0	0	0	1	0	4					
Tom Umphlett, R (9.9)										0	0	0	0	0	0	0					
Pete Runnels, L (1.6)										3	0	1	0	0	0	1					
Ed Fitz Gerald, R (1.2)										2	0	0	0	1	0	2					
Wayne Terwilliger, R (1.4)										2	1	1	0	1	0	1					
Bob Porterfield, R (1.1)										3	0	0	0	0	1	3					
<b>Inning Stats</b>	R: 0 E: 0 K: 0 S: 2	H: 0 LOB: 0 BB: 1 P: 6	R: 0 E: 0 K: 0 S: 4	H: 2 LOB: 1 BB: 0 P: 4	R: 0 E: 0 K: 1 S: 6	H: 1 LOB: 0 BB: 0 P: 6	R: 0 E: 0 K: 0 S: 3	H: 0 LOB: 0 BB: 0 P: 3	R: 0 E: 0 K: 0 S: 3	H: 1 LOB: 0 BB: 0 P: 3	R: 0 E: 0 K: 0 S: 3	H: 0 LOB: 1 BB: 1 P: 7	R: 0 E: 0 K: 0 S: 3	H: 0 LOB: 1 BB: 1 P: 7	R: 1 E: 0 K: 0 S: 4	H: 1 LOB: 3 BB: 3 P: 16		1B: 5 2B: 1 3B: 0 HR: 0	SF: 0 SAC: 0 DP: 3 HBP: 0	WP: 0 PB: 0 CS: 0	PA: 32
<b>PITCHER</b> Bob Keegan, R (1.1) ERA: 1.83	IP: 8.0 WLS: L BF: 32 H: 5 R: 1 ER: 1 SO: 1 BB: 6 IBB: 0 HBP: 0 BLK: 0 WP: 0 HR: 0 S: 28 P: 52 ERA: 1.12 WHIP: 1.375															<b>PITCHER</b>					



Batter	1	2	3	4	5	6	7	8	9	AB	R	H	RBI	BB	SO	LOB	TOP					
Chico Carrasquel, R OBP: 0.372, SLG: 0.452 (1, 6)	0-0 BLK 1B 2B		0-0 6-3		4-0 SH5-3 1B BB		0-3 K		0-0 F7	4	2	1	0	1	1	0	<b>Chicago White Sox @ Washington Senators</b> Griffith Stadium, Washington, DC Thu May 06 1954, 3:33 AM EDT Att: 1,952 - Unknown <a href="http://livebaseballscorecards.com">livebaseballscorecards.com</a>					
Nelle Fox, L OBP: 0.348, SLG: 0.337 (1, 4)	0-0 F7		0-0 S 1B		0-0 SH5-3		0-0 1-3		0-0 1B 2B	4	1	2	0	0	0	1						
Minnie Minoso, R OBP: 0.363, SLG: 0.556 (1, 7)	0-0 1-3 2-H 1B		0-3 K		0-0 1B		0-0 E		0-0 E 1B	5	1	4	4	0	1	1						
Feris Fain, L OBP: 0.356, SLG: 0.430 Bob Boyd, L OBP: 0.295, SLG: 0.273 (1, 3) (5, 3)	0-0 1-3		0-0 6-3		0-0 1B		0-0 E6		0-0 E5	3	0	1	0	0	0	2						
Willard Marshall, L OBP: 0.313, SLG: 0.154 Sandy Consuegra, R OBP: 0.250, SLG: 0.250 (1, 9) (9, 1)	4-0 BB		0-0 1-3		0-0 P5		0-0 3-1		0-0 BB 1B	4	0	1	1	1	0	3						
Grady Hatton, L OBP: 0.303, SLG: 0.222 (1, 5)	0-0 4-3		0-0 4-3		0-0 E3		0-0 F8		4-0 BB 1B	4	0	0	0	1	0	2						
Sherm Lollar, R OBP: 0.352, SLG: 0.356 Don Nicholas, L OBP: 0.255, SLG: 0.273 Carl Sawatski, L (6, PR) (6, 2)		0-0 L6		1-0 FC6-4 HBP		0-0 SH1-3 1B		0-0 F2	0-0 4-3	2	0	1	0	0	0	0						
Johnny Groth, R OBP: 0.363, SLG: 0.519 (1, 8)		0-3 K		0-0 FC6-4		0-0 SH1-3		0-0 F8		3	0	0	0	0	1	1						
Virgil Trucks, R OBP: 0.154, SLG: 0.154 Bud Stewart, L (6, PH) Harry Dorish, R (6, 1) Jim Rivera, L OBP: 0.233, SLG: 0.320 (9, 9)		0-0 5-3		0-0 SH5-3 1B		0-0 3-6-2		0-3 K		2	1	1	0	0	0	0						
<b>Inning Stats</b>	R: 1 E: 0 K: 0 S: 5	H: 2 LOB: 2 BB: 1 P: 9	R: 0 E: 0 K: 1 S: 5	H: 0 LOB: 0 BB: 0 P: 5	R: 0 E: 0 K: 1 S: 6	H: 1 LOB: 1 BB: 0 P: 6	R: 0 E: 0 K: 0 S: 3	H: 0 LOB: 1 BB: 0 P: 4	R: 2 E: 0 K: 0 S: 5	H: 3 LOB: 1 BB: 1 P: 9	R: 0 E: 1 K: 1 S: 4	H: 1 LOB: 2 BB: 0 P: 4	R: 0 E: 1 K: 1 S: 7	H: 1 LOB: 2 BB: 0 P: 7	R: 0 E: 0 K: 0 S: 3	H: 0 LOB: 0 BB: 0 P: 3		R: 2 E: 1 K: 1 S: 9	H: 3 LOB: 3 BB: 1 P: 13	1B: 9 2B: 3 3B: 0 HR: 0	SF: 0 SAC: 2 DP: 1 HBP: 1	WP: 0 PB: 0 SB: 1 CS: 0
<b>PITCHER</b> Camilo Pascual, R ERA: 1.89 (1, 1)	IP: 9.0 WLS: L BF: 43	H: 11 R: 5 ER: 4 SO: 4	BB: 3 IBB: 0 HBP: 1 BLK: 1	WP: 0 HR: 0 S: 47 P: 60	ERA: 4.00 WHIP: 1.556	<b>PITCHER</b>										IP: 9.0 WLS: L BF: 43	H: 11 R: 5 ER: 4 SO: 4	BB: 3 IBB: 0 HBP: 1 BLK: 1	WP: 0 HR: 0 S: 47 P: 60	ERA: 4.00 WHIP: 1.556		

Batter	1	2	3	4	5	6	7	8	9	AB	R	H	RBI	BB	SO	LOB	BOTTOM					
Eddie Yost, R OBP: 0.329, SLG: 0.231 (1, 5)	0-0 5-3		0-0 2B 2B		0-3 K		0-0 L8		0-0 L6	5	1	1	0	0	1	0	<b>Chicago White Sox @ Washington Senators</b> Griffith Stadium, Washington, DC Thu May 06 1954, 3:33 AM EDT Att: 1,952 - Unknown <a href="http://livebaseballscorecards.com">livebaseballscorecards.com</a>					
Jim Busby, R OBP: 0.342, SLG: 0.425 (1, 8)	0-0 G3		0-0 F5		4-0 G3 1B BB		0-0 5-3		0-0 S 1B	4	1	1	0	1	0	1						
Mickey Vernon, L OBP: 0.306, SLG: 0.484 (1, 3)	0-0 P3		0-0 2B		0-0 G3		0-0 3-1		0-0 G3	5	0	1	1	0	0	2						
Roy Sievers, R OBP: 0.342, SLG: 0.532 (1, 7)		0-0 6-3		0-0 F7		4-0 1B 1B BB		0-0 HR		3	2	1	1	1	0	1						
Tom Wright, L OBP: 0.259, SLG: 0.280 Tom Umphlett, R OBP: 0.172, SLG: 0.214 (1, 9) (8, 9)		0-3 K		0-0 F7		0-0 1B		0-0 3-1		4	0	1	1	0	1	1						
Pete Runnels, L OBP: 0.383, SLG: 0.263 (1, 6)		4-0 1B FC1-2 BB		0-0 SH1-4 1B		0-0 1-2 2-H 1B		0-0 F9		3	0	2	1	1	0	0						
Ed Fitz Gerald, R OBP: 0.268, SLG: 0.189 (1, 2)		0-0 BB 1B		0-0 SH1-4		0-0 6-3		0-0 F7		3	0	1	0	0	0	2						
Wayne Terwilliger, R OBP: 0.323, SLG: 0.281 (1, 4)		4-0 1-2 BB		0-3 K		0-3 K		0-0 F5		3	0	0	0	1	2	1						
Camilo Pascual, R OBP: 0.288, SLG: 0.325 Clyde Vollmer, R (9, PH) (9, 9)		0-0 FC1-2		0-0 P4		0-0 5-3		0-0 1-3		3	0	0	0	0	0	4						
<b>Inning Stats</b>	R: 0 E: 0 K: 0 S: 3	H: 0 LOB: 0 BB: 0 P: 3	R: 0 E: 0 K: 1 S: 6	H: 1 LOB: 2 BB: 2 P: 14	R: 1 E: 0 K: 0 S: 5	H: 2 LOB: 1 BB: 0 P: 5	R: 0 E: 0 K: 1 S: 6	H: 1 LOB: 1 BB: 0 P: 6	R: 2 E: 0 K: 1 S: 7	H: 2 LOB: 2 BB: 2 P: 15	R: 0 E: 0 K: 1 S: 5	H: 0 LOB: 0 BB: 0 P: 5	R: 1 E: 0 K: 0 S: 4	H: 1 LOB: 0 BB: 0 P: 4	R: 0 E: 0 K: 0 S: 3	H: 0 LOB: 0 BB: 0 P: 3		R: 0 E: 0 K: 0 S: 4	H: 1 LOB: 1 BB: 0 P: 4	1B: 5 2B: 2 3B: 0 HR: 1	SF: 0 SAC: 1 DP: 0 HBP: 0	WP: 0 PB: 0 SB: 1 CS: 0
<b>PITCHER</b> Virgil Trucks, R ERA: 2.37 Harry Dorish, R ERA: 1.56 Sandy Consuegra, R ERA: (1, 1) (6, 1) (9, 1)	IP: 5.0 WLS: W BF: 25	H: 1 R: 1 ER: 1 SO: 1	BB: 0 IBB: 0 HBP: 0 BLK: 0	WP: 0 HR: 1 S: 12 P: 12	ERA: 3.00 WHIP: 0.333	<b>PITCHER</b>										IP: 1.0 WLS: S BF: 4	H: 1 R: 0 ER: 0 SO: 0	BB: 0 IBB: 0 HBP: 0 BLK: 0	WP: 0 HR: 0 S: 4 P: 4	ERA: 0.00 WHIP: 1.000		



Batter	1	2	3	4	5	6	7	8	9	AB	R	H	RBI	BB	SO	LOB	TOP				
<b>Eddie Yost, R</b> OBP: 0.333, SLG: 0.221 (1, 5)	4-0 CS BB		0-0 6-3			4-0 HR BB	0-3 K	0-0 FC6-4		3	1	0	0	2	1	2					
<b>Jim Busby, R</b> OBP: 0.333, SLG: 0.449 (1, 8)	0-3 K		0-3 K			0-0 1-H HR	0-0 5-3		0-0 6-3	5	1	1	2	0	2	1					
<b>Mickey Vernon, L</b> OBP: 0.325, SLG: 0.493 (1, 3)	0-3 K			0-0 G5-4-3 1B		0-0 4-3	0-0 HR 1B		0-0 FC6-4 1B	5	1	3	0	0	1	1					
<b>Roy Sievers, R</b> OBP: 0.346, SLG: 0.567 (1, 7)		0-0 F8		0-0 G5-4-3 1-2		0-0 HR 1B	0-0 1-H HR		0-0 P3	5	2	2	2	0	0	2					
<b>Clyde Vollmer, R</b> OBP: 0.261, SLG: 0.378 (1, 9)		0-3 K		0-3 K		0-0 1-H HR	0-0 F8		0-0 FC6-4	5	1	1	2	0	2	1					
<b>Pete Runnels, L</b> OBP: 0.412, SLG: 0.293 (1, 6)		4-0 BB BB				0-0 1-3	0-0 2B 1B		0-0 1B	3	0	2	0	1	0	0					
<b>Bob Ojdis, R</b> OBP: 0.600, SLG: 0.750 (1, 2)		4-0 1-2 BB				0-0 1-3	0-0 1-3 2B		0-0 FC6-4 1B	3	0	2	0	1	0	0					
<b>Wayne Terwilliger, R</b> OBP: 0.319, SLG: 0.267 (1, 4)		0-0 P6				4-0 BB	0-0 F7		0-0 F2	3	0	0	0	1	0	6					
<b>Spec Shea, R</b> Dean Stone, L Tom Wright, L Sonny Dixon, S Tom Linphlett, R Johnny Schmitz, R (1, 1) (1, 1) (6, Ph) (6, 1) (6, Ph) (8, 1)			0-0 G3			0-0 1-3	0-0 F8		0-3 K	0	0	0	0	0	0	0					
<b>Inning Stats</b>	R: 0 E: 0 K: 2 S: 6	H: 0 LOB: 1 BB: 1 P: 10	R: 0 E: 0 K: 1 S: 5	H: 0 LOB: 2 BB: 2 P: 13	R: 0 E: 0 K: 1 S: 5	H: 1 LOB: 0 BB: 0 P: 5	R: 0 E: 0 K: 0 S: 3	H: 0 LOB: 1 BB: 1 P: 7	R: 4 E: 0 K: 0 S: 8	H: 5 LOB: 2 BB: 1 P: 12	R: 2 E: 0 K: 1 S: 7	H: 2 LOB: 0 BB: 0 P: 7	R: 0 E: 0 K: 1 S: 7	H: 2 LOB: 2 BB: 0 P: 7	R: 0 E: 0 K: 0 S: 4	H: 1 LOB: 1 BB: 0 P: 4	1B: 7 2B: 2 3B: 0 HR: 3	SF: 0 SAC: 0 DP: 2 HBP: 0	WP: 0 PB: 0 SB: 0 CS: 1	PA: 41	
<b>PITCHER</b>	IP WLS BF H R ER SO BB IBB HBP BLK WP HR S P ERA WHIP	5.1 W 24 5 4 4 5 5 0 0 0 0 2 29 49 6.75 1.875	3.2 S 17 6 2 2 2 0 0 0 0 0 1 21 21 4.91 1.636																		

Washington Senators @ Boston Red Sox  
Fenway Park, Boston, MA  
Fri May 07 1954, 3:33 AM EDT  
Att: 19,110 - Unknown

AB 36  
R 6  
H 11  
RBI 6  
BB 5  
SO 7  
LOB 18




Batter	1	2	3	4	5	6	7	8	9	AB	R	H	RBI	BB	SO	LOB	BOTTOM				
<b>Billy Goodman, L</b> OBP: 0.413, SLG: 0.466 (1, 4)	0-0 1B 2B 1B			0-0 F8		0-0 4-3				4	1	1	0	0	0	1					
<b>Charlie Maxwell, L</b> OBP: 0.321, SLG: 0.360 <b>Karl Olson, R</b> OBP: 0.357, SLG: 0.538 (1, 7) (8, 7)	0-0 2B 1-2 6-3 1B		4-0 1B HR BB		0-0 1B 3B		0-0 F8			3	3	2	0	1	0	0					
<b>Jackie Jensen, R</b> OBP: 0.426, SLG: 0.673 (1, 8)	0-0 1-3 2-H 1B 2B		0-0 P6		0-0 P4		0-0 F7			4	1	1	1	0	0	2					
<b>George Kell, R</b> OBP: 0.300, SLG: 0.255 (1, 5)	0-0 6-3		0-0 1-3 HR 1B		0-0 F7		0-0 1B			4	1	2	1	0	0	2					
<b>Harry Agganis, L</b> OBP: 0.350, SLG: 0.474 (1, 3)	0-0 3-H 1B		0-0 P6		0-0 1B		0-0 4-3			4	0	2	2	0	0	3					
<b>Sammy White, R</b> OBP: 0.245, SLG: 0.490 (1, 2)	0-0 F3		0-0 1-H 3-H HR		0-0 F9		0-3 K			4	1	1	3	0	1	2					
<b>Jim Piersall, R</b> OBP: 0.333, SLG: 0.321 (1, 9)	0-3 K		0-0 6-3			4-0 BB		0-0 FC5 2B		3	0	1	0	1	1	1					
<b>Mitt Bolling, R</b> OBP: 0.190, SLG: 0.158 (1, 6)		0-0 F7		0-0 F8		0-0 F3		0-3 K		4	0	0	0	0	1	2					
<b>Tex Clevenger, R</b> Ellis Kinder, R OBP: 0.333, SLG: 0.333 (1, 1) (6, 1)		0-3 K		0-3 K		0-3 K		0-0 FC5		2	0	0	0	0	2	0					
<b>Inning Stats</b>	R: 3 E: 0 K: 1 S: 9	H: 4 LOB: 1 BB: 0 P: 9	R: 0 E: 0 K: 1 S: 5	H: 0 LOB: 0 BB: 0 P: 5	R: 3 E: 0 K: 0 S: 5	H: 2 LOB: 0 BB: 1 P: 9	R: 0 E: 0 K: 1 S: 5	H: 0 LOB: 0 BB: 0 P: 5	R: 1 E: 0 K: 0 S: 5	H: 2 LOB: 1 BB: 0 P: 5	R: 0 E: 0 K: 1 S: 4	H: 1 LOB: 1 BB: 0 P: 4	R: 0 E: 0 K: 2 S: 8	H: 1 LOB: 1 BB: 0 P: 8	R: 0 E: 0 K: 0 S: 4	H: 1 LOB: 1 BB: 0 P: 8	1B: 6 2B: 2 3B: 1 HR: 1	SF: 0 SAC: 0 DP: 0 HBP: 0	WP: 0 PB: 0 SB: 0 CS: 0	PA: 36	
<b>PITCHER</b>	IP WLS BF H R ER SO BB IBB HBP BLK WP HR S P ERA WHIP	0.1 L 5 4 3 3 0 0 0 0 0 1 24 28 7.71 1.071	2.0 8 1 0 0 1 1 0 0 0 0 0 9 13 0.00 1.000	1.0 4 1 0 0 2 0 0 0 0 0 0 8 8 0.00 1.000																	

Washington Senators @ Boston Red Sox  
Fenway Park, Boston, MA  
Fri May 07 1954, 3:33 AM EDT  
Att: 19,110 - Unknown

AB 34  
R 7  
H 10  
RBI 7  
BB 2  
SO 6  
LOB 15





Batter	1	2	3	4	5	6	7	8	9	AB	R	H	RBI	BB	SO	LOB	TOP																				
Eddie Yost, R OBP: 0.337, SLG: 0.274 (1, 5)	F7		3B 1B		HR		6-3		6-3	5	2	1	0	0	0		Washington Senators @ Detroit Tigers Briggs Stadium, Detroit, MI Tue May 11 1954, 4:33 AM EDT Att: 2,803 - Unknown																				
Jim Busby, R OBP: 0.348, SLG: 0.482 (1, 8)	L9		1B		BB BB 1B		6-3			5	1	3	1	0	0																						
Mickey Vernon, L OBP: 0.341, SLG: 0.507 (1, 3)	F7		FC5-4 1B		BB BB				L9	4	0	2	1	1	0	1																					
Roy Sievers, R OBP: 0.349, SLG: 0.549 (1, 7)		F8	FC5-4 1B		BB BB				F8	4	1	1	0	1	0	2																					
Tom Wright, L OBP: 0.290, SLG: 0.310 Clyde Vollmer, R OBP: 0.255, SLG: 0.370 (8, PH) (8, 9)				L4-3 1B	K				FC4-2-5 FC6-4 BB	3	0	2	0	0	1	3																					
Pete Runnels, L OBP: 0.400, SLG: 0.273 (1, 6)		P5		L4-3 1B					FC6-4 BB	1	0	0	0	0	0	2																					
Ed Fitz Gerald, R OBP: 0.244, SLG: 0.171 (1, 2)				F7					FC6-4	4	0	0	1	0	1	3																					
Wayne Terwilliger, R OBP: 0.301, SLG: 0.250 (1, 4)			F7		K				K	4	0	0	0	0	2	2																					
Bob Porterfield, R OBP: 0.118, SLG: 0.313 (1, 1)			K		6-3				HR	4	1	1	1	0	1	0																					
<b>Inning Stats</b>	R: 0 E: 0 K: 0 S: 3	H: 0 LOB: 0 BB: 0 P: 3	R: 0 E: 0 K: 0 S: 4	H: 1 LOB: 1 BB: 0 P: 4	R: 2 E: 0 K: 1 S: 8	H: 3 LOB: 1 BB: 0 P: 8	R: 0 E: 0 K: 0 S: 3	H: 1 LOB: 0 BB: 0 P: 3	R: 1 E: 0 K: 2 S: 9	H: 2 LOB: 3 BB: 2 P: 17	R: 0 E: 0 K: 1 S: 5	H: 0 LOB: 0 BB: 0 P: 5	R: 0 E: 0 K: 0 S: 3	H: 0 LOB: 0 BB: 0 P: 3	R: 1 E: 0 K: 1 S: 7	H: 2 LOB: 2 BB: 1 P: 11		R: 1 E: 0 K: 0 S: 5	H: 2 LOB: 1 BB: 0 P: 5	1B: 7 2B: 2 3B: 1 HR: 2	SF: 0 SAC: 0 DP: 1 HBP: 0	WP: 0 PB: 0 SB: 0 CS: 0	PA: 40														
<b>PITCHER</b>	IP	WLS	BF	H	R	ER	SO	BB	IBB	HBP	BLK	WP	HR	S	P	ERA	WHIP	<b>PITCHER</b>		IP	WLS	BF	H	R	ER	SO	BB	IBB	HBP	BLK	WP	HR	S	P	ERA	WHIP	
Ralph Branca, R ERA: 2.13 Al Aber, L ERA: 1.54	(1, 1)	4.2	22	7	3	3	2	2	0	0	0	0	1	24	32	5.79	1.929			(5, 1)	4.1	L	18	4	2	2	3	1	0	0	0	0	1	23	27	4.15	1.154

Batter	1	2	3	4	5	6	7	8	9	AB	R	H	RBI	BB	SO	LOB	BOTTOM																			
Frank Bolling, R OBP: 0.328, SLG: 0.392 (1, 4)	F9		F9							4	0	0	0	0	1	1	Washington Senators @ Detroit Tigers Briggs Stadium, Detroit, MI Tue May 11 1954, 4:33 AM EDT Att: 2,803 - Unknown																			
Jim Delsing, L OBP: 0.411, SLG: 0.444 (1, 7)	4-3		1B 3B		L6					4	1	1	1	0	0	0																				
Harvey Kuenn, R OBP: 0.304, SLG: 0.382 (1, 6)	6-3		4-3		K					4	0	0	0	0	1	1																				
Ray Boone, R OBP: 0.459, SLG: 0.517 (1, 5)		F7	FC6-4 1B		L6-4-3 BB				5-3	3	0	1	1	1	0	0																				
Walt Dropo, R OBP: 0.307, SLG: 0.400 (1, 3)		6-3	FC6-4		F2				5-3	4	0	0	0	0	0	2																				
Al Kaline, R OBP: 0.316, SLG: 0.292 (1, 9)					L6-4-3				L3	4	0	1	0	0	1	1																				
Bill Tuttle, R OBP: 0.440, SLG: 0.515 (1, 8)					L7					2	0	0	0	1	0	0																				
Frank House, L OBP: 0.357, SLG: 0.388 (1, 2)					HR					3	1	1	1	0	0	2																				
Ralph Branca, R Al Aber, L OBP: 0.333, SLG: 0.333 (5, 1)			3B BB		P5				K	1	1	0	0	1	0	0																				
<b>Inning Stats</b>	R: 0 E: 0 K: 0 S: 3	H: 0 LOB: 0 BB: 0 P: 3	R: 0 E: 0 K: 0 S: 4	H: 1 LOB: 2 BB: 1 P: 8	R: 2 E: 0 K: 0 S: 5	H: 2 LOB: 1 BB: 1 P: 9	R: 1 E: 0 K: 1 S: 6	H: 1 LOB: 0 BB: 0 P: 6	R: 0 E: 0 K: 1 S: 5	H: 0 LOB: 0 BB: 0 P: 5	R: 0 E: 0 K: 0 S: 2	H: 0 LOB: 0 BB: 1 P: 6	R: 0 E: 0 K: 1 S: 5	H: 0 LOB: 0 BB: 0 P: 5	R: 0 E: 0 K: 1 S: 5	H: 0 LOB: 0 BB: 0 P: 5	R: 0 E: 0 K: 0 S: 3	H: 0 LOB: 0 BB: 0 P: 3	1B: 2 2B: 0 3B: 1 HR: 1	SF: 0 SAC: 0 DP: 1 HBP: 0	WP: 0 PB: 0 SB: 0 CS: 0	PA: 33														
<b>PITCHER</b>	IP	WLS	BF	H	R	ER	SO	BB	IBB	HBP	BLK	WP	HR	S	P	ERA	WHIP	<b>PITCHER</b>		IP	WLS	BF	H	R	ER	SO	BB	IBB	HBP	BLK	WP	HR	S	P	ERA	WHIP
Bob Porterfield, R ERA: 2.3	(1, 1)	9.0	W	33	4	3	3	4	3	0	0	0	1	38	50	3.00	0.778			(1, 1)	9.0	W	33	4	3	3	4	3	0	0	0	1	38	50	3.00	0.778






Batter	1	2	3	4	5	6	7	8	9	AB	R	H	RBI	BB	SO	LOB	TOP					
<b>Eddie Yost, R</b> OBP: 0.330, SLG: 0.260 (1.5)	L9		BB		5-3	L8			F8	4	0	0	0	1	0	1	<b>Washington Senators @ Detroit Tigers</b> Briggs Stadium, Detroit, MI Wed May 12 1954, 4:33 AM EDT Att: 4,087 - Unknown					
<b>Jim Busby, R</b> OBP: 0.362, SLG: 0.517 (1.8)	P6		F8		E6				HR	4	1	2	1	1	0	3						
<b>Mickey Vernon, L</b> OBP: 0.322, SLG: 0.474 (1.3)	F2		P6		K				P4	5	0	0	0	0	1	5						
<b>Roy Sievers, R</b> OBP: 0.352, SLG: 0.527 (1.7)		5-3							5-3	3	0	0	1	2	0	1						
<b>Tom Umphlett, R</b> OBP: 0.206, SLG: 0.242 (1.9)			F7							4	0	2	0	0	1	4						
<b>Pete Runnels, L</b> OBP: 0.373, SLG: 0.250 (1.6)										4	0	0	0	0	0	4						
<b>Ed Fitz Gerald, R</b> OBP: 0.265, SLG: 0.182 (1.2)										3	0	1	0	1	0	1						
<b>Wayne Terwilliger, R</b> OBP: 0.312, SLG: 0.254 (1.4)										3	1	1	0	1	0	2						
<b>Camilo Pascual, R</b> (1, 1)										2	0	0	0	0	0	2						
<b>Clyde Volmer, R</b> (6, PH) <b>Sonny Dixon, S</b> (6, 1) <b>Mel Hoderlein, S</b> (8, PH) <b>Dean Stone, L</b> (8, 1)										1	0	0	0	0	0	1						
<b>Inning Stats</b>	R: 0 E: 0 K: 0 S: 3	H: 0 LOB: 0 BB: 0 P: 3	R: 0 E: 0 K: 0 S: 4	H: 1 LOB: 1 BB: 0 P: 4	R: 1 E: 1 K: 0 S: 4	H: 0 LOB: 3 BB: 3 P: 16	R: 0 E: 0 K: 0 S: 3	H: 0 LOB: 1 BB: 1 P: 7	R: 0 E: 1 K: 1 S: 7	H: 2 LOB: 3 BB: 1 P: 11	R: 0 E: 0 K: 0 S: 4	H: 1 LOB: 1 BB: 0 P: 4	R: 0 E: 0 K: 1 S: 5	H: 0 LOB: 1 BB: 1 P: 9	R: 0 E: 0 K: 0 S: 4	H: 1 LOB: 1 BB: 0 P: 4	R: 1 E: 0 K: 0 S: 4	H: 1 LOB: 0 BB: 0 P: 4	1B: 5 2B: 0 3B: 0 HR: 1	SF: 0 SAC: 0 DP: 0 HBP: 0	WP: 0 PB: 0 SB: 0 CS: 0	PA: 40
<b>PITCHER</b> <b>Ted Gray, L</b> ERA: 3.86 (1, 1)	IP: 9.0 WLS: W BF: 40 H: 6 R: 2 ER: 1 SO: 2 BB: 6 IBB: 0 HBP: 0 BLK: 0 WP: 0 HR: 1 S: 38 P: 62 ERA: 1.00 WHIP: 1.333															<b>PITCHER</b> IP: WLS: BF: H: R: ER: SO: BB: IBB: HBP: BLK: WP: HR: S: P: ERA: WHIP						

Batter	1	2	3	4	5	6	7	8	9	AB	R	H	RBI	BB	SO	LOB	BOTTOM					
<b>Frank Bolling, R</b> OBP: 0.333, SLG: 0.385 (1.4)	HR									4	1	1	0	1	1	1	<b>Washington Senators @ Detroit Tigers</b> Briggs Stadium, Detroit, MI Wed May 12 1954, 4:33 AM EDT Att: 4,087 - Unknown					
<b>Jim Delsing, L</b> OBP: 0.410, SLG: 0.433 (1.7)	4-3									4	0	1	0	1	2	2						
<b>Harvey Kuenn, R</b> OBP: 0.298, SLG: 0.370 (1.6)	HR									5	1	1	0	0	1	3						
<b>Ray Boone, R</b> OBP: 0.462, SLG: 0.556 (1.5)	HR									3	1	1	3	1	1	0						
<b>Walt Dropo, R</b> OBP: 0.304, SLG: 0.392 (1.3)	K									4	0	1	0	0	1	2						
<b>Al Kaline, R</b> OBP: 0.338, SLG: 0.316 (1.9)										4	1	3	0	0	0	0						
<b>Bill Tuttle, R</b> OBP: 0.456, SLG: 0.529 (1.8)	5-3									2	0	1	1	2	0	1						
<b>Frank House, L</b> OBP: 0.367, SLG: 0.404 (1.2)										3	0	1	0	1	0	4						
<b>Ted Gray, S</b> (1, 1)	5-3									4	0	0	0	0	0	4						
<b>Inning Stats</b>	R: 3 E: 0 K: 1 S: 8	H: 3 LOB: 1 BB: 1 P: 12	R: 0 E: 0 K: 2 S: 8	H: 1 LOB: 1 BB: 0 P: 8	R: 0 E: 0 K: 1 S: 7	H: 2 LOB: 3 BB: 1 P: 11	R: 0 E: 0 K: 0 S: 3	H: 0 LOB: 1 BB: 1 P: 7	R: 1 E: 0 K: 1 S: 7	H: 2 LOB: 2 BB: 1 P: 11	R: 0 E: 0 K: 0 S: 4	H: 2 LOB: 2 BB: 1 P: 8	R: 0 E: 0 K: 0 S: 3	H: 0 LOB: 1 BB: 1 P: 7	R: 0 E: 0 K: 1 S: 5	H: 0 LOB: 0 BB: 0 P: 5		R: 0 E: 0 K: 1 S: 5	H: 0 LOB: 0 BB: 0 P: 5	1B: 7 2B: 2 3B: 0 HR: 1	SF: 0 SAC: 0 DP: 1 HBP: 0	WP: 0 PB: 0 SB: 3 CS: 0
<b>PITCHER</b> <b>Camilo Pascual, R</b> ERA: 3.0 (1, 1) <b>Sonny Dixon, R</b> ERA: 1.53 (6, 1) <b>Dean Stone, L</b> ERA: 5.87 (8, 1)	IP: 5.0 WLS: L BF: 27 H: 8 R: 4 ER: 4 SO: 5 BB: 3 IBB: 0 HBP: 0 BLK: 0 WP: 0 HR: 1 S: 33 P: 49 ERA: 7.20 WHIP: 2.200															<b>PITCHER</b> IP: WLS: BF: H: R: ER: SO: BB: IBB: HBP: BLK: WP: HR: S: P: ERA: WHIP						

AB	34
R	2
H	6
RBI	2
BB	6
SO	2
LOB	25





Batter	1	2	3	4	5	6	7	8	9	10	11	AB	R	H	RBI	BB	SO	LOB	TOP											
Eddie Yost, R OBP: 0.320, SLG: 0.247	(1,5) 0-3 K		(1) 0-3 K		(1) 0-0 SF7		(1) 4-0 E BB 1B BB	(2) 0-0 F2		(3) 0-0 5-3		4	1	0	1	1	2	1												
Jim Busby, R OBP: 0.360, SLG: 0.559	(1,8) 0-0 E6 1B 1B		(1) 0-0		(1) 0-0 HR		(1) 0-0 F7				(1) 0-0 FC4-6 1B	6	2	4	2	0	0	1												
Mickey Vernon, L OBP: 0.323, SLG: 0.463	(1,3) 0-0 1B 1B		(2) 0-0 P4		(2) 0-0 3-1		(2) 0-0 BB E 1B	(3) 0-3 K			(1) 0-0 FC4-6 CS	6	1	2	0	0	1	3												
Roy Sievers, R OBP: 0.333, SLG: 0.494	(1,7) 0-3 K		(3) 0-0 F9		(3) 0-0 F9		(2) 0-0 F7				(2) 0-0 F9	5	0	0	0	0	1	5												
Tom Umphlett, R OBP: 0.200, SLG: 0.235	(9,7) 0-0 K											1	0	0	0	0	0	1												
Tom Wright, L OBP: 0.300, SLG: 0.324	(1,9) 0-0																													
Clyde Vollmer, R OBP: 0.250, SLG: 0.362	(11, PH) 1-2 2-H 1B										(3) 0-0 CS	5	0	0	0	0	0	0												
Pete Runnels, L OBP: 0.350, SLG: 0.231	(1,6) 0-0 3-1																													
Mickey McDermott, L OBP: 0.368, SLG: 0.353																														
Sonny Dixon, S OBP: 0.250, SLG: 0.362																														
Johnny Schmitz, R OBP: 0.250, SLG: 0.362																														
Joe Tipton, R OBP: 0.394, SLG: 0.321	(1,2) 0-0 4-3																													
Wayne Terwilliger, R OBP: 0.305, SLG: 0.259	(1,4) 0-0 F8																													
<b>Inning Stats</b>	R: 1 E: 1 K: 2 S: 10	H: 2 LOB: 2 BB: 0 P: 10	R: 0 E: 0 K: 0 S: 3	H: 0 LOB: 0 BB: 0 P: 3	R: 0 E: 0 K: 1 S: 6	H: 1 LOB: 1 BB: 0 P: 6	R: 0 E: 0 K: 0 S: 3	H: 0 LOB: 0 BB: 0 P: 3	R: 3 E: 0 K: 0 S: 6	H: 3 LOB: 0 BB: 0 P: 6	R: 1 E: 0 K: 0 S: 5	H: 2 LOB: 1 BB: 0 P: 5	R: 2 E: 1 K: 0 S: 6	H: 2 LOB: 3 BB: 2 P: 14	R: 0 E: 0 K: 1 S: 6	H: 1 LOB: 1 BB: 0 P: 6	R: 0 E: 0 K: 1 S: 5	H: 0 LOB: 1 BB: 1 P: 7	R: 0 E: 0 K: 0 S: 3	H: 1 LOB: 0 BB: 0 P: 3	1B: 9 2B: 2 3B: 0 HR: 1	SF: 1 SAC: 1 DP: 0 HBP: 0	WP: 0 PB: 0 SB: 0 CS: 1	PA: 50						
<b>PITCHER</b>	Art Houtteman, R ERA: 2.91	IP: 5.0 WLS: 22 BF: 22	H: 6 R: 4 ER: 3 SO: 3	BB: 0 IBB: 0 HBP: 0 BLK: 0	WP: 0 HR: 1 S: 28 P: 28	ERA: 5.40 WHIP: 3.000	Bob Hooper, R ERA: 5.4	IP: 1.2 WLS: 11 BF: 3	H: 3 R: 3 ER: 1 SO: 0	BB: 2 IBB: 0 HBP: 0 BLK: 0	WP: 0 HR: 0 S: 9 P: 17	ERA: 0.00 WHIP: 3.000	Don Mossi, L ERA: 3.21	IP: 0.1 WLS: 2 BF: 1	H: 0 R: 0 ER: 0 SO: 0	BB: 0 IBB: 0 HBP: 0 BLK: 0	WP: 0 HR: 0 S: 2 P: 2	ERA: 0.00 WHIP: 0.500	Ray Narleski, R ERA: 1.42	IP: 2.0 WLS: 7 BF: 1	H: 1 R: 0 ER: 0 SO: 0	BB: 2 IBB: 0 HBP: 0 BLK: 0	WP: 0 HR: 0 S: 11 P: 11	ERA: 0.00 WHIP: 1.000	Hal Newhouser, L ERA: 2.16	IP: 2.0 WLS: 7 BF: 1	H: 0 R: 0 ER: 0 SO: 0	BB: 1 IBB: 0 HBP: 0 BLK: 0	WP: 0 HR: 0 S: 6 P: 10	ERA: 0.00 WHIP: 1.000

Washington Senators @ Cleveland Indians  
Cleveland Municipal Stadium, Cleveland, OH  
Thu May 13 1954, 3:33 AM EDT  
Atf: 2,485 - Unknown

AB 44  
R 7  
H 12  
RBI 7  
BB 3  
SO 5  
LOB 22



Batter	1	2	3	4	5	6	7	8	9	10	11	AB	R	H	RBI	BB	SO	LOB	BOTTOM			
Al Smith, R OBP: 0.403, SLG: 0.400	(1,7) 0-0 5-3		(2) 0-0 6-3			(1) 0-0 F7		(1) 0-0 5-3	(2) 0-0 FC5-4 BB		(1) 0-0 BB 2B BB	5	2	0	1	1	0	2				
Bobby Avila, R OBP: 0.438, SLG: 0.427	(1,4) 0-0 5-3		(3) 0-0 F8			(2) 0-0 L7		(2) 4-0 G6-4-3 BB	(2) 0-0 BB 2B BB		(2) 0-0 F9	4	1	0	0	2	0	1				
Dave Philley, S OBP: 0.258, SLG: 0.366	(1,9) 4-0 BB BB BB					(1) 0-0 F9		(1) 4-0 BB BB	(2) 0-0 G6-4-3 BB		(1) 4-0 2B BB	3	0	1	3	3	0	1				
Al Rosen, R OBP: 0.396, SLG: 0.483	(1,3) 0-0 F9					(2) 0-0 F8		(2) 4-0 BB BB	(2) 0-0 HR		(1) 0-0 BB	4	1	2	2	2	0	1				
Larry Doby, L OBP: 0.350, SLG: 0.429						(3) 0-3 K		(3) 0-0 F8	(3) 0-0 BB 1B		(1) 0-0 L7	5	1	1	0	0	1	4				
Rudy Recalado, R OBP: 0.367, SLG: 0.692						(1) 0-0 L5		(1) 0-0 F7	(1) 0-0 2B FC5-4 1B		(1) 0-0 F9	5	2	2	1	0	0	0				
George Strickland, R OBP: 0.265, SLG: 0.300						(2) 4-0 HR		(2) 4-0 CS BB BB	(2) 0-0 FC1-6 BB		(2) 0-0 F8	3	1	1	1	2	1	0				
Jim Hegan, R OBP: 0.254, SLG: 0.355						(3) 0-0 K		(3) 4-0 CS BB BB	(3) 0-0 FC5-4 2B 2B		(3) 0-0 F7	2	0	0	0	1	0	1				
Dave Pope, L OBP: 0.143, SLG: 0.077						(1) 0-0 F7		(1) 0-0 FC1-6	(1) 0-0 P5		(1) 0-0 F7	1	0	0	0	0	0	2				
Hal Naragon, L OBP: 0.286, SLG: 0.300						(2) 1-2 BB		(2) 1-2 BB	(2) 0-0 BB		(2) 0-0 F7	1	0	0	0	0	0	0				
Art Houtteman, R ERA: 2.91	(1,1) 8.0					(1) 0-3 K		(1) 0-0 F9	(1) 4-0 FC5-4 BB		(1) 0-0 5-3	1	0	0	0	0	1	0				
Bob Hooper, R ERA: 5.4	(8, PH) 0.2					(2) 0-0 K		(2) 0-0 K	(2) 0-0 BB		(2) 0-0 BB	1	0	0	0	0	1	2				
Don Mossi, L ERA: 3.21	(7, PH) 0.1					(3) 0-0 K		(3) 0-0 K	(3) 0-0 BB		(3) 0-0 BB	0	0	0	0	0	0	0				
Wally Westlake, R ERA: 3.21	(10, PH) 2.0					(2) 2-3		(2) 0-0 K	(2) 4-0 FC5-4 BB		(2) 0-0 BB	1	0	0	0	0	0	1				
Ray Narleski, R ERA: 1.42	(9, PH) 2.0					(3) 0-0 K		(3) 0-0 K	(3) 0-0 BB		(3) 0-0 BB	0	0	0	0	0	0	0				
Dale Mitchell, L ERA: 2.16	(10, PH) 2.0					(2) 2-3		(2) 0-0 K	(2) 4-0 FC5-4 BB		(2) 0-0 BB	0	0	0	0	0	0	0				
Hal Newhouser, L ERA: 2.16	(10, PH) 2.0					(3) 0-0 K		(3) 0-0 K	(3) 0-0 BB		(3) 0-0 BB	0	0	0	0	0	0	0				
<b>Inning Stats</b>	R: 0 E: 0 K: 0 S: 3	H: 0 LOB: 1 BB: 1 P: 7	R: 1 E: 0 K: 1 S: 6	H: 0 LOB: 0 BB: 0 P: 6	R: 0 E: 0 K: 1 S: 5	H: 0 LOB: 0 BB: 0 P: 5	R: 0 E: 0 K: 1 S: 4	H: 0 LOB: 2 BB: 2 P: 12	R: 0 E: 0 K: 0 S: 3	H: 0 LOB: 1 BB: 1 P: 7	R: 0 E: 0 K: 0 S: 2	H: 0 LOB: 0 BB: 1 P: 6	R: 6 E: 0 K: 0 S: 8	H: 5 LOB: 2 BB: 3 P: 20	R: 0 E: 0 K: 0 S: 3	H: 0 LOB: 0 BB: 0 P: 3	R: 1 E: 0 K: 0 S: 3	H: 1 LOB: 2 BB: 2 P: 11	1B: 2 2B: 4 3B: 0 HR: 2	SF: 0 SAC: 0 DP: 2 HBP: 0	WP: 0 PB: 0 SB: 0 CS: 1	PA: 49
<b>PITCHER</b>	Mickey McDermott, L ERA: 3.82	IP: 8.0 WLS: 4 BF: 34	H: 5 R: 5 ER: 5 SO: 4	BB: 7 IBB: 0 HBP: 0 BLK: 0	WP: 0 HR: 2 S: 35 P: 63	ERA: 5.62 WHIP: 1.500	Sonny Dixon, R ERA: 2.45	IP: 0.2 WLS: 4 BF: 5	H: 0 R: 0 ER: 0 SO: 0	BB: 2 IBB: 0 HBP: 0 BLK: 0	WP: 0 HR: 0 S: 10 P: 10	ERA: 0.00 WHIP: 3.000	Johnny Schmitz, L ERA: 2.63	IP: 2.0 WLS: 11 BF: 2	H: 3 R: 3 ER: 3 SO: 0	BB: 2 IBB: 1 HBP: 0 BLK: 0	WP: 0 HR: 0 S: 8 P: 20	ERA: 13.50 WHIP: 2.000				

Washington Senators @ Cleveland Indians  
Cleveland Municipal Stadium, Cleveland, OH  
Thu May 13 1954, 3:33 AM EDT  
Atf: 2,485 - Unknown

AB 37  
R 8  
H 7  
RBI 8  
BB 12  
SO 4  
LOB 15





Batter	1	2	3	4	5	6	7	8	9	AB	R	H	RBI	BB	SO	LOB	TOP			
<b>Eddie Yost, R</b> OBP: 0.327, SLG: 0.286 (1, 5)										3	1	1	1	1	0	1	<b>Washington Senators @ Cleveland Indians</b> Cleveland Municipal Stadium, Cleveland, OH Fri May 14 1954, 3:33 AM EDT Att: 11,383 - Unknown <a href="http://livebaseballscorecards.com">livebaseballscorecards.com</a>			
<b>Jim Busby, R</b> OBP: 0.375, SLG: 0.542 (1, 8)										3	1	0	0	1	1	2				
<b>Mickey Vernon, L</b> OBP: 0.320, SLG: 0.465 (1, 3)										4	0	1	1	0	0	2				
<b>Roy Sievers, R</b> OBP: 0.320, SLG: 0.470 (1, 7)										4	0	0	0	0	1	3				
<b>Tom Wright, L</b> OBP: 0.275, SLG: 0.289 (1, 9)										4	0	0	0	0	1	0				
<b>Pete Runnels, L</b> OBP: 0.338, SLG: 0.214 (1, 6)										4	0	0	0	0	1	0				
<b>Bob Oldis, R</b> OBP: 0.356, SLG: 0.625 (1, 2)										4	0	2	0	0	1	0				
<b>Wayne Terwilliger, R</b> OBP: 0.314, SLG: 0.253 (1, 4)										3	0	1	0	1	0	1				
<b>Chuck Stobbs, L</b> OBP: 0.222, SLG: 0.222 (1, 1)										2	0	1	0	0	0	0				
<b>Clyde Vollmer, R</b> OBP: 0.245, SLG: 0.354 (7, PH)										1	0	0	0	0	1	1				
<b>Dean Stone, L</b> (7, PH)										0	0	0	0	0	0	0				
<b>Jim Lemon, R</b> (9, PH)										1	0	0	0	0	0	2				
<b>Inning Stats</b>	R: 0 E: 0 K: 0 S: 3	H: 0 LOB: 1 BB: 1 P: 7	R: 0 E: 0 K: 1 S: 6	H: 1 LOB: 1 BB: 0 P: 6	R: 1 E: 0 K: 0 S: 5	H: 2 LOB: 1 BB: 0 P: 5	R: 0 E: 0 K: 1 S: 5	H: 0 LOB: 0 BB: 0 P: 5	R: 1 E: 0 K: 0 S: 4	H: 1 LOB: 0 BB: 0 P: 4	R: 0 E: 0 K: 0 S: 3	H: 0 LOB: 1 BB: 1 P: 11	R: 0 E: 0 K: 2 S: 7	H: 0 LOB: 1 BB: 1 P: 11	R: 0 E: 0 K: 0 S: 5	H: 2 LOB: 2 BB: 0 P: 5	1B: 4 2B: 1 3B: 0 HR: 1	SF: 0 SAC: 0 DP: 0 HBP: 0	WP: 0 PB: 0 SB: 0 CS: 0	PA: 36
<b>PITCHER</b> <b>Bob Lemon, R</b> ERA: 2.67 (1, 1)	IP: 9.0 WLS: W BF: 36 H: 6 R: 2 ER: 2 SO: 6 BB: 3 IBB: 0 HBP: 0 BLK: 0 WP: 0 HR: 1 S: 45 P: 57 ERA: 2.00 WHIP: 1.000																			


Batter	1	2	3	4	5	6	7	8	9	AB	R	H	RBI	BB	SO	LOB	BOTTOM			
<b>Al Smith, R</b> OBP: 0.394, SLG: 0.377 (1, 7)										3	1	0	0	1	0	1	<b>Washington Senators @ Cleveland Indians</b> Cleveland Municipal Stadium, Cleveland, OH Fri May 14 1954, 3:33 AM EDT Att: 11,383 - Unknown <a href="http://livebaseballscorecards.com">livebaseballscorecards.com</a>			
<b>Bobby Avila, R</b> OBP: 0.431, SLG: 0.420 (1, 4)										4	0	1	0	0	0	2				
<b>Dave Philley, S</b> OBP: 0.258, SLG: 0.353 (1, 9)										3	1	0	0	1	0	2				
<b>Al Rosen, R</b> OBP: 0.391, SLG: 0.473 (1, 3)										4	0	1	0	0	0	3				
<b>Larry Doby, L</b> OBP: 0.346, SLG: 0.432 (1, 8)										4	1	1	1	0	1	2				
<b>Rudy Regalado, R</b> OBP: 0.374, SLG: 0.625 (1, 5)										3	1	1	0	1	1	1				
<b>George Strickland, R</b> OBP: 0.293, SLG: 0.333 (1, 6)										4	1	1	4	0	0	2				
<b>Jim Hegan, R</b> OBP: 0.257, SLG: 0.385 (1, 2)										3	0	1	0	0	0	0				
<b>Bob Lemon, L</b> OBP: 0.105, SLG: 0.056 (1, 1)										3	0	1	0	0	1	1				
<b>Inning Stats</b>	R: 5 E: 0 K: 1 S: 8	H: 3 LOB: 3 BB: 3 P: 20	R: 0 E: 0 K: 0 S: 3	H: 0 LOB: 0 BB: 0 P: 3	R: 0 E: 0 K: 0 S: 4	H: 1 LOB: 1 BB: 0 P: 4	R: 0 E: 0 K: 0 S: 3	H: 0 LOB: 0 BB: 0 P: 3	R: 0 E: 0 K: 1 S: 5	H: 1 LOB: 1 BB: 0 P: 5	R: 0 E: 0 K: 0 S: 4	H: 1 LOB: 1 BB: 0 P: 4	R: 0 E: 0 K: 1 S: 6	H: 1 LOB: 1 BB: 0 P: 6	R: 0 E: 0 K: 0 S: 5	H: 1 LOB: 1 BB: 0 P: 6		1B: 4 2B: 1 3B: 1 HR: 1	SF: 0 SAC: 0 DP: 0 HBP: 0	WP: 0 PB: 0 SB: 1 CS: 0
<b>PITCHER</b> <b>Chuck Stobbs, L</b> ERA: 4.99 <b>Dean Stone, L</b> ERA: 4.66 (7, 1)	IP: 6.0 WLS: L BF: 26 H: 5 R: 5 ER: 5 SO: 2 BB: 2 IBB: 1 HBP: 0 BLK: 0 WP: 0 HR: 1 S: 27 P: 39 ERA: 7.50 WHIP: 1.167																			




Batter	1	2	3	4	5	6	7	8	9	AB	R	H	RBI	BB	SO	LOB	TOP					
<b>Eddie Yost, R</b> OBP: 0.333, SLG: 0.279 (1, 5)	L5		BB	4-0 1B BB		5-3		SH2-3 1B SF8 BB		2	1	0	0	2	0	0	<b>Washington Senators @ Cleveland Indians</b> Cleveland Municipal Stadium, Cleveland, OH Sat May 15 1954, 3:33 AM EDT Att: 6,841 - Unknown <a href="http://livebaseballscorecards.com">livebaseballscorecards.com</a>					
<b>Jim Busby, R</b> OBP: 0.396, SLG: 0.590 (1, 8)	HR		1-2 1B			HR 1B		SH2-3 1B		4	2	4	1	0	0	0						
<b>Mickey Vernon, L</b> OBP: 0.320, SLG: 0.494 (1, 3)	F8		F9			HR		SH2-3		3	1	1	2	0	0	2						
<b>Roy Sievers, R</b> OBP: 0.308, SLG: 0.453 (1, 7)	K2-3					P3		SF8		3	0	0	1	0	2	0						
<b>Jim Lemon, R</b> (8, 7)										0	0	0	0	0	0	0						
<b>Tom Wright, L</b> OBP: 0.295, SLG: 0.293 (1, 9)		F8		G6-3 BB						3	0	1	0	1	1	1						
<b>Pete Runnels, L</b> OBP: 0.318, SLG: 0.200 (1, 6)		F7		G6-3		F7				4	0	0	0	0	0	2						
<b>Ed Fitz Gerald, R</b> OBP: 0.264, SLG: 0.188 (1, 2)		F7					P6			4	0	1	0	0	0	0						
<b>Wayne Terwilliger, R</b> OBP: 0.303, SLG: 0.244 (1, 4)			K			K		5-3		3	0	0	0	0	2	1						
<b>Clyde Vollmer, R</b> OBP: 0.240, SLG: 0.347 (9, PH)										1	0	0	0	0	0	0						
<b>Spec Shea, R</b> (1, 1)			K			1-3		K		3	0	0	0	0	2	0						
<b>Camilo Pascual, R</b> (8, 1)										0	0	0	0	0	0	0						
<b>Inning Stats</b>	R: 1 E: 0 K: 1 S: 6	H: 1 LOB: 0 BB: 0 P: 6	R: 0 E: 0 K: 0 S: 3	H: 0 LOB: 0 BB: 0 P: 3	R: 0 E: 0 K: 2 S: 8	H: 1 LOB: 2 BB: 1 P: 12	R: 0 E: 0 K: 1 S: 4	H: 0 LOB: 0 BB: 1 P: 8	R: 0 E: 0 K: 1 S: 5	H: 1 LOB: 1 BB: 0 P: 5	R: 2 E: 0 K: 0 S: 6	H: 3 LOB: 1 BB: 0 P: 6	R: 0 E: 0 K: 1 S: 5	H: 0 LOB: 0 BB: 0 P: 5	R: 1 E: 0 K: 1 S: 6	H: 1 LOB: 1 BB: 1 P: 10	R: 0 E: 0 K: 0 S: 3	H: 0 LOB: 0 BB: 0 P: 3	1B: 5 2B: 1 3B: 0 HR: 2	SF: 1 SAC: 1 DP: 2 HBP: 0	WP: 0 PB: 0 SB: 0 CS: 1	PA: 35
<b>PITCHER</b> <b>Early Wynn, R</b> ERA: 4.3 (1, 1)	IP: 9.0 WLS: W BF: 35 H: 7 R: 4 ER: 4 SO: 7 BB: 3 IBB: 0 HBP: 0 BLK: 0 WP: 0 HR: 2 S: 46 P: 58 ERA: 4.00 WHIP: 1.111															<b>PITCHER</b>						

Batter	1	2	3	4	5	6	7	8	9	AB	R	H	RBI	BB	SO	LOB	BOTTOM			
<b>Al Smith, R</b> OBP: 0.386, SLG: 0.368 (1, 7)	P4		P5			WP 1B		FC5-4		4	0	1	0	0	0	1	<b>Washington Senators @ Cleveland Indians</b> Cleveland Municipal Stadium, Cleveland, OH Sat May 15 1954, 3:33 AM EDT Att: 6,841 - Unknown <a href="http://livebaseballscorecards.com">livebaseballscorecards.com</a>			
<b>Bobby Avila, R</b> OBP: 0.442, SLG: 0.456 (1, 4)	FC5 1-6-3 BB		HR 1B			5-3				3	2	2	1	1	0	1				
<b>Dave Philley, S</b> OBP: 0.257, SLG: 0.360 (1, 9)	1-6-3		F8			F8				4	1	1	0	0	0	3				
<b>Al Rosen, R</b> OBP: 0.389, SLG: 0.500 (1, 3)	FC5		HR			K		SH3		3	1	1	2	0	1	1				
<b>Larry Doby, L</b> OBP: 0.351, SLG: 0.429 (1, 8)		5-3 2B BB	P4			P6				3	1	1	1	1	0	0				
<b>Rudy Regalado, R</b> OBP: 0.435, SLG: 0.526 (1, 5)		5-3			F7					3	0	0	0	1	0	1				
<b>George Strickland, R</b> OBP: 0.301, SLG: 0.345 (1, 6)					F9			G6-4-3 BB		3	0	1	1	1	0	2				
<b>Jim Hegan, R</b> OBP: 0.247, SLG: 0.368 (1, 2)		P4			F2			G6-4-3		3	0	0	0	0	0	2				
<b>Early Wynn, S</b> OBP: 0.316, SLG: 0.294 (1, 1)		F7			F7			FC5-4 BB		2	0	0	0	1	0	1				
<b>Inning Stats</b>	R: 0 E: 0 K: 0 S: 3	H: 0 LOB: 1 BB: 1 P: 7	R: 1 E: 0 K: 0 S: 4	H: 1 LOB: 1 BB: 1 P: 8	R: 2 E: 0 K: 0 S: 5	H: 2 LOB: 0 BB: 0 P: 5	R: 0 E: 0 K: 0 S: 3	H: 0 LOB: 0 BB: 0 P: 3	R: 0 E: 0 K: 1 S: 5	H: 1 LOB: 1 BB: 0 P: 4	R: 0 E: 0 K: 1 S: 2	H: 0 LOB: 2 BB: 2 P: 10	R: 0 E: 0 K: 0 S: 5	H: 3 LOB: 1 BB: 1 P: 9	R: 2 E: 0 K: 0 S: 5	H: 3 LOB: 1 BB: 1 P: 9		1B: 3 2B: 2 3B: 0 HR: 2	SF: 0 SAC: 1 DP: 2 HBP: 0	WP: 1 PB: 0 SB: 0 CS: 0
<b>PITCHER</b> <b>Spec Shea, R</b> ERA: 8.69 (1, 1)	IP: 7.1 WLS: L BF: 33 H: 7 R: 5 ER: 5 SO: 1 BB: 5 IBB: 0 HBP: 0 BLK: 0 WP: 1 HR: 2 S: 30 P: 50 ERA: 6.14 WHIP: 1.636															<b>PITCHER</b>				
<b>Camilo Pascual, R</b> ERA: 2.92 (8, 1)	IP: 0.2 WLS: 1 BF: 1 H: 0 R: 0 ER: 0 SO: 0 BB: 0 IBB: 0 HBP: 0 BLK: 0 WP: 0 HR: 1 S: 1 P: 1 ERA: 0.00 WHIP: 0.000															<b>PITCHER</b>				



Batter	1	2	3	4	5	6	7	8	9	AB	R	H	RBI	BB	SO	LOB	TOP			
Eddie Yost, R OBP: 0.345, SLG: 0.308	0-0 1B 2B		0-0 HR 1B	0-0 F7		0-0 2H 1B		0-0 F8	5 1 3 1 0 0 0								<b>Washington Senators @ Chicago White Sox</b> Comiskey Park, Chicago, IL Sun May 16 1954, 4:33 AM EDT Unknown 			
Jim Busby, R OBP: 0.389, SLG: 0.571	0-0 2H 1B		0-0 L8	0-0 5-3	0-0 K		0-0 1-3	5 0 1 0 0 1 2												
Mickey Vernon, L OBP: 0.333, SLG: 0.553	0-3 K		0-0 1H HR	0-0 1B 3B	0-0 K		0-0 1B	5 2 3 2 0 1 1												
Roy Sievers, R OBP: 0.315, SLG: 0.483	4-0 BB		0-0 HR	0-3 K	0-0 F2		0-0 F2	3 1 1 1 1 1 2												
Jim Lemon, R OBP: 0.400, SLG: 0.400	0-3 K		0-0 1B	0-0 1B	0-0 K		0-3 K	4 0 2 1 0 2 3												
Pete Runnels, L OBP: 0.316, SLG: 0.203		0-0 L4	0-0 1-3 1B	0-0 F8	0-0 L1		0-0 L1	4 0 1 0 0 0 2												
Bob Oldis, R OBP: 0.462, SLG: 0.500		0-0 P4	0-0 F9	0-0 5-3 1B	0-0 F7		0-0 F7	4 1 1 0 0 0 2												
Wayne Terwilliger, R OBP: 0.290, SLG: 0.232		0-0 F7		0-0 P6	0-0 5-3		0-0 F9	4 0 0 0 0 0 1												
Connie Marrero, R Sonny Dixon, S Bunky Stewart, L Tom Wright, L Camilo Pascual, R Dean Stone, L			0-0 G3	0-0 P4	0-0 1-3		0-0 F7	3 0 0 0 0 0 1 0 0 0 0 0 0 0 0 0 0 0 0 0 0 1 0												
<b>Inning Stats</b>	R: 0 E: 0 K: 2 S: 8	H: 2 LOB: 2 BB: 1 P: 12	R: 0 E: 0 K: 0 S: 3	H: 0 LOB: 0 BB: 0 P: 3	R: 3 E: 0 K: 0 S: 8	H: 5 LOB: 2 BB: 0 P: 8	R: 0 E: 0 K: 0 S: 3	H: 0 LOB: 0 BB: 0 P: 3	R: 1 E: 0 K: 1 S: 7	H: 2 LOB: 1 BB: 0 P: 7	R: 0 E: 0 K: 1 S: 6	H: 1 LOB: 1 BB: 0 P: 6	R: 0 E: 0 K: 0 S: 3	H: 0 LOB: 0 BB: 0 P: 3	R: 0 E: 0 K: 0 S: 3	H: 0 LOB: 0 BB: 0 P: 3	1B: 8 2B: 1 3B: 1 HR: 2	SF: 0 SAC: 0 DP: 0 HBP: 0	WP: 0 PB: 0 CS: 0	PA: 39
<b>PITCHER</b> Bob Keegan, R ERA: 2.24	IP: 9.0 WLS: W BF: 39 H: 12 R: 5 ER: 5 SO: 5 BB: 1 IBB: 0 HBP: 0 BLK: 0 WP: 0 HR: 2 S: 48 P: 52 ERA: 5.00 WHIP: 1.444															<b>PITCHER</b>	IP: 9.0 WLS: W BF: 39 H: 12 R: 5 ER: 5 SO: 5 BB: 1 IBB: 0 HBP: 0 BLK: 0 WP: 0 HR: 2 S: 48 P: 52 ERA: 5.00 WHIP: 1.444			

Batter	1	2	3	4	5	6	7	8	9	AB	R	H	RBI	BB	SO	LOB	BOTTOM			
Chico Carrasquel, R OBP: 0.326, SLG: 0.370	0-0 HR 1B	0-0 F7		0-0 F2			4-0 E 1B BB	0-0 F7	4 2 1 0 1 0 4								<b>Washington Senators @ Chicago White Sox</b> Comiskey Park, Chicago, IL Sun May 16 1954, 4:33 AM EDT Unknown 			
Nellie Fox, L OBP: 0.372, SLG: 0.342	0-0 HR 1B		4-0 BB	0-0 6-3 BB	0-0 F3		0-0 E2 1B FC1-2	4-0 3B BB	3 2 2 0 2 0 0											
Minnie Minoso, R OBP: 0.380, SLG: 0.588	0-0 HR		0-0 F8	0-0 F8	0-0 F8		0-0 E 1B	0-0 2B 3B	5 3 3 6 0 0 1											
Ferris Fain, L OBP: 0.349, SLG: 0.404	0-0 F8		0-0 6-3	4-0 BB	0-0 BB		0-0 4-3	0-0 2B	4 0 1 1 1 0 3 0 0 0 0 0 0 0											
Bob Boyd, L OBP: 0.233, SLG: 0.232	0-0 P5		0-0 F7	0-0 P4	0-0 P4		4-0 E IBB	0-0 F8	4 1 0 0 1 0 3											
Cass Michaels, R OBP: 0.500, SLG: 0.582	0-0 5-3			0-0 4-3			0-0 FC1-2	0-0 F8	4 1 1 1 0 0 1											
Sherm Lollar, R OBP: 0.380, SLG: 0.434				0-0 4-3			0-0 HR K	0-0 6-3	4 0 2 0 0 1 1											
Jim Rivera, L OBP: 0.298, SLG: 0.450		0-0 SH1-3 1B		0-0 3B			0-3 K	0-0 6-3	4 0 2 0 0 1 1											
Johnny Groth, R OBP: 0.348, SLG: 0.443		0-0 SH1-3		4-0 BB			0-0 6-3	0-0 F5	2 0 0 0 1 0 0											
Bob Keegan, R OBP: 0.261, SLG: 0.316		0-0 FC1-6-5-4		0-3 K			0-0 F3	0-0 BB 3B 1B	4 1 1 0 0 1 3											
<b>Inning Stats</b>	R: 3 E: 0 K: 0 S: 6	H: 3 LOB: 0 BB: 0 P: 6	R: 0 E: 0 K: 0 S: 4	H: 1 LOB: 1 BB: 0 P: 4	R: 0 E: 0 K: 0 S: 3	H: 0 LOB: 1 BB: 1 P: 7	R: 0 E: 0 K: 1 S: 6	H: 1 LOB: 2 BB: 1 P: 10	R: 0 E: 0 K: 0 S: 3	H: 0 LOB: 1 BB: 1 P: 7	R: 1 E: 0 K: 1 S: 6	H: 1 LOB: 0 BB: 0 P: 6	R: 3 E: 2 K: 0 S: 5	H: 2 LOB: 1 BB: 2 P: 13	R: 3 E: 0 K: 0 S: 6	H: 3 LOB: 1 BB: 1 P: 10	1B: 6 2B: 1 3B: 2 HR: 2	SF: 0 SAC: 1 DP: 0 HBP: 0	WP: 0 PB: 0 CS: 0	PA: 41
<b>PITCHER</b> Connie Marrero, R Sonny Dixon, R Bunky Stewart, L Camilo Pascual, R Dean Stone, L	IP: 6.0 WLS: L BF: 27 H: 6 R: 4 ER: 4 SO: 2 BB: 3 IBB: 0 HBP: 0 BLK: 0 WP: 0 HR: 2 S: 28 P: 40 ERA: 6.00 WHIP: 1.500															<b>PITCHER</b>	IP: 6.0 WLS: L BF: 27 H: 6 R: 4 ER: 4 SO: 2 BB: 3 IBB: 0 HBP: 0 BLK: 0 WP: 0 HR: 2 S: 28 P: 40 ERA: 6.00 WHIP: 1.500			

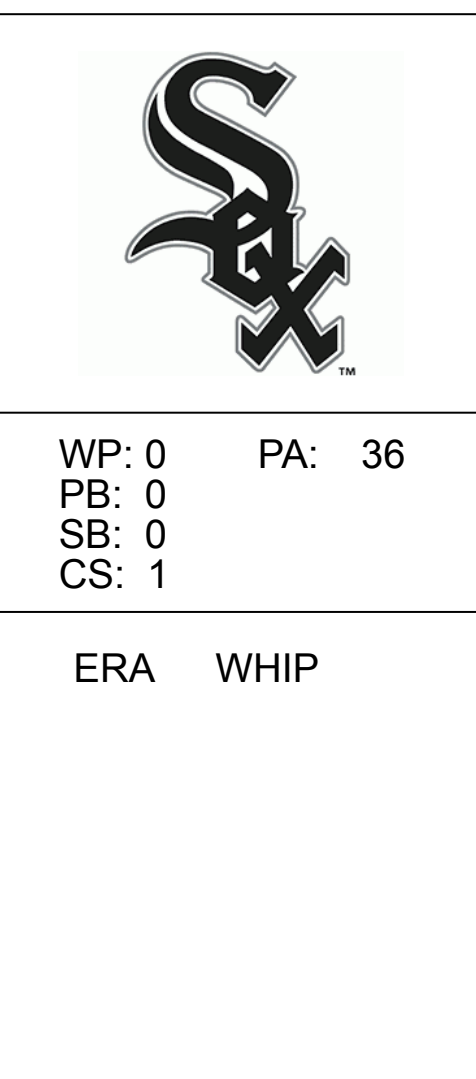


Batter	1	2	3	4	5	6	7	8	9	AB	R	H	RBI	BB	SO	LOB	TOP										
<b>Eddie Yost, R</b> OBP: 0.339, SLG: 0.302 (1, 5)	0-0 6-3		0-0 P5		0-0 1B		0-3 K		0-0 6-3	5	0	1	0	0	1	0	<b>Washington Senators @ Chicago White Sox</b> Comiskey Park, Chicago, IL Sun May 16 1954, 4:38 AM EDT Att: 25,515 - Unknown										
<b>Jim Busby, R</b> OBP: 0.376, SLG: 0.550 (1, 8)	0-0 5-3		0-0 6-3		0-0 F8		0-0 F7			4	0	0	0	0	0	1											
<b>Mickey Vernon, L</b> OBP: 0.330, SLG: 0.536 (1, 3)	0-0 F8		0-0 G3			4-0 F8 BB 1B BB		0-0 4-3		3	1	0	0	1	0	0											
<b>Roy Sievers, R</b> OBP: 0.321, SLG: 0.489 (1, 7)		0-0 1B 1B 2B		0-0 P5		4-0 1B 1-2 1B BB		0-0 6-3		3	2	1	0	1	0	0											
<b>Tom Wright, L</b> OBP: 0.306, SLG: 0.304 (1, 9)		0-0 1B 2-3 1B		0-0 F7		0-0 F8		0-0 1B 7-2 1B		4	0	2	0	0	0	2											
<b>Pete Runnels, L</b> OBP: 0.338, SLG: 0.265 (1, 6)		0-3 K		0-0 3B		0-0 1B 1-3 3-H 1B		0-0 1B 1-3 1B		4	0	3	1	0	1	2											
<b>Ed Fitz Gerald, R</b> OBP: 0.281, SLG: 0.212 (1, 2)		0-0 1-2 3-H 1B		0-0 P8		0-0 FC5-4 1-2 3-H 1B		0-0 7-2		4	0	2	2	0	0	3											
<b>Wayne Terwilliger, R</b> OBP: 0.278, SLG: 0.221 (1, 4)		0-0 P3		0-0 F9		0-0 5-3		0-0 K		4	0	0	0	0	1	4											
<b>Bob Porterfield, R</b> OBP: 0.095, SLG: 0.250 (1, 1)		0-0 F9		0-0 6-3		0-0 FC5-4 1-2		0-3 K		4	0	0	0	0	1	4											
<b>Inning Stats</b>	R: 0 E: 0 K: 0 S: 3	H: 0 LOB: 0 BB: 0 P: 3	R: 1 E: 0 K: 1 S: 8	H: 3 LOB: 2 BB: 0 P: 8	R: 0 E: 0 K: 0 S: 3	H: 0 LOB: 0 BB: 0 P: 3	R: 0 E: 0 K: 0 S: 4	H: 1 LOB: 1 BB: 0 P: 4	R: 0 E: 0 K: 1 S: 4	H: 1 LOB: 1 BB: 0 P: 4	R: 2 E: 0 K: 1 S: 7	H: 2 LOB: 2 BB: 2 P: 15	R: 0 E: 0 K: 1 S: 5	H: 0 LOB: 0 BB: 0 P: 5	R: 0 E: 0 K: 0 S: 4	H: 2 LOB: 1 BB: 0 P: 4	R: 0 E: 0 K: 1 S: 5	H: 0 LOB: 0 BB: 0 P: 5	1B: 7 2B: 2 3B: 1 HR: 0	SF: 0 SAC: 0 DP: 1 HBP: 0	WP: 0 PB: 0 CS: 0	PA: 37					
<b>PITCHER</b>	IP	WLS	BF	H	R	ER	SO	BB	IBB	HBP	BLK	WP	HR	S	P	ERA	WHIP										
<b>Mike Fomieses, R</b> ERA: 1.93 (1, 1)	5.1	L	25	7	3	3	1	2	0	0	0	0	0	25	33	5.06	1.688										
<b>Don Johnson, R</b> ERA: 1.67 (6, 1)	3.2		12	2	0	0	3	0	0	0	0	0	0	18	18	0.00	0.545										

Batter	1	2	3	4	5	6	7	8	9	AB	R	H	RBI	BB	SO	LOB	BOTTOM										
<b>Chico Carrasquel, R</b> OBP: 0.316, SLG: 0.358 (1, 6)	0-0 6-3		0-0 5-3		0-0 6-3		0-0 P6			4	0	0	0	0	0	2	<b>Washington Senators @ Chicago White Sox</b> Comiskey Park, Chicago, IL Sun May 16 1954, 4:38 AM EDT Att: 25,515 - Unknown										
<b>Nellie Fox, L</b> OBP: 0.368, SLG: 0.333 (1, 4)	0-0 L1		4-0 1B BB		0-0 1-3		0-0 F7		0-0 F7	3	0	0	0	1	0	0											
<b>Minnie Minoso, R</b> OBP: 0.383, SLG: 0.581 (1, 7)	1-0 HBP		0-0 1-3 2-H 1B		0-0 L7		0-0 6-3		0-0 6-3	3	0	1	1	0	0	0											
<b>Ferris Fain, L</b> OBP: 0.354, SLG: 0.402 (1, 3)	0-0 P5		0-0 L8		0-0 1B 1B		0-0 1B		4-0 CS BB BB	3	0	1	0	1	0	3											
<b>Bob Boyd, L</b> OBP: 0.233, SLG: 0.232 (6, PR) (9, 3)	0-0 P5		0-0 L8		0-0 1B 1B		0-0 1B		4-0 CS BB BB	0	0	0	0	0	0	0											
<b>Cass Michaels, R</b> OBP: 0.500, SLG: 0.569 (1, 5)		0-0 F9		0-0 F8		0-0 1-3 1B		0-0 1B		3	0	1	0	1	0	0											
<b>Carl Sawatski, L</b> OBP: 0.211, SLG: 0.118 (1, 2)		0-0 4-3		0-0 F8		0-0 1-6-3		0-0 CS		4	0	0	0	0	1	2											
<b>Jim Rivera, L</b> OBP: 0.275, SLG: 0.409 (1, 9)		0-0 1-3		0-0 4-3		0-0 E4 G5-4-3		0-0 3-1		4	0	0	0	0	0	0											
<b>Johnny Groth, R</b> OBP: 0.345, SLG: 0.436 (1, 8)			0-0 SH3-1 1B 1B		0-0 P3		0-0 G5-4-3		0-0 6-3	4	1	1	0	0	0	1											
<b>Mike Fomieses, R</b> OBP: 0.250, SLG: 0.250 (1, 1)			0-0 SH3-1		0-0 1-3		0-0 1B			1	0	0	0	0	0	0											
<b>Don Johnson, R</b> OBP: 0.100, SLG: 0.100 (6, 1)			0-0 SH3-1		0-0 1-3		0-0 1B			1	0	1	0	0	0	0											
<b>Inning Stats</b>	R: 0 E: 0 K: 0 S: 3	H: 0 LOB: 1 BB: 0 P: 4	R: 0 E: 0 K: 0 S: 3	H: 0 LOB: 0 BB: 0 P: 3	R: 1 E: 0 K: 0 S: 5	H: 2 LOB: 2 BB: 1 P: 9	R: 0 E: 0 K: 0 S: 3	H: 0 LOB: 0 BB: 0 P: 3	R: 0 E: 0 K: 0 S: 5	H: 2 LOB: 2 BB: 0 P: 5	R: 0 E: 1 K: 0 S: 4	H: 1 LOB: 1 BB: 0 P: 4	R: 0 E: 0 K: 0 S: 2	H: 0 LOB: 1 BB: 2 P: 10	R: 0 E: 0 K: 1 S: 5	H: 0 LOB: 0 BB: 0 P: 5	1B: 5 2B: 0 3B: 0 HR: 0	SF: 0 SAC: 1 DP: 1 HBP: 1	WP: 0 PB: 0 CS: 1	PA: 36							
<b>PITCHER</b>	IP	WLS	BF	H	R	ER	SO	BB	IBB	HBP	BLK	WP	HR	S	P	ERA	WHIP										
<b>Bob Porterfield, R</b> ERA: 2.08 (1, 1)	9.0	W	35	5	1	1	1	3	0	1	0	0	0	33	46	1.00	0.889										

AB	35
R	3
H	9
RBI	3
BB	2
SO	4
LOB	16

AB	30
R	1
H	5
RBI	1
BB	3
SO	1
LOB	8





Batter	1	2	3	4	5	6	7	8	9	AB	R	H	RBI	BB	SO	LOB	TOP				
<b>Eddie Yost, R</b> OBP: 0.336, SLG: 0.293 (1, 5)	F3		BB				P4	K		3	0	0	0	1	1	2					
<b>Jim Busby, R</b> OBP: 0.380, SLG: 0.545 (1, 8)	E3		K				FC5-4			3	1	1	0	1	1	2					
<b>Mickey Vernon, L</b> OBP: 0.327, SLG: 0.545 (1, 3)	P3							F9		4	1	1	2	0	0	1					
<b>Roy Sievers, R</b> OBP: 0.310, SLG: 0.474 (1, 7)	F8						SF7	4-3		3	0	0	1	0	0	1					
<b>Tom Wright, L</b> OBP: 0.321, SLG: 0.306 (1, 9)								P4		3	0	1	0	1	1	0					
<b>Pete Runnels, L</b> OBP: 0.345, SLG: 0.306 (1, 6)	K									4	0	2	0	0	2	1					
<b>Mickey McDermott, L</b> OBP: 0.304, SLG: 0.286 (1, 1)	G6-4-3						1-3	3-1		4	0	0	0	0	0	4					
<b>Joe Tipton, R</b> OBP: 0.351, SLG: 0.281 (1, 2)			F8				F6	5-3		4	0	0	0	0	0	1					
<b>Wayne Terwilliger, R</b> OBP: 0.287, SLG: 0.236 (1, 4)			K					5-3		3	1	1	0	1	1	1					
<b>Inning Stats</b>	R: 0 E: 1 K: 0 S: 4	H: 1 LOB: 1 BB: 0 P: 4	R: 0 E: 0 K: 1 S: 5	H: 1 LOB: 0 BB: 0 P: 5	R: 0 E: 0 K: 2 S: 7	H: 0 LOB: 1 BB: 1 P: 11	R: 0 E: 0 K: 1 S: 5	H: 0 LOB: 0 BB: 0 P: 5	R: 0 E: 0 K: 1 S: 5	H: 0 LOB: 0 BB: 0 P: 5	R: 3 E: 0 K: 0 S: 6	H: 3 LOB: 2 BB: 2 P: 14	R: 0 E: 0 K: 1 S: 5	H: 0 LOB: 1 BB: 1 P: 9	R: 0 E: 0 K: 0 S: 3	H: 0 LOB: 0 BB: 0 P: 3	R: 0 E: 0 K: 0 S: 4	H: 1 LOB: 1 BB: 0 P: 4	1B: 3 2B: 1 3B: 2 HR: 0	SF: 1 SAC: 0 DP: 1 HBP: 0	WP: 0 PA: 36 CS: 0
<b>PITCHER</b>	IP	WLS	BF	H	R	ER	SO	BB	IBB	HBP	BLK	WP	HR	S	P	ERA	WHIP				
<b>Bob Turley, R</b> ERA: 2.02 (1, 1)	7.0	L	29	5	3	3	6	4	0	0	0	0	0	37	53	3.86	1.286				
<b>Marlin Stuart, R</b> ERA: 3.46 (8, 1)	2.0		7	1	0	0	0	0	0	0	0	0	0	7	7	0.00	0.500				

Washington Senators @ Baltimore Orioles  
Memorial Stadium, Baltimore, MD  
Tue May 18 1954, 3:33 AM EDT  
Att: 20,596 - Unknown

AB 31  
R 3  
H 6  
RBI 3  
BB 4  
SO 6  
LOB 13



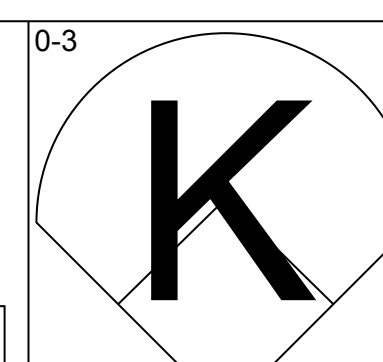
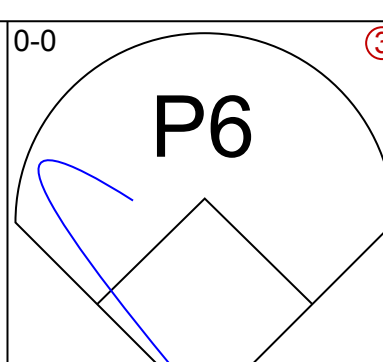

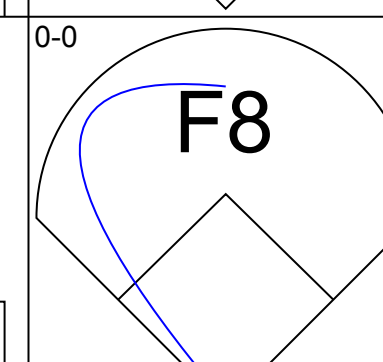
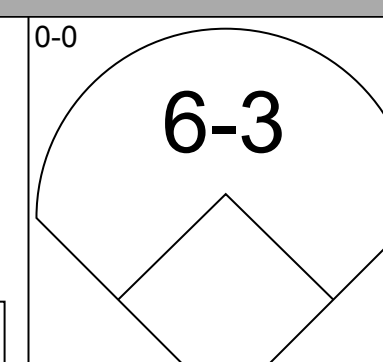
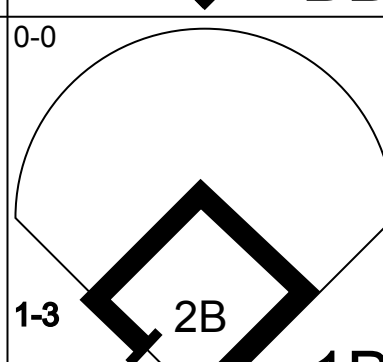
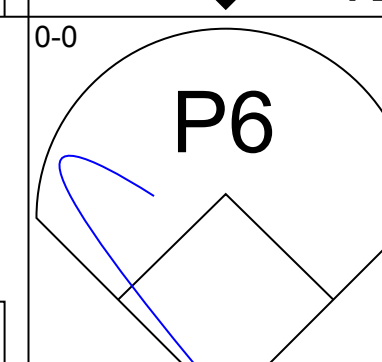
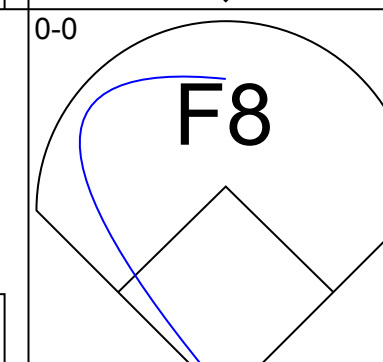
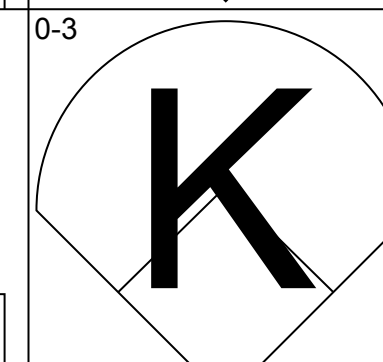
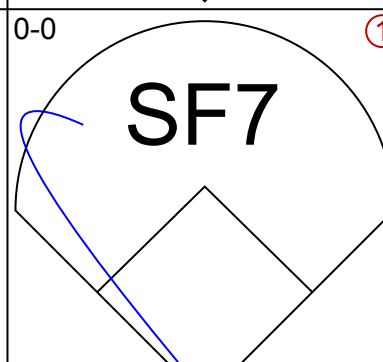
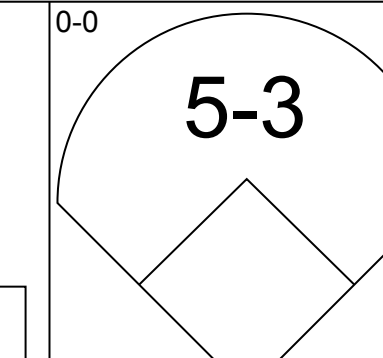
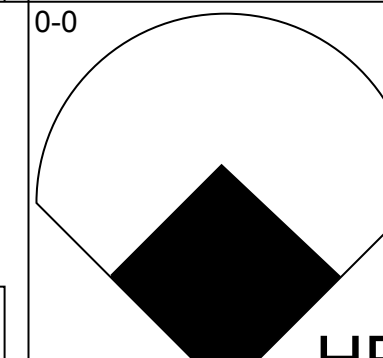
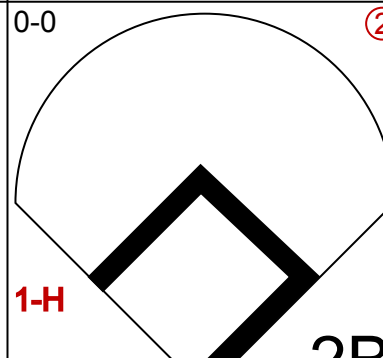
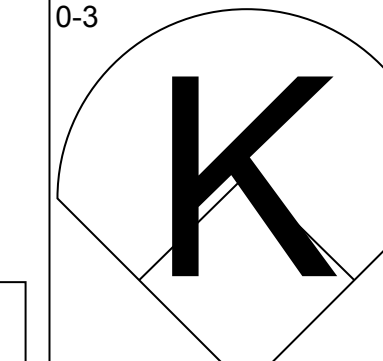
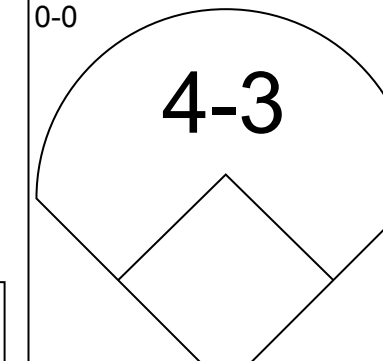
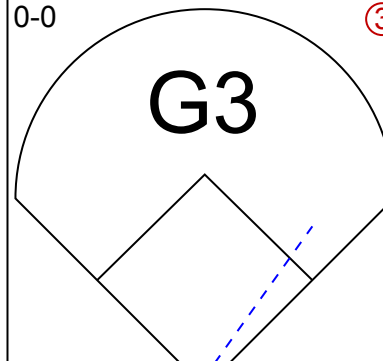
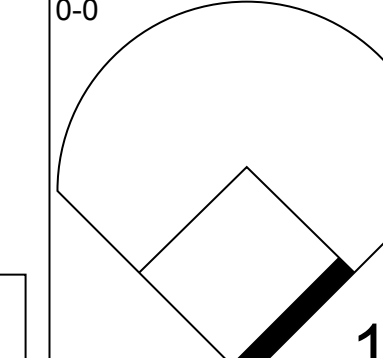
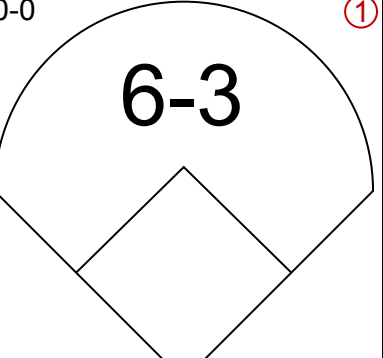
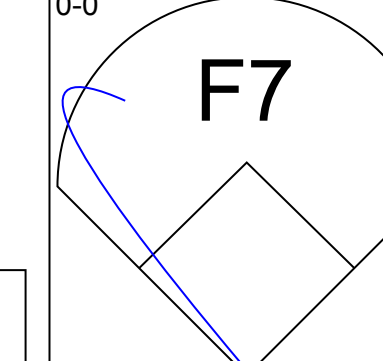
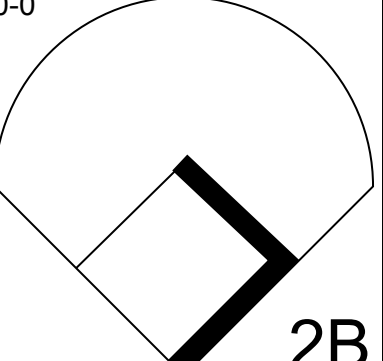
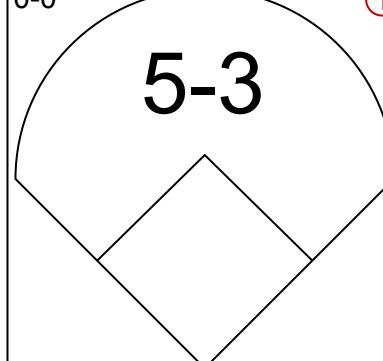
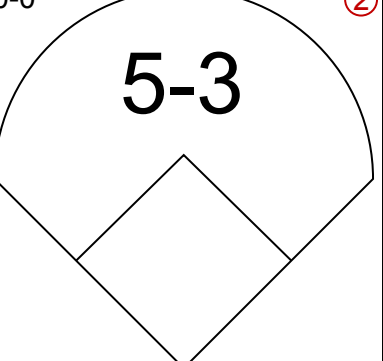
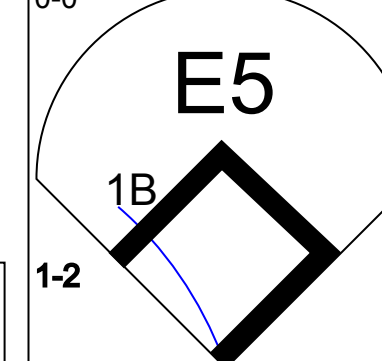
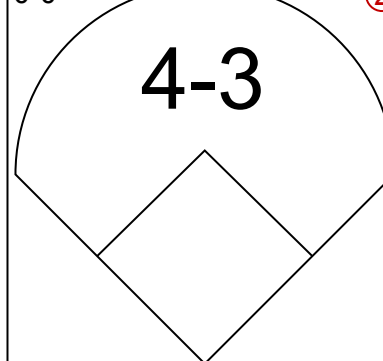
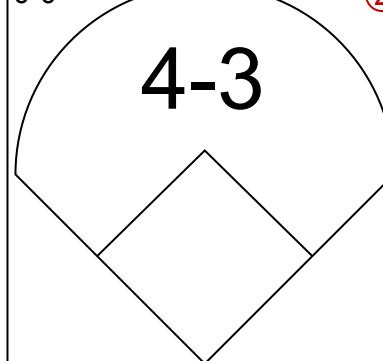
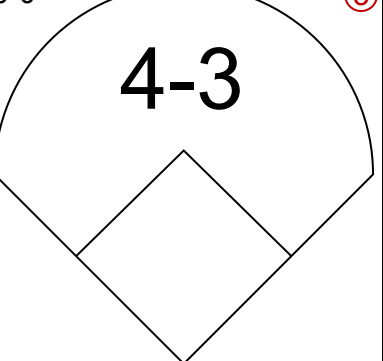
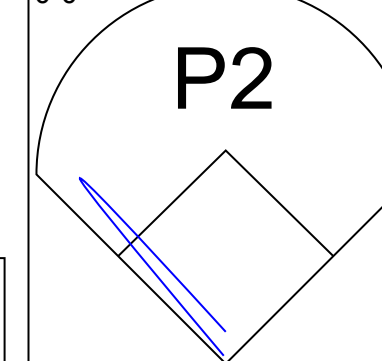
Batter	1	2	3	4	5	6	7	8	9	AB	R	H	RBI	BB	SO	LOB	BOTTOM				
<b>Bobby Young, L</b> OBP: 0.364, SLG: 0.293 (1, 4)	BB	BB		P5						1	1	0	0	3	0	1					
<b>Chuck Diering, R</b> OBP: 0.290, SLG: 0.250 (1, 8)	BB	BB			1-3		G4-6-3			3	0	1	0	1	0	1					
<b>Dick Kryhoski, L</b> OBP: 0.341, SLG: 0.390 (1, 3)	K		P5							4	0	0	0	0	2	5					
<b>Sam Mele, R</b> OBP: 0.207, SLG: 0.295 (1, 7)	BB			6-3			4-3			4	0	1	1	0	0	1					
<b>Bob Kennedy, R</b> OBP: 0.438, SLG: 0.385 (1, 9)	F8		K				F8			3	0	0	0	1	1	3					
<b>Vern Stephens, R</b> OBP: 0.316, SLG: 0.479 (1, 5)	F7		P3							4	0	0	0	0	0	3					
<b>Clint Courtney, L</b> OBP: 0.254, SLG: 0.344 (1, 2)			6-3				F8			4	0	1	0	0	0	0					
<b>Billy Hunter, R</b> OBP: 0.224, SLG: 0.222 (1, 6)		BB					G4-3			4	0	2	0	0	1	1					
<b>Bob Turley, R</b> (1, 1)										2	0	0	0	0	2	2					
<b>Jim Bredeweser, R</b> (7, PH)										1	0	0	0	0	0	0					
<b>Marlin Stuart, L</b> (8, 1)										0	0	0	0	0	0	0					
<b>Don Larsen, R</b> OBP: 0.188, SLG: 0.250 (9, PH)										1	0	0	0	0	0	0					
<b>Inning Stats</b>	R: 1 E: 0 K: 1 S: 7	H: 2 LOB: 2 BB: 1 P: 11	R: 0 E: 0 K: 1 S: 6	H: 1 LOB: 3 BB: 2 P: 14	R: 0 E: 0 K: 1 S: 5	H: 0 LOB: 0 BB: 0 P: 5	R: 0 E: 0 K: 1 S: 6	H: 1 LOB: 1 BB: 0 P: 6	R: 0 E: 0 K: 0 S: 4	H: 0 LOB: 0 BB: 0 P: 4	R: 0 E: 0 K: 0 S: 3	H: 1 LOB: 0 BB: 0 P: 3	R: 0 E: 0 K: 0 S: 2	H: 0 LOB: 0 BB: 1 P: 6	R: 0 E: 0 K: 1 S: 5	H: 0 LOB: 1 BB: 1 P: 9	R: 0 E: 0 K: 1 S: 5	H: 0 LOB: 0 BB: 0 P: 5	1B: 5 2B: 0 3B: 0 HR: 0	SF: 0 SAC: 0 DP: 2 HBP: 0	WP: 0 PA: 36 CS: 0
<b>PITCHER</b>	IP	WLS	BF	H	R	ER	SO	BB	IBB	HBP	BLK	WP	HR	S	P	ERA	WHIP				
<b>Mickey McDermott, L</b> ERA: 3.28 (1, 1)	9.0	W	36	5	1	1	6	5	0	0	0	0	0	43	63	1.00	1.111				

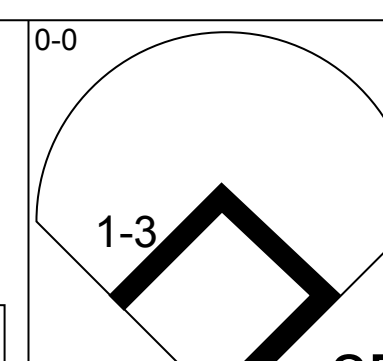
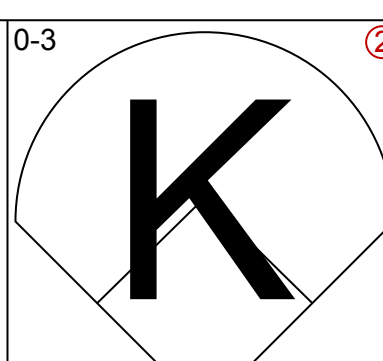

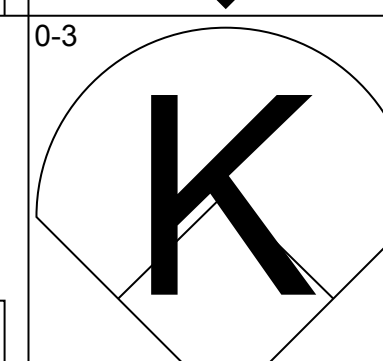
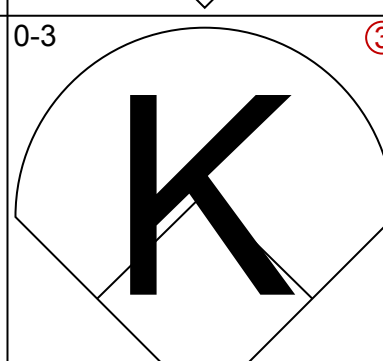
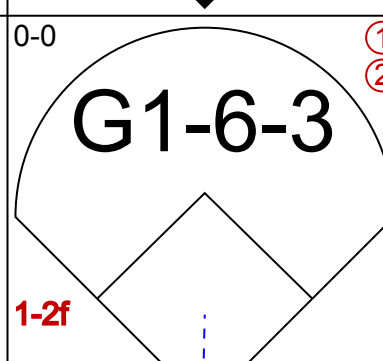
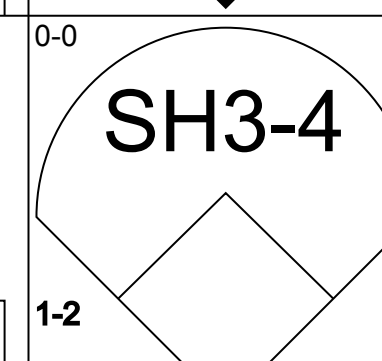
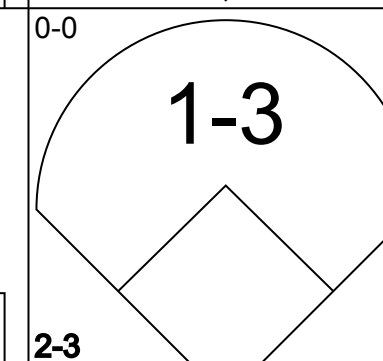
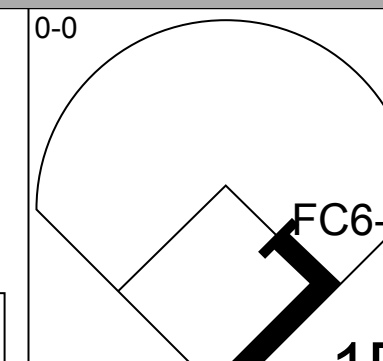
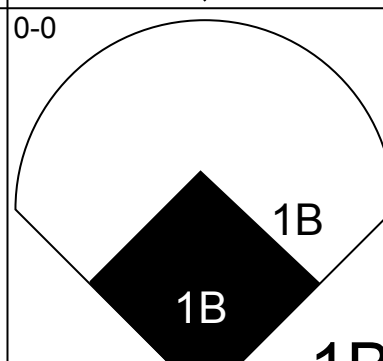
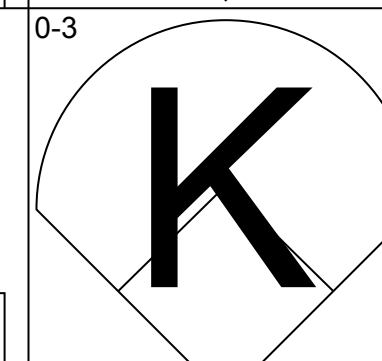
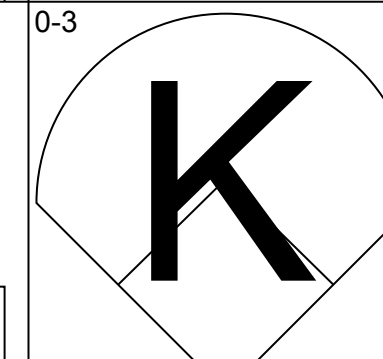
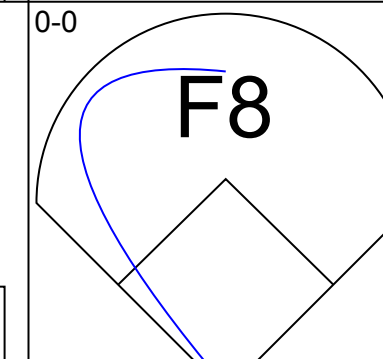
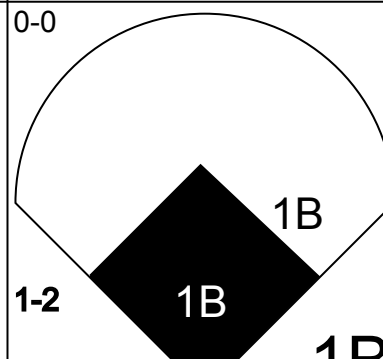
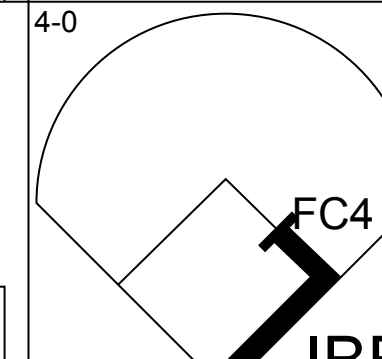
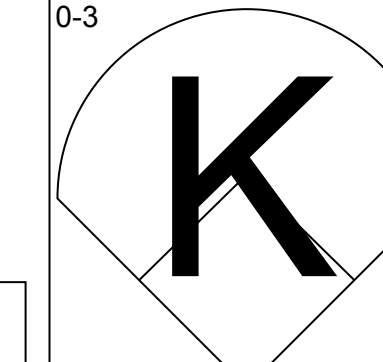
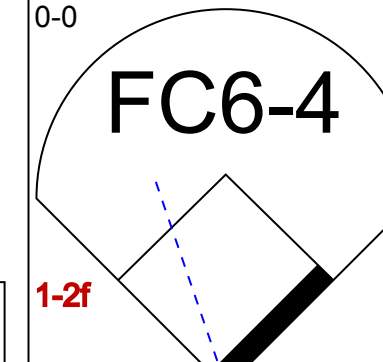
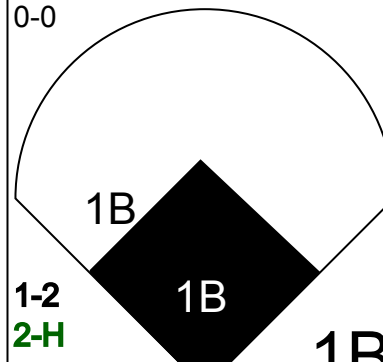
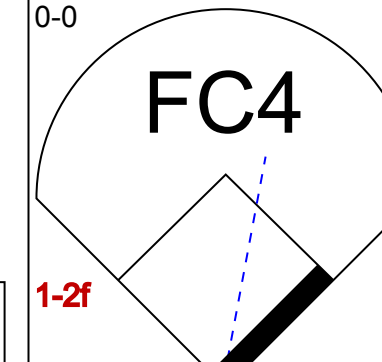
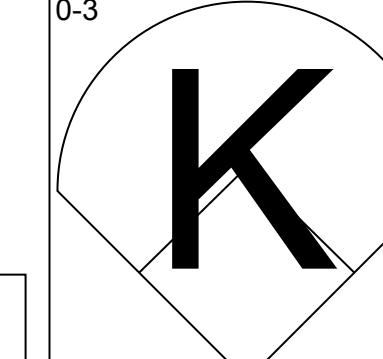
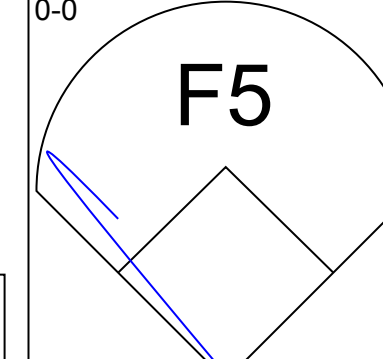
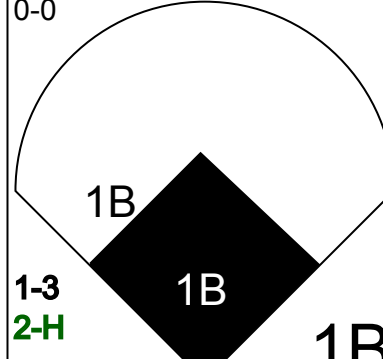
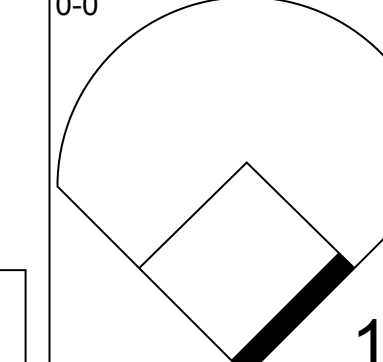
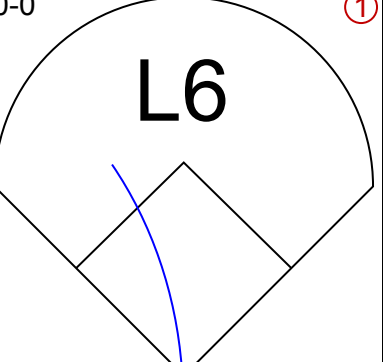
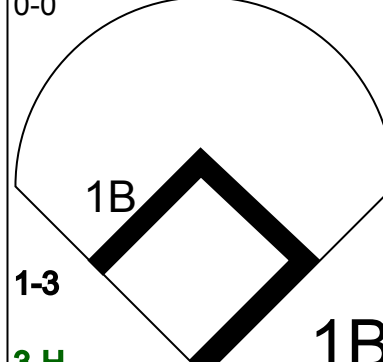
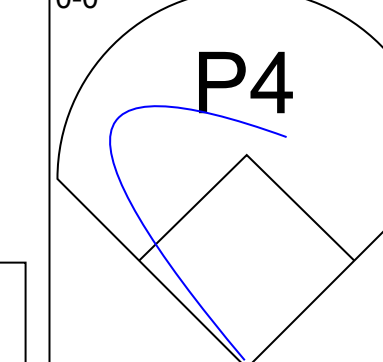
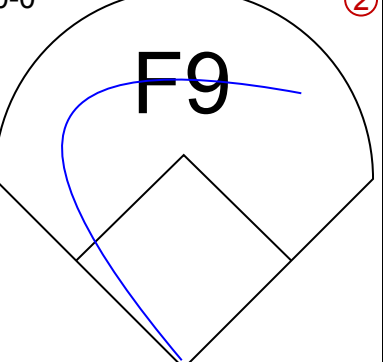
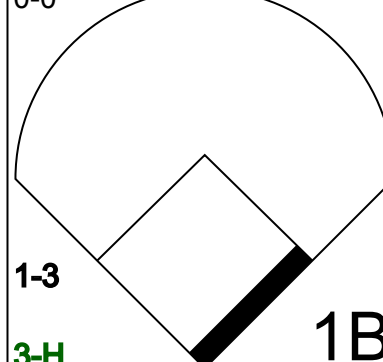
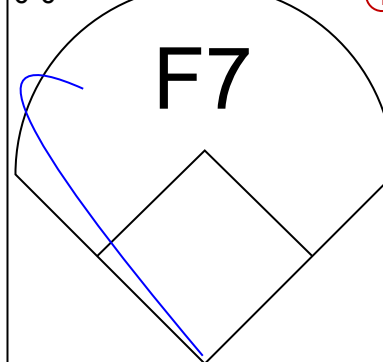
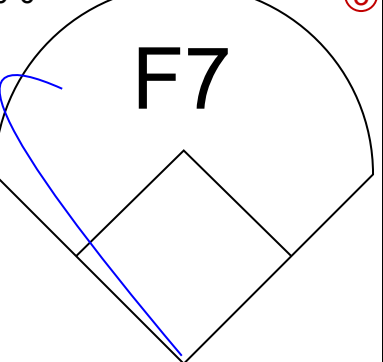
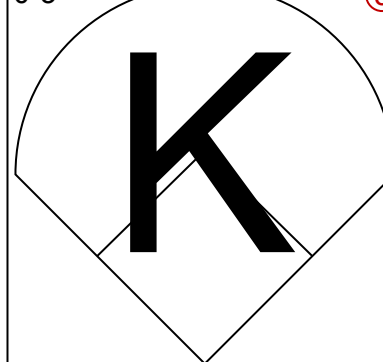
Washington Senators @ Baltimore Orioles  
Memorial Stadium, Baltimore, MD  
Tue May 18 1954, 3:33 AM EDT  
Att: 20,596 - Unknown

AB 31  
R 1  
H 5  
RBI 1  
BB 5  
SO 6  
LOB 17





Batter	1	2	3	4	5	6	7	8	9	AB	R	H	RBI	BB	SO	LOB	TOP					
<b>Eddie Yost, R</b> OBP: 0.341, SLG: 0.294 (1, 5)										3	1	1	1	1	1	0	<b>Washington Senators @ Baltimore Orioles</b> <b>Memorial Stadium, Baltimore, MD</b> Wed May 19 1954, 3:33 AM EDT Att: 29,722 - Unknown 					
<b>Jim Busby, R</b> OBP: 0.376, SLG: 0.534 (1, 8)										4	0	1	0	0	0	2						
<b>Mickey Vernon, L</b> OBP: 0.325, SLG: 0.548 (1, 3)										3	0	1	1	0	1	0						
<b>Roy Sievers, R</b> OBP: 0.317, SLG: 0.515 (1, 7)										4	1	2	1	0	0	1						
<b>Tom Wright, L</b> OBP: 0.298, SLG: 0.283 (1, 9)										4	0	0	0	0	2	2						
<b>Pete Runnels, L</b> OBP: 0.352, SLG: 0.316 (1, 6)										4	1	2	0	0	0	1						
<b>Ed Fitz Gerald, R</b> OBP: 0.279, SLG: 0.232 (1, 2)										4	0	1	0	0	0	2						
<b>Wayne Terwilliger, R</b> OBP: 0.276, SLG: 0.226 (1, 4)										4	0	0	0	0	1	2						
<b>Chuck Stobbs, L</b> Camilo Pascual, R Clyde Volmer, R Bunky Stewart, L Sonny Dixon, S Johnny Schmitz, R Tom Limphlett, R (1, 1) (6, 1) (7, PH) (7, 1) (8, 1) (8, 1) (9, PH)										2	0	0	0	0	0	1						
<b>Inning Stats</b>	R: 0 E: 0 K: 1 S: 5	H: 0 LOB: 0 BB: 0 P: 5	R: 0 E: 0 K: 1 S: 6	H: 1 LOB: 1 BB: 0 P: 6	R: 0 E: 0 K: 0 S: 3	H: 0 LOB: 0 BB: 0 P: 3	R: 1 E: 0 K: 1 S: 6	H: 1 LOB: 0 BB: 0 P: 6	R: 0 E: 0 K: 0 S: 4	H: 1 LOB: 1 BB: 0 P: 4	R: 1 E: 0 K: 0 S: 4	H: 2 LOB: 1 BB: 1 P: 8	R: 1 E: 1 K: 0 S: 6	H: 2 LOB: 2 BB: 0 P: 6	R: 0 E: 0 K: 1 S: 6	H: 1 LOB: 1 BB: 0 P: 6		R: 0 E: 0 K: 1 S: 5	H: 0 LOB: 0 BB: 0 P: 5	1B: 4 2B: 3 3B: 0 HR: 1	SF: 1 SAC: 0 DP: 0 HBP: 0	WP: 0 PB: 0 CS: 1
<b>PITCHER</b> <b>Joe Coleman, R</b> ERA: 1.81 (1, 1)	IP: 9.0 WLS: W BF: 36 H: 8 R: 3 ER: 2 SO: 5 BB: 1 IBB: 0 HBP: 0 BLK: 0 WP: 0 HR: 1 S: 45 P: 49 ERA: 2.00 WHIP: 1.000																					

Batter	1	2	3	4	5	6	7	8	9	AB	R	H	RBI	BB	SO	LOB	BOTTOM			
<b>Bobby Young, L</b> OBP: 0.365, SLG: 0.306 (1, 4)										3	0	1	1	1	1	0	<b>Washington Senators @ Baltimore Orioles</b> <b>Memorial Stadium, Baltimore, MD</b> Wed May 19 1954, 3:33 AM EDT Att: 29,722 - Unknown 			
<b>Chuck Diering, R</b> OBP: 0.286, SLG: 0.250 (1, 8)										4	0	1	0	0	2	2				
<b>Dick Kryhoski, L</b> OBP: 0.354, SLG: 0.400 (1, 3)										4	1	2	0	0	1	2				
<b>Sam Mele, R</b> OBP: 0.221, SLG: 0.296 (1, 7)										3	1	1	0	1	1	2				
<b>Bob Kennedy, R</b> OBP: 0.400, SLG: 0.353 (1, 9)										4	1	1	1	0	1	3				
<b>Vern Stephens, R</b> OBP: 0.324, SLG: 0.475 (1, 5)										3	1	1	1	1	1	1				
<b>Clint Courtney, L</b> OBP: 0.282, SLG: 0.358 (1, 2)										3	1	2	1	1	0	0				
<b>Billy Hunter, R</b> OBP: 0.225, SLG: 0.224 (1, 6)										4	0	1	1	0	0	3				
<b>Joe Coleman, R</b> OBP: 0.125, SLG: 0.067 (1, 1)										3	0	0	0	1	1	2				
<b>Inning Stats</b>	R: 0 E: 0 K: 2 S: 8	H: 1 LOB: 1 BB: 0 P: 8	R: 0 E: 0 K: 2 S: 8	H: 1 LOB: 0 BB: 0 P: 8	R: 0 E: 0 K: 2 S: 7	H: 0 LOB: 0 BB: 0 P: 7	R: 0 E: 0 K: 0 S: 4	H: 1 LOB: 1 BB: 0 P: 4	R: 0 E: 0 K: 0 S: 3	H: 0 LOB: 0 BB: 0 P: 3	R: 4 E: 1 K: 1 S: 11	H: 6 LOB: 2 BB: 0 P: 11	R: 0 E: 0 K: 1 S: 5	H: 0 LOB: 2 BB: 2 P: 13	R: 1 E: 0 K: 0 S: 3	H: 1 LOB: 3 BB: 3 P: 15		1B: 9 2B: 1 3B: 0 HR: 0	SF: 1 SAC: 1 DP: 1 HBP: 0	WP: 1 PB: 0 CS: 0
<b>PITCHER</b> <b>Chuck Stobbs, L</b> ERA: 5.2 <b>Camilo Pascual, R</b> ERA: 3.86 <b>Bunky Stewart, L</b> ERA: 6.0 <b>Sonny Dixon, R</b> ERA: 2.89 <b>Johnny Schmitz, L</b> ERA: 2.55 (1, 1) (6, 1) (7, 1) (8, 1) (8, 1) (8, 1)	IP: 5.2 WLS: L BF: 26 H: 9 R: 4 ER: 4 SO: 6 BB: 0 IBB: 0 HBP: 0 BLK: 0 WP: 0 HR: 0 S: 38 P: 38 ERA: 6.35 WHIP: 1.588																			












Batter	1	2	3	4	5	6	7	8	9	AB	R	H	RBI	BB	SO	LOB	TOP										
Joe Demaestri, R (1, 6) OBP: 0.223, SLG: 0.264	6-3	P6		F8			F7		F3	5	0	0	0	0	0	2											
Spook Jacobs, R (1, 4) OBP: 0.333, SLG: 0.315 Ed McGhee, R (9, PH) OBP: 0.227, SLG: 0.250	F8	L7		L4			L4		F8	4	0	1	0	0	0	0											
Don Bollweg, L (1, 3) OBP: 0.314, SLG: 0.289	E5 HR			P4			K		L5	4	1	1	0	1	1	0											
Gus Zernial, R (1, 7) OBP: 0.345, SLG: 0.427	HR			F5			F9			3	1	1	0	1	0	0											
Elmer Valo, L (1, 9) OBP: 0.355, SLG: 0.333	HR			4-3			F7			3	1	1	3	1	0	0											
Vic Power, R (1, 8) OBP: 0.283, SLG: 0.355	BB			5-3			CS		F8	2	0	0	0	2	0	3											
Jim Finigan, R (1, 5) OBP: 0.443, SLG: 0.519	BB			1B			BB		P3	4	1	3	0	0	0	0											
Billy Shantz, R (1, 2) OBP: 0.278, SLG: 0.360	1B			1B			2B		P6	4	0	1	0	0	0	3											
Bob Trice, R (1, 1) OBP: 0.375, SLG: 0.286 Lee Wheat, R (4, 1) OBP: 0.200, SLG: 0.200	P4			1B			1B		P6	4	0	1	0	0	0	3											
	K			1B			K		K	2	0	1	1	0	1	0											
				1B			1B			2	0	0	0	0	2	1											
<b>Inning Stats</b>	R: 3 E: 1 K: 0 S: 6	H: 3 LOB: 2 BB: 2 P: 14	R: 0 E: 0 K: 1 S: 5	H: 0 LOB: 0 BB: 0 P: 5	R: 0 E: 0 K: 0 S: 3	H: 0 LOB: 0 BB: 0 P: 3	R: 1 E: 0 K: 0 S: 6	H: 4 LOB: 2 BB: 0 P: 6	R: 0 E: 0 K: 1 S: 5	H: 1 LOB: 1 BB: 1 P: 9	R: 0 E: 0 K: 0 S: 4	H: 1 LOB: 3 BB: 2 P: 12	R: 0 E: 0 K: 1 S: 5	H: 0 LOB: 0 BB: 0 P: 5	R: 0 E: 0 K: 0 S: 3	H: 0 LOB: 0 BB: 0 P: 3	1B: 7 2B: 1 3B: 0 HR: 1	SF: 0 SAC: 0 DP: 0 HBP: 0	WP: 0 PB: 0 SB: 0 CS: 1	PA: 39							
<b>PITCHER</b>	IP	WLS	BF	H	R	ER	SO	BB	IBB	HBP	BLK	WP	HR	S	P	ERA	WHIP										
Connie Marrero, R (1, 1) ERA: 4.74	4.0		20	7	4	4	1	2	0	0	0	0	1	20	28	9.00	2.250										
Dean Stone, L (5, 1) ERA: 2.65	5.0	W	19	2	0	0	3	3	0	0	0	0	0	22	34	0.00	1.000										

Philadelphia Athletics @ Washington Senators  
Griffith Stadium, Washington, DC  
Sun May 23 1954, 3:33 AM EDT  
Att: 6,108 - Unknown


AB 34  
R 4  
H 9  
RBI 4  
BB 5  
SO 4  
LOB 9



Batter	1	2	3	4	5	6	7	8	9	AB	R	H	RBI	BB	SO	LOB	BOTTOM										
Eddie Yost, R (1, 5) OBP: 0.397, SLG: 0.316	5-3			G3			F5			4	2	2	0	1	0	0											
Tom Umphlett, R (1, 9) OBP: 0.285, SLG: 0.286	2B			G3			5-3			5	1	2	1	0	0	3											
Mickey Vernon, L (1, 3) OBP: 0.351, SLG: 0.607	1B			2B			F8			5	1	4	2	0	0	0											
Roy Sievers, R (1, 7) OBP: 0.328, SLG: 0.495	SF7			1-3			4-3			4	0	0	1	0	0	3											
Jim Busby, R (1, 8) OBP: 0.370, SLG: 0.504	F2			3B			5-3			4	1	1	0	0	0	1											
Pete Runnels, L (1, 6) OBP: 0.370, SLG: 0.372	1-3			FC6-2			B1-6			3	1	2	1	1	0	0											
Joe Tipton, R (1, 2) OBP: 0.366, SLG: 0.306	K			5-3			1B			4	1	2	0	0	1	1											
Wayne Terwilliger, R (1, 4) OBP: 0.270, SLG: 0.225 Clyde Vollmer, R (8, PH) OBP: 0.245, SLG: 0.346 Mel Hoderlein, S (9, 4) OBP: 0.160, SLG: 0.200	F7			FC6-2			B1-6			3	1	0	0	0	0	3											
Connie Marrero, R (1, 1) ERA: 4.6				4-3			1-3			1	0	0	0	0	0	0											
Tom Wright, L (4, PH) OBP: 0.322, SLG: 0.327 Dean Stone, L (5, 1) OBP: 0.250, SLG: 0.750				1B			1-3			1	0	1	1	0	0	0											
				2B			BLK			2	1	1	2	0	0	1											
<b>Inning Stats</b>	R: 1 E: 0 K: 0 S: 5	H: 2 LOB: 1 BB: 0 P: 5	R: 0 E: 0 K: 1 S: 5	H: 0 LOB: 0 BB: 0 P: 5	R: 1 E: 0 K: 0 S: 5	H: 2 LOB: 1 BB: 0 P: 5	R: 2 E: 0 K: 0 S: 7	H: 4 LOB: 2 BB: 0 P: 7	R: 0 E: 0 K: 0 S: 3	H: 0 LOB: 0 BB: 0 P: 3	R: 0 E: 0 K: 0 S: 4	H: 2 LOB: 1 BB: 0 P: 4	R: 1 E: 0 K: 0 S: 4	H: 1 LOB: 0 BB: 0 P: 4	R: 4 E: 0 K: 1 S: 9	H: 4 LOB: 2 BB: 2 P: 17	1B: 7 2B: 6 3B: 2 HR: 1	SF: 1 SAC: 0 DP: 1 HBP: 0	WP: 0 PB: 0 SB: 0 CS: 0	PA: 40							
<b>PITCHER</b>	IP	WLS	BF	H	R	ER	SO	BB	IBB	HBP	BLK	WP	HR	S	P	ERA	WHIP										
Bob Trice, R (1, 1) ERA: 4.6	3.2		18	7	4	4	1	0	0	0	0	0	0	20	20	9.82	1.909										
Lee Wheat, R (4, 1) ERA: 7.58	4.1	L	22	8	5	5	1	2	0	0	1	0	1	22	30	10.38	2.308										

Philadelphia Athletics @ Washington Senators  
Griffith Stadium, Washington, DC  
Sun May 23 1954, 3:33 AM EDT  
Att: 6,108 - Unknown

AB 37  
R 9  
H 15  
RBI 8  
BB 2  
SO 2  
LOB 14









Batter	1	2	3	4	5	6	7	8	9	AB	R	H	RBI	BB	SO	LOB	TOP			
Hank Bauer, R OBP: 0.368, SLG: 0.484 (1, 9)	F5		F7				L7		FC5	5	0	1	0	0	0	3	<b>New York Yankees @ Washington Senators</b> Griffith Stadium, Washington, DC Wed May 26 1954, 3:33 AM EDT Att: 6,791 - Unknown			
Phil Rizzuto, R OBP: 0.320, SLG: 0.330 Jerry Coleman, R OBP: 0.227, SLG: 0.328 (1, 6) (4, 6)	F3		5-3		4-3					2	0	0	0	0	0	0				
Mickey Mantle, S OBP: 0.360, SLG: 0.551 (1, 8)	K									4	0	1	0	0	2	1				
Yogi Berra, L OBP: 0.323, SLG: 0.490 (1, 2)			F8							4	0	1	0	0	0	2				
Gene Woodling, L OBP: 0.380, SLG: 0.363 (1, 7)										4	1	1	0	0	2	2				
Joe Collins, L OBP: 0.392, SLG: 0.475 (1, 3)										3	0	1	0	1	0	1				
Gil McDougald, R OBP: 0.324, SLG: 0.308 (1, 4)										3	0	0	0	1	0	1				
Andy Carey, R OBP: 0.344, SLG: 0.463 (1, 5)										3	0	1	1	1	0	2				
Ed Lopat, L OBP: 0.095, SLG: 0.053 (1, 1)										3	0	0	0	0	1	4				
<b>Inning Stats</b>	R: 0 E: 0 K: 1 S: 5	H: 0 LOB: 0 BB: 0 P: 5	R: 1 E: 0 K: 0 S: 4	H: 1 LOB: 2 BB: 2 P: 12	R: 0 E: 0 K: 1 S: 4	H: 1 LOB: 0 BB: 0 P: 4	R: 0 E: 0 K: 1 S: 5	H: 0 LOB: 0 BB: 0 P: 5	R: 0 E: 0 K: 0 S: 4	H: 1 LOB: 1 BB: 0 P: 4	R: 0 E: 0 K: 0 S: 4	H: 1 LOB: 1 BB: 0 P: 4	R: 0 E: 0 K: 2 S: 8	H: 1 LOB: 1 BB: 0 P: 8	R: 0 E: 0 K: 1 S: 6	H: 1 LOB: 2 BB: 1 P: 10	1B: 5 2B: 2 3B: 0 HR: 0	SF: 0 SAC: 1 DP: 0 HBP: 0	WP: 0 PB: 0 SB: 0 CS: 0	PA: 37
<b>PITCHER</b> Bob Porterfield, R ERA: 2.06 (1, 1)	IP: 9.0 WLS: W BF: 37 H: 7 R: 1 ER: 1 SO: 5 BB: 3 IBB: 0 HBP: 0 BLK: 0 WP: 0 HR: 0 S: 44 P: 56 ERA: 1.00 WHIP: 1.111																			

Batter	1	2	3	4	5	6	7	8	9	AB	R	H	RBI	BB	SO	LOB	BOTTOM			
Eddie Yost, R OBP: 0.349, SLG: 0.303 (1, 5)	F8		E6		5-3					4	0	1	0	0	0	1	<b>New York Yankees @ Washington Senators</b> Griffith Stadium, Washington, DC Wed May 26 1954, 3:33 AM EDT Att: 6,791 - Unknown			
Tom Umphlett, R OBP: 0.233, SLG: 0.263 (1, 9)			SF8		F8					3	0	1	1	0	0	1				
Mickey Vernon, L OBP: 0.338, SLG: 0.573 (1, 3)	F7		3-1							4	0	0	0	0	1	3				
Roy Sievers, R OBP: 0.338, SLG: 0.500 (1, 7)	F8				6-3					4	0	0	0	0	0	1				
Jim Busby, R OBP: 0.356, SLG: 0.500 (1, 8)					F8					4	0	0	0	0	0	0				
Pete Runnels, L OBP: 0.389, SLG: 0.394 (1, 6)	F8									4	1	2	0	0	0	0				
Ed Fitz Gerald, R OBP: 0.288, SLG: 0.250 (1, 2)	F8									4	0	2	0	0	1	0				
Wayne Terwilliger, R OBP: 0.270, SLG: 0.229 Jim Lemon, R OBP: 0.500, SLG: 0.500 (1, 4) (9, PH)										3	1	1	0	0	1	2				
Bob Porterfield, R OBP: 0.111, SLG: 0.200 (1, 1)										2	0	0	0	0	0	0				
<b>Inning Stats</b>	R: 0 E: 0 K: 0 S: 4	H: 1 LOB: 1 BB: 0 P: 4	R: 0 E: 0 K: 0 S: 3	H: 0 LOB: 0 BB: 0 P: 3	R: 1 E: 1 K: 0 S: 5	H: 1 LOB: 1 BB: 0 P: 5	R: 0 E: 0 K: 1 S: 7	H: 2 LOB: 2 BB: 0 P: 7	R: 0 E: 0 K: 0 S: 3	H: 0 LOB: 0 BB: 0 P: 3	R: 0 E: 0 K: 1 S: 5	H: 0 LOB: 0 BB: 0 P: 5	R: 0 E: 0 K: 1 S: 6	H: 1 LOB: 1 BB: 0 P: 6	R: 1 E: 0 K: 0 S: 5	H: 3 LOB: 2 BB: 0 P: 5	1B: 8 2B: 0 3B: 0 HR: 0	SF: 1 SAC: 1 DP: 0 HBP: 0	WP: 0 PB: 0 SB: 0 CS: 0	PA: 35
<b>PITCHER</b> Ed Lopat, L ERA: 2.28 (1, 1)	IP: 8.2 WLS: L BF: 35 H: 8 R: 2 ER: 1 SO: 3 BB: 0 IBB: 0 HBP: 0 BLK: 0 WP: 0 HR: 0 S: 41 P: 41 ERA: 1.04 WHIP: 0.923																			



Batter	1	2	3	4	5	6	7	8	9	AB	R	H	RBI	BB	SO	LOB	TOP			
<b>Gil McDougald, R</b> OBP: 0.327, SLG: 0.306 (1,4)	F5		CS BB						P3								4 0 1 0 1 1 0			
<b>Jerry Coleman, R</b> OBP: 0.229, SLG: 0.324 (1,6)	FC1-4 1B		4-3		1-3				F8								4 0 1 0 0 0 2			
<b>Mickey Mantle, S</b> OBP: 0.365, SLG: 0.549 (1,8)	FC1-4 BB 2B																4 2 2 0 0 1 1			
<b>Hank Bauer, R</b> OBP: 0.365, SLG: 0.473 (1,9)	2B 1-2 BB				F7				F7								3 0 0 0 1 0 2			
<b>Bill Skowron, R</b> OBP: 0.342, SLG: 0.477 (1,3)					F7				F8								3 1 1 1 1 0 1			
<b>Gene Woodling, L</b> OBP: 0.394, SLG: 0.368 (1,7)	4-3				6-3				1B 1-2 1B								4 0 2 1 0 0 2			
<b>Andy Carey, R</b> OBP: 0.340, SLG: 0.452 (1,5)					6-3												4 0 1 1 0 1 1			
<b>Charles Silvera, R</b> OBP: 0.444, SLG: 0.375 (1,2)					1-3				F8								4 0 1 0 0 0 2			
<b>Bob Kuzava, S</b> OBP: 0.185, SLG: 0.375 (7, PH)					G4-6-3												2 0 0 0 0 1 1			
<b>Tom Gorman, R</b> OBP: 0.417, SLG: 0.400 (7, 1)					G4-6-3												0 0 0 0 0 0 0			
<b>Bob Cerv, R</b> OBP: 0.283, SLG: 0.231 (9, PH)																	1 0 0 0 0 1 0			
<b>Jim McDonald, R</b> OBP: 0.283, SLG: 0.231 (9, PH)																	0 0 0 0 0 0 0			
<b>Eddie Robinson, L</b> OBP: 0.283, SLG: 0.231 (9, PH)																	1 0 0 0 0 0 0			
<b>Inning Stats</b>	R: 1 E: 0 K: 0 S: 5	H: 2 LOB: 2 BB: 1 P: 9	R: 0 E: 0 K: 1 S: 5	H: 1 LOB: 0 BB: 0 P: 5	R: 0 E: 0 K: 0 S: 3	H: 1 LOB: 1 BB: 1 P: 7	R: 0 E: 0 K: 0 S: 3	H: 0 LOB: 0 BB: 0 P: 3	R: 0 E: 0 K: 1 S: 6	H: 1 LOB: 2 BB: 0 P: 6	R: 0 E: 0 K: 2 S: 7	H: 0 LOB: 0 BB: 0 P: 7	R: 1 E: 0 K: 1 S: 6	H: 1 LOB: 1 BB: 0 P: 10	R: 0 E: 0 K: 0 S: 3	H: 0 LOB: 0 BB: 0 P: 3	1B: 8 2B: 1 3B: 0 HR: 0	SF: 0 SAC: 0 DP: 1 HBP: 0	WP: 0 PB: 0 SB: 1 CS: 1	PA: 37
<b>PITCHER</b> <b>Chuck Stobbs, L</b> ERA: 4.76 (1,1)	IP: 9.0 WLS: W BF: 37 H: 9 R: 3 ER: 3 SO: 5 BB: 3 IBB: 0 HBP: 0 BLK: 0 WP: 0 HR: 0 S: 44 P: 56 ERA: 3.00 WHIP: 1.333																			

**New York Yankees @ Washington Senators**  
Griffith Stadium, Washington, DC  
Thu May 27 1954, 3:33 AM EDT  
Att: 8,003 - Unknown



AB	34
R	3
H	9
RBI	3
BB	3
SO	5
LOB	12

Batter	1	2	3	4	5	6	7	8	9	AB	R	H	RBI	BB	SO	LOB	BOTTOM			
<b>Eddie Yost, R</b> OBP: 0.355, SLG: 0.312 (1,5)	1B 1B								SH1-4								3 2 2 0 0 1 0			
<b>Tom Umphlett, R</b> OBP: 0.234, SLG: 0.262 (1,9)	K				6-3				FC6-2-5-3								4 1 1 0 0 1 2			
<b>Mickey Vernon, L</b> OBP: 0.329, SLG: 0.555 (1,3)	P5				F9				FC3 1B								4 1 0 0 0 0 3			
<b>Roy Sievers, R</b> OBP: 0.342, SLG: 0.508 (1,7)	1B 1-2 1B				F9				K								4 1 2 0 0 1 3			
<b>Jim Busby, R</b> OBP: 0.360, SLG: 0.500 (1,8)					F7				1B WP 1B								4 1 2 3 0 0 1			
<b>Pete Runnels, L</b> OBP: 0.402, SLG: 0.402 (1,6)	1-2 BB				F6				1B WP 1B								3 1 2 2 1 0 0			
<b>Ed Fitz Gerald, R</b> OBP: 0.299, SLG: 0.254 (1,2)	P4								CS 1B								3 0 1 1 1 0 3			
<b>Wayne Terwilliger, R</b> OBP: 0.262, SLG: 0.221 (1,4)					F7												4 0 0 0 0 0 2			
<b>Chuck Stobbs, L</b> OBP: 0.200, SLG: 0.267 (1,1)					K				F2								4 0 1 0 0 1 0			
<b>Inning Stats</b>	R: 1 E: 0 K: 1 S: 8	H: 3 LOB: 3 BB: 1 P: 12	R: 0 E: 0 K: 2 S: 7	H: 0 LOB: 0 BB: 0 P: 7	R: 0 E: 0 K: 0 S: 3	H: 0 LOB: 0 BB: 0 P: 3	R: 0 E: 0 K: 0 S: 3	H: 0 LOB: 1 BB: 1 P: 7	R: 5 E: 2 K: 1 S: 11	H: 5 LOB: 2 BB: 0 P: 11	R: 0 E: 0 K: 0 S: 3	H: 1 LOB: 0 BB: 0 P: 3	R: 1 E: 0 K: 0 S: 4	H: 2 LOB: 0 BB: 0 P: 4	R: 0 E: 0 K: 0 S: 3	H: 0 LOB: 0 BB: 0 P: 3	1B: 9 2B: 3 3B: 0 HR: 0	SF: 0 SAC: 1 DP: 1 HBP: 0	WP: 1 PB: 1 SB: 0 CS: 1	PA: 37
<b>PITCHER</b> <b>Bob Kuzava, L</b> ERA: 5.4 (1,1)	IP: 4.2 WLS: L BF: 24 H: 7 R: 6 ER: 1 SO: 4 BB: 2 IBB: 0 HBP: 0 BLK: 0 WP: 1 HR: 0 S: 30 P: 38 ERA: 1.93 WHIP: 1.929																			
<b>Tom Gorman, R</b> ERA: 1.56 (5, 1)	1.1	5	2	0	0	0	0	0	0	0	0	0	0	0	0	0	1			
<b>Jim McDonald, R</b> ERA: 3.58 (7, 1)	2.0	7	2	1	1	0	0	0	0	0	0	0	0	0	0	0	0			

**New York Yankees @ Washington Senators**  
Griffith Stadium, Washington, DC  
Thu May 27 1954, 3:33 AM EDT  
Att: 8,003 - Unknown



AB	33
R	7
H	11
RBI	6
BB	2
SO	4
LOB	14













Batter	1	2	3	4	5	6	7	8	9	AB	R	H	RBI	BB	SO	LOB	TOP				
<b>Eddie Yost, R</b> OBP: 0.380, SLG: 0.316 (1, 5)	0-3 K		4-0 BB		0-0 1B		1-0 1B HBP		0-0 F8	3	1	0	1	1	1	0	<b>Washington Senators @ Philadelphia Athletics</b> <b>Connie Mack Stadium, Philadelphia, PA</b> Sun May 30 1954, 3:33 AM EDT Unknown				
<b>Jim Busby, R</b> OBP: 0.355, SLG: 0.510 (1, 8)	0-0 L4		0-0 G5-4-3		0-0 SF9		0-0 P6		0-0 E5	4	1	0	1	0	0	2					
<b>Mickey Vernon, L</b> OBP: 0.352, SLG: 0.600 (1, 3)	0-0 1B				0-0 HR		0-0 1B		0-0 F9	5	1	3	2	0	0	1					
<b>Roy Sievers, R</b> OBP: 0.354, SLG: 0.512 (1, 7)	4-0 BB				0-0 F2		0-0 P6		4-0 CS	2	0	0	0	2	0	0					
<b>Pete Runnels, L</b> OBP: 0.381, SLG: 0.414 (1, 6)	0-0 F8				0-0 4-3		0-0 1B		0-3 K	4	1	1	0	0	1	3					
<b>Jim Lemon, R</b> OBP: 0.500, SLG: 0.500 (1, 9)		0-3 K			4-0 BB		0-0 1B		4-0 BB	2	0	1	1	2	1	0					
<b>Mickey McDermott, L</b> OBP: 0.250, SLG: 0.231 (1, 1)	0-0 F8				0-0 P4		0-3 K		0-0 F8	4	0	0	0	0	1	3					
<b>Joe Tipton, R</b> OBP: 0.296, SLG: 0.286 (1, 2)	0-3 K				0-0 E6		0-0 F8		0-0 P6	4	0	0	0	0	1	1					
<b>Wayne Terwilliger, R</b> OBP: 0.302, SLG: 0.331 (1, 4)			0-0 F7		0-0 FC2-6		0-0 F7		0-0 HR	4	2	1	1	0	0	1					
<b>Inning Stats</b>	R: 0 E: 0 K: 1 S: 6	H: 1 LOB: 2 BB: 1 P: 10	R: 0 E: 0 K: 2 S: 7	H: 0 LOB: 0 BB: 0 P: 7	R: 0 E: 0 K: 0 S: 2	H: 0 LOB: 0 BB: 1 P: 6	R: 1 E: 0 K: 0 S: 4	H: 1 LOB: 1 BB: 0 P: 8	R: 1 E: 1 K: 0 S: 5	H: 2 LOB: 1 BB: 0 P: 7	R: 1 E: 0 K: 0 S: 3	H: 1 LOB: 0 BB: 0 P: 4	R: 0 E: 0 K: 1 S: 4	H: 0 LOB: 1 BB: 2 P: 12	R: 2 E: 1 K: 0 S: 5	H: 1 LOB: 0 BB: 0 P: 5	1B: 4 2B: 1 3B: 0 HR: 2	SF: 1 SAC: 0 DP: 1 HBP: 1	WP: 0 PB: 0 CS: 2	PA: 40	
<b>PITCHER</b>	IP	WLS	BF	H	R	ER	SO	BB	IBB	HBP	BLK	WP	HR	S	P	ERA	WHIP				
<b>Marion Fricano, R</b> ERA: 5.18 (1, 1)	6.0	L	26	5	3	2	4	3	0	0	0	0	1	31	43	3.00	1.333				
<b>Moe Burtzschy, R</b> ERA: 3.43 (7, 1)	3.0		13	2	3	2	1	2	0	1	0	0	1	12	21	6.00	1.333				

Batter	1	2	3	4	5	6	7	8	9	AB	R	H	RBI	BB	SO	LOB	BOTTOM					
<b>Spook Jacobs, R</b> OBP: 0.363, SLG: 0.329 (1, 4)	0-0 6-3		0-0 F7					0-0 6-3		3	0	0	0	1	0	0	<b>Washington Senators @ Philadelphia Athletics</b> <b>Connie Mack Stadium, Philadelphia, PA</b> Sun May 30 1954, 3:33 AM EDT Unknown					
<b>Don Bellweg, L</b> OBP: 0.317, SLG: 0.276 (1, 3)	0-3 K				0-0 F8		0-0 P5		4-0 BB	3	0	0	0	0	1	1						
<b>Ed McGhee, R</b> OBP: 0.240, SLG: 0.227 (9, PH)									0-0 BB	0	0	0	0	1	0	0						
<b>Jim Finigan, R</b> OBP: 0.419, SLG: 0.513 (1, 5)	0-3 K				0-3 K		4-0 BB		0-0 G6-4-3	3	0	0	0	1	2	1						
<b>Gus Zernial, R</b> OBP: 0.347, SLG: 0.484 (1, 7)		0-3 K			0-0 2B		0-0 F7		0-0 1B	4	0	2	0	0	1	2						
<b>Elmer Valo, L</b> OBP: 0.333, SLG: 0.317 (1, 9)		0-0 2B			0-0 G3		0-0 F3		0-0 1B	4	0	2	0	0	0	1						
<b>Vic Power, R</b> OBP: 0.283, SLG: 0.338 (1, 8)		0-3 K			0-0 6-3		0-0 F7		0-0 F7	4	0	0	0	0	1	3						
<b>Joe Demaestri, R</b> OBP: 0.216, SLG: 0.240 (1, 6)		0-0 F8			4-0 BB		0-0 6-3			2	0	0	0	1	0	1						
<b>Billy Shantz, R</b> OBP: 0.267, SLG: 0.354 (1, 2)			0-0 6-3		0-0 G4-6-3			0-0 F7		3	0	0	0	0	0	1						
<b>Marion Fricano, R</b> OBP: 0.200, SLG: 0.200 (1, 1)					0-0 5-3			0-3 K		1	0	0	0	0	0	0						
<b>Lou Limmer, L</b> OBP: 0.250, SLG: 0.111 (6, PH)										1	0	0	0	0	1	0						
<b>Moe Burtzschy, R</b> OBP: 0.333, SLG: 0.333 (7, 1)										1	0	0	0	0	1	0						
<b>Inning Stats</b>	R: 0 E: 0 K: 2 S: 7	H: 0 LOB: 0 BB: 0 P: 7	R: 0 E: 0 K: 2 S: 8	H: 1 LOB: 1 BB: 0 P: 8	R: 0 E: 0 K: 0 S: 3	H: 0 LOB: 0 BB: 0 P: 3	R: 0 E: 0 K: 1 S: 6	H: 1 LOB: 0 BB: 0 P: 6	R: 0 E: 0 K: 0 S: 2	H: 0 LOB: 0 BB: 1 P: 6	R: 0 E: 0 K: 1 S: 5	H: 0 LOB: 2 BB: 2 P: 13	R: 0 E: 0 K: 0 S: 3	H: 0 LOB: 0 BB: 0 P: 3	R: 0 E: 0 K: 1 S: 5	H: 0 LOB: 0 BB: 0 P: 5	R: 0 E: 0 K: 0 S: 4	H: 2 LOB: 2 BB: 1 P: 8	1B: 2 2B: 2 3B: 0 HR: 0	SF: 0 SAC: 0 DP: 2 HBP: 0	WP: 0 PB: 0 CS: 0	PA: 33
<b>PITCHER</b>	IP	WLS	BF	H	R	ER	SO	BB	IBB	HBP	BLK	WP	HR	S	P	ERA	WHIP					
<b>Mickey McDermott, L</b> ERA: 3.53 (1, 1)	9.0	W	33	4	0	0	7	4	0	0	0	0	0	43	59	0.00	0.889					

AB	32
R	6
H	7
RBI	5
BB	5
SO	5
LOB	11





Batter	1	2	3	4	5	6	7	8	9	AB	R	H	RBI	BB	SO	LOB	TOP					
<b>Eddie Yost, R</b> OBP: 0.381, SLG: 0.319 (1, 5)																						
<b>Jim Busby, R</b> OBP: 0.345, SLG: 0.494 (1, 8)																						
<b>Mickey Vernon, L</b> OBP: 0.348, SLG: 0.607 (1, 3)																						
<b>Roy Sievers, R</b> OBP: 0.358, SLG: 0.508 (1, 7)																						
<b>Tom Umphlett, R</b> OBP: 0.231, SLG: 0.258 (9, 7)																						
<b>Pete Runnels, L</b> OBP: 0.385, SLG: 0.412 (1, 6)																						
<b>Jim Lemon, R</b> OBP: 0.417, SLG: 0.400 (1, 9)																						
<b>Ed Fitz Gerald, R</b> OBP: 0.302, SLG: 0.278 (1, 2)																						
<b>Wayne Terwilliger, R</b> OBP: 0.294, SLG: 0.320 (1, 4)																						
<b>Bob Porterfield, R</b> OBP: 0.129, SLG: 0.179 (1, 1)																						
<b>Inning Stats</b>	R: 0 E: 0 K: 1 S: 6	H: 1 LOB: 1 BB: 0 P: 6	R: 1 E: 1 K: 2 S: 9	H: 1 LOB: 2 BB: 1 P: 13	R: 2 E: 1 K: 0 S: 5	H: 1 LOB: 1 BB: 1 P: 9	R: 0 E: 0 K: 0 S: 3	H: 0 LOB: 0 BB: 0 P: 3	R: 0 E: 0 K: 0 S: 4	H: 1 LOB: 1 BB: 1 P: 4	R: 1 E: 0 K: 0 S: 5	H: 2 LOB: 2 BB: 1 P: 9	R: 1 E: 0 K: 1 S: 6	H: 1 LOB: 0 BB: 0 P: 6	R: 0 E: 0 K: 1 S: 5	H: 0 LOB: 0 BB: 0 P: 5	R: 0 E: 0 K: 0 S: 3	H: 0 LOB: 0 BB: 0 P: 3	1B: 5 2B: 1 3B: 0 HR: 1	SF: 0 SAC: 0 DP: 0 HBP: 0	WP: 2 PB: 0 SB: 1 CS: 0	PA: 39
<b>PITCHER</b> <b>Arnie Portocarrero, R</b> ERA: 3.13 (1, 1)	IP: 9.0 WLS: W BF: 39 H: 7 R: 5 ER: 2 SO: 5 BB: 3 IBB: 0 HBP: 0 BLK: 0 WP: 2 HR: 1 S: 46 P: 58 ERA: 2.00 WHIP: 1.11															<b>PITCHER</b>						

Washington Senators @ Philadelphia Athletics  
 Connie Mack Stadium, Philadelphia, PA  
 Sun May 30 1954, 3:38 AM EDT  
 Att: 6,144 - Unknown

AB 36  
 R 5  
 H 7  
 RBI 3  
 BB 3  
 SO 5  
 LOB 17



Batter	1	2	3	4	5	6	7	8	9	AB	R	H	RBI	BB	SO	LOB	BOTTOM					
<b>Spook Jacobs, R</b> OBP: 0.360, SLG: 0.327 (1, 4)																						
<b>Don Bollweg, L</b> OBP: 0.319, SLG: 0.280 (1, 3)																						
<b>Lou Limmer, L</b> OBP: 0.235, SLG: 0.103 (5, 3)																						
<b>Jim Finigan, R</b> OBP: 0.411, SLG: 0.500 (1, 5)																						
<b>Gus Zernial, R</b> OBP: 0.351, SLG: 0.515 (1, 7)																						
<b>Elmer Valo, L</b> OBP: 0.327, SLG: 0.311 (1, 9)																						
<b>Vic Power, R</b> OBP: 0.288, SLG: 0.338 (1, 8)																						
<b>Eddie Joost, R</b> OBP: 0.304, SLG: 0.250 (1, 6)																						
<b>Joe Demaestri, R</b> OBP: 0.213, SLG: 0.236 (4, 6)																						
<b>Pete Suder, R</b> OBP: 0.261, SLG: 0.299 (9, PH)																						
<b>Jim Robertson, R</b> OBP: 0.286, SLG: 0.174 (1, 2)																						
<b>Joe Astroth, R</b> OBP: 0.200, SLG: 0.139 (4, 2)																						
<b>Arnie Portocarrero, R</b> OBP: 0.190, SLG: 0.167 (1, 1)																						
<b>Ed McChes, R</b> OBP: 0.260, SLG: 0.304 (9, PH)																						
<b>Inning Stats</b>	R: 0 E: 0 K: 1 S: 5	H: 0 LOB: 0 BB: 0 P: 5	R: 0 E: 0 K: 0 S: 4	H: 1 LOB: 1 BB: 0 P: 4	R: 3 E: 0 K: 0 S: 7	H: 4 LOB: 1 BB: 0 P: 7	R: 0 E: 0 K: 1 S: 5	H: 0 LOB: 0 BB: 0 P: 5	R: 0 E: 0 K: 0 S: 3	H: 0 LOB: 1 BB: 1 P: 7	R: 1 E: 0 K: 0 S: 4	H: 2 LOB: 0 BB: 0 P: 4	R: 0 E: 0 K: 1 S: 5	H: 0 LOB: 0 BB: 0 P: 5	R: 0 E: 0 K: 0 S: 3	H: 0 LOB: 0 BB: 0 P: 3	R: 2 E: 0 K: 0 S: 3	H: 2 LOB: 2 BB: 2 P: 11	1B: 6 2B: 2 3B: 0 HR: 1	SF: 0 SAC: 0 DP: 1 HBP: 0	WP: 0 PB: 0 SB: 0 CS: 0	PA: 36
<b>PITCHER</b> <b>Bob Porterfield, R</b> ERA: 2.53 (1, 1)	IP: 8.1 WLS: L BF: 36 H: 9 R: 6 ER: 6 SO: 3 BB: 3 IBB: 0 HBP: 0 BLK: 0 WP: 0 HR: 1 S: 39 P: 51 ERA: 6.48 WHIP: 1.440															<b>PITCHER</b>						

Washington Senators @ Philadelphia Athletics  
 Connie Mack Stadium, Philadelphia, PA  
 Sun May 30 1954, 3:38 AM EDT  
 Att: 6,144 - Unknown

AB 33  
 R 6  
 H 9  
 RBI 6  
 BB 3  
 SO 3  
 LOB 7





Batter	1	2	3	4	5	6	7	8	9	AB	R	H	RBI	BB	SO	LOB	TOP										
<b>Eddie Yost, R</b> OBP: 0.383, SLG: 0.319 (1, 5)										3	1	1	0	1	0	0	<b>Washington Senators @ New York Yankees</b> Yankee Stadium, Bronx, NY Mon May 31 1954, 3:33 AM EDT Unknown										
<b>Jim Busby, R</b> OBP: 0.343, SLG: 0.488 (1, 8)										4	0	1	0	0	0	3											
<b>Mickey Vernon, L</b> OBP: 0.351, SLG: 0.604 (1, 3)										4	0	2	1	0	1	2											
<b>Roy Sievers, R</b> OBP: 0.361, SLG: 0.507 (1, 7)										4	0	2	0	0	1	4											
<b>Tom Umphlett, R</b> OBP: 0.231, SLG: 0.258 (9, 7)										0	0	0	0	0	0	0											
<b>Jim Lemon, R</b> OBP: 0.370, SLG: 0.348 (1, 9)										3	0	0	0	0	0	4											
<b>Pete Runnels, L</b> OBP: 0.381, SLG: 0.402 (1, 6)										3	0	0	0	1	1	0											
<b>Ed Fitz Gerald, R</b> OBP: 0.300, SLG: 0.277 (1, 2)										4	0	1	0	0	0	2											
<b>Wayne Terwilliger, R</b> OBP: 0.288, SLG: 0.313 (9, PH)										3	0	0	0	0	2	1											
<b>Mel Hoderlein, S</b> OBP: 0.160, SLG: 0.200 (9, 4)										1	0	0	0	0	1	2											
<b>Johnny Schmitz, R</b> OBP: 0.182, SLG: 0.100 (1, 1)										0	0	0	0	0	0	0											
<b>Inning Stats</b>	R: 1 E: 1 K: 0 S: 5	H: 3 LOB: 1 BB: 0 P: 5	R: 0 E: 0 K: 1 S: 5	H: 0 LOB: 0 BB: 0 P: 5	R: 0 E: 0 K: 2 S: 8	H: 1 LOB: 2 BB: 1 P: 12	R: 0 E: 0 K: 1 S: 5	H: 0 LOB: 0 BB: 0 P: 5	R: 0 E: 0 K: 2 S: 4	H: 2 LOB: 1 BB: 0 P: 4	R: 0 E: 0 K: 2 S: 8	H: 1 LOB: 1 BB: 0 P: 8	R: 0 E: 0 K: 0 S: 3	H: 0 LOB: 0 BB: 0 P: 3	R: 0 E: 0 K: 1 S: 6	H: 1 LOB: 2 BB: 1 P: 10	1B: 8 2B: 1 3B: 0 HR: 0	SF: 0 SAC: 1 DP: 1 HBP: 0	WP: 0 PB: 0 SB: 0 CS: 1	PA: 35							
<b>PITCHER</b>	IP	WLS	BF	H	R	ER	SO	BB	IBB	HBP	BLK	WP	HR	S	P	ERA	WHIP										
<b>Whitey Ford, L</b> ERA: 4.97 (1, 1)	8.0	L	30	7	1	1	6	1	0	0	0	0	0	41	45	1.12	1.000										
<b>Johnny Sain, R</b> ERA: 1.96 (9, 1)	1.0		5	1	0	0	1	0	1	0	0	0	0	6	10	0.00	1.000										

Batter	1	2	3	4	5	6	7	8	9	AB	R	H	RBI	BB	SO	LOB	BOTTOM										
<b>Gil McDougald, R</b> OBP: 0.325, SLG: 0.307 (1, 4)										3	0	0	0	1	0	0	<b>Washington Senators @ New York Yankees</b> Yankee Stadium, Bronx, NY Mon May 31 1954, 3:33 AM EDT Unknown										
<b>Jerry Coleman, R</b> OBP: 0.216, SLG: 0.326 (1, 6)										4	0	0	0	0	2												
<b>Mickey Mantle, S</b> OBP: 0.383, SLG: 0.586 (1, 8)										4	0	0	0	0	0												
<b>Yogi Berra, L</b> OBP: 0.320, SLG: 0.481 (1, 2)										3	0	0	0	1	1												
<b>Hank Bauer, R</b> OBP: 0.352, SLG: 0.448 (1, 9)										3	0	1	0	0	2												
<b>Bill Skowron, R</b> OBP: 0.333, SLG: 0.449 (1, 3)										3	0	0	0	0	2												
<b>Gene Woodling, L</b> OBP: 0.387, SLG: 0.353 (1, 7)										3	0	0	0	0	0												
<b>Andy Carey, R</b> OBP: 0.360, SLG: 0.465 (1, 5)										3	0	1	0	0	0												
<b>Whitey Ford, L</b> OBP: 0.333, SLG: 0.273 (1, 1)										2	0	1	0	0	1	1											
<b>Bobby Brown, L</b> OBP: 0.571, SLG: 0.400 (8, PH)										1	0	0	0	0	0	0											
<b>Johnny Sain, R</b> OBP: 0.500, SLG: 0.500 (9, 1)										0	0	0	0	0	0	0											
<b>Inning Stats</b>	R: 0 E: 0 K: 0 S: 3	H: 0 LOB: 0 BB: 0 P: 3	R: 0 E: 0 K: 1 S: 5	H: 1 LOB: 0 BB: 0 P: 5	R: 0 E: 0 K: 0 S: 4	H: 1 LOB: 2 BB: 1 P: 8	R: 0 E: 1 K: 0 S: 3	H: 0 LOB: 0 BB: 0 P: 3	R: 0 E: 0 K: 0 S: 3	H: 0 LOB: 0 BB: 0 P: 3	R: 0 E: 0 K: 0 S: 3	H: 0 LOB: 0 BB: 0 P: 3	R: 0 E: 0 K: 0 S: 3	H: 0 LOB: 0 BB: 0 P: 3	R: 0 E: 0 K: 1 S: 3	H: 0 LOB: 0 BB: 0 P: 3	1B: 3 2B: 0 3B: 0 HR: 0	SF: 0 SAC: 0 DP: 3 HBP: 0	WP: 0 PB: 0 SB: 0 CS: 0	PA: 30							
<b>PITCHER</b>	IP	WLS	BF	H	R	ER	SO	BB	IBB	HBP	BLK	WP	HR	S	P	ERA	WHIP										
<b>Johnny Schmitz, L</b> ERA: 1.7 (1, 1)	9.0	W	30	3	0	0	2	1	0	0	0	0	0	33	37	0.00	0.444										



Batter	1	2	3	4	5	6	7	8	9	10	AB	R	H	RBI	BB	SO	LOB	TOP									
<b>Eddie Yost, R</b> OBP: 0.376, SLG: 0.320 (1, 5)	F8	FC5-4		6-3		K		G3 PB 2B		F7	6	1	1	0	0	1	1										
<b>Jim Busby, R</b> OBP: 0.354, SLG: 0.500 (1, 8)	E FC3 1B				1B 1B	1B E 1B		P1		F2	6	3	4	0	0	0	1										
<b>Mickey Vernon, L</b> OBP: 0.351, SLG: 0.594 (1, 3)	FC3 1B BB				1B 1B	E 1B		G3		P4	6	1	2	0	0	0	2										
<b>Roy Slevers, R</b> OBP: 0.362, SLG: 0.511 (1, 7)	P4			6-3	1B 1B	E5		K			5	1	2	2	0	1	3										
<b>Jim Lemon, R</b> OBP: 0.375, SLG: 0.333 (1, 9)	1B BB			6-3	SH5-4 1B	K				4-3	4	0	1	1	1	1	3										
<b>Pete Runnels, L</b> OBP: 0.388, SLG: 0.405 (1, 6)	1-2 2-3 3-H				1-2 2-H	SH5-4 1B		4-3		K	4	0	2	2	1	1	2										
<b>Joe Tipton, R</b> OBP: 0.293, SLG: 0.302 (1, 2)	K				SH5-4 1B						4	0	1	0	0	2	5										
<b>Wayne Terwilliger, R</b> OBP: 0.280, SLG: 0.304 (9, PH)											4	0	0	0	0	3	2										
<b>Clyde Volmer, R</b> OBP: 0.299, SLG: 0.333 (9, 4)											0	0	0	0	1	0	0										
<b>Mel Hoderlein, S</b> OBP: 0.160, SLG: 0.200 (9, 4)											0	0	0	0	0	0	0										
<b>Bunky Stewart, L</b> OBP: 0.311, SLG: 0.316 (5, PH)											0	0	0	0	1	0	0										
<b>Camilo Pascual, R</b> OBP: 0.311, SLG: 0.316 (5, PH)											1	0	0	0	0	0	0										
<b>Sonny Dixon, S</b> OBP: 0.277, SLG: 0.254 (9, PH)											1	0	0	0	0	1	0										
<b>Tom Umpshett, R</b> OBP: 0.277, SLG: 0.254 (9, PH)											1	0	0	0	0	1	2										
<b>Spec Shea, R</b> OBP: 0.277, SLG: 0.254 (9, PH)											0	0	0	0	0	0	0										
<b>Inning Stats</b>	R: 1 E: 1 K: 1 S: 8	H: 2 LOB: 3 BB: 1 P: 12	R: 0 E: 0 K: 1 S: 5	H: 1 LOB: 2 BB: 1 P: 9	R: 0 E: 0 K: 0 S: 4	H: 1 LOB: 2 BB: 1 P: 8	R: 0 E: 0 K: 0 S: 3	H: 0 LOB: 0 BB: 0 P: 3	R: 3 E: 0 K: 2 S: 12	H: 5 LOB: 2 BB: 0 P: 12	R: 1 E: 1 K: 2 S: 10	H: 2 LOB: 2 BB: 0 P: 10	R: 0 E: 0 K: 3 S: 9	H: 0 LOB: 0 BB: 0 P: 9	R: 1 E: 0 K: 1 S: 6	H: 1 LOB: 0 BB: 0 P: 6	R: 0 E: 0 K: 2 S: 8	H: 1 LOB: 2 BB: 0 P: 12	R: 0 E: 0 K: 0 S: 3	H: 0 LOB: 0 BB: 0 P: 3	1B: 9 2B: 4 3B: 0 HR: 0	SF: 0 SAC: 1 DP: 0 HBP: 0	WP: 0 PB: 1 SB: 0 CS: 0	PA: 48			
<b>PITCHER</b>	IP	WLS	BF	H	R	ER	SO	BB	IBB	HBP	BLK	WP	HR	S	P	ERA	WHIP										
<b>Bob Kuzava, L</b> ERA: 4.64	3.0		16	4	1	0	2	3	0	0	0	0	0	8	8	0.00	2.333										
<b>Tom Morgan, R</b> ERA: 4.14	4.1	1.0	8	5	3	3	0	0	0	0	0	0	0	8	8	27.00	5.000										
<b>Tom Gorman, R</b> ERA: 1.61	5.1	5.0	21	4	2	1	10	0	1	0	0	0	0	40	44	1.80	0.800										
<b>Johnny Sain, R</b> ERA: 1.88	10.1	1.0	W	3	0	0	0	0	0	0	0	0	0	3	3	0.00	0.000										

Washington Senators @ New York Yankees  
Yankee Stadium, Bronx, NY  
Mon May 31 1954, 3:38 AM EDT  
Att: 36,256 - Unknown

AB	43
R	6
H	13
RBI	5
BB	4
SO	12
LOB	23



Batter	1	2	3	4	5	6	7	8	9	10	AB	R	H	RBI	BB	SO	LOB	BOTTOM								
<b>Gil McDougald, R</b> OBP: 0.327, SLG: 0.305 (1, 4)	1B BB			5-3		F9				5-3	4	1	1	0	1	0	1									
<b>Jerry Coleman, R</b> OBP: 0.226, SLG: 0.330 (1, 6)	F9			5-3		L4					5	1	2	0	0	0	2									
<b>Mickey Mantle, S</b> OBP: 0.397, SLG: 0.613 (5, 8)											3	0	3	2	0	0	0									
<b>Irv Noren, L</b> OBP: 0.358, SLG: 0.459 (5, 8)	G6-4-3 1B									F9	2	0	1	0	0	0	1									
<b>Hank Bauer, R</b> OBP: 0.354, SLG: 0.449 (4, PH)	G6-4-3										2	1	1	1	0	0	2									
<b>Enos Slaughter, L</b> OBP: 0.393, SLG: 0.364 (5, 9)	1-2f									E9 SH5-3 BB	3	1	0	0	0	0	2									
<b>Bill Skowron, R</b> OBP: 0.350, SLG: 0.507 (6, 3)										SH5-3	2	2	2	1	0	0	0									
<b>Joe Collins, L</b> OBP: 0.354, SLG: 0.396 (6, 3)											2	0	0	0	0	0	1									
<b>Gene Woodling, L</b> OBP: 0.398, SLG: 0.350 (1, 7)											4	0	1	1	1	1	0									
<b>Andy Carey, R</b> OBP: 0.353, SLG: 0.452 (1, 5)											5	0	1	1	0	1	2									
<b>Charles Silvera, R</b> OBP: 0.417, SLG: 0.300 (8, PH)											2	0	0	0	1	0	2									
<b>Yogi Berra, L</b> OBP: 0.322, SLG: 0.478 (9, 2)											1	0	0	0	1	0	0									
<b>Bob Kuzava, S</b> OBP: 0.277, SLG: 0.254 (9, PH)											0	0	0	0	0	0	0									
<b>Bob Cerv, R</b> OBP: 0.277, SLG: 0.254 (9, PH)											2	1	0	0	0	0	2									
<b>Tom Morgan, R</b> OBP: 0.277, SLG: 0.254 (9, PH)											0	0	0	0	0	0	0									
<b>Tom Gorman, R</b> OBP: 0.277, SLG: 0.254 (9, PH)											1	0	0	0	0	1	0									
<b>Eddie Robinson, L</b> OBP: 0.277, SLG: 0.254 (9, PH)											1	0	0	0	0	1	0									
<b>Johnny Sain, R</b> OBP: 0.277, SLG: 0.254 (9, PH)											0	0	0	1	1	0	0									
<b>Inning Stats</b>	R: 0 E: 0 K: 0 S: 3	H: 1 LOB: 1 BB: 1 P: 7	R: 1 E: 0 K: 1 S: 6	H: 1 LOB: 0 BB: 0 P: 6	R: 5 E: 1 K: 0 S: 10	H: 7 LOB: 0 BB: 0 P: 10	R: 0 E: 0 K: 0 S: 4	H: 1 LOB: 1 BB: 0 P: 4	R: 0 E: 0 K: 0 S: 3	H: 0 LOB: 0 BB: 0 P: 3	R: 0 E: 0 K: 0 S: 3	H: 1 LOB: 0 BB: 0 P: 3	R: 0 E: 0 K: 0 S: 3	H: 0 LOB: 0 BB: 0 P: 3	R: 0 E: 0 K: 1 S: 6	H: 1 LOB: 1 BB: 0 P: 6	R: 1 E: 1 K: 1 S: 5	H: 0 LOB: 3 BB: 3 P: 17	1B: 10 2B: 0 3B: 1 HR: 1	SF: 0 SAC: 1 DP: 0 HBP: 0	WP: 0 PB: 0 SB: 1 CS: 0	PA: 45				
<b>PITCHER</b>	IP	WLS	BF	H	R	ER	SO	BB	IBB	HBP	BLK	WP	HR	S	P	ERA	WHIP									
<b>Bunky Stewart, L</b> ERA: 10.38	2.1		15	8	6	5	1	1	0	0	0	0	0	16	20	19.29	3.857									
<b>Camilo Pascual, R</b> ERA: 4.84	3.1	1.2	7	2	0	0	0	0	0	0	0	0	0	7	7	0.00	1.200									
<b>Sonny Dixon, R</b> ERA: 2.6	5.1	4.0	13	1	0	0	0	1	0	0	0	0	0	12	16	0.00	0.500									
<b>Spec Shea, R</b> ERA: 8.68	9.1	1.2	L	10	1	1	0	2	1	2	0	0	0	0	11	23	0.00	1.200								

Washington Senators @ New York Yankees  
Yankee Stadium, Bronx, NY  
Mon May 31 1954, 3:38 AM EDT  
Att: 36,256 - Unknown

AB	39
R	7
H	12
RBI	7
BB	5
SO	3
LOB	16





Batter	1	2	3	4	5	6	7	8	9	AB	R	H	RBI	BB	SO	LOB	TOP							
<b>Eddie Yost, R</b> OBP: 0.379, SLG: 0.327 (1, 5)										3	1	1	0	1	0	0	<b>Washington Senators @ New York Yankees</b> Yankee Stadium, Bronx, NY Tue Jun 01 1954, 3:33 AM EDT Att: 5,062 - Unknown 							
<b>Jim Busby, R</b> OBP: 0.346, SLG: 0.488 (1, 8)										4	0	0	0	0	0	2								
<b>Mickey Vernon, L</b> OBP: 0.343, SLG: 0.579 (1, 3)										4	0	0	0	0	0	2								
<b>Roy Sievers, R</b> OBP: 0.360, SLG: 0.503 (1, 7)										4	0	1	1	0	1	0								
<b>Pete Runnels, L</b> OBP: 0.385, SLG: 0.395 (1, 6)										3	1	0	0	1	0	1								
<b>Tom Wright, L</b> OBP: 0.338, SLG: 0.367 (1, 9)										3	1	2	0	1	0	0								
<b>Ed Fitz Gerald, R</b> OBP: 0.309, SLG: 0.279 (1, 2)										3	0	1	1	1	0	1								
<b>Wayne Terwilliger, R</b> OBP: 0.279, SLG: 0.302 (1, 4)										4	0	1	1	0	0	4								
<b>Chuck Stobbs, L</b> OBP: 0.206, SLG: 0.287 (1, 1)										0	0	0	0	0	0	0								
<b>Connie Marrero, R</b> OBP: 0.241, SLG: 0.222 (4, 1)										1	0	0	0	0	0	1								
<b>Mickey McDermott, L</b> OBP: 0.241, SLG: 0.222 (4, 1)										1	0	0	0	0	0	2								
<b>Bunky Stewart, L</b> OBP: 0.228, SLG: 0.250 (7, 1)										0	0	0	0	0	0	0								
<b>Tom Linphlett, R</b> OBP: 0.228, SLG: 0.250 (7, 1)										1	0	0	0	0	1	0								
<b>Camilo Pascual, R</b> OBP: 0.228, SLG: 0.250 (7, 1)										0	0	0	0	0	0	0								
<b>Inning Stats</b>	R: 1 E: 0 K: 0 S: 5	H: 2 LOB: 1 BB: 0 P: 5	R: 1 E: 0 K: 0 S: 4	H: 2 LOB: 0 BB: 0 P: 4	R: 0 E: 0 K: 0 S: 3	H: 0 LOB: 0 BB: 0 P: 3	R: 1 E: 0 K: 0 S: 5	H: 2 LOB: 2 BB: 1 P: 9	R: 0 E: 0 K: 0 S: 2	H: 0 LOB: 0 BB: 1 P: 6	R: 0 E: 0 K: 1 S: 5	H: 0 LOB: 2 BB: 0 P: 13	R: 0 E: 0 K: 1 S: 5	H: 0 LOB: 0 BB: 0 P: 5	R: 0 E: 0 K: 0 S: 3	H: 0 LOB: 0 BB: 0 P: 3	R: 0 E: 0 K: 0 S: 3	H: 0 LOB: 0 BB: 0 P: 3	R: 0 E: 0 K: 0 S: 3	H: 0 LOB: 0 BB: 0 P: 3	1B: 4 2B: 1 3B: 1 HR: 0	SF: 0 SAC: 0 DP: 2 HBP: 0	WP: 0 PB: 0 SB: 0 CS: 0	PA: 35
<b>PITCHER</b> <b>Bob Grim, R</b> ERA: 3.08 (1, 1)	IP: 9.0 WLS: W BF: 35 H: 6 R: 3 ER: 3 SO: 2 BB: 4 IBB: 0 HBP: 0 BLK: 0 WP: 0 HR: 0 S: 35 P: 51 ERA: 3.00 WHIP: 1.111															<b>PITCHER</b>	IP: WLS: BF: H: R: ER: SO: BB: IBB: HBP: BLK: WP: HR: S: P: ERA: WHIP:							

Batter	1	2	3	4	5	6	7	8	9	AB	R	H	RBI	BB	SO	LOB	BOTTOM					
<b>Gil McDougald, R</b> OBP: 0.335, SLG: 0.315 (1, 5)										5	2	3	0	0	0	2	<b>Washington Senators @ New York Yankees</b> Yankee Stadium, Bronx, NY Tue Jun 01 1954, 3:33 AM EDT Att: 5,062 - Unknown 					
<b>Willy Miranda, S</b> (1, 6)										4	1	0	0	1	1	4						
<b>Mickey Mantle, S</b> OBP: 0.397, SLG: 0.602 (1, 8)										4	2	1	1	1	0	1						
<b>Irv Noren, L</b> OBP: 0.358, SLG: 0.459 (9, 8)										0	0	0	0	0	0	0						
<b>Hank Bauer, R</b> OBP: 0.373, SLG: 0.477 (1, 9)										2	2	2	4	3	0	0						
<b>Bill Skowron, R</b> OBP: 0.341, SLG: 0.493 (1, 3)										2	0	0	0	0	1	2						
<b>Joe Collins, L</b> OBP: 0.338, SLG: 0.375 (3, 3)										3	0	0	0	0	1	4						
<b>Gene Woodling, L</b> OBP: 0.389, SLG: 0.347 (1, 7)										1	0	0	0	1	0	2						
<b>Enos Slaughter, L</b> OBP: 0.407, SLG: 0.370 (5, 9)										2	1	1	1	1	1	1						
<b>Jerry Coleman, R</b> OBP: 0.237, SLG: 0.337 (1, 4)										4	1	2	1	0	0	2						
<b>Charles Silveira, R</b> OBP: 0.375, SLG: 0.286 (1, 2)										4	0	1	0	0	1	5						
<b>Bob Grim, R</b> OBP: 0.056, SLG: 0.056 (1, 1)										3	0	1	2	0	0	1						
<b>Inning Stats</b>	R: 3 E: 0 K: 1 S: 9	H: 4 LOB: 2 BB: 1 P: 13	R: 3 E: 0 K: 0 S: 5	H: 2 LOB: 0 BB: 1 P: 9	R: 0 E: 0 K: 1 S: 5	H: 0 LOB: 1 BB: 1 P: 9	R: 0 E: 0 K: 0 S: 4	H: 1 LOB: 2 BB: 1 P: 8	R: 2 E: 0 K: 0 S: 5	H: 2 LOB: 1 BB: 1 P: 9	R: 1 E: 0 K: 1 S: 6	H: 1 LOB: 1 BB: 1 P: 10	R: 0 E: 0 K: 1 S: 6	H: 1 LOB: 1 BB: 0 P: 6	R: 0 E: 0 K: 1 S: 5	H: 0 LOB: 1 BB: 1 P: 9	R: 0 E: 0 K: 1 S: 5	H: 0 LOB: 1 BB: 1 P: 9	1B: 10 2B: 0 3B: 0 HR: 1	SF: 0 SAC: 1 DP: 0 HBP: 0	WP: 0 PB: 0 SB: 0 CS: 0	PA: 42
<b>PITCHER</b> <b>Chuck Stobbs, L</b> ERA: 5.28 (1, 1)	IP: 0.2 WLS: L BF: 7 H: 4 R: 3 ER: 3 SO: 1 BB: 1 IBB: 0 HBP: 0 BLK: 0 WP: 0 HR: 0 S: 11 P: 19 ERA: 40.50 WHIP: 7.500															<b>PITCHER</b>	IP: WLS: BF: H: R: ER: SO: BB: IBB: HBP: BLK: WP: HR: S: P: ERA: WHIP:					
<b>Connie Marrero, R</b> ERA: 5.4 (1, 1)	2.1 11 2 3 3 1 1 1 0 0 0 0 1 11 19 11.57 1.286																					
<b>Bunky Stewart, L</b> ERA: 10.03 (4, 1)	3.0 16 4 3 3 1 2 1 0 0 0 0 0 15 27 9.00 2.000																					
<b>Camilo Pascual, R</b> ERA: 4.64 (7, 1)	2.0 8 1 0 0 2 1 0 0 0 0 0 0 11 15 0.00 1.000																					



Batter	1	2	3	4	5	6	7	8	9	AB	R	H	RBI	BB	SO	LOB	TOP				
Harvey Kuenn, R OBP: 0.276, SLG: 0.331 (1, 6)	0-0 4-3		0-0 L8		0-0 F9		0-0 G6-4-3			4	0	0	0	0	0	5	<b>Detroit Tigers @ Washington Senators</b> Griffith Stadium, Washington, DC Wed Jun 02 1954, 3:33 AM EDT Att. 4,567 - Unknown <a href="http://livebaseballscorecards.com">livebaseballscorecards.com</a>				
Frank Bolling, R OBP: 0.321, SLG: 0.370 (1, 4)	0-0 5-3		0-0 F8			0-0 F9		0-3 K		4	0	0	0	0	1	2					
Ray Boone, R OBP: 0.391, SLG: 0.446 (1, 5)	0-0 F9			0-0 P4		0-0 F7		0-0 F3		4	0	0	0	0	0	0					
Walt Dropo, R OBP: 0.285, SLG: 0.329 (1, 3)		0-0 6-3		0-3 K		0-0 2B		0-0 F9		4	0	1	0	0	1	0					
Jim Delsing, L OBP: 0.361, SLG: 0.381 Bob Nieman, R OBP: 0.357, SLG: 0.250 (6, 7)		4-0 L6-4-3 BB		0-0 4-3		0-0 L9		0-3 K		2	0	0	0	1	0	1					
Al Kaline, R OBP: 0.437, SLG: 0.307 Chuck Kress, L OBP: 0.233, SLG: 0.276 (7, 9)		0-0 L6-4-3			0-0 BB		0-0 G3 1B		0-0 3B	3	0	2	0	0	0	1					
Bill Tuttle, R OBP: 0.308, SLG: 0.518 Bob Miller, R OBP: 0.500, SLG: 0.500 (5, 1)			4-0 BB		4-0 BB		0-0 G3 1B		0-3 K2-3	0	0	0	0	2	0	0					
Red Wilson, R OBP: 0.310, SLG: 0.385 (1, 2)			4-0 BB		0-0 P4		0-0 G3		0-0 6-3	3	0	0	0	1	0	5					
Steve Gromek, S OBP: 0.179, SLG: 0.080 Don Lund, R OBP: 0.308, SLG: 0.333 (5, PH)			0-0 P3		0-3 K		0-0 G6-4-3 1B			1	0	0	0	0	0	2					
<b>Inning Stats</b>	R: 0 E: 0 K: 0 S: 3	H: 0 LOB: 0 BB: 0 P: 3	R: 0 E: 0 K: 0 S: 2	H: 0 LOB: 0 BB: 1 P: 6	R: 0 E: 0 K: 0 S: 3	H: 0 LOB: 2 BB: 2 P: 11	R: 0 E: 0 K: 1 S: 5	H: 1 LOB: 2 BB: 1 P: 10	R: 0 E: 0 K: 0 S: 4	H: 1 LOB: 1 BB: 0 P: 4	R: 2 E: 0 K: 0 S: 5	H: 3 LOB: 1 BB: 0 P: 5	R: 0 E: 0 K: 1 S: 5	H: 0 LOB: 0 BB: 0 P: 5	R: 0 E: 0 K: 2 S: 8	H: 1 LOB: 1 BB: 0 P: 8		1B: 4 2B: 1 3B: 1 HR: 0	SF: 0 SAC: 0 DP: 2 HBP: 0	WP: 0 PB: 0 SB: 0 CS: 0	PA: 35
<b>PITCHER</b> Dean Stone, L ERA: 3.48 (1, 1)	IP: 9.0 WLS: W BF: 35 H: 6 R: 2 ER: 2 SO: 5 BB: 4 IBB: 0 HBP: 0 BLK: 0 WP: 0 HR: 0 S: 41 P: 57 ERA: 2.00 WHIP: 1.111															<b>PITCHER</b>					

Batter	1	2	3	4	5	6	7	8	9	AB	R	H	RBI	BB	SO	LOB	BOTTOM				
Eddie Yost, R OBP: 0.379, SLG: 0.320 (1, 5)	0-0 F7	4-0 BB		0-0 P4		0-0 L9		4-0 BB		3	0	0	0	2	0	2	<b>Detroit Tigers @ Washington Senators</b> Griffith Stadium, Washington, DC Wed Jun 02 1954, 3:33 AM EDT Att. 4,567 - Unknown <a href="http://livebaseballscorecards.com">livebaseballscorecards.com</a>				
Pete Runnels, L OBP: 0.378, SLG: 0.411 (1, 6)	0-0 F2	0-0 L9		0-0 HR		0-0 6-3		0-3 K		5	1	1	3	0	1	2					
Mickey Vernon, L OBP: 0.346, SLG: 0.580 (1, 3)	4-0 1B BB		0-0 F8 SF8	0-0 F5		0-3 K				3	2	1	0	1	1	0					
Roy Sievers, R OBP: 0.357, SLG: 0.497 (1, 7)	0-0 1B 1B		0-0 F8		0-3 K		0-3 K			4	1	1	0	0	2	1					
Jim Busby, R OBP: 0.354, SLG: 0.497 (1, 8)	0-0 1B		0-0 SF8		0-0 3-4-3 1B		0-0 FC5 S			3	1	3	2	0	0	0					
Tom Wright, L OBP: 0.348, SLG: 0.365 (1, 9)	1-2 2H 1B		0-0 L7		0-0 3-4-3		4-0 BB			3	0	1	1	1	0	1					
Joe Tipton, R OBP: 0.306, SLG: 0.333 (1, 2)	0-3 K			0-0 HR	0-0 2B	0-0 1B		0-0 FC5		4	1	2	1	0	1	4					
Wayne Terwilliger, R OBP: 0.272, SLG: 0.294 (1, 4)		0-0 5-3		0-0 5-3	0-0 6-3			0-0 F8		4	0	0	0	0	0	2					
Dean Stone, L OBP: 0.273, SLG: 0.400 (1, 1)		0-3 K		4-0 HR BB		0-3 K		0-0 F7		3	1	0	0	1	2	0					
<b>Inning Stats</b>	R: 2 E: 0 K: 1 S: 8	H: 3 LOB: 2 BB: 1 P: 12	R: 0 E: 0 K: 1 S: 5	H: 0 LOB: 1 BB: 1 P: 9	R: 1 E: 0 K: 0 S: 4	H: 1 LOB: 0 BB: 0 P: 4	R: 3 E: 0 K: 0 S: 5	H: 2 LOB: 1 BB: 1 P: 9	R: 1 E: 0 K: 1 S: 7	H: 2 LOB: 1 BB: 0 P: 7	R: 0 E: 0 K: 1 S: 5	H: 0 LOB: 0 BB: 0 P: 5	R: 0 E: 0 K: 2 S: 8	H: 1 LOB: 2 BB: 1 P: 12	R: 0 E: 0 K: 1 S: 5	H: 0 LOB: 1 BB: 1 P: 9		1B: 6 2B: 2 3B: 0 HR: 1	SF: 1 SAC: 0 DP: 0 HBP: 0	WP: 0 PB: 0 SB: 1 CS: 0	PA: 38
<b>PITCHER</b> Steve Gromek, R ERA: 3.24 Bob Miller, L ERA: 3.35 (5, 1)	IP: 4.0 WLS: L BF: 21 H: 6 R: 3 ER: 1 SO: 5 BB: 2 IBB: 0 HBP: 0 BLK: 0 WP: 0 HR: 0 S: 25 P: 33 ERA: 13.50 WHIP: 2.250															<b>PITCHER</b>					



Batter	1	2	3	4	5	6	7	8	9	AB	R	H	RBI	BB	SO	LOB	TOP					
Harvey Kuenn, R OBP: 0.269, SLG: 0.322 (1, 6)										5	1	0	0	0	0	3	<b>Detroit Tigers @ Washington Senators</b> Griffith Stadium, Washington, DC Thu Jun 03 1954, 3:33 AM EDT Att: 5,203 - Unknown  <b>AB 34</b> <b>R 3</b> <b>H 8</b> <b>RBI 3</b> <b>BB 4</b> <b>SO 5</b> <b>LOB 20</b> 					
Frank Bolling, R OBP: 0.323, SLG: 0.373 (1, 4)										4	0	1	1	1	1	2						
Ray Boone, R OBP: 0.394, SLG: 0.444 (1, 5)										3	0	1	0	1	0	3						
Bob Nieman, R OBP: 0.333, SLG: 0.250 (1, 7)										4	0	1	1	0	0	4						
Don Lund, R OBP: 0.235, SLG: 0.250 (1, 9)										4	0	0	0	0	0	3						
Jim Delsing, L OBP: 0.354, SLG: 0.372 (8, PH)										3	0	0	0	0	2	1						
Bill Tuttle, R OBP: 0.434, SLG: 0.514 (8, 8)										1	0	0	0	0	0	0						
Walt Dropo, R OBP: 0.289, SLG: 0.333 (1, 3)										1	0	1	0	0	0	0						
Chuck Kress, L OBP: 0.242, SLG: 0.281 (4, 3)										3	0	1	0	0	1	0						
Red Wilson, R OBP: 0.364, SLG: 0.414 (1, 2)										3	1	2	0	1	0	1						
Reno Bertoia, R (9, PR)										0	0	0	0	0	0	0						
Ned Garver, R OBP: 0.241, SLG: 0.192 (1, 1)										2	1	1	1	1	0	2						
Al Kaline, R OBP: 0.306, SLG: 0.305 (9, PH)										1	0	0	0	0	1	1						
<b>Inning Stats</b>	R: 0 E: 0 K: 0 S: 2	H: 0 LOB: 1 BB: 2 P: 10	R: 0 E: 0 K: 1 S: 6	H: 1 LOB: 1 BB: 0 P: 6	R: 0 E: 0 K: 1 S: 4	H: 0 LOB: 0 BB: 1 P: 8	R: 0 E: 0 K: 1 S: 6	H: 1 LOB: 1 BB: 0 P: 6	R: 3 E: 2 K: 1 S: 10	H: 3 LOB: 2 BB: 0 P: 10	R: 0 E: 0 K: 0 S: 4	H: 2 LOB: 1 BB: 0 P: 4	R: 0 E: 0 K: 0 S: 4	H: 1 LOB: 1 BB: 0 P: 4	R: 0 E: 0 K: 0 S: 3	H: 0 LOB: 0 BB: 0 P: 3	R: 0 E: 0 K: 1 S: 5	H: 0 LOB: 1 BB: 1 P: 9	1B: 6 2B: 2 3B: 0 HR: 0	SF: 0 SAC: 0 DP: 2 HBP: 0	WP: 0 PB: 0 SB: 0 CS: 1	PA: 39
<b>PITCHER</b> Mickey McDermott, L ERA: 3.19 (1, 1)	IP: 9.0 WLS: W BF: 38 H: 8 R: 3 ER: 1 SO: 5 BB: 4 IBB: 0 HBP: 0 BLK: 0 WP: 0 HR: 0 S: 44 P: 60 ERA: 1.00 WHIP: 1.333															<b>PITCHER</b>	IP: 9.0 WLS: W BF: 38 H: 8 R: 3 ER: 1 SO: 5 BB: 4 IBB: 0 HBP: 0 BLK: 0 WP: 0 HR: 0 S: 44 P: 60 ERA: 1.00 WHIP: 1.333					

Batter	1	2	3	4	5	6	7	8	9	AB	R	H	RBI	BB	SO	LOB	BOTTOM				
Eddie Yost, R OBP: 0.375, SLG: 0.312 (1, 5)										4	0	0	0	1	0	1	<b>Detroit Tigers @ Washington Senators</b> Griffith Stadium, Washington, DC Thu Jun 03 1954, 3:33 AM EDT Att: 5,203 - Unknown  <b>AB 31</b> <b>R 4</b> <b>H 7</b> <b>RBI 4</b> <b>BB 3</b> <b>SO 3</b> <b>LOB 14</b> 				
Pete Runnels, L OBP: 0.375, SLG: 0.406 (1, 6)										4	0	1	0	0	0	4					
Mickey Vernon, L OBP: 0.349, SLG: 0.582 (1, 3)										3	1	1	0	1	1	1					
Roy Sievers, R OBP: 0.351, SLG: 0.487 (1, 7)										3	1	0	0	0	0	2					
Jim Busby, R OBP: 0.363, SLG: 0.503 (1, 8)										4	1	3	1	0	0	0					
Tom Wright, L OBP: 0.342, SLG: 0.358 (1, 9)										4	0	1	2	0	1	3					
Mickey McDermott, L OBP: 0.212, SLG: 0.194 (1, 1)										4	1	0	0	0	0	3					
Joe Tipton, R OBP: 0.318, SLG: 0.322 (1, 2)										2	0	0	0	1	1	0					
Wayne Terwilliger, R OBP: 0.273, SLG: 0.295 (1, 4)										3	0	1	1	0	0	0					
<b>Inning Stats</b>	R: 3 E: 1 K: 0 S: 7	H: 3 LOB: 1 BB: 0 P: 7	R: 0 E: 0 K: 0 S: 3	H: 0 LOB: 0 BB: 0 P: 4	R: 0 E: 0 K: 2 S: 8	H: 1 LOB: 0 BB: 0 P: 8	R: 0 E: 0 K: 0 S: 3	H: 0 LOB: 0 BB: 0 P: 3	R: 0 E: 0 K: 0 S: 4	H: 1 LOB: 1 BB: 0 P: 4	R: 1 E: 1 K: 0 S: 5	H: 1 LOB: 3 BB: 2 P: 13	R: 0 E: 0 K: 0 S: 4	H: 1 LOB: 2 BB: 1 P: 8	R: 0 E: 0 K: 1 S: 5	H: 0 LOB: 0 BB: 0 P: 5		1B: 6 2B: 1 3B: 0 HR: 0	SF: 0 SAC: 2 DP: 0 HBP: 1	WP: 0 PB: 0 SB: 0 CS: 0	PA: 37
<b>PITCHER</b> Ned Garver, R ERA: 1.24 (1, 1)	IP: 8.0 WLS: L BF: 37 H: 7 R: 4 ER: 0 SO: 3 BB: 3 IBB: 0 HBP: 1 BLK: 0 WP: 0 HR: 0 S: 39 P: 52 ERA: 0.00 WHIP: 1.250															<b>PITCHER</b>		IP: 8.0 WLS: L BF: 37 H: 7 R: 4 ER: 0 SO: 3 BB: 3 IBB: 0 HBP: 1 BLK: 0 WP: 0 HR: 0 S: 39 P: 52 ERA: 0.00 WHIP: 1.250			



Batter	1	2	3	4	5	6	7	8	9	AB	R	H	RBI	BB	SO	LOB	TOP		
Frank Bolling, R (1,4) OBP: 0.321, SLG: 0.370										4	1	1	0	0	0	3	<b>Detroit Tigers @ Washington Senators</b> Griffith Stadium, Washington, DC Fri Jun 04 1954, 3:33 AM EDT Att: 1,689 - Unknown		
Jim Delsing, L (1,8) OBP: 0.346, SLG: 0.362										4	0	0	0	0	0	3			
Ray Boone, R (1,5) OBP: 0.384, SLG: 0.431										4	0	0	0	0	0	4			
Chuck Kress, L (1,3) OBP: 0.216, SLG: 0.250										4	0	0	0	0	1	0			
Bob Nieman, R (1,7) OBP: 0.333, SLG: 0.421										3	1	1	1	0	0	0			
Bill Tuttle, R (8,8) OBP: 0.431, SLG: 0.511										1	0	0	0	0	0	0			
Don Lund, R (1,9) OBP: 0.238, SLG: 0.250										4	0	1	0	0	0	0			
Frank House, L (1,2) OBP: 0.372, SLG: 0.473										4	1	1	0	0	0	1			
Harvey Kuenn, R (1,6) OBP: 0.275, SLG: 0.328										3	0	2	0	0	0	0			
Billy Hoelt, L (1,1) OBP: 0.211, SLG: 0.278										2	0	1	1	1	0	0			
<b>Inning Stats</b>	R: 0 E: 0 K: 0 S: 3	H: 1 LOB: 0 BB: 0 P: 3	R: 0 E: 0 K: 1 S: 5	H: 0 LOB: 0 BB: 0 P: 5	R: 0 E: 0 K: 0 S: 6	H: 3 LOB: 2 BB: 0 P: 6	R: 1 E: 0 K: 0 S: 4	H: 1 LOB: 0 BB: 0 P: 4	R: 0 E: 0 K: 0 S: 3	H: 0 LOB: 0 BB: 0 P: 3	R: 0 E: 0 K: 0 S: 3	H: 0 LOB: 0 BB: 0 P: 3	R: 0 E: 0 K: 0 S: 4	H: 1 LOB: 1 BB: 1 P: 8	R: 0 E: 0 K: 0 S: 4	H: 1 LOB: 1 BB: 0 P: 4	1B: 6 2B: 0 3B: 0 HR: 1	SF: 0 SAC: 0 DP: 0 HBP: 0	WP: 0 PA: 35 PB: 0 SB: 0 CS: 2
<b>PITCHER</b> Bob Porterfield, R (1,1) ERA: 2.47	IP: 9.0 WLS: L BF: 34 H: 7 R: 3 ER: 2 SO: 1 BB: 1 IBB: 0 HBP: 0 BLK: 0 WP: 0 HR: 1 S: 35 P: 39 ERA: 2.00 WHIP: 0.889															<b>PITCHER</b> Bob Porterfield, R (1,1) ERA: 2.47	IP: 9.0 WLS: W BF: 33 H: 7 R: 2 ER: 2 SO: 5 BB: 1 IBB: 0 HBP: 0 BLK: 0 WP: 0 HR: 1 S: 42 P: 46 ERA: 2.00 WHIP: 0.889		

AB 33  
R 3  
H 7  
RBI 2  
BB 1  
SO 1  
LOB 11



Batter	1	2	3	4	5	6	7	8	9	AB	R	H	RBI	BB	SO	LOB	BOTTOM				
Eddie Yost, R (1,5) OBP: 0.373, SLG: 0.317										4	0	1	0	0	0	0	<b>Detroit Tigers @ Washington Senators</b> Griffith Stadium, Washington, DC Fri Jun 04 1954, 3:33 AM EDT Att: 1,689 - Unknown				
Pete Runnels, L (1,6) OBP: 0.372, SLG: 0.416										4	1	1	0	0	2	0					
Mickey Vernon, L (1,3) OBP: 0.347, SLG: 0.574										4	0	1	0	0	0	1					
Roy Sievers, R (1,7) OBP: 0.360, SLG: 0.513										4	1	3	2	0	1	1					
Jim Busby, R (1,8) OBP: 0.360, SLG: 0.497										4	0	1	0	0	0	3					
Jim Lemon, R (1,9) OBP: 0.333, SLG: 0.290										4	0	0	0	0	0	3					
Ed Fitz Gerald, R (1,2) OBP: 0.309, SLG: 0.273										2	0	0	0	1	1	0					
Wayne Terwilliger, R (1,4) OBP: 0.268, SLG: 0.289										3	0	0	0	0	0	1					
Bob Porterfield, R (1,1) OBP: 0.118, SLG: 0.161										3	0	0	0	0	1	0					
<b>Inning Stats</b>	R: 0 E: 0 K: 1 S: 5	H: 0 LOB: 0 BB: 0 P: 5	R: 1 E: 0 K: 0 S: 4	H: 2 LOB: 1 BB: 1 P: 8	R: 0 E: 0 K: 0 S: 3	H: 1 LOB: 0 BB: 0 P: 3	R: 0 E: 0 K: 0 S: 4	H: 1 LOB: 0 BB: 0 P: 4	R: 0 E: 0 K: 2 S: 7	H: 0 LOB: 0 BB: 0 P: 7	R: 1 E: 0 K: 0 S: 5	H: 2 LOB: 1 BB: 0 P: 5	R: 0 E: 0 K: 0 S: 3	H: 0 LOB: 0 BB: 0 P: 3	R: 0 E: 0 K: 1 S: 5	H: 0 LOB: 0 BB: 0 P: 5		R: 0 E: 1 K: 1 S: 6	H: 1 LOB: 1 BB: 0 P: 6	1B: 4 2B: 1 3B: 1 HR: 1	SF: 0 SAC: 0 DP: 1 HBP: 0
<b>PITCHER</b> Billy Hoelt, L (1,1) ERA: 4.25	IP: 9.0 WLS: W BF: 33 H: 7 R: 2 ER: 2 SO: 5 BB: 1 IBB: 0 HBP: 0 BLK: 0 WP: 0 HR: 1 S: 42 P: 46 ERA: 2.00 WHIP: 0.889															<b>PITCHER</b> Bob Porterfield, R (1,1) ERA: 2.47	IP: 9.0 WLS: L BF: 34 H: 7 R: 3 ER: 2 SO: 1 BB: 1 IBB: 0 HBP: 0 BLK: 0 WP: 0 HR: 1 S: 35 P: 39 ERA: 2.00 WHIP: 0.889				

AB 32  
R 2  
H 7  
RBI 2  
BB 1  
SO 5  
LOB 9






Batter	1	2	3	4	5	6	7	8	9	10	AB	R	H	RBI	BB	SO	LOB				
Chico Carrasquel, R OBP: 0.351, SLG: 0.399 (1, 6)											4	1	2	0	2	1	1				
Nellie Fox, L OBP: 0.388, SLG: 0.373 (1, 4)											5	1	1	0	0	0	7				
Minnie Minoso, R OBP: 0.400, SLG: 0.584 (1, 7)											5	0	0	0	0	1	8				
Ferns Fain, L OBP: 0.398, SLG: 0.461 (1, 3)											5	0	1	1	0	0	1				
Fred Marsh, R OBP: 0.400, SLG: 0.250 (10, PR)											0	0	0	0	0	0	0				
Phil Cavarretta, L (10, 3)											0	0	0	0	0	0	0				
George Kell, R OBP: 0.336, SLG: 0.273 (1, 5)											4	2	2	1	1	0	0				
Matt Batts, R OBP: 0.333, SLG: 0.310 (1, 2)											4	1	0	0	1	0	5				
Jim Rivera, L OBP: 0.352, SLG: 0.427 (1, 9)											4	0	1	0	0	1	4				
Johnny Groth, R OBP: 0.355, SLG: 0.404 (1, 8)											3	0	2	3	1	0	0				
Don Johnson, R OBP: 0.048, SLG: 0.050 (9, PH)											3	0	0	0	0	3	4				
Cass Michaels, R OBP: 0.466, SLG: 0.516 (9, PH)											0	0	0	0	1	0	0				
Virgil Trucks, R OBP: 0.161, SLG: 0.167 (9, 1)											1	0	0	0	0	0	2				
<b>Inning Stats</b>	R: 3 E: 0 K: 1 S: 7	H: 2 LOB: 3 BB: 2 P: 17	R: 0 E: 0 K: 2 S: 7	H: 0 LOB: 0 BB: 0 P: 7	R: 0 E: 1 K: 0 S: 3	H: 0 LOB: 0 BB: 0 P: 3	R: 0 E: 0 K: 2 S: 7	H: 0 LOB: 0 BB: 0 P: 7	R: 0 E: 0 K: 0 S: 4	H: 2 LOB: 1 BB: 0 P: 4	R: 0 E: 0 K: 1 S: 7	H: 2 LOB: 2 BB: 0 P: 7	R: 0 E: 0 K: 0 S: 3	H: 0 LOB: 0 BB: 0 P: 3	R: 0 E: 0 K: 0 S: 4	H: 1 LOB: 3 BB: 2 P: 12	R: 2 E: 2 K: 0 S: 6	H: 1 LOB: 3 BB: 2 P: 14	1B: 7 2B: 1 3B: 1 HR: 0	SF: 0 SAC: 1 DP: 3 HBP: 2	WP: 0 PA: 47
<b>PITCHER</b> Johnny Schmitz, L ERA: 1.91 (1, 1)	IP: 10.0 WLS: 10 BF: 47 H: 9 R: 5 ER: 3 SO: 6 BB: 5 IBB: 1 HBP: 2 BLK: 0 WP: 0 HR: 0 S: 51 P: 77 ERA: 2.70 WHIP: 1.400																				

**Chicago White Sox @ Washington Senators**  
Griffith Stadium, Washington, DC  
Sat Jun 05 1954, 3:33 AM EDT  
Att: 6,363 - Unknown

AB	38
R	5
H	9
RBI	5
BB	6
SO	6
LOB	32



Batter	1	2	3	4	5	6	7	8	9	10	AB	R	H	RBI	BB	SO	LOB						
Eddie Yost, R OBP: 0.368, SLG: 0.309 (1, 5)											4	0	0	0	1	1	0						
Pete Runnels, L OBP: 0.373, SLG: 0.423 (1, 6)											5	1	2	0	0	0	1						
Mickey Vernon, L OBP: 0.349, SLG: 0.584 (1, 3)											4	1	1	2	1	0	0						
Roy Sievers, R OBP: 0.363, SLG: 0.509 (1, 7)											3	1	1	0	1	0	2						
Jim Busby, R OBP: 0.353, SLG: 0.487 (1, 8)										4	0	0	0	0	0	2							
Tom Wright, L OBP: 0.325, SLG: 0.338 (1, 9)										4	0	0	0	0	0	1							
Ed Fitz Gerald, R OBP: 0.327, SLG: 0.315 (1, 2)										4	0	3	1	0	1	0							
Wayne Terwilliger, R OBP: 0.263, SLG: 0.283 (9, PH)										3	0	0	0	0	0	2							
Mickey McDermott, L OBP: 0.233, SLG: 0.194 (9, PR)										0	0	0	0	1	0	0							
Mel Hoderlein, S OBP: 0.160, SLG: 0.200 (10, 4)										0	0	0	0	0	0	0							
Johnny Schmitz, R OBP: 0.133, SLG: 0.071 (1, 1)										4	0	0	0	0	1	3							
<b>Inning Stats</b>	R: 2 E: 0 K: 0 S: 5	H: 2 LOB: 0 BB: 0 P: 5	R: 0 E: 0 K: 0 S: 4	H: 1 LOB: 1 BB: 0 P: 4	R: 0 E: 0 K: 0 S: 2	H: 0 LOB: 0 BB: 1 P: 6	R: 0 E: 0 K: 0 S: 3	H: 1 LOB: 0 BB: 0 P: 3	R: 0 E: 0 K: 1 S: 5	H: 0 LOB: 0 BB: 0 P: 5	R: 0 E: 0 K: 0 S: 3	H: 0 LOB: 0 BB: 0 P: 3	R: 1 E: 0 K: 0 S: 4	H: 1 LOB: 1 BB: 1 P: 8	R: 0 E: 0 K: 0 S: 4	H: 1 LOB: 2 BB: 1 P: 8	R: 0 E: 0 K: 1 S: 6	H: 1 LOB: 2 BB: 1 P: 10	R: 0 E: 0 K: 1 S: 5	H: 0 LOB: 0 BB: 0 P: 5	1B: 3 2B: 3 3B: 0 HR: 1	SF: 0 SAC: 0 DP: 2 HBP: 0	WP: 0 PA: 39
<b>PITCHER</b> Don Johnson, R ERA: 2.86 (1, 1)	IP: 8.0 WLS: 8 BF: 31 H: 6 R: 3 ER: 3 SO: 1 BB: 2 IBB: 1 HBP: 0 BLK: 0 WP: 0 HR: 1 S: 30 P: 42 ERA: 3.38 WHIP: 1.000																						
Virgil Trucks, R ERA: 2.89 (9, 1)	2.0 W 8 1 0 0 2 0 1 0 0 0 0 0 0 11 15 0.00 0.500																						

**Chicago White Sox @ Washington Senators**  
Griffith Stadium, Washington, DC  
Sat Jun 05 1954, 3:33 AM EDT  
Att: 6,363 - Unknown

AB	35
R	3
H	7
RBI	3
BB	4
SO	3
LOB	11





Batter	1	2	3	4	5	6	7	8	9	AB	R	H	RBI	BB	SO	LOB	TOP				
Chico Carrasquel, R OBP: 0.350, SLG: 0.393	FC4-6 BB	G3			1-3			5-3		3	0	0	0	1	0	2					
Nellie Fox, L OBP: 0.381, SLG: 0.365	F5		G3		6-3			E6 HR		4	1	0	0	0	0	1					
Minnie Minoso, R OBP: 0.397, SLG: 0.593	F9		K				F7	HR		4	1	1	2	0	1	1					
Ferris Fain, L OBP: 0.390, SLG: 0.450	FC4-6 1-2		4-3				3-1	4-3		4	0	0	0	0	0	1					
George Kell, R OBP: 0.340, SLG: 0.279					F8			F2		4	0	2	0	0	0	0					
Matt Batts, R OBP: 0.297, SLG: 0.273		G5-4-3 1-2			F7		FC6-4 1-2		F8	4	0	0	0	0	0	2					
Jim Rivera, L OBP: 0.372, SLG: 0.504								G5-4-3 HBP		3	3	3	2	0	0	0					
Johnny Groth, R OBP: 0.353, SLG: 0.396					6-3			F8	P4	3	0	0	0	1	0	1					
Sandy Consuegra, R OBP: 0.267, SLG: 0.214								G5-4-3	F7	3	0	1	1	0	0	1					
Bob Keegan, R OBP: 0.205, SLG: 0.229					4-3			1-2		1	0	0	0	0	0	0					
<b>Inning Stats</b>	R: 0 E: 0 K: 0 S: 3	H: 0 LOB: 1 BB: 1 P: 7	R: 1 E: 0 K: 0 S: 5	H: 3 LOB: 2 BB: 1 P: 9	R: 0 E: 0 K: 1 S: 5	H: 0 LOB: 0 BB: 0 P: 5	R: 1 E: 0 K: 0 S: 4	H: 1 LOB: 0 BB: 0 P: 4	R: 0 E: 0 K: 0 S: 4	H: 0 LOB: 1 BB: 0 P: 4	R: 0 E: 0 K: 0 S: 2	H: 0 LOB: 0 BB: 0 P: 3	R: 2 E: 1 K: 0 S: 5	H: 1 LOB: 0 BB: 0 P: 5	R: 1 E: 0 K: 0 S: 4	H: 1 LOB: 0 BB: 0 P: 4	1B: 3 2B: 1 3B: 0 HR: 3	SF: 0 SAC: 0 DP: 2 HBP: 1	WP: 0 PB: 0 SB: 0 CS: 0	PA: 36	
<b>PITCHER</b>	IP	WLS	BF	H	R	ER	SO	BB	IBB	HBP	BLK	WP	HR	S	P	ERA	WHIP				
Chuck Stobbs, L ERA: 4.92	7.0		27	5	2	2	1	1	1	1	0	0	1	26	35	2.57	0.857				
Sonny Dixon, R ERA: 3.03	2.0	L	9	2	3	2	0	0	0	0	0	0	1	9	9	9.00	1.000				

Chicago White Sox @ Washington Senators  
Griffith Stadium, Washington, DC  
Sun Jun 06 1954, 3:33 AM EDT  
Unknown

AB 33  
R 5  
H 7  
RBI 5  
BB 2  
SO 1  
LOB 9



Batter	1	2	3	4	5	6	7	8	9	AB	R	H	RBI	BB	SO	LOB	BOTTOM				
Eddie Yost, R OBP: 0.364, SLG: 0.302	5-3			E 2B BB	6-3			P4	F5	4	1	0	0	1	0	4					
Pete Runnels, L OBP: 0.364, SLG: 0.411	G3			FC4 2B FC1-2-5 1-2			F8	P4		4	0	0	0	0	0	1					
Mickey Vernon, L OBP: 0.347, SLG: 0.582	4-3			2B 1-3 2-H			F8	6-3		4	0	1	1	0	0	0					
Roy Sievers, R OBP: 0.360, SLG: 0.509				P6			F7			4	0	1	0	0	0	2					
Jim Busby, R OBP: 0.351, SLG: 0.487	5-3			FC1-2-5 3-H				5-3		4	1	1	0	0	0	3					
Tom Wright, L OBP: 0.321, SLG: 0.360	4-3			F5					F8	4	1	1	1	0	0	2					
Ed Fitz Gerald, R OBP: 0.343, SLG: 0.319				G3 SH5-3 1B			1B IBB		BB BB	2	0	1	0	2	0	0					
Wayne Terwilliger, R OBP: 0.262, SLG: 0.281										1	0	0	0	0	1	0					
Mickey McDermott, L OBP: 0.229, SLG: 0.188				K						1	0	0	0	0	0	2					
Mel Hoderlein, S OBP: 0.152, SLG: 0.200										0	0	0	0	1	0	0					
Chuck Stobbs, L OBP: 0.176, SLG: 0.235				P6						2	0	0	0	0	0	1					
Clyde Vollmer, R OBP: 0.283, SLG: 0.345				G3						1	0	1	1	0	0	0					
Sonny Dixon, S										0	0	0	0	0	0	0					
Jim Lemon, R OBP: 0.324, SLG: 0.281										1	0	0	0	0	1	2					
<b>Inning Stats</b>	R: 0 E: 0 K: 0 S: 3	H: 0 LOB: 0 BB: 0 P: 3	R: 0 E: 0 K: 0 S: 3	H: 0 LOB: 0 BB: 0 P: 3	R: 0 E: 0 K: 1 S: 5	H: 0 LOB: 0 BB: 0 P: 5	R: 1 E: 1 K: 0 S: 5	H: 1 LOB: 2 BB: 1 P: 9	R: 0 E: 0 K: 0 S: 3	H: 0 LOB: 1 BB: 0 P: 3	R: 2 E: 0 K: 0 S: 5	H: 3 LOB: 1 BB: 1 P: 9	R: 0 E: 0 K: 0 S: 4	H: 1 LOB: 1 BB: 0 P: 4	R: 0 E: 0 K: 1 S: 5	H: 0 LOB: 2 BB: 2 P: 13	1B: 2 2B: 3 3B: 1 HR: 0	SF: 0 SAC: 1 DP: 0 HBP: 0	WP: 0 PB: 0 SB: 0 CS: 0	PA: 37	
<b>PITCHER</b>	IP	WLS	BF	H	R	ER	SO	BB	IBB	HBP	BLK	WP	HR	S	P	ERA	WHIP				
Sandy Consuegra, R ERA: 3.6	7.2		31	6	3	2	1	2	0	0	0	0	0	6	14	0.00	1.500				
Bob Keegan, R ERA: 2.32	1.1	S	6	0	0	0	1	0	0	0	0	0	0	6	14	0.00	1.500				

Chicago White Sox @ Washington Senators  
Griffith Stadium, Washington, DC  
Sun Jun 06 1954, 3:33 AM EDT  
Unknown


AB 32  
R 3  
H 6  
RBI 3  
BB 4  
SO 2  
LOB 17










Batter	1	2	3	4	5	6	7	8	9	AB	R	H	RBI	BB	SO	LOB	TOP				
<b>Al Smith, R</b> OBP: 0.388, SLG: 0.383 (1, 7)	0-3 K			0-0 4-3		0-0 1B			0-0 BB 5-3 1B	4	1	2	0	0	1	0	<b>Cleveland Indians @ Washington Senators</b> Griffith Stadium, Washington, DC Tue Jun 08 1954, 3:33 AM EDT Att: 12,288 - Unknown  <b>AB 29</b> <b>R 2</b> <b>H 2</b> <b>RBI 2</b> <b>BB 4</b> <b>SO 5</b> <b>LOB 10</b>  				
<b>Sam Dente, R</b> OBP: 0.400, SLG: 0.250 (1, 4)	0-0 1-3			0-0 5-3		0-0 G3			4-0 5-3 BB 1-2 6-3 BB	3	1	0	0	1	0	1					
<b>Larry Doby, L</b> OBP: 0.329, SLG: 0.394 (1, 8)	0-0 4-3			0-0 F8					4-0 5-3 BB 1-2 2-3	3	0	0	0	1	0	0					
<b>Rudy Regalado, R</b> OBP: 0.345, SLG: 0.371 (1, 5)		0-0 6-3			4-0 BB 4-3				0-0 5-3	3	0	0	1	1	0	2					
<b>Dave Philley, S</b> OBP: 0.269, SLG: 0.393 (1, 9)		0-0 4-3			0-0 4-3				0-0 6-3	4	0	0	1	0	0	2					
<b>Bill Glynn, L</b> OBP: 0.351, SLG: 0.353 <b>Hank Majeski, R</b> OBP: 0.375, SLG: 0.286 (8, PH) <b>Vic Wertz, L</b> OBP: 0.277, SLG: 0.242 (8, 3)	0-3 K			0-0 F8					0-0 6-3 3-H	2	0	0	0	0	1	1					
<b>George Strickland, R</b> OBP: 0.329, SLG: 0.354 (1, 6)			0-0 L6		0-3 K				4-0 BB	2	0	0	0	1	1	1					
<b>Jim Hegan, R</b> OBP: 0.292, SLG: 0.417 (1, 2)			0-0 5-3			0-0 6-3			0-0 P5	3	0	0	0	0	0	1					
<b>Early Wynn, S</b> OBP: 0.241, SLG: 0.259 <b>Wally Westlake, R</b> OBP: 0.326, SLG: 0.468 (8, PH) <b>Don Mossi, L</b> (8, 1)	0-3 K			0-3 K		0-0 F8			0-0 4-3	2	0	0	0	0	1	0					
<b>Inning Stats</b>	R: 0 E: 0 K: 1 S: 5	H: 0 LOB: 0 BB: 0 P: 5	R: 0 E: 0 K: 1 S: 5	H: 0 LOB: 0 BB: 0 P: 5	R: 0 E: 0 K: 1 S: 5	H: 0 LOB: 0 BB: 0 P: 5	R: 0 E: 0 K: 0 S: 3	H: 0 LOB: 1 BB: 1 P: 9	R: 0 E: 0 K: 0 S: 4	H: 1 LOB: 1 BB: 0 P: 4	R: 0 E: 0 K: 0 S: 3	H: 0 LOB: 0 BB: 0 P: 3	R: 0 E: 0 K: 0 S: 3	H: 0 LOB: 1 BB: 1 P: 7	R: 2 E: 0 K: 1 S: 6	H: 1 LOB: 1 BB: 2 P: 14		1B: 2 2B: 0 3B: 0 HR: 0	SF: 0 SAC: 0 DP: 0 HBP: 0	WP: 0 PB: 0 SB: 0 CS: 0	PA: 33
<b>PITCHER</b> <b>Mickey McDermott, L</b> ERA: 3.05 (1, 1)	IP: 9.0 WLS: W BF: 33 H: 2 R: 2 ER: 2 SO: 5 BB: 4 IBB: 0 HBP: 0 BLK: 0 WP: 0 HR: 0 S: 39 P: 55 ERA: 2.00 WHIP: 0.667															<b>PITCHER</b>					

Batter	1	2	3	4	5	6	7	8	9	AB	R	H	RBI	BB	SO	LOB	BOTTOM				
<b>Eddie Yost, R</b> OBP: 0.363, SLG: 0.322 (1, 5)	0-3 K	4-0 BB		0-0 FC5		0-0 HR		0-0 F2		4	1	1	3	1	1	2	<b>Cleveland Indians @ Washington Senators</b> Griffith Stadium, Washington, DC Tue Jun 08 1954, 3:33 AM EDT Att: 12,288 - Unknown  <b>AB 34</b> <b>R 5</b> <b>H 9</b> <b>RBI 5</b> <b>BB 3</b> <b>SO 10</b> <b>LOB 14</b>  				
<b>Pete Runnels, L</b> OBP: 0.358, SLG: 0.412 (1, 6)	0-0 2B	0-0 F2		1-2 2-3F L7		2-H 3-H K				4	1	1	0	0	1	4					
<b>Mickey Vernon, L</b> OBP: 0.353, SLG: 0.579 (1, 3)	0-0 1B		0-0 6-3		4-0 FC1-6 BB	4-0 BB				2	1	1	1	2	0	0					
<b>Roy Sievers, R</b> OBP: 0.351, SLG: 0.488 (1, 7)	0-3 K		0-0 F8		0-0 FC1-6	0-0 F3				4	0	0	0	0	1	3					
<b>Jim Busby, R</b> OBP: 0.352, SLG: 0.482 (1, 8)	0-0 1B		0-0 1B		0-3 K			0-0 F9		4	0	2	1	0	1	1					
<b>Tom Wright, L</b> OBP: 0.306, SLG: 0.342 (1, 9)	0-3 K		0-0 4-3		0-3 K			0-3 K		4	0	0	0	0	3	3					
<b>Mickey McDermott, L</b> OBP: 0.231, SLG: 0.194 (1, 1)		0-3 K		0-0 FC3-6 1B		0-0 6-3		0-0 4-3		4	0	1	0	0	1	0					
<b>Joe Tipton, R</b> OBP: 0.300, SLG: 0.302 (1, 2)		0-3 K		0-0 FC3-6 FC5 1B		0-0 E4 2B HR		0-0 5-3		4	1	0	0	0	1	1					
<b>Wayne Terwilliger, R</b> OBP: 0.273, SLG: 0.298 (1, 4)		0-0 BB		0-0 FC5 1B		0-0 HR		0-3 K		4	1	3	0	0	1	0					
<b>Inning Stats</b>	R: 2 E: 0 K: 3 S: 12	H: 3 LOB: 1 BB: 0 P: 12	R: 0 E: 0 K: 2 S: 8	H: 1 LOB: 2 BB: 1 P: 12	R: 0 E: 0 K: 0 S: 4	H: 1 LOB: 1 BB: 0 P: 4	R: 0 E: 0 K: 0 S: 5	H: 2 LOB: 2 BB: 0 P: 5	R: 0 E: 0 K: 2 S: 7	H: 0 LOB: 1 BB: 1 P: 11	R: 3 E: 1 K: 1 S: 8	H: 2 LOB: 1 BB: 1 P: 12	R: 0 E: 0 K: 1 S: 5	H: 0 LOB: 0 BB: 0 P: 5	R: 0 E: 0 K: 1 S: 5	H: 0 LOB: 0 BB: 0 P: 5		1B: 5 2B: 2 3B: 1 HR: 1	SF: 0 SAC: 0 DP: 0 HBP: 0	WP: 0 PB: 0 SB: 0 CS: 0	PA: 37
<b>PITCHER</b> <b>Early Wynn, R</b> ERA: 4.19 <b>Don Mossi, L</b> ERA: 3.6 (8, 1)	IP: 7.0 WLS: L BF: 34 H: 9 R: 5 ER: 4 SO: 9 BB: 3 IBB: 0 HBP: 0 BLK: 0 WP: 0 HR: 1 S: 49 P: 61 ERA: 5.14 WHIP: 1.714															<b>PITCHER</b>					



Batter	1	2	3	4	5	6	7	8	9	AB	R	H	RBI	BB	SO	LOB	TOP	
<b>Al Smith, R</b> OBP: 0.385, SLG: 0.375 (1, 7)	0-3 <b>K</b>			0-0 <b>1-3</b>		4-0 <b>FC6-4</b> <b>BB</b>		0-0 <b>L8</b>		3	0	0	0	1	1	0		
<b>Sam Dente, R</b> OBP: 0.333, SLG: 0.250 (1, 4)	0-0 <b>4-3</b>			0-0 <b>1-3</b>		0-0 <b>FC6-4</b> <b>1-2</b>		0-0 <b>2B</b> <b>1B</b>		4	0	1	0	0	0	1		
<b>Larry Doby, L</b> OBP: 0.327, SLG: 0.397 (1, 8)	0-0 <b>4-3</b>			0-0 <b>F7</b>			0-0 <b>4-3</b>	0-0 <b>1-3</b> <b>2B</b>		4	0	1	0	0	0	0		
<b>Vic Wertz, L</b> OBP: 0.284, SLG: 0.245 <b>Bill Glynn, L</b> OBP: 0.351, SLG: 0.353 (8, 3)		0-0 <b>4-3</b>			4-0 <b>FC3-6</b> <b>BB</b>		0-0 <b>1B</b> <b>E</b> <b>1B</b>	0-3 <b>K</b>		3	1	1	0	1	1	2		
<b>Dave Philley, S</b> OBP: 0.269, SLG: 0.390 (1, 9)		0-0 <b>6-3</b>			0-0 <b>FC3-6</b> <b>SH1-3</b> <b>1-2</b>		0-0 <b>1B</b>		0-0 <b>1-3</b>	4	0	1	0	0	0	1		
<b>Rudy Resalado, R</b> OBP: 0.336, SLG: 0.361 (1, 5)		0-0 <b>P4</b>			0-0 <b>SH1-3</b> <b>1-2</b>		0-0 <b>FC5</b>		0-0 <b>1-3</b>	3	0	0	0	0	0	1		
<b>George Strickland, R</b> OBP: 0.321, SLG: 0.345 (1, 6)			0-0 <b>F9</b>		0-0 <b>F9</b>		0-3 <b>K</b>		0-0 <b>P5</b>	4	0	0	0	0	1	3		
<b>Hal Naragon, L</b> OBP: 0.224, SLG: 0.255 (1, 2)			0-0 <b>L8</b>		0-0 <b>F7</b>		0-0 <b>F7</b>			3	0	0	0	0	0	2		
<b>Mike Garcia, R</b> OBP: 0.094, SLG: 0.033 (1, 1)			0-0 <b>F3</b>		0-0 <b>F3</b>			0-0 <b>3-4-3</b>		3	0	0	0	0	0	0		
<b>Inning Stats</b>	R: 0 E: 0 K: 1 S: 5	H: 0 LOB: 0 BB: 0 P: 5	R: 0 E: 0 K: 0 S: 3	H: 0 LOB: 0 BB: 0 P: 3	R: 0 E: 0 K: 0 S: 3	H: 0 LOB: 0 BB: 0 P: 3	R: 0 E: 0 K: 0 S: 3	H: 0 LOB: 1 BB: 1 P: 7	R: 1 E: 1 K: 1 S: 8	H: 2 LOB: 2 BB: 0 P: 8	R: 0 E: 0 K: 0 S: 3	H: 0 LOB: 0 BB: 0 P: 3	1B: 3 2B: 1 3B: 0 HR: 0	SF: 0 SAC: 1 DP: 0 HBP: 0	WP: 0 PB: 0 SB: 0 CS: 0	PA: 34		
<b>PITCHER</b> <b>Bob Porterfield, R</b> ERA: 2.24 (1, 1)	IP: 9.0 WLS: L BF: 34 H: 4 R: 1 ER: 0 SO: 3 BB: 2 IBB: 0 HBP: 0 BLK: 0 WP: 0 HR: 0 S: 38 P: 46 ERA: 0.00 WHIP: 0.667																	

Cleveland Indians @ Washington Senators  
Griffith Stadium, Washington, DC  
Wed Jun 09 1954, 3:33 AM EDT  
Att: 7,606 - Unknown

AB	31
R	1
H	4
RBI	0
BB	2
SO	3
LOB	10



Batter	1	2	3	4	5	6	7	8	9	AB	R	H	RBI	BB	SO	LOB	BOTTOM	
<b>Eddie Yost, R</b> OBP: 0.397, SLG: 0.315 (1, 5)	0-0 <b>F2</b>		0-0 <b>F8</b>			0-0 <b>3-1</b>		0-0 <b>6-3</b>		4	0	0	0	0	0	1		
<b>Pete Runnels, L</b> OBP: 0.356, SLG: 0.404 (1, 6)	0-0 <b>F7</b>			4-0 <b>CS</b> <b>BB</b>		0-0 <b>3-1</b>		0-0 <b>1-3</b>		3	0	0	0	1	0	1		
<b>Mickey Vernon, L</b> OBP: 0.351, SLG: 0.570 (1, 3)	4-0 <b>BB</b>			0-0 <b>L9</b>			0-0 <b>P4</b>		0-0 <b>F3</b>	3	0	0	0	1	0	1		
<b>Roy Sievers, R</b> OBP: 0.349, SLG: 0.483 (1, 7)	0-0 <b>6-3</b>			0-3 <b>K</b> <b>1-2</b>			0-0 <b>1B</b> <b>1B</b> <b>1B</b>		0-0 <b>5-3</b>	4	0	1	0	0	1	2		
<b>Jim Busby, R</b> OBP: 0.359, SLG: 0.488 (1, 8)		0-0 <b>1-3</b>			0-0 <b>FC1-6</b> <b>1B</b>		0-0 <b>1B</b>		0-0 <b>1B</b>	4	0	3	0	0	0	0		
<b>Tom Wright, L</b> OBP: 0.292, SLG: 0.325 (1, 9)		0-3 <b>K</b>			0-0 <b>FC1-6</b> <b>G4-6-3</b> <b>1-2</b>		0-0 <b>F7</b>		0-0 <b>6-3</b>	4	0	0	0	0	1	4		
<b>Ed Fitz Gerald, R</b> OBP: 0.339, SLG: 0.316 (1, 2)		0-3 <b>K</b>			0-0 <b>G4-6-3</b> <b>1-2</b>		0-0 <b>FC6-4</b> <b>1B</b>			3	0	1	0	0	1	1		
<b>Wayne Terwilliger, R</b> OBP: 0.274, SLG: 0.294 (1, 4)			0-0 <b>F8</b>			4-0 <b>3-1</b> <b>SH3-4</b> <b>BB</b>		0-0 <b>FC6-4</b> <b>1-2</b>		2	0	0	0	1	0	3		
<b>Bob Porterfield, R</b> OBP: 0.111, SLG: 0.152 (1, 1)			0-3 <b>K</b>		0-0 <b>SH3-4</b> <b>1-2</b>			0-0 <b>P4</b>		2	0	0	0	0	1	0		
<b>Inning Stats</b>	R: 0 E: 0 K: 0 S: 3	H: 0 LOB: 1 BB: 1 P: 7	R: 0 E: 0 K: 2 S: 7	H: 0 LOB: 0 BB: 0 P: 7	R: 0 E: 0 K: 1 S: 5	H: 0 LOB: 0 BB: 0 P: 5	R: 0 E: 0 K: 1 S: 4	H: 0 LOB: 1 BB: 1 P: 8	R: 0 E: 0 K: 0 S: 3	H: 3 LOB: 3 BB: 0 P: 6	R: 0 E: 0 K: 0 S: 3	H: 0 LOB: 0 BB: 0 P: 3	R: 0 E: 0 K: 0 S: 4	H: 1 LOB: 1 BB: 0 P: 4	1B: 5 2B: 1 3B: 0 HR: 0	SF: 0 SAC: 1 DP: 2 HBP: 0	WP: 0 PB: 0 SB: 0 CS: 1	PA: 33
<b>PITCHER</b> <b>Mike Garcia, R</b> ERA: 2.32 (1, 1)	IP: 9.0 WLS: W BF: 33 H: 5 R: 0 ER: 0 SO: 4 BB: 3 IBB: 0 HBP: 0 BLK: 0 WP: 0 HR: 0 S: 38 P: 50 ERA: 0.00 WHIP: 0.889																	

Cleveland Indians @ Washington Senators  
Griffith Stadium, Washington, DC  
Wed Jun 09 1954, 3:33 AM EDT  
Att: 7,606 - Unknown

AB	29
R	0
H	5
RBI	0
BB	3
SO	4
LOB	13





Batter	1	2	3	4	5	6	7	8	9	AB	R	H	RBI	BB	SO	LOB	TOP				
<b>Al Smith, R</b> OBP: 0.382, SLG: 0.378 (1, 7)	4-3	FC5-4			K			HR		4	1	1	1	0	1	1	<b>Cleveland Indians @ Washington Senators</b> Griffith Stadium, Washington, DC Thu Jun 10 1954, 3:33 AM EDT Att: 1,965 - Unknown				
<b>Sam Dente, R</b> OBP: 0.231, SLG: 0.167 (1, 4)	5-3		F9			E7		L6		4	0	0	0	0	0	1					
<b>Larry Doby, L</b> OBP: 0.335, SLG: 0.420 (1, 8)	1B		1B			G3		HR		4	1	3	2	0	0	1					
<b>Vic Wertz, L</b> OBP: 0.283, SLG: 0.245 (1, 3)	1-2		G1-6-3			P5		F8		4	0	1	0	0	0	2					
<b>Dave Philley, S</b> OBP: 0.269, SLG: 0.383 (1, 9)	K					4-3		P4		3	0	0	0	1	1	3					
<b>Rudy Regalado, R</b> OBP: 0.319, SLG: 0.364 (7, PR)										2	1	1	0	1	0	1					
<b>Wally Westlake, R</b> OBP: 0.322, SLG: 0.462 (7, 7)										1	0	0	0	0	0	0					
<b>George Strickland, R</b> OBP: 0.344, SLG: 0.364 (7, PH)										2	0	0	0	0	1	2					
<b>Hank Majeski, R</b> OBP: 0.300, SLG: 0.222 (7, 4)										2	0	0	0	0	0	1					
<b>Jim Hegan, R</b> OBP: 0.291, SLG: 0.411 (1, 2)										4	0	1	0	0	0	1					
<b>Bob Lemon, L</b> OBP: 0.147, SLG: 0.129 (6, 1)										1	0	0	1	0	0	0					
<b>Ray Narleski, R</b> OBP: 0.263, SLG: 0.176 (8, PH)										0	0	0	0	0	0	0					
<b>Dave Pope, L</b> OBP: 0.263, SLG: 0.176 (8, 1)										0	1	0	0	1	0	0					
<b>Don Mossi, L</b> (8, 1)										0	0	0	0	0	0	0					
<b>Inning Stats</b>	R: 0 E: 0 K: 1 S: 7	H: 2 LOB: 2 BB: 0 P: 7	R: 1 E: 0 K: 1 S: 6	H: 1 LOB: 1 BB: 1 P: 10	R: 0 E: 0 K: 0 S: 3	H: 1 LOB: 0 BB: 0 P: 3	R: 0 E: 0 K: 0 S: 2	H: 0 LOB: 0 BB: 1 P: 6	R: 0 E: 0 K: 0 S: 5	H: 0 LOB: 0 BB: 0 P: 5	R: 0 E: 1 K: 0 S: 4	H: 1 LOB: 1 BB: 0 P: 4	R: 0 E: 0 K: 0 S: 3	R: 3 E: 0 K: 0 S: 5	H: 2 LOB: 0 BB: 1 P: 9	R: 0 E: 0 K: 0 S: 3	H: 0 LOB: 0 BB: 0 P: 3	1B: 5 2B: 1 3B: 0 HR: 1	SF: 1 SAC: 0 DP: 3 HBP: 0	WP: 1 PB: 0 SB: 0 CS: 0	PA: 35
<b>PITCHER</b> <b>Dean Stone, L</b> ERA: 3.59 (1, 1)	IP: 9.0 WLS: W BF: 35 H: 7 R: 4 ER: 4 SO: 3 BB: 3 IBB: 0 HBP: 0 BLK: 0 WP: 1 HR: 1 S: 38 P: 50 ERA: 4.00 WHIP: 1.111																				

Batter	1	2	3	4	5	6	7	8	9	AB	R	H	RBI	BB	SO	LOB	BOTTOM				
<b>Eddie Yost, R</b> OBP: 0.362, SLG: 0.311 (1, 5)										2	2	0	0	3	0	0	<b>Cleveland Indians @ Washington Senators</b> Griffith Stadium, Washington, DC Thu Jun 10 1954, 3:33 AM EDT Att: 1,965 - Unknown				
<b>Pete Runnels, L</b> OBP: 0.352, SLG: 0.398 (1, 6)	F8									5	1	1	0	0	0	2					
<b>Mickey Vernon, L</b> OBP: 0.356, SLG: 0.568 (1, 3)										4	1	2	1	1	0	1					
<b>Roy Sievers, R</b> OBP: 0.355, SLG: 0.483 (1, 7)	F7									4	2	2	1	1	0	2					
<b>Jim Busby, R</b> OBP: 0.362, SLG: 0.485 (1, 8)	FC5-4									3	2	1	1	1	0	4					
<b>Tom Umphlett, R</b> OBP: 0.227, SLG: 0.250 (1, 9)										4	0	1	3	0	0	1					
<b>Joe Tipton, R</b> OBP: 0.311, SLG: 0.303 (1, 2)										3	0	1	0	1	0	1					
<b>Wayne Terwilliger, R</b> OBP: 0.268, SLG: 0.287 (1, 4)										4	0	0	1	0	0	3					
<b>Dean Stone, L</b> OBP: 0.200, SLG: 0.286 (1, 1)										4	0	0	0	0	3	3					
<b>Inning Stats</b>	R: 0 E: 0 K: 0 S: 3	H: 0 LOB: 2 BB: 2 P: 11	R: 0 E: 0 K: 0 S: 3	H: 0 LOB: 0 BB: 0 P: 3	R: 5 E: 1 K: 2 S: 11	H: 3 LOB: 3 BB: 3 P: 23	R: 0 E: 0 K: 0 S: 4	H: 1 LOB: 2 BB: 1 P: 8	R: 0 E: 0 K: 0 S: 4	H: 1 LOB: 1 BB: 0 P: 4	R: 3 E: 0 K: 0 S: 6	H: 3 LOB: 1 BB: 1 P: 10	R: 0 E: 0 K: 1 S: 5	H: 0 LOB: 0 BB: 0 P: 5	R: 0 E: 0 K: 0 S: 3	H: 0 LOB: 0 BB: 0 P: 3		1B: 8 2B: 0 3B: 0 HR: 0	SF: 0 SAC: 0 DP: 0 HBP: 0	WP: 0 PB: 0 SB: 0 CS: 0	PA: 40
<b>PITCHER</b> <b>Bob Lemon, R</b> ERA: 2.88 (6, 1)	IP: 5.2 WLS: L BF: 33 H: 8 R: 8 ER: 6 SO: 2 BB: 7 IBB: 0 HBP: 0 BLK: 0 WP: 0 HR: 0 S: 30 P: 58 ERA: 9.53 WHIP: 2.647																				
<b>Ray Narleski, R</b> ERA: 2.78 (8, 1)	IP: 1.1 WLS: 4 BF: 0 H: 0 R: 0 ER: 0 SO: 1 BB: 0 IBB: 0 HBP: 0 BLK: 0 WP: 0 HR: 0 S: 6 P: 6 ERA: 0.00 WHIP: 0.000																				
<b>Don Mossi, L</b> ERA: 3.43 (8, 1)	IP: 1.0 WLS: 3 BF: 0 H: 0 R: 0 ER: 0 SO: 0 BB: 0 IBB: 0 HBP: 0 BLK: 0 WP: 0 HR: 0 S: 3 P: 3 ERA: 0.00 WHIP: 0.000																				







Batter	1	2	3	4	5	6	7	8	9	AB	R	H	RBI	BB	SO	LOB	TOP					
Bobby Young, L (1,4) OBP: 0.373, SLG: 0.394										4	1	3	3	1	1	1	<b>Baltimore Orioles @ Washington Senators</b> Griffith Stadium, Washington, DC Sat Jun 12 1954, 3:33 AM EDT Att: 5,720 - Unknown <a href="http://livebaseballscorecards.com">livebaseballscorecards.com</a>					
Billy Hunter, R (1,6) OBP: 0.240, SLG: 0.241										3	0	0	1	0	0	3						
Dick Kryhoski, L (1,3) OBP: 0.357, SLG: 0.402										4	1	1	0	1	1	4						
Sam Mele, R (1,9) OBP: 0.294, SLG: 0.387										4	1	2	2	0	1	0						
Cal Abrams, L (9,9) OBP: 0.394, SLG: 0.321										0	0	0	0	0	0	0						
Bob Kennedy, R (1,5) OBP: 0.351, SLG: 0.416										4	0	1	1	0	0	1						
Jim Fridley, R (1,7) OBP: 0.315, SLG: 0.417										5	0	0	0	0	1	2						
Les Moss, R (1,2) OBP: 0.365, SLG: 0.354										4	1	2	0	0	0	0						
Chuck Diering, R (1,8) OBP: 0.377, SLG: 0.355										4	3	3	0	0	0	1						
Lou Kretlow, R (1,1) OBP: 0.364, SLG: 0.300										1	0	1	0	1	0	0						
Howie Fox, R (9,1) OBP: 0.200, SLG: 0.200										0	0	0	0	0	0	0						
<b>Inning Stats</b>	R: 3 E: 0 K: 1 S: 7	H: 2 LOB: 0 BB: 1 P: 11	R: 1 E: 0 K: 0 S: 5	H: 2 LOB: 2 BB: 1 P: 9	R: 0 E: 0 K: 0 S: 3	H: 0 LOB: 0 BB: 0 P: 3	R: 1 E: 0 K: 0 S: 5	H: 2 LOB: 1 BB: 0 P: 5	R: 0 E: 0 K: 0 S: 3	H: 1 LOB: 0 BB: 0 P: 3	R: 2 E: 0 K: 0 S: 6	H: 3 LOB: 2 BB: 1 P: 10	R: 0 E: 0 K: 1 S: 5	H: 0 LOB: 0 BB: 0 P: 5	R: 0 E: 0 K: 1 S: 6	H: 1 LOB: 1 BB: 0 P: 6	R: 0 E: 0 K: 1 S: 7	H: 2 LOB: 2 BB: 0 P: 7	1B: 12 2B: 1 3B: 1 HR: 0	SF: 2 SAC: 4 DP: 1 HBP: 0	WP: 0 PB: 0 SB: 0 CS: 0	PA: 42
<b>PITCHER</b>	IP WLS BF H R ER SO BB IBB HBP BLK WP HR S P ERA WHIP	5.1 L 28 10 7 7 1 3 0 0 0 0 0 27 39 11.81 2.438	6.1 S 5 0 0 0 1 0 0 0 0 0 0 7 7 0.00 0.000	8.1 L 9 3 0 0 2 0 0 0 0 0 0 13 13 0.00 1.500	<b>PITCHER</b>										IP WLS BF H R ER SO BB IBB HBP BLK WP HR S P ERA WHIP							

Batter	1	2	3	4	5	6	7	8	9	AB	R	H	RBI	BB	SO	LOB	BOTTOM					
Eddie Yost, R (1,5) OBP: 0.369, SLG: 0.328										3	0	0	0	1	0	1	<b>Baltimore Orioles @ Washington Senators</b> Griffith Stadium, Washington, DC Sat Jun 12 1954, 3:33 AM EDT Att: 5,720 - Unknown <a href="http://livebaseballscorecards.com">livebaseballscorecards.com</a>					
Pete Runnels, L (1,6) OBP: 0.366, SLG: 0.429										3	0	1	0	1	0	0						
Mickey Vernon, L (1,3) OBP: 0.347, SLG: 0.548										4	1	0	0	0	0	3						
Roy Sievers, R (1,7) OBP: 0.356, SLG: 0.489										3	2	1	2	1	0	0						
Jim Busby, R (1,8) OBP: 0.358, SLG: 0.477										4	0	0	0	0	2	1						
Tom Umphlett, R (1,9) OBP: 0.241, SLG: 0.263										4	0	2	0	0	0	0						
Ed Fitz Gerald, R (1,2) OBP: 0.342, SLG: 0.330										4	0	2	1	0	1	1						
Wayne Terwilliger, R (1,4) OBP: 0.262, SLG: 0.276										3	0	0	0	1	1	4						
Chuck Stobbs, L (1,1) OBP: 0.167, SLG: 0.222										1	0	0	0	0	1	1						
Gus Keriazakos, R (6,1) OBP: 0.289, SLG: 0.321										1	0	0	0	0	1	0						
Tom Wright, L (7, PH) OBP: 0.289, SLG: 0.321										1	0	0	0	0	1	2						
Bunky Stewart, L (8,1) OBP: 0.254, SLG: 0.333										0	0	0	0	0	0	0						
Clyde Vollmer, R (9, PH) OBP: 0.254, SLG: 0.333										1	0	0	0	0	1	1						
<b>Inning Stats</b>	R: 0 E: 0 K: 0 S: 3	H: 0 LOB: 0 BB: 0 P: 3	R: 0 E: 0 K: 0 S: 3	H: 0 LOB: 0 BB: 0 P: 3	R: 0 E: 0 K: 1 S: 6	H: 1 LOB: 1 BB: 0 P: 6	R: 0 E: 0 K: 0 S: 3	H: 0 LOB: 0 BB: 0 P: 3	R: 0 E: 0 K: 3 S: 10	H: 1 LOB: 1 BB: 0 P: 10	R: 0 E: 0 K: 1 S: 5	H: 1 LOB: 1 BB: 1 P: 9	R: 1 E: 0 K: 2 S: 9	H: 2 LOB: 2 BB: 1 P: 13	R: 2 E: 0 K: 0 S: 4	H: 1 LOB: 0 BB: 1 P: 8	R: 0 E: 0 K: 1 S: 5	H: 0 LOB: 1 BB: 1 P: 9	1B: 5 2B: 0 3B: 0 HR: 1	SF: 0 SAC: 0 DP: 1 HBP: 0	WP: 0 PB: 0 SB: 0 CS: 0	PA: 36
<b>PITCHER</b>	IP WLS BF H R ER SO BB IBB HBP BLK WP HR S P ERA WHIP	8.0 W 32 6 3 3 7 3 0 0 0 0 0 43 55 3.38 1.125	1.0 S 4 0 0 0 1 1 0 0 0 0 0 5 9 0.00 1.000	<b>PITCHER</b>										IP WLS BF H R ER SO BB IBB HBP BLK WP HR S P ERA WHIP								



Batter	1	2	3	4	5	6	7	8	9	AB	R	H	RBI	BB	SO	LOB	TOP										
<b>Bobby Young, L</b> OBP: 0.380, SLG: 0.395 (1, 4)	F9		1B 2B BB		E 1B BB	2H 1B		SH SH1-3		2	2	1	2	2	0	0	<b>Baltimore Orioles @ Washington Senators</b> Griffith Stadium, Washington, DC Sun Jun 13 1954, 3:33 AM EDT Unknown										
<b>Billy Hunter, R</b> OBP: 0.247, SLG: 0.248 (1, 6)	F7		2B 1B		E5 1B 1B	3		SH1-3		4	1	2	1	0	0	1											
<b>Dick Kryhoski, L</b> OBP: 0.359, SLG: 0.411 (1, 3)	F8		1-3 2B		1B			F5		5	0	2	3	0	1	2											
<b>Sam Mele, R</b> OBP: 0.309, SLG: 0.400 <b>Cal Abrams, L</b> OBP: 0.396, SLG: 0.327 (9, PH) (9, 9)		4-3 2B	G6-4-3 IBB		2B BB			SH5-3 1B		2	0	2	0	2	0	0											
<b>Bob Kennedy, R</b> OBP: 0.337, SLG: 0.398 <b>Vern Stephens, R</b> OBP: 0.345, SLG: 0.487 (1, 5) (8, 5)		6-3	G6-4-3 1-2		F8			SH5-3		4	0	0	0	0	1	6											
<b>Jim Fridley, R</b> OBP: 0.320, SLG: 0.438 (1, 7)	4-3				1-3 2B			F8		5	0	2	0	0	0	3											
<b>Les Moss, R</b> OBP: 0.339, SLG: 0.327 (1, 2)	F3				SH1-4 2B			6-3		4	0	0	0	0	0	4											
<b>Chuck Diering, R</b> OBP: 0.397, SLG: 0.394 (1, 8)			FC3-6 1B		6-3			1B SH 2B		4	2	3	0	0	0	1											
<b>Bob Turley, R</b> OBP: 0.162, SLG: 0.167 <b>Howie Fox, R</b> OBP: 0.333, SLG: 0.333 (1, 1) (7, 1)			FC3-6 1B		K			SH1-3 SH 1B		2	1	0	0	0	1	2											
<b>Inning Stats</b>	R: 0 E: 0 K: 0 S: 3	H: 0 LOB: 0 BB: 0 P: 3	R: 0 E: 0 K: 0 S: 4	H: 1 LOB: 1 BB: 0 P: 4	R: 2 E: 0 K: 0 S: 5	H: 3 LOB: 2 BB: 2 P: 13	R: 0 E: 0 K: 1 S: 6	H: 1 LOB: 1 BB: 0 P: 6	R: 2 E: 1 K: 0 S: 5	H: 3 LOB: 2 BB: 2 P: 13	R: 1 E: 0 K: 0 S: 4	H: 2 LOB: 0 BB: 0 P: 4	R: 0 E: 0 K: 2 S: 8	H: 1 LOB: 0 BB: 0 P: 8	R: 1 E: 0 K: 0 S: 6	H: 2 LOB: 2 BB: 0 P: 6		R: 0 E: 0 K: 0 S: 4	H: 1 LOB: 0 BB: 0 P: 4	1B: 9 2B: 6 3B: 0 HR: 0	SF: 0 SAC: 5 DP: 2 HBP: 0	WP: 0 PB: 0 SB: 0 CS: 0	PA: 43				
<b>PITCHER</b>	IP	WLS	BF	H	R	ER	SO	BB	IBB	HBP	BLK	WP	HR	S	P	ERA	WHIP										
<b>Mickey McDermott, L</b> ERA: 3.16 <b>Camilo Pascual, R</b> ERA: 5.8 <b>Bunky Stewart, L</b> ERA: 9.2 <b>Spec Shea, R</b> ERA: 8.4 <b>Connie Marrero, R</b> ERA: 4.39 (1, 1) (4, 1) (6, 1) (7, 1) (9, 1)	3.0	L	15	5	2	2	0	1	1	0	0	0	0	13	21	6.00	2.000										


Batter	1	2	3	4	5	6	7	8	9	AB	R	H	RBI	BB	SO	LOB	BOTTOM										
<b>Eddie Yost, R</b> OBP: 0.374, SLG: 0.325 (1, 5)	L7		1-2 BB		1-2 BB		HBP 1B BB	6-3		2	1	0	0	3	0	1	<b>Baltimore Orioles @ Washington Senators</b> Griffith Stadium, Washington, DC Sun Jun 13 1954, 3:33 AM EDT Unknown										
<b>Pete Runnels, L</b> OBP: 0.367, SLG: 0.439 (1, 6)	F9		K		6-3		HBP 1B	F3 3B		5	2	2	1	0	1	4											
<b>Mickey Vernon, L</b> OBP: 0.348, SLG: 0.542 (1, 3)	FC5-4 1B		6-3				K	F7		4	0	1	0	0	1	3											
<b>Roy Sievers, R</b> OBP: 0.357, SLG: 0.484 (1, 7)	FC5-4 1-2				F2		1B BB	F3		4	0	1	3	1	0	1											
<b>Jim Busby, R</b> OBP: 0.350, SLG: 0.466 (1, 8)		6-3			6-3		P4	F7		5	0	0	0	0	0	3											
<b>Tom Umphlett, R</b> OBP: 0.241, SLG: 0.262 (1, 9)	F8				6-3		1-2 1B	K		4	0	1	0	0	1	2											
<b>Mickey McDermott, L</b> ERA: 3.16 <b>Camilo Pascual, R</b> ERA: 5.8 <b>Tom Wright, L</b> ERA: 2.96 <b>Bunky Stewart, L</b> ERA: 9.2 <b>Spec Shea, R</b> ERA: 8.4 <b>Ed Fitz Gerald, R</b> ERA: 3.47 <b>Connie Marrero, R</b> ERA: 4.39 (1, 1) (4, 1) (5, PH) (6, 1) (7, 1) (8, PH) (9, 1)			F7		G3		K	4-3 2B		1	0	0	0	0	0	0											
<b>Joe Tipton, R</b> OBP: 0.308, SLG: 0.300 (1, 2)			F7				BB 1B	6-3		4	0	1	0	0	0	1											
<b>Wayne Terwilliger, R</b> OBP: 0.267, SLG: 0.277 (1, 4)			BB 1B		F2		F2	4-3		3	1	1	0	1	0	2											
<b>Inning Stats</b>	R: 0 E: 0 K: 0 S: 4	H: 1 LOB: 0 BB: 0 P: 4	R: 0 E: 0 K: 0 S: 3	H: 0 LOB: 0 BB: 0 P: 3	R: 0 E: 0 K: 1 S: 6	H: 1 LOB: 2 BB: 1 P: 10	R: 0 E: 0 K: 0 S: 3	H: 0 LOB: 0 BB: 0 P: 3	R: 0 E: 0 K: 0 S: 4	H: 1 LOB: 2 BB: 1 P: 8	R: 3 E: 0 K: 1 S: 7	H: 2 LOB: 2 BB: 2 P: 16	R: 0 E: 0 K: 0 S: 4	H: 1 LOB: 1 BB: 0 P: 4	R: 1 E: 0 K: 0 S: 4	H: 1 LOB: 0 BB: 0 P: 4		1B: 6 2B: 1 3B: 1 HR: 0	SF: 0 SAC: 0 DP: 0 HBP: 1	WP: 0 PB: 0 SB: 0 CS: 0	PA: 41						
<b>PITCHER</b>	IP	WLS	BF	H	R	ER	SO	BB	IBB	HBP	BLK	WP	HR	S	P	ERA	WHIP										
<b>Bob Turley, R</b> ERA: 2.94 <b>Howie Fox, R</b> ERA: 3.6 (1, 1) (7, 1)	6.1	W	31	6	3	3	3	5	0	1	0	0	0	31	52	4.26	1.737										




Batter	1	2	3	4	5	6	7	8	9	AB	R	H	RBI	BB	SO	LOB	TOP		
Cal Abrams, L (1,9) OBP: 0.380, SLG: 0.336	4-0 BB G4-6-3		0-0 1B G1-6-3			0-0 1-3			0-0 1B L9-3	3	0	2	0	1	0	0	<b>Baltimore Orioles @ Washington Senators</b> Griffith Stadium, Washington, DC Sun Jun 13 1954, 3:38 AM EDT Att: 11,109 - Unknown <a href="http://livebaseballscorecards.com">livebaseballscorecards.com</a>		
Billy Hunter, R (1,6) OBP: 0.242, SLG: 0.243	0-0 G4-6-3		0-0 1-2 G1-6-3			0-0 F9			0-0 1-2 L9-3	3	0	0	0	0	0	2			
Jim Brideweser, R (8,6) OBP: 0.333, SLG: 0.347										1	0	0	0	0	0	1			
Dick Kryhoski, L (1,3) OBP: 0.355, SLG: 0.423	0-0 F9			0-0 F8			0-0 F5		0-0 3B	4	0	1	0	0	0	0			
Bob Kennedy, R (1,5) OBP: 0.333, SLG: 0.402		0-0 1B 2B		0-0 5-3			0-0 6-3		0-0 F9	4	0	1	0	0	0	1			
Clint Courtney, L (1,2) OBP: 0.315, SLG: 0.403		0-0 1-3		0-0 4-3			0-0 F7			3	0	0	0	0	0	1			
Jim Fridley, R (1,7) OBP: 0.310, SLG: 0.424		0-3 K			0-0 F9			0-0 P3		3	0	0	0	0	1	1			
Gil Coan, L (1,8) OBP: 0.284, SLG: 0.223		0-0 1B			0-0 F9			0-0 E1		3	0	1	0	0	0	0			
Bobby Young, L (1,4) OBP: 0.379, SLG: 0.394		0-0 4-3			0-0 4-3			0-0 1B		3	0	1	0	0	0	2			
Don Larsen, R (1,1) OBP: 0.235, SLG: 0.250			0-0 P5			0-0 2-3		0-0 F9		0	0	0	0	0	0	0			
Mike Blyzka, R (1,1) OBP: 0.200, SLG: 0.200										2	0	0	0	0	0	0			
Marlin Stuart, L (6,1) OBP: 0.392, SLG: 0.388										0	0	0	0	0	0	0			
Chuck Diering, R (8, PH) OBP: 0.333, SLG: 0.250										1	0	0	0	0	0	1			
Bob Chakales, R (8,1) OBP: 0.333, SLG: 0.250										0	0	0	0	0	0	0			
<b>Inning Stats</b>	R: 0 E: 0 K: 0 S: 2	H: 0 LOB: 0 BB: 1 P: 6	R: 0 E: 0 K: 1 S: 7	H: 2 LOB: 2 BB: 0 P: 7	R: 0 E: 0 K: 0 S: 3	H: 1 LOB: 0 BB: 0 P: 3	R: 0 E: 0 K: 0 S: 3	H: 0 LOB: 0 BB: 0 P: 3	R: 0 E: 0 K: 0 S: 3	H: 0 LOB: 0 BB: 0 P: 3	R: 0 E: 0 K: 0 S: 3	H: 0 LOB: 0 BB: 0 P: 3	R: 0 E: 0 K: 0 S: 3	H: 1 LOB: 1 BB: 0 P: 4	R: 0 E: 0 K: 0 S: 4	H: 2 LOB: 1 BB: 0 P: 4	1B: 4 2B: 2 3B: 1 HR: 0	SF: 0 SAC: 0 DP: 3 HBP: 0	WP: 0 PA: 31 PB: 0 SB: 0 CS: 0
<b>PITCHER</b> Bob Porterfield, R (1,1) ERA: 2.05	IP: 9.0 WLS: W BF: 31 H: 6 R: 0 ER: 0 SO: 1 BB: 1 IBB: 0 HBP: 0 BLK: 0 WP: 0 HR: 0 S: 32 P: 36 ERA: 0.00 WHIP: 0.778																		

Batter	1	2	3	4	5	6	7	8	9	AB	R	H	RBI	BB	SO	LOB	BOTTOM
Eddie Yost, R (1,5) OBP: 0.378, SLG: 0.325	0-0 1B 1B		4-0 BB		0-0 P5	4-0 1-2 2-3 BB		0-0 4-3		3	0	1	0	2	0	1	<b>Baltimore Orioles @ Washington Senators</b> Griffith Stadium, Washington, DC Sun Jun 13 1954, 3:38 AM EDT Att: 11,109 - Unknown <a href="http://livebaseballscorecards.com">livebaseballscorecards.com</a>
Pete Runnels, L (1,6) OBP: 0.365, SLG: 0.432	0-0 F9		0-0 F7			0-0 BB G3				3	1	0	0	1	0	5	
Mickey Vernon, L (1,3) OBP: 0.355, SLG: 0.546	0-0 1B G6-4-3			0-0 FC5-4 1B		0-0 6-3 1-2	0-0 1B			4	0	3	0	0	0	1	
Roy Sievers, R (1,7) OBP: 0.355, SLG: 0.476	0-0 G6-4-3			0-0 FC5-4 FC3-6		4-0 1B 2B BB	0-0 F2			3	1	0	0	1	0	4	
Jim Busby, R (1,8) OBP: 0.349, SLG: 0.462		0-0 6-3		0-0 FC3-6 PB		0-0 2B 1B 1B	0-0 F8			4	1	1	0	0	0	2	
Tom Umphlett, R (1,9) OBP: 0.284, SLG: 0.287		0-0 CS 1B		4-0 1-2 BB		0-0 1B 2B	0-0 F7			3	1	2	2	1	0	1	
Ed Fitz Gerald, R (1,2) OBP: 0.352, SLG: 0.345	0-0 1-2 1-3			0-3 K		0-0 BB 1B IBB		0-0 SH3-4 1B		3	0	1	0	1	1	3	
Wayne Terwilliger, R (1,4) OBP: 0.266, SLG: 0.276			0-0 5-3		0-0 F7	0-0 BB 1B		0-3 K		4	0	1	2	0	1	1	
Bob Porterfield, R (1,1) OBP: 0.103, SLG: 0.139			0-0 F7		0-0 6-3	0-0 F5		0-0 SH3-4		3	0	0	0	0	0	2	
<b>Inning Stats</b>	R: 0 E: 0 K: 0 S: 4	H: 2 LOB: 1 BB: 0 P: 4	R: 0 E: 0 K: 0 S: 3	H: 1 LOB: 0 BB: 0 P: 3	R: 0 E: 0 K: 1 S: 6	H: 1 LOB: 2 BB: 1 P: 10	R: 0 E: 0 K: 0 S: 3	H: 0 LOB: 0 BB: 0 P: 3	R: 4 E: 0 K: 0 S: 6	H: 3 LOB: 3 BB: 4 P: 22	R: 0 E: 0 K: 0 S: 4	H: 1 LOB: 1 BB: 0 P: 4	R: 0 E: 0 K: 1 S: 6	H: 1 LOB: 1 BB: 0 P: 6	1B: 8 2B: 1 3B: 0 HR: 0	SF: 0 SAC: 1 DP: 1 HBP: 0	
<b>PITCHER</b> Don Larsen, R (1,1) ERA: 4.28	IP: 0.1 WLS: L BF: 22 H: 4 R: 4 ER: 4 SO: 1 BB: 4 IBB: 0 HBP: 0 BLK: 0 WP: 0 HR: 0 S: 19 P: 39 ERA: 7.20 WHIP: 1.600																
Mike Blyzka, R (1,1) ERA: 5.11	IP: 1.2 WLS: 8 BF: 2 H: 2 R: 0 ER: 0 SO: 0 BB: 0 IBB: 0 HBP: 0 BLK: 0 WP: 0 HR: 0 S: 7 P: 11 ERA: 0.00 WHIP: 1.800																
Marlin Stuart, R (6,1) ERA: 4.73	IP: 1.0 WLS: 4 BF: 1 H: 0 R: 0 ER: 0 SO: 1 BB: 0 IBB: 0 HBP: 0 BLK: 0 WP: 0 HR: 0 S: 6 P: 6 ERA: 0.00 WHIP: 1.000																



Batter	1	2	3	4	5	6	7	8	9	AB	R	H	RBI	BB	SO	LOB	TOP	
<b>Eddie Yost, R</b> OBP: 0.379, SLG: 0.323 (1, 5)	F7					5-3	K		SF9 BB	4	0	1	0	1	1	3	<b>Washington Senators @ Cleveland Indians</b> Cleveland Municipal Stadium, Cleveland, OH Tue Jun 15 1954, 3:33 AM EDT Att: 11,090 - Unknown 	
<b>Johnny Pesky, L</b> OBP: 0.320, SLG: 0.333 (1, 4)	E	F5			G3		4-3		FC5-4 BB	4	1	1	0	1	0	2		
<b>Mickey Vernon, L</b> OBP: 0.356, SLG: 0.550 (1, 3)	E9			P6			4-3		SF9	4	1	2	2	0	0	0		
<b>Roy Sievers, R</b> OBP: 0.347, SLG: 0.464 (1, 7)	5-3			K			P4		F5	5	0	0	0	0	1	4		
<b>Jim Busby, R</b> OBP: 0.350, SLG: 0.465 (1, 8)				3-1					FC5-4	5	0	2	1	0	0	2		
<b>Pete Runnels, L</b> OBP: 0.363, SLG: 0.428 (1, 6)	4-3									4	0	1	0	0	1	2		
<b>Tom Umphlett, R</b> OBP: 0.274, SLG: 0.297 (1, 9)			5-3		F8					4	0	2	0	0	0	1		
<b>Joe Tipton, R</b> OBP: 0.293, SLG: 0.284 (1, 2)			6-3		F5				F2	4	0	0	0	0	0	4		
<b>Dean Stone, L</b> OBP: 0.222, SLG: 0.294 (1, 1)					3-1					3	0	1	0	0	0	1		<b>AB 38</b> <b>R 3</b> <b>H 11</b> <b>RBI 3</b> <b>BB 2</b> <b>SO 4</b> <b>LOB 22</b>
<b>Gus Keriazakos, R</b> (8, 1)										0	0	0	0	0	0	0		
<b>Chuck Stobbs, L</b> OBP: 0.167, SLG: 0.222 (8, 1)										0	0	0	0	0	0	0		
<b>Mickey McDermott, L</b> OBP: 0.244, SLG: 0.211 (9, PH)										1	0	1	0	0	0	0	<b>WP: 0</b> <b>PA: 41</b> <b>FB: 0</b> <b>SB: 0</b> <b>CS: 0</b>	
<b>Jerry Snyder, R</b> (9, PR)										0	1	0	0	0	0	0		
<b>Inning Stats</b>	R: 2 E: 1 K: 0 S: 6	H: 3 LOB: 1 BB: 0 P: 6	R: 0 E: 0 K: 0 S: 4	H: 1 LOB: 2 BB: 1 P: 8	R: 0 E: 0 K: 1 S: 5	H: 0 LOB: 0 BB: 0 P: 5	R: 0 E: 0 K: 0 S: 4	H: 1 LOB: 1 BB: 0 P: 4	R: 0 E: 0 K: 0 S: 3	H: 0 LOB: 0 BB: 0 P: 3	R: 0 E: 0 K: 1 S: 6	H: 1 LOB: 1 BB: 0 P: 6	R: 1 E: 0 K: 0 S: 5	H: 2 LOB: 2 BB: 1 P: 9	1B: 9 2B: 2 3B: 0 HR: 0	SF: 1 SAC: 0 DP: 0 HBP: 0		
<b>PITCHER</b>	IP WLS BF H R ER SO BB IBB HBP BLK WP HR S P ERA WHIP																	
<b>Art Houtteman, R</b> ERA: 3.14 (1, 1)	8.0 W 38 11 3 3 4 2 0 0 0 0 0 0 44 52 3.38 1.625																	
<b>Hal Newhouser, L</b> ERA: 1.2 (9, 1)	1.0 S 3 0 0 0 0 0 0 0 0 0 0 0 3 3 0.00 0.000																	

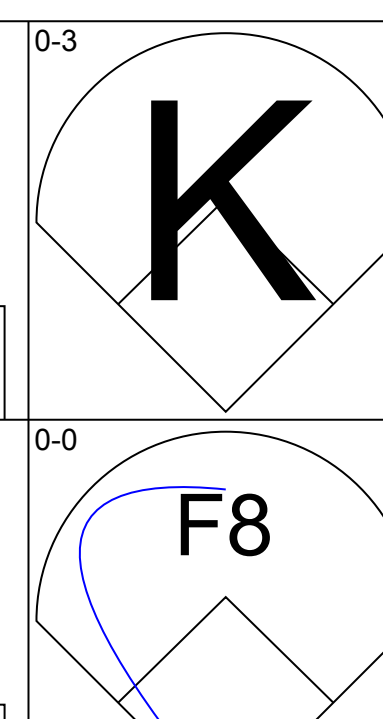
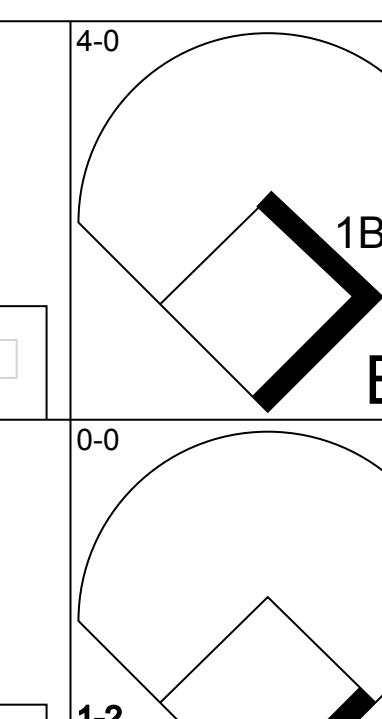
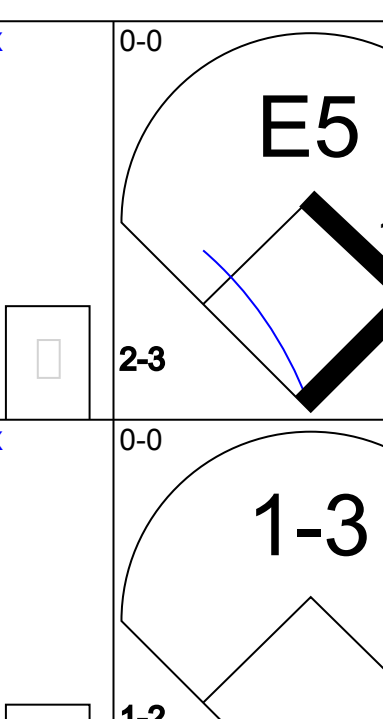
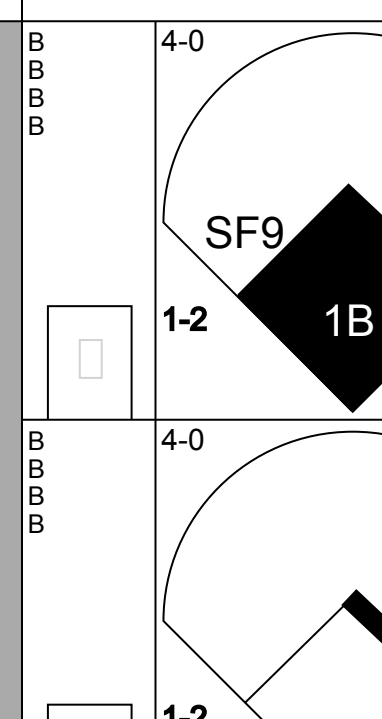
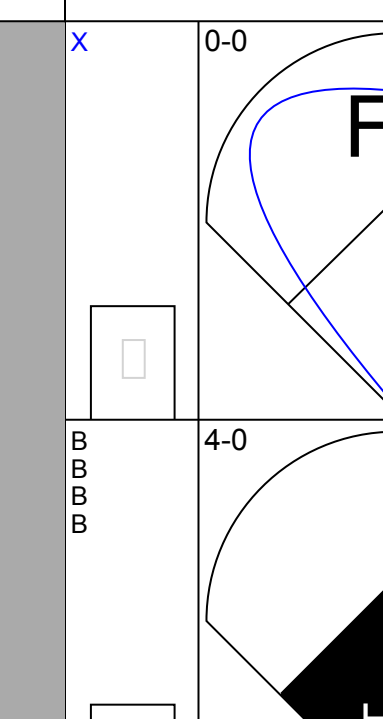
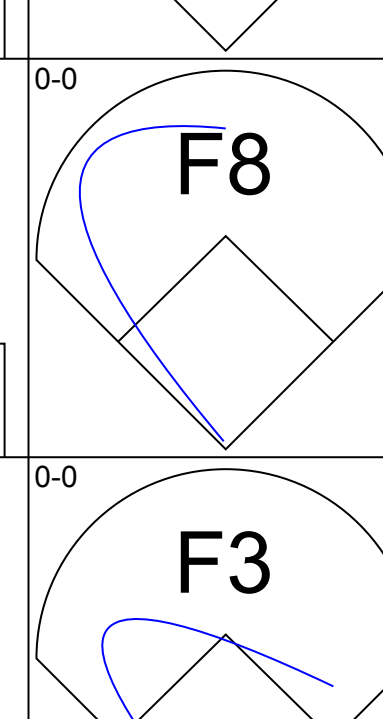
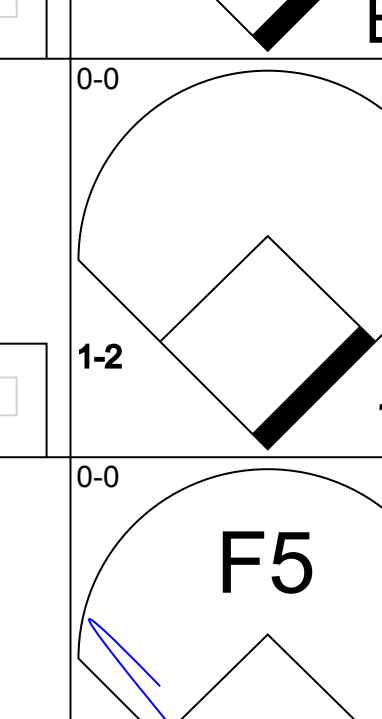
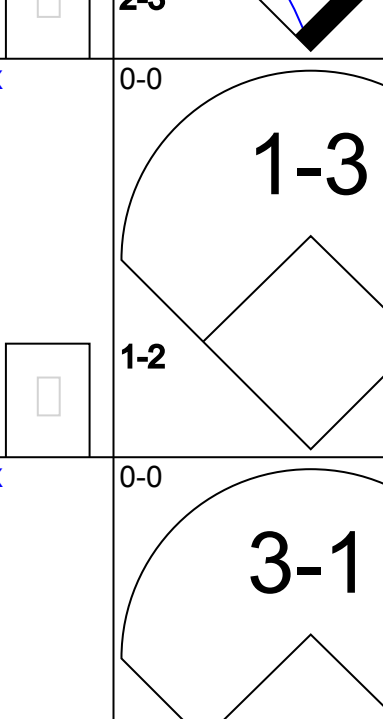
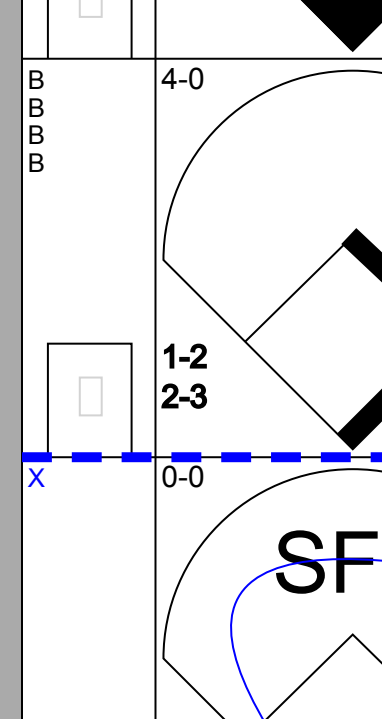
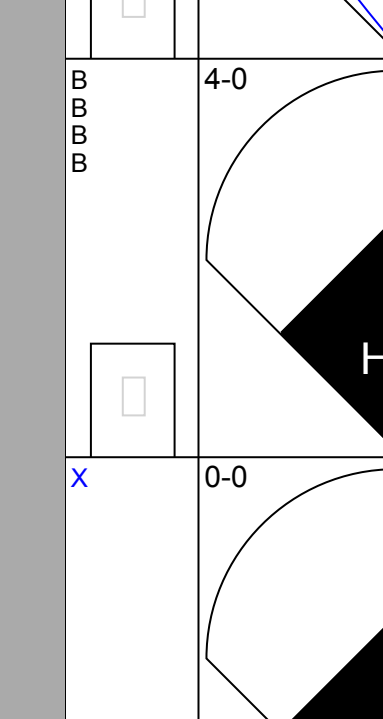
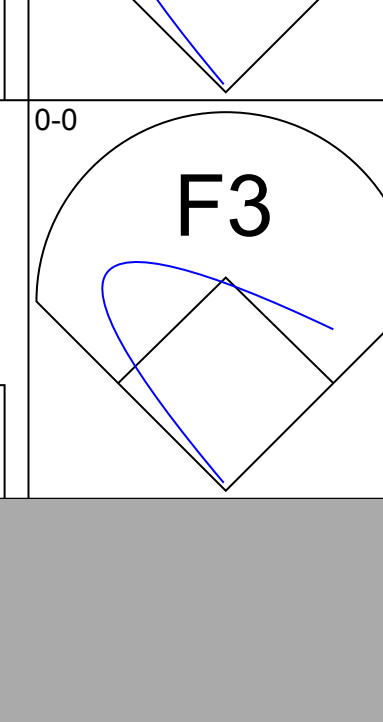
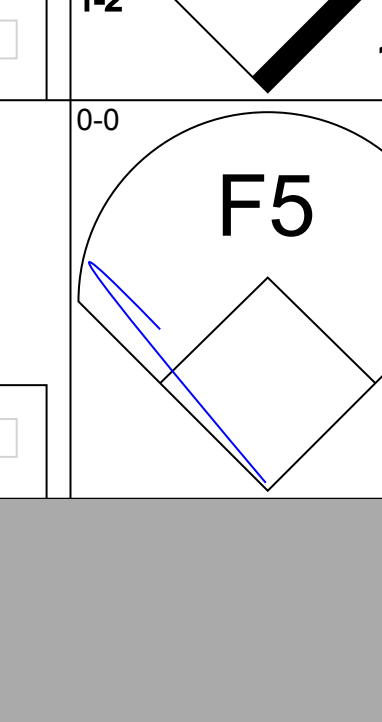
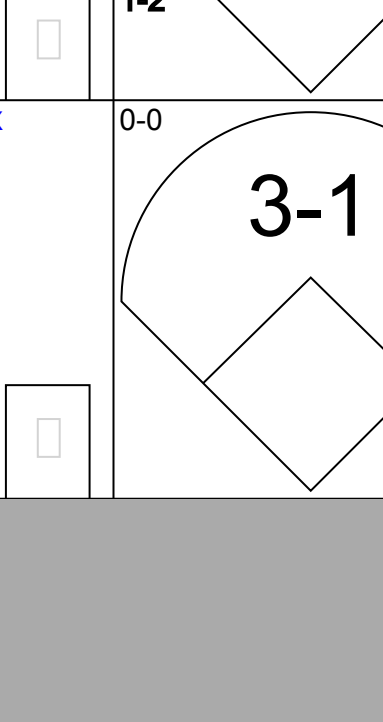
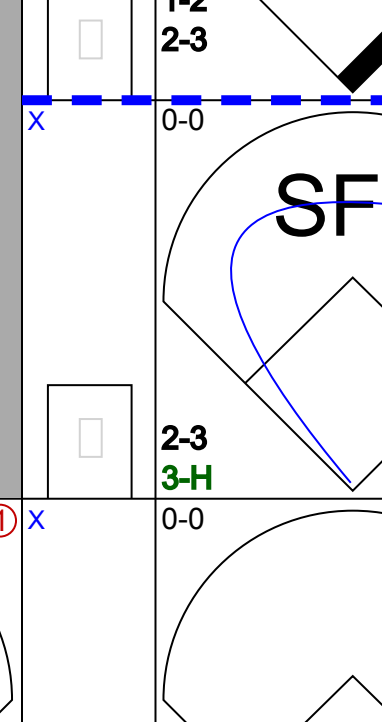
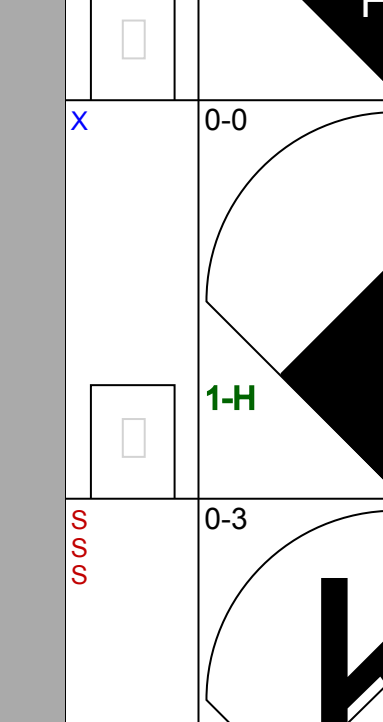
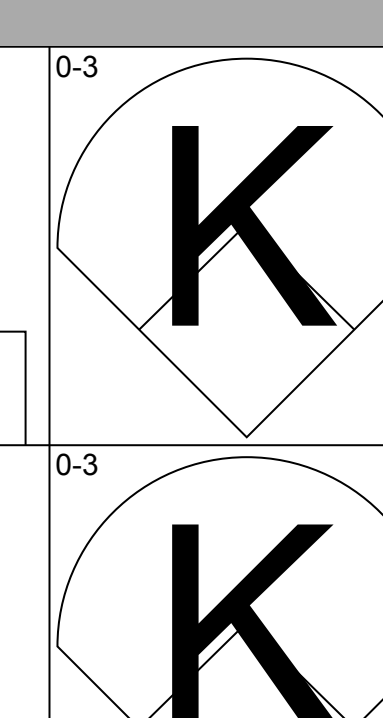
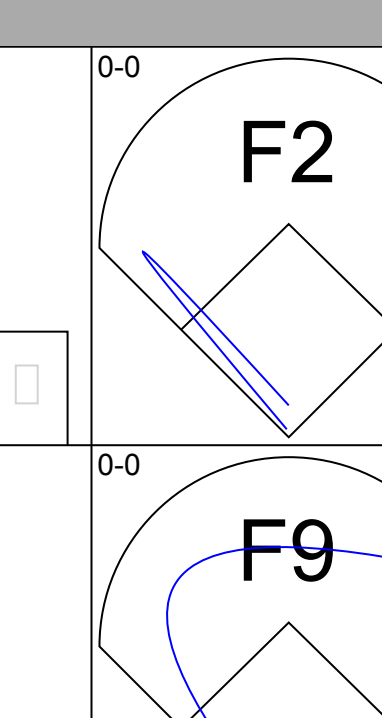
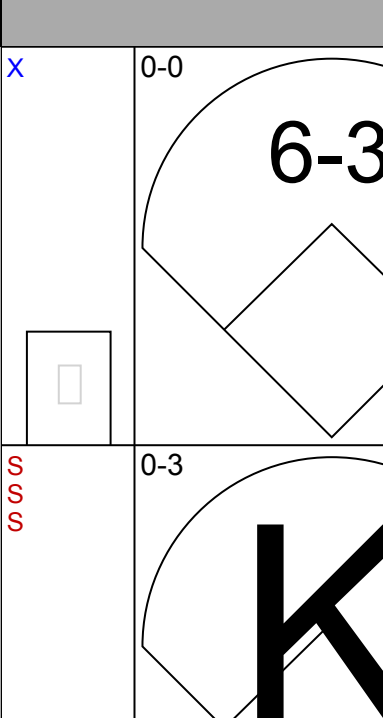
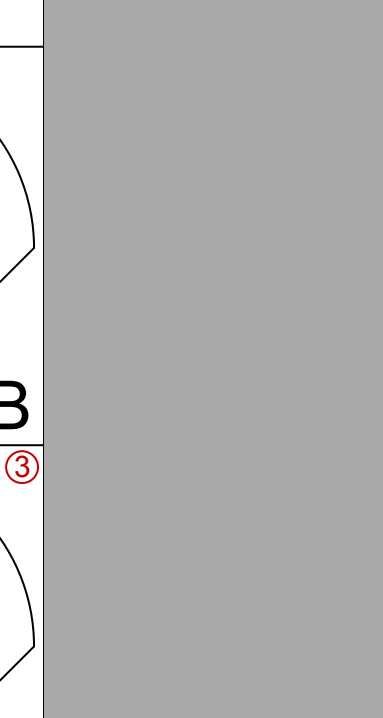
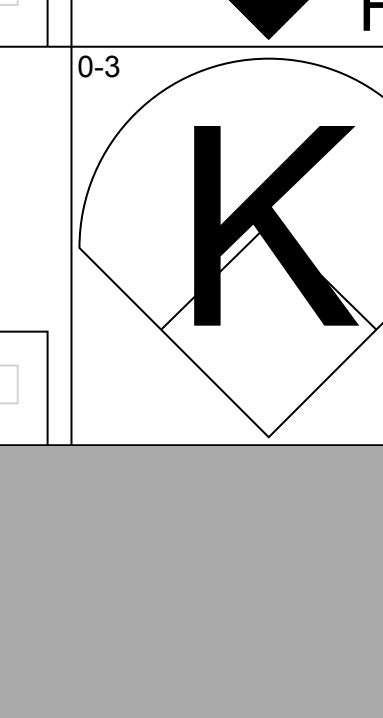
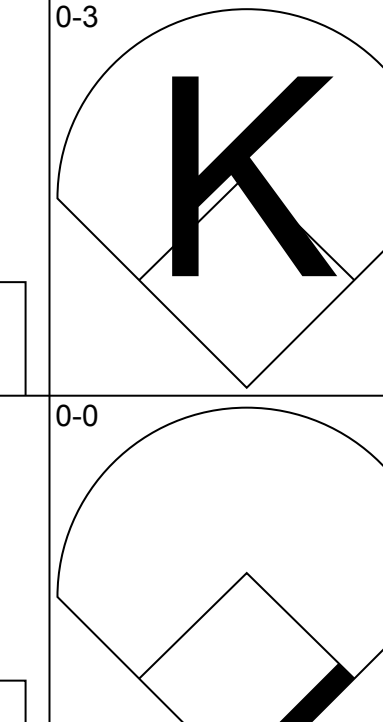
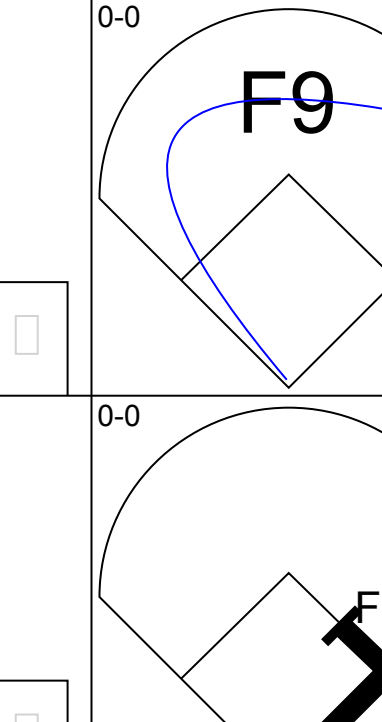
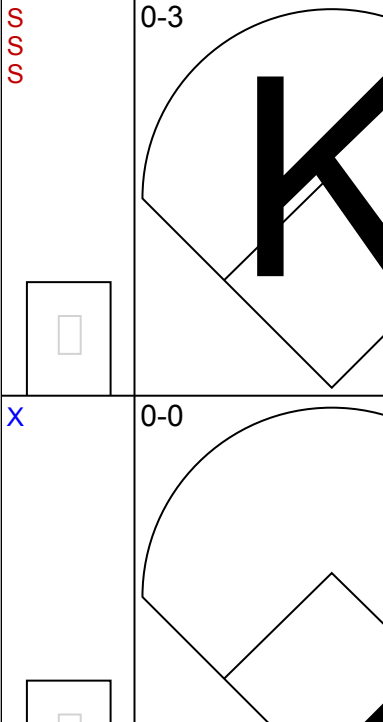
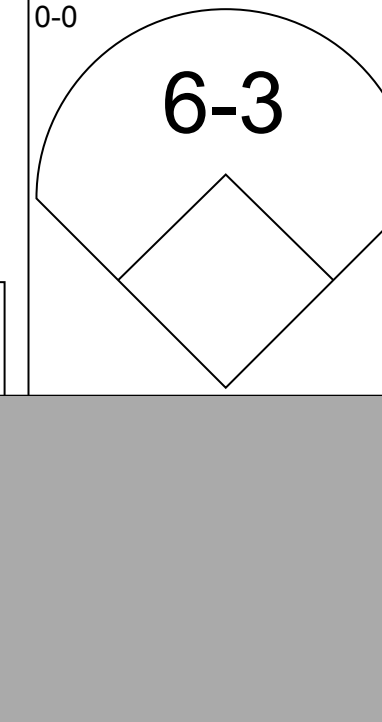
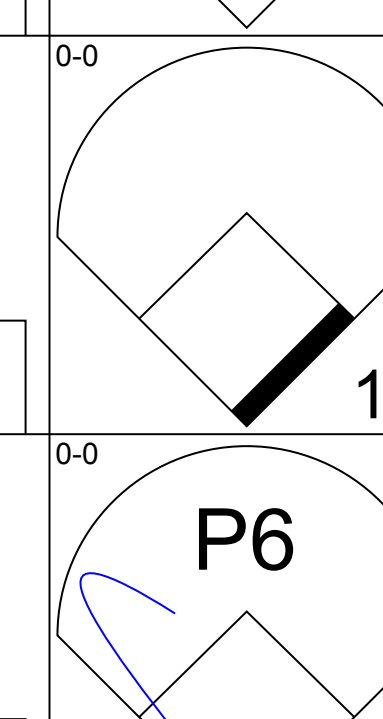
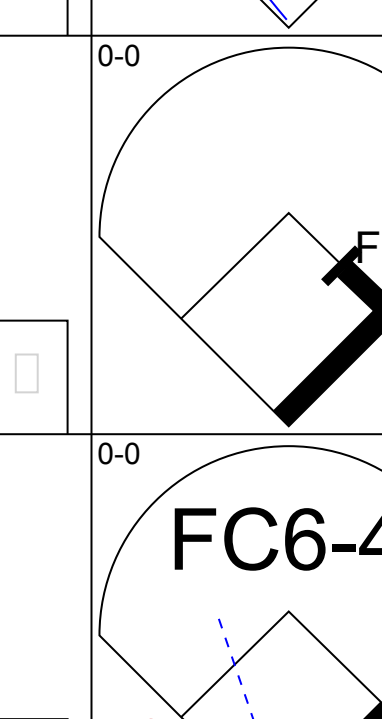
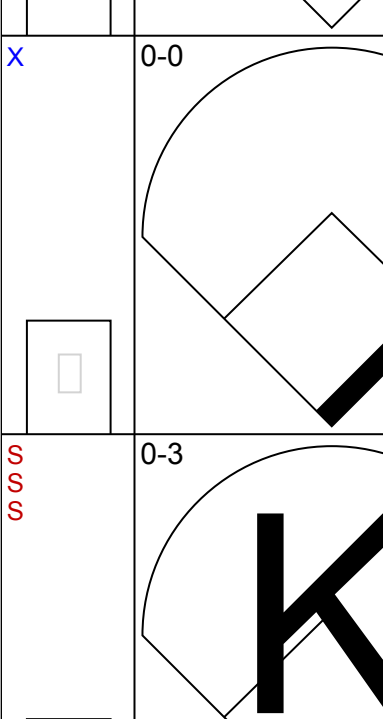
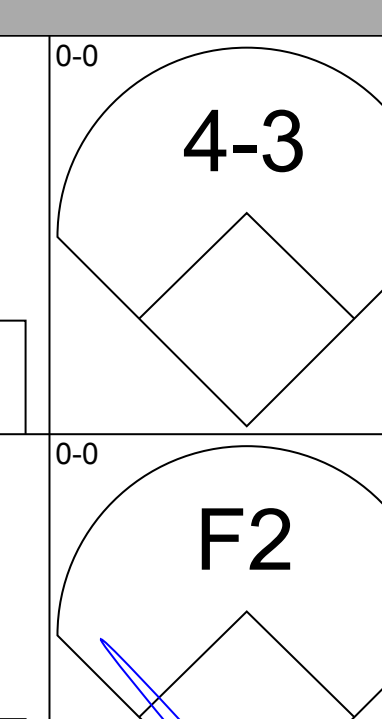
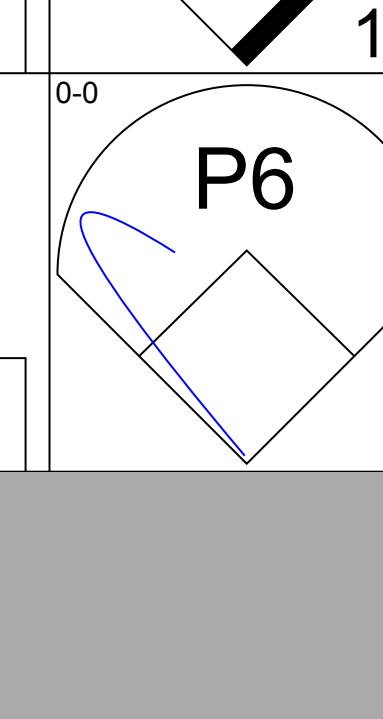
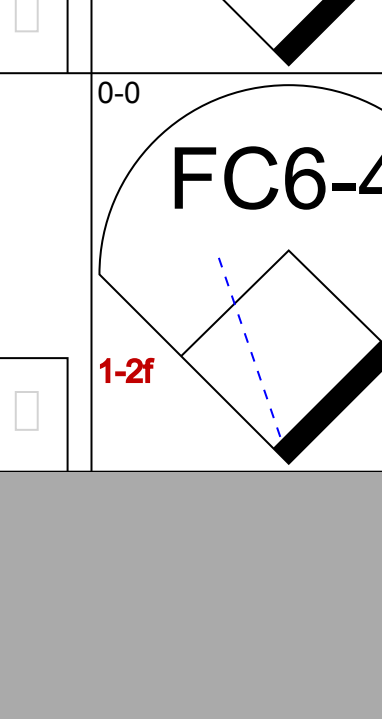
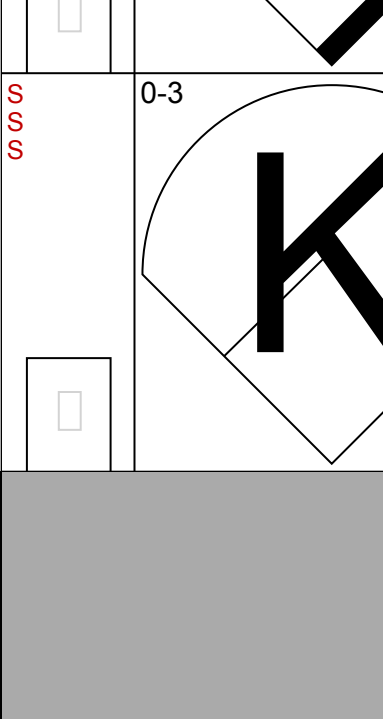
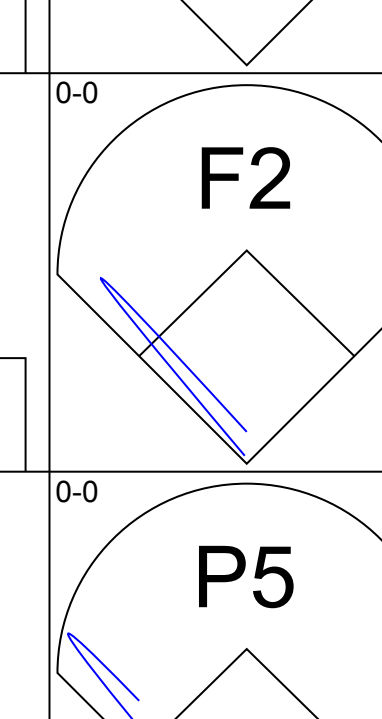
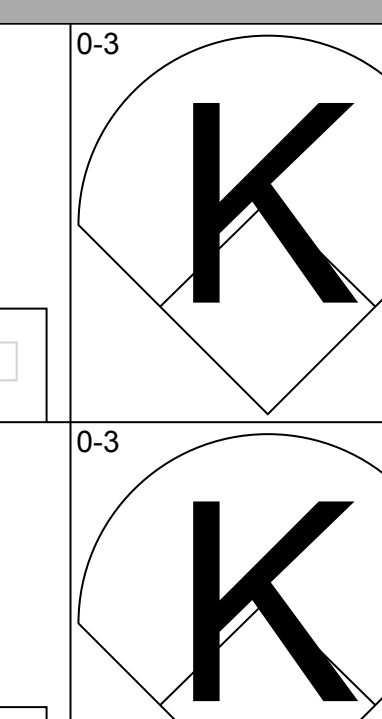
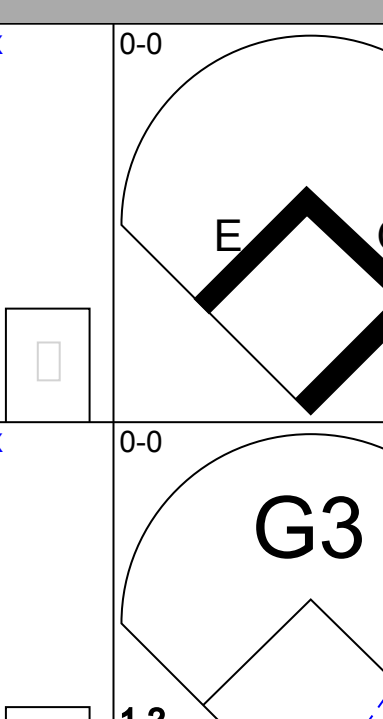
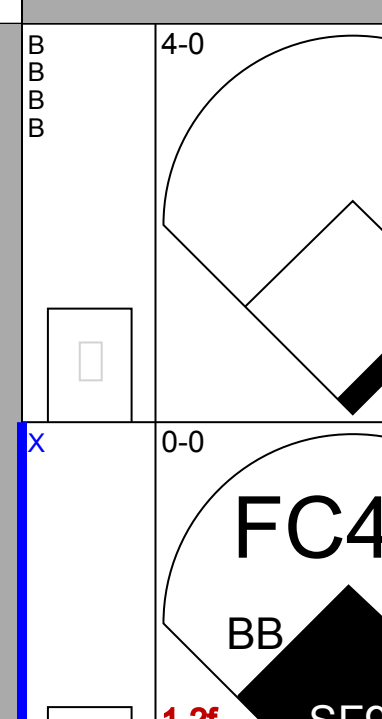
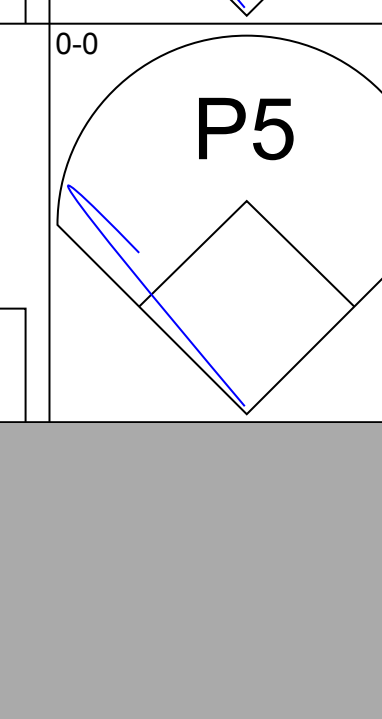
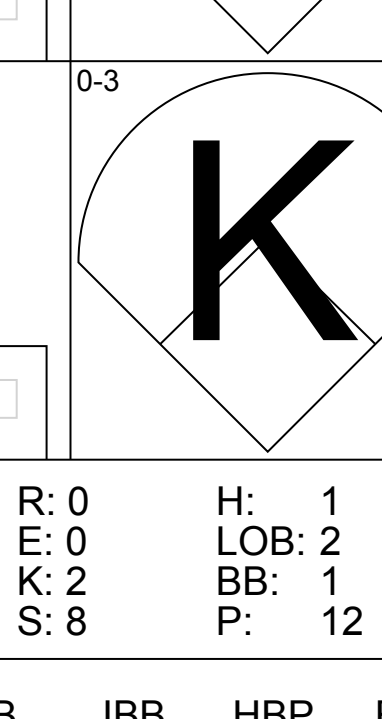
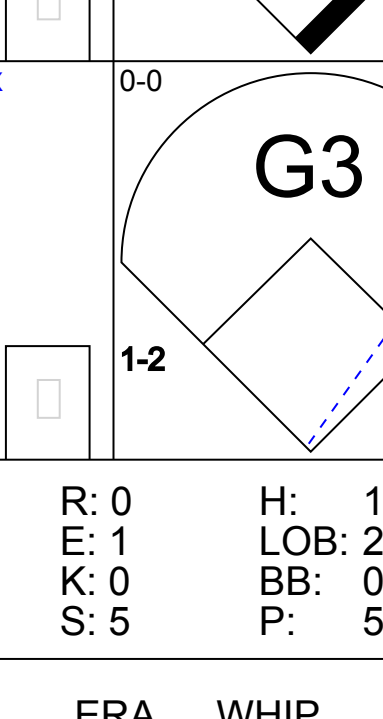
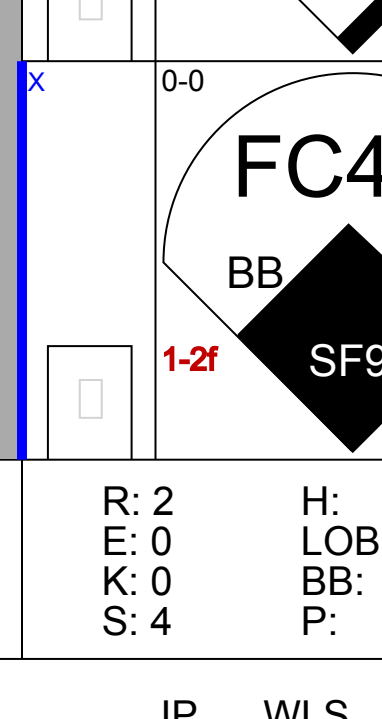
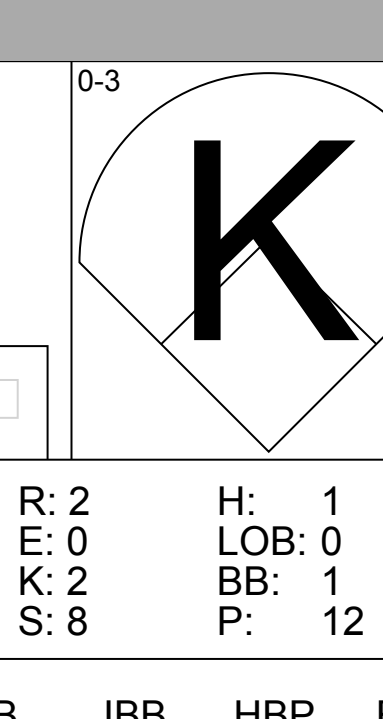
Batter	1	2	3	4	5	6	7	8	9	AB	R	H	RBI	BB	SO	LOB	BOTTOM
<b>George Strickland, R</b> OBP: 0.342, SLG: 0.381 (1, 6)	1B	4-3		F8				1B		4	2	2	0	1	0	3	<b>Washington Senators @ Cleveland Indians</b> Cleveland Municipal Stadium, Cleveland, OH Tue Jun 15 1954, 3:33 AM EDT Att: 11,090 - Unknown 
<b>Rudy Regalado, R</b> OBP: 0.352, SLG: 0.352 (1, 5)	F8			1B	K		F8	2B	BB	4	2	1	2	1	1	4	
<b>Larry Doby, L</b> OBP: 0.351, SLG: 0.432 (1, 8)				1B	P4					4	2	3	0	1	0	1	
<b>Vic Wertz, L</b> OBP: 0.324, SLG: 0.291 (1, 3)	FC3-6			1B			F2			4	0	1	2	0	0	2	
<b>Al Rosen, R</b> OBP: 0.419, SLG: 0.631 (8, PH)	FC3-6			1B			F2			1	0	1	3	0	0	0	
<b>Bill Glynn, L</b> OBP: 0.339, SLG: 0.339 (9, 3)	1-2			1B				1B	2B	0	1	0	0	0	0	0	
<b>Dave Philley, S</b> OBP: 0.271, SLG: 0.371 (1, 9)	1-3			K			F8			5	0	1	1	0	1	4	
<b>Wally Westlake, R</b> OBP: 0.339, SLG: 0.524 (1, 7)					P4					4	0	1	1	1	0	4	
<b>Hank Majeski, R</b> OBP: 0.483, SLG: 0.607 (1, 4)				F3						5	0	3	0	0	1	4	
<b>Jim Hegan, R</b> OBP: 0.282, SLG: 0.386 (1, 2)				F3	P4					4	1	0	0	0	1	6	
<b>Art Houtteman, R</b> OBP: 0.290, SLG: 0.393 (1, 1)				5-3						3	1	1	0	1	0	3	<b>AB 38</b> <b>R 9</b> <b>H 14</b> <b>RBI 9</b> <b>BB 5</b> <b>SO 4</b> <b>LOB 31</b>
<b>Hal Newhouser, L</b> (9, 1)										0	0	0	0	0	0	0	
<b>Inning Stats</b>	R: 1 E: 0 K: 0 S: 5	H: 2 LOB: 1 BB: 0 P: 5	R: 0 E: 0 K: 0 S: 4	H: 1 LOB: 2 BB: 1 P: 8	R: 2 E: 0 K: 1 S: 8	H: 3 LOB: 2 BB: 1 P: 12	R: 0 E: 0 K: 1 S: 6	H: 1 LOB: 1 BB: 0 P: 6	R: 0 E: 0 K: 1 S: 7	H: 2 LOB: 2 BB: 0 P: 7	R: 0 E: 1 K: 0 S: 4	H: 1 LOB: 1 BB: 0 P: 4	R: 6 E: 0 K: 1 S: 9	H: 4 LOB: 3 BB: 3 P: 21	1B: 11 2B: 3 3B: 0 HR: 0	SF: 0 SAC: 0 DP: 1 HBP: 0	
<b>PITCHER</b>	IP WLS BF H R ER SO BB IBB HBP BLK WP HR S P ERA WHIP																
<b>Dean Stone, L</b> ERA: 3.96 (1, 1)	7.1 L 36 11 5 5 3 3 0 0 0 0 0 0 1 5 6.14 1.909																
<b>Gus Keriazakos, R</b> ERA: 10.8 (8, 1)	0.0 2 1 0 0 0 1 0 0 0 0 0 0 1 5																
<b>Chuck Stobbs, L</b> ERA: 5.8 (8, 1)	0.2 5 2 4 4 1 1 0 0 0 0 0 0 6 10 54.00 4.500																

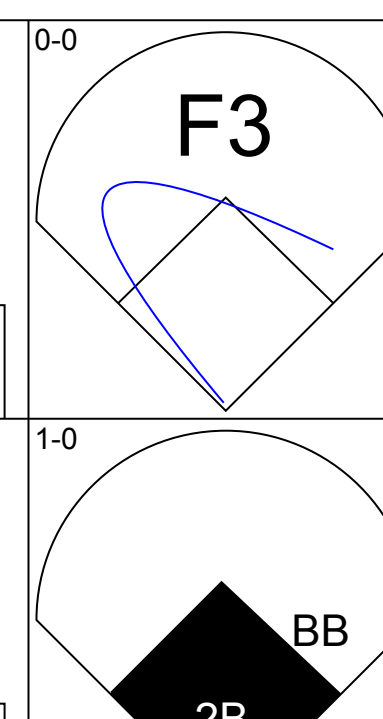
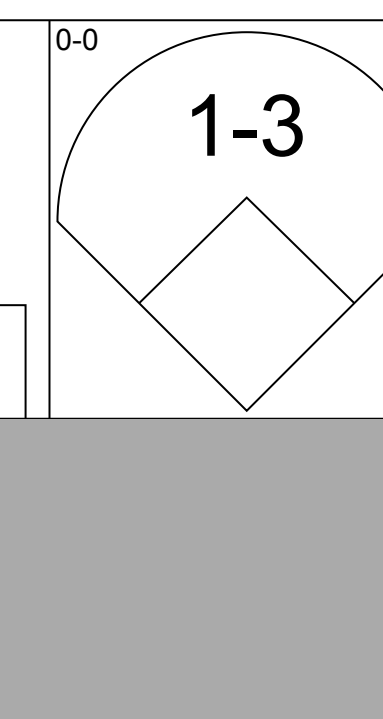
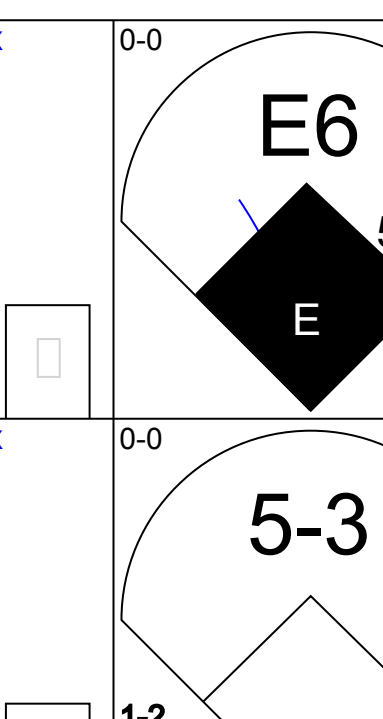
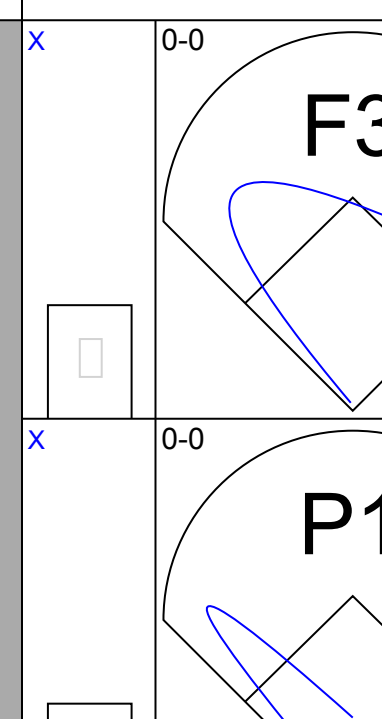
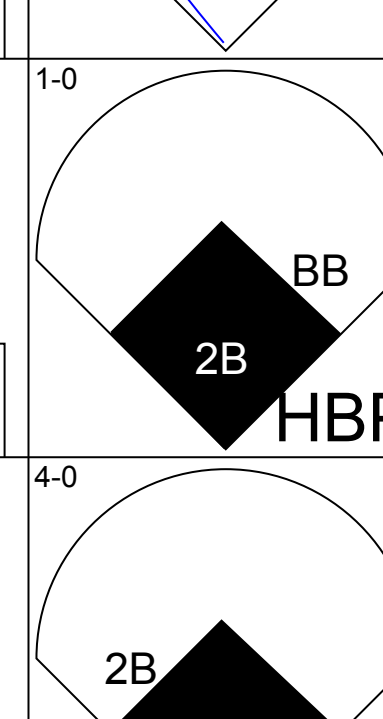
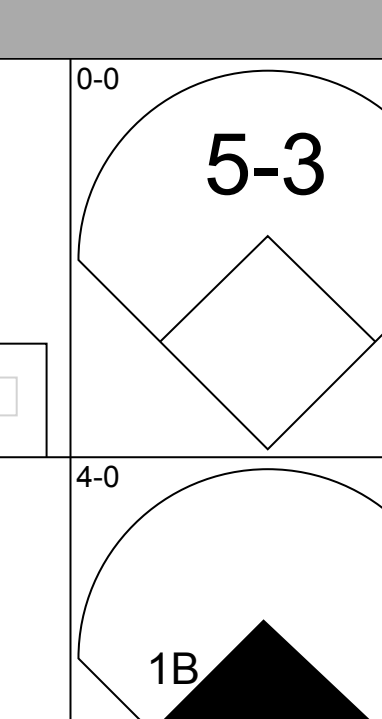
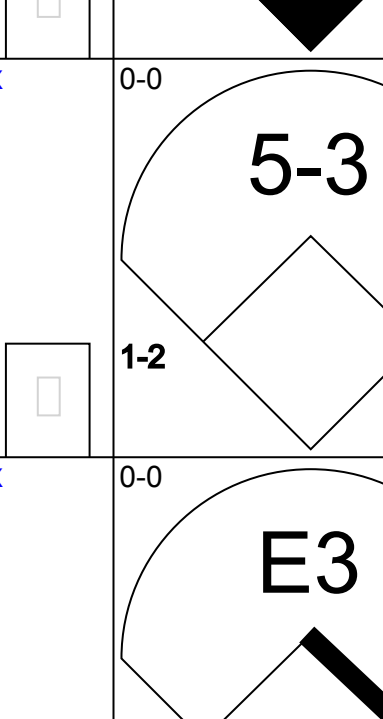
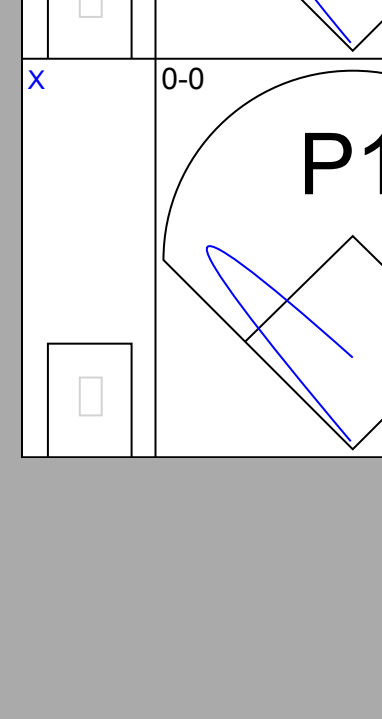
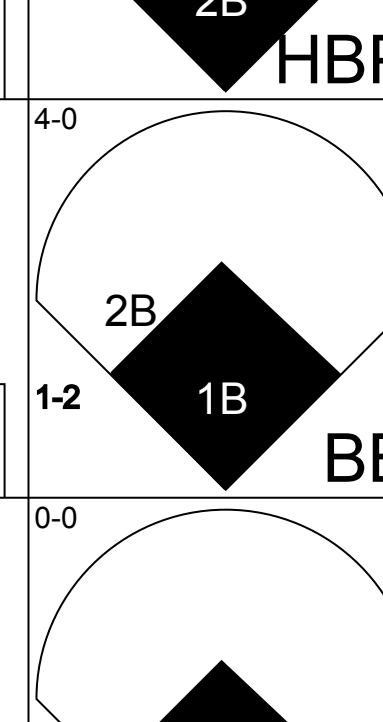
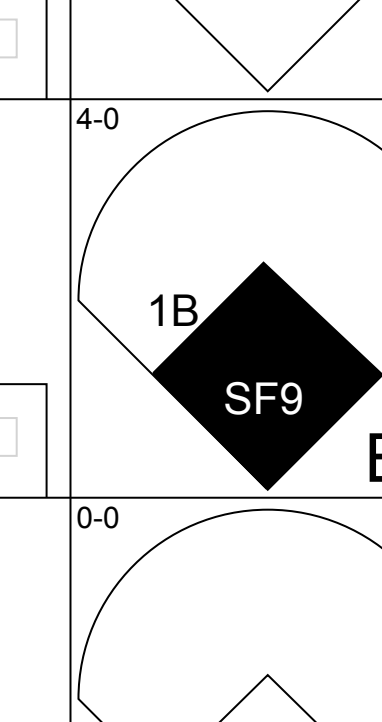
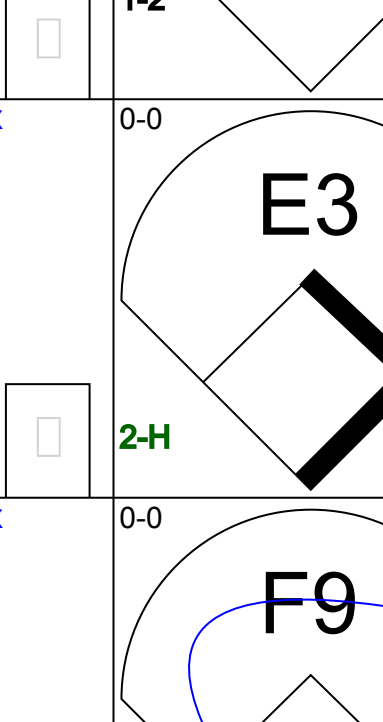
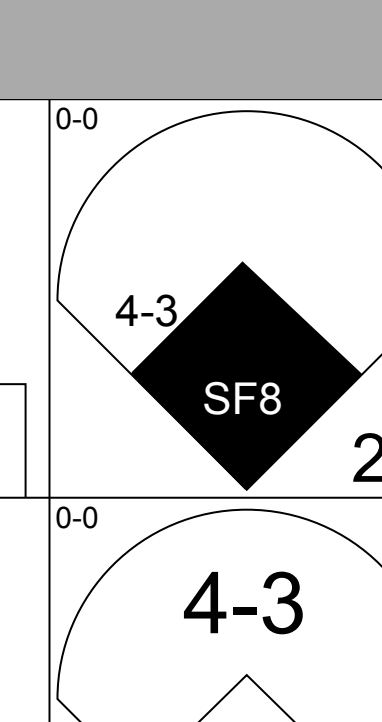
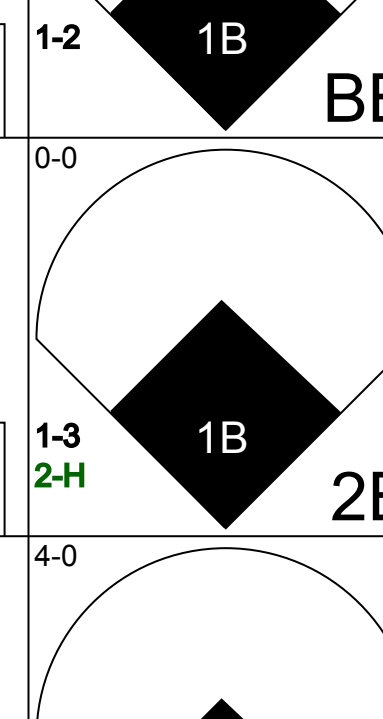
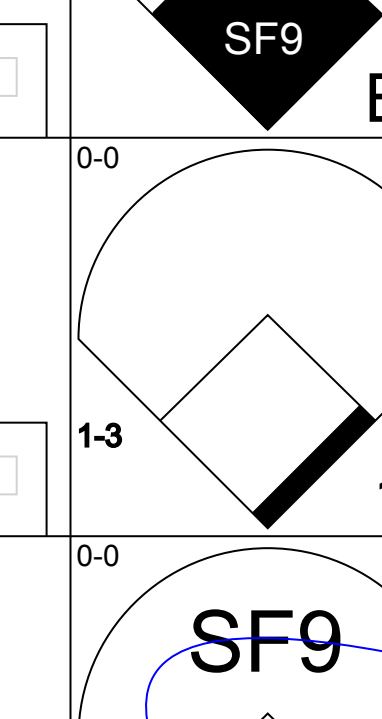
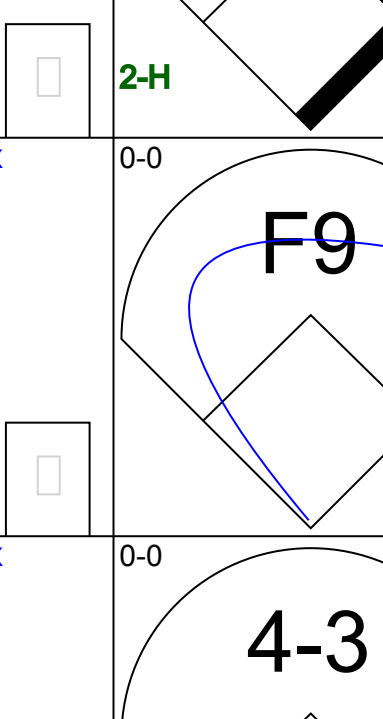
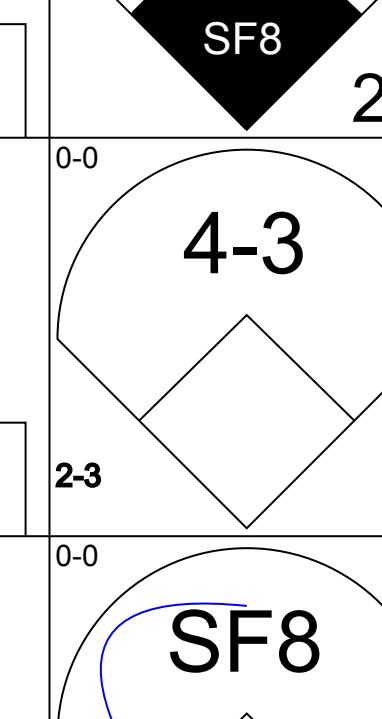
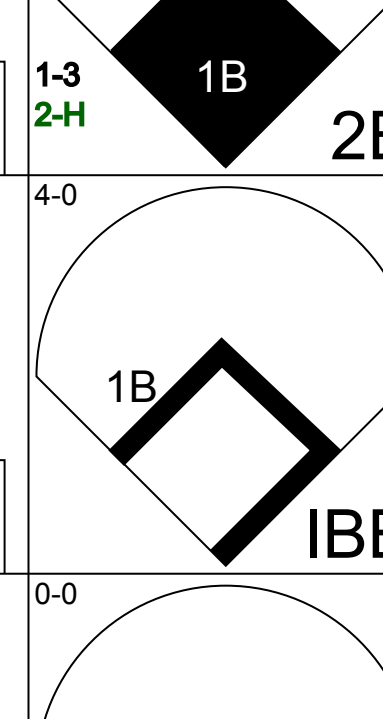
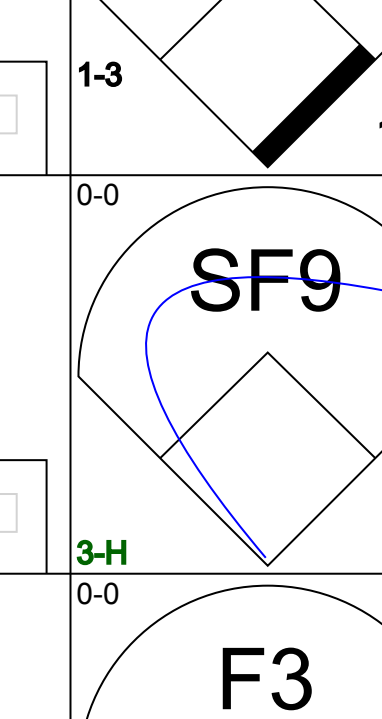
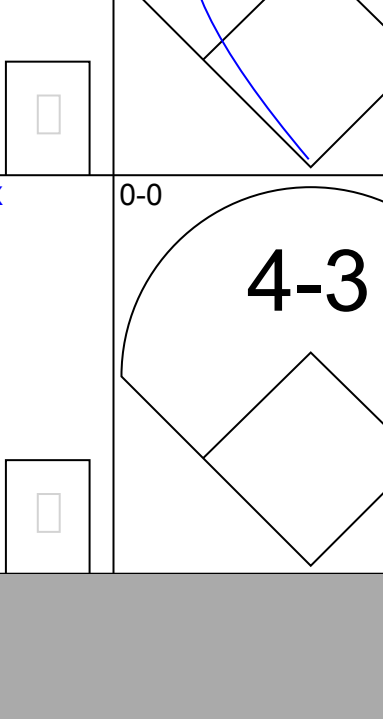
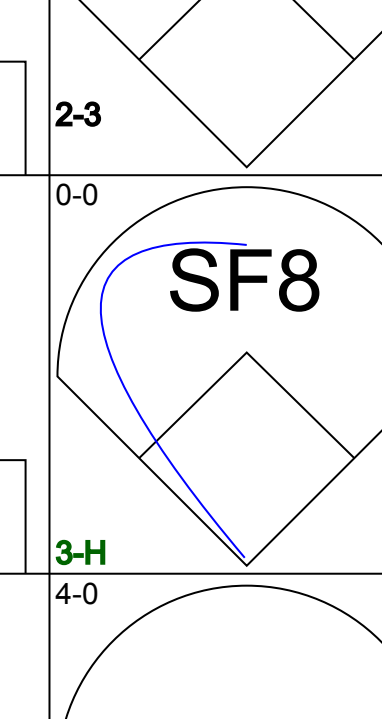
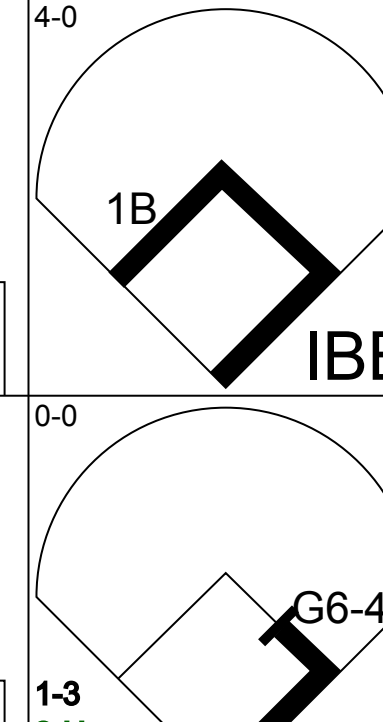
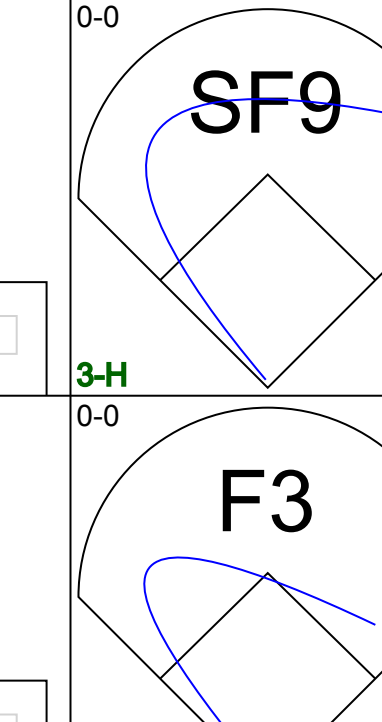
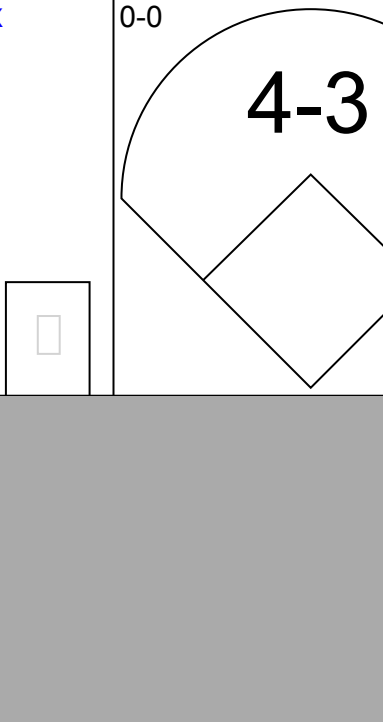
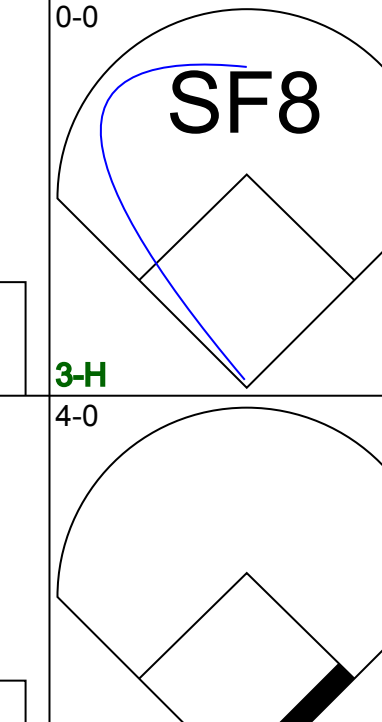
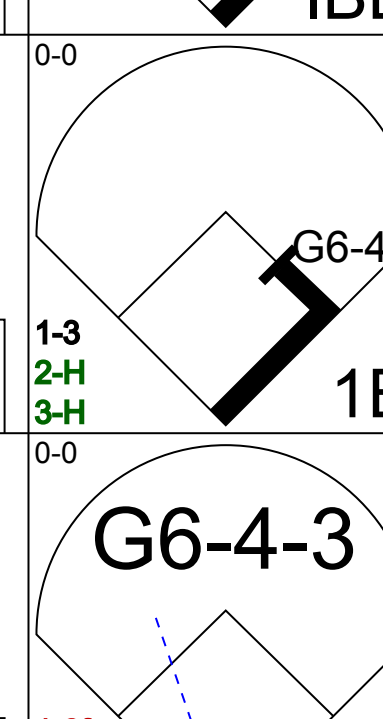
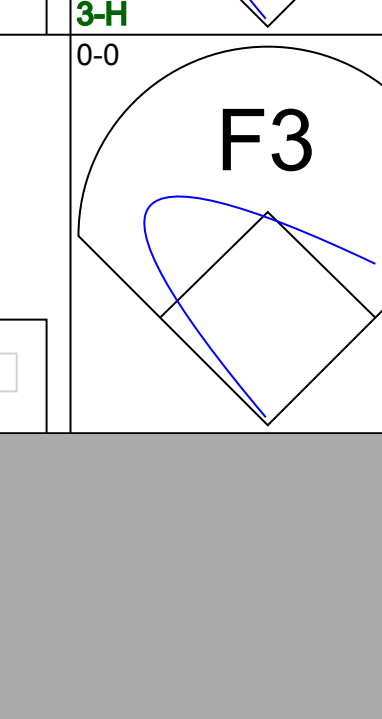
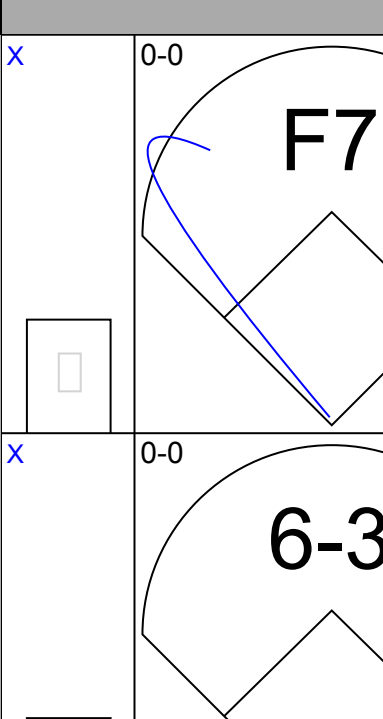
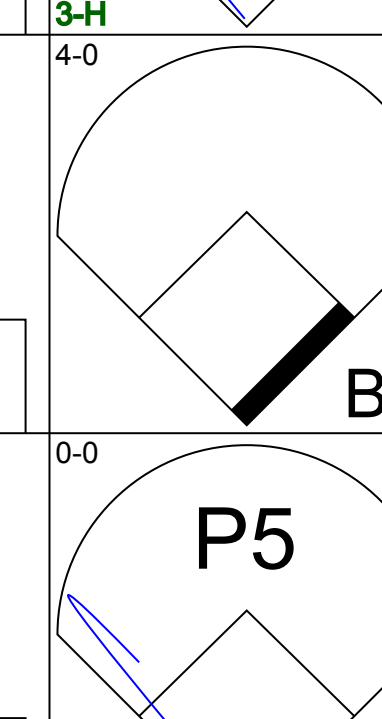
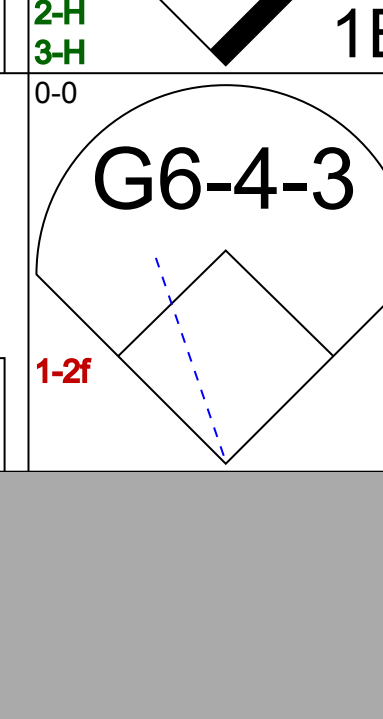
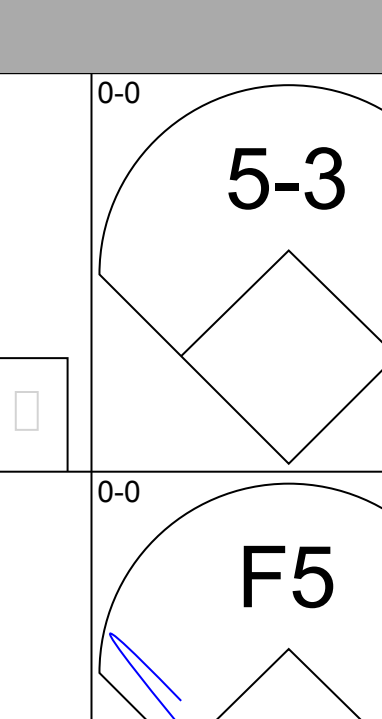
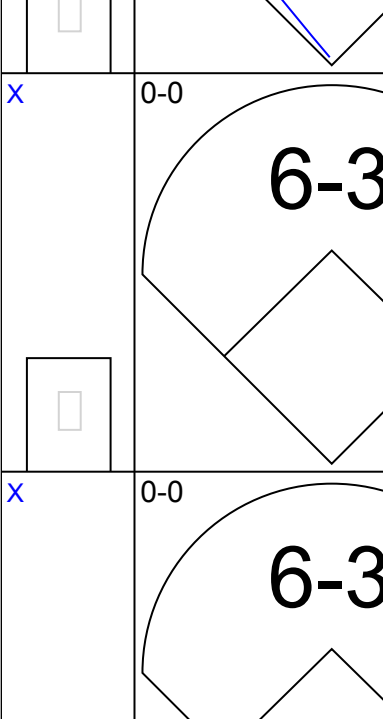
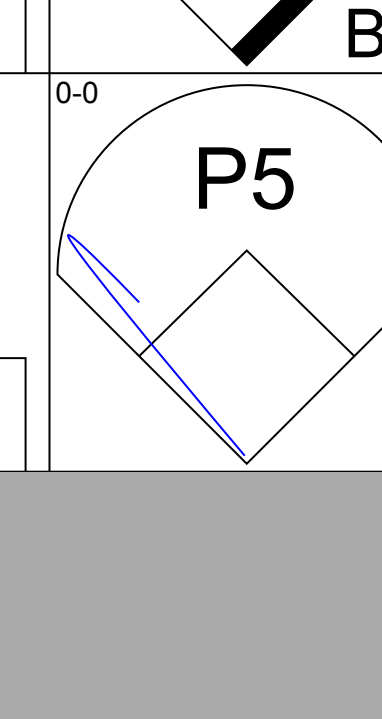
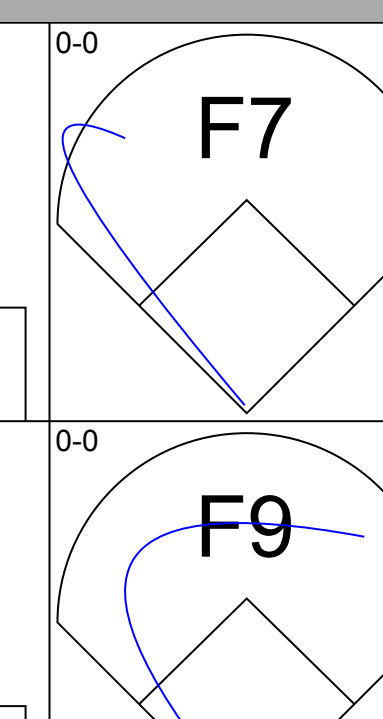
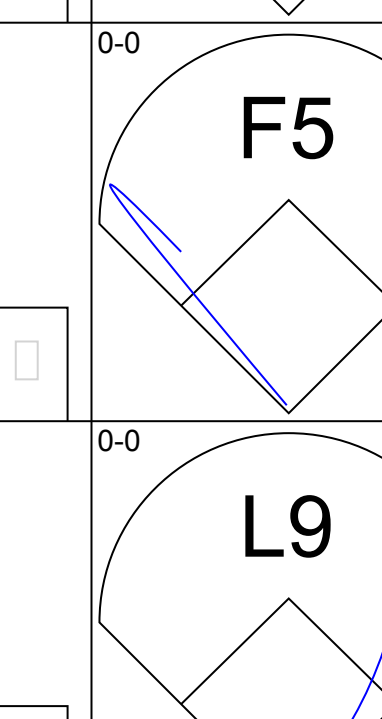
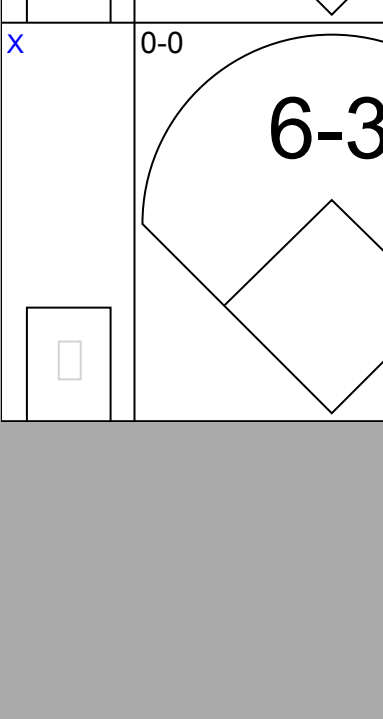
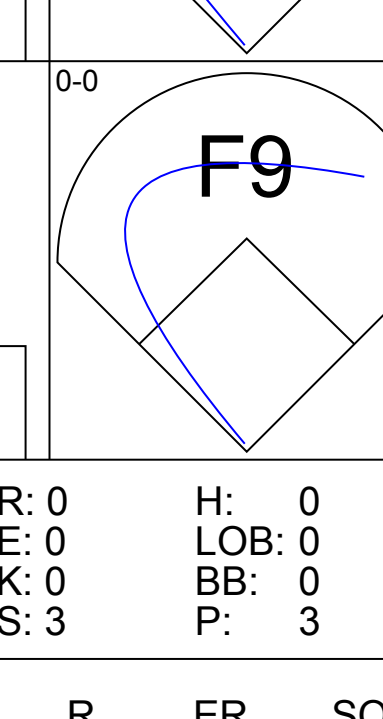
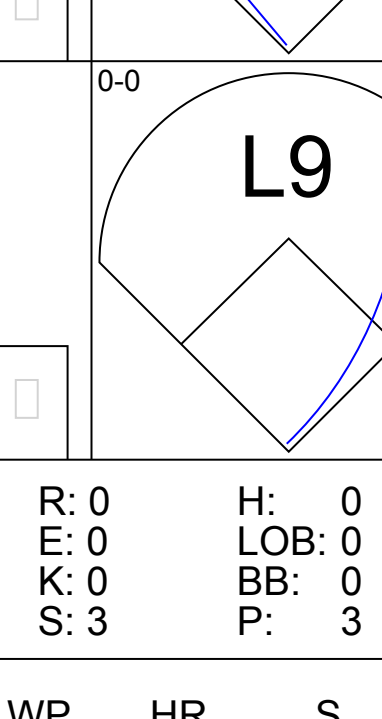
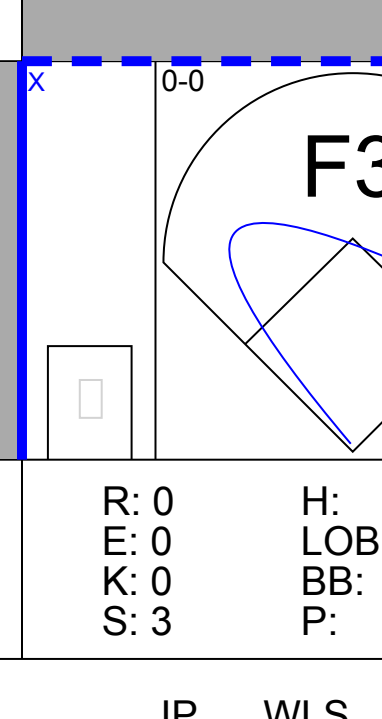


Batter	1	2	3	4	5	6	7	8	9	AB	R	H	RBI	BB	SO	LOB	TOP												
<b>Eddie Yost, R</b> OBP: 0.383, SLG: 0.327 (1, 5)	L4		1B BB		FC1-5 1B		G4-6-3 1B		F8	4	0	2	0	1	0	1	<b>Washington Senators @ Cleveland Indians</b> Cleveland Municipal Stadium, Cleveland, OH Wed Jun 16 1954, 3:33 AM EDT Att: 11,598 - Unknown <a href="http://livebaseballscorecards.com">livebaseballscorecards.com</a>												
<b>Johnny Pesky, L</b> OBP: 0.310, SLG: 0.320 (1, 4)	1-3		1B		P5		G4-6-3 1-2			4	0	1	0	0	0	4													
<b>Mickey Vernon, L</b> OBP: 0.350, SLG: 0.540 (1, 3)	K		P6		FC1-5 1-2 2-3f				K	4	0	0	0	0	2	4													
<b>Roy Sievers, R</b> OBP: 0.350, SLG: 0.460 (1, 7)		K		BB BB	K				BB	2	0	0	0	2	2	2													
<b>Jim Busby, R</b> OBP: 0.347, SLG: 0.461 <b>Clyde Vollmer, R</b> OBP: 0.246, SLG: 0.322 (5, 9)	6-3		K						P3	2	0	0	0	0	1	1													
<b>Pete Runnels, L</b> OBP: 0.356, SLG: 0.418 (1, 6)	K		F7						K	2	0	0	0	0	1	1													
<b>Tom Umphlett, R</b> OBP: 0.273, SLG: 0.287 (5, 8)			K		1-2 BB				4-3	3	0	0	0	1	1	0													
<b>Joe Tipton, R</b> OBP: 0.291, SLG: 0.321 (1, 2)					F8				P6	4	1	1	1	0	0	2													
<b>Mickey McDermott, L</b> OBP: 0.256, SLG: 0.205 <b>Connie Marrero, R</b> <b>Bunky Stewart, L</b> <b>Tom Wright, L</b> OBP: 0.293, SLG: 0.326 (9, PH)	4-3		HR		FC1-5 1B BB				SH2-4 1B	1	0	0	0	1	0	0													
<b>Inning Stats</b>	R: 0 E: 0 K: 1 S: 5	H: 0 LOB: 0 BB: 0 P: 5	R: 0 E: 0 K: 2 S: 7	H: 0 LOB: 0 BB: 0 P: 7	R: 1 E: 0 K: 1 S: 7	H: 2 LOB: 2 BB: 1 P: 11	R: 0 E: 0 K: 1 S: 5	H: 0 LOB: 2 BB: 2 P: 13	R: 0 E: 0 K: 2 S: 7	H: 0 LOB: 0 BB: 0 P: 7	R: 0 E: 1 K: 0 S: 4	H: 1 LOB: 1 BB: 0 P: 4	R: 0 E: 0 K: 1 S: 5	H: 0 LOB: 1 BB: 1 P: 9	R: 0 E: 0 K: 0 S: 4	H: 1 LOB: 1 BB: 0 P: 4		1B: 4 2B: 0 3B: 0 HR: 1	SF: 0 SAC: 1 DP: 1 HBP: 0	WP: 0 PB: 0 SB: 0 CS: 0	PA: 37								
<b>PITCHER</b>	IP	WLS	BF	H	R	ER	SO	BB	IBB	HBP	BLK	WP	HR	S	P	ERA	WHIP												
<b>Don Mossi, L</b> ERA: 2.61 <b>Ray Narleski, R</b> ERA: 2.7	(1, 1)	7.0	W	29	4	1	1	8	4	0	0	0	0	1	41	57	1.29	1.143											
<b>PITCHER</b>	IP	WLS	BF	H	R	ER	SO	BB	IBB	HBP	BLK	WP	HR	S	P	ERA	WHIP												
<b>George Strickland, R</b> OBP: 0.342, SLG: 0.377 <b>Dale Mitchell, L</b> OBP: 0.351, SLG: 0.200 <b>Ray Narleski, R</b> (8, 1)	5-3		BB 1B BB		F8					P4				F3			2	0	0	0	1	0	1	0	0	0	3	1	<b>Washington Senators @ Cleveland Indians</b> Cleveland Municipal Stadium, Cleveland, OH Wed Jun 16 1954, 3:33 AM EDT Att: 11,598 - Unknown <a href="http://livebaseballscorecards.com">livebaseballscorecards.com</a>
<b>Rudy Resalado, R</b> OBP: 0.381, SLG: 0.364 (1, 5)	1B		1B		FC6-4 1-2f				1B 1-3 2-H 3-H	1B							4	0	3	2	0	0	1						
<b>Larry Doby, L</b> OBP: 0.353, SLG: 0.431 (1, 8)	K		1-2 2-3 BB		F7				1-3 2-H 3-H	1B							3	0	1	1	1	1	1						
<b>Vic Wertz, L</b> OBP: 0.318, SLG: 0.285 <b>Al Smith, R</b> OBP: 0.415, SLG: 0.427 (8, 6)	4-3		P6		F7				F7	2	0	0	0	0	0	4	3	0	0	0	0	0	4						
<b>Dave Philley, S</b> OBP: 0.275, SLG: 0.371 (1, 9)			G1-6-3 BB		5-3				F3	3	1	1	0	1	0	0	3	1	1	0	1	0	0						
<b>Wally Westlake, R</b> OBP: 0.336, SLG: 0.523 (1, 7)	G1-6-3 1-2f		P2		5-3				5-3	1	1	1	0	0	0	1	4	1	1	0	0	0	1						
<b>Hank Majeski, R</b> ERA: 3.24 <b>Bobby Avila, R</b> OBP: 0.441, SLG: 0.500 (8, 4)	K		4-3		1B 1B 1B				1B 1B 2-H 3-H	1B				1B			3	0	1	0	0	1	0						
<b>Jim Hegan, R</b> OBP: 0.281, SLG: 0.383 (1, 2)			6-3		P6				1B 1B	1	1	1	0	0	0	1	4	1	1	0	0	0	1						
<b>Don Mossi, L</b> <b>Al Rosen, R</b> OBP: 0.420, SLG: 0.630 <b>Bill Glynn, L</b> OBP: 0.339, SLG: 0.339 (8, 3)	K		K		FC6-4 BB				1B 1B	2	1	1	0	0	0	1	1	0	0	0	0	0	1						
<b>Inning Stats</b>	R: 0 E: 0 K: 1 S: 6	H: 1 LOB: 1 BB: 0 P: 6	R: 0 E: 0 K: 1 S: 4	H: 0 LOB: 0 BB: 1 P: 8	R: 0 E: 0 K: 1 S: 6	H: 1 LOB: 3 BB: 2 P: 14	R: 0 E: 0 K: 0 S: 3	H: 0 LOB: 0 BB: 0 P: 3	R: 0 E: 0 K: 0 S: 3	H: 0 LOB: 0 BB: 0 P: 3	R: 3 E: 0 K: 0 S: 8	H: 5 LOB: 2 BB: 0 P: 8	R: 2 E: 0 K: 0 S: 6	H: 3 LOB: 1 BB: 0 P: 6	R: 0 E: 0 K: 0 S: 6	H: 0 LOB: 0 BB: 0 P: 6	1B: 9 2B: 1 3B: 0 HR: 0	SF: 0 SAC: 0 DP: 1 HBP: 0	WP: 0 PB: 0 SB: 0 CS: 0	PA: 37									
<b>PITCHER</b>	IP	WLS	BF	H	R	ER	SO	BB	IBB	HBP	BLK	WP	HR	S	P	ERA	WHIP												
<b>Mickey McDermott, L</b> ERA: 4.33 <b>Connie Marrero, R</b> ERA: 4.33 <b>Bunky Stewart, L</b> ERA: 6.56	(1, 1)	0.1	L	3	2	0	0	0	0	0	0	0	0	3	3	0.00	6.000												
<b>PITCHER</b>	IP	WLS	BF	H	R	ER	SO	BB	IBB	HBP	BLK	WP	HR	S	P	ERA	WHIP												
<b>Bunky Stewart, L</b> ERA: 6.56	(7, 1)	1.1		3	2	2	0	0	0	0	0	0	0	7	7	13.50	2.250												

Batter	1	2	3	4	5	6	7	8	9	AB	R	H	RBI	BB	SO	LOB	BOTTOM				
<b>George Strickland, R</b> OBP: 0.342, SLG: 0.377 <b>Dale Mitchell, L</b> OBP: 0.351, SLG: 0.200 <b>Ray Narleski, R</b> (8, 1)	5-3		BB 1B BB		F8		P4		F3	2	0	0	0	1	0	1	<b>Washington Senators @ Cleveland Indians</b> Cleveland Municipal Stadium, Cleveland, OH Wed Jun 16 1954, 3:33 AM EDT Att: 11,598 - Unknown <a href="http://livebaseballscorecards.com">livebaseballscorecards.com</a>				
<b>Rudy Resalado, R</b> OBP: 0.381, SLG: 0.364 (1, 5)	1B		1B		FC6-4 1-2f		1B 1-3 2-H 3-H			4	0	3	2	0	0	1					
<b>Larry Doby, L</b> OBP: 0.353, SLG: 0.431 (1, 8)	K		1-2 2-3 BB		F7		1-3 2-H 3-H		1B	3	0	1	1	1	1	1					
<b>Vic Wertz, L</b> OBP: 0.318, SLG: 0.285 <b>Al Smith, R</b> OBP: 0.415, SLG: 0.427 (8, 6)	4-3		P6		F7		F7		F8	2	0	0	0	0	0	4					
<b>Dave Philley, S</b> OBP: 0.275, SLG: 0.371 (1, 9)			G1-6-3 BB		5-3		F3		2B 1B 1B	3	1	1	0	1	0	0					
<b>Wally Westlake, R</b> OBP: 0.336, SLG: 0.523 (1, 7)	G1-6-3 1-2f		P2		5-3		5-3		1B 2B	4	1	1	0	0	0	1					
<b>Hank Majeski, R</b> ERA: 3.24 <b>Bobby Avila, R</b> OBP: 0.441, SLG: 0.500 (8, 4)	K		4-3		1B 1B 1B		1B 1B 2-H 3-H		1B	3	0	1	0	0	1	0					
<b>Jim Hegan, R</b> OBP: 0.281, SLG: 0.383 (1, 2)			6-3		P6		1B 1B		F8	4	1	1	0	0	0	1					
<b>Don Mossi, L</b> <b>Al Rosen, R</b> OBP: 0.420, SLG: 0.630 <b>Bill Glynn, L</b> OBP: 0.339, SLG: 0.339 (8, 3)	K		K		FC6-4 BB		1B 1B		F9	1	0	0	0	1	1	0					
<b>Inning Stats</b>	R: 0 E: 0 K: 1 S: 6	H: 1 LOB: 1 BB: 0 P: 6	R: 0 E: 0 K: 1 S: 4	H: 0 LOB: 0 BB: 1 P: 8	R: 0 E: 0 K: 1 S: 6	H: 1 LOB: 3 BB: 2 P: 14	R: 0 E: 0 K: 0 S: 3	H: 0 LOB: 0 BB: 0 P: 3	R: 0 E: 0 K: 0 S: 3	H: 0 LOB: 0 BB: 0 P: 3	R: 3 E: 0 K: 0 S: 8	H: 5 LOB: 2 BB: 0 P: 8	R: 2 E: 0 K: 0 S: 6	H: 3 LOB: 1 BB: 0 P: 6	R: 0 E: 0 K: 0 S: 6	H: 0 LOB: 0 BB: 0 P: 6		1B: 9 2B: 1 3B: 0 HR: 0	SF: 0 SAC: 0 DP: 1 HBP: 0	WP: 0 PB: 0 SB: 0 CS: 0	PA: 37
<b>PITCHER</b>	IP	WLS	BF	H	R	ER	SO	BB	IBB	HBP	BLK	WP	HR	S	P	ERA	WHIP				
<b>Mickey McDermott, L</b> ERA: 4.33 <b>Connie Marrero, R</b> ERA: 4.33 <b>Bunky Stewart, L</b> ERA: 6.56	(1, 1)	0.1	L	3	2	0	0	0	0	0	0	0	0	3	3	0.00	6.000				
<b>PITCHER</b>	IP	WLS	BF	H	R	ER	SO	BB	IBB	HBP	BLK	WP	HR	S	P	ERA	WHIP				
<b>Bunky Stewart, L</b> ERA: 6.56	(7, 1)	1.1		3	2	2	0	0	0	0	0	0	0	7	7	13.50	2.250				



Batter	1	2	3	4	5	6	7	8	9	AB	R	H	RBI	BB	SO	LOB	TOP			
Eddie Yost, R OBP: 0.383, SLG: 0.322 (1, 5)										3	1	0	0	2	1	1	<b>Washington Senators @ Cleveland Indians</b> Cleveland Municipal Stadium, Cleveland, OH Thu Jun 17 1954, 3:33 AM EDT Att: 5,549 - Unknown <a href="http://livebaseballscorecards.com">livebaseballscorecards.com</a>			
Johnny Pesky, L OBP: 0.353, SLG: 0.321 (1, 4)										3	1	1	0	2	0	2				
Mickey Vernon, L OBP: 0.347, SLG: 0.548 (1, 3)										4	1	1	3	0	0	4				
Roy Sievers, R OBP: 0.347, SLG: 0.453 (1, 7)										5	0	1	1	0	2	0				
Jim Busby, R OBP: 0.341, SLG: 0.453 (1, 8)										4	0	0	0	0	2	2				
Pete Runnels, L OBP: 0.363, SLG: 0.426 (1, 6)										4	0	3	0	0	0	0				
Tom Umphlett, R OBP: 0.262, SLG: 0.276 (1, 9)										4	0	0	0	0	1	3				
Ed Fitz Gerald, R OBP: 0.357, SLG: 0.345 (1, 2)										3	0	1	0	1	1	0				
Spec Shea, R (1, 1)										2	0	0	0	0	1	1				
Tom Wright, L OBP: 0.250, SLG: 0.322 (7, PH)										1	1	0	0	0	0	1				
Gus Keriazakos, R (7, 1)										0	0	0	0	0	0	0				
Mickey McDermott, L OBP: 0.250, SLG: 0.200 (9, PH)										1	0	0	0	0	1	0				
<b>Inning Stats</b>	R: 0 E: 0 K: 1 S: 5	H: 0 LOB: 0 BB: 0 P: 5	R: 0 E: 0 K: 2 S: 8	H: 1 LOB: 1 BB: 0 P: 8	R: 0 E: 0 K: 2 S: 8	H: 1 LOB: 2 BB: 1 P: 12	R: 0 E: 0 K: 0 S: 4	H: 1 LOB: 1 BB: 0 P: 4	R: 0 E: 0 K: 0 S: 5	H: 1 LOB: 2 BB: 0 P: 5	R: 0 E: 0 K: 2 S: 4	H: 1 LOB: 2 BB: 3 P: 16	R: 0 E: 0 K: 0 S: 3	H: 0 LOB: 0 BB: 0 P: 3	R: 2 E: 0 K: 2 S: 8	H: 1 LOB: 0 BB: 1 P: 12	1B: 6 2B: 0 3B: 0 HR: 1	SF: 1 SAC: 0 DP: 0 HBP: 0	WP: 0 PB: 0 SB: 0 CS: 0	PA: 40
<b>PITCHER</b>	IP WLS BF H R ER SO BB IBB HBP BLK WP HR S P ERA WHIP																			
Early Wynn, R ERA: 3.79 (1, 1)	6.1 W 29 5 2 2 7 4 0 0 0 0 0 0 39 55 2.84 1.421																			
Bob Hooper, R ERA: 2.53 (7, 1)	2.2 S 11 2 2 2 2 1 0 0 0 0 0 1 14 18 6.75 1.125																			

Batter	1	2	3	4	5	6	7	8	9	AB	R	H	RBI	BB	SO	LOB	BOTTOM	
George Strickland, R OBP: 0.336, SLG: 0.369 (1, 6)										4	1	0	0	0	0	0	<b>Washington Senators @ Cleveland Indians</b> Cleveland Municipal Stadium, Cleveland, OH Thu Jun 17 1954, 3:33 AM EDT Att: 5,549 - Unknown <a href="http://livebaseballscorecards.com">livebaseballscorecards.com</a>	
Rudy Regalado, R OBP: 0.358, SLG: 0.356 (1, 5)										3	1	0	0	0	0	1		
Larry Doby, L OBP: 0.364, SLG: 0.440 (1, 8)										2	3	2	1	2	0	0		
Vic Wertz, L OBP: 0.322, SLG: 0.299 (1, 3)										4	1	2	1	0	0	2		
Bill Glynn, L OBP: 0.339, SLG: 0.339 (9, 3)										0	0	0	0	0	0	0		
Dave Philley, S OBP: 0.274, SLG: 0.369 (1, 9)										1	0	0	2	1	0	1		
Wally Westlake, R OBP: 0.341, SLG: 0.518 (1, 7)										3	0	1	2	1	0	1		
Hank Majeski, R OBP: 0.417, SLG: 0.514 (1, 4)										4	0	0	0	0	0	3		
Jim Hegan, R OBP: 0.276, SLG: 0.375 (1, 2)										3	0	0	0	0	0	0		
Early Wynn, S OBP: 0.235, SLG: 0.250 (1, 1)										2	0	0	0	0	0	0		
Bob Hooper, R (7, 1)										1	0	0	0	0	0	0		
<b>Inning Stats</b>	R: 3 E: 0 K: 0 S: 4	H: 2 LOB: 1 BB: 2 P: 13	R: 0 E: 0 K: 0 S: 3	H: 0 LOB: 0 BB: 0 P: 3	R: 1 E: 0 K: 0 S: 4	H: 1 LOB: 1 BB: 1 P: 8	R: 0 E: 0 K: 0 S: 3	H: 0 LOB: 0 BB: 0 P: 3	R: 0 E: 0 K: 0 S: 3	H: 0 LOB: 0 BB: 0 P: 3	R: 0 E: 0 K: 0 S: 3	H: 0 LOB: 0 BB: 0 P: 3	R: 1 E: 0 K: 0 S: 4	H: 1 LOB: 1 BB: 1 P: 8	1B: 3 2B: 2 3B: 0 HR: 0	SF: 2 SAC: 0 DP: 1 HBP: 1	WP: 0 PB: 0 SB: 0 CS: 0	PA: 34
<b>PITCHER</b>	IP WLS BF H R ER SO BB IBB HBP BLK WP HR S P ERA WHIP																	
Spec Shea, R ERA: 8.0 (1, 1)	6.0 L 26 4 4 4 0 2 1 1 0 0 0 0 22 35 6.00 1.000																	
Gus Keriazakos, R ERA: 7.36 (7, 1)	2.0 8 1 1 1 0 1 0 0 0 0 0 0 7 11 4.50 1.000																	








Batter	1	2	3	4	5	6	7	8	9	AB	R	H	RBI	BB	SO	LOB	TOP					
<b>Eddie Yost, R</b> OBP: 0.383, SLG: 0.318 (1, 5)	F9		1B		F9		K		SH E 1B	4	1	1	0	0	1	2						
<b>Johnny Pesky, L</b> OBP: 0.356, SLG: 0.342 (1, 4)	F8		1B		L8			2B 1B	SF9	4	0	2	2	2	0	1						
<b>Mickey Vernon, L</b> OBP: 0.358, SLG: 0.571 (1, 3)	L5		F9			K		1B 2B	E FC6-4 1B	5	1	2	1	0	1	2						
<b>Jim Busby, R</b> OBP: 0.345, SLG: 0.453 (1, 8)		P4		4-3		S BB		P6	E9 FC6-4 1B	4	0	1	1	1	0	2						
<b>Pete Runnels, L</b> OBP: 0.379, SLG: 0.428 (1, 6)	F7				P6				FC6-4 1B	2	0	0	0	3	0	1						
<b>Roy Sievers, R</b> OBP: 0.342, SLG: 0.437 (1, 7)	5-3				K			P6	FC6-4 BB	5	0	0	1	0	2	7						
<b>Joe Tipton, R</b> OBP: 0.291, SLG: 0.321 (9, 2)									1-2 2-3 3-H 4-0	0	0	0	0	0	0	0						
<b>Tom Umphlett, R</b> OBP: 0.261, SLG: 0.266 (1, 9)			F7		K			F2	F5	4	0	0	0	1	1	4						
<b>Ed Fitz Gerald, R</b> OBP: 0.348, SLG: 0.325 (9, PH)			P5		1-3			SH3-4 BB	SH E BB 4-3	2	0	0	0	1	0	0						
<b>Tom Wright, L</b> OBP: 0.295, SLG: 0.318 (9, 7)										1	1	0	0	1	0	3						
<b>Johnny Schmitz, R</b> OBP: 0.211, SLG: 0.167 (9, PH)								SH3-4	E6 SF9 E 1B	2	1	2	0	0	0	0						
<b>Mickey McDermott, L</b> OBP: 0.234, SLG: 0.155 (9, PH)			1B							0	1	0	0	0	0	0						
<b>Jerry Snyder, R</b> OBP: 0.291, SLG: 0.321 (9, 1)			1B							0	0	0	0	0	0	0						
<b>Camilo Pascual, R</b> OBP: 0.291, SLG: 0.321 (9, 1)			1B							0	0	0	0	0	0	0						
<b>Inning Stats</b>	R: 0 E: 0 K: 0 S: 3	H: 0 LOB: 0 BB: 0 P: 3	R: 0 E: 0 K: 0 S: 3	H: 2 LOB: 1 BB: 0 P: 4	R: 1 E: 0 K: 0 S: 6	H: 3 LOB: 2 BB: 0 P: 6	R: 0 E: 0 K: 2 S: 7	H: 0 LOB: 1 BB: 1 P: 11	R: 0 E: 0 K: 0 S: 4	H: 1 LOB: 1 BB: 0 P: 4	R: 0 E: 0 K: 2 S: 7	H: 0 LOB: 1 BB: 1 P: 11	R: 0 E: 0 K: 1 S: 5	H: 0 LOB: 1 BB: 1 P: 9	R: 0 E: 0 K: 0 S: 5	H: 2 LOB: 3 BB: 1 P: 9	R: 4 E: 3 K: 0 S: 7	H: 2 LOB: 3 BB: 3 P: 19	1B: 7 2B: 1 3B: 0 HR: 0	SF: 1 SAC: 2 DP: 0 HBP: 0	WP: 0 PB: 0 CS: 1	PA: 44
<b>PITCHER</b>	IP	WLS	BF	H	R	ER	SO	BB	IBB	HBP	BLK	WP	HR	S	P	ERA	WHIP					
<b>Joe Coleman, R</b> ERA: 2.78	(1, 1)	8.1	L	40	8	5	1	5	4	1	0	0	0	45	65	1.08	1.440					
<b>Howie Fox, R</b> ERA: 3.0	(9, 1)	0.2		4	0	0	0	0	1	1	0	0	0	2	10	0.00	1.500					

Washington Senators @ Baltimore Orioles  
 Memorial Stadium, Baltimore, MD  
 Sat Jun 19 1954, 3:33 AM EDT  
 Att: 8,187 - Unknown

AB	34
R	5
H	8
RBI	5
BB	7
SO	5
LOB	23



Batter	1	2	3	4	5	6	7	8	9	AB	R	H	RBI	BB	SO	LOB	BOTTOM					
<b>Cal Abrams, L</b> OBP: 0.380, SLG: 0.366 (1, 9)	5-3		1-3			E9 SF8 2B		FC3-5		4	1	1	0	0	0	1						
<b>Jim Brideweser, R</b> OBP: 0.322, SLG: 0.339 (1, 4)	3-1				K	SF8		L8		3	0	0	1	0	1	1						
<b>Dick Kryhoski, L</b> OBP: 0.340, SLG: 0.403 (1, 3)	L1				F8	G5-4-3 1B		6-3		4	0	1	0	0	0	1						
<b>Sam Mele, R</b> OBP: 0.302, SLG: 0.394 (1, 7)		F8				G5-4-3		1-3		3	0	1	0	0	0	1						
<b>Gil Coan, L</b> OBP: 0.296, SLG: 0.274 (9, PH)						1-2				1	0	0	0	0	0	0						
<b>Vern Stephens, R</b> OBP: 0.339, SLG: 0.476 (1, 5)		1B 1B			F3			F9		4	0	1	0	0	0	1						
<b>Chuck Diering, R</b> OBP: 0.416, SLG: 0.425 (1, 8)		G6-4-3 1B			5-3			1B 2B		4	1	2	0	0	0	0						
<b>Ray Murray, R</b> OBP: 0.310, SLG: 0.483 (1, 2)		G6-4-3			F8			2H 1B		3	0	1	1	0	0	2						
<b>Billy Hunter, R</b> OBP: 0.247, SLG: 0.244 (1, 6)					F5			F9		3	0	1	0	0	0	0						
<b>Joe Coleman, R</b> OBP: 0.200, SLG: 0.342 (1, 1)					F7					3	0	1	0	0	0	1						
<b>Howie Fox, R</b> OBP: 0.333, SLG: 0.333 (9, 1)						P4		FC3-5 2B		0	0	0	0	0	0	0						
<b>Inning Stats</b>	R: 0 E: 0 K: 0 S: 3	H: 2 LOB: 1 BB: 0 P: 4	R: 0 E: 0 K: 0 S: 4	H: 0 LOB: 0 BB: 0 P: 3	R: 0 E: 0 K: 1 S: 6	H: 1 LOB: 1 BB: 0 P: 6	R: 0 E: 0 K: 0 S: 4	H: 0 LOB: 0 BB: 0 P: 4	R: 1 E: 1 K: 0 S: 4	H: 2 LOB: 0 BB: 0 P: 4	R: 0 E: 0 K: 0 S: 4	H: 1 LOB: 1 BB: 0 P: 4	R: 0 E: 0 K: 0 S: 3	H: 0 LOB: 0 BB: 0 P: 3	1B: 5 2B: 4 3B: 0 HR: 0	SF: 1 SAC: 0 DP: 2 HBP: 0	WP: 0 PB: 0 CS: 0	PA: 33				
<b>PITCHER</b>	IP	WLS	BF	H	R	ER	SO	BB	IBB	HBP	BLK	WP	HR	S	P	ERA	WHIP					
<b>Johnny Schmitz, L</b> ERA: 2.41	(1, 1)	8.0	W	30	9	2	2	1	0	0	0	0	0	32	32	2.25	1.125					
<b>Camilo Pascual, R</b> ERA: 5.66	(9, 1)	1.0	S	3	0	0	0	0	0	0	0	0	0	3	3	0.00	0.000					

Washington Senators @ Baltimore Orioles  
 Memorial Stadium, Baltimore, MD  
 Sat Jun 19 1954, 3:33 AM EDT  
 Att: 8,187 - Unknown


AB	32
R	2
H	9
RBI	2
BB	0
SO	1
LOB	8





Batter	1	2	3	4	5	6	7	8	9	AB	R	H	RBI	BB	SO	LOB	TOP			
<b>Eddie Yost, R</b> OBP: 0.384, SLG: 0.321 (1, 5)										4	1	2	0	0	0	1	<b>Washington Senators @ Baltimore Orioles</b> Memorial Stadium, Baltimore, MD Sun Jun 20 1954, 3:33 AM EDT Unknown			
<b>Johnny Pesky, L</b> OBP: 0.400, SLG: 0.405 (1, 4)										4	2	3	2	1	1	0				
<b>Mickey Vernon, L</b> OBP: 0.358, SLG: 0.576 (1, 3)										5	1	2	2	0	0	3				
<b>Jim Busby, R</b> OBP: 0.346, SLG: 0.454 (1, 8)										4	1	2	2	0	0	1				
<b>Pete Runnels, L</b> OBP: 0.384, SLG: 0.426 (1, 6)										3	0	1	0	2	0	2				
<b>Roy Sievers, R</b> OBP: 0.336, SLG: 0.427 (1, 7)										5	0	0	0	0	2	6				
<b>Tom Umphlett, R</b> OBP: 0.250, SLG: 0.254 (1, 9)										5	0	0	1	0	1	4				
<b>Ed Fitz Gerald, R</b> OBP: 0.345, SLG: 0.317 (1, 2)										3	1	0	0	1	0	2				
<b>Connie Marrero, R</b> (1, 1)										2	1	0	0	2	1	2				
<b>Inning Stats</b>	R: 2 E: 0 K: 2 S: 11	H: 4 LOB: 2 BB: 0 P: 11	R: 4 E: 0 K: 1 S: 7	H: 2 LOB: 1 BB: 3 P: 19	R: 0 E: 0 K: 0 S: 3	H: 0 LOB: 1 BB: 1 P: 7	R: 0 E: 0 K: 0 S: 2	H: 0 LOB: 0 BB: 0 P: 6	R: 0 E: 0 K: 1 S: 7	H: 2 LOB: 2 BB: 0 P: 7	R: 1 E: 0 K: 0 S: 6	H: 2 LOB: 2 BB: 0 P: 6	R: 0 E: 1 K: 1 S: 6	H: 0 LOB: 1 BB: 1 P: 6	R: 0 E: 0 K: 0 S: 2	H: 0 LOB: 0 BB: 1 P: 6		1B: 8 2B: 1 3B: 1 HR: 0	SF: 1 SAC: 1 DP: 2 HBP: 0	WP: 0 PB: 0 CS: 0
<b>PITCHER</b>	IP WLS BF H R ER SO BB IBB HBP BLK WP HR S P ERA WHIP																			
<b>Duane Pilette, R</b> ERA: 3.57 (1, 1)	1.1 L 11 5 5 5 2 2 0 0 0 0 0 13 21 33.75 5.250																			
<b>Mike Blyzka, R</b> ERA: 4.79 (2, 1)	6.2 29 5 2 2 3 3 0 0 0 0 0 32 44 2.70 1.200																			
<b>Billy O'Dell, L</b> ERA: (9, 1)	1.0 3 0 0 0 0 1 0 0 0 0 0 2 6 0.00 1.000																			

Batter	1	2	3	4	5	6	7	8	9	AB	R	H	RBI	BB	SO	LOB	BOTTOM			
<b>Cal Abrams, L</b> OBP: 0.370, SLG: 0.358 (1, 9)										3	0	0	1	0	0	1	<b>Washington Senators @ Baltimore Orioles</b> Memorial Stadium, Baltimore, MD Sun Jun 20 1954, 3:33 AM EDT Unknown			
<b>Gil Coan, L</b> OBP: 0.296, SLG: 0.273 (1, 7)										4	0	1	0	0	0	1				
<b>Dick Kryhoski, L</b> OBP: 0.338, SLG: 0.399 (1, 3)										4	0	1	0	0	0	1				
<b>Vern Stephens, R</b> OBP: 0.337, SLG: 0.476 (1, 5)										4	0	1	0	0	0	1				
<b>Clint Courtney, L</b> OBP: 0.325, SLG: 0.399 (1, 2)										3	0	0	0	1	0	2				
<b>Chuck Diering, R</b> OBP: 0.398, SLG: 0.405 (1, 8)										4	0	0	0	0	0	2				
<b>Bobby Young, L</b> OBP: 0.368, SLG: 0.374 (1, 4)										3	1	1	0	0	0	0				
<b>Billy Hunter, R</b> OBP: 0.249, SLG: 0.246 (1, 6)										3	0	1	0	0	0	1				
<b>Duane Pilette, R</b> OBP: 0.125, SLG: 0.130 (1, 1)										0	0	0	0	0	0	0				
<b>Mike Blyzka, R</b> OBP: 0.143, SLG: 0.143 (2, 1)										2	0	0	0	0	2	1				
<b>Eddie Waitkus, L</b> OBP: 0.325, SLG: 0.397 (6, PH)										1	0	0	0	0	0	2				
<b>Chico Garcia, R</b> OBP: 0.115, SLG: 0.083 (8, PR)										0	0	0	0	0	0	0				
<b>Billy O'Dell, S</b> (9, 1)										0	0	0	0	0	0	0				
<b>Inning Stats</b>	R: 0 E: 0 K: 0 S: 3	H: 0 LOB: 0 BB: 0 P: 3	R: 0 E: 0 K: 1 S: 6	H: 1 LOB: 1 BB: 0 P: 6	R: 0 E: 0 K: 0 S: 4	H: 1 LOB: 1 BB: 0 P: 4	R: 0 E: 0 K: 0 S: 3	H: 0 LOB: 0 BB: 0 P: 3	R: 0 E: 0 K: 1 S: 6	H: 1 LOB: 1 BB: 0 P: 6	R: 0 E: 0 K: 0 S: 2	H: 0 LOB: 0 BB: 1 P: 6	R: 1 E: 1 K: 0 S: 5	H: 1 LOB: 1 BB: 0 P: 5	R: 0 E: 0 K: 0 S: 4	H: 1 LOB: 1 BB: 0 P: 4	1B: 4 2B: 1 3B: 0 HR: 0	SF: 1 SAC: 0 DP: 1 HBP: 0	WP: 0 PB: 0 CS: 0	PA: 33
<b>PITCHER</b>	IP WLS BF H R ER SO BB IBB HBP BLK WP HR S P ERA WHIP																			
<b>Connie Marrero, R</b> ERA: 3.25 (1, 1)	9.0 W 33 5 1 0 2 1 0 0 0 0 0 36 40 0.00 0.667																			





Batter	1	2	3	4	5	6	7	8	9	AB	R	H	RBI	BB	SO	LOB	TOP					
<b>Eddie Yost, R</b> OBP: 0.388, SLG: 0.341 (1, 5)										5	2	3	3	0	1	3						
<b>Johnny Pesky, L</b> OBP: 0.380, SLG: 0.422 <b>Wayne Terwilliger, R</b> OBP: 0.269, SLG: 0.279 (1, 4) (6, 4)										3	0	1	0	0	0	1						
<b>Mickey Vernon, L</b> OBP: 0.363, SLG: 0.575 (1, 3)										4	1	2	0	1	0	1						
<b>Jim Busby, R</b> OBP: 0.339, SLG: 0.445 (1, 8)										5	0	0	0	0	1	4						
<b>Pete Runnels, L</b> OBP: 0.376, SLG: 0.416 (1, 6)										5	0	0	1	0	1	3						
<b>Tom Wright, L</b> OBP: 0.310, SLG: 0.348 (1, 7)										4	1	2	0	1	1	1						
<b>Tom Umphlett, R</b> OBP: 0.250, SLG: 0.248 (1, 9)										3	1	0	0	1	0	2						
<b>Joe Tipton, R</b> OBP: 0.311, SLG: 0.325 (1, 2)										2	1	1	0	2	0	1						
<b>Dean Stone, L</b> OBP: 0.227, SLG: 0.333 (1, 1)										4	1	1	2	0	3	3						
<b>Inning Stats</b>	R: 0 E: 0 K: 0 S: 3	H: 1 LOB: 0 BB: 0 P: 3	R: 0 E: 0 K: 0 S: 3	H: 0 LOB: 0 BB: 0 P: 3	R: 0 E: 0 K: 2 S: 8	H: 1 LOB: 1 BB: 0 P: 8	R: 0 E: 0 K: 0 S: 3	H: 1 LOB: 0 BB: 0 P: 3	R: 0 E: 0 K: 1 S: 6	H: 1 LOB: 1 BB: 0 P: 6	R: 1 E: 0 K: 1 S: 6	H: 1 LOB: 1 BB: 1 P: 10	R: 5 E: 0 K: 1 S: 9	H: 4 LOB: 2 BB: 3 P: 21	R: 0 E: 0 K: 1 S: 6	H: 1 LOB: 2 BB: 1 P: 10	R: 1 E: 1 K: 1 S: 7	H: 1 LOB: 1 BB: 0 P: 7	1B: 7 2B: 4 3B: 1 HR: 1	SF: 0 SAC: 0 DP: 2 HBP: 0	WP: 0 PB: 0 CS: 0	PA: 42
<b>PITCHER</b>	IP	WLS	BF	H	R	ER	SO	BB	IBB	HBP	BLK	WP	HR	S	P	ERA	WHIP					
<b>Bob Chakales, R</b> ERA: 4.88 (1, 1)	6.1	L	25	5	3	3	4	3	0	0	0	0	1	30	42	4.26	1.263					
<b>Howie Fox, R</b> ERA: 3.75 (7, 1)	0.0		4	3	3	3	0	1	0	0	0	0	0	3	7	∞	∞					
<b>Marlin Stuart, R</b> ERA: 4.58 (7, 1)	0.2		3	1	0	0	1	0	0	0	0	0	0	5	5	0.00	1.500					
<b>Billy O'Dell, L</b> ERA: (8, 1)	2.0		10	2	1	0	2	1	0	0	0	0	0	13	17	0.00	1.500					

Washington Senators @ Baltimore Orioles  
 Memorial Stadium, Baltimore, MD  
 Sun Jun 20 1954, 3:38 AM EDT  
 Att: 17,149 - Unknown

livebaseballscorecards.com

AB 37  
 R 7  
 H 11  
 RBI 7  
 BB 5  
 SO 7  
 LOB 19


Batter	1	2	3	4	5	6	7	8	9	AB	R	H	RBI	BB	SO	LOB	BOTTOM					
<b>Cal Abrams, L</b> OBP: 0.370, SLG: 0.364 <b>Bob Kennedy, R</b> OBP: 0.304, SLG: 0.348 (1, 9) (7, FH) (8, 9)										3	1	1	0	0	0	1						
<b>Jim Brideweser, R</b> OBP: 0.313, SLG: 0.328 (1, 4)										5	0	1	0	0	2	3						
<b>Dick Kryhoski, L</b> OBP: 0.342, SLG: 0.397 (1, 3)										3	1	1	0	1	1	1						
<b>Sam Mele, R</b> OBP: 0.301, SLG: 0.399 (1, 7)										3	0	1	1	0	0	1						
<b>Vern Stephens, R</b> OBP: 0.346, SLG: 0.480 (1, 5)										3	0	2	0	1	0	1						
<b>Chuck Diering, R</b> OBP: 0.381, SLG: 0.386 (1, 8)										4	0	0	0	0	0	5						
<b>Ray Murray, R</b> OBP: 0.273, SLG: 0.424 (1, 2)										4	0	0	0	0	1	2						
<b>Billy Hunter, R</b> OBP: 0.249, SLG: 0.246 (1, 6)										4	0	1	0	0	0	2						
<b>Bob Chakales, R</b> OBP: 0.364, SLG: 0.300 <b>Howie Fox, R</b> OBP: 0.331, SLG: 0.333 <b>Marlin Stuart, L</b> OBP: 0.346, SLG: 0.400 <b>Jim Fridley, R</b> OBP: 0.323, SLG: 0.310 (1, 1) (7, 1) (7, 1) (7, FH) (8, 1) (8, FH)										2	0	1	0	0	0	0						
<b>Inning Stats</b>	R: 1 E: 0 K: 0 S: 4	H: 1 LOB: 1 BB: 1 P: 8	R: 0 E: 0 K: 1 S: 5	H: 0 LOB: 0 BB: 0 P: 5	R: 0 E: 0 K: 0 S: 4	H: 2 LOB: 1 BB: 0 P: 4	R: 0 E: 0 K: 0 S: 4	H: 1 LOB: 1 BB: 0 P: 4	R: 0 E: 0 K: 1 S: 6	H: 1 LOB: 2 BB: 1 P: 10	R: 0 E: 0 K: 1 S: 7	H: 2 LOB: 2 BB: 0 P: 7	R: 1 E: 1 K: 0 S: 6	H: 2 LOB: 2 BB: 0 P: 6	R: 0 E: 0 K: 1 S: 5	H: 0 LOB: 0 BB: 0 P: 5	1B: 7 2B: 3 3B: 0 HR: 0	SF: 1 SAC: 0 DP: 1 HBP: 0	WP: 0 PB: 0 CS: 0	PA: 38		
<b>PITCHER</b>	IP	WLS	BF	H	R	ER	SO	BB	IBB	HBP	BLK	WP	HR	S	P	ERA	WHIP					
<b>Dean Stone, L</b> ERA: 3.51 (1, 1)	9.0	W	38	9	2	1	4	1	1	0	0	0	0	44	52	1.00	1.111					


Washington Senators @ Baltimore Orioles  
 Memorial Stadium, Baltimore, MD  
 Sun Jun 20 1954, 3:38 AM EDT  
 Att: 17,149 - Unknown

livebaseballscorecards.com

AB 35  
 R 2  
 H 9  
 RBI 1  
 BB 2  
 SO 4  
 LOB 18



Batter	1	2	3	4	5	6	7	8	9	AB	R	H	RBI	BB	SO	LOB	TOP											
<b>Eddie Yost, R</b> OBP: 0.385, SLG: 0.335 (1, 5)	0-0 1-3		0-0 6-3			4-0 BB		0-0 P6	0-0 F7	4	0	0	0	1	0	3	<b>Washington Senators @ Chicago White Sox</b> Comiskey Park, Chicago, IL Tue Jun 22 1954, 4:33 AM EDT Att: 23,016 - Unknown 											
<b>Johnny Pesky, L</b> OBP: 0.397, SLG: 0.420 (1, 4)	0-3 K		0-0 1B			0-0 4-3		0-0 4-3	0-0 2B 1B	5	1	2	0	0	1	5												
<b>Mickey Vernon, L</b> OBP: 0.364, SLG: 0.574 (1, 3)	0-0 G3		0-0 4-3			4-0 HR BB		0-0 F9	0-0 1-H 2B	4	1	1	1	1	0	1												
<b>Jim Busby, R</b> OBP: 0.341, SLG: 0.456 (1, 8)		0-0 P4		0-0 1-3		0-0 1-H HR		0-0 L3 1B	0-0 F3	5	1	2	2	0	0	1												
<b>Pete Runnels, L</b> OBP: 0.377, SLG: 0.410 (1, 6)		4-0 1B BB		0-0 G3		4-0 1B BB		0-0 L3	0-0 F7	3	1	0	0	2	0	2												
<b>Roy Sievers, R</b> OBP: 0.335, SLG: 0.437 (1, 7)		0-0 P4		0-3 K		0-0 F7		0-0 HR		4	1	1	1	0	1	2												
<b>Tom Umphlett, R</b> OBP: 0.258, SLG: 0.256 (1, 9)		0-0 1-3 1B		0-0 6-3		0-0 BB 1B		0-0 P4		4	0	2	0	0	0	0												
<b>Joe Tipton, R</b> OBP: 0.309, SLG: 0.321 (1, 2)		0-0 F2		0-3 K		0-0 1-2 BB		0-3 K		4	0	1	1	0	2	2												
<b>Mickey McDermott, L</b> Gus Keraszkos, R (1, 1) (5, 1)			0-0 4-3		0-0 2B	4-0 1-2 BB		0-0 6-3		2	0	1	0	0	0	0												
<b>Tom Wright, L</b> Bunky Stewart, L (6, PH) (6, 1)										0	0	0	0	0	0	0												
<b>Clyde Volmer, R</b> Camilo Pascual, R (8, PH) (8, 1)										0	0	0	0	0	0	0												
<b>Inning Stats</b>	R: 0 E: 0 K: 1 S: 5	H: 0 LOB: 0 BB: 0 P: 5	R: 0 E: 0 K: 0 S: 4	H: 1 LOB: 2 BB: 1 P: 8	R: 0 E: 0 K: 0 S: 4	H: 1 LOB: 1 BB: 0 P: 4	R: 0 E: 0 K: 1 S: 5	H: 0 LOB: 0 BB: 0 P: 5	R: 0 E: 0 K: 1 S: 6	H: 1 LOB: 2 BB: 1 P: 10	R: 3 E: 0 K: 0 S: 6	H: 3 LOB: 3 BB: 3 P: 18	R: 0 E: 0 K: 0 S: 3	H: 1 LOB: 0 BB: 0 P: 3	R: 1 E: 0 K: 1 S: 6	H: 1 LOB: 0 BB: 0 P: 6	R: 1 E: 0 K: 0 S: 5	H: 2 LOB: 1 BB: 0 P: 5	1B: 6 2B: 3 3B: 0 HR: 2	SF: 0 SAC: 0 DP: 1 HBP: 0	WP: 0 PB: 0 CS: 0	PA: 41						
<b>PITCHER</b>	IP	WLS	BF	H	R	ER	SO	BB	IBB	HBP	BLK	WP	HR	S	P	ERA	WHIP											
<b>Virgil Trucks, R</b> ERA: 2.88 <b>Morie Martin, L</b> ERA: 5.55	(1, 1)	8.2	W	40	10	5	5	4	5	0	0	0	0	2	43	63	5.19	1.731										
	(9, 1)	0.1	S	1	0	0	0	0	0	0	0	0	0	1	1	0.00	0.000											

Batter	1	2	3	4	5	6	7	8	9	AB	R	H	RBI	BB	SO	LOB	BOTTOM											
<b>Chico Carrasquel, R</b> OBP: 0.366, SLG: 0.423 (1, 6)	0-0 F8		0-0 BB 1B			0-0 1B F7		0-0 5-3		5	0	2	0	0	0	3	<b>Washington Senators @ Chicago White Sox</b> Comiskey Park, Chicago, IL Tue Jun 22 1954, 4:33 AM EDT Att: 23,016 - Unknown 											
<b>Nellie Fox, L</b> OBP: 0.388, SLG: 0.412 (1, 4)	0-0 SF8 2B		0-0 P5		0-0 2B 1B	0-0 5-3		0-0 5-3		4	2	2	0	0	0	1												
<b>Minnie Minoso, R</b> OBP: 0.408, SLG: 0.550 (1, 7)	0-0 E5 CS		4-0 FC6-4 BB		0-0 2B 3B	0-0 6-3		0-0 6-3		3	1	0	0	1	0	2												
<b>Ferris Fain, L</b> OBP: 0.399, SLG: 0.438 (1, 3)	0-0 SF8		0-0 F2		0-0 3B 2B	0-0 5-3		0-0 5-3		3	1	1	2	0	0	2												
<b>George Kell, R</b> OBP: 0.339, SLG: 0.323 <b>Cass Michaels, R</b> (7, PR) OBP: 0.430, SLG: 0.451 (8, 5)	0-0 CS		0-0 FC6-4		4-0 3B IBB		0-0 G6-4-3 1B		0-0 G6-4-3 1B	3	2	2	0	1	0	2												
<b>Matt Batts, R</b> OBP: 0.296, SLG: 0.310 (1, 2)		0-0 4-3		4-0 SH1-3 BB		0-0 1B 3B		0-0 G6-4-3 1B		3	1	1	3	1	0	2												
<b>Jim Rivera, L</b> OBP: 0.339, SLG: 0.440 (1, 9)		0-3 K		0-0 SH1-3		0-0 S 1B		0-0 4-3		3	0	1	1	0	1	2												
<b>Johnny Groth, R</b> OBP: 0.362, SLG: 0.405 (1, 8)		4-0 BB		0-0 4-3		0-0 1-2 1B		4-0 CS BB		2	0	1	0	2	0	1												
<b>Virgil Trucks, R</b> OBP: 0.133, SLG: 0.136 <b>Morie Martin, L</b> OBP: 0.222, SLG: 0.278 (9, 1)		3-H P4		0-0 5-3		0-0 1-2 2-3 BB		0-3 K		4	0	0	0	0	1	5												
<b>Inning Stats</b>	R: 1 E: 1 K: 0 S: 4	H: 1 LOB: 0 BB: 0 P: 4	R: 1 E: 0 K: 1 S: 6	H: 1 LOB: 1 BB: 1 P: 10	R: 0 E: 0 K: 0 S: 4	H: 1 LOB: 2 BB: 1 P: 8	R: 0 E: 0 K: 0 S: 3	H: 0 LOB: 1 BB: 1 P: 7	R: 5 E: 1 K: 0 S: 9	H: 6 LOB: 2 BB: 1 P: 13	R: 0 E: 0 K: 0 S: 3	H: 0 LOB: 0 BB: 0 P: 3	R: 0 E: 0 K: 0 S: 3	H: 1 LOB: 1 BB: 0 P: 3	R: 0 E: 0 K: 1 S: 4	H: 0 LOB: 0 BB: 1 P: 8		R: 0 E: 0 K: 1 S: 4	H: 0 LOB: 0 BB: 1 P: 8	1B: 6 2B: 3 3B: 1 HR: 0	SF: 1 SAC: 1 DP: 1 HBP: 0	WP: 0 PB: 0 CS: 2	PA: 38					
<b>PITCHER</b>	IP	WLS	BF	H	R	ER	SO	BB	IBB	HBP	BLK	WP	HR	S	P	ERA	WHIP											
<b>Mickey McDermott, L</b> ERA: 3.58 <b>Gus Keraszkos, R</b> ERA: 6.23 <b>Bunky Stewart, L</b> ERA: 7.77 <b>Camilo Pascual, R</b> ERA: 5.53	(1, 1)	4.1	L	26	9	7	5	1	3	1	0	0	0	0	24	40	10.38	2.769										
	(5, 1)	0.2		2	0	0	0	0	0	0	0	0	0	2	2	0.00	0.000											
	(6, 1)	2.0		6	1	0	0	0	0	0	0	0	0	6	6	0.00	0.500											
	(8, 1)	1.0		3	0	0	0	1	1	0	0	0	0	4	8	0.00	1.000											



Batter	1	2	3	4	5	6	7	8	9	AB	R	H	RBI	BB	SO	LOB	TOP										
<b>Eddie Yost, R</b> OBP: 0.378, SLG: 0.328 (1, 5)										5	0	0	0	0	1	3											
<b>Johnny Pesky, L</b> OBP: 0.381, SLG: 0.400 (1, 4)										5	1	1	0	0	1	2											
<b>Mickey Vernon, L</b> OBP: 0.364, SLG: 0.578 (1, 3)										5	0	2	0	0	1	1											
<b>Jim Busby, R</b> OBP: 0.345, SLG: 0.458 (1, 8)										5	2	3	0	0	0	2											
<b>Pete Runnels, L</b> OBP: 0.377, SLG: 0.410 (1, 6)										5	2	2	1	0	1	2											
<b>Roy Sievers, R</b> OBP: 0.336, SLG: 0.431 (1, 7)										3	1	0	0	2	0	3											
<b>Tom Umphlett, R</b> OBP: 0.265, SLG: 0.280 (1, 9)										4	0	2	2	0	1	5											
<b>Ed Fitz Gerald, R</b> OBP: 0.350, SLG: 0.317 (1, 2)										3	0	1	1	1	0	1											
<b>Bob Porterfield, R</b> OBP: 0.289, SLG: 0.119 (1, 1)										0	0	0	0	0	0	0											
<b>Inning Stats</b>	R: 0 E: 0 K: 3 S: 9	H: 0 LOB: 0 BB: 0 P: 9	R: 3 E: 0 K: 1 S: 8	H: 3 LOB: 3 BB: 1 P: 13	R: 0 E: 0 K: 0 S: 4	H: 1 LOB: 2 BB: 1 P: 8	R: 0 E: 0 K: 0 S: 3	H: 0 LOB: 0 BB: 0 P: 3	R: 3 E: 0 K: 1 S: 9	H: 4 LOB: 2 BB: 1 P: 13	R: 0 E: 0 K: 0 S: 4	H: 1 LOB: 1 BB: 0 P: 4	R: 0 E: 0 K: 1 S: 6	H: 1 LOB: 1 BB: 0 P: 6	R: 0 E: 0 K: 0 S: 3	H: 0 LOB: 0 BB: 0 P: 3	R: 0 E: 0 K: 0 S: 4	H: 1 LOB: 1 BB: 0 P: 4	1B: 9 2B: 0 3B: 2 HR: 0	SF: 0 SAC: 0 DP: 0 HBP: 1	WP: 1 PA: 42 CS: 0						
<b>PITCHER</b>	IP	WLS	BF	H	R	ER	SO	BB	IBB	HBP	BLK	WP	HR	S	P	ERA	WHIP										
<b>Jack Harshman, L</b> ERA: 5.28 (1, 1)	4.1		23	7	6	6	4	2	0	1	0	1	0	28	37	12.46	2.077										
<b>Don Johnson, R</b> ERA: 3.24 (5, 1)	0.2		4	1	0	0	1	0	1	0	0	0	0	5	9	0.00	1.500										
<b>Morrie Martin, L</b> ERA: 5.2 (6, 1)	4.0	W	15	3	0	0	1	0	0	0	0	0	0	17	17	0.00	0.750										

**Washington Senators @ Chicago White Sox**  
Comiskey Park, Chicago, IL  
Wed Jun 23 1954, 4:33 AM EDT  
Att: 7,234 - Unknown


AB 38  
R 6  
H 11  
RBI 5  
BB 3  
SO 6  
LOB 21


Batter	1	2	3	4	5	6	7	8	9	AB	R	H	RBI	BB	SO	LOB	BOTTOM										
<b>Chico Carrasquel, R</b> OBP: 0.363, SLG: 0.416 (1, 6)										4	1	0	0	1	1	5											
<b>Nellie Fox, L</b> OBP: 0.392, SLG: 0.415 (1, 4)										5	2	3	0	0	0	1											
<b>Minnie Minoso, R</b> OBP: 0.408, SLG: 0.543 (1, 7)										3	2	0	0	1	1	1											
<b>Ferris Fain, L</b> OBP: 0.401, SLG: 0.437 (1, 3)										3	1	1	1	1	0	2											
<b>Phil Cavarretta, L</b> OBP: 0.500, SLG: 0.700 (1, 9)										1	1	1	2	0	0	0											
<b>Johnny Groth, R</b> OBP: 0.364, SLG: 0.401 (3, 8)										2	0	0	0	2	0	1											
<b>Carl Sawatski, L</b> OBP: 0.362, SLG: 0.417 (1, 2)										1	1	0	0	2	0	0											
<b>Sherm Lollar, R</b> OBP: 0.366, SLG: 0.430 (6, FH) (7, 2)										2	0	1	2	0	0	2											
<b>Jim Rivera, L</b> OBP: 0.340, SLG: 0.439 (1, 8) (3, 9)										5	0	2	0	0	0	7											
<b>Cass Michaels, R</b> OBP: 0.445, SLG: 0.451 (1, 5)										0	0	0	1	4	0	0											
<b>Jack Harshman, L</b> OBP: 0.278, SLG: 0.143 (1, 1)										1	0	0	1	0	1	2											
<b>Don Johnson, R</b> OBP: 0.465, SLG: 0.048 (5, 1)										0	0	0	0	0	0	0											
<b>Willard Marshall, L</b> OBP: 0.342, SLG: 0.250 (5, PH) (5, PH)										0	0	0	0	0	0	0											
<b>George Kell, R</b> OBP: 0.337, SLG: 0.321 (5, PH) (6, 1)										1	0	0	0	0	0	2											
<b>Morrie Martin, L</b> OBP: 0.222, SLG: 0.278 (8, 1)										0	0	0	0	0	0	0											
<b>Inning Stats</b>	R: 5 E: 0 K: 1 S: 7	H: 2 LOB: 5 BB: 5 P: 27	R: 0 E: 0 K: 0 S: 3	H: 0 LOB: 0 BB: 0 P: 3	R: 1 E: 0 K: 1 S: 6	H: 1 LOB: 2 BB: 2 P: 14	R: 0 E: 0 K: 1 S: 6	H: 1 LOB: 1 BB: 0 P: 6	R: 0 E: 0 K: 0 S: 3	H: 1 LOB: 1 BB: 1 P: 7	R: 2 E: 0 K: 0 S: 5	H: 2 LOB: 2 BB: 1 P: 10	R: 0 E: 0 K: 0 S: 3	H: 0 LOB: 1 BB: 1 P: 7	R: 0 E: 0 K: 0 S: 4	H: 1 LOB: 2 BB: 1 P: 8	R: 0 E: 0 K: 0 S: 4	H: 1 LOB: 2 BB: 1 P: 8	1B: 8 2B: 0 3B: 0 HR: 0	SF: 1 SAC: 2 DP: 1 HBP: 1	WP: 4 PA: 43 CS: 0						
<b>PITCHER</b>	IP	WLS	BF	H	R	ER	SO	BB	IBB	HBP	BLK	WP	HR	S	P	ERA	WHIP										
<b>Bob Porterfield, R</b> ERA: 2.43 (1, 1)	0.1		8	2	5	0	0	5	0	0	0	0	0	3	23	0.00	21.000										
<b>Chuck Stobbs, L</b> ERA: 5.13 (1, 1)	0.2		2	0	0	0	1	0	0	0	0	0	0	4	4	0.00	0.000										
<b>Gus Keriazakos, R</b> ERA: 4.7 (2, 1)	3.1		16	3	1	1	2	3	0	0	0	1	0	17	29	2.70	1.800										
<b>Bunky Stewart, L</b> ERA: 7.86 (5, 1)	2.2	L	12	2	2	2	0	1	1	1	0	0	0	9	18	6.75	1.125										
<b>Camilo Pascual, R</b> ERA: 5.4 (8, 1)	1.0		5	1	0	0	0	1	0	0	0	1	0	4	8	0.00	2.000										

**Washington Senators @ Chicago White Sox**  
Comiskey Park, Chicago, IL  
Wed Jun 23 1954, 4:33 AM EDT  
Att: 7,234 - Unknown

AB 28  
R 8  
H 8  
RBI 7  
BB 11  
SO 3  
LOB 23



Batter	1	2	3	4	5	6	7	8	9	AB	R	H	RBI	BB	SO	LOB	TOP		
Eddie Yost, R OBP: 0.377, SLG: 0.331 (1, 5)	L9		F5			4-1 2B	F8			4	1	1	0	0	0	2	<b>Washington Senators @ Chicago White Sox</b> Comiskey Park, Chicago, IL Thu Jun 24 1954, 4:33 AM EDT Att: 6,990 - Unknown 		
Johnny Pesky, L OBP: 0.373, SLG: 0.390 (1, 4)	1B		4-3			F8		F8		4	0	1	0	0	0	1			
Mickey Vernon, L OBP: 0.363, SLG: 0.573 (1, 3)	FC6-4 1B			1-3		4-1		4-3		4	0	1	0	0	0	1			
Jim Busby, R OBP: 0.344, SLG: 0.459 (1, 8)	F6			P6				K		4	0	1	1	0	1	2			
Pete Runnels, L OBP: 0.371, SLG: 0.402 (1, 6)	FC6-4 1-2			1-3		3-H 2B			4-3	4	0	0	0	0	0	3			
Roy Sievers, R OBP: 0.331, SLG: 0.424 (1, 7)		P3							K	4	0	0	0	0	1	0			
Tom Umphlett, R OBP: 0.265, SLG: 0.279 (1, 9)		F9		1-3					F8	4	0	1	0	0	0	0			
Ed Fitz Gerald, R OBP: 0.349, SLG: 0.318 (1, 2)		5-3		5-3						3	0	1	0	0	0	0			
Johnny Schmitz, R OBP: 0.226, SLG: 0.156 (5, PH)			1-3							1	0	0	0	0	0	0			
Tom Wright, L OBP: 0.324, SLG: 0.387 (6, 1)						HR				1	1	1	1	0	0	0			
Spec Shea, R OBP: 0.253, SLG: 0.253 (7, PH)										0	0	0	0	0	0	0			
Mickey McDermott, L OBP: 0.253, SLG: 0.253 (7, PH)										0	0	0	0	0	0	0			
Clyde Volmer, R OBP: 0.253, SLG: 0.253 (7, PH)										0	0	0	0	0	0	0			
Chuck Stobbs, L OBP: 0.167, SLG: 0.222 (7, 1)										0	0	0	0	0	1	2			
										0	0	0	0	0	0	0			
<b>Inning Stats</b>	R: 0 E: 0 K: 0 S: 5	H: 2 LOB: 2 BB: 0 P: 5	R: 0 E: 0 K: 0 S: 3	H: 0 LOB: 0 BB: 0 P: 3	R: 0 E: 0 K: 0 S: 3	H: 0 LOB: 0 BB: 0 P: 3	R: 0 E: 0 K: 0 S: 3	H: 0 LOB: 0 BB: 0 P: 3	R: 2 E: 0 K: 1 S: 6	H: 3 LOB: 1 BB: 0 P: 6	R: 0 E: 0 K: 1 S: 7	H: 2 LOB: 2 BB: 0 P: 7	R: 0 E: 0 K: 1 S: 5	H: 0 LOB: 0 BB: 0 P: 5	R: 0 E: 0 K: 1 S: 5	H: 0 LOB: 0 BB: 0 P: 5	1B: 4 2B: 2 3B: 0 HR: 1	SF: 0 SAC: 0 DP: 0 HBP: 0	WP: 0 PA: 34 CS: 0
<b>PITCHER</b>	IP WLS BF H R ER SO BB IBB HBP BLK WP HR S P ERA WHIP																		
Sandy Consuegra, R ERA: 3.2 (1, 1)	6.1 W 26 7 2 2 0 0 0 0 0 0 0 1 26 26 2.84 1.105																		
Billy Pierce, L ERA: 3.3 (7, 1)	2.2 S 8 0 0 0 3 0 0 0 0 0 0 0 14 14 0.00 0.000																		

Batter	1	2	3	4	5	6	7	8	9	AB	R	H	RBI	BB	SO	LOB	BOTTOM		
Chico Carrasquel, R OBP: 0.359, SLG: 0.410 (1, 6)	L7	L6		FC6-4 1-2			F9			4	0	0	0	0	0	3	<b>Washington Senators @ Chicago White Sox</b> Comiskey Park, Chicago, IL Thu Jun 24 1954, 4:33 AM EDT Att: 6,990 - Unknown 		
Nellie Fox, L OBP: 0.386, SLG: 0.409 (1, 4)	F3		F8		1-3		4-3			4	0	0	0	0	0	0			
Minnie Minoso, R OBP: 0.412, SLG: 0.544 (1, 7)	2B BB		1-4-3 1B		5-3		1B			3	1	2	0	1	0	0			
Johnny Groth, R OBP: 0.363, SLG: 0.403 (1, 8)	1B 2B		L4-3 1-2		5-3		F9			4	1	1	1	0	0	2			
George Kell, R OBP: 0.345, SLG: 0.345 (1, 5)	FC5-4 2-H 1B			1B BB				F7		3	2	2	2	1	0	0			
Sherm Lollar, R OBP: 0.369, SLG: 0.425 (1, 2)	FC5-4 1-2			F9		2B SF9-5 BB				2	1	0	0	2	0	2			
Jim Rivera, L OBP: 0.344, SLG: 0.446 (1, 9)		K		1B 1-2 1B		SF9-5 1-3 2B		F7		4	0	2	0	0	1	1			
Phil Cavarretta, L OBP: 0.375, SLG: 0.538 (1, 3)		1-3		F7		SF9-5 2-3 3-H		4-3		3	0	0	1	0	0	3			
Sandy Consuegra, R OBP: 0.261, SLG: 0.227 (1, 1)						5-3				3	0	2	1	0	0	0			
Billy Pierce, L OBP: 0.261, SLG: 0.227 (7, 1)				FC6-4 1-3 2-H 1B						0	0	0	0	0	0	0			
<b>Inning Stats</b>	R: 2 E: 0 K: 0 S: 5	H: 2 LOB: 1 BB: 1 P: 9	R: 0 E: 0 K: 1 S: 6	H: 1 LOB: 1 BB: 0 P: 6	R: 0 E: 0 K: 0 S: 3	H: 1 LOB: 2 BB: 1 P: 9	R: 1 E: 0 K: 0 S: 5	H: 2 LOB: 2 BB: 1 P: 9	R: 0 E: 0 K: 0 S: 4	H: 1 LOB: 1 BB: 0 P: 4	R: 0 E: 0 K: 0 S: 3	H: 0 LOB: 1 BB: 1 P: 7	R: 0 E: 0 K: 0 S: 3	H: 0 LOB: 1 BB: 1 P: 7	R: 0 E: 0 K: 0 S: 3	H: 0 LOB: 1 BB: 1 P: 7	1B: 6 2B: 4 3B: 0 HR: 1	SF: 1 SAC: 0 DP: 2 HBP: 0	WP: 0 PA: 35 CS: 0
<b>PITCHER</b>	IP WLS BF H R ER SO BB IBB HBP BLK WP HR S P ERA WHIP																		
Johnny Schmitz, L ERA: 2.64 (1, 1)	5.0 L 22 6 3 3 3 1 2 0 0 0 0 0 1 22 30 5.40 1.600																		
Spec Shea, R ERA: 8.27 (6, 1)	1.0 5 2 2 2 0 1 0 0 0 0 0 1 4 8 18.00 3.000																		
Chuck Stobbs, L ERA: 5.55 (7, 1)	2.0 8 1 0 0 0 1 0 0 0 0 0 0 7 11 0.00 1.000																		



Batter	1	2	3	4	5	6	7	8	9	AB	R	H	RBI	BB	SO	LOB	TOP										
<b>Eddie Yost, R</b> OBP: 0.375, SLG: 0.342 (1, 5)										4	1	1	1	0	0	1	<b>Washington Senators @ Detroit Tigers</b> Briggs Stadium, Detroit, MI Fri Jun 25 1954, 4:33 AM EDT Att: 25,996 - Unknown										
<b>Johnny Pesky, L</b> OBP: 0.361, SLG: 0.365 (1, 4)										4	0	0	0	1	0	1											
<b>Mickey Vernon, L</b> OBP: 0.363, SLG: 0.568 (1, 3)										4	0	1	0	1	2	2											
<b>Jim Busby, R</b> OBP: 0.341, SLG: 0.454 (1, 8)										5	2	1	0	0	0	4											
<b>Pete Runnels, L</b> OBP: 0.373, SLG: 0.417 (1, 6)										4	1	2	2	0	0	0											
<b>Tom Wright, L</b> OBP: 0.330, SLG: 0.379 (1, 7)										2	0	0	0	2	0	0											
<b>Tom Umphlett, R</b> OBP: 0.264, SLG: 0.278 (1, 9)										4	0	1	1	0	1	2											
<b>Joe Tipton, R</b> OBP: 0.316, SLG: 0.314 (1, 2)										2	0	0	0	2	1	2											
<b>Dean Stone, L</b> OBP: 0.217, SLG: 0.318 (1, 1)										1	0	0	0	0	1	1											
<b>Mickey McDermott, L</b> OBP: 0.250, SLG: 0.227 (7, PH)										1	0	0	0	0	0	0											
<b>Camilo Pascual, R</b> (7, 1)										0	0	0	0	1	0	0											
<b>Inning Stats</b>	R: 2 E: 0 K: 1 S: 8	H: 3 LOB: 2 BB: 1 P: 12	R: 0 E: 0 K: 0 S: 3	H: 0 LOB: 1 BB: 1 P: 7	R: 0 E: 0 K: 1 S: 5	H: 0 LOB: 0 BB: 0 P: 5	R: 0 E: 0 K: 0 S: 5	H: 0 LOB: 1 BB: 1 P: 9	R: 0 E: 0 K: 0 S: 3	H: 0 LOB: 0 BB: 0 P: 3	R: 0 E: 0 K: 0 S: 3	H: 0 LOB: 0 BB: 0 P: 3	R: 2 E: 0 K: 1 S: 8	H: 3 LOB: 2 BB: 1 P: 12	R: 0 E: 0 K: 1 S: 5	H: 0 LOB: 2 BB: 2 P: 13	1B: 3 2B: 1 3B: 1 HR: 1	SF: 0 SAC: 2 DP: 0 HBP: 0	WP: 0 PB: 0 SB: 0 CS: 0	PA: 40							
<b>PITCHER</b>	IP	WLS	BF	H	R	ER	SO	BB	IBB	HBP	BLK	WP	HR	S	P	ERA	WHIP										
<b>George Zuverink, R</b> ERA: 3.5 (1, 1)	8.1	L	38	6	4	4	4	6	1	0	0	0	1	39	67	4.32	1.440										
<b>Bob Miller, L</b> ERA: 4.41 (9, 1)	0.2		2	0	0	0	1	0	0	0	0	0	0	4	4	0.00	0.000										

Batter	1	2	3	4	5	6	7	8	9	AB	R	H	RBI	BB	SO	LOB	BOTTOM										
<b>Harvey Kuenn, R</b> OBP: 0.280, SLG: 0.347 (1, 6)										4	0	0	0	0	0	0	<b>Washington Senators @ Detroit Tigers</b> Briggs Stadium, Detroit, MI Fri Jun 25 1954, 4:33 AM EDT Att: 25,996 - Unknown										
<b>Don Lund, R</b> OBP: 0.250, SLG: 0.200 (1, 9)										2	0	0	0	1	0	0											
<b>Jim Delsing, L</b> OBP: 0.335, SLG: 0.345 (8, PH) (9, 9)										1	1	1	0	0	0	0											
<b>Bob Nieman, R</b> OBP: 0.341, SLG: 0.402 (1, 7)										4	1	3	2	0	0	0											
<b>Ray Boone, R</b> OBP: 0.399, SLG: 0.517 (1, 5)										2	1	0	0	2	0	3											
<b>Walt Dropo, R</b> OBP: 0.314, SLG: 0.378 (1, 3)										2	0	0	0	1	0	2											
<b>Wayne Belardi, L</b> OBP: 0.308, SLG: 0.386 (8, PH) (9, 3)										1	0	0	0	0	0	1											
<b>Bill Tuttle, R</b> OBP: 0.404, SLG: 0.471 (1, 8)										4	0	0	0	0	0	5											
<b>Red Wilson, R</b> OBP: 0.362, SLG: 0.339 (1, 2)										4	0	1	1	0	0	0											
<b>Frank Bolling, R</b> OBP: 0.302, SLG: 0.333 (1, 4)										2	0	0	0	0	1	2											
<b>Fred Hatfield, L</b> OBP: 0.359, SLG: 0.318 (7, PH) (8, 4)										1	0	0	0	0	1	0											
<b>George Zuverink, R</b> OBP: 0.167, SLG: 0.167 (1, 1)										3	0	0	0	0	1	2											
<b>Bob Miller, R</b> OBP: 0.500, SLG: 0.500 (9, 1)										0	0	0	0	0	0	0											
<b>Frank House, L</b> OBP: 0.379, SLG: 0.462 (9, PH)										1	0	0	0	0	0	1											
<b>Inning Stats</b>	R: 0 E: 0 K: 0 S: 3	H: 0 LOB: 0 BB: 0 P: 3	R: 1 E: 0 K: 2 S: 8	H: 1 LOB: 2 BB: 2 P: 16	R: 0 E: 0 K: 0 S: 4	H: 1 LOB: 1 BB: 0 P: 4	R: 0 E: 0 K: 0 S: 3	H: 0 LOB: 0 BB: 0 P: 3	R: 0 E: 0 K: 0 S: 4	H: 1 LOB: 2 BB: 1 P: 8	R: 0 E: 0 K: 1 S: 5	H: 0 LOB: 0 BB: 0 P: 5	R: 2 E: 0 K: 0 S: 5	H: 2 LOB: 1 BB: 1 P: 9	R: 0 E: 0 K: 0 S: 2	H: 0 LOB: 0 BB: 0 P: 3	1B: 3 2B: 1 3B: 0 HR: 1	SF: 0 SAC: 0 DP: 1 HBP: 1	WP: 0 PB: 0 SB: 0 CS: 0	PA: 36							
<b>PITCHER</b>	IP	WLS	BF	H	R	ER	SO	BB	IBB	HBP	BLK	WP	HR	S	P	ERA	WHIP										
<b>Dean Stone, L</b> ERA: 3.32 (1, 1)	6.0	W	24	3	1	1	2	3	0	0	0	0	0	25	37	1.50	1.000										
<b>Camilo Pascual, R</b> ERA: 5.44 (7, 1)	3.0	S	12	2	2	2	1	1	0	1	0	0	1	12	17	6.00	1.000										

AB	31
R	4
H	6
RBI	4
BB	7
SO	5
LOB	13

AB	31
R	3
H	5
RBI	3
BB	4
SO	3
LOB	16





Batter	1	2	3	4	5	6	7	8	9	AB	R	H	RBI	BB	SO	LOB	TOP																
<b>Eddie Yost, R</b> OBP: 0.375, SLG: 0.337 (1, 5)										3	0	0	0	2	3	0	<b>Washington Senators @ Detroit Tigers</b> Briggs Stadium, Detroit, MI Sat Jun 26 1954, 4:33 AM EDT Att: 5,800 - Unknown																
<b>Wayne Terwilliger, R</b> OBP: 0.263, SLG: 0.273 <b>Tom Wright, L</b> OBP: 0.336, SLG: 0.379 <b>Spec Shea, R</b> (7, 1)										3	0	0	0	0	1	0																	
<b>Mickey McDermott, L</b> OBP: 0.245, SLG: 0.222 (9, PH)										5	1	3	1	0	0	0																	
<b>Mickey Vernon, L</b> OBP: 0.367, SLG: 0.576 (1, 3)										4	1	1	0	0	1	5																	
<b>Jim Busby, R</b> OBP: 0.340, SLG: 0.451 (1, 8)										3	0	0	0	1	0	4																	
<b>Pete Runnels, L</b> OBP: 0.371, SLG: 0.412 (1, 6)										4	0	3	2	0	0	0																	
<b>Roy Sievers, R</b> OBP: 0.337, SLG: 0.429 (1, 7)										3	0	0	0	1	0	4																	
<b>Tom Umphlett, R</b> OBP: 0.264, SLG: 0.272 (1, 9)										4	1	1	0	0	0	2																	
<b>Ed Fitz Gerald, R</b> OBP: 0.347, SLG: 0.316 (1, 2)										1	0	0	0	0	0	1																	
<b>Connie Marrero, R</b> (1, 1) <b>Chuck Stobbs, L</b> (4, 1) <b>Clyde Volmer, R</b> (7, PH) <b>Jerry Snyder, R</b> (7, PH) <b>Johnny Pesky, L</b> (8, PH)										1	0	0	0	0	0	0																	
<b>Inning Stats</b>	R: 0 E: 0 K: 1 S: 6	H: 1 LOB: 1 BB: 0 P: 6	R: 0 E: 0 K: 0 S: 3	H: 0 LOB: 1 BB: 1 P: 7	R: 0 E: 0 K: 1 S: 5	H: 0 LOB: 1 BB: 0 P: 5	R: 1 E: 0 K: 0 S: 5	H: 2 LOB: 1 BB: 0 P: 5	R: 0 E: 0 K: 0 S: 3	H: 0 LOB: 1 BB: 1 P: 7	R: 1 E: 0 K: 0 S: 4	H: 2 LOB: 1 BB: 1 P: 8	R: 2 E: 0 K: 1 S: 7	H: 3 LOB: 3 BB: 2 P: 15	R: 0 E: 0 K: 0 S: 4	H: 1 LOB: 1 BB: 0 P: 4	R: 0 E: 0 K: 1 S: 5	H: 0 LOB: 0 BB: 0 P: 5	1B: 8 2B: 0 3B: 1 HR: 0	SF: 0 SAC: 0 DP: 2 HBP: 0	WP: 0 PB: 0 SB: 0 CS: 0	PA: 39											
<b>PITCHER</b>	IP WLS BF H R ER SO BB IBB HBP BLK WP HR S P ERA WHIP																																
<b>Al Aber, L</b> ERA: 3.34 <b>Ray Herbert, R</b> ERA: 5.92 <b>Ned Garver, R</b> ERA: 1.86	(1, 1) (7, 1) (7, 1)	6.0 0.0 3.0	W 1 S	28 1 10	7 0 2	4 0 0	4 0 0	2 0 2	4 1 0	0 0 0	0 0 0	0 0 0	0 0 0	0 0 14	44 4 14	6.00 ∞ 0.00	1.833 ∞ 0.667																

Batter	1	2	3	4	5	6	7	8	9	AB	R	H	RBI	BB	SO	LOB	BOTTOM																
<b>Harvey Kuenn, R</b> OBP: 0.280, SLG: 0.345 (1, 6)										4	0	1	0	0	0	2	<b>Washington Senators @ Detroit Tigers</b> Briggs Stadium, Detroit, MI Sat Jun 26 1954, 4:33 AM EDT Att: 5,800 - Unknown																
<b>Fred Hatfield, L</b> OBP: 0.350, SLG: 0.309 <b>Frank Bolling, R</b> OBP: 0.300, SLG: 0.330 (6, 4)										2	0	0	0	0	0	0																	
<b>Bob Nieman, R</b> OBP: 0.359, SLG: 0.447 <b>Al Kaline, R</b> OBP: 0.288, SLG: 0.299 (8, 9)										3	1	2	1	1	1	0																	
<b>Ray Boone, R</b> OBP: 0.397, SLG: 0.512 (1, 5)										4	1	1	0	0	1	3																	
<b>Wayne Belardi, L</b> OBP: 0.315, SLG: 0.391 <b>Walt Dropo, R</b> OBP: 0.316, SLG: 0.379 (7, 3)										2	1	1	0	0	0	1																	
<b>Frank House, L</b> OBP: 0.387, SLG: 0.488 (1, 2)										4	2	3	2	0	0	1																	
<b>Jim Delsing, L</b> OBP: 0.333, SLG: 0.343 <b>Don Lund, R</b> OBP: 0.226, SLG: 0.185 (5, 9) (8, 7)										1	0	0	0	0	0	0																	
<b>Bill Tuttle, R</b> OBP: 0.402, SLG: 0.464 (1, 8)										3	0	0	0	1	0	2																	
<b>Al Aber, L</b> OBP: 0.200, SLG: 0.200 <b>Ray Herbert, R</b> OBP: 0.375, SLG: 1.000 <b>Ned Garver, R</b> OBP: 0.250, SLG: 0.188 (7, 1)										3	0	1	1	0	0	0																	
<b>Inning Stats</b>	R: 0 E: 0 K: 1 S: 5	H: 0 LOB: 0 BB: 0 P: 5	R: 2 E: 0 K: 1 S: 7	H: 2 LOB: 0 BB: 0 P: 7	R: 0 E: 0 K: 0 S: 3	H: 0 LOB: 0 BB: 0 P: 3	R: 2 E: 0 K: 0 S: 6	H: 3 LOB: 1 BB: 0 P: 6	R: 0 E: 0 K: 0 S: 4	H: 1 LOB: 2 BB: 1 P: 8	R: 1 E: 1 K: 0 S: 5	H: 2 LOB: 2 BB: 1 P: 9	R: 0 E: 0 K: 0 S: 3	H: 1 LOB: 0 BB: 0 P: 3	R: 0 E: 0 K: 0 S: 4	H: 1 LOB: 1 BB: 0 P: 4		R: 0 E: 0 K: 0 S: 4	H: 1 LOB: 1 BB: 0 P: 4	1B: 8 2B: 0 3B: 0 HR: 2	SF: 1 SAC: 0 DP: 0 HBP: 0	WP: 0 PB: 0 SB: 0 CS: 1	PA: 35										
<b>PITCHER</b>	IP WLS BF H R ER SO BB IBB HBP BLK WP HR S P ERA WHIP																																
<b>Connie Marrero, R</b> ERA: 3.89 <b>Chuck Stobbs, L</b> ERA: 5.46 <b>Spec Shea, R</b> ERA: 7.85	(1, 1) (4, 1) (7, 1)	3.1 2.2 2.0	L	15 13 7	5 3 2	4 1 0	4 1 0	2 0 0	0 1 0	0 1 0	0 0 0	0 0 0	0 0 0	0 0 7	2 11 7	10.80 3.38 0.00	1.500 1.500 1.000																



Batter	1	2	3	4	5	6	7	8	9	AB R H RBI BB SO LOB	TOP											
Eddie Yost, R OBP: 0.381, SLG: 0.352 (1, 5)										4 1 2 1 2 1 2	<b>Washington Senators @ Detroit Tigers</b> Briggs Stadium, Detroit, MI Sun Jun 27 1954, 4:33 AM EDT Att: 15,483 - Unknown											
Wayne Terwilliger, R OBP: 0.270, SLG: 0.272 (1, 4)										4 1 1 1 2 0 2												
Mickey Vernon, L OBP: 0.367, SLG: 0.581 (1, 3)										5 1 1 2 1 1 6												
Roy Sievers, R OBP: 0.338, SLG: 0.426 (1, 7)										4 0 1 0 1 0 2												
Jim Busby, R OBP: 0.338, SLG: 0.447 (1, 8)										5 1 1 0 0 0 4												
Pete Runnels, L OBP: 0.378, SLG: 0.436 (1, 6)										4 3 3 1 1 0 1												
Tom Umphlett, R OBP: 0.270, SLG: 0.293 (1, 9)										4 1 2 1 0 1 1												
Ed Fitz Gerald, R OBP: 0.348, SLG: 0.314 (1, 2)										4 0 1 1 1 1 2												
Bob Porterfield, R OBP: 0.100, SLG: 0.109 (1, 1)										4 0 0 1 0 2 3												
<b>Inning Stats</b>	R: 0 E: 0 K: 1 S: 6	H: 1 LOB: 1 BB: 0 P: 6	R: 1 E: 1 K: 1 S: 7	H: 2 LOB: 1 BB: 0 P: 7	R: 0 E: 0 K: 0 S: 3	H: 0 LOB: 1 BB: 1 P: 7	R: 1 E: 0 K: 1 S: 7	H: 2 LOB: 2 BB: 1 P: 11	R: 3 E: 0 K: 0 S: 7	H: 4 LOB: 1 BB: 0 P: 7		R: 1 E: 0 K: 1 S: 6	H: 1 LOB: 0 BB: 0 P: 6	R: 1 E: 0 K: 1 S: 6	H: 1 LOB: 2 BB: 1 P: 8	R: 0 E: 0 K: 0 S: 4	H: 1 LOB: 3 BB: 3 P: 18	R: 1 E: 0 K: 1 S: 5	H: 0 LOB: 3 BB: 3 P: 18	1B: 6 2B: 4 3B: 0 HR: 3	SF: 0 SAC: 1 DP: 1 HBP: 1	WP: 0 PB: 0 SB: 0 CS: 0
<b>PITCHER</b>	IP WLS BF H R ER SO BB IBB HBP BLK WP HR S P ERA WHIP																					
Billy Hoelt, L ERA: 4.02 (1, 1)	5.0 L 26 9 5 5 3 1 1 0 0 0 0 1 30 38 9.00 2.000																					
Dick Marlowe, R ERA: 4.41 (6, 1)	2.0 10 2 2 2 2 2 0 0 0 0 2 12 20 9.00 2.000																					
Ralph Branca, R ERA: 5.53 (8, 1)	1.0 5 1 0 0 0 1 0 0 0 0 0 4 8 0.00 2.000																					
Dick Weik, R ERA: 6.14 (9, 1)	1.0 7 0 1 1 1 3 0 1 0 0 0 5 18 9.00 3.000																					

Batter	1	2	3	4	5	6	7	8	9	AB R H RBI BB SO LOB	BOTTOM											
Harvey Kuenn, R OBP: 0.278, SLG: 0.343 (1, 6)										5 0 1 0 0 0 1	<b>Washington Senators @ Detroit Tigers</b> Briggs Stadium, Detroit, MI Sun Jun 27 1954, 4:33 AM EDT Att: 15,483 - Unknown											
Fred Hatfield, L OBP: 0.357, SLG: 0.300 (1, 4)										2 0 0 0 2 0 0												
Bob Nieman, R OBP: 0.354, SLG: 0.432 (1, 7)										3 0 0 0 1 1 2												
Ray Boone, R OBP: 0.402, SLG: 0.516 (1, 5)										4 0 3 0 0 0 2												
Wayne Belardi, L OBP: 0.310, SLG: 0.380 (1, 3)										4 0 1 0 0 0 5												
Frank House, L OBP: 0.379, SLG: 0.476 (1, 2)										4 0 0 0 0 1 3												
Jim Delsing, L OBP: 0.332, SLG: 0.346 (1, 9)										4 1 1 0 0 0 1												
Bill Tuttle, R OBP: 0.399, SLG: 0.474 (1, 8)										4 1 1 1 0 0 1												
Billy Hoelt, L OBP: 0.188, SLG: 0.233 (5, PH)										1 0 0 0 0 0 0												
Don Lurio, R OBP: 0.219, SLG: 0.179 (8, 1)										1 0 0 0 0 0 0												
Dick Marlowe, R OBP: 0.298, SLG: 0.429 (8, 1)										0 0 0 0 0 0 0												
Ralph Branca, R OBP: 0.298, SLG: 0.429 (8, PH)										0 0 0 0 0 0 0												
Steve Souchock, R OBP: 0.298, SLG: 0.429 (8, PH)										1 0 0 0 0 0 0												
Dick Weik, R OBP: 0.298, SLG: 0.429 (9, 1)										0 0 0 0 0 0 0												
Al Kaline, R OBP: 0.298, SLG: 0.429 (9, PH)										1 0 1 1 0 0 0												
<b>Inning Stats</b>	R: 0 E: 0 K: 0 S: 3	H: 0 LOB: 0 BB: 0 P: 3	R: 0 E: 0 K: 1 S: 6	H: 1 LOB: 1 BB: 0 P: 6	R: 0 E: 0 K: 0 S: 3	H: 0 LOB: 0 BB: 0 P: 3	R: 0 E: 0 K: 0 S: 5	H: 2 LOB: 2 BB: 0 P: 5	R: 1 E: 0 K: 0 S: 4	H: 1 LOB: 0 BB: 0 P: 4	R: 0 E: 0 K: 0 S: 2	H: 0 LOB: 1 BB: 2 P: 10	R: 0 E: 0 K: 0 S: 3	H: 0 LOB: 0 BB: 0 P: 3	R: 0 E: 0 K: 1 S: 7	H: 2 LOB: 3 BB: 1 P: 11	R: 1 E: 0 K: 0 S: 5	H: 2 LOB: 1 BB: 0 P: 5	1B: 6 2B: 1 3B: 0 HR: 1	SF: 0 SAC: 0 DP: 1 HBP: 0	WP: 0 PB: 0 SB: 0 CS: 0	PA: 37
<b>PITCHER</b>	IP WLS BF H R ER SO BB IBB HBP BLK WP HR S P ERA WHIP																					
Bob Porterfield, R ERA: 2.4 (1, 1)	9.0 W 37 8 2 2 2 3 0 0 0 0 1 38 50 2.00 1.222																					





Batter	1	2	3	4	5	6	7	8	9	AB	R	H	RBI	BB	SO	LOB	TOP			
<b>Eddie Yost, R</b> OBP: 0.384, SLG: 0.355 (1, 5)	0-0 1B 4-1 SF8	0-0 1B 1-3 2-H		4-0 BB		0-0 1-2 P4		0-0 F7		4	1	2	1	1	0	3	<b>Washington Senators @ Philadelphia Athletics</b> <b>Connie Mack Stadium, Philadelphia, PA</b> Tue Jun 29 1954, 3:33 AM EDT Att: 2,647 - Unknown <a href="http://livebaseballscorecards.com">livebaseballscorecards.com</a>			
<b>Johnny Pesky, L</b> OBP: 0.333, SLG: 0.333 (1, 4)	0-0 4-1	0-0 F7		0-0 P4			0-0 F8	0-0 4-3		5	0	0	0	0	0	6				
<b>Mickey Vernon, L</b> OBP: 0.367, SLG: 0.585 (1, 3)	0-0 1B 2-3	0-0 F8		0-0 P4			0-0 P4		0-0 3B	5	0	2	0	0	0	3				
<b>Roy Sievers, R</b> OBP: 0.336, SLG: 0.421 (1, 7)	0-0 SF8		0-3 K		0-0 L8		4-0 1B BB		0-0 P5	3	0	0	1	1	1	1				
<b>Jim Busby, R</b> OBP: 0.342, SLG: 0.449 (1, 8)	0-0 1-2 1B		0-0 S 1B		0-0 F2		0-0 1-2 1B		0-0 5-3	5	0	3	0	0	0	1				
<b>Pete Runnels, L</b> OBP: 0.372, SLG: 0.426 (1, 6)	0-0 1-4-3		0-3 K		0-3 K		0-0 1-3		0-0 3-1	5	0	0	0	0	2	6				
<b>Tom Umphlett, R</b> OBP: 0.276, SLG: 0.294 (1, 9)		0-0 F7	4-0 1-2 BB		0-0 F8			0-0 BB 1B		3	0	1	0	1	0	0				
<b>Joe Tipton, R</b> OBP: 0.327, SLG: 0.310 (8, PH)		4-0 1B BB	0-3 K		4-0 FC4-6 BB		4-0 1-2 BB			1	1	0	0	2	1	2				
<b>Tom Wright, L</b> OBP: 0.343, SLG: 0.379 (8, FR)										0	0	0	0	1	0	0				
<b>Jerry Snyder, R</b> OBP: 0.348, SLG: 0.314 (8, 2)										0	0	0	0	0	0	0				
<b>Ed Fitz Gerald, R</b> OBP: 0.245, SLG: 0.224 (1, 1)		0-0 1B 1-2 1B		0-0 F8		0-0 FC4-6 1-2 E		0-0 F7		4	0	1	0	0	0	3				
<b>Inning Stats</b>	R: 1 E: 0 K: 0 S: 6	H: 3 LOB: 2 BB: 0 P: 6	R: 1 E: 0 K: 0 S: 5	H: 2 LOB: 2 BB: 1 P: 9	R: 0 E: 0 K: 3 S: 10	H: 1 LOB: 1 BB: 1 P: 14	R: 0 E: 0 K: 0 S: 3	H: 0 LOB: 1 BB: 1 P: 7	R: 0 E: 1 K: 0 S: 5	H: 0 LOB: 1 BB: 1 P: 7	R: 0 E: 0 K: 0 S: 4	H: 1 LOB: 2 BB: 1 P: 8	R: 0 E: 0 K: 0 S: 4	H: 1 LOB: 2 BB: 0 P: 8	R: 0 E: 0 K: 0 S: 4	H: 1 LOB: 1 BB: 0 P: 4	1B: 8 2B: 1 3B: 1 HR: 0	SF: 1 SAC: 0 DP: 0 HBP: 0	WP: 0 PB: 0 SB: 1 CS: 0	PA: 42
<b>PITCHER</b> <b>Arnie Portocarrero, R</b> ERA: 3.06 (1, 1)	IP: 9.0 WLS: W BF: 42	H: 9 R: 2 ER: 2 SO: 4	BB: 6 IBB: 0 HBP: 0 BLK: 0	WP: 0 HR: 0 S: 44 P: 68	ERA: 2.00 WHIP: 1.667											ERA: 2.00 WHIP: 1.667				

Batter	1	2	3	4	5	6	7	8	9	AB	R	H	RBI	BB	SO	LOB	BOTTOM			
<b>Spook Jacobs, R</b> OBP: 0.342, SLG: 0.305 (1, 4)	4-0 FC1-6 BB		0-0 L5	0-0 4-3		0-0 1-3		0-0 1B		4	0	1	0	1	0	4	<b>Washington Senators @ Philadelphia Athletics</b> <b>Connie Mack Stadium, Philadelphia, PA</b> Tue Jun 29 1954, 3:33 AM EDT Att: 2,647 - Unknown <a href="http://livebaseballscorecards.com">livebaseballscorecards.com</a>			
<b>Pete Suder, R</b> OBP: 0.298, SLG: 0.298 (1, 5)	0-0 FC1-6 1-2 FC4-6		0-0 1B		0-0 G6-4-3 1B		0-0 E 2B	0-0 5-3		5	1	3	0	0	0	2				
<b>Lou Limmer, L</b> OBP: 0.311, SLG: 0.389 (1, 3)	0-0 P6		0-0 BB 1B		0-0 G6-4-3 1-2		0-0 FC3 3B			4	1	1	0	0	0	2				
<b>Bill Renna, R</b> OBP: 0.336, SLG: 0.460 (1, 9)	0-0 FC4-6 1-2		4-0 BB 1B		0-0 P3		0-0 2-H 3B			3	0	1	1	1	0	1				
<b>Gus Zernial, R</b> OBP: 0.342, SLG: 0.483 (1, 7)		1-0 6-3 1B HBP	0-3 K		0-0 SH1-4 1B		0-0 1-3			3	1	1	0	0	1	4				
<b>Bill Wilson, R</b> OBP: 0.324, SLG: 0.426 (1, 8)		0-0 6-3 1B	0-0 1-5-3		0-0 SH1-4 1B		0-3 K			4	0	2	0	0	1	4				
<b>Joe Demaestri, R</b> OBP: 0.245, SLG: 0.275 (1, 6)		0-0 6-3 1-2 2-3		0-3 K		0-0 SH1-4		0-3 K		3	0	0	0	0	2	3				
<b>Joe Astroth, R</b> OBP: 0.270, SLG: 0.171 (1, 2)		0-0 6-3		0-0 FC1-6 1B		4-0 IBB		0-0 6-3		3	0	1	1	1	0	1				
<b>Arnie Portocarrero, R</b> OBP: 0.179, SLG: 0.250 (1, 1)		3-H K		0-3 FC1-6 1-2		0-3 K		0-0 P3		4	0	0	0	0	2	5				
<b>Inning Stats</b>	R: 0 E: 0 K: 0 S: 3	H: 0 LOB: 1 BB: 1 P: 7	R: 1 E: 0 K: 1 S: 6	H: 1 LOB: 1 BB: 0 P: 7	R: 0 E: 0 K: 1 S: 7	H: 2 LOB: 3 BB: 1 P: 11	R: 0 E: 0 K: 1 S: 6	H: 1 LOB: 1 BB: 0 P: 6	R: 0 E: 0 K: 0 S: 3	H: 1 LOB: 0 BB: 0 P: 3	R: 0 E: 0 K: 1 S: 7	H: 2 LOB: 3 BB: 1 P: 11	R: 2 E: 1 K: 2 S: 10	H: 2 LOB: 1 BB: 0 P: 10	R: 0 E: 0 K: 0 S: 4	H: 1 LOB: 1 BB: 0 P: 4		1B: 8 2B: 1 3B: 1 HR: 0	SF: 0 SAC: 1 DP: 1 HBP: 1	WP: 0 PB: 0 SB: 0 CS: 0
<b>PITCHER</b> <b>Mickey McDermott, L</b> ERA: 3.48 (1, 1)	IP: 8.0 WLS: L BF: 38	H: 10 R: 3 ER: 2 SO: 6	BB: 2 IBB: 1 HBP: 1 BLK: 0	WP: 0 HR: 0 S: 46 P: 59	ERA: 2.25 WHIP: 1.500											ERA: 2.25 WHIP: 1.500				







Batter	1	2	3	4	5	6	7	8	9	10	11	AB	R	H	RBI	BB	SO	LOB	TOP									
Eddie Yost, R OBP: 0.396, SLG: 0.377 (1, 5)	1-3		1B		HR	IBB			G3 1B		E6 4-3	5	3	3	1	1	0	0										
Wayne Terwilliger, R OBP: 0.267, SLG: 0.289 (1, 4)	F7		F7		1-3	F9			G3 E 1B		4-3	6	1	1	0	0	0	5										
Mickey Vernon, L OBP: 0.367, SLG: 0.582 (1, 3)	K		1B			3B			P4		G3 L5-3 IBB	5	0	2	1	1	1	2										
Roy Sievers, R OBP: 0.333, SLG: 0.416 Tom Wright, L OBP: 0.339, SLG: 0.366 (9, PH) (9, 7)		6-3		6-3		6-3			6-3		K	4	0	1	1	0	0	1										
Jim Busby, R OBP: 0.344, SLG: 0.453 (1, 8)					F9				K		E6 2H 3H 1B	4	0	2	1	1	1	0										
Pete Runnels, L OBP: 0.367, SLG: 0.416 (1, 6)		G3		L7		4-3			4-3 1B		F8	5	0	1	0	0	0	4										
Tom Umpthlett, R OBP: 0.280, SLG: 0.296 (1, 9)									4-3		2-3	5	0	1	0	0	0	2										
Ed Fitz Gerald, R OBP: 0.356, SLG: 0.326 (1, 2)			L5			SH1-4 BB			F9		P4	4	0	1	0	1	0	1										
Johnny Schmitz, R OBP: 0.312, SLG: 1.190 Clyde Volmer, R OBP: 0.319, SLG: 0.534 Gus Keriazakos, R OBP: 0.310, SLG: 0.303 Bunky Stewart, L OBP: 0.310, SLG: 0.303 Johnny Pesky, L OBP: 0.310, SLG: 0.303 Camilo Pascual, R OBP: 0.310, SLG: 0.303 (1, 1) (8, PH) (8, 1) (8, 1) (10, PH) (10, 1)			1B		K	SH1-4			L8		L9	2	1	1	0	0	1	2										
<b>Inning Stats</b>	R: 0 E: 0 K: 1 S: 5	H: 0 LOB: 0 BB: 0 P: 5	R: 0 E: 0 K: 0 S: 4	H: 1 LOB: 1 BB: 0 P: 4	R: 2 E: 0 K: 0 S: 6	H: 4 LOB: 2 BB: 0 P: 6	R: 0 E: 0 K: 1 S: 7	H: 2 LOB: 2 BB: 0 P: 7	R: 1 E: 0 K: 0 S: 5	H: 2 LOB: 2 BB: 1 P: 9	R: 0 E: 0 K: 0 S: 3	H: 0 LOB: 0 BB: 2 P: 11	R: 0 E: 0 K: 1 S: 5	H: 0 LOB: 0 BB: 0 P: 5	R: 0 E: 0 K: 0 S: 4	H: 1 LOB: 1 BB: 0 P: 4	R: 2 E: 1 K: 1 S: 8	H: 3 LOB: 1 BB: 0 P: 8	R: 0 E: 0 K: 0 S: 3	H: 0 LOB: 0 BB: 0 P: 3	R: 0 E: 1 K: 0 S: 3	H: 0 LOB: 1 BB: 1 P: 7	1B: 11 2B: 1 3B: 1 HR: 1	SF: 0 SAC: 1 DP: 1 HBP: 0	WP: 0 PB: 0 SB: 0 CS: 0	PA: 49		
<b>PITCHER</b>	IP ERA WLS BF H R ER SO BB IBB HBP BLK WP HR S P ERA WHIP	Ed Lopat, L ERA: 2.91 Johnny Sain, R ERA: 1.98 Tom Morgan, R ERA: 4.16	(1, 1) (9, 1) (10, 1)	8.1 0.2 2.0	WLS 3 W	BF 39 7	H 12 0	R 5 0	ER 4 0	SO 3 0	BB 1 0	IBB 2 0	HBP 0 0	BLK 0 0	WP 0 0	HR 1 0	S 42 6	P 54 5 10	ERA 4.32 0.00 0.00	WHIP 1.560								

Washington Senators @ New York Yankees  
Yankee Stadium, Bronx, NY  
Fri Jul 02 1954, 3:33 AM EDT  
Unknown

AB	44
R	5
H	13
RBI	4
BB	4
SO	4
LOB	22

1B	11	SF	0
2B	1	SAC	1
3B	1	DP	1
HR	1	HBP	0

Batter	1	2	3	4	5	6	7	8	9	10	11	AB	R	H	RBI	BB	SO	LOB	BOTTOM							
Gil McDougald, R OBP: 0.348, SLG: 0.376 Gene Woodling, L OBP: 0.376, SLG: 0.369 Jerry Coleman, R OBP: 0.273, SLG: 0.300 (1, 4) (9, PH) (10, 4)	P3		3B		F9				K		SH1-4	3	1	0	0	1	0	0								
Bill Skowron, R OBP: 0.362, SLG: 0.553 Joe Collins, L OBP: 0.396, SLG: 0.455 (1, 3) (9, PH) (10, 3)			BB						F2		SH1-4	1	0	0	0	0	1	0								
Bill Skowron, R OBP: 0.362, SLG: 0.553 Joe Collins, L OBP: 0.396, SLG: 0.455 (1, 3) (9, PH) (10, 3)			BB						F7		SH1-4	4	0	3	1	0	0	0								
Mickey Mantle, S OBP: 0.498, SLG: 0.586 (1, 8)			BB						F7		SH1-4	0	1	0	0	2	0	0								
Mickey Mantle, S OBP: 0.498, SLG: 0.586 (1, 8)			BB						P5		SH1-4	6	0	2	0	0	1	5								
Yogi Berra, L OBP: 0.329, SLG: 0.467 (1, 2)									3B		SH1-4	5	0	2	2	1	0	1								
Hank Bauer, R OBP: 0.386, SLG: 0.479 (1, 9)									BB		SH1-4	4	2	1	0	1	1	4								
Andy Carey, R OBP: 0.333, SLG: 0.464 (1, 5)									1B		SH1-4	5	1	1	2	0	0	1								
Irv Noren, L OBP: 0.375, SLG: 0.432 (1, 7)									3B		SH1-4	5	0	3	1	0	1	0								
Phil Rizzuto, R OBP: 0.329, SLG: 0.289 (1, 6)									BB		SH1-4	3	0	0	0	2	0	2								
Ed Lopat, L OBP: 0.056, SLG: 0.029 Johnny Sain, R OBP: 0.500, SLG: 0.375 Eddie Robinson, L OBP: 0.310, SLG: 0.303 Tom Morgan, R OBP: 0.217, SLG: 0.364 Bob Cerv, R OBP: 0.222, SLG: 0.364 (1, 1) (9, 1) (9, PH) (10, 1) (11, PH)									F5		SH1-4	3	0	0	0	0	0	3								
Ed Lopat, L OBP: 0.056, SLG: 0.029 Johnny Sain, R OBP: 0.500, SLG: 0.375 Eddie Robinson, L OBP: 0.310, SLG: 0.303 Tom Morgan, R OBP: 0.217, SLG: 0.364 Bob Cerv, R OBP: 0.222, SLG: 0.364 (1, 1) (9, 1) (9, PH) (10, 1) (11, PH)									F8		SH1-4	0	0	0	0	0	0	0								
Ed Lopat, L OBP: 0.056, SLG: 0.029 Johnny Sain, R OBP: 0.500, SLG: 0.375 Eddie Robinson, L OBP: 0.310, SLG: 0.303 Tom Morgan, R OBP: 0.217, SLG: 0.364 Bob Cerv, R OBP: 0.222, SLG: 0.364 (1, 1) (9, 1) (9, PH) (10, 1) (11, PH)									F8		SH1-4	1	0	0	0	0	0	0								
Ed Lopat, L OBP: 0.056, SLG: 0.029 Johnny Sain, R OBP: 0.500, SLG: 0.375 Eddie Robinson, L OBP: 0.310, SLG: 0.303 Tom Morgan, R OBP: 0.217, SLG: 0.364 Bob Cerv, R OBP: 0.222, SLG: 0.364 (1, 1) (9, 1) (9, PH) (10, 1) (11, PH)									F7		SH1-4	1	1	1	0	0	0	0								
<b>Inning Stats</b>	R: 0 E: 0 K: 1 S: 6	H: 1 LOB: 1 BB: 0 P: 6	R: 0 E: 0 K: 1 S: 5	H: 0 LOB: 0 BB: 0 P: 5	R: 1 E: 0 K: 0 S: 3	H: 1 LOB: 1 BB: 11 P: 11	R: 2 E: 0 K: 0 S: 5	H: 3 LOB: 0 BB: 0 P: 5	R: 0 E: 0 K: 0 S: 4	H: 1 LOB: 1 BB: 0 P: 4	R: 1 E: 0 K: 0 S: 4	H: 2 LOB: 2 BB: 1 P: 12	R: 0 E: 0 K: 0 S: 4	H: 1 LOB: 0 BB: 0 P: 8	R: 0 E: 0 K: 0 S: 3	H: 1 LOB: 1 BB: 0 P: 3	R: 1 E: 0 K: 2 S: 9	H: 2 LOB: 2 BB: 1 P: 13	R: 0 E: 0 K: 0 S: 3	H: 0 LOB: 0 BB: 0 P: 3	R: 1 E: 0 K: 0 S: 4	H: 2 LOB: 2 BB: 1 P: 8	1B: 8 2B: 2 3B: 2 HR: 1	SF: 0 SAC: 1 DP: 2 HBP: 0	WP: 0 PB: 0 SB: 1 CS: 1	PA: 49
<b>PITCHER</b>	IP ERA WLS BF H R ER SO BB IBB HBP BLK WP HR S P ERA WHIP	Johnny Schmitz, L ERA: 2.89 Gus Keriazakos, R ERA: 4.82 Bunky Stewart, L ERA: 5.67 Camilo Pascual, R ERA: 5.86	(1, 1) (8, 1) (9, 1) (10, 1) (10, 1)	7.0 1.2 0.1 1.2	WLS 8 6 3 L	BF 32 4 8	H 8 1 2	R 4 1 1	ER 4 1 1	SO 2 1 0	BB 5 1 0	IBB 0 0 0	HBP 0 0 0	BLK 0 0 0	WP 0 0 0	HR 1 0 0	S 31 7 5 7	P 51 11 5 11	ERA 5.14 5.40 0.00 5.40	WHIP 1.857 1.200 6.000 1.800						

Washington Senators @ New York Yankees  
Yankee Stadium, Bronx, NY  
Fri Jul 02 1954, 3:33 AM EDT  
Unknown

AB	41
R	6
H	13
RBI	6
BB	7
SO	4
LOB	16

1B	8	SF	0
2B	2	SAC	1
3B	2	DP	2
HR	1	HBP	0



Batter	1	2	3	4	5	6	7	8	9	AB	R	H	RBI	BB	SO	LOB	TOP			
Eddie Yost, R OBP: 0.396, SLG: 0.375 (1, 5)	F2		F2	F2		FC6-4			1B SH1-4 SF8 BB	4	2	1	0	1	0	2	<b>Washington Senators @ New York Yankees</b> Yankee Stadium, Bronx, NY Fri Jul 02, 1954, 3:38 AM EDT Att: 10,934 - Unknown			
Wayne Tenwilliger, R OBP: 0.267, SLG: 0.274 (1, 4)	6-3		1B	G5-4-3		4-3			SH1-4	4	1	1	0	0	0	2				
Mickey Vernon, L OBP: 0.368, SLG: 0.577 (1, 3)	K		1B WP BB			P4			BB 1B IBB	4	1	1	2	1	1	0				
Roy Sievers, R OBP: 0.334, SLG: 0.428 (1, 7)		HR	E6 BB 1B FC5-4			P6			BB 1B	5	2	2	1	0	0	1				
Jim Busby, R OBP: 0.345, SLG: 0.453 (1, 8)	5-3		FC5-4 BB 1B			P5			BB 1B	4	1	2	1	0	0	0				
Pete Runnels, L OBP: 0.371, SLG: 0.415 (1, 6)	5-3		FC5-4 BB			F9			SF8	3	0	1	2	2	0	0				
Tom Umphlett, R OBP: 0.277, SLG: 0.293 (1, 9)	1B		FC5-4 BB			1-3			P6	5	0	1	1	0	0	7				
Joe Tipton, R OBP: 0.324, SLG: 0.300 (1, 2)	6-3		K			FC6-4 BB			F2	3	0	0	0	1	1	4				
Dean Stone, L OBP: 0.222, SLG: 0.280 (1, 1)			K			K			K	3	0	0	0	1	3	2				
<b>Inning Stats</b>	R: 0 E: 0 K: 1 S: 5	H: 0 LOB: 0 BB: 0 P: 5	R: 1 E: 0 K: 0 S: 5	H: 2 LOB: 1 BB: 0 P: 5	R: 4 E: 1 K: 2 S: 12	H: 4 LOB: 2 BB: 1 P: 16	R: 0 E: 0 K: 0 S: 2	H: 0 LOB: 0 BB: 1 P: 6	R: 1 E: 0 K: 0 S: 5	H: 2 LOB: 1 BB: 0 P: 5	R: 0 E: 0 K: 0 S: 3	H: 0 LOB: 0 BB: 0 P: 3	R: 0 E: 1 K: 1 S: 6	H: 0 LOB: 1 BB: 0 P: 6	R: 1 E: 0 K: 0 S: 4	H: 1 LOB: 3 BB: 3 P: 16		1B: 7 2B: 1 3B: 0 HR: 1	SF: 1 SAC: 1 DP: 1 HBP: 0	WP: 1 PB: 0 CS: 1
<b>PITCHER</b>	IP WLS BF H R ER SO BB IBB HBP BLK WP HR S P ERA WHIP																			
Whitey Ford, L ERA: 3.78 (1, 1)	2.1 L 15 6 5 3 2 1 0 0 0 0 1 1 18 22 11.57 3.000																			
Harry Byrd, R ERA: 3.93 (3, 1)	2.2 10 2 1 1 1 1 0 0 0 0 0 0 11 15 3.38 1.125																			
Bob Kuzava, L ERA: 4.35 (6, 1)	1.0 4 0 0 0 1 1 0 0 0 0 0 0 5 9 0.00 1.000																			
Tom Gorman, R ERA: 1.71 (7, 1)	2.0 7 0 0 0 1 0 0 0 0 0 0 0 9 9 0.00 0.000																			
Jim McDonald, R ERA: 3.19 (9, 1)	1.0 7 1 1 1 0 2 1 0 0 0 0 0 4 16 9.00 3.000																			

Batter	1	2	3	4	5	6	7	8	9	AB	R	H	RBI	BB	SO	LOB	BOTTOM					
Jerry Coleman, R OBP: 0.271, SLG: 0.297 (1, 4)	K		F9			5-3			F2	5	0	1	1	0	1	2	<b>Washington Senators @ New York Yankees</b> Yankee Stadium, Bronx, NY Fri Jul 02, 1954, 3:38 AM EDT Att: 10,934 - Unknown					
Bill Skowron, R OBP: 0.345, SLG: 0.525 (1, 3)	F3		FC5-4			P3			6-3	5	0	0	0	0	0	3						
Mickey Mantle, S OBP: 0.408, SLG: 0.582 (1, 8)	K		F8			K			WP 1B	5	0	2	0	0	2	0						
Yogi Berra, L OBP: 0.331, SLG: 0.467 (1, 2)		L1-3 HBP				6-3			F7	0	0	0	0	0	0	0						
Charles Silvera, R OBP: 0.429, SLG: 0.333 (4, 2)			1B			1-2 BB				3	0	1	0	1	0	1						
Hank Bauer, R OBP: 0.384, SLG: 0.475 (1, 9)	F9		P4			E6 1B			P5	4	1	1	0	0	0	4						
Andy Carey, R OBP: 0.331, SLG: 0.458 (1, 5)	L1-3		P6			BB 1B			F9	4	1	1	1	0	0	2						
Irv Noren, L OBP: 0.362, SLG: 0.439 (1, 7)						2B 5-3			E4	2	2	2	0	0	0	0						
Bob Kuzava, S (6, 1)						1B 5-3				0	0	0	0	0	0	0						
Eddie Robinson, L OBP: 0.317, SLG: 0.300 (6, PH)						1B 5-3				0	0	0	0	0	0	0						
Frank Leja, L (6, PH)						1B 5-3				0	0	0	0	0	0	0						
Tom Gorman, R (7, 5)						1B 5-3				0	0	0	0	0	0	0						
Joe Collins, L (7, PH)						1B 5-3				0	0	0	0	0	0	0						
Jim McDonald, R OBP: 0.354, SLG: 0.451 (9, 5)						1B 5-3				0	0	0	0	0	0	0						
Willy Miranda, S OBP: 0.316, SLG: 0.267 (1, 6)			5-3			K			6-3	2	0	0	0	0	1	2						
Gil McDougald, R OBP: 0.349, SLG: 0.377 (6, PH)			1-2			K				2	0	1	1	0	0	1						
Whitey Ford, L OBP: 0.280, SLG: 0.217 (1, 1)						5-3			F7	0	0	0	0	0	0	0						
Harry Byrd, R OBP: 0.250, SLG: 0.250 (3, 1)						1-3				1	0	1	1	0	0	0						
Bob Cerv, R OBP: 0.231, SLG: 0.389 (6, 7)			FC5-4 1B			K				3	0	1	0	0	1	3						
<b>Inning Stats</b>	R: 0 E: 0 K: 2 S: 7	H: 0 LOB: 0 BB: 0 P: 7	R: 0 E: 0 K: 0 S: 2	H: 0 LOB: 0 BB: 0 P: 3	R: 1 E: 0 K: 0 S: 5	H: 2 LOB: 1 BB: 0 P: 5	R: 0 E: 0 K: 0 S: 4	H: 1 LOB: 0 BB: 0 P: 4	R: 1 E: 0 K: 1 S: 7	H: 2 LOB: 1 BB: 0 P: 7	R: 2 E: 1 K: 2 S: 10	H: 3 LOB: 2 BB: 1 P: 14	R: 0 E: 0 K: 0 S: 4	H: 2 LOB: 2 BB: 1 P: 8	R: 0 E: 1 K: 0 S: 4	H: 0 LOB: 1 BB: 0 P: 4	R: 0 E: 0 K: 0 S: 4	H: 1 LOB: 1 BB: 0 P: 4	1B: 10 2B: 2 3B: 0 HR: 0	SF: 0 SAC: 0 DP: 2 HBP: 1	WP: 1 PB: 0 CS: 0	PA: 40
<b>PITCHER</b>	IP WLS BF H R ER SO BB IBB HBP BLK WP HR S P ERA WHIP																					
Dean Stone, L ERA: 3.41 (1, 1)	9.0 W 40 11 4 4 5 2 0 1 0 1 0 47 56 4.00 1.444																					

AB	35
R	7
H	9
RBI	7
BB	6
SO	5
LOB	18

AB	37
R	4
H	11
RBI	4
BB	2
SO	5
LOB	18









Batter	1	2	3	4	5	6	7	8	9	AB	R	H	RBI	BB	SO	LOB	TOP					
<b>Eddie Yost, R</b> OBP: 0.395, SLG: 0.370 (1,5)	5-3		K		K			3-1 1B BB		3	0	0	0	1	2	1	<b>Washington Senators @ New York Yankees</b> Yankee Stadium, Bronx, NY Sun Jul 04 1954, 3:33 AM EDT Att: 12,152 - Unknown <a href="http://livebaseballscorecards.com">livebaseballscorecards.com</a>					
<b>Johnny Pesky, L</b> OBP: 0.326, SLG: 0.337 (1,4)	2B		P6			F9		3-1 1B		4	0	2	0	0	0	0						
<b>Mickey Vernon, L</b> OBP: 0.365, SLG: 0.567 (1,3)	P5		F9			BB		3-1		3	0	0	0	1	0	3						
<b>Pete Runnels, L</b> OBP: 0.368, SLG: 0.405 (1,6)	BB			K		L7		5-3		3	0	0	0	1	1	3						
<b>Jim Busby, R</b> OBP: 0.343, SLG: 0.446 (1,8)	F8			P6		F7			F7	4	0	0	0	0	0	3						
<b>Tom Wright, L</b> OBP: 0.333, SLG: 0.358 (1,7)		K		4-3			P6		G4-6-3 1B	4	0	1	0	0	1	0						
<b>Tom Umphlett, R</b> OBP: 0.276, SLG: 0.291 (1,9)		BB 1B			6-3		K		G4-6-3 1B	4	0	1	0	0	1	1						
<b>Joe Tipton, R</b> OBP: 0.333, SLG: 0.304 (1,2)							5-3			2	0	1	0	1	0	0						
<b>Mickey McDermott, L</b> OBP: 0.232, SLG: 0.212 (1,1)	G3-6-1					F8		G3		3	0	0	0	0	0	3						
<b>Inning Stats</b>	R: 0 E: 0 K: 0 S: 4	H: 1 LOB: 2 BB: 1 P: 8	R: 0 E: 0 K: 1 S: 5	H: 1 LOB: 1 BB: 1 P: 9	R: 0 E: 0 K: 1 S: 5	H: 0 LOB: 0 BB: 0 P: 5	R: 0 E: 0 K: 1 S: 5	H: 0 LOB: 0 BB: 0 P: 5	R: 0 E: 0 K: 1 S: 6	H: 1 LOB: 1 BB: 0 P: 6	R: 0 E: 0 K: 0 S: 3	H: 0 LOB: 0 BB: 1 P: 7	R: 0 E: 0 K: 1 S: 5	H: 0 LOB: 0 BB: 0 P: 5	R: 0 E: 0 K: 0 S: 4	H: 1 LOB: 2 BB: 1 P: 8	R: 0 E: 0 K: 0 S: 3	H: 1 LOB: 0 BB: 0 P: 3	1B: 4 2B: 1 3B: 0 HR: 0	SF: 0 SAC: 0 DP: 2 HBP: 0	WP: 0 PB: 0 CS: 0	PA: 34
<b>PITCHER</b> <b>Bob Grim, R</b> ERA: 3.63 (1,1)	IP: 9.0 WLS: W BF: 34 H: 5 R: 0 ER: 0 SO: 5 BB: 4 IBB: 0 HBP: 0 BLK: 0 WP: 0 HR: 0 S: 40 P: 56 ERA: 0.00 WHIP: 1.000															<b>PITCHER</b>						

Batter	1	2	3	4	5	6	7	8	9	AB	R	H	RBI	BB	SO	LOB	BOTTOM			
<b>Jerry Coleman, R</b> OBP: 0.271, SLG: 0.296 (1,4)	F7			6-3		FC5-2 1B 1B		F8		4	1	1	0	0	0	0	<b>Washington Senators @ New York Yankees</b> Yankee Stadium, Bronx, NY Sun Jul 04 1954, 3:33 AM EDT Att: 12,152 - Unknown <a href="http://livebaseballscorecards.com">livebaseballscorecards.com</a>			
<b>Irv Noren, L</b> OBP: 0.382, SLG: 0.433 (1,7)	4-3			FC6-4 1B		FC5-2 1B		6-3 BB		3	1	2	0	1	0	0				
<b>Mickey Mantle, S</b> OBP: 0.403, SLG: 0.584 (1,8)	K			FC6-4 1-2		FC5-2 1B		6-3		4	0	0	0	0	1	5				
<b>Yogi Berra, L</b> OBP: 0.332, SLG: 0.463 (1,2)		5-3-5 SH1-3 BB		P6		1-3 2H 3H 1B		P3		3	0	1	2	1	0	2				
<b>Hank Bauer, R</b> OBP: 0.384, SLG: 0.473 (1,9)		SH1-3 1-2			F8	K				2	0	0	0	0	1	2				
<b>Bill Skowron, R</b> OBP: 0.394, SLG: 0.539 (1,3)										3	1	2	0	0	0	1				
<b>Joe Collins, L</b> OBP: 0.390, SLG: 0.445 (8,3)		5-3-5 2-3F				G4-6-3 1B		2B 2B		0	0	0	0	0	0	0				
<b>Andy Carey, R</b> OBP: 0.325, SLG: 0.453 (1,5)				1-3		G4-6-3 1B		6-3 5-3-2 2B		3	0	1	1	0	0	1				
<b>Phil Rizzuto, R</b> OBP: 0.321, SLG: 0.281 (1,6)				6-3		5-3		6-3		3	0	0	0	0	0	1				
<b>Bob Grim, R</b> OBP: 0.171, SLG: 0.235 (1,1)				F8		1B FC5-2 BB		5-3-2		2	0	0	0	1	0	1				
<b>Inning Stats</b>	R: 0 E: 0 K: 1 S: 5	H: 0 LOB: 0 BB: 0 P: 5	R: 0 E: 0 K: 0 S: 2	H: 0 LOB: 0 BB: 1 P: 6	R: 0 E: 0 K: 0 S: 3	H: 0 LOB: 0 BB: 0 P: 3	R: 0 E: 0 K: 0 S: 4	H: 1 LOB: 1 BB: 0 P: 4	R: 0 E: 0 K: 0 S: 3	H: 1 LOB: 0 BB: 0 P: 3	R: 2 E: 0 K: 1 S: 8	H: 3 LOB: 2 BB: 1 P: 12	R: 0 E: 0 K: 0 S: 4	H: 2 LOB: 0 BB: 0 P: 4	R: 0 E: 0 K: 0 S: 3	H: 0 LOB: 1 BB: 1 P: 7	1B: 5 2B: 4 3B: 0 HR: 0	SF: 0 SAC: 1 DP: 3 HBP: 0	WP: 0 PB: 0 CS: 0	PA: 31
<b>PITCHER</b> <b>Mickey McDermott, L</b> ERA: 3.47 (1,1)	IP: 8.0 WLS: L BF: 31 H: 7 R: 3 ER: 3 SO: 2 BB: 3 IBB: 0 HBP: 0 BLK: 0 WP: 0 HR: 0 S: 32 P: 44 ERA: 3.38 WHIP: 1.250															<b>PITCHER</b>				







Batter	1	2	3	4	5	6	7	8	9	AB	R	H	RBI	BB	SO	LOB	TOP			
Mitt Bolling, R OBP: 0.336, SLG: 0.382 (1, 6)	F8		F7		G3			G3		4	0	0	0	0	0	0	<b>Boston Red Sox @ Washington Senators</b> Griffith Stadium, Washington, DC Mon Jul 05 1954, 3:38 AM EDT Att. 14,514 - Cloudy			
Billy Goodman, L OBP: 0.344, SLG: 0.346 (1, 3)	BB		P6			P4		F8		3	0	0	0	1	0	0				
Ted Williams, L OBP: 0.504, SLG: 0.577 (1, 7)	K		4-3			1B BB		4-3		3	0	0	0	1	1	1				
Jackie Jensen, R OBP: 0.327, SLG: 0.442 (1, 9)	F8			K		1B BB			6-3	4	0	1	0	0	1	1				
Karl Olson, R OBP: 0.357, SLG: 0.425 (1, 8)		F7				P3			6-3	4	0	1	0	0	0	2				
Sammy White, R OBP: 0.321, SLG: 0.437 (1, 2)		P6		1B		F7				4	0	1	0	0	0	3				
Ted Lepcio, R OBP: 0.373, SLG: 0.437 (1, 4)		HR		F8			P5		L7	4	1	1	1	0	0	2				
Billy Consono, R OBP: 0.230, SLG: 0.149 (1, 5)		1B			L4		F7			3	0	1	0	0	0	0				
Bill Henry, L OBP: 0.200, SLG: 0.125 (1, 1)										2	0	0	0	0	2	1				
Ellis Kinder, R OBP: 0.231, SLG: 0.231 (5, 1)										0	0	0	0	0	0	0				
Jim Piersall, R OBP: 0.310, SLG: 0.342 (7, PH)										1	0	0	0	0	0	0				
Hal Brown, R OBP: 0.231, SLG: 0.091 (7, 1)										0	0	0	0	0	0	0				
<b>Inning Stats</b>	R: 0 E: 0 K: 1 S: 5	H: 0 LOB: 1 BB: 1 P: 9	R: 1 E: 0 K: 1 S: 7	H: 2 LOB: 1 BB: 0 P: 7	R: 0 E: 0 K: 0 S: 3	H: 0 LOB: 0 BB: 0 P: 3	R: 0 E: 0 K: 1 S: 6	H: 1 LOB: 1 BB: 0 P: 6	R: 0 E: 0 K: 1 S: 5	H: 0 LOB: 0 BB: 0 P: 5	R: 0 E: 0 K: 0 S: 4	H: 1 LOB: 2 BB: 1 P: 8	R: 0 E: 0 K: 0 S: 3	H: 0 LOB: 0 BB: 0 P: 3	R: 0 E: 0 K: 0 S: 4	H: 1 LOB: 1 BB: 0 P: 4	1B: 4 2B: 0 3B: 0 HR: 1	SF: 0 SAC: 0 DP: 0 HBP: 0	WP: 0 PB: 0 SB: 0 CS: 0	PA: 34
<b>PITCHER</b> Chuck Stobbs, L ERA: 4.96 (1, 1)	IP: 9.0 WLS: W BF: 34 H: 5 R: 1 ER: 1 SO: 4 BB: 2 IBB: 0 HBP: 0 BLK: 0 WP: 0 HR: 1 S: 40 P: 48 ERA: 1.00 WHIP: 0.778																			

Batter	1	2	3	4	5	6	7	8	9	AB	R	H	RBI	BB	SO	LOB	BOTTOM			
Eddie Yost, R OBP: 0.399, SLG: 0.372 (1, 5)	G6-4-3 1B		SH1-3 BB		1B HR 1B	F7		E SH2-3 1B		4	1	3	0	1	0	1	<b>Boston Red Sox @ Washington Senators</b> Griffith Stadium, Washington, DC Mon Jul 05 1954, 3:38 AM EDT Att. 14,514 - Cloudy			
Wayne Terwilliger, R OBP: 0.269, SLG: 0.275 (1, 4)	G6-4-3 1-2		SH1-3		1B HR 1B	6-3		SH2-3		3	1	1	0	0	0	2				
Mickey Vernon, L OBP: 0.365, SLG: 0.565 (1, 3)	F9		P4		1B HR 1B		E9 2B	P4		5	2	2	1	0	0	2				
Roy Sievers, R OBP: 0.330, SLG: 0.429 (1, 7)		E6 5-3 1B	F9		1B HR 1B	4-3		P4		5	1	1	4	0	0	2				
Jim Busby, R OBP: 0.340, SLG: 0.441 (1, 8)		5-3 1B		5-3	6-3		F9			4	0	1	0	0	0	0				
Pete Runnels, L OBP: 0.369, SLG: 0.411 (1, 6)		F5		1B	F9		1B	3B		4	1	2	0	0	0	2				
Tom Umphlett, R OBP: 0.269, SLG: 0.283 (1, 9)		5-3		F9	F8		HBP 1B			4	0	1	1	0	0	3				
Joe Tipton, R OBP: 0.348, SLG: 0.301 (1, 2)				F7		SH1-4 BB	1-2 HBP			1	0	0	0	2	0	1				
Chuck Stobbs, L OBP: 0.182, SLG: 0.227 (1, 1)		G3			1B 1B 1B	SH1-4	F8			3	1	1	0	0	0	5				
<b>Inning Stats</b>	R: 0 E: 0 K: 0 S: 3	H: 1 LOB: 0 BB: 0 P: 3	R: 0 E: 0 K: 0 S: 5	H: 1 LOB: 3 BB: 1 P: 9	R: 0 E: 0 K: 0 S: 3	H: 0 LOB: 1 BB: 1 P: 7	R: 0 E: 0 K: 0 S: 4	H: 1 LOB: 0 BB: 0 P: 4	R: 5 E: 0 K: 0 S: 8	H: 5 LOB: 0 BB: 0 P: 8	R: 0 E: 0 K: 0 S: 3	H: 0 LOB: 1 BB: 1 P: 7	R: 2 E: 1 K: 0 S: 6	H: 3 LOB: 2 BB: 0 P: 7	R: 0 E: 1 K: 0 S: 4	H: 1 LOB: 1 BB: 0 P: 4		1B: 9 2B: 1 3B: 1 HR: 1	SF: 0 SAC: 3 DP: 1 HBP: 1	WP: 0 PB: 0 SB: 0 CS: 0
<b>PITCHER</b> Bill Henry, L ERA: 4.84 (1, 1)	IP: 4.0 WLS: L BF: 21 H: 7 R: 4 ER: 4 SO: 4 BB: 1 IBB: 1 HBP: 0 BLK: 0 WP: 0 HR: 0 S: 19 P: 27 ERA: 9.00 WHIP: 2.000																			
Ellis Kinder, R ERA: 3.47 (5, 1)	IP: 2.0 WLS: L BF: 8 H: 1 R: 1 ER: 1 SO: 0 BB: 0 IBB: 0 HBP: 0 BLK: 0 WP: 0 HR: 1 S: 7 P: 11 ERA: 4.50 WHIP: 1.000																			
Hal Brown, R ERA: 4.7 (7, 1)	IP: 2.0 WLS: L BF: 11 H: 4 R: 2 ER: 2 SO: 0 BB: 0 IBB: 0 HBP: 1 BLK: 0 WP: 0 HR: 0 S: 10 P: 11 ERA: 9.00 WHIP: 2.000																			



Batter	1	2	3	4	5	6	7	8	9	AB	R	H	RBI	BB	SO	LOB	TOP			
Spook Jacobs, R OBP: 0.393, SLG: 0.314	1-3		FC4-6 BB			F9 BLK 1B BB		4-3		2	1	0	0	2	0	0	Philadelphia Athletics @ Washington Senators Griffith Stadium, Washington, DC Tue Jul 06 1954, 3:33 AM EDT Att: 3,985 - Unknown			
Lou Limmer, L OBP: 0.301, SLG: 0.397	K		FC4-6			F9		HR		4	1	1	1	0	1	2				
Jim Finigan, R OBP: 0.378, SLG: 0.419	F7			6-3		FC5-4 1B		G3		4	0	1	1	0	0	0				
Bill Renna, R OBP: 0.328, SLG: 0.424		6-3				F8 3-H 1B		F8		3	0	0	0	1	0	1				
Gus Zernial, R OBP: 0.341, SLG: 0.485				K		FC5-4				4	0	2	0	0	1	2				
Bill Wilson, R OBP: 0.362, SLG: 0.521		1B								4	0	2	0	0	0	2				
Joe Demaestri, R OBP: 0.234, SLG: 0.259										4	0	0	0	0	0	4				
Joe Astroth, R OBP: 0.262, SLG: 0.178										4	0	0	0	0	1	3				
Bob Trice, R OBP: 0.356, SLG: 0.439										2	0	0	0	0	0	0				
Vic Power, R OBP: 0.271, SLG: 0.317										1	0	0	0	0	0	1				
Al Sima, F OBP: 0.100, SLG: 0.100										0	0	0	0	0	0	0				
Jim Robertson, R OBP: 0.250, SLG: 0.167										1	0	0	0	0	1	2				
<b>Inning Stats</b>	R: 0 E: 0 K: 1 S: 5	H: 0 LOB: 0 BB: 0 P: 5	R: 0 E: 0 K: 0 S: 4	H: 1 LOB: 1 BB: 0 P: 4	R: 0 E: 0 K: 0 S: 3	H: 0 LOB: 1 BB: 1 P: 7	R: 0 E: 0 K: 1 S: 5	H: 0 LOB: 1 BB: 1 P: 9	R: 0 E: 0 K: 0 S: 4	H: 1 LOB: 1 BB: 0 P: 8	R: 0 E: 0 K: 0 S: 4	H: 1 LOB: 0 BB: 0 P: 4	R: 1 E: 0 K: 2 S: 9	H: 1 LOB: 2 BB: 0 P: 9	R: 0 E: 0 K: 2 S: 9	H: 2 LOB: 2 BB: 0 P: 9	1B: 5 2B: 0 3B: 0 HR: 1	SF: 0 SAC: 0 DP: 0 HBP: 0	WP: 0 PB: 0 SB: 0 CS: 0	PA: 36
<b>PITCHER</b> Johnny Schmitz, L ERA: 2.79	IP: 9.0 WLS: W BF: 36 H: 6 R: 2 ER: 2 SO: 4 BB: 3 IBB: 0 HBP: 0 BLK: 1 WP: 0 HR: 1 S: 41 P: 53 ERA: 2.00 WHIP: 1.000															<b>PITCHER</b>				

Batter	1	2	3	4	5	6	7	8	9	AB	R	H	RBI	BB	SO	LOB	BOTTOM			
Eddie Yost, R OBP: 0.403, SLG: 0.381	G3 1B		F2			3B 2B				4	1	3	1	0	0	0	Philadelphia Athletics @ Washington Senators Griffith Stadium, Washington, DC Tue Jul 06 1954, 3:33 AM EDT Att: 3,985 - Unknown			
Johnny Pesky, L OBP: 0.320, SLG: 0.352	G3		L6			1B 3B		FC3-6 CS		4	1	1	1	0	0	2				
Mickey Vernon, L OBP: 0.370, SLG: 0.574	G3					1B 3B		CS		4	2	3	1	0	0	1				
Roy Sievers, R OBP: 0.332, SLG: 0.431						1B 3B		1B		3	0	1	1	1	0	2				
Jim Busby, R OBP: 0.339, SLG: 0.439						1B 3B		1B		4	0	1	1	0	0	4				
Pete Runnels, L OBP: 0.365, SLG: 0.405						1B 3B		1B		4	0	0	0	0	0	3				
Tom Umphlett, R OBP: 0.270, SLG: 0.284						1B 3B		1B		3	0	1	0	0	0	1				
Ed Fitz Gerald, R OBP: 0.353, SLG: 0.331						1B 3B		1B		3	1	1	0	0	0	1				
Johnny Schmitz, R OBP: 0.208, SLG: 0.174						1B 3B		1B		2	0	0	0	0	0	0				
<b>Inning Stats</b>	R: 0 E: 0 K: 0 S: 4	H: 1 LOB: 2 BB: 1 P: 8	R: 0 E: 0 K: 0 S: 3	H: 1 LOB: 0 BB: 0 P: 3	R: 0 E: 0 K: 0 S: 3	H: 0 LOB: 0 BB: 0 P: 3	R: 1 E: 0 K: 0 S: 4	H: 2 LOB: 0 BB: 0 P: 4	R: 0 E: 0 K: 0 S: 3	H: 0 LOB: 0 BB: 0 P: 3	R: 3 E: 0 K: 0 S: 7	H: 4 LOB: 1 BB: 0 P: 7	R: 1 E: 0 K: 0 S: 4	H: 2 LOB: 0 BB: 0 P: 4	R: 0 E: 0 K: 0 S: 4	H: 1 LOB: 1 BB: 0 P: 4		1B: 6 2B: 3 3B: 2 HR: 0	SF: 0 SAC: 1 DP: 2 HBP: 0	WP: 0 PB: 0 SB: 0 CS: 1
<b>PITCHER</b> Bob Trice, R ERA: 5.14 Al Sima, L ERA: 3.69	IP: 6.0 WLS: L BF: 25 H: 8 R: 4 ER: 4 SO: 4 BB: 1 IBB: 0 HBP: 0 BLK: 0 WP: 0 HR: 0 S: 24 P: 28 ERA: 6.00 WHIP: 1.500															<b>PITCHER</b>				





Batter	1	2	3	4	5	6	7	8	9	AB	R	H	RBI	BB	SO	LOB	TOP			
<b>Gil McDougald, R</b> OBP: 0.397, SLG: 0.376 (1, 4)	F7		5-3			6-3		F8	SF8 1B	5	1	1	0	0	0	1	<b>New York Yankees @ Washington Senators</b> Griffith Stadium, Washington, DC Fri Jul 09 1954, 3:33 AM EDT Att: 14,268 - Unknown <a href="http://livebaseballscorecards.com">livebaseballscorecards.com</a>			
<b>Bill Skowron, R</b> OBP: 0.394, SLG: 0.542 <b>Joe Collins, L</b> OBP: 0.397, SLG: 0.513 (1, 3) (9, 3)	4-3				F8	E 1B		WP 2B 1B	SF8 1-3 2-H 1B	5	1	3	2	0	0	0				
<b>Mickey Mantle, S</b> OBP: 0.401, SLG: 0.594 (1, 8)				K		E5 1-2		F3	SF8	4	0	1	1	0	1	2				
<b>Yogi Berra, L</b> OBP: 0.344, SLG: 0.483 (1, 2)	F9			F9		F2		2B E BB	F3	4	1	0	0	1	0	5				
<b>Hank Bauer, R</b> OBP: 0.385, SLG: 0.473 (1, 9)						F8		E 1-3 2-H 2B		3	1	1	1	1	0	2				
<b>Andy Carey, R</b> OBP: 0.330, SLG: 0.473 (1, 5)	5-3					G5-4-3 1B		F3	E5	4	0	1	0	0	0	0				
<b>Irv Noren, L</b> OBP: 0.393, SLG: 0.503 (1, 7)	F8					F8		2-H 3-H 0-3 K		4	0	0	0	0	1	3				
<b>Phil Rizzuto, R</b> OBP: 0.317, SLG: 0.276 <b>Bob Cerv, R</b> OBP: 0.225, SLG: 0.378 <b>Johnny Sain, R</b> OBP: 0.500, SLG: 0.375 (1, 6) (9, PH) (9, 1)			F6			G5-4-3 1-2			F9	3	0	1	0	0	0	2				
<b>Ed Lopat, L</b> OBP: 0.276, SLG: 0.029 <b>Tom Gorman, R</b> OBP: 0.331, SLG: 0.297 <b>Eddie Robinson, L</b> OBP: 0.331, SLG: 0.297 <b>Bob Kuzava, S</b> OBP: 0.331, SLG: 0.297 <b>Gene Woodling, L</b> OBP: 0.331, SLG: 0.297 <b>Willy Miranda, S</b> OBP: 0.331, SLG: 0.297 (1, 1) (6, 1) (7, PH) (7, 1) (9, PH) (9, PH) (9, 6)			4-3					6-3 1B BB	F5	1	0	0	0	1	0	0				
<b>Inning Stats</b>	R: 0 E: 0 K: 0 S: 4	H: 1 LOB: 1 BB: 0 P: 4	R: 0 E: 0 K: 0 S: 3	H: 0 LOB: 0 BB: 0 P: 3	R: 0 E: 0 K: 1 S: 5	H: 0 LOB: 0 BB: 0 P: 5	R: 0 E: 0 K: 0 S: 3	H: 1 LOB: 1 BB: 1 P: 7	R: 1 E: 1 K: 0 S: 5	H: 1 LOB: 2 BB: 1 P: 9	R: 0 E: 0 K: 0 S: 4	H: 1 LOB: 1 BB: 0 P: 4	R: 3 E: 1 K: 1 S: 8	H: 2 LOB: 1 BB: 1 P: 12	R: 2 E: 0 K: 0 S: 5	H: 2 LOB: 2 BB: 1 P: 9		1B: 7 2B: 1 3B: 0 HR: 0	SF: 1 SAC: 0 DP: 1 HBP: 0	WP: 1 PB: 0 CS: 0
<b>PITCHER</b> <b>Dean Stone, L</b> ERA: 3.47 (1, 1)	IP: 9.0 WLS: L BF: 40 H: 8 R: 6 ER: 4 SO: 2 BB: 4 IBB: 0 HBP: 0 BLK: 0 WP: 1 HR: 0 S: 40 P: 56 ERA: 4.00 WHIP: 1.333											<b>PITCHER</b>	IP: 9.0 WLS: L BF: 40 H: 8 R: 6 ER: 4 SO: 2 BB: 4 IBB: 0 HBP: 0 BLK: 0 WP: 1 HR: 0 S: 40 P: 56 ERA: 4.00 WHIP: 1.333							

Batter	1	2	3	4	5	6	7	8	9	AB	R	H	RBI	BB	SO	LOB	BOTTOM			
<b>Eddie Yost, R</b> OBP: 0.406, SLG: 0.392 (1, 5)	G4-3 1B		L3-6 SH5-3 1B			1B 3B			F7	5	1	3	0	0	0	3	<b>New York Yankees @ Washington Senators</b> Griffith Stadium, Washington, DC Fri Jul 09 1954, 3:33 AM EDT Att: 14,268 - Unknown <a href="http://livebaseballscorecards.com">livebaseballscorecards.com</a>			
<b>Wayne Terwilliger, R</b> OBP: 0.269, SLG: 0.275 (1, 4)	G4-3 1-2		SH5-3 1-2			1B 3-H		F5		3	0	1	1	0	0	1				
<b>Mickey Vernon, L</b> OBP: 0.368, SLG: 0.570 (1, 3)	1-3		L3-6 2-3			1B BB 1B		F8		4	1	1	0	0	0	1				
<b>Roy Sievers, R</b> OBP: 0.334, SLG: 0.436 (1, 7)			F4			F9 SF7 2B		F8		4	2	2	0	0	0	0				
<b>Jim Busby, R</b> OBP: 0.338, SLG: 0.437 (1, 8)			E5 1B 1B			F9 2-3		K		4	0	1	0	0	1	3				
<b>Pete Runnels, L</b> OBP: 0.366, SLG: 0.408 (1, 6)			SF7 1B 1B			SF7 BB BB 1-2 2-3 1B		K		3	1	2	1	0	1	0				
<b>Tom Umphlett, R</b> OBP: 0.270, SLG: 0.283 (1, 9)			1B 1-H 1B			F7		K		4	0	1	1	0	1	3				
<b>Joe Tipton, R</b> OBP: 0.357, SLG: 0.305 <b>Johnny Pesky, L</b> OBP: 0.317, SLG: 0.348 (1, 2) (9, PH)			1B			F5		BB BB		2	0	1	1	1	0	0				
<b>Dean Stone, L</b> OBP: 0.233, SLG: 0.259 <b>Mickey McDermott, L</b> OBP: 0.229, SLG: 0.269 (1, 1) (9, PH)			K			K		1-2 2-3 3-H BB		1	0	0	0	0	0	0				
<b>Inning Stats</b>	R: 0 E: 0 K: 0 S: 3	H: 1 LOB: 0 BB: 0 P: 3	R: 1 E: 1 K: 1 S: 8	H: 4 LOB: 2 BB: 0 P: 8	R: 0 E: 0 K: 0 S: 3	H: 1 LOB: 0 BB: 0 P: 3	R: 1 E: 0 K: 0 S: 4	H: 1 LOB: 0 BB: 0 P: 4	R: 1 E: 0 K: 1 S: 6	H: 2 LOB: 1 BB: 0 P: 6	R: 2 E: 0 K: 2 S: 10	H: 3 LOB: 3 BB: 2 P: 18	R: 0 E: 0 K: 1 S: 5	H: 0 LOB: 0 BB: 0 P: 5	R: 0 E: 0 K: 0 S: 3	H: 0 LOB: 0 BB: 0 P: 3		1B: 10 2B: 2 3B: 1 HR: 0	SF: 1 SAC: 1 DP: 2 HBP: 0	WP: 0 PB: 0 CS: 0
<b>PITCHER</b> <b>Ed Lopat, L</b> ERA: 3.19 <b>Tom Gorman, R</b> ERA: 1.54 <b>Bob Kuzava, L</b> ERA: 4.09 <b>Johnny Sain, R</b> ERA: 1.82 (1, 1) (6, 1) (7, 1) (9, 1)	IP: 5.1 WLS: 24 BF: 24 H: 12 R: 5 ER: 5 SO: 3 BB: 2 IBB: 0 HBP: 0 BLK: 0 WP: 0 HR: 0 S: 30 P: 30 ERA: 8.44 WHIP: 2.250											<b>PITCHER</b>	IP: 5.1 WLS: 24 BF: 24 H: 12 R: 5 ER: 5 SO: 3 BB: 2 IBB: 0 HBP: 0 BLK: 0 WP: 0 HR: 0 S: 30 P: 30 ERA: 8.44 WHIP: 2.250							



Batter	1	2	3	4	5	6	7	8	9	AB	R	H	RBI	BB	SO	LOB	TOP					
<b>Gil McDougald, R</b> OBP: 0.364, SLG: 0.394 (1, 4)	F8	HR		1B			1B			4	2	3	4	1	0	0						
<b>Joe Collins, L</b> OBP: 0.399, SLG: 0.519 (1, 3)	1B	2B		K			K			4	0	2	0	0	2	4						
<b>Mickey Mantle, S</b> OBP: 0.398, SLG: 0.587 (1, 8)	F8	F8		1-3			1B	F8		5	1	1	0	0	0	2						
<b>Yogi Berra, L</b> OBP: 0.348, SLG: 0.487 (1, 2)	F8		G3		G1-6-3 HBP		1B			4	1	2	1	0	0	1						
<b>Irv Noren, L</b> OBP: 0.388, SLG: 0.511 (7, 7)		HR	K2-3		G1-6-3		F8			5	1	1	1	0	2	4						
<b>Gene Woodling, L</b> OBP: 0.387, SLG: 0.381 <b>Hank Bauer, R</b> OBP: 0.385, SLG: 0.474 (7, PH) (7, 9)	4-3		BB			SH1-4 BB	1B	F3		1	0	0	0	2	0	0						
<b>Andy Carey, R</b> OBP: 0.328, SLG: 0.468 (1, 5)			5-3			SH1-4	BB	3-1		4	1	1	1	0	1	1						
<b>Phil Rizzuto, R</b> OBP: 0.317, SLG: 0.276 <b>Bill Skowron, R</b> OBP: 0.370, SLG: 0.546 <b>Willy Miranda, S</b> OBP: 0.364, SLG: 0.333 (7, PH) (7, 6)	1B	HR			F7		K	BB	F7	3	1	1	0	0	1	1						
<b>Bob Wiesler, S</b> OBP: 0.250, SLG: 0.250 <b>Harry Byrd, R</b> OBP: 0.292, SLG: 0.261 <b>Bob Cerv, R</b> OBP: 0.244, SLG: 0.378 <b>Whitey Ford, L</b> OBP: 0.241, SLG: 0.185 (1, 1) (6, 1) (7, PH) (7, 1)		1B			K		G3		K	0	0	0	0	0	0	0						
<b>Inning Stats</b>	R: 0 E: 0 K: 0 S: 4	H: 1 LOB: 1 BB: 0 P: 4	R: 4 E: 0 K: 1 S: 10	H: 5 LOB: 1 BB: 0 P: 10	R: 0 E: 0 K: 1 S: 5	H: 0 LOB: 1 BB: 1 P: 9	R: 0 E: 0 K: 2 S: 8	H: 1 LOB: 1 BB: 0 P: 8	R: 0 E: 0 K: 0 S: 2	H: 0 LOB: 0 BB: 0 P: 3	R: 0 E: 0 K: 1 S: 5	H: 0 LOB: 1 BB: 1 P: 9	R: 5 E: 0 K: 1 S: 11	H: 6 LOB: 3 BB: 2 P: 19	R: 0 E: 0 K: 1 S: 6	H: 1 LOB: 1 BB: 0 P: 6	R: 0 E: 0 K: 1 S: 5	H: 0 LOB: 0 BB: 0 P: 5	1B: 10 2B: 2 3B: 0 HR: 2	SF: 0 SAC: 2 DP: 1 HBP: 1	WP: 0 PB: 0 SB: 0 CS: 0	PA: 45
<b>PITCHER</b>	IP	WLS	BF	H	R	ER	SO	BB	IBB	HBP	BLK	WP	HR	S	P	ERA	WHIP					
<b>Bob Porterfield, R</b> ERA: 2.62 <b>Bunky Stewart, L</b> ERA: 7.02 <b>Camilo Pascual, R</b> ERA: 5.82 <b>Gus Keriazakos, R</b> ERA: 4.2	2.0	L	12	6	4	4	1	0	0	0	0	0	2	14	14	18.00	3.000					
	4.2		24	7	5	5	4	3	0	1	0	0	0	28	41	9.64	2.143					
	0.1		2	0	0	0	1	1	0	0	0	0	0	3	7	0.00	3.000					
	2.0		7	1	0	0	2	0	0	0	0	0	0	11	11	0.00	0.500					

**New York Yankees @ Washington Senators**  
Griffith Stadium, Washington, DC  
Sat Jul 10 1954, 3:33 AM EDT  
Att: 19,866 - Unknown


AB 38  
R 9  
H 14  
RBI 9  
BB 4  
SO 8  
LOB 15



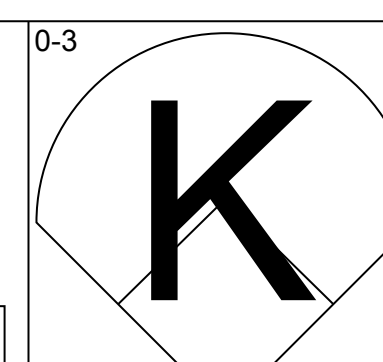
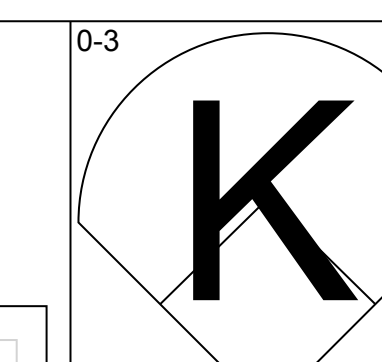
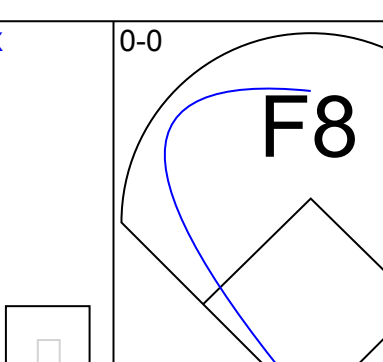
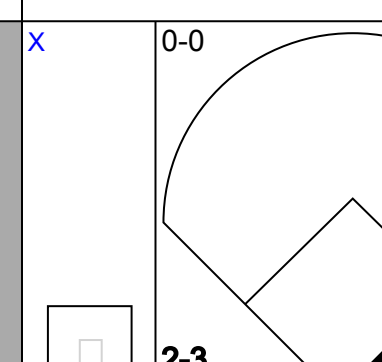
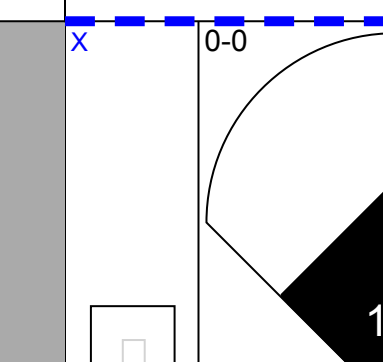
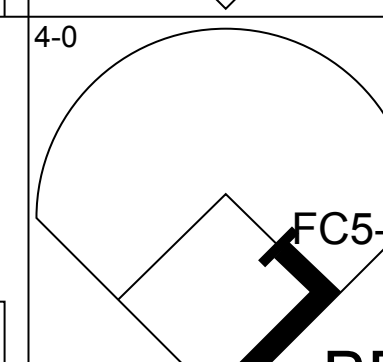
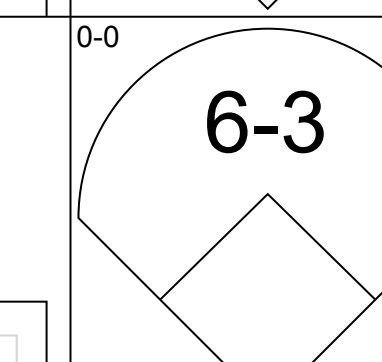
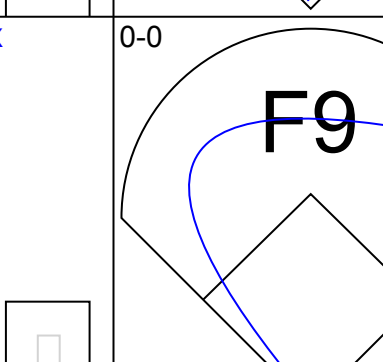
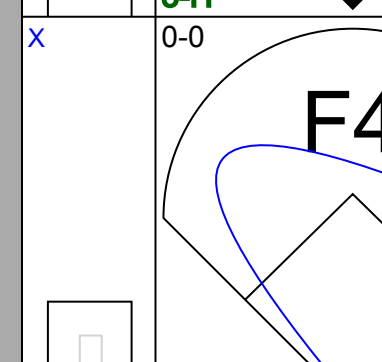
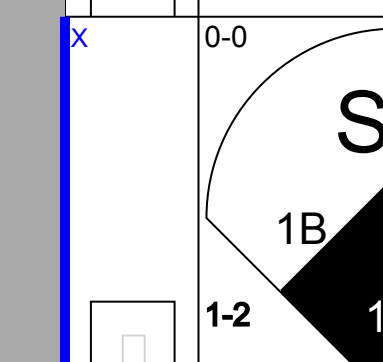
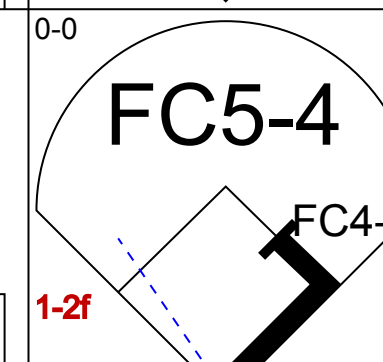
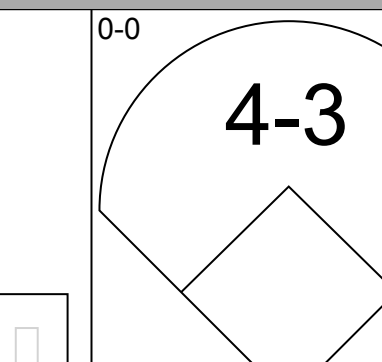
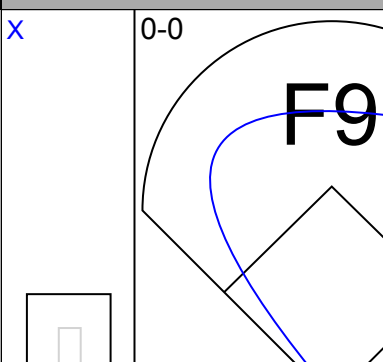
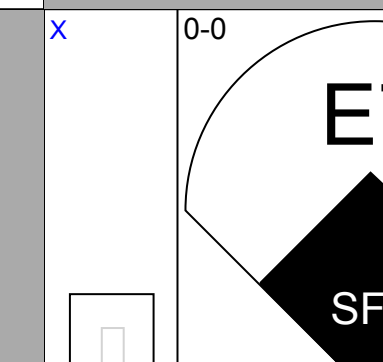
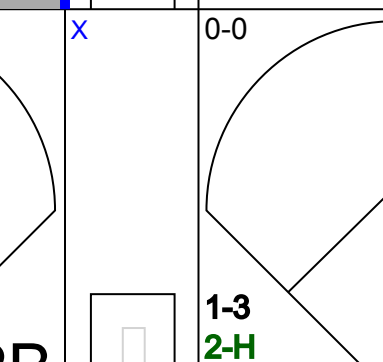
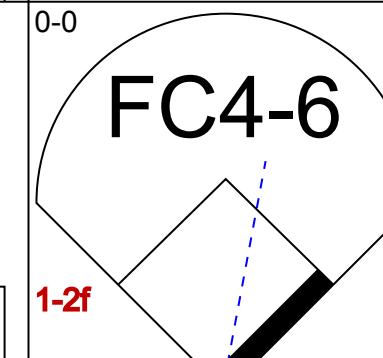
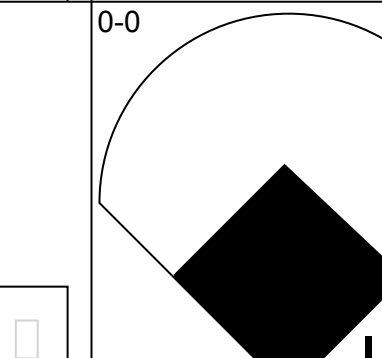
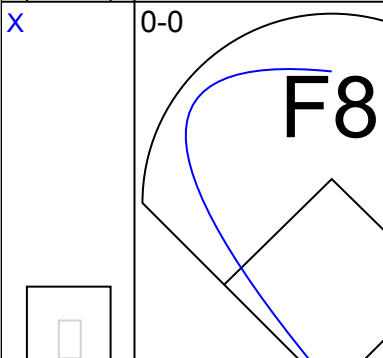
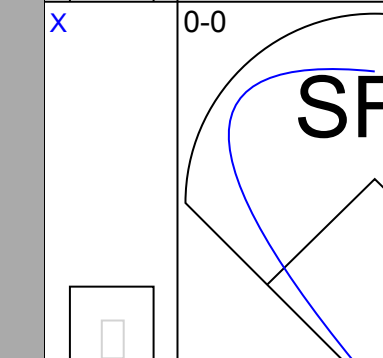
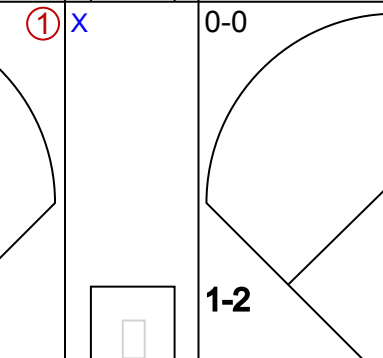
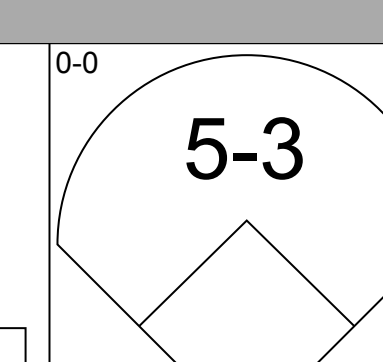
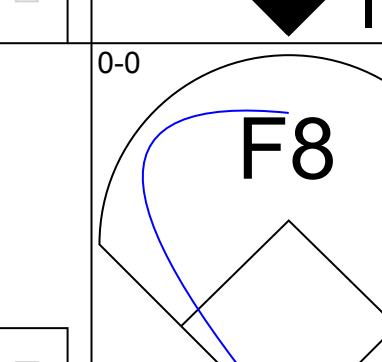
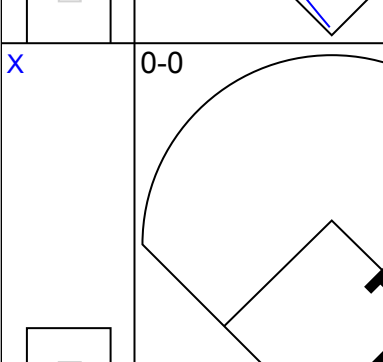
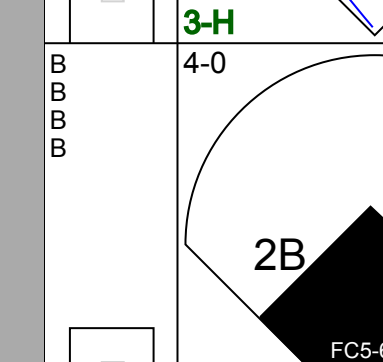
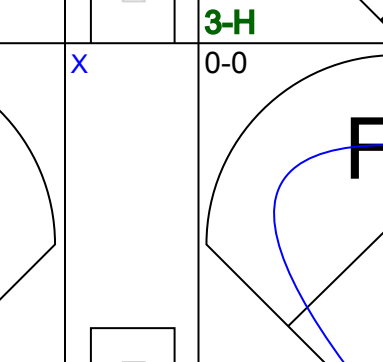

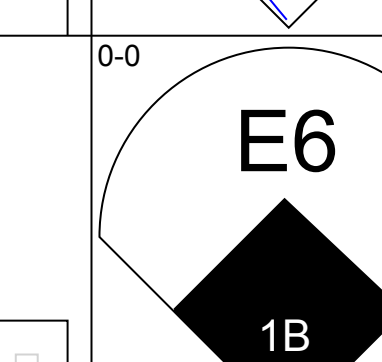
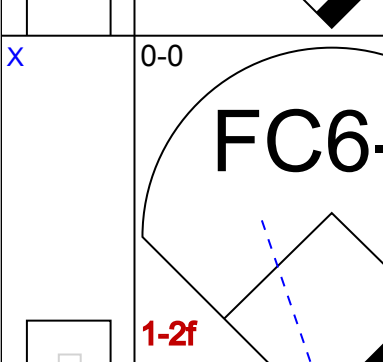
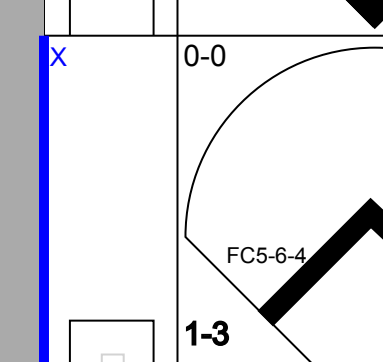
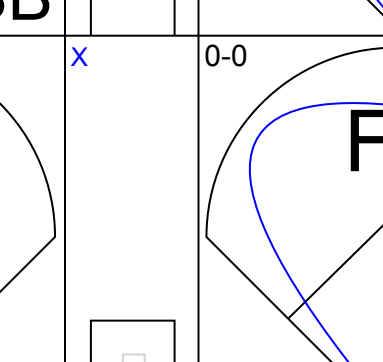

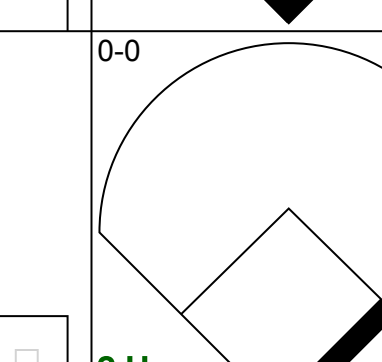
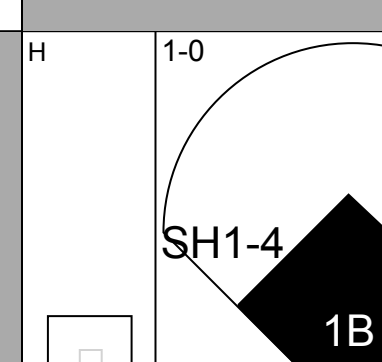
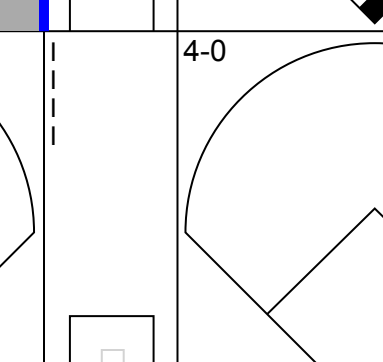
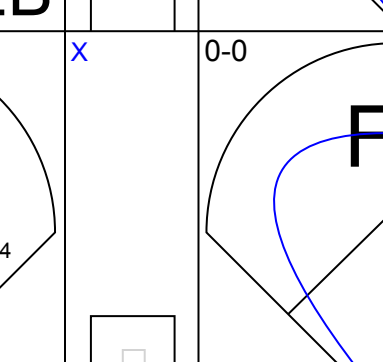

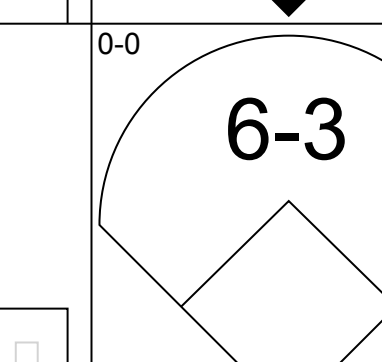
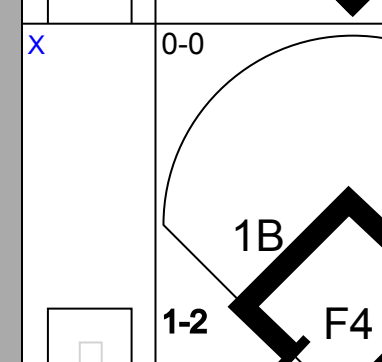
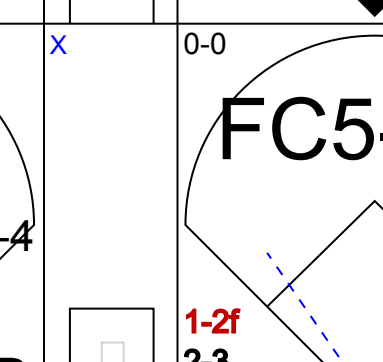
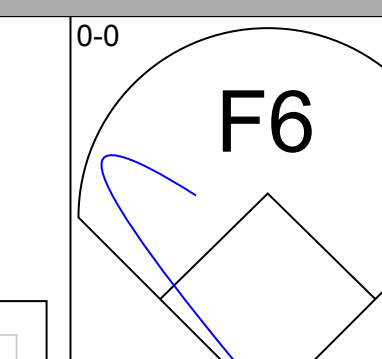
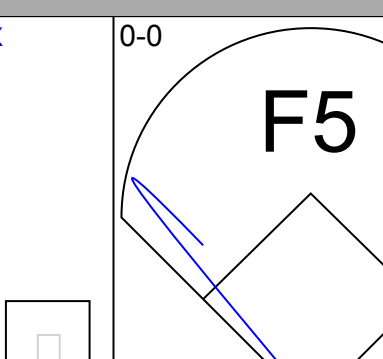
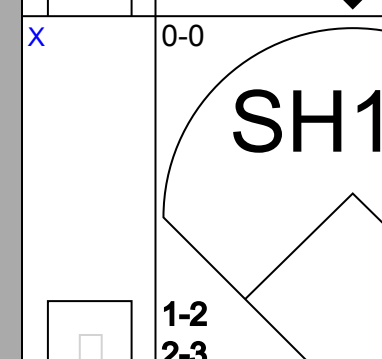
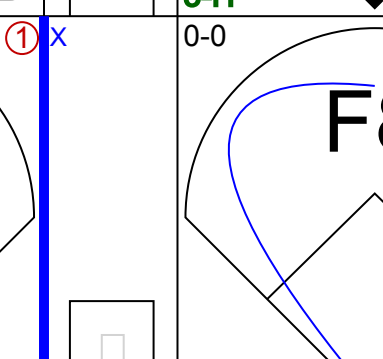
Batter	1	2	3	4	5	6	7	8	9	AB	R	H	RBI	BB	SO	LOB	BOTTOM					
<b>Eddie Yost, R</b> OBP: 0.407, SLG: 0.391 (1, 5)			G6-4-3		1B		G3			3	0	1	0	1	0	1						
<b>Wayne Terwilliger, R</b> OBP: 0.264, SLG: 0.270 (1, 4)	BB		6-3		F9		4-3			4	0	0	0	0	1	2						
<b>Mickey Vernon, L</b> OBP: 0.370, SLG: 0.566 (1, 3)	F5			FC5		FC5		K		2	0	0	0	2	1	1						
<b>Roy Sievers, R</b> OBP: 0.336, SLG: 0.433 (1, 7)	L7			BB		SF8		F9		2	1	0	0	2	0	1						
<b>Jim Busby, R</b> OBP: 0.337, SLG: 0.434 (1, 8)		G6-4-3		K		FC5		F7		4	0	1	0	0	1	4						
<b>Pete Runnels, L</b> OBP: 0.365, SLG: 0.405 (1, 6)		BB		F7		SF8		K		2	0	0	1	1	1	2						
<b>Tom Umphlett, R</b> OBP: 0.275, SLG: 0.299 (1, 9)		G6-4-3		FC5				2B		4	0	2	0	0	0	4						
<b>Ed Fitz Gerald, R</b> OBP: 0.345, SLG: 0.323 (1, 2)		4-3		6-3		4-3		F7		4	0	0	0	0	0	4						
<b>Bob Porterfield, R</b> ERA: 2.13, SLG: 0.194 <b>Bunky Stewart, L</b> ERA: 3.96 <b>Camilo Pascual, R</b> ERA: 3.96 <b>Clyde Volmer, R</b> OBP: 0.276, SLG: 0.348 <b>Gus Keriazakos, R</b> OBP: 0.303, SLG: 0.302 (1, 1) (3, 1) (7, 1) (7, PH) (8, 1) (9, PH)			G6-4-3		K		K		F5	0	0	0	0	0	0	0						
<b>Inning Stats</b>	R: 0 E: 0 K: 1 S: 5	H: 0 LOB: 1 BB: 1 P: 9	R: 0 E: 0 K: 0 S: 3	H: 1 LOB: 1 BB: 1 P: 7	R: 0 E: 0 K: 0 S: 2	H: 0 LOB: 0 BB: 1 P: 6	R: 0 E: 0 K: 1 S: 5	H: 0 LOB: 2 BB: 2 P: 13	R: 0 E: 0 K: 1 S: 6	H: 1 LOB: 1 BB: 0 P: 6	R: 1 E: 1 K: 0 S: 4	H: 1 LOB: 2 BB: 2 P: 12	R: 0 E: 0 K: 1 S: 5	H: 0 LOB: 0 BB: 0 P: 5	R: 0 E: 0 K: 1 S: 5	H: 0 LOB: 0 BB: 0 P: 5	R: 0 E: 0 K: 1 S: 6	H: 1 LOB: 1 BB: 0 P: 6	1B: 2 2B: 2 3B: 0 HR: 0	SF: 1 SAC: 0 DP: 2 HBP: 0	WP: 0 PB: 0 SB: 0 CS: 0	PA: 36
<b>PITCHER</b>	IP	WLS	BF	H	R	ER	SO	BB	IBB	HBP	BLK	WP	HR	S	P	ERA	WHIP					
<b>Bob Wiesler, L</b> ERA: 3.15 <b>Harry Byrd, R</b> ERA: 3.96 <b>Whitey Ford, L</b> ERA: 3.36	5.0	W	22	2	1	1	3	7	0	0	0	0	0	21	49	1.80	1.800					
	1.0		4	1	0	0	0	0	0	0	0	0	0	4	4	0.00	1.000					
	3.0	S	10	1	0	0	3	0	0	0	0	0	0	16	16	0.00	0.333					

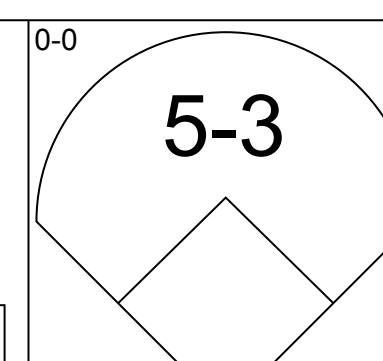
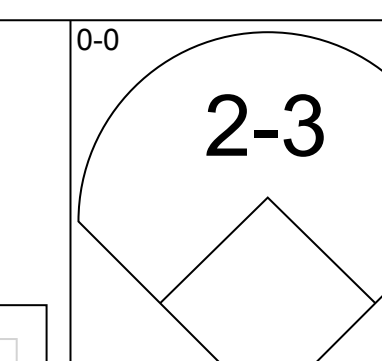
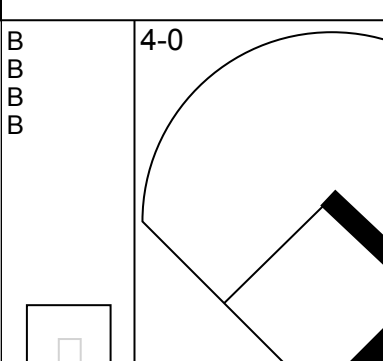
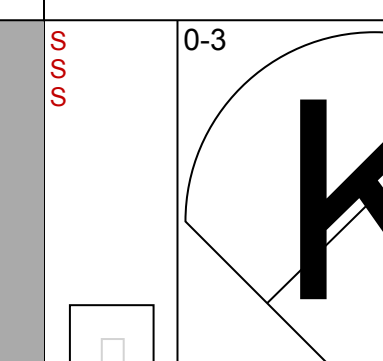
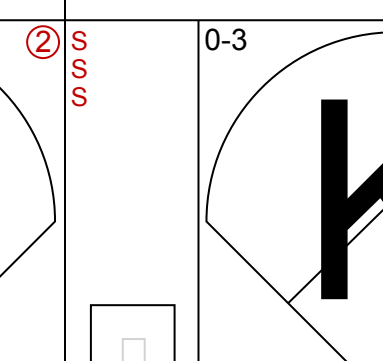
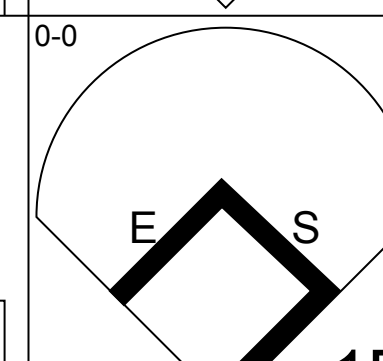
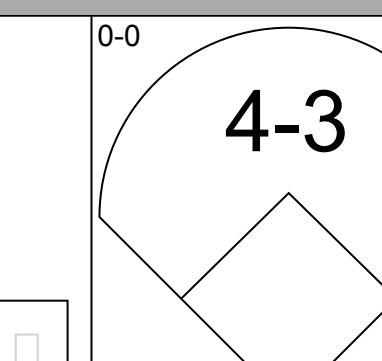
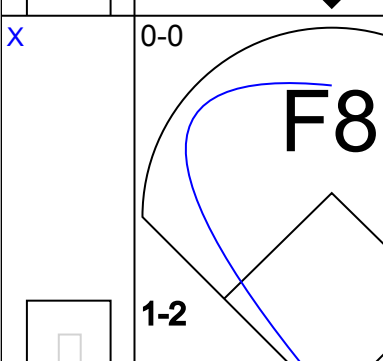
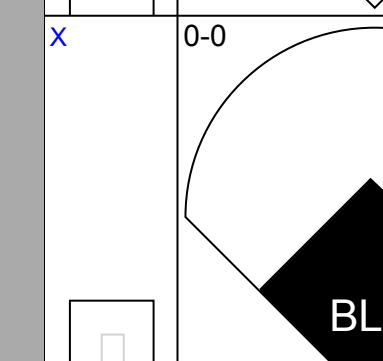
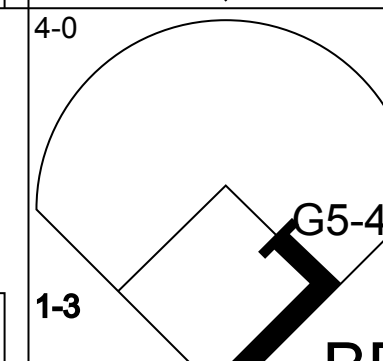
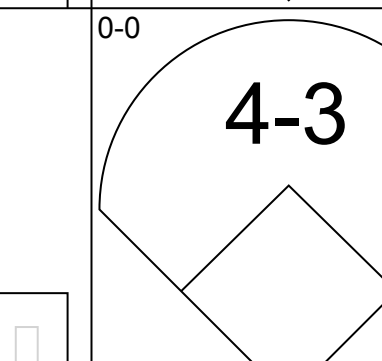
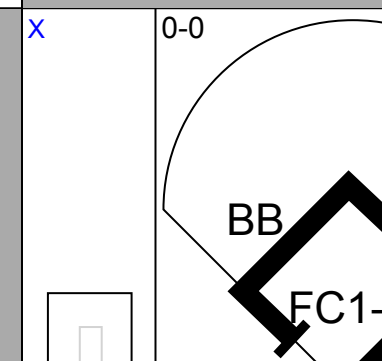
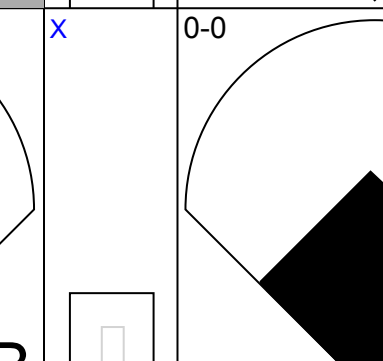
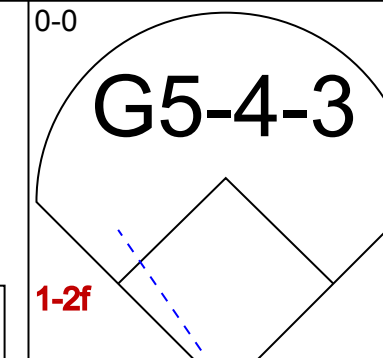
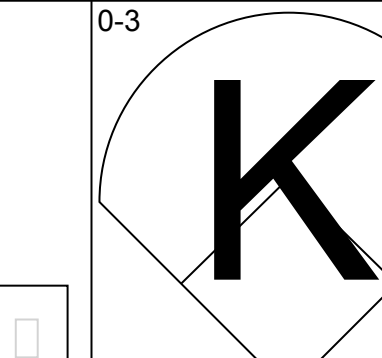
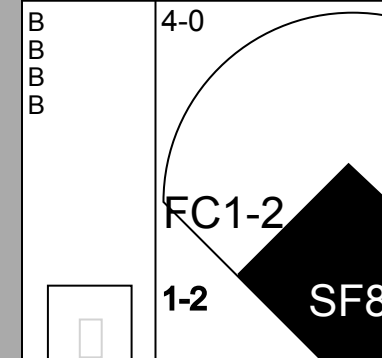
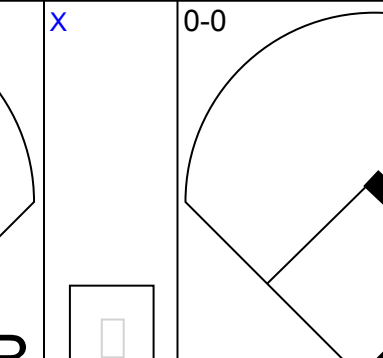
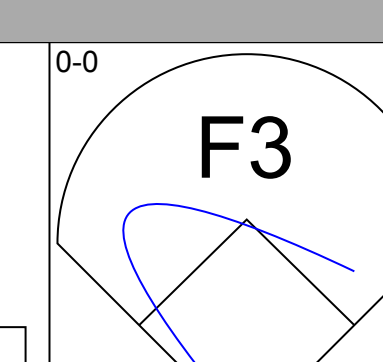
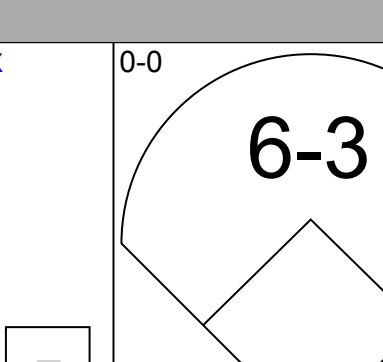
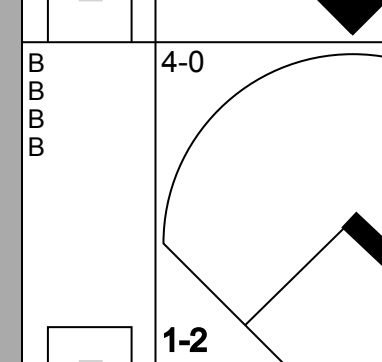
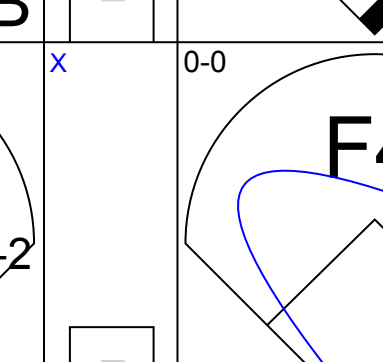

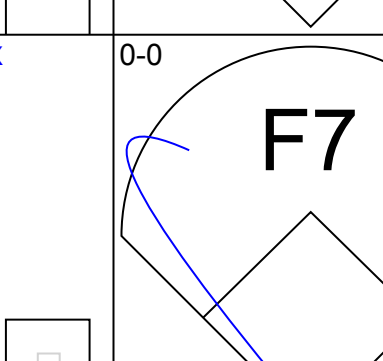
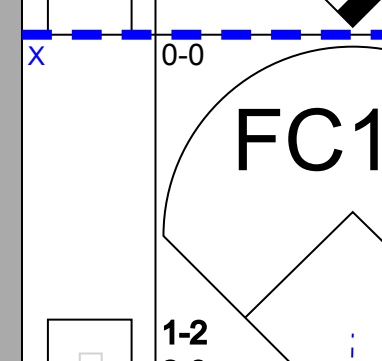
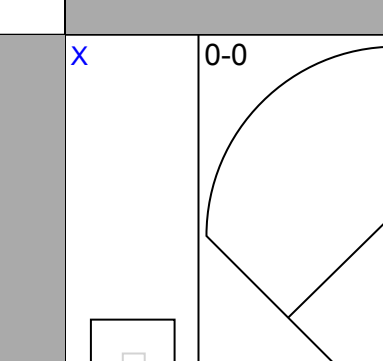

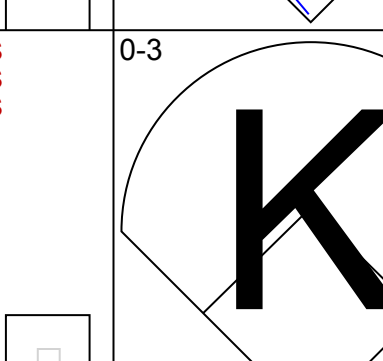
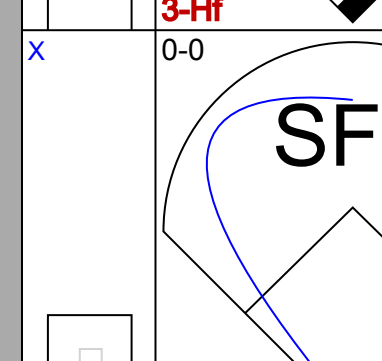
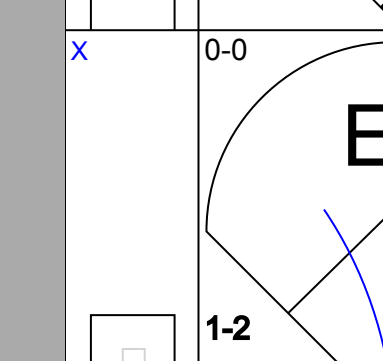
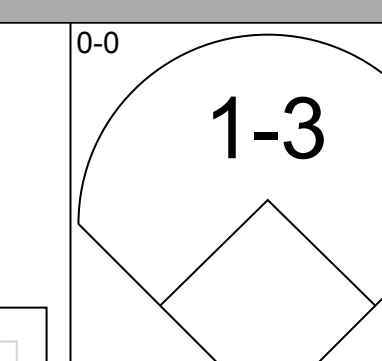
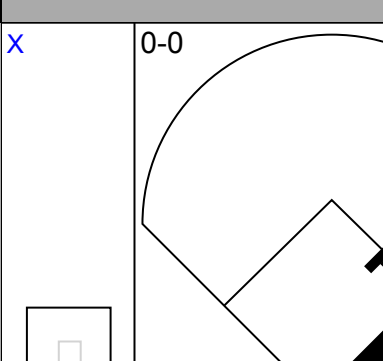
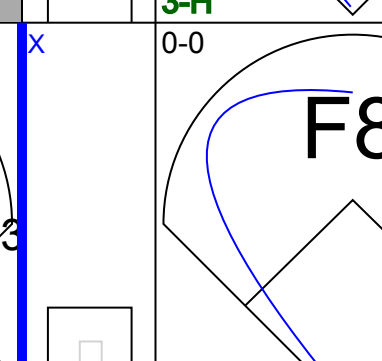
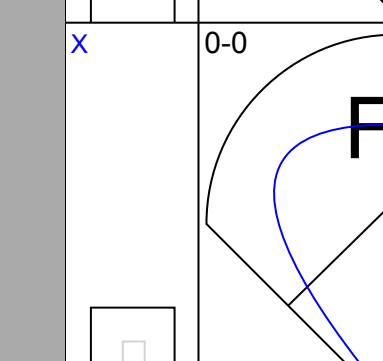
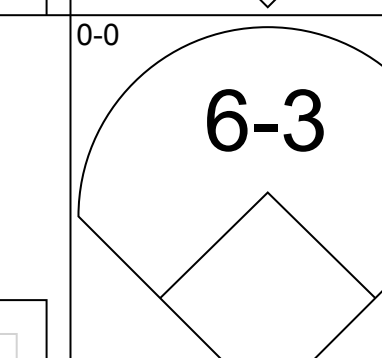
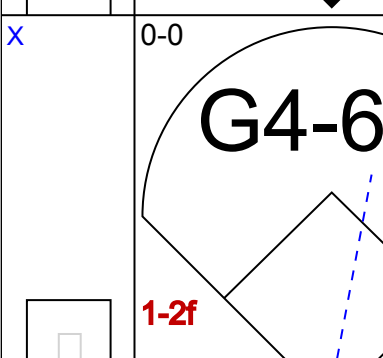
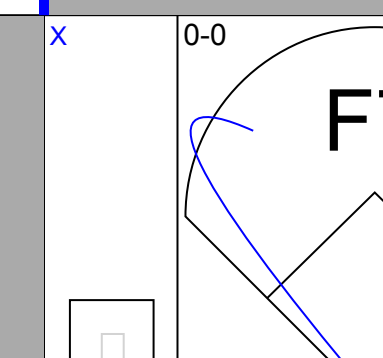
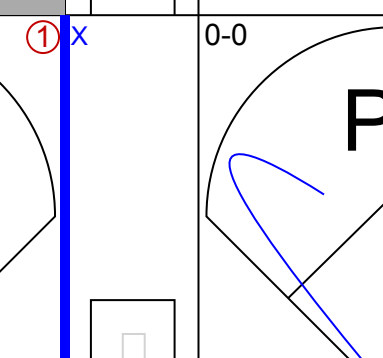
**New York Yankees @ Washington Senators**  
Griffith Stadium, Washington, DC  
Sat Jul 10 1954, 3:33 AM EDT  
Att: 19,866 - Unknown

AB 28  
R 1  
H 4  
RBI 1  
BB 7  
SO 6  
LOB 20





Batter	1	2	3	4	5	6	7	8	9	AB	R	H	RBI	BB	SO	LOB	TOP					
Irv Noren, L OBP: 0.389, SLG: 0.508 (1, 7)										5	1	2	1	0	2	0	<b>New York Yankees @ Washington Senators</b> Griffith Stadium, Washington, DC Sun Jul 11 1954, 3:33 AM EDT Att: 12,117 - Unknown <a href="http://livebaseballscorecards.com">livebaseballscorecards.com</a>					
Phil Rizzuto, R OBP: 0.316, SLG: 0.273 Willy Miranda, S OBP: 0.364, SLG: 0.333 (8, 6)										3	0	0	0	1	0	2						
Mickey Mantle, S OBP: 0.398, SLG: 0.587 (1, 8)										5	1	2	1	0	0	1						
Hank Bauer, R OBP: 0.386, SLG: 0.487 (1, 9)										4	1	2	3	0	0	1						
Gil McDougald, R OBP: 0.365, SLG: 0.391 (1, 4)										4	1	1	0	1	0	2						
Bill Skowron, R OBP: 0.377, SLG: 0.550 Joe Collins, L OBP: 0.400, SLG: 0.525 (7, 3)										3	1	2	0	0	0	1						
Andy Carey, R OBP: 0.340, SLG: 0.469 (1, 5)										2	1	1	1	2	0	2						
Charles Silvera, R OBP: 0.406, SLG: 0.321 (1, 2)										4	0	1	1	0	0	5						
Bob Grim, R OBP: 0.162, SLG: 0.222 Johnny Sain, R OBP: 0.455, SLG: 0.333 (7, 1)										2	0	0	0	0	0	0						
<b>Inning Stats</b>	R: 0 E: 0 K: 1 S: 5	H: 0 LOB: 1 BB: 1 P: 9	R: 0 E: 0 K: 0 S: 3	H: 1 LOB: 1 BB: 1 P: 7	R: 0 E: 0 K: 1 S: 5	H: 0 LOB: 0 BB: 0 P: 5	R: 2 E: 1 K: 0 S: 6	H: 3 LOB: 1 BB: 0 P: 6	R: 0 E: 0 K: 0 S: 3	H: 0 LOB: 0 BB: 0 P: 3	R: 0 E: 0 K: 0 S: 4	H: 1 LOB: 1 BB: 0 P: 4	R: 1 E: 0 K: 0 S: 4	H: 2 LOB: 1 BB: 0 P: 5	R: 2 E: 1 K: 0 S: 5	H: 2 LOB: 2 BB: 2 P: 13	R: 2 E: 0 K: 0 S: 7	H: 3 LOB: 2 BB: 0 P: 7	1B: 9 2B: 2 3B: 0 HR: 1	SF: 1 SAC: 2 DP: 1 HBP: 1	WP: 0 PB: 0 CS: 0	PA: 43
<b>PITCHER</b>	IP WLS BF H R ER SO BB IBB HBP BLK WP HR S P ERA WHIP																					
Mickey McDermott, L ERA: 3.34 (1, 1)	8.0 L 36 9 5 4 2 3 1 1 0 0 0 0 35 52 4.50 1.500																					
Chuck Stobbs, L ERA: 5.14 (9, 1)	1.0 7 3 2 2 0 0 0 0 0 0 0 0 7 7 18.00 3.000																					

Batter	1	2	3	4	5	6	7	8	9	AB	R	H	RBI	BB	SO	LOB	BOTTOM	
Eddie Yost, R OBP: 0.404, SLG: 0.386 (1, 5)										4	0	0	0	1	2	2	<b>New York Yankees @ Washington Senators</b> Griffith Stadium, Washington, DC Sun Jul 11 1954, 3:33 AM EDT Att: 12,117 - Unknown <a href="http://livebaseballscorecards.com">livebaseballscorecards.com</a>	
Johnny Pesky, L OBP: 0.324, SLG: 0.375 (1, 4)										4	1	2	0	0	0	1		
Mickey Vernon, L OBP: 0.374, SLG: 0.576 (1, 3)										3	1	2	1	1	0	0		
Roy Sievers, R OBP: 0.338, SLG: 0.435 (1, 7)										3	1	1	0	1	1	2		
Jim Busby, R OBP: 0.336, SLG: 0.430 (1, 8)										3	0	0	0	1	0	1		
Pete Runnels, L OBP: 0.363, SLG: 0.402 (1, 6)										4	0	1	0	0	1	3		
Tom Umphlett, R OBP: 0.269, SLG: 0.294 (1, 9)										3	0	0	1	0	1	1		
Joe Tipton, R OBP: 0.356, SLG: 0.306 Clyde Volmer, R OBP: 0.274, SLG: 0.343 Ed Fitz Gerald, R OBP: 0.343, SLG: 0.321 (7, PH) (8, 2)										2	0	1	0	0	0	0		
Mickey McDermott, L OBP: 0.217, SLG: 0.196 Chuck Stobbs, L OBP: 0.152, SLG: 0.227 Tom Wright, L OBP: 0.328, SLG: 0.352 (9, PH) (9, PH)										3	0	0	0	0	0	1		
<b>Inning Stats</b>	R: 0 E: 0 K: 0 S: 3	H: 1 LOB: 1 BB: 1 P: 7	R: 0 E: 0 K: 1 S: 5	H: 0 LOB: 0 BB: 0 P: 5	R: 0 E: 0 K: 1 S: 5	H: 0 LOB: 0 BB: 0 P: 5	R: 0 E: 0 K: 0 S: 3	H: 1 LOB: 1 BB: 1 P: 7	R: 1 E: 0 K: 0 S: 4	H: 1 LOB: 2 BB: 2 P: 12	R: 2 E: 0 K: 1 S: 8	H: 3 LOB: 1 BB: 0 P: 8	R: 0 E: 1 K: 1 S: 7	H: 1 LOB: 2 BB: 0 P: 7	1B: 4 2B: 1 3B: 1 HR: 1	SF: 1 SAC: 0 DP: 2 HBP: 0	WP: 0 PB: 0 CS: 0	PA: 37
<b>PITCHER</b>	IP WLS BF H R ER SO BB IBB HBP BLK WP HR S P ERA WHIP																	
Bob Grim, R ERA: 3.5 (1, 1)	6.0 W 23 3 1 1 3 4 0 0 0 0 0 1 25 41 1.50 1.167																	
Johnny Sain, R ERA: 2.11 (7, 1)	3.0 S 14 4 2 2 2 0 0 0 0 1 0 1 18 18 6.00 1.333																	



Batter	1	2	3	4	5	6	7	8	9	AB	R	H	RBI	BB	SO	LOB	TOP			
Chico Carrasquel, R (1, 6) OBP: 0.359, SLG: 0.384	0-3 K		0-0 S 2H 1B			0-0 G3		0-0 G3		4	0	1	1	0	1	1	<b>Chicago White Sox @ Washington Senators</b> Griffith Stadium, Washington, DC Thu Jul 15 1954, 3:33 AM EDT Att: 7,835 - Unknown <a href="http://livebaseballscorecards.com">livebaseballscorecards.com</a>			
Nelle Fox, L (1, 4) OBP: 0.359, SLG: 0.393	0-0 P6		0-0 F7			0-0 F7			0-0 F7	4	0	0	0	0	0	1				
Minnie Minoso, R (1, 7) OBP: 0.401, SLG: 0.529	0-0 F9			0-0 E6 CS			0-0 F7		0-0 4-3	4	0	0	0	0	0	0				
Ron Jackson, R (1, 3) OBP: 0.405, SLG: 0.657 Fred Marsh, R (9, PR) OBP: 0.292, SLG: 0.304		0-3 K		0-0 F5			0-3 K		0-0 1B	4	0	1	0	0	2	1				
Sherm Lollar, R (1, 2) OBP: 0.352, SLG: 0.394		0-0 F8		0-0 F7 1-2			0-0 P6		0-0 F3	4	0	0	0	0	0	2				
Jim Rivera, L (1, 9) OBP: 0.344, SLG: 0.441		0-0 P6			0-0 4-3				0-0 5-3	3	0	0	0	0	0	0				
Cass Michaels, R (1, 5) OBP: 0.443, SLG: 0.490			0-0 5-3		0-0 P6				0-0 1B 2B	3	1	1	0	0	0	0				
Johnny Groth, R (1, 8) OBP: 0.347, SLG: 0.379			0-0 1B 2B		0-0 P2				0-0 1B	3	1	2	1	0	0	0				
Bob Keegan, R (1, 1) OBP: 0.180, SLG: 0.200 Matt Batts, R (8, PH) OBP: 0.315, SLG: 0.338 Morrie Martin, L (8, 1) OBP: 0.211, SLG: 0.263			0-0 P6			0-0 F8		0-0 L8		2	0	0	0	0	0	1				
										1	0	0	0	0	0	1				
										0	0	0	0	0	0	0				
<b>Inning Stats</b>	R: 0 E: 0 K: 1 S: 5	H: 0 LOB: 0 BB: 0 P: 5	R: 0 E: 0 K: 1 S: 5	H: 0 LOB: 0 BB: 0 P: 5	R: 1 E: 0 K: 0 S: 5	H: 2 LOB: 1 BB: 0 P: 5	R: 0 E: 1 K: 0 S: 3	H: 0 LOB: 0 BB: 0 P: 3	R: 0 E: 0 K: 0 S: 3	H: 0 LOB: 0 BB: 0 P: 3	R: 0 E: 0 K: 1 S: 5	H: 0 LOB: 0 BB: 0 P: 5	R: 1 E: 0 K: 0 S: 5	H: 2 LOB: 1 BB: 0 P: 5	R: 0 E: 0 K: 0 S: 4	H: 1 LOB: 1 BB: 0 P: 4	1B: 3 2B: 2 3B: 0 HR: 0	SF: 0 SAC: 0 DP: 0 HBP: 0	WP: 0 PB: 0 SB: 1 CS: 1	PA: 32
<b>PITCHER</b> Johnny Schmitz, L (1, 1) ERA: 2.71	IP: 9.0 WLS: W BF: 32 H: 5 R: 2 ER: 2 SO: 3 BB: 0 IBB: 0 HBP: 0 BLK: 0 WP: 0 HR: 0 S: 38 P: 38 ERA: 2.00 WHIP: 0.556															<b>PITCHER</b>				

Batter	1	2	3	4	5	6	7	8	9	AB	R	H	RBI	BB	SO	LOB	BOTTOM			
Eddie Yost, R (1, 5) OBP: 0.403, SLG: 0.387	0-0 2-3 FC1-2 2B		0-0 F7			0-0 P6		0-0 5-3		4	0	1	0	0	0	0	<b>Chicago White Sox @ Washington Senators</b> Griffith Stadium, Washington, DC Thu Jul 15 1954, 3:33 AM EDT Att: 7,835 - Unknown <a href="http://livebaseballscorecards.com">livebaseballscorecards.com</a>			
Johnny Pesky, L (1, 4) OBP: 0.321, SLG: 0.370 Wayne Terwilliger, R (8, PR) OBP: 0.264, SLG: 0.270	0-0 2-3			0-0 4-3		0-0 1-3		0-0 F9 CS HBP 1B		4	0	1	0	0	0	1				
Mickey Vernon, L (1, 3) OBP: 0.373, SLG: 0.571	0-0 FC1-5-2			0-0 F9		0-0 L8		1-0 1-2 HBP		3	0	0	0	0	0	1				
Roy Sievers, R (1, 7) OBP: 0.340, SLG: 0.436	0-3 K			0-0 1B		0-0 SH1-4 3B 1B		0-0 F9 2-3		4	1	2	0	0	1	3				
Jim Busby, R (1, 8) OBP: 0.334, SLG: 0.428		0-0 1-3		0-0 F7		0-0 SH1-4 1-2		0-0 CS 3-H		2	0	0	0	0	0	1				
Pete Runnels, L (1, 6) OBP: 0.366, SLG: 0.410		0-0 P6			0-0 1B 3B		4-0 3B IBB			2	2	1	0	1	0	0				
Tom Umphlett, R (1, 9) OBP: 0.275, SLG: 0.311		0-0 F7			0-0 1B		0-0 FC6-2 1-H 2-H			3	0	2	3	0	0	0				
Ed Fitz Gerald, R (1, 2) OBP: 0.337, SLG: 0.315			0-0 6-3		0-0 L3		0-0 FC6-2			3	0	0	0	0	0	1				
Johnny Schmitz, R (1, 1) OBP: 0.185, SLG: 0.154			0-0 1-3		0-0 6-3		0-0 F9			3	0	0	0	0	0	1				
<b>Inning Stats</b>	R: 0 E: 1 K: 1 S: 6	H: 1 LOB: 1 BB: 0 P: 6	R: 0 E: 0 K: 0 S: 3	H: 0 LOB: 0 BB: 0 P: 3	R: 0 E: 0 K: 0 S: 3	H: 0 LOB: 0 BB: 0 P: 3	R: 0 E: 0 K: 0 S: 4	H: 1 LOB: 1 BB: 0 P: 4	R: 1 E: 0 K: 0 S: 4	H: 2 LOB: 0 BB: 0 P: 4	R: 0 E: 0 K: 0 S: 3	H: 0 LOB: 0 BB: 0 P: 3	R: 2 E: 0 K: 0 S: 5	H: 2 LOB: 1 BB: 1 P: 9	R: 0 E: 0 K: 0 S: 3	H: 1 LOB: 1 BB: 0 P: 4	1B: 4 2B: 1 3B: 2 HR: 0	SF: 0 SAC: 1 DP: 0 HBP: 1	WP: 0 PB: 0 SB: 0 CS: 1	PA: 32
<b>PITCHER</b> Bob Keegan, R (1, 1) ERA: 2.7 Morrie Martin, L (8, 1) ERA: 4.71	IP: 7.0 WLS: L BF: 27 H: 6 R: 3 ER: 3 SO: 1 BB: 0 IBB: 0 HBP: 0 BLK: 0 WP: 0 HR: 0 S: 28 P: 32 ERA: 3.86 WHIP: 0.857															<b>PITCHER</b>				



Batter	1	2	3	4	5	6	7	8	9	AB	R	H	RBI	BB	SO	LOB	TOP																						
Chico Carrasquel, R OBP: 0.360, SLG: 0.396 (1, 6)	0-0 P6		4-0 BB			0-0 P4		0-0 1B 2B	0-0 CS	3	1	1	0	1	0	0	<b>Chicago White Sox @ Washington Senators</b> Griffith Stadium, Washington, DC Fri Jul 16 1954, 3:33 AM EDT Att: 6,891 - Unknown <a href="http://livebaseballscorecards.com">livebaseballscorecards.com</a>																						
Nelle Fox, L OBP: 0.356, SLG: 0.392 (1, 4)	0-0 F7		0-0 4-3			0-0 1B		0-0 P5		4	0	1	0	0	0	3																							
Minnie Minoso, R OBP: 0.402, SLG: 0.528 (1, 7)	0-0 4-3			4-0 SH1-4 BB		0-0 F9		0-0 1B 1B		3	1	1	1	1	0	1																							
Ron Jackson, R OBP: 0.400, SLG: 0.632 Fred Marsh, R OBP: 0.292, SLG: 0.304 (8, PR) (8, 5)		0-0 6-3		0-0 SH1-4		0-3 K		0-0 1B FC4-6 1B		3	0	1	0	0	1	1																							
Matt Batts, R OBP: 0.312, SLG: 0.333 (1, 2)		0-0 5-3		0-0 6-3			0-0 F9	0-0 FC4-6 1B		4	0	1	1	0	0	1																							
Jim Rivera, L OBP: 0.343, SLG: 0.446 (1, 9)		0-3 K		0-0 F3			0-0 BLK 3B	0-0 FC4-6 CS		4	1	1	1	0	1	2																							
Cass Michaels, R OBP: 0.436, SLG: 0.481 Phil Cavarretta, L OBP: 0.417, SLG: 0.431 (8, 3)			0-0 F3		0-0 F9		0-0 1-3	0-0 CS	0-0 F7	3	0	0	0	0	0	1																							
Johnny Groth, R OBP: 0.352, SLG: 0.380 (1, 8)			0-0 BB 1B		0-0 F8		4-0 BLK IBB	4-0 CS	4-0 BB	2	0	1	0	2	0	0																							
Virgil Trucks, R OBP: 0.150, SLG: 0.153 Sherm Lollar, R OBP: 0.351, SLG: 0.392 Sandy Consuegra, R OBP: 0.212, SLG: 0.188 (7, PH) (7, 1)			0-3 K		0-0 P4		0-0 5-3		0-3 K	2	0	0	0	0	1	1																							
<b>Inning Stats</b>	R: 0 E: 0 K: 0 S: 3	H: 0 LOB: 0 BB: 0 P: 3	R: 0 E: 0 K: 1 S: 5	H: 0 LOB: 0 BB: 0 P: 5	R: 0 E: 0 K: 1 S: 6	H: 1 LOB: 2 BB: 1 P: 10	R: 0 E: 0 K: 0 S: 3	H: 0 LOB: 1 BB: 1 P: 7	R: 0 E: 0 K: 0 S: 3	H: 0 LOB: 0 BB: 0 P: 3	R: 0 E: 0 K: 1 S: 6	H: 1 LOB: 1 BB: 0 P: 6	R: 1 E: 0 K: 0 S: 4	H: 1 LOB: 1 BB: 1 P: 8	R: 3 E: 0 K: 0 S: 6	H: 4 LOB: 1 BB: 0 P: 6		R: 0 E: 0 K: 1 S: 4	H: 0 LOB: 0 BB: 1 P: 8	1B: 5 2B: 1 3B: 1 HR: 0	SF: 0 SAC: 1 DP: 0 HBP: 0	WP: 0 PA: 38																	
<b>PITCHER</b>	IP	WLS	BF	H	R	ER	SO	BB	IBB	HBP	BLK	WP	HR	S	P	ERA	WHIP	<b>PITCHER</b>				IP	WLS	BF	H	R	ER	SO	BB	IBB	HBP	BLK	WP	HR	S	P	ERA	WHIP	
Dean Stone, L ERA: 3.56 Gus Keriazkos, R ERA: 3.94	(1, 1)	8.0	L	33	7	4	4	3	2	1	0	1	0	0	36	48	4.50	1.125					(9, 1)	1.0	3	0	0	0	1	1	0	0	0	0	0	4	8	0.00	1.000

Batter	1	2	3	4	5	6	7	8	9	AB	R	H	RBI	BB	SO	LOB	BOTTOM																							
Eddie Yost, R OBP: 0.398, SLG: 0.382 (1, 5)	0-0 6-3		0-0 5-3			0-0 5-3		0-3 K		4	0	0	0	0	1	1	<b>Chicago White Sox @ Washington Senators</b> Griffith Stadium, Washington, DC Fri Jul 16 1954, 3:33 AM EDT Att: 6,891 - Unknown <a href="http://livebaseballscorecards.com">livebaseballscorecards.com</a>																							
Johnny Pesky, L OBP: 0.327, SLG: 0.369 (1, 4)	0-0 BB 1B		0-0 F9			4-0 3B BB		0-0 G6-3		3	1	1	0	1	0	1																								
Mickey Vernon, L OBP: 0.371, SLG: 0.573 (1, 3)	0-0 F8			0-0 3-1		0-0 1-H 3B			0-3 K	4	0	1	1	0	1	1																								
Roy Sievers, R OBP: 0.342, SLG: 0.446 (1, 7)	4-0 BB			0-0 5-3		0-0 P4			0-0 HR	3	1	1	1	1	0	1																								
Jim Busby, R OBP: 0.336, SLG: 0.429 (1, 8)	0-0 F9			0-0 WP 1B		0-0 F9			0-0 1B S 1B	4	0	2	0	0	0	3																								
Pete Runnels, L OBP: 0.362, SLG: 0.404 (1, 6)		0-0 F8		0-3 K			0-0 4-3		0-0 F8	4	0	0	0	0	1	2																								
Tom Umphlett, R OBP: 0.275, SLG: 0.309 (1, 9)		0-0 G1			0-0 L5		0-0 6-3		0-0 1B	4	0	1	0	0	0	0																								
Joe Tipton, R OBP: 0.344, SLG: 0.294 (1, 2)		0-0 P6			0-0 F5		0-0 5-3		0-0 G1	4	0	0	0	0	0	2																								
Dean Stone, L OBP: 0.219, SLG: 0.241 Tom Wright, L OBP: 0.333, SLG: 0.358 Gus Keriazkos, R ERA: 2.75 (9, 1)			0-3 K		0-3 K			0-0 G6-3 1B		2	0	0	0	0	2	0																								
<b>Inning Stats</b>	R: 0 E: 0 K: 0 S: 4	H: 1 LOB: 2 BB: 1 P: 8	R: 0 E: 0 K: 0 S: 3	H: 0 LOB: 0 BB: 0 P: 3	R: 0 E: 0 K: 1 S: 5	H: 0 LOB: 0 BB: 0 P: 5	R: 0 E: 0 K: 1 S: 6	H: 1 LOB: 1 BB: 0 P: 6	R: 0 E: 0 K: 0 S: 3	H: 0 LOB: 0 BB: 0 P: 3	R: 1 E: 0 K: 0 S: 5	H: 3 LOB: 2 BB: 0 P: 8	R: 1 E: 0 K: 1 S: 8	H: 3 LOB: 2 BB: 0 P: 8	1B: 5 2B: 0 3B: 1 HR: 1	SF: 0 SAC: 0 DP: 1 HBP: 0		WP: 1 PA: 35																						
<b>PITCHER</b>	IP	WLS	BF	H	R	ER	SO	BB	IBB	HBP	BLK	WP	HR	S	P	ERA	WHIP	<b>PITCHER</b>				IP	WLS	BF	H	R	ER	SO	BB	IBB	HBP	BLK	WP	HR	S	P	ERA	WHIP		
Virgil Trucks, R ERA: 2.59 Sandy Consuegra, R ERA: 2.75	(1, 1)	6.0	W	23	4	1	1	3	2	0	0	0	0	0	27	35	1.50	0.833					(7, 1)	3.0	W	12	4	1	1	2	0	0	0	0	0	1	16	16	3.00	1.333




Batter	1	2	3	4	5	6	7	8	9	AB	R	H	RBI	BB	SO	LOB	TOP					
Chico Carrasquel, R OBP: 0.359, SLG: 0.393	P6		FC5-4		P6			2B BB		3	1	0	0	1	0	2						
Nelle Fox, L OBP: 0.357, SLG: 0.390	F9				F8			F9		4	0	1	0	0	0	1						
Minnie Minoso, R OBP: 0.403, SLG: 0.530	CS				5-3			FC6-4		4	0	2	1	0	0	1						
Phil Cavarretta, L OBP: 0.438, SLG: 0.444	CS				1B			1B		3	0	2	0	1	0	1						
Jim Rivera, L OBP: 0.342, SLG: 0.443					1B			BB		4	0	1	0	0	1	4						
Carl Sawatski, L OBP: 0.328, SLG: 0.358					1B					4	0	0	0	0	0	5						
Cass Michaels, R OBP: 0.427, SLG: 0.469					F2					4	0	0	0	0	1	0						
Johnny Groth, R OBP: 0.347, SLG: 0.374					F9					4	0	0	0	0	0	1						
Billy Pierce, L OBP: 0.294, SLG: 0.273										3	0	2	0	0	0	0						
<b>Inning Stats</b>	R: 0 E: 0 K: 0 S: 3	H: 1 LOB: 0 BB: 0 P: 3	R: 0 E: 0 K: 1 S: 5	H: 1 LOB: 0 BB: 0 P: 5	R: 0 E: 1 K: 0 S: 4	H: 1 LOB: 1 BB: 0 P: 4	R: 0 E: 0 K: 0 S: 5	H: 2 LOB: 2 BB: 0 P: 5	R: 0 E: 0 K: 1 S: 6	H: 1 LOB: 1 BB: 0 P: 6	R: 0 E: 0 K: 0 S: 4	H: 1 LOB: 2 BB: 1 P: 8	R: 0 E: 0 K: 0 S: 3	H: 0 LOB: 0 BB: 0 P: 3	R: 1 E: 0 K: 0 S: 4	H: 1 LOB: 1 BB: 1 P: 8	R: 0 E: 0 K: 0 S: 3	H: 0 LOB: 0 BB: 0 P: 3	1B: 7 2B: 2 3B: 0 HR: 0	SF: 0 SAC: 0 DP: 2 HBP: 0	WP: 0 PB: 0 SB: 0 CS: 1	PA: 36
<b>PITCHER</b> Bob Porterfield, R ERA: 2.52	IP: 9.0 WLS: W BF: 35 H: 8 R: 1 ER: 1 SO: 2 BB: 2 IBB: 0 HBP: 0 BLK: 0 WP: 0 HR: 0 S: 37 P: 45 ERA: 1.00 WHIP: 1.111															<b>PITCHER</b>						

Chicago White Sox @ Washington Senators  
Griffith Stadium, Washington, DC  
Sat Jul 17 1954, 3:33 AM EDT  
Att: 4,820 - Unknown

livebaseballscores.com

AB 33  
R 1  
H 8  
RBI 1  
BB 2  
SO 2  
LOB 15




Batter	1	2	3	4	5	6	7	8	9	AB	R	H	RBI	BB	SO	LOB	BOTTOM					
Eddie Yost, R OBP: 0.402, SLG: 0.386	E				G4-6-3			FC6		2	1	1	0	2	0	2						
Wayne Terwilliger, R OBP: 0.294, SLG: 0.270	E5				K			F9		4	1	1	0	0	1	4						
Mickey Vernon, L OBP: 0.367, SLG: 0.566	4-3				G4-6-3			K		4	0	0	1	0	1	2						
Roy Sievers, R OBP: 0.344, SLG: 0.447	FC5				F2			1B		4	1	2	1	0	0	0						
Jim Busby, R OBP: 0.338, SLG: 0.429	FC1				1B			1B		4	0	2	0	0	0	1						
Pete Runnels, L OBP: 0.361, SLG: 0.403	F8				1B			1B		1	0	0	0	0	0	2						
Jerry Snyder, R OBP: 0.100, SLG: 0.100	F8				L5			BB		3	0	1	1	0	0	1						
Tom Umphlett, R OBP: 0.269, SLG: 0.303	FC5				P4			F2		4	0	0	0	0	0	4						
Ed Fitz Gerald, R OBP: 0.341, SLG: 0.315					F8			FC6		3	0	1	0	1	0	0						
Bob Porterfield, R OBP: 0.123, SLG: 0.115					F9			FC6		4	0	1	0	0	1	3						
<b>Inning Stats</b>	R: 2 E: 2 K: 0 S: 6	H: 2 LOB: 2 BB: 1 P: 10	R: 0 E: 0 K: 1 S: 6	H: 1 LOB: 1 BB: 0 P: 6	R: 0 E: 0 K: 0 S: 4	H: 1 LOB: 1 BB: 0 P: 4	R: 0 E: 0 K: 0 S: 3	H: 0 LOB: 0 BB: 0 P: 3	R: 0 E: 0 K: 1 S: 4	H: 0 LOB: 0 BB: 1 P: 8	R: 0 E: 0 K: 0 S: 3	H: 0 LOB: 0 BB: 0 P: 3	R: 0 E: 0 K: 0 S: 5	H: 2 LOB: 2 BB: 0 P: 5	R: 1 E: 0 K: 1 S: 8	H: 3 LOB: 3 BB: 1 P: 12	R: 0 E: 0 K: 0 S: 3	H: 0 LOB: 0 BB: 0 P: 3	1B: 8 2B: 1 3B: 0 HR: 0	SF: 0 SAC: 0 DP: 1 HBP: 0	WP: 0 PB: 0 SB: 0 CS: 0	PA: 36
<b>PITCHER</b> Billy Pierce, L ERA: 3.18	IP: 8.0 WLS: L BF: 36 H: 9 R: 3 ER: 3 SO: 3 BB: 3 IBB: 0 HBP: 0 BLK: 0 WP: 0 HR: 0 S: 39 P: 51 ERA: 3.38 WHIP: 1.500															<b>PITCHER</b>						

Chicago White Sox @ Washington Senators  
Griffith Stadium, Washington, DC  
Sat Jul 17 1954, 3:33 AM EDT  
Att: 4,820 - Unknown

livebaseballscores.com

AB 33  
R 3  
H 9  
RBI 3  
BB 3  
SO 3  
LOB 19





Batter	1	2	3	4	5	6	7	8	9	AB	R	H	RBI	BB	SO	LOB	TOP			
Al Smith, R OBP: 0.415, SLG: 0.456 (1, 7)										4	2	1	0	1	1	2				
Bobby Avila, R OBP: 0.405, SLG: 0.469 (1, 4)										5	1	2	0	0	0	1				
Larry Doby, L OBP: 0.366, SLG: 0.452 (1, 8)										2	0	0	1	1	0	2				
Al Rosen, R OBP: 0.400, SLG: 0.513 (1, 5)										3	0	1	2	0	0	1				
Dave Philley, S OBP: 0.299, SLG: 0.378 (1, 9)										3	0	1	0	1	0	2				
Bill Glynn, L OBP: 0.329, SLG: 0.422 (1, 3)										4	0	1	0	0	1	3				
George Strickland, R OBP: 0.323, SLG: 0.336 (1, 6)										4	0	0	0	0	1	2				
Hal Naragon, L OBP: 0.260, SLG: 0.264 (9, PH)										3	0	0	0	0	0	0				
Dale Mitchell, L OBP: 0.362, SLG: 0.231 (9, PH)										1	0	0	0	0	0	0				
Art Houtteman, R OBP: 0.285, SLG: 0.390 (1, 1)										0	0	0	0	0	0	0				
Dave Hoskins, L OBP: 0.346, SLG: 0.331 (4, PH)										1	0	0	0	0	0	0				
Rudy Regalado, R OBP: 0.346, SLG: 0.331 (4, PH)										0	0	0	0	0	0	0				
Bob Hooper, R OBP: 0.346, SLG: 0.331 (4, PH)										0	0	0	0	0	0	0				
Hank Majeski, R OBP: 0.320, SLG: 0.439 (7, PH)										1	0	0	0	0	0	0				
Ray Narleski, R OBP: 0.320, SLG: 0.439 (7, PH)										0	0	0	0	0	0	0				
Wally Westlake, R OBP: 0.328, SLG: 0.401 (9, PH)										1	0	1	0	0	0	0				
<b>Inning Stats</b>	R: 1 E: 0 K: 1 S: 6	H: 1 LOB: 2 BB: 2 P: 14	R: 0 E: 0 K: 0 S: 3	H: 0 LOB: 0 BB: 0 P: 3	R: 2 E: 0 K: 0 S: 6	H: 3 LOB: 1 BB: 0 P: 6	R: 0 E: 0 K: 1 S: 5	H: 0 LOB: 1 BB: 1 P: 9	R: 0 E: 0 K: 0 S: 3	H: 0 LOB: 0 BB: 0 P: 3	R: 0 E: 0 K: 1 S: 5	H: 0 LOB: 0 BB: 0 P: 5	R: 0 E: 0 K: 0 S: 5	H: 2 LOB: 2 BB: 0 P: 5	R: 0 E: 0 K: 1 S: 6	H: 1 LOB: 1 BB: 0 P: 6	1B: 6 2B: 1 3B: 0 HR: 0	SF: 2 SAC: 0 DP: 0 HBP: 0	WP: 0 PB: 0 SB: 0 CS: 0	PA: 38
<b>PITCHER</b> Chuck Stobbs, L ERA: 4.8 (1, 1)	IP: 9.0 WLS: W BF: 38 H: 7 R: 3 ER: 2 SO: 4 BB: 3 IBB: 1 HBP: 0 BLK: 0 WP: 0 HR: 0 S: 42 P: 58 ERA: 2.00 WHIP: 1.111															<b>PITCHER</b>				

Cleveland Indians @ Washington Senators  
Griffith Stadium, Washington, DC  
Sun Jul 18 1954, 3:33 AM EDT  
Unknown


AB 32  
R 3  
H 7  
RBI 3  
BB 4  
SO 4  
LOB 13



Batter	1	2	3	4	5	6	7	8	9	AB	R	H	RBI	BB	SO	LOB	BOTTOM	
Eddie Yost, R OBP: 0.405, SLG: 0.409 (1, 5)										5	2	3	1	0	0	2		
Johnny Pesky, L OBP: 0.331, SLG: 0.370 (1, 4)										5	1	2	1	0	0	1		
Mickey Vernon, L OBP: 0.368, SLG: 0.565 (1, 3)										4	2	1	1	1	0	0		
Roy Sievers, R OBP: 0.342, SLG: 0.443 (1, 7)										5	0	1	0	0	1	2		
Jim Busby, R OBP: 0.342, SLG: 0.430 (1, 8)										4	2	2	1	1	0	0		
Tom Umphlett, R OBP: 0.289, SLG: 0.302 (1, 9)										4	0	1	0	0	1	6		
Jerry Snyder, R OBP: 0.214, SLG: 0.154 (1, 6)										3	1	1	1	1	0	2		
Ed Fitz Gerald, R OBP: 0.344, SLG: 0.315 (1, 2)										3	0	1	2	1	1	1		
Chuck Stobbs, L OBP: 0.192, SLG: 0.200 (1, 1)										3	0	0	0	1	0	4		
<b>Inning Stats</b>	R: 4 E: 0 K: 2 S: 11	H: 4 LOB: 2 BB: 2 P: 19	R: 1 E: 0 K: 0 S: 4	H: 1 LOB: 0 BB: 0 P: 4	R: 0 E: 1 K: 0 S: 4	H: 0 LOB: 2 BB: 1 P: 8	R: 1 E: 0 K: 0 S: 5	H: 2 LOB: 1 BB: 1 P: 9	R: 1 E: 1 K: 0 S: 6	H: 2 LOB: 1 BB: 1 P: 10	R: 1 E: 0 K: 0 S: 4	H: 1 LOB: 1 BB: 0 P: 4	R: 0 E: 0 K: 0 S: 3	H: 0 LOB: 0 BB: 0 P: 3	1B: 8 2B: 2 3B: 1 HR: 1	SF: 0 SAC: 0 DP: 0 HBP: 0	WP: 0 PB: 0 SB: 0 CS: 0	PA: 41
<b>PITCHER</b> Art Houtteman, R ERA: 3.58 (1, 1)	IP: 0.2 WLS: L BF: 8 H: 4 R: 4 ER: 4 SO: 2 BB: 1 IBB: 0 HBP: 0 BLK: 0 WP: 0 HR: 1 S: 10 P: 18 ERA: 54.00 WHIP: 7.500															<b>PITCHER</b>		
Dave Hoskins, R ERA: 2.61 (1, 1)	IP: 2.1 WLS: L BF: 10 H: 1 R: 1 ER: 1 SO: 0 BB: 0 IBB: 0 HBP: 0 BLK: 0 WP: 0 HR: 0 S: 9 P: 13 ERA: 3.86 WHIP: 0.429															<b>PITCHER</b>		
Bob Hooper, R ERA: 4.68 (4, 1)	IP: 3.0 WLS: L BF: 16 H: 6 R: 3 ER: 2 SO: 1 BB: 2 IBB: 0 HBP: 0 BLK: 0 WP: 0 HR: 0 S: 16 P: 24 ERA: 6.00 WHIP: 2.667															<b>PITCHER</b>		
Ray Narleski, R ERA: 2.24 (7, 1)	IP: 2.0 WLS: L BF: 7 H: 1 R: 0 ER: 0 SO: 0 BB: 0 IBB: 0 HBP: 0 BLK: 0 WP: 0 HR: 0 S: 7 P: 7 ERA: 0.00 WHIP: 0.500															<b>PITCHER</b>		

Cleveland Indians @ Washington Senators  
Griffith Stadium, Washington, DC  
Sun Jul 18 1954, 3:33 AM EDT  
Unknown

AB 36  
R 8  
H 12  
RBI 7  
BB 5  
SO 3  
LOB 18





Batter	1	2	3	4	5	6	7	8	9	AB	R	H	RBI	BB	SO	LOB	TOP								
<b>Al Smith, R</b> OBP: 0.415, SLG: 0.452 (1, 7)										4	0	1	1	1	0	3	<b>Cleveland Indians @ Washington Senators</b> Griffith Stadium, Washington, DC Sun Jul 18 1954, 3:38 AM EDT Att: 19,983 - Unknown								
<b>Bobby Avila, R</b> OBP: 0.406, SLG: 0.471 (1, 4)										3	1	1	2	1	0	1									
<b>Larry Doby, L</b> OBP: 0.361, SLG: 0.445 (1, 8)										5	0	0	0	0	0	6									
<b>Al Rosen, R</b> OBP: 0.400, SLG: 0.523 (1, 5)										5	2	2	2	0	1	2									
<b>Dave Philley, S</b> OBP: 0.301, SLG: 0.376 (1, 9)										2	0	0	0	2	0	2									
<b>Bill Glynn, L</b> OBP: 0.326, SLG: 0.424 (1, 3)										4	0	1	1	0	0	2									
<b>George Strickland, R</b> OBP: 0.325, SLG: 0.338 (1, 6)										4	3	2	0	0	1	1									
<b>Jim Hegan, R</b> OBP: 0.305, SLG: 0.413 (1, 2)										3	0	1	1	0	1	1									
<b>Bob Lemon, L</b> OBP: 0.213, SLG: 0.295 (5, PH)										1	0	0	0	0	0	0									
<b>Hal Newhouser, L</b> OBP: 0.389, SLG: 0.448 (5, PH)										0	0	0	0	0	0	0									
<b>Don Mossi, L</b> OBP: 0.248, SLG: 0.250 (5, 1)										0	0	0	0	0	0	0									
<b>Wally Westlake, R</b> OBP: 0.322, SLG: 0.429 (7, PH)										0	1	0	0	1	0	0									
<b>Hal Newhouser, L</b> OBP: 0.389, SLG: 0.448 (7, 1)										1	0	0	0	0	0	1									
<b>Inning Stats</b>	R: 2 E: 0 K: 0 S: 5	H: 2 LOB: 1 BB: 1 P: 9	R: 0 E: 0 K: 3 S: 9	H: 0 LOB: 0 BB: 0 P: 9	R: 0 E: 0 K: 0 S: 3	H: 0 LOB: 0 BB: 1 P: 3	R: 0 E: 0 K: 0 S: 2	H: 0 LOB: 0 BB: 1 P: 6	R: 1 E: 0 K: 0 S: 5	H: 2 LOB: 2 BB: 1 P: 9	R: 0 E: 0 K: 1 S: 5	H: 0 LOB: 0 BB: 0 P: 5	R: 2 E: 0 K: 0 S: 5	H: 2 LOB: 1 BB: 1 P: 9	R: 2 E: 0 K: 0 S: 6	H: 3 LOB: 1 BB: 0 P: 6	R: 0 E: 1 K: 0 S: 4	H: 0 LOB: 2 BB: 1 P: 8	1B: 5 2B: 3 3B: 1 HR: 1	SF: 0 SAC: 3 DP: 1 HBP: 0	WP: 0 PB: 1 SB: 1 CS: 0	PA: 41			
<b>PITCHER</b>	IP WLS BF H R ER SO BB IBB HBP BLK WP HR S P ERA WHIP																								
<b>Mickey McDermott, L</b> ERA: 3.85	(1, 1)	7.1	L	33	8	7	7	4	4	0	0	0	0	0	0	37	53	8.59	1.636						
<b>Gus Keriazakos, R</b> ERA: 3.57	(8, 1)	1.2		8	1	0	0	0	1	0	0	0	0	0	0	7	11	0.00	1.200						

Batter	1	2	3	4	5	6	7	8	9	AB	R	H	RBI	BB	SO	LOB	BOTTOM					
<b>Eddie Yost, R</b> OBP: 0.402, SLG: 0.404 (1, 5)										4	0	0	0	1	1	3	<b>Cleveland Indians @ Washington Senators</b> Griffith Stadium, Washington, DC Sun Jul 18 1954, 3:38 AM EDT Att: 19,983 - Unknown					
<b>Johnny Pesky, L</b> OBP: 0.320, SLG: 0.357 (1, 4)										4	0	0	0	0	1	1						
<b>Mickey Vernon, L</b> OBP: 0.369, SLG: 0.563 (1, 3)										3	1	1	0	1	1	0						
<b>Roy Sievers, R</b> OBP: 0.341, SLG: 0.443 (1, 7)										4	0	1	0	0	1	1						
<b>Jim Busby, R</b> OBP: 0.341, SLG: 0.428 (1, 8)										4	1	1	0	0	1	1						
<b>Tom Umphlett, R</b> OBP: 0.276, SLG: 0.316 (1, 9)										4	1	3	0	0	0	0						
<b>Jerry Snyder, R</b> OBP: 0.222, SLG: 0.176 (1, 6)										4	1	1	1	0	1	2						
<b>Joe Tipton, R</b> OBP: 0.349, SLG: 0.305 (1, 2)										3	0	2	1	0	0	0						
<b>Harmon Killebrew, R</b> ERA: 2.4										0	0	0	0	0	0	0						
<b>Mickey McDermott, L</b> ERA: 3.59	(1, 1)	4.0	W	8	2	0	0	1	0	0	0	0	0	0	0	0						
<b>Don Mossi, L</b> ERA: 2.4	(5, 1)	2.0		8	2	0	0	1	0	0	0	0	0	0	0	0						
<b>Hal Newhouser, L</b> ERA: 2.59	(7, 1)	3.0	S	10	2	0	0	1	0	0	0	0	0	0	0	0						
<b>Inning Stats</b>	R: 0 E: 0 K: 1 S: 5	H: 0 LOB: 0 BB: 0 P: 5	R: 0 E: 0 K: 2 S: 8	H: 2 LOB: 1 BB: 0 P: 8	R: 0 E: 0 K: 1 S: 5	H: 0 LOB: 1 BB: 1 P: 9	R: 4 E: 0 K: 1 S: 9	H: 4 LOB: 1 BB: 1 P: 13	R: 0 E: 0 K: 0 S: 3	H: 0 LOB: 0 BB: 0 P: 3	R: 0 E: 0 K: 1 S: 7	H: 2 LOB: 2 BB: 0 P: 7	R: 0 E: 0 K: 1 S: 5	H: 1 LOB: 1 BB: 0 P: 5	R: 0 E: 0 K: 0 S: 3	H: 0 LOB: 0 BB: 0 P: 3	R: 0 E: 0 K: 0 S: 4	H: 1 LOB: 2 BB: 0 P: 4	1B: 7 2B: 3 3B: 0 HR: 0	SF: 1 SAC: 0 DP: 0 HBP: 0	WP: 0 PB: 0 SB: 0 CS: 0	PA: 37
<b>PITCHER</b>	IP WLS BF H R ER SO BB IBB HBP BLK WP HR S P ERA WHIP																					








Batter	1	2	3	4	5	6	7	8	9	AB	R	H	RBI	BB	SO	LOB	TOP			
Jim Brideweser, R (1.4) OBP: 0.338, SLG: 0.326										4	0	2	1	0	1	1	<p><b>Baltimore Orioles @ Washington Senators</b> Griffith Stadium, Washington, DC</p> <p>Tue Jul 20 1954, 3:33 AM EDT Att: 4,390 - Unknown</p> <p>livebaseballscores.com</p> <p>AB 34 R 1 H 8 RBI 1 BB 2 SO 2 LOB 15</p>			
Chuck Diering, R (1.8) OBP: 0.379, SLG: 0.358										4	0	0	0	0	3					
Eddie Waitkus, L (1.3) OBP: 0.323, SLG: 0.378										4	0	1	0	0	1					
Bob Kennedy, R (1.5) OBP: 0.289, SLG: 0.338										4	0	0	0	0	2					
Sam Mele, R (1.9) OBP: 0.276, SLG: 0.371										4	0	0	0	0	1					
Jim Fridley, R (1.7) OBP: 0.295, SLG: 0.373										4	0	1	0	0	0					
Les Moss, R (1.2) OBP: 0.337, SLG: 0.326										3	1	3	0	1	0					
Billy Hunter, R (1.6) OBP: 0.273, SLG: 0.284										3	0	0	0	1	3					
Joe Coleman, R (1.1) OBP: 0.175, SLG: 0.291										2	0	0	0	0	1					
Mike Blyzka, R (6.1) OBP: 0.111, SLG: 0.111										0	0	0	0	0	0					
Chico Garcia, R (7, PH) OBP: 0.136, SLG: 0.146										1	0	1	0	0	0					
Billy O'Dell, S (7.1)										0	0	0	0	0	0					
Vern Stephens, R (9, PH)										1	0	0	0	0	1					
<b>Inning Stats</b>	R: 0 E: 0 K: 0 S: 4	H: 1 LOB: 1 BB: 0 P: 4	R: 0 E: 0 K: 1 S: 6	H: 1 LOB: 2 BB: 1 P: 10	R: 0 E: 0 K: 0 S: 3	H: 0 LOB: 0 BB: 0 P: 3	R: 0 E: 0 K: 0 S: 3	H: 0 LOB: 1 BB: 1 P: 9	R: 0 E: 0 K: 0 S: 4	H: 1 LOB: 1 BB: 0 P: 4	R: 1 E: 0 K: 0 S: 6	H: 4 LOB: 2 BB: 0 P: 6	R: 0 E: 0 K: 0 S: 3	H: 0 LOB: 0 BB: 0 P: 3	R: 0 E: 0 K: 0 S: 4	H: 1 LOB: 1 BB: 0 P: 4	1B: 7 2B: 1 3B: 0 HR: 0	SF: 0 SAC: 0 DP: 0 HBP: 0	WP: 0 PB: 0 SB: 0 CS: 0	PA: 36
<b>PITCHER</b> Johnny Schmitz, L (1.1) ERA: 2.55	IP: 9.0 WLS: W BF: 36 H: 8 R: 1 ER: 1 SO: 2 BB: 2 IBB: 0 HBP: 0 BLK: 0 WP: 0 HR: 0 S: 38 P: 46 ERA: 1.00 WHIP: 1.111																			

Batter	1	2	3	4	5	6	7	8	9	AB	R	H	RBI	BB	SO	LOB	BOTTOM												
Eddie Yost, R (1.5) OBP: 0.400, SLG: 0.404										3	0	1	3	1	0	0	<p><b>Baltimore Orioles @ Washington Senators</b> Griffith Stadium, Washington, DC</p> <p>Tue Jul 20 1954, 3:33 AM EDT Att: 4,390 - Unknown</p> <p>livebaseballscores.com</p> <p>AB 30 R 9 H 9 RBI 9 BB 5 SO 3 LOB 13</p>												
Johnny Pesky, L (1.4) OBP: 0.328, SLG: 0.342										4	0	1	2	0	0	1													
Wayne Terwilliger, R (9.4) OBP: 0.264, SLG: 0.270										0	0	0	0	0	0	0													
Mickey Vernon, L (1.3) OBP: 0.366, SLG: 0.553										4	0	0	0	0	1	0													
Roy Sievers, R (1.7) OBP: 0.339, SLG: 0.448										4	1	1	1	0	0	0													
Jim Busby, R (1.8) OBP: 0.341, SLG: 0.428										3	1	1	0	1	0	0													
Pete Runnels, L (1.6) OBP: 0.367, SLG: 0.410										4	3	3	0	0	0	1													
Tom Umphlett, R (1.9) OBP: 0.286, SLG: 0.316										2	1	1	0	2	0	2													
Ed Fitz Gerald, R (1.2) OBP: 0.345, SLG: 0.333										2	2	1	3	1	0	2													
Johnny Schmitz, R (1.1) OBP: 0.161, SLG: 0.133										4	1	0	0	0	2	7													
<b>Inning Stats</b>	R: 0 E: 0 K: 1 S: 5	H: 0 LOB: 0 BB: 0 P: 5	R: 4 E: 1 K: 1 S: 7	H: 2 LOB: 1 BB: 3 P: 19	R: 0 E: 0 K: 0 S: 3	H: 0 LOB: 0 BB: 0 P: 3	R: 1 E: 0 K: 1 S: 5	H: 1 LOB: 0 BB: 1 P: 9	R: 0 E: 0 K: 0 S: 3	H: 0 LOB: 0 BB: 0 P: 3	R: 4 E: 0 K: 0 S: 7	H: 4 LOB: 1 BB: 1 P: 11	R: 0 E: 0 K: 0 S: 3	H: 0 LOB: 0 BB: 0 P: 3	R: 0 E: 0 K: 0 S: 4	H: 2 LOB: 1 BB: 0 P: 4	1B: 7 2B: 1 3B: 1 HR: 1	SF: 1 SAC: 0 DP: 2 HBP: 0	WP: 0 PB: 0 SB: 1 CS: 0	PA: 37									
<b>PITCHER</b> Joe Coleman, R (1.1) ERA: 3.23	IP: 5.2 WLS: L BF: 28 H: 7 R: 9 ER: 5 SO: 3 BB: 3 IBB: 2 HBP: 0 BLK: 0 WP: 0 HR: 1 S: 29 P: 49 ERA: 7.94 WHIP: 1.765																												
Mike Blyzka, R (6.1) ERA: 9.35	0.1	1	0	0	0	0	0	0	0	0	0	1	1	0.00	0.000														
Billy O'Dell, L (7.1) ERA:	2.0	7	2	0	0	0	0	0	0	0	0	7	7	0.00	1.000														



Batter	1	2	3	4	5	6	7	8	9	AB	R	H	RBI	BB	SO	LOB	TOP															
Jim Brideweser, R OBP: 0.346, SLG: 0.338	0-0 E4 SH5-3 1B		0-0 6-3 S 1B		4-0 FC4-6 BB			0-0 4-3 1B 2B	0-0 4-3	4	2	2	0	1	0	1	<b>Baltimore Orioles @ Washington Senators</b> Griffith Stadium, Washington, DC Wed Jul 21 1954, 3:33 AM EDT Att: 2,607 - Unknown <a href="http://livebaseballscorecards.com">livebaseballscorecards.com</a>															
Chuck Diering, R OBP: 0.376, SLG: 0.356	0-0 SH5-3 1B 1B		0-0 F9		0-0 FC4-6			0-0 4-3		4	1	1	0	0	0	4																
Eddie Waitkus, L OBP: 0.317, SLG: 0.370	0-0 SH5-3		0-0 6-3		0-0 P6			0-0 1-3		3	0	0	0	0	0	4																
Bob Kennedy, R OBP: 0.294, SLG: 0.342	0-0 CS 2H 3H 1B		0-3 K		0-3 K			0-0 2B 1B		4	1	2	3	0	2	1																
Sam Mele, R OBP: 0.280, SLG: 0.378	0-0 L8				0-0 FC4-6 1B			0-0 K		4	0	2	1	0	1	1																
Les Moss, R OBP: 0.324, SLG: 0.313	0-0 CS	0-0 L8			0-0 FC4-6 G1-6-3 1B			0-0 6-3		4	0	0	0	0	0	2																
Jim Fridley, R OBP: 0.291, SLG: 0.367			0-0 E6 2B		0-0 G1-6-3			0-0 F7		2	1	0	0	0	0	1																
Gil Coan, L OBP: 0.290, SLG: 0.281					0-0 G1-6-3			0-3 K		2	0	0	0	0	1	0																
Billy Hunter, R OBP: 0.273, SLG: 0.288					0-0 F8			0-0 F2		4	0	1	1	0	0	0																
Bob Turley, R OBP: 0.135, SLG: 0.137					0-0 F9			0-0 F9		0	0	0	0	0	0	0																
Don Larsen, R OBP: 0.306, SLG: 0.457					FC4-6 BB 1B					4	0	3	0	0	0	0																
<b>Inning Stats</b>	R: 2 E: 1 K: 0 S: 5	H: 2 LOB: 0 BB: 0 P: 5	R: 1 E: 1 K: 0 S: 4	H: 2 LOB: 1 BB: 0 P: 4	R: 0 E: 0 K: 1 S: 6	H: 1 LOB: 0 BB: 0 P: 6	R: 0 E: 0 K: 0 S: 3	H: 1 LOB: 0 BB: 0 P: 3	R: 0 E: 0 K: 0 S: 4	H: 1 LOB: 2 BB: 1 P: 8	R: 0 E: 0 K: 0 S: 7	H: 0 LOB: 0 BB: 0 P: 7	R: 0 E: 0 K: 0 S: 3	H: 0 LOB: 0 BB: 0 P: 3	R: 2 E: 0 K: 0 S: 6	H: 3 LOB: 1 BB: 0 P: 6	R: 0 E: 0 K: 1 S: 6	H: 1 LOB: 1 BB: 0 P: 6	1B: 6 2B: 3 3B: 2 HR: 0	SF: 0 SAC: 1 DP: 1 HBP: 0	WP: 0 PB: 0 SB: 1 CS: 1	PA: 38										
<b>PITCHER</b>	IP WLS BF H R ER SO BB IBB HBP BLK WP HR S P ERA WHIP	IP WLS BF H R ER SO BB IBB HBP BLK WP HR S P ERA WHIP															IP WLS BF H R ER SO BB IBB HBP BLK WP HR S P ERA WHIP															
Dean Stone, L ERA: 3.58	2.0	9	4	3	1	0	0	0	0	0	0	0	0	0	9	9	4.50	2.000														
Camilo Pascual, R ERA: 5.25	7.0	28	7	2	2	4	1	0	0	0	0	0	0	0	35	39	2.57	1.143														

Batter	1	2	3	4	5	6	7	8	9	AB	R	H	RBI	BB	SO	LOB	BOTTOM															
Eddie Yost, R OBP: 0.400, SLG: 0.407	0-0 F8		0-0 K					0-0 5-3		5	1	2	1	0	1	1	<b>Baltimore Orioles @ Washington Senators</b> Griffith Stadium, Washington, DC Wed Jul 21 1954, 3:33 AM EDT Att: 2,607 - Unknown <a href="http://livebaseballscorecards.com">livebaseballscorecards.com</a>															
Johnny Pesky, L OBP: 0.306, SLG: 0.339	0-0 4-3		0-0 F7					0-0 P6		4	0	1	0	0	0	2																
Mickey Vernon, L OBP: 0.367, SLG: 0.550	0-0 BB 2B		0-0 4-3					0-0 F9		4	1	1	0	1	0	2																
Roy Sievers, R OBP: 0.343, SLG: 0.445	4-0 BB 2B		1-0 HBP					0-0 P4		2	1	0	0	2	0	0																
Jim Busby, R OBP: 0.339, SLG: 0.423	4-0 2B 1B		0-3 K					0-0 1-3		4	1	0	1	1	2	5																
Pete Runnels, L OBP: 0.369, SLG: 0.416	0-0 1B		4-0 1B					0-0 6-3		1	1	1	2	0	0	0																
Jerry Snyder, R OBP: 0.250, SLG: 0.143	1-3 2H 3H 2B		0-0 1B					0-0 F8		2	0	0	0	0	1	3																
Tom Umphlett, R OBP: 0.289, SLG: 0.319	0-0 2H 3H 1B		0-0 1B					0-0 5-3		4	0	2	2	0	0	0																
Joe Tipton, R OBP: 0.344, SLG: 0.299	0-0 L6		0-3 K					0-0 F9		2	0	0	0	0	1	3																
Ed Fitz Gerald, R OBP: 0.347, SLG: 0.335								0-0 1B		2	0	1	0	0	0	0																
Dean Stone, L OBP: 0.219, SLG: 0.241			0-0 L8					0-0 6-3		0	0	0	0	0	0	0																
Tom Wright, L OBP: 0.339, SLG: 0.364										1	0	1	0	0	0	0																
Camilo Pascual, R ERA: 5.25			4-3 1B							3	0	0	0	0	0	3																
<b>Inning Stats</b>	R: 4 E: 0 K: 0 S: 6	H: 3 LOB: 1 BB: 2 P: 14	R: 0 E: 0 K: 2 S: 9	H: 2 LOB: 3 BB: 0 P: 10	R: 1 E: 0 K: 1 S: 7	H: 2 LOB: 2 BB: 1 P: 11	R: 0 E: 0 K: 1 S: 5	H: 0 LOB: 0 BB: 0 P: 5	R: 0 E: 0 K: 0 S: 4	H: 1 LOB: 1 BB: 0 P: 4	R: 0 E: 0 K: 0 S: 3	H: 0 LOB: 0 BB: 0 P: 3	R: 0 E: 0 K: 0 S: 3	H: 0 LOB: 0 BB: 0 P: 3	R: 0 E: 0 K: 0 S: 3	H: 0 LOB: 0 BB: 0 P: 3	R: 1 E: 1 K: 0 S: 3	H: 1 LOB: 3 BB: 2 P: 11	1B: 7 2B: 2 3B: 0 HR: 0	SF: 0 SAC: 1 DP: 0 HBP: 1	WP: 0 PB: 0 SB: 0 CS: 0	PA: 41										
<b>PITCHER</b>	IP WLS BF H R ER SO BB IBB HBP BLK WP HR S P ERA WHIP	IP WLS BF H R ER SO BB IBB HBP BLK WP HR S P ERA WHIP															IP WLS BF H R ER SO BB IBB HBP BLK WP HR S P ERA WHIP															
Bob Turley, R ERA: 4.0	0.2	7	3	4	4	0	0	0	0	0	0	0	0	0	5	13	54.00	7.500														
Don Larsen, R ERA: 4.35	7.2	34	6	2	2	4	1	2	1	0	0	0	0	38	51	2.35	0.913															





Batter	1	2	3	4	5	6	7	8	9	AB	R	H	RBI	BB	SO	LOB	TOP		
<b>Gil Coan, L</b> OBP: 0.293, SLG: 0.290 (1, 7)										5	1	2	0	0	0	0	<b>Baltimore Orioles @ Washington Senators</b> Griffith Stadium, Washington, DC Thu Jul 22 1954, 3:33 AM EDT Att: 4,308 - Unknown		
<b>Eddie Waitkus, L</b> OBP: 0.311, SLG: 0.362 (1, 3)										3	0	0	0	0	0	1			
<b>Chuck Diering, R</b> OBP: 0.378, SLG: 0.361 (1, 8)										3	1	2	1	0	0	0			
<b>Bob Kennedy, R</b> OBP: 0.293, SLG: 0.340 (1, 5)										4	0	1	0	0	1	1			
<b>Sam Mele, R</b> OBP: 0.280, SLG: 0.377 (1, 9)										3	0	1	0	0	0	0			
<b>Dick Kryhoski, L</b> OBP: 0.308, SLG: 0.349 (8, PH)										1	0	0	0	0	0	1			
<b>Jim Fridley, R</b> OBP: 0.291, SLG: 0.367 (8, 9)										0	0	0	0	0	0	0			
<b>Clint Courtney, L</b> OBP: 0.329, SLG: 0.371 (1, 2)										2	0	1	0	1	0	0			
<b>Bobby Young, L</b> OBP: 0.345, SLG: 0.344 (1, 4)										4	0	0	0	0	0	5			
<b>Billy Hunter, R</b> OBP: 0.276, SLG: 0.289 (1, 6)										3	0	1	0	1	0	0			
<b>Bob Chakales, R</b> OBP: 0.474, SLG: 0.500 (1, 1)										3	0	1	0	0	0	2			
<b>Lou Kretlow, R</b> OBP: 0.222, SLG: 0.160 (7, 1)										1	0	0	0	0	0	0			
<b>Howie Fox, R</b> OBP: 0.300, SLG: 0.300 (9, 1)										0	0	0	0	0	0	0			
<b>Inning Stats</b>	R: 0 E: 0 K: 1 S: 6	H: 2 LOB: 1 BB: 0 P: 6	R: 0 E: 0 K: 0 S: 3	H: 0 LOB: 0 BB: 0 P: 3	R: 0 E: 0 K: 0 S: 3	H: 0 LOB: 0 BB: 0 P: 3	R: 0 E: 0 K: 0 S: 4	H: 2 LOB: 2 BB: 1 P: 8	R: 1 E: 0 K: 0 S: 4	H: 1 LOB: 0 BB: 0 P: 4	R: 0 E: 0 K: 0 S: 5	H: 2 LOB: 2 BB: 0 P: 5	R: 1 E: 1 K: 0 S: 6	H: 2 LOB: 3 BB: 1 P: 10	R: 0 E: 0 K: 0 S: 3	H: 0 LOB: 0 BB: 0 P: 3	1B: 8 2B: 1 3B: 0 HR: 0	SF: 1 SAC: 2 DP: 1 HBP: 0	WP: 0 PA: 37 PB: 0 SB: 0 CS: 0
<b>PITCHER</b>	IP	WLS	BF	H	R	ER	SO	BB	IBB	HBP	BLK	WP	HR	S	P	ERA	WHIP		
<b>Bob Porterfield, R</b> ERA: 2.44 (1, 1)	8.0		34	9	2	1	1	0	2	0	0	0	0	34	42	1.12	1.125		
<b>Gus Keriazkos, R</b> ERA: 3.39 (9, 1)	1.0	W	3	0	0	0	0	0	0	0	0	0	0	3	3	0.00	0.000		


Batter	1	2	3	4	5	6	7	8	9	AB	R	H	RBI	BB	SO	LOB	BOTTOM		
<b>Eddie Yost, R</b> OBP: 0.405, SLG: 0.418 (1, 5)										4	0	3	2	1	1	0	<b>Baltimore Orioles @ Washington Senators</b> Griffith Stadium, Washington, DC Thu Jul 22 1954, 3:33 AM EDT Att: 4,308 - Unknown		
<b>Johnny Pesky, L</b> OBP: 0.394, SLG: 0.331 (1, 4)										3	0	0	0	1	0	2			
<b>Wayne Terwilliger, R</b> OBP: 0.287, SLG: 0.270 (8, 4)										0	0	0	0	1	0	0			
<b>Mickey Vernon, L</b> OBP: 0.367, SLG: 0.548 (1, 3)										5	0	2	1	0	1	3			
<b>Roy Sievers, R</b> OBP: 0.339, SLG: 0.439 (1, 7)										4	0	0	0	0	3	4			
<b>Jim Busby, R</b> OBP: 0.339, SLG: 0.420 (1, 8)										3	0	0	0	1	0	0			
<b>Tom Umphlett, R</b> OBP: 0.284, SLG: 0.314 (1, 9)										4	0	0	0	0	1	1			
<b>Jerry Snyder, R</b> OBP: 0.286, SLG: 0.240 (1, 6)										4	0	2	0	0	0	0			
<b>Ed Fitz Gerald, R</b> OBP: 0.345, SLG: 0.333 (1, 2)										4	1	1	0	0	0	1			
<b>Bob Porterfield, R</b> OBP: 0.133, SLG: 0.127 (1, 1)										3	1	1	0	0	0	2			
<b>Gus Keriazkos, R</b> ERA: 5.03 (9, 1)										0	0	0	0	0	0	0			
<b>Mickey McDermott, L</b> OBP: 0.234, SLG: 0.233 (9, PH)										1	1	1	0	0	0	0			
<b>Inning Stats</b>	R: 0 E: 0 K: 1 S: 6	H: 1 LOB: 1 BB: 0 P: 6	R: 0 E: 0 K: 0 S: 5	H: 2 LOB: 2 BB: 0 P: 5	R: 0 E: 0 K: 1 S: 6	H: 1 LOB: 1 BB: 0 P: 6	R: 0 E: 0 K: 1 S: 5	H: 0 LOB: 0 BB: 1 P: 7	R: 0 E: 0 K: 2 S: 10	H: 3 LOB: 2 BB: 1 P: 14	R: 0 E: 0 K: 0 S: 3	H: 0 LOB: 0 BB: 0 P: 3	R: 0 E: 0 K: 0 S: 4	H: 3 LOB: 3 BB: 1 P: 8	R: 1 E: 0 K: 0 S: 4	H: 3 LOB: 3 BB: 1 P: 8	1B: 8 2B: 1 3B: 1 HR: 0	SF: 0 SAC: 0 DP: 0 HBP: 0	WP: 1 PA: 39 PB: 0 SB: 0 CS: 0
<b>PITCHER</b>	IP	WLS	BF	H	R	ER	SO	BB	IBB	HBP	BLK	WP	HR	S	P	ERA	WHIP		
<b>Bob Chakales, R</b> ERA: 3.79 (1, 1)	6.1		28	7	2	2	4	2	0	0	0	0	0	34	42	2.84	1.421		
<b>Lou Kretlow, R</b> ERA: 5.03 (7, 1)	2.0	L	10	2	1	1	2	2	0	0	0	0	0	12	20	4.50	2.000		
<b>Howie Fox, R</b> ERA: 2.72 (9, 1)	0.0		1	1	0	0	0	0	0	0	0	0	0	1	1	∞	∞		



Batter	1	2	3	4	5	6	7	8	9	AB	R	H	RBI	BB	SO	LOB	TOP
Harvey Kuenn, R OBP: 0.294, SLG: 0.358 (1, 6)										4	0	0	0	0	0	0	
Bill Tuttle, R OBP: 0.377, SLG: 0.451 (1, 8)										4	0	1	0	0	0	0	
Jim Delsing, L OBP: 0.322, SLG: 0.331 Steve Souchock, R OBP: 0.250, SLG: 0.333 (8, PH) (8, 7)										3	0	0	0	0	0	1	
Ray Boone, R OBP: 0.395, SLG: 0.482 (1, 5)										3	3	2	0	1	0	0	
Walt Dropo, R OBP: 0.328, SLG: 0.386 Reno Bertoia, R OBP: 0.267, SLG: 0.308 (9, PR)										3	0	2	1	1	0	1	
Al Kaline, R OBP: 0.276, SLG: 0.292 (1, 9)										4	0	3	2	0	0	1	
Red Wilson, R OBP: 0.342, SLG: 0.324 (1, 2)										4	0	0	0	0	1	6	
Frank Bolling, R OBP: 0.289, SLG: 0.313 Bob Nieman, R OBP: 0.308, SLG: 0.361 (9, PH)										3	0	0	0	0	0	2	
Al Aber, L OBP: 0.222, SLG: 0.176 Bob Miller, R OBP: 0.143, SLG: 0.143 (1, 1)										0	0	0	0	0	0	0	
<b>Inning Stats</b>	R: 0 E: 0 K: 0 S: 3	H: 0 LOB: 0 BB: 0 P: 3	R: 0 E: 0 K: 1 S: 6	H: 1 LOB: 2 BB: 1 P: 10	R: 0 E: 0 K: 0 S: 4	H: 1 LOB: 1 BB: 0 P: 4	R: 1 E: 0 K: 0 S: 4	H: 2 LOB: 0 BB: 0 P: 4	R: 0 E: 0 K: 0 S: 3	H: 0 LOB: 0 BB: 0 P: 3	R: 0 E: 0 K: 0 S: 3	H: 0 LOB: 0 BB: 0 P: 3	R: 1 E: 0 K: 0 S: 4	H: 2 LOB: 2 BB: 1 P: 8	1B: 5 2B: 2 3B: 2 HR: 0	SF: 0 SAC: 0 DP: 2 HBP: 0	WP: 0 PA: 35 PB: 0 SB: 0 CS: 0
<b>PITCHER</b> Chuck Stobbs, L ERA: 4.63 (1, 1)	IP: 9.0 WLS: W BF: 35 H: 8 R: 3 ER: 3 SO: 1 BB: 2 IBB: 0 HBP: 0 BLK: 0 WP: 0 HR: 0 S: 35 P: 43 ERA: 3.00 WHIP: 1.111																

Detroit Tigers @ Washington Senators  
Griffith Stadium, Washington, DC  
Fri Jul 23 1954, 3:33 AM EDT  
Att: 4,353 - Unknown


AB	33
R	3
H	8
RBI	3
BB	2
SO	1
LOB	14



Batter	1	2	3	4	5	6	7	8	9	AB	R	H	RBI	BB	SO	LOB	BOTTOM		
Eddie Yost, R OBP: 0.401, SLG: 0.413 (1, 5)										4	0	0	0	0	0	2			
Wayne Terwilliger, R OBP: 0.297, SLG: 0.269 (1, 4)										4	1	1	0	0	0	0			
Mickey Vernon, L OBP: 0.369, SLG: 0.547 (1, 3)										4	2	2	0	0	0	0			
Roy Sievers, R OBP: 0.343, SLG: 0.451 (1, 7)										3	2	2	3	1	0	0			
Jim Busby, R OBP: 0.340, SLG: 0.419 (1, 8)										3	2	1	0	1	0	1			
Tom Umphlett, R OBP: 0.280, SLG: 0.308 (1, 9)										4	1	0	1	0	0	3			
Jerry Snyder, R OBP: 0.313, SLG: 0.276 (1, 6)										4	0	2	3	0	1	0			
Ed Fitz Gerald, R OBP: 0.348, SLG: 0.348 (1, 2)										4	0	2	1	0	0	1			
Chuck Stobbs, L OBP: 0.167, SLG: 0.172 (1, 1)										4	0	0	0	0	3	3			
<b>Inning Stats</b>	R: 5 E: 2 K: 1 S: 11	H: 5 LOB: 2 BB: 1 P: 15	R: 0 E: 0 K: 0 S: 3	H: 0 LOB: 0 BB: 0 P: 3	R: 0 E: 0 K: 1 S: 5	H: 0 LOB: 0 BB: 0 P: 5	R: 0 E: 0 K: 1 S: 5	H: 0 LOB: 0 BB: 0 P: 5	R: 3 E: 0 K: 0 S: 7	H: 4 LOB: 1 BB: 0 P: 7	R: 0 E: 0 K: 1 S: 5	H: 0 LOB: 0 BB: 0 P: 5	R: 0 E: 0 K: 0 S: 2	H: 0 LOB: 0 BB: 1 P: 6	R: 0 E: 0 K: 0 S: 4	H: 1 LOB: 1 BB: 0 P: 4	1B: 8 2B: 0 3B: 1 HR: 1	SF: 0 SAC: 0 DP: 0 HBP: 0	WP: 0 PA: 36 PB: 0 SB: 0 CS: 1
<b>PITCHER</b> Al Aber, L ERA: 4.01 Bob Miller, L ERA: 3.29 (1, 1)	IP: 0.1 WLS: L BF: 8 H: 5 R: 5 ER: 3 SO: 4 BB: 1 IBB: 0 HBP: 0 BLK: 0 WP: 0 HR: 1 S: 7 P: 11 ERA: 108.00 WHIP: 15.000																		
<b>PITCHER</b> Chuck Stobbs, L ERA: 4.63 (1, 1)	IP: 7.2 WLS: L BF: 28 H: 5 R: 3 ER: 3 SO: 4 BB: 1 IBB: 0 HBP: 0 BLK: 0 WP: 0 HR: 1 S: 35 P: 39 ERA: 3.52 WHIP: 0.783																		

Detroit Tigers @ Washington Senators  
Griffith Stadium, Washington, DC  
Fri Jul 23 1954, 3:33 AM EDT  
Att: 4,353 - Unknown

AB	34
R	8
H	10
RBI	8
BB	2
SO	4
LOB	10



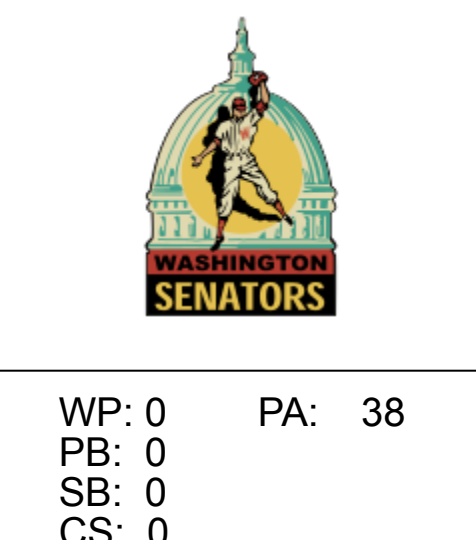


Batter	1	2	3	4	5	6	7	8	9	AB	R	H	RBI	BB	SO	LOB	TOP			
Harvey Kuenn, R OBP: 0.294, SLG: 0.360 (1, 6)	1-3		2B		5-3		P3			4	0	1	0	0	0	0	<b>Detroit Tigers @ Washington Senators</b> Griffith Stadium, Washington, DC Sat Jul 24 1954, 3:33 AM EDT Att: 4,508 - Unknown			
Bill Tuttle, R OBP: 0.376, SLG: 0.447 (1, 8)	1-3		BB		F7			6-3		3	0	0	0	1	0	0				
Jim Delsing, L OBP: 0.325, SLG: 0.333 (1, 7)	1B		K		6-3			G6-4-3 1B		4	0	2	0	0	1	2				
Ray Boone, R OBP: 0.394, SLG: 0.479 (1, 5)	1B		P3		5-3			G6-4-3 1-2		4	0	1	0	0	0	3				
Walt Dropo, R OBP: 0.331, SLG: 0.385 (1, 3)	4-3				F7			FC6 1B		3	0	1	0	1	0	2				
Fred Hatfield, L OBP: 0.374, SLG: 0.329 (9, PR)										0	0	0	0	0	0	0				
Wayne Belardi, L OBP: 0.377, SLG: 0.481 (9, 3)										0	0	0	0	0	0	0				
Al Kaline, R OBP: 0.275, SLG: 0.291 (1, 9)		F5		K				FC6 1-2 3B		4	1	1	0	0	1	2				
Red Wilson, R OBP: 0.331, SLG: 0.312 (1, 2)		5-3		F7				K		4	0	0	0	0	1	3				
Frank Bolling, R OBP: 0.292, SLG: 0.320 (1, 4)		5-3								3	0	1	1	1	0	0				
Billy Hoelt, L OBP: 0.205, SLG: 0.200 (1, 1)				K						4	0	0	0	0	4	4				
Ned Garver, R OBP: 0.250, SLG: 0.205 (9, 1)				K						0	0	0	0	0	0	0				
<b>Inning Stats</b>	R: 0 E: 0 K: 0 S: 5	H: 2 LOB: 2 BB: 0 P: 5	R: 0 E: 0 K: 0 S: 3	H: 0 LOB: 0 BB: 0 P: 3	R: 0 E: 0 K: 2 S: 8	H: 1 LOB: 2 BB: 1 P: 12	R: 0 E: 0 K: 2 S: 7	H: 0 LOB: 2 BB: 2 P: 15	R: 0 E: 0 K: 0 S: 4	H: 1 LOB: 1 BB: 0 P: 4	R: 0 E: 0 K: 1 S: 5	H: 0 LOB: 0 BB: 0 P: 5	R: 0 E: 0 K: 0 S: 3	H: 1 LOB: 0 BB: 0 P: 3	R: 1 E: 0 K: 2 S: 9	H: 2 LOB: 2 BB: 0 P: 9	1B: 5 2B: 1 3B: 1 HR: 0	SF: 0 SAC: 0 DP: 1 HBP: 0	WP: 0 PB: 1 SB: 0 CS: 0	PA: 36
<b>PITCHER</b> Dean Stone, L ERA: 3.35 (1, 1)	IP: 9.0 WLS: W BF: 36 H: 7 R: 1 ER: 1 SO: 7 BB: 2 IBB: 1 HBP: 0 BLK: 0 WP: 0 HR: 0 S: 47 P: 59 ERA: 1.00 WHIP: 1.000															<b>PITCHER</b>				

Batter	1	2	3	4	5	6	7	8	9	AB	R	H	RBI	BB	SO	LOB	BOTTOM			
Eddie Yost, R OBP: 0.406, SLG: 0.420 (1, 5)	K		1B		1-2		FC6-4 1B		1-3 1B	4	1	3	0	1	1	0	<b>Detroit Tigers @ Washington Senators</b> Griffith Stadium, Washington, DC Sat Jul 24 1954, 3:33 AM EDT Att: 4,508 - Unknown			
Wayne Terwilliger, R OBP: 0.270, SLG: 0.270 (1, 4)	4-3				L9		FC6-4 1-2		2-H 3-H 1B	3	0	1	0	1	0	3				
Pete Runnels, L OBP: 0.371, SLG: 0.418 (9, PH)	BB		1B							1	0	1	2	0	0	0				
Mickey Vernon, L OBP: 0.365, SLG: 0.541 (1, 3)	4-3		4-3		F7			L9		4	0	0	0	0	0	4				
Roy Sievers, R OBP: 0.342, SLG: 0.447 (1, 7)	P6				5-3			6-3		3	0	0	0	1	0	1				
Jim Busby, R OBP: 0.339, SLG: 0.416 (1, 8)					F8			L9		3	0	0	0	0	0	1				
Tom Umphlett, R OBP: 0.288, SLG: 0.313 (1, 9)								P4		3	0	0	0	0	0	1				
Tom Umphlett, R OBP: 0.288, SLG: 0.313 (1, 9)								FC4 BB		3	0	2	0	1	0	1				
Jerry Snyder, R OBP: 0.278, SLG: 0.242 (1, 6)			5-3		L9			FC4 1-2		4	0	0	0	0	1	5				
Joe Tipton, R OBP: 0.336, SLG: 0.291 (1, 2)										3	0	0	0	0	2	1				
Clyde Vollmer, R OBP: 0.276, SLG: 0.333 (9, PH)	F2				K			K		1	0	0	0	0	0	0				
Dean Stone, L OBP: 0.229, SLG: 0.226 (1, 1)										2	0	0	0	1	2	0				
Ed Fitz Gerald, R OBP: 0.351, SLG: 0.348 (9, PH)					K			K		0	1	0	0	1	0	0				
<b>Inning Stats</b>	R: 0 E: 0 K: 1 S: 5	H: 0 LOB: 1 BB: 1 P: 9	R: 0 E: 0 K: 0 S: 3	H: 0 LOB: 0 BB: 0 P: 4	R: 0 E: 0 K: 1 S: 5	H: 1 LOB: 1 BB: 1 P: 9	R: 0 E: 0 K: 0 S: 4	H: 1 LOB: 1 BB: 0 P: 4	R: 0 E: 0 K: 0 S: 6	H: 1 LOB: 2 BB: 1 P: 10	R: 0 E: 0 K: 2 S: 8	H: 1 LOB: 1 BB: 0 P: 8	R: 0 E: 0 K: 1 S: 6	H: 1 LOB: 2 BB: 1 P: 10	R: 2 E: 0 K: 0 S: 3	H: 2 LOB: 1 BB: 1 P: 7	1B: 6 2B: 1 3B: 0 HR: 0	SF: 0 SAC: 0 DP: 0 HBP: 1	WP: 0 PB: 0 SB: 0 CS: 0	PA: 38
<b>PITCHER</b> Billy Hoelt, L ERA: 4.59 (1, 1)	IP: 8.1 WLS: L BF: 37 H: 6 R: 2 ER: 2 SO: 6 BB: 6 IBB: 0 HBP: 1 BLK: 0 WP: 0 HR: 0 S: 42 P: 67 ERA: 2.16 WHIP: 1.440															<b>PITCHER</b>				
Ned Garver, R ERA: 2.26 (9, 1)	0.0	1	1	0	0	0	0	0	0	0	0	1	1	∞	∞					

AB	33
R	1
H	7
RBI	1
BB	3
SO	7
LOB	16

AB	31
R	2
H	7
RBI	2
BB	6
SO	6
LOB	16





Batter	1	2	3	4	5	6	7	8	9	AB	R	H	RBI	BB	SO	LOB	TOP			
Harvey Kuenn, R OBP: 0.293, SLG: 0.358	F9		5-3			4-3			1-3	5	0	1	1	0	0	2				
Bill Tuttle, R OBP: 0.376, SLG: 0.445	1B		BB				F7		F7	4	1	1	0	1	0	1				
Jim Delsing, L OBP: 0.326, SLG: 0.332	BB		1B				F8		F8	4	0	1	0	1	0	0				
Ray Boone, R OBP: 0.392, SLG: 0.476	K						F8		F7	4	0	1	1	0	1	2				
Wayne Belardi, L OBP: 0.373, SLG: 0.468			K						4-3	3	0	0	0	1	2	2				
Al Kaline, R OBP: 0.278, SLG: 0.301	L9									4	1	2	0	0	0	5				
Frank House, L OBP: 0.313, SLG: 0.378			F7			P4			4-3	3	0	0	0	1	0	1				
Frank Bolling, R OBP: 0.295, SLG: 0.324			6-3			SH1-4			4-3	3	1	2	1	0	0	0				
Ted Gray, S George Zuverink, R Bob Merritt, R Dick Marlowe, R Walt Droppo, R Ray Herbert, R	4-3					SH1-4			FC6-4	0	0	0	0	0	0	0				
<b>Inning Stats</b>	R: 0 E: 0 K: 1 S: 6	H: 1 LOB: 3 BB: 2 P: 14	R: 0 E: 0 K: 0 S: 3	H: 0 LOB: 0 BB: 0 P: 3	R: 1 E: 0 K: 1 S: 7	H: 2 LOB: 2 BB: 1 P: 11	R: 1 E: 0 K: 0 S: 5	H: 2 LOB: 1 BB: 0 P: 5	R: 0 E: 0 K: 1 S: 5	H: 1 LOB: 2 BB: 1 P: 10	R: 0 E: 0 K: 0 S: 3	H: 0 LOB: 0 BB: 0 P: 3	R: 1 E: 0 K: 0 S: 5	H: 2 LOB: 1 BB: 0 P: 5	R: 0 E: 0 K: 0 S: 3	H: 0 LOB: 0 BB: 0 P: 3	1B: 6 2B: 2 3B: 0 HR: 0	SF: 0 SAC: 2 DP: 0 HBP: 0	WP: 0 PB: 0 SB: 1 CS: 0	PA: 39
<b>PITCHER</b> Spec Shea, R ERA: 6.55	IP: 9.0 WLS: W BF: 39 H: 8 R: 3 ER: 3 SO: 4 BB: 4 IBB: 0 HBP: 0 BLK: 0 WP: 0 HR: 0 S: 43 P: 59 ERA: 3.00 WHIP: 1.333															<b>PITCHER</b>				

Detroit Tigers @ Washington Senators  
 Griffith Stadium, Washington, DC  
 Sun Jul 25 1954, 3:33 AM EDT  
 Att: 6,183 - Unknown

AB 33  
 R 3  
 H 8  
 RBI 3  
 BB 4  
 SO 4  
 LOB 16



Batter	1	2	3	4	5	6	7	8	9	AB	R	H	RBI	BB	SO	LOB	BOTTOM			
Eddie Yost, R OBP: 0.408, SLG: 0.419	E					5-3				3	3	1	0	2	0	1				
Wayne Terwilliger, R OBP: 0.277, SLG: 0.276	6-3									3	2	1	1	1	0	1				
Mickey Vernon, L OBP: 0.368, SLG: 0.543	E9									4	2	2	1	1	0	1				
Roy Sievers, R OBP: 0.340, SLG: 0.448	5-3									4	1	1	2	0	0	2				
Jim Busby, R OBP: 0.343, SLG: 0.415	1B									3	2	1	1	2	0	1				
Tom Umphlett, R OBP: 0.294, SLG: 0.323	1B									5	1	3	3	0	0	2				
Jerry Snyder, R OBP: 0.341, SLG: 0.297										4	0	3	2	1	0	0				
Ed Fitz Gerald, R OBP: 0.347, SLG: 0.346	F8									4	0	1	1	0	0	6				
Spec Shea, R			6-3			6-3				4	0	0	0	0	1	2				
<b>Inning Stats</b>	R: 3 E: 1 K: 0 S: 7	H: 4 LOB: 2 BB: 1 P: 11	R: 0 E: 0 K: 0 S: 3	H: 0 LOB: 0 BB: 0 P: 3	R: 0 E: 0 K: 0 S: 3	H: 0 LOB: 0 BB: 0 P: 3	R: 0 E: 0 K: 0 S: 4	H: 1 LOB: 1 BB: 0 P: 4	R: 1 E: 0 K: 0 S: 4	H: 2 LOB: 1 BB: 1 P: 8	R: 1 E: 0 K: 0 S: 5	H: 2 LOB: 1 BB: 0 P: 5	R: 2 E: 0 K: 0 S: 5	H: 2 LOB: 2 BB: 2 P: 13	R: 4 E: 0 K: 1 S: 7	H: 2 LOB: 3 BB: 3 P: 20	1B: 9 2B: 4 3B: 0 HR: 0	SF: 2 SAC: 0 DP: 0 HBP: 1	WP: 0 PB: 0 SB: 0 CS: 0	PA: 44
<b>PITCHER</b> Ted Gray, L George Zuverink, R Dick Marlowe, R Ray Herbert, R	IP: 6.2 WLS: L BF: 17 H: 4 R: 1 ER: 1 SO: 3 BB: 1 IBB: 0 HBP: 0 BLK: 0 WP: 0 HR: 0 S: 16 P: 20 ERA: 2.08 WHIP: 1.154															<b>PITCHER</b>				

Detroit Tigers @ Washington Senators  
 Griffith Stadium, Washington, DC  
 Sun Jul 25 1954, 3:33 AM EDT  
 Att: 6,183 - Unknown

AB 34  
 R 11  
 H 13  
 RBI 11  
 BB 7  
 SO 1  
 LOB 16





Batter	1	2	3	4	5	6	7	8	9	AB	R	H	RBI	BB	SO	LOB	TOP											
<b>Eddie Yost, R</b> OBP: 0.411, SLG: 0.420 (1, 5)										4	0	2	1	1	1	3	<b>Washington Senators @ Baltimore Orioles</b> Memorial Stadium, Baltimore, MD Tue Jul 27 1954, 3:33 AM EDT Att: 13,787 - Unknown <a href="http://livebaseballscorecards.com">livebaseballscorecards.com</a>											
<b>Johnny Pesky, L</b> OBP: 0.322, SLG: 0.359 (1, 4)										4	1	3	0	1	0	1												
<b>Mickey Vernon, L</b> OBP: 0.366, SLG: 0.548 (1, 3)										4	1	1	3	0	1	2												
<b>Roy Sievers, R</b> OBP: 0.336, SLG: 0.441 (1, 7)										5	0	0	0	0	1	4												
<b>Jim Busby, R</b> OBP: 0.346, SLG: 0.418 (1, 8)										5	0	3	0	0	1	0												
<b>Tom Umphlett, R</b> OBP: 0.292, SLG: 0.321 (1, 9)										5	0	1	0	0	0	4												
<b>Jerry Snyder, R</b> OBP: 0.333, SLG: 0.317 (1, 6)										4	1	1	0	0	1	0												
<b>Ed Fitz Gerald, R</b> OBP: 0.346, SLG: 0.359 (1, 2)										4	1	1	1	0	2	3												
<b>Johnny Schmitz, R</b> Camilo Pascual, R (1, 1) (2, 1)										0	0	0	0	0	0	0												
<b>Pete Runnels, L</b> Harmon Killebrew, R Bunky Stewart, L Mickey McDermott, L (7, PH) (7, PH) (7, 1) (8, PH) (8, 1)										2	0	0	0	0	0	0												
<b>Inning Stats</b>	R: 0 E: 0 K: 0 S: 3	H: 1 LOB: 1 BB: 1 P: 7	R: 0 E: 0 K: 2 S: 7	H: 0 LOB: 0 BB: 0 P: 7	R: 0 E: 0 K: 2 S: 7	H: 0 LOB: 0 BB: 0 P: 7	R: 1 E: 0 K: 0 S: 5	H: 2 LOB: 1 BB: 0 P: 5	R: 1 E: 0 K: 0 S: 4	H: 2 LOB: 1 BB: 0 P: 5	R: 1 E: 0 K: 0 S: 4	H: 2 LOB: 0 BB: 0 P: 4	R: 2 E: 2 K: 1 S: 9	H: 2 LOB: 2 BB: 0 P: 9	R: 0 E: 0 K: 1 S: 7	H: 2 LOB: 3 BB: 1 P: 11	R: 0 E: 0 K: 1 S: 6	H: 1 LOB: 2 BB: 1 P: 10	1B: 8 2B: 1 3B: 1 HR: 2	SF: 1 SAC: 0 DP: 1 HBP: 0	WP: 1 PB: 1 SB: 0 CS: 0	PA: 42						
<b>PITCHER</b>	IP	WLS	BF	H	R	ER	SO	BB	IBB	HBP	BLK	WP	HR	S	P	ERA	WHIP											
<b>Duane Pilette, R</b> ERA: 2.92	(1, 1)	7.0	W	31	9	5	3	5	1	0	0	0	1	2	40	44	3.86	1.429										
<b>Bob Chakales, R</b> ERA: 4.01	(8, 1)	2.0	S	11	3	0	0	2	2	0	0	0	0	0	13	21	0.00	2.500										

Batter	1	2	3	4	5	6	7	8	9	AB	R	H	RBI	BB	SO	LOB	BOTTOM										
<b>Cal Abrams, L</b> OBP: 0.399, SLG: 0.392 (1, 9)										4	1	2	1	1	1	3	<b>Washington Senators @ Baltimore Orioles</b> Memorial Stadium, Baltimore, MD Tue Jul 27 1954, 3:33 AM EDT Att: 13,787 - Unknown <a href="http://livebaseballscorecards.com">livebaseballscorecards.com</a>										
<b>Chuck Diering, R</b> OBP: 0.381, SLG: 0.353 (1, 8)										4	0	2	2	1	0	0											
<b>Eddie Waitkus, L</b> OBP: 0.314, SLG: 0.368 (1, 3)										4	0	1	1	1	1	4											
<b>Vern Stephens, R</b> OBP: 0.317, SLG: 0.408 (1, 5)										4	0	1	1	0	1	6											
<b>Bob Kennedy, R</b> OBP: 0.298, SLG: 0.335 (1, 7)										4	0	1	0	1	0	3											
<b>Ray Murray, R</b> OBP: 0.255, SLG: 0.333 (1, 2)										5	1	1	0	0	1	3											
<b>Billy Hunter, R</b> OBP: 0.284, SLG: 0.316 (1, 6)										5	2	3	1	0	0	0											
<b>Chico Garcia, R</b> OBP: 0.188, SLG: 0.182 (1, 4)										3	2	2	1	1	0	2											
<b>Duane Pilette, R</b> OBP: 0.196, SLG: 0.122	(1, 1)									1	1	0	0	2	0	1											
<b>Bob Chakales, R</b> OBP: 0.474, SLG: 0.500 (8, 1)										0	0	0	0	0	0	0											
<b>Inning Stats</b>	R: 1 E: 0 K: 0 S: 4	H: 2 LOB: 0 BB: 0 P: 4	R: 4 E: 0 K: 0 S: 8	H: 5 LOB: 2 BB: 1 P: 12	R: 0 E: 0 K: 1 S: 6	H: 1 LOB: 3 BB: 2 P: 14	R: 0 E: 0 K: 1 S: 7	H: 2 LOB: 2 BB: 0 P: 7	R: 0 E: 0 K: 1 S: 4	H: 1 LOB: 1 BB: 0 P: 4	R: 0 E: 0 K: 0 S: 3	H: 0 LOB: 1 BB: 1 P: 7	R: 0 E: 0 K: 1 S: 5	H: 0 LOB: 0 BB: 0 P: 5	R: 0 E: 0 K: 1 S: 5	H: 0 LOB: 0 BB: 0 P: 5	1B: 11 2B: 1 3B: 1 HR: 0	SF: 1 SAC: 1 DP: 0 HBP: 0	WP: 0 PB: 0 SB: 0 CS: 0	PA: 44							
<b>PITCHER</b>	IP	WLS	BF	H	R	ER	SO	BB	IBB	HBP	BLK	WP	HR	S	P	ERA	WHIP										
<b>Johnny Schmitz, L</b> ERA: 2.97	(1, 1)	1.1	L	10	6	5	5	0	1	0	0	0	0	9	13	33.75	5.250										
<b>Camilo Pascual, R</b> ERA: 5.15	(2, 1)	4.2		26	7	2	2	3	4	1	0	0	0	27	47	3.86	2.357										
<b>Bunky Stewart, L</b> ERA: 0.69	(7, 1)	1.0		4	0	0	0	0	1	0	0	0	0	3	7	0.00	1.000										
<b>Mickey McDermott, L</b> ERA: 3.82	(8, 1)	1.0		3	0	0	0	1	0	0	0	0	0	5	5	0.00	0.000										



Batter	1	2	3	4	5	6	7	8	9	AB	R	H	RBI	BB	SO	LOB	TOP			
Eddie Yost, R OBP: 0.410, SLG: 0.422 (1, 5)										3	1	1	0	0	0	0	<p>Washington Senators @ Baltimore Orioles Memorial Stadium, Baltimore, MD Wed Jul 28 1954, 3:33 AM EDT Att: 11,091 - Unknown</p> <p>AB 28 R 1 H 3 RBI 0 BB 3 SO 4 LOB 9</p>			
Johnny Pesky, L OBP: 0.320, SLG: 0.351 (1, 4)										3	0	0	0	1	0	1				
Mickey Vernon, L OBP: 0.362, SLG: 0.542 (1, 3)										4	0	0	0	0	2	2				
Jim Busby, R OBP: 0.345, SLG: 0.414 (1, 8)										3	0	0	0	1	1	1				
Tom Wright, L OBP: 0.336, SLG: 0.354 (1, 7)										3	0	0	0	1	1	1				
Tom Umphlett, R OBP: 0.292, SLG: 0.321 (1, 9)										3	0	1	0	0	0	1				
Jerry Snyder, R OBP: 0.313, SLG: 0.295 (1, 6)										3	0	0	0	0	1	2				
Ed Fitz Gerald, R OBP: 0.341, SLG: 0.354 (1, 2)										3	0	0	0	0	0	1				
Bob Porterfield, R OBP: 0.143, SLG: 0.138 (1, 1)										3	0	1	0	0	1	0				
<b>Inning Stats</b>	R: 1 E: 1 K: 0 S: 3	H: 1 LOB: 0 BB: 1 P: 7	R: 0 E: 0 K: 0 S: 3	H: 0 LOB: 1 BB: 1 P: 7	R: 0 E: 0 K: 0 S: 4	H: 1 LOB: 1 BB: 0 P: 4	R: 0 E: 0 K: 1 S: 5	H: 0 LOB: 0 BB: 0 P: 5	R: 0 E: 0 K: 0 S: 5	H: 0 LOB: 0 BB: 0 P: 5	R: 0 E: 0 K: 0 S: 4	H: 1 LOB: 1 BB: 0 P: 4	R: 0 E: 0 K: 1 S: 5	H: 0 LOB: 0 BB: 1 P: 5	R: 0 E: 0 K: 1 S: 5	H: 0 LOB: 1 BB: 1 P: 9	1B: 2 2B: 1 3B: 0 HR: 0	SF: 0 SAC: 1 DP: 0 HBP: 0	WP: 0 PB: 0 CS: 1	PA: 33
<b>PITCHER</b> Joe Coleman, R ERA: 3.47 (1, 1)	IP: 9.0 WLS: W BF: 32 H: 3 R: 1 ER: 0 SO: 4 BB: 3 IBB: 0 HBP: 0 BLK: 0 WP: 0 HR: 0 S: 37 P: 49 ERA: 0.00 WHIP: 0.667															<b>PITCHER</b>				

Batter	1	2	3	4	5	6	7	8	9	AB	R	H	RBI	BB	SO	LOB	BOTTOM			
Cal Abrams, L OBP: 0.397, SLG: 0.390 (1, 9)										4	0	1	0	0	2	0	<p>Washington Senators @ Baltimore Orioles Memorial Stadium, Baltimore, MD Wed Jul 28 1954, 3:33 AM EDT Att: 11,091 - Unknown</p> <p>AB 29 R 2 H 5 RBI 2 BB 0 SO 5 LOB 6</p>			
Chuck Diering, R OBP: 0.375, SLG: 0.347 (1, 8)										4	0	0	0	0	1	1				
Eddie Waitkus, L OBP: 0.314, SLG: 0.368 (1, 3)										3	0	1	0	0	0	0				
Vern Stephens, R OBP: 0.313, SLG: 0.403 (1, 5)										3	1	0	0	0	0	1				
Bob Kennedy, R OBP: 0.293, SLG: 0.329 (1, 7)										3	1	0	0	0	0	1				
Clint Courtney, L OBP: 0.328, SLG: 0.378 (1, 2)										3	0	2	1	0	0	0				
Billy Hunter, R OBP: 0.262, SLG: 0.313 (1, 6)										2	0	0	0	0	0	1				
Bobby Young, L OBP: 0.347, SLG: 0.342 (7, PH) (8, 4)										1	0	1	1	0	0	0				
Chico Garcia, R OBP: 0.180, SLG: 0.174 (1, 4)										2	0	0	0	0	0	0				
Dick Kryhoski, L OBP: 0.308, SLG: 0.346 (7, PH) (8, 6)										1	0	0	0	0	0	2				
Jim Brideweser, R OBP: 0.352, SLG: 0.354 (8, 6)										0	0	0	0	0	0	0				
Joe Coleman, R OBP: 0.180, SLG: 0.288 (1, 1)										3	0	0	0	0	2	0				
<b>Inning Stats</b>	R: 0 E: 0 K: 1 S: 5	H: 0 LOB: 0 BB: 0 P: 5	R: 0 E: 0 K: 0 S: 3	H: 0 LOB: 0 BB: 0 P: 3	R: 0 E: 0 K: 0 S: 3	H: 0 LOB: 0 BB: 0 P: 3	R: 0 E: 0 K: 1 S: 5	H: 0 LOB: 0 BB: 0 P: 5	R: 0 E: 0 K: 0 S: 4	H: 1 LOB: 1 BB: 0 P: 4	R: 0 E: 0 K: 0 S: 6	H: 1 LOB: 1 BB: 0 P: 6	R: 2 E: 1 K: 0 S: 6	H: 3 LOB: 1 BB: 0 P: 6	R: 0 E: 0 K: 2 S: 7	H: 0 LOB: 0 BB: 0 P: 7	1B: 4 2B: 1 3B: 0 HR: 0	SF: 0 SAC: 0 DP: 1 HBP: 0	WP: 0 PB: 0 CS: 0	PA: 29
<b>PITCHER</b> Bob Porterfield, R ERA: 2.38 (1, 1)	IP: 8.0 WLS: L BF: 29 H: 5 R: 2 ER: 1 SO: 5 BB: 0 IBB: 0 HBP: 0 BLK: 0 WP: 0 HR: 0 S: 39 P: 39 ERA: 1.12 WHIP: 0.625															<b>PITCHER</b>				



Batter	1	2	3	4	5	6	7	8	9	AB	R	H	RBI	BB	SO	LOB	TOP			
<b>Eddie Yost, R</b> OBP: 0.410, SLG: 0.427 (1,5)										5	1	2	1	0	2	4	<b>Washington Senators @ Baltimore Orioles</b> Memorial Stadium, Baltimore, MD Thu Jul 29 1954, 3:33 AM EDT Att: 5,385 - Unknown <a href="http://livebaseballscorecards.com">livebaseballscorecards.com</a>			
<b>Wayne Terwilliger, R</b> OBP: 0.260, SLG: 0.278 (1,4)										5	1	2	0	0	0	2				
<b>Mickey Vernon, L</b> OBP: 0.368, SLG: 0.547 (1,3)										4	1	3	1	1	0	1				
<b>Jim Busby, R</b> OBP: 0.343, SLG: 0.410 (1,8)										4	1	0	1	1	1	4				
<b>Roy Sievers, R</b> OBP: 0.339, SLG: 0.441 (1,7)										4	1	2	1	1	0	1				
<b>Tom Umphlett, R</b> OBP: 0.291, SLG: 0.318 (1,9)										5	0	1	1	0	0	5				
<b>Jerry Snyder, R</b> OBP: 0.283, SLG: 0.265 (1,6)										5	0	0	0	0	0	2				
<b>Ed Fitz Gerald, R</b> OBP: 0.348, SLG: 0.359 (1,2)										3	1	2	0	1	0	0				
<b>Chuck Stobbs, L</b> OBP: 0.182, SLG: 0.161 (1,1)										2	0	0	1	1	0	1				
<b>Inning Stats</b>	R: 4 E: 0 K: 0 S: 7	H: 4 LOB: 3 BB: 3 P: 19	R: 0 E: 0 K: 0 S: 4	H: 1 LOB: 2 BB: 1 P: 8	R: 0 E: 0 K: 1 S: 6	H: 1 LOB: 1 BB: 0 P: 6	R: 0 E: 0 K: 1 S: 7	H: 2 LOB: 0 BB: 0 P: 7	R: 1 E: 0 K: 0 S: 5	H: 2 LOB: 1 BB: 0 P: 5	R: 0 E: 0 K: 0 S: 3	H: 0 LOB: 0 BB: 0 P: 3	R: 0 E: 0 K: 0 S: 3	H: 0 LOB: 0 BB: 0 P: 3	R: 0 E: 0 K: 0 S: 3	H: 0 LOB: 0 BB: 0 P: 3	1B: 9 2B: 4 3B: 0 HR: 0	SF: 0 SAC: 1 DP: 1 HBP: 0	WP: 0 PB: 0 CS: 0	PA: 43
<b>PITCHER</b>	IP WLS BF H R ER SO BB IBB HBP BLK WP HR S P ERA WHIP																			
<b>Billy O'Dell, L</b> ERA: 5.68 (1,1)	0.1 L 5 3 4 4 0 1 0 0 0 0 0 0 4 8 108.00 12.000																			
<b>Lou Kretlow, R</b> ERA: 4.54 (1,1)	7.2 35 9 2 2 3 4 0 0 0 0 0 0 37 53 2.35 1.696																			
<b>Mike Blyzka, R</b> ERA: 5.96 (9,1)	1.0 3 0 0 0 0 0 0 0 0 0 0 0 3 3 0.00 0.000																			

Batter	1	2	3	4	5	6	7	8	9	AB	R	H	RBI	BB	SO	LOB	BOTTOM					
<b>Cal Abrams, L</b> OBP: 0.399, SLG: 0.389 (1,9)										3	0	1	0	1	0	3	<b>Washington Senators @ Baltimore Orioles</b> Memorial Stadium, Baltimore, MD Thu Jul 29 1954, 3:33 AM EDT Att: 5,385 - Unknown <a href="http://livebaseballscorecards.com">livebaseballscorecards.com</a>					
<b>Chuck Diering, R</b> OBP: 0.369, SLG: 0.341 (1,8)										4	0	0	0	0	0	3						
<b>Eddie Waitkus, L</b> OBP: 0.308, SLG: 0.360 (1,3)										4	0	0	0	0	1	1						
<b>Vern Stephens, R</b> OBP: 0.313, SLG: 0.401 (1,5)										4	0	1	0	0	0	0						
<b>Bob Kennedy, R</b> OBP: 0.293, SLG: 0.328 (1,7)										4	0	1	0	0	0	1						
<b>Ray Murray, R</b> OBP: 0.235, SLG: 0.306 (1,2)										4	0	0	0	0	0	3						
<b>Billy Hunter, R</b> OBP: 0.278, SLG: 0.309 (1,6)										4	0	0	0	0	0	3						
<b>Chico Garcia, R</b> OBP: 0.189, SLG: 0.167 (1,4)										2	0	0	0	1	0	1						
<b>Billy O'Dell, S</b> ERA: 4.22 (1,1)										0	0	0	0	0	0	0						
<b>Lou Kretlow, R</b> OBP: 0.233, SLG: 0.179 (1,1)										2	0	1	0	0	1	0						
<b>Jim Fritley, R</b> OBP: 0.293, SLG: 0.382 (6,PH)										1	0	1	0	0	0	0						
<b>Mike Blyzka, R</b> OBP: 0.111, SLG: 0.111 (9,1)										0	0	0	0	0	0	0						
<b>Inning Stats</b>	R: 0 E: 0 K: 0 S: 3	H: 1 LOB: 0 BB: 0 P: 3	R: 0 E: 0 K: 0 S: 3	H: 0 LOB: 0 BB: 0 P: 3	R: 0 E: 0 K: 0 S: 4	H: 1 LOB: 1 BB: 0 P: 4	R: 0 E: 0 K: 1 S: 5	H: 0 LOB: 0 BB: 0 P: 5	R: 0 E: 0 K: 0 S: 4	H: 1 LOB: 1 BB: 0 P: 4	R: 0 E: 0 K: 1 S: 5	H: 0 LOB: 1 BB: 1 P: 9	R: 0 E: 0 K: 0 S: 3	H: 0 LOB: 0 BB: 0 P: 3	R: 0 E: 0 K: 0 S: 4	H: 1 LOB: 2 BB: 1 P: 8	R: 0 E: 1 K: 0 S: 5	H: 1 LOB: 2 BB: 0 P: 5	1B: 5 2B: 0 3B: 0 HR: 0	SF: 0 SAC: 0 DP: 0 HBP: 0	WP: 0 PB: 0 CS: 0	PA: 34
<b>PITCHER</b>	IP WLS BF H R ER SO BB IBB HBP BLK WP HR S P ERA WHIP																					
<b>Chuck Stobbs, L</b> ERA: 4.22 (1,1)	9.0 W 34 5 0 0 2 2 0 0 0 0 0 0 36 44 0.00 0.778																					





Batter	1	2	3	4	5	6	7	8	9	AB	R	H	RBI	BB	SO	LOB	TOP					
<b>Eddie Yost, R</b> OBP: 0.408, SLG: 0.424 (1, 5)										5	1	1	0	0	0	4	<b>Washington Senators @ Cleveland Indians</b> Cleveland Municipal Stadium, Cleveland, OH Fri Jul 30 1954, 3:33 AM EDT Att: 17,504 - Unknown <a href="http://livebaseballscorecards.com">livebaseballscorecards.com</a>					
<b>Wayne Terwilliger, R</b> OBP: 0.287, SLG: 0.288 (1, 4)										3	0	2	0	1	0	1						
<b>Mickey Vernon, L</b> OBP: 0.364, SLG: 0.541 (1, 3)										4	0	0	0	0	0	4						
<b>Jim Busby, R</b> OBP: 0.344, SLG: 0.411 (1, 8)										4	1	2	0	0	0	1						
<b>Roy Sievers, R</b> OBP: 0.338, SLG: 0.448 (1, 7)										4	1	1	2	0	0	2						
<b>Tom Umphlett, R</b> OBP: 0.290, SLG: 0.317 (1, 9)										4	0	1	0	0	0	2						
<b>Jerry Snyder, R</b> OBP: 0.259, SLG: 0.250 (9, PH)										3	0	0	0	0	0	2						
<b>Pete Runnels, L</b> OBP: 0.372, SLG: 0.416 (9, PR)										0	0	0	0	1	0	0						
<b>Harmon Killebrew, R</b> (9, PR)										0	0	0	0	0	0	0						
<b>Joe Tipton, R</b> OBP: 0.336, SLG: 0.301 (9, PH)										3	0	1	0	0	1	0						
<b>Mickey McDermott, L</b> OBP: 0.242, SLG: 0.230 (9, PH)										1	0	0	0	0	0	1						
<b>Dean Stone, L</b> OBP: 0.229, SLG: 0.226 (3, 1)										0	0	0	0	0	0	0						
<b>Camilo Pascual, R</b> OBP: 0.125, SLG: 0.067 (7, PH)										1	0	1	0	0	0	0						
<b>Johnny Pesky, L</b> OBP: 0.318, SLG: 0.348 (7, 1)										1	0	0	0	0	0	0						
<b>Bunky Stewart, L</b> (7, 1)										0	0	0	0	0	0	0						
<b>Tom Wright, L</b> OBP: 0.351 (9, PH)										1	0	0	0	0	1	2						
<b>Inning Stats</b>	R: 3 E: 1 K: 0 S: 7	H: 4 LOB: 1 BB: 0 P: 7	R: 0 E: 0 K: 0 S: 4	H: 1 LOB: 2 BB: 1 P: 8	R: 0 E: 0 K: 0 S: 4	H: 1 LOB: 1 BB: 0 P: 4	R: 0 E: 0 K: 1 S: 6	H: 1 LOB: 0 BB: 0 P: 6	R: 0 E: 0 K: 0 S: 3	H: 0 LOB: 0 BB: 0 P: 3	R: 0 E: 0 K: 0 S: 3	H: 0 LOB: 0 BB: 0 P: 3	R: 0 E: 0 K: 0 S: 4	H: 1 LOB: 1 BB: 0 P: 4	R: 0 E: 0 K: 0 S: 3	H: 1 LOB: 0 BB: 0 P: 3	R: 0 E: 0 K: 1 S: 5	H: 0 LOB: 2 BB: 1 P: 9	1B: 6 2B: 2 3B: 0 HR: 1	SF: 0 SAC: 1 DP: 1 HBP: 0	WP: 1 PB: 0 SB: 0 CS: 0	PA: 37
<b>PITCHER</b> <b>Art Houtteman, R</b> ERA: 3.81 (1, 1)	IP: 9.0 WLS: W BF: 37 H: 9 R: 3 ER: 3 SO: 2 BB: 2 IBB: 0 HBP: 0 BLK: 0 WP: 1 HR: 1 S: 39 P: 47 ERA: 3.00 WHIP: 1.222															<b>PITCHER</b>						

Batter	1	2	3	4	5	6	7	8	9	AB	R	H	RBI	BB	SO	LOB	BOTTOM			
<b>Al Smith, R</b> OBP: 0.398, SLG: 0.449 (1, 7)										4	0	0	0	0	1	1	<b>Washington Senators @ Cleveland Indians</b> Cleveland Municipal Stadium, Cleveland, OH Fri Jul 30 1954, 3:33 AM EDT Att: 17,504 - Unknown <a href="http://livebaseballscorecards.com">livebaseballscorecards.com</a>			
<b>Bobby Avila, R</b> OBP: 0.380, SLG: 0.449 (1, 4)										2	1	0	0	2	0	0				
<b>Larry Doby, L</b> OBP: 0.364, SLG: 0.487 (1, 8)										4	1	2	1	0	0	2				
<b>Al Rosen, R</b> OBP: 0.407, SLG: 0.542 (1, 5)										4	0	1	2	0	0	2				
<b>Vic Wertz, L</b> OBP: 0.332, SLG: 0.350 (8, 3)										4	0	0	0	0	2	3				
<b>Bill Glynn, L</b> OBP: 0.302, SLG: 0.401 (8, 3)										0	0	0	0	0	0	0				
<b>Wally Westlake, R</b> OBP: 0.327, SLG: 0.487 (1, 9)										4	1	2	0	0	1	0				
<b>Sam Dente, R</b> OBP: 0.273, SLG: 0.327 (1, 6)										3	2	2	0	0	0	0				
<b>Jim Hegan, R</b> OBP: 0.315, SLG: 0.437 (1, 2)										4	2	2	4	0	0	1				
<b>Art Houtteman, R</b> OBP: 0.286, SLG: 0.370 (1, 1)										4	1	1	1	0	0	1				
<b>Inning Stats</b>	R: 0 E: 0 K: 2 S: 8	H: 1 LOB: 2 BB: 1 P: 12	R: 5 E: 0 K: 0 S: 8	H: 5 LOB: 1 BB: 1 P: 12	R: 0 E: 0 K: 0 S: 3	H: 0 LOB: 0 BB: 0 P: 3	R: 0 E: 0 K: 0 S: 3	H: 0 LOB: 0 BB: 0 P: 3	R: 1 E: 0 K: 1 S: 6	H: 1 LOB: 0 BB: 0 P: 6	R: 2 E: 0 K: 0 S: 5	H: 2 LOB: 0 BB: 0 P: 5	R: 0 E: 0 K: 1 S: 5	H: 0 LOB: 0 BB: 0 P: 5	R: 0 E: 0 K: 0 S: 4	H: 1 LOB: 1 BB: 0 P: 4	1B: 6 2B: 2 3B: 0 HR: 2	SF: 0 SAC: 1 DP: 0 HBP: 0	WP: 0 PB: 0 SB: 0 CS: 0	PA: 36
<b>PITCHER</b> <b>Dean Stone, L</b> ERA: 3.72 (1, 1)	IP: 2.0 WLS: L BF: 14 H: 6 R: 5 ER: 5 SO: 2 BB: 2 IBB: 0 HBP: 0 BLK: 0 WP: 0 HR: 0 S: 16 P: 24 ERA: 22.50 WHIP: 4.000															<b>PITCHER</b>				
<b>Camilo Pascual, R</b> ERA: 5.24 (3, 1)	IP: 4.0 WLS: L BF: 15 H: 3 R: 3 ER: 3 SO: 1 BB: 0 IBB: 0 HBP: 0 BLK: 0 WP: 0 HR: 2 S: 17 P: 17 ERA: 6.75 WHIP: 0.750																			
<b>Bunky Stewart, L</b> ERA: 6.44 (7, 1)	IP: 2.0 WLS: L BF: 7 H: 1 R: 0 ER: 0 SO: 1 BB: 0 IBB: 0 HBP: 0 BLK: 0 WP: 0 HR: 0 S: 9 P: 9 ERA: 0.00 WHIP: 0.500																			



Batter	1	2	3	4	5	6	7	8	9	AB	R	H	RBI	BB	SO	LOB	TOP			
Eddie Yost, R OBP: 0.404, SLG: 0.419 (1, 5)	F2		P4			K			K	4	0	0	0	0	2	0	<b>Washington Senators @ Cleveland Indians</b> Cleveland Municipal Stadium, Cleveland, OH Sat Jul 31 1954, 3:33 AM EDT Att: 9,601 - Unknown <a href="http://livebaseballscorecards.com">livebaseballscorecards.com</a>			
Wayne Terwilliger, R OBP: 0.284, SLG: 0.284 Johnny Pesky, L OBP: 0.315, SLG: 0.346 (1, 4)	K			F8			6-3		P3	3	0	0	0	0	1	0				
Mickey Vernon, L OBP: 0.363, SLG: 0.538 (1, 3)	1-3			G6-4-3 1B			F8		P7	4	0	1	0	0	0	0				
Jim Busby, R OBP: 0.344, SLG: 0.410 (1, 8)				G6-4-3 1-2			6-3			3	0	1	0	0	0	1				
Roy Sievers, R OBP: 0.336, SLG: 0.444 (1, 7)	FC4					F8			F5	3	0	0	0	0	0	1				
Tom Umphlett, R OBP: 0.287, SLG: 0.313 (1, 9)	F8					4-3			F8	3	0	0	0	0	0	1				
Jerry Snyder, R OBP: 0.271, SLG: 0.241 (1, 6)						P4			1B BB	2	0	0	0	1	0	1				
Ed Fitz Gerald, R OBP: 0.348, SLG: 0.358 (1, 2)			P3				F9		1-2 1B	3	0	1	0	0	0	0				
Spec Shea, R Gus Keriazakos, R Pete Runnels, L Connie Marrero, R (1, 1) (2, 1) (8, PH) (8, 1)			L9				K		4-3	0	0	0	0	0	0	0				
										2	0	0	0	0	1	0				
										1	0	0	0	0	0	2				
										0	0	0	0	0	0	0				
<b>Inning Stats</b>	R: 0 E: 0 K: 1 S: 5	H: 0 LOB: 0 BB: 0 P: 5	R: 0 E: 0 K: 0 S: 4	H: 1 LOB: 1 BB: 0 P: 4	R: 0 E: 0 K: 0 S: 3	H: 0 LOB: 0 BB: 0 P: 3	R: 0 E: 0 K: 0 S: 3	H: 1 LOB: 0 BB: 0 P: 3	R: 0 E: 0 K: 2 S: 7	H: 0 LOB: 0 BB: 0 P: 7	R: 0 E: 0 K: 0 S: 3	H: 0 LOB: 0 BB: 0 P: 3	R: 0 E: 0 K: 0 S: 4	H: 1 LOB: 2 BB: 1 P: 8	R: 0 E: 0 K: 1 S: 5	H: 0 LOB: 0 BB: 0 P: 5	1B: 3 2B: 0 3B: 0 HR: 0	SF: 0 SAC: 0 DP: 1 HBP: 0	WP: 0 PB: 0 SB: 0 CS: 0	PA: 30
<b>PITCHER</b> Bob Lemon, R ERA: 3.2 (1, 1)	IP: 9.0 WLS: W BF: 30 H: 3 R: 0 ER: 0 SO: 4 BB: 1 IBB: 0 HBP: 0 BLK: 0 WP: 0 HR: 0 S: 37 P: 41 ERA: 0.00 WHIP: 0.444															<b>PITCHER</b> IP: 9.0 WLS: W BF: 30 H: 3 R: 0 ER: 0 SO: 4 BB: 1 IBB: 0 HBP: 0 BLK: 0 WP: 0 HR: 0 S: 37 P: 41 ERA: 0.00 WHIP: 0.444				

Batter	1	2	3	4	5	6	7	8	9	AB	R	H	RBI	BB	SO	LOB	BOTTOM			
Dave Pope, L OBP: 0.345, SLG: 0.269 (1, 7)	P8					P4-3				4	0	2	1	0	0	0	<b>Washington Senators @ Cleveland Indians</b> Cleveland Municipal Stadium, Cleveland, OH Sat Jul 31 1954, 3:33 AM EDT Att: 9,601 - Unknown <a href="http://livebaseballscorecards.com">livebaseballscorecards.com</a>			
Bobby Avila, R OBP: 0.383, SLG: 0.449 (1, 4)	HR BB	1-3 BB 1B		1-3 1B			5-3			2	1	1	1	2	0	0				
Larry Doby, L OBP: 0.363, SLG: 0.492 (1, 8)	HR	1-3 BB		G6-3 1B			F8			4	1	1	3	0	0	4				
Al Rosen, R OBP: 0.411, SLG: 0.554 (1, 5)	HR						1B			4	1	3	1	0	1	2				
Vic Wertz, L OBP: 0.330, SLG: 0.348 Bill Glynn, L OBP: 0.302, SLG: 0.401 (1, 3) (7, PR) (8, 3)	F7						L6			4	0	1	0	0	0	1				
Dave Philley, S OBP: 0.306, SLG: 0.367 (1, 9)	F2						1-2 1B			4	0	0	0	0	0	3				
Sam Dente, R OBP: 0.254, SLG: 0.304 (1, 6)										4	0	0	0	0	0	1				
Jim Hegan, R OBP: 0.317, SLG: 0.436 (1, 2)										3	2	1	0	1	0	0				
Bob Lemon, L OBP: 0.220, SLG: 0.286 (1, 1)										4	1	1	0	0	1	1				
										1B: 8 2B: 0 3B: 0 HR: 2	SF: 0 SAC: 0 DP: 1 HBP: 0	WP: 0 PB: 0 SB: 0 CS: 0	PA: 36							
<b>Inning Stats</b>	R: 3 E: 0 K: 0 S: 5	H: 2 LOB: 0 BB: 1 P: 9	R: 2 E: 0 K: 1 S: 7	H: 2 LOB: 2 BB: 2 P: 15	R: 0 E: 0 K: 0 S: 3	H: 0 LOB: 0 BB: 0 P: 3	R: 1 E: 0 K: 0 S: 5	H: 3 LOB: 1 BB: 0 P: 5	R: 0 E: 0 K: 0 S: 4	H: 1 LOB: 1 BB: 0 P: 4	R: 0 E: 0 K: 0 S: 3	H: 0 LOB: 0 BB: 0 P: 3	R: 0 E: 0 K: 0 S: 5	H: 2 LOB: 2 BB: 0 P: 5	R: 0 E: 0 K: 1 S: 5	H: 0 LOB: 0 BB: 0 P: 5	1B: 8 2B: 0 3B: 0 HR: 2	SF: 0 SAC: 0 DP: 1 HBP: 0	WP: 0 PB: 0 SB: 0 CS: 0	PA: 36
<b>PITCHER</b> Spec Shea, R ERA: 7.19 Gus Keriazakos, R ERA: 2.99 Connie Marrero, R ERA: 4.21 (1, 1) (2, 1) (8, 1)	IP: 1.1 WLS: L BF: 10 H: 4 R: 5 ER: 5 SO: 0 BB: 2 IBB: 0 HBP: 0 BLK: 0 WP: 0 HR: 2 S: 8 P: 16 ERA: 33.75 WHIP: 4.500															<b>PITCHER</b> IP: 5.2 WLS: L BF: 23 H: 6 R: 1 ER: 1 SO: 1 BB: 1 IBB: 0 HBP: 0 BLK: 0 WP: 0 HR: 0 S: 24 P: 28 ERA: 1.59 WHIP: 1.235				
	IP: 1.0 WLS: L BF: 3 H: 0 R: 0 ER: 0 SO: 1 BB: 0 IBB: 0 HBP: 0 BLK: 0 WP: 0 HR: 0 S: 5 P: 5 ERA: 0.00 WHIP: 0.000															<b>PITCHER</b> IP: 1.0 WLS: L BF: 3 H: 0 R: 0 ER: 0 SO: 1 BB: 0 IBB: 0 HBP: 0 BLK: 0 WP: 0 HR: 0 S: 5 P: 5 ERA: 0.00 WHIP: 0.000				







Batter	1	2	3	4	5	6	7	8	9	AB	R	H	RBI	BB	SO	LOB	TOP										
<b>Eddie Yost, R</b> OBP: 0.405, SLG: 0.420 (1, 5)										4	0	1	1	1	0	1	<b>Washington Senators @ Cleveland Indians</b> Cleveland Municipal Stadium, Cleveland, OH Sun Aug 01 1954, 3:38 AM EDT Att: 27,888 - Unknown <a href="http://livebaseballscorecards.com">livebaseballscorecards.com</a>										
<b>Wayne Terwilliger, R</b> OBP: 0.329, SLG: 0.278 (1, 4)										5	0	0	0	0	1	5											
<b>Mickey Vernon, L</b> OBP: 0.361, SLG: 0.531 (1, 3)										3	1	1	0	1	0	0											
<b>Pete Runnels, L</b> OBP: 0.377, SLG: 0.419 (1, 6)										4	0	2	0	0	1	1											
<b>Jim Busby, R</b> OBP: 0.343, SLG: 0.407 (1, 8)										4	1	1	1	0	1	2											
<b>Roy Sievers, R</b> OBP: 0.329, SLG: 0.434 (1, 7)										4	1	0	0	0	0	4											
<b>Tom Umphlett, R</b> OBP: 0.282, SLG: 0.319 (1, 9)										4	0	0	0	0	1	3											
<b>Ed Fitz Gerald, R</b> OBP: 0.355, SLG: 0.366 (1, 2)										4	1	3	1	0	0	0											
<b>Bob Porterfield, R</b> OBP: 0.152, SLG: 0.148 (1, 1)										3	0	1	1	0	1	2											
<b>Mickey McDermott, L</b> OBP: 0.235, SLG: 0.222 (7, 1)										1	0	0	0	0	0	0											
<b>Inning Stats</b>	R: 0 E: 0 K: 0 S: 3	H: 0 LOB: 0 BB: 0 P: 3	R: 0 E: 0 K: 1 S: 6	H: 1 LOB: 1 BB: 0 P: 6	R: 0 E: 0 K: 2 S: 8	H: 1 LOB: 1 BB: 0 P: 8	R: 0 E: 0 K: 0 S: 4	H: 1 LOB: 2 BB: 1 P: 8	R: 4 E: 0 K: 1 S: 10	H: 5 LOB: 2 BB: 1 P: 14	R: 0 E: 0 K: 1 S: 5	H: 0 LOB: 0 BB: 0 P: 5	R: 0 E: 0 K: 0 S: 3	H: 0 LOB: 0 BB: 0 P: 3	R: 0 E: 0 K: 0 S: 3	H: 0 LOB: 0 BB: 0 P: 3	1B: 8 2B: 1 3B: 0 HR: 0	SF: 0 SAC: 0 DP: 0 HBP: 0	WP: 0 PB: 0 SB: 0 CS: 0	PA: 38							
<b>PITCHER</b>	IP	WLS	BF	H	R	ER	SO	BB	IBB	HBP	BLK	WP	HR	S	P	ERA	WHIP										
<b>Mike Garcia, R</b> ERA: 2.49 (1, 1)	5.2		27	8	4	4	4	2	0	0	0	0	0	33	41	6.35	1.765										
<b>Ray Narleski, R</b> ERA: 1.95 (6, 1)	0.1		2	1	0	0	0	0	0	0	0	0	0	2	2	0.00	3.000										
<b>Hal Newhouser, L</b> ERA: 3.06 (7, 1)	3.0	W	9	0	0	0	1	0	0	0	0	0	0	11	11	0.00	0.000										

Batter	1	2	3	4	5	6	7	8	9	AB	R	H	RBI	BB	SO	LOB	BOTTOM										
<b>Dave Pope, L</b> OBP: 0.412, SLG: 0.355 (1, 7)										5	2	4	0	0	0	0	<b>Washington Senators @ Cleveland Indians</b> Cleveland Municipal Stadium, Cleveland, OH Sun Aug 01 1954, 3:38 AM EDT Att: 27,888 - Unknown <a href="http://livebaseballscorecards.com">livebaseballscorecards.com</a>										
<b>Al Smith, R</b> OBP: 0.396, SLG: 0.446 (8, 7)										0	0	0	0	0	0	0											
<b>Bobby Avila, R</b> OBP: 0.387, SLG: 0.456 (1, 4)										5	1	3	0	0	1	3											
<b>Larry Doby, L</b> OBP: 0.362, SLG: 0.487 (1, 8)										4	0	1	1	1	1	2											
<b>Al Rosen, R</b> OBP: 0.402, SLG: 0.541 (1, 5)										5	0	0	0	0	1	6											
<b>Vic Wertz, L</b> OBP: 0.340, SLG: 0.366 (1, 3)										4	1	2	1	1	0	0											
<b>Dave Philley, S</b> OBP: 0.308, SLG: 0.364 (1, 9)										2	0	0	1	2	0	0											
<b>Sam Dente, R</b> OBP: 0.242, SLG: 0.302 (1, 6)										4	1	1	0	0	0	5											
<b>Hal Naragon, L</b> OBP: 0.295, SLG: 0.284 (1, 2)										2	0	1	0	0	0	0											
<b>Dale Mitchell, L</b> OBP: 0.353, SLG: 0.233 (6, PH)										1	0	0	0	0	0	0											
<b>Jim Hegan, R</b> OBP: 0.316, SLG: 0.431 (7, 2)										1	0	0	0	0	0	1											
<b>Mike Garcia, R</b> OBP: 0.151, SLG: 0.100 (1, 1)										2	0	0	0	0	1	1											
<b>Ray Narleski, R</b> (6, 1)										0	0	0	0	0	0	0											
<b>Bill Glynn, L</b> OBP: 0.300, SLG: 0.399 (6, PH)										1	0	0	0	0	1	0											
<b>Hal Newhouser, L</b> OBP: 0.083, SLG: 0.083 (7, 1)										1	0	1	1	0	0	0											
<b>Inning Stats</b>	R: 2 E: 1 K: 0 S: 6	H: 4 LOB: 2 BB: 1 P: 10	R: 0 E: 0 K: 0 S: 4	H: 1 LOB: 1 BB: 0 P: 4	R: 0 E: 0 K: 1 S: 5	H: 0 LOB: 0 BB: 0 P: 5	R: 0 E: 0 K: 1 S: 6	H: 1 LOB: 1 BB: 0 P: 6	R: 1 E: 1 K: 0 S: 5	H: 1 LOB: 3 BB: 2 P: 13	R: 0 E: 0 K: 1 S: 7	H: 2 LOB: 3 BB: 1 P: 11	R: 2 E: 0 K: 1 S: 9	H: 4 LOB: 2 BB: 0 P: 9	R: 0 E: 0 K: 1 S: 5	H: 0 LOB: 0 BB: 0 P: 5	1B: 9 2B: 3 3B: 0 HR: 1	SF: 0 SAC: 0 DP: 1 HBP: 0	WP: 0 PB: 0 SB: 0 CS: 0	PA: 41							
<b>PITCHER</b>	IP	WLS	BF	H	R	ER	SO	BB	IBB	HBP	BLK	WP	HR	S	P	ERA	WHIP										
<b>Bob Porterfield, R</b> ERA: 2.5 (1, 1)	6.2	L	37	13	5	4	3	3	1	0	0	0	0	39	55	5.40	2.400										
<b>Mickey McDermott, L</b> ERA: 3.71 (7, 1)	1.1		4	0	0	0	2	0	0	0	0	0	0	8	8	0.00	0.000										



Batter	1	2	3	4	5	6	7	8	9	AB	R	H	RBI	BB	SO	LOB	TOP								
<b>Eddie Yost, R</b> OBP: 0.408, SLG: 0.423 (1, 5)										4	2	2	0	2	2	0	<b>Washington Senators @ Detroit Tigers</b> Briggs Stadium, Detroit, MI Mon Aug 02 1954, 4:33 AM EDT Att: 13,117 - Unknown								
<b>Johnny Pesky, L</b> OBP: 0.327, SLG: 0.356 (1, 4)										6	1	4	1	0	0	1									
<b>Mickey Vernon, L</b> OBP: 0.364, SLG: 0.538 (1, 3)										4	2	2	3	1	0	3									
<b>Pete Runnels, L</b> OBP: 0.377, SLG: 0.418 (1, 6)										5	1	2	2	0	1	4									
<b>Jim Busby, R</b> OBP: 0.341, SLG: 0.404 (1, 8)										5	1	1	0	0	1	5									
<b>Roy Sievers, R</b> OBP: 0.335, SLG: 0.455 (1, 7)										4	2	3	5	1	0	0									
<b>Tom Umphlett, R</b> OBP: 0.277, SLG: 0.313 (1, 9)										5	0	0	0	0	0	4									
<b>Joe Tipton, R</b> OBP: 0.350, SLG: 0.317 (1, 2)										4	1	2	0	1	0	0									
<b>Dean Stone, L</b> OBP: 0.211, SLG: 0.206 (1, 1)										3	1	0	0	0	0	1									
<b>Tom Wright, L</b> OBP: 0.231, SLG: 0.348 (7, PH)										1	0	0	0	0	1	1									
<b>Mickey McDermott, L</b> OBP: 0.232, SLG: 0.219 (7, 1)										1	0	0	0	0	0	1									
<b>Inning Stats</b>	R: 0 E: 0 K: 1 S: 6	H: 1 LOB: 2 BB: 1 P: 10	R: 0 E: 0 K: 0 S: 3	H: 0 LOB: 0 BB: 0 P: 3	R: 2 E: 1 K: 1 S: 8	H: 3 LOB: 1 BB: 0 P: 8	R: 1 E: 0 K: 0 S: 4	H: 1 LOB: 0 BB: 0 P: 4	R: 4 E: 1 K: 1 S: 9	H: 3 LOB: 2 BB: 1 P: 9	R: 3 E: 1 K: 0 S: 6	H: 2 LOB: 3 BB: 3 P: 18	R: 1 E: 0 K: 2 S: 9	H: 3 LOB: 2 BB: 1 P: 13	R: 0 E: 0 K: 0 S: 3	H: 1 LOB: 0 BB: 0 P: 3	R: 0 E: 0 K: 0 S: 4	H: 2 LOB: 1 BB: 0 P: 4	1B: 11 2B: 2 3B: 0 HR: 3	SF: 0 SAC: 0 DP: 2 HBP: 0	WP: 0 PB: 0 SB: 0 CS: 0	PA: 47			
<b>PITCHER</b>	IP	WLS	BF	H	R	ER	SO	BB	IBB	HBP	BLK	WP	HR	S	P	ERA	WHIP								
<b>George Zuverink, R</b> ERA: 3.38 (1, 1)	5.0	L	25	8	7	3	3	1	0	0	0	0	3	30	34	5.40	1.800								
<b>Ted Gray, L</b> ERA: 6.52 (6, 1)	1.0		9	2	3	2	0	3	0	0	0	0	0	6	18	18.00	5.000								
<b>Ray Herbert, R</b> ERA: 6.98 (7, 1)	3.0		13	6	1	1	2	1	0	0	0	0	0	16	20	3.00	2.333								

AB	42
R	11
H	16
RBI	11
BB	5
SO	5
LOB	20



Batter	1	2	3	4	5	6	7	8	9	AB	R	H	RBI	BB	SO	LOB	BOTTOM								
<b>Harvey Kuenn, R</b> OBP: 0.314, SLG: 0.377 (1, 6)										5	1	2	1	0	0	3	<b>Washington Senators @ Detroit Tigers</b> Briggs Stadium, Detroit, MI Mon Aug 02 1954, 4:33 AM EDT Att: 13,117 - Unknown								
<b>Bill Tuttle, R</b> OBP: 0.374, SLG: 0.437 (1, 8)										5	0	1	2	0	0	2									
<b>Bob Nieman, R</b> OBP: 0.338, SLG: 0.444 (1, 7)										5	2	3	0	0	0	1									
<b>Ray Boone, R</b> OBP: 0.389, SLG: 0.466 (1, 5)										5	0	1	1	0	1	3									
<b>Walt Dropo, R</b> OBP: 0.332, SLG: 0.378 (1, 3)										4	1	1	0	1	0	1									
<b>Al Kaline, R</b> OBP: 0.277, SLG: 0.307 (1, 9)										5	1	3	1	0	1	0									
<b>Red Wilson, R</b> OBP: 0.352, SLG: 0.328 (1, 2)										3	1	1	1	2	0	3									
<b>Frank Bolling, R</b> OBP: 0.303, SLG: 0.337 (1, 4)										4	0	0	0	1	1	5									
<b>George Zuverink, R</b> OBP: 0.146, SLG: 0.171 (1, 1)										1	0	0	0	0	1	2									
<b>Hoot Evers, R</b> OBP: 0.095, SLG: 0.200 (5, PH)										0	0	0	0	1	0	0									
<b>Ted Gray, S</b> OBP: 0.083, SLG: 0.083 (6, 1)										0	0	0	0	0	0	0									
<b>Steve Souchock, R</b> OBP: 0.250, SLG: 0.500 (6, PH)										1	0	0	0	0	0	2									
<b>Ray Herbert, R</b> OBP: 0.333, SLG: 0.615 (7, 1)										1	0	0	0	0	0	0									
<b>Inning Stats</b>	R: 1 E: 0 K: 0 S: 5	H: 2 LOB: 1 BB: 0 P: 5	R: 0 E: 0 K: 2 S: 7	H: 0 LOB: 2 BB: 2 P: 15	R: 0 E: 0 K: 0 S: 3	H: 0 LOB: 0 BB: 0 P: 3	R: 0 E: 0 K: 0 S: 3	H: 0 LOB: 1 BB: 1 P: 7	R: 0 E: 0 K: 1 S: 6	H: 1 LOB: 2 BB: 1 P: 10	R: 4 E: 0 K: 0 S: 8	H: 5 LOB: 1 BB: 0 P: 8	R: 0 E: 0 K: 0 S: 4	H: 1 LOB: 1 BB: 0 P: 4	R: 0 E: 0 K: 1 S: 6	H: 1 LOB: 1 BB: 0 P: 6	R: 0 E: 0 K: 0 S: 5	H: 2 LOB: 2 BB: 1 P: 9	1B: 7 2B: 4 3B: 1 HR: 0	SF: 0 SAC: 0 DP: 0 HBP: 0	WP: 1 PB: 0 SB: 0 CS: 0	PA: 44			
<b>PITCHER</b>	IP	WLS	BF	H	R	ER	SO	BB	IBB	HBP	BLK	WP	HR	S	P	ERA	WHIP								
<b>Dean Stone, L</b> ERA: 3.95 (1, 1)	6.0	W	30	8	5	5	3	4	0	0	0	0	0	32	48	7.50	2.000								
<b>Mickey McDermott, L</b> ERA: 3.7 (7, 1)	3.0	S	14	4	1	1	1	1	0	0	0	0	0	15	19	3.00	1.667								





Batter	1	2	3	4	5	6	7	8	9	AB	R	H	RBI	BB	SO	LOB	TOP					
<b>Eddie Yost, R</b> OBP: 0.409, SLG: 0.424 (1, 5)										4	0	2	0	0	0	0	<b>Washington Senators @ Detroit Tigers</b> Briggs Stadium, Detroit, MI Tue Aug 03 1954, 4:33 AM EDT Att: 3,682 - Unknown					
<b>Wayne Terwilliger, R</b> OBP: 0.274, SLG: 0.273 (1, 4)										4	0	0	0	0	1	2						
<b>Mickey Vernon, L</b> OBP: 0.365, SLG: 0.538 (1, 3)										4	0	2	0	0	1	1						
<b>Pete Runnels, L</b> OBP: 0.373, SLG: 0.413 (1, 6)										4	0	0	0	0	1	2						
<b>Jim Busby, R</b> OBP: 0.340, SLG: 0.401 (1, 8)										3	0	0	0	0	1	0						
<b>Roy Sievers, R</b> OBP: 0.334, SLG: 0.451 (1, 7)										3	0	0	0	1	0	1						
<b>Tom Umphlett, R</b> OBP: 0.278, SLG: 0.313 (1, 9)										3	0	1	0	0	0	1						
<b>Ed Fitz Gerald, R</b> OBP: 0.350, SLG: 0.361 (1, 2)										3	0	0	0	0	0	3						
<b>Chuck Stobbs, L</b> OBP: 0.171, SLG: 0.152 (1, 1)										2	0	0	0	0	0	2						
<b>Clyde Volmer, R</b> OBP: 0.269, SLG: 0.324 (8, PH)										1	0	0	0	0	1	0						
<b>Camilo Pascual, R</b> OBP: 0.125, SLG: 0.067 (8, 1)										0	0	0	0	0	0	0						
<b>Inning Stats</b>	R: 0 E: 0 K: 0 S: 4	H: 1 LOB: 1 BB: 0 P: 4	R: 0 E: 0 K: 0 S: 4	H: 1 LOB: 2 BB: 0 P: 5	R: 0 E: 0 K: 0 S: 4	H: 2 LOB: 1 BB: 0 P: 4	R: 0 E: 0 K: 1 S: 5	H: 0 LOB: 1 BB: 1 P: 9	R: 0 E: 0 K: 1 S: 5	H: 0 LOB: 0 BB: 0 P: 5	R: 0 E: 0 K: 2 S: 7	H: 0 LOB: 0 BB: 0 P: 7	R: 0 E: 0 K: 0 S: 3	H: 0 LOB: 0 BB: 0 P: 3	R: 0 E: 0 K: 1 S: 6	H: 1 LOB: 1 BB: 0 P: 6	R: 0 E: 0 K: 0 S: 3	H: 0 LOB: 0 BB: 0 P: 3	1B: 5 2B: 0 3B: 0 HR: 0	SF: 0 SAC: 0 DP: 1 HBP: 1	WP: 0 PB: 0 CS: 0	PA: 33
<b>PITCHER</b> <b>Billy Hoelt, L</b> ERA: 4.17 (1, 1)	IP: 9.0 WLS: W BF: 33 H: 5 R: 0 ER: 0 SO: 5 BB: 1 IBB: 0 HBP: 1 BLK: 0 WP: 0 HR: 0 S: 41 P: 46 ERA: 0.00 WHIP: 0.667															<b>PITCHER</b>						

Batter	1	2	3	4	5	6	7	8	9	AB	R	H	RBI	BB	SO	LOB	BOTTOM			
<b>Harvey Kuenn, R</b> OBP: 0.316, SLG: 0.381 (1, 6)										4	1	2	0	0	0	2	<b>Washington Senators @ Detroit Tigers</b> Briggs Stadium, Detroit, MI Tue Aug 03 1954, 4:33 AM EDT Att: 3,682 - Unknown			
<b>Bill Tuttle, R</b> OBP: 0.373, SLG: 0.435 (1, 8)										4	0	1	0	0	0	3				
<b>Bob Nieman, R</b> OBP: 0.329, SLG: 0.432 (1, 7)										4	0	0	0	0	0	3				
<b>Frank Bolling, R</b> OBP: 0.303, SLG: 0.337 (9, 4)										0	0	0	0	0	0	0				
<b>Ray Boone, R</b> OBP: 0.388, SLG: 0.472 (1, 5)										4	1	1	2	0	0	1				
<b>Walt Dropo, R</b> OBP: 0.332, SLG: 0.377 (1, 3)										3	0	1	0	0	0	1				
<b>Al Kaline, R</b> OBP: 0.278, SLG: 0.307 (1, 9)										3	0	1	0	0	0	1				
<b>Red Wilson, R</b> OBP: 0.345, SLG: 0.320 (1, 2)										3	0	0	0	0	0	2				
<b>Reno Bertoia, R</b> OBP: 0.265, SLG: 0.276 (1, 4)										3	0	0	0	0	1	0				
<b>Hoot Evers, R</b> OBP: 0.095, SLG: 0.200 (9, 7)										0	0	0	0	0	0	0				
<b>Billy Hoelt, L</b> OBP: 0.283, SLG: 0.231 (1, 1)										1	0	1	0	2	0	0				
<b>Inning Stats</b>	R: 1 E: 0 K: 0 S: 5	H: 2 LOB: 1 BB: 0 P: 5	R: 0 E: 0 K: 0 S: 3	H: 1 LOB: 0 BB: 0 P: 3	R: 0 E: 0 K: 0 S: 3	H: 1 LOB: 0 BB: 0 P: 4	R: 0 E: 0 K: 0 S: 3	H: 0 LOB: 0 BB: 0 P: 3	R: 0 E: 0 K: 1 S: 6	H: 1 LOB: 2 BB: 1 P: 10	R: 1 E: 0 K: 0 S: 5	H: 2 LOB: 1 BB: 0 P: 5	R: 0 E: 0 K: 0 S: 2	H: 0 LOB: 0 BB: 1 P: 6	R: 0 E: 0 K: 0 S: 3	H: 0 LOB: 0 BB: 0 P: 3	1B: 5 2B: 2 3B: 0 HR: 1	SF: 0 SAC: 0 DP: 2 HBP: 0	WP: 0 PB: 0 CS: 0	PA: 31
<b>PITCHER</b> <b>Chuck Stobbs, L</b> ERA: 4.12 (1, 1)	IP: 7.0 WLS: L BF: 28 H: 7 R: 2 ER: 2 SO: 1 BB: 2 IBB: 0 HBP: 0 BLK: 1 WP: 0 HR: 1 S: 28 P: 36 ERA: 2.57 WHIP: 1.286															<b>PITCHER</b>				
<b>Camilo Pascual, R</b> ERA: 5.17 (8, 1)	IP: 1.0 WLS: 3 BF: 0 H: 0 R: 0 ER: 0 SO: 0 BB: 0 IBB: 0 HBP: 0 BLK: 0 WP: 0 HR: 0 S: 3 P: 3 ERA: 0.00 WHIP: 0.000															<b>PITCHER</b>				



Batter	1	2	3	4	5	6	7	8	9	AB	R	H	RBI	BB	SO	LOB	TOP			
<b>Eddie Yost, R</b> OBP: 0.410, SLG: 0.422 (1, 5)	FC6-4 1B BB		6-3		F7					2	0	0	0	2	0	0	<b>Washington Senators @ Detroit Tigers</b> Briggs Stadium, Detroit, MI Wed Aug 04 1954, 4:33 AM EDT Att: 4,873 - Unknown			
<b>Johnny Pesky, L</b> OBP: 0.319, SLG: 0.347 (1, 4)	F7		4-3			4-3	G3			4	0	0	0	0	0	3				
<b>Mickey Vernon, L</b> OBP: 0.366, SLG: 0.538 (1, 3)	FC6-4 1-2 1B		6-3			2B 1B		P3		4	1	2	0	0	0	0				
<b>Pete Runnels, L</b> OBP: 0.369, SLG: 0.407 (1, 6)	FC6-4 1-2 2-3			4-3		F8		F7		4	0	0	0	0	0	3				
<b>Jim Busby, R</b> OBP: 0.339, SLG: 0.402 (1, 8)	L9			6-3		1-H 2B		6-3		4	0	1	1	0	0	2				
<b>Roy Sievers, R</b> OBP: 0.336, SLG: 0.448 (1, 7)		4-0 1B BB				F8			1-3	2	0	0	0	2	0	1				
<b>Tom Umphlett, R</b> OBP: 0.274, SLG: 0.309 (1, 9)		P5			P4				P4	4	0	0	0	0	0	2				
<b>Ed Fitz Gerald, R</b> OBP: 0.357, SLG: 0.382 (1, 2)					4-3					4	1	3	1	0	0	0				
<b>Connie Marrero, R</b> OBP: 0.321, SLG: 0.420 (1, 1)					1-3					3	0	0	0	0	0	3				
<b>Bunky Stewart, L</b> OBP: 0.229, SLG: 0.215 (8, 1)		G6-4-3 1-2 1B			1-3					0	0	0	0	0	0	0				
<b>Mickey McDermott, L</b> OBP: 0.229, SLG: 0.215 (9, PH)									P6	1	0	0	0	0	0	0				
<b>Inning Stats</b>	R: 0 E: 0 K: 0 S: 4	H: 1 LOB: 2 BB: 1 P: 8	R: 0 E: 0 K: 0 S: 3	H: 1 LOB: 1 BB: 1 P: 7	R: 0 E: 0 K: 0 S: 3	H: 0 LOB: 0 BB: 0 P: 3	R: 0 E: 0 K: 0 S: 3	H: 0 LOB: 1 BB: 0 P: 7	R: 0 E: 0 K: 0 S: 5	H: 2 LOB: 1 BB: 0 P: 5	R: 0 E: 0 K: 0 S: 4	H: 1 LOB: 2 BB: 1 P: 8	R: 0 E: 0 K: 0 S: 3	H: 0 LOB: 0 BB: 0 P: 3	R: 1 E: 0 K: 0 S: 4	H: 1 LOB: 0 BB: 0 P: 4	1B: 4 2B: 1 3B: 0 HR: 1	SF: 0 SAC: 0 DP: 1 HBP: 0	WP: 0 PB: 0 SB: 0 CS: 0	PA: 36
<b>PITCHER</b> <b>Ned Garver, R</b> ERA: 2.39 (1, 1)	IP: 9.0 WLS: W BF: 36 H: 6 R: 2 ER: 2 SO: 0 BB: 4 IBB: 0 HBP: 0 BLK: 0 WP: 0 HR: 1 S: 32 P: 48 ERA: 2.00 WHIP: 1.111															<b>PITCHER</b>				

Batter	1	2	3	4	5	6	7	8	9	AB	R	H	RBI	BB	SO	LOB	BOTTOM	
<b>Harvey Kuenn, R</b> OBP: 0.317, SLG: 0.381 (1, 6)	S 1B	CS	L5		FC5-6 F8 1B		4-3 SH2-4 1B	F8		5	1	2	0	0	0	2	<b>Washington Senators @ Detroit Tigers</b> Briggs Stadium, Detroit, MI Wed Aug 04 1954, 4:33 AM EDT Att: 4,873 - Unknown	
<b>Bill Tuttle, R</b> OBP: 0.376, SLG: 0.437 (1, 8)	S 1-2 1B		K		1-2 1B		SH2-4	1B 2B IBB		3	1	2	0	1	1	0		
<b>Bob Nieman, R</b> OBP: 0.243, SLG: 0.250 (1, 7)	F7		F8		F8		4-3	1-2 2-H 2B 1B		4	0	0	0	0	0	5		
<b>Frank Bolling, R</b> OBP: 0.305, SLG: 0.339 (8, 4)										1	1	1	1	0	0	0		
<b>Ray Boone, R</b> OBP: 0.393, SLG: 0.480 (1, 5)				L4-6 2B	5-3		HR 1B	1-H 2-H 2B		4	1	3	3	1	0	2		
<b>Wayne Belardi, L</b> OBP: 0.379, SLG: 0.489 (1, 3)	K			L4-6			1B	1-H HR	K	5	1	2	2	0	2	5		
<b>Al Kaline, R</b> OBP: 0.280, SLG: 0.309 (1, 9)	L3			BLK 1B			F5			4	0	2	0	0	0	4		
<b>Frank House, L</b> OBP: 0.307, SLG: 0.371 (1, 2)			4-3		1-2 IBB			F8		3	0	1	0	1	0	1		
<b>Reno Bertoia, R</b> OBP: 0.243, SLG: 0.250 (1, 4)			F7		F7					3	0	0	0	0	0	4		
<b>Hoot Evers, R</b> OBP: 0.156, SLG: 0.238 (8, 7)									SH1-4 1B 1B	1	1	1	0	0	0	0		
<b>Ned Garver, R</b> OBP: 0.259, SLG: 0.204 (1, 1)					FC5-6 BB		K	1-2 SH1-4		2	0	1	0	1	1	2		
<b>Inning Stats</b>	R: 0 E: 0 K: 1 S: 7	H: 2 LOB: 3 BB: 1 P: 11	R: 0 E: 0 K: 0 S: 3	H: 1 LOB: 0 BB: 0 P: 3	R: 0 E: 0 K: 1 S: 5	H: 0 LOB: 0 BB: 0 P: 5	R: 0 E: 0 K: 0 S: 4	H: 2 LOB: 2 BB: 1 P: 8	R: 0 E: 0 K: 1 S: 7	H: 2 LOB: 0 BB: 0 P: 7	R: 3 E: 0 K: 0 S: 7	H: 4 LOB: 1 BB: 0 P: 7	R: 3 E: 0 K: 1 S: 8	H: 3 LOB: 1 BB: 1 P: 12	1B: 12 2B: 3 3B: 0 HR: 1	SF: 0 SAC: 2 DP: 1 HBP: 0	WP: 0 PB: 0 SB: 0 CS: 1	PA: 42
<b>PITCHER</b> <b>Connie Marrero, R</b> ERA: 4.31 (1, 1)	IP: 7.1 WLS: L BF: 36 H: 13 R: 4 ER: 4 SO: 3 BB: 1 IBB: 0 HBP: 0 BLK: 1 WP: 0 HR: 1 S: 39 P: 51 ERA: 4.91 WHIP: 1.909															<b>PITCHER</b>		
<b>Bunky Stewart, L</b> ERA: 6.61 (8, 1)	IP: 0.2 WLS: 5 BF: 2 H: 2 R: 2 ER: 2 SO: 1 BB: 0 IBB: 1 HBP: 0 BLK: 0 WP: 0 HR: 0 S: 6 P: 10 ERA: 27.00 WHIP: 3.000															<b>PITCHER</b>		



Batter	1	2	3	4	5	6	7	8	9	AB	R	H	RBI	BB	SO	LOB	TOP					
<b>Eddie Yost, R</b> OBP: 0.410, SLG: 0.420 (1, 5)	1-3	F8				P6		FC3-6 BB		4	0	1	0	1	0	3	<b>Washington Senators @ Detroit Tigers</b> Briggs Stadium, Detroit, MI Thu Aug 05 1954, 4:33 AM EDT Att: 3,802 - Unknown					
<b>Johnny Pesky, L</b> OBP: 0.315, SLG: 0.348 (1, 4)			1-3	4-3		4-3		FC3-6 1-2		5	0	1	0	0	0	2						
<b>Mickey Vernon, L</b> OBP: 0.369, SLG: 0.545 (1, 3)	F8							F3		4	2	2	1	1	0	2						
<b>Pete Runnels, L</b> OBP: 0.369, SLG: 0.410 (1, 6)	6-3							L8		5	1	2	0	0	0	3						
<b>Jim Busby, R</b> OBP: 0.338, SLG: 0.400 (1, 8)										5	1	1	0	0	1	3						
<b>Roy Sievers, R</b> OBP: 0.339, SLG: 0.450 (1, 7)										3	0	1	1	2	0	2						
<b>Clyde Vollmer, R</b> OBP: 0.277, SLG: 0.329 (1, 9)										5	0	2	1	0	1	5						
<b>Ed Fitz Gerald, R</b> OBP: 0.360, SLG: 0.381 (1, 2)										3	0	1	1	1	1	1						
<b>Bob Porterfield, R</b> OBP: 0.143, SLG: 0.138 (1, 1)										4	0	0	0	0	1	5						
<b>Inning Stats</b>	R: 0 E: 0 K: 0 S: 4	H: 1 LOB: 1 BB: 0 P: 4	R: 0 E: 1 K: 1 S: 7	H: 1 LOB: 3 BB: 1 P: 11	R: 0 E: 1 K: 0 S: 5	H: 2 LOB: 3 BB: 1 P: 9	R: 0 E: 0 K: 1 S: 6	H: 1 LOB: 1 BB: 0 P: 6	R: 2 E: 0 K: 0 S: 8	H: 3 LOB: 1 BB: 0 P: 8	R: 0 E: 0 K: 0 S: 3	H: 0 LOB: 0 BB: 0 P: 3	R: 2 E: 0 K: 0 S: 6	H: 3 LOB: 2 BB: 1 P: 10	R: 0 E: 0 K: 0 S: 3	H: 0 LOB: 1 BB: 1 P: 7	R: 0 E: 0 K: 1 S: 4	H: 0 LOB: 0 BB: 1 P: 8	1B: 7 2B: 3 3B: 0 HR: 1	SF: 0 SAC: 0 DP: 1 HBP: 0	WP: 0 PB: 0 SB: 0 CS: 0	PA: 43
<b>PITCHER</b>	IP	WLS	BF	H	R	ER	SO	BB	IBB	HBP	BLK	WP	HR	S	P	ERA	WHIP					
<b>Steve Gromek, R</b> ERA: 2.68 (1, 1)	8.0	L	40	11	4	4	3	2	2	0	0	0	1	42	58	4.50	1.625					
<b>Ray Herbert, R</b> ERA: 6.86 (9, 1)	1.0		3	0	0	0	1	1	0	0	0	0	0	4	8	0.00	1.000					

AB	38
R	4
H	11
RBI	4
BB	5
SO	4
LOB	26



Batter	1	2	3	4	5	6	7	8	9	AB	R	H	RBI	BB	SO	LOB	BOTTOM					
<b>Harvey Kuenn, R</b> OBP: 0.316, SLG: 0.380 (1, 6)	4-3		F8			F7				4	0	1	0	0	0	0	<b>Washington Senators @ Detroit Tigers</b> Briggs Stadium, Detroit, MI Thu Aug 05 1954, 4:33 AM EDT Att: 3,802 - Unknown					
<b>Bill Tuttle, R</b> OBP: 0.373, SLG: 0.432 (1, 8)	6-3		P4			F8		P4		4	0	0	0	0	1							
<b>Bob Nieman, R</b> OBP: 0.314, SLG: 0.409 (1, 7)	4-3		F3			6-3				4	0	0	0	0	0							
<b>Ray Boone, R</b> OBP: 0.391, SLG: 0.478 (1, 5)						5-3				4	0	1	0	0	1							
<b>Wayne Belardi, L</b> OBP: 0.382, SLG: 0.496 (1, 3)										4	0	2	0	0	0							
<b>Billy Hoelt, L</b> OBP: 0.283, SLG: 0.231 (9, PR)										0	1	0	0	0	0							
<b>Al Kaline, R</b> OBP: 0.283, SLG: 0.314 (1, 9)										4	0	2	1	0	0							
<b>Frank House, L</b> OBP: 0.306, SLG: 0.367 (1, 2)										3	0	0	0	1	2							
<b>Frank Bolling, R</b> OBP: 0.303, SLG: 0.336 (1, 4)										2	0	0	0	0	1							
<b>Jim Delmonico, L</b> OBP: 0.324, SLG: 0.333 (8, PH)										1	0	0	0	0	0							
<b>Reno Bertoia, R</b> OBP: 0.243, SLG: 0.250 (9, 4)										0	0	0	0	0	0							
<b>Steve Gromek, S</b> OBP: 0.246, SLG: 0.148 (1, 1)										2	0	0	0	0	1							
<b>Hoot Evers, R</b> OBP: 0.130, SLG: 0.227 (8, PH)										1	0	0	0	0	0							
<b>Ray Herbert, R</b> OBP: 0.333, SLG: 0.615 (9, 1)										0	0	0	0	0	0							
<b>Inning Stats</b>	R: 0 E: 0 K: 0 S: 3	H: 0 LOB: 0 BB: 0 P: 3	R: 0 E: 2 K: 2 S: 9	H: 2 LOB: 3 BB: 1 P: 13	R: 0 E: 0 K: 0 S: 3	H: 0 LOB: 0 BB: 0 P: 3	R: 0 E: 0 K: 0 S: 3	H: 0 LOB: 0 BB: 0 P: 3	R: 0 E: 0 K: 1 S: 5	H: 0 LOB: 0 BB: 0 P: 5	R: 0 E: 0 K: 0 S: 3	H: 0 LOB: 0 BB: 0 P: 3	R: 0 E: 0 K: 1 S: 6	H: 1 LOB: 1 BB: 0 P: 6	R: 0 E: 0 K: 0 S: 4	H: 1 LOB: 2 BB: 0 P: 4	R: 1 E: 0 K: 1 S: 7	H: 2 LOB: 2 BB: 0 P: 7	1B: 4 2B: 2 3B: 0 HR: 0	SF: 0 SAC: 0 DP: 0 HBP: 0	WP: 0 PB: 0 SB: 0 CS: 0	PA: 34
<b>PITCHER</b>	IP	WLS	BF	H	R	ER	SO	BB	IBB	HBP	BLK	WP	HR	S	P	ERA	WHIP					
<b>Bob Porterfield, R</b> ERA: 2.42 (1, 1)	9.0	W	34	6	1	1	5	0	1	0	0	0	0	43	47	1.00	0.667					









Batter	1	2	3	4	5	6	7	8	9	AB	R	H	RBI	BB	SO	LOB	TOP								
<b>Eddie Yost, R</b> OBP: 0.406, SLG: 0.418 (1,5) X	F7			K		G5-4-3		K		4	0	0	0	0	2	1	<b>Washington Senators @ Chicago White Sox</b> Comiskey Park, Chicago, IL Sat Aug 07 1954, 4:33 AM EDT Att: 9,650 - Unknown <a href="http://livebaseballscorecards.com">livebaseballscorecards.com</a>								
<b>Johnny Pesky, L</b> OBP: 0.305, SLG: 0.335 (1,4) X	4-3			1-3			4-3	P6		4	0	0	0	0	0	0									
<b>Mickey Vernon, L</b> OBP: 0.366, SLG: 0.537 (1,3) X	6-3						P4		6-3	4	0	1	0	0	0	0									
<b>Pete Runnels, L</b> OBP: 0.379, SLG: 0.413 (1,6)				5-3						2	2	1	0	2	0	1									
<b>Jim Busby, R</b> OBP: 0.338, SLG: 0.402 (1,8)										3	2	1	1	1	0	1									
<b>Roy Sievers, R</b> OBP: 0.342, SLG: 0.454 (1,7)										4	0	2	2	0	0	1									
<b>Clyde Vollmer, R</b> OBP: 0.286, SLG: 0.318 (9, PR)										3	0	1	0	1	1	0									
<b>Jerry Snyder, R</b> OBP: 0.271, SLG: 0.241 (9, PR)										0	0	0	0	0	0	0									
<b>Tom Umphlett, R</b> OBP: 0.274, SLG: 0.309 (9, 9)										0	0	0	0	0	0	0									
<b>Joe Tipton, R</b> OBP: 0.342, SLG: 0.309 (9, PH)										3	0	0	0	0	1	2									
<b>Tom Wright, L</b> OBP: 0.328, SLG: 0.348 (9, PH)										0	0	0	1	0	0	0									
<b>Ed Fitz Gerald, R</b> OBP: 0.362, SLG: 0.384 (9, 2)										0	0	0	0	0	0	0									
<b>Mickey McDermott, L</b> OBP: 0.230, SLG: 0.217 (1,1) X	4-3									4	0	1	0	0	1	2									
<b>Inning Stats</b>	R: 0 E: 0 K: 0 S: 3	H: 0 LOB: 0 BB: 0 P: 3	R: 0 E: 0 K: 0 S: 2	H: 0 LOB: 0 BB: 1 P: 6	R: 0 E: 0 K: 1 S: 5	H: 0 LOB: 0 BB: 0 P: 5	R: 0 E: 0 K: 1 S: 6	H: 1 LOB: 1 BB: 0 P: 6	R: 0 E: 0 K: 1 S: 5	H: 0 LOB: 0 BB: 0 P: 5	R: 0 E: 0 K: 0 S: 3	H: 1 LOB: 0 BB: 0 P: 3	R: 2 E: 0 K: 0 S: 6	H: 3 LOB: 2 BB: 1 P: 10	R: 0 E: 0 K: 2 S: 7	H: 0 LOB: 0 BB: 0 P: 7	R: 2 E: 1 K: 0 S: 5	H: 2 LOB: 2 BB: 2 P: 13	1B: 6 2B: 0 3B: 1 HR: 0	SF: 1 SAC: 0 DP: 2 HBP: 0	WP: 0 PB: 0 CS: 0	PA: 36			
<b>PITCHER</b>	IP	WLS	BF	H	R	ER	SO	BB	IBB	HBP	BLK	WP	HR	S	P	ERA	WHIP								
<b>Sandy Consuegra, R</b> ERA: 3.06 (1,1)	6.2		25	5	2	2	3	2	0	0	0	0	0	29	37	2.70	1.050								
<b>Don Johnson, R</b> ERA: 3.14 (7,1)	0.1		1	0	0	0	0	0	0	0	0	0	0	1	1	0.00	0.000								
<b>Morrie Martin, L</b> ERA: 4.18 (8,1)	1.1	L	7	2	2	2	2	1	0	0	0	0	0	10	14	13.50	2.250								
<b>Harry Dorish, R</b> ERA: 2.9 (9,1)	0.2		3	0	0	0	0	0	1	0	0	0	0	2	6	0.00	0.000								

Batter	1	2	3	4	5	6	7	8	9	AB	R	H	RBI	BB	SO	LOB	BOTTOM								
<b>Chico Carrasquel, R</b> OBP: 0.359, SLG: 0.386 (1,6) X	F7		L9	K					FC3-6	5	0	1	0	0	0	2	<b>Washington Senators @ Chicago White Sox</b> Comiskey Park, Chicago, IL Sat Aug 07 1954, 4:33 AM EDT Att: 9,650 - Unknown <a href="http://livebaseballscorecards.com">livebaseballscorecards.com</a>								
<b>Nellie Fox, L</b> OBP: 0.377, SLG: 0.405 (1,4) X	P4						F7		FC6-4	3	0	0	0	1	0	1									
<b>Minnie Minoso, R</b> OBP: 0.420, SLG: 0.541 (1,7) B										2	1	0	0	2	1	2									
<b>George Kell, R</b> OBP: 0.349, SLG: 0.357 (1,3)										4	1	2	1	1	0	1									
<b>Jim Rivera, L</b> OBP: 0.354, SLG: 0.440 (1,9)										4	0	1	0	0	0	2									
<b>Matt Batts, R</b> OBP: 0.346, SLG: 0.369 (1,2)										4	1	1	1	0	1	3									
<b>Johnny Groth, R</b> OBP: 0.347, SLG: 0.367 (1,8)										4	0	2	1	0	1	2									
<b>Fred Marsh, R</b> OBP: 0.282, SLG: 0.286 (1,5)										3	0	0	0	1	0	2									
<b>Sandy Consuegra, R</b> OBP: 0.285, SLG: 0.214 (7,1)										2	0	0	0	0	1	1									
<b>Don Johnson, R</b> OBP: 0.288, SLG: 0.202 (7, PH)										0	0	0	0	0	0	0									
<b>Sherm Lollar, R</b> OBP: 0.337, SLG: 0.372 (7, PH)										1	0	0	0	0	0	1									
<b>Morrie Martin, L</b> OBP: 0.295, SLG: 0.333 (8,1)										0	0	0	0	0	0	0									
<b>Harry Dorish, R</b> OBP: 0.142, SLG: 0.118 (9,1)										0	0	0	0	0	0	0									
<b>Ed McGhee, R</b> OBP: 0.241, SLG: 0.289 (9, PH)										1	0	0	0	0	0	1									
<b>Inning Stats</b>	R: 0 E: 0 K: 0 S: 2	H: 0 LOB: 1 BB: 0 P: 6	R: 0 E: 0 K: 1 S: 6	H: 2 LOB: 1 BB: 0 P: 6	R: 0 E: 0 K: 0 S: 4	H: 1 LOB: 1 BB: 0 P: 4	R: 3 E: 0 K: 1 S: 8	H: 3 LOB: 1 BB: 1 P: 12	R: 0 E: 0 K: 0 S: 3	H: 0 LOB: 0 BB: 0 P: 3	R: 0 E: 0 K: 0 S: 3	H: 0 LOB: 1 BB: 1 P: 7	R: 0 E: 0 K: 1 S: 5	H: 0 LOB: 2 BB: 2 P: 13	R: 0 E: 0 K: 1 S: 5	H: 0 LOB: 0 BB: 0 P: 5	R: 0 E: 0 K: 0 S: 4	H: 1 LOB: 1 BB: 0 P: 4	1B: 4 2B: 3 3B: 0 HR: 0	SF: 0 SAC: 0 DP: 1 HBP: 0	WP: 1 PB: 0 CS: 0	PA: 38			
<b>PITCHER</b>	IP	WLS	BF	H	R	ER	SO	BB	IBB	HBP	BLK	WP	HR	S	P	ERA	WHIP								
<b>Mickey McDermott, L</b> ERA: 3.65 (1,1)	9.0	W	38	7	3	3	4	5	0	0	0	1	0	40	60	3.00	1.333								



Batter	1	2	3	4	5	6	7	8	9	AB	R	H	RBI	BB	SO	LOB	TOP					
<b>Eddie Yost, R</b> OBP: 0.404, SLG: 0.414 (1,5)	5-3	5-3		5-3				K		4	0	0	0	1	1	4	<b>Washington Senators @ Chicago White Sox</b> Comiskey Park, Chicago, IL Sun Aug 08 1954, 4:33 AM EDT Unknown					
<b>Jim Busby, R</b> OBP: 0.341, SLG: 0.403 (1,8)	1B HR		1B		F8	5-3		1B		4	1	2	1	1	0	2						
<b>Mickey Vernon, L</b> OBP: 0.368, SLG: 0.536 (1,3)	1-2 HR		F7		G4-6-3	1B		G4-6-3		4	1	2	0	1	0	3						
<b>Pete Runnels, L</b> OBP: 0.374, SLG: 0.407 (1,6)	F7		K		G4-6-3			G4-6-3		5	0	0	0	0	2	5						
<b>Roy Sievers, R</b> OBP: 0.347, SLG: 0.474 (1,7)	1-2 HR		1-2 BB			K		FC6-4		4	2	3	4	1	1	0						
<b>Clyde Vollmer, R</b> OBP: 0.281, SLG: 0.311 (1,9)	6-3									5	1	1	0	0	2	3						
<b>Tom Umphlett, R</b> OBP: 0.274, SLG: 0.309 (9,9)			K			HR		FC6-4		0	0	0	0	0	0	0						
<b>Ed Fitz Gerald, R</b> OBP: 0.363, SLG: 0.397 (1,2)		E3 SH1-4		F7		1-2 HR		F7		5	1	2	2	0	0	0						
<b>Wayne Terwilliger, R</b> OBP: 0.280, SLG: 0.284 (1,4)		F8		1-3		SH3		1B		5	1	3	0	0	0	2						
<b>Chuck Stobbs, L</b> OBP: 0.167, SLG: 0.147 (8, PH)				1-3		SH3				1	0	0	0	0	0	1						
<b>Tom Wright, L</b> OBP: 0.333, SLG: 0.348 (8, PR)		SH1-4								0	0	0	0	1	0	0						
<b>Jerry Snyder, R</b> OBP: 0.271, SLG: 0.241 (8, PR)										0	0	0	0	0	0	0						
<b>Camilo Pascual, R</b> OBP: 0.125, SLG: 0.067 (8, 1)	1-2			1-2				1B		0	0	0	0	0	0	0						
<b>Inning Stats</b>	R: 3 E: 0 K: 0 S: 5	H: 2 LOB: 0 BB: 1 P: 9	R: 0 E: 1 K: 0 S: 4	H: 0 LOB: 1 BB: 0 P: 4	R: 0 E: 0 K: 2 S: 8	H: 1 LOB: 2 BB: 1 P: 12	R: 0 E: 0 K: 0 S: 4	H: 1 LOB: 1 BB: 0 P: 4	R: 0 E: 0 K: 1 S: 3	H: 1 LOB: 0 BB: 0 P: 3	R: 2 E: 0 K: 1 S: 8	H: 3 LOB: 2 BB: 1 P: 12	R: 0 E: 0 K: 0 S: 3	H: 1 LOB: 1 BB: 1 P: 7	R: 1 E: 0 K: 1 S: 7	H: 2 LOB: 2 BB: 1 P: 11	R: 1 E: 0 K: 2 S: 9	H: 2 LOB: 1 BB: 0 P: 9	1B: 9 2B: 1 3B: 0 HR: 3	SF: 0 SAC: 2 DP: 2 HBP: 0	WP: 0 PB: 0 CS: 0	PA: 44
<b>PITCHER</b>	IP	WLS	BF	H	R	ER	SO	BB	IBB	HBP	BLK	WP	HR	S	P	ERA	WHIP					
<b>Billy Pierce, L</b> ERA: 3.56 (1, 1)	1.2		9	2	3	3	0	1	0	0	0	0	1	8	12	16.20	1.800					
<b>Don Johnson, R</b> ERA: 3.15 (2, 1)	5.1		24	7	2	2	3	3	0	0	0	0	1	27	39	3.38	1.875					
<b>Harry Dorish, R</b> ERA: 3.02 (8, 1)	0.2		5	2	1	1	1	1	0	0	0	0	0	6	10	13.50	4.500					
<b>Morrie Martin, L</b> ERA: 4.22 (8, 1)	1.1	L	6	2	1	1	2	0	0	0	0	0	1	10	10	6.75	1.500					


Batter	1	2	3	4	5	6	7	8	9	AB	R	H	RBI	BB	SO	LOB	BOTTOM					
<b>Chico Carrasquel, R</b> OBP: 0.359, SLG: 0.383 (1,6)	K		1B BB		4-3			F8		3	2	0	0	2	1	1	<b>Washington Senators @ Chicago White Sox</b> Comiskey Park, Chicago, IL Sun Aug 08 1954, 4:33 AM EDT Unknown					
<b>Nellie Fox, L</b> OBP: 0.379, SLG: 0.406 (1,4)	F8		1B BB		1B			4-3		4	2	2	0	1	0	0						
<b>Minnie Minoso, R</b> OBP: 0.420, SLG: 0.539 (1,7)	F2		1B		1-2 2-3			1B		4	0	1	2	1	1	2						
<b>George Kell, R</b> OBP: 0.354, SLG: 0.377 (1,3)		5-3	1-2 2-H		F7			1B		5	1	3	4	0	0	2						
<b>Jim Rivera, L</b> OBP: 0.354, SLG: 0.443 (1,9)		F8	G3			6-3		F8		5	0	2	0	0	0	3						
<b>Matt Batts, R</b> OBP: 0.336, SLG: 0.357 (1,2)										4	0	0	0	0	0	2						
<b>Harry Dorish, R</b> OBP: 0.118, SLG: 0.118 (8, 1)		F7			F8					0	0	0	0	0	0	0						
<b>Morrie Martin, L</b> OBP: 0.250, SLG: 0.333 (8, 1)										0	0	0	0	0	0	0						
<b>Johnny Groth, R</b> OBP: 0.344, SLG: 0.363 (1,8)			P6		L8			6-3		4	0	0	0	0	0	1						
<b>Fred Marsh, R</b> OBP: 0.302, SLG: 0.308 (1,5)			BB SH1-3		5-3			F7		4	1	2	0	0	0	1						
<b>Billy Pierce, L</b> OBP: 0.286, SLG: 0.231 (1, 1)			1B							0	0	0	0	0	0	0						
<b>Don Johnson, R</b> OBP: 0.096, SLG: 0.031 (2, 1)			SH1-3					L6		1	0	0	0	0	0	0						
<b>Cass Michaels, R</b> OBP: 0.396, SLG: 0.419 (7, PH)										1	0	0	0	0	0	0						
<b>Sherm Lollar, R</b> OBP: 0.336, SLG: 0.370 (8, 2)			1-2							1	0	0	0	0	0	1						
<b>Inning Stats</b>	R: 0 E: 0 K: 1 S: 5	H: 0 LOB: 0 BB: 0 P: 5	R: 0 E: 0 K: 0 S: 3	H: 0 LOB: 0 BB: 0 P: 3	R: 3 E: 0 K: 0 S: 6	H: 3 LOB: 2 BB: 2 P: 14	R: 0 E: 0 K: 0 S: 3	H: 0 LOB: 0 BB: 0 P: 3	R: 0 E: 0 K: 0 S: 4	H: 1 LOB: 2 BB: 1 P: 8	R: 0 E: 0 K: 0 S: 4	H: 1 LOB: 1 BB: 0 P: 4	R: 3 E: 0 K: 1 S: 8	H: 3 LOB: 1 BB: 1 P: 12	R: 0 E: 0 K: 0 S: 4	H: 1 LOB: 1 BB: 0 P: 4	R: 0 E: 0 K: 0 S: 4	H: 1 LOB: 1 BB: 0 P: 4	1B: 8 2B: 1 3B: 0 HR: 1	SF: 0 SAC: 1 DP: 0 HBP: 0	WP: 0 PB: 0 CS: 0	PA: 41
<b>PITCHER</b>	IP	WLS	BF	H	R	ER	SO	BB	IBB	HBP	BLK	WP	HR	S	P	ERA	WHIP					
<b>Chuck Stobbs, L</b> ERA: 4.33 (1, 1)	7.0		33	8	6	6	2	4	0	0	0	0	0	8	49	7.71	1.714					
<b>Camilo Pascual, R</b> ERA: 5.02 (8, 1)	2.0	W	8	2	0	0	0	0	0	0	0	0	0	8	8	0.00	1.000					




Batter	1	2	3	4	5	6	7	8	9	AB	R	H	RBI	BB	SO	LOB	TOP					
Eddie Yost, R OBP: 0.403, SLG: 0.412 (1, 5)										4	0	1	0	0	2	0	<p>Washington Senators @ Chicago White Sox Comiskey Park, Chicago, IL Sun Aug 08 1954, 4:38 AM EDT Att: 11,058 - Unknown</p> <p>livebaseballscores.com</p>					
Jim Busby, R OBP: 0.340, SLG: 0.401 (1, 8)										4	0	1	0	0	1	1						
Mickey Vernon, L OBP: 0.369, SLG: 0.535 (1, 3)										3	0	1	0	0	0	1						
Pete Runnels, L OBP: 0.371, SLG: 0.403 (1, 6)										3	0	0	0	0	0	2						
Roy Sievers, R OBP: 0.351, SLG: 0.478 (1, 7)											3	0	2	0	1	1		0				
Tom Umphlett, R OBP: 0.273, SLG: 0.308 (1, 9)											4	0	1	0	0	1		4				
Joe Tipton, R OBP: 0.349, SLG: 0.312 Jerry Snyder, R OBP: 0.271, SLG: 0.241 Spec Shea, R (7, 1)											2	0	1	0	1	0		2				
Clyde Vollmer, R OBP: 0.278, SLG: 0.308 (9, PH)										0	0	0	0	0	0	0						
Wayne Terwilliger, R OBP: 0.276, SLG: 0.280 (1, 4)										4	0	0	0	0	0	5						
Dean Stone, L OBP: 0.200, SLG: 0.194 Ed Fitz Gerald, R OBP: 0.361, SLG: 0.396 (7, PH)										2	0	0	0	0	2	0						
										1	0	0	0	0	2							
<b>Inning Stats</b>	R: 0 E: 0 K: 1 S: 6	H: 2 LOB: 1 BB: 0 P: 6	R: 0 E: 0 K: 0 S: 4	H: 2 LOB: 1 BB: 0 P: 4	R: 0 E: 0 K: 2 S: 7	H: 0 LOB: 0 BB: 0 P: 7	R: 0 E: 0 K: 0 S: 3	H: 0 LOB: 2 BB: 1 P: 8	R: 0 E: 0 K: 2 S: 7	H: 0 LOB: 0 BB: 0 P: 7	R: 0 E: 0 K: 0 S: 3	H: 0 LOB: 0 BB: 0 P: 3	R: 0 E: 0 K: 1 S: 6	H: 1 LOB: 2 BB: 1 P: 10	R: 0 E: 0 K: 0 S: 4	H: 1 LOB: 1 BB: 0 P: 4	R: 0 E: 1 K: 1 S: 6	H: 1 LOB: 1 BB: 0 P: 6	1B: 6 2B: 3 3B: 0 HR: 0	SF: 0 SAC: 1 DP: 2 HBP: 1	WP: 0 CS: 1	PA: 35
<b>PITCHER</b> Jack Harshman, L ERA: 3.47 (1, 1)	IP: 9.0 WLS: W BF: 35 H: 7 R: 0 ER: 0 SO: 7 BB: 1 IBB: 1 HBP: 1 BLK: 0 WP: 0 HR: 0 S: 46 P: 55 ERA: 0.00 WHIP: 0.889															<b>PITCHER</b>						

Batter	1	2	3	4	5	6	7	8	9	AB	R	H	RBI	BB	SO	LOB	BOTTOM			
Chico Carrasquel, R OBP: 0.359, SLG: 0.381 (1, 6)										3	0	0	0	1	1	2	<p>Washington Senators @ Chicago White Sox Comiskey Park, Chicago, IL Sun Aug 08 1954, 4:38 AM EDT Att: 11,058 - Unknown</p> <p>livebaseballscores.com</p>			
Nellie Fox, L OBP: 0.376, SLG: 0.404 (1, 4)										3	0	0	0	1	0	1				
Minnie Minoso, R OBP: 0.423, SLG: 0.543 (1, 7)										2	1	1	0	2	1	1				
George Kell, R OBP: 0.357, SLG: 0.380 (1, 3)										4	0	2	1	0	0	3				
Johnny Groth, R OBP: 0.345, SLG: 0.373 (1, 8)										4	2	2	1	0	0	3				
Sherm Lollar, R OBP: 0.331, SLG: 0.364 (1, 2)										4	0	0	0	0	1	2				
Jim Rivera, L OBP: 0.356, SLG: 0.443 (1, 9)										4	0	2	0	0	0	0				
Fred Marsh, R OBP: 0.298, SLG: 0.302 (1, 5)										4	0	1	1	0	1	2				
Jack Harshman, L OBP: 0.267, SLG: 0.263 (1, 1)										3	0	0	0	0	1	2				
										1B: 6 2B: 0 3B: 1 HR: 1	SF: 0 SAC: 0 DP: 0 HBP: 0	WP: 1 CS: 1	PA: 35							
<b>Inning Stats</b>	R: 0 E: 0 K: 1 S: 6	H: 1 LOB: 2 BB: 1 P: 10	R: 0 E: 0 K: 1 S: 5	H: 0 LOB: 0 BB: 0 P: 5	R: 0 E: 0 K: 1 S: 5	H: 0 LOB: 0 BB: 0 P: 5	R: 1 E: 0 K: 0 S: 6	H: 3 LOB: 2 BB: 0 P: 6	R: 0 E: 0 K: 0 S: 3	H: 0 LOB: 2 BB: 2 P: 11	R: 1 E: 0 K: 0 S: 6	H: 3 LOB: 2 BB: 0 P: 6	R: 0 E: 0 K: 1 S: 4	H: 0 LOB: 0 BB: 1 P: 8	R: 1 E: 0 K: 1 S: 6	H: 1 LOB: 0 BB: 0 P: 6	1B: 6 2B: 0 3B: 1 HR: 1	SF: 0 SAC: 0 DP: 0 HBP: 0	WP: 1 CS: 1	PA: 35
<b>PITCHER</b> Dean Stone, L ERA: 3.88 Spec Shea, R ERA: 7.1 (7, 1)	IP: 6.0 WLS: L BF: 28 H: 7 R: 2 ER: 2 SO: 3 BB: 3 IBB: 0 HBP: 0 BLK: 0 WP: 0 HR: 0 S: 31 P: 43 ERA: 3.00 WHIP: 1.667															<b>PITCHER</b>				



Batter	1	2	3	4	5	6	7	8	9	AB	R	H	RBI	BB	SO	LOB	TOP			
<b>Eddie Yost, R</b> OBP: 0.404, SLG: 0.411 (1,5)	4-0 FC5-4 BB		0-0 L7			0-0 L7		0-0 1B		3	0	1	0	1	0	0	<b>Washington Senators @ Boston Red Sox</b> Fenway Park, Boston, MA Tue Aug 10 1954, 3:33 AM EDT Att: 12,367 - Unknown 			
<b>Jim Busby, R</b> OBP: 0.337, SLG: 0.398 (1,8)	0-0 FC5-4 4-3 1-2		0-0 5-3			0-0 F9		0-0 F8		4	0	0	0	0	0	2				
<b>Mickey Vernon, L</b> OBP: 0.368, SLG: 0.532 (1,3)	0-0 4-3 1-2					0-0 6-3				4	0	1	0	0	0	1				
<b>Roy Sievers, R</b> OBP: 0.350, SLG: 0.474 (1,7)	4-0 BB					0-0 FC5-4 1-2		0-0 F7		3	0	0	0	1	0	1				
<b>Clyde Vollmer, R</b> OBP: 0.287, SLG: 0.319 (1,9)	0-3 K					0-0 F8		0-0 2B		3	0	1	0	1	1	3				
<b>Pete Runnels, L</b> OBP: 0.370, SLG: 0.401 (1,6)						0-3 K		0-0 L9		4	0	1	0	0	1	3				
<b>Ed Fitz Gerald, R</b> OBP: 0.357, SLG: 0.390 (1,2)						0-0 G5-4-3 1-2		0-0 F8		3	0	0	0	0	0	2				
<b>Wayne Terwilliger, R</b> OBP: 0.273, SLG: 0.276 (1,4)						0-0 5-3				3	0	0	0	0	0	0				
<b>Bob Porterfield, R</b> OBP: 0.139, SLG: 0.134 (1,1)						0-0 G2				2	0	0	0	0	0	0				
<b>Tom Umphlett, R</b> OBP: 0.272, SLG: 0.307 (8, PH)										1	0	0	0	0	0	0				
<b>Camilo Pascual, R</b> OBP: 0.125, SLG: 0.067 (8, 1)										0	0	0	0	0	0	0				
<b>Inning Stats</b>	R: 0 E: 0 K: 1 S: 5	H: 0 LOB: 2 BB: 2 P: 13	R: 0 E: 0 K: 0 S: 3	H: 1 LOB: 0 BB: 0 P: 3	R: 0 E: 0 K: 0 S: 3	H: 0 LOB: 0 BB: 0 P: 3	R: 0 E: 0 K: 1 S: 6	H: 1 LOB: 0 BB: 0 P: 6	R: 0 E: 0 K: 0 S: 3	H: 0 LOB: 0 BB: 0 P: 3	R: 0 E: 0 K: 0 S: 4	H: 1 LOB: 1 BB: 0 P: 4	R: 0 E: 0 K: 0 S: 4	H: 1 LOB: 1 BB: 0 P: 4	R: 0 E: 0 K: 0 S: 3	H: 0 LOB: 1 BB: 1 P: 7	1B: 3 2B: 1 3B: 0 HR: 0	SF: 0 SAC: 0 DP: 1 HBP: 0	WP: 0 PB: 0 SB: 0 CS: 0	PA: 33
<b>PITCHER</b> <b>Mel Parnell, L</b> ERA: 3.34 (1,1)	IP: 9.0 WLS: W BF: 33 H: 4 R: 0 ER: 0 SO: 2 BB: 3 IBB: 0 HBP: 0 BLK: 0 WP: 0 HR: 0 S: 34 P: 46 ERA: 0.00 WHIP: 0.778															<b>PITCHER</b>				

Batter	1	2	3	4	5	6	7	8	9	AB	R	H	RBI	BB	SO	LOB	BOTTOM			
<b>Jim Piersall, R</b> OBP: 0.341, SLG: 0.378 (1,9)	0-3 K					0-0 F9		0-0 F8		4	0	0	0	0	1	4	<b>Washington Senators @ Boston Red Sox</b> Fenway Park, Boston, MA Tue Aug 10 1954, 3:33 AM EDT Att: 12,367 - Unknown 			
<b>Ted Williams, L</b> OBP: 0.523, SLG: 0.682 (1,7)	4-0 1B BB					0-0 2B		0-0 1B		2	1	2	1	2	0	0				
<b>Billy Goodman, L</b> OBP: 0.357, SLG: 0.374 (1,4)	0-0 G4-3 1-2 1B					0-0 4-3		0-0 F9		4	1	2	0	0	0	2				
<b>Jackie Jensen, R</b> OBP: 0.350, SLG: 0.470 (1,8)	0-0 G4-3 1-2					0-0 K2-3 SF7 2B		0-0 5-3		4	1	1	2	0	0	2				
<b>Harry Agganis, L</b> OBP: 0.320, SLG: 0.406 (1,3)						0-0 K2-3 BB		0-0 F8		3	0	1	0	1	1	1				
<b>Grady Hatton, L</b> OBP: 0.373, SLG: 0.375 (1,5)						0-0 F8		0-0 6-3		3	0	1	0	1	0	1				
<b>Del Wilber, R</b> OBP: 0.148, SLG: 0.167 (1,2)						0-0 5-3		0-0 F5		3	0	0	1	0	0	3				
<b>Billy Consolo, R</b> OBP: 0.314, SLG: 0.271 (1,6)						0-0 F7		0-0 F5		3	1	1	0	1	0	1				
<b>Mel Parnell, L</b> (1,1)	0-3 K					0-0 G3		0-0 1-3		4	0	0	0	0	1	4				
<b>Inning Stats</b>	R: 0 E: 0 K: 1 S: 5	H: 1 LOB: 1 BB: 1 P: 9	R: 0 E: 0 K: 1 S: 6	H: 1 LOB: 2 BB: 2 P: 14	R: 3 E: 1 K: 1 S: 8	H: 3 LOB: 1 BB: 1 P: 12	R: 0 E: 0 K: 0 S: 3	H: 0 LOB: 1 BB: 1 P: 7	R: 0 E: 0 K: 0 S: 4	H: 1 LOB: 1 BB: 0 P: 4	R: 1 E: 0 K: 0 S: 5	H: 2 LOB: 1 BB: 0 P: 5	R: 0 E: 0 K: 0 S: 3	H: 0 LOB: 0 BB: 0 P: 3	R: 0 E: 0 K: 0 S: 3	H: 0 LOB: 0 BB: 0 P: 3	1B: 4 2B: 4 3B: 0 HR: 0	SF: 1 SAC: 0 DP: 1 HBP: 0	WP: 0 PB: 0 SB: 0 CS: 0	PA: 36
<b>PITCHER</b> <b>Bob Porterfield, R</b> ERA: 2.53 (1,1)	IP: 7.0 WLS: L BF: 33 H: 8 R: 4 ER: 4 SO: 3 BB: 4 IBB: 0 HBP: 0 BLK: 0 WP: 0 HR: 0 S: 34 P: 54 ERA: 5.14 WHIP: 1.714															<b>PITCHER</b>				
<b>Camilo Pascual, R</b> ERA: 4.95 (8, 1)	IP: 1.0 WLS: L BF: 3 H: 0 R: 0 ER: 0 SO: 0 BB: 0 IBB: 0 HBP: 0 BLK: 0 WP: 0 HR: 0 S: 3 P: 3 ERA: 0.00 WHIP: 0.000															<b>PITCHER</b>				



Batter	1	2	3	4	5	6	7	8	9	AB	R	H	RBI	BB	SO	LOB	TOP			
Eddie Yost, R OBP: 0.404, SLG: 0.418 (1,5)										3	1	1	1	1	0	0	<b>Washington Senators @ Boston Red Sox</b> Fenway Park, Boston, MA Wed Aug 11, 1954, 3:33 AM EDT Att: 5,903 - Unknown			
Pete Runnels, L OBP: 0.371, SLG: 0.401 (1,6)										3	0	1	0	1	1	0				
Mickey Vernon, L OBP: 0.365, SLG: 0.527 (1,3)										4	0	0	0	0	0	4				
Roy Sievers, R OBP: 0.349, SLG: 0.470 (1,7)										3	0	0	0	1	0	0				
Jim Busby, R OBP: 0.338, SLG: 0.397 (1,8)										3	0	1	0	1	0	1				
Tom Umphlett, R OBP: 0.272, SLG: 0.306 (1,9)										4	0	1	0	0	0	3				
Johnny Pesky, L OBP: 0.298, SLG: 0.327 (1,4)										4	0	0	0	0	0	2				
Bob Oldis, R OBP: 0.381, SLG: 0.400 (1,2)										3	0	0	0	0	1	1				
Connie Marrero, R (1,1)										1	0	0	0	0	1	0				
Mickey McDermott, L (5, PH) OBP: 0.240, SLG: 0.217 Bunky Stewart, L (5, 1) Tom Wright, L (7, PH) Gus Keriazakos, R (7, 1)										0	0	0	0	1	0	0				
<b>Inning Stats</b>	R: 1 E: 0 K: 0 S: 4	H: 2 LOB: 0 BB: 0 P: 4	R: 0 E: 0 K: 0 S: 4	H: 1 LOB: 1 BB: 0 P: 4	R: 0 E: 0 K: 2 S: 7	H: 0 LOB: 0 BB: 0 P: 7	R: 0 E: 0 K: 0 S: 3	H: 0 LOB: 1 BB: 1 P: 7	R: 0 E: 0 K: 0 S: 2	H: 0 LOB: 3 BB: 3 P: 15	R: 0 E: 0 K: 1 S: 5	H: 0 LOB: 0 BB: 0 P: 5	R: 0 E: 0 K: 0 S: 3	H: 0 LOB: 0 BB: 0 P: 3	R: 0 E: 0 K: 0 S: 4	H: 1 LOB: 1 BB: 0 P: 4	1B: 3 2B: 1 3B: 0 HR: 1	SF: 0 SAC: 0 DP: 2 HBP: 0	WP: 0 PB: 0 SB: 0 CS: 0	PA: 34
<b>PITCHER</b> Tom Brewer, R (1,1) ERA: 4.05	IP: 9.0 WLS: W BF: 34 H: 4 R: 1 ER: 1 SO: 3 BB: 5 IBB: 0 HBP: 0 BLK: 0 WP: 0 HR: 1 S: 35 P: 55 ERA: 1.00 WHIP: 1.000															<b>PITCHER</b>				

Batter	1	2	3	4	5	6	7	8	9	AB	R	H	RBI	BB	SO	LOB	BOTTOM			
Jim Piersall, R OBP: 0.344, SLG: 0.393 (1,9)										4	3	3	2	0	0	1	<b>Washington Senators @ Boston Red Sox</b> Fenway Park, Boston, MA Wed Aug 11, 1954, 3:33 AM EDT Att: 5,903 - Unknown			
Ted Williams, L OBP: 0.527, SLG: 0.709 (1,7)										4	2	3	4	1	0	0				
Karl Olson, R OBP: 0.331, SLG: 0.386 (9,7)										0	0	0	0	0	0	0				
Billy Goodman, L OBP: 0.353, SLG: 0.369 (1,4)										4	0	0	1	0	0	2				
Jackie Jensen, R OBP: 0.349, SLG: 0.471 (1,8)										4	0	1	0	0	1	2				
Harry Agganis, L OBP: 0.319, SLG: 0.404 (1,3)										4	0	1	0	0	1	2				
Grady Hatton, L OBP: 0.371, SLG: 0.373 (1,5)										4	1	1	0	0	0	2				
Del Wilber, R OBP: 0.155, SLG: 0.173 (1,2)										4	1	1	0	0	0	0				
Billy Consolo, R OBP: 0.319, SLG: 0.294 (1,6)										3	2	1	1	1	1	0				
Tom Brewer, R OBP: 0.326, SLG: 0.378 (1,1)										4	1	2	1	0	2	0				
<b>Inning Stats</b>	R: 2 E: 0 K: 1 S: 8	H: 3 LOB: 1 BB: 0 P: 8	R: 0 E: 0 K: 2 S: 7	H: 0 LOB: 0 BB: 0 P: 7	R: 2 E: 0 K: 0 S: 6	H: 3 LOB: 1 BB: 0 P: 6	R: 0 E: 0 K: 1 S: 5	H: 0 LOB: 0 BB: 0 P: 5	R: 1 E: 0 K: 0 S: 5	H: 2 LOB: 1 BB: 0 P: 5	R: 4 E: 2 K: 0 S: 6	H: 3 LOB: 2 BB: 2 P: 14	R: 0 E: 0 K: 1 S: 5	H: 0 LOB: 0 BB: 0 P: 5	R: 1 E: 0 K: 0 S: 4	H: 2 LOB: 0 BB: 0 P: 4	1B: 7 2B: 2 3B: 0 HR: 4	SF: 1 SAC: 0 DP: 1 HBP: 0	WP: 0 PB: 0 SB: 1 CS: 0	PA: 38
<b>PITCHER</b> Connie Marrero, R (1,1) ERA: 4.63 Bunky Stewart, L (5, 1) Gus Keriazakos, R (7, 1) ERA: 3.34	IP: 4.0 WLS: L BF: 18 H: 6 R: 4 ER: 4 SO: 4 BB: 0 IBB: 0 HBP: 0 BLK: 0 WP: 0 HR: 2 S: 26 P: 26 ERA: 9.00 WHIP: 1.500															<b>PITCHER</b>				



Batter	1	2	3	4	5	6	7	8	9	AB	R	H	RBI	BB	SO	LOB	TOP								
<b>Eddie Yost, R</b> OBP: 0.408, SLG: 0.417 (1, 5)	4-0 BB BB	0-0 6-3		4-0 1-2 2-3 BB		4-0 E BB		4-0 2B BB	1 2 0 0 4 0 2																
<b>Pete Runnels, L</b> OBP: 0.371, SLG: 0.407 (1, 6)	0-0 F9		0-0 1B 2B	0-0 F7		0-0 1-3		0-0 1-2 2B 2B	5 2 2 2 0 0 5																
<b>Mickey Vernon, L</b> OBP: 0.364, SLG: 0.523 (1, 3)	0-3 K		0-0 G6-4-3 2H 1B	0-0 F8		0-0 4-3		0-0 F8	5 0 1 1 0 1 4																
<b>Roy Sievers, R</b> OBP: 0.347, SLG: 0.465 (1, 7)	4-0 1-2 BB		0-0 G6-4-3 1-2	0-0 6-3		0-0 E4 FC4		0-0 1-3	4 0 0 0 1 0 3																
<b>Jim Busby, R</b> OBP: 0.337, SLG: 0.397 (1, 8)	0-3 K		0-0 F7	0-0 6-3		0-0 FC4		0-0 2B	5 0 1 1 0 1 3																
<b>Clyde Vollmer, R</b> OBP: 0.292, SLG: 0.327 (9, FR)		0-3 K		0-0 5-3		0-0 2B		0-0 1-3	4 0 1 0 1 1 0																
<b>Tom Umphlett, R</b> OBP: 0.272, SLG: 0.306 (9, 9)								0-0 IBB	0 0 0 0 0 0 0																
<b>Ed Fitz Gerald, R</b> OBP: 0.350, SLG: 0.382 (1, 2)		0-0 F3		0-0 5-3		0-0 L9		0-0 6-3	5 0 0 0 0 0 3																
<b>Wayne Terwilliger, R</b> OBP: 0.276, SLG: 0.277 (1, 4)		0-0 BB 1B		4-0 WP 1B BB		0-3 K		0-0 5-3	3 0 1 0 1 1 1																
<b>Johnny Schmitz, R</b> OBP: 0.211, SLG: 0.167 (9, PH)		4-0 BB		0-0 WP 1B		0-0 6-3		0-0 BB 2B 1B	2 0 1 0 1 0 1																
<b>Mickey McDermott, L</b> OBP: 0.250, SLG: 0.259 (9, FR)		1-2 BB		1-2 BB					1 0 1 0 0 0 0																
<b>Jerry Snyder, R</b> OBP: 0.271, SLG: 0.241 (9, 1)									0 1 0 0 0 0 0																
<b>Camilo Pascual, R</b> OBP: 0.125, SLG: 0.067 (9, 1)									0 0 0 0 0 0 0																
<b>Inning Stats</b>	R: 0 E: 0 K: 2 S: 7	H: 0 LOB: 2 BB: 2 P: 15	R: 0 E: 0 K: 1 S: 6	H: 1 LOB: 2 BB: 1 P: 10	R: 1 E: 0 K: 0 S: 4	H: 2 LOB: 0 BB: 0 P: 4	R: 0 E: 0 K: 0 S: 4	H: 1 LOB: 3 BB: 2 P: 12	R: 0 E: 0 K: 1 S: 6	H: 0 LOB: 0 BB: 0 P: 3	R: 0 E: 0 K: 0 S: 3	H: 1 LOB: 1 BB: 0 P: 6	R: 1 E: 1 K: 0 S: 4	H: 0 LOB: 1 BB: 1 P: 8	R: 0 E: 0 K: 0 S: 3	H: 0 LOB: 0 BB: 0 P: 3	R: 3 E: 0 K: 0 S: 6	H: 3 LOB: 2 BB: 2 P: 14	1B: 4 2B: 4 3B: 0 HR: 0	SF: 0 SAC: 0 DP: 1 HBP: 0	WP: 1 PB: 0 SB: 0 CS: 0	PA: 43			
<b>PITCHER</b>	IP	WLS	BF	H	R	ER	SO	BB	IBB	HBP	BLK	WP	HR	S	P	ERA	WHIP								
<b>Tex Clevenger, R</b> ERA: 4.88 (1, 1)	3.2		19	4	1	1	3	5	0	0	0	1	0	20	40	2.46	2.455								
<b>Tom Hurd, R</b> ERA: 3.72 (4, 1)	3.1		13	1	1	0	1	1	0	0	0	0	0	14	18	0.00	0.600								
<b>Sid Hudson, R</b> ERA: 4.5 (8, 1)	1.0		5	1	2	2	0	1	0	0	0	0	0	4	8	18.00	2.000								
<b>Ellis Kinder, R</b> ERA: 3.4 (9, 1)	1.0	L	6	2	1	1	0	0	1	0	0	0	0	5	9	9.00	2.000								

Washington Senators @ Boston Red Sox  
Fenway Park, Boston, MA  
Wed Aug 11 1954, 3:38 AM EDT  
Att: 17,133 - Unknown

AB 35  
R 5  
H 8  
RBI 4  
BB 8  
SO 4  
LOB 22



Batter	1	2	3	4	5	6	7	8	9	AB	R	H	RBI	BB	SO	LOB	BOTTOM								
<b>Jim Piersall, R</b> OBP: 0.343, SLG: 0.399 (1, 9)	0-0 L7		0-0 4-3			0-3 K		0-0 HR	4 1 1 1 0 1 1																
<b>Ted Williams, L</b> OBP: 0.521, SLG: 0.697 (1, 7)	0-3 K			0-0 6-3		0-3 K		0-0 E6 1B G6-4-3	4 0 0 0 0 2 1																
<b>Karl Olson, R</b> OBP: 0.331, SLG: 0.386 (8, FR)									0 1 0 0 0 0 0																
<b>Sam Mele, R</b> OBP: 0.295, SLG: 0.380 (1, 3)	0-0 1B			0-0 P4		0-0 1B		0-0 G6-4-3 1B	3 0 2 0 0 0 0																
<b>Grady Hatton, L</b> OBP: 0.373, SLG: 0.376 (8, 5)						1-2 1B		1-3 1B	1 0 1 0 0 0 0																
<b>Jackie Jensen, R</b> OBP: 0.350, SLG: 0.478 (1, 8)		0-0 1B 1B		0-0 HR		0-0 P6		0-0 G6-4-3 1-2 3H	4 1 2 1 0 0 3																
<b>Billy Goodman, L</b> OBP: 0.352, SLG: 0.368 (1, 4)		0-0 G1-4-3 1B		0-0 P6				0-0 6-3	4 0 1 0 0 0 1																
<b>Del Wilber, R</b> OBP: 0.164, SLG: 0.200 (7, FR)		0-0 P6				0-0 K		0-0 1B 2B	3 0 1 0 0 1 2																
<b>Harry Agganis, L</b> OBP: 0.318, SLG: 0.403 (8, 3)									1 1 0 0 0 0 0																
<b>Ted Lepcio, R</b> OBP: 0.329, SLG: 0.395 (1, 5)		0-0 G1-4-3				0-0 6-3		0-3 K	2 0 0 0 0 0 2																
<b>Sammy White, R</b> OBP: 0.311, SLG: 0.411 (7, PH)									1 0 0 0 0 1 1																
<b>Mickey Owen, R</b> OBP: 0.292, SLG: 0.304 (8, 2)		1-2							1 0 0 0 0 1 0																
<b>Billy Consolo, R</b> OBP: 0.317, SLG: 0.293 (1, 6)				0-0 5-3		0-3 K		0-0 K	4 0 1 1 0 2 0																
<b>Tex Clevenger, R</b> OBP: 0.214, SLG: 0.286 (4, 1)				0-3 K		4-0 1B BB		0-0 L5	1 0 0 0 0 1 0																
<b>Don Lenhardt, R</b> OBP: 0.290, SLG: 0.395 (7, PH)									0 0 0 0 1 0 0																
<b>Sid Hudson, R</b> OBP: 0.182, SLG: 0.182 (8, 1)									1 0 0 0 0 0 2																
<b>Ellis Kinder, R</b> OBP: 0.190, SLG: 0.238 (9, 1)									0 0 0 0 0 0 0																
<b>Inning Stats</b>	R: 0 E: 0 K: 1 S: 5	H: 1 LOB: 1 BB: 0 P: 5	R: 0 E: 0 K: 0 S: 4	H: 2 LOB: 1 BB: 0 P: 4	R: 0 E: 0 K: 1 S: 5	H: 0 LOB: 0 BB: 0 P: 5	R: 1 E: 0 K: 0 S: 4	H: 1 LOB: 0 BB: 0 P: 4	R: 0 E: 0 K: 2 S: 7	H: 0 LOB: 0 BB: 0 P: 7	R: 0 E: 0 K: 2 S: 8	H: 1 LOB: 2 BB: 1 P: 12	R: 1 E: 0 K: 1 S: 7	H: 2 LOB: 2 BB: 0 P: 7	R: 2 E: 1 K: 0 S: 5	H: 2 LOB: 1 BB: 0 P: 5	R: 0 E: 0 K: 2 S: 7	H: 0 LOB: 0 BB: 0 P: 7	1B: 6 2B: 1 3B: 0 HR: 2	SF: 0 SAC: 0 DP: 2 HBP: 0	WP: 0 PB: 0 SB: 0 CS: 0	PA: 35			
<b>PITCHER</b>	IP	WLS	BF	H	R	ER	SO	BB	IBB	HBP	BLK	WP	HR	S	P	ERA	WHIP								
<b>Johnny Schmitz, L</b> ERA: 3.37 (1, 1)	8.0		32	9	4	3	7	1	0	0	0	0	0	45	49	3.38	1.250								
<b>Camilo Pascual, R</b> ERA: 4.89 (9, 1)	1.0	S	3	0	0	0	2	0	0	0	0	0	0	7	7	0.00	0.000								

Washington Senators @ Boston Red Sox  
Fenway Park, Boston, MA  
Wed Aug 11 1954, 3:38 AM EDT  
Att: 17,133 - Unknown

AB 34  
R 4  
H 9  
RBI 3  
BB 1  
SO 9  
LOB 13

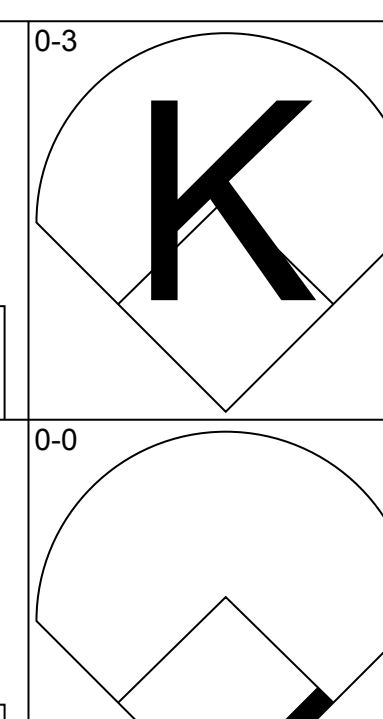
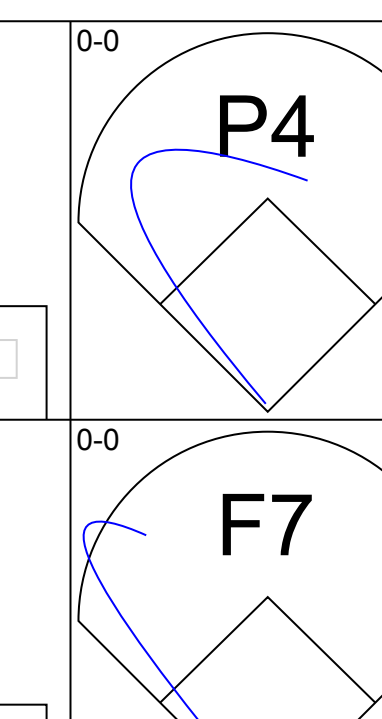
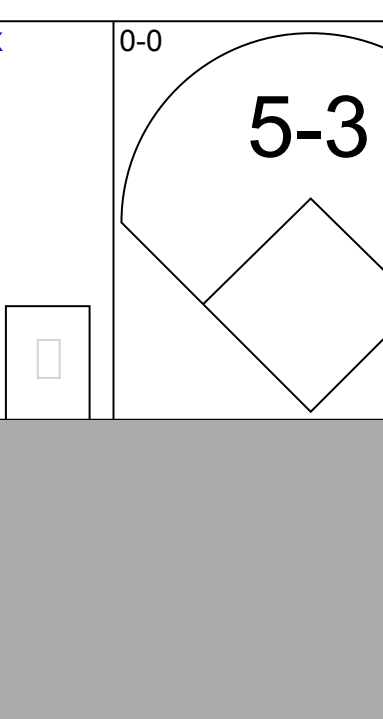
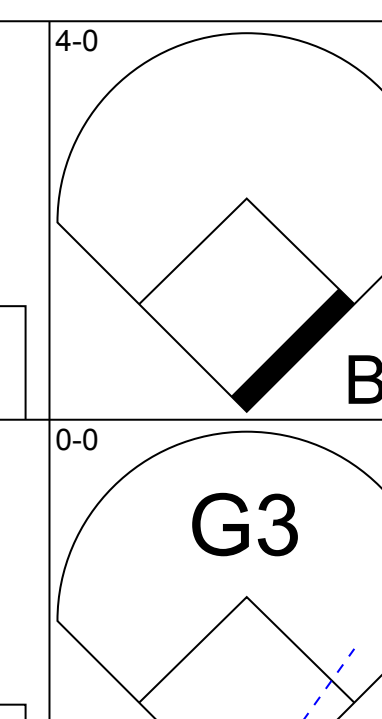
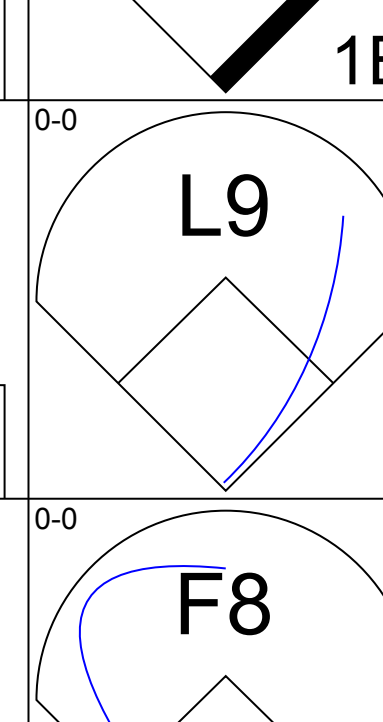

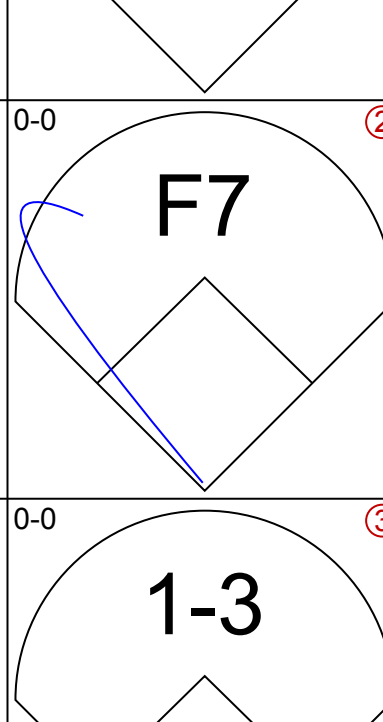


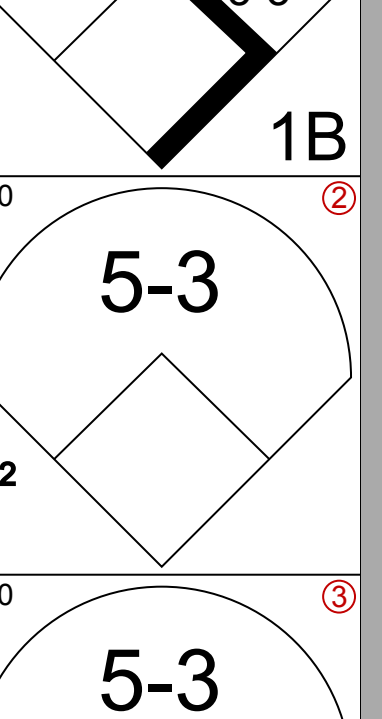

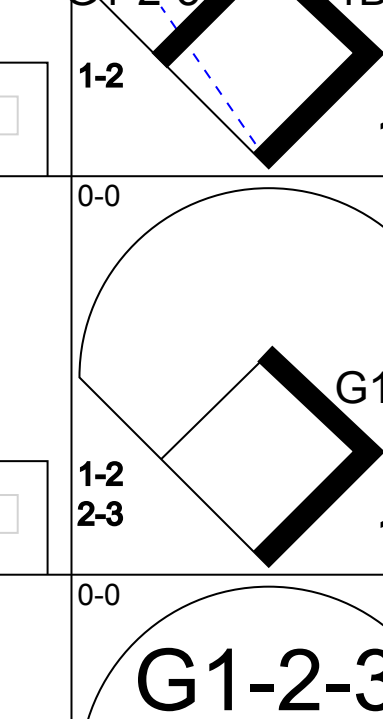

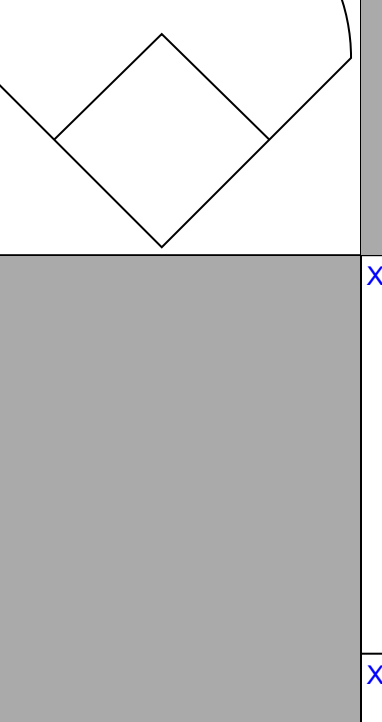

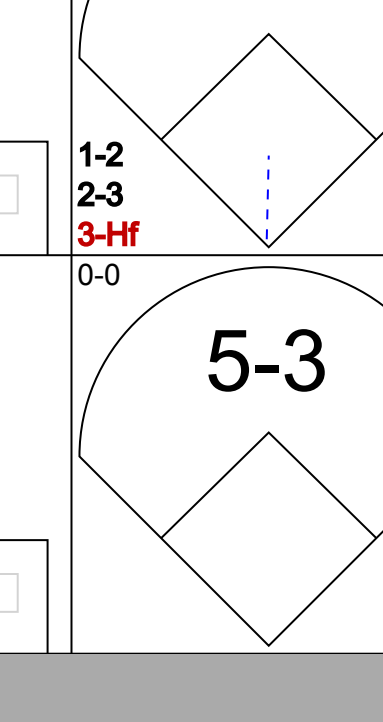
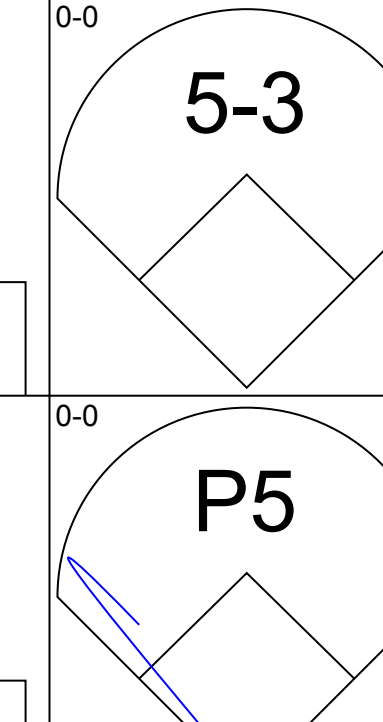
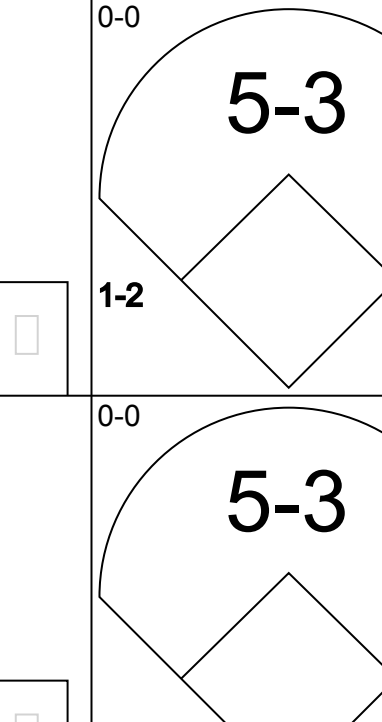
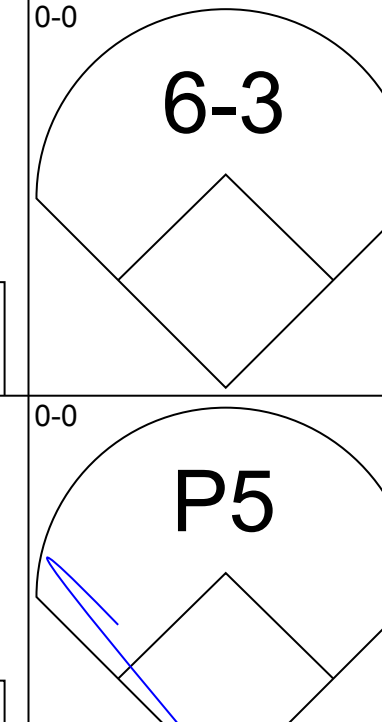
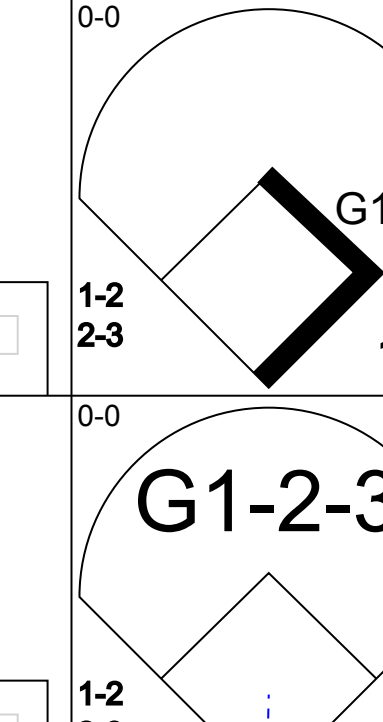




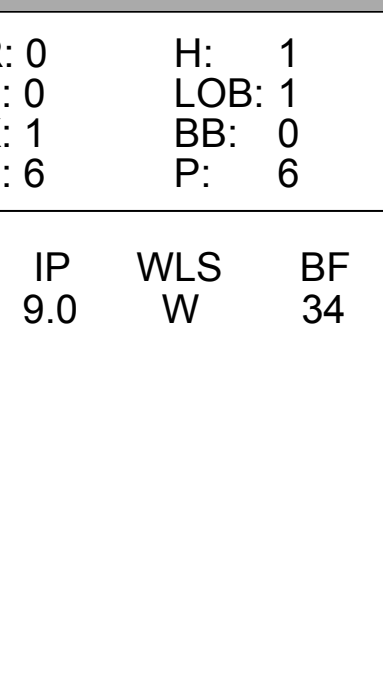
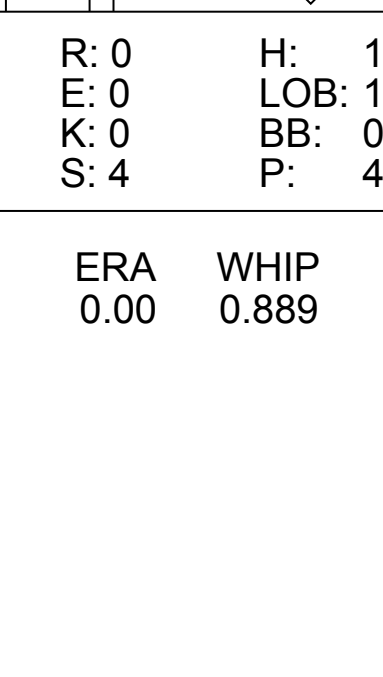
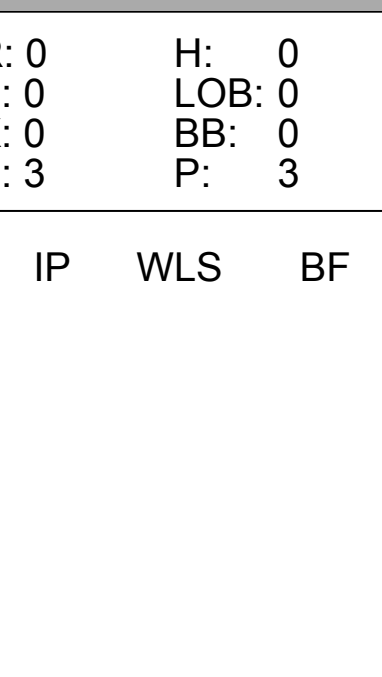

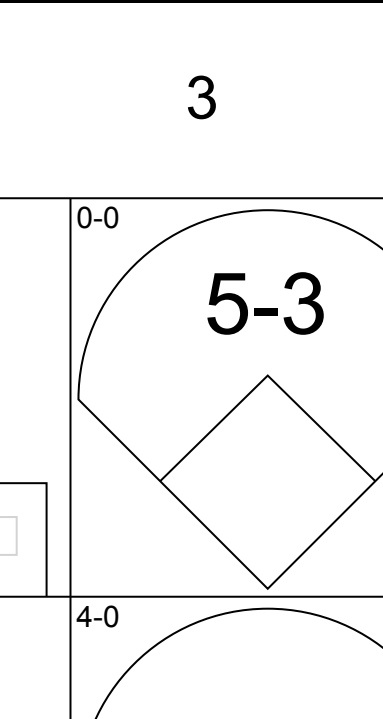
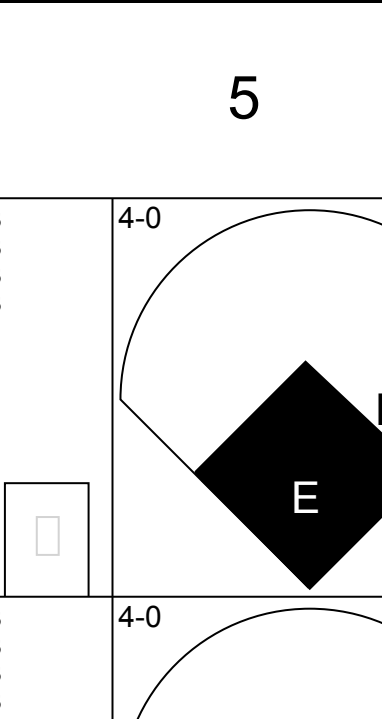
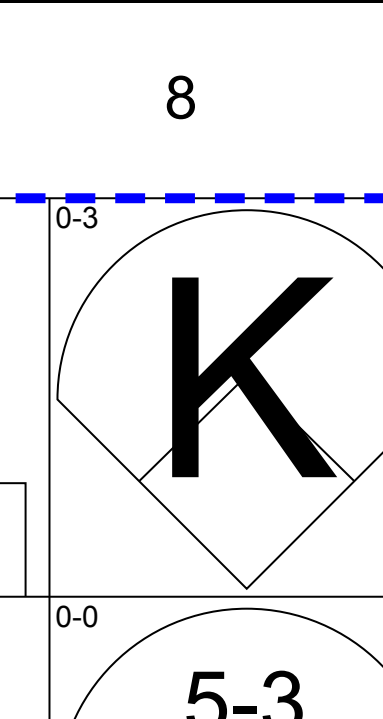
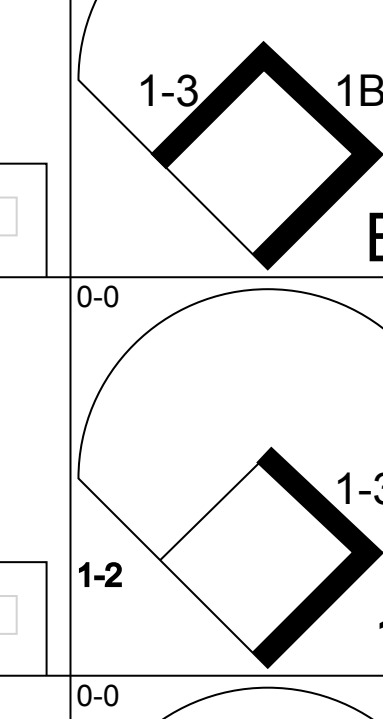
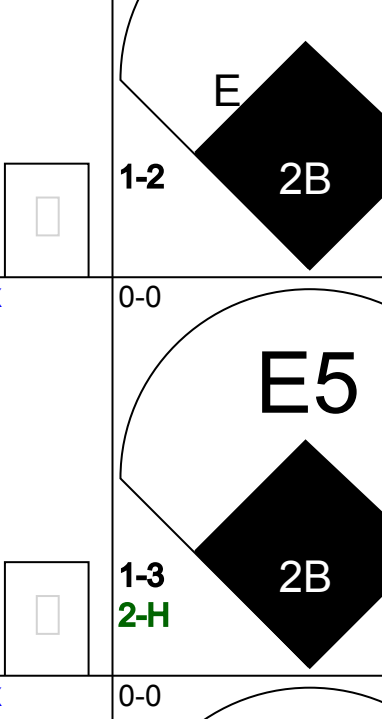
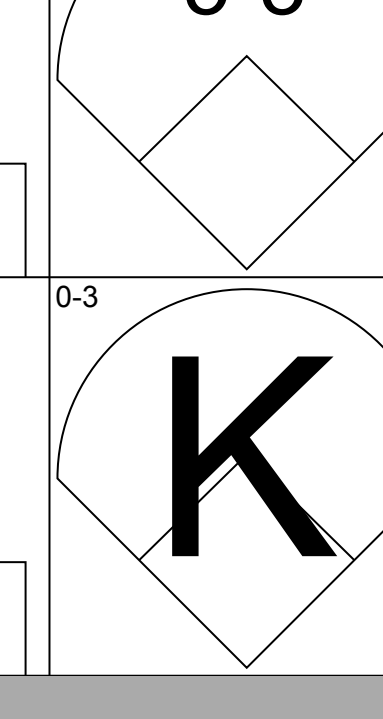


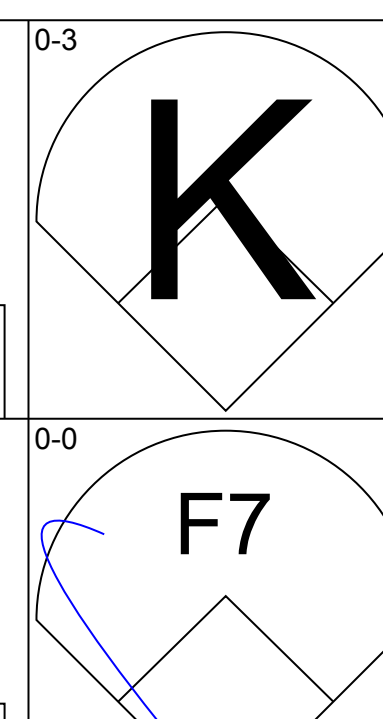
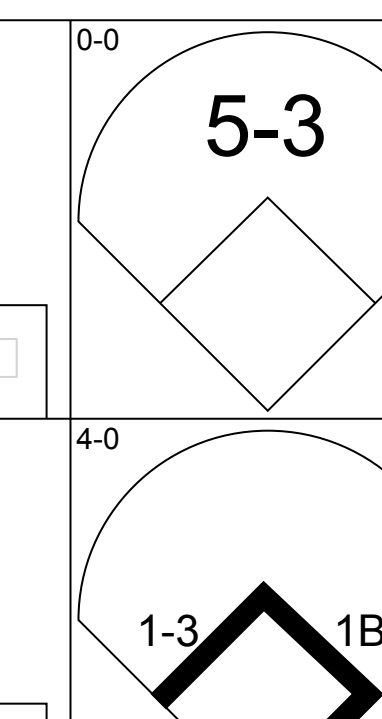
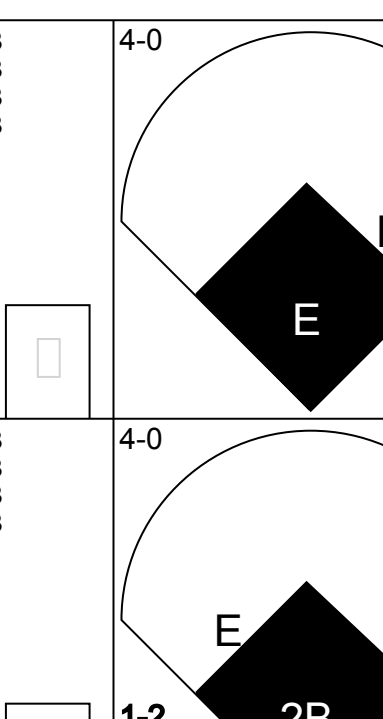
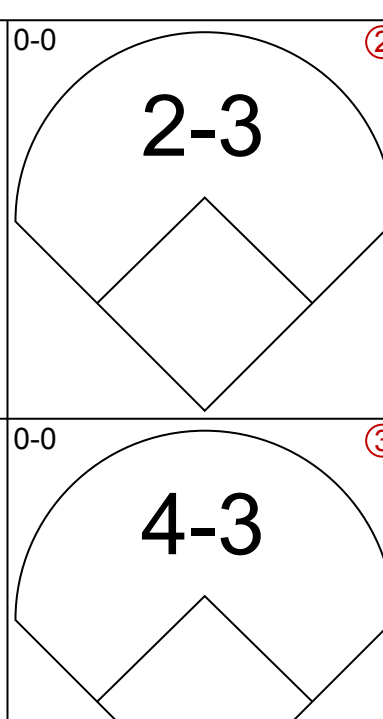
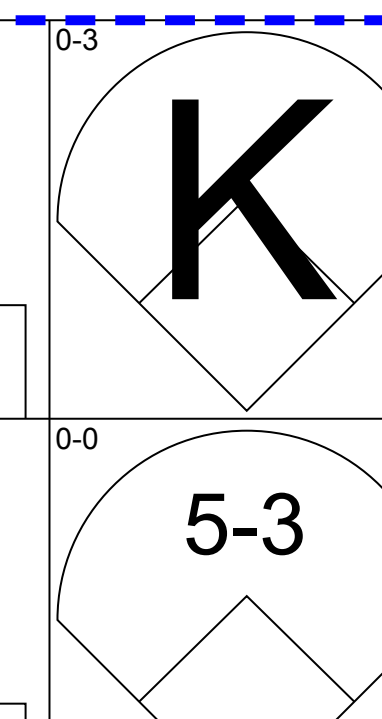
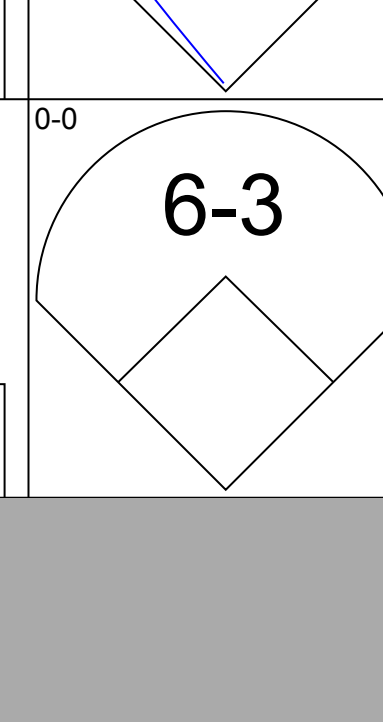
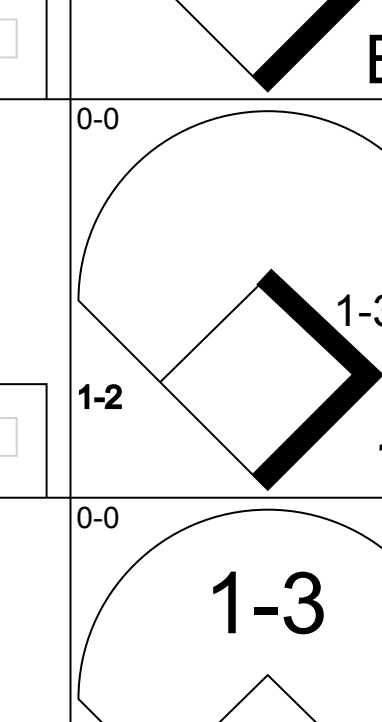
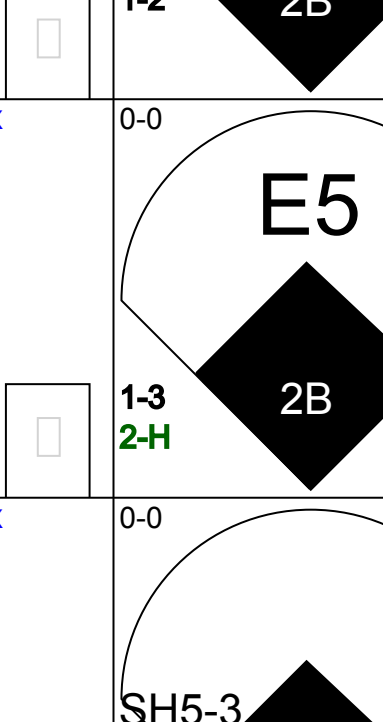

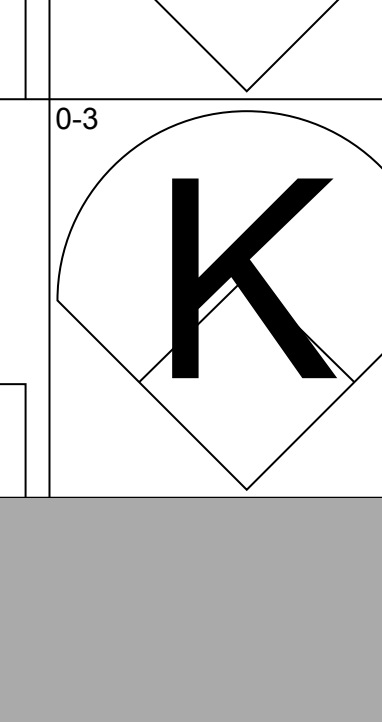

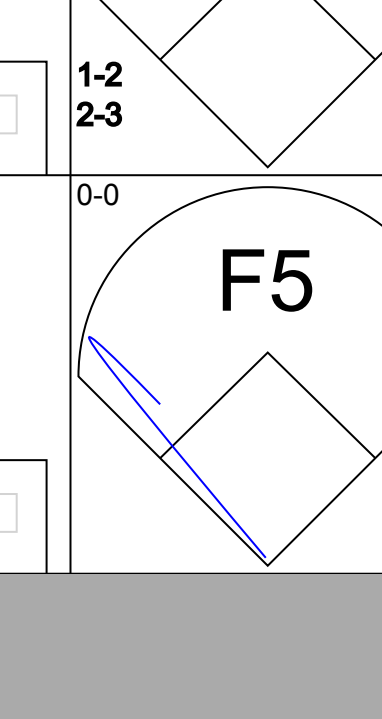
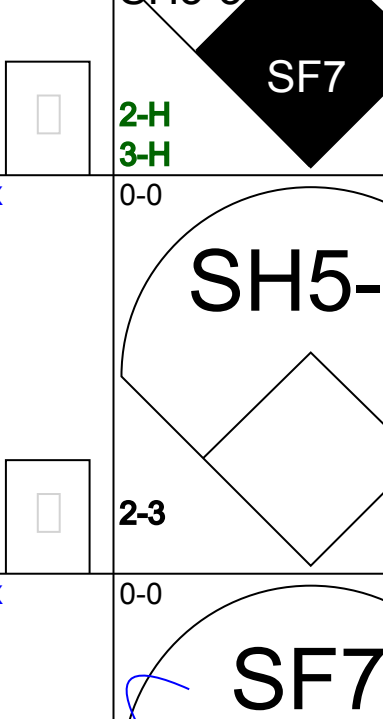
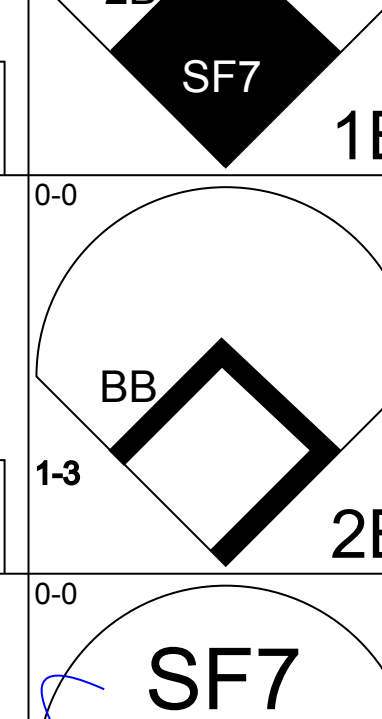

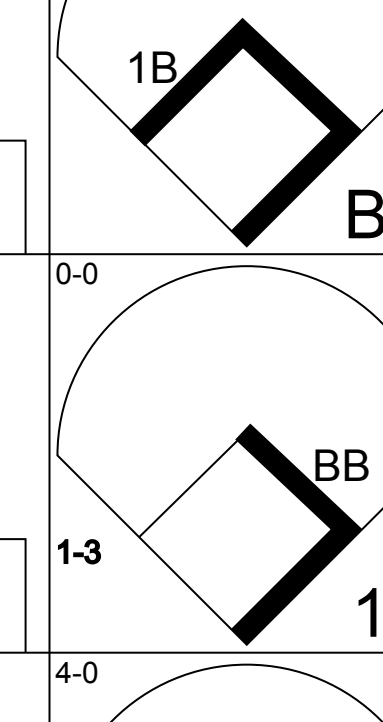

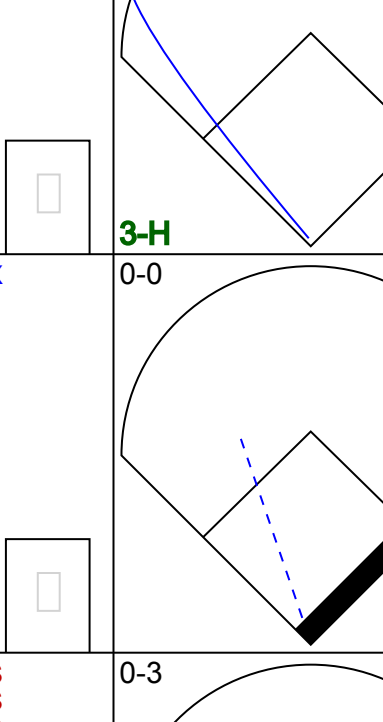
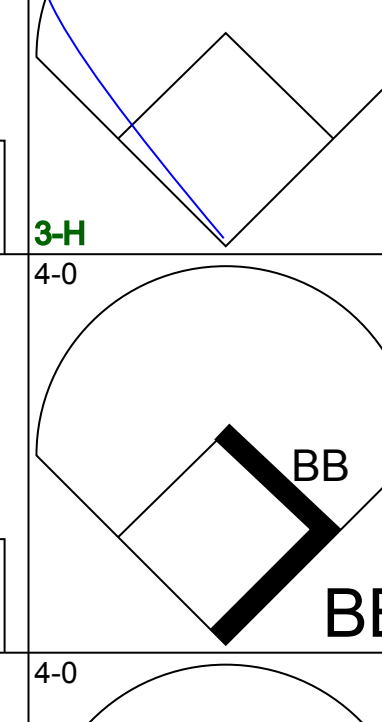




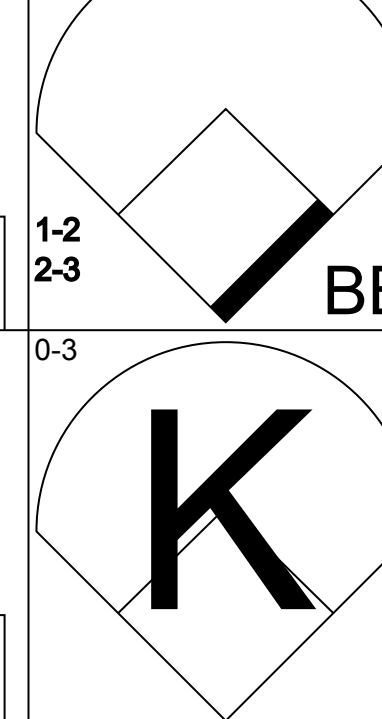
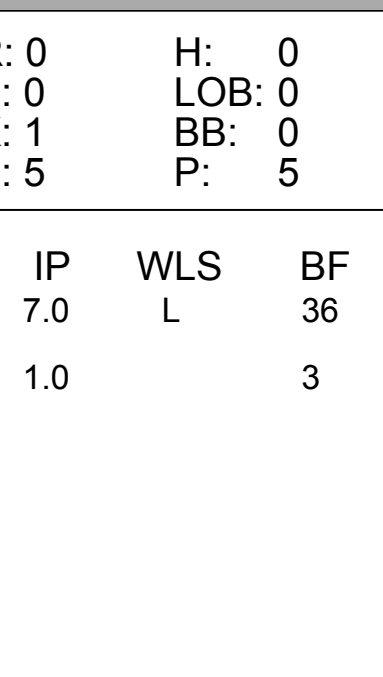
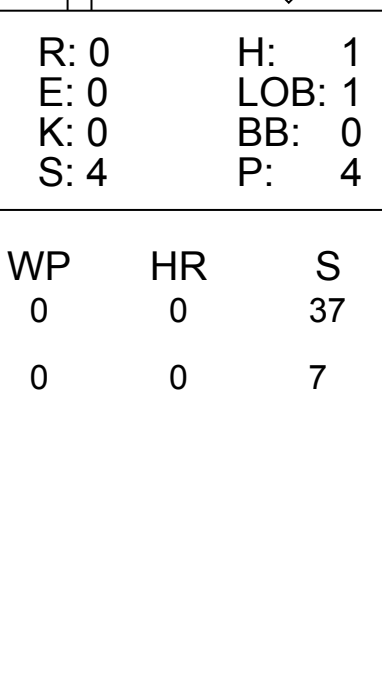
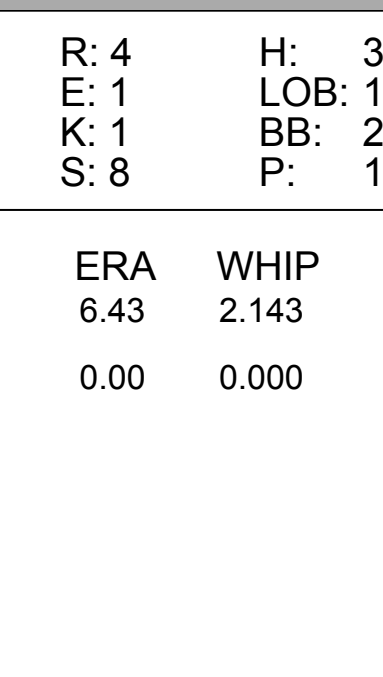
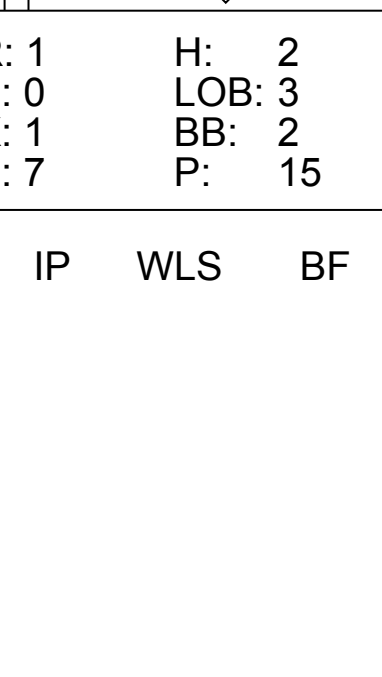


Batter	1	2	3	4	5	6	7	8	9	AB	R	H	RBI	BB	SO	LOB	TOP					
Eddie Yost, R OBP: 0.409, SLG: 0.417 (1, 5)	F2		6-3 2B BB		P5	1B 1-2 2H 3H 1B		SH		3	2	1	2	1	0	1	<b>Washington Senators @ Boston Red Sox</b> Fenway Park, Boston, MA Thu Aug 12 1954, 3:33 AM EDT Unknown <a href="http://livebaseballscorecards.com">livebaseballscorecards.com</a>					
Pete Runnels, L OBP: 0.372, SLG: 0.408 (1, 6)	1B SF7 BB		6-3		2B	F8		F8		4	2	1	1	1	0	5						
Mickey Vernon, L OBP: 0.368, SLG: 0.531 (1, 3)	S 1B				2B	PB 1B		F3		5	0	4	3	0	0	2						
Roy Sievers, R OBP: 0.346, SLG: 0.463 (1, 7)	SF7		5-3		K	PB 1B		L3		4	0	1	2	0	1	4						
Jim Busby, R OBP: 0.333, SLG: 0.393 (1, 8)	3H F7				5-3	F9		1-3		5	0	0	0	0	0	3						
Tom Umphlett, R OBP: 0.271, SLG: 0.304 (1, 9)					6-3	1B E		P4		5	1	1	0	0	1	0						
Ed Fitz Gerald, R OBP: 0.351, SLG: 0.387 (1, 2)					6-3	1B E		4-3		5	1	2	0	0	0	0						
Wayne Terwilliger, R OBP: 0.278, SLG: 0.277 (1, 4)					F7	1B 1-3		1B 2B		4	2	1	1	1	1	1						
Chuck Stobbs, L OBP: 0.225, SLG: 0.167 (1, 1)					L4	S SH2-6 2B 1B		E6 1B		2	1	1	0	2	0	0						
Inning Stats	R: 1 E: 0 K: 0 S: 4	H: 1 LOB: 1 BB: 1 P: 8	R: 0 E: 0 K: 0 S: 3	H: 0 LOB: 0 BB: 0 P: 3	R: 1 E: 0 K: 0 S: 4	H: 1 LOB: 1 BB: 1 P: 8	R: 0 E: 0 K: 0 S: 3	H: 0 LOB: 0 BB: 0 P: 3	R: 2 E: 0 K: 1 S: 8	H: 3 LOB: 1 BB: 0 P: 8	R: 5 E: 1 K: 0 S: 9	H: 5 LOB: 2 BB: 1 P: 13	R: 0 E: 0 K: 2 S: 7	H: 0 LOB: 0 BB: 0 P: 7	R: 0 E: 1 K: 0 S: 4	H: 0 LOB: 2 BB: 1 P: 8	R: 0 E: 0 K: 0 S: 4	H: 2 LOB: 2 BB: 1 P: 8	1B: 8 2B: 4 3B: 0 HR: 0	SF: 1 SAC: 2 DP: 0 HBP: 0	WP: 0 PB: 1 CS: 2	PA: 45
PITCHER	IP	WLS	BF	H	R	ER	SO	BB	IBB	HBP	BLK	WP	HR	S	P	ERA	WHIP					
Willard Nixon, R ERA: 4.22 (1, 1)	5.1	L	27	7	8	6	1	3	0	0	0	0	0	26	38	10.12	1.875					
Hal Brown, R ERA: 4.97 (6, 1)	1.2		8	3	1	0	2	0	0	0	0	0	0	12	12	0.00	1.800					
Sid Hudson, R ERA: 4.32 (8, 1)	2.0		10	2	0	0	0	1	1	0	0	0	0	8	16	0.00	1.500					

Batter	1	2	3	4	5	6	7	8	9	AB	R	H	RBI	BB	SO	LOB	BOTTOM				
Jim Piersall, R OBP: 0.341, SLG: 0.396 (1, 9)	G3				F8	F9	1B 1-3		F6	5	0	1	0	0	0	1	<b>Washington Senators @ Boston Red Sox</b> Fenway Park, Boston, MA Thu Aug 12 1954, 3:33 AM EDT Unknown <a href="http://livebaseballscorecards.com">livebaseballscorecards.com</a>				
Ted Williams, L OBP: 0.517, SLG: 0.688 (1, 7)	F9				4-3	1B 1-2 BB		K		3	1	0	0	1	1	2					
Sam Mele, R OBP: 0.294, SLG: 0.378 (1, 3)	F7				K	F2	FC6-4 1B			4	0	1	1	0	1	2					
Jackie Jensen, R OBP: 0.351, SLG: 0.486 (1, 8)					F5	HR 1B 1-2	FC6-4 1B			4	2	2	2	0	0	1					
Billy Goodman, L OBP: 0.351, SLG: 0.366 (1, 4)	G3				4-3	1B 1-2 3H 1B		F7		4	0	1	1	0	0	0					
Sammy White, R OBP: 0.310, SLG: 0.409 (1, 2)	F8				F8	1B 1-3 2H 1B		1-3		4	0	1	1	0	0	0					
Ted Lepcio, R OBP: 0.331, SLG: 0.395 (1, 5)					5-3	1B 1-2 BB		F7		3	0	1	0	1	0	0					
Billy Consolo, R OBP: 0.310, SLG: 0.285 (1, 6)					E5 G4-6-3	K	P4	K		4	0	0	0	0	2	4					
Willard Nixon, L OBP: 0.309, SLG: 0.260 (1, 1)					G4-6-3	1B 1-2 BB	1B	F9		1	0	0	0	0	0	1					
Hal Brown, R OBP: 0.316, SLG: 0.250 (6, 1)						1B 1B				0	1	0	0	1	0	0					
Karl Olson, R OBP: 0.335, SLG: 0.390 (7, PH)						1B 1B				1	1	1	0	0	0	0					
Sid Hudson, R OBP: 0.182, SLG: 0.182 (8, 1)						1B 1B				0	0	0	0	0	0	0					
Don Lenhardt, R OBP: 0.287, SLG: 0.391 (9, PH)						1B 1B				1	0	0	0	0	0	0					
Inning Stats	R: 0 E: 0 K: 0 S: 3	H: 0 LOB: 0 BB: 0 P: 3	R: 0 E: 0 K: 0 S: 3	H: 0 LOB: 0 BB: 0 P: 3	R: 0 E: 0 K: 1 S: 5	H: 0 LOB: 0 BB: 0 P: 5	R: 1 E: 0 K: 1 S: 7	H: 2 LOB: 1 BB: 0 P: 7	R: 3 E: 0 K: 0 S: 6	H: 3 LOB: 3 BB: 3 P: 18	R: 1 E: 0 K: 1 S: 7	H: 3 LOB: 1 BB: 0 P: 7	R: 0 E: 0 K: 0 S: 3	H: 0 LOB: 0 BB: 0 P: 3	R: 0 E: 0 K: 1 S: 5	H: 0 LOB: 0 BB: 0 P: 5	R: 0 E: 0 K: 0 S: 4	H: 7 LOB: 0 3B: 0 HR: 1	SF: 0 SAC: 0 DP: 1 HBP: 0	WP: 0 PB: 0 CS: 0	PA: 37
PITCHER	IP	WLS	BF	H	R	ER	SO	BB	IBB	HBP	BLK	WP	HR	S	P	ERA	WHIP				
Chuck Stobbs, L ERA: 4.38 (1, 1)	9.0	W	37	8	5	5	4	3	0	0	0	0	1	42	54	5.00	1.222				



Batter	1	2	3	4	5	6	7	8	9	AB	R	H	RBI	BB	SO	LOB	TOP		
<b>Eddie Yost, R</b> OBP: 0.408, SLG: 0.414 (1, 5)										3	0	0	0	1	1	2	<b>Washington Senators @ Boston Red Sox</b> Fenway Park, Boston, MA Thu Aug 12 1954, 3:38 AM EDT Att: 7,783 - Unknown		
<b>Pete Runnels, L</b> OBP: 0.371, SLG: 0.406 (1, 6)										4	0	1	0	0	1	2			
<b>Mickey Vernon, L</b> OBP: 0.367, SLG: 0.528 (1, 3)										4	0	1	0	0	0	1			
<b>Roy Sievers, R</b> OBP: 0.347, SLG: 0.464 (1, 7)										4	0	2	0	0	0	1			
<b>Jim Busby, R</b> OBP: 0.333, SLG: 0.392 (1, 8)										4	0	1	0	0	0	1			
<b>Tom Umphlett, R</b> OBP: 0.267, SLG: 0.300 (1, 9)										4	0	0	0	0	0	4			
<b>Mickey McDermott, L</b> OBP: 0.253, SLG: 0.233 <b>Ed Fitz Gerald, R</b> OBP: 0.350, SLG: 0.385 (1, 1) (8, 2)										3	0	1	0	0	0	0			
<b>Wayne Terwilliger, R</b> OBP: 0.279, SLG: 0.277 (1, 4)										3	0	1	0	0	1	1			
<b>Bob Oldis, R</b> OBP: 0.364, SLG: 0.381 (8, PH) <b>Tom Wright, L</b> OBP: 0.328, SLG: 0.342 <b>Gus Keriazakos, R</b> (8, 1)										1	0	0	0	0	0	1			
<b>Inning Stats</b>	R: 0 E: 0 K: 1 S: 6	H: 1 LOB: 1 BB: 0 P: 6	R: 0 E: 0 K: 0 S: 3	H: 0 LOB: 0 BB: 0 P: 3	R: 0 E: 0 K: 0 S: 4	H: 1 LOB: 1 BB: 0 P: 4	R: 0 E: 0 K: 0 S: 4	H: 1 LOB: 1 BB: 0 P: 4	R: 0 E: 0 K: 1 S: 5	H: 0 LOB: 0 BB: 0 P: 5	R: 0 E: 0 K: 0 S: 3	H: 0 LOB: 0 BB: 0 P: 3	R: 0 E: 0 K: 1 S: 5	H: 0 LOB: 1 BB: 1 P: 9	R: 0 E: 0 K: 0 S: 5	H: 3 LOB: 2 BB: 0 P: 5		1B: 7 2B: 0 3B: 0 HR: 0	SF: 0 SAC: 1 DP: 1 HBP: 0
<b>PITCHER</b> <b>Frank Sullivan, R</b> ERA: 3.06 (1, 1)	IP: 9.0 WLS: W BF: 34 H: 7 R: 0 ER: 0 SO: 3 BB: 1 IBB: 0 HBP: 0 BLK: 0 WP: 0 HR: 0 S: 39 P: 43 ERA: 0.00 WHIP: 0.889											<b>PITCHER</b> IP: WLS: BF: H: R: ER: SO: BB: IBB: HBP: BLK: WP: HR: S: P: ERA: WHIP							

Batter	1	2	3	4	5	6	7	8	9	AB	R	H	RBI	BB	SO	LOB	BOTTOM
<b>Jim Piersall, R</b> OBP: 0.340, SLG: 0.392 (1, 9)										4	1	0	0	1	2	0	<b>Washington Senators @ Boston Red Sox</b> Fenway Park, Boston, MA Thu Aug 12 1954, 3:38 AM EDT Att: 7,783 - Unknown
<b>Ted Williams, L</b> OBP: 0.517, SLG: 0.682 <b>Karl Olson, R</b> OBP: 0.333, SLG: 0.387 (1, 7) (8, 7)										2	1	0	0	2	0	0	
<b>Sam Mele, R</b> OBP: 0.379, SLG: 0.379 <b>Harry Agganis, L</b> OBP: 0.317, SLG: 0.402 (1, 3) (8, 3)										4	1	2	1	0	0	0	
<b>Jackie Jensen, R</b> OBP: 0.353, SLG: 0.488 (1, 8)										4	2	2	2	0	0	2	
<b>Billy Goodman, L</b> OBP: 0.351, SLG: 0.369 (1, 4)									3	0	1	0	0	1	2		
<b>Mickey Owen, R</b> OBP: 0.290, SLG: 0.298 (1, 2)										1	0	0	2	1	0	0	
<b>Ted Lepcio, R</b> OBP: 0.338, SLG: 0.403 (1, 5)										3	0	3	0	1	0	0	
<b>Billy Consolo, R</b> OBP: 0.314, SLG: 0.281 (1, 6)										2	0	0	0	2	1	2	
<b>Frank Sullivan, R</b> OBP: 0.204, SLG: 0.186 (1, 1)										4	0	0	0	0	1	7	
<b>Inning Stats</b>	R: 0 E: 0 K: 1 S: 5	H: 0 LOB: 0 BB: 0 P: 5	R: 0 E: 0 K: 1 S: 6	H: 1 LOB: 3 BB: 2 P: 14	R: 0 E: 0 K: 0 S: 4	H: 1 LOB: 1 BB: 0 P: 4	R: 4 E: 1 K: 1 S: 8	H: 3 LOB: 1 BB: 2 P: 16	R: 0 E: 0 K: 0 S: 3	H: 0 LOB: 0 BB: 0 P: 3	R: 1 E: 0 K: 1 S: 7	H: 2 LOB: 3 BB: 2 P: 15	R: 0 E: 0 K: 2 S: 7	H: 0 LOB: 0 BB: 0 P: 7	1B: 5 2B: 3 3B: 0 HR: 0	SF: 2 SAC: 1 DP: 0 HBP: 0	
<b>PITCHER</b> <b>Mickey McDermott, L</b> ERA: 3.79 <b>Gus Keriazakos, R</b> ERA: 3.23 (1, 1) (8, 1)	IP: 7.0 WLS: L BF: 36 H: 8 R: 5 ER: 5 SO: 4 BB: 7 IBB: 0 HBP: 0 BLK: 0 WP: 0 HR: 0 S: 37 P: 65 ERA: 6.43 WHIP: 2.143											<b>PITCHER</b> IP: WLS: BF: H: R: ER: SO: BB: IBB: HBP: BLK: WP: HR: S: P: ERA: WHIP					





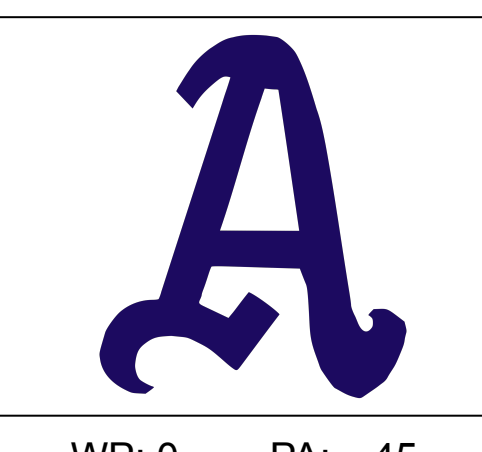




Batter	1	2	3	4	5	6	7	8	9	10	11	AB	R	H	RBI	BB	SO	LOB	TOP							
Joe Demaestri, R OBP: 0.253, SLG: 0.309	(1,6) 0-3 K		(1,6) 0-0 1B		(1,6) 0-0 6-3		(1,6) 0-0 F8		(1,6) 0-0 K			5	1	1	0	0	2	0								
Lou Limmer, L OBP: 0.291, SLG: 0.413	(1,3) 0-0 FC6-4 1B		(1,3) 0-0 F8		(1,3) 0-0 1B 2B		(1,3) 0-0 P4		(1,3) 0-0 F8			5	1	2	0	0	0	1								
Jim Finigan, R OBP: 0.394, SLG: 0.412	(1,5) 0-0 FC6-4 1-2 1B		(1,5) 0-0 1B E 1B		(1,5) 0-0 1B BB		(1,5) 0-0 6-3		(1,5) 0-0 5-3			4	1	1	0	1	0	1								
Bill Renna, R OBP: 0.307, SLG: 0.386	(1,9) 0-0 P6		(1,9) 0-0 E8 1B 1-H 2-H		(1,9) 0-0 1B 1-3 2-H		(1,9) 0-0 FC3-6 1B		(1,9) 0-0 2B 2B			5	1	4	2	0	0	1								
Vic Power, R OBP: 0.272, SLG: 0.331		(1,7) 0-0 5-3		(1,7) 0-0 F8				(1,7) 0-0 FC3-6 G1-4-3 1-2		(1,7) 0-0 P4		2	0	0	0	0	0	1								
Elmer Valo, L OBP: 0.360, SLG: 0.341	(5, PH) (5, 7)				(5, 7) 0-0 4-3							3	0	0	0	0	0	4								
Bill Wilson, R OBP: 0.336, SLG: 0.415	(1,8) 0-0 HR				(1,8) 0-0 F7		(1,8) 0-0 SH3-4 1B		(1,8) 0-0 G1-4-3 1-2			4	2	2	1	1	0	1								
Pete Suder, R OBP: 0.226, SLG: 0.284	(1,4) 0-3 K				(1,4) 0-0 6-3		(1,4) 0-0 SH3-4 1-2		(1,4) 0-0 F8			4	0	0	0	0	1	2								
Billy Shantz, R OBP: 0.326, SLG: 0.366	(1,2) 0-0 5-3				(1,2) 0-0 5-3		(1,2) 0-0 5-3		(1,2) 0-0 F5			2	0	0	0	0	0	0								
Jim Robertson, R OBP: 0.275, SLG: 0.219	(4, 2)				(4, 2) 0-0 5-3		(4, 2) 0-0 5-3		(4, 2) 0-0 F5			2	0	0	0	0	0	1								
Don Bollweg, L OBP: 0.327, SLG: 0.358	(11, PH)				(11, PH) 0-0 5-3		(11, PH) 0-0 5-3		(11, PH) 0-0 F5			1	0	1	2	0	0	0								
Spook Jacobs, R OBP: 0.329, SLG: 0.292	(11, PR)				(11, PR) 0-0 5-3		(11, PR) 0-0 5-3		(11, PR) 0-0 F5			0	0	0	0	0	0	0								
Joe Astroth, R OBP: 0.268, SLG: 0.237	(11, 2)				(11, 2) 0-0 5-3		(11, 2) 0-0 5-3		(11, 2) 0-0 F5			0	0	0	0	0	0	0								
Charlie Bishop, R OBP: 0.125, SLG: 0.125	(1, 1)				(1, 1) 0-0 5-3		(1, 1) 0-0 1-3		(1, 1) 0-0 1-3			5	0	0	0	0	1	2								
<b>Inning Stats</b>	R: 0 E: 0 K: 1 S: 6	H: 1 LOB: 1 BB: 0 P: 6	R: 1 E: 0 K: 1 S: 6	H: 1 LOB: 0 BB: 0 P: 6	R: 2 E: 1 K: 0 S: 6	H: 3 LOB: 1 BB: 0 P: 6	R: 0 E: 0 K: 0 S: 3	H: 0 LOB: 0 BB: 0 P: 3	R: 1 E: 0 K: 0 S: 5	H: 2 LOB: 2 BB: 1 P: 9	R: 0 E: 0 K: 1 S: 6	H: 1 LOB: 1 BB: 0 P: 6	R: 0 E: 0 K: 0 S: 3	H: 0 LOB: 0 BB: 0 P: 3	R: 0 E: 0 K: 0 S: 3	H: 0 LOB: 0 BB: 0 P: 3	R: 0 E: 0 K: 1 S: 5	H: 0 LOB: 0 BB: 0 P: 5	R: 2 E: 0 K: 0 S: 5	H: 2 LOB: 1 BB: 1 P: 9	1B: 7 2B: 3 3B: 0 HR: 1	SF: 0 SAC: 1 DP: 1 HBP: 0	WP: 0 PB: 0 SB: 0 CS: 0	PA: 45		
<b>PITCHER</b> Bob Porterfield, R ERA: 2.61	(1, 1)	IP: 11.0 WLS: 4 BF: 45 H: 11 R: 6 ER: 5 SO: 4 BB: 2 IBB: 0 HBP: 0 BLK: 0 WP: 0 HR: 1 S: 51 P: 59 ERA: 4.09 WHIP: 1.182																								

Philadelphia Athletics @ Washington Senators  
Griffith Stadium, Washington, DC  
Sat Aug 14 1954, 3:33 AM EDT  
Atf: 2.708 - Unknown


AB 42  
R 6  
H 11  
RBI 5  
BB 2  
SO 4  
LOB 14



Batter	1	2	3	4	5	6	7	8	9	10	11	AB	R	H	RBI	BB	SO	LOB	BOTTOM							
Eddie Yost, R OBP: 0.413, SLG: 0.412	(1,5) 4-0 SH3 BB E BB				(1,5) 0-0 1B 1B		(1,5) 0-0 F8		(1,5) 0-0 5-3			3	2	1	0	2	0	0								
Pete Runnels, L OBP: 0.374, SLG: 0.406	(1,6) 4-0 E SH3 SF8 BB				(1,6) 0-0 P6		(1,6) 0-0 SH3 SF7 2B		(1,6) 0-0 BB			4	2	1	0	2	0	4								
Mickey Vernon, L OBP: 0.366, SLG: 0.526	(1,3) 0-0 SH3 1-2 2-3				(1,3) 0-0 F8		(1,3) 0-0 SH3 BB 1B BB		(1,3) 0-0 G3			2	0	0	0	1	0	1								
Jim Busby, R OBP: 0.535, SLG: 0.393	(1,8) 0-0 E2 2-3 3-H 1B				(1,8) 0-0 F8		(1,8) 0-0 SF7 BB 1B		(1,8) 0-0 6-3			4	0	2	3	0	0	0								
Roy Slevers, R OBP: 0.343, SLG: 0.455	(1,7) 0-0 SF8 3-H				(1,7) 0-0 K		(1,7) 0-0 5-3		(1,7) 0-0 F7			3	0	0	1	1	1	0								
Tom Umphlett, R OBP: 0.286, SLG: 0.296	(1,9) 0-0 4-3				(1,9) 0-0 K		(1,9) 0-0 F5		(1,9) 0-0 F8			4	0	0	0	1	1	4								
Ed Fitz Gerald, R OBP: 0.363, SLG: 0.385	(1,2) 1-0 4-3 SH1-3 HBP				(1,2) 0-0 F8		(1,2) 0-0 F8		(1,2) 0-0 F8			4	0	2	0	0	0	3								
Wayne Terwilliger, R OBP: 0.271, SLG: 0.275	(1,4) 0-0 SH1-3				(1,4) 0-0 P4		(1,4) 0-0 5-3		(1,4) 0-0 F7			3	0	0	0	0	0	1								
Tom Wright, L OBP: 0.326, SLG: 0.339	(10, PH)				(10, PH) 0-0 SH1-3		(10, PH) 0-0 5-3		(10, PH) 0-0 F7			1	0	0	0	0	0	2								
Jerry Snyder, R OBP: 0.271, SLG: 0.241	(11, 4)				(11, 4) 0-0 SH1-3		(11, 4) 0-0 5-3		(11, 4) 0-0 F7			0	0	0	0	0	0	0								
Bob Porterfield, R OBP: 0.132, SLG: 0.127	(1, 1)				(1, 1) 0-0 4-3		(1, 1) 0-0 K		(1, 1) 0-0 5-3			4	0	0	0	0	1	2								
Johnny Pesky, L OBP: 0.297, SLG: 0.325	(11, PH)				(11, PH) 0-0 4-3		(11, PH) 0-0 K		(11, PH) 0-0 5-3			1	0	0	0	0	0	0								
<b>Inning Stats</b>	R: 2 E: 1 K: 0 S: 4	H: 1 LOB: 1 BB: 2 P: 12	R: 0 E: 0 K: 0 S: 3	H: 0 LOB: 2 BB: 1 P: 8	R: 0 E: 0 K: 1 S: 5	H: 0 LOB: 0 BB: 0 P: 5	R: 0 E: 0 K: 2 S: 8	H: 1 LOB: 1 BB: 0 P: 8	R: 1 E: 0 K: 0 S: 5	H: 2 LOB: 3 BB: 2 P: 13	R: 0 E: 0 K: 0 S: 3	H: 0 LOB: 0 BB: 0 P: 3	R: 1 E: 0 K: 0 S: 4	H: 1 LOB: 1 BB: 0 P: 4	R: 0 E: 0 K: 0 S: 3	H: 0 LOB: 0 BB: 0 P: 3	R: 0 E: 0 K: 0 S: 3	H: 0 LOB: 1 BB: 1 P: 7	R: 0 E: 0 K: 0 S: 4	H: 1 LOB: 2 BB: 1 P: 8	R: 0 E: 0 K: 0 S: 2	H: 0 LOB: 0 BB: 0 P: 3	1B: 5 2B: 1 3B: 0 HR: 0	SF: 2 SAC: 3 DP: 1 HBP: 2	WP: 0 PB: 0 SB: 0 CS: 0	PA: 47
<b>PITCHER</b> Charlie Bishop, R ERA: 5.56	(1, 1)	IP: 11.0 WLS: 4 BF: 47 H: 6 R: 4 ER: 4 SO: 3 BB: 7 IBB: 0 HBP: 2 BLK: 0 WP: 0 HR: 0 S: 44 P: 74 ERA: 3.27 WHIP: 1.182																								

Philadelphia Athletics @ Washington Senators  
Griffith Stadium, Washington, DC  
Sat Aug 14 1954, 3:33 AM EDT  
Atf: 2.708 - Unknown

AB 33  
R 4  
H 6  
RBI 4  
BB 7  
SO 3  
LOB 17







Batter	1	2	3	4	5	6	7	8	9	AB	R	H	RBI	BB	SO	LOB	TOP			
Joe Demaestri, R OBP: 0.253, SLG: 0.311										4	0	1	0	0	1	0	Philadelphia Athletics @ Washington Senators Griffith Stadium, Washington, DC Sun Aug 15 1954, 3:33 AM EDT Att: 1,894 - Unknown			
Lou Limmer, L OBP: 0.290, SLG: 0.410										4	0	1	0	0	1	1				
Jim Finigan, R OBP: 0.392, SLG: 0.410										4	0	1	0	0	0	1				
Bill Renna, R OBP: 0.307, SLG: 0.384										4	0	1	0	0	0	2				
Vic Power, R OBP: 0.274, SLG: 0.333										4	1	2	0	0	0	1				
Bill Wilson, R OBP: 0.331, SLG: 0.408										4	0	0	0	0	0	3				
Pete Suder, R OBP: 0.227, SLG: 0.283										4	0	1	0	0	0	1				
Joe Astroth, R OBP: 0.263, SLG: 0.232										3	0	0	1	0	0	1				
Johnny Gray, R OBP: 0.100, SLG: 0.053										3	0	0	0	0	0	1				
Al Sima, R OBP: 0.059, SLG: 0.059										0	0	0	0	0	0	0				
<b>Inning Stats</b>	R: 0 E: 0 K: 1 S: 6	H: 1 LOB: 1 BB: 0 P: 6	R: 1 E: 0 K: 0 S: 5	H: 2 LOB: 1 BB: 0 P: 5	R: 0 E: 0 K: 0 S: 4	H: 1 LOB: 1 BB: 0 P: 4	R: 0 E: 0 K: 1 S: 3	H: 0 LOB: 0 BB: 0 P: 3	R: 0 E: 0 K: 0 S: 4	H: 1 LOB: 1 BB: 0 P: 4	R: 0 E: 0 K: 0 S: 3	H: 0 LOB: 0 BB: 0 P: 3	R: 0 E: 0 K: 0 S: 3	H: 1 LOB: 1 BB: 0 P: 4	R: 0 E: 0 K: 0 S: 4	H: 1 LOB: 1 BB: 0 P: 4	1B: 6 2B: 1 3B: 0 HR: 0	SF: 0 SAC: 0 DP: 0 HBP: 0	WP: 1 PB: 0 SB: 0 CS: 0	PA: 34
<b>PITCHER</b> Johnny Schmitz, L ERA: 3.2	IP: 9.0 WLS: W BF: 34 H: 7 R: 1 ER: 1 SO: 2 BB: 0 IBB: 0 HBP: 0 BLK: 0 WP: 1 HR: 0 S: 38 P: 38 ERA: 1.00 WHIP: 0.778																			

Batter	1	2	3	4	5	6	7	8	9	AB	R	H	RBI	BB	SO	LOB	BOTTOM			
Eddie Yost, R OBP: 0.414, SLG: 0.410										2	1	0	0	2	0	1	Philadelphia Athletics @ Washington Senators Griffith Stadium, Washington, DC Sun Aug 15 1954, 3:33 AM EDT Att: 1,894 - Unknown			
Pete Runnels, L OBP: 0.375, SLG: 0.407										3	2	1	0	1	0	1				
Mickey Vernon, L OBP: 0.369, SLG: 0.527										3	1	2	0	1	0	0				
Jim Busby, R OBP: 0.338, SLG: 0.395										3	0	2	3	1	0	0				
Roy Sievers, R OBP: 0.344, SLG: 0.454										3	0	1	1	1	0	3				
Tom Wright, L OBP: 0.317, SLG: 0.328										4	0	0	0	0	1	4				
Ed Fitz Gerald, R OBP: 0.348, SLG: 0.379										4	0	0	0	0	0	0				
Wayne Terwilliger, R OBP: 0.277, SLG: 0.275										3	0	1	0	0	0	0				
Johnny Schmitz, R OBP: 0.195, SLG: 0.154										3	0	0	0	0	0	1				
<b>Inning Stats</b>	R: 1 E: 0 K: 0 S: 4	H: 2 LOB: 2 BB: 2 P: 12	R: 0 E: 0 K: 0 S: 3	H: 0 LOB: 0 BB: 0 P: 3	R: 0 E: 0 K: 1 S: 5	H: 0 LOB: 0 BB: 0 P: 5	R: 3 E: 0 K: 0 S: 5	H: 3 LOB: 1 BB: 2 P: 13	R: 0 E: 0 K: 0 S: 4	H: 1 LOB: 1 BB: 0 P: 4	R: 0 E: 0 K: 0 S: 3	H: 0 LOB: 0 BB: 0 P: 3	R: 0 E: 0 K: 0 S: 3	H: 0 LOB: 0 BB: 0 P: 3	R: 0 E: 0 K: 0 S: 3	H: 0 LOB: 0 BB: 0 P: 3	1B: 7 2B: 1 3B: 0 HR: 0	SF: 0 SAC: 0 DP: 2 HBP: 0	WP: 0 PB: 0 SB: 0 CS: 0	PA: 34
<b>PITCHER</b> Johnny Gray, R ERA: 6.75	IP: 7.0 WLS: L BF: 31 H: 7 R: 4 ER: 4 SO: 1 BB: 4 IBB: 2 HBP: 0 BLK: 0 WP: 0 HR: 0 S: 27 P: 51 ERA: 5.14 WHIP: 1.571																			
Al Sima, L ERA: 4.45	IP: 1.0 WLS: 3 BF: 0 H: 0 R: 0 ER: 0 SO: 0 BB: 0 IBB: 0 HBP: 0 BLK: 0 WP: 0 HR: 3 S: 3 P: 3 ERA: 0.00 WHIP: 0.000																			

AB 34  
R 1  
H 7  
RBI 1  
BB 0  
SO 2  
LOB 11



AB 28  
R 4  
H 7  
RBI 4  
BB 6  
SO 1  
LOB 10





Batter	1	2	3	4	5	6	7	8	9	AB	R	H	RBI	BB	SO	LOB	TOP								
<b>Billy Goodman, L</b> (1,4) OBP: 0.352, SLG: 0.370	4-0 5-3 BB		0-0 1-3 2B		0-0 BB 1B	0-0 L7		0-0 E6		4	1	2	0	1	0	2									
<b>Ted Williams, L</b> (1,7) OBP: 0.510, SLG: 0.652	0-0 F5		0-3 K		4-0 FC5 1B BB		0-0 4-3	0-3 K		4	0	0	0	1	2	4									
<b>Sam Mele, R</b> (1,3) OBP: 0.341, SLG: 0.378	0-0 5-3		0-0 1-3		0-0 FC5 1B		0-0 6-3	0-0 BB 1B		4	0	1	1	0	0	2									
<b>Grady Hatton, L</b> (7,5) OBP: 0.364, SLG: 0.365	1-2		2-3		1-2 2-H 1B			1-3 2-H 1B		1	0	1	1	0	0	0									
<b>Jackie Jensen, R</b> (1,8) OBP: 0.354, SLG: 0.486	0-0 P5		0-0 F9		0-0 F9		0-0 1B 1B	4-0 FC6-4 BB		4	1	1	0	1	0	4									
<b>Karl Olson, R</b> (1,9) OBP: 0.324, SLG: 0.376		0-0 F7		0-0 1B G6-4-3 1B	0-0 FC5		0-0 1B 1B	0-0 FC6-4 BB		5	1	2	0	0	0	5									
<b>Sammy White, R</b> (1,2) OBP: 0.309, SLG: 0.416		0-0 P4		0-0 G6-4-3 1B	0-0 F8		0-0 1B 1B	0-3 K		5	0	2	1	0	1	2									
<b>Ted Lepcio, R</b> (1,5) OBP: 0.299, SLG: 0.409		0-0 E 2B		0-0 G6-4-3 1B	0-0 4-3 2B		0-0 F7	4-0 CS BB		4	0	2	0	0	0	3									
<b>Harry Agganis, L</b> (7,3) OBP: 0.322, SLG: 0.412		0-0 E6 FC6-4		0-0 1B	0-0 4-3 2B		0-0 K	0-3 K	0-3 K	5	0	1	0	0	2	3									
<b>Billy Conso, R</b> (1,6) OBP: 0.312, SLG: 0.284	2-3		0-0 FC6-4		0-0 2-3		0-0 P4	0-0 E 1B 1B		4	1	1	0	0	0	4									
<b>Frank Sullivan, R</b> (1,1) OBP: 0.208, SLG: 0.191										0	0	0	0	0	0	0									
<b>Sid Hudson, R</b> (9,1) OBP: 0.182, SLG: 0.182										0	0	0	0	0	0	0									
<b>Inning Stats</b>	R: 0 E: 0 K: 0 S: 3	H: 0 LOB: 1 BB: 1 P: 7	R: 0 E: 1 K: 0 S: 5	H: 1 LOB: 2 BB: 0 P: 5	R: 0 E: 0 K: 1 S: 6	H: 1 LOB: 1 BB: 0 P: 6	R: 1 E: 0 K: 0 S: 5	H: 3 LOB: 1 BB: 0 P: 5	R: 1 E: 0 K: 0 S: 5	H: 2 LOB: 2 BB: 1 P: 9	R: 0 E: 0 K: 0 S: 4	H: 1 LOB: 1 BB: 0 P: 4	R: 1 E: 0 K: 2 S: 6	H: 3 LOB: 2 BB: 0 P: 6	R: 1 E: 1 K: 2 S: 10	H: 2 LOB: 3 BB: 1 P: 14	R: 0 E: 0 K: 2 S: 6	H: 0 LOB: 1 BB: 1 P: 10	1B: 10 2B: 4 3B: 0 HR: 0	SF: 0 SAC: 0 DP: 2 HBP: 0	WP: 0 PB: 0 SB: 0 CS: 1	PA: 44			
<b>PITCHER</b>	IP	WLS	BF	H	R	ER	SO	BB	IBB	HBP	BLK	WP	HR	S	P	ERA	WHIP								
<b>Chuck Stobbs, L</b> (1,1) ERA: 4.33	7.2	L	39	13	4	3	3	2	0	0	0	0	0	43	51	3.52	1.957								
<b>Gus Keriazakos, R</b> (8,1) ERA: 3.19	0.1		2	0	0	0	0	1	0	0	0	0	0	1	5	0.00	3.000								
<b>Connie Marrero, R</b> (9,1) ERA: 4.55	1.0		3	0	0	0	2	1	0	0	0	0	0	6	10	0.00	1.000								

**Boston Red Sox @ Washington Senators**  
Griffith Stadium, Washington, DC  
Tue Aug 17 1954, 3:33 AM EDT  
Att: 7,220 - Unknown

AB 40  
R 4  
H 13  
RBI 3  
BB 4  
SO 5  
LOB 29



Batter	1	2	3	4	5	6	7	8	9	AB	R	H	RBI	BB	SO	LOB	BOTTOM								
<b>Eddie Yost, R</b> (1,5) OBP: 0.413, SLG: 0.409	0-0 3B 1B		0-3 K		0-3 K			0-0 5-3		4	1	1	0	0	2	0									
<b>Pete Runnels, L</b> (1,6) OBP: 0.374, SLG: 0.411	0-0 1B 3B		0-0 F7			0-0 G3		0-3 K		4	1	1	1	0	1	0									
<b>Mickey Vernon, L</b> (1,3) OBP: 0.368, SLG: 0.524	0-0 4-3		0-0 G3			0-0 F7			0-0 1B SF7 1B	4	1	1	0	0	0	1									
<b>Jim Busby, R</b> (1,8) OBP: 0.339, SLG: 0.396	0-0 S 1B			0-0 F7		0-0 6-3			0-0 SF7 1B	4	0	2	1	0	0	0									
<b>Roy Sievers, R</b> (1,7) OBP: 0.341, SLG: 0.451	0-0 L5			0-0 F7			0-3 K		0-0 SF7	3	0	0	1	0	1	1									
<b>Tom Wright, L</b> (1,9) OBP: 0.322, SLG: 0.333	0-0 L9			0-0 1B			0-0 G3 1B		0-0 F8	4	0	2	0	0	0	2									
<b>Ed Fitz Gerald, R</b> (1,2) OBP: 0.343, SLG: 0.373		0-0 P4		0-0 F9			0-0 G3		0-0 P4	4	0	0	0	0	0	3									
<b>Wayne Terwilliger, R</b> (1,4) OBP: 0.275, SLG: 0.272		0-0 F8			0-0 5-3			0-3 K		3	0	0	0	0	1	1									
<b>Chuck Stobbs, L</b> (1,1) OBP: 0.214, SLG: 0.158										2	0	0	0	0	0	0									
<b>Gus Keriazakos, R</b> (8,1)										0	0	0	0	0	0	0									
<b>Johnny Pesky, L</b> (8, PH) OBP: 0.295, SLG: 0.324										1	0	0	0	0	0	0									
<b>Connie Marrero, R</b> (9,1)										0	0	0	0	0	0	0									
<b>Inning Stats</b>	R: 2 E: 0 K: 0 S: 6	H: 3 LOB: 1 BB: 0 P: 6	R: 0 E: 0 K: 0 S: 3	H: 0 LOB: 0 BB: 0 P: 3	R: 0 E: 0 K: 1 S: 5	H: 0 LOB: 0 BB: 0 P: 5	R: 0 E: 0 K: 0 S: 4	H: 1 LOB: 1 BB: 0 P: 4	R: 0 E: 0 K: 1 S: 5	H: 0 LOB: 0 BB: 0 P: 5	R: 0 E: 0 K: 0 S: 3	H: 0 LOB: 0 BB: 0 P: 3	R: 0 E: 0 K: 2 S: 8	H: 1 LOB: 1 BB: 0 P: 8	R: 0 E: 0 K: 1 S: 5	H: 0 LOB: 0 BB: 0 P: 5	R: 1 E: 0 K: 0 S: 5	H: 2 LOB: 1 BB: 0 P: 5	1B: 6 2B: 0 3B: 1 HR: 0	SF: 1 SAC: 0 DP: 0 HBP: 0	WP: 0 PB: 0 SB: 1 CS: 0	PA: 34			
<b>PITCHER</b>	IP	WLS	BF	H	R	ER	SO	BB	IBB	HBP	BLK	WP	HR	S	P	ERA	WHIP								
<b>Frank Sullivan, R</b> (1,1) ERA: 3.06	8.2	W	33	7	3	3	5	0	0	0	0	0	0	43	43	3.12	0.808								
<b>Sid Hudson, R</b> (9,1) ERA: 4.21	0.1	S	1	0	0	0	0	0	0	0	0	0	0	1	1	0.00	0.000								

**Boston Red Sox @ Washington Senators**  
Griffith Stadium, Washington, DC  
Tue Aug 17 1954, 3:33 AM EDT  
Att: 7,220 - Unknown

AB 33  
R 3  
H 7  
RBI 3  
BB 0  
SO 5  
LOB 8






Batter	1	2	3	4	5	6	7	8	9	10	11	AB	R	H	RBI	BB	SO	LOB	TOP								
Billy Goodman, L OBP: 0.352, SLG: 0.370	L5		F7		E8			E6			4-3	6	0	2	2	0	0	1									
Ted Williams, L OBP: 0.501, SLG: 0.637	K		4-3		FC4-6			K			G3	6	0	0	1	0	2	4									
Sam Mele, R OBP: 0.299, SLG: 0.381	1B		P3		F9			4-3			K	3	1	1	0	0	0	1									
Harry Agganis, L OBP: 0.322, SLG: 0.410	2B										1B	2	1	0	0	1	1	0									
Jackie Jensen, R OBP: 0.368, SLG: 0.487	1B		F7					F8			1B	5	1	3	1	1	0	0									
Karl Olson, R OBP: 0.319, SLG: 0.369	F8		5-3		FC1			F3			1B	6	1	1	1	0	0	3									
Sammy White, R OBP: 0.313, SLG: 0.421			5-3		SH3-4			1B			F2	5	1	3	0	0	0	2									
Ted Lepcio, R OBP: 0.339, SLG: 0.407	F9				5-3			2B			1B	2	0	0	0	0	0	1									
Grady Hatton, L OBP: 0.368, SLG: 0.366					2B			1B			FC1-6	2	1	1	1	1	0	1									
Billy Consolo, R OBP: 0.314, SLG: 0.282					1B			1B			G3	1	1	0	0	1	1	1									
Charlie Maxwell, L OBP: 0.314, SLG: 0.293	K				1B			SH1-4			G3	1	0	0	0	0	1	2									
Milt Bolling, R OBP: 0.333, SLG: 0.359					1B			1B			G3	1	0	0	0	0	0	1									
Leo Kieley, L OBP: 0.196, SLG: 0.250					1B			K			L7	2	1	1	0	0	1	1									
Tom Hurd, R OBP: 0.319, SLG: 0.370	K				1B			K				0	0	0	0	0	0	0									
Mickey Owen, R OBP: 0.297, SLG: 0.323					1B			K				1	1	1	2	0	0	0									
Tom Brewer, R OBP: 0.319, SLG: 0.370					1B			K				1	0	0	0	0	1	1									
Sid Hudson, R OBP: 0.167, SLG: 0.167					1B			K				1	0	0	0	0	0	1									
<b>Inning Stats</b>	R: 1 E: 0 K: 1 S: 7	H: 2 LOB: 1 BB: 0 P: 7	R: 0 E: 0 K: 2 S: 8	H: 1 LOB: 1 BB: 0 P: 8	R: 0 E: 0 K: 0 S: 3	H: 0 LOB: 0 BB: 0 P: 3	R: 0 E: 0 K: 0 S: 3	H: 0 LOB: 0 BB: 0 P: 3	R: 2 E: 1 K: 1 S: 5	H: 2 LOB: 1 BB: 1 P: 9	R: 0 E: 0 K: 0 S: 2	H: 0 LOB: 0 BB: 1 P: 6	R: 1 E: 0 K: 2 S: 10	H: 2 LOB: 2 BB: 0 P: 10	R: 0 E: 0 K: 1 S: 5	H: 0 LOB: 0 BB: 0 P: 5	R: 0 E: 0 K: 0 S: 4	H: 1 LOB: 1 BB: 0 P: 4	R: 1 E: 0 K: 0 S: 5	H: 2 LOB: 2 BB: 1 P: 9	1B: 10 2B: 3 3B: 0 HR: 0	SF: 0 SAC: 2 DP: 0 HBP: 0	WP: 0 PB: 0 SB: 0 CS: 0	PA: 51			
<b>PITCHER</b>	IP WLS BF H R ER SO BB IBB HBP BLK WP HR S P ERA WHIP	IP WLS BF H R ER SO BB IBB HBP BLK WP HR S P ERA WHIP	IP WLS BF H R ER SO BB IBB HBP BLK WP HR S P ERA WHIP	IP WLS BF H R ER SO BB IBB HBP BLK WP HR S P ERA WHIP	IP WLS BF H R ER SO BB IBB HBP BLK WP HR S P ERA WHIP	IP WLS BF H R ER SO BB IBB HBP BLK WP HR S P ERA WHIP	IP WLS BF H R ER SO BB IBB HBP BLK WP HR S P ERA WHIP	IP WLS BF H R ER SO BB IBB HBP BLK WP HR S P ERA WHIP	IP WLS BF H R ER SO BB IBB HBP BLK WP HR S P ERA WHIP	IP WLS BF H R ER SO BB IBB HBP BLK WP HR S P ERA WHIP	IP WLS BF H R ER SO BB IBB HBP BLK WP HR S P ERA WHIP	IP WLS BF H R ER SO BB IBB HBP BLK WP HR S P ERA WHIP	IP WLS BF H R ER SO BB IBB HBP BLK WP HR S P ERA WHIP	IP WLS BF H R ER SO BB IBB HBP BLK WP HR S P ERA WHIP	IP WLS BF H R ER SO BB IBB HBP BLK WP HR S P ERA WHIP	IP WLS BF H R ER SO BB IBB HBP BLK WP HR S P ERA WHIP	IP WLS BF H R ER SO BB IBB HBP BLK WP HR S P ERA WHIP	IP WLS BF H R ER SO BB IBB HBP BLK WP HR S P ERA WHIP	IP WLS BF H R ER SO BB IBB HBP BLK WP HR S P ERA WHIP	IP WLS BF H R ER SO BB IBB HBP BLK WP HR S P ERA WHIP	IP WLS BF H R ER SO BB IBB HBP BLK WP HR S P ERA WHIP	IP WLS BF H R ER SO BB IBB HBP BLK WP HR S P ERA WHIP	IP WLS BF H R ER SO BB IBB HBP BLK WP HR S P ERA WHIP	IP WLS BF H R ER SO BB IBB HBP BLK WP HR S P ERA WHIP	IP WLS BF H R ER SO BB IBB HBP BLK WP HR S P ERA WHIP	IP WLS BF H R ER SO BB IBB HBP BLK WP HR S P ERA WHIP	IP WLS BF H R ER SO BB IBB HBP BLK WP HR S P ERA WHIP

Boston Red Sox @ Washington Senators  
Griffith Stadium, Washington, DC  
Wed Aug 18 1954, 3:33 AM EDT  
Att. 4,840 - Unknown

livebaseballscorecards.com

AB 45  
R 9  
H 13  
RBI 8  
BB 4  
SO 7  
LOB 20




Batter	1	2	3	4	5	6	7	8	9	10	11	AB	R	H	RBI	BB	SO	LOB	BOTTOM								
Eddie Yost, R OBP: 0.414, SLG: 0.407	FC1-6		BB		5-3			F7			FC6-4	4	0	1	0	2	0	2									
Pete Runnels, L OBP: 0.373, SLG: 0.408	FC1		FC1		1B			5-3			FC5-6	5	1	1	2	1	0	4									
Mickey Vernon, L OBP: 0.366, SLG: 0.520	FC1-6		F9		1B			F9			FC5-6	6	1	1	0	0	0	7									
Jim Busby, R OBP: 0.341, SLG: 0.397	G4-6-3		G4-6-3		1B			6-3			F3	4	1	1	0	2	0	3									
Roy Sievers, R OBP: 0.345, SLG: 0.464	F3		F8		FC			2B			2B	6	2	4	3	0	0	3									
Tom Umpshett, R OBP: 0.285, SLG: 0.294	6-3		F2		FC			2B			1-3	2	0	0	0	0	0	0									
Tom Wright, L OBP: 0.327, SLG: 0.346			FC		G4-6-3			2B			1B	4	0	2	1	0	0	3									
Joe Tipton, R OBP: 0.344, SLG: 0.308	5-3		F9		G4-6-3			2B			1B	5	0	1	0	0	0	4									
Jerry Snyder, R OBP: 0.271, SLG: 0.241			G4-6-3		1B			5-3			K	0	1	0	0	0	0	0									
Bob Oldis, R OBP: 0.348, SLG: 0.364			1B		1B			1B			1B	1	0	0	0	0	1	1									
Wayne Terwilliger, R OBP: 0.276, SLG: 0.272	6-3		6-3		1B			E3			F8	4	0	1	1	0	0	2									
Mickey McDermott, L ERA: 3.61			FC1		1B			FC6-4			4-3	2	2	2	0	0	0	0									
Tom Hurd, R ERA: 5.06			1B		1B			P6			4-3	0	0	0	0	0	0	0									
Tom Brewer, R ERA: 4.97			1B		1B			4-3			4-3	1	0	0	0	0	0	0									
Sid Hudson, R ERA: 4.14			1B		1B			4-3			4-3	1	0	0	0	0	0	0									
<b>Inning Stats</b>	R: 0 E: 1 K: 0 S: 3	H: 0 LOB: 1 BB: 0 P: 7	R: 0 E: 0 K: 0 S: 3	H: 0 LOB: 0 BB: 0 P: 3	R: 1 E: 1 K: 0 S: 6	H: 2 LOB: 3 BB: 1 P: 10	R: 0 E: 0 K: 0 S: 3	H: 1 LOB: 1 BB: 0 P: 3	R: 3 E: 0 K: 0 S: 7	H: 4 LOB: 2 BB: 1 P: 11	R: 0 E: 0 K: 0 S: 3	H: 0 LOB: 0 BB: 0 P: 3	R: 3 E: 0 K: 0 S: 7	H: 4 LOB: 1 BB: 0 P: 7	R: 0 E: 0 K: 0 S: 3	H: 1 LOB: 2 BB: 1 P: 7	R: 0 E: 0 K: 1 S: 6	H: 1 LOB: 1 BB: 0 P: 6	1B: 10 2B: 4 3B: 1 HR: 0	SF: 1 SAC: 0 DP: 2 HBP: 1	WP: 0 PB: 0 SB: 0 CS: 0	PA: 54					
<b>PITCHER</b>	IP WLS BF H R ER SO BB IBB HBP BLK WP HR S P ERA WHIP	IP WLS BF H R ER SO BB IBB HBP BLK WP HR S P ERA WHIP	IP WLS BF H R ER SO BB IBB HBP BLK WP HR S P ERA WHIP	IP WLS BF H R ER SO BB IBB HBP BLK WP HR S P ERA WHIP	IP WLS BF H R ER SO BB IBB HBP BLK WP HR S P ERA WHIP	IP WLS BF H R ER SO BB IBB HBP BLK WP HR S P ERA WHIP	IP WLS BF H R ER SO BB IBB HBP BLK WP HR S P ERA WHIP	IP WLS BF H R ER SO BB IBB HBP BLK WP HR S P ERA WHIP	IP WLS BF H R ER SO BB IBB HBP BLK WP HR S P ERA WHIP	IP WLS BF H R ER SO BB IBB HBP BLK WP HR S P ERA WHIP	IP WLS BF H R ER SO BB IBB HBP BLK WP HR S P ERA WHIP	IP WLS BF H R ER SO BB IBB HBP BLK WP HR S P ERA WHIP	IP WLS BF H R ER SO BB IBB HBP BLK WP HR S P ERA WHIP	IP WLS BF H R ER SO BB IBB HBP BLK WP HR S P ERA WHIP	IP WLS BF H R ER SO BB IBB HBP BLK WP HR S P ERA WHIP	IP WLS BF H R ER SO BB IBB HBP BLK WP HR S P ERA WHIP	IP WLS BF H R ER SO BB IBB HBP BLK WP HR S P ERA WHIP	IP WLS BF H R ER SO BB IBB HBP BLK WP HR S P ERA WHIP	IP WLS BF H R ER SO BB IBB HBP BLK WP HR S P ERA WHIP	IP WLS BF H R ER SO BB IBB HBP BLK WP HR S P ERA WHIP	IP WLS BF H R ER SO BB IBB HBP BLK WP HR S P ERA WHIP	IP WLS BF H R ER SO BB IBB HBP BLK WP HR S P ERA WHIP	IP WLS BF H R ER SO BB IBB HBP BLK WP HR S P ERA WHIP	IP WLS BF H R ER SO BB IBB HBP BLK WP HR S P ERA WHIP	IP WLS BF H R ER SO BB IBB HBP BLK WP HR S P ERA WHIP	IP WLS BF H R ER SO BB IBB HBP BLK WP HR S P ERA WHIP	IP WLS BF H R ER SO BB IBB HBP BLK WP HR S P ERA WHIP

Boston Red Sox @ Washington Senators  
Griffith Stadium, Washington, DC  
Wed Aug 18 1954, 3:33 AM EDT  
Att. 4,840 - Unknown

livebaseballscorecards.com

AB 47  
R 8  
H 15  
RBI 8  
BB 5  
SO 1  
LOB 33









Batter	1	2	3	4	5	6	7	8	9	10	11	12	AB	R	H	RBI	BB	SO	LOB	TOP				
<b>Eddie Yost, R</b> OBP: 0.413, SLG: 0.406 (1.5)	F8		FC3-6 BB		K		L7		5-3			SH1-3	4	0	0	0	1	1	1					
<b>Pete Runnels, L</b> OBP: 0.373, SLG: 0.410 (12.7)	E7		FC3-6 1B		F2			HR	F7			6-3	6	1	1	0	0	0	3					
<b>Mickey Vernon, L</b> OBP: 0.370, SLG: 0.525 (1.3)	P6							HR					4	1	3	2	2	0	1					
<b>Jim Busby, R</b> OBP: 0.342, SLG: 0.398 (1.8)	K		F5		F3			HR		G6-4-3 1B			5	0	1	0	1	1	5					
<b>Roy Sievers, R</b> OBP: 0.339, SLG: 0.454 (1.7)		P5											5	0	0	0	0	0	3					
<b>Tom Umpshett, R</b> OBP: 0.284, SLG: 0.293 (10.7)			6-3						P6				0	0	0	0	0	0	0					
<b>Mickey McDermott, L</b> OBP: 0.295, SLG: 0.247 (12.1)													1	0	0	0	0	0	3					
<b>Camilo Pascual, R</b> OBP: 0.195, SLG: 0.056 (12.1)													0	0	0	0	0	0	0					
<b>Tom Wright, L</b> OBP: 0.322, SLG: 0.336 (1.9)	K				F7				L7				4	0	0	0	1	1	1					
<b>Ed Fitz Gerald, R</b> OBP: 0.341, SLG: 0.373 (1.2)		BB			6-3								3	0	0	0	2	1	1					
<b>Wayne Terwilliger, R</b> OBP: 0.283, SLG: 0.277 (1.4)													3	0	1	0	1	0	2					
<b>Johnny Schmitz, R</b> OBP: 0.178, SLG: 0.140 (12.1)													4	0	0	0	0	0	4					
<b>Clyde Vollmer, R</b> OBP: 0.301, SLG: 0.327 (12.1)	5-3				1-3								0	0	0	0	1	0	0					
<b>Jerry Snyder, R</b> OBP: 0.267, SLG: 0.236 (12.6)													0	0	0	0	0	0	0					
<b>Inning Stats</b>	R: 0 E: 1 K: 1 S: 6	H: 0 LOB: 1 BB: 0 P: 6	R: 0 E: 0 K: 1 S: 5	H: 0 LOB: 2 BB: 2 P: 13	R: 0 E: 0 K: 0 S: 4	H: 1 LOB: 2 BB: 1 P: 8	R: 0 E: 0 K: 0 S: 3	H: 0 LOB: 1 BB: 1 P: 9	R: 0 E: 0 K: 1 S: 5	H: 0 LOB: 0 BB: 1 P: 6	R: 0 E: 0 K: 0 S: 3	H: 1 LOB: 0 BB: 0 P: 3	R: 2 E: 0 K: 0 S: 6	H: 3 LOB: 2 BB: 1 P: 10	R: 0 E: 0 K: 0 S: 3	H: 1 LOB: 0 BB: 0 P: 3	R: 0 E: 0 K: 1 S: 5	H: 0 LOB: 0 BB: 0 P: 5	R: 0 E: 0 K: 0 S: 3	H: 0 LOB: 3 BB: 3 P: 15	1B: 4 2B: 2 3B: 0 HR: 1	SF: 0 SAC: 1 DP: 2 HBP: 1	WP: 0 PB: 0 CS: 0	PA: 50
<b>PITCHER</b> <b>Charlie Bishop, R</b> ERA: 4.69 (1.1)	IP: 12.0 WLS: 7 BF: 50 H: 6 R: 2 ER: 2 SO: 4 BB: 8 IBB: 1 HBP: 1 BLK: 0 WP: 0 HR: 1 S: 48 P: 85 ERA: 1.50 WHIP: 1.167											<b>PITCHER</b>	IP: 12.0 WLS: 7 BF: 50 H: 6 R: 2 ER: 2 SO: 4 BB: 8 IBB: 1 HBP: 1 BLK: 0 WP: 0 HR: 1 S: 48 P: 85 ERA: 1.50 WHIP: 1.167											

Washington Senators @ Philadelphia Athletics  
 Connie Mack Stadium, Philadelphia, PA  
 Sun Aug 22 1954, 3:33 AM EDT  
 Unknown


AB 39  
 R 2  
 H 6  
 RBI 2  
 BB 9  
 SO 4  
 LOB 24



Batter	1	2	3	4	5	6	7	8	9	10	11	12	AB	R	H	RBI	BB	SO	LOB	BOTTOM						
<b>Spook Jacobs, R</b> OBP: 0.335, SLG: 0.293 (1.4)	6-3						FC6-4 S						4	0	2	0	2	0	2							
<b>Eimer Valo, L</b> OBP: 0.352, SLG: 0.328 (1.7)	4-3						G3						5	0	0	0	1	1	6							
<b>Jim Finigan, R</b> OBP: 0.382, SLG: 0.394 (1.5)	6-3												5	1	1	0	1	0	4							
<b>Bill Renna, R</b> OBP: 0.304, SLG: 0.378 (1.9)		1B							F2				5	1	1	0	0	0	1							
<b>Vic Power, R</b> OBP: 0.283, SLG: 0.342 (1.3)		5-3							F8				4	1	2	0	2	0	2							
<b>Bill Wilson, R</b> OBP: 0.331, SLG: 0.402 (1.8)													6	0	2	1	0	0	5							
<b>Joe Demaestri, R</b> OBP: 0.259, SLG: 0.319 (1.6)													6	0	3	2	0	0	4							
<b>Joe Astroth, R</b> OBP: 0.277, SLG: 0.239 (1.2)													4	0	1	0	0	0	0							
<b>Charlie Bishop, R</b> OBP: 0.100, SLG: 0.100 (1.1)													4	0	0	0	0	3	2							
<b>Inning Stats</b>	R: 0 E: 0 K: 0 S: 3	H: 0 LOB: 0 BB: 0 P: 3	R: 1 E: 0 K: 0 S: 4	H: 2 LOB: 1 BB: 0 P: 4	R: 0 E: 0 K: 1 S: 6	H: 1 LOB: 2 BB: 1 P: 10	R: 0 E: 0 K: 0 S: 4	H: 1 LOB: 1 BB: 1 P: 4	R: 0 E: 0 K: 0 S: 4	H: 1 LOB: 2 BB: 1 P: 8	R: 0 E: 0 K: 0 S: 2	H: 1 LOB: 1 BB: 0 P: 7	R: 1 E: 0 K: 1 S: 5	H: 2 LOB: 1 BB: 1 P: 10	R: 0 E: 0 K: 1 S: 6	H: 1 LOB: 1 BB: 1 P: 6	R: 0 E: 0 K: 0 S: 4	H: 1 LOB: 2 BB: 1 P: 8	R: 0 E: 0 K: 1 S: 5	H: 0 LOB: 1 BB: 1 P: 9	R: 1 E: 0 K: 0 S: 4	H: 2 LOB: 2 BB: 1 P: 8	1B: 8 2B: 4 3B: 0 HR: 0	SF: 0 SAC: 2 DP: 1 HBP: 1	WP: 1 PB: 0 CS: 0	PA: 52
<b>PITCHER</b> <b>Johnny Schmitz, L</b> ERA: 3.07 (1.1)	IP: 11.0 WLS: 4 BF: 47 H: 10 R: 2 ER: 2 SO: 4 BB: 4 IBB: 1 HBP: 1 BLK: 0 WP: 0 HR: 0 S: 49 P: 70 ERA: 1.64 WHIP: 1.273											<b>PITCHER</b>	IP: 11.0 WLS: 4 BF: 47 H: 10 R: 2 ER: 2 SO: 4 BB: 4 IBB: 1 HBP: 1 BLK: 0 WP: 0 HR: 0 S: 49 P: 70 ERA: 1.64 WHIP: 1.273													

Washington Senators @ Philadelphia Athletics  
 Connie Mack Stadium, Philadelphia, PA  
 Sun Aug 22 1954, 3:33 AM EDT  
 Unknown


AB 43  
 R 3  
 H 12  
 RBI 3  
 BB 6  
 SO 4  
 LOB 26





Batter	1	2	3	4	5	6	7	8	9	AB	R	H	RBI	BB	SO	LOB	TOP										
<b>Eddie Yost, R</b> OBP: 0.412, SLG: 0.402 (1, 5)	F7		BB		F2		P4		K	4	0	0	0	1	1	6	Washington Senators @ Philadelphia Athletics Connie Mack Stadium, Philadelphia, PA Sun Aug 22 1954, 3:38 AM EDT Att: 3,634 - Unknown										
<b>Pete Runnels, L</b> OBP: 0.371, SLG: 0.407 (1, 6)	6-3		P6		F7		FC5-4		2B	5	1	1	0	0	0	6											
<b>Mickey Vernon, L</b> OBP: 0.370, SLG: 0.524 (1, 3)	F7				P4		3-1		HR	4	1	1	2	1	0	0											
<b>Jim Busby, R</b> OBP: 0.341, SLG: 0.395 (1, 8)			P5		BB		F7		F9	4	0	0	0	1	0	2											
<b>Roy Sievers, R</b> OBP: 0.338, SLG: 0.459 (1, 7)			K		F8		F9		F8	4	1	1	2	0	1	1											
<b>Tom Wright, L</b> OBP: 0.327, SLG: 0.336 (1, 9)			BB		F8				F5	3	0	1	0	1	0	1											
<b>Joe Tipton, R</b> OBP: 0.348, SLG: 0.309 (1, 2)			K		BB		BB		K	3	0	1	0	1	2	1											
<b>Wayne Terwilliger, R</b> OBP: 0.281, SLG: 0.274 (9, PH)			F8		F9		P3		2B	3	0	0	0	0	0	3											
<b>Johnny Pesky, L</b> OBP: 0.297, SLG: 0.326 (9, 4)									1B	1	1	1	0	0	0	0											
<b>Bob Porterfield, R</b> OBP: 0.141, SLG: 0.125 (7, PH)			5-3				FC5-4		K	1	0	0	0	1	0	0											
<b>Clyde Volmer, R</b> OBP: 0.307, SLG: 0.327 (7, 1)							BB			0	0	0	0	0	0	0											
<b>Bunky Stewart, L</b> OBP: 0.262, SLG: 0.244 (9, PH)							1-2			0	0	0	0	0	1	1											
<b>Mickey McDermott, L</b> OBP: 0.262, SLG: 0.244 (9, 1)							BB			0	0	0	0	0	0	0											
<b>Spec Shea, R</b> OBP: 0.262, SLG: 0.244 (9, 1)							BB			0	0	0	0	0	0	0											
<b>Inning Stats</b>	R: 0 E: 0 K: 0 S: 3	H: 0 LOB: 0 BB: 0 P: 3	R: 0 E: 0 K: 2 S: 7	H: 0 LOB: 1 BB: 1 P: 11	R: 0 E: 0 K: 0 S: 3	H: 0 LOB: 1 BB: 1 P: 7	R: 0 E: 0 K: 0 S: 3	H: 0 LOB: 2 BB: 2 P: 11	R: 0 E: 0 K: 0 S: 3	H: 0 LOB: 0 BB: 0 P: 3	R: 0 E: 0 K: 0 S: 5	H: 2 LOB: 3 BB: 1 P: 9	R: 2 E: 0 K: 1 S: 6	H: 1 LOB: 0 BB: 1 P: 10	R: 2 E: 0 K: 2 S: 10	H: 3 LOB: 1 BB: 0 P: 10	1B: 4 2B: 1 3B: 0 HR: 1	SF: 0 SAC: 0 DP: 0 HBP: 0	WP: 0 PB: 0 CS: 0	PA: 40							
<b>PITCHER</b>	IP	WLS	BF	H	R	ER	SO	BB	IBB	HBP	BLK	WP	HR	S	P	ERA	WHIP										
<b>Arnie Portocarrero, R</b> ERA: 3.86 (1, 1)	9.0		40	6	4	4	5	7	0	0	0	0	1	43	71	4.00	1.444										

Batter	1	2	3	4	5	6	7	8	9	AB	R	H	RBI	BB	SO	LOB	BOTTOM										
<b>Joe Demaestri, R</b> OBP: 0.258, SLG: 0.321 (1, 6)	6-3		FC1-5-4				HR		WP	5	1	1	0	0	0	5	Washington Senators @ Philadelphia Athletics Connie Mack Stadium, Philadelphia, PA Sun Aug 22 1954, 3:38 AM EDT Att: 3,634 - Unknown										
<b>Lou Limmer, L</b> OBP: 0.280, SLG: 0.413 (1, 3)	F8				1-3		L5			4	1	1	2	0	0	2											
<b>Jim Finigan, R</b> OBP: 0.383, SLG: 0.395 (1, 5)	4-3				HR					4	1	2	0	0	0	0											
<b>Bill Renna, R</b> OBP: 0.303, SLG: 0.385 (1, 9)			F9		HR		F8		F7	4	1	1	2	0	0	1											
<b>Vic Power, R</b> OBP: 0.280, SLG: 0.338 (1, 7)			6-3		P6		F9		F9	4	0	0	0	0	0	1											
<b>Bill Wilson, R</b> OBP: 0.333, SLG: 0.403 (1, 8)			1B		F9		K		SH3-4	4	0	2	0	0	1	1											
<b>Pete Suder, R</b> OBP: 0.222, SLG: 0.275 (1, 4)			F8				6-3		SH3-4	3	0	0	0	0	0	1											
<b>Jim Robertson, R</b> OBP: 0.293, SLG: 0.235 (1, 2)			SH1-3				P6		K	4	0	2	0	0	1	1											
<b>Arnie Portocarrero, R</b> OBP: 0.177, SLG: 0.207 (1, 1)			SH1-3				P3		WP	2	0	0	0	0	0	1											
<b>Eimer Valo, L</b> OBP: 0.355, SLG: 0.328 (9, PH)							FC6		BB	0	0	0	0	1	0	0											
<b>Inning Stats</b>	R: 0 E: 0 K: 0 S: 3	H: 0 LOB: 0 BB: 0 P: 3	R: 0 E: 0 K: 0 S: 4	H: 1 LOB: 1 BB: 0 P: 4	R: 0 E: 0 K: 0 S: 3	H: 1 LOB: 0 BB: 0 P: 3	R: 2 E: 0 K: 0 S: 5	H: 2 LOB: 0 BB: 0 P: 5	R: 0 E: 0 K: 1 S: 8	H: 3 LOB: 1 BB: 0 P: 8	R: 0 E: 1 K: 0 S: 5	H: 1 LOB: 2 BB: 0 P: 5	R: 0 E: 0 K: 0 S: 3	H: 0 LOB: 0 BB: 0 P: 3	R: 0 E: 0 K: 1 S: 5	H: 1 LOB: 1 BB: 1 P: 9	1B: 6 2B: 2 3B: 0 HR: 2	SF: 0 SAC: 2 DP: 1 HBP: 0	WP: 1 PB: 0 CS: 0	PA: 37							
<b>PITCHER</b>	IP	WLS	BF	H	R	ER	SO	BB	IBB	HBP	BLK	WP	HR	S	P	ERA	WHIP										
<b>Bob Porterfield, R</b> ERA: 2.71 (1, 1)	6.0		24	7	4	4	1	0	0	0	0	0	2	26	26	6.00	1.167										
<b>Bunky Stewart, L</b> ERA: 7.27 (7, 1)	2.0		8	1	0	0	0	0	0	0	0	0	0	8	8	0.00	0.500										
<b>Spec Shea, R</b> ERA: 6.79 (9, 1)	1.0		5	1	0	0	1	1	0	0	0	1	0	5	9	0.00	2.000										







Batter	1	2	3	4	5	6	7	8	9	AB	R	H	RBI	BB	SO	LOB	TOP								
<b>Eddie Yost, R</b> OBP: 0.413, SLG: 0.400 (1, 5)	F2		F8			1B 1B 1B BB	FC6-4 1B	F2	1B 2B BB	4	2	1	2	2	0	3	<b>Washington Senators @ Philadelphia Athletics</b> <b>Connie Mack Stadium, Philadelphia, PA</b> Mon Aug 23 1954, 3:33 AM EDT Unknown <a href="http://livebaseballscorecards.com">livebaseballscorecards.com</a>								
<b>Pete Runnels, L</b> OBP: 0.375, SLG: 0.408 (1, 6)	FC6-4 BB		4-3			1B 1B 1-2 2-H 3-H	FC6-4 1B		2B 1B	4	1	2	2	2	0	2									
<b>Mickey Vernon, L</b> OBP: 0.369, SLG: 0.524 (1, 3)	F8			6-3		HBP 1B 1-2 2-3	K	F7	FC4-2-5 2B	6	0	2	1	0	1	6									
<b>Jim Busby, R</b> OBP: 0.341, SLG: 0.394 (1, 8)	FC6-4 1-2			E6		HBP 1B 1-2 2-3 3-H		F3	FC4-2-5 2B	6	0	2	3	0	0	3									
<b>Roy Sievers, R</b> OBP: 0.339, SLG: 0.457 (1, 7)		FC6-4 1B		F8		HBP 1B 1-2 2-3	K	F3		4	0	1	0	0	1	3									
<b>Tom Wright, L</b> OBP: 0.321, SLG: 0.329 (1, 9)		F5		4-3					E6	3	0	0	0	0	0	5									
<b>Tom Umphlett, R</b> OBP: 0.263, SLG: 0.291 (7, PH) (7, 9)				4-3			K		1B	2	0	0	0	0	1	0									
<b>Ed Fitz Gerald, R</b> OBP: 0.346, SLG: 0.375 (1, 2)		F9				F2	SH 1B BB		1B	4	2	2	0	1	0	1									
<b>Wayne Terwilliger, R</b> OBP: 0.280, SLG: 0.273 (1, 4)		FC6-4 1-2				1-3	E3 SH 1B		F2	5	1	1	0	0	0	4									
<b>Chuck Stobbs, L</b> OBP: 0.239, SLG: 0.171 (1, 1)			G3			1B BB	SH FC6-4 1B		K	3	2	1	0	1	1	0									
<b>Inning Stats</b>	R: 0 E: 0 K: 0 S: 3	H: 0 LOB: 1 BB: 1 P: 7	R: 0 E: 0 K: 0 S: 4	H: 1 LOB: 1 BB: 0 P: 4	R: 0 E: 0 K: 0 S: 3	H: 0 LOB: 0 BB: 0 P: 3	R: 0 E: 1 K: 0 S: 4	H: 0 LOB: 1 BB: 0 P: 4	R: 3 E: 0 K: 0 S: 6	H: 3 LOB: 3 BB: 2 P: 15	R: 3 E: 1 K: 2 S: 11	H: 2 LOB: 2 BB: 1 P: 15	R: 1 E: 0 K: 1 S: 8	H: 3 LOB: 3 BB: 1 P: 12	R: 0 E: 1 K: 0 S: 5	H: 1 LOB: 2 BB: 0 P: 5	R: 1 E: 0 K: 1 S: 6	H: 2 LOB: 1 BB: 1 P: 10	1B: 11 2B: 2 3B: 0 HR: 0	SF: 0 SAC: 1 DP: 1 HBP: 1	WP: 1 PB: 0 SB: 0 CS: 0	PA: 49			
<b>PITCHER</b>	IP	WLS	BF	H	R	ER	SO	BB	IBB	HBP	BLK	WP	HR	S	P	ERA	WHIP								
<b>Marion Fricano, R</b> ERA: 5.17 (1, 1)	4.2	L	22	4	3	3	0	3	0	0	0	0	0	19	31	5.79	1.500								
<b>Moe Burtis, R</b> ERA: 4.02 (5, 1)	1.1		10	2	3	1	2	1	0	1	0	0	0	12	17	6.75	2.250								
<b>Al Sima, L</b> ERA: 5.01 (7, 1)	2.0		12	4	1	1	1	1	0	0	0	0	0	13	17	4.50	2.500								
<b>Bill Oster, L</b> ERA: 9.0 (9, 1)	1.0		5	2	1	1	1	1	0	0	0	1	0	6	10	9.00	3.000								

Batter	1	2	3	4	5	6	7	8	9	AB	R	H	RBI	BB	SO	LOB	BOTTOM								
<b>Spook Jacobs, R</b> OBP: 0.333, SLG: 0.292 (1, 4)	F3		K		FC6-4 1-2 2B		1-3			5	1	1	1	0	1	2	<b>Washington Senators @ Philadelphia Athletics</b> <b>Connie Mack Stadium, Philadelphia, PA</b> Mon Aug 23 1954, 3:33 AM EDT Unknown <a href="http://livebaseballscorecards.com">livebaseballscorecards.com</a>								
<b>Elmer Valo, L</b> OBP: 0.352, SLG: 0.325 (1, 7)	P6		F8		1-3			L1-6		5	0	1	0	0	0	4									
<b>Jim Finigan, R</b> OBP: 0.383, SLG: 0.396 (1, 5)	L3			FC3-6 BB	2B		FC1 FC6-4	F9		4	0	1	1	1	0	1									
<b>Bill Renna, R</b> OBP: 0.300, SLG: 0.380 (1, 9)		K		FC3-6 FC5-4 1B	5-3		FC6-4	6-3		5	1	0	0	0	1	4									
<b>Vic Power, R</b> OBP: 0.284, SLG: 0.342 (8, 6) (1, 3)		F7		FC5-4 1B			F8	3B 1B		5	1	3	0	0	0	2									
<b>Bill Wilson, R</b> OBP: 0.341, SLG: 0.420 (1, 8)				FC5-4 1B				1B 1B		4	1	3	1	1	0	2									
<b>Joe Demaestri, R</b> OBP: 0.259, SLG: 0.321 (1, 6)				FC5-4 1B				1B 3B		3	0	1	1	0	1	3									
<b>Lou Limmer, L</b> OBP: 0.288, SLG: 0.409 (8, 3)			K		FC6-4 1B		F3	K		2	0	0	0	0	1	2									
<b>Jim Robertson, R</b> OBP: 0.300, SLG: 0.248 (1, 2)				FC6-4 2B			F8	1B 1B BB		3	1	1	0	1	0	4									
<b>Marion Fricano, R</b> OBP: 0.143, SLG: 0.118 (1, 1)										1	0	0	0	0	0	1									
<b>Moe Burtis, R</b> OBP: 0.231, SLG: 0.167 (5, 1)										0	0	0	0	1	0	0									
<b>Pete Stuster, R</b> OBP: 0.221, SLG: 0.274 (6, PH)										1	0	0	0	0	0	2									
<b>Al Sima, L</b> OBP: 0.321, SLG: 0.274 (7, 1)										0	0	0	0	0	0	0									
<b>Joe Demaestri, R</b> OBP: 0.259, SLG: 0.321 (1, 6)										1	0	1	1	0	0	0									
<b>Joe Astroth, R</b> OBP: 0.243, SLG: 0.244 (8, PH)										0	0	0	0	0	0	0									
<b>Bill Oster, L</b> ERA: 9.0 (9, 1)										0	0	0	0	0	0	0									
<b>Inning Stats</b>	R: 0 E: 0 K: 0 S: 3	H: 0 LOB: 0 BB: 0 P: 3	R: 0 E: 0 K: 2 S: 8	H: 1 LOB: 1 BB: 0 P: 8	R: 0 E: 0 K: 1 S: 6	H: 1 LOB: 1 BB: 0 P: 6	R: 1 E: 0 K: 0 S: 5	H: 2 LOB: 2 BB: 1 P: 9	R: 1 E: 0 K: 0 S: 4	H: 1 LOB: 1 BB: 1 P: 8	R: 0 E: 0 K: 0 S: 4	H: 1 LOB: 2 BB: 1 P: 8	R: 0 E: 1 K: 0 S: 5	H: 1 LOB: 2 BB: 0 P: 5	R: 2 E: 0 K: 0 S: 5	H: 3 LOB: 1 BB: 1 P: 9	R: 1 E: 0 K: 1 S: 7	H: 2 LOB: 1 BB: 0 P: 7	1B: 8 2B: 4 3B: 1 HR: 0	SF: 0 SAC: 0 DP: 1 HBP: 0	WP: 0 PB: 0 SB: 0 CS: 0	PA: 43			
<b>PITCHER</b>	IP	WLS	BF	H	R	ER	SO	BB	IBB	HBP	BLK	WP	HR	S	P	ERA	WHIP								
<b>Chuck Stobbs, L</b> ERA: 4.37 (1, 1)	9.0	W	43	12	5	5	4	4	0	0	0	0	0	47	63	5.00	1.778								



Batter	1	2	3	4	5	6	7	8	9	AB	R	H	RBI	BB	SO	LOB	TOP					
<b>Eddie Yost, R</b> OBP: 0.412, SLG: 0.404 (1, 5)	F8	P4						F9	1-3	6	2	2	0	0	0	4	<b>Washington Senators @ Philadelphia Athletics</b> <b>Connie Mack Stadium, Philadelphia, PA</b> Mon Aug 23 1954, 3:38 AM EDT Att: 2,094 - Unknown					
<b>Pete Runnels, L</b> OBP: 0.378, SLG: 0.413 (1, 6)	K		F7							5	2	3	0	0	1	0						
<b>Clyde Vollmer, R</b> OBP: 0.328, SLG: 0.358 (1, 7)	E8		P6							5	2	4	3	0	0	0						
<b>Jim Busby, R</b> OBP: 0.341, SLG: 0.394 (1, 8)	E8		F9							5	1	2	1	0	0	2						
<b>Roy Sievers, R</b> OBP: 0.339, SLG: 0.460 (1, 3)	F7									4	2	1	0	1	0	4						
<b>Tom Umphlett, R</b> OBP: 0.285, SLG: 0.291 (1, 9)		P6								4	1	1	1	1	0	1						
<b>Joe Tipton, R</b> OBP: 0.343, SLG: 0.305 (1, 2)	K		F8							5	0	1	2	0	1	2						
<b>Harmon Killebrew, R</b> OBP: 0.571, SLG: 0.667 (1, 4)			G5-4-3							4	0	3	2	1	0	1						
<b>Gus Keriazakos, R</b> OBP: 0.154, SLG: 0.083 (1, 1)										4	0	1	0	1	2	3						
<b>Inning Stats</b>	R: 1 E: 2 K: 1 S: 7	H: 2 LOB: 1 BB: 0 P: 7	R: 0 E: 0 K: 1 S: 7	H: 2 LOB: 2 BB: 0 P: 7	R: 0 E: 0 K: 0 S: 3	H: 0 LOB: 0 BB: 0 P: 3	R: 1 E: 0 K: 0 S: 4	H: 2 LOB: 1 BB: 0 P: 4	R: 1 E: 0 K: 1 S: 7	H: 3 LOB: 1 BB: 0 P: 7	R: 1 E: 0 K: 1 S: 6	H: 1 LOB: 1 BB: 1 P: 10	R: 5 E: 1 K: 0 S: 8	H: 6 LOB: 1 BB: 1 P: 12	R: 1 E: 0 K: 0 S: 5	H: 2 LOB: 1 BB: 0 P: 5	R: 0 E: 0 K: 0 S: 3	H: 0 LOB: 2 BB: 2 P: 11	1B: 12 2B: 5 3B: 1 HR: 0	SF: 0 SAC: 0 DP: 2 HBP: 0	WP: 0 PB: 0 SB: 0 CS: 0	PA: 46
<b>PITCHER</b>	IP	WLS	BF	H	R	ER	SO	BB	IBB	HBP	BLK	WP	HR	S	P	ERA	WHIP					
<b>Alex Kellner, L</b> ERA: 5.39 <b>Sonny Dixon, R</b> ERA: 4.24	(1, 1)	7.0	L	36	16	9	8	4	1	1	0	0	0	0	42	50	10.29	2.429				
(8, 1)	2.0		10	2	1	1	0	2	0	0	0	0	0	8	16	4.50	2.000					

Batter	1	2	3	4	5	6	7	8	9	AB	R	H	RBI	BB	SO	LOB	BOTTOM					
<b>Spook Jacobs, R</b> OBP: 0.338, SLG: 0.295 (1, 4)	S		1B							3	1	2	1	2	0	1	<b>Washington Senators @ Philadelphia Athletics</b> <b>Connie Mack Stadium, Philadelphia, PA</b> Mon Aug 23 1954, 3:38 AM EDT Att: 2,094 - Unknown					
<b>Lou Limmer, L</b> OBP: 0.286, SLG: 0.403 (1, 3)	F8		F8							4	0	0	0	1	0	4						
<b>Jim Finigan, R</b> OBP: 0.386, SLG: 0.400 (1, 5)	1B		BB							4	1	2	0	1	2	3						
<b>Bill Renna, R</b> OBP: 0.299, SLG: 0.376 (1, 9)	F7		K							4	0	0	0	1	2	5						
<b>Vic Power, R</b> OBP: 0.288, SLG: 0.344 (1, 7)	S									4	0	2	1	1	0	2						
<b>Bill Wilson, R</b> OBP: 0.336, SLG: 0.414 (1, 8)	K		F2							4	0	0	0	1	2	6						
<b>Pete Suder, R</b> OBP: 0.226, SLG: 0.279 (1, 6)		F8								4	1	1	0	1	0	3						
<b>Joe Astroth, R</b> OBP: 0.281, SLG: 0.244 (1, 2)	K		F9							4	0	1	0	0	1	3						
<b>Alex Kellner, R</b> OBP: 0.193, SLG: 0.185 <b>Sonny Dixon, S</b> OBP: 0.259, SLG: 0.308 (8, 1)	F8									2	0	0	0	0	0	1						
<b>Inning Stats</b>	R: 2 E: 0 K: 1 S: 6	H: 1 LOB: 2 BB: 2 P: 14	R: 0 E: 0 K: 1 S: 5	H: 0 LOB: 0 BB: 0 P: 5	R: 0 E: 0 K: 1 S: 6	H: 1 LOB: 3 BB: 2 P: 14	R: 1 E: 0 K: 0 S: 5	H: 2 LOB: 1 BB: 0 P: 5	R: 0 E: 0 K: 1 S: 6	H: 1 LOB: 2 BB: 1 P: 10	R: 0 E: 0 K: 1 S: 6	H: 1 LOB: 2 BB: 1 P: 10	R: 0 E: 0 K: 0 S: 3	H: 0 LOB: 2 BB: 2 P: 11	R: 0 E: 0 K: 2 S: 8	H: 1 LOB: 1 BB: 0 P: 8	R: 0 E: 0 K: 1 S: 6	H: 1 LOB: 1 BB: 0 P: 6	1B: 6 2B: 2 3B: 0 HR: 0	SF: 0 SAC: 1 DP: 0 HBP: 0	WP: 0 PB: 0 SB: 4 CS: 0	PA: 43
<b>PITCHER</b>	IP	WLS	BF	H	R	ER	SO	BB	IBB	HBP	BLK	WP	HR	S	P	ERA	WHIP					
<b>Gus Keriazakos, R</b> ERA: 3.0	(1, 1)	9.0	W	43	8	3	2	8	8	0	0	0	0	51	83	2.00	1.778					




Batter	1	2	3	4	5	6	7	8	9	AB	R	H	RBI	BB	SO	LOB	TOP										
<b>Chico Carrasquel, R</b> OBP: 0.350, SLG: 0.375 (1, 6)										5	1	2	0	0	0	4	<b>Chicago White Sox @ Washington Senators</b> Griffith Stadium, Washington, DC Tue Aug 24 1954, 3:33 AM EDT Att: 6,371 - Unknown <a href="http://livebaseballscorecards.com">livebaseballscorecards.com</a>										
<b>Nelle Fox, L</b> OBP: 0.376, SLG: 0.405 (1, 4)										4	1	2	2	1	0	2											
<b>Minnie Minoso, R</b> OBP: 0.423, SLG: 0.554 (1, 7)										5	0	0	0	0	2	5											
<b>George Kell, R</b> OBP: 0.348, SLG: 0.371 (1, 3)										3	0	0	0	1	1	1											
<b>Sherm Lollar, R</b> OBP: 0.326, SLG: 0.355 (1, 2)										4	0	1	1	0	0	1											
<b>Jim Rivera, L</b> OBP: 0.349, SLG: 0.430 (1, 9)										4	0	0	0	0	3	2											
<b>Cass Michaels, R</b> OBP: 0.392, SLG: 0.399 (1, 5)										3	0	0	0	1	0	0											
<b>Johnny Groth, R</b> OBP: 0.345, SLG: 0.368 (1, 8)										3	1	1	0	1	0	0											
<b>Jack Harshman, L</b> OBP: 0.250, SLG: 0.292 (1, 1)										2	1	1	1	1	1	0											
<b>Inning Stats</b>	R: 2 H: 3 E: 0 K: 3 S: 12	H: 3 LOB: 1 BB: 0 P: 12	R: 0 H: 0 E: 0 K: 0 S: 4	H: 0 LOB: 2 BB: 1 P: 8	R: 0 H: 0 E: 0 K: 1 S: 5	H: 0 LOB: 0 BB: 1 P: 9	R: 0 H: 0 E: 0 K: 0 S: 3	H: 0 LOB: 0 BB: 0 P: 5	R: 0 H: 0 E: 0 K: 0 S: 3	H: 0 LOB: 0 BB: 0 P: 3	R: 1 H: 2 E: 0 K: 1 S: 6	H: 2 LOB: 2 BB: 2 P: 14	R: 0 H: 0 E: 0 K: 0 S: 5	H: 0 LOB: 0 BB: 0 P: 5	R: 1 H: 2 E: 0 K: 0 S: 5	H: 2 LOB: 2 BB: 1 P: 9	1B: 5 2B: 1 3B: 0 HR: 1	SF: 0 SAC: 1 DP: 0 HBP: 0	WP: 0 PB: 0 SB: 2 CS: 1	PA: 39							
<b>PITCHER</b>	IP	WLS	BF	H	R	ER	SO	BB	IBB	HBP	BLK	WP	HR	S	P	ERA	WHIP										
<b>Dean Stone, L</b> ERA: 3.89 (1, 1)	7.0	L	30	5	3	3	6	4	0	0	0	0	0	38	54	3.86	1.286										
<b>Connie Marrero, R</b> ERA: 4.55 (8, 1)	2.0		9	2	1	1	1	1	0	0	0	0	1	10	14	4.50	1.500										

Batter	1	2	3	4	5	6	7	8	9	AB	R	H	RBI	BB	SO	LOB	BOTTOM										
<b>Eddie Yost, R</b> OBP: 0.410, SLG: 0.400 (1, 5)										4	0	0	0	1	1	2	<b>Chicago White Sox @ Washington Senators</b> Griffith Stadium, Washington, DC Tue Aug 24 1954, 3:33 AM EDT Att: 6,371 - Unknown <a href="http://livebaseballscorecards.com">livebaseballscorecards.com</a>										
<b>Pete Runnels, L</b> OBP: 0.374, SLG: 0.409 (1, 6)										4	0	0	0	0	1	4											
<b>Mickey Vernon, L</b> OBP: 0.370, SLG: 0.524 (1, 3)										4	0	2	0	0	0	0											
<b>Jim Busby, R</b> OBP: 0.339, SLG: 0.391 (1, 8)										4	0	0	0	0	1	2											
<b>Roy Sievers, R</b> OBP: 0.341, SLG: 0.459 (1, 7)										3	0	1	0	1	0	0											
<b>Clyde Volmer, R</b> OBP: 0.333, SLG: 0.351 (1, 9)										2	0	0	0	2	0	1											
<b>Harmon Killebrew, R</b> OBP: 0.455, SLG: 0.444 (1, 4)										3	0	0	0	1	2	3											
<b>Joe Tipton, R</b> OBP: 0.353, SLG: 0.315 (1, 2)										2	0	1	0	2	1	1											
<b>Tom Umphlett, R</b> OBP: 0.284, SLG: 0.290 (7, PH)										1	0	0	0	0	1	2											
<b>Connie Marrero, R</b> OBP: 0.267, SLG: 0.236 (9, PR)										0	0	0	0	0	0	0											
<b>Ed Fitz Gerald, R</b> OBP: 0.345, SLG: 0.374 (9, PH)										1	0	0	0	0	1	1											
<b>Inning Stats</b>	R: 0 H: 1 E: 0 K: 1 S: 6	H: 0 LOB: 1 BB: 0 P: 6	R: 0 H: 0 E: 0 K: 2 S: 7	H: 0 LOB: 1 BB: 1 P: 11	R: 0 H: 0 E: 0 K: 2 S: 7	H: 0 LOB: 0 BB: 0 P: 7	R: 0 H: 2 E: 0 K: 1 S: 6	H: 2 LOB: 1 BB: 1 P: 10	R: 0 H: 0 E: 0 K: 1 S: 5	H: 0 LOB: 0 BB: 0 P: 5	R: 0 H: 1 E: 0 K: 1 S: 6	H: 1 LOB: 3 BB: 2 P: 14	R: 0 H: 0 E: 0 K: 0 S: 3	H: 0 LOB: 1 BB: 1 P: 7	R: 0 H: 0 E: 0 K: 1 S: 5	H: 0 LOB: 1 BB: 1 P: 9	1B: 3 2B: 1 3B: 0 HR: 0	SF: 0 SAC: 0 DP: 1 HBP: 0	WP: 0 PB: 1 SB: 0 CS: 0	PA: 37							
<b>PITCHER</b>	IP	WLS	BF	H	R	ER	SO	BB	IBB	HBP	BLK	WP	HR	S	P	ERA	WHIP										
<b>Jack Harshman, L</b> ERA: 2.69 (1, 1)	9.0	W	37	4	0	0	10	7	0	0	0	0	0	50	78	0.00	1.222										



Batter	1	2	3	4	5	6	7	8	9	AB	R	H	RBI	BB	SO	LOB	TOP										
<b>Chico Carrasquel, R</b> OBP: 0.352, SLG: 0.379 (1, 6)										5	2	3	1	0	0	0	<b>Chicago White Sox @ Washington Senators</b> Griffith Stadium, Washington, DC Wed Aug 25 1954, 3:33 AM EDT Att: 1,517 - Unknown										
<b>Nelle Fox, L</b> OBP: 0.376, SLG: 0.404 (1, 4)										4	1	1	0	1	1	2											
<b>Minnie Minoso, R</b> OBP: 0.425, SLG: 0.555 (1, 7) (4, 8)										5	2	3	3	0	0	1											
<b>George Kell, R</b> OBP: 0.349, SLG: 0.372 (1, 3)											5	0	2	2	0	2											
<b>Matt Batts, R</b> OBP: 0.319, SLG: 0.352 (1, 2)											3	0	0	1	1	2											
<b>Jim Rivera, L</b> OBP: 0.345, SLG: 0.424 (1, 9)											5	0	0	0	0	2		5									
<b>Cass Michaels, R</b> OBP: 0.393, SLG: 0.400 (1, 5)										4	1	2	0	0	0	2											
<b>Johnny Groth, R</b> OBP: 0.346, SLG: 0.368 (1, 8) (4, 7)										3	0	1	0	1	1	1											
<b>Billy Pierce, L</b> OBP: 0.265, SLG: 0.200 (1, 1)										3	1	0	0	0	0	4											
<b>Inning Stats</b>	R: 2 E: 1 K: 1 S: 8	H: 2 LOB: 1 BB: 0 P: 8	R: 5 E: 1 K: 0 S: 9	H: 4 LOB: 2 BB: 1 P: 13	R: 0 E: 0 K: 0 S: 4	H: 2 LOB: 1 BB: 0 P: 4	R: 0 E: 0 K: 1 S: 5	H: 1 LOB: 1 BB: 1 P: 9	R: 0 E: 0 K: 1 S: 5	H: 0 LOB: 0 BB: 0 P: 5	R: 0 E: 0 K: 0 S: 3	H: 2 LOB: 3 BB: 1 P: 13	R: 0 E: 0 K: 0 S: 3	H: 0 LOB: 0 BB: 0 P: 3	R: 0 E: 0 K: 0 S: 3	H: 0 LOB: 0 BB: 0 P: 3	1B: 11 2B: 2 3B: 0 HR: 0	SF: 0 SAC: 2 DP: 1 HBP: 0	WP: 1 PB: 0 SB: 1 CS: 2	PA: 42							
<b>PITCHER</b>	IP	WLS	BF	H	R	ER	SO	BB	IBB	HBP	BLK	WP	HR	S	P	ERA	WHIP										
<b>Bunky Stewart, L</b> ERA: 8.14 (1, 1)	2.0	L	16	6	7	6	1	1	0	0	0	1	0	17	21	27.00	3.500										
<b>Camilo Pascual, R</b> ERA: 4.75 (3, 1)	7.0		26	6	0	0	4	2	0	0	0	0	0	32	40	0.00	1.143										

AB	37
R	7
H	12
RBI	7
BB	3
SO	5
LOB	19



Batter	1	2	3	4	5	6	7	8	9	AB	R	H	RBI	BB	SO	LOB	BOTTOM										
<b>Eddie Yost, R</b> OBP: 0.409, SLG: 0.399 (1, 5)										4	0	1	1	0	0	0	<b>Chicago White Sox @ Washington Senators</b> Griffith Stadium, Washington, DC Wed Aug 25 1954, 3:33 AM EDT Att: 1,517 - Unknown										
<b>Pete Runnels, L</b> OBP: 0.371, SLG: 0.405 (1, 6)										4	0	0	0	0	3	1											
<b>Mickey Vernon, L</b> OBP: 0.368, SLG: 0.520 (1, 3)										4	0	0	0	0	2	1											
<b>Jim Busby, R</b> OBP: 0.338, SLG: 0.390 (1, 8)										4	1	1	0	0	0	2											
<b>Roy Sievers, R</b> OBP: 0.342, SLG: 0.459 (1, 7)										4	0	2	0	0	2	0											
<b>Clyde Vollmer, R</b> OBP: 0.331, SLG: 0.342 (1, 9)										3	0	0	0	1	2	3											
<b>Ed Fitz Gerald, R</b> OBP: 0.340, SLG: 0.368 (1, 2)										4	0	0	0	0	0	4											
<b>Harmon Killebrew, R</b> OBP: 0.400, SLG: 0.385 (1, 4)										4	0	1	1	0	1	1											
<b>Bunky Stewart, L</b> (1, 1)										0	0	0	0	0	0	0											
<b>Tom Umphlett, R</b> OBP: 0.283, SLG: 0.289 (2, PH)										1	0	0	0	0	0	2											
<b>Camilo Pascual, R</b> OBP: 0.143, SLG: 0.200 (3, 1)										2	1	1	0	0	0	0											
<b>Inning Stats</b>	R: 0 E: 0 K: 0 S: 3	H: 0 LOB: 0 BB: 0 P: 3	R: 1 E: 0 K: 1 S: 8	H: 3 LOB: 2 BB: 0 P: 8	R: 0 E: 0 K: 2 S: 7	H: 0 LOB: 0 BB: 0 P: 7	R: 0 E: 0 K: 0 S: 4	H: 1 LOB: 1 BB: 0 P: 4	R: 1 E: 1 K: 2 S: 10	H: 2 LOB: 2 BB: 0 P: 10	R: 0 E: 0 K: 1 S: 5	H: 0 LOB: 1 BB: 1 P: 9	R: 0 E: 0 K: 1 S: 5	H: 0 LOB: 0 BB: 0 P: 5	R: 0 E: 0 K: 2 S: 7	H: 0 LOB: 0 BB: 0 P: 7	1B: 5 2B: 0 3B: 1 HR: 0	SF: 0 SAC: 0 DP: 0 HBP: 0	WP: 0 PB: 0 SB: 0 CS: 0	PA: 35							
<b>PITCHER</b>	IP	WLS	BF	H	R	ER	SO	BB	IBB	HBP	BLK	WP	HR	S	P	ERA	WHIP										
<b>Billy Pierce, L</b> ERA: 3.41 (1, 1)	9.0	W	35	6	2	2	10	1	0	0	0	0	0	54	58	2.00	0.778										

AB	34
R	2
H	6
RBI	2
BB	1
SO	10
LOB	14





Batter	1	2	3	4	5	6	7	8	9	AB	R	H	RBI	BB	SO	LOB	TOP	
<b>Al Smith, R</b> OBP: 0.393, SLG: 0.444 (1,7)	5-3		G6-4-3 BB		K			HR		3	1	1	1	1	1	0	<b>Cleveland Indians @ Washington Senators</b> Griffith Stadium, Washington, DC Thu Aug 26 1954, 3:33 AM EDT Att: 11,219 - Unknown <a href="http://livebaseballscorecards.com">livebaseballscorecards.com</a>	
<b>Bobby Avila, R</b> OBP: 0.392, SLG: 0.471 (1,4)	1B BB		G6-4-3 1-2		4-3			BB		2	1	0	0	2	0	1		
<b>Larry Doby, L</b> OBP: 0.356, SLG: 0.489 (1,8)	1B 1-H		F7		4-3			K		4	0	1	1	0	1	1		
<b>Al Rosen, R</b> OBP: 0.383, SLG: 0.491 (1,5)	F8			FC1-5 1B BB		5-3		6-3		3	0	0	0	1	0	2		
<b>Vic Wertz, L</b> OBP: 0.334, SLG: 0.378 (1,3)				FC1-5 1B		P6		K		4	0	2	0	0	1	1		
<b>Bill Glynn, L</b> OBP: 0.308, SLG: 0.400 (8,3)	1-3 1B			1-2 1B						0	0	0	0	0	0	0		
<b>Dave Philley, S</b> OBP: 0.312, SLG: 0.358 (1,9)	F7			FC1-5 1-2 2-3F				SH3-4 1B		4	0	1	0	0	1	4		
<b>Sam Dente, R</b> OBP: 0.329, SLG: 0.343 (1,6)		F9		F9				SH3-4 1-2		3	0	1	0	0	0	2		
<b>Jim Hegan, R</b> OBP: 0.307, SLG: 0.394 (1,2)		F7		K				F8		4	0	0	0	0	1	4		
<b>Early Wynn, S</b> OBP: 0.280, SLG: 0.253 (1,1)			K		F8			K		4	0	0	0	0	2	2		
<b>Inning Stats</b>	R: 1 E: 1 K: 0 S: 5	H: 2 LOB: 2 BB: 1 P: 9	R: 0 E: 0 K: 1 S: 5	H: 0 LOB: 0 BB: 0 P: 5	R: 0 E: 0 K: 0 S: 2	H: 1 LOB: 2 BB: 1 P: 10	R: 0 E: 0 K: 1 S: 3	H: 0 LOB: 0 BB: 0 P: 3	R: 0 E: 0 K: 1 S: 6	H: 1 LOB: 1 BB: 0 P: 6	R: 1 E: 0 K: 2 S: 8	H: 1 LOB: 1 BB: 1 P: 12	R: 0 E: 0 K: 1 S: 6	H: 1 LOB: 1 BB: 0 P: 6	1B: 4 2B: 1 3B: 0 HR: 1	SF: 0 SAC: 1 DP: 1 HBP: 0	WP: 0 PB: 0 SB: 1 CS: 0	PA: 36
<b>PITCHER</b> <b>Mickey McDermott, L</b> ERA: 3.68 (1,1)	IP: 9.0 WLS: L BF: 36	H: 6 R: 2 ER: 2 SO: 7	BB: 4 IBB: 0 HBP: 0 BLK: 0	WP: 0 HR: 1 S: 46 P: 62	ERA: 2.00 WHIP: 1.111													

Batter	1	2	3	4	5	6	7	8	9	AB	R	H	RBI	BB	SO	LOB	BOTTOM	
<b>Eddie Yost, R</b> OBP: 0.406, SLG: 0.396 (1,5)	6-3		K			K		4-3		4	0	0	0	0	2	0	<b>Cleveland Indians @ Washington Senators</b> Griffith Stadium, Washington, DC Thu Aug 26 1954, 3:33 AM EDT Att: 11,219 - Unknown <a href="http://livebaseballscorecards.com">livebaseballscorecards.com</a>	
<b>Pete Runnels, L</b> OBP: 0.370, SLG: 0.402 (1,4)	6-3			E6 FC5-4		F8		G3-6-4 BB		3	0	0	0	1	0	0		
<b>Mickey Vernon, L</b> OBP: 0.365, SLG: 0.515 (1,3)	K			F4		P4		G3-6-4 1-2		4	0	0	0	0	1	2		
<b>Jim Busby, R</b> OBP: 0.339, SLG: 0.389 (1,8)		G3 BB		FC5-4 2B				F7		3	1	1	0	1	0	1		
<b>Roy Sievers, R</b> OBP: 0.342, SLG: 0.461 (1,7)		K		1-2 2B		P5				3	0	1	1	0	1	2		
<b>Tom Umphlett, R</b> OBP: 0.281, SLG: 0.286 (1,9)		G3		1-H 2B		P5				3	0	0	0	0	0	3		
<b>Ed Fitz Gerald, R</b> OBP: 0.337, SLG: 0.364 (1,2)		4-3				F8				3	0	0	0	0	0	2		
<b>Jerry Snyder, R</b> OBP: 0.254, SLG: 0.224 (1,6)			K2-3		P6			F7		3	0	0	0	0	1	0		
<b>Mickey McDermott, L</b> OBP: 0.253, SLG: 0.235 (1,1)			F9		3-1			F7		3	0	0	0	0	0	0		
<b>Inning Stats</b>	R: 0 E: 0 K: 1 S: 5	H: 0 LOB: 0 BB: 0 P: 5	R: 0 E: 0 K: 2 S: 7	H: 0 LOB: 0 BB: 0 P: 7	R: 1 E: 1 K: 0 S: 5	H: 1 LOB: 1 BB: 0 P: 5	R: 0 E: 0 K: 1 S: 5	H: 0 LOB: 0 BB: 0 P: 5	R: 0 E: 0 K: 0 S: 4	H: 1 LOB: 1 BB: 0 P: 4	R: 0 E: 0 K: 0 S: 3	H: 0 LOB: 0 BB: 0 P: 3	R: 0 E: 0 K: 0 S: 2	H: 0 LOB: 0 BB: 1 P: 6	1B: 1 2B: 1 3B: 0 HR: 0	SF: 0 SAC: 0 DP: 1 HBP: 0		WP: 0 PB: 0 SB: 0 CS: 0
<b>PITCHER</b> <b>Early Wynn, R</b> ERA: 2.88 (1,1)	IP: 9.0 WLS: W BF: 31	H: 2 R: 1 ER: 0 SO: 5	BB: 2 IBB: 0 HBP: 0 BLK: 0	WP: 0 HR: 0 S: 39 P: 47	ERA: 0.00 WHIP: 0.444													












Batter	1	2	3	4	5	6	7	8	9	AB	R	H	RBI	BB	SO	LOB	TOP					
Cal Abrams, L (1.9) OBP: 0.392, SLG: 0.397										5	2	3	2	0	0	0	<b>Baltimore Orioles @ Washington Senators</b> Griffith Stadium, Washington, DC Sun Aug 29 1954, 3:33 AM EDT Unknown					
Gil Coan, L (1.7) OBP: 0.299, SLG: 0.296										5	2	3	1	0	0	1						
Eddie Waitkus, L (1.3) OBP: 0.340, SLG: 0.390										5	0	2	1	0	0	3						
Vern Stephens, R (1.5) OBP: 0.315, SLG: 0.401										3	1	1	1	0	0	2						
Bob Kennedy, R (8.5) OBP: 0.304, SLG: 0.358										1	0	1	0	0	0	0						
Clint Courtney, L (1.2) OBP: 0.323, SLG: 0.358										5	0	1	1	0	0	3						
Chuck Diering, R (1.8) OBP: 0.361, SLG: 0.319										3	1	0	0	1	0	1						
Jim Brideweser, R (1.4) OBP: 0.332, SLG: 0.332										4	1	2	0	0	0	0						
Billy Hunter, R (1.6) OBP: 0.285, SLG: 0.315										3	1	1	0	0	2	2						
Bob Kuzava, S (1.1) OBP: 0.305, SLG: 0.333										2	0	0	0	0	1	2						
Dick Kryhoski, L (7, PH) OBP: 0.154, SLG: 0.154										0	0	0	1	0	0	0						
Mike Blyzka, R (7.1) OBP: 0.154, SLG: 0.154										1	0	0	0	0	1	1						
<b>Inning Stats</b>	R: 0 E: 0 K: 0 S: 3	H: 1 LOB: 0 BB: 0 P: 3	R: 1 E: 0 K: 1 S: 8	H: 3 LOB: 2 BB: 0 P: 8	R: 0 E: 0 K: 0 S: 4	H: 1 LOB: 1 BB: 0 P: 4	R: 0 E: 0 K: 0 S: 3	H: 0 LOB: 0 BB: 0 P: 3	R: 0 E: 0 K: 2 S: 7	H: 0 LOB: 0 BB: 0 P: 7	R: 1 E: 0 K: 0 S: 4	H: 1 LOB: 0 BB: 0 P: 4	R: 5 E: 2 K: 0 S: 8	H: 4 LOB: 1 BB: 1 P: 12	R: 0 E: 0 K: 1 S: 6	H: 1 LOB: 1 BB: 0 P: 6	R: 1 E: 0 K: 0 S: 5	H: 3 LOB: 1 BB: 0 P: 5	1B: 10 2B: 3 3B: 0 HR: 1	SF: 2 SAC: 1 DP: 2 HBP: 0	WP: 0 PB: 0 SB: 0 CS: 0	PA: 41
<b>PITCHER</b>	IP WLS BF H R ER SO BB IBB HBP BLK WP HR S P ERA WHIP																					
Bob Porterfield, R (1.1) ERA: 2.85	6.1 L 29 9 7 5 3 1 0 0 0 0 0 0 34 38 7.11 1.579																					
Bunky Stewart, L (7.1) ERA: 7.85	1.2 7 2 0 0 1 0 0 0 0 0 0 9 9 0.00 1.200																					
Spec Shea, R (9.1) ERA: 6.82	1.0 5 3 1 1 0 0 0 0 0 0 0 1 5 5 9.00 3.000																					


Batter	1	2	3	4	5	6	7	8	9	AB	R	H	RBI	BB	SO	LOB	BOTTOM					
Eddie Yost, R (1.5) OBP: 0.406, SLG: 0.395										5	0	2	1	0	2	1	<b>Baltimore Orioles @ Washington Senators</b> Griffith Stadium, Washington, DC Sun Aug 29 1954, 3:33 AM EDT Unknown					
Pete Runnels, L (1.4) OBP: 0.365, SLG: 0.394										4	0	1	0	1	0	3						
Mickey Vernon, L (1.3) OBP: 0.365, SLG: 0.516										4	1	0	0	1	0	2						
Jim Busby, R (1.8) OBP: 0.342, SLG: 0.390										4	1	2	0	1	0	2						
Roy Sievers, R (1.7) OBP: 0.335, SLG: 0.454										5	0	0	0	0	0	7						
Tom Umphlett, R (1.9) OBP: 0.280, SLG: 0.282										4	2	2	1	1	1	1						
Ed Fitz Gerald, R (1.2) OBP: 0.338, SLG: 0.365										4	0	2	1	0	0	1						
Jerry Snyder, R (1.6) OBP: 0.307, SLG: 0.273										0	0	0	1	3	0	0						
Bob Porterfield, R (1.1) OBP: 0.136, SLG: 0.120										3	0	0	0	0	2	5						
Bunky Stewart, L (7.1) OBP: 0.296, SLG: 0.324										0	0	0	0	0	0	0						
Johnny Pesky, L (8, PH) OBP: 0.296, SLG: 0.324										1	0	0	0	0	0	2						
Spec Shea, R (9.1) ERA: 4.49										0	0	0	0	0	0	0						
<b>Inning Stats</b>	R: 0 E: 0 K: 1 S: 5	H: 0 LOB: 0 BB: 0 P: 5	R: 0 E: 0 K: 1 S: 5	H: 0 LOB: 0 BB: 0 P: 5	R: 0 E: 0 K: 1 S: 5	H: 0 LOB: 1 BB: 1 P: 9	R: 2 E: 0 K: 1 S: 8	H: 3 LOB: 3 BB: 2 P: 16	R: 0 E: 0 K: 1 S: 7	H: 2 LOB: 2 BB: 0 P: 7	R: 1 E: 0 K: 0 S: 4	H: 2 LOB: 0 BB: 0 P: 4	R: 0 E: 0 K: 0 S: 4	H: 1 LOB: 2 BB: 1 P: 8	R: 1 E: 0 K: 0 S: 4	H: 1 LOB: 2 BB: 2 P: 12	R: 0 E: 0 K: 0 S: 3	H: 0 LOB: 1 BB: 1 P: 7	1B: 9 2B: 1 3B: 0 HR: 0	SF: 1 SAC: 0 DP: 1 HBP: 0	WP: 0 PB: 0 SB: 1 CS: 0	PA: 42
<b>PITCHER</b>	IP WLS BF H R ER SO BB IBB HBP BLK WP HR S P ERA WHIP																					
Bob Kuzava, L (1.1) ERA: 4.97	6.0 W 27 7 3 3 5 2 1 0 0 0 0 34 46 4.50 1.500																					
Mike Blyzka, R (7.1) ERA: 4.49	3.0 S 15 2 1 1 0 4 0 0 0 0 0 0 11 27 3.00 2.000																					

AB	37
R	8
H	14
RBI	7
BB	1
SO	4
LOB	15





Batter	1	2	3	4	5	6	7	8	9	AB	R	H	RBI	BB	SO	LOB	TOP			
Cal Abrams, L OBP: 0.393, SLG: 0.395 (1, 9)	F7		1B 2B		F8		FC3-6		BB 1B	4	2	1	0	1	0	1	<b>Baltimore Orioles @ Washington Senators</b> Griffith Stadium, Washington, DC Sun Aug 29 1954, 3:38 AM EDT Att: 5,691 - Unknown <a href="http://livebaseballscorecards.com">livebaseballscorecards.com</a>			
Gl Coan, L OBP: 0.303, SLG: 0.305 Jim Fridley, R OBP: 0.306, SLG: 0.371 (9, PH) (9, 7)	2B		P6		4-3			1B	BB E	4	0	2	0	0	0	1				
Eddie Waitkus, L OBP: 0.341, SLG: 0.390 (1, 3)	L9		2B 1B		G3			P6	E 1B	5	1	2	2	0	0	2				
Vern Stephens, R OBP: 0.313, SLG: 0.398 Bob Kennedy, R OBP: 0.301, SLG: 0.355 (6, 5)	F7		P3			F7		F2	FC4	3	0	0	0	0	0	3				
Clint Courtney, L OBP: 0.332, SLG: 0.375 (1, 2)		L3-6	2B						FC5-4	5	0	5	2	0	0	0				
Chuck Diering, R OBP: 0.358, SLG: 0.315 (1, 8)		1B BB	K			G6-4-3			FC5-4	4	0	0	0	1	2	7				
Jim Brideweser, R OBP: 0.325, SLG: 0.324 (1, 4)		L3-6			6-3				6-3	4	0	0	0	0	0	2				
Billy Hunter, R OBP: 0.287, SLG: 0.317 (1, 6)					5-3				BB SH3-4 1B	4	1	2	0	0	0	0				
Joe Coleman, R OBP: 0.194, SLG: 0.275 (1, 1)			K		P4				SH3-4	3	0	1	0	0	1	2				
																				
<b>Inning Stats</b>	R: 0 E: 0 K: 0 S: 4	H: 1 LOB: 1 BB: 0 P: 4	R: 0 E: 0 K: 1 S: 6	H: 2 LOB: 2 BB: 1 P: 10	R: 1 E: 0 K: 1 S: 8	H: 3 LOB: 2 BB: 0 P: 8	R: 0 E: 0 K: 0 S: 3	H: 0 LOB: 0 BB: 0 P: 3	R: 0 E: 0 K: 0 S: 3	H: 1 LOB: 1 BB: 0 P: 3	R: 0 E: 0 K: 0 S: 4	H: 1 LOB: 1 BB: 0 P: 4	R: 0 E: 1 K: 1 S: 7	H: 2 LOB: 2 BB: 0 P: 7	R: 4 E: 1 K: 0 S: 7	H: 3 LOB: 2 BB: 2 P: 15	1B: 10 2B: 4 3B: 0 HR: 0	SF: 0 SAC: 1 DP: 2 HBP: 0	WP: 0 PB: 0 SB: 0 CS: 0	PA: 42
<b>PITCHER</b> Gus Keriazakos, R ERA: 3.0 (1, 1)	IP: 9.0 WLS: L BF: 42	H: 13 R: 5 ER: 3 SO: 3	BB: 2 IBB: 1 HBP: 0 BLK: 0	WP: 0 HR: 0 S: 45 P: 57	ERA: 3.00 WHIP: 1.667	<b>PITCHER</b>														

Batter	1	2	3	4	5	6	7	8	9	AB	R	H	RBI	BB	SO	LOB	BOTTOM			
Eddie Yost, R OBP: 0.409, SLG: 0.396 (1, 5)	BB		F7			G3-6-3		FC4-6		2	0	1	0	2	0	1	<b>Baltimore Orioles @ Washington Senators</b> Griffith Stadium, Washington, DC Sun Aug 29 1954, 3:38 AM EDT Att: 5,691 - Unknown <a href="http://livebaseballscorecards.com">livebaseballscorecards.com</a>			
Pete Runnels, L OBP: 0.364, SLG: 0.391 (1, 4)	P6		4-3			G3-6-3		FC4-6	BB	3	0	0	0	1	0	3				
Mickey Vernon, L OBP: 0.366, SLG: 0.517 (1, 3)	F7				1B 2B			FC4-6	BB	3	0	1	0	1	0	3				
Jim Busby, R OBP: 0.342, SLG: 0.389 (1, 8)	P3				5-3			F9		4	0	1	0	0	0	4				
Roy Sievers, R OBP: 0.335, SLG: 0.452 (1, 7)		G3				P4			F7	4	0	1	0	0	0	2				
Tom Wright, L OBP: 0.316, SLG: 0.326 (1, 9)		4-3			CS 1B				4-3	4	0	1	0	0	1	2				
Joe Tipton, R OBP: 0.339, SLG: 0.296 Johnny Pesky, L OBP: 0.294, SLG: 0.322 Ed Fitz Gerald, R OBP: 0.337, SLG: 0.363 (8, 2)	P6					5-3		P6	P3	2	0	0	0	0	0	0				
Jerry Snyder, R OBP: 0.308, SLG: 0.275 (1, 6)						F7		G5-4-3		3	0	1	0	0	0	1				
Gus Keriazakos, R OBP: 0.133, SLG: 0.071 (1, 1)			SH3-4			K			6-3	2	0	0	0	0	1	0				
																				
<b>Inning Stats</b>	R: 0 E: 0 K: 0 S: 3	H: 0 LOB: 1 BB: 1 P: 7	R: 0 E: 0 K: 0 S: 3	H: 0 LOB: 0 BB: 0 P: 3	R: 0 E: 0 K: 1 S: 6	H: 2 LOB: 2 BB: 0 P: 6	R: 0 E: 0 K: 1 S: 5	H: 0 LOB: 0 BB: 0 P: 5	R: 0 E: 0 K: 0 S: 3	H: 1 LOB: 2 BB: 2 P: 11	R: 0 E: 0 K: 0 S: 3	H: 1 LOB: 0 BB: 0 P: 3	R: 0 E: 0 K: 0 S: 4	H: 1 LOB: 2 BB: 1 P: 8	R: 0 E: 0 K: 0 S: 3	H: 0 LOB: 0 BB: 0 P: 3	1B: 5 2B: 2 3B: 0 HR: 0	SF: 0 SAC: 1 DP: 3 HBP: 0	WP: 0 PB: 0 SB: 1 CS: 1	PA: 34
<b>PITCHER</b> Joe Coleman, R ERA: 3.58 (1, 1)	IP: 9.0 WLS: W BF: 34	H: 6 R: 0 ER: 0 SO: 2	BB: 4 IBB: 0 HBP: 0 BLK: 0	WP: 0 HR: 0 S: 34 P: 50	ERA: 0.00 WHIP: 1.111	<b>PITCHER</b>														



Batter	1	2	3	4	5	6	7	8	9	AB	R	H	RBI	BB	SO	LOB	TOP								
Cal Abrams, L (1,9) OBP: 0.393, SLG: 0.395	0-0 4-3		0-3 K		4-0 PB 1B 1-2 BB			0-0 FC4-6 1B		3	0	1	0	1	1	1	<b>Baltimore Orioles @ Washington Senators</b> Griffith Stadium, Washington, DC Mon Aug 30 1954, 3:33 AM EDT Att: 1,007 - Unknown								
Jim Brideweser, R (1,4) OBP: 0.328, SLG: 0.328	0-0 CS 1B			0-0 6-3	0-0 PB 1B			0-0 FC4-6 1-2		4	0	2	1	0	0	1									
Eddie Waitkus, L (1,3) OBP: 0.336, SLG: 0.385	0-0 P5			0-0 F9	0-0 F2 1-2 2-3 3-H			0-0 F7		4	0	0	0	0	0	4									
Vern Stephens, R (1,5) OBP: 0.310, SLG: 0.393	0-0 CS 1-2	0-0 P7		0-0 F8		0-0 5-3		0-0 F3		4	0	0	0	0	0	1									
Jim Fridley, R (1,7) OBP: 0.305, SLG: 0.369		0-0 6-3			0-0 1B 1B		0-0 F2		0-0 F9	4	1	1	0	0	0	0									
Les Moss, R (1,2) OBP: 0.326, SLG: 0.277		0-0 5-3			0-0 F8		0-0 6-3		0-0 5-3	4	0	0	0	0	0	1									
Chuck Diering, R (1,8) OBP: 0.362, SLG: 0.318			0-0 4-3		0-0 1B 1B		4-0 G6-4-3 BB		0-0 1B	3	1	2	0	1	0	0									
Billy Hunter, R (1,6) OBP: 0.287, SLG: 0.316			0-0 1B		0-0 F8		0-0 G6-4-3 1-2		0-0 P6	4	0	1	0	0	0	4									
Bob Turley, R (1,1) OBP: 0.199, SLG: 0.129			0-3 K		0-0 1B PB 1B		0-0 F2			3	1	1	1	0	1	1									
<b>Inning Stats</b>	R: 0 E: 0 K: 0 S: 3	H: 1 LOB: 0 BB: 0 P: 3	R: 0 E: 0 K: 0 S: 3	H: 0 LOB: 0 BB: 0 P: 3	R: 0 E: 0 K: 2 S: 8	H: 1 LOB: 1 BB: 0 P: 8	R: 0 E: 0 K: 0 S: 3	H: 0 LOB: 0 BB: 0 P: 3	R: 3 E: 0 K: 0 S: 7	H: 4 LOB: 2 BB: 1 P: 11	R: 0 E: 0 K: 0 S: 3	H: 0 LOB: 0 BB: 0 P: 3	R: 0 E: 0 K: 0 S: 2	H: 0 LOB: 0 BB: 1 P: 6	R: 0 E: 0 K: 0 S: 4	H: 1 LOB: 1 BB: 0 P: 4	R: 0 E: 0 K: 0 S: 4	H: 1 LOB: 1 BB: 0 P: 4	1B: 8 2B: 0 3B: 0 HR: 0	SF: 0 SAC: 0 DP: 1 HBP: 0	WP: 0 PB: 1 SB: 0 CS: 1	PA: 36			
<b>PITCHER</b>	IP WLS BF H R ER SO BB IBB HBP BLK WP HR S P ERA WHIP	8.0 L 31 7 3 2 2 2 0 0 0 0 0 0 33 41 2.25 1.125	1.0 4 1 0 0 0 0 0 0 0 0 0 0 0 4 4 0.00 1.000																						

AB	33
R	3
H	8
RBI	2
BB	2
SO	2
LOB	13



Batter	1	2	3	4	5	6	7	8	9	AB	R	H	RBI	BB	SO	LOB	BOTTOM								
Eddie Yost, R (1,5) OBP: 0.408, SLG: 0.393	0-0 6-3		4-0 BB			0-0 L5		0-0 F7		3	0	0	0	1	0	0	<b>Baltimore Orioles @ Washington Senators</b> Griffith Stadium, Washington, DC Mon Aug 30 1954, 3:33 AM EDT Att: 1,007 - Unknown								
Jim Busby, R (1,8) OBP: 0.341, SLG: 0.388	0-0 F9		0-0 4-3			0-0 1B 1B		0-0 F8		4	0	1	0	0	0	2									
Mickey Vernon, L (1,3) OBP: 0.365, SLG: 0.515	0-0 F8			0-0 F2		0-3 K			0-0 BB HBP 1B	4	1	1	0	0	1	1									
Pete Runnels, L (1,4) OBP: 0.363, SLG: 0.389		0-0 6-3		0-0 F8		0-0 1B			0-0 F5	4	0	1	0	0	0	1									
Roy Sievers, R (1,7) OBP: 0.334, SLG: 0.449		0-0 F3		4-0 CS-6-4 BB		0-3 K			0-3 K	3	0	0	0	1	2	3									
Tom Wright, L (1,9) OBP: 0.317, SLG: 0.320		0-3 K		0-0 FC5-6-4 1-2			0-0 F8		1-0 E BB HBP	3	0	0	0	0	1	1									
Joe Tipton, R (1,2) OBP: 0.182, SLG: 0.175			4-0 FC6-4 BB		0-0 F2		0-0 F7		4-0 E BB	2	0	0	0	2	0	0									
Wayne Terwilliger, R (9, PR) OBP: 0.280, SLG: 0.273									1-2 2-3 BB	0	0	0	0	0	0	0									
Jerry Snyder, R (1,6) OBP: 0.293, SLG: 0.260			0-0 FC6-4 SH3 1-2		0-3 K		0-0 F8		0-0 E4	4	0	0	0	0	1	3									
Dean Stone, L (1,1) OBP: 0.182, SLG: 0.175					0-0 F2			0-0 F7		1	0	0	0	0	0	0									
Johnny Pesky, L (8, PH) OBP: 0.293, SLG: 0.320									1-2 2-3 3-H	1	0	0	0	0	0	0									
Camilo Pascual, R (9, PH) OBP: 0.143, SLG: 0.230									0-3 K	0	0	0	0	0	0	0									
Mickey McDermott, L (9, PH) OBP: 0.250, SLG: 0.232									0-3 K	1	0	0	0	0	1	3									
<b>Inning Stats</b>	R: 0 E: 0 K: 0 S: 3	H: 0 LOB: 0 BB: 0 P: 3	R: 0 E: 0 K: 1 S: 5	H: 0 LOB: 0 BB: 0 P: 5	R: 0 E: 0 K: 0 S: 3	H: 0 LOB: 2 BB: 2 P: 11	R: 0 E: 0 K: 0 S: 3	H: 0 LOB: 1 BB: 1 P: 7	R: 0 E: 0 K: 1 S: 5	H: 0 LOB: 0 BB: 0 P: 5	R: 0 E: 0 K: 2 S: 9	H: 2 LOB: 2 BB: 0 P: 9	R: 0 E: 0 K: 0 S: 3	H: 0 LOB: 0 BB: 0 P: 3	R: 0 E: 0 K: 0 S: 3	H: 0 LOB: 0 BB: 0 P: 3	R: 1 E: 1 K: 2 S: 9	H: 1 LOB: 3 BB: 1 P: 14	1B: 3 2B: 0 3B: 0 HR: 0	SF: 0 SAC: 1 DP: 0 HBP: 1	WP: 0 PB: 0 SB: 0 CS: 0	PA: 36			
<b>PITCHER</b>	IP WLS BF H R ER SO BB IBB HBP BLK WP HR S P ERA WHIP	9.0 W 36 3 1 0 6 4 0 1 0 0 0 0 43 60 0.00 0.778																							





Batter	1	2	3	4	5	6	7	8	9	AB	R	H	RBI	BB	SO	LOB	TOP				
Harvey Kuenn, R OBP: 0.328, SLG: 0.384										5	1	2	0	0	0	2					
Red Wilson, R OBP: 0.362, SLG: 0.385										4	0	2	0	1	0	3					
Bob Nieman, R OBP: 0.316, SLG: 0.440										3	1	0	0	1	0	3					
Ray Boone, R OBP: 0.385, SLG: 0.485										3	0	2	0	1	0	1					
Walt Dropo, R OBP: 0.341, SLG: 0.392										3	0	0	1	0	0	4					
Hoot Evers, R OBP: 0.210, SLG: 0.240										2	0	0	0	2	0	2					
Chick King, R OBP: 0.300, SLG: 0.176										3	0	0	0	1	1	4	AB 31				
Frank Bolling, R OBP: 0.293, SLG: 0.325										4	1	1	0	0	1	1	R 3				
George Zuverink, R OBP: 0.145, SLG: 0.148																	H 8				
Ted Gray, S OBP: 0.083, SLG: 0.083																	RBI 1				
Steve Souchock, R OBP: 0.222, SLG: 0.441										0	0	0	0	0	0	0	BB 6				
										1	0	0	0	0	1	0	SO 3				
																	LOB 21				
<b>Inning Stats</b>	R: 1 E: 0 K: 0 S: 4	H: 1 LOB: 3 BB: 3 P: 16	R: 0 E: 0 K: 1 S: 5	H: 0 LOB: 0 BB: 0 P: 5	R: 0 E: 0 K: 0 S: 5	H: 2 LOB: 2 BB: 0 P: 5	R: 1 E: 0 K: 1 S: 7	H: 2 LOB: 1 BB: 0 P: 7	R: 1 E: 0 K: 0 S: 3	H: 1 LOB: 1 BB: 1 P: 4	R: 0 E: 0 K: 0 S: 2	H: 0 LOB: 0 BB: 1 P: 6	R: 0 E: 0 K: 1 S: 6	H: 1 LOB: 1 BB: 0 P: 6	1B: 7 2B: 1 3B: 0 HR: 0	SF: 1 SAC: 1 DP: 3 HBP: 0	WP: 0 PB: 0 SB: 0 CS: 0	PA: 39			
<b>PITCHER</b> Mickey McDermott, L ERA: 3.59	IP: 9.0 WLS: W BF: 39	H: 8 R: 3 ER: 2 SO: 3	BB: 5 IBB: 1 HBP: 0 BLK: 0	WP: 0 HR: 0 S: 39 P: 63	ERA: 2.00 WHIP: 1.444	<b>PITCHER</b>											IP: 9.0 WLS: W BF: 39	H: 8 R: 3 ER: 2 SO: 3	BB: 5 IBB: 1 HBP: 0 BLK: 0	WP: 0 HR: 0 S: 39 P: 63	ERA: 2.00 WHIP: 1.444

Detroit Tigers @ Washington Senators  
 Griffith Stadium, Washington, DC  
 Tue Aug 31 1954, 3:33 AM EDT  
 Att: 1,839 - Unknown

AB	31
R	3
H	8
RBI	1
BB	6
SO	3
LOB	21



Batter	1	2	3	4	5	6	7	8	9	AB	R	H	RBI	BB	SO	LOB	BOTTOM				
Eddie Yost, R OBP: 0.408, SLG: 0.393										5	0	2	0	0	0	3					
Jim Busby, R OBP: 0.344, SLG: 0.391										4	1	3	1	0	1	0					
Mickey Vernon, L OBP: 0.365, SLG: 0.514										3	0	1	1	0	0	1					
Pete Runnels, L OBP: 0.364, SLG: 0.395										4	1	2	1	0	0	3					
Wayne Terwilliger, R OBP: 0.279, SLG: 0.272										1	0	0	0	0	0	3					
Tom Wright, L OBP: 0.316, SLG: 0.318										4	0	1	1	0	1	2					
Roy Sievers, R OBP: 0.333, SLG: 0.448										1	0	0	0	0	0	3					
Clyde Vollmer, R OBP: 0.331, SLG: 0.342										0	0	0	0	0	0	0					
Tom Umphlett, R OBP: 0.295, SLG: 0.277										5	0	0	0	0	1	6					
Ed Fitz Gerald, R OBP: 0.342, SLG: 0.372										4	1	3	0	0	0	1	AB 37				
Jerry Snyder, R OBP: 0.314, SLG: 0.276										3	1	2	1	1	0	2	R 5				
Mickey McDermott, L OBP: 0.242, SLG: 0.224										3	1	0	0	0	1	5	H 14				
																	RBI 5				
																	BB 1				
																	SO 4				
																	LOB 29				
<b>Inning Stats</b>	R: 0 E: 0 K: 1 S: 5	H: 0 LOB: 0 BB: 0 P: 5	R: 1 E: 0 K: 1 S: 8	H: 3 LOB: 2 BB: 0 P: 8	R: 1 E: 0 K: 1 S: 8	H: 3 LOB: 2 BB: 0 P: 8	R: 2 E: 1 K: 0 S: 7	H: 3 LOB: 2 BB: 0 P: 7	R: 0 E: 0 K: 0 S: 4	H: 0 LOB: 1 BB: 1 P: 8	R: 0 E: 0 K: 0 S: 4	H: 1 LOB: 1 BB: 0 P: 4	R: 1 E: 0 K: 1 S: 7	H: 2 LOB: 1 BB: 0 P: 7	R: 0 E: 0 K: 0 S: 5	H: 2 LOB: 3 BB: 0 P: 6	1B: 12 2B: 1 3B: 1 HR: 0	SF: 1 SAC: 2 DP: 0 HBP: 1	WP: 0 PB: 0 SB: 2 CS: 0	PA: 42	
<b>PITCHER</b> George Zuverink, R ERA: 3.58	IP: 7.0 WLS: L BF: 38	H: 14 R: 5 ER: 4 SO: 4	BB: 1 IBB: 0 HBP: 0 BLK: 0	WP: 0 HR: 0 S: 45 P: 49	ERA: 5.14 WHIP: 2.143	<b>PITCHER</b>											IP: 7.0 WLS: L BF: 38	H: 14 R: 5 ER: 4 SO: 4	BB: 1 IBB: 0 HBP: 0 BLK: 0	WP: 0 HR: 0 S: 45 P: 49	ERA: 5.14 WHIP: 2.143
Ted Gray, L ERA: 6.25	IP: 1.0 WLS: 4 BF: 4	H: 0 R: 0 ER: 0 SO: 0	BB: 0 IBB: 0 HBP: 1 BLK: 0	WP: 0 HR: 0 S: 3 P: 4	ERA: 0.00 WHIP: 0.000	<b>PITCHER</b>											IP: 1.0 WLS: 4 BF: 4	H: 0 R: 0 ER: 0 SO: 0	BB: 0 IBB: 0 HBP: 1 BLK: 0	WP: 0 HR: 0 S: 3 P: 4	ERA: 0.00 WHIP: 0.000

Detroit Tigers @ Washington Senators  
 Griffith Stadium, Washington, DC  
 Tue Aug 31 1954, 3:33 AM EDT  
 Att: 1,839 - Unknown

AB	37
R	5
H	14
RBI	5
BB	1
SO	4
LOB	29





Batter	1	2	3	4	5	6	7	8	9	AB	R	H	RBI	BB	SO	LOB	TOP					
Harvey Kuenn, R OBP: 0.327, SLG: 0.383 (1, 6)	4-3		1-3		FC6 1-2			6-3		4	0	1	0	0	0	0	<b>Detroit Tigers @ Washington Senators</b> Griffith Stadium, Washington, DC Wed Sep 01 1954, 3:33 AM EDT Att: 4,010 - Unknown <a href="http://livebaseballscorecards.com">livebaseballscorecards.com</a>					
Red Wilson, R OBP: 0.354, SLG: 0.376 (1, 2)	4-3		4-3		FC6 1-2			6-3		4	0	0	0	0	0	2						
Bob Nieman, R OBP: 0.315, SLG: 0.436 (1, 7)	FC5-4 1B		K					6-3		4	0	1	0	0	1	0						
Ray Boone, R OBP: 0.384, SLG: 0.483 (1, 5)	FC5-4 1-2				6-3			1-3 1B		4	0	1	0	0	0	1						
Walt Dropo, R OBP: 0.340, SLG: 0.390 (1, 3)			F9		5-3			1-3		4	0	1	0	0	0	1						
Fred Hatfield, L OBP: 0.378, SLG: 0.351 (9, PR)								1-2		0	0	0	0	0	0	0						
Hoot Evers, R OBP: 0.212, SLG: 0.241 (1, 9)			1B		6-3			5-3		4	0	1	0	0	0	2						
			1B					G1-4-3 1B		4	0	1	0	0	0	2						
Chick King, R OBP: 0.304, SLG: 0.200 (1, 8)			K					P4		3	0	1	0	0	1	1						
Frank Bolling, R OBP: 0.294, SLG: 0.325 (1, 4)					FC6 1-2			L9		3	0	1	0	0	0	1						
Al Aber, L OBP: 0.179, SLG: 0.139 (1, 1)			K					6-3		1	0	0	0	0	1	2						
Ray Herbert, R OBP: 0.278, SLG: 0.500 (3, 1)					FC6-4 1B					0	0	0	0	0	0	0						
Bill Tuttle, R OBP: 0.354, SLG: 0.401 (5, PH)										1	0	0	0	0	0	1						
Bob Miller, R OBP: 0.091, SLG: 0.091 (5, 1)										1	0	0	0	0	0	0						
<b>Inning Stats</b>	R: 0 E: 0 K: 0 S: 4	H: 1 LOB: 1 BB: 0 P: 4	R: 0 E: 0 K: 2 S: 9	H: 2 LOB: 2 BB: 0 P: 9	R: 0 E: 0 K: 1 S: 5	H: 0 LOB: 0 BB: 0 P: 5	R: 0 E: 0 K: 0 S: 3	H: 0 LOB: 0 BB: 0 P: 3	R: 0 E: 0 K: 0 S: 5	H: 2 LOB: 2 BB: 0 P: 5	R: 0 E: 0 K: 0 S: 4	H: 1 LOB: 1 BB: 0 P: 4	R: 0 E: 0 K: 0 S: 3	H: 0 LOB: 0 BB: 0 P: 3	R: 0 E: 0 K: 0 S: 3	H: 0 LOB: 0 BB: 0 P: 3	R: 0 E: 0 K: 0 S: 3	H: 1 LOB: 1 BB: 0 P: 3	1B: 7 2B: 0 3B: 0 HR: 0	SF: 0 SAC: 0 DP: 1 HBP: 0	WP: 0 PB: 0 SB: 0 CS: 0	PA: 33
<b>PITCHER</b> Johnny Schmitz, L ERA: 2.81 (1, 1)	IP: 9.0 WLS: W BF: 33 H: 7 R: 0 ER: 0 SO: 3 BB: 0 IBB: 0 HBP: 0 BLK: 0 WP: 0 HR: 0 S: 39 P: 39 ERA: 0.00 WHIP: 0.778																					

Batter	1	2	3	4	5	6	7	8	9	AB	R	H	RBI	BB	SO	LOB	BOTTOM			
Eddie Yost, R OBP: 0.409, SLG: 0.394 (1, 5)	5-3 BB		SH3-4	FC4-6				FC6 1B		2	0	1	0	1	0	1	<b>Detroit Tigers @ Washington Senators</b> Griffith Stadium, Washington, DC Wed Sep 01 1954, 3:33 AM EDT Att: 4,010 - Unknown <a href="http://livebaseballscorecards.com">livebaseballscorecards.com</a>			
Jim Busby, R OBP: 0.341, SLG: 0.388 (1, 8)	5-3		6-3	4-3				F3		4	0	0	1	0	0	4				
Mickey Vernon, L OBP: 0.364, SLG: 0.512 (1, 3)	5-3		2-3 3-H 0-0	BB 1B				F9		4	1	1	1	0	0	2				
Clyde Vollmer, R OBP: 0.336, SLG: 0.342 (1, 7)	6-3		3-H BB 1B	BB 1B				FC6		3	1	1	0	1	0	2				
Tom Umphlett, R OBP: 0.256, SLG: 0.277 (1, 9)			5-3	1B 1B				6-3		4	0	1	1	0	1	1				
Ed Fitz Gerald, R OBP: 0.344, SLG: 0.374 (1, 2)			6-3	1-2 2-H 1B				F8		4	0	2	1	0	0	1				
Jerry Snyder, R OBP: 0.311, SLG: 0.266 (1, 6)			6-3	1-3 2-H 1B				P4		3	0	0	0	1	0	3				
Wayne Terwilliger, R OBP: 0.282, SLG: 0.276 (1, 4)				SH3-4 E 6-3 1B				L8-4 SH1-3 BB		3	1	2	0	0	1	1				
Johnny Schmitz, R OBP: 0.157, SLG: 0.122 (1, 1)			SH 6-3 SH3-4 1B	FC1-6 FC4-6				F8		2	1	0	0	0	0	2				
<b>Inning Stats</b>	R: 0 E: 0 K: 0 S: 3	H: 0 LOB: 1 BB: 1 P: 7	R: 0 E: 0 K: 0 S: 3	H: 0 LOB: 0 BB: 0 P: 3	R: 4 E: 1 K: 0 S: 8	H: 4 LOB: 2 BB: 1 P: 12	R: 0 E: 0 K: 0 S: 4	H: 1 LOB: 1 BB: 0 P: 4	R: 0 E: 0 K: 1 S: 6	H: 1 LOB: 1 BB: 0 P: 6	R: 0 E: 0 K: 0 S: 2	H: 0 LOB: 0 BB: 1 P: 6	R: 0 E: 0 K: 0 S: 4	H: 1 LOB: 1 BB: 0 P: 4	R: 0 E: 0 K: 1 S: 6	H: 1 LOB: 1 BB: 0 P: 6	1B: 8 2B: 1 3B: 0 HR: 0	SF: 0 SAC: 3 DP: 1 HBP: 0	WP: 0 PB: 0 SB: 0 CS: 0	PA: 35
<b>PITCHER</b> Al Aber, L ERA: 3.34 (1, 1)	IP: 2.2 WLS: L BF: 15 H: 4 R: 4 ER: 0 SO: 0 BB: 4 IBB: 4 HBP: 0 BLK: 0 WP: 0 HR: 0 S: 13 P: 21 ERA: 0.00 WHIP: 2.250																			
Ray Herbert, R ERA: 5.74 (3, 1)	IP: 1.1 WLS: 5 BF: 1 H: 1 R: 0 ER: 0 SO: 0 BB: 0 IBB: 0 HBP: 0 BLK: 0 WP: 0 HR: 5 S: 5 P: 5 ERA: 0.00 WHIP: 0.750																			
Bob Miller, L ERA: 2.65 (5, 1)	IP: 4.0 WLS: 15 BF: 3 H: 3 R: 0 ER: 0 SO: 2 BB: 1 IBB: 0 HBP: 0 BLK: 0 WP: 0 HR: 18 S: 22 P: 22 ERA: 0.00 WHIP: 1.000																			



Batter	1	2	3	4	5	6	7	8	9	AB	R	H	RBI	BB	SO	LOB	TOP				
Harvey Kuenn, R (1, 6) OBP: 0.325, SLG: 0.381	F8		4-3	F9			K		1B	3	0	0	0	0	0	1	Detroit Tigers @ Washington Senators Griffith Stadium, Washington, DC Thu Sep 02 1954, 3:33 AM EDT Att: 1,260 - Unknown				
Reno Bertola, R (5, 6) OBP: 0.256, SLG: 0.265									1B	2	0	1	0	0	1	0					
Hoot Evers, R (9, PR) OBP: 0.212, SLG: 0.241									1B	0	1	0	0	0	0	0					
Fred Hatfield, L (1, 4) OBP: 0.379, SLG: 0.353	1B		F2		G6-4-3		1-3		4-3	5	1	2	0	0	0	2					
Bob Nieman, R (1, 7) OBP: 0.321, SLG: 0.437					G6-4-3				1B	4	0	2	2	1	0	1					
Ray Boone, R (1, 5) OBP: 0.381, SLG: 0.481									1B	2	0	0	1	0	0	1					
Frank Bolling, R (5, 4) OBP: 0.297, SLG: 0.331	SF8		F8		F7				1B	2	0	2	0	0	0	0					
Wayne Belardi, L (1, 3) OBP: 0.354, SLG: 0.452	P6								1B	4	2	1	0	1	0	4					
Jim Delsing, L (1, 9) OBP: 0.320, SLG: 0.332										4	0	0	0	0	1	3					
Frank House, L (1, 2) OBP: 0.295, SLG: 0.348										4	0	1	0	0	0	3					
Chick King, R (1, 8) OBP: 0.333, SLG: 0.333									F3	4	1	2	2	0	0	1					
Ned Garver, R (1, 1) OBP: 0.268, SLG: 0.231										1	0	0	0	0	1	1					
Billy Hoelt, L (3, 1) OBP: 0.317, SLG: 0.320										1	0	1	1	0	0	0					
Dick Marlowe, R (4, 1) OBP: 0.267, SLG: 0.286										1	0	0	0	0	1	1					
Bill Tuttle, R (9, PH) OBP: 0.355, SLG: 0.403									1B	1	1	1	0	0	0	0					
<b>Inning Stats</b>	R: 1 E: 0 K: 0 S: 5	H: 2 LOB: 1 BB: 0 P: 5	R: 0 E: 0 K: 2 S: 8	H: 1 LOB: 1 BB: 0 P: 8	R: 0 E: 0 K: 0 S: 3	H: 0 LOB: 1 BB: 1 P: 7	R: 2 E: 0 K: 0 S: 5	H: 2 LOB: 1 BB: 1 P: 9	R: 0 E: 0 K: 0 S: 3	H: 1 LOB: 0 BB: 0 P: 3	R: 1 E: 0 K: 1 S: 7	H: 2 LOB: 1 BB: 0 P: 7	R: 0 E: 0 K: 1 S: 5	H: 0 LOB: 0 BB: 0 P: 5	R: 0 E: 0 K: 0 S: 4	H: 1 LOB: 1 BB: 0 P: 4	R: 2 E: 0 K: 0 S: 7	H: 4 LOB: 2 BB: 0 P: 7	1B: 10 2B: 2 3B: 1 HR: 0	SF: 1 SAC: 0 DP: 1 HBP: 0	WP: 0 PA: 41 PB: 0 SB: 0 CS: 0
<b>PITCHER</b> Bob Porterfield, R (1, 1) ERA: 2.98	IP: 9.0 WLS: W BF: 41 H: 13 R: 6 ER: 6 SO: 4 BB: 2 IBB: 0 HBP: 0 BLK: 0 WP: 0 HR: 0 S: 47 P: 55 ERA: 6.00 WHIP: 1.667															<b>PITCHER</b>	IP: 9.0 WLS: W BF: 41 H: 13 R: 6 ER: 6 SO: 4 BB: 2 IBB: 0 HBP: 0 BLK: 0 WP: 0 HR: 0 S: 47 P: 55 ERA: 6.00 WHIP: 1.667				

Batter	1	2	3	4	5	6	7	8	9	AB	R	H	RBI	BB	SO	LOB	BOTTOM		
Eddie Yost, R (1, 5) OBP: 0.410, SLG: 0.394	1B			F9				G6-4-3		5	3	2	1	1	0	6	Detroit Tigers @ Washington Senators Griffith Stadium, Washington, DC Thu Sep 02 1954, 3:33 AM EDT Att: 1,260 - Unknown		
Jim Busby, R (1, 8) OBP: 0.342, SLG: 0.393	F7				5-3		E5			5	3	2	1	0	0	2			
Mickey Vernon, L (1, 3) OBP: 0.368, SLG: 0.519										4	4	3	3	1	0	0			
Roy Sievers, R (1, 7) OBP: 0.336, SLG: 0.461										5	2	3	7	0	1	0			
Jim Lemon, R (1, 9) OBP: 0.326, SLG: 0.342	5-3									5	2	2	1	0	2	1			
Ed Fitz Gerald, R (1, 2) OBP: 0.348, SLG: 0.381	6-3									5	1	3	1	0	0	1			
Roy Dietzel, R (1, 4) OBP: 0.600, SLG: 0.500										4	0	2	1	1	1	0			
Jerry Snyder, R (1, 6) OBP: 0.305, SLG: 0.262	5-3									5	1	1	1	0	0	4			
Bob Porterfield, R (1, 1) OBP: 0.129, SLG: 0.114	F7									4	0	0	0	0	1	6			
<b>Inning Stats</b>	R: 2 E: 0 K: 0 S: 5	H: 2 LOB: 1 BB: 1 P: 9	R: 0 E: 0 K: 1 S: 5	H: 0 LOB: 0 BB: 0 P: 5	R: 5 E: 0 K: 1 S: 10	H: 5 LOB: 2 BB: 2 P: 18	R: 4 E: 0 K: 0 S: 9	H: 6 LOB: 2 BB: 0 P: 9	R: 0 E: 0 K: 0 S: 3	H: 0 LOB: 0 BB: 0 P: 3	R: 0 E: 0 K: 1 S: 5	H: 0 LOB: 0 BB: 0 P: 5	R: 4 E: 2 K: 2 S: 11	H: 2 LOB: 0 BB: 0 P: 11	R: 1 E: 0 K: 0 S: 5	H: 3 LOB: 1 BB: 0 P: 5		1B: 11 2B: 3 3B: 1 HR: 3	SF: 0 SAC: 1 DP: 1 HBP: 0
<b>PITCHER</b> Ned Garver, R (1, 1) ERA: 2.88	IP: 2.0 WLS: L BF: 13 H: 5 R: 6 ER: 6 SO: 1 BB: 2 IBB: 0 HBP: 0 BLK: 0 WP: 0 HR: 0 S: 13 P: 21 ERA: 27.00 WHIP: 3.500															<b>PITCHER</b>	IP: 2.0 WLS: L BF: 13 H: 5 R: 6 ER: 6 SO: 1 BB: 2 IBB: 0 HBP: 0 BLK: 0 WP: 0 HR: 0 S: 13 P: 21 ERA: 27.00 WHIP: 3.500		
<b>PITCHER</b> Billy Hoelt, L (3, 1) ERA: 4.64	IP: 1.0 WLS: 0 BF: 9 H: 5 R: 4 ER: 4 SO: 1 BB: 1 IBB: 0 HBP: 0 BLK: 0 WP: 0 HR: 2 S: 10 P: 14 ERA: 36.00 WHIP: 6.000															<b>PITCHER</b>	IP: 1.0 WLS: 0 BF: 9 H: 5 R: 4 ER: 4 SO: 1 BB: 1 IBB: 0 HBP: 0 BLK: 0 WP: 0 HR: 2 S: 10 P: 14 ERA: 36.00 WHIP: 6.000		
<b>PITCHER</b> Dick Marlowe, R (4, 1) ERA: 4.67	IP: 5.0 WLS: 0 BF: 24 H: 8 R: 6 ER: 2 SO: 3 BB: 0 IBB: 0 HBP: 0 BLK: 0 WP: 0 HR: 1 S: 30 P: 30 ERA: 3.60 WHIP: 1.600															<b>PITCHER</b>	IP: 5.0 WLS: 0 BF: 24 H: 8 R: 6 ER: 2 SO: 3 BB: 0 IBB: 0 HBP: 0 BLK: 0 WP: 0 HR: 1 S: 30 P: 30 ERA: 3.60 WHIP: 1.600		







Batter	1	2	3	4	5	6	7	8	9	AB	R	H	RBI	BB	SO	LOB	TOP					
Bob Cerv, R OBP: 0.306, SLG: 0.517 (1, 7)										4	1	2	1	0	1	2	<b>New York Yankees @ Washington Senators</b> Griffith Stadium, Washington, DC Sat Sep 04 1954, 3:33 AM EDT Att: 11,694 - Unknown					
Hank Bauer, R OBP: 0.372, SLG: 0.489 (1, 9)										4	0	0	0	0	0	5						
Mickey Mantle, S OBP: 0.403, SLG: 0.552 (1, 8)										4	0	1	0	0	0	0						
Yogi Berra, L OBP: 0.361, SLG: 0.485 (1, 2)										4	0	0	0	0	0	1						
Bill Skowron, R OBP: 0.396, SLG: 0.615 (1, 3)										4	0	0	0	0	0	1						
Gil McDougald, R OBP: 0.326, SLG: 0.422 (1, 4)										4	1	3	1	0	0	0						
Andy Carey, R OBP: 0.365, SLG: 0.418 (1, 5)										4	0	1	0	0	1	2						
Willy Miranda, S OBP: 0.330, SLG: 0.394 (7, PH)										2	0	2	0	0	0	0						
Enos Slaughter, L OBP: 0.391, SLG: 0.355 (7, PH)										0	0	0	0	1	0	0						
Art Schallock, L OBP: 0.342, SLG: 0.265 (9, PH)										0	0	0	0	0	0	0						
Tom Morgan, R OBP: 0.143, SLG: 0.220 (2, 1)										1	0	0	0	0	0	2						
Jim McDonald, R OBP: 0.249, SLG: 0.283 (2, 1)										0	0	0	0	0	0	0						
Allie Reynolds, R OBP: 0.188, SLG: 0.191 (7, PH)										0	0	0	0	0	0	2						
Eddie Rodriguez, R OBP: 0.205, SLG: 0.236 (7, PH)										0	0	0	0	0	0	0						
Phil Rizzuto, R OBP: 0.302, SLG: 0.296 (7, PH)										0	0	0	0	0	0	0						
Joe Collins, L OBP: 0.370, SLG: 0.455 (9, PH)										1	0	0	0	0	0	1						
<b>Inning Stats</b>	R: 1 E: 0 K: 0 S: 4	H: 1 LOB: 0 BB: 0 P: 4	R: 0 E: 0 K: 0 S: 5	H: 2 LOB: 2 BB: 0 P: 5	R: 0 E: 0 K: 0 S: 3	H: 0 LOB: 0 BB: 0 P: 3	R: 0 E: 0 K: 0 S: 3	H: 0 LOB: 0 BB: 0 P: 3	R: 0 E: 0 K: 0 S: 5	H: 3 LOB: 2 BB: 0 P: 5	R: 0 E: 0 K: 0 S: 3	H: 1 LOB: 0 BB: 0 P: 3	R: 1 E: 0 K: 1 S: 6	H: 1 LOB: 2 BB: 2 P: 14	R: 0 E: 0 K: 0 S: 3	H: 0 LOB: 1 BB: 0 P: 6	R: 0 E: 0 K: 1 S: 6	H: 1 LOB: 1 BB: 0 P: 6	1B: 7 2B: 0 3B: 0 HR: 2	SF: 0 SAC: 1 DP: 2 HBP: 0	WP: 0 PB: 1 SB: 0 CS: 0	PA: 36
<b>PITCHER</b> Dean Stone, L ERA: 3.68 (1, 1)	IP: 9.0 WLS: W BF: 36 H: 9 R: 2 ER: 2 SO: 2 BB: 2 IBB: 0 HBP: 0 BLK: 0 WP: 0 HR: 2 S: 38 P: 46 ERA: 2.00 WHIP: 1.222																					

Batter	1	2	3	4	5	6	7	8	9	AB	R	H	RBI	BB	SO	LOB	BOTTOM			
Eddie Yost, R OBP: 0.409, SLG: 0.395 (1, 5)										5	1	2	1	0	1	2	<b>New York Yankees @ Washington Senators</b> Griffith Stadium, Washington, DC Sat Sep 04 1954, 3:33 AM EDT Att: 11,694 - Unknown			
Jim Busby, R OBP: 0.340, SLG: 0.391 (1, 8)										4	0	0	0	1	0	2				
Mickey Vernon, L OBP: 0.370, SLG: 0.521 (1, 3)										2	1	1	1	2	0	0				
Pete Runnels, L OBP: 0.363, SLG: 0.391 (1, 4)										4	0	1	1	0	0	4				
Tom Wright, L OBP: 0.320, SLG: 0.318 (7, 7)										2	0	1	0	1	0	1				
Tom Umphlett, R OBP: 0.255, SLG: 0.276 (7, 7)										1	0	0	0	0	0	0				
Jim Lemon, R OBP: 0.333, SLG: 0.391 (1, 9)										4	1	2	0	0	1	3				
Ed Fitz Gerald, R OBP: 0.348, SLG: 0.388 (1, 2)										4	1	1	1	0	1	4				
Jerry Snyder, R OBP: 0.301, SLG: 0.261 (1, 6)										4	1	1	0	0	0	2				
Dean Stone, L OBP: 0.191, SLG: 0.167 (1, 1)										2	0	0	0	1	2	0				
<b>Inning Stats</b>	R: 1 E: 1 K: 0 S: 5	H: 2 LOB: 1 BB: 0 P: 5	R: 2 E: 0 K: 1 S: 7	H: 2 LOB: 3 BB: 3 P: 19	R: 0 E: 0 K: 1 S: 5	H: 0 LOB: 1 BB: 1 P: 9	R: 0 E: 0 K: 1 S: 5	H: 0 LOB: 0 BB: 0 P: 5	R: 0 E: 0 K: 0 S: 6	H: 1 LOB: 2 BB: 1 P: 10	R: 2 E: 0 K: 0 S: 5	H: 2 LOB: 0 BB: 0 P: 5	R: 0 E: 0 K: 0 S: 4	H: 1 LOB: 1 BB: 0 P: 4	R: 0 E: 0 K: 1 S: 6	H: 1 LOB: 1 BB: 0 P: 6	1B: 5 2B: 2 3B: 2 HR: 0	SF: 0 SAC: 1 DP: 0 HBP: 0	WP: 1 PB: 0 SB: 0 CS: 0	PA: 38
<b>PITCHER</b> Tom Morgan, R ERA: 3.85 (1, 1)	IP: 1.1 WLS: L BF: 9 H: 4 R: 3 ER: 3 SO: 0 BB: 1 IBB: 0 HBP: 0 BLK: 0 WP: 0 HR: 0 S: 8 P: 12 ERA: 20.25 WHIP: 3.750																			
Jim McDonald, R ERA: 3.17 (2, 1)	0.1	3	0	0	0	1	2	0	0	0	0	0	0	3	11	0.00	6.000			
Allie Reynolds, R ERA: 3.41 (2, 1)	4.1	18	3	2	2	3	2	0	0	0	1	0	22	30	4.15	1.154				
Art Schallock, L ERA: 3.24 (7, 1)	2.0	8	2	0	0	1	0	0	0	0	0	0	10	10	0.00	1.000				



Batter	1	2	3	4	5	6	7	8	9	AB	R	H	RBI	BB	SO	LOB	TOP								
Hank Bauer, R OBP: 0.368, SLG: 0.484 Johnny Sain, R OBP: 0.389, SLG: 0.313	P5			F9		L8	K			4	0	0	0	0	1	3									
Bob Cerv, R OBP: 0.308, SLG: 0.500 Ed Lopat, L OBP: 0.071, SLG: 0.019 Irv Noren, L OBP: 0.385, SLG: 0.514	6-3			F2		BB	BB	F8		2	0	0	0	1	0	0									
Mickey Mantle, S OBP: 0.402, SLG: 0.548	F8			F8		BB	BB	L7		3	0	0	1	1	0	0									
Yogi Berra, L OBP: 0.362, SLG: 0.483		F8		L6-3	BB	6-3		BB		2	0	0	0	2	0	3									
Bill Skowron, R OBP: 0.388, SLG: 0.601	4-3			L6-3		6-3		F7		4	0	0	0	0	2										
Gil McDougald, R OBP: 0.397, SLG: 0.431	F3			K		1B	2B	HR		3	2	1	1	1	1	0									
Andy Carey, R OBP: 0.363, SLG: 0.416			F9			5-3		F9		4	1	1	0	0	0	0									
Willy Miranda, S OBP: 0.327, SLG: 0.390 Enos Slaughter, L OBP: 0.396, SLG: 0.375	P4			BB	BB	BB	1B	F5		1	0	0	0	0	0	0									
Ralph Branca, R OBP: 0.421, SLG: 0.412 Jim Konstanty, R OBP: 0.346, SLG: 0.376 Eddie Robinson, L OBP: 0.302, SLG: 0.298 Phil Rizzuto, L OBP: 0.302, SLG: 0.454 Joe Collins, L OBP: 0.302, SLG: 0.454 Woody Held, R OBP: 0.286, SLG: 0.284	4-3			BB	BB	F8		K		0	0	0	0	0	0	0									
<b>Inning Stats</b>	R: 0 E: 0 K: 0 S: 3	H: 0 LOB: 0 BB: 0 P: 3	R: 0 E: 0 K: 0 S: 3	H: 0 LOB: 0 BB: 0 P: 3	R: 0 E: 0 K: 0 S: 3	H: 0 LOB: 0 BB: 0 P: 3	R: 0 E: 0 K: 0 S: 3	H: 0 LOB: 0 BB: 0 P: 3	R: 0 E: 0 K: 0 S: 3	H: 0 LOB: 0 BB: 0 P: 3	R: 1 E: 0 K: 0 S: 4	H: 1 LOB: 3 BB: 3 P: 16	R: 2 E: 0 K: 1 S: 7	H: 2 LOB: 1 BB: 1 P: 11	R: 0 E: 0 K: 0 S: 3	H: 0 LOB: 1 BB: 0 P: 7	R: 1 E: 0 K: 1 S: 6	H: 1 LOB: 0 BB: 0 P: 6	1B: 2 2B: 2 3B: 0 HR: 1	SF: 0 SAC: 0 DP: 1 HBP: 0	WP: 0 PB: 1 SB: 0 CS: 0	PA: 36			
<b>PITCHER</b>	IP	WLS	BF	H	R	ER	SO	BB	IBB	HBP	BLK	WP	HR	S	P	ERA	WHIP								
Mickey McDermott, L ERA: 3.52	6.0		22	1	1	1	1	4	0	0	0	0	0	20	36	1.50	0.833								
Bob Porterfield, R ERA: 3.06	3.0	W	14	3	3	3	2	2	0	0	0	0	1	16	24	9.00	1.667								

New York Yankees @ Washington Senators  
Griffith Stadium, Washington, DC  
Sun Sep 05 1954, 3:33 AM EDT  
Att: 17,296 - Unknown

AB	30
R	4
H	4
RBI	4
BB	6
SO	3
LOB	9



Batter	1	2	3	4	5	6	7	8	9	AB	R	H	RBI	BB	SO	LOB	BOTTOM								
Eddie Yost, R OBP: 0.410, SLG: 0.394	K	P6		SH2-4	BB		G1-4-3		1B	3	0	1	1	2	1	0									
Jim Busby, R OBP: 0.340, SLG: 0.390	2B	K		SH2-4		G1-4-3				2	1	0	0	1	1	1									
Mickey Vernon, L OBP: 0.369, SLG: 0.521	E7		3-1		F7		P5			4	1	1	0	0	0	1									
Pete Runnels, L OBP: 0.364, SLG: 0.399	L5				F8		HR			4	1	2	1	0	0	2									
Tom Wright, L OBP: 0.322, SLG: 0.321 Tom Umphlett, R OBP: 0.254, SLG: 0.275	1B		K		1-3		L5			2	1	1	1	0	1	0									
Jim Lemon, R OBP: 0.345, SLG: 0.400	E8				F9		K			4	0	2	0	0	1	0									
Ed Fitz Gerald, R OBP: 0.353, SLG: 0.391	FC4-6				F3		1-3	SH3-4	1B	3	1	2	0	1	0	1									
Jerry Snyder, R OBP: 0.292, SLG: 0.253	FC4-6				F9		FC5-4	SH3-4		3	0	0	0	0	0	4									
Mickey McDermott, L OBP: 0.237, SLG: 0.218 Bob Porterfield, R OBP: 0.129, SLG: 0.113 Roy Sievers, R OBP: 0.335, SLG: 0.460	F2				G3		F7		1-3	2	0	0	0	0	0	1									
<b>Inning Stats</b>	R: 3 E: 2 K: 1 S: 8	H: 3 LOB: 2 BB: 2 P: 16	R: 0 E: 0 K: 1 S: 5	H: 0 LOB: 0 BB: 0 P: 5	R: 0 E: 0 K: 0 S: 5	H: 1 LOB: 0 BB: 0 P: 5	R: 0 E: 0 K: 0 S: 4	H: 1 LOB: 1 BB: 0 P: 4	R: 0 E: 0 K: 0 S: 3	H: 0 LOB: 1 BB: 1 P: 7	R: 0 E: 0 K: 0 S: 4	H: 1 LOB: 0 BB: 0 P: 4	R: 0 E: 0 K: 0 S: 2	H: 0 LOB: 0 BB: 1 P: 6	R: 1 E: 0 K: 1 S: 6	H: 1 LOB: 0 BB: 0 P: 6	R: 1 E: 0 K: 0 S: 4	H: 2 LOB: 1 BB: 0 P: 4	1B: 7 2B: 1 3B: 0 HR: 1	SF: 0 SAC: 2 DP: 1 HBP: 0	WP: 0 PB: 0 SB: 0 CS: 0	PA: 37			
<b>PITCHER</b>	IP	WLS	BF	H	R	ER	SO	BB	IBB	HBP	BLK	WP	HR	S	P	ERA	WHIP								
Ralph Branca, R ERA: 5.12	0.2		6	3	3	2	1	1	0	0	0	0	0	18	26	0.00	0.923								
Jim Konstanty, R ERA: 3.12	4.1		16	2	0	0	2	2	0	0	0	0	0	6	10	0.00	1.000								
Ed Lopat, L ERA: 3.28	2.0		7	1	0	0	0	1	0	0	0	0	0	6	10	0.00	1.000								
Johnny Sain, R ERA: 3.13	1.2	L	8	3	2	2	1	0	0	0	0	0	1	10	10	10.80	1.800								

New York Yankees @ Washington Senators  
Griffith Stadium, Washington, DC  
Sun Sep 05 1954, 3:33 AM EDT  
Att: 17,296 - Unknown

AB	31
R	5
H	9
RBI	3
BB	4
SO	4
LOB	11






Batter	1	2	3	4	5	6	7	8	9	AB	R	H	RBI	BB	SO	LOB	TOP		
Spook Jacobs, R OBP: 0.333, SLG: 0.281 Pete Suder, R OBP: 0.228, SLG: 0.276	1-3		F7			F3		BB 1-2 BB		3	0	0	0	0	0	0	Philadelphia Athletics @ Washington Senators Griffith Stadium, Washington, DC Mon Sep 06 1954, 3:33 AM EDT Unknown		
Vic Power, R OBP: 0.287, SLG: 0.346 Elmer Valo, L OBP: 0.352, SLG: 0.322	4-0			G1-6-3 1B		F8		F9		2	0	1	0	1	0	0			
Jim Finigan, R OBP: 0.388, SLG: 0.421	G3			G1-6-3 1-2		F7		F5		4	0	0	0	0	2				
Gus Zernial, R OBP: 0.330, SLG: 0.455	4-3			1B		F8		6-3		4	0	1	0	0	1				
Bill Wilson, R OBP: 0.336, SLG: 0.414		3-1		5-3		F8		4-3		4	0	0	0	0	1				
Joe Taylor, R OBP: 0.244, SLG: 0.326		5-3				F7		1B SF7 BB		2	1	0	0	1	0				
Joe Demaestri, R OBP: 0.309, SLG: 0.309 Eddie Joost, R OBP: 0.442, SLG: 0.442		6-3				5-3		BB 1-3 1B		2	0	0	0	0	0				
Joe Astroth, R OBP: 0.290, SLG: 0.273			4-3			F2		F9		3	0	0	0	0	2				
Arnie Portocarrero, R OBP: 0.182, SLG: 0.210 Marion Fricano, R OBP: 0.135, SLG: 0.111 Lou Limmer, L OBP: 0.393, SLG: 0.419 Sonny Dixon, S OBP: 0.242, SLG: 0.281			K			4-3		SF7 3-H		1	0	0	0	0	1				
<b>Inning Stats</b>	R: 0 E: 0 K: 0 S: 3	H: 0 LOB: 1 BB: 1 P: 7	R: 0 E: 0 K: 0 S: 3	H: 0 LOB: 0 BB: 0 P: 3	R: 0 E: 0 K: 1 S: 5	H: 0 LOB: 0 BB: 0 P: 5	R: 0 E: 0 K: 0 S: 4	H: 2 LOB: 1 BB: 0 P: 4	R: 0 E: 0 K: 0 S: 3	H: 0 LOB: 0 BB: 0 P: 3	R: 0 E: 0 K: 0 S: 3	H: 0 LOB: 0 BB: 0 P: 3	R: 0 E: 0 K: 0 S: 4	H: 1 LOB: 2 BB: 2 P: 12	R: 0 E: 0 K: 0 S: 3	H: 0 LOB: 0 BB: 0 P: 3		1B: 3 2B: 0 3B: 0 HR: 0	SF: 1 SAC: 0 DP: 1 HBP: 0
<b>PITCHER</b> Johnny Schmitz, L ERA: 2.72	IP: 9.0 WLS: W BF: 32 H: 3 R: 1 ER: 1 SO: 1 BB: 3 IBB: 0 HBP: 0 BLK: 0 WP: 0 HR: 0 S: 31 P: 43 ERA: 1.00 WHIP: 0.667																		

Batter	1	2	3	4	5	6	7	8	9	AB	R	H	RBI	BB	SO	LOB	BOTTOM		
Eddie Yost, R OBP: 0.412, SLG: 0.394	SH1-3 BB	F8		BB 3B 1B				4-3		3	1	1	0	2	0	2	Philadelphia Athletics @ Washington Senators Griffith Stadium, Washington, DC Mon Sep 06 1954, 3:33 AM EDT Unknown		
Jim Busby, R OBP: 0.340, SLG: 0.388 Tom Umphlett, R OBP: 0.256, SLG: 0.275	SH1-3 1-2		F8	BB 3B BB	1-3			HR BB		2	1	0	0	1	0	2			
Mickey Vernon, L OBP: 0.371, SLG: 0.531	F7		BB 1B	BB 2B 3B				HR		5	2	3	5	0	1				
Pete Runnels, L OBP: 0.365, SLG: 0.398 Roy Dietzel, R OBP: 0.571, SLG: 0.500	5-3		BB 1-2	BB 2B BB		P1		1B		1	1	0	0	2	0	1			
Carlos Paula, R OBP: 0.400, SLG: 0.600		K	F9	BB 1-2	BB 2B			F8		5	0	2	2	0	1	3			
Jim Lemon, R OBP: 0.333, SLG: 0.382	BB 1B FC	6-3	BB 1B K	BB 1B K		K		4-3		5	1	1	0	0	2	5			
Ed Fitz Gerald, R OBP: 0.352, SLG: 0.389	FC 1B 1-2			FC3-6 1B		F8		F3		4	0	1	0	0	1				
Jerry Snyder, R OBP: 0.291, SLG: 0.253	F7			F8		SH1 1B		F8		4	0	1	0	0	3				
Johnny Schmitz, R OBP: 0.167, SLG: 0.135				FC3-6 BB 1B 3B	SH1			L7		3	1	1	1	0	0	1			
<b>Inning Stats</b>	R: 0 E: 0 K: 0 S: 3	H: 0 LOB: 1 BB: 1 P: 7	R: 1 E: 0 K: 1 S: 8	H: 2 LOB: 2 BB: 0 P: 8	R: 0 E: 0 K: 1 S: 4	H: 1 LOB: 2 BB: 1 P: 8	R: 5 E: 0 K: 1 S: 9	H: 4 LOB: 1 BB: 2 P: 17	R: 0 E: 0 K: 0 S: 4	H: 1 LOB: 2 BB: 1 P: 8	R: 0 E: 0 K: 1 S: 6	H: 1 LOB: 1 BB: 0 P: 6	R: 0 E: 0 K: 0 S: 3	H: 0 LOB: 0 BB: 0 P: 3	R: 2 E: 0 K: 0 S: 5	H: 2 LOB: 1 BB: 1 P: 9		1B: 8 2B: 1 3B: 1 HR: 1	SF: 0 SAC: 2 DP: 0 HBP: 0
<b>PITCHER</b> Arnie Portocarrero, R ERA: 4.25 Marion Fricano, R ERA: 5.57 Sonny Dixon, R ERA: 4.18	IP: 3.2 WLS: L BF: 23 H: 7 R: 6 ER: 6 SO: 2 BB: 4 IBB: 0 HBP: 0 BLK: 0 WP: 0 HR: 0 S: 21 P: 37 ERA: 14.73 WHIP: 3.000																		




Batter	1	2	3	4	5	6	7	8	9	AB	R	H	RBI	BB	SO	LOB	TOP			
<b>Spook Jacobs, R</b> (1, 4) OBP: 0.335, SLG: 0.284										5	1	3	0	0	0	1	<b>Philadelphia Athletics @ Washington Senators</b> <b>Griffith Stadium, Washington, DC</b> Mon Sep 06 1954, 3:38 AM EDT Att: 4,865 - Unknown			
<b>Lou Limmer, L</b> (1, 3) OBP: 0.302, SLG: 0.419										5	0	1	1	0	0	3				
<b>Jim Finigan, R</b> (1, 5) OBP: 0.387, SLG: 0.418										3	0	0	0	1	0	2				
<b>Gus Zernial, R</b> (1, 7) OBP: 0.330, SLG: 0.455										0	0	0	0	0	0	0				
<b>Joe Taylor, R</b> (1, 7) OBP: 0.245, SLG: 0.319										4	0	1	0	0	2	3				
<b>Bill Wilson, R</b> (1, 8) OBP: 0.338, SLG: 0.425										4	2	2	1	0	1	1				
<b>Elmer Valo, L</b> (1, 9) OBP: 0.354, SLG: 0.332									3	0	1	1	1	0	1					
<b>Joe Demaestri, R</b> (1, 6) OBP: 0.247, SLG: 0.307									4	0	0	0	0	0	3					
<b>Jim Robertson, R</b> (1, 2) OBP: 0.284, SLG: 0.220									3	0	0	0	1	0	1					
<b>Joe Astroth, R</b> (9, 2) OBP: 0.230, SLG: 0.273									0	0	0	0	0	0	0					
<b>Charlie Bishop, R</b> (1, 1) OBP: 0.103, SLG: 0.103									3	0	0	0	0	1	1					
<b>Moe Burtzsch, R</b> (8, 1) OBP: 0.176, SLG: 0.125									1	0	0	0	0	0	1					
<b>Inning Stats</b>	R: 0 E: 0 K: 0 S: 3	H: 1 LOB: 0 BB: 0 P: 3	R: 0 E: 0 K: 1 S: 6	H: 1 LOB: 1 BB: 0 P: 6	R: 1 E: 0 K: 2 S: 9	H: 2 LOB: 2 BB: 1 P: 13	R: 1 E: 0 K: 0 S: 4	H: 1 LOB: 1 BB: 0 P: 8	R: 0 E: 0 K: 0 S: 6	H: 0 LOB: 0 BB: 1 P: 7	R: 0 E: 0 K: 0 S: 3	H: 0 LOB: 0 BB: 0 P: 3	R: 1 E: 0 K: 0 S: 5	H: 2 LOB: 1 BB: 0 P: 5	R: 0 E: 1 K: 0 S: 4	H: 0 LOB: 1 BB: 0 P: 4	1B: 5 2B: 1 3B: 1 HR: 1	SF: 0 SAC: 0 DP: 1 HBP: 0	WP: 0 PB: 0 SB: 3 CS: 0	PA: 38
<b>PITCHER</b>	IP	WLS	BF	H	R	ER	SO	BB	IBB	HBP	BLK	WP	HR	S	P	ERA	WHIP			
<b>Gus Keriazakos, R</b> (1, 1) ERA: 3.05	8.0	L	34	8	3	3	4	3	0	0	0	0	1	39	51	3.38	1.375			
<b>Camilo Pascual, R</b> (9, 1) ERA: 4.78	1.0		4	0	0	0	0	0	0	0	0	0	0	4	4	0.00	0.000			

AB 35  
R 3  
H 8  
RBI 3  
BB 3  
SO 4  
LOB 17



Batter	1	2	3	4	5	6	7	8	9	AB	R	H	RBI	BB	SO	LOB	BOTTOM			
<b>Eddie Yost, R</b> (1, 5) OBP: 0.412, SLG: 0.396										3	1	1	0	1	0	1	<b>Philadelphia Athletics @ Washington Senators</b> <b>Griffith Stadium, Washington, DC</b> Mon Sep 06 1954, 3:38 AM EDT Att: 4,865 - Unknown			
<b>Jim Busby, R</b> (1, 8) OBP: 0.343, SLG: 0.391										4	1	3	0	0	0	0				
<b>Jesse Levan, L</b> (1, 3) OBP: 0.343, SLG: 0.391										4	0	0	0	0	0	4				
<b>Pete Runnels, L</b> (1, 4) OBP: 0.367, SLG: 0.400										3	0	1	1	1	0	1				
<b>Carlos Paula, R</b> (1, 7) OBP: 0.222, SLG: 0.333										4	0	0	0	0	0	5				
<b>Jim Lemon, R</b> (1, 9) OBP: 0.328, SLG: 0.362										3	0	0	0	1	0	1				
<b>Steve Korceck, R</b> (1, 2) OBP: 0.335, SLG: 0.459										3	0	0	0	0	1	1				
<b>Jerry Snyder, R</b> (1, 6) OBP: 0.295, SLG: 0.257										2	0	1	0	0	0	0				
<b>Mickey Vernon, L</b> (7, PH) OBP: 0.370, SLG: 0.530										1	0	0	0	0	0	1				
<b>Roy Dietzel, R</b> (8, 4) OBP: 0.500, SLG: 0.429										1	0	0	0	0	1	0				
<b>Gus Keriazakos, R</b> (1, 1) OBP: 0.125, SLG: 0.067										1	0	0	0	0	1	0				
<b>Tom Wright, L</b> (8, PH) OBP: 0.320, SLG: 0.319										1	0	0	0	0	0	0				
<b>Camilo Pascual, R</b> (9, 1) OBP: 0.174, SLG: 0.227										0	0	0	0	0	0	0				
<b>Inning Stats</b>	R: 2 E: 1 K: 0 S: 5	H: 2 LOB: 1 BB: 1 P: 9	R: 0 E: 0 K: 1 S: 5	H: 0 LOB: 0 BB: 0 P: 5	R: 0 E: 0 K: 0 S: 3	H: 0 LOB: 0 BB: 0 P: 3	R: 0 E: 0 K: 0 S: 3	H: 0 LOB: 0 BB: 0 P: 3	R: 0 E: 0 K: 0 S: 4	H: 1 LOB: 1 BB: 0 P: 4	R: 0 E: 0 K: 1 S: 4	H: 0 LOB: 0 BB: 1 P: 8	R: 0 E: 0 K: 0 S: 5	H: 2 LOB: 3 BB: 1 P: 9	R: 0 E: 0 K: 2 S: 7	H: 0 LOB: 0 BB: 0 P: 7	1B: 4 2B: 3 3B: 0 HR: 0	SF: 0 SAC: 1 DP: 1 HBP: 0	WP: 0 PB: 0 SB: 1 CS: 0	PA: 35
<b>PITCHER</b>	IP	WLS	BF	H	R	ER	SO	BB	IBB	HBP	BLK	WP	HR	S	P	ERA	WHIP			
<b>Charlie Bishop, R</b> (1, 1) ERA: 4.74	7.1	W	29	6	2	1	2	2	0	0	0	0	0	31	39	1.23	1.091			
<b>Moe Burtzsch, R</b> (8, 1) ERA: 3.57	1.2	S	6	0	0	0	2	0	1	0	0	0	0	9	13	0.00	0.000			


AB 31  
R 2  
H 6  
RBI 1  
BB 3  
SO 4  
LOB 14



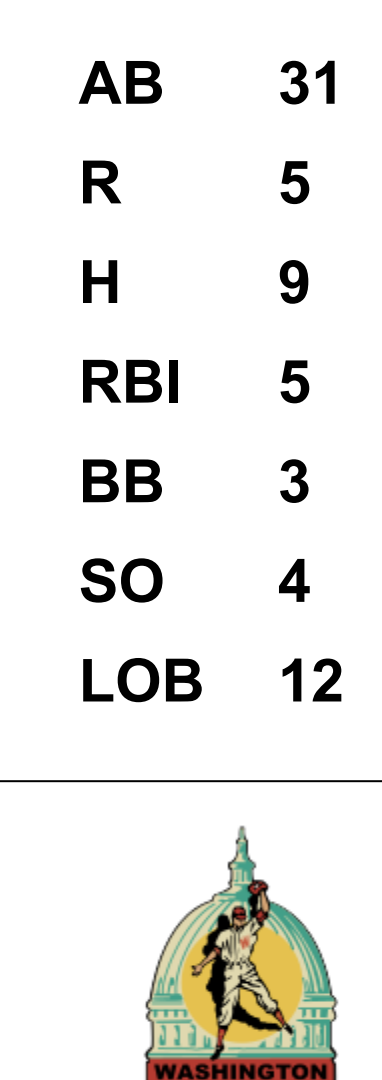


Batter	1	2	3	4	5	6	7	8	9	AB	R	H	RBI	BB	SO	LOB	TOP														
Spook Jacobs, R OBP: 0.335, SLG: 0.284	5-3		6-3		SH3			SH1-4 1B		3	0	1	1	0	0	0	Philadelphia Athletics @ Washington Senators Griffith Stadium, Washington, DC Tue Sep 07 1954, 3:33 AM EDT Att: 460 - Unknown														
Lou Limmer, L OBP: 0.302, SLG: 0.416	F8		F8		BB			SH1-4		2	0	0	0	1	0	0															
Jim Finigan, R OBP: 0.384, SLG: 0.414	4-3		P6		F2			F9		4	0	0	0	0	0	3															
Elmer Valo, L Vic Power, R OBP: 0.355, SLG: 0.338 OBP: 0.292, SLG: 0.344		1B 2B		K		K		K		2	1	1	0	0	1	0															
Bill Wilson, R OBP: 0.343, SLG: 0.425		F8 1B 1B		B2-3 BB		6-3			HBP	2	1	1	1	1	0	0															
Joe Taylor, R OBP: 0.226, SLG: 0.294	F8		F8		B2-3		F7		F7	4	0	0	0	0	0	3															
Joe Demaestri, R OBP: 0.249, SLG: 0.308		2B 1B			E SH SH3		F5		F7	4	2	2	1	0	0	1															
Joe Astroth, R OBP: 0.290, SLG: 0.279		3H 1B			SH SH3		5-3		F7	3	0	1	1	0	0	1															
Al Sima, R Moe Burtshy, R OBP: 0.050, SLG: 0.050 OBP: 0.167, SLG: 0.116		1H 2B			P4		F9			2	0	0	0	0	0	2															
										1	0	0	0	0	0	0															
<b>Inning Stats</b>	R: 0 E: 0 K: 0 S: 3	H: 0 LOB: 0 BB: 0 P: 3	R: 3 E: 0 K: 0 S: 6	H: 4 LOB: 0 BB: 0 P: 6	R: 0 E: 0 K: 0 S: 3	H: 0 LOB: 0 BB: 0 P: 3	R: 0 E: 0 K: 1 S: 4	H: 0 LOB: 0 BB: 1 P: 8	R: 1 E: 1 K: 0 S: 5	H: 1 LOB: 2 BB: 1 P: 9	R: 0 E: 0 K: 1 S: 5	H: 0 LOB: 0 BB: 0 P: 5	R: 0 E: 0 K: 0 S: 3	H: 0 LOB: 0 BB: 0 P: 3	R: 0 E: 0 K: 1 S: 6	H: 1 LOB: 1 BB: 0 P: 6	R: 0 E: 0 K: 0 S: 3	H: 0 LOB: 1 BB: 0 P: 4	1B: 4 2B: 3 3B: 0 HR: 0	SF: 0 SAC: 3 DP: 1 HBP: 1	WP: 0 PB: 0 SB: 0 CS: 0	PA: 35									
<b>PITCHER</b>	IP WLS BF H R ER SO BB IBB HBP BLK WP HR S P ERA WHIP	IP WLS BF H R ER SO BB IBB HBP BLK WP HR S P ERA WHIP															IP WLS BF H R ER SO BB IBB HBP BLK WP HR S P ERA WHIP														
Connie Marrero, R ERA: 4.75	3.0	12	4	3	3	0	0	0	0	0	0	0	0	12	12	9.00	1.333														
Spec Shea, R ERA: 6.23	6.0	23	2	1	0	3	2	0	1	0	0	0	0	26	35	0.00	0.667														

AB 29  
R 4  
H 6  
RBI 4  
BB 2  
SO 3  
LOB 11



Batter	1	2	3	4	5	6	7	8	9	AB	R	H	RBI	BB	SO	LOB	BOTTOM									
Eddie Yost, R OBP: 0.413, SLG: 0.395	3-1 4-3 1B		6-3		FC6-4 BB		5-3			3	0	1	0	1	0	0	Philadelphia Athletics @ Washington Senators Griffith Stadium, Washington, DC Tue Sep 07 1954, 3:33 AM EDT Att: 460 - Unknown									
Jim Busby, R OBP: 0.342, SLG: 0.390	4-3			FC3-6 1B	FC6-4 E 1B		P3			4	1	1	0	0	0	3										
Mickey Vernon, L OBP: 0.371, SLG: 0.529	3-1			FC3-6 WP BB	E4 1B			FC6-4 BB		3	1	1	1	1	0	2										
Pete Runnels, L OBP: 0.366, SLG: 0.399	4-3			K	FC6-4 1B			L4		4	0	1	2	0	1	3										
Carlos Paula, R OBP: 0.231, SLG: 0.250			K	WP BB	FC6-4 1B			FC6-4 1B		3	1	0	0	1	1	2										
Jim Lemon, R OBP: 0.324, SLG: 0.355		K		K			P5	1B PO 1B		4	0	1	0	0	2	2										
Ed Fitz Gerald, R OBP: 0.354, SLG: 0.394		L4			1B 2B		P6	1B		4	1	2	1	0	0	0										
Jerry Snyder, R OBP: 0.296, SLG: 0.260			1-3		2B 1B		4-3	PO		3	0	1	0	0	0	0										
Connie Marrero, R Roy Sievers, R Spec Shea, R OBP: 0.050, SLG: 0.100 OBP: 0.334, SLG: 0.458 OBP: 0.050, SLG: 0.100			F8		FC6-4 E 2B		F8			0	0	0	0	0	0	0										
										2	1	1	1	0	0	0										
<b>Inning Stats</b>	R: 0 E: 0 K: 0 S: 4	H: 1 LOB: 1 BB: 0 P: 4	R: 0 E: 0 K: 2 S: 7	H: 0 LOB: 0 BB: 0 P: 7	R: 0 E: 0 K: 0 S: 3	H: 0 LOB: 0 BB: 0 P: 3	R: 0 E: 0 K: 2 S: 8	H: 1 LOB: 2 BB: 1 P: 12	R: 4 E: 1 K: 0 S: 7	H: 5 LOB: 1 BB: 1 P: 11	R: 0 E: 0 K: 0 S: 3	H: 0 LOB: 0 BB: 0 P: 3	R: 0 E: 0 K: 0 S: 3	H: 0 LOB: 0 BB: 0 P: 3	R: 1 E: 0 K: 0 S: 4	H: 2 LOB: 1 BB: 1 P: 8	1B: 7 2B: 2 3B: 0 HR: 0	SF: 0 SAC: 0 DP: 0 HBP: 0	WP: 1 PB: 0 SB: 0 CS: 0	PA: 35						
<b>PITCHER</b>	IP WLS BF H R ER SO BB IBB HBP BLK WP HR S P ERA WHIP	IP WLS BF H R ER SO BB IBB HBP BLK WP HR S P ERA WHIP															IP WLS BF H R ER SO BB IBB HBP BLK WP HR S P ERA WHIP									
Al Sima, L ERA: 5.35	4.2	22	7	4	3	4	1	0	28	36	5.79	1.929														
Moe Burtshy, R ERA: 3.54	3.1	12	2	1	1	0	1	0	11	15	2.70	0.900														





Batter	1	2	3	4	5	6	7	8	9	AB	R	H	RBI	BB	SO	LOB	TOP			
Eddie Yost, R OBP: 0.410, SLG: 0.392 (1, 5)	F7		F8			F2			F2	4	0	0	0	0	0	1	<p>Washington Senators @ Chicago White Sox</p> <p>Comiskey Park, Chicago, IL</p> <p>Wed Sep 08 1954, 4:33 AM EDT</p> <p>Att: 6,735 - Unknown</p> <p>livebaseballscorecards.com</p>			
Jim Busby, R OBP: 0.342, SLG: 0.388 (1, 8)	6-3			6-3			5-3		1B BB	3	0	0	0	1	0	0				
Roy Sievers, R OBP: 0.333, SLG: 0.456 (1, 3)	K			F8			F7		1B 1-2 2-H	4	0	1	0	0	1	0				
Carlos Paula, R OBP: 0.235, SLG: 0.200 (1, 7)		F9		6-3			BB		1B	3	0	0	0	1	0	2				
Jim Lemon, R OBP: 0.324, SLG: 0.354 (1, 9)		E7 PB 1B			F9		5-3			3	1	1	0	0	0	1				
Ed Fitz Gerald, R OBP: 0.354, SLG: 0.391 (1, 2)		P4			6-3			BB G6-4-3		2	0	0	0	1	0	1				
Roy Dietzel, R OBP: 0.364, SLG: 0.300 (1, 4)		F9			F9			BB G6-4-3 1-2		3	0	0	0	0	0	1				
Jerry Snyder, R OBP: 0.288, SLG: 0.252 (1, 6)			F9			F8		K		3	0	0	0	0	1	0				
Bob Porterfield, R OBP: 0.125, SLG: 0.110 Mickey Vernon, L (9, PH) OBP: 0.372, SLG: 0.530			F2			4-3		BB 1B 1B		2	0	0	0	0	0	0				
<b>Inning Stats</b>	R: 0 E: 0 K: 1 S: 5	H: 0 LOB: 0 BB: 0 P: 5	R: 1 E: 1 K: 0 S: 4	H: 1 LOB: 0 BB: 0 P: 4	R: 0 E: 0 K: 0 S: 3	H: 0 LOB: 0 BB: 0 P: 3	R: 0 E: 0 K: 0 S: 3	H: 0 LOB: 0 BB: 0 P: 3	R: 0 E: 0 K: 0 S: 3	H: 0 LOB: 1 BB: 1 P: 7	R: 0 E: 0 K: 1 S: 4	H: 0 LOB: 0 BB: 1 P: 8	R: 0 E: 0 K: 0 S: 4	H: 2 LOB: 2 BB: 1 P: 8	1B: 3 2B: 0 3B: 0 HR: 0	SF: 0 SAC: 0 DP: 1 HBP: 0	WP: 0 PB: 1 CS: 0	PA: 31		
<b>PITCHER</b>	IP	WLS	BF	H	R	ER	SO	BB	IBB	HBP	BLK	WP	HR	S	P	ERA	WHIP			
Morrie Martin, L ERA: 3.53 Don Johnson, R ERA: 3.07	(1, 1)	8.1	W	29	2	1	0	2	3	0	0	0	0	0	30	42	0.00	0.600		
(9, 1)	0.2	S	2	1	0	0	0	0	0	0	0	0	0	2	2	0.00	1.500			

Batter	1	2	3	4	5	6	7	8	9	AB	R	H	RBI	BB	SO	LOB	BOTTOM			
Chico Carrasquel, R OBP: 0.356, SLG: 0.379 (1, 6)	K	FC4-6 1B		F8		G4-6-3 1B		F5		5	0	2	1	0	1	1	<p>Washington Senators @ Chicago White Sox</p> <p>Comiskey Park, Chicago, IL</p> <p>Wed Sep 08 1954, 4:33 AM EDT</p> <p>Att: 6,735 - Unknown</p> <p>livebaseballscorecards.com</p>			
Nellie Fox, L OBP: 0.370, SLG: 0.395 (1, 4)	1B	FC4-6 1B		4-3		P6				4	1	1	0	0	0	3				
Minnie Minoso, R OBP: 0.419, SLG: 0.542 (1, 7)	1B	F9				G4-6-3 1B				4	0	2	0	0	0	3				
Jim Rivera, L OBP: 0.356, SLG: 0.433 (1, 9)	1B		1B HBP	F8			3-1			4	0	2	1	0	0	1				
Ron Jackson, R OBP: 0.342, SLG: 0.465 (1, 3)	P6		1B HBP		5-3		F9			3	0	0	0	0	0	2				
Sherm Lollar, R OBP: 0.331, SLG: 0.352 (1, 2)	F6		L8		1B BB		F8			4	0	1	0	0	0	4				
Joe Kiriene, R OBP: 0.400, SLG: 0.375 Fred Marsh, R OBP: 0.346, SLG: 0.373		1B 2B			1B BB		5-3			3	1	2	0	1	0	0				
Ed McGhee, R OBP: 0.266, SLG: 0.283 (1, 8)		FC4-6 1B		P5		G4-6-3 1B		SH2-4 1B		4	0	3	0	0	0	3				
Morrie Martin, L OBP: 0.188, SLG: 0.250 Don Johnson, R OBP: 0.079, SLG: 0.029		K		G3		G4-6-3 1B		SH2-4		3	0	0	0	0	1	8				
<b>Inning Stats</b>	R: 1 E: 0 K: 1 S: 8	H: 3 LOB: 2 BB: 0 P: 8	R: 1 E: 0 K: 1 S: 8	H: 3 LOB: 2 BB: 0 P: 8	R: 0 E: 0 K: 0 S: 5	H: 2 LOB: 3 BB: 0 P: 6	R: 0 E: 0 K: 0 S: 4	H: 1 LOB: 1 BB: 0 P: 4	R: 0 E: 0 K: 0 S: 4	H: 2 LOB: 2 BB: 1 P: 8	R: 0 E: 0 K: 0 S: 3	H: 1 LOB: 0 BB: 0 P: 3	R: 0 E: 0 K: 0 S: 3	H: 0 LOB: 0 BB: 0 P: 3	R: 0 E: 0 K: 0 S: 4	H: 1 LOB: 1 BB: 0 P: 4	1B: 12 2B: 1 3B: 0 HR: 0	SF: 0 SAC: 1 DP: 2 HBP: 1	WP: 0 PB: 0 CS: 0	PA: 37
<b>PITCHER</b>	IP	WLS	BF	H	R	ER	SO	BB	IBB	HBP	BLK	WP	HR	S	P	ERA	WHIP			
Bob Porterfield, R ERA: 3.03	(1, 1)	8.0	L	37	13	2	2	2	1	0	1	0	0	0	39	44	2.25	1.750		

AB 28  
R 1  
H 3  
RBI 0  
BB 3  
SO 2  
LOB 6



AB 34  
R 2  
H 13  
RBI 2  
BB 1  
SO 2  
LOB 25





Batter	1	2	3	4	5	6	7	8	9	AB	R	H	RBI	BB	SO	LOB	TOP					
<b>Eddie Yost, R</b> OBP: 0.408, SLG: 0.389 (1, 5)	5-3		P6			F7			F8	4	0	0	0	0	0	0						
<b>Jim Busby, R</b> OBP: 0.339, SLG: 0.385 (1, 8)	F9					B1-3			F3	4	0	0	0	0	0	0						
<b>Mickey Vernon, L</b> OBP: 0.370, SLG: 0.526 (1, 3)	K					G3			F7	4	0	0	0	0	1	0						
<b>Pete Runnels, L</b> OBP: 0.365, SLG: 0.397 (1, 4)		1B BB				F7			L8	2	0	0	0	1	0	0						
<b>Roy Sievers, R</b> OBP: 0.333, SLG: 0.462 (1, 7)	K					HR			F8	3	1	1	1	0	1	1						
<b>Jim Lemon, R</b> OBP: 0.338, SLG: 0.412 (1, 9)						5-3			HR	3	1	2	1	0	0	0						
<b>Ed Fitz Gerald, R</b> OBP: 0.351, SLG: 0.387 (1, 2)						P6			L5	3	0	0	0	0	0	2						
<b>Jerry Snyder, R</b> OBP: 0.281, SLG: 0.245 (1, 6)						G1			F5	3	0	0	0	0	0	0						
<b>Chuck Stobbs, L</b> OBP: 0.235, SLG: 0.156 (1, 1)						G3			K	3	0	0	0	0	2	0						
<b>Inning Stats</b>	R: 0 E: 0 K: 1 S: 5	H: 0 LOB: 0 BB: 0 P: 5	R: 0 E: 0 K: 1 S: 5	H: 1 LOB: 1 BB: 1 P: 9	R: 0 E: 0 K: 0 S: 3	H: 0 LOB: 0 BB: 0 P: 3	R: 0 E: 0 K: 0 S: 3	H: 0 LOB: 0 BB: 0 P: 3	R: 1 E: 0 K: 0 S: 4	H: 1 LOB: 0 BB: 0 P: 4	R: 0 E: 0 K: 1 S: 5	H: 0 LOB: 0 BB: 0 P: 5	R: 0 E: 0 K: 0 S: 3	H: 0 LOB: 0 BB: 0 P: 3	R: 1 E: 0 K: 1 S: 6	H: 1 LOB: 0 BB: 0 P: 6	R: 0 E: 0 K: 0 S: 3	H: 0 LOB: 0 BB: 0 P: 3	1B: 1 2B: 0 3B: 0 HR: 2	SF: 0 SAC: 0 DP: 1 HBP: 0	WP: 0 PB: 0 CS: 0	PA: 30
<b>PITCHER</b> <b>Harry Dorish, R</b> ERA: 2.75 (1, 1)	IP: 9.0 WLS: L BF: 30 H: 3 R: 2 ER: 2 SO: 4 BB: 1 IBB: 0 HBP: 0 BLK: 0 WP: 0 HR: 2 S: 37 P: 41 ERA: 2.00 WHIP: 0.444															<b>PITCHER</b> <b>Harry Dorish, R</b> ERA: 2.75 (1, 1)	IP: 9.0 WLS: W BF: 29 H: 3 R: 0 ER: 0 SO: 1 BB: 0 IBB: 0 HBP: 0 BLK: 0 WP: 0 HR: 0 S: 31 P: 31 ERA: 0.00 WHIP: 0.333					

Washington Senators @ Chicago White Sox  
Comiskey Park, Chicago, IL  
Thu Sep 09 1954, 4:33 AM EDT  
Att: 1,842 - Unknown

AB	29
R	2
H	3
RBI	2
BB	1
SO	4
LOB	3



Batter	1	2	3	4	5	6	7	8	9	AB	R	H	RBI	BB	SO	LOB	BOTTOM					
<b>Chico Carrasquel, R</b> OBP: 0.356, SLG: 0.380 (1, 6)	F7					P1			F2	4	0	1	0	0	0	0						
<b>Nellie Fox, L</b> OBP: 0.368, SLG: 0.392 (1, 4)	G3					3-1			F9	4	0	0	0	0	0	1						
<b>Minnie Minoso, R</b> OBP: 0.417, SLG: 0.539 (1, 7)	5-3					F8			6-3	3	0	0	0	0	0	0						
<b>George Kell, R</b> OBP: 0.345, SLG: 0.380 (1, 3)						F7			F2	3	0	0	0	0	0	0						
<b>Jim Rivera, L</b> OBP: 0.354, SLG: 0.430 (1, 9)						F8			F8	3	0	0	0	0	0	0						
<b>Sherm Lollar, R</b> OBP: 0.331, SLG: 0.352 (1, 2)						K			F3	3	0	1	0	0	1	0						
<b>Fred Marsh, R</b> OBP: 0.345, SLG: 0.372 (1, 5)						CS 1B			6-3	3	0	1	0	0	0	1						
<b>Ed McGhee, R</b> OBP: 0.259, SLG: 0.275 (1, 8)						F4			F9	3	0	0	0	0	0	1						
<b>Harry Dorish, R</b> OBP: 0.111, SLG: 0.111 (1, 1)						F5			F9	2	0	0	0	0	0	0						
<b>Matt Batts, R</b> OBP: 0.316, SLG: 0.357 (8, PH)						6-3			F9	1	0	0	0	0	0	0						
<b>Inning Stats</b>	R: 0 E: 0 K: 0 S: 3	H: 0 LOB: 0 BB: 0 P: 3	R: 0 E: 0 K: 0 S: 4	H: 1 LOB: 1 BB: 0 P: 4	R: 0 E: 0 K: 0 S: 4	H: 1 LOB: 1 BB: 0 P: 4	R: 0 E: 0 K: 0 S: 3	H: 0 LOB: 0 BB: 0 P: 3	R: 0 E: 0 K: 1 S: 5	H: 1 LOB: 0 BB: 0 P: 5	R: 0 E: 0 K: 0 S: 3	H: 0 LOB: 0 BB: 0 P: 3	R: 0 E: 0 K: 0 S: 3	H: 0 LOB: 0 BB: 0 P: 3	R: 0 E: 0 K: 0 S: 3	H: 0 LOB: 0 BB: 0 P: 3	R: 0 E: 0 K: 0 S: 3	H: 0 LOB: 0 BB: 0 P: 3	1B: 2 2B: 1 3B: 0 HR: 0	SF: 0 SAC: 0 DP: 0 HBP: 0	WP: 0 PB: 0 CS: 1	PA: 29
<b>PITCHER</b> <b>Chuck Stobbs, L</b> ERA: 4.35 (1, 1)	IP: 9.0 WLS: W BF: 29 H: 3 R: 0 ER: 0 SO: 1 BB: 0 IBB: 0 HBP: 0 BLK: 0 WP: 0 HR: 0 S: 31 P: 31 ERA: 0.00 WHIP: 0.333															<b>PITCHER</b> <b>Chuck Stobbs, L</b> ERA: 4.35 (1, 1)	IP: 9.0 WLS: L BF: 30 H: 3 R: 2 ER: 2 SO: 4 BB: 1 IBB: 0 HBP: 0 BLK: 0 WP: 0 HR: 2 S: 37 P: 41 ERA: 2.00 WHIP: 0.444					

Washington Senators @ Chicago White Sox  
Comiskey Park, Chicago, IL  
Thu Sep 09 1954, 4:33 AM EDT  
Att: 1,842 - Unknown

AB	29
R	0
H	3
RBI	0
BB	0
SO	1
LOB	3





Batter	1	2	3	4	5	6	7	8	9	AB	R	H	RBI	BB	SO	LOB	TOP					
<b>Eddie Yost, R</b> OBP: 0.409, SLG: 0.389 (1, 5)	F5		1B WP 1B		6-3		FC6-4 BB		4-3 SH2-4 BB	3	1	1	0	2	0	0	<b>Washington Senators @ Baltimore Orioles</b> Memorial Stadium, Baltimore, MD Fri Sep 10 1954, 3:33 AM EDT Att: 5,040 - Unknown <a href="http://livebaseballscorecards.com">livebaseballscorecards.com</a>					
<b>Jim Busby, R</b> OBP: 0.339, SLG: 0.383 (1, 8)	BB		8-6-5		F8		FC6-4		SH2-4	3	0	0	0	1	0	4						
<b>Mickey Vernon, L</b> OBP: 0.370, SLG: 0.524 (1, 3)	K		1B WP 1B		F9		F9		4-3 IBB	4	0	1	0	1	1	3						
<b>Pete Runnels, L</b> OBP: 0.364, SLG: 0.393 (1, 4)	4-3		K			E7 SH1-4		G5-4-3 BB	4	0	0	1	1	1	4							
<b>Roy Sievers, R</b> OBP: 0.335, SLG: 0.460 (1, 7)		4-0			F7					2	0	0	0	2	0	1						
<b>Tom Umphlett, R</b> OBP: 0.256, SLG: 0.275 (9, 7)						SH1-4		G5-4-3		0	0	0	0	0	0	0						
<b>Jim Lemon, R</b> OBP: 0.342, SLG: 0.411 (1, 9)	BB				F3		K		FC6-4	5	1	2	0	0	1	5						
<b>Ed Fitz Gerald, R</b> OBP: 0.352, SLG: 0.395 (1, 2)					3B 1B		1B		1B	4	0	2	1	0	1	2						
<b>Jerry Snyder, R</b> OBP: 0.272, SLG: 0.237 (1, 6)					5-3		6-3		P6 FC5-4	4	0	0	0	0	0	4						
<b>Mickey McDermott, L</b> OBP: 0.258, SLG: 0.233 (1, 1)					8-6-5 1B BB		1-3		SH2-4 BB 4-3 1B	3	1	2	0	1	0	1						
<b>Inning Stats</b>	R: 0 E: 0 K: 1 S: 5	H: 0 LOB: 1 BB: 1 P: 9	R: 0 E: 0 K: 1 S: 5	H: 0 LOB: 1 BB: 1 P: 9	R: 1 E: 0 K: 1 S: 6	H: 2 LOB: 1 BB: 1 P: 10	R: 1 E: 0 K: 0 S: 5	H: 2 LOB: 1 BB: 0 P: 5	R: 0 E: 0 K: 0 S: 3	H: 0 LOB: 0 BB: 0 P: 3	R: 0 E: 1 K: 1 S: 6	H: 0 LOB: 1 BB: 0 P: 6	R: 0 E: 0 K: 0 S: 4	H: 1 LOB: 2 BB: 1 P: 8	R: 0 E: 0 K: 0 S: 4	H: 2 LOB: 2 BB: 1 P: 8	R: 1 E: 0 K: 0 S: 4	H: 1 LOB: 3 BB: 3 P: 16	1B: 7 2B: 1 3B: 1 HR: 0	SF: 0 SAC: 2 DP: 2 HBP: 0	WP: 1 PB: 0 CS: 0	PA: 42
<b>PITCHER</b> <b>Lou Kretlow, R</b> ERA: 4.51 (1, 1)	IP: 9.0 WLS: W BF: 42	H: 8 R: 3 ER: 3 SO: 4	BB: 6 IBB: 2 HBP: 0 BLK: 0	WP: 1 HR: 0 S: 42 P: 74	ERA: 3.00 WHIP: 1.556											ERA: 3.00 WHIP: 1.556						

Batter	1	2	3	4	5	6	7	8	9	AB	R	H	RBI	BB	SO	LOB	BOTTOM					
<b>Cal Abrams, L</b> OBP: 0.391, SLG: 0.391 (1, 9)	F8		1B BB 1B		K		K		1B 2B BB	4	2	1	0	1	2	0	<b>Washington Senators @ Baltimore Orioles</b> Memorial Stadium, Baltimore, MD Fri Sep 10 1954, 3:33 AM EDT Att: 5,040 - Unknown <a href="http://livebaseballscorecards.com">livebaseballscorecards.com</a>					
<b>Chuck Diering, R</b> OBP: 0.366, SLG: 0.317 (1, 8)	P4		1B BB		P4		1B BB		F8	3	0	0	0	2	0	1						
<b>Joe Durham, R</b> OBP: 0.400, SLG: 0.250 (1, 7)	P4		F8				K		2B 1B	4	1	1	0	1	1	3						
<b>Bob Kennedy, R</b> OBP: 0.317, SLG: 0.373 (1, 5)		1B 2B	1B		F3		FC5-4 1B		1B 2B	5	1	4	2	0	0	1						
<b>Frank Kellert, R</b> OBP: 0.400, SLG: 0.250 (1, 3)	F5		F9			WP SH3-4 BB	FC5-4		1B	4	0	1	1	1	0	5						
<b>Clint Courtney, L</b> OBP: 0.320, SLG: 0.363 (1, 2)	1-3				G4-3 1B		SH3-4		4-3	3	0	1	0	0	0	1						
<b>Billy Hunter, R</b> OBP: 0.292, SLG: 0.318 (1, 6)					G4-3 1B		WP IBB		F2	3	0	2	1	1	0	0						
<b>Bobby Young, L</b> OBP: 0.330, SLG: 0.342 (1, 4)	4-3				G4-3		F8		F8	4	0	0	0	0	5							
<b>Lou Kretlow, R</b> OBP: 0.196, SLG: 0.128 (1, 1)					1-3		F9		F8	3	0	0	0	0	1	3						
<b>Jim Fritley, R</b> OBP: 0.310, SLG: 0.373 (9, PH)			K		1-3		1-2 2-3		F8	1	0	0	0	0	0	0						
<b>Inning Stats</b>	R: 0 E: 0 K: 0 S: 3	H: 0 LOB: 0 BB: 0 P: 3	R: 1 E: 0 K: 0 S: 5	H: 2 LOB: 0 BB: 0 P: 5	R: 1 E: 0 K: 1 S: 7	H: 2 LOB: 2 BB: 1 P: 11	R: 0 E: 0 K: 0 S: 4	H: 2 LOB: 1 BB: 0 P: 4	R: 0 E: 0 K: 0 S: 5	H: 0 LOB: 1 BB: 1 P: 9	R: 0 E: 0 K: 2 S: 8	H: 0 LOB: 2 BB: 2 P: 11	R: 0 E: 0 K: 2 S: 8	H: 1 LOB: 2 BB: 1 P: 12	R: 0 E: 0 K: 0 S: 3	H: 0 LOB: 0 BB: 0 P: 3	R: 2 E: 0 K: 0 S: 5	H: 3 LOB: 2 BB: 1 P: 9	1B: 8 2B: 2 3B: 0 HR: 0	SF: 0 SAC: 1 DP: 1 HBP: 0	WP: 1 PB: 0 CS: 0	PA: 41
<b>PITCHER</b> <b>Mickey McDermott, L</b> ERA: 3.55 (1, 1)	IP: 8.2 WLS: L BF: 41	H: 10 R: 4 ER: 4 SO: 4	BB: 5 IBB: 1 HBP: 0 BLK: 0	WP: 1 HR: 0 S: 43 P: 67	ERA: 4.15 WHIP: 1.731											ERA: 4.15 WHIP: 1.731						



Batter	1	2	3	4	5	6	7	8	9	AB	R	H	RBI	BB	SO	LOB	TOP			
<b>Eddie Yost, R</b> OBP: 0.407, SLG: 0.386 (1, 5)										4	0	0	0	0	1	0	<b>Washington Senators @ Baltimore Orioles</b> Memorial Stadium, Baltimore, MD Sat Sep 11 1954, 3:33 AM EDT Att: 5,995 - Unknown <a href="http://livebaseballscores.com">livebaseballscores.com</a>			
<b>Jim Busby, R</b> OBP: 0.340, SLG: 0.384 (1, 8)										4	1	2	0	0	0	0				
<b>Mickey Vernon, L</b> OBP: 0.368, SLG: 0.520 (1, 3)										4	0	0	0	0	0	2				
<b>Pete Runnels, L</b> OBP: 0.365, SLG: 0.393 (1, 4)										3	1	1	0	1	0	2				
<b>Roy Sievers, R</b> OBP: 0.334, SLG: 0.457 (1, 7)										3	1	0	0	1	2	1				
<b>Jim Lemon, R</b> OBP: 0.325, SLG: 0.395 (1, 9)										3	0	0	1	0	0	0				
<b>Ed Fitz Gerald, R</b> OBP: 0.351, SLG: 0.391 (1, 2)										3	0	0	0	1	0	0				
<b>Jerry Snyder, R</b> OBP: 0.271, SLG: 0.237 (1, 6)										4	0	1	2	0	0	1				
<b>Dean Stone, L</b> OBP: 0.180, SLG: 0.156 (1, 1)										3	0	0	0	0	1	2				
<b>Inning Stats</b>	R: 0 E: 0 K: 1 S: 6	H: 1 LOB: 1 BB: 0 P: 6	R: 0 E: 0 K: 1 S: 5	H: 0 LOB: 0 BB: 0 P: 5	R: 0 E: 0 K: 0 S: 3	H: 0 LOB: 0 BB: 0 P: 3	R: 3 E: 0 K: 1 S: 7	H: 2 LOB: 2 BB: 3 P: 19	R: 0 E: 0 K: 0 S: 3	H: 0 LOB: 0 BB: 0 P: 3	R: 0 E: 0 K: 0 S: 3	H: 0 LOB: 0 BB: 0 P: 3	R: 0 E: 1 K: 1 S: 4	H: 0 LOB: 1 BB: 0 P: 4	R: 0 E: 1 K: 1 S: 6	H: 0 LOB: 1 BB: 0 P: 6		1B: 4 2B: 0 3B: 0 HR: 0	SF: 1 SAC: 0 DP: 1 HBP: 0	WP: 0 PB: 0 CS: 0
<b>PITCHER</b> <b>Don Larsen, R</b> ERA: 4.18 (1, 1)	IP: 9.0 WLS: L BF: 35	H: 4 R: 3 ER: 3 SO: 4	BB: 3 IBB: 0 HBP: 0 BLK: 0	WP: 0 HR: 0 S: 40 P: 52	ERA: 3.00 WHIP: 0.778															

Batter	1	2	3	4	5	6	7	8	9	AB	R	H	RBI	BB	SO	LOB	BOTTOM					
<b>Cal Abrams, L</b> OBP: 0.392, SLG: 0.390 (1, 9)										3	0	1	0	1	2	1	<b>Washington Senators @ Baltimore Orioles</b> Memorial Stadium, Baltimore, MD Sat Sep 11 1954, 3:33 AM EDT Att: 5,995 - Unknown <a href="http://livebaseballscores.com">livebaseballscores.com</a>					
<b>Chuck Diering, R</b> OBP: 0.365, SLG: 0.316 (1, 8)										4	0	1	0	0	0	3						
<b>Joe Durham, R</b> OBP: 0.333, SLG: 0.250 (1, 7)										4	0	1	0	0	0	3						
<b>Bob Kennedy, R</b> OBP: 0.316, SLG: 0.369 (1, 5)										3	0	0	0	1	0	3						
<b>Frank Kellert, R</b> OBP: 0.333, SLG: 0.143 (1, 3)										3	0	0	0	1	1	1						
<b>Clint Courtney, L</b> OBP: 0.318, SLG: 0.360 (1, 2)										3	0	0	0	0	0	3						
<b>Jim Fridley, R</b> OBP: 0.308, SLG: 0.371 (9, FH)										1	0	0	0	0	1	1						
<b>Billy Hunter, R</b> OBP: 0.291, SLG: 0.320 (1, 6)											4	0	1	0	0	1						
<b>Bobby Young, L</b> OBP: 0.328, SLG: 0.339 (1, 4)										3	0	0	0	0	0	1						
<b>Don Larsen, R</b> OBP: 0.307, SLG: 0.434 (1, 1)										3	0	1	0	0	1	1						
<b>Inning Stats</b>	R: 0 E: 0 K: 0 S: 4	H: 1 LOB: 1 BB: 0 P: 4	R: 0 E: 0 K: 0 S: 3	H: 0 LOB: 0 BB: 0 P: 3	R: 0 E: 0 K: 1 S: 5	H: 0 LOB: 0 BB: 0 P: 5	R: 0 E: 0 K: 0 S: 4	H: 2 LOB: 2 BB: 1 P: 8	R: 0 E: 0 K: 2 S: 8	H: 1 LOB: 1 BB: 0 P: 8	R: 0 E: 0 K: 0 S: 3	H: 0 LOB: 0 BB: 0 P: 3	R: 0 E: 0 K: 1 S: 5	H: 0 LOB: 0 BB: 0 P: 5	R: 0 E: 0 K: 0 S: 4	H: 1 LOB: 2 BB: 1 P: 8	R: 0 E: 0 K: 1 S: 5	H: 0 LOB: 1 BB: 1 P: 9	1B: 4 2B: 2 3B: 0 HR: 0	SF: 0 SAC: 0 DP: 1 HBP: 0	WP: 0 PB: 0 CS: 0	PA: 34
<b>PITCHER</b> <b>Dean Stone, L</b> ERA: 3.47 (1, 1)	IP: 9.0 WLS: W BF: 34	H: 5 R: 0 ER: 0 SO: 5	BB: 3 IBB: 0 HBP: 0 BLK: 0	WP: 0 HR: 0 S: 41 P: 53	ERA: 0.00 WHIP: 0.889																	



Batter	1	2	3	4	5	6	7	8	9	AB	R	H	RBI	BB	SO	LOB	TOP					
<b>Eddie Yost, R</b> OBP: 0.405, SLG: 0.384 (1, 5)										5	0	1	0	0	2	1	<b>Washington Senators @ Detroit Tigers</b> Briggs Stadium, Detroit, MI Sun Sep 12 1954, 4:33 AM EDT Unknown					
<b>Jim Busby, R</b> OBP: 0.338, SLG: 0.381 (1, 8)										4	0	0	0	0	0	1						
<b>Mickey Vernon, L</b> OBP: 0.370, SLG: 0.520 (1, 3)										2	0	1	0	2	0	1						
<b>Pete Runnels, L</b> OBP: 0.366, SLG: 0.392 (1, 4)										3	0	1	0	1	0	2						
<b>Roy Sievers, R</b> OBP: 0.332, SLG: 0.453 (1, 7)										4	0	0	0	0	0	5						
<b>Jim Lemon, R</b> OBP: 0.310, SLG: 0.375 (1, 9)										4	0	0	0	0	1	1						
<b>Ed Fitz Gerald, R</b> OBP: 0.356, SLG: 0.397 (1, 2)										3	0	2	0	0	0	0						
<b>Jerry Snyder, R</b> OBP: 0.267, SLG: 0.233 (1, 6)										2	0	0	0	0	1	2						
<b>Tom Wright, L</b> OBP: 0.319, SLG: 0.317 (6, PH)										1	0	0	0	0	0	1						
<b>Wayne Tenwigler, R</b> OBP: 0.284, SLG: 0.278 (6, 6)										1	0	1	0	0	0	0						
<b>Johnny Schmitz, R</b> OBP: 0.161, SLG: 0.130 (1, 1)										2	0	0	0	0	0	2						
<b>Camilo Pascual, R</b> OBP: 0.174, SLG: 0.227 (6, 1)										0	0	0	0	0	0	0						
<b>Jesse Levan, L</b> (7, PH)										1	0	0	0	0	0	0						
<b>Spec Shea, R</b> OBP: 0.050, SLG: 0.100 (7, 1)										0	0	0	0	0	0	0						
<b>Carlos Paula, R</b> OBP: 0.222, SLG: 0.188 (9, PH)										1	0	0	0	0	1	1						
<b>Inning Stats</b>	R: 0 E: 0 K: 0 S: 4	H: 1 LOB: 2 BB: 1 P: 8	R: 0 E: 0 K: 0 S: 4	H: 1 LOB: 1 BB: 0 P: 4	R: 0 E: 0 K: 1 S: 6	H: 1 LOB: 2 BB: 1 P: 10	R: 0 E: 0 K: 2 S: 8	H: 1 LOB: 1 BB: 0 P: 8	R: 0 E: 0 K: 1 S: 5	H: 0 LOB: 1 BB: 1 P: 9	R: 0 E: 0 K: 0 S: 3	H: 0 LOB: 0 BB: 0 P: 4	R: 0 E: 0 K: 0 S: 3	H: 0 LOB: 0 BB: 0 P: 3	R: 0 E: 0 K: 0 S: 4	H: 1 LOB: 1 BB: 0 P: 4	R: 0 E: 0 K: 1 S: 6	H: 1 LOB: 1 BB: 0 P: 6	1B: 5 2B: 1 3B: 0 HR: 0	SF: 0 SAC: 0 DP: 0 HBP: 1	WP: 0 PB: 0 SB: 0 CS: 0	PA: 37
<b>PITCHER</b> <b>Steve Gromek, R</b> ERA: 2.78 (1, 1)	IP: 9.0 WLS: W BF: 37 H: 6 R: 0 ER: 0 SO: 5 BB: 3 IBB: 0 HBP: 1 BLK: 0 WP: 0 HR: 0 S: 43 P: 56 ERA: 0.00 WHIP: 1.000															<b>PITCHER</b> IP: WLS: BF: H: R: ER: SO: BB: IBB: HBP: BLK: WP: HR: S: P: ERA: WHIP:						

Batter	1	2	3	4	5	6	7	8	9	AB	R	H	RBI	BB	SO	LOB	BOTTOM	
<b>Harvey Kuenn, R</b> OBP: 0.335, SLG: 0.395 (1, 6)										5	0	3	2	0	0	0	<b>Washington Senators @ Detroit Tigers</b> Briggs Stadium, Detroit, MI Sun Sep 12 1954, 4:33 AM EDT Unknown	
<b>Red Wilson, R</b> OBP: 0.364, SLG: 0.390 (1, 2)										3	0	1	2	2	0	3		
<b>Bob Nieman, R</b> OBP: 0.314, SLG: 0.419 (1, 7)										4	0	1	0	1	0	4		
<b>Ray Boone, R</b> OBP: 0.379, SLG: 0.478 (1, 5)										4	0	2	0	1	0	2		
<b>Walt Dropo, R</b> OBP: 0.335, SLG: 0.381 (1, 3)										4	0	0	0	0	1	5		
<b>Al Kaline, R</b> OBP: 0.309, SLG: 0.358 (1, 9)										5	0	0	0	0	0	5		
<b>Bill Tuttle, R</b> OBP: 0.352, SLG: 0.400 (1, 8)										3	1	1	0	1	0	1		
<b>Frank Bolling, R</b> OBP: 0.303, SLG: 0.338 (1, 4)										3	2	2	0	1	0	0		
<b>Steve Gromek, S</b> OBP: 0.289, SLG: 0.203 (1, 1)										3	2	2	0	0	0	2		
<b>Inning Stats</b>	R: 0 E: 0 K: 0 S: 3	H: 0 LOB: 1 BB: 1 P: 7	R: 0 E: 0 K: 0 S: 4	H: 1 LOB: 2 BB: 1 P: 8	R: 0 E: 0 K: 0 S: 3	H: 0 LOB: 1 BB: 1 P: 7	R: 3 E: 1 K: 0 S: 7	H: 4 LOB: 2 BB: 1 P: 11	R: 0 E: 0 K: 1 S: 9	H: 3 LOB: 3 BB: 1 P: 13	R: 0 E: 0 K: 0 S: 5	H: 2 LOB: 2 BB: 0 P: 5	R: 0 E: 0 K: 0 S: 3	H: 1 LOB: 1 BB: 1 P: 7	1B: 9 2B: 3 3B: 0 HR: 0	SF: 0 SAC: 2 DP: 1 HBP: 0		WP: 0 PB: 0 SB: 0 CS: 0
<b>PITCHER</b> <b>Johnny Schmitz, L</b> ERA: 2.85 (1, 1)	IP: 5.0 WLS: L BF: 28 H: 8 R: 5 ER: 4 SO: 4 BB: 3 IBB: 1 HBP: 0 BLK: 0 WP: 0 HR: 0 S: 24 P: 40 ERA: 7.20 WHIP: 2.200															<b>PITCHER</b> IP: WLS: BF: H: R: ER: SO: BB: IBB: HBP: BLK: WP: HR: S: P: ERA: WHIP:		
<b>Camilo Pascual, R</b> ERA: 4.73 (6, 1)	1.0 5 1 0 0 1 1 0 0 0 0 0 6 10 0.00 2.000																	
<b>Spec Shea, R</b> ERA: 6.06 (7, 1)	2.0 9 3 0 0 0 1 0 0 0 0 0 8 12 0.00 2.000																	



Batter	1	2	3	4	5	6	7	8	9	AB	R	H	RBI	BB	SO	LOB	TOP			
<b>Eddie Yost, R</b> OBP: 0.406, SLG: 0.383 (1, 5)										2	1	0	0	2	0	4	<b>Washington Senators @ Detroit Tigers</b> Briggs Stadium, Detroit, MI Sun Sep 12 1954, 4:38 AM EDT Att: 12,338 - Unknown			
<b>Tom Umphlett, R</b> OBP: 0.255, SLG: 0.271 (1, 7)										4	0	0	0	0	1	3				
<b>Jim Busby, R</b> OBP: 0.339, SLG: 0.387 (1, 8)										4	1	2	1	0	0	0				
<b>Roy Sievers, R</b> OBP: 0.329, SLG: 0.450 (1, 3)										3	0	0	1	0	1	1				
<b>Jim Lemon, R</b> OBP: 0.308, SLG: 0.369 (1, 9)										4	1	1	0	0	1	0				
<b>Roy Dietzel, R</b> OBP: 0.333, SLG: 0.231 (1, 4)										3	0	0	0	1	0	1				
<b>Joe Tipton, R</b> OBP: 0.349, SLG: 0.295 (7, PR)										2	0	1	0	1	0	1				
<b>Jerry Snyder, R</b> OBP: 0.267, SLG: 0.233 (7, 2)										0	0	0	0	0	0	0				
<b>Ed Fitz Gerald, R</b> OBP: 0.357, SLG: 0.399 (7, 2)										3	0	0	0	1	1	4				
<b>Wayne Terwilliger, R</b> OBP: 0.284, SLG: 0.275 (1, 6)										3	0	2	0	0	0	2				
<b>Bob Porterfield, R</b> OBP: 0.143, SLG: 0.129 (9, PH)										1	0	1	1	0	0	0				
<b>Mickey Vernon, L</b> OBP: 0.371, SLG: 0.521 (9, PH)										3	0	2	0	0	0	2				
<b>Inning Stats</b>	R: 2 E: 0 K: 2 S: 8	H: 1 LOB: 0 BB: 1 P: 12	R: 0 E: 0 K: 0 S: 4	H: 2 LOB: 2 BB: 1 P: 8	R: 0 E: 0 K: 1 S: 5	H: 0 LOB: 0 BB: 0 P: 5	R: 0 E: 0 K: 1 S: 5	H: 0 LOB: 1 BB: 1 P: 9	R: 0 E: 0 K: 0 S: 3	H: 1 LOB: 0 BB: 0 P: 3	R: 0 E: 0 K: 0 S: 3	H: 0 LOB: 2 BB: 1 P: 7	R: 0 E: 0 K: 0 S: 3	H: 1 LOB: 1 BB: 1 P: 7	R: 1 E: 0 K: 0 S: 5	H: 3 LOB: 1 BB: 0 P: 5	1B: 6 2B: 1 3B: 1 HR: 0	SF: 1 SAC: 0 DP: 3 HBP: 0	WP: 1 PB: 0 CS: 0	PA: 36
<b>PITCHER</b> <b>Ted Gray, L</b> ERA: 5.4 (1, 1)	IP: 9.0 WLS: W BF: 36 H: 8 R: 3 ER: 3 SO: 4 BB: 5 IBB: 0 HBP: 0 BLK: 0 WP: 1 HR: 0 S: 39 P: 59 ERA: 3.00 WHIP: 1.444																			


Batter	1	2	3	4	5	6	7	8	9	AB	R	H	RBI	BB	SO	LOB	BOTTOM			
<b>Harvey Kuenn, R</b> OBP: 0.335, SLG: 0.395 (1, 6)										5	2	2	0	0	0	0	<b>Washington Senators @ Detroit Tigers</b> Briggs Stadium, Detroit, MI Sun Sep 12 1954, 4:38 AM EDT Att: 12,338 - Unknown			
<b>Fred Hatfield, L</b> OBP: 0.401, SLG: 0.371 (1, 4)										5	1	3	0	0	0	0				
<b>Jim Delsing, L</b> OBP: 0.332, SLG: 0.346 (1, 7)										2	2	1	1	3	0	1				
<b>Ray Boone, R</b> OBP: 0.379, SLG: 0.479 (1, 5)										5	2	2	2	0	0	4				
<b>Wayne Belardi, L</b> OBP: 0.336, SLG: 0.411 (1, 3)										4	0	1	1	0	0	5				
<b>Al Kaline, R</b> OBP: 0.311, SLG: 0.358 (1, 9)										3	1	1	1	1	0	0				
<b>Bill Tuttle, R</b> OBP: 0.351, SLG: 0.399 (1, 8)										4	0	1	1	0	0	3				
<b>Frank House, L</b> OBP: 0.306, SLG: 0.363 (1, 2)										4	0	1	1	0	0	4				
<b>Ted Gray, S</b> OBP: 0.059, SLG: 0.059 (1, 1)										4	0	0	0	0	2	2				
<b>Inning Stats</b>	R: 0 E: 0 K: 0 S: 4	H: 1 LOB: 1 BB: 0 P: 4	R: 0 E: 0 K: 0 S: 3	H: 0 LOB: 0 BB: 0 P: 3	R: 1 E: 1 K: 0 S: 6	H: 2 LOB: 3 BB: 1 P: 10	R: 0 E: 0 K: 0 S: 4	H: 1 LOB: 1 BB: 0 P: 4	R: 2 E: 0 K: 0 S: 6	H: 3 LOB: 3 BB: 2 P: 14	R: 0 E: 0 K: 1 S: 5	H: 0 LOB: 0 BB: 0 P: 5	R: 3 E: 2 K: 1 S: 8	H: 2 LOB: 1 BB: 1 P: 12	R: 2 E: 0 K: 0 S: 5	H: 3 LOB: 1 BB: 0 P: 5		1B: 10 2B: 1 3B: 0 HR: 1	SF: 0 SAC: 1 DP: 0 HBP: 0	WP: 0 PB: 0 CS: 0
<b>PITCHER</b> <b>Bob Porterfield, R</b> ERA: 3.12 (1, 1)	IP: 8.0 WLS: L BF: 41 H: 12 R: 8 ER: 5 SO: 2 BB: 3 IBB: 1 HBP: 0 BLK: 0 WP: 0 HR: 1 S: 41 P: 57 ERA: 5.62 WHIP: 1.875																			




Batter	1	2	3	4	5	6	7	8	9	AB	R	H	RBI	BB	SO	LOB	TOP				
<b>Eddie Yost, R</b> OBP: 0.406, SLG: 0.382 (1, 5)	F8			2B 3-1 1B		P6		BB BB		3	1	1	0	1	0	0	<b>Washington Senators @ Cleveland Indians</b> Cleveland Municipal Stadium, Cleveland, OH Tue Sep 14 1954, 3:33 AM EDT Att: 12,872 - Unknown <a href="http://livebaseballscorecards.com">livebaseballscorecards.com</a>				
<b>Pete Runnels, L</b> OBP: 0.369, SLG: 0.396 (1, 4)	K			3-1 1-3 2B				BB BB		3	1	2	0	1	1	0					
<b>Mickey Vernon, L</b> OBP: 0.369, SLG: 0.517 (1, 3)	F4			3-1		P9		BB BB		4	0	0	1	0	1	4					
<b>Jim Busby, R</b> OBP: 0.336, SLG: 0.385 (1, 8)		K		2-3 3-H 0-0		F5				4	0	0	1	0	1	1					
<b>Roy Sievers, R</b> OBP: 0.327, SLG: 0.447 (1, 7)		5-3		3-H 0-0						4	0	0	0	0	1	0					
<b>Jim Lemon, R</b> OBP: 0.305, SLG: 0.364 (1, 9)						L6-4 1B				4	0	1	0	0	0	0					
<b>Ed Fitz Gerald, R</b> OBP: 0.354, SLG: 0.395 (1, 2)						F8				3	0	0	0	0	0	1					
<b>Jerry Snyder, R</b> OBP: 0.269, SLG: 0.236 (1, 6)						6-3				3	0	1	0	0	0	0					
<b>Chuck Stobbs, L</b> OBP: 0.235, SLG: 0.156 <b>Camilo Pascual, R</b> OBP: 0.154, SLG: 0.200 (2, 1)						F8				0	0	0	0	0	0	0					
<b>Inning Stats</b>	R: 0 E: 0 K: 1 S: 5	H: 0 LOB: 0 BB: 0 P: 5	R: 0 E: 0 K: 1 S: 5	H: 0 LOB: 0 BB: 0 P: 5	R: 0 E: 0 K: 0 S: 3	H: 0 LOB: 0 BB: 0 P: 3	R: 2 E: 0 K: 0 S: 5	H: 2 LOB: 0 BB: 0 P: 5	R: 0 E: 0 K: 0 S: 4	H: 1 LOB: 1 BB: 0 P: 4	R: 0 E: 0 K: 1 S: 5	H: 0 LOB: 0 BB: 0 P: 5	R: 0 E: 0 K: 1 S: 5	H: 0 LOB: 2 BB: 2 P: 13	R: 0 E: 0 K: 0 S: 3	H: 0 LOB: 0 BB: 0 P: 3	1B: 4 2B: 2 3B: 0 HR: 0	SF: 0 SAC: 0 DP: 1 HBP: 0	WP: 0 PB: 0 SB: 0 CS: 0	PA: 33	
<b>PITCHER</b>	IP	WLS	BF	H	R	ER	SO	BB	IBB	HBP	BLK	WP	HR	S	P	ERA	WHIP				
<b>Mike Garcia, R</b> ERA: 2.55 (1, 1)	7.2	W	29	5	2	2	3	2	0	0	0	0	0	33	41	2.35	0.913				
<b>Hal Newhouse, L</b> ERA: 2.35 (8, 1)	0.1		1	0	0	0	1	0	0	0	0	0	0	3	3	0.00	0.000				
<b>Ray Narleski, R</b> ERA: 2.15 (9, 1)	1.0	S	3	0	0	0	0	0	0	0	0	0	0	3	3	0.00	0.000				

Batter	1	2	3	4	5	6	7	8	9	AB	R	H	RBI	BB	SO	LOB	BOTTOM				
<b>Al Smith, R</b> OBP: 0.393, SLG: 0.430 (1, 7)	1B 2B	6-3			6-3			6-3		4	1	1	0	0	0	0	<b>Washington Senators @ Cleveland Indians</b> Cleveland Municipal Stadium, Cleveland, OH Tue Sep 14 1954, 3:33 AM EDT Att: 12,872 - Unknown <a href="http://livebaseballscorecards.com">livebaseballscorecards.com</a>				
<b>Bobby Avila, R</b> OBP: 0.399, SLG: 0.470 (1, 4)	1B 2B BB	F7			K			F8		3	1	0	0	1	1	0					
<b>Wally Westlake, R</b> OBP: 0.335, SLG: 0.459 (1, 8)	2B 1-3 2-H 1B				5-3			F3		4	1	1	1	0	1	0					
<b>Vic Wertz, L</b> OBP: 0.328, SLG: 0.410 <b>Bill Glynn, L</b> OBP: 0.303, SLG: 0.391 (9, 3)	F6					F6				3	0	1	0	0	0	2					
<b>Hank Majeski, R</b> OBP: 0.330, SLG: 0.380 (1, 5)	1B 1-3 3-H 2B					F3				3	1	1	1	0	1	1					
<b>Dave Pope, L</b> OBP: 0.327, SLG: 0.383 (1, 9)	SF7					P6-3				2	0	0	1	0	1	1					
<b>George Strickland, R</b> OBP: 0.319, SLG: 0.320 (1, 6)	2H 1B				F3			K		3	0	1	1	0	1	0					
<b>Jim Hegan, R</b> OBP: 0.297, SLG: 0.379 (1, 2)	F7				1-3			K		3	0	0	0	0	1	1					
<b>Mike Garcia, R</b> OBP: 0.200, SLG: 0.149 <b>Hal Newhouse, L</b> OBP: 0.154, SLG: 0.154 <b>Ray Narleski, R</b> ERA: 4.42 (9, 1)		K			6-3			K		3	0	0	0	0	2	0					
<b>Inning Stats</b>	R: 4 E: 0 K: 0 S: 7	H: 4 LOB: 1 BB: 1 P: 11	R: 0 E: 0 K: 1 S: 5	H: 0 LOB: 0 BB: 0 P: 5	R: 0 E: 0 K: 3 S: 10	H: 1 LOB: 1 BB: 0 P: 10	R: 0 E: 0 K: 0 S: 3	H: 0 LOB: 0 BB: 0 P: 3	R: 0 E: 0 K: 1 S: 5	H: 0 LOB: 0 BB: 0 P: 5	R: 0 E: 0 K: 0 S: 3	H: 0 LOB: 0 BB: 0 P: 3	R: 0 E: 0 K: 3 S: 9	H: 0 LOB: 0 BB: 0 P: 9	R: 0 E: 0 K: 0 S: 3	H: 0 LOB: 0 BB: 0 P: 3	1B: 3 2B: 2 3B: 0 HR: 0	SF: 1 SAC: 0 DP: 0 HBP: 0	WP: 0 PB: 0 SB: 0 CS: 0	PA: 30	
<b>PITCHER</b>	IP	WLS	BF	H	R	ER	SO	BB	IBB	HBP	BLK	WP	HR	S	P	ERA	WHIP				
<b>Chuck Stobbs, L</b> ERA: 4.55 (1, 1)	1.0	L	8	4	4	4	0	1	0	0	0	0	0	7	11	36.00	5.000				
<b>Camilo Pascual, R</b> ERA: 4.42 (2, 1)	7.0		22	1	0	0	8	0	0	0	0	0	0	38	38	0.00	0.143				



Batter	1	2	3	4	5	6	7	8	9	AB	R	H	RBI	BB	SO	LOB	TOP			
Jim Piersall, R (1, 8) OBP: 0.331, SLG: 0.392	G3		BB			K			5-3	3	0	0	0	1	1	0	<b>Boston Red Sox @ Washington Senators</b> Griffith Stadium, Washington, DC Fri Sep 17 1954, 3:33 AM EDT Att: 4,589 - Unknown  <b>AB 30</b> <b>R 0</b> <b>H 3</b> <b>RBI 0</b> <b>BB 2</b> <b>SO 9</b> <b>LOB 8</b> 			
Ted Williams, L (1, 7) OBP: 0.501, SLG: 0.623	F8		F5			1-3			F7	4	0	0	0	0	0	2				
Jackie Jensen, R (1, 9) OBP: 0.357, SLG: 0.474	F3			P3		P4			2B 1B	4	0	1	0	0	0	0				
Sam Mele, R (1, 3) OBP: 0.309, SLG: 0.417		K		F7		F7			1-3 2B	4	0	1	0	0	1	0				
Billy Goodman, L (1, 4) OBP: 0.368, SLG: 0.369		6-3		F7		K			K	4	0	0	0	0	2	2				
Sammy White, R (1, 2) OBP: 0.310, SLG: 0.425		4-3			F7		F7			3	0	0	0	0	0	0				
Ted Lepcio, R (1, 5) OBP: 0.330, SLG: 0.390				2B	FC5-4 BB			K		2	0	1	0	1	1	0				
Mitt Bolling, R (1, 6) OBP: 0.336, SLG: 0.367			K		F3			K		3	0	0	0	0	2	2				
Frank Sullivan, R (1, 1) OBP: 0.203, SLG: 0.164			K			FC5-4				0	0	0	0	0	0	0				
Guy Morton Jr., R (3, PH)										1	0	0	0	0	1	1				
Russ Kemmerer, R (3, 1) OBP: 0.250, SLG: 0.143										0	0	0	0	0	0	0				
Billy Consolo, R (5, PH) OBP: 0.313, SLG: 0.272										1	0	0	0	0	0	1				
Hal Brown, R (5, 1) OBP: 0.316, SLG: 0.222										1	0	0	0	0	1	0				
<b>Inning Stats</b>	R: 0 E: 0 K: 0 S: 3	H: 0 LOB: 0 BB: 0 P: 3	R: 0 E: 0 K: 1 S: 5	H: 0 LOB: 0 BB: 0 P: 5	R: 0 E: 0 K: 2 S: 8	H: 1 LOB: 2 BB: 1 P: 12	R: 0 E: 0 K: 0 S: 3	H: 0 LOB: 0 BB: 0 P: 3	R: 0 E: 0 K: 1 S: 5	H: 0 LOB: 1 BB: 1 P: 7	R: 0 E: 0 K: 1 S: 5	H: 0 LOB: 0 BB: 0 P: 5	R: 0 E: 0 K: 3 S: 9	H: 0 LOB: 0 BB: 0 P: 9	R: 0 E: 0 K: 1 S: 7	H: 2 LOB: 2 BB: 0 P: 7	1B: 1 2B: 2 3B: 0 HR: 0	SF: 0 SAC: 0 DP: 0 HBP: 0	WP: 0 PB: 0 SB: 0 CS: 0	PA: 32
<b>PITCHER</b> Dean Stone, L (1, 1) ERA: 3.28	IP: 9.0 WLS: W BF: 32 H: 3 R: 0 ER: 0 SO: 9 BB: 2 IBB: 0 HBP: 0 BLK: 0 WP: 0 HR: 0 S: 48 P: 56 ERA: 0.00 WHIP: 0.556															<b>PITCHER</b>				

Batter	1	2	3	4	5	6	7	8	9	AB	R	H	RBI	BB	SO	LOB	BOTTOM				
Eddie Yost, R (1, 5) OBP: 0.406, SLG: 0.381	6-3			HBP					5-3	2	0	0	0	0	1	0	<b>Boston Red Sox @ Washington Senators</b> Griffith Stadium, Washington, DC Fri Sep 17 1954, 3:33 AM EDT Att: 4,589 - Unknown  <b>AB 31</b> <b>R 8</b> <b>H 7</b> <b>RBI 8</b> <b>BB 2</b> <b>SO 9</b> <b>LOB 9</b> 				
Wayne Terwilliger, R (4, PR) OBP: 0.283, SLG: 0.275		K								1	0	0	0	0	0	0					
Pete Runnels, L (1, 4) OBP: 0.366, SLG: 0.393	6-3		K		F7				K	4	0	0	0	0	2	1					
Mickey Vernon, L (1, 3) OBP: 0.368, SLG: 0.514	K			CS BB		K			P4	3	0	0	0	1	2	0					
Jim Busby, R (1, 8) OBP: 0.334, SLG: 0.382		F2	P4		5-3				1-3	4	0	0	0	0	0	1					
Tom Wright, L (1, 7) OBP: 0.323, SLG: 0.333		E 3B		FC1-4 1B		K2-3			K 1B FC6-4	4	2	2	0	0	2	0					
Jim Lemon, R (1, 9) OBP: 0.303, SLG: 0.359		K		FC1-4 3B		K FC4-6			FC6-4 1B	4	1	1	0	0	2	2					
Ed Fitz Gerald, R (1, 2) OBP: 0.356, SLG: 0.402		E5 HR 1B		1-2 3B 3B		F9			FC6-4 FC6 1-2	4	2	2	3	0	0	2					
Jerry Snyder, R (1, 6) OBP: 0.275, SLG: 0.254		3-H 2-H HR 1B		4-0 SF7 3B		L5			FC6 1-2	3	2	1	1	1	0	2					
Dean Stone, L (1, 1) OBP: 0.189, SLG: 0.234		1-H 2-H HR		3-H SF7 3B		FC4-6				2	1	1	4	0	0	1					
<b>Inning Stats</b>	R: 0 E: 0 K: 1 S: 5	H: 3 LOB: 0 BB: 1 P: 14	R: 4 E: 1 K: 2 S: 10	H: 3 LOB: 0 BB: 1 P: 14	R: 0 E: 0 K: 1 S: 4	H: 0 LOB: 0 BB: 1 P: 8	R: 3 E: 0 K: 0 S: 6	H: 3 LOB: 1 BB: 0 P: 7	R: 0 E: 0 K: 2 S: 7	H: 0 LOB: 0 BB: 0 P: 7	R: 0 E: 1 K: 1 S: 6	H: 0 LOB: 1 BB: 0 P: 6	R: 0 E: 0 K: 1 S: 5	H: 0 LOB: 0 BB: 0 P: 5	R: 1 E: 1 K: 1 S: 7	H: 1 LOB: 1 BB: 0 P: 7		1B: 3 2B: 0 3B: 3 HR: 1	SF: 1 SAC: 0 DP: 0 HBP: 1	WP: 0 PB: 0 SB: 0 CS: 1	PA: 35
<b>PITCHER</b> Frank Sullivan, R (1, 1) ERA: 3.19	IP: 2.0 WLS: L BF: 10 H: 3 R: 4 ER: 4 SO: 3 BB: 0 IBB: 0 HBP: 0 BLK: 0 WP: 0 HR: 1 S: 15 P: 19 ERA: 18.00 WHIP: 1.500															<b>PITCHER</b>					
Russ Kemmerer, R (3, 1) ERA: 4.04	2.0	10	3	3	3	1	1	0	1	0	0	0	10	15	13.50	2.000					
Hal Brown, R (5, 1) ERA: 4.74	4.0	15	1	1	0	5	0	0	0	0	0	0	25	25	0.00	0.250					



Batter	1	2	3	4	5	6	7	8	9	10	11	12	13	14	15	AB	R	H	RBI	BB	SO	LOB	TOP							
Jim Piersall, R OBP: 0.333, SLG: 0.394 Jackie Jensen, R OBP: 0.356, SLG: 0.473				F7		HR	P4		SF8		P4					3	1	1	1	1	0	2								
Billy Goodman, L OBP: 0.369, SLG: 0.373	G1-6-3			6-3		HR			G3				F7		F2	6	2	1	2	2	0	7								
Karl Olson, R OBP: 0.296, SLG: 0.347	4-3			F9			P3		SH				SH1-4			5	0	0	0	0	0	2								
Sam Mele, R OBP: 0.315, SLG: 0.415		6-3								6-3						4	1	1	1	2	0	0								
Don Lenhardt, R OBP: 0.276, SLG: 0.371 Ted Williams, L OBP: 0.522, SLG: 0.624	F7			G5-4-3									L3		K	2	0	0	0	0	0	1								
Del Wilber, R OBP: 0.186, SLG: 0.190 Sammy White, R OBP: 0.308, SLG: 0.422	6-3			1-3			K		L8				K		5-3	3	0	0	0	0	1	1								
Ted Lepcio, R OBP: 0.329, SLG: 0.388 Grady Hatton, L OBP: 0.381, SLG: 0.368				K			F7		L8						F8	2	0	0	0	0	1	0								
Bill Bellino, R OBP: 0.333, SLG: 0.364 Harry Agganis, L OBP: 0.322, SLG: 0.400 Billy Consoletti, R OBP: 0.315, SLG: 0.274	F3			F7			FC6-4						SH1-4			1	0	1	0	0	0	0								
Willard Nixon, L OBP: 0.142, SLG: 0.336 Leo Kluwe, R OBP: 0.175, SLG: 0.386 Sid Hudson, R OBP: 0.155, SLG: 0.164 Bill Henry, L OBP: 0.155, SLG: 0.118 Tommy Harper, R OBP: 0.187, SLG: 0.190 Chuck Stobbs, R OBP: 0.223, SLG: 0.375 Tom Steward, R OBP: 0.138, SLG: 0.190	4-3			E4									L7		2-3	0	0	0	0	0	0	0								
<b>Inning Stats</b>	R: 0 E: 0 K: 1 S: 2	H: 0 LOB: 0 BB: 1 P: 6	R: 0 E: 0 K: 2 S: 3	H: 0 LOB: 0 BB: 0 P: 3	R: 0 E: 0 K: 1 S: 5	H: 0 LOB: 0 BB: 0 P: 5	R: 0 E: 0 K: 0 S: 3	H: 0 LOB: 0 BB: 0 P: 3	R: 0 E: 0 K: 0 S: 3	H: 1 LOB: 0 BB: 0 P: 3	R: 3 E: 1 K: 0 S: 6	H: 2 LOB: 0 BB: 0 P: 6	R: 2 E: 1 K: 1 S: 8	H: 2 LOB: 2 BB: 12	R: 1 E: 1 K: 0 S: 4	H: 0 LOB: 2 BB: 2 P: 12	R: 1 E: 0 K: 0 S: 5	H: 2 LOB: 2 BB: 0 P: 5	R: 0 E: 0 K: 0 S: 3	H: 0 LOB: 0 BB: 0 P: 3	R: 0 E: 0 K: 1 S: 5	H: 0 LOB: 2 BB: 2 P: 13	R: 0 E: 0 K: 0 S: 3	H: 0 LOB: 1 BB: 1 P: 9	R: 0 E: 0 K: 0 S: 4	H: 1 LOB: 2 BB: 1 P: 8	1B: 6 2B: 3 3B: 0 HR: 1	SF: 2 SAC: 3 DP: 2 HBP: 0	WP: 1 PB: 0 SB: 0 CS: 0	PA: 65
<b>PITCHER</b>	IP 6.2	WLS 5	BF 27	H 5	R 0	ER 0	SO 2	BB 2	IBB 0	HBP 0	BLK 0	WP 0	HR 1	S 29	P 37	ERA 0.00	WHIP 1.050													
Mickey McDermott, L ERA: 3.42	7.1	1.1	7	0	1	0	0	1	1	0	0	0	0	5	13	0.00	0.750													
Camilo Pascual, R ERA: 4.39	9.1	0.1	3	2	1	1	0	0	0	0	0	0	0	3	3	27.00	6.000													
Gus Kerazakos, R ERA: 3.19	6.2	W	28	3	0	0	2	4	2	0	0	0	0	0	26	50	0.00	1.050												

**Boston Red Sox @ Washington Senators**  
Griffith Stadium, Washington, DC  
Sat Sep 18 1954, 3:33 AM EDT  
Att: 3,876 - Unknown

AB 50  
R 7  
H 10  
RBI 7  
BB 10  
SO 4  
LOB 28



Batter	1	2	3	4	5	6	7	8	9	10	11	12	13	14	15	AB	R	H	RBI	BB	SO	LOB	BOTTOM							
Eddie Yost, R OBP: 0.406, SLG: 0.381 Wayne Terwilliger, R OBP: 0.286, SLG: 0.273 Johnny Pesky, L OBP: 0.296, SLG: 0.320 Roy Dietzel, R OBP: 0.333, SLG: 0.250				F7			F2		1-3							0	0	0	0	0	0	0								
Pete Runnels, L OBP: 0.366, SLG: 0.390					4-3											6	2	1	2	2	3	5								
Mickey Vernon, L OBP: 0.306, SLG: 0.512					E5											8	2	3	1	0	2	6								
Jim Busby, R OBP: 0.336, SLG: 0.385																8	0	4	2	0	2	6								
Tom Wright, L OBP: 0.323, SLG: 0.333 Roy Sievers, R OBP: 0.339, SLG: 0.445					F3											4	0	1	1	1	0	4								
Gus Kerazakos, R OBP: 0.125, SLG: 0.067 Chuck Stobbs, R OBP: 0.222, SLG: 0.149																0	0	0	0	0	0	0								
Jim Lemon, R OBP: 0.292, SLG: 0.337																6	0	0	0	1	2	7								
Ed Fitz Gerald, R OBP: 0.355, SLG: 0.400																7	0	2	0	0	0	3								
Jerry Snyder, R OBP: 0.283, SLG: 0.283																7	1	3	0	0	0	2								
Mickey McDermott, L OBP: 0.260, SLG: 0.237 Camilo Pascual, R OBP: 0.154, SLG: 0.200 Jesse Levan, L OBP: 0.167, SLG: 0.167 Tom Umpierre, R OBP: 0.223, SLG: 0.270																3	0	1	0	0	0	1								
<b>Inning Stats</b>	R: 3 E: 0 K: 1 S: 8	H: 4 LOB: 1 BB: 1 P: 12	R: 0 E: 0 K: 2 S: 8	H: 1 LOB: 1 BB: 1 P: 12	R: 0 E: 0 K: 0 S: 3	H: 1 LOB: 1 BB: 0 P: 7	R: 0 E: 0 K: 0 S: 3	H: 0 LOB: 0 BB: 0 P: 3	R: 0 E: 1 K: 0 S: 6	H: 0 LOB: 1 BB: 0 P: 6	R: 0 E: 0 K: 0 S: 4	H: 1 LOB: 1 BB: 0 P: 4	R: 0 E: 0 K: 0 S: 5	H: 2 LOB: 2 BB: 1 P: 9	R: 1 E: 1 K: 2 S: 10	H: 2 LOB: 3 BB: 3 P: 22	R: 0 E: 0 K: 1 S: 6	H: 1 LOB: 1 BB: 0 P: 6	R: 0 E: 0 K: 0 S: 5	H: 0 LOB: 0 BB: 0 P: 3	R: 0 E: 0 K: 1 S: 7	H: 0 LOB: 3 BB: 1 P: 11	R: 0 E: 0 K: 0 S: 4	H: 1 LOB: 1 BB: 0 P: 4	R: 0 E: 0 K: 0 S: 5	H: 0 LOB: 0 BB: 0 P: 5	1B: 16 2B: 1 3B: 0 HR: 0	SF: 1 SAC: 0 DP: 0 HBP: 0	WP: 1 PB: 0 SB: 0 CS: 0	PA: 68
<b>PITCHER</b>	IP 6.0	WLS 6	BF 27	H 6	R 3	ER 3	SO 3	BB 1	IBB 0	HBP 0	BLK 0	WP 0	HR 0	S 32	P 44	ERA 1.42	WHIP 1.421													
Willard Nixon, R ERA: 4.03	7.1	1.0	7	2	3	2	0	0	0	0	0	0	0	5	13	18.00	4.000													
Leo Kluwe, L ERA: 3.15	6.1	27	6	1	1	4	3	0	0	0	0	0	0	1	1	0.00	1.500													
Sid Hudson, R ERA: 4.61	0.0	1	0	0	0	0	0	0	0	0	0	0	0	0	0	0.00	1.000													
Tom Hurd, R ERA: 2.88	0.2	3	0	0	0	2	1	0	0	0	0	0	0	6	10	0.00	1.500													

**Boston Red Sox @ Washington Senators**  
Griffith Stadium, Washington, DC  
Sat Sep 18 1954, 3:33 AM EDT  
Att: 3,876 - Unknown

AB 59  
R 8  
H 17  
RBI 7  
BB 8  
SO 10  
LOB 36





Batter	1	2	3	4	5	6	7	8	9	AB	R	H	RBI	BB	SO	LOB	TOP										
<b>Billy Goodman, L</b> (1,4) OBP: 0.367, SLG: 0.371	0-0 2B 1B		0-0 F7	0-0 4-3			0-0 6-3		0-0 6-3	5	1	1	0	0	0	2	<b>Boston Red Sox @ Washington Senators</b> Griffith Stadium, Washington, DC Sun Sep 19 1954, 3:33 AM EDT Att. 4,945 - Unknown <a href="http://livebaseballscorecards.com">livebaseballscorecards.com</a>										
<b>Ted Williams, L</b> (1,7) OBP: 0.503, SLG: 0.624	0-0 6-3 1B 2B		4-0 G4-3 BB		0-3 K		4-0 1B BB		0-0 F8	3	1	1	1	2	1	0											
<b>Jackie Jensen, R</b> (1,9) OBP: 0.357, SLG: 0.472	0-0 6-3		0-0 G4-3		0-0 P4		0-0 1-2 1B			4	0	1	1	0	0	2											
<b>Harry Agganis, L</b> (1,3) OBP: 0.324, SLG: 0.400	0-0 CS 1B		0-0 E 1B 1B		0-3 K		0-0 3-H G3			4	1	2	1	0	1	2											
<b>Grady Hatton, L</b> (1,5) OBP: 0.379, SLG: 0.366	0-0 F7		0-0 E9 1B 1B		0-0 L4		0-0 F8			4	1	1	0	0	0	1											
<b>Jim Piersall, R</b> (1,8) OBP: 0.334, SLG: 0.393	0-0 CS	4-0 SH1-3 BB	0-0 E 1B 1B		0-0 F9		0-0 5-3			3	1	1	2	1	0	0											
<b>Del Wilber, R</b> (1,2) OBP: 0.179, SLG: 0.246		0-0 SH1-3	0-0 2-H 3-H 1B		0-0 4-3		0-0 3B			3	0	2	1	0	0	0											
<b>Mitt Bolling, R</b> (1,6) OBP: 0.333, SLG: 0.363		0-0 5-3	0-0 2-H 1B		0-0 F9		0-0 6-3 SH2-4 1B 1B		0-0 F3	4	1	1	0	0	0	3											
<b>Mel Parnell, L</b> (1,1) OBP: 0.116, SLG: 0.094		0-0 F9	0-0 P2		0-0 SH2-4		0-0 1-3			3	0	0	0	0	0	2											
<b>Inning Stats</b>	R: 2 E: 0 K: 0 S: 5	H: 3 LOB: 0 BB: 0 P: 5	R: 0 E: 0 K: 0 S: 3	H: 0 LOB: 1 BB: 1 P: 7	R: 0 E: 0 K: 0 S: 2	H: 0 LOB: 0 BB: 1 P: 6	R: 3 E: 2 K: 0 S: 7	H: 4 LOB: 1 BB: 0 P: 7	R: 0 E: 0 K: 0 S: 3	H: 0 LOB: 0 BB: 0 P: 3	R: 1 E: 0 K: 0 S: 5	H: 2 LOB: 2 BB: 1 P: 9	R: 0 E: 0 K: 0 S: 4	H: 1 LOB: 1 BB: 0 P: 4	R: 0 E: 0 K: 0 S: 3	H: 0 LOB: 0 BB: 0 P: 3	1B: 8 2B: 1 3B: 1 HR: 0	SF: 0 SAC: 2 DP: 1 HBP: 0	WP: 0 PB: 0 SB: 0 CS: 1	PA: 39							
<b>PITCHER</b>	IP	WLS	BF	H	R	ER	SO	BB	IBB	HBP	BLK	WP	HR	S	P	ERA	WHIP										
<b>Bob Porterfield, R</b> (1,1) ERA: 3.27	3.0	L	16	7	5	5	0	2	0	0	0	0	0	14	22	15.00	3.000										
<b>Bunky Stewart, L</b> (4,1) ERA: 7.53	2.0		6	0	0	0	2	0	0	0	0	0	0	10	10	0.00	0.000										
<b>Camilo Pascual, R</b> (6,1) ERA: 4.28	4.0		16	3	1	1	0	1	0	0	0	0	0	15	19	2.25	1.000										



Batter	1	2	3	4	5	6	7	8	9	AB	R	H	RBI	BB	SO	LOB	BOTTOM										
<b>Eddie Yost, R</b> (1,5) OBP: 0.406, SLG: 0.381	0-0 5-3		0-0 G6-4-3 1B		0-0 FC5-4			0-0 F8		0	0	0	0	0	0	0	<b>Boston Red Sox @ Washington Senators</b> Griffith Stadium, Washington, DC Sun Sep 19 1954, 3:33 AM EDT Att. 4,945 - Unknown <a href="http://livebaseballscorecards.com">livebaseballscorecards.com</a>										
<b>Wayne Terwilliger, R</b> (1,5) OBP: 0.266, SLG: 0.272			1-2 1B		1-2 1B					4	0	1	0	0	0	1											
<b>Pete Runnels, L</b> (1,4) OBP: 0.367, SLG: 0.388	4-0 G4-6-3 BB		0-0 G6-4-3		0-0 F7		4-0 WP 1B BB			2	1	0	0	2	0	2											
<b>Mickey Vernon, L</b> (1,3) OBP: 0.367, SLG: 0.510	0-0 G4-6-3		0-0 4-3		0-0 G3		0-0 1-H 1B			4	0	1	1	0	0	1											
<b>Jim Busby, R</b> (1,8) OBP: 0.337, SLG: 0.385		0-0 1B 1B	0-0 5-3		4-0 FC5 BB BB		0-0 P5			3	0	1	0	1	0	1											
<b>Roy Sievers, R</b> (1,7) OBP: 0.329, SLG: 0.446		0-0 F8	0-0 2B		4-0 1-2 BB		0-0 L6			3	0	1	0	1	0	2											
<b>Jim Lemon, R</b> (1,9) OBP: 0.300, SLG: 0.363		0-0 G5-4-3 1B	0-3 K		0-0 FC5		0-0 SF8 3B			4	1	2	0	0	1	3											
<b>Ed Fitz Gerald, R</b> (1,2) OBP: 0.351, SLG: 0.395		0-0 G5-4-3	0-0 5-3		0-0 F8		0-0 F2			4	0	0	0	0	0	3											
<b>Jerry Snyder, R</b> (1,6) OBP: 0.289, SLG: 0.261			4-0 FC5-4 BB		4-0 FC5-4 BB		0-0 6-3		0-0 SF8	1	0	0	1	2	0	0											
<b>Bob Porterfield, R</b> (1,1) OBP: 0.141, SLG: 0.128			0-0 FC5-4		0-0 L9		0-0 F9		3-H 4-3	1	0	0	0	0	0	1											
<b>Bunky Stewart, L</b> (4,1)										0	0	0	0	0	0	0											
<b>Carlos Paula, R</b> (6,PH) OBP: 0.211, SLG: 0.176										1	0	0	0	0	0	1											
<b>Camilo Pascual, R</b> (6,1) OBP: 0.148, SLG: 0.192										1	0	0	0	0	0	0											
<b>Tom Umpshiett, R</b> (6,PH) OBP: 0.253, SLG: 0.269										1	0	0	0	0	0	0											
<b>Inning Stats</b>	R: 0 E: 0 K: 0 S: 2	H: 0 LOB: 1 BB: 0 P: 6	R: 0 E: 0 K: 0 S: 4	H: 2 LOB: 1 BB: 0 P: 4	R: 0 E: 0 K: 0 S: 3	H: 1 LOB: 1 BB: 1 P: 7	R: 0 E: 0 K: 1 S: 6	H: 1 LOB: 1 BB: 0 P: 6	R: 0 E: 0 K: 0 S: 3	H: 0 LOB: 1 BB: 1 P: 7	R: 0 E: 0 K: 0 S: 3	H: 0 LOB: 2 BB: 2 P: 11	R: 0 E: 0 K: 0 S: 3	H: 0 LOB: 0 BB: 0 P: 3	R: 1 E: 0 K: 0 S: 4	H: 1 LOB: 1 BB: 1 P: 8	R: 1 E: 0 K: 0 S: 4	H: 1 LOB: 0 BB: 0 P: 4	1B: 4 2B: 1 3B: 1 HR: 0	SF: 1 SAC: 0 DP: 3 HBP: 0	WP: 1 PB: 0 SB: 0 CS: 0	PA: 36					
<b>PITCHER</b>	IP	WLS	BF	H	R	ER	SO	BB	IBB	HBP	BLK	WP	HR	S	P	ERA	WHIP										
<b>Mel Parnell, L</b> (1,1) ERA: 3.46	9.0	W	36	6	2	2	1	6	0	0	0	1	0	32	56	2.00	1.333										





Batter	1	2	3	4	5	6	7	8	9	AB	R	H	RBI	BB	SO	LOB	TOP
Roy Dietzel, R OBP: 0.316, SLG: 0.235 Eddie Yost, R OBP: 0.406, SLG: 0.381 Wayne Terwilliger, R OBP: 0.288, SLG: 0.273	(1,5) 0-3 K		(1,0) 6-3		(1,0) FC4-6 1B		(2,0) 5-3		(4,0) BB BB	1	0	0	0	0	1	0	<b>Washington Senators @ New York Yankees</b> Yankee Stadium, Bronx, NY Mon Sep 20 1954, 3:33 AM EDT Att: 7,072 - Unknown <a href="http://livebaseballscores.com">livebaseballscores.com</a>
Pete Runnels, L OBP: 0.367, SLG: 0.387	(1,4) 0-0 5-3		(2,0) 6-3		(1,0) F8		(3,0) PO		(4,0) SH2-3 1B	4	0	1	1	1	0	1	
Mickey Vernon, L OBP: 0.367, SLG: 0.508	(1,3) 0-0 P6		(4,0) BB BB		(2,0) FC4-6 1-2				(1,0) SH2-3 1B	3	0	0	0	1	0	4	
Jim Busby, R OBP: 0.338, SLG: 0.384		(0,0) 2B 5-3 1B	(4,0) FC6-4 1-2 BB		(3,0) F8				(2,0) 5-3	4	1	1	0	1	0	5	
Roy Sievers, R OBP: 0.332, SLG: 0.448 Tom Umphlett, R OBP: 0.253, SLG: 0.269	(1,7) 0-0 1B 2B	(0,0) FC6-4 1-2			(4,0) G5-4-3 BB					2	1	1	0	2	0	2	
Jim Lemon, R OBP: 0.289, SLG: 0.349	(1,9) 0-0 5-3				(0,0) G5-4-3 1-2				(3,0) L1-4	4	0	0	1	0	0	4	
Ed Fitz Gerald, R OBP: 0.352, SLG: 0.395	(1,2) 3-H 4-0 1B BB				(2,0) F7				(0,0) BB BB 1B	3	1	1	0	1	0	0	
Jerry Snyder, R OBP: 0.303, SLG: 0.272	(1,6) 0-0 1-3 2-H 1B				(4,0) BB BB				(0,0) SH BB BB	2	0	2	1	1	0	0	
Johnny Schmitz, R OBP: 0.150, SLG: 0.121	(1,1) 0-3 K				(0,0) 1-3				(0,3) K	4	0	0	0	0	3	5	
<b>Inning Stats</b>	R: 0 H: 0 E: 0 LOB: 0 K: 1 BB: 0 S: 5 P: 5	R: 2 H: 3 E: 0 LOB: 1 K: 1 BB: 1 S: 7 P: 11	R: 0 H: 0 E: 0 LOB: 2 K: 0 BB: 2 S: 3 P: 11	R: 0 H: 0 E: 0 LOB: 1 K: 0 BB: 1 S: 3 P: 7	R: 0 H: 1 E: 0 LOB: 0 K: 0 BB: 0 S: 4 P: 6	R: 0 H: 0 E: 0 LOB: 0 K: 1 BB: 0 S: 2 P: 6	R: 0 H: 1 E: 0 LOB: 0 K: 1 BB: 0 S: 5 P: 5	R: 0 H: 1 E: 0 LOB: 2 K: 0 BB: 1 S: 4 P: 8	R: 1 H: 1 E: 1 LOB: 3 K: 1 BB: 2 S: 7 P: 15	1B: 6 SF: 0 2B: 1 SAC: 2 3B: 0 DP: 1 HR: 0 HBP: 0	WP: 0 PA: 41 SB: 0 CS: 0						
<b>PITCHER</b> Whitey Ford, L ERA: 2.82	IP: 9.0 WLS: L BF: 40 H: 7 R: 3 ER: 2 SO: 4 BB: 7 IBB: 1 HBP: 0 BLK: 0 WP: 0 HR: 0 S: 40 P: 72 ERA: 2.00 WHIP: 1.556																

Batter	1	2	3	4	5	6	7	8	9	AB	R	H	RBI	BB	SO	LOB	BOTTOM
Gil McDougald, R OBP: 0.371, SLG: 0.430	(1,4) 0-0 F9		(2,0) FC5-4 1-2 2-3		(1,0) 1-2 1B					4	0	2	0	0	0	2	<b>Washington Senators @ New York Yankees</b> Yankee Stadium, Bronx, NY Mon Sep 20 1954, 3:33 AM EDT Att: 7,072 - Unknown <a href="http://livebaseballscores.com">livebaseballscores.com</a>
Hank Bauer, R OBP: 0.364, SLG: 0.470	(1,9) 0-0 5-3				(0,0) HR				(2,0) P3	4	1	1	1	0	0	3	
Mickey Mantle, S OBP: 0.397, SLG: 0.520	(1,8) 0-0 F9				(1,0) F8				(3,0) P6	4	0	0	0	0	0	1	
Bill Skowron, R OBP: 0.384, SLG: 0.571		(4,0) G3-6-3 BB			(2,0) F9				(1,0) F7	3	0	0	0	1	0	0	
Bob Cerv, R OBP: 0.330, SLG: 0.506	(1,7) 0-0 F9				(3,0) 6-3				(2,0) 6-3	4	0	0	0	0	0	1	
Andy Carey, R OBP: 0.369, SLG: 0.423	(1,5) 0-0 G3-6-3 1-2				(0,0) G3 1B				(3,0) L5	4	1	2	0	0	0	1	
Jerry Coleman, R OBP: 0.279, SLG: 0.280 Yogi Berra, L OBP: 0.369, SLG: 0.498 Willy Miranda, S OBP: 0.297, SLG: 0.348	(1,6) 0-0 L8				(0,0) G3 1B				(0,3) K	2	0	0	0	0	0	1	
Charles Silvera, R OBP: 0.341, SLG: 0.297	(1,2) 0-0 FC5-4 2B				(2,0) F7				(2,0) G5-4-3 1-2	3	0	1	0	0	0	2	
Whitey Ford, L OBP: 0.254, SLG: 0.177	(1,1) 4-0 FC5-4 BB				(0,0) 2-H 1B				(1,0) G3	2	0	1	1	1	0	0	
<b>Inning Stats</b>	R: 0 H: 0 E: 0 LOB: 0 K: 0 BB: 0 S: 3 P: 3	R: 0 H: 0 E: 0 LOB: 0 K: 0 BB: 1 S: 2 P: 6	R: 0 H: 1 E: 0 LOB: 1 K: 0 BB: 1 S: 3 P: 7	R: 1 H: 1 E: 0 LOB: 0 K: 0 BB: 0 S: 4 P: 4	R: 1 H: 3 E: 0 LOB: 2 K: 0 BB: 0 S: 6 P: 6	R: 0 H: 0 E: 0 LOB: 0 K: 0 BB: 0 S: 3 P: 3	R: 0 H: 1 E: 0 LOB: 0 K: 1 BB: 0 S: 5 P: 5	R: 0 H: 1 E: 0 LOB: 1 K: 0 BB: 0 S: 4 P: 4	R: 0 H: 0 E: 0 LOB: 0 K: 0 BB: 0 S: 3 P: 3	1B: 5 SF: 0 2B: 1 SAC: 0 3B: 0 DP: 3 HR: 1 HBP: 0	WP: 0 PA: 33 SB: 0 CS: 0						
<b>PITCHER</b> Johnny Schmitz, L ERA: 2.81	IP: 9.0 WLS: W BF: 33 H: 7 R: 2 ER: 2 SO: 1 BB: 2 IBB: 0 HBP: 0 BLK: 0 WP: 0 HR: 1 S: 33 P: 41 ERA: 2.00 WHIP: 1.000																



Batter	1	2	3	4	5	6	7	8	9	AB	R	H	RBI	BB	SO	LOB	TOP			
Jesse Levan, L OBP: 0.286, SLG: 0.286 Eddie Yost, R OBP: 0.450, SLG: 0.381 Wayne Terwilliger, R OBP: 0.288, SLG: 0.274	(1,5) X 0-0 1B		(0,3) K		(0,0) X 1-3 2-H 1B			(0,0) X P3		1	0	1	0	0	0	0	<p>Washington Senators @ New York Yankees</p> <p>Yankee Stadium, Bronx, NY</p> <p>Tue Sep 21 1954, 3:33 AM EDT</p> <p>Att: 1,912 - Unknown</p> <p>livebaseballscores.com</p>			
Pete Runnels, L OBP: 0.367, SLG: 0.386	(1,4) S 0-3 K			(0,0) X 1B	(0,0) X 6-3			(0,0) X P6		4	0	1	0	0	1	3				
Mickey Vernon, L OBP: 0.364, SLG: 0.504	(1,3) X 0-0 F5			(0,0) X F9		(0,0) X 4-3			(0,0) X F5	4	0	0	0	0	2					
Jim Busby, R OBP: 0.337, SLG: 0.383	(1,8) X 0-0 P6			(0,0) X F9		(0,0) X 5-3			(0,0) X G4-6-3 1B	4	0	1	0	0	2					
Tom Wright, L OBP: 0.316, SLG: 0.325	(1,7) S 0-3 K			(0,0) X F8		(0,0) X 4-3			(0,0) X G4-6-3 1B	4	0	0	0	0	1	2				
Jim Lemon, R OBP: 0.291, SLG: 0.343	(1,9) X 0-0 6-3				(4,0) B 1-4-3 1B BB		(0,3) S K			2	1	0	0	1	1	0				
Ed Fitz Gerald, R OBP: 0.350, SLG: 0.391	(1,2) X 0-0 6-3				(0,0) X 1-4-3 1-2		(0,0) X F8			3	0	0	0	0	0	1				
Jerry Snyder, R OBP: 0.303, SLG: 0.268	(1,6) X 0-0 5-3				(4,0) B 1B BB		(0,3) S K			2	0	0	0	1	1	0				
Dean Stone, L OBP: 0.179, SLG: 0.220	(1,1) X 0-0 4-3				(0,3) S K		(0,3) S K			3	0	0	0	0	2	2				
<b>Inning Stats</b>	R: 0 E: 0 K: 1 S: 6	H: 1 LOB: 1 BB: 0 P: 6	R: 0 E: 0 K: 1 S: 5	H: 0 LOB: 0 BB: 0 P: 5	R: 0 E: 0 K: 1 S: 5	H: 0 LOB: 0 BB: 0 P: 5	R: 0 E: 0 K: 0 S: 4	H: 1 LOB: 1 BB: 0 P: 4	R: 1 E: 0 K: 1 S: 6	H: 1 LOB: 2 BB: 2 P: 14	R: 0 E: 0 K: 2 S: 3	H: 0 LOB: 0 BB: 0 P: 3	R: 0 E: 0 K: 2 S: 7	H: 0 LOB: 0 BB: 0 P: 7	R: 0 E: 0 K: 1 S: 5	H: 1 LOB: 0 BB: 0 P: 3	1B: 4 2B: 0 3B: 0 HR: 0	SF: 0 SAC: 0 DP: 1 HBP: 0	WP: 0 PB: 0 SB: 0 CS: 0	PA: 32
<b>PITCHER</b> Bob Grim, R ERA: 3.34	(1,1)	IP: 9.0 WLS: W BF: 32	H: 4 R: 1 ER: 1 SO: 7	BB: 2 IBB: 0 HBP: 0 BLK: 0	WP: 0 HR: 0 S: 44 P: 52	ERA: 1.00 WHIP: 0.667	<b>PITCHER</b>	IP: 9.0 WLS: W BF: 32	H: 4 R: 1 ER: 1 SO: 7	BB: 2 IBB: 0 HBP: 0 BLK: 0	WP: 0 HR: 0 S: 44 P: 52	ERA: 1.00 WHIP: 0.667	<b>PITCHER</b>	IP: 9.0 WLS: W BF: 32	H: 4 R: 1 ER: 1 SO: 7	BB: 2 IBB: 0 HBP: 0 BLK: 0	WP: 0 HR: 0 S: 44 P: 52	ERA: 1.00 WHIP: 0.667		

Batter	1	2	3	4	5	6	7	8	9	AB	R	H	RBI	BB	SO	LOB	BOTTOM
Hank Bauer, R OBP: 0.363, SLG: 0.466	(1,9) X 0-0 F9		(0,0) X F8			(4,0) B FC1-6 BB		(0,0) X 4-3		3	0	0	0	1	0	0	<p>Washington Senators @ New York Yankees</p> <p>Yankee Stadium, Bronx, NY</p> <p>Tue Sep 21 1954, 3:33 AM EDT</p> <p>Att: 1,912 - Unknown</p> <p>livebaseballscores.com</p>
Gil McDougald, R OBP: 0.370, SLG: 0.427	(1,4) S 0-3 K		(0,0) X F8			(0,0) X FC1-6 1B 1-2		(4,0) B 1B FC4 BB		3	2	0	0	1	1	1	
Mickey Mantle, S OBP: 0.399, SLG: 0.522	(1,8) S 0-3 K			(0,0) X FC5-4 1B		(0,0) X FC4-6 1B 2-H		(0,0) X 1B E 1B		4	1	3	1	0	1	0	
Yogi Berra, L OBP: 0.367, SLG: 0.495	(1,2) X 0-0 P5			(0,0) X F3		(0,0) X FC4-6 1B 1-2		(0,0) X FC4 1B		4	0	0	0	0	0	3	
Bill Skowron, R OBP: 0.386, SLG: 0.574	(1,3) X 0-0 F8 2B			(0,0) X F9		(0,0) X F8		(0,0) X FC4-6 1B 1-2 2-H		4	0	2	1	0	0	2	
Bob Cerv, R OBP: 0.337, SLG: 0.494	(1,7) B 4-0 BB			(0,0) X FC5-4 1-2			(4,0) B CS BB	(0,0) X FC4-6 1-2		2	0	0	0	2	0	3	
Andy Carey, R OBP: 0.367, SLG: 0.420	(1,5) X 0-0 F8 2-3				(0,0) X F8		(0,0) X F7 1-2			3	0	0	0	0	0	3	
Phil Rizzuto, R OBP: 0.299, SLG: 0.252	(1,6) X 0-0 F7				(0,0) X 4-3		(0,0) X F7			3	0	0	0	0	0	2	
Bob Grim, R OBP: 0.164, SLG: 0.183	(1,1) S 0-3 K				(0,0) X 5-3		(0,3) S K			3	0	0	0	0	2	0	
<b>Inning Stats</b>	R: 0 E: 0 K: 2 S: 7	H: 0 LOB: 0 BB: 0 P: 7	R: 0 E: 0 K: 0 S: 4	H: 1 LOB: 2 BB: 1 P: 8	R: 0 E: 0 K: 1 S: 5	H: 0 LOB: 0 BB: 0 P: 5	R: 0 E: 0 K: 0 S: 4	H: 1 LOB: 1 BB: 0 P: 4	R: 0 E: 0 K: 0 S: 2	H: 0 LOB: 0 BB: 1 P: 6	R: 2 E: 1 K: 1 S: 8	H: 2 LOB: 2 BB: 1 P: 12	1B: 4 2B: 1 3B: 0 HR: 0	SF: 0 SAC: 0 DP: 0 HBP: 0	WP: 0 PB: 0 SB: 0 CS: 1	PA: 33	
<b>PITCHER</b> Dean Stone, L ERA: 3.13	(1,1)	IP: 8.0 WLS: L BF: 33	H: 5 R: 3 ER: 0 SO: 4	BB: 4 IBB: 0 HBP: 0 BLK: 0	WP: 0 HR: 0 S: 37 P: 53	ERA: 0.00 WHIP: 1.125	<b>PITCHER</b>	IP: 9.0 WLS: W BF: 32	H: 4 R: 1 ER: 1 SO: 7	BB: 2 IBB: 0 HBP: 0 BLK: 0	WP: 0 HR: 0 S: 44 P: 52	ERA: 1.00 WHIP: 0.667					







Batter	1	2	3	4	5	6	7	8	9	10	11	AB	R	H	RBI	BB	SO	LOB	TOP
Jesse Levan, L OBP: 0.290, SLG: 0.290 Eddie Yost, R OBP: 0.406, SLG: 0.381 Wayne Terwilliger, R OBP: 0.289, SLG: 0.277	(1,5) X 0-0 P5		(1,5) X 0-0 6-3		(1,5) X 0-0 G1-6-3		(1,5) X 0-3 K			(1,5) X 0-0 4-3 2B		1	0	0	0	0	0	0	
Pete Runnels, L OBP: 0.369, SLG: 0.386	(1,4) X 0-3 K			(1,4) X 0-3 K		(1,4) X 0-0 L6		(1,4) X 0-0 1B		(1,4) X 0-0 4-3		5	0	1	0	0	2	1	
Mickey Vernon, L OBP: 0.361, SLG: 0.498	(1,3) X 0-0 1B			(1,3) X 0-0 F2		(1,3) X 0-0 G3		(1,3) X 0-0 F9		(1,3) X 0-0 4-3		5	0	1	0	0	0	2	
Jim Busby, R OBP: 0.337, SLG: 0.384	(1,8) X 0-0 P4			(1,8) X 0-0 2B		(1,8) X 0-0 5-3		(1,8) X 0-0 G1-4-3 1B			(1,8) X 0-0 E6 1B	5	1	2	0	0	0	1	
Roy Slevers, R OBP: 0.332, SLG: 0.444	(1,7) X 0-0 F7			(1,7) X 4-0 1B		(1,7) X 0-0 F8		(1,7) X 0-0 G1-4-3 1B			(1,7) X 0-3 K	4	0	0	0	1	1	3	
Jim Lemon, R OBP: 0.294, SLG: 0.336	(1,9) X 0-3 K			(1,9) X 0-3 K		(1,9) X 0-0 5-3 1B		(1,9) X 0-0 1B		(1,9) X 0-0 G6-4-3 1B		5	0	2	0	0	2	3	
Ed Fitz Gerald, R OBP: 0.348, SLG: 0.385	(1,2) X 0-0 6-3			(1,2) X 0-0 F7		(1,2) X 4-0 1B		(1,2) X 1-2 5-3 BB		(1,2) X 0-0 F8		3	0	0	0	2	0	1	
Jerry Snyder, R OBP: 0.300, SLG: 0.266 Tom Wright, L OBP: 0.319, SLG: 0.329 Johnny Pesky, L OBP: 0.296, SLG: 0.320	(1,6) X 0-0 5-3 (11, PH) X 0-0 1B (11,6) X 0-0 1B			(1,6) X 0-0 5-3		(1,6) X 0-0 1B		(1,6) X 0-0 5-3		(1,6) X 0-0 G6-4-3		4	0	1	0	0	0	3	
Chuck Stobbs, L OBP: 0.237, SLG: 0.157	(1,1) X 0-0 1-3			(1,1) X 0-0 1-3		(1,1) X 0-0 G1-6-3 1B		(1,1) X 1-0 HBP			(1,1) X 0-0 4-3	4	0	1	0	0	1	2	
<b>Inning Stats</b>	R: 0 H: 1 E: 0 LOB: 1 K: 1 BB: 0 S: 6 P: 6	R: 0 H: 0 E: 0 LOB: 0 K: 1 BB: 0 S: 5 P: 5	R: 0 H: 0 E: 0 LOB: 0 K: 0 BB: 0 S: 3 P: 3	R: 0 H: 1 E: 0 LOB: 2 K: 2 BB: 1 S: 8 P: 12	R: 0 H: 2 E: 0 LOB: 1 K: 0 BB: 0 S: 4 P: 4	R: 0 H: 0 E: 0 LOB: 0 K: 0 BB: 0 S: 3 P: 3	R: 0 H: 1 E: 0 LOB: 3 K: 1 BB: 1 S: 6 P: 11	R: 0 H: 2 E: 0 LOB: 1 K: 0 BB: 0 S: 4 P: 4	R: 0 H: 1 E: 0 LOB: 0 K: 0 BB: 0 S: 3 P: 3	R: 0 H: 1 E: 0 LOB: 1 K: 0 BB: 0 S: 4 P: 4	R: 0 H: 1 E: 0 LOB: 1 K: 0 BB: 0 S: 4 P: 4	R: 1 H: 1 E: 1 LOB: 2 K: 2 BB: 1 S: 9 P: 13	1B: 8 SF: 0 2B: 2 SAC: 0 3B: 0 DP: 3 HR: 0 HBP: 1	WP: 0 PA: 45 PB: 0 SB: 1 CS: 0					
<b>PITCHER</b> Hal Brown, L ERA: 4.12	(1,1) IP: 11.0 WLS: 45 BF: 10 H: 1 R: 1 ER: 0 SO: 7 BB: 2 IBB: 1 HBP: 1 BLK: 0 WP: 0 HR: 0 S: 55 P: 68 ERA: 4.12 WHIP: 1.091																		

Washington Senators @ Boston Red Sox  
Fenway Park, Boston, MA  
Fri Sep 24 1954, 3:33 AM EDT  
Unknown

AB 41  
R 1  
H 10  
RBI 1  
BB 3  
SO 7  
LOB 21



Batter	1	2	3	4	5	6	7	8	9	10	11	AB	R	H	RBI	BB	SO	LOB	BOTTOM
Billy Goodman, L OBP: 0.376, SLG: 0.383	(1,4) X 4-0 3-4-1 BB		(1,4) X 0-0 F9		(1,4) X 0-0 F2			(1,4) X 0-0 1-3		(1,4) X 0-0 5-3		4	0	0	0	1	0	1	
Ted Williams, L OBP: 0.509, SLG: 0.630	(1,7) X 0-0 3-4-1		(1,7) X 0-0 FC5-4 1B		(1,7) X 0-0 L4-3 1B		(1,7) X 4-0 1B		(1,7) X 0-0 BB	(1,7) X 0-0 2-3 1B		4	0	3	0	1	0	1	
Jackie Jensen, R OBP: 0.356, SLG: 0.472	(1,9) X 0-3 K		(1,9) X 0-3 K		(1,9) X 0-0 L4-3		(1,9) X 0-0 P3		(1,9) X 0-0 P4		(1,9) X 0-0 P4	5	0	0	0	0	2	6	
Sam Mele, R OBP: 0.313, SLG: 0.407	(1,3) X 4-0 1B		(1,3) X 0-0 FC5-4		(1,3) X 0-0 F8		(1,3) X 0-0 P4		(1,3) X 0-0 P4		(1,3) X 0-0 F7	4	0	0	0	1	0	1	
Grady Hatton, L OBP: 0.384, SLG: 0.367 Don Lenhardt, R OBP: 0.274, SLG: 0.367	(1,5) X 0-3 K (11, PH) X 0-0 K		(1,5) X 0-0 F9		(1,5) X 0-3 K		(1,5) X 0-0 1B		(1,5) X 0-0 1B		(1,5) X 0-0 5-3	4	0	1	0	0	2	2	
Jim Piersall, R OBP: 0.333, SLG: 0.392	(1,8) X 0-0 5-3		(1,8) X 0-0 P4		(1,8) X 0-0 F7		(1,8) X 0-0 P1		(1,8) X 0-0 P1		(1,8) X 0-0 F8	5	0	0	0	0	1		
Sammy White, R OBP: 0.303, SLG: 0.414	(1,2) X 0-0 F7		(1,2) X 0-0 P3		(1,2) X 0-0 P3		(1,2) X 0-0 2B		(1,2) X 0-0 F8		(1,2) X 0-0 F8	4	0	1	0	0	0	1	
Milt Bolling, R OBP: 0.339, SLG: 0.370	(1,6) X 0-0 1B		(1,6) X 0-0 F9		(1,6) X 0-0 F8		(1,6) X 0-0 1B		(1,6) X 0-0 1B		(1,6) X 0-0 1B SH2-4 1B	4	0	2	0	0	0	1	
Hal Brown, R OBP: 0.250, SLG: 0.167	(1,1) X 0-3 K		(1,1) X 0-0 P4		(1,1) X 0-0 P4		(1,1) X 0-0 1-3		(1,1) X 0-0 1-3		(1,1) X 0-0 SH2-4	3	0	0	0	0	1	1	
<b>Inning Stats</b>	R: 0 H: 0 E: 0 LOB: 2 K: 2 BB: 2 S: 7 P: 15	R: 0 H: 1 E: 0 LOB: 1 K: 1 BB: 0 S: 6 P: 6	R: 0 H: 1 E: 0 LOB: 1 K: 1 BB: 0 S: 6 P: 6	R: 0 H: 0 E: 0 LOB: 0 K: 0 BB: 0 S: 3 P: 3	R: 0 H: 0 E: 0 LOB: 0 K: 0 BB: 0 S: 3 P: 3	R: 0 H: 1 E: 0 LOB: 1 K: 0 BB: 0 S: 3 P: 3	R: 0 H: 1 E: 0 LOB: 1 K: 1 BB: 1 S: 6 P: 6	R: 0 H: 0 E: 0 LOB: 0 K: 0 BB: 0 S: 3 P: 7	R: 0 H: 1 E: 0 LOB: 1 K: 0 BB: 1 S: 4 P: 4	R: 0 H: 1 E: 0 LOB: 2 K: 0 BB: 0 S: 5 P: 5	R: 0 H: 2 E: 0 LOB: 1 K: 0 BB: 0 S: 5 P: 5	R: 0 H: 0 E: 0 LOB: 0 K: 0 BB: 0 S: 3 P: 3	1B: 6 SF: 0 2B: 2 SAC: 1 3B: 0 DP: 1 HR: 0 HBP: 0	WP: 0 PA: 42 PB: 0 SB: 0 CS: 0					
<b>PITCHER</b> Chuck Stobbs, L ERA: 4.1	(1,1) IP: 11.0 WLS: 42 BF: 7 H: 7 R: 0 ER: 0 SO: 5 BB: 2 IBB: 1 HBP: 0 BLK: 0 WP: 0 HR: 0 S: 49 P: 61 ERA: 4.1 WHIP: 0.818																		

Washington Senators @ Boston Red Sox  
Fenway Park, Boston, MA  
Fri Sep 24 1954, 3:33 AM EDT  
Unknown

AB 38  
R 0  
H 7  
RBI 0  
BB 3  
SO 5  
LOB 15










Batter	1	2	3	4	5	6	7	8	9	AB	R	H	RBI	BB	SO	LOB	TOP																			
Jesse Levan, L OBP: 0.222, SLG: 0.222 Eddie Yost, R OBP: 0.450, SLG: 0.381 Wayne Terwilliger, R OBP: 0.287, SLG: 0.274	(1.5) X 0-0 F8			(4.0) X 1B 2B BB	(1.5) X 0-0 F7		(2.0) X 0-0 6-3		(3.0) X 0-3 K	1	0	0	0	0	0	0																				
Pete Runnels, L OBP: 0.367, SLG: 0.385	(1.4) X 0-0 6-3			(4.0) X 2B 1B 1B	(2.0) X 0-3 K		(3.0) X 0-0 4-3			4	1	1	0	0	1	0																				
Mickey Vernon, L OBP: 0.359, SLG: 0.495	(1.3) X 0-0 F9			(1.5) X 0-0 F9	(3.0) X 0-3 K			(1.0) X 0-0 F7		4	0	0	0	0	1	2																				
Jim Busby, R OBP: 0.337, SLG: 0.387		(1.8) X 0-0 6-3		(4.0) X 1B 1B 2B		(1.0) X 0-0 F2		(2.0) X 0-0 1-3		4	1	1	1	0	0	0																				
Roy Sievers, R OBP: 0.333, SLG: 0.446 Tom Umphlett, R OBP: 0.253, SLG: 0.269	(1.7) X 0-0 6-3 (8.7) X 0-0 6-3			(4.0) X 1B 1B IBB		(4.0) X 0-0 HR BB		(3.0) X 0-0 5-3		2	1	0	0	2	0	0																				
Jim Lemon, R OBP: 0.291, SLG: 0.355	(1.9) X 0-3 K			(0.0) X 1B 1B		(0.0) X 1-H HR			(1.0) X 0-3 K	4	1	2	3	0	2	0																				
Ed Fitz Gerald, R OBP: 0.349, SLG: 0.386			(1.2) X 0-0 4-3	(0.0) X 1B		(2.0) X 0-0 F2			(0.0) X 4-3 1B	4	1	2	1	0	0	0																				
Jerry Snyder, R OBP: 0.298, SLG: 0.265			(1.6) X 0-0 6-3	(0.0) X F3		(3.0) X 0-0 5-3			(2.0) X 0-0 4-3	4	0	0	0	0	0	4																				
Johnny Schmitz, R OBP: 0.145, SLG: 0.117 Camilo Pascual, R OBP: 0.161, SLG: 0.200	(1.1) X 0-0 F8 (6.1) X 0-0 1-3			(0.0) X 1-2 2-3 3-H					(0.0) X 1-2 WP 1B	2	0	0	0	0	0	3																				
<b>Inning Stats</b>	R: 0 E: 0 K: 0 S: 3	H: 0 LOB: 0 BB: 0 P: 3	R: 0 E: 0 K: 1 S: 5	H: 0 LOB: 0 BB: 0 P: 5	R: 0 E: 0 K: 0 S: 3	H: 0 LOB: 0 BB: 0 P: 3	R: 3 E: 0 K: 0 S: 7	H: 4 LOB: 3 BB: 2 P: 15	R: 0 E: 0 K: 2 S: 4	H: 1 LOB: 0 BB: 1 P: 8	R: 0 E: 0 K: 0 S: 3	H: 0 LOB: 0 BB: 0 P: 3	R: 0 E: 0 K: 0 S: 3	H: 0 LOB: 0 BB: 0 P: 3	R: 1 E: 0 K: 2 S: 9	H: 2 LOB: 1 BB: 0 P: 9	1B: 5 2B: 1 3B: 0 HR: 1	SF: 0 SAC: 0 DP: 0 HBP: 0	WP: 1 PB: 0 SB: 0 CS: 0	PA: 37																
<b>PITCHER</b>	IP WLS BF H R ER SO BB IBB HBP BLK WP HR S P ERA WHIP	IP WLS BF H R ER SO BB IBB HBP BLK WP HR S P ERA WHIP																																		
Willard Nixon, R ERA: 4.06	(1.1)	3.1	16	4	3	3	1	1	1	0	0	0	0	0	16	24	8.10	1.500																		
Tom Hurd, R ERA: 3.03	(4.1)	2.2	10	1	2	2	2	1	0	0	0	0	0	1	13	17	6.75	0.750																		
Sid Hudson, R ERA: 4.42	(7.1)	2.0	6	0	0	0	0	0	0	0	0	0	0	0	6	6	0.00	0.000																		
Ellis Kinder, R ERA: 3.62	(9.1)	1.0	W	5	2	1	1	2	0	0	0	0	0	1	0	9	9	9.00	2.000																	

Washington Senators @ Boston Red Sox  
Fenway Park, Boston, MA  
Sat Sep 25 1954, 3:33 AM EDT  
Att: 6,727 - Unknown


AB 34  
R 6  
H 7  
RBI 6  
BB 3  
SO 5  
LOB 10



Batter	1	2	3	4	5	6	7	8	9	AB	R	H	RBI	BB	SO	LOB	BOTTOM																		
Billy Goodman, L OBP: 0.372, SLG: 0.380	(1.4) X 0-0 F5		(3.0) X 0-0 F5		(2.0) X 0-0 F8 2B	(3.0) X 0-0 FC6-4		(4.0) X 1B BB		4	0	1	0	1	0	3																			
Ted Williams, L OBP: 0.514, SLG: 0.631	(1.7) X 0-3 K			(4.0) X WP 1B HR 1B			(0.0) X SH5-4 BB FC5-2 1B	(1.3) X FC5-4 1B		4	1	3	0	1	1	0																			
Jackie Jensen, R OBP: 0.358, SLG: 0.473	(1.9) X 0-0 6-3			(0.0) X WP HR 1B	(2.0) X 0-0 F8		(4.0) X FC5-2 SH5-4 BB	(3.0) X FC5-4 1-2		4	1	1	0	1	0	4																			
Sam Mele, R OBP: 0.321, SLG: 0.419	(1.3) X 4-0 BB			(0.0) X 1-H 2-H HR	(3.0) X 0-0 F8		(1.0) X 0-0 SH5-4		(0.0) X 2B 1B 1B	3	2	2	3	1	0	2																			
Jim Piersall, R OBP: 0.335, SLG: 0.391	(1.8) X 0-0 G5-4-3			(0.0) X 1-2 P2		(4.0) X G6-4-3 BB	(4.0) X FC5-2 IBB		(0.0) X 1B BB 2B	3	1	1	0	2	0	1																			
Sammy White, R OBP: 0.305, SLG: 0.413	(1.2) X 0-0 6-3			(0.0) X 6-3		(2.0) X 0-0 G6-4-3	(2.0) X 0-0 FC5-2		(0.0) X 1B 1B 1B	5	1	1	1	0	0	4																			
Ted Lepcio, R OBP: 0.328, SLG: 0.384 Harry Agganis, L OBP: 0.320, SLG: 0.394 Grady Hatton, L OBP: 0.387, SLG: 0.369	(1.5) X 0-0 E6 (7. PH) X 0-0 Harry Agganis, L (8.5) X 0-0 Grady Hatton, L			(0.0) X 4-3 1B	(0.0) X 1B	(4.0) X 1B BB	(3.0) X 0-0 F5		(0.0) X 1-3 3-H 1B	2	1	1	0	1	0	0																			
Billy Consolo, R OBP: 0.315, SLG: 0.275	(1.6) X 0-3 K		(1.0) X 0-0 K	(3.0) X 0-0 L1		(0.0) X 1-2 1B		(1.0) X 0-0 G3	(1.0) X 0-0 1B	5	0	2	1	0	1	2																			
Willard Nixon, L OBP: 0.242, SLG: 0.353 Tom Hurd, R OBP: 0.300, SLG: 0.333 Don Lerrigault, R OBP: 0.280, SLG: 0.374 Sid Hudson, R OBP: 0.280, SLG: 0.154 Charlie Maxwell OBP: 0.152, SLG: 0.230 Ellis Kinder, R OBP: 0.274, SLG: 0.259	(1.1) X 0-0 4-3 (4.1) X 0-0 L4 (6. PH) X 0-0 L4 (7.1) X 0-0 L4 (8. PH) X 0-0 L4 (9.1) X 1-2 FC6-4 1B			(0.0) X 1-2		(1.0) X 1-2 2-H 1B		(0.0) X 0-3 K		1	0	0	0	0	0	1																			
<b>Inning Stats</b>	R: 0 E: 0 K: 1 S: 5	H: 0 LOB: 0 BB: 1 P: 6	R: 0 E: 0 K: 0 S: 2	H: 0 LOB: 1 BB: 0 P: 6	R: 0 E: 1 K: 1 S: 6	H: 0 LOB: 1 BB: 0 P: 6	R: 3 E: 0 K: 0 S: 7	H: 4 LOB: 1 BB: 0 P: 7	R: 0 E: 0 K: 0 S: 4	H: 1 LOB: 2 BB: 1 P: 8	R: 1 E: 0 K: 0 S: 4	H: 2 LOB: 2 BB: 2 P: 12	R: 0 E: 0 K: 0 S: 4	H: 1 LOB: 3 BB: 2 P: 12	R: 0 E: 0 K: 1 S: 6	H: 1 LOB: 2 BB: 1 P: 10	R: 3 E: 0 K: 0 S: 5	H: 5 LOB: 2 BB: 0 P: 5	1B: 11 2B: 2 3B: 0 HR: 1	SF: 0 SAC: 1 DP: 2 HBP: 0	WP: 1 PB: 0 SB: 0 CS: 0	PA: 44													
<b>PITCHER</b>	IP WLS BF H R ER SO BB IBB HBP BLK WP HR S P ERA WHIP	IP WLS BF H R ER SO BB IBB HBP BLK WP HR S P ERA WHIP																																	
Johnny Schmitz, L ERA: 2.91	(1.1)	5.2	26	6	4	4	1	4	0	0	0	0	0	0	26	42	6.35	1.765																	
Camilo Pascual, R ERA: 4.22	(6.1)	2.1	L	8	3	3	1	2	1	0	0	0	0	0	17	29	11.57	4.286																	

Washington Senators @ Boston Red Sox  
Fenway Park, Boston, MA  
Sat Sep 25 1954, 3:33 AM EDT  
Att: 6,727 - Unknown

AB 36  
R 7  
H 14  
RBI 7  
BB 7  
SO 3  
LOB 20






Batter	1	2	3	4	5	6	7	8	9	AB	R	H	RBI	BB	SO	LOB	TOP			
Jesse Levan, L (1.5) OBP: 0.300, SLG: 0.300 Eddie Yost, R (1.5) OBP: 0.400, SLG: 0.381 Wayne Terwilliger, R (1.5) OBP: 0.284, SLG: 0.271	0-0 BB 1B	0-0 1-3			0-0 5-3		0-0 P3		0-0 F7	1	1	1	0	0	0	0				
Pete Runnels, L (1.4) OBP: 0.368, SLG: 0.383	4-0 BB 1B 2B	4-0 BB			0-0 4-3		0-0 F7			2	1	0	0	2	0	1				
Mickey Vernon, L (1.3) OBP: 0.397, SLG: 0.492 Gus Keriazakos, R (7.1) OBP: 0.125, SLG: 0.067 Bunky Stewart, L (7.1)	0-3 K	0-0 G3			0-0 F9		0-0 F5			4	0	0	0	0	1	4				
Jim Busby, R (1.8) OBP: 0.340, SLG: 0.388 Tom Umphlett, R (8, PR) OBP: 0.253, SLG: 0.269	0-0 2B 1-2 2H 1B				0-0 F9		0-0 S 1B		1-0 G5-4-3 HBP	3	0	2	1	0	0	0				
Roy Sievers, R (1.7) OBP: 0.333, SLG: 0.446	0-0 1-3 2H 2B				0-0 P6		0-0 P4		0-0 G5-4-3 1-2	4	0	1	1	0	0	2				
Jim Lemon, R (1.9) OBP: 0.283, SLG: 0.344	0-3 K				0-0 1-3		0-3 K		0-0 F7	4	0	0	0	0	2	4				
Joe Tipton, R (1.2) OBP: 0.356, SLG: 0.293	4-0 IBB				4-0 CS BB		4-0 FC6-4 IBB		0-0 5-3	1	0	0	0	3	0	0				
Jerry Snyder, R (1.6) OBP: 0.297, SLG: 0.265	0-3 K				0-0 L8 1-2		0-0 FC6-4 1-2		0-0 5-3 1B	4	0	1	0	0	1	6				
Dean Stone, L (1.1) OBP: 0.172, SLG: 0.212 Tom Wright, L (7, PH) OBP: 0.323, SLG: 0.333 Carlos Paula, R (7.7) OBP: 0.231, SLG: 0.208		0-0 3-1			0-0 F9				0-0 5-3 1-2 1B	2	0	0	0	0	0	0				
<b>Inning Stats</b>	R: 2 E: 0 K: 3 S: 12	H: 3 LOB: 3 BB: 2 P: 20	R: 0 E: 0 K: 0 S: 3	H: 0 LOB: 1 BB: 1 P: 7	R: 0 E: 0 K: 0 S: 3	H: 0 LOB: 0 BB: 1 P: 3	R: 0 E: 0 K: 0 S: 2	H: 0 LOB: 0 BB: 1 P: 6	R: 0 E: 0 K: 1 S: 6	H: 1 LOB: 2 BB: 1 P: 10	R: 0 E: 0 K: 0 S: 4	H: 1 LOB: 1 BB: 0 P: 4	R: 0 E: 0 K: 0 S: 2	H: 0 LOB: 1 BB: 0 P: 3	R: 0 E: 0 K: 0 S: 4	H: 1 LOB: 1 BB: 0 P: 4	1B: 5 2B: 1 3B: 0 HR: 0	SF: 0 SAC: 0 DP: 1 HBP: 1	WP: 0 PB: 0 SB: 1 CS: 1	PA: 37
<b>PITCHER</b> Frank Sullivan, R (1.1) ERA: 3.14	IP: 9.0 WLS: W BF: 37	H: 6 R: 2 ER: 2 SO: 4	BB: 3 IBB: 2 HBP: 1 BLK: 0	WP: 0 HR: 0 S: 39 P: 60	ERA: 2.00 WHIP: 1.000	<b>PITCHER</b>														

**Washington Senators @ Boston Red Sox**  
Fenway Park, Boston, MA  
Sun Sep 26 1954, 3:33 AM EST  
Att: 14,175 - Unknown

**AB 31**  
**R 2**  
**H 6**  
**RBI 2**  
**BB 5**  
**SO 4**  
**LOB 20**



Batter	1	2	3	4	5	6	7	8	9	AB	R	H	RBI	BB	SO	LOB	BOTTOM			
Billy Goodman, L (1.4) OBP: 0.369, SLG: 0.376	0-0 F7				0-0 F9		0-0 F7		0-0 F7	5	0	0	0	0	0	4				
Ted Williams, L (1.7) OBP: 0.513, SLG: 0.635 Karl Olson, R (9.7) OBP: 0.293, SLG: 0.344	0-3 K				4-0 L9		0-0 BB HR		0-0 P6	4	1	1	1	1	1	1				
Jackie Jensen, R (1.9) OBP: 0.360, SLG: 0.472	0-0 5-3				4-0 S 1B BB		0-0 F7		4-0 SH1-4 2B BB HR 1B	3	3	1	0	2	2					
Sam Mele, R (1.3) OBP: 0.323, SLG: 0.431		0-3 K			0-0 F5		0-0 1B 2B		0-0 SH1-4 1-2 HR 1B	4	2	2	2	0	1	1				
Grady Hatton, L (1.5) OBP: 0.388, SLG: 0.372		0-0 F8			0-0 P6 1-2		0-0 SH 1B 1B 2H		0-0 1B HR 2B F7	5	2	2	2	0	0	1				
Jim Piersall, R (1.8) OBP: 0.339, SLG: 0.395		0-0 1B			0-0 1B 2H		0-0 SH 1B 1-3		0-0 HR 1B	3	1	3	1	0	0	0				
Sammy White, R (1.2) OBP: 0.307, SLG: 0.426		0-0 F2					0-0 HR		0-0 K 1-3 HR	4	2	2	4	0	1	3				
Billy Consolo, R (1.6) OBP: 0.321, SLG: 0.277					4-0 SH1-4 BB		4-0 BB		0-0 K 1-3 HR	2	0	1	1	2	1	0				
Frank Sullivan, R (1.1) OBP: 0.184, SLG: 0.147					0-0 SH1-4 1-2		0-0 P1		0-3 K K	3	0	0	0	0	2	3				
<b>Inning Stats</b>	R: 0 E: 0 K: 1 S: 5	H: 0 LOB: 0 BB: 0 P: 5	R: 0 E: 0 K: 1 S: 6	H: 1 LOB: 0 BB: 0 P: 6	R: 0 E: 0 K: 0 S: 3	H: 0 LOB: 1 BB: 1 P: 7	R: 1 E: 0 K: 0 S: 3	H: 1 LOB: 1 BB: 1 P: 7	R: 1 E: 0 K: 0 S: 4	H: 1 LOB: 2 BB: 2 P: 12	R: 2 E: 0 K: 2 S: 11	H: 3 LOB: 2 BB: 0 P: 11	R: 5 E: 0 K: 2 S: 11	H: 4 LOB: 0 BB: 1 P: 15	R: 2 E: 0 K: 0 S: 5	H: 2 LOB: 0 BB: 0 P: 5	1B: 6 2B: 2 3B: 0 HR: 4	SF: 0 SAC: 3 DP: 0 HBP: 0	WP: 0 PB: 0 SB: 1 CS: 0	PA: 41
<b>PITCHER</b> Dean Stone, L (1.1) ERA: 3.22 Gus Keriazakos, R (7.1) ERA: 3.92 Bunky Stewart, L (7.1) ERA: 7.64	IP: 6.0 WLS: L BF: 28	H: 6 R: 4 ER: 4 SO: 4	BB: 4 IBB: 4 HBP: 4 BLK: 4	WP: 0 HR: 1 S: 32 P: 48	ERA: 6.00 WHIP: 1.667	<b>PITCHER</b>														

**Washington Senators @ Boston Red Sox**  
Fenway Park, Boston, MA  
Sun Sep 26 1954, 3:33 AM EST  
Att: 14,175 - Unknown

**AB 33**  
**R 11**  
**H 12**  
**RBI 11**  
**BB 5**  
**SO 6**  
**LOB 15**

