

# Washington Senators - 1956

Batter	1	2	3	4	5	6	7	8	9	AB	R	H	RBI	BB	SO	LOB	TOP					
Hank Bauer, R (1,9)	F2		5-3		4-0 BB 1B BB	K		K		4	1	0	0	1	2	2	<b>New York Yankees @ Washington Senators</b> Griffith Stadium, Washington, DC Tue Apr 17 1956, 3:33 AM EST Att: 27,837 - Unknown					
Jerry Lumpe, L (1,6) OBP: 0.400, SLG: 0.400	K		E6 HR		0-3	K	1-2 2-H	2B WP 1B		5	3	2	1	0	2	1						
Mickey Mantle, S (1,8) OBP: 0.800, SLG: 2.667	HR		K		4-0 1B 1-2 BB	HR		2B BB		3	3	2	4	2	1	1						
Yogi Berra, L (1,2) OBP: 1.000, SLG: 2.000	1B BB		HR		0-0 1-H	FC6-4 1B		2B		4	1	4	5	1	0	0						
Bill Skowron, R (1,3) OBP: 0.400, SLG: 0.400	1-3 1B		FC5-4 1B		0-3	K		K		5	0	2	0	0	3	4						
Billy Martin, R (1,4)	6-3		FC5-4 1-2		0-0 1-2	FC6-4		5-3		5	0	0	0	0	0	5						
Elston Howard, R (1,7) OBP: 0.200, SLG: 0.200	F2				0-0	6-3		5-3		5	1	1	0	0	0	0						
Andy Carey, R (1,5) OBP: 0.200, SLG: 0.200	F8				0-3	K		4-3		5	1	1	0	0	2	0						
Don Larsen, R (1,1)	F8				0-3	K		4-3		4	0	0	0	0	2	2						
<b>Inning Stats</b>	R: 1 E: 0 K: 1 S: 7	H: 2 LOB: 2 BB: 1 P: 11	R: 0 E: 0 K: 0 S: 3	H: 0 LOB: 0 BB: 0 P: 3	R: 2 E: 1 K: 1 S: 8	H: 2 LOB: 1 BB: 0 P: 8	R: 0 E: 0 K: 2 S: 7	H: 0 LOB: 0 BB: 0 P: 7	R: 1 E: 0 K: 2 S: 8	H: 1 LOB: 2 BB: 2 P: 16	R: 4 E: 0 K: 3 S: 14	H: 5 LOB: 1 BB: 0 P: 14	R: 0 E: 0 K: 1 S: 5	H: 0 LOB: 0 BB: 0 P: 5	R: 2 E: 0 K: 2 S: 9	H: 2 LOB: 1 BB: 1 P: 13	R: 0 E: 0 K: 0 S: 3	H: 0 LOB: 0 BB: 0 P: 3	1B: 8 2B: 1 3B: 0 HR: 3	SF: 0 SAC: 0 DP: 0 HBP: 0	WP: 1 PB: 0 CS: 0	PA: 44
<b>PITCHER</b>	IP WLS BF H R ER SO BB IBB HBP BLK WP HR S P ERA WHIP																					
Camilo Pascual, R (1,1) ERA: 9.0	6.0 L 32 10 8 6 9 3 0 0 0 0 3 47 59 9.00 2.167																					
Bob Chakales, R (7,1) ERA:	1.0 3 0 0 0 1 0 0 0 0 0 0 5 5 0.00 0.000																					
Tex Clevenger, R (8,1) ERA: 9.0	2.0 9 2 2 2 2 1 0 0 0 1 0 12 16 9.00 1.500																					

Batter	1	2	3	4	5	6	7	8	9	AB	R	H	RBI	BB	SO	LOB	BOTTOM					
Eddie Yost, R (1,5)	F3		BB		4-0	3-4-1 BB		F7		2	0	0	0	2	0	0	<b>New York Yankees @ Washington Senators</b> Griffith Stadium, Washington, DC Tue Apr 17 1956, 3:33 AM EST Att: 27,837 - Unknown					
Dick Tettelbach, R (1,7) OBP: 0.250, SLG: 1.000	HR		K		0-3	K		F9		4	1	1	1	0	2	2						
Whitey Herzog, L (1,9) OBP: 0.250, SLG: 0.250	K				0-3	3-4-1		1B		4	0	1	0	0	2	1						
Roy Sievers, R (1,3)	F8		F7		0-0	F9		F7		4	0	0	0	0	0	2						
Pete Runnels, L (1,4) OBP: 0.250, SLG: 0.500	F7		F8		0-0	HR 2B		3-1		4	1	1	0	0	0	0						
Lou Berberet, L (1,2) Tom Wright, L (9, FR)	K				0-0	F7		F8		3	0	0	0	1	1	1						
Karl Olson, R (1,8) OBP: 0.750, SLG: 2.250	6-3				0-0	HR		FC5 1B BB		0	0	0	0	0	0	0						
Jose Valdivielso, R (1,6) Ernie Oravetz, S (7, PH) Jerry Snyder, R (8,6)			6-3		0-0	3-1		FC5		2	0	0	0	0	0	0						
Camilo Pascual, R (1,1) Bob Chakales, R (7,1) Harmon Killebrew, R (7, PH) Tex Clevenger, R (8,1) Clint Courtney, L (9, PH)			P3		0-0	F5		1-3		0	0	0	0	0	0	0						
<b>Inning Stats</b>	R: 1 E: 0 K: 1 S: 6	H: 1 LOB: 0 BB: 0 P: 6	R: 0 E: 0 K: 1 S: 5	H: 0 LOB: 0 BB: 0 P: 5	R: 0 E: 0 K: 1 S: 5	H: 0 LOB: 1 BB: 1 P: 9	R: 0 E: 0 K: 1 S: 5	H: 0 LOB: 0 BB: 0 P: 5	R: 1 E: 0 K: 0 S: 4	H: 1 LOB: 0 BB: 0 P: 4	R: 0 E: 0 K: 1 S: 5	H: 0 LOB: 1 BB: 1 P: 9	R: 2 E: 0 K: 1 S: 7	H: 2 LOB: 0 BB: 0 P: 7	R: 0 E: 0 K: 0 S: 4	H: 1 LOB: 1 BB: 0 P: 4	R: 0 E: 0 K: 0 S: 4	H: 1 LOB: 2 BB: 1 P: 8	1B: 2 2B: 1 3B: 0 HR: 3	SF: 0 SAC: 0 DP: 0 HBP: 0	WP: 0 PB: 0 CS: 0	PA: 36
<b>PITCHER</b>	IP WLS BF H R ER SO BB IBB HBP BLK WP HR S P ERA WHIP																					
Don Larsen, R (1,1) ERA: 4.0	9.0 W 36 6 4 4 6 3 0 0 0 0 3 45 57 4.00 1.000																					





Batter	1	2	3	4	5	6	7	8	9	AB	R	H	RBI	BB	SO	LOB	TOP					
Hank Bauer, R OBP: 0.300, SLG: 0.250 (1, 9)										4	1	1	0	1	1	1	<b>New York Yankees @ Washington Senators</b> Griffith Stadium, Washington, DC Wed Apr 18 1956, 3:33 AM EST Att: 5,206 - Unknown <a href="http://livebaseballscorecards.com">livebaseballscorecards.com</a>					
Jerry Lumpe, L OBP: 0.500, SLG: 0.500 (1, 6)										3	2	2	0	2	0	1						
Mickey Mantle, S OBP: 0.667, SLG: 1.500 (1, 8)										3	2	1	1	1	1	3						
Yogi Berra, L OBP: 0.900, SLG: 1.500 (1, 2)										2	2	1	2	3	0	1						
Bill Skowron, R OBP: 0.500, SLG: 0.600 (1, 3)										5	2	3	0	0	0	3						
Billy Martin, R OBP: 0.200, SLG: 0.200 (1, 4)										5	0	2	4	0	1	4						
Elston Howard, R OBP: 0.300, SLG: 0.300 (1, 7)										5	0	2	1	0	0	2						
Andy Carey, R OBP: 0.100, SLG: 0.100 (1, 5)										5	0	0	0	0	0	4						
Johnny Kucks, R Jim Konstanty, R (8, 1)										3	0	0	0	1	0	2						
										1	0	0	0	0	1	0						
<b>Inning Stats</b>	R: 4 E: 1 K: 0 S: 5	H: 3 LOB: 0 BB: 2 P: 13	R: 0 E: 0 K: 1 S: 5	H: 0 LOB: 1 BB: 1 P: 9	R: 2 E: 0 K: 0 S: 6	H: 3 LOB: 2 BB: 2 P: 10	R: 3 E: 0 K: 0 S: 6	H: 3 LOB: 1 BB: 1 P: 14	R: 0 E: 0 K: 0 S: 3	H: 0 LOB: 1 BB: 1 P: 7	R: 0 E: 0 K: 0 S: 3	H: 0 LOB: 0 BB: 0 P: 3	R: 0 E: 0 K: 2 S: 9	H: 2 LOB: 2 BB: 0 P: 9	R: 0 E: 0 K: 1 S: 5	H: 0 LOB: 0 BB: 0 P: 5	1B: 10 2B: 2 3B: 0 HR: 0	SF: 0 SAC: 1 DP: 1 HBP: 0	WP: 0 PB: 0 SB: 1 CS: 1	PA: 46		
<b>PITCHER</b>	IP WLS BF H R ER SO BB IBB HBP BLK WP HR S P ERA WHIP																					
Bob Wiesler, L ERA: 15.0 (1, 1)	3.0 L 18 6 6 5 1 4 0 0 0 0 0 0 16 32 15.00 3.333																					
Hal Griggs, R ERA: 27.0 (4, 1)	1.0 8 3 3 3 0 2 0 0 0 0 0 0 6 14 27.00 5.000																					
Bunky Stewart, L ERA: (5, 1)	3.0 11 1 0 0 0 2 0 0 0 0 0 0 9 17 0.00 1.000																					
Bob Chakales, R ERA: (8, 1)	1.0 5 2 0 0 2 0 0 0 0 0 0 0 9 9 0.00 2.000																					
Dick Brodowski, R ERA: (9, 1)	1.0 3 0 0 0 1 0 0 0 0 0 0 0 5 5 0.00 0.000																					
<b>Batter</b>	<b>1</b>	<b>2</b>	<b>3</b>	<b>4</b>	<b>5</b>	<b>6</b>	<b>7</b>	<b>8</b>	<b>9</b>	<b>AB</b>	<b>R</b>	<b>H</b>	<b>RBI</b>	<b>BB</b>	<b>SO</b>	<b>LOB</b>	<b>BOTTOM</b>					
Eddie Yost, R (1, 5)										2	1	0	1	3	0	0	<b>New York Yankees @ Washington Senators</b> Griffith Stadium, Washington, DC Wed Apr 18 1956, 3:33 AM EST Att: 5,206 - Unknown <a href="http://livebaseballscorecards.com">livebaseballscorecards.com</a>					
Dick Tettelbach, R OBP: 0.333, SLG: 0.875 (1, 7)										4	0	1	2	1	0	3						
Whitey Herzog, L OBP: 0.111, SLG: 0.111 (1, 9)										5	0	0	0	0	0	7						
Roy Sievers, R OBP: 0.111, SLG: 0.111 (1, 3)										5	0	1	0	0	0	1						
Pete Runnels, L OBP: 0.222, SLG: 0.667 (1, 4)										5	1	1	1	0	1	1						
Clint Courtney, L OBP: 0.500, SLG: 0.500 (1, 2)										5	1	3	0	0	0	1						
Karl Olson, R OBP: 0.667, SLG: 1.375 (1, 8)										4	1	2	0	1	0	2						
Jose Valdivielso, R Lou Berberet, L Jerry Snyder, R (1, 6) (8, PR) (8, PR) (9, 6)										3	0	0	0	0	0	3						
										0	0	0	0	1	0	0						
										0	1	0	0	0	0	0						
<b>Inning Stats</b>	R: 0 E: 0 K: 0 S: 2	H: 0 LOB: 1 BB: 0 P: 6	R: 0 E: 1 K: 0 S: 4	H: 1 LOB: 1 BB: 0 P: 4	R: 1 E: 1 K: 0 S: 5	H: 1 LOB: 1 BB: 0 P: 5	R: 1 E: 0 K: 0 S: 6	H: 3 LOB: 2 BB: 0 P: 6	R: 0 E: 1 K: 0 S: 4	H: 0 LOB: 1 BB: 0 P: 4	R: 0 E: 0 K: 0 S: 4	H: 1 LOB: 1 BB: 0 P: 4	R: 0 E: 0 K: 0 S: 3	H: 0 LOB: 1 BB: 1 P: 7	R: 3 E: 0 K: 0 S: 5	H: 2 LOB: 3 BB: 4 P: 21	R: 0 E: 0 K: 1 S: 6	H: 1 LOB: 1 BB: 0 P: 6	1B: 7 2B: 0 3B: 1 HR: 1	SF: 0 SAC: 0 DP: 1 HBP: 0	WP: 0 PB: 0 SB: 0 CS: 0	PA: 43
<b>PITCHER</b>	IP WLS BF H R ER SO BB IBB HBP BLK WP HR S P ERA WHIP																					
Johnny Kucks, R ERA: 4.7 Jim Konstanty, R ERA: (1, 1) (8, 1)	7.2 W 35 7 5 4 0 4 0 0 0 0 0 0 8 16 4.70 1.435																					



Batter	1	2	3	4	5	6	7	8	9	AB	R	H	RBI	BB	SO	LOB	TOP					
Hank Bauer, R (1,9) OBP: 0.214, SLG: 0.167	5-3		F2		G5-4-3			F7		4	0	0	0	0	0	1						
Jerry Lumpe, L (1,6) OBP: 0.500, SLG: 0.400 Bob Cerv, R (5, PH) Phil Rizzuto, R (5, 6)	F8		K		6-3			BB		2	0	0	0	0	1	0						
Mickey Mantle, S (1,8) OBP: 0.462, SLG: 0.900	K			5-3		P5		F2		4	0	0	0	0	1	1						
Yogi Berra, L (1,2) OBP: 0.643, SLG: 0.900		F9		K		1-3		G3		4	0	0	0	0	1	1						
Bill Skowron, R (1,3) OBP: 0.571, SLG: 0.615		F9 BB		FC3-4 1B		5-3				3	0	2	0	1	0	0						
Billy Martin, R (1,4) OBP: 0.214, SLG: 0.154				FC3-4 1B			1-3			3	0	0	0	1	0	2						
Elston Howard, R (1,7) OBP: 0.429, SLG: 0.643		F9			2B 1B					4	2	3	1	0	0	2						
Andy Carey, R (1,5) OBP: 0.143, SLG: 0.214		F2			1B		K			4	1	1	0	0	2	4						
Mickey McDermott, L (1,1) Lou Skizas, R (5, PH) Tommy Byrne, L (5, 1) Gil McDougald, R (9, PH)			F8				6-3			1	0	0	0	0	0	0						
<b>Inning Stats</b>	R: 0 E: 0 K: 1 S: 5	H: 0 LOB: 0 BB: 0 P: 5	R: 0 E: 0 K: 0 S: 3	H: 0 LOB: 2 BB: 2 P: 11	R: 0 E: 0 K: 1 S: 5	H: 0 LOB: 0 BB: 0 P: 5	R: 0 E: 0 K: 1 S: 6	H: 1 LOB: 1 BB: 0 P: 6	R: 2 E: 0 K: 0 S: 5	H: 3 LOB: 0 BB: 0 P: 5	R: 0 E: 0 K: 0 S: 3	H: 0 LOB: 0 BB: 0 P: 3	R: 1 E: 0 K: 1 S: 6	H: 1 LOB: 0 BB: 0 P: 6	R: 0 E: 0 K: 0 S: 3	H: 0 LOB: 1 BB: 1 P: 7	R: 0 E: 0 K: 1 S: 7	H: 2 LOB: 2 BB: 0 P: 7	1B: 5 2B: 1 3B: 0 HR: 1	SF: 0 SAC: 0 DP: 1 HBP: 0	WP: 0 PB: 0 SB: 0 CS: 0	PA: 36
<b>PITCHER</b> Chuck Stobbs, L (1,1) ERA: 3.0	IP: 9.0 WLS: W BF: 36 H: 7 R: 3 ER: 3 SO: 5 BB: 3 IBB: 0 HBP: 0 BLK: 0 WP: 0 HR: 1 S: 43 P: 55 ERA: 3.00 WHIP: 1.111																					

New York Yankees @ Washington Senators  
Griffith Stadium, Washington, DC  
Thu Apr 19 1956, 3:33 AM EST  
Att: 2,778 - Unknown

AB 33  
R 3  
H 7  
RBI 2  
BB 3  
SO 5  
LOB 13



Batter	1	2	3	4	5	6	7	8	9	AB	R	H	RBI	BB	SO	LOB	BOTTOM			
Eddie Yost, R (1,5)	SH1-4 1B	K			1B 2B					1	2	0	0	3	1	1				
Dick Tettelbach, R (1,7) OBP: 0.231, SLG: 0.583	E5 1B		F9		5-3		L3			4	1	0	0	0	0	3				
Karl Olson, R (1,8) OBP: 0.667, SLG: 1.182	SH1-4		F9		2B E 1B					3	1	2	0	0	0	0				
Roy Sievers, R (1,3) OBP: 0.154, SLG: 0.154	E FC6-2 1B		6-3		F2		F8			4	0	1	2	0	0	3				
Jim Lemon, R (1,9) OBP: 0.600, SLG: 1.400	E9 1B						K			4	2	3	2	0	1	1				
Jerry Snyder, R (1,6) OBP: 0.154, SLG: 0.462	FC6-2				5-3		E9			4	0	0	0	0	0	3				
Pete Runnels, L (1,4) OBP: 0.154, SLG: 0.462	F8				6-3		3-1			4	0	0	0	0	0	3				
Ed Fitz Gerald, R (1,2) OBP: 0.750, SLG: 1.500							F7			4	1	3	1	0	0	0				
Chuck Stobbs, L (1,1)	FC1-6 CS						F7			4	0	0	0	0	1	2				
<b>Inning Stats</b>	R: 2 E: 2 K: 0 S: 6	H: 2 LOB: 2 BB: 1 P: 10	R: 0 E: 0 K: 1 S: 5	H: 1 LOB: 1 BB: 0 P: 5	R: 0 E: 0 K: 0 S: 3	H: 0 LOB: 0 BB: 0 P: 3	R: 2 E: 0 K: 1 S: 7	H: 2 LOB: 0 BB: 0 P: 7	R: 3 E: 1 K: 0 S: 6	H: 2 LOB: 1 BB: 1 P: 10	R: 0 E: 0 K: 0 S: 3	H: 0 LOB: 1 BB: 1 P: 7	R: 0 E: 0 K: 1 S: 6	H: 1 LOB: 1 BB: 0 P: 6	R: 0 E: 0 K: 0 S: 3	H: 1 LOB: 0 BB: 0 P: 3	1B: 6 2B: 2 3B: 0 HR: 2	SF: 0 SAC: 1 DP: 2 HBP: 0	WP: 0 PB: 0 SB: 0 CS: 1	PA: 36
<b>PITCHER</b> Mickey McDermott, L (1,1) ERA: 6.75 Tommy Byrne, L (5, 1) ERA: 2.25	IP: 4.0 WLS: L BF: 18 H: 4 R: 3 ER: 3 SO: 2 BB: 1 IBB: 0 HBP: 0 BLK: 0 WP: 0 HR: 2 S: 21 P: 25 ERA: 6.75 WHIP: 1.500																			

New York Yankees @ Washington Senators  
Griffith Stadium, Washington, DC  
Thu Apr 19 1956, 3:33 AM EST  
Att: 2,778 - Unknown

AB 32  
R 7  
H 9  
RBI 5  
BB 3  
SO 3  
LOB 16





Batter	1	2	3	4	5	6	7	8	9	AB	R	H	RBI	BB	SO	LOB	TOP			
<b>Eddie Yost, R</b> OBP: 0.529, SLG: 0.222 (1, 5)										4	1	1	0	0	1	2	<b>Washington Senators @ Baltimore Orioles</b> <b>Memorial Stadium, Baltimore, MD</b> Fri Apr 20 1956, 3:33 AM EST Att: 29,083 - Unknown <a href="http://livebaseballscorecards.com">livebaseballscorecards.com</a>			
<b>Dick Tattelbach, R</b> OBP: 0.294, SLG: 0.533 (1, 7)										3	0	1	1	1	1	0				
<b>Pete Runnels, L</b> OBP: 0.235, SLG: 0.438 (1, 4)										3	0	1	0	1	0	1				
<b>Roy Sievers, R</b> OBP: 0.176, SLG: 0.125 (1, 3)										3	0	0	0	1	1	4				
<b>Karl Olson, R</b> OBP: 0.500, SLG: 0.867 (1, 8)										4	0	0	0	0	1	2				
<b>Clint Courtney, L</b> OBP: 0.600, SLG: 0.900 (1, 2)										4	1	3	1	0	0	0				
<b>Jim Lemon, R</b> OBP: 0.375, SLG: 0.875 (1, 9)										3	0	0	0	0	0	1				
<b>Jerry Snyder, R</b> OBP: 0.125, SLG: 0.125 (9, PH)										3	0	1	0	0	1	1				
<b>Lou Berberet, L</b> (9, PH)										1	0	0	0	0	1	0				
<b>Dick Brodowski, R</b> (1, 1)										3	0	0	0	0	0	2				
<b>Inning Stats</b>	R: 0 E: 0 K: 0 S: 3	H: 0 LOB: 1 BB: 1 P: 7	R: 0 E: 0 K: 1 S: 6	H: 1 LOB: 1 BB: 0 P: 6	R: 1 E: 1 K: 1 S: 7	H: 2 LOB: 1 BB: 0 P: 7	R: 1 E: 0 K: 0 S: 4	H: 1 LOB: 0 BB: 0 P: 4	R: 0 E: 0 K: 0 S: 2	H: 0 LOB: 0 BB: 1 P: 6	R: 0 E: 0 K: 0 S: 5	H: 2 LOB: 2 BB: 0 P: 5	R: 0 E: 0 K: 1 S: 5	H: 1 LOB: 1 BB: 1 P: 9	R: 0 E: 0 K: 1 S: 5	H: 0 LOB: 0 BB: 0 P: 5	1B: 5 2B: 1 3B: 0 HR: 1	SF: 0 SAC: 1 DP: 2 HBP: 0	WP: 0 PB: 0 CS: 0	PA: 35
<b>PITCHER</b> <b>Jim Wilson, R</b> ERA: 2.0 (1, 1)	IP: 9.0 WLS: W BF: 35 H: 7 R: 2 ER: 2 SO: 6 BB: 3 IBB: 0 HBP: 0 BLK: 0 WP: 0 HR: 1 S: 44 P: 56 ERA: 2.00 WHIP: 1.111															<b>PITCHER</b>				

Batter	1	2	3	4	5	6	7	8	9	AB	R	H	RBI	BB	SO	LOB	BOTTOM	
<b>Chuck Diering, R</b> (1, 8) (7, 5) (9, 8)										1	0	0	0	2	0	3	<b>Washington Senators @ Baltimore Orioles</b> <b>Memorial Stadium, Baltimore, MD</b> Fri Apr 20 1956, 3:33 AM EST Att: 29,083 - Unknown <a href="http://livebaseballscorecards.com">livebaseballscorecards.com</a>	
<b>Bob Boyd, L</b> OBP: 0.571, SLG: 0.833 (1, 3)										3	1	2	0	1	0	1		
<b>Dave Philley, S</b> OBP: 0.176, SLG: 0.200 (1, 7)										3	0	1	1	0	0	3		
<b>Gus Triandos, R</b> OBP: 0.313, SLG: 0.667 (1, 2)										4	1	1	2	0	0	6		
<b>Tito Francona, L</b> OBP: 0.250, SLG: 0.357 (1, 9) (7, 8) (9, 9)										3	0	0	0	1	0	2		
<b>Bobby Adams, R</b> OBP: 0.487, SLG: 0.300 (1, 4)										3	0	0	0	0	1	0		
<b>Wayne Causey, L</b> OBP: 0.125, SLG: 0.125 (1, 5)										2	0	0	0	0	1	0		
<b>Dave Pope, L</b> OBP: 0.286, SLG: 0.167 (6, PH) (7, 9)										2	0	1	0	0	0	0		
<b>Fred Marsh, R</b> (9, 5)										0	0	0	0	0	0	0		
<b>Willy Miranda, S</b> OBP: 0.067, SLG: 0.067 (1, 6)										4	1	1	0	0	0	2		
<b>Jim Wilson, R</b> OBP: 0.500, SLG: 0.333 (1, 1)										3	0	1	0	1	1	0		
<b>Inning Stats</b>	R: 0 E: 0 K: 0 S: 4	H: 1 LOB: 2 BB: 1 P: 8	R: 0 E: 0 K: 0 S: 3	H: 0 LOB: 0 BB: 0 P: 3	R: 0 E: 0 K: 2 S: 7	H: 0 LOB: 0 BB: 0 P: 7	R: 1 E: 0 K: 0 S: 4	H: 1 LOB: 2 BB: 2 P: 12	R: 0 E: 0 K: 0 S: 5	H: 2 LOB: 3 BB: 1 P: 9	R: 2 E: 0 K: 0 S: 5	H: 2 LOB: 0 BB: 0 P: 5	R: 0 E: 0 K: 1 S: 5	H: 0 LOB: 0 BB: 0 P: 5	1B: 5 2B: 0 3B: 1 HR: 1	SF: 1 SAC: 2 DP: 0 HBP: 0	WP: 0 PB: 0 CS: 0	PA: 36
<b>PITCHER</b> <b>Dick Brodowski, R</b> ERA: 3.0 (1, 1)	IP: 8.0 WLS: L BF: 36 H: 7 R: 3 ER: 3 SO: 3 BB: 5 IBB: 0 HBP: 0 BLK: 0 WP: 0 HR: 1 S: 37 P: 57 ERA: 3.38 WHIP: 1.500															<b>PITCHER</b>		



Batter	1	2	3	4	5	6	7	8	9	AB	R	H	RBI	BB	SO	LOB	TOP										
<b>Eddie Yost, R</b> OBP: 0.545, SLG: 0.308 (1, 5)										4	3	2	0	0	1	0	<b>Washington Senators @ Baltimore Orioles</b> Memorial Stadium, Baltimore, MD Sat Apr 21 1956, 3:33 AM EST Att: 11,067 - Unknown <a href="http://livebaseballscorecards.com">livebaseballscorecards.com</a>										
<b>Dick Tettelbach, R</b> OBP: 0.318, SLG: 0.611 (1, 7)										3	1	1	3	1	1	0											
<b>Karl Olson, R</b> OBP: 0.524, SLG: 0.789 (1, 8)										4	1	2	1	1	1	0											
<b>Roy Sievers, R</b> OBP: 0.227, SLG: 0.150 (1, 3)										4	1	1	1	1	0	3											
<b>Jim Lemon, R</b> OBP: 0.385, SLG: 0.667 (1, 9)										4	0	1	2	1	1	3											
<b>Jerry Snyder, R</b> OBP: 0.077, SLG: 0.077 (1, 6)										5	0	0	0	0	0	4											
<b>Pete Runnels, L</b> OBP: 0.238, SLG: 0.400 (1, 4)										4	0	1	0	0	1	2											
<b>Ed Fitz Gerald, R</b> OBP: 0.750, SLG: 1.250 (1, 2)										4	1	3	1	0	0	1											
<b>Dean Stone, L</b> (1, 1)										3	1	0	0	0	1	3											
<b>Inning Stats</b>	R: 4 E: 0 K: 2 S: 12	H: 5 LOB: 2 BB: 1 P: 16	R: 0 E: 0 K: 0 S: 4	H: 1 LOB: 1 BB: 0 P: 4	R: 0 E: 0 K: 0 S: 4	H: 1 LOB: 1 BB: 0 P: 4	R: 1 E: 0 K: 0 S: 3	H: 0 LOB: 0 BB: 0 P: 4	R: 0 E: 0 K: 1 S: 5	H: 1 LOB: 0 BB: 0 P: 5	R: 0 E: 0 K: 0 S: 4	H: 1 LOB: 1 BB: 0 P: 4	R: 0 E: 0 K: 3 S: 9	H: 0 LOB: 0 BB: 0 P: 9	R: 0 E: 0 K: 0 S: 2	H: 0 LOB: 0 BB: 1 P: 6		1B: 9 2B: 1 3B: 1 HR: 0	SF: 1 SAC: 1 DP: 2 HBP: 1	WP: 0 PB: 0 CS: 1	PA: 42						
<b>PITCHER</b>	IP	WLS	BF	H	R	ER	SO	BB	IBB	HBP	BLK	WP	HR	S	P	ERA	WHIP										
<b>Bill Wight, L</b> ERA: 216.0 (1, 1)	0.0	L	5	4	4	4	0	1	0	0	0	0	0	4	8	∞	∞										
<b>George Zuverink, R</b> ERA: 3.55 (1, 1)	6.0		27	6	4	3	3	2	0	1	0	0	0	30	39	4.50	1.333										
<b>Don Ferrarese, L</b> ERA: (7, 1)	3.0		10	1	0	0	3	1	0	0	0	0	0	15	19	0.00	0.667										

Batter	1	2	3	4	5	6	7	8	9	AB	R	H	RBI	BB	SO	LOB	BOTTOM										
<b>Chuck Diering, R</b> OBP: 0.625, SLG: 0.500 (1, 5)										3	1	1	0	2	2	0	<b>Washington Senators @ Baltimore Orioles</b> Memorial Stadium, Baltimore, MD Sat Apr 21 1956, 3:33 AM EST Att: 11,067 - Unknown <a href="http://livebaseballscorecards.com">livebaseballscorecards.com</a>										
<b>Jim Dyck, R</b> OBP: 0.308, SLG: 0.200 (1, 7)										4	0	0	0	1	1	2											
<b>Dave Philley, S</b> OBP: 0.143, SLG: 0.158 (1, 9)										4	0	0	0	0	2	3											
<b>Gus Triandos, R</b> OBP: 0.350, SLG: 0.684 (1, 3)										4	2	2	0	0	0	2											
<b>Jim Pyburn, R</b> OBP: 0.250, SLG: 0.250 (1, 8)										4	0	1	1	0	0	2											
<b>Bobby Adams, R</b> OBP: 0.474, SLG: 0.385 (1, 4)										3	1	1	1	1	0	0											
<b>Hal Smith, R</b> OBP: 0.250, SLG: 0.267 (1, 2)										4	0	2	0	0	0	1											
<b>Willy Miranda, S</b> OBP: 0.111, SLG: 0.059 (1, 6)										2	0	0	0	1	1	1											
<b>Don Ferrarese, R</b> (7, 1)										0	0	0	0	0	0	0											
<b>Tom Gastall, R</b> (9, PH)										1	0	0	0	0	0	0											
<b>Bill Wight, L</b> (1, 1)										0	0	0	0	0	0	0											
<b>George Zuverink, R</b> (1, 1)										2	0	0	0	0	1	2											
<b>Fred Marsh, R</b> (7, 6)										2	0	0	0	0	0	0											
<b>Inning Stats</b>	R: 2 E: 1 K: 2 S: 8	H: 1 LOB: 0 BB: 1 P: 12	R: 0 E: 0 K: 0 S: 3	H: 0 LOB: 0 BB: 0 P: 3	R: 0 E: 0 K: 1 S: 6	H: 1 LOB: 2 BB: 1 P: 10	R: 0 E: 0 K: 0 S: 4	H: 1 LOB: 2 BB: 1 P: 8	R: 0 E: 0 K: 2 S: 7	H: 0 LOB: 0 BB: 0 P: 7	R: 0 E: 0 K: 1 S: 5	H: 2 LOB: 1 BB: 1 P: 10	R: 0 E: 0 K: 0 S: 5	H: 0 LOB: 1 BB: 0 P: 5	R: 0 E: 0 K: 0 S: 3	H: 0 LOB: 1 BB: 1 P: 7	1B: 3 2B: 4 3B: 0 HR: 0	SF: 0 SAC: 0 DP: 1 HBP: 0	WP: 1 PB: 0 CS: 1	PA: 39							
<b>PITCHER</b>	IP	WLS	BF	H	R	ER	SO	BB	IBB	HBP	BLK	WP	HR	S	P	ERA	WHIP										
<b>Dean Stone, L</b> ERA: 2.0 (1, 1)	9.0	W	38	7	4	2	7	5	0	0	0	1	0	47	67	2.00	1.333										





Batter	1	2	3	4	5	6	7	8	9	AB	R	H	RBI	BB	SO	LOB	TOP										
<b>Eddie Yost, R</b> OBP: 0.481, SLG: 0.235 (1, 5)	4-0 SH5-4 1B BB	0-0 F9		0-0 E5		0-3 K		0-3 K		4	1	0	0	1	2	3											
<b>Dick Tattelbach, R</b> OBP: 0.296, SLG: 0.500 (1, 7)	4-0 SH5-4 1B BB	0-0 L3		0-0 1-3		0-0 5-3			0-0 F5	4	1	0	0	1	0	4											
<b>Karl Olson, R</b> OBP: 0.520, SLG: 0.739 (1, 8)	0-0 SH5-4 1-2 2-3		0-0 F9		0-0 F9		0-0 3-1 BB 1B		0-0 HBP BB 1B	4	0	2	0	0	0	0											
<b>Roy Sievers, R</b> OBP: 0.296, SLG: 0.217 (1, 3)	4-0 1B FC5-4 BB		0-0 F8 2B		0-0 F8		4-0 3-1 BB		0-0 F3	3	1	1	0	2	0	1											
<b>Jim Lemon, R</b> OBP: 0.438, SLG: 0.643 <b>Whitley Herzog, L</b> (7, PH) OBP: 0.182, SLG: 0.100 (7, 9)	0-0 FC5-4 1B		0-0 F8 2-3		4-0 S BB		0-0 F6		4-0 HBP BB	2	0	1	2	1	0	1											
<b>Jerry Snyder, R</b> OBP: 0.125, SLG: 0.067 <b>Clint Courtney, L</b> (7, PH) OBP: 0.583, SLG: 0.818 (7, 2)	0-0 FC5-4 1-2 3-H		0-0 1-3		4-0 BB		0-0 3-1		0-0 HBP	2	0	0	1	1	0	2											
<b>Ed Fitz Gerald, R</b> OBP: 0.549, SLG: 0.909 <b>Ernie Oravetz, S</b> (7, PH) <b>Jose Valdivielso, R</b> (7, 6) <b>Herb Plews, L</b> (8, PH) OBP: 0.500, SLG: 0.500 (8, 9)	0-0 4-3		0-0 5-3		0-0 F9		0-0 L4		0-0 1-3	3	0	0	0	0	0	3											
<b>Pete Runnels, L</b> OBP: 0.360, SLG: 0.583 (1, 4)		0-0 SH3-4 1B		0-0 E 2B		0-0 WP 2B		0-0 G4-6-3 1B		4	0	4	0	0	0	0											
<b>Bob Wiesler, S</b> <b>Connie Grob, L</b> <b>Harmon Killebrew, R</b> <b>Pedro Ramos, S</b> <b>Lou Berberet, L</b> <b>Bob Chakales, R</b> (1, 1) (3, 1) (6, PH) (6, 1) (8, PH) (8, 1)		0-0 SH3-4		0-3 K		0-0 L6		0-0 G4-6-3 1-2		0	0	0	0	0	0	0											
<b>Inning Stats</b>	R: 3 E: 0 K: 0 S: 4	H: 1 LOB: 1 BB: 3 P: 16	R: 0 E: 0 K: 0 S: 4	H: 1 LOB: 1 BB: 0 P: 4	R: 0 E: 0 K: 0 S: 4	H: 1 LOB: 1 BB: 0 P: 4	R: 0 E: 1 K: 1 S: 7	H: 1 LOB: 2 BB: 0 P: 7	R: 0 E: 0 K: 0 S: 3	H: 0 LOB: 2 BB: 2 P: 11	R: 0 E: 0 K: 1 S: 6	H: 1 LOB: 1 BB: 0 P: 6	R: 0 E: 0 K: 0 S: 4	H: 1 LOB: 2 BB: 1 P: 8	R: 0 E: 0 K: 1 S: 5	H: 1 LOB: 0 BB: 0 P: 5	R: 0 E: 0 K: 0 S: 4	H: 1 LOB: 3 BB: 1 P: 9	1B: 5 2B: 3 3B: 0 HR: 0	SF: 0 SAC: 2 DP: 1 HBP: 1	WP: 1 PB: 0 CS: 1	PA: 43					
<b>PITCHER</b>	IP	WLS	BF	H	R	ER	SO	BB	IBB	HBP	BLK	WP	HR	S	P	ERA	WHIP										
<b>Fred Besana, L</b> ERA: 3.38 <b>Harry Dorish, R</b> ERA: <b>George Zuverink, R</b> ERA: 2.89	(1, 1) (7, 1) (8, 1)	6.0 1.0 2.0	W 3 S	31 0 9	6 0 2	3 0 0	2 0 1	6 0 1	0 0 0	0 0 1	0 0 0	1 0 0	0 0 0	29 3 9	53 3 14	4.50 0.00 0.00	2.000 0.000 1.500										

Washington Senators @ Baltimore Orioles  
Memorial Stadium, Baltimore, MD  
Sun Apr 22 1956, 3:33 AM EST  
Unknown

AB 33  
R 3  
H 8  
RBI 3  
BB 7  
SO 3  
LOB 26



Batter	1	2	3	4	5	6	7	8	9	AB	R	H	RBI	BB	SO	LOB	BOTTOM										
<b>Fred Marsh, R</b> OBP: 0.364, SLG: 0.125 <b>Bob Boyd, L</b> (7, PH) OBP: 0.500, SLG: 0.714 <b>Wayne Causey, L</b> OBP: 0.222, SLG: 0.125 (8, 5)	0-0 BB 1B		4-0 1B SH5-3 FC6-4 BB		0-3 K		0-0 1-3		4-0 BB	2	1	1	0	1	1	0											
<b>Jim Dyck, R</b> OBP: 0.333, SLG: 0.182 <b>Chuck Diering, R</b> OBP: 0.500, SLG: 0.333 (1, 7) (7, 8)	4-0 G5-4-3 BB		0-0 SH5-3 1-2 2-3		0-0 5-3		0-3 K		0-0 F8	1	0	0	0	1	0	0											
<b>Dave Philley, S</b> OBP: 0.200, SLG: 0.217 (1, 9) (7, 7)	0-3 K		0-0 FC6-4 S 1B		0-0 3-1		0-0 SH3-4 E 1B			4	2	2	1	0	1	2											
<b>Gus Triandos, R</b> OBP: 0.348, SLG: 0.619 (1, 3)	0-0 G5-4-3 1-2		0-0 FC6-4 BB		0-3 K		0-0 SH3-4		0-0 SH3-4	2	0	0	0	1	1	2											
<b>Jim Pyburn, R</b> OBP: 0.400, SLG: 0.600 <b>Tito Francona, L</b> (3, PH) OBP: 0.263, SLG: 0.353 (4, 8) (7, 9)		0-0 6-3 WP 2B	0-0 FC6-4 E S 1B		0-0 1B 1B		0-0 E6 1B		0-0 E6 1B	1	1	1	0	0	0	0											
<b>Bobby Adams, R</b> OBP: 0.435, SLG: 0.313 (1, 4)		0-0 L9	0-0 1-3 1-3 3-H		0-0 F8 1B		0-0 F8 1B BB		4-0 1B BB	3	1	0	0	1	0	3											
<b>Hal Smith, R</b> OBP: 0.300, SLG: 0.316 (1, 2)		0-0 6-3 2-3		0-0 G3		0-0 1B		0-0 SH1-4 1B 1B		4	0	2	1	0	0	1											
<b>Willy Miranda, S</b> OBP: 0.136, SLG: 0.095 (1, 6)		0-3 K		0-0 5-3		0-0 5-3		0-0 F6		4	0	1	1	0	1	0											
<b>Fred Besana, R</b> <b>Harry Dorish, R</b> <b>Dave Pope, L</b> (7, PH) OBP: 0.375, SLG: 0.286 <b>George Zuverink, R</b> (8, 1)	(1, 1) (7, 1) (7, PH) (8, 1)	2.1 9 9	L 3 3	12 0 3	4 0 3	4 0 2	2 0 0	2 0 0	0 0 0	1 0 0	0 0 0	0 0 0	0 0 0	0 0 0	0 0 0	0 0 0											
<b>Inning Stats</b>	R: 0 E: 0 K: 1 S: 5	H: 1 LOB: 1 BB: 1 P: 9	R: 1 E: 0 K: 1 S: 6	H: 1 LOB: 0 BB: 0 P: 6	R: 3 E: 0 K: 0 S: 4	H: 1 LOB: 1 BB: 3 P: 16	R: 0 E: 0 K: 0 S: 3	H: 0 LOB: 0 BB: 0 P: 3	R: 0 E: 0 K: 1 S: 5	H: 0 LOB: 0 BB: 0 P: 5	R: 0 E: 0 K: 1 S: 6	H: 2 LOB: 2 BB: 0 P: 6	R: 0 E: 0 K: 1 S: 6	H: 1 LOB: 1 BB: 0 P: 6	R: 0 E: 0 K: 0 S: 7	H: 3 LOB: 3 BB: 2 P: 15	R: 3 E: 1 K: 0 S: 7	H: 3 LOB: 3 BB: 2 P: 15	1B: 8 2B: 1 3B: 0 HR: 0	SF: 0 SAC: 3 DP: 1 HBP: 0	WP: 1 PB: 0 CS: 0	PA: 38					
<b>PITCHER</b>	IP	WLS	BF	H	R	ER	SO	BB	IBB	HBP	BLK	WP	HR	S	P	ERA	WHIP										
<b>Bob Wiesler, L</b> ERA: 15.19 <b>Connie Grob, R</b> ERA: <b>Pedro Ramos, R</b> ERA: <b>Bob Chakales, R</b> ERA: 6.0	(1, 1) (3, 1) (6, 1) (8, 1)	2.1 2.2 2.0 1.0	L 9 8 9	12 0 3 3	4 0 0 3	4 0 0 2	2 0 0 0	2 0 0 0	0 0 0 0	0 0 0 0	0 0 0 0	0 0 0 0	0 0 0 0	10 12 7	14 12 15	0.00 0.00 0.00 18.00	0.375 1.500 5.000										

Washington Senators @ Baltimore Orioles  
Memorial Stadium, Baltimore, MD  
Sun Apr 22 1956, 3:33 AM EST  
Unknown

AB 29  
R 7  
H 9  
RBI 4  
BB 6  
SO 5  
LOB 15

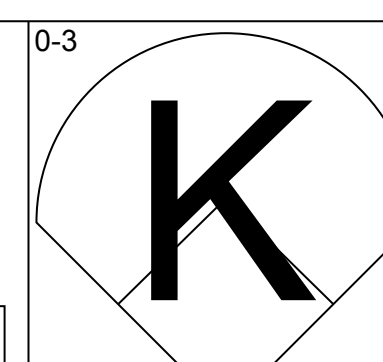
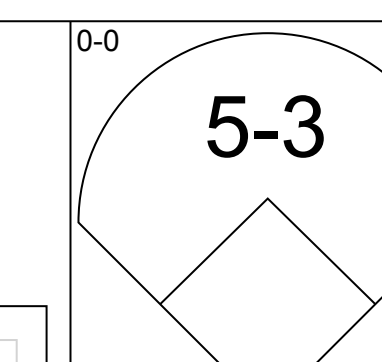
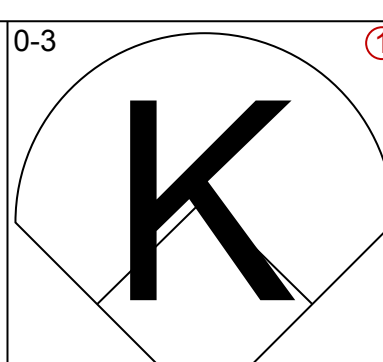
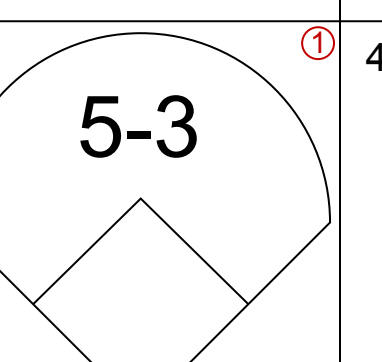
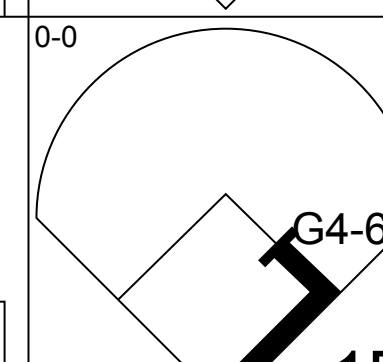
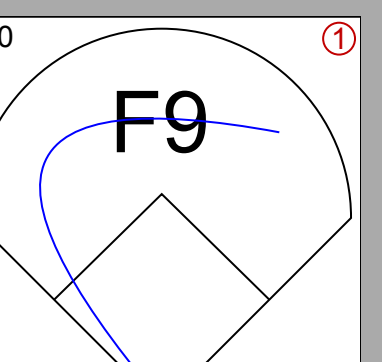
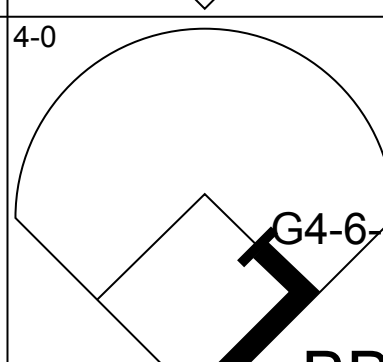

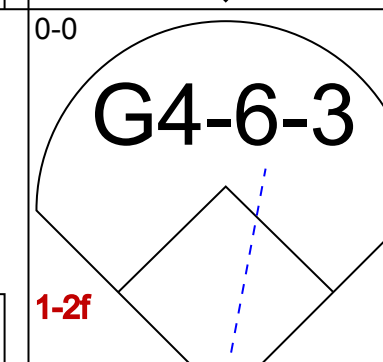
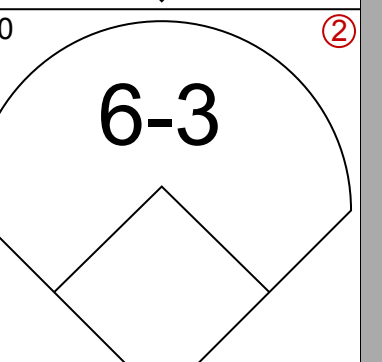
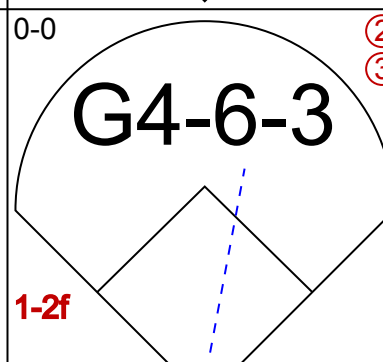
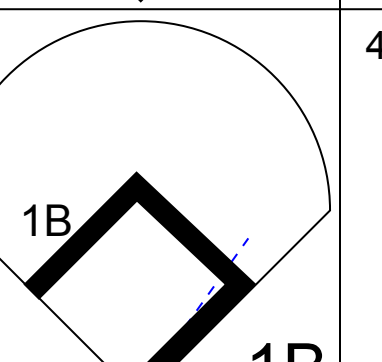
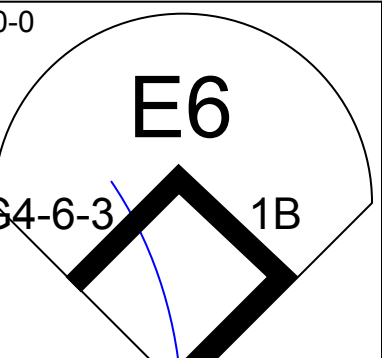
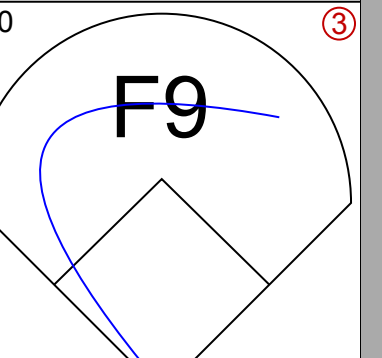
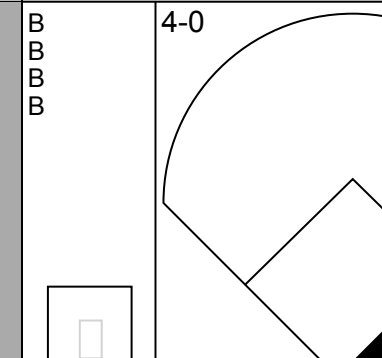
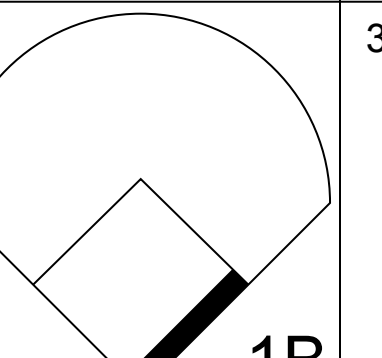

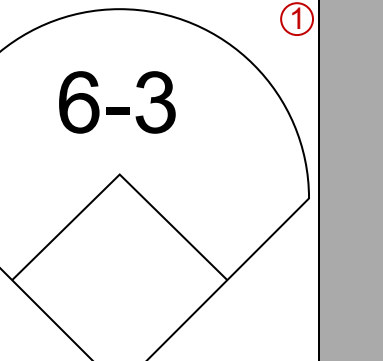
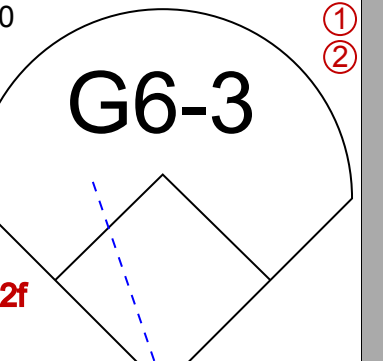
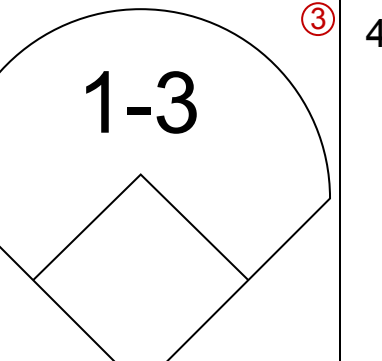

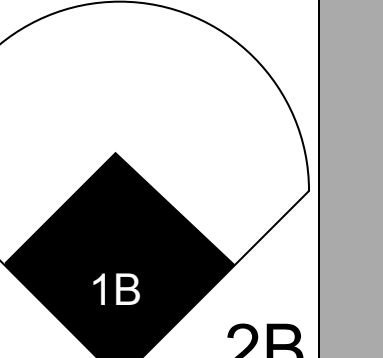
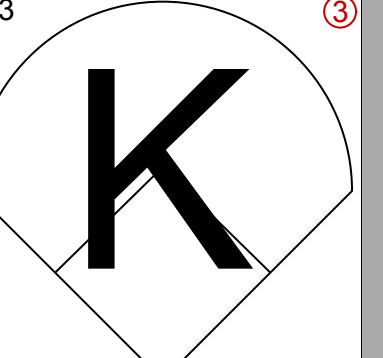

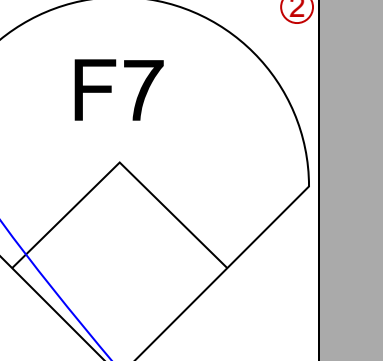
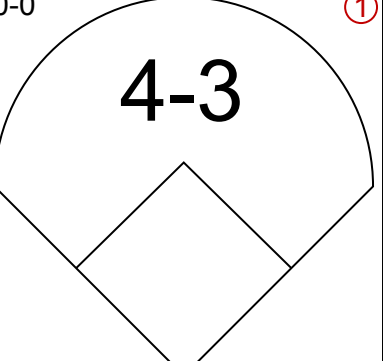
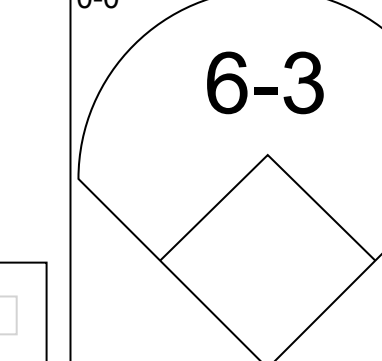
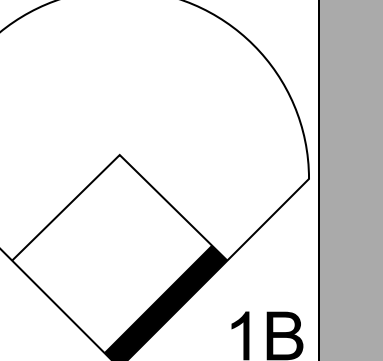
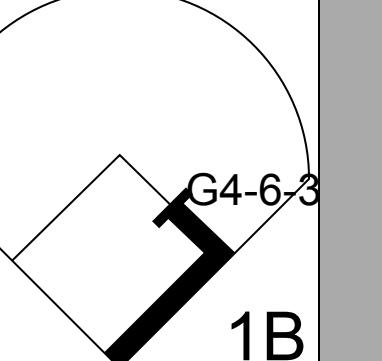
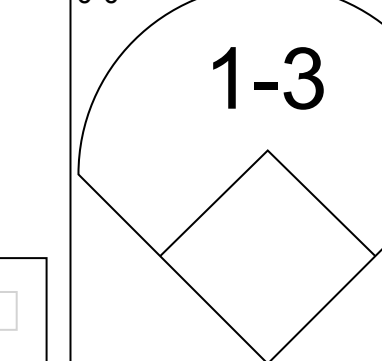
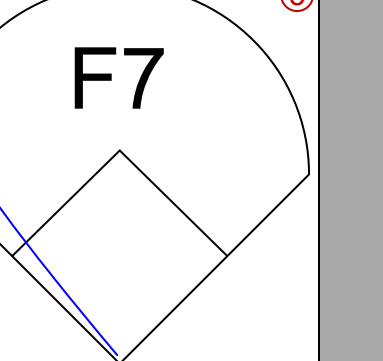
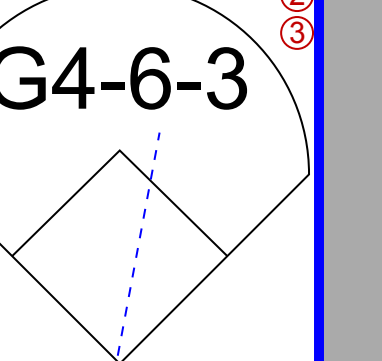
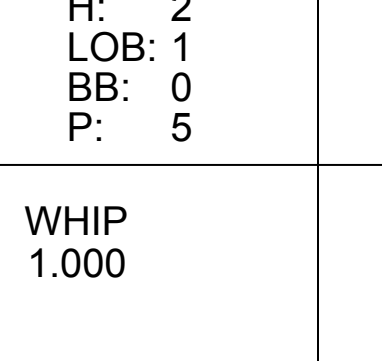
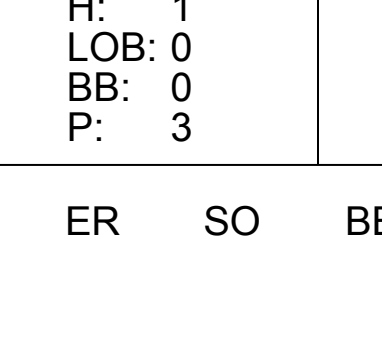



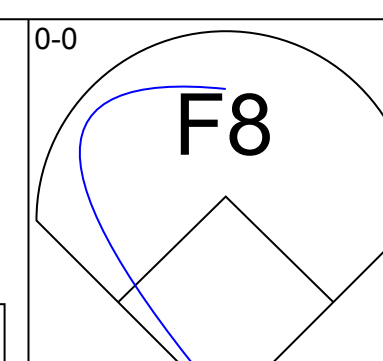
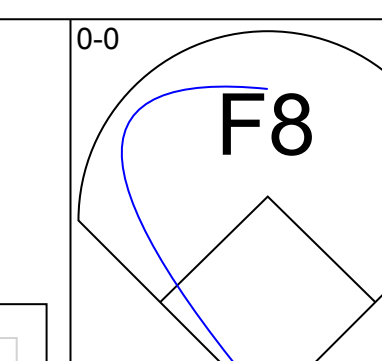
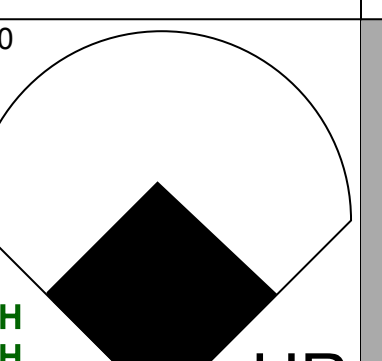
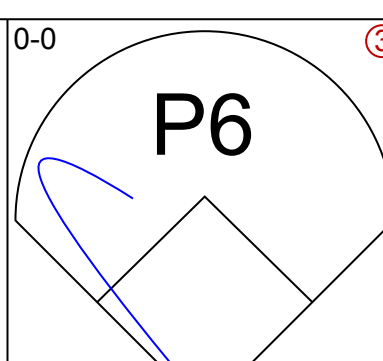
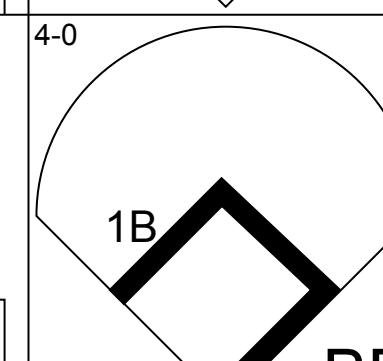
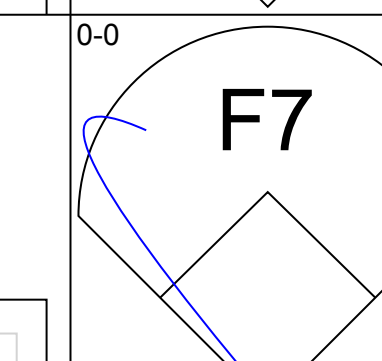
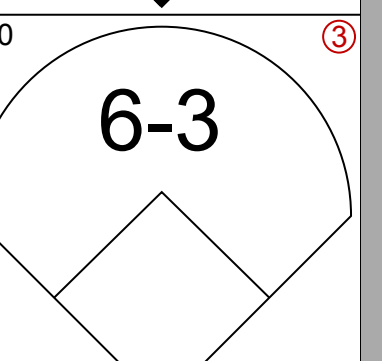
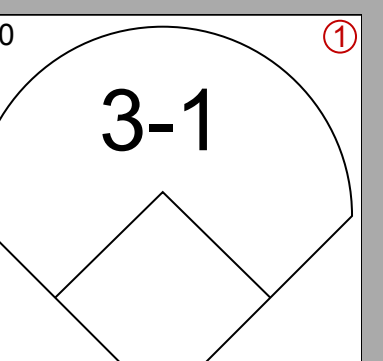
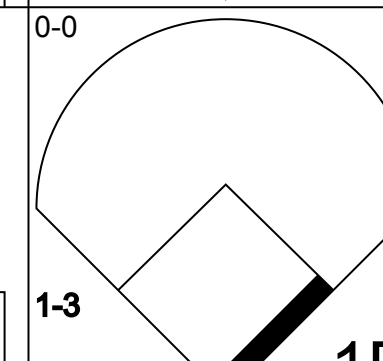
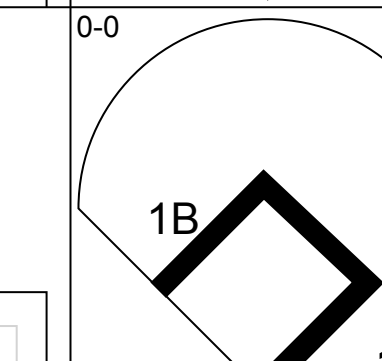
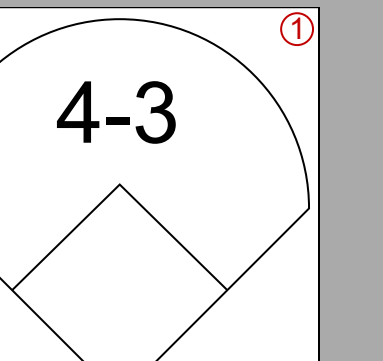
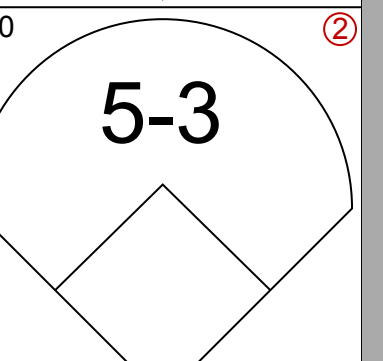
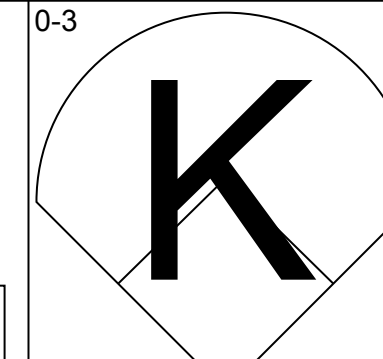
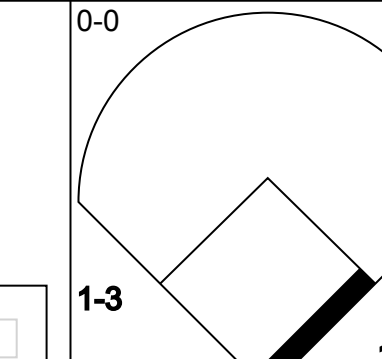
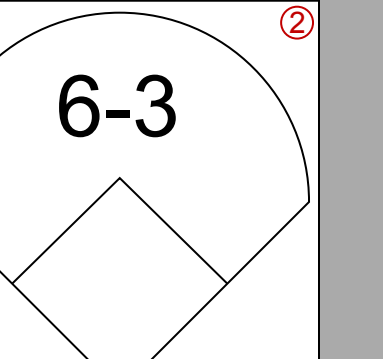
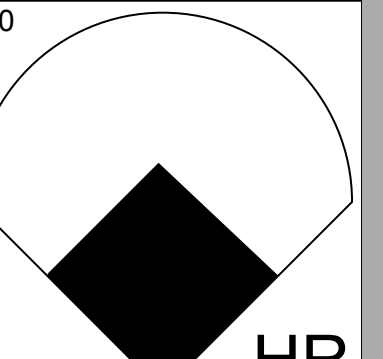
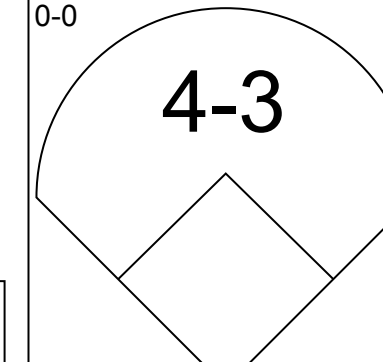
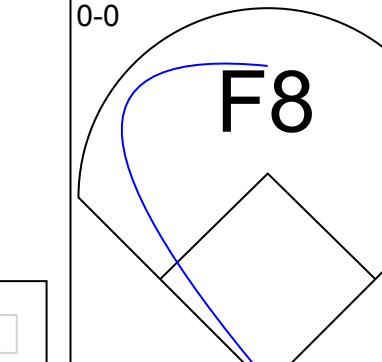
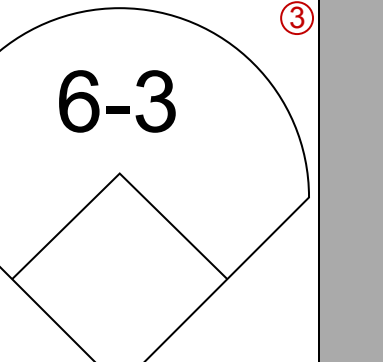
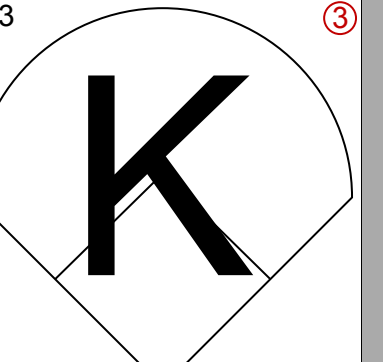

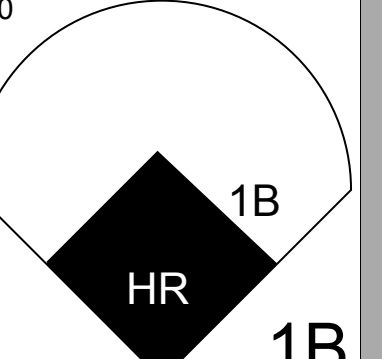
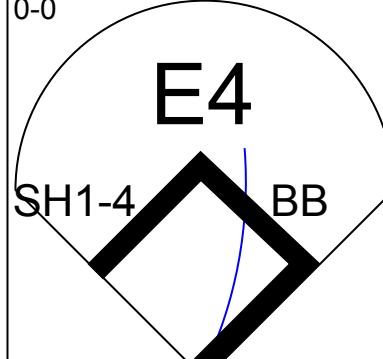
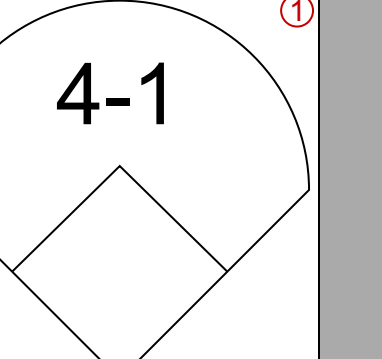

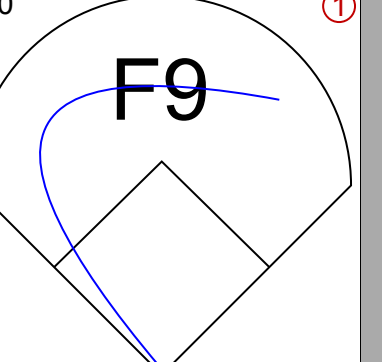
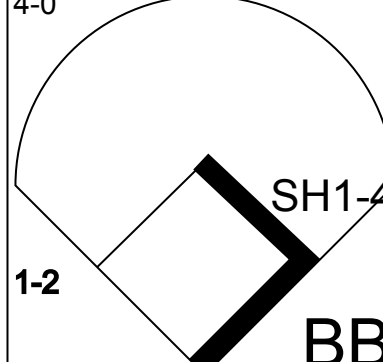
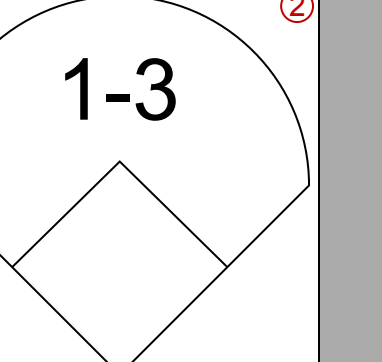

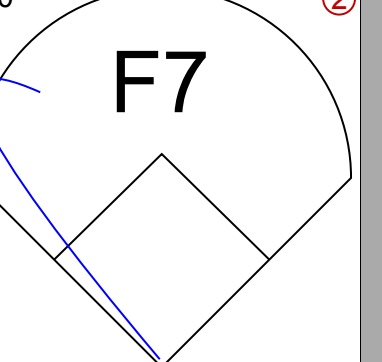
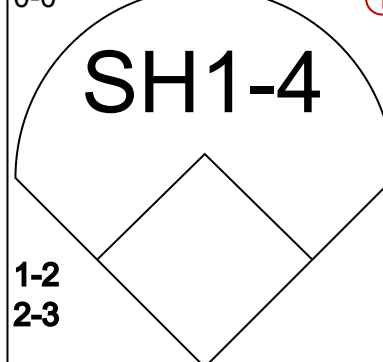
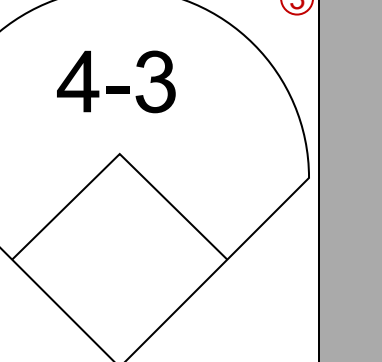

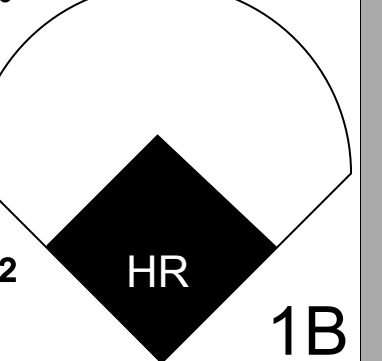



Batter	1	2	3	4	5	6	7	8	9	AB	R	H	RBI	BB	SO	LOB	TOP			
<b>Eddie Yost, R</b> OBP: 0.469, SLG: 0.238 (1, 5)										4	1	1	0	1	0	2	<b>Washington Senators @ Baltimore Orioles</b> <b>Memorial Stadium, Baltimore, MD</b> Sun Apr 22 1956, 3:38 AM EST Att: 21,797 - Unknown <a href="http://livebaseballscorecards.com">livebaseballscorecards.com</a>			
<b>Dick Tettelbach, R</b> OBP: 0.250, SLG: 0.407 (1, 7)										5	0	0	0	0	2	3				
<b>Pete Runnels, L</b> OBP: 0.357, SLG: 0.630 <b>Herb Plews, L</b> OBP: 0.333, SLG: 0.333 (5, 4)										3	1	1	1	0	1	0				
<b>Roy Sievers, R</b> OBP: 0.290, SLG: 0.192 (1, 3)										3	0	0	0	1	1	1				
<b>Clint Courtney, L</b> OBP: 0.563, SLG: 0.800 (1, 2)										4	1	2	1	0	1	1				
<b>Karl Olson, R</b> OBP: 0.483, SLG: 0.704 (1, 8)										4	1	1	1	0	1	2				
<b>Jim Lemon, R</b> OBP: 0.450, SLG: 0.611 (1, 9)										4	0	2	1	0	0	0				
<b>Jerry Snyder, R</b> OBP: 0.100, SLG: 0.053 (1, 6)										4	0	0	0	0	2	3				
<b>Camilo Pascual, R</b> (1, 1)										3	0	0	0	0	2					
<b>Inning Stats</b>	R: 0 E: 0 K: 2 S: 7	H: 0 LOB: 0 BB: 0 P: 7	R: 2 E: 0 K: 2 S: 10	H: 3 LOB: 1 BB: 0 P: 10	R: 2 E: 0 K: 1 S: 7	H: 2 LOB: 1 BB: 1 P: 11	R: 0 E: 2 K: 1 S: 6	H: 0 LOB: 0 BB: 0 P: 6	R: 0 E: 0 K: 0 S: 3	H: 1 LOB: 1 BB: 0 P: 8	R: 0 E: 0 K: 0 S: 3	H: 0 LOB: 0 BB: 0 P: 3	R: 0 E: 0 K: 0 S: 5	H: 0 LOB: 1 BB: 1 P: 9	R: 0 E: 1 K: 0 S: 5	H: 1 LOB: 2 BB: 0 P: 5	1B: 4 2B: 2 3B: 1 HR: 0	SF: 0 SAC: 1 DP: 1 HBP: 0	WP: 0 PB: 0 CS: 1	PA: 38
<b>PITCHER</b> <b>Ray Moore, R</b> ERA: 7.9 (1, 1)	IP: 9.0 WLS: L BF: 38	H: 7 R: 4 ER: 4 SO: 9	BB: 2 IBB: 0 HBP: 0 BLK: 0	WP: 0 HR: 0 S: 54 P: 62	ERA: 4.00 WHIP: 1.000															

Batter	1	2	3	4	5	6	7	8	9	AB	R	H	RBI	BB	SO	LOB	BOTTOM			
<b>Wayne Causey, L</b> OBP: 0.231, SLG: 0.091 (1, 5)										3	1	0	0	1	1	0	<b>Washington Senators @ Baltimore Orioles</b> <b>Memorial Stadium, Baltimore, MD</b> Sun Apr 22 1956, 3:38 AM EST Att: 21,797 - Unknown <a href="http://livebaseballscorecards.com">livebaseballscorecards.com</a>			
<b>Bob Boyd, L</b> OBP: 0.417, SLG: 0.545 (1, 3)										4	0	1	0	0	0	1				
<b>Dave Philley, S</b> OBP: 0.207, SLG: 0.259 (1, 9)										4	0	1	0	0	0	2				
<b>Gus Triandos, R</b> OBP: 0.370, SLG: 0.600 (1, 2)										4	0	2	1	0	1	1				
<b>Tito Francona, L</b> OBP: 0.217, SLG: 0.286 (1, 8)										4	0	0	0	0	2	4				
<b>Dave Pope, L</b> OBP: 0.250, SLG: 0.182 (1, 7)										4	0	0	0	0	3	2				
<b>Bobby Adams, R</b> OBP: 0.423, SLG: 0.278 (1, 4)										2	0	0	0	1	0	2				
<b>Willy Miranda, S</b> OBP: 0.120, SLG: 0.083 (1, 6)										3	0	0	0	0	0	1				
<b>Ray Moore, R</b> OBP: 0.200, SLG: 0.200 (1, 1)										3	0	0	0	0	2	1				
<b>Inning Stats</b>	R: 1 E: 0 K: 0 S: 4	H: 1 LOB: 1 BB: 1 P: 8	R: 0 E: 0 K: 0 S: 3	H: 0 LOB: 0 BB: 0 P: 3	R: 0 E: 0 K: 1 S: 7	H: 2 LOB: 2 BB: 0 P: 7	R: 0 E: 0 K: 0 S: 3	H: 0 LOB: 0 BB: 0 P: 3	R: 0 E: 0 K: 2 S: 8	H: 1 LOB: 1 BB: 0 P: 8	R: 0 E: 0 K: 2 S: 7	H: 0 LOB: 1 BB: 1 P: 11	R: 0 E: 0 K: 0 S: 3	H: 0 LOB: 0 BB: 0 P: 3	R: 0 E: 0 K: 2 S: 7	H: 0 LOB: 0 BB: 0 P: 7	1B: 3 2B: 1 3B: 0 HR: 0	SF: 0 SAC: 0 DP: 0 HBP: 0	WP: 1 PB: 0 CS: 0	PA: 33
<b>PITCHER</b> <b>Camilo Pascual, R</b> ERA: 4.2 (1, 1)	IP: 9.0 WLS: W BF: 33	H: 4 R: 1 ER: 1 SO: 9	BB: 2 IBB: 0 HBP: 0 BLK: 0	WP: 1 HR: 0 S: 49 P: 57	ERA: 1.00 WHIP: 0.667															



Batter	1	2	3	4	5	6	7	8	9	AB	R	H	RBI	BB	SO	LOB	TOP					
<b>Eddie Yost, R</b> OBP: 0.417, SLG: 0.200 (1, 5)										4	0	0	0	0	2	0	<b>Washington Senators @ New York Yankees</b> Yankee Stadium, Bronx, NY Tue Apr 24 1956, 3:33 AM EST Att: 4,377 - Unknown <a href="http://livebaseballscorecards.com">livebaseballscorecards.com</a>					
<b>Dick Tettelbach, R</b> OBP: 0.276, SLG: 0.400 (1, 7)										3	0	1	0	1	0	0						
<b>Pete Runnels, L</b> OBP: 0.344, SLG: 0.581 (1, 4)										4	0	1	0	0	0	2						
<b>Roy Sievers, R</b> OBP: 0.314, SLG: 0.207 (1, 3)										3	0	1	0	1	0	0						
<b>Clint Courtney, L</b> OBP: 0.500, SLG: 0.684 (1, 2)										4	0	1	0	0	0	3						
<b>Karl Olson, R</b> OBP: 0.466, SLG: 0.700 (1, 8)										3	1	1	0	0	1	2						
<b>Whitey Herzog, L</b> OBP: 0.143, SLG: 0.077 (1, 9)										3	0	0	0	0	0	2						
<b>Jerry Snyder, R</b> OBP: 0.174, SLG: 0.136 (1, 6)										3	0	2	1	0	0	0						
<b>Chuck Stobbs, L</b> (8, PH)										2	0	0	0	0	0	1						
<b>Lou Berberet, L</b> (8, 1)										1	0	0	0	0	0	1						
<b>Connie Grob, L</b> (8, 1)										0	0	0	0	0	0	0						
<b>Inning Stats</b>	R: 0 E: 0 K: 1 S: 5	H: 1 LOB: 0 BB: 0 P: 5	R: 0 E: 1 K: 0 S: 4	H: 1 LOB: 1 BB: 0 P: 4	R: 0 E: 0 K: 0 S: 3	H: 0 LOB: 0 BB: 0 P: 3	R: 0 E: 0 K: 0 S: 3	H: 0 LOB: 0 BB: 0 P: 3	R: 1 E: 0 K: 0 S: 5	H: 2 LOB: 1 BB: 0 P: 5	R: 0 E: 0 K: 1 S: 4	H: 0 LOB: 0 BB: 1 P: 8	R: 0 E: 0 K: 1 S: 4	H: 0 LOB: 0 BB: 1 P: 8	R: 0 E: 0 K: 0 S: 3	H: 1 LOB: 0 BB: 0 P: 3	R: 0 E: 0 K: 0 S: 5	H: 2 LOB: 2 BB: 0 P: 5	1B: 6 2B: 1 3B: 0 HR: 0	SF: 0 SAC: 0 DP: 5 HBP: 0	WP: 0 PB: 0 CS: 0	PA: 32
<b>PITCHER</b> <b>Johnny Kucks, R</b> ERA: 2.7 (1, 1)	IP: 9.0 WLS: W BF: 32 H: 7 R: 1 ER: 1 SO: 3	BB: 2 IBB: 0 HBP: 0 BLK: 0	WP: 0 HR: 0 S: 36 P: 44	ERA: 1.00 WHIP: 1.000	<b>PITCHER</b>										IP: 9.0 WLS: W BF: 32 H: 7 R: 1 ER: 1 SO: 3	BB: 2 IBB: 0 HBP: 0 BLK: 0	WP: 0 HR: 0 S: 36 P: 44	ERA: 1.00 WHIP: 1.000				

Batter	1	2	3	4	5	6	7	8	9	AB	R	H	RBI	BB	SO	LOB	BOTTOM			
<b>Hank Bauer, R</b> OBP: 0.303, SLG: 0.517 (1, 7)										4	1	1	3	0	0	2	<b>Washington Senators @ New York Yankees</b> Yankee Stadium, Bronx, NY Tue Apr 24 1956, 3:33 AM EST Att: 4,377 - Unknown <a href="http://livebaseballscorecards.com">livebaseballscorecards.com</a>			
<b>Gil McDougald, R</b> (1, 4)										3	0	0	0	1	0	0				
<b>Mickey Mantle, S</b> OBP: 0.533, SLG: 0.962 (1, 8)										4	0	2	0	0	0	0				
<b>Yogi Berra, L</b> OBP: 0.563, SLG: 1.000 (1, 2)										4	1	2	1	0	1	2				
<b>Bill Skowron, R</b> OBP: 0.531, SLG: 0.536 (1, 3)										4	0	0	0	0	1	4				
<b>Joe Collins, L</b> OBP: 0.167, SLG: 0.333 (1, 9)										4	1	1	0	0	0	0				
<b>Andy Carey, R</b> OBP: 0.300, SLG: 0.200 (1, 5)										3	0	0	0	1	1	1				
<b>Jerry Lumpe, L</b> OBP: 0.423, SLG: 0.348 (1, 6)										3	0	1	0	0	0	1				
<b>Johnny Kucks, R</b> OBP: 0.286, SLG: 0.167 (1, 1)										3	1	1	0	0	2	3				
<b>Inning Stats</b>	R: 0 E: 0 K: 1 S: 6	H: 1 LOB: 2 BB: 1 P: 10	R: 0 E: 0 K: 2 S: 8	H: 1 LOB: 1 BB: 0 P: 8	R: 0 E: 0 K: 0 S: 5	H: 2 LOB: 2 BB: 0 P: 5	R: 3 E: 0 K: 0 S: 6	H: 3 LOB: 0 BB: 0 P: 6	R: 0 E: 0 K: 1 S: 6	H: 0 LOB: 2 BB: 1 P: 10	R: 1 E: 0 K: 1 S: 6	H: 1 LOB: 0 BB: 0 P: 6	R: 0 E: 0 K: 0 S: 3	H: 0 LOB: 0 BB: 0 P: 3	R: 0 E: 0 K: 0 S: 3	H: 0 LOB: 0 BB: 0 P: 3	1B: 6 2B: 0 3B: 0 HR: 2	SF: 0 SAC: 1 DP: 0 HBP: 0	WP: 0 PB: 0 CS: 0	PA: 35
<b>PITCHER</b> <b>Chuck Stobbs, L</b> ERA: 3.94 (8, 1)	IP: 7.0 WLS: L BF: 32 H: 8 R: 4 ER: 4 SO: 5	BB: 2 IBB: 0 HBP: 0 BLK: 0	WP: 0 HR: 2 S: 40 P: 48	ERA: 5.14 WHIP: 1.429	<b>PITCHER</b>										IP: 7.0 WLS: L BF: 32 H: 8 R: 4 ER: 4 SO: 5	BB: 2 IBB: 0 HBP: 0 BLK: 0	WP: 0 HR: 2 S: 40 P: 48	ERA: 5.14 WHIP: 1.429		



Batter	1	2	3	4	5	6	7	8	9	AB	R	H	RBI	BB	SO	LOB	TOP			
<b>Eddie Yost, R</b> OBP: 0.425, SLG: 0.250 (1.5)										3	1	0	1	1	0		<b>Washington Senators @ Boston Red Sox</b> Fenway Park, Boston, MA Wed Apr 25 1956, 3:33 AM EST Att: 4,638 - Unknown			
<b>Dick Tattelbach, R</b> OBP: 0.300, SLG: 0.375 (1.7)										2	0	0	0	2	0	1				
<b>Clint Courtney, L</b> OBP: 0.480, SLG: 0.609 (1.2)										4	0	1	1	1	0	4				
<b>Roy Sievers, R</b> OBP: 0.325, SLG: 0.303 (1.3)										4	2	1	1	1	1	4				
<b>Jim Lemon, R</b> OBP: 0.480, SLG: 0.682 (1.9)										4	1	2	0	1	2	1				
<b>Karl Olson, R</b> OBP: 0.444, SLG: 0.647 (1.8)										4	0	1	0	0	1	4				
<b>Jerry Snyder, R</b> OBP: 0.259, SLG: 0.200 (1.4)										3	0	2	1	1	0	1				
<b>Jose Valdivielso, R</b> (1.6)										3	0	0	0	1	0	3				
<b>Pedro Ramos, S</b> OBP: 0.250, SLG: 0.250 (1.1)										4	0	1	0	0	0	3				
<b>Inning Stats</b>	R: 0 E: 0 K: 0 S: 2	H: 0 LOB: 0 BB: 1 P: 6	R: 1 E: 0 K: 0 S: 2	H: 0 LOB: 1 BB: 3 P: 14	R: 0 E: 0 K: 0 S: 4	H: 1 LOB: 1 BB: 0 P: 4	R: 2 E: 0 K: 0 S: 6	H: 3 LOB: 1 BB: 0 P: 6	R: 0 E: 0 K: 1 S: 5	H: 1 LOB: 1 BB: 0 P: 9	R: 0 E: 0 K: 1 S: 6	H: 1 LOB: 2 BB: 1 P: 10	R: 0 E: 0 K: 1 S: 6	H: 2 LOB: 2 BB: 1 P: 10	R: 1 E: 0 K: 1 S: 6	H: 1 LOB: 1 BB: 1 P: 10	1B: 5 2B: 4 3B: 0 HR: 1	SF: 0 SAC: 2 DP: 2 HBP: 0	WP: 1 PB: 0 CS: 0	PA: 41
<b>PITCHER</b>	IP	WLS	BF	H	R	ER	SO	BB	IBB	HBP	BLK	WP	HR	S	P	ERA	WHIP			
<b>Bob Porterfield, R</b> ERA: 4.5 (1.1)	5.0	L	22	4	3	3	1	5	0	0	0	1	1	19	39	5.40	1.800			
<b>Dave Sisler, R</b> (6.1)	2.0		9	2	0	0	2	1	0	0	0	0	0	12	16	0.00	1.500			
<b>Ike Delock, R</b> ERA: 10.38 (8.1)	2.0		10	3	1	1	2	2	0	0	0	0	0	12	20	4.50	2.500			


AB	31
R	4
H	9
RBI	3
BB	8
SO	5
LOB	21




Batter	1	2	3	4	5	6	7	8	9	AB	R	H	RBI	BB	SO	LOB	BOTTOM					
<b>Jim Piersall, R</b> OBP: 0.452, SLG: 0.480 (1.8)										2	0	0	0	2	1	2	<b>Washington Senators @ Boston Red Sox</b> Fenway Park, Boston, MA Wed Apr 25 1956, 3:33 AM EST Att: 4,638 - Unknown					
<b>Billy Klaus, L</b> OBP: 0.375, SLG: 0.222 (1.5)										3	0	0	0	1	0	5						
<b>Dick Gemert, R</b> OBP: 0.600, SLG: 0.636 (1.7)										3	0	1	0	0	1	2						
<b>Jackie Jensen, R</b> OBP: 0.375, SLG: 0.444 (1.9)										4	1	1	1	0	0	3						
<b>Mickey Vernon, L</b> OBP: 0.355, SLG: 0.571 (1.3)										4	0	1	0	0	1	1						
<b>Don Buddin, R</b> OBP: 0.355, SLG: 0.208 (1.6)										4	0	0	0	0	2	2						
<b>Billy Consolo, R</b> (1.4)										3	0	0	0	1	3	1						
<b>Sammy White, R</b> OBP: 0.217, SLG: 0.150 (1.2)										3	0	0	0	0	0	1						
<b>Grady Hatton, L</b> OBP: 0.333, SLG: 0.333 (9. PH)										1	0	0	0	0	0	0						
<b>Bob Porterfield, R</b> (1.1)										0	0	0	0	1	0	0						
<b>Marty Keough, L</b> (5. PH)										0	0	0	0	1	0	0						
<b>Dave Sisler, R</b> (8.1)										0	0	0	0	0	0	0						
<b>Gene Stephens, L</b> (7. PH)										0	0	0	0	0	0	0						
<b>Ike Delock, R</b> (8.1)										0	0	0	0	0	0	0						
<b>Ted Williams, L</b> OBP: 0.727, SLG: 0.875 (9. PH)										1	0	0	0	0	0	0						
<b>Inning Stats</b>	R: 0 E: 0 K: 0 S: 3	H: 1 LOB: 1 BB: 1 P: 7	R: 0 E: 0 K: 2 S: 7	H: 0 LOB: 0 BB: 0 P: 7	R: 0 E: 0 K: 0 S: 3	H: 0 LOB: 2 BB: 2 P: 11	R: 0 E: 0 K: 1 S: 5	H: 0 LOB: 0 BB: 0 P: 5	R: 0 E: 0 K: 1 S: 5	H: 0 LOB: 2 BB: 2 P: 13	R: 1 E: 0 K: 2 S: 9	H: 2 LOB: 1 BB: 0 P: 9	R: 0 E: 0 K: 0 S: 3	H: 0 LOB: 1 BB: 1 P: 7	R: 0 E: 1 K: 1 S: 5	H: 0 LOB: 1 BB: 0 P: 6	R: 0 E: 0 K: 1 S: 5	H: 0 LOB: 0 BB: 0 P: 5	1B: 1 2B: 1 3B: 0 HR: 1	SF: 0 SAC: 0 DP: 1 HBP: 1	WP: 0 PB: 0 CS: 0	PA: 36
<b>PITCHER</b>	IP	WLS	BF	H	R	ER	SO	BB	IBB	HBP	BLK	WP	HR	S	P	ERA	WHIP					
<b>Pedro Ramos, R</b> ERA: 0.82 (1.1)	9.0	W	36	3	1	1	8	6	0	1	0	0	1	45	70	1.00	1.000					





Batter	1	2	3	4	5	6	7	8	9	AB	R	H	RBI	BB	SO	LOB	TOP										
Bobby Adams, R Bob Hale, L Fred Marsh, R Tex Nelson, L Wayne Causey, L	0-3 K		4-0 BB BB		4-0 FC6-4 BB	0-0 BB 1B		0-0 L6		1	0	0	2	1	0	1	<p><b>Baltimore Orioles @ Washington Senators</b> Griffith Stadium, Washington, DC</p> <p>Fri Apr 27 1956, 3:33 AM EST Att.: 4,753 - Unknown</p> <p>livebaseballscorecards.com</p> <p>AB 35 R 5 H 9 RBI 5 BB 8 SO 6 LOB 20</p> 										
Jim Dyck, R	0-0 F7		4-0 BB BB		0-0 FC6-4 BB	4-0 BB BB		0-0 6-3		3	0	0	2	0	1												
Dave Philley, S	0-0 4-3		0-0 BB BB		0-0 G5-4-3 BB	0-0 L8		0-0 2B		5	0	1	0	0	6												
Gus Triandos, R		0-0 5-3	4-0 BB BB		0-0 BB 1B	0-3 K		0-0 1-3		4	1	1	0	1	1												
Jim Puyburn, R		0-0 1B S 1B	0-0 F8		0-0 L9	0-3 HR		0-3 K		5	1	2	1	0	1												
Billy Gardner, R		0-0 F8		0-0 6-3		0-0 F9	4-0 3B BB		0-0 4-3	4	1	0	0	1	0												
Hal Smith, R Erv Palica, R Dave Pope, L	0-0 1B		0-0 2B		0-0 BB BB 1B	0-0 F6		0-0 P4-3		4	1	3	0	0	1												
Willy Miranda, S	0-3 K		0-0 F3		4-0 BB BB 1B	0-0 3B				3	1	1	1	1	3												
Fred Besana, R Bob Boyd, L Mel Held, R Tito Francona, L			0-3 K	0-3 K		4-0 1B BB	0-0 4-3			2	0	0	0	2	1												
Inning Stats	R: 0 E: 0 K: 1 S: 5	H: 0 LOB: 0 BB: 0 P: 5	R: 0 E: 0 K: 1 S: 7	H: 2 LOB: 2 BB: 0 P: 7	R: 0 E: 0 K: 1 S: 5	H: 0 LOB: 3 BB: 3 P: 17	R: 0 E: 0 K: 1 S: 6	H: 1 LOB: 1 BB: 0 P: 6	R: 0 E: 0 K: 0 S: 2	H: 0 LOB: 0 BB: 1 P: 6	R: 3 E: 0 K: 0 S: 6	H: 3 LOB: 3 BB: 3 P: 18	R: 2 E: 0 K: 1 S: 7	H: 2 LOB: 1 BB: 1 P: 11	R: 0 E: 0 K: 0 S: 4	H: 1 LOB: 1 BB: 0 P: 4		R: 0 E: 0 K: 1 S: 5	H: 0 LOB: 0 BB: 0 P: 5	1B: 5 2B: 2 3B: 1 HR: 1	SF: 0 SAC: 0 DP: 1 HBP: 0	WP: 0 PB: 0 SB: 1 CS: 0	PA: 43				
PITCHER	IP	WLS	BF	H	R	ER	SO	BB	IBB	HBP	BLK	WP	HR	S	P	ERA	WHIP										
Dean Stone, L Dick Brodowski, R Connie Grob, R	(1, 1) ERA: 3.07 (6, 1) ERA: 4.5 (7, 1) ERA:	5.2 1.0 2.1	27 8 8	5 3 1	3 2 0	3 2 0	4 1 1	6 2 0	0 0 0	0 0 0	0 0 0	0 0 0	0 1 0	29 8 10	53 16 10	4.76 18.00 0.00	1.941 5.000 0.429										

Batter	1	2	3	4	5	6	7	8	9	AB	R	H	RBI	BB	SO	LOB	BOTTOM										
Eddie Yost, R	0-0 FC4 1B	0-0 F6			0-0 SH SF8 BB 5-3		0-0 SH 1B	0-0 F7		4	2	2	0	0	0	4	<p><b>Baltimore Orioles @ Washington Senators</b> Griffith Stadium, Washington, DC</p> <p>Fri Apr 27 1956, 3:33 AM EST Att.: 4,753 - Unknown</p> <p>livebaseballscorecards.com</p> <p>AB 30 R 8 H 9 RBI 7 BB 2 SO 3 LOB 16</p> 										
Dick Tettelbach, R	0-0 FC4 1-2 1-4-3	0-0 4-3			4-0 BB BB 1B		0-0 SH SF8	0-0 FC5-4		3	2	0	0	1	0	5											
Karl Olson, R	0-0 1-4-3		0-0 F9		0-0 SF8		0-0 SF8			2	0	0	2	0	0	1											
Roy Sievers, R	0-0 L1		0-0 FC8-2 3B		0-0 5-3		0-0 K			4	0	1	1	0	1	2											
Jim Lemon, R		1-0 1B HBP 2B HBP	0-0 FC8-2		0-0 1B		0-3 K			3	1	1	1	0	1	1											
Clint Courtney, L Ed Fitz Gerald, R	1-0 1B 2B HBP		1-0 F6		0-0 F4		0-0 6-3			2	1	0	0	0	0	1											
Jerry Snyder, R		0-0 2B 1B		0-0 F8		0-0 5-3		0-0 1B 1B		4	1	2	0	0	0	0											
Jose Valdivielso, R		0-0 1B 2B		0-0 4-3		0-0 F8		0-0 1B 1B		4	0	2	2	0	0	0											
Dean Stone, L Dick Brodowski, R Connie Grob, L	0-3 K2-3		1-0 F6		0-0 BB SH SF8 BB		0-0 5-3		0-0 FC5-4 1B	1	0	0	0	1	2												
Inning Stats	R: 0 E: 0 K: 0 S: 4	H: 1 LOB: 1 BB: 0 P: 4	R: 2 E: 0 K: 1 S: 7	H: 2 LOB: 2 BB: 0 P: 9	R: 0 E: 0 K: 0 S: 3	H: 1 LOB: 0 BB: 0 P: 3	R: 0 E: 0 K: 0 S: 3	H: 0 LOB: 0 BB: 0 P: 3	R: 3 E: 0 K: 0 S: 5	H: 1 LOB: 1 BB: 2 P: 13	R: 0 E: 0 K: 0 S: 3	H: 0 LOB: 0 BB: 0 P: 3	R: 2 E: 1 K: 2 S: 9	H: 1 LOB: 0 BB: 0 P: 9	R: 0 E: 0 K: 0 S: 6	H: 3 LOB: 2 BB: 0 P: 6		R: 0 E: 0 K: 1 S: 5	H: 0 LOB: 0 BB: 0 P: 5	1B: 7 2B: 2 3B: 1 HR: 0	SF: 2 SAC: 2 DP: 1 HBP: 2	WP: 0 PB: 0 SB: 0 CS: 0	PA: 38				
PITCHER	IP	WLS	BF	H	R	ER	SO	BB	IBB	HBP	BLK	WP	HR	S	P	ERA	WHIP										
Fred Besana, L Mel Held, R Erv Palica, R	(1, 1) ERA: 5.54 (6, 1) ERA: (7, 1) ERA: 5.06	5.0 1.0 2.0	24 3 11	5 0 4	5 0 3	5 0 1	0 0 2	2 0 0	0 0 0	0 0 0	0 0 0	0 0 0	0 0 15	22 3 15	3 3 15	9.00 0.00 4.50	1.400 0.000 2.000										



Batter	1	2	3	4	5	6	7	8	9	AB	R	H	RBI	BB	SO	LOB	TOP					
<b>Jim Pylvum, R</b> <small>OBP: 0.273, SLG: 0.455</small> <b>Mel Held, R</b> <small>(8, PH)</small> <b>Dave Pope, L</b> <small>OBP: 0.200, SLG: 0.143</small> <b>George Zuverink, R</b> <small>(8, 1)</small>	6-3		K	FC6-4		K		K		4	0	0	0	0	2	4	<b>Baltimore Orioles @ Washington Senators</b> Griffith Stadium, Washington, DC Sat Apr 28 1956, 3:33 AM EST Att: 3,873 - Unknown					
<b>Bob Boyd, L</b> <small>OBP: 0.381, SLG: 0.389</small> <small>(1, 3)</small> <small>(6, 9)</small> <small>(8, 3)</small>	6-3		FC5 E 1B		G3		E4	1-3	5	0	1	0	0	0	0							
<b>Dave Philley, S</b> <small>OBP: 0.191, SLG: 0.244</small> <small>(1, 7)</small>	6-3		E6 FC5 1-2		K		6-3	F6	5	0	0	0	0	1	2							
<b>Tito Francona, L</b> <small>OBP: 0.182, SLG: 0.226</small> <small>(1, 9)</small> <small>(6, 8)</small> <small>(8, 9)</small>		1B 1B	FC5 1-2 2-3		F2		F9	K	5	1	1	0	0	1	3							
<b>Gus Triandos, R</b> <small>OBP: 0.364, SLG: 0.550</small> <small>(1, 2)</small>		1B 1B	K			E FC7-5 1B	K		4	1	2	0	0	2	3							
<b>Billy Gardner, R</b> <small>OBP: 0.294, SLG: 0.500</small> <small>(1, 4)</small>	K			BB 1B		FC7-5 E 1-2 1B	K		4	0	2	0	0	2	2							
<b>Wayne Causey, L</b> <small>OBP: 0.294, SLG: 0.143</small> <small>(1, 5)</small>				FC6-4 BB 1-2		F7	4-3		3	0	1	1	1	0	2							
<b>Willy Miranda, S</b> <small>OBP: 0.184, SLG: 0.194</small> <small>(1, 6)</small>	F7		K			E4 FC7-5 1-2 2-3		2B 1B	4	1	1	0	0	1	6							
<b>Bill Wight, L</b> <b>Babe Birrer, R</b> <b>Tex Nelson, L</b> <b>Hal Brown, R</b> <b>Bob Hale, L</b> <b>Chuck Diering, R</b>	K			K		FC7-5			1	0	0	0	0	1	2							
<b>Inning Stats</b>	R: 0 E: 0 K: 0 S: 3	H: 0 LOB: 0 BB: 0 P: 3	R: 1 E: 0 K: 2 S: 10	H: 3 LOB: 2 BB: 0 P: 10	R: 0 E: 1 K: 2 S: 9	H: 1 LOB: 2 BB: 0 P: 9	R: 0 E: 0 K: 2 S: 8	H: 1 LOB: 0 BB: 1 P: 12	R: 0 E: 0 K: 1 S: 5	H: 0 LOB: 0 BB: 0 P: 5	R: 1 E: 1 K: 1 S: 8	H: 2 LOB: 2 BB: 0 P: 8	R: 0 E: 1 K: 1 S: 6	H: 0 LOB: 1 BB: 0 P: 6	R: 1 E: 0 K: 2 S: 9	H: 2 LOB: 1 BB: 0 P: 9		R: 0 E: 0 K: 1 S: 5	H: 0 LOB: 0 BB: 0 P: 5	1B: 8 2B: 1 3B: 0 HR: 0	SF: 0 SAC: 0 DP: 0 HBP: 0	WP: 0 PB: 0 SB: 1 CS: 0
<b>PITCHER</b> <b>Camilo Pascual, R</b> <small>ERA: 3.75</small> <small>(1, 1)</small>	IP: 9.0 WLS: W BF: 40 H: 9 R: 3 ER: 3 SO: 12 BB: 1 IBB: 0 HBP: 0 BLK: 0 WP: 0 HR: 0 S: 63 P: 67 ERA: 3.00 WHIP: 1.111															<b>PITCHER</b> <small>(1, 1)</small>	IP: 9.0 WLS: W BF: 40 H: 9 R: 3 ER: 3 SO: 12 BB: 1 IBB: 0 HBP: 0 BLK: 0 WP: 0 HR: 0 S: 63 P: 67 ERA: 3.00 WHIP: 1.111					

Batter	1	2	3	4	5	6	7	8	9	AB	R	H	RBI	BB	SO	LOB	BOTTOM			
<b>Eddie Yost, R</b> <small>OBP: 0.458, SLG: 0.294</small> <small>(1, 5)</small>	K2-3	1B				SH2-4				2	0	1	1	2	1	0	<b>Baltimore Orioles @ Washington Senators</b> Griffith Stadium, Washington, DC Sat Apr 28 1956, 3:33 AM EST Att: 3,873 - Unknown			
<b>Dick Tattelbach, R</b> <small>OBP: 0.286, SLG: 0.325</small> <small>(1, 7)</small>	K		F9			F8		F7	5	0	1	1	0	1	5					
<b>Karl Olson, R</b> <small>OBP: 0.422, SLG: 0.600</small> <small>(1, 8)</small>	E S 1B	F8		F8-4-3 1B				F4	4	1	2	0	1	0	3					
<b>Roy Sievers, R</b> <small>OBP: 0.333, SLG: 0.350</small> <small>(1, 3)</small>	1B		FC6-4 1B	K		K			3	0	1	0	1	2	3					
<b>Jim Lemon, R</b> <small>OBP: 0.485, SLG: 0.655</small> <small>(1, 9)</small>			FC6-4 1B 1B	F8-4-3		SH1-4		2B	4	1	2	1	0	0	2					
<b>Ed Fitz Gerald, R</b> <small>OBP: 0.400, SLG: 0.667</small> <small>(1, 2)</small>	1-3		F9		4-3	SH1-4			3	0	0	0	0	0	3					
<b>Jerry Snyder, R</b> <small>OBP: 0.324, SLG: 0.258</small> <b>Pete Runnels, L</b> <small>OBP: 0.364, SLG: 0.581</small> <small>(7, PH)</small> <small>(8, 4)</small>		G6-4-3 BB	G6-4-3 1B 1B		F7			IBB	2	1	1	0	1	0	0					
<b>Jose Valdivielso, R</b> <small>OBP: 0.235, SLG: 0.250</small> <small>(1, 6)</small>		G6-4-3	1B 1B		1-3	K2-1-5-2			4	1	1	0	0	1	3					
<b>Camilo Pascual, R</b> <small>OBP: 0.444, SLG: 0.556</small> <small>(1, 1)</small>	E3 1B					SH2-4 2B		F7 BB 1B	4	1	4	2	0	0	0					
<b>Inning Stats</b>	R: 1 E: 0 K: 2 S: 9	H: 2 LOB: 2 BB: 1 P: 13	R: 1 E: 1 K: 0 S: 4	H: 2 LOB: 2 BB: 2 P: 12	R: 3 E: 0 K: 0 S: 8	H: 5 LOB: 0 BB: 0 P: 8	R: 0 E: 0 K: 1 S: 5	H: 1 LOB: 0 BB: 0 P: 5	R: 0 E: 0 K: 0 S: 3	H: 0 LOB: 0 BB: 0 P: 3	R: 0 E: 0 K: 1 S: 6	H: 1 LOB: 2 BB: 1 P: 10	R: 0 E: 0 K: 1 S: 5	H: 1 LOB: 1 BB: 1 P: 9	R: 0 E: 0 K: 0 S: 3	H: 1 LOB: 1 BB: 1 P: 7		1B: 11 2B: 4 3B: 0 HR: 0	SF: 0 SAC: 2 DP: 3 HBP: 0	WP: 0 PB: 0 SB: 1 CS: 0
<b>PITCHER</b> <b>Bill Wight, L</b> <small>ERA: 39.0</small> <b>Babe Birrer, R</b> <small>ERA: 7.71</small> <b>Hal Brown, R</b> <small>ERA: 3.18</small> <b>Mel Held, R</b> <small>ERA: 2.03</small> <b>George Zuverink, R</b> <small>ERA: 2.03</small>	IP: 19 WLS: L BF: 19 H: 9 R: 5 ER: 5 SO: 2 BB: 3 IBB: 0 HBP: 0 BLK: 0 WP: 0 HR: 0 S: 20 P: 32 ERA: 16.88 WHIP: 4.500															<b>PITCHER</b> <small>(1, 1)</small>	IP: 19 WLS: L BF: 19 H: 9 R: 5 ER: 5 SO: 2 BB: 3 IBB: 0 HBP: 0 BLK: 0 WP: 0 HR: 0 S: 20 P: 32 ERA: 16.88 WHIP: 4.500			







Batter	1	2	3	4	5	6	7	8	9	AB	R	H	RBI	BB	SO	LOB	TOP			
<b>Bobby Adams, R</b> (1, 5) OBP: 0.444, SLG: 0.364										4	1	2	0	1	0	3				
<b>Hal Smith, R</b> (1, 2) OBP: 0.417, SLG: 0.531										2	1	1	1	0	0	1				
<b>Bob Boyd, L</b> (6, PH) OBP: 0.375, SLG: 0.476										2	0	0	0	0	0	1				
<b>Dave Philley, S</b> (1, 9) OBP: 0.228, SLG: 0.283										5	1	2	1	0	0	1				
<b>Gus Triandos, R</b> (1, 3) OBP: 0.370, SLG: 0.510										4	1	3	1	1	0	1				
<b>Jim Pivburn, R</b> (1, 8) OBP: 0.290, SLG: 0.414										4	0	0	0	1	1	4				
<b>Billy Gardner, R</b> (1, 4) OBP: 0.360, SLG: 0.609										3	0	0	0	1	1	5				
<b>Chuck Diering, R</b> (1, 7) OBP: 0.538, SLG: 0.286										0	0	0	0	2	0	0				
<b>Tito Francona, L</b> (5, PH) OBP: 0.216, SLG: 0.324										2	0	0	0	0	0	1				
<b>Willy Miranda, S</b> (1, 6) OBP: 0.233, SLG: 0.250										1	0	0	1	0	0	2				
<b>Fred Marsh, R</b> (2, 6) OBP: 0.250, SLG: 0.077										3	0	0	0	0	0	2				
<b>Jim Wilson, R</b> (1, 1) OBP: 0.400, SLG: 0.143										3	0	0	0	1	0	0				
<b>George Zuverink, R</b> (8, 1)										0	0	0	0	0	0	0				
<b>Inning Stats</b>	R: 0 E: 0 K: 0 S: 3	H: 1 LOB: 0 BB: 0 P: 3	R: 1 E: 0 K: 0 S: 4	H: 1 LOB: 3 BB: 3 P: 16	R: 2 E: 0 K: 0 S: 5	H: 2 LOB: 2 BB: 1 P: 10	R: 1 E: 0 K: 1 S: 8	H: 3 LOB: 3 BB: 1 P: 12	R: 0 E: 0 K: 0 S: 2	H: 0 LOB: 0 BB: 1 P: 6	R: 0 E: 0 K: 1 S: 5	H: 0 LOB: 1 BB: 1 P: 9	R: 0 E: 0 K: 0 S: 3	H: 0 LOB: 0 BB: 0 P: 3	R: 0 E: 0 K: 0 S: 4	H: 1 LOB: 1 BB: 0 P: 4	1B: 5 2B: 1 3B: 2 HR: 0	SF: 0 SAC: 0 DP: 2 HBP: 1	WP: 0 PB: 0 SB: 0 CS: 0	PA: 41
<b>PITCHER</b>	IP	WLS	BF	H	R	ER	SO	BB	IBB	HBP	BLK	WP	HR	S	P	ERA	WHIP			
<b>Bob Wiesler, L</b> (1, 1) ERA: 13.0	3.2		23	7	4	4	0	5	0	1	0	0	0	17	38	9.82	3.273			
<b>Bob Chakales, R</b> (4, 1) ERA: 1.93	5.1	W	18	1	0	0	2	2	0	0	0	0	0	20	28	0.00	0.562			

Baltimore Orioles @ Washington Senators  
Griffith Stadium, Washington, DC  
Sun Apr 29 1956, 3:38 AM EDT  
Att: 9,532 - Unknown

AB 33  
R 4  
H 8  
RBI 4  
BB 7  
SO 2  
LOB 21



Batter	1	2	3	4	5	6	7	8	9	AB	R	H	RBI	BB	SO	LOB	BOTTOM					
<b>Eddie Yost, R</b> (1, 5) OBP: 0.483, SLG: 0.282										2	1	1	1	3	0	0						
<b>Dick Tettelbach, R</b> (1, 7) OBP: 0.288, SLG: 0.340										5	0	1	1	0	1	3						
<b>Pete Runnels, L</b> (1, 4) OBP: 0.405, SLG: 0.564										4	0	1	0	0	0	2						
<b>Roy Sievers, R</b> (1, 3) OBP: 0.333, SLG: 0.458										3	1	1	2	1	1	1						
<b>Jim Lemon, R</b> (1, 9) OBP: 0.429, SLG: 0.622										4	0	0	0	0	3	1						
<b>Karl Olson, R</b> (1, 8) OBP: 0.444, SLG: 0.638										3	1	1	1	1	0	1						
<b>Lou Berberet, L</b> (1, 2) OBP: 0.176, SLG: 0.133										4	0	0	0	0	0	1						
<b>Jerry Snyder, R</b> (1, 6) OBP: 0.359, SLG: 0.333										4	2	2	0	0	0	1						
<b>Bob Wiesler, S</b> (1, 1)										1	0	0	0	0	0	1						
<b>Bob Chakales, R</b> (4, 1)										1	0	0	0	0	0	0						
<b>Ernie Oravetz, S</b> (9, PH) OBP: 0.200, SLG: 0.250										1	0	1	0	0	0	0						
<b>Inning Stats</b>	R: 2 E: 0 K: 1 S: 6	H: 1 LOB: 0 BB: 1 P: 10	R: 0 E: 0 K: 0 S: 3	H: 0 LOB: 1 BB: 1 P: 7	R: 0 E: 0 K: 1 S: 6	H: 1 LOB: 0 BB: 0 P: 6	R: 1 E: 0 K: 0 S: 4	H: 1 LOB: 0 BB: 0 P: 4	R: 0 E: 0 K: 1 S: 5	H: 0 LOB: 1 BB: 1 P: 9	R: 0 E: 0 K: 1 S: 5	H: 0 LOB: 0 BB: 0 P: 5	R: 1 E: 0 K: 0 S: 5	H: 2 LOB: 0 BB: 0 P: 5	R: 0 E: 0 K: 1 S: 5	H: 0 LOB: 1 BB: 1 P: 9	R: 1 E: 0 K: 0 S: 4	H: 3 LOB: 3 BB: 1 P: 8	1B: 6 2B: 0 3B: 0 HR: 2	SF: 0 SAC: 1 DP: 0 HBP: 0	WP: 0 PB: 0 SB: 1 CS: 0	PA: 38
<b>PITCHER</b>	IP	WLS	BF	H	R	ER	SO	BB	IBB	HBP	BLK	WP	HR	S	P	ERA	WHIP					
<b>Jim Wilson, R</b> (1, 1) ERA: 4.43	7.1		31	5	4	4	4	4	0	0	0	0	0	2	35	51	4.91	1.227				
<b>George Zuverink, R</b> (8, 1) ERA: 2.09	1.0	L	7	3	1	1	1	0	1	0	0	0	0	8	12	9.00	3.000					

Baltimore Orioles @ Washington Senators  
Griffith Stadium, Washington, DC  
Sun Apr 29 1956, 3:38 AM EDT  
Att: 9,532 - Unknown

AB 32  
R 5  
H 8  
RBI 5  
BB 5  
SO 5  
LOB 11





Batter	1	2	3	4	5	6	7	8	9	AB	R	H	RBI	BB	SO	LOB	TOP		
Jim Busby, R OBP: 0.260, SLG: 0.250 (1, 8)										5	0	0	0	0	0	3			
Gene Woodling, L OBP: 0.455, SLG: 0.395 (1, 7)										2	0	1	0	2	0	0			
Bobby Avila, R OBP: 0.339, SLG: 0.453 (1, 4)										4	1	2	0	0	1	1			
Vic Wertz, L OBP: 0.520, SLG: 0.833 (1, 3)										4	0	1	1	0	1	2			
Al Smith, R OBP: 0.400, SLG: 0.667 (1, 9)										4	2	3	1	0	0	0			
Al Rosen, R OBP: 0.360, SLG: 0.293 (1, 5)										4	0	1	0	0	0	2			
Chico Carrasquel, R OBP: 0.213, SLG: 0.279 (1, 6)										3	0	0	1	0	0	0			
Jim Hegan, R OBP: 0.316, SLG: 0.286 (1, 2)										4	0	0	0	0	1	3			
Early Wynn, S OBP: 0.364, SLG: 0.222 (1, 1)										3	0	1	0	1	0	0			
<b>Inning Stats</b>	R: 0 E: 0 K: 1 S: 5	H: 1 LOB: 0 BB: 0 P: 5	R: 0 E: 0 K: 1 S: 5	H: 0 LOB: 0 BB: 0 P: 5	R: 0 E: 1 K: 0 S: 3	H: 0 LOB: 0 BB: 0 P: 3	R: 1 E: 0 K: 0 S: 5	H: 3 LOB: 2 BB: 1 P: 9	R: 0 E: 1 K: 0 S: 3	H: 0 LOB: 0 BB: 0 P: 3	R: 1 E: 0 K: 0 S: 4	H: 1 LOB: 0 BB: 0 P: 4	R: 0 E: 0 K: 0 S: 4	H: 1 LOB: 2 BB: 1 P: 8	R: 1 E: 0 K: 1 S: 8	H: 3 LOB: 2 BB: 0 P: 8	1B: 6 2B: 2 3B: 0 HR: 1	SF: 1 SAC: 0 DP: 2 HBP: 0	WP: 0 PA: 37 CS: 2
<b>PITCHER</b> Pedro Ramos, R ERA: 1.8 (1, 1)	IP: 9.0 WLS: L BF: 37 H: 9 R: 3 ER: 3 SO: 3 BB: 3 IBB: 0 HBP: 0 BLK: 0 WP: 0 HR: 1 S: 40 P: 52 ERA: 3.00 WHIP: 1.333															<b>PITCHER</b> Pedro Ramos, R ERA: 1.8 (1, 1)	IP: 9.0 WLS: W BF: 34 H: 7 R: 2 ER: 1 SO: 9 BB: 1 IBB: 0 HBP: 0 BLK: 0 WP: 0 HR: 0 S: 51 P: 55 ERA: 1.00 WHIP: 0.889		

Cleveland Indians @ Washington Senators  
Griffith Stadium, Washington, DC  
Tue May 01 1956, 3:33 AM EDT  
Att: 9,639 - Unknown

AB 33  
R 3  
H 9  
RBI 3  
BB 3  
SO 3  
LOB 11



Batter	1	2	3	4	5	6	7	8	9	AB	R	H	RBI	BB	SO	LOB	BOTTOM		
Eddie Yost, R OBP: 0.475, SLG: 0.286 (1, 5)										3	0	1	0	0	1	1			
Dick Tettelbach, R OBP: 0.270, SLG: 0.315 (1, 7)										4	0	0	0	0	1	3			
Pete Runnels, L OBP: 0.391, SLG: 0.581 (1, 4)										4	1	1	0	0	0	2			
Roy Sievers, R OBP: 0.328, SLG: 0.442 (1, 3)										4	1	1	1	0	3	1			
Jim Lemon, R OBP: 0.467, SLG: 0.641 (1, 9)										2	0	2	0	1	0	0			
Karl Olson, R OBP: 0.414, SLG: 0.588 (1, 8)										4	0	0	0	0	0	3			
Lou Berberet, L OBP: 0.143, SLG: 0.105 (1, 2)										4	0	0	0	0	2	1			
Jerry Snyder, R OBP: 0.350, SLG: 0.324 (1, 6)										1	0	0	0	0	1	0			
Jose Valdivielso, R OBP: 0.190, SLG: 0.200 (4, PH) (5, 6)										2	0	0	0	0	0	1			
Pedro Ramos, S OBP: 0.429, SLG: 0.429 (1, 1)										3	0	2	0	0	1	0			
<b>Inning Stats</b>	R: 0 E: 0 K: 2 S: 8	H: 1 LOB: 1 BB: 0 P: 8	R: 0 E: 0 K: 1 S: 5	H: 1 LOB: 0 BB: 0 P: 5	R: 0 E: 0 K: 2 S: 8	H: 1 LOB: 1 BB: 0 P: 8	R: 2 E: 1 K: 0 S: 6	H: 2 LOB: 1 BB: 0 P: 6	R: 0 E: 0 K: 1 S: 5	H: 0 LOB: 0 BB: 0 P: 5	R: 0 E: 0 K: 1 S: 5	H: 1 LOB: 0 BB: 0 P: 5	R: 0 E: 0 K: 0 S: 4	H: 1 LOB: 1 BB: 0 P: 4	R: 0 E: 0 K: 2 S: 7	H: 0 LOB: 1 BB: 1 P: 11	1B: 6 2B: 0 3B: 1 HR: 0	SF: 0 SAC: 2 DP: 1 HBP: 0	WP: 0 PA: 35 CS: 1
<b>PITCHER</b> Early Wynn, R ERA: 1.33 (1, 1)	IP: 9.0 WLS: W BF: 34 H: 7 R: 2 ER: 1 SO: 9 BB: 1 IBB: 0 HBP: 0 BLK: 0 WP: 0 HR: 0 S: 51 P: 55 ERA: 1.00 WHIP: 0.889															<b>PITCHER</b> Pedro Ramos, R ERA: 1.8 (1, 1)	IP: 9.0 WLS: L BF: 37 H: 9 R: 3 ER: 3 SO: 3 BB: 3 IBB: 0 HBP: 0 BLK: 0 WP: 0 HR: 1 S: 40 P: 52 ERA: 3.00 WHIP: 1.333		

Cleveland Indians @ Washington Senators  
Griffith Stadium, Washington, DC  
Tue May 01 1956, 3:33 AM EDT  
Att: 9,639 - Unknown

AB 31  
R 2  
H 7  
RBI 1  
BB 1  
SO 9  
LOB 12






Batter	1	2	3	4	5	6	7	8	9	AB	R	H	RBI	BB	SO	LOB	TOP			
Bubba Phillips, R OBP: 0.400, SLG: 0.600 Jim Brideweser, R OBP: 0.500, SLG: 0.500 Cal Abrams, L OBP: 0.500, SLG: 0.500	0-0 E 3-1 1B	0-0 BB 1B		0-0 6-3			0-0 1-3		0-0 F8	4	1	2	1	0	0	0				
Nelle Fox, L OBP: 0.216, SLG: 0.294	0-3 K	4-0 2H 1B			0-0 F9		0-0 E 1B		0-0	4	0	2	0	1	1	1				
Minnie Minoso, R OBP: 0.378, SLG: 0.276	4-0 3-1 1B BB	0-0 G6-4-3 1-2 BB			0-0 6-3		4-0 1-3 BB		0-0 L6	3	1	0	0	2	0	3				
George Kell, R OBP: 0.471, SLG: 0.400	0-0 E4 3-1 1B			0-0 F6			0-0 5-3		0-0 F9	5	1	0	0	0	0	5				
Larry Doby, L OBP: 0.303, SLG: 0.231	0-0 3-1			0-3 K			0-0 6-3		0-0 4-3	4	0	0	1	0	1	2				
Sherm Lollar, R OBP: 0.484, SLG: 0.348	0-0			4-0			4-0 FC6-4 BB		0-0 E 1B	2	0	2	2	2	0	0				
Walt Dropo, R OBP: 0.192, SLG: 0.250	0-0 2H 3H L9			0-0 F9			0-0 F3		0-0 F9	4	0	0	0	0	0	4				
Luis Aparicio, R OBP: 0.130, SLG: 0.130 Jim Rivera, L OBP: 0.425, SLG: 0.480		0-0 E5 SH1-3 1B		0-3 K			0-0 FC6-4 1-2		0-0 E4	3	1	0	0	0	1	1				
Billy Pierce, L OBP: 0.308, SLG: 0.308 Ron Northey, L OBP: 0.333, SLG: 2.000 Bill Fischer, R (8, 1)		0-0 SH1-3		0-3 K			0-0 F7		0-0 G3	2	0	0	0	0	1	0				
<b>Inning Stats</b>	R: 3 E: 1 K: 1 S: 8	H: 2 LOB: 1 BB: 1 P: 12	R: 1 E: 1 K: 0 S: 4	H: 1 LOB: 1 BB: 1 P: 8	R: 0 E: 0 K: 1 S: 5	H: 0 LOB: 1 BB: 1 P: 9	R: 0 E: 0 K: 2 S: 7	H: 0 LOB: 0 BB: 0 P: 7	R: 0 E: 0 K: 0 S: 3	H: 0 LOB: 1 BB: 1 P: 7	R: 0 E: 1 K: 0 S: 4	H: 1 LOB: 2 BB: 0 P: 8	R: 0 E: 1 K: 0 S: 5	H: 1 LOB: 2 BB: 0 P: 5	R: 0 E: 0 K: 0 S: 4	H: 1 LOB: 1 BB: 0 P: 4	1B: 6 2B: 0 3B: 0 HR: 0	SF: 0 SAC: 1 DP: 1 HBP: 0	WP: 0 PB: 0 SB: 0 CS: 0	PA: 40
<b>PITCHER</b>	IP WLS BF H R ER SO BB IBB HBP BLK WP HR S P ERA WHIP	IP WLS BF H R ER SO BB IBB HBP BLK WP HR S P ERA WHIP																		
Dean Stone, L ERA: 2.81 Bob Chakales, R ERA: 1.06	(1, 1) 7.2 W 29 3 0 0 3 2 0 0 0 0 0 11 19 0.00 3.750	(2, 1) 7.2 W 29 3 0 0 3 3 0 0 0 0 0 32 44 0.00 0.783																		

**Chicago White Sox @ Washington Senators**  
Griffith Stadium, Washington, DC  
Thu May 03 1956, 3:33 AM EDT  
Att: 6,162 - Unknown

livebaseballscorecards.com

AB 34  
R 4  
H 6  
RBI 4  
BB 5  
SO 4  
LOB 19




Batter	1	2	3	4	5	6	7	8	9	AB	R	H	RBI	BB	SO	LOB	BOTTOM			
Eddie Yost, R OBP: 0.485, SLG: 0.289	4-0 BB 1B	0-0 5-3		4-0 BB			0-0 SH1-4 HR 1B		0-3 K	3	2	1	0	2	1	1				
Dick Tettelbach, R OBP: 0.273, SLG: 0.304	4-0 BB 2B	0-3 K		0-0 F9			0-0 SH1-4		0-0	2	1	0	0	1	1	1				
Karl Olson, R OBP: 0.419, SLG: 0.574	0-0 2B 1B	4-0 FC6-4 BB			0-0 F8		0-3 K		0-3 K	3	1	1	1	1	1	1				
Roy Sievers, R OBP: 0.323, SLG: 0.418	0-3 K	0-0 FC6-4			0-0 F8		4-0 HR IBB		0-0	3	1	0	0	1	1	3				
Jim Lemon, R OBP: 0.489, SLG: 0.690	4-0 2B BB			0-3 K			0-0 F9		0-0 1H 2H HR	3	2	1	3	1	1	0				
Pete Runnels, L OBP: 0.400, SLG: 0.596	0-0 F8 1H 2H 3H 2B			0-0 CS 1B			0-0 6-3		0-0 4-3	4	0	2	3	0	0	0				
Jerry Snyder, R OBP: 0.364, SLG: 0.341	0-0 F8			0-0 1-2 1B			0-0		0-0 F9	4	0	2	0	0	0	1				
Ed Fitz Gerald, R OBP: 0.421, SLG: 0.611	4-0			0-3 K			0-0 F9		0-0 6-3 1B	3	0	1	0	1	1	1				
Dean Stone, L Bob Chakales, R	0-3 K			0-0 5-3			0-3 K		0-0 6-3	1	0	0	0	0	1	2				
<b>Inning Stats</b>	R: 4 E: 0 K: 2 S: 9	H: 2 LOB: 2 BB: 4 P: 25	R: 0 E: 0 K: 1 S: 5	H: 0 LOB: 1 BB: 1 P: 9	R: 0 E: 0 K: 1 S: 5	H: 2 LOB: 1 BB: 0 P: 5	R: 0 E: 0 K: 1 S: 5	H: 0 LOB: 1 BB: 1 P: 9	R: 0 E: 0 K: 0 S: 3	H: 0 LOB: 0 BB: 0 P: 3	R: 0 E: 0 K: 1 S: 6	H: 1 LOB: 0 BB: 0 P: 6	R: 3 E: 0 K: 1 S: 7	H: 2 LOB: 0 BB: 1 P: 11	R: 0 E: 0 K: 1 S: 6	H: 1 LOB: 1 BB: 0 P: 6	1B: 6 2B: 1 3B: 0 HR: 1	SF: 0 SAC: 1 DP: 0 HBP: 0	WP: 0 PB: 0 SB: 0 CS: 1	PA: 37
<b>PITCHER</b>	IP WLS BF H R ER SO BB IBB HBP BLK WP HR S P ERA WHIP	IP WLS BF H R ER SO BB IBB HBP BLK WP HR S P ERA WHIP																		
Billy Pierce, L ERA: 3.97 Bill Fischer, R ERA: 36.0	(1, 1) 7.0 L 4 1 0 0 1 0 0 0 0 0 0 6 6 0.00 1.000	(8, 1) 1.0 4 1 0 0 1 0 0 0 0 0 0 6 6 0.00 1.000																		


**Chicago White Sox @ Washington Senators**  
Griffith Stadium, Washington, DC  
Thu May 03 1956, 3:33 AM EDT  
Att: 6,162 - Unknown


livebaseballscorecards.com

AB 29  
R 7  
H 8  
RBI 7  
BB 7  
SO 8  
LOB 12





Batter	1	2	3	4	5	6	7	8	9	AB R H RBI BB SO LOB	TOP												
Sammy Esposito, R OBP: 0.200, SLG: 0.300 (1, 5)	P6		HBP 1B 1B		F9		6-3		SH1-4	4 1 1 0 0 0 0	<b>Chicago White Sox @ Washington Senators</b> Griffith Stadium, Washington, DC Fri May 04 1956, 3:33 AM EDT Att: 6,302 - Unknown <a href="http://livebaseballscorecards.com">livebaseballscorecards.com</a>												
Nellie Fox, L OBP: 0.214, SLG: 0.282 (1, 4)	K		HBP 1B 1B		6-3		K		4-3	5 1 1 1 0 2 1													
Minnie Minoso, R OBP: 0.405, SLG: 0.281 (1, 7)	BB 1B		1B SF9 HBP		6-3		F7		PB BB	3 1 1 0 1 0 0													
Larry Doby, L OBP: 0.342, SLG: 0.267 (1, 8)	BB		CS 1B		F9		WP SH1 1B		5-3	4 0 2 2 1 0 2													
Jim Rivera, L OBP: 0.419, SLG: 0.519 (1, 9)	K		SF9		2B		SH1			2 1 1 1 0 1 2													
George Kell, R OBP: 0.429, SLG: 0.421 (1, 3)		1-3	K		2B		5-3			4 0 1 1 0 1 2													
Sherm Lollar, R OBP: 0.457, SLG: 0.308 (1, 2)	F8			F7	2B		BB			3 0 0 0 1 0 1													
Jim Brideweser, R OBP: 0.333, SLG: 0.200 (1, 6)	K			1-3	HBP		K			3 0 0 0 0 2 2													
Dick Donovan, L OBP: 0.571, SLG: 1.000 (1, 1)			1B BB	L1	F8			4-3 SH1-4 1B		3 1 1 0 1 0 2													
<b>Inning Stats</b>	R: 0 E: 0 K: 2 S: 8	H: 1 LOB: 2 BB: 1 P: 12	R: 0 E: 0 K: 1 S: 5	H: 0 LOB: 0 BB: 0 P: 5	R: 4 E: 0 K: 1 S: 7	H: 3 LOB: 1 BB: 1 P: 12	R: 0 E: 0 K: 0 S: 3	H: 0 LOB: 0 BB: 0 P: 3	R: 0 E: 0 K: 0 S: 3	H: 0 LOB: 0 BB: 0 P: 3	R: 1 E: 0 K: 0 S: 5	H: 2 LOB: 2 BB: 0 P: 6	R: 0 E: 0 K: 1 S: 5	H: 0 LOB: 0 BB: 0 P: 5	R: 0 E: 0 K: 1 S: 6	H: 1 LOB: 2 BB: 1 P: 10	R: 0 E: 0 K: 0 S: 4	H: 1 LOB: 2 BB: 1 P: 8	1B: 6 2B: 3 3B: 0 HR: 0	SF: 1 SAC: 2 DP: 1 HBP: 2	WP: 1 PB: 1 CS: 0	PA: 40	
<b>PITCHER</b>	IP WLS BF H R ER SO BB IBB HBP BLK WP HR S P ERA WHIP											<b>PITCHER</b>	IP WLS BF H R ER SO BB IBB HBP BLK WP HR S P ERA WHIP										
Camilo Pascual, R ERA: 4.22 (1, 1)	8.0 L 35 7 5 5 6 3 0 2 0 1 0 42 56 5.62 1.250											Tex Clevenger, R ERA: 9.0 (9, 1)	1.0 5 1 0 0 0 1 0 0 0 0 0 4 8 0.00 2.000										

Batter	1	2	3	4	5	6	7	8	9	AB R H RBI BB SO LOB	BOTTOM												
Eddie Yost, R OBP: 0.497, SLG: 0.265 (1, 5)	G3		K			5-3			F8	4 0 0 0 0 1 0	<b>Chicago White Sox @ Washington Senators</b> Griffith Stadium, Washington, DC Fri May 04 1956, 3:33 AM EDT Att: 6,302 - Unknown <a href="http://livebaseballscorecards.com">livebaseballscorecards.com</a>												
Dick Tettelbach, R OBP: 0.286, SLG: 0.305 (1, 7)	K		BB			6-3			2B 1B	3 0 1 0 1 1 0													
Pete Runnels, L OBP: 0.370, SLG: 0.549 (1, 4)	4-3		F8			G3			F7	4 0 0 0 0 0 2													
Roy Sievers, R OBP: 0.333, SLG: 0.441 (1, 3)		HR 1B		F8		F2			1-3 2B	4 1 2 0 0 0 0													
Jim Lemon, R OBP: 0.453, SLG: 0.717 (1, 9)		HR		K		K			3-1	4 1 1 2 0 2 2													
Clint Courtney, L OBP: 0.438, SLG: 0.517 (1, 2)		G5-4-3 1B		F8		K				3 0 1 0 0 1 0													
Karl Olson, R OBP: 0.400, SLG: 0.544 (1, 8)		F9			K			F8		3 0 0 0 0 1 1													
Jerry Snyder, R OBP: 0.362, SLG: 0.341 (1, 6)		G5-4-3			G4-6-3 1B			4-3		3 0 1 0 0 0 1													
Camilo Pascual, R OBP: 0.364, SLG: 0.455 Ernie Oravetz, S OBP: 0.167, SLG: 0.200 Tex Clevenger, R (8, PH) (9, 1)			F8		G4-6-3			4-3		2 0 0 0 0 0 1 1 0 0 0 0 0 0 0 0 0 0 0 0 0													
<b>Inning Stats</b>	R: 0 E: 0 K: 1 S: 5	H: 0 LOB: 0 BB: 0 P: 5	R: 2 E: 0 K: 0 S: 5	H: 3 LOB: 0 BB: 0 P: 5	R: 0 E: 0 K: 1 S: 5	H: 0 LOB: 1 BB: 1 P: 9	R: 0 E: 0 K: 1 S: 5	H: 0 LOB: 0 BB: 0 P: 5	R: 0 E: 0 K: 0 S: 3	H: 0 LOB: 0 BB: 0 P: 3	R: 0 E: 0 K: 2 S: 7	H: 0 LOB: 0 BB: 0 P: 7	R: 0 E: 0 K: 0 S: 3	H: 0 LOB: 0 BB: 0 P: 3	R: 0 E: 0 K: 0 S: 5	H: 2 LOB: 2 BB: 0 P: 5	1B: 4 2B: 1 3B: 0 HR: 1	SF: 0 SAC: 0 DP: 2 HBP: 0	WP: 0 PB: 0 CS: 0	PA: 32			
<b>PITCHER</b>	IP WLS BF H R ER SO BB IBB HBP BLK WP HR S P ERA WHIP											<b>PITCHER</b>	IP WLS BF H R ER SO BB IBB HBP BLK WP HR S P ERA WHIP										
Dick Donovan, R ERA: 2.7 (1, 1)	9.0 W 32 6 2 2 6 1 0 0 0 0 1 43 47 2.00 0.778																						



Batter	1	2	3	4	5	6	7	8	9	AB	R	H	RBI	BB	SO	LOB	TOP			
Bubba Phillips, R (1, 9) OBP: 0.286, SLG: 0.429	0-0 6-3			0-0 5-3		0-0 1-3		0-0 F9		4	0	0	0	0	0	1	Chicago White Sox @ Washington Senators Griffith Stadium, Washington, DC Sat May 05 1956, 3:33 AM EDT Att: 4,686 - Unknown			
Sammy Esposito, R (1, 5) OBP: 0.143, SLG: 0.214 Sandy Consuegra, R (8, 1)	0-0 P5			0-0 L8		0-0 F7		0-0 P5		4	0	0	0	0	0	1				
Minnie Minoso, R (1, 7) OBP: 0.435, SLG: 0.417	0-0 F9			0-0 HR			0-0 G3 BB SF8 1B		0-0 1B	4	2	3	1	0	0	0				
George Kell, R (1, 3) OBP: 0.480, SLG: 0.500 Jim Rivera, L (9, PR) OBP: 0.419, SLG: 0.519		0-0 5-3		0-0 2B			4-0 1-2 G3 BB		0-0 1B	3	0	2	0	1	0	0				
Larry Doby, L (1, 8) OBP: 0.310, SLG: 0.235	0-0 4-3			0-0 P4			0-0 G3		0-3 K	4	0	0	0	0	1	5				
Sherm Lollar, R (1, 2) OBP: 0.410, SLG: 0.276	0-0 P4				0-0 F8		0-0 SF8		0-0 F3	3	0	0	1	0	0	2				
Nellie Fox, L (1, 4) OBP: 0.196, SLG: 0.256			0-0 L9		0-0 G3		0-0 G3		0-0 6-3	4	0	0	0	0	0	3				
Jim Brideweser, R (1, 6) OBP: 0.250, SLG: 0.143 Bob Nieman, R (8, PH) OBP: 1.000, SLG: 1.000 Luis Aparicio, R (8, PR) OBP: 0.130, SLG: 0.130			0-0 5-3		0-0 5-3			0-0 S 1B		2	0	0	0	0	0	0				
Connie Johnson, R (1, 1) Mike Fomies, R (7, 1) Bob Kennedy, R (8, PH) OBP: 0.231, SLG: 0.091			0-3 K			0-0 6-3		0-0 F7		2	0	0	0	0	1	0				
<b>Inning Stats</b>	R: 0 E: 0 K: 0 S: 3	H: 0 LOB: 0 BB: 0 P: 3	R: 0 E: 0 K: 0 S: 3	H: 0 LOB: 0 BB: 0 P: 3	R: 0 E: 0 K: 1 S: 5	H: 0 LOB: 0 BB: 0 P: 5	R: 1 E: 0 K: 0 S: 5	H: 2 LOB: 1 BB: 0 P: 5	R: 0 E: 0 K: 0 S: 3	H: 0 LOB: 0 BB: 0 P: 3	R: 1 E: 0 K: 0 S: 4	H: 1 LOB: 1 BB: 1 P: 8	R: 0 E: 0 K: 0 S: 4	H: 1 LOB: 2 BB: 0 P: 4	R: 0 E: 0 K: 1 S: 7	H: 2 LOB: 2 BB: 0 P: 7		1B: 4 2B: 1 3B: 0 HR: 1	SF: 1 SAC: 0 DP: 0 HBP: 0	WP: 0 PB: 0 SB: 1 CS: 0
<b>PITCHER</b> Chuck Stobbs, L (1, 1) ERA: 4.02	IP: 9.0 WLS: W BF: 34 H: 6 R: 2 ER: 2 SO: 2 BB: 1 IBB: 0 HBP: 0 BLK: 0 WP: 0 HR: 1 S: 37 P: 41 ERA: 2.00 WHIP: 0.778																			

Batter	1	2	3	4	5	6	7	8	9	AB	R	H	RBI	BB	SO	LOB	BOTTOM			
Eddie Yost, R (1, 5) OBP: 0.453, SLG: 0.250	4-0 FC4-6 BB		4-0 1B		0-0 P3		0-0 6-3	0-0 L4		3	0	0	0	2	0	2	Chicago White Sox @ Washington Senators Griffith Stadium, Washington, DC Sat May 05 1956, 3:33 AM EDT Att: 4,686 - Unknown			
Ernie Oravetz, S (1, 9) OBP: 0.300, SLG: 0.250	0-0 FC4-6 FC1-6 1-2		0-0 FC6-4 1B		0-0 F9		4-0 BB BB			3	1	1	0	1	0	1				
Pete Runnels, L (1, 4) OBP: 0.362, SLG: 0.519	0-0 FC1-6 FC6-4 1-2		0-0 FC6-4 G5-4-3 1-2			0-0 F7	4-0 1B BB			3	0	0	0	1	0	3				
Roy Sievers, R (1, 3) OBP: 0.329, SLG: 0.429	0-0 FC6-4 1-2		0-0 G5-4-3 1-2			0-0 F7	0-0 1B BB 1-3 2H			4	0	1	1	0	0	3				
Jim Lemon, R (1, 7) OBP: 0.474, SLG: 0.820		0-0 2B		0-0 FC2 2B		0-0 HR	0-3 K			4	2	3	1	0	1	2				
Clint Courtney, L (1, 2) OBP: 0.417, SLG: 0.485 Pedro Ramos, S (8, PR) OBP: 0.429, SLG: 0.429 Jose Valdivielso, R (9, 6) OBP: 0.190, SLG: 0.200		0-0 F8		0-0 3-1		0-0 1B	0-0 E7 SH3 1B			4	0	1	0	0	0	2				
Karl Olson, R (1, 8) OBP: 0.397, SLG: 0.533	0-3 K		0-0 FC2 G4-3		0-0 FC2 G4-3 3H	1-3 1B	0-0 SH3			3	0	1	1	0	1	1				
Jerry Snyder, R (1, 6) OBP: 0.360, SLG: 0.326 Lou Berberet, L (8, PH) OBP: 0.182, SLG: 0.105		4-0 BB		0-0 G4-3 1-2		0-0 F7	4-0 L4 1B IBB			2	0	0	0	1	0	3				
Chuck Stobbs, L (1, 1) OBP: 0.077, SLG: 0.083	0-0 6-3				0-3 K		0-3 K		0-0 1-2 2H 1B	4	0	1	1	0	2	2				
<b>Inning Stats</b>	R: 0 E: 0 K: 0 S: 3	H: 0 LOB: 1 BB: 1 P: 7	R: 0 E: 0 K: 1 S: 6	H: 1 LOB: 2 BB: 1 P: 10	R: 0 E: 0 K: 0 S: 3	H: 1 LOB: 1 BB: 1 P: 7	R: 1 E: 0 K: 0 S: 4	H: 1 LOB: 0 BB: 0 P: 4	R: 0 E: 0 K: 1 S: 5	H: 0 LOB: 0 BB: 0 P: 5	R: 1 E: 0 K: 0 S: 6	H: 3 LOB: 2 BB: 0 P: 6	R: 1 E: 0 K: 2 S: 8	H: 1 LOB: 2 BB: 2 P: 16	R: 1 E: 1 K: 0 S: 4	H: 1 LOB: 1 BB: 1 P: 8		1B: 5 2B: 3 3B: 0 HR: 1	SF: 0 SAC: 1 DP: 3 HBP: 0	WP: 0 PB: 0 SB: 0 CS: 0
<b>PITCHER</b> Connie Johnson, R (1, 1) ERA: 2.79 Mike Fomies, R (7, 1) Sandy Consuegra, R (8, 1) ERA: 20.25	IP: 6.2 WLS: L BF: 30 H: 6 R: 3 ER: 3 SO: 3 BB: 0 IBB: 0 HBP: 0 BLK: 0 WP: 0 HR: 1 S: 31 P: 51 ERA: 4.05 WHIP: 1.650																			











Batter	1	2	3	4	5	6	7	8	9	AB	R	H	RBI	BB	SO	LOB	TOP																	
Harvey Kuenn, R OBP: 0.371, SLG: 0.436 (1, 6)										5	1	4	3	1	0	0	<b>Detroit Tigers @ Washington Senators</b> Griffith Stadium, Washington, DC Tue May 08 1956, 3:33 AM EDT Att: 2,464 - Unknown																	
Wayne Belardi, L OBP: 0.600, SLG: 0.750 (1, 3)										4	1	1	1	1	1	4																		
Al Kaline, R OBP: 0.276, SLG: 0.398 (1, 9)										6	0	0	0	0	0	8																		
Ray Boone, R OBP: 0.361, SLG: 0.423 (1, 5)										3	2	1	0	3	0	4																		
Bill Tuttle, R OBP: 0.359, SLG: 0.523 (1, 8)										5	2	2	3	1	1	2																		
Frank House, L OBP: 0.271, SLG: 0.393 (1, 2)										6	1	1	1	0	1	5																		
Charlie Maxwell, L OBP: 0.434, SLG: 0.714 (1, 7)										5	3	3	2	0	0	3																		
Buddy Hicks, S OBP: 0.300, SLG: 0.333 (1, 4)										4	2	2	3	1	1	0																		
Duke Maas, R Dick Marlowe, R Earl Torgeson, L Bud Black, R Jim Delsing, L Reno Bertola, R Steve Gromek, S (1, 1) (4, 1) (5, PH) (5, 1) (7, PH) (7, PH) (7, PH)										1	0	0	0	1	0	1																		
<b>Inning Stats</b>	R: 0 E: 0 K: 0 S: 3	H: 0 LOB: 0 BB: 0 P: 3	R: 0 E: 0 K: 1 S: 5	H: 0 LOB: 1 BB: 1 P: 9	R: 0 E: 0 K: 2 S: 8	H: 1 LOB: 2 BB: 1 P: 12	R: 2 E: 0 K: 1 S: 7	H: 2 LOB: 1 BB: 1 P: 11	R: 8 E: 0 K: 0 S: 9	H: 6 LOB: 4 BB: 4 P: 25	R: 1 E: 0 K: 0 S: 4	H: 1 LOB: 0 BB: 0 P: 4	R: 1 E: 0 K: 0 S: 4	H: 1 LOB: 2 BB: 1 P: 8	R: 2 E: 0 K: 0 S: 5	H: 3 LOB: 2 BB: 2 P: 13		R: 0 E: 0 K: 0 S: 4	H: 1 LOB: 1 BB: 0 P: 4	1B: 10 2B: 3 3B: 0 HR: 2	SF: 0 SAC: 1 DP: 2 HBP: 0	WP: 0 PB: 0 SB: 0 CS: 0	PA: 51											
<b>PITCHER</b>	IP WLS BF H R ER SO BB IBB HBP BLK WP HR S P ERA WHIP																																	
Dean Stone, L ERA: 4.05	(1, 1)	4.0	20	3	4	4	4	5	0	0	0	0	0	0	23	43	9.00	2.000																
Bob Chakales, R ERA: 3.63	(5, 1)	0.1	L	6	4	3	3	0	1	0	0	0	0	0	5	9	81.00	15.000																
Connie Grob, R ERA: 5.23	(5, 1)	1.2		9	3	4	4	0	1	0	0	0	0	1	8	12	21.60	2.400																
Dick Brodowski, R ERA: 8.78	(7, 1)	3.0		16	5	3	3	0	3	0	0	0	0	1	13	25	9.00	2.667																

Batter	1	2	3	4	5	6	7	8	9	AB	R	H	RBI	BB	SO	LOB	BOTTOM																	
Eddie Yost, R OBP: 0.456, SLG: 0.323 (1, 5)										4	0	0	0	0	0	2	<b>Detroit Tigers @ Washington Senators</b> Griffith Stadium, Washington, DC Tue May 08 1956, 3:33 AM EDT Att: 2,464 - Unknown																	
Dick Tettelbach, R OBP: 0.280, SLG: 0.286 (1, 7)										4	1	0	0	1	2	1																		
Pete Runnels, L OBP: 0.384, SLG: 0.500 (1, 4)										4	0	1	0	1	2	2																		
Roy Sievers, R OBP: 0.356, SLG: 0.466 (1, 3)										3	2	1	2	1	0	2																		
Jim Lemon, R OBP: 0.437, SLG: 0.778 (1, 9)										4	1	1	1	0	1	1																		
Clint Courtney, L OBP: 0.435, SLG: 0.463 (1, 2)										2	1	1	1	2	0	0																		
Karl Olson, R OBP: 0.407, SLG: 0.548 (1, 8)										4	1	2	0	0	0	1																		
Jerry Snyder, R OBP: 0.365, SLG: 0.328 (1, 6)										4	0	2	1	0	0	0																		
Dean Stone, L Bob Chakales, R Connie Grob, L Ernie Cravette, S Dick Brodowski, R Whitley Herzog, L (1, 1) (5, 1) (5, 1) (6, PH) (7, 1) (5, PH)										2	0	0	0	0	2	1																		
<b>Inning Stats</b>	R: 2 E: 0 K: 0 S: 4	H: 1 LOB: 1 BB: 1 P: 8	R: 0 E: 0 K: 0 S: 2	H: 0 LOB: 0 BB: 1 P: 6	R: 0 E: 0 K: 1 S: 5	H: 0 LOB: 0 BB: 0 P: 5	R: 3 E: 0 K: 2 S: 10	H: 4 LOB: 1 BB: 1 P: 14	R: 0 E: 0 K: 1 S: 5	H: 0 LOB: 1 BB: 1 P: 9	R: 1 E: 0 K: 1 S: 7	H: 2 LOB: 2 BB: 1 P: 11	R: 0 E: 0 K: 1 S: 6	H: 1 LOB: 1 BB: 0 P: 6	R: 0 E: 0 K: 0 S: 3	H: 0 LOB: 0 BB: 0 P: 3		R: 0 E: 0 K: 2 S: 7	H: 0 LOB: 1 BB: 0 P: 8	1B: 5 2B: 1 3B: 1 HR: 1	SF: 0 SAC: 0 DP: 0 HBP: 1	WP: 1 PB: 0 SB: 0 CS: 2	PA: 39											
<b>PITCHER</b>	IP WLS BF H R ER SO BB IBB HBP BLK WP HR S P ERA WHIP																																	
Duke Maas, R ERA: 9.6	(1, 1)	3.2	W	1	0	0	0	1	0	0	0	0	0	3	3	0.00	0.000																	
Dick Marlowe, R ERA: 3.49	(4, 1)	0.1		1	0	0	0	1	0	0	0	0	0	12	20	4.50	2.000																	
Bud Black, R ERA: 5.14	(5, 1)	2.0		10	2	1	1	2	2	0	0	0	1	0	16	17	0.00	0.333																
Steve Gromek, R ERA: 5.46	(7, 1)	3.0	S	11	1	0	0	3	0	0	1	0	0	16	17	0.00	0.333																	



Batter	1	2	3	4	5	6	7	8	9	AB	R	H	RBI	BB	SO	LOB	TOP						
Harvey Kuenn, R OBP: 0.376, SLG: 0.432	5-3			FC1-6 3B	HR		5-3			3	2	1	0	1	0	1	<b>Detroit Tigers @ Washington Senators</b> Griffith Stadium, Washington, DC Wed May 09 1956, 3:33 AM EDT Att: 2,852 - Unknown						
Wayne Belardi, L OBP: 0.526, SLG: 0.600	4-3			FC1-6 1-2	BB		K			3	0	0	0	1	2	2							
Al Kaline, R OBP: 0.275, SLG: 0.425	L4			FC1-6 3B	HR			K		4	2	1	2	0	1	2							
Ray Boone, R OBP: 0.345, SLG: 0.400		5-3		L6			K		F9	4	0	0	0	0	1	2							
Bill Tuttle, R OBP: 0.354, SLG: 0.506	L1			3B			F8		5-3	3	1	0	0	1	0	0							
Frank House, L OBP: 0.270, SLG: 0.417	F7			HR	3B		4-1		K	4	1	1	3	0	1	0							
Charlie Maxwell, L OBP: 0.421, SLG: 0.736			K	HR			K		F9	4	1	1	2	0	2	0							
Buddy Hicks, S OBP: 0.286, SLG: 0.308			L6	3-1					P4	4	0	1	0	0	0	0							
Paul Foytack, R OBP: 0.270, SLG: 0.417			K				4-3			3	0	0	0	0	2	1							
<b>Inning Stats</b>	R: 0 E: 0 K: 0 S: 3	H: 0 LOB: 0 BB: 0 P: 3	R: 0 E: 0 K: 0 S: 3	H: 0 LOB: 0 BB: 0 P: 3	R: 0 E: 0 K: 2 S: 7	H: 0 LOB: 0 BB: 0 P: 7	R: 5 E: 0 K: 0 S: 6	H: 3 LOB: 0 BB: 2 P: 14	R: 2 E: 0 K: 3 S: 10	H: 1 LOB: 0 BB: 1 P: 14	R: 0 E: 0 K: 1 S: 5	H: 0 LOB: 0 BB: 0 P: 5	R: 0 E: 0 K: 1 S: 6	H: 1 LOB: 1 BB: 0 P: 6	R: 0 E: 0 K: 1 S: 5	H: 0 LOB: 0 BB: 0 P: 5	R: 0 E: 0 K: 1 S: 5	H: 0 LOB: 0 BB: 0 P: 5	1B: 2 2B: 0 3B: 1 HR: 2	SF: 0 SAC: 0 DP: 0 HBP: 0	WP: 0 PB: 0 SB: 1 CS: 0	PA: 35	
<b>PITCHER</b>	IP	WLS	BF	H	R	ER	SO	BB	IBB	HBP	BLK	WP	HR	S	P	ERA	WHIP						
Camilo Pascual, R ERA: 5.35	(1, 1)	5.0	L	22	4	7	7	5	3	0	0	0	0	2	29	41	12.60	1.400					
Tex Clevenger, R ERA: 8.23	(6, 1)	3.0		10	1	0	0	3	0	0	0	0	0	0	16	16	0.00	0.333					
Connie Grob, R ERA: 4.76	(9, 1)	1.0		3	0	0	0	1	0	0	0	0	0	5	5	0.00	0.000						

Batter	1	2	3	4	5	6	7	8	9	AB	R	H	RBI	BB	SO	LOB	BOTTOM						
Eddie Yost, R OBP: 0.497, SLG: 0.338	3B		6-3		1-H			K		3	1	1	0	1	1	0	<b>Detroit Tigers @ Washington Senators</b> Griffith Stadium, Washington, DC Wed May 09 1956, 3:33 AM EDT Att: 2,852 - Unknown						
Dick Tettelbach, R OBP: 0.304, SLG: 0.281	K		CS			G1-6-3		2B		1	1	0	0	3	1	1							
Pete Runnels, L OBP: 0.390, SLG: 0.544	1-H		CS		1-2	G1-6-3		2B		4	0	2	2	0	1	1							
Roy Sievers, R OBP: 0.352, SLG: 0.494	K			HR		6-3		K		4	1	1	1	0	2	2							
Jim Lemon, R OBP: 0.413, SLG: 0.731	L9			3-1			K		K	4	0	0	0	0	2	1							
Clint Courtney, L OBP: 0.400, SLG: 0.422		F8		F7			G3		G3	4	0	0	0	0	0	0							
Karl Olson, R OBP: 0.400, SLG: 0.526		5-3					BB		4-3	3	0	0	0	1	0	0							
Jerry Snyder, R OBP: 0.348, SLG: 0.311		3-1			5-3		P2			3	0	0	0	0	0	1							
Camilo Pascual, R OBP: 0.333, SLG: 0.417			6-3					6-3		1	0	0	0	0	0	0							
Whitey Herzog, L OBP: 0.176, SLG: 0.125										1	0	1	0	0	0	0							
Tex Clevenger, R										0	0	0	0	0	0	0							
Ernie Oravetz, S OBP: 0.364, SLG: 0.389										1	0	0	0	0	0	0							
Connie Grob, L OBP: 0.500, SLG: 0.500										0	0	0	0	0	0	0							
<b>Inning Stats</b>	R: 1 E: 0 K: 2 S: 8	H: 1 LOB: 1 BB: 1 P: 12	R: 0 E: 0 K: 0 S: 3	H: 0 LOB: 0 BB: 0 P: 3	R: 0 E: 0 K: 0 S: 2	H: 0 LOB: 0 BB: 1 P: 6	R: 1 E: 0 K: 1 S: 6	H: 1 LOB: 0 BB: 0 P: 6	R: 0 E: 0 K: 0 S: 4	H: 2 LOB: 2 BB: 0 P: 4	R: 0 E: 0 K: 0 S: 2	H: 0 LOB: 0 BB: 1 P: 6	R: 0 E: 0 K: 1 S: 5	H: 0 LOB: 1 BB: 1 P: 9	R: 1 E: 0 K: 2 S: 8	H: 1 LOB: 1 BB: 1 P: 12	R: 0 E: 0 K: 1 S: 5	H: 0 LOB: 0 BB: 0 P: 5	1B: 1 2B: 2 3B: 1 HR: 1	SF: 0 SAC: 0 DP: 1 HBP: 0	WP: 0 PB: 0 SB: 0 CS: 1	PA: 35	
<b>PITCHER</b>	IP	WLS	BF	H	R	ER	SO	BB	IBB	HBP	BLK	WP	HR	S	P	ERA	WHIP						
Paul Foytack, R ERA: 3.32	(1, 1)	9.0	W	34	5	3	3	7	5	0	0	0	0	1	43	63	3.00	1.111					



Batter	1	2	3	4	5	6	7	8	9	AB	R	H	RBI	BB	SO	LOB	TOP																			
Billy Goodman, L (1,4) OBP: 0.381, SLG: 0.500 Billy Consolo, R (9, FR)	F8	4-3		FC4-6			K			5	0	1	1	0	1	3																				
Frank Matzone, R (1,5) OBP: 0.231, SLG: 0.378	F9		F8	L6			6-3		6-3	5	0	0	0	0	0	2																				
Dick Gemert, R (1,7) OBP: 0.446, SLG: 0.732				HR		6-3	E7		F9	4	1	2	1	1	0	1																				
Norm Zauchin, R (1,3) OBP: 0.361, SLG: 0.452 Ted Williams, L (7, PH) OBP: 0.526, SLG: 0.533 Tom Brewer, R (7, FR) OBP: 0.308, SLG: 0.308 Mickey Vernon, L (7,3) OBP: 0.340, SLG: 0.556	F9						K			3	0	1	0	0	1	1																				
Jackie Jensen, R (1,9) OBP: 0.352, SLG: 0.305			P3						F7	3	1	1	0	1	0	3																				
Jim Piersall, R (1,8) OBP: 0.434, SLG: 0.469			F8							4	0	1	0	0	0	2																				
Don Buddin, R (1,6) OBP: 0.400, SLG: 0.313							F8		F7	4	1	1	0	0	0	2																				
Sammy White, R (1,2) OBP: 0.319, SLG: 0.344			P4				5-3		F8	4	0	1	0	0	0	2																				
Ike Delock, R (1,1) OBP: 0.500, SLG: 0.333 Tom Hurd, R (6,1) OBP: 1.000, SLG: 1.000 Faye Throneberry, L (9, PH) OBP: 0.333, SLG: 0.444							6-3		K	3	0	1	1	0	1	2																				
<b>Inning Stats</b>	R: 0 E: 0 K: 0 S: 3	H: 0 LOB: 1 BB: 1 P: 7	R: 1 E: 0 K: 0 S: 6	H: 3 LOB: 2 BB: 0 P: 6	R: 1 E: 0 K: 0 S: 5	H: 2 LOB: 1 BB: 0 P: 5	R: 1 E: 0 K: 1 S: 7	H: 2 LOB: 1 BB: 0 P: 7	R: 0 E: 0 K: 1 S: 5	H: 0 LOB: 0 BB: 0 P: 3	R: 0 E: 1 K: 1 S: 6	H: 1 LOB: 2 BB: 1 P: 10	R: 0 E: 0 K: 0 S: 3	H: 0 LOB: 0 BB: 0 P: 3	R: 0 E: 0 K: 1 S: 6	H: 1 LOB: 1 BB: 0 P: 6	1B: 6 2B: 1 3B: 1 HR: 1	SF: 0 SAC: 0 DP: 0 HBP: 0	WP: 0 PB: 0 SB: 0 CS: 0	PA: 39																
<b>PITCHER</b>	IP	WLS	BF	H	R	ER	SO	BB	IBB	HBP	BLK	WP	HR	S	P	ERA	WHIP	<b>PITCHER</b>		IP	WLS	BF	H	R	ER	SO	BB	IBB	HBP	BLK	WP	HR	S	P	ERA	WHIP
Chuck Stobbs, L (1,1) ERA: 4.46	3.0		17	7	3	3	0	1	0	0	0	0	1	16	20	9.00	2.667																			
Bob Chakales, R (4,1) ERA: 2.7	6.0	W	22	2	0	0	4	1	1	0	0	0	0	28	36	0.00	0.500																			

**Boston Red Sox @ Washington Senators**  
Griffith Stadium, Washington, DC  
Fri May 11 1956, 3:33 AM EDT  
Att: 8,701 - Unknown

livebaseballscorecards.com

AB 36  
R 3  
H 9  
RBI 3  
BB 3  
SO 4  
LOB 18



Batter	1	2	3	4	5	6	7	8	9	AB	R	H	RBI	BB	SO	LOB	BOTTOM																			
Eddie Yost, R (1,5) OBP: 0.455, SLG: 0.348	5-3		G3							4	0	1	0	1	1	3																				
Ernie Oravetz, S (1,7) OBP: 0.320, SLG: 0.333	1-3		G3							3	0	0	0	0	0	1																				
Pete Runnels, L (1,4) OBP: 0.407, SLG: 0.563										3	1	2	1	1	1	0																				
Roy Sievers, R (1,3) OBP: 0.358, SLG: 0.488										3	0	1	0	1	0	4																				
Jim Lemon, R (1,9) OBP: 0.418, SLG: 0.714										3	1	1	1	1	1	1																				
Clint Courtney, L (1,2) OBP: 0.407, SLG: 0.438										3	1	1	0	0	0	2																				
Karl Olson, R (1,8) OBP: 0.390, SLG: 0.513										4	0	1	1	0	0	2																				
Jerry Snyder, R (1,6) OBP: 0.357, SLG: 0.323										4	0	2	1	0	0	1																				
Chuck Stobbs, L (1,1) OBP: 0.071, SLG: 0.077 Bob Chakales, R (4,1) OBP: 0.143, SLG: 0.143										1	0	0	0	0	0	0																				
<b>Inning Stats</b>	R: 1 E: 0 K: 0 S: 6	H: 3 LOB: 2 BB: 0 P: 6	R: 0 E: 0 K: 0 S: 3	H: 0 LOB: 0 BB: 0 P: 3	R: 0 E: 0 K: 0 S: 3	H: 1 LOB: 1 BB: 1 P: 7	R: 0 E: 0 K: 1 S: 6	H: 1 LOB: 1 BB: 0 P: 6	R: 1 E: 0 K: 0 S: 4	H: 2 LOB: 1 BB: 1 P: 8	R: 2 E: 0 K: 0 S: 5	H: 2 LOB: 1 BB: 1 P: 9	R: 0 E: 0 K: 1 S: 5	H: 0 LOB: 1 BB: 1 P: 9	R: 0 E: 0 K: 1 S: 6	H: 1 LOB: 2 BB: 0 P: 7	1B: 7 2B: 3 3B: 0 HR: 0	SF: 0 SAC: 1 DP: 2 HBP: 1	WP: 0 PB: 0 SB: 0 CS: 0	PA: 37																
<b>PITCHER</b>	IP	WLS	BF	H	R	ER	SO	BB	IBB	HBP	BLK	WP	HR	S	P	ERA	WHIP	<b>PITCHER</b>		IP	WLS	BF	H	R	ER	SO	BB	IBB	HBP	BLK	WP	HR	S	P	ERA	WHIP
Ike Delock, R (1,1) ERA: 9.95	5.0	L	24	8	4	4	1	3	0	0	0	0	0	23	35	7.20	2.200																			
Tom Hurd, R (6,1) ERA: 4.91	3.0		13	2	0	0	2	1	0	1	0	0	0	15	20	0.00	1.000																			

**Boston Red Sox @ Washington Senators**  
Griffith Stadium, Washington, DC  
Fri May 11 1956, 3:33 AM EDT  
Att: 8,701 - Unknown

livebaseballscorecards.com

AB 31  
R 4  
H 10  
RBI 4  
BB 4  
SO 3  
LOB 17





Batter	1	2	3	4	5	6	7	8	9	AB	R	H	RBI	BB	SO	LOB	TOP		
<b>Billy Goodman, L</b> OBP: 0.378, SLG: 0.488 (1, 4)										6	2	2	0	0	0	3	<b>Boston Red Sox @ Washington Senators</b> Griffith Stadium, Washington, DC Sat May 12 1956, 3:33 AM EDT Att: 7,098 - Unknown		
<b>Frank Malzone, R</b> OBP: 0.250, SLG: 0.439 (1, 5)										4	2	1	2	1	0	2			
<b>Mickey Vernon, L</b> OBP: 0.364, SLG: 0.542 (1, 3)										3	1	1	0	2	1	1			
<b>Dick Gemert, R</b> OBP: 0.471, SLG: 0.836 (1, 7)										5	2	4	6	0	0	0			
<b>Jackie Jensen, R</b> OBP: 0.355, SLG: 0.302 (1, 9)										4	0	1	0	1	0	4			
<b>Jim Piersall, R</b> OBP: 0.444, SLG: 0.471 (1, 8)										4	0	2	0	1	0	3			
<b>Don Buddin, R</b> OBP: 0.388, SLG: 0.294 (1, 6)										4	0	0	0	1	0	5			
<b>Sammy White, R</b> OBP: 0.324, SLG: 0.354 (1, 2)										4	1	1	0	1	0	2			
<b>Tom Brewer, R</b> OBP: 0.337, SLG: 0.357 (2, 1)										1	1	1	1	0	0	0			
<b>Dave Sisler, R</b> (2, 1)										0	0	0	0	0	0	0			
<b>Leo Kiely, L</b> (2, 1)										0	0	0	0	0	0	0			
<b>Ted Williams, L</b> OBP: 0.506, SLG: 0.900 (3, PH)										1	0	0	0	0	0	2			
<b>Frank Baumann, L</b> OBP: 0.292, SLG: 0.250 (3, 1)										2	0	1	0	0	0	3			
<b>Billy Klaus, L</b> OBP: 0.300, SLG: 0.189 (5, PH)										1	0	0	0	0	0	0			
<b>Inning Stats</b>	R: 2 E: 1 K: 0 S: 7	H: 3 LOB: 2 BB: 0 P: 7	R: 3 E: 0 K: 0 S: 6	H: 4 LOB: 1 BB: 1 P: 10	R: 0 E: 0 K: 0 S: 3	H: 0 LOB: 2 BB: 2 P: 11	R: 2 E: 0 K: 0 S: 6	H: 3 LOB: 3 BB: 2 P: 14	R: 0 E: 0 K: 1 S: 5	H: 1 LOB: 1 BB: 0 P: 5	R: 0 E: 0 K: 0 S: 4	H: 1 LOB: 1 BB: 0 P: 4	R: 2 E: 0 K: 0 S: 3	H: 1 LOB: 0 BB: 2 P: 11	R: 0 E: 0 K: 0 S: 4	H: 1 LOB: 1 BB: 0 P: 4	1B: 10 2B: 1 3B: 0 HR: 3	SF: 0 SAC: 1 DP: 1 HBP: 0	WP: 0 PA: 47 PB: 0 SB: 0 CS: 0
<b>PITCHER</b>	IP WLS BF H R ER SO BB IBB HBP BLK WP HR S P ERA WHIP																		
<b>Pedro Ramos, R</b> ERA: 3.81 (1, 1)	1.0	9	5	4	3	0	0	0	0	0	0	0	0	0	1	9	9	27.00	5.000
<b>Connie Grob, R</b> ERA: 5.11 (2, 1)	1.0	5	2	1	1	0	0	1	0	0	0	0	0	0	0	4	8	9.00	2.000
<b>Tex Clevenger, R</b> ERA: 7.2 (3, 1)	1.1	10	3	2	2	0	3	0	0	0	0	1	7	19	13.50	4.500			
<b>Bunky Stewart, L</b> ERA: 1.93 (4, 1)	3.2	W	17	3	2	2	1	2	1	0	0	0	1	16	28	4.91	1.364		
<b>Bob Chakales, R</b> ERA: 2.49 (8, 1)	2.0	S	6	1	0	0	0	0	0	0	0	0	0	6	6	0.00	0.500		



Batter	1	2	3	4	5	6	7	8	9	AB	R	H	RBI	BB	SO	LOB	BOTTOM		
<b>Eddie Yost, R</b> OBP: 0.471, SLG: 0.352 (1, 5)										2	2	1	1	3	1	0	<b>Boston Red Sox @ Washington Senators</b> Griffith Stadium, Washington, DC Sat May 12 1956, 3:33 AM EDT Att: 7,098 - Unknown		
<b>Ernie Oravetz, S</b> OBP: 0.400, SLG: 0.440 (1, 7)										4	2	3	2	1	0	0			
<b>Pete Runnels, L</b> OBP: 0.384, SLG: 0.526 (1, 4)										5	0	0	0	0	1	7			
<b>Roy Sievers, R</b> OBP: 0.380, SLG: 0.506 (1, 3)										3	1	2	2	2	0	0			
<b>Jim Lemon, R</b> OBP: 0.405, SLG: 0.680 (1, 9)										5	1	1	1	0	1	5			
<b>Clint Courtney, L</b> OBP: 0.407, SLG: 0.442 (1, 2)										4	1	1	1	1	1	5			
<b>Karl Olson, R</b> OBP: 0.394, SLG: 0.512 (1, 8)										4	2	1	0	1	0	1			
<b>Jerry Snyder, R</b> OBP: 0.387, SLG: 0.435 (1, 6)										4	3	3	5	1	0	0			
<b>Pedro Ramos, S</b> OBP: 0.444, SLG: 0.444 (2, 1)										0	0	0	0	0	0	0			
<b>Connie Grob, R</b> OBP: 0.200, SLG: 0.500 (2, PH)										0	0	0	0	0	0	0			
<b>Lou Bierstead, R</b> OBP: 0.222, SLG: 0.444 (2, PH)										1	0	0	0	0	1	1			
<b>Harmon Killebrew, R</b> (3, 1)										1	0	0	0	0	0	1			
<b>Tex Clevenger, R</b> (3, 1)										0	0	0	0	0	0	0			
<b>Bunky Stewart, L</b> (4, 1)										2	0	0	0	0	1	1			
<b>Bob Chakales, R</b> OBP: 0.125, SLG: 0.125 (8, 1)										1	0	0	0	0	0	0			
<b>Inning Stats</b>	R: 2 E: 0 K: 0 S: 4	H: 1 LOB: 1 BB: 2 P: 12	R: 8 E: 0 K: 1 S: 12	H: 7 LOB: 2 BB: 2 P: 20	R: 0 E: 0 K: 3 S: 10	H: 1 LOB: 3 BB: 2 P: 18	R: 1 E: 0 K: 1 S: 6	H: 1 LOB: 2 BB: 2 P: 14	R: 0 E: 0 K: 0 S: 3	H: 0 LOB: 1 BB: 1 P: 7	R: 1 E: 0 K: 1 S: 6	H: 1 LOB: 0 BB: 0 P: 6	R: 0 E: 0 K: 0 S: 4	H: 1 LOB: 1 BB: 0 P: 4	R: 0 E: 0 K: 0 S: 3	H: 0 LOB: 0 BB: 0 P: 3	1B: 5 2B: 5 3B: 1 HR: 1	SF: 0 SAC: 0 DP: 0 HBP: 0	WP: 1 PA: 45 PB: 0 SB: 0 CS: 0
<b>PITCHER</b>	IP WLS BF H R ER SO BB IBB HBP BLK WP HR S P ERA WHIP																		
<b>Tom Brewer, R</b> ERA: 2.04 (1, 1)	1.1	L	7	4	5	5	0	2	0	0	0	0	0	5	13	135.00	18.000		
<b>Dave Sisler, R</b> ERA: 4.70 (2, 1)	0.1		1	0	0	0	0	0	0	0	0	0	0	1	1	0.00	0.000		
<b>Frank Baumann, L</b> ERA: 4.5 (3, 1)	6.0		27	4	2	2	5	5	0	0	0	1	0	32	52	3.00	1.500		





Batter	1	2	3	4	5	6	7	8	9	AB	R	H	RBI	BB	SO	LOB	TOP						
Billy Goodman, L (1,4) OBP: 0.379, SLG: 0.483 Billy Consolo, R (9,4)										5	1	2	0	0	0	2							
Frank Matzone, R (1,5) OBP: 0.245, SLG: 0.400									4	1	0	0	1	0	3								
Mickey Vernon, L (1,3) OBP: 0.373, SLG: 0.558									4	1	2	1	0	0	0								
Dick Gemert, R (1,7) OBP: 0.459, SLG: 0.800 Gene Stephens, L (8,7) OBP: 0.667, SLG: 0.500									4	0	1	1	0	0	2								
Jackie Jensen, R (1,9) OBP: 0.375, SLG: 0.364									3	1	2	2	1	0	1								
Jim Piersall, R (1,8) OBP: 0.447, SLG: 0.507									3	1	1	1	1	0	2								
Don Buddin, R (1,6) OBP: 0.382, SLG: 0.282									3	0	0	0	1	0	3								
Sammy White, R (1,2) OBP: 0.321, SLG: 0.348									4	0	1	0	0	1	1								
Frank Sullivan, R (1,1) OBP: 0.286, SLG: 0.333 Billy Klaus, L (6,PH) OBP: 0.373, SLG: 0.184 George Susce, R (6,1) OBP: 0.600, SLG: 0.750									1	0	0	0	0	0	0								
<b>Inning Stats</b>	R: 0 E: 0 K: 0 S: 3	H: 1 LOB: 0 BB: 0 P: 3	R: 1 E: 0 K: 0 S: 4	H: 1 LOB: 1 BB: 1 P: 8	R: 0 E: 0 K: 0 S: 3	H: 0 LOB: 0 BB: 0 P: 3	R: 0 E: 0 K: 1 S: 2	H: 0 LOB: 0 BB: 1 P: 6	R: 0 E: 0 K: 1 S: 4	H: 0 LOB: 0 BB: 1 P: 8	R: 2 E: 0 K: 0 S: 6	H: 3 LOB: 1 BB: 0 P: 6	R: 1 E: 0 K: 1 S: 7	H: 2 LOB: 1 BB: 0 P: 7	R: 1 E: 0 K: 0 S: 5	H: 2 LOB: 2 BB: 1 P: 9	R: 0 E: 0 K: 0 S: 4	H: 1 LOB: 1 BB: 0 P: 4	1B: 6 2B: 2 3B: 0 HR: 2	SF: 0 SAC: 0 DP: 2 HBP: 0	WP: 0 PB: 0 SB: 0 CS: 1	PA: 39	
<b>PITCHER</b>	IP	WLS	BF	H	R	ER	SO	BB	IBB	HBP	BLK	WP	HR	S	P	ERA	WHIP						
Camilo Pascual, R (1,1) ERA: 5.4	6.1	L	26	7	4	4	1	3	0	0	0	0	2	25	37	5.68	1.579						
Hal Griggs, R (7,1) ERA: 11.57	1.2		8	2	1	1	1	1	0	0	0	0	0	9	13	5.40	1.800						
Connie Grob, R (9,1) ERA: 4.73	1.0		4	1	0	0	0	0	0	0	0	0	0	4	4	0.00	1.000						

**Boston Red Sox @ Washington Senators**  
Griffith Stadium, Washington, DC  
Sun May 13 1956, 3:33 AM EDT  
Att: 10,415 - Unknown

AB	34
R	5
H	10
RBI	5
BB	4
SO	2
LOB	15



Batter	1	2	3	4	5	6	7	8	9	AB	R	H	RBI	BB	SO	LOB	BOTTOM						
Eddie Yost, R (1,5) OBP: 0.477, SLG: 0.373										4	1	2	0	0	1	1							
Ernie Oravetz, S (1,7) OBP: 0.371, SLG: 0.400										5	1	1	0	0	0	3							
Pete Runnels, L (1,4) OBP: 0.400, SLG: 0.532										3	0	2	1	1	0	1							
Roy Sievers, R (1,3) OBP: 0.400, SLG: 0.506 Whitey Herzog, L (9,PR) OBP: 0.176, SLG: 0.125										2	0	1	1	3	0	1							
Jim Lemon, R (1,9) OBP: 0.382, SLG: 0.638										5	0	0	0	0	0	8							
Karl Olson, R (1,8) OBP: 0.386, SLG: 0.511									4	0	1	0	0	2	2								
Jerry Snyder, R (1,6) OBP: 0.380, SLG: 0.425									4	0	1	0	0	0	1								
Lou Berberet, L (1,2) OBP: 0.268, SLG: 0.296 Pedro Ramos, S (8,PR) OBP: 0.444, SLG: 0.444 Connie Grob, L (9,1) OBP: 0.500, SLG: 0.500									3	1	1	1	0	0	1								
Camilo Pascual, R (1,1) OBP: 0.333, SLG: 0.357 Hal Griggs, R (7,1) Clint Courtney, L (8,PH) OBP: 0.400, SLG: 0.434									2	0	0	0	0	0	1								
<b>Inning Stats</b>	R: 1 E: 0 K: 0 S: 5	H: 2 LOB: 2 BB: 1 P: 9	R: 0 E: 0 K: 0 S: 3	H: 1 LOB: 0 BB: 0 P: 3	R: 1 E: 0 K: 0 S: 5	H: 3 LOB: 1 BB: 0 P: 5	R: 1 E: 0 K: 1 S: 6	H: 1 LOB: 1 BB: 0 P: 7	R: 0 E: 0 K: 1 S: 3	H: 1 LOB: 1 BB: 1 P: 7	R: 0 E: 1 K: 1 S: 6	H: 0 LOB: 1 BB: 0 P: 6	R: 0 E: 0 K: 1 S: 5	H: 0 LOB: 1 BB: 1 P: 9	R: 0 E: 0 K: 0 S: 4	H: 1 LOB: 2 BB: 0 P: 5	R: 0 E: 0 K: 0 S: 3	H: 0 LOB: 2 BB: 1 P: 8	1B: 6 2B: 3 3B: 0 HR: 1	SF: 0 SAC: 1 DP: 3 HBP: 3	WP: 0 PB: 0 SB: 0 CS: 0	PA: 41	
<b>PITCHER</b>	IP	WLS	BF	H	R	ER	SO	BB	IBB	HBP	BLK	WP	HR	S	P	ERA	WHIP						
Frank Sullivan, R (1,1) ERA: 1.84	5.0		23	8	3	3	1	1	1	0	0	0	1	22	31	5.40	1.800						
George Susce, R (6,1) ERA: 9.95	4.0	W	18	1	0	0	2	2	0	2	0	0	0	18	28	0.00	0.750						

**Boston Red Sox @ Washington Senators**  
Griffith Stadium, Washington, DC  
Sun May 13 1956, 3:33 AM EDT  
Att: 10,415 - Unknown

AB	33
R	3
H	9
RBI	3
BB	4
SO	3
LOB	21





Batter	1	2	3	4	5	6	7	8	9	AB	R	H	RBI	BB	SO	LOB	TOP				
<b>Eddie Yost, R</b> OBP: 0.474, SLG: 0.375 (1, 5)										5	0	2	1	0	0	0	<b>Washington Senators @ Chicago White Sox</b> Comiskey Park, Chicago, IL Tue May 15 1956, 4:33 AM EDT Att: 11,528 - Unknown <a href="http://livebaseballscorecards.com">livebaseballscorecards.com</a>				
<b>Ernie Oravetz, S</b> OBP: 0.385, SLG: 0.394 (1, 7)										3	0	1	0	1	0	2					
<b>Clint Courtney, L</b> OBP: 0.391, SLG: 0.421 (1, 2)										4	0	1	0	0	0	3					
<b>Roy Sievers, R</b> OBP: 0.385, SLG: 0.483 (1, 3)										4	0	0	0	0	0	3					
<b>Jim Lemon, R</b> OBP: 0.376, SLG: 0.614 (1, 9)										3	0	0	0	1	1	3					
<b>Karl Olson, R</b> OBP: 0.392, SLG: 0.511 (1, 8)										4	0	2	0	0	0	1					
<b>Jerry Snyder, R</b> OBP: 0.386, SLG: 0.429 (1, 4)										4	1	2	0	0	1	2					
<b>Lyle Luttrell, R</b> (1, 6)										4	0	0	0	0	1	3					
<b>Chuck Stobbs, L</b> OBP: 0.067, SLG: 0.071 (4, 1)										1	0	0	0	0	0	0					
<b>Inning Stats</b>	R: 0 E: 0 K: 0 S: 2	H: 0 LOB: 0 BB: 1 P: 6	R: 0 E: 0 K: 0 S: 5	H: 2 LOB: 2 BB: 0 P: 5	R: 0 E: 0 K: 1 S: 3	H: 0 LOB: 0 BB: 0 P: 3	R: 0 E: 0 K: 1 S: 6	H: 1 LOB: 1 BB: 0 P: 6	R: 0 E: 0 K: 0 S: 5	H: 0 LOB: 0 BB: 0 P: 5	R: 0 E: 0 K: 0 S: 6	H: 3 LOB: 2 BB: 0 P: 6	R: 0 E: 0 K: 0 S: 4	H: 1 LOB: 2 BB: 1 P: 8	R: 0 E: 0 K: 1 S: 5	H: 0 LOB: 0 BB: 0 P: 5		1B: 9 2B: 0 3B: 0 HR: 0	SF: 0 SAC: 0 DP: 1 HBP: 0	WP: 0 PB: 0 CS: 0	PA: 37
<b>PITCHER</b> <b>Bob Keegan, R</b> ERA:	IP: 9.0	WLS: W	BF: 37	H: 9	R: 1	ER: 0	SO: 3	BB: 2	IBB: 0	HBP: 0	BLK: 0	WP: 0	HR: 0	S: 41	P: 49	ERA: 0.00	WHIP: 1.222				

Batter	1	2	3	4	5	6	7	8	9	AB	R	H	RBI	BB	SO	LOB	BOTTOM				
<b>Jim Rivera, L</b> OBP: 0.359, SLG: 0.368 (1, 8)										5	0	2	2	0	0	1	<b>Washington Senators @ Chicago White Sox</b> Comiskey Park, Chicago, IL Tue May 15 1956, 4:33 AM EDT Att: 11,528 - Unknown <a href="http://livebaseballscorecards.com">livebaseballscorecards.com</a>				
<b>Nellie Fox, L</b> OBP: 0.293, SLG: 0.372 (1, 4)										5	0	3	0	0	0	3					
<b>Minnie Minoso, R</b> OBP: 0.425, SLG: 0.514 (1, 7)										4	1	1	0	1	0	3					
<b>George Kell, R</b> OBP: 0.406, SLG: 0.456 (1, 5)										4	0	1	0	1	1	6					
<b>Sherm Lollar, R</b> OBP: 0.449, SLG: 0.600 (1, 2)										5	1	2	1	0	0	5					
<b>Bob Nieman, R</b> OBP: 0.500, SLG: 0.700 (1, 9)									4	1	3	1	0	0	1						
<b>Ron Jackson, R</b> OBP: 0.444, SLG: 0.381 (1, 3)									3	2	1	1	1	0	3						
<b>Luis Aparicio, R</b> OBP: 0.278, SLG: 0.302 (1, 6)									4	0	1	0	0	0	4						
<b>Bob Keegan, R</b> (1, 1)									2	0	0	0	2	0	4						
<b>Inning Stats</b>	R: 0 E: 0 K: 0 S: 4	H: 1 LOB: 2 BB: 1 P: 8	R: 2 E: 0 K: 0 S: 5	H: 3 LOB: 1 BB: 1 P: 9	R: 0 E: 0 K: 0 S: 3	H: 2 LOB: 0 BB: 0 P: 3	R: 1 E: 0 K: 0 S: 5	H: 2 LOB: 1 BB: 1 P: 9	R: 2 E: 0 K: 0 S: 6	H: 2 LOB: 1 BB: 0 P: 6	R: 0 E: 0 K: 0 S: 4	H: 1 LOB: 2 BB: 1 P: 8	R: 0 E: 0 K: 1 S: 6	H: 2 LOB: 2 BB: 0 P: 5	R: 0 E: 1 K: 1 S: 6	H: 1 LOB: 2 BB: 1 P: 10		1B: 11 2B: 3 3B: 0 HR: 1	SF: 0 SAC: 0 DP: 2 HBP: 0	WP: 0 PB: 0 CS: 0	PA: 41
<b>PITCHER</b> <b>Chuck Stobbs, L</b> ERA: 4.82	IP: 3.0	WLS: L	BF: 15	H: 7	R: 3	ER: 3	SO: 0	BB: 2	IBB: 0	HBP: 0	BLK: 0	WP: 0	HR: 1	S: 13	P: 21	ERA: 9.00	WHIP: 3.000				
<b>Tex Clevenger, R</b> ERA: 5.94	3.0	16	4	2	0	0	2	0	0	0	0	0	0	14	22	0.00	2.000				
<b>Connie Grob, R</b> ERA: 4.11	2.0	10	3	0	0	1	1	0	0	0	0	0	0	11	15	0.00	2.000				



Batter	1	2	3	4	5	6	7	8	9	AB	R	H	RBI	BB	SO	LOB	TOP					
<b>Eddie Yost, R</b> OBP: 0.466, SLG: 0.361 (1, 5)	F3		4-3		K			1B BB		3	0	0	0	1	1	2	<b>Washington Senators @ Chicago White Sox</b> Comiskey Park, Chicago, IL Wed May 16 1956, 4:33 AM EDT Att: 2,233 - Unknown <a href="http://livebaseballscorecards.com">livebaseballscorecards.com</a>					
<b>Jerry Snyder, R</b> OBP: 0.391, SLG: 0.425 (1, 6)	BB		6-3			1-6-3		1B		3	0	1	0	1	0	0						
<b>Pete Runnels, L</b> OBP: 0.379, SLG: 0.500 (1, 4)	K			F7		4-3		F7		4	0	0	0	0	1	3						
<b>Carlos Paula, R</b> OBP: 0.250, SLG: 0.250 (1, 7)	F9			6-3		K			2B SF8 1B	4	1	1	0	0	1	1						
<b>Roy Sievers, R</b> OBP: 0.381, SLG: 0.467 (1, 3)		G1-4-3 1B HBP		F8			F8		F7	3	0	0	0	0	0	1						
<b>Jim Lemon, R</b> OBP: 0.392, SLG: 0.632 (1, 9)		G1-4-3 1B			SH5-4 1B		K		SF8 1B 2B	4	0	3	0	0	1	0						
<b>Karl Olson, R</b> OBP: 0.377, SLG: 0.495 (1, 8)		G1-4-3		L4		6-3		SF8	3	0	0	1	0	0	3							
<b>Lou Berberet, L</b> OBP: 0.278, SLG: 0.313 (1, 2)								F8	2B 3H	4	0	1	0	0	1	2						
<b>Hal Griggs, R</b> (8, PH)										1	0	0	0	0	1	0						
<b>Herb Plews, L</b> OBP: 0.333, SLG: 0.333 (8, 1)										1	0	0	0	0	0	0						
<b>Pedro Ramos, S</b> OBP: 0.444, SLG: 0.444 (8, 1)										0	0	0	0	0	0	0						
<b>Inning Stats</b>	R: 0 E: 0 K: 1 S: 5	H: 0 LOB: 1 BB: 1 P: 9	R: 0 E: 0 K: 1 S: 5	H: 1 LOB: 1 BB: 0 P: 6	R: 0 E: 0 K: 1 S: 5	H: 0 LOB: 0 BB: 0 P: 5	R: 0 E: 0 K: 0 S: 3	H: 0 LOB: 0 BB: 0 P: 3	R: 0 E: 0 K: 1 S: 7	H: 2 LOB: 2 BB: 0 P: 7	R: 0 E: 0 K: 1 S: 5	H: 0 LOB: 0 BB: 0 P: 5	R: 0 E: 0 K: 1 S: 5	H: 0 LOB: 0 BB: 0 P: 5	R: 0 E: 0 K: 0 S: 4	H: 1 LOB: 2 BB: 1 P: 8	R: 1 E: 0 K: 0 S: 5	H: 2 LOB: 1 BB: 0 P: 5	1B: 5 2B: 1 3B: 0 HR: 0	SF: 1 SAC: 1 DP: 1 HBP: 1	WP: 0 BS: 0 CS: 0	PA: 35
<b>PITCHER</b> <b>Dick Donovan, R</b> ERA: 4.45 (1, 1)	IP: 9.0 WLS: W BF: 35 H: 6 R: 1 ER: 1 SO: 6 BB: 2 IBB: 0 HBP: 1 BLK: 0 WP: 0 HR: 0 S: 44 P: 53 ERA: 1.00 WHIP: 0.889															<b>PITCHER</b>						

Batter	1	2	3	4	5	6	7	8	9	AB	R	H	RBI	BB	SO	LOB	BOTTOM			
<b>Jim Rivera, L</b> OBP: 0.353, SLG: 0.350 (1, 8)	K		FC5-4 BB	4-3			3-1			3	0	0	0	1	1	2	<b>Washington Senators @ Chicago White Sox</b> Comiskey Park, Chicago, IL Wed May 16 1956, 4:33 AM EDT Att: 2,233 - Unknown <a href="http://livebaseballscorecards.com">livebaseballscorecards.com</a>			
<b>Nellie Fox, L</b> OBP: 0.281, SLG: 0.356 (1, 4)	K		F7		L5		4-3			4	0	0	0	0	1	1				
<b>Minnie Minoso, R</b> OBP: 0.429, SLG: 0.538 (1, 7)			FC5-4		K2-3		1B 2B			4	1	2	0	0	1	1				
<b>George Kell, R</b> OBP: 0.397, SLG: 0.443 (1, 5)	F7			F7	F2		1B			4	0	1	1	0	0	1				
<b>Sherm Lollar, R</b> OBP: 0.439, SLG: 0.574 (1, 2)				5-3		F8	F9			3	0	0	0	1	0	1				
<b>Bob Nieman, R</b> OBP: 0.500, SLG: 0.708 (1, 9)		F7		BB 1B 2B		1-5-3 1B		P3		4	1	2	0	0	0	1				
<b>Ron Jackson, R</b> OBP: 0.452, SLG: 0.375 (1, 3)		K		BB 1B BB		1-5-3 1B		1-3		3	1	1	0	1	1	1				
<b>Luis Aparicio, R</b> OBP: 0.276, SLG: 0.286 (1, 6)		F2		1B BB		1-5-3		1-3		3	0	0	0	1	0	3				
<b>Dick Donovan, L</b> OBP: 0.500, SLG: 0.700 (1, 1)				K	1-3 2H 3H 1B		K			3	0	1	2	0	2	2				
<b>Inning Stats</b>	R: 0 E: 0 K: 2 S: 8	H: 1 LOB: 1 BB: 0 P: 8	R: 0 E: 0 K: 1 S: 5	H: 0 LOB: 1 BB: 1 P: 9	R: 0 E: 0 K: 1 S: 5	H: 0 LOB: 1 BB: 1 P: 9	R: 2 E: 0 K: 0 S: 5	H: 2 LOB: 2 BB: 2 P: 13	R: 0 E: 0 K: 1 S: 7	H: 0 LOB: 0 BB: 0 P: 5	R: 1 E: 0 K: 0 S: 5	H: 2 LOB: 1 BB: 0 P: 5	R: 0 E: 0 K: 0 S: 3	H: 0 LOB: 0 BB: 0 P: 3	R: 0 E: 0 K: 0 S: 3	H: 0 LOB: 0 BB: 0 P: 3	1B: 4 2B: 3 3B: 0 HR: 0	SF: 0 SAC: 0 DP: 0 HBP: 0	WP: 0 BS: 0 CS: 0	PA: 35
<b>PITCHER</b> <b>Hal Griggs, R</b> ERA: 6.94 <b>Pedro Ramos, R</b> ERA: 3.67 (8, 1)	IP: 7.0 WLS: L BF: 32 H: 7 R: 3 ER: 3 SO: 6 BB: 4 IBB: 0 HBP: 0 BLK: 0 WP: 0 HR: 0 S: 40 P: 56 ERA: 3.86 WHIP: 1.571															<b>PITCHER</b>				









Batter	1	2	3	4	5	6	7	8	9	AB	R	H	RBI	BB	SO	LOB	TOP			
<b>Eddie Yost, R</b> OBP: 0.491, SLG: 0.337 (1, 5)										3	0	0	0	1	2	2	<b>Washington Senators @ Cleveland Indians</b> Cleveland Municipal Stadium, Cleveland, OH Sat May 19 1956, 3:33 AM EDT Att. 4,666 - Unknown <a href="http://livebaseballscorecards.com">livebaseballscorecards.com</a>			
<b>Jerry Snyder, R</b> OBP: 0.392, SLG: 0.409 (1, 6)										2	0	0	0	2	2	2				
<b>Pete Runnels, L</b> OBP: 0.400, SLG: 0.538 (1, 4)										3	0	0	0	1	2	2				
<b>Carlos Paula, R</b> OBP: 0.214, SLG: 0.214 (1, 7)										4	0	1	0	0	1	2				
<b>Roy Sievers, R</b> OBP: 0.382, SLG: 0.480 (1, 3)										4	1	1	1	0	3	3				
<b>Jim Lemon, R</b> OBP: 0.358, SLG: 0.573 (1, 9)										4	0	0	0	0	1	3				
<b>Karl Olson, R</b> OBP: 0.357, SLG: 0.456 (1, 8)										3	0	0	0	1	1	0				
<b>Ed Fitz Gerald, R</b> OBP: 0.391, SLG: 0.545 (1, 2)										4	0	1	0	0	2	1				
<b>Camilo Pascual, R</b> Tex Cleveenger, R Ernie Cravetz, S Bob Wiesler, S Harmon Killebrew, R Dean Stone, L Herb Pleys, L OBP: 0.286, SLG: 0.286 (1, 1) (2, 1) (5, PH) (5, 1) (7, PH) (7, 1) (9, PH)										0	0	0	0	0	0	0				
<b>Inning Stats</b>	R: 0 E: 0 K: 3 S: 9	H: 0 LOB: 0 BB: 0 P: 9	R: 0 E: 0 K: 2 S: 7	H: 0 LOB: 0 BB: 0 P: 7	R: 0 E: 0 K: 3 S: 9	H: 0 LOB: 2 BB: 2 P: 17	R: 0 E: 0 K: 1 S: 5	H: 0 LOB: 1 BB: 1 P: 9	R: 0 E: 0 K: 2 S: 8	H: 1 LOB: 2 BB: 1 P: 12	R: 0 E: 0 K: 1 S: 5	H: 0 LOB: 0 BB: 0 P: 5	R: 0 E: 0 K: 2 S: 7	H: 0 LOB: 1 BB: 0 P: 11	R: 1 E: 0 K: 0 S: 5	H: 2 LOB: 1 BB: 0 P: 5		1B: 2 2B: 0 3B: 0 HR: 1	SF: 0 SAC: 0 DP: 1 HBP: 0	WP: 1 PB: 0 SB: 0 CS: 0
<b>PITCHER</b> <b>Herb Score, L</b> ERA: 2.91 (1, 1)	IP: 9.0 WLS: W BF: 36 H: 3 R: 1 ER: 1 SO: 15 BB: 7 IBB: 0 HBP: 0 BLK: 0 WP: 1 HR: 1 S: 59 P: 87 ERA: 1.00 WHIP: 1.111											<b>PITCHER</b>	IP: 9.0 WLS: W BF: 36 H: 3 R: 1 ER: 1 SO: 15 BB: 7 IBB: 0 HBP: 0 BLK: 0 WP: 1 HR: 1 S: 59 P: 87 ERA: 1.00 WHIP: 1.111	ERA: 1.00 WHIP: 1.111						

Batter	1	2	3	4	5	6	7	8	9	AB	R	H	RBI	BB	SO	LOB	BOTTOM			
<b>Jim Busby, R</b> OBP: 0.293, SLG: 0.320 (1, 8)										2	0	0	1	2	1	0	<b>Washington Senators @ Cleveland Indians</b> Cleveland Municipal Stadium, Cleveland, OH Sat May 19 1956, 3:33 AM EDT Att. 4,666 - Unknown <a href="http://livebaseballscorecards.com">livebaseballscorecards.com</a>			
<b>Bobby Avila, R</b> OBP: 0.336, SLG: 0.349 (1, 4)										4	0	0	2	1	2	2				
<b>Al Smith, R</b> OBP: 0.376, SLG: 0.486 (1, 7)										3	0	0	1	1	1	1				
<b>Vic Wertz, L</b> OBP: 0.423, SLG: 0.527 (1, 3)										3	1	0	0	1	1	6				
<b>Rudy Regalado, R</b> (1, 5)										3	0	0	0	1	0	1				
<b>Rocky Colavito, R</b> OBP: 0.224, SLG: 0.260 (1, 9)										2	1	1	0	1	0	0				
<b>Chico Carrasquel, R</b> OBP: 0.255, SLG: 0.266 (1, 6)										4	1	1	1	0	1	3				
<b>Jim Hegan, R</b> OBP: 0.383, SLG: 0.320 (1, 2)										2	1	0	0	2	2	4				
<b>Herb Score, L</b> OBP: 0.238, SLG: 0.111 (1, 1)										2	1	0	0	2	1	4				
<b>Inning Stats</b>	R: 0 E: 0 K: 2 S: 7	H: 0 LOB: 0 BB: 0 P: 7	R: 4 E: 0 K: 1 S: 6	H: 1 LOB: 3 BB: 4 P: 24	R: 0 E: 0 K: 1 S: 6	H: 1 LOB: 2 BB: 1 P: 10	R: 0 E: 0 K: 2 S: 7	H: 0 LOB: 1 BB: 1 P: 11	R: 0 E: 0 K: 0 S: 3	H: 0 LOB: 0 BB: 0 P: 3	R: 1 E: 0 K: 0 S: 3	H: 0 LOB: 2 BB: 3 P: 15	R: 0 E: 0 K: 2 S: 7	H: 0 LOB: 2 BB: 2 P: 15	R: 0 E: 0 K: 1 S: 5	H: 0 LOB: 0 BB: 0 P: 5		1B: 2 2B: 0 3B: 0 HR: 0	SF: 0 SAC: 1 DP: 0 HBP: 2	WP: 0 PB: 0 SB: 1 CS: 0
<b>PITCHER</b> <b>Camilo Pascual, R</b> ERA: 6.0 <b>Tex Cleveenger, R</b> ERA: 4.7 <b>Bob Wiesler, L</b> ERA: 11.74 <b>Dean Stone, L</b> ERA: 4.01 (1, 1) (2, 1) (5, 1) (7, 1)	IP: 1.2 WLS: L BF: 12 H: 1 R: 4 ER: 4 SO: 3 BB: 4 IBB: 0 HBP: 0 BLK: 0 WP: 0 HR: 0 S: 12 P: 30 ERA: 21.60 WHIP: 3.000											<b>PITCHER</b>	IP: 1.2 WLS: L BF: 12 H: 1 R: 4 ER: 4 SO: 3 BB: 4 IBB: 0 HBP: 0 BLK: 0 WP: 0 HR: 0 S: 12 P: 30 ERA: 21.60 WHIP: 3.000	ERA: 21.60 WHIP: 3.000						



Batter	1	2	3	4	5	6	7	8	9	AB	R	H	RBI	BB	SO	LOB	TOP
<b>Eddie Yost, R</b> OBP: 0.462, SLG: 0.348 (1, 5)										3	0	1	0	1	0	0	<b>Washington Senators @ Detroit Tigers</b> Briggs Stadium, Detroit, MI Sun May 20 1956, 4:33 AM EDT Unknown
<b>Jerry Snyder, R</b> OBP: 0.380, SLG: 0.396 (1, 6)										3	0	0	0	0	2		
<b>Pete Runnels, L</b> OBP: 0.404, SLG: 0.536 (1, 4)										4	0	2	0	0	1		
<b>Carlos Paula, R</b> OBP: 0.167, SLG: 0.167 (1, 7)										4	0	0	0	0	3		
<b>Roy Sievers, R</b> OBP: 0.386, SLG: 0.481 (1, 3)										4	1	2	0	0	1		
<b>Jim Lemon, R</b> OBP: 0.384, SLG: 0.570 (1, 9)										4	1	2	0	0	2		
<b>Clint Courtney, L</b> OBP: 0.397, SLG: 0.470 (1, 2)										4	0	1	0	0	3		
<b>Karl Olson, R</b> OBP: 0.347, SLG: 0.443 (1, 8)										3	0	0	0	1	3		
<b>Chuck Stobbs, L</b> OBP: 0.118, SLG: 0.125 (1, 1)										2	0	1	2	0	0		
<b>Herb Plews, L</b> OBP: 0.250, SLG: 0.250 (7, PH)										1	0	0	0	1	0		
<b>Bob Chakales, R</b> OBP: 0.125, SLG: 0.125 (7, 1)										0	0	0	0	0	0		
<b>Inning Stats</b>	R: 0 E: 0 K: 1 S: 6	H: 1 LOB: 1 BB: 0 P: 6	R: 2 E: 0 K: 0 S: 6	H: 3 LOB: 2 BB: 1 P: 10	R: 0 E: 0 K: 0 S: 4	H: 1 LOB: 1 BB: 0 P: 4	R: 0 E: 0 K: 0 S: 5	H: 1 LOB: 0 BB: 0 P: 5	R: 0 E: 0 K: 1 S: 3	H: 0 LOB: 0 BB: 0 P: 5	R: 0 E: 0 K: 0 S: 3	H: 0 LOB: 0 BB: 0 P: 3	R: 0 E: 0 K: 0 S: 3	H: 1 LOB: 0 BB: 0 P: 3	1B: 8 2B: 2 3B: 0 HR: 0	SF: 0 SAC: 1 DP: 3 HBP: 0	WP: 1 PA: 34
<b>PITCHER</b> <b>Paul Foytack, R</b> ERA: 3.11 (1, 1)	IP: 9.0 WLS: W BF: 34 H: 9 R: 2 ER: 2 SO: 3 BB: 1 IBB: 0 HBP: 0 BLK: 0 WP: 1 HR: 0 S: 39 P: 43 ERA: 2.00 WHIP: 1.111											<b>PITCHER</b> IP: WLS: BF: H: R: ER: SO: BB: IBB: HBP: BLK: WP: HR: S: P: ERA: WHIP					

Batter	1	2	3	4	5	6	7	8	9	AB	R	H	RBI	BB	SO	LOB	BOTTOM		
<b>Harvey Kuenn, R</b> OBP: 0.395, SLG: 0.456 (1, 6)										3	1	2	0	1	0	0	<b>Washington Senators @ Detroit Tigers</b> Briggs Stadium, Detroit, MI Sun May 20 1956, 4:33 AM EDT Unknown		
<b>Jim Brideweser, R</b> OBP: 0.208, SLG: 0.227 (1, 4)										4	0	1	0	0	3				
<b>Al Kaline, R</b> OBP: 0.339, SLG: 0.454 (1, 9)										3	1	1	0	1	0	2			
<b>Bill Tuttle, R</b> OBP: 0.344, SLG: 0.462 (1, 8)										3	0	0	0	1	2	3			
<b>Bob Kennedy, R</b> OBP: 0.333, SLG: 0.240 (1, 5)										3	0	0	0	1	0	3			
<b>Jack Phillips, R</b> OBP: 0.308, SLG: 0.389 (1, 3)										4	1	1	1	0	3				
<b>Charlie Maxwell, L</b> OBP: 0.438, SLG: 0.694 (1, 7)										3	1	2	0	1	0	0			
<b>Red Wilson, R</b> OBP: 0.269, SLG: 0.375 (1, 2)										4	0	1	2	0	2				
<b>Paul Foytack, R</b> OBP: 0.091, SLG: 0.091 (1, 1)										3	0	0	0	0	2				
<b>Inning Stats</b>	R: 0 E: 0 K: 0 S: 3	H: 0 LOB: 0 BB: 0 P: 3	R: 0 E: 0 K: 1 S: 5	H: 0 LOB: 0 BB: 0 P: 5	R: 0 E: 0 K: 0 S: 3	H: 0 LOB: 0 BB: 0 P: 3	R: 1 E: 0 K: 0 S: 4	H: 2 LOB: 2 BB: 2 P: 12	R: 0 E: 0 K: 0 S: 4	H: 1 LOB: 2 BB: 1 P: 8	R: 3 E: 0 K: 0 S: 7	H: 4 LOB: 1 BB: 0 P: 7	R: 0 E: 0 K: 1 S: 6	H: 1 LOB: 2 BB: 1 P: 10	R: 0 E: 0 K: 0 S: 3	H: 0 LOB: 1 BB: 1 P: 7		1B: 6 2B: 1 3B: 1 HR: 0	SF: 0 SAC: 1 DP: 1 HBP: 0
<b>PITCHER</b> <b>Chuck Stobbs, L</b> ERA: 4.98 <b>Bob Chakales, R</b> ERA: 2.25 (1, 1) (7, 1)	IP: 6.0 WLS: L BF: 27 H: 7 R: 4 ER: 4 SO: 1 BB: 3 IBB: 0 HBP: 0 BLK: 0 WP: 0 HR: 0 S: 26 P: 38 ERA: 6.00 WHIP: 1.667											<b>PITCHER</b> IP: WLS: BF: H: R: ER: SO: BB: IBB: HBP: BLK: WP: HR: S: P: ERA: WHIP							





Batter	1	2	3	4	5	6	7	8	9	AB	R	H	RBI	BB	SO	LOB	TOP																	
Herb Plews, L OBP: 0.333, SLG: 0.273 (1, 5)										3	0	1	0	0	0	1	<b>Washington Senators @ Detroit Tigers</b> Briggs Stadium, Detroit, MI Sun May 20 1956, 4:38 AM EDT Att: 24,606 - Unknown																	
Jerry Snyder, R OBP: 0.375, SLG: 0.389 (1, 6)										4	1	1	0	0	2																			
Pete Runnels, L OBP: 0.389, SLG: 0.515 (1, 4)										4	0	0	0	0	3																			
Carlos Paula, R OBP: 0.182, SLG: 0.227 (1, 7)										4	0	1	1	0	1																			
Roy Sievers, R OBP: 0.382, SLG: 0.467 (1, 3)										3	0	0	0	1	0																			
Jim Lemon, R OBP: 0.388, SLG: 0.567 (1, 9)										4	0	2	0	0	2																			
Whitey Herzog, L OBP: 0.238, SLG: 0.158 (1, 8)										3	0	1	0	1	4																			
Lou Berberet, L OBP: 0.275, SLG: 0.286 (1, 2)										3	0	0	0	1	2																			
Hal Griggs, R Connie Grob, L Tex Clevenger, R Harmon Killebrew, R Pedro Ramos, R Eddie Yost, S Bob Chakales, R Steve Gromek, S ERA: 4.19										8	0	0	0	0	0																			
<b>Inning Stats</b>	R: 0 E: 0 K: 0 S: 3	H: 1 LOB: 0 BB: 0 P: 3	R: 0 E: 0 K: 0 S: 3	H: 0 LOB: 0 BB: 0 P: 3	R: 0 E: 0 K: 0 S: 3	H: 1 LOB: 1 BB: 1 P: 7	R: 1 E: 1 K: 1 S: 8	H: 2 LOB: 3 BB: 1 P: 12	R: 0 E: 0 K: 0 S: 3	H: 0 LOB: 0 BB: 0 P: 3	R: 0 E: 0 K: 2 S: 8	H: 1 LOB: 1 BB: 0 P: 8	R: 0 E: 0 K: 1 S: 5	H: 0 LOB: 1 BB: 0 P: 6	R: 0 E: 0 K: 0 S: 4	H: 1 LOB: 2 BB: 1 P: 8		1B: 5 2B: 1 3B: 0 HR: 0	SF: 0 SAC: 0 DP: 2 HBP: 1	WP: 0 PB: 0 SB: 0 CS: 0	PA: 36													
<b>PITCHER</b>	IP WLS BF H R ER SO BB IBB HBP BLK WP HR S P ERA WHIP																																	
Virgil Trucks, R ERA: 5.12	(1, 1)	3.0	10	2	0	0	0	1	0	0	0	0	0	0	9	13	0.00	1.000																
Steve Gromek, R ERA: 4.19	(4, 1)	6.0	26	4	1	1	4	2	0	1	0	0	0	0	31	40	1.50	1.000																

Batter	1	2	3	4	5	6	7	8	9	AB	R	H	RBI	BB	SO	LOB	BOTTOM																	
Harvey Kuenn, R OBP: 0.403, SLG: 0.458 (1, 6)										4	2	2	0	0	0	2	<b>Washington Senators @ Detroit Tigers</b> Briggs Stadium, Detroit, MI Sun May 20 1956, 4:38 AM EDT Att: 24,606 - Unknown																	
Buddy Hicks, S OBP: 0.333, SLG: 0.318 (8, PR)										4	1	1	0	1	0	4																		
Earl Torgeson, L OBP: 0.351, SLG: 0.410 (1, 3)										4	2	1	0	1	0	2																		
Al Kaline, R OBP: 0.341, SLG: 0.446 (1, 9)										4	2	1	0	1	0	2																		
Bill Tuttle, R OBP: 0.341, SLG: 0.480 (1, 8)										4	1	1	4	0	0	3																		
Bob Kennedy, R OBP: 0.324, SLG: 0.345 (1, 5)										4	1	1	3	0	1	0																		
Frank House, L OBP: 0.284, SLG: 0.403 (1, 2)										3	0	0	0	1	0	0																		
Charlie Maxwell, L OBP: 0.440, SLG: 0.680 (1, 7)										3	0	1	0	1	0	1																		
Jim Brideweser, R OBP: 0.250, SLG: 0.240 (1, 4)										3	0	1	0	1	1	2																		
Virgil Trucks, R OBP: 0.714, SLG: 1.000 Jim Small, L OBP: 1.000, SLG: 1.000 Steve Gromek, S OBP: 0.400, SLG: 0.250 (1, 1)										2	0	1	0	0	0	2																		
<b>Inning Stats</b>	R: 4 E: 0 K: 1 S: 8	H: 3 LOB: 2 BB: 3 P: 20	R: 3 E: 1 K: 0 S: 6	H: 2 LOB: 0 BB: 0 P: 6	R: 0 E: 1 K: 1 S: 7	H: 2 LOB: 3 BB: 0 P: 7	R: 0 E: 0 K: 0 S: 3	H: 0 LOB: 0 BB: 0 P: 3	R: 0 E: 0 K: 0 S: 4	H: 1 LOB: 1 BB: 0 P: 4	R: 0 E: 0 K: 0 S: 3	H: 0 LOB: 1 BB: 1 P: 7	R: 0 E: 0 K: 0 S: 2	H: 0 LOB: 1 BB: 1 P: 7	1B: 7 2B: 0 3B: 0 HR: 2	SF: 0 SAC: 0 DP: 0 HBP: 1	WP: 1 PB: 0 SB: 0 CS: 1	PA: 39																
<b>PITCHER</b>	IP WLS BF H R ER SO BB IBB HBP BLK WP HR S P ERA WHIP																																	
Hal Griggs, R ERA: 9.24	(1, 1)	1.0	9	3	4	4	1	3	0	0	0	0	0	1	6	6	0.00	2.000																
Connie Grob, R ERA: 4.05	(2, 1)	1.0	6	2	3	0	0	0	0	0	0	0	0	0	10	10	0.00	1.000																
Tex Clevenger, R ERA: 4.15	(3, 1)	2.0	8	2	0	0	1	0	0	0	0	0	0	0	8	8	0.00	1.000																
Pedro Ramos, R ERA: 3.41	(5, 1)	2.0	8	2	0	0	0	0	0	0	0	0	0	0	8	8	0.00	1.000																
Bob Chakales, R ERA: 2.1	(7, 1)	2.0	8	0	0	0	0	2	0	1	0	0	0	5	14	0.00	1.000																	





Batter	1	2	3	4	5	6	7	8	9	AB	R	H	RBI	BB	SO	LOB	TOP	
<b>Eddie Yost, R</b> OBP: 0.453, SLG: 0.333 (1, 5)	6-3	P4			5-3			BB		3	0	0	0	1	0	1	Washington Senators @ Kansas City Athletics Municipal Stadium, Kansas City, MO Tue May 22 1956, 4:33 AM EDT Att: 9,258 - Unknown 	
<b>Jerry Snyder, R</b> OBP: 0.370, SLG: 0.384 (1, 6)	F9		1-3			BB 1B		F9		4	0	1	0	0	0	1		
<b>Pete Runnels, L</b> OBP: 0.385, SLG: 0.500 (1, 4)	E6 BB		1-3			BB 1-2		F8		3	0	0	0	1	0	1		
<b>Carlos Paula, R</b> OBP: 0.192, SLG: 0.200 (1, 7)	1-2 BB		K			K		F9		3	0	0	0	1	2	3		
<b>Roy Sievers, R</b> OBP: 0.370, SLG: 0.450 (1, 3)	K			F5		K			K	4	0	0	0	0	3	4		
<b>Jim Lemon, R</b> OBP: 0.384, SLG: 0.565 (1, 9)		G6-4-3 1B 2B		1-3		F3			K	4	1	1	0	0	1	2		
<b>Clint Courtney, L</b> OBP: 0.397, SLG: 0.449 (1, 2)		G6-4-3 BB		F9			F3			2	0	0	0	2	0	0		
<b>Karl Olson, R</b> OBP: 0.336, SLG: 0.427 (1, 8)		G6-4-3 1-2 2-3			1-3		F8		F2	4	0	0	0	0	0	3		
<b>Bunky Stewart, L</b> OBP: 0.236, SLG: 0.250 (2, 1)					L5					1	0	1	1	0	0	0		
<b>Tex Clevenger, R</b> OBP: 0.356, SLG: 0.516 (5, PH)										0	0	0	0	0	0	0		
<b>Harmon Killebrew, R</b> OBP: 0.377, SLG: 0.584 (5, PH)										1	0	0	0	0	0	0		
<b>Hal Griggs, R</b> OBP: 0.269, SLG: 0.375 (5, PH)										0	0	0	0	0	0	0		
<b>Whitley Herzog, L</b> OBP: 0.227, SLG: 0.150 (7, PH)										1	0	0	0	0	0	0		
<b>Bob Wiesler, S</b> OBP: 0.324, SLG: 0.250 (7, 1)										0	0	0	0	0	0	0		
<b>Inning Stats</b>	R: 0 E: 1 K: 1 S: 6	H: 0 LOB: 2 BB: 1 P: 10	R: 1 E: 0 K: 0 S: 4	H: 2 LOB: 1 BB: 1 P: 8	R: 0 E: 0 K: 1 S: 5	H: 0 LOB: 0 BB: 0 P: 5	R: 0 E: 0 K: 0 S: 3	H: 0 LOB: 0 BB: 0 P: 3	R: 0 E: 0 K: 2 S: 8	H: 1 LOB: 2 BB: 1 P: 12	R: 0 E: 0 K: 0 S: 3	H: 0 LOB: 0 BB: 0 P: 3	R: 0 E: 0 K: 2 S: 7	H: 0 LOB: 1 BB: 1 P: 11	1B: 2 2B: 1 3B: 0 HR: 0	SF: 0 SAC: 0 DP: 1 HBP: 0	WP: 0 PB: 0 CS: 0	PA: 35
<b>PITCHER</b> <b>Troy Herriage, R</b> ERA: 6.65 (1, 1)	IP: 9.0 WLS: W BF: 35 H: 3 R: 1 ER: 1 SO: 6 BB: 5 IBB: 0 HBP: 0 BLK: 0 WP: 0 HR: 0 S: 42 P: 62 ERA: 1.00 WHIP: 0.889																	

Batter	1	2	3	4	5	6	7	8	9	AB	R	H	RBI	BB	SO	LOB	BOTTOM			
<b>Joe Demaestri, R</b> OBP: 0.275, SLG: 0.281 (1, 6)	6-3	FC5-2 BB 2B		K				G4-6-3		4	1	0	0	0	1	4	Washington Senators @ Kansas City Athletics Municipal Stadium, Kansas City, MO Tue May 22 1956, 4:33 AM EDT Att: 9,258 - Unknown 			
<b>Hector Lopez, R</b> OBP: 0.377, SLG: 0.584 (1, 8)	S BB	K		F8		CS HBP		K		3	0	0	0	1	2	4				
<b>Gus Zernial, R</b> OBP: 0.356, SLG: 0.516 (1, 7)	P5	2B BB						6-3		3	0	1	1	1	0	1				
<b>Bill Renna, R</b> OBP: 0.269, SLG: 0.375 (6, 7)		1-2 2-3 3-H		1B						0	0	0	0	0	0	0				
<b>Harry Simpson, L</b> OBP: 0.295, SLG: 0.517 (1, 3)	K			K				K		4	0	1	2	0	3	2				
<b>Johnny Groth, R</b> OBP: 0.360, SLG: 0.652 (1, 9)		BB 2B			4-3			HR		3	2	1	1	1	0	2				
<b>Jim Finigan, R</b> OBP: 0.366, SLG: 0.324 (7, 5)		BB 2B		F9		BB BB		S BB		2	1	1	0	2	0	0				
<b>Joe Ginsberg, L</b> OBP: 0.350, SLG: 0.348 (1, 2)		BB FC5-2 BB		5-3		G4-6-3 BB		3-1		2	0	0	0	2	0	1				
<b>Rance Pless, R</b> OBP: 0.340, SLG: 0.310 (1, 5)		FC5-2 BB BB						6-3		1	1	0	1	2	0	2				
<b>Spook Jacobs, R</b> OBP: 0.324, SLG: 0.250 (7, 4)		1-2 2-3 3-H								1	0	0	0	0	0	0				
<b>Troy Herriage, R</b> (1, 1)		BB FC5-2 2B BB		F3		K		G4-6-3 BB		2	1	0	1	2	1	1				
<b>Inning Stats</b>	R: 0 E: 0 K: 1 S: 5	H: 0 LOB: 1 BB: 1 P: 9	R: 5 E: 0 K: 1 S: 7	H: 2 LOB: 5 BB: 5 P: 27	R: 0 E: 0 K: 0 S: 3	H: 0 LOB: 1 BB: 1 P: 7	R: 0 E: 0 K: 2 S: 8	H: 1 LOB: 0 BB: 0 P: 8	R: 0 E: 0 K: 0 S: 2	H: 0 LOB: 2 BB: 2 P: 10	R: 0 E: 0 K: 2 S: 6	H: 0 LOB: 1 BB: 0 P: 7	R: 1 E: 0 K: 1 S: 6	H: 1 LOB: 1 BB: 1 P: 10	R: 0 E: 0 K: 0 S: 2	H: 0 LOB: 0 BB: 1 P: 6	1B: 1 2B: 3 3B: 0 HR: 1	SF: 0 SAC: 0 DP: 3 HBP: 1	WP: 0 PB: 0 CS: 1	PA: 37
<b>PITCHER</b> <b>Bunky Stewart, L</b> ERA: 3.77 (1, 1)	IP: 1.0 WLS: L BF: 8 H: 1 R: 4 ER: 4 SO: 4 BB: 4 IBB: 0 HBP: 0 BLK: 0 WP: 0 HR: 0 S: 17 P: 22 ERA: 36.00 WHIP: 5.000																			
<b>Tex Clevenger, R</b> ERA: 3.98 (2, 1)	3.0 WLS: 14 BF: 2 H: 1 R: 1 ER: 1 SO: 3 BB: 3 IBB: 0 HBP: 0 BLK: 0 WP: 0 HR: 0 S: 17 P: 29 ERA: 3.00 WHIP: 1.667																			
<b>Hal Griggs, R</b> ERA: 7.98 (5, 1)	2.0 WLS: 7 BF: 0 H: 0 R: 0 ER: 0 SO: 2 BB: 2 IBB: 0 HBP: 1 BLK: 0 WP: 0 HR: 0 S: 8 P: 17 ERA: 0.00 WHIP: 1.000																			
<b>Bob Wiesler, L</b> ERA: 10.9 (7, 1)	2.0 WLS: 8 BF: 1 H: 1 R: 1 ER: 1 SO: 1 BB: 2 IBB: 0 HBP: 0 BLK: 0 WP: 1 HR: 8 S: 16 P: 16 ERA: 4.50 WHIP: 1.500																			







Batter	1	2	3	4	5	6	7	8	9	AB	R	H	RBI	BB	SO	LOB	TOP				
<b>Eddie Yost, R</b> OBP: 0.448, SLG: 0.356 (1, 5)	0-0 HR		0-3 K		0-0 P4			4-0 HR BB	0-0 G3	4	2	1	1	1	1	1					
<b>Whitey Herzog, L</b> OBP: 0.229, SLG: 0.226 (1, 8) (8, 7)	0-0 F8		0-0 SF8		0-0 P6			4-0 HR BB	0-0 4-3	3	1	0	1	1	0	0					
<b>Pete Runnels, L</b> OBP: 0.383, SLG: 0.482 (1, 4)	0-0 4-3		3-H 4-0 HR BB		0-0 L6			0-0 F7		3	1	0	0	1	0	2					
<b>Roy Sievers, R</b> OBP: 0.381, SLG: 0.525 (1, 3)	0-0 G3		0-0 HR		0-0 F7			0-0 HR		4	2	2	5	0	0	0					
<b>Clint Courtney, L</b> OBP: 0.402, SLG: 0.455 (1, 2)		0-0 6-3	0-0 L7		0-0 F9			1-0 P4		4	0	0	0	0	0	0					
<b>Jim Lemon, R</b> OBP: 0.346, SLG: 0.538 (1, 9)		0-3 K		0-0 F8				0-0 WP 2B		4	1	1	0	0	2	0					
<b>Carlos Paula, R</b> OBP: 0.346, SLG: 0.346 (8, 8)		0-0 HR		4-0 CS BB				4-0 2B E BB		1	2	1	1	3	0	0					
<b>Karl Olson, R</b> OBP: 0.336, SLG: 0.427 (8, 8)								2-3 E BB		0	0	0	0	0	0	0					
<b>Jerry Snyder, R</b> OBP: 0.342, SLG: 0.360 (1, 6)	0-0 P5		0-0 L6		0-0 FC5-4			0-0 E9		4	0	1	1	0	0	2					
<b>Pedro Ramos, S</b> OBP: 0.417, SLG: 0.583 (8, 1)			0-0 SF8		0-3 K			1-H 3-H 2B		3	1	1	0	0	1	1					
<b>Bob Chakales, R</b> OBP: 0.091, SLG: 0.091 (8, 1)			3B		0-0 4-3			2-3 PO		1	0	0	0	0	1	0					
<b>Inning Stats</b>	R: 1 E: 0 K: 0 S: 4	H: 1 LOB: 0 BB: 4	R: 1 E: 0 K: 1 S: 6	H: 1 LOB: 0 BB: 6	R: 3 E: 0 K: 1 S: 7	H: 2 LOB: 0 BB: 1 P: 11	R: 0 E: 0 K: 0 S: 2	H: 0 LOB: 0 BB: 1 P: 6	R: 0 E: 0 K: 1 S: 5	H: 0 LOB: 0 BB: 0 P: 5	R: 0 E: 0 K: 0 S: 3	H: 0 LOB: 1 BB: 1 P: 9	R: 5 E: 1 K: 0 S: 5	H: 3 LOB: 0 BB: 3 P: 18	R: 0 E: 0 K: 1 S: 5	H: 0 LOB: 0 BB: 5	1B: 0 2B: 2 3B: 1 HR: 4	SF: 1 SAC: 0 DP: 0 HBP: 0	WP: 1 PB: 0 SB: 0 CS: 1	PA: 39	
<b>PITCHER</b>	IP	WLS	BF	H	R	ER	SO	BB	IBB	HBP	BLK	WP	HR	S	P	ERA	WHIP				
<b>George Susce, R</b> ERA: 8.54 (1, 1)	7.2	L	33	6	9	9	4	5	0	0	0	0	4	36	57	10.56	1.435				
<b>Tom Hurd, R</b> ERA: 3.52 (8, 1)	0.1		2	1	1	0	0	1	0	0	0	1	0	1	5	0.00	6.000				
<b>Dave Sisler, R</b> ERA: 4.11 (9, 1)	1.0		3	0	0	0	1	0	0	0	0	0	0	5	5	0.00	0.000				

Washington Senators @ Boston Red Sox  
Fenway Park, Boston, MA  
Fri May 25 1956, 3:33 AM EDT  
Att: 24,879 - Unknown

AB 31  
R 10  
H 7  
RBI 9  
BB 6  
SO 5  
LOB 6



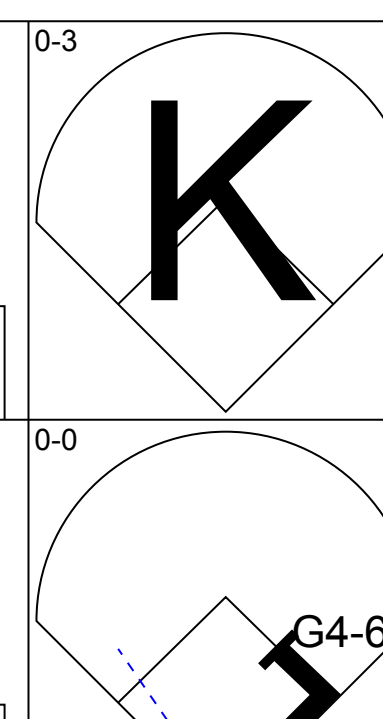
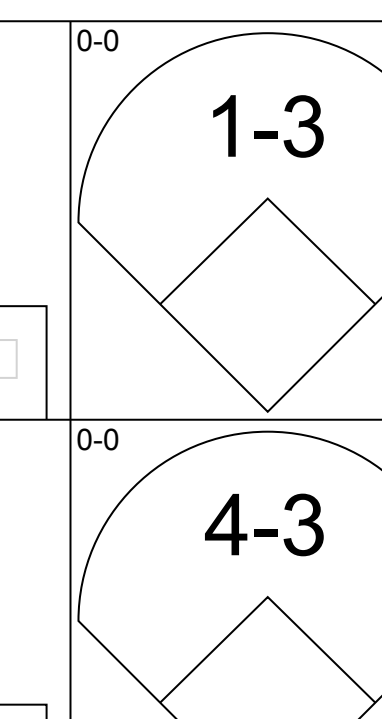
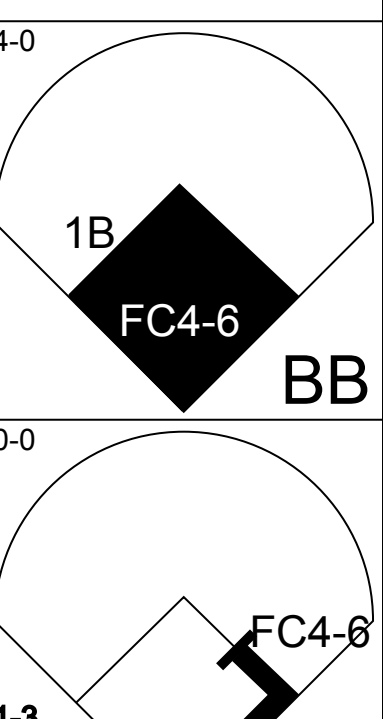
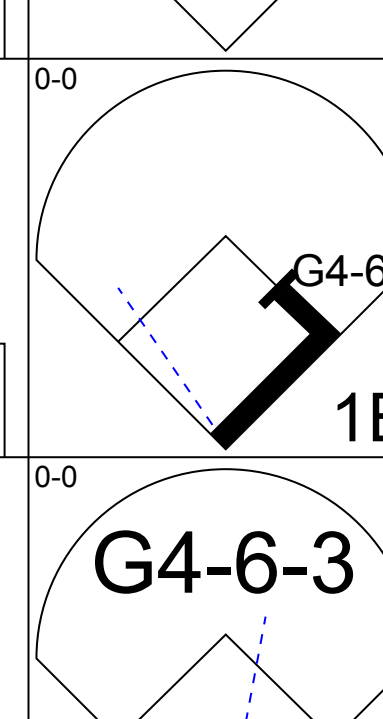
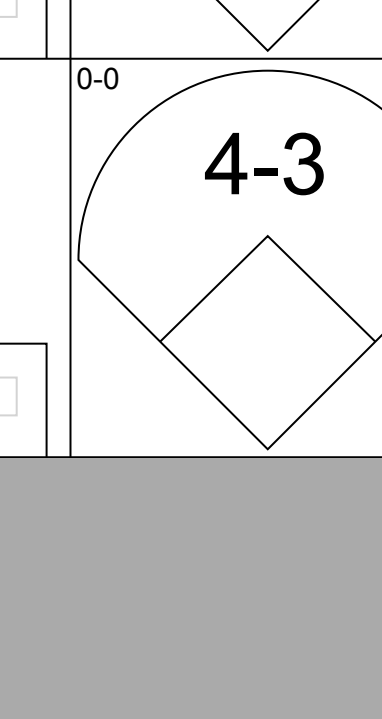
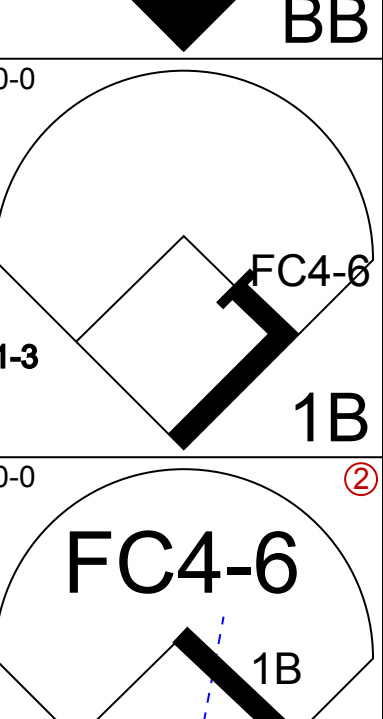
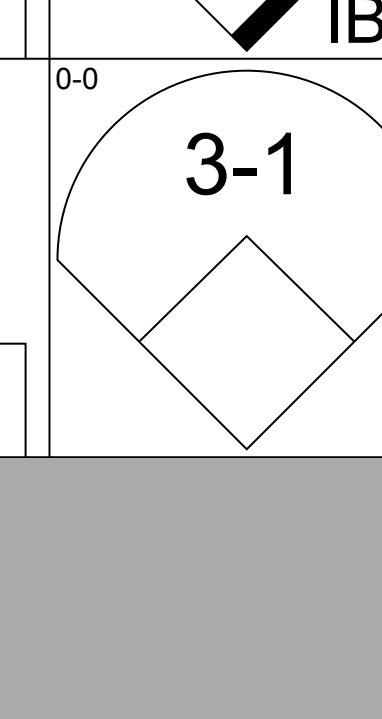
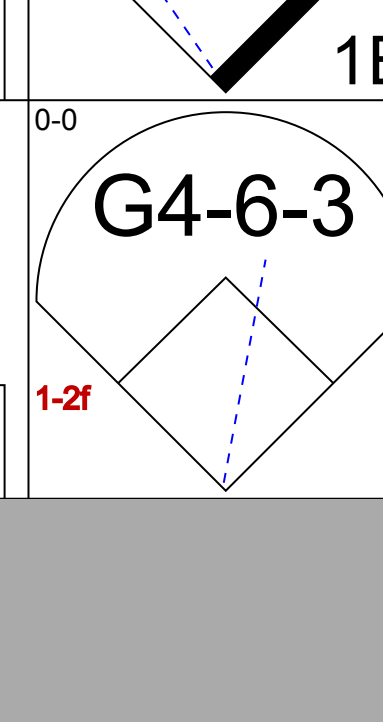
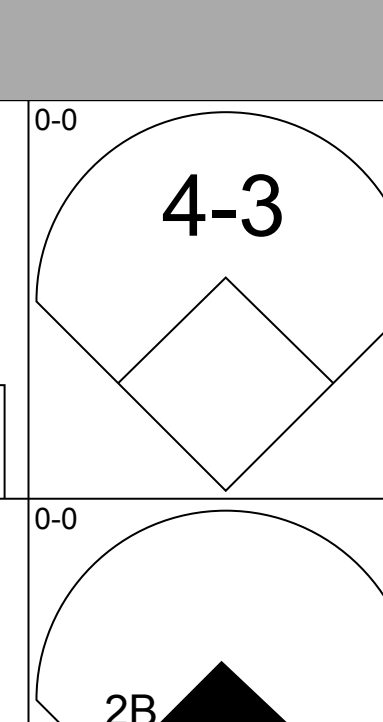
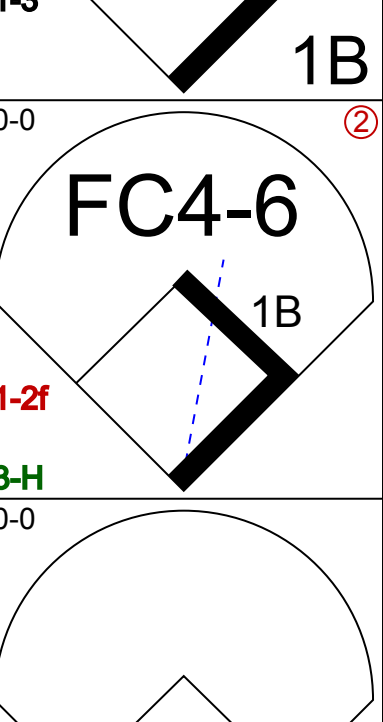
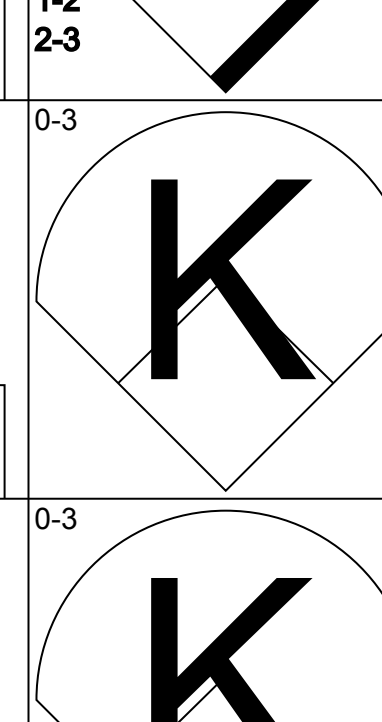
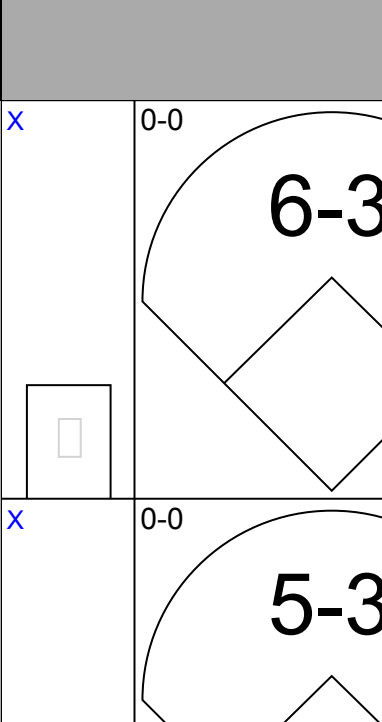
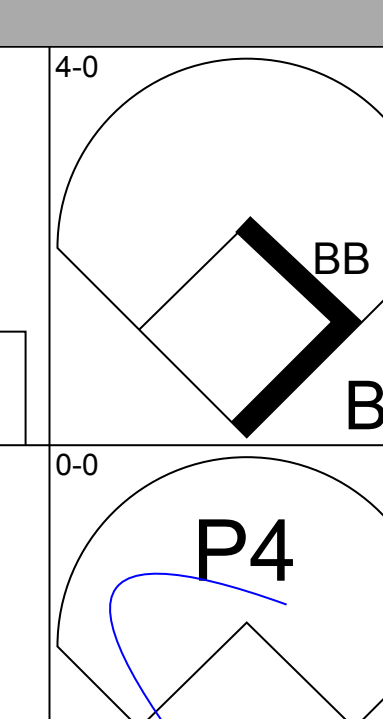
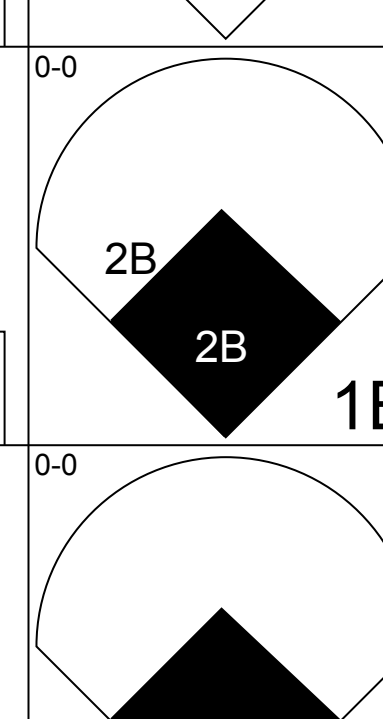
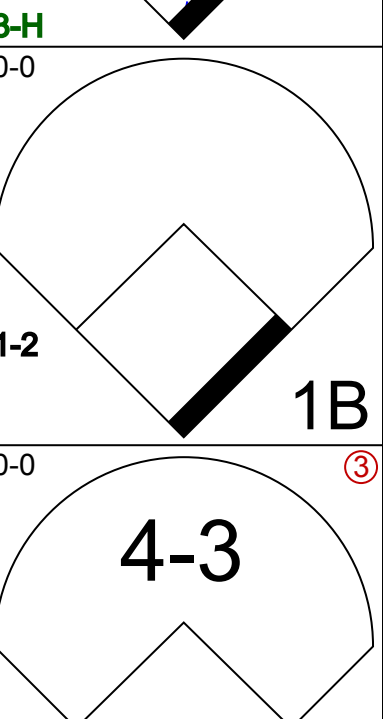
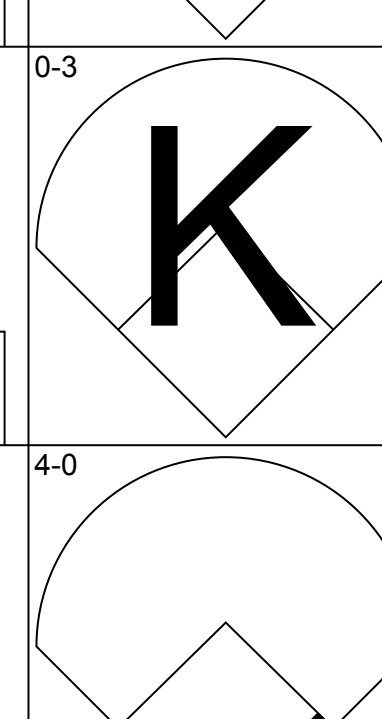
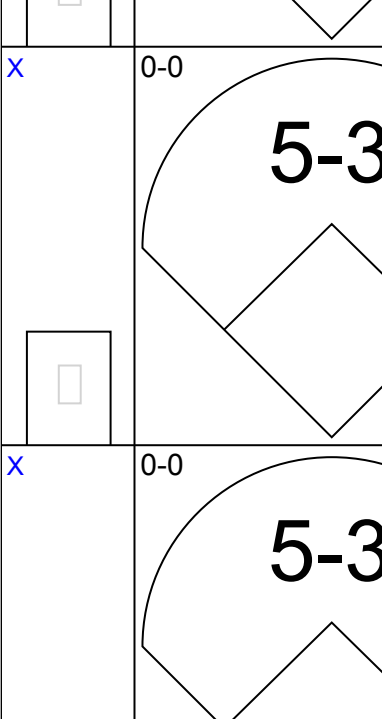

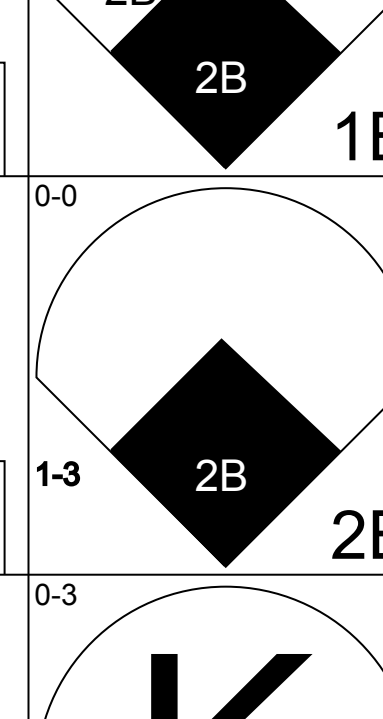
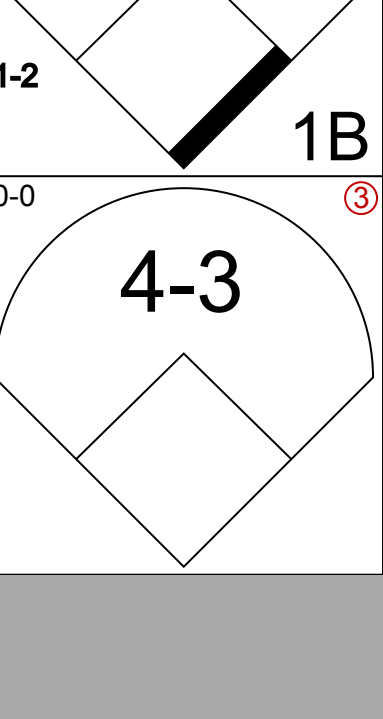
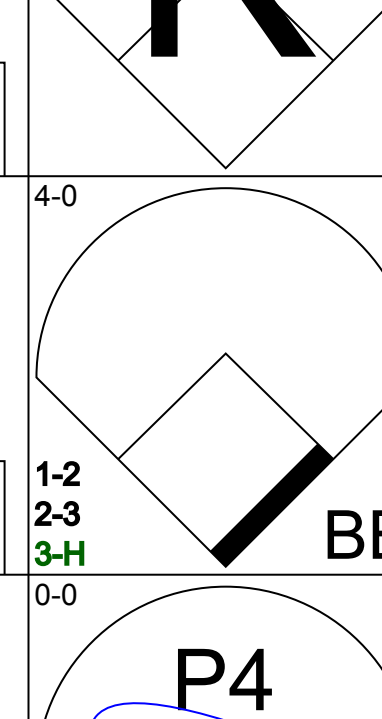
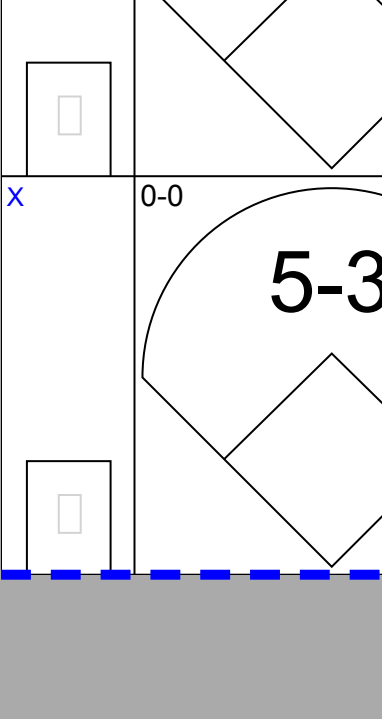

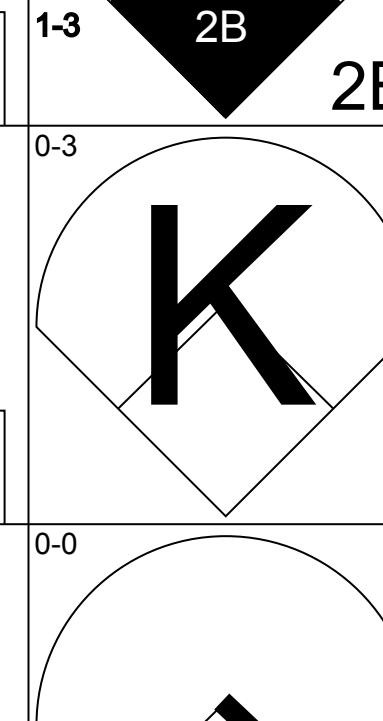
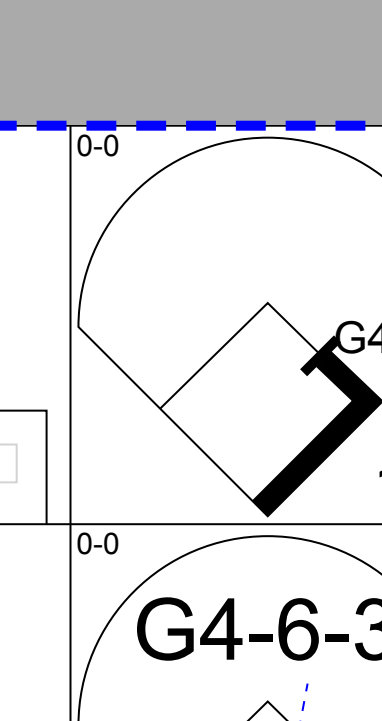
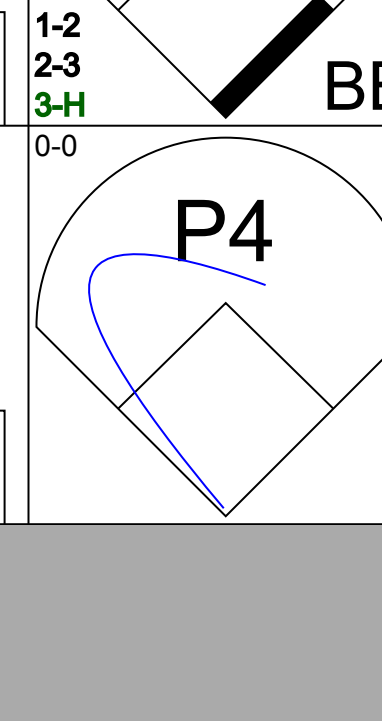

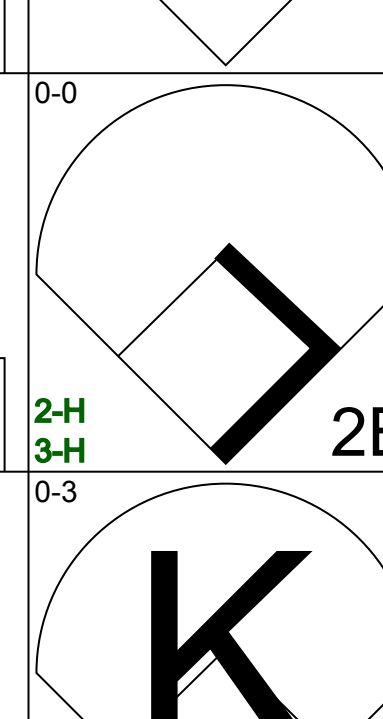
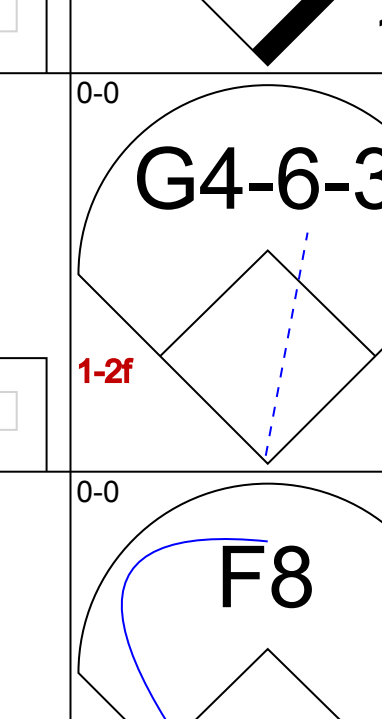
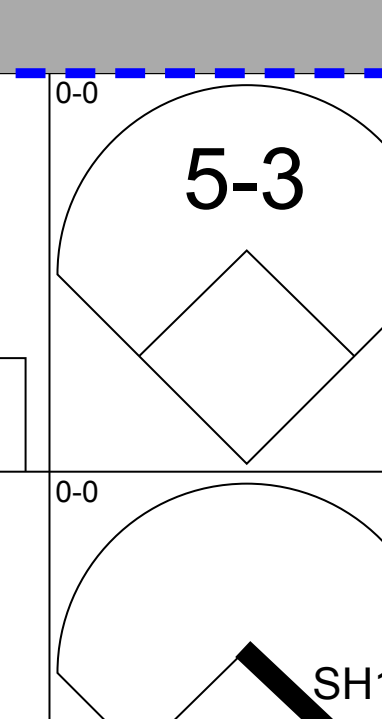

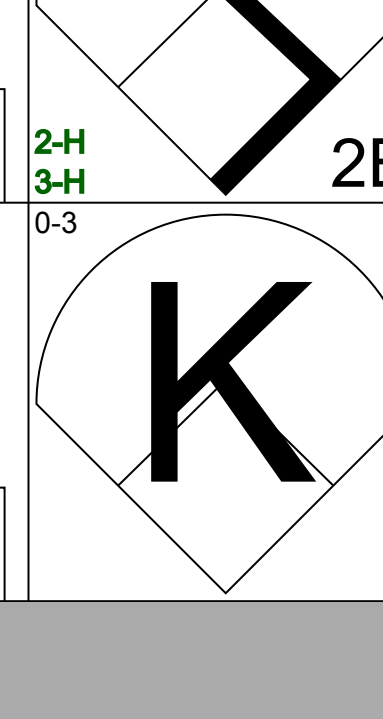
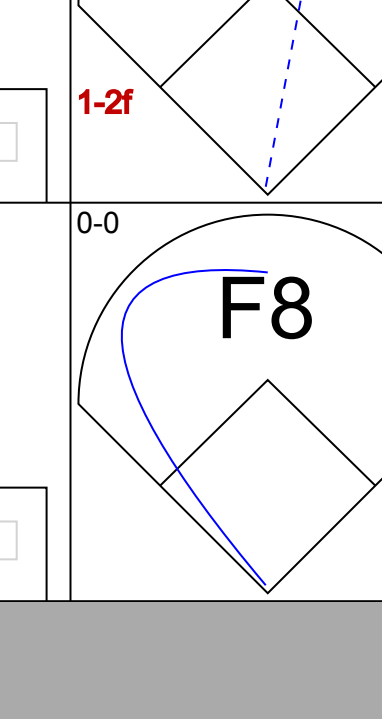


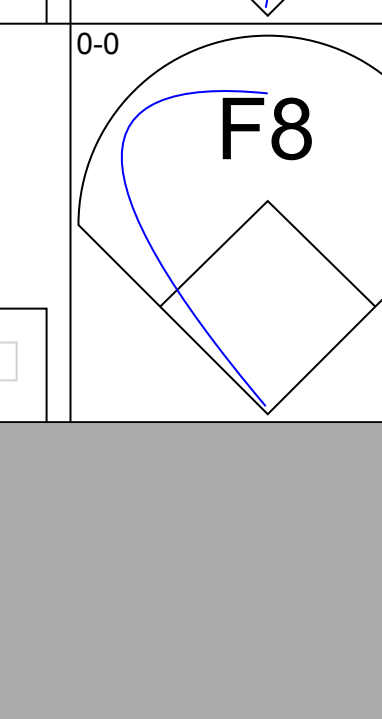
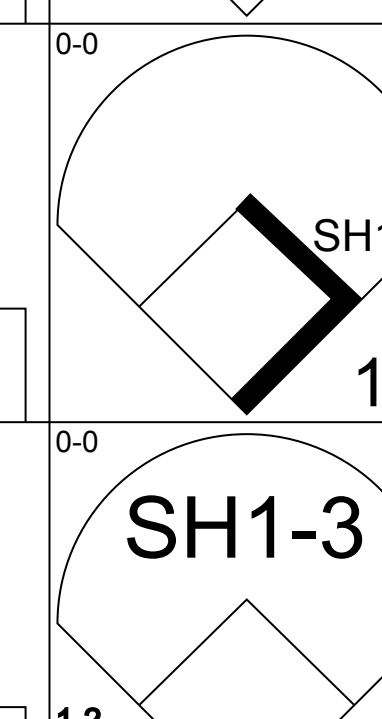
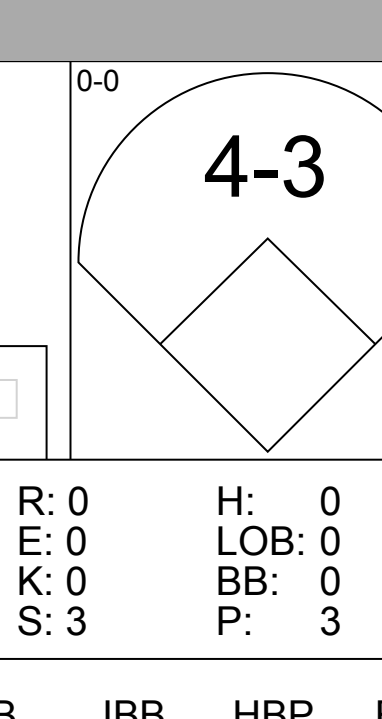
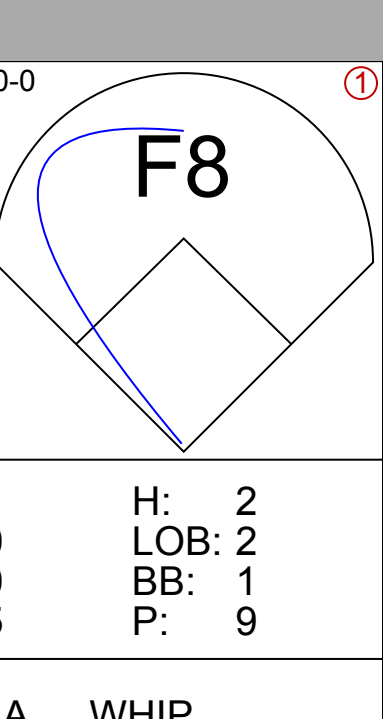
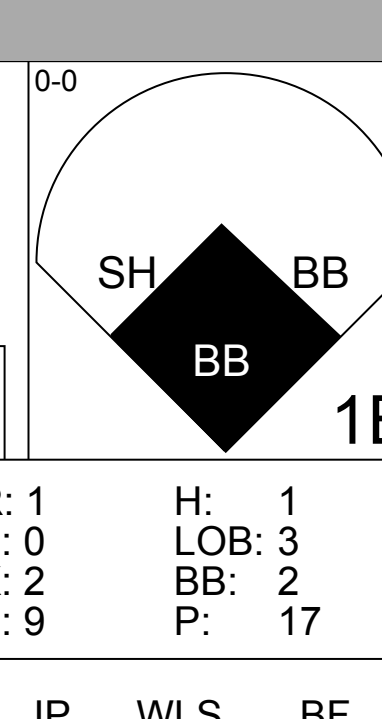
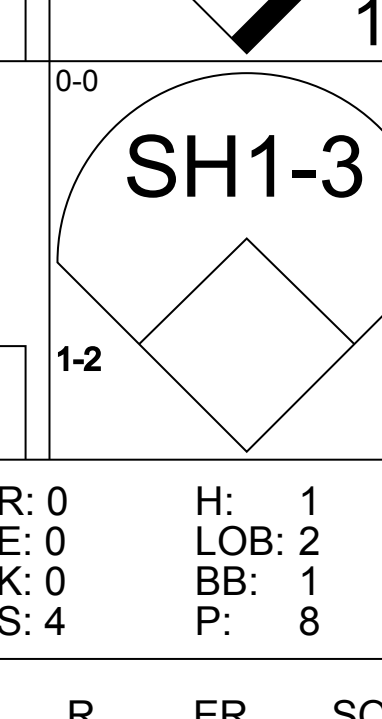
Batter	1	2	3	4	5	6	7	8	9	AB	R	H	RBI	BB	SO	LOB	BOTTOM				
<b>Billy Goodman, L</b> OBP: 0.394, SLG: 0.473 (1, 4)	0-0 6-3		0-0 2-3 1B	0-0 F7		4-0 BB		4-0 G6-4-3 BB		3	1	1	0	2	0	2					
<b>Frank Malzone, R</b> OBP: 0.258, SLG: 0.299 (1, 5)	0-0 P5		0-0 2-3	0-0 G3		0-0 4-3		0-0 G6-4-3		5	0	0	0	0	0	7					
<b>Mickey Vernon, L</b> OBP: 0.420, SLG: 0.663 (1, 3)	0-0 F8		4-0 1B BB		0-0 4-1			0-0 F7		4	0	0	0	1	0	0					
<b>Dick Gemert, R</b> OBP: 0.426, SLG: 0.622 (1, 7)		4-0 HR BB	0-0 FC6-4 1B		4-0 E S 1B BB			0-0 P6		2	2	1	1	3	0	0					
<b>Jackie Jensen, R</b> OBP: 0.395, SLG: 0.485 (1, 9)	0-0 2-3		0-0 FC6-4		0-3 K			0-0 F9		5	0	1	0	0	1	5					
<b>Jim Piersall, R</b> OBP: 0.391, SLG: 0.459 (1, 8)	0-0 HR		0-0 HR		0-0 K			0-0 F8		5	2	3	4	0	0	2					
<b>Don Buddin, R</b> OBP: 0.377, SLG: 0.298 (1, 6)	0-3 K		0-3 K		0-3 K			0-0 F7		3	0	0	0	0	3	1					
<b>Billy Klaus, L</b> OBP: 0.365, SLG: 0.179 (8, PH) (9, 6)								0-0 F7		1	0	0	0	0	0	0					
<b>Sammy White, R</b> OBP: 0.330, SLG: 0.350 (1, 2)	0-0 5-3		0-0 2B		0-0 F8			0-0 E6		3	0	1	0	0	0	0					
<b>Pete Daley, R</b> OBP: 0.300, SLG: 1.000 (8, 2)								2B		1	0	0	0	0	0	0					
<b>George Susce, R</b> OBP: 0.500, SLG: 0.625 (8, 1)			0-3 K		4-0 1-3			0-0 2B		2	0	0	0	1	1	0					
<b>Tom Hurd, R</b> OBP: 0.750, SLG: 0.750 (8, PH)								0-0 1-3		0	0	0	0	0	0	0					
<b>Ted Williams, L</b> OBP: 0.522, SLG: 0.556 (8, PR)								1-3 2B		1	0	1	0	0	0	0					
<b>Billy Consolo, R</b> (8, PR)										0	0	0	0	0	0	0					
<b>Dave Sisler, R</b> (9, 1)										0	0	0	0	0	0	0					
<b>Inning Stats</b>	R: 0 E: 0 K: 0 S: 3	H: 0 LOB: 0 BB: 0 P: 3	R: 2 E: 0 K: 1 S: 6	H: 1 LOB: 0 BB: 1 P: 10	R: 1 E: 0 K: 1 S: 7	H: 2 LOB: 2 BB: 1 P: 11	R: 1 E: 0 K: 2 S: 8	H: 1 LOB: 1 BB: 1 P: 12	R: 0 E: 0 K: 0 S: 3	H: 0 LOB: 1 BB: 1 P: 7	R: 0 E: 0 K: 0 S: 4	H: 1 LOB: 1 BB: 0 P: 4	R: 0 E: 1 K: 0 S: 4	H: 1 LOB: 2 BB: 1 P: 8	R: 0 E: 0 K: 0 S: 3	H: 0 LOB: 1 BB: 1 P: 7	1B: 3 2B: 3 3B: 0 HR: 2	SF: 0 SAC: 0 DP: 1 HBP: 0	WP: 0 PB: 0 SB: 1 CS: 0	PA: 42	
<b>PITCHER</b>	IP	WLS	BF	H	R	ER	SO	BB	IBB	HBP	BLK	WP	HR	S	P	ERA	WHIP				
<b>Pedro Ramos, R</b> ERA: 3.96 (1, 1)	7.1	W	37	8	5	5	5	6	0	0	0	0	2	41	65	6.14	1.909				
<b>Bob Chakales, R</b> ERA: 1.94 (8, 1)	1.2	S	5	0	0	0	0	1	0	0	0	0	0	4	8	0.00	0.600				

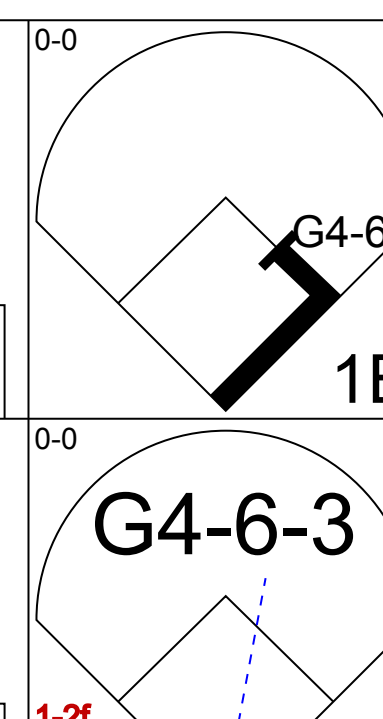
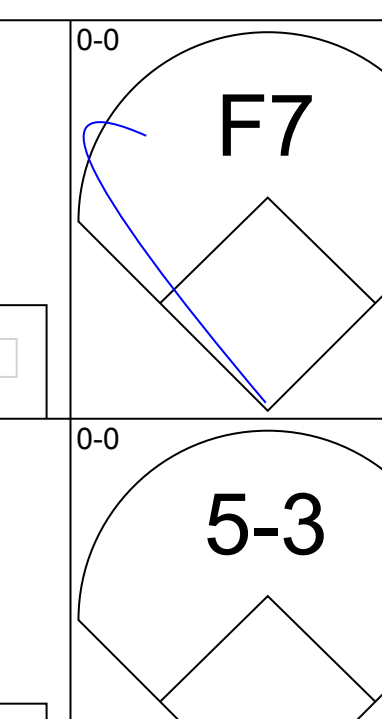
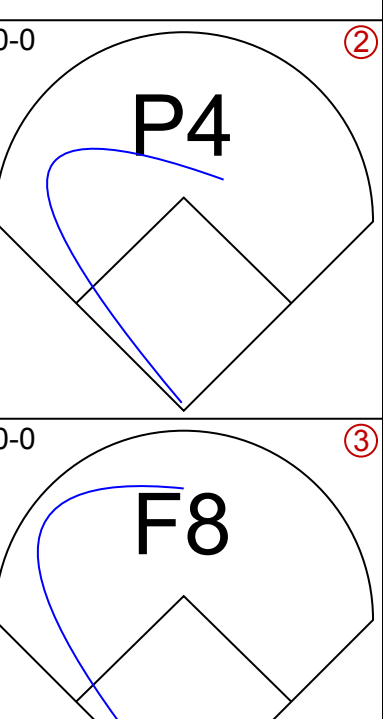
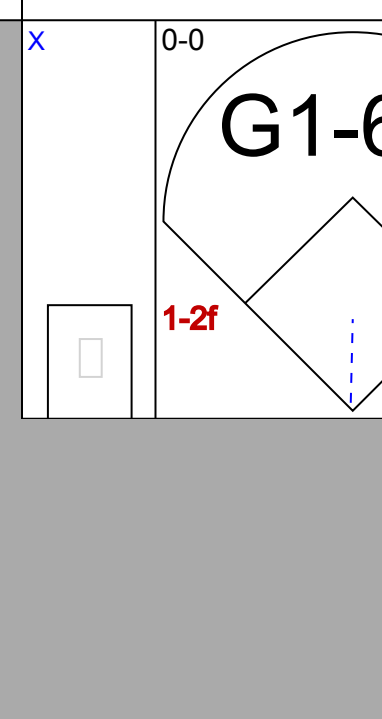
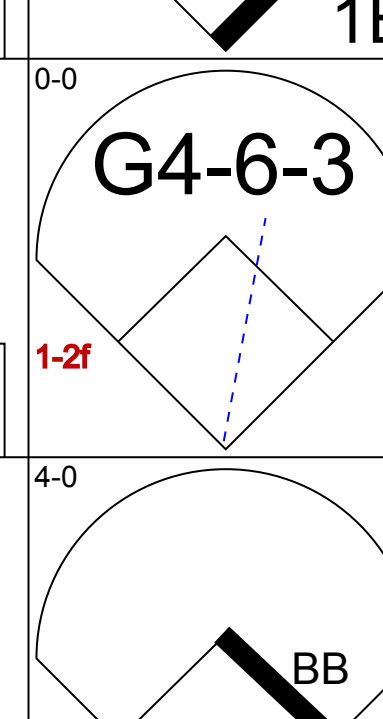
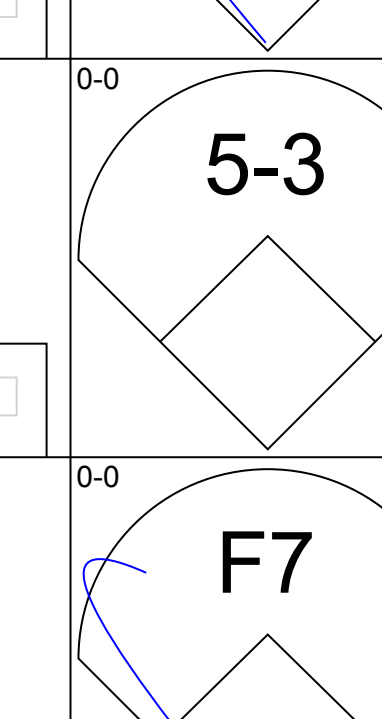
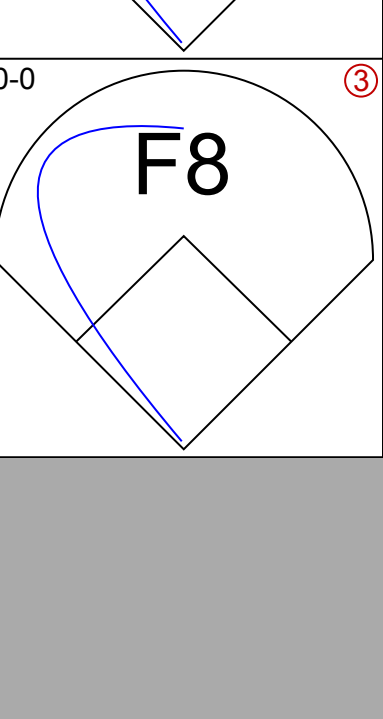
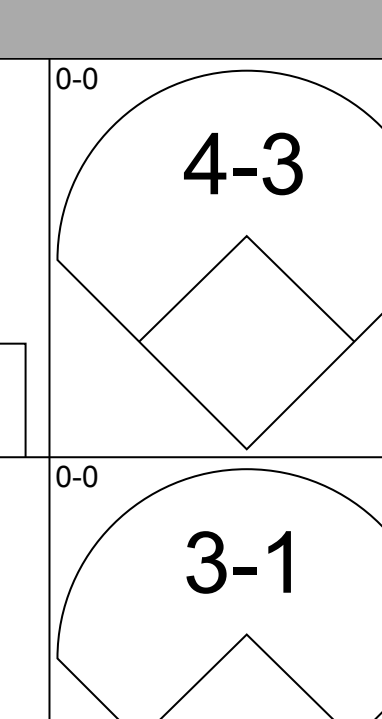
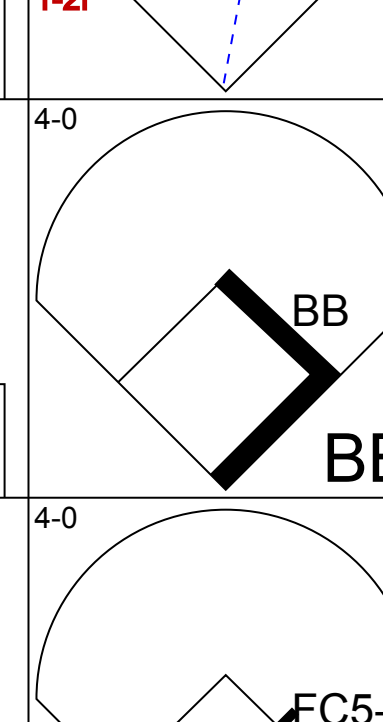
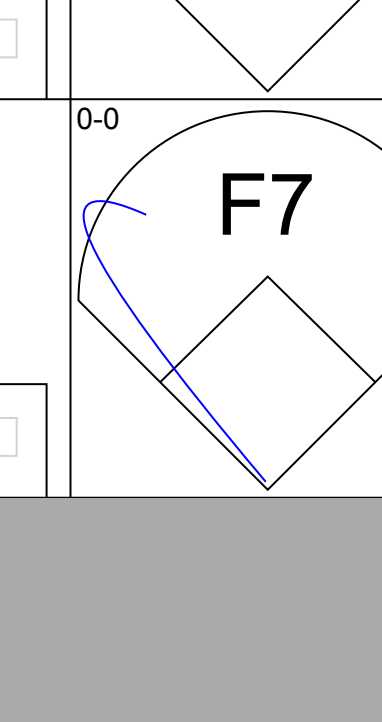

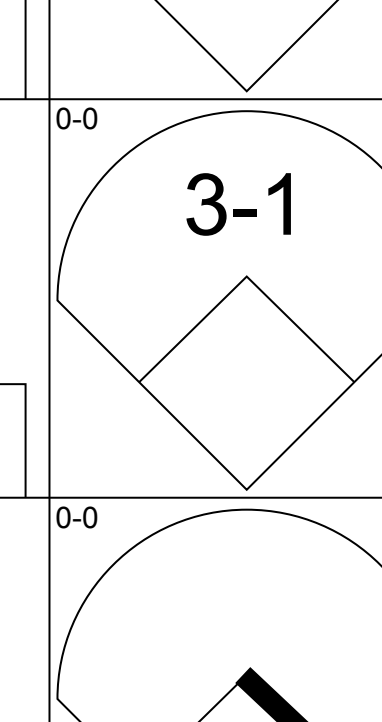
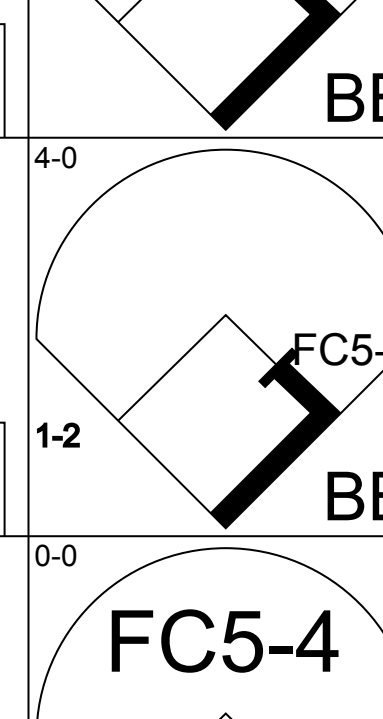
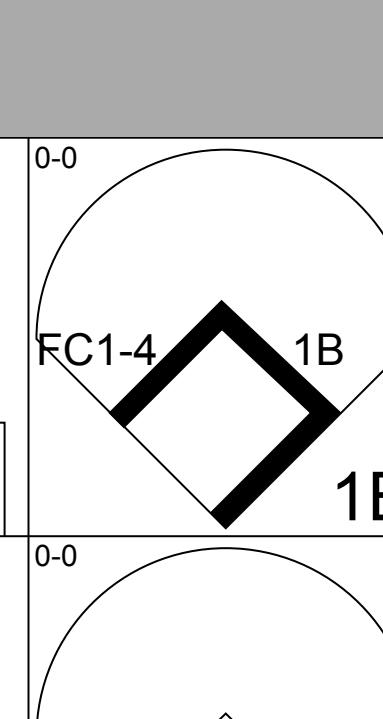

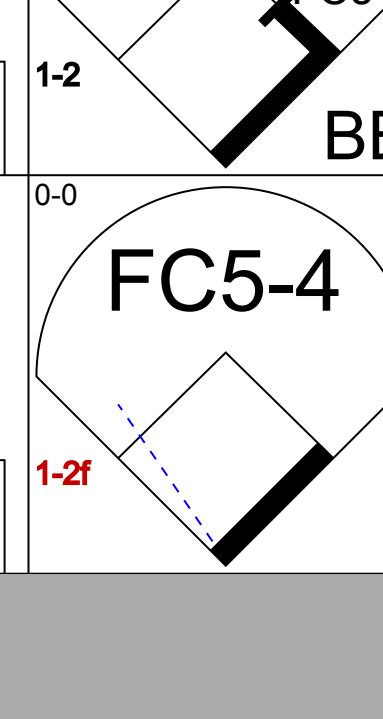
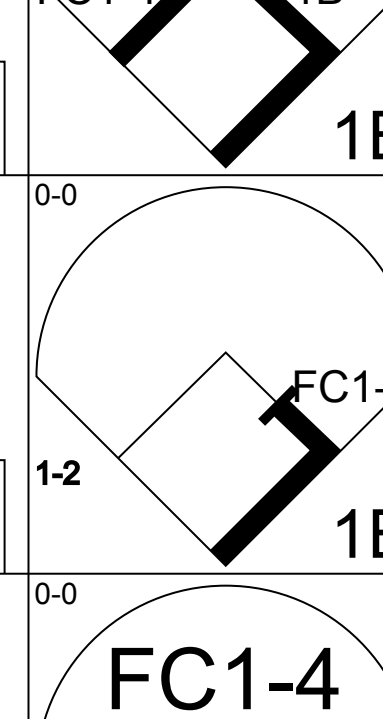

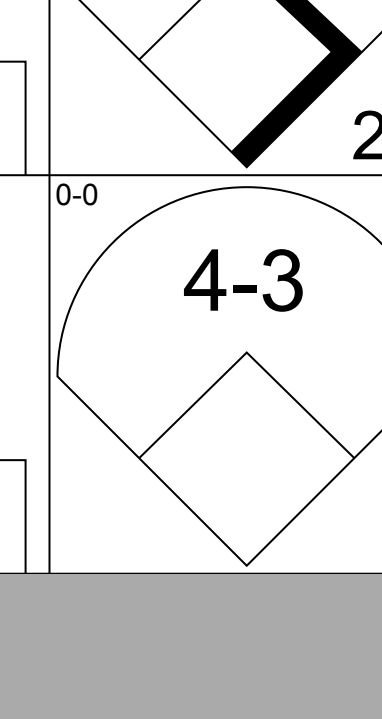
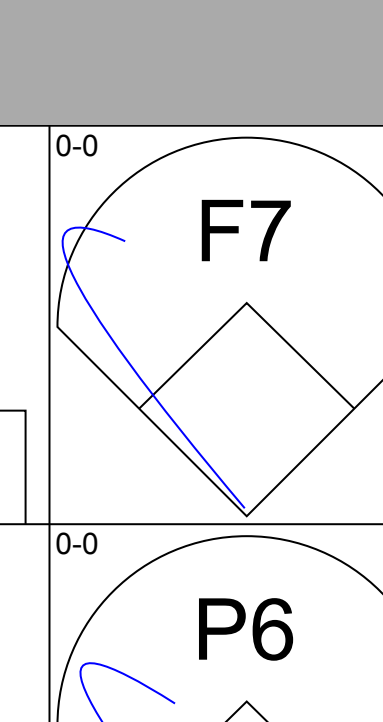
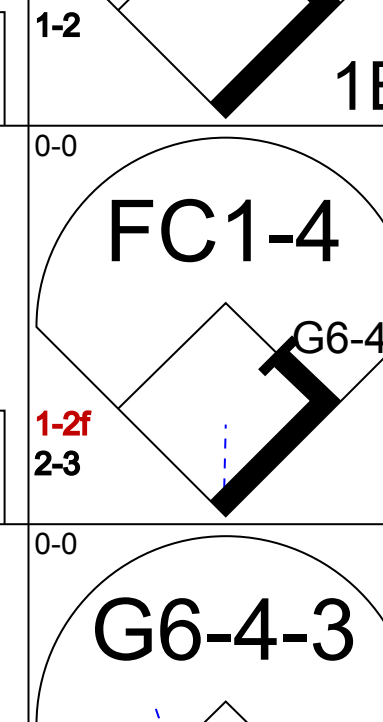


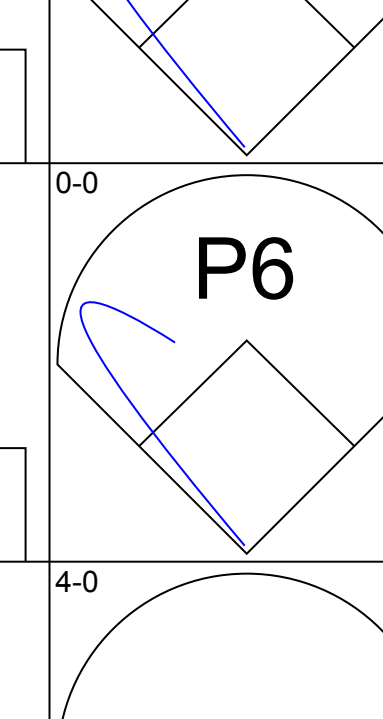
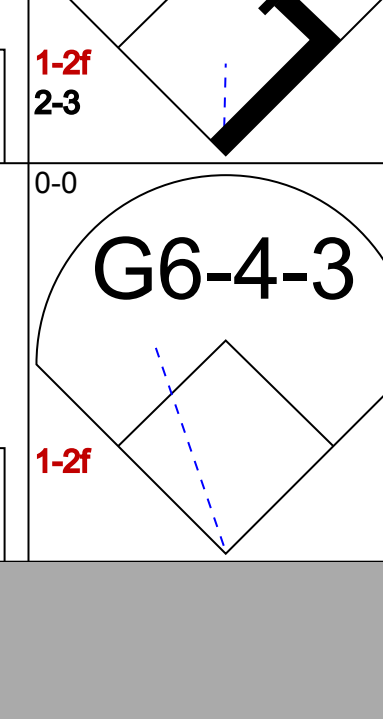


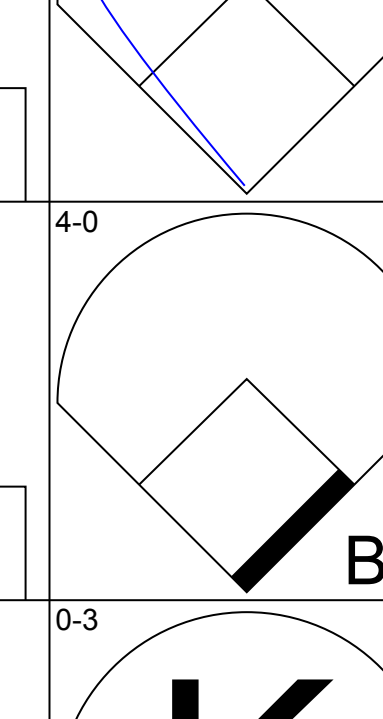
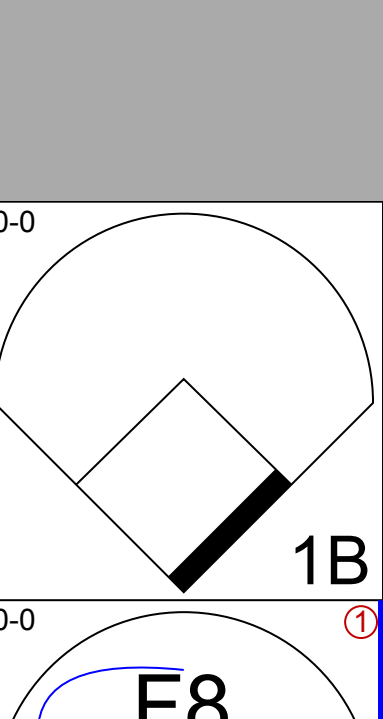
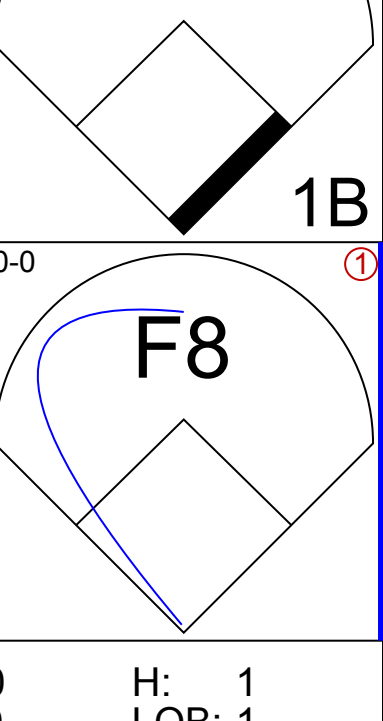


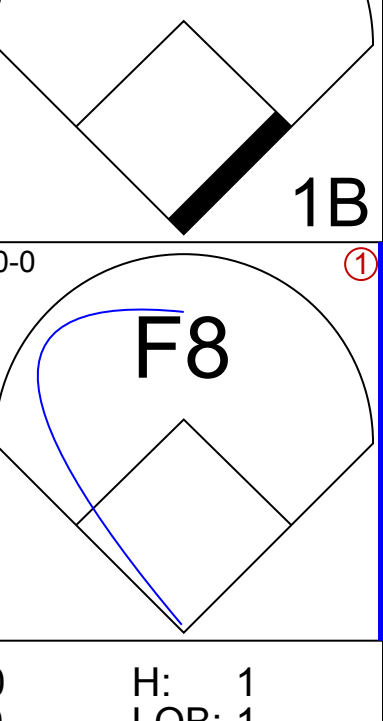
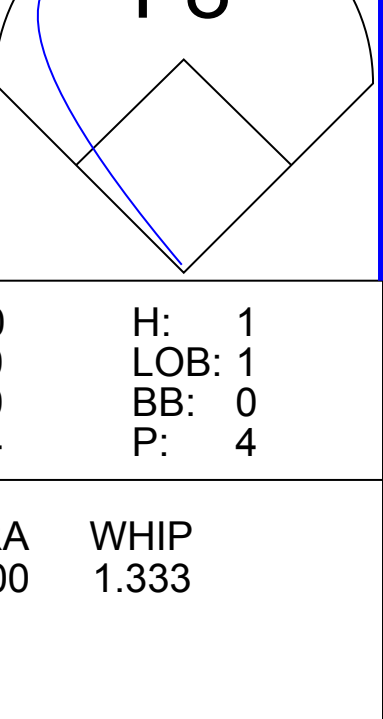

Washington Senators @ Boston Red Sox  
Fenway Park, Boston, MA  
Fri May 25 1956, 3:33 AM EDT  
Att: 24,879 - Unknown

AB 35  
R 5  
H 8  
RBI 5  
BB 7  
SO 5  
LOB 17





Batter	1	2	3	4	5	6	7	8	9	AB	R	H	RBI	BB	SO	LOB	TOP					
<b>Eddie Yost, R</b> OBP: 0.453, SLG: 0.350 (1, 5)										2	1	0	0	3	1	0	<b>Washington Senators @ Boston Red Sox</b> Fenway Park, Boston, MA Sat May 26 1956, 3:33 AM EDT Att: 10,753 - Unknown					
<b>Whitey Herzog, L</b> OBP: 0.256, SLG: 0.257 (1, 8) (7, 7)										4	0	2	0	0	0	2						
<b>Pete Runnels, L</b> OBP: 0.368, SLG: 0.462 (1, 4)										5	0	0	1	0	1	5						
<b>Roy Sievers, R</b> OBP: 0.388, SLG: 0.524 (1, 3)										4	1	2	0	1	1	3						
<b>Clint Courtney, L</b> OBP: 0.402, SLG: 0.457 (1, 2)										4	1	1	1	1	0	3						
<b>Jim Lemon, R</b> OBP: 0.351, SLG: 0.533 (1, 9)										3	0	1	0	1	1	5						
<b>Carlos Paula, R</b> OBP: 0.333, SLG: 0.423 (7, 8)										3	0	1	2	0	1	3						
<b>Karl Olson, R</b> OBP: 0.333, SLG: 0.423 (7, 8)										1	0	0	0	0	0	0						
<b>Jerry Snyder, R</b> OBP: 0.339, SLG: 0.357 (1, 6)										4	0	1	0	0	1	3						
<b>Chuck Stobbs, L</b> OBP: 0.150, SLG: 0.158 (1, 1)										3	1	1	0	0	0	0						
<b>Inning Stats</b>	R: 0 E: 0 K: 1 S: 5	H: 1 LOB: 0 BB: 0 P: 5	R: 0 E: 0 K: 1 S: 5	H: 0 LOB: 2 BB: 2 P: 13	R: 0 E: 0 K: 0 S: 3	H: 0 LOB: 0 BB: 0 P: 3	R: 2 E: 0 K: 2 S: 10	H: 3 LOB: 1 BB: 0 P: 10	R: 1 E: 0 K: 0 S: 5	H: 2 LOB: 2 BB: 1 P: 9	R: 0 E: 0 K: 0 S: 3	H: 1 LOB: 0 BB: 0 P: 3	R: 1 E: 0 K: 2 S: 9	H: 1 LOB: 3 BB: 2 P: 17	R: 0 E: 0 K: 0 S: 4	H: 1 LOB: 2 BB: 1 P: 8	R: 0 E: 0 K: 0 S: 3	H: 0 LOB: 0 BB: 0 P: 3	1B: 7 2B: 2 3B: 0 HR: 0	SF: 0 SAC: 2 DP: 2 HBP: 0	WP: 0 PB: 0 SB: 0 CS: 0	PA: 41
<b>PITCHER</b>	IP	WLS	BF	H	R	ER	SO	BB	IBB	HBP	BLK	WP	HR	S	P	ERA	WHIP					
<b>Ike Delock, R</b> ERA: 5.59 (1, 1)	5.0	L	23	6	3	3	4	3	0	0	0	0	0	28	40	5.40	1.800					
<b>Dave Sisler, R</b> ERA: 4.15 (6, 1)	2.0		10	2	1	1	2	2	0	0	0	0	0	12	20	4.50	2.000					
<b>Leo Kiely, L</b> ERA: 5.06 (8, 1)	2.0		8	1	0	0	0	0	1	0	0	0	0	7	11	0.00	0.500					

Batter	1	2	3	4	5	6	7	8	9	AB	R	H	RBI	BB	SO	LOB	BOTTOM					
<b>Billy Goodman, L</b> OBP: 0.390, SLG: 0.466 (1, 4)										4	0	1	0	0	0	3	<b>Washington Senators @ Boston Red Sox</b> Fenway Park, Boston, MA Sat May 26 1956, 3:33 AM EDT Att: 10,753 - Unknown					
<b>Frank Malzone, R</b> OBP: 0.248, SLG: 0.286 (1, 5)										4	0	0	0	0	0	2						
<b>Mickey Vernon, L</b> OBP: 0.413, SLG: 0.640 (1, 3)										3	0	0	0	1	0	0						
<b>Dick Gemert, R</b> OBP: 0.438, SLG: 0.634 (1, 7)										3	0	2	0	1	0	0						
<b>Jackie Jensen, R</b> OBP: 0.391, SLG: 0.477 (1, 9)										4	0	1	0	0	0	3						
<b>Jim Piersall, R</b> OBP: 0.375, SLG: 0.443 (1, 8)										4	0	0	0	0	0	2						
<b>Don Buddin, R</b> OBP: 0.381, SLG: 0.306 (1, 6)										4	1	2	0	0	0	2						
<b>Sammy White, R</b> OBP: 0.345, SLG: 0.353 (1, 2)										2	0	1	0	2	0	1						
<b>Ike Delock, R</b> OBP: 0.286, SLG: 0.143 (5, PH) <b>Norm Zachary, R</b> OBP: 0.333, SLG: 0.389 (8, 1) <b>Dave Sisler, R</b> (8, 1) <b>Ted Williams, L</b> OBP: 0.342, SLG: 0.579 (7, PH) <b>Billy Consolo, R</b> (8, 1) <b>Leo Kiely, L</b> (8, 1) <b>Pete Daley, R</b> OBP: 0.273, SLG: 0.909 (8, PH)										1	0	0	0	0	1	1						
<b>Inning Stats</b>	R: 0 E: 0 K: 0 S: 3	H: 1 LOB: 2 BB: 2 P: 11	R: 0 E: 0 K: 1 S: 5	H: 0 LOB: 1 BB: 1 P: 9	R: 0 E: 0 K: 0 S: 3	H: 0 LOB: 0 BB: 0 P: 3	R: 0 E: 0 K: 0 S: 4	H: 2 LOB: 1 BB: 0 P: 4	R: 0 E: 0 K: 0 S: 4	H: 1 LOB: 1 BB: 0 P: 4	R: 0 E: 0 K: 0 S: 3	H: 0 LOB: 0 BB: 0 P: 3	R: 1 E: 0 K: 0 S: 4	H: 2 LOB: 2 BB: 1 P: 8	R: 0 E: 0 K: 0 S: 4	H: 1 LOB: 1 BB: 0 P: 4		R: 0 E: 0 K: 0 S: 4	H: 1 LOB: 1 BB: 0 P: 4	1B: 7 2B: 1 3B: 0 HR: 0	SF: 0 SAC: 0 DP: 3 HBP: 0	WP: 0 PB: 0 SB: 0 CS: 0
<b>PITCHER</b>	IP	WLS	BF	H	R	ER	SO	BB	IBB	HBP	BLK	WP	HR	S	P	ERA	WHIP					
<b>Chuck Stobbs, L</b> ERA: 4.3 (1, 1)	9.0	W	36	8	1	1	1	4	0	0	0	0	0	34	50	1.00	1.333					






Batter	1	2	3	4	5	6	7	8	9	AB	R	H	RBI	BB	SO	LOB	TOP			
<b>Eddie Yost, R</b> OBP: 0.451, SLG: 0.340 (1, 5)										3	1	0	0	2	1	0				
<b>Whitey Herzog, L</b> OBP: 0.233, SLG: 0.231 (1, 8) (8, 7)										4	0	0	0	0	1	3				
<b>Pete Runnels, L</b> OBP: 0.365, SLG: 0.455 (1, 4)										4	1	1	0	0	0	2				
<b>Roy Sievers, R</b> OBP: 0.397, SLG: 0.550 (1, 3)										3	3	2	1	1	0	0				
<b>Clint Courtney, L</b> OBP: 0.406, SLG: 0.471 (1, 2)										4	1	2	2	0	0	0				
<b>Jim Lemon, R</b> OBP: 0.355, SLG: 0.532 (1, 9)										2	1	1	3	1	0	0				
<b>Carlos Paula, R</b> OBP: 0.297, SLG: 0.364 <b>Karl Olson, R</b> OBP: 0.333, SLG: 0.423 (1, 7) (8, 8)										4	0	1	1	0	0	2				
<b>Jerry Snyder, R</b> OBP: 0.336, SLG: 0.347 (1, 6)										3	0	0	0	1	0	1				
<b>Tex Clevenger, R</b> <b>Connie Grob, L</b> <b>Harmon Killebrew, R</b> <b>Bunky Stewart, L</b> <b>Herb Plews, R</b> <b>Bob Chakales, R</b> <b>Ernie Dravetz, S</b> (1, 1) (1, 1) (4, PH) (4, 1) (7, PH) (7, 1) (9, PH)										0	0	0	0	0	0	0				
<b>Inning Stats</b>	R: 5 E: 0 K: 0 S: 6	H: 4 LOB: 2 BB: 2 P: 14	R: 0 E: 0 K: 2 S: 7	H: 0 LOB: 0 BB: 0 P: 7	R: 1 E: 0 K: 0 S: 5	H: 2 LOB: 1 BB: 0 P: 5	R: 0 E: 0 K: 1 S: 5	H: 0 LOB: 0 BB: 0 P: 5	R: 0 E: 0 K: 0 S: 2	H: 0 LOB: 0 BB: 1 P: 6	R: 0 E: 0 K: 0 S: 3	H: 0 LOB: 0 BB: 2 P: 11	R: 1 E: 0 K: 0 S: 4	H: 1 LOB: 0 BB: 0 P: 4	R: 0 E: 0 K: 1 S: 5	H: 0 LOB: 0 BB: 0 P: 5	1B: 5 2B: 1 3B: 0 HR: 1	SF: 1 SAC: 0 DP: 2 HBP: 0	WP: 0 PB: 0 SB: 0 CS: 0	PA: 37
<b>PITCHER</b> <b>Tom Brewer, R</b> ERA: 2.69 (1, 1)	IP: 9.0 WLS: W BF: 37 H: 7 R: 7 ER: 7 SO: 4 BB: 5 IBB: 0 HBP: 0 BLK: 0 WP: 0 HR: 1 S: 40 P: 60 ERA: 7.00 WHIP: 1.333															<b>PITCHER</b> <b>Tom Brewer, R</b> ERA: 2.69 (1, 1)	IP: 9.0 WLS: W BF: 37 H: 7 R: 7 ER: 7 SO: 4 BB: 5 IBB: 0 HBP: 0 BLK: 0 WP: 0 HR: 1 S: 40 P: 60 ERA: 7.00 WHIP: 1.333			

Washington Senators @ Boston Red Sox  
Fenway Park, Boston, MA  
Sun May 27 1956, 3:33 AM EDT  
Unknown


AB 31  
R 7  
H 7  
RBI 7  
BB 5  
SO 4  
LOB 9



Batter	1	2	3	4	5	6	7	8	9	AB	R	H	RBI	BB	SO	LOB	BOTTOM			
<b>Billy Goodman, L</b> OBP: 0.391, SLG: 0.456 <b>Billy Consolo, R</b> (1, 4) (9, 4)										3	1	0	0	2	0	3				
<b>Billy Klaus, L</b> OBP: 0.365, SLG: 0.186 (1, 5)										4	1	1	0	1	1	2				
<b>Dick Gemert, R</b> OBP: 0.436, SLG: 0.621 <b>Gene Stephens, L</b> OBP: 0.333, SLG: 0.200 (1, 7) (9, 7)										2	0	0	1	2	0	1				
<b>Jackie Jensen, R</b> OBP: 0.406, SLG: 0.505 (1, 9)									4	2	3	0	1	0	1					
<b>Norm Zauchin, R</b> OBP: 0.362, SLG: 0.425 (1, 3)									4	1	2	2	1	1	4					
<b>Jim Piersall, R</b> OBP: 0.365, SLG: 0.425 (1, 8)									5	1	0	1	0	0	7					
<b>Sammy White, R</b> OBP: 0.355, SLG: 0.383 (1, 2)										5	1	3	1	0	0	1				
<b>Don Buddin, R</b> OBP: 0.380, SLG: 0.306 (1, 6)										3	1	1	0	0	0	2				
<b>Tom Brewer, R</b> OBP: 0.308, SLG: 0.400 (1, 1)										3	1	1	3	1	0	2				
<b>Inning Stats</b>	R: 1 E: 0 K: 1 S: 7	H: 2 LOB: 2 BB: 1 P: 11	R: 0 E: 0 K: 0 S: 4	H: 1 LOB: 1 BB: 0 P: 4	R: 7 E: 2 K: 1 S: 11	H: 4 LOB: 0 BB: 1 P: 15	R: 0 E: 0 K: 0 S: 2	H: 0 LOB: 1 BB: 2 P: 10	R: 0 E: 0 K: 0 S: 4	H: 1 LOB: 2 BB: 1 P: 8	R: 0 E: 0 K: 0 S: 4	H: 1 LOB: 2 BB: 1 P: 8	R: 1 E: 0 K: 0 S: 4	H: 1 LOB: 1 BB: 1 P: 8	R: 0 E: 0 K: 1 S: 5	H: 0 LOB: 0 BB: 0 P: 5	1B: 5 2B: 5 3B: 0 HR: 1	SF: 1 SAC: 1 DP: 2 HBP: 0	WP: 1 PB: 0 SB: 0 CS: 0	PA: 43
<b>PITCHER</b> <b>Tex Clevenger, R</b> ERA: 4.35 <b>Connie Grob, R</b> ERA: 4.34 <b>Bunky Stewart, L</b> ERA: 3.12 <b>Bob Chakales, R</b> ERA: 2.06 (1, 1) (1, 1) (4, 1) (7, 1)	IP: 0.1 WLS: L BF: 16 H: 5 R: 7 ER: 3 SO: 2 BB: 1 IBB: 0 HBP: 0 BLK: 0 WP: 0 HR: 1 S: 19 P: 23 ERA: 10.12 WHIP: 2.250															<b>PITCHER</b> <b>Tex Clevenger, R</b> ERA: 4.35 <b>Connie Grob, R</b> ERA: 4.34 <b>Bunky Stewart, L</b> ERA: 3.12 <b>Bob Chakales, R</b> ERA: 2.06 (1, 1) (1, 1) (4, 1) (7, 1)	IP: 0.1 WLS: L BF: 16 H: 5 R: 7 ER: 3 SO: 2 BB: 1 IBB: 0 HBP: 0 BLK: 0 WP: 0 HR: 1 S: 19 P: 23 ERA: 10.12 WHIP: 2.250			

Washington Senators @ Boston Red Sox  
Fenway Park, Boston, MA  
Sun May 27 1956, 3:33 AM EDT  
Unknown

AB 33  
R 9  
H 11  
RBI 8  
BB 8  
SO 2  
LOB 23





Batter	1	2	3	4	5	6	7	8	9	10	AB	R	H	RBI	BB	SO	LOB	TOP					
<b>Eddie Yost, R</b> OBP: 0.459, SLG: 0.339 (1, 5)	4-0 1B BB	0-0 1B		4-0 G4-6-3 BB		1-0 HBP		0-0 F9		0-0 F2	3	1	1	1	2	0	2						
<b>Whitey Herzog, L</b> OBP: 0.245, SLG: 0.244 (1, 7)	0-0 1B HR	0-0 P4		0-0 G4-6-3		0-0 P4		0-0 P5		0-0 2B 1B	6	1	2	0	0	0	7						
<b>Pete Runnels, L</b> OBP: 0.371, SLG: 0.457 (1, 4)	0-0 HR 1B	0-0 F7				0-0 2B 1B		0-0 F8		0-0 FC1-6 HR 1B	6	3	3	1	0	1	5						
<b>Roy Sievers, R</b> OBP: 0.407, SLG: 0.590 (1, 3)	0-0 HR			4-0 FC5-4 BB		0-0 1B 2B		0-0 F8		0-0 F8	5	2	3	4	1	0	1						
<b>Jim Lemon, R</b> OBP: 0.357, SLG: 0.527 (1, 9)	0-0 F7			0-0 FC5-4 G6-4-3		0-0 F7-4 1-3 1B		0-3 K		0-0 FC1-6 1B	5	0	2	2	0	1	1						
<b>Karl Olson, R</b> OBP: 0.328, SLG: 0.414 (1, 8)	0-0 6-3			0-0 G6-4-3		0-0 1-3		0-0 1B		0-0 FC1-6 HR	5	1	1	0	0	0	4						
<b>Jerry Snyder, R</b> OBP: 0.338, SLG: 0.374 (1, 6)	0-0 F7					0-0 FC3-6 1B		0-0 F7-4		0-0 F8	5	1	2	3	0	0	2						
<b>Ed Fitz Gerald, R</b> OBP: 0.423, SLG: 0.542 (8, PH)				0-0 FC3-6 BB SH				0-0 SH2-4 1B		4-0 BB	2	1	1	0	1	0	1						
<b>Ernie Oravetz, S</b> OBP: 0.365, SLG: 0.326 (8, 1)				0-0 SH1-4 BB				0-0 SH2-4 1B		0-0 K	0	0	0	0	1	0	0						
<b>Pedro Ramos, S</b> OBP: 0.385, SLG: 0.538 (10, 1)								0-0 P6		0-0 1B 2B	0	0	0	0	0	0	0						
<b>Camilo Pascual, R</b> OBP: 0.333, SLG: 0.357 (6, 1)				0-0 SH1-4		0-0 SH					0	0	0	0	0	0	0						
<b>Bob Chakales, R</b> OBP: 0.091, SLG: 0.091 (8, PH)				1-2		1-2					2	1	1	0	0	0	1						
<b>Clint Courtney, L</b> OBP: 0.408, SLG: 0.471 (8, 2)											0	0	0	0	0	0	0						
<b>Inning Stats</b>	R: 4 E: 0 K: 0 S: 6	H: 3 LOB: 0 BB: 1 P: 10	R: 1 E: 0 K: 0 S: 4	H: 1 LOB: 1 BB: 1 P: 8	R: 0 E: 0 K: 0 S: 2	H: 0 LOB: 0 BB: 1 P: 6	R: 0 E: 0 K: 0 S: 4	H: 1 LOB: 2 BB: 1 P: 8	R: 2 E: 0 K: 0 S: 5	H: 3 LOB: 0 BB: 0 P: 5	R: 0 E: 0 K: 0 S: 4	H: 1 LOB: 2 BB: 0 P: 5	R: 0 E: 0 K: 1 S: 6	H: 1 LOB: 1 BB: 0 P: 6	R: 0 E: 0 K: 0 S: 3	H: 0 LOB: 1 BB: 1 P: 7	R: 3 E: 0 K: 1 S: 8	H: 3 LOB: 0 BB: 0 P: 8	R: 1 E: 0 K: 1 S: 7	H: 3 LOB: 2 BB: 0 P: 7	1B: 12 2B: 3 3B: 0 HR: 2	SF: 0 SAC: 3 DP: 3 HBP: 1	WP: 0 PA: 49
<b>PITCHER</b>	IP WLS BF H R ER SO	IP WLS BF H R ER SO	IP WLS BF H R ER SO	IP WLS BF H R ER SO	IP WLS BF H R ER SO	IP WLS BF H R ER SO	IP WLS BF H R ER SO	IP WLS BF H R ER SO	IP WLS BF H R ER SO	IP WLS BF H R ER SO	IP WLS BF H R ER SO	IP WLS BF H R ER SO	IP WLS BF H R ER SO	IP WLS BF H R ER SO	IP WLS BF H R ER SO	IP WLS BF H R ER SO	IP WLS BF H R ER SO	IP WLS BF H R ER SO	IP WLS BF H R ER SO	IP WLS BF H R ER SO	ERA WHIP	ERA WHIP	
<b>Bob Porterfield, R</b> ERA: 5.93	(1, 1)	1.1	10	4	5	5	0	2	0	0	0	0	0	0	0	0	0	0	0	0	33.75	4.500	
<b>Leo Kiely, L</b> ERA: 4.5	(2, 1)	4.2	20	5	2	2	0	2	0	1	0	0	0	0	0	0	0	0	0	0	3.86	1.500	
<b>Tom Hurd, R</b> ERA: 4.66	(7, 1)	4.0	19	7	4	4	3	1	0	0	0	0	0	0	0	0	0	0	0	0	9.00	2.000	

Washington Senators @ Boston Red Sox  
Fenway Park, Boston, MA  
Sun May 27 1956, 3:38 AM EDT  
Att. 11,574 - Unknown

livebaseballscorecards.com

AB 40  
R 11  
H 16  
RBI 11  
BB 5  
SO 3  
LOB 24




Batter	1	2	3	4	5	6	7	8	9	10	AB	R	H	RBI	BB	SO	LOB	BOTTOM					
<b>Billy Goodman, L</b> OBP: 0.391, SLG: 0.457 (8, 4)	0-0 HR 2B					0-0 FC4-6 HR		4-0 BB		0-0 F7	4	2	1	0	1	0	2						
<b>Billy Klaus, L</b> OBP: 0.365, SLG: 0.271 (1, 5)	0-0 HR			0-0 4-3		0-0 F8		0-0 SF7		0-0 F8	5	1	2	4	0	0	1						
<b>Dick Gemert, R</b> OBP: 0.438, SLG: 0.643 (1, 7)	4-0 FC6-4 BB			0-3 K		0-0 HR		0-0 K		0-0 F7	3	1	1	2	1	2	2						
<b>Gene Stephens, L</b> OBP: 0.286, SLG: 0.167 (9, 7)						0-0 HR		0-0 K		0-0 F7	1	0	0	0	0	0	0						
<b>Jackie Jensen, R</b> OBP: 0.406, SLG: 0.500 (1, 9)	0-0 FC6-4					0-0 1-3		0-0 F2		0-0 1B 1B	5	1	2	0	0	0	1						
<b>Norm Zaichin, R</b> OBP: 0.365, SLG: 0.444 (1, 3)	0-3 K			0-0 G5-4-3		0-0 2B 1B		0-0 FC5-4 1B		0-0 FC4-6 1B 1B	5	1	3	0	0	1	2						
<b>Jim Piersall, R</b> OBP: 0.373, SLG: 0.427 (1, 8)	0-0 6-3			0-0 2B 1B		0-0 2B 1B BB		0-0 F8		0-0 FC4-6 1B	4	2	2	1	1	0	2						
<b>Pete Daley, R</b> OBP: 0.313, SLG: 0.875 (1, 2)				0-0 2B		0-0 1B 2B		0-0 FC5-4		0-0 FC4-6	5	0	2	2	0	0	3						
<b>Don Buddin, R</b> OBP: 0.374, SLG: 0.301 (1, 6)				0-0 2B		0-0 1B 2B		0-0 FC5-4		0-0 FC4-6	5	0	2	2	0	0	3						
<b>Ted Williams, L</b> OBP: 0.550, SLG: 0.579 (6, PH)				0-0 5-3		0-0 1B 2B		0-0 FC5-4		0-0 FC4-6	2	0	0	0	0	0	1						
<b>Mitt Bolling, R</b> OBP: 0.400, SLG: 1.000 (7, 6)				0-0 5-3		0-0 1B IBB		0-0 SH1-3 1B BB		0-0 L5	0	0	0	0	1	0	0						
<b>Bob Porterfield, R</b> OBP: 0.273, SLG: 0.222 (2, 1)				0-0 3-1		0-0 FC4-6 1B		0-0 SH1-3		0-3 K	2	0	1	0	0	0	0						
<b>Leo Kiely, L</b> ERA: 2.17	(6, 1)	2.0	10	3	1	1	1	1	0	0	0	0	0	0	0	0	0						
<b>Mickey Vernon, L</b> ERA: 2.17	(8, 1)	2.0	10	4	2	2	0	1	0	0	0	0	0	0	0	0	0						
<b>Tom Hurd, R</b> OBP: 0.390, SLG: 0.750 (7, 1)						0-0 FC4-6 1B		0-0 SH1-3		0-0 K	1	0	1	0	0	0	0						
<b>Faye Throneberry, L</b> OBP: 0.000, SLG: 0.000 (10, PH)						1-2 2H 3H					1	0	0	0	0	0	0						
<b>Ted Lepore, R</b> OBP: 0.000, SLG: 0.000 (10, PH)											1	0	0	0	0	0	0						
<b>Inning Stats</b>	R: 2 E: 0 K: 1 S: 7	H: 2 LOB: 1 BB: 1 P: 11	R: 0 E: 0 K: 0 S: 3	H: 0 LOB: 0 BB: 0 P: 3	R: 0 E: 0 K: 1 S: 5	H: 0 LOB: 0 BB: 0 P: 5	R: 1 E: 0 K: 0 S: 5	H: 3 LOB: 1 BB: 0 P: 5	R: 2 E: 0 K: 0 S: 5	H: 2 LOB: 0 BB: 0 P: 5	R: 3 E: 1 K: 0 S: 7	H: 3 LOB: 2 BB: 3 P: 19	R: 0 E: 0 K: 0 S: 4	H: 1 LOB: 1 BB: 0 P: 4	R: 1 E: 0 K: 0 S: 3	H: 1 LOB: 1 BB: 1 P: 7	R: 1 E: 0 K: 0 S: 6	H: 3 LOB: 2 BB: 0 P: 6	R: 0 E: 0 K: 1 S: 5	H: 0 LOB: 0 BB: 0 P: 5	1B: 10 2B: 3 3B: 0 HR: 2	SF: 1 SAC: 1 DP: 1 HBP: 0	WP: 0 PA: 47
<b>PITCHER</b>	IP WLS BF H R ER SO	IP WLS BF H R ER SO	IP WLS BF H R ER SO	IP WLS BF H R ER SO	IP WLS BF H R ER SO	IP WLS BF H R ER SO	IP WLS BF H R ER SO	IP WLS BF H R ER SO	IP WLS BF H R ER SO	IP WLS BF H R ER SO	IP WLS BF H R ER SO	IP WLS BF H R ER SO	IP WLS BF H R ER SO	IP WLS BF H R ER SO	IP WLS BF H R ER SO	IP WLS BF H R ER SO	IP WLS BF H R ER SO	IP WLS BF H R ER SO	IP WLS BF H R ER SO	IP WLS BF H R ER SO	ERA WHIP	ERA WHIP	
<b>Camilo Pascual, R</b> ERA: 6.66	(1, 1)	5.0	24	8	7	7	2	2	0	0	0	0	0	0	0	0	0	0	0	0	12.60	2.000	
<b>Bob Chakales, R</b> ERA: 2.17	(6, 1)	2.0	10	3	1	1	1	1	0	0	0	0	0	0	0	0	0	0	0	0	4.50	2.000	
<b>Pedro Ramos, R</b> ERA: 4.23	(8, 1)	2.0	10	4	2	2	0	1	0	0	0	0	0	0	0	0	0	0	0	0	9.00	2.500	
<b>Dean Stone, L</b> ERA: 4.91	(10, 1)	1.0	3	0	0	0	1	0	0	0	0	0	0	0	0	0	0	0	0	0	0.00	0.000	

Washington Senators @ Boston Red Sox  
Fenway Park, Boston, MA  
Sun May 27 1956, 3:38 AM EDT  
Att. 11,574 - Unknown

livebaseballscorecards.com

AB 40  
R 10  
H 15  
RBI 10  
BB 5  
SO 4  
LOB 16





Batter	1	2	3	4	5	6	7	8	9	10	AB	R	H	RBI	BB	SO	LOB	
<b>Eddie Yost, R</b> OBP: 0.457, SLG: 0.336 (1, 5)	F5		4-3		F8		2B	1B			4	1	1	0	1	0	0	
<b>Whitey Herzog, L</b> OBP: 0.259, SLG: 0.260 (1, 8)	S		K			1B	F8	3-1			5	0	2	0	0	1	3	
<b>Pete Runnels, L</b> OBP: 0.378, SLG: 0.459 (1, 4)	F8			1B		1B	E5	BB		BB	4	2	2	1	1	0	2	
<b>Roy Sievers, R</b> OBP: 0.407, SLG: 0.587 (1, 3)	BB			K		FC5-2-5-2	BB	BB		F8	4	1	1	1	1	1	4	
<b>Clint Courtney, L</b> OBP: 0.417, SLG: 0.473 (1, 2)	4-3			1B		1B	F7-2-4	BB		F9	4	0	2	2	1	0	3	
<b>Jim Lemon, R</b> OBP: 0.265, SLG: 0.523 (1, 9)		L5-3		F2		FC4-2	BB	BB		K	3	0	1	1	2	1	3	
<b>Ernie Oravetz, S</b> OBP: 0.333, SLG: 0.292 (1, 7)		K		F9		FC4-2	F7-2-4	BB		6-3	5	0	0	0	0	1	8	
<b>Jerry Snyder, R</b> OBP: 0.333, SLG: 0.367 (1, 6)		L5-3		5-3		L6		BB		1-3	5	0	1	0	0	0	3	
<b>Bob Wiesler, S</b> (1, 1)				K				FC3-6		6-3	2	0	0	0	0	2	0	
<b>Tex Clevenger, R</b> (6, 1)											0	0	0	0	0	0	0	
<b>Harmon Killebrew, R</b> (7, PH)											0	1	0	0	1	0	0	
<b>Bob Chakales, R</b> OBP: 0.077, SLG: 0.077 (7, 1)							F8	BB		FC3-6	2	0	0	0	0	0	1	
<b>Inning Stats</b>	R: 0 E: 0 K: 0 S: 4	H: 1 LOB: 2 BB: 1 P: 8	R: 0 E: 0 K: 1 S: 4	H: 0 LOB: 0 BB: 1 P: 8	R: 0 E: 0 K: 2 S: 7	H: 0 LOB: 0 BB: 0 P: 7	R: 0 E: 0 K: 1 S: 5	H: 0 LOB: 0 BB: 0 P: 5	R: 2 E: 0 K: 0 S: 7	H: 4 LOB: 2 BB: 0 P: 7	R: 3 E: 1 K: 0 S: 4	H: 1 LOB: 2 BB: 4 P: 20	R: 0 E: 0 K: 0 S: 5	H: 0 LOB: 1 BB: 0 P: 4	R: 0 E: 0 K: 1 S: 3	H: 0 LOB: 0 BB: 0 P: 3	1B: 9 2B: 3 3B: 0 HR: 0	SF: 0 SAC: 0 DP: 2 HBP: 0
<b>PITCHER</b>	IP	WLS	BF	H	R	ER	SO	BB	IBB	HBP	BLK	WP	HR	S	P	ERA	WHIP	
<b>Connie Johnson, R</b> ERA: 3.63 (1, 1)	5.0		21	5	2	2	5	2	0	0	0	0	0	29	37	3.60	1.400	
<b>Don Ferrarese, L</b> ERA: 2.94 (6, 1)	0.1		3	2	0	0	0	0	0	0	0	0	0	3	3	0.00	6.000	
<b>George Zuverink, R</b> ERA: 1.85 (6, 1)	1.0		7	1	3	2	0	2	0	0	0	0	0	5	13	18.00	3.000	
<b>Mike Fomielez, R</b> ERA: 4.19 (7, 1)	3.2	W	14	2	0	0	1	2	1	0	0	0	0	13	25	0.00	1.091	

**Washington Senators @ Baltimore Orioles**  
Memorial Stadium, Baltimore, MD  
Mon May 28 1956, 3:33 AM EDT  
Att: 8,541 - Unknown

AB 38  
R 5  
H 10  
RBI 5  
BB 7  
SO 6  
LOB 27

WP: 0 PA: 45  
PB: 0  
SB: 1  
CS: 0




Batter	1	2	3	4	5	6	7	8	9	10	AB	R	H	RBI	BB	SO	LOB			
<b>Jim Pyburn, R</b> OBP: 0.302, SLG: 0.421 (1, 8)	K			SF9		E		F7			2	0	0	1	0	1	2			
<b>Tito Francona, L</b> OBP: 0.267, SLG: 0.231 (6, PH) (7, 9) (10, 3)		FC1-2				1B				1B	1	1	0	0	2	0	0			
<b>Hoot Evers, R</b> OBP: 0.615, SLG: 0.444 (1, 9)	L9					FC1-2		F7			1	0	0	0	2	0	0			
<b>Bob Hale, L</b> OBP: 0.371, SLG: 0.367 (6, PH)		BB				1B					1	0	0	0	0	0	2			
<b>Chuck Diering, R</b> OBP: 0.413, SLG: 0.324 (7, 8)		BB				FC6-4		F5		1B	2	0	1	1	0	0	0			
<b>George Kell, R</b> OBP: 0.371, SLG: 0.400 (1, 5)	2B					1B					3	1	1	1	1	0	5			
<b>Fred Marsh, R</b> OBP: 0.250, SLG: 0.125 (6, PR) (7, 5)		F8				FC6-4					1	0	0	0	0	0	0			
<b>Bob Nieman, R</b> OBP: 0.393, SLG: 0.544 (1, 7)	1B		4-3		E4	FC6-4		F6			5	1	1	1	0	0	2			
<b>Gus Triandos, R</b> OBP: 0.378, SLG: 0.495 (1, 3)											5	0	4	1	0	0	1			
<b>Hal Brown, R</b> OBP: 0.500, SLG: 0.600 (9, PR)					G3-6-3						0	0	0	0	0	0	0			
<b>Tex Nelson, L</b> OBP: 0.400, SLG: 0.385 (10, 9)	1B					FC5-4		2B			0	0	0	0	0	0	0			
<b>Hal Smith, R</b> OBP: 0.382, SLG: 0.456 (1, 2)	F9					1B					3	0	0	0	2	0	2			
<b>Billy Gardner, R</b> OBP: 0.257, SLG: 0.371 (1, 4)						FC5-4		F3			4	1	2	0	1	0	4			
<b>Willy Miranda, S</b> OBP: 0.300, SLG: 0.319 (1, 6)		SH1-4				FC1-2		F8			4	1	0	0	1	0	6			
<b>Connie Johnson, R</b> (1, 1)		FC1-2				SH3-4					0	0	0	0	1	0	0			
<b>Don Ferrarese, R</b> OBP: 0.162, SLG: 0.100 (6, 1)		SH1-4				SH3-4					0	0	0	0	0	0	0			
<b>George Zuverink, R</b> (6, 1)											0	0	0	0	0	0	0			
<b>Mike Fomielez, R</b> OBP: 0.266, SLG: 0.571 (7, 1)						1B					2	1	1	0	0	0	2			
<b>Inning Stats</b>	R: 2 E: 0 K: 1 S: 7	H: 2 LOB: 1 BB: 1 P: 11	R: 0 E: 0 K: 0 S: 4	H: 1 LOB: 3 BB: 2 P: 12	R: 0 E: 0 K: 0 S: 3	H: 1 LOB: 0 BB: 0 P: 3	R: 1 E: 0 K: 0 S: 4	H: 1 LOB: 2 BB: 2 P: 12	R: 0 E: 1 K: 0 S: 3	H: 0 LOB: 0 BB: 0 P: 3	R: 2 E: 2 K: 0 S: 5	H: 1 LOB: 2 BB: 2 P: 13	R: 0 E: 0 K: 0 S: 4	H: 1 LOB: 2 BB: 1 P: 8	R: 0 E: 0 K: 0 S: 4	H: 1 LOB: 2 BB: 1 P: 8	R: 1 E: 0 K: 0 S: 2	H: 2 LOB: 2 BB: 1 P: 6	1B: 6 2B: 4 3B: 0 HR: 0	SF: 1 SAC: 2 DP: 2 HBP: 0
<b>PITCHER</b>	IP	WLS	BF	H	R	ER	SO	BB	IBB	HBP	BLK	WP	HR	S	P	ERA	WHIP			
<b>Bob Wiesler, L</b> ERA: 9.53 (1, 1)	5.1		27	5	5	3	1	6	0	0	0	0	0	23	47	5.06	2.062			
<b>Tex Clevenger, R</b> ERA: 4.22 (6, 1)	0.2		4	1	0	0	0	1	0	0	0	0	0	3	7	0.00	3.000			
<b>Bob Chakales, R</b> ERA: 2.22 (7, 1)	3.0	L	16	4	1	1	0	1	2	0	0	0	0	13	25	3.00	1.667			

**Washington Senators @ Baltimore Orioles**  
Memorial Stadium, Baltimore, MD  
Mon May 28 1956, 3:33 AM EDT  
Att: 8,541 - Unknown

AB 34  
R 6  
H 10  
RBI 5  
BB 10  
SO 1  
LOB 26

WP: 0 PA: 47  
PB: 0  
SB: 0  
CS: 0





Batter	1	2	3	4	5	6	7	8	9	AB	R	H	RBI	BB	SO	LOB	TOP										
<b>Eddie Yost, R</b> OBP: 0.497, SLG: 0.353 (1, 5)										3	1	2	1	2	0	0	<b>Washington Senators @ Baltimore Orioles</b> <b>Memorial Stadium, Baltimore, MD</b> Tue May 29 1956, 3:33 AM EDT Att: 4,478 - Unknown										
<b>Whitey Herzog, L</b> OBP: 0.246, SLG: 0.245 (1, 7)										3	0	0	1	0	1	4											
<b>Pete Runnels, L</b> OBP: 0.376, SLG: 0.455 <b>Harmon Killebrew, R</b> OBP: 0.231, SLG: 0.667 (1, 4) (3, 4)										1	0	0	0	0	0	0											
<b>Roy Sievers, R</b> OBP: 0.404, SLG: 0.574 (1, 3)										3	0	0	0	1	0	2											
<b>Jim Lemon, R</b> OBP: 0.355, SLG: 0.507 (1, 9)										4	0	0	0	0	0	1											
<b>Karl Olson, R</b> OBP: 0.318, SLG: 0.400 (1, 8)										4	0	0	0	0	1	1											
<b>Lyle Luttrell, R</b> OBP: 0.222, SLG: 0.444 (1, 6)										4	2	2	0	0	0	0											
<b>Lou Berberet, L</b> OBP: 0.326, SLG: 0.308 <b>Pedro Ramos, S</b> OBP: 0.395, SLG: 0.538 (7, PR) <b>Ed Fitz Gerald, R</b> OBP: 0.407, SLG: 0.520 (7, 2)										2	0	1	1	1	0	0											
<b>Dean Stone, L</b> (1, 1) <b>Connie Grob, L</b> OBP: 0.250, SLG: 0.250 (8, 1)										2	0	0	0	0	1	2											
<b>Inning Stats</b>	R: 0 E: 0 K: 1 S: 4	H: 0 LOB: 0 BB: 1 P: 8	R: 0 E: 0 K: 0 S: 3	H: 0 LOB: 0 BB: 0 P: 3	R: 0 E: 0 K: 0 S: 3	H: 0 LOB: 0 BB: 0 P: 3	R: 2 E: 0 K: 0 S: 5	H: 2 LOB: 1 BB: 1 P: 9	R: 1 E: 0 K: 0 S: 4	H: 2 LOB: 1 BB: 1 P: 8	R: 1 E: 0 K: 1 S: 6	H: 1 LOB: 0 BB: 0 P: 6	R: 2 E: 1 K: 1 S: 8	H: 2 LOB: 2 BB: 1 P: 12	R: 0 E: 0 K: 0 S: 3	H: 0 LOB: 3 BB: 0 P: 3		R: 0 E: 0 K: 0 S: 3	H: 0 LOB: 0 BB: 0 P: 3	1B: 3 2B: 2 3B: 1 HR: 2	SF: 0 SAC: 2 DP: 1 HBP: 0	WP: 1 PB: 0 SB: 1 CS: 0	PA: 37				
<b>PITCHER</b>	IP	WLS	BF	H	R	ER	SO	BB	IBB	HBP	BLK	WP	HR	S	P	ERA	WHIP										
<b>Erv Palica, R</b> ERA: 4.28 <b>Harry Dorish, R</b> ERA: 4.35 <b>Johnny Schmitz, L</b> ERA: 4.38 <b>George Zuverink, R</b> ERA: 1.8	(1, 1) (5, 1) (6, 1) (9, 1)	4.1 0.2 3.0 1.0	L 1 14 3	19 0 3 0	4 0 3 0	3 0 3 0	1 0 2 0	3 0 1 0	0 0 0 0	0 0 0 0	0 0 0 0	1 0 0 0	1 1 17 3	18 1 21 3	30 1 21 3	6.23 0.00 9.00 0.00	1.615 0.000 1.333 0.000										

Batter	1	2	3	4	5	6	7	8	9	AB	R	H	RBI	BB	SO	LOB	BOTTOM										
<b>Jim Pylvum, R</b> OBP: 0.309, SLG: 0.419 (1, 8)										5	1	2	0	0	1	2	<b>Washington Senators @ Baltimore Orioles</b> <b>Memorial Stadium, Baltimore, MD</b> Tue May 29 1956, 3:33 AM EDT Att: 4,478 - Unknown										
<b>Hoot Evers, R</b> OBP: 0.500, SLG: 0.357 (1, 9) (9, 7)										5	1	1	0	0	0	1											
<b>George Kell, R</b> OBP: 0.364, SLG: 0.390 (1, 5)										5	1	1	0	0	0	0											
<b>Bob Nieman, R</b> OBP: 0.415, SLG: 0.542 (8, PR) <b>Hal Brown, R</b> OBP: 0.500, SLG: 0.600 <b>Fred Marsh, R</b> OBP: 0.250, SLG: 0.125 (9, 6)										2	1	1	1	2	1	0											
<b>Gus Triandos, R</b> OBP: 0.390, SLG: 0.532 (1, 3) (9, 2)											4	1	3	4	0	1											
<b>Billy Gardner, R</b> OBP: 0.248, SLG: 0.358 (1, 4)										4	0	0	0	0	0	3											
<b>Tom Gastall, R</b> OBP: 0.286, SLG: 0.429 <b>Bob Hale, L</b> OBP: 0.361, SLG: 0.355 (8, PH) (9, 3)										3	0	1	0	0	0	2											
<b>Willy Miranda, S</b> OBP: 0.301, SLG: 0.313 <b>Tito Francona, L</b> OBP: 0.294, SLG: 0.228 (8, PH) (9, 9)										2	0	0	0	1	0	0											
<b>Erv Palica, R</b> OBP: 0.158, SLG: 0.158 <b>Harry Dorish, R</b> <b>Chuck Diering, R</b> <b>Johnny Schmitz, R</b> <b>Tex Nelson, L</b> OBP: 0.275, SLG: 0.357 <b>George Zuverink, R</b> (1, 1) (5, 1) (6, PH) (8, PH) (9, 1)										1	0	0	0	0	0	0											
<b>Inning Stats</b>	R: 0 E: 0 K: 1 S: 5	H: 0 LOB: 0 BB: 0 P: 5	R: 0 E: 1 K: 1 S: 6	H: 1 LOB: 1 BB: 0 P: 6	R: 0 E: 0 K: 0 S: 4	H: 1 LOB: 1 BB: 0 P: 4	R: 0 E: 0 K: 1 S: 5	H: 1 LOB: 1 BB: 0 P: 5	R: 0 E: 0 K: 1 S: 6	H: 1 LOB: 2 BB: 1 P: 10	R: 2 E: 0 K: 0 S: 4	H: 1 LOB: 0 BB: 1 P: 8	R: 0 E: 0 K: 1 S: 5	H: 0 LOB: 0 BB: 0 P: 5	R: 3 E: 1 K: 0 S: 8	H: 4 LOB: 3 BB: 1 P: 12		R: 0 E: 0 K: 0 S: 3	H: 0 LOB: 0 BB: 0 P: 3	1B: 7 2B: 2 3B: 0 HR: 1	SF: 0 SAC: 0 DP: 2 HBP: 0	WP: 0 PB: 0 SB: 0 CS: 1	PA: 39				
<b>PITCHER</b>	IP	WLS	BF	H	R	ER	SO	BB	IBB	HBP	BLK	WP	HR	S	P	ERA	WHIP										
<b>Dean Stone, L</b> ERA: 5.23 <b>Connie Grob, R</b> ERA: 4.06	(1, 1) (8, 1)	7.0 2.0	W S	30 9	8 1	5 0	5 0	0 0	2 1	0 0	0 0	0 0	1 0	38 8	46 12	6.43 0.00	1.429 1.000										





Batter	1	2	3	4	5	6	7	8	9	AB	R	H	RBI	BB	SO	LOB	TOP			
<b>Eddie Yost, R</b> OBP: 0.460, SLG: 0.342 (1, 5)										4	0	0	0	1	0	4	<b>Washington Senators @ New York Yankees</b> Yankee Stadium, Bronx, NY Wed May 30 1956, 3:33 AM EDT Unknown <a href="http://livebaseballscorecards.com">livebaseballscorecards.com</a>			
<b>Lyle Luttrell, R</b> OBP: 0.308, SLG: 0.538 (1, 6)										4	0	2	1	0	0	1				
<b>Whitey Herzog, L</b> OBP: 0.250, SLG: 0.286 (1, 7)										3	0	1	0	0	1	2				
<b>Roy Sievers, R</b> OBP: 0.394, SLG: 0.559 (1, 3)										4	0	0	0	0	1	3				
<b>Jim Lemon, R</b> OBP: 0.359, SLG: 0.500 (1, 9)										2	0	0	0	2	0	2				
<b>Harmon Killebrew, R</b> OBP: 0.179, SLG: 0.500 (1, 4)										4	1	0	0	0	1	3				
<b>Karl Olson, R</b> OBP: 0.331, SLG: 0.411 (1, 8)										4	1	3	0	0	0	1				
<b>Lou Berberet, L</b> OBP: 0.313, SLG: 0.293 <b>Clint Courtney, L</b> OBP: 0.419, SLG: 0.473 (1, 2) (5, 2)										2	0	0	1	0	0	2				
<b>Pedro Ramos, S</b> OBP: 0.333, SLG: 0.467 <b>Pete Runnels, L</b> OBP: 0.380, SLG: 0.474 <b>Bunky Stewart, L</b> OBP: 0.250, SLG: 0.250 <b>Carlos Paula, R</b> OBP: 0.289, SLG: 0.353 (1, 1) (7, PH) (7, 1) (9, PH)										2	0	0	0	0	1	2				
<b>Inning Stats</b>	R: 0 E: 0 K: 1 S: 5	H: 0 LOB: 1 BB: 1 P: 9	R: 1 E: 1 K: 1 S: 7	H: 1 LOB: 2 BB: 1 P: 11	R: 0 E: 0 K: 1 S: 6	H: 1 LOB: 0 BB: 0 P: 6	R: 0 E: 0 K: 0 S: 3	H: 1 LOB: 0 BB: 0 P: 3	R: 0 E: 0 K: 1 S: 6	H: 1 LOB: 1 BB: 0 P: 6	R: 2 E: 0 K: 0 S: 6	H: 3 LOB: 1 BB: 0 P: 6	R: 0 E: 0 K: 0 S: 3	H: 0 LOB: 1 BB: 1 P: 7	R: 0 E: 0 K: 0 S: 3	H: 1 LOB: 0 BB: 0 P: 3		1B: 5 2B: 1 3B: 2 HR: 0	SF: 0 SAC: 1 DP: 1 HBP: 0	WP: 0 PB: 0 SB: 0 CS: 1
<b>PITCHER</b>	IP WLS BF H R ER SO BB IBB HBP BLK WP HR S P ERA WHIP																			
<b>Johnny Kucks, R</b> ERA: 3.67 <b>Tom Morgan, R</b> ERA: 2.95 (1, 1) (8, 1)	7.1 W 32 7 3 3 4 3 0 0 0 0 0 0 5 49 3.68 1.364																			

Batter	1	2	3	4	5	6	7	8	9	AB	R	H	RBI	BB	SO	LOB	BOTTOM
<b>Hank Bauer, R</b> OBP: 0.304, SLG: 0.420 (1, 9)										4	1	1	1	0	0	1	<b>Washington Senators @ New York Yankees</b> Yankee Stadium, Bronx, NY Wed May 30 1956, 3:33 AM EDT Unknown <a href="http://livebaseballscorecards.com">livebaseballscorecards.com</a>
<b>Gil McDougald, R</b> OBP: 0.326, SLG: 0.374 (1, 6)										3	1	1	0	1	0	1	
<b>Mickey Mantle, S</b> OBP: 0.520, SLG: 0.879 (1, 8)										4	1	3	3	0	0	1	
<b>Yogi Berra, L</b> OBP: 0.410, SLG: 0.690 (1, 2)										2	0	0	0	2	0	2	
<b>Joe Collins, L</b> OBP: 0.286, SLG: 0.382 <b>Elston Howard, R</b> OBP: 0.350, SLG: 0.391 (1, 7) (7, PH) (8, 7)										3	0	0	0	0	0	4	
<b>Eddie Robinson, L</b> OBP: 0.256, SLG: 0.265 (1, 3)										3	0	0	0	1	0	3	
<b>Billy Martin, R</b> OBP: 0.301, SLG: 0.339 (1, 4)										4	0	0	0	0	0	2	
<b>Andy Carey, R</b> OBP: 0.281, SLG: 0.302 (1, 5)										4	0	1	0	0	1	0	
<b>Johnny Kucks, R</b> OBP: 0.250, SLG: 0.100 <b>Tom Morgan, R</b> OBP: 0.286, SLG: 0.167 (1, 1) (8, 1)										2	1	1	0	1	0	0	
<b>Inning Stats</b>	R: 0 E: 0 K: 0 S: 3	H: 0 LOB: 2 BB: 2 P: 11	R: 0 E: 0 K: 1 S: 5	H: 0 LOB: 0 BB: 0 P: 5	R: 0 E: 0 K: 0 S: 4	H: 1 LOB: 2 BB: 1 P: 8	R: 3 E: 0 K: 0 S: 5	H: 2 LOB: 1 BB: 0 P: 5	R: 0 E: 0 K: 0 S: 4	H: 1 LOB: 1 BB: 0 P: 4	R: 0 E: 0 K: 0 S: 3	H: 1 LOB: 0 BB: 0 P: 3	1B: 5 2B: 1 3B: 0 HR: 1	SF: 0 SAC: 0 DP: 0 HBP: 0	WP: 0 PB: 0 SB: 1 CS: 1	PA: 36	
<b>PITCHER</b>	IP WLS BF H R ER SO BB IBB HBP BLK WP HR S P ERA WHIP																
<b>Pedro Ramos, R</b> ERA: 4.47 <b>Bunky Stewart, L</b> ERA: 2.79 (1, 1) (7, 1)	6.0 L 29 5 4 4 1 5 0 0 0 0 0 0 7 46 6.00 1.667																



Batter	1	2	3	4	5	6	7	8	9	AB	R	H	RBI	BB	SO	LOB	TOP					
<b>Eddie Yost, R</b> OBP: 0.469, SLG: 0.352 (1, 5)										2	0	1	1	3	0	1	<b>Washington Senators @ New York Yankees</b> Yankee Stadium, Bronx, NY Wed May 30 1956, 3:38 AM EDT Att: 29,825 - Unknown					
<b>Lyle Luttrell, R</b> OBP: 0.353, SLG: 0.500 (1, 6)										3	0	1	0	1	0	4						
<b>Whitey Herzog, L</b> OBP: 0.262, SLG: 0.295 (1, 7)										5	0	2	1	0	1	4						
<b>Roy Sievers, R</b> OBP: 0.389, SLG: 0.544 (1, 3)										4	0	0	0	1	0	3						
<b>Clint Courtney, L</b> OBP: 0.427, SLG: 0.469 (1, 2)										3	2	1	0	2	0	3						
<b>Karl Olson, R</b> OBP: 0.326, SLG: 0.403 (1, 8)										5	0	1	0	0	1	3						
<b>Jim Lemon, R</b> OBP: 0.356, SLG: 0.493 (1, 9)										2	1	0	1	1	1	0						
<b>Harmon Killebrew, R</b> OBP: 0.238, SLG: 0.632 (1, 4)										3	1	1	1	1	2	1						
<b>Camilo Pascual, R</b> OBP: 0.353, SLG: 0.375 (7, PH)										2	1	1	0	0	1	0						
<b>Carlos Paula, R</b> OBP: 0.292, SLG: 0.343 (7, PH)										1	0	0	0	0	0	0						
<b>Bunkey Stewart, L</b> OBP: 0.250, SLG: 0.250 (7, PH)										0	0	0	0	0	0	0						
<b>Ernie Oravetz, S</b> OBP: 0.345, SLG: 0.292 (8, PH)										0	0	0	1	1	0	0						
<b>Tex Clevenger, R</b> OBP: 0.345, SLG: 0.292 (8, PH)										0	0	0	0	0	0	0						
<b>Inning Stats</b>	R: 0 E: 0 K: 1 S: 6	H: 1 LOB: 1 BB: 0 P: 6	R: 1 E: 0 K: 1 S: 5	H: 1 LOB: 1 BB: 1 P: 9	R: 1 E: 0 K: 0 S: 5	H: 3 LOB: 2 BB: 1 P: 9	R: 1 E: 0 K: 1 S: 6	H: 1 LOB: 0 BB: 0 P: 6	R: 0 E: 0 K: 1 S: 3	H: 1 LOB: 1 BB: 1 P: 7	R: 0 E: 0 K: 1 S: 5	H: 1 LOB: 0 BB: 0 P: 5	R: 0 E: 0 K: 1 S: 5	H: 0 LOB: 2 BB: 2 P: 13	R: 2 E: 0 K: 1 S: 5	H: 0 LOB: 5 BB: 5 P: 25	R: 0 E: 0 K: 0 S: 4	H: 1 LOB: 1 BB: 0 P: 4	1B: 6 2B: 2 3B: 0 HR: 1	SF: 1 SAC: 1 DP: 2 HBP: 0	WP: 1 PB: 0 SB: 0 CS: 1	PA: 42
<b>PITCHER</b>	IP	WLS	BF	H	R	ER	SO	BB	IBB	HBP	BLK	WP	HR	S	P	ERA	WHIP					
<b>Bob Turley, R</b> ERA: 5.56 (1, 1)	7.2	W	36	7	5	5	6	9	0	0	0	1	1	39	75	5.87	2.087					
<b>Tom Sturdivant, R</b> ERA: 2.31 (8, 1)	1.1	S	6	1	0	0	0	1	0	0	0	0	0	5	9	0.00	1.500					

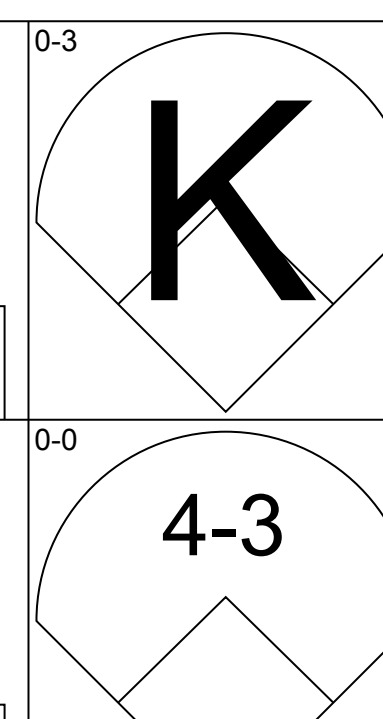
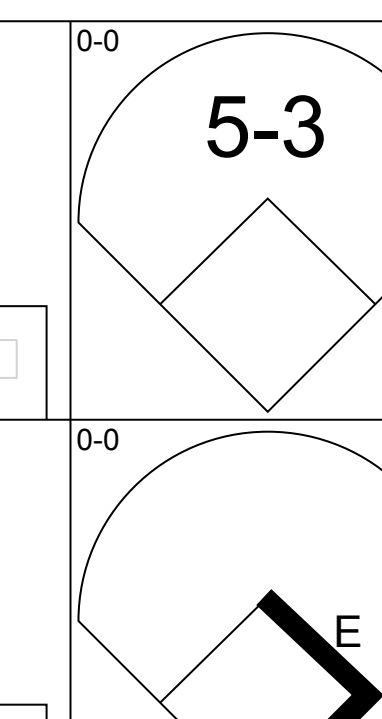
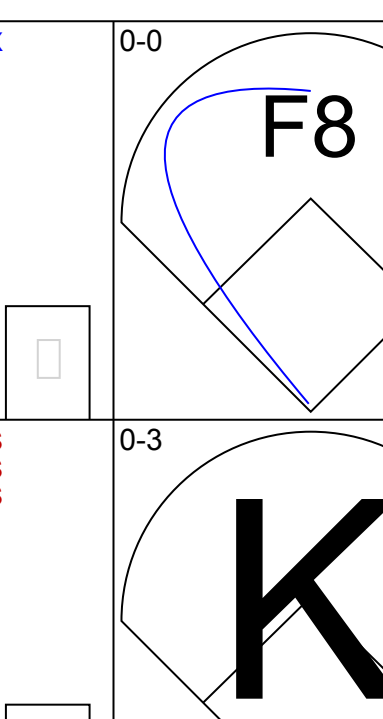
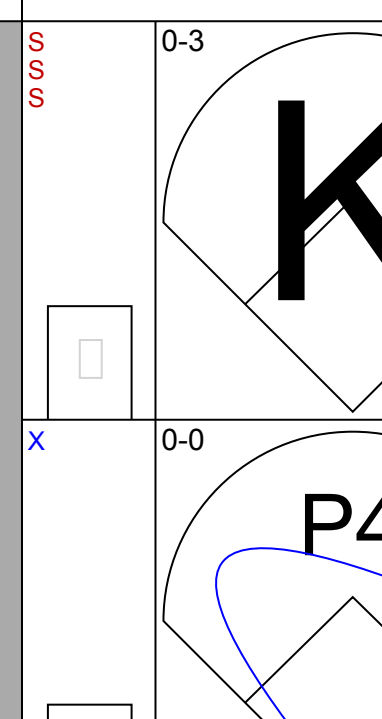
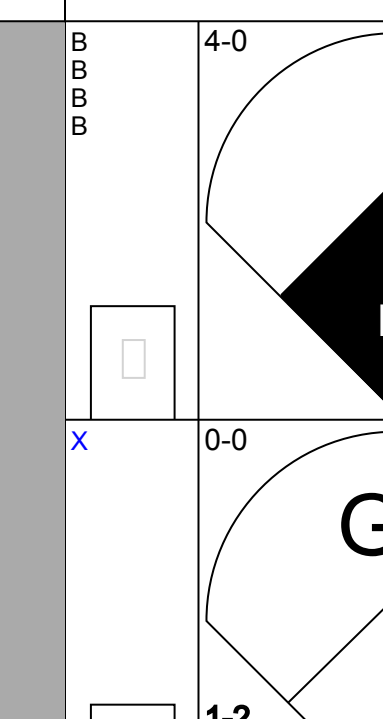
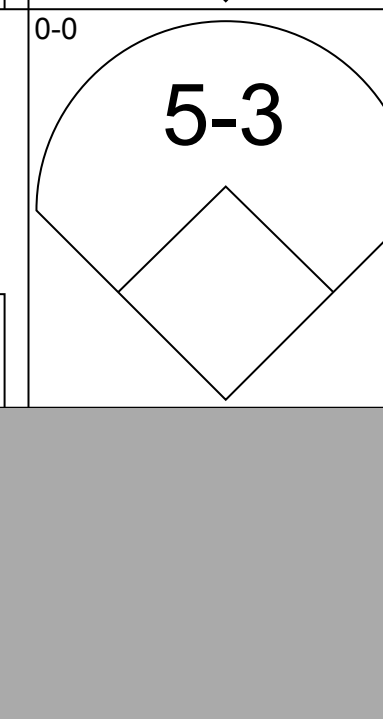
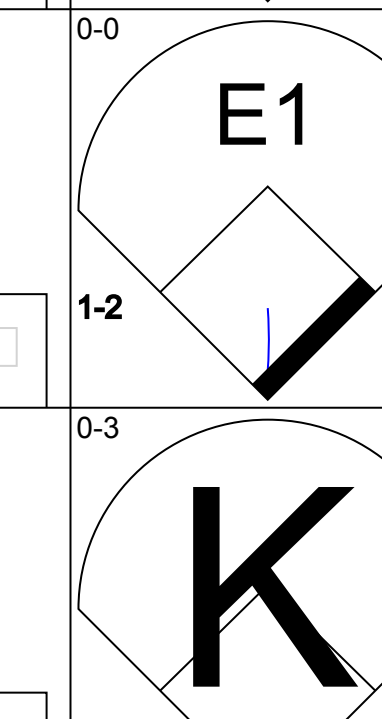
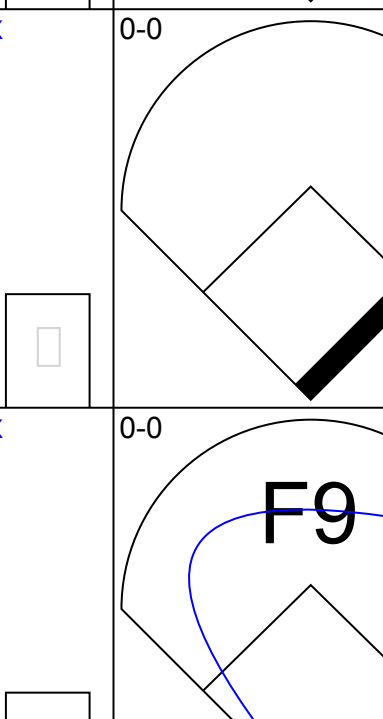
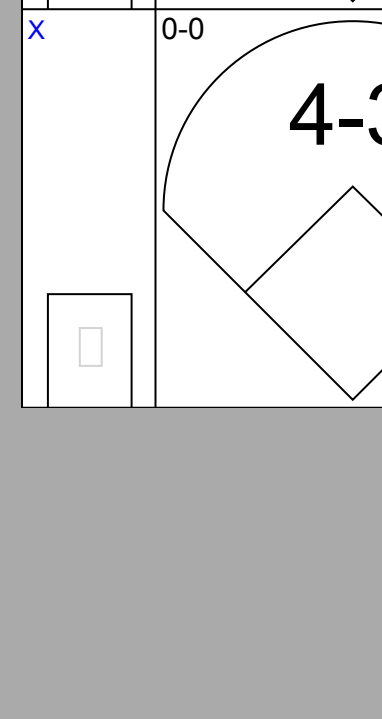
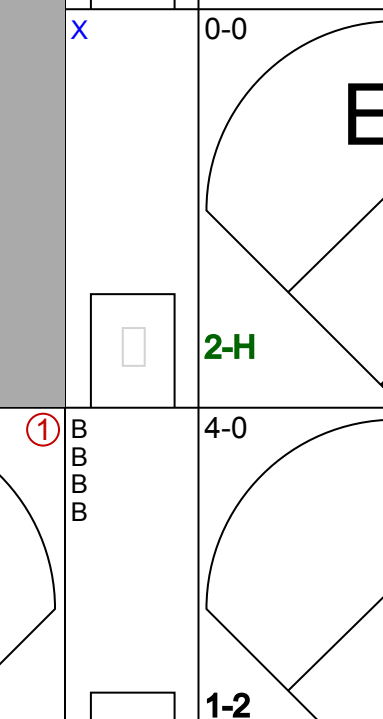




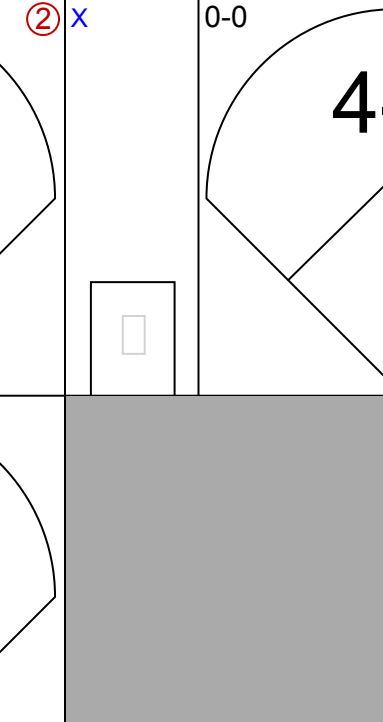
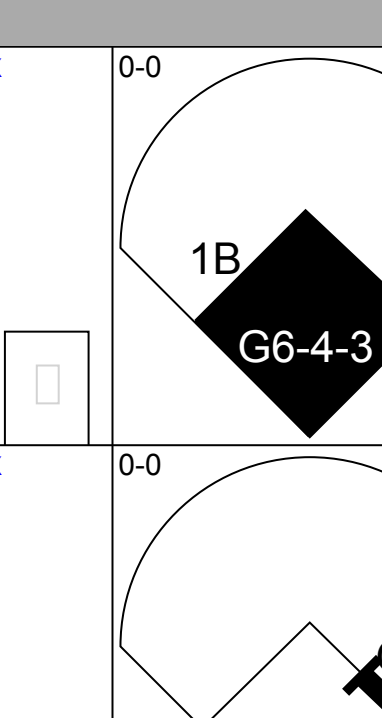
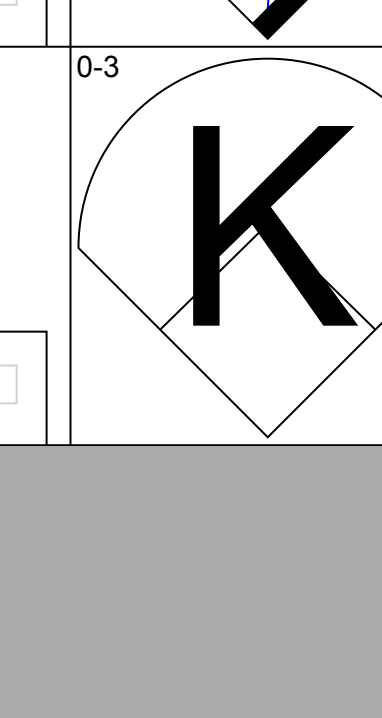
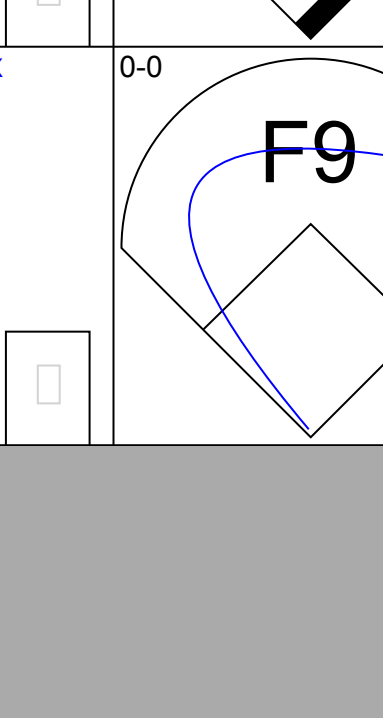

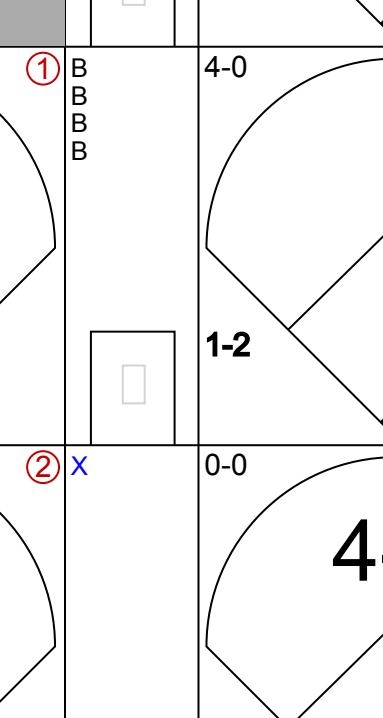
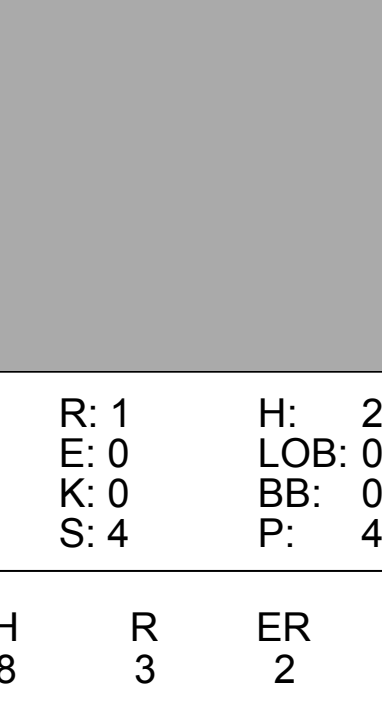
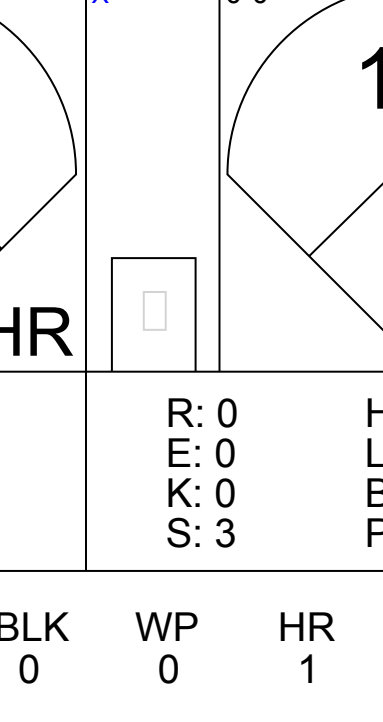
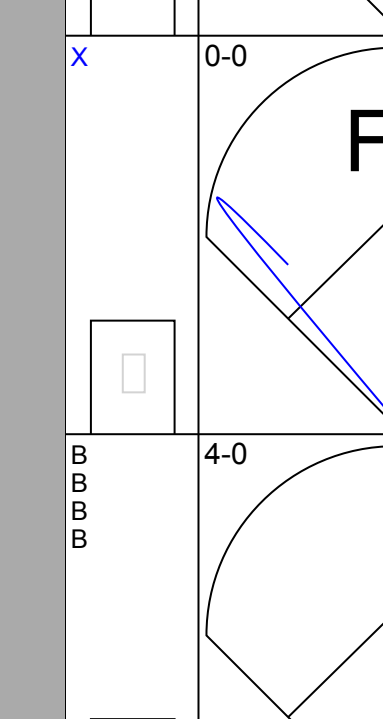
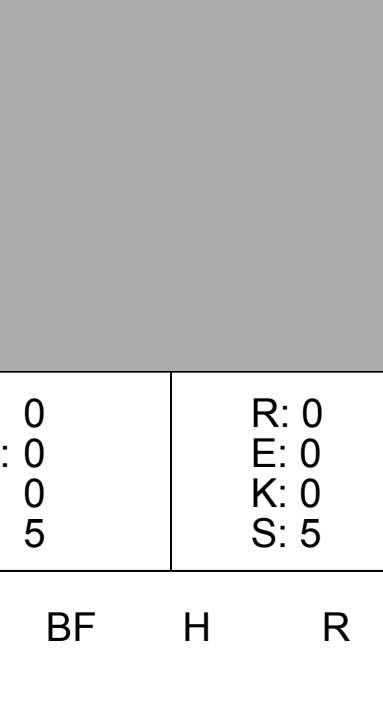
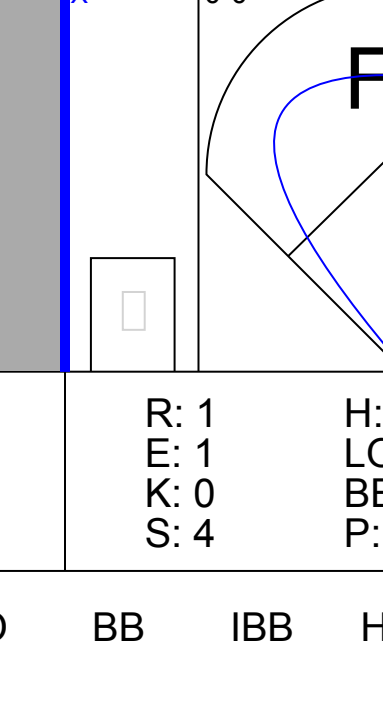
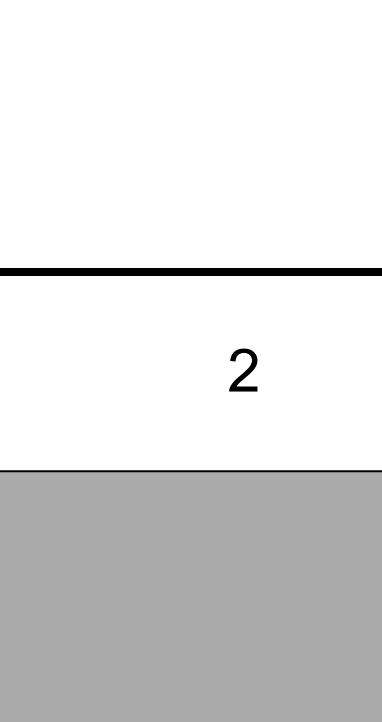
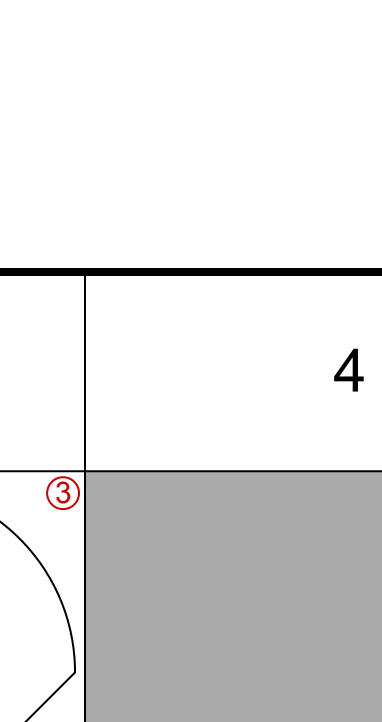
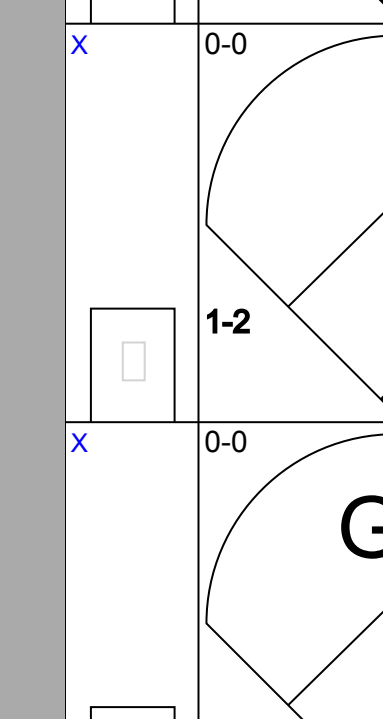
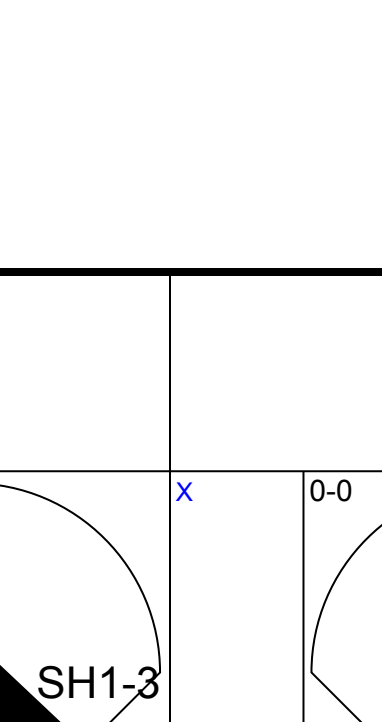
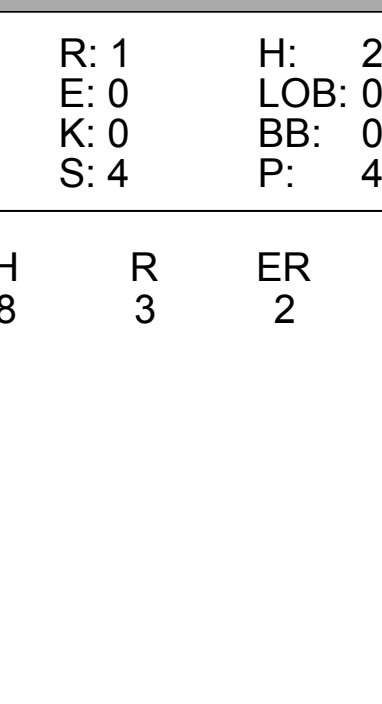
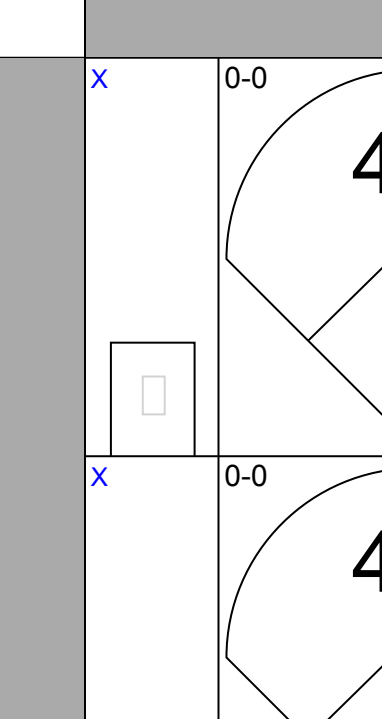
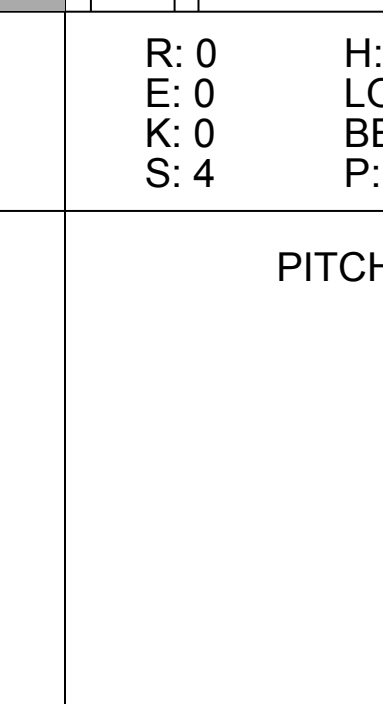
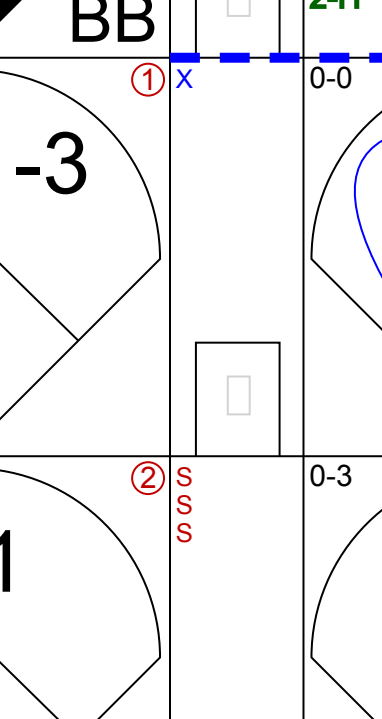
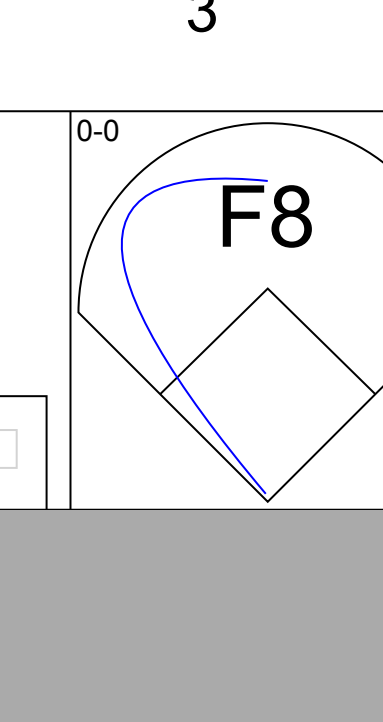
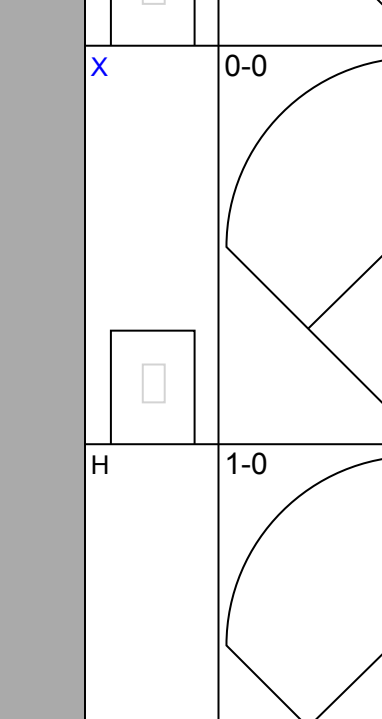
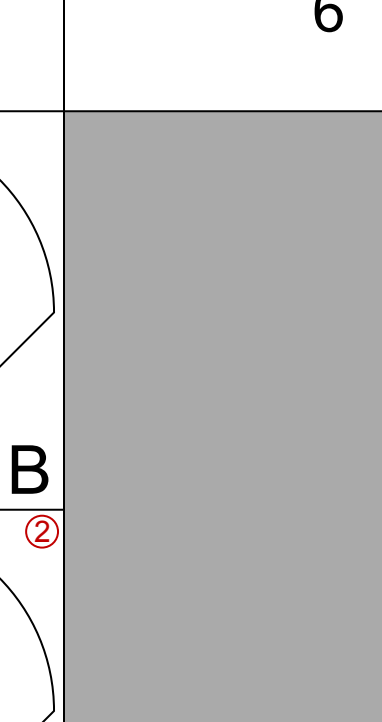
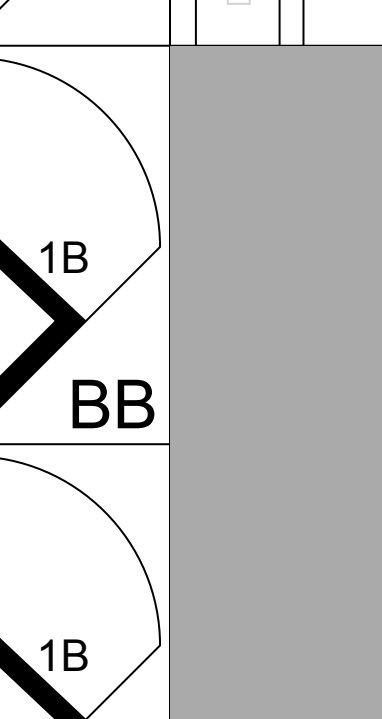

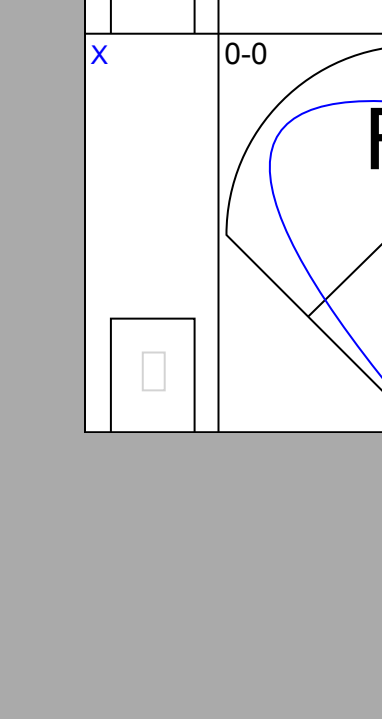
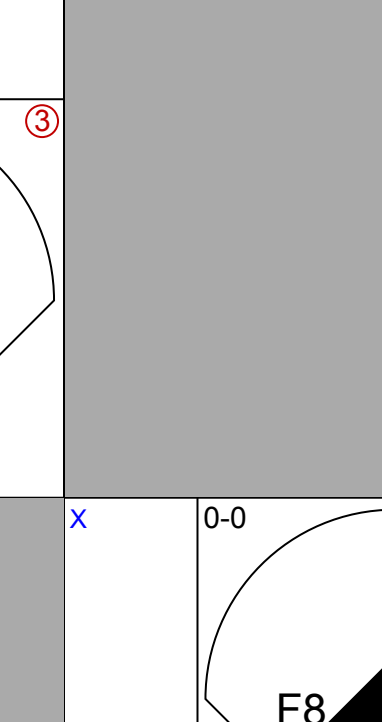


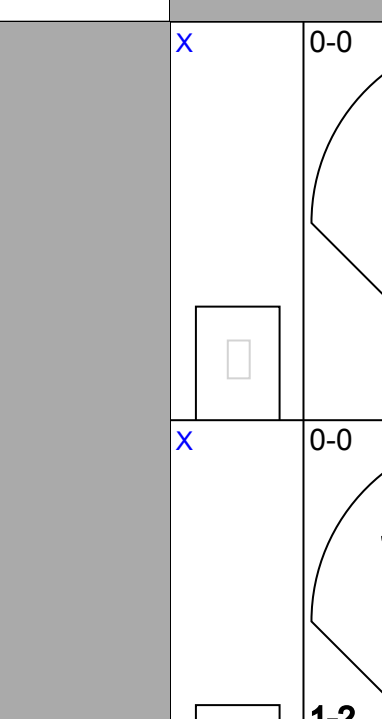
Batter	1	2	3	4	5	6	7	8	9	AB	R	H	RBI	BB	SO	LOB	BOTTOM					
<b>Hank Bauer, R</b> OBP: 0.310, SLG: 0.460 (1, 9)										6	3	3	3	0	0	4	<b>Washington Senators @ New York Yankees</b> Yankee Stadium, Bronx, NY Wed May 30 1956, 3:38 AM EDT Att: 29,825 - Unknown					
<b>Billy Martin, R</b> OBP: 0.312, SLG: 0.339 (1, 4)										3	1	1	0	2	0	0						
<b>Jerry Coleman, R</b> (8, PH)										1	0	0	0	0	0	0						
<b>Mickey Mantle, S</b> OBP: 0.382 (8, PH)										4	1	1	2	1	1	3						
<b>Elston Howard, R</b> OBP: 0.347, SLG: 0.387 (8, PH)										1	0	0	0	0	0	0						
<b>Yogi Berra, L</b> OBP: 0.423, SLG: 0.698 (1, 2)										3	1	2	0	2	0	3						
<b>Joe Collins, L</b> OBP: 0.292, SLG: 0.388 (8, 8)										4	1	1	3	1	1	3						
<b>Eddie Robinson, L</b> OBP: 0.273, SLG: 0.342 (1, 3)										4	2	1	2	1	0	3						
<b>Gil McDougald, R</b> OBP: 0.373, SLG: 0.381 (1, 6)										3	1	1	0	2	1	1						
<b>Andy Carey, R</b> OBP: 0.293, SLG: 0.311 (1, 5)										3	2	1	1	2	1	3						
<b>Bob Turley, R</b> OBP: 0.263, SLG: 0.222 (1, 1)										4	0	2	1	0	2	3						
<b>Tom Sturdivant, L</b> OBP: 0.333, SLG: 0.333 (8, 1)										1	0	0	0	0	0	1						
<b>Inning Stats</b>	R: 1 E: 0 K: 2 S: 9	H: 2 LOB: 1 BB: 0 P: 9	R: 2 E: 0 K: 0 S: 5	H: 2 LOB: 3 BB: 3 P: 17	R: 0 E: 1 K: 2 S: 7	H: 0 LOB: 1 BB: 1 P: 11	R: 0 E: 0 K: 1 S: 5	H: 0 LOB: 0 BB: 0 P: 5	R: 1 E: 0 K: 1 S: 7	H: 3 LOB: 2 BB: 2 P: 15	R: 5 E: 1 K: 0 S: 7	H: 3 LOB: 3 BB: 3 P: 19	R: 0 E: 0 K: 0 S: 4	H: 1 LOB: 2 BB: 1 P: 8	R: 3 E: 0 K: 0 S: 5	H: 2 LOB: 0 BB: 1 P: 9	1B: 5 2B: 4 3B: 0 HR: 4	SF: 0 SAC: 0 DP: 0 HBP: 0	WP: 0 PB: 0 SB: 0 CS: 0	PA: 48		
<b>PITCHER</b>	IP	WLS	BF	H	R	ER	SO	BB	IBB	HBP	BLK	WP	HR	S	P	ERA	WHIP					
<b>Camilo Pascual, R</b> ERA: 7.07 (7, 1)	6.0	L	37	10	9	7	6	7	2	0	0	0	0	40	76	10.50	2.833					
<b>Bunkey Stewart, L</b> ERA: 2.66 (7, 1)	1.0	S	5	1	0	0	0	1	0	0	0	0	0	4	8	0.00	2.000					
<b>Tex Clevenger, R</b> ERA: 5.24 (8, 1)	1.0	S	6	2	3	3	0	1	0	0	0	0	0	5	9	27.00	3.000					

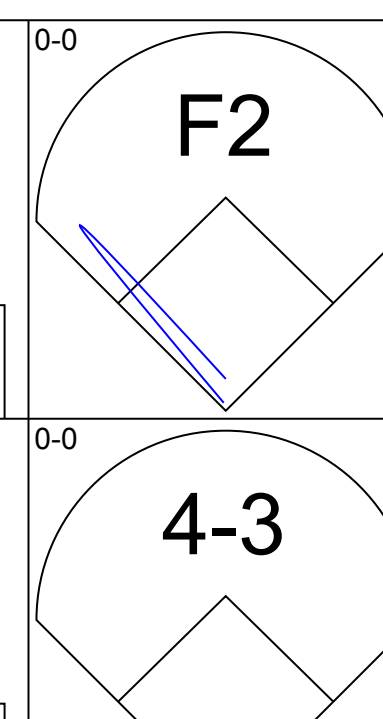
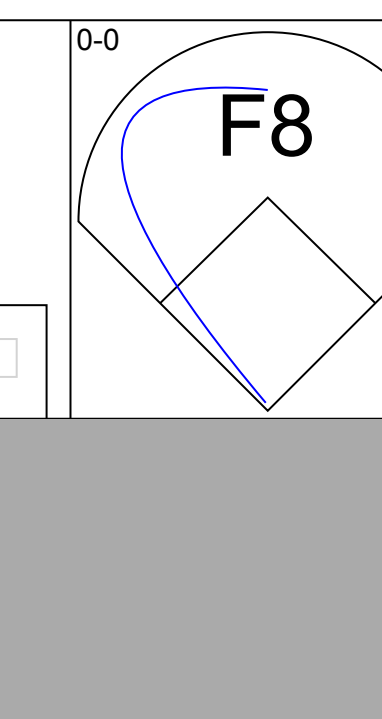
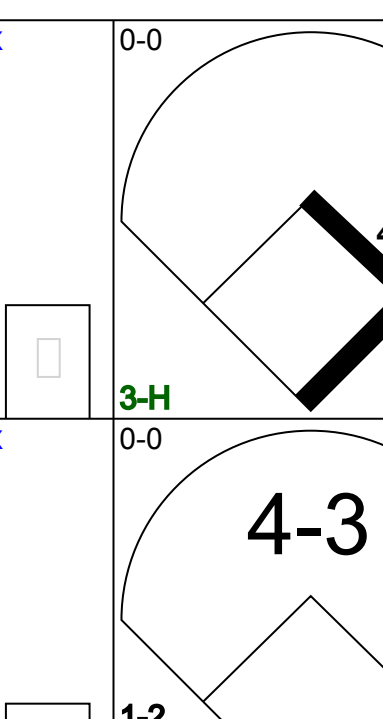
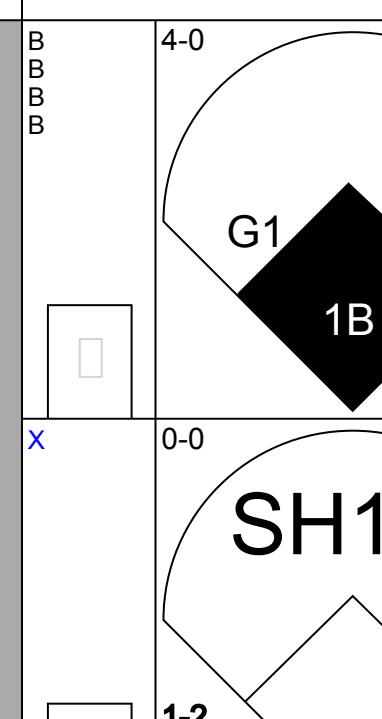
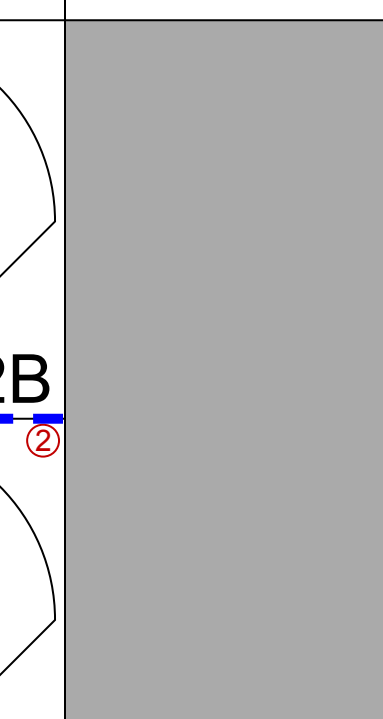
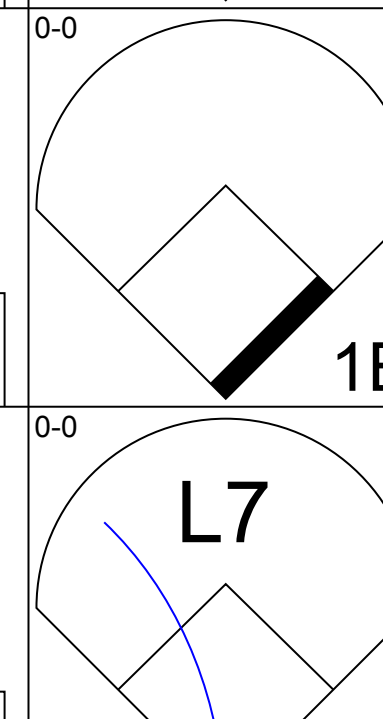
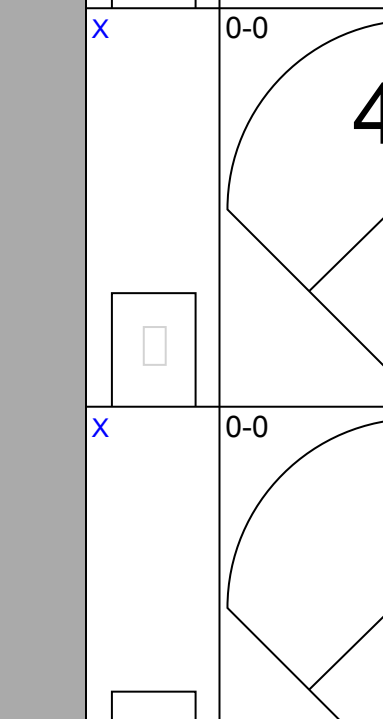
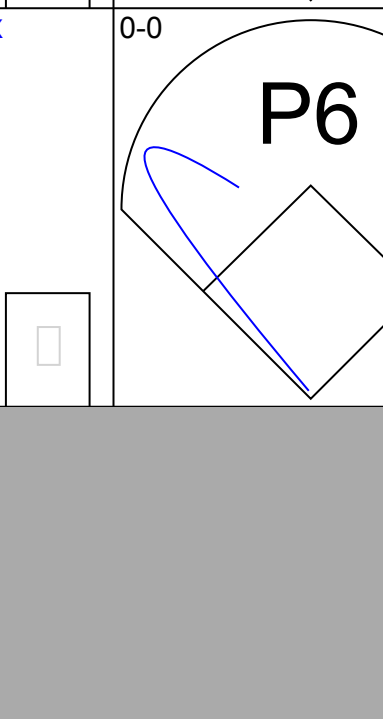
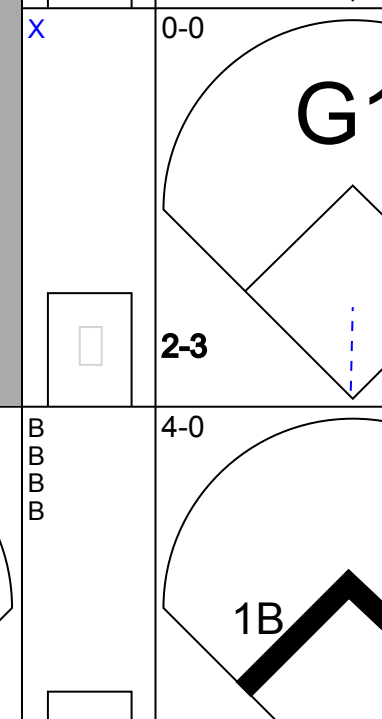


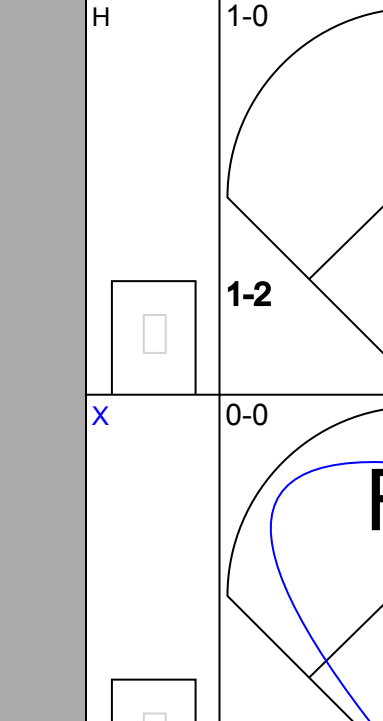

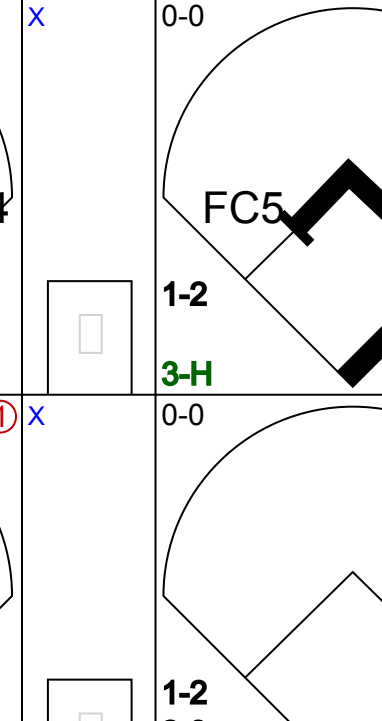


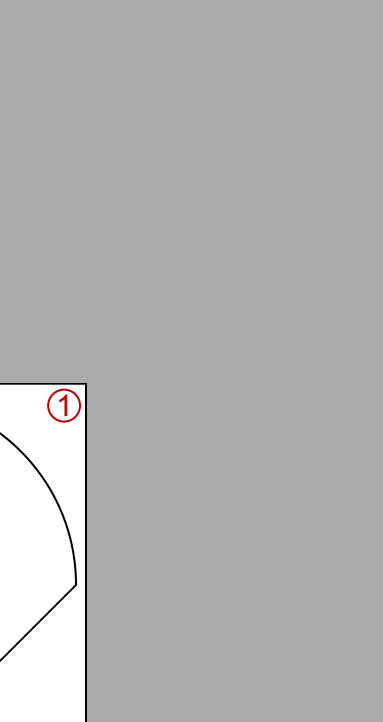
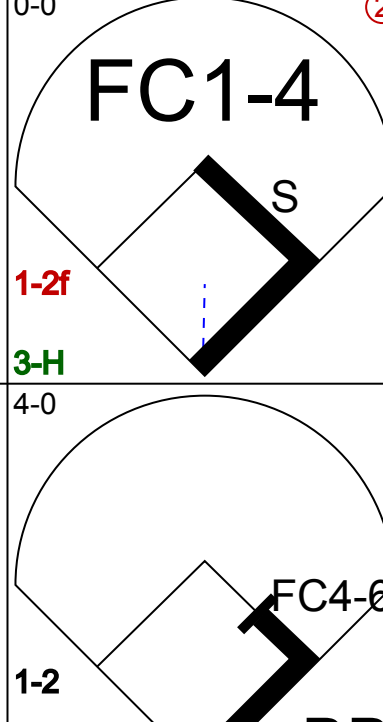
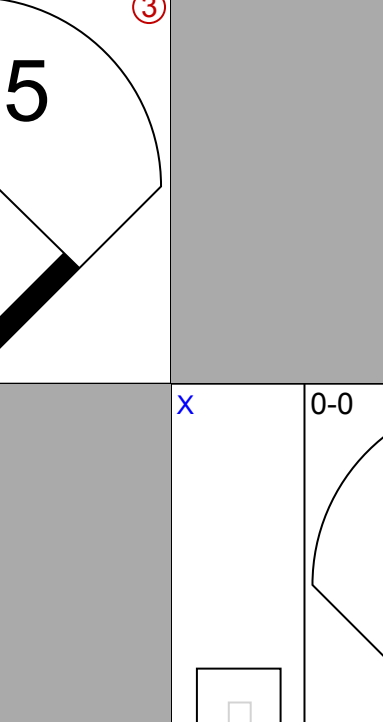
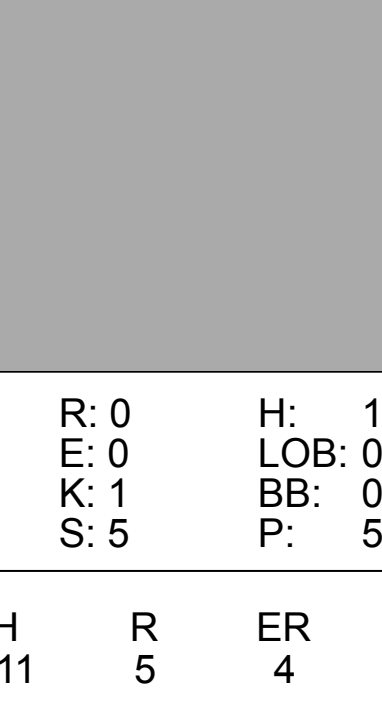
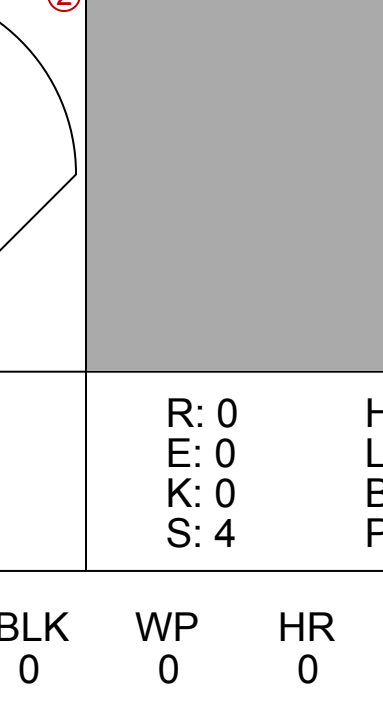
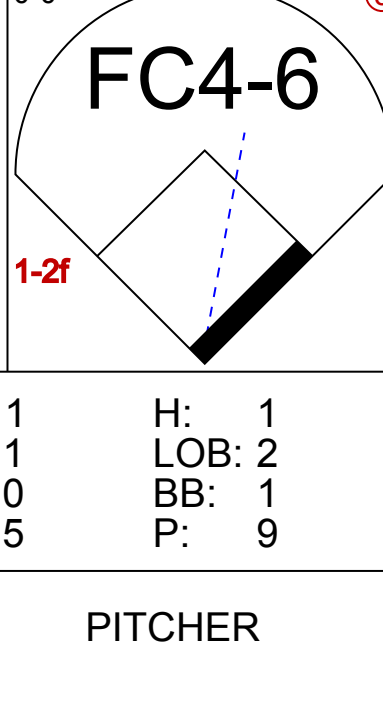
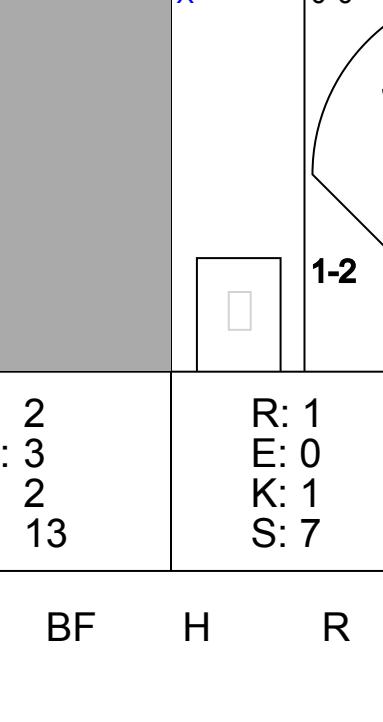






Batter	1	2	3	4	5	6	7	8	9	AB	R	H	RBI	BB	SO	LOB	TOP										
<b>Eddie Yost, R</b> OBP: 0.497, SLG: 0.354 (1, 5)										5	1	2	1	0	0	1	<b>Washington Senators @ New York Yankees</b> Yankee Stadium, Bronx, NY Thu May 31 1956, 3:33 AM EDT Att: 5,558 - Unknown <a href="http://livebaseballscorecards.com">livebaseballscorecards.com</a>										
<b>Whitey Herzog, L</b> OBP: 0.300, SLG: 0.348 (1, 7)										5	0	4	0	0	1	0											
<b>Pete Runnels, L</b> OBP: 0.381, SLG: 0.464 (1, 4)										3	0	0	0	1	0	2											
<b>Roy Sievers, R</b> OBP: 0.389, SLG: 0.556 (1, 3)										4	1	1	1	1	0	5											
<b>Clint Courtney, L</b> OBP: 0.416, SLG: 0.455 <b>Lou Berberet, L</b> OBP: 0.327, SLG: 0.357 (6, 2)										3	0	0	0	0	0	1											
<b>Karl Olson, R</b> OBP: 0.331, SLG: 0.417 (1, 8)										3	1	1	0	1	0	1											
<b>Jim Lemon, R</b> OBP: 0.360, SLG: 0.524 (1, 9)										3	1	2	2	0	0	1											
<b>Lyle Luttrell, R</b> OBP: 0.333, SLG: 0.600 (1, 6)										4	1	1	1	0	0	2											
<b>Chuck Stobbs, L</b> OBP: 0.136, SLG: 0.143 <b>Bob Chakales, R</b> OBP: 0.277, SLG: 0.077 <b>Carlos Paula, R</b> OBP: 0.273, SLG: 0.333 <b>Connie Grob, L</b> OBP: 0.250, SLG: 0.250 <b>Harmon Killebrew, R</b> OBP: 0.227, SLG: 0.600 (7, 1)										2	0	0	0	0	0	2											
<b>Inning Stats</b>	R: 0 E: 0 K: 0 S: 3	H: 1 LOB: 0 BB: 0 P: 3	R: 0 E: 0 K: 0 S: 3	H: 0 LOB: 0 BB: 0 P: 3	R: 0 E: 0 K: 0 S: 4	H: 1 LOB: 1 BB: 0 P: 4	R: 1 E: 0 K: 1 S: 6	H: 1 LOB: 0 BB: 0 P: 6	R: 3 E: 0 K: 0 S: 7	H: 4 LOB: 1 BB: 0 P: 7	R: 0 E: 0 K: 0 S: 2	H: 0 LOB: 2 BB: 1 P: 10	R: 1 E: 0 K: 0 S: 5	H: 3 LOB: 2 BB: 1 P: 9	R: 1 E: 0 K: 0 S: 4	H: 1 LOB: 0 BB: 0 P: 4		R: 0 E: 0 K: 1 S: 6	H: 1 LOB: 2 BB: 0 P: 7	1B: 5 2B: 2 3B: 4 HR: 2	SF: 1 SAC: 0 DP: 2 HBP: 1	WP: 1 PB: 0 SB: 0 CS: 1	PA: 41				
<b>PITCHER</b>	IP	WLS	BF	H	R	ER	SO	BB	IBB	HBP	BLK	WP	HR	S	P	ERA	WHIP										
<b>Bob Grim, R</b> ERA: 3.62 <b>Don Larsen, R</b> ERA: 5.64 <b>Tom Morgan, R</b> ERA: 3.0	(1, 1)	4.2	20	7	4	4	1	0	0	0	0	0	1	22	22	7.71	1.500										
(5, 1)	1.2		10	3	1	1	0	3	0	0	0	1	1	7	19	5.40	3.600										
(7, 1)	2.2	W	10	2	1	1	1	0	0	1	0	0	0	11	12	3.38	0.750										

Batter	1	2	3	4	5	6	7	8	9	AB	R	H	RBI	BB	SO	LOB	BOTTOM										
<b>Hank Bauer, R</b> OBP: 0.313, SLG: 0.479 (1, 9)										4	1	2	3	0	0	1	<b>Washington Senators @ New York Yankees</b> Yankee Stadium, Bronx, NY Thu May 31 1956, 3:33 AM EDT Att: 5,558 - Unknown <a href="http://livebaseballscorecards.com">livebaseballscorecards.com</a>										
<b>Billy Martin, R</b> OBP: 0.308, SLG: 0.333 (1, 4)										5	1	1	0	0	2	1											
<b>Gil McDougald, R</b> OBP: 0.383, SLG: 0.391 (1, 6)										4	0	3	1	0	0	0											
<b>Mickey Mantle, S</b> OBP: 0.505, SLG: 0.860 (1, 8)										4	0	0	0	0	0	3											
<b>Bill Skowron, R</b> OBP: 0.392, SLG: 0.440 (1, 3)										4	2	2	0	0	0	1											
<b>Elston Howard, R</b> OBP: 0.352, SLG: 0.386 (1, 2)										3	1	1	0	1	0	1											
<b>Bob Cerv, R</b> OBP: 0.276, SLG: 0.571 <b>Joe Collins, L</b> OBP: 0.286, SLG: 0.378 (6, PH)										2	1	1	1	0	0	0											
<b>Andy Carey, R</b> OBP: 0.292, SLG: 0.309 (1, 5)										4	1	1	2	0	0	1											
<b>Bob Grim, R</b> OBP: 0.286, SLG: 0.167 <b>Don Larsen, R</b> OBP: 0.318, SLG: 0.545 <b>Tom Morgan, R</b> OBP: 0.250, SLG: 0.143 (7, 1)										1	0	0	0	0	0	1											
<b>Inning Stats</b>	R: 0 E: 0 K: 1 S: 6	H: 1 LOB: 1 BB: 0 P: 6	R: 2 E: 0 K: 0 S: 6	H: 3 LOB: 1 BB: 0 P: 6	R: 0 E: 0 K: 0 S: 4	H: 1 LOB: 0 BB: 0 P: 4	R: 0 E: 0 K: 0 S: 3	H: 0 LOB: 0 BB: 0 P: 3	R: 2 E: 0 K: 1 S: 7	H: 2 LOB: 0 BB: 0 P: 7	R: 5 E: 2 K: 0 S: 8	H: 3 LOB: 1 BB: 1 P: 12	R: 0 E: 0 K: 0 S: 3	H: 1 LOB: 0 BB: 0 P: 3	R: 0 E: 0 K: 0 S: 4	H: 1 LOB: 1 BB: 0 P: 4		R: 0 E: 0 K: 1 S: 6	H: 1 LOB: 0 BB: 0 P: 7	1B: 9 2B: 1 3B: 1 HR: 1	SF: 1 SAC: 0 DP: 1 HBP: 0	WP: 1 PB: 0 SB: 0 CS: 0	PA: 38				
<b>PITCHER</b>	IP	WLS	BF	H	R	ER	SO	BB	IBB	HBP	BLK	WP	HR	S	P	ERA	WHIP										
<b>Chuck Stobbs, L</b> ERA: 4.55 <b>Bob Chakales, R</b> ERA: 2.17 <b>Connie Grob, R</b> ERA: 3.82	(1, 1)	5.0	24	8	6	4	2	1	0	0	0	0	1	27	31	7.20	1.800										
(6, 1)	1.0		7	2	3	0	0	0	0	0	0	1	0	7	7	0.00	2.000										
(7, 1)	2.0		7	2	0	0	0	0	0	0	0	0	0	7	7	0.00	1.000										



Batter	1	2	3	4	5	6	7	8	9	AB	R	H	RBI	BB	SO	LOB	TOP			
Jim Busby, R OBP: 0.287, SLG: 0.329 (1, 8)										4	1	0	0	1	2	0	<b>Cleveland Indians @ Washington Senators</b> Griffith Stadium, Washington, DC Fri Jun 01 1956, 3:33 AM EDT Att: 4,738 - Unknown			
Chico Carrasquel, R OBP: 0.266, SLG: 0.275 (1, 6)										5	0	1	0	0	1	1				
Bobby Avila, R OBP: 0.331, SLG: 0.354 (1, 4)										5	0	1	0	0	0	1				
Al Smith, R OBP: 0.395, SLG: 0.487 (1, 7)										4	1	1	0	1	1	3				
Vic Wertz, L OBP: 0.413, SLG: 0.534 (1, 3)										5	0	1	0	0	0	2				
Rudy Resalado, R OBP: 0.308, SLG: 0.255 (1, 5)										4	0	1	0	0	0	1				
Rocky Colavito, R OBP: 0.295, SLG: 0.348 (1, 9)										2	0	1	0	2	0	0				
Jim Hegan, R OBP: 0.359, SLG: 0.304 (1, 2)										3	0	1	0	1	0	2				
Bob Lemon, L OBP: 0.267, SLG: 0.240 Ray Narleski, R (8, 1)										3	1	1	1	0	0	4				
Sam Mele, R OBP: 0.444, SLG: 0.500 (9, PH)										1	0	0	0	0	0	0				
<b>Inning Stats</b>	R: 0 E: 0 K: 1 S: 5	H: 0 LOB: 0 BB: 0 P: 5	R: 1 E: 0 K: 0 S: 4	H: 2 LOB: 0 BB: 0 P: 4	R: 1 E: 1 K: 1 S: 8	H: 2 LOB: 2 BB: 0 P: 8	R: 0 E: 0 K: 0 S: 3	H: 0 LOB: 2 BB: 2 P: 11	R: 0 E: 0 K: 1 S: 6	H: 1 LOB: 1 BB: 1 P: 6	R: 0 E: 0 K: 1 S: 5	H: 0 LOB: 0 BB: 0 P: 5	R: 0 E: 0 K: 0 S: 5	H: 2 LOB: 2 BB: 0 P: 5	R: 1 E: 1 K: 0 S: 4	H: 0 LOB: 2 BB: 2 P: 12	1B: 7 2B: 0 3B: 0 HR: 1	SF: 0 SAC: 0 DP: 1 HBP: 0	WP: 0 PB: 0 SB: 0 CS: 0	PA: 41
<b>PITCHER</b> Bob Wiesler, L ERA: 7.39 (1, 1)	IP: 9.0 WLS: W BF: 41 H: 8 R: 3 ER: 2 SO: 4 BB: 5 IBB: 0 HBP: 0 BLK: 0 WP: 0 HR: 1 S: 44 P: 64 ERA: 2.00 WHIP: 1.444															<b>PITCHER</b>				

Batter	1	2	3	4	5	6	7	8	9	AB	R	H	RBI	BB	SO	LOB	BOTTOM			
Eddie Yost, R OBP: 0.471, SLG: 0.366 (1, 5)										4	1	2	2	1	0	0	<b>Cleveland Indians @ Washington Senators</b> Griffith Stadium, Washington, DC Fri Jun 01 1956, 3:33 AM EDT Att: 4,738 - Unknown			
Whitey Herzog, L OBP: 0.284, SLG: 0.329 (1, 7)										4	0	0	0	0	3					
Pete Runnels, L OBP: 0.375, SLG: 0.455 (1, 4)										5	0	1	0	0	1	4				
Roy Sievers, R OBP: 0.397, SLG: 0.558 (1, 3)										3	1	2	0	1	0	1				
Jim Lemon, R OBP: 0.363, SLG: 0.521 (1, 9)										3	0	1	1	0	1	1				
Karl Olson, R OBP: 0.325, SLG: 0.412 (1, 8)										4	0	1	0	0	0	4				
Lyle Luttrell, R OBP: 0.360, SLG: 0.625 (1, 6)										4	1	2	1	0	0	4				
Lou Berberet, L OBP: 0.358, SLG: 0.422 Carlos Paula, R OBP: 0.275, SLG: 0.333 Ed Fitz Gerald, R OBP: 0.407, SLG: 0.520 (8, PR) (9, 2)										3	1	2	1	1	0	0				
Bob Wiesler, S (1, 1)										3	0	0	0	0	2	3				
<b>Inning Stats</b>	R: 0 E: 0 K: 0 S: 4	H: 1 LOB: 1 BB: 0 P: 4	R: 0 E: 0 K: 1 S: 5	H: 1 LOB: 0 BB: 0 P: 5	R: 0 E: 0 K: 1 S: 5	H: 0 LOB: 0 BB: 0 P: 5	R: 0 E: 0 K: 0 S: 4	H: 1 LOB: 2 BB: 0 P: 5	R: 2 E: 1 K: 1 S: 8	H: 3 LOB: 1 BB: 0 P: 8	R: 1 E: 1 K: 0 S: 5	H: 1 LOB: 2 BB: 1 P: 9	R: 1 E: 0 K: 0 S: 5	H: 2 LOB: 3 BB: 2 P: 13	R: 1 E: 0 K: 1 S: 7	H: 2 LOB: 2 BB: 0 P: 7		1B: 8 2B: 2 3B: 1 HR: 0	SF: 0 SAC: 2 DP: 0 HBP: 1	WP: 0 PB: 0 SB: 1 CS: 1
<b>PITCHER</b> Bob Lemon, R ERA: 2.52 Ray Narleski, R ERA: 1.6 (8, 1)	IP: 7.1 WLS: L BF: 37 H: 11 R: 5 ER: 4 SO: 3 BB: 3 IBB: 0 HBP: 1 BLK: 0 WP: 0 HR: 0 S: 39 P: 52 ERA: 4.91 WHIP: 1.909															<b>PITCHER</b>				



Batter	1	2	3	4	5	6	7	8	9	AB R H RBI BB SO LOB	TOP												
<b>Chico Carrasquel, R</b> OBP: 0.282, SLG: 0.287 (1, 6)	4-0 6-4-3 1B BB		0-0 SH1-4 1B	0-0 BB 2B 1B		0-0 G6-4-3 BB 1B		0-0 6-3	0-0 F7	5 1 3 1 1 0 0	<b>Cleveland Indians @ Washington Senators</b> Griffith Stadium, Washington, DC Sat Jun 02 1956, 3:33 AM EDT Att: 2,317 - Unknown <a href="http://livebaseballscorecards.com">livebaseballscorecards.com</a>												
<b>Bobby Avila, R</b> OBP: 0.339, SLG: 0.354 (1, 4)	0-0 F5		0-0 SH1-4 1B	4-0 2B BB		4-0 G6-4-3 BB		0-0 FC6-4 BB 1B	0-0 F8	3 2 1 0 2 0 1													
<b>Sam Mele, R</b> OBP: 0.500, SLG: 0.714 (1, 7)	0-0 6-4-3 1B		0-3 K	0-0 1B 2B		0-0 G6-4-3 1-2 2-3		4-0 FC6-4 BB	0-0 HR	5 2 3 4 1 1 4													
<b>Al Smith, R</b> OBP: 0.388, SLG: 0.475 <b>George Strickland, R</b> OBP: 0.308, SLG: 0.182 (1, 5) (8, 5)	0-0 6-4-3		0-3 K	0-0 1B		0-0 P5		0-0 FC6-4 BB	4-0 BB	5 1 1 1 0 1 7 0 0 0 0 1 0 0													
<b>Vic Wertz, L</b> OBP: 0.409, SLG: 0.547 <b>Preston Ward, L</b> OBP: 0.378, SLG: 0.523 (1, 3) (7, 3)	0-3 K			4-1 K				0-0 HR	0-0 L3	4 1 1 1 0 2 3 2 1 1 1 0 0 1													
<b>Jim Busby, R</b> OBP: 0.295, SLG: 0.329 (1, 8)		0-3 K		0-0 BB 1B	1-0 HBP			0-0 L6	1-0 BB HR HBP	3 2 1 0 0 1 0													
<b>Rocky Colavito, R</b> OBP: 0.313, SLG: 0.391 (1, 9)		0-0 4-3		4-0 1B BB	0-0 F7			0-0 HR	4-0 HR BB	3 3 1 2 2 0 1													
<b>Jim Hegan, R</b> OBP: 0.351, SLG: 0.333 (1, 2)		0-0 F2		0-0 F8	0-0 F2			0-0 6-3	0-0 HR	5 1 1 4 0 0 3													
<b>Herb Score, L</b> OBP: 0.258, SLG: 0.115 (1, 1)			4-0 SH1-4 BB	0-0 BB 1B	0-0 4-3			0-3 K	0-0 G3	4 1 1 1 1 1 1													
<b>Inning Stats</b>	R: 0 E: 0 K: 1 S: 6	H: 1 LOB: 2 BB: 1 P: 10	R: 0 E: 0 K: 1 S: 5	H: 0 LOB: 0 BB: 0 P: 5	R: 0 E: 0 K: 2 S: 8	H: 1 LOB: 2 BB: 1 P: 12	R: 6 E: 0 K: 1 S: 10	H: 5 LOB: 1 BB: 2 P: 18	R: 0 E: 0 K: 0 S: 3	H: 0 LOB: 1 BB: 0 P: 4		R: 0 E: 0 K: 0 S: 3	H: 1 LOB: 1 BB: 1 P: 7	R: 2 E: 0 K: 1 S: 7	H: 2 LOB: 2 BB: 0 P: 7	R: 6 E: 0 K: 0 S: 6	H: 3 LOB: 0 BB: 2 P: 15	R: 1 E: 0 K: 0 S: 4	H: 1 LOB: 1 BB: 1 P: 8	1B: 9 2B: 1 3B: 0 HR: 4	SF: 0 SAC: 1 DP: 1 HBP: 2	WP: 0 PB: 0 SB: 0 CS: 0	PA: 50
<b>PITCHER</b>	IP WLS BF H R ER SO BB IBB HBP BLK WP HR S P ERA WHIP											<b>PITCHER</b>	IP WLS BF H R ER SO BB IBB HBP BLK WP HR S P ERA WHIP										
<b>Dean Stone, L</b> ERA: 5.97 (1, 1)	5.0 L 27 7 6 6 5 4 0 0 0 0 0 0 32 49 10.80 2.200																						
<b>Tex Clevenger, R</b> ERA: 5.95 (6, 1)	2.0 9 3 2 2 1 1 0 0 0 0 2 10 14 9.00 2.000																						
<b>Connie Grob, R</b> ERA: 5.4 (8, 1)	2.0 14 4 7 7 0 3 0 1 0 0 2 10 23 31.50 3.500																						


Batter	1	2	3	4	5	6	7	8	9	AB R H RBI BB SO LOB	BOTTOM												
<b>Eddie Yost, R</b> OBP: 0.469, SLG: 0.368 (1, 5)	0-0 1B		0-3 K		0-0 P5				0-0 G4-3	5 0 2 0 0 1 4	<b>Cleveland Indians @ Washington Senators</b> Griffith Stadium, Washington, DC Sat Jun 02 1956, 3:33 AM EDT Att: 2,317 - Unknown <a href="http://livebaseballscorecards.com">livebaseballscorecards.com</a>												
<b>Whitey Herzog, L</b> OBP: 0.278, SLG: 0.320 (1, 7)	0-0 F7		0-0 P4		0-0 G3				0-0 1-3	5 0 1 0 0 0 4													
<b>Pete Runnels, L</b> OBP: 0.366, SLG: 0.442 (1, 4)	0-3 K		0-0 G3		0-3 K					4 0 0 0 0 3 6													
<b>Roy Sievers, R</b> OBP: 0.394, SLG: 0.547 (1, 3)	0-0 F9			0-0 P3	0-0 P6			4-0 FC3-6 BB		3 0 0 0 1 0 1													
<b>Jim Lemon, R</b> OBP: 0.360, SLG: 0.510 (1, 9)		0-3 K2-3		0-3 K	4-0 6-3 BB			0-3 K		3 0 0 0 1 3 1													
<b>Karl Olson, R</b> OBP: 0.333, SLG: 0.406 (1, 8)		4-0 FC6-4 BB		4-0 BB	0-0 6-3			0-0 E4 FC3-6		2 0 0 0 2 0 2													
<b>Lyle Luttrell, R</b> OBP: 0.310, SLG: 0.536 (1, 6)		0-3 K		0-3 K	0-3 K			0-3 K		4 0 0 0 0 4 5													
<b>Ed Fitz Gerald, R</b> OBP: 0.387, SLG: 0.464 (1, 2)		0-0 FC6-4			4-0 G3 BB			0-0 FC3-6		3 0 0 0 1 1 3													
<b>Dean Stone, L</b> <b>Ernie Cravetz, S</b> <b>Tex Clevenger, R</b> <b>Harmon Killebrew, R</b> <b>Connie Grob, L</b> <b>Carlos Paula, R</b> (1, 1) (5, PH) (8, 1) (7, PH) (8, 1) (8, PH)			4-0 BB		4-0 BB			0-3 K	4-0 G4-3 BB	0 0 0 0 1 0 0 0 0 0 0 1 0 0 0 0 0 0 0 0 0 1 0 0 0 0 1 0 0 0 0 0 0 0 0 0 0 0 0 1 0 0													
<b>Inning Stats</b>	R: 0 E: 0 K: 1 S: 6	H: 1 LOB: 0 BB: 0 P: 6	R: 0 E: 0 K: 2 S: 7	H: 0 LOB: 1 BB: 1 P: 11	R: 0 E: 0 K: 1 S: 5	H: 0 LOB: 1 BB: 1 P: 9	R: 0 E: 0 K: 2 S: 7	H: 0 LOB: 1 BB: 1 P: 11	R: 0 E: 0 K: 1 S: 5	H: 0 LOB: 2 BB: 2 P: 13		R: 0 E: 0 K: 3 S: 11	H: 2 LOB: 2 BB: 0 P: 11	R: 0 E: 1 K: 2 S: 8	H: 0 LOB: 2 BB: 1 P: 12	R: 0 E: 0 K: 0 S: 2	H: 0 LOB: 0 BB: 1 P: 6	1B: 3 2B: 0 3B: 0 HR: 0	SF: 0 SAC: 0 DP: 1 HBP: 0	WP: 0 PB: 0 SB: 0 CS: 0	PA: 38		
<b>PITCHER</b>	IP WLS BF H R ER SO BB IBB HBP BLK WP HR S P ERA WHIP											<b>PITCHER</b>	IP WLS BF H R ER SO BB IBB HBP BLK WP HR S P ERA WHIP										
<b>Herb Score, L</b> ERA: 2.72 (1, 1)	9.0 W 38 3 0 0 13 8 0 0 0 0 0 56 88 0.00 1.222																						



Batter	1	2	3	4	5	6	7	8	9	10	11	12	AB	R	H	RBI	BB	SO	LOB	TOP						
Chico Carrasquel, R OBP: 0.271, SLG: 0.275	F3		F7			F9		L7	F5			6-3	6	0	0	0	0	0	2							
Bobby Avila, R OBP: 0.339, SLG: 0.367	K			L3		HR		5-3		F4		BB HR BB	5	2	1	2	1	1	0							
Al Smith, R OBP: 0.392, SLG: 0.480 (12, 7)	K			F9		K		1B 2B		1B 1B		HR BB	5	2	2	0	1	2	0							
Vic Wertz, L OBP: 0.418, SLG: 0.573 Rocky Colavito, R OBP: 0.313, SLG: 0.391		1-3		4-3									6	1	4	4	0	0	0							
Preston Ward, L OBP: 0.363, SLG: 0.507 (12, 3)		PB 2B				F8	F8	E6		F5		4-3	6	0	1	0	0	0	4							
Sam Mule, R OBP: 0.467, SLG: 0.667 George Strickland, R OBP: 0.398, SLG: 0.192		F8				5-3		F8		FC6-4		1B	6	0	2	0	0	0	5							
Jim Busby, R OBP: 0.297, SLG: 0.329		K					G6-4-3			1-3		FC6	6	0	2	1	0	1	2							
Jim Hegan, R OBP: 0.340, SLG: 0.356				F5		K		HR		6-3		FC6	6	1	1	1	0	1	3							
Early Wynn, S OBP: 0.296, SLG: 0.208 Ray Narleski, R (6, 1)				K									1	1	0	0	1	1	0							
Al Rosen, R OBP: 0.375, SLG: 0.438 Cal McLish, S (11, 1)						HR BB		K			5-3		1	0	0	0	1	1	0							
<b>Inning Stats</b>	R: 0 E: 0 K: 2 S: 7	H: 0 LOB: 0 BB: 0 P: 7	R: 0 E: 0 K: 1 S: 6	H: 1 LOB: 1 BB: 0 P: 6	R: 0 E: 0 K: 1 S: 5	H: 0 LOB: 0 BB: 0 P: 5	R: 0 E: 0 K: 0 S: 3	H: 0 LOB: 0 BB: 0 P: 3	R: 0 E: 0 K: 1 S: 6	H: 1 LOB: 1 BB: 0 P: 6	R: 2 E: 0 K: 1 S: 7	H: 2 LOB: 1 BB: 1 P: 11	R: 1 E: 0 K: 1 S: 6	H: 2 LOB: 0 BB: 0 P: 6	R: 1 E: 0 K: 0 S: 6	H: 2 LOB: 2 BB: 0 P: 6	R: 0 E: 0 K: 0 S: 5	H: 0 LOB: 0 BB: 0 P: 5	R: 0 E: 0 K: 0 S: 3	H: 0 LOB: 0 BB: 0 P: 3	R: 4 E: 0 K: 0 S: 6	H: 3 LOB: 2 BB: 2 P: 14	1B: 7 2B: 3 3B: 0 HR: 3	SF: 0 SAC: 0 DP: 1 HBP: 0	WP: 0 PB: 1 SB: 0 CS: 0	PA: 53
<b>PITCHER</b>	IP WLS BF H R ER SO BB IBB HBP BLK WP HR S P ERA WHIP	<b>PITCHER</b>																								
Camilo Pascual, R ERA: 4.79 Bob Chakales, R ERA: 2.67	(1, 1) (8, 1)	7.2 4.1	32 L	8 21	5 4	4 4	0 0	3 0	0 0	0 0	0 1	18 30	8.31 1.846													

Cleveland Indians @ Washington Senators  
Griffith Stadium, Washington, DC  
Sun Jun 03 1956, 3:33 AM EDT  
Unknown

AB 49  
R 8  
H 13  
RBI 8  
BB 4  
SO 7  
LOB 16



Batter	1	2	3	4	5	6	7	8	9	10	11	12	AB	R	H	RBI	BB	SO	LOB	BOTTOM							
Eddie Yost, R OBP: 0.465, SLG: 0.362	F8		2B SH1-3 BB	K				F9				5-3	5	0	1	1	1	1	1								
Whitey Herzog, L OBP: 0.262, SLG: 0.300	4-3		SH1-3			G3		F9		L6		K	5	0	0	0	0	1	1								
Pete Runnels, L OBP: 0.365, SLG: 0.444	FC6-4 1B		2-3 2B			6-3		F2		4-3		E6 FC5-4	6	0	2	0	0	0	0								
Roy Sievers, R OBP: 0.387, SLG: 0.530	FC6-4 1-2f		1B IBB			F9		F2		F6		F8	5	0	0	0	1	0	2								
Karl Olson, R OBP: 0.340, SLG: 0.406			BB 1B			K		HR BB		6-3		FC5-4 1-2f	5	1	2	0	1	1	4								
Jim Lemon, R OBP: 0.354, SLG: 0.516	K		F6					F9		F3		F8	6	1	1	2	0	1	6								
Lou Berberet, L OBP: 0.375, SLG: 0.500 Pedro Ramos, S OBP: 0.333, SLG: 0.467 Ed Fitz Gerald, R OBP: 0.394, SLG: 0.467		F7				HR		HR		5-3			3	1	2	1	0	0	1								
Lyle Luttrell, R OBP: 0.303, SLG: 0.484						SH1-4 1B		SH1-4 1B		5-3		1B	0	1	0	0	0	0	0								
Camilo Pascual, R ERA: 4.79 Bob Chakales, R ERA: 2.67	(1, 1) (8, 1)	5.2 4.1	28 16	7 3	4 0	4 0	3 0	3 0	0 0	0 0	0 0	0 0	3	0	0	0	0	4	0								
<b>Inning Stats</b>	R: 0 E: 0 K: 0 S: 4	H: 1 LOB: 1 BB: 0 P: 4	R: 0 E: 0 K: 1 S: 6	H: 1 LOB: 2 BB: 1 P: 10	R: 0 E: 0 K: 1 S: 6	H: 1 LOB: 3 BB: 2 P: 14	R: 1 E: 0 K: 1 S: 6	H: 1 LOB: 0 BB: 0 P: 6	R: 0 E: 0 K: 0 S: 3	H: 0 LOB: 0 BB: 0 P: 3	R: 0 E: 0 K: 0 S: 4	H: 1 LOB: 1 BB: 0 P: 4	R: 0 E: 0 K: 2 S: 7	H: 0 LOB: 0 BB: 0 P: 7	R: 0 E: 1 K: 0 S: 4	H: 0 LOB: 1 BB: 0 P: 4	1B: 7 2B: 1 3B: 0 HR: 2	SF: 0 SAC: 2 DP: 0 HBP: 0	WP: 0 PB: 0 SB: 0 CS: 0	PA: 51							
<b>PITCHER</b>	IP WLS BF H R ER SO BB IBB HBP BLK WP HR S P ERA WHIP	<b>PITCHER</b>																									
Early Wynn, R ERA: 2.54 Ray Narleski, R ERA: 1.48 Cal McLish, R ERA: 3.21	(1, 1) (6, 1) (11, 1)	5.2 4.1 2.0	28 16 7	7 3 0	4 0 0	4 0 0	3 0 0	3 0 0	0 0 0	0 0 0	0 0 0	0 0 0	0 0 11	6.35 0.00 0.000	1.765 0.692 0.000												

Cleveland Indians @ Washington Senators  
Griffith Stadium, Washington, DC  
Sun Jun 03 1956, 3:33 AM EDT  
Unknown

AB 45  
R 4  
H 10  
RBI 4  
BB 4  
SO 5  
LOB 20





Batter	1	2	3	4	5	6	7	8	9	AB	R	H	RBI	BB	SO	LOB	TOP					
Chico Carrasquel, R OBP: 0.289, SLG: 0.279 (1, 6)	F7		F7		3-1		FC7-4 2B		E4 G6-4-3	5	0	1	0	0	0	1	<b>Cleveland Indians @ Washington Senators</b> Griffith Stadium, Washington, DC Sun Jun 03 1956, 3:38 AM EDT Att: 11,817 - Unknown <a href="http://livebaseballscorecards.com">livebaseballscorecards.com</a>					
Bobby Avila, R OBP: 0.335, SLG: 0.363 (1, 4)	F6		F2		FC6-4 1B		K		G6-4-3	5	0	1	0	0	1	3						
Al Smith, R OBP: 0.395, SLG: 0.489 (1, 5)	BB 1B				FC6-4 2B		FC7-4			4	1	2	0	0	0	2						
Vic Wertz, L OBP: 0.425, SLG: 0.579 (1, 3)	1-2 BB				FC5 1-H 2B				3-1	2	0	1	1	2	0	0						
Preston Ward, L OBP: 0.369, SLG: 0.493 (1, 7)	K		F6						BB	2	0	0	0	2	1	4						
Rocky Colavito, R OBP: 0.322, SLG: 0.411 (1, 9)					FC5				K	4	0	2	0	0	1	3						
Jim Busby, R OBP: 0.290, SLG: 0.321 (1, 8)	F6				FC5 2-3F		F7		F8	4	0	0	0	0	1	3						
Earl Averill, R OBP: 0.222, SLG: 0.045 (1, 2)	F5				K		K		K	4	0	0	0	0	3	2						
Don Mossi, L (1, 1)	F4				K		K			2	0	0	0	0	1	2						
Art Houtteman, R (4, 1)										1	0	0	0	0	1	0						
Bud Daley, L (7, 1)										0	0	0	0	0	0	0						
Dale Mitchell, L OBP: 0.500, SLG: 0.333 (9, PH)									E 1B	1	0	1	0	0	0	0						
<b>Inning Stats</b>	R: 0 E: 0 K: 1 S: 6	H: 1 LOB: 2 BB: 1 P: 10	R: 0 E: 0 K: 0 S: 4	H: 1 LOB: 1 BB: 0 P: 4	R: 0 E: 0 K: 0 S: 4	H: 1 LOB: 2 BB: 1 P: 8	R: 0 E: 1 K: 3 S: 10	H: 1 LOB: 1 BB: 0 P: 10	R: 1 E: 0 K: 0 S: 5	H: 2 LOB: 2 BB: 1 P: 9	R: 0 E: 0 K: 2 S: 7	H: 0 LOB: 0 BB: 0 P: 7	R: 0 E: 0 K: 1 S: 5	H: 1 LOB: 0 BB: 0 P: 5	R: 0 E: 0 K: 1 S: 5	H: 0 LOB: 1 BB: 1 P: 9	R: 0 E: 1 K: 1 S: 6	H: 1 LOB: 1 BB: 0 P: 6	1B: 4 2B: 5 3B: 0 HR: 0	SF: 0 SAC: 0 DP: 2 HBP: 0	WP: 1 PB: 0 SB: 0 CS: 0	PA: 38
<b>PITCHER</b> Hal Griggs, R ERA: 5.32 (1, 1)	IP: 9.0 WLS: W BF: 38 H: 8 R: 1 ER: 1 SO: 9 BB: 4 IBB: 0 HBP: 0 BLK: 0 WP: 1 HR: 0 S: 52 P: 68 ERA: 1.00 WHIP: 1.333															<b>PITCHER</b>						

Batter	1	2	3	4	5	6	7	8	9	AB	R	H	RBI	BB	SO	LOB	BOTTOM			
Eddie Yost, R OBP: 0.463, SLG: 0.370 (1, 5)	FC5-4 1B		F6	F7	F7		3-1 1-H 2-H 2-H 2B			5	0	2	3	0	0	4	<b>Cleveland Indians @ Washington Senators</b> Griffith Stadium, Washington, DC Sun Jun 03 1956, 3:38 AM EDT Att: 11,817 - Unknown <a href="http://livebaseballscorecards.com">livebaseballscorecards.com</a>			
Jerry Snyder, R OBP: 0.329, SLG: 0.361 (1, 4)	FC5-4 1B 1-2F		F4	E6 2-H 1B		SH1-4 1B	3-1			5	0	1	0	0	0	2				
Karl Olson, R OBP: 0.344, SLG: 0.404 (1, 8)	F8					SH1-4 1-2	F7			3	0	1	0	1	0	2				
Roy Sievers, R OBP: 0.382, SLG: 0.521 (1, 3)			F8			K			F6	5	0	1	0	0	2	4				
Carlos Paula, R OBP: 0.289, SLG: 0.308 Whitey Herzog, L OBP: 0.259, SLG: 0.296 (8, 7)	3-1			F4	2B BB		F7		F6	3	0	0	0	1	0	3				
Jim Lemon, R OBP: 0.361, SLG: 0.525 (8, 9)									K	5	1	3	0	0	1	0				
Lyle Luttrell, R OBP: 0.297, SLG: 0.457 (1, 6)	F9						FC1-5 HBP 2B			4	2	1	0	0	1	4				
Lou Berberet, L OBP: 0.400, SLG: 0.500 (1, 2)	G3						HBP 2B			2	2	1	1	2	0	1				
Hal Griggs, R (1, 1)	K						2B HBP			2	2	0	0	0	2	4				
<b>Inning Stats</b>	R: 0 E: 0 K: 0 S: 5	H: 2 LOB: 2 BB: 0 P: 5	R: 0 E: 0 K: 1 S: 6	H: 1 LOB: 1 BB: 0 P: 6	R: 0 E: 0 K: 0 S: 3	H: 0 LOB: 1 BB: 1 P: 7	R: 4 E: 2 K: 1 S: 11	H: 4 LOB: 2 BB: 0 P: 11	R: 0 E: 0 K: 2 S: 8	H: 1 LOB: 3 BB: 2 P: 16	R: 0 E: 0 K: 1 S: 6	H: 1 LOB: 1 BB: 0 P: 6	R: 3 E: 1 K: 0 S: 5	H: 1 LOB: 1 BB: 1 P: 10	R: 0 E: 0 K: 1 S: 5	H: 0 LOB: 0 BB: 0 P: 5		1B: 8 2B: 2 3B: 0 HR: 0	SF: 0 SAC: 2 DP: 0 HBP: 1	WP: 0 PB: 0 SB: 1 CS: 0
<b>PITCHER</b> Don Mossi, L ERA: 1.93 Art Houtteman, R ERA: 4.97 Bud Daley, L ERA: 2.92 (1, 1)	IP: 3.2 WLS: L BF: 21 H: 7 R: 4 ER: 3 SO: 4 BB: 2 IBB: 0 HBP: 1 BLK: 0 WP: 0 HR: 0 S: 20 P: 33 ERA: 2.46 WHIP: 2.182															<b>PITCHER</b>				



Batter	1	2	3	4	5	6	7	8	9	AB	R	H	RBI	BB	SO	LOB	TOP								
<b>Chico Carrasquel, R</b> OBP: 0.267, SLG: 0.276 (1, 6)	0-0 6-3		0-3 K		0-0 5-3		0-0 CS	0-0 E 2B 1B	0-0 E3 FC6-4	5	1	1	1	0	1	1									
<b>Bobby Avila, R</b> OBP: 0.327, SLG: 0.352 (1, 4)	0-0 5-3		0-0 F8		0-0 1-3			0-0 E5 2B	0-0 FC6-4 S	5	1	0	1	0	0	2									
<b>Al Smith, R</b> OBP: 0.407, SLG: 0.489 (1, 5) (8, 7)	4-0 BB		4-0 S BB		0-0 FC1-5 1B			4-0 2B BB	0-0 L4	2	1	1	0	3	0	1									
<b>Vic Wertz, L</b> OBP: 0.427, SLG: 0.584 <b>George Strickland, R</b> OBP: 0.308, SLG: 0.162 (1, 3) (8, PR) (8, 5)	0-0 G3		0-0 F3		0-0 G5-3 FC1-5 1B			0-0 SH5-4 F9-2 2B		4	0	2	3	0	0	2									
<b>Preston Ward, L</b> OBP: 0.356, SLG: 0.474 (1, 7) (8, 3)		0-0 F7		0-0 G3		0-0 FC1-5 1B		0-0 SH5-4		3	0	0	0	0	0	2									
<b>Sam Mele, R</b> OBP: 0.412, SLG: 0.581 <b>Rocky Colavito, R</b> OBP: 0.322, SLG: 0.411 (1, 9) (8, 9)		0-0 F8		0-0 P6		0-0 G5-3		0-0 F9-2		4	0	0	0	0	0	4									
<b>Jim Busby, R</b> OBP: 0.295, SLG: 0.343 (1, 8)		0-0 HR		0-0 P3			0-0 F7		0-0 SH5-4 BB 1B	4	2	2	1	0	0	0									
<b>Earl Averill, R</b> OBP: 0.323, SLG: 0.217 (1, 2)		4-0 FC6-4 BB		0-0 HR		0-0 CS BB		4-0 E SH5-4 FC6-4 BB		1	2	1	1	3	0	0									
<b>Mike Garcia, R</b> OBP: 0.158, SLG: 0.111 (1, 1)		0-0 FC6-4		0-0 P4		0-3 K		0-0 SH5-4		3	0	0	0	0	1	2									
<b>Inning Stats</b>	R: 0 E: 0 K: 0 S: 3	H: 0 LOB: 1 BB: 1 P: 7	R: 1 E: 0 K: 0 S: 4	H: 1 LOB: 1 BB: 1 P: 8	R: 0 E: 0 K: 1 S: 5	H: 0 LOB: 0 BB: 1 P: 9	R: 0 E: 0 K: 0 S: 3	H: 0 LOB: 0 BB: 0 P: 3	R: 1 E: 0 K: 0 S: 4	H: 1 LOB: 0 BB: 0 P: 4	R: 0 E: 0 K: 0 S: 4	H: 2 LOB: 1 BB: 0 P: 4	R: 0 E: 0 K: 1 S: 4	H: 0 LOB: 1 BB: 1 P: 8	R: 3 E: 1 K: 0 S: 5	H: 2 LOB: 1 BB: 1 P: 9	R: 2 E: 1 K: 0 S: 5	H: 1 LOB: 1 BB: 1 P: 9	1B: 4 2B: 2 3B: 0 HR: 2	SF: 0 SAC: 2 DP: 2 HBP: 0	WP: 0 PB: 0 SB: 2 CS: 1	PA: 40			
<b>PITCHER</b>	IP	WLS	BF	H	R	ER	SO	BB	IBB	HBP	BLK	WP	HR	S	P	ERA	WHIP								
<b>Pedro Ramos, R</b> ERA: 4.21 <b>Bunky Stewart, L</b> ERA: 3.63 (1, 1) (8, 1)	7.0	L	27	4	2	2	2	4	0	0	0	0	2	27	43	2.57	1.143								

Cleveland Indians @ Washington Senators  
Griffith Stadium, Washington, DC  
Mon Jun 04 1956, 3:33 AM EDT  
Att: 5,021 - Unknown


AB 31  
R 7  
H 7  
RBI 7  
BB 6  
SO 2  
LOB 14



Batter	1	2	3	4	5	6	7	8	9	AB	R	H	RBI	BB	SO	LOB	BOTTOM								
<b>Eddie Yost, R</b> OBP: 0.497, SLG: 0.360 (1, 5)	0-0 L6		0-0 5-3		4-0 BB		0-3 K		0-0 F7	4	0	0	0	1	1	3									
<b>Ernie Oravetz, S</b> OBP: 0.365, SLG: 0.294 (1, 7) (8, 7)	4-0 S BB		0-0 1B		0-0 L8		0-0 L7			3	0	1	0	1	0	2									
<b>Whitey Herzog, L</b> OBP: 0.247, SLG: 0.282 (1, 3)	0-0 F8		0-3 K		0-0 F8			0-3 K		4	0	0	0	0	2	3									
<b>Pete Runnels, L</b> OBP: 0.362, SLG: 0.446 (1, 4)	0-0 1-3		0-3 K		0-0 4-3 2B			0-0 L6		4	0	1	0	0	1	2									
<b>Karl Olson, R</b> OBP: 0.335, SLG: 0.393 (1, 8)		0-0 4-3		0-0 G3		0-0 4-3		0-3 K		4	0	0	0	0	1	1									
<b>Jim Lemon, R</b> OBP: 0.364, SLG: 0.524 (1, 9)		0-0 CS 1B		0-0 1B		0-3 K		0-3 K		4	0	2	0	0	2	1									
<b>Lou Berberet, L</b> OBP: 0.391, SLG: 0.472 (1, 2)		4-0 1B BB		0-3 K		0-3 K		0-3 K		3	0	0	0	1	3	2									
<b>Lyle Luttrell, R</b> OBP: 0.341, SLG: 0.474 (1, 6)		0-0 1B		0-0 F9			0-0 S 1B		4-0 1B BB	3	0	2	0	1	0	1									
<b>Pedro Ramos, S</b> OBP: 0.294, SLG: 0.412 <b>Herb Plews, L</b> OBP: 0.316, SLG: 0.167 <b>Bunky Stewart, L</b> OBP: 0.250, SLG: 0.250 <b>Carlos Paula, R</b> OBP: 0.304, SLG: 0.325 (1, 1) (7, PH) (8, 1) (8, PH)		0-0 P6		0-3 K		0-3 K		0-3 K		2	0	0	0	0	1	2									
<b>Inning Stats</b>	R: 0 E: 0 K: 0 S: 3	H: 0 LOB: 2 BB: 1 P: 8	R: 0 E: 0 K: 2 S: 8	H: 2 LOB: 1 BB: 1 P: 8	R: 0 E: 0 K: 1 S: 6	H: 1 LOB: 1 BB: 0 P: 6	R: 0 E: 0 K: 2 S: 8	H: 1 LOB: 1 BB: 0 P: 8	R: 0 E: 0 K: 2 S: 7	H: 0 LOB: 0 BB: 0 P: 7	R: 0 E: 0 K: 2 S: 8	H: 1 LOB: 2 BB: 1 P: 12	1B: 6 2B: 1 3B: 0 HR: 0	SF: 0 SAC: 0 DP: 0 HBP: 0	WP: 0 PB: 0 SB: 2 CS: 1	PA: 37									
<b>PITCHER</b>	IP	WLS	BF	H	R	ER	SO	BB	IBB	HBP	BLK	WP	HR	S	P	ERA	WHIP								
<b>Mike Garcia, R</b> ERA: 3.23 (1, 1)	9.0	W	37	7	0	0	12	4	0	0	0	0	0	57	73	0.00	1.222								

Cleveland Indians @ Washington Senators  
Griffith Stadium, Washington, DC  
Mon Jun 04 1956, 3:33 AM EDT  
Att: 5,021 - Unknown

AB 33  
R 0  
H 7  
RBI 0  
BB 4  
SO 12  
LOB 18





Batter	1	2	3	4	5	6	7	8	9	AB	R	H	RBI	BB	SO	LOB	TOP			
Minnie Minoso, R OBP: 0.416, SLG: 0.462 (1, 7)										4	0	1	0	0	1	2				
Nelle Fox, L OBP: 0.310, SLG: 0.361 (1, 4)										3	0	0	0	1	0	3				
Larry Doby, L OBP: 0.391, SLG: 0.327 (1, 8)										4	0	1	1	0	0	2				
Dave Philley, S OBP: 0.335, SLG: 0.329 (1, 3)										4	0	0	0	0	1	1				
Jim Rivera, L OBP: 0.385, SLG: 0.413 (1, 9)										4	0	1	0	0	1	0				
Sherm Lollar, R OBP: 0.413, SLG: 0.488 (1, 2)										4	0	0	0	0	1	1				
Fred Hatfield, L OBP: 0.365, SLG: 0.341 (1, 5)										3	0	0	0	0	1	1				
Luis Aparicio, R OBP: 0.254, SLG: 0.290 (1, 6)										3	0	0	0	0	1	0				
Jack Harshman, L OBP: 0.214, SLG: 0.385 (6, PH)										1	0	0	0	0	1	0				
Bubba Phillips, R OBP: 0.316, SLG: 0.421 (6, PH)										1	1	1	0	0	0	0				
Howie Pollet, L OBP: 0.400, SLG: 0.400 (8, PH)										0	0	0	0	0	0	0				
Sammy Esposito, R OBP: 0.302, SLG: 0.222 (8, PH)										0	0	0	0	1	0	0				
Sandy Consuegra, R (8, 1)										0	0	0	0	0	0	0				
<b>Inning Stats</b>	R: 0 E: 0 K: 0 S: 3	H: 0 LOB: 0 BB: 0 P: 3	R: 0 E: 0 K: 2 S: 8	H: 1 LOB: 1 BB: 0 P: 8	R: 0 E: 0 K: 1 S: 6	H: 1 LOB: 1 BB: 0 P: 6	R: 0 E: 0 K: 0 S: 3	H: 0 LOB: 0 BB: 0 P: 3	R: 0 E: 0 K: 1 S: 5	H: 2 LOB: 1 BB: 0 P: 5	R: 0 E: 0 K: 2 S: 7	H: 0 LOB: 0 BB: 0 P: 7	R: 0 E: 0 K: 1 S: 5	H: 0 LOB: 2 BB: 2 P: 13	R: 0 E: 0 K: 0 S: 3	H: 0 LOB: 0 BB: 0 P: 3	1B: 4 2B: 1 3B: 0 HR: 0	SF: 0 SAC: 0 DP: 1 HBP: 0	WP: 0 PB: 0 SB: 1 CS: 0	PA: 33
<b>PITCHER</b> Chuck Stobbs, L ERA: 4.07 (1, 1)	IP: 9.0 WLS: W BF: 33 H: 4 R: 1 ER: 1 SO: 7 BB: 2 IBB: 0 HBP: 0 BLK: 0 WP: 0 HR: 0 S: 45 P: 53 ERA: 1.00 WHIP: 0.667															<b>PITCHER</b>				

Chicago White Sox @ Washington Senators  
Griffith Stadium, Washington, DC  
Tue Jun 05 1956, 3:33 AM EDT  
Att: 9,652 - Unknown


AB	31
R	1
H	4
RBI	1
BB	2
SO	7
LOB	10



Batter	1	2	3	4	5	6	7	8	9	AB	R	H	RBI	BB	SO	LOB	BOTTOM	
Eddie Yost, R OBP: 0.463, SLG: 0.362 (1, 5)										2	1	1	0	2	0	0		
Jerry Snyder, R OBP: 0.327, SLG: 0.358 (1, 4)										4	1	1	0	0	0	2		
Whitey Herzog, L OBP: 0.258, SLG: 0.276 (1, 3)										2	0	0	0	2	0	0		
Carlos Paula, R OBP: 0.300, SLG: 0.372 (1, 9)										3	1	1	1	0	0	2		
Karl Olson, R OBP: 0.327, SLG: 0.386 (1, 8)										3	0	0	1	0	0	1		
Jim Lemon, R OBP: 0.386, SLG: 0.527 (1, 7)										3	0	1	0	1	0	0		
Lyle Luttrell, R OBP: 0.333, SLG: 0.452 (1, 6)										4	0	1	0	0	1	2		
Lou Berberet, L OBP: 0.373, SLG: 0.446 (1, 2)										3	0	0	0	0	2			
Chuck Stobbs, L OBP: 0.120, SLG: 0.125 (1, 1)										3	0	0	0	0	1	0		
<b>Inning Stats</b>	R: 2 E: 1 K: 0 S: 4	H: 1 LOB: 2 BB: 3 P: 16	R: 0 E: 0 K: 0 S: 4	H: 1 LOB: 1 BB: 0 P: 4	R: 1 E: 0 K: 0 S: 6	H: 3 LOB: 2 BB: 0 P: 6	R: 0 E: 0 K: 0 S: 3	H: 0 LOB: 0 BB: 0 P: 3	R: 0 E: 0 K: 1 S: 5	H: 0 LOB: 0 BB: 0 P: 5	R: 0 E: 0 K: 1 S: 5	H: 0 LOB: 2 BB: 2 P: 13	R: 0 E: 0 K: 0 S: 3	H: 0 LOB: 0 BB: 0 P: 3	1B: 3 2B: 1 3B: 1 HR: 0	SF: 2 SAC: 0 DP: 0 HBP: 0	WP: 1 PB: 0 SB: 0 CS: 0	PA: 34
<b>PITCHER</b> Jack Harshman, L ERA: 4.86 (1, 1)	IP: 5.0 WLS: L BF: 23 H: 5 R: 3 ER: 2 SO: 3 BB: 3 IBB: 3 HBP: 0 BLK: 0 WP: 1 HR: 0 S: 20 P: 32 ERA: 3.60 WHIP: 1.600															<b>PITCHER</b>		
Howie Pollet, L ERA: 4.5 (6, 1)	IP: 2.0 WLS: L BF: 8 H: 0 R: 0 ER: 0 SO: 2 BB: 2 IBB: 0 HBP: 0 BLK: 0 WP: 0 HR: 0 S: 10 P: 18 ERA: 0.00 WHIP: 1.000															<b>PITCHER</b>		
Sandy Consuegra, R ERA: 3.0 (8, 1)	IP: 1.0 WLS: L BF: 3 H: 0 R: 0 ER: 0 SO: 0 BB: 0 IBB: 0 HBP: 0 BLK: 0 WP: 0 HR: 0 S: 3 P: 3 ERA: 0.00 WHIP: 0.000															<b>PITCHER</b>		

Chicago White Sox @ Washington Senators  
Griffith Stadium, Washington, DC  
Tue Jun 05 1956, 3:33 AM EDT  
Att: 9,652 - Unknown

AB	27
R	3
H	5
RBI	2
BB	5
SO	2
LOB	9





Batter	1	2	3	4	5	6	7	8	9	AB	R	H	RBI	BB	SO	LOB	TOP																		
Sammy Esposito, R OBP: 0.310, SLG: 0.224	F8	F8 G3 BB		2B 4-3 1B		L6		5-3		4	1	1	0	1	0	0	<b>Chicago White Sox @ Washington Senators</b> Griffith Stadium, Washington, DC Wed Jun 06 1956, 3:33 AM EDT Att: 3,616 - Unknown																		
Nellie Fox, L OBP: 0.317, SLG: 0.379	BB 1B	G3		4-3 1-3 2B		HR 1B		E3 4-3 1B		5	3	3	0	0	0	1																			
Minnie Minoso, R OBP: 0.420, SLG: 0.462 Jim Rivera, L OBP: 0.381, SLG: 0.432	1B BB HBP	F8		4-3		HR		4-3		0	1	0	0	0	0	0																			
Dave Philley, S OBP: 0.341, SLG: 0.333	1B 2-3 2-3 BB	G3		4-3		2B 1B		1B		4	1	2	1	1	0	2																			
Larry Doby, L OBP: 0.392, SLG: 0.339	1B		F8	K		1-3 2B		L8		5	0	2	1	0	1	2																			
Walt Dropo, R OBP: 0.250, SLG: 0.200	BB 1B		1B BB		5-3	1-3		G6-4-3 BB		3	0	1	2	2	0	2																			
Les Moss, R OBP: 0.360, SLG: 0.667	BB		1B		5-3		F7	G6-4-3		4	0	1	0	1	0	1																			
Luis Aparicio, R OBP: 0.246, SLG: 0.281 Fred Hatfield, L OBP: 0.377, SLG: 0.341	L6		K		L4		F9	BB		4	0	0	0	0	1	5																			
Gerry Staley, R OBP: 0.286, SLG: 0.286 Dixie Howell, L OBP: 0.250, SLG: 0.143 Sandy Consuegra, R Morrie Martin, L Jim Delsing, L OBP: 0.235, SLG: 0.037	L5		K		4-3		K	G3		2	0	0	0	0	1	5																			
<b>Inning Stats</b>	R: 3 E: 0 K: 0 S: 6	H: 3 LOB: 3 BB: 2 P: 15	R: 0 E: 0 K: 0 S: 3	H: 0 LOB: 1 BB: 1 P: 7	R: 0 E: 0 K: 2 S: 8	H: 1 LOB: 2 BB: 1 P: 12	R: 1 E: 0 K: 1 S: 7	H: 2 LOB: 1 BB: 0 P: 7	R: 0 E: 0 K: 0 S: 3	H: 0 LOB: 0 BB: 0 P: 3	R: 2 E: 0 K: 0 S: 7	H: 4 LOB: 2 BB: 0 P: 7	R: 0 E: 0 K: 1 S: 5	H: 0 LOB: 0 BB: 0 P: 5	R: 1 E: 1 K: 0 S: 5	H: 1 LOB: 1 BB: 0 P: 5		R: 0 E: 0 K: 0 S: 2	H: 0 LOB: 1 BB: 2 P: 10	1B: 7 2B: 3 3B: 0 HR: 1	SF: 0 SAC: 0 DP: 1 HBP: 1	WP: 0 PB: 0 SB: 0 CS: 0	PA: 45												
<b>PITCHER</b>	IP WLS BF H R ER SO BB IBB HBP BLK WP HR S P ERA WHIP																																		
Bob Wiesler, L ERA: 8.16	(1, 1)	0.1	7	3	3	3	0	2	0	1	0	0	0	0	4	13		81.00	15.000																
Connie Grob, R ERA: 5.39	(1, 1)	5.1	W	25	7	3	3	3	2	0	0	0	0	1	29	37		5.06	1.688																
Bob Chakales, R ERA: 2.51	(6, 1)	3.1	S	13	1	1	0	1	2	0	0	0	0	0	13	21		0.00	0.900																

Batter	1	2	3	4	5	6	7	8	9	AB	R	H	RBI	BB	SO	LOB	BOTTOM																		
Eddie Yost, R OBP: 0.466, SLG: 0.365	E5 FC4-6	F9		2B HBP	1B 1B					4	2	2	2	0	0	2	<b>Chicago White Sox @ Washington Senators</b> Griffith Stadium, Washington, DC Wed Jun 06 1956, 3:33 AM EDT Att: 3,616 - Unknown																		
Whitey Herzog, L OBP: 0.285, SLG: 0.326	FC4-6			HR	2B 2B		K			5	2	2	3	0	1	3																			
Pete Runnels, L OBP: 0.363, SLG: 0.451	F7		1-3		WP 1B		F7			5	0	2	2	0	0	2																			
Carlos Paula, R OBP: 0.291, SLG: 0.417	4-3			HR	6-3		K			5	1	1	1	0	1	3																			
Karl Olson, R OBP: 0.330, SLG: 0.382		5-3		F9		BB		1B		4	1	1	0	1	0	1																			
Jim Lemon, R OBP: 0.372, SLG: 0.524	1B BB			CS BB	SH 2B 1B		K2-3			3	2	1	0	2	1	1																			
Lou Berberet, L OBP: 0.389, SLG: 0.459	1B		CS		G6-4-3 1B		4-3			5	1	3	1	0	0	1																			
Lyle Luttrell, R OBP: 0.313, SLG: 0.422	P3			G6-4-3	SH 2B 1B		F3			3	1	0	0	0	0	3																			
Bob Wiesler, S Connie Grob, L Bob Chakales, R				HBP 2B 1B			F4			0	0	0	0	0	0	0																			
<b>Inning Stats</b>	R: 0 E: 1 K: 0 S: 4	H: 0 LOB: 1 BB: 0 P: 4	R: 1 E: 0 K: 0 S: 5	H: 2 LOB: 2 BB: 1 P: 9	R: 2 E: 0 K: 0 S: 4	H: 2 LOB: 0 BB: 1 P: 8	R: 3 E: 0 K: 0 S: 6	H: 4 LOB: 1 BB: 0 P: 7	R: 6 E: 1 K: 1 S: 11	H: 5 LOB: 1 BB: 1 P: 15	R: 0 E: 0 K: 1 S: 5	H: 0 LOB: 0 BB: 0 P: 5	R: 0 E: 0 K: 1 S: 6	H: 1 LOB: 1 BB: 0 P: 6	R: 0 E: 0 K: 0 S: 4	H: 1 LOB: 1 BB: 0 P: 4		1B: 10 2B: 3 3B: 0 HR: 2	SF: 0 SAC: 1 DP: 1 HBP: 1	WP: 1 PB: 0 SB: 0 CS: 1	PA: 44														
<b>PITCHER</b>	IP WLS BF H R ER SO BB IBB HBP BLK WP HR S P ERA WHIP																																		
Gerry Staley, R ERA: 8.1	(1, 1)	2.2		15	4	3	3	0	2	0	0	0	0	0	7	12		10.12	2.250																
Dixie Howell, R ERA: 4.79	(3, 1)	1.1	L	9	5	5	5	0	1	0	1	0	0	0	7	12		33.75	4.500																
Sandy Consuegra, R ERA: 4.29	(5, 1)	0.0		4	3	3	2	0	0	0	0	0	0	4	4																				
Morrie Martin, L ERA: 1.93	(5, 1)	4.0		15	3	1	1	3	0	0	0	0	0	1	0	21	2.25	0.750																	






Batter	1	2	3	4	5	6	7	8	9	AB	R	H	RBI	BB	SO	LOB	TOP								
Sammy Esposito, R (1, 5) Fred Hatfield, L (8, FH) OBP: 0.339, SLG: 0.220 OBP: 0.370, SLG: 0.333	4-0 1B BB	4-0 G1-6-3 BB			0-3 K		4-0 1B BB	0-0 4-3		1	1	0	0	3	1	0	1								
Nellie Fox, L (1, 4) OBP: 0.320, SLG: 0.391	0-0 1B 1-2	0-0 G1-6-3 1-2			0-0 4-3		0-0 F7		0-0 SF9 3B	5	2	2	0	0	0	2	2								
Minnie Minoso, R (1, 7) OBP: 0.413, SLG: 0.456	0-0 L7		0-0 F8		0-0 F9		0-0 1B		0-0 SF9	4	0	1	1	0	0	2	2								
Dave Philley, S (1, 9) OBP: 0.343, SLG: 0.346	0-0 1B SF7 1B		0-0 5-3		0-0 E5 4-3 SH5-3 1B		0-0 L9		0-0 SF9 3B	5	3	2	1	0	0	2	2								
Larry Doby, L (1, 8) OBP: 0.388, SLG: 0.339	0-0 1B 1B		0-0 K		0-0 SH5-3		0-0 G3		0-0 SF9	3	0	1	2	0	1	2	2								
Sherm Lollar, R (1, 2) Bubba Phillips, R (8, PR) Les Moss, R (8, 2) OBP: 0.415, SLG: 0.488 OBP: 0.316, SLG: 0.421 OBP: 0.385, SLG: 0.682	0-0 SF7		0-0 G5-4-3 1B		0-0 4-3		0-0 SH5-4 BB BB		0-0 1B	2	0	1	1	1	0	1	1								
Walt Dropo, R (1, 3) Jim Delsing, L (8, PR) Howie Pollet, L (8, 1) OBP: 0.229, SLG: 0.229 OBP: 0.235, SLG: 0.037 OBP: 0.333, SLG: 0.333	0-0 1B		0-0 G5-4-3 1-2		0-0 1B		0-0 SH5-4 BB		0-0 L8	3	0	2	1	1	0	1	1								
Luis Aparicio, R (1, 6) OBP: 0.263, SLG: 0.305	0-0 1-2 2H 1B		0-0 2B		0-0 1B		0-0 SH5-4		0-0 1-2 2-3	3	0	3	0	0	0	0	0								
Dick Donovan, L (1, 1) Jim Wilson, R (7, 1) Jim Rivera, L (8, FH) OBP: 0.423, SLG: 0.524 OBP: 0.379, SLG: 0.320 OBP: 0.378, SLG: 0.432		0-0 P6		0-0 6-3		0-0 K		0-0 SF7		3	0	0	0	0	1	3	3								
Inning Stats	R: 3 E: 0 K: 0 S: 7	H: 5 LOB: 2 BB: 1 P: 11	R: 0 E: 0 K: 0 S: 2	H: 0 LOB: 0 BB: 1 P: 6	R: 0 E: 0 K: 1 S: 5	H: 0 LOB: 0 BB: 0 P: 5	R: 0 E: 0 K: 0 S: 4	H: 2 LOB: 1 BB: 0 P: 4	R: 0 E: 0 K: 1 S: 5	H: 0 LOB: 0 BB: 0 P: 5	R: 1 E: 1 K: 1 S: 8	H: 2 LOB: 2 BB: 0 P: 8	R: 0 E: 0 K: 0 S: 4	H: 1 LOB: 2 BB: 1 P: 8	R: 1 E: 0 K: 0 S: 3	H: 0 LOB: 2 BB: 2 P: 11	R: 2 E: 0 K: 0 S: 6	H: 3 LOB: 1 BB: 0 P: 6	1B: 10 2B: 1 3B: 2 HR: 0	SF: 4 SAC: 2 DP: 2 HBP: 0	WP: 0 PB: 0 SB: 0 CS: 0	PA: 43			
PITCHER	IP	WLS	BF	H	R	ER	SO	BB	IBB	HBP	BLK	WP	HR	S	P	ERA	WHIP								
Dean Stone, L (1, 1) ERA: 5.64	7.0		32	10	4	3	3	3	0	0	0	0	0	35	47	3.86	1.857								
Bob Chakales, R (8, 1) ERA: 2.67	0.0		2	0	1	1	0	2	0	0	0	0	0	0	8	∞	∞								
Pedro Ramos, R (8, 1) ERA: 4.44	1.1	L	6	2	2	2	0	0	0	0	0	0	0	6	6	13.50	1.500								
Bob Wiesler, L (9, 1) ERA: 7.99	0.2		3	1	0	0	0	0	0	0	0	0	0	3	3	0.00	1.500								

Chicago White Sox @ Washington Senators  
Griffith Stadium, Washington, DC  
Thu Jun 07 1956, 3:33 AM EDT  
Att: 1,955 - Unknown


AB 32  
R 7  
H 13  
RBI 7  
BB 5  
SO 3  
LOB 16



Batter	1	2	3	4	5	6	7	8	9	AB	R	H	RBI	BB	SO	LOB	BOTTOM								
Eddie Yost, R (1, 5) OBP: 0.464, SLG: 0.363	0-0 F7		0-0 1-3		0-0 G4-6-3 1B		4-0 2B 1B BB		0-3 K	4	1	1	1	1	1	0	0								
Whitely Herzog, L (1, 8) Jerry Snyder, R (8, FH) OBP: 0.285, SLG: 0.333 OBP: 0.324, SLG: 0.355	0-0 F7		0-3 K		0-0 G4-6-3 1-2		0-0 1B 2B		0-0 4-3	4	1	1	1	0	1	2	2								
Pete Runnels, L (1, 4) OBP: 0.366, SLG: 0.448	0-0 1B		0-0 E5 G1-4-3 1B		0-0 F6		4-0 1B IBB			3	0	1	0	1	0	0	0								
Roy Sievers, R (1, 3) OBP: 0.389, SLG: 0.538	0-0 F8		0-0 G1-4-3 1B		0-0 SF8 3B		0-0 1B		0-0 1B	4	1	3	2	0	0	1	1								
Carlos Paula, R (1, 9) Karl Olson, R (8, 9) OBP: 0.271, SLG: 0.392 OBP: 0.330, SLG: 0.382		0-0 6-3		0-0 G1-4-3 1-2 2-3		0-0 SF8		0-3 K		3	0	0	1	0	1	4	4								
Jim Lemon, R (1, 7) OBP: 0.370, SLG: 0.517	0-3 K		0-3 K		0-0 1B		0-0 F7			4	0	1	0	0	2	1	1								
Lou Berberet, L (1, 2) OBP: 0.395, SLG: 0.462	0-0 1B		0-0 HBP 1B		0-0 4-3		0-3 K			4	0	2	0	0	1	1	1								
Lyle Luttrell, R (1, 6) OBP: 0.308, SLG: 0.408	0-0 1-3		0-0 HBP 1B		0-0 1-3		0-0 F6			4	1	1	0	0	0	1	1								
Dean Stone, L (1, 1) Clint Courtney, L (7, PR) Herb Pennock, L (7, PR) Bob Chakales, R (8, 1) Pedro Ramos, S (8, 1) Bob Wiesler, S (8, 1) Harmon Killebrew, R (8, PH) OBP: 0.423, SLG: 0.680 OBP: 0.379, SLG: 0.167 OBP: 0.324, SLG: 0.125 OBP: 0.412, SLG: 0.412 OBP: 0.268, SLG: 0.345		0-3 K		0-0 1B HBP		0-0 4-3		0-0 5-3		1	0	0	0	0	1	0	0								
Inning Stats	R: 0 E: 0 K: 0 S: 4	H: 1 LOB: 1 BB: 0 P: 4	R: 0 E: 0 K: 1 S: 6	H: 1 LOB: 0 BB: 0 P: 6	R: 0 E: 0 K: 2 S: 7	H: 0 LOB: 0 BB: 0 P: 7	R: 0 E: 1 K: 1 S: 6	H: 1 LOB: 1 BB: 0 P: 6	R: 1 E: 0 K: 0 S: 5	H: 2 LOB: 1 BB: 0 P: 5	R: 3 E: 0 K: 1 S: 7	H: 3 LOB: 2 BB: 2 P: 15	R: 0 E: 0 K: 1 S: 5	H: 0 LOB: 0 BB: 0 P: 5	R: 0 E: 0 K: 1 S: 5	H: 0 LOB: 0 BB: 0 P: 5	1B: 9 2B: 1 3B: 1 HR: 0	SF: 1 SAC: 0 DP: 2 HBP: 1	WP: 0 PB: 0 SB: 0 CS: 0	PA: 38					
PITCHER	IP	WLS	BF	H	R	ER	SO	BB	IBB	HBP	BLK	WP	HR	S	P	ERA	WHIP								
Dick Donovan, R (1, 1) ERA: 4.69	6.1		29	10	5	5	4	1	0	1	0	0	0	35	40	7.11	1.737								
Jim Wilson, R (7, 1) ERA: 4.13	0.2		3	1	0	0	1	0	1	0	0	0	0	4	8	0.00	1.500								
Howie Pollet, L (8, 1) ERA: 4.0	2.0	W	6	0	0	0	2	0	0	0	0	0	0	10	10	0.00	0.000								

Chicago White Sox @ Washington Senators  
Griffith Stadium, Washington, DC  
Thu Jun 07 1956, 3:33 AM EDT  
Att: 1,955 - Unknown

AB 34  
R 5  
H 11  
RBI 5  
BB 2  
SO 7  
LOB 10





Batter	1	2	3	4	5	6	7	8	9	AB	R	H	RBI	BB	SO	LOB	TOP					
<b>Bill Tuttle, R</b> OBP: 0.327, SLG: 0.422 (1, 8)										4	1	0	0	1	0	1	<b>Detroit Tigers @ Washington Senators</b> Griffith Stadium, Washington, DC Fri Jun 08 1956, 3:33 AM EDT Att: 4,704 - Unknown					
<b>Wayne Belardi, L</b> OBP: 0.480, SLG: 0.538 (1, 3)										5	3	3	2	0	0	1						
<b>Al Kaline, R</b> OBP: 0.355, SLG: 0.470 (1, 9)										4	2	2	1	1	0	1						
<b>Charlie Maxwell, L</b> OBP: 0.456, SLG: 0.686 (1, 7)										5	0	2	1	0	1	1						
<b>Ray Boone, R</b> OBP: 0.366, SLG: 0.465 (1, 5)										3	1	0	0	2	0	5						
<b>Frank House, L</b> OBP: 0.318, SLG: 0.425 (1, 2)										3	0	1	2	1	0	0						
<b>Frank Bolling, R</b> OBP: 0.474, SLG: 0.714 (1, 4)										4	0	2	1	1	1	4						
<b>Jim Brideweser, R</b> OBP: 0.241, SLG: 0.149 (1, 6)										5	0	1	0	0	2	4						
<b>Billy Hoelt, L</b> OBP: 0.333, SLG: 0.273 (1, 1)										5	0	0	0	0	3	5						
<b>Inning Stats</b>	R: 4 E: 0 K: 2 S: 11	H: 4 LOB: 2 BB: 2 P: 19	R: 0 E: 0 K: 0 S: 4	H: 1 LOB: 2 BB: 1 P: 8	R: 0 E: 0 K: 0 S: 4	H: 1 LOB: 1 BB: 0 P: 4	R: 1 E: 0 K: 1 S: 8	H: 3 LOB: 3 BB: 1 P: 12	R: 0 E: 0 K: 1 S: 5	H: 0 LOB: 0 BB: 0 P: 5	R: 2 E: 1 K: 0 S: 5	H: 1 LOB: 1 BB: 1 P: 9	R: 0 E: 1 K: 1 S: 6	H: 1 LOB: 1 BB: 0 P: 6	R: 0 E: 0 K: 1 S: 5	H: 0 LOB: 0 BB: 0 P: 5	R: 0 E: 0 K: 1 S: 5	H: 0 LOB: 1 BB: 1 P: 9	1B: 7 2B: 2 3B: 0 HR: 2	SF: 1 SAC: 0 DP: 0 HBP: 0	WP: 0 PB: 0 SB: 1 CS: 0	PA: 45
<b>PITCHER</b>	IP WLS BF H R ER SO BB IBB HBP BLK WP HR S P ERA WHIP																					
<b>Camilo Pascual, R</b> ERA: 7.31 (1, 1)	0.1 L 7 4 4 4 0 2 0 0 0 0 0 2 5 13 108.00 18.000																					
<b>Bunky Stewart, L</b> ERA: 3.1 (1, 1)	6.2 31 7 3 1 5 3 0 0 0 0 0 0 38 50 1.35 1.500																					
<b>Tex Clevenger, R</b> ERA: 5.13 (8, 1)	2.0 7 0 0 0 2 1 0 0 0 0 0 0 10 14 0.00 0.500																					

Batter	1	2	3	4	5	6	7	8	9	AB	R	H	RBI	BB	SO	LOB	BOTTOM					
<b>Eddie Yost, R</b> OBP: 0.465, SLG: 0.358 (1, 5)										2	0	0	0	2	0	0	<b>Detroit Tigers @ Washington Senators</b> Griffith Stadium, Washington, DC Fri Jun 08 1956, 3:33 AM EDT Att: 4,704 - Unknown					
<b>Jerry Snyder, R</b> OBP: 0.329, SLG: 0.359 (1, 4)									4	0	2	0	0	1	1							
<b>Carlos Paula, R</b> OBP: 0.254, SLG: 0.364 (1, 9)										4	0	0	0	0	1	3						
<b>Roy Sievers, R</b> OBP: 0.387, SLG: 0.531 (1, 3)										4	0	1	0	0	0	2						
<b>Karl Olson, R</b> OBP: 0.328, SLG: 0.379 (1, 8)										4	0	1	0	0	0	0						
<b>Jim Lemon, R</b> OBP: 0.373, SLG: 0.522 (1, 7)										4	0	2	0	0	2	2						
<b>Lyle Luttrell, R</b> OBP: 0.304, SLG: 0.385 (1, 6)										3	0	0	0	1	1	3						
<b>Ed Fitz Gerald, R</b> OBP: 0.378, SLG: 0.424 (1, 2)										3	0	0	0	1	0	3						
<b>Camilo Pascual, R</b> OBP: 0.300, SLG: 0.316 (1, 1)										0	0	0	0	0	0	0						
<b>Bunky Stewart, L</b> OBP: 0.157, SLG: 0.167 (1, 1)										2	0	0	0	0	1	0						
<b>Harmon Killebrew, R</b> OBP: 0.200, SLG: 0.522 (7, PH)										1	0	0	0	0	0	1						
<b>Tex Clevenger, R</b> OBP: 0.359, SLG: 0.288 (8, 1)										1	0	0	0	0	0	0						
<b>Ernie Oravetz, S</b> OBP: 0.359, SLG: 0.288 (9, PH)										1	0	0	0	0	1	2						
<b>Inning Stats</b>	R: 0 E: 0 K: 0 S: 4	H: 1 LOB: 1 BB: 0 P: 4	R: 0 E: 0 K: 0 S: 4	H: 1 LOB: 1 BB: 0 P: 4	R: 0 E: 0 K: 1 S: 5	H: 0 LOB: 0 BB: 0 P: 5	R: 0 E: 0 K: 2 S: 9	H: 2 LOB: 2 BB: 0 P: 9	R: 0 E: 0 K: 1 S: 5	H: 0 LOB: 1 BB: 1 P: 9	R: 0 E: 0 K: 0 S: 3	H: 0 LOB: 0 BB: 0 P: 3	R: 0 E: 0 K: 2 S: 7	H: 0 LOB: 1 BB: 1 P: 11	R: 0 E: 0 K: 0 S: 3	H: 1 LOB: 1 BB: 1 P: 7	R: 0 E: 0 K: 1 S: 6	H: 1 LOB: 2 BB: 1 P: 10	1B: 5 2B: 1 3B: 0 HR: 0	SF: 0 SAC: 0 DP: 1 HBP: 0	WP: 0 PB: 0 SB: 0 CS: 0	PA: 36
<b>PITCHER</b>	IP WLS BF H R ER SO BB IBB HBP BLK WP HR S P ERA WHIP																					
<b>Billy Hoelt, L</b> ERA: 3.82 (1, 1)	9.0 W 36 6 0 0 7 4 0 0 0 0 0 0 46 62 0.00 1.111																					




Batter	1	2	3	4	5	6	7	8	9	10	AB	R	H	RBI	BB	SO	LOB	TOP									
Bill Tuttle, R OBP: 0.330, SLG: 0.434 (1, 8)	1-3		P3			FC6-4 1B		SH 1-2 1-6-4-3		1B 3B	4	1	2	1	0	0	0	<b>DETROIT TIGERS @ WASHINGTON SENATORS</b> Griffith Stadium, Washington, DC Sat Jun 09 1956, 3:33 AM EDT Att: 3,016 - Unknown									
Wayne Belardi, L OBP: 0.473, SLG: 0.523 (1, 3)	3-1		4-3			FC6-4 1B		P4		1B	5	0	2	1	0	0	2										
Al Kaline, R OBP: 0.346, SLG: 0.458 (1, 9)	F5					FC6-4 BB		L6-4-3		K	5	0	0	1	0	2	5										
Charlie Maxwell, L OBP: 0.457, SLG: 0.678 (1, 7)						1-2 2-3 3-H				P5	3	1	1	0	1	1	0										
Ray Boone, R OBP: 0.338, SLG: 0.454 (1, 5)						1-2		G1-4-6-3		K	4	0	0	0	0	1	4										
Frank House, L OBP: 0.309, SLG: 0.411 (1, 2)						1-2				K	4	0	0	0	0	1	1										
Frank Bolling, R OBP: 0.435, SLG: 0.778 (1, 4)						1-2				HR	4	1	1	2	0	0	0										
Jim Brideweser, R OBP: 0.232, SLG: 0.143 Earl Torgeson, L OBP: 0.371, SLG: 0.392 Buddy Hicks, S OBP: 0.320, SLG: 0.304 (10, PH)						2-H				L6	3	0	0	0	0	0	0										
Sieve Gromek, S OBP: 0.421, SLG: 0.214 (1, 1)										L5	2	1	1	0	1	0	0										
						1B FC6-4 BB				SH 1B	2	1	1	0	1	0	0										
<b>Inning Stats</b>	R: 0 E: 0 K: 0 S: 3	H: 0 LOB: 0 BB: 0 P: 3	R: 2 E: 0 K: 1 S: 7	H: 2 LOB: 0 BB: 0 P: 7	R: 0 E: 0 K: 0 S: 3	H: 0 LOB: 0 BB: 0 P: 3	R: 0 E: 0 K: 2 S: 7	H: 0 LOB: 0 BB: 0 P: 7	R: 0 E: 0 K: 0 S: 3	H: 0 LOB: 0 BB: 0 P: 3	R: 1 E: 0 K: 0 S: 4	H: 2 LOB: 2 BB: 2 P: 12	R: 0 E: 0 K: 0 S: 3	H: 1 LOB: 1 BB: 0 P: 4	R: 0 E: 0 K: 1 S: 5	H: 0 LOB: 0 BB: 0 P: 5	R: 2 E: 0 K: 1 S: 8	H: 3 LOB: 1 BB: 0 P: 8	1B: 6 2B: 0 3B: 1 HR: 1	SF: 0 SAC: 2 DP: 2 HBP: 0	WP: 0 PA: 39 PB: 0 SB: 0 CS: 0						
<b>PITCHER</b>	IP 7.0	WLS L	BF 26	H 4	R 3	ER 3	SO 3	BB 2	IBB 0	HBP 0	BLK 0	WP 0	HR 1	S 30	P 38	ERA 3.86	WHIP 0.857										
Hal Griggs, R ERA: 4.99 Connie Grob, R ERA: 5.4 (8, 1)	3.0	L	13	4	2	2	2	0	0	0	0	0	0	17	17	6.00	1.333										

AB	35
R	5
H	8
RBI	5
BB	2
SO	5
LOB	12



Batter	1	2	3	4	5	6	7	8	9	10	AB	R	H	RBI	BB	SO	LOB	BOTTOM									
Eddie Yost, R OBP: 0.468, SLG: 0.361 (1, 5)	P6										4	0	2	0	1	0	0	<b>DETROIT TIGERS @ WASHINGTON SENATORS</b> Griffith Stadium, Washington, DC Sat Jun 09 1956, 3:33 AM EDT Att: 3,016 - Unknown									
Jerry Snyder, R OBP: 0.321, SLG: 0.349 (1, 6)	L9		SH5-3 BB					FC5-4 1B		1B	4	1	0	0	0	0	2										
Whitey Herzog, L OBP: 0.262, SLG: 0.327 (1, 8)	4-3		L9					F8		F5	5	0	1	0	0	0	3										
Roy Sievers, R OBP: 0.384, SLG: 0.541 (1, 3)											4	1	1	2	0	0	1										
Pete Runnels, L OBP: 0.364, SLG: 0.444 (1, 4)											4	0	1	0	0	0	1										
Ernie Oravetz, S OBP: 0.353, SLG: 0.273 (1, 9)											3	1	0	0	1	0	2										
Jim Lemon, R OBP: 0.375, SLG: 0.530 (1, 7)											3	0	1	1	1	1	0										
Lou Berberet, L OBP: 0.375, SLG: 0.435 (1, 2)											4	0	0	0	0	1	3										
Hal Griggs, R Carlos Paula, R OBP: 0.250, SLG: 0.357 Connie Grob, L OBP: 0.455, SLG: 0.545 Clint Courtney, L OBP: 0.417, SLG: 0.455 (7, PH)											2	0	0	0	0	1	0										
											1	0	0	0	0	0	0										
<b>Inning Stats</b>	R: 0 E: 0 K: 0 S: 3	H: 0 LOB: 0 BB: 0 P: 3	R: 0 E: 0 K: 1 S: 6	H: 1 LOB: 2 BB: 1 P: 10	R: 0 E: 0 K: 1 S: 5	H: 0 LOB: 1 BB: 1 P: 9	R: 1 E: 0 K: 0 S: 4	H: 1 LOB: 1 BB: 0 P: 8	R: 0 E: 0 K: 0 S: 3	H: 0 LOB: 0 BB: 0 P: 3	R: 0 E: 0 K: 0 S: 4	H: 1 LOB: 1 BB: 0 P: 4	R: 0 E: 0 K: 1 S: 5	H: 0 LOB: 0 BB: 0 P: 5	R: 2 E: 0 K: 0 S: 5	H: 2 LOB: 0 BB: 0 P: 5	R: 0 E: 0 K: 0 S: 3	H: 0 LOB: 0 BB: 0 P: 3	R: 0 E: 0 K: 0 S: 4	H: 1 LOB: 1 BB: 0 P: 4	1B: 4 2B: 0 3B: 1 HR: 1	SF: 0 SAC: 1 DP: 0 HBP: 0	WP: 0 PA: 39 PB: 0 SB: 0 CS: 0				
<b>PITCHER</b>	IP 10.0	WLS W	BF 39	H 6	R 3	ER 3	SO 3	BB 3	IBB 0	HBP 0	BLK 0	WP 0	HR 1	S 42	P 54	ERA 2.70	WHIP 0.900										

AB	35
R	3
H	6
RBI	3
BB	3
SO	3
LOB	12





Batter	1	2	3	4	5	6	7	8	9	AB	R	H	RBI	BB	SO	LOB	TOP					
Bill Tuttle, R OBP: 0.332, SLG: 0.433 (1, 8)										5	1	2	1	0	1	3	<b>Detroit Tigers @ Washington Senators</b> Griffith Stadium, Washington, DC Sun Jun 10 1956, 3:33 AM EDT Unknown					
Jack Phillips, R OBP: 0.324, SLG: 0.344 (1, 3)										5	1	2	0	0	1	1						
Al Kaline, R OBP: 0.349, SLG: 0.469 (1, 9)										4	1	2	2	0	0	0						
Charlie Maxwell, L OBP: 0.444, SLG: 0.656 (1, 7)										4	0	0	0	0	1	3						
Bob Kennedy, R OBP: 0.353, SLG: 0.375 (9, 7)										0	0	0	0	0	0	0						
Ray Boone, R OBP: 0.356, SLG: 0.449 (1, 5)										4	1	1	0	0	0	1						
Frank Bolling, R OBP: 0.462, SLG: 0.905 (1, 4)										3	0	2	2	0	0	0						
Red Wilson, R OBP: 0.308, SLG: 0.391 (1, 2)										3	0	0	0	0	0	3						
Frank House, L OBP: 0.307, SLG: 0.408 (7, 2)										1	0	0	0	0	0	0						
Jim Brideweser, R OBP: 0.244, SLG: 0.151 (1, 6)										3	1	1	0	1	0	0						
Virgil Trucks, R OBP: 0.313, SLG: 0.438 (1, 1)										2	0	0	0	0	0	2						
Duke Maas, R OBP: 0.375, SLG: 0.392 (7, 1)										0	0	0	0	0	0	0						
Earl Torgeson, L OBP: 0.375, SLG: 0.392 (9, PH)										0	0	0	0	1	0	0						
Al Aber, L OBP: 0.250, SLG: 0.250 (9, 1)										0	0	0	0	0	0	0						
Walt Masterson, R OBP: 0.500, SLG: 0.500 (9, 1)										0	0	0	0	0	0	0						
<b>Inning Stats</b>	R: 3 E: 0 K: 0 S: 7	H: 4 LOB: 1 BB: 0 P: 7	R: 0 E: 0 K: 0 S: 3	H: 0 LOB: 0 BB: 0 P: 3	R: 0 E: 0 K: 0 S: 3	H: 0 LOB: 0 BB: 0 P: 3	R: 1 E: 0 K: 1 S: 7	H: 2 LOB: 2 BB: 1 P: 11	R: 0 E: 0 K: 0 S: 7	H: 0 LOB: 0 BB: 0 P: 7	R: 0 E: 1 K: 0 S: 3	H: 0 LOB: 0 BB: 0 P: 3	R: 1 E: 0 K: 0 S: 6	H: 4 LOB: 2 BB: 0 P: 6	R: 0 E: 0 K: 0 S: 3	H: 0 LOB: 2 BB: 1 P: 3	R: 0 E: 0 K: 0 S: 3	H: 0 LOB: 1 BB: 1 P: 7	1B: 7 2B: 2 3B: 2 HR: 0	SF: 0 SAC: 2 DP: 1 HBP: 0	WP: 0 PB: 0 SB: 2 CS: 0	PA: 38
<b>PITCHER</b>	IP	WLS	BF	H	R	ER	SO	BB	IBB	HBP	BLK	WP	HR	S	P	ERA	WHIP					
Chuck Stobbs, L ERA: 4.3 (1, 1)	7.0		31	10	5	5	3	1	0	0	0	0	0	36	40	6.43	1.571					
Tex Clevenger, R ERA: 4.94 (8, 1)	1.0		3	0	0	0	0	0	0	0	0	0	0	3	3	0.00	0.000					
Bob Chakales, R ERA: 2.62 (9, 1)	1.0	W	4	0	0	0	0	1	0	0	0	0	0	3	7	0.00	1.000					

AB 34  
R 5  
H 10  
RBI 5  
BB 2  
SO 3  
LOB 13



Batter	1	2	3	4	5	6	7	8	9	AB	R	H	RBI	BB	SO	LOB	BOTTOM					
Eddie Yost, R OBP: 0.471, SLG: 0.365 (1, 5)										4	1	2	0	1	0	1	<b>Detroit Tigers @ Washington Senators</b> Griffith Stadium, Washington, DC Sun Jun 10 1956, 3:33 AM EDT Unknown					
Jerry Snyder, R OBP: 0.321, SLG: 0.345 (1, 6)										2	0	0	0	0	0	2						
Lyle Luttrell, R OBP: 0.310, SLG: 0.377 (6, 6)										1	1	0	0	0	0	3						
Pete Runnels, L OBP: 0.370, SLG: 0.448 (1, 4)										5	1	3	2	0	0	4						
Roy Sievers, R OBP: 0.385, SLG: 0.538 (1, 3)										5	1	2	0	0	0	1						
Clint Courtney, L OBP: 0.408, SLG: 0.438 (1, 2)										4	0	0	0	1	0	4						
Whitey Herzog, L OBP: 0.288, SLG: 0.330 (1, 9)										5	1	2	0	0	1	3						
Jim Lemon, R OBP: 0.380, SLG: 0.538 (1, 7)										5	0	3	3	0	1	1						
Karl Olson, R OBP: 0.326, SLG: 0.376 (1, 8)										4	0	1	0	0	0	3						
Chuck Stobbs, L OBP: 0.148, SLG: 0.192 (1, 1)										2	0	1	0	0	0	1						
Ernie Oravetz, S OBP: 0.362, SLG: 0.273 (7, PH)										0	1	0	0	1	0	0						
Tex Clevenger, R ERA: 7.39 (8, 1)										0	0	0	0	0	0	0						
Carlos Paula, R OBP: 0.246, SLG: 0.351 (8, PH)										1	0	0	0	0	0	2						
Bob Chakales, R OBP: 0.125, SLG: 0.125 (9, 1)										0	0	0	0	0	0	0						
<b>Inning Stats</b>	R: 0 E: 0 K: 0 S: 5	H: 2 LOB: 2 BB: 0 P: 5	R: 0 E: 0 K: 1 S: 5	H: 0 LOB: 0 BB: 0 P: 5	R: 0 E: 0 K: 0 S: 4	H: 2 LOB: 1 BB: 0 P: 4	R: 0 E: 0 K: 0 S: 3	H: 0 LOB: 1 BB: 1 P: 7	R: 0 E: 0 K: 0 S: 4	H: 1 LOB: 2 BB: 0 P: 5	R: 0 E: 0 K: 0 S: 5	H: 2 LOB: 2 BB: 0 P: 5	R: 3 E: 0 K: 0 S: 4	H: 2 LOB: 0 BB: 1 P: 9	R: 1 E: 1 K: 0 S: 5	H: 2 LOB: 2 BB: 1 P: 9	R: 2 E: 0 K: 1 S: 7	H: 3 LOB: 1 BB: 0 P: 7	1B: 12 2B: 2 3B: 0 HR: 0	SF: 0 SAC: 0 DP: 3 HBP: 2	WP: 0 PB: 0 SB: 0 CS: 0	PA: 43
<b>PITCHER</b>	IP	WLS	BF	H	R	ER	SO	BB	IBB	HBP	BLK	WP	HR	S	P	ERA	WHIP					
Virgil Trucks, R ERA: 4.58 (1, 1)	6.0		30	9	3	3	1	2	0	2	0	0	0	28	38	4.50	1.833					
Duke Maas, R ERA: 7.39 (7, 1)	2.0		8	2	1	1	0	0	1	0	0	0	0	7	11	4.50	1.000					
Al Aber, L ERA: 3.91 (9, 1)	0.2	L	4	2	2	2	1	0	0	0	0	0	0	6	6	27.00	3.000					
Walt Masterson, R ERA: 5.25 (9, 1)	0.0		1	1	0	0	0	0	0	0	0	0	0	1	1	∞	∞					

AB 38  
R 6  
H 14  
RBI 5  
BB 3  
SO 2  
LOB 25











Batter	1	2	3	4	5	6	7	8	9	AB	R	H	RBI	BB	SO	LOB	TOP								
Vic Power, R OBP: 0.322, SLG: 0.382 (1, 3)	6-3			4-3 1B	FC6-4			F5		4	0	1	0	0	0	1	Kansas City Athletics @ Washington Senators Griffith Stadium, Washington, DC Mon Jun 11 1956, 3:33 AM EDT Unknown								
Hector Lopez, R OBP: 0.350, SLG: 0.481 (1, 5)	5-3			K				5-3		4	0	1	0	0	1	1									
Enos Slaughter, L OBP: 0.372, SLG: 0.445 (1, 7)	F8			4-3				F8		4	0	0	0	0	2	2									
Harry Simpson, L OBP: 0.318, SLG: 0.510 (1, 9)		F9		4-3				G3-6-3 1B		4	0	0	0	0	2	2									
Jim Finigan, R OBP: 0.345, SLG: 0.355 Tim Thompson, L (9, PH) OBP: 0.376, SLG: 0.461 (1, 4)	3-1				5-3					3	0	0	0	0	0	0									
Joe Ginsberg, L OBP: 0.333, SLG: 0.313 (1, 2)	F9				HR BB			3-1		3	1	0	0	1	0	1									
Johnny Groth, R OBP: 0.327, SLG: 0.484 (1, 8)			K		HR					3	2	2	3	0	1	0									
Mike Baxes, R OBP: 0.306, SLG: 0.154 Joe Demaestri, R OBP: 0.255, SLG: 0.246 (1, 6)			F7		6-3			K2-3		2	0	0	0	0	0	0									
Lou Kretlow, R OBP: 0.087, SLG: 0.045 Bobby Shantz, R (8, 1)			K					K		3	0	1	0	0	2	0									
					FC6-4 1B					0	0	0	0	0	0	0									
<b>Inning Stats</b>	R: 0 E: 0 K: 0 S: 3	H: 0 LOB: 0 BB: 0 P: 3	R: 0 E: 0 K: 0 S: 3	H: 0 LOB: 0 BB: 0 P: 3	R: 0 E: 0 K: 2 S: 7	H: 0 LOB: 0 BB: 0 P: 7	R: 0 E: 0 K: 1 S: 6	H: 1 LOB: 1 BB: 0 P: 6	R: 2 E: 0 K: 0 S: 5	H: 2 LOB: 1 BB: 1 P: 9	R: 0 E: 0 K: 0 S: 3	H: 1 LOB: 0 BB: 0 P: 3	R: 1 E: 0 K: 1 S: 6	H: 1 LOB: 0 BB: 0 P: 6	R: 0 E: 0 K: 1 S: 5	H: 0 LOB: 0 BB: 0 P: 5	R: 0 E: 0 K: 0 S: 4	H: 1 LOB: 1 BB: 0 P: 4	1B: 4 2B: 0 3B: 0 HR: 2	SF: 0 SAC: 0 DP: 1 HBP: 0	WP: 0 PB: 0 SB: 1 CS: 0	PA: 33			
<b>PITCHER</b>	IP	WLS	BF	H	R	ER	SO	BB	IBB	HBP	BLK	WP	HR	S	P	ERA	WHIP								
Connie Grob, R ERA: 5.19 Pedro Ramos, R ERA: 4.28	(1, 1)	7.0	26	5	3	3	4	1	0	0	0	0	2	33	37	3.86	0.857								


Batter	1	2	3	4	5	6	7	8	9	AB	R	H	RBI	BB	SO	LOB	BOTTOM								
Eddie Yost, R OBP: 0.478, SLG: 0.366 (1, 5)	6-3		4-0 BB		1-3			F9		3	0	0	0	1	0	0	Kansas City Athletics @ Washington Senators Griffith Stadium, Washington, DC Mon Jun 11 1956, 3:33 AM EDT Unknown								
Whitey Herzog, L OBP: 0.281, SLG: 0.327 (1, 7)			FC3-6 BB		F7			F9 1B HR BB		3	1	1	0	1	0	1									
Pete Runnels, L OBP: 0.378, SLG: 0.451 (1, 4)	1B		FC3-6 BB		6-3			HR 1B		3	1	1	0	1	0	1									
Roy Sievers, R OBP: 0.383, SLG: 0.539 (1, 3)	F8		1-2 BB					HR 1B		3	0	0	0	1	2	5									
Clint Courtney, L OBP: 0.407, SLG: 0.444 Carlos Paula, R (8, PH) OBP: 0.258, SLG: 0.414 Lou Berberet, L OBP: 0.381, SLG: 0.423 (1, 2)	K2-3		K					F9		3	0	0	0	1	2	5									
Jim Lemon, R OBP: 0.383, SLG: 0.546 (1, 9)	6-3				1B 2B			F8		3	1	1	0	0	0	1									
Jim Lemon, R OBP: 0.383, SLG: 0.546 (1, 9)					CS 1B			HR		1	1	1	3	0	0	0									
Karl Olson, R OBP: 0.318, SLG: 0.364 (1, 8)			1B		2H 1B			FC3-6		4	0	2	1	0	0	1									
Lyle Luttrell, R OBP: 0.292, SLG: 0.339 (1, 6)	K				K			K		4	0	0	0	0	3	3									
Lyle Luttrell, R OBP: 0.292, SLG: 0.339 (1, 6)					1-2			P3		4	0	0	0	0	3	3									
Lyle Luttrell, R OBP: 0.292, SLG: 0.339 (1, 6)	F8				E6 FC6-4			F7		3	0	0	0	0	0	1									
Connie Grob, L OBP: 0.385, SLG: 0.462 Ernie Oravetz, S (7, PH) OBP: 0.357, SLG: 0.268 Pedro Ramos, S OBP: 0.294, SLG: 0.412 (1, 1)			4-3		FC6-4			3-1		2	0	0	0	0	0	0									
					1-2					1	0	0	0	0	0	0									
<b>Inning Stats</b>	R: 0 E: 0 K: 1 S: 6	H: 1 LOB: 1 BB: 0 P: 6	R: 0 E: 0 K: 1 S: 6	H: 1 LOB: 0 BB: 0 P: 6	R: 0 E: 0 K: 1 S: 5	H: 0 LOB: 2 BB: 2 P: 13	R: 1 E: 1 K: 1 S: 7	H: 2 LOB: 1 BB: 0 P: 7	R: 0 E: 0 K: 0 S: 3	H: 0 LOB: 0 BB: 0 P: 3	R: 0 E: 0 K: 1 S: 5	H: 0 LOB: 1 BB: 1 P: 9	R: 0 E: 0 K: 0 S: 3	H: 0 LOB: 0 BB: 0 P: 3	R: 3 E: 0 K: 0 S: 5	H: 2 LOB: 0 BB: 1 P: 9	1B: 4 2B: 2 3B: 0 HR: 1	SF: 0 SAC: 0 DP: 1 HBP: 0	WP: 0 PB: 0 SB: 0 CS: 1	PA: 34					
<b>PITCHER</b>	IP	WLS	BF	H	R	ER	SO	BB	IBB	HBP	BLK	WP	HR	S	P	ERA	WHIP								
Lou Kretlow, R ERA: 5.64 Bobby Shantz, L ERA: 5.76	(1, 1)	7.0	29	4	2	2	5	4	0	0	0	0	1	35	51	2.57	1.143								





Batter	1	2	3	4	5	6	7	8	9	AB	R	H	RBI	BB	SO	LOB	TOP				
<b>Vic Power, R</b> OBP: 0.333, SLG: 0.426 (1, 3)	F9				1-3		HR		1B	5	1	3	3	0	0	0	<b>Kansas City Athletics @ Washington Senators</b> <b>Griffith Stadium, Washington, DC</b> Mon Jun 11 1956, 3:38 AM EDT Att: 5,870 - Unknown				
<b>Hector Lopez, R</b> OBP: 0.351, SLG: 0.478 (1, 5)	L7	F8			1B		3-1		1B	5	0	2	0	0	0	1					
<b>Gus Zernial, R</b> OBP: 0.325, SLG: 0.462 <b>Bill Renna, R</b> OBP: 0.306, SLG: 0.435 (6, 7)	F8		5-3		K		5-3		K	3	0	0	0	0	1	1					
<b>Harry Simpson, L</b> OBP: 0.315, SLG: 0.500 (1, 9)		F7	K			4-3			6-3	4	0	0	0	1	1	2					
<b>Jim Finigan, R</b> OBP: 0.343, SLG: 0.347 (1, 4)		FC3-6 BB E HBP	5-3			L7	F7			3	1	0	0	0	0	1					
<b>Johnny Groth, R</b> OBP: 0.343, SLG: 0.490 (1, 8)		FC3-6 BB 1-2			F7	BB 1B			G1-6-3 1B	3	0	2	0	1	0	0					
<b>Tim Thompson, L</b> OBP: 0.371, SLG: 0.452 (1, 2)		FC3-6 BB 1-2 2-3			P6	BB 1B			G1-6-3 1-2	4	1	1	0	0	0	3					
<b>Mike Baxes, R</b> OBP: 0.346, SLG: 0.250 <b>Joe Demaestri, R</b> OBP: 0.253, SLG: 0.245 (6, 6)		E 2B BB 1-2					HR		K	1	2	1	1	2	0	0					
<b>Alex Kellner, R</b> OBP: 0.273, SLG: 0.200 (1, 1)		E2 2B 1B 1-3 2-H 3-H			K				K	4	1	1	2	0	3	3					
<b>Inning Stats</b>	R: 0 E: 0 K: 0 S: 3	H: 0 LOB: 0 BB: 0 P: 3	R: 4 E: 1 K: 0 S: 5	H: 2 LOB: 1 BB: 2 P: 14	R: 0 E: 0 K: 1 S: 5	H: 0 LOB: 0 BB: 0 P: 5	R: 1 E: 0 K: 1 S: 6	H: 1 LOB: 0 BB: 0 P: 6	R: 0 E: 0 K: 1 S: 5	H: 1 LOB: 0 BB: 0 P: 5	R: 0 E: 0 K: 1 S: 7	H: 2 LOB: 3 BB: 1 P: 11	R: 1 E: 0 K: 0 S: 4	H: 1 LOB: 1 BB: 1 P: 8	R: 0 E: 0 K: 1 S: 5	H: 1 LOB: 2 BB: 0 P: 9		1B: 7 2B: 1 3B: 0 HR: 2	SF: 0 SAC: 0 DP: 1 HBP: 1	WP: 0 PB: 0 SB: 0 CS: 0	PA: 40
<b>PITCHER</b>	IP	WLS	BF	H	R	ER	SO	BB	IBB	HBP	BLK	WP	HR	S	P	ERA	WHIP				
<b>Dean Stone, L</b> ERA: 5.98 (1, 1)	2.0	L	11	2	4	3	0	2	0	0	0	0	0	8	17	13.50	2.000				
<b>Hal Griggs, R</b> ERA: 4.79 (3, 1)	5.0		21	5	2	2	4	2	0	0	0	0	2	27	35	3.60	1.400				
<b>Camilo Pascual, R</b> ERA: 7.09 (8, 1)	2.0		8	3	0	0	3	0	0	0	0	0	0	14	14	0.00	1.500				

Batter	1	2	3	4	5	6	7	8	9	AB	R	H	RBI	BB	SO	LOB	BOTTOM					
<b>Eddie Yost, R</b> OBP: 0.474, SLG: 0.363 (1, 5)	K		E4		1B		P3			4	0	1	0	0	1	1	<b>Kansas City Athletics @ Washington Senators</b> <b>Griffith Stadium, Washington, DC</b> Mon Jun 11 1956, 3:38 AM EDT Att: 5,870 - Unknown					
<b>Pete Runnels, L</b> OBP: 0.376, SLG: 0.446 (1, 4)	4-3		6-3		1B		G6-4-3 1B		1-3	4	0	1	1	0	0	1						
<b>Carlos Paula, R</b> OBP: 0.243, SLG: 0.387 (1, 9)	F8		F8		G6-4-3 1-2				K	4	0	0	0	0	1	3						
<b>Roy Sievers, R</b> OBP: 0.385, SLG: 0.543 (1, 3)		FC1-4 1B		1B G5-3	2B		F8		K	4	1	2	0	0	1	0						
<b>Jim Lemon, R</b> OBP: 0.381, SLG: 0.540 (1, 7)		FC1-4 FC6-4 1-2		G5-3 BB 2-3	1B		5-3		6-3	4	0	1	0	0	0	1						
<b>Karl Olson, R</b> OBP: 0.321, SLG: 0.364 (1, 8)		L7		G5-3 BB 1-2			K		FC5-4 1B	3	0	1	0	1	1							
<b>Lyle Luttrell, R</b> OBP: 0.290, SLG: 0.381 (1, 6)		FC6-4 1-2		G5-3 1-2 2-3 3-H			HR		FC5-4 FC5-4 1-2	4	1	1	1	0	0	4						
<b>Ed Fitz Gerald, R</b> OBP: 0.366, SLG: 0.389 (1, 2)			E 6-3 BB		P4		F7		FC5-4 1-2	3	1	0	0	1	0	2						
<b>Dean Stone, L</b> ERA: 5.98 (1, 1)					5-3					0	0	0	0	0	0	0						
<b>Hal Griggs, R</b> ERA: 4.79 (3, 1)										2	0	0	0	0	1	1						
<b>Harmon Killebrew, R</b> OBP: 0.192, SLG: 0.500 (7, PH) <b>Camilo Pascual, R</b> OBP: 0.300, SLG: 0.316 (8, 1)			K				K			1	0	0	0	0	1	0						
<b>Inning Stats</b>	R: 0 E: 0 K: 1 S: 5	H: 0 LOB: 0 BB: 0 P: 5	R: 0 E: 0 K: 0 S: 4	H: 1 LOB: 1 BB: 0 P: 4	R: 1 E: 1 K: 1 S: 6	H: 0 LOB: 1 BB: 1 P: 10	R: 1 E: 0 K: 0 S: 4	H: 2 LOB: 1 BB: 1 P: 8	R: 0 E: 0 K: 0 S: 4	H: 2 LOB: 1 BB: 0 P: 4	R: 0 E: 0 K: 1 S: 5	H: 0 LOB: 0 BB: 0 P: 5	R: 1 E: 0 K: 1 S: 6	H: 1 LOB: 0 BB: 0 P: 6	R: 0 E: 0 K: 2 S: 7	H: 0 LOB: 0 BB: 0 P: 7	R: 0 E: 0 K: 0 S: 4	H: 1 LOB: 1 BB: 0 P: 4	1B: 5 2B: 1 3B: 0 HR: 1	SF: 0 SAC: 0 DP: 2 HBP: 0	WP: 0 PB: 0 SB: 0 CS: 0	PA: 35
<b>PITCHER</b>	IP	WLS	BF	H	R	ER	SO	BB	IBB	HBP	BLK	WP	HR	S	P	ERA	WHIP					
<b>Alex Kellner, L</b> ERA: 3.38 (1, 1)	9.0	W	35	7	3	2	6	2	0	0	0	0	1	45	53	2.00	1.000					





Batter	1	2	3	4	5	6	7	8	9	10	11	12	13	14	15	AB	R	H	RBI	BB	SO	LOB	TOP								
<b>Vic Power, R</b> OBP: 0.313, SLG: 0.398 (1, 3)	F7		F9-3		F8		E4	F7			F9		FC4-6		E4	8	1	0	0	0	0	10									
<b>Hector Lopez, R</b> OBP: 0.356, SLG: 0.477 (1, 9)	4-3								F9		6-3		K		E2	7	1	3	2	1	1	1									
<b>Gus Zernial, R</b> OBP: 0.376, SLG: 0.449 (1, 7)																															
<b>Tom Gorman, R</b> (7, 1)	G3																														
<b>Jack Crimian, R</b> (15, 1)																															
<b>Hary Simpson, L</b> OBP: 0.326, SLG: 0.526 (1, 9)		1-3																													
<b>Johnny Groth, R</b> OBP: 0.336, SLG: 0.465 (1, 8)																															
<b>Tim Thompson, L</b> OBP: 0.381, SLG: 0.450 (1, 2)																															
<b>Jim Finigan, R</b> OBP: 0.341, SLG: 0.335 (1, 4)																															
<b>Joe Demasari, R</b> OBP: 0.257, SLG: 0.248 (7, PH)																															
<b>Bill Renna, R</b> OBP: 0.300, SLG: 0.425 (7, 7)																															
<b>Enos Slaughter, L</b> OBP: 0.358, SLG: 0.447 (8, PH)																															
<b>Jose Santiago, R</b> (1, 1)																															
<b>Bill Harrington, R</b> (4, 1)																															
<b>Rance Pless, R</b> OBP: 0.365, SLG: 0.295 (7, PH)																															
<b>Mike Baxes, R</b> OBP: 0.357, SLG: 0.273 (7, 6)																															
<b>Inning Stats</b>	R: 0 E: 0 K: 0 S: 3	H: 0 LOB: 0 BB: 0 P: 3	R: 0 E: 0 K: 0 S: 3	H: 1 LOB: 1 BB: 1 P: 7	R: 0 E: 0 K: 1 S: 5	H: 1 LOB: 0 BB: 0 P: 5	R: 0 E: 0 K: 1 S: 6	H: 1 LOB: 1 BB: 0 P: 6	R: 0 E: 0 K: 0 S: 3	H: 0 LOB: 2 BB: 2 P: 11	R: 0 E: 1 K: 0 S: 3	H: 0 LOB: 1 BB: 1 P: 7	R: 1 E: 2 K: 1 S: 8	H: 1 LOB: 3 BB: 0 P: 9	R: 1 E: 0 K: 1 S: 6	H: 1 LOB: 3 BB: 3 P: 18	R: 0 E: 0 K: 0 S: 4	H: 0 LOB: 0 BB: 0 P: 5	R: 1 E: 0 K: 0 S: 3	H: 1 LOB: 0 BB: 1 P: 7	R: 0 E: 0 K: 1 S: 6	H: 1 LOB: 1 BB: 0 P: 6	R: 0 E: 0 K: 1 S: 6	H: 1 LOB: 1 BB: 0 P: 6	R: 6 E: 2 K: 0 S: 8	H: 4 LOB: 0 BB: 1 P: 12	1B: 11 2B: 2 3B: 1 HR: 1	SF: 1 SAC: 0 DP: 2 HBP: 1	WP: 0 PB: 0 CS: 0	PA: 70	<b>AB</b> 58 <b>R</b> 9 <b>H</b> 14 <b>RBI</b> 9 <b>BB</b> 9 <b>SO</b> 9 <b>LOB</b> 38


PITCHER	IP	WLS	BF	H	R	ER	SO	BB	IBB	HBP	BLK	WP	HR	S	P	ERA	WHIP
<b>Bunkey Stewart, L</b> ERA: 2.75	7.0		32	4	2	1	3	0	0	0	0	0	0	1	5	∞	∞
<b>Chuck Stobbs, L</b> ERA: 4.3	0.0	2	1	0	0	0	0	1	0	0	0	0	0	1	5	∞	∞
<b>Camilo Pascual, R</b> ERA: 6.72	5.0	18	3	1	1	4	1	0	0	0	0	0	1	25	29	1.80	0.800
<b>Bob Chakales, R</b> ERA: 3.1	2.1	L	15	6	6	4	2	1	0	0	0	0	0	18	22	15.43	3.000
<b>Tex Clevenger, R</b> ERA: 5.29	0.2	2	0	0	0	0	0	0	0	0	0	0	0	2	2	0.00	0.000

Batter	1	2	3	4	5	6	7	8	9	10	11	12	13	14	15	AB	R	H	RBI	BB	SO	LOB	BOTTOM										
<b>Eddie Yost, R</b> OBP: 0.467, SLG: 0.355 (1, 5)	G5-3		P3	K		K					F5				E6	7	0	1	0	1	2	6											
<b>Whitey Herzog, L</b> OBP: 0.295, SLG: 0.328 (1, 7)	G3																																
<b>Pete Runnels, L</b> OBP: 0.380, SLG: 0.443 (1, 4)																																	
<b>Roy Sievers, R</b> OBP: 0.363, SLG: 0.532 (12, PH)																																	
<b>Pedro Ramos, S</b> OBP: 0.294, SLG: 0.412 (13, 8)																																	
<b>Ernie Oravetz, S</b> OBP: 0.352, SLG: 0.263 (1, 3)	G5-3																																
<b>Clint Courtney, L</b> OBP: 0.403, SLG: 0.434 (1, 2)																																	
<b>Jim Lemon, R</b> OBP: 0.386, SLG: 0.539 (1, 9)																																	
<b>Karl Olson, R</b> OBP: 0.373, SLG: 0.354 (12, PH)																																	
<b>Carlos Paula, R</b> OBP: 0.250, SLG: 0.381 (13, 9)																																	
<b>Lyle Luttrell, R</b> OBP: 0.287, SLG: 0.364 (12, PH)																																	
<b>Lou Barberet, L</b> OBP: 0.376, SLG: 0.417 (13, 4)																																	
<b>Herb Plews, L</b> OBP: 0.304, SLG: 0.158 (15, PH)																																	
<b>Bunkey Stewart, L</b> OBP: 0.373, SLG: 0.354 (12, PH)																																	
<b>Camilo Pascual, R</b> OBP: 0.318, SLG: 0.412 (13, 8)																																	
<b>Tex Clevenger, R</b> OBP: 0.357, SLG: 0.273 (7, 6)																																	
<b>Harmon Killebrew, R</b> OBP: 0.485, SLG: 0.648 (15, PH)																																	
<b>Inning Stats</b>	R: 0 E: 0 K: 0 S: 3	H: 1 LOB: 1 BB: 1 P: 7	R: 0 E: 0 K: 1 S: 4	H: 0 LOB: 0 BB: 0 P: 5	R: 0 E: 0 K: 0 S: 3	H: 2 LOB: 2 BB: 1 P: 8	R: 0 E: 0 K: 1 S: 7	H: 2 LOB: 3 BB: 1 P: 12	R: 0 E: 0 K: 0 S: 2	H: 0 LOB: 0 BB: 1 P: 6	R: 1 E: 0 K: 1 S: 8	H: 3 LOB: 2 BB: 0 P: 8	R: 0 E: 0 K: 0 S: 6	H: 1 LOB: 1 BB: 0 P: 6	R: 0 E: 0 K: 0 S: 3	H: 0 LOB: 0 BB: 0 P: 3	R: 0 E: 1 K: 0 S: 3	H: 0 LOB: 0 BB: 0 P: 7	R: 1 E: 0 K: 0 S: 4	H: 1 LOB: 2 BB: 2 P: 12	R: 0 E: 0 K: 0 S: 4	H: 1 LOB: 1 BB: 0 P: 4	R: 0 E: 0 K: 1 S: 6	H: 1 LOB: 2 BB: 0 P: 10	R: 0 E: 1 K: 0 S: 4	H: 1 LOB: 1 BB: 1 P: 4	R: 0 E: 0 K: 0 S: 6	H: 1 LOB: 2 BB: 1 P: 10	1B: 11 2B: 1 3B: 0 HR: 0	SF: 0 SAC: 2 DP: 4 HBP: 3	WP: 0 PB: 0 CS: 0	PA: 66	<b>AB</b> 52 <b>R</b> 3 <b>H</b> 11 <b>RBI</b> 3 <b>BB</b> 9 <b>SO</b> 6 <b>LOB</b> 36

PITCHER	IP	WLS	BF	H	R	ER	SO	BB	IBB	HBP	BLK	WP	HR	S	P	ERA	WHIP
<b>Jose Santiago, R</b> ERA: 3.86	3.2		16	3	1	1	1	0	0	0	0	0	0	13	17	3.86	1.714
<b>Bill Harrington, R</b> ERA: 4.7	2.1	10	3	1	1	2	1	0	0	0	0	0	0	35	55	1.12	1.125
<b>Tom Gorman, R</b> ERA: 3.26	8.0	W	34	5	1	3	4	1	0	0	0	0	0	4	4	0.00	0.000
<b>Jack Crimian, R</b> ERA: 5.6	1.0	S	4	0	0	0	0	0	0	0	0	0	0	4	4	0.00	0.000

Kansas City Athletics @ Washington Senators  
Griffith Stadium, Washington, DC  
Tue Jun 12 1956, 3:33 AM EDT  
Att: 2,883 - Unknown

livebaseballscorecards.com  
AB 58  
R 9  
H 14  
RBI 9  
BB 9  
SO 9  
LOB 38



Kansas City Athletics @ Washington Senators  
Griffith Stadium, Washington, DC  
Tue Jun 12 1956, 3:33 AM EDT  
Att: 2,883 - Unknown

livebaseballscorecards.com  
AB 52  
R 3  
H 11  
RBI 3  
BB 9  
SO 6  
LOB 36





Batter	1	2	3	4	5	6	7	8	9	AB	R	H	RBI	BB	SO	LOB	TOP										
<b>Vic Power, R</b> OBP: 0.336, SLG: 0.434 (1, 3)										6	3	5	2	0	0	0	<b>Kansas City Athletics @ Washington Senators</b> <b>Griffith Stadium, Washington, DC</b> Wed Jun 13 1956, 3:33 AM EDT Att: 1,353 - Unknown										
<b>Hector Lopez, R</b> OBP: 0.360, SLG: 0.497 (1, 5)										6	2	3	4	0	0	4											
<b>Gus Zernial, R</b> OBP: 0.325, SLG: 0.468 <b>Bill Renna, R</b> OBP: 0.314, SLG: 0.458 (8, 7)										3	2	1	1	1	0	1											
<b>Harry Simpson, L</b> OBP: 0.335, SLG: 0.530 (1, 9)										6	1	4	1	0	0	1											
<b>Tim Thompson, L</b> OBP: 0.405, SLG: 0.491 (1, 2)										6	1	5	3	0	0	2											
<b>Johnny Groth, R</b> OBP: 0.336, SLG: 0.448 (1, 8)										4	1	0	0	2	0	6											
<b>Jim Finigan, R</b> OBP: 0.330, SLG: 0.325 (1, 4)										5	0	0	1	0	0	8											
<b>Joe Demaestri, R</b> OBP: 0.268, SLG: 0.262 (8, FR)									4	2	2	1	1	0	5												
<b>Mike Baxes, R</b> OBP: 0.357, SLG: 0.273 (8, 6)									0	0	0	0	0	0	0												
<b>Art Diltmar, R</b> OBP: 0.132, SLG: 0.108 <b>Bill Harrington, R</b> (8, 1)										4	0	0	0	0	4	3											
<b>Inning Stats</b>	R: 2 E: 0 K: 0 S: 6	H: 3 LOB: 2 BB: 1 P: 10	R: 4 E: 0 K: 1 S: 10	H: 5 LOB: 3 BB: 1 P: 15	R: 1 E: 0 K: 1 S: 6	H: 2 LOB: 0 BB: 0 P: 6	R: 0 E: 0 K: 0 S: 5	H: 2 LOB: 2 BB: 0 P: 5	R: 0 E: 0 K: 1 S: 4	H: 1 LOB: 1 BB: 0 P: 4	R: 1 E: 0 K: 0 S: 4	H: 1 LOB: 1 BB: 1 P: 8	R: 4 E: 0 K: 1 S: 10	H: 5 LOB: 3 BB: 1 P: 14	R: 1 E: 0 K: 0 S: 5	H: 2 LOB: 1 BB: 0 P: 5	1B: 12 2B: 8 3B: 0 HR: 2	SF: 1 SAC: 1 DP: 1 HBP: 1	WP: 2 PB: 0 SB: 0 CS: 0	PA: 52							
<b>PITCHER</b>	IP	WLS	BF	H	R	ER	SO	BB	IBB	HBP	BLK	WP	HR	S	P	ERA	WHIP										
<b>Pedro Ramos, R</b> ERA: 4.98 (1, 1)	1.1	L	11	6	5	5	1	1	0	0	0	0	1	12	16	33.75	5.250										
<b>Dean Stone, L</b> ERA: 5.85 (2, 1)	5.2		27	8	3	3	2	2	0	1	0	2	0	28	37	4.76	1.765										
<b>Connie Grob, R</b> ERA: 5.79 (8, 1)	1.0		9	5	4	4	1	1	0	0	0	0	1	10	14	36.00	6.000										
<b>Tex Clevenger, R</b> ERA: 5.4 (9, 1)	1.0		5	2	1	1	0	0	0	0	0	0	0	5	5	9.00	2.000										
<b>Eddie Yost, R</b> OBP: 0.470, SLG: 0.354 (1, 5)										3	1	1	0	2	0	2	<b>Kansas City Athletics @ Washington Senators</b> <b>Griffith Stadium, Washington, DC</b> Wed Jun 13 1956, 3:33 AM EDT Att: 1,353 - Unknown										
<b>Whitey Herzog, L</b> OBP: 0.299, SLG: 0.325 (1, 7)										4	0	1	0	1	1	3											
<b>Pete Runnels, L</b> OBP: 0.376, SLG: 0.437 (1, 4)										5	0	1	1	0	1	5											
<b>Roy Sievers, R</b> OBP: 0.377, SLG: 0.522 (1, 3)										4	0	0	0	0	1	2											
<b>Jim Lemon, R</b> OBP: 0.380, SLG: 0.529 (1, 9)										4	0	0	0	0	2	1											
<b>Lou Berberet, L</b> OBP: 0.371, SLG: 0.408 (1, 2)										4	0	1	0	0	0	0											
<b>Karl Olson, R</b> OBP: 0.317, SLG: 0.368 (1, 8)										4	2	2	0	0	2	1											
<b>Lyle Luttrell, R</b> OBP: 0.312, SLG: 0.391 (1, 6)										3	1	2	1	0	1	1											
<b>Clint Courtney, L</b> OBP: 0.400, SLG: 0.430 (9, PH)										1	0	0	0	0	0	1											
<b>Pedro Ramos, S</b> OBP: 0.248, SLG: 0.412 (11, 1)										0	0	0	0	0	0	0											
<b>Dean Stone, L</b> OBP: 0.299, SLG: 0.325 (2, 1)										2	0	1	0	0	1	1											
<b>Ernie Cervantes, R</b> OBP: 0.347, SLG: 0.677 (7, PH)										1	0	0	0	0	0	1											
<b>Connie Grob, R</b> OBP: 0.380, SLG: 0.462 (8, 1)										0	0	0	0	0	0	0											
<b>Tex Clevenger, R</b> OBP: 0.380, SLG: 0.462 (9, 1)										0	0	0	0	0	0	0											
<b>Carlos Paula, R</b> OBP: 0.200, SLG: 0.391 (9, PH)										1	0	1	1	0	0	0											
<b>Inning Stats</b>	R: 1 E: 0 K: 0 S: 4	H: 2 LOB: 0 BB: 0 P: 4	R: 2 E: 0 K: 1 S: 8	H: 3 LOB: 1 BB: 0 P: 8	R: 0 E: 0 K: 1 S: 6	H: 1 LOB: 1 BB: 0 P: 6	R: 0 E: 0 K: 3 S: 10	H: 1 LOB: 1 BB: 0 P: 10	R: 0 E: 0 K: 2 S: 7	H: 0 LOB: 0 BB: 1 P: 7	R: 0 E: 0 K: 2 S: 4	H: 1 LOB: 2 BB: 1 P: 8	R: 0 E: 0 K: 0 S: 3	H: 0 LOB: 0 BB: 0 P: 3	R: 1 E: 0 K: 0 S: 5	H: 2 LOB: 2 BB: 1 P: 9	1B: 7 2B: 3 3B: 0 HR: 0	SF: 0 SAC: 0 DP: 0 HBP: 0	WP: 0 PB: 0 SB: 0 CS: 0	PA: 39							
<b>PITCHER</b>	IP	WLS	BF	H	R	ER	SO	BB	IBB	HBP	BLK	WP	HR	S	P	ERA	WHIP										
<b>Art Diltmar, R</b> ERA: 3.33 (1, 1)	7.0		30	8	3	3	9	2	0	0	0	0	0	46	54	3.86	1.429										
<b>Bill Harrington, R</b> ERA: 4.67 (8, 1)	2.0	S	9	2	1	1	0	1	0	0	0	0	0	8	12	4.50	1.500										



Batter	1	2	3	4	5	6	7	8	9	AB	R	H	RBI	BB	SO	LOB	TOP					
<b>Eddie Yost, R</b> OBP: 0.465, SLG: 0.356 (1,5)	F5		4-3		F8		F9		2B	5	0	1	0	0	0	4						
<b>Pete Runnels, L</b> OBP: 0.368, SLG: 0.426 (1,4)	4-3			K		F8		F3	F7	5	0	0	0	0	1	1						
<b>Carlos Paula, R</b> OBP: 0.273, SLG: 0.397 (1,9)	F2			5-3				E 1B	1B	4	0	2	0	0	0	0						
<b>Roy Sievers, R</b> OBP: 0.375, SLG: 0.517 (1,3)		5-3				K		P4		4	0	1	0	0	1	2						
<b>Jim Lemon, R</b> OBP: 0.382, SLG: 0.528 (1,7)	F9			K						4	1	2	0	0	1	1						
<b>Karl Olson, R</b> OBP: 0.321, SLG: 0.367 (1,8)	F9							E6		3	1	1	0	1	0	2						
<b>Ed Fitz Gerald, R</b> OBP: 0.378, SLG: 0.368 (1,2)			P4					L6		2	0	0	0	2	0	3						
<b>Jose Valdivielso, R</b> OBP: 0.200, SLG: 0.174 (1,6)			F9						1-3	3	0	0	0	1	0	3						
<b>Bob Wiesler, S</b> OBP: 0.091, SLG: 0.182 (1,1)									F9	2	0	1	0	0	0	2						
<b>Hamon Kilbrew, R</b> OBP: 0.179, SLG: 0.480 (7, PH)										0	0	0	1	0	0	0						
<b>Camilo Pascual, R</b> OBP: 0.273, SLG: 0.286 (7, 1)										0	0	0	0	0	0	0						
<b>Ernie Oravetz, S</b> OBP: 0.342, SLG: 0.254 (9, PH)										1	0	0	0	0	0	0						
<b>Inning Stats</b>	R: 0 E: 0 K: 0 S: 3	H: 0 LOB: 0 BB: 0 P: 3	R: 0 E: 0 K: 0 S: 3	H: 0 LOB: 0 BB: 0 P: 3	R: 0 E: 0 K: 0 S: 4	H: 1 LOB: 1 BB: 0 P: 4	R: 0 E: 0 K: 2 S: 8	H: 1 LOB: 1 BB: 0 P: 8	R: 0 E: 0 K: 1 S: 5	H: 0 LOB: 1 BB: 3 P: 14	R: 0 E: 0 K: 1 S: 5	H: 1 LOB: 0 BB: 0 P: 5	R: 0 E: 0 K: 0 S: 5	H: 2 LOB: 2 BB: 1 P: 9	R: 0 E: 1 K: 0 S: 6	H: 2 LOB: 2 BB: 0 P: 6	R: 0 E: 0 K: 0 S: 4	H: 1 LOB: 1 BB: 0 P: 4	1B: 6 2B: 2 3B: 0 HR: 0	SF: 1 SAC: 0 DP: 1 HBP: 0	WP: 0 PB: 0 CS: 1	PA: 38
<b>PITCHER</b> <b>Billy Pierce, L</b> ERA: 3.23 (1,1)	IP: 9.0 WLS: W BF: 38 H: 8 R: 2 ER: 2 SO: 3 BB: 4 IBB: 0 HBP: 0 BLK: 0 WP: 0 HR: 0 S: 40 P: 56 ERA: 2.00 WHIP: 1.333															<b>PITCHER</b>						

Washington Senators @ Chicago White Sox  
Comiskey Park, Chicago, IL  
Fri Jun 15 1956, 4:33 AM EDT  
Att: 16,467 - Unknown

AB	33
R	2
H	8
RBI	1
BB	4
SO	3
LOB	18



Batter	1	2	3	4	5	6	7	8	9	AB	R	H	RBI	BB	SO	LOB	BOTTOM			
<b>Sammy Esposito, R</b> OBP: 0.352, SLG: 0.214 (1,5)	SH5-3		1B		G3		5-3	3B		2	1	1	0	3	0	0				
<b>Nellie Fox, L</b> OBP: 0.324, SLG: 0.396 (1,4)	SH5-3		1B		G3		F7	3B		4	0	2	4	0	0	1				
<b>Minnie Minoso, R</b> OBP: 0.422, SLG: 0.444 (1,7)	G6-4-3		1B		6-3					3	0	1	0	1	0	3				
<b>Dave Philley, S</b> OBP: 0.350, SLG: 0.359 (1,9)	G6-4-3				E 1B		6-3	G3		4	1	1	0	1	0	5				
<b>Larry Doby, L</b> OBP: 0.373, SLG: 0.333 (1,8)		G1-6-3		K			F2	G3		3	0	0	0	1	1	2				
<b>Sherm Lollar, R</b> OBP: 0.411, SLG: 0.469 (1,2)	G1-6-3				1B			HR		2	2	1	1	1	0	1				
<b>Walt Dropo, R</b> OBP: 0.313, SLG: 0.255 (1,3)	K				G4-6-3			BB		3	1	2	1	1	1	0				
<b>Luis Aparicio, R</b> OBP: 0.277, SLG: 0.299 (1,6)					G4-6-3			BB		2	1	1	1	2	0	2				
<b>Billy Pierce, L</b> OBP: 0.146, SLG: 0.125 (1,1)			FC5-6		6-3		6-3	K		4	1	0	0	0	1	5				
<b>Inning Stats</b>	R: 0 E: 0 K: 0 S: 2	H: 0 LOB: 1 BB: 2 P: 10	R: 0 E: 0 K: 1 S: 4	H: 0 LOB: 0 BB: 1 P: 8	R: 1 E: 0 K: 0 S: 4	H: 2 LOB: 1 BB: 1 P: 8	R: 1 E: 1 K: 1 S: 5	H: 1 LOB: 1 BB: 1 P: 10	R: 0 E: 0 K: 0 S: 3	H: 0 LOB: 1 BB: 1 P: 7	R: 1 E: 0 K: 0 S: 4	H: 2 LOB: 2 BB: 2 P: 12	R: 0 E: 0 K: 0 S: 4	H: 1 LOB: 1 BB: 0 P: 4	R: 4 E: 0 K: 1 S: 8	H: 3 LOB: 2 BB: 2 P: 17	1B: 6 2B: 0 3B: 2 HR: 1	SF: 0 SAC: 1 DP: 4 HBP: 2	WP: 0 PB: 0 CS: 1	PA: 40
<b>PITCHER</b> <b>Bob Wiesler, L</b> ERA: 7.66 (1,1)	IP: 6.0 WLS: L BF: 27 H: 5 R: 3 ER: 3 SO: 2 BB: 8 IBB: 0 HBP: 1 BLK: 0 WP: 0 HR: 0 S: 22 P: 55 ERA: 4.50 WHIP: 2.167															<b>PITCHER</b>				
<b>Camilo Pascual, R</b> ERA: 7.03 (7,1)	IP: 2.0 WLS: L BF: 13 H: 4 R: 4 ER: 4 SO: 1 BB: 2 IBB: 0 HBP: 1 BLK: 0 WP: 0 HR: 1 S: 12 P: 21 ERA: 18.00 WHIP: 3.000															<b>PITCHER</b>				

Washington Senators @ Chicago White Sox  
Comiskey Park, Chicago, IL  
Fri Jun 15 1956, 4:33 AM EDT  
Att: 16,467 - Unknown

AB	27
R	7
H	9
RBI	7
BB	10
SO	3
LOB	19









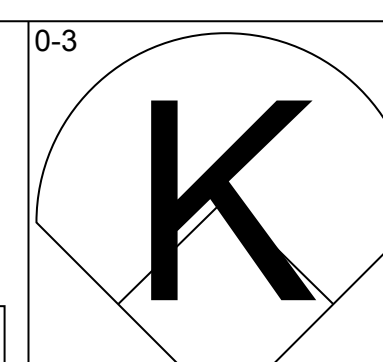
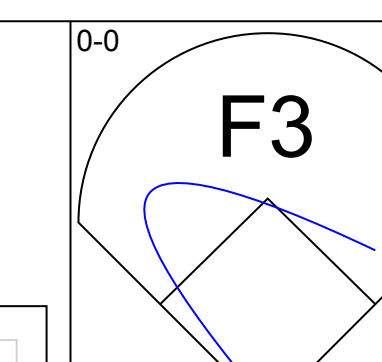
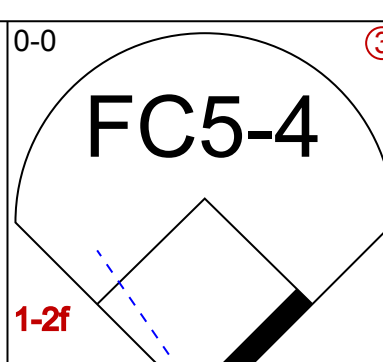
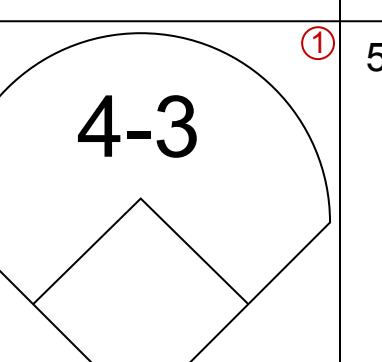
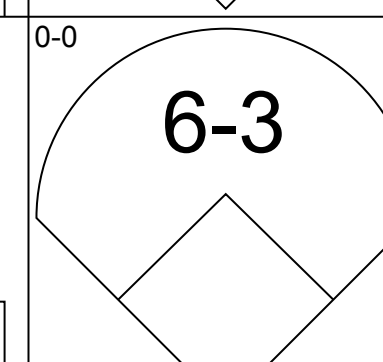
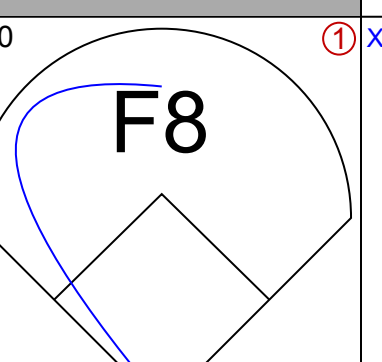
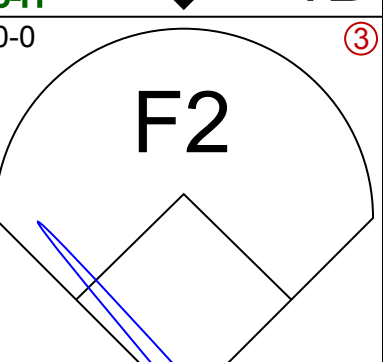
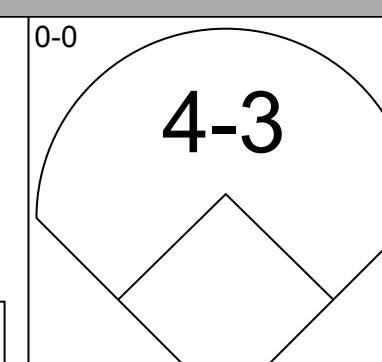
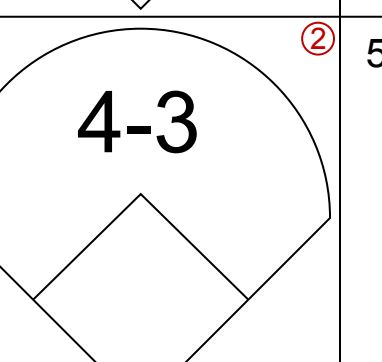
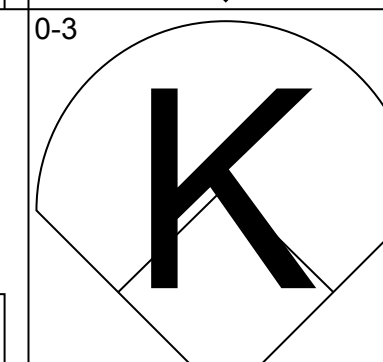
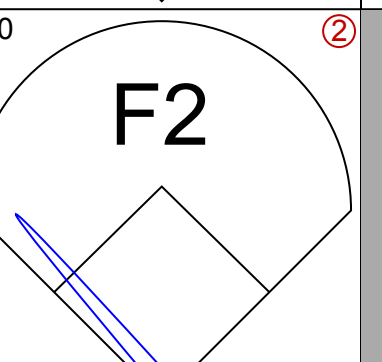
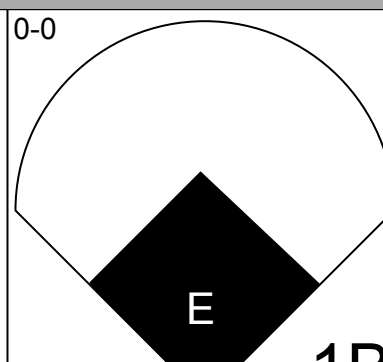
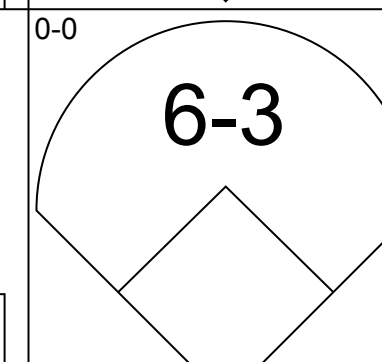
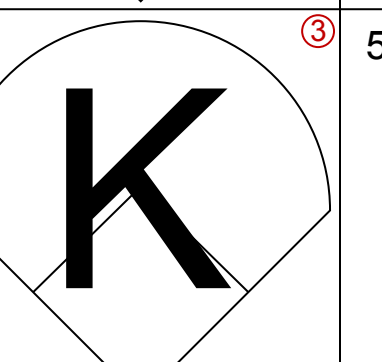
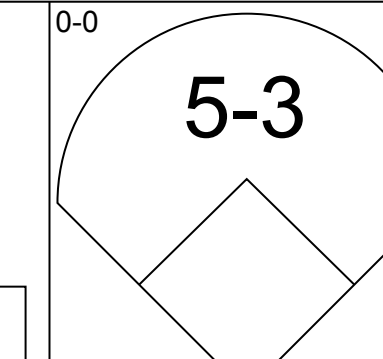
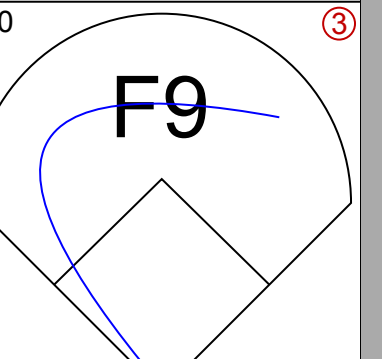
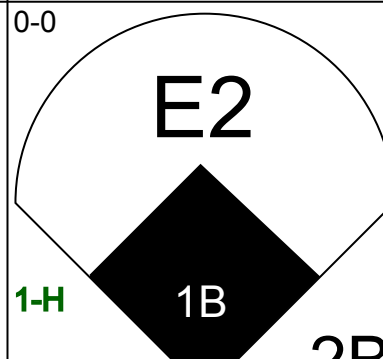
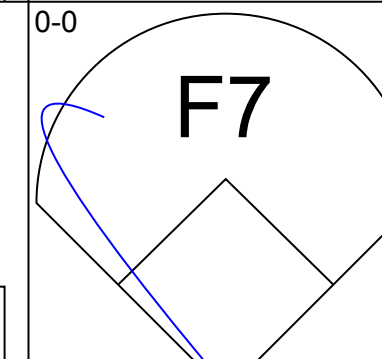
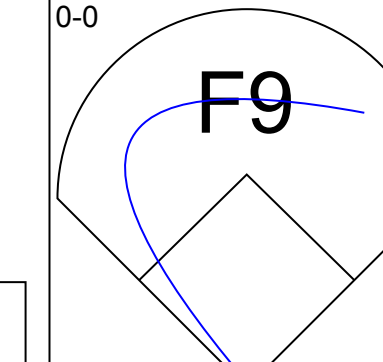
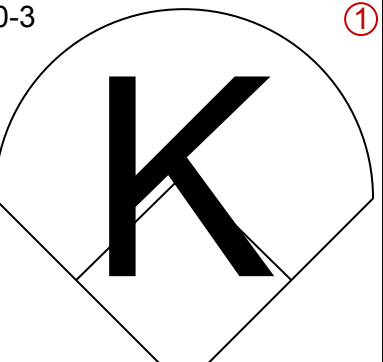
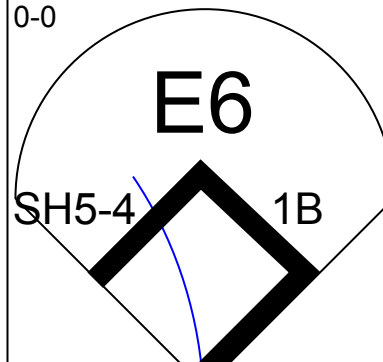
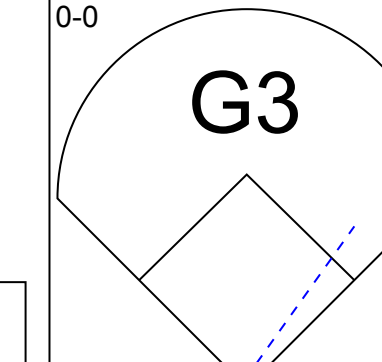
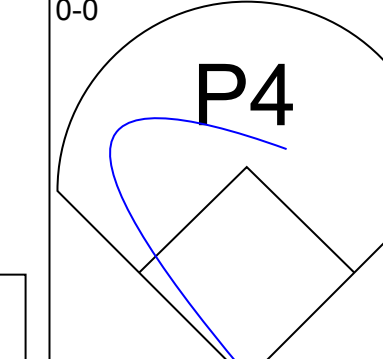
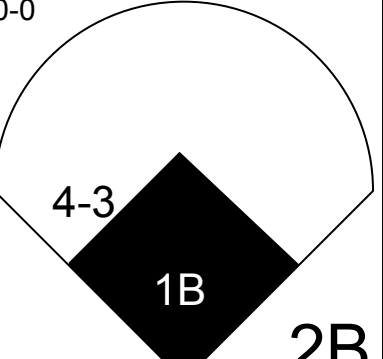
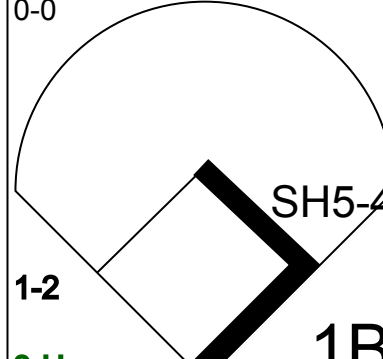
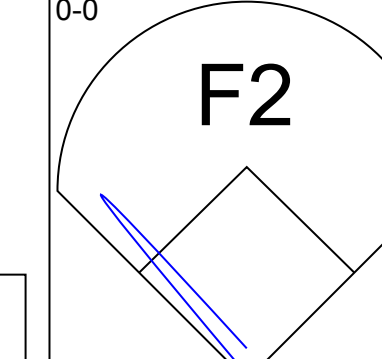
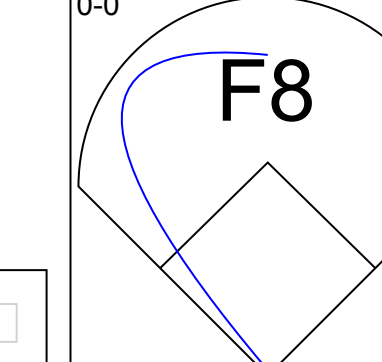
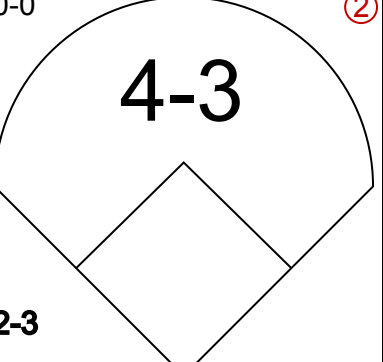
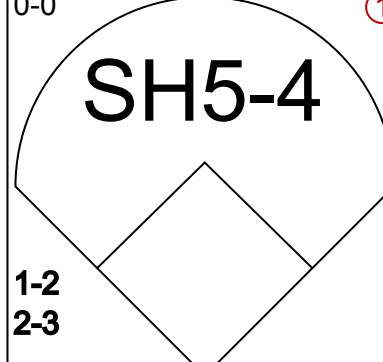
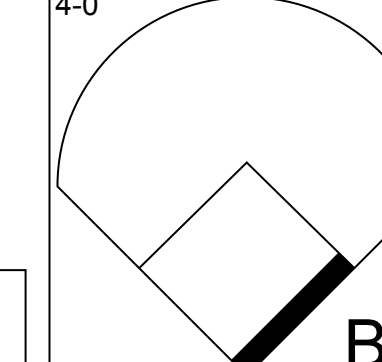
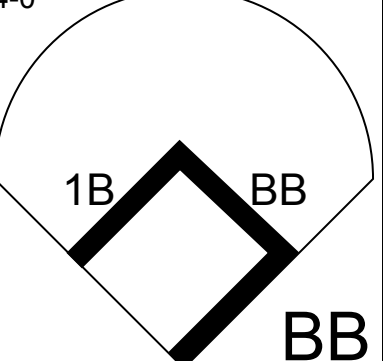
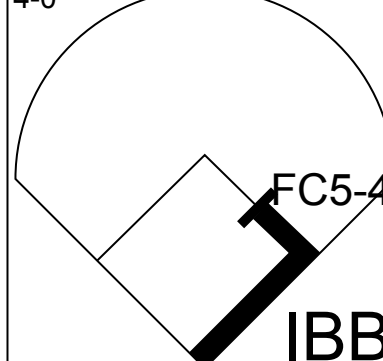
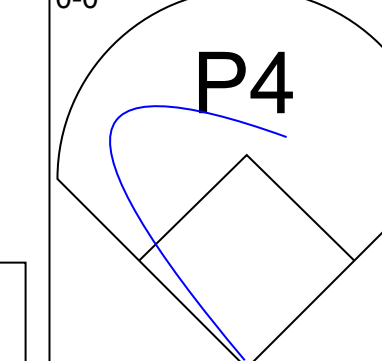
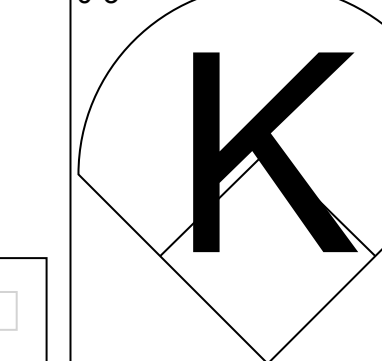
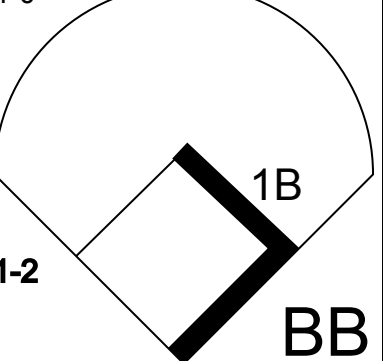

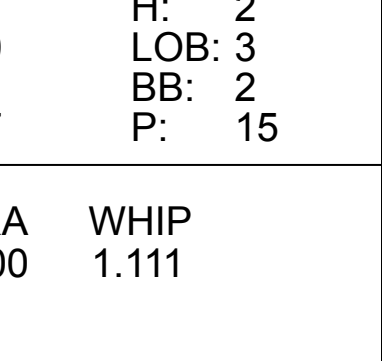
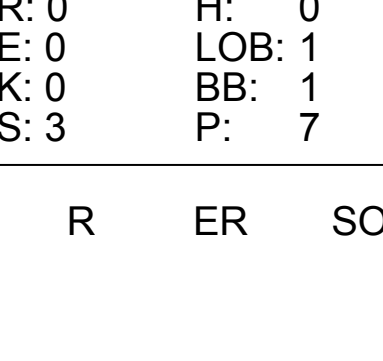
Batter	1	2	3	4	5	6	7	8	9	AB	R	H	RBI	BB	SO	LOB	TOP		
<b>Eddie Yost, R</b> OBP: 0.455, SLG: 0.345 (1, 5)										2	0	0	0	0	0	2	<b>Washington Senators @ Chicago White Sox</b> Comiskey Park, Chicago, IL Sun Jun 17 1956, 4:33 AM EDT Unknown		
<b>Connie Grob, L</b> OBP: 0.467, SLG: 0.500 (9, PH)										1	1	1	0	1	0	0			
<b>Whitey Herzog, L</b> OBP: 0.309, SLG: 0.352 (1, 8)										5	0	3	1	0	1	2			
<b>Pete Runnels, L</b> OBP: 0.364, SLG: 0.419 (3, 3)										4	1	1	0	0	1	4			
<b>Roy Sievers, R</b> OBP: 0.372, SLG: 0.507 (3, 4)										1	0	0	0	0	0	0			
<b>Herb Plews, L</b> OBP: 0.306, SLG: 0.143 (1, 2)										2	0	0	0	1	0	3			
<b>Clint Courtney, L</b> OBP: 0.396, SLG: 0.424 (1, 2)										4	0	1	1	0	0	2			
<b>Jim Lemon, R</b> OBP: 0.378, SLG: 0.518 (1, 9)										4	0	1	0	0	2	2			
<b>Ernie Oravetz, S</b> OBP: 0.351, SLG: 0.270 (1, 7)										4	0	2	0	0	0	2			
<b>Jose Valdivielso, R</b> OBP: 0.152, SLG: 0.129 (1, 6)										4	0	0	0	0	1	5			
<b>Bunky Stewart, L</b> OBP: 0.375, SLG: 0.375 (1, 1)										0	0	0	0	0	0	0			
<b>Bob Chakales, R</b> OBP: 0.118, SLG: 0.118 (3, PH)										0	0	0	0	0	0	0			
<b>Harmon Killebrew, R</b> OBP: 0.182, SLG: 0.433 (3, 5)										4	0	1	0	0	2	2			
<b>Inning Stats</b>	R: 0 E: 0 K: 0 S: 3	H: 1 LOB: 0 BB: 0 P: 3	R: 0 E: 0 K: 1 S: 5	H: 0 LOB: 0 BB: 0 P: 5	R: 0 E: 0 K: 1 S: 7	H: 2 LOB: 2 BB: 0 P: 7	R: 1 E: 0 K: 1 S: 7	H: 2 LOB: 2 BB: 1 P: 11	R: 1 E: 0 K: 1 S: 6	H: 1 LOB: 1 BB: 1 P: 10	R: 0 E: 0 K: 0 S: 5	H: 2 LOB: 2 BB: 0 P: 5	R: 0 E: 0 K: 0 S: 3	H: 0 LOB: 0 BB: 0 P: 3	R: 0 E: 0 K: 2 S: 7	H: 0 LOB: 0 BB: 0 P: 7	1B: 9 2B: 0 3B: 1 HR: 0	SF: 0 SAC: 0 DP: 1 HBP: 0	WP: 0 PA: 38
<b>PITCHER</b> <b>Dick Donovan, R</b> ERA: 4.4 (1, 1)	IP: 9.0 WLS: W BF: 38 H: 10 R: 2 ER: 2 SO: 7 BB: 2 IBB: 0 HBP: 0 BLK: 0 WP: 0 HR: 0 S: 50 P: 58 ERA: 2.00 WHIP: 1.333															<b>PITCHER</b>			

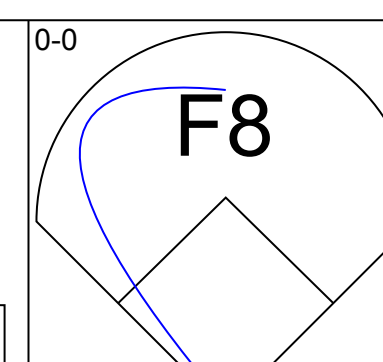
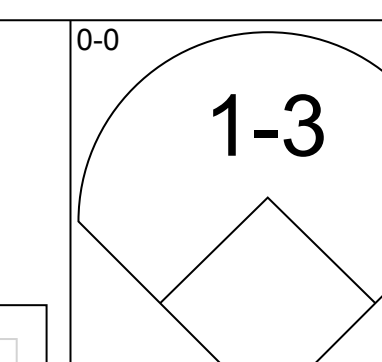
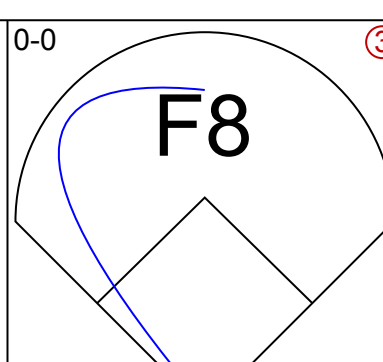
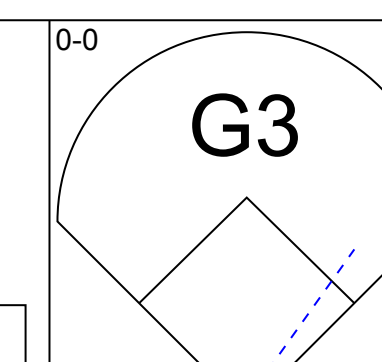
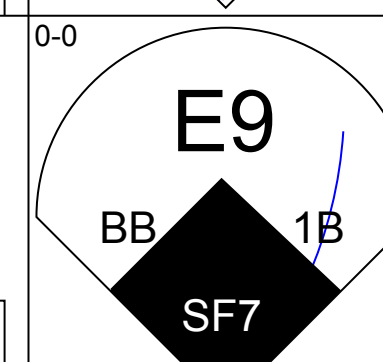
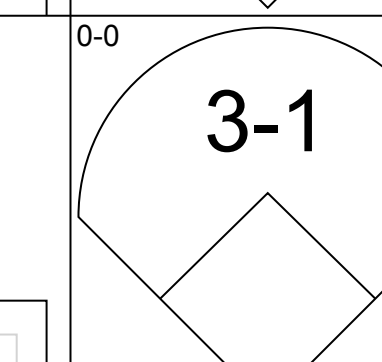
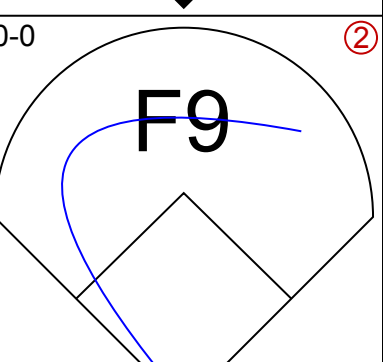
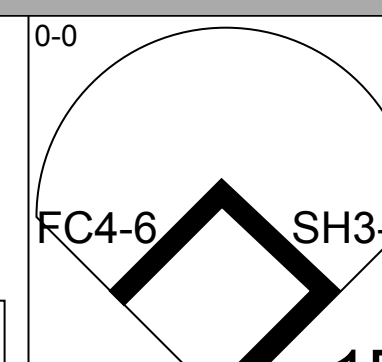

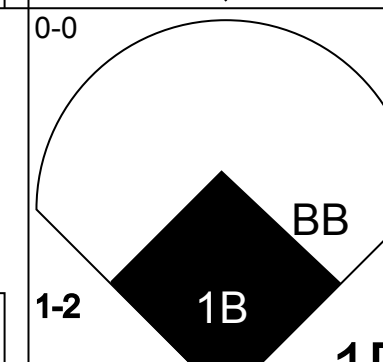
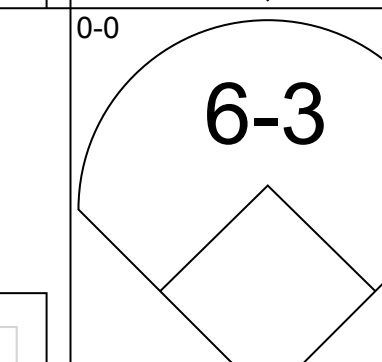
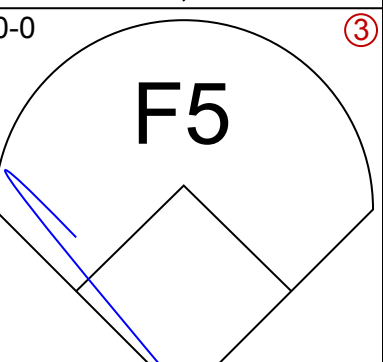
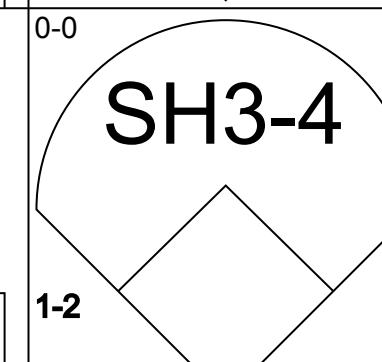
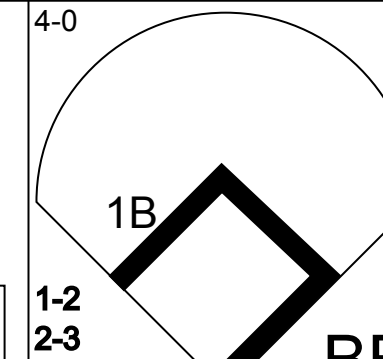
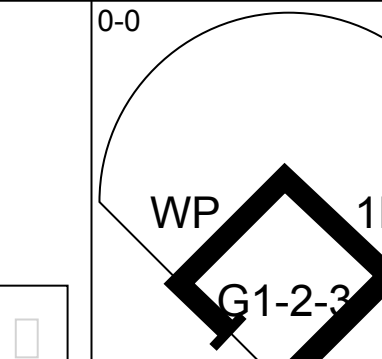

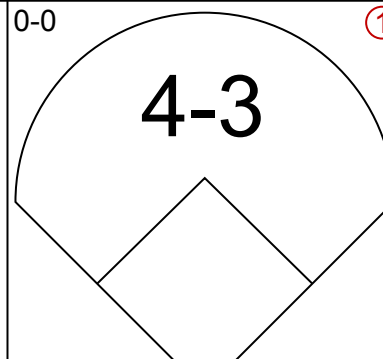
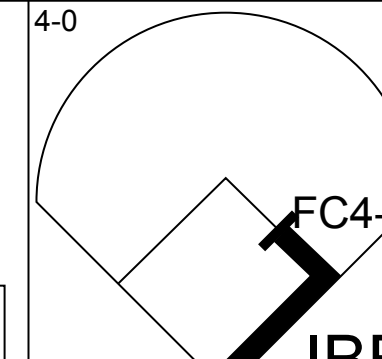

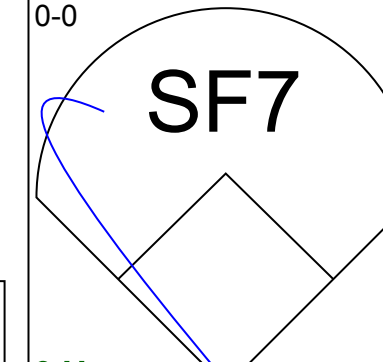
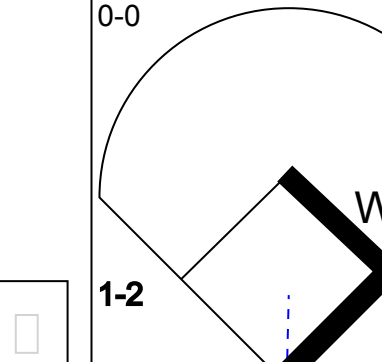

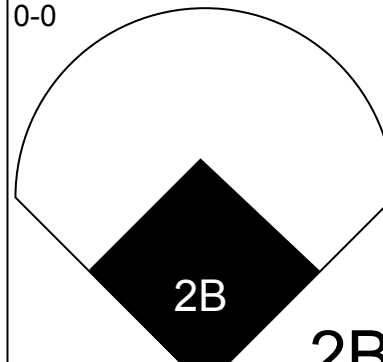
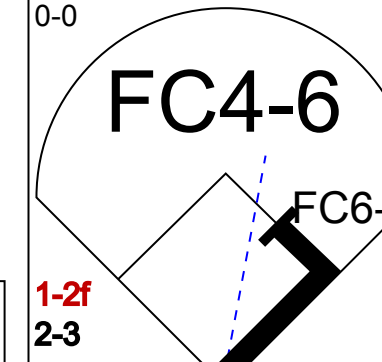

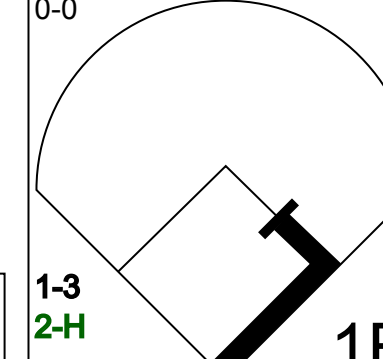
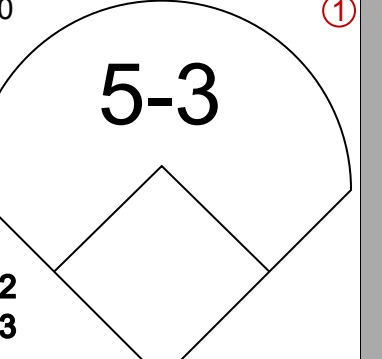

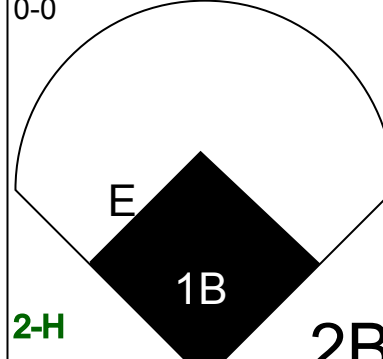
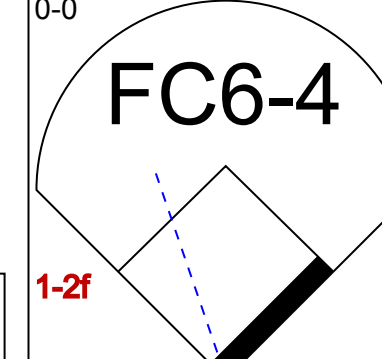
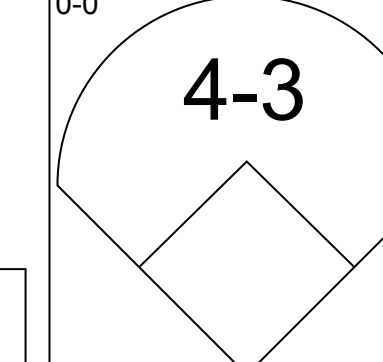

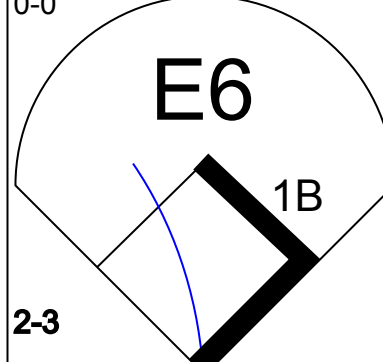
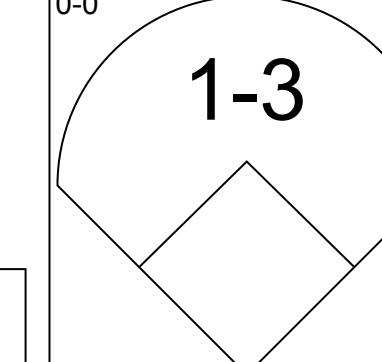
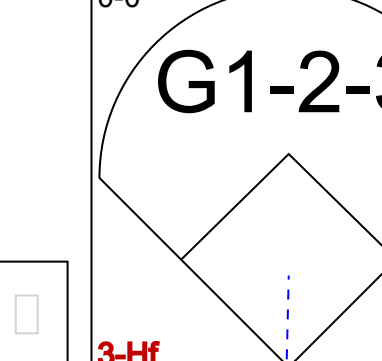
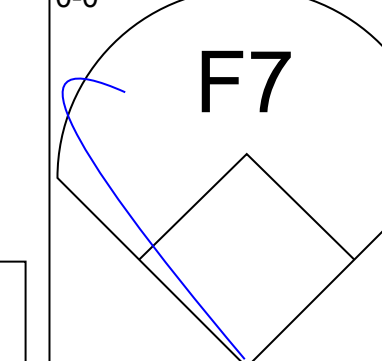
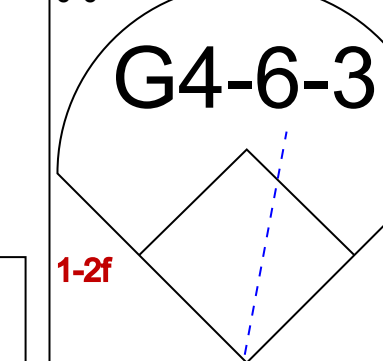
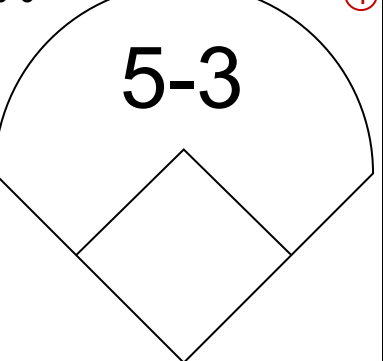

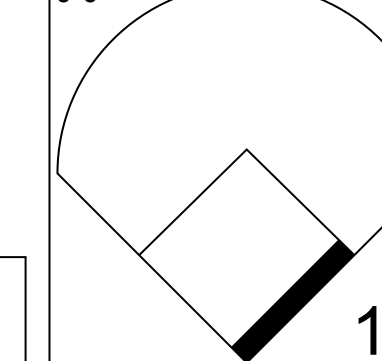
Batter	1	2	3	4	5	6	7	8	9	AB	R	H	RBI	BB	SO	LOB	BOTTOM		
<b>Sammy Esposito, R</b> OBP: 0.364, SLG: 0.262 (1, 5)										5	2	2	1	1	1	3	<b>Washington Senators @ Chicago White Sox</b> Comiskey Park, Chicago, IL Sun Jun 17 1956, 4:33 AM EDT Unknown		
<b>Nellie Fox, L</b> OBP: 0.326, SLG: 0.391 (1, 4)										3	3	1	2	2	0	3			
<b>Minnie Minoso, R</b> OBP: 0.459, SLG: 0.464 (6, PR)										6	3	4	1	0	0	1			
<b>Bubba Phillips, R</b> OBP: 0.300, SLG: 0.400 (9, 7)										0	1	0	0	0	0	0			
<b>Dave Philley, S</b> OBP: 0.348, SLG: 0.362 (1, 9)										3	3	2	3	0	0	0			
<b>Jim Rivers, L</b> OBP: 0.365, SLG: 0.431 (4, 9)										3	0	1	1	0	0	0			
<b>Larry Doby, L</b> OBP: 0.380, SLG: 0.329 (1, 8)										3	3	1	1	2	0	1			
<b>Sherm Lollar, R</b> OBP: 0.416, SLG: 0.487 (1, 2)										6	1	3	2	0	1	6			
<b>Les Moss, R</b> OBP: 0.357, SLG: 0.625 (9, 2)										0	0	0	0	0	0	0			
<b>Walt Dropo, R</b> OBP: 0.319, SLG: 0.288 (1, 3)										4	0	2	4	0	0	1			
<b>Luis Aparicio, R</b> OBP: 0.287, SLG: 0.327 (1, 6)										5	2	3	1	0	0	2			
<b>Dick Donovan, L</b> OBP: 0.417, SLG: 0.483 (1, 1)										4	2	2	2	1	0	2			
<b>Inning Stats</b>	R: 5 E: 0 K: 0 S: 8	H: 5 LOB: 2 BB: 2 P: 16	R: 4 E: 1 K: 0 S: 7	H: 4 LOB: 3 BB: 3 P: 19	R: 2 E: 1 K: 0 S: 5	H: 2 LOB: 0 BB: 0 P: 5	R: 2 E: 0 K: 1 S: 7	H: 2 LOB: 0 BB: 0 P: 7	R: 1 E: 0 K: 1 S: 6	H: 1 LOB: 1 BB: 1 P: 10	R: 0 E: 0 K: 0 S: 4	H: 1 LOB: 0 BB: 0 P: 4	R: 1 E: 0 K: 0 S: 4	H: 1 LOB: 0 BB: 0 P: 4	R: 5 E: 0 K: 0 S: 8	H: 5 LOB: 1 BB: 0 P: 8	1B: 14 2B: 5 3B: 2 HR: 1	SF: 3 SAC: 0 DP: 2 HBP: 0	WP: 3 PA: 51
<b>PITCHER</b> <b>Bunky Stewart, L</b> ERA: 4.0 (1, 1)	IP: 0.0 WLS: L BF: 5 H: 3 R: 5 ER: 5 SO: 0 BB: 2 IBB: 0 HBP: 0 BLK: 0 WP: 0 HR: 0 S: 11 P: 11 ERA: ∞ WHIP: ∞															<b>PITCHER</b>			
<b>Bob Chakales, R</b> ERA: 3.57 (1, 1)	IP: 2.0 WLS: 15 BF: 6 H: 4 R: 4 ER: 4 SO: 0 BB: 3 IBB: 0 HBP: 0 BLK: 0 WP: 0 HR: 0 S: 12 P: 24 ERA: 18.00 WHIP: 4.500															<b>PITCHER</b>			
<b>Connie Grob, R</b> ERA: 6.75 (3, 1)	IP: 6.0 WLS: 31 BF: 12 H: 11 R: 10 ER: 2 SO: 1 BB: 0 IBB: 0 HBP: 0 BLK: 0 WP: 2 HR: 1 S: 34 P: 38 ERA: 15.00 WHIP: 2.167															<b>PITCHER</b>			








Batter	1	2	3	4	5	6	7	8	9	AB	R	H	RBI	BB	SO	LOB	TOP		
<b>Eddie Yost, R</b> OBP: 0.442, SLG: 0.333 (1, 5)										5	0	1	1	0	1	5	<p>Washington Senators @ Kansas City Athletics Municipal Stadium, Kansas City, MO</p> <p>Mon Jun 18 1956, 4:33 AM EDT Att: 8,893 - Unknown</p>		
<b>Pete Runnels, L</b> OBP: 0.361, SLG: 0.423 (1, 4)										5	0	0	0	0	0	5			
<b>Carlos Paula, R</b> OBP: 0.253, SLG: 0.346 (1, 9)										5	1	1	0	0	2	2			
<b>Roy Sievers, R</b> OBP: 0.378, SLG: 0.523 (1, 3)										4	1	1	1	0	0	0			
<b>Jim Lemon, R</b> OBP: 0.376, SLG: 0.515 (1, 7)										4	0	0	0	0	1	1			
<b>Ed Fitz Gerald, R</b> OBP: 0.396, SLG: 0.400 (1, 2)										4	1	2	1	0	0	0			
<b>Karl Olson, R</b> OBP: 0.323, SLG: 0.361 (1, 8)										2	0	0	0	1	0	1			
<b>Jose Valdivielso, R</b> OBP: 0.190, SLG: 0.132 (1, 6)										2	0	1	0	2	0	1			
<b>Hal Griggs, R</b> (1, 1)										2	0	0	0	1	2	4			
<b>Bud Byerly, R</b> (6, 1)										0	0	0	0	0	0	0			
<b>Harmon Killebrew, R</b> OBP: 0.290, SLG: 0.484 (9, PH)										1	0	1	0	0	0	0			
<b>Pedro Ramos, S</b> OBP: 0.333, SLG: 0.412 (9, PR)										0	0	0	0	0	0	0			
<b>Inning Stats</b>	R: 0 E: 0 K: 2 S: 7	H: 0 LOB: 0 BB: 0 P: 7	R: 0 E: 0 K: 0 S: 3	H: 0 LOB: 0 BB: 0 P: 3	R: 0 E: 0 K: 1 S: 6	H: 1 LOB: 1 BB: 0 P: 6	R: 0 E: 0 K: 0 S: 3	H: 0 LOB: 0 BB: 0 P: 3	R: 1 E: 0 K: 1 S: 7	H: 2 LOB: 3 BB: 1 P: 15	R: 2 E: 2 K: 1 S: 9	H: 3 LOB: 3 BB: 1 P: 13	R: 0 E: 0 K: 0 S: 3	H: 0 LOB: 1 BB: 1 P: 7	R: 0 E: 0 K: 1 S: 6	H: 1 LOB: 2 BB: 0 P: 6	1B: 4 2B: 3 3B: 0 HR: 0	SF: 0 SAC: 1 DP: 0 HBP: 0	WP: 0 PA: 39 PB: 0 SB: 0 CS: 0
<b>PITCHER</b> <b>Alex Kellner, L</b> ERA: 3.3 (1, 1)	IP: 9.0 WLS: W BF: 39 H: 7 R: 3 ER: 3 SO: 6 BB: 3 IBB: 1 HBP: 0 BLK: 0 WP: 0 HR: 0 S: 47 P: 63 ERA: 3.00 WHIP: 1.111															<b>PITCHER</b> IP: WLS: BF: H: R: ER: SO: BB: IBB: HBP: BLK: WP: HR: S: P: ERA: WHIP:			

Batter	1	2	3	4	5	6	7	8	9	AB	R	H	RBI	BB	SO	LOB	BOTTOM		
<b>Joe Demaestri, R</b> OBP: 0.263, SLG: 0.265 (1, 6)										5	0	1	0	0	0	3	<p>Washington Senators @ Kansas City Athletics Municipal Stadium, Kansas City, MO</p> <p>Mon Jun 18 1956, 4:33 AM EDT Att: 8,893 - Unknown</p>		
<b>Eddie Robinson, L</b> OBP: 0.306, SLG: 0.469 (1, 3)										4	1	1	0	0	0	1			
<b>Vic Power, R</b> OBP: 0.329, SLG: 0.413 (1, 7)										3	1	1	0	0	0	1			
<b>Harry Simpson, L</b> OBP: 0.341, SLG: 0.524 (1, 9)										2	0	1	0	2	0	0			
<b>Tim Thompson, L</b> OBP: 0.390, SLG: 0.479 (1, 2)										3	1	2	1	0	0	2			
<b>Hector Lopez, R</b> OBP: 0.365, SLG: 0.505 (1, 5)										4	1	2	2	0	0	4			
<b>Johnny Groth, R</b> OBP: 0.319, SLG: 0.417 (1, 8)										3	0	0	0	1	0	1			
<b>Clete Boyer, R</b> OBP: 0.250, SLG: 0.250 (1, 4)										1	0	1	0	0	0	0			
<b>Enos Slaughter, L</b> OBP: 0.361, SLG: 0.431 (4, PH)										1	0	0	0	0	0	3			
<b>Jim Finigan, R</b> OBP: 0.325, SLG: 0.325 (5, 4)										2	0	1	1	0	0	0			
<b>Alex Kellner, R</b> OBP: 0.267, SLG: 0.214 (1, 1)										4	0	1	0	0	1	3			
<b>Inning Stats</b>	R: 2 E: 1 K: 0 S: 5	H: 2 LOB: 2 BB: 1 P: 9	R: 0 E: 0 K: 0 S: 3	H: 1 LOB: 0 BB: 0 P: 3	R: 0 E: 0 K: 0 S: 4	H: 2 LOB: 2 BB: 1 P: 8	R: 0 E: 0 K: 0 S: 4	H: 1 LOB: 1 BB: 0 P: 4	R: 2 E: 1 K: 1 S: 9	H: 3 LOB: 2 BB: 0 P: 9	R: 0 E: 0 K: 0 S: 4	H: 1 LOB: 2 BB: 1 P: 8	R: 0 E: 0 K: 0 S: 4	H: 1 LOB: 1 BB: 0 P: 4	R: 0 E: 0 K: 1 S: 6	H: 1 LOB: 2 BB: 0 P: 6	1B: 9 2B: 2 3B: 0 HR: 0	SF: 1 SAC: 1 DP: 2 HBP: 0	WP: 1 PA: 37 PB: 0 SB: 0 CS: 0
<b>PITCHER</b> <b>Hal Griggs, R</b> ERA: 5.11 (1, 1)	IP: 5.1 WLS: L BF: 26 H: 9 R: 4 ER: 4 SO: 2 BB: 1 IBB: 0 HBP: 0 BLK: 0 WP: 1 HR: 0 S: 24 P: 32 ERA: 3.38 WHIP: 1.875															<b>PITCHER</b> IP: WLS: BF: H: R: ER: SO: BB: IBB: HBP: BLK: WP: HR: S: P: ERA: WHIP:			

AB 34  
R 3  
H 7  
RBI 3  
BB 4  
SO 6  
LOB 19



AB 32  
R 4  
H 11  
RBI 4  
BB 3  
SO 1  
LOB 18





Batter	1	2	3	4	5	6	7	8	9	AB	R	H	RBI	BB	SO	LOB	TOP										
<b>Eddie Yost, R</b> OBP: 0.445, SLG: 0.341 (1, 5)										4	2	2	0	1	0	0	Washington Senators @ Kansas City Athletics Municipal Stadium, Kansas City, MO Tue Jun 19 1956, 4:33 AM EDT Att: 8,829 - Unknown										
<b>Whitey Herzog, L</b> OBP: 0.329, SLG: 0.375 (1, 7)										4	1	2	2	1	0	2											
<b>Pete Runnels, L</b> OBP: 0.362, SLG: 0.422 (1, 4)										5	2	2	3	0	0	3											
<b>Roy Sievers, R</b> OBP: 0.390, SLG: 0.556 (1, 3)										3	2	3	5	2	0	0											
<b>Jim Lemon, R</b> OBP: 0.376, SLG: 0.521 (1, 9)										5	0	2	0	0	0	2											
<b>Lou Berberet, L</b> OBP: 0.384, SLG: 0.405 (1, 2)										4	1	1	0	1	0	3											
<b>Karl Olson, R</b> OBP: 0.324, SLG: 0.359 (1, 8)										4	1	1	0	0	0	2											
<b>Jose Valdivielso, R</b> OBP: 0.191, SLG: 0.140 (1, 6)										5	0	1	0	0	0	6											
<b>Bunky Stewart, L</b> OBP: 0.333, SLG: 0.333 (1, 1)										4	1	1	0	0	0	3											
<b>Inning Stats</b>	R: 4 E: 0 K: 0 S: 8	H: 5 LOB: 1 BB: 0 P: 8	R: 3 E: 0 K: 0 S: 6	H: 4 LOB: 0 BB: 0 P: 6	R: 2 E: 0 K: 0 S: 5	H: 2 LOB: 2 BB: 2 P: 13	R: 1 E: 0 K: 0 S: 4	H: 2 LOB: 0 BB: 0 P: 4	R: 0 E: 0 K: 0 S: 3	H: 1 LOB: 0 BB: 0 P: 3	R: 0 E: 0 K: 0 S: 2	H: 0 LOB: 1 BB: 2 P: 10	R: 0 E: 0 K: 0 S: 3	H: 0 LOB: 0 BB: 0 P: 3	R: 0 E: 0 K: 0 S: 3	H: 0 LOB: 0 BB: 0 P: 3	R: 0 E: 0 K: 0 S: 4	H: 1 LOB: 3 BB: 1 P: 9	1B: 11 2B: 2 3B: 1 HR: 2	SF: 0 SAC: 0 DP: 4 HBP: 1	WP: 0 PB: 0 SB: 0 CS: 0	PA: 44					
<b>PITCHER</b>	IP	WLS	BF	H	R	ER	SO	BB	IBB	HBP	BLK	WP	HR	S	P	ERA	WHIP										
<b>Jose Santiago, R</b> ERA: 7.71 (1, 1)	0.0	L	5	5	4	4	0	0	0	0	0	0	1	5	5	∞	∞										
<b>Jack Crimian, R</b> ERA: 8.1 (1, 1)	2.0		9	4	3	3	0	0	0	0	0	0	0	9	9	13.50	2.000										
<b>Bill Harrington, R</b> ERA: 5.47 (3, 1)	4.0		18	5	3	3	0	4	0	0	0	0	1	14	30	6.75	2.250										
<b>Tom Gorman, R</b> ERA: 3.23 (7, 1)	3.0		12	1	0	0	0	1	0	1	0	0	0	10	15	0.00	0.667										

Batter	1	2	3	4	5	6	7	8	9	AB	R	H	RBI	BB	SO	LOB	BOTTOM										
<b>Joe Demaestri, R</b> OBP: 0.273, SLG: 0.289 (1, 6)										4	1	2	1	1	1	2	Washington Senators @ Kansas City Athletics Municipal Stadium, Kansas City, MO Tue Jun 19 1956, 4:33 AM EDT Att: 8,829 - Unknown										
<b>Eddie Robinson, L</b> OBP: 0.299, SLG: 0.441 (1, 3)										4	0	0	0	1	1	2											
<b>Vic Power, R</b> OBP: 0.338, SLG: 0.439 (1, 7)										5	1	3	0	0	0	3											
<b>Harry Simpson, L</b> OBP: 0.339, SLG: 0.530 (1, 9)										5	1	1	2	0	1	5											
<b>Johnny Groth, R</b> OBP: 0.310, SLG: 0.403 (1, 8)										4	0	0	0	0	0	3											
<b>Hector Lopez, R</b> OBP: 0.371, SLG: 0.521 (1, 5)										3	1	2	1	1	0	0											
<b>Tim Thompson, L</b> OBP: 0.394, SLG: 0.475 (1, 2)										3	1	1	0	1	1	2											
<b>Clete Boyer, R</b> OBP: 0.250, SLG: 0.211 (1, 4)										3	0	0	0	1	1	3											
<b>Jose Santiago, R</b> (1, 1)										0	0	0	0	0	0	0											
<b>Jack Crimian, R</b> (1, 1)										0	0	0	0	0	0	0											
<b>Rance Pless, R</b> OBP: 0.366, SLG: 0.304 (2, PH)										1	0	1	0	0	0	0											
<b>Bill Harrington, R</b> (3, 1)										1	0	0	0	0	0	0											
<b>Lou Skizas, R</b> OBP: 0.141, SLG: 0.143 (5, PH)										1	0	0	0	0	0	1											
<b>Tom Gorman, R</b> (7, 1)										0	0	0	0	0	0	0											
<b>Gus Zernial, R</b> OBP: 0.325, SLG: 0.458 (9, PH)										1	0	0	0	0	0	0											
<b>Inning Stats</b>	R: 0 E: 0 K: 1 S: 6	H: 1 LOB: 2 BB: 1 P: 10	R: 2 E: 0 K: 0 S: 5	H: 3 LOB: 1 BB: 1 P: 9	R: 2 E: 0 K: 1 S: 7	H: 2 LOB: 1 BB: 1 P: 11	R: 0 E: 0 K: 1 S: 5	H: 0 LOB: 0 BB: 0 P: 5	R: 0 E: 0 K: 0 S: 3	H: 1 LOB: 0 BB: 0 P: 3	R: 0 E: 0 K: 0 S: 3	H: 0 LOB: 1 BB: 1 P: 7	R: 0 E: 0 K: 1 S: 5	H: 0 LOB: 1 BB: 1 P: 9	R: 0 E: 0 K: 1 S: 6	H: 1 LOB: 1 BB: 0 P: 6	R: 1 E: 0 K: 0 S: 5	H: 2 LOB: 1 BB: 0 P: 5	1B: 5 2B: 2 3B: 1 HR: 3	SF: 0 SAC: 0 DP: 2 HBP: 0	WP: 0 PB: 1 SB: 0 CS: 0	PA: 40					
<b>PITCHER</b>	IP	WLS	BF	H	R	ER	SO	BB	IBB	HBP	BLK	WP	HR	S	P	ERA	WHIP										
<b>Bunky Stewart, L</b> ERA: 4.2 (1, 1)	9.0	W	40	10	5	5	5	5	0	0	0	0	3	45	65	5.00	1.667										

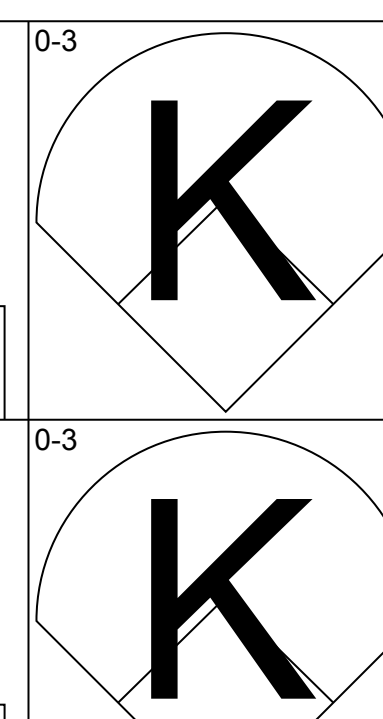
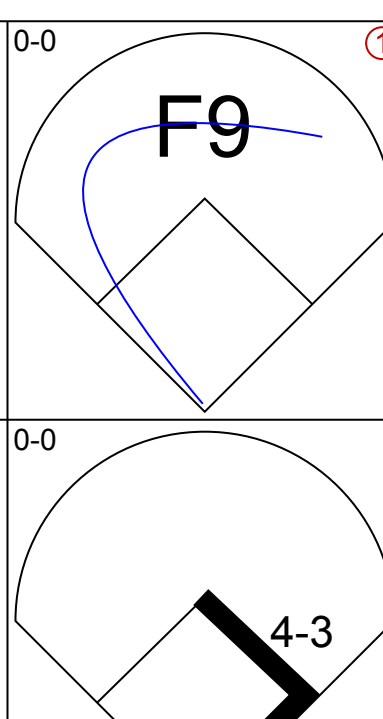
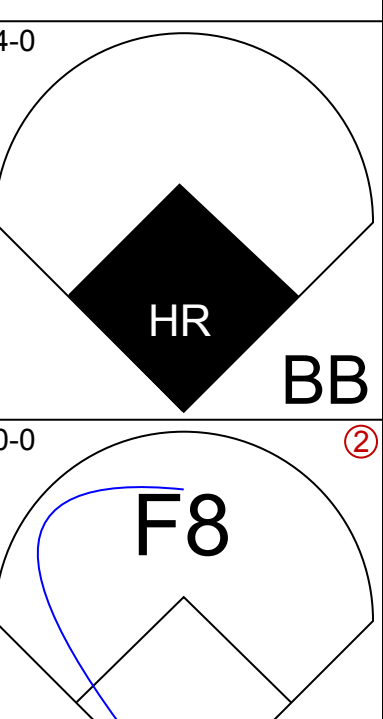
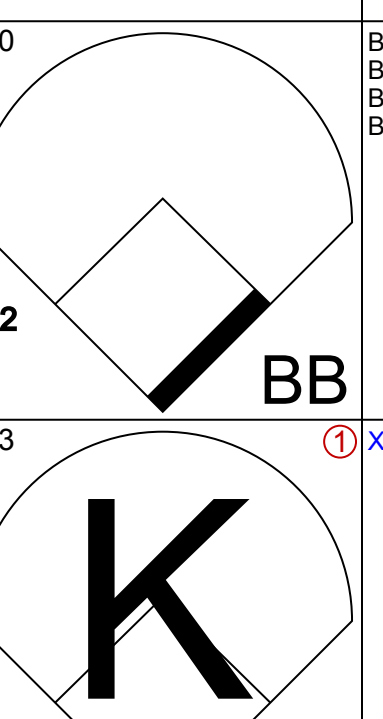


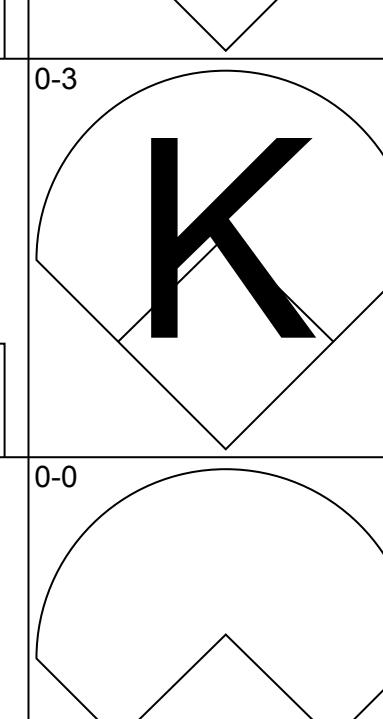
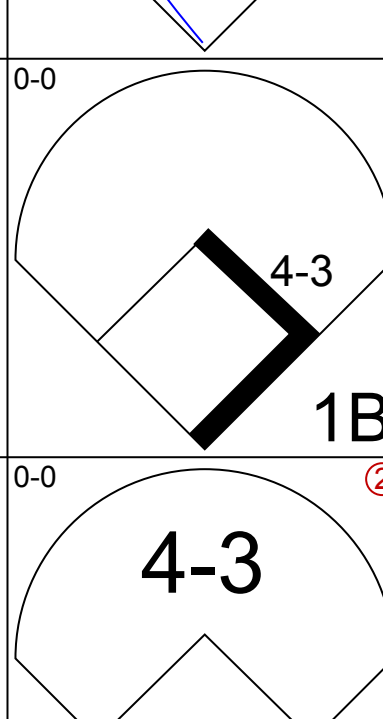
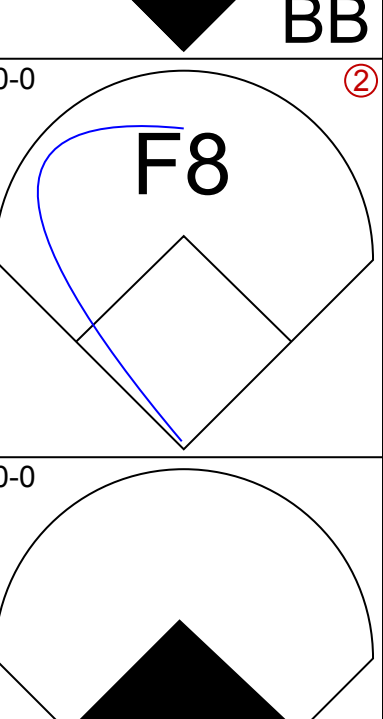
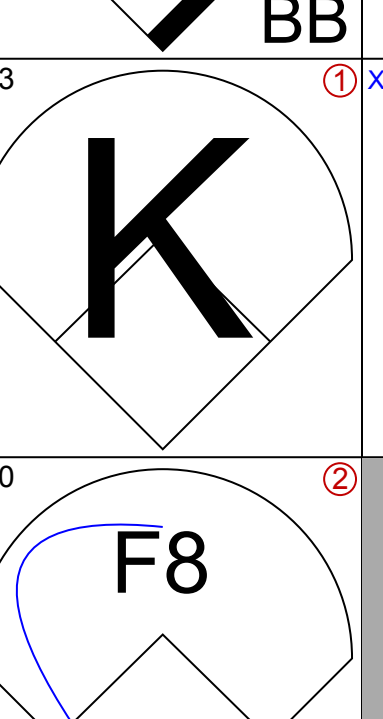
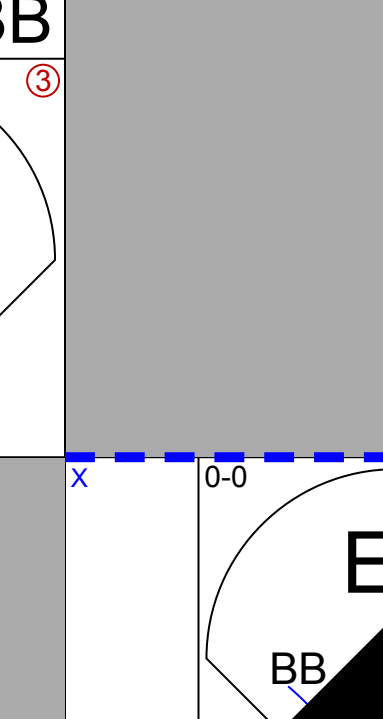
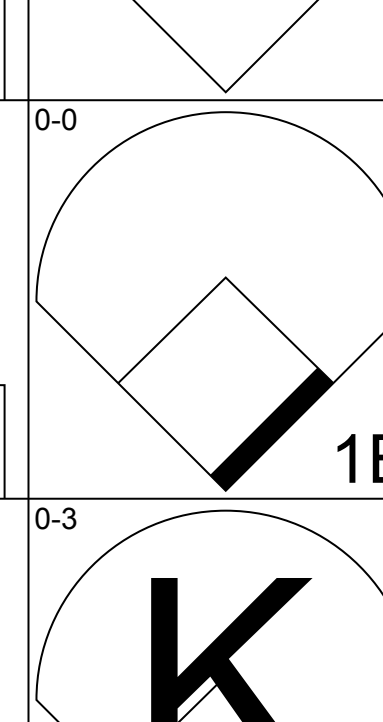
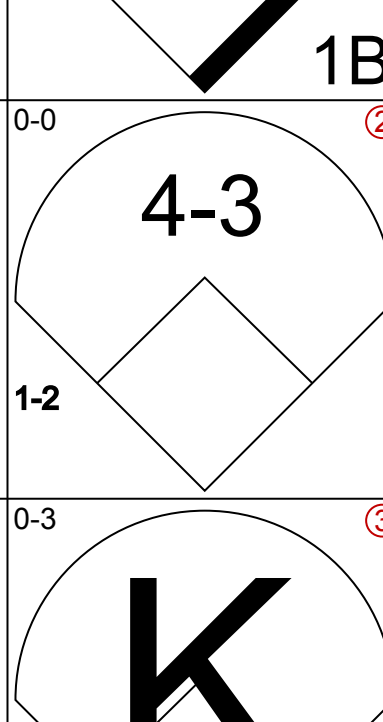
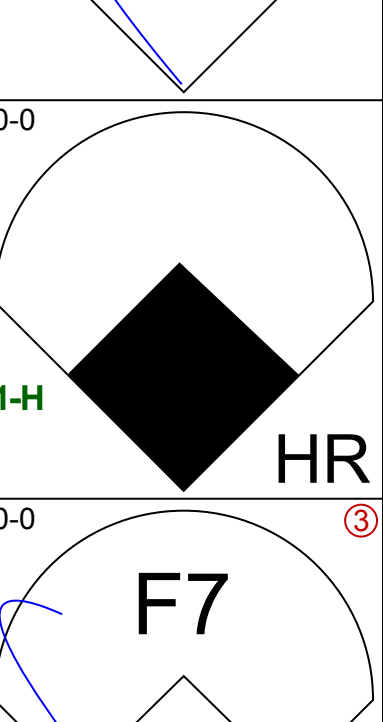
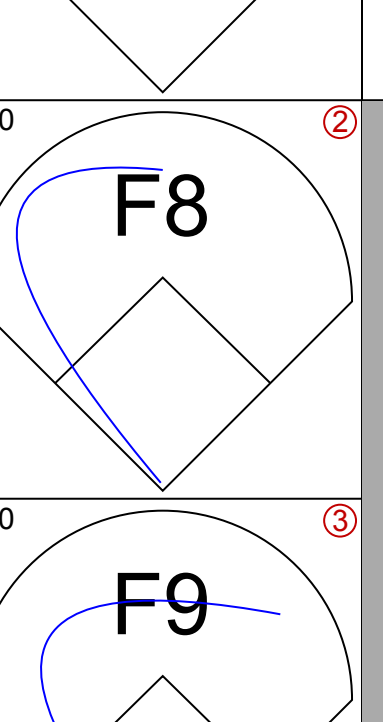
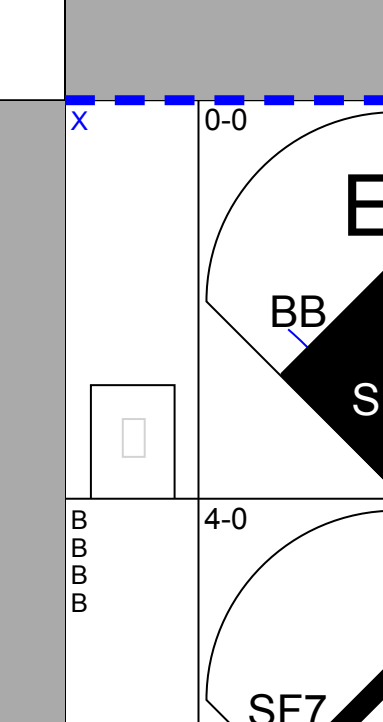
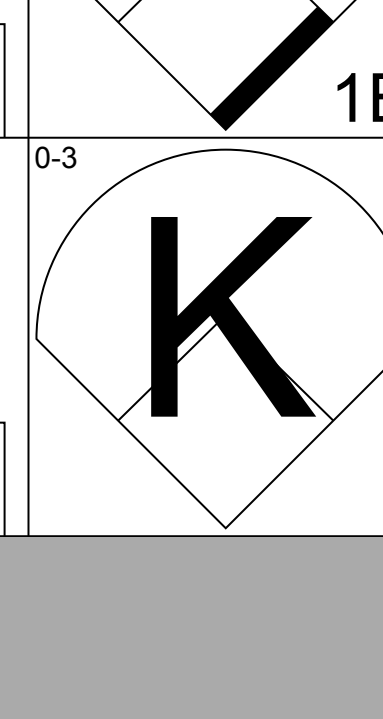

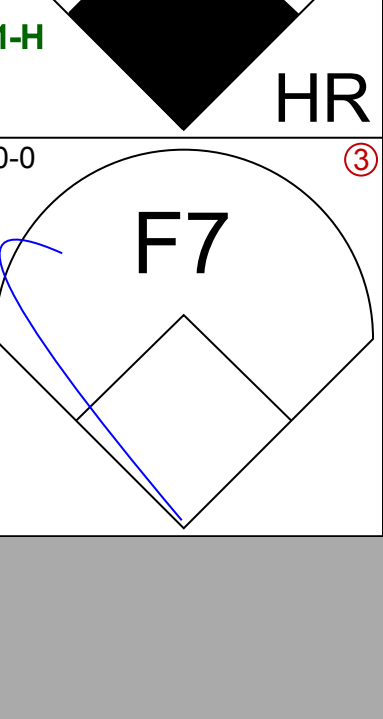
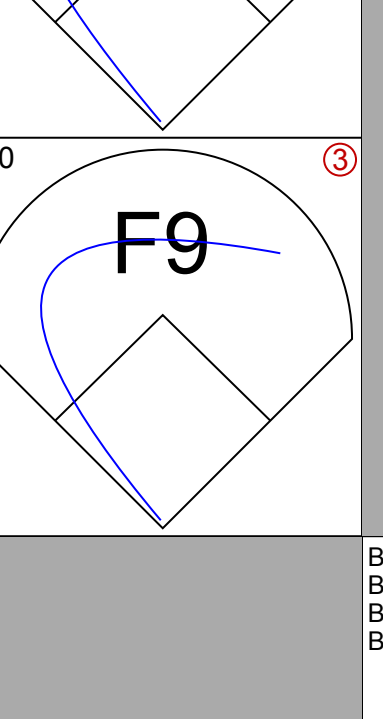
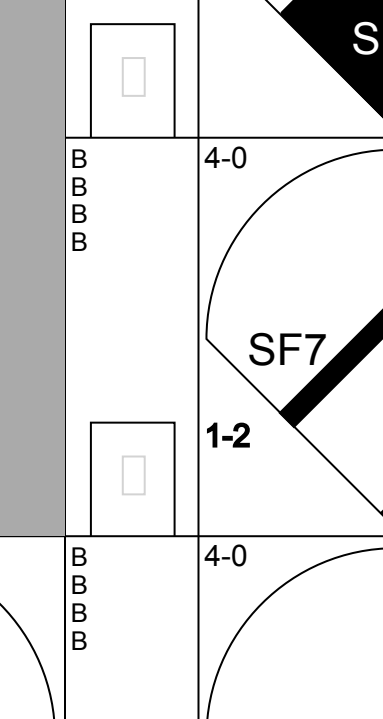
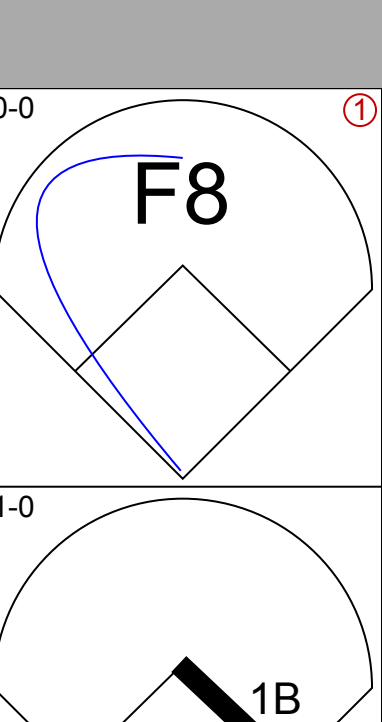
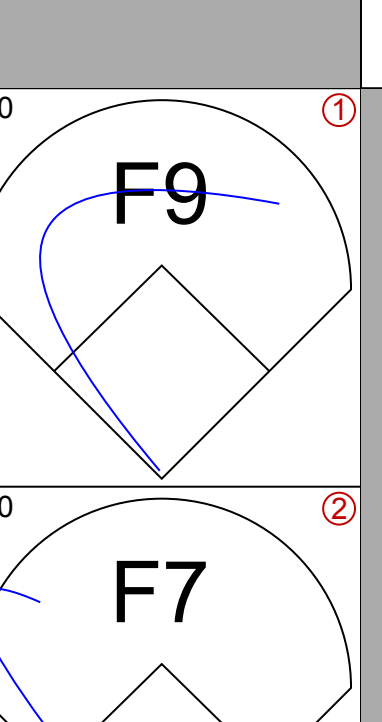
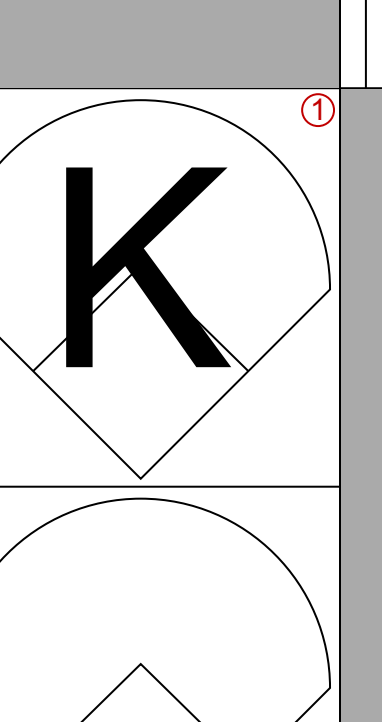
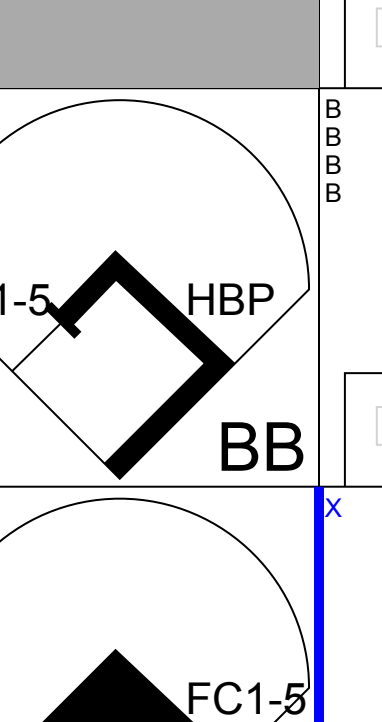
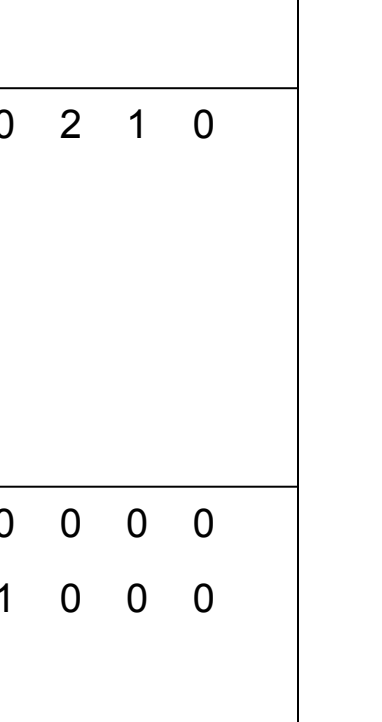
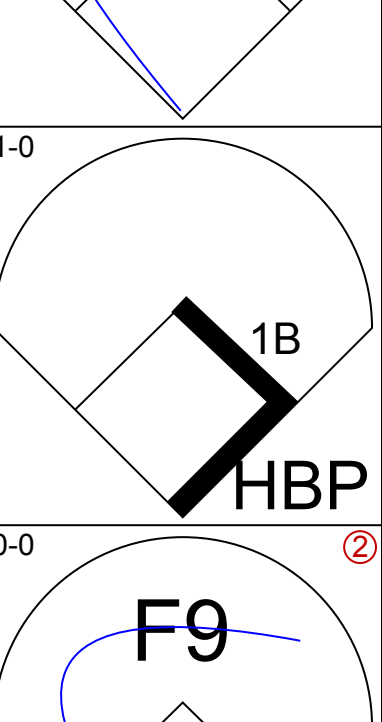
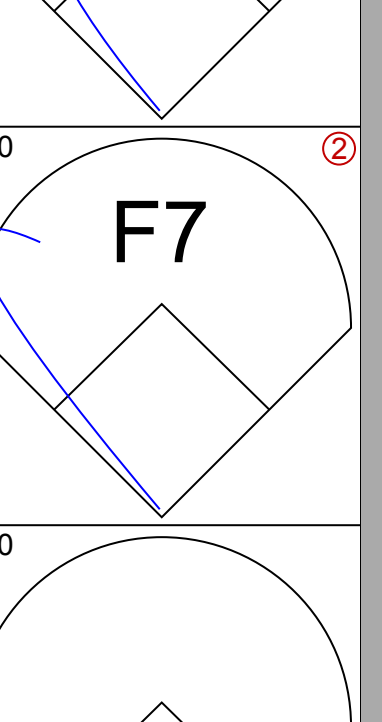
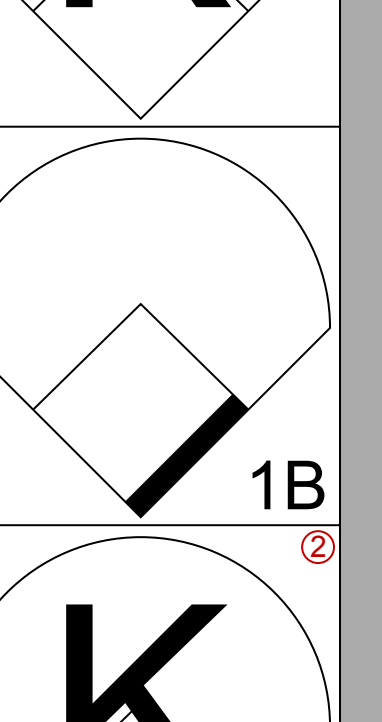
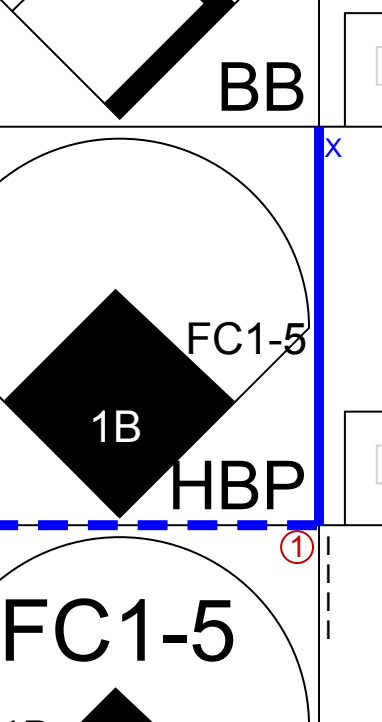

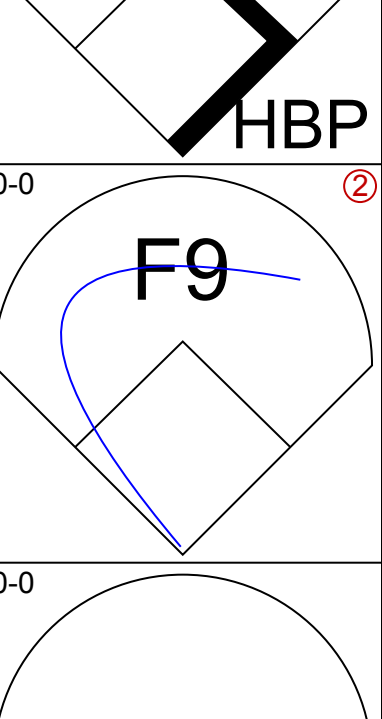
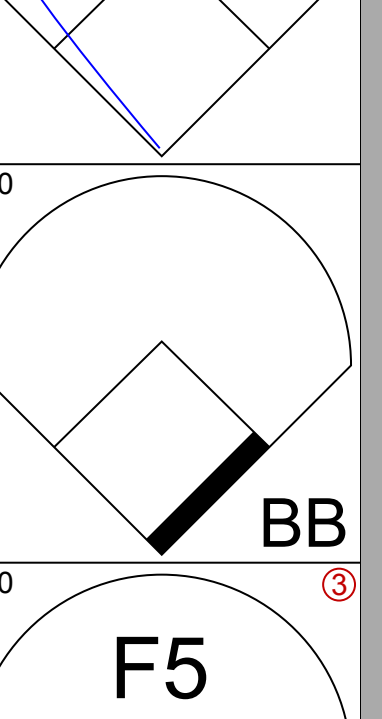
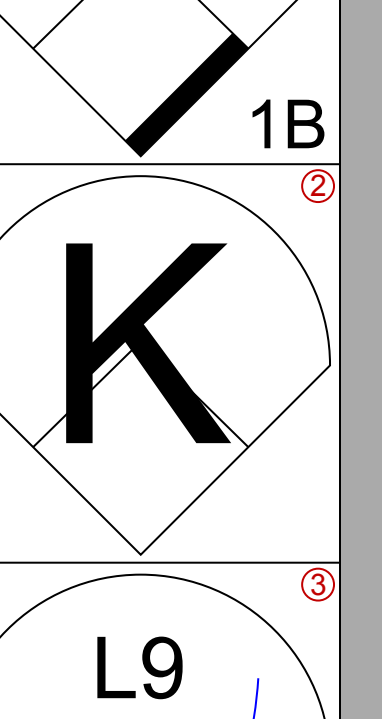
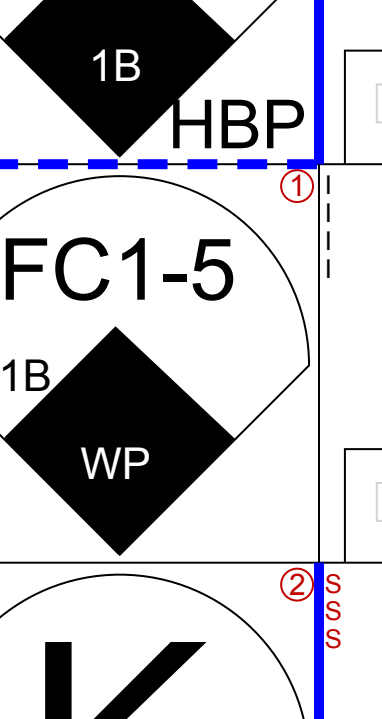
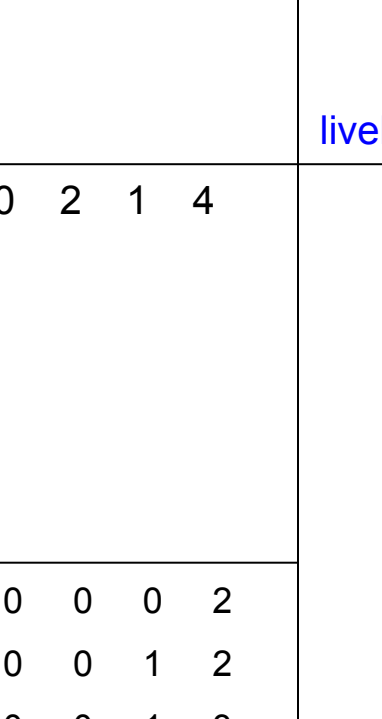
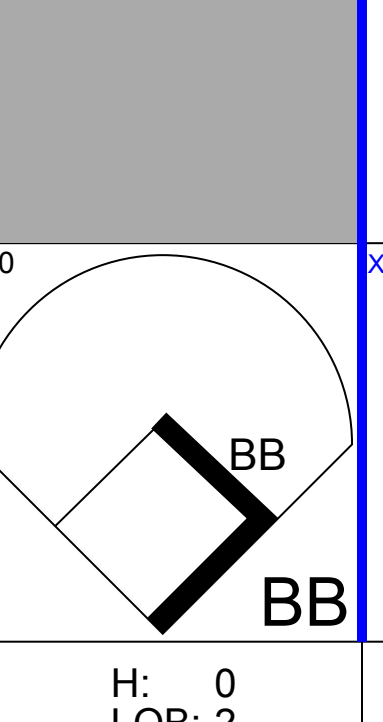
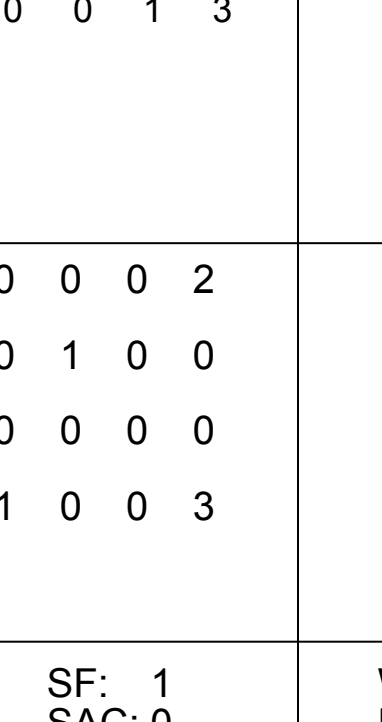
AB 38  
R 10  
H 15  
RBI 10  
BB 5  
SO 0  
LOB 21

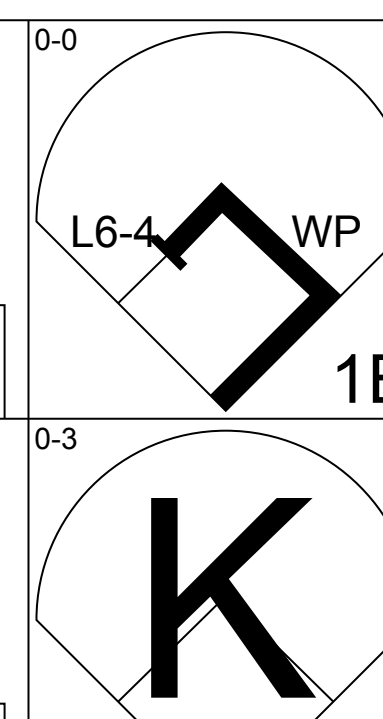
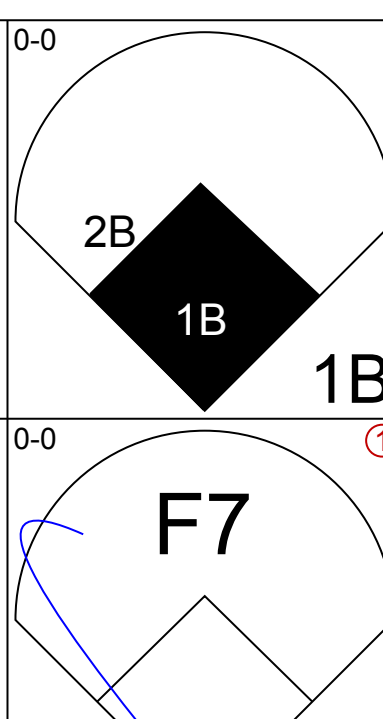
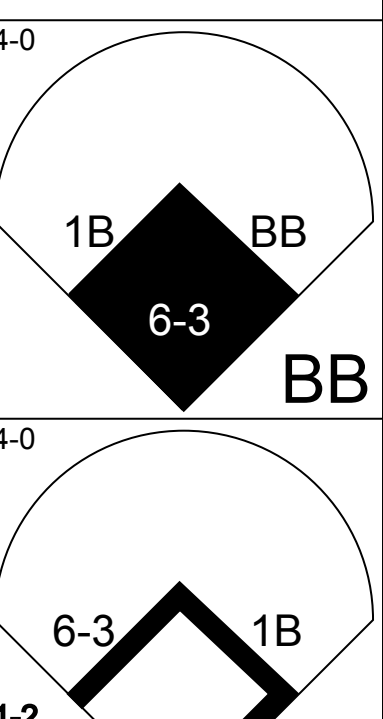

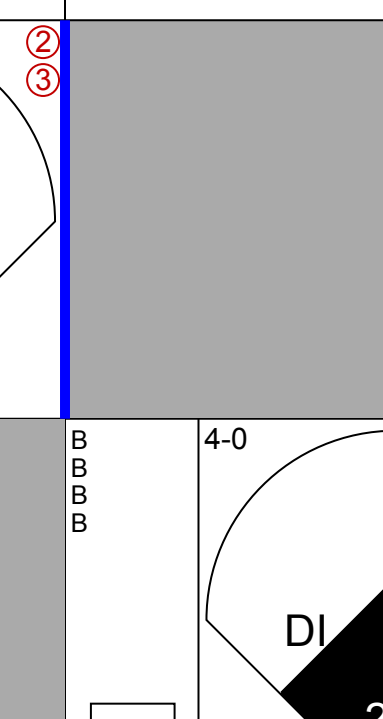

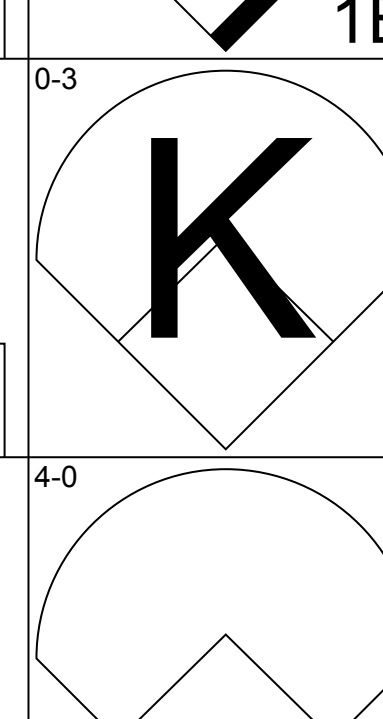
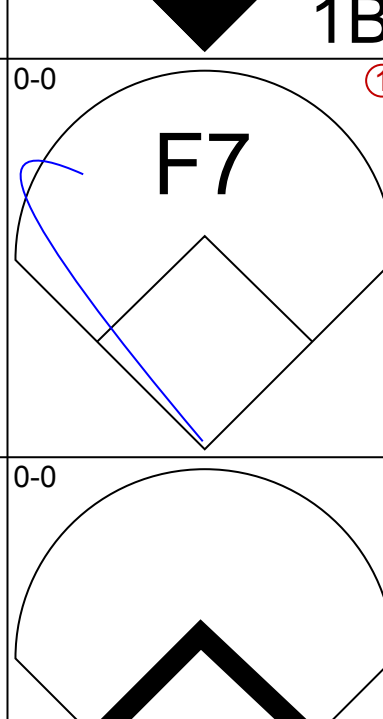
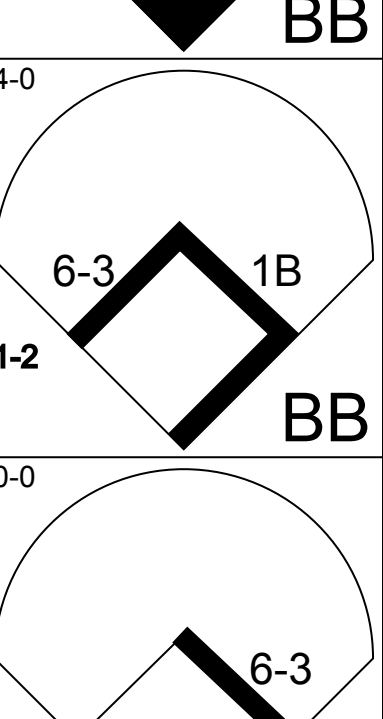
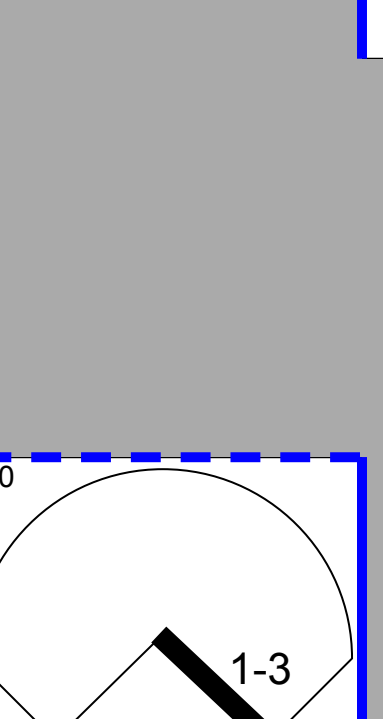
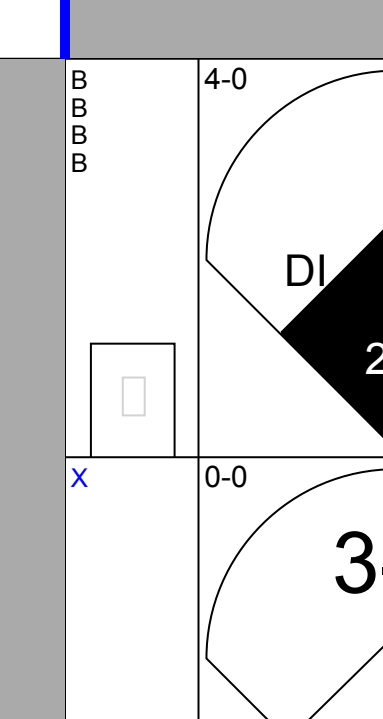
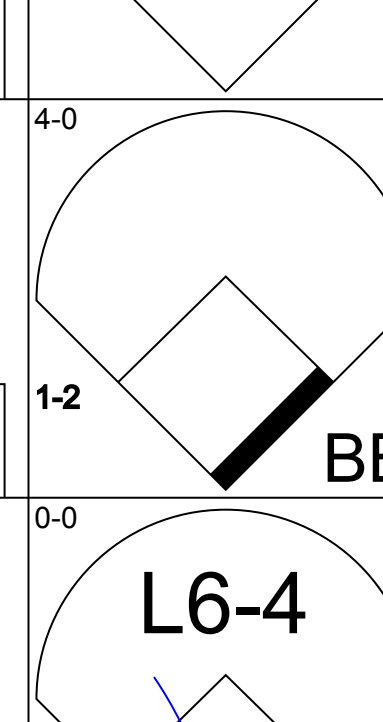
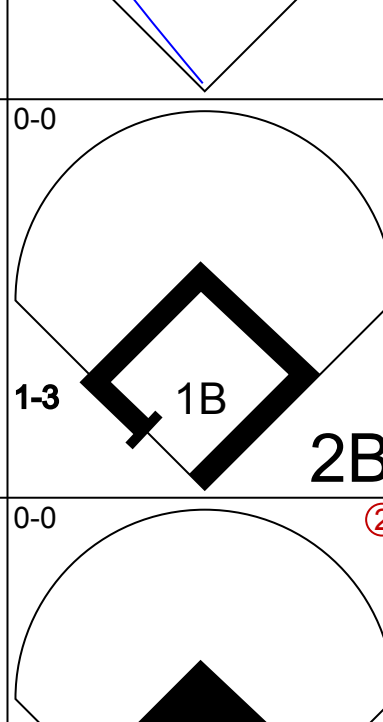
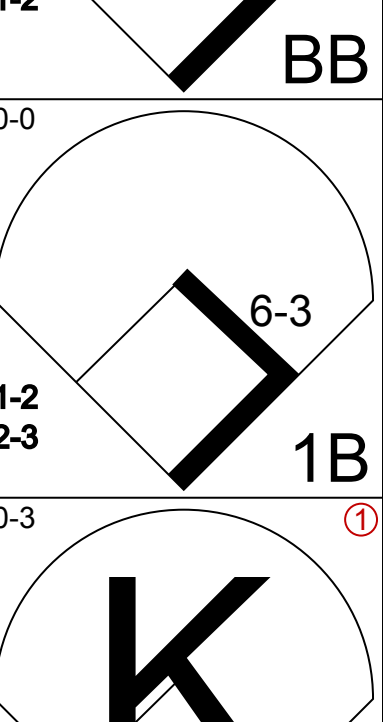
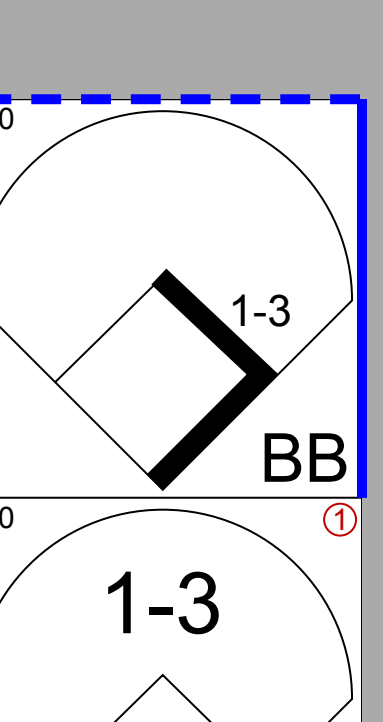
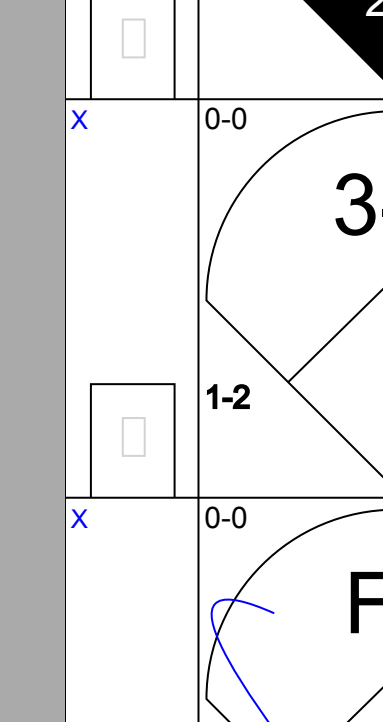
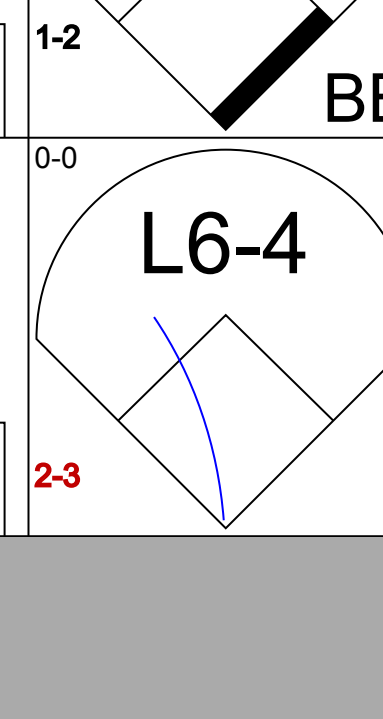
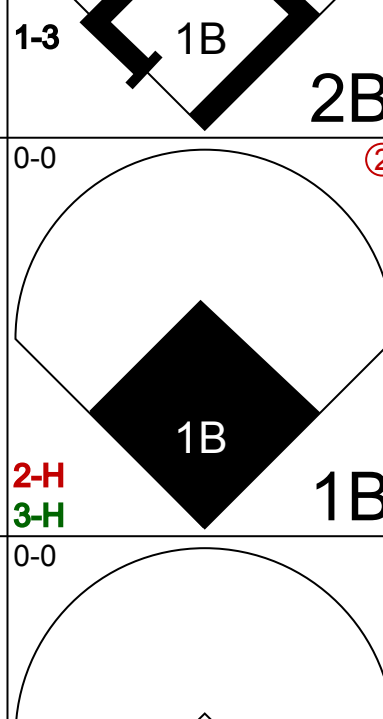
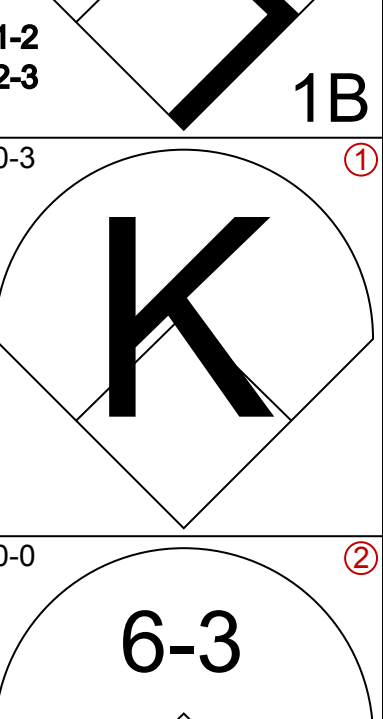
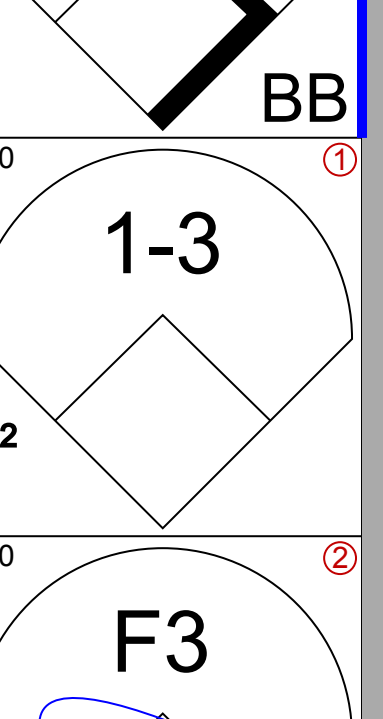
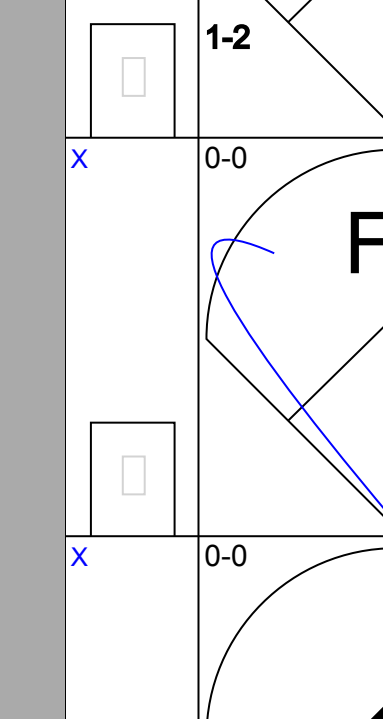

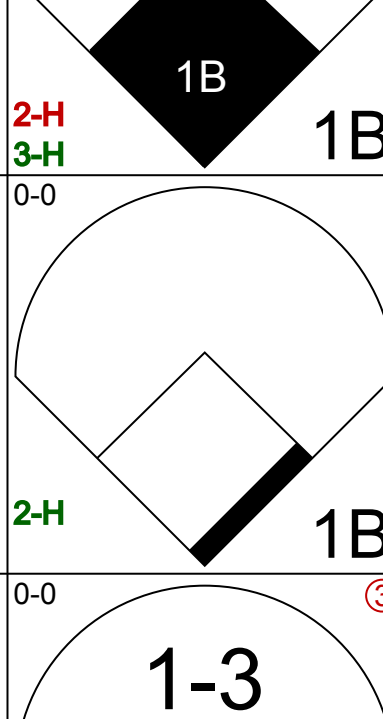
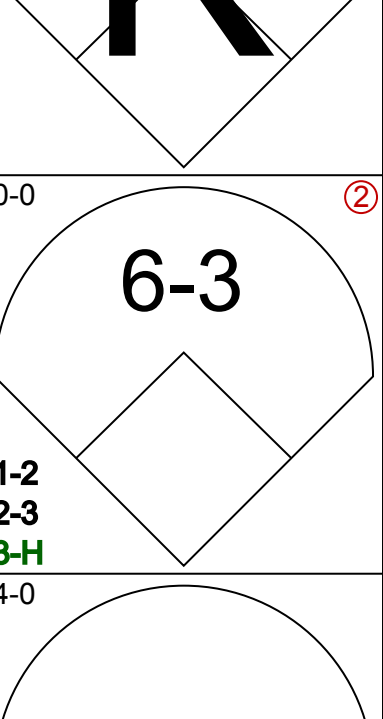
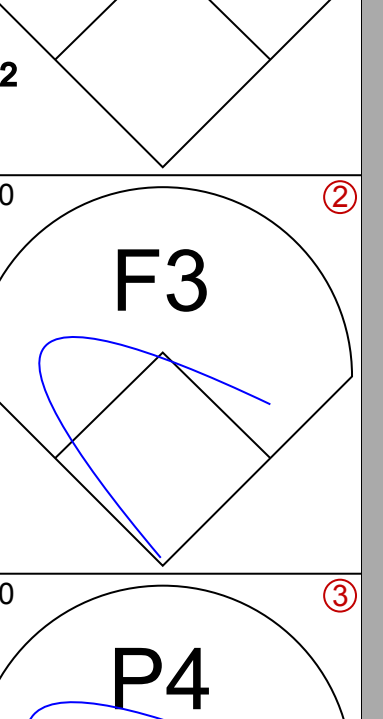
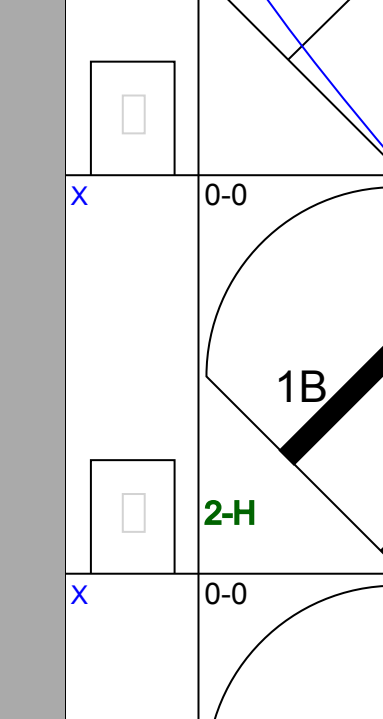
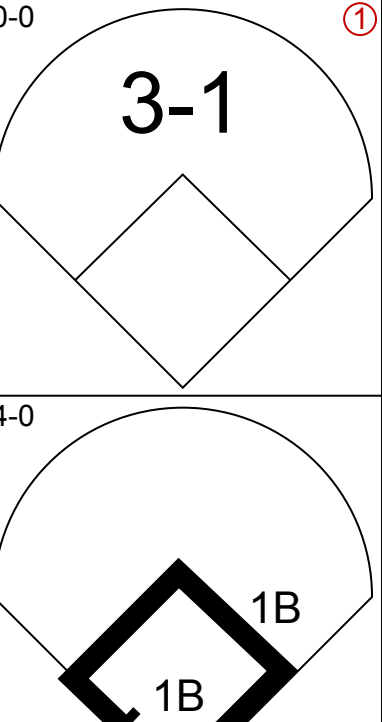

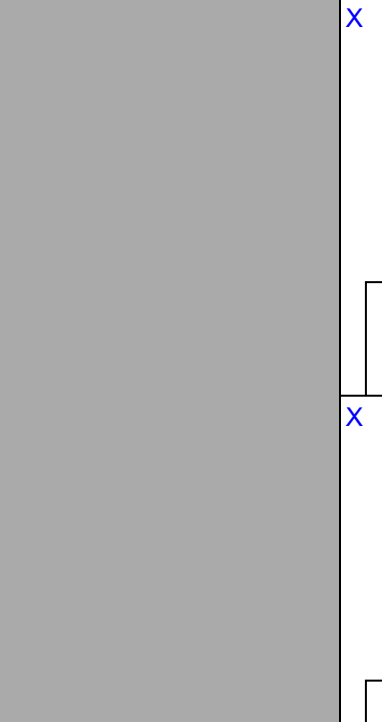
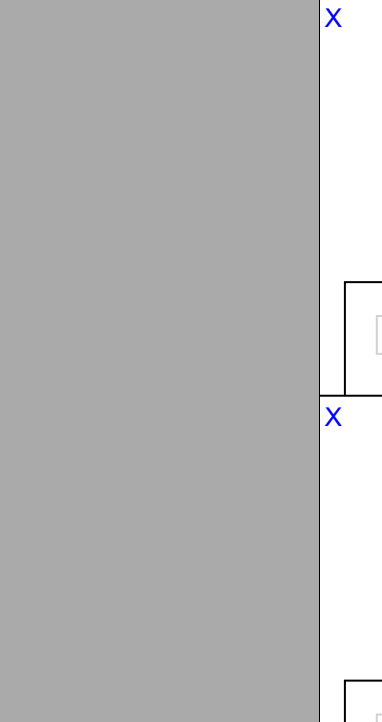
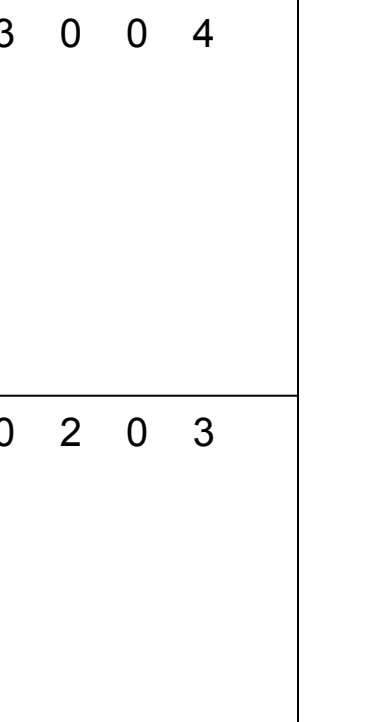
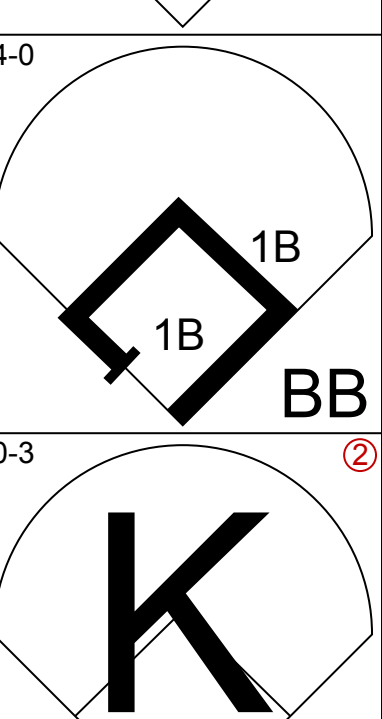
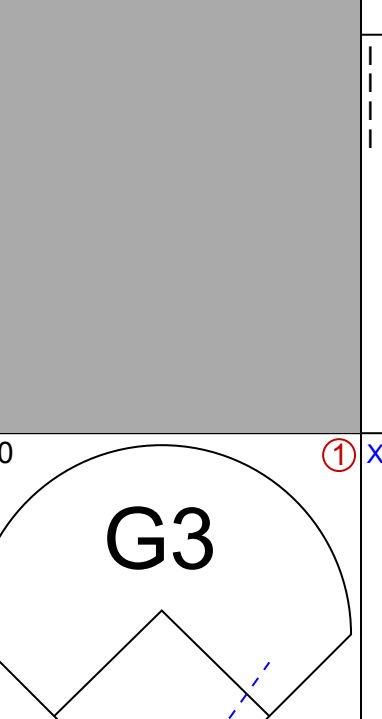

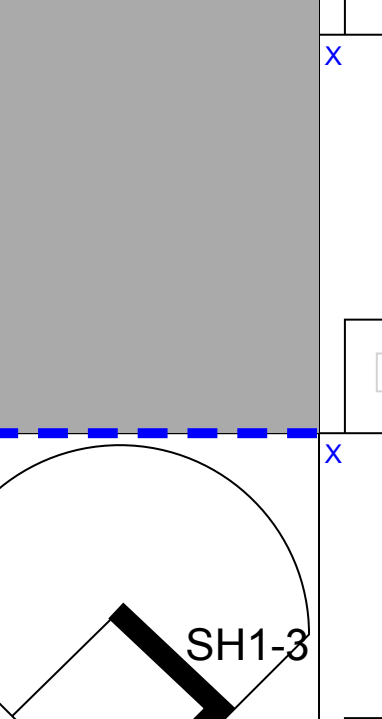
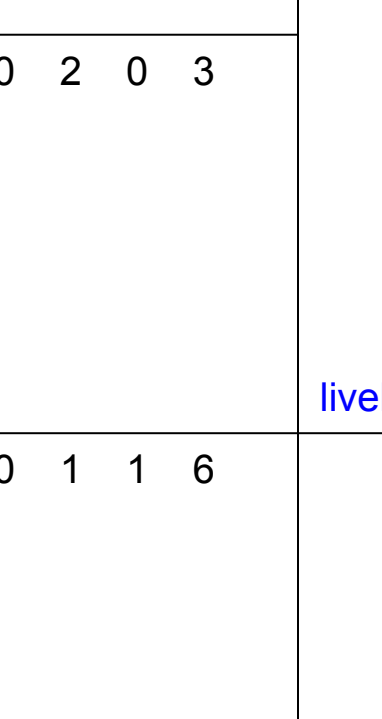

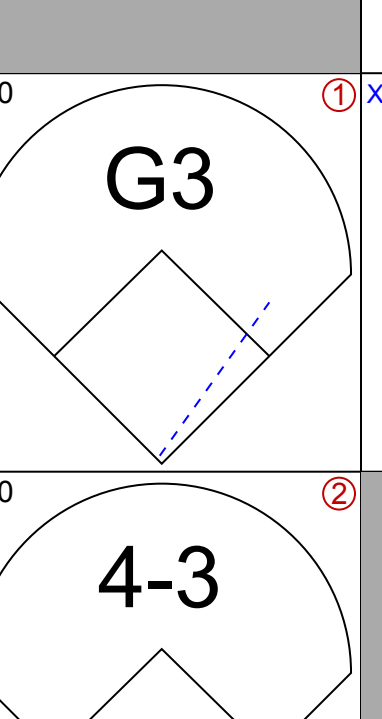

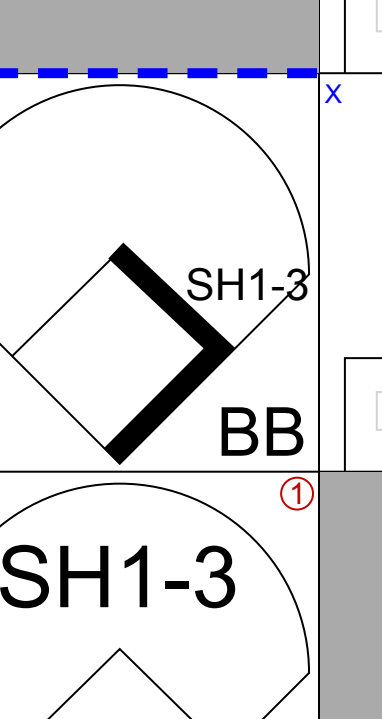
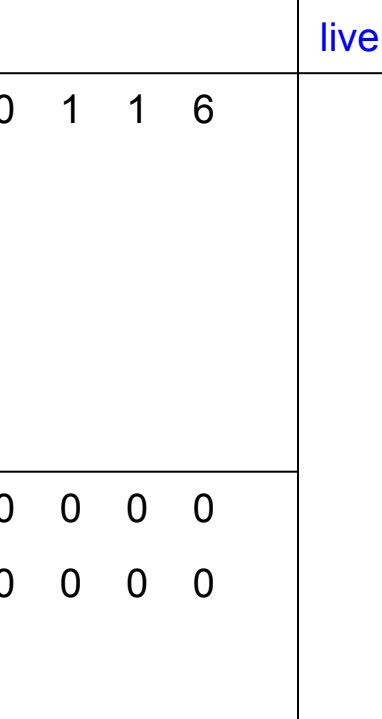


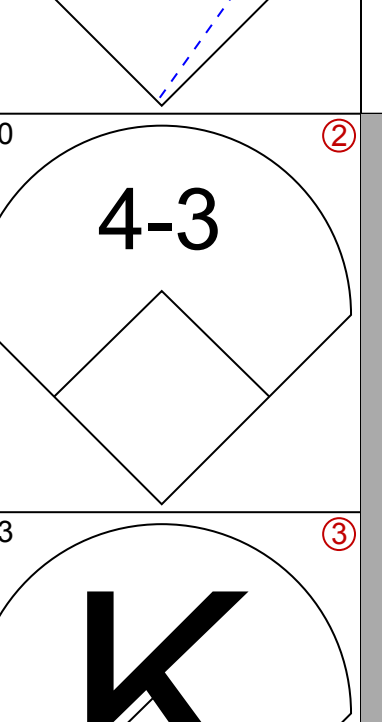
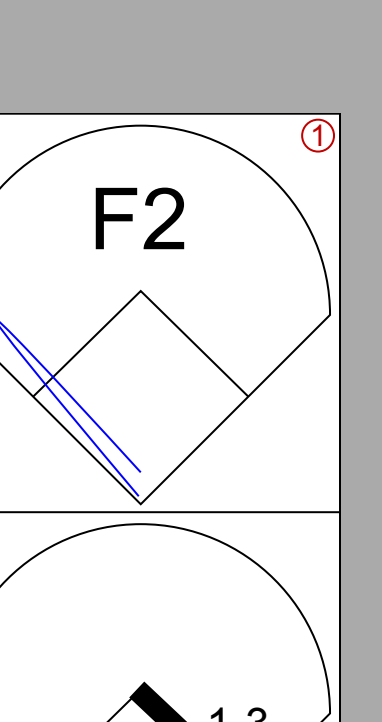
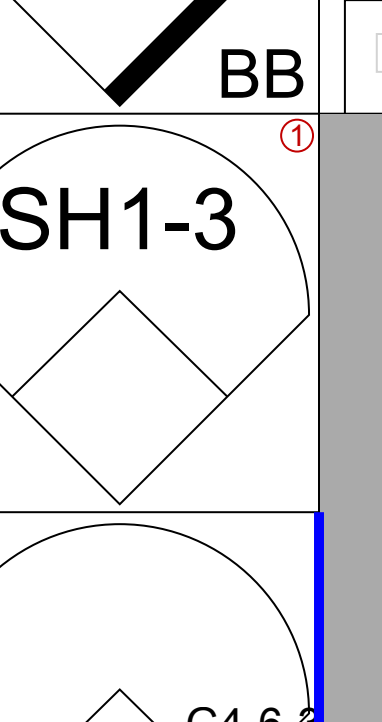

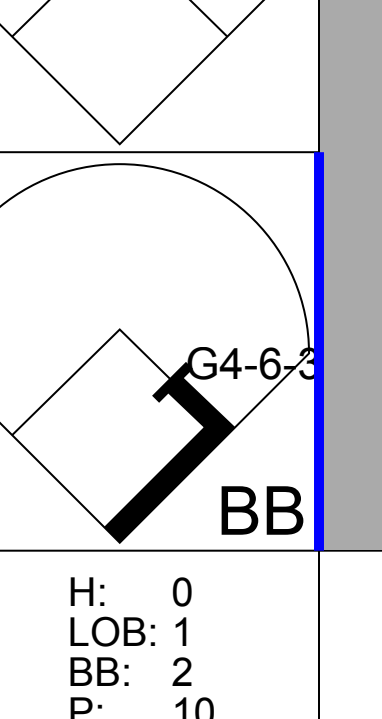


AB 35  
R 5  
H 10  
RBI 5  
BB 5  
SO 5  
LOB 21





Batter	1	2	3	4	5	6	7	8	9	AB	R	H	RBI	BB	SO	LOB	TOP			
<b>Eddie Yost, R</b> OBP: 0.447, SLG: 0.338 (1, 5)					 BB		 1-2	 1-2		2	1	0	0	3	1	0	<p>Washington Senators @ Kansas City Athletics Municipal Stadium, Kansas City, MO</p> <p>Wed Jun 20 1956, 4:33 AM EDT Att: 8,250 - Unknown</p> <p>livebaseballscorecards.com</p> <p>AB 33 R 5 H 6 RBI 4 BB 9 SO 9 LOB 28</p> 			
<b>Whitey Herzog, L</b> OBP: 0.325, SLG: 0.369 (1, 8)			 1B							5	0	1	0	0	2	5				
<b>Pete Runnels, L</b> OBP: 0.363, SLG: 0.435 (1, 4) (8, 6)					 1-H				 BB SF7	5	2	2	2	0	0	3				
<b>Roy Sievers, R</b> OBP: 0.386, SLG: 0.546 (1, 3)									 BB 1-2	4	0	0	0	1	2	4				
<b>Jim Lemon, R</b> OBP: 0.377, SLG: 0.515 (1, 9)								 HBP BB	 BB 1-2 2-3	3	0	0	0	2	1	0				
<b>Clint Courtney, L</b> OBP: 0.406, SLG: 0.425 (1, 2)		 HBP						 1B HBP		2	0	1	0	0	0	0				
<b>Herb Plews, L</b> OBP: 0.296, SLG: 0.143 (8, 4)										0	1	0	1	0	0	0				
<b>Karl Olson, R</b> OBP: 0.326, SLG: 0.353 (1, 7)								 1B WP 1-2 2-3		3	1	0	0	2	1	4				
<b>Jose Valdivielso, R</b> OBP: 0.200, SLG: 0.152 (8, PH)										3	0	1	0	0	0	2				
<b>Carlos Paula, R</b> OBP: 0.250, SLG: 0.341 (8, 1)										1	0	0	0	0	1	2				
<b>Bud Byerly, R</b> (8, 1)										1	0	0	0	0	1	3				
<b>Bob Wiesler, S</b> OBP: 0.077, SLG: 0.154 (1, 1)										2	0	0	0	0	0	2				
<b>Ernie Oravetz, S</b> OBP: 0.359, SLG: 0.270 (7, PH)										0	0	0	0	1	0	0				
<b>Connie Grob, L</b> OBP: 0.467, SLG: 0.500 (7, 1)										0	0	0	0	0	0	0				
<b>Lou Berberet, L</b> OBP: 0.386, SLG: 0.407 (8, 2)								 1-3 2-H		2	0	1	1	0	0	3				
<b>Inning Stats</b>	R: 0 E: 0 K: 3 S: 10	H: 1 LOB: 1 BB: 0 P: 10	R: 0 E: 0 K: 0 S: 4	H: 1 LOB: 2 BB: 0 P: 5	R: 0 E: 0 K: 1 S: 6	H: 1 LOB: 1 BB: 0 P: 6	R: 2 E: 0 K: 0 S: 4	H: 1 LOB: 0 BB: 1 P: 8	R: 0 E: 0 K: 2 S: 8	H: 1 LOB: 1 BB: 0 P: 8	R: 0 E: 0 K: 1 S: 5	H: 0 LOB: 2 BB: 2 P: 13	R: 2 E: 0 K: 1 S: 6	H: 1 LOB: 2 BB: 2 P: 15	R: 1 E: 1 K: 1 S: 6	H: 0 LOB: 3 BB: 3 P: 18	1B: 5 2B: 0 3B: 0 HR: 1	SF: 1 SAC: 0 DP: 0 HBP: 2	WP: 1 PB: 0 SB: 1 CS: 0	PA: 45
<b>PITCHER</b>	IP WLS BF H R ER SO BB IBB HBP BLK WP HR S P ERA WHIP																			
<b>Troy Herriage, R</b> ERA: 6.31 (1, 1)	7.0 L 33 5 4 4 7 5 0 2 0 0 1 40 62 5.14 1.429																			
<b>Art Diltmar, R</b> ERA: 3.42 (8, 1)	1.0 5 1 0 0 1 1 0 0 0 1 0 6 10 0.00 2.000																			
<b>Tommy Lasorda, L</b> ERA: 6.06 (9, 1)	1.0 7 0 1 0 1 2 1 0 0 0 0 6 18 0.00 2.000																			

Batter	1	2	3	4	5	6	7	8	9	AB	R	H	RBI	BB	SO	LOB	BOTTOM					
<b>Joe Demaestri, R</b> OBP: 0.284, SLG: 0.296 (1, 6)	 WP		 1B		 BB 6-3			 1-2		3	2	2	0	1	0	1	<p>Washington Senators @ Kansas City Athletics Municipal Stadium, Kansas City, MO</p> <p>Wed Jun 20 1956, 4:33 AM EDT Att: 8,250 - Unknown</p> <p>livebaseballscorecards.com</p> <p>AB 33 R 4 H 11 RBI 4 BB 9 SO 4 LOB 27</p> 					
<b>Joe Ginsberg, L</b> OBP: 0.333, SLG: 0.314 (8, PH)					 6-3 1B				 3-1 2B	3	1	0	0	2	1	3						
<b>Mike Baxes, R</b> OBP: 0.349, SLG: 0.260 (8, 6)										0	0	0	0	0	0	0						
<b>Hector Lopez, R</b> OBP: 0.372, SLG: 0.514 (1, 5)					 6-3 1B		 1-2 2-3		 1B	2	0	2	0	2	0	0						
<b>Gus Zernial, R</b> OBP: 0.341, SLG: 0.473 (7, PR)										0	0	0	0	0	0	0						
<b>Bobby Shantz, R</b> (7, PR)										0	0	0	0	0	0	0						
<b>Eddie Robinson, L</b> OBP: 0.295, SLG: 0.435 (8, 3)	 1-2		 1-3 1B		 1-2 2-3		 1-3			1	0	0	0	0	0	1						
<b>Harry Simpson, L</b> OBP: 0.336, SLG: 0.523 (1, 9)	 2-3		 2-H 3-H							5	1	1	1	0	1	7						
<b>Vic Power, R</b> OBP: 0.340, SLG: 0.444 (1, 3) (8, 7)				 2-H		 1-2 2-3 3-H			 2-H	5	0	2	3	0	0	4						
<b>Johnny Groth, R</b> OBP: 0.320, SLG: 0.402 (1, 8)		 BB							 2-3	3	0	1	0	2	0	3						
<b>Tim Thompson, L</b> OBP: 0.386, SLG: 0.460 (1, 2)								 BB		4	0	0	0	1	1	6						
<b>Clete Boyer, R</b> OBP: 0.261, SLG: 0.227 (1, 4)										3	0	1	0	0	0	0						
<b>Jim Finigan, R</b> OBP: 0.325, SLG: 0.325 (8, PH) (9, 4)	 1-2								 1-2	0	0	0	0	0	0	0						
<b>Troy Herriage, R</b> OBP: 0.250, SLG: 0.143 (1, 1)										3	0	2	0	0	1	0						
<b>Art Diltmar, R</b> OBP: 0.171, SLG: 0.150 (8, 1)										0	0	0	0	0	0	0						
<b>Enos Slaughter, L</b> OBP: 0.385, SLG: 0.431 (8, PH)										0	0	0	0	1	0	0						
<b>Tommy Lasorda, L</b> OBP: 0.111, SLG: 0.111 (9, 1)	 1-2 2-H							 BB		0	0	0	0	0	0	0						
<b>Inning Stats</b>	R: 0 E: 0 K: 1 S: 5	H: 1 LOB: 1 BB: 1 P: 9	R: 0 E: 0 K: 1 S: 6	H: 2 LOB: 2 BB: 1 P: 10	R: 2 E: 0 K: 0 S: 6	H: 4 LOB: 1 BB: 0 P: 6	R: 0 E: 0 K: 1 S: 5	H: 0 LOB: 0 BB: 0 P: 5	R: 1 E: 0 K: 0 S: 6	H: 1 LOB: 3 BB: 3 P: 18	R: 0 E: 0 K: 0 S: 4	H: 1 LOB: 1 BB: 0 P: 4	R: 0 E: 0 K: 0 S: 3	H: 0 LOB: 2 BB: 1 P: 7	R: 0 E: 0 K: 0 S: 2	H: 0 LOB: 1 BB: 2 P: 10	R: 1 E: 0 K: 0 S: 5	H: 2 LOB: 2 BB: 1 P: 9	1B: 9 2B: 3 3B: 0 HR: 0	SF: 0 SAC: 1 DP: 2 HBP: 0	WP: 1 PB: 0 SB: 0 CS: 0	PA: 43
<b>PITCHER</b>	IP WLS BF H R ER SO BB IBB HBP BLK WP HR S P ERA WHIP																					
<b>Bob Wiesler, L</b> ERA: 7.28 (1, 1)	6.0 29 9 3 3 4 4 1 0 0 0 0 32 52 4.50 2.167																					
<b>Connie Grob, R</b> ERA: 6.63 (7, 1)	1.0 W 4 0 0 0 0 1 0 0 0 0 0 3 7 0.00 1.000																					
<b>Bud Byerly, R</b> ERA: 1.35 (8, 1)	2.0 S 10 2 1 1 0 3 0 0 0 0 0 7 19 4.50 2.500																					



Batter	1	2	3	4	5	6	7	8	9	AB	R	H	RBI	BB	SO	LOB	TOP											
Eddie Yost, R OBP: 0.443, SLG: 0.333 Pedro Ramos, S OBP: 0.316, SLG: 0.389 Ed Fitz Gerald, R OBP: 0.389, SLG: 0.391	0-0 F9		0-0 F7		0-3 K		0-0 F9		0-0 L4	3	0	0	0	0	1	0	Washington Senators @ Kansas City Athletics Municipal Stadium, Kansas City, MO Thu Jun 21 1956, 4:33 AM EDT Att: 6,258 - Unknown											
Whitey Herzog, L OBP: 0.333, SLG: 0.372	0-0 L4-3 1B		0-0 3-1			0-0 4-3 1B	4-0 FC4 BB		0-3 K	4	0	2	0	1	1	0												
Pete Runnels, L OBP: 0.357, SLG: 0.427	0-0 L4-3 1-2			0-0 F7		0-0 4-3 1-2	0-0 F6			4	0	0	0	0	0	3												
Roy Sievers, R OBP: 0.393, SLG: 0.548 Herb Plews, L OBP: 0.296, SLG: 0.136		1-0 PB BB G3 HBP		0-0 FC4-6 1B		4-0 G4-6-3 BB	0-0 FC4 1-2			1	1	1	0	1	0	0												
Jim Lemon, R OBP: 0.379, SLG: 0.510		4-0 G3 PB BB		0-0 FC4-6 1-2		0-0 G4-6-3 1-2		4-0 G4-6-3 BB		2	0	0	0	2	0	3												
Lou Berberet, L OBP: 0.381, SLG: 0.411		0-0 G3 1-3 2-H		0-0 L6			0-0 1B HR 2B	0-0 G4-6-3 1-2		4	1	1	1	0	0	3												
Karl Olson, R OBP: 0.333, SLG: 0.376		0-0 F9			0-0 HR		0-0 BB HR 1B	0-0 1B		4	2	3	1	0	0	1												
Jose Valdivielso, R OBP: 0.204, SLG: 0.143		0-3 K			0-3 K		4-0 BB HR BB	0-3 K		3	1	0	0	1	3	2												
Dean Stone, L OBP: 0.250, SLG: 0.077 Camilo Pascual, R OBP: 0.251, SLG: 0.273 Harmon Killebrew, R OBP: 0.216, SLG: 0.559			0-0 6-3		0-0 F7		0-0 HR	0-0 F8		0	0	0	0	0	0	0												
Inning Stats	R: 0 E: 0 K: 0 S: 3	H: 1 LOB: 0 BB: 0 P: 3	R: 1 E: 0 K: 1 S: 5	H: 0 LOB: 1 BB: 1 P: 10	R: 0 E: 0 K: 0 S: 3	H: 0 LOB: 0 BB: 0 P: 3	R: 0 E: 0 K: 0 S: 4	H: 1 LOB: 1 BB: 0 P: 4	R: 1 E: 0 K: 2 S: 8	H: 1 LOB: 0 BB: 0 P: 8	R: 0 E: 0 K: 0 S: 3	H: 1 LOB: 1 BB: 1 P: 7	R: 4 E: 0 K: 0 S: 6	H: 3 LOB: 1 BB: 2 P: 14	R: 0 E: 0 K: 1 S: 5	H: 1 LOB: 1 BB: 1 P: 9		R: 0 E: 0 K: 1 S: 5	H: 0 LOB: 0 BB: 0 P: 5	1B: 5 2B: 2 3B: 0 HR: 2	SF: 0 SAC: 0 DP: 3 HBP: 1	WP: 0 PB: 1 SB: 0 CS: 0	PA: 38					
PITCHER	IP	WLS	BF	H	R	ER	SO	BB	IBB	HBP	BLK	WP	HR	S	P	ERA	WHIP											
Jose Santiago, R ERA: 8.04	(1, 1)	6.1	W	29	7	6	6	3	4	0	1	0	0	2	30	47	8.53	1.737										
Bill Harrington, R ERA: 5.13	(7, 1)	1.2		6	1	0	0	1	1	0	0	0	0	0	7	11	0.00	1.200										
Bobby Shantz, L ERA: 5.54	(9, 1)	1.0	S	3	0	0	0	1	0	0	0	0	0	0	5	5	0.00	0.000										

Batter	1	2	3	4	5	6	7	8	9	AB	R	H	RBI	BB	SO	LOB	BOTTOM											
Joe Demaestri, R OBP: 0.287, SLG: 0.313 Mike Baxes, R OBP: 0.349, SLG: 0.260	0-3 K	4-0 BB 1B BB	0-3 K		0-0 HR		0-3 K			4	2	1	2	1	3	2	Washington Senators @ Kansas City Athletics Municipal Stadium, Kansas City, MO Thu Jun 21 1956, 4:33 AM EDT Att: 6,258 - Unknown											
Hector Lopez, R OBP: 0.380, SLG: 0.516	0-0 1B	4-0 1B E BB	4-0 FC5-4 BB		0-0 L5		0-0 HR 1B			3	3	2	3	2	0	0												
Gus Zernial, R OBP: 0.343, SLG: 0.490	4-0 1B BB	0-0 SF7 3-H	0-0 FC5-4 1-2		0-0 L5		0-0 HR			3	2	1	3	1	0	1												
Harry Simpson, L OBP: 0.338, SLG: 0.523 Lou Skizas, R OBP: 0.125, SLG: 0.125	0-0 FC4-6 WP 1B	0-0 E 1B		0-0 F6		0-0 4-3	0-0 L5			4	1	2	2	0	0	0												
Vic Power, R OBP: 0.347, SLG: 0.462	0-0 FC4-6 1B	0-0 FC5 E 1B		0-0 WP 3B		0-0 L9		0-0 F7		5	1	3	1	0	0	0												
Joe Ginsberg, L OBP: 0.336, SLG: 0.312	0-0 FC4-6 WP 1-2 2-3	0-0 E3		0-0 WP 3B		0-0 L8		4-0 3B BB		4	1	1	1	1	0	4												
Johnny Groth, R OBP: 0.322, SLG: 0.424	0-0 F2 1-2 3-H	0-0 K		0-0 G6-4-3 1B			0-0 SH1-4 1B 2B	0-0 3B		5	1	2	1	0	1	5												
Clete Boyer, R OBP: 0.321, SLG: 0.269		0-0 BB 1B FC5		0-0 SH1-4 HR 1B		4-0 SH1-4 1B BB	0-3 K			4	3	2	0	1	1	4												
Jose Santiago, R OBP: 0.250, SLG: 0.250 Bill Harrington, R Bobby Shantz, R	(1, 1) (7, 1) (9, 1)	0-0 BB BB SF7 1B	0-0 F4		0-0 SH1-4		0-0 SH1-4	0-0 F3		2	1	1	0	0	0	0												
Inning Stats	R: 3 E: 0 K: 1 S: 8	H: 3 LOB: 1 BB: 1 P: 12	R: 4 E: 1 K: 1 S: 10	H: 4 LOB: 3 BB: 2 P: 18	R: 0 E: 0 K: 1 S: 5	H: 0 LOB: 1 BB: 1 P: 9	R: 1 E: 0 K: 0 S: 4	H: 2 LOB: 0 BB: 0 P: 4	R: 2 E: 0 K: 0 S: 5	H: 2 LOB: 0 BB: 0 P: 5	R: 0 E: 0 K: 0 S: 3	H: 0 LOB: 0 BB: 0 P: 3	R: 4 E: 0 K: 1 S: 8	H: 3 LOB: 0 BB: 1 P: 12	R: 1 E: 0 K: 1 S: 6	H: 1 LOB: 1 BB: 1 P: 10		1B: 10 2B: 1 3B: 2 HR: 2	SF: 1 SAC: 2 DP: 1 HBP: 0	WP: 2 PB: 0 SB: 0 CS: 0	PA: 45							
PITCHER	IP	WLS	BF	H	R	ER	SO	BB	IBB	HBP	BLK	WP	HR	S	P	ERA	WHIP											
Dean Stone, L ERA: 6.67	(1, 1)	1.0	L	11	5	7	7	1	3	0	0	0	0	0	10	22	63.00	8.000										
Camilo Pascual, R ERA: 6.87	(2, 1)	3.0		14	4	1	1	2	1	0	0	0	1	0	17	21	3.00	1.667										
Pedro Ramos, R ERA: 5.86	(5, 1)	4.0		20	6	7	7	2	2	0	0	0	0	2	22	30	15.75	2.000										



Batter	1	2	3	4	5	6	7	8	9	AB	R	H	RBI	BB	SO	LOB	TOP			
<b>Eddie Yost, R</b> OBP: 0.440, SLG: 0.329 (1, 5)										3	0	0	0	1	1	2	<b>Washington Senators @ Cleveland Indians</b> Cleveland Municipal Stadium, Cleveland, OH Fri Jun 22 1956, 3:33 AM EDT Att: 9,946 - Unknown <a href="http://livebaseballscorecards.com">livebaseballscorecards.com</a>			
<b>Whitey Herzog, L</b> OBP: 0.331, SLG: 0.369 (1, 8)										4	0	1	0	0	1	1				
<b>Pete Runnels, L</b> OBP: 0.359, SLG: 0.426 (1, 4)										3	0	1	0	1	0	1				
<b>Roy Sievers, R</b> OBP: 0.391, SLG: 0.541 (1, 3)										3	0	0	0	1	0	1				
<b>Clint Courtney, L</b> OBP: 0.401, SLG: 0.419 (1, 2)										4	0	1	0	0	0	3				
<b>Jim Lemon, R</b> OBP: 0.380, SLG: 0.508 (1, 9)										3	0	1	0	1	0	0				
<b>Ernie Oravetz, S</b> OBP: 0.366, SLG: 0.273 (1, 7)										3	0	1	0	1	0	0				
<b>Jose Valdivielso, R</b> OBP: 0.196, SLG: 0.137 (7, PH)										2	0	0	0	0	0	3				
<b>Herb Plews, L</b> OBP: 0.276, SLG: 0.130 (7, 6)										1	0	0	0	0	1	2				
<b>Chuck Stobbs, L</b> OBP: 0.156, SLG: 0.194 (1, 1)										2	0	0	0	0	0	0				
<b>Lou Berberet, L</b> OBP: 0.377, SLG: 0.407 (7, PH)										1	0	0	0	0	0	2				
<b>Dean Stone, L</b> OBP: 0.250, SLG: 0.077 (7, 1)										0	0	0	0	0	0	0				
<b>Inning Stats</b>	R: 0 E: 0 K: 0 S: 2	H: 0 LOB: 2 BB: 3 P: 14	R: 0 E: 0 K: 0 S: 3	H: 0 LOB: 0 BB: 0 P: 3	R: 0 E: 0 K: 0 S: 4	H: 1 LOB: 1 BB: 0 P: 4	R: 0 E: 0 K: 0 S: 3	H: 1 LOB: 0 BB: 0 P: 11	R: 0 E: 0 K: 1 S: 5	H: 0 LOB: 0 BB: 0 P: 5	R: 0 E: 0 K: 0 S: 3	H: 2 LOB: 2 BB: 0 P: 9	R: 0 E: 0 K: 0 S: 3	H: 0 LOB: 0 BB: 0 P: 3	R: 0 E: 0 K: 0 S: 3	H: 0 LOB: 0 BB: 0 P: 3	1B: 5 2B: 0 3B: 0 HR: 0	SF: 0 SAC: 0 DP: 3 HBP: 0	WP: 0 PB: 0 SB: 1 CS: 0	PA: 34
<b>PITCHER</b> <b>Mike Garcia, R</b> ERA: 3.86 (1, 1)	IP: 9.0 WLS: W BF: 34 H: 5 R: 0 ER: 0 SO: 3 BB: 5 IBB: 0 HBP: 0 BLK: 0 WP: 0 HR: 0 S: 35 P: 55 ERA: 0.00 WHIP: 1.111															<b>PITCHER</b>				

Batter	1	2	3	4	5	6	7	8	9	AB	R	H	RBI	BB	SO	LOB	BOTTOM			
<b>Bobby Avila, R</b> OBP: 0.307, SLG: 0.312 (1, 4)										4	0	1	0	0	0	2	<b>Washington Senators @ Cleveland Indians</b> Cleveland Municipal Stadium, Cleveland, OH Fri Jun 22 1956, 3:33 AM EDT Att: 9,946 - Unknown <a href="http://livebaseballscorecards.com">livebaseballscorecards.com</a>			
<b>Gene Woodling, L</b> OBP: 0.448, SLG: 0.439 (1, 7)										2	1	0	0	1	0	1				
<b>Al Smith, R</b> OBP: 0.375, SLG: 0.447 (1, 9)										4	0	1	1	0	1	1				
<b>Al Rosen, R</b> OBP: 0.384, SLG: 0.472 (1, 5)										4	0	2	1	0	0	1				
<b>Vic Wertz, L</b> OBP: 0.415, SLG: 0.594 (7, PR)										4	0	1	0	0	0	4				
<b>Preston Ward, L</b> OBP: 0.343, SLG: 0.430 (8, 3)										0	0	0	0	0	0	0				
<b>Jim Busby, R</b> OBP: 0.292, SLG: 0.343 (1, 8)										4	1	0	0	0	0	1				
<b>Chico Carrasquel, R</b> OBP: 0.329, SLG: 0.365 (1, 6)										3	1	2	0	1	0	0				
<b>Earl Averill, R</b> OBP: 0.310, SLG: 0.340 (1, 2)										4	1	3	1	0	1	0				
<b>Mike Garcia, R</b> OBP: 0.154, SLG: 0.087 (1, 1)										2	0	0	1	0	0	2				
<b>Inning Stats</b>	R: 0 E: 1 K: 0 S: 5	H: 1 LOB: 2 BB: 0 P: 5	R: 4 E: 1 K: 0 S: 7	H: 3 LOB: 2 BB: 2 P: 15	R: 0 E: 0 K: 0 S: 4	H: 2 LOB: 1 BB: 0 P: 4	R: 0 E: 0 K: 1 S: 6	H: 1 LOB: 1 BB: 0 P: 6	R: 0 E: 0 K: 0 S: 3	H: 1 LOB: 1 BB: 0 P: 3	R: 0 E: 0 K: 0 S: 4	H: 1 LOB: 1 BB: 0 P: 4	R: 0 E: 0 K: 0 S: 4	H: 1 LOB: 1 BB: 0 P: 4	R: 0 E: 0 K: 1 S: 5	H: 0 LOB: 0 BB: 0 P: 5	1B: 9 2B: 1 3B: 0 HR: 0	SF: 1 SAC: 2 DP: 1 HBP: 0	WP: 0 PB: 0 SB: 1 CS: 0	PA: 36
<b>PITCHER</b> <b>Chuck Stobbs, L</b> ERA: 4.17 (7, 1)	IP: 6.0 WLS: L BF: 29 H: 4 R: 4 ER: 1 SO: 1 BB: 2 IBB: 0 HBP: 0 BLK: 0 WP: 0 HR: 0 S: 9 P: 9 ERA: 1.50 WHIP: 1.833															<b>PITCHER</b>				
<b>Dean Stone, L</b> ERA: 6.44 (7, 1)	IP: 2.0 WLS: 7 BF: 1 H: 0 R: 0 ER: 0 SO: 1 BB: 0 IBB: 0 HBP: 0 BLK: 0 WP: 0 HR: 9 S: 9 P: 9 ERA: 0.00 WHIP: 0.500															<b>PITCHER</b>				












Batter	1	2	3	4	5	6	7	8	9	AB	R	H	RBI	BB	SO	LOB	TOP								
<b>Eddie Yost, R</b> OBP: 0.451, SLG: 0.336 (1, 5)										2	1	0	0	3	1	0	<b>Washington Senators @ Detroit Tigers</b> Briggs Stadium, Detroit, MI Mon Jun 25 1956, 4:33 AM EDT Att: 3,281 - Unknown								
<b>Whitey Herzog, L</b> OBP: 0.335, SLG: 0.394 (1, 8)										4	1	0	0	1	4	3									
<b>Pete Runnels, L</b> OBP: 0.364, SLG: 0.435 (1, 4)										4	1	2	0	1	1	0									
<b>Roy Sievers, R</b> OBP: 0.394, SLG: 0.537 (1, 3)										5	0	3	1	0	1	1									
<b>Jim Lemon, R</b> OBP: 0.381, SLG: 0.496 (1, 9)										4	0	2	1	1	1	4									
<b>Karl Olson, R</b> OBP: 0.324, SLG: 0.363 (1, 7)										5	0	0	0	0	1	7									
<b>Ed Fitz Gerald, R</b> OBP: 0.390, SLG: 0.380 (1, 2)										4	1	1	0	1	1	3									
<b>Jose Valdivielso, R</b> OBP: 0.194, SLG: 0.194 (1, 6)										5	0	1	0	0	2	4									
<b>Camilo Pascual, R</b> OBP: 0.231, SLG: 0.240 (1, 1)										3	0	0	0	0	0	0									
<b>Clint Courtney, L</b> OBP: 0.392, SLG: 0.431 (8, PH)										1	1	1	2	0	0	0									
<b>Dean Stone, L</b> OBP: 0.250, SLG: 0.077 (8, 1)										0	0	0	0	0	0	0									
<b>Inning Stats</b>	R: 0 E: 0 K: 2 S: 7	H: 0 LOB: 0 BB: 0 P: 7	R: 0 E: 0 K: 1 S: 6	H: 1 LOB: 1 BB: 0 P: 6	R: 0 E: 0 K: 1 S: 5	H: 0 LOB: 1 BB: 1 P: 9	R: 0 E: 0 K: 0 S: 4	H: 1 LOB: 2 BB: 1 P: 8	R: 0 E: 0 K: 1 S: 5	H: 1 LOB: 3 BB: 1 P: 9	R: 0 E: 0 K: 2 S: 9	H: 2 LOB: 3 BB: 1 P: 13	R: 2 E: 0 K: 1 S: 7	H: 2 LOB: 2 BB: 2 P: 15	R: 3 E: 1 K: 2 S: 11	H: 3 LOB: 2 BB: 1 P: 15	R: 0 E: 0 K: 2 S: 7	H: 0 LOB: 0 BB: 0 P: 7	1B: 9 2B: 0 3B: 0 HR: 1	SF: 0 SAC: 0 DP: 0 HBP: 0	WP: 0 PB: 0 SB: 0 CS: 0	PA: 44			
<b>PITCHER</b>	IP	WLS	BF	H	R	ER	SO	BB	IBB	HBP	BLK	WP	HR	S	P	ERA	WHIP								
<b>Billy Hoelt, L</b> ERA: 3.93	7.2	L	39	10	5	4	10	7	0	0	0	0	1	52	80	4.70	2.217								
<b>Duke Maas, R</b> ERA: 8.49	0.1		2	0	0	0	0	0	0	0	0	0	0	2	2	0.00	0.000								
<b>Walt Masterson, R</b> ERA: 3.6	1.0		3	0	0	0	2	0	0	0	0	0	0	7	7	0.00	0.000								

Batter	1	2	3	4	5	6	7	8	9	AB	R	H	RBI	BB	SO	LOB	BOTTOM								
<b>Harvey Kuenn, R</b> OBP: 0.409, SLG: 0.485 (1, 6)										4	0	1	0	0	0	0	<b>Washington Senators @ Detroit Tigers</b> Briggs Stadium, Detroit, MI Mon Jun 25 1956, 4:33 AM EDT Att: 3,281 - Unknown								
<b>Buddy Hicks, S</b> OBP: 0.277, SLG: 0.273 (8, 6)										1	0	0	0	0	0	0									
<b>Earl Torgeson, L</b> OBP: 0.379, SLG: 0.414 (1, 3)										4	1	1	0	1	0	0									
<b>Al Kaline, R</b> OBP: 0.338, SLG: 0.440 (1, 9)										5	1	1	0	0	0	2									
<b>Charlie Maxwell, L</b> OBP: 0.441, SLG: 0.649 (1, 7)										2	1	1	0	2	0	0									
<b>Bob Kennedy, R</b> OBP: 0.351, SLG: 0.349 (1, 5)										2	0	1	1	2	0	3									
<b>Frank House, L</b> OBP: 0.286, SLG: 0.345 (1, 2)										4	0	1	0	0	1	6									
<b>Bill Tuttle, R</b> OBP: 0.318, SLG: 0.381 (1, 8)										4	0	1	2	0	0	4									
<b>Jim Brideweser, R</b> OBP: 0.295, SLG: 0.225 (1, 4)										3	0	0	0	1	0	3									
<b>Billy Hoelt, L</b> OBP: 0.333, SLG: 0.300 (1, 1)										3	0	0	0	0	2	1									
<b>Duke Maas, R</b> OBP: 0.154, SLG: 0.167 (8, 1)										0	0	0	0	0	0	0									
<b>Jack Phillips, R</b> OBP: 0.341, SLG: 0.355 (8, PH)										1	0	0	0	0	1	3									
<b>Walt Masterson, R</b> OBP: 0.500, SLG: 0.500 (8, 1)										0	0	0	0	0	0	0									
<b>Inning Stats</b>	R: 0 E: 0 K: 0 S: 3	H: 0 LOB: 0 BB: 0 P: 3	R: 0 E: 0 K: 0 S: 3	H: 0 LOB: 1 BB: 1 P: 7	R: 0 E: 0 K: 1 S: 5	H: 0 LOB: 0 BB: 0 P: 5	R: 3 E: 0 K: 0 S: 5	H: 3 LOB: 1 BB: 2 P: 13	R: 0 E: 0 K: 1 S: 6	H: 1 LOB: 3 BB: 2 P: 14	R: 0 E: 0 K: 0 S: 4	H: 1 LOB: 1 BB: 0 P: 4	R: 0 E: 0 K: 0 S: 3	H: 0 LOB: 0 BB: 0 P: 3	R: 0 E: 0 K: 2 S: 9	H: 2 LOB: 3 BB: 1 P: 13	R: 0 E: 0 K: 0 S: 3	H: 0 LOB: 0 BB: 0 P: 3	1B: 7 2B: 0 3B: 0 HR: 0	SF: 0 SAC: 0 DP: 1 HBP: 0	WP: 1 PB: 0 SB: 0 CS: 0	PA: 39			
<b>PITCHER</b>	IP	WLS	BF	H	R	ER	SO	BB	IBB	HBP	BLK	WP	HR	S	P	ERA	WHIP								
<b>Camilo Pascual, R</b> ERA: 6.61	7.0	W	30	5	3	3	2	5	0	0	0	0	0	29	49	3.86	1.429								
<b>Dean Stone, L</b> ERA: 6.22	2.0	S	9	2	0	0	2	1	0	0	0	0	0	12	16	0.00	1.500								

AB	37
R	5
H	10
RBI	4
BB	7
SO	12
LOB	22



AB	33
R	3
H	7
RBI	3
BB	6
SO	4
LOB	22















Batter	1	2	3	4	5	6	7	8	9	AB	R	H	RBI	BB	SO	LOB	TOP			
Eddie Yost, R OBP: 0.446, SLG: 0.328 (1, 5)	0-0 6-3		0-3 K			0-0 6-3		0-0 5-3	4 0 0 0 0 1 0								Washington Senators @ New York Yankees Yankee Stadium, Bronx, NY Fri Jun 29 1956, 3:33 AM EDT Att: 20,528 - Unknown - 74 F  AB 29 R 1 H 2 RBI 1 BB 1 SO 9 LOB 4 			
Whitney Herzog, L OBP: 0.333, SLG: 0.387 Karl Olson, R OBP: 0.321, SLG: 0.359 (1, 8)	0-0 G3			0-0 3-1		0-3 K		0-0 F9	3 0 0 0 0 1 0 1 0 0 0 0 0 0											
Pete Runnels, L OBP: 0.363, SLG: 0.450 (1, 4)	0-3 K			0-0 3B			0-0 F7	0-0 L6	4 0 1 0 0 1 0											
Roy Sievers, R OBP: 0.389, SLG: 0.528 (1, 3)		0-0 F7		0-0 F2			0-0 F8		3 0 0 0 0 0 1											
Clint Courtney, L OBP: 0.390, SLG: 0.443 (1, 2)		HR		0-0 G3			0-0 F8		3 1 1 1 0 0 1											
Jim Lemon, R OBP: 0.374, SLG: 0.485 (1, 9)		0-0 F4			0-3 K			0-3 K	3 0 0 0 0 2 0											
Ernie Oravetz, S OBP: 0.376, SLG: 0.280 (1, 7)		0-0 1-3			0-3 K			4-0 BB	2 0 0 0 1 1 0											
Jose Valdivielso, R OBP: 0.200, SLG: 0.188 Herb Plews, L OBP: 0.288, SLG: 0.120 (8, 6)			0-0 6-3		0-0 6-3			0-0 F7	2 0 0 0 0 0 0 1 0 0 0 0 0 1											
Pedro Ramos, S OBP: 0.261, SLG: 0.318 Lou Berberet, L OBP: 0.375, SLG: 0.389 Bud Byerly, R (8, 1)			0-3 K			0-3 K		0-3 K	2 0 0 0 0 2 0 1 0 0 0 0 1 1 0 0 0 0 0 0 0											
<b>Inning Stats</b>	R: 0 E: 0 K: 1 S: 5	H: 0 LOB: 0 BB: 0 P: 5	R: 1 E: 0 K: 0 S: 4	H: 1 LOB: 0 BB: 0 P: 4	R: 0 E: 0 K: 2 S: 7	H: 0 LOB: 0 BB: 0 P: 7	R: 0 E: 0 K: 0 S: 4	H: 1 LOB: 1 BB: 0 P: 4	R: 0 E: 0 K: 2 S: 7	H: 0 LOB: 0 BB: 0 P: 7	R: 0 E: 0 K: 0 S: 3	H: 0 LOB: 0 BB: 0 P: 3	R: 0 E: 0 K: 2 S: 7	H: 0 LOB: 1 BB: 1 P: 11	R: 0 E: 0 K: 0 S: 3	H: 0 LOB: 0 BB: 0 P: 3		1B: 0 2B: 0 3B: 1 HR: 1	SF: 0 SAC: 0 DP: 0 HBP: 0	WP: 0 PB: 0 SB: 0 CS: 0
<b>PITCHER</b>	IP WLS BF H R ER SO BB IBB HBP BLK WP HR S P ERA WHIP	7.1 W 24 2 1 1 8 0 0 0 0 0 1 40 40 1.23 0.273	0.1 S 2 0 0 0 0 1 0 0 0 0 0 1 5 0.00 3.000	1.1 S 4 0 0 0 1 0 0 0 0 0 0 6 6 0.00 0.000	<b>PITCHER</b>										IP WLS BF H R ER SO BB IBB HBP BLK WP HR S P ERA WHIP					


Batter	1	2	3	4	5	6	7	8	9	AB	R	H	RBI	BB	SO	LOB	BOTTOM			
Billy Martin, R OBP: 0.311, SLG: 0.390 (1, 4)	0-0 6-3	0-0 1B		0-0 F7		0-0 F9			4 0 1 0 0 0 3								Washington Senators @ New York Yankees Yankee Stadium, Bronx, NY Fri Jun 29 1956, 3:33 AM EDT Att: 20,528 - Unknown - 74 F  AB 24 R 3 H 5 RBI 3 BB 9 SO 4 LOB 20 			
Joe Collins, L OBP: 0.284, SLG: 0.378 (1, 3)	4-0 BLK 2B BB	0-0 F8			0-0 BB 1B		0-0 4-3		3 1 1 0 1 0 1											
Mickey Mantle, S OBP: 0.474, SLG: 0.765 (1, 8)	4-0 BLK 2B BB		4-0 E FC4-6 BB		4-0 G4-6-3 BB		4-0 L3 BB		0 2 0 0 4 0 0											
Yogi Berra, L OBP: 0.367, SLG: 0.599 (1, 2)	0-0 F6		0-0 E4 FC4-6 BB		0-0 F4		0-0 L3		4 0 0 0 0 0 6											
Norm Siebern, L OBP: 0.304, SLG: 0.472 (1, 7)	4-0 2B BB		0-0 FC4-6 BB		0-0 G4-6-3			0-0 CS SH1-4 1B	3 0 1 1 1 0 3											
Hank Bauer, R OBP: 0.293, SLG: 0.461 (1, 9)	0-0 2B		0-0 G6-4-3 BB			0-3 K		0-0 SH1-4	3 0 1 2 0 1 1											
Andy Carey, R OBP: 0.329, SLG: 0.388 (1, 5)	0-0 1-3			0-0 4-3		4-0 1B BB		1-0 HBP	2 0 0 0 1 0 2											
Phil Rizzuto, R OBP: 0.383, SLG: 0.275 (1, 6)		4-0 1B BB		0-0 F5		0-0 1B		0-3 K	3 0 1 0 1 1 1											
Bob Grim, R OBP: 0.211, SLG: 0.063 Don Larsen, R OBP: 0.306, SLG: 0.472 Rip Coleman, L (8, 1)		0-3 K			4-0 BB				2 0 0 0 1 2 3 0 0 0 0 0 0 0 0 0 0 0 0 0 0											
<b>Inning Stats</b>	R: 2 E: 0 K: 0 S: 4	H: 1 LOB: 2 BB: 3 P: 16	R: 0 E: 0 K: 1 S: 5	H: 1 LOB: 1 BB: 1 P: 9	R: 1 E: 1 K: 0 S: 3	H: 0 LOB: 0 BB: 1 P: 7	R: 0 E: 0 K: 0 S: 3	H: 1 LOB: 1 BB: 1 P: 7	R: 0 E: 0 K: 2 S: 8	H: 1 LOB: 2 BB: 1 P: 12	R: 0 E: 0 K: 0 S: 2	H: 0 LOB: 0 BB: 1 P: 6	R: 0 E: 0 K: 1 S: 5	H: 1 LOB: 1 BB: 0 P: 6	R: 0 E: 0 K: 0 S: 0	H: 0 LOB: 0 BB: 0 P: 0		1B: 4 2B: 2 3B: 0 HR: 0	SF: 0 SAC: 1 DP: 3 HBP: 1	WP: 0 PB: 0 SB: 0 CS: 1
<b>PITCHER</b>	IP WLS BF H R ER SO BB IBB HBP BLK WP HR S P ERA WHIP	7.0 L 31 4 3 2 3 9 0 0 0 0 0 28 64 2.57 1.857	1.0 L 4 1 0 0 1 0 0 1 0 0 0 5 6 0.00 1.000	<b>PITCHER</b>										IP WLS BF H R ER SO BB IBB HBP BLK WP HR S P ERA WHIP						



Batter	1	2	3	4	5	6	7	8	9	AB	R	H	RBI	BB	SO	LOB	TOP				
Eddie Yost, R OBP: 0.444, SLG: 0.324 (1, 5)	4-0 FC3-6 BB	0-0 6-3			0-0 5-3		0-0 6-3			3	0	0	0	1	0	0					
Whitey Herzog, L OBP: 0.326, SLG: 0.378 (1, 8)	0-0 FC3-6 1B 1-2 2B		0-0 F8		0-0 F7		0-0 F8			4	1	0	0	0	0	1					
Pete Runnels, L OBP: 0.361, SLG: 0.447 (1, 4)	0-0 2B 1-3 HR 1B		0-0 G3		0-0 F9			0-0 F9		4	1	1	0	0	0	0					
Roy Sievers, R OBP: 0.388, SLG: 0.527 (1, 3)	0-0 1-3 HR 2B		0-0 5-3		0-0 F7			0-0 5-3		4	1	1	1	0	0	0					
Clint Courtney, L OBP: 0.393, SLG: 0.465 (1, 2)	0-0 F8			0-0 HR		0-0 F7		0-0 CS 1B		4	1	2	1	0	0	2					
Jim Lemon, R OBP: 0.379, SLG: 0.498 (1, 9)	0-0 HR			0-0 1B F7 1B		4-0 1B BB		0-0 CS 1-2	0-0 6-3	3	1	2	3	1	0	0					
Karl Olson, R OBP: 0.324, SLG: 0.362 (1, 7)	2-H 3-H 0-0 F7			0-0 F9		0-0 1-2 1B			0-0 1B	4	0	2	0	0	0	1					
Jose Valdivieso, R OBP: 0.203, SLG: 0.192 (1, 6)		0-0 5-3		0-0 1-3 F7 1B		0-3 K			0-0 F8	4	0	1	0	0	1	3					
Chuck Stobbs, L OBP: 0.139, SLG: 0.171 (1, 1)		0-0 F5		0-0 1-2 3-H F7				0-0 F8	0-3 K	4	0	0	0	0	1	3					
<b>Inning Stats</b>	R: 4 E: 0 K: 0 S: 6	H: 3 LOB: 0 BB: 1 P: 10	R: 0 E: 0 K: 0 S: 3	H: 0 LOB: 0 BB: 0 P: 3	R: 0 E: 0 K: 0 S: 3	H: 0 LOB: 1 BB: 0 P: 5	R: 0 E: 0 K: 1 S: 6	H: 1 LOB: 2 BB: 1 P: 10	R: 0 E: 0 K: 0 S: 3	H: 0 LOB: 0 BB: 0 P: 3	R: 0 E: 0 K: 1 S: 6	H: 1 LOB: 1 BB: 0 P: 6	R: 0 E: 0 K: 1 S: 6	H: 1 LOB: 1 BB: 0 P: 6	1B: 6 2B: 1 3B: 0 HR: 2	SF: 0 SAC: 0 DP: 0 HBP: 0	WP: 0 PA: 37 CS: 1				
<b>PITCHER</b>	IP WLS BF H R ER SO BB IBB HBP BLK WP HR S P ERA WHIP	IP WLS BF H R ER SO BB IBB HBP BLK WP HR S P ERA WHIP																			
Johnny Kucks, R ERA: 3.15 (1, 1)	3.1 L 17 6 5 5 0 1 0 0 0 0 2 16 20 13.50 2.100	Mickey McDermott, L ERA: 6.1 (4, 1)	3.2 12 1 0 0 1 1 0 0 0 0 0 0 13 17 0.00 0.545	Bob Turley, R ERA: 5.85 (8, 1)	1.0 3 1 0 0 0 0 0 0 0 0 0 0 3 3 0.00 1.000	Rip Coleman, L ERA: 2.7 (9, 1)	1.0 4 1 0 0 1 0 0 0 0 0 0 0 6 6 0.00 1.000														

Washington Senators @ New York Yankees  
 Yankee Stadium, Bronx, NY  
 Sat Jun 30 1956, 3:33 AM EDT  
 Att: 13,535 - Unknown - 83 F

AB	34
R	5
H	9
RBI	5
BB	2
SO	2
LOB	10



Batter	1	2	3	4	5	6	7	8	9	AB	R	H	RBI	BB	SO	LOB	BOTTOM		
Billy Martin, R OBP: 0.308, SLG: 0.386 (1, 4)	0-0 F8		0-0 1B		0-0 F6			0-0 E6 1B	0-0 FC6-4 1-2	5	0	1	0	0	0	2			
Norm Siebern, L OBP: 0.288, SLG: 0.446 (1, 7)	0-0 F5		0-0 F9			0-3 K		0-0 F3		3	0	0	0	0	0	1			
Bob Turley, R OBP: 0.250, SLG: 0.182 (8, 1)										0	0	0	0	0	0	0			
Don Larsen, R OBP: 0.297, SLG: 0.459 (8, PH)										1	0	0	0	0	0	1			
Rip Coleman, L (9, 1)										0	0	0	0	0	0	0			
Mickey Mantle, S OBP: 0.471, SLG: 0.757 (1, 8)	0-0 F7			0-0 F8		0-0 F7		0-0 1-2 1B		4	0	1	0	0	0	0			
Yogi Berra, L OBP: 0.367, SLG: 0.596 (1, 2)		0-0 F5		0-0 1B 1B		0-0 F3		0-3 K		3	0	1	0	0	0	0			
Euston Howard, R OBP: 0.321, SLG: 0.342 (7, 2)										1	0	0	0	0	1	2			
Bill Skowron, R OBP: 0.392, SLG: 0.468 (1, 3)		0-0 WP 2B		0-0 1-2 1B		0-0 F6		0-3 K		4	0	2	0	0	1	2			
Hank Bauer, R OBP: 0.300, SLG: 0.463 (1, 9)	4-0 G4-6-3 2-3 BB			0-0 F7		0-0 1B SF9 1B		0-0 BB 1B		3	1	2	0	1	0	2			
Andy Carey, R OBP: 0.327, SLG: 0.385 (1, 5)	0-0 G4-6-3 1-2		0-0 FC6-4		0-0 1-3 1B			0-0 F8		4	0	1	0	0	0	5			
Phil Rizzuto, R OBP: 0.214, SLG: 0.108 (1, 6)			0-0 F7		0-0 F7		0-0 SF9		0-0 F8	2	0	0	0	0	0	0			
Billy Hunter, R OBP: 0.500, SLG: 1.000 (7, PH)										0	0	0	0	0	0	0			
Bob Cerv, R OBP: 0.275, SLG: 0.413 (8, 7)										1	0	0	1	0	0	1			
Johnny Kucks, R OBP: 0.214, SLG: 0.108 (1, 1)			0-0 F9		0-3 K		3-H K		4-0 FC6-4 1-2 BB	1	0	0	0	0	0	0			
Mickey McDermott, L OBP: 0.238, SLG: 0.111 (4, 1)										1	0	0	0	0	1	0			
Gil McDougald, R OBP: 0.394, SLG: 0.405 (7, PH)										1	0	0	0	0	1	1			
Jerry Coleman, R OBP: 0.327, SLG: 0.289 (8, 6)										0	0	0	0	0	0	0			
Joe Collins, L OBP: 0.298, SLG: 0.378 (9, PH)										0	0	0	0	1	0	0			
<b>Inning Stats</b>	R: 0 E: 0 K: 0 S: 3	H: 0 LOB: 0 BB: 0 P: 3	R: 0 E: 0 K: 0 S: 3	H: 1 LOB: 1 BB: 1 P: 7	R: 0 E: 0 K: 0 S: 4	H: 1 LOB: 1 BB: 0 P: 4	R: 0 E: 0 K: 0 S: 5	H: 2 LOB: 2 BB: 0 P: 5	R: 0 E: 0 K: 1 S: 5	H: 0 LOB: 0 BB: 0 P: 5	R: 0 E: 0 K: 1 S: 5	H: 0 LOB: 0 BB: 0 P: 5	R: 1 E: 1 K: 2 S: 9	H: 2 LOB: 1 BB: 0 P: 9	R: 0 E: 0 K: 0 S: 4	H: 1 LOB: 2 BB: 1 P: 8	1B: 7 2B: 1 3B: 0 HR: 0	SF: 1 SAC: 0 DP: 1 HBP: 0	WP: 1 PA: 37 CS: 0
<b>PITCHER</b>	IP WLS BF H R ER SO BB IBB HBP BLK WP HR S P ERA WHIP	IP WLS BF H R ER SO BB IBB HBP BLK WP HR S P ERA WHIP																	
Chuck Stobbs, L ERA: 3.87 (1, 1)	9.0 W 37 8 1 1 5 2 0 0 0 1 0 45 53 1.00 1.111																		

Washington Senators @ New York Yankees  
 Yankee Stadium, Bronx, NY  
 Sat Jun 30 1956, 3:33 AM EDT  
 Att: 13,535 - Unknown - 83 F

AB	34
R	1
H	8
RBI	1
BB	2
SO	5
LOB	17









Batter	1	2	3	4	5	6	7	8	9	AB	R	H	RBI	BB	SO	LOB	TOP										
Eddie Yost, R OBP: 0.444, SLG: 0.325 (1, 5)	0-0 6-3		0-0 1-2 1B		0-0 6-3		4-0 2B BB		0-0 F8	4	1	1	0	1	0	1											
Tony Rojas, R OBP: 0.300, SLG: 0.625 Whitey Herzog, L OBP: 0.325, SLG: 0.376 (1, 4)	0-0 6-3		0-3 K		0-0 FC6-4 2H 1B		0-0 HR 2B		0-3 K	4	1	2	2	0	1	2											
Pete Runnels, L OBP: 0.360, SLG: 0.454 (7, 8)	0-0 F6			0-3 K		0-0 FC6-4 1-2		0-0 HR	0-0 F8	5	1	1	2	0	1	1											
Roy Sievers, R OBP: 0.387, SLG: 0.523 (1, 3)		0-0 F4		4-0 HR BB		0-0 1B 2B		0-0 BB		2	1	1	0	2	0	0											
Jim Lemon, R OBP: 0.375, SLG: 0.506 (7, 4)		0-0 5-3		0-0 HR		0-3 K		0-0 F9		4	1	1	2	0	1	2											
Karl Olson, R OBP: 0.323, SLG: 0.360 (1, 8)		0-0 5-3		0-0 F9		0-0 F4		0-0 F8		4	0	0	0	0	0	1											
Clint Courtney, L OBP: 0.399, SLG: 0.470 (7, 7)			0-0 1B 1B		0-0 3-1		0-0 1B			4	0	3	0	0	0	0											
Jose Valdivielso, R OBP: 0.221, SLG: 0.192 (1, 2)			0-3 K		0-0 6-3		0-3 K		0-3 K	4	0	0	0	0	3	2											
Bunky Stewart, L ERA: 3.30 Ernie Crivetta, S OBP: 0.380, SLG: 0.300 Bob Chakales, R OBP: 0.118, SLG: 0.118 Ed Fitz Geronzo, L OBP: 0.292, SLG: 0.376 Dean Stone, L ERA: 6.34 Pedro Ramos, R ERA: 5.28 Lou Berberet, L ERA: 3.12 Bud Beyerly, R ERA: 3.12 (5, PH)			0-3 K		0-0 6-3		0-0 1B 2B		0-3 K	1	0	0	0	0	1	1											
<b>Inning Stats</b>	R: 0 E: 0 K: 0 S: 3	H: 0 LOB: 0 BB: 0 P: 3	R: 0 E: 0 K: 0 S: 3	H: 0 LOB: 0 BB: 0 P: 3	R: 0 E: 0 K: 3 S: 11	H: 2 LOB: 2 BB: 0 P: 11	R: 2 E: 0 K: 1 S: 6	H: 1 LOB: 1 BB: 1 P: 10	R: 1 E: 0 K: 0 S: 5	H: 2 LOB: 1 BB: 0 P: 5	R: 0 E: 0 K: 1 S: 6	H: 2 LOB: 2 BB: 0 P: 6	R: 3 E: 0 K: 1 S: 7	H: 2 LOB: 1 BB: 2 P: 15	R: 0 E: 0 K: 2 S: 8	H: 1 LOB: 1 BB: 0 P: 8	R: 0 E: 0 K: 1 S: 5	H: 0 LOB: 0 BB: 0 P: 5	1B: 5 2B: 3 3B: 0 HR: 2	SF: 0 SAC: 0 DP: 0 HBP: 0	WP: 0 PB: 0 CS: 0	PA: 39					
<b>PITCHER</b>	IP	WLS	BF	H	R	ER	SO	BB	IBB	HBP	BLK	WP	HR	S	P	ERA	WHIP										
Tommy Byrne, L ERA: 4.95 Tom Sturdivant, R ERA: 2.08 (1, 1)	6.2		31	9	6	6	6	3	0	0	0	0	2	40	52	8.10	1.800										
(7, 1)	2.1	W	8	1	0	0	3	0	0	0	0	0	0	14	14	0.00	0.429										

Washington Senators @ New York Yankees  
 Yankee Stadium, Bronx, NY  
 Sun Jul 01 1956, 3:38 AM EDT  
 Att: 25,702 - Unknown - 82 F

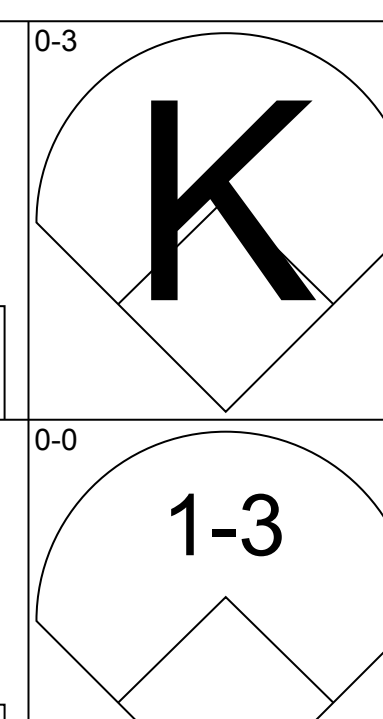
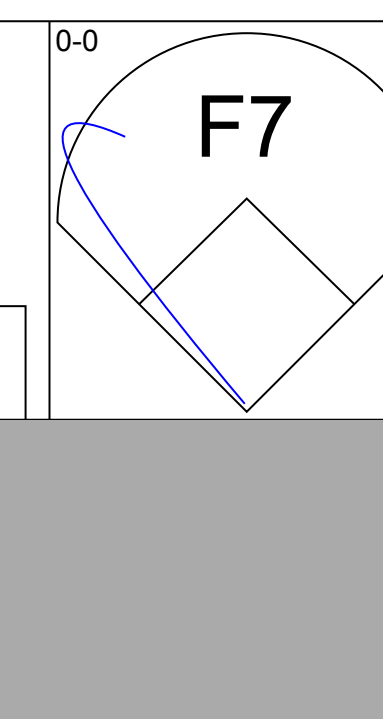
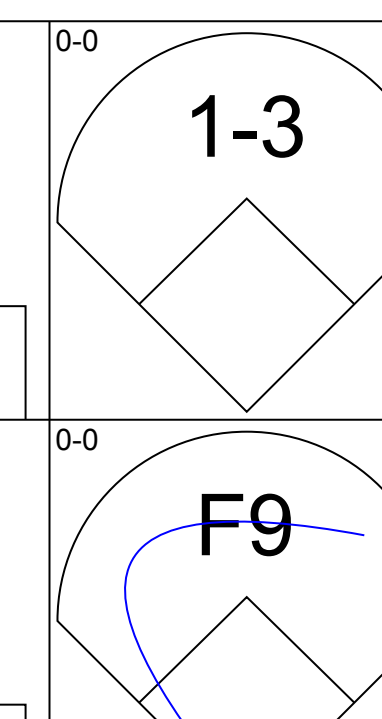
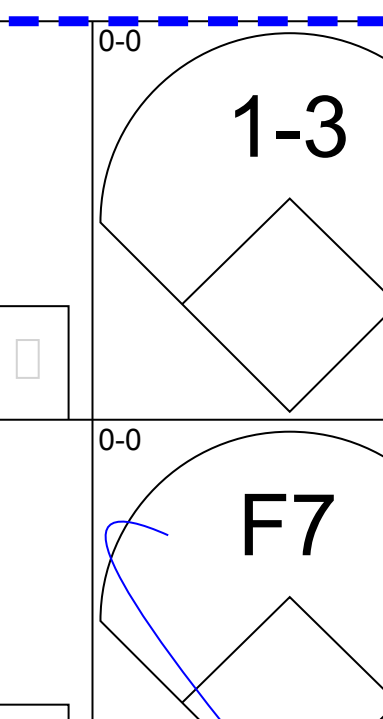
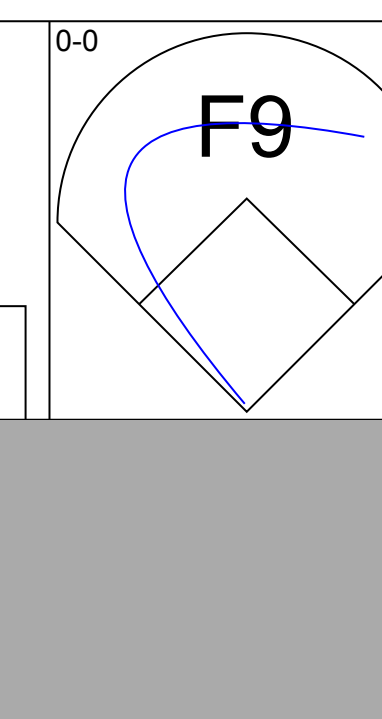
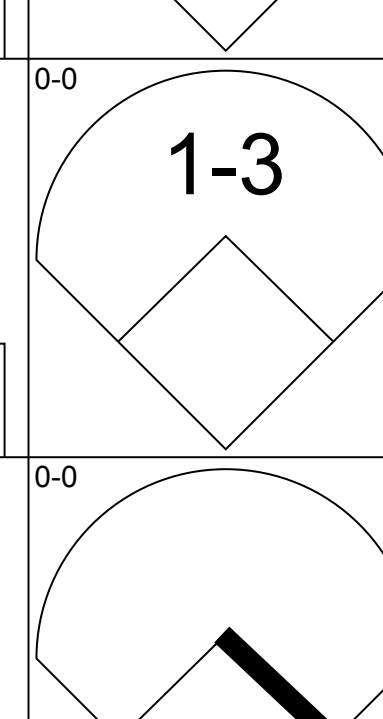
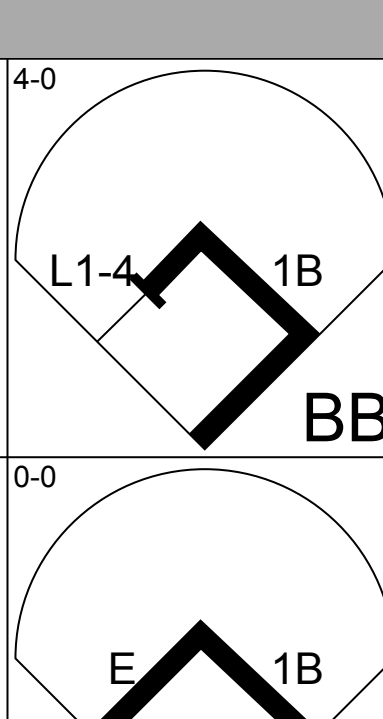
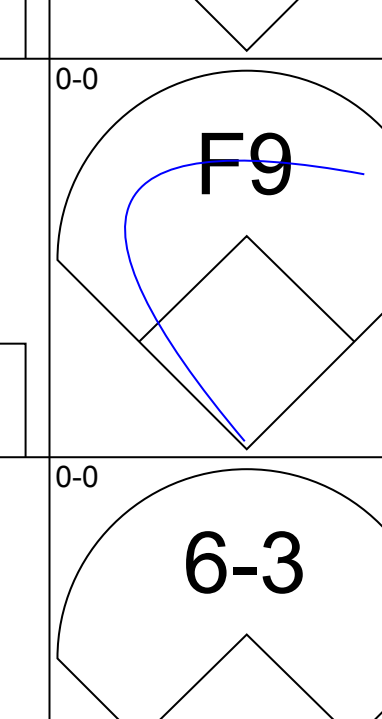
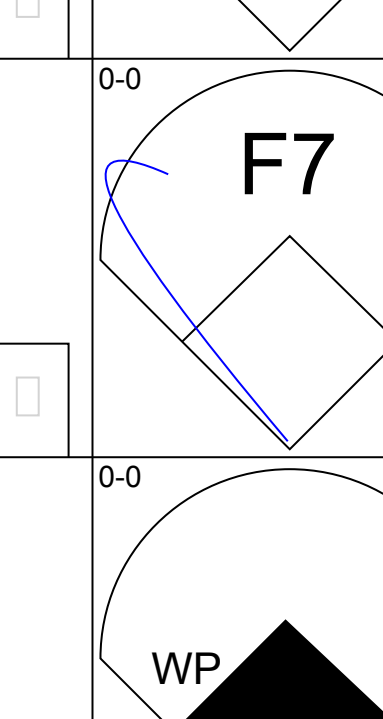
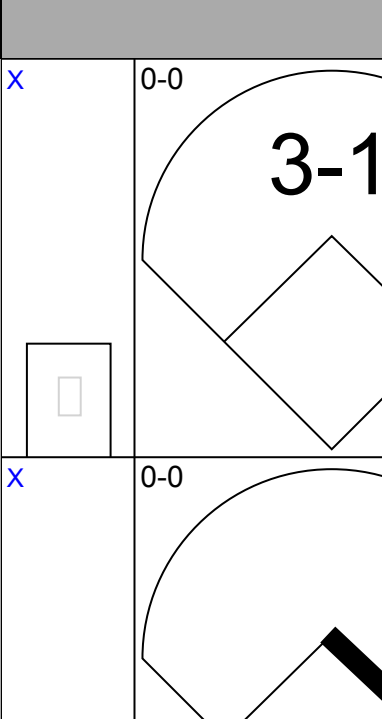
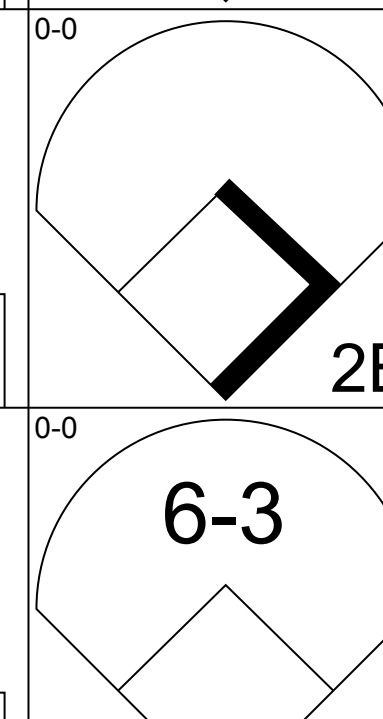
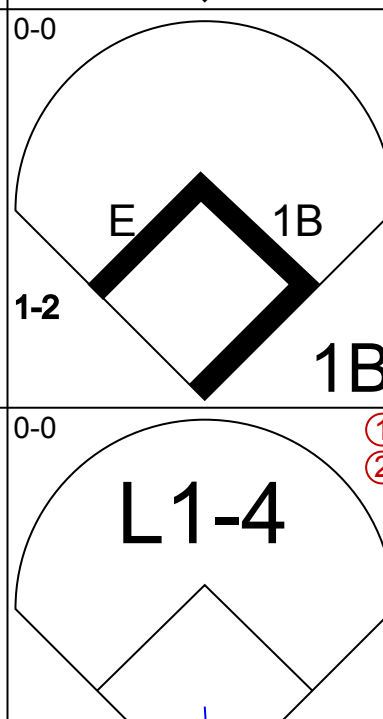
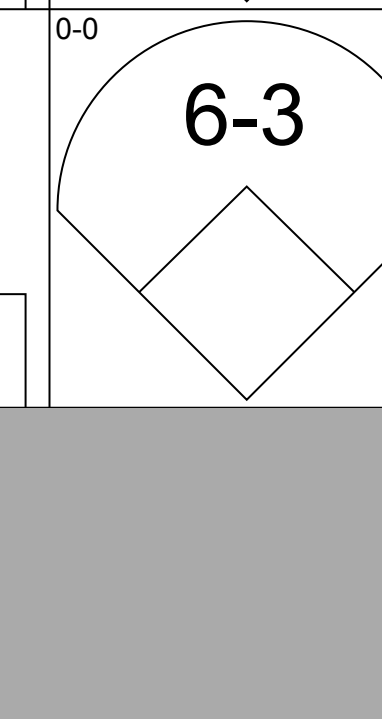
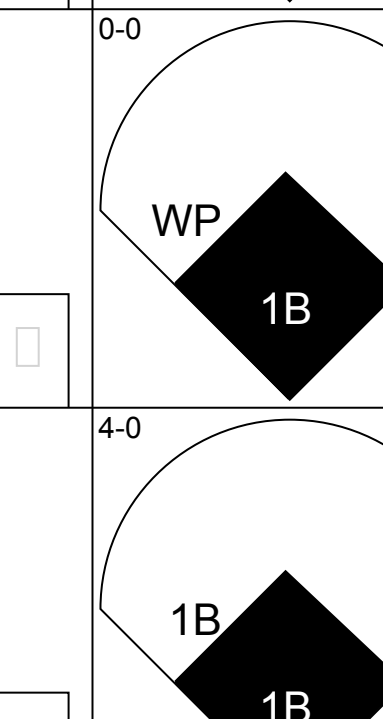
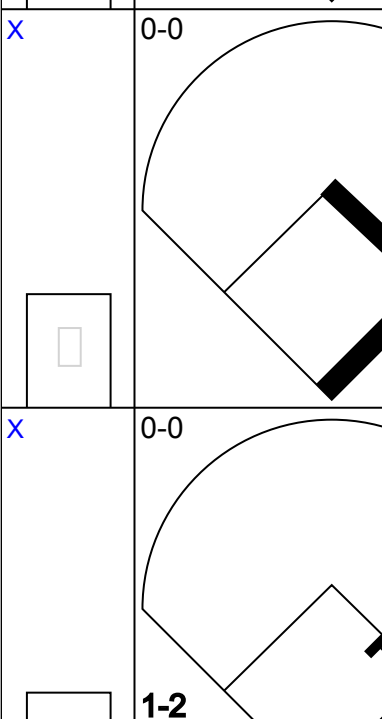
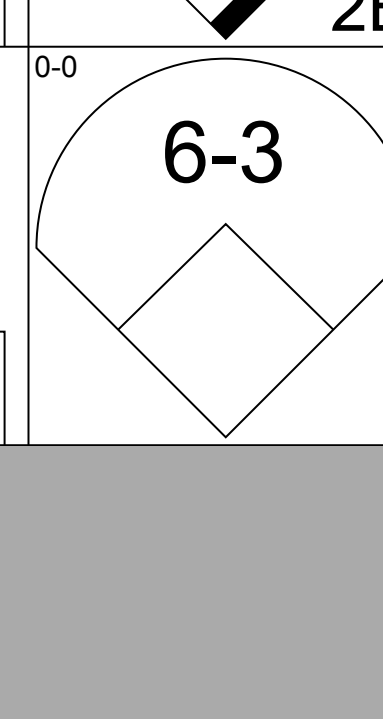
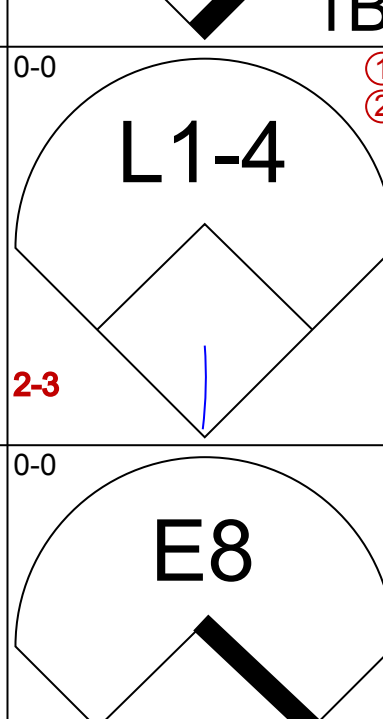
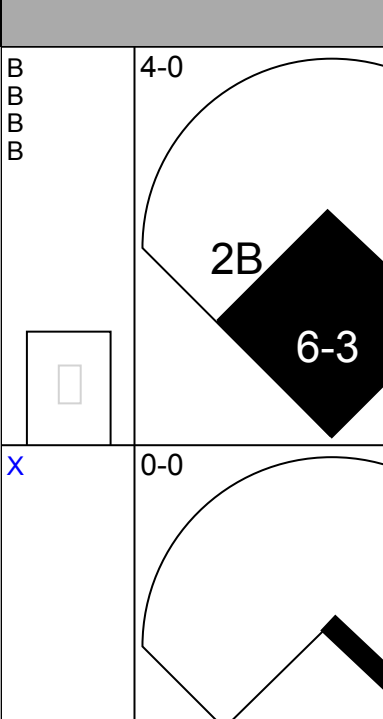
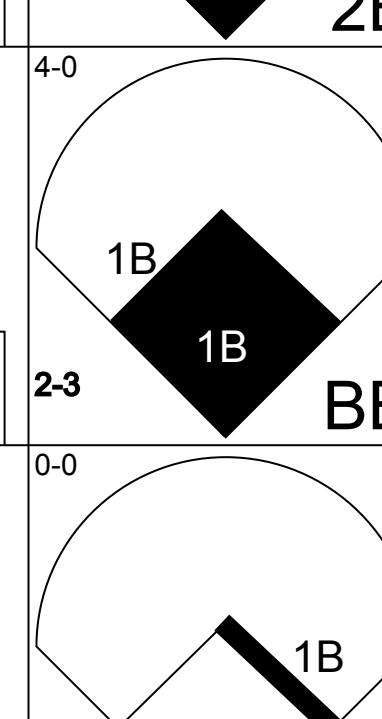
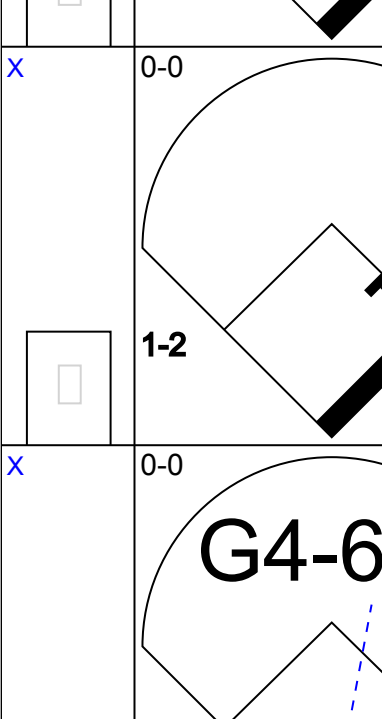
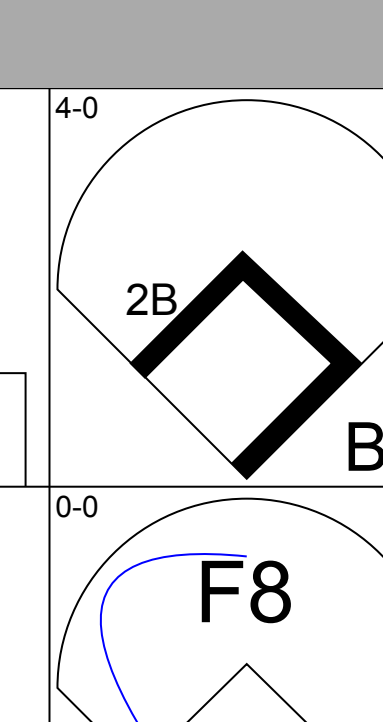
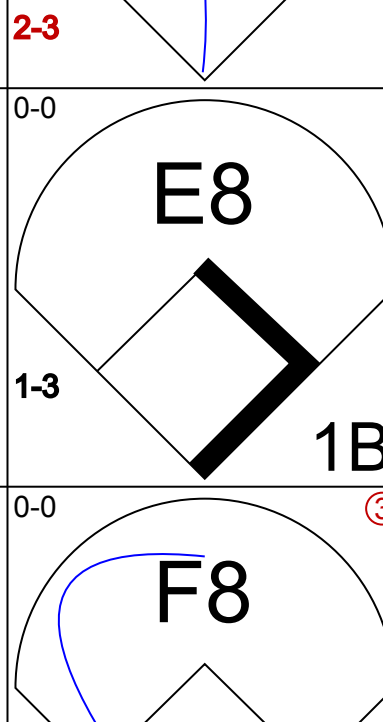
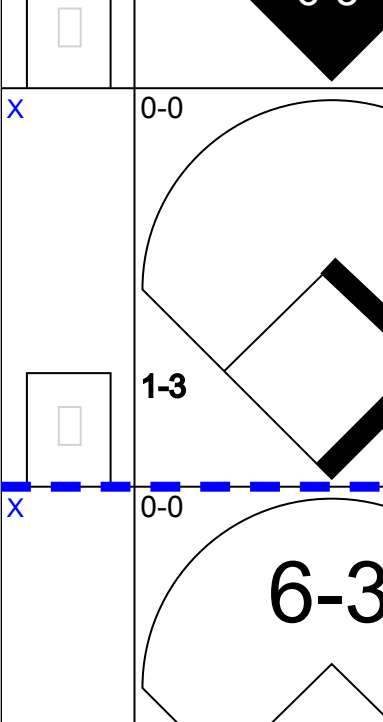
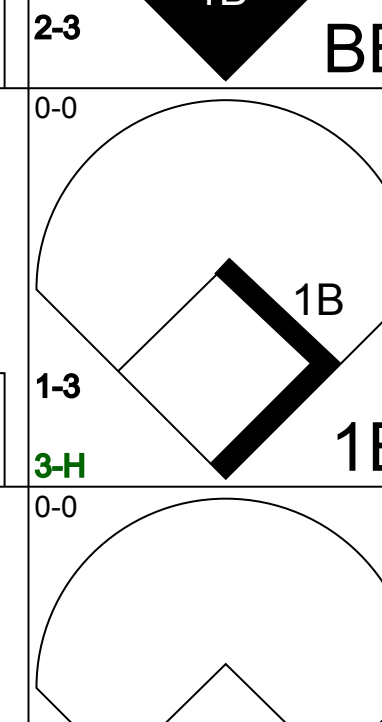
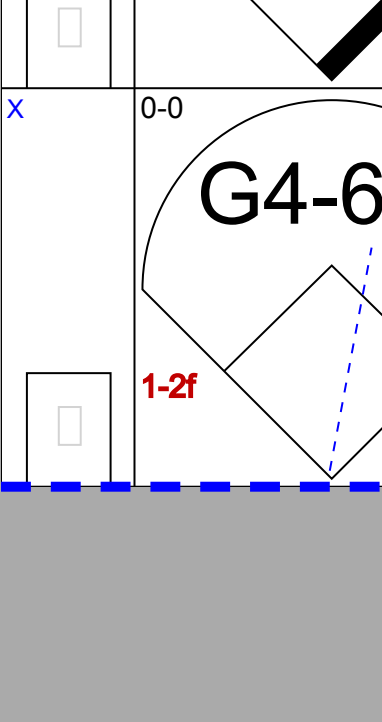
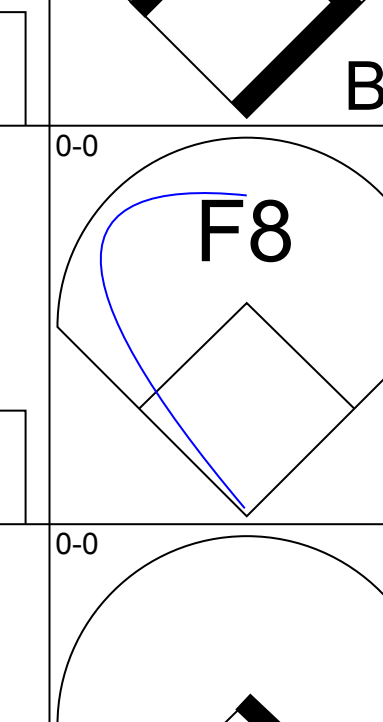
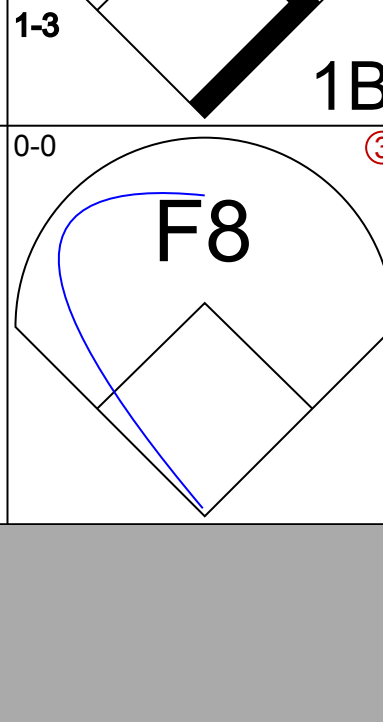
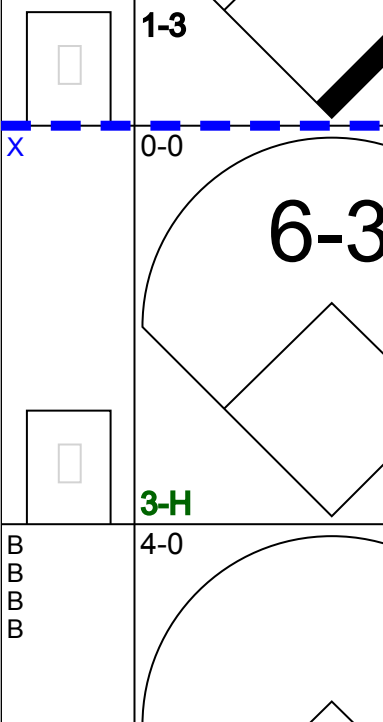
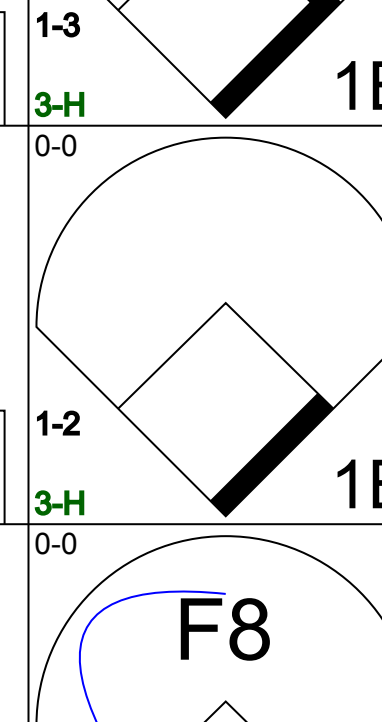
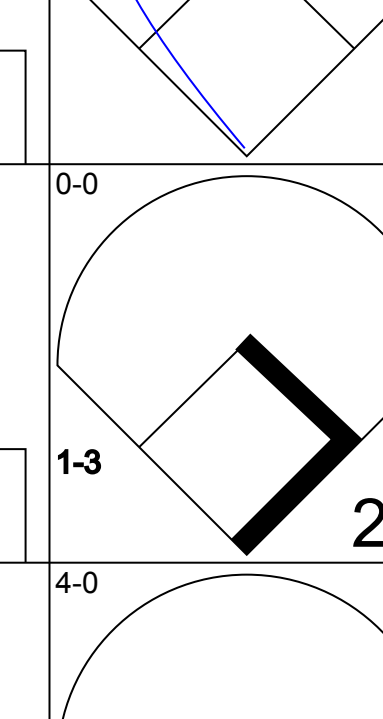
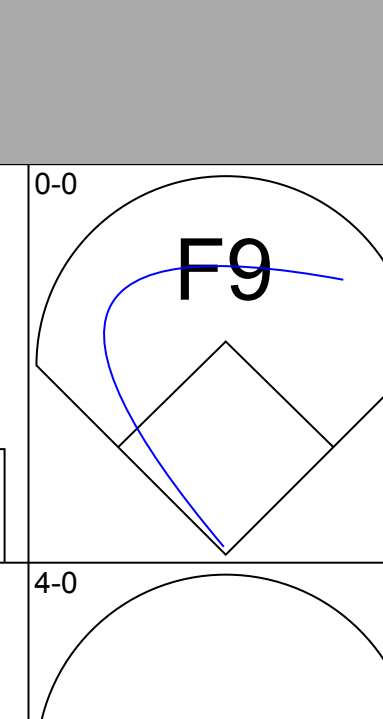
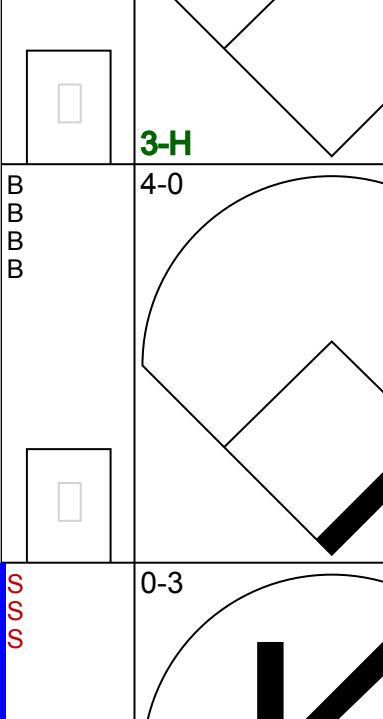
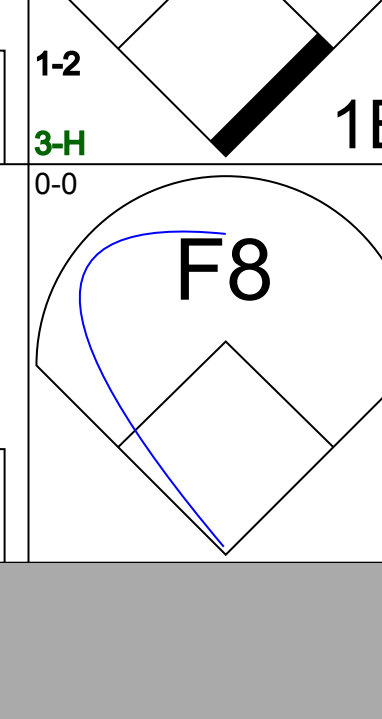
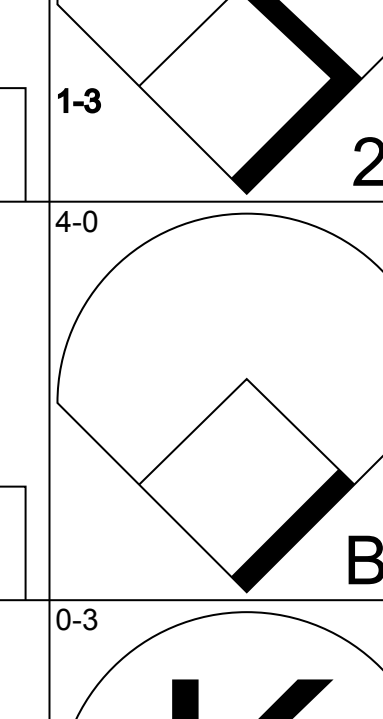
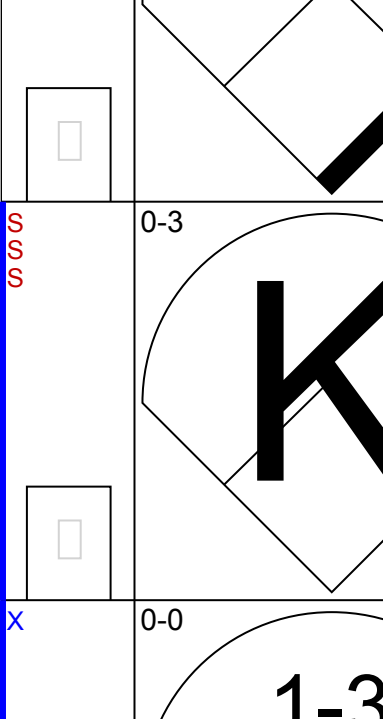
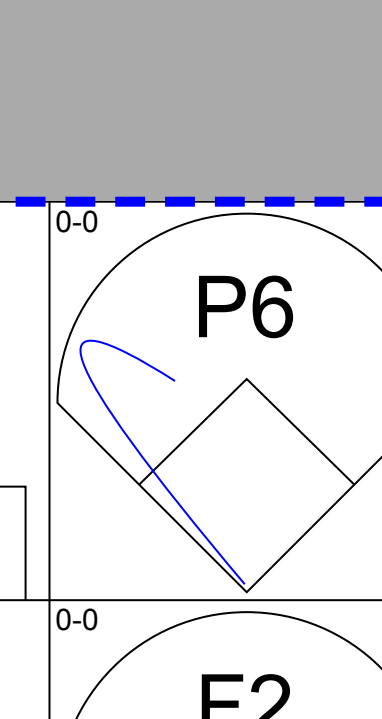
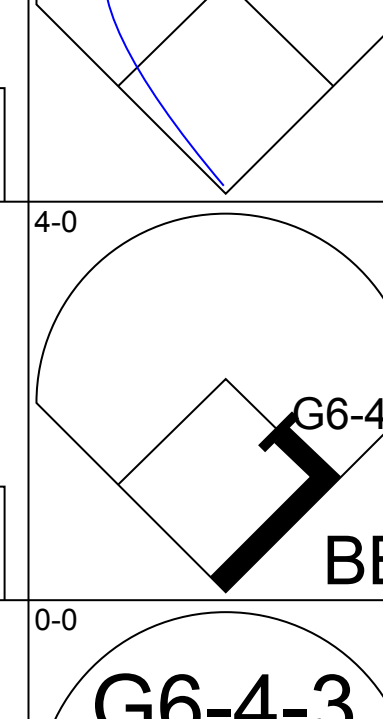
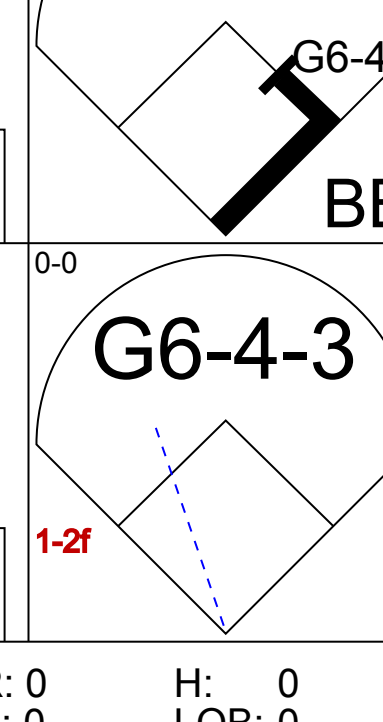
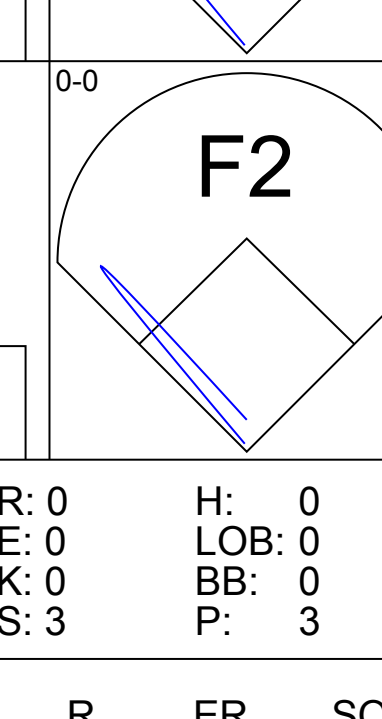
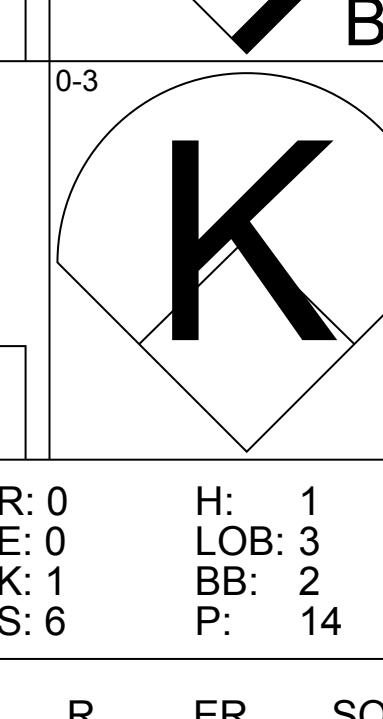
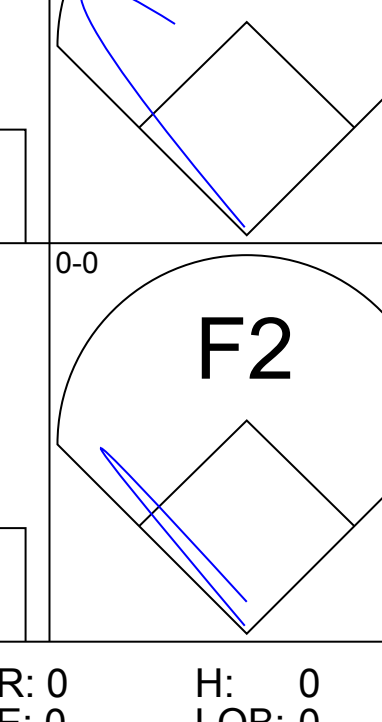
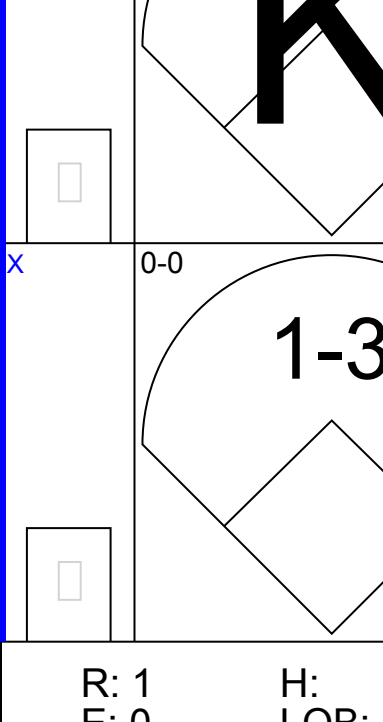
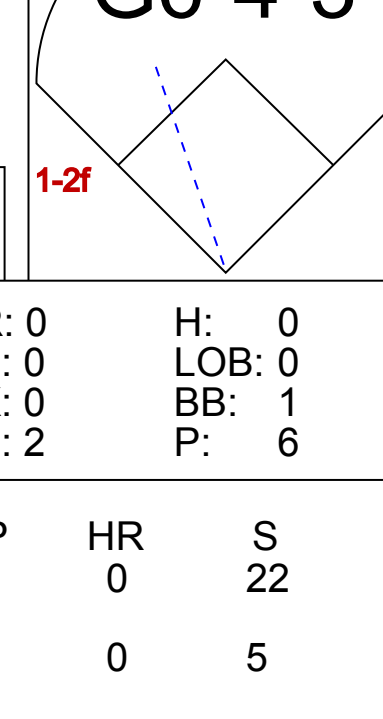
AB	36
R	6
H	10
RBI	6
BB	3
SO	9
LOB	11

Batter	1	2	3	4	5	6	7	8	9	AB	R	H	RBI	BB	SO	LOB	BOTTOM										
Billy Martin, R OBP: 0.306, SLG: 0.375 (1, 4)	0-0 F9	0-0 FC5-4 1-2		0-0 SH1-4 1-2 2-3		0-0 F9		0-0 5-3		4	0	0	0	0	0	1											
Bob Cerv, R OBP: 0.296, SLG: 0.404 Norm Siebern, L OBP: 0.292, SLG: 0.417 (1, 7)	0-0 1-3		4-0 WP E BB	4-0 BB E BB		0-0 1-3		0-3 K		1	2	0	0	2	0	0											
Elston Howard, R OBP: 0.329, SLG: 0.349 Tom Carroll, R OBP: 0.429, SLG: 0.429 (6, PH)	4-0 BB BB BB		0-0 E4 1-3 1B	0-0 SF8 2-3 3-H		0-0 4-3		0-0 HR 1B		3	1	2	2	1	0	0											
Mickey Mantle, S OBP: 0.476, SLG: 0.773 (1, 8)	4-0 BB 1-2 BB		0-0 1-3 1B	4-0 E BB		0-0 HR		0-0 HR		3	2	2	4	2	0	0											
Bill Skowron, R OBP: 0.397, SLG: 0.466 (1, 3)	4-0 BB 1-2 BB		4-0 G3 BB	0-0 E6 1-3 2-H 3-H		0-0 BB 1B				2	0	1	0	2	0	1											
Hank Bauer, R OBP: 0.295, SLG: 0.452 (1, 9)	0-3 K		0-0 G3 1-2	0-0 1-3 1B		0-0 F5				4	0	0	0	0	1	7											
Andy Carey, R OBP: 0.322, SLG: 0.374 (1, 5)		0-0 F8		0-0 6-3		0-0 F8		4-0 G4-6-3 BB		3	0	0	0	1	0	1											
Jerry Coleman, R OBP: 0.327, SLG: 0.277 Gil McDougald, R OBP: 0.354, SLG: 0.406 (7, PH)		0-0 4-3		4-0 SH1-4 FC5 SF8 BB		0-0 L6		0-0 G4-6-3		2	1	0	0	1	0	0											
Yogi Berra, L OBP: 0.360, SLG: 0.583 Phil Rizzuto, R OBP: 0.353, SLG: 0.250 (8, 6)				0-0 FC5 SF8 SH1-4 E		0-0 F8				1	0	0	0	0	0	0											
Tommy Byrne, L OBP: 0.316, SLG: 0.632 Tom Sturdivant, L OBP: 0.300, SLG: 0.400 (1, 1)		0-0 FC5-4 1B				0-0 F8				3	1	1	0	0	0	1											
<b>Inning Stats</b>	R: 0 E: 0 K: 1 S: 5	H: 0 LOB: 3 BB: 3 P: 17	R: 0 E: 0 K: 0 S: 4	H: 1 LOB: 1 BB: 0 P: 4	R: 2 E: 1 K: 0 S: 4	H: 1 LOB: 1 BB: 2 P: 12	R: 3 E: 1 K: 0 S: 5	H: 0 LOB: 2 BB: 3 P: 17	R: 0 E: 0 K: 0 S: 3	H: 0 LOB: 0 BB: 0 P: 3	R: 1 E: 0 K: 0 S: 4	H: 2 LOB: 1 BB: 1 P: 8	R: 0 E: 0 K: 1 S: 5	H: 0 LOB: 0 BB: 0 P: 5	R: 2 E: 0 K: 0 S: 2	H: 2 LOB: 1 BB: 0 P: 2	1B: 4 2B: 0 3B: 0 HR: 2	SF: 1 SAC: 1 DP: 1 HBP: 0	WP: 1 PB: 0 CS: 0	PA: 40							
<b>PITCHER</b>	IP	WLS	BF	H	R	ER	SO	BB	IBB	HBP	BLK	WP	HR	S	P	ERA	WHIP										
Bunky Stewart, L ERA: 4.02 Bob Chakales, R ERA: 3.46 Dean Stone, L ERA: 6.34 Pedro Ramos, R ERA: 5.28 Bud Beyerly, R ERA: 3.12 (1, 1)	4.0		24	2	5	2	1	8	0	0	0	0	0	6	6	0.00	0.000										
(5, 1)	2.0		6	0	0	0	0	0	0	0	0	0	0	6	6	0.00	0.000										
(7, 1)	0.1		4	2	1	1	0	1	0	0	0	0	1	3	7	27.00	9.000										
(7, 1)	0.2		1	0	0	0	0	0	0	0	0	0	0	1	1	0.00	0.000										
(8, 1)	1.0	L	5	2	2	2	1	0	0	0	0	0	1	7	7	18.00	2.000										

Washington Senators @ New York Yankees  
 Yankee Stadium, Bronx, NY  
 Sun Jul 01 1956, 3:38 AM EDT  
 Att: 25,702 - Unknown - 82 F

AB	29
R	8
H	6
RBI	6
BB	9
SO	2
LOB	13



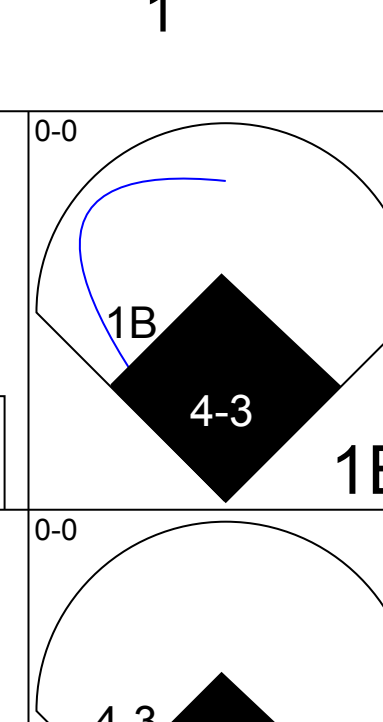
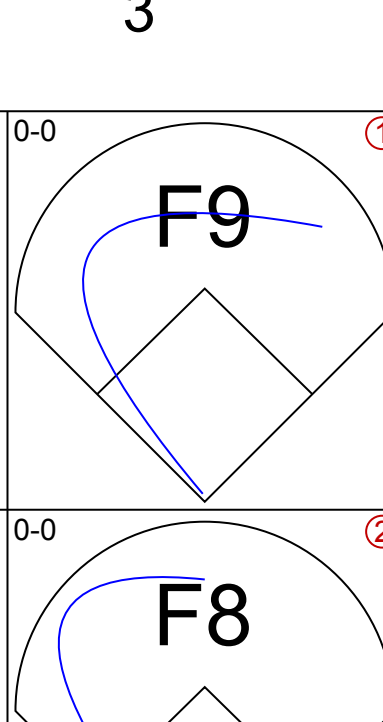
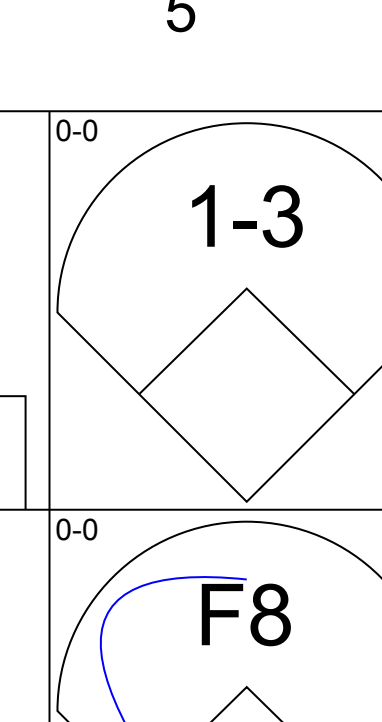
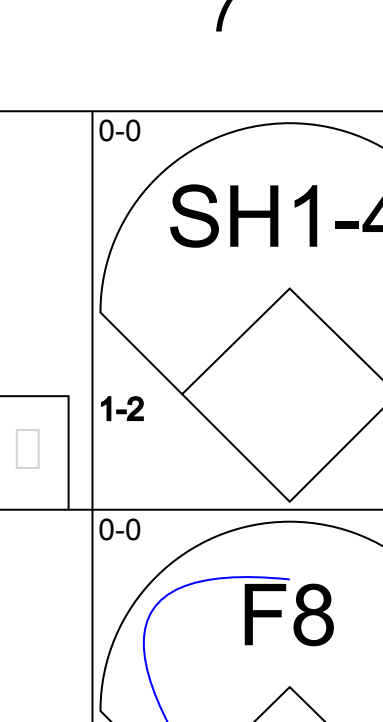
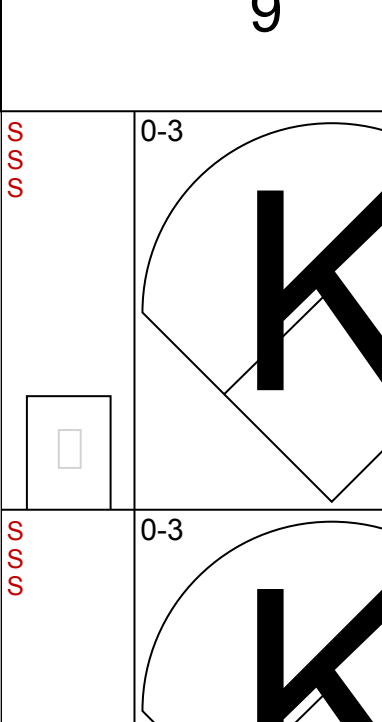
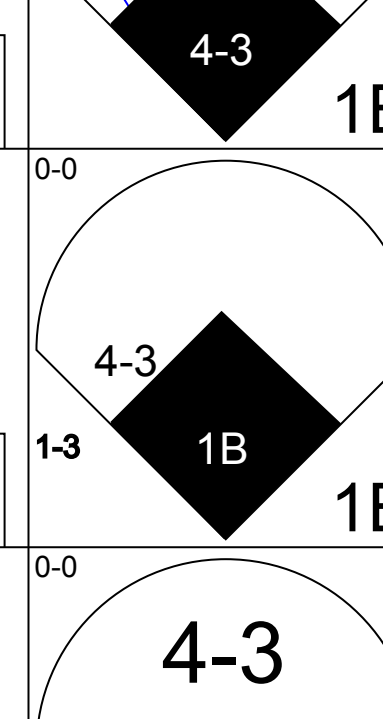
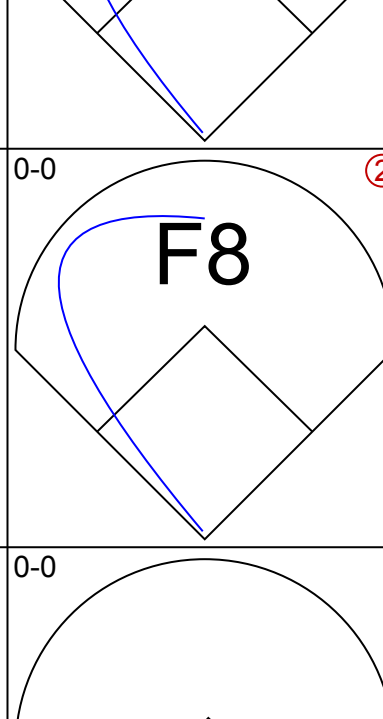
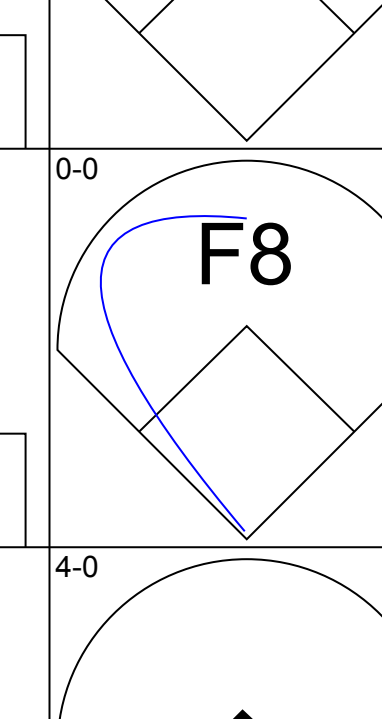
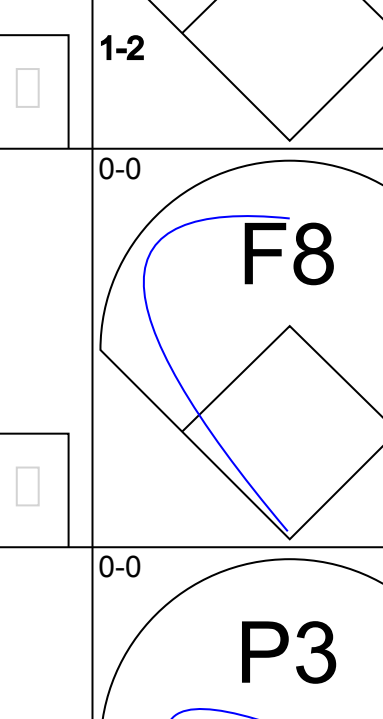
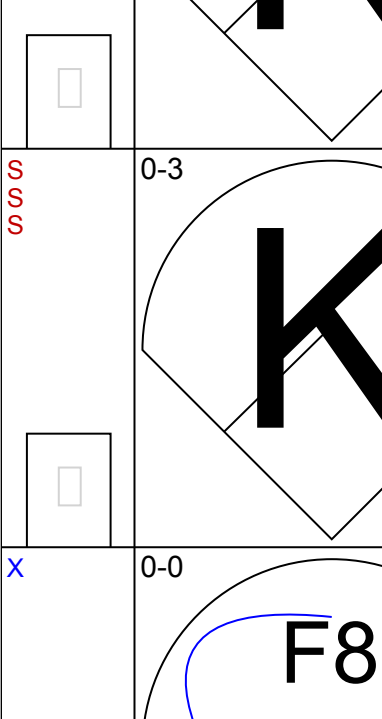
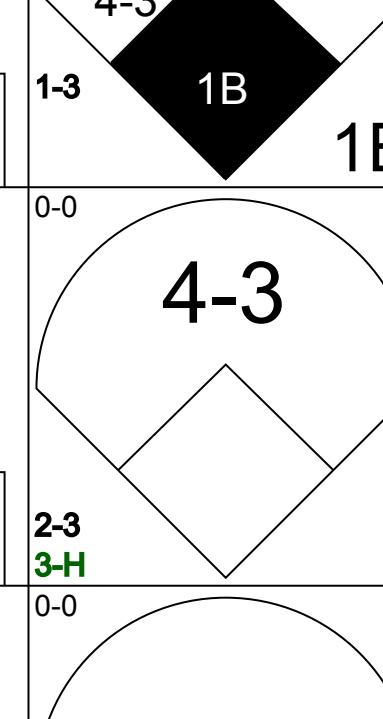
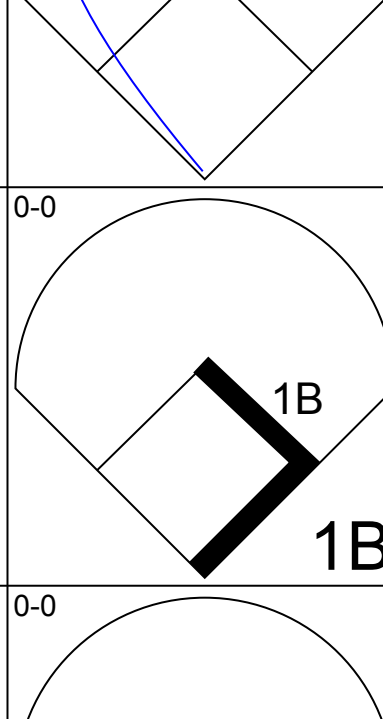
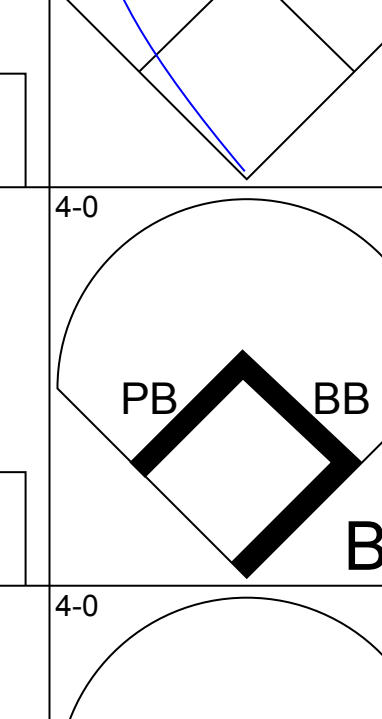
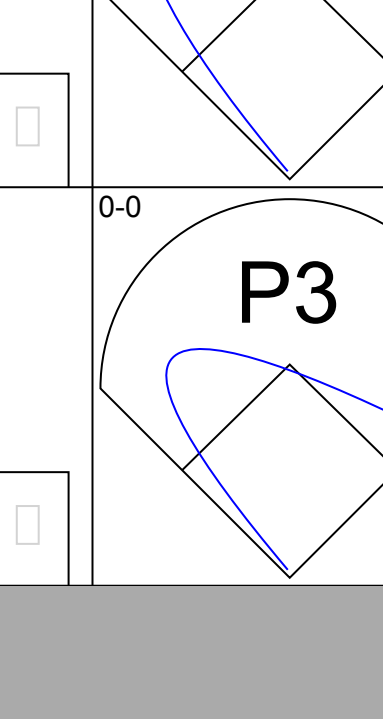
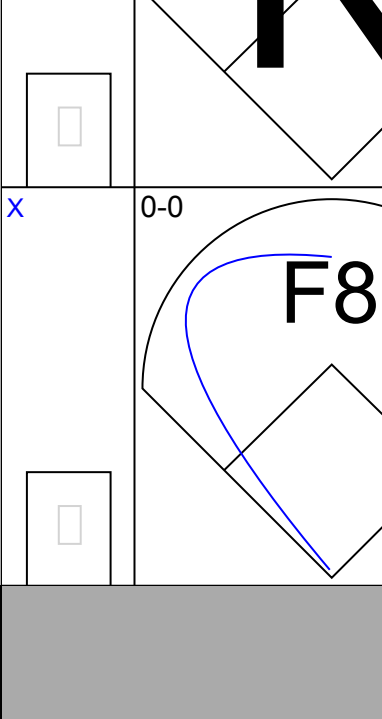
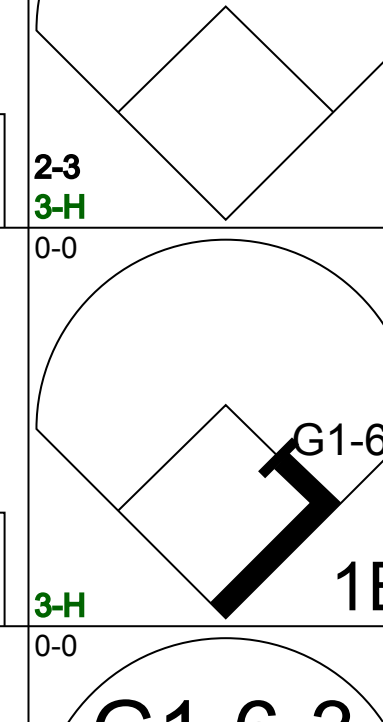
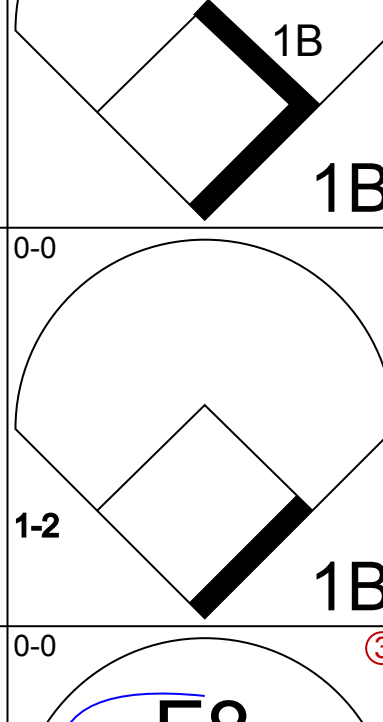
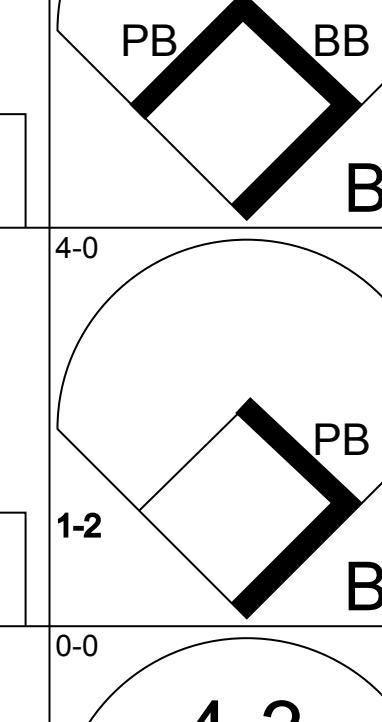
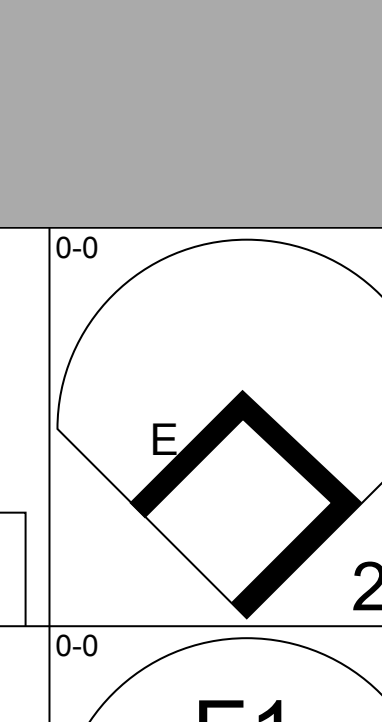
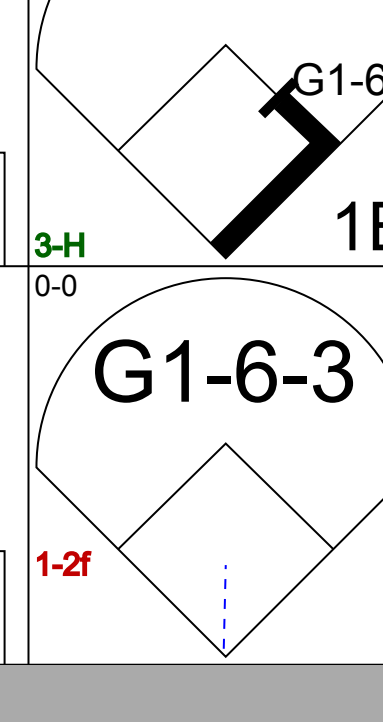
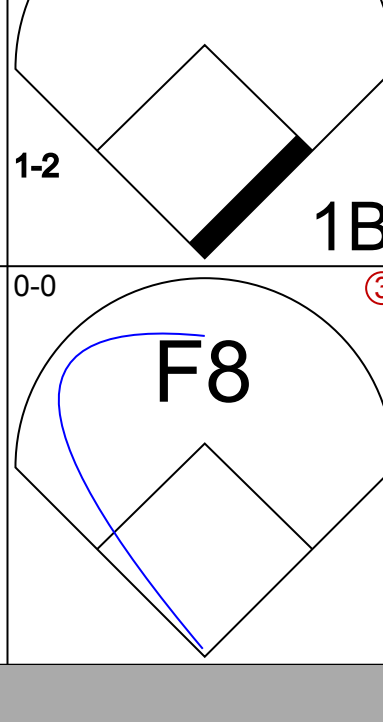
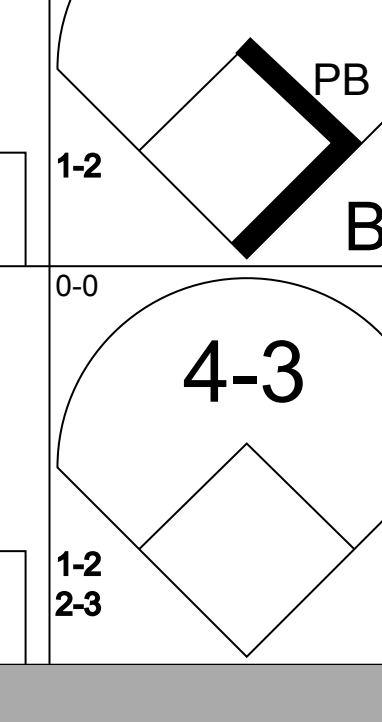
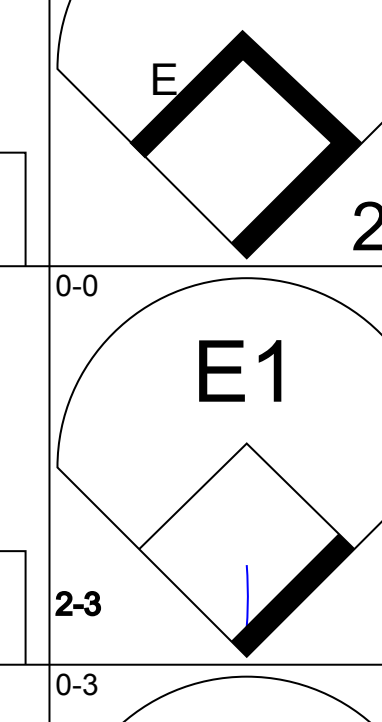
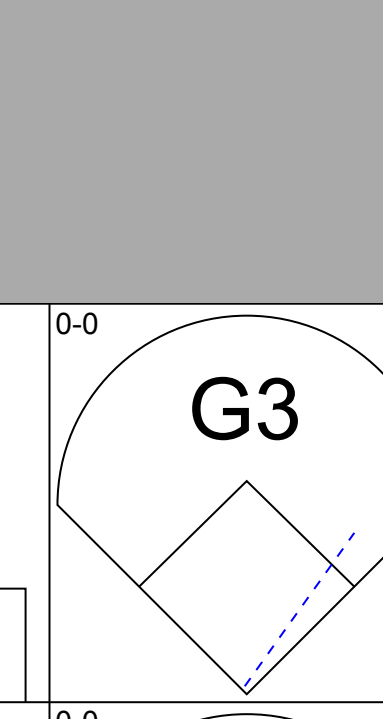
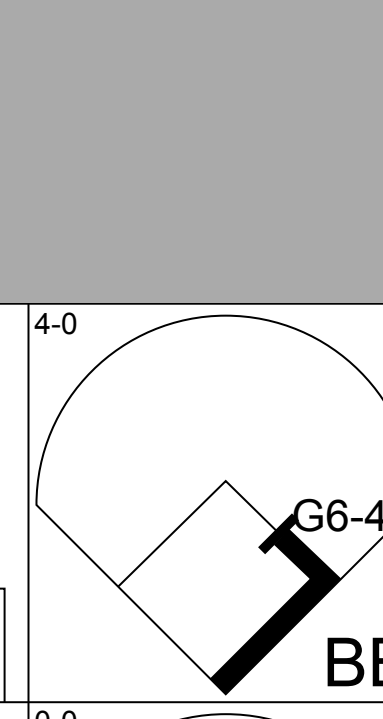
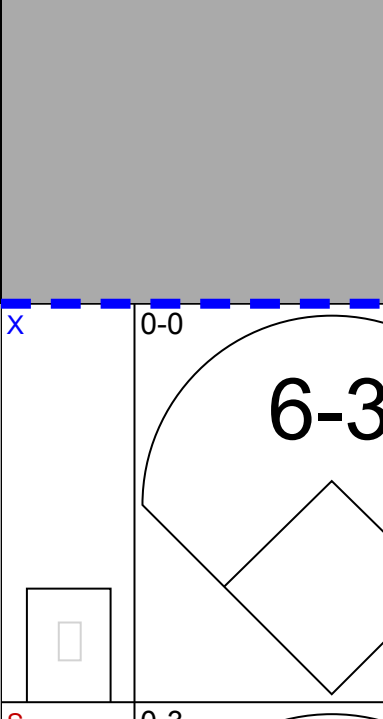
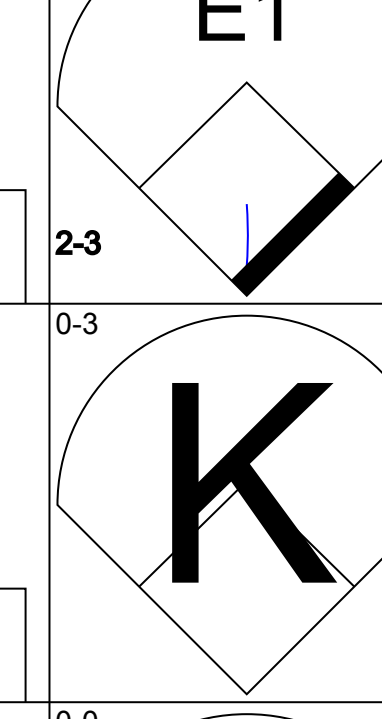
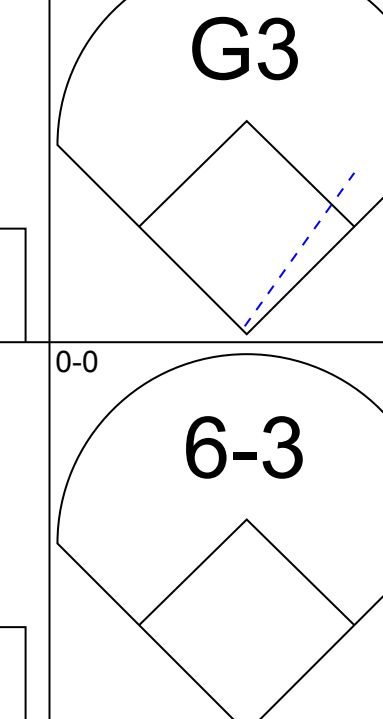
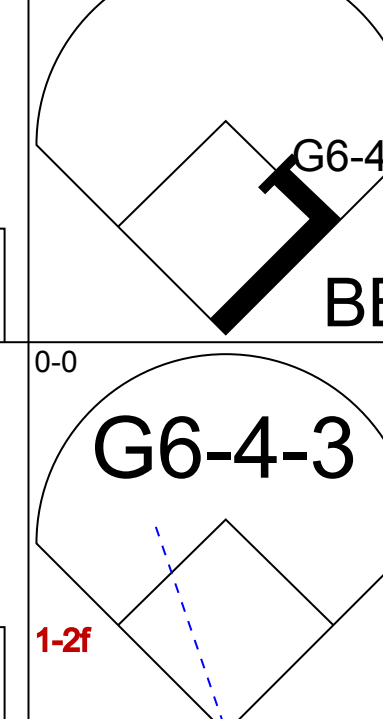
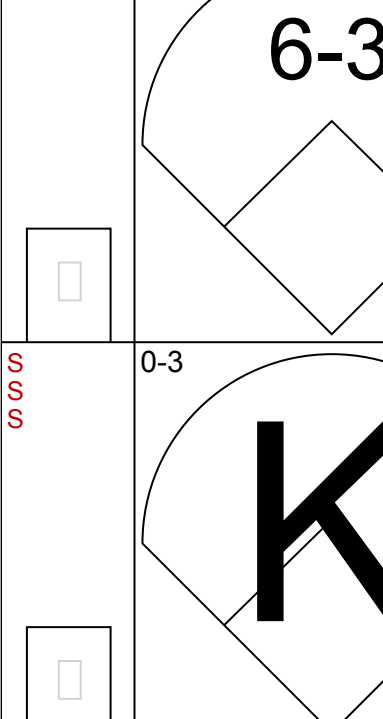
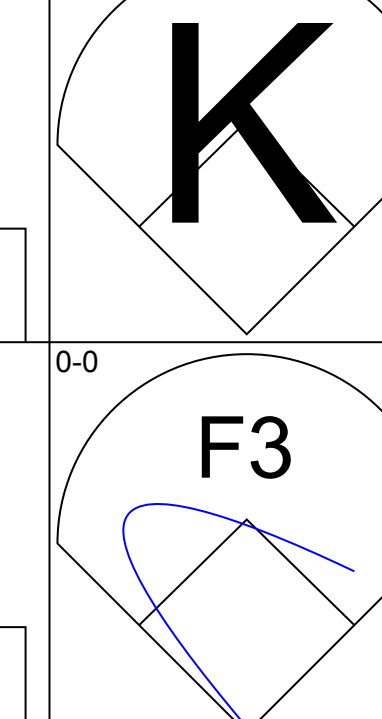
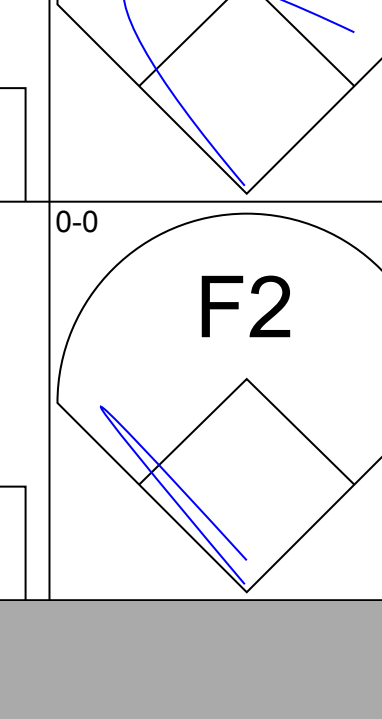
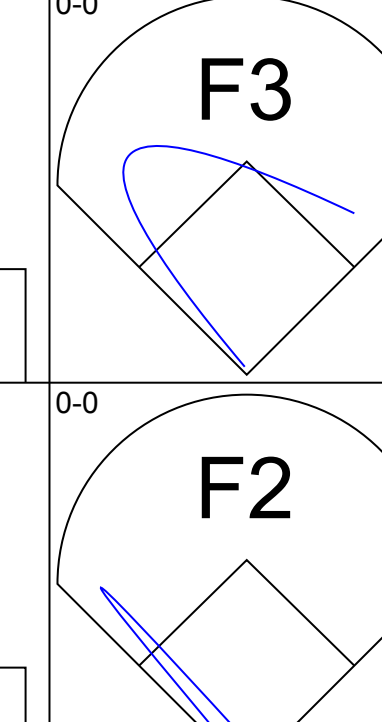
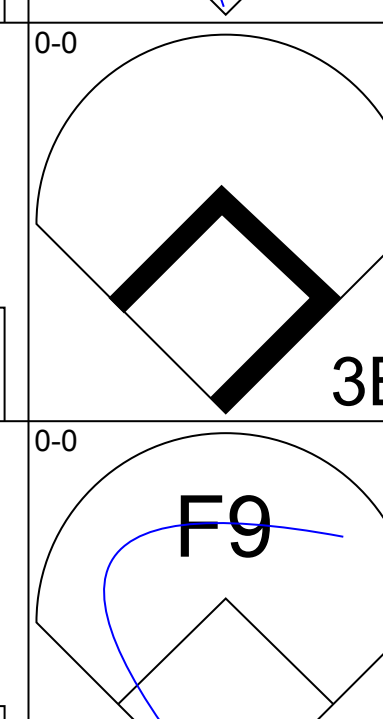
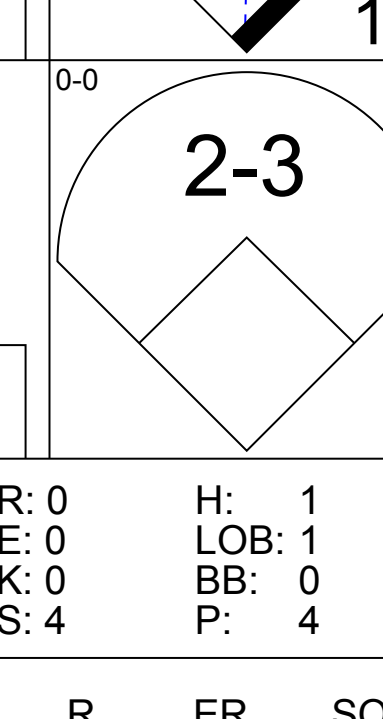
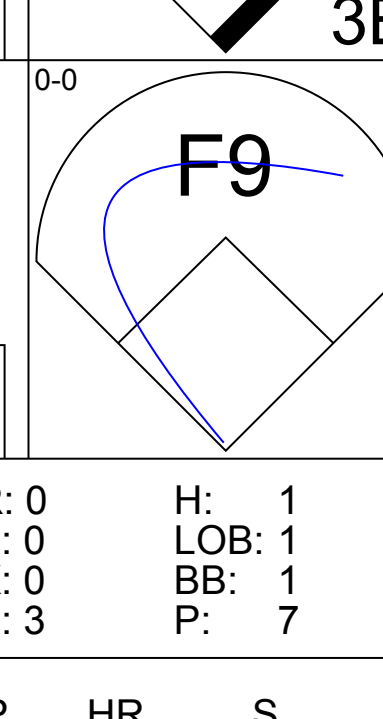
Batter	1	2	3	4	5	6	7	8	9	AB	R	H	RBI	BB	SO	LOB	TOP					
<b>Billy Goodman, L</b> (1, 4) OBP: 0.366, SLG: 0.439										5	0	0	0	0	1	3						
<b>Billy Klaus, L</b> (1, 5) OBP: 0.387, SLG: 0.386										4	0	0	0	1	0	0						
<b>Ted Williams, L</b> (1, 7) OBP: 0.491, SLG: 0.542										5	1	4	0	0	0	0						
<b>Dick Gemert, R</b> (1, 3) OBP: 0.423, SLG: 0.544										3	2	1	0	2	0	3						
<b>Jackie Jensen, R</b> (1, 9) OBP: 0.410, SLG: 0.498										4	0	3	1	1	0	2						
<b>Jim Piersall, R</b> (1, 8) OBP: 0.375, SLG: 0.432										4	0	1	2	0	0	4						
<b>Sammy White, R</b> (1, 2) OBP: 0.335, SLG: 0.401										3	0	1	0	1	0	2						
<b>Don Buddin, R</b> (1, 6) OBP: 0.380, SLG: 0.343										0	0	0	0	2	0	0						
<b>Mickey Vernon, L</b> (6, PH) OBP: 0.397, SLG: 0.536										1	0	0	0	1	2							
<b>Mitt Bolling, R</b> (6, 6) OBP: 0.200, SLG: 0.444										1	0	0	0	0	0	0						
<b>Frank Sullivan, R</b> (1, 1) OBP: 0.178, SLG: 0.186										2	0	0	0	0	1	4						
<b>Gene Stephens, L</b> (6, PH) OBP: 0.263, SLG: 0.176										1	0	0	0	0	0	2						
<b>Ike Delock, R</b> (6, 1) OBP: 0.111, SLG: 0.059										1	0	0	0	0	0	0						
<b>Inning Stats</b>	R: 0 E: 0 K: 1 S: 6	H: 1 LOB: 1 BB: 0 P: 6	R: 0 E: 0 K: 1 S: 6	H: 1 LOB: 3 BB: 2 P: 14	R: 0 E: 1 K: 0 S: 4	H: 2 LOB: 2 BB: 1 P: 8	R: 0 E: 0 K: 0 S: 2	H: 0 LOB: 0 BB: 1 P: 6	R: 0 E: 0 K: 0 S: 3	H: 0 LOB: 0 BB: 2 P: 3	R: 1 E: 0 K: 1 S: 6	H: 1 LOB: 2 BB: 2 P: 14	R: 2 E: 0 K: 0 S: 6	H: 3 LOB: 2 BB: 1 P: 10	R: 0 E: 0 K: 0 S: 3	H: 0 LOB: 0 BB: 0 P: 3	R: 0 E: 0 K: 0 S: 4	H: 2 LOB: 1 BB: 0 P: 4	1B: 6 2B: 5 3B: 0 HR: 0	SF: 0 SAC: 0 DP: 3 HBP: 0	WP: 1 PB: 0 SB: 0 CS: 0	PA: 41
<b>PITCHER</b>	IP	WLS	BF	H	R	ER	SO	BB	IBB	HBP	BLK	WP	HR	S	P	ERA	WHIP					
<b>Bob Wiesler, L</b> (1, 1) ERA: 6.29	5.0		23	5	1	1	2	5	0	0	0	0	0	22	42	1.80	2.000					
<b>Bob Chakales, R</b> (6, 1) ERA: 3.41	1.0		4	0	0	0	1	1	0	0	0	0	0	5	9	0.00	1.000					
<b>Bud Byerly, R</b> (7, 1) ERA: 4.66	1.0	L	7	3	2	2	0	1	0	0	0	1	0	6	10	18.00	4.000					
<b>Pedro Ramos, R</b> (8, 1) ERA: 5.12	2.0		7	2	0	0	0	0	0	0	0	0	0	7	7	0.00	1.000					

**Boston Red Sox @ Washington Senators**  
Griffith Stadium, Washington, DC  
Mon Jul 02 1956, 3:33 AM EDT  
Att: 9,410 - Unknown

livebaseballscorecards.com

AB 34  
R 3  
H 10  
RBI 3  
BB 7  
SO 3  
LOB 22



Batter	1	2	3	4	5	6	7	8	9	AB	R	H	RBI	BB	SO	LOB	BOTTOM							
<b>Eddie Yost, R</b> (1, 5) OBP: 0.442, SLG: 0.324										4	1	1	0	0	1	1								
<b>Whitey Herzog, L</b> (1, 8) OBP: 0.321, SLG: 0.371										5	1	1	0	0	1	2								
<b>Pete Runnels, L</b> (1, 3) OBP: 0.361, SLG: 0.451										4	0	1	1	1	0	3								
<b>Roy Sievers, R</b> (1, 7) OBP: 0.395, SLG: 0.532										3	0	3	1	1	0	0								
<b>Clint Courtney, L</b> (1, 2) OBP: 0.390, SLG: 0.458										4	0	0	0	0	0	6								
<b>Jim Lemon, R</b> (1, 9) OBP: 0.374, SLG: 0.500										3	0	0	0	1	1	2								
<b>Tony Roig, R</b> (1, 4) OBP: 0.333, SLG: 0.417										4	0	0	0	0	1	3								
<b>Jose Valdivielso, R</b> (1, 6) OBP: 0.236, SLG: 0.235										3	0	2	0	0	1	0								
<b>Ernie Ottavetz, S</b> (8, PH) OBP: 0.379, SLG: 0.299										1	0	0	0	0	0	2								
<b>Bob Wiesler, S</b> (1, 1) OBP: 0.096, SLG: 0.100										2	0	0	0	0	0	2								
<b>Bob Chakales, R</b> (6, 1) OBP: 0.119, SLG: 0.118										0	0	0	0	0	0	0								
<b>Bud Byerly, R</b> (7, 1) OBP: 0.273, SLG: 0.115										0	0	0	0	0	0	0								
<b>Herb Plews, L</b> (8, PH) OBP: 0.325, SLG: 0.318										0	0	0	0	0	1	0								
<b>Pedro Ramos, S</b> (9, 1) OBP: 0.305, SLG: 0.381										0	0	0	0	0	0	0								
<b>Lou Berberet, L</b> (9, PH) OBP: 0.333, SLG: 0.333										0	0	0	0	1	0	0								
<b>Bunky Stewart, L</b> (9, PH) OBP: 0.333, SLG: 0.333										0	0	0	0	0	0	0								
<b>Inning Stats</b>	R: 2 E: 0 K: 0 S: 5	H: 3 LOB: 0 BB: 0 P: 5	R: 0 E: 0 K: 0 S: 4	H: 1 LOB: 1 BB: 0 P: 4	R: 0 E: 0 K: 0 S: 5	H: 2 LOB: 1 BB: 0 P: 5	R: 0 E: 0 K: 0 S: 3	H: 1 LOB: 1 BB: 1 P: 7	R: 0 E: 0 K: 2 S: 7	H: 0 LOB: 0 BB: 0 P: 7	R: 0 E: 0 K: 0 S: 3	H: 0 LOB: 1 BB: 1 P: 7	R: 0 E: 1 K: 1 S: 7	H: 1 LOB: 2 BB: 0 P: 7	R: 0 E: 0 K: 2 S: 7	H: 0 LOB: 1 BB: 1 P: 11	R: 0 E: 0 K: 1 S: 7	H: 1 LOB: 0 BB: 0 P: 7	R: 0 E: 0 K: 2 S: 7	H: 0 LOB: 1 BB: 1 P: 11	1B: 6 2B: 1 3B: 1 HR: 0	SF: 0 SAC: 1 DP: 2 HBP: 0	WP: 0 PB: 1 SB: 0 CS: 0	PA: 39
<b>PITCHER</b>	IP	WLS	BF	H	R	ER	SO	BB	IBB	HBP	BLK	WP	HR	S	P	ERA	WHIP							
<b>Frank Sullivan, R</b> (1, 1) ERA: 3.51	5.0		23	7	2	2	0	3	0	0	0	0	0	20	32	0.00	0.750							
<b>Ike Delock, R</b> (6, 1) ERA: 5.16	4.0	W	16	1	0	0	5	2	0	0	0	0	0	24	32	0.00	0.750							

**Boston Red Sox @ Washington Senators**  
Griffith Stadium, Washington, DC  
Mon Jul 02 1956, 3:33 AM EDT  
Att: 9,410 - Unknown

livebaseballscorecards.com

AB 33  
R 2  
H 8  
RBI 2  
BB 5  
SO 5  
LOB 21





Batter	1	2	3	4	5	6	7	8	9	10	11	AB	R	H	RBI	BB	SO	LOB	TOP					
Billy Goodman, L OBP: 0.367, SLG: 0.438 (1.4)	4-3		6-3		1B		F8					5	0	2	1	0	0	0						
Billy Klaus, L OBP: 0.363, SLG: 0.381 (1.5)	4-3		6-3		1B			F8	K			5	0	1	1	0	1	2						
Ted Williams, L OBP: 0.488, SLG: 0.537 (1.7)			K				F8					5	0	2	0	0	1	2						
Dick Gernert, R OBP: 0.413, SLG: 0.528 (1.3)	K			F3				F9		F8		5	0	0	0	0	1	2						
Jackie Jensen, R OBP: 0.407, SLG: 0.496 (1.9)		1B		6-3				P6				5	1	1	0	0	0	1						
Jim Piarsall, R OBP: 0.375, SLG: 0.428 (1.8)		P4		F3								3	1	0	0	2	0	1						
Sammy White, R OBP: 0.336, SLG: 0.411 (1.2)								F9		P5		5	1	2	2	0	0	1						
Don Buddin, R OBP: 0.380, SLG: 0.342 (1.6)								F9				3	1	1	1	1	0	1						
Dave Slater, R OBP: 0.329, SLG: 0.401 (5. PH) Ted Lapidus, L OBP: 0.313, SLG: 0.404 (8. PH) Henry Dorish, R OBP: 0.325, SLG: 0.339 (7. PH) Norm Zauchin, R OBP: 0.303, SLG: 0.339 (7. PH) Tom Hurd, R OBP: 0.313, SLG: 0.376 (9. PH) Pete Daley, R OBP: 0.313, SLG: 0.396 (9. PH) Billy Conzolo, R OBP: 0.303, SLG: 0.320 (9. PH)								F8				1	0	0	0	0	0	1						
<b>Inning Stats</b>	R: 0 E: 0 K: 1 S: 6	H: 1 LOB: 1 BB: 0 P: 6	R: 1 E: 0 K: 0 S: 5	H: 2 LOB: 1 BB: 0 P: 5	R: 0 E: 0 K: 1 S: 5	H: 0 LOB: 0 BB: 0 P: 5	R: 0 E: 0 K: 0 S: 3	H: 0 LOB: 0 BB: 1 P: 3	R: 1 E: 0 K: 0 S: 5	H: 2 LOB: 2 BB: 1 P: 9	R: 0 E: 0 K: 0 S: 3	H: 0 LOB: 1 BB: 1 P: 7	R: 0 E: 0 K: 0 S: 3	H: 0 LOB: 0 BB: 0 P: 3	R: 0 E: 0 K: 1 S: 8	H: 3 LOB: 2 BB: 1 P: 12	R: 0 E: 0 K: 0 S: 3	H: 1 LOB: 0 BB: 0 P: 3	R: 0 E: 0 K: 0 S: 4	H: 1 LOB: 1 BB: 1 P: 4	1B: 7 2B: 2 3B: 1 HR: 0	SF: 1 SAC: 0 DP: 1 HBP: 0	WP: 0 PB: 0 SB: 0 CS: 0	PA: 45
<b>PITCHER</b>	IP WLS BF H R ER SO BB IBB HBP BLK WP HR S P ERA WHIP	IP WLS BF H R ER SO BB IBB HBP BLK WP HR S P ERA WHIP																						
Dean Stone, L ERA: 6.19 (1.1)	3	8.2	37	8	5	5	2	3	3	0	0	0	0	0	0	10	10	0.00	0.857					
Camilo Pascual, R ERA: 6.17 (9.1)	2.1	W	8	2	0	0	1	0	0	0	0	0	0	0	0	10	10	0.00	0.857					

**Boston Red Sox @ Washington Senators**  
Griffith Stadium, Washington, DC  
Tue Jul 03 1956, 3:33 AM EDT  
Att: 2,188 - Unknown

AB 41  
R 5  
H 10  
RBI 5  
BB 3  
SO 3  
LOB 13



Batter	1	2	3	4	5	6	7	8	9	10	11	AB	R	H	RBI	BB	SO	LOB	BOTTOM					
Eddie Yost, R OBP: 0.446, SLG: 0.322 (1.5)	1B			6-3				4-3				2	1	0	0	3	0	1						
Whitey Herzog, L OBP: 0.313, SLG: 0.361 (8. PH) Karl Olson, R OBP: 0.322, SLG: 0.358 (10. PH) (11.8)	K			K				F7				5	0	0	0	0	3	4						
Pete Runnels, L OBP: 0.357, SLG: 0.445 (1.3)	L8			K				6-3				6	0	1	0	0	2	3						
Roy Sievers, R OBP: 0.397, SLG: 0.530 (1.7)	1B							5-3				5	2	2	0	1	1	2						
Jim Lemon, R OBP: 0.362, SLG: 0.516 (1.9)	1B											5	1	4	2	1	0	0						
Tony Reig, R OBP: 0.294, SLG: 0.353 (1.4)	1B							FC1-6				5	1	1	1	0	1	4						
Lou Berberet, L OBP: 0.387, SLG: 0.384 (1.2) Ed Fitz Gerald, R OBP: 0.391, SLG: 0.382 (10. PH) (11.2)	1B							F7				2	1	1	1	2	0	1						
Jose Valdivielso, R OBP: 0.237, SLG: 0.235 (1.6)												4	0	1	2	0	1	6						
Dean Stone, L ERA: 6.29 (1.1) Camilo Pascual, R OBP: 0.233, SLG: 0.241 (9.1)	F5											4	0	1	0	0	1	6						
<b>Inning Stats</b>	R: 5 E: 0 K: 1 S: 9	H: 4 LOB: 1 BB: 1 P: 14	R: 0 E: 0 K: 1 S: 5	H: 0 LOB: 1 BB: 1 P: 9	R: 0 E: 0 K: 1 S: 6	H: 1 LOB: 2 BB: 1 P: 10	R: 0 E: 0 K: 2 S: 7	H: 0 LOB: 0 BB: 0 P: 7	R: 0 E: 0 K: 2 S: 9	H: 2 LOB: 3 BB: 1 P: 13	R: 0 E: 0 K: 0 S: 3	H: 1 LOB: 1 BB: 1 P: 7	R: 0 E: 0 K: 0 S: 4	H: 0 LOB: 1 BB: 0 P: 4	R: 0 E: 0 K: 1 S: 5	H: 0 LOB: 0 BB: 0 P: 5	R: 0 E: 0 K: 0 S: 4	H: 1 LOB: 2 BB: 1 P: 8	R: 1 E: 0 K: 1 S: 5	H: 2 LOB: 1 BB: 0 P: 5	1B: 9 2B: 2 3B: 1 HR: 0	SF: 0 SAC: 1 DP: 0 HBP: 1	WP: 0 PB: 0 SB: 1 CS: 1	PA: 50
<b>PITCHER</b>	IP WLS BF H R ER SO BB IBB HBP BLK WP HR S P ERA WHIP	IP WLS BF H R ER SO BB IBB HBP BLK WP HR S P ERA WHIP																						
Dave Slater, R ERA: 4.38 (5.1)	4.0	21	5	3	5	5	2	3	0	0	0	0	0	0	12	20	0.00	2.000						
Harry Dorish, R ERA: 3.28 (7.1)	2.0	10	3	0	0	0	2	1	1	0	0	0	0	0	7	11	0.00	1.000						
Tom Hurd, R ERA: 6.35 (9.1)	2.0	8	1	0	0	0	0	1	0	0	0	0	0	0	14	18	3.86	1.286						

**Boston Red Sox @ Washington Senators**  
Griffith Stadium, Washington, DC  
Tue Jul 03 1956, 3:33 AM EDT  
Att: 2,188 - Unknown

AB 41  
R 6  
H 12  
RBI 6  
BB 7  
SO 9  
LOB 30





Batter	1	2	3	4	5	6	7	8	9	AB	R	H	RBI	BB	SO	LOB	TOP										
<b>Billy Gardner, R</b> OBP: 0.246, SLG: 0.323 (1, 4)	F5		F4		F8		5-3	5-3	F8	6	0	0	0	0	0	2	<b>Baltimore Orioles @ Washington Senators</b> Griffith Stadium, Washington, DC Wed Jul 04 1956, 3:33 AM EDT Unknown <a href="http://livebaseballscorecards.com">livebaseballscorecards.com</a>										
<b>Dick Williams, R</b> OBP: 0.371, SLG: 0.625 (1, 9)	F7		F3		HR		2B	1B		4	3	2	2	1	0	0											
<b>George Kell, R</b> OBP: 0.386, SLG: 0.419 (1, 5)	2B		2B		1B		1B	6-3		5	1	4	1	0	0	1											
<b>Bob Nieman, R</b> OBP: 0.395, SLG: 0.513 (1, 7)	F5		F8		1B		1B	1B	1B	4	1	2	1	1	0	2											
<b>Gus Triandos, R</b> OBP: 0.389, SLG: 0.500 (1, 3)		1B			F8		F6			5	1	3	1	0	0	2											
<b>Jim Pyburn, R</b> OBP: 0.292, SLG: 0.330 <b>Tito Francona, L</b> OBP: 0.317, SLG: 0.285 (7, PH)	F8				6-3		F9			3	0	1	0	0	0	3											
<b>Tom Gastall, R</b> OBP: 0.304 <b>Bob Hale, L</b> OBP: 0.303, SLG: 0.306 <b>Hal Smith, R</b> OBP: 0.324, SLG: 0.390 (7, PH)					6-3		F9		F8	3	0	1	0	0	0	1											
<b>Willy Miranda, S</b> OBP: 0.309, SLG: 0.303 <b>Joe Frazier, L</b> OBP: 0.355, SLG: 0.473 <b>Bobby Adams, R</b> OBP: 0.362, SLG: 0.297 (7, PH)					1B		F2		F9	3	0	0	0	0	1	3											
<b>Hal Brown, R</b> OBP: 0.388, SLG: 0.400 <b>Johnny Schmitz, R</b> OBP: 0.286, SLG: 0.190 <b>Tex Nelson, L</b> OBP: 0.250, SLG: 0.304 <b>Mike Fornieles, R</b> OBP: 0.223, SLG: 0.207 <b>Bill Wight, L</b> OBP: 0.411, SLG: 0.338 (9, PH)	FC6-4				E5		1-3		L9	1	0	0	0	0	0	2											
<b>Inning Stats</b>	R: 0 E: 0 K: 0 S: 4	H: 1 LOB: 1 BB: 0 P: 4	R: 0 E: 0 K: 0 S: 5	H: 2 LOB: 2 BB: 0 P: 5	R: 0 E: 0 K: 1 S: 4	H: 1 LOB: 1 BB: 0 P: 4	R: 0 E: 0 K: 1 S: 6	H: 1 LOB: 2 BB: 0 P: 6	R: 2 E: 1 K: 0 S: 7	H: 3 LOB: 2 BB: 0 P: 7	R: 0 E: 0 K: 0 S: 3	H: 0 LOB: 0 BB: 0 P: 3	R: 5 E: 0 K: 0 S: 8	H: 5 LOB: 1 BB: 1 P: 12	R: 1 E: 0 K: 1 S: 7	H: 2 LOB: 2 BB: 1 P: 11		R: 0 E: 0 K: 0 S: 4	H: 1 LOB: 1 BB: 0 P: 4	1B: 9 2B: 6 3B: 0 HR: 1	SF: 0 SAC: 0 DP: 0 HBP: 0	WP: 0 PB: 0 SB: 0 CS: 0	PA: 46				
<b>PITCHER</b>	IP	WLS	BF	H	R	ER	SO	BB	IBB	HBP	BLK	WP	HR	S	P	ERA	WHIP										
<b>Chuck Stobbs, L</b> ERA: 3.9 (1, 1)	6.1	W	30	9	4	3	1	1	0	0	0	0	1	31	35	4.26	1.579										
<b>Pedro Ramos, R</b> ERA: 5.49 (7, 1)	1.1		11	6	4	4	0	1	0	0	0	0	0	10	14	27.00	5.250										
<b>Bunky Stewart, L</b> ERA: 3.93 (8, 1)	1.1	S	5	1	0	0	1	0	0	0	0	0	0	7	7	0.00	0.750										

Batter	1	2	3	4	5	6	7	8	9	AB	R	H	RBI	BB	SO	LOB	BOTTOM										
<b>Eddie Yost, R</b> OBP: 0.451, SLG: 0.328 (1, 5)	F8		FC4-6	1B	FC6		CS			4	1	3	2	1	0	0	<b>Baltimore Orioles @ Washington Senators</b> Griffith Stadium, Washington, DC Wed Jul 04 1956, 3:33 AM EDT Unknown <a href="http://livebaseballscorecards.com">livebaseballscorecards.com</a>										
<b>Whitey Herzog, L</b> OBP: 0.316, SLG: 0.362 (1, 8)	G3		FC4-6	1B	FC6					5	1	2	0	0	0	4											
<b>Pete Runnels, L</b> OBP: 0.355, SLG: 0.441 (1, 3)	G3		1B		F9		CS		F7	5	1	1	0	0	0	2											
<b>Roy Sievers, R</b> OBP: 0.399, SLG: 0.535 <b>Karl Olson, R</b> OBP: 0.319, SLG: 0.355 (4, PR)	6-3		1B	1B	1B				K	3	1	2	1	0	0	1											
<b>Clint Courtney, L</b> OBP: 0.401, SLG: 0.462 (1, 2)			HR	1B	1B				FC5-4	3	2	2	1	2	1	0											
<b>Jim Lemon, R</b> OBP: 0.383, SLG: 0.512 (1, 9)	F9		1B	1B	1-3				FC5-4	4	2	1	2	1	0	4											
<b>Tony Roig, R</b> OBP: 0.286, SLG: 0.333 (1, 4)	F9		K		K				E4	4	1	1	0	0	2	3											
<b>Jose Valdivielso, R</b> OBP: 0.247, SLG: 0.281 (1, 6)			E8	1B	1-3				5-3	4	1	2	3	0	0	2											
<b>Chuck Stobbs, L</b> OBP: 0.154, SLG: 0.184 <b>Pedro Ramos, S</b> OBP: 0.250, SLG: 0.304 <b>Bunky Stewart, L</b> OBP: 0.333, SLG: 0.333 (8, 1)	F8		3-1		1B				6-3	3	0	1	0	0	0	1											
<b>Inning Stats</b>	R: 0 E: 0 K: 0 S: 4	H: 1 LOB: 1 BB: 0 P: 4	R: 2 E: 0 K: 0 S: 5	H: 2 LOB: 0 BB: 0 P: 5	R: 5 E: 1 K: 1 S: 9	H: 4 LOB: 1 BB: 2 P: 17	R: 1 E: 0 K: 0 S: 6	H: 3 LOB: 2 BB: 0 P: 6	R: 0 E: 0 K: 1 S: 5	H: 0 LOB: 0 BB: 0 P: 5	R: 2 E: 1 K: 0 S: 5	H: 3 LOB: 1 BB: 1 P: 9	R: 0 E: 0 K: 1 S: 5	H: 0 LOB: 1 BB: 1 P: 9	R: 0 E: 0 K: 0 S: 4	H: 0 LOB: 1 BB: 1 P: 9		1B: 13 2B: 1 3B: 0 HR: 1	SF: 0 SAC: 0 DP: 0 HBP: 0	WP: 0 PB: 0 SB: 0 CS: 1	PA: 43						
<b>PITCHER</b>	IP	WLS	BF	H	R	ER	SO	BB	IBB	HBP	BLK	WP	HR	S	P	ERA	WHIP										
<b>Hal Brown, R</b> ERA: 3.34 (1, 1)	2.2	L	17	7	7	6	1	1	0	0	0	0	0	19	19	2.70	1.500										
<b>Johnny Schmitz, L</b> ERA: 4.13 (3, 1)	3.1		15	5	1	1	2	0	0	0	0	0	0	19	19	2.70	1.500										
<b>Mike Fornieles, R</b> ERA: 6.08 (7, 1)	1.0		6	3	2	2	0	1	0	0	0	0	0	5	9	18.00	4.000										
<b>Bill Wight, L</b> ERA: 5.02 (8, 1)	1.0		4	0	0	0	1	1	0	0	0	0	0	5	9	0.00	1.000										



Batter	1	2	3	4	5	6	7	8	9	AB	R	H	RBI	BB	SO	LOB	TOP	
Dick Williams, R OBP: 0.385, SLG: 0.600 (1, 9)																	3 0 1 0 1 0 3	
George Kell, R OBP: 0.388, SLG: 0.428 Wayne Causey, L OBP: 0.218, SLG: 0.180 (1, 5) (6, 5)																	3 1 1 2 1 1 3 0 0 0 0 0 0 0	
Bob Nieman, R OBP: 0.397, SLG: 0.513 (1, 7)																	4 0 2 1 0 0 2	
Gus Triandos, R OBP: 0.391, SLG: 0.495 (1, 3)																	2 0 0 1 2 0 1	
Tito Francona, L OBP: 0.317, SLG: 0.286 (1, 8)																	3 0 1 0 0 0 4	
Hal Smith, R OBP: 0.330, SLG: 0.392 (1, 2)																	2 1 1 0 1 0 0	
Billy Gardner, R OBP: 0.251, SLG: 0.328 (1, 4)																	3 2 2 0 0 0 2	
Willy Miranda, S OBP: 0.310, SLG: 0.305 (1, 6)																	2 1 1 0 0 0 0	
Connie Johnson, R Joe Fischer, (5, PH) Mike Ferraresi, R (5, PH) Don Ferraresi, L (5, PH) Bob Hale, L (5, PH) George Zuverink, R (5, PH) OBP: 0.304, SLG: 0.238 OBP: 0.308, SLG: 0.402 OBP: 0.142, SLG: 0.354 OBP: 0.309, SLG: 0.307 OBP: 0.266, SLG: 0.320 OBP: 0.141, SLG: 0.377 (1, 1)																	1 0 1 0 0 0 0 1 0 1 2 0 0 0 0 1 0 0 0 0 0 0 0 0 0 0 0 0 1 1 1 1 0 0 0 0 0 0 0 0 0 0	
<b>Inning Stats</b>	R: 0 E: 0 K: 0 S: 2	H: 0 LOB: 0 BB: 1 P: 6	R: 0 E: 0 K: 0 S: 4	H: 2 LOB: 1 BB: 0 P: 4	R: 0 E: 0 K: 0 S: 3	H: 1 LOB: 0 BB: 0 P: 3	R: 0 E: 0 K: 0 S: 2	H: 0 LOB: 1 BB: 2 P: 10	R: 3 E: 0 K: 1 S: 9	H: 4 LOB: 3 BB: 2 P: 17	R: 4 E: 0 K: 0 S: 8	H: 5 LOB: 1 BB: 0 P: 8					1B: 11 SF: 0 2B: 0 SAC: 1 3B: 1 DP: 4 HR: 0 HBP: 0	WP: 0 PA: 31 PB: 0 SB: 0 CS: 0
<b>PITCHER</b>	IP WLS BF H R ER SO BB IBB HBP BLK WP HR S P ERA WHIP																	
Hal Griggs, R ERA: 5.85 (1, 1)	5.1 L 27 10 6 6 1 5 0 0 0 0 0 0 24 44 10.12 2.812																	
Connie Grob, R ERA: 6.97 (6, 1)	0.1 3 2 1 1 0 0 0 0 0 0 0 0 3 3 27.00 6.000																	
Bob Wiesler, L ERA: 6.26 (6, 1)	0.1 1 0 0 0 0 0 0 0 0 0 0 0 1 1 0.00 0.000																	

Baltimore Orioles @ Washington Senators  
Griffith Stadium, Washington, DC  
Wed Jul 04 1956, 3:38 AM EDT  
Att: 7,580 - Unknown

AB 25  
R 7  
H 12  
RBI 7  
BB 5  
SO 1  
LOB 15



Batter	1	2	3	4	5	6	7	8	9	AB	R	H	RBI	BB	SO	LOB	BOTTOM	
Eddie Yost, R OBP: 0.448, SLG: 0.338 (1, 5)																	4 1 1 2 0 0 3	
Whitey Herzog, L OBP: 0.311, SLG: 0.356 (1, 8)																	3 0 0 0 0 2 1	
Pete Runnels, L OBP: 0.361, SLG: 0.445 (1, 3)																	2 0 2 0 1 0 0	
Roy Sievers, R OBP: 0.396, SLG: 0.529 (1, 7)																	3 0 0 0 0 0 4	
Jim Lemon, R OBP: 0.379, SLG: 0.507 (1, 9)																	3 0 0 0 0 1 3	
Lou Berberet, L OBP: 0.402, SLG: 0.422 Pedro Ramos, S OBP: 0.250, SLG: 0.304 (1, 2) (6, FR)																	3 2 3 0 0 0 0 0 0 0 0 0 0 0	
Tony Roig, R OBP: 0.304, SLG: 0.333 (1, 4)																	0 0 0 2 1 0 0	
Jose Valdivielso, R OBP: 0.253, SLG: 0.297 Clint Courtney, L OBP: 0.399, SLG: 0.459 Ed Fitz Gerald, R OBP: 0.391, SLG: 0.382 (1, 6) (6, PH) (6, PH)																	2 0 1 0 0 0 0 0 0 0 0 0 0 0 1 0 0 0 0 1 2	
Hal Griggs, R Connie Grob, L Bob Wiesler, S Herb Plews, L (1, 1) (6, 1) (6, 1) (6, PH)																	1 1 0 0 1 1 1 0 0 0 0 0 0 0 0 0 0 0 0 0 0 1 0 0 0 0 0 2	
<b>Inning Stats</b>	R: 0 E: 1 K: 1 S: 6	H: 0 LOB: 2 BB: 1 P: 10	R: 1 E: 1 K: 1 S: 7	H: 2 LOB: 1 BB: 0 P: 7	R: 0 E: 0 K: 0 S: 3	H: 1 LOB: 0 BB: 0 P: 3	R: 1 E: 0 K: 0 S: 4	H: 1 LOB: 0 BB: 0 P: 4	R: 2 E: 0 K: 2 S: 9	H: 2 LOB: 1 BB: 1 P: 13	R: 0 E: 0 K: 1 S: 6	H: 1 LOB: 2 BB: 1 P: 10					1B: 4 SF: 1 2B: 1 SAC: 1 3B: 1 DP: 0 HR: 1 HBP: 0	WP: 0 PA: 28 PB: 0 SB: 0 CS: 1
<b>PITCHER</b>	IP WLS BF H R ER SO BB IBB HBP BLK WP HR S P ERA WHIP																	
Connie Johnson, R ERA: 3.25 (1, 1)	4.0 W 17 4 2 1 2 1 0 0 0 0 0 1 9 13 18.00 3.000																	
Don Ferraresi, L ERA: 5.1 (5, 1)	1.0 W 6 2 2 2 2 1 0 0 0 0 0 1 9 13 18.00 3.000																	
George Zuverink, R ERA: 2.44 (6, 1)	1.0 S 5 1 0 0 1 1 0 0 0 0 0 0 6 10 0.00 2.000																	

Baltimore Orioles @ Washington Senators  
Griffith Stadium, Washington, DC  
Wed Jul 04 1956, 3:38 AM EDT  
Att: 7,580 - Unknown

AB 23  
R 4  
H 7  
RBI 4  
BB 3  
SO 5  
LOB 16





Batter	1	2	3	4	5	6	7	8	9	AB	R	H	RBI	BB	SO	LOB	TOP										
<b>Gil McDougald, R</b> OBP: 0.393, SLG: 0.418 (1, 6)	6-3	L5-3			K				1B	5	1	2	2	0	1	2	<b>New York Yankees @ Washington Senators</b> Griffith Stadium, Washington, DC Fri Jul 06 1956, 3:33 AM EDT Att: 12,513 - Unknown <a href="http://livebaseballscorecards.com">livebaseballscorecards.com</a>										
<b>Bob Cerv, R</b> OBP: 0.361, SLG: 0.435 (1, 8)	FC6-4 BB		4-3 SH5-3		6-3		F9		1B	4	0	2	0	1	0	1											
<b>Hank Bauer, R</b> OBP: 0.305, SLG: 0.449 (1, 9)	FC6-4 BB		SH5-3		F5			BB FC1-2 1B	1B	4	0	2	1	0	0	1											
<b>Yogi Berra, L</b> OBP: 0.355, SLG: 0.555 (1, 2)			4-3		3-1			BB E BB	F7	3	1	0	0	2	0	3											
<b>Bill Skowron, R</b> OBP: 0.406, SLG: 0.474 (1, 3)	F8		K		5-3			BB E BB	F8	4	1	0	0	1	1	5											
<b>Elston Howard, R</b> OBP: 0.322, SLG: 0.345 (1, 7)		3B 1B			F9			G1 1B 1B	FC1-2 SF9	4	3	2	0	0	0	1											
<b>Andy Carey, R</b> OBP: 0.315, SLG: 0.369 (1, 5)		1H SF9 3B			K			G1 1B 1B	SF9	3	2	2	2	0	1	0											
<b>Jerry Coleman, R</b> OBP: 0.288, SLG: 0.245 (1, 4)		SF9			4-3			K 6-3	6-3	3	0	0	1	0	1	2											
<b>Bob Turley, R</b> OBP: 0.266, SLG: 0.200 (1, 1)		3H 4-0						G1		3	0	1	0	1	1	2											
<b>Tommy Byrne, L</b> OBP: 0.333, SLG: 0.600 (9, 1)									K	0	0	0	0	0	0	0											
<b>Tom Morgan, R</b> OBP: 0.300, SLG: 0.222 (9, 1)		L5-3 BB			CS 1B			1-2 2-3		0	0	0	0	0	0	0											
<b>Inning Stats</b>	R: 0 E: 0 K: 0 S: 3	H: 0 LOB: 2 BB: 2 P: 11	R: 2 E: 0 K: 0 S: 4	H: 2 LOB: 1 BB: 1 P: 8	R: 0 E: 0 K: 1 S: 6	H: 1 LOB: 1 BB: 0 P: 6	R: 0 E: 0 K: 1 S: 5	H: 0 LOB: 0 BB: 0 P: 5	R: 0 E: 0 K: 0 S: 3	H: 0 LOB: 0 BB: 0 P: 3	R: 2 E: 0 K: 1 S: 8	H: 3 LOB: 1 BB: 0 P: 8	R: 3 E: 1 K: 0 S: 4	H: 1 LOB: 2 BB: 2 P: 12	R: 1 E: 0 K: 1 S: 8	H: 3 LOB: 3 BB: 0 P: 8	1B: 10 2B: 2 3B: 1 HR: 0	SF: 2 SAC: 1 DP: 2 HBP: 0	WP: 0 PB: 0 SB: 0 CS: 1	PA: 41							
<b>PITCHER</b>	IP	WLS	BF	H	R	ER	SO	BB	IBB	HBP	BLK	WP	HR	S	P	ERA	WHIP										
<b>Bob Wiesler, L</b> ERA: 6.16 (1, 1)	7.0	L	29	7	4	4	4	3	0	0	0	0	0	34	46	5.14	1.429										
<b>Bob Chakales, R</b> ERA: 3.44 (8, 1)	2.0		12	4	4	1	1	2	0	0	0	0	0	12	20	4.50	3.000										

Batter	1	2	3	4	5	6	7	8	9	AB	R	H	RBI	BB	SO	LOB	BOTTOM											
<b>Eddie Yost, R</b> OBP: 0.445, SLG: 0.348 (1, 5)	HR	F9			4-3		P4		SF7	4	1	1	2	0	0	1	<b>New York Yankees @ Washington Senators</b> Griffith Stadium, Washington, DC Fri Jul 06 1956, 3:33 AM EDT Att: 12,513 - Unknown <a href="http://livebaseballscorecards.com">livebaseballscorecards.com</a>											
<b>Whitey Herzog, L</b> OBP: 0.313, SLG: 0.359 (1, 8)	E4 BB 1B	K			2B			P5	BB BB BB BB BB BB	4	1	1	0	1	1	1												
<b>Pete Runnels, L</b> OBP: 0.364, SLG: 0.444 (1, 3)	1B 1-2 BB		4-3		L5				BB BB BB BB BB BB	3	0	1	1	2	0	1												
<b>Roy Sievers, R</b> OBP: 0.390, SLG: 0.520 (1, 7)	F9		P4		4-3			P4	BB BB BB BB BB BB	5	0	0	0	0	0	7												
<b>Clint Courtney, L</b> OBP: 0.401, SLG: 0.466 (1, 2)	1-3 2H 1B		2B		F8			K		4	0	2	1	0	1	1												
<b>Jim Lemon, R</b> OBP: 0.378, SLG: 0.502 (1, 9)	K		F9		G5-4-3 BB				K	3	0	0	0	1	2	3												
<b>Tony Rolig, R</b> OBP: 0.296, SLG: 0.292 (1, 4)	L4				F2		G5-4-3 BB		BB BB BB BB BB BB	3	1	0	0	1	0	3												
<b>Jose Valdivielso, R</b> OBP: 0.255, SLG: 0.290 (1, 6)									BB BB BB BB BB BB	2	0	0	0	1	0	0												
<b>Lou Berberet, L</b> OBP: 0.407, SLG: 0.427 (9, PH)					P6				BB BB BB BB BB BB	1	0	1	0	0	0	0												
<b>Dean Stone, L</b> OBP: 0.250, SLG: 0.176 (9, PR)									BB BB BB BB BB BB	0	1	0	0	0	0	0												
<b>Bob Wiesler, S</b> OBP: 0.045, SLG: 0.091 (1, 1)					4-3				BB BB BB BB BB BB	2	0	0	0	0	1	1												
<b>Ernie Oravetz, S</b> OBP: 0.375, SLG: 0.295 (7, PH)					K				BB BB BB BB BB BB	1	0	0	0	0	1	0												
<b>Bob Chakales, R</b> OBP: 0.118, SLG: 0.118 (8, 1)									BB BB BB BB BB BB	0	0	0	0	0	0	0												
<b>Herb Plews, L</b> OBP: 0.286, SLG: 0.143 (9, PH)									1-2 2-3 1B	1	0	1	0	0	0	0												
<b>Inning Stats</b>	R: 2 E: 1 K: 1 S: 8	H: 2 LOB: 2 BB: 1 P: 12	R: 0 E: 0 K: 2 S: 7	H: 0 LOB: 1 BB: 1 P: 11	R: 0 E: 0 K: 0 S: 4	H: 1 LOB: 1 BB: 0 P: 4	R: 0 E: 0 K: 0 S: 3	H: 0 LOB: 0 BB: 0 P: 3	R: 0 E: 0 K: 0 S: 2	H: 0 LOB: 0 BB: 1 P: 6	R: 0 E: 0 K: 1 S: 5	H: 0 LOB: 0 BB: 0 P: 5	R: 0 E: 0 K: 1 S: 6	H: 1 LOB: 1 BB: 0 P: 6	R: 2 E: 0 K: 1 S: 7	H: 2 LOB: 3 BB: 3 P: 19	1B: 4 2B: 2 3B: 0 HR: 1	SF: 1 SAC: 0 DP: 1 HBP: 0	WP: 0 PB: 0 SB: 0 CS: 0	PA: 40								
<b>PITCHER</b>	IP	WLS	BF	H	R	ER	SO	BB	IBB	HBP	BLK	WP	HR	S	P	ERA	WHIP											
<b>Bob Turley, R</b> ERA: 5.62 (1, 1)	8.2	W	38	7	4	3	6	5	0	0	0	0	0	1	45	65	3.12	1.385										
<b>Tommy Byrne, L</b> ERA: 4.75 (9, 1)	0.0		1	0	0	0	0	1	0	0	0	0	0	0	4	∞	∞											
<b>Tom Morgan, R</b> ERA: 4.15 (9, 1)	0.1	S	1	0	0	0	0	0	0	0	0	0	0	1	1	0.00	0.000											





Batter	1	2	3	4	5	6	7	8	9	AB	R	H	RBI	BB	SO	LOB	TOP										
<b>Gil McDougald, R</b> OBP: 0.396, SLG: 0.434 (1, 6)										5	2	3	3	0	0	0											
<b>Norm Siebern, L</b> OBP: 0.276, SLG: 0.371 (1, 7)										2	0	0	0	1	1	0											
<b>Joe Collins, L</b> OBP: 0.306, SLG: 0.391 (1, 8)										3	1	1	0	1	0	2											
<b>Yogi Berra, L</b> OBP: 0.351, SLG: 0.549 (1, 2)										3	1	0	1	0	0	3											
<b>Bill Skowron, R</b> OBP: 0.403, SLG: 0.485 (1, 3)										4	1	1	3	0	1	1											
<b>Hank Bauer, R</b> OBP: 0.305, SLG: 0.447 (1, 9)										3	0	1	0	0	2	0											
<b>Andy Carey, R</b> OBP: 0.314, SLG: 0.367 (1, 5)										4	1	1	0	0	0	2											
<b>Jerry Coleman, R</b> OBP: 0.286, SLG: 0.246 (1, 4)										4	1	1	0	0	1	0											
<b>Mickey McDermott, L</b> OBP: 0.259, SLG: 0.130 <b>Tom Sturdivant, L</b> OBP: 0.318, SLG: 0.409 (9, 1)										3	1	0	0	1	1	2											
<b>Inning Stats</b>	R: 1 E: 0 K: 1 S: 6	H: 1 LOB: 1 BB: 1 P: 10	R: 0 E: 0 K: 1 S: 5	H: 0 LOB: 0 BB: 0 P: 5	R: 4 E: 1 K: 1 S: 7	H: 2 LOB: 0 BB: 2 P: 15	R: 3 E: 0 K: 1 S: 8	H: 3 LOB: 0 BB: 0 P: 8	R: 0 E: 0 K: 0 S: 4	H: 1 LOB: 1 BB: 0 P: 4	R: 0 E: 0 K: 0 S: 3	H: 1 LOB: 0 BB: 0 P: 3	R: 0 E: 1 K: 0 S: 3	H: 0 LOB: 0 BB: 0 P: 3	R: 0 E: 0 K: 0 S: 3	H: 0 LOB: 0 BB: 0 P: 3	1B: 6 2B: 1 3B: 0 HR: 2	SF: 1 SAC: 2 DP: 2 HBP: 0	WP: 0 PA: 37 PB: 0 SB: 0 CS: 0								
<b>PITCHER</b>	IP	WLS	BF	H	R	ER	SO	BB	IBB	HBP	BLK	WP	HR	S	P	ERA	WHIP										
<b>Camilo Pascual, R</b> ERA: 6.35 (1, 1)	3.0	L	15	3	5	4	3	3	0	0	0	0	1	18	30	12.00	2.000										
<b>Bunkey Stewart, L</b> ERA: 4.25 (4, 1)	2.0		10	4	3	3	1	0	0	0	0	0	1	12	12	13.50	2.000										
<b>Hal Griggs, R</b> ERA: 5.53 (6, 1)	3.0		9	1	0	0	2	0	0	0	0	0	0	13	13	0.00	0.333										
<b>Bud Byerly, R</b> ERA: 4.22 (9, 1)	1.0		3	0	0	0	0	0	0	0	0	0	0	3	3	0.00	0.000										

New York Yankees @ Washington Senators  
Griffith Stadium, Washington, DC  
Sat Jul 07 1956, 3:33 AM EDT  
Att: 11,927 - Unknown


AB 31  
R 8  
H 8  
RBI 7  
BB 3  
SO 6  
LOB 10





Batter	1	2	3	4	5	6	7	8	9	AB	R	H	RBI	BB	SO	LOB	BOTTOM										
<b>Eddie Yost, R</b> OBP: 0.444, SLG: 0.344 (1, 5)										3	1	0	0	2	0	1											
<b>Tony Rojas, R</b> OBP: 0.290, SLG: 0.259 (1, 4)										3	0	0	0	1	2	2											
<b>Pete Runnels, L</b> OBP: 0.369, SLG: 0.444 (1, 3)										2	1	1	0	2	1	1											
<b>Roy Sievers, R</b> OBP: 0.391, SLG: 0.518 (1, 7)										3	0	1	1	1	1	2											
<b>Jim Lemon, R</b> OBP: 0.373, SLG: 0.495 (1, 9)										4	0	0	0	0	0	6											
<b>Ed Fitz Gerald, R</b> OBP: 0.426, SLG: 0.414 (1, 2)										3	1	3	1	1	0	0											
<b>Karl Olson, R</b> OBP: 0.314, SLG: 0.349 (1, 8)										4	0	0	0	0	0	4											
<b>Jose Valdivielso, R</b> OBP: 0.245, SLG: 0.278 (1, 6)										4	0	0	0	0	0	2											
<b>Camilo Pascual, R</b> ERA: 6.35 (3, PH)										0	0	0	0	0	0	0											
<b>Ernie Crivette, S</b> ERA: 5.54 (4, 1)										1	0	0	0	0	0	0											
<b>Bunkey Stewart, L</b> ERA: 4.25 (4, 1)										0	0	0	0	0	0	0											
<b>Herb Pileggi, L</b> OBP: 0.333, SLG: 0.333 (5, PH)										1	0	0	0	0	0	0											
<b>Hal Griggs, R</b> ERA: 5.53 (6, 1)										0	0	0	0	0	0	0											
<b>Clint Courtney, L</b> OBP: 0.209, SLG: 0.403 (8, PH)										1	0	0	0	0	0	0											
<b>Bud Byerly, R</b> ERA: 4.22 (9, 1)										1	0	0	0	0	0	0											
<b>Whitey Herzog, L</b> OBP: 0.316, SLG: 0.367 (9, PH)										1	0	1	0	0	0	0											
<b>Inning Stats</b>	R: 0 E: 0 K: 2 S: 7	H: 0 LOB: 1 BB: 1 P: 11	R: 0 E: 0 K: 0 S: 3	H: 1 LOB: 0 BB: 0 P: 3	R: 0 E: 0 K: 0 S: 3	H: 0 LOB: 1 BB: 1 P: 7	R: 1 E: 0 K: 0 S: 4	H: 2 LOB: 1 BB: 1 P: 8	R: 0 E: 0 K: 0 S: 3	H: 0 LOB: 0 BB: 0 P: 3	R: 0 E: 1 K: 1 S: 5	H: 0 LOB: 1 BB: 1 P: 9	R: 0 E: 0 K: 0 S: 3	H: 1 LOB: 0 BB: 0 P: 3	R: 1 E: 0 K: 1 S: 6	H: 1 LOB: 2 BB: 2 P: 14	R: 1 E: 0 K: 0 S: 4	H: 1 LOB: 1 BB: 1 P: 8	1B: 5 2B: 2 3B: 0 HR: 0	SF: 0 SAC: 0 DP: 4 HBP: 0	WP: 0 PA: 37 PB: 0 SB: 0 CS: 0						
<b>PITCHER</b>	IP	WLS	BF	H	R	ER	SO	BB	IBB	HBP	BLK	WP	HR	S	P	ERA	WHIP										
<b>Mickey McDermott, L</b> ERA: 5.54 (1, 1)	8.0	W	33	5	3	3	4	7	0	0	0	0	0	34	62	3.38	1.500										
<b>Tom Sturdivant, R</b> ERA: 2.28 (9, 1)	1.0	S	4	1	0	0	0	0	0	0	0	0	0	4	4	0.00	1.000										

New York Yankees @ Washington Senators  
Griffith Stadium, Washington, DC  
Sat Jul 07 1956, 3:33 AM EDT  
Att: 11,927 - Unknown

AB 30  
R 3  
H 6  
RBI 3  
BB 7  
SO 4  
LOB 18





Batter	1	2	3	4	5	6	7	8	9	AB	R	H	RBI	BB	SO	LOB	TOP											
<b>Gil McDougald, R</b> OBP: 0.399, SLG: 0.448 (1, 6) (7, 4)	F9		HR	1B		FC5-4 1B		F8	FC6-5-4 2-3	6	1	3	1	0	0	1	<b>New York Yankees @ Washington Senators</b> Griffith Stadium, Washington, DC Sun Jul 08 1956, 3:33 AM EDT Att: 14,975 - Unknown <a href="http://livebaseballscorecards.com">livebaseballscorecards.com</a> 											
<b>Hank Bauer, R</b> OBP: 0.307, SLG: 0.468 (1, 9)	L1		HR	F7		FC5-4 G1-4-3 1-2		HR		5	2	2	2	0	0	2												
<b>Mickey Mantle, S</b> OBP: 0.471, SLG: 0.749 <b>Bob Cerv, R</b> OBP: 0.351, SLG: 0.422 (1, 8) (5, 8)	E5 2B PB		K			G1-4-3 1-2		E6 F9 BB		3	1	1	0	0	1	0												
<b>Yogi Berra, L</b> OBP: 0.358, SLG: 0.554 (1, 2)	PB HR 2B		2B SF9 1B					BB BB BB		3	3	2	0	2	0	2												
<b>Bill Skowron, R</b> OBP: 0.407, SLG: 0.505 (1, 3)	HR		SF9 1-3 2B					BB BB BB		4	1	2	2	1	0	2												
<b>Elston Howard, R</b> OBP: 0.323, SLG: 0.341 <b>Norm Siebern, L</b> OBP: 0.269, SLG: 0.361 (1, 7) (7, 7)	F7		SF9 HBP					K	K	2	0	0	0	0	0	0												
<b>Andy Carey, R</b> OBP: 0.315, SLG: 0.364 (1, 5)			F8	SF9 1-2 2-3 3-H		1B BB		BB BB	5-3	2	0	0	1	2	0	0												
<b>Jerry Coleman, R</b> OBP: 0.288, SLG: 0.250 <b>Irv Noren, L</b> OBP: 0.522, SLG: 0.412 <b>Tom Carroll, R</b> OBP: 0.429, SLG: 0.429 <b>Phil Rizzuto, R</b> OBP: 0.365, SLG: 0.267 (1, 4) (7, PH) (7, PH) (7, 6)	K		L4					G4-6-3 1-2 2-3 3-H	2-3 1B	3	0	1	0	0	1	2												
<b>Tommy Byrne, L</b> OBP: 0.318, SLG: 0.571 <b>Johnny Kucks, R</b> OBP: 0.351, SLG: 0.095 <b>Mickey McDermott, L</b> OBP: 0.250, SLG: 0.125 <b>Rip Coleman, L</b> (7, 1) <b>Tom Sturdivant, L</b> OBP: 0.304, SLG: 0.391 (7, 1)	K			F9	4-3	G4-6-3 1-2		2-3		1	0	0	0	0	1	0												
<b>Inning Stats</b>	R: 3 E: 1 K: 0 S: 6	H: 2 LOB: 0 BB: 0 P: 6	R: 0 E: 0 K: 2 S: 7	H: 0 LOB: 0 BB: 0 P: 7	R: 3 E: 0 K: 1 S: 9	H: 4 LOB: 2 BB: 0 P: 10	R: 0 E: 0 K: 0 S: 5	H: 2 LOB: 2 BB: 1 P: 8	R: 0 E: 0 K: 0 S: 3	H: 1 LOB: 0 BB: 0 P: 3	R: 1 E: 0 K: 1 S: 4	H: 0 LOB: 3 BB: 4 P: 20	R: 1 E: 1 K: 1 S: 7	H: 1 LOB: 2 BB: 1 P: 11	R: 0 E: 0 K: 0 S: 4	H: 1 LOB: 1 BB: 0 P: 4		1B: 6 2B: 2 3B: 0 HR: 4	SF: 1 SAC: 0 DP: 2 HBP: 1	WP: 0 PB: 1 SB: 0 CS: 0	PA: 46							
<b>PITCHER</b>	IP	WLS	BF	H	R	ER	SO	BB	IBB	HBP	BLK	WP	HR	S	P	ERA	WHIP											
<b>Chuck Stobbs, L</b> ERA: 4.07 (1, 1)	2.1	L	14	6	6	3	3	0	0	0	0	0	0	3	20	20	11.57	2.571										
<b>Pedro Ramos, R</b> ERA: 5.39 (3, 1)	1.2		8	2	0	0	0	0	0	1	0	0	0	7	8	0.00	1.200											
<b>Bob Wiesler, L</b> ERA: 6.0 (5, 1)	2.0		8	2	0	0	0	1	0	0	0	0	0	7	11	0.00	1.500											
<b>Camilo Pascual, R</b> ERA: 6.41 (7, 1)	2.0		12	1	2	2	2	5	0	0	0	0	1	11	31	9.00	3.000											
<b>Bud Eyerly, R</b> ERA: 3.66 (9, 1)	1.0		4	1	0	0	0	0	0	0	0	0	0	4	4	0.00	1.000											
<b>Batter</b>	<b>1</b>	<b>2</b>	<b>3</b>	<b>4</b>	<b>5</b>	<b>6</b>	<b>7</b>	<b>8</b>	<b>9</b>	<b>AB</b>	<b>R</b>	<b>H</b>	<b>RBI</b>	<b>BB</b>	<b>SO</b>	<b>LOB</b>	<b>BOTTOM</b>											
<b>Eddie Yost, R</b> OBP: 0.441, SLG: 0.339 (1, 5)	CS BB BB		G5-4-3 1-2		L5		5-3	5-3		4	0	0	0	1	0	3	<b>New York Yankees @ Washington Senators</b> Griffith Stadium, Washington, DC Sun Jul 08 1956, 3:33 AM EDT Att: 14,975 - Unknown <a href="http://livebaseballscorecards.com">livebaseballscorecards.com</a> 											
<b>Tony Rogo, R</b> OBP: 0.361, SLG: 0.250 (1, 4)	BB 1-2 BB		1B BB		F3		3-1 BB		BB	1	0	0	0	4	0	0												
<b>Pete Runnels, L</b> OBP: 0.367, SLG: 0.440 (1, 3)	L7		FC6-4 1B		4-3		3-1		F7	5	0	1	0	0	0	5												
<b>Roy Sievers, R</b> OBP: 0.388, SLG: 0.510 (1, 7)	K 2-3		FC6-4 1-2		L6		BB		F8	4	0	0	0	1	1	5												
<b>Jim Lemon, R</b> OBP: 0.374, SLG: 0.502 (1, 9)			HR	1-4-3 1B BB		5-3	L7		K	4	1	1	1	1	1	4												
<b>Ed Fitz Gerald, R</b> OBP: 0.428, SLG: 0.417 <b>Bob Wiesler, S</b> OBP: 0.045, SLG: 0.091 <b>Whitey Herzog, L</b> OBP: 0.319, SLG: 0.371 <b>Herb Plews, L</b> OBP: 0.297, SLG: 0.167 (1, 2) (5, 1) (6, PH) (7, 6)				F8		1B		6-3 1B		2	0	1	0	0	0	1												
<b>Karl Olson, R</b> OBP: 0.317, SLG: 0.351 (1, 8)	P4			1-4-3 1B		1B		6-3		4	0	2	0	0	0	2												
<b>Jose Valdivielso, R</b> OBP: 0.241, SLG: 0.273 <b>Lou Berberaf, L</b> OBP: 0.403, SLG: 0.423 <b>Camilo Pascual, R</b> OBP: 0.233, SLG: 0.241 <b>Ernie Oravetz, S</b> OBP: 0.367, SLG: 0.288 <b>Bud Eyerly, R</b> (1, 6) (6, PH) (7, 1) (8, PH) (9, 1)	G6-4-3 1B			1-4-3		F7		F8		2	0	0	0	0	0	3												
<b>Chuck Stobbs, L</b> OBP: 0.154, SLG: 0.184 <b>Pedro Ramos, S</b> OBP: 0.280, SLG: 0.304 <b>Clint Courtney, L</b> OBP: 0.403, SLG: 0.473 (1, 1) (3, 1) (4, PH) (5, 2)			G6-4-3 1-2		F9		3-1 5-3 1B	2B		0	0	0	0	0	0	0												
<b>Inning Stats</b>	R: 0 E: 0 K: 1 S: 4	H: 0 LOB: 2 BB: 2 P: 12	R: 1 E: 0 K: 0 S: 4	H: 2 LOB: 0 BB: 0 P: 4	R: 0 E: 0 K: 0 S: 3	H: 1 LOB: 2 BB: 2 P: 11	R: 0 E: 0 K: 0 S: 4	H: 1 LOB: 2 BB: 1 P: 8	R: 0 E: 0 K: 0 S: 3	H: 0 LOB: 0 BB: 0 P: 3	R: 0 E: 0 K: 0 S: 5	H: 2 LOB: 3 BB: 2 P: 12	R: 1 E: 0 K: 0 S: 5	H: 2 LOB: 1 BB: 0 P: 5	R: 0 E: 0 K: 1 S: 5	H: 0 LOB: 1 BB: 1 P: 9		1B: 7 2B: 2 3B: 0 HR: 1	SF: 0 SAC: 0 DP: 3 HBP: 0	WP: 0 PB: 0 SB: 0 CS: 1	PA: 41							
<b>PITCHER</b>	IP	WLS	BF	H	R	ER	SO	BB	IBB	HBP	BLK	WP	HR	S	P	ERA	WHIP											
<b>Tommy Byrne, L</b> ERA: 4.69 (1, 1)	2.2		12	3	1	1	1	4	0	0	0	0	0	13	17	0.00	1.200											
<b>Johnny Kucks, R</b> ERA: 3.29 (3, 1)	3.1	W	14	3	0	0	0	1	0	0	0	0	0	13	17	0.00	1.200											
<b>Rip Coleman, L</b> ERA: 2.45 (7, 1)	0.2		5	1	0	0	0	2	0	0	0	0	0	3	11	0.00	4.500											
<b>Tom Sturdivant, R</b> ERA: 2.34 (7, 1)	2.1	S	10	2	1	1	1	1	0	0	0	0	0	11	15	3.86	1.286											











Batter	1	2	3	4	5	6	7	8	9	AB	R	H	RBI	BB	SO	LOB	TOP								
Harvey Kuenn, R OBP: 0.411, SLG: 0.511 (1, 6)										5	1	1	0	0	0	3									
Earl Torgeson, L OBP: 0.399, SLG: 0.428 (1, 3)										4	0	0	1	1	3	1									
Charlie Maxwell, L OBP: 0.449, SLG: 0.634 (1, 7)										5	0	1	1	0	1	1									
Al Kaline, R OBP: 0.341, SLG: 0.485 (1, 9)										5	1	3	1	0	0	2									
Bob Kennedy, R OBP: 0.323, SLG: 0.330 (1, 5)										4	1	1	1	1	1	2									
Bill Tuttle, R OBP: 0.313, SLG: 0.382 (1, 8)										4	1	2	1	1	0	1									
Frank Bolling, R OBP: 0.348, SLG: 0.424 (1, 4)										3	1	1	0	2	0	3									
Red Wilson, R OBP: 0.374, SLG: 0.379 (1, 2)										3	1	1	0	2	0	2									
Frank Lary, R OBP: 0.236, SLG: 0.280 (1, 1)										2	0	0	1	1	0	3									
Wayne Belardi, L OBP: 0.406, SLG: 0.446 (9, PH)										1	0	0	0	0	0	2									
Billy Hoelt, L OBP: 0.347, SLG: 0.310 (9, 1)										0	0	0	0	0	0	0									
Walt Masterson, R OBP: 0.333, SLG: 0.333 (9, 1)										0	0	0	0	0	0	0									
<b>Inning Stats</b>	R: 0 E: 0 K: 1 S: 5	H: 0 LOB: 0 BB: 0 P: 5	R: 0 E: 0 K: 1 S: 6	H: 1 LOB: 1 BB: 0 P: 6	R: 0 E: 0 K: 0 S: 3	H: 0 LOB: 0 BB: 0 P: 3	R: 0 E: 0 K: 1 S: 6	H: 1 LOB: 1 BB: 0 P: 6	R: 4 E: 1 K: 0 S: 7	H: 4 LOB: 1 BB: 1 P: 11	R: 0 E: 0 K: 0 S: 4	H: 1 LOB: 3 BB: 2 P: 12	R: 2 E: 0 K: 2 S: 9	H: 2 LOB: 2 BB: 3 P: 21	R: 0 E: 0 K: 0 S: 3	H: 0 LOB: 1 BB: 1 P: 7	R: 0 E: 0 K: 0 S: 4	H: 1 LOB: 2 BB: 1 P: 8	1B: 7 2B: 0 3B: 0 HR: 3	SF: 1 SAC: 0 DP: 0 HBP: 0	WP: 0 PB: 0 SB: 2 CS: 0	PA: 45			
<b>PITCHER</b>	IP	WLS	BF	H	R	ER	SO	BB	IBB	HBP	BLK	WP	HR	S	P	ERA	WHIP								
Camilo Pascual, R ERA: 6.47 (1, 1)	4.2	L	21	6	4	4	3	1	0	0	0	0	1	26	30	7.71	1.500								
Hal Griggs, R ERA: 5.62 (5, 1)	2.1		15	3	2	2	2	5	0	0	0	0	2	14	34	7.71	3.429								
Bob Wiesler, L ERA: 6.07 (8, 1)	1.0		4	0	0	0	0	1	0	0	0	0	0	3	7	0.00	1.000								
Connie Grob, R ERA: 6.82 (9, 1)	1.0		5	1	0	0	0	1	0	0	0	0	0	4	8	0.00	2.000								

Detroit Tigers @ Washington Senators  
 Griffith Stadium, Washington, DC  
 Sat Jul 14 1956, 3:33 AM EDT  
 Att: 2,771 - Unknown

AB	36
R	6
H	10
RBI	6
BB	8
SO	5
LOB	20



Batter	1	2	3	4	5	6	7	8	9	AB	R	H	RBI	BB	SO	LOB	BOTTOM								
Eddie Yost, R OBP: 0.444, SLG: 0.354 (1, 5)										4	1	2	2	1	0	2									
Whitey Herzog, L OBP: 0.319, SLG: 0.382 (1, 8)										5	1	1	1	0	1	3									
Jim Lemon, R OBP: 0.379, SLG: 0.518 (1, 9)										5	1	3	2	0	1	1									
Pete Runnels, L OBP: 0.363, SLG: 0.429 (1, 3)										5	0	2	0	0	1	2									
Roy Sievers, R OBP: 0.384, SLG: 0.505 (1, 7)										4	0	0	0	1	1	6									
Lou Berberet, L OBP: 0.403, SLG: 0.416 (1, 2)										5	0	1	0	0	1	2									
Tony Roig, R OBP: 0.360, SLG: 0.268 (9, 6)										5	0	2	0	0	0	2									
Jose Valdivielso, R OBP: 0.261, SLG: 0.278 (1, 6)										1	1	0	0	2	1	0									
Herb Paves, L OBP: 0.317, SLG: 0.182 (8, PH)										1	0	0	0	0	1	1									
Herb Paves, L OBP: 0.317, SLG: 0.182 (9, 4)										1	0	0	0	0	1	1									
Camilo Pascual, R OBP: 0.219, SLG: 0.236 (5, 1)										2	0	0	0	0	0	2									
Ernie Cravetz, S OBP: 0.294 (7, PH)										0	0	0	0	0	0	0									
Bob Wiesler, L OBP: 0.322, SLG: 0.087 (8, 1)										0	1	0	0	0	1	0									
Clint Courtney, L OBP: 0.402, SLG: 0.462 (8, PH)										1	0	0	0	0	0	1									
Connie Grob, L OBP: 0.403, SLG: 0.467 (9, 1)										0	0	0	0	0	0	0									
<b>Inning Stats</b>	R: 1 E: 0 K: 0 S: 6	H: 3 LOB: 2 BB: 0 P: 6	R: 0 E: 0 K: 1 S: 5	H: 0 LOB: 0 BB: 0 P: 5	R: 0 E: 0 K: 2 S: 8	H: 1 LOB: 2 BB: 1 P: 12	R: 0 E: 0 K: 0 S: 4	H: 1 LOB: 2 BB: 1 P: 8	R: 0 E: 0 K: 1 S: 3	H: 0 LOB: 0 BB: 0 P: 3	R: 0 E: 0 K: 1 S: 5	H: 0 LOB: 0 BB: 0 P: 5	R: 2 E: 0 K: 1 S: 7	H: 2 LOB: 2 BB: 2 P: 15	R: 0 E: 0 K: 1 S: 6	H: 1 LOB: 1 BB: 0 P: 6	R: 2 E: 0 K: 1 S: 8	H: 3 LOB: 2 BB: 1 P: 12	1B: 8 2B: 0 3B: 0 HR: 3	SF: 0 SAC: 0 DP: 0 HBP: 0	WP: 0 PB: 0 SB: 1 CS: 0	PA: 43			
<b>PITCHER</b>	IP	WLS	BF	H	R	ER	SO	BB	IBB	HBP	BLK	WP	HR	S	P	ERA	WHIP								
Frank Lary, R ERA: 4.04 (1, 1)	0.2		4	2	2	2	1	0	0	0	0	0	2	6	6	27.00	3.000								
Billy Hoelt, L ERA: 4.04 (9, 1)	0.1	S	3	1	0	0	0	1	0	0	0	0	0	2	6	0.00	6.000								
Walt Masterson, R ERA: 4.61 (9, 1)	0.1		3	1	0	0	0	1	0	0	0	0	0	2	6	0.00	6.000								

Detroit Tigers @ Washington Senators  
 Griffith Stadium, Washington, DC  
 Sat Jul 14 1956, 3:33 AM EDT  
 Att: 2,771 - Unknown

AB	38
R	5
H	11
RBI	5
BB	5
SO	7
LOB	22





Batter	1	2	3	4	5	6	7	8	9	AB	R	H	RBI	BB	SO	LOB	TOP			
<b>Hector Lopez, R</b> OBP: 0.360, SLG: 0.464 (1, 5)	F9		6-3		6-3		1B 2B IBB		4-3 1B	4	2	1	0	1	0	0	<b>Kansas City Athletics @ Washington Senators</b> <b>Griffith Stadium, Washington, DC</b> Sun Jul 15 1956, 3:33 AM EDT Unknown			
<b>Al Pilarcik, L</b> OBP: 0.231, SLG: 0.231 (1, 8)	F8		P3		4-3		1-3 2-H 2B 1B		4-3	5	1	1	1	0	0	1				
<b>Gus Zernial, R</b> OBP: 0.338, SLG: 0.495 (1, 7)	K				F7		1-H 3-H 2B 2B		G4-6-3 1B	5	1	3	3	0	1	0				
<b>Eddie Robinson, L</b> OBP: 0.298, SLG: 0.398 (1, 3)			1-3				P6 2-H 2B		G4-6-3 1B	5	0	2	1	0	0	2				
<b>Johnny Groth, R</b> OBP: 0.314, SLG: 0.401 (1, 9)					F8 1B		F5 5-3			4	0	1	0	0	1	2				
<b>Tim Thompson, L</b> OBP: 0.328, SLG: 0.368 (1, 2)					F8 1-2 2B		F8		4-3	4	1	0	0	0	2					
<b>Joe Demaestri, R</b> OBP: 0.302, SLG: 0.340 (1, 6)					E PB 1B		SH3-4 1B		HR	4	3	4	2	0	0	0				
<b>Clete Boyer, R</b> OBP: 0.259, SLG: 0.259 (1, 4)					E6 FC6-4 1B		K		P4	4	0	1	1	0	1	2				
<b>Wally Burnette, R</b> (1, 1)					6-3 FC6-4 1-2		SH3-4 1-2		6-3	3	0	0	0	0	0	3				
<b>Inning Stats</b>	R: 0 E: 0 K: 1 S: 5	H: 0 LOB: 0 BB: 0 P: 5	R: 2 E: 0 K: 1 S: 8	H: 3 LOB: 1 BB: 0 P: 8	R: 0 E: 0 K: 0 S: 4	H: 1 LOB: 1 BB: 0 P: 4	R: 0 E: 1 K: 0 S: 5	H: 2 LOB: 2 BB: 0 P: 5	R: 0 E: 0 K: 0 S: 3	H: 0 LOB: 0 BB: 0 P: 3	R: 4 E: 0 K: 1 S: 9	H: 4 LOB: 1 BB: 1 P: 13	R: 1 E: 0 K: 0 S: 4	H: 1 LOB: 0 BB: 0 P: 4	R: 1 E: 0 K: 0 S: 4	H: 2 LOB: 0 BB: 0 P: 4	1B: 8 2B: 4 3B: 0 HR: 1	SF: 0 SAC: 1 DP: 1 HBP: 0	WP: 0 PB: 1 CS: 0	PA: 40
<b>PITCHER</b>	IP	WLS	BF	H	R	ER	SO	BB	IBB	HBP	BLK	WP	HR	S	P	ERA	WHIP			
<b>Chuck Stobbs, L</b> ERA: 4.3 (1, 1)	8.0	L	36	11	7	7	3	0	1	0	0	0	1	41	45	7.88	1.375			
<b>Bud Byerly, R</b> ERA: 5.28 (9, 1)	1.0		4	2	1	1	0	0	0	0	0	0	0	4	4	9.00	2.000			

AB	38
R	8
H	13
RBI	8
BB	1
SO	3
LOB	12



Batter	1	2	3	4	5	6	7	8	9	AB	R	H	RBI	BB	SO	LOB	BOTTOM			
<b>Eddie Yost, R</b> OBP: 0.442, SLG: 0.353 (1, 5)	F8		F2				K			4	0	1	0	0	1	0	<b>Kansas City Athletics @ Washington Senators</b> <b>Griffith Stadium, Washington, DC</b> Sun Jul 15 1956, 3:33 AM EDT Unknown			
<b>Whitey Herzog, L</b> OBP: 0.317, SLG: 0.379 (1, 8)	1-3				FC6-4 1B		F9		F5	4	0	1	0	0	0	1				
<b>Jim Lemon, R</b> OBP: 0.374, SLG: 0.511 (1, 9)	F7				FC6-4 PB 1-3 1-2		F8		E5	4	0	0	0	0	0	1				
<b>Pete Runnels, L</b> OBP: 0.362, SLG: 0.427 (1, 3)			K		1-3 1-2		2B 1B		P4	4	0	1	0	0	1	2				
<b>Roy Sievers, R</b> OBP: 0.383, SLG: 0.500 (1, 7)			6-3		K		F8			3	0	0	0	1	1	2				
<b>Clint Courtney, L</b> OBP: 0.404, SLG: 0.480 (1, 2)							F8 1-H 2B		F8	4	0	2	0	0	0	2				
<b>Tony Roig, R</b> OBP: 0.352, SLG: 0.267 (1, 4) (9, 6)							4-3		K	4	0	1	0	0	1	4				
<b>Jose Valdivielso, R</b> OBP: 0.256, SLG: 0.273 <b>Herb Pless, L</b> OBP: 0.310, SLG: 0.176 (1, 6) (8, PH) (9, 4)					P4		F8		F7	2	0	0	0	0	0	1				
<b>Chuck Stobbs, L</b> OBP: 0.146, SLG: 0.175 <b>Lou Berberet, L</b> OBP: 0.400, SLG: 0.412 <b>Bud Byerly, R</b> (9, 1)					4-3		P6		F7	1	0	0	0	0	0	0				
<b>Inning Stats</b>	R: 0 E: 0 K: 0 S: 3	H: 0 LOB: 0 BB: 0 P: 3	R: 0 E: 0 K: 1 S: 6	H: 1 LOB: 0 BB: 0 P: 6	R: 0 E: 0 K: 1 S: 6	H: 1 LOB: 1 BB: 0 P: 6	R: 0 E: 0 K: 0 S: 4	H: 1 LOB: 1 BB: 0 P: 4	R: 0 E: 0 K: 1 S: 5	H: 0 LOB: 0 BB: 0 P: 5	R: 0 E: 0 K: 0 S: 4	H: 2 LOB: 1 BB: 0 P: 4	R: 0 E: 0 K: 0 S: 4	H: 1 LOB: 2 BB: 0 P: 4	R: 0 E: 1 K: 1 S: 6	H: 0 LOB: 1 BB: 1 P: 10	1B: 4 2B: 2 3B: 0 HR: 0	SF: 0 SAC: 0 DP: 0 HBP: 0	WP: 0 PB: 1 CS: 0	PA: 34
<b>PITCHER</b>	IP	WLS	BF	H	R	ER	SO	BB	IBB	HBP	BLK	WP	HR	S	P	ERA	WHIP			
<b>Wally Burnette, R</b> ERA: (1, 1)	9.0	W	34	6	0	0	4	1	0	0	0	0	0	41	45	0.00	0.778			


AB	33
R	0
H	6
RBI	0
BB	1
SO	4
LOB	14









Batter	1	2	3	4	5	6	7	8	9	AB	R	H	RBI	BB	SO	LOB	TOP				
Chico Carrasquel, R (1, 6) Preston Ward, L (8, PH) Kenny Kuhn, L (8, 6) OBP: 0.335, SLG: 0.328 OBP: 0.364, SLG: 0.451 OBP: 0.400, SLG: 0.250	0-0 1-3		4-0 1B G1-2-3 BB	0-0 F9		0-0 1-3 1B		0-0 1-3 1B		3	0	1	0	1	0	1	<b>Cleveland Indians @ Washington Senators</b> Griffith Stadium, Washington, DC Wed Jul 18 1956, 3:33 AM EDT Unknown <a href="http://livebaseballscorecards.com">livebaseballscorecards.com</a>				
Gene Woodling, L (1, 7) OBP: 0.440, SLG: 0.440	0-0 4-3		0-0 G1-2-3 BB 1-3 2-H 1B		0-0 G6-4-3 1B	0-0 F8		0-0 F8		5	1	2	1	0	0	4					
Al Smith, R (1, 9) OBP: 0.398, SLG: 0.483	0-0 5-3		4-0 G1-2-3 1B BB		0-0 G6-4-3 1-2f		0-0 6-3		0-0 6-3	4	1	0	0	1	0	1					
Al Rosen, R (1, 5) OBP: 0.400, SLG: 0.508		4-0 FC5 BB BB	0-0 G1-2-3 1-2 2-3 3-Hf		0-0 1B		0-0 F9		0-0 5-3	4	0	1	0	1	0	3					
Vic Wertz, L (1, 3) OBP: 0.390, SLG: 0.547		0-0 F7	0-0 FC6-4 1B 2-H 3-H		0-0 1B		0-0 HR		0-0 HR	5	2	4	4	0	0	1					
Jim Busby, R (1, 8) OBP: 0.290, SLG: 0.367		4-0 1-2 BB	0-0 FC6-4 1-2f		0-0 4-3		0-0 5-3		0-0 P4	4	0	0	0	1	0	3					
Jim Hegan, R (1, 2) Bob Feller, R (3, 1) Don Mossi, L (7, 1) Art Houtteman, R (8, 1) Hank Aguirre, R (8, 1) OBP: 0.302, SLG: 0.302 OBP: 0.154, SLG: 0.154 OBP: 0.213, SLG: 0.120 OBP: 0.222, SLG: 0.222	0-3 K		0-3 K		0-3 K		0-0 P4		0-3 K	1	0	0	0	0	1	2		<b>AB 37</b> <b>R 5</b> <b>H 12</b> <b>RBI 5</b> <b>BB 5</b> <b>SO 3</b> <b>LOB 18</b>			
George Strickland, R (1, 4) Bobby Avila, R (8, PH) OBP: 0.340, SLG: 0.278 OBP: 0.317, SLG: 0.310	0-0 FC5 2-3f		0-0 5-3		0-0 5-3		0-0 5-3		0-0 FC5-4 1B	3	0	0	0	0	0	2					
Herb Score, L (1, 1) Cal McLish, S (1, 1) Earl Averill, R (3, PH) OBP: 0.261, SLG: 0.175 OBP: 0.325, SLG: 0.366			0-0 1B 2B		0-0 1B		0-0 1B BB		0-0 FC5-4 1B 1-2f	0	0	0	0	0	0	0		<b>WP 0</b> <b>PA 42</b> 			
<b>Inning Stats</b>	R: 0 E: 0 K: 0 S: 3	H: 0 LOB: 0 BB: 0 P: 3	R: 0 E: 0 K: 1 S: 5	H: 0 LOB: 2 BB: 2 P: 13	R: 3 E: 0 K: 0 S: 5	H: 3 LOB: 1 BB: 2 P: 13	R: 0 E: 0 K: 1 S: 6	H: 1 LOB: 1 BB: 0 P: 6	R: 0 E: 0 K: 0 S: 5	H: 3 LOB: 2 BB: 0 P: 5	R: 0 E: 0 K: 0 S: 4	H: 1 LOB: 2 BB: 1 P: 8	R: 1 E: 0 K: 0 S: 4	H: 1 LOB: 0 BB: 0 P: 4	R: 0 E: 0 K: 1 S: 7	H: 2 LOB: 2 BB: 0 P: 7			R: 1 E: 0 K: 0 S: 4	H: 1 LOB: 0 BB: 0 P: 4	1B: 9 2B: 1 3B: 0 HR: 2
<b>PITCHER</b>	IP WLS BF H R ER SO BB IBB HBP BLK WP HR S P ERA WHIP	IP WLS BF H R ER SO BB IBB HBP BLK WP HR S P ERA WHIP															IP WLS BF H R ER SO BB IBB HBP BLK WP HR S P ERA WHIP				
Bob Wiesler, L (1, 1) ERA: 6.25	2.0	12	2	3	3	1	4	0	0	0	0	0	0	0	10	26	13.50	3.000			
Pedro Ramos, R (3, 1) ERA: 5.13	7.0	30	10	2	2	2	1	0	0	0	0	0	2	33	37	2.57	1.571				

Batter	1	2	3	4	5	6	7	8	9	AB	R	H	RBI	BB	SO	LOB	BOTTOM			
Eddie Yost, R (1, 5) OBP: 0.439, SLG: 0.350	0-0 BB HR 1B	0-0 1-3			0-3 K		4-0 BB 1B IBB	0-0 FC6-4 1-2f		4	1	1	0	1	1	3	<b>Cleveland Indians @ Washington Senators</b> Griffith Stadium, Washington, DC Wed Jul 18 1956, 3:33 AM EDT Unknown <a href="http://livebaseballscorecards.com">livebaseballscorecards.com</a>			
Tony Rojas, R (1, 4) OBP: 0.339, SLG: 0.250	4-0 1-2 HR BB	0-0 F9			0-3 K		0-0 1-2 2-3 1B			3	1	1	0	1	1	1				
Pete Runnels, L (1, 3) OBP: 0.365, SLG: 0.437	0-0 1-H 2-H HR		0-0 CS 1B			0-0 P6	4-0 1-2 2-3 3-H BB			3	1	2	4	1	0	0				
Jim Lemon, R (1, 9) OBP: 0.369, SLG: 0.511	0-0 HR		0-0 F7 1-2			0-0 F2	0-3 K			4	1	1	1	0	1	4				
Roy Sievers, R (1, 7) Ernie Oravetz, S (8, PR) OBP: 0.385, SLG: 0.502 OBP: 0.370, SLG: 0.284	0-3 K		0-0 4-3			0-0 F7		0-0 WP 1B 2B		4	0	1	0	0	1	0				
Ed Fitz Gerald, R (1, 2) OBP: 0.418, SLG: 0.433	0-0 G3				0-0 F8		0-0 HR	4-0 2-3 BB		3	1	1	1	1	0	0				
Whitey Herzog, L (1, 8) OBP: 0.311, SLG: 0.367	0-3 K				0-0 F8		0-0 F8	0-3 K		4	0	0	0	0	2	3				
Jose Valdivielso, R (1, 6) OBP: 0.287, SLG: 0.333		0-0 SH1-4 2B			0-0 6-3		0-0 1B BLK BB 1B	0-0 1-2 3-H 1B		4	1	3	1	0	0	0				
Bob Wiesler, S (1, 1) Pedro Ramos, S (3, 1) OBP: 0.043, SLG: 0.087 OBP: 0.287, SLG: 0.357		0-0 SH1-4 2-3			0-0 5-3		0-0 6-3	0-0 K		0	0	0	0	0	0	0				
<b>Inning Stats</b>	R: 4 E: 0 K: 2 S: 10	H: 3 LOB: 1 BB: 1 P: 14	R: 0 E: 0 K: 0 S: 4	H: 1 LOB: 0 BB: 0 P: 4	R: 0 E: 0 K: 0 S: 3	H: 1 LOB: 0 BB: 0 P: 3	R: 0 E: 0 K: 0 S: 3	H: 0 LOB: 0 BB: 0 P: 3	R: 0 E: 0 K: 2 S: 7	H: 0 LOB: 0 BB: 0 P: 7	R: 0 E: 0 K: 0 S: 3	H: 0 LOB: 0 BB: 0 P: 3	R: 2 E: 0 K: 1 S: 8	H: 3 LOB: 2 BB: 2 P: 16	R: 1 E: 0 K: 2 S: 9	H: 2 LOB: 2 BB: 1 P: 13		1B: 5 2B: 2 3B: 0 HR: 3	SF: 0 SAC: 1 DP: 0 HBP: 0	WP: 1 PB: 0 SB: 0 CS: 1
<b>PITCHER</b>	IP WLS BF H R ER SO BB IBB HBP BLK WP HR S P ERA WHIP	IP WLS BF H R ER SO BB IBB HBP BLK WP HR S P ERA WHIP															IP WLS BF H R ER SO BB IBB HBP BLK WP HR S P ERA WHIP			
Herb Score, L (1, 1) ERA: 3.31	2.0	7	1	0	0	2	0	0	0	0	0	0	0	0	11	11	0.00	0.500		
Cal McLish, R (1, 1) ERA: 5.19	4.2	L 18	4	2	2	2	0	1	0	1	0	1	21	25	3.86	0.857				
Bob Feller, R (3, 1) ERA: 3.41	0.1	2	0	0	0	1	1	0	0	0	0	0	3	7	0.00	3.000				
Art Houtteman, R (8, 1) ERA: 5.85	0.0	2	1	1	1	0	1	0	0	0	1	0	1	5	∞	∞				







Batter	1	2	3	4	5	6	7	8	9	AB	R	H	RBI	BB	SO	LOB	TOP																				
<b>Bobby Avila, R</b> OBP: 0.332, SLG: 0.315 (1, 4)	4-0 WP 1B BB	4-0 1B BB			0-0 CS SH2-3 1B		4-0 S BB		4-0 1-2 BB	1	1	1	0	4	0	0	<b>Cleveland Indians @ Washington Senators</b> Griffith Stadium, Washington, DC Thu Jul 19 1956, 3:33 AM EDT Att: 3,178 - Unknown <a href="http://livebaseballscorecards.com">livebaseballscorecards.com</a>																				
<b>Gene Woodling, L</b> OBP: 0.426, SLG: 0.423 (1, 7)	0-0 4-3	0-0 1-3 1B			0-0 SH2-3		0-0 4-3		0-0 F3	4	0	1	1	0	0	4																					
<b>Vic Wertz, L</b> OBP: 0.539 <b>Preston Ward, L</b> OBP: 0.361, SLG: 0.447 (8, 3)	0-0 3-H 1B	0-0 G3			0-3 K			0-3 K		4	0	1	1	0	2	3																					
<b>Al Rosen, R</b> OBP: 0.401, SLG: 0.502 (1, 5)	0-3 K				0-0 F8			0-0 FC6-4 1B		3	0	1	0	1	1	1																					
<b>Sam Mele, R</b> OBP: 0.369, SLG: 0.487 (1, 9)		4-0 2B 1B BB			0-0 6-3		0-0 F8		0-0 FC6-4 1B	3	1	0	0	1	0	2																					
<b>Jim Busby, R</b> OBP: 0.291, SLG: 0.370 (1, 8)		0-0 1B SF9 2B			0-0 2-3		0-0 1-3		0-0 F7	4	1	1	0	0	0	2																					
<b>Hal Naragon, L</b> OBP: 0.305, SLG: 0.469 (1, 2)		0-0 SF9 1B			0-0 4-3		0-0 4-3		0-0 F9	4	1	1	1	0	0	1																					
<b>Chico Carrasquel, R</b> OBP: 0.329, SLG: 0.321 (1, 6)		0-0 5-3			0-0 6-3		0-0 P6		0-0 5-3	4	0	0	0	0	0	2																					
<b>Mike Garcia, R</b> OBP: 0.139, SLG: 0.094 <b>Earl Averitt, R</b> OBP: 0.341, SLG: 0.366 <b>George Strickland, R</b> OBP: 0.344, SLG: 0.321 <b>Cal McLish, S</b> (9, 1)		0-0 SF9			0-0 2-3		0-0 P6		4-0 BB	2	0	0	1	0	0	0																					
<b>Inning Stats</b>	R: 1 E: 0 K: 1 S: 5	H: 1 LOB: 1 BB: 1 P: 9	R: 3 E: 0 K: 0 S: 6	H: 3 LOB: 2 BB: 2 P: 14	R: 0 E: 0 K: 0 S: 3	H: 0 LOB: 0 BB: 0 P: 3	R: 0 E: 0 K: 0 S: 3	H: 0 LOB: 0 BB: 0 P: 3	R: 0 E: 0 K: 1 S: 5	H: 1 LOB: 1 BB: 1 P: 5	R: 0 E: 0 K: 0 S: 3	H: 0 LOB: 1 BB: 1 P: 7	R: 0 E: 0 K: 0 S: 3	H: 0 LOB: 1 BB: 1 P: 7	R: 0 E: 0 K: 1 S: 6	H: 1 LOB: 1 BB: 0 P: 6		R: 0 E: 0 K: 0 S: 3	H: 0 LOB: 2 BB: 2 P: 11	1B: 5 2B: 2 3B: 0 HR: 0	SF: 1 SAC: 1 DP: 1 HBP: 0	WP: 1 PB: 0 CS: 1	PA: 38														
<b>PITCHER</b>	IP	WLS	BF	H	R	ER	SO	BB	IBB	HBP	BLK	WP	HR	S	P	ERA	WHIP	<b>PITCHER</b>		IP	WLS	BF	H	R	ER	SO	BB	IBB	HBP	BLK	WP	HR	S	P	ERA	WHIP	
<b>Hal Griggs, R</b> ERA: 6.07 <b>Bunky Stewart, L</b> ERA: 3.74	(1, 1)	1.2	11	4	4	4	1	3	0	0	0	1	0	10	22	21.60	4.200			(2, 1)	7.1	W	27	2	0	0	2	4	0	0	0	0	0	27	43	0.00	0.818

**Cleveland Indians @ Washington Senators**  
 Griffith Stadium, Washington, DC  
 Thu Jul 19 1956, 3:33 AM EDT  
 Att: 3,178 - Unknown  
[livebaseballscorecards.com](http://livebaseballscorecards.com)

AB	29
R	4
H	6
RBI	4
BB	7
SO	3
LOB	15



Batter	1	2	3	4	5	6	7	8	9	AB	R	H	RBI	BB	SO	LOB	BOTTOM																			
<b>Eddie Yost, R</b> OBP: 0.444, SLG: 0.377 (1, 5)	4-0 G6-4-3 1B BB		0-0 1B		0-0 G1-4-3 1-2		0-0 HR		0-0 HR	4	2	3	2	1	0	2	<b>Cleveland Indians @ Washington Senators</b> Griffith Stadium, Washington, DC Thu Jul 19 1956, 3:33 AM EDT Att: 3,178 - Unknown <a href="http://livebaseballscorecards.com">livebaseballscorecards.com</a>																			
<b>Whitey Herzog, L</b> OBP: 0.313, SLG: 0.367 (1, 8)	0-0 G6-4-3 1B		0-0 1B		0-0 E 2B 1B		0-0 5-3			4	1	3	0	0	0	0																				
<b>Jim Lemon, R</b> OBP: 0.364, SLG: 0.502 (1, 9)	0-0 G6-4-3 1-2 2-3		0-0 F7		0-0 E6 2B		0-0 6-3			4	1	0	0	0	0	5																				
<b>Pete Runnels, L</b> OBP: 0.363, SLG: 0.430 (1, 3)	0-0 4-3		0-0 G3		0-0 F2		0-0 F8			4	0	0	0	0	0	3																				
<b>Roy Sievers, R</b> OBP: 0.385, SLG: 0.495 (8, PR) <b>Pedro Ramos, S</b> OBP: 0.287, SLG: 0.357 <b>Karl Olson, R</b> OBP: 0.316, SLG: 0.347 (9, 7)		0-0 6-3		0-0 L7		0-3 K		4-0 3B BB		3	0	0	0	1	1	2																				
<b>Clint Courtney, L</b> OBP: 0.406, SLG: 0.497 (1, 2)		0-0 4-3		0-0 4-3		0-0 2B		0-0 3B		4	0	2	3	0	0	0																				
<b>Tony Roig, R</b> OBP: 0.333, SLG: 0.276 <b>Ed Fitz Gerald, R</b> OBP: 0.402, SLG: 0.414 <b>Herb Plews, L</b> OBP: 0.310, SLG: 0.176 (9, 4)		0-3 K			0-3 K		0-0 6-3			3	0	0	0	0	3	1																				
<b>Jose Valdivielso, R</b> OBP: 0.285, SLG: 0.331 (1, 6)			0-0 F7		0-0 1B 1B		0-0 5-3		0-0 1-3	4	0	1	0	0	0	0																				
<b>Hal Griggs, R</b> <b>Bunky Stewart, L</b> OBP: 0.300, SLG: 0.300 (2, 1)			0-0 1-3		0-0 G1-4-3 1-2 1B		0-3 K		0-0 4-3	0	0	0	0	0	0	0																				
<b>Inning Stats</b>	R: 0 E: 0 K: 0 S: 3	H: 1 LOB: 1 BB: 1 P: 7	R: 0 E: 0 K: 1 S: 5	H: 0 LOB: 0 BB: 0 P: 5	R: 0 E: 0 K: 0 S: 3	H: 0 LOB: 0 BB: 0 P: 3	R: 0 E: 0 K: 1 S: 6	H: 2 LOB: 1 BB: 0 P: 6	R: 2 E: 1 K: 2 S: 10	H: 2 LOB: 1 BB: 0 P: 10	R: 1 E: 0 K: 0 S: 6	H: 1 LOB: 0 BB: 0 P: 6	R: 1 E: 0 K: 0 S: 4	H: 1 LOB: 2 BB: 1 P: 8	R: 1 E: 0 K: 0 S: 3	H: 1 LOB: 0 BB: 0 P: 3		1B: 6 2B: 1 3B: 1 HR: 2	SF: 0 SAC: 0 DP: 2 HBP: 0	WP: 0 PB: 0 CS: 0	PA: 37															
<b>PITCHER</b>	IP	WLS	BF	H	R	ER	SO	BB	IBB	HBP	BLK	WP	HR	S	P	ERA	WHIP	<b>PITCHER</b>		IP	WLS	BF	H	R	ER	SO	BB	IBB	HBP	BLK	WP	HR	S	P	ERA	WHIP
<b>Mike Garcia, R</b> ERA: 3.95 <b>Cal McLish, R</b> ERA: 5.29	(1, 1)	8.0	34	9	4	2	5	2	0	0	0	0	1	42	50	2.25	1.375			(9, 1)	0.2	L	3	1	1	1	0	0	0	0	0	1	3	3	13.50	1.500

**Cleveland Indians @ Washington Senators**  
 Griffith Stadium, Washington, DC  
 Thu Jul 19 1956, 3:33 AM EDT  
 Att: 3,178 - Unknown  
[livebaseballscorecards.com](http://livebaseballscorecards.com)

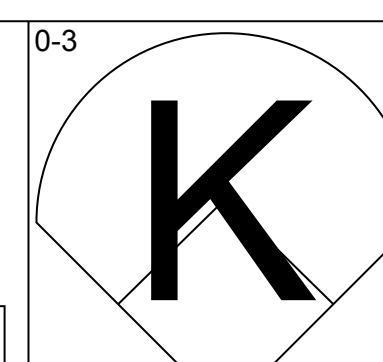
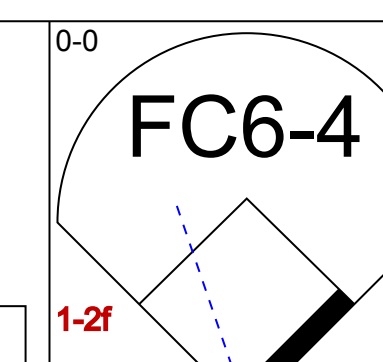
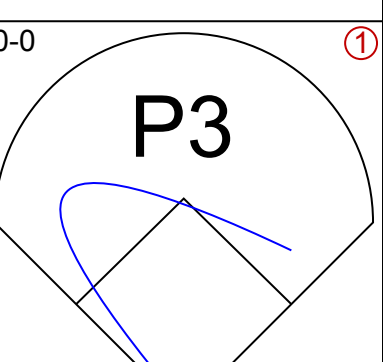
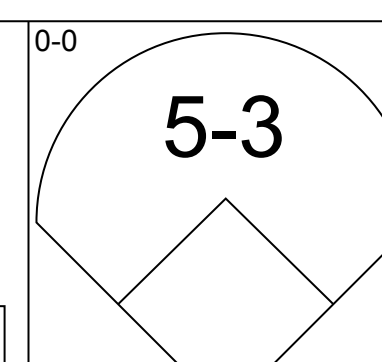
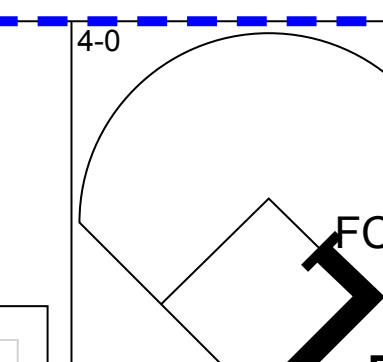
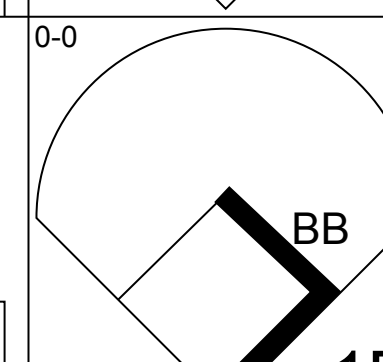
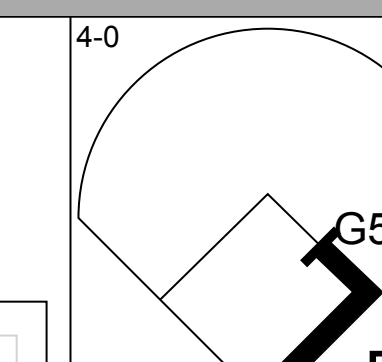
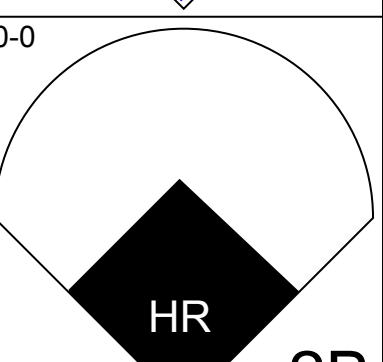
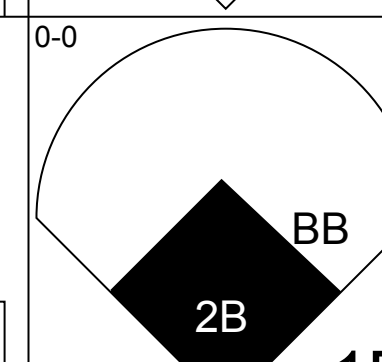
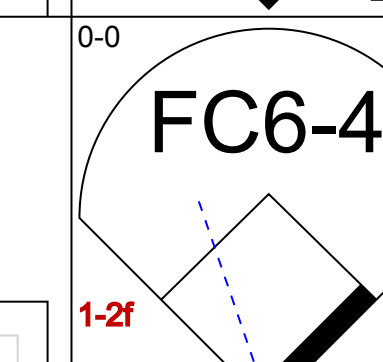
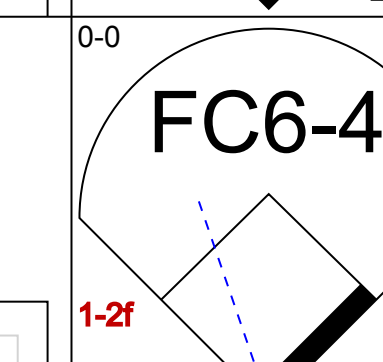
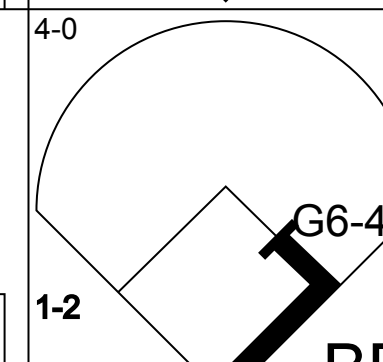
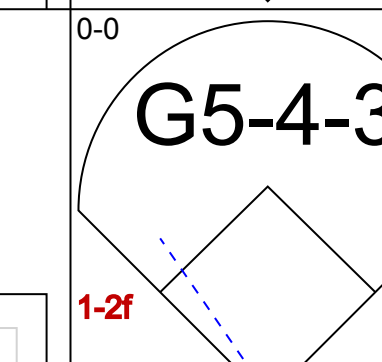
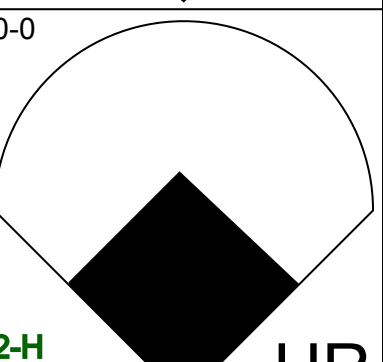
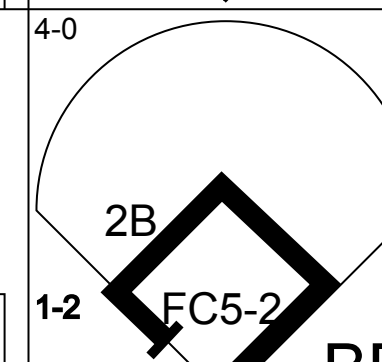
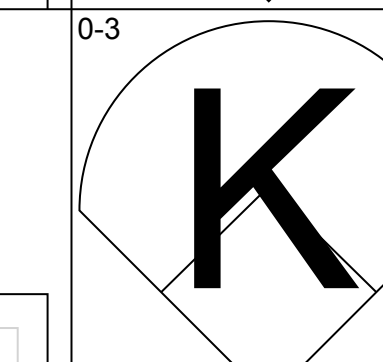
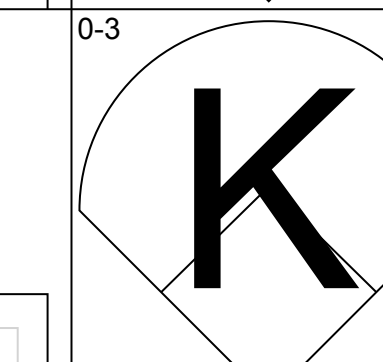
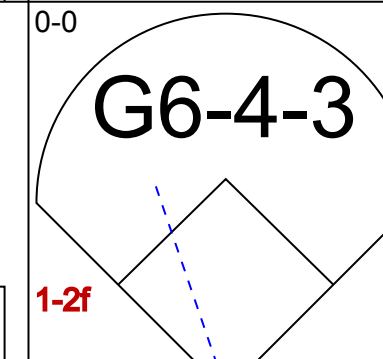
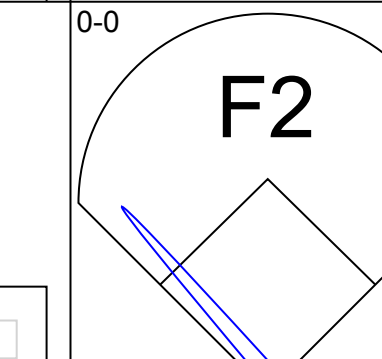
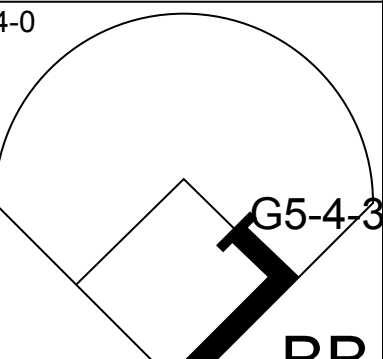
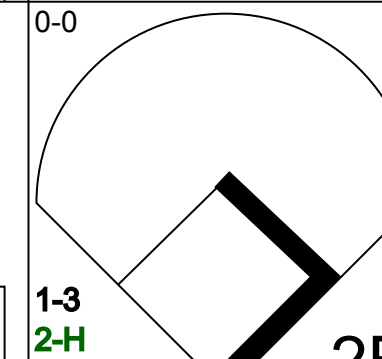
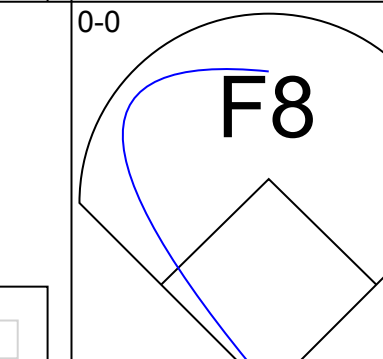
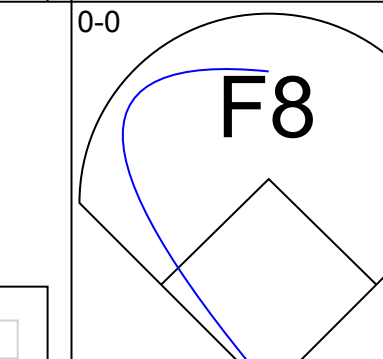
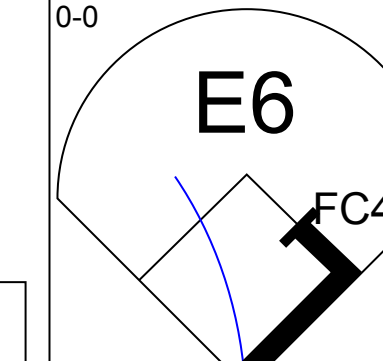
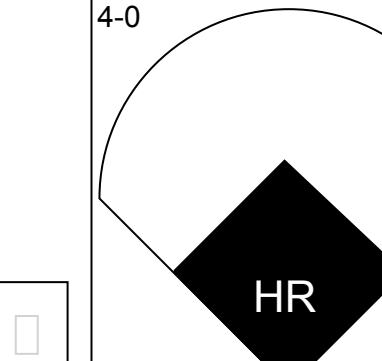
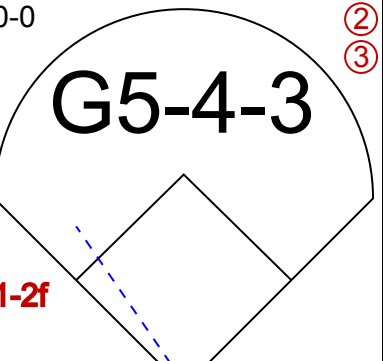
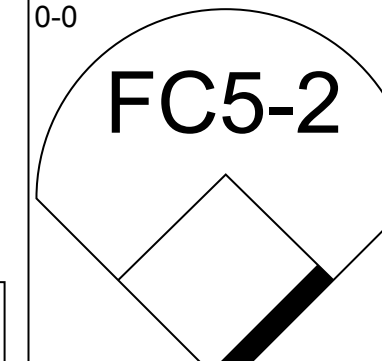
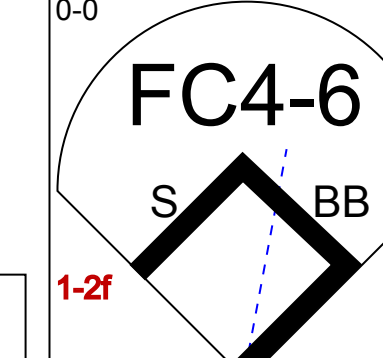
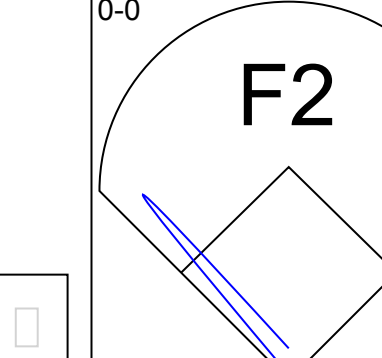
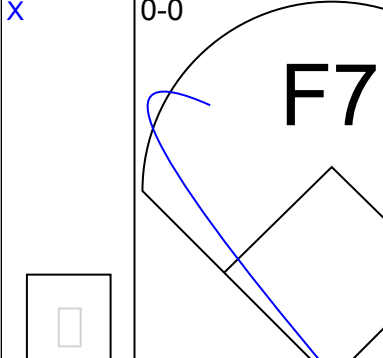
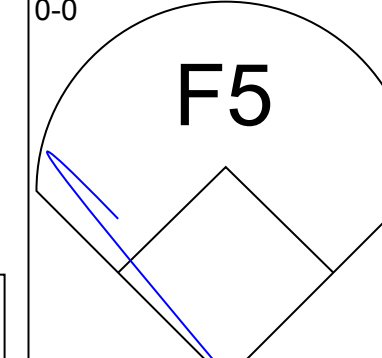
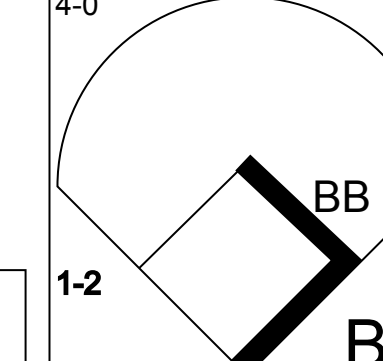
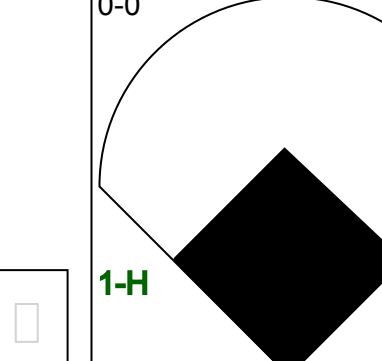
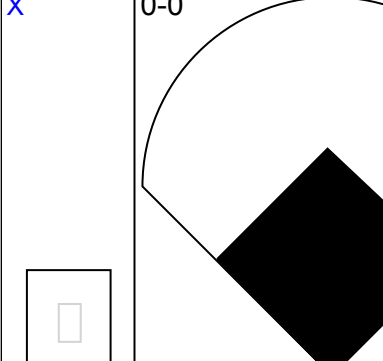
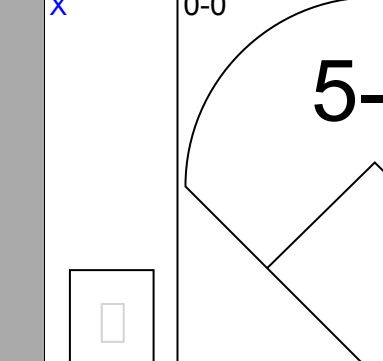
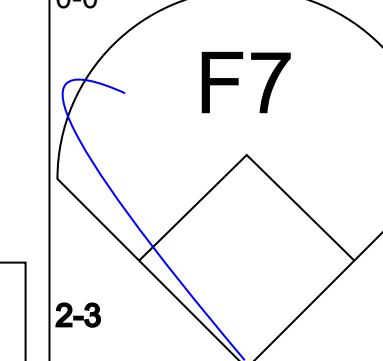
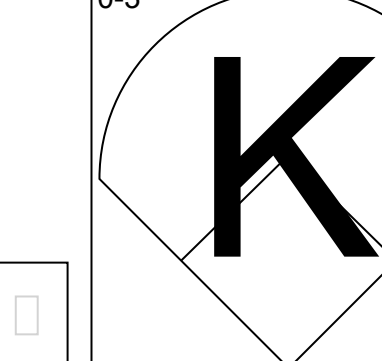
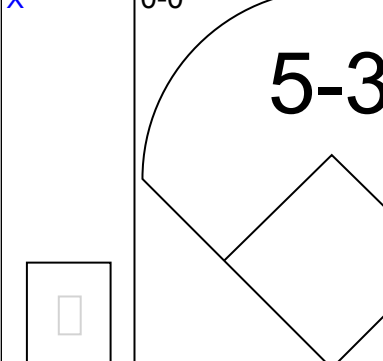
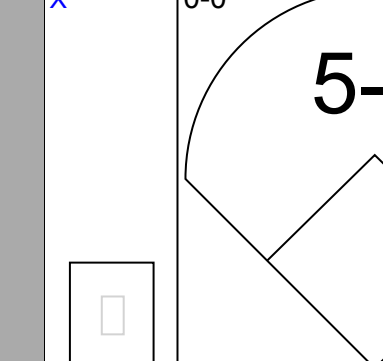
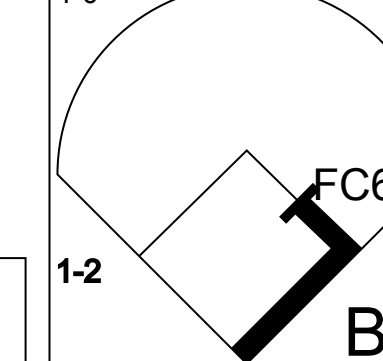
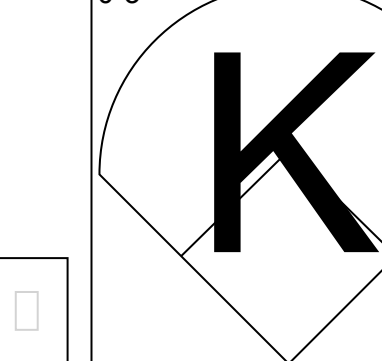
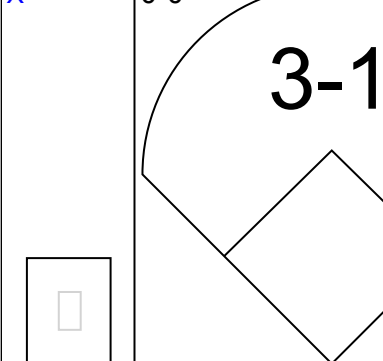
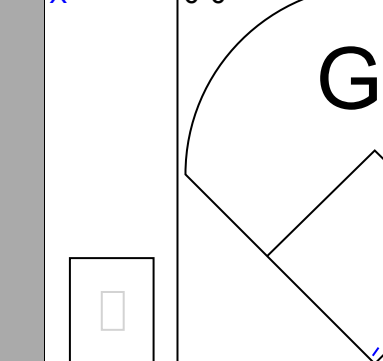
AB	35
R	5
H	10
RBI	5
BB	2
SO	5
LOB	15

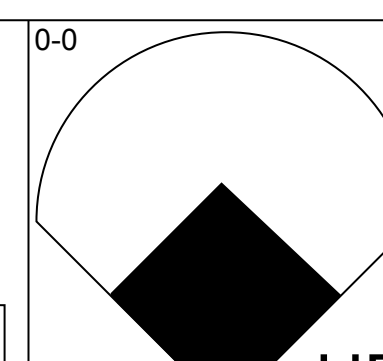
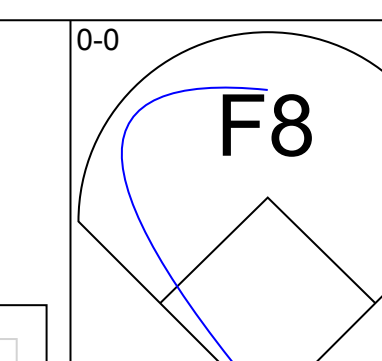
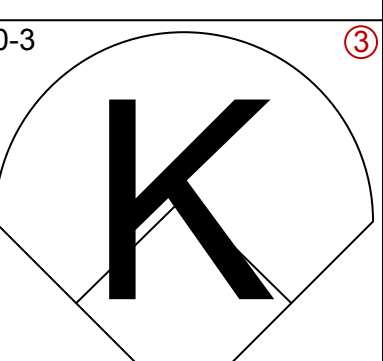
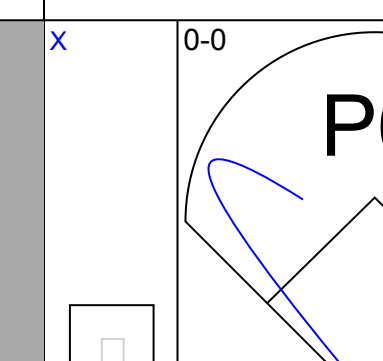
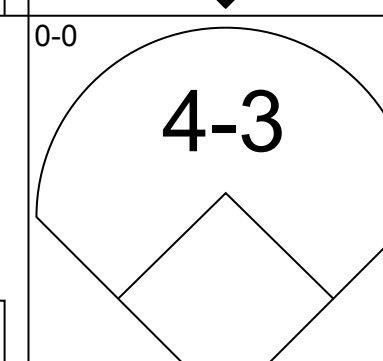
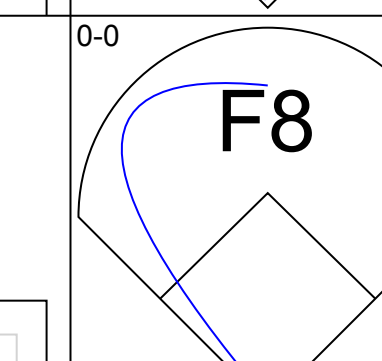
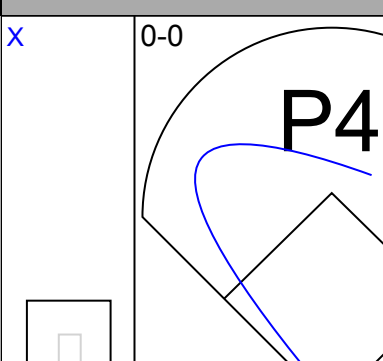
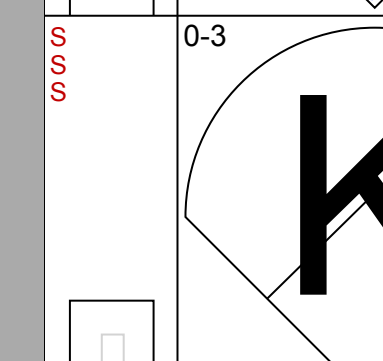
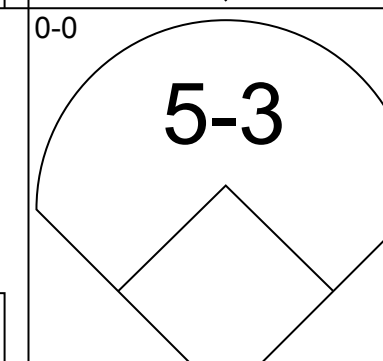
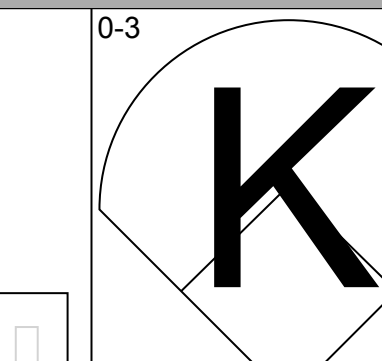
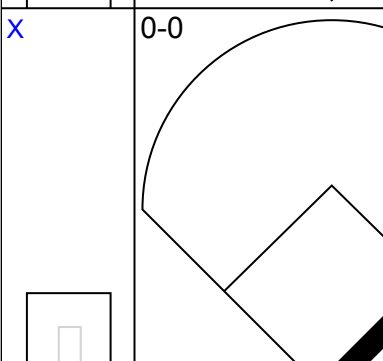
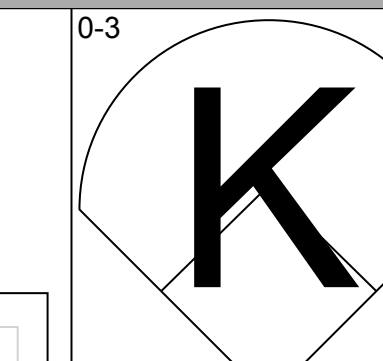
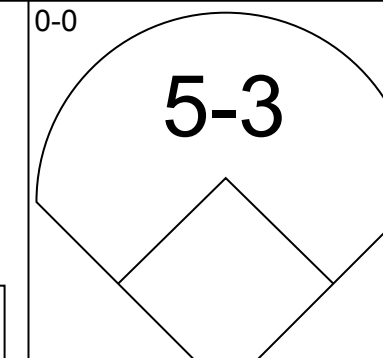
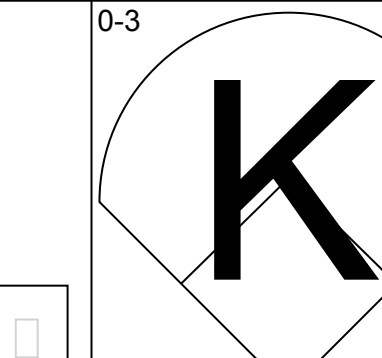
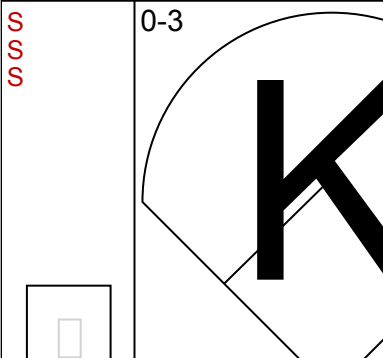
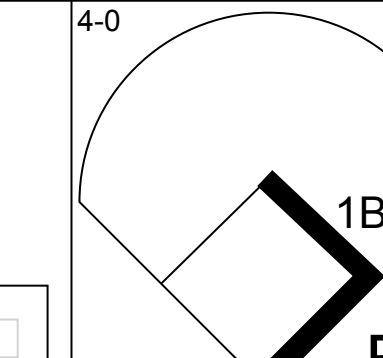
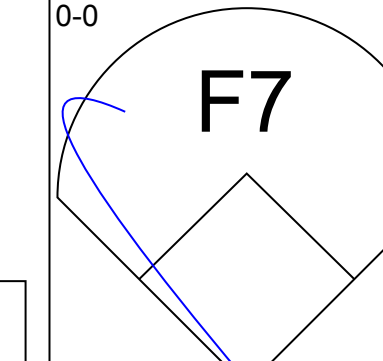
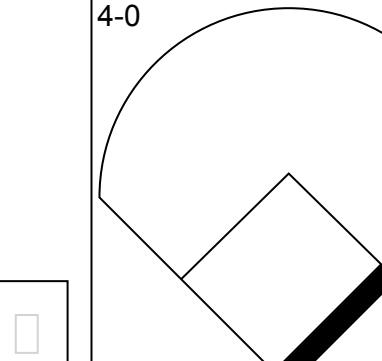
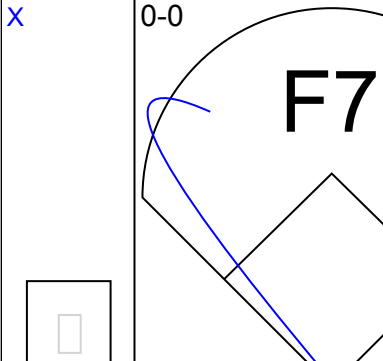

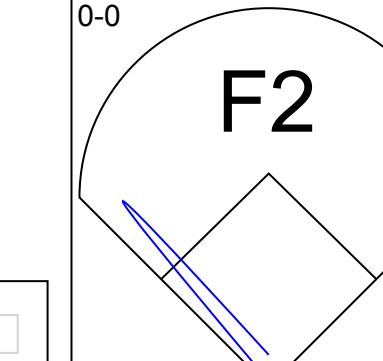
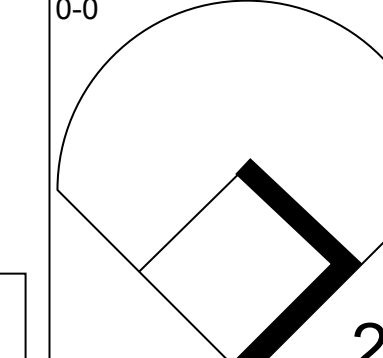
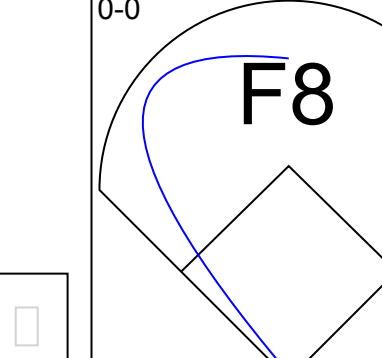
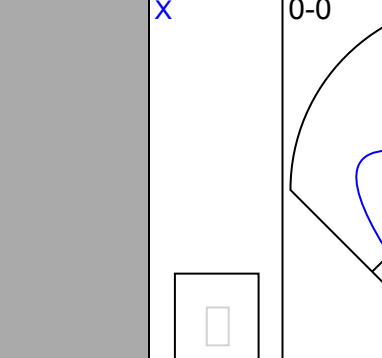
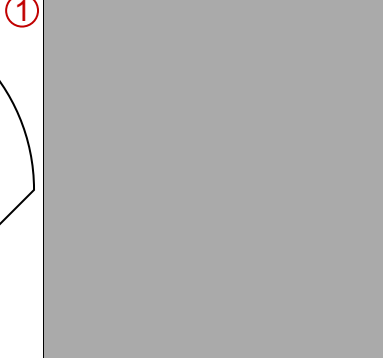
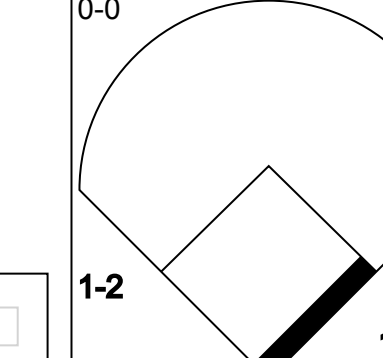
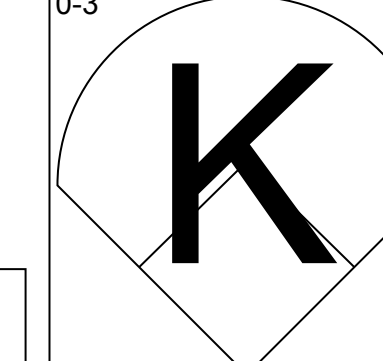
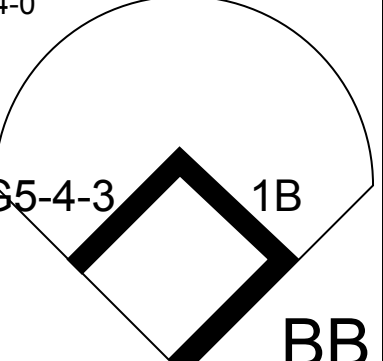
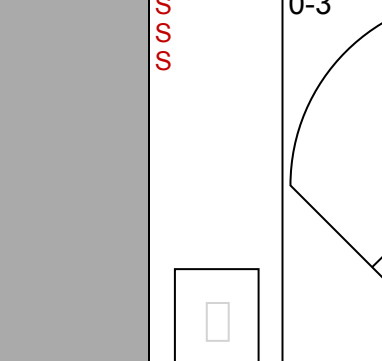
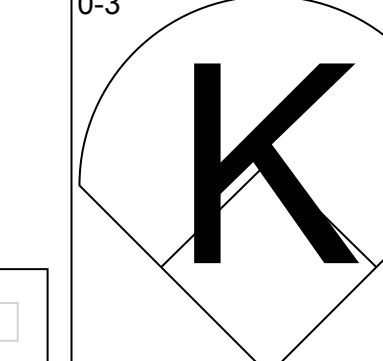
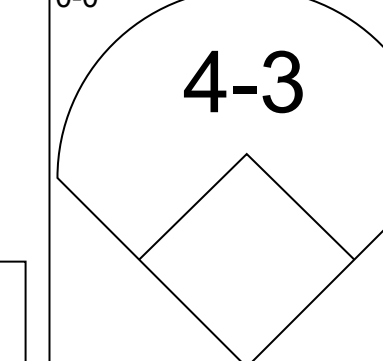
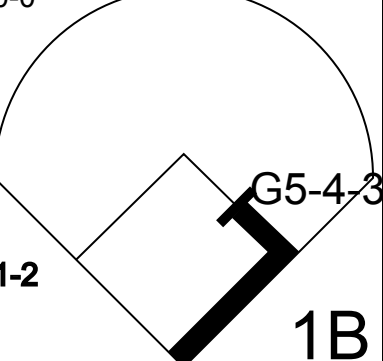
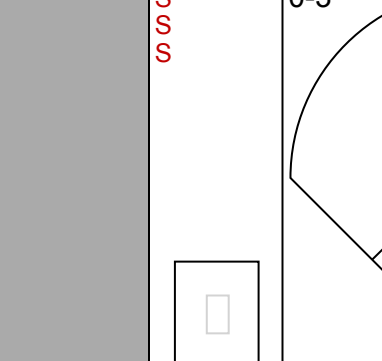
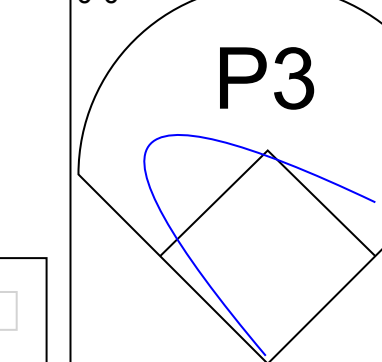
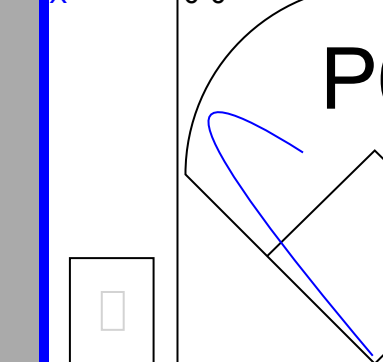








Batter	1	2	3	4	5	6	7	8	9	AB	R	H	RBI	BB	SO	LOB	TOP					
Sammy Esposito, R OBP: 0.373, SLG: 0.270 (1, 5)										4	0	0	0	1	1	3	<b>Chicago White Sox @ Washington Senators</b> Griffith Stadium, Washington, DC Sun Jul 22 1956, 3:33 AM EDT Att: 6,201 - Unknown <a href="http://livebaseballscorecards.com">livebaseballscorecards.com</a>					
Nellie Fox, L OBP: 0.341, SLG: 0.380 (1, 4)										4	2	3	0	1	0	1						
Minnie Minoso, R OBP: 0.415, SLG: 0.466 (1, 7)										3	1	1	2	2	1	2						
Dave Philley, S OBP: 0.332, SLG: 0.365 (1, 9)										4	0	1	1	1	0	3						
Walt Dropo, R OBP: 0.331, SLG: 0.318 (1, 3)										3	1	0	0	1	0	3						
Jim Rivera, L OBP: 0.354, SLG: 0.379 (1, 8)										4	0	0	0	0	0	4						
Les Moss, R OBP: 0.306, SLG: 0.491 (1, 2)										3	2	2	3	1	0	0						
Luis Aparicio, R OBP: 0.281, SLG: 0.316 (1, 6)										4	0	0	0	0	1	2						
Jack Harshman, L OBP: 0.231, SLG: 0.429 (1, 1)										3	0	0	0	1	1	0						
<b>Inning Stats</b>	R: 0 E: 0 K: 1 S: 5	H: 1 LOB: 1 BB: 1 P: 9	R: 0 E: 1 K: 0 S: 4	H: 0 LOB: 3 BB: 2 P: 12	R: 0 E: 0 K: 0 S: 2	H: 0 LOB: 0 BB: 1 P: 6	R: 2 E: 0 K: 2 S: 8	H: 1 LOB: 0 BB: 1 P: 12	R: 2 E: 0 K: 0 S: 4	H: 2 LOB: 0 BB: 1 P: 8	R: 1 E: 0 K: 0 S: 4	H: 1 LOB: 0 BB: 0 P: 4	R: 1 E: 0 K: 0 S: 5	H: 2 LOB: 2 BB: 1 P: 9	R: 0 E: 0 K: 0 S: 3	H: 0 LOB: 0 BB: 0 P: 3	R: 0 E: 0 K: 1 S: 5	H: 0 LOB: 1 BB: 1 P: 9	1B: 2 2B: 2 3B: 0 HR: 3	SF: 0 SAC: 0 DP: 3 HBP: 0	WP: 0 PB: 0 SB: 1 CS: 0	PA: 40
<b>PITCHER</b>	IP	WLS	BF	H	R	ER	SO	BB	IBB	HBP	BLK	WP	HR	S	P	ERA	WHIP					
Bob Wiesler, L ERA: 6.3 (1, 1)	5.0	L	23	4	4	4	3	6	0	0	0	0	2	23	47	7.20	2.000					
Hal Griggs, R ERA: 6.16 (6, 1)	2.0	10	3	2	2	0	1	0	0	0	0	0	1	9	13	9.00	2.000					
Bud Byerly, R ERA: 4.96 (8, 1)	1.0	3	0	0	0	0	0	0	0	0	0	0	0	3	3	0.00	0.000					
Dean Stone, L ERA: 6.5 (9, 1)	1.0	4	0	0	0	0	1	1	0	0	0	0	0	5	9	0.00	1.000					

Batter	1	2	3	4	5	6	7	8	9	AB	R	H	RBI	BB	SO	LOB	BOTTOM					
Eddie Yost, R OBP: 0.445, SLG: 0.402 (1, 5)										4	1	1	1	0	1	1	<b>Chicago White Sox @ Washington Senators</b> Griffith Stadium, Washington, DC Sun Jul 22 1956, 3:33 AM EDT Att: 6,201 - Unknown <a href="http://livebaseballscorecards.com">livebaseballscorecards.com</a>					
Ed Fitz Gerald, R OBP: 0.384, SLG: 0.392 (1, 2)										4	0	0	0	0	1	0						
Pete Runnels, L OBP: 0.366, SLG: 0.433 (1, 3)										4	0	1	0	0	2	0						
Jim Lemon, R OBP: 0.361, SLG: 0.494 (1, 9)										3	0	0	0	1	2	1						
Roy Sievers, R OBP: 0.382, SLG: 0.486 (1, 7)										3	0	0	0	1	0	2						
Tony Rohr, R OBP: 0.325, SLG: 0.288 (1, 4)										4	0	2	0	0	0	1						
Whitey Herzog, L OBP: 0.312, SLG: 0.362 (1, 8)										3	0	0	0	1	3	3						
Jose Valdivielso, R OBP: 0.285, SLG: 0.328 (1, 6)										3	0	1	0	0	1	1						
Bob Wiesler, S OBP: 0.047, SLG: 0.083 (5, PH)										1	0	0	0	0	0	0						
Ernie Crivetto, S OBP: 0.307, SLG: 0.277 (5, PH)										1	0	0	0	0	0	2						
Hal Griggs, R (5, PH)										0	0	0	0	0	0	0						
Bud Byerly, R (8, PH)										0	0	0	0	0	0	0						
Lou Berberet, L OBP: 0.412, SLG: 0.445 (8, PH)										1	0	0	0	0	0	0						
Dean Stone, L OBP: 0.236, SLG: 0.167 (9, 1)										0	0	0	0	0	0	0						
<b>Inning Stats</b>	R: 1 E: 0 K: 0 S: 4	H: 1 LOB: 0 BB: 0 P: 4	R: 0 E: 0 K: 1 S: 6	H: 1 LOB: 0 BB: 0 P: 6	R: 0 E: 0 K: 0 S: 3	H: 0 LOB: 0 BB: 0 P: 3	R: 0 E: 0 K: 2 S: 7	H: 0 LOB: 1 BB: 1 P: 11	R: 0 E: 0 K: 1 S: 5	H: 1 LOB: 1 BB: 1 P: 9	R: 0 E: 0 K: 1 S: 6	H: 1 LOB: 1 BB: 0 P: 6	R: 0 E: 0 K: 2 S: 7	H: 0 LOB: 0 BB: 0 P: 7	R: 0 E: 0 K: 1 S: 5	H: 0 LOB: 0 BB: 0 P: 5	R: 0 E: 0 K: 2 S: 8	H: 1 LOB: 2 BB: 1 P: 12	1B: 3 2B: 1 3B: 0 HR: 1	SF: 0 SAC: 0 DP: 1 HBP: 0	WP: 0 PB: 0 SB: 0 CS: 0	PA: 34
<b>PITCHER</b>	IP	WLS	BF	H	R	ER	SO	BB	IBB	HBP	BLK	WP	HR	S	P	ERA	WHIP					
Jack Harshman, L ERA: 3.0 (1, 1)	9.0	W	34	5	1	1	10	3	0	0	0	0	1	51	63	1.00	0.889					



Batter	1	2	3	4	5	6	7	8	9	AB	R	H	RBI	BB	SO	LOB	TOP					
<b>Eddie Yost, R</b> OBP: 0.446, SLG: 0.408 (1, 5)	4-0 BB		0-0 P5		0-0 3B			0-3 K		3	0	1	0	1	1	0	<b>Washington Senators @ Cleveland Indians</b> Cleveland Municipal Stadium, Cleveland, OH Tue Jul 24 1956, 3:33 AM EDT Att: 9,582 - Unknown <a href="http://livebaseballscorecards.com">livebaseballscorecards.com</a>					
<b>Whitey Herzog, L</b> OBP: 0.311, SLG: 0.360 (1, 8)	4-3 1-2		0-0 1B		0-0 F8			0-0 4-3		4	0	1	0	0	0	2						
<b>Jim Lemon, R</b> OBP: 0.358, SLG: 0.488 (1, 9)	0-0 L9		0-3 K		0-0 P4			0-0 4-3		4	0	0	0	0	1	2						
<b>Pete Runnels, L</b> OBP: 0.364, SLG: 0.429 (1, 4)	4-0 BB		0-0 4-3		0-3 K			0-0 L9		3	0	0	0	1	1	1						
<b>Roy Sievers, R</b> OBP: 0.379, SLG: 0.480 (1, 3)	0-3 K		0-0 5-3		0-0 F8			0-0 F3		4	0	0	0	0	1	2						
<b>Clint Courtney, L</b> OBP: 0.395, SLG: 0.481 (1, 2)		0-0 F3		0-0 L8				0-0 F9		4	0	0	0	0	0	0						
<b>Ernie Oravetz, S</b> OBP: 0.352, SLG: 0.267 (1, 7)		0-0 1-3		0-0 G3				0-0 F8		3	0	0	0	0	0	0						
<b>Jose Valdivielso, R</b> OBP: 0.293, SLG: 0.331 (1, 6)		4-0 FC6-4 BB		0-0 P5				0-0 FC6-4 1B		2	0	1	0	1	0	0						
<b>Bunky Stewart, L</b> OBP: 0.273, SLG: 0.273 <b>Bud Byerly, R</b> (6, 1)		0-0 FC6-4		0-0 4-3				0-0 FC6-4 1-2t		2	0	0	0	0	0	1						
<b>Herb Plews, L</b> OBP: 0.302, SLG: 0.171 <b>Bob Wiesler, S</b> OBP: 0.042, SLG: 0.083 (7, PH)		1-2t								0	0	0	0	0	0	1						
<b>Inning Stats</b>	R: 0 E: 0 K: 1 S: 5	H: 0 LOB: 2 BB: 2 P: 13	R: 0 E: 0 K: 0 S: 3	H: 0 LOB: 1 BB: 1 P: 7	R: 0 E: 0 K: 1 S: 6	H: 1 LOB: 1 BB: 0 P: 6	R: 0 E: 0 K: 0 S: 3	H: 0 LOB: 0 BB: 0 P: 3	R: 0 E: 0 K: 1 S: 4	H: 1 LOB: 1 BB: 0 P: 4	R: 0 E: 0 K: 1 S: 5	H: 0 LOB: 0 BB: 0 P: 5	R: 0 E: 0 K: 0 S: 4	H: 1 LOB: 1 BB: 0 P: 4	R: 0 E: 0 K: 1 S: 5	H: 0 LOB: 0 BB: 0 P: 5	R: 0 E: 0 K: 0 S: 3	H: 0 LOB: 0 BB: 0 P: 3	1B: 2 2B: 0 3B: 1 HR: 0	SF: 0 SAC: 0 DP: 0 HBP: 0	WP: 0 PB: 0 SB: 0 CS: 0	PA: 33
<b>PITCHER</b> <b>Mike Garcia, R</b> ERA: 3.64 (1, 1)	IP: 9.0 WLS: W BF: 33 H: 3 R: 0 ER: 0 SO: 4 BB: 3 IBB: 0 HBP: 0 BLK: 0 WP: 0 HR: 0 S: 38 P: 50 ERA: 0.00 WHIP: 0.667																					

Batter	1	2	3	4	5	6	7	8	9	AB	R	H	RBI	BB	SO	LOB	BOTTOM	
<b>Bobby Avila, R</b> OBP: 0.331, SLG: 0.308 (1, 4)	6-3		5-3		0-0 SH1-3 1B	4-0 E BB		0-0 SH3		3	1	1	0	1	0	0	<b>Washington Senators @ Cleveland Indians</b> Cleveland Municipal Stadium, Cleveland, OH Tue Jul 24 1956, 3:33 AM EDT Att: 9,582 - Unknown <a href="http://livebaseballscorecards.com">livebaseballscorecards.com</a>	
<b>Gene Woodling, L</b> OBP: 0.415, SLG: 0.403 (1, 7)	4-0 1B BB		0-0 F8		0-0 SH1-3 1-2	0-0 F5 1-2 2-3		4-0 BB FC4-2 BB		2	1	0	0	2	0	2		
<b>Jim Busby, R</b> OBP: 0.303, SLG: 0.377 (1, 8)	0-0 G3-6-4 1B		0-0 2B		0-0 L5	0-3 K		0-0 FC4-2 BB 3B		5	1	2	0	0	1	5		
<b>Vic Wertz, L</b> OBP: 0.391, SLG: 0.557 <b>Preston Ward, L</b> OBP: 0.397, SLG: 0.450 (8, 3)	0-0 G3-6-1 1-2t		0-0 4-3		0-0 1B 2H 1B		0-0 F8	4-0 3H BB		4	0	1	1	0	0	3		
<b>Rocky Colavito, R</b> OBP: 0.367, SLG: 0.454 (1, 9)		0-0 2B 6-3 1B		4-0 FC5-4 1-3 BB	0-0 FC6-4 1-2 1B		0-0 F2	0-0 1B 3B		4	2	3	3	1	0	0		
<b>Chico Carrasquel, R</b> OBP: 0.328, SLG: 0.321 <b>Kenny Kuhn, L</b> OBP: 0.400, SLG: 0.250 (8, PR)		0-0 6-3 SF8 2B		0-0 1-3 1-2	0-0 FC6-4 1-2t		0-0 F9	0-0 1B 2B 1B		5	1	2	1	0	0	3		
<b>Jim Hegan, R</b> OBP: 0.332, SLG: 0.351 (1, 2)		0-0 6-3 2-3 3H		4-0 FC5-4 BB		0-0 6-3		FC1 E BB		2	1	0	1	3	0	1		
<b>George Strickland, R</b> OBP: 0.368, SLG: 0.382 (1, 5)		0-0 SF8		0-0 FC5-4 1-2t 2-3		0-0 2B 3B		E BB		3	2	2	2	1	0	2		
<b>Mike Garcia, R</b> OBP: 0.146, SLG: 0.135 (1, 1)		0-0 F9		0-0 F9		0-0 E 2B		FC1 E BB		5	0	1	1	0	0	5		
<b>Inning Stats</b>	R: 0 E: 0 K: 0 S: 3	H: 1 LOB: 1 BB: 1 P: 7	R: 2 E: 0 K: 0 S: 5	H: 2 LOB: 0 BB: 0 P: 5	R: 0 E: 0 K: 0 S: 4	H: 1 LOB: 1 BB: 0 P: 4	R: 0 E: 0 K: 0 S: 3	H: 0 LOB: 2 BB: 2 P: 11	R: 1 E: 0 K: 1 S: 7	H: 3 LOB: 2 BB: 1 P: 11	R: 0 E: 0 K: 0 S: 3	H: 0 LOB: 0 BB: 0 P: 3	R: 7 E: 1 K: 0 S: 7	H: 3 LOB: 3 BB: 5 P: 27	1B: 6 2B: 4 3B: 2 HR: 0	SF: 1 SAC: 2 DP: 1 HBP: 0		WP: 0 PB: 0 SB: 0 CS: 0
<b>PITCHER</b> <b>Bunky Stewart, L</b> ERA: 3.95 <b>Bud Byerly, R</b> ERA: 4.66 <b>Bob Wiesler, L</b> ERA: 6.16 (1, 1)	IP: 5.2 WLS: L BF: 29 H: 4 R: 4 ER: 4 SO: 4 BB: 4 IBB: 0 HBP: 0 BLK: 0 WP: 0 HR: 0 S: 25 P: 41 ERA: 6.35 WHIP: 2.294																	



Batter	1	2	3	4	5	6	7	8	9	AB	R	H	RBI	BB	SO	LOB	TOP			
<b>Eddie Yost, R</b> OBP: 0.445, SLG: 0.404 (1, 5)										3	1	0	0	2	3	1	<b>Washington Senators @ Cleveland Indians</b> Cleveland Municipal Stadium, Cleveland, OH Wed Jul 25 1956, 3:33 AM EDT Att: 5,099 - Unknown <a href="http://livebaseballscorecards.com">livebaseballscorecards.com</a>			
<b>Ed Fitz Gerald, R</b> OBP: 0.400, SLG: 0.416 (1, 2)										3	1	2	0	1	0	1				
<b>Pete Runnels, L</b> OBP: 0.363, SLG: 0.426 (1, 3)										3	0	0	0	1	1	4				
<b>Jim Lemon, R</b> OBP: 0.354, SLG: 0.483 (1, 9)										4	0	0	0	0	1	6				
<b>Roy Sievers, R</b> OBP: 0.380, SLG: 0.489 (1, 7)										4	1	2	3	0	0	3				
<b>Tony Roja, R</b> OBP: 0.305, SLG: 0.271 (1, 4)										4	0	0	0	0	1	1				
<b>Jose Valdieso, R</b> OBP: 0.291, SLG: 0.328 (1, 6)										4	0	1	0	0	1	0				
<b>Whitey Herzog, L</b> OBP: 0.314, SLG: 0.357 (1, 8)										2	0	0	0	2	0	1				
<b>Camilo Pascual, R</b> OBP: 0.194, SLG: 0.200 (7, PH)										2	0	0	0	0	1	1				
<b>Ernie Oravetz, S</b> OBP: 0.349, SLG: 0.264 (7, PH)										1	0	0	0	0	1	1				
<b>Hal Griggs, R</b> OBP: 0.295, SLG: 0.167 (9, PH)										0	0	0	0	0	0	0				
<b>Herb Plews, L</b> OBP: 0.295, SLG: 0.167 (9, PH)										1	0	0	0	0	1	1				
<b>Inning Stats</b>	R: 0 E: 0 K: 1 S: 5	H: 0 LOB: 2 BB: 2 P: 13	R: 0 E: 0 K: 1 S: 5	H: 0 LOB: 1 BB: 1 P: 9	R: 0 E: 0 K: 0 S: 3	H: 0 LOB: 1 BB: 1 P: 7	R: 0 E: 0 K: 1 S: 5	H: 1 LOB: 0 BB: 0 P: 5	R: 0 E: 0 K: 1 S: 6	H: 0 LOB: 1 BB: 0 P: 6	R: 0 E: 0 K: 2 S: 7	H: 0 LOB: 1 BB: 1 P: 11	R: 3 E: 0 K: 1 S: 7	H: 2 LOB: 0 BB: 1 P: 11	R: 0 E: 0 K: 2 S: 8	H: 1 LOB: 1 BB: 0 P: 8	1B: 3 2B: 1 3B: 0 HR: 1	SF: 0 SAC: 0 DP: 1 HBP: 0	WP: 0 PB: 0 SB: 0 CS: 0	PA: 37
<b>PITCHER</b> <b>Herb Score, L</b> ERA: 3.22 (1, 1)	IP: 9.0 WLS: W BF: 37 H: 5 R: 3 ER: 3 SO: 10 BB: 6 IBB: 0 HBP: 0 BLK: 0 WP: 0 HR: 1 S: 51 P: 75 ERA: 3.00 WHIP: 1.222															<b>PITCHER</b> IP: WLS: BF: H: R: ER: SO: BB: IBB: HBP: BLK: WP: HR: S: P: ERA: WHIP				

Batter	1	2	3	4	5	6	7	8	9	AB	R	H	RBI	BB	SO	LOB	BOTTOM			
<b>Bobby Avila, R</b> OBP: 0.335, SLG: 0.318 (1, 4)										3	2	1	3	2	1	3	<b>Washington Senators @ Cleveland Indians</b> Cleveland Municipal Stadium, Cleveland, OH Wed Jul 25 1956, 3:33 AM EDT Att: 5,099 - Unknown <a href="http://livebaseballscorecards.com">livebaseballscorecards.com</a>			
<b>Gene Woodling, L</b> OBP: 0.411, SLG: 0.395 (1, 7)										4	0	0	0	1	1	2				
<b>Jim Busby, R</b> OBP: 0.304, SLG: 0.374 (1, 8)										3	1	0	0	2	1	2				
<b>Vic Wertz, L</b> OBP: 0.389, SLG: 0.554 (7, PR)										4	0	1	0	0	1	3				
<b>Preston Ward, L</b> OBP: 0.394, SLG: 0.446 (8, 3)										1	1	0	0	0	0	0				
<b>Rocky Colavito, R</b> OBP: 0.363, SLG: 0.446 (1, 9)										4	2	1	1	0	0	2				
<b>Chico Carrasquel, R</b> OBP: 0.325, SLG: 0.320 (7, PR)										4	0	1	1	0	1	2				
<b>Kenny Kuhn, L</b> OBP: 0.400, SLG: 0.250 (8, 6)										0	1	0	0	0	0	0				
<b>Jim Hegan, R</b> OBP: 0.340, SLG: 0.374 (1, 2)										3	2	2	2	1	1	0				
<b>George Strickland, R</b> OBP: 0.373, SLG: 0.374 (1, 5)										2	1	0	1	2	0	0				
<b>Herb Score, L</b> OBP: 0.283, SLG: 0.234 (1, 1)										4	1	1	1	0	1	4				
<b>Inning Stats</b>	R: 0 E: 0 K: 1 S: 5	H: 0 LOB: 1 BB: 1 P: 9	R: 0 E: 0 K: 1 S: 5	H: 0 LOB: 0 BB: 0 P: 5	R: 0 E: 0 K: 1 S: 5	H: 0 LOB: 1 BB: 1 P: 9	R: 0 E: 0 K: 2 S: 7	H: 0 LOB: 1 BB: 1 P: 11	R: 3 E: 1 K: 2 S: 9	H: 2 LOB: 0 BB: 1 P: 13	R: 2 E: 0 K: 0 S: 5	H: 2 LOB: 0 BB: 0 P: 5	R: 6 E: 2 K: 0 S: 8	H: 3 LOB: 3 BB: 3 P: 20	R: 0 E: 0 K: 0 S: 2	H: 0 LOB: 0 BB: 1 P: 6	1B: 4 2B: 1 3B: 0 HR: 2	SF: 0 SAC: 0 DP: 1 HBP: 0	WP: 1 PB: 2 SB: 0 CS: 0	PA: 40
<b>PITCHER</b> <b>Camilo Pascual, R</b> ERA: 6.31 <b>Hal Griggs, R</b> ERA: 5.97 (7, 1)	IP: 6.0 WLS: L BF: 26 H: 4 R: 5 ER: 5 SO: 7 BB: 4 IBB: 0 HBP: 0 BLK: 0 WP: 1 HR: 2 S: 36 P: 52 ERA: 7.50 WHIP: 1.333															<b>PITCHER</b> IP: WLS: BF: H: R: ER: SO: BB: IBB: HBP: BLK: WP: HR: S: P: ERA: WHIP				



Batter	1	2	3	4	5	6	7	8	9	AB	R	H	RBI	BB	SO	LOB	TOP
Eddie Yost, R OBP: 0.447, SLG: 0.406 (1, 5)										3	0	2	0	0	0	0	Washington Senators @ Cleveland Indians Cleveland Municipal Stadium, Cleveland, OH Thu Jul 26 1956, 3:33 AM EDT Att: 6,804 - Unknown <a href="http://livebaseballscorecards.com">livebaseballscorecards.com</a>
Whitey Herzog, L OBP: 0.312, SLG: 0.354 (1, 8)										2	0	0	0	0	1	0	
Pete Runnels, L OBP: 0.361, SLG: 0.423 (1, 3)										2	0	0	0	0	0	0	
Roy Sievers, R OBP: 0.377, SLG: 0.485 (1, 7)										3	0	0	0	0	1	2	
Clint Courtney, L OBP: 0.394, SLG: 0.476 (1, 2)										2	0	0	0	1	0	0	
Jim Lemon, R OBP: 0.354, SLG: 0.481 (1, 9)										3	0	1	0	0	0	3	
Jose Valdivieso, R OBP: 0.299, SLG: 0.343 (1, 6)										3	0	2	0	0	0	0	
Tony Roig, R OBP: 0.310, SLG: 0.264 (1, 4)										2	0	0	0	1	1	1	
Chuck Stobbs, L OBP: 0.152, SLG: 0.159 (1, 1)										3	0	0	0	0	0	4	
<b>Inning Stats</b>	R: 0 E: 0 K: 1 S: 5	H: 0 LOB: 0 BB: 0 P: 5	R: 0 E: 0 K: 1 S: 5	H: 0 LOB: 0 BB: 0 P: 5	R: 0 E: 0 K: 0 S: 4	H: 2 LOB: 2 BB: 0 P: 4	R: 0 E: 0 K: 0 S: 3	H: 0 LOB: 0 BB: 0 P: 3	R: 0 E: 0 K: 0 S: 4	H: 2 LOB: 2 BB: 1 P: 8	R: 0 E: 1 K: 0 S: 5	H: 1 LOB: 3 BB: 1 P: 9	R: 0 E: 0 K: 1 S: 5	H: 0 LOB: 0 BB: 0 P: 5			
<b>PITCHER</b> Bob Lemon, R ERA: 3.6 (1, 1)	IP: 7.0 WLS: W BF: 27	H: 5 R: 0 ER: 0 SO: 3	BB: 1 IBB: 1 HBP: 0 BLK: 0	WP: 0 HR: 0 S: 31 P: 39	ERA: 0.00 WHIP: 0.857	<b>PITCHER</b>											

Batter	1	2	3	4	5	6	7	8	9	AB	R	H	RBI	BB	SO	LOB	BOTTOM
Bobby Avila, R OBP: 0.335, SLG: 0.316 (1, 4)										2	0	0	0	1	0	0	Washington Senators @ Cleveland Indians Cleveland Municipal Stadium, Cleveland, OH Thu Jul 26 1956, 3:33 AM EDT Att: 6,804 - Unknown <a href="http://livebaseballscorecards.com">livebaseballscorecards.com</a>
Gene Woodling, L OBP: 0.410, SLG: 0.409 (1, 7)										3	1	1	1	0	1	2	
Jim Busby, R OBP: 0.304, SLG: 0.374 (1, 8)										3	0	1	0	0	0	0	
Vic Wertz, L OBP: 0.386, SLG: 0.548 (1, 3)										3	0	0	0	0	0	1	
Rocky Colavito, R OBP: 0.362, SLG: 0.442 (1, 9)										3	0	1	0	0	0	0	
Chico Carrasquel, R OBP: 0.322, SLG: 0.317 (1, 6)										3	0	0	0	0	0	1	
Jim Hegan, R OBP: 0.337, SLG: 0.370 (1, 2)										2	0	0	0	0	0	0	
George Strickland, R OBP: 0.375, SLG: 0.376 (1, 5)										2	0	1	0	0	0	0	
Bob Lemon, L OBP: 0.277, SLG: 0.407 (1, 1)										1	0	0	0	0	0	0	
<b>Inning Stats</b>	R: 0 E: 0 K: 0 S: 3	H: 0 LOB: 0 BB: 0 P: 3	R: 0 E: 0 K: 0 S: 3	H: 0 LOB: 0 BB: 0 P: 3	R: 0 E: 0 K: 1 S: 6	H: 1 LOB: 2 BB: 1 P: 10	R: 0 E: 0 K: 0 S: 3	H: 1 LOB: 0 BB: 0 P: 3	R: 0 E: 0 K: 0 S: 3	H: 1 LOB: 0 BB: 0 P: 3	R: 1 E: 0 K: 0 S: 4	H: 1 LOB: 0 BB: 0 P: 4	R: 0 E: 0 K: 0 S: 3	H: 1 LOB: 1 BB: 0 P: 3			
<b>PITCHER</b> Chuck Stobbs, L ERA: 4.08 (1, 1)	IP: 6.2 WLS: L BF: 24	H: 4 R: 1 ER: 1 SO: 1	BB: 1 IBB: 0 HBP: 0 BLK: 0	WP: 0 HR: 1 S: 25 P: 29	ERA: 1.35 WHIP: 0.750	<b>PITCHER</b>											



Batter	1	2	3	4	5	6	7	8	9	AB	R	H	RBI	BB	SO	LOB	TOP			
Eddie Yost, R OBP: 0.445, SLG: 0.402 (1, 5)										3	0	0	0	1	0	0	<b>Washington Senators @ Detroit Tigers</b> Briggs Stadium, Detroit, MI Fri Jul 27 1956, 4:33 AM EDT Att: 17,298 - Unknown			
Whitey Herzog, L OBP: 0.311, SLG: 0.352 (1, 8)										4	0	1	0	0	1	2				
Pete Runnels, L OBP: 0.360, SLG: 0.424 (1, 3)										4	1	1	0	0	0	1				
Roy Sievers, R OBP: 0.373, SLG: 0.479 (1, 7)										4	0	0	0	0	3	2				
Clint Courtney, L OBP: 0.406, SLG: 0.487 (8, PR)										4	0	4	1	0	0	0				
Pedro Ramos, S OBP: 0.250, SLG: 0.333 (8, PR)										0	0	0	0	0	0	0				
Ed Fitz Gerald, R OBP: 0.400, SLG: 0.416 (8, 2)										0	0	0	0	0	0	0				
Jim Lemon, R OBP: 0.353, SLG: 0.479 (1, 9)										4	1	1	0	0	1	2				
Herb Plews, L OBP: 0.313, SLG: 0.225 (1, 4)										4	2	2	1	0	0	1				
Jose Valdivielso, R OBP: 0.310, SLG: 0.357 (1, 6)										3	0	2	2	0	0	0				
Bob Wiesler, S OBP: 0.038, SLG: 0.077 (1, 1)										2	0	0	0	0	1	2				
Bud Byerly, R (5, 1)										1	0	0	0	0	1	1				
Lou Berberet, L OBP: 0.413, SLG: 0.442 (9, PH)										1	0	0	0	0	1	0				
<b>Inning Stats</b>	R: 0 E: 0 K: 1 S: 6	H: 1 LOB: 1 BB: 0 P: 6	R: 1 E: 0 K: 1 S: 7	H: 3 LOB: 1 BB: 0 P: 7	R: 0 E: 0 K: 0 S: 3	H: 0 LOB: 0 BB: 0 P: 3	R: 2 E: 1 K: 0 S: 6	H: 4 LOB: 1 BB: 0 P: 6	R: 0 E: 0 K: 2 S: 8	H: 1 LOB: 1 BB: 0 P: 8	R: 0 E: 0 K: 2 S: 6	H: 0 LOB: 2 BB: 1 P: 11	R: 1 E: 0 K: 1 S: 6	H: 2 LOB: 1 BB: 0 P: 6	R: 0 E: 0 K: 1 S: 5	H: 0 LOB: 0 BB: 0 P: 5	1B: 8 2B: 4 3B: 0 HR: 0	SF: 0 SAC: 0 DP: 1 HBP: 1	WP: 0 PB: 0 SB: 0 CS: 2	PA: 36
<b>PITCHER</b> Frank Lary, R ERA: 4.29 (1, 1)	IP: 9.0 WLS: W BF: 36 H: 11 R: 4 ER: 4 SO: 8 BB: 1 IBB: 0 HBP: 1 BLK: 0 WP: 0 HR: 0 S: 50 P: 55 ERA: 4.00 WHIP: 1.333															<b>PITCHER</b>				

Batter	1	2	3	4	5	6	7	8	9	AB	R	H	RBI	BB	SO	LOB	BOTTOM	
Harvey Kuenn, R OBP: 0.401, SLG: 0.497 (1, 6)										4	0	1	3	0	0	1	<b>Washington Senators @ Detroit Tigers</b> Briggs Stadium, Detroit, MI Fri Jul 27 1956, 4:33 AM EDT Att: 17,298 - Unknown	
Earl Torgeson, L OBP: 0.396, SLG: 0.431 (1, 3)										3	0	0	0	1	0	0		
Charlie Maxwell, L OBP: 0.435, SLG: 0.592 (1, 7)										4	1	2	0	0	0	2		
Al Kaline, R OBP: 0.331, SLG: 0.479 (1, 8)										3	1	1	0	1	0	1		
Ray Boone, R OBP: 0.384, SLG: 0.453 (1, 5)										4	0	1	0	0	0	1		
Bob Kennedy, R OBP: 0.323, SLG: 0.311 (1, 9)										2	0	0	1	0	0	1		
Frank Bolling, R OBP: 0.361, SLG: 0.429 (1, 4)										3	1	1	1	0	0	2		
Red Wilson, R OBP: 0.370, SLG: 0.398 (1, 2)										2	1	0	0	2	0	1		
Frank Lary, R OBP: 0.231, SLG: 0.254 (1, 1)										3	1	1	0	1	1	2		
<b>Inning Stats</b>	R: 0 E: 0 K: 0 S: 4	H: 1 LOB: 1 BB: 0 P: 4	R: 0 E: 0 K: 0 S: 4	H: 1 LOB: 1 BB: 0 P: 4	R: 0 E: 0 K: 0 S: 3	H: 0 LOB: 0 BB: 0 P: 3	R: 5 E: 0 K: 0 S: 6	H: 3 LOB: 2 BB: 4 P: 22	R: 0 E: 0 K: 0 S: 4	H: 1 LOB: 1 BB: 0 P: 4	R: 0 E: 0 K: 0 S: 3	H: 0 LOB: 0 BB: 0 P: 3	R: 0 E: 0 K: 1 S: 5	H: 0 LOB: 2 BB: 1 P: 10	1B: 6 2B: 1 3B: 0 HR: 0	SF: 1 SAC: 1 DP: 1 HBP: 1		WP: 0 PB: 0 SB: 1 CS: 0
<b>PITCHER</b> Bob Wiesler, L ERA: 6.38 (1, 1)	IP: 4.0 WLS: L BF: 21 H: 5 R: 5 ER: 5 SO: 0 BB: 4 IBB: 0 HBP: 0 BLK: 0 WP: 0 HR: 0 S: 17 P: 33 ERA: 11.25 WHIP: 2.250															<b>PITCHER</b>		
<b>PITCHER</b> Bud Byerly, R ERA: 3.92 (5, 1)	IP: 4.0 WLS: 15 BF: 2 H: 0 R: 0 ER: 0 SO: 1 BB: 0 IBB: 1 HBP: 1 BLK: 0 WP: 0 HR: 0 S: 15 P: 20 ERA: 0.00 WHIP: 0.500															<b>PITCHER</b>		





Batter	1	2	3	4	5	6	7	8	9	AB	R	H	RBI	BB	SO	LOB	TOP			
<b>Eddie Yost, R</b> OBP: 0.440, SLG: 0.396 (1, 5)	1-3	K			P4		L8		6-3	5	0	0	0	0	1	0	<b>Washington Senators @ Detroit Tigers</b> Briggs Stadium, Detroit, MI Sat Jul 28 1956, 4:33 AM EDT Att: 7,143 - Unknown <a href="http://livebaseballscorecards.com">livebaseballscorecards.com</a>			
<b>Whitey Herzog, L</b> OBP: 0.309, SLG: 0.349 (1, 8)	4-3		CS 1B		K			K	1-3	5	0	1	0	0	2	0				
<b>Pete Runnels, L</b> OBP: 0.361, SLG: 0.428 (1, 3)				F7				5-3	F7	4	0	1	0	1	0	1				
<b>Roy Sievers, R</b> OBP: 0.372, SLG: 0.475 <b>Karl Olson, R</b> OBP: 0.316, SLG: 0.347 (9, 7)				K				1B BB		3	1	0	0	1	3	2				
<b>Jim Lemon, R</b> OBP: 0.354, SLG: 0.487 (1, 9)		HR			K			1B BB		4	2	2	1	0	2	0				
<b>Herb Plews, L</b> OBP: 0.327, SLG: 0.233 (1, 4)		HR BB			G3			1B 1B		3	2	1	1	1	1	0				
<b>Lou Berberet, L</b> OBP: 0.422, SLG: 0.472 (1, 2)		HR			BB BB			1B		3	1	2	4	1	1	0				
<b>Jose Valdivielso, R</b> OBP: 0.315, SLG: 0.352 (1, 6)					BB BB			2-H 3-H		2	0	0	0	2	1	0				
<b>Pedro Ramos, S</b> OBP: 0.235, SLG: 0.313 <b>Ernie Oravetz, S</b> OBP: 0.346, SLG: 0.261 <b>Chuck Stobbs, L</b> OBP: 0.149, SLG: 0.156 (7, PH)					BB			BB		2	0	0	0	0	2	2				
<b>Inning Stats</b>	R: 0 E: 0 K: 1 S: 6	H: 1 LOB: 1 BB: 0 P: 6	R: 3 E: 0 K: 3 S: 11	H: 2 LOB: 0 BB: 1 P: 15	R: 0 E: 0 K: 1 S: 5	H: 1 LOB: 0 BB: 0 P: 5	R: 0 E: 0 K: 2 S: 7	H: 0 LOB: 2 BB: 2 P: 15	R: 0 E: 0 K: 3 S: 9	H: 0 LOB: 1 BB: 0 P: 9	R: 0 E: 0 K: 1 S: 5	H: 0 LOB: 0 BB: 0 P: 5	R: 3 E: 1 K: 2 S: 10	H: 3 LOB: 2 BB: 2 P: 18	R: 0 E: 0 K: 0 S: 3	H: 0 LOB: 0 BB: 0 P: 3		1B: 4 2B: 0 3B: 1 HR: 2	SF: 0 SAC: 0 DP: 0 HBP: 0	WP: 0 PB: 0 SB: 0 CS: 1
<b>PITCHER</b> <b>Paul Foytack, R</b> ERA: 4.07 (1, 1)	IP: 9.0 WLS: L BF: 39 H: 7 R: 6 ER: 5 SO: 15 BB: 6 IBB: 0 HBP: 0 BLK: 0 WP: 0 HR: 2 S: 63 P: 87 ERA: 5.00 WHIP: 1.444															<b>PITCHER</b>				

Batter	1	2	3	4	5	6	7	8	9	AB	R	H	RBI	BB	SO	LOB	BOTTOM			
<b>Harvey Kuenn, R</b> OBP: 0.398, SLG: 0.493 (1, 6)	F3		F9		5-3			6-3		5	0	1	1	0	0	3	<b>Washington Senators @ Detroit Tigers</b> Briggs Stadium, Detroit, MI Sat Jul 28 1956, 4:33 AM EDT Att: 7,143 - Unknown <a href="http://livebaseballscorecards.com">livebaseballscorecards.com</a>			
<b>Earl Torgeson, L</b> OBP: 0.404, SLG: 0.434 (1, 3)		1B 3-H	G3		1B BB		FC4-6 BB	1B 1B		3	1	2	0	2	0	2				
<b>Charlie Maxwell, L</b> OBP: 0.434, SLG: 0.597 (1, 7)	1B BB				P5		FC4-6 FC6-4	K		4	1	1	1	1	1	3				
<b>Al Kaline, R</b> OBP: 0.336, SLG: 0.483 (1, 8)					HR		1-2 FC6-4	K		5	1	4	0	0	1	1				
<b>Ray Boone, R</b> OBP: 0.381, SLG: 0.449 (1, 5)					1B 1B		1-2 FC6-4	1B		5	0	1	0	0	0	7				
<b>Frank House, L</b> OBP: 0.308, SLG: 0.386 (1, 2)					SH1-3 1B		1-2 1-3 2-H	1B		5	2	4	2	0	0	0				
<b>Jim Small, L</b> OBP: 0.350, SLG: 0.526 <b>Bill Tuttle, R</b> OBP: 0.304, SLG: 0.366 (9, PH)					1B 2B		SH1-3 3-H	1B		3	0	1	0	0	0	3				
<b>Frank Bolling, R</b> OBP: 0.357, SLG: 0.420 (1, 4)					G3			1B		1	0	0	0	0	0	0				
<b>Paul Foytack, R</b> OBP: 0.176, SLG: 0.216 (1, 1)					F9			SF7		3	0	0	1	1	0	2				
<b>Inning Stats</b>	R: 0 E: 0 K: 0 S: 4	H: 2 LOB: 2 BB: 1 P: 8	R: 1 E: 1 K: 1 S: 8	H: 2 LOB: 0 BB: 0 P: 8	R: 2 E: 0 K: 0 S: 7	H: 4 LOB: 3 BB: 1 P: 11	R: 1 E: 0 K: 0 S: 5	H: 2 LOB: 2 BB: 1 P: 9	R: 0 E: 0 K: 1 S: 5	H: 0 LOB: 0 BB: 1 P: 9	R: 1 E: 0 K: 0 S: 4	H: 2 LOB: 0 BB: 0 P: 4	R: 0 E: 0 K: 1 S: 7	H: 2 LOB: 2 BB: 0 P: 7	R: 0 E: 0 K: 0 S: 3	H: 0 LOB: 0 BB: 0 P: 3		1B: 12 2B: 1 3B: 0 HR: 1	SF: 1 SAC: 1 DP: 0 HBP: 0	WP: 0 PB: 0 SB: 0 CS: 0
<b>PITCHER</b> <b>Pedro Ramos, R</b> ERA: 4.93 <b>Chuck Stobbs, L</b> ERA: 4.05 (7, 1)	IP: 6.0 WLS: W BF: 12 H: 4 R: 1 ER: 1 SO: 2 BB: 4 IBB: 0 HBP: 0 BLK: 0 WP: 0 HR: 1 S: 14 P: 14 ERA: 4.50 WHIP: 2.333															<b>PITCHER</b>				



Batter	1	2	3	4	5	6	7	8	9	AB	R	H	RBI	BB	SO	LOB	TOP					
<b>Eddie Yost, R</b> OBP: 0.436, SLG: 0.392 (1, 5)										4	0	0	0	0	1	0	<b>Washington Senators @ Detroit Tigers</b> Briggs Stadium, Detroit, MI Sun Jul 29 1956, 4:33 AM EDT Unknown					
<b>Ed Fitz Gerald, R</b> OBP: 0.415, SLG: 0.444 (1, 2)										4	0	3	0	0	0	0						
<b>Pete Runnels, L</b> OBP: 0.362, SLG: 0.427 (1, 3)										3	0	1	0	1	1	2						
<b>Roy Sievers, R</b> OBP: 0.373, SLG: 0.472 (1, 7)										2	0	0	0	2	0	3						
<b>Jim Lemon, R</b> OBP: 0.351, SLG: 0.482 (1, 9)										4	0	0	0	0	1	6						
<b>Jose Valdivielso, R</b> OBP: 0.313, SLG: 0.356 (1, 6)										4	0	1	0	0	3	2						
<b>Karl Olson, R</b> OBP: 0.315, SLG: 0.346 (1, 8)										4	0	1	0	0	1	1						
<b>Tony Roig, R</b> OBP: 0.307, SLG: 0.253 (1, 4)										3	0	0	0	1	1	1						
<b>Bunky Stewart, L</b> OBP: 0.250, SLG: 0.250 (1, 1)										2	0	0	0	0	2	1						
<b>Ernie Oravetz, S</b> OBP: 0.343, SLG: 0.258 (7, PH)										1	0	0	0	0	1	0						
<b>Hal Griggs, R</b> (7, 1)										0	0	0	0	0	0	0						
<b>Clint Courtney, L</b> OBP: 0.404, SLG: 0.484 (9, PH)										1	0	0	0	0	1	1						
<b>Inning Stats</b>	R: 0 E: 0 K: 0 S: 4	H: 1 LOB: 2 BB: 1 P: 8	R: 0 E: 0 K: 2 S: 7	H: 1 LOB: 1 BB: 1 P: 11	R: 0 E: 0 K: 0 S: 4	H: 1 LOB: 1 BB: 0 P: 4	R: 0 E: 0 K: 3 S: 9	H: 0 LOB: 0 BB: 0 P: 9	R: 0 E: 0 K: 2 S: 7	H: 0 LOB: 0 BB: 0 P: 7	R: 0 E: 0 K: 1 S: 6	H: 1 LOB: 2 BB: 1 P: 10	R: 0 E: 0 K: 1 S: 5	H: 0 LOB: 0 BB: 0 P: 5	R: 0 E: 0 K: 1 S: 6	H: 1 LOB: 2 BB: 1 P: 10	R: 0 E: 0 K: 2 S: 8	H: 1 LOB: 1 BB: 0 P: 8	1B: 4 2B: 2 3B: 0 HR: 0	SF: 0 SAC: 0 DP: 0 HBP: 0	WP: 0 PB: 0 SB: 0 CS: 1	PA: 36
<b>PITCHER</b> <b>Billy Hoelt, L</b> ERA: 4.26 (1, 1)	IP: 9.0 WLS: W BF: 36 H: 6 R: 0 ER: 0 SO: 12 BB: 4 IBB: 0 HBP: 0 BLK: 0 WP: 0 HR: 0 S: 56 P: 72 ERA: 0.00 WHIP: 1.111															<b>PITCHER</b>						

Batter	1	2	3	4	5	6	7	8	9	AB	R	H	RBI	BB	SO	LOB	BOTTOM			
<b>Harvey Kuenn, R</b> OBP: 0.399, SLG: 0.501 (1, 6)										4	1	2	1	0	0	0	<b>Washington Senators @ Detroit Tigers</b> Briggs Stadium, Detroit, MI Sun Jul 29 1956, 4:33 AM EDT Unknown			
<b>Jim Brideweser, R</b> OBP: 0.313, SLG: 0.252 (8, 6)										0	0	0	0	0	0	0				
<b>Jack Phillips, R</b> OBP: 0.357, SLG: 0.375 (1, 3)										3	1	1	0	0	0	1				
<b>Wayne Belardi, L</b> OBP: 0.400, SLG: 0.450 (8, 3)										1	0	0	0	0	0	0				
<b>Charlie Maxwell, L</b> OBP: 0.432, SLG: 0.593 (1, 7)										4	1	1	0	0	0	0				
<b>Al Kaline, R</b> OBP: 0.338, SLG: 0.482 (1, 8)										3	0	1	1	1	1	0				
<b>Ray Boone, R</b> OBP: 0.380, SLG: 0.447 (1, 5)										3	1	1	1	0	0	0				
<b>Bob Kennedy, R</b> OBP: 0.327, SLG: 0.324 (1, 9)										4	0	2	0	0	0	2				
<b>Jim Small, L</b> OBP: 0.350, SLG: 0.526 (8, FR) (9, 9)										0	0	0	0	0	0	0				
<b>Frank Bolling, R</b> OBP: 0.366, SLG: 0.421 (1, 4)										2	1	1	0	2	0	0				
<b>Red Wilson, R</b> OBP: 0.374, SLG: 0.425 (1, 2)										3	1	1	3	1	0	2				
<b>Billy Hoelt, L</b> OBP: 0.351, SLG: 0.306 (1, 1)										3	0	0	0	0	1	2				
<b>Inning Stats</b>	R: 2 E: 0 K: 0 S: 6	H: 3 LOB: 1 BB: 0 P: 6	R: 0 E: 0 K: 0 S: 3	H: 0 LOB: 0 BB: 0 P: 3	R: 1 E: 0 K: 1 S: 6	H: 1 LOB: 0 BB: 0 P: 6	R: 0 E: 0 K: 0 S: 4	H: 2 LOB: 2 BB: 1 P: 8	R: 0 E: 0 K: 0 S: 3	H: 1 LOB: 0 BB: 0 P: 3	R: 3 E: 0 K: 1 S: 6	H: 2 LOB: 2 BB: 2 P: 14	R: 0 E: 0 K: 0 S: 3	H: 0 LOB: 0 BB: 0 P: 3	R: 0 E: 0 K: 0 S: 4	H: 1 LOB: 2 BB: 1 P: 8	1B: 7 2B: 1 3B: 0 HR: 2	SF: 1 SAC: 0 DP: 1 HBP: 0	WP: 0 PB: 0 SB: 0 CS: 3	PA: 35
<b>PITCHER</b> <b>Bunky Stewart, L</b> ERA: 4.33 <b>Hal Griggs, R</b> ERA: 5.79 (7, 1)	IP: 6.0 WLS: L BF: 27 H: 9 R: 6 ER: 6 SO: 2 BB: 2 IBB: 1 HBP: 0 BLK: 0 WP: 0 HR: 2 S: 28 P: 40 ERA: 9.00 WHIP: 1.833															<b>PITCHER</b>				



Batter	1	2	3	4	5	6	7	8	9	AB	R	H	RBI	BB	SO	LOB	TOP				
<b>Eddie Yost, R</b> OBP: 0.336, SLG: 0.388 (1, 5)	F7		1B SF8 BB	1-2 2-3 BB			K		L7	3	1	0	0	2	1	0	<b>Washington Senators @ Detroit Tigers</b> Briggs Stadium, Detroit, MI Sun Jul 29 1956, 4:38 AM EDT Att: 18,793 - Unknown				
<b>Whitey Herzog, L</b> OBP: 0.310, SLG: 0.351 (1, 8)	3-1		F3 SF8 1B	1-3			6-3		6-3	2	0	1	0	0	0	0					
<b>Karl Olson, R</b> OBP: 0.312, SLG: 0.341 (4, PH)										3	0	0	0	0	0	3					
<b>Pete Runnels, L</b> OBP: 0.363, SLG: 0.428 (1, 3)	L1		SF8						L8	4	1	2	1	0	0	0					
<b>Jim Lemon, R</b> OBP: 0.352, SLG: 0.488 (1, 9)		1B BB 1B	F3				G4-3			4	1	2	1	0	0	2					
<b>Lou Berberet, L</b> OBP: 0.424, SLG: 0.464 (1, 2)		1B 1B PB BB	L6						G3	2	1	0	0	2	0	2					
<b>Roy Sievers, R</b> OBP: 0.372, SLG: 0.470 (1, 7)										4	0	1	0	0	1	1					
<b>Herb Plews, L</b> OBP: 0.375, SLG: 0.319 (1, 4)										4	0	4	1	0	0	0					
<b>Jose Valdivielso, R</b> OBP: 0.312, SLG: 0.349 (1, 6)										3	0	0	0	1	1	4					
<b>Dean Stone, L</b> OBP: 0.200, SLG: 0.136 (1, 1)										4	0	0	0	0	3	5					
<b>Inning Stats</b>	R: 0 E: 0 K: 0 S: 3	H: 0 LOB: 0 BB: 0 P: 3	R: 2 E: 0 K: 1 S: 7	H: 3 LOB: 1 BB: 1 P: 11	R: 1 E: 0 K: 0 S: 4	H: 1 LOB: 1 BB: 1 P: 8	R: 0 E: 0 K: 2 S: 8	H: 1 LOB: 3 BB: 2 P: 16	R: 0 E: 0 K: 1 S: 5	H: 1 LOB: 1 BB: 1 P: 5	R: 1 E: 0 K: 1 S: 7	H: 2 LOB: 1 BB: 0 P: 7	R: 0 E: 0 K: 1 S: 6	H: 1 LOB: 1 BB: 0 P: 6	R: 0 E: 0 K: 0 S: 3	H: 0 LOB: 0 BB: 0 P: 3	1B: 8 2B: 2 3B: 1 HR: 0	SF: 1 SAC: 0 DP: 3 HBP: 0	WP: 0 PB: 1 SB: 0 CS: 0	PA: 39	
<b>PITCHER</b>	IP	WLS	BF	H	R	ER	SO	BB	IBB	HBP	BLK	WP	HR	S	P	ERA	WHIP				
<b>Jim Bunning, R</b> ERA: 4.91 (1, 1)	3.2	L	19	5	3	2	3	4	0	0	0	0	0	21	37	4.91	2.455				
<b>Bob Miller, L</b> ERA: 5.87 (4, 1)	4.1		17	5	1	1	3	1	0	0	0	0	0	22	26	2.08	1.385				
<b>Steve Gromek, R</b> ERA: 4.13 (9, 1)	1.0		3	0	0	0	0	0	0	0	0	0	0	3	3	0.00	0.000				

Batter	1	2	3	4	5	6	7	8	9	AB	R	H	RBI	BB	SO	LOB	BOTTOM					
<b>Harvey Kuenn, R</b> OBP: 0.395, SLG: 0.496 (1, 6)	L7		5-3							4	0	0	0	0	0	1	<b>Washington Senators @ Detroit Tigers</b> Briggs Stadium, Detroit, MI Sun Jul 29 1956, 4:38 AM EDT Att: 18,793 - Unknown					
<b>Jack Phillips, R</b> OBP: 0.368, SLG: 0.377 (1, 3)										2	0	1	0	2	0	0						
<b>Charlie Maxwell, L</b> OBP: 0.427, SLG: 0.585 (1, 7)										4	0	0	0	0	1	3						
<b>Al Kaline, R</b> OBP: 0.337, SLG: 0.482 (1, 8)	L7									4	0	1	0	0	0	2						
<b>Ray Boone, R</b> OBP: 0.381, SLG: 0.444 (1, 5)										2	0	0	0	2	0	1						
<b>Bob Kennedy, R</b> OBP: 0.325, SLG: 0.343 (1, 9)										4	1	1	1	0	0	3						
<b>Frank Bolling, R</b> OBP: 0.369, SLG: 0.419 (1, 4)										3	0	1	0	1	1	1						
<b>Jay Porter, R</b> OBP: 0.100, SLG: 0.105 (1, 2)										3	0	0	0	0	1	2						
<b>Jim Bunning, R</b> OBP: 0.200, SLG: 0.400 (4, 1)										1	0	0	0	0	1	0						
<b>Bob Miller, R</b> OBP: 0.402, SLG: 0.432 (6, PH)										1	0	0	0	0	1	1						
<b>Earl Torgeson, L</b> OBP: 0.370, SLG: 0.150 (9, 1)										1	0	0	0	0	1	0						
<b>Steve Gromek, S</b> OBP: 0.370, SLG: 0.150 (9, 1)										0	0	0	0	0	0	0						
<b>Inning Stats</b>	R: 0 E: 0 K: 0 S: 4	H: 1 LOB: 1 BB: 0 P: 4	R: 0 E: 0 K: 0 S: 2	H: 0 LOB: 0 BB: 1 P: 6	R: 0 E: 0 K: 2 S: 7	H: 0 LOB: 0 BB: 0 P: 7	R: 0 E: 0 K: 1 S: 6	H: 1 LOB: 2 BB: 1 P: 10	R: 0 E: 0 K: 1 S: 6	H: 1 LOB: 1 BB: 0 P: 6	R: 0 E: 0 K: 0 S: 3	H: 0 LOB: 1 BB: 1 P: 7	R: 0 E: 0 K: 0 S: 2	H: 0 LOB: 0 BB: 1 P: 6	R: 0 E: 0 K: 1 S: 5	H: 0 LOB: 1 BB: 1 P: 9	R: 1 E: 0 K: 1 S: 6	H: 1 LOB: 0 BB: 0 P: 6	1B: 2 2B: 1 3B: 0 HR: 1	SF: 0 SAC: 0 DP: 2 HBP: 0	WP: 0 PB: 0 SB: 0 CS: 0	PA: 34
<b>PITCHER</b>	IP	WLS	BF	H	R	ER	SO	BB	IBB	HBP	BLK	WP	HR	S	P	ERA	WHIP					
<b>Dean Stone, L</b> ERA: 5.9 (1, 1)	9.0	W	34	4	1	1	6	5	0	0	0	0	1	41	61	1.00	1.000					





Batter	1	2	3	4	5	6	7	8	9	AB	R	H	RBI	BB	SO	LOB	TOP					
<b>Eddie Yost, R</b> OBP: 0.437, SLG: 0.388 (1, 5)	F9		K																			
<b>Whitey Herzog, L</b> OBP: 0.309, SLG: 0.353 (8, PH) <b>Karl Olson, R</b> OBP: 0.310, SLG: 0.340 (9, 8)	5-3		1B																			
<b>Pete Runnels, L</b> OBP: 0.359, SLG: 0.423 (1, 3)	L6		L7																			
<b>Roy Sievers, R</b> OBP: 0.373, SLG: 0.468 (1, 7)		2-3																				
<b>Jim Lemon, R</b> OBP: 0.351, SLG: 0.484 (1, 9)			K																			
<b>Herb Pileus, L</b> OBP: 0.397, SLG: 0.314 (1, 4)	L7																					
<b>Lou Berberet, L</b> OBP: 0.419, SLG: 0.457 (1, 2)	K																					
<b>Jose Valdivielso, R</b> OBP: 0.322, SLG: 0.351 (1, 6)																						
<b>Pedro Ramos, S</b> OBP: 0.250, SLG: 0.324 (6, 1) <b>Bunky Stewart, L</b> OBP: 0.240, SLG: 0.240 (6, 1)	E8																					
<b>Inning Stats</b>	R: 0 E: 0 K: 0 S: 3	H: 0 LOB: 0 BB: 0 P: 3	R: 0 E: 0 K: 1 S: 5	H: 0 LOB: 1 BB: 1 P: 9	R: 3 E: 1 K: 2 S: 10	H: 3 LOB: 1 BB: 1 P: 14	R: 1 E: 0 K: 1 S: 7	H: 2 LOB: 2 BB: 1 P: 11	R: 0 E: 0 K: 0 S: 2	H: 0 LOB: 0 BB: 0 P: 3	R: 0 E: 0 K: 1 S: 5	H: 1 LOB: 0 BB: 0 P: 5	R: 0 E: 0 K: 1 S: 6	H: 1 LOB: 1 BB: 0 P: 6	R: 0 E: 0 K: 0 S: 3	H: 0 LOB: 0 BB: 0 P: 3	R: 0 E: 0 K: 0 S: 3	H: 0 LOB: 0 BB: 0 P: 11	1B: 6 2B: 1 3B: 0 HR: 0	SF: 0 SAC: 1 DP: 1 HBP: 1	WP: 2 PB: 0 CS: 1	PA: 38
<b>PITCHER</b>	IP	WLS	BF	H	R	ER	SO	BB	IBB	HBP	BLK	WP	HR	S	P	ERA	WHIP					
<b>Dick Donovan, R</b> ERA: 5.02 <b>Paul LaPalme, L</b> ERA: 4.06	(1, 1)	8.0	L	33	7	4	4	6	3	0	1	0	0	41	54	4.50	1.250					
<b>PITCHER</b>	IP	WLS	BF	H	R	ER	SO	BB	IBB	HBP	BLK	WP	HR	S	P	ERA	WHIP					

Washington Senators @ Chicago White Sox  
Comiskey Park, Chicago, IL  
Tue Jul 31 1956, 4:33 AM EDT  
Att: 11,990 - Unknown

AB 31  
R 4  
H 7  
RBI 3  
BB 5  
SO 6  
LOB 16



Batter	1	2	3	4	5	6	7	8	9	AB	R	H	RBI	BB	SO	LOB	BOTTOM					
<b>Fred Hatfield, L</b> OBP: 0.365, SLG: 0.400 (1, 5) <b>Dave Philley, S</b> OBP: 0.337, SLG: 0.365 (8, PH) <b>Paul LaPalme, L</b> OBP: 0.333, SLG: 0.500 (9, 1)	G3		G3																			
<b>Nellie Fox, L</b> OBP: 0.349, SLG: 0.379 (1, 4)																						
<b>Larry Doby, L</b> OBP: 0.391, SLG: 0.432 (1, 8)																						
<b>Minnie Minoso, R</b> OBP: 0.411, SLG: 0.457 (9, 5)																						
<b>Jim Rivera, L</b> OBP: 0.359, SLG: 0.401 (1, 9)																						
<b>Walt Dropo, R</b> OBP: 0.343, SLG: 0.333 (1, 3)																						
<b>Sherm Lollar, R</b> OBP: 0.381, SLG: 0.423 (1, 2) <b>Jim Delsing, L</b> OBP: 0.286, SLG: 0.054 (8, PH) (9, 7)																						
<b>Luis Aparicio, R</b> OBP: 0.276, SLG: 0.304 (1, 6) <b>Ron Northey, L</b> OBP: 0.344, SLG: 0.560 (6, PH) <b>Sammy Esposito, R</b> OBP: 0.373, SLG: 0.266 (7, 6)																						
<b>Dick Donovan, L</b> OBP: 0.339, SLG: 0.431 (1, 1) <b>Les Moss, R</b> OBP: 0.311, SLG: 0.500 (8, PH) (9, 2)																						
<b>Inning Stats</b>	R: 0 E: 0 K: 0 S: 2	H: 0 LOB: 1 BB: 1 P: 6	R: 2 E: 0 K: 0 S: 5	H: 3 LOB: 1 BB: 1 P: 9	R: 0 E: 0 K: 0 S: 4	H: 1 LOB: 1 BB: 0 P: 4	R: 0 E: 0 K: 0 S: 4	H: 1 LOB: 1 BB: 0 P: 4	R: 0 E: 0 K: 1 S: 6	H: 1 LOB: 2 BB: 1 P: 10	R: 1 E: 0 K: 2 S: 9	H: 2 LOB: 1 BB: 0 P: 9	R: 0 E: 0 K: 1 S: 7	H: 2 LOB: 3 BB: 0 P: 8	R: 0 E: 0 K: 0 S: 4	H: 1 LOB: 2 BB: 0 P: 4	R: 0 E: 0 K: 0 S: 3	H: 0 LOB: 1 BB: 1 P: 7	1B: 9 2B: 2 3B: 0 HR: 0	SF: 0 SAC: 1 DP: 2 HBP: 1	WP: 0 PB: 0 CS: 0	PA: 41
<b>PITCHER</b>	IP	WLS	BF	H	R	ER	SO	BB	IBB	HBP	BLK	WP	HR	S	P	ERA	WHIP					
<b>Pedro Ramos, R</b> ERA: 4.92 <b>Bunky Stewart, L</b> ERA: 4.15	(1, 1)	5.2	W	26	8	3	3	2	3	0	0	0	0	17	22	0.00	1.200					
<b>PITCHER</b>	IP	WLS	BF	H	R	ER	SO	BB	IBB	HBP	BLK	WP	HR	S	P	ERA	WHIP					

Washington Senators @ Chicago White Sox  
Comiskey Park, Chicago, IL  
Tue Jul 31 1956, 4:33 AM EDT  
Att: 11,990 - Unknown

AB 35  
R 3  
H 11  
RBI 3  
BB 4  
SO 4  
LOB 24






Batter	1	2	3	4	5	6	7	8	9	10	AB	R	H	RBI	BB	SO	LOB		
<b>Eddie Yost, R</b> OBP: 0.437, SLG: 0.384 (1.5)	4-0 BB	0-0 G5-4-3			0-0 F8		0-3 K			4-0 2B BB	3	1	0	0	2	1	6		
<b>Whitey Herzog, L</b> OBP: 0.307, SLG: 0.354 (1.8)	0-0 P4		0-3 K		0-0 4-3		0-0 F9			0-0 2B	5	0	1	1	0	1	5		
<b>Pete Runnels, L</b> OBP: 0.359, SLG: 0.421 (1.3)	0-3 K		0-0 6-3			0-3 K				4-0 1B E BB	4	1	1	0	1	2	1		
<b>Roy Sievers, R</b> OBP: 0.371, SLG: 0.465 (1.7)	0-3 K		0-3 K			0-0 F5				0-0 E 1B BB	5	0	1	0	0	2	2		
<b>Karl Olson, R</b> OBP: 0.310, SLG: 0.340 (10, PR) (10, 7)										1-3 E 1B BB	0	1	0	0	0	0	0		
<b>Jim Lemon, R</b> OBP: 0.349, SLG: 0.488 (1.9)		0-0 HR			0-0 F9		0-0 F8			0-0 FC6 1B BB	5	2	1	1	0	0	2		
<b>Herb Pless, L</b> OBP: 0.385, SLG: 0.327 (1.4)		0-0 E 1B BB			0-0 4-3					4-0 4-3 1B BB	4	1	2	0	1	0	0		
<b>Lou Berberet, L</b> OBP: 0.421, SLG: 0.450 (9, PR)		0-0 E3 1B BB			0-3 K					0-0 4-3 1B BB	2	0	0	0	2	1	1		
<b>Pedro Ramos, S</b> OBP: 0.250, SLG: 0.324 (9, 2)		1-3 1B BB								1-2 2-4 3-4 1B BB	1	0	1	2	0	0	0		
<b>Jose Valdivielso, R</b> OBP: 0.318, SLG: 0.346 (1.0)		0-3 K			0-0 F7					0-0 4-3 1B BB	5	0	1	0	0	1	5		
<b>Chuck Stobbs, L</b> OBP: 0.173, SLG: 0.180 (1.1)		0-0 1-2 3-4 1B BB			0-0 1B		0-0 F5			0-0 4-3 1B BB	5	0	2	1	0	0	7		
<b>Inning Stats</b>	R: 0 E: 0 K: 2 S: 7	H: 0 LOB: 1 BB: 1 P: 11	R: 2 E: 1 K: 1 S: 8	H: 3 LOB: 1 BB: 0 P: 8	R: 0 E: 0 K: 1 S: 5	H: 0 LOB: 0 BB: 0 P: 5	R: 0 E: 0 K: 1 S: 5	H: 0 LOB: 0 BB: 0 P: 5	R: 0 E: 0 K: 1 S: 7	H: 2 LOB: 3 BB: 1 P: 11	R: 0 E: 0 K: 0 S: 3	H: 1 LOB: 0 BB: 0 P: 3	R: 0 E: 0 K: 0 S: 3	H: 0 LOB: 1 BB: 1 P: 7	R: 4 E: 1 K: 0 S: 6	H: 3 LOB: 3 BB: 3 P: 18	1B: 8 2B: 1 3B: 0 HR: 1	SF: 0 SAC: 0 DP: 2 HBP: 0	
<b>PITCHER</b>	IP 9.1	WLS L	BF 40	H 9	R 5	ER 4	SO 8	BB 5	IBB 0	HBP 0	BLK 0	WP 0	HR 1	S 51	P 71	ERA 3.68	WHIP 1.500		
<b>Paul LaPalme, L</b> ERA: 4.24	(10, 1)	0.0	3	1	1	0	0	1	0	0	0	0	0	2	6	∞	∞		
<b>Dixie Howell, R</b> ERA: 4.93	(10, 1)	0.2	2	0	0	0	0	0	0	0	0	0	0	2	2	0.00	0.000		

**Washington Senators @ Chicago White Sox**  
Comiskey Park, Chicago, IL  
Wed Aug 01 1956, 4:33 AM EDT  
Att: 3,140 - Unknown

livebaseballscores.com

AB 39  
R 6  
H 10  
RBI 5  
BB 6  
SO 8  
LOB 29




WP: 0 PA: 45  
PB: 0  
SB: 0  
CS: 0

Batter	1	2	3	4	5	6	7	8	9	10	AB	R	H	RBI	BB	SO	LOB			
<b>Bubba Phillips, R</b> OBP: 0.245, SLG: 0.354 (7.5)	0-0 F9	0-0 P6		0-0 P4			0-0 HR			0-0 FC5 1B BB	3	0	0	0	0	0	4			
<b>Nellie Fox, L</b> OBP: 0.350, SLG: 0.379 (1.4)	0-0 E 1B SF8 1B	0-0 F7			0-0 F7		0-0 F8			0-0 FC5 1B BB	5	1	2	0	0	0	3			
<b>Minnie Minoso, R</b> OBP: 0.411, SLG: 0.456 (1.7)	0-0 E8 S 1B		0-0 3-1		0-0 F7			0-0 4-3 SH1-3 1B		0-0 F8	5	0	2	0	0	0	2			
<b>Walt Dropo, R</b> OBP: 0.335, SLG: 0.327 (1.3)	0-0 SF8		0-0 F2		0-0 P4			0-0 SH1-3		0-0 FC5	3	0	0	1	0	0	2			
<b>Larry Doby, L</b> OBP: 0.365, SLG: 0.424 (1.8)	0-3 K		0-0 E4			0-0 4-3		0-0 4-3		0-0 3-1	5	0	0	0	0	1	4			
<b>Sherm Lollar, R</b> OBP: 0.377, SLG: 0.417 (1.2)		0-0 F8	0-3 K			0-0 6-3		0-0 P6			4	0	0	0	0	1	2			
<b>Dave Philley, S</b> OBP: 0.336, SLG: 0.362 (1.9)		4-0 BB 1B BB		0-0 F9		0-0 P4				0-0 6-3	3	0	0	0	1	0	0			
<b>Luis Aparicio, R</b> OBP: 0.281, SLG: 0.310 (1.6)		0-0 BB 1B		0-0 S 1B			0-0 F8			0-0 SH1-5 1B	4	0	3	0	0	0	0			
<b>Jim Wilson, R</b> OBP: 0.355, SLG: 0.316 (10, 1)		4-0 BB 1B		0-3 K			0-3 K			0-0 SH1-5	2	0	0	0	1	2	1			
<b>Paul LaPalme, L</b> OBP: 0.333, SLG: 0.500 (10, 1)										1-3 1B	0	0	0	0	0	0	0			
<b>Dixie Howell, L</b> OBP: 0.333, SLG: 0.714 (10, 1)		1-2 2-3 BB									0	0	0	0	0	0	0			
<b>Inning Stats</b>	R: 1 E: 1 K: 1 S: 7	H: 2 LOB: 1 BB: 0 P: 7	R: 0 E: 0 K: 0 S: 4	H: 1 LOB: 3 BB: 2 P: 12	R: 0 E: 1 K: 1 S: 6	H: 0 LOB: 1 BB: 0 P: 6	R: 0 E: 0 K: 1 S: 6	H: 1 LOB: 1 BB: 0 P: 6	R: 0 E: 0 K: 0 S: 3	H: 0 LOB: 0 BB: 0 P: 3	R: 1 E: 0 K: 1 S: 6	H: 1 LOB: 0 BB: 0 P: 6	R: 0 E: 0 K: 0 S: 4	H: 1 LOB: 1 BB: 0 P: 4	R: 0 E: 0 K: 0 S: 3	H: 1 LOB: 0 BB: 0 P: 3	R: 0 E: 0 K: 0 S: 5	H: 2 LOB: 2 BB: 0 P: 5	1B: 8 2B: 1 3B: 0 HR: 1	SF: 1 SAC: 2 DP: 1 HBP: 0
<b>PITCHER</b>	IP 10.0	WLS W	BF 41	H 9	R 2	ER 1	SO 4	BB 2	IBB 0	HBP 0	BLK 0	WP 0	HR 1	S 47	P 55	ERA 0.90	WHIP 1.100			
<b>Chuck Stobbs, L</b> ERA: 3.82	(1.1)																			

**Washington Senators @ Chicago White Sox**  
Comiskey Park, Chicago, IL  
Wed Aug 01 1956, 4:33 AM EDT  
Att: 3,140 - Unknown


livebaseballscores.com


AB 36  
R 2  
H 9  
RBI 2  
BB 2  
SO 4  
LOB 18



WP: 0 PA: 41  
PB: 0  
SB: 2  
CS: 0



Batter	1	2	3	4	5	6	7	8	9	AB	R	H	RBI	BB	SO	LOB	TOP										
Eddie Yost, R OBP: 0.434, SLG: 0.380 (1, 5)	F9		5-3	K			1B BB		K	4	0	0	0	1	2	1	<b>Washington Senators @ Chicago White Sox</b> Comiskey Park, Chicago, IL Thu Aug 02 1956, 4:33 AM EDT Att: 3,949 - Unknown <a href="http://livebaseballscorecards.com">livebaseballscorecards.com</a>										
Whitey Herzog, L OBP: 0.316, SLG: 0.381 (1, 8)	1B		SF8 3B		HR		1B		P1	5	3	4	1	0	0	0											
Pete Runnels, L OBP: 0.358, SLG: 0.420 (1, 3)	P6		SF8		F8		1B			3	0	1	2	0	0	1											
Roy Sievers, R OBP: 0.375, SLG: 0.475 (1, 7)	BB		HR		G6-4-3 1B		P6			3	1	2	1	1	0	1											
Jim Lemon, R OBP: 0.348, SLG: 0.485 (1, 9)	F3		1B		G6-4-3 1B		6-3			4	0	1	0	0	0	4											
Herb Plews, L OBP: 0.362, SLG: 0.305 (1, 4)		F8	L8			K			K	4	0	0	0	0	2	1											
Lou Berberet, L OBP: 0.411, SLG: 0.437 (1, 2)		G3		K		4-3			F7	4	0	0	0	0	1	0											
Jose Valdivielso, R OBP: 0.322, SLG: 0.342 (1, 6)		FC5-4 BB		F9		BB			6-3	2	0	0	0	2	0	0											
Bob Wiesler, S OBP: 0.069, SLG: 0.103 Bud Byerly, R (6, 1) Clint Courtney, L OBP: 0.402, SLG: 0.482 (9, PH)	FC5-4					4-3			F8	3	0	1	0	0	0	2	<b>Washington Senators @ Chicago White Sox</b> Comiskey Park, Chicago, IL Thu Aug 02 1956, 4:33 AM EDT Att: 3,949 - Unknown 										
<b>Inning Stats</b>	R: 0 E: 0 K: 0 S: 4	H: 1 LOB: 2 BB: 1 P: 8	R: 0 E: 0 K: 0 S: 3	H: 0 LOB: 1 BB: 1 P: 7	R: 2 E: 0 K: 0 S: 6	H: 3 LOB: 1 BB: 0 P: 6	R: 0 E: 0 K: 2 S: 8	H: 1 LOB: 1 BB: 0 P: 8	R: 1 E: 0 K: 0 S: 4	H: 2 LOB: 0 BB: 0 P: 4	R: 0 E: 0 K: 1 S: 5	H: 0 LOB: 1 BB: 1 P: 9	R: 1 E: 0 K: 0 S: 4	H: 2 LOB: 1 BB: 1 P: 8	R: 0 E: 0 K: 1 S: 5	H: 0 LOB: 0 BB: 0 P: 5		R: 0 E: 0 K: 1 S: 5	H: 0 LOB: 0 BB: 0 P: 5	1B: 6 2B: 0 3B: 1 HR: 2	SF: 1 SAC: 0 DP: 1 HBP: 0	WP: 0 PB: 0 CS: 1	PA: 38				
<b>PITCHER</b>	IP	WLS	BF	H	R	ER	SO	BB	IBB	HBP	BLK	WP	HR	S	P	ERA	WHIP										
Bob Keegan, R ERA: 3.5 Jim McDonald, R ERA: 10.38 Ellis Kinder, R ERA: 3.19	(1, 1) (5, 1) (7, 1)	4.1 2.0 2.2	22 8 8	7 2 0	3 1 0	3 1 0	2 1 2	2 0 0	0 0 0	0 0 0	0 0 0	0 0 0	2 8 12	24 16 12	32 16 12	6.23 4.50 0.00	2.077 2.000 0.000										

Batter	1	2	3	4	5	6	7	8	9	AB	R	H	RBI	BB	SO	LOB	BOTTOM										
Sammy Esposito, R OBP: 0.371, SLG: 0.291 (1, 5)	F9		P6		L8		F8			4	0	0	0	0	0	1	<b>Washington Senators @ Chicago White Sox</b> Comiskey Park, Chicago, IL Thu Aug 02 1956, 4:33 AM EDT Att: 3,949 - Unknown <a href="http://livebaseballscorecards.com">livebaseballscorecards.com</a>										
Nellie Fox, L OBP: 0.349, SLG: 0.377 (1, 4)	3-1		2B BB		6-3		F9			3	1	0	0	1	0	0											
Larry Doby, L OBP: 0.390, SLG: 0.430 Jim Delsing, L OBP: 0.286, SLG: 0.054 (6, PR) (9, 8)	K		1H 2B 3H		HR BB		CS BB 1B			3	1	2	2	1	1	0											
Minnie Minoso, R OBP: 0.412, SLG: 0.453 (1, 7)		G6-4-3 BB BB	F9				P2		CS BB 1B	2	0	0	0	2	0	2											
Walt Dropo, R OBP: 0.344, SLG: 0.333 (1, 3)		G6-4-3 BB 1-2 BB		FC5-4 1B		HR 1B		CS BB 1B	3	1	2	0	1	1	2												
Les Moss, R OBP: 0.308, SLG: 0.529 (1, 2)		G6-4-3 1-2 2-3		F8		HR		4-3		4	1	1	3	0	0	5											
Jim Rivera, L OBP: 0.359, SLG: 0.398 (1, 9)		P6		F7		CS 1-3 BB				2	0	0	0	1	0	2											
Luis Aparicio, R OBP: 0.282, SLG: 0.313 (1, 6)			3-1 2B 2B		FC5-4		1-3			3	1	1	0	0	0	2											
Bob Keegan, R OBP: 0.211, SLG: 0.063 Jim McDonald, R Ellis Kinder, R	(1, 1) (5, 1) (7, 1)	5.1 2.2	25 8	5 1	5 0	5 0	5 1	5 0	0 0	0 0	0 0	0 0	0 0	0 0	0 0	0 0	<b>Washington Senators @ Chicago White Sox</b> Comiskey Park, Chicago, IL Thu Aug 02 1956, 4:33 AM EDT Att: 3,949 - Unknown 										
<b>Inning Stats</b>	R: 0 E: 0 K: 1 S: 5	H: 0 LOB: 0 BB: 0 P: 5	R: 0 E: 0 K: 0 S: 2	H: 0 LOB: 2 BB: 2 P: 10	R: 2 E: 0 K: 0 S: 5	H: 2 LOB: 1 BB: 1 P: 9	R: 0 E: 0 K: 0 S: 4	H: 1 LOB: 1 BB: 0 P: 4	R: 0 E: 0 K: 0 S: 3	H: 0 LOB: 0 BB: 0 P: 3	R: 3 E: 0 K: 0 S: 4	H: 2 LOB: 0 BB: 2 P: 12	R: 0 E: 0 K: 0 S: 3	H: 0 LOB: 0 BB: 0 P: 3	R: 0 E: 0 K: 1 S: 5	H: 1 LOB: 2 BB: 1 P: 9		1B: 3 2B: 3 3B: 0 HR: 1	SF: 0 SAC: 0 DP: 2 HBP: 0	WP: 0 PB: 0 CS: 3	PA: 34						
<b>PITCHER</b>	IP	WLS	BF	H	R	ER	SO	BB	IBB	HBP	BLK	WP	HR	S	P	ERA	WHIP										
Bob Wiesler, L ERA: 6.48 Bud Byerly, R ERA: 3.47	(1, 1) (6, 1)	5.1 2.2	25 8	5 1	5 0	5 0	5 1	5 1	0 0	0 0	0 0	0 0	1 9	22 13	42 13	8.44 0.00	1.875 0.750										



Batter	1	2	3	4	5	6	7	8	9	10	11	AB	R	H	RBI	BB	SO	LOB	TOP						
Eddie Yost, R OBP: 0.434, SLG: 0.377 (1, 5)	4-3 ①		BB 1B		BB BB		1-3 ③			1-6-3 ②		3	1	0	0	2	0	1							
Whitey Herzog, L OBP: 0.314, SLG: 0.378 (1, 8)	G3		K		G4-3-6-1 1-3f			4-3 PB 1B		K		5	0	1	0	0	2	2							
Pete Runnels, L OBP: 0.381, SLG: 0.426 (1, 3)	2B		1B					4-3			P6	5	0	3	1	0	0	1							
Roy Sievers, R OBP: 0.373, SLG: 0.471 (1, 7)	K		6-3				P4	K			3B 1B	5	0	1	0	0	2	4							
Pedro Ramos, S OBP: 0.250, SLG: 0.324 (11, PR)												0	1	0	0	0	0	0							
Tony Rolig, R OBP: 0.307, SLG: 0.253 (11, 4)												0	0	0	0	0	0	0							
Jim Lemon, R OBP: 0.347, SLG: 0.487 (1, 9)		E6 G6-4-3		5-3			K	K			3B 1B	5	0	1	1	0	2	2							
Herb Plawe, L OBP: 0.358, SLG: 0.302 (1, 4)												4	0	1	0	0	0	2							
Ed Fitz Gerald, R OBP: 0.417, SLG: 0.446 (11, PH)	G6-4-3 1-2f			F9			4-3			G4-6-3 1B	F9	1	0	0	0	0	0	2							
Lou Berberet, L OBP: 0.413, SLG: 0.435 (1, 2)												3	0	1	0	1	1	1							
Karl Olson, R OBP: 0.309, SLG: 0.339 (11, 7)	BB			1B			K			G4-6-3 1-2f	F3	1	0	0	0	0	0	2							
Jose Valdivielso, R OBP: 0.321, SLG: 0.339 (1, 6)			K2-3									4	0	1	0	0	1	2							
Camilo Pascual, R OBP: 0.179, SLG: 0.184 (1, 1)								SH5-4 1B				3	0	0	0	0	0	0							
				4-3				SH5-4 1-2			6-3														
<b>Inning Stats</b>	R: 0 E: 0 K: 1 S: 6	H: 1 LOB: 1 BB: 0 P: 6	R: 0 E: 1 K: 1 S: 5	H: 0 LOB: 1 BB: 1 P: 9	R: 1 E: 0 K: 1 S: 6	H: 1 LOB: 1 BB: 1 P: 10	R: 0 E: 0 K: 0 S: 4	H: 1 LOB: 1 BB: 0 P: 4	R: 0 E: 0 K: 0 S: 2	H: 0 LOB: 0 BB: 1 P: 6	R: 0 E: 0 K: 1 S: 6	H: 1 LOB: 1 BB: 0 P: 6	R: 0 E: 0 K: 2 S: 8	H: 1 LOB: 1 BB: 0 P: 8	R: 0 E: 0 K: 0 S: 3	H: 1 LOB: 0 BB: 0 P: 3	R: 0 E: 0 K: 1 S: 5	H: 0 LOB: 0 BB: 0 P: 5	R: 1 E: 0 K: 0 S: 5	H: 2 LOB: 2 BB: 0 P: 5	1B: 7 2B: 2 3B: 1 HR: 0	SF: 0 SAC: 1 DP: 3 HBP: 0	WP: 0 PB: 1 SB: 1 CS: 0	PA: 43	
<b>PITCHER</b>	IP ERA: 4.26	WLS L	BF 41	H 9	R 2	ER 0	SO 8	BB 3	IBB 0	HBP 0	BLK 0	WP 0	HR 0	S 54	P 66	ERA 1.74	WHIP 1.161								
Art Diltmar, R ERA: 4.26 (1, 1)																									
Bobby Shantz, L ERA: 5.34 (11, 1)	0.2	2	0	0	0	0	0	0	0	0	0	0	0	2	2	0.00	0.000								

Washington Senators @ Kansas City Athletics  
Municipal Stadium, Kansas City, MO  
Fri Aug 03 1956, 4:33 AM EDT  
Att: 10,082 - Unknown


AB 39  
R 2  
H 9  
RBI 2  
BB 3  
SO 8  
LOB 19



Batter	1	2	3	4	5	6	7	8	9	10	11	AB	R	H	RBI	BB	SO	LOB	BOTTOM						
Vic Power, R OBP: 0.347, SLG: 0.437 (1, 3)	FC4-6 1B		L5		1-3		SH3-4 1B	F7			E5	6	0	2	0	0	0	2							
Al Pilarcik, L OBP: 0.309, SLG: 0.337 (1, 8)	FC4-6 2B		1B		FC1-6 1B BB		SH3-4 1-2		F8		1-3	4	1	1	0	1	0	2							
Lou Skizas, R OBP: 0.404, SLG: 0.509 (1, 7)	FC4-6 1H 2B		1B		FC1-6 1B		F9		1-3			5	0	3	1	0	0	1							
Harry Simpson, L OBP: 0.341, SLG: 0.514 (1, 9)	FC1-5-6-4-8-2 2-3		K		FC1-6 BB		FC6-4 BB		K			4	0	0	0	1	2	5							
Hector Lopez, R OBP: 0.355, SLG: 0.435 (1, 5)	5-3				E 1B		FC6-4 1-2f				5-3	4	0	1	0	1	0	3							
Joe Ginsberg, L OBP: 0.340, SLG: 0.331 (1, 2)			3-1		F7		F7				P6	5	0	1	0	0	0	4							
Jim Finigan, R OBP: 0.308, SLG: 0.303 (1, 4)							4-3				P5	5	0	0	0	0	0	2							
Joe Demaestri, R OBP: 0.281, SLG: 0.329 (11, PH)												4	0	1	0	0	0	2							
Gus Zernial, R OBP: 0.309, SLG: 0.439 (11, PH)	F9				L8		6-3				K	1	0	0	0	0	1	0							
Art Diltmar, R OBP: 0.169, SLG: 0.143 (1, 1)												4	0	0	0	0	1	4							
Bobby Shantz, R OBP: 0.214, SLG: 0.083 (11, 1)												0	0	0	0	0	0	0							
Enos Slaughter, L OBP: 0.368, SLG: 0.407 (11, PH)	F8				4-3			F8			F8	1	0	0	0	0	0	0							
<b>Inning Stats</b>	R: 1 E: 0 K: 0 S: 5	H: 2 LOB: 1 BB: 0 P: 5	R: 0 E: 0 K: 0 S: 3	H: 0 LOB: 0 BB: 0 P: 3	R: 0 E: 0 K: 1 S: 7	H: 2 LOB: 2 BB: 0 P: 7	R: 0 E: 1 K: 0 S: 5	H: 1 LOB: 2 BB: 0 P: 5	R: 0 E: 0 K: 0 S: 3	H: 0 LOB: 0 BB: 0 P: 3	R: 0 E: 0 K: 0 S: 4	H: 1 LOB: 2 BB: 1 P: 8	R: 0 E: 0 K: 1 S: 7	H: 2 LOB: 2 BB: 0 P: 7	R: 0 E: 0 K: 1 S: 5	H: 0 LOB: 0 BB: 0 P: 5	R: 0 E: 0 K: 0 S: 3	H: 0 LOB: 0 BB: 0 P: 3	R: 0 E: 1 K: 1 S: 6	H: 0 LOB: 1 BB: 0 P: 6	1B: 8 2B: 1 3B: 0 HR: 0	SF: 0 SAC: 1 DP: 0 HBP: 0	WP: 0 PB: 0 SB: 0 CS: 0	PA: 47	
<b>PITCHER</b>	IP ERA: 5.84	WLS W	BF 47	H 9	R 1	ER 1	SO 4	BB 3	IBB 0	HBP 0	BLK 0	WP 0	HR 0	S 52	P 64	ERA 0.82	WHIP 1.091								
Camilo Pascual, R ERA: 5.84 (1, 1)																									

Washington Senators @ Kansas City Athletics  
Municipal Stadium, Kansas City, MO  
Fri Aug 03 1956, 4:33 AM EDT  
Att: 10,082 - Unknown

AB 43  
R 1  
H 9  
RBI 1  
BB 3  
SO 4  
LOB 25





Batter	1	2	3	4	5	6	7	8	9	AB	R	H	RBI	BB	SO	LOB	TOP					
<b>Eddie Yost, R</b> OBP: 0.436, SLG: 0.376 (1, 5)																	3 0 1 0 2 1 1					
<b>Whitey Herzog, L</b> OBP: 0.312, SLG: 0.375 (1, 8)																		5 2 1 1 0 0 3				
<b>Pete Runnels, L</b> OBP: 0.364, SLG: 0.425 (1, 3)																		3 0 1 0 2 0 2				
<b>Clint Courtney, L</b> OBP: 0.396, SLG: 0.474 (7, PH)																		3 0 0 1 0 0 2				
<b>Ed Fitz Gerald, R</b> OBP: 0.416, SLG: 0.447 (7, 2)																		2 0 1 1 0 0 1				
<b>Roy Sievers, R</b> OBP: 0.376, SLG: 0.479 (1, 7)																		2 1 1 1 2 1 1				
<b>Jim Lemon, R</b> OBP: 0.346, SLG: 0.484 (1, 9)																		4 0 1 0 0 0 4				
<b>Herb Plews, L</b> OBP: 0.338, SLG: 0.284 (1, 4)																		4 0 0 0 0 0 5				
<b>Jose Valdivielso, R</b> OBP: 0.314, SLG: 0.331 (1, 6)																		4 0 0 0 0 1 2				
<b>Pedro Ramos, S</b> OBP: 0.263, SLG: 0.333 (7, PH)																		2 1 1 0 0 1 0				
<b>Ernie Oravetz, S</b> OBP: 0.349, SLG: 0.289 (7, PH)																		1 1 1 0 0 0 0				
<b>Dean Stone, L</b> OBP: 0.192, SLG: 0.130 (7, 1)																		1 0 0 0 0 1 0				
<b>Inning Stats</b>	R: 0 E: 0 K: 0 S: 4	H: 1 LOB: 1 BB: 0 P: 4	R: 0 E: 0 K: 0 S: 3	H: 0 LOB: 1 BB: 1 P: 7	R: 2 E: 1 K: 2 S: 9	H: 2 LOB: 1 BB: 1 P: 13	R: 0 E: 0 K: 0 S: 3	H: 0 LOB: 0 BB: 0 P: 3	R: 0 E: 0 K: 1 S: 5	H: 0 LOB: 1 BB: 1 P: 9	R: 1 E: 0 K: 0 S: 5	H: 2 LOB: 1 BB: 0 P: 5	R: 2 E: 0 K: 0 S: 6	H: 3 LOB: 3 BB: 2 P: 14	R: 0 E: 0 K: 2 S: 7	H: 0 LOB: 0 BB: 1 P: 7	R: 0 E: 0 K: 0 S: 2	H: 0 LOB: 0 BB: 1 P: 6	1B: 6 2B: 0 3B: 1 HR: 1	SF: 0 SAC: 0 DP: 0 HBP: 0	WP: 2 PB: 0 SB: 0 CS: 1	PA: 40
<b>PITCHER</b>	IP	WLS	BF	H	R	ER	SO	BB	IBB	HBP	BLK	WP	HR	S	P	ERA	WHIP					
<b>Wally Burnette, R</b> ERA: 2.44	(1, 1)	6.0	L	28	6	5	4	3	4	0	0	0	2	1	30	46	6.00	1.667				
<b>Bobby Shantz, L</b> ERA: 5.31	(7, 1)	0.1		3	2	0	0	0	0	0	0	0	0	0	3	3	0.00	6.000				
<b>Jack Crimian, R</b> ERA: 6.04	(7, 1)	2.2		9	0	0	0	2	2	0	0	0	0	0	11	19	0.00	0.750				

Washington Senators @ Kansas City Athletics  
Municipal Stadium, Kansas City, MO

AB 34  
R 5  
H 8  
RBI 4  
BB 6  
SO 5  
LOB 21




Sat Aug 04 1956, 4:33 AM EDT  
Att: 11,679 - Unknown

Batter	1	2	3	4	5	6	7	8	9	AB	R	H	RBI	BB	SO	LOB	BOTTOM					
<b>Vic Power, R</b> OBP: 0.345, SLG: 0.436 (1, 3)																	5 0 1 0 0 0 1					
<b>Al Pilarcik, L</b> OBP: 0.327, SLG: 0.374 (1, 8)																		2 1 1 1 2 1 1				
<b>Lou Skizas, R</b> OBP: 0.398, SLG: 0.495 (1, 7)																		3 0 0 0 1 1 4				
<b>Harry Simpson, L</b> OBP: 0.343, SLG: 0.517 (1, 9)																		4 1 2 0 0 0 1				
<b>Hector Lopez, R</b> OBP: 0.354, SLG: 0.436 (1, 5)																		4 1 1 0 0 0 2				
<b>Tim Thompson, L</b> OBP: 0.342, SLG: 0.373 (8, PH)																		3 0 0 0 0 0 4				
<b>Johnny Groth, R</b> OBP: 0.307, SLG: 0.387 (9, 2)																		1 0 0 0 0 0 0				
<b>Joe Ginsberg, L</b> OBP: 0.340, SLG: 0.331 (9, 2)																		0 0 0 0 0 0 0				
<b>Jim Finigan, R</b> OBP: 0.306, SLG: 0.300 (6, PH)																		2 0 0 0 0 0 2				
<b>Enos Slaughter, L</b> OBP: 0.371, SLG: 0.410 (7, 4)																		1 0 1 2 0 0 0				
<b>Clete Boyer, R</b> OBP: 0.260, SLG: 0.247 (9, PH)																		0 0 0 0 0 0 0				
<b>Mike Baxes, R</b> OBP: 0.351, SLG: 0.278 (9, PH)																		1 0 0 0 0 0 0				
<b>Joe Demaestri, R</b> OBP: 0.288, SLG: 0.343 (1, 6)																		3 1 2 1 1 0 0				
<b>Wally Burnette, R</b> OBP: 0.067, SLG: 0.067 (7, 1)																		2 0 0 0 0 0 1				
<b>Bobby Shantz, R</b> OBP: 0.214, SLG: 0.083 (7, 1)																		0 0 0 0 0 0 0				
<b>Jack Crimian, R</b> OBP: 0.300, SLG: 0.222 (9, PH)																		0 0 0 0 0 0 0				
<b>Gus Zernial, R</b> OBP: 0.307, SLG: 0.437 (9, PH)																		1 0 0 0 0 0 0				
<b>Inning Stats</b>	R: 0 E: 0 K: 2 S: 8	H: 1 LOB: 1 BB: 0 P: 8	R: 0 E: 0 K: 0 S: 3	H: 0 LOB: 0 BB: 0 P: 3	R: 0 E: 0 K: 0 S: 3	H: 0 LOB: 0 BB: 0 P: 3	R: 1 E: 0 K: 0 S: 5	H: 2 LOB: 2 BB: 1 P: 9	R: 0 E: 0 K: 0 S: 3	H: 0 LOB: 2 BB: 2 P: 11	R: 2 E: 0 K: 0 S: 6	H: 4 LOB: 1 BB: 0 P: 6	R: 0 E: 0 K: 0 S: 2	H: 0 LOB: 0 BB: 1 P: 6	R: 0 E: 0 K: 0 S: 3	H: 0 LOB: 0 BB: 0 P: 3	R: 1 E: 0 K: 0 S: 4	H: 1 LOB: 0 BB: 0 P: 4	1B: 3 2B: 3 3B: 0 HR: 2	SF: 0 SAC: 1 DP: 1 HBP: 0	WP: 0 PB: 0 SB: 0 CS: 1	PA: 37
<b>PITCHER</b>	IP	WLS	BF	H	R	ER	SO	BB	IBB	HBP	BLK	WP	HR	S	P	ERA	WHIP					
<b>Pedro Ramos, R</b> ERA: 4.9	(1, 1)	6.0	W	27	7	3	3	2	3	0	0	0	1	1	28	40	4.50	1.667				
<b>Dean Stone, L</b> ERA: 5.6	(7, 1)	3.0	S	10	1	1	1	0	1	0	0	0	0	1	9	13	3.00	0.667				

Washington Senators @ Kansas City Athletics  
Municipal Stadium, Kansas City, MO

AB 32  
R 4  
H 8  
RBI 4  
BB 4  
SO 2  
LOB 16



Sat Aug 04 1956, 4:33 AM EDT  
Att: 11,679 - Unknown



Batter	1	2	3	4	5	6	7	8	9	AB	R	H	RBI	BB	SO	LOB	TOP					
<b>Eddie Yost, R</b> OBP: 0.438, SLG: 0.379 (1, 5)	F7		1B 2B BB		5-3			2H 2B		3	1	1	1	2	0	0	<b>Washington Senators @ Kansas City Athletics</b> <b>Municipal Stadium, Kansas City, MO</b> Sun Aug 05 1956, 4:33 AM EDT Att: 8,281 - Unknown <a href="http://livebaseballscorecards.com">livebaseballscorecards.com</a>					
<b>Whitey Herzog, L</b> OBP: 0.307, SLG: 0.368 (1, 8)	4-3		F9		G1			P6		5	0	0	0	0	1	4						
<b>Pete Runnels, L</b> OBP: 0.371, SLG: 0.431 (1, 3)	2B 1B		2B 1B		HBP E 1B		1B BB		1B 1B	4	4	4	0	1	0	0						
<b>Clint Courtney, L</b> OBP: 0.405, SLG: 0.490 (1, 2)	1H 2B		2B 2B		E HBP		K		HR 1B	4	2	3	3	0	1	1						
<b>Roy Sievers, R</b> OBP: 0.379, SLG: 0.492 <b>Karl Olson, R</b> OBP: 0.309, SLG: 0.339 (1, 7) (9, 7)	K		2B		E4				HR	5	1	3	4	0	1	2						
<b>Jim Lemon, R</b> OBP: 0.346, SLG: 0.485 (1, 9)			2B		1-3 2H		1B		HR	0	0	0	0	0	0	0						
<b>Herb Plews, L</b> OBP: 0.366, SLG: 0.310 (1, 4)			6-3		K				F9	4	1	1	0	1	1	3						
<b>Jose Valdivielso, R</b> OBP: 0.306, SLG: 0.322 (1, 6)			G3-6-3 BB		G4-6-3 BB				E8	4	0	3	1	1	0	1						
<b>Chuck Stobbs, L</b> OBP: 0.161, SLG: 0.167 (1, 1)			K		G4-6-3				FC3-6 1B	5	1	0	0	0	1	4						
<b>Inning Stats</b>	R: 1 E: 0 K: 1 S: 7	H: 2 LOB: 1 BB: 7	R: 0 E: 0 K: 1 S: 4	H: 0 LOB: 0 BB: 1 P: 8	R: 3 E: 0 K: 0 S: 6	H: 3 LOB: 1 BB: 1 P: 10	R: 0 E: 0 K: 1 S: 4	H: 0 LOB: 0 BB: 1 P: 8	R: 1 E: 1 K: 1 S: 7	H: 1 LOB: 2 BB: 0 P: 8	R: 0 E: 0 K: 1 S: 4	H: 1 LOB: 2 BB: 1 P: 8	R: 2 E: 0 K: 0 S: 6	H: 3 LOB: 1 BB: 0 P: 6	R: 3 E: 1 K: 0 S: 7	H: 4 LOB: 1 BB: 0 P: 7		1B: 9 2B: 5 3B: 0 HR: 1	SF: 0 SAC: 1 DP: 2 HBP: 1	WP: 0 PB: 0 SB: 0 CS: 0	PA: 45	
<b>PITCHER</b>	IP	WLS	BF	H	R	ER	SO	BB	IBB	HBP	BLK	WP	HR	S	P	ERA	WHIP					
<b>Troy Heritage, R</b> ERA: 6.29 (1, 1)	2.2	L	14	5	4	4	2	2	0	0	0	0	0	16	24	13.50	2.625					
<b>Jack McMahan, L</b> ERA: 5.4 (3, 1)	2.1		10	1	1	0	2	1	0	1	0	0	0	12	17	0.00	0.857					
<b>Bobby Shantz, L</b> ERA: 5.14 (6, 1)	2.0		8	2	0	0	3	2	0	0	0	0	0	12	20	0.00	2.000					
<b>Tom Gorman, R</b> ERA: 4.41 (8, 1)	1.1		11	7	5	5	0	0	0	0	0	0	1	11	11	33.75	5.250					
<b>Jack Crimian, R</b> ERA: 5.99 (9, 1)	0.2		2	0	0	0	0	0	0	0	0	0	0	2	2	0.00	0.000					
<b>Batter</b>	<b>1</b>	<b>2</b>	<b>3</b>	<b>4</b>	<b>5</b>	<b>6</b>	<b>7</b>	<b>8</b>	<b>9</b>	<b>AB</b>	<b>R</b>	<b>H</b>	<b>RBI</b>	<b>BB</b>	<b>SO</b>	<b>LOB</b>	<b>BOTTOM</b>					
<b>Vic Power, R</b> OBP: 0.343, SLG: 0.442 (1, 3)	6-3		L7		F5		L8		HR	5	1	1	2	0	0	1	<b>Washington Senators @ Kansas City Athletics</b> <b>Municipal Stadium, Kansas City, MO</b> Sun Aug 05 1956, 4:33 AM EDT Att: 8,281 - Unknown <a href="http://livebaseballscorecards.com">livebaseballscorecards.com</a>					
<b>Al Pilarcik, L</b> OBP: 0.321, SLG: 0.365 (1, 8)	G3		L8		P1-3		4-3		1B 1B	5	0	1	0	0	0	1						
<b>Lou Skizas, R</b> OBP: 0.407, SLG: 0.500 (1, 7)	1B		F8		1B 1B		F7		1B 1B	5	1	3	0	0	0	0						
<b>Harry Simpson, L</b> OBP: 0.344, SLG: 0.514 (1, 9)	K		BB BB		K		1B 1B		F8	4	0	1	0	1	2	4						
<b>Hector Lopez, R</b> OBP: 0.358, SLG: 0.447 (1, 5)			F8		1B 1B		1B 1B		G6-4-3 1B	4	1	3	1	0	0	1						
<b>Tim Thompson, L</b> OBP: 0.338, SLG: 0.370 <b>Gus Zernial, R</b> OBP: 0.306, SLG: 0.435 <b>Joe Ginsberg, L</b> OBP: 0.336, SLG: 0.330 (1, 2) (6, FH) (7, 2)			6-3		P4		F9		G6-4-3	2	0	0	0	0	0	1						
<b>Jim Finigan, R</b> OBP: 0.313, SLG: 0.305 (1, 4)	P4		FC6-4 BB		FC4 1B		HR		F3	4	0	1	0	0	0	5						
<b>Joe Demaestri, R</b> OBP: 0.287, SLG: 0.345 (1, 6)	2B		FC6-4		FC4		K		K	1	0	0	0	0	0	0						
<b>Troy Heritage, R</b> ERA: 6.29 <b>Jack McMahan, R</b> ERA: 5.4 <b>Johnny Groth, R</b> ERA: 5.14 <b>Bobby Shantz, L</b> ERA: 5.14 <b>Mike Baxev, R</b> ERA: 5.14 <b>Tom Gorman, R</b> ERA: 4.41 <b>Jack Crimian, R</b> ERA: 5.99 (1, 1) (3, 1) (5, PH) (6, 1) (7, PH) (8, 1) (9, 1)			K		P1-3 1B		K		K	0	0	0	0	0	0	0						
<b>Inning Stats</b>	R: 0 E: 0 K: 1 S: 6	H: 1 LOB: 1 BB: 0 P: 6	R: 1 E: 0 K: 1 S: 7	H: 2 LOB: 1 BB: 0 P: 7	R: 0 E: 0 K: 0 S: 3	H: 0 LOB: 0 BB: 0 P: 3	R: 0 E: 0 K: 0 S: 3	H: 0 LOB: 2 BB: 2 P: 11	R: 0 E: 0 K: 0 S: 3	H: 1 LOB: 0 BB: 0 P: 3	R: 1 E: 0 K: 1 S: 8	H: 3 LOB: 2 BB: 0 P: 8	R: 0 E: 0 K: 1 S: 5	H: 0 LOB: 0 BB: 0 P: 5	R: 0 E: 0 K: 0 S: 4	H: 2 LOB: 1 BB: 0 P: 4		R: 2 E: 0 K: 1 S: 9	H: 4 LOB: 2 BB: 0 P: 9	1B: 10 2B: 2 3B: 0 HR: 2	SF: 0 SAC: 0 DP: 2 HBP: 0	WP: 0 PB: 0 SB: 0 CS: 0
<b>PITCHER</b>	IP	WLS	BF	H	R	ER	SO	BB	IBB	HBP	BLK	WP	HR	S	P	ERA	WHIP					
<b>Chuck Stobbs, L</b> ERA: 3.83 (1, 1)	9.0	W	40	13	4	4	5	2	0	0	0	0	2	48	56	4.00	1.667					



Batter	1	2	3	4	5	6	7	8	9	AB	R	H	RBI	BB	SO	LOB	TOP			
Norm Siebern, L (1, 7) OBP: 0.280, SLG: 0.385 Elston Howard, R (6, PH) OBP: 0.316, SLG: 0.375 (6, 7)										3	1	1	0	0	1	1	New York Yankees @ Washington Senators Griffith Stadium, Washington, DC Wed Aug 08 1956, 3:33 AM EDT Att: 17,852 - Unknown			
Billy Martin, R (1, 4) OBP: 0.343, SLG: 0.412										5	0	1	1	0	1	1				
Mickey Mantle, S (1, 8) OBP: 0.473, SLG: 0.721										4	2	1	2	1	1	1				
Yogi Berra, L (1, 2) OBP: 0.368, SLG: 0.517										5	1	2	1	0	1	1				
Bill Skowron, R (1, 3) OBP: 0.396, SLG: 0.566										4	2	2	1	1	1	1				
Hank Bauer, R (1, 9) OBP: 0.325, SLG: 0.472										4	1	2	0	1	1	1				
Andy Carey, R (1, 5) OBP: 0.319, SLG: 0.340										4	1	1	1	0	0	3				
Jerry Coleman, R (1, 6) OBP: 0.325, SLG: 0.313										4	1	1	1	0	1	2				
Bob Turley, R (1, 1) OBP: 0.282, SLG: 0.229										4	2	2	1	0	1	0				
<b>Inning Stats</b>	R: 2 E: 0 K: 2 S: 9	H: 2 LOB: 0 BB: 0 P: 9	R: 0 E: 0 K: 1 S: 5	H: 2 LOB: 1 BB: 0 P: 9	R: 1 E: 0 K: 1 S: 6	H: 2 LOB: 0 BB: 0 P: 6	R: 0 E: 0 K: 2 S: 7	H: 0 LOB: 0 BB: 0 P: 7	R: 6 E: 0 K: 0 S: 8	H: 5 LOB: 0 BB: 1 P: 12	R: 2 E: 2 K: 0 S: 4	H: 2 LOB: 1 BB: 2 P: 12	R: 0 E: 0 K: 0 S: 3	H: 0 LOB: 0 BB: 0 P: 3	R: 0 E: 0 K: 0 S: 4	H: 1 LOB: 1 BB: 0 P: 4		1B: 10 2B: 1 3B: 0 HR: 3	SF: 0 SAC: 0 DP: 2 HBP: 0	WP: 0 PB: 0 CS: 0
<b>PITCHER</b>	IP WLS BF H R ER SO BB IBB HBP BLK WP HR S P ERA WHIP																			
Camilo Pascual, R (1, 1) ERA: 5.93	4.0 L 17 6 4 4 4 6 0 0 0 0 0 0 2 29 29 9.00 1.500																			
Dean Stone, L (5, 1) ERA: 8.21	1.2 10 4 5 5 2 1 0 0 0 0 0 0 0 13 17 27.00 3.000																			
Bud Byerly, R (6, 1) ERA: 3.8	0.1 2 1 1 1 0 0 0 0 0 0 0 0 1 2 2 27.00 3.000																			
Hal Griggs, R (7, 1) ERA: 5.75	2.0 9 2 2 1 0 2 0 0 0 0 0 0 7 15 4.50 2.000																			
Connie Grob, R (9, 1) ERA: 6.99	1.0 4 1 0 0 0 0 0 0 0 0 0 0 0 4 4 0.00 1.000																			

Batter	1	2	3	4	5	6	7	8	9	AB	R	H	RBI	BB	SO	LOB	BOTTOM			
Eddie Yost, R (1, 5) OBP: 0.439, SLG: 0.378										3	1	1	0	2	0	1	New York Yankees @ Washington Senators Griffith Stadium, Washington, DC Wed Aug 08 1956, 3:33 AM EDT Att: 17,852 - Unknown			
Whitey Herzog, L (1, 8) OBP: 0.302, SLG: 0.361										5	0	0	0	0	0	6				
Pete Runnels, L (1, 3) OBP: 0.370, SLG: 0.426										4	0	0	0	1	0	4				
Roy Sievers, R (1, 7) OBP: 0.379, SLG: 0.491										5	1	2	1	0	0	2				
Jim Lemon, R (1, 9) OBP: 0.347, SLG: 0.482										4	0	1	0	1	2	1				
Herb Plews, L (1, 4) OBP: 0.391, SLG: 0.382										5	0	4	1	0	0	1				
Lou Berberet, L (1, 2) OBP: 0.419, SLG: 0.433										3	0	1	0	2	1	4				
Jose Valdivielso, R (1, 6) OBP: 0.307, SLG: 0.318 Tony Rog, R (7, PH) OBP: 0.300, SLG: 0.247 (8, 6)										2	0	0	0	1	1	2				
Camilo Pascual, R (1, 1) ERA: 5.93 Ernie Crivette, S (4, PH) OBP: 0.345, SLG: 0.286 Dean Stone, L (5, 1) ERA: 8.21 Bud Byerly, R (6, 1) ERA: 3.8 Ed Fitz Gerald, R (6, PH) OBP: 0.344, SLG: 0.447 Hal Griggs, R (7, 1) ERA: 5.75 Clint Courtney, L (8, PH) OBP: 0.268, SLG: 0.492 Connie Grob, R (9, 1) ERA: 6.99										0	0	0	0	1	0	0				
<b>Inning Stats</b>	R: 0 E: 0 K: 0 S: 3	H: 0 LOB: 0 BB: 0 P: 3	R: 0 E: 0 K: 3 S: 11	H: 2 LOB: 0 BB: 0 P: 11	R: 0 E: 0 K: 2 S: 7	H: 1 LOB: 2 BB: 2 P: 15	R: 2 E: 0 K: 0 S: 6	H: 3 LOB: 2 BB: 1 P: 10	R: 0 E: 0 K: 1 S: 6	H: 0 LOB: 2 BB: 2 P: 11	R: 0 E: 0 K: 1 S: 6	H: 1 LOB: 2 BB: 1 P: 10	R: 0 E: 0 K: 0 S: 3	H: 1 LOB: 1 BB: 1 P: 7	R: 0 E: 0 K: 1 S: 7	H: 2 LOB: 2 BB: 0 P: 7	1B: 7 2B: 4 3B: 0 HR: 0	SF: 0 SAC: 0 DP: 1 HBP: 0	WP: 0 PB: 0 CS: 0	PA: 44
<b>PITCHER</b>	IP WLS BF H R ER SO BB IBB HBP BLK WP HR S P ERA WHIP																			
Bob Turley, R (1, 1) ERA: 4.8	9.0 W 44 10 2 2 7 9 0 0 0 0 0 0 49 85 2.00 2.111																			







Batter	1	2	3	4	5	6	7	8	9	AB	R	H	RBI	BB	SO	LOB	TOP					
<b>Billy Goodman, L</b> OBP: 0.358, SLG: 0.419 (1, 4)										5	0	0	0	0	0	4						
<b>Ted Lepcio, R</b> OBP: 0.314, SLG: 0.394 (1, 5)										4	0	0	0	0	1	1						
<b>Ted Williams, L</b> OBP: 0.489, SLG: 0.593 (1, 7)										4	1	1	1	0	0	0						
<b>Dick Gemert, R</b> OBP: 0.418, SLG: 0.522 (1, 3)										4	1	1	1	0	0	0						
<b>Jackie Jensen, R</b> OBP: 0.399, SLG: 0.485 (1, 9)										4	0	1	0	0	0	1						
<b>Jim Piersall, R</b> OBP: 0.365, SLG: 0.447 (1, 8)										4	0	1	0	0	1	1						
<b>Sammy White, R</b> OBP: 0.319, SLG: 0.370 (1, 2)										4	1	1	1	0	0	2						
<b>Don Buddin, R</b> OBP: 0.357, SLG: 0.342 (1, 6)										4	0	2	0	0	0	0						
<b>Tom Brewer, R</b> OBP: 0.319, SLG: 0.353 (1, 1)										4	0	2	0	0	0	1						
<b>Inning Stats</b>	R: 1 E: 0 K: 1 S: 6	H: 1 LOB: 0 BB: 0 P: 6	R: 0 E: 0 K: 1 S: 5	H: 0 LOB: 0 BB: 0 P: 5	R: 0 E: 0 K: 0 S: 4	H: 1 LOB: 1 BB: 0 P: 4	R: 0 E: 1 K: 0 S: 5	H: 2 LOB: 2 BB: 0 P: 5	R: 0 E: 0 K: 0 S: 3	H: 0 LOB: 0 BB: 0 P: 3	R: 0 E: 0 K: 0 S: 3	H: 0 LOB: 0 BB: 0 P: 3	R: 1 E: 0 K: 0 S: 6	H: 3 LOB: 2 BB: 0 P: 6	R: 1 E: 0 K: 0 S: 5	H: 2 LOB: 1 BB: 0 P: 5	R: 0 E: 0 K: 0 S: 4	H: 1 LOB: 1 BB: 0 P: 4	1B: 4 2B: 2 3B: 0 HR: 3	SF: 0 SAC: 0 DP: 0 HBP: 0	WP: 0 PB: 0 SB: 0 CS: 0	PA: 37
<b>PITCHER</b> <b>Chuck Stobbs, L</b> ERA: 3.78 (1, 1)	IP: 9.0 WLS: L BF: 37	H: 9 R: 3 ER: 3 SO: 2	BB: 0 IBB: 0 HBP: 0 BLK: 0	WP: 0 HR: 3 S: 41 P: 41	ERA: 3.00 WHIP: 1.000																	

**Boston Red Sox @ Washington Senators**  
Griffith Stadium, Washington, DC  
Fri Aug 10 1956, 3:33 AM EDT  
Att: 7,457 - Unknown

AB 37  
R 3  
H 9  
RBI 3  
BB 0  
SO 2  
LOB 10



Batter	1	2	3	4	5	6	7	8	9	AB	R	H	RBI	BB	SO	LOB	BOTTOM					
<b>Eddie Yost, R</b> OBP: 0.437, SLG: 0.372 (1, 5)										4	0	0	0	0	1	0						
<b>Whitey Herzog, L</b> OBP: 0.308, SLG: 0.364 (1, 8) (9, 3)										4	1	1	0	1	2	1						
<b>Pete Runnels, L</b> OBP: 0.373, SLG: 0.430 (1, 3) (9, 4)										3	0	1	1	0	1	1						
<b>Clint Courtney, L</b> OBP: 0.401, SLG: 0.483 (1, 2)										4	0	1	0	0	0	3						
<b>Roy Sievers, R</b> OBP: 0.376, SLG: 0.482 (1, 7)										3	0	0	0	1	1	2						
<b>Pedro Ramos, S</b> OBP: 0.283, SLG: 0.333 (8, PR)										0	0	0	0	0	0	0						
<b>Karl Olson, R</b> OBP: 0.312, SLG: 0.341 (9, 8)										0	0	0	0	0	0	0						
<b>Jim Lemon, R</b> OBP: 0.351, SLG: 0.494 (1, 9)										4	1	3	1	0	0	0						
<b>Herb Plews, L</b> OBP: 0.385, SLG: 0.373 (1, 4) (9, 6)										3	0	1	0	1	2	2						
<b>Tony Rolig, R</b> OBP: 0.302, SLG: 0.235 (1, 6)										1	0	0	0	0	0	0						
<b>Lou Berberaf, L</b> OBP: 0.420, SLG: 0.434 (4, PH)										1	0	0	0	0	0	3						
<b>Jose Valdivielso, R</b> OBP: 0.355, SLG: 0.316 (5, 6)										1	0	0	0	0	1							
<b>Ernie Oravetz, S</b> OBP: 0.348, SLG: 0.290 (8, PH) (9, 7)										1	0	0	0	0	2							
<b>Chuck Stobbs, L</b> OBP: 0.169, SLG: 0.175 (1, 1)										3	0	1	0	0	0	1						
<b>Ed Fitz Gerald, R</b> OBP: 0.416, SLG: 0.437 (9, PH)										1	0	0	0	0	0							
<b>Inning Stats</b>	R: 1 E: 0 K: 0 S: 4	H: 1 LOB: 1 BB: 1 P: 8	R: 0 E: 0 K: 1 S: 5	H: 0 LOB: 0 BB: 0 P: 5	R: 0 E: 0 K: 2 S: 8	H: 1 LOB: 1 BB: 0 P: 8	R: 0 E: 0 K: 1 S: 6	H: 2 LOB: 2 BB: 1 P: 10	R: 0 E: 0 K: 0 S: 4	H: 1 LOB: 2 BB: 0 P: 5	R: 1 E: 0 K: 0 S: 5	H: 2 LOB: 1 BB: 0 P: 5	R: 0 E: 0 K: 2 S: 7	H: 0 LOB: 0 BB: 0 P: 7	R: 0 E: 0 K: 1 S: 6	H: 1 LOB: 2 BB: 1 P: 10	R: 0 E: 0 K: 0 S: 3	H: 0 LOB: 0 BB: 0 P: 3	1B: 5 2B: 2 3B: 0 HR: 1	SF: 0 SAC: 1 DP: 1 HBP: 1	WP: 0 PB: 0 SB: 0 CS: 0	PA: 38
<b>PITCHER</b> <b>Tom Brewer, R</b> ERA: 3.1 (1, 1)	IP: 9.0 WLS: W BF: 38	H: 8 R: 2 ER: 2 SO: 7	BB: 2 IBB: 1 HBP: 1 BLK: 0	WP: 0 HR: 1 S: 48 P: 61	ERA: 2.00 WHIP: 1.111																	

**Boston Red Sox @ Washington Senators**  
Griffith Stadium, Washington, DC  
Fri Aug 10 1956, 3:33 AM EDT  
Att: 7,457 - Unknown

AB 33  
R 2  
H 8  
RBI 2  
BB 3  
SO 7  
LOB 16





Batter	1	2	3	4	5	6	7	8	9	AB	R	H	RBI	BB	SO	LOB	TOP						
Billy Goodman, L OBP: 0.354, SLG: 0.414 (1, 4)	0-0 4-3		0-0 4-3			0-0 F9		0-0 F7		4	0	0	0	0	0	0							
Billy Klaus, L OBP: 0.374, SLG: 0.361 (1, 5)	0-0 6-3		0-0 F7			0-0 F7		0-0 1-3		4	0	0	0	0	0	0							
Ted Williams, L OBP: 0.499, SLG: 0.693 Faye Throneberry, L OBP: 0.262, SLG: 0.333 (1, 7) (8, 7)	0-0 1B			0-0 P5		0-0 HR		0-0 4-3		4	1	2	1	0	0	0							
Mickey Vernon, L OBP: 0.422, SLG: 0.572 (1, 3)	0-0 4-3			0-0 2B		0-0 2B			0-0 P4	4	0	2	0	0	0	1							
Jackie Jensen, R OBP: 0.397, SLG: 0.482 (1, 9)		0-0 P4		0-0 F8		0-0 2B		0-0 BB	0-0 P6	3	0	0	0	1	0	1							
Jim Piersall, R OBP: 0.370, SLG: 0.447 (1, 8)				0-0 F8		0-0 F9			0-0 1B	4	0	2	0	0	0	3							
Sammy White, R OBP: 0.318, SLG: 0.368 (1, 2)					0-0 4-3				0-0 1B	4	0	1	0	0	0	1							
Don Buddin, R OBP: 0.354, SLG: 0.338 (1, 6)					0-0 F8				0-0 5-3	4	0	0	0	0	0	3							
Dave Sisler, R OBP: 0.208, SLG: 0.095 George Susce, R OBP: 0.333, SLG: 0.385 Gene Stephens, L OBP: 0.333, SLG: 0.229 Tom Hurd, R OBP: 0.571, SLG: 0.571 (1, 1) (5, 1) (7, PH) (7, 1)			0-3 K			0-0 4-3			0-0 G3	2	0	0	0	0	1	0							
<b>Inning Stats</b>	R: 0 E: 0 K: 0 S: 4	H: 1 LOB: 1 BB: 0 P: 4	R: 0 E: 0 K: 0 S: 4	H: 1 LOB: 1 BB: 0 P: 4	R: 0 E: 0 K: 1 S: 5	H: 0 LOB: 0 BB: 0 P: 5	R: 0 E: 0 K: 0 S: 4	H: 1 LOB: 1 BB: 0 P: 4	R: 0 E: 0 K: 0 S: 3	H: 0 LOB: 0 BB: 1 P: 3	R: 1 E: 0 K: 0 S: 5	H: 2 LOB: 2 BB: 1 P: 9	R: 0 E: 0 K: 0 S: 3	H: 0 LOB: 0 BB: 0 P: 3	R: 0 E: 0 K: 0 S: 3	H: 0 LOB: 0 BB: 0 P: 3	R: 0 E: 0 K: 0 S: 5	H: 2 LOB: 2 BB: 0 P: 5	1B: 4 2B: 2 3B: 0 HR: 1	SF: 0 SAC: 0 DP: 0 HBP: 0	WP: 0 PB: 0 SB: 0 CS: 0	PA: 35	
<b>PITCHER</b> Pedro Ramos, R ERA: 4.62 (1, 1)	IP: 9.0 WLS: W BF: 35 H: 7 R: 1 ER: 1 SO: 1 BB: 1 IBB: 0 HBP: 0 BLK: 0 WP: 0 HR: 1 S: 36 P: 40 ERA: 1.00 WHIP: 0.889											<b>PITCHER</b>	IP: 9.0 WLS: W BF: 35 H: 7 R: 1 ER: 1 SO: 1 BB: 1 IBB: 0 HBP: 0 BLK: 0 WP: 0 HR: 1 S: 36 P: 40 ERA: 1.00 WHIP: 0.889										

**Boston Red Sox @ Washington Senators**  
Griffith Stadium, Washington, DC  
Sat Aug 11 1956, 3:33 AM EDT  
Att: 10,938 - Unknown

AB 34  
R 1  
H 7  
RBI 1  
BB 1  
SO 1  
LOB 9



<b>Inning Stats</b>	R: 0 E: 0 K: 1 S: 6	H: 1 LOB: 2 BB: 1 P: 10	R: 2 E: 0 K: 0 S: 5	H: 2 LOB: 2 BB: 2 P: 13	R: 1 E: 0 K: 0 S: 4	H: 1 LOB: 0 BB: 0 P: 4	R: 0 E: 0 K: 0 S: 3	H: 0 LOB: 0 BB: 0 P: 3	R: 3 E: 1 K: 1 S: 8	H: 2 LOB: 0 BB: 0 P: 8	R: 0 E: 0 K: 0 S: 3	H: 0 LOB: 0 BB: 0 P: 3	R: 0 E: 0 K: 0 S: 3	H: 0 LOB: 0 BB: 0 P: 3	R: 0 E: 0 K: 0 S: 2	H: 0 LOB: 0 BB: 1 P: 6	R: 0 E: 0 K: 0 S: 2	H: 0 LOB: 0 BB: 0 P: 6	1B: 3 2B: 0 3B: 1 HR: 2	SF: 1 SAC: 1 DP: 1 HBP: 0	WP: 0 PB: 0 SB: 0 CS: 0	PA: 34
---------------------	------------------------------	----------------------------------	------------------------------	----------------------------------	------------------------------	---------------------------------	------------------------------	---------------------------------	------------------------------	---------------------------------	------------------------------	---------------------------------	------------------------------	---------------------------------	------------------------------	---------------------------------	------------------------------	---------------------------------	----------------------------------	------------------------------------	----------------------------------	--------

Batter	1	2	3	4	5	6	7	8	9	AB	R	H	RBI	BB	SO	LOB	BOTTOM						
Eddie Yost, R OBP: 0.438, SLG: 0.372 (1, 5)	0-0 BB 1B	4-0 FC4-6 BB		0-0 6-3		0-0 F2				3	0	1	0	1	0	0							
Whitey Herzog, L OBP: 0.311, SLG: 0.364 (1, 8)	4-0 FC6-4 BB	0-0 FC4-6 1-2 2-3 3-H			0-0 E 3B 1B		0-0 F5			3	1	1	1	1	0	2							
Pete Runnels, L OBP: 0.370, SLG: 0.426 (1, 3)	0-3 K	0-0 F3			0-0 FC6 1-2 3B		0-0 3-1			4	1	0	0	0	1	5							
Clint Courtney, L OBP: 0.398, SLG: 0.488 (1, 2)	0-0 F7		0-0 6-3		0-0 SF7 1-H 2-H		0-0 F5			4	1	1	2	0	0	2							
Roy Sievers, R OBP: 0.375, SLG: 0.479 (1, 7)	0-0 FC6-4 1-2		0-0 F7		0-0 SF7 3-H		4-0 G4-6-3 BB			2	0	0	1	1	0	2							
Jim Lemon, R OBP: 0.352, SLG: 0.509 (1, 9)		0-0 HR	0-0 HR		0-3 K		0-0 P3			4	2	2	2	0	1	1							
Herb Plews, L OBP: 0.380, SLG: 0.368 (1, 4)		0-0 SH1-4 FC4-6 1B	0-0 L8		0-0 4-3		0-0 G4-6-3 1-2			4	1	1	0	0	0	1							
Tony Roig, R OBP: 0.303, SLG: 0.229 (1, 6)		4-0 FC4-6 SH1-4 BB		0-0 6-3		0-0 F7				2	0	0	0	1	0	0							
Pedro Ramos, S OBP: 0.250, SLG: 0.316 (1, 1)		0-0 SH1-4 1-2 2-3		0-0 F2		0-0 P3				2	0	0	0	0	0	0							
<b>Inning Stats</b>	R: 0 E: 0 K: 1 S: 6	H: 1 LOB: 2 BB: 1 P: 10	R: 2 E: 0 K: 0 S: 5	H: 2 LOB: 2 BB: 2 P: 13	R: 1 E: 0 K: 0 S: 4	H: 1 LOB: 0 BB: 0 P: 4	R: 0 E: 0 K: 0 S: 3	H: 0 LOB: 0 BB: 0 P: 3	R: 3 E: 1 K: 1 S: 8	H: 2 LOB: 0 BB: 0 P: 8	R: 0 E: 0 K: 0 S: 3	H: 0 LOB: 0 BB: 0 P: 3	R: 0 E: 0 K: 0 S: 3	H: 0 LOB: 0 BB: 0 P: 3	R: 0 E: 0 K: 0 S: 2	H: 0 LOB: 0 BB: 1 P: 6	R: 0 E: 0 K: 0 S: 2	H: 0 LOB: 0 BB: 0 P: 6	1B: 3 2B: 0 3B: 1 HR: 2	SF: 1 SAC: 1 DP: 1 HBP: 0	WP: 0 PB: 0 SB: 0 CS: 0	PA: 34	
<b>PITCHER</b> Dave Sisler, R ERA: 4.75 George Susce, R ERA: 6.04 Tom Hurd, R ERA: 4.89 (1, 1) (5, 1) (7, 1)	IP: 4.0 WLS: L BF: 22 H: 6 R: 6 ER: 5 SO: 1 BB: 0 IBB: 0 HBP: 0 BLK: 0 WP: 0 HR: 2 S: 21 P: 33 ERA: 11.25 WHIP: 2.250											<b>PITCHER</b>	IP: 4.0 WLS: L BF: 22 H: 6 R: 6 ER: 5 SO: 1 BB: 0 IBB: 0 HBP: 0 BLK: 0 WP: 0 HR: 2 S: 21 P: 33 ERA: 11.25 WHIP: 2.250										

**Boston Red Sox @ Washington Senators**  
Griffith Stadium, Washington, DC  
Sat Aug 11 1956, 3:33 AM EDT  
Att: 10,938 - Unknown

AB 28  
R 6  
H 6  
RBI 6  
BB 4  
SO 2  
LOB 13









Batter	1	2	3	4	5	6	7	8	9	AB	R	H	RBI	BB	SO	LOB	TOP			
<b>Eddie Yost, R</b> OBP: 0.434, SLG: 0.367 (1, 5)	K2-3		F7		K		F7			4	0	0	0	0	2	3	<b>Washington Senators @ Baltimore Orioles</b> <b>Memorial Stadium, Baltimore, MD</b> Tue Aug 14 1956, 3:33 AM EDT Att: 21,314 - Unknown <a href="http://livebaseballscorecards.com">livebaseballscorecards.com</a>			
<b>Whitey Herzog, L</b> OBP: 0.311, SLG: 0.369 (1, 8)	1B FC9-2 1B		K		K		F9		K	4	0	1	0	0	2	3				
<b>Pete Runnels, L</b> OBP: 0.374, SLG: 0.428 (1, 3)	1-3 1B		F7				F7		4-3	4	0	1	0	0	0	1				
<b>Clint Courtney, L</b> OBP: 0.392, SLG: 0.479 (1, 2)	FC9-2 3H				4-3		4-3		6-3	4	0	0	0	0	0	2				
<b>Roy Sievers, R</b> OBP: 0.376, SLG: 0.479 (1, 7)		F7		K		WP 1B			6-3	4	0	1	0	0	1	0				
<b>Jim Lemon, R</b> OBP: 0.352, SLG: 0.510 (1, 9)	K		K		K		1-2 BB		K	3	0	0	0	1	3	0				
<b>Herb Plews, L</b> OBP: 0.389, SLG: 0.366 (1, 4)	1B				1B BB		K		BB	2	0	1	0	2	1	2				
<b>Jose Valdivielso, R</b> OBP: 0.296, SLG: 0.306 (7, PH)	K				F8		F8		F6	2	0	0	0	0	1	2				
<b>Ernie Ottavietz, S</b> OBP: 0.345, SLG: 0.287 (7, PH)										1	0	0	0	0	0	0				
<b>Tony Roig, R</b> OBP: 0.303, SLG: 0.229 (9, PH)										0	0	0	0	0	0	0				
<b>Lou Berberet, L</b> OBP: 0.419, SLG: 0.429 (9, PH)										1	0	0	0	0	0	1				
<b>Chuck Stobbs, L</b> OBP: 0.194, SLG: 0.200 (8, 1)					1-2 1B		K			3	0	2	0	0	1	0				
<b>Bob Chakales, R</b> OBP: 0.111, SLG: 0.111 (8, 1)										0	0	0	0	0	0	0				
<b>Inning Stats</b>	R: 0 E: 0 K: 1 S: 6	H: 2 LOB: 1 BB: 0 P: 6	R: 0 E: 0 K: 2 S: 8	H: 1 LOB: 1 BB: 0 P: 8	R: 0 E: 0 K: 1 S: 6	H: 1 LOB: 1 BB: 0 P: 6	R: 0 E: 0 K: 2 S: 7	H: 0 LOB: 0 BB: 0 P: 7	R: 0 E: 0 K: 1 S: 6	H: 1 LOB: 2 BB: 1 P: 10	R: 0 E: 0 K: 1 S: 5	H: 0 LOB: 0 BB: 0 P: 5	R: 0 E: 0 K: 1 S: 5	H: 0 LOB: 0 BB: 0 P: 5	R: 0 E: 0 K: 1 S: 5	H: 0 LOB: 1 BB: 1 P: 9	1B: 6 2B: 1 3B: 0 HR: 0	SF: 0 SAC: 0 DP: 1 HBP: 0	WP: 1 PB: 0 CS: 0	PA: 35
<b>PITCHER</b> <b>Connie Johnson, R</b> ERA: 3.71 (1, 1)	IP: 9.0 WLS: W BF: 35 H: 6 R: 0 ER: 0 SO: 11 BB: 3 IBB: 0 HBP: 0 BLK: 0 WP: 1 HR: 0 S: 54 P: 66 ERA: 0.00 WHIP: 1.000															<b>PITCHER</b> IP: WLS: BF: H: R: ER: SO: BB: IBB: HBP: BLK: WP: HR: S: P: ERA: WHIP:				

Batter	1	2	3	4	5	6	7	8	9	AB	R	H	RBI	BB	SO	LOB	BOTTOM			
<b>Billy Gardner, R</b> OBP: 0.277, SLG: 0.346 (1, 4)	5-3		FC1-6		F6					4	1	1	0	0	0	1	<b>Washington Senators @ Baltimore Orioles</b> <b>Memorial Stadium, Baltimore, MD</b> Tue Aug 14 1956, 3:33 AM EDT Att: 21,314 - Unknown <a href="http://livebaseballscorecards.com">livebaseballscorecards.com</a>			
<b>Tito Francona, L</b> OBP: 0.335, SLG: 0.385 (9, 3)	F8		F6				F8		BB BB BB BB	3	1	0	0	1	0	1				
<b>Dick Williams, R</b> OBP: 0.340, SLG: 0.500 (9, 9)	F8		F7				K			4	0	1	1	0	1	1				
<b>Bob Nieman, R</b> OBP: 0.429, SLG: 0.518 (1, 7)		K					CS 1B		FC6-4 BB	2	0	1	0	2	1	0				
<b>Gus Triandos, R</b> OBP: 0.347, SLG: 0.436 (9, 8)		6-3					1-2 BB		FC6-4	3	0	0	0	1	0	3				
<b>Jim Pyburn, R</b> OBP: 0.273, SLG: 0.311 (9, 8)							1-2		F8	0	0	0	0	0	0	0				
<b>Grady Hatton, L</b> OBP: 0.319, SLG: 0.275 (1, 5)		E6 1B			F6				CS	3	1	1	0	0	0	1				
<b>Tom Gastall, R</b> OBP: 0.234, SLG: 0.209 (1, 2)		1B			K				3H	3	0	1	1	0	1	1				
<b>Willy Miranda, S</b> OBP: 0.288, SLG: 0.289 (1, 6)		F8			1-3				F4	3	0	0	0	0	0	1				
<b>Connie Johnson, R</b> OBP: 0.279, SLG: 0.250 (1, 1)					F9				F8	3	0	1	0	0	0	0				
<b>Inning Stats</b>	R: 0 E: 0 K: 0 S: 3	H: 0 LOB: 0 BB: 0 P: 3	R: 1 E: 1 K: 1 S: 7	H: 2 LOB: 1 BB: 0 P: 7	R: 0 E: 0 K: 0 S: 4	H: 1 LOB: 1 BB: 0 P: 4	R: 0 E: 0 K: 1 S: 5	H: 1 LOB: 1 BB: 1 P: 9	R: 0 E: 0 K: 1 S: 3	H: 0 LOB: 0 BB: 0 P: 3	R: 0 E: 0 K: 1 S: 5	H: 0 LOB: 1 BB: 1 P: 9	R: 0 E: 0 K: 0 S: 3	H: 0 LOB: 0 BB: 0 P: 3	R: 2 E: 1 K: 0 S: 4	H: 2 LOB: 1 BB: 2 P: 12	1B: 5 2B: 1 3B: 0 HR: 0	SF: 0 SAC: 0 DP: 0 HBP: 0	WP: 0 PB: 0 CS: 2	PA: 33
<b>PITCHER</b> <b>Chuck Stobbs, L</b> ERA: 3.67 (1, 1)	IP: 7.1 WLS: L BF: 30 H: 6 R: 3 ER: 1 SO: 3 BB: 3 IBB: 0 HBP: 0 BLK: 0 WP: 0 HR: 0 S: 33 P: 45 ERA: 1.23 WHIP: 1.227															<b>PITCHER</b> IP: WLS: BF: H: R: ER: SO: BB: IBB: HBP: BLK: WP: HR: S: P: ERA: WHIP:				
<b>Bob Chakales, R</b> ERA: 3.54 (8, 1)	0.2	2	0	0	0	0	1	0	0	0	0	1	5	0.00	1.500					






Batter	1	2	3	4	5	6	7	8	9	10	11	12	AB	R	H	RBI	BB	SO	LOB	TOP								
<b>Eddie Yost, R</b> OBP: 0.434, SLG: 0.367 (1.5)													5	1	2	0	0	0	0									
<b>Whitey Herzog, L</b> OBP: 0.310, SLG: 0.367 (1.8)													5	0	1	0	0	0	2									
<b>Pete Runnels, L</b> OBP: 0.374, SLG: 0.431 (1.3)													4	0	2	2	0	1	2									
<b>Roy Sievers, R</b> OBP: 0.374, SLG: 0.475 (1.7)													4	0	0	0	1	1	3									
<b>Jim Lemon, R</b> OBP: 0.350, SLG: 0.505 (1.9)													4	0	0	0	1	3	0									
<b>Herb Plews, L</b> OBP: 0.381, SLG: 0.367 (1.4)													5	0	1	0	0	1	3									
<b>Lou Berberet, L</b> OBP: 0.415, SLG: 0.420 (9. PR)													3	0	0	0	1	0	1									
<b>Ed Fitz Gerald, R</b> OBP: 0.412, SLG: 0.432 (9.2)													1	0	0	0	0	1	0									
<b>Tony Rolig, R</b> OBP: 0.288, SLG: 0.216 (1.6)													5	0	0	0	0	2	2									
<b>Camilo Pascual, R</b> OBP: 0.295, SLG: 0.238 (8. PH)													2	0	0	0	0	1	0									
<b>Ernie Oravetz, S</b> OBP: 0.351, SLG: 0.295 (8.1)													1	1	1	0	0	0	0									
<b>Bud Byerly, R</b> OBP: 0.167, SLG: 0.167 (8.1)													2	0	0	0	0	1	0									
<b>Inning Stats</b>	R: 0 E: 0 K: 1 S: 4	H: 1 LOB: 3 BB: 2 P: 12	R: 0 E: 0 K: 1 S: 3	H: 0 LOB: 0 BB: 0 P: 3	R: 1 E: 0 K: 0 S: 4	H: 1 LOB: 0 BB: 0 P: 4	R: 0 E: 0 K: 0 S: 4	H: 0 LOB: 0 BB: 0 P: 5	R: 0 E: 0 K: 1 S: 3	H: 0 LOB: 0 BB: 0 P: 3	R: 1 E: 0 K: 1 S: 7	H: 2 LOB: 1 BB: 0 P: 7	R: 0 E: 0 K: 2 S: 7	H: 0 LOB: 1 BB: 1 P: 11	R: 0 E: 0 K: 1 S: 7	H: 2 LOB: 2 BB: 0 P: 7	R: 0 E: 0 K: 3 S: 9	H: 0 LOB: 0 BB: 0 P: 9	R: 0 E: 0 K: 2 S: 7	H: 0 LOB: 0 BB: 0 P: 7	1B: 5 2B: 2 3B: 0 HR: 0	SF: 1 SAC: 1 DP: 0 HBP: 0	WP: 0 PB: 0 SB: 1 CS: 0	PA: 46				
<b>PITCHER</b>	IP	WLS	BF	H	R	ER	SO	BB	IBB	HBP	BLK	WP	HR	S	P	ERA	WHIP											
<b>Mike Fornieles, R</b> ERA: 3.92	(1.1)	9.1	38	7	2	1	5	3	0	0	0	0	0	0	20	20	0.00	0.000										
<b>Bill Wight, L</b> ERA: 4.57	(10.1)	2.2	W 8	0	0	0	6	0	0	0	0	0	0	20	20	0.00	0.000											

Washington Senators @ Baltimore Orioles  
Memorial Stadium, Baltimore, MD  
Wed Aug 15 1956, 3:33 AM EDT  
Att. 9,851 - Unknown

AB	41
R	2
H	7
RBI	2
BB	3
SO	11
LOB	13



Batter	1	2	3	4	5	6	7	8	9	10	11	12	AB	R	H	RBI	BB	SO	LOB	BOTTOM								
<b>Dick Williams, R</b> OBP: 0.336, SLG: 0.493 (1.8)													5	0	1	0	0	1	1									
<b>Bob Boyd, L</b> OBP: 0.448, SLG: 0.480 (1.3)													5	1	2	0	0	2	1									
<b>Tito Francona, L</b> OBP: 0.336, SLG: 0.391 (1.9)													5	1	2	1	0	1	0									
<b>Bob Nieman, R</b> OBP: 0.429, SLG: 0.513 (1.7)													3	1	0	0	2	1	1									
<b>Gus Triandos, R</b> OBP: 0.345, SLG: 0.433 (6. PH)													2	0	0	0	0	2	3									
<b>Bob Hale, L</b> OBP: 0.285, SLG: 0.313 (7.2)													1	0	0	1	0	0	0									
<b>Tom Gastall, R</b> OBP: 0.229, SLG: 0.205 (7.2)													1	0	0	0	0	0	0									
<b>Grady Hatton, L</b> OBP: 0.314, SLG: 0.264 (1.5)													4	0	0	0	1	0	3									
<b>Billy Gardner, R</b> OBP: 0.278, SLG: 0.347 (1.4)													5	0	2	1	0	0	0									
<b>Willy Miranda, S</b> OBP: 0.285, SLG: 0.286 (1.6)													4	0	0	0	0	1	1									
<b>Mike Fornieles, R</b> ERA: 3.69	(1.1)	7.0	L 27	6	2	1	7	1	0	0	0	0	3	0	0	0	0	2	2									
<b>Bill Wight, L</b> ERA: 3.21	(8.1)	4.1	L 16	1	1	1	3	1	1	0	0	0	0	0	0	20	28	2.08	0.462									
<b>Inning Stats</b>	R: 0 E: 0 K: 1 S: 5	H: 1 LOB: 0 BB: 0 P: 5	R: 0 E: 0 K: 1 S: 5	H: 0 LOB: 0 BB: 0 P: 5	R: 0 E: 0 K: 1 S: 5	H: 1 LOB: 1 BB: 0 P: 5	R: 0 E: 0 K: 1 S: 7	H: 2 LOB: 3 BB: 1 P: 11	R: 0 E: 1 K: 0 S: 4	H: 0 LOB: 1 BB: 0 P: 4	R: 2 E: 0 K: 1 S: 7	H: 2 LOB: 0 BB: 0 P: 7	R: 0 E: 0 K: 2 S: 7	H: 0 LOB: 0 BB: 0 P: 3	R: 0 E: 0 K: 0 S: 3	H: 0 LOB: 0 BB: 0 P: 3	R: 0 E: 0 K: 0 S: 3	H: 0 LOB: 0 BB: 0 P: 3	R: 0 E: 0 K: 3 S: 9	H: 0 LOB: 0 BB: 0 P: 9	R: 0 E: 0 K: 0 S: 2	H: 1 LOB: 2 BB: 2 P: 10	1B: 6 2B: 1 3B: 1 HR: 0	SF: 0 SAC: 1 DP: 1 HBP: 0	WP: 0 PB: 0 SB: 0 CS: 2	PA: 43		
<b>PITCHER</b>	IP	WLS	BF	H	R	ER	SO	BB	IBB	HBP	BLK	WP	HR	S	P	ERA	WHIP											
<b>Camilo Pascual, R</b> ERA: 3.69	(1.1)	7.0	L 27	6	2	1	7	1	0	0	0	0	0	0	20	28	2.08	0.462										
<b>Bud Byerly, R</b> ERA: 3.21	(8.1)	4.1	L 16	1	1	1	3	1	1	0	0	0	0	0	20	28	2.08	0.462										

Washington Senators @ Baltimore Orioles  
Memorial Stadium, Baltimore, MD  
Wed Aug 15 1956, 3:33 AM EDT  
Att. 9,851 - Unknown

AB	39
R	3
H	7
RBI	3
BB	3
SO	10
LOB	12






Batter	1	2	3	4	5	6	7	8	9	AB	R	H	RBI	BB	SO	LOB	TOP					
<b>Eddie Yost, R</b> OBP: 0.435, SLG: 0.367 (1, 5)										3	2	1	0	2	0	2						
<b>Whitney Herzog, L</b> OBP: 0.311, SLG: 0.365 <b>Karl Olson, R</b> OBP: 0.312, SLG: 0.341 (1, 8) (9, 8)											4	2	1	0	1	2	1					
<b>Pete Runnels, L</b> OBP: 0.376, SLG: 0.436 (1, 3)											4	1	2	2	1	0	2					
<b>Roy Sievers, R</b> OBP: 0.372, SLG: 0.470 (1, 7)											4	0	0	0	1	0	5					
<b>Jim Lemon, R</b> OBP: 0.353, SLG: 0.512 (1, 9)											2	1	1	4	2	0	1					
<b>Clint Courtney, L</b> OBP: 0.385, SLG: 0.470 (1, 2)											4	0	0	0	0	0	4					
<b>Herb Plews, L</b> OBP: 0.376, SLG: 0.363 (1, 4)										4	0	1	0	0	2	0						
<b>Tony Roig, R</b> OBP: 0.296, SLG: 0.220 (1, 6)										3	0	1	0	1	0	1						
<b>Pedro Ramos, S</b> OBP: 0.238, SLG: 0.300 (1, 1)										2	0	0	0	0	1	1						
<b>Inning Stats</b>	R: 3 E: 0 K: 0 S: 4	H: 1 LOB: 0 BB: 2 P: 12	R: 0 E: 0 K: 1 S: 5	H: 0 LOB: 0 BB: 0 P: 5	R: 1 E: 0 K: 0 S: 4	H: 1 LOB: 2 BB: 2 P: 12	R: 0 E: 0 K: 1 S: 6	H: 1 LOB: 1 BB: 0 P: 6	R: 2 E: 0 K: 0 S: 5	H: 2 LOB: 0 BB: 0 P: 5	R: 0 E: 0 K: 1 S: 5	H: 0 LOB: 1 BB: 1 P: 9	R: 0 E: 0 K: 1 S: 5	H: 0 LOB: 2 BB: 2 P: 13	R: 0 E: 0 K: 0 S: 4	H: 2 LOB: 2 BB: 0 P: 4	R: 0 E: 0 K: 1 S: 5	H: 0 LOB: 1 BB: 1 P: 9	1B: 5 2B: 0 3B: 1 HR: 1	SF: 1 SAC: 2 DP: 0 HBP: 0	WP: 0 PB: 0 SB: 1 CS: 0	PA: 41
<b>PITCHER</b>	IP	WLS	BF	H	R	ER	SO	BB	IBB	HBP	BLK	WP	HR	S	P	ERA	WHIP					
<b>Frank Sullivan, R</b> ERA: 3.54 (1, 1)	5.0	L	24	5	6	6	2	4	0	0	0	0	1	24	40	10.80	1.800					
<b>Dave Sisler, R</b> ERA: 4.74 (6, 1)	2.0		9	0	0	0	2	3	0	0	0	0	0	10	22	0.00	1.500					
<b>Ike Delock, R</b> ERA: 4.45 (6, 1)	2.0		8	2	0	0	1	1	0	0	0	0	0	9	13	0.00	1.500					
Batter	1	2	3	4	5	6	7	8	9	AB	R	H	RBI	BB	SO	LOB	BOTTOM					
<b>Mitt Bolling, R</b> OBP: 0.292, SLG: 0.333 (1, 6)											5	0	1	0	0	1	0					
<b>Billy Goodman, L</b> OBP: 0.350, SLG: 0.404 (1, 4)											3	1	1	0	1	0	1					
<b>Ted Williams, L</b> OBP: 0.483, SLG: 0.581 (1, 7)											2	0	0	0	2	0	1					
<b>Mickey Vernon, L</b> OBP: 0.419, SLG: 0.558 (1, 3)											3	2	1	1	1	0	3					
<b>Jackie Jensen, R</b> OBP: 0.393, SLG: 0.491 (1, 9)											4	1	2	2	0	2	1					
<b>Jim Piersall, R</b> OBP: 0.369, SLG: 0.454 (1, 8)											3	1	2	2	1	0	0					
<b>Billy Klaus, L</b> OBP: 0.372, SLG: 0.363 (1, 5)											4	0	1	0	0	1	1					
<b>Pete Daley, R</b> OBP: 0.336, SLG: 0.466 (1, 2)											4	0	1	0	0	0	1					
<b>Frank Sullivan, R</b> OBP: 0.182, SLG: 0.143 (5, PH)											1	0	0	0	0	0	1					
<b>Gang Stieglitz, L</b> OBP: 0.337, SLG: 0.237 (6, PH)											1	0	0	0	0	0	0					
<b>Dave Sisler, R</b> OBP: 0.337, SLG: 0.237 (6, PH)											0	0	0	0	0	0	0					
<b>Ted Lepore, R</b> OBP: 0.258, SLG: 0.095 (7, PH)											1	0	0	0	0	0	0					
<b>Ike Delock, R</b> OBP: 0.372, SLG: 0.397 (8, PH)											0	0	0	0	0	0	0					
<b>Dick Garmer, R</b> OBP: 0.271, SLG: 0.190 (9, PH)											1	0	0	0	0	0	0					
<b>Inning Stats</b>	R: 0 E: 0 K: 0 S: 3	H: 0 LOB: 0 BB: 0 P: 3	R: 2 E: 0 K: 1 S: 7	H: 2 LOB: 1 BB: 1 P: 11	R: 1 E: 0 K: 1 S: 7	H: 2 LOB: 1 BB: 0 P: 7	R: 0 E: 0 K: 0 S: 3	H: 2 LOB: 0 BB: 0 P: 3	R: 0 E: 0 K: 1 S: 5	H: 0 LOB: 2 BB: 2 P: 13	R: 1 E: 0 K: 1 S: 6	H: 1 LOB: 0 BB: 0 P: 6	R: 0 E: 0 K: 0 S: 3	H: 1 LOB: 0 BB: 0 P: 3	R: 0 E: 0 K: 0 S: 3	H: 1 LOB: 1 BB: 2 P: 11	R: 0 E: 0 K: 0 S: 3	H: 0 LOB: 0 BB: 0 P: 3	1B: 4 2B: 4 3B: 1 HR: 1	SF: 0 SAC: 0 DP: 2 HBP: 0	WP: 0 PB: 0 SB: 0 CS: 0	PA: 37
<b>PITCHER</b>	IP	WLS	BF	H	R	ER	SO	BB	IBB	HBP	BLK	WP	HR	S	P	ERA	WHIP					
<b>Pedro Ramos, R</b> ERA: 4.65 (1, 1)	9.0	W	37	9	5	5	4	5	0	0	0	0	1	40	60	5.00	1.556					


Washington Senators @ Boston Red Sox  
Fenway Park, Boston, MA  
Fri Aug 17 1956, 3:33 AM EDT  
Att: 23,610 - Unknown

AB 30  
R 6  
H 7  
RBI 6  
BB 8  
SO 5  
LOB 17



Washington Senators @ Boston Red Sox  
Fenway Park, Boston, MA  
Fri Aug 17 1956, 3:33 AM EDT  
Att: 23,610 - Unknown

AB 32  
R 5  
H 9  
RBI 5  
BB 5  
SO 4  
LOB 9



livebaseballscorecards.com

livebaseballscorecards.com



Batter	1	2	3	4	5	6	7	8	9	AB	R	H	RBI	BB	SO	LOB	TOP								
<b>Eddie Yost, R</b> OBP: 0.438, SLG: 0.367 (1, 5)										3	0	1	2	3	1	3	<b>Washington Senators @ Boston Red Sox</b> Fenway Park, Boston, MA Sat Aug 18 1956, 3:33 AM EDT Att: 9,762 - Unknown <a href="http://livebaseballscorecards.com">livebaseballscorecards.com</a>								
<b>Herb Plevis, L</b> OBP: 0.382, SLG: 0.380 (1, 4)										6	1	3	1	0	0	4									
<b>Pete Runnels, L</b> OBP: 0.376, SLG: 0.433 (1, 3)										5	1	1	1	1	0	3									
<b>Roy Sievers, R</b> OBP: 0.376, SLG: 0.479 (1, 7)										5	3	3	2	1	0	4									
<b>Jim Lemon, R</b> OBP: 0.353, SLG: 0.508 (1, 9)									5	0	1	1	1	2	6										
<b>Lou Berberet, L</b> OBP: 0.415, SLG: 0.416 (1, 2)										4	1	1	0	1	0	5									
<b>Karl Olson, R</b> OBP: 0.317, SLG: 0.341 (1, 8)										3	1	1	1	2	0	1									
<b>Tony Raig, R</b> OBP: 0.291, SLG: 0.215 (1, 6)										2	0	0	0	0	0	3									
<b>Clint Courtney, L</b> OBP: 0.388, SLG: 0.472 (5, PH)										1	0	1	1	0	0	0									
<b>Jose Valdivieso, R</b> OBP: 0.298, SLG: 0.308 (5, 6)										2	1	1	0	0	0	1									
<b>Dean Stone, L</b> OBP: 0.207, SLG: 0.120 (1, 1)										2	0	0	0	0	1	3									
<b>Bunky Stewart, L</b> OBP: 0.240, SLG: 0.240 (6, 1)										0	0	0	0	0	0	0									
<b>Bud Byerly, R</b> OBP: 0.143, SLG: 0.143 (6, 1)										1	1	0	0	0	0	2									
<b>Inning Stats</b>	R: 0 E: 0 K: 0 S: 3	H: 0 LOB: 3 BB: 3 P: 15	R: 0 E: 1 K: 1 S: 5	H: 0 LOB: 1 BB: 0 P: 6	R: 3 E: 0 K: 0 S: 6	H: 3 LOB: 1 BB: 1 P: 10	R: 0 E: 0 K: 0 S: 3	H: 0 LOB: 1 BB: 1 P: 7	R: 3 E: 0 K: 1 S: 8	H: 4 LOB: 2 BB: 1 P: 12	R: 1 E: 0 K: 0 S: 5	H: 2 LOB: 1 BB: 0 P: 5	R: 0 E: 0 K: 0 S: 4	H: 1 LOB: 2 BB: 1 P: 8	R: 0 E: 0 K: 1 S: 6	H: 1 LOB: 1 BB: 0 P: 6	R: 2 E: 1 K: 1 S: 8	H: 2 LOB: 3 BB: 2 P: 16	1B: 9 2B: 5 3B: 0 HR: 0	SF: 0 SAC: 1 DP: 2 HBP: 1	WP: 0 PB: 0 SB: 0 CS: 0	PA: 50			
<b>PITCHER</b>	IP	WLS	BF	H	R	ER	SO	BB	IBB	HBP	BLK	WP	HR	S	P	ERA	WHIP								
<b>George Susce, R</b> ERA: 6.32 (1, 1)	4.1	L	25	5	6	6	1	6	0	1	0	0	0	20	45	12.46	2.538								
<b>Bob Porterfield, R</b> ERA: 5.15 (5, 1)	1.2		8	4	1	1	1	0	0	0	0	0	0	10	10	5.40	2.400								
<b>Harry Dorish, R</b> ERA: 4.29 (7, 1)	2.0		9	2	0	0	1	1	0	0	0	0	0	10	14	0.00	1.500								
<b>Ike Delock, R</b> ERA: 4.5 (9, 1)	1.0		8	2	2	1	1	2	0	0	0	0	0	8	16	9.00	4.000								

Batter	1	2	3	4	5	6	7	8	9	AB	R	H	RBI	BB	SO	LOB	BOTTOM								
<b>Mitt Bolling, R</b> OBP: 0.379, SLG: 0.417 (1, 6)										3	1	2	0	2	0	1	<b>Washington Senators @ Boston Red Sox</b> Fenway Park, Boston, MA Sat Aug 18 1956, 3:33 AM EDT Att: 9,762 - Unknown <a href="http://livebaseballscorecards.com">livebaseballscorecards.com</a>								
<b>Billy Klaus, L</b> OBP: 0.373, SLG: 0.363 (1, 5)										5	1	2	0	0	0	4									
<b>Ted Williams, L</b> OBP: 0.484, SLG: 0.606 (1, 7)										5	2	3	4	0	0	2									
<b>Dick Gemert, R</b> OBP: 0.409, SLG: 0.500 (1, 3)										4	0	0	0	1	0	1									
<b>Jackie Jensen, R</b> OBP: 0.391, SLG: 0.490 (1, 9)										5	0	1	0	0	0	4									
<b>Jim Piersall, R</b> OBP: 0.369, SLG: 0.452 (1, 8)										4	1	1	0	1	0	1									
<b>Ted Lepcio, R</b> OBP: 0.340, SLG: 0.452 (1, 4)										4	2	3	3	1	0	1									
<b>Pete Daley, R</b> OBP: 0.333, SLG: 0.459 (1, 2)										4	0	1	0	0	0	3									
<b>Billy Console, R</b> OBP: 0.314, SLG: 0.360 (8, PR)										0	0	0	0	0	0	0									
<b>Sammy White, R</b> OBP: 0.314, SLG: 0.360 (9, 2)										0	0	0	0	0	0	0									
<b>George Susce, R</b> OBP: 0.385, SLG: 0.357 (5, 1)										1	0	0	0	1	0	2									
<b>Bob Porterfield, R</b> OBP: 0.330, SLG: 0.389 (5, PH)										0	0	0	0	0	0	0									
<b>Don Budnik, R</b> OBP: 0.344, SLG: 0.327 (7, 1)										1	0	0	0	0	0	0									
<b>Harry Dorish, R</b> OBP: 0.344, SLG: 0.327 (7, 1)										0	0	0	0	0	0	0									
<b>Norm Zaucha, R</b> OBP: 0.286, SLG: 0.329 (8, PH)										0	0	0	0	0	0	0									
<b>Mickey Vernon, R</b> OBP: 0.418, SLG: 0.556 (8, PH)										1	0	0	0	0	1	1									
<b>Ike Delock, R</b> OBP: 0.277, SLG: 0.190 (9, 1)										0	0	0	0	0	0	0									
<b>Inning Stats</b>	R: 0 E: 0 K: 0 S: 3	H: 1 LOB: 2 BB: 2 P: 11	R: 0 E: 0 K: 0 S: 2	H: 0 LOB: 0 BB: 1 P: 6	R: 2 E: 0 K: 0 S: 4	H: 2 LOB: 0 BB: 1 P: 8	R: 0 E: 0 K: 0 S: 4	H: 1 LOB: 2 BB: 1 P: 8	R: 1 E: 0 K: 1 S: 7	H: 2 LOB: 1 BB: 1 P: 11	R: 2 E: 0 K: 0 S: 3	H: 2 LOB: 0 BB: 0 P: 3	R: 0 E: 0 K: 1 S: 8	H: 3 LOB: 2 BB: 0 P: 8	R: 1 E: 0 K: 0 S: 5	H: 2 LOB: 1 BB: 0 P: 5	1B: 6 2B: 3 3B: 0 HR: 4	SF: 0 SAC: 0 DP: 3 HBP: 0	WP: 0 PB: 0 SB: 0 CS: 0	PA: 43					
<b>PITCHER</b>	IP	WLS	BF	H	R	ER	SO	BB	IBB	HBP	BLK	WP	HR	S	P	ERA	WHIP								
<b>Dean Stone, L</b> ERA: 6.25 (1, 1)	5.2	W	28	8	5	5	1	6	0	0	0	0	2	24	48	7.94	2.471								
<b>Bunky Stewart, L</b> ERA: 4.83 (6, 1)	1.2		7	2	1	1	0	0	0	0	0	0	1	7	7	5.40	1.200								
<b>Bud Byerly, R</b> ERA: 3.31 (8, 1)	1.2	S	8	3	1	1	1	0	0	0	0	0	1	10	10	5.40	1.800								






Batter	1	2	3	4	5	6	7	8	9	AB	R	H	RBI	BB	SO	LOB	TOP								
<b>Eddie Yost, R</b> OBP: 0.438, SLG: 0.370 (1, 5)										5	1	2	2	0	2	0	<b>Washington Senators @ Boston Red Sox</b> Fenway Park, Boston, MA Sun Aug 19 1956, 3:33 AM EDT Unknown								
<b>Herb Plews, L</b> OBP: 0.383, SLG: 0.375 (1, 4)										4	1	1	0	1	1	1									
<b>Pete Runnels, L</b> OBP: 0.378, SLG: 0.434 (1, 3)										4	1	2	1	1	1	1									
<b>Roy Sievers, R</b> OBP: 0.372, SLG: 0.473 (1, 7)										5	0	0	0	0	2	5									
<b>Jim Lemon, R</b> OBP: 0.355, SLG: 0.514 (1, 9)										3	2	1	1	2	0	0									
<b>Clint Courtney, L</b> OBP: 0.384, SLG: 0.464 (1, 2)										4	0	0	1	1	0	2									
<b>Karl Olson, R</b> OBP: 0.315, SLG: 0.338 (1, 8)										5	0	1	1	0	0	2									
<b>Jose Valdivielso, R</b> OBP: 0.311, SLG: 0.321 (1, 6)										2	2	2	1	2	0	0									
<b>Chuck Stobbs, L</b> OBP: 0.182, SLG: 0.188 (1, 1)										4	0	0	0	0	0	6									
<b>Inning Stats</b>	R: 0 E: 0 K: 2 S: 7	H: 0 LOB: 0 BB: 0 P: 7	R: 0 E: 0 K: 1 S: 5	H: 0 LOB: 0 BB: 0 P: 5	R: 1 E: 0 K: 1 S: 6	H: 1 LOB: 1 BB: 1 P: 10	R: 0 E: 0 K: 0 S: 4	H: 1 LOB: 2 BB: 1 P: 8	R: 5 E: 0 K: 0 S: 7	H: 4 LOB: 3 BB: 4 P: 23	R: 0 E: 0 K: 1 S: 5	H: 0 LOB: 1 BB: 1 P: 9	R: 1 E: 0 K: 0 S: 5	H: 2 LOB: 1 BB: 0 P: 5	R: 0 E: 0 K: 1 S: 6	H: 1 LOB: 1 BB: 0 P: 6	R: 0 E: 0 K: 0 S: 3	H: 0 LOB: 0 BB: 0 P: 3	1B: 6 2B: 2 3B: 0 HR: 1	SF: 0 SAC: 0 DP: 0 HBP: 0	WP: 0 PB: 0 SB: 1 CS: 0	PA: 43			
<b>PITCHER</b>	IP	WLS	BF	H	R	ER	SO	BB	IBB	HBP	BLK	WP	HR	S	P	ERA	WHIP								
<b>Tom Brewer, R</b> ERA: 3.48 (1, 1)	4.2	L	26	6	6	6	4	6	0	0	0	0	0	28	52	11.57	2.571								
<b>Tom Hurd, R</b> ERA: 5.79 (5, 1)	4.1		17	3	1	1	2	1	0	0	0	0	1	20	24	2.08	0.923								

Batter	1	2	3	4	5	6	7	8	9	AB	R	H	RBI	BB	SO	LOB	BOTTOM								
<b>Mitt Bolling, R</b> OBP: 0.353, SLG: 0.483 (1, 6)										5	1	1	1	0	0	2	<b>Washington Senators @ Boston Red Sox</b> Fenway Park, Boston, MA Sun Aug 19 1956, 3:33 AM EDT Unknown								
<b>Billy Klaus, L</b> OBP: 0.371, SLG: 0.364 (1, 5)										5	0	1	0	0	0	2									
<b>Ted Williams, L</b> OBP: 0.485, SLG: 0.604 (1, 7)										3	1	1	0	1	0	2									
<b>Dick Gemert, R</b> OBP: 0.410, SLG: 0.514 (1, 3)										4	2	2	3	0	0	2									
<b>Jackie Jensen, R</b> OBP: 0.392, SLG: 0.493 (1, 9)										3	0	1	1	1	0	1									
<b>Jim Piersall, R</b> OBP: 0.366, SLG: 0.448 (1, 8)										4	0	0	0	0	2	2									
<b>Ted Lepcio, R</b> OBP: 0.338, SLG: 0.442 (1, 4)										3	0	0	0	1	2	1									
<b>Pete Daley, R</b> OBP: 0.324, SLG: 0.444 (1, 2)										4	0	0	0	0	1	2									
<b>Tom Brewer, R</b> OBP: 0.316, SLG: 0.347 (1, 1)										1	0	0	0	0	0	2									
<b>Tom Hurd, R</b> OBP: 0.667, SLG: 0.667 (5, 1)										2	1	2	0	0	0	0									
<b>Norm Zauchin, R</b> OBP: 0.293, SLG: 0.324 (9, PH)										1	0	0	0	0	0	0									
<b>Inning Stats</b>	R: 0 E: 0 K: 0 S: 4	H: 1 LOB: 1 BB: 0 P: 4	R: 0 E: 1 K: 0 S: 3	H: 0 LOB: 2 BB: 2 P: 11	R: 1 E: 0 K: 0 S: 5	H: 2 LOB: 1 BB: 0 P: 5	R: 0 E: 0 K: 3 S: 9	H: 0 LOB: 0 BB: 0 P: 9	R: 3 E: 0 K: 0 S: 5	H: 2 LOB: 0 BB: 1 P: 9	R: 0 E: 0 K: 1 S: 5	H: 0 LOB: 0 BB: 0 P: 5	R: 0 E: 0 K: 0 S: 4	H: 1 LOB: 1 BB: 0 P: 4	R: 1 E: 0 K: 1 S: 7	H: 2 LOB: 1 BB: 0 P: 7	R: 0 E: 0 K: 0 S: 3	H: 0 LOB: 0 BB: 0 P: 3	1B: 4 2B: 1 3B: 1 HR: 2	SF: 0 SAC: 0 DP: 0 HBP: 0	WP: 1 PB: 0 SB: 0 CS: 0	PA: 38			
<b>PITCHER</b>	IP	WLS	BF	H	R	ER	SO	BB	IBB	HBP	BLK	WP	HR	S	P	ERA	WHIP								
<b>Chuck Stobbs, L</b> ERA: 3.74 (1, 1)	9.0	W	38	8	5	5	5	3	0	0	0	1	2	45	57	5.00	1.222								

AB 36  
R 7  
H 9  
RBI 7  
BB 7  
SO 6  
LOB 17



AB 35  
R 5  
H 8  
RBI 5  
BB 3  
SO 5  
LOB 16





Batter	1	2	3	4	5	6	7	8	9	10	11	AB	R	H	RBI	BB	SO	LOB	TOP									
Eddie Yost, R OBP: 0.441, SLG: 0.373 (1, 5)												5	1	3	1	2	0	0										
Ed Fitz Gerald, R Clint Courtney, L OBP: 0.382, SLG: 0.458 (6, PH) (6, 2)												3	0	2	1	0	0	1										
Pete Runnels, L OBP: 0.379, SLG: 0.433 (1, 3)												6	1	2	1	1	2	3										
Roy Sievers, R OBP: 0.373, SLG: 0.472 (1, 7)												5	2	1	1	2	0	5										
Jim Lemon, R OBP: 0.356, SLG: 0.512 (1, 9)												6	2	2	0	1	3	5										
Karl Olson, R OBP: 0.310, SLG: 0.332 (1, 8)												5	0	0	0	0	1	6										
Tony Roig, R OBP: 0.319, SLG: 0.247 (8, 6)												4	2	3	2	2	0	1										
Jose Valdivielso, R Whitey Herzog, L Hal Griggs, R Lou Barberet, L Pedro Ramos, S Camilo Pascual, R Ernie Grob, R Bob Wiesler, L Herb Flavel, L OBP: 0.312, SLG: 0.321 OBP: 0.310, SLG: 0.384 OBP: 0.413, SLG: 0.413 OBP: 0.233, SLG: 0.293 OBP: 0.300, SLG: 0.233 OBP: 0.302, SLG: 0.302 OBP: 0.389, SLG: 0.412 OBP: 0.409, SLG: 0.103 OBP: 0.382, SLG: 0.374 (8, PH) (8, PH) (8, PH) (8, PH) (8, PH) (8, PH) (8, PH) (8, PH) (8, PH)												3	1	1	1	0	0	2										
<b>Inning Stats</b>	R: 0 E: 0 K: 0 S: 4	H: 2 LOB: 1 BB: 0 P: 4	R: 0 E: 0 K: 1 S: 6	H: 1 LOB: 1 BB: 0 P: 6	R: 0 E: 0 K: 1 S: 4	H: 1 LOB: 2 BB: 1 P: 8	R: 5 E: 1 K: 0 S: 8	H: 4 LOB: 2 BB: 2 P: 16	R: 0 E: 0 K: 0 S: 4	H: 1 LOB: 1 BB: 0 P: 4	R: 0 E: 0 K: 2 S: 7	H: 0 LOB: 1 BB: 1 P: 11	R: 0 E: 0 K: 0 S: 4	H: 1 LOB: 1 BB: 0 P: 4	R: 4 E: 0 K: 1 S: 9	H: 4 LOB: 2 BB: 2 P: 17	R: 1 E: 1 K: 2 S: 9	H: 1 LOB: 2 BB: 1 P: 13	R: 1 E: 0 K: 1 S: 6	H: 1 LOB: 2 BB: 2 P: 14	1B: 14 2B: 2 3B: 0 HR: 0	SF: 0 SAC: 1 DP: 1 HBP: 0	WP: 1 PB: 0 SB: 0 CS: 0	PA: 59				
<b>PITCHER</b>	IP ERA WLS BF H R ER SO BB IBB HBP BLK WP HR S P ERA WHIP	3.1 2.86 5.0 22 4 4 4 3 3 0 0 0 0 0 25 37 7.20 1.400	1.2 4.87 10 3 1 0 3 0 1 0 0 1 0 15 19 0.00 1.800	1.0 4.42 6 1 1 1 1 2 0 0 0 0 0 6 14 9.00 3.000																								

Washington Senators @ Boston Red Sox  
Fenway Park, Boston, MA  
Sun Aug 19 1956, 3:38 AM EDT  
Att: 20,503 - Unknown

AB	49
R	11
H	16
RBI	10
BB	9
SO	8
LOB	32



Batter	1	2	3	4	5	6	7	8	9	10	11	AB	R	H	RBI	BB	SO	LOB	BOTTOM							
Milt Bolling, R OBP: 0.366, SLG: 0.556 (1, 6)												7	1	3	0	0	2	5								
Billy Klaus, L OBP: 0.319, SLG: 0.372 (1, 5)												5	1	4	2	2	0	1								
Mickey Vernon, L OBP: 0.413, SLG: 0.546 (1, 3)												6	0	0	0	1	0	8								
Dick Gernert, R Gene Stephens, L OBP: 0.416, SLG: 0.516 OBP: 0.329, SLG: 0.231 (1, 7) (9, 7)												5	2	3	0	1	0	2								
Jackie Jensen, R OBP: 0.396, SLG: 0.497 (1, 9)												5	1	3	1	2	0	2								
Jim Piersall, R OBP: 0.364, SLG: 0.444 (1, 8)												6	1	1	0	0	1	8								
Ted Lepcio, R OBP: 0.348, SLG: 0.469 (1, 4)												5	2	2	3	2	0	5								
Pete Daley, R Billy Conso, L Sammy White, R OBP: 0.331, SLG: 0.443 OBP: 0.217, SLG: 0.190 OBP: 0.314, SLG: 0.360 (1, 2) (10, PH) (11, 2)												5	0	2	2	1	0	0								
Mel Parnell, L Dave Sisler, R Ike Delock, R Ted Williams, L Harry Dorish, R OBP: 0.290, SLG: 0.229 OBP: 0.222, SLG: 0.130 OBP: 0.483, SLG: 0.601 OBP: 0.483, SLG: 0.601 OBP: 0.454 (1, 1) (4, 1) (9, 1) (10, PH) (11, 1)												2	0	0	0	0	2	3								
<b>Inning Stats</b>	R: 5 E: 0 K: 0 S: 8	H: 5 LOB: 0 BB: 0 P: 8	R: 0 E: 0 K: 2 S: 8	H: 1 LOB: 1 BB: 0 P: 8	R: 0 E: 0 K: 1 S: 6	H: 1 LOB: 3 BB: 2 P: 14	R: 0 E: 0 K: 0 S: 4	H: 1 LOB: 2 BB: 1 P: 8	R: 1 E: 0 K: 1 S: 6	H: 2 LOB: 3 BB: 1 P: 11	R: 1 E: 0 K: 0 S: 4	H: 1 LOB: 2 BB: 1 P: 12	R: 0 E: 0 K: 0 S: 2	H: 0 LOB: 0 BB: 1 P: 6	R: 1 E: 1 K: 1 S: 7	H: 1 LOB: 1 BB: 0 P: 7	R: 0 E: 0 K: 0 S: 4	H: 1 LOB: 1 BB: 0 P: 4	1B: 13 2B: 5 3B: 1 HR: 1	SF: 1 SAC: 1 DP: 1 HBP: 0	WP: 1 PB: 0 SB: 0 CS: 0	PA: 61				
<b>PITCHER</b>	IP ERA WLS BF H R ER SO BB IBB HBP BLK WP HR S P ERA WHIP	3.0 5.88 1.2 10 4 1 1 0 3 1 0 0 0 0 9 13 5.40 3.000	2.1 7.24 15 5 2 2 2 3 0 0 0 0 0 0 16 28 7.71 3.429	3.0 4.54 12 2 1 0 1 1 0 0 0 0 0 0 13 17 0.00 1.000																						

Washington Senators @ Boston Red Sox  
Fenway Park, Boston, MA  
Sun Aug 19 1956, 3:38 AM EDT  
Att: 20,503 - Unknown

AB	50
R	10
H	19
RBI	9
BB	9
SO	6
LOB	37










Batter	1	2	3	4	5	6	7	8	9	AB	R	H	RBI	BB	SO	LOB	TOP					
Harvey Kuenn, R OBP: 0.384, SLG: 0.466 (1, 6)										6	2	3	0	0	0	3						
Jack Phillips, R OBP: 0.384, SLG: 0.408 (1, 3)										6	2	3	0	0	0	1						
Charlie Maxwell, L OBP: 0.423, SLG: 0.561 (1, 7)										6	2	3	2	0	0	3						
Al Kaline, R OBP: 0.373, SLG: 0.532 (1, 9)										3	1	1	3	1	0	2						
Bob Kennedy, R OBP: 0.323, SLG: 0.322 (1, 5)										3	0	1	0	2	0	4						
Bill Tuttle, R OBP: 0.293, SLG: 0.342 (1, 8)										5	1	0	2	0	0	3						
Frank Bolling, R OBP: 0.382, SLG: 0.435 (1, 4)										4	1	2	0	1	1	1						
Red Wilson, R OBP: 0.378, SLG: 0.394 (1, 2)										5	0	2	1	0	1	1						
Paul Foytack, R OBP: 0.157, SLG: 0.186 Al Aber, L OBP: 0.333, SLG: 0.250 (9, 1)										5	0	0	0	0	1	6						
										0	0	0	0	0	0	0						
<b>Inning Stats</b>	R: 6 E: 0 K: 0 S: 8	H: 5 LOB: 0 BB: 1 P: 12	R: 1 E: 0 K: 0 S: 5	H: 3 LOB: 1 BB: 0 P: 5	R: 0 E: 0 K: 1 S: 6	H: 1 LOB: 1 BB: 0 P: 6	R: 0 E: 0 K: 0 S: 4	H: 1 LOB: 2 BB: 1 P: 8	R: 0 E: 2 K: 1 S: 7	H: 0 LOB: 2 BB: 0 P: 7	R: 2 E: 1 K: 0 S: 7	H: 3 LOB: 3 BB: 0 P: 11	R: 0 E: 0 K: 0 S: 3	H: 0 LOB: 1 BB: 1 P: 7	R: 0 E: 0 K: 0 S: 3	H: 0 LOB: 1 BB: 1 P: 7	R: 0 E: 0 K: 1 S: 7	H: 2 LOB: 2 BB: 0 P: 7	1B: 11 2B: 3 3B: 1 HR: 0	SF: 1 SAC: 0 DP: 1 HBP: 0	WP: 1 PB: 0 SB: 0 CS: 0	PA: 48
<b>PITCHER</b>	IP WLS BF H R ER SO BB IBB HBP BLK WP HR S P ERA WHIP																					
Dean Stone, L ERA: 6.85 Hal Griggs, R ERA: 5.4 Bob Chakales, R ERA: 3.45	(1, 1) (2, 1) (8, 1)	1.0 6.0 2.0	0 27 9	12 5 2	8 2 0	7 0 0	7 2 0	0 0 1	0 2 1	1 0 0	0 0 0	0 0 0	0 29 10	15 37 14	0.00 0.00 0.00	1.67 1.500						

**Detroit Tigers @ Washington Senators**  
 Griffith Stadium, Washington, DC  
 Wed Aug 22 1956, 3:33 AM EDT  
 Att: 3,439 - Unknown

**AB 43**  
**R 9**  
**H 15**  
**RBI 8**  
**BB 4**  
**SO 3**  
**LOB 24**



Batter	1	2	3	4	5	6	7	8	9	AB	R	H	RBI	BB	SO	LOB	BOTTOM
Eddie Yost, R OBP: 0.444, SLG: 0.379 (1, 5)										4	1	2	3	1	0	0	
Herb Plews, L OBP: 0.384, SLG: 0.355 Ed Fitz Gerald, R OBP: 0.415, SLG: 0.435 (9, PH)										4	0	1	0	0	1	2	
Pete Runnels, L OBP: 0.372, SLG: 0.424 (1, 3)										4	1	0	0	0	1	1	
Roy Sievers, R OBP: 0.374, SLG: 0.485 (1, 7)										3	1	1	2	1	0	0	
Clint Courtney, L OBP: 0.382, SLG: 0.457 (1, 2)										4	0	2	0	0	0	0	
Jim Lemon, R OBP: 0.357, SLG: 0.509 (1, 9)										3	0	0	0	1	2	3	
Karl Olson, R OBP: 0.315, SLG: 0.335 (1, 8)										3	0	0	0	1	1	4	
Tony Roig, R OBP: 0.314, SLG: 0.238 Jose Valdivieso, R OBP: 0.310, SLG: 0.319 Lou Berberet, L OBP: 0.423, SLG: 0.434 Camilo Pascual, R OBP: 0.200, SLG: 0.233 (9, PH)	(1, 6) (6, 6) (9, PH) (9, PH)									1	1	0	0	1	1	0	
Dean Stone, L OBP: 0.207, SLG: 0.120 Hal Griggs, R Ernie Oravetz, S OBP: 0.350, SLG: 0.296 Bob Chakales, R Whitney Herzog, L OBP: 0.311, SLG: 0.365 (9, PH)	(1, 1) (2, 1) (7, PH) (8, 1) (9, PH)	8.2 0.1	W 37 S 1	H 7 R 0	R 5 ER 0	SO 7 BB 0	BB 6 IBB 0	HBP 0 BLK 0	WP 0 HR 0	S 45 P 69	0.00 0.000						
<b>PITCHER</b>	IP WLS BF H R ER SO BB IBB HBP BLK WP HR S P ERA WHIP																
Paul Foytack, R Al Aber, L	(1, 1) (9, 1)	8.2 0.1	37 1	7 0	5 0	7 0	0 0	0 0	0 0	45 1	69 1	0.00 0.000					

**Detroit Tigers @ Washington Senators**  
 Griffith Stadium, Washington, DC  
 Wed Aug 22 1956, 3:33 AM EDT  
 Att: 3,439 - Unknown

**AB 32**  
**R 5**  
**H 7**  
**RBI 5**  
**BB 6**  
**SO 7**  
**LOB 17**





Batter	1	2	3	4	5	6	7	8	9	AB	R	H	RBI	BB	SO	LOB	TOP			
Vic Power, R OBP: 0.334, SLG: 0.427	L9	F2		6-3			6-3			4	0	0	0	0	0	2				
Hector Lopez, R OBP: 0.352, SLG: 0.442	5-3		FC6-4 E		F9		F8			4	1	1	0	0	0	0				
Lou Skizas, R OBP: 0.364, SLG: 0.448	L1		E3 FC6-4		6-3			5-3		4	0	0	0	0	0	1				
Harry Simpson, L OBP: 0.334, SLG: 0.484		1-3	FC6-4 1-3 E		6-3			F8		4	0	0	0	0	2					
Hal Smith, R OBP: 0.311, SLG: 0.360		2B 2B 1B	E4 1-3		6-3			F7		4	1	1	1	0	0	1				
Al Pilarcik, L OBP: 0.315, SLG: 0.335		2B 2B	1-3 1-3		F6			4-3		4	1	1	0	0	2					
Joe Demaestri, R OBP: 0.279, SLG: 0.331		SH5-3 2B	F9			FC5-4 1B		K		4	0	2	2	0	1	2				
Clete Boyer, R OBP: 0.289, SLG: 0.284		SH5-3 BB		F8		FC5-4 1-2		1-3		2	0	0	0	1	0	1				
Enos Slaughter, L OBP: 0.354, SLG: 0.396										1	0	0	0	0	0	0				
Jack Crimian, R OBP: 0.368, SLG: 0.294		SH5-3								1	0	0	0	0	1	0				
Johnny Groth, R OBP: 0.316, SLG: 0.402										1	0	0	0	0	0	0				
Bobby Shantz, R OBP: 0.211, SLG: 0.176		1-2 2-3								0	0	0	0	0	0	0				
<b>Inning Stats</b>	R: 0 E: 0 K: 0 S: 3	H: 0 LOB: 0 BB: 0 P: 3	R: 2 E: 0 K: 0 S: 6	H: 3 LOB: 2 BB: 1 P: 10	R: 1 E: 2 K: 0 S: 6	H: 1 LOB: 2 BB: 0 P: 6	R: 0 E: 0 K: 1 S: 5	H: 0 LOB: 0 BB: 0 P: 5	R: 0 E: 0 K: 0 S: 4	H: 1 LOB: 1 BB: 0 P: 4	R: 0 E: 0 K: 0 S: 3	H: 0 LOB: 0 BB: 0 P: 3	R: 0 E: 0 K: 1 S: 5	H: 0 LOB: 0 BB: 0 P: 5	R: 0 E: 0 K: 0 S: 5	H: 0 LOB: 0 BB: 0 P: 5	1B: 3 2B: 2 3B: 0 HR: 0	SF: 0 SAC: 1 DP: 0 HBP: 0	WP: 0 PB: 0 SB: 0 CS: 0	PA: 35
<b>PITCHER</b> Chuck Stobbs, L ERA: 3.65	IP: 9.0 WLS: W BF: 35 H: 5 R: 3 ER: 2 SO: 2 BB: 1 IBB: 0 HBP: 0 BLK: 0 WP: 0 HR: 0 S: 38 P: 42 ERA: 2.00 WHIP: 0.667																			

Kansas City Athletics @ Washington Senators  
Griffith Stadium, Washington, DC  
Thu Aug 23 1956, 3:33 AM EDT  
Att: 11,755 - Unknown

AB 33  
R 3  
H 5  
RBI 3  
BB 1  
SO 2  
LOB 11



Batter	1	2	3	4	5	6	7	8	9	AB	R	H	RBI	BB	SO	LOB	BOTTOM			
Eddie Yost, R OBP: 0.441, SLG: 0.376	K	G6-4-3			G3		F3			4	0	0	0	0	1	3				
Whitey Herzog, L OBP: 0.313, SLG: 0.370	1B 2B		G1		FC2-5-4 S		F7			4	1	2	1	0	0	0				
Pete Runnels, L OBP: 0.371, SLG: 0.422	2H 1B		F7		FC2-5-4-3 HR		4-3			4	1	1	1	0	0	1				
Roy Sievers, R OBP: 0.375, SLG: 0.492	F2				HR		5-3			4	1	2	2	0	0	1				
Jim Lemon, R OBP: 0.354, SLG: 0.505	F9		F3		F9		P5			4	0	0	0	0	2					
Herb Plews, L OBP: 0.368, SLG: 0.354		1B FC6-4 BB		E4 G4-6-3		FC3-6 BB		K		3	1	1	0	1	1	0				
Lou Berberet, L OBP: 0.421, SLG: 0.429		FC6-4 1B BB		F8		FC3-6 1-2				2	0	0	0	1	0	2				
Jose Valdivielso, R OBP: 0.311, SLG: 0.320		FC6-4 1B		G4-6-3		K				3	0	1	0	0	1	2				
Chuck Stobbs, L OBP: 0.188, SLG: 0.209		FC6-4 G6-4-3			G3 1B 2B		L3			3	1	1	1	0	0	3				
<b>Inning Stats</b>	R: 1 E: 0 K: 1 S: 7	H: 2 LOB: 1 BB: 0 P: 7	R: 3 E: 0 K: 0 S: 4	H: 2 LOB: 1 BB: 1 P: 8	R: 0 E: 0 K: 0 S: 4	H: 1 LOB: 0 BB: 0 P: 4	R: 0 E: 0 K: 0 S: 3	H: 0 LOB: 0 BB: 0 P: 3	R: 3 E: 0 K: 0 S: 6	H: 3 LOB: 0 BB: 0 P: 6	R: 0 E: 0 K: 1 S: 5	H: 0 LOB: 1 BB: 1 P: 9	R: 0 E: 0 K: 0 S: 3	H: 0 LOB: 0 BB: 0 P: 3	R: 0 E: 0 K: 1 S: 5	H: 0 LOB: 0 BB: 0 P: 5	1B: 5 2B: 2 3B: 0 HR: 1	SF: 0 SAC: 0 DP: 2 HBP: 0	WP: 0 PB: 0 SB: 1 CS: 0	PA: 33
<b>PITCHER</b> Jack Crimian, R ERA: 5.92 Bobby Shantz, L ERA: 4.63	IP: 6.0 WLS: L BF: 27 H: 8 R: 5 ER: 5 SO: 2 BB: 2 IBB: 0 HBP: 0 BLK: 0 WP: 0 HR: 1 S: 29 P: 37 ERA: 7.50 WHIP: 1.667																			

Kansas City Athletics @ Washington Senators  
Griffith Stadium, Washington, DC  
Thu Aug 23 1956, 3:33 AM EDT  
Att: 11,755 - Unknown

AB 31  
R 5  
H 8  
RBI 5  
BB 2  
SO 3  
LOB 14





Batter	1	2	3	4	5	6	7	8	9	AB	R	H	RBI	BB	SO	LOB	TOP												
<b>Vic Power, R</b> OBP: 0.337, SLG: 0.432	0-0 HR 1B	0-0 FC5 BB 1B		0-0 F9			0-0 F8		0-0 SH5-4 HR 2B	5	2	3	1	0	0	1													
<b>Hector Lopez, R</b> OBP: 0.353, SLG: 0.440	0-3 K	4-0 BB 1-2 BB			4-0 3B BB		0-3 K		0-0 SH5-4 2-3	2	1	0	0	0	2	2	1												
<b>Lou Skizas, R</b> OBP: 0.365, SLG: 0.482	0-0 HR	0-0 FC5			0-0 P6		0-0 F7		0-0 HR	5	2	2	4	0	0	3													
<b>Johnny Groth, R</b> OBP: 0.316, SLG: 0.402	1-H HR	2-3f								0	0	0	0	0	0	0													
<b>Harry Simpson, L</b> OBP: 0.337, SLG: 0.497	0-0 1B		0-0 4-3		0-0 SF9 3B			0-0 HR	0-3 K	5	2	3	2	0	1	0													
<b>Hal Smith, R</b> OBP: 0.309, SLG: 0.363	0-0 P6		0-0 P4		0-0 SF9			0-0 2B	0-0 E4	4	0	1	1	0	0	1													
<b>Al Pilarcik, L</b> OBP: 0.306, SLG: 0.325	0-0 1-3		0-0 F9		0-0 4-3			0-0 F2	0-0 F9	5	0	0	0	0	0	3													
<b>Joe Demaestri, R</b> OBP: 0.282, SLG: 0.329		0-0 4-3		4-0 SH5-3 BB		0-0 F5		4-0 FC6-4 BB		2	0	0	0	2	0	0													
<b>Clete Boyer, R</b> OBP: 0.290, SLG: 0.286		0-0 E S 1B 1B		0-0 SH5-3 1-2		0-0 F5		0-0 P5		3	1	1	0	0	0	2													
<b>Lou Kretlow, R</b> OBP: 0.118, SLG: 0.032	0-3 K	0-3 K		0-3 K		0-0 L4		0-0 FC6-4 1-2f		2	0	0	0	0	2	2													
<b>Bobby Shantz, R</b> OBP: 0.190, SLG: 0.158	1-3									2	0	0	0	0	0	2													
<b>Inning Stats</b>	R: 2 E: 0 K: 1 S: 8	H: 3 LOB: 1 BB: 0 P: 8	R: 1 E: 0 K: 1 S: 7	H: 2 LOB: 2 BB: 1 P: 11	R: 0 E: 0 K: 0 S: 3	H: 0 LOB: 0 BB: 0 P: 3	R: 0 E: 0 K: 1 S: 5	H: 0 LOB: 1 BB: 1 P: 9	R: 2 E: 0 K: 0 S: 4	H: 1 LOB: 0 BB: 1 P: 8	R: 0 E: 0 K: 0 S: 3	H: 0 LOB: 0 BB: 0 P: 3	R: 0 E: 0 K: 1 S: 5	H: 0 LOB: 0 BB: 0 P: 5	R: 1 E: 0 K: 0 S: 5	H: 2 LOB: 2 BB: 1 P: 9	R: 2 E: 1 K: 1 S: 8	H: 2 LOB: 1 BB: 0 P: 8	1B: 4 2B: 2 3B: 1 HR: 3	SF: 1 SAC: 2 DP: 0 HBP: 0	WP: 0 PB: 0 SB: 1 CS: 0	PA: 42							
<b>PITCHER</b>	IP	WLS	BF	H	R	ER	SO	BB	IBB	HBP	BLK	WP	HR	S	P	ERA	WHIP												
<b>Pedro Ramos, R</b> ERA: 4.7	(1, 1)	5.0	L	24	6	5	5	3	3	4	0	0	0	0	1	27	39	9.00	1.800										
<b>Bud Byerly, R</b> ERA: 3.13	(6, 1)	2.0		6	0	0	0	1	0	0	0	0	0	0	8	8	0.00	0.000											
<b>Bunky Stewart, L</b> ERA: 5.2	(8, 1)	2.0		12	4	3	3	1	1	0	0	0	0	2	13	17	13.50	2.500											
Batter	1	2	3	4	5	6	7	8	9	AB	R	H	RBI	BB	SO	LOB	BOTTOM												
<b>Eddie Yost, R</b> OBP: 0.439, SLG: 0.372	0-0 6-3	0-0 E6 1-2 2-3		4-0 BB		0-0 F8		0-3 K		4	0	0	0	1	1	2													
<b>Whitney Herzog, L</b> OBP: 0.310, SLG: 0.365	0-0 F8	0-3 K		0-0 F9		0-3 K		0-0 4-3 2B		4	0	0	0	0	2	5													
<b>Karl Olson, R</b> OBP: 0.317, SLG: 0.341	0-0 F8	0-3 K		0-0 F9		0-3 K		0-0 4-3 2B		1	0	1	0	0	0	0													
<b>Pete Runnels, L</b> OBP: 0.375, SLG: 0.424	0-0 1B		4-0 FC3-6 BB		4-0 2B BB		0-0 1B		0-0 4-3	3	1	2	0	2	0	1													
<b>Roy Sievers, R</b> OBP: 0.374, SLG: 0.487	0-0 5-3		0-0 P4		4-0 2B 2B BB		0-0 L7		0-0 6-3	4	1	0	0	1	0	4													
<b>Clint Courtney, L</b> OBP: 0.383, SLG: 0.460		0-0 FC4-6 1B	0-0 FC3-6 1-2f		0-0 2B 2B		0-0 F2		0-0 3-1	5	1	2	1	0	0	1													
<b>Jim Lemon, R</b> OBP: 0.352, SLG: 0.500	0-3 K	0-0 F8		0-3 K		4-0 BB BB		4-0 BB BB		4	0	0	0	1	2	4													
<b>Herb Plews, L</b> OBP: 0.356, SLG: 0.341	0-0 FC4-6 1B 1-2f		0-0 F8		0-0 F5		0-0 P5		0-0 F9	5	1	0	0	0	1	4													
<b>Jose Valdivielso, R</b> OBP: 0.323, SLG: 0.332	0-0 E 1B 1-2		4-0 SH3 BB		4-0 K2-3		4-0 BB			2	0	2	2	2	0	0													
<b>Pedro Ramos, S</b> OBP: 0.250, SLG: 0.310	0-0 1B		0-0 SH3		0-0 K2-3		0-0 F8			1	0	1	1	0	0	0													
<b>Lou Berberet, L</b> OBP: 0.419, SLG: 0.426	0-0 E		0-0 SH3		0-0 K2-3		0-0 F8			1	0	0	0	0	1	1													
<b>Bud Byerly, R</b> OBP: 0.143, SLG: 0.143	0-0 E		0-0 SH3		0-0 K2-3		0-0 F8			0	0	0	0	0	0	0													
<b>Ed Fitz Gerald, R</b> OBP: 0.411, SLG: 0.430	1-2 2H		0-0 SH3		0-0 K2-3		0-0 F8			1	0	0	0	0	2	2													
<b>Bunky Stewart, L</b> OBP: 0.331, SLG: 0.231	1-2 2H		0-0 SH3		0-0 K2-3		0-0 F8			0	0	0	0	0	0	0													
<b>Inning Stats</b>	R: 0 E: 0 K: 0 S: 4	H: 1 LOB: 1 BB: 0 P: 4	R: 1 E: 1 K: 2 S: 11	H: 3 LOB: 3 BB: 0 P: 11	R: 0 E: 0 K: 0 S: 3	H: 0 LOB: 1 BB: 1 P: 7	R: 0 E: 0 K: 0 S: 3	H: 0 LOB: 2 BB: 2 P: 11	R: 3 E: 0 K: 3 S: 11	H: 2 LOB: 1 BB: 2 P: 19	R: 0 E: 0 K: 1 S: 6	H: 1 LOB: 1 BB: 0 P: 6	R: 0 E: 0 K: 0 S: 3	H: 0 LOB: 2 BB: 2 P: 11	R: 0 E: 0 K: 1 S: 6	H: 1 LOB: 1 BB: 0 P: 6	R: 0 E: 0 K: 0 S: 3	H: 0 LOB: 0 BB: 0 P: 3	1B: 5 2B: 3 3B: 0 HR: 0	SF: 0 SAC: 1 DP: 0 HBP: 0	WP: 0 PB: 0 SB: 0 CS: 0	PA: 43							
<b>PITCHER</b>	IP	WLS	BF	H	R	ER	SO	BB	IBB	HBP	BLK	WP	HR	S	P	ERA	WHIP												
<b>Lou Kretlow, R</b> ERA: 5.16	(1, 1)	4.2		26	6	4	4	4	5	0	0	0	0	0	29	49	7.71	2.357											
<b>Bobby Shantz, L</b> ERA: 4.4	(5, 1)	4.1	W	17	2	0	0	3	2	0	0	0	0	0	21	29	0.00	0.923											

Kansas City Athletics @ Washington Senators  
Griffith Stadium, Washington, DC  
Fri Aug 24 1956, 3:33 AM EDT  
Att: 2,795 - Unknown

AB	35
R	8
H	10
RBI	8
BB	4
SO	5
LOB	15



Kansas City Athletics @ Washington Senators  
Griffith Stadium, Washington, DC  
Fri Aug 24 1956, 3:33 AM EDT  
Att: 2,795 - Unknown

AB	35
R	4
H	8
RBI	4
BB	7
SO	7
LOB	24





Batter	1	2	3	4	5	6	7	8	9	AB	R	H	RBI	BB	SO	LOB	TOP					
Vic Power, R OBP: 0.338, SLG: 0.432 (1, 3)	6-3		FC6-4 1B		6-3 1B		FC1-6 1B		F8	5	1	2	0	0	0	1	Kansas City Athletics @ Washington Senators Griffith Stadium, Washington, DC Sat Aug 25 1956, 3:33 AM EDT Att: 2,352 - Unknown  <a href="http://livebaseballscorecards.com">livebaseballscorecards.com</a>					
Hector Lopez, R OBP: 0.355, SLG: 0.441 (1, 5)					6-3 1B		FC1-6 1B		6-3	4	1	2	0	1	0	1						
Lou Skizas, R OBP: 0.362, SLG: 0.477 (1, 7)	F9		P4		6-3					4	0	1	0	0	0	4						
Harry Simpson, L OBP: 0.340, SLG: 0.503 (1, 9)		G3 SF8 2B					F5			4	2	3	2	0	0	2						
Hal Smith, R OBP: 0.308, SLG: 0.365 (1, 2)		G3							P3	4	0	1	1	0	1	2						
Al Pilarcik, L OBP: 0.306, SLG: 0.321 (1, 8)										2	0	0	0	1	1	1						
Johnny Groth, R OBP: 0.314, SLG: 0.400 (6, 8)										1	0	0	0	0	1	0						
Joe Demaestri, R OBP: 0.281, SLG: 0.329 (1, 6)										3	0	1	1	0	1	1						
Clete Boyer, R OBP: 0.284, SLG: 0.279 (8, PH)										3	0	0	0	0	0	2						
Enos Slaughter, L OBP: 0.362, SLG: 0.395 (7, PH)										1	0	0	0	0	0	1						
Jim Finigan, R OBP: 0.308, SLG: 0.300 (8, 4)										0	0	0	0	0	0	0						
Art Ditmar, R OBP: 0.187, SLG: 0.154 (5, PH)										1	0	1	0	0	0	0						
Gus Gettemio, R OBP: 0.307, SLG: 0.420 (5, 1)										0	0	0	0	0	0	0						
Troy Herritage, R OBP: 0.192, SLG: 0.125 (7, PH)										1	0	0	0	0	0	0						
Eddie Rommel, L OBP: 0.202, SLG: 0.244 (7, 1)										0	0	0	0	0	0	0						
Jack McMahan, R OBP: 0.157, SLG: 0.271 (5, PH)										1	0	0	0	0	1	0						
Tim Thompson, L OBP: 0.157, SLG: 0.271 (5, PH)										0	0	0	0	0	0	0						
<b>Inning Stats</b>	R: 0 E: 0 K: 0 S: 2	H: 0 LOB: 0 BB: 1 P: 6	R: 1 E: 0 K: 0 S: 4	H: 1 LOB: 1 BB: 1 P: 8	R: 0 E: 0 K: 0 S: 4	H: 2 LOB: 1 BB: 0 P: 4	R: 1 E: 0 K: 1 S: 7	H: 2 LOB: 1 BB: 0 P: 7	R: 2 E: 0 K: 1 S: 8	H: 3 LOB: 2 BB: 0 P: 8	R: 0 E: 0 K: 1 S: 5	H: 0 LOB: 0 BB: 0 P: 5	R: 0 E: 0 K: 0 S: 5	H: 2 LOB: 2 BB: 0 P: 5	R: 0 E: 0 K: 1 S: 6	H: 1 LOB: 1 BB: 0 P: 6	R: 0 E: 0 K: 1 S: 5	H: 0 LOB: 0 BB: 0 P: 5	1B: 8 2B: 3 3B: 0 HR: 0	SF: 1 SAC: 0 DP: 0 HBP: 0	WP: 0 PB: 0 SB: 0 CS: 1	PA: 38
<b>PITCHER</b> Camilo Pascual, R ERA: 5.77 (1, 1)	IP: 9.0 WLS: W BF: 38 H: 11 R: 4 ER: 4 SO: 5 BB: 2 IBB: 0 HBP: 0 BLK: 0 WP: 0 HR: 0 S: 46 P: 54 ERA: 4.00 WHIP: 1.444															<b>PITCHER</b>						

Batter	1	2	3	4	5	6	7	8	9	AB	R	H	RBI	BB	SO	LOB	BOTTOM	
Eddie Yost, R OBP: 0.442, SLG: 0.371 (1, 5)									6-3	1	2	0	0	4	0	1	Kansas City Athletics @ Washington Senators Griffith Stadium, Washington, DC Sat Aug 25 1956, 3:33 AM EDT Att: 2,352 - Unknown  <a href="http://livebaseballscorecards.com">livebaseballscorecards.com</a>	
Whitey Herzog, L OBP: 0.305, SLG: 0.360 (1, 8)	G3									5	0	0	0	0	0	7		
Herb Plews, L OBP: 0.351, SLG: 0.343 (1, 4)										5	0	1	1	0	0	3		
Roy Sievers, R OBP: 0.374, SLG: 0.492 (1, 3)										4	2	1	2	1	1	1		
Jim Lemon, R OBP: 0.352, SLG: 0.504 (1, 9)										4	2	1	2	0	0	1		
Ernie Oravetz, S OBP: 0.364, SLG: 0.314 (1, 7)										4	1	3	0	0	0	0		
Lou Berberet, L OBP: 0.416, SLG: 0.422 (1, 2)										4	1	1	1	0	0	2		
Jose Valdivielso, R OBP: 0.330, SLG: 0.337 (1, 6)										3	0	2	0	1	0	1		
Camilo Pascual, R OBP: 0.188, SLG: 0.217 (1, 1)										3	0	0	0	0	0	3		
<b>Inning Stats</b>	R: 1 E: 0 K: 0 S: 4	H: 1 LOB: 1 BB: 1 P: 8	R: 0 E: 0 K: 0 S: 3	H: 1 LOB: 1 BB: 1 P: 7	R: 5 E: 3 K: 0 S: 9	H: 3 LOB: 3 BB: 2 P: 17	R: 2 E: 0 K: 0 S: 4	H: 2 LOB: 0 BB: 1 P: 8	R: 0 E: 0 K: 1 S: 5	H: 0 LOB: 0 BB: 0 P: 5	R: 0 E: 0 K: 0 S: 4	H: 1 LOB: 1 BB: 0 P: 4	R: 0 E: 0 K: 0 S: 3	H: 0 LOB: 0 BB: 0 P: 3	1B: 6 2B: 2 3B: 0 HR: 2	SF: 0 SAC: 1 DP: 1 HBP: 0		WP: 0 PB: 0 SB: 1 CS: 0
<b>PITCHER</b> Art Ditmar, R ERA: 4.49 (1, 1)	IP: 4.0 WLS: L BF: 25 H: 7 R: 8 ER: 5 SO: 0 BB: 5 IBB: 0 HBP: 0 BLK: 0 WP: 0 HR: 2 S: 20 P: 40 ERA: 11.25 WHIP: 3.000															<b>PITCHER</b>		
Troy Herritage, R ERA: 6.59 (5, 1)	IP: 2.0 WLS: L BF: 8 H: 1 R: 0 ER: 0 SO: 1 BB: 1 IBB: 0 HBP: 0 BLK: 0 WP: 0 HR: 0 S: 9 P: 13 ERA: 0.00 WHIP: 1.000																	
Jack McMahan, L ERA: 5.0 (7, 1)	IP: 2.0 WLS: L BF: 7 H: 1 R: 0 ER: 0 SO: 0 BB: 0 IBB: 0 HBP: 0 BLK: 0 WP: 0 HR: 0 S: 7 P: 7 ERA: 0.00 WHIP: 0.500																	




Batter	1	2	3	4	5	6	7	8	9	AB	R	H	RBI	BB	SO	LOB	TOP		
<b>Al Smith, R</b> OBP: 0.378, SLG: 0.448 (1, 7)	4-0 BB		0-3 K		0-0 L9		0-0 1B		0-0 6-3	4	0	1	0	1	1	3	<b>Cleveland Indians @ Washington Senators</b> Griffith Stadium, Washington, DC Sun Aug 26 1956, 3:33 AM EDT Att: 6,880 - Unknown <a href="http://livebaseballscorecards.com">livebaseballscorecards.com</a>		
<b>Chico Carrasquel, R</b> OBP: 0.330, SLG: 0.319 (1, 6)	0-3 K		0-3 K		0-0 F7		0-0 5-3		0-0 5-3	5	0	0	0	0	2	5			
<b>Al Rosen, R</b> OBP: 0.375, SLG: 0.448 (1, 5)	0-0 L8		4-0 2B		0-0 L5			0-0 HR		3	2	1	0	1	0	2			
<b>Rocky Colavito, R</b> OBP: 0.372, SLG: 0.553 (1, 9)	0-0 F9		0-0 2B		0-0 P6			0-0 HR		4	1	2	4	0	0	1			
<b>Jim Busby, R</b> OBP: 0.501, SLG: 0.368 (1, 8)		4-0 6-3 5-3 BB	0-0 F3		0-0 1B			0-0 F7		3	0	1	0	1	0	1			
<b>Preston Ward, L</b> OBP: 0.352, SLG: 0.441 <b>Sam Mele, R</b> OBP: 0.343, SLG: 0.429 (9, 3)	0-0 5-3		0-3 K		0-0 F7			0-0 F8		4	0	0	0	0	1	2			
<b>Jim Hegan, R</b> OBP: 0.329, SLG: 0.360 (1, 2)	0-0 6-3		0-0 F3		0-0 1-3			0-0 4-3		4	0	0	0	0	0	2			
<b>Bobby Avila, R</b> OBP: 0.340, SLG: 0.317 (1, 4)	0-0 F9		0-3 K				0-0 P3		0-0 F5	4	0	0	0	0	1	1			
<b>Early Wynn, S</b> OBP: 0.310, SLG: 0.299 (1, 1)			0-0 2B		0-0 E5		0-0 6-3		0-0 2B	4	1	2	0	0	0	0			
<b>Inning Stats</b>	R: 0 E: 0 K: 1 S: 5	H: 0 LOB: 1 BB: 1 P: 9	R: 2 E: 0 K: 2 S: 9	H: 2 LOB: 1 BB: 1 P: 13	R: 0 E: 0 K: 2 S: 7	H: 0 LOB: 0 BB: 0 P: 7	R: 0 E: 1 K: 0 S: 4	H: 1 LOB: 1 BB: 0 P: 4	R: 0 E: 0 K: 2 S: 4	H: 1 LOB: 1 BB: 0 P: 4	R: 2 E: 0 K: 0 S: 5	H: 2 LOB: 2 BB: 0 P: 5	R: 0 E: 0 K: 0 S: 4	H: 1 LOB: 1 BB: 0 P: 4	1B: 4 2B: 2 3B: 0 HR: 1	SF: 0 SAC: 0 DP: 0 HBP: 0		WP: 0 PA: 38 SB: 0 CS: 1	
<b>PITCHER</b>	IP	WLS	BF	H	R	ER	SO	BB	IBB	HBP	BLK	WP	HR	S	P	ERA	WHIP		
<b>Dean Stone, L</b> ERA: 6.66 <b>Bob Chakales, R</b> ERA: 3.4 (9, 1)	8.0	L	34	6	4	4	5	3	0	0	0	0	1	41	53	4.50	1.125		


Batter	1	2	3	4	5	6	7	8	9	AB	R	H	RBI	BB	SO	LOB	BOTTOM		
<b>Eddie Yost, R</b> OBP: 0.439, SLG: 0.368 (1, 5)	0-0 5-3		0-0 G1-4-3			0-0 F2		0-0 F6		4	0	0	0	0	0	1	<b>Cleveland Indians @ Washington Senators</b> Griffith Stadium, Washington, DC Sun Aug 26 1956, 3:33 AM EDT Att: 6,880 - Unknown <a href="http://livebaseballscorecards.com">livebaseballscorecards.com</a>		
<b>Whitey Herzog, L</b> OBP: 0.307, SLG: 0.359 (1, 8)	0-0 E S 1B		0-0 F8			4-0 BB		0-0 F9		3	1	1	0	1	0	0			
<b>Pete Runnels, L</b> OBP: 0.378, SLG: 0.429 (1, 3)	0-0 1H 1B				0-0 2B				0-0 FC4-6 BB 1B	4	0	3	1	0	0	1			
<b>Roy Sievers, R</b> OBP: 0.371, SLG: 0.487 (1, 7)	0-0 F8			0-3 K		0-0 P3			0-0 F9	4	0	0	0	0	1	3			
<b>Jim Lemon, R</b> OBP: 0.351, SLG: 0.501 (1, 9)		0-3 K		0-3 K			0-3 K		4-0 FC4-6 BB	3	0	0	0	1	3	1			
<b>Herb Plews, L</b> OBP: 0.342, SLG: 0.333 (1, 4)	0-0 F7			0-0 4-3			0-3 K		0-0 FC4-6	4	0	0	0	0	1	3			
<b>Lou Berberet, L</b> OBP: 0.415, SLG: 0.417 <b>Camilo Pascual, R</b> OBP: 0.188, SLG: 0.217 <b>Ed Fitz Gerald, R</b> OBP: 0.407, SLG: 0.426 (7, PR) (8, 2)	4-0 BB				0-0 G3		0-0 E3		0-0 F2	2	0	0	0	1	0	0			
<b>Jose Valdivielso, R</b> OBP: 0.326, SLG: 0.332 (1, 6)	0-0 F8				0-0 P6		0-0 F2			3	0	0	0	0	0	2			
<b>Dean Stone, L</b> OBP: 0.226, SLG: 0.115 <b>Ernie Oravetz, S</b> OBP: 0.361, SLG: 0.311 <b>Bob Chakales, R</b> OBP: 0.111, SLG: 0.111 (8, PH) (9, 1)			4-0 G1-4-3 BB		0-3 K			0-0 P5		1	0	0	0	1	1	0			
<b>Inning Stats</b>	R: 1 E: 0 K: 0 S: 4	H: 2 LOB: 0 BB: 0 P: 4	R: 0 E: 0 K: 1 S: 5	H: 0 LOB: 1 BB: 1 P: 9	R: 0 E: 0 K: 2 S: 8	H: 1 LOB: 1 BB: 0 P: 8	R: 0 E: 0 K: 1 S: 5	H: 0 LOB: 0 BB: 0 P: 5	R: 0 E: 0 K: 0 S: 3	H: 0 LOB: 1 BB: 1 P: 7	R: 0 E: 1 K: 2 S: 8	H: 0 LOB: 1 BB: 0 P: 8	R: 0 E: 0 K: 0 S: 3	H: 0 LOB: 0 BB: 0 P: 3	R: 0 E: 0 K: 0 S: 4	H: 1 LOB: 2 BB: 1 P: 8		1B: 3 2B: 1 3B: 0 HR: 0	SF: 0 SAC: 0 DP: 1 HBP: 0
<b>PITCHER</b>	IP	WLS	BF	H	R	ER	SO	BB	IBB	HBP	BLK	WP	HR	S	P	ERA	WHIP		
<b>Early Wynn, R</b> ERA: 3.0 (1, 1)	9.0	W	34	4	1	0	6	4	0	0	0	0	0	42	58	0.00	0.889		



Batter	1	2	3	4	5	6	7	8	9	AB	R	H	RBI	BB	SO	LOB	TOP																					
<b>Al Smith, R</b> OBP: 0.376, SLG: 0.445 (1, 8)										5	0	1	1	0	0	1	<b>Cleveland Indians @ Washington Senators</b> Griffith Stadium, Washington, DC Mon Aug 27 1956, 3:33 AM EDT Att: 4,879 - Unknown																					
<b>Bobby Avila, R</b> OBP: 0.342, SLG: 0.320 (1, 4)										5	0	3	0	0	1	1																						
<b>Vic Wertz, L</b> OBP: 0.371, SLG: 0.491 (1, 3)										4	0	0	0	1	2																							
<b>Rocky Colavito, R</b> OBP: 0.377, SLG: 0.567 (1, 9)										4	1	2	1	1	0	4																						
<b>Al Rosen, R</b> OBP: 0.370, SLG: 0.441 (1, 5)										5	0	0	0	0	1	3																						
<b>Gene Woodling, L</b> OBP: 0.410, SLG: 0.418 <b>Jim Busby, R</b> OBP: 0.301, SLG: 0.368 (8, 8)										4	0	0	0	0	0	0																						
<b>Jim Hegan, R</b> OBP: 0.331, SLG: 0.359 (1, 2)										3	1	1	0	1	0	0																						
<b>Chico Carrasquel, R</b> OBP: 0.335, SLG: 0.342 (1, 6)										3	3	3	3	1	0	0																						
<b>Bob Lemon, L</b> OBP: 0.282, SLG: 0.372 (1, 1)										4	0	1	0	0	0	2																						
<b>Inning Stats</b>	R: 0 E: 0 K: 0 S: 4	H: 1 LOB: 1 BB: 0 P: 4	R: 2 E: 0 K: 0 S: 4	H: 1 LOB: 0 BB: 1 P: 8	R: 0 E: 0 K: 2 S: 7	H: 0 LOB: 0 BB: 0 P: 7	R: 0 E: 0 K: 0 S: 3	H: 1 LOB: 0 BB: 0 P: 3	R: 1 E: 0 K: 0 S: 5	H: 2 LOB: 1 BB: 0 P: 5	R: 1 E: 0 K: 1 S: 6	H: 1 LOB: 0 BB: 0 P: 6	R: 1 E: 0 K: 0 S: 6	H: 3 LOB: 3 BB: 1 P: 10	R: 0 E: 0 K: 0 S: 4	H: 1 LOB: 2 BB: 1 P: 8	R: 0 E: 0 K: 0 S: 4	H: 1 LOB: 2 BB: 1 P: 8	1B: 7 2B: 1 3B: 0 HR: 3	SF: 0 SAC: 0 DP: 1 HBP: 0	WP: 0 PB: 0 SB: 0 CS: 0	PA: 41																
<b>PITCHER</b>	IP	WLS	BF	H	R	ER	SO	BB	IBB	HBP	BLK	WP	HR	S	P	ERA	WHIP	<b>PITCHER</b>				IP	WLS	BF	H	R	ER	SO	BB	IBB	HBP	BLK	WP	HR	S	P	ERA	WHIP
<b>Hal Griggs, R</b> ERA: 5.4 (1, 1)	5.0	L	20	5	3	3	2	1	0	0	0	0	2	23	27	5.40	1.200																					
<b>Bunky Stewart, L</b> ERA: 5.23 (6, 1)	3.0		16	5	2	2	1	2	0	0	0	0	1	16	24	6.00	2.333																					
<b>Connie Grob, R</b> ERA: 7.28 (9, 1)	1.0		5	1	0	0	0	1	0	0	0	0	0	4	8	0.00	2.000																					



Batter	1	2	3	4	5	6	7	8	9	AB	R	H	RBI	BB	SO	LOB	BOTTOM																					
<b>Eddie Yost, R</b> OBP: 0.436, SLG: 0.364 (1, 5)										4	0	0	0	0	1	1	<b>Cleveland Indians @ Washington Senators</b> Griffith Stadium, Washington, DC Mon Aug 27 1956, 3:33 AM EDT Att: 4,879 - Unknown																					
<b>Whitey Herzog, L</b> OBP: 0.310, SLG: 0.361 (1, 8)										4	0	2	0	0	0	1																						
<b>Pete Runnels, L</b> OBP: 0.379, SLG: 0.430 (1, 3)										4	0	2	0	0	0	1																						
<b>Roy Sievers, R</b> OBP: 0.372, SLG: 0.489 (1, 7)										3	1	1	1	1	0	2																						
<b>Clint Courtney, L</b> OBP: 0.377, SLG: 0.452 (1, 2)										4	0	0	0	0	0	6																						
<b>Jim Lemon, R</b> OBP: 0.348, SLG: 0.497 (1, 9)										4	0	0	1	0	2	0																						
<b>Herb Plews, L</b> OBP: 0.340, SLG: 0.331 (1, 4)										4	0	1	0	0	2	0																						
<b>Jose Valdivielso, R</b> OBP: 0.326, SLG: 0.332 <b>Ed Fitz Gerald, R</b> OBP: 0.404, SLG: 0.421 (9, PH)										3	0	1	0	0	0	1																						
<b>Hal Griggs, R</b> <b>Ernie Cravetz, S</b> <b>Bunky Stewart, L</b> <b>Lou Berberet, L</b> <b>Camilo Pascual, R</b> <b>Connie Grob, L</b> <b>Karl Olson, R</b> (5, PH) (5, PH) (5, PH) (8, PH) (8, PH) (9, PH) (9, PH)										1	0	0	0	0	0	1																						
<b>Inning Stats</b>	R: 0 E: 0 K: 0 S: 5	H: 2 LOB: 2 BB: 0 P: 5	R: 0 E: 1 K: 1 S: 6	H: 0 LOB: 1 BB: 0 P: 6	R: 0 E: 0 K: 0 S: 3	H: 1 LOB: 0 BB: 0 P: 3	R: 0 E: 0 K: 1 S: 5	H: 0 LOB: 0 BB: 0 P: 5	R: 0 E: 0 K: 1 S: 6	H: 1 LOB: 0 BB: 0 P: 6	R: 1 E: 0 K: 0 S: 6	H: 1 LOB: 3 BB: 1 P: 10	R: 1 E: 1 K: 0 S: 6	H: 2 LOB: 3 BB: 1 P: 10	R: 0 E: 0 K: 2 S: 8	H: 1 LOB: 1 BB: 0 P: 8	1B: 7 2B: 2 3B: 0 HR: 0	SF: 0 SAC: 0 DP: 2 HBP: 0	WP: 0 PB: 0 SB: 0 CS: 0	PA: 36																		
<b>PITCHER</b>	IP	WLS	BF	H	R	ER	SO	BB	IBB	HBP	BLK	WP	HR	S	P	ERA	WHIP	<b>PITCHER</b>				IP	WLS	BF	H	R	ER	SO	BB	IBB	HBP	BLK	WP	HR	S	P	ERA	WHIP
<b>Bob Lemon, R</b> ERA: 3.04 (1, 1)	9.0	W	36	8	2	1	6	1	0	0	1	0	0	47	51	1.00	1.000																					







Batter	1	2	3	4	5	6	7	8	9	AB	R	H	RBI	BB	SO	LOB	TOP				
Luis Aparicio, R OBP: 0.301, SLG: 0.336 (1, 6)	6-3		SH2-3 1B		F3		F3		G5-4-3	5	0	1	0	0	0	5	Chicago White Sox @ Washington Senators Griffith Stadium, Washington, DC Tue Aug 28 1956, 3:33 AM EDT Unknown				
Nellie Fox, L OBP: 0.355, SLG: 0.386 (1, 4)	G3 BB		SH2-3		F9		5-3			2	0	0	0	1	0	3					
Larry Doby, L OBP: 0.379, SLG: 0.437 (1, 8)	G3		K			K		4-3		4	0	0	0	0	2	3					
Minnie Minoso, R OBP: 0.418, SLG: 0.462 (1, 7)	K			K		HR 1B		FC6-5 2B		4	1	2	0	0	2	1					
Walt Dropo, R OBP: 0.327, SLG: 0.327 (1, 3)		P3		K		F7		F9		4	0	0	0	0	1	2					
Les Moss, R OBP: 0.330, SLG: 0.549 (1, 2)		F7		F9		HR		FC6-5		4	1	1	2	0	0	1					
Jim Rivera, L OBP: 0.339, SLG: 0.395 (1, 9)		F8			G3	F3			K	4	0	0	0	0	1	0					
Sammy Esposito, R OBP: 0.367, SLG: 0.316 (1, 5)			F2		1B 1B			1B BB		3	0	2	0	1	0	0					
Bob Keegan, R OBP: 0.241, SLG: 0.120 Bubba Phillips, R OBP: 0.298, SLG: 0.356 Jim McDonald, R OBP: 0.333, SLG: 0.625 Dixie Howell, L OBP: 0.324, SLG: 0.349 Dave Philley, S OBP: 0.295, SLG: 0.349 Paul LaPalme, L OBP: 0.329, SLG: 0.373 Ron Northey, R OBP: 0.348, SLG: 0.515 Billy Pierce, L OBP: 0.163, SLG: 0.108 (1, 1) (5, PH) (5, 1) (6, 1) (7, PH) (7, 1) (9, PH) (9, PH)			SH2-3 1B		1-3 1B		K		G5-4-3 1B	1	0	1	0	0	0	0					
<b>Inning Stats</b>	R: 0 E: 0 K: 1 S: 5	H: 0 LOB: 1 BB: 1 P: 9	R: 0 E: 0 K: 0 S: 3	H: 0 LOB: 0 BB: 0 P: 3	R: 0 E: 0 K: 1 S: 7	H: 2 LOB: 2 BB: 0 P: 7	R: 0 E: 0 K: 2 S: 7	H: 0 LOB: 0 BB: 0 P: 7	R: 0 E: 0 K: 1 S: 5	H: 2 LOB: 2 BB: 0 P: 5	R: 2 E: 0 K: 1 S: 7	H: 2 LOB: 0 BB: 0 P: 7	R: 0 E: 0 K: 1 S: 6	H: 1 LOB: 1 BB: 0 P: 6	R: 0 E: 0 K: 0 S: 4	H: 1 LOB: 1 BB: 0 P: 4		R: 0 E: 0 K: 1 S: 5	H: 1 LOB: 2 BB: 1 P: 9	1B: 6 2B: 1 3B: 1 HR: 1	SF: 0 SAC: 1 DP: 1 HBP: 0
<b>PITCHER</b> Chuck Stobbs, L ERA: 3.57 (1, 1)	IP: 9.0 WLS: W BF: 37 H: 9 R: 2 ER: 2 SO: 7 BB: 2 IBB: 0 HBP: 0 BLK: 0 WP: 0 HR: 1 S: 49 P: 57 ERA: 2.00 WHIP: 1.222															<b>PITCHER</b> IP: 9.0 WLS: W BF: 37 H: 9 R: 2 ER: 2 SO: 7 BB: 2 IBB: 0 HBP: 0 BLK: 0 WP: 0 HR: 1 S: 49 P: 57 ERA: 2.00 WHIP: 1.222					

Batter	1	2	3	4	5	6	7	8	9	AB	R	H	RBI	BB	SO	LOB	BOTTOM		
Eddie Yost, R OBP: 0.434, SLG: 0.363 (1, 5)	FC3-6 1B		F3		G6-4-3		6-3			4	0	1	0	0	0	1	Chicago White Sox @ Washington Senators Griffith Stadium, Washington, DC Tue Aug 28 1956, 3:33 AM EDT Unknown		
Whitey Herzog, L OBP: 0.306, SLG: 0.357 (1, 8)	FC3-6		G3		4-3		G3			4	0	0	0	0	0	1			
Pete Runnels, L OBP: 0.380, SLG: 0.430 (1, 3)	F9			1B HR 1B		L6-4 1B	F8			4	1	2	0	0	0	1			
Roy Sievers, R OBP: 0.375, SLG: 0.490 (1, 7)	F8			HR 1B		BB 1B 1B		3B BB		3	3	2	0	1	0	1			
Clint Courtney, L OBP: 0.375, SLG: 0.461 (1, 2)		5-3		HR		L6-4		P4		4	1	1	3	0	0	3			
Jim Lemon, R OBP: 0.347, SLG: 0.495 (1, 9)		P6		P6		1B BB 1B		F2		4	0	1	0	0	0	1			
Herb Plews, L OBP: 0.349, SLG: 0.372 (1, 4)		HR		L6		1B BB		3B		3	1	2	2	1	0	0			
Jose Valdivielso, R OBP: 0.325, SLG: 0.330 (1, 6)		F9		1-3		1-2 2-3 3-H 1B		F7		4	0	1	1	0	0	1			
Chuck Stobbs, L OBP: 0.194, SLG: 0.203 (1, 1)			4-3		G6-4-3 BB		K			2	0	0	0	1	1	3			
<b>Inning Stats</b>	R: 0 E: 1 K: 0 S: 4	H: 1 LOB: 1 BB: 0 P: 4	R: 1 E: 0 K: 0 S: 4	H: 1 LOB: 0 BB: 0 P: 4	R: 0 E: 0 K: 0 S: 3	H: 0 LOB: 0 BB: 0 P: 3	R: 3 E: 0 K: 0 S: 6	H: 3 LOB: 0 BB: 0 P: 6	R: 0 E: 0 K: 0 S: 2	H: 0 LOB: 0 BB: 1 P: 6	R: 1 E: 0 K: 1 S: 8	H: 4 LOB: 3 BB: 1 P: 12	R: 0 E: 0 K: 0 S: 3	H: 0 LOB: 0 BB: 0 P: 3	R: 1 E: 0 K: 0 S: 4	H: 1 LOB: 1 BB: 1 P: 8		1B: 7 2B: 1 3B: 1 HR: 2	SF: 0 SAC: 0 DP: 2 HBP: 0
<b>PITCHER</b> Bob Keegan, R ERA: 3.55 Jim McDonald, R ERA: 8.1 Dixie Howell, R ERA: 4.81 Paul LaPalme, L ERA: 3.71 (1, 1) (5, 1) (6, 1) (7, 1)	IP: 4.0 WLS: L BF: 17 H: 5 R: 4 ER: 4 SO: 4 BB: 0 IBB: 0 HBP: 0 BLK: 0 WP: 0 HR: 2 S: 17 P: 17 ERA: 9.00 WHIP: 1.250															<b>PITCHER</b> IP: 4.0 WLS: L BF: 17 H: 5 R: 4 ER: 4 SO: 4 BB: 0 IBB: 0 HBP: 0 BLK: 0 WP: 0 HR: 2 S: 17 P: 17 ERA: 9.00 WHIP: 1.250			



Batter	1	2	3	4	5	6	7	8	9	AB	R	H	RBI	BB	SO	LOB	TOP			
Jim Rivera, L (1, 9) OBP: 0.338, SLG: 0.393	P6			1B		F7	K		G3	5	0	1	0	0	1	2	<b>Chicago White Sox @ Washington Senators</b> Griffith Stadium, Washington, DC Tue Aug 28 1956, 3:38 AM EDT Att: 4,389 - Unknown <a href="http://livebaseballscorecards.com">livebaseballscorecards.com</a>			
Nellie Fox, L (1, 4) OBP: 0.354, SLG: 0.385	F8			F7				6-3		4	0	1	0	0	0	0				
Larry Doby, L (1, 8) OBP: 0.376, SLG: 0.434	4-3			L8		F7		HR	BB	3	1	0	0	1	0	2				
Minnie Minoso, R (1, 7) OBP: 0.417, SLG: 0.467		5-3			6-3		F9	HR		4	1	1	2	0	0	0				
Dave Philley, S (1, 3) OBP: 0.326, SLG: 0.357		5-3			4-3			HR	6-3	3	1	1	1	0	0	0				
Walt Dropo, R (7, 3) OBP: 0.329, SLG: 0.330									1B	1	0	1	0	0	0	0				
Sherm Lollar, R (1, 2) OBP: 0.385, SLG: 0.444		L7			1B		2B	1B	6-3	4	1	2	0	0	0	1				
Fred Hatfield, L (1, 5) OBP: 0.367, SLG: 0.388			5-3		P4		2B	1B	F8	4	1	1	0	0	0	2				
Luis Aparicio, R (1, 6) OBP: 0.299, SLG: 0.334			5-3		5-3				6-3	2	0	0	0	0	0	0				
Ron Northey, L (7, PH) OBP: 0.400, SLG: 0.559										1	0	1	2	0	0	0				
Sammy Esposito, R (7, PH) OBP: 0.365, SLG: 0.314										1	0	0	0	0	0	0				
Jack Harshman, L (1, 1) OBP: 0.277, SLG: 0.466			P6							4	0	1	0	0	2	1				
Ellis Kinder, R (9, 1)						1B	K		K	0	0	0	0	0	0	0				
<b>Inning Stats</b>	R: 0 E: 0 K: 0 S: 3	H: 0 LOB: 0 BB: 0 P: 3	R: 0 E: 0 K: 0 S: 3	H: 0 LOB: 0 BB: 0 P: 3	R: 0 E: 0 K: 0 S: 3	H: 1 LOB: 0 BB: 0 P: 3	R: 0 E: 0 K: 0 S: 4	H: 1 LOB: 1 BB: 0 P: 4	R: 0 E: 0 K: 0 S: 5	H: 2 LOB: 2 BB: 0 P: 5	R: 3 E: 0 K: 2 S: 11	H: 4 LOB: 1 BB: 0 P: 11	R: 2 E: 0 K: 0 S: 5	H: 2 LOB: 1 BB: 1 P: 9	R: 0 E: 0 K: 1 S: 5	H: 0 LOB: 0 BB: 0 P: 5	1B: 7 2B: 1 3B: 0 HR: 2	SF: 0 SAC: 0 DP: 0 HBP: 0	WP: 0 PB: 0 SB: 0 CS: 0	PA: 37
<b>PITCHER</b>	IP WLS BF H R ER SO BB IBB HBP BLK WP HR S P ERA WHIP																			
Pedro Ramos, R (1, 1) ERA: 4.68	6.1 L 26 8 3 3 0 0 0 0 0 0 0 1 26 26 4.26 1.263																			
Dean Stone, L (7, 1) ERA: 6.92	0.2 2 0 0 0 2 0 0 0 0 0 0 0 6 6 0.00 0.000																			
Bunky Stewart, L (8, 1) ERA: 5.36	1.0 6 2 2 2 0 1 0 0 0 0 0 1 5 9 18.00 3.000																			
Camilo Pascual, R (9, 1) ERA: 5.74	1.0 3 0 0 0 1 0 0 0 0 0 0 0 5 5 0.00 0.000																			

Batter	1	2	3	4	5	6	7	8	9	AB	R	H	RBI	BB	SO	LOB	BOTTOM					
Eddie Yost, R (1, 5) OBP: 0.432, SLG: 0.361	F8		K		F2		F7		FC6-4 1B	5	0	1	0	0	1	0	<b>Chicago White Sox @ Washington Senators</b> Griffith Stadium, Washington, DC Tue Aug 28 1956, 3:38 AM EDT Att: 4,389 - Unknown <a href="http://livebaseballscorecards.com">livebaseballscorecards.com</a>					
Ed Fitz Gerald, R (1, 2) OBP: 0.404, SLG: 0.420	F9		P4		1B			BB 1B	FC6-4 G6-4-3	5	1	2	0	0	0	2						
Pete Runnels, L (1, 3) OBP: 0.376, SLG: 0.425	6-3			6-3	F2			F2	G6-4-3	5	0	0	0	0	0	4						
Roy Sievers, R (1, 7) OBP: 0.378, SLG: 0.490		FC6-4 1B		F8 BB 1B BB		6-3		FC6-4 BB		2	1	1	0	2	0	0						
Jim Lemon, R (1, 9) OBP: 0.347, SLG: 0.491		FC6-4 1B		1B BB		K		FC6-4 1B		3	1	0	0	1	1	2						
Karl Olson, R (1, 8) OBP: 0.321, SLG: 0.353		FC6-4 1B		F8				1B	1B	4	0	3	0	0	0	2						
Herb Plews, L (1, 4) OBP: 0.353, SLG: 0.375		K		1B		K		1B	1B	4	0	2	2	0	2	3						
Jose Valdivielso, R (1, 6) OBP: 0.320, SLG: 0.324		FC6-4		P3				F9	F8	4	0	0	0	0	0	6						
Pedro Ramos, S (1, 1) OBP: 0.238, SLG: 0.295			K							2	0	0	0	0	2	0						
Dean Stone, L (7, PH) OBP: 0.226, SLG: 0.115										0	0	0	0	0	0	0						
Ernie Crivetto, S (7, PH) OBP: 0.365, SLG: 0.395										1	0	0	0	0	1	0						
Bunky Stewart, L (8, 1) OBP: 0.400, SLG: 0.559										0	0	0	0	0	0	0						
Camilo Pascual, R (9, 1) OBP: 0.365, SLG: 0.314										0	0	0	0	0	0	0						
Lou Berberet, L (9, PH) OBP: 0.400, SLG: 0.420										0	0	0	0	1	0	0						
Hal Griggs, R (9, PH)									FC6-4 1B BB	0	0	0	0	0	0	0						
<b>Inning Stats</b>	R: 0 E: 0 K: 0 S: 3	H: 0 LOB: 0 BB: 0 P: 3	R: 0 E: 0 K: 1 S: 7	H: 2 LOB: 2 BB: 0 P: 7	R: 0 E: 0 K: 2 S: 7	H: 0 LOB: 0 BB: 0 P: 7	R: 1 E: 0 K: 0 S: 4	H: 1 LOB: 2 BB: 2 P: 12	R: 0 E: 0 K: 1 S: 6	H: 1 LOB: 1 BB: 0 P: 6	R: 0 E: 0 K: 2 S: 8	H: 1 LOB: 1 BB: 0 P: 8	R: 0 E: 0 K: 1 S: 5	H: 0 LOB: 0 BB: 0 P: 5	R: 2 E: 1 K: 0 S: 6	H: 3 LOB: 2 BB: 1 P: 10	R: 0 E: 0 K: 0 S: 3	H: 1 LOB: 2 BB: 1 P: 7	1B: 8 2B: 0 3B: 1 HR: 0	SF: 0 SAC: 0 DP: 1 HBP: 0	WP: 0 PB: 0 SB: 0 CS: 0	PA: 39
<b>PITCHER</b>	IP WLS BF H R ER SO BB IBB HBP BLK WP HR S P ERA WHIP																					
Jack Harshman, L (1, 1) ERA: 3.09	8.0 W 36 8 3 3 7 4 0 0 0 0 0 0 0 3 3 3.38 1.500																					
Ellis Kinder, R (9, 1) ERA: 2.62	1.0 S 3 1 0 0 0 0 0 0 0 0 0 0 3 3 0.00 1.000																					



Batter	1	2	3	4	5	6	7	8	9	AB	R	H	RBI	BB	SO	LOB	TOP				
Luis Aparicio, R OBP: 0.298, SLG: 0.330 (1, 6)	F9		6-3	K	FC6-4		5-3		1B WP	5	1	0	0	1	1	4					
Nellie Fox, L OBP: 0.359, SLG: 0.391 (1, 4)	BB BB G1-2-3 BB		3B	F7		G2-6-3 1B		2B	1B	5	2	4	0	1	0	1					
Larry Doby, L OBP: 0.380, SLG: 0.435 (1, 8)	BB 1-2 BB		F9	G3		G2-6-3 1-2 1B		FC1-5 2B	BB 1-2 BB	4	0	1	1	1	2	0	3				
Minnie Minoso, R OBP: 0.422, SLG: 0.475 Jim Delsing, L OBP: 0.270, SLG: 0.120 (8, 7)	BB 1-2 2-3 BB		1B	3B	FC4 SH 1B		1B	FC1-5 BB	BB 3-1	3	2	3	1	2	0	0					
Sherm Lollar, R OBP: 0.383, SLG: 0.439 (1, 2)	G1-2-3 3-H		1B	2B	FC4 SH SF9 1-2		4-3	FC1-5 1-2 2-3	BB	4	2	0	0	1	0	7					
Walt Dropo, R OBP: 0.334, SLG: 0.340 (1, 3)		BB 1B	2B	1B	SH SF9 1-3 2-H		E	K		4	2	3	1	0	1	2					
Bubba Phillips, R OBP: 0.299, SLG: 0.375 (1, 9)		K	2B	1B	5-3		E5 SH1-3 2-H	P4		5	0	2	2	0	1	5					
Fred Hatfield, L OBP: 0.369, SLG: 0.385 (1, 5)		BB 1-2 BB	1-3		SH1-3			F8		2	0	0	0	2	0	1					
Jim Wilson, R OBP: 0.324, SLG: 0.353 Ellis Kinder, R (9, 1)	G6-4-3 1-2			2B	SF9 2-3 3-H		F2	F8		4	0	1	1	0	0	3					
										0	0	0	0	0	0	0					
<b>Inning Stats</b>	R: 0 E: 0 K: 0 S: 2	H: 0 LOB: 2 BB: 3 P: 14	R: 0 E: 0 K: 1 S: 5	H: 1 LOB: 1 BB: 1 P: 9	R: 4 E: 0 K: 0 S: 7	H: 4 LOB: 1 BB: 1 P: 11	R: 0 E: 0 K: 1 S: 6	H: 1 LOB: 2 BB: 0 P: 6	R: 2 E: 1 K: 0 S: 6	H: 1 LOB: 2 BB: 1 P: 10	R: 0 E: 0 K: 0 S: 4	H: 2 LOB: 1 BB: 0 P: 4	R: 1 E: 1 K: 0 S: 5	H: 2 LOB: 1 BB: 0 P: 5	R: 1 E: 0 K: 1 S: 7	H: 2 LOB: 2 BB: 1 P: 11	R: 1 E: 0 K: 0 S: 4	H: 1 LOB: 2 BB: 2 P: 12	1B: 8 2B: 5 3B: 1 HR: 0	SF: 1 SAC: 2 DP: 3 HBP: 0	WP: 1 PA: 49
<b>PITCHER</b>	IP WLS BF H R ER SO BB IBB HBP BLK WP HR S P ERA WHIP	IP WLS BF H R ER SO BB IBB HBP BLK WP HR S P ERA WHIP	IP WLS BF H R ER SO BB IBB HBP BLK WP HR S P ERA WHIP	IP WLS BF H R ER SO BB IBB HBP BLK WP HR S P ERA WHIP	IP WLS BF H R ER SO BB IBB HBP BLK WP HR S P ERA WHIP	IP WLS BF H R ER SO BB IBB HBP BLK WP HR S P ERA WHIP	IP WLS BF H R ER SO BB IBB HBP BLK WP HR S P ERA WHIP	IP WLS BF H R ER SO BB IBB HBP BLK WP HR S P ERA WHIP	IP WLS BF H R ER SO BB IBB HBP BLK WP HR S P ERA WHIP	IP WLS BF H R ER SO BB IBB HBP BLK WP HR S P ERA WHIP	IP WLS BF H R ER SO BB IBB HBP BLK WP HR S P ERA WHIP	IP WLS BF H R ER SO BB IBB HBP BLK WP HR S P ERA WHIP	IP WLS BF H R ER SO BB IBB HBP BLK WP HR S P ERA WHIP	IP WLS BF H R ER SO BB IBB HBP BLK WP HR S P ERA WHIP	IP WLS BF H R ER SO BB IBB HBP BLK WP HR S P ERA WHIP	IP WLS BF H R ER SO BB IBB HBP BLK WP HR S P ERA WHIP	IP WLS BF H R ER SO BB IBB HBP BLK WP HR S P ERA WHIP	IP WLS BF H R ER SO BB IBB HBP BLK WP HR S P ERA WHIP	IP WLS BF H R ER SO BB IBB HBP BLK WP HR S P ERA WHIP	IP WLS BF H R ER SO BB IBB HBP BLK WP HR S P ERA WHIP	
Bob Wiesler, L ERA: 6.6 (1, 1)	3.0 L	17 5	4 4	2 4	0 4	1 1	0 1	0 0	0 0	0 0	0 16	20 16	0.00 4.50	1.333 2.500							
Hal Griggs, R ERA: 5.22 (4, 1)	3.0 15	4 2	0 0	1 1	0 1	0 0	0 0	0 0	0 0	0 12	16 12	9.00 3.000									
Connie Grob, R ERA: 7.21 (7, 1)	2.0 11	4 2	1 1	1 1	0 0	0 0	0 0	0 0	0 0	0 4	4 12										
Bob Chakales, R ERA: 3.47 (9, 1)	1.0 6	1 1	1 1	1 0	0 0	0 0	0 0	0 0	0 0	0 1	0 4										

Chicago White Sox @ Washington Senators  
Griffith Stadium, Washington, DC  
Wed Aug 29 1956, 3:33 AM EDT  
Att: 1,373 - Unknown

livebaseballscorecards.com

AB 37  
R 9  
H 14  
RBI 6  
BB 9  
SO 3  
LOB 28



Batter	1	2	3	4	5	6	7	8	9	AB	R	H	RBI	BB	SO	LOB	BOTTOM				
Eddie Yost, R OBP: 0.430, SLG: 0.359 (1, 5)	F9			P4		F7		K	1B	5	0	1	1	0	1	0					
Whitey Herzog, L OBP: 0.305, SLG: 0.354 (1, 8)	K			K		F8			BB 3-H 1B 6-3	5	1	1	0	0	2	1					
Pete Runnels, L OBP: 0.377, SLG: 0.428 (1, 3)	1-3			1B		F8			BB 4-3 1B 2B	4	1	2	0	0	0	0					
Roy Sievers, R OBP: 0.375, SLG: 0.486 (1, 7)		5-3		P2		P4			BB 3-H 1B 6-3	4	0	0	1	0	0	2					
Clint Courtney, L OBP: 0.373, SLG: 0.455 (1, 2)		F5			F9	E3 3B			BB 4-3 1B BB	3	2	0	0	1	0	0					
Herb Plews, L OBP: 0.351, SLG: 0.385 (1, 4)		1-3			3-1		3B		BB 1-2 2-3 1B	4	0	1	1	0	0	2					
Ernie Oravetz, S OBP: 0.359, SLG: 0.312 (1, 9)			1-3			6-3			BB 2-H 3-H 1B	4	1	2	2	0	0	1					
Jose Valdivielso, R OBP: 0.316, SLG: 0.319 Jim Lemon, R OBP: 0.348, SLG: 0.497 (9, PH)			1-3			P4		F9	BB 1-H E 3B	3	0	0	0	0	0	1					
Bob Wiesler, S OBP: 0.285, SLG: 0.103 Chuck Shotton, L OBP: 0.192, SLG: 0.200 Hal Griggs, R OBP: 0.359, SLG: 0.391 Karl Olson, R OBP: 0.316, SLG: 0.412 Connie Grob, L OBP: 0.418, SLG: 0.418 Lou Berberet, L OBP: 0.111, SLG: 0.111 Bob Chakales, R OBP: 0.408, SLG: 0.436 (11, 1)			K			P3			BB 3-H 1B 2B	1	1	1	0	0	0	0					
										0	0	0	0	0	0	0					
<b>Inning Stats</b>	R: 0 E: 0 K: 1 S: 5	H: 0 LOB: 0 BB: 0 P: 5	R: 0 E: 0 K: 0 S: 3	H: 0 LOB: 0 BB: 0 P: 3	R: 0 E: 0 K: 1 S: 5	H: 0 LOB: 0 BB: 0 P: 5	R: 0 E: 0 K: 1 S: 6	H: 1 LOB: 1 BB: 0 P: 6	R: 0 E: 0 K: 0 S: 4	H: 1 LOB: 1 BB: 0 P: 4	R: 0 E: 0 K: 0 S: 3	H: 0 LOB: 0 BB: 0 P: 3	R: 1 E: 1 K: 0 S: 5	H: 1 LOB: 1 BB: 0 P: 5	R: 0 E: 0 K: 1 S: 5	H: 0 LOB: 0 BB: 0 P: 5	R: 6 E: 1 K: 0 S: 9	H: 6 LOB: 1 BB: 1 P: 13	1B: 5 2B: 2 3B: 2 HR: 0	SF: 0 SAC: 0 DP: 0 HBP: 0	WP: 0 PA: 38
<b>PITCHER</b>	IP WLS BF H R ER SO BB IBB HBP BLK WP HR S P ERA WHIP	IP WLS BF H R ER SO BB IBB HBP BLK WP HR S P ERA WHIP	IP WLS BF H R ER SO BB IBB HBP BLK WP HR S P ERA WHIP	IP WLS BF H R ER SO BB IBB HBP BLK WP HR S P ERA WHIP	IP WLS BF H R ER SO BB IBB HBP BLK WP HR S P ERA WHIP	IP WLS BF H R ER SO BB IBB HBP BLK WP HR S P ERA WHIP	IP WLS BF H R ER SO BB IBB HBP BLK WP HR S P ERA WHIP	IP WLS BF H R ER SO BB IBB HBP BLK WP HR S P ERA WHIP	IP WLS BF H R ER SO BB IBB HBP BLK WP HR S P ERA WHIP	IP WLS BF H R ER SO BB IBB HBP BLK WP HR S P ERA WHIP	IP WLS BF H R ER SO BB IBB HBP BLK WP HR S P ERA WHIP	IP WLS BF H R ER SO BB IBB HBP BLK WP HR S P ERA WHIP	IP WLS BF H R ER SO BB IBB HBP BLK WP HR S P ERA WHIP	IP WLS BF H R ER SO BB IBB HBP BLK WP HR S P ERA WHIP	IP WLS BF H R ER SO BB IBB HBP BLK WP HR S P ERA WHIP	IP WLS BF H R ER SO BB IBB HBP BLK WP HR S P ERA WHIP	IP WLS BF H R ER SO BB IBB HBP BLK WP HR S P ERA WHIP	IP WLS BF H R ER SO BB IBB HBP BLK WP HR S P ERA WHIP	IP WLS BF H R ER SO BB IBB HBP BLK WP HR S P ERA WHIP	IP WLS BF H R ER SO BB IBB HBP BLK WP HR S P ERA WHIP	
Jim Wilson, R ERA: 4.22 (1, 1)	8.2 W	35 7	6 5	4 4	1 0	0 0	0 0	0 0	0 0	0 42	46 46	5.19 0.923									
Ellis Kinder, R ERA: 2.99 (9, 1)	0.1 S	3 2	1 1	1 0	0 0	0 0	0 0	0 0	0 0	0 3	3 3	27.00 6.000									


Chicago White Sox @ Washington Senators  
Griffith Stadium, Washington, DC  
Wed Aug 29 1956, 3:33 AM EDT  
Att: 1,373 - Unknown


livebaseballscorecards.com

AB 37  
R 7  
H 9  
RBI 7  
BB 1  
SO 4  
LOB 7





Batter	1	2	3	4	5	6	7	8	9	AB	R	H	RBI	BB	SO	LOB	TOP			
<b>Enos Slaughter, L</b> (1, 7) OBP: 0.380, SLG: 0.398	0-3 K	0-0 1B		0-0 P5		0-0 L7		0-0 1B		5	0	2	2	0	1	2	<b>New York Yankees @ Washington Senators</b> Griffith Stadium, Washington, DC Fri Aug 31 1956, 3:33 AM EDT Att: 15,525 - Unknown 			
<b>Billy Martin, R</b> (1, 5) OBP: 0.327, SLG: 0.420	0-3 K	1-2 3-H 1B	0-0 1-3	0-3 K			0-0 5-3	0-0 4-3		5	0	0	0	0	2	4				
<b>Mickey Mantle, S</b> (1, 8) OBP: 0.473, SLG: 0.736	0-0 G3		4-0 2B		0-3 K		0-0 HR		0-3 K	4	2	1	1	1	2	0				
<b>Yogi Berra, L</b> (1, 2) OBP: 0.368, SLG: 0.509		0-0 1B	0-0 F7		0-0 1B		0-0 4-3		0-0 L4	5	1	2	0	0	0	1				
<b>Bill Skowron, R</b> (1, 3) OBP: 0.381, SLG: 0.523		0-0 1B	0-0 1B	0-0 2B	0-0 F9		4-0 BB		0-3 K	4	1	2	1	1	1	1				
<b>Gil McDougald, R</b> (1, 4) OBP: 0.401, SLG: 0.438		0-0 F2	0-3 K		0-3 K		0-0 BB		0-0 F7	4	0	0	0	0	2	5				
<b>Hank Bauer, R</b> (1, 9) OBP: 0.326, SLG: 0.443		0-0 1B	0-0 L9		0-0 FC1-6		0-0 1B		0-0 SH1-4	4	2	3	1	0	0	1				
<b>Billy Hunter, R</b> (1, 6) OBP: 0.357, SLG: 0.561		0-0 F3		0-0 FC1-5		0-3 K		0-0 F8	4	0	1	0	0	1	4					
<b>Whitey Ford, L</b> (1, 1) OBP: 0.290, SLG: 0.230		0-0 1B		0-0 FC1-5		0-0 FC1-6		0-0 SH1-4	3	0	1	1	0	0	2					
<b>Tom Morgan, R</b> (8, 1) OBP: 0.214, SLG: 0.154	1-3 2-H 1B		2-3		1-2				0	0	0	0	0	0	0	0				
<b>Inning Stats</b>	R: 0 E: 0 K: 2 S: 7	H: 0 LOB: 0 BB: 0 P: 7	R: 3 E: 0 K: 0 S: 8	H: 5 LOB: 2 BB: 0 P: 8	R: 1 E: 0 K: 1 S: 6	H: 1 LOB: 1 BB: 0 P: 10	R: 0 E: 0 K: 1 S: 6	H: 1 LOB: 1 BB: 0 P: 6	R: 0 E: 0 K: 1 S: 6	H: 1 LOB: 1 BB: 0 P: 6	R: 1 E: 0 K: 0 S: 4	H: 1 LOB: 1 BB: 1 P: 8	R: 1 E: 0 K: 0 S: 5	H: 2 LOB: 1 BB: 0 P: 5	R: 0 E: 0 K: 2 S: 7	H: 0 LOB: 0 BB: 0 P: 7	1B: 9 2B: 2 3B: 0 HR: 1	SF: 0 SAC: 1 DP: 0 HBP: 0	WP: 0 PB: 0 SB: 0 CS: 0	PA: 41
<b>PITCHER</b> <b>Camilo Pascual, R</b> (1, 1) ERA: 5.75	IP: 9.0 WLS: L BF: 41	H: 12 R: 6 ER: 6 SO: 9	BB: 2 IBB: 0 HBP: 0 BLK: 0	WP: 0 HR: 1 S: 57 P: 65	ERA: 6.00 WHIP: 1.556	<b>PITCHER</b>										IP: 9.0 WLS: L BF: 41	H: 12 R: 6 ER: 6 SO: 9	BB: 2 IBB: 0 HBP: 0 BLK: 0	WP: 0 HR: 1 S: 57 P: 65	ERA: 6.00 WHIP: 1.556

Batter	1	2	3	4	5	6	7	8	9	AB	R	H	RBI	BB	SO	LOB	BOTTOM			
<b>Eddie Yost, R</b> (1, 5) OBP: 0.428, SLG: 0.356	0-0 4-3		0-0 F2		4-0 FC2-6		0-0 5-3		0-0 4-3	4	0	0	0	1	0	0	<b>New York Yankees @ Washington Senators</b> Griffith Stadium, Washington, DC Fri Aug 31 1956, 3:33 AM EDT Att: 15,525 - Unknown 			
<b>Ed Fitz Gerald, R</b> (1, 2) OBP: 0.412, SLG: 0.427	0-0 6-3		4-0 BB		0-0 FC2-6		4-0 PO			2	0	0	0	2	0	1				
<b>Pete Runnels, L</b> (1, 3) OBP: 0.376, SLG: 0.427	0-0 6-3		0-3 K		0-0 G3		0-0 PO		0-0 1B	4	0	1	0	0	1	2				
<b>Roy Sievers, R</b> (1, 7) OBP: 0.374, SLG: 0.482		0-0 6-3		4-0 HR		0-0 L7		0-0 F9	3	1	0	0	1	0	2					
<b>Jim Lemon, R</b> (1, 9) OBP: 0.351, SLG: 0.518		0-0 HR		0-0 HR		0-0 HR		0-3 K	4	3	3	4	0	1	1					
<b>Karl Olson, R</b> (1, 8) OBP: 0.323, SLG: 0.357		0-0 F9		0-0 F8		0-0 F8		0-0 1B	4	0	2	0	0	0	0					
<b>Herb Plews, L</b> (1, 4) OBP: 0.343, SLG: 0.375		0-0 E5		0-0 F8		0-0 1-3		0-0 4-3	4	0	0	0	0	0	3					
<b>Jose Valdivielso, R</b> (1, 6) OBP: 0.312, SLG: 0.315		0-0 F9		0-0 5-3		0-0 P6			3	0	0	0	0	0	2					
<b>Lou Berberet, L</b> (8, PH) OBP: 0.416, SLG: 0.415									1	0	0	0	0	0	0					
<b>Camilo Pascual, R</b> (1, 1) OBP: 0.176, SLG: 0.204			0-3 K		0-0 6-3		0-0 4-3		0-0 F8	3	0	0	0	0	1	1				
<b>Clint Courtney, L</b> (8, PH) OBP: 0.372, SLG: 0.453									1	0	0	0	0	0	0					
<b>Inning Stats</b>	R: 0 E: 0 K: 0 S: 3	H: 0 LOB: 0 BB: 0 P: 3	R: 1 E: 1 K: 0 S: 5	H: 1 LOB: 1 BB: 0 P: 5	R: 0 E: 0 K: 2 S: 7	H: 0 LOB: 1 BB: 1 P: 11	R: 2 E: 0 K: 0 S: 5	H: 2 LOB: 1 BB: 1 P: 9	R: 0 E: 0 K: 0 S: 3	H: 0 LOB: 0 BB: 1 P: 7	R: 1 E: 0 K: 0 S: 4	H: 1 LOB: 0 BB: 0 P: 4	R: 0 E: 0 K: 1 S: 7	H: 2 LOB: 2 BB: 0 P: 7	R: 0 E: 0 K: 0 S: 3	H: 0 LOB: 0 BB: 0 P: 3	1B: 2 2B: 1 3B: 0 HR: 3	SF: 0 SAC: 0 DP: 0 HBP: 0	WP: 0 PB: 0 SB: 0 CS: 0	PA: 38
<b>PITCHER</b> <b>Whitey Ford, L</b> (1, 1) ERA: 2.64	IP: 7.1 WLS: W BF: 31	H: 5 R: 4 ER: 4 SO: 2	BB: 4 IBB: 0 HBP: 0 BLK: 0	WP: 0 HR: 0 S: 31 P: 47	ERA: 4.91 WHIP: 1.227	<b>PITCHER</b>										IP: 7.1 WLS: W BF: 31	H: 5 R: 4 ER: 4 SO: 2	BB: 4 IBB: 0 HBP: 0 BLK: 0	WP: 0 HR: 0 S: 31 P: 47	ERA: 4.91 WHIP: 1.227
<b>Tom Morgan, R</b> (8, 1) ERA: 2.99	IP: 1.2 WLS: S BF: 6	H: 1 R: 0 ER: 0 SO: 1	BB: 0 IBB: 0 HBP: 0 BLK: 0	WP: 0 HR: 0 S: 8 P: 8	ERA: 0.00 WHIP: 0.600	<b>PITCHER</b>										IP: 1.2 WLS: S BF: 6	H: 1 R: 0 ER: 0 SO: 1	BB: 0 IBB: 0 HBP: 0 BLK: 0	WP: 0 HR: 0 S: 8 P: 8	ERA: 0.00 WHIP: 0.600



Batter	1	2	3	4	5	6	7	8	9	AB	R	H	RBI	BB	SO	LOB	TOP			
<b>Billy Martin, R</b> OBP: 0.326, SLG: 0.418 (1, 5)										4	0	1	0	0	2	0	<b>New York Yankees @ Washington Senators</b> Griffith Stadium, Washington, DC Sat Sep 01 1956, 3:33 AM EDT Att: 14,381 - Unknown			
<b>Gil McDougald, R</b> OBP: 0.400, SLG: 0.444 (1, 4)										4	1	1	1	0	0	2				
<b>Yogi Berra, L</b> OBP: 0.367, SLG: 0.507 (1, 2)										4	0	1	0	0	0	0				
<b>Mickey Mantle, S</b> OBP: 0.472, SLG: 0.732 (1, 8)										3	1	0	0	1	0	1				
<b>Bill Skowron, R</b> OBP: 0.380, SLG: 0.528 (1, 3)										4	1	1	1	0	0	3				
<b>Hank Bauer, R</b> OBP: 0.326, SLG: 0.442 (1, 9)										4	0	1	0	0	0	2				
<b>Enos Slaughter, L</b> OBP: 0.360, SLG: 0.398 (1, 7)										3	0	1	0	0	0	0				
<b>Billy Hunter, R</b> OBP: 0.370, SLG: 0.556 (1, 6)										4	0	2	1	0	0	1				
<b>Tom Sturdivant, L</b> OBP: 0.288, SLG: 0.346 (7, PH)										2	0	0	0	0	1	2				
<b>Eiston Howard, R</b> OBP: 0.306, SLG: 0.362 (7, PH)										1	0	0	0	0	1	1				
<b>Tommy Byrne, L</b> OBP: 0.313, SLG: 0.522 (9, PH)										0	0	0	0	0	0	0				
<b>Andy Carey, R</b> OBP: 0.312, SLG: 0.341 (9, PH)										1	0	0	0	0	0	1				
<b>Inning Stats</b>	R: 0 E: 0 K: 1 S: 5	H: 0 LOB: 0 BB: 0 P: 5	R: 1 E: 0 K: 1 S: 7	H: 2 LOB: 2 BB: 1 P: 11	R: 0 E: 0 K: 0 S: 3	H: 0 LOB: 0 BB: 0 P: 3	R: 1 E: 0 K: 0 S: 4	H: 1 LOB: 1 BB: 0 P: 4	R: 0 E: 0 K: 1 S: 5	H: 0 LOB: 0 BB: 0 P: 5	R: 1 E: 1 K: 0 S: 5	H: 1 LOB: 2 BB: 0 P: 7	R: 0 E: 0 K: 0 S: 3	H: 1 LOB: 0 BB: 0 P: 3	R: 0 E: 0 K: 0 S: 4	H: 1 LOB: 1 BB: 0 P: 4	1B: 6 2B: 0 3B: 0 HR: 2	SF: 0 SAC: 1 DP: 1 HBP: 0	WP: 0 PB: 0 SB: 0 CS: 0	PA: 36
<b>PITCHER</b> <b>Chuck Stobbs, L</b> ERA: 3.55 (1, 1)	IP: 9.0 WLS: W BF: 36 H: 8 R: 3 ER: 3 SO: 4 BB: 1 IBB: 0 HBP: 0 BLK: 0 WP: 0 HR: 2 S: 43 P: 47 ERA: 3.00 WHIP: 1.000															<b>PITCHER</b> <b>Chuck Stobbs, L</b> ERA: 3.55 (1, 1)	IP: 9.0 WLS: W BF: 36 H: 8 R: 3 ER: 3 SO: 4 BB: 1 IBB: 0 HBP: 0 BLK: 0 WP: 0 HR: 2 S: 43 P: 47 ERA: 3.00 WHIP: 1.000			

Batter	1	2	3	4	5	6	7	8	9	AB	R	H	RBI	BB	SO	LOB	BOTTOM			
<b>Eddie Yost, R</b> OBP: 0.425, SLG: 0.352 (1, 5)										5	0	0	0	0	1	6	<b>New York Yankees @ Washington Senators</b> Griffith Stadium, Washington, DC Sat Sep 01 1956, 3:33 AM EDT Att: 14,381 - Unknown			
<b>Whitey Herzog, L</b> OBP: 0.304, SLG: 0.353 (1, 8)										4	1	1	0	0	1	3				
<b>Pete Runnels, L</b> OBP: 0.375, SLG: 0.425 (1, 3)										4	0	1	0	0	2	0				
<b>Roy Sievers, R</b> OBP: 0.377, SLG: 0.487 (1, 7)										4	2	3	1	0	0	1				
<b>Karl Olson, F</b> OBP: 0.325, SLG: 0.357 (9, 7)										0	0	0	0	0	0	0				
<b>Jim Lemon, R</b> OBP: 0.350, SLG: 0.516 (1, 9)										4	0	1	1	0	1	4				
<b>Clint Courtney, L</b> OBP: 0.370, SLG: 0.448 (1, 2)										3	1	0	0	0	0	4				
<b>Herb Plews, L</b> OBP: 0.341, SLG: 0.368 (1, 4)										3	0	0	0	1	1	2				
<b>Jose Valdivieso, R</b> OBP: 0.311, SLG: 0.314 (1, 6)										4	0	1	0	0	2	3				
<b>Chuck Stobbs, L</b> OBP: 0.224, SLG: 0.236 (1, 1)										2	0	2	2	1	0	0				
<b>Inning Stats</b>	R: 0 E: 0 K: 3 S: 9	H: 0 LOB: 0 BB: 0 P: 9	R: 2 E: 0 K: 2 S: 9	H: 2 LOB: 2 BB: 1 P: 14	R: 1 E: 0 K: 1 S: 8	H: 2 LOB: 2 BB: 0 P: 8	R: 0 E: 0 K: 0 S: 3	H: 0 LOB: 1 BB: 1 P: 7	R: 1 E: 0 K: 0 S: 4	H: 2 LOB: 0 BB: 0 P: 4	R: 0 E: 1 K: 0 S: 5	H: 1 LOB: 2 BB: 0 P: 5	R: 0 E: 0 K: 1 S: 6	H: 1 LOB: 1 BB: 0 P: 6	R: 0 E: 0 K: 1 S: 6	H: 1 LOB: 1 BB: 0 P: 6	1B: 7 2B: 2 3B: 0 HR: 0	SF: 0 SAC: 1 DP: 1 HBP: 1	WP: 0 PB: 0 SB: 0 CS: 0	PA: 37
<b>PITCHER</b> <b>Tom Sturdivant, R</b> ERA: 3.06 (7, 1)	IP: 6.0 WLS: L BF: 29 H: 7 R: 4 ER: 4 SO: 6 BB: 2 IBB: 0 HBP: 1 BLK: 0 WP: 0 HR: 0 S: 38 P: 47 ERA: 6.00 WHIP: 1.500															<b>PITCHER</b> <b>Tommy Byrne, L</b> ERA: 3.53 (7, 1)	IP: 2.0 WLS: L BF: 8 H: 2 R: 0 ER: 0 SO: 2 BB: 0 IBB: 0 HBP: 0 BLK: 0 WP: 0 HR: 0 S: 12 P: 12 ERA: 0.00 WHIP: 1.000			



Batter	1	2	3	4	5	6	7	8	9	AB	R	H	RBI	BB	SO	LOB	TOP							
Hank Bauer, R (1, 9) OBP: 0.326, SLG: 0.443	F9		2B		6-3		1B		F8	5	0	2	0	0	0	2	<b>New York Yankees @ Washington Senators</b> Griffith Stadium, Washington, DC Sun Sep 02 1956, 3:33 AM EDT Att: 17,110 - Unknown <a href="http://livebaseballscorecards.com">livebaseballscorecards.com</a>							
Gil McDougald, R (1, 4) OBP: 0.398, SLG: 0.441	K		K		HBP		K		2-3	3	0	0	0	0	3	2								
Mickey Mantle, S (1, 8) OBP: 0.472, SLG: 0.728	F9		BB		K				1B	2	0	0	0	2	1	1								
Yogi Berra, L (1, 2) OBP: 0.368, SLG: 0.509		P3	3-1						F9	4	0	2	0	0	0	2								
Bill Skowron, R (1, 3) OBP: 0.379, SLG: 0.524	K				3B		F9		FC5-2-6	3	1	0	0	0	1	3								
Elston Howard, R (1, 7) OBP: 0.313, SLG: 0.375					HBP		2-3		FC4-6	2	1	2	1	1	0	0								
Enos Slaughter, L (8, PH) OBP: 0.359, SLG: 0.396	E				6-3		G4-6-3		FC4-6	1	0	0	0	0	0	2								
Billy Martin, R (1, 5) OBP: 0.326, SLG: 0.419	E6				6-3		BB		FC6-4	4	1	1	0	0	0	5								
Billy Hunter, R (1, 6) OBP: 0.347, SLG: 0.521									F8	3	0	0	0	0	0	0								
Inv Noren, L (9, PH) OBP: 0.552, SLG: 0.400	P6				F5				F8	1	0	1	0	0	0	0								
Tom Carroll, R (9, PR) OBP: 0.400, SLG: 0.400									SH2-4	0	0	0	0	0	0	0								
Jerry Coleman, R (9, 6) OBP: 0.304, SLG: 0.302									1B	0	0	0	0	0	0	0								
Bob Turley, R (1, 1) OBP: 0.261, SLG: 0.238					6-3				SH2-4	1	0	0	0	0	0	0								
Tommy Byrne, L (4, 1) OBP: 0.300, SLG: 0.500										2	0	0	0	0	2	0								
Tom Morgan, R (9, 1) OBP: 0.214, SLG: 0.154									1-2	0	0	0	0	0	0	0								
<b>Inning Stats</b>	R: 0 E: 0 K: 1 S: 5	H: 0 LOB: 0 BB: 0 P: 5	R: 2 E: 1 K: 1 S: 7	H: 2 LOB: 0 BB: 0 P: 7	R: 0 E: 0 K: 1 S: 6	H: 1 LOB: 2 BB: 1 P: 10	R: 1 E: 0 K: 0 S: 3	H: 1 LOB: 0 BB: 0 P: 4	R: 0 E: 0 K: 2 S: 7	H: 0 LOB: 1 BB: 1 P: 8	R: 0 E: 0 K: 0 S: 3	H: 1 LOB: 1 BB: 1 P: 7	R: 0 E: 0 K: 2 S: 8	H: 1 LOB: 2 BB: 1 P: 8	R: 0 E: 0 K: 0 S: 4	H: 1 LOB: 2 BB: 1 P: 8	R: 0 E: 0 K: 0 S: 3	H: 1 LOB: 3 BB: 0 P: 3	1B: 4 2B: 3 3B: 1 HR: 0	SF: 0 SAC: 1 DP: 1 HBP: 2	WP: 0 PB: 0 SB: 0 CS: 0	PA: 37		
<b>PITCHER</b>	IP WLS BF H R ER SO BB IBB HBP BLK WP HR S P ERA WHIP																							
Dean Stone, L (1, 1) ERA: 6.28	7.0	31	7	3	1	7	3	0	2	0	0	0	0	0	40	54	1.29	1.429						
Bud Byerly, R (8, 1) ERA: 2.97	2.0	W 6	1	0	0	0	0	0	0	0	0	0	0	6	6	0.00	0.500							

Batter	1	2	3	4	5	6	7	8	9	AB	R	H	RBI	BB	SO	LOB	BOTTOM						
Eddie Yost, R (1, 5) OBP: 0.423, SLG: 0.350	1B		L5	FC6-4			5-3		K	5	0	1	0	0	1	2	<b>New York Yankees @ Washington Senators</b> Griffith Stadium, Washington, DC Sun Sep 02 1956, 3:33 AM EDT Att: 17,110 - Unknown <a href="http://livebaseballscorecards.com">livebaseballscorecards.com</a>						
Whitey Herzog, L (1, 8) OBP: 0.303, SLG: 0.351	L9		F7		4-3		F9		E9	5	1	1	0	0	0	1							
Pete Runnels, L (1, 3) OBP: 0.374, SLG: 0.423	K			4-3	F7		F8		E	5	0	1	0	0	1	1							
Jim Lemon, R (1, 9) OBP: 0.349, SLG: 0.512	K			K					L7	4	0	0	0	1	2	2							
Herb Plews, L (1, 4) OBP: 0.339, SLG: 0.377		6-3		3B			F8		1-3	4	1	1	0	0	0	1							
Ernie Oravetz, S (1, 7) OBP: 0.371, SLG: 0.309				BB	BB		F8		BB	1	1	0	0	3	0	0							
Lou Berberet, L (1, 2) OBP: 0.423, SLG: 0.413				BB	BB				BB	1	1	0	0	2	0	1							
Jose Valdivielso, R (1, 6) OBP: 0.311, SLG: 0.323										3	0	1	3	0	0	2							
Roy Sievers, R (8, PH) OBP: 0.379, SLG: 0.487	6-3						P6			0	0	0	0	1	0	0							
Hal Griggs, R (8, PR) OBP: 0.314, SLG: 0.238										0	0	0	0	0	0	0							
Dean Stone, L (1, 1) ERA: 4.56										2	0	0	0	1	2	1							
Bud Byerly, R (8, 1) ERA: 0.125										1	0	0	0	0	1	3							
<b>Inning Stats</b>	R: 0 E: 0 K: 2 S: 8	H: 1 LOB: 1 BB: 0 P: 8	R: 0 E: 0 K: 0 S: 3	H: 0 LOB: 1 BB: 1 P: 7	R: 0 E: 0 K: 1 S: 5	H: 0 LOB: 0 BB: 0 P: 5	R: 3 E: 0 K: 1 S: 7	H: 2 LOB: 2 BB: 3 P: 19	R: 0 E: 0 K: 0 S: 3	H: 0 LOB: 1 BB: 1 P: 7	R: 0 E: 0 K: 1 S: 5	H: 0 LOB: 0 BB: 0 P: 6	R: 0 E: 0 K: 0 S: 3	H: 0 LOB: 3 BB: 3 P: 17	R: 0 E: 2 K: 1 S: 6	H: 0 LOB: 2 BB: 0 P: 6	1B: 3 2B: 0 3B: 2 HR: 0	SF: 0 SAC: 0 DP: 0 HBP: 1	WP: 0 PB: 0 SB: 0 CS: 0	PA: 40			
<b>PITCHER</b>	IP WLS BF H R ER SO BB IBB HBP BLK WP HR S P ERA WHIP																						
Bob Turley, R (1, 1) ERA: 4.56	3.2	17	3	3	3	4	3	0	0	0	0	0	0	22	34	7.36	1.636						
Tommy Byrne, L (4, 1) ERA: 3.65	4.2	L 22	2	1	0	3	5	0	1	0	0	0	0	22	43	0.00	1.500						
Tom Morgan, R (9, 1) ERA: 2.98	0.0	1	0	0	0	0	0	0	0	0	0	0	0	1	1	∞	∞						







Batter	1	2	3	4	5	6	7	8	9	AB	R	H	RBI	BB	SO	LOB	TOP						
Don Buddin, R OBP: 0.349, SLG: 0.328 (1, 6)										5	2	2	0	1	0	4							
Billy Klaus, L OBP: 0.386, SLG: 0.388 (1, 5)										5	2	3	2	1	0	1							
Dick Gemert, R OBP: 0.409, SLG: 0.521 (1, 7)										5	2	2	3	1	1	3							
Jackie Jensen, R OBP: 0.406, SLG: 0.510 Gene Stephens, L OBP: 0.356, SLG: 0.341 (1, 9)										4	1	2	0	0	0	3							
Jim Piersall, R OBP: 0.366, SLG: 0.458 (1, 8)										5	2	3	3	0	0	3							
Norm Zaichin, R OBP: 0.318, SLG: 0.325 (1, 3)										3	2	1	0	2	0	2							
Ted Lepcio, R OBP: 0.347, SLG: 0.508 (1, 4)										4	2	3	4	1	0	1							
Pete Daley, R OBP: 0.333, SLG: 0.431 (1, 2)										4	2	2	2	0	1	2							
Tom Brewer, R OBP: 0.337, SLG: 0.358 (1, 1)										5	1	2	2	0	0	2							
<b>Inning Stats</b>	R: 4 E: 0 K: 0 S: 7	H: 5 LOB: 1 BB: 1 P: 11	R: 0 E: 0 K: 0 S: 4	H: 1 LOB: 1 BB: 0 P: 4	R: 0 E: 0 K: 0 S: 3	H: 1 LOB: 0 BB: 0 P: 3	R: 6 E: 0 K: 0 S: 9	H: 6 LOB: 1 BB: 1 P: 13	R: 0 E: 0 K: 1 S: 5	H: 0 LOB: 0 BB: 0 P: 5	R: 1 E: 0 K: 0 S: 3	H: 1 LOB: 0 BB: 1 P: 7	R: 3 E: 0 K: 1 S: 8	H: 4 LOB: 1 BB: 1 P: 12	R: 2 E: 0 K: 0 S: 5	H: 2 LOB: 2 BB: 2 P: 10	R: 0 E: 0 K: 0 S: 2	H: 0 LOB: 1 BB: 2 P: 10	1B: 14 2B: 6 3B: 1 HR: 1	SF: 1 SAC: 0 DP: 5 HBP: 1	WP: 0 PB: 0 SB: 1 CS: 0	PA: 50	
<b>PITCHER</b>	IP WLS BF H R ER SO BB IBB HBP BLK WP HR S P ERA WHIP	IP WLS BF H R ER SO BB IBB HBP BLK WP HR S P ERA WHIP																					
Bob Wiesler, L ERA: 6.92 (1, 1)	0.1 L 5 4 4 4 0 0 0 0 0 0 0 5 5 108.00 12.000	2.2 15 7 5 5 0 2 0 0 0 0 0 13 21 16.88 3.375	3.0 12 3 2 2 1 1 0 0 0 0 0 13 17 6.00 1.333	4.1 7 4 3 3 1 1 0 0 0 0 1 8 12 27.00 5.000	7.1 1.0 7 4 3 3 1 1 0 0 0 0 7 20 9.00 2.500																		
Eddie Yost, R OBP: 0.420, SLG: 0.346 (1, 5)										4	0	1	0	0	1	1							
Whitey Herzog, L OBP: 0.304, SLG: 0.354 (1, 8)										4	0	1	0	0	0	1							
Pete Runnels, L OBP: 0.370, SLG: 0.420 (1, 3)										4	0	1	0	0	0	2							
Roy Sievers, R OBP: 0.376, SLG: 0.483 (1, 7)										4	0	1	0	0	0	2							
Jim Lemon, R OBP: 0.347, SLG: 0.506 (1, 9)										4	0	1	0	0	0	2							
Herb Plews, L OBP: 0.335, SLG: 0.371 (1, 4)											4	0	1	0	0	0							
Lou Berberet, L OBP: 0.417, SLG: 0.403 (1, 2)											3	0	0	0	1	0	2						
Jose Valdivielso, R OBP: 0.319, SLG: 0.323 (1, 6)											1	0	0	0	2	0	0						
Bob Wiesler, S OBP: 0.266, SLG: 0.103 Connie Grob, L OBP: 0.308, SLG: 0.389 Bob Chakales, R OBP: 0.111, SLG: 0.111 Ernie Cravets, R OBP: 0.352, SLG: 0.313 Hal Griggs, R OBP: 0.307, SLG: 0.444 Clint Courtney, L OBP: 0.265, SLG: 0.250 (1, 1)											0	0	0	0	0	0	0						
<b>Inning Stats</b>	R: 0 E: 0 K: 0 S: 3	H: 0 LOB: 0 BB: 0 P: 3	R: 0 E: 0 K: 0 S: 3	H: 1 LOB: 0 BB: 0 P: 3	R: 0 E: 0 K: 0 S: 2	H: 0 LOB: 1 BB: 2 P: 10	R: 0 E: 0 K: 0 S: 4	H: 1 LOB: 1 BB: 0 P: 4	R: 0 E: 0 K: 0 S: 3	H: 0 LOB: 0 BB: 0 P: 3	R: 0 E: 0 K: 0 S: 4	H: 1 LOB: 1 BB: 0 P: 4	R: 0 E: 0 K: 1 S: 6	H: 2 LOB: 3 BB: 1 P: 9	R: 0 E: 0 K: 1 S: 3	H: 1 LOB: 0 BB: 0 P: 3	R: 0 E: 0 K: 0 S: 3	H: 0 LOB: 0 BB: 0 P: 3	1B: 4 2B: 2 3B: 0 HR: 0	SF: 0 SAC: 0 DP: 2 HBP: 0	WP: 0 PB: 0 SB: 0 CS: 0	PA: 34	
<b>PITCHER</b>	IP WLS BF H R ER SO BB IBB HBP BLK WP HR S P ERA WHIP	IP WLS BF H R ER SO BB IBB HBP BLK WP HR S P ERA WHIP																					
Tom Brewer, R ERA: 3.42 (1, 1)	9.0 W 34 6 0 0 1 3 0 0 0 0 0 33 45 0.00 1.000																						

**Boston Red Sox @ Washington Senators**  
Griffith Stadium, Washington, DC  
Mon Sep 03 1956, 3:38 AM EDT  
Att: 13,271 - Unknown

AB 41  
R 16  
H 20  
RBI 16  
BB 7  
SO 2  
LOB 21



**Boston Red Sox @ Washington Senators**  
Griffith Stadium, Washington, DC  
Mon Sep 03 1956, 3:38 AM EDT  
Att: 13,271 - Unknown

AB 31  
R 0  
H 6  
RBI 0  
BB 3  
SO 1  
LOB 15





Batter	1	2	3	4	5	6	7	8	9	10	11	12	AB	R	H	RBI	BB	SO	LOB	TOP										
Don Buddin, R OBP: 0.353, SLG: 0.342 (1.6)	F8			FC4 BB	G4-6-3 BB			HR		K		2B	5	2	3	1	1	1	1	0										
Billy Klaus, L OBP: 0.383, SLG: 0.385 (1.5)	F7			FC4 FC6-4 SF9	G4-6-3 BB			FC4-6 1B		F7		4-3	6	1	1	0	0	0	3											
Ted Williams, L OBP: 0.479, SLG: 0.580 (8, PR) Gene Stephens, L OBP: 0.352, SLG: 0.333 (8, 7)	K			FC6-4 BB	4-3			FC4-6 3B		4-3			3	0	0	0	1	1	1											
Mickey Vernon, L OBP: 0.408, SLG: 0.536 (1.3)		K		FC6-4 SF9 BB			F7					F8	5	1	1	2	0	1	2											
Jackie Jensen, R OBP: 0.406, SLG: 0.508 (1.9)		6-3		FC6-4 BB				K				6-3	4	1	1	0	1	1	2											
Jim Piersall, R OBP: 0.363, SLG: 0.455 (1.8)		4-3		SF9			G6-4-3 1B			F3		F2	4	0	0	1	0	0	3											
Ted Lepcio, R OBP: 0.348, SLG: 0.520 (1.4)			K	1B			5-3			K			5	1	2	3	0	2	0											
Sammy White, R OBP: 0.314, SLG: 0.351 (1.2)		F8		F8			6-3			F3		4-3	5	0	1	0	0	0	0											
Dave Sieler, R OBP: 0.198, SLG: 0.107 (1.1) Ike Delock, R OBP: 0.208, SLG: 0.182 (5.1) Frank Sullivan, R OBP: 0.147, SLG: 0.139 (8.1)	K		K	K			5-3			F7		6-3	2	0	0	0	0	2	2											
<b>Inning Stats</b>	R: 0 E: 0 K: 1 S: 5	H: 0 LOB: 0 BB: 0 P: 5	R: 0 E: 0 K: 1 S: 5	H: 0 LOB: 0 BB: 0 P: 5	R: 0 E: 0 K: 2 S: 7	H: 0 LOB: 0 BB: 0 P: 7	R: 4 E: 0 K: 1 S: 9	H: 3 LOB: 2 BB: 1 P: 17	R: 0 E: 0 K: 0 S: 2	H: 1 LOB: 0 BB: 0 P: 3	R: 0 E: 0 K: 0 S: 3	H: 0 LOB: 0 BB: 0 P: 3	R: 2 E: 0 K: 1 S: 5	H: 3 LOB: 2 BB: 0 P: 8	R: 0 E: 0 K: 1 S: 5	H: 0 LOB: 0 BB: 0 P: 5	R: 0 E: 0 K: 0 S: 3	H: 0 LOB: 0 BB: 0 P: 3	R: 1 E: 0 K: 0 S: 5	H: 2 LOB: 1 BB: 0 P: 6	1B: 5 2B: 1 3B: 1 HR: 2	SF: 1 DP: 2 HBP: 0	WP: 0 PB: 0 SB: 0 CS: 0	PA: 47						
<b>PITCHER</b>	IP WLS BF H R ER SO BB IBB HBP BLK WP HR S P ERA WHIP	<b>PITCHER</b>												IP WLS BF H R ER SO BB IBB HBP BLK WP HR S P ERA WHIP																
Camilo Pascual, R ERA: 5.77 (1.1)	4.2	L	16	2	1	1	3	0	0	0	0	0	0	1	22	22	1.93	0.429												
Bud Byerly, R ERA: 2.86 (8.1)	4.2	L	16	2	1	1	3	0	0	0	0	0	0	1	22	22	1.93	0.429												

Boston Red Sox @ Washington Senators  
Griffith Stadium, Washington, DC  
Tue Sep 04 1956, 3:33 AM EDT  
Att. 3,407 - Unknown


AB 43  
R 7  
H 9  
RBI 7  
BB 3  
SO 8  
LOB 13



Batter	1	2	3	4	5	6	7	8	9	10	11	12	AB	R	H	RBI	BB	SO	LOB	BOTTOM									
Eddie Yost, R OBP: 0.416, SLG: 0.343 (1.5)	P6		F5		BB	6-3		5-3		E4		BB	5	0	0	0	2	0	1										
Whitey Herzog, L OBP: 0.307, SLG: 0.351 (1.8)	K			G3	FC4-6 BB		SH1-4 1B	F2		G3		4-3	4	1	0	1	3	1	2										
Pete Runnels, L OBP: 0.372, SLG: 0.426 (1.3)	2B			G3	K		SH1-4			E8		FC1-5 2B	5	0	3	0	0	1	4										
Roy Sievers, R OBP: 0.375, SLG: 0.479 (1.7)	5-3			6-3	FC4-6		F8			IBB		FC4-6 FC1-5 IBB	4	0	0	0	2	0	6										
Jim Lemon, R OBP: 0.347, SLG: 0.504 (1.9)		5-3		K			3B	1B		K		FC1-5 FC4-6	6	2	2	1	0	2	5										
Herb Pless, L OBP: 0.335, SLG: 0.392 (1.4)		4-3			F8		2B	3B		F8		FC4-6	6	1	2	2	0	0	4										
Lou Berberet, L OBP: 0.415, SLG: 0.403 (1.2)		L8			1B		G3			F8		F5	5	1	1	0	1	0	5										
Jose Valdivielso, R OBP: 0.321, SLG: 0.325 (6, PH) Clint Courtney, L OBP: 0.370, SLG: 0.451 (7, 6) Tony Roig, R OBP: 0.309, SLG: 0.233 (12, PH) Ernie Oravetz, S OBP: 0.378, SLG: 0.319 (12, PH)			F2		2B		BB	1B		1-3		G1-6-3 1B	2	1	1	1	0	0	0										
Camilo Pascual, R OBP: 0.195, SLG: 0.231 (1.1) Bud Byerly, R OBP: 0.100, SLG: 0.100 (8.1) Ed Fitz Gerald, R OBP: 0.411, SLG: 0.426 (12, PH)			6-3		BB		1-3			6-3			3	0	1	0	0	0	1										
<b>Inning Stats</b>	R: 0 E: 0 K: 1 S: 6	H: 1 LOB: 1 BB: 0 P: 6	R: 0 E: 0 K: 0 S: 3	H: 0 LOB: 0 BB: 0 P: 3	R: 0 E: 0 K: 0 S: 3	H: 0 LOB: 0 BB: 0 P: 3	R: 0 E: 0 K: 1 S: 9	H: 0 LOB: 1 BB: 1 P: 9	R: 2 E: 0 K: 0 S: 6	H: 3 LOB: 3 BB: 0 P: 16	R: 2 E: 0 K: 0 S: 6	H: 3 LOB: 1 BB: 0 P: 6	R: 2 E: 0 K: 0 S: 6	H: 2 LOB: 2 BB: 2 P: 13	R: 0 E: 0 K: 0 S: 3	H: 0 LOB: 0 BB: 0 P: 3	R: 0 E: 1 K: 0 S: 6	H: 1 LOB: 2 BB: 1 P: 10	R: 0 E: 0 K: 0 S: 4	H: 0 LOB: 1 BB: 0 P: 4	R: 0 E: 0 K: 0 S: 4	H: 1 LOB: 2 BB: 1 P: 8	R: 0 E: 0 K: 0 S: 3	H: 1 LOB: 1 BB: 1 P: 7	1B: 5 2B: 5 3B: 2 HR: 0	SF: 0 SAC: 1 DP: 1 HBP: 0	WP: 0 PB: 0 SB: 0 CS: 0	PA: 56	
<b>PITCHER</b>	IP WLS BF H R ER SO BB IBB HBP BLK WP HR S P ERA WHIP	<b>PITCHER</b>												IP WLS BF H R ER SO BB IBB HBP BLK WP HR S P ERA WHIP															
Dave Sieler, R ERA: 5.07 (5.1)	2.2	15	5	4	2	1	1	0	0	0	0	0	0	15	23	13.50	2.250												
Ike Delock, R ERA: 4.8 (8.1)	5.0	W	21	3	0	0	1	1	2	0	0	0	0	20	32	0.00	0.800												

Boston Red Sox @ Washington Senators  
Griffith Stadium, Washington, DC  
Tue Sep 04 1956, 3:33 AM EDT  
Att. 3,407 - Unknown

AB 47  
R 6  
H 12  
RBI 6  
BB 8  
SO 4  
LOB 31





Batter	1	2	3	4	5	6	7	8	9	AB	R	H	RBI	BB	SO	LOB	TOP			
Dick Williams, R OBP: 0.333, SLG: 0.452										3	0	1	0	0	0	0	<b>Baltimore Orioles @ Washington Senators</b> Griffith Stadium, Washington, DC Wed Sep 05 1956, 3:33 AM EDT Att: 1,657 - Unknown <a href="http://livebaseballscorecards.com">livebaseballscorecards.com</a>			
Bob Boyd, L OBP: 0.414, SLG: 0.458										3	0	1	0	0	0	1				
George Kell, R OBP: 0.348, SLG: 0.426										4	0	1	0	0	0	3				
Gus Triandos, R OBP: 0.343, SLG: 0.429										3	0	0	0	1	1	2				
Tito Francona, L OBP: 0.323, SLG: 0.357										4	0	0	0	0	0	5				
Jim Pyburn, R OBP: 0.263, SLG: 0.298										4	0	0	0	0	0	0				
Billy Gardner, R OBP: 0.289, SLG: 0.347										3	0	0	0	0	1	0				
Willy Miranda, S OBP: 0.286, SLG: 0.288										3	0	0	0	0	0	0				
Connie Johnson, R OBP: 0.327, SLG: 0.265										3	0	1	0	0	0	0				
<b>Inning Stats</b>	R: 0 E: 0 K: 1 S: 7	H: 2 LOB: 2 BB: 0 P: 7	R: 0 E: 0 K: 0 S: 3	H: 0 LOB: 0 BB: 0 P: 3	R: 0 E: 1 K: 0 S: 5	H: 1 LOB: 3 BB: 1 P: 9	R: 0 E: 0 K: 0 S: 3	H: 0 LOB: 0 BB: 0 P: 3	R: 0 E: 0 K: 0 S: 3	H: 0 LOB: 0 BB: 0 P: 3	R: 0 E: 0 K: 1 S: 5	H: 0 LOB: 0 BB: 0 P: 5	R: 0 E: 0 K: 0 S: 4	H: 1 LOB: 1 BB: 0 P: 4	R: 0 E: 0 K: 0 S: 3	H: 0 LOB: 0 BB: 0 P: 3	1B: 4 2B: 0 3B: 0 HR: 0	SF: 0 SAC: 2 DP: 0 HBP: 0	WP: 0 PB: 0 SB: 0 CS: 0	PA: 33
<b>PITCHER</b> Chuck Stobbs, L ERA: 3.39	IP: 9.0 WLS: W BF: 33	H: 4 R: 0 ER: 0 SO: 2	BB: 0 IBB: 1 HBP: 0 BLK: 0	WP: 0 HR: 0 S: 36 P: 40	ERA: 0.00 WHIP: 0.444	<b>PITCHER</b>										IP: 9.0 WLS: W BF: 33	H: 4 R: 0 ER: 0 SO: 2	BB: 0 IBB: 1 HBP: 0 BLK: 0	WP: 0 HR: 0 S: 36 P: 40	ERA: 0.00 WHIP: 0.444

Batter	1	2	3	4	5	6	7	8	9	AB	R	H	RBI	BB	SO	LOB	BOTTOM			
Eddie Yost, R OBP: 0.417, SLG: 0.342										4	1	1	0	0	1	0	<b>Baltimore Orioles @ Washington Senators</b> Griffith Stadium, Washington, DC Wed Sep 05 1956, 3:33 AM EDT Att: 1,657 - Unknown <a href="http://livebaseballscorecards.com">livebaseballscorecards.com</a>			
Whitey Herzog, L OBP: 0.308, SLG: 0.355										4	1	2	0	0	1	0				
Pete Runnels, L OBP: 0.377, SLG: 0.429										3	0	3	2	1	0	0				
Roy Sievers, R OBP: 0.373, SLG: 0.476										3	0	0	0	0	0	3				
Clint Courtney, L OBP: 0.369, SLG: 0.449										3	0	1	0	0	0	0				
Jim Lemon, R OBP: 0.345, SLG: 0.501										3	0	0	0	0	2	2				
Herb Plews, L OBP: 0.335, SLG: 0.388										2	0	0	0	1	1	2				
Jose Valdivielso, R OBP: 0.317, SLG: 0.321										3	0	0	0	0	0	1				
Chuck Stobbs, L OBP: 0.215, SLG: 0.227										3	0	0	0	0	0	0				
<b>Inning Stats</b>	R: 0 E: 0 K: 0 S: 4	H: 1 LOB: 1 BB: 0 P: 4	R: 0 E: 0 K: 1 S: 5	H: 0 LOB: 1 BB: 1 P: 9	R: 0 E: 0 K: 2 S: 8	H: 1 LOB: 2 BB: 1 P: 12	R: 0 E: 0 K: 1 S: 5	H: 0 LOB: 0 BB: 0 P: 5	R: 0 E: 0 K: 1 S: 3	H: 1 LOB: 0 BB: 0 P: 3	R: 2 E: 0 K: 0 S: 5	H: 3 LOB: 0 BB: 0 P: 5	R: 0 E: 0 K: 0 S: 5	H: 0 LOB: 0 BB: 0 P: 5	R: 0 E: 0 K: 0 S: 5	H: 0 LOB: 0 BB: 0 P: 3	1B: 6 2B: 1 3B: 0 HR: 0	SF: 0 SAC: 0 DP: 1 HBP: 0	WP: 0 PB: 0 SB: 0 CS: 2	PA: 32
<b>PITCHER</b> Connie Johnson, R ERA: 3.7	IP: 8.0 WLS: L BF: 30	H: 7 R: 2 ER: 2 SO: 5	BB: 2 IBB: 0 HBP: 0 BLK: 0	WP: 0 HR: 0 S: 38 P: 46	ERA: 2.25 WHIP: 1.125	<b>PITCHER</b>										IP: 8.0 WLS: L BF: 30	H: 7 R: 2 ER: 2 SO: 5	BB: 2 IBB: 0 HBP: 0 BLK: 0	WP: 0 HR: 0 S: 38 P: 46	ERA: 2.25 WHIP: 1.125



Batter	1	2	3	4	5	6	7	8	9	AB	R	H	RBI	BB	SO	LOB	TOP			
Billy Gardner, R OBP: 0.293, SLG: 0.354 (1, 4)										6	2	4	0	0	0	2	<b>Baltimore Orioles @ Washington Senators</b> Griffith Stadium, Washington, DC Thu Sep 06 1956, 3:33 AM EDT Att: 760 - Unknown <a href="http://livebaseballscorecards.com">livebaseballscorecards.com</a>			
George Kell, R OBP: 0.348, SLG: 0.432 (1, 5)										4	1	1	2	1	0	2				
Bob Boyd, L OBP: 0.420, SLG: 0.459 (1, 3)										4	0	2	0	1	1	3				
Gus Triandos, R OBP: 0.339, SLG: 0.424 Don Ferrarese, R OBP: 0.107, SLG: 0.038 (8, 1)										5	0	0	0	0	0	4				
Dick Williams, R OBP: 0.341, SLG: 0.459 (1, 7)										4	1	3	0	1	0	1				
Hoot Evers, R OBP: 0.382, SLG: 0.297 (1, 9)										4	1	2	1	1	1	2				
Jim Pyburn, R OBP: 0.256, SLG: 0.292 Tito Francona, L OBP: 0.325, SLG: 0.358 (9, PH)										3	0	0	1	0	0	4				
Willy Miranda, S OBP: 0.285, SLG: 0.287 (1, 6)										5	0	1	0	0	0	3				
Ray Moore, R OBP: 0.297, SLG: 0.419 Sandy Consuegra, R OBP: 0.119, SLG: 0.119 George Zuverink, R OBP: 0.119, SLG: 0.119 Billy O'Dell, L OBP: 0.196, SLG: 0.196 Tom Castall, R OBP: 0.196, SLG: 0.196 Joe Frazier, L OBP: 0.340, SLG: 0.340 (9, PH)										2	0	0	0	0	0	2				
<b>Inning Stats</b>	R: 1 E: 0 K: 0 S: 6	H: 3 LOB: 3 BB: 1 P: 10	R: 0 E: 0 K: 1 S: 6	H: 1 LOB: 1 BB: 0 P: 6	R: 0 E: 0 K: 1 S: 6	H: 1 LOB: 3 BB: 1 P: 9	R: 2 E: 0 K: 1 S: 7	H: 2 LOB: 1 BB: 1 P: 11	R: 0 E: 0 K: 1 S: 3	H: 0 LOB: 1 BB: 0 P: 7	R: 0 E: 0 K: 1 S: 6	H: 1 LOB: 1 BB: 0 P: 6	R: 2 E: 0 K: 1 S: 8	H: 3 LOB: 1 BB: 0 P: 8	R: 0 E: 0 K: 1 S: 7	H: 2 LOB: 2 BB: 0 P: 7		1B: 11 2B: 2 3B: 0 HR: 1	SF: 1 SAC: 0 DP: 0 HBP: 1	WP: 0 PB: 0 SB: 0 CS: 0
<b>PITCHER</b>	IP WLS BF H R ER SO BB IBB HBP BLK WP HR S P ERA WHIP	8.0 W 42 13 5 5 5 3 1 1 1 0 1 47 64 5.62 2.000	1.0 S 4 1 0 0 1 0 0 0 0 0 0 0 6 6 0.00 1.000																	
Dean Stone, L ERA: 6.24 Bud Byerly, R ERA: 2.6																				

Batter	1	2	3	4	5	6	7	8	9	AB	R	H	RBI	BB	SO	LOB	BOTTOM					
Eddie Yost, R OBP: 0.419, SLG: 0.343 (1, 5)										2	1	1	0	2	0	0	<b>Baltimore Orioles @ Washington Senators</b> Griffith Stadium, Washington, DC Thu Sep 06 1956, 3:33 AM EDT Att: 760 - Unknown <a href="http://livebaseballscorecards.com">livebaseballscorecards.com</a>					
Whitey Herzog, L OBP: 0.310, SLG: 0.355 (1, 8)										5	0	2	0	0	1	3						
Pete Runnels, L OBP: 0.377, SLG: 0.428 (1, 3)										4	1	1	0	1	0	4						
Roy Sievers, R OBP: 0.372, SLG: 0.473 (1, 7)										3	0	0	1	1	1	3						
Herb Plews, L OBP: 0.332, SLG: 0.394 (1, 4)										5	1	1	1	0	1	5						
Jim Lemon, R OBP: 0.346, SLG: 0.507 (1, 9)										4	2	2	1	0	0	3						
Lou Berberet, L OBP: 0.421, SLG: 0.404 (1, 2)									2	1	1	1	2	1	0							
Jose Valdivielso, R OBP: 0.316, SLG: 0.332 (1, 6)										4	1	1	3	0	1	2						
Dean Stone, L OBP: 0.237, SLG: 0.125 Bud Byerly, R OBP: 0.100, SLG: 0.100 (9, 1)										4	0	1	0	0	2	2						
<b>Inning Stats</b>	R: 0 E: 0 K: 0 S: 4	H: 1 LOB: 1 BB: 0 P: 4	R: 0 E: 0 K: 0 S: 3	H: 0 LOB: 1 BB: 1 P: 7	R: 0 E: 0 K: 0 S: 4	H: 1 LOB: 1 BB: 0 P: 4	R: 1 E: 1 K: 1 S: 8	H: 2 LOB: 2 BB: 0 P: 8	R: 6 E: 0 K: 0 S: 8	H: 5 LOB: 0 BB: 1 P: 12	R: 0 E: 1 K: 1 S: 6	H: 1 LOB: 3 BB: 2 P: 14	R: 0 E: 0 K: 3 S: 9	H: 0 LOB: 0 BB: 0 P: 9	R: 0 E: 0 K: 2 S: 7	H: 0 LOB: 2 BB: 2 P: 15		1B: 6 2B: 1 3B: 2 HR: 1	SF: 1 SAC: 1 DP: 0 HBP: 0	WP: 0 PB: 0 SB: 0 CS: 0	PA: 41	
<b>PITCHER</b>	IP WLS BF H R ER SO BB IBB HBP BLK WP HR S P ERA WHIP	4.1 L 2 1 0 0 0 0 0 0 0 0 0 2 2 0.00 3.000	0.1 2 1 0 0 0 0 0 0 0 0 0 2 2 0.00 6.000	0.1 4 2 4 4 0 0 1 0 0 0 0 3 7 108.00 6.000	2.0 9 1 0 0 4 1 1 0 0 0 0 15 23 0.00 1.000	1.0 5 0 0 0 2 2 0 0 0 0 0 7 15 0.00 2.000																
Ray Moore, R ERA: 4.29 Sandy Consuegra, R ERA: 5.27 George Zuverink, R ERA: 4.18 Billy O'Dell, L ERA: Don Ferrarese, L ERA: 5.26																						



Batter	1	2	3	4	5	6	7	8	9	AB	R	H	RBI	BB	SO	LOB	TOP					
<b>Eddie Yost, R</b> OBP: 0.418, SLG: 0.340 (1.5)	F2		6-3		F9		F7	BB FC3 HBP		4	0	0	0	0	0	1	<b>Washington Senators @ New York Yankees</b> Yankee Stadium, Bronx, NY Fri Sep 07 1956, 3:33 AM EDT Att: 16,853 - Unknown					
<b>Whitey Herzog, L</b> OBP: 0.311, SLG: 0.353 (1.8)	G4-6-3 BB		CS BB		K		4-3	FC3 BB		3	0	0	1	2	1	2						
<b>Pete Runnels, L</b> OBP: 0.379, SLG: 0.427 (1.3)	G4-6-3 1-2		CS 1-2		K		2B 1B	BB		3	1	1	0	2	1	1						
<b>Roy Sievers, R</b> OBP: 0.376, SLG: 0.478 (1.7)										5	2	4	1	0	0	3						
<b>Clint Courtney, L</b> OBP: 0.370, SLG: 0.448 (1.2)	L7				L7			F9		5	0	2	2	0	0	6						
<b>Jim Lemon, R</b> OBP: 0.345, SLG: 0.504 (1.9)	FC5-4 1-2				K		F8 P2			5	0	1	0	0	1	4						
<b>Herb Plews, L</b> OBP: 0.343, SLG: 0.404 (1.4)										5	1	4	1	0	0	1						
<b>Tony Rolig, R</b> OBP: 0.302, SLG: 0.226 (8. PH)	F9				F8					3	0	0	0	0	1	5						
<b>Ernie Ottavetz, S</b> OBP: 0.382, SLG: 0.333 (8. PH)										1	1	1	1	0	0	0						
<b>Jose Valdivielso, R</b> OBP: 0.319, SLG: 0.335 (8.6)										1	0	1	0	0	0	0						
<b>Bob Chakales, R</b> OBP: 0.150, SLG: 0.150 (1.1)			6-3							2	1	1	0	0	0	0						
<b>Lou Berberet, L</b> OBP: 0.419, SLG: 0.402 (6. PH)										1	0	0	0	0	0	1						
<b>Bunkey Stewart, L</b> OBP: 0.250, SLG: 0.250 (6.1)										0	0	0	0	0	0	0						
<b>Ed Fitz Gerald, R</b> OBP: 0.408, SLG: 0.422 (8. PH)										1	0	0	0	0	0	1						
<b>Hal Griggs, R</b> OBP: 0.408, SLG: 0.422 (8.1)										1	0	0	0	0	1	1						
<b>Inning Stats</b>	R: 0 E: 0 K: 0 S: 2	H: 0 LOB: 0 BB: 1 P: 6	R: 0 E: 0 K: 0 S: 5	H: 2 LOB: 2 BB: 0 P: 5	R: 0 E: 0 K: 0 S: 2	H: 0 LOB: 0 BB: 1 P: 6	R: 1 E: 0 K: 2 S: 10	H: 3 LOB: 0 BB: 0 P: 10	R: 1 E: 0 K: 1 S: 7	H: 2 LOB: 2 BB: 1 P: 11	R: 0 E: 0 K: 1 S: 6	H: 1 LOB: 1 BB: 0 P: 6	R: 2 E: 0 K: 0 S: 6	H: 3 LOB: 1 BB: 0 P: 6	R: 2 E: 0 K: 0 S: 6	H: 2 LOB: 3 BB: 1 P: 11	R: 0 E: 0 K: 1 S: 6	H: 2 LOB: 0 BB: 0 P: 6	1B: 13 2B: 3 3B: 0 HR: 0	SF: 0 SAC: 0 DP: 2 HBP: 1	WP: 0 PB: 0 SB: 0 CS: 1	PA: 46
<b>PITCHER</b>	IP WLS BF H R ER SO BB IBB HBP BLK WP HR S P ERA WHIP																					
<b>Johnny Kucks, R</b> ERA: 3.72 (1.1)	6.2	31	10	4	4	4	4	3	0	0	0	0	0	0	0	0	5.40	1.950				
<b>Tommy Byrne, L</b> ERA: 3.64 (7.1)	0.1	2	1	0	0	0	0	0	0	0	0	0	0	2	2	∞	∞	∞				
<b>Tom Morgan, R</b> ERA: 3.26 (8.1)	0.0	L	2	2	2	2	0	0	0	0	0	0	0	2	2	∞	∞	∞				
<b>Don Larsen, R</b> ERA: 3.66 (8.1)	1.0	6	0	0	0	0	0	1	0	1	0	0	0	4	9	0.00	1.000					
<b>Bob Turley, R</b> ERA: 4.52 (9.1)	1.0	4	2	0	0	0	1	0	0	0	0	0	0	6	6	0.00	2.000					
<b>Batter</b>	<b>1</b>	<b>2</b>	<b>3</b>	<b>4</b>	<b>5</b>	<b>6</b>	<b>7</b>	<b>8</b>	<b>9</b>	<b>AB</b>	<b>R</b>	<b>H</b>	<b>RBI</b>	<b>BB</b>	<b>SO</b>	<b>LOB</b>	<b>BOTTOM</b>					
<b>Hank Bauer, R</b> OBP: 0.320, SLG: 0.439 (1.9)	6-3		HR	4-3			E9 1B	P3		5	2	1	1	0	0	3	<b>Washington Senators @ New York Yankees</b> Yankee Stadium, Bronx, NY Fri Sep 07 1956, 3:33 AM EDT Att: 16,853 - Unknown					
<b>Enos Slaughter, L</b> OBP: 0.394, SLG: 0.408 (1.7)	4-3 1B		HR BB 1B	K			F8			5	1	2	0	0	1	2						
<b>Mickey Mantle, S</b> OBP: 0.469, SLG: 0.716 (1.8)	4-3 1-2		HR BB				F8			3	1	0	0	2	0	1						
<b>Yogi Berra, L</b> OBP: 0.371, SLG: 0.530 (1.2)	HBP		HR				F8			4	1	2	4	0	0	0						
<b>Bill Skowron, R</b> OBP: 0.378, SLG: 0.522 (1.3)	4-3		P2				F8			4	0	0	0	0	0	4						
<b>Gil McDougald, R</b> OBP: 0.400, SLG: 0.436 (1.6)			K				E6 L3			3	0	1	0	1	1	0						
<b>Billy Martin, R</b> OBP: 0.321, SLG: 0.409 (1.4)			FC5-4 1B				L3			3	0	0	0	0	0	2						
<b>Jerry Coleman, R</b> OBP: 0.304, SLG: 0.302 (9.5)	6-3		FC5-4 1-2				L3			0	0	0	0	0	0	0						
<b>Andy Carey, R</b> OBP: 0.307, SLG: 0.334 (1.5)	6-3						F9			3	0	1	0	0	0	0						
<b>Irv Noren, L</b> OBP: 0.581, SLG: 0.400 (8. PH)	6-3						F9			0	0	0	0	1	0	0						
<b>Tom Carroll, R</b> OBP: 0.400, SLG: 0.400 (8. FR)							4-3 SH3-4			0	0	0	0	0	0	0						
<b>Bob Turley, R</b> OBP: 0.261, SLG: 0.238 (9.1)							1B			0	0	0	0	0	0	0						
<b>Johnny Kucks, R</b> ERA: 2.31, SLG: 0.169 (1.1)										1	0	0	0	0	0	0						
<b>Tommy Byrne, L</b> ERA: 3.72 (7.1)										0	0	0	0	0	0	0						
<b>Joe Callahan, L</b> ERA: 3.26 (8.1)										1	0	0	0	0	0	0						
<b>Tom Morgan, R</b> ERA: 3.26 (8.1)										0	0	0	0	0	0	0						
<b>Don Larsen, R</b> ERA: 3.66 (8.1)										0	0	0	0	0	0	0						
<b>Norm Siebern, L</b> ERA: 2.25, SLG: 0.346 (8. PH)										1	0	0	0	0	0	2						
<b>Billy Hunter, R</b> ERA: 3.46, SLG: 0.500 (8.6)										0	0	0	0	0	0	0						
<b>Inning Stats</b>	R: 0 E: 0 K: 0 S: 4	H: 1 LOB: 2 BB: 0 P: 5	R: 0 E: 0 K: 1 S: 5	H: 0 LOB: 0 BB: 0 P: 5	R: 4 E: 0 K: 0 S: 7	H: 4 LOB: 1 BB: 1 P: 11	R: 0 E: 0 K: 1 S: 6	H: 1 LOB: 1 BB: 0 P: 6	R: 0 E: 0 K: 0 S: 3	H: 0 LOB: 0 BB: 0 P: 3	R: 1 E: 1 K: 0 S: 5	H: 1 LOB: 2 BB: 1 P: 9	R: 0 E: 0 K: 0 S: 3	H: 0 LOB: 2 BB: 2 P: 11	R: 0 E: 0 K: 0 S: 3	H: 0 LOB: 0 BB: 0 P: 3	1B: 5 2B: 1 3B: 0 HR: 2	SF: 0 SAC: 2 DP: 1 HBP: 1	WP: 0 PB: 0 SB: 0 CS: 0	PA: 40		
<b>PITCHER</b>	IP WLS BF H R ER SO BB IBB HBP BLK WP HR S P ERA WHIP																					
<b>Bob Chakales, R</b> ERA: 3.65 (1.1)	5.0	23	6	4	4	2	0	1	0	0	0	0	0	0	0	0	7.20	1.400				
<b>Bunkey Stewart, L</b> ERA: 5.31 (6.1)	2.0	W	9	1	1	0	0	1	0	0	0	0	0	8	12	0.00	1.000					
<b>Hal Griggs, R</b> ERA: 5.69 (8.1)	2.0	S	8	0	0	0	0	2	0	0	0	0	0	6	14	0.00	1.000					



Batter	1	2	3	4	5	6	7	8	9	AB	R	H	RBI	BB	SO	LOB	TOP								
<b>Eddie Yost, R</b> OBP: 0.415, SLG: 0.337 (1, 5)	3-1		K			F8		K		4	0	0	0	0	2	0	<b>Washington Senators @ New York Yankees</b> Yankee Stadium, Bronx, NY Sat Sep 08 1956, 3:33 AM EDT Att: 13,874 - Unknown								
<b>Whitey Herzog, L</b> OBP: 0.308, SLG: 0.349 (1, 8)	F8				F9	K		P6		4	0	0	0	0	1	0									
<b>Pete Runnels, L</b> OBP: 0.382, SLG: 0.436 (1, 3)					1B			F7		4	1	3	1	0	0	0									
<b>Roy Sievers, R</b> OBP: 0.375, SLG: 0.482 (1, 7)	K				F2			HR		4	1	1	1	0	1	2									
<b>Herb Plews, L</b> OBP: 0.341, SLG: 0.398 (1, 4)					F8			F8		3	0	0	0	1	0	1									
<b>Jim Lemon, R</b> OBP: 0.344, SLG: 0.501 (1, 9)					K			1B		3	0	0	0	1	3	1									
<b>Lou Berberet, L</b> OBP: 0.320, SLG: 0.336 (7, PR)					F7			BB		3	0	1	0	0	0	0									
<b>Bob Wiesler, S</b> OBP: 0.069, SLG: 0.103 (7, 6)					6-3			1B		0	0	0	0	0	0	0									
<b>Tony Roig, R</b> OBP: 0.307, SLG: 0.243 (7, 6)								BB		1	0	1	0	0	0	0									
<b>Jose Valdivielso, R</b> OBP: 0.320, SLG: 0.336 (7, PH)					6-3			P4		2	0	1	0	0	0	0									
<b>Clint Courtney, L</b> OBP: 0.367, SLG: 0.445 (7, 2)								1B		2	0	0	0	0	0	4									
<b>Camilo Pascual, R</b> OBP: 0.182, SLG: 0.236 (5, PH)					F2					1	0	0	0	0	0	0									
<b>Ernie Crivetto, S</b> OBP: 0.386, SLG: 0.330 (5, 1)										1	0	0	0	0	0	1									
<b>Dean Stone, L</b> OBP: 0.227, SLG: 0.192 (7, PH)										0	0	0	0	0	0	0									
<b>Harmon Killebrew, R</b> OBP: 0.542, SLG: 0.543 (7, 1)										1	0	0	0	0	0	2									
<b>Hal Griggs, R</b> OBP: 0.396, SLG: 0.389 (8, 1)										0	0	0	0	0	0	0									
<b>Connie Grob, L</b> OBP: 0.396, SLG: 0.389 (8, 1)										0	0	0	0	0	0	0									
<b>Inning Stats</b>	R: 0 E: 0 K: 1 S: 6	H: 1 LOB: 1 BB: 0 P: 6	R: 0 E: 0 K: 1 S: 5	H: 0 LOB: 0 BB: 0 P: 5	R: 0 E: 0 K: 1 S: 5	H: 0 LOB: 0 BB: 0 P: 5	R: 0 E: 0 K: 0 S: 4	H: 1 LOB: 1 BB: 0 P: 4	R: 0 E: 0 K: 1 S: 6	H: 1 LOB: 1 BB: 0 P: 6	R: 1 E: 0 K: 1 S: 6	H: 1 LOB: 0 BB: 0 P: 6	R: 0 E: 0 K: 0 S: 4	H: 1 LOB: 2 BB: 1 P: 8	R: 0 E: 0 K: 1 S: 5	H: 0 LOB: 0 BB: 0 P: 5	R: 1 E: 0 K: 1 S: 6	H: 2 LOB: 1 BB: 1 P: 10	1B: 4 2B: 2 3B: 0 HR: 2	SF: 0 SAC: 0 DP: 1 HBP: 0	WP: 0 PB: 0 SB: 0 CS: 0	PA: 35			
<b>PITCHER</b>	IP	WLS	BF	H	R	ER	SO	BB	IBB	HBP	BLK	WP	HR	S	P	ERA	WHIP								
<b>Tom Sturdivant, R</b> ERA: 2.95 (1, 1)	8.0	W	30	5	1	1	6	1	0	0	0	0	1	41	45	1.12	0.750								
<b>Bob Turley, R</b> ERA: 4.56 (9, 1)	1.0	S	5	2	1	1	1	1	0	0	0	0	1	6	10	9.00	3.000								

Batter	1	2	3	4	5	6	7	8	9	AB	R	H	RBI	BB	SO	LOB	BOTTOM								
<b>Hank Bauer, R</b> OBP: 0.322, SLG: 0.453 (1, 9)	P6			FC4-6						5	1	3	4	0	0	1	<b>Washington Senators @ New York Yankees</b> Yankee Stadium, Bronx, NY Sat Sep 08 1956, 3:33 AM EDT Att: 13,874 - Unknown								
<b>Enos Slaughter, L</b> OBP: 0.381, SLG: 0.402 (1, 7)								2B		4	1	0	0	1	0	3									
<b>Elston Howard, R</b> OBP: 0.319, SLG: 0.378 (8, 7)	1B							L1		0	0	0	0	0	0	0									
<b>Mickey Mantle, S</b> OBP: 0.469, SLG: 0.712 (1, 8)								1-2		4	1	1	0	1	1	0									
<b>Yogi Berra, L</b> OBP: 0.373, SLG: 0.533 (1, 2)								F9		5	3	3	1	0	0	0									
<b>Charles Silvera, R</b> OBP: 0.250, SLG: 0.250 (9, 2)								1B		0	0	0	0	0	0	0									
<b>Joe Collins, L</b> OBP: 0.309, SLG: 0.373 (1, 3)								1B		4	3	3	2	1	1	0									
<b>Gil McDougald, R</b> OBP: 0.400, SLG: 0.434 (1, 4)								1B		4	1	1	0	1	0	4									
<b>Andy Carey, R</b> OBP: 0.310, SLG: 0.343 (1, 5)								1B		5	3	3	3	0	0	4									
<b>Billy Hunter, R</b> OBP: 0.362, SLG: 0.509 (1, 6)								1B		5	2	3	1	0	0	2									
<b>Tom Sturdivant, L</b> OBP: 0.304, SLG: 0.364 (8, PH)								1B		3	0	2	3	0	0	0									
<b>George Wilson, L</b> OBP: 0.205, SLG: 0.205 (8, 1)								1B		1	1	1	0	0	0	0									
<b>Bob Turley, R</b> OBP: 0.261, SLG: 0.238 (9, 1)								1B		0	0	0	0	0	0	0									
<b>Inning Stats</b>	R: 2 E: 1 K: 0 S: 5	H: 2 LOB: 2 BB: 2 P: 13	R: 1 E: 0 K: 0 S: 4	H: 1 LOB: 0 BB: 0 P: 4	R: 0 E: 0 K: 1 S: 5	H: 0 LOB: 0 BB: 0 P: 5	R: 0 E: 0 K: 0 S: 5	H: 2 LOB: 1 BB: 0 P: 5	R: 0 E: 0 K: 1 S: 5	H: 0 LOB: 0 BB: 0 P: 5	R: 2 E: 0 K: 0 S: 7	H: 5 LOB: 2 BB: 0 P: 7	R: 5 E: 0 K: 0 S: 7	H: 4 LOB: 1 BB: 2 P: 15	R: 5 E: 0 K: 0 S: 8	H: 6 LOB: 1 BB: 0 P: 8	1B: 13 2B: 5 3B: 1 HR: 1	SF: 2 SAC: 0 DP: 1 HBP: 0	WP: 1 PB: 0 SB: 1 CS: 0	PA: 46					
<b>PITCHER</b>	IP	WLS	BF	H	R	ER	SO	BB	IBB	HBP	BLK	WP	HR	S	P	ERA	WHIP								
<b>Camilo Pascual, R</b> ERA: 5.79 (5, 1)	4.0	L	19	5	4	3	1	0	0	0	0	0	0	12	12	9.00	2.500								
<b>Dean Stone, L</b> ERA: 6.29 (7, 1)	1.0		9	4	5	5	0	2	0	0	0	0	0	7	15	45.00	6.000								
<b>Hal Griggs, R</b> ERA: 6.12 (8, 1)	1.0		9	6	5	5	0	0	0	0	0	0	0	8	8	45.00	6.000								



Batter	1	2	3	4	5	6	7	8	9	AB	R	H	RBI	BB	SO	LOB	TOP			
Eddie Yost, R OBP: 0.417, SLG: 0.339 (1, 5)										3	0	2	0	1	0	0	<b>Washington Senators @ New York Yankees</b> Yankee Stadium, Bronx, NY Sun Sep 09 1956, 3:33 AM EDT Att: 17,711 - Unknown <a href="http://livebaseballscorecards.com">livebaseballscorecards.com</a>			
Ed Fitz Gerald, R OBP: 0.403, SLG: 0.416 (1, 2)										4	0	1	0	0	2	3				
Pete Runnels, L OBP: 0.381, SLG: 0.434 (1, 3)										4	0	1	0	0	1	3				
Roy Sievers, R OBP: 0.372, SLG: 0.478 (1, 7)										4	0	0	0	0	3	1				
Jim Lemon, R OBP: 0.344, SLG: 0.500 Ernie Oravetz, S OBP: 0.371, SLG: 0.322 (2, 9)										1	0	0	0	0	0	0				
Karl Olson, R OBP: 0.325, SLG: 0.354 (1, 8)										2	0	0	0	2	1	1				
Herb Plews, L OBP: 0.341, SLG: 0.398 Tony Roig, R OBP: 0.313, SLG: 0.279 (3, PH) (3, 4) (8, 6)										0	0	0	0	0	0	0				
Jose Valdivielso, R OBP: 0.318, SLG: 0.333 Harmon Killebrew, R OBP: 0.205, SLG: 0.528 (8, PH) (8, 4)										2	0	0	0	0	1	1				
Chuck Stobbs, L OBP: 0.210, SLG: 0.221 Clint Courtney, L OBP: 0.368, SLG: 0.445 Bob Chakales, R OBP: 0.150, SLG: 0.150 (1, 1) (8, PH) (8, 1)										0	0	0	0	0	0	0				
<b>Inning Stats</b>	R: 0 E: 0 K: 1 S: 5	H: 1 LOB: 0 BB: 0 P: 5	R: 0 E: 0 K: 0 S: 3	H: 0 LOB: 0 BB: 0 P: 3	R: 0 E: 0 K: 3 S: 10	H: 1 LOB: 2 BB: 1 P: 14	R: 0 E: 0 K: 2 S: 7	H: 0 LOB: 0 BB: 0 P: 7	R: 0 E: 0 K: 0 S: 2	H: 0 LOB: 0 BB: 1 P: 6	R: 0 E: 0 K: 3 S: 10	H: 1 LOB: 1 BB: 0 P: 10	R: 1 E: 0 K: 1 S: 8	H: 3 LOB: 2 BB: 0 P: 8	R: 0 E: 0 K: 1 S: 5	H: 0 LOB: 1 BB: 1 P: 9		1B: 4 2B: 2 3B: 1 HR: 0	SF: 1 SAC: 0 DP: 2 HBP: 0	WP: 0 PB: 0 SB: 1 CS: 0
<b>PITCHER</b> Whitey Ford, L ERA: 2.88 (1, 1)	IP: 9.0 WLS: W BF: 34	H: 6 R: 1 ER: 1 SO: 11	BB: 3 IBB: 0 HBP: 0 BLK: 0	WP: 0 HR: 0 S: 53 P: 65	ERA: 1.00 WHIP: 1.000	<b>PITCHER</b>										ERA: 1.00 WHIP: 1.000				

Batter	1	2	3	4	5	6	7	8	9	AB	R	H	RBI	BB	SO	LOB	BOTTOM			
Hank Bauer, R OBP: 0.322, SLG: 0.452 (1, 9)										4	0	1	0	0	1	0	<b>Washington Senators @ New York Yankees</b> Yankee Stadium, Bronx, NY Sun Sep 09 1956, 3:33 AM EDT Att: 17,711 - Unknown <a href="http://livebaseballscorecards.com">livebaseballscorecards.com</a>			
Andy Carey, R OBP: 0.305, SLG: 0.340 (1, 5)										3	0	0	0	0	0	0				
Mickey Mantle, S OBP: 0.466, SLG: 0.706 (1, 8)										4	0	0	0	0	1	1				
Yogi Berra, L OBP: 0.374, SLG: 0.532 (1, 2)										3	0	1	0	1	1	0				
Bill Skowron, R OBP: 0.377, SLG: 0.519 Joe Collins, L OBP: 0.309, SLG: 0.373 (1, 3) (9, 3)										4	0	1	0	0	0	2				
Gil McDougald, R OBP: 0.400, SLG: 0.434 (1, 4)										2	1	1	0	0	0	0				
Elston Howard, R OBP: 0.319, SLG: 0.375 (1, 7)										2	1	0	0	1	1	1				
Billy Hunter, R OBP: 0.361, SLG: 0.533 (1, 6)										3	0	1	2	0	1	3				
Whitey Ford, L OBP: 0.289, SLG: 0.224 (1, 1)										3	0	0	0	0	1	4				
<b>Inning Stats</b>	R: 0 E: 0 K: 0 S: 3	H: 0 LOB: 0 BB: 0 P: 3	R: 0 E: 0 K: 1 S: 5	H: 0 LOB: 0 BB: 0 P: 5	R: 0 E: 0 K: 3 S: 9	H: 0 LOB: 0 BB: 0 P: 9	R: 0 E: 0 K: 0 S: 3	H: 0 LOB: 0 BB: 0 P: 3	R: 0 E: 0 K: 1 S: 5	H: 2 LOB: 3 BB: 1 P: 9	R: 2 E: 0 K: 0 S: 6	H: 2 LOB: 1 BB: 0 P: 6	R: 0 E: 0 K: 1 S: 6	H: 1 LOB: 2 BB: 1 P: 10	R: 0 E: 0 K: 1 S: 5	H: 0 LOB: 0 BB: 1 P: 9		1B: 4 2B: 0 3B: 1 HR: 0	SF: 0 SAC: 2 DP: 0 HBP: 0	WP: 0 PB: 0 SB: 0 CS: 0
<b>PITCHER</b> Chuck Stobbs, L ERA: 3.28 Bob Chakales, R ERA: 3.61 (1, 1) (8, 1)	IP: 7.0 WLS: L BF: 27	H: 4 R: 2 ER: 0 SO: 5	BB: 4 IBB: 0 HBP: 0 BLK: 0	WP: 0 HR: 0 S: 36 P: 40	ERA: 0.00 WHIP: 0.571	<b>PITCHER</b>										ERA: 0.00 WHIP: 1.000				



Batter	1	2	3	4	5	6	7	8	9	AB	R	H	RBI	BB	SO	LOB	TOP			
<b>Ernie Oravetz, S</b> OBP: 0.368, SLG: 0.314 (1, 9)										3	0	0	0	1	1	1	<b>Washington Senators @ Detroit Tigers</b> Briggs Stadium, Detroit, MI Tue Sep 11 1956, 4:33 AM EDT Att: 2,481 - Unknown			
<b>Whitey Herzog, L</b> OBP: 0.305, SLG: 0.345 (1, 8)										4	0	0	0	0	0	2				
<b>Pete Runnels, L</b> OBP: 0.380, SLG: 0.432 (1, 3)										3	0	0	0	1	0	0				
<b>Roy Sievers, R</b> OBP: 0.371, SLG: 0.479 (1, 7)										4	0	1	0	0	0	2				
<b>Lou Berberet, L</b> OBP: 0.415, SLG: 0.395 (1, 2)										3	0	0	0	1	0	2				
<b>Harmon Killebrew, R</b> OBP: 0.190, SLG: 0.487 (1, 5)										3	0	0	0	0	2	2				
<b>Tony Rolig, R</b> OBP: 0.313, SLG: 0.274 (1, 4)										2	0	0	0	1	1	2				
<b>Jose Valdivielso, R</b> OBP: 0.318, SLG: 0.333 (1, 6)										3	0	1	0	0	0	1				
<b>Dean Stone, L</b> OBP: 0.231, SLG: 0.121 (4, 1)										1	0	0	0	0	0	0				
<b>Bob Chakales, R</b> OBP: 0.190, SLG: 0.150 (5, PH)										0	0	0	0	0	0	0				
<b>Herb Pless, R</b> OBP: 0.339, SLG: 0.396 (5, 1)										0	0	0	0	0	0	0				
<b>Hal Griggs, R</b> OBP: 0.415, SLG: 0.338 (8, PH)										0	0	0	0	0	0	0				
<b>Eddie Yost, R</b> OBP: 0.442, SLG: 0.338 (8, 1)										0	0	0	0	0	0	0				
<b>Bob Wiesler, S</b> OBP: 0.095, SLG: 0.103 (8, 1)										0	0	0	0	0	0	0				
<b>Inning Stats</b>	R: 0 E: 0 K: 0 S: 3	H: 0 LOB: 2 BB: 2 P: 11	R: 0 E: 0 K: 0 S: 2	H: 0 LOB: 0 BB: 1 P: 6	R: 0 E: 0 K: 2 S: 7	H: 0 LOB: 0 BB: 0 P: 7	R: 0 E: 0 K: 2 S: 8	H: 1 LOB: 1 BB: 1 P: 12	R: 0 E: 0 K: 0 S: 4	H: 0 LOB: 0 BB: 0 P: 3	R: 0 E: 0 K: 1 S: 5	H: 0 LOB: 0 BB: 0 P: 5	R: 0 E: 0 K: 0 S: 3	H: 0 LOB: 0 BB: 0 P: 3	R: 0 E: 0 K: 0 S: 3	H: 0 LOB: 0 BB: 0 P: 3	1B: 1 2B: 1 3B: 0 HR: 0	SF: 0 SAC: 0 DP: 1 HBP: 0	WP: 0 PB: 0 SB: 0 CS: 0	PA: 32
<b>PITCHER</b> <b>Frank Lary, R</b> ERA: 3.42 (1, 1)	IP: 9.0 WLS: W BF: 32 H: 2 R: 0 ER: 0 SO: 5 BB: 4 IBB: 0 HBP: 0 BLK: 0 WP: 0 HR: 0 S: 38 P: 54 ERA: 0.00 WHIP: 0.667															<b>PITCHER</b>				

Batter	1	2	3	4	5	6	7	8	9	AB	R	H	RBI	BB	SO	LOB	BOTTOM			
<b>Harvey Kuenn, R</b> OBP: 0.388, SLG: 0.478 (1, 6)										5	2	1	1	1	0	2	<b>Washington Senators @ Detroit Tigers</b> Briggs Stadium, Detroit, MI Tue Sep 11 1956, 4:33 AM EDT Att: 2,481 - Unknown			
<b>Jack Phillips, R</b> OBP: 0.381, SLG: 0.406 (1, 3)										5	1	2	2	0	0	2				
<b>Charlie Maxwell, L</b> OBP: 0.418, SLG: 0.544 (1, 7)										3	1	1	1	3	0	0				
<b>Al Kaline, R</b> OBP: 0.374, SLG: 0.525 (1, 9)										5	1	1	2	0	0	4				
<b>Ray Boone, R</b> OBP: 0.397, SLG: 0.488 (1, 5)										2	2	2	2	1	0	0				
<b>Reno Bertoia, R</b> OBP: 0.275, SLG: 0.262 (5, 5)										1	0	1	0	1	0	0				
<b>Bill Tuttle, R</b> OBP: 0.297, SLG: 0.351 (1, 8)										5	1	2	1	0	0	3				
<b>Frank Bolling, R</b> OBP: 0.353, SLG: 0.406 (1, 4)										5	2	2	2	0	0	3				
<b>Red Wilson, R</b> OBP: 0.396, SLG: 0.455 (1, 2)										2	1	1	1	3	0	0				
<b>Frank Lary, R</b> OBP: 0.229, SLG: 0.218 (1, 1)										4	1	1	0	0	1	3				
<b>Inning Stats</b>	R: 0 E: 0 K: 0 S: 3	H: 0 LOB: 1 BB: 1 P: 7	R: 1 E: 0 K: 0 S: 4	H: 1 LOB: 1 BB: 1 P: 8	R: 1 E: 2 K: 0 S: 4	H: 1 LOB: 2 BB: 2 P: 12	R: 0 E: 1 K: 0 S: 12	H: 8 LOB: 2 BB: 2 P: 20	R: 0 E: 0 K: 0 S: 4	H: 1 LOB: 2 BB: 1 P: 8	R: 1 E: 0 K: 1 S: 7	H: 2 LOB: 1 BB: 1 P: 11	R: 0 E: 0 K: 0 S: 4	H: 1 LOB: 2 BB: 1 P: 8	R: 0 E: 0 K: 0 S: 3	H: 0 LOB: 0 BB: 0 P: 3	1B: 11 2B: 0 3B: 2 HR: 1	SF: 1 SAC: 1 DP: 0 HBP: 0	WP: 0 PB: 0 SB: 0 CS: 0	PA: 48
<b>PITCHER</b> <b>Dean Stone, L</b> ERA: 6.42 (1, 1)	IP: 3.0 WLS: L BF: 19 H: 3 R: 6 ER: 5 SO: 0 BB: 6 IBB: 0 HBP: 0 BLK: 0 WP: 0 HR: 1 S: 13 P: 37 ERA: 15.00 WHIP: 3.000															<b>PITCHER</b>				
<b>Bob Chakales, R</b> ERA: 4.05 (4, 1)	IP: 1.0 WLS: L BF: 10 H: 7 R: 5 ER: 4 SO: 0 BB: 0 IBB: 0 HBP: 0 BLK: 0 WP: 0 HR: 0 S: 10 P: 10 ERA: 36.00 WHIP: 7.000															<b>PITCHER</b>				
<b>Hal Griggs, R</b> ERA: 6.02 (5, 1)	IP: 3.0 WLS: L BF: 16 H: 4 R: 1 ER: 1 SO: 1 BB: 3 IBB: 0 HBP: 0 BLK: 0 WP: 0 HR: 0 S: 15 P: 27 ERA: 3.00 WHIP: 2.333															<b>PITCHER</b>				
<b>Bob Wiesler, L</b> ERA: 6.85 (8, 1)	IP: 1.0 WLS: L BF: 3 H: 0 R: 0 ER: 0 SO: 0 BB: 0 IBB: 0 HBP: 0 BLK: 0 WP: 0 HR: 0 S: 3 P: 3 ERA: 0.00 WHIP: 0.000															<b>PITCHER</b>				



Batter	1	2	3	4	5	6	7	8	9	AB	R	H	RBI	BB	SO	LOB	TOP			
<b>Eddie Yost, R</b> OBP: 0.416, SLG: 0.341 <b>Whitey Herzog, L</b> OBP: 0.305, SLG: 0.345	0-0 F7		0-0 FC6-5 2B	0-0 2H 1B		0-0 G5-4-3			0-0 6-3	5	0	2	1	0	0	1	<b>Washington Senators @ Detroit Tigers</b> Briggs Stadium, Detroit, MI Wed Sep 12 1956, 4:33 AM EDT Att: 2,911 - Unknown <a href="http://livebaseballscorecards.com">livebaseballscorecards.com</a>			
<b>Ed Fitz Gerald, R</b> OBP: 0.396, SLG: 0.402	4-0 4-3 1B BB		0-0 FC6-5 2B	0-0 F4			0-0 P4		0-3 K	4	0	0	0	1	1	2				
<b>Pete Runnels, L</b> OBP: 0.380, SLG: 0.434	0-0 4-3 1B		0-0 1-3 2B		0-0 4-3		0-0 F7		0-0 4-3	5	0	2	0	0	0	0				
<b>Roy Sievers, R</b> OBP: 0.374, SLG: 0.486	0-0 4-3		4-0 1-3 IBB		0-0 HR		0-0 1B			3	1	2	1	1	0	2				
<b>Karl Olson, R</b> OBP: 0.321, SLG: 0.349	0-0 4-3		0-3 K		0-0 1-3		0-0 F8			4	0	0	0	0	1	6				
<b>Harmon Killebrew, R</b> OBP: 0.196, SLG: 0.465		0-3 K	0-0 P4		0-0 1B			0-0 6-3		4	0	1	0	0	1	3				
<b>Tony Roig, R</b> OBP: 0.319, SLG: 0.282				0-0 L9		0-0 F8				4	0	2	0	0	0	1				
<b>Lyle Luttrell, R</b> OBP: 0.309, SLG: 0.397				0-0 L9		0-0 1B 2B		0-0 L9		4	1	1	0	0	0	2				
<b>Evelio Hernandez, R</b> OBP: 0.333, SLG: 0.333 <b>Camilo Pascual, R</b> OBP: 0.179, SLG: 0.222			0-0 F8		0-3 K		0-0 G5-4-3 1B		0-3 K	3	0	1	0	0	1	2				
<b>Inning Stats</b>	R: 0 E: 0 K: 0 S: 4	H: 1 LOB: 2 BB: 1 P: 8	R: 0 E: 0 K: 1 S: 6	H: 1 LOB: 1 BB: 0 P: 6	R: 0 E: 0 K: 1 S: 7	H: 2 LOB: 3 BB: 1 P: 11	R: 1 E: 0 K: 1 S: 7	H: 2 LOB: 1 BB: 0 P: 7	R: 1 E: 0 K: 0 S: 5	H: 2 LOB: 1 BB: 0 P: 5	R: 0 E: 0 K: 0 S: 3	H: 1 LOB: 0 BB: 0 P: 3	R: 0 E: 0 K: 1 S: 4	H: 1 LOB: 1 BB: 0 P: 4	R: 0 E: 0 K: 1 S: 6	H: 1 LOB: 1 BB: 0 P: 6		1B: 7 2B: 3 3B: 0 HR: 1	SF: 0 SAC: 0 DP: 1 HBP: 0	WP: 0 PB: 0 SB: 0 CS: 0
<b>PITCHER</b> <b>Billy Hoelt, L</b> ERA: 4.18	IP: 9.0 WLS: W BF: 39 H: 11 R: 2 ER: 2 SO: 5 BB: 1 IBB: 1 HBP: 0 BLK: 0 WP: 0 HR: 1 S: 47 P: 55 ERA: 2.00 WHIP: 1.333															<b>PITCHER</b>				

Batter	1	2	3	4	5	6	7	8	9	AB	R	H	RBI	BB	SO	LOB	BOTTOM	
<b>Harvey Kuenn, R</b> OBP: 0.386, SLG: 0.474	4-0 FC1-6 BB		0-0 P6		0-0 F3		0-0 G5-4-3		0-0 E5	4	0	0	0	1	0	4	<b>Washington Senators @ Detroit Tigers</b> Briggs Stadium, Detroit, MI Wed Sep 12 1956, 4:33 AM EDT Att: 2,911 - Unknown <a href="http://livebaseballscorecards.com">livebaseballscorecards.com</a>	
<b>Jim Small, L</b> OBP: 0.348, SLG: 0.405	0-0 FC1-6 L4-3		4-0 1B BB		0-0 4-3		0-0 P5			3	0	0	0	1	0	1		
<b>Charlie Maxwell, L</b> OBP: 0.417, SLG: 0.541	0-0 L4-3		0-0 1-3 2H 1B		0-0 F8			0-0 4-3		4	0	1	1	0	0	1		
<b>Al Kaline, R</b> OBP: 0.374, SLG: 0.523		0-3 K	0-0 L8			4-0 E S 1B BB		0-0 L8		3	1	0	0	1	1	2		
<b>Ray Boone, R</b> OBP: 0.394, SLG: 0.483		0-0 F2		0-0 5-3		0-0 F2		0-3 K		4	0	0	0	0	1	1		
<b>Earl Torgeson, L</b> OBP: 0.401, SLG: 0.408 <b>Reno Bertoia, R</b> OBP: 0.275, SLG: 0.262		0-0 1B		4-0 1B BB		0-0 4-3 1B		4-0 BB 1B E BB		2	0	2	1	2	0	0		
<b>Frank Bolling, R</b> OBP: 0.351, SLG: 0.404		0-0 F4		0-0 1-2 1B		0-0 4-3		0-0 F2		4	0	1	0	0	0	3		
<b>Charlie Lau, L</b> OBP: 0.500, SLG: 0.500			0-0 SH2-4 1B 1B		0-0 F7		0-0 G3		0-0 E BB 1B	4	1	2	0	0	0	3		
<b>Billy Hoelt, L</b> OBP: 0.366, SLG: 0.329 <b>Wayne Belardi, L</b> OBP: 0.369, SLG: 0.414 <b>Jim Brideweser, R</b> OBP: 0.303, SLG: 0.246			0-0 SH2-4 1B		0-0 4-3		0-0 G5-4-3 1B		4-0 E BB	2	0	1	0	0	0	2		
<b>Inning Stats</b>	R: 0 E: 0 K: 0 S: 2	H: 0 LOB: 0 BB: 1 P: 6	R: 0 E: 0 K: 1 S: 6	H: 1 LOB: 1 BB: 0 P: 6	R: 1 E: 0 K: 0 S: 5	H: 2 LOB: 2 BB: 1 P: 9	R: 0 E: 0 K: 0 S: 4	H: 1 LOB: 2 BB: 1 P: 8	R: 0 E: 0 K: 0 S: 3	H: 1 LOB: 0 BB: 0 P: 3	R: 0 E: 0 K: 1 S: 5	H: 0 LOB: 0 BB: 0 P: 5	R: 0 E: 1 K: 0 S: 3	H: 1 LOB: 3 BB: 2 P: 11	1B: 7 2B: 1 3B: 0 HR: 0	SF: 0 SAC: 1 DP: 2 HBP: 0		WP: 0 PB: 0 SB: 1 CS: 0
<b>PITCHER</b> <b>Evelio Hernandez, R</b> ERA: 3.18 <b>Camilo Pascual, R</b> ERA: 5.7	IP: 5.2 WLS: L BF: 25 H: 5 R: 2 ER: 2 SO: 1 BB: 4 IBB: 0 HBP: 0 BLK: 0 WP: 0 HR: 0 S: 23 P: 39 ERA: 3.18 WHIP: 1.588															<b>PITCHER</b>		



Batter	1	2	3	4	5	6	7	8	9	AB	R	H	RBI	BB	SO	LOB	TOP			
<b>Ernie Oravetz, S</b> (1, 9) OBP: 0.358, SLG: 0.304	0-0 4-1		0-0 1-3		0-0 4-3			0-3 K		4	0	0	0	0	1	2	<b>Washington Senators @ Detroit Tigers</b> Briggs Stadium, Detroit, MI Thu Sep 13 1956, 4:33 AM EDT Att: 2,473 - Unknown			
<b>Whitey Herzog, L</b> (1, 8) OBP: 0.304, SLG: 0.343	0-0 4-3		0-0 L8			0-0 P4		4-0 3B BB		3	1	0	0	1	0	1				
<b>Pete Runnels, L</b> (1, 3) OBP: 0.379, SLG: 0.436	0-0 F8		0-0 1-3			0-0 F8		0-0 3B		4	0	1	1	0	0	1				
<b>Roy Sievers, R</b> (1, 7) OBP: 0.371, SLG: 0.482		0-0 1-3		0-0 F8		0-0 5-3		0-0 L9		4	0	0	0	0	0	1				
<b>Clint Courtney, L</b> (1, 2) OBP: 0.368, SLG: 0.446		0-0 E4 1B		0-0 4-1				0-0 1B		4	0	2	0	0	0	0				
<b>Herb Plews, L</b> (1, 4) OBP: 0.333, SLG: 0.388		0-0 E4 1-3		0-0 F8				0-0 F7		4	0	0	0	0	0	2				
<b>Harmon Killebrew, R</b> (1, 5) OBP: 0.220, SLG: 0.444		0-0 F7			4-0 FC6-4 BB			0-3 K		2	0	0	0	2	1	2				
<b>Lyle Luttrell, R</b> (1, 6) OBP: 0.306, SLG: 0.416			0-0 1B 3B		0-0 FC6-4 WP			0-0 L9		4	1	1	0	0	1	3				
<b>Chuck Stobbs, L</b> (1, 1) OBP: 0.217, SLG: 0.228			0-0 1-3		0-3 K			0-3 K		2	0	1	1	0	1	1				
<b>Hal Griggs, R</b> (7, 1) <b>Eddie Yost, R</b> (8, PH) <b>Bob Chakales, R</b> (8, 1) OBP: 0.416, SLG: 0.340 OBP: 0.150, SLG: 0.150			0-0 3H 1B		1-3 K					0	0	0	0	0	0	0				
<b>Inning Stats</b>	R: 0 E: 0 K: 0 S: 3	H: 0 LOB: 0 BB: 0 P: 3	R: 0 E: 1 K: 0 S: 4	H: 1 LOB: 1 BB: 0 P: 4	R: 0 E: 0 K: 0 S: 5	H: 2 LOB: 1 BB: 0 P: 5	R: 0 E: 0 K: 0 S: 3	H: 0 LOB: 0 BB: 0 P: 3	R: 0 E: 0 K: 1 S: 5	H: 0 LOB: 1 BB: 1 P: 9	R: 0 E: 0 K: 0 S: 3	H: 0 LOB: 1 BB: 0 P: 6	R: 1 E: 0 K: 2 S: 8	H: 1 LOB: 1 BB: 1 P: 12	R: 0 E: 0 K: 1 S: 5	H: 0 LOB: 1 BB: 1 P: 9	1B: 3 2B: 0 3B: 2 HR: 0	SF: 0 SAC: 0 DP: 0 HBP: 0	WP: 1 PB: 0 SB: 1 CS: 0	PA: 35
<b>PITCHER</b> <b>Paul Foytack, R</b> (1, 1) ERA: 3.77	IP: 9.0 WLS: W BF: 35 H: 5 R: 2 ER: 2 SO: 5 BB: 3 IBB: 0 HBP: 0 BLK: 0 WP: 1 HR: 0 S: 42 P: 54 ERA: 2.00 WHIP: 0.889											<b>PITCHER</b>	IP: WLS: BF: H: R: ER: SO: BB: IBB: HBP: BLK: WP: HR: S: P: ERA: WHIP:							

Batter	1	2	3	4	5	6	7	8	9	AB	R	H	RBI	BB	SO	LOB	BOTTOM	
<b>Harvey Kuenn, R</b> (1, 6) OBP: 0.396, SLG: 0.473	0-0 F9		0-0 L1-3		0-0 4-3 1B	4-0 2B 1B		0-0 L5		4	0	1	0	1	0	1	<b>Washington Senators @ Detroit Tigers</b> Briggs Stadium, Detroit, MI Thu Sep 13 1956, 4:33 AM EDT Att: 2,473 - Unknown	
<b>Jack Phillips, R</b> (1, 3) OBP: 0.387, SLG: 0.428	0-0 6-3		0-0 1B 3B		0-0 4-3 1-2	0-0 1-3 2H 3H 2B		0-0 FC5-4 1B		5	2	3	2	0	0	1		
<b>Charlie Maxwell, L</b> (1, 7) OBP: 0.417, SLG: 0.539	0-3 K		0-0 1B		0-0 4-3 2-3	0-3 K		0-0 FC5-4 1B		5	0	2	1	0	2	3		
<b>Al Kaline, R</b> (1, 9) OBP: 0.372, SLG: 0.520		0-0 1B E 1B	0-0 L4-3		0-0 L6-3		0-0 L5-3	0-0 FC5-4 1B 1-2 2-3		5	1	1	0	0	0	4		
<b>Ray Boone, R</b> (1, 5) OBP: 0.398, SLG: 0.492		0-0 FC3-6 1B		0-0 P2		0-0 2B 1B		0-0 FC5-4 1B		5	2	4	1	0	0	0		
<b>Bill Tuttle, R</b> (1, 8) OBP: 0.298, SLG: 0.352		0-0 FC3-6 SH2-3		0-0 1B		0-0 2B 1B		0-0 6-3		5	0	2	0	0	0	3		
<b>Frank Bolling, R</b> (1, 4) OBP: 0.351, SLG: 0.401		0-0 SH2-3		0-0 F9		0-0 F1		0-0 BB		2	0	0	0	1	0	3		
<b>Red Wilson, R</b> (1, 2) OBP: 0.403, SLG: 0.464		0-0 F7		0-0 FC6-4 1B		0-0 FC5-2-6 2B		4-0 BB		3	1	2	1	1	0	1		
<b>Paul Foytack, R</b> (1, 1) OBP: 0.145, SLG: 0.159			4-0 L1-3 BB		0-0 FC6-4 1-2	0-0 FC5-2-6 2B		0-0 F9		3	1	0	0	1	0	6		
<b>Inning Stats</b>	R: 0 E: 0 K: 1 S: 5	H: 0 LOB: 0 BB: 0 P: 5	R: 1 E: 1 K: 0 S: 5	H: 2 LOB: 1 BB: 0 P: 5	R: 1 E: 0 K: 0 S: 4	H: 2 LOB: 1 BB: 1 P: 8	R: 0 E: 0 K: 0 S: 5	H: 2 LOB: 2 BB: 0 P: 5	R: 0 E: 0 K: 1 S: 9	H: 1 LOB: 1 BB: 1 P: 13	R: 1 E: 0 K: 0 S: 4	H: 1 LOB: 2 BB: 2 P: 12	R: 1 E: 0 K: 0 S: 6	H: 3 LOB: 2 BB: 0 P: 6	1B: 11 2B: 3 3B: 2 HR: 0	SF: 0 SAC: 1 DP: 1 HBP: 0		WP: 1 PB: 0 SB: 0 CS: 0
<b>PITCHER</b> <b>Chuck Stobbs, L</b> (1, 1) ERA: 3.35 <b>Hal Griggs, R</b> (7, 1) ERA: 6.05 <b>Bob Chakales, R</b> (8, 1) ERA: 4.1	IP: 6.0 WLS: L BF: 30 H: 11 R: 5 ER: 4 SO: 2 BB: 1 IBB: 1 HBP: 0 BLK: 0 WP: 1 HR: 0 S: 32 P: 40 ERA: 6.00 WHIP: 2.000											<b>PITCHER</b>	IP: WLS: BF: H: R: ER: SO: BB: IBB: HBP: BLK: WP: HR: S: P: ERA: WHIP:					



Batter	1	2	3	4	5	6	7	8	9	AB	R	H	RBI	BB	SO	LOB	TOP					
<b>Eddie Yost, R</b> OBP: 0.417, SLG: 0.346 <b>Whitey Herzog, L</b> OBP: 0.304, SLG: 0.343	G4-3 BB WP BB		FC4-6 BB		F3		HR		P4	3	2	1	2	2	0	0						
<b>Ed Fitz Gerald, R</b> OBP: 0.396, SLG: 0.392	G4-3 BB		FC4-6 1B		F8		FC5-4 BB		5-3	3	0	0	0	2	0	1						
<b>Pete Runnels, L</b> OBP: 0.379, SLG: 0.435	G4-3 1-2 2-3		1B				P5			4	0	1	0	1	1	3						
<b>Roy Sievers, R</b> OBP: 0.372, SLG: 0.479			P3				BB		FC5-4 1-2	3	0	0	0	2	0	4						
<b>Harmon Killebrew, R</b> OBP: 0.222, SLG: 0.449	K		K				K		F9 FC4-2 2B	4	0	1	0	0	3	4						
<b>Herb Plews, L</b> OBP: 0.382, SLG: 0.385					F7				F9	4	0	1	0	0	1	2						
<b>Karl Olson, R</b> OBP: 0.320, SLG: 0.348			P6						FC4-2 1B	4	1	1	0	0	0	2						
<b>Lyle Luttrell, R</b> OBP: 0.307, SLG: 0.413			P4						SH1-3 FC6 1B	3	0	1	0	0	0	1						
<b>Ted Abernathy, R</b> OBP: 0.250, SLG: 0.250			K						E4 HR 1B	4	1	1	1	0	2	3						
<b>Inning Stats</b>	R: 1 E: 0 K: 1 S: 4	H: 0 LOB: 1 BB: 3 P: 16	R: 0 E: 0 K: 1 S: 6	H: 1 LOB: 1 BB: 0 P: 6	R: 0 E: 0 K: 1 S: 6	H: 1 LOB: 2 BB: 1 P: 10	R: 0 E: 0 K: 0 S: 3	H: 0 LOB: 0 BB: 0 P: 3	R: 0 E: 0 K: 1 S: 5	H: 0 LOB: 0 BB: 0 P: 5	R: 0 E: 0 K: 2 S: 7	H: 1 LOB: 1 BB: 1 P: 11	R: 3 E: 1 K: 1 S: 8	H: 3 LOB: 1 BB: 1 P: 12	R: 0 E: 0 K: 0 S: 5	H: 2 LOB: 2 BB: 0 P: 5	R: 0 E: 0 K: 0 S: 3	H: 0 LOB: 1 BB: 1 P: 7	1B: 5 2B: 1 3B: 0 HR: 1	SF: 0 SAC: 1 DP: 1 HBP: 0	WP: 1 PB: 0 SB: 0 CS: 0	PA: 40
<b>PITCHER</b>	IP	WLS	BF	H	R	ER	SO	BB	IBB	HBP	BLK	WP	HR	S	P	ERA	WHIP					
<b>Walt Craddock, L</b> ERA: 4.7	(1, 1)	7.2	L	35	7	4	4	7	6	0	0	0	1	1	43	67	4.70	1.696				
<b>Bill Harrington, R</b> ERA: 5.97	(8, 1)	0.1		1	0	0	0	0	0	0	0	0	0	1	1	0.00	0.000					
<b>George Brunet, L</b> ERA:	(9, 1)	1.0		4	0	0	0	0	1	0	0	0	0	3	7	0.00	1.000					

Washington Senators @ Kansas City Athletics  
Municipal Stadium, Kansas City, MO

AB 32  
R 4  
H 7  
RBI 3  
BB 7  
SO 7  
LOB 20



Fri Sep 14 1956, 4:33 AM EDT  
Att: 5,884 - Unknown

Batter	1	2	3	4	5	6	7	8	9	AB	R	H	RBI	BB	SO	LOB	BOTTOM				
<b>Vic Power, R</b> OBP: 0.341, SLG: 0.438	L6		G4-6-3 1B			F9		L6		4	0	1	0	0	0	0					
<b>Al Pilarcik, L</b> OBP: 0.329, SLG: 0.340	S 3B 1B		G4-6-3 1-2				PB 1B	5-3		4	1	2	0	0	0	1					
<b>Lou Skizas, R</b> OBP: 0.337, SLG: 0.446	F8 1-2				6-3		6-3		F5	4	0	0	0	0	0	2					
<b>Harry Simpson, L</b> OBP: 0.348, SLG: 0.495					5-3		FC5 1B BB	4-3		3	0	1	1	1	0	0					
<b>Hal Smith, R</b> OBP: 0.303, SLG: 0.366	6-3				1-3		P3	6-3		4	0	0	0	0	0	2					
<b>Eddie Robinson, L</b> OBP: 0.306, SLG: 0.361			F9			F7				3	0	0	0	0	1	1					
<b>Hector Lopez, R</b> OBP: 0.352, SLG: 0.437			6-3				CS 1B			3	0	2	0	0	0	0					
<b>Joe Demaestri, R</b> OBP: 0.275, SLG: 0.313			4-3					FC5		2	0	0	0	0	1	1					
<b>Gus Zernial, R</b> OBP: 0.319, SLG: 0.442										1	0	0	0	0	0	2					
<b>Mike Baxes, R</b> OBP: 0.333, SLG: 0.276										0	0	0	0	0	0	0					
<b>Walt Craddock, R</b> OBP: 0.325, SLG: 0.357										2	0	0	0	0	0	0					
<b>Bill Harrington, R</b> OBP: 0.303, SLG: 0.366										0	0	0	0	0	0	0					
<b>Tim Thompson, L</b> OBP: 0.325, SLG: 0.357										1	0	0	0	0	1	0					
<b>George Brunet, R</b> OBP: 0.303, SLG: 0.366										0	0	0	0	0	0	0					
<b>Inning Stats</b>	R: 1 E: 0 K: 0 S: 5	H: 2 LOB: 1 BB: 0 P: 5	R: 0 E: 0 K: 0 S: 3	H: 0 LOB: 0 BB: 0 P: 3	R: 0 E: 0 K: 0 S: 3	H: 1 LOB: 0 BB: 0 P: 3	R: 0 E: 0 K: 0 S: 3	H: 0 LOB: 0 BB: 0 P: 3	R: 0 E: 0 K: 1 S: 5	H: 1 LOB: 1 BB: 0 P: 4	R: 0 E: 0 K: 1 S: 6	H: 1 LOB: 2 BB: 1 P: 10	R: 0 E: 0 K: 1 S: 5	H: 0 LOB: 0 BB: 0 P: 5	R: 0 E: 0 K: 0 S: 3	H: 0 LOB: 0 BB: 0 P: 3	1B: 5 2B: 1 3B: 1 HR: 0	SF: 0 SAC: 0 DP: 2 HBP: 0	WP: 0 PB: 1 SB: 1 CS: 1	PA: 32	
<b>PITCHER</b>	IP	WLS	BF	H	R	ER	SO	BB	IBB	HBP	BLK	WP	HR	S	P	ERA	WHIP				
<b>Ted Abernathy, R</b> ERA: 1.0	(1, 1)	9.0	W	32	6	1	1	3	1	0	0	0	0	37	41	1.00	0.778				

Washington Senators @ Kansas City Athletics  
Municipal Stadium, Kansas City, MO

AB 31  
R 1  
H 6  
RBI 1  
BB 1  
SO 3  
LOB 9



Fri Sep 14 1956, 4:33 AM EDT  
Att: 5,884 - Unknown



Batter	1	2	3	4	5	6	7	8	9	AB	R	H	RBI	BB	SO	LOB	TOP					
<b>Eddie Yost, R</b> OBP: 0.418, SLG: 0.347 (1, 9)	6-3		2B 1B		1B 1B	F9		2B BB		4	3	2	0	1	0	2	Washington Senators @ Kansas City Athletics Municipal Stadium, Kansas City, MO Sat Sep 15 1956, 4:33 AM EDT Att: 5,013 - Unknown					
<b>Ed Fitz Gerald, R</b> OBP: 0.396, SLG: 0.400 (1, 2)	5-3		K		BB 1B	1-3		2B 1-H		5	1	2	1	0	1	3						
<b>Pete Runnels, L</b> OBP: 0.383, SLG: 0.442 (1, 3)	2B 1B		1-H 2B		K		FC6-4 1B	2B 2-H		5	1	4	2	0	1	2						
<b>Roy Sievers, R</b> OBP: 0.372, SLG: 0.480 (1, 7)	1-H 2B		5-3		BB 1B	1-2 2-H	FC6-4 BB	F2		5	0	2	2	0	0	3						
<b>Harmon Killebrew, R</b> OBP: 0.220, SLG: 0.415 (1, 5)	F8		6-3		1-2 2-3 BB		K		5-3	4	0	0	0	1	1	3						
<b>Herb Plews, L</b> OBP: 0.333, SLG: 0.383 (1, 4)		G6-4-3 1B		1-6-3	G3		1-2 BB		K	4	0	1	0	1	1	3						
<b>Karl Olson, R</b> OBP: 0.315, SLG: 0.342 (1, 8)	G6-4-3 1-2		1-3			6-3		K	6-3	5	0	0	0	0	1	3						
<b>Lyle Luttrell, R</b> OBP: 0.315, SLG: 0.434 (1, 6)			P5 3B				1B BB	F7		3	0	1	0	1	0	0						
<b>Camilo Pascual, R</b> OBP: 0.176, SLG: 0.218 (1, 1)			K			K		6-3		1	0	0	0	0	1	1						
<b>Bunkey Stewart, L</b> OBP: 0.296, SLG: 0.250 (2, 1)										0	0	0	0	0	0	0						
<b>Dean Stone, L</b> OBP: 0.322, SLG: 0.119 (4, 1)										1	0	0	0	0	1	0						
<b>Tony Rizzo, R</b> OBP: 0.299, SLG: 0.299 (6, PH)										1	0	1	0	0	0	0						
<b>Connie Grob, L</b> OBP: 0.349, SLG: 0.389 (8, PH)										0	0	0	0	0	0	0						
<b>Jim Lemon, R</b> OBP: 0.243, SLG: 0.499 (8, PH)										1	0	0	0	0	0	0						
<b>Bob Wiesler, S</b> OBP: 0.056, SLG: 0.103 (8, 1)										0	0	0	0	0	0	0						
<b>Inning Stats</b>	R: 1 E: 0 K: 0 S: 5	H: 2 LOB: 1 BB: 0 P: 5	R: 0 E: 0 K: 1 S: 6	H: 2 LOB: 1 BB: 0 P: 6	R: 1 E: 0 K: 1 S: 7	H: 2 LOB: 1 BB: 0 P: 7	R: 0 E: 0 K: 0 S: 3	H: 0 LOB: 0 BB: 0 P: 3	R: 1 E: 0 K: 2 S: 10	H: 3 LOB: 3 BB: 1 P: 14	R: 0 E: 0 K: 0 S: 4	H: 1 LOB: 2 BB: 1 P: 8	R: 0 E: 0 K: 2 S: 8	H: 1 LOB: 2 BB: 1 P: 12	R: 2 E: 0 K: 0 S: 5	H: 2 LOB: 1 BB: 1 P: 9	R: 0 E: 0 K: 1 S: 5	H: 0 LOB: 0 BB: 0 P: 5	1B: 8 2B: 4 3B: 1 HR: 0	SF: 0 SAC: 0 DP: 1 HBP: 0	WP: 0 PB: 0 SB: 0 CS: 0	PA: 43
<b>PITCHER</b>	IP WLS BF H R ER SO BB IBB HBP BLK WP HR S P ERA WHIP																					
<b>Carl Duser, L</b> ERA: 4.76	(1, 1) 5.2 W 28 10 3 3 4 2 0 0 0 0 0 34 42 4.76 2.118																					
<b>Bobby Shantz, L</b> ERA: 4.29	(6, 1) 3.1 S 15 3 2 2 3 2 0 0 0 0 0 19 27 5.40 1.500																					

Batter	1	2	3	4	5	6	7	8	9	AB	R	H	RBI	BB	SO	LOB	BOTTOM			
<b>Vic Power, R</b> OBP: 0.345, SLG: 0.446 (1, 4)	SF7 3B	1B 1B 1B	1B 1B 1B	5-3			1B			5	3	4	0	0	0	0	Washington Senators @ Kansas City Athletics Municipal Stadium, Kansas City, MO Sat Sep 15 1956, 4:33 AM EDT Att: 5,013 - Unknown			
<b>Al Pilarcik, L</b> OBP: 0.331, SLG: 0.343 (1, 8)	SF7 3-H	1B 1B	1B S 1B		K		F7			4	2	2	3	0	1	1				
<b>Lou Skizas, R</b> OBP: 0.346, SLG: 0.453 (1, 7)	BB 1B	1B E 1B	E S 1B		P6		1B			5	2	4	1	0	0	0				
<b>Harry Simpson, L</b> OBP: 0.350, SLG: 0.495 (1, 9)	1B BB	1B E 1B	K				4-3			4	1	2	2	1	1	3				
<b>Johnny Groth, R</b> OBP: 0.316, SLG: 0.394 (8, 9)	1B BB	1B E 1B	K				1B			0	0	0	0	0	0	0				
<b>Hal Smith, R</b> OBP: 0.305, SLG: 0.365 (1, 2)	1B 1-2 2-H	E6 1B	G4-6-3 BB		F8		G3			4	0	1	2	1	0	2				
<b>Eddie Robinson, L</b> OBP: 0.304, SLG: 0.354 (1, 3)	F8	G4-6-3 1-2	FC5-4 BB			4-3		P4		4	0	0	0	1	0	4				
<b>Hector Lopez, R</b> OBP: 0.352, SLG: 0.438 (1, 5)			FC5-4 2B			6-3		K		5	0	2	1	0	1	3				
<b>Joe Demaestri, R</b> OBP: 0.275, SLG: 0.310 (1, 6)	5-3		1B FC2-5 BB		K		K			3	1	0	0	1	2	2				
<b>Carl Duser, L</b> ERA: 5.96	(1, 1) 1.1 L 12 7 6 6 1 3 0 0 0 0 0 0 13 17 40.50 6.000																			
<b>Bunkey Stewart, L</b> ERA: 5.57	(2, 1) 1.2 13 5 4 4 1 3 0 0 0 0 0 0 12 24 21.60 4.800																			
<b>Dean Stone, L</b> ERA: 6.32	(4, 1) 2.0 7 1 0 0 2 0 0 0 0 0 0 11 11 0.00 0.500																			
<b>Connie Grob, R</b> ERA: 7.83	(6, 1) 2.0 8 2 0 0 1 0 0 0 0 0 0 10 10 0.00 1.000																			
<b>Bob Wiesler, L</b> ERA: 6.79	(8, 1) 1.0 3 0 0 0 1 0 0 0 0 0 0 5 5 0.00 0.000																			
<b>Inning Stats</b>	R: 3 E: 0 K: 0 S: 7	H: 4 LOB: 2 BB: 1 P: 11	R: 3 E: 1 K: 1 S: 9	H: 4 LOB: 1 BB: 0 P: 9	R: 4 E: 0 K: 1 S: 9	H: 4 LOB: 3 BB: 3 P: 21	R: 0 E: 0 K: 1 S: 5	H: 0 LOB: 0 BB: 0 P: 5	R: 0 E: 0 K: 1 S: 6	H: 1 LOB: 1 BB: 0 P: 6	R: 0 E: 0 K: 1 S: 5	H: 0 LOB: 0 BB: 0 P: 5	R: 0 E: 0 K: 1 S: 5	H: 2 LOB: 2 BB: 0 P: 5	R: 0 E: 0 K: 1 S: 5	H: 0 LOB: 0 BB: 0 P: 5	1B: 13 2B: 1 3B: 1 HR: 0	SF: 1 SAC: 0 DP: 1 HBP: 0	WP: 0 PB: 0 SB: 0 CS: 0	PA: 43
<b>PITCHER</b>	IP WLS BF H R ER SO BB IBB HBP BLK WP HR S P ERA WHIP																			



Batter	1	2	3	4	5	6	7	8	9	AB	R	H	RBI	BB	SO	LOB	TOP		
<b>Eddie Yost, R</b> OBP: 0.419, SLG: 0.346 (1, 9)										2	1	0	0	2	0	3			
<b>Ed Fitz Gerald, R</b> OBP: 0.392, SLG: 0.403 (1, 2)										4	1	1	0	0	0	1			
<b>Pete Runnels, L</b> OBP: 0.380, SLG: 0.438 (1, 3)										4	0	0	1	0	0	2			
<b>Roy Sievers, R</b> OBP: 0.371, SLG: 0.477 (1, 7)										3	0	0	0	1	1	1			
<b>Harmon Killebrew, R</b> OBP: 0.254, SLG: 0.491 (1, 5)										4	2	3	2	0	0	1			
<b>Herb Plews, L</b> OBP: 0.336, SLG: 0.399 (1, 4)										4	1	2	0	0	1	2			
<b>Karl Olson, R</b> OBP: 0.311, SLG: 0.339 (1, 8)										3	0	0	1	0	1	3			
<b>Lyle Luttrell, R</b> OBP: 0.313, SLG: 0.430 (1, 6)										3	0	1	1	0	1	0			
<b>Evelio Hernandez, R</b> OBP: 0.290, SLG: 0.350 (3, 1)										1	0	0	0	0	0	0			
<b>Bob Chakates, R</b> OBP: 0.197, SLG: 0.150 (4, PH)										0	0	0	0	0	0	0			
<b>Jim Lemmon, L</b> OBP: 0.344, SLG: 0.499 (4, 1)										0	0	0	0	0	0	0			
<b>Dean Stone, L</b> OBP: 0.247, SLG: 0.118 (7, PH)										0	0	0	0	0	0	0			
<b>Tony Ross, R</b> OBP: 0.247, SLG: 0.286 (7, 1)										0	0	0	0	0	0	0			
<b>Hal Griggs, R</b> OBP: 0.267, SLG: 0.322 (9, PH)										1	0	0	0	0	0	0			
<b>Ernie Oravetz, S</b> OBP: 0.356, SLG: 0.302 (9, PH)										1	0	0	0	0	0	0			
<b>Inning Stats</b>	R: 2 E: 0 K: 1 S: 6	H: 1 LOB: 1 BB: 2 P: 14	R: 0 E: 0 K: 0 S: 3	H: 0 LOB: 0 BB: 0 P: 3	R: 0 E: 0 K: 1 S: 5	H: 0 LOB: 1 BB: 1 P: 9	R: 1 E: 0 K: 1 S: 7	H: 2 LOB: 2 BB: 1 P: 11	R: 0 E: 0 K: 0 S: 3	H: 1 LOB: 0 BB: 0 P: 3	R: 0 E: 0 K: 1 S: 5	H: 1 LOB: 0 BB: 0 P: 5	R: 0 E: 0 K: 0 S: 3	H: 0 LOB: 0 BB: 0 P: 3	R: 2 E: 0 K: 1 S: 7	H: 2 LOB: 0 BB: 0 P: 7	1B: 3 2B: 2 3B: 1 HR: 1	SF: 2 SAC: 0 DP: 2 HBP: 0	WP: 0 PA: 36 CS: 0
<b>PITCHER</b> <b>Jack Harshman, L</b> ERA: 3.08 (1, 1)	IP: 9.0 WLS: W BF: 36 H: 7 R: 5 ER: 5 SO: 5 BB: 4 IBB: 0 HBP: 0 BLK: 0 WP: 0 HR: 1 S: 42 P: 58 ERA: 5.00 WHIP: 1.222															<b>PITCHER</b>			

Washington Senators @ Chicago White Sox  
Comiskey Park, Chicago, IL  
Sun Sep 16 1956, 4:33 AM EDT  
Unknown

AB 30  
R 5  
H 7  
RBI 5  
BB 4  
SO 5  
LOB 14



Batter	1	2	3	4	5	6	7	8	9	AB	R	H	RBI	BB	SO	LOB	BOTTOM		
<b>Fred Hatfield, L</b> OBP: 0.360, SLG: 0.377 (1, 5)										5	0	0	0	0	0	2			
<b>Nellie Fox, L</b> OBP: 0.348, SLG: 0.375 (1, 4)										4	1	1	0	0	0	0			
<b>Larry Doby, L</b> OBP: 0.386, SLG: 0.433 (1, 8)										3	1	1	0	1	0	1			
<b>Minnie Minoso, R</b> OBP: 0.421, SLG: 0.493 (1, 7)										3	0	2	1	1	0	1			
<b>Jim Rivera, L</b> OBP: 0.334, SLG: 0.404 (1, 9)										2	0	0	0	0	1	2			
<b>Bubba Phillips, R</b> OBP: 0.321, SLG: 0.403 (5, PH) (6, 9)										2	0	0	1	0	0	3			
<b>Walt Dropo, R</b> OBP: 0.338, SLG: 0.365 (1, 3)										4	0	1	0	0	1	5			
<b>Les Moss, R</b> OBP: 0.336, SLG: 0.529 (1, 2)										3	1	1	0	1	0	0			
<b>Jim Delsing, L</b> OBP: 0.270, SLG: 0.120 (6, PH)										0	1	0	0	0	0	0			
<b>Sherm Lollar, R</b> OBP: 0.365, SLG: 0.409 (9, 2)										0	0	0	0	0	0	0			
<b>Luis Aparicio, R</b> OBP: 0.306, SLG: 0.332 (1, 6)										4	2	2	0	0	0	2			
<b>Jack Harshman, L</b> OBP: 0.256, SLG: 0.449 (1, 1)										2	1	1	4	1	0	0			
<b>Inning Stats</b>	R: 1 E: 0 K: 1 S: 7	H: 2 LOB: 1 BB: 0 P: 7	R: 3 E: 0 K: 0 S: 5	H: 2 LOB: 0 BB: 1 P: 9	R: 0 E: 0 K: 0 S: 4	H: 1 LOB: 1 BB: 0 P: 4	R: 0 E: 0 K: 0 S: 3	H: 0 LOB: 0 BB: 0 P: 3	R: 1 E: 1 K: 1 S: 7	H: 1 LOB: 2 BB: 1 P: 11	R: 1 E: 1 K: 0 S: 3	H: 1 LOB: 0 BB: 1 P: 7	R: 0 E: 1 K: 0 S: 4	H: 0 LOB: 2 BB: 1 P: 8	R: 1 E: 0 K: 0 S: 4	H: 2 LOB: 1 BB: 0 P: 4	1B: 4 2B: 3 3B: 1 HR: 1	SF: 1 SAC: 0 DP: 0 HBP: 0	WP: 0 PA: 38 CS: 1
<b>PITCHER</b> <b>Evelio Hernandez, R</b> ERA: 7.04 (1, 1)	IP: 2.0 WLS: L BF: 11 H: 4 R: 4 ER: 4 SO: 4 BB: 1 IBB: 0 HBP: 0 BLK: 0 WP: 0 HR: 1 S: 12 P: 16 ERA: 18.00 WHIP: 2.500															<b>PITCHER</b>			
<b>Bob Chakates, R</b> ERA: 4.06 (3, 1)	IP: 1.0 WLS: L BF: 4 H: 1 R: 0 ER: 0 SO: 0 BB: 0 IBB: 0 HBP: 0 BLK: 0 WP: 0 HR: 0 S: 4 P: 4 ERA: 0.00 WHIP: 1.000															<b>PITCHER</b>			
<b>Dean Stone, L</b> ERA: 6.13 (4, 1)	IP: 3.0 WLS: L BF: 13 H: 2 R: 2 ER: 0 SO: 1 BB: 2 IBB: 0 HBP: 0 BLK: 0 WP: 0 HR: 0 S: 13 P: 21 ERA: 0.00 WHIP: 1.333															<b>PITCHER</b>			
<b>Hal Griggs, R</b> ERA: 6.02 (7, 1)	IP: 2.0 WLS: L BF: 9 H: 2 R: 1 ER: 1 SO: 0 BB: 1 IBB: 0 HBP: 0 BLK: 0 WP: 0 HR: 0 S: 8 P: 12 ERA: 4.50 WHIP: 1.500															<b>PITCHER</b>			

Washington Senators @ Chicago White Sox  
Comiskey Park, Chicago, IL  
Sun Sep 16 1956, 4:33 AM EDT  
Unknown

AB 32  
R 7  
H 9  
RBI 6  
BB 4  
SO 2  
LOB 16





Batter	1	2	3	4	5	6	7	8	9	AB	R	H	RBI	BB	SO	LOB	TOP					
<b>Eddie Yost, R</b> OBP: 0.418, SLG: 0.344 (1, 9)	F5							G5-4-3		3	0	0	0	1	0	1	<b>Washington Senators @ Chicago White Sox</b> Comiskey Park, Chicago, IL Sun Sep 16 1956, 4:38 AM EDT Att: 8,789 - Unknown <a href="http://livebaseballscorecards.com">livebaseballscorecards.com</a>					
<b>Whitey Herzog, L</b> OBP: 0.301, SLG: 0.339 (1, 8)	F8		P6						G3	4	0	0	0	0	0	1						
<b>Pete Runnels, L</b> OBP: 0.378, SLG: 0.435 (1, 3)	4-3			1-3					F8	4	1	0	0	0	0	0						
<b>Roy Sievers, R</b> OBP: 0.370, SLG: 0.476 (1, 7)		6-3			F8				F7	4	0	1	0	0	0	0						
<b>Clint Courtney, L</b> OBP: 0.368, SLG: 0.444 (1, 2)		5-3			G3					3	0	1	1	0	0	0						
<b>Herb Plews, L</b> OBP: 0.332, SLG: 0.394 (1, 4)		4-3								3	0	0	0	0	0	2						
<b>Harmon Killebrew, R</b> OBP: 0.273, SLG: 0.590 (1, 5)										3	1	2	0	0	0	1						
<b>Lyle Luttrell, R</b> OBP: 0.313, SLG: 0.427 (1, 6)										3	0	1	1	0	0	1						
<b>Dick Brodowski, R</b> (1, 1)										1	0	0	0	0	0	1						
<b>Bud Byerly, R</b> OBP: 0.091, SLG: 0.091 (3, 1)										1	0	0	0	0	0	0						
<b>Lou Berberet, L</b> OBP: 0.414, SLG: 0.393 (8, PH)										1	0	0	0	0	1	1						
<b>Bob Wiesler, S</b> OBP: 0.069, SLG: 0.103 (8, 1)										0	0	0	0	0	0	0						
<b>Inning Stats</b>	R: 0 E: 0 K: 0 S: 3	H: 0 LOB: 0 BB: 0 P: 3	R: 0 E: 0 K: 0 S: 3	H: 0 LOB: 0 BB: 0 P: 3	R: 1 E: 0 K: 0 S: 4	H: 2 LOB: 1 BB: 1 P: 8	R: 0 E: 0 K: 0 S: 3	H: 0 LOB: 0 BB: 0 P: 3	R: 0 E: 0 K: 0 S: 3	H: 1 LOB: 0 BB: 0 P: 3	R: 0 E: 0 K: 0 S: 3	H: 0 LOB: 0 BB: 0 P: 3	R: 1 E: 1 K: 0 S: 5	H: 2 LOB: 1 BB: 0 P: 5	R: 0 E: 1 K: 1 S: 5	H: 0 LOB: 0 BB: 0 P: 5	R: 0 E: 0 K: 0 S: 3	H: 0 LOB: 0 BB: 0 P: 3	1B: 5 2B: 0 3B: 0 HR: 0	SF: 0 SAC: 0 DP: 4 HBP: 0	WP: 0 PB: 0 CS: 0	PA: 31
<b>PITCHER</b> <b>Gerry Staley, R</b> ERA: 3.28 (1, 1)	IP: 9.0 WLS: W BF: 31 H: 5 R: 2 ER: 0 SO: 1 BB: 1 IBB: 0 HBP: 0 BLK: 0 WP: 0 HR: 0 S: 32 P: 36 ERA: 0.00 WHIP: 0.667															<b>PITCHER</b> <b>Gerry Staley, R</b> ERA: 3.28 (1, 1)	IP: 9.0 WLS: W BF: 31 H: 5 R: 2 ER: 0 SO: 1 BB: 1 IBB: 0 HBP: 0 BLK: 0 WP: 0 HR: 0 S: 32 P: 36 ERA: 0.00 WHIP: 0.667					

Batter	1	2	3	4	5	6	7	8	9	AB	R	H	RBI	BB	SO	LOB	BOTTOM					
<b>Jim Rivera, L</b> OBP: 0.335, SLG: 0.413 (1, 9)	F3							5-3		5	2	2	1	0	0	0	<b>Washington Senators @ Chicago White Sox</b> Comiskey Park, Chicago, IL Sun Sep 16 1956, 4:38 AM EDT Att: 8,789 - Unknown <a href="http://livebaseballscorecards.com">livebaseballscorecards.com</a>					
<b>Nellie Fox, L</b> OBP: 0.349, SLG: 0.375 (1, 4)										4	0	2	0	0	0	1						
<b>Larry Doby, L</b> OBP: 0.388, SLG: 0.441 (1, 8)										3	1	2	2	1	0	1						
<b>Minnie Minoso, R</b> OBP: 0.421, SLG: 0.498 (1, 7)										3	1	1	1	1	0	3						
<b>Walt Dropo, R</b> OBP: 0.337, SLG: 0.361 (1, 3)										3	0	0	0	1	1	2						
<b>Les Moss, R</b> OBP: 0.333, SLG: 0.520 (1, 2)										4	0	1	0	0	1	3						
<b>Fred Hatfield, L</b> OBP: 0.359, SLG: 0.376 (1, 5)										4	2	1	0	0	1	1						
<b>Luis Aparicio, R</b> OBP: 0.308, SLG: 0.340 (1, 6)										4	1	2	3	0	0	0						
<b>Gerry Staley, R</b> OBP: 0.125, SLG: 0.097 (1, 1)										4	0	0	0	0	1	0						
<b>Inning Stats</b>	R: 0 E: 0 K: 0 S: 4	H: 1 LOB: 1 BB: 0 P: 4	R: 2 E: 0 K: 1 S: 7	H: 2 LOB: 0 BB: 0 P: 7	R: 1 E: 0 K: 0 S: 5	H: 3 LOB: 2 BB: 1 P: 9	R: 0 E: 0 K: 1 S: 5	H: 0 LOB: 0 BB: 0 P: 5	R: 0 E: 0 K: 0 S: 3	H: 0 LOB: 2 BB: 2 P: 11	R: 1 E: 1 K: 0 S: 4	H: 1 LOB: 0 BB: 0 P: 4	R: 3 E: 0 K: 1 S: 9	H: 4 LOB: 1 BB: 0 P: 9	R: 0 E: 0 K: 1 S: 5	H: 0 LOB: 0 BB: 0 P: 5		R: 0 E: 0 K: 1 S: 5	H: 0 LOB: 0 BB: 0 P: 5	1B: 6 2B: 1 3B: 0 HR: 4	SF: 0 SAC: 0 DP: 1 HBP: 0	WP: 0 PB: 0 CS: 0
<b>PITCHER</b> <b>Dick Brodowski, R</b> ERA: 9.19 (1, 1)	IP: 2.1 WLS: L BF: 14 H: 6 R: 3 ER: 3 SO: 3 BB: 1 IBB: 0 HBP: 0 BLK: 0 WP: 0 HR: 1 S: 15 P: 19 ERA: 11.57 WHIP: 3.000															<b>PITCHER</b> <b>Dick Brodowski, R</b> ERA: 9.19 (1, 1)	IP: 2.1 WLS: L BF: 14 H: 6 R: 3 ER: 3 SO: 3 BB: 1 IBB: 0 HBP: 0 BLK: 0 WP: 0 HR: 1 S: 15 P: 19 ERA: 11.57 WHIP: 3.000					
<b>Bud Byerly, R</b> ERA: 3.08 (3, 1)	4.2 WLS: L BF: 20 H: 5 R: 4 ER: 3 SO: 2 BB: 2 IBB: 0 HBP: 0 BLK: 0 WP: 0 HR: 2 S: 22 P: 30 ERA: 5.79 WHIP: 1.500															<b>Bud Byerly, R</b> ERA: 3.08 (3, 1)	4.2 WLS: L BF: 20 H: 5 R: 4 ER: 3 SO: 2 BB: 2 IBB: 0 HBP: 0 BLK: 0 WP: 0 HR: 2 S: 22 P: 30 ERA: 5.79 WHIP: 1.500					
<b>Bob Wiesler, L</b> ERA: 6.73 (8, 1)	1.0 WLS: L BF: 3 H: 0 R: 0 ER: 0 SO: 1 BB: 0 IBB: 0 HBP: 0 BLK: 0 WP: 0 HR: 0 S: 5 P: 5 ERA: 0.00 WHIP: 0.000															<b>Bob Wiesler, L</b> ERA: 6.73 (8, 1)	1.0 WLS: L BF: 3 H: 0 R: 0 ER: 0 SO: 1 BB: 0 IBB: 0 HBP: 0 BLK: 0 WP: 0 HR: 0 S: 5 P: 5 ERA: 0.00 WHIP: 0.000					



Batter	1	2	3	4	5	6	7	8	9	AB	R	H	RBI	BB	SO	LOB	TOP	
<b>Ernie Oravetz, S</b> OBP: 0.364, SLG: 0.297 (1, 8)	4-0 1B BB		4-0 4-3 BB	0-0 F3			4-0 FC6-4 BB		0-0 4-3	2	0	0	0	3	0	3	<b>Washington Senators @ Cleveland Indians</b> Cleveland Municipal Stadium, Cleveland, OH Tue Sep 18 1956, 3:33 AM EDT Unknown <a href="http://livebaseballscores.com">livebaseballscores.com</a>	
<b>Ed Fitz Gerald, R</b> OBP: 0.392, SLG: 0.398 (1, 2)	0-0 BB 1-3 1B		0-0 L8		4-0 BB		0-3 K		0-3 K	4	0	1	0	1	2	2		
<b>Pete Runnels, L</b> OBP: 0.375, SLG: 0.432 (1, 3)	0-3 K		0-0 4-3		0-0 F7		0-0 FC6-4			4	0	0	0	0	1	5		
<b>Roy Sievers, R</b> OBP: 0.370, SLG: 0.474 (1, 7)	0-3 K		0-0 F8		0-0 F8			0-0 E8 4-3 1B		4	0	1	0	0	1	4		
<b>Eddie Yost, R</b> OBP: 0.417, SLG: 0.342 (1, 9)	4-0 1-2 BB			0-0 F9		0-0 F8		0-0 4-3		3	0	0	0	1	0	2		
<b>Harmon Killebrew, R</b> OBP: 0.271, SLG: 0.484 (1, 5)	0-3 K			0-0 1B		0-3 K		0-3 K		4	0	1	0	0	3	4		
<b>Herb Plews, L</b> OBP: 0.335, SLG: 0.393 (1, 4)		0-3 K		0-0 1B		0-3 K		4-0 FC5-4 BB		3	0	1	0	1	2	0		
<b>Lyle Luttrell, R</b> OBP: 0.311, SLG: 0.413 (1, 6)		0-3 K		4-0 BB		0-3 K		0-0 FC5-4		3	0	0	0	1	2	2		
<b>Bob Wiesler, S</b> OBP: 0.063, SLG: 0.094 (1, 1)		0-3 K		0-3 K			0-0 1-3		0-3 K	3	0	0	0	0	2	3	<b>AB 31</b> <b>R 0</b> <b>H 4</b> <b>RBI 0</b> <b>BB 7</b> <b>SO 14</b> <b>LOB 25</b>	
<b>Jim Lemon, R</b> OBP: 0.344, SLG: 0.498 (9, PH)										1	0	0	0	0	1	0		
<b>Inning Stats</b>	R: 0 H: 1 E: 0 K: 3 S: 10	H: 1 LOB: 3 BB: 2 P: 18	R: 0 H: 0 E: 0 K: 3 S: 9	H: 0 LOB: 0 BB: 0 P: 9	R: 0 H: 0 E: 0 K: 0 S: 3	H: 2 LOB: 3 BB: 1 P: 11	R: 0 H: 0 E: 0 K: 1 S: 7	H: 0 LOB: 1 BB: 1 P: 7	R: 0 H: 0 E: 0 K: 3 S: 9	H: 0 LOB: 0 BB: 0 P: 9	R: 0 H: 0 E: 0 K: 1 S: 5	H: 1 LOB: 2 BB: 1 P: 10	R: 0 H: 0 E: 0 K: 2 S: 7	H: 0 LOB: 0 BB: 0 P: 7	1B: 4 2B: 0 3B: 0 HR: 0	SF: 0 SAC: 0 DP: 0 HBP: 0	WP: 0 PB: 0 SB: 0 CS: 0	PA: 38
<b>PITCHER</b> <b>Herb Score, L</b> ERA: 2.61 (1, 1)	IP: 9.0 WLS: W BF: 38 H: 4 R: 0 ER: 0 SO: 14 BB: 7 IBB: 0 HBP: 0 BLK: 0 WP: 0 HR: 0 S: 59 P: 87 ERA: 0.00 WHIP: 1.222															<b>PITCHER</b>		

Batter	1	2	3	4	5	6	7	8	9	AB	R	H	RBI	BB	SO	LOB	BOTTOM			
<b>Al Smith, R</b> OBP: 0.368, SLG: 0.422 (1, 7)	4-0 K BB		0-0 F9		4-0 1-2 FC6-4 BB		0-0 F7		0-0 6-3	3	0	0	0	2	0	6	<b>Washington Senators @ Cleveland Indians</b> Cleveland Municipal Stadium, Cleveland, OH Tue Sep 18 1956, 3:33 AM EDT Unknown <a href="http://livebaseballscores.com">livebaseballscores.com</a>			
<b>Bobby Avila, R</b> OBP: 0.330, SLG: 0.322 (1, 4)	0-3 K 1-2		0-0 5-3 E 1B		0-0 F9		0-0 F7			4	0	1	0	0	1	3				
<b>Al Rosen, R</b> OBP: 0.357, SLG: 0.426 (1, 5)	0-0 2B		0-0 E8 5-3 1-2		0-0 FC6-4		0-0 F7			4	0	1	0	0	0	3				
<b>Rocky Colavito, R</b> OBP: 0.371, SLG: 0.535 (1, 9)	0-3 K		0-0 5-3 1-2 2-3		0-0 F2		0-0 F3			4	0	0	0	0	1	3				
<b>Vic Wertz, L</b> OBP: 0.355, SLG: 0.484 (1, 3)		0-0 1-5-3		0-0 F2		0-3 K		0-0 1B 2B		4	0	1	0	0	1	2				
<b>Dave Pope, L</b> OBP: 0.243, SLG: 0.282 (8, PR)										0	1	0	0	0	0	0				
<b>Preston Ward, L</b> OBP: 0.352, SLG: 0.441 (9, 3)										0	0	0	0	0	0	0				
<b>Jim Busby, R</b> OBP: 0.303, SLG: 0.357 (1, 8)		0-0 F9		4-0 BB		0-0 F3		0-0 2B FC4-2-5-1 1B		3	0	1	0	1	0	0				
<b>Chico Carrasquel, R</b> OBP: 0.325, SLG: 0.325 (1, 6)		4-0 BB 1B BB		0-0 F7		0-0 P6		0-3 K		3	0	0	0	1	1	6				
<b>Jim Hegan, R</b> OBP: 0.314, SLG: 0.340 (1, 2)		0-0 BB 1-2 1B		0-0 P3		0-0 SH3-4 1B		0-0 FC4-2-5-1 2B		4	0	3	1	0	0	0				
<b>Herb Score, L</b> OBP: 0.284, SLG: 0.278 (1, 1)		4-0 1-2 2-3 BB		0-0 BB 1B		0-0 SH3-4		0-0 FC4-2-5-1		2	0	1	0	1	0	2				
<b>Inning Stats</b>	R: 0 H: 1 E: 0 K: 2 S: 7	H: 1 LOB: 1 BB: 1 P: 11	R: 0 H: 1 E: 0 K: 0 S: 4	H: 1 LOB: 3 BB: 2 P: 12	R: 0 H: 1 E: 1 K: 0 S: 5	H: 1 LOB: 3 BB: 1 P: 9	R: 0 H: 1 E: 0 K: 0 S: 4	H: 1 LOB: 2 BB: 1 P: 8	R: 0 H: 0 E: 0 K: 1 S: 5	H: 0 LOB: 0 BB: 0 P: 5	R: 0 H: 1 E: 0 K: 0 S: 4	H: 0 LOB: 0 BB: 0 P: 4	R: 0 H: 0 E: 0 K: 0 S: 3	H: 0 LOB: 0 BB: 0 P: 3	R: 1 H: 3 E: 0 K: 1 S: 8	H: 3 LOB: 2 BB: 0 P: 8	1B: 5 2B: 3 3B: 0 HR: 0	SF: 0 SAC: 1 DP: 0 HBP: 0	WP: 0 PB: 0 SB: 0 CS: 0	PA: 37
<b>PITCHER</b> <b>Bob Wiesler, L</b> ERA: 6.35 (1, 1)	IP: 8.0 WLS: L BF: 37 H: 8 R: 1 ER: 1 SO: 4 BB: 5 IBB: 0 HBP: 0 BLK: 0 WP: 0 HR: 0 S: 40 P: 60 ERA: 1.12 WHIP: 1.625															<b>PITCHER</b>				



Batter	1	2	3	4	5	6	7	8	9	AB	R	H	RBI	BB	SO	LOB	TOP			
<b>Eddie Yost, R</b> OBP: 0.417, SLG: 0.342 (1, 9)										3	0	1	0	1	2	0	<b>Washington Senators @ Cleveland Indians</b> Cleveland Municipal Stadium, Cleveland, OH Tue Sep 18 1956, 3:38 AM EDT Att. 4,305 - Unknown <a href="http://livebaseballscorecards.com">livebaseballscorecards.com</a>			
<b>Whitey Herzog, L</b> OBP: 0.299, SLG: 0.336 (1, 8)										4	0	0	0	0	3	2				
<b>Pete Runnels, L</b> OBP: 0.373, SLG: 0.430 (1, 3)										3	0	0	0	0	0	1				
<b>Roy Sievers, R</b> OBP: 0.368, SLG: 0.471 (1, 7)										3	0	0	0	0	1	1				
<b>Clint Courtney, L</b> OBP: 0.364, SLG: 0.440 (1, 2)										3	0	0	0	0	0	0				
<b>Herb Plews, L</b> OBP: 0.335, SLG: 0.392 (1, 4)										3	0	1	0	0	0	0				
<b>Harmon Killebrew, R</b> OBP: 0.274, SLG: 0.478 (1, 5)										3	0	1	0	0	0	1				
<b>Lyle Luttrell, R</b> OBP: 0.305, SLG: 0.404 (1, 6)										2	0	0	0	0	0	1				
<b>Lou Berberet, L</b> OBP: 0.412, SLG: 0.391 (8, PH)										1	0	0	0	0	1	1				
<b>Jose Valdivielso, R</b> OBP: 0.319, SLG: 0.333 (8, 6)										0	0	0	0	0	0	0				
<b>Chuck Stobbs, L</b> OBP: 0.212, SLG: 0.222 (1, 1)										2	0	0	0	0	0	0				
<b>Ernie Oravetz, S</b> OBP: 0.361, SLG: 0.295 (9, PH)										1	0	0	0	0	1	0				
<b>Inning Stats</b>	R: 0 E: 0 K: 1 S: 5	H: 1 LOB: 0 BB: 0 P: 5	R: 0 E: 0 K: 0 S: 3	H: 0 LOB: 0 BB: 0 P: 3	R: 0 E: 0 K: 0 S: 3	H: 0 LOB: 0 BB: 0 P: 3	R: 0 E: 0 K: 2 S: 7	H: 1 LOB: 0 BB: 0 P: 7	R: 0 E: 0 K: 0 S: 3	H: 0 LOB: 0 BB: 0 P: 3	R: 0 E: 0 K: 0 S: 3	H: 1 LOB: 1 BB: 1 P: 11	R: 0 E: 0 K: 1 S: 6	H: 1 LOB: 1 BB: 0 P: 6	R: 0 E: 0 K: 2 S: 7	H: 0 LOB: 0 BB: 0 P: 7	1B: 3 2B: 1 3B: 0 HR: 0	SF: 0 SAC: 0 DP: 2 HBP: 0	WP: 0 PB: 0 SB: 0 CS: 1	PA: 29
<b>PITCHER</b> <b>Mike Garcia, R</b> ERA: 3.64 (1, 1)	IP: 9.0 WLS: W BF: 29 H: 3 R: 0 ER: 0 SO: 8 BB: 1 IBB: 0 HBP: 0 BLK: 0 WP: 0 HR: 0 S: 44 P: 48 ERA: 0.00 WHIP: 0.444																			

Batter	1	2	3	4	5	6	7	8	9	AB	R	H	RBI	BB	SO	LOB	BOTTOM			
<b>Al Smith, R</b> OBP: 0.369, SLG: 0.422 (1, 7)										4	1	2	1	0	0	1	<b>Washington Senators @ Cleveland Indians</b> Cleveland Municipal Stadium, Cleveland, OH Tue Sep 18 1956, 3:38 AM EDT Att. 4,305 - Unknown <a href="http://livebaseballscorecards.com">livebaseballscorecards.com</a>			
<b>Bobby Avila, R</b> OBP: 0.329, SLG: 0.322 (1, 4)										4	0	1	0	0	0	2				
<b>Al Rosen, R</b> OBP: 0.358, SLG: 0.430 (1, 5)										4	2	2	1	0	1	2				
<b>Rocky Colavito, R</b> OBP: 0.370, SLG: 0.538 (1, 9)										4	1	1	1	0	0	3				
<b>Vic Wertz, L</b> OBP: 0.354, SLG: 0.489 (1, 3)										3	1	1	3	0	0	0				
<b>Jim Busby, R</b> OBP: 0.303, SLG: 0.357 (1, 8)										4	0	1	0	0	0	0				
<b>George Strickland, R</b> OBP: 0.302, SLG: 0.309 (1, 6)										4	0	0	0	0	1	1				
<b>Earl Averill, R</b> OBP: 0.344, SLG: 0.370 (1, 2)										3	1	1	0	0	0	1				
<b>Mike Garcia, R</b> OBP: 0.167, SLG: 0.133 (1, 1)										3	0	1	0	0	0	0				
<b>Inning Stats</b>	R: 0 E: 0 K: 1 S: 6	H: 2 LOB: 1 BB: 0 P: 6	R: 0 E: 0 K: 0 S: 3	H: 0 LOB: 0 BB: 0 P: 3	R: 2 E: 0 K: 0 S: 6	H: 3 LOB: 1 BB: 0 P: 6	R: 0 E: 1 K: 1 S: 6	H: 1 LOB: 1 BB: 0 P: 6	R: 0 E: 0 K: 0 S: 3	H: 0 LOB: 0 BB: 0 P: 3	R: 2 E: 0 K: 0 S: 5	H: 2 LOB: 0 BB: 0 P: 5	R: 0 E: 0 K: 0 S: 4	H: 1 LOB: 1 BB: 0 P: 4	R: 2 E: 1 K: 0 S: 5	H: 1 LOB: 0 BB: 0 P: 5		1B: 6 2B: 2 3B: 1 HR: 1	SF: 1 SAC: 0 DP: 0 HBP: 0	WP: 0 PB: 0 SB: 0 CS: 0
<b>PITCHER</b> <b>Chuck Stobbs, L</b> ERA: 3.43 (1, 1)	IP: 8.0 WLS: L BF: 34 H: 10 R: 6 ER: 5 SO: 2 BB: 0 IBB: 0 HBP: 0 BLK: 0 WP: 0 HR: 1 S: 38 P: 38 ERA: 5.62 WHIP: 1.250																			



Batter	1	2	3	4	5	6	7	8	9	AB	R	H	RBI	BB	SO	LOB	TOP
<b>Eddie Yost, R</b> OBP: 0.415, SLG: 0.339 (1, 9)	0-0 4-3		0-0 P6		0-0 4-3		0-0 L4			4	0	0	0	0	0	2	
<b>Whitey Herzog, L</b> OBP: 0.299, SLG: 0.336 (1, 8)	0-0 G4-6-3 1B		0-0 E1			0-0 F8				3	0	1	0	0	0	0	
<b>Pete Runnels, L</b> OBP: 0.372, SLG: 0.427 (1, 3)	0-0 G4-6-3 1-2		0-0 4-3			0-0 F7				3	0	0	0	0	0	2	
<b>Roy Sievers, R</b> OBP: 0.368, SLG: 0.470 (1, 7)		0-0 4-3		0-0 F7		0-0 BB 1B				3	0	1	0	0	0	0	
<b>Herb Plews, L</b> OBP: 0.335, SLG: 0.388 (1, 4)		0-0 P4		0-0 G3		4-0 FC4-6 BB				2	0	0	0	1	0	0	
<b>Lou Berberet, L</b> OBP: 0.411, SLG: 0.387 (1, 2)		4-0 1B BB		0-0 4-3		0-0 FC4-6 1-2				2	0	0	0	1	0	2	
<b>Harmon Killebrew, R</b> OBP: 0.289, SLG: 0.486 (1, 5)		0-0 1-2 1B		0-0 5-3		0-0 FC5-4 1B				3	0	2	0	0	0	0	
<b>Lyle Luttrell, R</b> OBP: 0.296, SLG: 0.392 (1, 6)		0-3 K		0-0 F8		0-0 FC5-4 1-2				3	0	0	0	0	1	3	
<b>Ted Abernathy, R</b> OBP: 0.333, SLG: 0.333 (1, 1)			0-0 6-3		0-0 1B		0-0 L9			2	0	1	0	0	0	0	
<b>Clint Courtney, L</b> OBP: 0.363, SLG: 0.438 (7, PH)										1	0	0	0	0	0	1	
<b>Pedro Ramos, S</b> OBP: 0.239, SLG: 0.295 (7, 1)										0	0	0	0	0	0	0	
<b>Inning Stats</b>	R: 0 E: 0 K: 0 S: 3	H: 1 LOB: 0 BB: 0 P: 3	R: 0 E: 0 K: 1 S: 6	H: 1 LOB: 2 BB: 1 P: 10	R: 0 E: 1 K: 0 S: 4	H: 0 LOB: 1 BB: 0 P: 4	R: 0 E: 0 K: 0 S: 3	H: 0 LOB: 0 BB: 0 P: 3	R: 0 E: 0 K: 0 S: 4	H: 1 LOB: 1 BB: 0 P: 4	R: 0 E: 0 K: 0 S: 4	H: 1 LOB: 2 BB: 1 P: 8	R: 0 E: 0 K: 0 S: 4	H: 1 LOB: 1 BB: 0 P: 4			
<b>PITCHER</b> <b>Bob Lemon, R</b> ERA: 2.88 (1, 1)	IP: 7.0 WLS: W BF: 28 H: 5 R: 0 ER: 0 SO: 1 BB: 2 IBB: 0 HBP: 0 BLK: 0 WP: 0 HR: 0 S: 28 P: 36 ERA: 0.00 WHIP: 1.000																

Washington Senators @ Cleveland Indians  
Cleveland Municipal Stadium, Cleveland, OH  
Wed Sep 19 1956, 3:33 AM EDT  
Att: 365 - Unknown

AB 26  
R 0  
H 5  
RBI 0  
BB 2  
SO 1  
LOB 10



WP: 0 PA: 28  
PB: 0  
SB: 0  
CS: 0

Batter	1	2	3	4	5	6	7	8	9	AB	R	H	RBI	BB	SO	LOB	BOTTOM
<b>Joe Caffie, L</b> OBP: 0.300, SLG: 0.263 (1, 7)	0-0 G6-4-3 1B		0-0 P6		0-0 6-3	0-3 K				4	0	1	0	0	1	3	
<b>Bobby Avila, R</b> OBP: 0.329, SLG: 0.325 (1, 4)	0-0 G6-4-3 1-2		0-0 5-3		0-0 1B 3B		0-0 F3			4	1	1	0	0	0	2	
<b>Al Smith, R</b> OBP: 0.370, SLG: 0.422 (1, 8)	0-3 K			0-0 1-3	0-0 1B 3-H		4-0 CS BB			3	0	1	1	1	1	0	
<b>Vic Wertz, L</b> OBP: 0.357, SLG: 0.499 (1, 3)		0-0 1B 2B		0-0 HR	0-0 1-3		4-0 2B BB			3	2	2	1	1	0	1	
<b>Al Rosen, R</b> OBP: 0.359, SLG: 0.433 (1, 5)		0-0 CS 1B		0-0 F6	0-0 5-3		0-0 1B 2B			4	1	2	1	0	0	1	
<b>Rocky Colavito, R</b> OBP: 0.374, SLG: 0.539 (1, 9)		0-3 K		0-0 BB 1B	0-0 1B		4-0 HBP BB			3	1	2	1	1	1	2	
<b>George Strickland, R</b> OBP: 0.306, SLG: 0.309 (1, 6)		0-3 K		0-0 BB 1B	0-0 1-2		0-0 L6			3	1	1	0	1	1	3	
<b>Jim Hegan, R</b> OBP: 0.319, SLG: 0.344 (1, 2)			4-0 BB	4-0 BB	4-0 1-2 2-3 BB		0-0 F7			2	0	1	2	2	0	1	
<b>Bob Lemon, L</b> OBP: 0.267, SLG: 0.359 (1, 1)			0-3 K	0-0 F7		1-0 HBP				2	0	0	0	0	1	4	
<b>Inning Stats</b>	R: 0 E: 0 K: 1 S: 5	H: 1 LOB: 0 BB: 0 P: 5	R: 0 E: 0 K: 2 S: 8	H: 2 LOB: 1 BB: 0 P: 8	R: 0 E: 0 K: 1 S: 5	H: 0 LOB: 1 BB: 1 P: 9	R: 1 E: 0 K: 0 S: 6	H: 3 LOB: 3 BB: 1 P: 10	R: 1 E: 0 K: 0 S: 5	H: 2 LOB: 1 BB: 0 P: 5	R: 0 E: 0 K: 1 S: 5	H: 0 LOB: 2 BB: 1 P: 10	R: 4 E: 0 K: 0 S: 4	H: 3 LOB: 1 BB: 3 P: 16			
<b>PITCHER</b> <b>Ted Abernathy, R</b> ERA: 1.8 (1, 1)	IP: 6.0 WLS: L BF: 28 H: 8 R: 2 ER: 2 SO: 5 BB: 3 IBB: 0 HBP: 1 BLK: 0 WP: 0 HR: 1 S: 34 P: 47 ERA: 3.00 WHIP: 1.833																
<b>Pedro Ramos, R</b> ERA: 4.9 (7, 1)	0.2 7 3 4 4 0 3 0 0 0 0 0 4 16 54.00 9.000																

Washington Senators @ Cleveland Indians  
Cleveland Municipal Stadium, Cleveland, OH  
Wed Sep 19 1956, 3:33 AM EDT  
Att: 365 - Unknown

AB 28  
R 6  
H 11  
RBI 6  
BB 6  
SO 5  
LOB 17



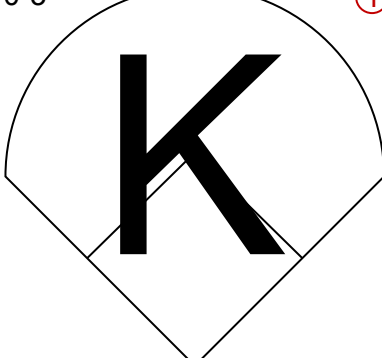
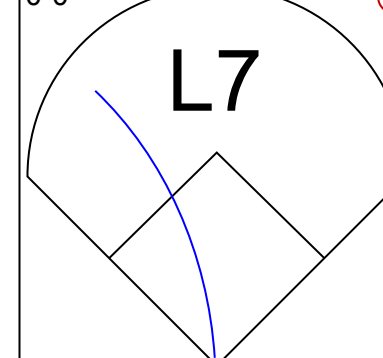
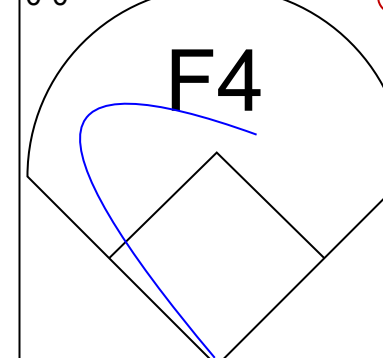
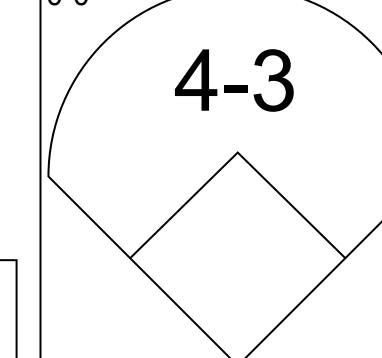
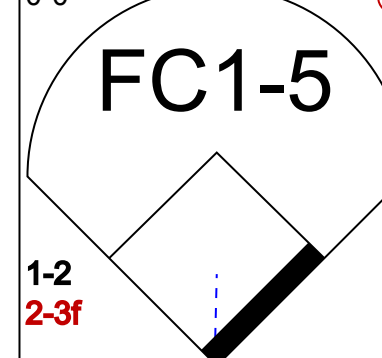
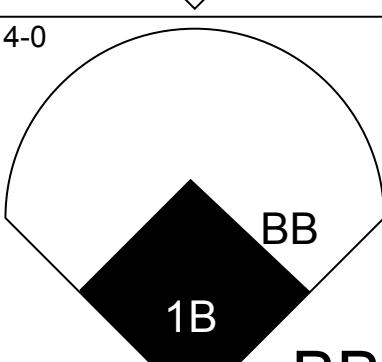
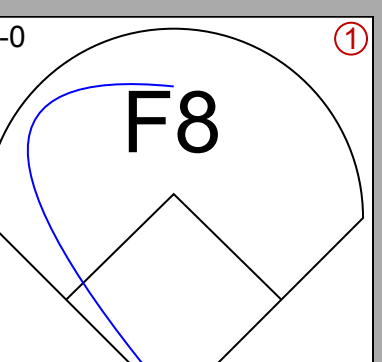
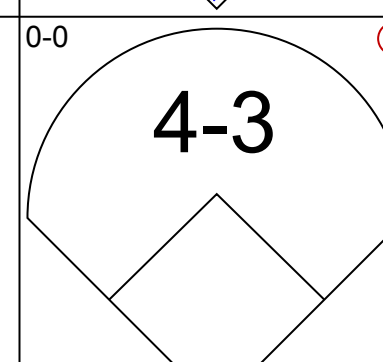
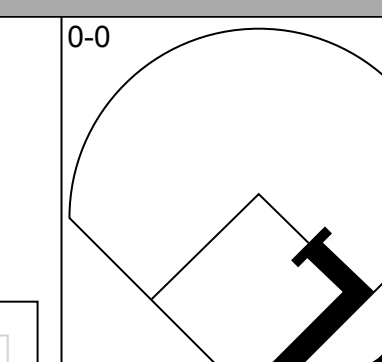
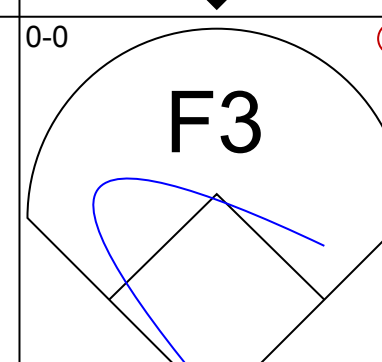
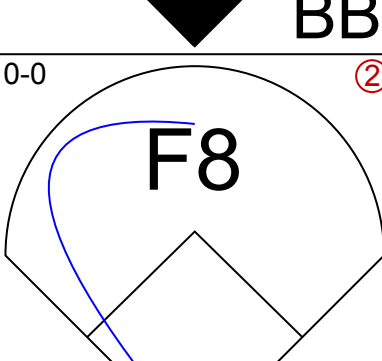
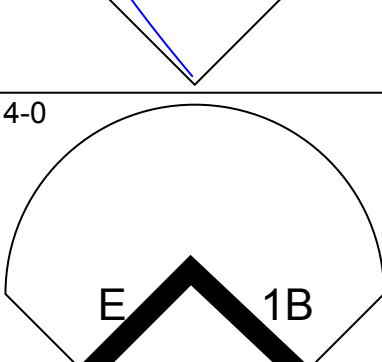
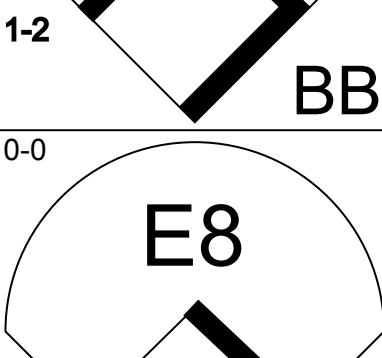
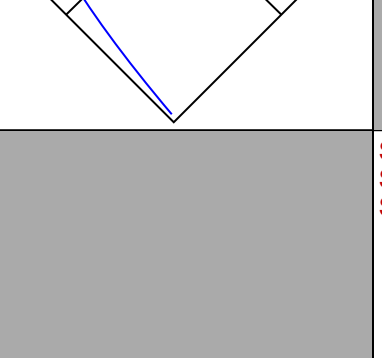
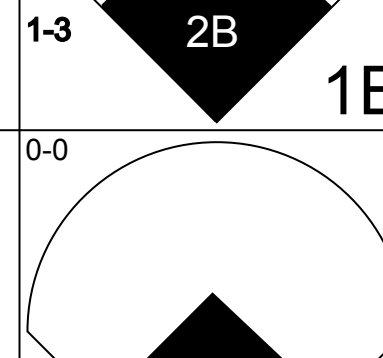
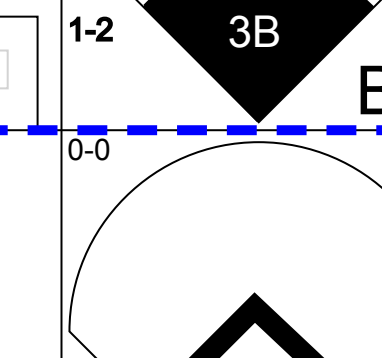

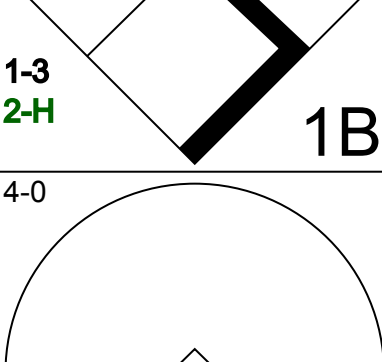

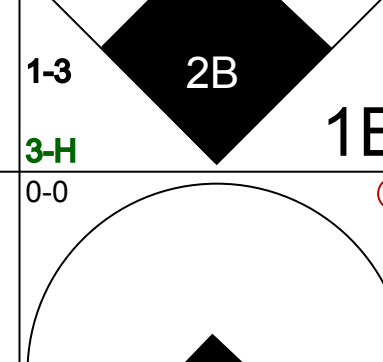
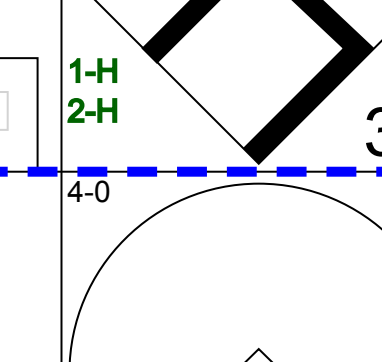

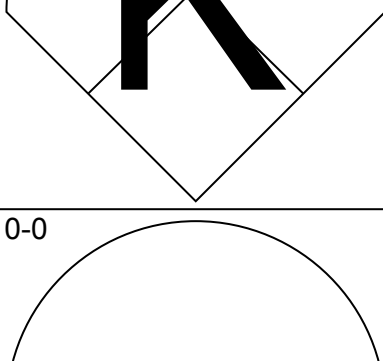
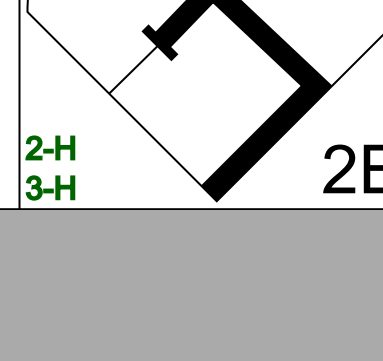
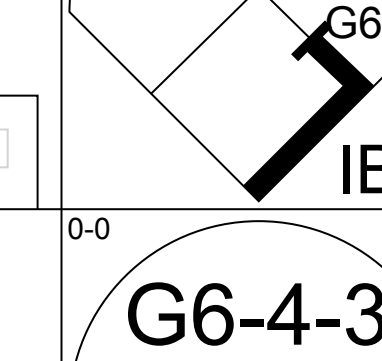



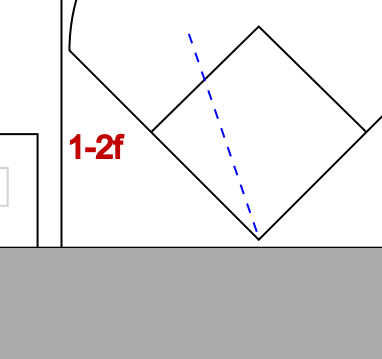
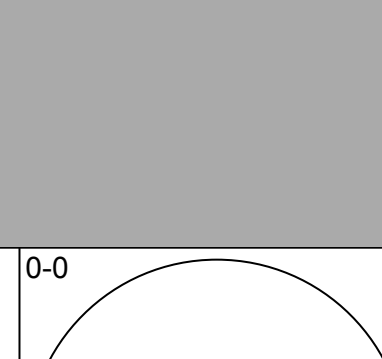

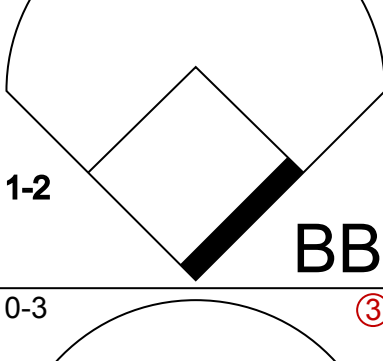


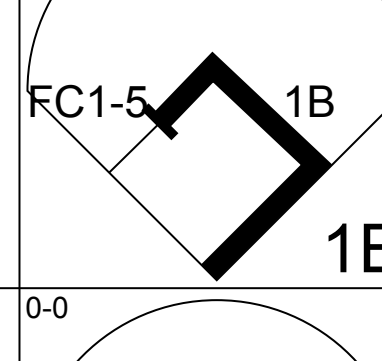

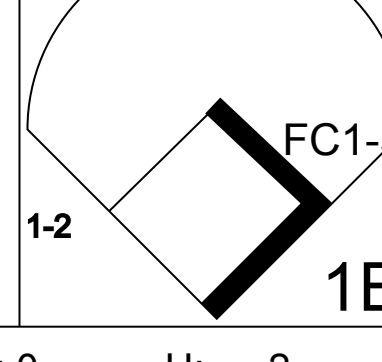
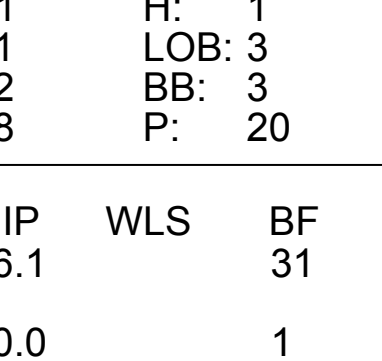
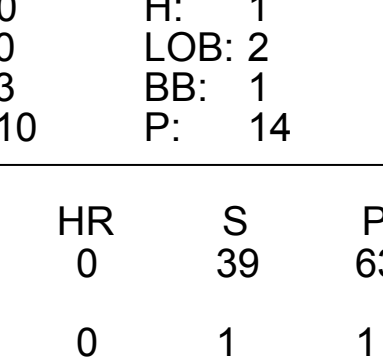
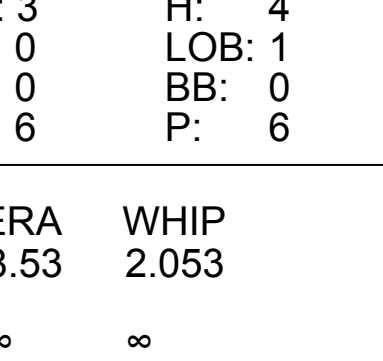
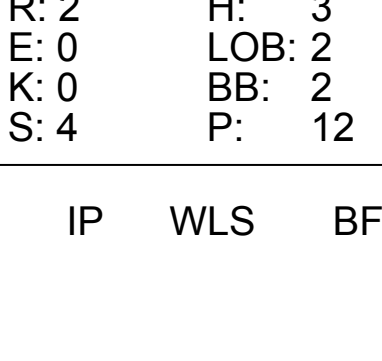
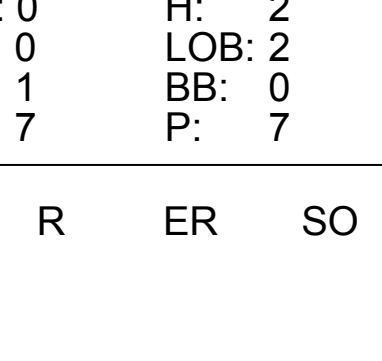


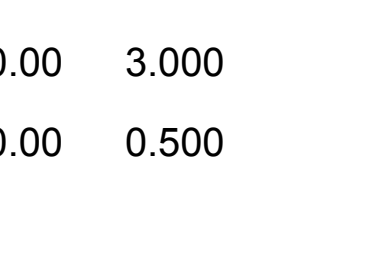
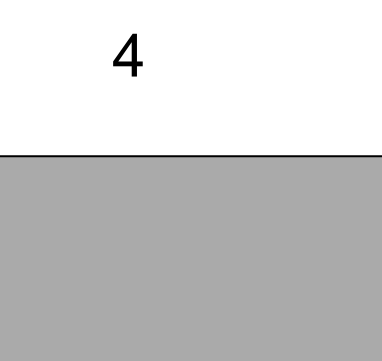
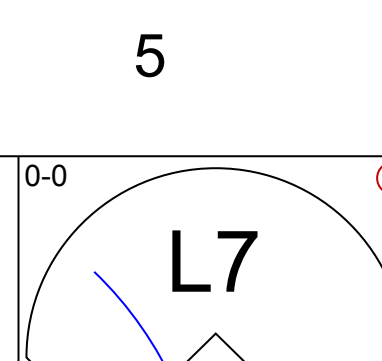
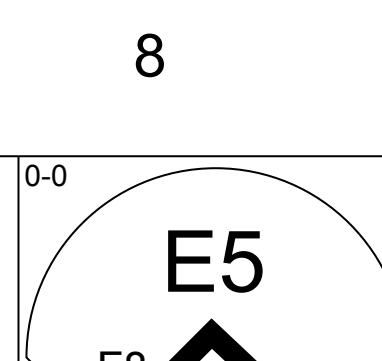
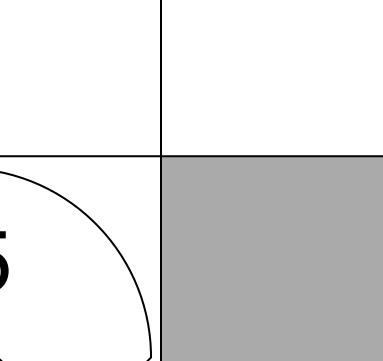
WP: 0 PA: 35  
PB: 0  
SB: 1  
CS: 2

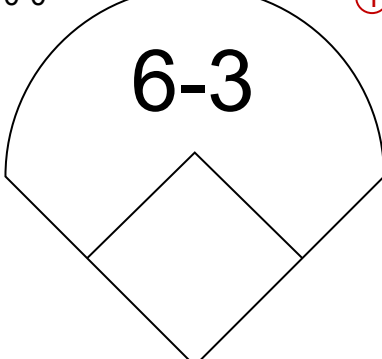
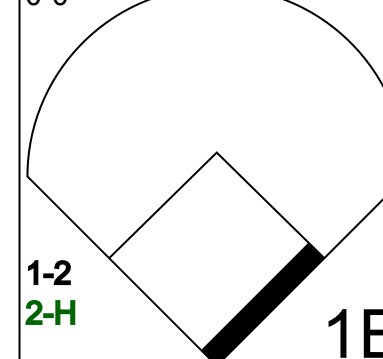
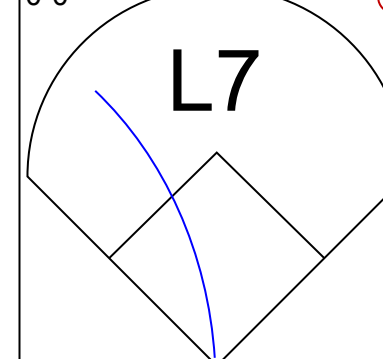
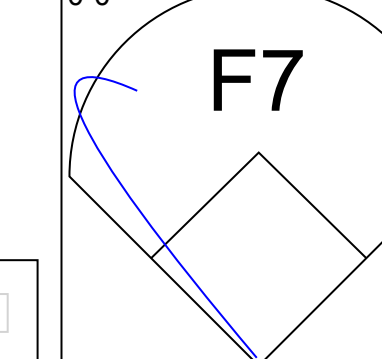
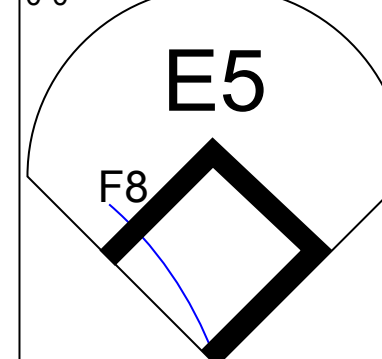
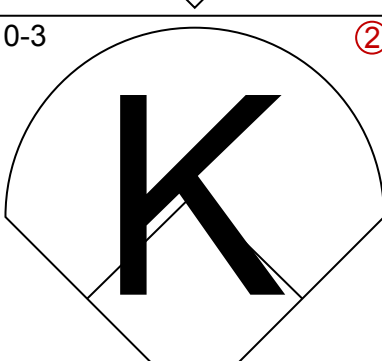
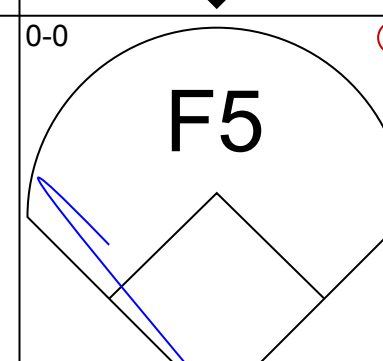
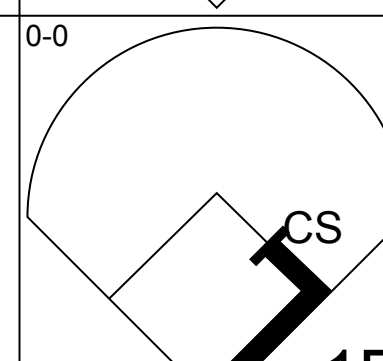
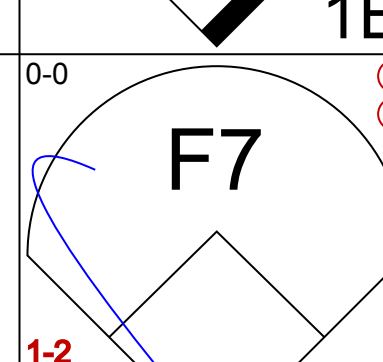
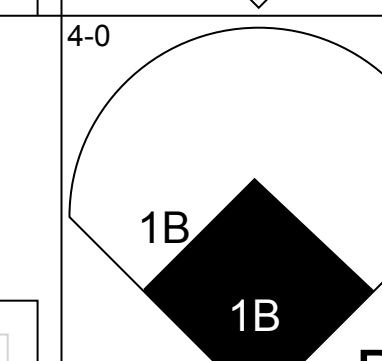
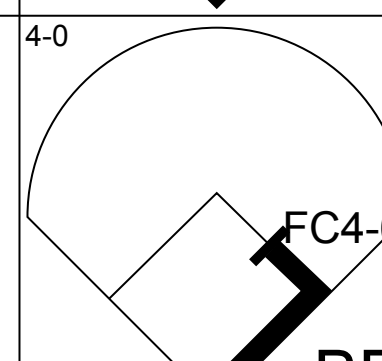
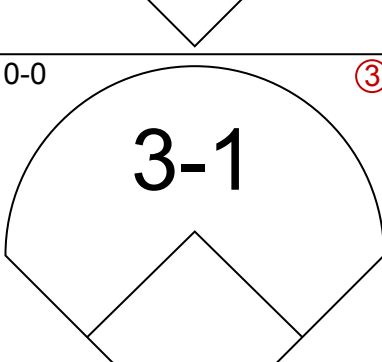
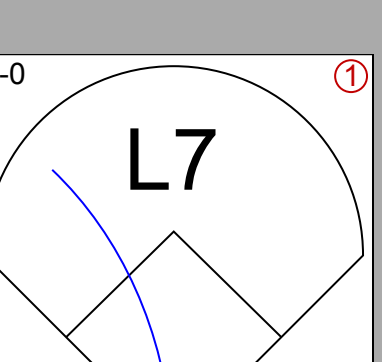
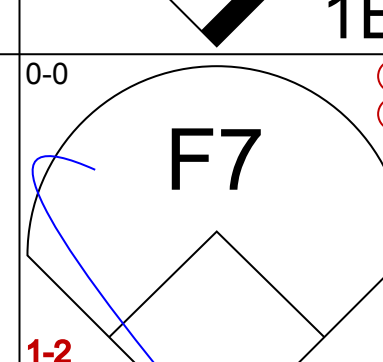
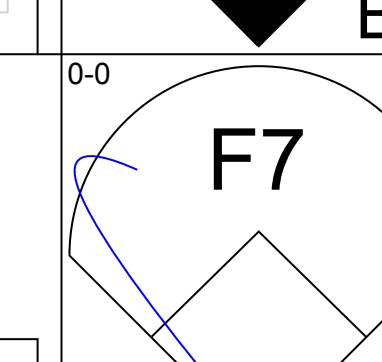
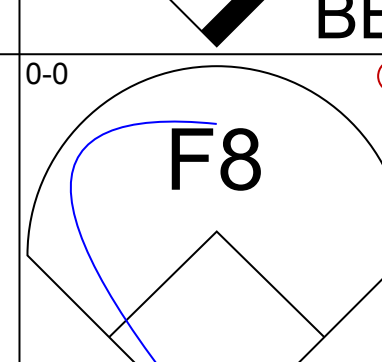
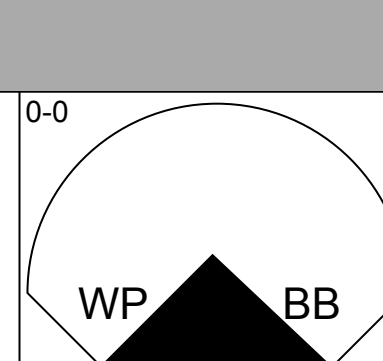
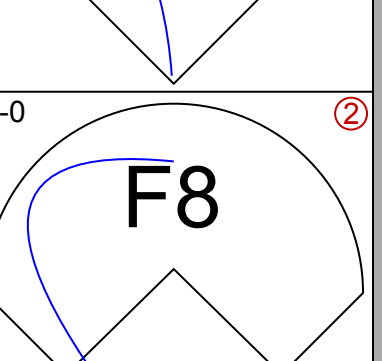
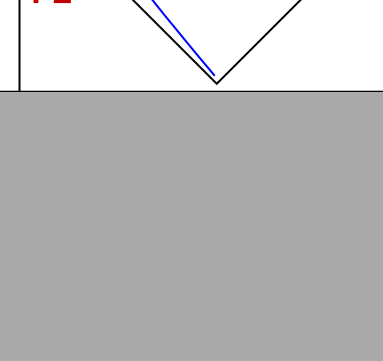
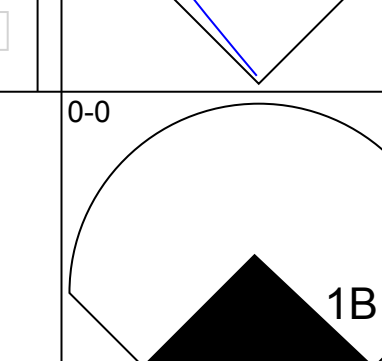
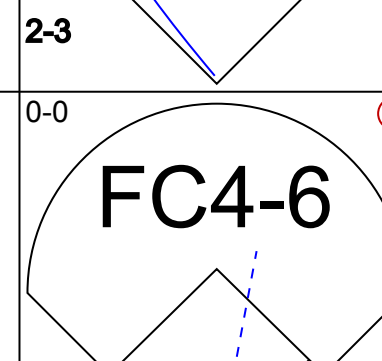
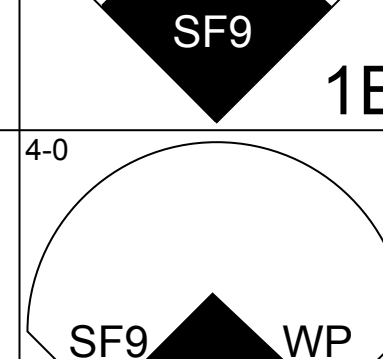
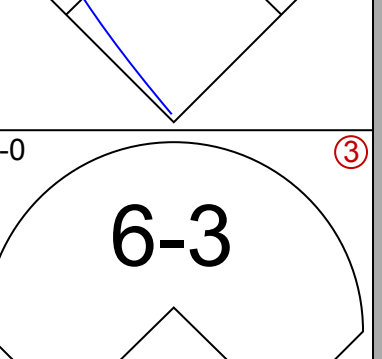
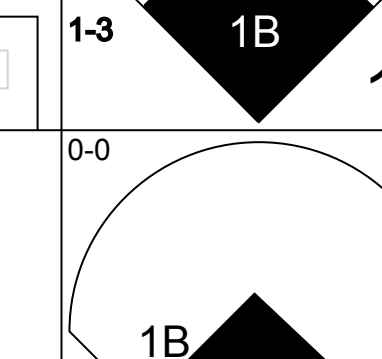
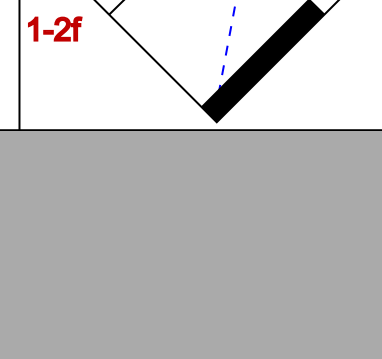

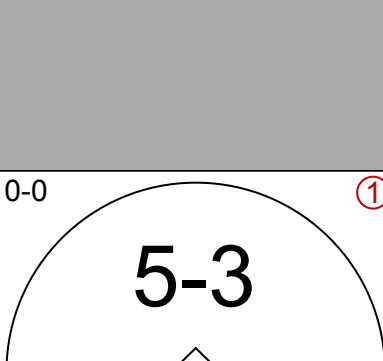
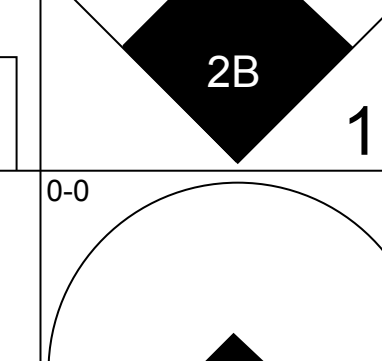
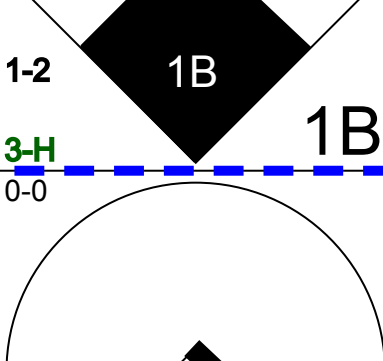
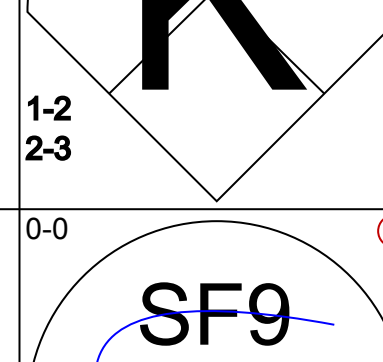
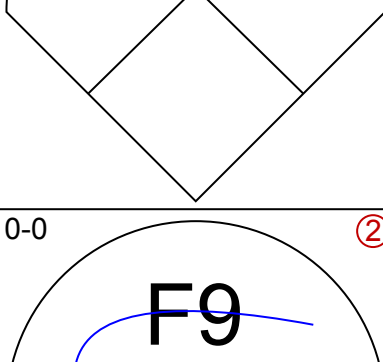
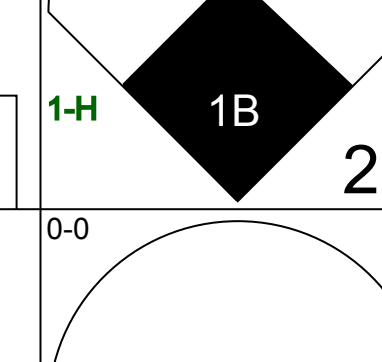
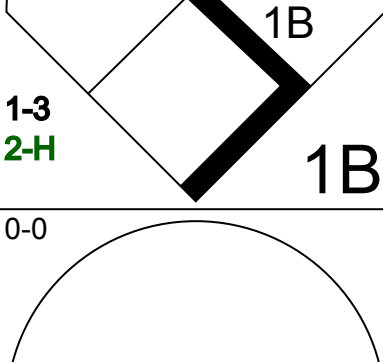
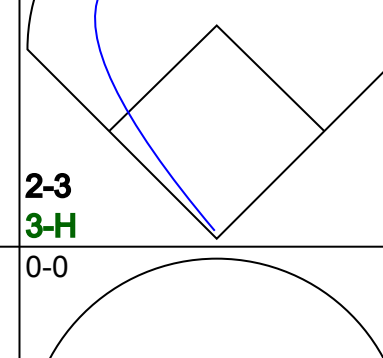
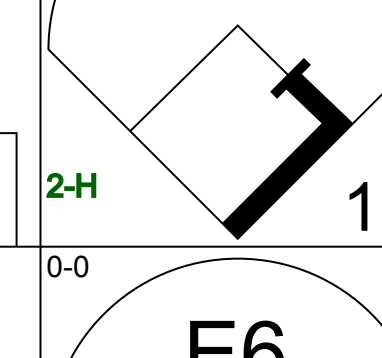
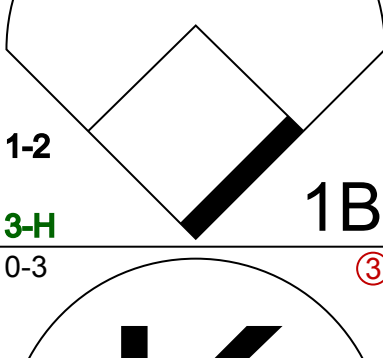
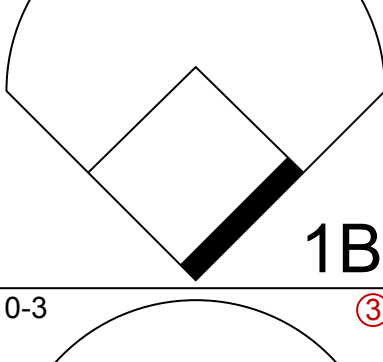
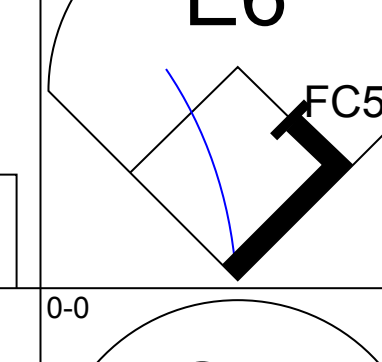
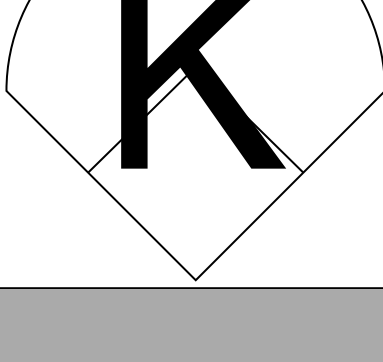


Batter	1	2	3	4	5	6	7	8	9	AB	R	H	RBI	BB	SO	LOB	TOP			
<b>Herb Plews, L</b> OBP: 0.336, SLG: 0.383 (1,4)	4-3	4-3		1B BB			4-3		4-3 WP HR BB	3	1	0	0	2	0	0	<b>Washington Senators @ Baltimore Orioles</b> <b>Memorial Stadium, Baltimore, MD</b> Fri Sep 21 1956, 3:33 AM EDT Att: 5,275 - Unknown <a href="http://livebaseballscorecards.com">livebaseballscorecards.com</a>			
<b>Ed Fitz Gerald, R</b> OBP: 0.392, SLG: 0.399 (1,2)	4-3		F5	1B			BB E 1B		F9	5	0	2	0	0	0	1				
<b>Pete Runnels, L</b> OBP: 0.372, SLG: 0.427 (1,3)	BB BB 1B		BB 1B	1B			F9		4-3	5	0	2	0	0	0	4				
<b>Roy Sievers, R</b> OBP: 0.369, SLG: 0.476 (1,7)	1-2 BB BB		1-2 BB 1B				E4 BB		HR	4	1	2	2	1	1	1				
<b>Jim Lemon, R</b> OBP: 0.346, SLG: 0.497 (1,9)	1-2 BB		K						FC5-4 1B	3	0	1	0	2	2	2				
<b>Harmon Killebrew, R</b> OBP: 0.284, SLG: 0.459 (1,5)	K		1-2 2-3 BB				F8		FC5-4 1B	4	0	0	0	1	1	7				
<b>Karl Olson, R</b> OBP: 0.308, SLG: 0.334 (1,8)		4-3	K				4-3		1-3	4	0	0	0	0	1	3				
<b>Lyle Luttrell, R</b> OBP: 0.288, SLG: 0.380 (8, PH)	E4 S		F9				6-3		K	3	1	0	0	0	0	0				
<b>Eddie Yost, R</b> OBP: 0.414, SLG: 0.339 (8, PH)									K	1	0	0	0	0	1	0				
<b>Jose Valdivielso, R</b> OBP: 0.319, SLG: 0.333 (8, 6)									K	0	0	0	0	0	0	0				
<b>Camilo Pascual, R</b> OBP: 0.167, SLG: 0.207 (1, 1)	4-3		6-3				6-3		K	3	0	0	0	0	0	0				
<b>Ernie Oravetz, S</b> OBP: 0.359, SLG: 0.292 (8, PH)									K	1	0	0	0	0	1	0				
<b>Pedro Ramos, S</b> OBP: 0.239, SLG: 0.295 (8, 1)									K	0	0	0	0	0	0	0				
<b>Inning Stats</b>	R: 0 E: 0 K: 1 S: 6	H: 1 LOB: 3 BB: 2 P: 14	R: 1 E: 1 K: 0 S: 4	H: 0 LOB: 0 BB: 0 P: 4	R: 0 E: 0 K: 2 S: 9	H: 2 LOB: 3 BB: 1 P: 13	R: 0 E: 0 K: 0 S: 4	H: 1 LOB: 2 BB: 1 P: 8	R: 0 E: 0 K: 2 S: 7	H: 0 LOB: 0 BB: 0 P: 7	R: 0 E: 1 K: 0 S: 5	H: 1 LOB: 3 BB: 1 P: 9	R: 0 E: 0 K: 2 S: 7	H: 0 LOB: 0 BB: 0 P: 7	R: 2 E: 0 K: 0 S: 5	H: 2 LOB: 1 BB: 1 P: 9	1B: 6 2B: 0 3B: 0 HR: 1	SF: 0 SAC: 0 DP: 0 HBP: 0	WP: 1 PB: 0 SB: 1 CS: 0	PA: 42
<b>PITCHER</b> <b>Bill Wight, L</b> ERA: 4.07 (1, 1)	IP: 9.0 WLS: W BF: 42 H: 7 R: 3 ER: 2 SO: 7 BB: 6 IBB: 0 HBP: 0 BLK: 0 WP: 1 HR: 1 S: 50 P: 74 ERA: 2.00 WHIP: 1.444															<b>PITCHER</b>				

Batter	1	2	3	4	5	6	7	8	9	AB	R	H	RBI	BB	SO	LOB	BOTTOM	
<b>Dick Williams, R</b> OBP: 0.332, SLG: 0.442 (1,8)	K		4-3 BB				HR		F9	3	1	1	1	2	1	1	<b>Washington Senators @ Baltimore Orioles</b> <b>Memorial Stadium, Baltimore, MD</b> Fri Sep 21 1956, 3:33 AM EDT Att: 5,275 - Unknown <a href="http://livebaseballscorecards.com">livebaseballscorecards.com</a>	
<b>Bob Boyd, L</b> OBP: 0.405, SLG: 0.422 (1,3)	E FC6-2 BB		F5				F2			3	0	0	0	1	0	2		
<b>George Kell, R</b> OBP: 0.326, SLG: 0.398 (1,5)	FC6-2 BB		4-3				6-3			4	0	0	0	0	0	3		
<b>Brooks Robinson, R</b> OBP: 0.188, SLG: 0.267 (8, 5)	1-H BB		1-2							0	0	0	0	0	0	0		
<b>Bob Nieman, R</b> OBP: 0.432, SLG: 0.495 (1,7)	1-2 BB		6-3						1B E BB	1	1	0	0	3	0	1		
<b>Tito Francona, L</b> OBP: 0.328, SLG: 0.358 (1,9)	K						S HR 1B		F8	4	1	1	0	0	1	5		
<b>Gus Triandos, R</b> OBP: 0.345, SLG: 0.461 (1,2)							1-H HR		E7 4-3 1B	4	3	3	3	0	0	0		
<b>Billy Gardner, R</b> OBP: 0.284, SLG: 0.340 (1,4)	5-3		F7				K		4-3 1B HBP	3	1	0	0	0	1	0		
<b>Willy Miranda, S</b> OBP: 0.282, SLG: 0.277 (1,6)	K		K				F7		4-3	4	0	0	1	0	2	1		
<b>Bill Wight, L</b> OBP: 0.226, SLG: 0.200 (1, 1)	K		K				G3		2-H 1B	4	0	1	1	0	2	0		
<b>Inning Stats</b>	R: 0 E: 1 K: 2 S: 7	H: 0 LOB: 2 BB: 2 P: 15	R: 1 E: 0 K: 2 S: 8	H: 1 LOB: 0 BB: 0 P: 8	R: 0 E: 0 K: 0 S: 3	H: 0 LOB: 1 BB: 1 P: 7	R: 2 E: 0 K: 2 S: 9	H: 2 LOB: 0 BB: 0 P: 9	R: 0 E: 0 K: 1 S: 5	H: 0 LOB: 2 BB: 0 P: 11	R: 1 E: 0 K: 0 S: 4	H: 1 LOB: 0 BB: 0 P: 4	R: 3 E: 1 K: 0 S: 5	H: 2 LOB: 1 BB: 1 P: 10	1B: 3 2B: 0 3B: 0 HR: 3	SF: 0 SAC: 0 DP: 0 HBP: 1	WP: 0 PB: 0 SB: 1 CS: 0	PA: 37
<b>PITCHER</b> <b>Camilo Pascual, R</b> ERA: 5.93 (1, 1)	IP: 7.0 WLS: L BF: 30 H: 4 R: 4 ER: 4 SO: 7 BB: 5 IBB: 0 HBP: 0 BLK: 0 WP: 0 HR: 3 S: 39 P: 59 ERA: 5.14 WHIP: 1.286															<b>PITCHER</b>		
<b>Pedro Ramos, R</b> ERA: 4.99 (8, 1)	IP: 1.0 WLS: 7 BF: 2 H: 3 R: 3 ER: 2 SO: 0 BB: 1 IBB: 0 HBP: 1 BLK: 0 WP: 0 HR: 0 S: 5 P: 10 ERA: 18.00 WHIP: 3.000															<b>PITCHER</b>		



Batter	1	2	3	4	5	6	7	8	9	AB	R	H	RBI	BB	SO	LOB	TOP			
<b>Herb Plews, L</b> OBP: 0.329, SLG: 0.375										5	0	0	0	0	1	3	<b>Washington Senators @ Baltimore Orioles</b> Memorial Stadium, Baltimore, MD Sat Sep 22 1956, 3:33 AM EDT Att: 5,151 - Unknown			
<b>Whitey Herzog, L</b> OBP: 0.301, SLG: 0.336										3	1	1	0	1	0	0				
<b>Eddie Yost, R</b> OBP: 0.414, SLG: 0.338										1	0	0	0	0	0	2				
<b>Bob Chakales, R</b> OBP: 0.150, SLG: 0.150										0	0	0	0	0	0	0				
<b>Pete Runnels, L</b> OBP: 0.372, SLG: 0.427										5	2	2	0	0	2	3				
<b>Roy Sievers, R</b> OBP: 0.371, SLG: 0.475										3	2	1	0	2	1	0				
<b>Jim Lemon, R</b> OBP: 0.350, SLG: 0.504										5	1	4	4	0	1	0				
<b>Lou Berberet, L</b> OBP: 0.416, SLG: 0.393										2	0	1	2	2	1	0				
<b>Pedro Ramos, S</b> OBP: 0.239, SLG: 0.295										0	0	0	0	0	0	0				
<b>Ed Fitz Gerald, R</b> OBP: 0.390, SLG: 0.396										1	0	0	0	0	0	1				
<b>Harmon Killebrew, R</b> OBP: 0.294, SLG: 0.455										3	0	1	0	1	1	5				
<b>Lyle Luttrell, R</b> OBP: 0.289, SLG: 0.373										2	0	0	0	1	0	1				
<b>Ernie Cravetz, S</b> OBP: 0.363, SLG: 0.298										1	0	1	0	0	0	0				
<b>Evelio Hernandez, R</b> OBP: 0.143, SLG: 0.143										3	0	0	0	0	2	3				
<b>Dean Stone, L</b> OBP: 0.225, SLG: 0.118										0	0	0	0	0	0	0				
<b>Ted Abernathy, L</b> OBP: 0.333, SLG: 0.333										0	0	0	0	0	0	0				
<b>Clint Courtney, L</b> OBP: 0.144, SLG: 0.144										1	0	1	0	0	0	0				
<b>Jose Valdivieso, R</b> OBP: 0.318, SLG: 0.333										0	0	0	0	0	0	0				
<b>Inning Stats</b>	R: 1 E: 1 K: 2 S: 8	H: 1 LOB: 3 BB: 3 P: 20	R: 0 E: 0 K: 1 S: 5	H: 0 LOB: 0 BB: 0 P: 5	R: 0 E: 0 K: 1 S: 5	H: 0 LOB: 0 BB: 0 P: 5	R: 0 E: 0 K: 3 S: 10	H: 1 LOB: 2 BB: 1 P: 14	R: 3 E: 0 K: 0 S: 6	H: 4 LOB: 1 BB: 1 P: 7	R: 2 E: 0 K: 0 S: 4	H: 3 LOB: 2 BB: 2 P: 12	R: 0 E: 0 K: 1 S: 7	H: 2 LOB: 2 BB: 0 P: 7	R: 0 E: 0 K: 1 S: 5	H: 1 LOB: 0 BB: 0 P: 5	1B: 10 2B: 1 3B: 1 HR: 0	SF: 0 SAC: 0 DP: 2 HBP: 0	WP: 0 PB: 0 CS: 0	PA: 42
<b>PITCHER</b>	IP WLS BF H R ER SO BB IBB HBP BLK WP HR S P ERA WHIP																			
<b>Ray Moore, R</b> ERA: 4.18	(1, 1) 6.1 31 8 6 6 7 5 1 0 0 0 0 0 39 63 8.53 2.053																			
<b>Hal Brown, R</b> ERA: 3.68	(7, 1) 0.0 1 1 0 0 0 0 0 0 0 0 0 0 1 1 ∞ ∞																			
<b>George Zuverink, R</b> ERA: 4.18	(7, 1) 0.2 W 4 2 0 0 0 0 0 1 0 0 0 0 0 3 7 0.00 3.000																			
<b>Don Ferrarese, L</b> ERA: 5.31	(8, 1) 2.0 S 6 1 0 0 2 0 0 0 0 0 0 0 0 10 10 0.00 0.500																			

Batter	1	2	3	4	5	6	7	8	9	AB	R	H	RBI	BB	SO	LOB	BOTTOM			
<b>Dick Williams, R</b> OBP: 0.331, SLG: 0.439										5	0	1	1	0	0	0	<b>Washington Senators @ Baltimore Orioles</b> Memorial Stadium, Baltimore, MD Sat Sep 22 1956, 3:33 AM EDT Att: 5,151 - Unknown			
<b>Bob Boyd, L</b> OBP: 0.409, SLG: 0.420										3	1	1	0	2	1	2				
<b>George Kell, R</b> OBP: 0.324, SLG: 0.395										3	0	0	0	0	0	1				
<b>Brooks Robinson, R</b> OBP: 0.167, SLG: 0.235										2	0	0	0	0	0	3				
<b>Bob Nieman, R</b> OBP: 0.432, SLG: 0.494										5	2	2	0	0	0	2				
<b>Tito Francona, L</b> OBP: 0.331, SLG: 0.360										3	3	2	1	1	0	0				
<b>Gus Triandos, R</b> OBP: 0.346, SLG: 0.463										4	1	2	2	0	1	2				
<b>Billy Gardner, R</b> OBP: 0.285, SLG: 0.342										3	0	2	3	0	0	0				
<b>Willy Miranda, S</b> OBP: 0.283, SLG: 0.279										4	1	2	1	0	1	2				
<b>Ray Moore, R</b> OBP: 0.301, SLG: 0.400										3	0	1	0	0	1	2				
<b>Hal Brown, R</b> OBP: 0.304, SLG: 0.250										0	0	0	0	0	0	0				
<b>George Zuverink, R</b> OBP: 0.167, SLG: 0.118										0	0	0	0	0	0	0				
<b>Don Ferrarese, R</b> OBP: 0.103, SLG: 0.037										1	0	0	0	0	0	0				
<b>Inning Stats</b>	R: 0 E: 0 K: 1 S: 5	H: 0 LOB: 0 BB: 0 P: 5	R: 3 E: 0 K: 1 S: 9	H: 4 LOB: 2 BB: 1 P: 13	R: 0 E: 0 K: 0 S: 3	H: 0 LOB: 0 BB: 0 P: 3	R: 0 E: 0 K: 1 S: 6	H: 1 LOB: 1 BB: 0 P: 6	R: 0 E: 0 K: 0 S: 3	H: 1 LOB: 0 BB: 0 P: 3	R: 2 E: 0 K: 0 S: 6	H: 3 LOB: 1 BB: 0 P: 6	R: 3 E: 0 K: 1 S: 9	H: 4 LOB: 2 BB: 1 P: 13	R: 0 E: 1 K: 0 S: 4	H: 0 LOB: 2 BB: 1 P: 8	1B: 12 2B: 1 3B: 0 HR: 0	SF: 1 SAC: 0 DP: 0 HBP: 0	WP: 1 PB: 0 CS: 1	PA: 40
<b>PITCHER</b>	IP WLS BF H R ER SO BB IBB HBP BLK WP HR S P ERA WHIP																			
<b>Evelio Hernandez, R</b> ERA: 7.24	(1, 1) 6.0 27 9 5 5 3 1 0 0 0 0 0 0 4 8 40.50 4.500																			
<b>Dean Stone, L</b> ERA: 6.35	(7, 1) 0.2 L 5 2 3 3 0 1 0 0 0 0 0 0 4 8 40.50 4.500																			
<b>Ted Abernathy, R</b> ERA: 1.76	(7, 1) 0.1 3 2 0 0 1 0 0 0 0 0 0 0 5 5 0.00 6.000																			
<b>Bob Chakales, R</b> ERA: 4.02	(8, 1) 1.0 5 0 0 0 0 0 1 0 0 0 0 0 4 8 0.00 1.000																			





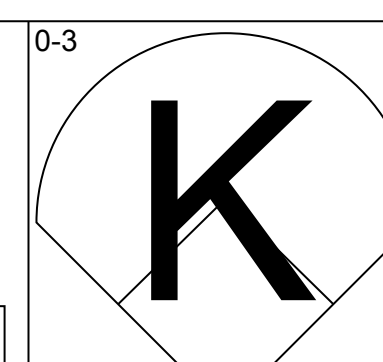
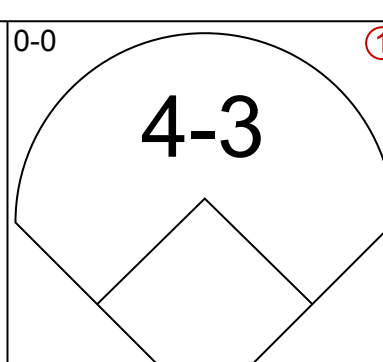
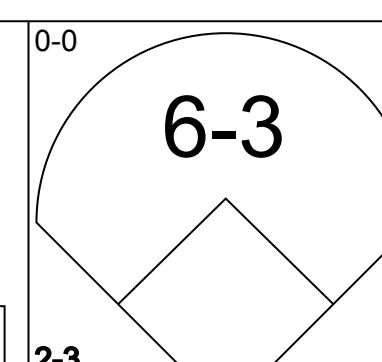
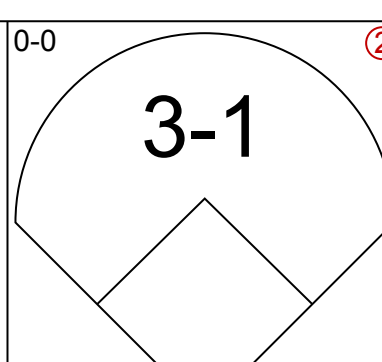
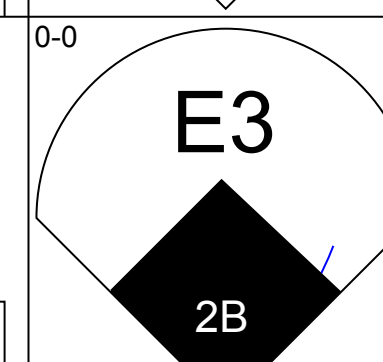
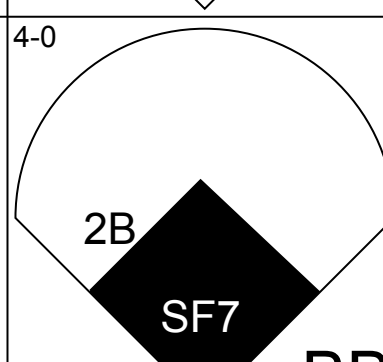
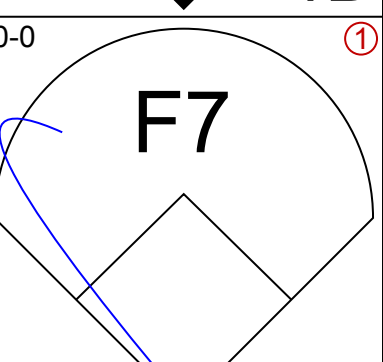
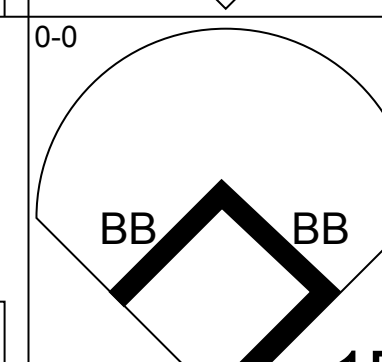
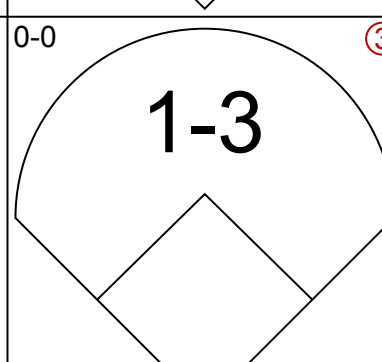
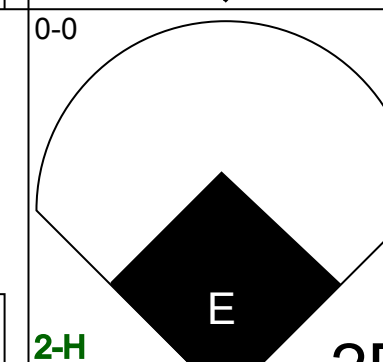
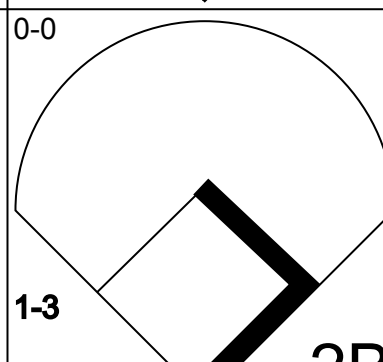
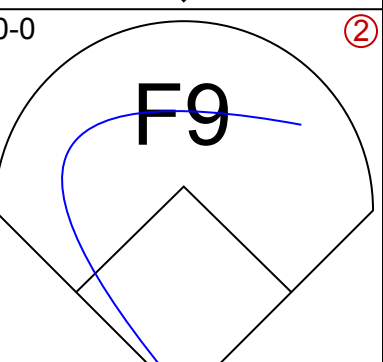
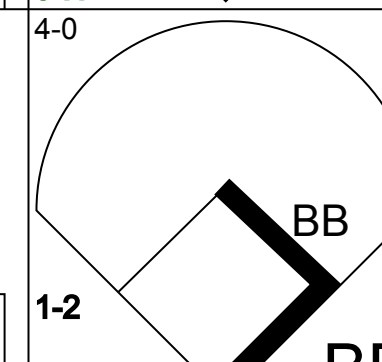
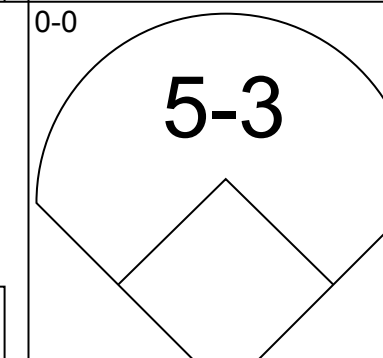
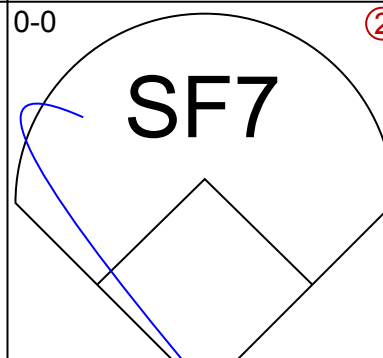
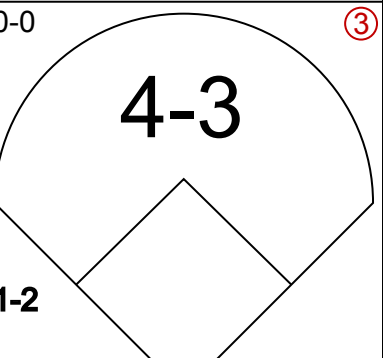
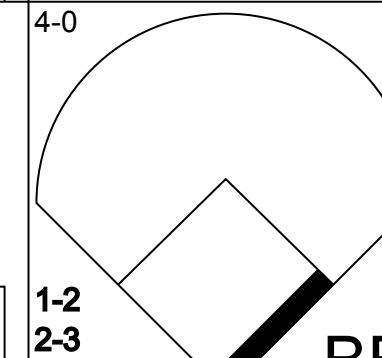
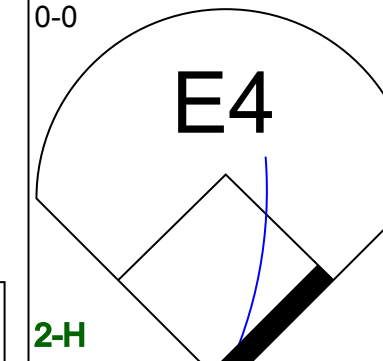
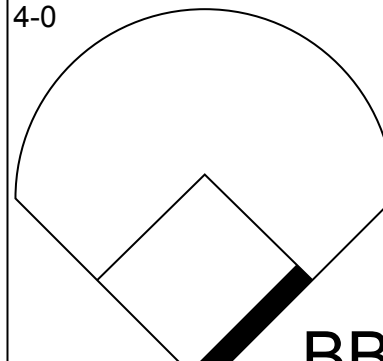
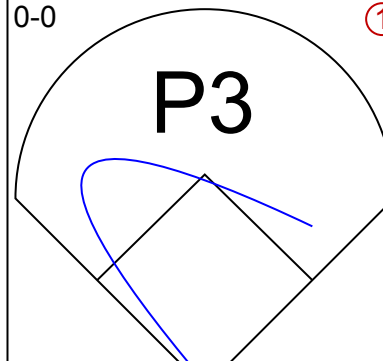
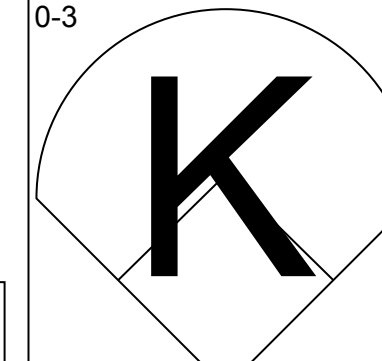
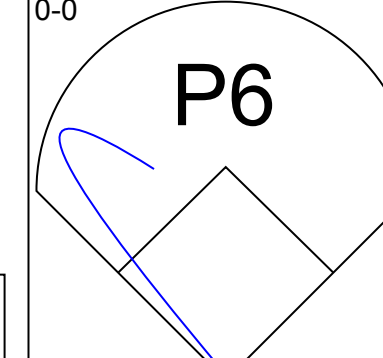
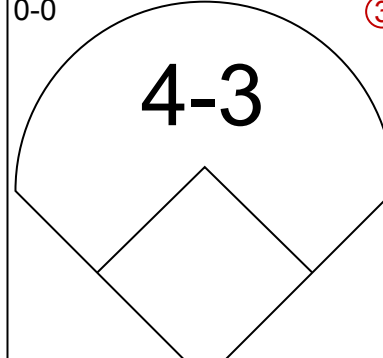
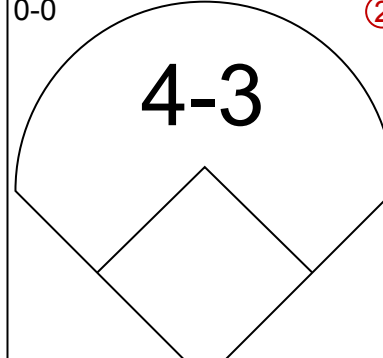
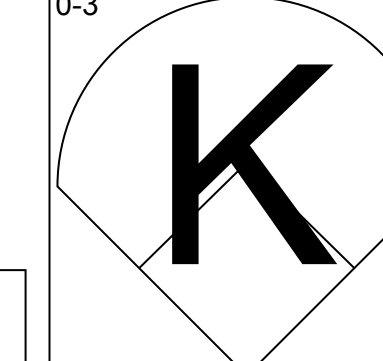
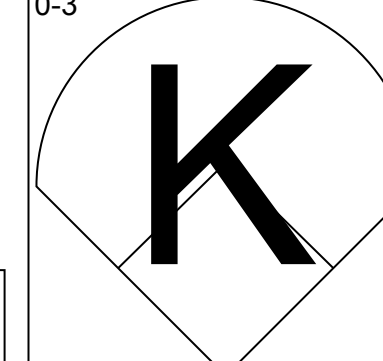
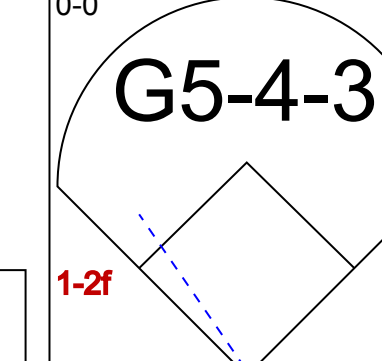
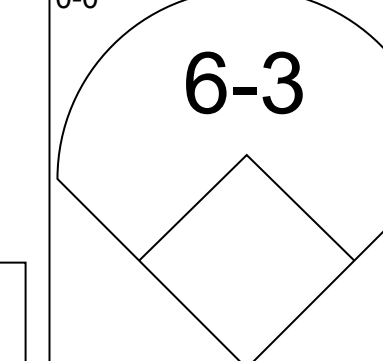
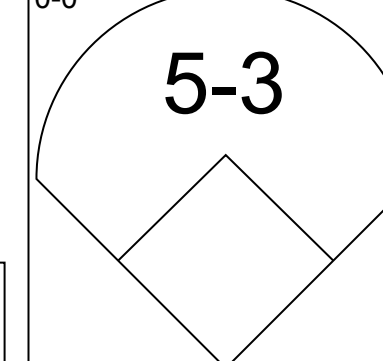
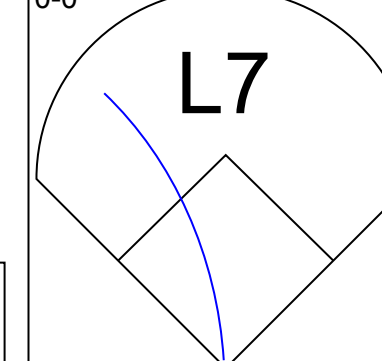
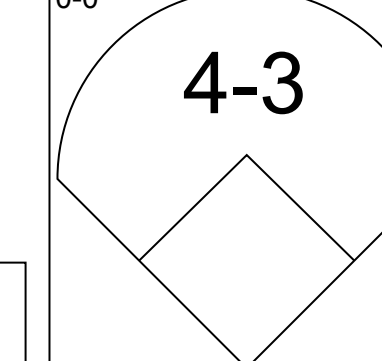
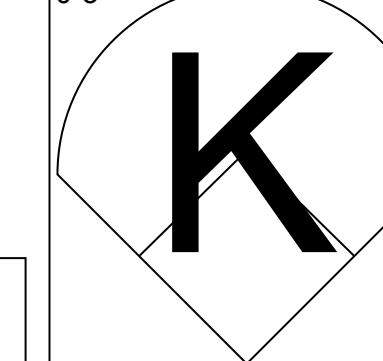
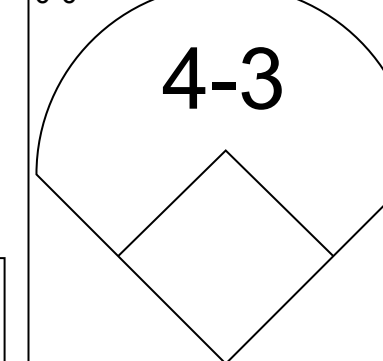

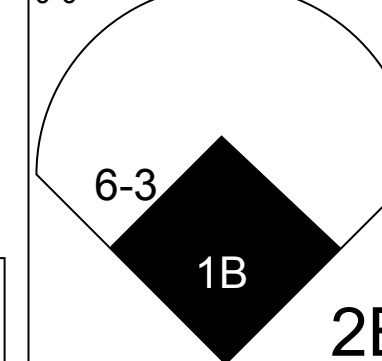
Batter	1	2	3	4	5	6	7	8	9	AB	R	H	RBI	BB	SO	LOB	TOP				
Herb Plews, L (1.4)	F7			1B		1B			E4	4	0	2	0	0	0	0	<b>Washington Senators @ Baltimore Orioles</b> Memorial Stadium, Baltimore, MD Sun Sep 23 1956, 3:33 AM EDT Att: 8,766 - Unknown <a href="http://livebaseballscorecards.com">livebaseballscorecards.com</a>				
Whitey Herzog, L (1.8)	F8		F7		K			FC4-6	4	0	0	0	0	1	4						
Pete Runnels, L (1.3)	4-3		K		K			F8	4	0	0	0	0	1	4						
Roy Sievers, R (1.7)		L6		K				K	4	0	0	0	0	2	2						
Jim Lemon, R (1.9)	5-3				F6			5-3	3	0	0	0	0	0	0						
Clint Courtney, L (1.2)	F4							K	3	0	1	0	0	1	0						
Harmon Killebrew, R (1.5)			F7		K			G6-4-3	2	0	0	0	1	1	1						
Lyle Luttrell, R (1.6)			F9		K			G6-4-3	3	0	0	0	0	1	2						
Chuck Stobbs, L (1.1)			K					K	1	0	0	0	0	1	0						
Ernie Oravetz, S (6, PH)									0	0	0	0	1	0	0						
Dick Brodowski, R (6, PH)									0	0	0	0	0	0	0						
Lou Berberet, L (8, PH)									1	0	0	0	0	1	0						
Bob Wiesler, S (8, PH)									0	0	0	0	0	0	0						
<b>Inning Stats</b>	R: 0 E: 0 K: 0 S: 3	H: 0 LOB: 0 BB: 0 P: 3	R: 0 E: 0 K: 0 S: 3	H: 0 LOB: 0 BB: 0 P: 3	R: 0 E: 0 K: 1 S: 5	H: 0 LOB: 0 BB: 0 P: 5	R: 0 E: 0 K: 2 S: 8	H: 1 LOB: 1 BB: 0 P: 8	R: 0 E: 0 K: 2 S: 8	H: 1 LOB: 1 BB: 0 P: 8	R: 0 E: 0 K: 1 S: 5	H: 1 LOB: 1 BB: 1 P: 9	R: 0 E: 0 K: 1 S: 5	H: 0 LOB: 0 BB: 0 P: 5	R: 0 E: 0 K: 1 S: 4	H: 0 LOB: 0 BB: 1 P: 8	R: 0 E: 1 K: 1 S: 6	H: 0 LOB: 1 BB: 0 P: 6	1B: 2 2B: 0 3B: 1 HR: 0	SF: 0 SAC: 0 DP: 2 HBP: 0	WP: 0 PA: 31 CS: 0
<b>PITCHER</b> Connie Johnson, R (1.1) ERA: 3.44	IP: 9.0 WLS: W BF: 31 H: 3 R: 0 ER: 0 SO: 9 BB: 2 IBB: 0 HBP: 0 BLK: 0 WP: 0 HR: 0 S: 47 P: 55 ERA: 0.00 WHIP: 0.556																				

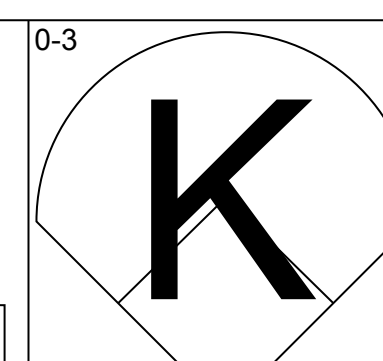
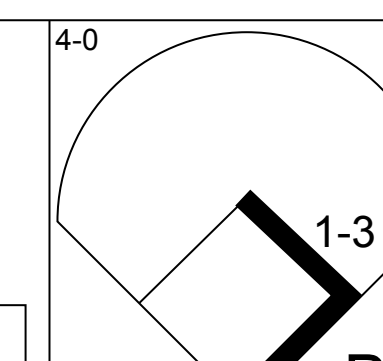
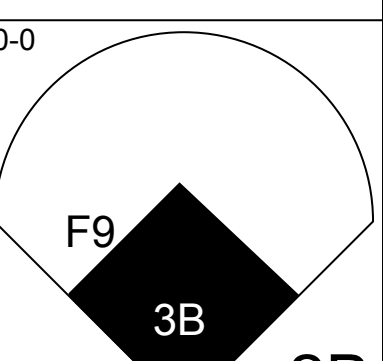
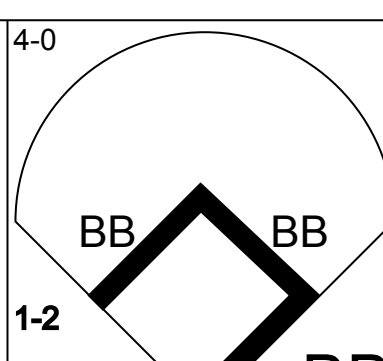
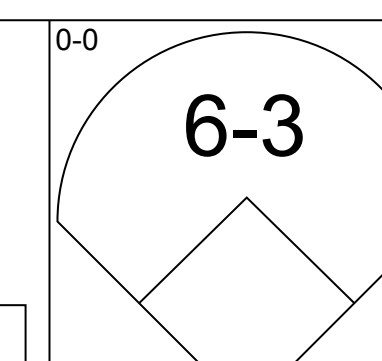
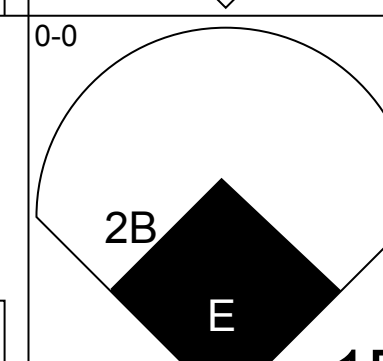
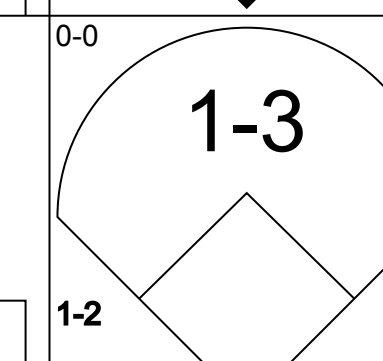
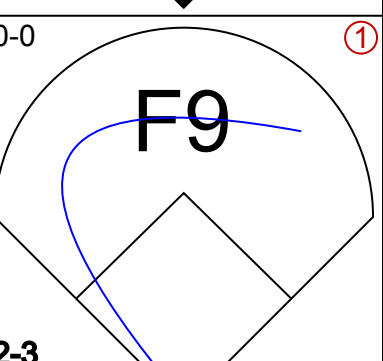
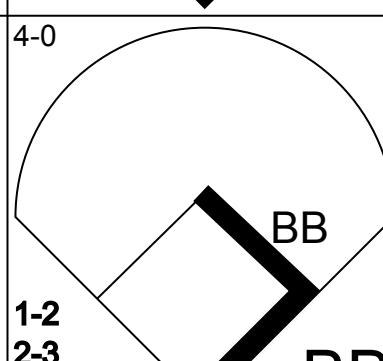
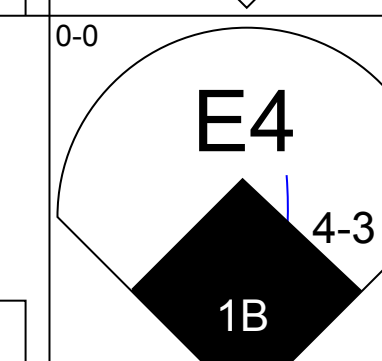
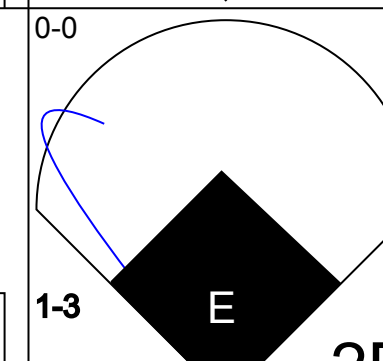
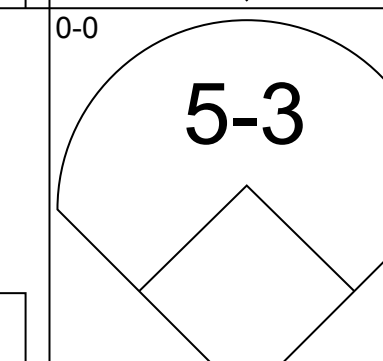
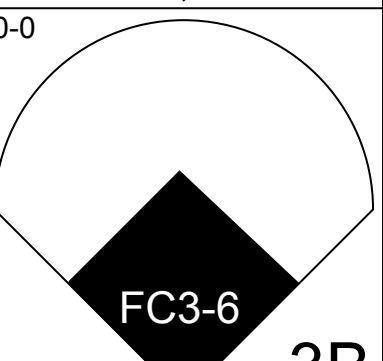
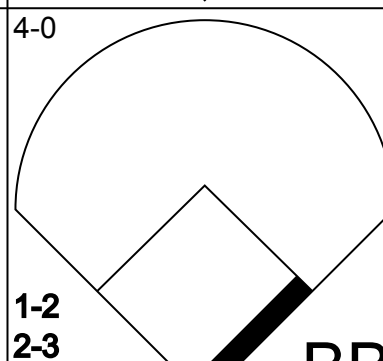
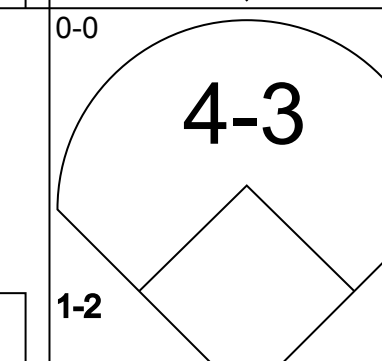
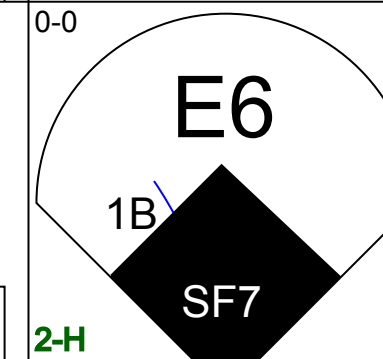

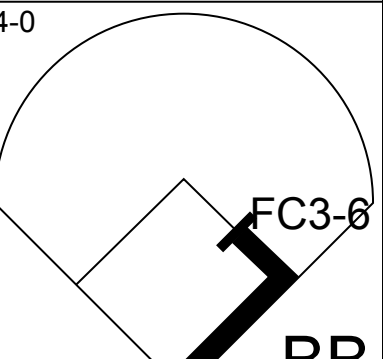
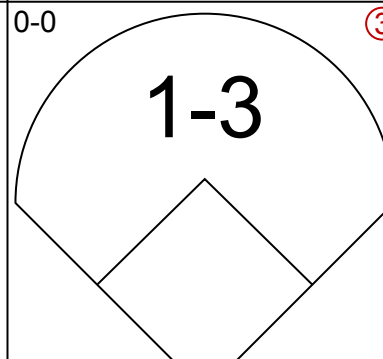
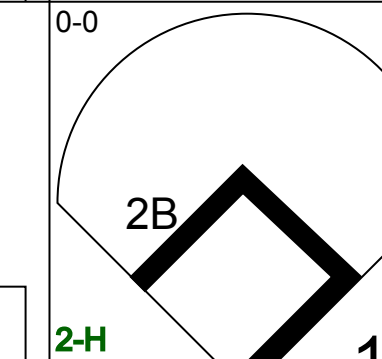
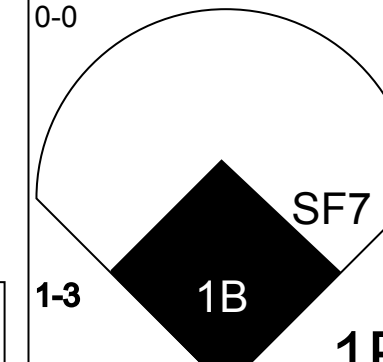
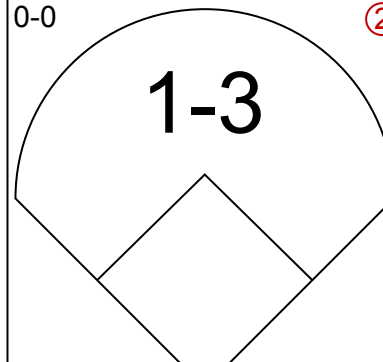
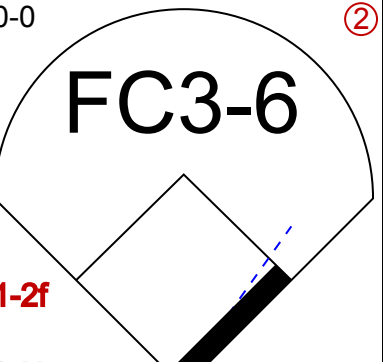

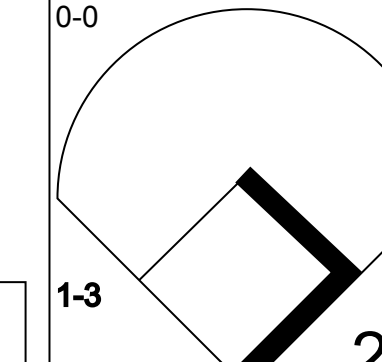
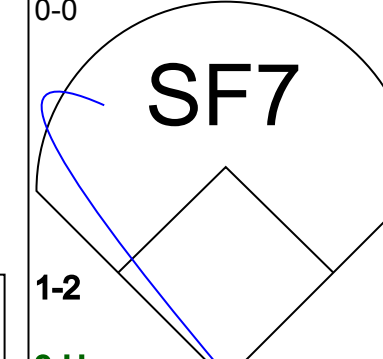
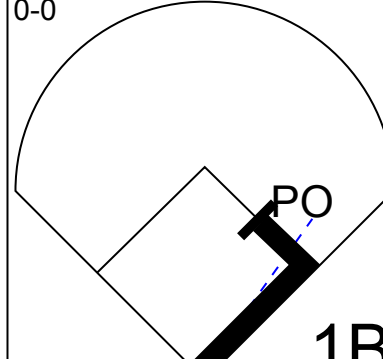
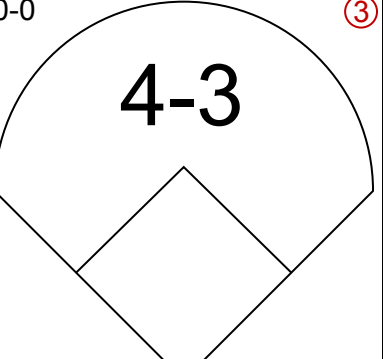

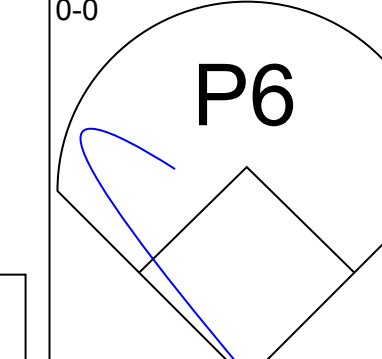
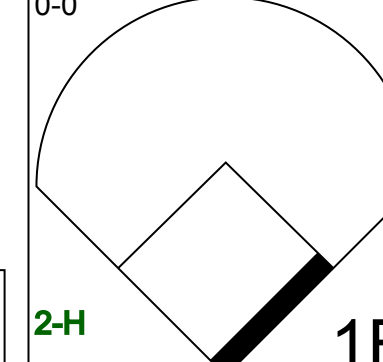
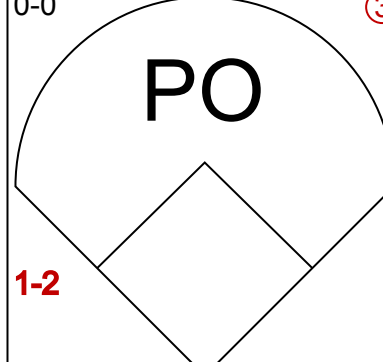

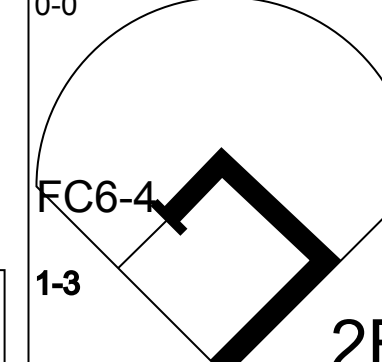

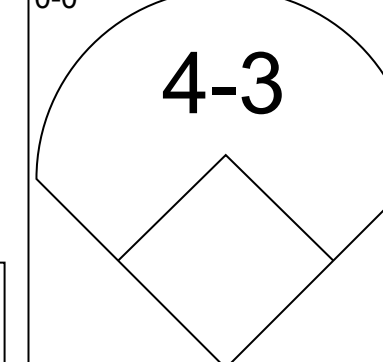


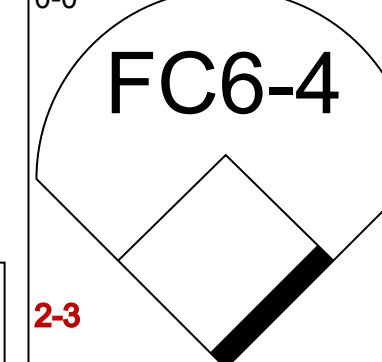



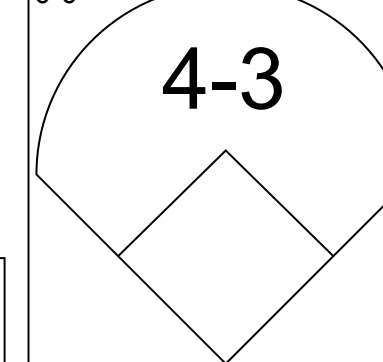
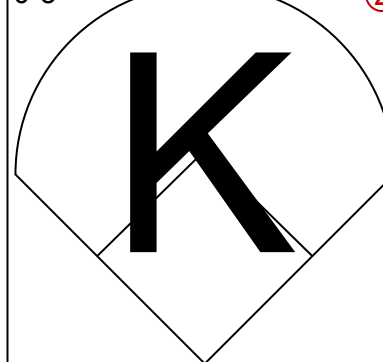
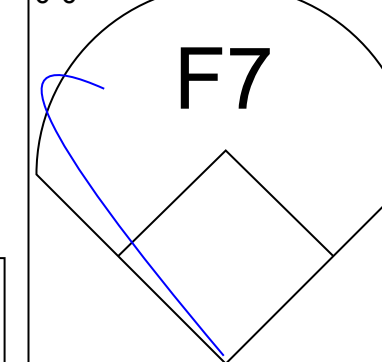

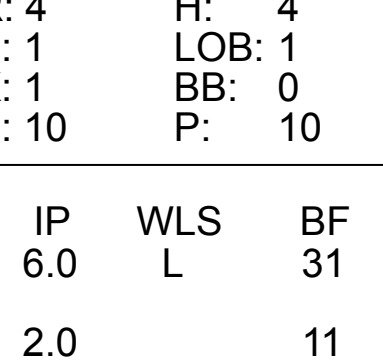
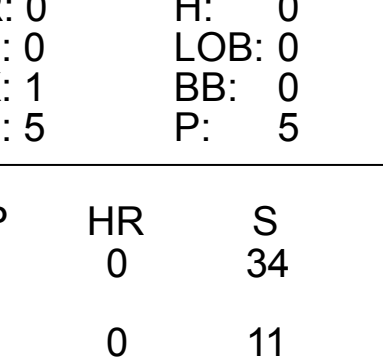
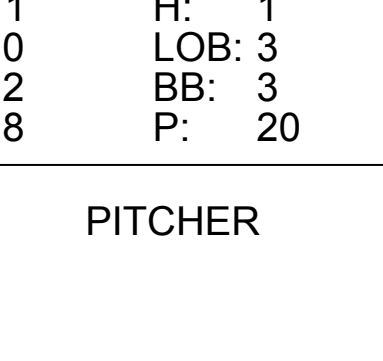
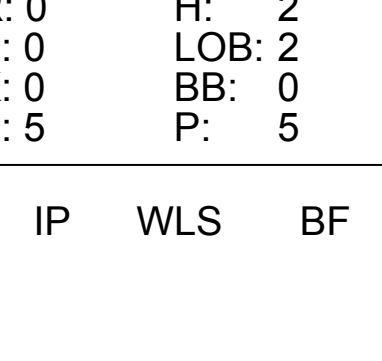
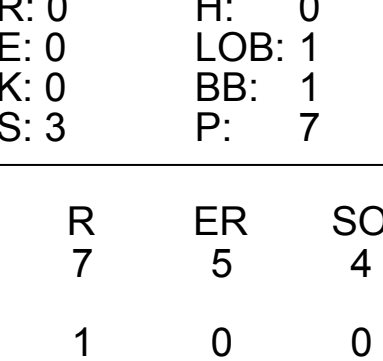
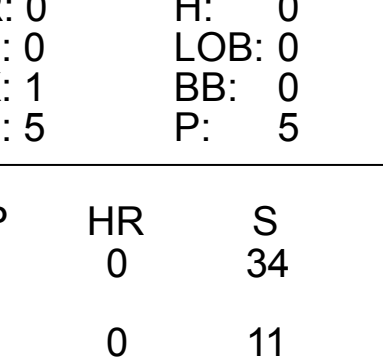
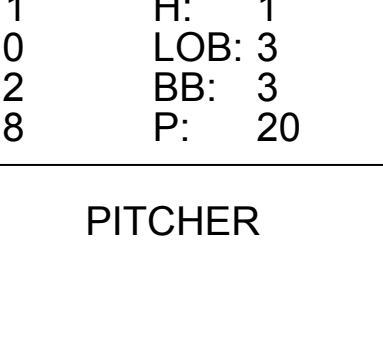
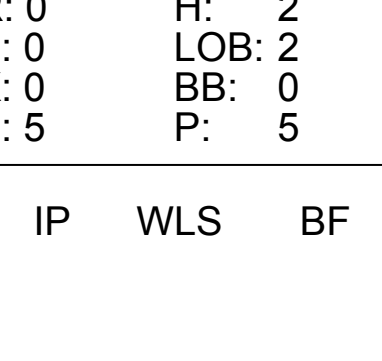
Batter	1	2	3	4	5	6	7	8	9	AB	R	H	RBI	BB	SO	LOB	BOTTOM				
Dick Williams, R (1.8)	3B		HR		1B				K	4	2	3	1	0	1	1	<b>Washington Senators @ Baltimore Orioles</b> Memorial Stadium, Baltimore, MD Sun Sep 23 1956, 3:33 AM EDT Att: 8,766 - Unknown <a href="http://livebaseballscorecards.com">livebaseballscorecards.com</a>				
Bob Boyd, L (1.3)	F9		5-3		F4			1B	4	0	1	1	0	0	2						
Tito Francona, L (1.9)	1B		4-3					1B	4	1	2	1	0	0	0						
Bob Nieman, R (1.7)	1B		K					4-3	4	0	2	1	0	1	2						
Gus Triandos, R (1.2)	F3				K			K	3	0	0	0	1	2	1						
Billy Gardner, R (1.4)	F6				K			F9	4	0	0	0	0	2	2						
Brooks Robinson, R (1.5)			1B		2B			6-3	4	1	2	0	0	0	0						
Willy Miranda, S (1.6)	L1-3				1B			1B	3	1	2	1	0	0	1						
Connie Johnson, R (1.1)	6-3				1-3			1B	3	1	1	0	0	0	0						
<b>Inning Stats</b>	R: 2 E: 0 K: 0 S: 6	H: 3 LOB: 1 BB: 0 P: 6	R: 0 E: 0 K: 0 S: 3	H: 1 LOB: 0 BB: 0 P: 3	R: 1 E: 0 K: 1 S: 6	H: 1 LOB: 0 BB: 0 P: 6	R: 1 E: 0 K: 2 S: 8	H: 2 LOB: 1 BB: 0 P: 8	R: 0 E: 0 K: 0 S: 3	H: 1 LOB: 0 BB: 0 P: 3	R: 0 E: 0 K: 1 S: 5	H: 1 LOB: 1 BB: 1 P: 9	R: 2 E: 0 K: 1 S: 9	H: 4 LOB: 2 BB: 0 P: 9	R: 0 E: 0 K: 1 S: 5	H: 0 LOB: 0 BB: 0 P: 5		R: 0 E: 0 K: 1 S: 5	H: 0 LOB: 0 BB: 0 P: 5	1B: 10 2B: 2 3B: 1 HR: 1	SF: 0 SAC: 0 DP: 1 HBP: 0
<b>PITCHER</b> Chuck Stobbs, L (1.1) ERA: 3.52	IP: 5.0 WLS: L BF: 20 H: 8 R: 4 ER: 4 SO: 3 BB: 0 IBB: 0 HBP: 0 BLK: 0 WP: 0 HR: 1 S: 26 P: 26 ERA: 7.20 WHIP: 1.600																				
Dick Brodowski, R (6, PH) ERA: 9.17	IP: 2.0 WLS: L BF: 11 H: 5 R: 2 ER: 2 SO: 2 BB: 1 IBB: 0 HBP: 0 BLK: 0 WP: 0 HR: 0 S: 14 P: 18 ERA: 9.00 WHIP: 3.000																				
Bob Wiesler, L (8, PH) ERA: 6.3	IP: 1.0 WLS: L BF: 3 H: 0 R: 0 ER: 0 SO: 1 BB: 0 IBB: 0 HBP: 0 BLK: 0 WP: 0 HR: 0 S: 5 P: 5 ERA: 0.00 WHIP: 0.000																				







Batter	1	2	3	4	5	6	7	8	9	AB	R	H	RBI	BB	SO	LOB	TOP					
<b>Herb Plews, L</b> OBP: 0.332, SLG: 0.373 (1,4)										5	0	1	0	0	1	1	<b>Washington Senators @ Boston Red Sox</b> Fenway Park, Boston, MA Wed Sep 26 1956, 3:33 AM EDT Att: 2,208 - Unknown <a href="http://livebaseballscorecards.com">livebaseballscorecards.com</a>					
<b>Whitey Herzog, L</b> OBP: 0.299, SLG: 0.329 (1,8)										4	2	1	1	1	0	1						
<b>Pete Runnels, L</b> OBP: 0.371, SLG: 0.433 (1,3)										3	1	2	1	1	0	1						
<b>Roy Sievers, R</b> OBP: 0.371, SLG: 0.470 (1,7)										2	0	0	1	1	0	2						
<b>Jim Lemon, R</b> OBP: 0.347, SLG: 0.496 (1,9)										3	0	0	0	1	1	3						
<b>Lou Berberet, L</b> OBP: 0.410, SLG: 0.386 (1,2)										4	0	1	0	0	0	3						
<b>Pedro Ramos, S</b> OBP: 0.239, SLG: 0.295 (8, PR)										0	0	0	0	0	0	0						
<b>Ed Fitz Gerald, R</b> OBP: 0.390, SLG: 0.396 (8, 2)										0	0	0	0	0	0	0						
<b>Harmon Killebrew, R</b> OBP: 0.281, SLG: 0.414 (1,5)										4	0	0	0	0	3	1						
<b>Lyle Luttrell, R</b> OBP: 0.288, SLG: 0.342 (1,6)										2	0	0	0	0	0	0						
<b>Ernie Ottavelli, S</b> OBP: 0.363, SLG: 0.293 (7, PH)										1	0	0	0	0	0	0						
<b>Jose Valdivielso, R</b> OBP: 0.319, SLG: 0.333 (7, 6)										0	0	0	0	0	0	0						
<b>Eddie Yost, R</b> OBP: 0.412, SLG: 0.337 (8, PH)										1	0	0	0	0	0	1						
<b>Tony Rog, R</b> OBP: 0.321, SLG: 0.286 (8, 6)										0	0	0	0	0	0	0						
<b>Ted Abernathy, R</b> OBP: 0.250, SLG: 0.250 (1, 1)										2	0	0	0	0	1	0						
<b>Clint Courtney, L</b> OBP: 0.362, SLG: 0.445 (7, PH)										1	1	1	0	0	0	0						
<b>Bud Byerly, R</b> OBP: 0.091, SLG: 0.091 (7, 1)										0	0	0	0	0	0	0						
<b>Karl Olson, R</b> OBP: 0.307, SLG: 0.333 (9, PH)										1	0	0	0	0	0	0						
<b>Inning Stats</b>	R: 2 E: 2 K: 1 S: 8	H: 1 LOB: 1 BB: 0 P: 8	R: 0 E: 0 K: 2 S: 7	H: 0 LOB: 0 BB: 0 P: 7	R: 1 E: 0 K: 0 S: 4	H: 1 LOB: 2 BB: 2 P: 12	R: 0 E: 0 K: 1 S: 5	H: 0 LOB: 0 BB: 0 P: 5	R: 0 E: 0 K: 0 S: 4	H: 0 LOB: 0 BB: 0 P: 4	R: 0 E: 0 K: 1 S: 5	H: 0 LOB: 0 BB: 0 P: 5	R: 1 E: 0 K: 1 S: 7	H: 2 LOB: 3 BB: 2 P: 15	R: 0 E: 0 K: 0 S: 3	H: 1 LOB: 1 BB: 0 P: 3	R: 0 E: 0 K: 0 S: 3	H: 0 LOB: 0 BB: 0 P: 3	1B: 3 2B: 3 3B: 0 HR: 0	SF: 1 SAC: 0 DP: 1 HBP: 0	WP: 0 PB: 0 SB: 1 CS: 0	PA: 38
<b>PITCHER</b> <b>Frank Sullivan, R</b> ERA: 3.42 (1, 1)	IP: 9.0 WLS: W BF: 38	H: 6 R: 4 ER: 2 SO: 6	BB: 4 IBB: 0 HBP: 0 BLK: 0	WP: 0 HR: 0 S: 46 P: 62	ERA: 2.00 WHIP: 1.111	<b>PITCHER</b>										IP: 9.0 WLS: W BF: 38	H: 6 R: 4 ER: 2 SO: 6	BB: 4 IBB: 0 HBP: 0 BLK: 0	WP: 0 HR: 0 S: 46 P: 62	ERA: 2.00 WHIP: 1.111		

Batter	1	2	3	4	5	6	7	8	9	AB	R	H	RBI	BB	SO	LOB	BOTTOM			
<b>Billy Goodman, L</b> OBP: 0.353, SLG: 0.403 (1,4)										3	1	1	0	2	1	0	<b>Washington Senators @ Boston Red Sox</b> Fenway Park, Boston, MA Wed Sep 26 1956, 3:33 AM EDT Att: 2,208 - Unknown <a href="http://livebaseballscorecards.com">livebaseballscorecards.com</a>			
<b>Billy Klaus, L</b> OBP: 0.374, SLG: 0.389 (1,6)									4	2	1	0	1	0	2					
<b>Ted Williams, L</b> OBP: 0.483, SLG: 0.616 (1,7)									4	2	2	2	1	0	2					
<b>Gene Stephens, L</b> OBP: 0.397, SLG: 0.357 (9,7)									0	0	0	0	0	0	0					
<b>Mickey Vernon, L</b> OBP: 0.399, SLG: 0.508 (1,3)									4	1	1	2	1	0	3					
<b>Norm Zauchin, R</b> OBP: 0.330, SLG: 0.321 (8, PR)									0	0	0	0	0	0	0					
<b>Jackie Jensen, R</b> OBP: 0.403, SLG: 0.501 (1,9)									5	1	3	1	0	0	1					
<b>Jim Piersall, R</b> OBP: 0.354, SLG: 0.455 (1,8)									4	0	1	1	0	0	5					
<b>Ted Lepcio, R</b> OBP: 0.334, SLG: 0.460 (1,5)									4	1	3	1	0	1	0					
<b>Sammy White, R</b> OBP: 0.303, SLG: 0.332 (1,2)									4	0	0	0	0	1	4					
<b>Frank Sullivan, R</b> OBP: 0.159, SLG: 0.153 (1,1)									4	0	0	0	0	1	3					
<b>Inning Stats</b>	R: 4 E: 1 K: 1 S: 10	H: 4 LOB: 1 BB: 0 P: 10	R: 0 E: 0 K: 0 S: 3	H: 0 LOB: 1 BB: 1 P: 7	R: 0 E: 0 K: 0 S: 3	H: 1 LOB: 0 BB: 0 P: 3	R: 0 E: 0 K: 1 S: 5	H: 0 LOB: 0 BB: 0 P: 5	R: 2 E: 0 K: 0 S: 5	H: 2 LOB: 3 BB: 1 P: 9	R: 1 E: 0 K: 2 S: 8	H: 1 LOB: 3 BB: 3 P: 20	R: 0 E: 0 K: 0 S: 5	H: 2 LOB: 2 BB: 0 P: 5	R: 1 E: 1 K: 0 S: 6	H: 2 LOB: 3 BB: 0 P: 6	1B: 7 2B: 4 3B: 1 HR: 0	SF: 1 SAC: 0 DP: 0 HBP: 0	WP: 0 PB: 0 SB: 1 CS: 0	PA: 43
<b>PITCHER</b> <b>Ted Abernathy, R</b> ERA: 3.38 (1, 1)	IP: 6.0 WLS: L BF: 31	H: 8 R: 7 ER: 5 SO: 4	BB: 5 IBB: 0 HBP: 0 BLK: 0	WP: 0 HR: 0 S: 11 P: 11	ERA: 7.50 WHIP: 2.167	<b>PITCHER</b>										IP: 6.0 WLS: L BF: 31	H: 8 R: 7 ER: 5 SO: 4	BB: 5 IBB: 0 HBP: 0 BLK: 0	WP: 0 HR: 0 S: 11 P: 11	ERA: 7.50 WHIP: 2.167
<b>Bud Byerly, R</b> ERA: 2.96 (7, 1)	IP: 2.0 WLS: 1 BF: 11	H: 4 R: 1 ER: 0 SO: 0	BB: 0 IBB: 0 HBP: 0 BLK: 0	WP: 0 HR: 0 S: 11 P: 11	ERA: 0.00 WHIP: 2.000	<b>PITCHER</b>										IP: 2.0 WLS: 1 BF: 11	H: 4 R: 1 ER: 0 SO: 0	BB: 0 IBB: 0 HBP: 0 BLK: 0	WP: 0 HR: 0 S: 11 P: 11	ERA: 0.00 WHIP: 2.000



Batter	1	2	3	4	5	6	7	8	9	AB	R	H	RBI	BB	SO	LOB	TOP					
Wayne Causey, L (1,4) OBP: 0.253, SLG: 0.244	4-0 BB		0-0 F8			0-0 1B		0-0 G3-6-2-3		3	0	1	0	1	0	1	<p><b>Baltimore Orioles @ Washington Senators</b> Griffith Stadium, Washington, DC Sat Sep 29 1956, 3:33 AM EDT Att: 1,129 - Unknown</p>					
Bob Hale, L (1,3) OBP: 0.280, SLG: 0.313	0-0 G5-6-3			0-0 4-3		0-0 F7		0-0 2B		4	0	1	0	0	0	2						
Tito Francona, L (1,8) OBP: 0.334, SLG: 0.373	0-0 4-3			0-0 1-3		0-0 L6		0-0 F8		4	0	0	0	0	0	2						
Joe Frazier, L (1,9) OBP: 0.319, SLG: 0.333		0-0 E4		0-0 F5			0-0 G3		0-0 F7	4	0	0	0	0	0	0						
Brooks Robinson, R (1,5) OBP: 0.243, SLG: 0.417		0-0 F9			0-0 G3 2B		0-0 1B		0-0 HR	4	1	3	1	0	0	1						
Billy Gardner, R (1,6) OBP: 0.281, SLG: 0.335		0-0 F3			0-0 G3 2-3		0-0 1B		0-0 6-3	4	0	1	0	0	0	2						
Tex Nelson, L (1,7) OBP: 0.265, SLG: 0.200		0-3 K			0-3 K		0-0 F8		0-3 K	4	0	0	0	0	3	4						
Joe Ginsberg, L (1,2) OBP: 0.296, SLG: 0.281			0-0 F9		0-3 K		0-0 4-3			3	0	0	0	0	1	3						
Ron Moeller, L (1,1) OBP: 0.396, SLG: 0.402			0-0 F7			0-0 6-3		4-0 BB		1	0	0	0	0	0	0						
Bob Boyd, L (6, PH) OBP: 0.226, SLG: 0.200										1	0	0	0	0	0	0						
Bill Wright, L (6, PH) OBP: 0.333, SLG: 0.273										0	0	0	0	0	0	0						
Grady Hatton, L (8, PH) OBP: 0.333, SLG: 0.273										0	0	0	0	1	0	0						
George Werley, R (8,1)										0	0	0	0	0	0	0						
<b>Inning Stats</b>	R: 0 E: 0 K: 0 S: 2	H: 0 LOB: 0 BB: 1 P: 6	R: 0 E: 1 K: 1 S: 6	H: 0 LOB: 1 BB: 0 P: 6	R: 0 E: 0 K: 0 S: 3	H: 0 LOB: 0 BB: 0 P: 3	R: 0 E: 0 K: 0 S: 3	H: 0 LOB: 0 BB: 0 P: 3	R: 0 E: 0 K: 2 S: 8	H: 1 LOB: 1 BB: 0 P: 8	R: 0 E: 0 K: 0 S: 4	H: 1 LOB: 1 BB: 0 P: 4	R: 0 E: 0 K: 0 S: 5	H: 2 LOB: 2 BB: 0 P: 5	R: 0 E: 0 K: 0 S: 3	H: 1 LOB: 1 BB: 1 P: 7	R: 1 E: 0 K: 1 S: 6	H: 1 LOB: 0 BB: 0 P: 6	1B: 3 2B: 2 3B: 0 HR: 1	SF: 0 SAC: 0 DP: 2 HBP: 0	WP: 0 PB: 0 SB: 0 CS: 0	PA: 34
<b>PITCHER</b> Evelio Hernandez, R (1,1) ERA: 4.76	IP: 9.0 WLS: W BF: 34 H: 6 R: 1 ER: 1 SO: 4 BB: 2 IBB: 0 HBP: 0 BLK: 0 WP: 0 HR: 1 S: 40 P: 48 ERA: 1.00 WHIP: 0.889															<b>PITCHER</b>						

AB 32  
R 1  
H 6  
RBI 1  
BB 2  
SO 4  
LOB 15



Batter	1	2	3	4	5	6	7	8	9	AB	R	H	RBI	BB	SO	LOB	BOTTOM					
Herb Plews, L (1,4) OBP: 0.330, SLG: 0.367	4-0 1B BB	0-0 FC3-6		0-0 F7		0-0 4-3		0-0 3-1		4	1	0	1	1	0	1	<p><b>Baltimore Orioles @ Washington Senators</b> Griffith Stadium, Washington, DC Sat Sep 29 1956, 3:33 AM EDT Att: 1,129 - Unknown</p>					
Ed Fitz Gerald, R (1,2) OBP: 0.384, SLG: 0.389	0-0 F9	0-0 5-3			0-0 E 1B	0-0 F8		0-0 6-3		5	1	1	0	0	0	2						
Pete Runnels, L (1,3) OBP: 0.373, SLG: 0.435	0-0 1B		0-0 6-3		0-0 E4 SF8 2B	0-3 K		4-0 BB 1B		4	2	2	1	1	1	0						
Roy Sievers, R (1,7) OBP: 0.372, SLG: 0.472	0-0 F6		0-0 1B		0-0 L6		0-0 FC4-6 E 2B	4-0 1B BB		4	1	2	0	1	0	3						
Jim Lemon, R (1,9) OBP: 0.347, SLG: 0.496	0-0 FC5-4 1B		0-0 F8		0-0 SF8		0-0 6-3	0-0 1B		4	0	2	3	0	0	2						
Harmon Killebrew, R (1,5) OBP: 0.297, SLG: 0.411	0-0 FC5-4		0-0 1B		4-0 1B 2B BB		4-0 FC4-6 BB	0-0 6-3		3	1	1	0	2	0	4						
Karl Olson, R (1,8) OBP: 0.306, SLG: 0.332		0-0 E5 1B FC3-6		0-0 F7		0-0 2B 1B		0-0 FC4-6 E		4	1	1	0	0	0	4						
Lyle Luttrell, R (1,6) OBP: 0.268, SLG: 0.348		0-0 F9		0-0 F9		0-0 2B		0-0 E5 FC6-4		4	0	1	1	0	0	2						
Evelio Hernandez, R (1,1) OBP: 0.182, SLG: 0.182		0-0 FC3-6 1B		0-0 4-3		0-0 5-3		0-0 FC6-4		4	0	1	0	0	0	4						
<b>Inning Stats</b>	R: 1 E: 0 K: 0 S: 5	H: 2 LOB: 2 BB: 1 P: 9	R: 1 E: 1 K: 0 S: 5	H: 1 LOB: 1 BB: 0 P: 5	R: 0 E: 0 K: 0 S: 3	H: 2 LOB: 2 BB: 0 P: 5	R: 0 E: 0 K: 0 S: 3	H: 0 LOB: 0 BB: 0 P: 3	R: 3 E: 1 K: 0 S: 7	H: 4 LOB: 2 BB: 1 P: 11	R: 0 E: 0 K: 1 S: 5	H: 0 LOB: 0 BB: 0 P: 5	R: 1 E: 1 K: 0 S: 5	H: 1 LOB: 2 BB: 1 P: 9	R: 1 E: 0 K: 0 S: 4	H: 1 LOB: 2 BB: 2 P: 12		R: 1 E: 0 K: 0 S: 5	H: 1 LOB: 2 BB: 2 P: 12	1B: 8 2B: 3 3B: 0 HR: 0	SF: 1 SAC: 0 DP: 0 HBP: 0	WP: 0 PB: 0 SB: 0 CS: 0
<b>PITCHER</b> Ron Moeller, L (1,1) ERA: 4.15	IP: 5.0 WLS: L BF: 27 H: 9 R: 5 ER: 4 SO: 4 BB: 2 IBB: 0 HBP: 0 BLK: 0 WP: 0 HR: 0 S: 25 P: 33 ERA: 7.20 WHIP: 2.200															<b>PITCHER</b>						
Bill Wright, L (6,1) ERA: 4.02	IP: 2.0 WLS: L BF: 9 H: 1 R: 1 ER: 0 SO: 1 BB: 1 IBB: 0 HBP: 0 BLK: 0 WP: 0 HR: 0 S: 10 P: 14 ERA: 0.00 WHIP: 1.000															<b>PITCHER</b>						
George Werley, R (8,1) ERA: 9.0	IP: 1.0 WLS: L BF: 6 H: 1 R: 1 ER: 1 SO: 0 BB: 2 IBB: 0 HBP: 0 BLK: 0 WP: 0 HR: 0 S: 4 P: 12 ERA: 9.00 WHIP: 3.000															<b>PITCHER</b>						

AB 36  
R 7  
H 11  
RBI 6  
BB 5  
SO 1  
LOB 22





Batter	1	2	3	4	5	6	7	8	9	AB	R	H	RBI	BB	SO	LOB	TOP					
Dick Williams, R (1, 8) OBP: 0.340, SLG: 0.451										5	1	3	1	0	0	0	<b>Baltimore Orioles @ Washington Senators</b> Griffith Stadium, Washington, DC Sun Sep 30 1956, 3:33 AM EDT Unknown					
Wayne Causey, L (1, 4) OBP: 0.250, SLG: 0.241										5	0	1	1	0	2	3						
Bob Hale, L (1, 3) OBP: 0.279, SLG: 0.315										5	0	1	1	0	0	4						
Brooks Robinson, R (1, 5) OBP: 0.220, SLG: 0.375										4	0	0	0	0	1	1						
Billy Gardner, R (1, 6) OBP: 0.281, SLG: 0.335										4	0	1	0	0	0	1						
Joe Frazier, L (1, 9) OBP: 0.333, SLG: 0.358										4	1	3	0	0	0	0						
Tex Nelson, L (1, 7) OBP: 0.204, SLG: 0.203										4	1	1	0	0	1	4						
Joe Ginsberg, L (1, 2) OBP: 0.297, SLG: 0.281										4	0	1	0	0	0	4						
Sandy Consuegra, R (1, 1) OBP: 0.167, SLG: 0.167										2	0	1	1	0	0	0						
Hoot Evers, R (7, PH) OBP: 0.360, SLG: 0.295										1	0	0	0	0	0	1						
Willy Miranda, S (7, PR) OBP: 0.287, SLG: 0.282										0	1	0	0	0	0	0						
Mike Fomiele, R (7, 1) OBP: 0.171, SLG: 0.229										1	0	0	0	0	0	3						
<b>Inning Stats</b>	R: 1 E: 0 K: 1 S: 7	H: 2 LOB: 1 BB: 0 P: 7	R: 0 E: 0 K: 0 S: 3	H: 1 LOB: 0 BB: 0 P: 3	R: 0 E: 0 K: 0 S: 3	H: 0 LOB: 0 BB: 0 P: 3	R: 0 E: 0 K: 0 S: 3	H: 0 LOB: 0 BB: 0 P: 3	R: 2 E: 1 K: 1 S: 9	H: 3 LOB: 2 BB: 0 P: 9	R: 0 E: 0 K: 0 S: 4	H: 1 LOB: 1 BB: 0 P: 4	R: 1 E: 0 K: 0 S: 5	H: 3 LOB: 2 BB: 0 P: 5	R: 0 E: 1 K: 2 S: 10	H: 2 LOB: 3 BB: 0 P: 10	R: 0 E: 0 K: 0 S: 3	H: 0 LOB: 0 BB: 0 P: 3	1B: 9 2B: 3 3B: 0 HR: 0	SF: 0 SAC: 0 DP: 1 HBP: 0	WP: 0 PB: 0 SB: 0 CS: 0	PA: 39
<b>PITCHER</b>	IP WLS BF H R ER SO BB IBB HBP BLK WP HR S P ERA WHIP																					
Chuck Stobbs, L (1, 1) ERA: 3.53	7.0 L 30 10 4 3 2 0 0 0 0 0 0 0 34 34 3.86 1.429																					
Camilo Pascual, R (8, 1) ERA: 5.87	2.0 9 2 0 0 2 0 0 0 0 0 0 0 13 13 0.00 1.000																					

AB	39
R	4
H	12
RBI	4
BB	0
SO	4
LOB	21





Batter	1	2	3	4	5	6	7	8	9	AB	R	H	RBI	BB	SO	LOB	BOTTOM					
Herb Plews, L (1, 4) OBP: 0.329, SLG: 0.365										4	0	1	0	0	0	1	<b>Baltimore Orioles @ Washington Senators</b> Griffith Stadium, Washington, DC Sun Sep 30 1956, 3:33 AM EDT Unknown					
Whitey Herzog, L (1, 8) OBP: 0.300, SLG: 0.331										4	0	2	0	0	0	2						
Pete Runnels, L (1, 3) OBP: 0.372, SLG: 0.433										3	0	0	0	1	0	1						
Roy Sievers, R (1, 7) OBP: 0.372, SLG: 0.471										4	1	1	0	0	0	2						
Jim Lemon, R (1, 9) OBP: 0.350, SLG: 0.505										3	1	2	1	1	0	0						
Lou Berberet, L (1, 2) OBP: 0.404, SLG: 0.379										4	0	0	0	0	0	3						
Harmon Killebrew, R (1, 5) OBP: 0.305, SLG: 0.415										4	0	2	1	0	1	0						
Lyle Luttrell, R (1, 6) OBP: 0.260, SLG: 0.336										4	0	0	0	0	0	1						
Chuck Stobbs, L (1, 1) OBP: 0.205, SLG: 0.214										2	0	0	0	0	0	0						
Ernie Oravetz, S (7, PH) OBP: 0.366, SLG: 0.293										0	0	0	0	1	0	0						
Camilo Pascual, R (8, 1) OBP: 0.167, SLG: 0.207										0	0	0	0	0	0	0						
Eddie Yost, R (8, PH) OBP: 0.412, SLG: 0.336										1	0	0	0	0	0	0						
<b>Inning Stats</b>	R: 0 E: 0 K: 0 S: 3	H: 1 LOB: 1 BB: 1 P: 7	R: 0 E: 0 K: 0 S: 4	H: 1 LOB: 1 BB: 0 P: 4	R: 0 E: 0 K: 0 S: 4	H: 1 LOB: 1 BB: 0 P: 4	R: 1 E: 0 K: 1 S: 6	H: 1 LOB: 0 BB: 0 P: 6	R: 0 E: 0 K: 0 S: 4	H: 1 LOB: 1 BB: 0 P: 4	R: 1 E: 0 K: 0 S: 4	H: 2 LOB: 2 BB: 1 P: 8	R: 0 E: 0 K: 0 S: 3	H: 0 LOB: 1 BB: 1 P: 7	R: 0 E: 0 K: 0 S: 4	H: 1 LOB: 1 BB: 0 P: 4	R: 0 E: 0 K: 0 S: 3	H: 0 LOB: 0 BB: 0 P: 3	1B: 6 2B: 1 3B: 0 HR: 1	SF: 0 SAC: 0 DP: 0 HBP: 0	WP: 1 PB: 0 SB: 1 CS: 0	PA: 36
<b>PITCHER</b>	IP WLS BF H R ER SO BB IBB HBP BLK WP HR S P ERA WHIP																					
Sandy Consuegra, R (1, 1) ERA: 4.98	6.0 W 25 7 2 2 1 2 0 0 0 0 0 1 25 33 3.00 1.500																					
Mike Fomiele, R (7, 1) ERA: 4.12	3.0 S 11 1 0 0 0 1 0 0 0 0 0 0 10 14 0.00 0.667																					

AB	33
R	2
H	8
RBI	2
BB	3
SO	1
LOB	10





Batter	1	2	3	4	5	6	7	8	9	AB	R	H	RBI	BB	SO	LOB	TOP
Dick Williams, R (1, 8) OBP: 0.341, SLG: 0.450	0-0 2-3			0-0 L6			0-0 4-3	0-0 1B	0-0 1B	5	0	2	1	0	0	0	<b>Baltimore Orioles @ Washington Senators</b> Griffith Stadium, Washington, DC Sun Sep 30 1956, 3:38 AM EDT Att: 3,069 - Unknown  <b>AB 37</b> <b>R 6</b> <b>H 11</b> <b>RBI 6</b> <b>BB 1</b> <b>SO 5</b> <b>LOB 12</b> 
Wayne Causey, L (1, 4) OBP: 0.237, SLG: 0.227	0-3 K			0-3 K			0-0 4-3	0-0 F7	0-0 3-1	5	0	0	0	0	2	5	
Bob Hale, L (1, 3) OBP: 0.274, SLG: 0.309	0-0 4-3			0-0 F6			0-0 6-3		0-0 4-3	4	0	0	0	0	0	0	
Joe Frazier, L (1, 9) OBP: 0.339, SLG: 0.400		0-0 F9			0-3 K			0-0 1B FC6-2	0-0 HR	4	1	2	1	0	1	0	
Brooks Robinson, R (1, 5) OBP: 0.244, SLG: 0.386		0-3 K			0-0 6-3			0-0 1B FC6-2	0-0 1B 2B	4	2	2	0	0	1	0	
Billy Gardner, R (1, 6) OBP: 0.281, SLG: 0.334 Willy Miranda, S (9, 6) OBP: 0.287, SLG: 0.282		0-0 1-3			0-0 1-3			0-0 1B FC6-2	0-0 1B	4	2	1	0	0	0	2	
Tex Nelson, L (1, 7) OBP: 0.276, SLG: 0.235			0-0 F7			0-0 F8		0-0 1B BB	0-0 1B FC6-4	4	1	2	3	0	0	0	
Joe Ginsberg, L (1, 2) OBP: 0.299, SLG: 0.283 Gus Triandos, R (7, 2) OBP: 0.346, SLG: 0.462			0-0 F9			0-0 G1-6-3 1B		0-0 1B BB	0-0 1B FC6-4	2	0	1	0	0	0	0	
Don Ferrarese, R (1, 1) OBP: 0.100, SLG: 0.036 Bob Boyd, L (6, PH) OBP: 0.395, SLG: 0.400 Charlie Beamon, R (6, 1) OBP: 0.395, SLG: 0.400			0-0 5-3			0-0 G1-6-3 1-2		0-3 K	0-0 1B FC6-4	1	0	0	0	0	0	0	
<b>Inning Stats</b>	R: 0 E: 0 K: 1 S: 5	H: 0 LOB: 0 BB: 0 P: 5	R: 0 E: 0 K: 1 S: 5	H: 0 LOB: 0 BB: 0 P: 5	R: 0 E: 0 K: 0 S: 3	H: 0 LOB: 0 BB: 0 P: 3	R: 0 E: 0 K: 1 S: 5	H: 1 LOB: 0 BB: 0 P: 3	R: 0 E: 0 K: 0 S: 3	H: 0 LOB: 0 BB: 0 P: 3	R: 2 E: 0 K: 1 S: 9	H: 4 LOB: 3 BB: 1 P: 13	R: 4 E: 0 K: 0 S: 9	H: 6 LOB: 2 BB: 0 P: 9	1B: 8 2B: 2 3B: 0 HR: 1	SF: 0 SAC: 0 DP: 1 HBP: 0	
<b>PITCHER</b> Ted Abernathy, R (1, 1) ERA: 4.15	IP: 9.0 WLS: L BF: 38 H: 11 R: 6 ER: 6 SO: 5 BB: 1 IBB: 0 HBP: 0 BLK: 0 WP: 0 HR: 1 S: 47 P: 51 ERA: 6.00 WHIP: 1.333																

Batter	1	2	3	4	5	6	7	8	9	AB	R	H	RBI	BB	SO	LOB	BOTTOM		
Herb Plews, L (1, 4) OBP: 0.337, SLG: 0.375	4-0 BB BB		0-0 1B		0-0 1B		0-0 4-3		0-0 1B 2B	4	1	3	1	1	0	0	<b>Baltimore Orioles @ Washington Senators</b> Griffith Stadium, Washington, DC Sun Sep 30 1956, 3:38 AM EDT Att: 3,069 - Unknown  <b>AB 37</b> <b>R 3</b> <b>H 9</b> <b>RBI 3</b> <b>BB 4</b> <b>SO 13</b> <b>LOB 25</b> 		
Ed Fitz Gerald, R (1, 2) OBP: 0.391, SLG: 0.392	4-0 BB BB		0-0 1B		0-0 E6		0-0 4-3		0-0 BB 1B	4	0	2	1	1	0	1			
Jim Lemon, R (1, 9) OBP: 0.349, SLG: 0.502	0-3 K		0-3 K		0-3 K		0-0 1B		0-3 K	5	0	1	0	0	4	7			
Roy Sievers, R (1, 3) OBP: 0.370, SLG: 0.467	0-3 K		0-0 1-3		0-0 F8		0-0 F8		4-0 BB	4	0	0	0	1	1	7			
Harmon Killebrew, R (1, 5) OBP: 0.291, SLG: 0.394	0-3 K			0-0 5-3	0-0 F4		0-3 K	0-3 K	0-3 K	5	0	0	0	0	3	6			
Karl Olson, R (1, 8) OBP: 0.305, SLG: 0.329		0-0 5-3		4-0 1B FC5-4 BB		0-0 6-3		0-3 K		3	1	0	0	1	1	0			
Ernie Oravetz, S (1, 7) OBP: 0.370, SLG: 0.299		0-3 K		0-0 FC5-4 1B		0-0 1B		0-0 6-3		4	0	2	0	0	1	0			
Lyle Luttrell, R (1, 6) OBP: 0.254, SLG: 0.328 Lou Berberet, L (9, PH) OBP: 0.402, SLG: 0.377		0-0 6-3		0-0 FC5-4 1-2 3-H		0-3 K		0-0 F8		3	0	0	1	0	1	2			
Ted Abernathy, R (1, 1) OBP: 0.182, SLG: 0.182 Whitley Herzog, L (9, PH) OBP: 0.302, SLG: 0.337			0-3 K2-3		0-3 K		0-0 1-3		0-0 2B 3B	3	0	0	0	0	2	2			
<b>Inning Stats</b>	R: 0 E: 0 K: 3 S: 9	H: 0 LOB: 2 BB: 2 P: 17	R: 0 E: 0 K: 1 S: 5	H: 0 LOB: 0 BB: 0 P: 5	R: 0 E: 0 K: 2 S: 9	H: 2 LOB: 2 BB: 0 P: 9	R: 1 E: 0 K: 1 S: 6	H: 1 LOB: 1 BB: 1 P: 10	R: 0 E: 0 K: 1 S: 7	H: 1 LOB: 2 BB: 0 P: 7	R: 0 E: 0 K: 0 S: 4	H: 1 LOB: 1 BB: 0 P: 4	R: 0 E: 0 K: 2 S: 7	H: 0 LOB: 0 BB: 0 P: 7	R: 2 E: 0 K: 2 S: 10	H: 3 LOB: 2 BB: 1 P: 14		1B: 7 2B: 1 3B: 1 HR: 0	SF: 0 SAC: 0 DP: 0 HBP: 0
<b>PITCHER</b> Don Ferrarese, L (1, 1) ERA: 5.03 Charlie Beamon, R (6, 1) ERA: 1.39	IP: 5.0 WLS: W BF: 23 H: 4 R: 1 ER: 2 SO: 5 BB: 3 IBB: 0 HBP: 0 BLK: 0 WP: 0 HR: 0 S: 36 P: 48 ERA: 1.80 WHIP: 1.400																		