

Washington Senators - 1957

Batter	1	2	3	4	5	6	7	8	9	10	11	AB R H RBI BB SO LOB	TOP														
Billy Gardner, R (1, 4) OBP: 0.500, SLG: 0.500	0-0 WP FC5-4 1B	0-0 1B 2-H 1B		0-0 FC6-4 1-2f		0-3 K		0-0 F9		0-0 1-2 1B		6 1 3 1 0 1 1	Baltimore Orioles @ Washington Senators Griffith Stadium, Washington, DC Mon Apr 15 1957, 3:33 AM EST Att. 37,223 - Unknown														
George Kell, R (1, 3) OBP: 0.500, SLG: 0.667 (9, 5)	0-0 WP 1B	0-0 1B			0-0 E5 2B 1B	0-0 2B		0-3 K		0-0 L4-6 2-3		6 1 3 0 0 1 2															
Dick Williams, R (1, 8) OBP: 0.333, SLG: 0.400 (9, 7)	4-0 FC5-4 1-2 2-3 BB	0-0 4-3			0-3 K	0-0 P4		0-0 P6			0-0 SH1-4 SF8 2B	5 1 1 0 1 1 4															
Bob Nieman, R (1, 7) OBP: 0.400, SLG: 0.800 Al Pilarcik, L (9, PR) (9, 8)	0-0 FC5-4 1-2f 3-H WP		0-3 K		0-3 K		0-0 HR 3B		0-0 E S FC5-2 1B		0-0 SH1-4 2-3	5 1 2 1 0 2 3 0 0 0 0 0 0 0															
Carl Powis, R (1, 9) OBP: 0.167, SLG: 0.400	0-0 4-3 1-2 2-3		0-0 6-3		0-0 1-3 1B 2B		0-0 1-3		0-3 K		0-0 SF8 3-H	5 1 1 1 0 1 4															
Gus Triandos, R (1, 2) OBP: 0.500, SLG: 1.167	0-3 K		0-0 5-3		0-0 2-H 3-H 1B 1B		0-0 3-H HR		0-0 FC5-2 3-H		0-0 2B	6 1 3 4 0 1 4															
Brooks Robinson, R (1, 5) OBP: 0.200, SLG: 0.200 Billy O'Dell, S (9, 1) Billy Loes, R (10, 1)		0-0 F8		0-3 K	0-0 1-2 1B		0-0 F7		0-0 F8		0-3 K	5 0 1 0 0 1 1 0 0 0 0 0 0 0 1 0 0 0 0 1 1															
Willy Miranda, S (1, 6) Bob Hale, L (5, PH) Jim Brideweser, R (5, 6)		4-0 SH1-4 1B BB		0-0 F8	0-3 K		4-0 FC5-4 BB			0-0 1-3		1 1 0 0 1 0 0 1 0 0 0 0 1 2 1 0 0 0 1 0 0															
Hal Brown, R (1, 1) Mike Fornieles, R (4, 1) Bob Boyd, L (9, 3) OBP: 1.000, SLG: 1.000		0-0 SH1-4 1-2		4-0 FC6-4 BB		0-0 P6	0-0 FC5-4 1-2f			0-0 L4-6 1B 1B		0 0 0 0 1 0 0 2 0 0 0 0 0 1 1 0 1 0 0 0 0															
Inning Stats	R: 1 E: 0 K: 1 S: 7	H: 2 LOB: 2 BB: 1 P: 11	R: 1 E: 0 K: 0 S: 5	H: 2 LOB: 2 BB: 1 P: 9	R: 0 E: 0 K: 1 S: 5	H: 0 LOB: 0 BB: 0 P: 5	R: 0 E: 0 K: 1 S: 5	H: 0 LOB: 1 BB: 1 P: 9	R: 2 E: 1 K: 1 S: 13	H: 3 LOB: 2 BB: 0 P: 13	R: 0 E: 0 K: 1 S: 6	H: 1 LOB: 1 BB: 0 P: 6		R: 2 E: 0 K: 0 S: 5	H: 2 LOB: 1 BB: 1 P: 9	R: 0 E: 0 K: 1 S: 5	H: 0 LOB: 0 BB: 0 P: 5	R: 0 E: 0 K: 1 S: 6	H: 1 LOB: 1 BB: 0 P: 6	R: 0 E: 0 K: 0 S: 4	H: 2 LOB: 1 BB: 0 P: 4	R: 1 E: 0 K: 1 S: 7	H: 2 LOB: 1 BB: 0 P: 7	1B: 9 2B: 5 3B: 1 HR: 1	SF: 1 SAC: 2 DP: 1 HBP: 0	WP: 2 PB: 0 SB: 1 CS: 0	PA: 52
PITCHER Bob Chakales, R (1, 1) ERA: 5.14 Camilo Pascual, R (8, 1) ERA: 2.25	IP 7.0	WLS 36	BF 10	H 6	R 4	ER 7	SO 4	BB 0	IBB 0	HBP 0	BLK 0	WP 2		HR 1	S 46	P 62	ERA 5.14	WHIP 2.000									

AB	45
R	7
H	15
RBI	7
BB	4
SO	10
LOB	23



livebaseballscores.com

Batter	1	2	3	4	5	6	7	8	9	10	11	AB R H RBI BB SO LOB
Whitey Herzog, L (1, 8)	0-0 4-3		0-3 K	0-3 K			0-0 F7		0-0 P1		0-0 FC6-4	6 0 0 0 0 2 3
Herb Plews, L (1, 4) OBP: 0.333, SLG: 0.333	0-0 F7			0-0 BB 2B 1B	0-3 K		0-0 CS 1B		0-0 F8		0-0 F7	6 1 2 0 0 1 2
Pete Runnels, L (1, 3)	0-0 1-3			0-0 F7	0-0 E7		0-3 K		0-0 3-1			5 0 0 0 0 1 3
Eddie Yost, R (1, 5) OBP: 0.600, SLG: 0.333		0-0 1-3		4-0 BB 2B SF9 BB	0-3 K		4-0 BB 2B 1-3 BB		0-0 1B 1B			3 2 1 0 2 1 1
Roy Sievers, R (1, 7) OBP: 0.600, SLG: 0.750		0-0 1B		0-0 E 2B			0-0 1-3 BB		0-0 F8			4 1 2 1 1 0 2
Jim Lemon, R (1, 9) OBP: 0.200, SLG: 0.250		0-0 F3		0-0 SF9	0-3 K		0-3 K		0-0 G4-6-3 1B			4 0 1 1 0 2 4
Clint Courtney, L (1, 2) OBP: 0.400, SLG: 0.500		0-0 L8		1-0 1B 3B HBP		0-0 3-1		0-0 WP 2B	0-0 G4-6-3 1B			4 1 1 1 0 0 3
Lyle Luttrell, R (1, 6) OBP: 0.250, SLG: 0.250			0-0 F8	0-0 3B 1B		0-0 P6		0-0 F2			0-0 4-3	4 1 1 0 0 0 1
Julio Becquer, L (11, PH)				1-2 3B 1B				2-3				1 0 0 0 0 0 0
Bob Chakales, R (1, 1) OBP: 0.333, SLG: 1.000			0-0 1-3	0-0 3B		0-3 K			0-0 E6 1B			3 0 1 2 0 1 0
Camilo Pascual, R (8, 1) OBP: 1.000, SLG: 1.000				1-H 2-H 3B							0-0 FC6-4 1B	1 0 1 0 0 0 0
Neil Chrisley, L (11, PH) OBP: 1.000, SLG: 1.000												1 0 1 0 0 0 0
Pedro Ramos, S (11, PR)												0 0 0 0 0 0 0

Inning Stats	R: 0	H: 0	R: 0	H: 1	R: 0	H: 0	R: 5	H: 4	R: 0	H: 0	R: 0	H: 1	R: 1	H: 1	R: 0	H: 1	R: 0	H: 2	R: 0	H: 1	1B: 8	SF: 1	
E: 0	LOB: 0	E: 0	LOB: 1	E: 0	LOB: 0	E: 1	LOB: 2	E: 0	LOB: 0	E: 0	LOB: 0	E: 0	LOB: 1	E: 0	LOB: 1	E: 0	LOB: 1	E: 0	LOB: 1	E: 0	LOB: 1	2B: 2	SAC: 0
K: 0	BB: 0	K: 0	BB: 0	K: 1	BB: 0	K: 3	BB: 1	K: 1	BB: 0	K: 1	BB: 0	K: 1	BB: 1	K: 0	BB: 0	K: 0	BB: 0	K: 0	BB: 0	K: 0	BB: 0	3B: 1	DP: 1
S: 3	P: 3	S: 4	P: 4	S: 5	P: 5	S: 10	P: 14	S: 9	P: 14	S: 5	P: 5	S: 5	P: 5	S: 6	P: 10	S: 4	P: 4	S: 4	P: 4	S: 4	P: 4	HR: 0	HBP: 1

PITCHER	IP	WLS	BF	H	R	ER	SO	BB	IBB	HBP	BLK	WP	HR	S	P	ERA	WHIP
Hal Brown, R (1, 1) ERA: 12.27	3.2		17	4	5	5	1	1	0	1	0	0	0	17	22	12.27	1.364
Mike Fornieles, R (4, 1) ERA: 1.93	4.2		20	4	1	1	7	2	0	0	0	1	0	32	40	1.93	1.286
Billy O'Dell, L (9, 1) ERA:	0.2		2	0	0	0	0	0	0	0	0	0	0	2	2	0.00	0.000
Billy Loes, R (10, 1) ERA:	2.0	W	8	3	0	0	0	0	0	0	0	0	0	8	8	0.00	1.500

BOTTOM

Baltimore Orioles @ Washington Senators
 Griffith Stadium, Washington, DC
 Mon Apr 15 1957, 3:33 AM EST
 Att. 37,223 - Unknown

livebaseballscores.com

AB	42
R	6
H	11
RBI	5
BB	3
SO	8
LOB	19



WP: 1	PA: 47
PB: 0	
SB: 0	
CS: 1	

Batter	1	2	3	4	5	6	7	8	9	AB R H RBI BB SO LOB	TOP
Lyle Luttrell, R OBP: 0.125, SLG: 0.125 (1, 6) X	0-0 6-3 ①		0-0 F5 ③		0-0 L8 ③		0-0 F7 ③			4 0 0 0 0 0 4	
Herb Plews, L OBP: 0.200, SLG: 0.200 (1, 4) X	0-0 L8 ②			0-0 G3 ①		0-3 K ①		0-0 4-3 ①		4 0 0 0 0 1 0	
Pete Runnels, L (1, 3) B B B	4-0 BB ③			0-0 4-3 ②		0-3 K ②		0-0 G3 ②		3 0 0 0 1 1 0	
Eddie Yost, R OBP: 0.444, SLG: 0.286 (1, 5) X	0-0 F4 ③			0-0 1B ③		0-0 6-3 ③		0-3 K ③		4 0 1 0 0 1 1	
Roy Sievers, R OBP: 0.444, SLG: 0.875 Whitey Herzog, L (9, 8)			0-0 F8 ①		0-3 K ③		0-0 HR ①		0-0 L6 ①	4 1 1 1 0 1 1 0 0 0 0 0 0 0	
Jim Lemon, R OBP: 0.333, SLG: 0.375 (1, 9) X			0-0 4-3 ②		0-0 1B ①		0-3 K ①		0-0 G1-6-3 1B	4 0 2 0 0 1 0	
Ed Fitz Gerald, R OBP: 0.250, SLG: 0.250 (1, 2)			0-3 K ③		0-0 F8 ①		0-0 FC1-5 1B		0-0 G1-6-3 ③ 1-2f	4 0 1 0 0 1 2	
Karl Olson, R OBP: 0.333, SLG: 0.333 (9, 7)			0-0 5-3 ①		0-0 E8 1-2		0-0 FC1-5 1B			3 0 1 0 0 0 1	
Chuck Stobbs, L (1, 1)			0-3 K ②		0-0 F7 ②		0-0 FC1-5 ② 1-2 2-3f			3 0 0 0 0 1 4	
Inning Stats	R: 0 E: 0 K: 0 S: 3 H: 0 LOB: 1 BB: 1 P: 7	R: 0 E: 0 K: 1 S: 5 H: 0 LOB: 0 BB: 0 P: 5	R: 0 E: 0 K: 1 S: 5 H: 0 LOB: 0 BB: 0 P: 5	R: 0 E: 0 K: 1 S: 6 H: 1 LOB: 1 BB: 0 P: 6	R: 0 E: 1 K: 0 S: 5 H: 1 LOB: 2 BB: 0 P: 5	R: 0 E: 0 K: 2 S: 7 H: 0 LOB: 0 BB: 0 P: 7	R: 1 E: 0 K: 1 S: 8 H: 3 LOB: 2 BB: 0 P: 8	R: 0 E: 0 K: 1 S: 5 H: 0 LOB: 0 BB: 0 P: 5	R: 0 E: 0 K: 0 S: 3 H: 1 LOB: 0 BB: 0 P: 3	1B: 5 2B: 0 3B: 0 HR: 1 SF: 0 SAC: 0 DP: 1 HBP: 0	WP: 0 PB: 0 SB: 0 CS: 0 PA: 34
PITCHER Whitey Ford, L ERA: 1.0 (1, 1)	IP: 9.0 WLS: W BF: 34 H: 6 R: 1 ER: 1 SO: 7 BB: 1 IBB: 0 HBP: 0 BLK: 0 WP: 0 HR: 1 S: 47 P: 51 ERA: 1.00 WHIP: 0.778										

Washington Senators @ New York Yankees
Yankee Stadium, Bronx, NY

Tue Apr 16 1957, 3:33 AM EST
Att. 31,644 - Overcast - 55 F

AB	33
R	1
H	6
RBI	1
BB	1
SO	7
LOB	13



Batter	1	2	3	4	5	6	7	8	9	AB	R	H	RBI	BB	SO	LOB
Hank Bauer, R (1, 9) X	0-0 5-3 ①		0-0 F6 ①			0-0 F7 ①		0-0 F9 ①		4	0	0	0	0	0	0
Billy Martin, R (1, 4) X	0-0 F6 ②		0-0 5-3 ②			0-0 F9 ②		0-0 F8 ②		4	0	0	0	0	0	0
Mickey Mantle, S (1, 8) X OBP: 0.250, SLG: 0.500	0-0 WP 2B		0-0 F7 ③			0-0 6-3 ③		0-0 F8 ③		4	0	1	0	0	0	0
Yogi Berra, L (1, 2) S S S OBP: 0.500, SLG: 1.250	0-3 K 2-3 ③		0-0 F2 ①			0-0 HR		0-0 2B 1B 1B		4	2	2	1	0	1	1
Bill Skowron, R (1, 3)		0-3 K ①	0-0 F8 ②			0-0 F2 ①		0-0 F7 ①		4	0	0	0	0	1	1
Gil McDougald, R (1, 6) X OBP: 0.750, SLG: 1.250		0-0 E9 1B	0-0 F9 ③			0-0 2B		0-0 1B 2B		4	0	3	0	0	0	0
Elston Howard, R (1, 7)		0-3 K ②	0-3 K ①			0-3 K ②		4-0 1B IBB		3	0	0	0	1	3	2
Andy Carey, R (1, 5) X OBP: 0.750, SLG: 0.500		4-0 IBB	0-3 K2-3 ②			4-0 IBB		0-0 1B		2	0	1	1	2	1	0
Whitey Ford, L (1, 1)		0-3 K ③	0-0 4-3 ③			0-0 L8 ③				3	0	0	0	0	1	4

Inning Stats	R: 0	H: 1	E: 0	LOB: 1	K: 1	BB: 0	S: 6	P: 6	R: 0	H: 1	E: 1	LOB: 2	K: 3	BB: 1	S: 10	P: 14	R: 0	H: 0	E: 0	LOB: 0	K: 0	BB: 0	S: 3	P: 3	R: 0	H: 0	E: 0	LOB: 0	K: 2	BB: 0	S: 7	P: 7	R: 1	H: 2	E: 0	LOB: 2	K: 1	BB: 1	S: 7	P: 11	R: 0	H: 0	E: 0	LOB: 0	K: 0	BB: 0	S: 3	P: 3	R: 0	H: 0	E: 0	LOB: 0	K: 0	BB: 0	S: 3	P: 3	R: 1	H: 3	E: 0	LOB: 3	K: 0	BB: 1	S: 4	P: 8	1B: 3	SF: 0	2B: 3	SAC: 0	3B: 0	DP: 0	HR: 1	HBP: 0	WP: 1	PA: 35
PITCHER Chuck Stobbs, L (1, 1) ERA: 2.16	IP	WLS	BF	H	R	ER	SO	BB	IBB	HBP	BLK	WP	HR	S	P	ERA	WHIP	IP	WLS	BF	H	R	ER	SO	BB	IBB	HBP	BLK	WP	HR	S	P	ERA	WHIP	IP	WLS	BF	H	R	ER	SO	BB	IBB	HBP	BLK	WP	HR	S	P	ERA	WHIP																							

BOTTOM

Washington Senators @ New York Yankees
 Yankee Stadium, Bronx, NY
 Tue Apr 16 1957, 3:33 AM EST
 Att. 31,644 - Overcast - 55 F

AB	32
R	2
H	7
RBI	2
BB	3
SO	7
LOB	8



Batter	1	2	3	4	5	6	7	8	9	AB R H RBI BB SO LOB	TOP														
Billy Gardner, R (1, 4) OBP: 0.500, SLG: 0.500	0-3 K		0-0 FC5-4 1B	0-0 5-3			0-0 FC4-6 1B		0-0 E 1B	5 0 3 1 0 1 0	Baltimore Orioles @ Washington Senators Griffith Stadium, Washington, DC Thu Apr 18 1957, 6:05 PM EST Att. 4,675 - Unknown														
Bob Boyd, L (1, 3) OBP: 0.300, SLG: 0.125	0-3 K		0-0 FC5-4 5-3 BB 1B		0-0 F5		0-0 FC4-6 FC6-4 1-2f		0-0 E6 G6-4-3	5 1 0 0 0 1 3															
Dick Williams, R (1, 8) OBP: 0.267, SLG: 0.231	0-0 1-3		4-0 5-3 1B BB		0-0 L7		0-0 FC6-4 1-2f		0-0 G6-4-3 1-2f	4 1 0 0 1 0 3															
Bob Nieman, R (1, 7) OBP: 0.385, SLG: 0.583		0-0 BB 1B	0-0 5-3		0-3 K2-3		0-0 6-3			4 1 1 0 0 1 3															
Carl Powis, R (1, 9) OBP: 0.273, SLG: 0.333		0-3 K	4-0 1B BB			0-0 WP 1B		0-0 F2		1 0 0 0 0 1 1															
Al Pilarcik, L (2, 9) OBP: 0.400, SLG: 0.250										2 0 1 0 1 0 0															
Gus Triandos, R (1, 2) OBP: 0.385, SLG: 0.667		0-0 F8	0-0			0-3 K		0-0 F5		3 0 1 2 0 1 2															
Tito Francona, L (8, PH)			1-3 2-H 3-H 1B							1 0 0 0 0 0 0															
Jim Pyburn, R (8, 2)										0 0 0 0 0 0 0															
George Kell, R (1, 5) OBP: 0.462, SLG: 0.545		4-0 BB	0-0 F9			0-0 P5		1-0 HBP		2 0 0 0 1 0 3															
Mike Fornieles, R (6, 1)		1-2 BB								0 0 0 0 0 0 0															
Tex Nelson, L (8, PH)										0 0 0 0 0 0 0															
Don Ferrarese, R (8, 1)										0 0 0 0 0 0 0															
Willy Miranda, S (1, 6) OBP: 0.444, SLG: 0.375		0-0 1-2 2-H 1B		0-0 F7		0-0 L8		0-0 L8		4 0 1 1 0 0 2															
Ray Moore, R (1, 1)		0-0 1-3		0-0 F7			0-0 E7 1B		0-0 F9	2 0 0 0 0 0 2															
Billy O'Dell, S (6, 1)										0 0 0 0 0 0 0															
Brooks Robinson, R (6, 5) OBP: 0.143, SLG: 0.143										2 1 0 0 0 0 0															
Inning Stats	R: 0 E: 0 K: 2 S: 7	H: 0 LOB: 0 BB: 0 P: 7	R: 1 E: 0 K: 1 S: 7	H: 2 LOB: 2 BB: 1 P: 11	R: 2 E: 0 K: 0 S: 5	H: 2 LOB: 2 BB: 2 P: 13	R: 0 E: 0 K: 0 S: 3	H: 0 LOB: 0 BB: 0 P: 3	R: 0 E: 0 K: 1 S: 5	H: 0 LOB: 0 BB: 0 P: 5	R: 0 E: 0 K: 1 S: 6	H: 1 LOB: 1 BB: 0 P: 6	R: 1 E: 1 K: 0 S: 5	H: 1 LOB: 1 BB: 0 P: 5	R: 0 E: 0 K: 0 S: 3	H: 0 LOB: 1 BB: 0 P: 4	R: 0 E: 1 K: 0 S: 4	H: 1 LOB: 1 BB: 0 P: 4	1B: 7 2B: 0 3B: 0 HR: 0	SF: 0 SAC: 0 DP: 1 HBP: 1	WP: 1 PB: 0 SB: 0 CS: 0	PA: 39			
PITCHER	IP WLS BF H R ER SO BB IBB HBP BLK WP HR S P ERA WHIP																								
Ted Abernathy, R (1, 1) ERA: 10.13	2.2		15	4	3	3	3	3	0	0	0	0	0	18	30	10.12	2.625								
Pedro Ramos, R (3, 1) ERA:	6.1	W	24	3	1	0	2	0	0	1	0	1	0	27	28	0.00	0.474								

livebaseballscorecards.com

AB	35
R	4
H	7
RBI	4
BB	3
SO	5
LOB	19



Batter	1	2	3	4	5	6	7	8	9
Whitey Herzog, L (1, 8) Clint Courtney, L (6, PH) OBP: 0.500, SLG: 0.500 Karl Olson, R (6, PR) OBP: 0.500, SLG: 0.333 (7, 8)	4-0 CS BB	4-0 1-2 2-3 3-H BB		0-0 F7		4-0 1B BB	4-0 1-2 BB		
Herb Plews, L (1, 4) OBP: 0.200, SLG: 0.143	0-3 1-2 K	0-0 1-3			0-3 K	4-0 1-2 1B BB	0-0 F7		
Pete Runnels, L (1, 3) OBP: 0.286, SLG: 0.091	4-0 BB		0-0 4-3		4-0 1B BB	0-0 1-2 2-H 3-H 1B	0-0 6-3 E6		
Eddie Yost, R (1, 5) OBP: 0.429, SLG: 0.273	0-0 F9		4-0 HR BB		0-3 K	0-0 1-2 2-H 1B	0-0 6-3		
Roy Sievers, R (1, 7) OBP: 0.500, SLG: 1.000		0-0 5-3	0-0 1-H HR		0-0 1-3 1B BB	0-0 F8	4-0 IBB		
Jim Lemon, R (1, 9) OBP: 0.286, SLG: 0.250		0-0 2-3	0-0 F3		4-0 1-2 BB	0-0 FC6-4	0-0 P3		
Lou Berberet, L (1, 2) Dick Tettelbach, R (8, PH) Ed Fitz Gerald, R (9, 2) OBP: 0.250, SLG: 0.250		4-0 BB BB BB	0-0 F8		0-3 K		0-0 P6	0-0 P1	
Lyle Luttrell, R (1, 6) OBP: 0.250, SLG: 0.273		4-0 1-2 BB BB		0-0 6-3		0-0 SH5-4 1B 2B	0-0 6-3		
Ted Abernathy, R (1, 1) Pedro Ramos, S (3, 1) OBP: 0.500, SLG: 0.500		4-0 1-2 2-3 BB BB		0-0 G3		0-0 SH5-4	0-0 BB 1B		

Inning Stats	R: 0 E: 0 K: 1 S: 4	H: 0 LOB: 1 BB: 2 P: 12	R: 1 E: 0 K: 0 S: 3	H: 0 LOB: 3 BB: 4 P: 19	R: 2 E: 0 K: 0 S: 4	H: 1 LOB: 0 BB: 1 P: 8	R: 0 E: 0 K: 0 S: 3	H: 0 LOB: 0 BB: 0 P: 3	R: 0 E: 0 K: 3 S: 10	H: 1 LOB: 3 BB: 2 P: 18	R: 3 E: 0 K: 0 S: 6	H: 3 LOB: 2 BB: 2 P: 14	R: 0 E: 0 K: 0 S: 4	H: 1 LOB: 2 BB: 1 P: 8	R: 0 E: 1 K: 0 S: 4	H: 0 LOB: 2 BB: 1 P: 8
--------------	------------------------------	----------------------------------	------------------------------	----------------------------------	------------------------------	---------------------------------	------------------------------	---------------------------------	-------------------------------	----------------------------------	------------------------------	----------------------------------	------------------------------	---------------------------------	------------------------------	---------------------------------


PITCHER	IP	WLS	BF	H	R	ER	SO	BB	IBB	HBP	BLK	WP	HR	S	P	ERA	WHIP
Ray Moore, R (1, 1) ERA: 8.44	5.1	L	28	3	5	5	4	10	0	0	0	0	1	26	66	8.44	2.438
Billy O'Dell, L (6, 1) ERA: 9.0	0.1		4	2	1	1	0	1	0	0	0	0	0	3	7	27.00	9.000
Mike Fornieles, R (6, 1) ERA: 1.5	1.1		6	1	0	0	0	1	0	0	0	0	0	5	9	0.00	1.500
Don Ferrarese, L (8, 1) ERA:	1.0		5	0	0	0	0	0	1	0	0	0	0	4	8	0.00	0.000

BOTTOM

Baltimore Orioles @ Washington Senators
Griffith Stadium, Washington, DC

Thu Apr 18 1957, 6:05 PM EST
Att. 4,675 - Unknown

AB	29
R	6
H	6
RBI	6
BB	13
SO	4
LOB	20



1B: 4	SF: 0	WP: 0	PA: 43
2B: 2	SAC: 1	PB: 0	
3B: 0	DP: 1	SB: 0	
HR: 1	HBP: 0	CS: 1	

WP: 0	PA: 43
PB: 0	
SB: 0	
CS: 1	

Baltimore Orioles @ Washington Senators
 Griffith Stadium, Washington, DC
 Sun Apr 21 1957, 3:33 AM EST
 Unknown

Batter	1	2	3	4	5	6	7	8	9	10	AB	R	H	RBI	BB	SO	LOB
Billy Gardner, R (1, 4) OBP: 0.400, SLG: 0.417 Bob Hale, L (9, PH) Jim Brideweser, R (9, 4)	0-0 5-3		0-0 5-3		0-0 5-3	0-0 P5	4-0 1B		0-0 3-H	0-0 6-3	4	1	1	1	1	0	0
George Kell, R (1, 3) OBP: 0.400, SLG: 0.412 (5, 5)	0-3 K		4-0 BB		0-0 L4	0-0 E6	0-0 1B		0-0 3-H		5	1	1	0	1	1	2
Dick Williams, R (1, 8) OBP: 0.400, SLG: 0.435 (6, 6)	0-3 K		0-3 K		0-0 HBP	0-0 1B	0-0 1B			0-0 1B	6	2	3	0	0	2	3
Bob Nieman, R (1, 7) OBP: 0.391, SLG: 0.571		0-0 6-3		0-0 6-3	0-0 5-3	0-0 BB		0-3 K		0-0 S	6	1	2	2	0	1	1
Carl Powis, R (1, 9) OBP: 0.375, SLG: 0.273 Bill Wight, L (10, 1) Sandy Consuegra, R (10, 1)		4-0 PB		0-0 L8	4-0 HBP	4-0 BB	1-2 BB	0-0 5-3		0-0 S	2	1	0	0	3	0	0
Joe Ginsberg, L (1, 2) OBP: 0.600, SLG: 0.400		4-0 1-3		4-0 BB	1-0 HBP	0-0 L9		0-0 F5		4-0 BB	2	0	0	0	3	0	3
Brooks Robinson, R (1, 5) OBP: 0.214, SLG: 0.357 Don Ferrarese, R (5, 1) Mike Fornieles, R (6, 1) Billy O'Dell, S (8, 1) Al Pilarcik, L (8, 9) George Zuverink, R (8, 1) Tito Francona, L (10, PH)		0-0 L4		0-0 1-3	0-0 2B		0-0 SH1-4		0-0 G3	0-0 SH	3	0	1	2	0	0	3
Willy Miranda, S (1, 6) OBP: 0.444, SLG: 0.333		0-0 F3			1-3 2B		0-0 SH1-4		4-0 2B	0-0 F8	4	2	1	0	1	0	6
Charlie Beamon, R (1, 1) Bob Boyd, L (5, PH) (5, 3)			0-0 6-3		0-0 2B	0-0 F7	0-0 HR		0-0 1-3	4-0 BB	1	0	0	0	0	0	0

AB	40
R	11
H	13
RBI	11
BB	10
SO	4
LOB	21



Inning Stats	R: 0	H: 0	E: 0	K: 2	S: 7	LOB: 0	BB: 0	P: 7	R: 0	H: 0	E: 0	K: 0	S: 3	LOB: 2	BB: 2	P: 11	R: 0	H: 0	E: 0	K: 1	S: 5	LOB: 1	BB: 1	P: 9	R: 0	H: 0	E: 0	K: 0	S: 3	LOB: 1	BB: 1	P: 7	R: 5	H: 5	E: 0	K: 0	S: 8	LOB: 2	BB: 1	P: 13	R: 1	H: 2	E: 1	K: 0	S: 6	LOB: 3	BB: 1	P: 10	R: 2	H: 3	E: 0	K: 0	S: 5	LOB: 1	BB: 1	P: 9	R: 0	H: 0	E: 0	K: 1	S: 5	LOB: 0	BB: 0	P: 5	R: 1	H: 1	E: 0	K: 0	S: 4	LOB: 1	BB: 1	P: 8	R: 2	H: 2	E: 0	K: 0	S: 6	LOB: 3	BB: 2	P: 14	1B: 8	2B: 3	3B: 1	HR: 1	SF: 2	SAC: 2	DP: 1	HBP: 1	WP: 0	PB: 1	SB: 2	CS: 0	PA: 55
PITCHER	IP	WLS	BF	H	R	ER	SO	BB	IBB	HBP	BLK	WP	HR	S	P	ERA	WHIP																																																																												
Bob Chakales, R (1, 1) ERA: 6.35	4.1		21	4	4	4	3	4	0	0	0	0	0	23	39	8.31	1.846																																																																												
Tex Clevenger, R (5, 1) ERA: 27.0	0.1		3	0	0	0	0	1	0	1	0	0	0	1	6	0.00	3.000																																																																												
Bud Byerly, R (5, 1) ERA:	1.0		8	3	2	1	0	1	0	0	0	0	0	7	11	9.00	4.000																																																																												
Dean Stone, L (6, 1) ERA:	0.1		1	0	0	0	0	0	0	0	0	0	0	1	1	0.00	0.000																																																																												
Pedro Ramos, R (7, 1) ERA: 3.12	2.1		12	4	3	3	1	2	0	0	0	0	1	12	20	11.57	2.571																																																																												
PITCHER	IP	WLS	BF	H	R	ER	SO	BB	IBB	HBP	BLK	WP	HR	S	P	ERA	WHIP																																																																												
Dick Hyde, R (9, 1) ERA: 4.91	1.2	L	10	2	2	2	0	2	0	0	0	0	0	8	16	10.80	2.400																																																																												

BOTTOM

Baltimore Orioles @ Washington Senators
Griffith Stadium, Washington, DC

Sun Apr 21 1957, 3:33 AM EST
Unknown

livebaseballscores.com

AB	43
R	9
H	12
RBI	8
BB	7
SO	8
LOB	25



WP	0	PA	50
PB	0		
SB	0		
CS	0		

AB R H RBI BB SO LOB

4	2	2	1	1	0	0
1	0	0	0	0	0	0
5	1	1	0	1	1	2
4	1	1	0	2	1	0
5	1	2	2	1	1	2
5	2	3	4	1	0	5
5	1	2	0	0	2	6
2	0	0	0	0	0	3
2	1	1	1	1	0	0
2	0	0	0	0	0	1
1	0	0	0	0	1	2
2	0	0	0	0	0	2
2	0	0	0	0	1	0
0	0	0	0	0	0	0
0	0	0	0	0	0	0
0	0	0	0	0	0	0
1	0	0	0	0	1	2
1	0	0	0	0	0	0
1	0	0	0	0	0	0

1B:	9	SF:	0
2B:	2	SAC:	0
3B:	0	DP:	0
HR:	1	HBP:	0

Batter	1	2	3	4	5	6	7	8	9	10
Whitey Herzog, L (1, 8) OBP: 0.389, SLG: 0.286 Karl Olson, R (10, PH) OBP: 0.400, SLG: 0.250	0-0 1-3		4-0 BB E BB BB	0-0 1-3		0-0 E7 1-H 3-H 2B		0-0 BB 1B 1B		0-0 1-3
Herb Plews, L (1, 4) OBP: 0.240, SLG: 0.182	0-3 K		0-0 E1 BB BB 1-2 1B		0-0 6-3	0-0 F8		0-0 1B BB 1-2 FC5-2 1B		4-0 1B BB
Pete Runnels, L (1, 3) OBP: 0.333, SLG: 0.158	0-3 K		4-0 BB 1-2 2-3 1B BB		0-0 6-3		0-0 6-3	4-0 FC5-2 1-2 2-3 1B BB		0-0 1-2 1B
Eddie Yost, R (1, 5) OBP: 0.458, SLG: 0.350		0-3 K	4-0 1-2 2-3 3-H 1B BB		0-0 1-4-3		0-0 2B 1B	0-0 1-2 2-3 3-H FC5-2 1B		0-0 F7
Roy Sievers, R (1, 7) OBP: 0.500, SLG: 1.000		0-0 HR	0-0 1-2 2-H 3-H 1B			4-0 1B 1B BB	0-0 1-H 2B	0-0 FC5-2		0-0 4-3
Jim Lemon, R (1, 9) OBP: 0.261, SLG: 0.238		0-0 FC6-4 1B	0-0 F9			0-0 1B 1-2 2B 1B	0-3 K	0-3 K		
Clint Courtney, L (1, 2) OBP: 0.417, SLG: 0.333 Ed Fitz Gerald, R (6, PH) OBP: 0.429, SLG: 0.333		0-0 P5	0-0 F8			0-0 2B 1-3 2-H E 1B			0-0 P4	
Lyle Luttrell, R (1, 6) OBP: 0.278, SLG: 0.294 Julio Becquer, L (6, PH) OBP: 0.333, SLG: 0.667 Jerry Snyder, R (7, 6)		0-0 FC6-4 1-2f		0-0 6-3		0-3 K	0-0 L8		0-0 P4	
Bob Chakales, R (1, 1) OBP: 0.200, SLG: 0.600 Tex Clevenger, R (5, 1) Bud Byerly, R (5, 1) Dean Stone, L (6, 1) Neil Chrissy, L (6, PH) OBP: 0.500, SLG: 0.500 Pedro Ramos, S (7, 1) OBP: 0.333, SLG: 0.333 Dick Hyde, R (9, 1)			0-0 F5	0-3 K		0-3 K		0-0 1-3	0-0 4-3	

Inning Stats	R: 0 H: 0 E: 0 K: 2 S: 7	H: 0 LOB: 0 BB: 0 P: 7	R: 1 H: 2 E: 0 K: 1 S: 7	H: 1 LOB: 1 BB: 0 P: 7	R: 3 H: 1 E: 1 K: 0 S: 5	H: 1 LOB: 2 BB: 3 P: 17	R: 0 H: 0 E: 0 K: 1 S: 5	H: 0 LOB: 0 BB: 0 P: 5	R: 0 H: 0 E: 0 K: 0 S: 3	H: 0 LOB: 0 BB: 0 P: 3	R: 3 H: 3 E: 1 K: 2 S: 10	H: 3 LOB: 1 BB: 1 P: 14	R: 1 H: 2 E: 0 K: 1 S: 7	H: 2 LOB: 2 BB: 1 P: 11	R: 1 H: 3 E: 0 K: 1 S: 8	H: 3 LOB: 3 BB: 1 P: 12	R: 0 H: 0 E: 0 K: 0 S: 3	H: 0 LOB: 0 BB: 0 P: 3	R: 0 H: 1 E: 0 K: 0 S: 4	H: 1 LOB: 2 BB: 1 P: 8	1B: 9 2B: 2 3B: 0 HR: 1	SF: 0 SAC: 0 DP: 0 HBP: 0
--------------	--------------------------	------------------------	--------------------------	------------------------	--------------------------	-------------------------	--------------------------	------------------------	--------------------------	------------------------	---------------------------	-------------------------	--------------------------	-------------------------	--------------------------	-------------------------	--------------------------	------------------------	--------------------------	------------------------	-------------------------	---------------------------

PITCHER	IP	WLS	BF	H	R	ER	SO	BB	IBB	HBP	BLK	WP	HR	S	P	ERA	WHIP
Charlie Beamon, R (1, 1) ERA: 5.06	4.0		19	3	4	3	4	3	0	0	0	0	1	24	36	6.75	1.500
Don Ferrarese, L (5, 1) ERA: 7.71	1.0		6	2	3	2	0	1	0	0	0	0	0	5	9	18.00	3.000
Mike Fornieles, R (6, 1) ERA: 3.24	2.1		13	5	2	2	3	1	0	0	0	0	0	18	22	7.71	2.571
Billy O'Dell, L (8, 1) ERA: 9.0	0.0		1	0	0	0	0	1	0	0	0	0	0	0	4	∞	∞
George Zuverink, R (8, 1) ERA:	1.2	W	6	1	0	0	1	0	0	0	0	0	0	8	8	0.00	0.600
PITCHER	IP	WLS	BF	H	R	ER	SO	BB	IBB	HBP	BLK	WP	HR	S	P	ERA	WHIP
Bill Wight, L (10, 1) ERA: 9.82	0.1		3	1	0	0	0	1	0	0	0	0	0	2	6	0.00	6.000
Sandy Consuegra, R (10, 1) ERA:	0.2	S	2	0	0	0	0	0	0	0	0	0	0	2	2	0.00	0.000

Batter	1	2	3	4	5	6	7	8	9	AB R H RBI BB SO LOB	TOP			
Hank Bauer, R (1, 9) OBP: 0.400, SLG: 0.773	0-0 P4		0-0 F9		0-0 1B	0-0 HR	0-0 F9	0-0 FC6-4		6 2 2 4 0 0 3				
Billy Martin, R (1, 5) OBP: 0.304, SLG: 0.524 Bobby Richardson, R (7, PH) OBP: 0.333, SLG: 0.333	0-0 F7		0-3 K		0-0 1B	1-0 FC4-6 BB	0-0 P3		0-0 E PB SF7 1B	3 1 0 0 0 1 1 2 1 1 0 0 0 1				
Mickey Mantle, S (1, 8) OBP: 0.480, SLG: 0.650	0-0 BB 1B		0-0 HR		0-3 K	4-0 FC4-6 BB		4-0 BB 1B BB	0-3 K	4 2 2 1 2 2 3				
Yogi Berra, L (1, 2) OBP: 0.280, SLG: 0.364	4-0 1-2 BB		0-0 L9		0-0 FC4 1B	0-0 FC4-6 WP		4-0 BB 1B BB	0-0 E6 1B	4 2 1 1 2 0 3				
Bill Skowron, R (1, 3) OBP: 0.333, SLG: 0.864	0-3 K			0-0 P6	0-0 FC4	4-0 WP 1B BB		0-0 1B BB SF8 1B	0-0 SF7	4 2 1 2 1 1 4				
Gil McDougald, R (1, 6) OBP: 0.458, SLG: 0.696		0-0 2B 1B		0-0 F7 3B				0-0 F5	0-0 1-2 1B	5 3 4 1 1 0 2				
Elston Howard, R (1, 7) OBP: 0.250, SLG: 0.421 Tony Kubek, L (6, 7)		0-0 1B 2B		0-0 F7				4-0 1-2 2-3 BB	0-0 P4	3 0 1 2 0 0 1 1 0 0 0 1 0 2				
Jerry Coleman, R (1, 4) OBP: 0.545, SLG: 0.556		0-0 CS 1B		0-0 P6				0-0 FC1 HR 1B	0-0 F8	5 1 3 1 0 0 0				
Whitey Ford, L (1, 1) OBP: 0.143, SLG: 0.143 Enos Slaughter, L (8, PH) Bobby Shantz, R (8, 1) Al Cicotte, R (9, 1)		0-0 P3		0-0 P6				0-0 FC1 HR	0-0 SF8	4 1 1 0 0 0 3 0 0 0 1 0 0 0 0 0 0 0 0 0 0 0 0 0 0 0 0 0				
Inning Stats	R: 0 H: 1 E: 0 LOB: 2 K: 1 BB: 1 S: 6 P: 10	R: 1 H: 3 E: 0 LOB: 0 K: 0 BB: 0 S: 4 P: 4	R: 1 H: 1 E: 0 LOB: 0 K: 1 BB: 0 S: 6 P: 6	R: 1 H: 1 E: 0 LOB: 2 K: 0 BB: 0 S: 4 P: 4	R: 1 H: 2 E: 1 LOB: 2 K: 1 BB: 0 S: 8 P: 8	R: 7 H: 3 E: 0 LOB: 1 K: 0 BB: 3 S: 7 P: 20	R: 0 H: 1 E: 0 LOB: 1 K: 0 BB: 0 S: 4 P: 4	R: 3 H: 2 E: 0 LOB: 2 K: 0 BB: 3 S: 5 P: 17	R: 1 H: 2 E: 1 LOB: 2 K: 1 BB: 0 S: 8 P: 8	1B: 12 SF: 2 2B: 1 SAC: 1 3B: 1 DP: 0 HR: 2 HBP: 1	WP: 1 PA: 52 PB: 1 SB: 3 CS: 1			
PITCHER	IP WLS BF H R ER SO BB IBB HBP BLK WP HR S P ERA WHIP												PITCHER	IP WLS BF H R ER SO BB IBB HBP BLK WP HR S P ERA WHIP
Chuck Stobbs, L (1, 1) ERA: 5.27	5.1 L 27 9 7 6 3 2 0 0 0 0 0 1 31 39 10.12 2.062													
Dick Brodowski, R (6, 1) ERA: 54.0	0.2 7 2 4 4 0 2 0 1 0 0 1 1 4 13 54.00 6.000													
Dean Stone, L (7, 1) ERA:	1.0 4 1 0 0 0 0 0 0 0 0 0 0 4 4 0.00 1.000													
Garland Shifflett, R (8, 1) ERA: 27.0	1.0 8 2 3 3 0 3 0 0 0 0 0 0 5 17 27.00 5.000													
Tex Clevenger, R (9, 1) ERA: 2.45	1.0 6 2 1 0 1 0 0 0 0 0 0 0 8 8 0.00 2.000													

New York Yankees @ Washington Senators
Griffith Stadium, Washington, DC
Mon Apr 22 1957, 6:05 PM EST
Att. 16,054 - Unknown

AB	41
R	15
H	16
RBI	13
BB	7
SO	4
LOB	23



livebaseballscores.com

BOTTOM

New York Yankees @ Washington Senators
Griffith Stadium, Washington, DC

AB	40
R	6
H	11
RBI	5
BB	9
SO	7
LOB	33



WP	0	PA	49
PB	0		
SB	0		
CS	0		

Mon Apr 22 1957, 6:05 PM EST
Att. 16,054 - Unknown

livebaseballscorecards.com

AB R H RBI BB SO LOB

6	1	3	1	0	0	0
4	2	1	0	2	1	5
5	1	4	2	1	0	3
4	0	1	2	2	1	7
5	0	1	0	0	0	8
4	0	0	0	1	1	8
5	1	1	0	0	1	1
4	0	0	0	0	3	1
0	0	0	0	1	0	0
2	0	0	0	0	0	0
0	0	0	0	0	0	0
0	0	0	0	0	0	0
1	0	0	0	0	0	0
0	0	0	0	0	0	0
0	1	0	0	1	0	0
0	0	0	0	0	0	0
0	0	0	0	1	0	0
0	0	0	0	0	0	0
0	0	0	0	1	0	0

1B:	10	SF:	0
2B:	0	SAC:	0
3B:	1	DP:	0
HR:	0	HBP:	0

1B:	10	SF:	0
2B:	0	SAC:	0
3B:	1	DP:	0
HR:	0	HBP:	0

WP:	0	PA:	49
PB:	0		
SB:	0		
CS:	0		

Batter	1	2	3	4	5	6	7	8	9
Jerry Snyder, R OBP: 0.375, SLG: 0.375 (1, 4)	0-0 6-3		0-0 6-3		0-0 5-3 1B		0-0 5-3	0-0 1B BB BB	0-0 1B
Pete Runnels, L OBP: 0.371, SLG: 0.250 (1, 3)	0-0 BB 1B 1B		0-0 F9		0-0 5-3		4-0 3B BB	4-0 BB 1B E BB	0-3 K
Eddie Yost, R OBP: 0.457, SLG: 0.433 (1, 5)	0-0 BB 1-2 1B		0-0 FC6-4 1B		4-0 BB		0-0 1B 3B	0-0 E BB 1B	0-0 F9
Roy Sievers, R OBP: 0.429, SLG: 0.733 (1, 7)	4-0 1-2 2-3 BB		0-0 FC6-4		0-0 P6		0-0 1B 1B	4-0 1-2 2-3 3-H BB	0-3 K
Jim Lemon, R OBP: 0.303, SLG: 0.419 (1, 9)	0-0 P4			0-0 F7		0-0 L7		0-0 FC6-4 1B	0-0 E6 FC6-4
Ed Fitz Gerald, R OBP: 0.308, SLG: 0.182 (1, 2)	0-3 K			4-0 1-3 BB		0-0 F9		0-0 FC6-4	0-0 FC6-4
Karl Olson, R OBP: 0.300, SLG: 0.222 (1, 8)		0-3 K		0-0 1-3		0-0 5-3		0-0 L6	0-0 BB BB 1B
Lyle Luttrell, R OBP: 0.208, SLG: 0.217 (1, 6)		0-0 5-3		0-3 K		0-3 K		0-3 K	4-0 1B BB BB
Whitey Herzog, L OBP: 0.364, SLG: 0.235 (9, PH)									1-2 BB
Chuck Stobbs, L (1, 1)		0-0 G1				0-0 E3 5-3 1B		0-0 P6	4-0 BB 1B BB
Dick Brodowski, R (6, 1)									BB BB BB
Dean Stone, L (7, 1)									BB BB BB
Jerry Schoonmaker, R (7, PH)									BB BB BB
Garland Shifflett, R (8, 1)									BB BB BB
Dick Tettelbach, R (8, PH)									BB BB BB
Tex Clevenger, R (9, 1)									1-2 BB
Julio Seaver, L (9, PH)									2-3 BB

Inning Stats	R: 0 H: 2 E: 0 K: 1 S: 7	H: 2 LOB: 3 BB: 1 P: 11	R: 0 H: 0 E: 0 K: 1 S: 5	L: 0 LOB: 0 BB: 0 P: 5	R: 0 H: 1 E: 0 K: 0 S: 4	L: 1 LOB: 1 BB: 0 P: 4	R: 0 H: 0 E: 0 K: 1 S: 5	L: 0 LOB: 1 BB: 1 P: 9	R: 0 H: 1 E: 1 K: 0 S: 5	L: 1 LOB: 3 BB: 1 P: 9	R: 0 H: 0 E: 0 K: 1 S: 5	L: 0 LOB: 0 BB: 0 P: 5	R: 2 H: 3 E: 0 K: 0 S: 6	L: 3 LOB: 2 BB: 1 P: 10	R: 3 H: 2 E: 1 K: 1 S: 8	L: 2 LOB: 3 BB: 3 P: 20	R: 1 H: 2 E: 0 K: 2 S: 9	L: 2 LOB: 3 BB: 2 P: 17	1B: 10 2B: 0 3B: 1 HR: 0	SF: 0 SAC: 0 DP: 0 HBP: 0
--------------	--------------------------	-------------------------	--------------------------	------------------------	--------------------------	------------------------	--------------------------	------------------------	--------------------------	------------------------	--------------------------	------------------------	--------------------------	-------------------------	--------------------------	-------------------------	--------------------------	-------------------------	--------------------------	---------------------------

PITCHER	IP	WLS	BF	H	R	ER	SO	BB	IBB	HBP	BLK	WP	HR	S	P	ERA	WHIP
Whitey Ford, L (1, 1) ERA: 1.69	7.0	W	33	7	2	2	4	4	0	0	0	0	0	37	53	2.57	1.571
Bobby Shantz, L (8, 1) ERA: 3.0	1.0		9	2	3	2	1	3	0	0	0	0	0	8	20	18.00	5.000
Al Cicotte, R (9, 1) ERA: 9.0	1.0	S	7	2	1	1	2	2	0	0	0	0	0	9	17	9.00	4.000

PITCHER	IP	WLS	BF	H	R	ER	SO	BB	IBB	HBP	BLK	WP	HR	S	P	ERA	WHIP
---------	----	-----	----	---	---	----	----	----	-----	-----	-----	----	----	---	---	-----	------

Batter	1	2	3	4	5	6	7	8	9	AB R H RBI BB SO LOB	TOP														
Hank Bauer, R (1, 9) OBP: 0.400, SLG: 0.692	0-0 F6		4-0 E BB		0-3 K		0-0 1B		0-0 P4	4 0 1 0 1 1 1															
Billy Martin, R (1, 5) OBP: 0.393, SLG: 0.577	0-0 5-3		0-0 E8 1-3 2-H 1B		0-0 BB 1-2 1B		0-0 BB 1-3 1B		0-0 1B	5 0 4 1 0 0 0															
Mickey Mantle, S (1, 8) OBP: 0.467, SLG: 0.565	0-0 B1		0-3 K		4-0 BB 1-2 2-3		4-0 BB		0-3 K	3 0 0 0 2 2 3															
Yogi Berra, L (1, 2) OBP: 0.233, SLG: 0.296		0-3 K		0-0 F7		0-0 G3		0-0 F8	0-0 L9	5 0 0 0 0 1 7															
Bill Skowron, R (1, 3) OBP: 0.321, SLG: 0.769		0-3 K		0-0 6-3		0-0 5-3		0-0 5-3 BB 1B		4 0 1 0 0 1 0															
Gil McDougald, R (1, 6) OBP: 0.429, SLG: 0.615		0-0 F2		4-0 BB		0-3 K		0-0 F7		3 0 0 0 1 1 1															
Tony Kubek, L (1, 7)			0-0 F8	0-0 P4		0-0 6-3		4-0 5-3 BB		3 0 0 0 1 0 1															
Jerry Coleman, R (1, 4) OBP: 0.467, SLG: 0.417			4-0 SH3-4 E BB		0-0 4-3		0-3 K	0-0 5-3 1-2 2-3		3 1 0 0 1 1 2															
Johnny Kucks, R (1, 1)			0-0 SH3-4		4-0 BB 1B BB		0-3 K	0-0 5-3		2 0 0 0 1 1 2															
Inning Stats	R: 0 E: 0 K: 0 S: 3	H: 0 LOB: 0 BB: 0 P: 3	R: 0 E: 0 K: 2 S: 7	H: 0 LOB: 0 BB: 0 P: 7	R: 1 E: 1 K: 1 S: 6	H: 1 LOB: 2 BB: 2 P: 14	R: 0 E: 0 K: 0 S: 3	H: 0 LOB: 1 BB: 1 P: 7	R: 0 E: 0 K: 1 S: 6	H: 1 LOB: 3 BB: 2 P: 14	R: 0 E: 0 K: 1 S: 5	H: 0 LOB: 0 BB: 0 P: 5	R: 0 E: 0 K: 2 S: 9	H: 2 LOB: 3 BB: 1 P: 13	R: 0 E: 0 K: 0 S: 4	H: 1 LOB: 2 BB: 1 P: 8	R: 0 E: 0 K: 1 S: 6	H: 1 LOB: 1 BB: 0 P: 6	1B: 6 2B: 0 3B: 0 HR: 0	SF: 0 SAC: 1 DP: 0 HBP: 0	WP: 0 PB: 0 SB: 0 CS: 0	PA: 40			
PITCHER	IP WLS BF H R ER SO BB IBB HBP BLK WP HR S P ERA WHIP																								
Ted Abernathy, R (1, 1) ERA: 3.38	8.0	36	5	1	1	7	7	0	0	0	0	0	0	43	71	1.12	1.500								
Dick Hyde, R (9, 1) ERA: 2.7	1.0	W	4	1	0	1	0	0	0	0	0	0	0	6	6	0.00	1.000								

New York Yankees @ Washington Senators
Griffith Stadium, Washington, DC
Tue Apr 23 1957, 3:33 AM EST
Att. 5,619 - Unknown

livebaseballscorecards.com

AB	32
R	1
H	6
RBI	1
BB	7
SO	8
LOB	17



Boston Red Sox @ Washington Senators
 Griffith Stadium, Washington, DC
 Thu Apr 25 1957, 3:33 AM EST
 Att. 2,876 - Unknown

AB	41
R	12
H	15
RBI	11
BB	10
SO	5
LOB	24



WP	1	PA	52
PB	0		
SB	0		
CS	0		

AB	R	H	RBI	BB	SO	LOB
6	1	1	1	0	1	3
3	3	0	0	3	0	0
3	2	3	2	3	0	0
0	1	0	0	0	0	0
6	1	3	1	0	2	4
4	1	1	2	2	0	3
6	0	2	1	0	1	7
5	1	2	3	0	0	2
3	1	1	0	2	0	2
3	1	1	0	0	1	3
2	0	1	1	0	0	0

1B	SF	SAC	3B	DP	HR	HBP
13	1	0	0	1	0	0
2	0	0	0	0	0	0
0	0	0	0	0	0	0
0	0	0	0	0	0	0

Batter	1	2	3	4	5	6	7	8	9																										
Frank Malzone, R OBP: 0.200, SLG: 0.300 (1, 5) X	0-0 1-3	0-0 2B 1B	0-3 K		0-0 F4	0-0 F4		0-0 F7																											
Billy Klaus, L OBP: 0.487, SLG: 0.174 (1, 6) X	0-0 F3	4-0 2B 1B BB		4-0 1B 1B BB	0-0 F6		4-0 1B BB	0-0 4-3																											
Ted Williams, L OBP: 0.538, SLG: 0.818 Gene Stephens, L OBP: 0.318, SLG: 0.300 (1, 7) B (9, PR) B (9, 7) B	4-0 BB 1B BB	0-0 WP 2B		0-0 1B 1B	4-0 BB		4-0 3-1 1B 2B BB	0-0 1B FC5-4 1B																											
Dick Gernert, R OBP: 0.385, SLG: 0.500 (1, 3) X	0-0 BB 1B	0-0 F6		0-3 K	0-3 K		0-0 1-2 2B 1B	0-0 FC5-4 1B																											
Jackie Jensen, R OBP: 0.467, SLG: 0.462 (1, 9) B B B	4-0 1-2 2-3 BB	4-0 BB		0-0 1B SF9 1B	0-0 5-3		0-0 F7	0-0 FC5-4 1B																											
Jim Piersall, R OBP: 0.278, SLG: 0.219 (1, 8) X	0-0 F3	0-0 F9		0-0 SF9 1B	0-3 K		0-0 3-1	0-0 G6-4-3 1B																											
Gene Mauch, R OBP: 0.389, SLG: 0.529 (1, 4) X		0-0 F2		0-0 1B	0-0 SF9		0-0 E6 1B BB	0-0 G6-4-3																											
Sammy White, R OBP: 0.379, SLG: 0.320 (1, 2) X		0-0 1B 1B		0-0 F3	4-0 IBB		4-0 1B BB	0-0 F4																											
Willard Nixon, L OBP: 0.333, SLG: 0.333 George Susce, R OBP: 0.500, SLG: 0.500 (1, 1) X (4, 1) X		0-0 BB 1B 1B		0-3 K	0-0 F7		0-0 1B	0-0 1-3																											
Inning Stats	R: 0 E: 0 K: 0 S: 4 H: 1 LOB: 3 BB: 2 P: 12	R: 4 E: 0 K: 0 S: 7 H: 4 LOB: 2 BB: 2 P: 15	R: 0 E: 0 K: 2 S: 8 H: 1 LOB: 1 BB: 0 P: 8	R: 3 E: 0 K: 1 S: 8 H: 3 LOB: 2 BB: 2 P: 16	R: 0 E: 0 K: 1 S: 5 H: 0 LOB: 1 BB: 1 P: 9	R: 1 E: 1 K: 1 S: 7 H: 1 LOB: 2 BB: 1 P: 11	R: 3 E: 0 K: 0 S: 5 H: 2 LOB: 1 BB: 2 P: 13	R: 0 E: 0 K: 0 S: 3 H: 0 LOB: 0 BB: 0 P: 3	R: 1 E: 0 K: 0 S: 5 H: 3 LOB: 2 BB: 0 P: 5																										
PITCHER	IP WLS BF H R ER SO BB IBB HBP BLK WP HR S P ERA WHIP																																		
Evelio Hernandez, R ERA: 2.57 (1, 1)	0.1		1	0	0	0	0	0	0	0	0	0	0	1	1	0.00	0.000																		
Dick Hyde, R ERA: 7.04 (1, 1)	1.0	L	11	5	4	4	0	3	0	0	0	0	0	8	20	36.00	8.000																		
Tex Clevenger, R ERA: 2.08 (2, 1)	0.2		3	0	0	0	0	1	0	0	0	1	0	2	6	0.00	1.500																		
Dean Stone, L ERA: 8.1 (3, 1)	2.0		12	4	3	3	3	1	1	0	0	0	0	16	24	13.50	2.500																		
Dick Brodowski, R ERA: 12.71 (5, 1)	5.0		25	6	5	4	2	4	0	0	0	0	0	25	41	7.20	2.000																		

livebaseballscorecards.com

Batter	1	2	3	4	5	6	7	8	9	AB	R	H	RBI	BB	SO	LOB
Herb Plews, L (1, 4) OBP: 0.227, SLG: 0.244	0-0 6-3	0-0 1-2 3-H 1B		0-0 4-3		0-0 4-3			0-0 1-3 2B	5	1	2	1	0	0	1
Jerry Snyder, R (1, 6) OBP: 0.222, SLG: 0.222	0-0 F4	0-0 L3		0-0 1-3			0-0 1-3		0-0 L6	5	0	0	0	0	0	5
Pete Runnels, L (1, 3) OBP: 0.367, SLG: 0.256	1-0 CS HBP		0-0 F7		4-0 BB BB		0-0 G3		0-0 FC6-4 2B	3	0	1	2	1	0	0
Eddie Yost, R (1, 5) OBP: 0.429, SLG: 0.333	0-0 CS	4-0 3B BB	0-0 F9		0-0 F5		0-0 1-3		4-0 FC6-4 BB	3	1	0	0	2	0	1
Roy Sievers, R (1, 7) OBP: 0.429, SLG: 0.738		0-0 1B 3B	0-0 6-3		4-0 1-2 BB		0-0 F5		0-0 FC6-4 1-2 2-3	4	1	1	1	1	0	2
Jim Lemon, R (1, 9) OBP: 0.348, SLG: 0.405		0-3 K		4-0 HR BB		0-0 F7		0-0 5-3	0-0 F9	4	1	0	0	1	1	5
Clint Courtney, L (1, 2) OBP: 0.471, SLG: 0.769		1-0 1B 1B HBP		0-0 HR		0-0 4-3		0-0 3B		3	2	2	2	0	0	2
Whitey Herzog, L (1, 8) OBP: 0.324, SLG: 0.214		0-0 1B 1B		0-0 4-3		0-0 4-3		0-0 L9		4	0	1	1	0	0	1
Evelio Hernandez, R (1, 1) Dick Hyde, R (1, 1) Tex Clevenger, R (2, 1) Julio Becquer, L (2, PH) Dean Stone, L (3, 1) Dick Tettelbach, R (4, PH) Dick Brodowski, R (5, 1) Neil Chrisley, L (9, PH)		0-0 1B 1B		4-0 4-3 BB		0-3 K			4-0 2B 2B BB	0	0	0	0	0	0	0

Inning Stats	R: 0	H: 0	E: 0	K: 0	S: 2	P: 3	R: 3	H: 4	E: 0	K: 1	S: 8	R: 0	H: 0	E: 0	K: 0	S: 3	R: 2	H: 1	E: 0	K: 0	S: 4	R: 0	H: 0	E: 0	K: 0	S: 3	R: 0	H: 0	E: 0	K: 1	S: 5	R: 0	H: 0	E: 0	K: 0	S: 3	R: 0	H: 1	E: 0	K: 0	S: 4	R: 2	H: 2	E: 0	K: 0	S: 5	1B: 3	SF: 0	2B: 2	SAC: 0	3B: 2	DP: 0	HR: 1	HBP: 2	WP: 0	PA: 43
--------------	------	------	------	------	------	------	------	------	------	------	------	------	------	------	------	------	------	------	------	------	------	------	------	------	------	------	------	------	------	------	------	------	------	------	------	------	------	------	------	------	------	------	------	------	------	------	-------	-------	-------	--------	-------	-------	-------	--------	-------	--------

PITCHER	IP	WLS	BF	H	R	ER	SO	BB	IBB	HBP	BLK	WP	HR	S	P	ERA	WHIP
Willard Nixon, R (1, 1) ERA: 14.4	3.1		18	5	5	5	1	3	0	2	0	0	1	15	29	13.50	2.400
George Susce, R (4, 1) ERA: 3.18	5.2	W	24	3	2	2	1	4	0	0	0	0	0	22	38	3.18	1.235

BOTTOM

Boston Red Sox @ Washington Senators
Griffith Stadium, Washington, DC
Thu Apr 25 1957, 3:33 AM EST
Att. 2,876 - Unknown

livebaseballscorecards.com

AB	33
R	7
H	8
RBI	7
BB	7
SO	2
LOB	17



Batter	1	2	3	4	5	6	7	8	9	AB R H RBI BB SO LOB	TOP																					
Whitey Herzog, L (1, 8) OBP: 0.316, SLG: 0.219	0-0 G3		0-0 S 1B		0-0 F2		0-0 F5			4 0 1 0 0 0 0	Washington Senators @ Baltimore Orioles Memorial Stadium, Baltimore, MD Fri Apr 26 1957, 6:05 PM EST Att. 15,794 - Unknown livebaseballscorecards.com																					
Herb Plews, L (1, 5) OBP: 0.208, SLG: 0.222	0-3 K		0-3 K		0-0 F7			0-0 G3		4 0 0 0 0 2 1																						
Pete Runnels, L (1, 4) OBP: 0.377, SLG: 0.279	0-0 2B 1B		0-0 L5		0-0 CS 1B			0-0 L8		4 1 2 0 0 0 1																						
Roy Sievers, R (1, 3) OBP: 0.434, SLG: 0.733	0-0 1-H 2B			0-3 K	0-0 CS 1-2	0-0 5-3		4-0 BB		3 0 1 1 1 1 0																						
Neil Chrisley, L (1, 7) OBP: 0.429, SLG: 0.200 Karl Olson, R (8, 7) OBP: 0.300, SLG: 0.222	0-0 4-3			4-0 3B BB		0-0 F8		0-0 4-3		3 1 0 0 1 0 2 0 0 0 0 0 0 0																						
Jim Lemon, R (1, 9) OBP: 0.380, SLG: 0.478		0-0 G4-6-3 1B		0-0 1-H 1B 3B		0-0 1B		0-0 F2		4 1 3 1 0 0 0																						
Lou Berberet, L (1, 2) OBP: 0.267, SLG: 0.231		0-0 G4-6-3 1-2		0-0 F5		0-0 F8		0-0 4-3		4 0 0 0 0 0 3																						
Lyle Luttrell, R (1, 6) OBP: 0.241, SLG: 0.286 Clint Courtney, L (9, PH) OBP: 0.444, SLG: 0.714		0-0 4-3		0-0 3-H 1B		0-0 F8		0-0 F9		3 0 1 1 0 0 0 1 0 0 0 0 0 0																						
Camilo Pascual, R (1, 1) OBP: 0.167, SLG: 0.167			0-0 F9	0-0 4-3		0-0 F9				3 0 0 0 0 0 1																						
Inning Stats	R: 1 E: 0 K: 1 S: 7	H: 2 LOB: 1 BB: 0 P: 7	R: 0 E: 0 K: 0 S: 3	H: 1 LOB: 0 BB: 0 P: 3	R: 0 E: 0 K: 1 S: 6	H: 1 LOB: 1 BB: 0 P: 6	R: 2 E: 0 K: 1 S: 7	H: 2 LOB: 1 BB: 1 P: 11	R: 0 E: 0 K: 0 S: 4	H: 1 LOB: 1 BB: 0 P: 4	R: 0 E: 0 K: 0 S: 3	H: 0 LOB: 0 BB: 0 P: 3	R: 0 E: 0 K: 0 S: 3	H: 0 LOB: 1 BB: 1 P: 7	R: 0 E: 0 K: 0 S: 3	H: 0 LOB: 0 BB: 0 P: 3	1B: 6 2B: 1 3B: 1 HR: 0	SF: 0 SAC: 0 DP: 1 HBP: 0	WP: 0 PB: 0 SB: 1 CS: 1	PA: 36												
PITCHER Ray Moore, R (1, 1) ERA: 6.11	IP 9.0	WLS W	BF 35	H 8	R 3	ER 3	SO 3	BB 2	IBB 0	HBP 0	BLK 0	WP 0	HR 0	S 39	P 47	ERA 3.00	WHIP 1.111															
											PITCHER	IP	WLS	BF	H	R	ER	SO	BB	IBB	HBP	BLK	WP	HR	S	P	ERA	WHIP				



Batter	1	2	3	4	5	6	7	8	9	AB	R	H	RBI	BB	SO	LOB
Billy Gardner, R OBP: 0.348, SLG: 0.378 (1, 4)	0-0 F8		0-0 F8		0-0 1-3		0-0 WP 2B			4	0	1	0	0	0	0
Bob Boyd, L OBP: 0.353, SLG: 0.484 (1, 3)	0-0 1B			0-0 1-3	0-0 1-3		0-3 K 2-3			4	0	1	0	0	1	1
Dick Williams, R OBP: 0.357, SLG: 0.400 (1, 7)	0-0 F8			0-0 5-3		0-0 F6	0-0 6-3			4	0	0	0	0	0	2
Carl Powis, R OBP: 0.371, SLG: 0.370 Jim Pyburn, R (9, 9)	0-0 F8			0-0 1B 2B 1B		0-0 K 3B	0-3 K			4	1	2	0	0	1	1
Al Pilarcik, L OBP: 0.150, SLG: 0.111 (1, 8)		0-0 F4		0-0 1-2 2B 1B		0-3 K	0-0 F7			4	1	1	0	0	1	1
George Kell, R OBP: 0.475, SLG: 0.559 Brooks Robinson, R OBP: 0.240, SLG: 0.292 (1, 5) (9, 5)		0-0 G3-6-3 1B		0-0 1-H 2-H 2B		4-0 S BB	0-0 2B 1B			3	1	3	2	1	0	0
Joe Ginsberg, L OBP: 0.516, SLG: 0.682 (1, 2)		0-0 G3-6-3 1-2f		0-0 1-3		4-0 FC6-4 BB	0-0 2B			3	0	1	1	1	0	2
Willy Miranda, S OBP: 0.424, SLG: 0.296 Bob Hale, L (6, PH) Jim Brideweser, R OBP: 0.429, SLG: 0.200 (7, 6)			0-0 F8		0-0 F6	0-0 FC6-4	0-0 1-3			2	0	0	0	0	0	0
Ray Moore, R OBP: 0.286, SLG: 0.714 (1, 1)			0-0 F8		0-0 HR		0-0 F2			1	0	0	0	0	0	3

Inning Stats	R: 0	H: 1	E: 0	LOB: 1	K: 0	BB: 0	S: 4	P: 4	R: 0	H: 1	E: 0	LOB: 0	K: 0	BB: 0	S: 3	P: 3	R: 0	H: 0	E: 0	LOB: 0	K: 0	BB: 0	S: 3	P: 3	R: 2	H: 3	E: 0	LOB: 1	K: 0	BB: 0	S: 6	P: 6	R: 1	H: 1	E: 0	LOB: 0	K: 0	BB: 0	S: 4	P: 4	R: 0	H: 1	E: 0	LOB: 3	K: 1	BB: 2	S: 6	P: 14	R: 0	H: 1	E: 0	LOB: 1	K: 1	BB: 0	S: 6	P: 6	R: 1	H: 2	E: 0	LOB: 1	K: 1	BB: 0	S: 7	P: 7
PITCHER Camilo Pascual, R ERA: 4.26 (1, 1)	IP	WLS	BF	H	R	ER	SO	BB	IBB	HBP	BLK	WP	HR	S	P	ERA	WHIP	IP	WLS	BF	H	R	ER	SO	BB	IBB	HBP	BLK	WP	HR	S	P	ERA	WHIP	IP	WLS	BF	H	R	ER	SO	BB	IBB	HBP	BLK	WP	HR	S	P	ERA	WHIP													

BOTTOM

Washington Senators @ Baltimore Orioles
Memorial Stadium, Baltimore, MD
 Fri Apr 26 1957, 6:05 PM EST
 Att. 15,794 - Unknown

livebaseballscorecards.com

AB	33
R	4
H	10
RBI	4
BB	2
SO	3
LOB	11



WP: 1	PA: 35
PB: 0	
SB: 1	
CS: 0	

Batter	1	2	3	4	5	6	7	8	9	AB R H RBI BB SO LOB	TOP												
Herb Plews, L OBP: 0.212, SLG: 0.208 (1, 4) (8, 6)	0-0 P4			0-0 G3		0-0 G4-6-3 1-2f			4-0 BB	3 0 0 0 1 0 1													
Dick Tettelbach, R Neil Chrissy, L OBP: 0.375, SLG: 0.167 (1, 8) (9, PH)	0-0 4-3			0-0 1-3		0-0 6-3			0-0 F9	3 0 0 0 0 0 0 1 0 0 0 0 0 1													
Pete Runnels, L OBP: 0.351, SLG: 0.255 (1, 3) (8, 4)	0-3 K			0-0 4-3			0-0 6-3		0-0 F5	4 0 0 0 0 1 1													
Eddie Yost, R OBP: 0.396, SLG: 0.302 (1, 5)		0-3 K		0-3 K			0-0 F8		0-0 F9	4 0 0 0 0 2 1													
Roy Sievers, R OBP: 0.429, SLG: 0.708 (1, 7)		0-0 6-3		0-0 FC1-4 1B			0-3 K			3 0 1 0 0 1 0													
Jim Lemon, R OBP: 0.358, SLG: 0.449 (1, 9)		0-3 K		0-0 FC1-4 1B 1-2f				0-0 F7		3 0 0 0 0 1 1													
Clint Courtney, L OBP: 0.476, SLG: 0.706 (1, 2)			0-0 P3		0-0 1-3 1B			0-0 FC6 1B		3 0 2 0 0 0 0													
Lyle Luttrell, R OBP: 0.226, SLG: 0.267 Julio Becquer, L OBP: 0.500, SLG: 0.571 (1, 6) (8, PH) (8, 3)		0-3 K		0-3 K				0-0 F9		2 0 0 0 0 2 2 1 0 0 0 0 0 1													
Chuck Stobbs, L OBP: 0.143, SLG: 0.143 Whitey Herzog, L OBP: 0.308, SLG: 0.212 Bud Byerly, R (1, 1) (8, PH) (8, 1)		0-0 P6		0-0 P6		0-0 G4-6-3 1B		0-0 FC6 1-2f		2 0 1 0 0 0 0 1 0 0 0 0 0 1 0 0 0 0 0 0 0													
Inning Stats	R: 0 E: 0 K: 1 S: 5	H: 0 LOB: 0 BB: 0 P: 5	R: 0 E: 0 K: 2 S: 7	H: 0 LOB: 0 BB: 0 P: 7	R: 0 E: 0 K: 1 S: 5	H: 0 LOB: 0 BB: 0 P: 5	R: 0 E: 0 K: 0 S: 3	H: 0 LOB: 0 BB: 0 P: 3	R: 0 E: 0 K: 2 S: 9	H: 2 LOB: 2 BB: 0 P: 9	R: 0 E: 0 K: 0 S: 3	H: 1 LOB: 0 BB: 0 P: 3	R: 0 E: 0 K: 1 S: 5	H: 0 LOB: 0 BB: 0 P: 5	R: 0 E: 0 K: 0 S: 4	H: 1 LOB: 1 BB: 0 P: 4	R: 0 E: 0 K: 0 S: 3	H: 0 LOB: 1 BB: 1 P: 7	1B: 4 2B: 0 3B: 0 HR: 0	SF: 0 SAC: 0 DP: 1 HBP: 0	WP: 0 PB: 0 SB: 0 CS: 0	PA: 31	
PITCHER Mike Fornieles, R ERA: 1.35 (1, 1)	IP 9.0	WLS W	BF 31	H 4	R 0	ER 0	SO 7	BB 1	IBB 0	HBP 0	BLK 0	WP 0	HR 0	S 44	P 48	ERA 0.00	WHIP 0.556						PITCHER IP WLS BF H R ER SO BB IBB HBP BLK WP HR S P ERA WHIP

Washington Senators @ Baltimore Orioles
 Memorial Stadium, Baltimore, MD
 Sat Apr 27 1957, 3:33 AM EST
 Att. 7,741 - Unknown

AB	30
R	0
H	4
RBI	0
BB	1
SO	7
LOB	9



Batter	1	2	3	4	5	6	7	8	9
Billy Gardner, R OBP: 0.347, SLG: 0.375 (1, 4)	0-0 F9		0-0 F8		0-0 E8 1B		0-0 FC FC5-4		
George Kell, R OBP: 0.432, SLG: 0.500 (1, 3) (3, 5)	0-0 6-3			0-0 F8	0-3 K		0-3 K		
Dick Williams, R OBP: 0.326, SLG: 0.364 (1, 8) (9, 7)	0-0 F9			0-0 L4		0-0 1-3	0-0 FC5-4		
Bob Nieman, R OBP: 0.384, SLG: 0.487 Al Pilarcik, L OBP: 0.150, SLG: 0.111 (1, 7) (9, 8)		0-0 HR		0-0 F3		4-0 1B BB		0-0 6-3	
Carl Powis, R OBP: 0.385, SLG: 0.419 Jim Pyburn, R (1, 9) (9, 9)		0-0 5-3			0-0 1B 2B	0-0 FC4-6 1B		0-0 1-3	
Brooks Robinson, R OBP: 0.231, SLG: 0.280 Bob Boyd, L OBP: 0.351, SLG: 0.471 (1, 5) (3, 3)		0-0 6-3			0-0 SH3-4 E 1B 2-3	0-0 F7		0-3 K	
Joe Ginsberg, L OBP: 0.471, SLG: 0.600 (1, 2)		0-0 F7			0-3 K	0-0 FC4-6			
Willy Miranda, S OBP: 0.444, SLG: 0.333 (1, 6)			0-3 K		0-0 SH3-4 E 1B 1-2 3-H		0-0 FC 1B 1B		
Mike Fornieles, R OBP: 0.333, SLG: 0.333 (1, 1)			0-3 K		0-0 SH3-4		0-0 FC 1B		

Inning Stats	R: 0	H: 0	E: 0	K: 0	S: 3	R: 1	H: 1	E: 0	K: 0	S: 4	R: 0	H: 0	E: 0	K: 2	S: 7	R: 0	H: 0	E: 0	K: 0	S: 3	R: 3	H: 4	E: 1	K: 2	S: 11	R: 0	H: 1	E: 0	K: 0	S: 4	R: 0	H: 2	E: 0	K: 1	S: 7	R: 0	H: 0	E: 0	K: 1	S: 5		
	0	0	0	0	3	1	1	0	0	4	0	0	0	0	7	0	0	0	0	3	0	1	4	1	11	0	1	0	0	4	0	2	0	7	0	0	0	5	0	0	0	0

PITCHER	IP	WLS	BF	H	R	ER	SO	BB	IBB	HBP	BLK	WP	HR	S	P	ERA	WHIP
Chuck Stobbs, L ERA: 4.79 (1, 1)	7.0	L	30	8	4	3	5	1	0	0	0	0	1	39	43	3.86	1.286
Bud Byerly, R ERA: (8, 1)	1.0		3	0	0	0	1	0	0	0	0	0	0	5	5	0.00	0.000

BOTTOM

AB	R	H	RBI	BB	SO	LOB
4	0	1	2	0	0	2
4	0	0	0	0	2	3
4	0	0	0	0	0	2
3	1	1	1	1	0	0
0	0	0	0	0	0	0
4	1	2	0	0	0	0
0	0	0	0	0	0	0
1	0	0	0	0	0	0
3	1	1	0	0	1	2
3	0	0	0	0	1	4
3	1	2	1	0	1	0
2	0	1	0	0	1	0

AB	31
R	4
H	8
RBI	4
BB	1
SO	6
LOB	13



WP	HR	S	P	ERA	WHIP
0	0	0	0	0	0

Washington Senators @ Baltimore Orioles
Memorial Stadium, Baltimore, MD
 Sat Apr 27 1957, 3:33 AM EST
 Att. 7,741 - Unknown

livebaseballscorecards.com

Batter	1	2	3	4	5	6	7	8	9	10	AB R H RBI BB SO LOB	TOP								
Jerry Snyder, R OBP: 0.208, SLG: 0.208	0-3 K		0-0 P3		0-0 FC6-4	0-0 CS	0-0 5-3		0-0 5-3	0-0 1B	6 0 1 1 0 1 1	Washington Senators @ Baltimore Orioles Memorial Stadium, Baltimore, MD Sun Apr 28 1957, 3:33 AM EDT Unknown								
Pete Runnels, L OBP: 0.365, SLG: 0.294	0-3 K			0-0 6-3		4-0 BB BB	0-0 1B 3B		4-0 BB	0-3 K	4 2 1 0 2 2 2									
Eddie Yost, R OBP: 0.431, SLG: 0.311	4-0 BB			0-0 F8		4-0 BB BB	0-0 1B		4-0 BB		2 1 1 1 3 0 0									
Roy Sievers, R OBP: 0.410, SLG: 0.654	0-0 F8			4-0 1B BB		0-0 F9	0-0 L8		0-0 F7		4 0 0 0 1 0 6									
Jim Lemon, R OBP: 0.362, SLG: 0.434		0-0 F8		0-0 1B		4-0 BB BB	0-0 F9		0-0 F3		4 1 1 0 1 0 3									
Ed Fitz Gerald, R OBP: 0.278, SLG: 0.188		0-0 4-3		0-0 F3		4-0 PB BB		0-0 1-3		0-0 G3	2 0 0 0 0 0 2									
Lou Berberet, L OBP: 0.278, SLG: 0.200						1-2 2-3 3-H 1B BB					2 1 0 1 1 0 0									
Karl Olson, R OBP: 0.250, SLG: 0.182		0-3 K			0-0 F9	4-0 PB BB		0-0 1B		0-0 F9	2 0 0 0 0 1 0									
Neil Chrisley, L OBP: 0.455, SLG: 0.250						1-2 2-3 3-H 1B BB					2 1 1 1 1 0 0									
Dick Tettelbach, R			0-0 1-3		4-0 FC6-4 BB	0-0 SF8		0-0 F9		4-0 1B BB	2 0 0 1 1 0 1									
Whitey Herzog, L OBP: 0.325, SLG: 0.212					0-0 F9		3-H CS	0-0 P4		0-0 1B	0 1 0 0 1 0 0									
Garland Shifflett, R Jerry Schoonmaker, R Bob Chakales, R Julio Becerra, L Dick Hyde, R Bud Byerly, R Clint Courtney, L Camilo Pascual, R Tex Clevenger, R			0-0 F9		0-0 F9	0-0 CS				0-0 1B	0 0 0 0 0 0 0									
Inning Stats	R: 0 E: 0 K: 2 S: 7	H: 0 LOB: 1 BB: 1 P: 11	R: 0 E: 0 K: 1 S: 5	H: 0 LOB: 0 BB: 0 P: 5	R: 0 E: 0 K: 0 S: 3	H: 0 LOB: 0 BB: 0 P: 3	R: 0 E: 0 K: 0 S: 4	H: 1 LOB: 2 BB: 1 P: 8	R: 0 E: 0 K: 0 S: 3	H: 2 LOB: 1 BB: 0 P: 5	R: 0 E: 0 K: 0 S: 4	H: 1 LOB: 1 BB: 0 P: 4	R: 0 E: 0 K: 0 S: 3	H: 0 LOB: 2 BB: 2 P: 11	R: 1 E: 0 K: 1 S: 7	H: 2 LOB: 2 BB: 1 P: 11	1B: 6 2B: 0 3B: 1 HR: 0	SF: 1 SAC: 0 DP: 0 HBP: 0	WP: 0 PB: 1 SB: 0 CS: 1	PA: 48
PITCHER	IP WLS BF H R ER SO BB IBB HBP BLK WP HR S P ERA WHIP																			
Don Ferrarese, L ERA: 4.32	(1, 1) 5.0																			
Billy Loes, R ERA: 6.1	(6, 1) 0.1																			
George Zuverink, R ERA: 3.6	(6, 1) 1.2																			
Bill Wight, L ERA: 6.35	(8, 1) 2.0																			
Connie Johnson, R ERA: 4.86	(10, 1) 1.0																			

livebaseballscores.com

AB	35
R	7
H	7
RBI	7
BB	11
SO	4
LOB	17



Batter	1	2	3	4	5	6	7	8	9	AB R H RBI BB SO LOB	TOP
Jerry Snyder, R OBP: 0.214, SLG: 0.321 (1, 6) X	0-0 P4		0-3 K2-3		0-0 HR		0-0 P4			4 1 1 1 0 1 0	
Pete Runnels, L OBP: 0.373, SLG: 0.296 (1, 4) B B B	4-0 L3 BB		0-0 5-3 1B		0-0 F9		0-0 P6			3 0 1 0 1 0 0	
Eddie Yost, R OBP: 0.403, SLG: 0.286 (1, 5) X	0-0 L3 1-2		0-0 5-3 1-2		0-0 F9			0-0 1-6-3		4 0 0 0 0 0 2	
Roy Sievers, R OBP: 0.385, SLG: 0.607 (1, 3)		0-0 F5	0-0 6-3		0-0 5-3			0-0 P5		4 0 0 0 0 0 1	
Jim Lemon, R OBP: 0.355, SLG: 0.421 (1, 9) X		0-0 2B 1B		0-0 6-3		0-0 6-3		0-0 F7		4 0 1 0 0 0 0	
Neil Chrisley, L OBP: 0.500, SLG: 0.545 Jerry Schoonmaker, R (9, PH)		0-0 1B 2B 1-H		0-0 4-3		0-0 2B		0-3 K		3 1 2 0 0 0 0 1 0 0 0 0 1 0	
Whitey Herzog, L OBP: 0.349, SLG: 0.206 Karl Olson, R (9, PH)		4-0 1B BB		4-0 E 1B BB		0-0 F8		0-0 F8		1 0 0 0 2 0 1 1 0 0 0 0 0 0	AB 32 R 2 H 7 RBI 2 BB 3 SO 3 LOB 9
Lou Berberet, L OBP: 0.333, SLG: 0.278 Ed Fitz Gerald, R (9, PH)		0-0 1B		0-0 E2 FC5-4 1B		0-3 K		0-0 L3		3 0 2 1 0 1 1 1 0 0 0 0 0 0	
Ted Abernathy, R (1, 1) X		0-0 4-3		0-0 FC5-4 1-2f			0-0 F9			3 0 0 0 0 0 4	
Inning Stats	R: 0 E: 0 K: 0 S: 2 H: 0 LOB: 0 BB: 1 P: 6	R: 1 E: 0 K: 0 S: 5 H: 3 LOB: 2 BB: 1 P: 9	R: 0 E: 0 K: 1 S: 6 H: 1 LOB: 1 BB: 0 P: 6	R: 0 E: 1 K: 0 S: 4 H: 1 LOB: 2 BB: 1 P: 8	R: 1 E: 0 K: 0 S: 4 H: 1 LOB: 0 BB: 0 P: 4	R: 0 E: 0 K: 1 S: 6 H: 1 LOB: 1 BB: 0 P: 6	R: 0 E: 0 K: 0 S: 3 H: 0 LOB: 0 BB: 0 P: 3	R: 0 E: 0 K: 1 S: 5 H: 0 LOB: 0 BB: 0 P: 5	R: 0 E: 0 K: 1 S: 5 H: 0 LOB: 0 BB: 0 P: 5	1B: 4 2B: 3 3B: 0 HR: 1 SF: 0 SAC: 0 DP: 1 HBP: 0	WP: 0 PB: 0 SB: 0 CS: 0 PA: 35
PITCHER	IP WLS BF H R ER SO BB IBB HBP BLK WP HR S P ERA WHIP										
Hal Brown, R ERA: 4.67 (1, 1)	5.1 W 24 7 2 2 1 3 0 0 0 0 0 1 23 35 3.38 1.875										
Billy O'Dell, L ERA: 1.93 (6, 1)	3.2 S 11 0 0 0 2 0 0 0 0 0 0 0 15 15 0.00 0.000										

Washington Senators @ Baltimore Orioles
 Memorial Stadium, Baltimore, MD
 Sun Apr 28 1957, 3:38 AM EDT
 Att. 18,219 - Unknown

livebaseballscorecards.com



Batter	1	2	3	4	5	6	7	8	9	AB R H RBI BB SO LOB	BOTTOM
Billy Gardner, R (1, 4) OBP: 0.345, SLG: 0.404	0-0 1B 1B		0-0 1B 3B	0-0 5-3			0-3 K			4 2 2 0 0 1 1	Washington Senators @ Baltimore Orioles Memorial Stadium, Baltimore, MD Sun Apr 28 1957, 3:38 AM EDT Att. 18,219 - Unknown livebaseballscorecards.com
Bob Boyd, L (1, 3) OBP: 0.391, SLG: 0.463	0-0 F9		0-0 1B			0-0 1B	0-0 F7			4 0 2 1 0 0 1	
Tex Nelson, L (1, 9) OBP: 0.333, SLG: 0.600 Jim Pyburn, R (7, 9) OBP: 1.000, SLG: 1.000	0-0 F7		0-0 L5 3-H			0-3 K	0-0 BB 1B			3 0 0 0 0 1 3 1 0 1 0 0 0 0	
Bob Nieman, R (1, 7) OBP: 0.358, SLG: 0.435	0-0 1B 1-2 1B		0-0 F2			0-0 F8	4-0 1-2 BB			3 0 1 0 1 0 2	
Al Pilarcik, L (1, 8) OBP: 0.250, SLG: 0.320	0-0 1B 1-3 2-H		0-0 G3			0-0 F9	0-0 F8			4 0 1 1 0 0 4	
Dick Williams, R (1, 5) OBP: 0.333, SLG: 0.431	0-0 6-3			0-0 PB 3B		0-0 F8	0-0 F5			4 1 1 0 0 0 2	
Joe Ginsberg, L (1, 2) OBP: 0.405, SLG: 0.485		0-0 F5		0-3 K 3B		0-0 1B	0-0 4-3			4 0 1 0 0 1 1	
Willy Miranda, S (1, 6) OBP: 0.419, SLG: 0.306		0-0 6-3		0-0 SH2-4 1B		0-0 L9	0-0 4-3			4 0 1 0 0 0 1	
Hal Brown, R (1, 1) OBP: 0.333, SLG: 0.400 Billy O'Dell, S (6, 1)		0-0 1-3		0-0 SH2-4 1-2		0-0 F5				1 0 0 0 0 0 0 1 0 0 0 0 0 1	
Inning Stats	R: 1 H: 3 E: 0 LOB: 2 K: 0 BB: 0 S: 6 P: 6	R: 0 H: 0 E: 0 LOB: 0 K: 0 BB: 0 S: 3 P: 3	R: 1 H: 2 E: 0 LOB: 1 K: 0 BB: 0 S: 5 P: 5	R: 1 H: 2 E: 0 LOB: 1 K: 1 BB: 0 S: 7 P: 7	R: 0 H: 1 E: 0 LOB: 1 K: 1 BB: 0 S: 6 P: 6	R: 0 H: 1 E: 0 LOB: 1 K: 0 BB: 0 S: 4 P: 4	R: 0 H: 1 E: 0 LOB: 2 K: 1 BB: 1 S: 6 P: 10	R: 0 H: 0 E: 0 LOB: 0 K: 0 BB: 0 S: 3 P: 3		1B: 8 SF: 0 2B: 0 SAC: 1 3B: 2 DP: 0 HR: 0 HBP: 0	WP: 0 PA: 35 PB: 1 SB: 0 CS: 0
PITCHER Ted Abernathy, R (1, 1) ERA: 3.38	IP WLS BF H R ER SO BB IBB HBP BLK WP HR S P ERA WHIP	8.0 L 35 10 3 3 3 1 0 0 0 0 0 40 44 3.38 1.375									



Washington Senators @ Cleveland Indians
 Cleveland Municipal Stadium, Cleveland, OH

Tue Apr 30 1957, 7:05 PM EDT
 Att. 5,569 - Unknown

AB	28
R	1
H	2
RBI	1
BB	6
SO	5
LOB	15



Batter	1	2	3	4	5	6	7	8	9	AB	R	H	RBI	BB	SO	LOB
Eddie Yost, R OBP: 0.409, SLG: 0.275 (1, 5)	0-0 5-3			4-0 S BB		0-0 G3		4-0 FC5 BB BB		2	0	0	0	2	0	0
Pete Runnels, L OBP: 0.380, SLG: 0.298 (1, 4)	0-0 5-3			0-0 F7 1-2		0-0 BB 1B		4-0 1-2 BB		3	0	1	0	1	0	1
Faye Throneberry, L (1, 8)	0-0 F8			0-3 K		4-0 1-2 BB		0-3 K		3	0	0	0	1	2	3
Roy Sievers, R OBP: 0.362, SLG: 0.567 (1, 3)		0-0 F8		0-0 P6		0-0 F9		0-0 FC5 2-3f		4	0	0	0	0	0	5
Jim Lemon, R OBP: 0.348, SLG: 0.400 (1, 9)		0-0 6-3			4-0 FC5-4 BB	0-3 K			0-0 P6	3	0	0	0	1	1	2
Neil Christley, L OBP: 0.444, SLG: 0.429 (1, 7)		0-0 6-3			0-0 FC5-4 1-2f 1B 4-3			4-0 G6-4-3 BB	0-0 F7	3	1	0	0	1	0	1
Milt Bolling, R (1, 6)			0-0 5-3		0-0 4-3 1-2		0-0 G6-4-3 1-2f		0-3 K	4	0	0	0	0	1	2
Lou Berberet, L OBP: 0.333, SLG: 0.286 (1, 2)			0-0 F9		0-0 1B 2-H		0-3 K			3	0	1	1	0	1	0
Pedro Ramos, S OBP: 0.250, SLG: 0.250 (1, 1) Clint Courtney, L OBP: 0.478, SLG: 0.684 (8, PH) Dick Hyde, R (8, 1)			0-0 F7		0-0 1-3			0-0 4-3		2	0	0	0	0	0	1
										1	0	0	0	0	0	0
										0	0	0	0	0	0	0

Inning Stats	R: 0	H: 0	E: 0	K: 0	S: 3	P: 3	R: 0	H: 0	E: 0	K: 0	S: 3	P: 3	R: 0	H: 0	E: 0	K: 0	S: 3	P: 3	R: 0	H: 0	E: 0	K: 1	S: 5	P: 9	R: 1	H: 1	E: 0	K: 1	S: 4	P: 8	R: 0	H: 1	E: 0	K: 1	S: 6	P: 10	R: 0	H: 0	E: 0	K: 1	S: 4	P: 8	R: 0	H: 0	E: 0	K: 1	S: 5	P: 13	R: 0	H: 0	E: 0	K: 1	S: 5	P: 5	1B: 2	SF: 0	2B: 0	SAC: 0	3B: 0	DP: 1	HR: 0	HBP: 0	WP: 0	PA: 34
--------------	------	------	------	------	------	------	------	------	------	------	------	------	------	------	------	------	------	------	------	------	------	------	------	------	------	------	------	------	------	------	------	------	------	------	------	-------	------	------	------	------	------	------	------	------	------	------	------	-------	------	------	------	------	------	------	-------	-------	-------	--------	-------	-------	-------	--------	-------	--------

PITCHER	IP	WLS	BF	H	R	ER	SO	BB	IBB	HBP	BLK	WP	HR	S	P	ERA	WHIP
Bob Lemon, R ERA: 5.91 (1, 1)	7.1	W	29	2	1	1	3	6	0	0	0	0	0	29	53	1.23	1.091
Ray Narleski, R ERA: (8, 1)	1.2	S	5	0	0	0	2	0	0	0	0	0	0	9	9	0.00	0.000

WP: 0	PA: 34
PB: 0	
SB: 1	
CS: 0	

Batter	1	2	3	4	5	6	7	8	9	AB	R	H	RBI	BB	SO	LOB
Bobby Avila, R (1, 4) OBP: 0.238, SLG: 0.282	0-0 F9		0-0 F9			0-0 E5 CS SH1-3		0-0 E		4	1	1	0	0	0	1
Gene Woodling, L (1, 7) OBP: 0.563, SLG: 0.846	0-0 HR		0-0 F7			0-0 SH1-3		0-0 E4 SF8		3	2	2	2	0	0	1
Al Smith, R (1, 5) OBP: 0.352, SLG: 0.348	0-0 G1-6-3 1B		0-0 F3			0-0 5-3		0-0 SF8		3	0	1	1	0	0	2
Vic Wertz, L (1, 3) OBP: 0.426, SLG: 0.333 Joe Altobelli, L (9, 3)	0-0 G1-6-3 1-2f				0-0 F8		0-0 F5	0-0 F3		4	0	0	0	0	0	1
Roger Maris, L (1, 9) OBP: 0.370, SLG: 0.531		0-3 K			0-0 K 1B		0-0 E 1B			3	1	2	0	0	1	0
Jim Busby, R (1, 8) OBP: 0.429, SLG: 0.857		0-0 6-3			0-3 K 1-2		0-0 E7 FC1 1B			3	0	1	0	0	1	1
Chico Carrasquel, R (1, 6) OBP: 0.222, SLG: 0.208 Preston Ward, L (7, PH) Larry Raines, R (8, 6) OBP: 0.222, SLG: 0.125		0-0 F2				0-3 K		0-0 FC1		2	0	0	0	0	0	1
Bob Lemon, L (1, 1) OBP: 0.222, SLG: 0.667 Ray Narleski, R (8, 1)			0-0 HR			0-0 4-3		0-0 F7		3	1	1	1	0	0	1
Jim Hegan, R (1, 2) OBP: 0.308, SLG: 0.190			0-0 E6			0-0 F5		0-0 P4		3	0	0	0	0	0	0

Inning Stats	R: 1	H: 2	E: 0	LOB: 0	K: 0	BB: 0	S: 4	P: 4	R: 0	H: 0	E: 0	LOB: 0	K: 1	BB: 0	S: 5	P: 5	R: 1	H: 1	E: 1	LOB: 1	K: 0	BB: 0	S: 5	P: 5	R: 0	H: 1	E: 0	LOB: 0	K: 1	BB: 0	S: 5	P: 5	R: 0	H: 0	E: 0	LOB: 0	K: 1	BB: 0	S: 5	P: 5	R: 1	H: 2	E: 1	LOB: 1	K: 0	BB: 0	S: 5	P: 5	R: 2	H: 2	E: 1	LOB: 0	K: 0	BB: 0	S: 5	P: 5
PITCHER	IP	WLS	BF	H	R	ER	SO	BB	IBB	HBP	BLK	WP	HR	S	P	ERA	WHIP																																							
Pedro Ramos, R (1, 1) ERA: 2.91	7.0	L	26	6	3	2	3	0	0	0	0	0	0	32	32	2.57	0.857																																							
Dick Hyde, R (8, 1) ERA: 6.57	1.0		5	2	2	1	0	0	0	0	0	0	0	5	5	9.00	2.000																																							

BOTTOM

Washington Senators @ Cleveland Indians
Cleveland Municipal Stadium, Cleveland, OH

livebaseballscorecards.com

AB	29
R	5
H	8
RBI	4
BB	0
SO	3
LOB	8



WP: 0	PA: 31
PB: 0	
SB: 0	
CS: 1	
WP: 0	PA: 31
ERA	WHIP

Tue Apr 30 1957, 7:05 PM EDT
Att. 5,569 - Unknown

Washington Senators @ Cleveland Indians

Cleveland Municipal Stadium, Cleveland, OH

Wed May 01 1957, 3:33 AM EDT
Att. 1,943 - Unknown

AB	32
R	6
H	6
RBI	6
BB	10
SO	14
LOB	20



AB R H RBI BB SO LOB

3	0	1	0	2	0	0
1	1	0	0	3	0	1
4	1	1	1	0	1	4
1	0	0	0	0	0	1
0	0	0	0	0	0	0
4	1	1	2	1	0	2
3	1	1	0	2	2	2
4	1	1	3	1	3	3
5	0	0	0	0	3	4
3	1	1	0	1	1	0
0	0	0	0	0	0	0
1	0	0	0	0	1	0
0	0	0	0	0	0	0

Batter	1	2	3	4	5	6	7	8	9
Jerry Snyder, R (1, 4) OBP: 0.273, SLG: 0.323	0-0 F8		4-0 G3 PB BB		4-0 FC6-4 BB		0-0 5-3	0-0 CS 1B	
Eddie Yost, R (1, 5) OBP: 0.437, SLG: 0.269	1-0 PB HBP		0-0 G3		4-0 FC6-4 BB		4-0 2B 1B BB	4-0 1-2 BB	
Ed Fitz Gerald, R (1, 2) OBP: 0.261, SLG: 0.238	0-3 K		0-0 F8		0-0 FC6-4		0-0 1B 2B	0-0 F7	
Clint Courtney, L (8, PH) OBP: 0.458, SLG: 0.650	1-2				1-2 2-3 3-H				
Lou Berberet, L (8, 2) OBP: 0.333, SLG: 0.286									
Roy Sievers, R (1, 3) OBP: 0.365, SLG: 0.547	4-0 BB			0-0 5-3	0-0 FC4		0-0 2B HR 1B		0-0 P6
Jim Lemon, R (1, 9) OBP: 0.366, SLG: 0.413	0-3 K			0-3 K WP		4-0 BB BB	0-0 1-3 HR 2B	4-0 FC4 BB	
Milt Bolling, R (1, 6) OBP: 0.200, SLG: 0.444		4-0 CS BB		0-3 K		0-3 K	0-0 2-H 3-H HR	0-3 K	
Faye Throneberry, L (1, 8)		0-3 K		0-3 K		0-3 K	0-0 P4	0-0 FC4	
Dick Tettelbach, R (1, 7) OBP: 0.357, SLG: 0.111		0-3 K			0-0 BB BB FC6-4 1B	4-0 1-2 BB	0-0 6-3		
Camilo Pascual, R (1, 1) Jerry Schoemaker, R (1, 1) Tex Clevenger, R (1, 1) Herb Flows, R (1, 1) Garland Shifflett, R (1, 1) Lyle Luttrell, R (1, 1) Dick Brodowski, R (1, 1) Ted Abernathy, R (1, 1) Julio Becquer, L (1, 1) Bud Byerly, R (1, 1)			0-3 K		0-3 K	0-3 K		0-3 K	

Inning Stats	R: 0	H: 0	E: 0	K: 2	S: 7	P: 12	R: 0	H: 0	E: 0	K: 2	S: 6	P: 10	R: 0	H: 0	E: 0	K: 1	S: 5	P: 9	R: 0	H: 0	E: 0	K: 3	S: 10	P: 10	R: 1	H: 1	E: 0	K: 1	S: 6	P: 14	R: 0	H: 0	E: 0	K: 3	S: 9	P: 17	R: 5	H: 4	E: 0	K: 0	S: 7	P: 11	R: 0	H: 1	E: 0	K: 1	S: 5	P: 9	R: 0	H: 0	E: 0	K: 1	S: 5	P: 9	1B: 3	SF: 0	2B: 2	SAC: 0	3B: 0	DP: 0	HR: 1	HBP: 1	WP: 2	PA: 43
--------------	------	------	------	------	------	-------	------	------	------	------	------	-------	------	------	------	------	------	------	------	------	------	------	-------	-------	------	------	------	------	------	-------	------	------	------	------	------	-------	------	------	------	------	------	-------	------	------	------	------	------	------	------	------	------	------	------	------	-------	-------	-------	--------	-------	-------	-------	--------	-------	--------

PITCHER	IP	WLS	BF	H	R	ER	SO	BB	IBB	HBP	BLK	WP	HR	S	P	ERA	WHIP
Herb Score, L (1, 1) ERA: 2.04	6.1		32	4	5	5	12	8	0	1	0	2	0	47	80	7.11	1.895
Don Mossi, L (7, 1) ERA: 1.5	0.2		3	1	1	1	0	0	0	0	0	0	1	3	3	13.50	1.500
Ray Narleski, R (8, 1) ERA:	2.0	W	8	1	0	0	2	2	0	0	0	0	0	10	18	0.00	1.500

PITCHER	IP	WLS	BF	H	R	ER	SO	BB	IBB	HBP	BLK	WP	HR	S	P	ERA	WHIP
---------	----	-----	----	---	---	----	----	----	-----	-----	-----	----	----	---	---	-----	------

Batter	1	2	3	4	5	6	7	8	9
Bobby Avila, R (1, 4) OBP: 0.298, SLG: 0.333	0-0 SH5-3 SF9 2B	4-0 1B E BB		0-0 1-3 1B			4-0 1B BB	0-3 K 2-3	
Gene Woodling, L (1, 7) OBP: 0.600, SLG: 0.813	4-0 SH5-3 BB	0-0 E8 FC6-4 1B 1-H 2-H 3-H		0-0 F8			0-0 1B 1B		
Al Smith, R (1, 5) OBP: 0.351, SLG: 0.347	0-0 SH5-3 1-2 2-3	0-0 FC6-4 1-2f			0-0 5-3		0-0 1B 1B 3-H		
Vic Wertz, L (1, 3) OBP: 0.414, SLG: 0.333	0-0 SF9 3-H		0-0 F7		0-0 4-3		0-0 1B 1B 2-H 3-H		
Ray Narjeski, R (8, 1)									
Roger Maris, L (1, 9) OBP: 0.379, SLG: 0.519	0-3 K		4-0 G5-4-3 BB		0-0 F9		0-0 1B 1B 1-2		
Jim Busby, R (1, 8) OBP: 0.400, SLG: 0.700		0-0 BB 1B BB	0-0 G5-4-3 1-2f		0-0 P3		0-0 L3 1-2		
Joe Altobelli, L (7, PH) (8, 3)									
Russ Nixon, L (1, 2) OBP: 0.100, SLG: 0.100		0-0 L7		0-0 F7		0-0 F8		0-0 F7	
Jim Hegan, R (9, 2) OBP: 0.308, SLG: 0.190									
Chico Carrasquel, R (1, 6) OBP: 0.226, SLG: 0.185		0-0 F7		0-0 1-3		0-0 F8		4-0 PB WP BB	
Herb Score, L (1, 1) OBP: 0.231, SLG: 0.091		4-0 BB BB		0-0 1B			0-3 K	0-3 K	
Don Mossi, L (7, 1) OBP: 1.000, SLG: 1.000									
Larry Raines, R (7, PH) OBP: 0.211, SLG: 0.118		1-2 1B BB		1B				1-2	
Bob Usher, R (8, 8) OBP: 0.222, SLG: 0.125									

BOTTOM										
AB	R	H	RBI	BB	SO	LOB				
3	3	2	0	2	1	1				
3	1	2	2	1	0	2				
3	1	1	1	0	0	1				
3	0	1	3	0	0	0				
0	0	0	0	0	0	0				
3	0	1	0	1	1	1				
3	1	1	0	0	0	1				
1	0	0	0	0	0	2				
4	0	0	0	0	0	1				
0	0	0	0	0	0	0				
3	0	0	0	1	0	1				
1	1	1	0	1	0	0				
0	0	0	0	0	0	0				
1	0	0	0	0	1	0				
1	0	0	0	0	1	1				
1B:	8	SF:	1	WP:	1	PA:	37			
2B:	2	SAC:	1	PB:	1	SB:	0			
3B:	0	DP:	2	CS:	0					
HR:	0	HBP:	0							

Washington Senators @ Cleveland Indians
Cleveland Municipal Stadium, Cleveland, OH
 Wed May 01 1957, 3:33 AM EDT
 Att. 1,943 - Unknown

AB	29
R	7
H	9
RBI	6
BB	6
SO	4
LOB	11



Inning Stats																	
R: 1	H: 1	E: 0	K: 1	S: 6	H: 1	LOB: 1	P: 10	R: 3	H: 2	E: 1	K: 0	S: 5	R: 0	H: 0	E: 0	K: 0	S: 2
R: 0	H: 0	E: 0	K: 0	S: 2	H: 0	LOB: 0	P: 6	R: 0	H: 0	E: 0	K: 0	S: 5	R: 0	H: 0	E: 0	K: 0	S: 3
R: 0	H: 2	E: 0	K: 0	S: 5	H: 2	LOB: 2	P: 5	R: 0	H: 0	E: 0	K: 0	S: 3	R: 3	H: 4	E: 0	K: 1	S: 8
R: 0	H: 0	E: 0	K: 0	S: 3	H: 0	LOB: 0	P: 3	R: 0	H: 0	E: 0	K: 0	S: 3	R: 0	H: 0	E: 0	K: 0	S: 3
R: 0	H: 0	E: 0	K: 0	S: 3	R: 3	H: 4	E: 0	K: 1	S: 8	R: 0	H: 0	E: 0	K: 2	S: 7	H: 0	LOB: 1	P: 11

PITCHER																	
Camilo Pascual, R (1, 1) ERA: 5.14	IP	WLS	BF	H	R	ER	SO	BB	IBB	HBP	BLK	WP	HR	S	P	ERA	WHIP
Tex Clevenger, R (3, 1) ERA: 1.23	2.0		8	2	0	0	0	1	0	0	0	0	0	7	11	0.00	1.500
Garland Shifflett, R (5, 1) ERA: 13.5	1.0		3	0	0	0	0	0	0	0	0	0	0	3	3	0.00	0.000
Dick Brodowski, R (6, 1) ERA: 14.14	1.1	L	7	2	3	3	1	1	0	0	0	0	0	8	12	20.25	2.250
Ted Abernathy, R (7, 1) ERA: 3.26	0.2		3	2	0	0	0	0	0	0	0	0	0	3	3	0.00	3.000
Bud Byerly, R (8, 1) ERA:	1.0		4	0	0	0	2	1	0	0	0	0	0	0	0	0.00	1.000

Batter	1	2	3	4	5	6	7	8	9	AB R H RBI BB SO LOB	TOP																
Eddie Yost, R (1, 5) OBP: 0.453, SLG: 0.291	0-0 CS 1B		H 1-0 HBP		X 0-0 1-2 FC6-4 1B		X 0-0 1-2f FC5-4			3 0 2 0 0 0 1																	
Herb Plews, L (1, 4) OBP: 0.193, SLG: 0.189	0-0 G3 1-2		X 0-0 2-3 L5-4		X 0-0 F8			X 0-0 4-3		4 0 0 0 0 0 5																	
Pete Runnels, L (1, 3) OBP: 0.360, SLG: 0.279	0-0 4-3		S S S 0-3 K		X 0-0 1-2f FC6-4			X 0-0 F2		4 0 0 0 0 1 3																	
Roy Sievers, R (1, 7) OBP: 0.359, SLG: 0.574		X 0-0 HR		X 0-0 6-3		S S S 0-3 K		X 0-0 F7		4 1 1 1 0 1 0																	
Jim Lemon, R (1, 9) OBP: 0.360, SLG: 0.403		X 0-0 5-3		X 0-0 S 1B		X 0-0 5-3		X 0-0 F9		4 0 1 0 0 0 0																	
Faye Throneberry, L (1, 8)		X 0-0 F7		S S S 0-3 1-2 K		X 0-0 F7		X 0-0 F5		4 0 0 0 0 1 1																	
Milt Bolling, R (1, 6) OBP: 0.250, SLG: 0.400		B B B 4-0 BB		S S S 0-3 K			X 0-0 F7		X 0-0 F8	1 0 0 0 1 1 1 2 0 0 0 0 0 0																	
Lyle Luttrell, R (6, 6) OBP: 0.206, SLG: 0.242																											
Lou Berberet, L (1, 2) OBP: 0.333, SLG: 0.261		X 0-0 F7			X 0-0 3-1		B B B 4-0 FC6-4 BB			2 0 0 0 1 0 1 0 0 0 0 0 0 0 0 0 0 0 0 0 0																	
Camilo Pascual, R (7, PR) OBP: 0.167, SLG: 0.167																											
Ed Fitz Gerald, R (7, 2) OBP: 0.261, SLG: 0.238																											
Chuck Stobbs, L (1, 1) OBP: 0.333, SLG: 0.250			B B B 4-0 L5-4 HBP BB		X 0-0 1B		X 0-0 1-2f FC6-4 FC5-4			1 0 1 0 1 0 0 1 0 0 0 0 0 1 0 0 0 0 0 0 0																	
Whitey Herzog, L (7, PH) OBP: 0.341, SLG: 0.200																											
Evelio Hernandez, R (7, 1)																											
Inning Stats	R: 0 E: 0 K: 0 S: 3	H: 1 LOB: 0 BB: 0 P: 3	R: 1 E: 0 K: 0 S: 4	H: 1 LOB: 1 BB: 1 P: 8	R: 0 E: 0 K: 1 S: 4	H: 0 LOB: 1 BB: 1 P: 9	R: 0 E: 0 K: 2 S: 8	H: 1 LOB: 1 BB: 0 P: 8	R: 0 E: 0 K: 0 S: 5	H: 2 LOB: 2 BB: 0 P: 5	R: 0 E: 0 K: 1 S: 5	H: 0 LOB: 0 BB: 0 P: 5	R: 0 E: 0 K: 0 S: 3	H: 0 LOB: 1 BB: 1 P: 7	R: 0 E: 0 K: 0 S: 3	H: 0 LOB: 0 BB: 0 P: 3	R: 0 E: 0 K: 0 S: 3	H: 0 LOB: 0 BB: 0 P: 3	R: 0 E: 0 K: 0 S: 3	H: 0 LOB: 0 BB: 0 P: 3	1B: 4 2B: 1 3B: 0 HR: 1	SF: 0 SAC: 0 DP: 1 HBP: 1	WP: 0 PB: 0 SB: 1 CS: 1	PA: 34			
PITCHER Dick Donovan, R (1, 1) ERA: 3.57	IP 9.0	WLS W	BF 34	H 5	R 1	ER 1	SO 4	BB 3	IBB 0	HBP 1	BLK 0	WP 0	HR 1	S 38	P 51	ERA 1.00	WHIP 0.889									ERA 1.00	WHIP 0.889

Washington Senators @ Chicago White Sox
Comiskey Park, Chicago, IL
Thu May 02 1957, 4:33 AM EDT
Att. 1,948 - Unknown

livebaseballscores.com

AB	30
R	1
H	5
RBI	1
BB	3
SO	4
LOB	13



Batter	1	2	3	4	5	6	7	8	9	AB R H RBI BB SO LOB	TOP												
Herb Plews, L OBP: 0.194, SLG: 0.224 (1, 4) X	0-0 4-3	0-0 2B 3B		0-3 K		0-3 K		0-0 4-3		5 1 1 1 0 2 3													
Pete Runnels, L OBP: 0.375, SLG: 0.323 (1, 3) B B B	4-0 1B BB	0-0 1B 2B		0-0 F9		0-0 6-3		0-0 1B 2B		4 2 2 1 1 0 2													
Eddie Yost, R OBP: 0.463, SLG: 0.305 (1, 5) X	0-0 1-3 1B	4-0 1B BB		0-0 1-2 1B		0-0 6-3		0-3 K		4 0 2 0 1 1 1													
Roy Sievers, R OBP: 0.361, SLG: 0.562 (1, 7) X	0-0 F9	0-0 1-2 2-H 1B		0-0 F7		0-0 5-3		0-0 1B 1B		5 1 2 1 0 0 4													
Jim Lemon, R OBP: 0.350, SLG: 0.389 (1, 9) X	0-0 6-3	0-3 K		0-0 6-3		0-0 1B		0-0 P6		5 0 1 0 0 1 6													
Faye Throneberry, L OBP: 0.158, SLG: 0.059 (1, 8) B B B B		4-0 BB 1B G6-4-3 BB		0-0 4-3		0-3 K		0-0 1-3		4 1 1 0 1 1 1													
Lou Berberet, L OBP: 0.375, SLG: 0.357 (1, 2) X		0-0 G6-4-3 1-2 3B 1B		0-0 F7		0-0 F7		0-0 G4-3 1B		5 1 3 2 0 0 0													
Lyle Luttrell, R OBP: 0.231, SLG: 0.222 (1, 6) B B B B		4-0 1-2 2-3 BB G6-4-3		0-0 5-3		4-0 1-3 BB		0-0 G4-3		3 0 0 0 2 0 3													
Russ Kemmerer, R Pedro Ramos, S Dick Tettelbach, R Garland Shifflett, R Neil Chrisley, L Dick Hyde, R Julio Becquer, L Dick Brodowski, R (1, 1) (3, 1) (4, PH) (4, 1) (6, PH) (6, 1) (8, PH) (8, 1)		0-0 G6-4-3		0-0 1B 1B		0-0 1-3		0-0 1B		1 0 0 0 0 0 2 0 0 0 0 0 0 0 1 0 1 0 0 0 0 0 0 0 0 0 0 0 1 0 0 0 0 0 1 0 0 0 0 0 0 0 1 0 1 0 0 0 0 0 0 0 0 0 0 0													
Inning Stats	R: 0 E: 0 K: 0 S: 4	H: 1 LOB: 2 BB: 1 P: 8	R: 4 E: 0 K: 1 S: 8	H: 4 LOB: 2 BB: 3 P: 20	R: 0 E: 0 K: 0 S: 3	H: 0 LOB: 0 BB: 0 P: 3	R: 0 E: 0 K: 1 S: 7	H: 2 LOB: 2 BB: 0 P: 7	R: 0 E: 0 K: 1 S: 5	H: 0 LOB: 0 BB: 0 P: 5	R: 0 E: 0 K: 1 S: 5	H: 0 LOB: 1 BB: 1 P: 9	R: 0 E: 0 K: 0 S: 4	H: 1 LOB: 1 BB: 0 P: 4	R: 0 E: 0 K: 0 S: 4	H: 2 LOB: 1 BB: 0 P: 4	R: 2 E: 0 K: 1 S: 9	H: 4 LOB: 2 BB: 0 P: 9	1B: 10 2B: 3 3B: 1 HR: 0	SF: 0 SAC: 0 DP: 2 HBP: 0	WP: 0 PB: 0 SB: 0 CS: 0	PA: 44	
PITCHER Bob Keegan, R ERA: 6.75 Gerry Staley, R ERA: 2.13	IP WLS BF H R ER SO BB IBB HBP BLK WP HR S P ERA WHIP	(1, 1) 1.2 W 11 4 4 4 0 3 0 0 0 0 0 8 20 21.60 4.200	(2, 1) 7.1 W 33 10 2 2 5 2 0 0 0 0 0 41 49 2.46 1.636	PITCHER IP WLS BF H R ER SO BB IBB HBP BLK WP HR S P ERA WHIP	(1, 1) 1.2 W 11 4 4 4 0 3 0 0 0 0 0 8 20 21.60 4.200	(2, 1) 7.1 W 33 10 2 2 5 2 0 0 0 0 0 41 49 2.46 1.636																	

Washington Senators @ Chicago White Sox
Comiskey Park, Chicago, IL
Fri May 03 1957, 4:33 AM EDT
Att. 1,405 - Unknown

AB	39
R	6
H	14
RBI	5
BB	5
SO	5
LOB	23



Batter	1	2	3	4	5	6	7	8	9	AB R H RBI BB SO LOB	TOP																
Jerry Snyder, R OBP: 0.237, SLG: 0.278 (1, 4) (8, 6)	0-0 F9	0-0 F9			0-0 6-3		0-0 F3		0-0 F7	5 0 0 0 0 0 1																	
Pete Runnels, L OBP: 0.388, SLG: 0.324 (1, 3) (8, 4)	0-0 5-3	4-0 BB			4-0 F8 BB		0-3 K		0-0 1B	3 0 1 0 2 1 0																	
Eddie Yost, R OBP: 0.459, SLG: 0.302 (1, 5)	0-0 WP 1B	0-0 F8			4-0 1-2 BB		0-0 6-3		0-0 G3	4 0 1 0 1 0 3																	
Roy Sievers, R OBP: 0.368, SLG: 0.566 (1, 7)	4-0 1-2 BB		0-3 K		0-0 F8		0-0 2B			3 0 1 0 1 1 2																	
Jim Lemon, R OBP: 0.345, SLG: 0.373 (1, 9)	0-0 F3		0-0 6-3		0-3 K		4-0 BB			3 0 0 0 1 1 4																	
Faye Throneberry, L OBP: 0.130, SLG: 0.048 (1, 8)		0-0 P6	0-0 3-1			0-0 4-3		0-0 P4		4 0 0 0 0 0 2																	
Ed Fitz Gerald, R OBP: 0.296, SLG: 0.320 (1, 2)		0-0 2B		0-0 F9		0-0 FC5-4 1B		0-0 F8		4 1 2 0 0 0 2																	
Lyle Luttrell, R OBP: 0.262, SLG: 0.282 (1, 6)		0-0 1B		0-0 G6-4-3 1B		0-0 FC5-4		0-0 F2		3 1 2 1 0 0 1																	
Julio Becquer, L OBP: 0.500, SLG: 0.545 (8, 3)		2-H 2B				1-2f				1 0 0 0 0 0 2																	
Ted Abernathy, R OBP: 0.375, SLG: 0.167 (1, 1)		0-0 1B		0-0 G6-4-3		0-0 F8		0-0 F7		2 0 1 1 0 0 1																	
Tex Clevenger, R OBP: 1.000, SLG: 1.000 (4, 1)										0 0 0 0 0 0 0																	
Neil Christley, L OBP: 0.400, SLG: 0.375 (6, PH)										1 0 0 0 0 0 1																	
Bud Byerly, R (6, 1)										0 0 0 0 0 0 0																	
Herb Plews, L OBP: 0.190, SLG: 0.220 (9, PH)		2-H 1B								1 0 0 0 0 0 0																	
Inning Stats	R: 0 E: 0 K: 0 S: 4	H: 1 LOB: 2 BB: 1 P: 8	R: 2 E: 0 K: 0 S: 6	H: 3 LOB: 2 BB: 1 P: 10	R: 0 E: 0 K: 1 S: 5	H: 0 LOB: 0 BB: 0 P: 5	R: 0 E: 0 K: 0 S: 3	H: 1 LOB: 0 BB: 0 P: 3	R: 0 E: 0 K: 1 S: 5	H: 0 LOB: 2 BB: 2 P: 13	R: 0 E: 0 K: 0 S: 4	H: 1 LOB: 1 BB: 0 P: 4	R: 0 E: 0 K: 1 S: 5	H: 0 LOB: 0 BB: 0 P: 5	R: 0 E: 0 K: 0 S: 4	H: 1 LOB: 2 BB: 1 P: 8	R: 0 E: 0 K: 0 S: 4	H: 1 LOB: 1 BB: 0 P: 4	1B: 5 2B: 3 3B: 0 HR: 0	SF: 0 SAC: 0 DP: 1 HBP: 0	WP: 1 PB: 0 SB: 0 CS: 0	PA: 39					
PITCHER	IP WLS BF H R ER SO BB IBB HBP BLK WP HR S P ERA WHIP																										
Arnie Portocarrero, R ERA: 3.86 (1, 1)	1.2		11	4	2	2	0	2	0	0	0	1	0	9	17	10.80	3.600										
Wally Burnette, R ERA: 3.2 (2, 1)	7.1	W	28	4	0	0	3	3	0	0	0	0	0	31	43	0.00	0.955										

Washington Senators @ Kansas City Athletics
Municipal Stadium, Kansas City, MO
Sat May 04 1957, 8:05 PM EDT
Att. 8,658 - Unknown

livebaseballscorecards.com

AB	34
R	2
H	8
RBI	2
BB	5
SO	3
LOB	19



Batter	1	2	3	4	5	6	7	8	9
Vic Power, R OBP: 0.348, SLG: 0.300 (1, 3)	0-0 F9	0-0 SF7		0-0 4-3			0-0 SH1-3 1B	0-0 1-3	
Milt Graf, L OBP: 0.228, SLG: 0.250 (1, 4)	0-0 4-3	0-0 3B		0-0 1B			0-0 SH1-3 1B	0-0 F8	
Gus Zernial, R OBP: 0.318, SLG: 0.500 (1, 7)	4-0 BB BB	4-0 3B		0-0 G6-4-3			0-0 F7		
Harry Simpson, L OBP: 0.397, SLG: 0.723 (1, 9)	4-0 1-2 BB	0-0 1-H 3B			0-0 4-3		0-0 2B 1B		
Hal Smith, R OBP: 0.295, SLG: 0.429 (1, 2)	4-0 1-2 2-3 BB	0-0 4-3			0-0 F7		0-0 1-H 1B		
Hector Lopez, R OBP: 0.278, SLG: 0.463 (1, 5)	0-3 K		0-0 F9		0-0 F9		0-0 2-H 1B		
Jim Pisoni, R OBP: 0.288, SLG: 0.333 (1, 8)		1-0 1B SF7 HBP	0-3 K			0-0 G3	0-0 F2		
Arnie Portocarrero, R Wally Burnette, R OBP: 0.125, SLG: 0.125 (1, 1) (2, 1)		0-3 K	0-0 L5			0-0 6-3		0-0 2-3	
Joe Demaestri, R OBP: 0.450, SLG: 0.514 (1, 6)		0-0 3B 1B		0-0 4-3 1B 2B		0-3 K		0-0 1-3 1B	


Inning Stats	R: 0	H: 0	E: 0	K: 1	S: 5	LOB: 3	BB: 3	P: 17
	R: 4	H: 3	E: 0	K: 1	S: 8	LOB: 1	BB: 1	P: 13
	R: 0	H: 0	E: 0	K: 1	S: 5	LOB: 0	BB: 0	P: 5
	R: 1	H: 2	E: 0	K: 0	S: 4	LOB: 0	BB: 0	P: 4
	R: 0	H: 0	E: 0	K: 0	S: 3	LOB: 0	BB: 0	P: 3
	R: 0	H: 0	E: 0	K: 1	S: 5	LOB: 0	BB: 0	P: 5
	R: 3	H: 4	E: 0	K: 0	S: 7	LOB: 1	BB: 0	P: 7
	R: 0	H: 1	E: 0	K: 0	S: 4	LOB: 1	BB: 0	P: 4

AB	R	H	RBI	BB	SO	LOB
4	1	1	1	0	0	2
4	1	2	2	0	0	1
2	1	0	0	2	0	2
3	1	2	3	1	0	0
3	1	1	1	1	0	1
4	0	1	1	0	1	3
3	1	0	0	0	1	1
0	0	0	0	0	0	0
4	0	0	0	0	1	1
4	2	3	0	0	1	0

BOTTOM

Washington Senators @ Kansas City Athletics
Municipal Stadium, Kansas City, MO
Sat May 04 1957, 8:05 PM EDT
Att. 8,658 - Unknown

AB	31
R	8
H	10
RBI	8
BB	4
SO	4
LOB	11



WP	HR	S	P	ERA	WHIP
0	0	0	0	0	0

Batter	1	2	3	4	5	6	7	8	9	AB R H RBI BB SO LOB	TOP									
Herb Plews, L OBP: 0.224, SLG: 0.258 (1, 4) (8, 6)	0-0 L7 1B		0-0 2B			0-0 G1-4-3 1B		4-0 E 1B BB		3 0 2 0 1 0 0	<p>Washington Senators @ Kansas City Athletics Municipal Stadium, Kansas City, MO</p> <p>Sun May 05 1957, 4:33 AM EDT Att. 11,462 - Unknown</p> <p>livebaseballscorecards.com</p>									
Pete Runnels, L OBP: 0.393, SLG: 0.333 (1, 3) (8, 4)	0-0 G1-4-3 1B		0-0 F7			0-0 F9		0-0 E9 1B		4 0 2 0 0 0 2										
Eddie Yost, R OBP: 0.449, SLG: 0.288 (1, 5)	0-0 G1-4-3 1-2f				4-0 G5-4-3 BB	0-0 G1-4-3 1-2f		0-0 5-3		3 0 0 0 1 0 4										
Roy Sievers, R OBP: 0.385, SLG: 0.600 (1, 7)		0-0 1B			0-0 G5-4-3 1-2f		0-0 2B		0-0 1B 2B	4 1 3 0 0 0 1										
Neil Chrisley, L OBP: 0.375, SLG: 0.350 (1, 9)		0-0 L7			0-0 1B		0-0 F8		0-0 F5	4 0 1 0 0 0 3										
Faye Throneberry, L OBP: 0.111, SLG: 0.040 (1, 8)		0-0 F7			0-0 5-3		0-0 6-3		0-0 F8	4 0 0 0 0 0 4										
Lou Berberet, L OBP: 0.389, SLG: 0.355 (1, 2)		0-0 P4				4-0 G4-6-3 BB		0-0 4-3		3 1 1 1 1 0 2										
Lyle Luttrell, R OBP: 0.250, SLG: 0.268 (8, PH) Julio Becquer, L OBP: 0.500, SLG: 0.615 (8, 3)			0-0 5-3			0-0 G4-6-3 1-2f		0-0 P6	0-0 1-H 2B	2 0 0 0 0 0 1 2 0 1 1 0 0 0										
Camilo Pascual, R OBP: 0.125, SLG: 0.125 Whitey Herzog, L OBP: 0.333, SLG: 0.194 Evelio Hernandez, R OBP: 0.375, SLG: 0.182 (8, 1) Dick Tettelbach, R OBP: 0.375, SLG: 0.182 (9, PH)			0-0 P3			0-0 F8		0-0 F7	0-3 K	2 0 0 0 0 0 0 1 0 0 0 0 0 0 0 0 0 0 0 0 0 1 0 0 0 0 1 1										
Inning Stats	R: 0 E: 0 K: 0 S: 3	H: 1 LOB: 0 BB: 0 P: 3	R: 0 E: 0 K: 0 S: 4	H: 1 LOB: 1 BB: 0 P: 4	R: 0 E: 0 K: 0 S: 4	H: 1 LOB: 1 BB: 1 P: 4	R: 0 E: 0 K: 0 S: 2	H: 0 LOB: 0 BB: 1 P: 6	R: 0 E: 0 K: 0 S: 3	H: 1 LOB: 0 BB: 0 P: 3	R: 0 E: 0 K: 0 S: 4	H: 1 LOB: 1 BB: 0 P: 4	R: 0 E: 1 K: 0 S: 4	H: 1 LOB: 2 BB: 1 P: 8	R: 2 E: 0 K: 1 S: 8	H: 3 LOB: 1 BB: 0 P: 8	1B: 6 2B: 4 3B: 0 HR: 0	SF: 0 SAC: 0 DP: 4 HBP: 0	WP: 0 PB: 0 SB: 0 CS: 0	PA: 36
PITCHER Tom Morgan, R ERA: 3.25 (1, 1)	IP: 9.0 WLS: W BF: 36 H: 10 R: 2 ER: 2 SO: 1 BB: 3 IBB: 0 HBP: 0 BLK: 0 WP: 0 HR: 0 S: 35 P: 47 ERA: 2.00 WHIP: 1.444																			PITCHER IP: WLS: BF: H: R: ER: SO: BB: IBB: HBP: BLK: WP: HR: S: P: ERA: WHIP



Batter	1	2	3	4	5	6	7	8	9	AB	R	H	RBI	BB	SO	LOB											
Vic Power, R OBP: 0.370, SLG: 0.375 (1, 3)	0-0 4-3		0-0 F8		0-0 3-1 1B		0-0 2B			4	2	2	0	0	0	0											
Milt Graf, L OBP: 0.213, SLG: 0.232 (1, 4)	0-0 1-3		0-0 F8		0-0 3-1		0-0 F5			4	0	0	0	0	0	3											
Gus Zernial, R OBP: 0.343, SLG: 0.525 (1, 7)	0-0 2B 1B			0-0 F8	4-0 1B BB		0-0 2B			3	2	2	1	1	0	0											
Harry Simpson, L OBP: 0.417, SLG: 0.739 Johnny Groth, R OBP: 0.167, SLG: 0.167 (1, 9) (8, 9)	0-0 1B 2B			0-0 4-3	0-0 1B		0-0 1B			4	1	3	4	0	0	0											
Hal Smith, R OBP: 0.313, SLG: 0.435 (1, 2)	0-0 1B			0-0 2B 1B	0-0 F8		0-0 P6			4	1	2	1	0	0	3											
Hector Lopez, R OBP: 0.276, SLG: 0.465 (1, 5)		0-0 P4		0-0 2B		0-0 6-3		0-0 F7		4	0	1	1	0	0	0											
Jim Pisoni, R OBP: 0.268, SLG: 0.306 (1, 8)		0-3 K		0-3 K		0-0 F8		0-0 L4		4	0	0	0	0	2	1											
Tom Morgan, R OBP: 0.182, SLG: 0.100 (1, 1)		0-0 L6			0-0 5-3	0-0 1-3		0-0 1B		4	0	1	0	0	0	0											
Joe Demaestri, R OBP: 0.432, SLG: 0.487 (1, 6)			0-3 K		0-0 3-1 1B 1B		0-0 6-3	0-0 L9		4	1	1	0	0	1	1											
Inning Stats	R: 2 E: 0 K: 0 S: 5	H: 3 LOB: 1 BB: 0 P: 5	R: 0 E: 0 K: 1 S: 5	H: 0 LOB: 0 BB: 0 P: 5	R: 0 E: 0 K: 1 S: 5	H: 0 LOB: 0 BB: 0 P: 5	R: 1 E: 0 K: 1 S: 7	H: 2 LOB: 1 BB: 0 P: 7	R: 2 E: 0 K: 0 S: 6	H: 3 LOB: 2 BB: 1 P: 10	R: 0 E: 0 K: 0 S: 3	H: 0 LOB: 0 BB: 0 P: 3	R: 2 E: 0 K: 0 S: 6	H: 3 LOB: 1 BB: 0 P: 6	R: 0 E: 0 K: 0 S: 4	H: 1 LOB: 1 BB: 0 P: 4	1B: 8 2B: 4 3B: 0 HR: 0	SF: 0 SAC: 0 DP: 0 HBP: 0	WP: 0 PB: 1 SB: 0 CS: 0	PA: 36							
PITCHER	IP	WLS	BF	H	R	ER	SO	BB	IBB	HBP	BLK	WP	HR	S	P	ERA	WHIP										
Camilo Pascual, R ERA: 6.11 Evelio Hernandez, R ERA: 2.7	(1, 1) 7.0	L 32	11	7	7	7	3	1	0	0	0	0	0	37	41	9.00	1.714										
	(8, 1) 1.0		4	1	0	0	0	0	0	0	0	0	0	4	4	0.00	1.000										

BOTTOM

Washington Senators @ Kansas City Athletics
Municipal Stadium, Kansas City, MO
Sun May 05 1957, 4:33 AM EDT
Att. 11,462 - Unknown

livebaseballscorecards.com

AB	35
R	7
H	12
RBI	7
BB	1
SO	3
LOB	8



Batter	1	2	3	4	5	6	7	8	9	AB R H RBI BB SO LOB	TOP																					
Eddie Yost, R OBP: 0.441, SLG: 0.286 (1, 5) X	0-0 G6-4-3 1B		0-0 F9			0-0 6-3		0-0 3-1		4 0 1 0 0 0 1																						
Pete Runnels, L OBP: 0.376, SLG: 0.316 (1, 3) X (8, 4)	0-0 F8			0-0 F5		0-0 F8		0-0 F7		4 0 0 0 0 0 1																						
Herb Plews, L OBP: 0.254, SLG: 0.277 (1, 4) X (8, 6)	0-0 G6-4-3 1-2f			0-0 2B 1B		4-0 BB		0-0 3B 1B		3 2 2 0 1 0 1																						
Roy Sievers, R OBP: 0.389, SLG: 0.602 (1, 7)		4-0 FC4-6 BB		0-0 1-H 2B		0-0 3-1		0-0 P4		3 0 1 1 1 0 2																						
Neil Chrisley, L OBP: 0.357, SLG: 0.417 (1, 9)		0-0 FC4-6 P3 1-2f		0-3 K		0-3 K		0-0 3B		4 0 1 1 0 2 2																						
Faye Throneberry, L OBP: 0.097, SLG: 0.034 (1, 8)		0-0 P3 1-2		0-0 P4		0-0 G3		0-0 4-3		4 0 0 0 0 0 3																						
Ed Fitz Gerald, R OBP: 0.267, SLG: 0.286 (1, 2)		0-0 P5			0-0 F7		0-0 F2			3 0 0 0 0 0 1																						
Lyle Luttrell, R OBP: 0.239, SLG: 0.256 (1, 6)			0-0 6-3		0-0 6-3			0-0 G4-6-3 1B		2 0 0 0 0 0 0																						
Lou Berberet, L OBP: 0.405, SLG: 0.375 (8, PH)										1 0 1 0 0 0 0																						
Camilo Pascual, R OBP: 0.125, SLG: 0.125 (8, PR)										0 0 0 0 0 0 0																						
Garland Shiffett, R (8, 1)										0 0 0 0 0 0 0																						
Chuck Stobbs, L OBP: 0.333, SLG: 0.250 (1, 1)			0-0 5-3		0-0 6-3			0-0 G4-6-3 1-2f		0 0 0 0 0 0 0																						
Pedro Ramos, S OBP: 0.200, SLG: 0.200 (2, 1)										2 0 0 0 0 0 0																						
Julio Becquer, L OBP: 0.467, SLG: 0.571 (8, PH) (8, 3)										1 0 0 0 0 0 1																						
Inning Stats	R: 0 E: 0 K: 0 S: 3	H: 1 LOB: 0 BB: 0 P: 3	R: 0 E: 0 K: 0 S: 3	H: 0 LOB: 1 BB: 1 P: 7	R: 0 E: 0 K: 0 S: 3	H: 0 LOB: 0 BB: 0 P: 3	R: 1 E: 0 K: 1 S: 7	H: 2 LOB: 1 BB: 0 P: 7	R: 0 E: 0 K: 0 S: 3	H: 0 LOB: 0 BB: 0 P: 3	R: 0 E: 0 K: 1 S: 5	H: 0 LOB: 0 BB: 0 P: 5	R: 0 E: 0 K: 0 S: 3	H: 1 LOB: 1 BB: 0 P: 3	R: 1 E: 0 K: 0 S: 5	H: 2 LOB: 1 BB: 0 P: 5	1B: 4 2B: 1 3B: 1 HR: 0	SF: 0 SAC: 0 DP: 2 HBP: 0	WP: 0 PB: 0 SB: 0 CS: 0	PA: 33												
PITCHER Ned Garver, R ERA: 4.6 (1, 1)	IP 9.0	WLS W	BF 33	H 6	R 2	ER 2	SO 2	BB 2	IBB 0	HBP 0	BLK 0	WP 0	HR 0	S 35	P 43	ERA 2.00	WHIP 0.889															
											PITCHER	IP	WLS	BF	H	R	ER	SO	BB	IBB	HBP	BLK	WP	HR	S	P	ERA	WHIP				

Washington Senators @ Kansas City Athletics
Municipal Stadium, Kansas City, MO
Mon May 06 1957, 4:33 AM EDT
Att. 5,416 - Unknown

AB	31
R	2
H	6
RBI	2
BB	2
SO	2
LOB	12



WP	0	PA	33
PB	0		
SB	0		
CS	0		

livebaseballscorecards.com

Batter	1	2	3	4	5	6	7	8	9
Vic Power, R OBP: 0.344, SLG: 0.345 (1, 3)									
Milt Graf, L OBP: 0.215, SLG: 0.250 (1, 4)									
Gus Zernial, R OBP: 0.351, SLG: 0.538 (1, 7)									
Harry Simpson, L OBP: 0.408, SLG: 0.712 Johnny Groth, R OBP: 0.167, SLG: 0.167 (1, 9) (8, 9)									
Hal Smith, R OBP: 0.288, SLG: 0.400 (1, 2)									
Hector Lopez, R OBP: 0.288, SLG: 0.452 (1, 5)									
Jim Pisoni, R OBP: 0.283, SLG: 0.365 (1, 8)									
Ned Garver, R OBP: 0.182, SLG: 0.100 (1, 1)									
Joe Demaestri, R OBP: 0.458, SLG: 0.512 (1, 6)									


Inning Stats	R: 6	H: 6	E: 0	LOB: 1	K: 9	S: 13	R: 0	H: 0	E: 0	LOB: 0	K: 1	S: 5	R: 2	H: 2	E: 1	LOB: 1	K: 0	S: 5	R: 0	H: 0	E: 0	LOB: 0	K: 1	S: 5	R: 0	H: 1	E: 0	LOB: 1	K: 1	S: 6	R: 0	H: 1	E: 0	LOB: 1	K: 0	S: 4	R: 0	H: 0	E: 0	LOB: 1	K: 0	S: 3					

PITCHER	IP	WLS	BF	H	R	ER	SO	BB	IBB	HBP	BLK	WP	HR	S	P	ERA	WHIP
Chuck Stobbs, L ERA: 6.83 (1, 1)	1.0	L	10	6	6	6	0	0	1	0	0	0	1	9	13	54.00	6.000
Pedro Ramos, R ERA: 3.18 (2, 1)	6.0		23	4	2	1	3	1	0	0	0	0	0	28	32	1.50	0.833
Garland Shifflett, R ERA: 9.0 (8, 1)	1.0		4	0	0	0	0	1	0	0	0	0	0	3	7	0.00	1.000

BOTTOM

AB	R	H	RBI	BB	SO	LOB
5	1	1	0	0	0	4
4	1	1	0	0	0	1
4	1	2	2	0	2	0
4	1	1	0	0	0	1
0	0	0	0	0	0	0
4	0	0	0	0	0	3
2	2	0	0	2	0	1
3	1	1	4	1	0	1
3	1	1	0	0	1	0
4	0	3	1	0	0	1

AB	33
R	8
H	10
RBI	7
BB	3
SO	3
LOB	12



WP	HR	S	P	ERA	WHIP
0	0	0	0	0	0

Washington Senators @ Kansas City Athletics
Municipal Stadium, Kansas City, MO
Mon May 06 1957, 4:33 AM EDT
Att. 5,416 - Unknown

livebaseballscores.com

Batter	1	2	3	4	5	6	7	8	9	AB R H RBI BB SO LOB	TOP	
Eddie Yost, R OBP: 0.454, SLG: 0.282 (1, 5) BB BB BB	4-0 FC5-4 BB		4-0 SH1-3 BB		4-0 FC5-4 BB		0-3 K			1 0 0 0 3 1 1		
Jerry Snyder, R OBP: 0.220, SLG: 0.256 (1, 6) X	0-0 FC5-4 1-3 1-2f		0-0 SH1-3		0-0 FC5-4 1-2f		0-0 F7			3 0 0 0 0 0 3		
Pete Runnels, L OBP: 0.361, SLG: 0.304 (1, 3) X	0-0 1-3 1-2		0-0 SF8				0-0 F9			3 0 0 1 0 0 2		
Roy Sievers, R OBP: 0.384, SLG: 0.581 (1, 7) X	0-0 F8		0-0 F8 3-H				0-0 6-3			3 1 0 0 1 0 2		
Jim Lemon, R OBP: 0.352, SLG: 0.385 (1, 9) BB BB BB		4-0 CS BB BB		0-0 F8			0-0 G1 2B 1-H		0-0 F8	3 1 1 1 1 0 0		
Herb Pilews, L OBP: 0.253, SLG: 0.265 (1, 4) X		0-0 F7		0-0 F7			4-0 G1 BB		0-0 G3	3 0 0 0 1 0 1		
Faye Throneberry, L OBP: 0.114, SLG: 0.031 (1, 8) BB BB BB		4-0 1-2 BB		0-0 4-3			0-0 G1		0-3 K2-3	3 0 0 1 1 1 1		
Lou Berberet, L OBP: 0.366, SLG: 0.333 (1, 2) 0-0 0-0 0-0		0-3 K					0-0 F5		0-0 F8	4 0 0 0 0 1 3		
Ted Abernathy, R OBP: 0.400, SLG: 0.250 (1, 1) Dick Brodowski, R OBP: 0.500, SLG: 0.667 (5, 1) Julio Becquer, L OBP: 0.500, SLG: 0.667 (7, PH) Tex Clevenger, R OBP: 1.000, SLG: 1.000 (7, 1) Neil Christley, L OBP: 0.345, SLG: 0.400 (9, PH)			0-0 SH1-3 BB SF8 1B		0-0 F9		0-0 2B		0-0 F7	2 1 1 0 0 0 0 0 0 0 0 0 0 0 1 0 1 0 0 0 0 0 0 0 0 0 0 0 1 0 0 0 0 0 0		
Inning Stats	R: 0 H: 0 E: 0 LOB: 1 K: 0 BB: 1 S: 3 P: 7	R: 0 H: 0 E: 0 LOB: 2 K: 1 BB: 2 S: 4 P: 12	R: 1 H: 1 E: 0 LOB: 1 K: 0 BB: 1 S: 4 P: 8	R: 0 H: 0 E: 0 LOB: 0 K: 0 BB: 0 S: 3 P: 3	R: 0 H: 0 E: 0 LOB: 1 K: 0 BB: 1 S: 3 P: 7	R: 2 H: 1 E: 0 LOB: 1 K: 0 BB: 2 S: 4 P: 12	R: 0 H: 1 E: 0 LOB: 1 K: 1 BB: 0 S: 6 P: 6	R: 0 H: 0 E: 0 LOB: 0 K: 0 BB: 0 S: 3 P: 3	R: 0 H: 0 E: 0 LOB: 0 K: 1 BB: 0 S: 5 P: 5	1B: 1 SF: 1 2B: 3 SAC: 1 3B: 0 DP: 1 HR: 0 HBP: 0	WP: 0 PA: 36 PB: 0 SB: 0 CS: 1	
PITCHER Paul Foytack, R ERA: 2.08 (1, 1)	IP WLS BF H R ER SO BB IBB HBP BLK WP HR S P ERA WHIP	9.0 W 36 3 3 3 3 7 0 0 0 0 0 0 35 63 3.00 1.111										

Washington Senators @ Detroit Tigers
 Briggs Stadium, Detroit, MI
 Tue May 07 1957, 4:33 AM EDT
 Att. 3,370 - Unknown

livebaseballscorecards.com

AB	27
R	3
H	3
RBI	3
BB	7
SO	3
LOB	13



Batter	1	2	3	4	5	6	7	8	9	AB	R	H	RBI	BB	SO	LOB
Harvey Kuenn, R (1, 6) OBP: 0.375, SLG: 0.433	0-3 K ①		0-0 2-H 3B		0-0 F8 ②		0-0 1B			4	0	2	1	0	1	1
Frank Bolling, R (1, 4) OBP: 0.358, SLG: 0.529	0-0 6-3 ②		0-0 F3 ③		0-0 HR		0-0 F9 ①			4	1	1	2	0	0	2
Charlie Maxwell, L (1, 7) OBP: 0.368, SLG: 0.375	0-0 G3 ③			0-0 F9 ①	4-0 1B BB		0-3 K ②			3	0	0	0	1	1	1
Al Kaline, R (1, 9) OBP: 0.322, SLG: 0.405		0-0 L5 ①		0-0 L5-3 ②	0-0 1-2 1B		0-0 F7 ③			4	0	1	0	0	0	1
Ray Boone, R (1, 3) Earl Torgeson, L (6, 3) OBP: 0.333, SLG: 0.200		0-0 5-3 ②		0-0 P4 ③	0-0 F8 ③					3	0	0	0	0	0	2
Bill Tuttle, R (1, 8) OBP: 0.368, SLG: 0.397		0-0 6-3 ③			0-0 HR 1B	0-0 1-3 ①				4	1	2	0	0	0	0
Frank House, L (1, 2) OBP: 0.355, SLG: 0.464			0-0 4-3 ①		0-0 HR 1B	4-0 BB		0-0 P5 ②		3	1	1	2	1	0	1
Reno Bertoia, R (1, 5) OBP: 0.379, SLG: 0.413			0-0 SH2-4 3B 1B		0-0 SH2-4 HR 1B	0-0 P4 ②		0-3 K ③		4	2	2	0	0	1	2
Paul Foytack, R (1, 1)			0-0 SH2-4 ②		0-0 SH2-4 ①	0-0 5-3 ③				1	0	0	0	0	0	1

Inning Stats	R: 0	H: 0	E: 0	K: 1	S: 5	LOB: 0	BB: 0	P: 5	R: 0	H: 0	E: 0	K: 0	S: 3	LOB: 0	BB: 0	P: 3	R: 1	H: 2	E: 0	K: 0	S: 5	LOB: 1	BB: 0	P: 5	R: 0	H: 0	E: 0	K: 0	S: 3	LOB: 0	BB: 0	P: 3	R: 4	H: 5	E: 0	K: 0	S: 8	LOB: 2	BB: 1	P: 12	R: 0	H: 0	E: 0	K: 0	S: 3	LOB: 1	BB: 1	P: 7	R: 0	H: 1	E: 0	K: 1	S: 6	LOB: 1	BB: 0	P: 6	R: 0	H: 1	E: 0	K: 1	S: 6	LOB: 1	BB: 0	P: 6
1B: 6	SF: 0	2B: 0	SAC: 2	3B: 1	DP: 0	HR: 2	HBP: 0	WP: 0	PA: 35	PB: 0	SB: 0	CS: 0																																																				

PITCHER	IP	WLS	BF	H	R	ER	SO	BB	IBB	HBP	BLK	WP	HR	S	P	ERA	WHIP
Ted Abernathy, R (1, 1) ERA: 5.6	4.2	L	22	7	5	5	1	1	0	0	0	0	2	23	27	9.64	1.714
Dick Brodowski, R (5, 1) ERA: 10.61	1.1		5	0	0	0	0	1	0	0	0	0	0	4	8	0.00	0.750
Tex Clevenger, R (7, 1) ERA: 0.82	2.0		8	2	0	0	2	0	0	0	0	0	0	12	12	0.00	1.000

Washington Senators @ Detroit Tigers
 Briggs Stadium, Detroit, MI
 Tue May 07 1957, 4:33 AM EDT
 Att. 3,370 - Unknown

AB	31
R	5
H	9
RBI	5
BB	2
SO	3
LOB	11

Batter	1	2	3	4	5	6	7	8	9	AB R H RBI BB SO LOB	TOP	
Eddie Yost, R OBP: 0.451, SLG: 0.289 (1, 5) X	0-0 1B 1B		0-0 1B 1B	0-0 F9		0-3 K			0-0 5-3	5 1 2 0 0 1 2		
Jerry Snyder, R OBP: 0.217, SLG: 0.250 (1, 6) X	0-0 F8		0-0 1B 1-2		0-0 1-3			0-0 5-3	0-0 P6	5 0 1 0 0 0 1		
Roy Sievers, R OBP: 0.398, SLG: 0.589 (1, 7) X	0-0 1-2 1B		0-0 1-3 2-H 1B		0-0 2B 1B			0-0 F9		4 1 3 1 0 0 0		
Pete Runnels, L OBP: 0.356, SLG: 0.301 (1, 3) X	0-0 F8		0-0 P6		0-0 1-2 2B 1B			0-0 F8		4 1 1 0 0 0 4		
Jim Lemon, R OBP: 0.348, SLG: 0.370 (1, 9) X	0-0 5-3		0-3 K		0-0 F3			4-0 G4-3 BB		3 0 0 0 1 1 6		
Herb Plews, L OBP: 0.266, SLG: 0.292 (1, 4)		0-0 G3		0-0 2B 1B		0-0 1-H 2-H 2B		0-0 G4-3 1-2f		4 0 2 2 0 0 1		
Whitey Herzog, L OBP: 0.327, SLG: 0.179 (1, 8)		0-0 4-3		0-0 F7		0-0 P5		4-0 BB		3 0 0 0 1 0 2		
Lou Berberet, L OBP: 0.356, SLG: 0.350 (1, 2)		0-0 F5		0-0 1-3 2B		0-0 F7		0-3 K		4 0 1 0 0 1 1		
Russ Kemmerer, R Dick Hyde, R Faye Throneberry, L Dick Brodowski, R Garland Shifflett, R Julio Becquer, L (1, 1) (5, 1) (6, PH) (6, 1) (8, 1) (9, PH)			0-3 K	0-3 K		0-3 K		0-3 K	0-3 K	2 0 0 0 0 0 2 2 0 0 0 0 0 0 0 0 1 0 0 0 0 0 1 0 0 0 0 0 0 0 0 0 0 0 0 0 0 0 0 0 1 0 0 0 0 0 1 0		
Inning Stats	R: 0 H: 2 E: 0 LOB: 2 K: 0 BB: 0 S: 5 P: 5	R: 0 H: 0 E: 0 LOB: 0 K: 0 BB: 0 S: 3 P: 3	R: 1 H: 3 E: 0 LOB: 2 K: 2 BB: 0 S: 10 P: 10	R: 0 H: 2 E: 0 LOB: 2 K: 1 BB: 0 S: 7 P: 7	R: 2 H: 3 E: 0 LOB: 1 K: 0 BB: 0 S: 6 P: 6	R: 0 H: 0 E: 0 LOB: 0 K: 2 BB: 0 S: 7 P: 7	R: 0 H: 0 E: 0 LOB: 0 K: 0 BB: 0 S: 3 P: 3	R: 0 H: 0 E: 0 LOB: 1 K: 1 BB: 2 S: 4 P: 12	R: 0 H: 0 E: 0 LOB: 0 K: 1 BB: 0 S: 5 P: 5	1B: 8 SF: 0 2B: 2 SAC: 0 3B: 0 DP: 1 HR: 0 HBP: 0	WP: 0 PA: 38 PB: 0 SB: 0 CS: 0	
PITCHER Duke Maas, R ERA: 2.31 Jim Bunning, R ERA: 2.29	IP WLS BF H R ER SO BB IBB HBP BLK WP HR S P ERA WHIP	5.0 W 25 10 3 3 3 0 0 0 0 0 0 0 31 31 5.40 2.000	4.0 S 13 0 0 0 4 2 0 0 0 0 0 0 0 19 27 0.00 0.500	PITCHER IP WLS BF H R ER SO BB IBB HBP BLK WP HR S P ERA WHIP								

Washington Senators @ Detroit Tigers
 Briggs Stadium, Detroit, MI
 Wed May 08 1957, 4:33 AM EDT
 Att. 3,714 - Unknown

livebaseballscorecards.com

AB 36
 R 3
 H 10
 RBI 3
 BB 2
 SO 7
 LOB 19



Washington Senators @ Detroit Tigers

Briggs Stadium, Detroit, MI

Wed May 08 1957, 4:33 AM EDT

Att. 3,714 - Unknown

livebaseballscorecards.com

AB	32
R	11
H	12
RBI	11
BB	9
SO	2
LOB	24



WP:	0	PA:	42
PB:	0	SB:	1
CS:	2		

Batter	1	2	3	4	5	6	7	8	9
Harvey Kuenn, R (1, 6) OBP: 0.416, SLG: 0.468	0-0 CS 1B		4-0 E BB		0-0 1B SF8 2B	4-0 HR BB		4-0 BB 3B BB	
Frank Bolling, R (1, 4) OBP: 0.360, SLG: 0.517	0-3 K 1-2		0-0 L7 1-2		0-0 BB 1B 1B	0-0 F8		4-0 BB 3B BB	
Charlie Maxwell, L (1, 7) OBP: 0.394, SLG: 0.441 Karl Olson, R (7, 7) OBP: 0.235, SLG: 0.188	0-0 F7			0-0 2B 4-3 1B	0-0 SF8	0-0 HR		0-0 F3	
Al Kaline, R (1, 9) OBP: 0.348, SLG: 0.451		4-0 F8 S BB		0-0 4-3 1B 2B	4-0 1B BB	0-0 F7		0-0 3B 1-H 2-H	
Ray Boone, R (1, 3) OBP: 0.391, SLG: 0.338 Earl Torgeson, L (5, PR) OBP: 0.357, SLG: 0.182 (6, 3)		0-0 F8 1-3		0-0 4-3 2-3 3-H	0-0 1B		4-0 1B E BB	0-0 P3	
Bill Tuttle, R (1, 8) OBP: 0.370, SLG: 0.397		0-0 4-3		0-0 L3-6-3 1B 3-H	0-0 L6		0-0 E 1B 1-3	0-0 F9	
Frank House, L (1, 2) OBP: 0.348, SLG: 0.441		0-0 F8		0-0 L3-6-3 1-2	4-0 IBB		0-0 E4 G5-4-3 1-2 3-H		
Reno Bertoia, R (1, 5) OBP: 0.386, SLG: 0.433			0-0 CS 1B		0-0 2B 4-3		0-0 P6		
Duke Maas, R (1, 1) OBP: 0.188, SLG: 0.133 Eddie Robinson, L (5, PH)			0-3 K		4-0 2B 1B BB	0-0 5-3	0-0 G5-4-3 1-2f		
Jim Small, L (5, PR) OBP: 0.333, SLG: 0.400 Jim Bunning, R (6, 1) OBP: 0.333, SLG: 0.333									

AB	R	H	RBI	BB	SO	LOB
2	3	2	1	3	0	0
4	2	1	1	1	1	3
3	2	2	3	0	0	0
1	0	0	0	0	0	2
3	1	2	2	2	0	0
3	0	1	2	0	0	2
1	1	0	0	1	0	1
5	0	2	1	0	0	5
3	0	0	1	1	0	3
4	1	2	0	0	0	5
1	0	0	0	0	1	1
0	0	0	0	1	0	0
0	1	0	0	0	0	0
2	0	0	0	0	0	2
1B:	7	SF:	1			
2B:	5	SAC:	0			
3B:	1	DP:	3			
HR:	1	HBP:	0			

Inning Stats	R: 0	H: 1	E: 0	K: 1	S: 5	LOB: 0	BB: 0	P: 5									
Reno Bertoia, R (1, 5) OBP: 0.386, SLG: 0.433	R: 0	H: 0	E: 0	K: 0	S: 3	LOB: 1	BB: 1	P: 7									
Harvey Kuenn, R (1, 6) OBP: 0.416, SLG: 0.468	R: 0	H: 1	E: 1	K: 1	S: 5	LOB: 1	BB: 1	P: 9									
Frank House, L (1, 2) OBP: 0.348, SLG: 0.441	R: 2	H: 3	E: 0	K: 0	S: 5	LOB: 0	BB: 0	P: 5									
Frank House, L (1, 2) OBP: 0.348, SLG: 0.441	R: 4	H: 4	E: 0	K: 0	S: 7	LOB: 3	BB: 3	P: 19									
Frank House, L (1, 2) OBP: 0.348, SLG: 0.441	R: 2	H: 1	E: 0	K: 0	S: 4	LOB: 0	BB: 1	P: 8									
Frank House, L (1, 2) OBP: 0.348, SLG: 0.441	R: 1	H: 1	E: 1	K: 0	S: 4	LOB: 1	BB: 1	P: 8									
Frank House, L (1, 2) OBP: 0.348, SLG: 0.441	R: 2	H: 1	E: 0	K: 0	S: 4	LOB: 1	BB: 2	P: 12									
PITCHER	IP	WLS	BF	H	R	ER	SO	BB	IBB	HBP	BLK	WP	HR	S	P	ERA	WHIP
Russ Kemmerer, R (1, 1) ERA: 11.32	4.0	L	20	8	6	6	2	3	0	0	0	0	0	21	33	13.50	2.750
Dick Hyde, R (5, 1) ERA: 6.46	1.0		6	1	0	0	0	1	1	0	0	0	0	4	12	0.00	2.000
Dick Brodowski, R (6, 1) ERA: 11.12	2.0		10	2	3	3	0	2	0	0	0	0	1	8	16	13.50	2.000
Garland Shifflett, R (8, 1) ERA: 10.13	1.0		6	1	2	2	0	2	0	0	0	0	0	4	12	18.00	3.000

Batter	1	2	3	4	5	6	7	8	9	AB R H RBI BB SO LOB	TOP			
Eddie Yost, R OBP: 0.477, SLG: 0.325 (1, 5) X	0-0 FC5-4 1B		0-0 HR 1B	0-0 2-H 1B		0-0 CS 1B		4-0 1B IBB		4 1 4 1 1 0 0				
Jerry Snyder, R OBP: 0.235, SLG: 0.265 (1, 6) X	0-0 FC5-4 FC5 1B 1-2f		0-0 HR 1B	0-0 F9		0-0 5-3		0-0 1B		5 1 2 1 0 0 3				
Pete Runnels, L OBP: 0.349, SLG: 0.295 (1, 3) X	0-0 1-2 1B		0-0 L7		0-0 4-3		0-0 4-3	0-0 F7		5 0 1 0 0 0 5				
Roy Sievers, R OBP: 0.407, SLG: 0.628 Faye Throneberry, L OBP: 0.111, SLG: 0.030 (9, PR) (9, 7) X	0-0 P4		0-0 HR	4-0 2B 6-3 BB		0-0 P4		0-0 3B 2B		4 2 2 3 1 0 2 0 1 0 0 0 0 0				
Herb Plews, L OBP: 0.274, SLG: 0.303 (1, 4) X	0-0 FC5 2-3f		4-0 BB	0-0 6-3 1-3 2B		0-0 3-1		0-3 K		4 0 1 0 1 1 3				
Jim Lemon, R OBP: 0.351, SLG: 0.388 (1, 9) X		0-0 F8	0-3 K	0-0 6-3		0-0 SH2-4 1B BB		0-0 1B 3B		4 2 1 2 1 1 2				
Whitey Herzog, L OBP: 0.333, SLG: 0.186 (1, 8) X		0-0 F8		0-0 SH3-4 1B 1B	H 1-0 HBP		0-0 E4 1B SH2-4	0-0 G3		4 1 1 0 0 0 3				
Lou Berberet, L OBP: 0.340, SLG: 0.333 (1, 2) X		0-0 6-3		0-0 F8	0-3 K		0-3 K	0-0 FC6-4 1B		5 0 1 1 0 2 5				
Camilo Pascual, R OBP: 0.091, SLG: 0.091 (1, 1) X			0-0 3-1	0-0 SH3-4 1-2		0-0 4-3		0-0 SH2-4 1-2 2-3	0-0 FC6-4 1-2f	3 0 0 0 0 0 2				
Inning Stats	R: 0 E: 0 K: 0 S: 5 H: 2 LOB: 2 P: 5	R: 0 E: 0 K: 0 S: 3 H: 0 LOB: 0 P: 3	R: 3 E: 0 K: 1 S: 8 H: 3 LOB: 1 P: 12	R: 1 E: 0 K: 0 S: 5 H: 2 LOB: 1 P: 5	R: 1 E: 0 K: 1 S: 6 H: 1 LOB: 2 P: 11	R: 0 E: 0 K: 0 S: 3 H: 1 LOB: 0 P: 3	R: 0 E: 0 K: 0 S: 3 H: 0 LOB: 0 P: 3	R: 1 E: 1 K: 1 S: 7 H: 1 LOB: 3 P: 15	R: 2 E: 0 K: 1 S: 8 H: 3 LOB: 2 P: 8	1B: 9 2B: 2 3B: 1 HR: 1 SF: 0 SAC: 2 DP: 0 HBP: 1	WP: 0 PB: 0 SB: 0 CS: 1 PA: 45			
PITCHER	IP WLS BF H R ER SO BB IBB HBP BLK WP HR S P ERA WHIP												PITCHER	IP WLS BF H R ER SO BB IBB HBP BLK WP HR S P ERA WHIP
Frank Lary, R ERA: 2.31 (1, 1)	6.0 L 29 9 5 5 2 2 0 1 0 0 0 1 30 39 7.50 1.833													
Al Aber, L ERA: 4.38 (7, 1)	3.0 16 4 3 2 2 1 1 0 0 0 0 18 26 6.00 1.667													

Washington Senators @ Detroit Tigers
 Briggs Stadium, Detroit, MI
 Thu May 09 1957, 4:33 AM EDT
 Att. 2,875 - Unknown

livebaseballscorecards.com

AB	38
R	8
H	13
RBI	8
BB	4
SO	4
LOB	25



Batter	1	2	3	4	5	6	7	8	9	AB R H RBI BB SO LOB	TOP											
Eddie Yost, R (1, 5) OBP: 0.459, SLG: 0.310	0-0 1-3		0-0 6-3			0-0 FC3-6 1-2f		0-3 K		4 0 0 0 0 1 1												
Jerry Snyder, R (1, 6) OBP: 0.218, SLG: 0.245	0-0 1-3			0-0 F8		0-0 1-3		0-0 5-3		4 0 0 0 0 0 1												
Pete Runnels, L (1, 3) OBP: 0.358, SLG: 0.300 Evelio Hernandez, R (6, 1)	0-0			0-0 F9		1-0 HBP		0-0 4-3		2 0 1 0 0 0 0 0 0 0 0 0 0 0 1 0 0 0 0 0 0												
Neil Chrisley, L (9, PH) OBP: 0.333, SLG: 0.385	0-0 1B			0-0		0-0 6-3		0-0 P4		4 0 0 0 0 0 3												
Roy Sievers, R (1, 7) OBP: 0.393, SLG: 0.602	0-0 G1			0-0 5-3		0-0 6-3		0-0 4-3		4 0 0 0 0 0 1 0												
Herb Plews, L (1, 4) OBP: 0.261, SLG: 0.288		0-3 K			0-0 F8		0-0 L6		0-0 4-3	4 0 0 0 0 1 0												
Jim Lemon, R (1, 9) OBP: 0.340, SLG: 0.375		0-0 5-3			0-0 6-3		0-3 K			3 0 0 0 0 1 0												
Whitey Herzog, L (1, 8) OBP: 0.333, SLG: 0.217		0-0 G3			0-0		0-0 E3			3 0 1 0 0 0 0												
Lou Berberet, L (1, 2) OBP: 0.321, SLG: 0.313			0-0 6-3		0-3 K		0-0 1-4-3			3 0 0 0 0 1 2												
Chuck Stobbs, L (1, 1) OBP: 0.300, SLG: 0.222 Tex Clevenger, R (3, 1) OBP: 1.000, SLG: 1.000 Dick Hyde, R (4, 1)			0-0 F7			4-0 BB		0-0 1-3		1 0 1 0 0 0 0 0 0												
Faye Throneberry, L (6, PH) OBP: 0.135, SLG: 0.030 Julio Becquer, L (6, 3) OBP: 0.444, SLG: 0.588																						
Inning Stats	R: 0 E: 0 K: 0 S: 4	H: 1 LOB: 1 BB: 0 P: 4	R: 0 E: 0 K: 1 S: 5	H: 0 LOB: 0 BB: 0 P: 5	R: 0 E: 0 K: 0 S: 3	H: 0 LOB: 0 BB: 0 P: 3	R: 0 E: 0 K: 0 S: 3	H: 0 LOB: 0 BB: 0 P: 3	R: 0 E: 0 K: 1 S: 6	H: 1 LOB: 1 BB: 0 P: 6	R: 0 E: 0 K: 0 S: 3	H: 0 LOB: 2 BB: 1 P: 8	R: 0 E: 1 K: 1 S: 6	H: 0 LOB: 1 BB: 0 P: 6	R: 0 E: 0 K: 1 S: 5	H: 0 LOB: 0 BB: 0 P: 5	R: 0 E: 0 K: 0 S: 3	H: 0 LOB: 0 BB: 0 P: 3	1B: 1 2B: 1 3B: 0 HR: 0	SF: 0 SAC: 0 DP: 0 HBP: 1	WP: 0 PB: 0 SB: 0 CS: 0	PA: 32
PITCHER Tom Brewer, R (1, 1) ERA: 2.45	IP: 9.0 WLS: W BF: 32 H: 2 R: 0 ER: 0 SO: 4 BB: 1 IBB: 0 HBP: 1 BLK: 0 WP: 0 HR: 0 S: 38 P: 43 ERA: 0.00 WHIP: 0.333											PITCHER	IP: WLS: BF: H: R: ER: SO: BB: IBB: HBP: BLK: WP: HR: S: P: ERA: WHIP:									

Washington Senators @ Boston Red Sox
 Fenway Park, Boston, MA
 Sun May 12 1957, 3:33 AM EDT
 Unknown

livebaseballscorecards.com

AB	30
R	0
H	2
RBI	0
BB	0
SO	4
LOB	7



Batter	1	2	3	4	5	6	7	8	9	AB R H RBI BB SO LOB
Jim Piersall, R OBP: 0.302, SLG: 0.268 (1, 8)	0-3 K		4-0 1B 3B BB	0-0 HR	0-0 L8		4-0 BB 1B BB			3 3 1 1 2 1 0
Billy Klaus, L OBP: 0.365, SLG: 0.241 (1, 6)	0-0 FC5 4-3 1B		0-3 K	0-0 L8	0-0 WP BB SF8 1B		0-3 K			5 1 2 0 0 2 2
Ted Williams, L OBP: 0.548, SLG: 0.892 (1, 7) Gene Stephens, L OBP: 0.341, SLG: 0.410 (8, 7)	0-0 4-3 1-2		0-0 L8	0-0 L9	4-0 WP BB		0-3 K			4 0 0 0 1 1 3 0 0 0 0 0 0 0
Dick Gernert, R OBP: 0.366, SLG: 0.433 (1, 3)	0-0 FC5 2-3		0-0 3B 1B	0-0 2B 2B	0-0 SF8 1-2 2-H		4-0 1B BB			3 2 2 1 1 0 1
Jackie Jensen, R OBP: 0.395, SLG: 0.559 (1, 9)		4-0 1B 1B BB	0-0 1B 3B 1-H 3-H	0-0 E BB 2B 2-H	0-0 5-3		0-0 1-2 2-H 1B			4 3 3 4 1 0 1
Frank Malzone, R OBP: 0.307, SLG: 0.384 (1, 5)		0-0 G6-4-3 1B 1-3	0-0 1B 1B 3-H	0-0 E6 BB BB 2-3		0-0 P4		0-0 4-3		5 1 2 1 0 0 3
Ted Lepcio, R OBP: 0.387, SLG: 0.360 (1, 4)		0-0 G6-4-3 1B 1-2 3-H	1-0 1B HBP 1-2	4-0 BB BB 1-2		4-0 FC6-4 BB		0-3 K		2 0 1 1 2 1 0
Sammy White, R OBP: 0.324, SLG: 0.246 (1, 2)		0-0 G6-4-3 1-2f 2-3	0-0 1B 1-3 2-H 3-H	4-0 BB BB 1-2 2-3 3-H		0-0 F9		0-3 K		4 0 1 2 1 1 3
Tom Brewer, R OBP: 0.167, SLG: 0.167 (1, 1)		0-0 4-3	0-0 F9	0-0 4-3		0-0 FC6-4 1-2f		0-0 6-3		5 0 0 0 0 0 7

Inning Stats	R: 0 E: 0 K: 1 S: 6	H: 1 LOB: 1 BB: 0 P: 6	R: 1 E: 0 K: 0 S: 4	H: 2 LOB: 1 BB: 1 P: 8	R: 4 E: 0 K: 1 S: 9	H: 4 LOB: 2 BB: 1 P: 14	R: 3 E: 1 K: 0 S: 7	H: 3 LOB: 3 BB: 2 P: 15	R: 1 E: 0 K: 0 S: 4	H: 1 LOB: 1 BB: 1 P: 8	R: 0 E: 0 K: 0 S: 3	H: 0 LOB: 1 BB: 1 P: 7	R: 1 E: 0 K: 2 S: 8	H: 1 LOB: 2 BB: 2 P: 16	R: 0 E: 0 K: 2 S: 7	H: 0 LOB: 0 BB: 0 P: 7
--------------	------------------------------	---------------------------------	------------------------------	---------------------------------	------------------------------	----------------------------------	------------------------------	----------------------------------	------------------------------	---------------------------------	------------------------------	---------------------------------	------------------------------	----------------------------------	------------------------------	---------------------------------


PITCHER	IP	WLS	BF	H	R	ER	SO	BB	IBB	HBP	BLK	WP	HR	S	P	ERA	WHIP
Chuck Stobbs, L ERA: 7.71 (1, 1)	2.2	L	17	7	5	5	2	2	0	0	0	0	0	18	27	16.88	3.375
Tex Clevenger, R ERA: 2.25 (3, 1)	1.0		8	3	3	2	0	1	0	0	0	0	1	7	11	18.00	4.000
Dick Hyde, R ERA: 6.48 (4, 1)	1.1		7	1	1	1	0	2	0	0	0	1	0	5	13	6.75	2.250
Evelio Hernandez, R ERA: 2.77 (6, 1)	3.0		13	1	1	1	4	3	0	0	0	0	0	18	30	3.00	1.333

BOTTOM

Washington Senators @ Boston Red Sox
Fenway Park, Boston, MA
Sun May 12 1957, 3:33 AM EDT
Unknown

livebaseballscorecards.com

AB	35
R	10
H	12
RBI	10
BB	8
SO	6
LOB	20



1B: 8	SF: 1	WP: 1	PA: 45
2B: 2	SAC: 0	PB: 0	
3B: 1	DP: 1	SB: 0	
HR: 1	HBP: 1	CS: 0	

Batter	1	2	3	4	5	6	7	8	9	AB R H RBI BB SO LOB	TOP											
Eddie Yost, R (1, 5) OBP: 0.466, SLG: 0.352	0-0 6-3		0-0 F8		0-0 HR		0-0 FC4-6 1B	4-0 2B BB		4 1 2 1 1 0 1												
Jerry Snyder, R (1, 6) OBP: 0.224, SLG: 0.236	0-0 F8		4-0 BB BB		0-3 K		0-0 FC4-6 1-2f	0-0 2B		2 0 0 0 1 1 0												
Julio Becquer, L (7, PH) OBP: 0.421, SLG: 0.556										1 0 0 0 0 0 2												
Lyle Luttrell, R (7, 6) OBP: 0.255, SLG: 0.295										1 0 1 2 0 0 0												
Pete Runnels, L (1, 3) OBP: 0.368, SLG: 0.312	0-0 F7		4-0 BB BB			0-0 2B		4-0 1B BB		3 1 1 0 2 0 2												
Roy Sievers, R (1, 7) OBP: 0.393, SLG: 0.592		0-0 1B	0-0 P5			0-0 5-3		0-0 2B 1B	0-0 6-3	5 1 2 0 0 0 4												
Herb Plews, L (1, 4) OBP: 0.269, SLG: 0.306		0-0 F8		0-0 4-3		0-0 F9		0-0 G3 1B 2B	0-0 1B 1B	5 1 2 2 0 0 2												
Jim Lemon, R (1, 9) OBP: 0.333, SLG: 0.366		0-0 P5		0-3 K		0-0 5-3		0-0 G3	0-0 1B	5 0 1 0 0 1 3												
Whitey Herzog, L (1, 8) OBP: 0.323, SLG: 0.200		0-0 4-3		0-0 F9		0-3 K		4-0 1B FC3-2 BB	0-3 K	4 0 0 0 1 2 3												
Ed Fitz Gerald, R (1, 2) OBP: 0.314, SLG: 0.313			4-0 BB SH1-4 BB		0-0 P5		0-0 1B 1B	0-0 BB FC3-2 2B 1B	0-0 F9	4 1 2 1 1 0 2												
Pedro Ramos, S (1, 1) OBP: 0.154, SLG: 0.154			0-0 SH1-4		0-3 K		0-0 F7	0-0 FC3-2 BB 2B		3 1 0 0 0 1 3												
Inning Stats	R: 0 E: 0 K: 0 S: 3	H: 0 LOB: 0 BB: 0 P: 3	R: 0 E: 0 K: 0 S: 4	H: 1 LOB: 1 BB: 0 P: 4	R: 0 E: 0 K: 0 S: 3	H: 0 LOB: 3 BB: 3 P: 15	R: 0 E: 0 K: 1 S: 5	H: 0 LOB: 0 BB: 0 P: 5	R: 1 E: 0 K: 2 S: 8	H: 1 LOB: 0 BB: 0 P: 8	R: 0 E: 0 K: 1 S: 4	H: 1 LOB: 1 BB: 0 P: 4	R: 0 E: 0 K: 1 S: 7	H: 2 LOB: 2 BB: 0 P: 7	R: 5 E: 0 K: 0 S: 7	H: 4 LOB: 2 BB: 3 P: 19	R: 0 E: 0 K: 1 S: 7	H: 2 LOB: 2 BB: 0 P: 7	1B: 7 2B: 3 3B: 0 HR: 1	SF: 0 SAC: 1 DP: 0 HBP: 0	WP: 0 PB: 0 SB: 0 CS: 0	PA: 44
PITCHER	IP WLS BF H R ER SO BB IBB HBP BLK WP HR S P ERA WHIP											PITCHER	IP WLS BF H R ER SO BB IBB HBP BLK WP HR S P ERA WHIP									
Dave Sisler, R (1, 1) ERA: 4.41	7.0 L 30 5 2 2 4 4 0 0 0 0 1 34 50 2.57 1.286																					
Ike Delock, R (8, 1) ERA: 4.76	0.1 L 5 3 2 2 0 1 0 0 0 0 0 4 8 54.00 12.000																					
Bob Chakales, R (8, 1) ERA: 4.97	1.2 L 9 3 2 2 1 1 0 0 0 0 0 10 14 10.80 2.400																					

Washington Senators @ Boston Red Sox
 Fenway Park, Boston, MA
 Sun May 12 1957, 3:38 AM EDT
 Att. 13,975 - Unknown

AB	37
R	6
H	11
RBI	6
BB	6
SO	5
LOB	22



Batter	1	2	3	4	5	6	7	8	9	AB R H RBI BB SO LOB	TOP		
Eddie Yost, R OBP: 0.446, SLG: 0.333 (1, 5) X	0-0 F5		0-0 E6 4-3 G3 1B	0-0 6-3		0-0 P6		0-0 FC1-6-5-4 2-3		5 1 0 0 0 0 4			
Jerry Snyder, R OBP: 0.206, SLG: 0.217 (1, 6) S S S	0-3 K		0-0 G3 1-2		0-0 4-3		0-0 F7		0-0 P5	5 0 0 0 0 1 1			
Pete Runnels, L OBP: 0.361, SLG: 0.299 (1, 3) X	0-0 L8		0-0 4-3		0-0 L9		0-0 L8		4-0 BB BB	4 0 0 0 1 0 1			
Roy Sievers, R OBP: 0.410, SLG: 0.594 (1, 7) Faye Throneberry, L OBP: 0.135, SLG: 0.030 (9, PR) (9, 7)		0-0 2B 1B	4-0 1B BB		0-0 6-3		0-0 BB 1B		4-0 BB BB G4-6-3 1-2	3 2 2 0 2 0 0 0 0 0 0 0 0 0			
Herb Plews, L OBP: 0.296, SLG: 0.337 (1, 4) X		0-0 2B 1-H	0-0 1B 1-3			0-0 E BB SF7 1B		4-0 1B BB	0-0 G4-6-3 1-2f	4 2 3 2 1 0 2			
Jim Lemon, R OBP: 0.349, SLG: 0.385 (1, 9) X		0-0 2B 2-H	0-3 K 3-H			4-0 BB BB 1-2		0-0 BB 1-3 2-H 1B		3 0 2 2 1 1 2			
Whitey Herzog, L OBP: 0.318, SLG: 0.189 (1, 8) X	0-0 F7			0-0 L7		4-0 BB BB 1-2 2-3		0-0 F7		3 0 0 0 1 0 2			
Lou Berberet, L OBP: 0.333, SLG: 0.320 (1, 2) X	0-0		0-0 E9 SH3 1B		0-0 E9 SH3		0-0 SF7		4-0 FC1-6-5 SH3-4 BB	2 0 1 1 1 0 0			
Ted Abernathy, R OBP: 0.333, SLG: 0.200 (1, 1) S S S	0-3 K		0-0 SH3 1-2		0-0 SH3		0-3 K		0-0 SH3-4 1-2	2 0 0 0 0 2 3			
Inning Stats	R: 0 E: 0 K: 1 S: 5 H: 0 LOB: 0 BB: 0 P: 5	R: 2 E: 0 K: 1 S: 8 H: 4 LOB: 1 BB: 0 P: 8	R: 1 E: 1 K: 1 S: 7 H: 1 LOB: 2 BB: 1 P: 11	R: 0 E: 1 K: 0 S: 4 H: 0 LOB: 1 BB: 0 P: 4	R: 0 E: 0 K: 0 S: 3 H: 0 LOB: 0 BB: 0 P: 3	R: 1 E: 1 K: 1 S: 6 H: 1 LOB: 2 BB: 2 P: 14	R: 1 E: 0 K: 0 S: 5 H: 2 LOB: 2 BB: 1 P: 9	R: 0 E: 0 K: 0 S: 2 H: 0 LOB: 0 BB: 1 P: 6	R: 0 E: 0 K: 0 S: 2 H: 0 LOB: 2 BB: 2 P: 10	1B: 6 2B: 3 3B: 0 HR: 0 SF: 1 SAC: 2 DP: 2 HBP: 0	WP: 0 PB: 0 SB: 0 CS: 0 PA: 41		
PITCHER	IP WLS BF H R ER SO BB IBB HBP BLK WP HR S P ERA WHIP											PITCHER	IP WLS BF H R ER SO BB IBB HBP BLK WP HR S P ERA WHIP
Willard Nixon, R ERA: 4.18 (1, 1)	5.0 L 25 6 4 3 3 3 0 0 0 0 0 0 28 40 5.40 1.800												
George Susce, R ERA: 3.12 (6, 1)	3.0 12 2 1 1 1 2 0 0 0 0 0 0 12 20 3.00 1.333												
Rudy Minarcin, R ERA: (9, 1)	1.0 4 0 0 0 0 0 2 0 0 0 0 0 2 10 0.00 2.000												

Washington Senators @ Boston Red Sox
 Fenway Park, Boston, MA
 Mon May 13 1957, 7:05 PM EDT
 Att. 21,835 - Unknown

AB	31
R	5
H	8
RBI	5
BB	7
SO	4
LOB	15



WP: 0	PA: 41
PB: 0	
SB: 0	
CS: 0	

ERA	WHIP

Batter	1	2	3	4	5	6	7	8	9	AB R H RBI BB SO LOB	TOP											
Luis Aparicio, R OBP: 0.272, SLG: 0.228 (1, 6)	0-0 4-3		0-0 F8	0-0 F5			0-0 P4		0-0 6-3	5 0 0 0 0 0 3												
Nellie Fox, L OBP: 0.438, SLG: 0.529 (1, 4)	0-0 F2		0-0 2B			0-0 F9	0-0 F8		0-0 2B	5 0 2 0 0 0 0												
Minnie Minoso, R OBP: 0.385, SLG: 0.405 (1, 7)	0-0 2B		0-0 1-3			4-0 F3 BB	0-0 P4		4-0 G6-4-3 BB	3 1 1 0 2 0 1												
Sherm Lollar, R OBP: 0.253, SLG: 0.405 (1, 2)	0-0 2B			0-0 F9	0-0 F3			0-3 K	0-0 G6-4-3	5 0 1 1 0 1 3												
Larry Doby, L OBP: 0.359, SLG: 0.457 (1, 8)	0-0 G3			4-0 F8 BB BB	0-0 F7			0-0 1B		3 2 1 0 1 0 2												
Jim Landis, R OBP: 0.429, SLG: 0.400 (1, 9)		0-0 6-3		4-0 BB S BB		0-0 6-3		4-0 1B BB		2 1 0 0 2 0 0												
Walt Dropo, R OBP: 0.294, SLG: 0.636 (1, 3)		0-3 K		0-0 F8		0-0 HR		0-0 1B		4 1 2 2 0 1 2												
Bubba Phillips, R OBP: 0.300, SLG: 0.233 (1, 5)		0-0 F8		4-0 BB BB		0-0 6-3		4-0 1B BB		2 0 0 0 1 0 0												
Ron Northey, L OBP: 0.357, SLG: 0.182 (8, PH)				1-2 BB BB				1-3 2-H FC6-4-3-2		0 0 0 0 1 0 0												
Fred Hatfield, L OBP: 0.263, SLG: 0.176 (8, PR)				1-2 BB BB				1-2 BB		0 0 0 0 0 0 0												
Jim Wilson, R OBP: 0.133, SLG: 0.071 (1, 1)			0-3 K	4-0 1-2 2-3 3-H BB		0-0 L5		0-0 FC6-4-3-2		3 0 0 2 1 1 2												
Inning Stats	R: 1 E: 0 K: 0 S: 5	H: 2 LOB: 1 BB: 0 P: 5	R: 0 E: 0 K: 1 S: 5	H: 0 LOB: 0 BB: 0 P: 5	R: 0 E: 0 K: 1 S: 6	H: 1 LOB: 1 BB: 0 P: 6	R: 1 E: 0 K: 0 S: 3	H: 0 LOB: 3 BB: 4 P: 19	R: 0 E: 0 K: 0 S: 3	H: 0 LOB: 1 BB: 1 P: 7	R: 1 E: 0 K: 0 S: 4	H: 1 LOB: 0 BB: 0 P: 4	R: 0 E: 0 K: 0 S: 3	H: 0 LOB: 0 BB: 0 P: 3	R: 2 E: 0 K: 1 S: 6	H: 2 LOB: 1 BB: 2 P: 14	R: 0 E: 0 K: 0 S: 3	H: 1 LOB: 1 BB: 1 P: 7	1B: 2 2B: 5 3B: 0 HR: 1	SF: 0 SAC: 0 DP: 2 HBP: 0	WP: 0 PB: 0 SB: 1 CS: 0	PA: 40
PITCHER	IP WLS BF H R ER SO BB IBB HBP BLK WP HR S P ERA WHIP																				PITCHER	IP WLS BF H R ER SO BB IBB HBP BLK WP HR S P ERA WHIP
Chuck Stobbs, L ERA: 7.41 (1, 1)	7.1 L 33 5 5 5 3 6 0 0 0 0 1 33 57 6.14 1.500																					
Russ Kemmerer, R ERA: 10.64 (8, 1)	0.2 3 1 0 0 0 0 1 0 0 0 0 0 2 6 0.00 3.000																					
Bud Byerly, R ERA: 3.68 (9, 1)	1.0 4 1 0 0 0 0 1 0 0 0 0 0 3 7 0.00 2.000																					

Chicago White Sox @ Washington Senators
Griffith Stadium, Washington, DC
Wed May 15 1957, 7:05 PM EDT
Att. 5,380 - Unknown

AB	32
R	5
H	7
RBI	5
BB	8
SO	3
LOB	13



livebaseballscorecards.com

Batter	1	2	3	4	5	6	7	8	9	AB R H RBI BB SO LOB	TOP		
Bubba Phillips, R OBP: 0.364, SLG: 0.417 (1, 5) X	0-0 F8 SF7 1B		0-0 HR		0-0 1B FC6-4	0-0 1B FC6-4		0-0 1B 3B		5 4 5 1 0 0 0	Chicago White Sox @ Washington Senators Griffith Stadium, Washington, DC Thu May 16 1957, 7:05 PM EDT Att. 4,258 - Unknown livebaseballscorecards.com		
Nellie Fox, L OBP: 0.455, SLG: 0.539 (1, 4) X	0-0 1-2 1B		4-0 G3 5-3 2B BB		0-0 1-3 1B FC6-4	0-0 1-2f 2-3 FC6-4 FC5-4		0-0 3-H 1B		4 1 3 1 1 0 2			
Minnie Minoso, R OBP: 0.366, SLG: 0.382 (1, 7) X	0-0 2-3 F8		0-0 1-2 5-3		0-0 1-2f 3-H 1B FC6-4 S SF8	0-0 1-2f FC5-4		0-0 1-2 3-1		5 1 0 1 0 0 7			
Larry Doby, L OBP: 0.351, SLG: 0.447 (1, 8) X	0-0 3-H SF7		0-0 2-3 G3		0-0 1-3 1B BB		0-0 1 F7	0-0 1 P6		4 0 1 1 0 0 2			
Sherm Lollar, R OBP: 0.261, SLG: 0.416 (1, 2) X	0-0 P5		0-0 3-H 2B		0-0 3-H 1B SF8		4-0 BB HR	0-0 1 6-3		3 1 1 2 1 0 1			
Jim Landis, R OBP: 0.439, SLG: 0.453 (1, 9) X		0-0 1-3 1B	0-0 F8		4-0 1-2 1B BB FC6-4		0-0 1-H HR	0-0 2 5-3		4 1 2 2 1 0 1			
Walt Dropo, R OBP: 0.256, SLG: 0.553 (1, 3) X		0-0 1-2 1-3		0-3 K	0-0 1-2f FC6-4		0-0 2 6-3	0-0 3 P6		5 0 0 0 0 1 3			
Luis Aparicio, R OBP: 0.262, SLG: 0.219 (1, 6) X		0-0 F7		0-0 6-3		0-0 1 F8	0-0 3 F8		4 0 0 0 0 0 1				
Billy Pierce, L OBP: 0.190, SLG: 0.238 (1, 1) X		0-0 4-3		0-0 F6		0-0 FC6-4 1B		0-0 1 6-3		4 0 1 0 0 0 1			
Inning Stats	R: 1 E: 0 K: 0 S: 5 H: 2 LOB: 1 BB: 0 P: 5	R: 0 E: 0 K: 0 S: 4 H: 1 LOB: 1 BB: 0 P: 4	R: 2 E: 0 K: 0 S: 5 H: 2 LOB: 1 BB: 1 P: 9	R: 0 E: 0 K: 1 S: 5 H: 0 LOB: 0 BB: 0 P: 5	R: 2 E: 0 K: 0 S: 6 H: 3 LOB: 2 BB: 1 P: 10	R: 0 E: 0 K: 0 S: 5 H: 2 LOB: 2 BB: 0 P: 5	R: 2 E: 0 K: 0 S: 4 H: 1 LOB: 0 BB: 1 P: 8	R: 1 E: 1 K: 0 S: 5 H: 2 LOB: 1 BB: 0 P: 5	R: 0 E: 0 K: 0 S: 3 H: 0 LOB: 0 BB: 0 P: 3	1B: 9 2B: 1 3B: 1 HR: 2 SF: 2 SAC: 0 DP: 0 HBP: 0	WP: 0 PB: 0 SB: 1 CS: 0 PA: 43		
PITCHER	IP WLS BF H R ER SO BB IBB HBP BLK WP HR S P ERA WHIP											PITCHER	IP WLS BF H R ER SO BB IBB HBP BLK WP HR S P ERA WHIP
Pedro Ramos, R ERA: 3.53 (1, 1)	6.0 L 30 10 5 5 1 2 0 0 0 0 0 1 30 38 7.50 2.000												
Evelio Hernandez, R ERA: 4.2 (7, 1)	2.0 10 3 3 3 0 1 0 0 0 0 0 1 9 13 13.50 2.000												
Tex Clevenger, R ERA: 2.08 (9, 1)	1.0 3 0 0 0 0 0 0 0 0 0 0 0 0 3 3 0.00 0.000												

Batter	1	2	3	4	5	6	7	8	9	AB R H RBI BB SO LOB	TOP																												
Jim Busby, R (1, 8) OBP: 0.190, SLG: 0.333	0-3 K		0-0 F2		0-0 BB 1B	0-0 P4		0-0 F7		5 1 1 0 0 1 2																													
Gene Woodling, L (1, 7) OBP: 0.486, SLG: 0.534	0-0 1B		0-0 2B		0-3 K	0-0 3-1		0-3 K		5 0 2 0 0 2 4																													
Al Smith, R (1, 5) OBP: 0.375, SLG: 0.358	0-3 K		0-3 K		0-3 K		0-0 F7		1-0 6-3 HBP	4 0 0 0 0 3 4																													
Vic Wertz, L (1, 3) Joe Altobelli, L (9, 3) OBP: 0.468, SLG: 0.437 OBP: 0.300, SLG: 0.250	0-3 K			4-0 BB 1B	4-0 1B BB		4-0 1B BB		0-0 6-3	2 1 0 0 3 1 2 0 0 0 0 0 0 0																													
Rocky Colavito, R (1, 9) OBP: 0.386, SLG: 0.446		0-0 6-3		4-0 CS 1B BB	0-0 1B		0-0 1B		0-0 F8	4 0 2 2 1 0 1																													
Russ Nixon, L (1, 2) Jim Hegan, R (9, 2) OBP: 0.257, SLG: 0.303 OBP: 0.283, SLG: 0.200		0-0 G3		0-0 CS 1B BB	4-0 1B IBB		0-3 K		0-0 G3	4 0 1 1 1 1 3 0 0 0 0 0 0 0																													
Chico Carrasquel, R (1, 6) OBP: 0.342, SLG: 0.304		0-0 1B		0-3 K	0-0 FC6-4		0-3 K			4 0 1 0 0 2 7																													
George Strickland, R (1, 4) OBP: 0.309, SLG: 0.310		0-0 1-3		0-3 K		0-0 E5 SH1-4		0-0 SH2-4 1B		4 0 1 0 0 1 2																													
Bud Daley, L (1, 1) Ray Narleski, R (8, 1)			0-0 1-3		4-0 BB 1B BB	0-0 SH1-4		0-0 SH2-4		1 1 0 0 1 0 0 0 0 0 0 0 0 0																													
Inning Stats	R: 0 E: 0 K: 3 S: 10	H: 1 LOB: 1 BB: 0 P: 10	R: 0 E: 0 K: 0 S: 4	H: 1 LOB: 1 BB: 0 P: 4	R: 0 E: 0 K: 1 S: 6	H: 1 LOB: 1 BB: 0 P: 6	R: 1 E: 0 K: 2 S: 7	H: 1 LOB: 1 BB: 2 P: 15	R: 2 E: 0 K: 2 S: 9	H: 2 LOB: 3 BB: 3 P: 21	R: 0 E: 1 K: 0 S: 4	H: 0 LOB: 1 BB: 0 P: 4	R: 0 E: 0 K: 2 S: 8	H: 1 LOB: 2 BB: 1 P: 12	R: 0 E: 0 K: 1 S: 6	H: 1 LOB: 1 BB: 0 P: 6	R: 0 E: 0 K: 0 S: 3	H: 0 LOB: 1 BB: 0 P: 4	1B: 7 2B: 2 3B: 0 HR: 0	SF: 0 SAC: 2 DP: 1 HBP: 1	WP: 0 PB: 0 SB: 0 CS: 2	PA: 42																	
PITCHER Camilo Pascual, R (1, 1) ERA: 5.0 Bud Byerly, R (9, 1) ERA: 3.24	IP 8.0	WLS L	BF 38	H 8	R 3	ER 3	SO 11	BB 5	IBB 1	HBP 0	BLK 0	WP 0	HR 0	S 54	P 78	ERA 3.38	WHIP 1.625						PITCHER IP 1.0	WLS L	BF 4	H 0	R 0	ER 0	SO 0	BB 0	IBB 0	HBP 1	BLK 0	WP 0	HR 0	S 3	P 4	ERA 0.00	WHIP 0.000

Cleveland Indians @ Washington Senators
Griffith Stadium, Washington, DC
Fri May 17 1957, 7:05 PM EDT
Att. 5,425 - Unknown

AB	33
R	3
H	8
RBI	3
BB	6
SO	11
LOB	25



livebaseballscorecards.com

BOTTOM

Cleveland Indians @ Washington Senators
Griffith Stadium, Washington, DC
Fri May 17 1957, 7:05 PM EDT
Att. 5,425 - Unknown

livebaseballscorecards.com

AB 32
R 1
H 5
RBI 0
BB 4
SO 11
LOB 17



WP: 1 PA: 37
PB: 0
SB: 0
CS: 0

AB R H RBI BB SO LOB

4 0 0 0 1 2 3

4 0 1 0 0 1 1

3 0 1 0 1 1 0

3 1 0 0 0 1 4

4 0 2 0 0 1 2

2 0 0 0 1 1 0

1 0 0 0 0 1 1

4 0 1 0 0 2 2

1-3 2B

3 0 0 0 0 0 2

1 0 0 0 0 1 2

2 0 0 0 0 0 0

1 0 0 0 0 0 0

0 0 0 0 0 0 0

0 0 0 0 1 0 0

1B: 3 SF: 0

2B: 2 SAC: 0

3B: 0 DP: 0

HR: 0 HBP: 1

1B: 3 SF: 0

2B: 2 SAC: 0

3B: 0 DP: 0

HR: 0 HBP: 1

1B: 3 SF: 0

2B: 2 SAC: 0

3B: 0 DP: 0

HR: 0 HBP: 1

1B: 3 SF: 0

2B: 2 SAC: 0

3B: 0 DP: 0

HR: 0 HBP: 1

1B: 3 SF: 0

2B: 2 SAC: 0

3B: 0 DP: 0

HR: 0 HBP: 1

1B: 3 SF: 0

2B: 2 SAC: 0

3B: 0 DP: 0

HR: 0 HBP: 1

1B: 3 SF: 0

2B: 2 SAC: 0

3B: 0 DP: 0

HR: 0 HBP: 1

1B: 3 SF: 0

2B: 2 SAC: 0

3B: 0 DP: 0

HR: 0 HBP: 1

1B: 3 SF: 0

2B: 2 SAC: 0

3B: 0 DP: 0

HR: 0 HBP: 1

1B: 3 SF: 0

2B: 2 SAC: 0

3B: 0 DP: 0

HR: 0 HBP: 1

1B: 3 SF: 0

2B: 2 SAC: 0

3B: 0 DP: 0

HR: 0 HBP: 1

1B: 3 SF: 0

2B: 2 SAC: 0

3B: 0 DP: 0

HR: 0 HBP: 1

1B: 3 SF: 0

2B: 2 SAC: 0

3B: 0 DP: 0

HR: 0 HBP: 1

1B: 3 SF: 0

2B: 2 SAC: 0

3B: 0 DP: 0

HR: 0 HBP: 1

1B: 3 SF: 0

2B: 2 SAC: 0

3B: 0 DP: 0

HR: 0 HBP: 1

1B: 3 SF: 0

2B: 2 SAC: 0

3B: 0 DP: 0

HR: 0 HBP: 1

1B: 3 SF: 0

2B: 2 SAC: 0

3B: 0 DP: 0

HR: 0 HBP: 1

1B: 3 SF: 0

2B: 2 SAC: 0

3B: 0 DP: 0

HR: 0 HBP: 1

1B: 3 SF: 0

2B: 2 SAC: 0

3B: 0 DP: 0

HR: 0 HBP: 1

1B: 3 SF: 0

2B: 2 SAC: 0

3B: 0 DP: 0

HR: 0 HBP: 1

1B: 3 SF: 0

2B: 2 SAC: 0

3B: 0 DP: 0

HR: 0 HBP: 1

1B: 3 SF: 0

2B: 2 SAC: 0

3B: 0 DP: 0

HR: 0 HBP: 1

1B: 3 SF: 0

2B: 2 SAC: 0

3B: 0 DP: 0

HR: 0 HBP: 1

1B: 3 SF: 0

2B: 2 SAC: 0

3B: 0 DP: 0

HR: 0 HBP: 1

1B: 3 SF: 0

2B: 2 SAC: 0

3B: 0 DP: 0

HR: 0 HBP: 1

1B: 3 SF: 0

2B: 2 SAC: 0

3B: 0 DP: 0

HR: 0 HBP: 1

1B: 3 SF: 0

2B: 2 SAC: 0

3B: 0 DP: 0

HR: 0 HBP: 1

1B: 3 SF: 0

2B: 2 SAC: 0

3B: 0 DP: 0

HR: 0 HBP: 1

1B: 3 SF: 0

2B: 2 SAC: 0

3B: 0 DP: 0

HR: 0 HBP: 1

1B: 3 SF: 0

2B: 2 SAC: 0

3B: 0 DP: 0

HR: 0 HBP: 1

1B: 3 SF: 0

2B: 2 SAC: 0

3B: 0 DP: 0

HR: 0 HBP: 1

1B: 3 SF: 0

2B: 2 SAC: 0

3B: 0 DP: 0

HR: 0 HBP: 1

1B: 3 SF: 0

2B: 2 SAC: 0

3B: 0 DP: 0

HR: 0 HBP: 1

1B: 3 SF: 0

2B: 2 SAC: 0

3B: 0 DP: 0

HR: 0 HBP: 1

1B: 3 SF: 0

2B: 2 SAC: 0

3B: 0 DP: 0

HR: 0 HBP: 1

1B: 3 SF: 0

2B: 2 SAC: 0

3B: 0 DP: 0

HR: 0 HBP: 1

1B: 3 SF: 0

2B: 2 SAC: 0

3B: 0 DP: 0

HR: 0 HBP: 1

1B: 3 SF: 0

2B: 2 SAC: 0

3B: 0 DP: 0

HR: 0 HBP: 1

1B: 3 SF: 0

2B: 2 SAC: 0

3B: 0 DP: 0

HR: 0 HBP: 1

1B: 3 SF: 0

2B: 2 SAC: 0

3B: 0 DP: 0

HR: 0 HBP: 1

1B: 3 SF: 0

2B: 2 SAC: 0

3B: 0 DP: 0

HR: 0 HBP: 1

1B: 3 SF: 0

2B: 2 SAC: 0

3B: 0 DP: 0

HR: 0 HBP: 1

1B: 3 SF: 0

2B: 2 SAC: 0

3B: 0 DP: 0

HR: 0 HBP: 1

1B: 3 SF: 0

2B: 2 SAC: 0

3B: 0 DP: 0

HR: 0 HBP: 1

1B: 3 SF: 0

2B: 2 SAC: 0

3B: 0 DP: 0

HR: 0 HBP: 1

1B: 3 SF: 0

2B: 2 SAC: 0

3B: 0 DP: 0

HR: 0 HBP: 1

1B: 3 SF: 0

2B: 2 SAC: 0

3B: 0 DP: 0

HR: 0 HBP: 1

1B: 3 SF: 0

2B: 2 SAC: 0

3B: 0 DP: 0

HR: 0 HBP: 1

1B: 3 SF: 0

2B: 2 SAC: 0

3B: 0 DP: 0

HR: 0 HBP: 1

1B: 3 SF: 0

2B: 2 SAC: 0

3B: 0 DP: 0

HR: 0 HBP: 1

1B: 3 SF: 0

2B: 2 SAC: 0

3B: 0 DP: 0

HR: 0 HBP: 1

1B: 3 SF: 0

2B: 2 SAC: 0

3B: 0 DP: 0

HR: 0 HBP: 1

1B: 3 SF: 0

2B: 2 SAC: 0

3B: 0 DP: 0

HR: 0 HBP: 1

1B: 3 SF: 0

2B: 2 SAC: 0

3B: 0 DP: 0

HR: 0 HBP: 1

1B: 3 SF: 0

2B: 2 SAC: 0

3B: 0 DP: 0

HR: 0 HBP: 1

1B: 3 SF: 0

2B: 2 SAC: 0

3B: 0 DP: 0

HR: 0 HBP: 1

1B: 3 SF: 0

2B: 2 SAC: 0

3B: 0 DP: 0

HR: 0 HBP: 1

1B: 3 SF: 0

2B: 2 SAC: 0

3B: 0 DP: 0

HR: 0 HBP: 1

1B: 3 SF: 0

2B: 2 SAC: 0

3B: 0 DP: 0

HR: 0 HBP: 1

1B: 3 SF: 0

2B: 2 SAC: 0

3B: 0 DP: 0

HR: 0 HBP: 1

1B: 3 SF: 0

2B: 2 SAC: 0

3B: 0 DP: 0

HR: 0 HBP: 1

1B: 3 SF: 0

Batter	1	2	3	4	5	6	7	8	9	AB R H RBI BB SO LOB	TOP									
Jim Busby, R (1, 8) <small>OBP: 0.234, SLG: 0.413</small>	0-0 HR		4-0 G3 BB HBP	0-0 6-3	0-0 F8			0-0 1B FC4-6 1B		4 3 2 1 1 0 1	Cleveland Indians @ Washington Senators Griffith Stadium, Washington, DC Sat May 18 1957, 3:33 AM EDT Att. 4,085 - Unknown									
Gene Woodling, L (1, 7) <small>OBP: 0.494, SLG: 0.525</small>	0-0 4-3		4-0 HBP G3 1-2 FC6-4 BB	4-0 1B 1B	0-0 P4		0-0 FC4-6 1-3 1B		3 2 1 0 2 0 1											
Hal Naragon, L (1, 2) <small>OBP: 0.292, SLG: 0.190</small>	1-0 HBP		0-0 G3	0-0 1B 1B			0-0 FC4-6 1-2f 3-H		4 1 1 1 0 0 3											
Vic Wertz, L (1, 3) <small>OBP: 0.474, SLG: 0.433</small> Joe Altobelli, L (9, 3) <small>OBP: 0.300, SLG: 0.250</small>	0-3 K		4-0 FC6-4 HBP 1B IBB	0-0 1B 1B	4-0 L6-3 BB		0-0 4-3		3 2 1 1 2 1 2 0 0 0 0 0 0 0											
Rocky Colavito, R (1, 9) <small>OBP: 0.398, SLG: 0.449</small>	0-3 K		1-0 FC6-4 1-2 2-3 3-H HBP	0-0 1B 1B	0-0 L6-3 1-2		0-0 4-3 1B		4 0 2 2 0 1 2											
Kenny Kuhn, L (1, 5) <small>OBP: 0.211, SLG: 0.211</small>		0-0 G1	0-0 FC6-4 1-2f 2-3 3-H 1B 1B	0-0 1B			0-0 4-3 1-2		5 0 1 2 0 0 3											
Chico Carrasquel, R (1, 6) <small>OBP: 0.357, SLG: 0.324</small>		0-0 CS 1B	0-0 1B 1-2 3-H 1B	0-0 P4			0-0 5-3		5 0 3 1 0 0 2											
George Strickland, R (1, 4) <small>OBP: 0.326, SLG: 0.320</small>		4-0 1-2 BB	0-0 1-2 2-3 1B		0-0 1B		0-0 4-3		4 0 2 0 1 0 2											
Mike Garcia, R (1, 1) <small>OBP: 0.231, SLG: 0.167</small> Cal McLish, S (3, 1)	0-0 4-3		0-3 K		0-3 K		0-3 K		2 0 0 0 0 1 4 2 0 0 0 0 2 1											
Inning Stats	R: 1 E: 0 K: 2 S: 8	H: 1 LOB: 1 BB: 0 P: 9	R: 0 E: 0 K: 1 S: 3	H: 1 LOB: 1 BB: 1 P: 7	R: 3 E: 0 K: 1 S: 7	H: 2 LOB: 3 BB: 3 P: 20	R: 3 E: 0 K: 0 S: 6	H: 4 LOB: 1 BB: 1 P: 10	R: 0 E: 0 K: 1 S: 6	H: 1 LOB: 1 BB: 0 P: 6	R: 0 E: 0 K: 0 S: 2	H: 0 LOB: 0 BB: 1 P: 6	R: 0 E: 0 K: 0 S: 3	H: 1 LOB: 0 BB: 0 P: 3	R: 1 E: 0 K: 1 S: 7	H: 2 LOB: 1 BB: 0 P: 7	R: 0 E: 0 K: 0 S: 4	H: 1 LOB: 1 BB: 0 P: 4	1B: 12 SF: 0 2B: 1 SAC: 0 3B: 0 DP: 2 HR: 1 HBP: 2	WP: 0 PA: 44 PB: 0 SB: 0 CS: 1
PITCHER	IP WLS BF H R ER SO BB IBB HBP BLK WP HR S P ERA WHIP																			
Ted Abernathy, R (1, 1) <small>ERA: 6.13</small>	3.1 L 22 6 7 7 3 4 1 2 0 0 1 21 43 18.90 3.000																			
Evelio Hernandez, R (4, 1) <small>ERA: 3.57</small>	2.2 10 3 0 0 1 1 0 0 0 0 0 11 15 0.00 1.500																			
Dick Hyde, R (7, 1) <small>ERA: 6.27</small>	2.0 8 3 1 1 1 0 0 0 0 0 0 10 10 4.50 1.500																			
Tex Clevenger, R (9, 1) <small>ERA: 1.93</small>	1.0 4 1 0 0 0 0 0 0 0 0 0 4 4 0.00 1.000																			

livebaseballscorecards.com

AB	36
R	8
H	13
RBI	8
BB	6
SO	5
LOB	21



BOTTOM

Cleveland Indians @ Washington Senators
Griffith Stadium, Washington, DC

AB	34
R	1
H	8
RBI	1
BB	4
SO	7
LOB	18



WP:	1	PA:	39
PB:	0	SB:	0
CS:	0		

ERA	WHIP
3.38	2.250
0.00	0.947

Sat May 18 1957, 3:33 AM EDT
Att. 4,085 - Unknown

livebaseballscorecards.com

AB R H RBI BB SO LOB

4	1	1	0	1	0	1
5	0	0	0	0	1	2
4	0	1	0	1	0	0
4	0	1	0	0	1	3
3	0	3	1	1	0	0
2	0	0	0	1	1	4
4	0	1	0	0	1	5
4	0	1	0	0	1	1
1	0	0	0	0	1	1
1	0	0	0	0	0	0
1	0	0	0	0	0	1
0	0	0	0	0	0	0
1	0	0	0	0	1	0
0	0	0	0	0	0	0

1B:	7	SF:	0
2B:	2	SAC:	0
3B:	0	DP:	1
HR:	0	HBP:	1

IP	WLS	BF	H	R	ER	SO	BB	IBB	HBP	BLK	WP	HR	S	P	ERA	WHIP
2.2		15	4	1	1	3	2	0	1	0	0	0	18	27	3.38	2.250
6.1	W	24	4	0	0	4	2	0	0	0	1	0	30	38	0.00	0.947

Batter	1	2	3	4	5	6	7	8	9
Eddie Yost, R OBP: 0.443, SLG: 0.318 (1, 5)	4-0 FC5-4 1B 2B BB	0-0 F7		0-0 1B		0-0 F7			0-0 3-1
Faye Throneberry, L OBP: 0.116, SLG: 0.026 (1, 8)	0-0 F7		0-0 4-3	0-3 K			0-0 F8		0-0 F7
Pete Runnels, L OBP: 0.360, SLG: 0.288 (1, 3)	0-0 FC5-4 1-2 1B		4-0 HBP 1B BB		0-0 1-3		0-0 4-3		0-0 4-3
Roy Sievers, R OBP: 0.399, SLG: 0.603 (1, 7)	0-0 FC5-4 2B 1-2f 2-3		0-0 P4		0-3 K		0-0 WP 1B		
Herb Plews, L OBP: 0.325, SLG: 0.385 (1, 4)	0-0 1-3 3-H 2B		0-0 HBP 1B		0-0 BB 1B		4-0 FC6-4 BB		
Jim Lemon, R OBP: 0.360, SLG: 0.413 (1, 9)	0-3 K		1-0 HBP		4-0 1-2 BB		0-0 FC6-4 1-2f		
Lou Berberet, L OBP: 0.333, SLG: 0.298 (1, 2)		0-0 1B	0-0 P6		0-3 K			0-0 F8	
Milt Bolling, R OBP: 0.200, SLG: 0.278 (1, 6)		0-3 K		0-0 F9		0-0 L6-3 1B		0-0 F7	
Ted Abernathy, R OBP: 0.386, SLG: 0.192 Evelio Hernandez, R Whitey Herzog, L OBP: 0.310, SLG: 0.175 Dick Hyde, R Julio Becquer, L OBP: 0.384, SLG: 0.476 Tex Clevenger, R OBP: 1.000, SLG: 1.000		0-3 K		0-0 5-3		0-0 L6-3 1-2		0-3 K	

Inning Stats	R: 1	H: 2	E: 0	K: 1	S: 7	LOB: 2	BB: 1	P: 11	R: 0	H: 1	E: 0	K: 2	S: 8	LOB: 1	BB: 0	P: 8	R: 0	H: 1	E: 0	K: 0	S: 4	LOB: 3	BB: 1	P: 9	R: 0	H: 1	E: 0	K: 1	S: 6	LOB: 1	BB: 0	P: 6	R: 0	H: 1	E: 0	K: 2	S: 8	LOB: 2	BB: 1	P: 12	R: 0	H: 1	E: 0	K: 0	S: 3	LOB: 0	BB: 0	P: 3	R: 0	H: 1	E: 0	K: 0	S: 4	LOB: 2	BB: 1	P: 8	R: 0	H: 0	E: 0	K: 1	S: 5	LOB: 0	BB: 0	P: 5	R: 0	H: 0	E: 0	K: 0	S: 3	LOB: 0	BB: 0	P: 3
--------------	------	------	------	------	------	--------	-------	-------	------	------	------	------	------	--------	-------	------	------	------	------	------	------	--------	-------	------	------	------	------	------	------	--------	-------	------	------	------	------	------	------	--------	-------	-------	------	------	------	------	------	--------	-------	------	------	------	------	------	------	--------	-------	------	------	------	------	------	------	--------	-------	------	------	------	------	------	------	--------	-------	------

PITCHER	IP	WLS	BF	H	R	ER	SO	BB	IBB	HBP	BLK	WP	HR	S	P	ERA	WHIP
Mike Garcia, R ERA: 2.76 (1, 1)	2.2		15	4	1	1	3	2	0	1	0	0	0	18	27	3.38	2.250
Cal McLish, R ERA: 1.4 (3, 1)	6.1	W	24	4	0	0	4	2	0	0	0	1	0	30	38	0.00	0.947

Batter	1	2	3	4	5	6	7	8	9	AB R H RBI BB SO LOB	TOP		
Frank Bolling, R (1, 4) OBP: 0.324, SLG: 0.445	0-0 P6	0-3 K			4-0 1B BB		0-0 6-3		0-0 6-3	4 1 0 0 1 1 1			
Harvey Kuenn, R (1, 6) OBP: 0.395, SLG: 0.461	0-0 5-3		0-0 L9		0-0 1B 1B		0-0 FC6-4 1B		0-0 4-3	5 1 2 0 0 0 0			
Ray Boone, R (1, 3) OBP: 0.377, SLG: 0.366	0-0 HR 1B		0-0 F9		0-0 1B 1B		0-0 FC6-4 BB BB		0-0 6-3	5 2 2 1 0 0 1			
Charlie Maxwell, L (1, 7) OBP: 0.373, SLG: 0.471	0-0 HR 1B		0-0 FC6-4 1B		0-0 6-3-6 1B		4-0 BB BB			3 1 3 3 1 0 0			
Reno Bertoia, R (1, 5) OBP: 0.400, SLG: 0.444	0-0 F8		0-0 FC6-4		0-0 6-3-6		4-0 BB BB			3 0 0 0 1 0 2			
Al Kaline, R (1, 9) OBP: 0.323, SLG: 0.429		0-0 G6-4-3 1B		0-0 L4	0-0 F7		0-0 F9			4 0 1 0 0 0 3			
Bill Tuttle, R (1, 8) OBP: 0.328, SLG: 0.384		0-0 G6-4-3 1-2f		0-0 E4		0-0 5-3		0-3 K		4 0 0 0 0 1 1			
Frank House, L (1, 2) OBP: 0.358, SLG: 0.447		4-0 2B BB		0-3 K		0-3 K		0-0 5-3		3 1 0 0 1 2 1			
Duke Maas, R (1, 1) OBP: 0.174, SLG: 0.182		0-0 1-H 2B		0-0 1-3		0-0 F3		0-0 6-3		4 0 1 1 0 0 1			
Inning Stats	R: 2 H: 2 E: 0 LOB: 0 K: 0 BB: 0 S: 5 P: 5	R: 1 H: 2 E: 0 LOB: 1 K: 1 BB: 1 S: 6 P: 10	R: 0 H: 1 E: 0 LOB: 1 K: 0 BB: 0 S: 4 P: 4	R: 0 H: 0 E: 1 LOB: 1 K: 1 BB: 0 S: 6 P: 6	R: 3 H: 3 E: 0 LOB: 0 K: 0 BB: 1 S: 5 P: 9	R: 0 H: 0 E: 0 LOB: 0 K: 1 BB: 0 S: 5 P: 5	R: 0 H: 1 E: 0 LOB: 3 K: 0 BB: 2 S: 4 P: 12	R: 0 H: 0 E: 0 LOB: 0 K: 1 BB: 0 S: 3 P: 3	R: 0 H: 0 E: 0 LOB: 0 K: 0 BB: 0 S: 3 P: 3	1B: 7 SF: 0 2B: 2 SAC: 0 3B: 0 DP: 2 HR: 1 HBP: 0	WP: 0 PA: 39 PB: 0 SB: 0 CS: 0		
PITCHER	IP WLS BF H R ER SO BB IBB HBP BLK WP HR S P ERA WHIP											PITCHER	IP WLS BF H R ER SO BB IBB HBP BLK WP HR S P ERA WHIP
Chuck Stobbs, L (1, 1) ERA: 7.71	2.0 L 10 4 3 3 1 1 0 0 0 0 0 1 11 15 13.50 2.500												
Russ Kemmerer, R (3, 1) ERA: 9.6	4.0 17 4 3 3 2 1 0 0 0 0 0 0 20 24 6.75 1.250												
Evelio Hernandez, R (7, 1) ERA: 3.38	1.0 6 1 0 0 0 2 0 0 0 0 0 0 4 12 0.00 3.000												
Dick Hyde, R (8, 1) ERA: 5.66	2.0 6 0 0 0 0 1 0 0 0 0 0 0 8 8 0.00 0.000												

Detroit Tigers @ Washington Senators
 Griffith Stadium, Washington, DC
 Sun May 19 1957, 3:33 AM EDT
 Att. 3,239 - Unknown

livebaseballscorecards.com

AB	35
R	6
H	9
RBI	5
BB	4
SO	4
LOB	10




Batter	1	2	3	4	5	6	7	8	9	AB	R	H	RBI	BB	SO	LOB
Eddie Yost, R OBP: 0.431, SLG: 0.306 (1, 5) S S	0-3 K			x 0-0 F8		x 0-0 E5 FC6-4		x 0-0 F7		4	0	0	0	0	1	0
Bob Usher, R OBP: 0.130, SLG: 0.091 (1, 8) X	0-0 6-3			S S S 0-3 K		x 0-0 FC6-4 1B 1-2f		S S S 0-3 K		4	0	0	0	0	2	1
Pete Runnels, L OBP: 0.364, SLG: 0.296 (1, 3) X	0-0 4-3			x 0-0 F8		x 0-0 1B 1-3		x 0-0 1B		4	0	2	0	0	0	0
Roy Sievers, R OBP: 0.387, SLG: 0.584 (1, 7)		x 0-0 F7		x 0-0 F8	x 0-0 F8	x 0-0 P4		x 0-0 F7		4	0	0	0	0	0	3
Herb Plews, L OBP: 0.331, SLG: 0.398 (1, 4)		x 0-0 G6-4-3 1B		x 0-0 E4 BB		x 0-0 2B		x 0-0 F7		4	1	2	0	0	0	0
Jim Lemon, R OBP: 0.364, SLG: 0.420 (1, 9)		x 0-0 G6-4-3 1-2f		B B B 4-0 1-2 BB		x 0-0 2B		S S S 0-3 K		3	0	1	1	1	1	1
Lou Berberet, L OBP: 0.314, SLG: 0.279 (1, 2)		S S S 0-3 K		x 0-0 F7		x 0-0 F8		x 0-0 F7		4	0	0	0	0	1	3
Milt Bolling, R OBP: 0.174, SLG: 0.238 (1, 6)		x 0-0 F9		S S S 0-3 K		x 0-0 F7		x 0-0 F7		3	0	0	0	0	1	3
Chuck Stobbs, L OBP: 0.250, SLG: 0.182 Russ Kenimerer, R (3, 1) Whitey Herzog, L OBP: 0.306, SLG: 0.172 (6, PH) Evelio Hernandez, R (7, 1) Julio Becquer, L OBP: 0.346, SLG: 0.455 (7, PH) Dick Hyde, R (8, 1)		x 0-0 1-3		x 0-0 1-3		x 0-0 1-3		x 0-0 1-3		0	0	0	0	0	0	0

Inning Stats	R: 0	H: 0	E: 0	LOB: 0	K: 1	BB: 0	S: 5	P: 5	R: 0	H: 1	E: 0	LOB: 0	K: 0	BB: 0	S: 3	P: 3	R: 0	H: 0	E: 0	LOB: 0	K: 1	BB: 0	S: 5	P: 5	R: 0	H: 0	E: 1	LOB: 2	K: 1	BB: 1	S: 6	P: 10	R: 0	H: 1	E: 1	LOB: 2	K: 0	BB: 0	S: 5	P: 5	R: 1	H: 2	E: 0	LOB: 1	K: 0	BB: 0	S: 5	P: 5	R: 0	H: 1	E: 0	LOB: 1	K: 1	BB: 0	S: 6	P: 6	R: 0	H: 0	E: 0	LOB: 0	K: 1	BB: 0	S: 5	P: 5	1B: 3	SF: 0	2B: 2	SAC: 0	3B: 0	DP: 1	HR: 0	HBP: 0	WP: 0	PA: 34
Duke Maas, R ERA: 1.74 (1, 1)	IP	WLS	BF	H	R	ER	SO	BB	IBB	HBP	BLK	WP	HR	S	P	ERA	WHIP	IP	WLS	BF	H	R	ER	SO	BB	IBB	HBP	BLK	WP	HR	S	P	ERA	WHIP	IP	WLS	BF	H	R	ER	SO	BB	IBB	HBP	BLK	WP	HR	S	P	ERA	WHIP																							

DETROIT TIGERS @ WASHINGTON SENATORS
 Griffith Stadium, Washington, DC
 Sun May 19 1957, 3:33 AM EDT
 Att. 3,239 - Unknown

AB	33
R	1
H	5
RBI	1
BB	1
SO	6
LOB	12



Batter	1	2	3	4	5	6	7	8	9	AB R H RBI BB SO LOB	TOP												
Frank Bolling, R OBP: 0.322, SLG: 0.435 (1, 4) X	0-0 1-3		4-0 CS BB		0-0 F9			0-0 6-3		3 0 0 0 1 0 1													
Harvey Kuenn, R OBP: 0.390, SLG: 0.462 (1, 6) X	0-0 1B 2B		0-0 F7		0-0 1-3			0-0 F9		4 1 1 0 0 0 2													
Ray Boone, R OBP: 0.381, SLG: 0.365 (1, 3) X	0-0 2-H 1B		4-0 1-2 BB			0-0 F2		0-0 E6		3 0 1 1 1 0 0													
Charlie Maxwell, L OBP: 0.368, SLG: 0.456 (1, 7) X	0-0 F8		0-0 4-3			4-0 BB		0-0 P2		3 0 0 0 1 0 3													
Reno Bertoia, R OBP: 0.385, SLG: 0.427 (1, 5) X	0-0 F9			0-3 K		0-3 K			0-0 5-3	4 0 0 0 0 2 2													
Al Kaline, R OBP: 0.313, SLG: 0.415 (1, 9)		0-0 L5-3		0-0 L6-3		0-0 L4			0-0 L4	4 0 0 0 0 0 1													
Bill Tuttle, R OBP: 0.326, SLG: 0.379 (1, 8)		0-0 1B		0-0 5-3			0-0 6-3		0-0 6-3	4 0 1 0 0 0 0													
Frank House, L OBP: 0.347, SLG: 0.432 (1, 2)		0-0 F3			0-0 G3		0-0 F5			3 0 0 0 0 0 1													
Frank Lary, R OBP: 0.278, SLG: 0.188 Al Aber, L (9, 1)		0-3 K			0-0 1B		0-3 K			3 0 1 0 0 2 1 0 0 0 0 0 0 0													
Inning Stats	R: 1 E: 0 K: 0 S: 5	H: 2 LOB: 1 BB: 0 P: 5	R: 0 E: 0 K: 1 S: 6	H: 1 LOB: 1 BB: 0 P: 6	R: 0 E: 0 K: 0 S: 2	H: 0 LOB: 1 BB: 2 P: 10	R: 0 E: 0 K: 1 S: 5	H: 0 LOB: 0 BB: 0 P: 5	R: 0 E: 0 K: 0 S: 4	H: 1 LOB: 1 BB: 0 P: 4	R: 0 E: 0 K: 1 S: 5	H: 0 LOB: 1 BB: 1 P: 9	R: 0 E: 0 K: 1 S: 5	H: 0 LOB: 0 BB: 0 P: 5	R: 0 E: 1 K: 0 S: 4	H: 0 LOB: 1 BB: 0 P: 4	R: 0 E: 0 K: 0 S: 3	H: 0 LOB: 0 BB: 0 P: 3	1B: 3 2B: 1 3B: 0 HR: 0	SF: 0 SAC: 0 DP: 0 HBP: 0	WP: 0 PB: 0 SB: 0 CS: 1	PA: 34	
PITCHER Pedro Ramos, R ERA: 3.1 (1, 1)	IP 9.0	WLS W	BF 34	H 4	R 1	ER 1	SO 4	BB 3	IBB 0	HBP 0	BLK 0	WP 0	HR 0	S 39	P 51	ERA 1.00	WHIP 0.778						PITCHER IP WLS BF H R ER SO BB IBB HBP BLK WP HR S P ERA WHIP

Detroit Tigers @ Washington Senators
 Griffith Stadium, Washington, DC
 Mon May 20 1957, 7:05 PM EDT
 Att. 2,429 - Unknown

livebaseballscorecards.com

AB 31
R 1
H 4
RBI 1
BB 3
SO 4
LOB 11



Batter	1	2	3	4	5	6	7	8	9	AB	R	H	RBI	BB	SO	LOB
Eddie Yost, R OBP: 0.426, SLG: 0.304 (1, 5)	0-0 4-3		0-0 F9		0-0 P5			0-0 CS 1B		4	0	1	0	0	0	0
Whitey Herzog, L OBP: 0.316, SLG: 0.197 (1, 8)	0-0 PB 1B 2B		0-0 4-3		4-0 CS BB			0-3 K 1-2		3	1	1	0	1	1	1
Pete Runnels, L OBP: 0.375, SLG: 0.305 (1, 3)	0-0 F8		0-0 1B		0-0 CS 1-2	4-0 G6-3 BB			0-0 SH5-4 1B HBP	3	1	2	0	1	0	1
Roy Sievers, R OBP: 0.390, SLG: 0.575 (1, 7)	4-0 1B 2-3 BB		0-0 F9		0-0 F9				1-0 1B SH5-4 HBP	2	0	0	0	1	0	2
Herb Plews, L OBP: 0.331, SLG: 0.396 (1, 4)	0-0 1-2 3-H 1B			0-0 F7		0-0 G6-3 1-2f			0-0 SH5-4	3	0	1	1	0	0	1
Jim Lemon, R OBP: 0.368, SLG: 0.417 (1, 9)	0-3 K			0-0 4-3					4-0 1B IBB	3	0	1	0	1	1	2
Lou Berberet, L OBP: 0.315, SLG: 0.270 (1, 2)		0-0 F7		4-0 FC5-4 BB					0-0 1B	2	0	0	0	1	0	1
Ed Fitz Gerald, R OBP: 0.326, SLG: 0.308 (9, PH)									0-0 1B	1	0	1	1	0	0	0
Milt Bolling, R OBP: 0.154, SLG: 0.208 (1, 6)		0-0 F8		0-0 FC5-4 1-2f					1-2 2-3 3-H 1B	3	0	0	0	0	0	2
Pedro Ramos, S OBP: 0.111, SLG: 0.111 (1, 1)		0-0 6-3			0-0 L8				0-3 K	3	0	0	0	0	1	0

Inning Stats	R: 1	H: 2	E: 0	LOB: 2	K: 1	P: 11	R: 0	H: 0	E: 0	LOB: 0	K: 0	P: 3	R: 0	H: 1	E: 0	LOB: 1	K: 0	P: 4	R: 0	H: 0	E: 0	LOB: 1	K: 0	P: 7	R: 0	H: 0	E: 0	LOB: 0	K: 0	P: 6	R: 0	H: 1	E: 0	LOB: 0	K: 0	P: 3	R: 0	H: 1	E: 0	LOB: 1	K: 2	P: 7	R: 1	H: 2	E: 0	LOB: 3	K: 0	P: 8	1B: 6	SF: 0	2B: 2	SAC: 1	3B: 0	DP: 3	HR: 0	HBP: 1	WP: 0	PA: 35
PITCHER	IP	WLS	BF	H	R	ER	SO	BB	IBB	HBP	BLK	WP	HR	S	P	ERA	WHIP																																									
Frank Lary, R ERA: 3.12 (1, 1)	8.1	L	33	6	2	2	3	4	1	1	0	0	0	33	54	2.16	1.200																																									
Al Aber, L ERA: 3.86 (9, 1)	0.0		1	1	0	0	0	0	0	0	0	0	0	1	1	∞	∞																																									

BOTTOM

Detroit Tigers @ Washington Senators
Griffith Stadium, Washington, DC
Mon May 20 1957, 7:05 PM EDT
Att. 2,429 - Unknown

livebaseballscores.com

AB 27
R 2
H 7
RBI 2
BB 5
SO 3
LOB 10




Batter	1	2	3	4	5	6	7	8	9	AB R H RBI BB SO LOB	TOP																								
Vic Power, R (1, 3) OBP: 0.365, SLG: 0.474	4-0 FC6-4 BB		X 0-0 1B		0-3 K		X 0-0 F8			3 0 1 0 1 1 1																									
Joe Demaestri, R (1, 6) OBP: 0.402, SLG: 0.451	0-0 FC6-4 G6-4-3 1-2f		X 0-0 4-3		0-0 1B		0-3 K			4 0 1 0 0 1 2																									
Gus Zernial, R (1, 7) OBP: 0.313, SLG: 0.500	0-0 G6-4-3 1-2f			BB BB BB	4-0 BB BB BB	0-3 K		X 0-0 6-3		3 0 0 0 1 1 2																									
Harry Simpson, L (1, 9) OBP: 0.382, SLG: 0.583		X 0-0 F9		BB BB BB	4-0 BB BB BB		X 0-0 G6-4-3 BB	X 0-0 G6-4-3 1B		2 0 1 0 2 0 0																									
Bob Cerv, R (1, 8) OBP: 0.365, SLG: 0.538		X 0-0 2B		X 0-0 F7		X 0-0 G6-4-3 1-2f		X 0-0 G6-4-3 1-2f		4 0 1 0 0 0 4																									
Hal Smith, R (1, 2) OBP: 0.304, SLG: 0.420		0-3 K		0-3 K		X 0-0 2B		X 0-0 FC5-4 1B		4 0 2 0 0 2 3																									
Billy Hunter, R (1, 5) OBP: 0.233, SLG: 0.350		X 0-0 6-3		BB BB BB	4-0 1-2 2-3 BB		4-0 IBB	X 0-0 FC5-4 1-2f		1 0 0 0 2 0 1																									
Irv Noren, L (9, PH) OBP: 0.300, SLG: 0.235										1 0 0 0 0 0 1																									
Clete Boyer, R (9, PR)										0 0 0 0 0 0 0																									
Ryne Duren, R (1, 1) OBP: 0.111, SLG: 0.111					0-3 K		X 0-0 4-3		X 0-0 F7	3 0 0 0 0 2 5																									
Virgil Trucks, R (7, 1) OBP: 0.375, SLG: 0.375					0-3 K					0 0 0 0 0 0 0																									
Lou Skizas, R (9, PH) OBP: 0.298, SLG: 0.461										1 0 0 0 0 0 1																									
Milt Graff, L (1, 4) OBP: 0.224, SLG: 0.235			X 0-0 1-3		X 0-0 CS 1B		X 0-0 F7		X 0-3 K2-3	3 0 1 0 0 0 0																									
Tim Thompson, L (9, PH) OBP: 0.143, SLG: 0.167										1 0 0 0 0 1 1																									
Inning Stats	R: 0 E: 0 K: 0 S: 2	H: 0 LOB: 0 BB: 1 P: 6	R: 0 E: 0 K: 1 S: 6	H: 1 LOB: 1 BB: 0 P: 6	R: 0 E: 0 K: 1 S: 6	H: 1 LOB: 1 BB: 0 P: 6	R: 0 E: 0 K: 2 S: 7	H: 0 LOB: 3 BB: 3 P: 19	R: 0 E: 0 K: 2 S: 8	H: 2 LOB: 1 BB: 0 P: 8	R: 0 E: 0 K: 0 S: 3	H: 1 LOB: 2 BB: 2 P: 11	R: 0 E: 0 K: 1 S: 5	H: 0 LOB: 0 BB: 0 P: 5	R: 0 E: 0 K: 0 S: 3	H: 1 LOB: 0 BB: 0 P: 3	R: 0 E: 0 K: 1 S: 6	H: 1 LOB: 1 BB: 0 P: 6	1B: 5 2B: 3 3B: 0 HR: 0	SF: 0 SAC: 0 DP: 4 HBP: 0	WP: 0 PB: 0 SB: 0 CS: 1	PA: 36													
PITCHER Camilo Pascual, R (1, 1) ERA: 4.17	IP 9.0	WLS W	BF 36	H 7	R 0	ER 0	SO 8	BB 5	IBB 1	HBP 0	BLK 0	WP 0	HR 0	S 46	P 70	ERA 0.00	WHIP 1.333																		
											PITCHER	IP	WLS	BF	H	R	ER	SO	BB	IBB	HBP	BLK	WP	HR	S	P	ERA	WHIP							

Kansas City Athletics @ Washington Senators
Griffith Stadium, Washington, DC
Tue May 21 1957, 7:05 PM EDT
Att. 2,066 - Unknown

livebaseballscorecards.com

AB 30
R 0
H 7
RBI 0
BB 6
SO 8
LOB 21



Batter	1	2	3	4	5	6	7	8	9
Eddie Yost, R (1, 5) OBP: 0.421, SLG: 0.303	0-0 F2			0-0 6-3		0-0 BB 1B	0-0 6-3		
Whitey Herzog, L (1, 8) OBP: 0.325, SLG: 0.215	0-3 K			0-3 K		0-0 1-2 1B		0-0 SH1-3 1B	
Pete Runnels, L (1, 3) OBP: 0.374, SLG: 0.300	0-3 K			0-0 4-3		4-0 1-2 2-3 BB		0-0 SH1-3	
Roy Sievers, R (1, 7) OBP: 0.387, SLG: 0.562 Bob Usher, R (8, PR) OBP: 0.130, SLG: 0.091 (9, 7)		0-0 5-3			0-3 K	0-3 K		4-0 1B IBB	
Herb Plews, L (1, 4) OBP: 0.320, SLG: 0.383		0-0 F8			0-0 4-3		0-0 F7	0-3 K	
Jim Lemon, R (1, 9) OBP: 0.372, SLG: 0.415		0-0 5-3			0-3 K		4-0 1B BB	0-0 1-2 2-H 1B	
Lou Berberet, L (1, 2) OBP: 0.325, SLG: 0.328			0-0 4-3			0-0 HR	0-0 SH1-3 1B	0-0 1-3	
Milt Bolling, R (1, 6) OBP: 0.143, SLG: 0.192 Julio Becquer, L (7, PH) OBP: 0.375, SLG: 0.478 Rocky Bridges, R (8, 6) OBP: 0.667, SLG: 0.500			0-3 K			0-3 K	0-0 SH1-3 1B		0-0 1-2 3-H 1B
Camilo Pascual, R (1, 1) OBP: 0.067, SLG: 0.067			0-0 1-3			0-3 K	0-0 SH1-3		0-0 1-2 2-3

AB	R	H	RBI	BB	SO	LOB
4	0	1	0	0	0	2
4	1	2	0	0	2	0
2	0	0	0	1	1	0
3	0	0	0	1	2	3
0	0	0	0	0	0	0
4	0	0	0	0	1	2
3	1	1	1	1	1	0
4	1	2	1	0	0	2
2	0	0	0	0	2	0
1	0	1	1	0	0	0
0	0	0	0	0	0	0
2	0	0	0	0	1	0

AB	29
R	3
H	7
RBI	3
BB	3
SO	10
LOB	9

Inning Stats		R: 0	H: 0	E: 0	LOB: 0	K: 2	BB: 0	S: 7	P: 7									
Ryne Duren, R (1, 1) ERA: 4.5		6.1	WLS: L	26	H: 5	R: 2	ER: 2	SO: 9	BB: 2	IBB: 0	HBP: 0	BLK: 0	WP: 0	HR: 1	S: 42	P: 50	ERA: 2.84	WHIP: 1.105
Virgil Trucks, R (7, 1) ERA: 2.89		1.2	WLS: L	8	H: 2	R: 1	ER: 1	SO: 1	BB: 0	IBB: 1	HBP: 0	BLK: 0	WP: 0	HR: 0	S: 9	P: 13	ERA: 5.40	WHIP: 1.200

Kansas City Athletics @ Washington Senators
Griffith Stadium, Washington, DC
 Tue May 21 1957, 7:05 PM EDT
 Att. 2,066 - Unknown



Batter	1	2	3	4	5	6	7	8	9	AB R H RBI BB SO LOB	TOP											
Vic Power, R OBP: 0.367, SLG: 0.506 (1, 3) X	0-0 P1 1-H	0-0 HR		0-0 SF8 3-H		0-0 1-3		4-0 BB		3 1 1 3 1 0 0	Kansas City Athletics @ Washington Senators Griffith Stadium, Washington, DC Wed May 22 1957, 3:33 AM EDT Att. 1,087 - Unknown											
Joe Demaestri, R OBP: 0.392, SLG: 0.460 (1, 6) X	0-0 HR 3B	0-0 6-3		0-0 6-3		0-3 K		0-0 4-3		5 1 1 0 0 1 4												
Gus Zernial, R OBP: 0.325, SLG: 0.560 (1, 7) X	0-0 HR 3-H		0-0 F8		0-0 G3 1B		0-0 HR		0-3 K	5 3 3 3 0 1 0												
Harry Simpson, L OBP: 0.375, SLG: 0.583 (1, 9) X	0-0 3B		0-0 6-3		0-0 G3 1-2		0-0 F8		0-3 K	5 0 1 0 0 1 1												
Bob Cerv, R OBP: 0.351, SLG: 0.509 (1, 8) S S S	0-3 K		0-0 5-3		0-0 WP 2B		0-3 K		0-0 1-3	5 1 1 1 0 2 1												
Hal Smith, R OBP: 0.313, SLG: 0.435 (1, 2) X	0-0 6-3			0-0 1B 1B		0-0 2B 1-H		0-0 F8		4 0 2 1 0 0 1												
Billy Hunter, R OBP: 0.234, SLG: 0.341 (1, 5) X		0-0 1-3		0-0 1B 1B		0-0 F8		0-0 F7		4 1 1 0 0 0 1												
Alex Kellner, R OBP: 0.300, SLG: 0.700 Wally Burnette, R OBP: 0.182, SLG: 0.182 Virgil Trucks, R OBP: 0.375, SLG: 0.375 (1, 1) (7, 1) (9, 1)		0-3 K		0-0 1B 1B		0-0 5-3		0-0 3-4-3 1B		3 0 1 0 0 1 1 1 0 1 0 0 0 0 0 0 0 0 0 0 0												
Milt Graff, L OBP: 0.234, SLG: 0.230 (1, 4) X		4-0 HR BB		4-0 1B 1B		0-0 G3		0-0 3-4-3 1-2		2 1 0 0 2 0 1												
Inning Stats	R: 2 E: 0 K: 1 S: 8	H: 3 LOB: 1 BB: 0 P: 8	R: 2 E: 0 K: 1 S: 6	H: 1 LOB: 0 BB: 1 P: 10	R: 0 E: 0 K: 0 S: 3	H: 0 LOB: 0 BB: 0 P: 3	R: 1 E: 0 K: 0 S: 5	H: 3 LOB: 2 BB: 1 P: 9	R: 2 E: 0 K: 0 S: 6	H: 3 LOB: 1 BB: 0 P: 6		R: 0 E: 0 K: 1 S: 5	H: 0 LOB: 0 BB: 0 P: 5	R: 1 E: 0 K: 1 S: 6	H: 1 LOB: 0 BB: 0 P: 6	R: 0 E: 0 K: 0 S: 4	H: 1 LOB: 2 BB: 1 P: 8	R: 0 E: 0 K: 2 S: 7	H: 0 LOB: 0 BB: 0 P: 7	1B: 6 2B: 1 3B: 2 HR: 3	SF: 1 SAC: 0 DP: 0 HBP: 0	WP: 1 PB: 0 SB: 1 CS: 0
PITCHER	IP WLS BF H R ER SO BB IBB HBP BLK WP HR S P ERA WHIP																					
Ted Abernathy, R ERA: 6.7 (1, 1)	2.0 L 11 4 4 4 2 1 0 0 0 0 0 2 14 18 18.00 2.500																					
Russ Kemmerer, R ERA: 9.87 (3, 1)	2.1 13 6 3 3 0 1 0 0 0 1 0 12 16 11.57 3.000																					
Tex Clevenger, R ERA: 2.16 (5, 1)	2.2 9 1 1 1 2 0 0 0 0 0 1 13 13 3.38 0.375																					
Bud Byerly, R ERA: 2.61 (8, 1)	2.0 8 1 0 0 2 1 0 0 0 0 0 11 15 0.00 1.000																					

livebaseballscorecards.com

AB	37
R	8
H	12
RBI	8
BB	3
SO	6
LOB	10



BOTTOM

Kansas City Athletics @ Washington Senators
Griffith Stadium, Washington, DC
Wed May 22 1957, 3:33 AM EDT
Att. 1,087 - Unknown

livebaseballscorecards.com

AB	38
R	6
H	13
RBI	5
BB	1
SO	4
LOB	16



WP:	0	PA:	39
PB:	0		
SB:	0		
CS:	0		

AB R H RBI BB SO LOB

5 1 2 1 0 0 0

5 0 2 1 0 0 2

5 0 0 0 0 1 5

3 2 1 1 1 0 1

4 1 2 2 0 1 0

4 0 1 0 0 0 1

4 1 2 0 0 1 2

3 0 1 0 0 0 2

1 0 1 0 0 0 0

0 1 0 0 0 0 0

0-0

0-0

0-3

4-0

0-0

0-0

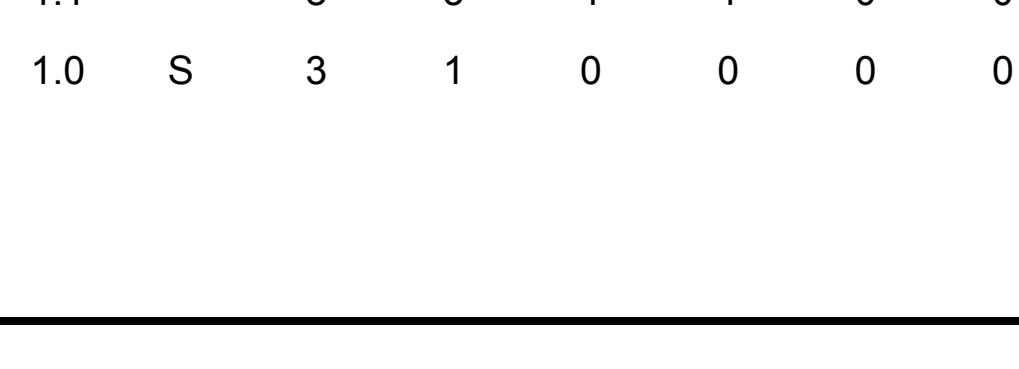
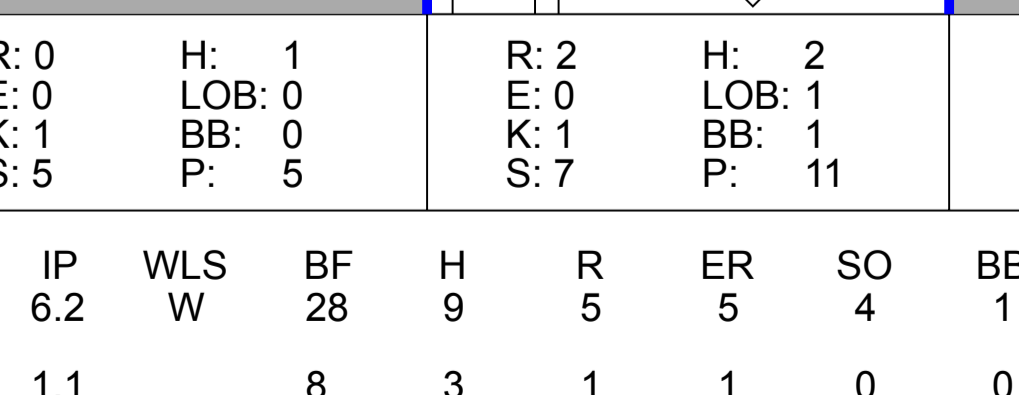
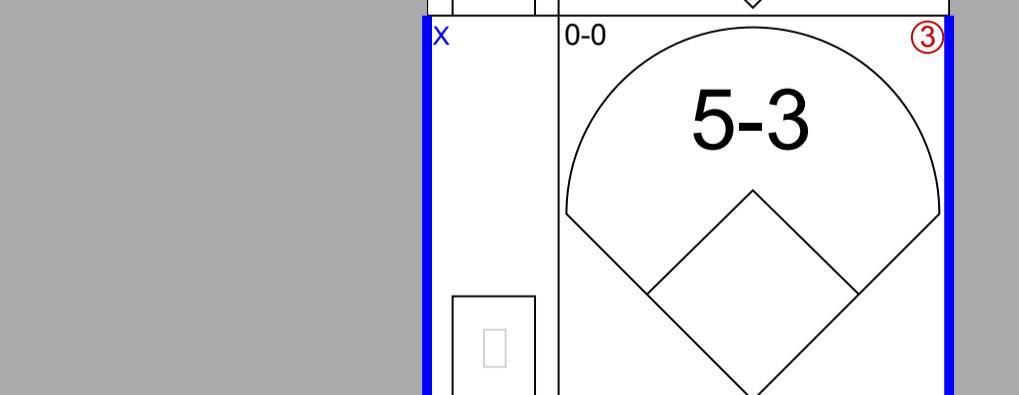
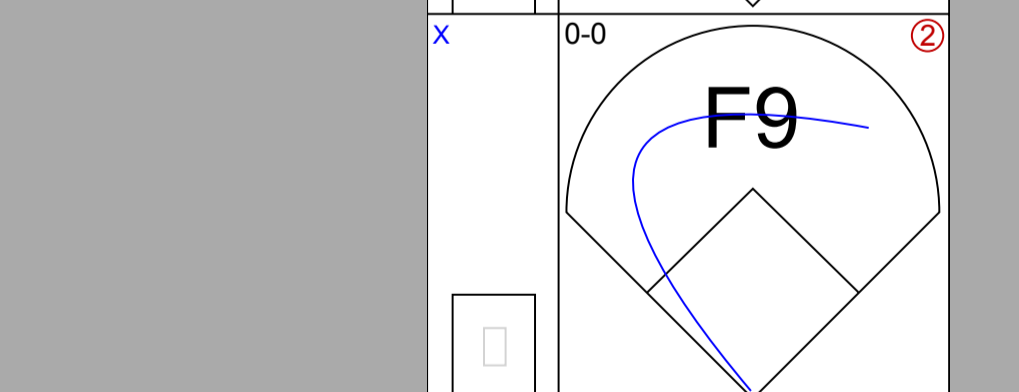
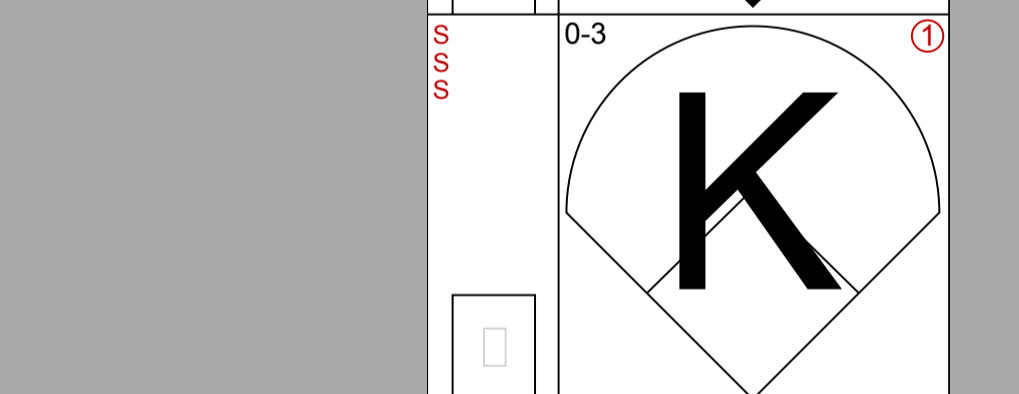
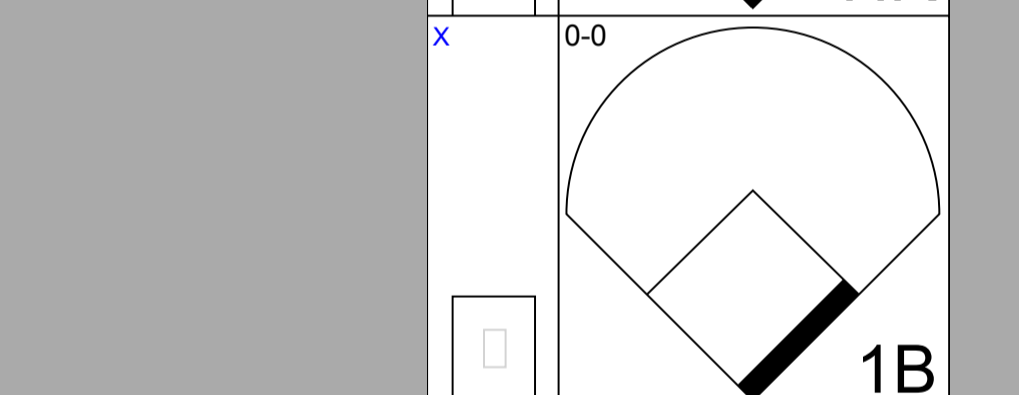
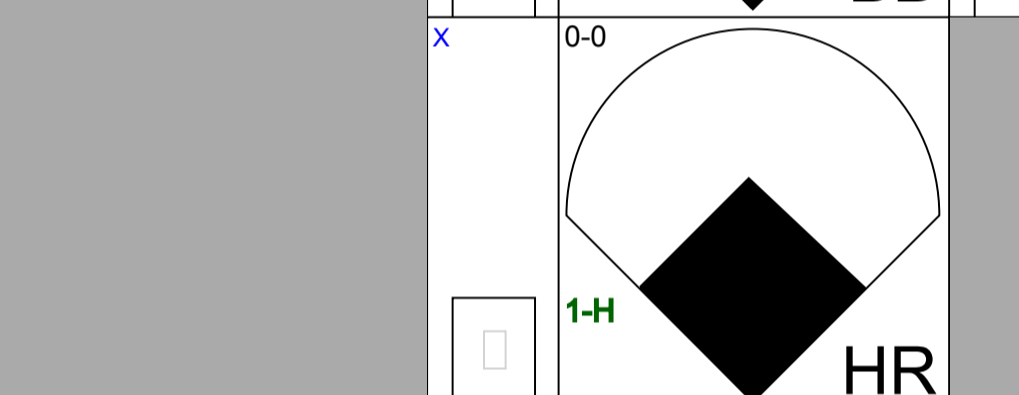
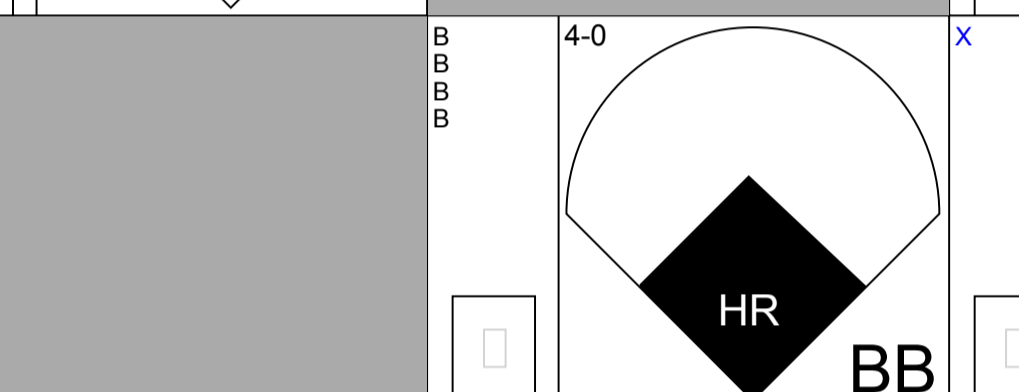
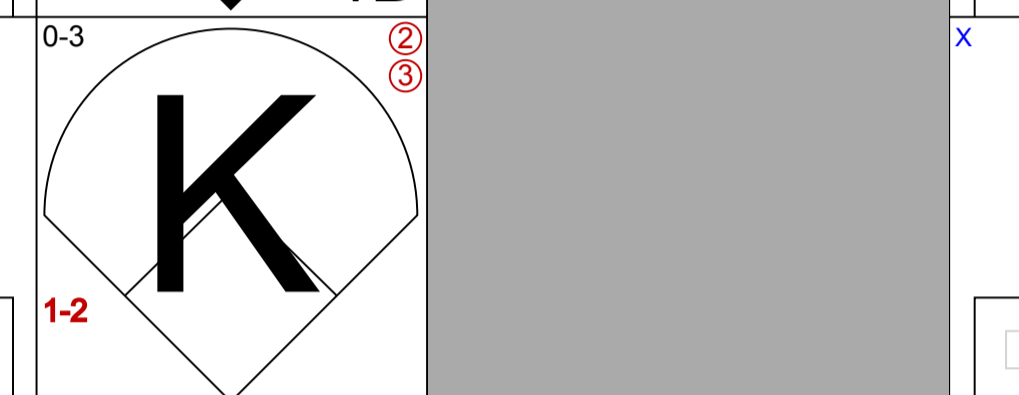
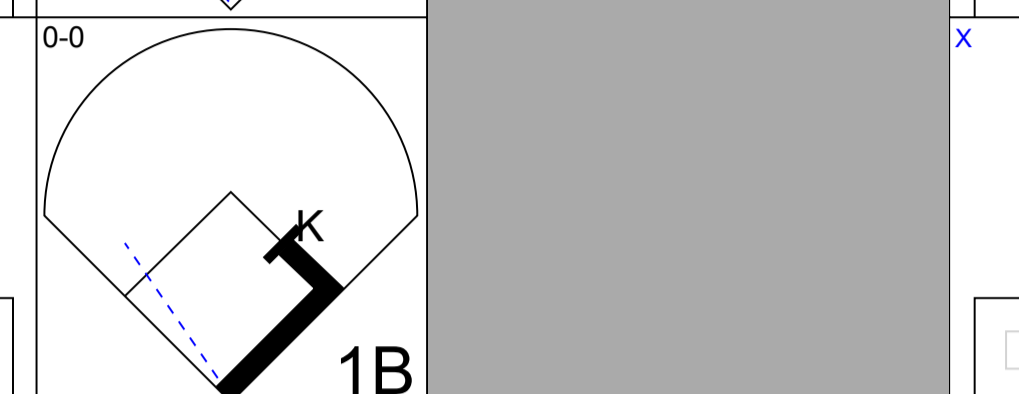
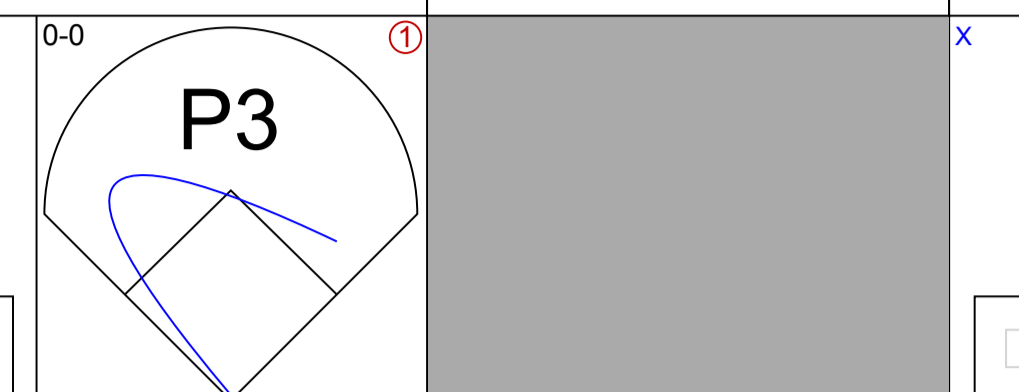
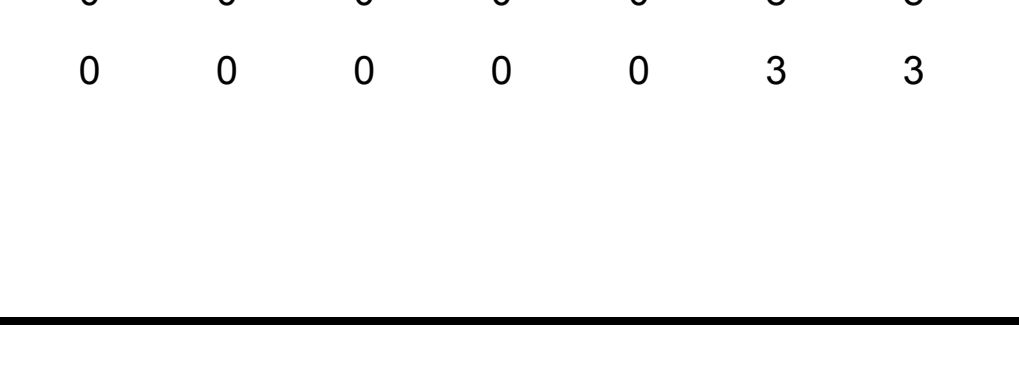
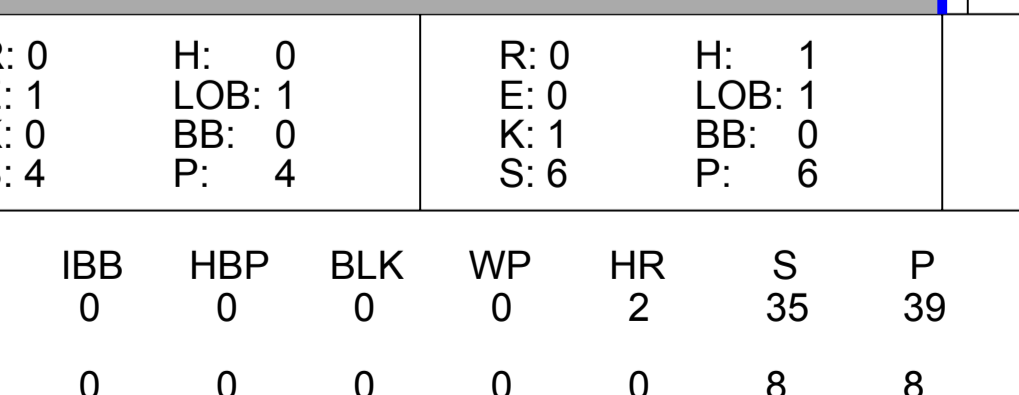

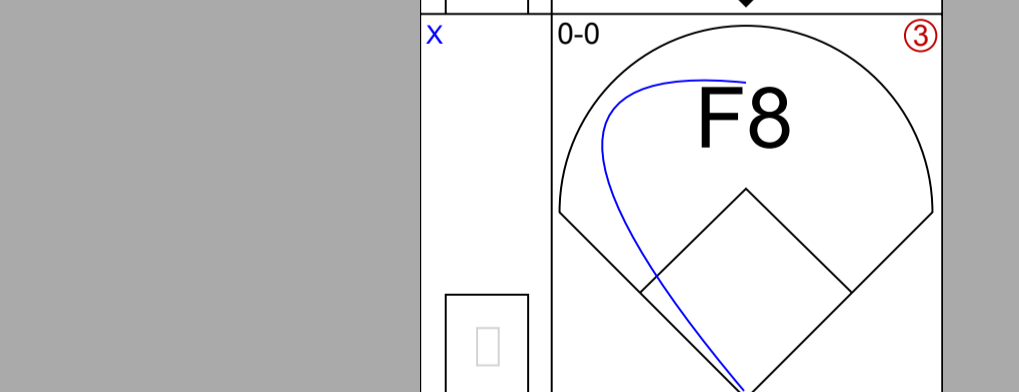
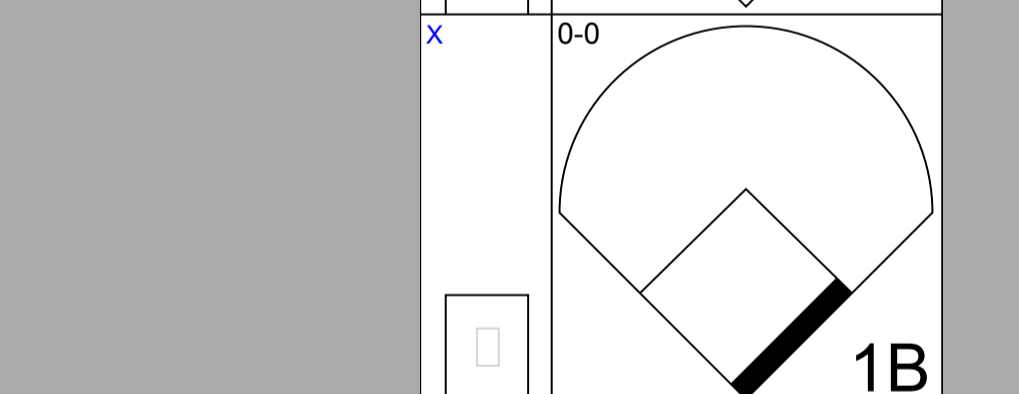
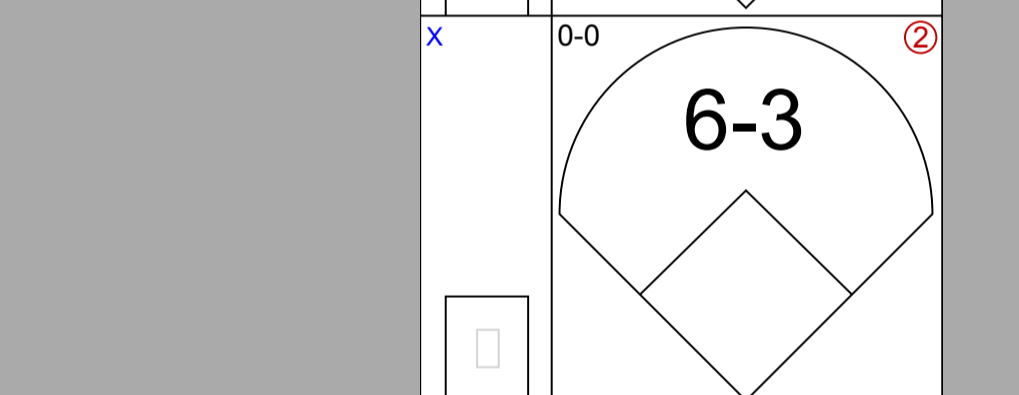
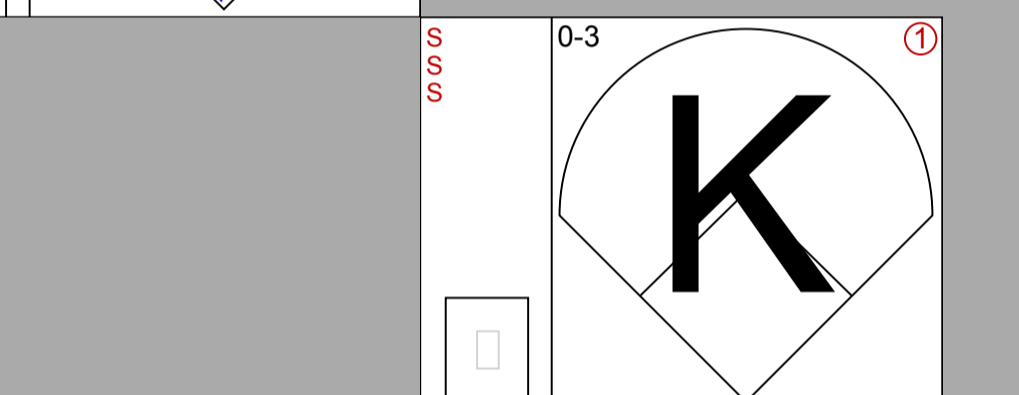
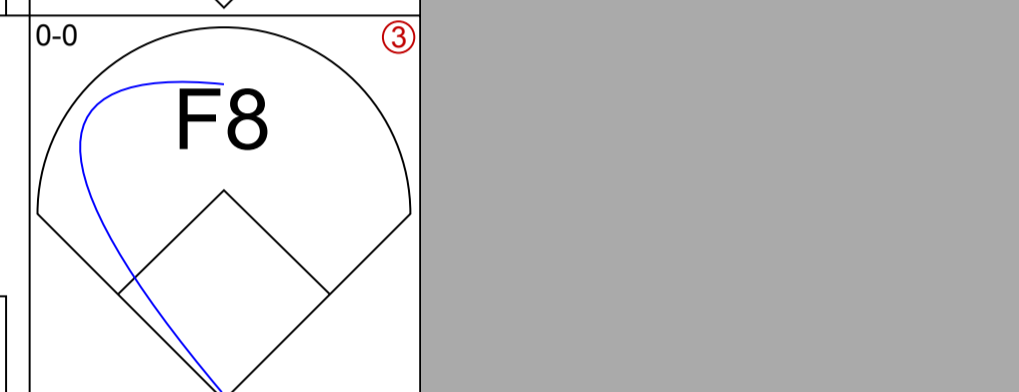
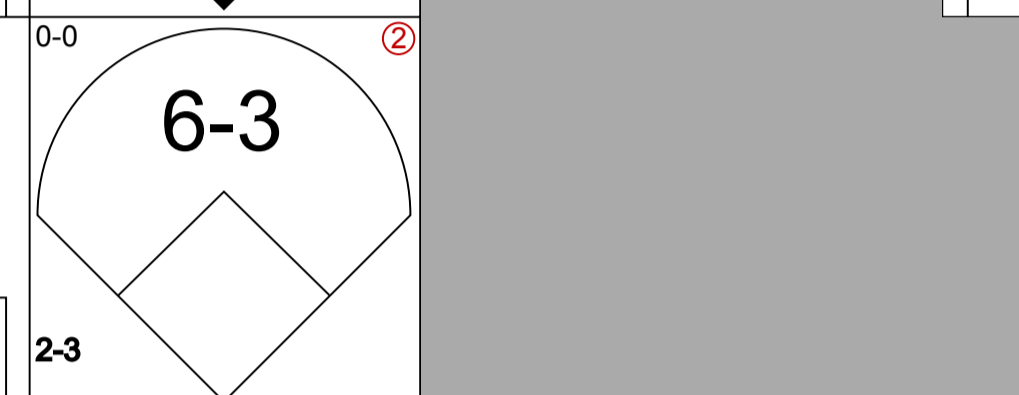
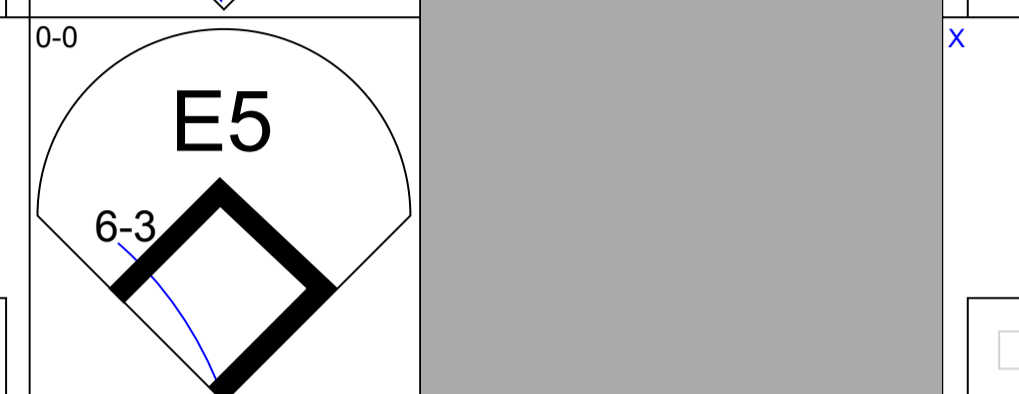
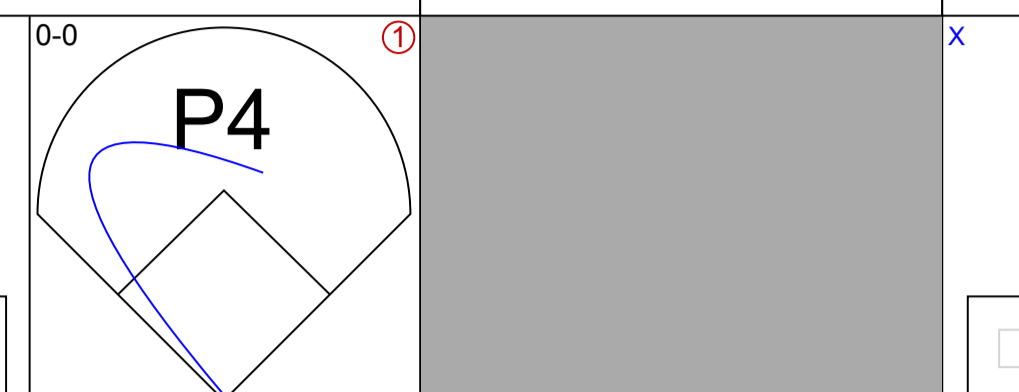
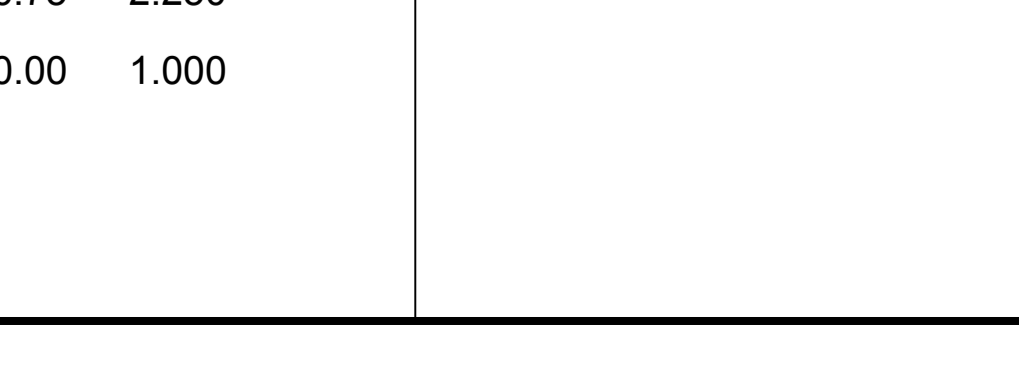
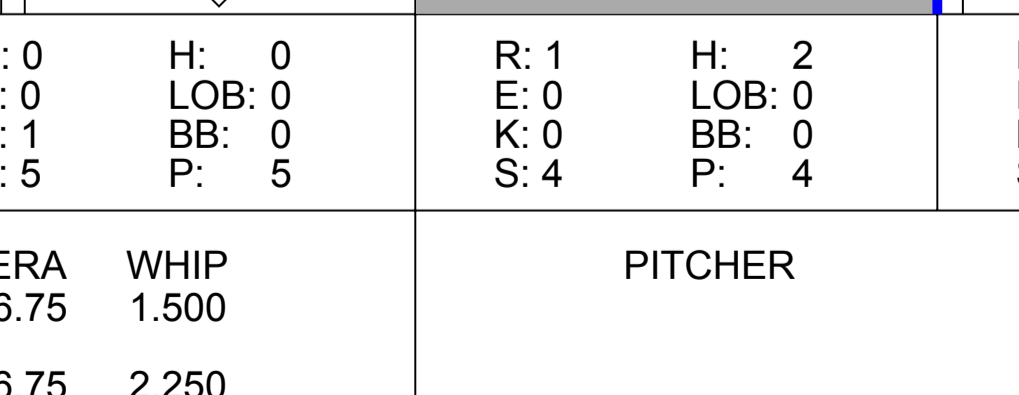
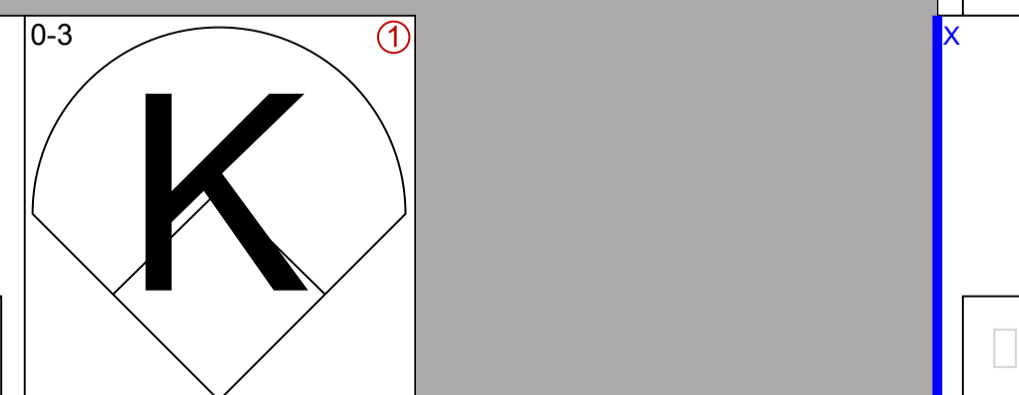

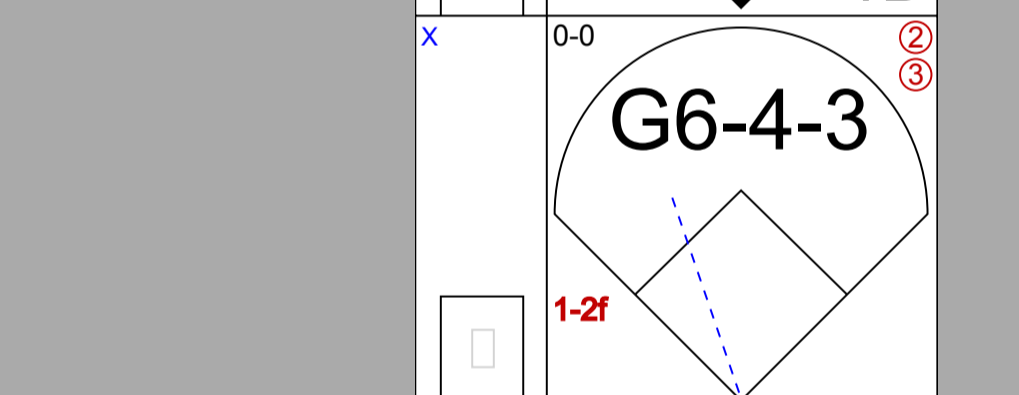
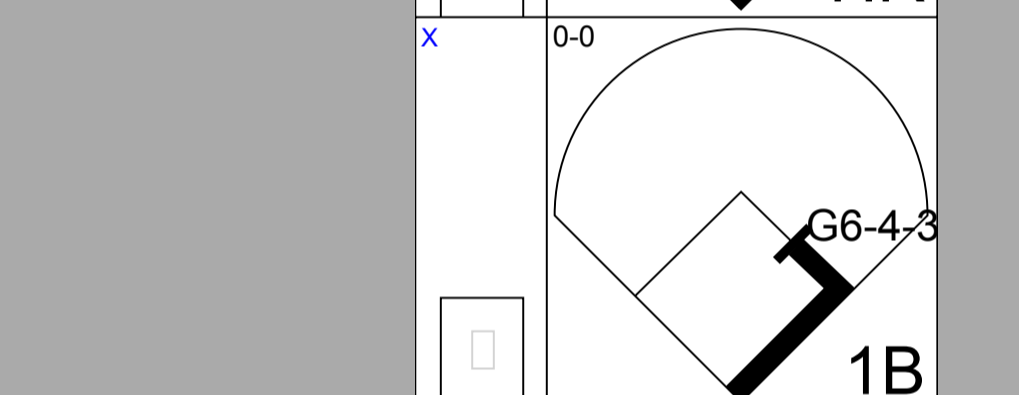
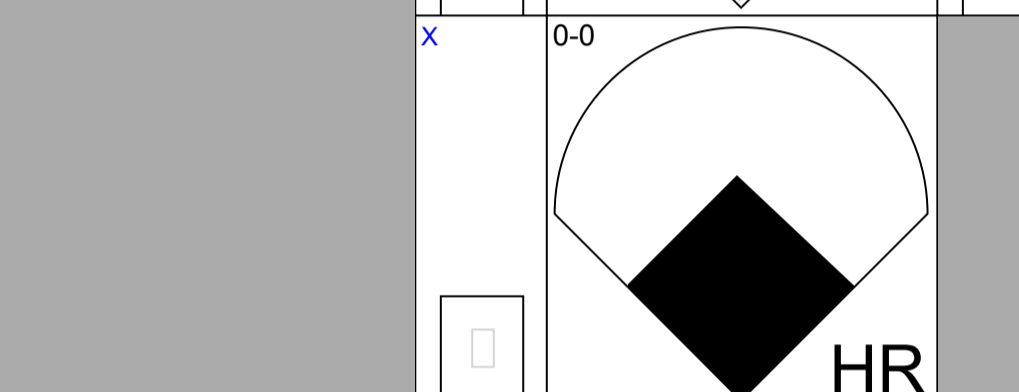
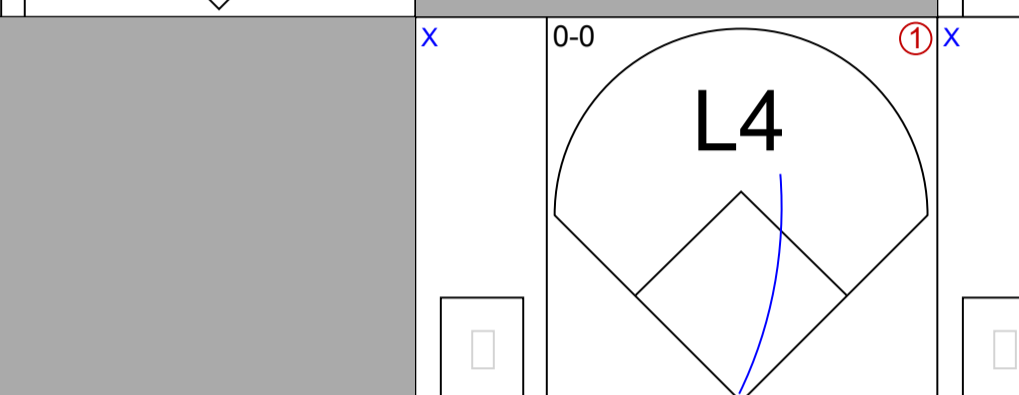
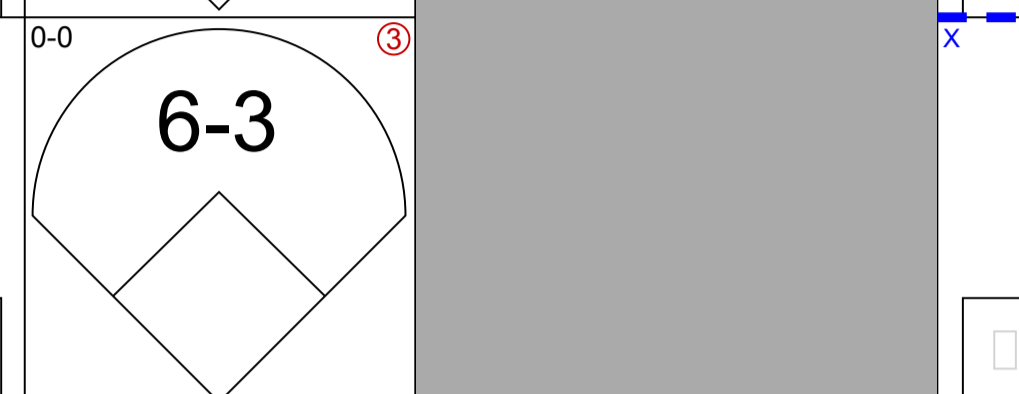
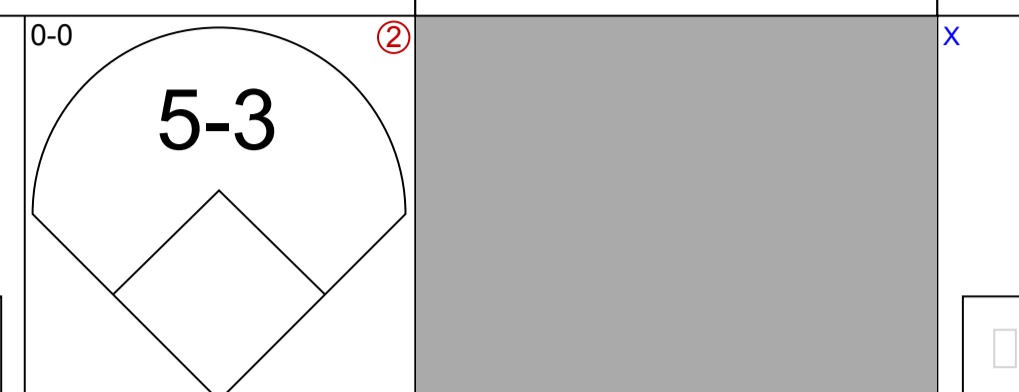
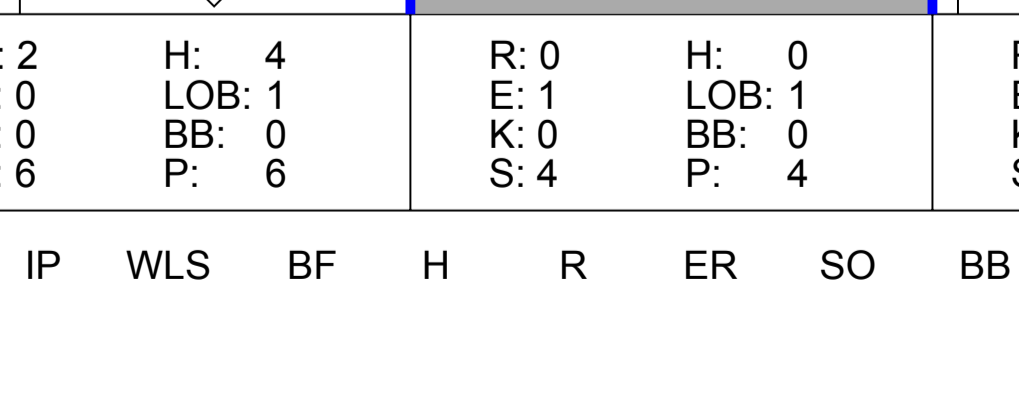
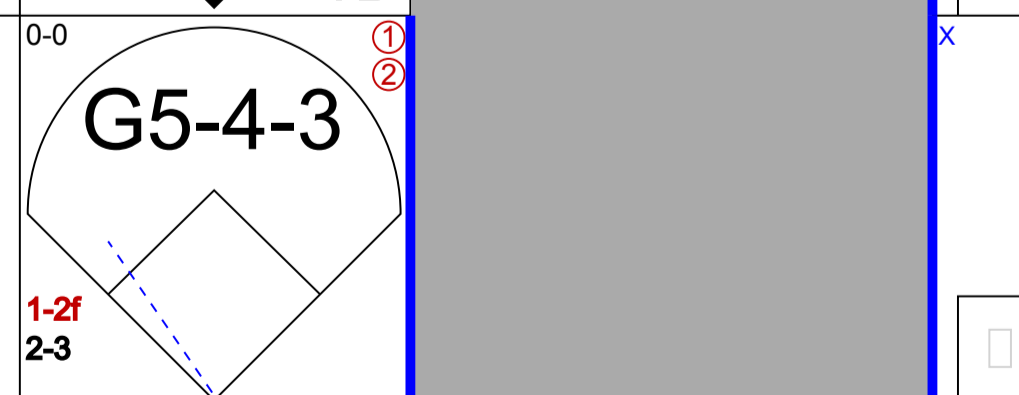
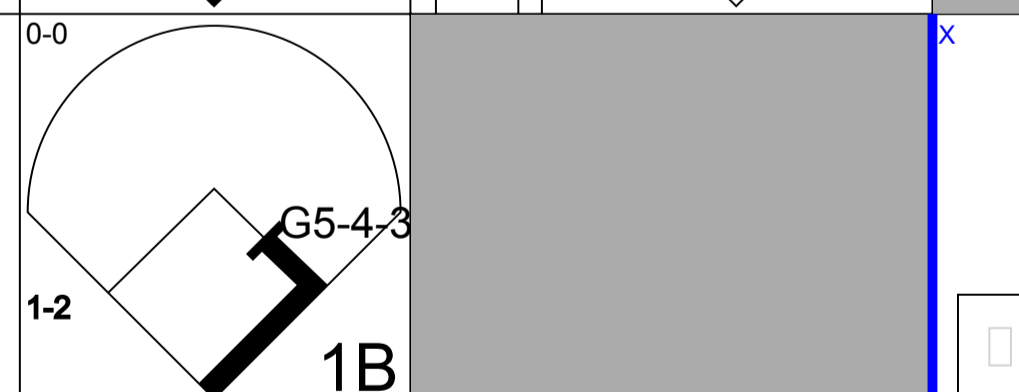
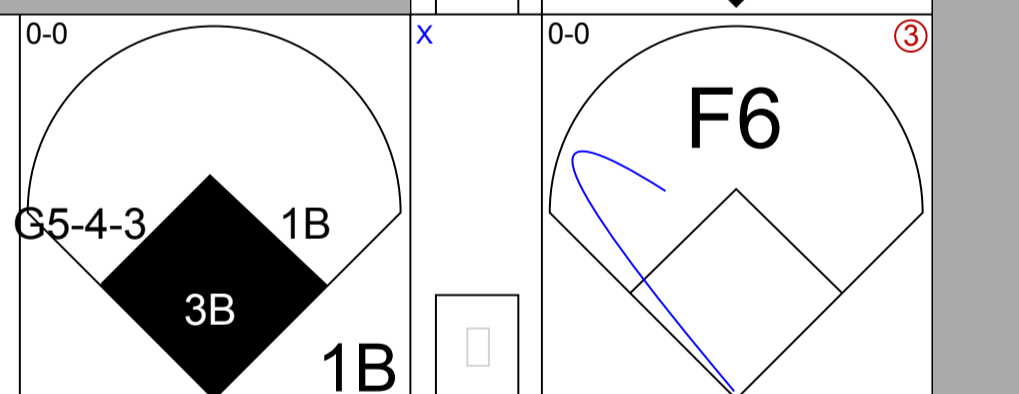
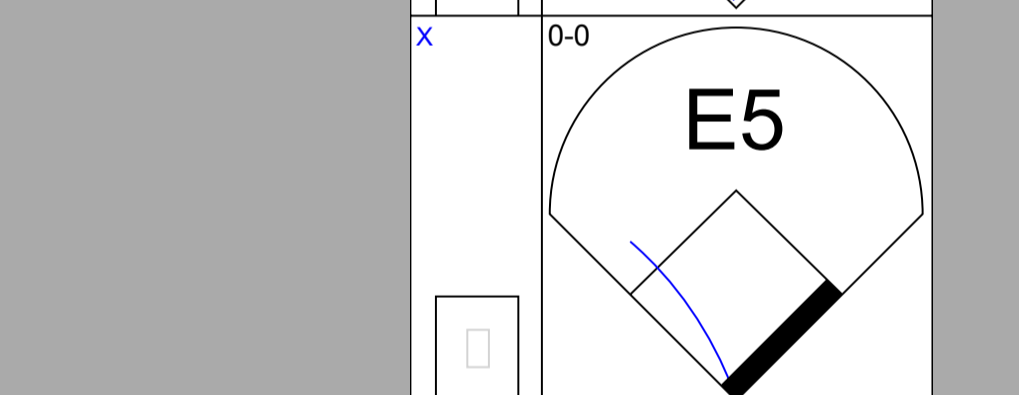
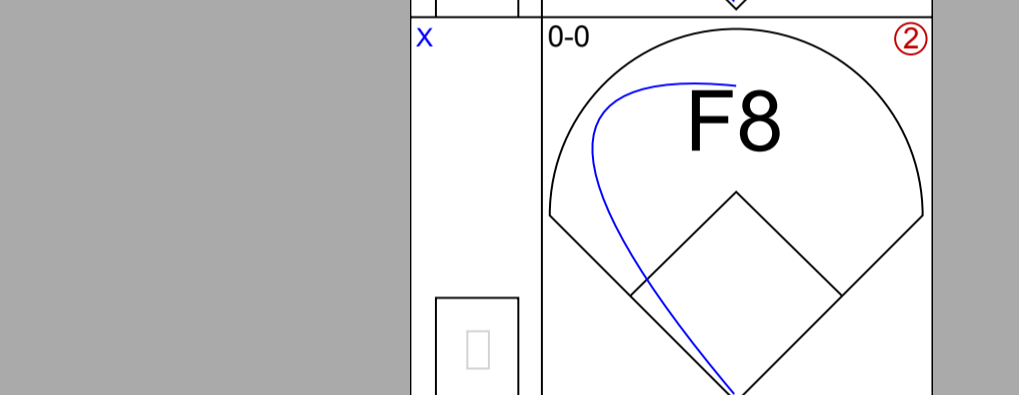
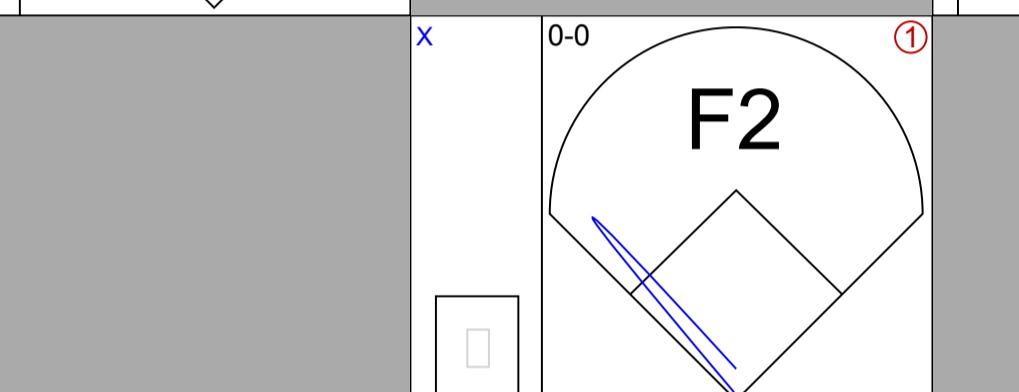
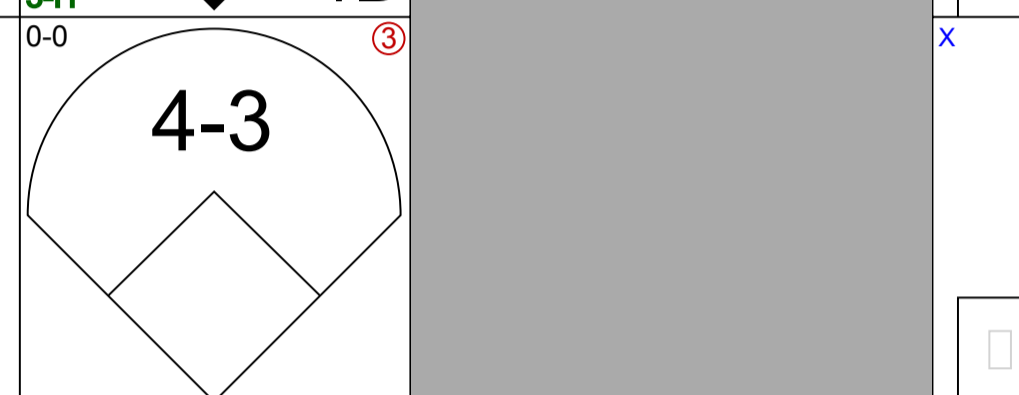
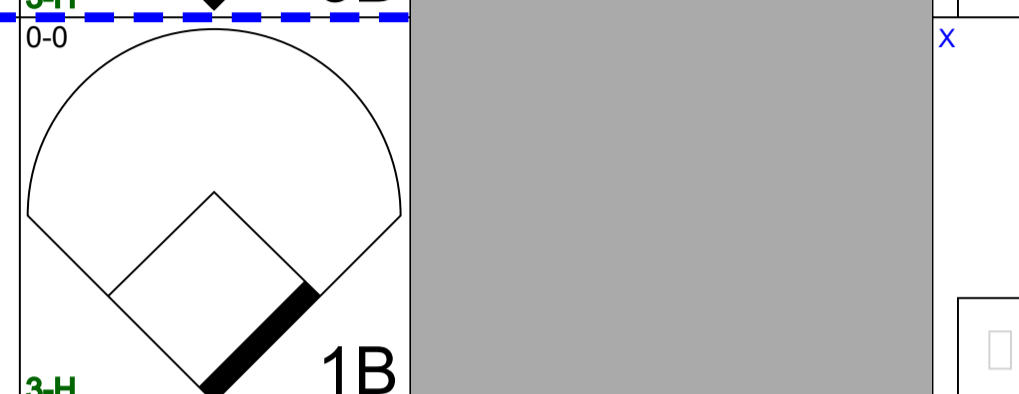
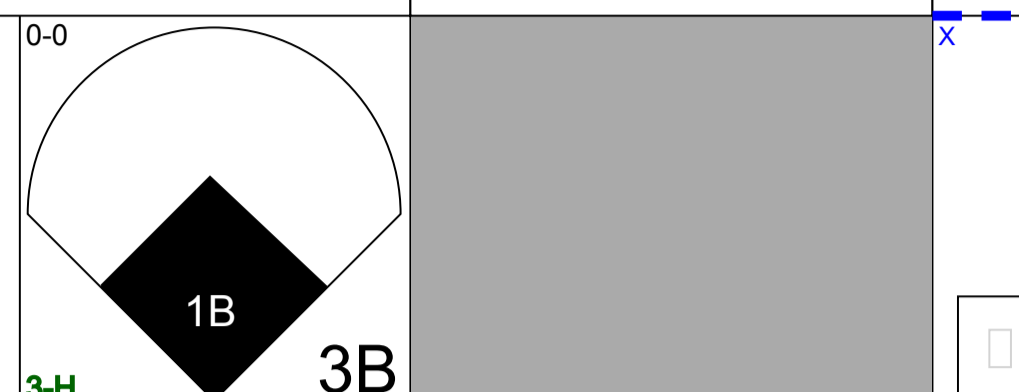
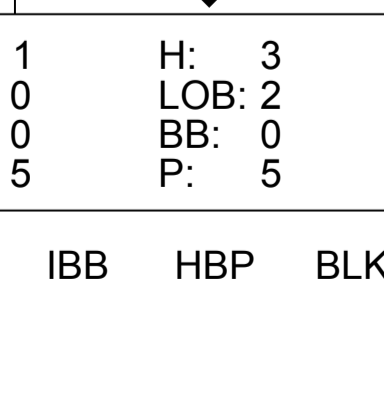
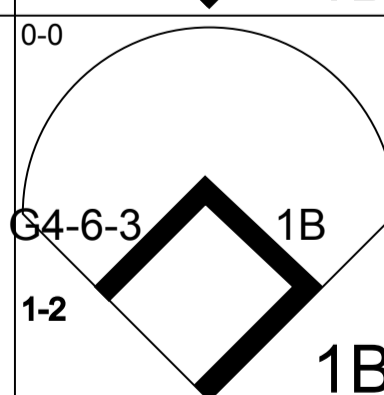
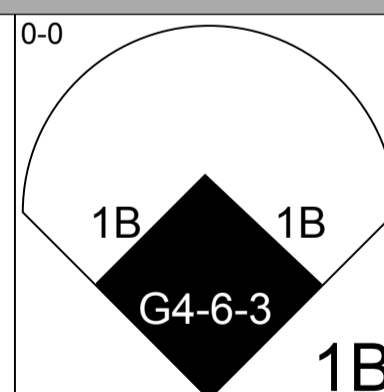

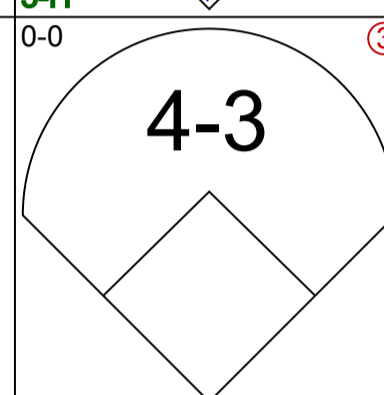
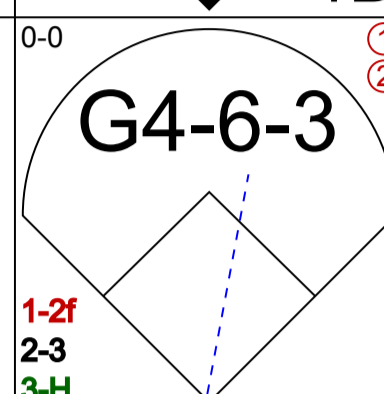
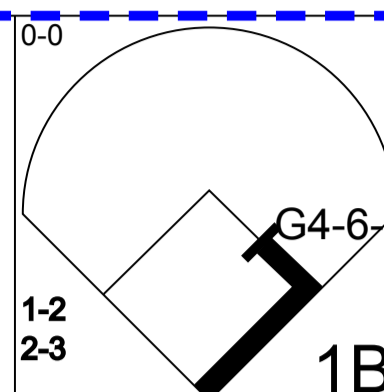
0-3

0-0

0-0

0-0

0-0



Batter

Eddie Yost, R

Bob Usher, R

Pete Runnels, L

Roy Sievers, R

Jim Lemon, R

Ed Fitz Gerald, R

Herb Plews, L

Rocky Bridges, R

Lou Berberet, L

Milt Bolling, R

Ted Abernathy, R

Jerry Schoonmaker, R

Russ Kemmerer, R

Tex Clevenger, R

Jerry Snyder, R

Bud Byerly, R

Julio Becquer, L

Inning Stats

PITCHER

Alex Kellner, L

Wally Burnette, R

Virgil Trucks, R

R: 0	H: 1
E: 0	LOB: 0
K: 1	BB: 0
S: 5	P: 5

R: 2	H: 2
E: 0	LOB: 1
K: 1	BB: 1
S: 7	P: 11

R: 0	H: 0
E: 1	LOB: 1
K: 0	BB: 0
S: 4	P: 4

R: 0	H: 1
E: 0	LOB: 1
K: 1	BB: 0
S: 6	P: 6

R: 0	H: 0
E: 0	LOB: 0
K: 1	BB: 0
S: 5	P: 5

R: 1	H: 2
E: 0	LOB: 0
K: 0	BB: 0
S: 4	P: 4

R: 2	H: 4
E: 0	LOB: 1
K: 0	BB: 0
S: 6	P: 6

R: 0	H: 0
E: 1	LOB: 1
K: 0	BB: 0
S: 4	P: 4

R: 1	H: 3
E: 0	LOB: 2
K: 0	BB: 0
S: 5	P: 5

1B: 10	SF: 0
2B: 0	SAC: 0
3B: 1	DP: 3
HR: 2	HBP: 0

IP	WLS	BF	H	R	ER	SO	BB	IBB	HBP	BLK	WP	HR	S	P	ERA	WHIP
----	-----	----	---	---	----	----	----	-----	-----	-----	----	----	---	---	-----	------

6.2	W	28	9	5	5	4	1	0	0	0	0	2	35	39	6.75	1.500
-----	---	----	---	---	---	---	---	---	---	---	---	---	----	----	------	-------

1.1		8	3	1	1	0	0	0	0	0	0	0	8	8	6.75	2.250
-----	--	---	---	---	---	---	---	---	---	---	---	---	---	---	------	-------

1.0	S	3	1	0	0	0	0	0	0	0	0	0	3	3	0.00	1.000
-----	---	---	---	---	---	---	---	---	---	---	---	---	---	---	------	-------

IP	WLS	BF	H	R	ER	SO	BB	IBB	HBP	BLK	WP	HR	S	P	ERA	WHIP
----	-----	----	---	---	----	----	----	-----	-----	-----	----	----	---	---	-----	------

Batter	1	2	3	4	5	6	7	8	9	AB R H RBI BB SO LOB	TOP													
Eddie Yost, R OBP: 0.422, SLG: 0.323 (1, 5) X	0-0 PB 1B		0-0 P6		0-3 K			4-0 G3 BB		3 0 1 0 1 1 0	Washington Senators @ New York Yankees Yankee Stadium, Bronx, NY Fri May 24 1957, 7:05 PM EDT Att. 4,735 - Unknown - 71 F													
Whitey Herzog, L OBP: 0.321, SLG: 0.217 (1, 8) S S S	0-3 K 1-2		0-0 S 1B			0-0 F9		0-0 G3 1-2		4 0 1 0 0 1 2														
Pete Runnels, L OBP: 0.353, SLG: 0.279 (1, 3) S S S	0-3 K		0-3 K 1-2			0-0 F9		0-0 F9		4 0 0 0 0 2 3														
Roy Sievers, R OBP: 0.386, SLG: 0.569 (1, 7) X	0-0 6-3		0-3 K			0-0 BB 1B		0-0 F7		4 0 1 0 0 1 3														
Herb Plews, L OBP: 0.338, SLG: 0.383 (1, 4) B B B B		4-0 3B BB		0-0 4-3		4-0 BB 1-2		4-0 BB		1 1 0 0 3 0 0														
Jim Lemon, R OBP: 0.379, SLG: 0.456 (1, 9) X		0-0 1-H 3B		4-0 BB G6-3		0-0 F7		0-0 F2		3 0 1 1 1 0 3														
Ed Fitz Gerald, R OBP: 0.314, SLG: 0.283 (1, 2) X		0-0 5-3		0-0 G6-3 1-2f			4-0 BB G3-6-3		0-0 F9	3 0 0 0 1 0 3														
Rocky Bridges, R OBP: 0.444, SLG: 0.286 (1, 6) B B B B		4-0 L3 BB			0-0 F9		0-0 F9		0-0 F8	2 0 0 0 1 0 1 1 0 0 0 0 0 1														
Lou Berberet, L OBP: 0.329, SLG: 0.333 (9, PH) X																								
Chuck Stobbs, L OBP: 0.231, SLG: 0.167 (1, 1) X		0-0 L3			0-3 K					1 0 0 0 0 0 2														
Tex Clevenger, R OBP: 0.333, SLG: 0.333 (3, 1) S S S										1 0 0 0 0 1 0														
Julio Becquer, L OBP: 0.385, SLG: 0.480 (7, PH) X										1 0 0 0 0 0 1														
Dick Hyde, R (7, 1) X		1-2								0 0 0 0 0 0 0														
Inning Stats	R: 0 E: 0 K: 2 S: 8	H: 1 LOB: 1 BB: 0 P: 8	R: 1 E: 0 K: 0 S: 3	H: 1 LOB: 1 BB: 2 P: 11	R: 0 E: 0 K: 2 S: 8	H: 1 LOB: 1 BB: 0 P: 8	R: 0 E: 0 K: 0 S: 2	H: 0 LOB: 0 BB: 1 P: 6	R: 0 E: 0 K: 2 S: 7	H: 0 LOB: 0 BB: 0 P: 7	R: 0 E: 0 K: 0 S: 4	H: 1 LOB: 2 BB: 1 P: 8	R: 0 E: 0 K: 0 S: 2	H: 0 LOB: 0 BB: 1 P: 6	R: 0 E: 0 K: 0 S: 3	H: 0 LOB: 1 BB: 1 P: 7	R: 0 E: 0 K: 0 S: 3	H: 0 LOB: 1 BB: 1 P: 7	R: 0 E: 0 K: 0 S: 3	H: 0 LOB: 1 BB: 1 P: 7	1B: 3 2B: 1 3B: 1 HR: 0	SF: 0 SAC: 0 DP: 3 HBP: 0	WP: 0 PB: 1 SB: 1 CS: 0	PA: 35
PITCHER Tom Sturdivant, R ERA: 1.13 (1, 1)	IP: 9.0 WLS: W BF: 35 H: 4 R: 1 ER: 1 SO: 6 BB: 7 IBB: 0 HBP: 0 BLK: 0 WP: 0 HR: 0 S: 40 P: 68 ERA: 1.00 WHIP: 1.222											PITCHER	IP: 9.0 WLS: W BF: 35 H: 4 R: 1 ER: 1 SO: 6 BB: 7 IBB: 0 HBP: 0 BLK: 0 WP: 0 HR: 0 S: 40 P: 68 ERA: 1.00 WHIP: 1.222											

livebaseballscores.com

AB	28
R	1
H	4
RBI	1
BB	7
SO	6
LOB	19



Batter	1	2	3	4	5	6	7	8	9	AB	R	H	RBI	BB	SO	LOB
Hank Bauer, R OBP: 0.314, SLG: 0.400 (1, 9) X	0-0 P6		0-0 F7	0-0 5-3		0-0 1B 3B		0-0 1B HBP BB 1B		5	2	2	0	0	0	1
Gil McDougald, R OBP: 0.376, SLG: 0.436 (1, 6) X	0-0 F7		0-0 2B		4-0 1B SF8 BB	0-0 1B		1-0 BB 1B HBP		3	2	2	1	1	0	0
Enos Slaughter, L OBP: 0.396, SLG: 0.343 (1, 7) B B B	4-0 BB		0-0 1B 2B		0-0 1B BB 1B	0-0 F7		0-0 BB 1B		4	1	3	2	1	0	1
Mickey Mantle, S OBP: 0.512, SLG: 0.633 (1, 8) X	0-0 F9		0-0 L7		4-0 1B BB	0-0 F8		4-0 BB G4-6-3		3	0	0	1	2	0	3
Bill Skowron, R OBP: 0.286, SLG: 0.418 (1, 3) X		0-0 F9	0-0 1B		0-0 P4		0-0 P4	0-0 G4-6-3		5	0	1	1	0	0	6
Elston Howard, R OBP: 0.298, SLG: 0.407 (1, 2) X		0-0 F8 HR 1B	0-0 L7		0-0 SF8		0-0 P4			3	1	1	1	0	0	1
Billy Martin, R OBP: 0.261, SLG: 0.371 (1, 4) X		0-0 F8			0-0 S 1B	0-0 1B				4	0	2	0	0	0	1
Andy Carey, R OBP: 0.301, SLG: 0.424 (1, 5) X		0-0 HR			0-3 K	0-0 P6		0-0 F8		4	1	1	2	0	1	4
Tom Sturdivant, L OBP: 0.235, SLG: 0.235 (1, 1) X		0-0 5-3			0-0 P5			0-0 F9		4	1	1	0	0	0	1

Inning Stats	R: 0	H: 0	E: 0	K: 0	S: 3	LOB: 1	BB: 1	P: 7	R: 2	H: 2	E: 0	K: 0	S: 5	LOB: 0	BB: 0	P: 5	R: 2	H: 3	E: 0	K: 0	S: 6	LOB: 1	BB: 0	P: 6	R: 0	H: 1	E: 0	K: 1	S: 6	LOB: 1	BB: 0	P: 6	R: 1	H: 2	E: 0	K: 0	S: 5	LOB: 3	BB: 2	P: 13	R: 1	H: 2	E: 0	K: 0	S: 5	LOB: 1	BB: 0	P: 5	R: 0	H: 0	E: 0	K: 0	S: 3	LOB: 0	BB: 0	P: 3	R: 2	H: 3	E: 0	K: 0	S: 5	LOB: 2	BB: 1	P: 10
--------------	------	------	------	------	------	--------	-------	------	------	------	------	------	------	--------	-------	------	------	------	------	------	------	--------	-------	------	------	------	------	------	------	--------	-------	------	------	------	------	------	------	--------	-------	-------	------	------	------	------	------	--------	-------	------	------	------	------	------	------	--------	-------	------	------	------	------	------	------	--------	-------	-------

PITCHER	IP	WLS	BF	H	R	ER	SO	BB	IBB	HBP	BLK	WP	HR	S	P	ERA	WHIP
Chuck Stobbs, L ERA: 8.08 (1, 1)	2.2	L	14	5	4	4	0	1	0	0	0	0	1	13	17	13.50	2.250
Tex Clevenger, R ERA: 2.7 (3, 1)	3.1		17	5	2	2	1	2	0	0	0	0	0	17	25	5.40	2.100
Dick Hyde, R ERA: 5.96 (7, 1)	2.0		10	3	2	2	0	1	0	1	0	0	0	8	13	9.00	2.000

BOTTOM

Washington Senators @ New York Yankees
 Yankee Stadium, Bronx, NY
 Fri May 24 1957, 7:05 PM EDT
 Att. 4,735 - Unknown - 71 F

AB	35
R	8
H	13
RBI	8
BB	4
SO	1
LOB	18



WP	PA	ERA	WHIP
0	41		

Washington Senators @ New York Yankees
 Yankee Stadium, Bronx, NY

Sat May 25 1957, 3:33 AM EDT
 Att. 11,750 - Unknown - 73 F

AB	33
R	1
H	6
RBI	1
BB	1
SO	3
LOB	9



WP:	0	PA:	34
PB:	0		
SB:	0		
CS:	0		

Batter	1	2	3	4	5	6	7	8	9	AB	R	H	RBI	BB	SO	LOB
Eddie Yost, R (1, 5) OBP: 0.418, SLG: 0.321	0-0 L7		0-0 FC6-4 1B		0-0 6-3			0-0 F7		4	0	1	0	0	0	0
Rocky Bridges, R (1, 6) OBP: 0.308, SLG: 0.182	0-0 5-3		0-0 FC6-4 BB 1-2		0-0 6-3			0-0 6-3		4	0	0	0	0	0	1
Ed Fitz Gerald, R (1, 2) OBP: 0.327, SLG: 0.286	0-0 1-3		4-0 BB 1-2				0-0 F7	0-0 1B		3	0	1	0	1	0	0
Roy Sievers, R (1, 7) OBP: 0.383, SLG: 0.560		0-0 6-3	0-0 F8				0-0 5-3 1B	0-0 4-3		4	0	1	0	0	0	3
Jim Lemon, R (1, 9) OBP: 0.376, SLG: 0.450		0-0 BLK 1B 1B		0-0 1-3			0-0 5-3 1-2	0-0 1-3		4	0	1	0	0	0	1
Bob Usher, R (1, 8) OBP: 0.188, SLG: 0.258		0-0 F8		0-0 HR			0-0 6-3	0-0 F8		4	1	1	1	0	0	2
Jerry Snyder, R (1, 4) OBP: 0.197, SLG: 0.194		0-0 BLK 1-2 1B		0-0 3-1			0-0 5-3	0-3 K		4	0	1	0	0	1	0
Julio Becquer, L (1, 3) OBP: 0.345, SLG: 0.429	0-0 F8 1-2 2-3			0-0 F7			0-0 G3			3	0	0	0	0	0	2
Pedro Ramos, S (1, 1) OBP: 0.100, SLG: 0.100			0-3 K		0-0 1-3			0-3 K		2	0	0	0	0	1	0
Chuck Stobbs, L (6, 1) OBP: 0.214, SLG: 0.154										1	0	0	0	0	1	0

Inning Stats

Inning	R	H	E	K	S	P	WLS	BF	H	R	ER	SO	BB	IBB	HBP	BLK	WP	HR	S	P	ERA	WHIP	
1	0	0	0	0	3	3		34	6	1	1	3	1	0	0	1	0	1	39	43	1.00	0.778	
2	0	2	0	0	5	5																	
3	0	1	0	1	6	10																	
4	1	1	0	0	4	4																	
5	0	0	0	0	3	3																	
6	0	1	0	0	4	4																	
7	0	0	0	1	5	5																	
8	0	1	0	0	4	4																	
9	0	0	0	0	5	5																	


PITCHER	IP	WLS	BF	H	R	ER	SO	BB	IBB	HBP	BLK	WP	HR	S	P	ERA	WHIP
Bobby Shantz, L (1, 1) ERA: 2.11	9.0	W	34	6	1	1	3	1	0	0	1	0	1	39	43	1.00	0.778

Batter	1	2	3	4	5	6	7	8	9	AB R H RBI BB SO LOB	TOP																	
Eddie Yost, R (1, 5) OBP: 0.418, SLG: 0.341	4-0 2B G7-4-3 BB	0-0 1-H HR		0-0 F9	0-0 1-3			0-0 P6		4 2 1 2 1 0 2	<p>Washington Senators @ New York Yankees Yankee Stadium, Bronx, NY Sun May 26 1957, 3:33 AM EDT Unknown - 75 F</p>																	
Whitey Herzog, L (1, 8) OBP: 0.326, SLG: 0.214 Bob Usher, R (2, 8) OBP: 0.229, SLG: 0.294	0-0 L8	1-0 G3-6-3 HBP		0-0 G6-3 1B		0-0 F7		0-0 3B 1B	1 0 0 0 0 0 1 3 1 2 0 0 0 0																			
Herb Plews, L (1, 4) OBP: 0.333, SLG: 0.384	0-0 1-3 G7-4-3 2B	0-0 G3-6-3 1-2f		0-0 G6-3 1-2f		0-0 3-1		0-0 F5	5 1 1 0 0 0 3																			
Roy Sievers, R (1, 7) OBP: 0.383, SLG: 0.568	0-0 G7-4-3 2-H 3-H	0-0 F8			0-0 4-3 2B 1B	0-0 L7		0-0 1-H 3B	5 1 2 3 0 0 0																			
Pete Runnels, L (1, 3) OBP: 0.348, SLG: 0.271	4-0 HR BB		0-3 K		0-0 4-3 1-2		0-0 1-3	0-0 G3	4 1 0 0 1 1 2																			
Jim Lemon, R (1, 9) OBP: 0.383, SLG: 0.485	0-0 1-H HR		0-0 BB 1B		0-0 2-H 1B 2B		0-0 6-3	0-0 F7	5 2 3 3 0 0 0																			
Lou Berberet, L (1, 2) OBP: 0.357, SLG: 0.329	4-0 BB		4-0 1-2 BB		4-0 1B BB		4-0 BB BB	0-3 K	1 0 0 0 4 1 0																			
Rocky Bridges, R (1, 6) OBP: 0.333, SLG: 0.200	0-0 6-3		0-0 F2 1B		0-0 1-2 2-H 1B		4-0 1-2 BB	0-0 F9	4 0 1 1 1 0 3																			
Camilo Pascual, R (1, 1) OBP: 0.125, SLG: 0.067 Bud Byerly, R (2, 1)		4-0 HR BB	0-0 1-3		0-0 F2		0-3 K		0 1 0 0 1 0 0 3 0 0 0 0 1 6																			
Inning Stats	R: 4 E: 0 K: 0 S: 5	H: 2 LOB: 1 BB: 3 P: 17	R: 2 E: 0 K: 0 S: 3	H: 1 LOB: 0 BB: 1 P: 8	R: 0 E: 0 K: 1 S: 6	H: 1 LOB: 2 BB: 1 P: 10	R: 0 E: 0 K: 0 S: 3	H: 1 LOB: 0 BB: 0 P: 3	R: 2 E: 0 K: 0 S: 6	H: 3 LOB: 2 BB: 1 P: 10	R: 0 E: 0 K: 0 S: 3	H: 0 LOB: 0 BB: 0 P: 3	R: 0 E: 0 K: 1 S: 5	H: 0 LOB: 2 BB: 2 P: 13	R: 1 E: 0 K: 0 S: 5	H: 2 LOB: 1 BB: 0 P: 5	R: 0 E: 0 K: 1 S: 5	H: 0 LOB: 0 BB: 0 P: 5	1B: 5 2B: 2 3B: 1 HR: 2	SF: 0 SAC: 0 DP: 2 HBP: 1	WP: 0 PB: 0 SB: 0 CS: 0	PA: 44						
PITCHER	IP WLS BF H R ER SO BB IBB HBP BLK WP HR S P ERA WHIP												PITCHER	IP WLS BF H R ER SO BB IBB HBP BLK WP HR S P ERA WHIP														
Don Larsen, R (1, 1) ERA: 7.32	0.2																											
Tommy Byrne, L (1, 1) ERA: 7.02	4.1	L	22	6	4	4	1	4	0	1	0	0	1	19	36	8.31	2.308											
Al Cicotte, R (6, 1) ERA: 5.14	4.0		16	2	1	1	2	2	0	0	0	0	0	18	26	2.25	1.000											

livebaseballscores.com

AB	35
R	9
H	10
RBI	9
BB	8
SO	3
LOB	17



Batter	1	2	3	4	5	6	7	8	9	AB R H RBI BB SO LOB	TOP																									
Eddie Yost, R (1, 5) OBP: 0.417, SLG: 0.338	4-0 1B BB BB	0-0 E 1B		0-3 K			0-3 K		0-0 F9	4 2 1 0 1 2 0																										
Julio Becquer, L (1, 3) OBP: 0.324, SLG: 0.394	0-3 K	0-3 K		0-0 1-3			0-0 4-3 1B		0-3 K	5 0 1 0 0 3 2																										
Herb Plews, L (1, 4) OBP: 0.329, SLG: 0.377	0-0 BB BB 1-3 1B	0-0 E3 1B 1-H		0-0 F7			0-0 4-3 1-2		0-3 K	5 2 1 0 0 1 1																										
Roy Sievers, R (1, 7) OBP: 0.392, SLG: 0.568	4-0 BB BB 1-2 1B BB	0-0 2-H 1B			0-0 6-3		4-0 IBB			2 1 1 1 2 0 0																										
Jim Lemon, R (1, 9) OBP: 0.373, SLG: 0.471	0-3 K	0-3 K			0-0 P5		0-0 4-3			4 0 0 0 0 2 6																										
Faye Throneberry, L (1, 8) OBP: 0.128, SLG: 0.024	4-0 BB BB 1-2 2-3 3-H 1B BB	0-0 G3			0-0 F8			0-0 F8		3 1 0 1 1 0 1																										
Lou Berberet, L (1, 2) OBP: 0.375, SLG: 0.342	4-0 1B BB 1-2 2-3 3-H		0-0 G6-4-3 1B			0-0 3-1		0-0 1B		3 0 2 1 1 0 0																										
Milt Bolling, R (8, PR) OBP: 0.143, SLG: 0.192										0 0 0 0 0 0 0	AB 34																									
Rocky Bridges, R (1, 6) OBP: 0.333, SLG: 0.222			0-0 F8			0-0 6-3		0-0 F5		3 0 1 2 0 0 1	R 6																									
Pete Runnels, L (8, PH) OBP: 0.346, SLG: 0.269										1 0 0 0 0 0 1	H 7																									
Dick Hyde, R (8, 1)										0 0 0 0 0 0 0	RBI 5																									
Ted Abernathy, R (1, 1) OBP: 0.267, SLG: 0.154	0-0 P4		0-0 G6-4-3 1-2			0-0 F9		0-0 6-3		0 0 0 0 0 0 3	BB 5																									
Tex Clevenger, R (4, 1) OBP: 0.250, SLG: 0.250										1 0 0 0 0 0 0	SO 8																									
Ed Fitz Gerald, R (8, PH) OBP: 0.321, SLG: 0.280										1 0 0 0 0 0 1	LOB 16																									
																																				
Inning Stats	R: 4 E: 0 K: 2 S: 9	H: 2 LOB: 2 BB: 4 P: 25	R: 2 E: 1 K: 2 S: 10	H: 2 LOB: 1 BB: 0 P: 10	R: 0 E: 0 K: 0 S: 3	H: 1 LOB: 0 BB: 0 P: 3	R: 0 E: 0 K: 1 S: 5	H: 0 LOB: 0 BB: 0 P: 5	R: 0 E: 0 K: 0 S: 3	H: 0 LOB: 0 BB: 0 P: 3	R: 0 E: 0 K: 1 S: 6	H: 1 LOB: 2 BB: 1 P: 10	R: 0 E: 0 K: 0 S: 4	H: 1 LOB: 1 BB: 0 P: 4	R: 0 E: 0 K: 2 S: 7	H: 0 LOB: 0 BB: 0 P: 7	1B: 7 2B: 0 3B: 0 HR: 0	SF: 0 SAC: 0 DP: 1 HBP: 0	WP: 0 PB: 0 SB: 0 CS: 0	PA: 39																
PITCHER	IP WLS BF H R ER SO BB IBB HBP BLK WP HR S P ERA WHIP																																			
Bob Turley, R (1, 1) ERA: 3.8	0.2		8	2	4	4	2	4	0	0	0	0	0	8	24	54.00	9.000																			
Art Ditmar, R (1, 1) ERA: 2.89	3.1		13	3	2	0	3	0	0	0	0	0	0	19	19	0.00	0.900																			
Ralph Terry, R (5, 1) ERA:	4.0		15	2	0	0	1	0	1	0	0	0	0	16	20	0.00	0.500																			
Bob Grim, R (9, 1) ERA: 3.07	1.0	W	3	0	0	0	2	0	0	0	0	0	0	7	7	0.00	0.000																			

Washington Senators @ New York Yankees
Yankee Stadium, Bronx, NY

Sun May 26 1957, 7:05 PM EDT
Att. 22,782 - Unknown - 82 F

AB	34
R	6
H	7
RBI	5
BB	5
SO	8
LOB	16




Batter	1	2	3	4	5	6	7	8	9	AB R H RBI BB SO LOB	TOP						
Dick Williams, R OBP: 0.319, SLG: 0.370 (1, 7) (3, 3)	0-0 4-3		0-0 BB 1B 1B		0-0 F9	0-0 E7 4-3 1-3 2-H 3-H 1B		0-0 F5		5 0 2 2 0 0 0							
Al Pilarcik, L OBP: 0.368, SLG: 0.402 (1, 8) BB BB	4-0 PB BB		0-0 FC5 BB 1-2 1B		0-0	0-0 4-3		0-0 FC6-4 1B		4 0 3 1 1 0 1							
George Kell, R OBP: 0.345, SLG: 0.408 (1, 5)	0-0 F7 1-2		0-0 F8		0-0 F9	0-0 F5		0-0 FC6-4 2B 1-2f		5 0 0 0 0 0 6							
Gus Triandos, R OBP: 0.384, SLG: 0.566 (1, 2)	0-0 F9		0-0 F7		0-0 F4		0-0 HR	0-0 2B 1-3		5 1 2 1 0 0 4							
Tito Francona, L OBP: 0.337, SLG: 0.471 (1, 9)		4-0 BB BB G6-4-3 BB	4-0 1-2 2-3 BB		0-0 BB 1B 1B	0-0 3-1		0-0 F5		3 2 1 0 2 0 2							
Bob Boyd, L OBP: 0.385, SLG: 0.378 (1, 3)		4-0 BB BB G6-4-3 BB	0-0 FC5 1-2 2-3f		4-0 BB 1B 1B BB	0-0 F8		0-3 K		0 0 0 0 1 0 0 3 1 0 0 1 1 5							
Bob Nieman, R OBP: 0.320, SLG: 0.346 (3, PH) (3, 7)																	
Billy Gardner, R OBP: 0.304, SLG: 0.350 (1, 4)		4-0 BB G6-4-3 BB		0-0 F8	0-0 F6	0-0 6-3				3 0 0 0 1 0 2							
Jim Brideweser, R OBP: 0.437, SLG: 0.446 (1, 6)		0-0 G6-4-3		0-0 F2	0-0 BB 1B 1B		0-3 K			4 1 1 1 0 1 2							
Connie Johnson, R OBP: 0.143, SLG: 0.143 (1, 1)		0-0 G3		0-0 F8	4-0 BB 1B E 4-3 BB		0-3 K			2 0 0 0 0 0 1 0 0 0 0 0 0 0 0 1 0 0 1 0 0 0 0 0 0 0 0 0 1 0 0 0 0 1 0 0 0 0 0 0 0 0							
Billy O'Dell, S (4, 1)																	
Jim Pyburn, R OBP: 0.456, SLG: 0.278 (6, PH)																	
Bill Wight, L (6, 1)																	
Wayne Causey, L OBP: 0.600, SLG: 0.200 (8, PH)																	
George Zuverink, R (8, 1)																	
Inning Stats	R: 0 H: 0 E: 0 LOB: 1 K: 0 BB: 1 S: 3 P: 7	R: 1 H: 0 E: 0 LOB: 1 K: 0 BB: 3 S: 2 P: 14	R: 0 H: 2 E: 0 LOB: 3 K: 0 BB: 1 S: 5 P: 9	R: 0 H: 0 E: 0 LOB: 0 K: 0 BB: 0 S: 3 P: 3	R: 0 H: 1 E: 0 LOB: 1 K: 0 BB: 0 S: 4 P: 4	R: 4 H: 3 E: 1 LOB: 1 K: 0 BB: 2 S: 6 P: 14	R: 1 H: 1 E: 0 LOB: 0 K: 0 BB: 0 S: 4 P: 4	R: 0 H: 0 E: 0 LOB: 0 K: 2 BB: 0 S: 7 P: 7	R: 0 H: 2 E: 0 LOB: 2 K: 1 BB: 0 S: 7 P: 7	1B: 6 SF: 0 2B: 1 SAC: 0 3B: 1 DP: 1 HR: 1 HBP: 0	WP: 0 PA: 42 PB: 1 SB: 0 CS: 0						
PITCHER	IP WLS BF H R ER SO BB IBB HBP BLK WP HR S P ERA WHIP																
Russ Kemmerer, R ERA: 9.82 (1, 1)	1.0	6	0	1	1	0	3	0	0	0	0	0	0	3	15	9.00	3.000
Chuck Stobbs, L ERA: 7.61 (2, 1)	4.1	21	5	4	3	0	4	0	0	0	0	0	17	33	6.23	2.077	
Tex Clevenger, R ERA: 2.33 (6, 1)	3.2	W 15	4	1	1	3	0	0	0	0	0	1	21	21	2.46	1.091	

Baltimore Orioles @ Washington Senators
Griffith Stadium, Washington, DC
Mon May 27 1957, 7:05 PM EDT
Att. 3,965 - Unknown

livebaseballscorecards.com

AB	35
R	6
H	9
RBI	5
BB	7
SO	3
LOB	23



Batter	1	2	3	4	5	6	7	8	9	10	11	AB R H RBI BB SO LOB	TOP					
Billy Gardner, R (1, 4) OBP: 0.414, SLG: 0.429	X 0-0 P6 ①		X 0-0 F8 ②		X 0-0 1B		X 0-0 1B		X 0-0 SH1-4 ①			4 0 2 0 0 0 1	Baltimore Orioles @ Washington Senators Griffith Stadium, Washington, DC Mon May 27 1957, 3:33 AM EDT Att: 9,209 - Unknown					
Bob Boyd, L (1, 3) OBP: 0.320, SLG: 0.500	X 0-0 P5 ②		X 0-0 L8 ③		X 0-0 F7 ③		X 0-0 P6 ①		X 0-0 FC1-3-4 ②③④			5 0 0 0 0 0 4						
Dick Williams, R (1, 8) OBP: 0.345, SLG: 0.370	X 0-0 F9 ③			X 0-0 6-3 ①		X 0-0 F8 ①	X 0-3 K ②			X 0-0 4-3 ①		4 0 0 0 0 1 1						
Al Pilarcik, L (7, 7) OBP: 0.182, SLG: 0.111												1 0 0 0 0 0 0						
Bob Nieman, R (1, 7) OBP: 0.407, SLG: 0.560		X 0-0 F9 ①		X 0-0 2B SF7 1B		X 0-3 K ②	X 0-0 1-3 1B			X 0-0 4-3 ②		4 1 2 0 0 1 0						
Tex Nelson, L (7, 9)												1 0 0 0 0 0 0						
Carl Powis, R (1, 9) OBP: 0.444, SLG: 0.417		B 4-0 4-3 BB		X 0-0 1-3 2B		X 4-0 2B BB	X 0-0 F8 ③			X 0-0 F8 ③		1 0 1 0 1 0 0						
Tito Francona, L (6, PH) (6, 9) (7, 8)												2 1 0 0 1 0 2						
Joe Ginsberg, L (1, 2) OBP: 0.533, SLG: 0.556		X 0-0 4-3 ②		X 0-0 SF7 ②		X 0-0 BB 2B		X 0-0 F5 ①			X 0-0 G4-6-3 1B	4 0 2 2 0 0 1						
Jim Pyburn, R (11, PR) George Zuverink, R (11, 1)		1-2		3-H		1-H						0 0 0 0 0 0 0						
Brooks Robinson, R (1, 5) OBP: 0.188, SLG: 0.313		X 0-0 F7 ③		X 0-0 F9 ③		X 4-0 BB IBB		X 0-0 5-3 ②			X 0-0 G4-6-3 ①②	2 0 0 0 0 0 2						
George Kell, R (6, PH) OBP: 0.391, SLG: 0.368												2 0 0 0 1 0 1						
Willy Miranda, S (1, 6) OBP: 0.450, SLG: 0.313					X 0-0 4-3 ①		X 4-0 1-2 2-3 BB		X 0-0 1-3 ③		X 0-0 1B	1 0 0 0 1 0 0						
Jim Brideweser, R (5, 6) OBP: 0.500, SLG: 0.250												2 0 1 0 1 0 0						
Hal Brown, R (1, 1) OBP: 0.400, SLG: 0.500			0-0 0-3 K ①		X 0-0 F7 ②		X 0-0 1-3 ③		X 0-0 SH1-4 FC1-3-4 2B		X 0-0 5-3 ③	4 0 1 0 0 1 4						
Art Ceccarelli, R (9, 1) Gus Triandos, R (11, PH) OBP: 0.357, SLG: 0.615												0 0 0 0 0 0 0						
												1 0 0 0 0 0 1						
Inning Stats	R: 0 H: 0 E: 0 LOB: 0 K: 0 BB: 0 S: 3 P: 3	R: 0 H: 0 E: 0 LOB: 1 K: 0 BB: 1 S: 3 P: 7	R: 0 H: 0 E: 0 LOB: 1 K: 1 BB: 1 S: 5 P: 9	R: 1 H: 2 E: 0 LOB: 1 K: 0 BB: 0 S: 5 P: 5	R: 0 H: 1 E: 0 LOB: 1 K: 0 BB: 0 S: 4 P: 4	R: 1 H: 1 E: 0 LOB: 3 K: 1 BB: 3 S: 6 P: 18	R: 0 H: 2 E: 0 LOB: 2 K: 1 BB: 0 S: 7 P: 7	R: 0 H: 0 E: 0 LOB: 0 K: 0 BB: 0 S: 3 P: 3	R: 0 H: 1 E: 0 LOB: 0 K: 0 BB: 0 S: 3 P: 3	R: 0 H: 0 E: 0 LOB: 0 K: 0 BB: 0 S: 3 P: 3	R: 0 H: 2 E: 0 LOB: 1 K: 0 BB: 0 S: 4 P: 4	1B: 6 SF: 1 2B: 4 SAC: 1 3B: 0 DP: 2 HR: 0 HBP: 0		WP: 0 PA: 45 PB: 0 SB: 0 CS: 0				
PITCHER	IP WLS BF H R ER SO BB IBB HBP BLK WP HR S P ERA WHIP																	
Evelio Hernandez, R (1, 1) ERA: 2.7	6.2		31	6	2	2	3	4	1	0	0	0	0	0	32	52	2.70	1.500
Tex Clevenger, R (7, 1) ERA: 3.36	2.1		7	1	0	0	0	0	0	0	0	0	0	0	7	7	0.00	0.429
Dick Hyde, R (10, 1) ERA: 3.18	2.0	W	7	2	0	0	0	0	0	0	0	0	0	7	7	0.00	1.000	

livebaseballscorecards.com

Batter	1	2	3	4	5	6	7	8	9	10	11	AB	R	H	RBI	BB	SO	LOB
Whitey Herzog, L OBP: 0.333, SLG: 0.235 Bob Usher, R (6, 8)	F7		F7		G3		F7			F9		3	0	0	0	0	0	1
Herb Plews, L OBP: 0.293, SLG: 0.222 (1, 4)	1B		K		F8				F7	K		5	1	1	0	0	2	1
Pete Runnels, L OBP: 0.345, SLG: 0.250 (1, 3)	2B		2B		5-3				4-3	F7		5	0	2	1	0	0	0
Eddie Yost, R OBP: 0.379, SLG: 0.280 (1, 5)	P6		4-3		F9				F8			5	0	0	0	0	0	2
Roy Sievers, R OBP: 0.414, SLG: 0.808 (1, 7)	P4		1-3		6-3				K			5	0	0	0	0	1	1
Jim Lemon, R OBP: 0.321, SLG: 0.462 (1, 9)		FC1-5	1B		F8				G1	1B		5	1	3	1	0	0	0
Lou Berberet, L OBP: 0.375, SLG: 0.167 (1, 2)		FC1-5	1B		4-3				P4	1B		3	1	1	0	1	0	0
Lyle Luttrell, R OBP: 0.250, SLG: 0.263 Rocky Bridges, R OBP: 1.000, SLG: 1.000 (7, PH) (8, 6)		FC1-5	K		K				1B	1B		2	0	0	0	0	1	2
Julio Becquer, L OBP: 0.500, SLG: 0.750 Milt Bolling, R (9, PH) (10, 6)		FC1-5	K		1B				1B	G6-4-3		1	0	1	0	0	0	0
Evelio Hernandez, R Tex Clevenger, R OBP: 1.000, SLG: 1.000 Faye Throneberry, L (9, PH) Ed Fitz Gerald, R OBP: 0.375, SLG: 0.286 Dick Hyde, R (10, 1)		G4-3-4-6-1	G3		BB				1B	G6-4-3		0	0	0	0	0	0	0

Inning Stats	R: 1	H: 2	E: 0	K: 0	S: 5	LOB: 1	BB: 0	P: 5	R: 1	H: 2	E: 0	K: 0	S: 4	LOB: 0	BB: 0	P: 4	R: 0	H: 1	E: 0	K: 1	S: 6	LOB: 1	BB: 0	P: 6	R: 0	H: 0	E: 0	K: 0	S: 3	LOB: 0	BB: 0	P: 3	R: 0	H: 0	E: 0	K: 1	S: 5	LOB: 1	BB: 1	P: 9	R: 0	H: 2	E: 0	K: 0	S: 5	LOB: 2	BB: 0	P: 5	R: 0	H: 0	E: 0	K: 0	S: 3	LOB: 0	BB: 0	P: 3	R: 0	H: 2	E: 0	K: 1	S: 6	LOB: 2	BB: 1	P: 10	R: 0	H: 0	E: 0	K: 1	S: 5	LOB: 0	BB: 0	P: 5	R: 1	H: 1	E: 0	K: 0	S: 3	LOB: 0	BB: 0	P: 3
1B: 6	SF: 0	2B: 3	SAC: 0	3B: 0	DP: 2	HR: 1	HBP: 0	WP: 0	PA: 42																																																																							

PITCHER	IP	WLS	BF	H	R	ER	SO	BB	IBB	HBP	BLK	WP	HR	S	P	ERA	WHIP
Hal Brown, R ERA: 5.25 (1, 1)	8.1		35	9	2	2	3	1	1	0	0	0	0	39	47	2.16	1.200
Art Ceccarelli, L ERA: (9, 1)	1.2		4	0	0	0	1	0	0	0	0	0	0	6	6	0.00	0.000
George Zuverink, R ERA: 3.38 (11, 1)	0.2	L	3	1	1	1	0	0	0	0	0	0	1	3	3	13.50	1.500

PITCHER	IP	WLS	BF	H	R	ER	SO	BB	IBB	HBP	BLK	WP	HR	S	P	ERA	WHIP

BOTTOM

Baltimore Orioles @ Washington Senators
Griffith Stadium, Washington, DC
Mon May 27 1957, 3:33 AM EDT
Att: 9,209 - Unknown

livebaseballscores.com

AB	40
R	3
H	10
RBI	2
BB	2
SO	4
LOB	13



Batter	1	2	3	4	5	6	7	8	9	AB R H RBI BB SO LOB	TOP								
Hank Bauer, R (1, 9) OBP: 0.317, SLG: 0.450	0-0 P5		0-0 P6		0-0 1B			0-0 HR		4 1 2 1 0 0 0	New York Yankees @ Washington Senators Griffith Stadium, Washington, DC Wed May 29 1957, 3:33 AM EDT Att. 3,115 - Unknown								
Tony Kubek, L (1, 6) OBP: 0.360, SLG: 0.433	0-0 BB 1B		0-0 1B		0-0 F8			0-0 P6		4 0 2 0 0 0 1									
Enos Slaughter, L (1, 7) OBP: 0.377, SLG: 0.404	0-0 F7		0-0 F9		0-0 F7			0-0 F9		4 0 0 0 0 0 2									
Mickey Mantle, S (1, 8) OBP: 0.525, SLG: 0.697	4-0 BB 1-2 BB		0-3 K		0-0 G1-6-3 1B			0-0 HR		3 1 2 1 1 1 1									
Yogi Berra, L (1, 2) OBP: 0.269, SLG: 0.328	0-0 P5			0-0 F4		0-0 G1-6-3 1-2f		0-0 3-1		4 0 0 0 0 0 3									
Bill Skowron, R (1, 3) OBP: 0.322, SLG: 0.478		0-0 2B		0-0 P6		0-0 F9		0-0 FC6-4 1B		4 0 2 0 0 0 0									
Andy Carey, R (1, 5) OBP: 0.286, SLG: 0.402		0-0 6-3		0-0 6-3		0-3 K		0-0 FC6-4 1-2f		4 0 0 0 0 1 2									
Bobby Richardson, R (1, 4) OBP: 0.327, SLG: 0.354		0-0 1-3			0-0 F8		0-0 F8		0-3 K	4 0 0 0 0 1 2									
Tom Sturdivant, L (1, 1) OBP: 0.211, SLG: 0.211		0-0 2-3			0-0 2-3			0-0 F7		2 0 0 0 0 0 1									
Ralph Terry, R (7, 1)										0 0 0 0 0 0 0									
Joe Collins, L (8, PH) OBP: 0.242, SLG: 0.167										1 0 0 0 0 0 0									
Bob Turley, R (8, 1)										0 0 0 0 0 0 0									
Inning Stats	R: 0 E: 0 K: 0 S: 4	H: 1 LOB: 2 BB: 1 P: 8	R: 0 E: 0 K: 0 S: 4	H: 1 LOB: 1 BB: 0 P: 4	R: 0 E: 0 K: 1 S: 6	H: 0 LOB: 0 BB: 0 P: 3	R: 0 E: 0 K: 0 S: 4	H: 1 LOB: 1 BB: 0 P: 4	R: 0 E: 0 K: 1 S: 5	H: 0 LOB: 0 BB: 0 P: 5	R: 1 E: 0 K: 0 S: 4	H: 1 LOB: 0 BB: 0 P: 4	R: 1 E: 0 K: 1 S: 7	H: 2 LOB: 1 BB: 0 P: 7	1B: 5 2B: 1 3B: 0 HR: 2	SF: 0 SAC: 0 DP: 1 HBP: 0	WP: 0 PB: 0 SB: 0 CS: 0	PA: 35	
PITCHER Pedro Ramos, R (1, 1) ERA: 3.53	IP: 9.0 WLS: W BF: 35 H: 8 R: 2 ER: 2 SO: 3 BB: 1 IBB: 0 HBP: 0 BLK: 0 WP: 0 HR: 2 S: 40 P: 44 ERA: 2.00 WHIP: 1.000																	PITCHER	IP: WLS: BF: H: R: ER: SO: BB: IBB: HBP: BLK: WP: HR: S: P: ERA: WHIP:

AB	34
R	2
H	8
RBI	2
BB	1
SO	3
LOB	12



Batter	1	2	3	4	5	6	7	8	9	AB	R	H	RBI	BB	SO	LOB
Eddie Yost, R OBP: 0.418, SLG: 0.345 (1, 5)	0-0 F9		0-0 CS 1B			0-0 F3	0-0 FC6-4 1B			4	0	2	2	0	0	0
Pete Runnels, L OBP: 0.337, SLG: 0.261 (1, 3)	0-0 5-3		0-0 F5			0-0 6-3	0-0 FC6-4 1-2f			4	0	0	0	0	0	2
Herb Plews, L OBP: 0.342, SLG: 0.382 (1, 4)	4-0 HR BB		0-0 F7			0-0 3-1		0-3 K		3	1	0	0	1	1	0
Roy Sievers, R OBP: 0.389, SLG: 0.573 (1, 7)	0-0 HR			0-0 P4			0-0 6-3	0-0 F9		4	1	1	2	0	0	0
Jim Lemon, R OBP: 0.373, SLG: 0.497 (1, 9)	0-0 1B			0-0 F9			0-0 1B 2B	0-0 F3		4	1	2	0	0	0	0
Lou Berberet, L OBP: 0.379, SLG: 0.388 (1, 2)	0-0 P6			0-3 K			0-0 1B 2B 1B			3	1	1	1	0	1	1
Bob Usher, R OBP: 0.302, SLG: 0.429 (1, 8)		0-0 6-3			0-0 6-3		0-0 2B 1B 1B			3	1	1	0	0	0	0
Rocky Bridges, R OBP: 0.357, SLG: 0.292 (1, 6)		0-0 5-3			0-0 L3		0-0 1B 2B			3	1	1	1	0	0	0
Pedro Ramos, S OBP: 0.087, SLG: 0.087 (1, 1)		0-3 K			0-3 K		0-0 5-3			3	0	0	0	0	2	2

Inning Stats	R: 2	H: 2	E: 0	K: 0	S: 5	LOB: 1	BB: 1	P: 9	R: 0	H: 0	E: 0	K: 1	S: 5	LOB: 0	BB: 0	P: 5	R: 0	H: 0	E: 0	K: 1	S: 3	LOB: 0	BB: 0	P: 3	R: 0	H: 0	E: 0	K: 1	S: 5	LOB: 0	BB: 0	P: 5	R: 0	H: 0	E: 0	K: 0	S: 3	LOB: 0	BB: 0	P: 3	R: 4	H: 5	E: 0	K: 0	S: 8	LOB: 1	BB: 0	P: 8	R: 0	H: 0	E: 0	K: 1	S: 5	LOB: 0	BB: 0	P: 5
--------------	------	------	------	------	------	--------	-------	------	------	------	------	------	------	--------	-------	------	------	------	------	------	------	--------	-------	------	------	------	------	------	------	--------	-------	------	------	------	------	------	------	--------	-------	------	------	------	------	------	------	--------	-------	------	------	------	------	------	------	--------	-------	------

PITCHER	IP	WLS	BF	H	R	ER	SO	BB	IBB	HBP	BLK	WP	HR	S	P	ERA	WHIP
Tom Sturdivant, R ERA: 1.99 (1, 1)	6.1	L	26	7	6	6	3	1	0	0	0	0	1	31	35	8.53	1.263
Ralph Terry, R ERA: (7, 1)	0.2		3	1	0	0	0	0	0	0	0	0	0	3	3	0.00	1.500
Bob Turley, R ERA: 3.63 (8, 1)	1.0		3	0	0	0	1	0	0	0	0	0	0	5	5	0.00	0.000


BOTTOM

New York Yankees @ Washington Senators
Griffith Stadium, Washington, DC

Wed May 29 1957, 3:33 AM EDT
Att. 3,115 - Unknown

livebaseballscorecards.com

AB	31
R	6
H	8
RBI	6
BB	1
SO	4
LOB	5



WP: 0	PA: 32
PB: 0	
SB: 0	
CS: 1	

Batter	1	2	3	4	5	6	7	8	9	AB R H RBI BB SO LOB	TOP	
Hank Bauer, R (1, 9) OBP: 0.318, SLG: 0.448 Tommy Byrne, L (7, 1) OBP: 0.333, SLG: 0.556	0-0 FC6-4 1B		0-0 F2			0-0 F7		0-3 K		3 0 1 0 0 0 0 1 0 0 0 0 1 0		
Jerry Coleman, R (1, 6) OBP: 0.400, SLG: 0.385 Enos Slaughter, L (8, PH) OBP: 0.371, SLG: 0.396	0-0 FC6-4 1-2f L5-3			0-0 6-3		0-0 1B		0-0 G3		3 0 1 0 0 0 1 1 0 0 0 0 0 0		
Billy Martin, R (1, 4) OBP: 0.269, SLG: 0.360	0-0 L5-3 1-2			0-0 F7		0-0 L6		0-0 P4		4 0 0 0 0 0 2		
Mickey Mantle, S (1, 8) OBP: 0.525, SLG: 0.689		4-0 BB		0-0 F7			0-0 2B 1B		0-0 F8	3 1 1 0 1 0 0		
Yogi Berra, L (1, 2) OBP: 0.276, SLG: 0.342		0-0 F8 1-2			0-3 K		0-0 2B		0-0 FC5-4 1B	4 0 2 1 0 1 1		
Bill Skowron, R (1, 3) OBP: 0.320, SLG: 0.471		0-3 K			0-0 G3 1B		0-0 1-3		0-0 FC5-4 1-2f	4 0 1 0 0 1 3		
Tony Kubek, L (1, 7) OBP: 0.342, SLG: 0.408		0-3 K			0-0 G3 1-2		0-3 K		0-3 K	4 0 0 0 0 3 4		
Andy Carey, R (1, 5) OBP: 0.287, SLG: 0.393			0-3 K		0-0 L7		4-0 BB			2 0 0 0 1 1 1		
Al Cicotte, R (1, 1) Ralph Terry, R (6, 1) Joe Collins, L (7, PH) OBP: 0.235, SLG: 0.161			0-0 6-3			0-0 1-3	0-0 L7			2 0 0 0 0 0 0 0 0 0 0 0 0 0 1 0 0 0 0 0 2		
Inning Stats	R: 0 H: 1 E: 0 LOB: 0 K: 0 BB: 0 S: 3 P: 3	R: 0 H: 0 E: 0 LOB: 1 K: 2 BB: 1 S: 7 P: 11	R: 0 H: 0 E: 0 LOB: 0 K: 1 BB: 0 S: 5 P: 5	R: 0 H: 0 E: 0 LOB: 0 K: 0 BB: 0 S: 3 P: 3	R: 0 H: 1 E: 0 LOB: 1 K: 1 BB: 0 S: 6 P: 6	R: 0 H: 1 E: 0 LOB: 1 K: 0 BB: 0 S: 4 P: 4	R: 1 H: 2 E: 0 LOB: 2 K: 1 BB: 1 S: 7 P: 11	R: 0 H: 0 E: 0 LOB: 0 K: 1 BB: 0 S: 5 P: 5	R: 0 H: 1 E: 0 LOB: 1 K: 1 BB: 0 S: 6 P: 6	1B: 5 SF: 0 2B: 2 SAC: 0 3B: 0 DP: 1 HR: 0 HBP: 0	WP: 0 PA: 34 PB: 0 SB: 1 CS: 0	
PITCHER Camilo Pascual, R (1, 1) ERA: 4.57 Bud Byerly, R (6, 1) ERA: 2.11	IP WLS BF H R ER SO BB IBB HBP BLK WP HR S P ERA WHIP	5.1 W 18 2 0 0 4 1 0 0 0 0 0 0 25 29 0.00 0.562	3.2 S 16 4 1 1 3 1 0 0 0 0 0 0 21 25 2.46 1.364	PITCHER IP WLS BF H R ER SO BB IBB HBP BLK WP HR S P ERA WHIP								

New York Yankees @ Washington Senators
Griffith Stadium, Washington, DC
Thu May 30 1957, 3:33 AM EDT
Unknown

AB	32
R	1
H	6
RBI	1
BB	2
SO	7
LOB	14



Batter	1	2	3	4	5	6	7	8	9
Eddie Yost, R OBP: 0.423, SLG: 0.349 (1, 5)	4-0 1B FC5-2 BB		0-0 E E 1B		0-0 F8	0-0 E 1B		0-0 L4	
Herb Plews, L OBP: 0.340, SLG: 0.381 (1, 4)	0-0 FC5-2 1B		0-0 E6 E G6-4-3		0-0 L9	0-0 SF7			
Roy Sievers, R OBP: 0.386, SLG: 0.563 (1, 7)	0-3 K		0-0 E6 G6-4-3		4-0 HR BB	0-0 4-3			
Jim Lemon, R OBP: 0.371, SLG: 0.510 (1, 9)	0-0 FC5-2 FC4-6 1-2 3-H		0-0 G6-4-3		0-0 HR		0-0 P4		
Lou Berberet, L OBP: 0.384, SLG: 0.386 (1, 2)	0-0 FC4-6 1-2f		0-0 FC5-4 1B		1-0 1B HBP		0-3 K		
Bob Usher, R OBP: 0.319, SLG: 0.422 (1, 8)		0-0 1-3	0-0 FC5-4		0-0 1B		4-0 BB		
Pete Runnels, L OBP: 0.335, SLG: 0.255 (1, 3)		4-0 1-3 BB		0-0 L7	0-0 P3		0-0 4-3		
Rocky Bridges, R OBP: 0.344, SLG: 0.286 (1, 6)		0-0 1-3		0-0 5-3		0-0 1B SF7 1B		0-3 K	
Camilo Pascual, R OBP: 0.111, SLG: 0.059 (1, 1)		0-3 K		0-3 K		0-3 K		0-0 F3	
Bud Byerly, R (6, 1)									

AB	R	H	RBI	BB	SO	LOB
4	1	2	0	1	0	0
3	1	1	1	0	0	1
3	1	0	0	1	1	4
4	1	1	2	0	0	3
3	0	1	0	0	1	2
3	0	1	0	1	0	1
3	0	0	0	1	0	3
4	1	1	0	0	1	1
2	0	0	0	0	2	1
2	0	0	0	0	1	1

WP	PA
0	37

Inning Stats	R	H	E	K	S	R	H	E	K	S	R	H	E	K	S	R	H	E	K	S	R	H	E	K	S	R	H	E	K	S
	0	1	0	1	10	0	0	0	1	5	0	0	0	0	5	2	2	0	1	7	0	0	0	0	5	0	0	0	0	10

AB	31
R	5
H	7
RBI	3
BB	4
SO	6
LOB	17



WP	PA	ERA	WHIP
0	37	5.06	1.875

New York Yankees @ Washington Senators
 Griffith Stadium, Washington, DC
 Thu May 30 1957, 3:33 AM EDT
 Unknown

livebaseballscorecards.com

Batter	1	2	3	4	5	6	7	8	9	AB R H RBI BB SO LOB	TOP			
Hank Bauer, R (1, 9) OBP: 0.333, SLG: 0.449	4-0 E S G5-4-3 BB		4-0 1B 1B BB	0-0 1-H E2 1B	4-0 1-2 FC6-4 BB			0-0 P6		2 2 1 0 3 0 0	<p>New York Yankees @ Washington Senators Griffith Stadium, Washington, DC</p> <p>Thu May 30 1957, 3:38 AM EDT Att. 24,892 - Unknown</p>			
Joe Collins, L (1, 3) OBP: 0.256, SLG: 0.171	4-0 1-3 G5-4-3 BB		0-0 1-3 FC5-2-6-1 1B	0-0 P5	0-0 1-2f FC6-4			0-0 F8		4 0 1 0 1 0 3				
Billy Martin, R (1, 4) OBP: 0.274, SLG: 0.361	0-0 1-2f 3-H G5-4-3		0-0 1-2 FC5-2-6-1 1B	0-0 L4				0-0 G6-4-3 1B		5 1 2 0 0 0 4				
Mickey Mantle, S (1, 8) OBP: 0.515, SLG: 0.667	0-0 L4		4-0 1B WP IBB	0-0 F7				0-0 G6-4-3		4 1 0 0 1 0 3				
Enos Slaughter, L (1, 7) OBP: 0.373, SLG: 0.385		4-0 BB BB	0-0 1-3 2-H 3-H SH1-3 WP HR 1B		0-3 K			0-0 G3		4 1 1 2 1 1 2				
Elston Howard, R (1, 2) OBP: 0.325, SLG: 0.403		4-0 1-2 BB	0-0 1-3 3-H SH1-3		0-0 F3			0-3 E S K		3 0 1 0 1 1 0				
Andy Carey, R (1, 5) OBP: 0.292, SLG: 0.419		0-3 K	0-0 3-H HR		4-0 1B 1B BB			0-0 F3		4 2 1 2 1 1 3				
Tony Kubek, L (1, 6) OBP: 0.333, SLG: 0.395		0-0 P4	0-0 6-3		0-0 1-3 1B 1B			0-3 K		5 1 1 0 0 1 3				
Bobby Shantz, R (1, 1) OBP: 0.304, SLG: 0.250		0-0 6-3		4-0 1B E BB	0-0 2-H 3-H 1B			0-0 6-3		3 1 1 2 1 0 3				
Inning Stats	R: 1 E: 0 K: 0 S: 2 H: 0 LOB: 0 BB: 2 P: 10	R: 0 E: 0 K: 1 S: 5 H: 0 LOB: 2 BB: 2 P: 13	R: 5 E: 0 K: 0 S: 6 H: 3 LOB: 0 BB: 2 P: 14	R: 1 E: 1 K: 0 S: 4 H: 1 LOB: 1 BB: 1 P: 8	R: 2 E: 0 K: 1 S: 7 H: 2 LOB: 2 BB: 2 P: 15	R: 0 E: 0 K: 0 S: 3 H: 1 LOB: 0 BB: 0 P: 3	R: 0 E: 0 K: 1 S: 6 H: 1 LOB: 1 BB: 0 P: 6	R: 0 E: 1 K: 0 S: 5 H: 1 LOB: 2 BB: 0 P: 5	R: 0 E: 0 K: 1 S: 5 H: 0 LOB: 0 BB: 0 P: 5	1B: 8 2B: 0 3B: 0 HR: 1 SF: 0 SAC: 1 DP: 2 HBP: 0	WP: 1 PB: 0 SB: 2 CS: 0 PA: 44			
PITCHER	IP WLS BF H R ER SO BB IBB HBP BLK WP HR S P ERA WHIP												PITCHER	IP WLS BF H R ER SO BB IBB HBP BLK WP HR S P ERA WHIP
Ted Abernathy, R (1, 1) ERA: 6.99	1.0 L 6 0 1 0 0 0 4 0 0 0 0 0 0 2 18 0.00 4.000													
Dick Hyde, R (2, 1) ERA: 7.18	2.0 11 3 5 5 1 1 1 1 0 0 1 1 11 19 22.50 2.000													
Evelio Hernandez, R (4, 1) ERA: 3.28	6.0 27 6 3 2 3 3 0 0 0 0 0 0 30 42 3.00 1.500													

livebaseballscores.com

AB	34
R	9
H	9
RBI	6
BB	9
SO	4
LOB	21



Batter	1	2	3	4	5	6	7	8	9	AB R H RBI BB SO LOB	TOP	
Jim Piersall, R (1, 8) <small>OBP: 0.339, SLG: 0.336</small>	0-0 		0-0 		0-0 		4-0 	0-0 	4 1 1 0 1 0 1			
Gene Mauch, R (1, 4) <small>OBP: 0.376, SLG: 0.429</small>	0-0 		0-0 		0-0 		0-0 	0-0 	4 0 0 1 0 0 2			
Ted Williams, L (1, 7) <small>OBP: 0.539, SLG: 0.744</small>	0-0 			0-0 		0-0 	4-0 		3 0 1 0 1 0 0			
Mickey Vernon, L (1, 3) <small>OBP: 0.361, SLG: 0.371</small>	0-0 			0-0 		0-0 	0-0 		4 0 2 1 0 0 4			
Jackie Jensen, R (1, 9) <small>OBP: 0.386, SLG: 0.497</small>	0-3 			0-0 		0-0 		0-0 	4 0 0 0 0 1 3			
Frank Malzone, R (1, 5) <small>OBP: 0.311, SLG: 0.363</small>		0-0 		0-0 		0-3 		0-0 	4 0 1 0 0 1 1			
Billy Klaus, L (1, 6) <small>OBP: 0.338, SLG: 0.276</small>		0-0 		0-0 			0-0 	4-0 	3 1 1 0 1 0 2			
Sammy White, R (1, 2) <small>OBP: 0.279, SLG: 0.239</small>		0-0 			0-0 		0-0 	0-0 	4 0 0 0 0 0 2			
Tom Brewer, R (1, 1) <small>OBP: 0.176, SLG: 0.176</small>			0-0 		0-0 		0-0 	0-3 	4 0 1 0 0 1 1			
Inning Stats	R: 1 H: 2 E: 0 LOB: 1 K: 1 BB: 0 S: 7 P: 7	R: 0 H: 0 E: 0 LOB: 0 K: 0 BB: 0 S: 3 P: 3	R: 0 H: 0 E: 0 LOB: 0 K: 0 BB: 0 S: 3 P: 3	R: 0 H: 2 E: 0 LOB: 2 K: 0 BB: 0 S: 5 P: 5	R: 0 H: 1 E: 0 LOB: 1 K: 0 BB: 0 S: 4 P: 4	R: 0 H: 1 E: 0 LOB: 1 K: 1 BB: 0 S: 6 P: 6	R: 1 H: 1 E: 1 LOB: 3 K: 0 BB: 2 S: 5 P: 13	R: 0 H: 0 E: 0 LOB: 1 K: 0 BB: 1 S: 3 P: 7	R: 0 H: 0 E: 0 LOB: 0 K: 1 BB: 0 S: 5 P: 5	1B: 7 SF: 1 2B: 0 SAC: 0 3B: 0 DP: 0 HR: 0 HBP: 0	WP: 0 PA: 38 PB: 1 SB: 1 CS: 0	
PITCHER Russ Kemmerer, R (1, 1) <small>ERA: 7.46</small> Tex Clevenger, R (8, 1) <small>ERA: 2.17</small>	IP WLS BF H R ER SO BB IBB HBP BLK WP HR S P ERA WHIP 7.0 0 31 7 2 1 2 1 1 0 0 0 0 0 33 41 1.29 1.143 2.0 W 7 0 0 0 1 1 0 0 0 0 0 0 0 8 12 0.00 0.500											PITCHER IP WLS BF H R ER SO BB IBB HBP BLK WP HR S P ERA WHIP

Boston Red Sox @ Washington Senators
 Griffith Stadium, Washington, DC
 Fri May 31 1957, 7:05 PM EDT
 Att. 7,759 - Unknown

AB	34
R	2
H	7
RBI	2
BB	3
SO	3
LOB	16



Batter	1	2	3	4	5	6	7	8	9	AB	R	H	RBI	BB	SO	LOB
Eddie Yost, R (1, 5) OBP: 0.416, SLG: 0.340	0-0 1-3		0-0 5-3		0-0 6-3		4-0 BB		0-3 K	4	0	0	0	1	1	1
Herb Plews, L (1, 4) OBP: 0.342, SLG: 0.382	0-0 4-3		0-0 1B			0-0 PB 1B	0-3 K		0-0 E6 1B	5	1	2	0	0	1	2
Roy Sievers, R (1, 7) OBP: 0.391, SLG: 0.563 Pedro Ramos, S (8, PR) OBP: 0.087, SLG: 0.087 Whitey Herzog, L (9, 8) OBP: 0.333, SLG: 0.225	0-0 1B		0-0 F7			0-0 F8 1-2		4-0 FC2-5 E BB	0-0 1B	3	0	1	0	1	0	2
Jim Lemon, R (1, 9) OBP: 0.365, SLG: 0.503	0-0 F9			0-0 F7		0-3 K		0-0 E1 HBP FC2-5 SF7	0-0 1B	5	1	1	1	0	1	3
Lou Berberet, L (1, 2) OBP: 0.388, SLG: 0.407		0-0 1-3 3B		0-3 K		4-0 IBB		0-0 FC2-5 HBP		3	1	1	0	1	1	2
Bob Usher, R (1, 8) OBP: 0.321, SLG: 0.400 Clint Courtney, L (8, PH) OBP: 0.480, SLG: 0.650 Faye Throneberry, L (9, 7) OBP: 0.118, SLG: 0.022		0-0 1-3		0-0 5-3		0-0 6-3		1-0 FC5-4 HBP		3	0	0	1	0	0	2
Pete Runnels, L (1, 3) OBP: 0.330, SLG: 0.260		0-0 6-3			0-0 6-3		0-0 2B	0-0 SF7		3	0	1	1	0	0	0
Rocky Bridges, R (1, 6) OBP: 0.300, SLG: 0.250			0-0 6-3			0-0 SH3-4 1B	0-3 K	0-0 FC5-4		4	0	1	0	0	1	3
Russ Kemmerer, R (1, 1) OBP: 0.306, SLG: 0.371 Julio Becquer, L (7, PH) OBP: 0.333, SLG: 0.333 Tex Clevenger, R (8, 1) OBP: 0.333, SLG: 0.333			0-3 K		0-0 SH3-4		0-0 F7		0-0 1-3	1	0	0	0	0	1	0

Inning Stats	R: 0 E: 0 K: 0 S: 4	H: 1 LOB: 1 BB: 0 P: 4	R: 1 E: 0 K: 0 S: 4	H: 1 LOB: 0 BB: 0 P: 4	R: 0 E: 0 K: 1 S: 6	H: 1 LOB: 1 BB: 0 P: 6	R: 0 E: 0 K: 1 S: 5	H: 0 LOB: 0 BB: 0 P: 5	R: 0 E: 0 K: 0 S: 4	H: 1 LOB: 1 BB: 0 P: 4	R: 0 E: 0 K: 1 S: 6	H: 1 LOB: 2 BB: 1 P: 10	R: 0 E: 0 K: 2 S: 8	H: 1 LOB: 2 BB: 1 P: 12	R: 1 E: 1 K: 0 S: 4	H: 0 LOB: 2 BB: 1 P: 9	R: 1 E: 1 K: 1 S: 7	H: 2 LOB: 2 BB: 0 P: 7	1B: 6 2B: 1 3B: 1 HR: 0	SF: 1 SAC: 1 DP: 0 HBP: 1
PITCHER Tom Brewer, R (1, 1) ERA: 2.7	IP: 8.2 WLS: L BF: 40 H: 8 R: 3 ER: 1 SO: 6 BB: 2 IBB: 1 HBP: 1 BLK: 0 WP: 0 HR: 0 S: 48 P: 61 ERA: 1.04 WHIP: 1.154															PITCHER	IP: 8.2 WLS: L BF: 40 H: 8 R: 3 ER: 1 SO: 6 BB: 2 IBB: 1 HBP: 1 BLK: 0 WP: 0 HR: 0 S: 48 P: 61 ERA: 1.04 WHIP: 1.154			

BOTTOM

Boston Red Sox @ Washington Senators
Griffith Stadium, Washington, DC

AB	34
R	3
H	8
RBI	3
BB	3
SO	6
LOB	16



WP: 0	PA: 40
PB: 1	SB: 0
CS: 0	

Fri May 31 1957, 7:05 PM EDT
Att. 7,759 - Unknown

livebaseballscorecards.com

Boston Red Sox @ Washington Senators
 Griffith Stadium, Washington, DC

Sat Jun 01 1957, 3:33 AM EDT
 Att. 5,993 - Unknown

livebaseballscorecards.com

AB	37
R	11
H	12
RBI	11
BB	6
SO	1
LOB	12



AB R H RBI BB SO LOB

5	1	1	0	0	0	3	5	1	2	1	0	1	0	3	1	1	0	1	0	1	0	1	0	0	1	0	0	5	3	3	1	0	0	1	3	3	1	3	2	0	1	5	1	2	3	0	0	0	3	0	1	1	1	0	0	5	0	1	2	0	0	3	3	0	0	0	1	0	3
---	---	---	---	---	---	---	---	---	---	---	---	---	---	---	---	---	---	---	---	---	---	---	---	---	---	---	---	---	---	---	---	---	---	---	---	---	---	---	---	---	---	---	---	---	---	---	---	---	---	---	---	---	---	---	---	---	---	---	---	---	---	---	---	---	---	---	---	---	---

Batter	1	2	3	4	5	6	7	8	9
Jim Piersall, R (1, 8) OBP: 0.335, SLG: 0.331	0-0 F9	0-0 G5-4-3		0-0 1B		0-0 1-3			0-0 2-3
Gene Mauch, R (1, 4) OBP: 0.377, SLG: 0.427	0-0 F3		0-3 K	0-0 1B			0-0 4-3		0-0 1B
Ted Williams, L (1, 7) OBP: 0.538, SLG: 0.735 Gene Stephens, L (7, PR) OBP: 0.298, SLG: 0.297	0-0 6-3		0-0 1B	0-0 4-3			4-0 BB		4-0 1B
Jackie Jensen, R (1, 9) OBP: 0.392, SLG: 0.500		0-0 1B	0-0 1B		0-0 F8		0-0 F7		0-0 1B
Norm Zauchin, R (1, 3) OBP: 0.556, SLG: 0.857		4-0 1B	0-0 HR		0-0 5-3		0-0 6-3		4-0 1B
Frank Malzone, R (1, 5) OBP: 0.314, SLG: 0.364		0-0 1B	0-0 6-3		0-0 F7			0-0 E5	0-0 1B
Billy Klaus, L (1, 6) OBP: 0.340, SLG: 0.277		4-0 1B	0-0 G3		0-0 F8			0-0 1B	0-0 SF9
Sammy White, R (1, 2) OBP: 0.276, SLG: 0.237		0-0 1B		0-0 P4		0-0 P6		0-0 G6-4-3	0-0 F9
Willard Nixon, L (1, 1) OBP: 0.222, SLG: 0.125		0-0 F5		0-0 2-3		4-0 BB		0-0 1-3	

Inning Stats	R: 0 E: 0 K: 0 S: 3	H: 0 LOB: 0 BB: 0 P: 3	R: 3 E: 0 K: 0 S: 5	H: 3 LOB: 1 BB: 2 P: 13	R: 3 E: 0 K: 1 S: 8	H: 3 LOB: 0 BB: 0 P: 8	R: 1 E: 0 K: 0 S: 5	H: 2 LOB: 1 BB: 0 P: 5	R: 0 E: 0 K: 0 S: 3	H: 0 LOB: 0 BB: 0 P: 3	R: 0 E: 0 K: 0 S: 3	H: 0 LOB: 1 BB: 1 P: 7	R: 0 E: 0 K: 0 S: 3	H: 0 LOB: 1 BB: 1 P: 7	R: 0 E: 1 K: 0 S: 4	H: 1 LOB: 1 BB: 0 P: 4	R: 4 E: 0 K: 0 S: 6	H: 3 LOB: 1 BB: 2 P: 14	1B: 11 2B: 0 3B: 0 HR: 1	SF: 1 SAC: 0 DP: 2 HBP: 0	WP: 0 PB: 0 SB: 1 CS: 0	PA: 44
--------------	------------------------------	---------------------------------	------------------------------	----------------------------------	------------------------------	---------------------------------	------------------------------	---------------------------------	------------------------------	---------------------------------	------------------------------	---------------------------------	------------------------------	---------------------------------	------------------------------	---------------------------------	------------------------------	----------------------------------	-----------------------------------	------------------------------------	----------------------------------	--------

PITCHER	IP	WLS	BF	H	R	ER	SO	BB	IBB	HBP	BLK	WP	HR	S	P	ERA	WHIP
Chuck Stobbs, L (1, 1) ERA: 7.99	1.0	L	7	2	3	3	0	2	0	0	0	0	0	5	13	27.00	4.000
Evelio Hernandez, R (2, 1) ERA: 4.08	4.0		17	6	4	4	1	0	0	0	0	0	1	19	19	9.00	1.500
Dick Hyde, R (6, 1) ERA: 6.44	3.0		12	1	0	0	0	2	0	0	0	0	0	10	18	0.00	1.000
Ted Abernathy, R (9, 1) ERA: 7.61	1.0		8	3	4	4	0	2	0	0	0	0	0	6	14	36.00	5.000

Batter	1	2	3	4	5	6	7	8	9	AB	R	H	RBI	BB	SO	LOB
Eddie Yost, R OBP: 0.413, SLG: 0.337 (1, 5)	0-3 K		0-0 5-3			0-0 F2		0-0 1B		4	0	1	0	0	1	0
Herb Plews, L OBP: 0.333, SLG: 0.372 (1, 4)	0-0 F7		0-0 G3			0-0 4-3		0-0 F7		4	0	0	0	0	0	2
Roy Sievers, R OBP: 0.388, SLG: 0.556 (1, 7)	0-0 1B				0-3 K				0-0 P5	4	0	1	0	0	1	0
Jim Lemon, R OBP: 0.363, SLG: 0.497 (1, 9)	0-0 F8				0-0 6-3			0-0 F8	0-0 1B 1B	4	1	1	0	0	0	1
Lou Berberet, L OBP: 0.393, SLG: 0.411 (1, 2)					0-0 F2			0-0 4-3	0-0 1B 1B	4	0	2	0	0	0	0
Bob Usher, R OBP: 0.298, SLG: 0.370 (1, 8)					0-0 F9		0-0 1-3		0-0 P4	4	0	0	0	0	0	3
Pete Runnels, L OBP: 0.333, SLG: 0.267 (1, 3)					0-0 F8		0-0 1B		0-0 F9	4	0	2	1	0	0	1
Rocky Bridges, R OBP: 0.273, SLG: 0.225 (1, 6)					0-0 4-3		0-0 F8		0-0 1-3 2-H	4	0	0	0	0	0	4
Chuck Stobbs, L OBP: 0.290, SLG: 0.230 Evelio Hernandez, R Whitey Herzog, L OBP: 0.330, SLG: 0.222 Dick Hyde, R Clint Courtney, L OBP: 0.600, SLG: 0.667 Ted Abernathy, R OBP: 0.267, SLG: 0.154			0-3 K			0-0 G3		0-0 1B 1B		0	0	0	0	0	0	0

Inning Stats	R: 0	H: 1	E: 0	LOB: 1	K: 1	BB: 0	S: 6	P: 6	R: 0	H: 1	E: 0	LOB: 1	K: 0	BB: 0	S: 4	P: 4	R: 0	H: 0	E: 0	LOB: 0	K: 1	BB: 0	S: 5	P: 5	R: 0	H: 0	E: 0	LOB: 0	K: 0	BB: 0	S: 3	P: 3	R: 0	H: 0	E: 0	LOB: 0	K: 0	BB: 0	S: 3	P: 3	R: 0	H: 2	E: 0	LOB: 2	K: 0	BB: 0	S: 5	P: 5	R: 1	H: 3	E: 0	LOB: 2	K: 0	BB: 0	S: 6	P: 6	1B: 8	SF: 0	2B: 0	SAC: 0	3B: 0	DP: 0	HR: 0	HBP: 0	WP: 0	PA: 35
PITCHER Willard Nixon, R ERA: 4.09 (1, 1)	IP	WLS	BF	H	R	ER	SO	BB	IBB	HBP	BLK	WP	HR	S	P	ERA	WHIP	IP	WLS	BF	H	R	ER	SO	BB	IBB	HBP	BLK	WP	HR	S	P	ERA	WHIP	IP	WLS	BF	H	R	ER	SO	BB	IBB	HBP	BLK	WP	HR	S	P	ERA	WHIP															

BOTTOM

Boston Red Sox @ Washington Senators
Griffith Stadium, Washington, DC

Sat Jun 01 1957, 3:33 AM EDT
Att. 5,993 - Unknown

livebaseballscorecards.com

AB 35
R 1
H 8
RBI 1
BB 0
SO 3
LOB 12



Batter	1	2	3	4	5	6	7	8	9	AB R H RBI BB SO LOB	TOP	
Jim Piersall, R (1, 8) <small>OBP: 0.343, SLG: 0.335</small> 	4-0 	0-0 P3 			0-0 F9 			0-0 	0-0 	4 2 2 0 1 0 2		
Gene Mauch, R (1, 4) <small>OBP: 0.378, SLG: 0.442</small> 	0-0 		0-0 L8 			0-0 1-3 		0-0 	0-0 G5-4-3 	5 1 2 1 0 0 1		
Ted Williams, L (1, 7) Gene Stephens, L (8, 7) <small>OBP: 0.538, SLG: 0.748</small> <small>OBP: 0.298, SLG: 0.297</small> 	0-0 L6 		0-0 6-3 			4-0 		0-0 		3 1 1 3 1 0 1 0 0 0 0 0 0 0		
Mickey Vernon, L (1, 3) Norm Zauchin, R (8, 3) <small>OBP: 0.342, SLG: 0.348</small> <small>OBP: 0.556, SLG: 0.857</small> 	0-0 F6 		0-0 F7 			0-0 9-1-3 		0-3 K 		4 0 0 0 0 1 2 0 0 0 0 0 0 0		
Jackie Jensen, R (1, 9) <small>OBP: 0.389, SLG: 0.513</small> 	0-0 F8 			0-0 F2 			0-0 	0-0 6-3 		4 1 1 1 0 0 1		
Frank Malzone, R (1, 5) <small>OBP: 0.312, SLG: 0.361</small> 		0-0 P3 		0-0 F8 		0-0 1-3 		0-0 		4 0 1 0 0 0 0		
Billy Klaus, L (1, 6) <small>OBP: 0.344, SLG: 0.291</small> 		0-0 F7 		0-0 4-3 		0-0 F9 		0-0 		4 0 2 0 0 0 0		
Sammy White, R (1, 2) <small>OBP: 0.275, SLG: 0.237</small> 		0-0 			0-0 P4 		0-0 F9 	0-0 FC6-4 		4 0 1 0 0 0 3		
George Susce, R (1, 1) Ike Delock, R (7, 1) <small>OBP: 0.273, SLG: 0.200</small> 		4-0 		0-0 F8 		0-3 K 		0-3 K 		2 0 0 0 1 1 1 1 0 0 0 0 1 0		
Inning Stats	R: 1 H: 1 E: 0 LOB: 1 K: 0 BB: 1 S: 4 P: 8	R: 0 H: 1 E: 0 LOB: 2 K: 0 BB: 1 S: 4 P: 8	R: 0 H: 0 E: 0 LOB: 0 K: 0 BB: 0 S: 3 P: 3	R: 0 H: 0 E: 0 LOB: 0 K: 0 BB: 0 S: 3 P: 3	R: 0 H: 0 E: 0 LOB: 0 K: 0 BB: 0 S: 3 P: 3	R: 0 H: 0 E: 0 LOB: 0 K: 0 BB: 0 S: 2 P: 6	R: 1 H: 2 E: 0 LOB: 1 K: 1 BB: 0 S: 7 P: 7	R: 3 H: 5 E: 0 LOB: 2 K: 1 BB: 0 S: 10 P: 10	R: 0 H: 1 E: 0 LOB: 0 K: 1 BB: 0 S: 5 P: 5	1B: 6 SF: 0 2B: 2 SAC: 0 3B: 1 DP: 2 HR: 2 HBP: 0	WP: 0 PA: 38 PB: 0 SB: 1 CS: 0	
PITCHER Pedro Ramos, R (1, 1) <small>ERA: 3.8</small> Bud Byerly, R (8, 1) <small>ERA: 2.01</small> Dick Hyde, R (9, 1) <small>ERA: 6.23</small>	IP WLS BF H R ER SO BB IBB HBP BLK WP HR S P ERA WHIP 7.0 L 30 7 5 5 1 3 0 0 0 0 0 2 29 41 6.43 1.429 1.0 5 2 0 0 1 0 0 0 0 0 0 0 7 7 0.00 2.000 1.0 3 1 0 0 1 0 0 0 0 0 0 0 5 5 0.00 1.000											PITCHER IP WLS BF H R ER SO BB IBB HBP BLK WP HR S P ERA WHIP

Boston Red Sox @ Washington Senators
 Griffith Stadium, Washington, DC
 Sun Jun 02 1957, 3:33 AM EDT
 Att. 8,292 - Unknown

AB	35
R	5
H	10
RBI	5
BB	3
SO	3
LOB	11



Batter	1	2	3	4	5	6	7	8	9	AB R H RBI BB SO LOB
Eddie Yost, R OBP: 0.413, SLG: 0.341 (1, 5)	0-0 F9		4-0 CS BB	0-0 F2			0-0 1B 2B		0-0 F5	4 0 1 0 1 0 1
Herb Plews, L OBP: 0.335, SLG: 0.379 (1, 4)	0-0 6-3		0-0 BB 1-2 2B		0-0 F5		0-0 2-2 2B 1B		0-0 FC9-6 1B	5 1 2 0 0 0 0
Roy Sievers, R OBP: 0.393, SLG: 0.563 (1, 7)	0-0 6-3		0-0 F2		0-0 1B		0-0 1-H 1B 2B		0-0 FC9-6 1B	5 1 3 1 0 0 1
Jim Lemon, R OBP: 0.369, SLG: 0.497 (1, 9)		0-0 BB 1B 1B	4-0 BB BB		0-0 F3		0-0 2-H 1B		0-0 FC9-6	4 0 2 1 1 0 3
Lou Berberet, L OBP: 0.384, SLG: 0.394 (1, 2)		0-0 L9	4-0 1-2 2-3 BB		0-0 G3		0-3 K		0-3 1-2 2-3 K	4 0 0 0 1 2 5
Pete Runnels, L OBP: 0.337, SLG: 0.273 (1, 3)		0-0 BB 1B	0-0 4-3			0-0 1B G6-3 1B	0-0 F7			4 1 2 0 0 0 4
Bob Usher, R OBP: 0.300, SLG: 0.368 Julio Becquer, L (8, PH) OBP: 0.297, SLG: 0.361 Milt Bolling, R OBP: 0.138, SLG: 0.185 (1, 8)		0-0 F8		0-0 G3		0-0 1-3 G6-3 1B		0-3 K		3 0 1 0 0 0 2 1 0 0 0 0 1 0 0 0 0 0 0 0 0
Rocky Bridges, R OBP: 0.277, SLG: 0.214 Clint Courtney, L (8, PH) OBP: 0.481, SLG: 0.636 Dick Hyde, R (9, 1)		4-0 BB 1-2 2-3 BB	0-0 5-3		0-0 G6-3		0-0 1-2 3-H K	0-0 4-3		2 0 0 0 1 0 1 1 0 0 0 0 0 0 0 0 0 0 0 0 0
Pedro Ramos, S OBP: 0.115, SLG: 0.115 Bud Byerly, R (8, 1) Whitey Herzog, L (8, PH) OBP: 0.326, SLG: 0.219 (9, 8)		0-3 K	0-0 1B		0-0 K			0-3 K		3 0 1 0 0 2 3 0 0 0 0 0 0 0 1 0 0 0 0 1 0

Inning Stats	R: 0 E: 0 K: 0 S: 3	H: 0 LOB: 0 BB: 0 P: 3	R: 0 E: 0 K: 1 S: 7	H: 2 LOB: 3 BB: 1 P: 11	R: 0 E: 0 K: 0 S: 3	H: 1 LOB: 3 BB: 3 P: 15	R: 0 E: 0 K: 0 S: 4	H: 1 LOB: 1 BB: 0 P: 4	R: 0 E: 0 K: 0 S: 4	H: 1 LOB: 1 BB: 0 P: 4	R: 1 E: 0 K: 1 S: 6	H: 2 LOB: 0 BB: 0 P: 6	R: 2 E: 0 K: 1 S: 8	H: 4 LOB: 1 BB: 0 P: 8	R: 0 E: 0 K: 2 S: 7	H: 0 LOB: 0 BB: 0 P: 7	R: 0 E: 1 K: 1 S: 7	H: 1 LOB: 2 BB: 0 P: 7	1B: 9 2B: 3 3B: 0 HR: 0	SF: 0 SAC: 0 DP: 1 HBP: 0	WP: 0 PB: 0 SB: 0 CS: 1	PA: 41
--------------	------------------------------	---------------------------------	------------------------------	----------------------------------	------------------------------	----------------------------------	------------------------------	---------------------------------	------------------------------	---------------------------------	------------------------------	---------------------------------	------------------------------	---------------------------------	------------------------------	---------------------------------	------------------------------	---------------------------------	----------------------------------	------------------------------------	----------------------------------	--------

PITCHER	IP	WLS	BF	H	R	ER	SO	BB	IBB	HBP	BLK	WP	HR	S	P	ERA	WHIP
George Susce, R ERA: 2.37 (1, 1)	6.0		28	8	2	2	2	4	0	0	0	0	0	28	44	3.00	2.000
Ike Delock, R ERA: 3.79 (7, 1)	3.0	W	13	4	1	1	4	0	0	0	0	0	0	21	21	3.00	1.333

BOTTOM

Boston Red Sox @ Washington Senators
Griffith Stadium, Washington, DC

Sun Jun 02 1957, 3:33 AM EDT
Att. 8,292 - Unknown

livebaseballscorecards.com

AB	37
R	3
H	12
RBI	2
BB	4
SO	6
LOB	20



Batter	1	2	3	4	5	6	7	8	9	AB R H RBI BB SO LOB	TOP																													
Eddie Yost, R OBP: 0.405, SLG: 0.333 (1, 5) X	0-0 F7		0-3 K		0-3 K		0-0 FC4 1-2f			4 0 0 0 0 2 2																														
Herb Plews, L OBP: 0.333, SLG: 0.382 (1, 4) X	0-0 6-3		0-0 E9 2B		0-0 6-3			0-0 G3		4 0 1 0 0 0 1																														
Pete Runnels, L OBP: 0.333, SLG: 0.269 (1, 3) X	0-0 1-3		0-3 K			0-3 K		0-0 G3		2 0 0 0 0 1 1 2 0 0 0 0 1 0																														
Julio Becquer, L OBP: 0.282, SLG: 0.342 (5, 3)																																								
Roy Sievers, R OBP: 0.390, SLG: 0.556 (1, 7) X		0-0 P5		0-3 K		0-0 F8		0-0 FC5-4 1B		4 0 1 0 0 1 0 0 0 0 0 0 0 0																														
Bud Byerly, R (9, 1)																																								
Jim Lemon, R OBP: 0.366, SLG: 0.509 (1, 9) X		0-0 HR		0-3 K		0-0 F8		0-0 FC5-4 1-2f		4 1 1 1 0 1 1																														
Lou Berberet, L OBP: 0.381, SLG: 0.389 (1, 2) S		0-3 K		0-0 F2						1 0 0 0 0 1 0 3 1 1 1 0 0 0																														
Clint Courtney, L OBP: 0.467, SLG: 0.720 (2, 2)																																								
Bob Usher, R OBP: 0.297, SLG: 0.350 (1, 8) X		0-0 P3			4-0 1B WP BB		0-0 4-3		0-0 4-3	3 1 0 0 1 0 0																														
Rocky Bridges, R OBP: 0.294, SLG: 0.304 (1, 6) X			0-0 HR		0-0 WP 1B		0-0 F2		0-0 1-3	4 1 2 1 0 0 0																														
Tex Clevenger, R OBP: 0.333, SLG: 0.333 (1, 1) X			0-0 L8		0-3 K		0-0 FC4 1B			3 0 1 0 0 1 1 0 0 0 0 0 0 0																														
Whitey Herzog, L OBP: 0.326, SLG: 0.219 (9, 7)					1-2 3-H																																			
Inning Stats	R: 0 E: 0 K: 0 S: 3	H: 0 LOB: 0 BB: 0 P: 3	R: 1 E: 0 K: 1 S: 6	H: 1 LOB: 0 BB: 0 P: 6	R: 1 E: 1 K: 2 S: 9	H: 2 LOB: 1 BB: 0 P: 9	R: 0 E: 0 K: 2 S: 7	H: 0 LOB: 0 BB: 0 P: 7	R: 1 E: 0 K: 2 S: 8	H: 1 LOB: 1 BB: 1 P: 12	R: 0 E: 0 K: 1 S: 5	H: 0 LOB: 0 BB: 0 P: 5	R: 1 E: 0 K: 0 S: 5	H: 2 LOB: 1 BB: 0 P: 5	R: 0 E: 0 K: 0 S: 4	H: 1 LOB: 1 BB: 0 P: 4	R: 0 E: 0 K: 0 S: 3	H: 0 LOB: 0 BB: 0 P: 3	1B: 3 2B: 1 3B: 0 HR: 3	SF: 0 SAC: 0 DP: 0 HBP: 0	WP: 1 PB: 0 SB: 0 CS: 0	PA: 35																		
PITCHER Duke Maas, R ERA: 2.4 (1, 1)	IP 9.0	WLS L	BF 35	H 7	R 4	ER 4	SO 8	BB 1	IBB 0	HBP 0	BLK 0	WP 1	HR 3	S 50	P 54	ERA 4.00	WHIP 0.889						PITCHER	IP 9.0	WLS L	BF 35	H 7	R 4	ER 4	SO 8	BB 1	IBB 0	HBP 0	BLK 0	WP 1	HR 3	S 50	P 54	ERA 4.00	WHIP 0.889

Washington Senators @ Detroit Tigers
 Briggs Stadium, Detroit, MI
 Tue Jun 04 1957, 7:05 PM EDT
 Att. 15,568 - Unknown

AB	34
R	4
H	7
RBI	3
BB	1
SO	8
LOB	6



Batter	1	2	3	4	5	6	7	8	9	10	11	AB R H RBI BB SO LOB	TOP
Eddie Yost, R OBP: 0.405, SLG: 0.352 (1, 5)												5 1 2 1 0 1 3	
Herb Plews, L OBP: 0.330, SLG: 0.377 (1, 4)												5 1 1 0 0 0 1	
Clint Courtney, L OBP: 0.429, SLG: 0.667 (1, 2)												5 0 1 0 0 1 1	
Roy Sievers, R OBP: 0.390, SLG: 0.546 (1, 7)												3 0 0 0 2 0 2	
Jim Lemon, R OBP: 0.372, SLG: 0.517 (1, 9)												5 0 3 1 0 0 1	
Pete Runnels, L OBP: 0.335, SLG: 0.275 (1, 3)												4 0 1 0 1 0 4	
Bob Usher, R OBP: 0.284, SLG: 0.333 Whitey Herzog, L OBP: 0.322, SLG: 0.216 (10, PH) (10, 8)												3 0 0 0 0 2 1 1 0 0 0 0 0 1	
Rocky Bridges, R OBP: 0.309, SLG: 0.306 (1, 6)												3 0 1 0 1 1 0	
Russ Kemmerer, R Camilo Pascual, R OBP: 0.105, SLG: 0.056 (1, 1) (9, 1)												2 0 0 0 0 2 0 1 0 0 0 0 1 2	
Inning Stats	R: 1 H: 2 E: 0 LOB: 2 K: 0 BB: 1 S: 5 P: 9	R: 0 H: 0 E: 0 LOB: 0 K: 3 BB: 0 S: 9 P: 9	R: 0 H: 1 E: 1 LOB: 1 K: 0 BB: 0 S: 3 P: 3	R: 0 H: 0 E: 0 LOB: 0 K: 0 BB: 0 S: 3 P: 3	R: 0 H: 1 E: 0 LOB: 1 K: 1 BB: 0 S: 6 P: 6	R: 0 H: 0 E: 0 LOB: 0 K: 0 BB: 0 S: 3 P: 3	R: 0 H: 1 E: 0 LOB: 1 K: 0 BB: 1 S: 2 P: 6	R: 0 H: 0 E: 0 LOB: 0 K: 1 BB: 0 S: 5 P: 5	R: 1 H: 2 E: 0 LOB: 0 K: 0 BB: 0 S: 4 P: 4	R: 0 H: 1 E: 0 LOB: 2 K: 2 BB: 1 S: 8 P: 12	R: 0 H: 1 E: 0 LOB: 2 K: 1 BB: 1 S: 6 P: 10	1B: 5 SF: 0 2B: 4 SAC: 1 3B: 0 DP: 2 HR: 1 HBP: 0	WP: 0 PA: 42 PB: 0 SB: 0 CS: 1
PITCHER	IP WLS BF H R ER SO BB IBB HBP BLK WP HR S P ERA WHIP												
Frank Lary, R ERA: 3.63 Paul Foytack, R ERA: 2.78 (1, 1) (9, 1)	8.0 30 7 2 2 5 2 0 0 0 0 1 38 46 2.25 1.125												
	3.0 12 2 0 0 3 1 1 0 0 0 0 16 24 0.00 1.000												

Washington Senators @ Detroit Tigers
 Briggs Stadium, Detroit, MI
 Wed Jun 05 1957, 4:33 AM EDT
 Att. 3,448 - Overcast

livebaseballscorecards.com

AB	37
R	2
H	9
RBI	2
BB	4
SO	8
LOB	16



Batter	1	2	3	4	5	6	7	8	9	10	11	AB R H RBI BB SO LOB	BOTTOM
Frank Bolling, R OBP: 0.322, SLG: 0.425 (1, 4)												5 0 2 0 0 0 4	<p>Washington Senators @ Detroit Tigers Briggs Stadium, Detroit, MI Wed Jun 05 1957, 4:33 AM EDT Att. 3,448 - Overcast</p>
Charlie Maxwell, L OBP: 0.374, SLG: 0.476 (1, 7)												5 1 2 2 0 1 2	
Ray Boone, R OBP: 0.364, SLG: 0.409 (1, 3)												5 0 1 0 0 1 1	
Al Kaline, R OBP: 0.337, SLG: 0.429 (1, 8) (8, 9)												5 1 1 0 0 0 3	
Jay Porter, R OBP: 0.448, SLG: 0.542 Bill Tuttle, R OBP: 0.292, SLG: 0.333 (7, PR) (8, 8)												3 0 1 0 0 0 2 2 0 1 1 0 0 0	
Harvey Kuenn, R OBP: 0.318, SLG: 0.368 (1, 6)												4 0 1 0 0 0 1	
Frank House, L OBP: 0.355, SLG: 0.373 (1, 2)												4 0 0 0 0 1 3	
Jim Finigan, R OBP: 0.226, SLG: 0.077 (1, 5)												3 0 0 0 1 0 0	
Frank Lary, R OBP: 0.269, SLG: 0.292 Paul Foytack, R OBP: 0.429, SLG: 0.368 (1, 1) (9, 1)												3 1 2 0 0 0 0 1 0 0 0 0 0 0	
Inning Stats	R: 0 H: 1 E: 0 LOB: 0 K: 0 BB: 0 S: 3 P: 3	R: 0 H: 0 E: 0 LOB: 0 K: 0 BB: 0 S: 3 P: 3	R: 0 H: 0 E: 0 LOB: 0 K: 0 BB: 0 S: 3 P: 3	R: 0 H: 2 E: 0 LOB: 2 K: 0 BB: 0 S: 5 P: 5	R: 0 H: 1 E: 0 LOB: 0 K: 0 BB: 0 S: 3 P: 3	R: 1 H: 2 E: 0 LOB: 1 K: 1 BB: 0 S: 7 P: 7	R: 0 H: 2 E: 0 LOB: 3 K: 1 BB: 1 S: 7 P: 11	R: 1 H: 1 E: 0 LOB: 0 K: 0 BB: 0 S: 4 P: 4	R: 0 H: 0 E: 0 LOB: 0 K: 0 BB: 0 S: 3 P: 3	R: 0 H: 0 E: 0 LOB: 1 K: 0 BB: 0 S: 3 P: 3	1B: 8 SF: 0 2B: 1 SAC: 0 3B: 1 DP: 2 HR: 1 HBP: 0	WP: 1 PA: 41 PB: 0 SB: 0 CS: 0	
PITCHER	IP WLS BF H R ER SO BB IBB HBP BLK WP HR S P ERA WHIP												
Russ Kemmerer, R ERA: 6.21 (1, 1)	8.0 32 9 2 2 2 1 0 0 0 1 1 35 39 2.25 1.250												
Camilo Pascual, R ERA: 4.55 (9, 1)	2.1 L 9 2 1 1 1 0 0 0 0 0 0 11 11 3.86 0.857												

livebaseballscorecards.com

AB	40
R	3
H	11
RBI	3
BB	1
SO	3
LOB	16



Washington Senators @ Cleveland Indians
 Cleveland Municipal Stadium, Cleveland, OH

Fri Jun 07 1957, 7:05 PM EDT
 Att. 6,182 - Unknown

livebaseballscorecards.com

AB	42
R	11
H	16
RBI	10
BB	8
SO	5
LOB	30



AB R H RBI BB SO LOB

5	0	1	1	1	0	2
6	1	1	0	0	0	5
3	2	2	0	3	0	0
5	0	3	1	1	1	1
6	1	2	0	0	0	6
5	2	2	3	0	2	3
4	2	1	0	2	0	6
2	1	1	1	1	0	3
0	1	0	0	0	0	0
1	1	1	1	0	0	0
4	0	1	2	0	2	4
1	0	1	1	0	0	0

Batter	1	2	3	4	5	6	7	8	9
Eddie Yost, R OBP: 0.412, SLG: 0.355 (1, 5) X	0-0 F7	0-0 1B		0-0 5-3		0-0 F2	0-0 4-3	4-0 BB	
Rocky Bridges, R OBP: 0.292, SLG: 0.288 (1, 6) X	0-0 L6	0-0 F5		0-0 2-3		0-0 BB 1B	0-0 P3	0-0 F8	
Roy Sievers, R OBP: 0.398, SLG: 0.560 (1, 7) X	0-0 1B		4-0 BB 1B SF7	0-0 1-3		4-0 BB 1B		0-0 FC5-4 E 2B	4-0 FC1-5 BB
Jim Lemon, R OBP: 0.386, SLG: 0.516 (1, 9) S S S	0-3 K		0-0 G3 1B 1B		0-0 F9	0-0 1B		4-0 FC5-4 BB	0-0 FC1-5 1B
Bob Usher, R OBP: 0.299, SLG: 0.356 (1, 8) X		0-0 6-3	0-0 G3 1B		0-0 1B G1-2-3 1B	0-0 P5		0-0 FC5-4 E 1B	0-0 FC1-5
Milt Bolling, R OBP: 0.171, SLG: 0.313 (1, 4) X		0-0 HR	0-0 SF7		0-0 BB 1B		0-3 K	0-0 E6 1B 2B	0-3 K
Pete Runnels, L OBP: 0.338, SLG: 0.274 (1, 3) B B B B		4-0 2B BB	0-0 G3		4-0 BB 1B		0-0 HBP 2B 1B	0-0 F7	0-0 F7
Ed Fitz Gerald, R OBP: 0.309, SLG: 0.267 Pedro Ramos, S OBP: 0.138, SLG: 0.138 Clint Courtney, L OBP: 0.444, SLG: 0.677 (1, 2) (7, PR) (7, 2)		0-0 1B 2B	4-0 IBB		0-0 G1-2-3		1-0 2B HBP	0-0 2B E 1B	
Chuck Stobbs, L OBP: 0.250, SLG: 0.263 Tex Clevenger, R OBP: 0.400, SLG: 0.500 (1, 1) (7, 1) S S S	0-0 F9	0-0 K			0-3 K	0-3 K	0-0 4-3 2B	0-0 E9 2B	

Inning Stats	R: 0	H: 1	E: 0	K: 1	S: 6	P: 6	R: 3	H: 3	E: 0	K: 0	S: 6	P: 10	R: 1	H: 2	E: 0	K: 1	S: 7	P: 15	R: 0	H: 0	E: 0	K: 0	S: 3	P: 3	R: 0	H: 2	E: 0	K: 0	S: 4	P: 8	R: 1	H: 2	E: 0	K: 1	S: 7	P: 11	R: 2	H: 2	E: 0	K: 1	S: 7	P: 8	R: 4	H: 3	E: 2	K: 0	S: 7	P: 15	R: 0	H: 1	E: 0	K: 1	S: 6	P: 10
--------------	------	------	------	------	------	------	------	------	------	------	------	-------	------	------	------	------	------	-------	------	------	------	------	------	------	------	------	------	------	------	------	------	------	------	------	------	-------	------	------	------	------	------	------	------	------	------	------	------	-------	------	------	------	------	------	-------

PITCHER	IP	WLS	BF	H	R	ER	SO	BB	IBB	HBP	BLK	WP	HR	S	P	ERA	WHIP
Bud Daley, L ERA: 3.73 (1, 1)	3.0		18	6	4	4	2	2	1	0	0	0	1	19	31	12.00	2.667
Mike Garcia, R ERA: 4.0 (4, 1)	2.0		8	2	0	0	0	1	0	0	0	0	0	7	11	0.00	1.500
Ray Narleski, R ERA: 2.7 (6, 1)	2.0		12	4	3	3	2	1	0	1	0	0	0	14	19	13.50	2.500
Dick Tomanek, L ERA: 4.28 (8, 1)	0.2	L	8	3	4	1	0	2	0	0	0	0	0	6	14	13.50	7.500
Cal McLish, R ERA: 4.31 (8, 1)	0.1		1	0	0	0	0	0	0	0	0	0	0	1	1	0.00	0.000

PITCHER	IP	WLS	BF	H	R	ER	SO	BB	IBB	HBP	BLK	WP	HR	S	P	ERA	WHIP
Stan Pitula, R ERA: 7.48 (9, 1)	1.0		5	1	0	0	1	1	0	0	0	0	0	6	10	0.00	2.000

WP: 0	PA: 52
PB: 0	
SB: 0	
CS: 0	

BOTTOM

Washington Senators @ Cleveland Indians
Cleveland Municipal Stadium, Cleveland, OH

Fri Jun 07 1957, 7:05 PM EDT
Att. 6,182 - Unknown

livebaseballscorecards.com

AB	35
R	7
H	10
RBI	7
BB	5
SO	6
LOB	15



WP:	0	PA:	40
PB:	0	SB:	1
CS:	0		

AB R H RBI BB SO LOB

4	1	1	1	1	1	0
5	0	3	2	0	0	1
4	1	1	1	1	0	3
5	2	2	3	0	0	2
2	1	1	0	2	0	0
4	0	1	0	0	2	3
4	1	1	0	0	0	2
2	1	0	0	1	0	1
0	0	0	0	0	0	0
0	0	0	0	0	0	0
1	0	0	0	0	1	3
0	0	0	0	0	0	0
2	0	0	0	0	1	0

Batter	1	2	3	4	5	6	7	8	9
Larry Raines, R OBP: 0.372, SLG: 0.462 (1, 6)	0-0 6-3 1		0-0 F9 3		4-0 1B BB 1-2 2-3 3-H		0-0 1B 2B		0-3 K 1
Bobby Avila, R OBP: 0.283, SLG: 0.282 (1, 4)	0-0 F9 2			0-0 G3-6-1 1B 1	0-0 1B 1-2 2-H 3-H		0-0 F7 2		0-0 BB 1B
Vic Wertz, L OBP: 0.429, SLG: 0.441 (1, 3)	0-0 F9 3			0-0 G3-6-1 1-2f 1	0-0 F8 3		0-0 HR 1B 2-H		4-0 BB G6-4-3 1-2
Rocky Colavito, R OBP: 0.416, SLG: 0.511 (1, 9)		0-0 6-3 1		0-0 1-3 3		0-0 HR	0-0 HR 1-H		0-0 G6-4-3 1-2f 3
Al Smith, R OBP: 0.370, SLG: 0.312 (1, 5)		0-0 E S 1B			4-0 1B BB BB	0-0 P4 1	4-0 BB		
Roger Maris, L OBP: 0.321, SLG: 0.445 (1, 8) (8, 7)		0-3 K 1-3 2			0-3 K 1	0-0 1B	0-0 F9 3		
Jim Busby, R OBP: 0.192, SLG: 0.306 (1, 7) (8, 8)		0-0 F8 3			0-0 BB BB 1B 1-3	0-0 L7 2		0-0 P4 1	
Jim Hegan, R OBP: 0.247, SLG: 0.221 (1, 2)			0-0 F7 1		4-0 BB BB 1B	0-0 F7 3		0-0 1-4-3 2	
Dick Tomaneck, L OBP: 0.250, SLG: 0.500 (8, 1)					1-2 1B BB				
Cal McLish, S (8, 1)									
Gene Woodling, L OBP: 0.414, SLG: 0.412 (8, PH)									
Stan Pitula, R (9, 1)									
Bud Daley, L OBP: 0.333, SLG: 0.250 (1, 1)			0-3 K 2		0-3 K 2		0-3 K 1		0-0 3-1 3
Kenny Kuhn, L OBP: 0.160, SLG: 0.160 (3, PH)									
Mike Garcia, R OBP: 0.271, SLG: 0.118 (4, 1)									
Eddie Robinson, L OBP: 0.303, SLG: 0.333 (5, PH)									
Ray Narleski, R (6, 1)									
Hal Naragon, L OBP: 0.250, SLG: 0.211 (7, PH) (8, 2)									

Inning Stats	R: 0	H: 0	R: 0	H: 1	R: 0	H: 0	R: 3	H: 2	R: 1	H: 2	R: 3	H: 3	R: 0	H: 0	R: 0	H: 1
	E: 0	LOB: 0	E: 0	LOB: 1	E: 0	LOB: 0	E: 0	LOB: 2	E: 0	LOB: 1	E: 0	LOB: 1	E: 0	LOB: 0	E: 0	LOB: 1
	K: 0	BB: 0	K: 1	BB: 0	K: 0	BB: 0	K: 2	BB: 3	K: 0	BB: 0	K: 1	BB: 1	K: 0	BB: 0	K: 1	BB: 1
	S: 3	P: 3	S: 6	P: 6	S: 5	P: 5	S: 9	P: 21	S: 5	P: 5	S: 8	P: 12	S: 3	P: 3	S: 5	P: 9

PITCHER	IP	WLS	BF	H	R	ER	SO	BB	IBB	HBP	BLK	WP	HR	S	P	ERA	WHIP
Chuck Stobbs, L ERA: 8.01 (1, 1)	6.2		30	8	6	6	5	3	0	0	0	0	1	37	49	8.10	1.650
Tex Clevenger, R ERA: 2.52 (7, 1)	2.1	W	10	2	1	1	1	2	0	0	0	0	1	10	18	3.86	1.714

PITCHER	IP	WLS	BF	H	R	ER	SO	BB	IBB	HBP	BLK	WP	HR	S	P	ERA	WHIP
---------	----	-----	----	---	---	----	----	----	-----	-----	-----	----	----	---	---	-----	------

Washington Senators @ Cleveland Indians
 Cleveland Municipal Stadium, Cleveland, OH

Sat Jun 08 1957, 3:33 AM EDT
 Att. 2,859 - Unknown

AB	35
R	4
H	9
RBI	3
BB	3
SO	4
LOB	22



AB	R	H	RBI	BB	SO	LOB
3	1	1	0	2	0	0
4	1	1	0	1	1	3
5	1	0	0	0	0	6
4	0	1	1	0	1	3
4	0	0	0	0	1	3
3	0	2	1	0	1	0
3	0	1	1	0	0	1
1	0	0	0	0	0	1
3	0	1	0	0	0	3
1	0	0	0	0	0	1
1	0	0	0	0	0	0
1	0	1	0	0	0	0
0	0	0	0	0	0	0
0	0	0	0	0	0	0
1	0	0	0	0	0	0

Batter	1	2	3	4	5	6	7	8	9
Eddie Yost, R OBP: 0.416, SLG: 0.360 (1, 5) X	0-0 1-3 ①			0-0 2B X		4-0 E BB 1B BB X	4-0 FC5-4 1-2 BB X		0-0 F2 ②
Milt Bolling, R OBP: 0.200, SLG: 0.306 (1, 4) (8, 6) SSS	0-3 K ②			0-0 L7 X		4-0 1B E SF7 BB 1-2 2-3 X	0-0 F2 ①		0-0 FC6-4 1B X
Roy Sievers, R OBP: 0.389, SLG: 0.546 (1, 7) X	0-0 6-3 ③			0-0 F8 X		0-0 FC1 1B 1-2 2-3 3-H X	0-0 FC5-4 ②		0-0 FC6-4 ③
Jim Lemon, R OBP: 0.384, SLG: 0.511 (1, 9) X		0-0 6-3 ①		0-0 F7 ③		0-0 1B 1B 1-2 2-3 3-H X	0-3 K ③		
Clint Courtney, L OBP: 0.400, SLG: 0.600 (1, 2) X		0-0 F5 ②			0-0 P6 ① SSS	0-3 K ①		0-0 F9 ①	
Pete Runnels, L OBP: 0.341, SLG: 0.281 (1, 3) SSS		0-3 K ③			0-0 1B ②	0-0 SF7 3-H X		0-0 1B ②	
Bob Usher, R OBP: 0.300, SLG: 0.355 Whitey Herzog, L OBP: 0.319, SLG: 0.213 (8, PH) (8, 8)			0-0 1-3 ①		0-0 F3 ②	0-0 1B 1-2 2-H X		0-0 F2 ②	
Rocky Bridges, R OBP: 0.294, SLG: 0.290 Herb Plews, L OBP: 0.324, SLG: 0.369 (8, PH) (8, 4)				0-0 G6-4-3 1B X	0-0 F8 ③	0-0 P4 ③		0-0 F9 ③	
Camilo Pascual, R OBP: 0.100, SLG: 0.053 Ted Abernathy, R OBP: 0.313, SLG: 0.286 Julio Becquer, L OBP: 0.330, SLG: 0.359 Pedro Ramos, S OBP: 0.136, SLG: 0.136 Dick Hyde, R Faye Throneberry, L OBP: 0.115, SLG: 0.021 (1, 1) (5, 1) (7, PH) (7, PR) (7, 1) (8, PH)			0-0 G6-4-3 ② ③			0-0 BB E 2B X	0-0 FC5-4 BB 1B X		0-0 4-3 ①

Inning Stats	R: 0	H: 0	E: 0	K: 1	S: 5	P: 5	R: 0	H: 0	E: 0	K: 1	S: 5	P: 5	R: 0	H: 1	E: 0	K: 0	S: 3	P: 3	R: 0	H: 1	E: 0	K: 0	S: 4	P: 4	R: 4	H: 3	E: 1	K: 1	S: 9	P: 17	R: 0	H: 1	E: 0	K: 1	S: 6	P: 10	R: 0	H: 1	E: 0	K: 0	S: 4	P: 4	R: 0	H: 1	E: 0	K: 0	S: 4	P: 4	1B: 7	2B: 2	3B: 0	HR: 0	SF: 1	SAC: 0	DP: 1	HBP: 0	WP: 0	PA: 39
--------------	------	------	------	------	------	------	------	------	------	------	------	------	------	------	------	------	------	------	------	------	------	------	------	------	------	------	------	------	------	-------	------	------	------	------	------	-------	------	------	------	------	------	------	------	------	------	------	------	------	-------	-------	-------	-------	-------	--------	-------	--------	-------	--------

PITCHER	IP	WLS	BF	H	R	ER	SO	BB	IBB	HBP	BLK	WP	HR	S	P	ERA	WHIP
Don Mossi, L ERA: 3.41 (1, 1)	5.2	W	25	6	4	1	3	2	0	0	0	0	0	29	37	1.59	1.412
Ray Narleski, R ERA: 2.45 (6, 1)	3.1	S	14	3	0	0	1	1	0	0	0	0	0	15	19	0.00	1.200

Batter	1	2	3	4	5	6	7	8	9	AB R H RBI BB SO LOB	TOP																													
Eddie Yost, R OBP: 0.413, SLG: 0.363 (1, 5) X	0-0 F8		0-3 K			0-0 F7		0-0 1-H 2B		4 0 1 1 0 1 1	Washington Senators @ Cleveland Indians Cleveland Municipal Stadium, Cleveland, OH Sun Jun 09 1957, 3:33 AM EDT Unknown livebaseballscorecards.com																													
Herb Plews, L OBP: 0.317, SLG: 0.360 (1, 4) X	0-0 6-3			0-3 K		0-0 F9		0-0 P6		4 0 0 0 0 1 1																														
Pete Runnels, L OBP: 0.335, SLG: 0.274 (1, 3) X	0-0 F7			0-0 4-3		0-3 K		0-0 4-3		4 0 0 0 0 1 1																														
Jim Lemon, R OBP: 0.381, SLG: 0.505 (1, 9)		0-3 K		0-0 1B		0-0 F9		0-0 F9		4 0 1 0 0 1 0																														
Clint Courtney, L OBP: 0.364, SLG: 0.538 (1, 2)		0-0 F3		0-0 F8		0-0 F8		0-0 F8		4 0 0 0 0 0 1																														
Faye Throneberry, L OBP: 0.125, SLG: 0.039 (1, 7)		0-0 P4			0-0 P2		0-0 1B	0-0 F8		4 0 1 0 0 0 0																														
Bob Usher, R OBP: 0.301, SLG: 0.346 (1, 8)			0-0 F2		4-0 2B BB		0-3 K			2 1 0 0 1 1 1																														
Rocky Bridges, R OBP: 0.324, SLG: 0.354 (1, 6)			0-0 2B		0-0 1-H 2B			0-0 2B 1B		3 1 3 1 0 0 0																														
Russ Kemmerer, R (1, 1) Whitey Herzog, L OBP: 0.315, SLG: 0.211 (5, PH) Evelio Hernandez, R (5, 1) Julio Becquer, L OBP: 0.293, SLG: 0.350 (8, PH) Dick Hyde, R (8, 1)			0-3 K		0-3 K		0-3 K			1 0 0 0 0 1 1 1 0 0 0 0 1 0 0 0 0 0 0 0 0 1 0 0 0 0 1 1 0 0 0 0 0 0 0																														
Inning Stats	R: 0 E: 0 K: 0 S: 3	H: 0 LOB: 0 BB: 0 P: 3	R: 0 E: 0 K: 1 S: 5	H: 0 LOB: 0 BB: 0 P: 5	R: 0 E: 0 K: 2 S: 8	H: 1 LOB: 1 BB: 0 P: 8	R: 0 E: 0 K: 1 S: 6	H: 1 LOB: 1 BB: 0 P: 6	R: 1 E: 0 K: 1 S: 5	H: 1 LOB: 0 BB: 1 P: 9	R: 0 E: 0 K: 1 S: 5	H: 0 LOB: 0 BB: 0 P: 5	R: 0 E: 0 K: 1 S: 6	H: 1 LOB: 1 BB: 0 P: 6	R: 1 E: 0 K: 1 S: 7	H: 2 LOB: 1 BB: 0 P: 7	R: 0 E: 0 K: 0 S: 3	H: 0 LOB: 0 BB: 0 P: 3	1B: 3 2B: 3 3B: 0 HR: 0	SF: 0 SAC: 0 DP: 0 HBP: 0	WP: 0 PB: 0 SB: 0 CS: 0	PA: 33																		
PITCHER Early Wynn, R ERA: 3.95 (1, 1)	IP 9.0	WLS W	BF 33	H 6	R 2	ER 2	SO 8	BB 1	IBB 0	HBP 0	BLK 0	WP 0	HR 0	S 48	P 52	ERA 2.00	WHIP 0.778						PITCHER	IP	WLS	BF	H	R	ER	SO	BB	IBB	HBP	BLK	WP	HR	S	P	ERA	WHIP



Batter	1	2	3	4	5	6	7	8	9	AB	R	H	RBI	BB	SO	LOB
Al Smith, R OBP: 0.370, SLG: 0.333 (1, 5)	0-0 F9		0-0 1-3		0-0 F7		0-0 F9			4	0	0	0	0	0	2
Bobby Avila, R OBP: 0.308, SLG: 0.308 (1, 4) George Strickland, R OBP: 0.282, SLG: 0.284 (7, 4)	0-0 G4-6-3 1B			4-0 FC4-6 BB	0-0 2B		4-0 2B BB			2	0	2	0	1	0	0
Vic Wertz, L OBP: 0.424, SLG: 0.444 (1, 3)	0-0 G4-6-3 1-2f			0-0 FC4-6 1B	0-0 F8		0-0 1B 2B 1-H 2-H			4	2	1	2	0	0	3
Rocky Colavito, R OBP: 0.423, SLG: 0.507 (1, 9)		4-0 G6-3 BB		0-0 1B 1B	0-0 F2		0-0 1B			3	1	2	1	1	0	1
Gene Woodling, L OBP: 0.424, SLG: 0.413 (1, 7) Jim Busby, R OBP: 0.192, SLG: 0.306 (9, 8)		0-0 G6-3 1-2f		0-0 1B 1B		0-0 F8	0-0 F2			4	1	1	1	0	0	2
Roger Maris, L OBP: 0.309, SLG: 0.421 (1, 8) (9, 7)		0-0 F9		4-0 1B 1B IBB		0-0 4-3		0-0 G3		3	1	0	0	1	0	0
Chico Carrasquel, R OBP: 0.333, SLG: 0.381 (1, 6)			0-0 1B 2B	0-0 CS 1B 1B	0-0 1B 1B	0-0 6-3		0-0 F7		4	0	2	1	0	0	0
Hal Naragon, L OBP: 0.288, SLG: 0.244 (1, 2)			0-0 1B 1B	0-0 1B 1B			0-0 SH1-4 2B 1B	0-0 F2		4	1	3	2	0	0	0
Early Wynn, S OBP: 0.139, SLG: 0.032 (1, 1)			0-0 4-3	0-3 K			0-0 SH1-4			2	0	0	0	0	1	3

Inning Stats	R: 0	H: 1	E: 0	LOB: 0	K: 0	BB: 0	S: 3	P: 3	R: 0	H: 0	E: 0	LOB: 0	K: 0	BB: 1	S: 2	P: 6	R: 0	H: 2	E: 0	LOB: 1	K: 0	BB: 0	S: 4	P: 4	R: 4	H: 4	E: 0	LOB: 2	K: 1	BB: 2	S: 8	P: 16	R: 0	H: 1	E: 0	LOB: 1	K: 0	BB: 0	S: 4	P: 4	R: 0	H: 0	E: 0	LOB: 0	K: 0	BB: 0	S: 3	P: 3	R: 3	H: 3	E: 0	LOB: 1	K: 0	BB: 1	S: 6	P: 10	R: 0	H: 0	E: 0	LOB: 0	K: 0	BB: 0	S: 3	P: 3
--------------	------	------	------	--------	------	-------	------	------	------	------	------	--------	------	-------	------	------	------	------	------	--------	------	-------	------	------	------	------	------	--------	------	-------	------	-------	------	------	------	--------	------	-------	------	------	------	------	------	--------	------	-------	------	------	------	------	------	--------	------	-------	------	-------	------	------	------	--------	------	-------	------	------


PITCHER	IP	WLS	BF	H	R	ER	SO	BB	IBB	HBP	BLK	WP	HR	S	P	ERA	WHIP
Russ Kemmerer, R ERA: 6.51 (1, 1)	4.0	L	18	7	4	4	1	2	1	0	0	0	0	17	29	9.00	2.250
Evelio Hernandez, R ERA: 4.55 (5, 1)	3.0		14	4	3	3	0	1	0	0	0	0	0	13	17	9.00	1.667
Dick Hyde, R ERA: 5.94 (8, 1)	1.0		3	0	0	0	0	0	0	0	0	0	0	3	3	0.00	0.000

BOTTOM

Washington Senators @ Cleveland Indians
Cleveland Municipal Stadium, Cleveland, OH

Sun Jun 09 1957, 3:33 AM EDT
Unknown

AB	30
R	7
H	11
RBI	7
BB	4
SO	1
LOB	11



WP	HR	S	P	ERA	WHIP
0	0	0	0	9.00	2.250
0	0	0	0	9.00	1.667
0	0	0	0	0.00	0.000

Batter	1	2	3	4	5	6	7	8	9	AB R H RBI BB SO LOB	TOP									
Eddie Yost, R OBP: 0.421, SLG: 0.365 (1, 5) X	0-0 L4 BBB	4-0 BB 1-2			4-0 BB BBB		4-0 BB 1-2 G3 BB		0-0 FC5-6 2-H 1B	2 1 1 1 3 0 0										
Herb Plews, L OBP: 0.314, SLG: 0.356 (1, 4) X	0-0 1B	0-0 L9 BB			0-0 F7 BB		0-0 G3 1-2 2-3		0-0 FC5-6 1-2f HR	5 1 1 0 0 0 7										
Pete Runnels, L OBP: 0.329, SLG: 0.268 (1, 3) X	0-0 L9 BB				0-0 F7 BB		0-0 F8 BB		0-0 HR 1-H	4 0 0 0 0 0 4										
Roy Sievers, R OBP: 0.392, SLG: 0.563 (9, PH) (9, 3)									0-0 HR 1-H	1 1 1 2 0 0 0										
Jim Lemon, R OBP: 0.382, SLG: 0.503 (1, 9) X	0-0 F8 BB						0-0 L4 BB		0-0 FC4-6 1B	5 0 2 2 0 0 1										
Clint Courtney, L OBP: 0.347, SLG: 0.500 (1, 2) X							0-0 L4 BB		0-0 FC4-6 1B	5 0 2 2 0 0 1										
Faye Throneberry, L OBP: 0.136, SLG: 0.056 (1, 7) X							0-0 G3 BB		0-0 FC4-6 1B	5 1 1 0 0 0 2										
Milt Bolling, R OBP: 0.195, SLG: 0.297 (8, PH) X							0-0 G3 BB		0-0 FC4-6 1B	5 1 1 0 0 0 2										
Whitey Herzog, L OBP: 0.312, SLG: 0.208 (8, 7) X							0-0 G3 BB		0-0 FC4-6 1B	5 1 1 0 0 0 2										
Bob Usher, R OBP: 0.310, SLG: 0.366 (1, 8) X							0-0 L4 BB		0-0 FC4-6 1B	5 1 1 0 0 0 2										
Rocky Bridges, R OBP: 0.333, SLG: 0.377 (1, 6) X							0-0 L4 BB		0-0 FC4-6 1B	5 1 1 0 0 0 2										
Pedro Ramos, S OBP: 0.129, SLG: 0.129 (1, 1) X							0-0 L4 BB		0-0 FC4-6 1B	5 1 1 0 0 0 2										
Julio Secuier, L OBP: 0.310, SLG: 0.366 (7, PH) X							0-0 L4 BB		0-0 FC4-6 1B	5 1 1 0 0 0 2										
Russ Kemmerer, R OBP: 0.195, SLG: 0.182 (7, 1) X							0-0 L4 BB		0-0 FC4-6 1B	5 1 1 0 0 0 2										
Jerry Snyder, R OBP: 0.250, SLG: 0.263 (9, PH) X							0-0 L4 BB		0-0 FC4-6 1B	5 1 1 0 0 0 2										
Chuck Stobbs, L OBP: 0.250, SLG: 0.263 (9, 1) X							0-0 L4 BB		0-0 FC4-6 1B	5 1 1 0 0 0 2										
Tex Clevinger, R OBP: 0.406, SLG: 0.500 (9, 1) X							0-0 L4 BB		0-0 FC4-6 1B	5 1 1 0 0 0 2										
Inning Stats	R: 0 H: 1 E: 0 K: 0 S: 4	H: 1 LOB: 1 BB: 0 P: 4	R: 1 H: 3 E: 0 K: 0 S: 6	H: 3 LOB: 3 BB: 1 P: 10	R: 0 H: 0 E: 0 K: 1 S: 5	H: 0 LOB: 0 BB: 0 P: 5	R: 0 H: 0 E: 0 K: 0 S: 3	H: 0 LOB: 1 BB: 1 P: 7	R: 0 H: 2 E: 0 K: 0 S: 4	H: 2 LOB: 2 BB: 0 P: 4	R: 3 H: 3 E: 0 K: 0 S: 6	H: 3 LOB: 1 BB: 1 P: 10	R: 0 H: 0 E: 0 K: 1 S: 5	H: 0 LOB: 0 BB: 0 P: 5	R: 3 H: 3 E: 1 K: 0 S: 7	H: 3 LOB: 1 BB: 0 P: 7	1B: 9 SF: 0 2B: 2 SAC: 0 3B: 0 DP: 0 HR: 1 HBP: 0	WP: 0 PA: 42 PB: 0 SB: 0 CS: 0		
PITCHER	IP WLS BF H R ER SO BB IBB HBP BLK WP HR S P ERA WHIP																			
Mike Garcia, R ERA: 4.15 (1, 1)	6.2		31	9	4	4	1	3	0	0	0	0	30	42	5.40	1.800				
Bud Daley, L ERA: 3.82 (7, 1)	1.2	L	7	1	2	1	1	0	0	0	0	0	9	9	5.40	0.600				
Ray Narleski, R ERA: 2.7 (9, 1)	0.0		2	2	1	1	0	0	0	0	0	1	2	2	∞	∞				
Hank Aguirre, L ERA: 22.5 (9, 1)	0.2		2	0	0	0	0	0	0	0	0	0	2	2	0.00	0.000				

Washington Senators @ Cleveland Indians
Cleveland Municipal Stadium, Cleveland, OH
Sun Jun 09 1957, 3:38 AM EDT
Att. 8,263 - Unknown

AB	39
R	7
H	12
RBI	7
BB	3
SO	2
LOB	18



WP: 0	PA: 42
PB: 0	
SB: 0	
CS: 0	

BOTTOM

Washington Senators @ Cleveland Indians
Cleveland Municipal Stadium, Cleveland, OH

Sun Jun 09 1957, 3:38 AM EDT
Att. 8,263 - Unknown

livebaseballscorecards.com

AB	36
R	6
H	10
RBI	6
BB	3
SO	3
LOB	14



WP:	0	PA:	39
PB:	1	ERA:	
SB:	0	WHIP:	
CS:	1		

AB R H RBI BB SO LOB

5	0	1	1	0	0	3
3	1	1	0	0	0	0
1	0	0	0	0	0	0
1	0	0	0	0	0	1
0	0	0	0	0	0	0
5	2	3	3	0	0	1
3	0	0	0	1	1	1
4	0	1	0	0	0	2
0	0	0	0	0	0	0
3	2	2	2	1	0	1
4	0	1	0	0	1	1
3	0	0	0	1	1	1
3	0	0	0	0	0	3
0	0	0	0	0	0	0
0	0	0	0	0	0	0
0	0	0	0	0	0	0
1	1	1	0	0	0	0

Batter	1	2	3	4	5	6	7	8	9
Al Smith, R OBP: 0.366, SLG: 0.329 (1, 5)	0-0 P4 1B	0-0 1-3 1B		0-0 FC4-6 1-2f			0-0 F8 1B		0-0 FC4-6 2-H 1B
Bobby Avila, R OBP: 0.309, SLG: 0.309 (1, 4)	0-0		0-0 F5 1B		0-0 P4 1B		0-0 P4 1B		0-0 FC4-6 1-2f
George Strickland, R OBP: 0.280, SLG: 0.282 (6, 4)									
Eddie Robinson, L OBP: 0.294, SLG: 0.321 (9, PH)	PB HR 1B								
Kenny Kuhn, L OBP: 0.160, SLG: 0.160 (9, PR)									
Vic Wertz, L OBP: 0.429, SLG: 0.485 (1, 3)	0-0 1-H HR		0-0 1B		0-0 HR		0-0 1-3		0-0 F5
Rocky Colavito, R OBP: 0.419, SLG: 0.497 (1, 9)	0-0 P6 1B		0-3 K 1B		4-0 CS BB			0-0 6-3	
Gene Woodling, L OBP: 0.419, SLG: 0.407 (1, 7)	0-0		0-0 P6 1B		0-0 3-1 1-2			0-0 4-3	
Jim Busby, R OBP: 0.192, SLG: 0.306 (9, 8)									
Roger Maris, L OBP: 0.322, SLG: 0.473 (1, 8)	0-0 F9 1B			4-0 G3 BB		0-0 HR		0-0 HR	
(9, 7)									
Chico Carrasquel, R OBP: 0.331, SLG: 0.385 (1, 6)		0-0 G3 2B		0-0 G3 1-2		0-3 K 1B		0-0 F7 1B	
Hal Naragon, L OBP: 0.286, SLG: 0.229 (1, 2)		0-0 G3 2-3		4-0 FC4-6 BB		0-0 F9 1B		0-3 K 1B	
Mike Garcia, R OBP: 0.182, SLG: 0.100 (1, 1)		0-0 5-3 1B		0-0 F5 1B		0-0 F3 1B		0-0 2B	
Bud Daley, L OBP: 0.333, SLG: 0.250 (7, 1)									
Ray Narleski, R (9, 1)									
Hank Aguirre, R (9, 1)									
Larry Raines, R OBP: 0.379, SLG: 0.481 (9, PH)									

Inning Stats	R: 2	H: 3	E: 0	K: 0	S: 6	H: 3	LOB: 1	BB: 0	P: 6	R: 0	H: 1	E: 0	K: 0	S: 4	R: 0	H: 1	E: 0	K: 1	S: 6	R: 0	H: 0	E: 0	K: 0	S: 3	R: 1	H: 1	E: 0	K: 0	S: 3	R: 1	H: 1	E: 0	K: 1	S: 6	R: 0	H: 0	E: 0	K: 0	S: 3	R: 1	H: 1	E: 0	K: 0	S: 4	R: 1	H: 2	E: 0	K: 1	S: 7	R: 0	H: 2	E: 0	K: 1	S: 7
--------------	------	------	------	------	------	------	--------	-------	------	------	------	------	------	------	------	------	------	------	------	------	------	------	------	------	------	------	------	------	------	------	------	------	------	------	------	------	------	------	------	------	------	------	------	------	------	------	------	------	------	------	------	------	------	------

PITCHER	IP	WLS	BF	H	R	ER	SO	BB	IBB	HBP	BLK	WP	HR	S	P	ERA	WHIP
Pedro Ramos, R ERA: 4.22 (1, 1)	6.0		27	7	4	4	2	3	0	0	0	0	3	28	40	6.00	1.667
Russ Kemmerer, R ERA: 6.41 (7, 1)	2.0	W	7	1	1	1	0	0	0	0	0	0	1	7	7	4.50	0.500
Chuck Stobbs, L ERA: 8.12 (9, 1)	0.1		3	2	1	1	1	0	0	0	0	0	0	5	5	27.00	6.000
Tex Clevenger, R ERA: 2.48 (9, 1)	0.2	S	2	0	0	0	0	0	0	0	0	0	0	2	2	0.00	0.000

Batter	1	2	3	4	5	6	7	8	9	AB R H RBI BB SO LOB	TOP											
Eddie Yost, R OBP: 0.422, SLG: 0.367 (1, 5) X	0-0 FC5-4 1B			X 0-0 P6		X 0-0 2B 2B 1B	X 0-0 F5			4 1 2 0 0 0 1												
Herb Plews, L OBP: 0.313, SLG: 0.359 (1, 4) X	0-0 FC5-4 G4-6-3 1-2f			X 0-0 F7		X 0-0 2B 2B		X 0-0 4-3		4 1 1 0 0 0 1												
Clint Courtney, L OBP: 0.358, SLG: 0.511 (1, 2) X	0-0 G4-6-3 1-2f			H 1-0 HBP		X 0-0 2B 2B		X 0-0 F5		3 0 1 2 0 0 1												
Roy Sievers, R OBP: 0.390, SLG: 0.557 (1, 3)		0-3 K		X 0-0 P6		X 0-0 F2		X 0-0 E7 1B		4 0 1 0 0 1 2												
Jim Lemon, R OBP: 0.375, SLG: 0.492 (1, 9)		0-0 P6		X 0-0 6-3		X 0-0 F8		X 0-0 F9		4 0 0 0 0 0 2												
Faye Throneberry, L OBP: 0.143, SLG: 0.069 (1, 7)		0-3 K		X 0-0 E 1B 1B		X 0-0 F8		X 0-0 4-3		4 1 1 0 0 1 1												
Bob Usher, R OBP: 0.300, SLG: 0.353 (1, 8)			X 0-0 1-3		X 0-0 L5		X 0-0 L5		X 0-0 1-3	3 0 0 0 0 0 1												
Lou Berberet, L OBP: 0.377, SLG: 0.385 (9, PH)										1 0 0 0 0 0 0												
Rocky Bridges, R OBP: 0.346, SLG: 0.389 (1, 6)			X 0-0 F5		X 0-0 2-H 1B		X 0-0 SH3-4 1B		X 0-0 3-1	3 0 2 1 0 0 0												
Julio Becquer, L OBP: 0.302, SLG: 0.357 (9, PH)										1 0 0 0 0 0 0												
Camilo Pascual, R OBP: 0.091, SLG: 0.048 (1, 1)			X 0-0 P6		X 0-0 F2		X 0-0 SH3-4			2 0 0 0 0 0 1												
Inning Stats	R: 0 E: 0 K: 0 S: 3	H: 1 LOB: 0 BB: 0 P: 3	R: 0 E: 0 K: 2 S: 7	H: 0 LOB: 0 BB: 0 P: 7	R: 0 E: 0 K: 0 S: 3	H: 0 LOB: 1 BB: 0 P: 3	R: 0 E: 0 K: 0 S: 3	H: 0 LOB: 1 BB: 0 P: 4	R: 1 E: 1 K: 0 S: 5	H: 2 LOB: 1 BB: 0 P: 5	R: 2 E: 0 K: 0 S: 6	H: 3 LOB: 1 BB: 0 P: 6	R: 0 E: 0 K: 0 S: 4	H: 1 LOB: 1 BB: 0 P: 4	R: 0 E: 1 K: 0 S: 4	H: 1 LOB: 1 BB: 0 P: 4	R: 0 E: 0 K: 0 S: 3	H: 0 LOB: 0 BB: 0 P: 3	1B: 6 2B: 2 3B: 0 HR: 0	SF: 0 SAC: 1 DP: 1 HBP: 1	WP: 0 PB: 0 SB: 0 CS: 0	PA: 35
PITCHER	IP WLS BF H R ER SO BB IBB HBP BLK WP HR S P ERA WHIP																					
Arnie Portocarrero, R ERA: 2.57 (1, 1)	7.0 W 28 7 3 2 2 0 0 1 0 0 0 0 31 32 2.57 1.000																					
Virgil Trucks, R ERA: 2.25 (8, 1)	2.0 S 7 1 0 0 0 0 0 0 0 0 0 0 7 7 0.00 0.500																					

Washington Senators @ Kansas City Athletics
Municipal Stadium, Kansas City, MO
Wed Jun 12 1957, 4:33 AM EDT
Unknown

livebaseballscorecards.com

AB	33
R	3
H	8
RBI	3
BB	0
SO	2
LOB	10



Batter	1	2	3	4	5	6	7	8	9	AB R H RBI BB SO LOB	TOP											
Eddie Yost, R OBP: 0.418, SLG: 0.360 (1, 5) X	0-0 5-3		0-0 1-3			4-0 BB		0-0 F9	0-0 5-3	4 0 0 0 1 0 4												
Herb Plews, L OBP: 0.307, SLG: 0.351 (1, 4) X	0-0 P6			0-0 F7		0-0 F8		0-0 L7		4 0 0 0 0 0 1												
Julio Becquer, L OBP: 0.277, SLG: 0.326 (1, 3) S S S	0-3 K2-3			0-0 P4		0-0 4-3		0-0 F8		4 0 0 0 0 1 1												
Roy Sievers, R OBP: 0.391, SLG: 0.571 (1, 7)		0-3 K2-3		0-0 5-3			0-0 HR		0-0 BB 1-4-3 SF7 1B	4 2 2 1 0 1 0												
Jim Lemon, R OBP: 0.373, SLG: 0.498 (1, 9)		0-0 P6			0-0 1B 3B		0-3 K 5-3		0-0 1-4-3 1-2	4 1 1 0 0 1 1												
Clint Courtney, L OBP: 0.351, SLG: 0.480 (1, 2)		0-3 K2-3			0-0 F5		0-0 F9		4-0 SF7 BB IBB	3 0 0 0 1 1 2												
Bob Usher, R OBP: 0.319, SLG: 0.375 (1, 8)			0-0 3-1 2B		0-0 G4-6-3 1B		0-0 5-3 1-2		4-0 BB BB 1-2 2-3 SF7 BB	3 0 2 1 1 0 1												
Rocky Bridges, R OBP: 0.341, SLG: 0.378 (1, 6)			0-0 3-1		0-0 G4-6-3 1-2f		4-0 IBB		0-0 SF7 1-2 2-3 3-H	2 0 0 1 1 0 2												
Ted Abernathy, R OBP: 0.263, SLG: 0.235 Tex Clevenger, R OBP: 0.455, SLG: 0.500 (1, 1) (7, 1)			0-0 4-3			0-0 6-3	0-0 F8		4-0 BB BB BB	3 0 0 0 0 0 3 0 0 0 0 1 0 0												
Inning Stats	R: 0 E: 0 K: 1 S: 5	H: 0 LOB: 0 BB: 0 P: 5	R: 0 E: 0 K: 2 S: 7	H: 0 LOB: 0 BB: 0 P: 7	R: 0 E: 0 K: 0 S: 4	H: 1 LOB: 1 BB: 0 P: 4	R: 0 E: 0 K: 0 S: 3	H: 0 LOB: 0 BB: 0 P: 3	R: 1 E: 0 K: 0 S: 4	H: 2 LOB: 0 BB: 0 P: 4	R: 0 E: 0 K: 0 S: 3	H: 0 LOB: 1 BB: 1 P: 7	R: 1 E: 0 K: 1 S: 7	H: 1 LOB: 2 BB: 1 P: 11	R: 0 E: 0 K: 0 S: 3	H: 0 LOB: 0 BB: 0 P: 3	R: 1 E: 0 K: 0 S: 4	H: 1 LOB: 3 BB: 3 P: 16	1B: 2 2B: 1 3B: 1 HR: 1	SF: 1 SAC: 0 DP: 1 HBP: 0	WP: 0 PB: 1 SB: 0 CS: 0	PA: 37
PITCHER	IP WLS BF H R ER SO BB IBB HBP BLK WP HR S P ERA WHIP																					
Ned Garver, R ERA: 3.15 (1, 1)	8.2 L 36 5 3 3 4 3 2 0 0 0 1 39 59 3.12 0.923																					
Virgil Trucks, R ERA: 2.23 (9, 1)	0.1 1 0 0 0 0 0 0 0 0 0 0 0 0 1 1 0.00 0.000																					

Washington Senators @ Kansas City Athletics
Municipal Stadium, Kansas City, MO
Wed Jun 12 1957, 8:05 PM EDT
Att. 7,881 - Unknown

livebaseballscorecards.com

AB	31
R	3
H	5
RBI	3
BB	5
SO	4
LOB	15



Batter	1	2	3	4	5	6	7	8	9
Joe Demaestri, R (1, 6) OBP: 0.355, SLG: 0.394	0-0 1-3 ①		0-0 6-3 ②			0-0 SH1-4 ①		0-0 6-3 ①	
Irv Noren, L (1, 9) OBP: 0.347, SLG: 0.326 Johnny Groth, R (8, PR) OBP: 0.324, SLG: 0.258 (9, 9)	0-0 FC5 BLK 1B			0-0 1-3 ①		0-0 BB 1B 2-H		0-0 2B	
Gus Zernial, R (1, 7) OBP: 0.335, SLG: 0.561	0-3 K ②			4-0 G1-6-3 BB		4-0 G1-6-3 BB 1-2		4-0 G1-6-3 BB	
Harry Simpson, L (1, 3) OBP: 0.344, SLG: 0.503	0-0 FC5 ③			0-0 G1-6-3 ② ③		0-0 G1-6-3 ② ③		0-0 G1-6-3 ② ③	
Hal Smith, R (1, 2) OBP: 0.304, SLG: 0.523 Billy Hunter, R (9, PR) OBP: 0.217, SLG: 0.299		0-0 G3 ①			0-3 K ①		0-0 P4 ①		4-0 BB ①
Hector Lopez, R (1, 5) OBP: 0.321, SLG: 0.390 Tim Thompson, L (9, PH) OBP: 0.231, SLG: 0.294		0-3 K ②			0-3 K ②		4-0 2B SF8 BB		0-3 K ①
Jim Pisoni, R (1, 8) OBP: 0.312, SLG: 0.354 Lou Skizas, R (9, PH) OBP: 0.316, SLG: 0.525		0-0 P4 ③			0-0 1B		0-0 1B 2B 1-3		0-0 P4 ②
Ned Garver, R (1, 1) OBP: 0.192, SLG: 0.136 Virgil Trucks, R (9, 1) OBP: 0.333, SLG: 0.333 Bob Cerv, R (9, PH) OBP: 0.362, SLG: 0.570			0-0 6-3 ①		0-0 1-3 ③		0-0 SF8 ②		0-0 P3 ③
Milt Graff, L (1, 4) OBP: 0.257, SLG: 0.240			1-0 CS HBP			0-0 SH1-4 1B		0-0 1B 2-H	

Inning Stats	R: 0	H: 1	E: 0	K: 1	S: 6	LOB: 1	BB: 0	P: 6	R: 0	H: 0	E: 0	K: 1	S: 5	LOB: 0	BB: 0	P: 5	R: 0	H: 0	E: 0	K: 0	S: 2	LOB: 0	BB: 0	P: 3	R: 0	H: 0	E: 0	K: 0	S: 2	LOB: 0	BB: 1	P: 6	R: 0	H: 1	E: 0	K: 2	S: 8	LOB: 1	BB: 0	P: 8	R: 1	H: 2	E: 0	K: 0	S: 4	LOB: 1	BB: 1	P: 8	R: 1	H: 2	E: 0	K: 0	S: 4	LOB: 2	BB: 1	P: 8	R: 0	H: 1	E: 0	K: 0	S: 3	LOB: 1	BB: 1	P: 7	R: 0	H: 0	E: 0	K: 1	S: 5	LOB: 1	BB: 1	P: 9	1B: 5	SF: 1	2B: 2	SAC: 1	3B: 0	DP: 3	HR: 0	HBP: 1	WP: 0	PA: 35
--------------	------	------	------	------	------	--------	-------	------	------	------	------	------	------	--------	-------	------	------	------	------	------	------	--------	-------	------	------	------	------	------	------	--------	-------	------	------	------	------	------	------	--------	-------	------	------	------	------	------	------	--------	-------	------	------	------	------	------	------	--------	-------	------	------	------	------	------	------	--------	-------	------	------	------	------	------	------	--------	-------	------	-------	-------	-------	--------	-------	-------	-------	--------	-------	--------

PITCHER	IP	WLS	BF	H	R	ER	SO	BB	IBB	HBP	BLK	WP	HR	S	P	ERA	WHIP
Ted Abernathy, R (1, 1) ERA: 6.79	6.1		25	5	2	2	4	3	0	1	1	0	0	29	42	2.84	1.263
Tex Clevenger, R (7, 1) ERA: 2.32	2.2	W	10	2	0	0	1	2	0	0	0	0	0	10	18	0.00	1.500


BOTTOM

Washington Senators @ Kansas City Athletics
Municipal Stadium, Kansas City, MO

Wed Jun 12 1957, 8:05 PM EDT
Att. 7,881 - Unknown

livebaseballscorecards.com

AB 27
R 2
H 7
RBI 2
BB 5
SO 5
LOB 12



Batter	1	2	3	4	5	6	7	8	9	AB R H RBI BB SO LOB	TOP
Eddie Yost, R OBP: 0.415, SLG: 0.358 (1, 5) X	0-0 FC4-6 1B	0-0 F9		0-3 K			0-0 5-3			4 0 1 0 0 1 3	
Herb Plews, L OBP: 0.301, SLG: 0.344 (1, 4) X	0-0 FC4-6 2B		0-0 3-1			0-0 F7	0-0 F8			4 1 0 0 0 0 1	
Clint Courtney, L OBP: 0.344, SLG: 0.481 (1, 2) X	0-0 FC5 2B		0-0 P4			0-0 4-3	0-0 1-3			4 0 1 1 0 0 0	
Roy Sievers, R OBP: 0.389, SLG: 0.563 (1, 7) B B B B	4-0 1B FC5 BB		0-0 1-3			0-0 4-3		0-3 K		3 0 0 0 1 1 0	
Jim Lemon, R OBP: 0.371, SLG: 0.507 (1, 9) X	0-0 FC5 1B			0-0 5-3		0-0 HR		0-0 5-3		4 1 1 1 0 0 2	
Pete Runnels, L OBP: 0.332, SLG: 0.269 (1, 3) X	0-0 1-2 2-3 1B			4-0 BB 1B BB		0-0 P6		0-0 F8		3 0 1 0 1 0 0	
Bob Usher, R OBP: 0.306, SLG: 0.359 (1, 8) X	0-0 P5			0-0 F8		0-0 5-3		0-0 P6		4 0 0 0 0 0 4	
Rocky Bridges, R OBP: 0.349, SLG: 0.377 (1, 6) X		0-0 5-3		0-0 BB 1-2 1B		4-0 PB BB		0-3 K		3 0 1 0 1 1 0	
Pedro Ramos, S OBP: 0.152, SLG: 0.125 Dick Hyde, R (4, 1) Julio Becquer, L OBP: 0.271, SLG: 0.319 (6, PH) Bud Byerly, R (6, 1) Lou Berberet, L OBP: 0.374, SLG: 0.381 (9, PH)		0-0 F8		4-0 BB 1-2 2-3 BB		0-3 K		0-0 4-3		1 0 0 0 1 0 0 0 0 0 0 0 0 0 1 0 0 0 0 1 1 0 0 0 0 0 0 0 1 0 0 0 0 0 0	
Inning Stats	R: 1 H: 3 E: 0 LOB: 3 K: 0 BB: 1 S: 6 P: 10	R: 0 H: 0 E: 0 LOB: 0 K: 0 BB: 0 S: 3 P: 3	R: 0 H: 0 E: 0 LOB: 0 K: 0 BB: 0 S: 3 P: 3	R: 0 H: 1 E: 0 LOB: 3 K: 1 BB: 2 S: 6 P: 14	R: 0 H: 0 E: 0 LOB: 0 K: 0 BB: 0 S: 3 P: 3	R: 1 H: 1 E: 0 LOB: 1 K: 1 BB: 1 S: 6 P: 10	R: 0 H: 0 E: 0 LOB: 0 K: 0 BB: 0 S: 3 P: 3	R: 0 H: 0 E: 0 LOB: 0 K: 1 BB: 0 S: 5 P: 5	R: 0 H: 0 E: 0 LOB: 0 K: 1 BB: 0 S: 5 P: 5	1B: 3 SF: 0 2B: 1 SAC: 0 3B: 0 DP: 0 HR: 1 HBP: 0	WP: 0 PA: 36 PB: 1 SB: 0 CS: 0
PITCHER Jack Urban, R ERA: 2.0 (1, 1)	IP WLS BF H R ER SO BB IBB HBP BLK WP HR S P ERA WHIP										
	9.0 W 36 5 2 2 4 4 0 0 0 0 0 1 40 56 2.00 1.000										

Washington Senators @ Kansas City Athletics
Municipal Stadium, Kansas City, MO
Thu Jun 13 1957, 8:05 PM EDT
Att. 6,597 - Unknown

livebaseballscorecards.com

AB 32
R 2
H 5
RBI 2
BB 4
SO 4
LOB 11



Batter	1	2	3	4	5	6	7	8	9	AB	R	H	RBI	BB	SO	LOB
Vic Power, R OBP: 0.336, SLG: 0.438 (1, 3)	1-0 F8 1B 1B HBP	0-0 CS	0-0 6-3	0-0 P6			0-3 K			3	1	0	0	0	1	0
Bob Cerv, R OBP: 0.366, SLG: 0.592 (1, 8) (8, 7)	0-0 1B 1-2 1B		0-0 HR			0-0 4-3	0-0 F8			4	1	2	1	0	0	0
Gus Zernial, R OBP: 0.328, SLG: 0.548 Jim Pisoni, R OBP: 0.312, SLG: 0.354 (1, 7) (8, 8)	0-3 K		0-0 F7			0-0 4-3	0-0 6-3			4	0	0	0	0	1	2
Harry Simpson, L OBP: 0.348, SLG: 0.532 (1, 9)	0-0 F8		0-0 HR			0-0 4-3		0-0 1B 3B		4	2	2	1	0	0	2
Hal Smith, R OBP: 0.303, SLG: 0.516 (1, 2)	0-0 1-3 3-H 1B		0-0 F5			0-0 F9		0-0 E6 1B		4	0	1	1	0	0	1
Hector Lopez, R OBP: 0.333, SLG: 0.426 (1, 5)	0-0 F8			0-0 HR		0-0 FC5-4 1B		0-0 1-2 3-H 1B		4	1	3	2	0	0	2
Joe Demaestri, R OBP: 0.353, SLG: 0.409 (1, 6)		0-0 6-3		0-0 HR		0-0 FC5-4 1B		0-3 K		4	1	1	1	0	1	3
Jack Urban, R OBP: 0.250, SLG: 0.250 (1, 1)		0-0 1-3		0-3 K		0-0 1-2 1B		0-0 1-3		4	0	1	0	0	1	2
Milt Graff, L OBP: 0.257, SLG: 0.234 (1, 4)		4-0 CS BB		0-0 F8		0-0 F9		0-0 5-3		3	0	0	0	1	0	4

Inning Stats	R: 1	H: 2	E: 0	K: 1	S: 7	H: 2	LOB: 2	BB: 0	P: 8	R: 0	H: 0	E: 0	K: 0	S: 2	R: 0	H: 2	E: 0	K: 0	S: 5	R: 2	H: 2	E: 0	K: 1	S: 7	R: 0	H: 0	E: 0	K: 0	S: 3	R: 0	H: 2	E: 0	K: 0	S: 5	R: 0	H: 0	E: 0	K: 1	S: 5	R: 1	H: 2	E: 1	K: 1	S: 8	H: 2	LOB: 2	BB: 0	P: 8	1B: 5	2B: 0	3B: 1	SF: 0	SAC: 0	DP: 0	HBP: 1	WP: 0	PB: 0	SB: 2	CS: 1	PA: 37
--------------	------	------	------	------	------	------	--------	-------	------	------	------	------	------	------	------	------	------	------	------	------	------	------	------	------	------	------	------	------	------	------	------	------	------	------	------	------	------	------	------	------	------	------	------	------	------	--------	-------	------	-------	-------	-------	-------	--------	-------	--------	-------	-------	-------	-------	--------


PITCHER	IP	WLS	BF	H	R	ER	SO	BB	IBB	HBP	BLK	WP	HR	S	P	ERA	WHIP
Pedro Ramos, R ERA: 4.58 (1, 1)	3.0	L	16	6	5	5	1	1	0	0	0	0	4	16	21	15.00	2.333
Dick Hyde, R ERA: 5.6 (4, 1)	2.0		6	0	0	0	1	0	0	0	0	0	0	8	8	0.00	0.000
Bud Byerly, R ERA: 2.22 (6, 1)	3.0		14	4	1	1	2	0	0	0	0	0	0	18	18	3.00	1.333

BOTTOM

Washington Senators @ Kansas City Athletics
Municipal Stadium, Kansas City, MO

Thu Jun 13 1957, 8:05 PM EDT
Att. 6,597 - Unknown

AB	34
R	6
H	10
RBI	6
BB	1
SO	4
LOB	16



Batter	1	2	3	4	5	6	7	8	9	AB R H RBI BB SO LOB	TOP									
Eddie Yost, R (1, 5) OBP: 0.411, SLG: 0.368	0-0 4-3		0-3 K			0-0 6-3		0-0 5-3	0-0 HR	5 1 1 1 0 1 0										
Herb Plews, L (1, 4) OBP: 0.299, SLG: 0.340	0-0 F7		0-0 FC6-4 1B			0-0 F9		0-0 E6 1B	0-0 L5	5 0 1 0 0 0 0										
Roy Sievers, R (1, 7) OBP: 0.387, SLG: 0.557	0-0 F5		0-0 FC6-4 1-2f			0-0 F9		0-0 1-2 1B		4 0 1 0 0 0 1										
Clint Courtney, L (1, 2) OBP: 0.354, SLG: 0.483		0-0 F8		0-0 FC6-4 1B			0-0 1B 1B	0-0 4-1		4 0 2 0 0 0 2										
Jim Lemon, R (1, 9) OBP: 0.373, SLG: 0.521		0-0 F9		0-0 FC6-4 G4-6-3 1-2f			0-0 1-2 1B		0-0 HR	4 1 2 1 0 0 1										
Pete Runnels, L (1, 3) OBP: 0.335, SLG: 0.270		0-0 2B 1B		0-0 G4-6-3 1-2f			0-0 F8		4-0 HR BB	3 1 1 0 1 0 3										
Bob Usher, R (1, 8) OBP: 0.314, SLG: 0.406		0-0 1-3 2B			0-0 2-3		0-3 K		0-0 HR 1-H	4 1 2 2 0 1 2										
Rocky Bridges, R (1, 6) OBP: 0.344, SLG: 0.370		0-0 6-3			0-0 G4-6-3 1B		0-0 P4		0-0 6-3	4 0 1 0 0 0 4										
Chuck Stobbs, L (1, 1) OBP: 0.227, SLG: 0.238			0-0 5-3			0-0 G4-6-3 1-2f		0-0 P4	0-3 K2-3	2 0 0 0 0 0 1										
Evelio Hernandez, R (6, 1)										1 0 0 0 0 0 0										
Julio Becquer, L (9, PH) OBP: 0.265, SLG: 0.313										1 0 0 0 0 1 0										
Inning Stats	R: 0 E: 0 K: 0 S: 3	H: 0 LOB: 0 BB: 0 P: 3	R: 0 E: 0 K: 0 S: 5	H: 2 LOB: 2 BB: 0 P: 5	R: 0 E: 0 K: 1 S: 6	H: 1 LOB: 1 BB: 0 P: 6	R: 0 E: 0 K: 0 S: 3	H: 1 LOB: 0 BB: 0 P: 3	R: 0 E: 0 K: 0 S: 3	H: 0 LOB: 0 BB: 0 P: 3	R: 0 E: 0 K: 1 S: 7	H: 2 LOB: 2 BB: 0 P: 7	R: 0 E: 1 K: 0 S: 5	H: 1 LOB: 2 BB: 0 P: 5	R: 4 E: 0 K: 1 S: 8	H: 3 LOB: 0 BB: 1 P: 12	1B: 7 2B: 1 3B: 0 HR: 3	SF: 0 SAC: 0 DP: 2 HBP: 0	WP: 0 PB: 0 SB: 0 CS: 0	PA: 38
PITCHER	IP WLS BF H R ER SO BB IBB HBP BLK WP HR S P ERA WHIP																			
Dick Donovan, R (1, 1) ERA: 2.9	8.0 W 34 10 3 3 2 1 0 0 0 0 2 37 41 3.38 1.375																			
Bob Keegan, R (9, 1) ERA: 4.4	1.0 S 4 1 1 1 1 0 0 0 0 0 1 6 6 9.00 1.000																			

Washington Senators @ Chicago White Sox
 Comiskey Park, Chicago, IL
 Fri Jun 14 1957, 8:05 PM EDT
 Att. 12,251 - Unknown

AB	37
R	4
H	11
RBI	4
BB	1
SO	3
LOB	14



Batter	1	2	3	4	5	6	7	8	9	AB	R	H	RBI	BB	SO	LOB
Luis Aparicio, R (1, 6) Sammy Esposito, R (7, 6) OBP: 0.285, SLG: 0.274 OBP: 0.235, SLG: 0.167	0-0 HBP 1B 1B	0-0 2B		0-0 F3 2-3	0-0 2B 1B		0-0 FC5-4 FC6-4 1-2f			4	2	3	1	0	0	1
Nellie Fox, L (1, 4) OBP: 0.416, SLG: 0.488	0-0 HBP 1B 1B	0-0 L7		0-0 4-3	0-0 1B 2B		0-0 FC6-4 1-2f			5	1	2	1	0	0	3
Minnie Minoso, R (1, 7) OBP: 0.350, SLG: 0.408	1-0 1B 1-2 2-3 G3-6-3 HBP		0-0 F9		0-0 P3 1B 2B		0-0 6-3			4	2	1	0	0	0	1
Sherm Lollar, R (1, 2) Earl Battey, R (6, PR) (7, 2) OBP: 0.310, SLG: 0.399 OBP: 0.278, SLG: 0.281	0-0 G3-6-3 1B 1-3 2-H 3-H		0-0 F2		0-0 4-3 2B 1B 2-H	0-0 CS 1B	0-0 CS 1B			4	1	3	3	0	0	0
Larry Doby, L (1, 8) Fred Hatfield, L (6, 5) OBP: 0.340, SLG: 0.406 OBP: 0.333, SLG: 0.176	0-0 G3-6-3 1-2f 3-H		0-0 2B		0-3 K 1B 2B BB	4-0 K BB	0-3 K 1-2			3	0	1	0	0	1	2
Walt Dropo, R (1, 3) Earl Torgeson, L (9, 3) OBP: 0.302, SLG: 0.543 OBP: 0.387, SLG: 0.380	0-0 HR		4-0 IBB		0-0 4-3 2B 1B 1-2	0-3 K BB	0-3 K 1-2			3	2	2	1	1	1	1
Jim Rivera, L (1, 9) OBP: 0.324, SLG: 0.386	0-3 K		0-0 P1		0-0 4-3 1B 1-2 2-3	0-3 K BB	0-3 K 1-2			4	0	0	0	0	2	5
Bubba Phillips, R (1, 5) (6, 8) OBP: 0.351, SLG: 0.376		0-0 5-3		0-0 F3 1B S	4-0 2B IBB	4-0 FC5-4 BB	4-0 FC5-4 BB			2	1	1	0	2	0	0
Dick Donovan, L (1, 1) Bob Keegan, R (9, 1) OBP: 0.161, SLG: 0.194		0-3 K		0-3 K 1-2	0-0 1B 2B 1-H 2-H 3-H	0-0 F9	0-0 F9			4	1	1	3	0	2	2
										0	0	0	0	0	0	0


Inning Stats	R: 4	H: 4	E: 0	K: 1	S: 8	LOB: 0	BB: 0	P: 9	R: 0	H: 1	E: 0	K: 1	S: 6	LOB: 1	BB: 0	P: 6	R: 0	H: 1	E: 0	K: 0	S: 4	LOB: 2	BB: 1	P: 8	R: 0	H: 1	E: 0	K: 1	S: 6	LOB: 1	BB: 0	P: 6	R: 6	H: 6	E: 0	K: 1	S: 11	LOB: 1	BB: 1	P: 15	R: 0	H: 1	E: 0	K: 2	S: 7	LOB: 1	BB: 1	P: 11	R: 0	H: 0	E: 0	K: 0	S: 3	LOB: 1	BB: 1	P: 7	R: 0	H: 1	E: 0	K: 1	S: 5	LOB: 1	BB: 0	P: 5
PITCHER	IP	WLS	BF	H	R	ER	SO	BB	IBB	HBP	BLK	WP	HR	S	P	ERA	WHIP																																															
Chuck Stobbs, L (1, 1) ERA: 8.9	5.0	L	30	13	10	4	4	0	2	1	0	0	1	35	44	18.00	2.600																																															
Evelio Hernandez, R (6, 1) ERA: 4.15	3.0		11	2	0	0	3	2	0	0	0	0	0	15	23	0.00	1.333																																															

BOTTOM

Washington Senators @ Chicago White Sox
Comiskey Park, Chicago, IL

Fri Jun 14 1957, 8:05 PM EDT
Att. 12,251 - Unknown

AB	36
R	10
H	15
RBI	9
BB	4
SO	7
LOB	17



WP: 0	PA: 41
PB: 1	
SB: 1	
CS: 2	

livebaseballscorecards.com

Batter	1	2	3	4	5	6	7	8	9	AB R H RBI BB SO LOB	TOP											
Eddie Yost, R OBP: 0.411, SLG: 0.363 (1, 5) X	0-0 F5	4-0 BB		0-3 K			0-0 F8	1-0 1B WP HBP		3 1 0 0 1 1 0												
Herb Plews, L OBP: 0.310, SLG: 0.359 (1, 4) B B B	4-0 1B BB	0-0 F8			0-0 1B 3B		0-0 1B HR 1B	0-0 1B WP		4 3 3 1 1 0 1												
Pete Runnels, L OBP: 0.336, SLG: 0.274 (1, 3) X	0-0 1-3		0-0 G3 BB 1B		0-0 1-3		0-0 1B HR	0-0 F8		5 1 2 0 0 0 3												
Roy Sievers, R OBP: 0.397, SLG: 0.577 (1, 7) X Art Schult, R OBP: 0.278, SLG: 0.314 (7, 7)	0-0 2B 1B		4-0 G3 BB		0-0 1B FC4-6		0-0 1B HR	0-0 4-3		3 2 3 5 1 0 0 1 0 0 0 0 0 1												
Jim Lemon, R OBP: 0.369, SLG: 0.514 (1, 9) X	0-0 2B 1B		0-0 F8		0-3 K		0-0 6-3		0-0 P4	5 1 1 0 0 1 3												
Lou Berberet, L OBP: 0.375, SLG: 0.386 (1, 2) X	0-0 2B		0-0 G3		0-0 FC4-6		4-0 BB		0-3 K	4 0 1 2 1 1 3												
Bob Usher, R OBP: 0.318, SLG: 0.400 (1, 8) X	0-0 F9		0-0 4-3			0-0 1B G6-4-3	0-3 K		4-0 BB FC5-4	4 0 1 0 1 1 4												
Rocky Bridges, R OBP: 0.326, SLG: 0.349 (1, 6) X		0-0 4-3		0-0 1-6-3		0-0 1B G6-4-3		0-0 6-3	0-0 BB FC5-4	5 0 0 0 0 0 2												
Russ Kemmerer, R (1, 1)		0-3 K		0-0 4-3		0-0 P4		4-0 1B HBP BB		3 1 0 0 1 1 0												
Inning Stats	R: 3 E: 0 K: 0 S: 6	H: 3 LOB: 1 BB: 1 P: 10	R: 0 E: 0 K: 1 S: 5	H: 0 LOB: 1 BB: 1 P: 9	R: 0 E: 0 K: 0 S: 4	H: 1 LOB: 2 BB: 1 P: 8	R: 0 E: 0 K: 1 S: 5	H: 0 LOB: 0 BB: 0 P: 5	R: 1 E: 0 K: 1 S: 7	H: 2 LOB: 1 BB: 0 P: 7	R: 0 E: 0 K: 0 S: 3	H: 1 LOB: 0 BB: 0 P: 3	R: 3 E: 0 K: 1 S: 8	H: 3 LOB: 1 BB: 1 P: 12	R: 2 E: 0 K: 0 S: 4	H: 1 LOB: 1 BB: 1 P: 9	R: 0 E: 0 K: 1 S: 5	H: 0 LOB: 1 BB: 1 P: 9	1B: 8 2B: 1 3B: 1 HR: 1	SF: 0 SAC: 0 DP: 1 HBP: 1	WP: 1 PB: 0 SB: 0 CS: 0	PA: 44
PITCHER	IP WLS BF H R ER SO BB IBB HBP BLK WP HR S P ERA WHIP																					
Bill Fischer, R ERA: 3.13 (1, 1)	5.0 L 24 6 4 4 3 3 0 0 0 0 0 0 27 39 7.20 1.800																					
Gerry Staley, R ERA: 2.62 (6, 1)	2.0 10 4 3 3 1 1 0 0 0 0 1 11 15 13.50 2.500																					
Jim Derrington, L ERA: 5.4 (8, 1)	2.0 10 1 2 2 1 2 0 1 0 1 0 9 18 9.00 1.500																					

Washington Senators @ Chicago White Sox
Comiskey Park, Chicago, IL
Sat Jun 15 1957, 4:33 AM EDT
Att. 9,711 - Unknown

AB	37
R	9
H	11
RBI	8
BB	6
SO	5
LOB	17



Batter	1	2	3	4	5	6	7	8	9	AB R H RBI BB SO LOB
Luis Aparicio, R (1, 6) OBP: 0.302, SLG: 0.289	0-0 G4-6-3 1B		0-0 FC4-6 1B		4-0 1-2 BB		0-0 1B 1B		0-0 1B 1B	4 0 4 0 1 0 0
Nellie Fox, L (1, 4) OBP: 0.416, SLG: 0.485	0-0 G4-6-3 1-2f		0-0 P5		0-0 F8		0-0 1-2 1B		0-0 1-3 1B	5 0 2 0 0 0 4
Minnie Minoso, R (1, 7) OBP: 0.342, SLG: 0.398	0-0 F9		0-0 FC4-6 1-2f		0-3 K		0-0 5-3		0-0 6-3	5 0 0 0 0 1 7
Sherm Lollar, R (1, 2) OBP: 0.304, SLG: 0.390		0-0 5-3		0-0 F7		0-0 F7		0-0 6-3		4 0 0 0 0 0 0
Walt Dropo, R (1, 3) OBP: 0.300, SLG: 0.531		0-0 6-3		0-0 FC3-6 1B		0-3 K		0-0 5-3		4 0 1 0 0 1 0
Jim Rivera, L (1, 9) OBP: 0.336, SLG: 0.427		0-0 HR		0-0 FC3-6 1-2f		0-0 2B		0-0 1B		4 1 3 1 0 0 1
Fred Hatfield, L (1, 5) OBP: 0.326, SLG: 0.184		0-0 FC6-4 1B		0-3 K		0-0 F9		0-0 F9		4 0 1 0 0 1 3
Bubba Phillips, R (1, 8) OBP: 0.348, SLG: 0.372		0-0 FC6-4 1-2f			0-0 BB 1B		0-0 F8		0-0 F7	4 0 1 0 0 0 1
Bill Fischer, R (1, 1) OBP: 0.143, SLG: 0.154			0-3 K		0-0 F5		0-0 6-3		0-3 K	1 0 0 0 0 0 1 0
Earl Forderson, L (5, PH) OBP: 0.381, SLG: 0.373										0 0 0 0 0 0 0 1
Gerry Staley, R (6, 1) OBP: 0.250, SLG: 0.143										0 0 0 0 0 0 0 0
Sammy Esposito, R (7, PH) OBP: 0.229, SLG: 0.161										1 0 0 0 0 0 0 0
Jim Derrington, L (8, 1)										0 0 0 0 0 0 0 0
Earl Battey, R (9, PH) OBP: 0.270, SLG: 0.273										1 0 0 0 0 0 1 0

BOTTOM

Washington Senators @ Chicago White Sox
Comiskey Park, Chicago, IL
Sat Jun 15 1957, 4:33 AM EDT
Att: 9,711 - Unknown

livebaseballscorecards.com

AB	38
R	1
H	12
RBI	1
BB	1
SO	5
LOB	17



Inning Stats	R: 0 H: 1 E: 0 K: 0 S: 3	H: 1 LOB: 0 BB: 0 P: 3	R: 1 H: 2 E: 0 K: 0 S: 5	H: 2 LOB: 1 BB: 0 P: 5	R: 0 H: 1 E: 0 K: 1 S: 6	H: 1 LOB: 1 BB: 0 P: 6	R: 0 H: 1 E: 1 K: 1 S: 6	H: 1 LOB: 1 BB: 0 P: 6	R: 0 H: 1 E: 0 K: 1 S: 6	H: 1 LOB: 2 BB: 1 P: 10	R: 0 H: 1 E: 0 K: 1 S: 6	H: 1 LOB: 1 BB: 0 P: 6	R: 0 H: 2 E: 0 K: 0 S: 5	H: 2 LOB: 2 BB: 0 P: 5	R: 0 H: 1 E: 0 K: 0 S: 4	H: 1 LOB: 1 BB: 0 P: 4	R: 0 H: 2 E: 0 K: 1 S: 7	H: 2 LOB: 2 BB: 0 P: 7	1B: 10 SF: 0 2B: 1 SAC: 0 3B: 0 DP: 1 HR: 1 HBP: 0
--------------	--------------------------	------------------------	--------------------------	------------------------	--------------------------	------------------------	--------------------------	------------------------	--------------------------	-------------------------	--------------------------	------------------------	--------------------------	------------------------	--------------------------	------------------------	--------------------------	------------------------	---

PITCHER	Russ Kemmerer, R (1, 1) ERA: 5.4	IP: 9.0 WLS: W BF: 39 H: 12 R: 1 ER: 1 SO: 5 BB: 1 IBB: 0 HBP: 0 BLK: 0 WP: 0 HR: 1 S: 48 P: 52 ERA: 1.00 WHIP: 1.444	PITCHER		IP: WLS: BF: H: R: ER: SO: BB: IBB: HBP: BLK: WP: HR: S: P: ERA: WHIP:
---------	-------------------------------------	---	---------	--	--

WP: 0 PA: 39	PB: 0	SB: 0	CS: 0
--------------	-------	-------	-------

Batter	1	2	3	4	5	6	7	8	9	AB R H RBI BB SO LOB	TOP									
Eddie Yost, R (1, 5) OBP: 0.410, SLG: 0.367 Milt Bolling, R (5, 4) OBP: 0.186, SLG: 0.282	0-0 L4		0-0 1-3		0-0 1B 2B		0-0 P6		0-3 K	3 0 1 1 0 0 0 2 0 0 0 0 1 2										
Herb Plews, L (1, 4) OBP: 0.314, SLG: 0.358 (5, 5)	0-0 F8			1-0 2B HBP	0-0 3B 1B		0-0 F8			3 1 1 0 0 0 0										
Pete Runnels, L (1, 3) OBP: 0.335, SLG: 0.284	0-0 F7			0-0 F9	0-0 3B			0-0 5-3		4 0 1 1 0 0 1										
Roy Sievers, R (1, 7) OBP: 0.398, SLG: 0.573		0-0 FC6-4 1B		0-3 K	4-0 FC5-4 BB			0-0 L8		3 0 1 0 1 1 1										
Jim Lemon, R (1, 9) OBP: 0.367, SLG: 0.514		0-0 FC6-4 FC6-4 1-2f		0-0 2B	0-0 FC5-4 1-2f			0-0 6-3		4 0 1 0 0 0 3										
Lou Berberet, L (1, 2) OBP: 0.371, SLG: 0.375		0-0 F9		4-0 IBB		0-3 K G6-4-3		0-0 4-1		3 0 0 0 1 1 1										
Bob Usher, R (1, 8) OBP: 0.306, SLG: 0.385		0-0 FC6-4 1-2f		0-0 P4		0-0 G6-4-3 1-2f		0-0 F3		4 0 0 0 0 0 5										
Rocky Bridges, R (1, 6) OBP: 0.333, SLG: 0.348			0-0 6-3		0-0 SH3-4 2B 1B		0-0 6-3		4-0 1B BB	3 1 1 0 1 0 0										
Pedro Ramos, S (1, 1) OBP: 0.147, SLG: 0.121 Julio Becquer, L (7, PH) OBP: 0.260, SLG: 0.306 Dick Hyde, R (7, 1) Clint Courtney, L (9, PH) OBP: 0.364, SLG: 0.492 Jerry Schoonmaker, R (9, PR)			0-0 P6		0-0 SH3-4 1-2		0-0 P6		0-0 1B	1 0 0 0 0 0 0 1 0 0 0 0 0 0 0 0 0 0 0 0 0 1 0 1 0 0 0 0 0 0 0 0 0 0 0										
Inning Stats	R: 0 E: 0 K: 0 S: 3	H: 0 LOB: 0 BB: 0 P: 3	R: 0 E: 0 K: 0 S: 4	H: 1 LOB: 1 BB: 0 P: 4	R: 0 E: 0 K: 0 S: 3	H: 0 LOB: 0 BB: 0 P: 3	R: 0 E: 0 K: 1 S: 6	H: 1 LOB: 3 BB: 1 P: 11	R: 2 E: 0 K: 0 S: 6	H: 4 LOB: 2 BB: 1 P: 10	R: 0 E: 0 K: 1 S: 5	H: 0 LOB: 0 BB: 0 P: 5	R: 0 E: 0 K: 0 S: 3	H: 0 LOB: 0 BB: 0 P: 3	R: 0 E: 0 K: 1 S: 6	H: 1 LOB: 2 BB: 1 P: 10	1B: 4 2B: 2 3B: 1 HR: 0	SF: 0 SAC: 1 DP: 1 HBP: 1	WP: 0 PB: 1 SB: 0 CS: 0	PA: 37
PITCHER	IP WLS BF H R ER SO BB IBB HBP BLK WP HR S P ERA WHIP																			
Jim Wilson, R (1, 1) ERA: 2.54 Bob Keegan, R (9, 1) ERA: 4.35	8.2 W 36 7 2 2 2 2 2 1 1 0 0 0 0 36 49 2.08 1.038																			

Washington Senators @ Chicago White Sox
Comiskey Park, Chicago, IL
Sun Jun 16 1957, 4:33 AM EDT
Unknown

AB	32
R	2
H	7
RBI	2
BB	3
SO	3
LOB	13



Batter	1	2	3	4	5	6	7	8	9	AB	R	H	RBI	BB	SO	LOB
Luis Aparicio, R OBP: 0.301, SLG: 0.288 (1, 6)	0-0 G3 S HR 1B		0-0 B1		0-0 6-3	0-0 F3				4	1	1	0	0	0	3
Nellie Fox, L OBP: 0.409, SLG: 0.476 (1, 4)	0-0 G3 1-3		0-0 6-3		0-0 P6		0-0 3-1			4	0	0	0	0	0	2
Minnie Minoso, R OBP: 0.345, SLG: 0.414 (1, 7)	0-0 HR 3-H		0-0 4-3		0-0 6-3		0-0 CS 1B			4	1	2	2	0	0	1
Walt Dropo, R OBP: 0.308, SLG: 0.530 (1, 3)	0-0 F5			0-0 2B 1B		0-0 HR 1B		0-0 F8 1-2		4	1	2	0	0	0	1
Jim Rivera, L OBP: 0.340, SLG: 0.459 (1, 9)	0-0 F2			0-0 1-3 2B		0-0 HR 1-H		0-0 F3		4	1	2	2	0	0	0
Earl Battey, R OBP: 0.244, SLG: 0.243 (1, 2)		0-0 F7		0-3 K		0-0 6-3		0-0 G3		4	0	0	0	0	1	2
Fred Hatfield, L OBP: 0.340, SLG: 0.175 (1, 5)		0-0 4-3		1-0 HBP		4-0 BB FC6-4		0-0 4-3		2	0	0	0	1	0	0
Bubba Phillips, R OBP: 0.342, SLG: 0.364 (1, 8)		0-0 P4		0-3 K		0-0 1B FC6-4 1-2f				3	0	0	0	0	1	4
Jim Wilson, R OBP: 0.226, SLG: 0.179 Bob Keegan, R (9, 1)			0-0 6-3 2B		0-0 F5		0-0 1B 1-2			3	0	2	0	0	0	3
										0	0	0	0	0	0	0


Inning Stats	R: 2	H: 2	E: 0	LOB: 0	K: 0	P: 5	R: 0	H: 0	E: 0	LOB: 0	K: 0	P: 5	R: 0	H: 1	E: 0	LOB: 1	K: 0	P: 4	R: 0	H: 2	E: 0	LOB: 3	K: 2	P: 10	R: 0	H: 0	E: 0	LOB: 0	K: 0	P: 3	R: 2	H: 3	E: 0	LOB: 2	K: 0	P: 10	R: 0	H: 1	E: 0	LOB: 0	K: 0	P: 3	R: 0	H: 0	E: 0	LOB: 0	K: 0	P: 3			
	5	0	0	0	0	0	0	0	0	0	0	0	0	0	0	0	0	0	0	0	0	0	0	0	0	0	0	0	0	0	0	0	0	0	0	0	0	0	0	0	0	0	0	0	0	0	0	0	0	0	0

PITCHER	IP	WLS	BF	H	R	ER	SO	BB	IBB	HBP	BLK	WP	HR	S	P	ERA	WHIP
Pedro Ramos, R ERA: 4.67 Dick Hyde, R ERA: 5.3	(1, 1) (7, 1)	6.0 2.0	L 6	28 1	8 0	4 0	2 0	1 0	0 0	1 0	0 0	0 0	2 0	30 6	35 6	6.00 0.00	1.500 0.500

BOTTOM

Washington Senators @ Chicago White Sox
Comiskey Park, Chicago, IL
Sun Jun 16 1957, 4:33 AM EDT
Unknown

AB	32
R	4
H	9
RBI	4
BB	1
SO	2
LOB	16



WP: 0	PA: 34
PB: 0	
SB: 1	
CS: 1	

livebaseballscorecards.com

Batter	1	2	3	4	5	6	7	8	9	AB	R	H	RBI	BB	SO	LOB	TOP								
Rocky Bridges, R (1, 6) OBP: 0.327, SLG: 0.333	0-3 K	0-0 5-3		4-0 BB	0-0 F8			0-0 G3		4	0	0	0	1	1	3									
Milt Bolling, R (1, 4) OBP: 0.208, SLG: 0.295	0-0 HR 1B		0-0 P5	0-0 F8			0-3 K	0-0 S 1B		5	1	2	0	0	1	2									
Roy Sievers, R (1, 3) OBP: 0.402, SLG: 0.584	0-0 HR		4-0 BB		4-0 1B 2B BB		0-3 K	0-0 P4		3	2	1	2	2	1	1									
Julio Becquer, L (8, 3) OBP: 0.260, SLG: 0.306	1-H HR		BB		BB		BB	1-2		0	0	0	0	0	0	0									
Jim Lemon, R (1, 9) OBP: 0.372, SLG: 0.516	0-0 1B		0-3 K		0-0 2B 1B 1B		0-3 K		0-0 1B 1B	5	1	3	0	0	2	1									
Art Schult, R (1, 7) OBP: 0.317, SLG: 0.359	0-0 F8		0-0 F9		0-0 1B FC4-6 2B		4-0 G6-3 BB		0-0 FC5-4 1B	4	1	2	1	1	0	2									
Ed Fitz Gerald, R (1, 2) OBP: 0.310, SLG: 0.286	0-0 F3			0-0 1B 2B	0-0 1-3 2-H		0-0 G6-3		0-3 K	3	1	1	0	0	0	3									
Lou Berberet, L (7, PH) OBP: 0.365, SLG: 0.368							1-2f			2	0	0	0	0	1	3									
Pete Runnels, L (1, 5) OBP: 0.340, SLG: 0.284		0-0 6-3		0-0 4-3 S 1B	0-0 FC4-6 1B IBB		4-0 BB		0-0 F6	3	0	1	1	2	0	2									
Bob Usher, R (1, 8) OBP: 0.302, SLG: 0.376		0-0 F7		0-3 K	0-0 FC4-6 1B		0-0 P5		0-0 FC5-4	5	0	1	1	0	1	4									
Tex Clevenger, R (1, 1) OBP: 0.428, SLG: 0.417		4-0 WP BB		0-0 4-3	0-0 FC4-6			0-0 6-3		2	0	0	1	1	0	3									
Bud Byerly, R (5, 1)				2-3	1-2f 2-3 3-H					1	0	0	0	0	0	0									
Dick Hyde, R (8, 1)										0	0	0	0	0	0	0									
Inning Stats	R: 2 E: 0 K: 1 S: 8	H: 3 LOB: 1 BB: 0 P: 8	R: 0 E: 0 K: 0 S: 3	H: 0 LOB: 1 BB: 1 P: 7	R: 0 E: 0 K: 1 S: 5	H: 0 LOB: 1 BB: 1 P: 9	R: 1 E: 0 K: 1 S: 7	H: 2 LOB: 2 BB: 1 P: 11	R: 3 E: 0 K: 0 S: 6	H: 3 LOB: 2 BB: 2 P: 14	R: 0 E: 0 K: 3 S: 9	H: 0 LOB: 0 BB: 0 P: 9	R: 0 E: 0 K: 0 S: 2	H: 0 LOB: 1 BB: 2 P: 10	R: 0 E: 0 K: 0 S: 4	H: 1 LOB: 1 BB: 0 P: 4	R: 0 E: 0 K: 1 S: 7	H: 2 LOB: 2 BB: 0 P: 7	1B: 8 2B: 2 3B: 0 HR: 1	SF: 0 SAC: 0 DP: 1 HBP: 0	WP: 1 PB: 0 SB: 2 CS: 0	PA: 44			
PITCHER	IP	WLS	BF	H	R	ER	SO	BB	IBB	HBP	BLK	WP	HR	S	P	ERA	WHIP								
Jack Harshman, L (1, 1) ERA: 4.62	4.1		25	7	6	6	3	4	1	0	0	1	1	26	46	12.46	2.538								
Dixie Howell, R (5, 1) ERA: 1.59	3.2	W	16	4	0	0	3	2	0	0	0	0	0	20	28	0.00	1.636								
Paul LaPalme, L (9, 1) ERA: 1.23	1.0	S	3	0	0	0	1	0	0	0	0	0	0	5	5	0.00	0.000								

Washington Senators @ Chicago White Sox
Comiskey Park, Chicago, IL
Sun Jun 16 1957, 4:38 AM EDT
Att. 20,395 - Unknown

AB	37
R	6
H	11
RBI	6
BB	7
SO	7
LOB	24



Batter	1	2	3	4	5	6	7	8	9
Luis Aparicio, R (1, 6) OBP: 0.294, SLG: 0.281	0-0 F8		0-0 E6 FC4-6		0-0 5-3	0-0 6-3		0-0 4-3 1-2 2-3	
Nellie Fox, L (1, 4) OBP: 0.408, SLG: 0.472	0-0 F8		0-0 FC4-6 1B 1-2f		0-0 E7 2B 1B		0-0 F7	4-0 BB BB IBB	
Minnie Minoso, R (1, 7) OBP: 0.350, SLG: 0.421	0-0 5-3		0-0 FC6-4 1B 1-2		0-0 1B 2B 2-H		0-0 5-3 BB BB 1-2 2-3 3-H	4-0 BB BB 1-2 2-3 3-H	
Walt Dropo, R (1, 3) OBP: 0.312, SLG: 0.519		0-3 K	0-0 FC6-4 1B 1-2f		0-0 1B		0-0 P6 BB BB 1-2 2-3 3-H	4-0 BB 1-2 2-3 3-H	
Jim Rivera, L (1, 9) OBP: 0.335, SLG: 0.457		0-0 P4		0-0 6-3	0-0 F9			2B 2B P3	
Sherm Lollar, R (1, 2) OBP: 0.308, SLG: 0.398		0-0 1B 1B		0-0 L9	0-3 K			0-0 1B 2B 2-H	
Sammy Esposito, R (8, PR) OBP: 0.229, SLG: 0.161									
Fred Hatfield, L (1, 5) OBP: 0.370, SLG: 0.227		0-0 1B 1-3 1B		0-0 FC5-4 1B		0-0 6-3		0-0 4-3 2-3 1B	
Bubba Phillips, R (1, 8) OBP: 0.335, SLG: 0.357		0-0 1-3		0-0 FC5-4 1-2f		0-0 4-3		0-0 BB BB 4-3 1B 1-2 3-H	
Earl Torgeson, L (8, PH) OBP: 0.391, SLG: 0.385									
Earl Battey, R (9, 2) OBP: 0.244, SLG: 0.243									
Jack Harshman, L (1, 1) OBP: 0.407, SLG: 0.545			0-3 K			0-0 HR		0-3 K	
Dixie Howell, L (5, 1) OBP: 0.429, SLG: 1.429									
Paul LaPalme, L (9, 1)									

Inning Stats	R: 0	H: 0	E: 0	K: 0	S: 3	R: 0	H: 2	E: 0	K: 1	S: 7	R: 0	H: 1	E: 1	K: 1	S: 7	R: 0	H: 1	E: 0	K: 0	S: 4	R: 3	H: 4	E: 1	K: 1	S: 9	R: 1	H: 1	E: 0	K: 0	S: 4	R: 0	H: 0	E: 0	K: 0	S: 3	R: 4	H: 4	E: 0	K: 1	S: 9
	LOB: 0	BB: 0	P: 3	LOB: 2	BB: 0	P: 7	LOB: 2	BB: 0	P: 7	LOB: 1	BB: 0	P: 4	LOB: 1	BB: 0	P: 9	LOB: 0	BB: 0	P: 3	LOB: 3	BB: 3	LOB: 0	BB: 0	P: 21	LOB: 0	BB: 0	LOB: 0	BB: 0	P: 4	LOB: 0	BB: 0	P: 3	LOB: 0	BB: 0	P: 21	SF: 0	SAC: 0	DP: 0	HBP: 0		

PITCHER	IP	WLS	BF	H	R	ER	SO	BB	IBB	HBP	BLK	WP	HR	S	P	ERA	WHIP
Tex Clevenger, R (1, 1) ERA: 2.68	4.1		22	8	3	3	2	0	0	0	0	0	1	26	26	6.23	1.846
Bud Byerly, R (5, 1) ERA: 3.48	2.2	L	13	5	5	5	1	0	0	0	0	0	1	15	15	16.88	1.875
Dick Hyde, R (8, 1) ERA: 5.17	1.0		6	0	0	0	1	2	1	0	0	0	0	5	17	0.00	2.000

BOTTOM

Washington Senators @ Chicago White Sox
Comiskey Park, Chicago, IL

Sun Jun 16 1957, 4:38 AM EDT
Att. 20,395 - Unknown


AB	R	H	RBI	BB	SO	LOB
5	0	0	0	0	0	2
4	1	1	0	1	0	1
4	1	2	2	1	0	0
4	0	1	2	1	1	2
5	1	1	0	0	0	4
4	0	2	1	0	1	1
0	1	0	0	0	0	0
4	1	3	0	0	0	0
3	0	0	0	0	0	3
1	1	1	1	0	0	0
0	0	0	0	0	0	0
1	0	0	0	0	1	0
3	2	2	2	0	1	2
0	0	0	0	0	0	0

AB	38
R	8
H	13
RBI	8
BB	3
SO	4
LOB	15

livebaseballscorecards.com

AB 38
R 8
H 13
RBI 8
BB 3
SO 4
LOB 15


WP: 0 **PA: 41**
PB: 0
SB: 0
CS: 0



Batter	1	2	3	4	5	6	7	8	9	AB R H RBI BB SO LOB	TOP									
Billy Martin, R (1, 4) OBP: 0.253, SLG: 0.335	0-0 L1		0-0 4-3			0-0 F8	0-0 F7		0-0 F2	5 0 0 0 0 0 3	Kansas City Athletics @ Washington Senators Griffith Stadium, Washington, DC Tue Jun 18 1957, 7:05 PM EDT Att. 4,442 - Unknown									
Bob Martyn, L (1, 9) OBP: 0.400, SLG: 0.250	0-0 F9			0-0 4-3		0-0 1B		0-0 F2	4-0 FC6-4 IBB	4 0 1 0 1 0 0										
Bob Cerv, R (1, 7) OBP: 0.370, SLG: 0.571	0-3 K			0-3 K		0-0 1B		0-0 5-3	0-0 FC6-4	4 0 1 0 0 2 0										
Johnny Groth, R (8, 7) OBP: 0.306, SLG: 0.242						1-2 1B			1-2f	1 0 0 0 0 0 2										
Lou Skizas, R (1, 5) OBP: 0.319, SLG: 0.530		0-0 HR		4-0 S BB		0-0 F9		0-0 E6 2B		3 1 1 1 1 0 2										
Tim Thompson, L (1, 2) OBP: 0.232, SLG: 0.309		0-0 P6		0-3 K		0-0 F9		0-0 1-3 2B		4 0 1 0 0 1 3										
Woodie Held, R (1, 8) OBP: 0.400, SLG: 0.400		0-0 G4-3 1B				0-0 G5-4-3 1B		0-0 5-3	0-0 P4	4 0 2 0 0 0 2										
Vic Power, R (1, 3) OBP: 0.338, SLG: 0.445		0-0 G4-3				0-0 G5-4-3		4-0 1B BB	0-0 HR	3 1 1 1 1 0 2										
Joe Demaestri, R (1, 6) OBP: 0.354, SLG: 0.401			0-0 6-3			0-0 1B			0-0 SH2-4 1B	4 0 3 0 0 0 0										
Ralph Terry, R (1, 1) OBP: 0.250, SLG: 0.143			0-0 P3			0-0 F8		0-3 K	0-0 SH2-4	3 0 0 0 0 1 3										
Virgil Trucks, R (9, 1) OBP: 0.300, SLG: 0.300									1-2	0 0 0 0 0 0 0										
Inning Stats	R: 0 E: 0 K: 1 S: 5	H: 0 LOB: 0 BB: 0 P: 5	R: 1 E: 0 K: 0 S: 4	H: 2 LOB: 0 BB: 0 P: 4	R: 0 E: 0 K: 0 S: 3	H: 0 LOB: 0 BB: 0 P: 3	R: 0 E: 0 K: 2 S: 7	H: 0 LOB: 1 BB: 1 P: 11	R: 0 E: 0 K: 0 S: 4	H: 2 LOB: 1 BB: 0 P: 4	R: 0 E: 0 K: 1 S: 6	H: 1 LOB: 2 BB: 1 P: 10	R: 0 E: 1 K: 0 S: 5	H: 1 LOB: 2 BB: 0 P: 5	R: 1 E: 0 K: 0 S: 5	H: 2 LOB: 2 BB: 1 P: 9	1B: 7 2B: 1 3B: 0 HR: 2	SF: 0 SAC: 1 DP: 2 HBP: 0	WP: 0 PB: 0 SB: 1 CS: 0	PA: 39
PITCHER	IP WLS BF H R ER SO BB IBB HBP BLK WP HR S P ERA WHIP																			
Ted Abernathy, R (1, 1) ERA: 6.18	7.0 L 28 7 1 1 4 2 0 0 0 0 0 1 34 42 1.29 1.286																			
Tex Clevenger, R (8, 1) ERA: 2.63	1.0 5 1 0 0 0 0 0 0 0 0 0 0 5 5 0.00 1.000																			
Bud Byerly, R (9, 1) ERA: 3.66	1.0 6 2 1 1 0 0 0 1 0 0 0 1 5 9 9.00 2.000																			

livebaseballscorecards.com

AB	35
R	2
H	10
RBI	2
BB	3
SO	4
LOB	17



Batter	1	2	3	4	5	6	7	8	9	AB	R	H	RBI	BB	SO	LOB
--------	---	---	---	---	---	---	---	---	---	----	---	---	-----	----	----	-----

BOTTOM

Rocky Bridges, R (1, 6) <small>OBP: 0.327, SLG: 0.333</small> Clint Courtney, L (8, PH) <small>OBP: 0.356, SLG: 0.483</small> Bud Byerly, R (9, 1)	0-0 F3 		0-0 P4 			0-0 1B 		0-0 G3-6-3 		3	0	1	0	0	0	0
Herb Plews, L (1, 4) <small>OBP: 0.308, SLG: 0.351</small>	0-0 F7 			0-0 6-3 		0-0 F9 			0-0 F8 	4	0	0	0	0	0	1
Pete Runnels, L (1, 5) <small>OBP: 0.339, SLG: 0.284</small>	0-0 6-3 			0-3 K 			0-0 WP 5-3 1B 		0-0 4-3 	4	0	1	0	0	1	0
Roy Sievers, R (1, 3) <small>OBP: 0.400, SLG: 0.582</small>		0-0 5-3 		0-0 L6 		0-0 5-3 		0-0 5-3 	0-0 1B 2B 	4	0	1	0	0	0	1
Jim Lemon, R (1, 9) <small>OBP: 0.374, SLG: 0.511</small>		4-0 			0-0 5-3 		0-0 F8 		4-0 	2	0	0	0	2	0	1
Lou Berberet, L (1, 2) <small>OBP: 0.369, SLG: 0.367</small> Pedro Ramos, S (9, PR) <small>OBP: 0.147, SLG: 0.121</small>		0-3 K 			0-0 1-3 		4-0 		0-0 	3	0	1	0	1	1	1
Art Schult, R (1, 7) <small>OBP: 0.289, SLG: 0.326</small>		0-0 F9 			0-0 6-3 		0-0 F8 		0-3 K 	4	0	0	0	0	1	6
Bob Usher, R (1, 8) <small>OBP: 0.294, SLG: 0.366</small>			0-0 F9 			0-3 K 		0-0 P5 		3	0	0	0	0	1	0
Ted Abernathy, R (1, 1) <small>OBP: 0.238, SLG: 0.211</small> Tex Clevenger, R (8, 1) <small>OBP: 0.429, SLG: 0.417</small> Julio Becquer, L (8, PH) <small>OBP: 0.275, SLG: 0.320</small> Milt Bolling, R (9, 6) <small>OBP: 0.208, SLG: 0.295</small>			0-3 K 			0-0 5-3 		0-0 G3-6-3 1B 		2	0	0	0	0	1	0

Kansas City Athletics @ Washington Senators
 Griffith Stadium, Washington, DC
 Tue Jun 18 1957, 7:05 PM EDT
 Att. 4,442 - Unknown

livebaseballscorecards.com

AB	31
R	0
H	5
RBI	0
BB	3
SO	5
LOB	11



Inning Stats	R: 0	H: 0	E: 0	LOB: 0	K: 0	S: 3	R: 0	H: 0	E: 0	LOB: 1	K: 1	S: 5	R: 0	H: 0	E: 0	LOB: 0	K: 1	S: 5	R: 0	H: 0	E: 0	LOB: 0	K: 1	S: 5	R: 0	H: 0	E: 0	LOB: 0	K: 0	S: 3	R: 0	H: 1	E: 0	LOB: 1	K: 1	S: 6	R: 0	H: 1	E: 0	LOB: 2	K: 0	S: 4	R: 0	H: 1	E: 0	LOB: 0	K: 0	S: 3	R: 0	H: 2	E: 0	LOB: 3	K: 1	S: 7	1B: 4	SF: 0	2B: 1	SAC: 0	3B: 0	DP: 1	HR: 0	HBP: 0	WP: 1	PA: 34
--------------	------	------	------	--------	------	------	------	------	------	--------	------	------	------	------	------	--------	------	------	------	------	------	--------	------	------	------	------	------	--------	------	------	------	------	------	--------	------	------	------	------	------	--------	------	------	------	------	------	--------	------	------	------	------	------	--------	------	------	-------	-------	-------	--------	-------	-------	-------	--------	-------	--------

PITCHER	IP	WLS	BF	H	R	ER	SO	BB	IBB	HBP	BLK	WP	HR	S	P	ERA	WHIP
Ralph Terry, R (1, 1) <small>ERA: 2.15</small>	8.2	W	33	5	0	0	4	3	0	0	0	1	0	38	50	0.00	0.923
Virgil Trucks, R (9, 1) <small>ERA: 3.02</small>	0.1	S	1	0	0	0	1	0	0	0	0	0	0	3	3	0.00	0.000

Batter	1	2	3	4	5	6	7	8	9	AB R H RBI BB SO LOB	TOP
Billy Martin, R OBP: 0.263, SLG: 0.369 (1, 4) X	0-0 F9		0-0 F8		0-0 4-3 2B		0-0 1B		0-0 HR	5 1 3 2 0 0 0	Kansas City Athletics @ Washington Senators Griffith Stadium, Washington, DC Wed Jun 19 1957, 7:05 PM EDT Att. 2,811 - Unknown
Bob Martyn, L OBP: 0.300, SLG: 0.222 (1, 9) X	0-0 1B		0-0 F7		0-0 4-3 2-3		0-0 G3		0-0 4-3	5 0 1 0 0 0 2	
Bob Cerv, R OBP: 0.364, SLG: 0.559 (1, 7) X	0-0 1B		0-0 4-3		0-3 K			0-0 6-3	0-0 6-3	5 0 1 0 0 1 1	
Lou Skizas, R OBP: 0.318, SLG: 0.523 (1, 5) X	0-0 G6-4-3 1-2f			0-0 5-3	0-0 F9			0-0 1B		4 0 1 0 0 0 3	
Hal Smith, R OBP: 0.315, SLG: 0.561 (1, 2) X		0-0 1B		0-0 HR		0-0 G3		0-0 F2		4 2 2 1 0 0 1	
Woodie Held, R OBP: 0.444, SLG: 0.375 (1, 8) X		0-0 1B	0-0 G5-4-3 1-2	1-0 1B		0-0 F8		0-3 K		3 1 1 0 0 1 1	
Vic Power, R OBP: 0.348, SLG: 0.453 (1, 3) X		0-0 1B	0-0 G5-4-3 1-3 2-H	0-0 1B	0-0 FC6-4		0-3 K		0-0 SH1-4 1B	4 1 3 1 0 1 0	
Joe Demaestri, R OBP: 0.349, SLG: 0.394 (1, 6) X		0-0 G5-4-3 1-2f	0-0 K	0-3 K			0-3 K		0-0 SH1-4 1-2	3 0 0 0 0 2 3	
Ned Garver, R OBP: 0.179, SLG: 0.125 (1, 1) X		0-0 5-3		0-0 FC6-4 1-2f			0-3 K		0-0 HR 1B	2 0 0 0 0 0 2	
Tom Gorman, R (5, 1)										0 0 0 0 0 0 0	
Gus Zernial, R OBP: 0.327, SLG: 0.537 (7, PH)										1 0 0 0 0 1 0	
Virgil Trucks, R OBP: 0.364, SLG: 0.364 (7, 1)										1 1 1 1 0 0 0	
Tom Morgan, R OBP: 0.111, SLG: 0.077 (9, 1)										0 0 0 0 0 0 0	
Inning Stats	R: 0 H: 2 E: 0 LOB: 1 K: 0 BB: 0 S: 4 P: 4	R: 2 H: 3 E: 0 LOB: 0 K: 0 BB: 0 S: 5 P: 5	R: 0 H: 0 E: 0 LOB: 0 K: 0 BB: 0 S: 3 P: 3	R: 1 H: 2 E: 0 LOB: 2 K: 1 BB: 0 S: 7 P: 8	R: 0 H: 1 E: 0 LOB: 1 K: 1 BB: 0 S: 6 P: 6	R: 0 H: 0 E: 0 LOB: 0 K: 1 BB: 0 S: 5 P: 5	R: 0 H: 1 E: 0 LOB: 1 K: 2 BB: 0 S: 8 P: 8	R: 0 H: 1 E: 0 LOB: 1 K: 1 BB: 0 S: 6 P: 6	R: 3 H: 3 E: 0 LOB: 0 K: 0 BB: 0 S: 6 P: 6	1B: 10 SF: 0 2B: 1 SAC: 1 3B: 0 DP: 2 HR: 2 HBP: 1	WP: 0 PA: 39 PB: 0 SB: 0 CS: 0
PITCHER Russ Kemmerer, R ERA: 5.49 (1, 1)	IP 9.0 WLS L BF 39 H 13 R 6 ER 6 SO 6 BB 0 IBB 0 HBP 1 BLK 0 WP 0 HR 2 S 50 P 51 ERA 6.00 WHIP 1.444										

livebaseballscorecards.com

AB	37
R	6
H	13
RBI	5
BB	0
SO	6
LOB	13



BOTTOM

Kansas City Athletics @ Washington Senators
Griffith Stadium, Washington, DC

livebaseballscorecards.com

AB 32
R 3
H 7
RBI 3
BB 7
SO 3
LOB 21



WP: 0 PA: 40
PB: 1
SB: 0
CS: 0

ERA WHIP

Wed Jun 19 1957, 7:05 PM EDT
Att. 2,811 - Unknown

AB R H RBI BB SO LOB

3	1	1	0	2	0	1
3	1	1	0	2	0	3
4	0	1	1	1	0	3
5	1	2	1	0	1	5
3	0	1	1	0	0	2
1	0	0	0	0	0	0
3	0	0	0	1	0	4
4	0	0	0	0	1	1
3	0	1	0	1	0	1
2	0	0	0	0	1	1
1	0	0	0	0	0	0

Batter	1	2	3	4	5	6	7	8	9
Herb Plews, L OBP: 0.314, SLG: 0.351 (1, 4)	0-0 PB 5-3 1B	4-0 BB			0-0 L5	0-0 F7			4-0 FC6-4 BB
Pete Runnels, L OBP: 0.344, SLG: 0.294 (1, 5)	0-0 5-3 1-2	0-0 F9			0-0 1B 3B		4-0 G4-6-3 BB	4-0 FC6-4 BB	4-0 FC6-4 BB
Roy Sievers, R OBP: 0.400, SLG: 0.576 (1, 3)	4-0 FC5 2-3 1B BB		0-0 F8		0-0 1B 1B		0-0 P3	0-0 FC6-4	0-0 FC6-4 1-2f 2-3
Jim Lemon, R OBP: 0.375, SLG: 0.522 (1, 9)	0-3 K		0-0 HR		0-0 1-2 1B		0-0 G4-6-3 1-2f	0-0 P4	
Lou Berberet, L OBP: 0.368, SLG: 0.366 Clint Courtney, L OBP: 0.353, SLG: 0.475 (1, 2) (8, 2)	0-0 1-2 3-H 1B		0-0 F7		0-0 F8			0-0 4-3	
Art Schult, R OBP: 0.286, SLG: 0.304 (1, 7)	0-0 FC5 2-3f		0-0 5-3		0-0 5-3			4-0 FC4-6 BB	
Bob Usher, R OBP: 0.285, SLG: 0.353 (1, 8)		0-0 F8		0-0 5-3		0-3 K		0-0 P4	
Rocky Bridges, R OBP: 0.333, SLG: 0.333 (1, 6)		4-0 SH1-4 BB		0-0 6-3		0-0 1B		0-0 FC4-6 1-2f	
Russ Kemmerer, R Julio Becquer, L OBP: 0.269, SLG: 0.314 (1, 1) (9, PH)		0-0 SH1-4 1-2		0-0 5-3		0-3 K		0-0 F7	

Inning Stats	R: 1	H: 2	E: 0	K: 1	S: 7	LOB: 2	BB: 1	P: 11	R: 0	H: 0	E: 0	K: 0	S: 3	LOB: 2	BB: 2	P: 11	R: 1	H: 1	E: 0	K: 0	S: 4	LOB: 0	BB: 0	P: 4	R: 0	H: 0	E: 0	K: 0	S: 3	LOB: 0	BB: 0	P: 3	R: 1	H: 3	E: 0	K: 0	S: 6	LOB: 2	BB: 0	P: 6	R: 0	H: 1	E: 0	K: 2	S: 8	LOB: 1	BB: 0	P: 8	R: 0	H: 0	E: 0	K: 0	S: 2	LOB: 0	BB: 1	P: 6	R: 0	H: 0	E: 0	K: 0	S: 3	LOB: 1	BB: 1	P: 7	R: 0	H: 0	E: 0	K: 0	S: 3	LOB: 2	BB: 2	P: 11	1B: 5	2B: 0	3B: 1	HR: 1	SF: 0	SAC: 1	DP: 1	HBP: 0	WP: 0	PB: 1	SB: 0	CS: 0
--------------	------	------	------	------	------	--------	-------	-------	------	------	------	------	------	--------	-------	-------	------	------	------	------	------	--------	-------	------	------	------	------	------	------	--------	-------	------	------	------	------	------	------	--------	-------	------	------	------	------	------	------	--------	-------	------	------	------	------	------	------	--------	-------	------	------	------	------	------	------	--------	-------	------	------	------	------	------	------	--------	-------	-------	-------	-------	-------	-------	-------	--------	-------	--------	-------	-------	-------	-------

PITCHER	IP	WLS	BF	H	R	ER	SO	BB	IBB	HBP	BLK	WP	HR	S	P	ERA	WHIP
Ned Garver, R ERA: 3.32 (1, 1)	4.1		22	6	3	3	1	3	0	0	0	0	1	21	33	6.23	2.077
Tom Gorman, R ERA: 4.29 (5, 1)	1.2		6	1	0	0	2	0	0	0	0	0	0	10	10	0.00	0.600
Virgil Trucks, R ERA: 2.86 (7, 1)	2.1	W	10	0	0	0	0	4	0	0	0	0	0	6	22	0.00	1.714
Tom Morgan, R ERA: 4.46 (9, 1)	0.2	S	2	0	0	0	0	0	0	0	0	0	0	2	2	0.00	0.000

Batter	1	2	3	4	5	6	7	8	9	AB R H RBI BB SO LOB	TOP											
Billy Martin, R (1, 4) OBP: 0.262, SLG: 0.370	0-3 K		0-0 1B 2B		0-0 F7		0-0 F5		0-0 5-3	5 1 1 0 0 1 0												
Bob Martyn, L (1, 9) OBP: 0.357, SLG: 0.308	0-0 4-3		0-0 FC6-5 PB 2-H 1B			0-0 2B 1B	0-0 F8			4 1 2 1 0 0 0												
Bob Cerv, R (1, 7) OBP: 0.361, SLG: 0.550	0-0 E BB 1B		0-0 FC6-5 G4-6-3 1-3			0-0 F9	0-0 6-3			4 0 1 0 0 0 2												
Lou Skizas, R (1, 5) OBP: 0.316, SLG: 0.513	4-0 1-2 E BB		0-0 G4-6-3 1-2f			0-0 F8		0-0 6-3		3 0 0 0 1 0 2												
Hal Smith, R (1, 2) OBP: 0.314, SLG: 0.559	0-0 1-2 2-3 E5			0-0 6-3		0-0 1-3 1B 2B		0-0 F5		4 1 1 0 0 0 2												
Woodie Held, R (1, 8) OBP: 0.462, SLG: 0.364	0-0 4-3			0-0 6-3		0-0 2-H 3-H E 1B		4-0 BB		3 0 1 2 1 0 3												
Vic Power, R (1, 3) OBP: 0.339, SLG: 0.442		0-0 P4		0-0 6-3		0-0 E6 1-2		0-0 F9		4 0 0 0 0 0 2												
Joe Demaestri, R (1, 6) OBP: 0.344, SLG: 0.388		0-0 P4			0-0 P3		0-3 K		0-0 F7	3 0 0 0 0 1 2												
Gus Zernial, R (9, PH) OBP: 0.325, SLG: 0.534										1 0 0 0 0 0 0												
Jack Urban, R (1, 1) OBP: 0.167, SLG: 0.167		0-0 4-3			0-3 K				0-0 4-3	2 0 0 0 0 1 0												
Mickey McDermott, L (6, 1) OBP: 0.321, SLG: 0.455										1 1 1 1 0 0 0												
Virgil Trucks, R (7, 1) OBP: 0.364, SLG: 0.364										0 0 0 0 0 0 0												
Gene Host, S (8, 1)										0 0 0 0 0 0 0												
Irv Noren, L (9, PH) OBP: 0.316, SLG: 0.280										1 0 0 0 0 0 0												
Inning Stats	R: 0 E: 1 K: 1 S: 7	H: 1 LOB: 3 BB: 1 P: 11	R: 0 E: 0 K: 0 S: 3	H: 0 LOB: 0 BB: 0 P: 3	R: 1 E: 0 K: 0 S: 4	H: 2 LOB: 0 BB: 0 P: 4	R: 0 E: 0 K: 0 S: 3	H: 0 LOB: 0 BB: 0 P: 3	R: 0 E: 0 K: 1 S: 5	H: 0 LOB: 0 BB: 0 P: 5	R: 2 E: 1 K: 1 S: 9	H: 3 LOB: 2 BB: 0 P: 9	R: 1 E: 0 K: 0 S: 4	H: 1 LOB: 0 BB: 0 P: 4	R: 0 E: 0 K: 0 S: 3	H: 0 LOB: 1 BB: 1 P: 7	R: 0 E: 0 K: 0 S: 3	H: 0 LOB: 0 BB: 0 P: 3	1B: 4 2B: 2 3B: 0 HR: 1	SF: 0 SAC: 0 DP: 1 HBP: 0	WP: 0 PB: 1 SB: 0 CS: 0	PA: 37
PITCHER	IP WLS BF H R ER SO BB IBB HBP BLK WP HR S P ERA WHIP																					
Pedro Ramos, R (1, 1) ERA: 4.71	7.0 W 30 7 4 4 3 1 0 0 0 0 0 1 35 39 5.14 1.143																					
Tex Clevenger, R (8, 1) ERA: 2.52	2.0 S 7 0 0 0 0 1 0 0 0 0 0 0 6 10 0.00 0.500																					

Kansas City Athletics @ Washington Senators
Griffith Stadium, Washington, DC
 Thu Jun 20 1957, 3:33 AM EDT
 Att. 1,214 - Unknown

livebaseballscorecards.com

AB	35
R	4
H	7
RBI	4
BB	2
SO	3
LOB	13



BOTTOM

Kansas City Athletics @ Washington Senators
Griffith Stadium, Washington, DC
Thu Jun 20 1957, 3:33 AM EDT
Att. 1,214 - Unknown

livebaseballscorecards.com

AB 32
R 9
H 12
RBI 8
BB 2
SO 3
LOB 5



WP: 0 PA: 35
PB: 1
SB: 0
CS: 1

Batter	1	2	3	4	5	6	7	8	9	AB	R	H	RBI	BB	SO	LOB											
Herb Plews, L OBP: 0.318, SLG: 0.360 (1, 4)	0-0 F8		0-0 3-1		0-0 3B		4-0 1B 3-1 IBB			3	1	1	0	1	0	0											
Pete Runnels, L OBP: 0.343, SLG: 0.293 (1, 5)	0-0 4-3		0-0 F9			0-0 F7	0-0 3-1 1B	1-3 2-H 3-H		4	0	1	2	0	0	0											
Roy Sievers, R OBP: 0.394, SLG: 0.567 (1, 3)	0-3 K			0-0 F8		0-0 L7	0-0 3-1	2-3 3-H		4	0	0	1	0	1	1											
Jim Lemon, R OBP: 0.373, SLG: 0.517 (1, 9)		0-3 K		0-0 CS 1B		0-0 5-3	0-0 F9			4	0	1	0	0	1	1											
Clint Courtney, L OBP: 0.347, SLG: 0.477 (1, 2)		0-0 P3		0-0 F8			0-0 4-3	0-0 SH3 1B 2B		4	1	1	0	0	0	1											
Faye Throneberry, L OBP: 0.182, SLG: 0.131 (1, 7)		0-0 E 2B			0-0 1B 2B 1B		0-0 PB 1B 2B 1B	0-0 SH3	2-3	3	3	3	0	0	0	0											
Bob Usher, R OBP: 0.299, SLG: 0.367 (1, 8)		0-0 E5			0-0 2B 1B		0-0 PB 2B 1B	0-0 G6-3 1B		4	2	3	1	0	0	0											
Rocky Bridges, R OBP: 0.339, SLG: 0.343 (1, 6)		0-0 P6			0-0 2B		0-0 2B 1B BB	0-0 G6-3	1-2f	3	1	1	2	1	0	2											
Pedro Ramos, S OBP: 0.139, SLG: 0.114 (1, 1)			0-3 K			0-0 6-3				2	0	0	0	0	1	0											
Art Schult, R OBP: 0.300, SLG: 0.340 (7, PH)										1	1	1	2	0	0	0											
Tex Clevenger, R OBP: 0.428, SLG: 0.417 (8, 1)										0	0	0	0	0	0	0											
Inning Stats	R: 0 E: 0 K: 1 S: 5	H: 0 LOB: 0 BB: 0 P: 5	R: 1 E: 1 K: 1 S: 7	H: 1 LOB: 1 BB: 0 P: 7	R: 0 E: 0 K: 1 S: 5	H: 0 LOB: 0 BB: 0 P: 5	R: 0 E: 0 K: 0 S: 3	H: 1 LOB: 0 BB: 0 P: 3	R: 2 E: 0 K: 0 S: 5	H: 4 LOB: 1 BB: 0 P: 5	R: 0 E: 0 K: 0 S: 3	H: 0 LOB: 0 BB: 0 P: 3	R: 5 E: 0 K: 0 S: 7	H: 4 LOB: 1 BB: 2 P: 15	R: 1 E: 0 K: 0 S: 4	H: 2 LOB: 0 BB: 0 P: 4	1B: 7 2B: 4 3B: 1 HR: 0	SF: 0 SAC: 1 DP: 1 HBP: 0	WP: 0 PB: 1 SB: 0 CS: 1	PA: 35							
PITCHER	IP	WLS	BF	H	R	ER	SO	BB	IBB	HBP	BLK	WP	HR	S	P	ERA	WHIP										
Jack Urban, R ERA: 2.57 (1, 1)	5.0		19	6	3	2	3	0	0	0	0	0	0	25	25	3.60	1.200										
Mickey McDermott, L ERA: 6.05 (6, 1)	1.1	L	10	4	5	5	0	1	1	0	0	0	0	8	16	33.75	3.750										
Virgil Trucks, R ERA: 2.82 (7, 1)	0.2		2	0	0	0	0	0	0	0	0	0	0	2	2	0.00	0.000										
Gene Host, L ERA: 6.45 (8, 1)	1.0		4	2	1	1	0	0	0	0	0	0	0	4	4	9.00	2.000										

Batter	1	2	3	4	5	6	7	8	9	AB R H RBI BB SO LOB	TOP
Al Smith, R (1, 5) OBP: 0.371, SLG: 0.361	0-0 F7		0-3 K		0-0 F7		0-0 1B		0-0 6-3	5 0 1 0 0 1 0	Cleveland Indians @ Washington Senators Griffith Stadium, Washington, DC Fri Jun 21 1957, 7:05 PM EDT Att. 9,462 - Unknown livebaseballscorecards.com
Larry Raines, R (1, 4) OBP: 0.356, SLG: 0.429	0-3 K		4-0 2-3 BB		4-0 1B BB		0-3 K		0-0 6-3	3 1 0 0 2 2 1	
Vic Wertz, L (1, 3) OBP: 0.415, SLG: 0.493	0-0 1B		0-0 2-3		0-0 4-3		0-0 4-3			4 0 1 0 0 0 3	
Rocky Colavito, R (1, 9) OBP: 0.398, SLG: 0.500	0-0 F8		4-0 BB		0-0 1B			0-3 K		3 0 1 1 1 1 1	
Dick Williams, R (1, 7) OBP: 0.304, SLG: 0.372		0-0 5-3	0-0 F7		0-0 1-3			0-0 2B SF7 1B		4 1 1 0 0 0 3	
Roger Maris, L (1, 8) OBP: 0.353, SLG: 0.481		0-0 3-1		4-0 BB		0-3 K		0-0 1-3 2B		3 0 1 0 1 1 0	
Chico Carrasquel, R (1, 6) OBP: 0.333, SLG: 0.399		0-0 1B 2B		0-0 F7		0-3 K		0-0 SF7		3 1 1 1 0 1 1	
Dick Brown, R (1, 2) OBP: 0.200, SLG: 0.200		0-0 2-H 1B		0-0 F2		0-0 F8		0-0 3-H F9		4 0 1 1 0 0 2	
Don Mossi, L (1, 1) OBP: 0.278, SLG: 0.235 Cal McLish, S (4, PH) Russ Nixon, L (9, PH) OBP: 0.292, SLG: 0.323		0-3 K		0-0 F7			0-3 K		0-0 F8	1 0 0 0 0 1 1 2 0 0 0 0 1 1 1 0 0 0 0 0 0	
Inning Stats	R: 0 E: 0 K: 1 S: 6 H: 1 LOB: 1 BB: 0 P: 6	R: 1 E: 0 K: 1 S: 7 H: 2 LOB: 1 BB: 0 P: 7	R: 0 E: 0 K: 1 S: 5 H: 0 LOB: 2 BB: 2 P: 13	R: 0 E: 0 K: 0 S: 3 H: 0 LOB: 1 BB: 1 P: 7	R: 1 E: 0 K: 0 S: 4 H: 1 LOB: 1 BB: 1 P: 8	R: 0 E: 0 K: 2 S: 7 H: 0 LOB: 0 BB: 0 P: 7	R: 0 E: 0 K: 2 S: 8 H: 1 LOB: 1 BB: 0 P: 8	R: 1 E: 0 K: 1 S: 7 H: 2 LOB: 1 BB: 0 P: 7	R: 0 E: 0 K: 0 S: 3 H: 0 LOB: 0 BB: 0 P: 3	1B: 5 2B: 2 3B: 0 HR: 0 SF: 1 SAC: 0 DP: 0 HBP: 0	WP: 0 PB: 0 SB: 0 CS: 0 PA: 38
PITCHER Chuck Stobbs, L (1, 1) ERA: 8.16	IP 9.0 WLS W BF 38 H 7 R 3 ER 3 SO 8 BB 4 IBB 0 HBP 0 BLK 0 WP 0 HR 0 S 50 P 66 ERA 3.00 WHIP 1.222	PITCHER IP WLS BF H R ER SO BB IBB HBP BLK WP HR S P ERA WHIP									



Batter	1	2	3	4	5	6	7	8	9	AB	R	H	RBI	BB	SO	LOB
Herb Plews, L OBP: 0.316, SLG: 0.358 (1, 4)	F8		F7		1B			FC3-6 L9-3		4	0	1	0	0	0	1
Pete Runnels, L OBP: 0.340, SLG: 0.292 (1, 5)	E6 BB 1B SF8		4-3					L9-3		4	1	0	0	0	0	1
Roy Sievers, R OBP: 0.401, SLG: 0.581 (1, 3)	BB 1-2 1B		6-3							4	0	3	0	0	0	0
Jim Lemon, R OBP: 0.376, SLG: 0.512 (1, 9)	BB 1-2 2-3 BB				BB 1B			F8		3	0	1	0	1	1	2
Lou Berberet, L OBP: 0.353, SLG: 0.353 (1, 2)	SF8		3-6-2-1 1-2f					G3		3	0	0	1	0	0	3
Faye Throneberry, L OBP: 0.171, SLG: 0.123 (1, 7)	3-H 5-3		1-3					4-3		4	0	0	0	0	0	3
Bob Usher, R OBP: 0.308, SLG: 0.363 (1, 8)			6-3		BB BB BB			0-3 K		1	0	0	0	1	0	0
Jerry Schoonmaker, R (6, 8)								0-3 K		1	0	0	0	0	1	0
Rocky Bridges, R OBP: 0.331, SLG: 0.327 (1, 6)			F7					F8		3	0	0	0	0	0	1
Camilo Pascual, R OBP: 0.087, SLG: 0.045 (1, 1)										1	0	0	0	0	1	0
Dick Hyde, R (4, 1)										1	0	0	0	0	1	1
Julio Becquer, L OBP: 0.283, SLG: 0.314 (8, PH)			K							0	0	0	0	0	0	0
Evelio Hernandez, R (9, 1)								FC3-6 HBP		0	0	0	0	0	0	0

Inning Stats	R: 1	H: 1	E: 1	K: 0	S: 5	LOB: 2	BB: 1	P: 9	R: 0	H: 0	E: 0	K: 1	S: 5	LOB: 0	BB: 0	P: 5	R: 0	H: 0	E: 0	K: 0	S: 3	LOB: 0	BB: 0	P: 3	R: 0	H: 1	E: 0	K: 1	S: 5	LOB: 2	BB: 1	P: 9	R: 0	H: 1	E: 0	K: 0	S: 4	LOB: 1	BB: 0	P: 4	R: 0	H: 0	E: 0	K: 1	S: 5	LOB: 0	BB: 0	P: 5	R: 0	H: 0	E: 0	K: 0	S: 2	LOB: 0	BB: 0	P: 3	R: 0	H: 1	E: 0	K: 1	S: 6	LOB: 1	BB: 0	P: 6	1B: 4	2B: 3	3B: 0	HR: 0	SF: 1	SAC: 0	DP: 2	HBP: 1	WP: 0	PB: 0	SB: 0	CS: 0	PA: 33	ERA	WHIP
PITCHER Bob Lemon, R ERA: 3.6 (1, 1)	IP	WLS	BF	H	R	ER	SO	BB	IBB	HBP	BLK	WP	HR	S	P	ERA	WHIP	IP	WLS	BF	H	R	ER	SO	BB	IBB	HBP	BLK	WP	HR	S	P	ERA	WHIP																																													


BOTTOM

Cleveland Indians @ Washington Senators
Griffith Stadium, Washington, DC

Sat Jun 22 1957, 3:33 AM EDT
Att. 2,872 - Unknown

livebaseballscorecards.com

AB	29
R	1
H	5
RBI	1
BB	2
SO	4
LOB	12



Batter	1	2	3	4	5	6	7	8	9	AB R H RBI BB SO LOB	TOP											
Al Smith, R (1, 5) OBP: 0.375, SLG: 0.376	0-3 K	0-0 S 2B		0-0 G5-4-3 1-2f		0-0 1B BB 2B	0-0 F5		0-0 FC1-4-6 1-2f 2-H	6 1 2 0 0 1 2	Cleveland Indians @ Washington Senators Griffith Stadium, Washington, DC Sun Jun 23 1957, 3:33 AM EDT Unknown livebaseballscorecards.com											
Larry Raines, R (1, 4) George Strickland, R (6, 4) OBP: 0.373, SLG: 0.450 OBP: 0.284, SLG: 0.288	0-0 HR 2B	0-3 K			0-0 2B 1B	0-0 BB 1B 1B		0-0 IHR 2B	0-0 P4	4 3 3 1 0 1 1 2 1 1 0 0 0 1												
Vic Wertz, L (1, 3) Eddie Robinson, L (6, 3) OBP: 0.424, SLG: 0.512 OBP: 0.262, SLG: 0.278	0-0 HR	0-3 K			0-0 2B 2B	0-0 1B BB		0-0 F5	0-0 F9	3 3 2 3 1 1 1 2 0 0 0 0 0 2												
Gene Woodling, L (1, 7) Dick Williams, R (8, 7) OBP: 0.421, SLG: 0.444 OBP: 0.304, SLG: 0.372	0-0 2B		0-0 E9 FC5-4 1B		0-0 2B	0-0 1B BB		0-0 IHR		4 3 4 4 1 0 0 0 0 0 0 0 0 0												
Roger Maris, L (1, 8) OBP: 0.363, SLG: 0.473	4-0 2B BB		4-0 FC5-4 BB		0-3 K	0-0 1B		0-3 K		3 1 1 2 2 2 1												
Rocky Colavito, R (1, 9) OBP: 0.398, SLG: 0.503	0-0 2B		0-0 FC5-4 G5-4-3 1-2f 2-3		0-0 5-3	0-0 1B		4-0 BB		4 0 2 3 1 0 3												
Chico Carrasquel, R (1, 6) OBP: 0.333, SLG: 0.392	0-3 K		0-0 G5-4-3 1-2f		0-0 L9	0-0 G5-4-3		0-3 K		5 0 0 0 0 2 7												
Dick Brown, R (1, 2) OBP: 0.214, SLG: 0.214	0-0 F7			0-0 5-3		0-0 5-3	0-0 6-3		0-0 1B FC1-4-6 1B	5 1 1 0 0 0 1												
Early Wynn, S (1, 1) OBP: 0.167, SLG: 0.093		0-0 3-1		0-0 G5-4-3 1B		0-0 2B 1B 1B	0-0 6-3		0-0 1B FC1-4-6 1B	5 1 3 0 0 0 0												
Inning Stats	R: 4 E: 0 K: 2 S: 11	H: 4 LOB: 1 BB: 1 P: 15	R: 0 E: 0 K: 2 S: 8	H: 1 LOB: 1 BB: 0 P: 8	R: 0 E: 1 K: 0 S: 3	H: 1 LOB: 1 BB: 1 P: 7	R: 0 E: 0 K: 0 S: 3	H: 1 LOB: 0 BB: 0 P: 3	R: 2 E: 0 K: 1 S: 8	H: 3 LOB: 1 BB: 0 P: 8	R: 5 E: 0 K: 0 S: 7	H: 5 LOB: 1 BB: 2 P: 15	R: 0 E: 0 K: 0 S: 3	H: 0 LOB: 0 BB: 0 P: 3	R: 2 E: 0 K: 2 S: 9	H: 2 LOB: 1 BB: 1 P: 13	R: 1 E: 1 K: 0 S: 5	H: 2 LOB: 1 BB: 0 P: 5	1B: 9 2B: 8 3B: 0 HR: 2	SF: 0 SAC: 0 DP: 3 HBP: 0	WP: 0 PB: 0 SB: 1 CS: 0	PA: 48
PITCHER	IP WLS BF H R ER SO BB IBB HBP BLK WP HR S P ERA WHIP																				PITCHER	IP WLS BF H R ER SO BB IBB HBP BLK WP HR S P ERA WHIP
Ted Abernathy, R (1, 1) ERA: 6.71	0.1 L 6 4 4 4 1 1 0 0 0 0 1 7 11 108.00 15.000																					
Bud Byerly, R (1, 1) ERA: 4.62	5.0 24 9 6 6 4 2 0 0 0 0 0 0 30 38 10.80 2.200																					
Evelio Hernandez, R (6, 1) ERA: 4.1	1.2 7 2 1 1 0 1 0 0 0 0 0 0 6 10 5.40 1.800																					
Dick Hyde, R (8, 1) ERA: 5.0	2.0 11 4 3 2 2 1 0 0 0 0 0 0 14 18 9.00 2.500																					

AB	43
R	14
H	19
RBI	13
BB	5
SO	7
LOB	19



Cleveland Indians @ Washington Senators
Griffith Stadium, Washington, DC

Sun Jun 23 1957, 3:38 AM EDT
Att. 8,520 - Unknown

AB	37
R	7
H	12
RBI	7
BB	6
SO	3
LOB	19



WP	0	PA	43
PB	1		
SB	0		
CS	0		

Batter	1	2	3	4	5	6	7	8	9	AB	R	H	RBI	BB	SO	LOB
Al Smith, R OBP: 0.379, SLG: 0.404 (1, 5)	F8		K		HR		HR	1B BB		4	3	2	2	1	1	0
Larry Raines, R OBP: 0.377, SLG: 0.447 George Strickland, R OBP: 0.289, SLG: 0.294 (1, 4) (7, 4) (8, 6)	G5-6-3 1B		1-3		BB		5-3	1B		3	0	1	0	1	0	0
Vic Wertz, L OBP: 0.419, SLG: 0.505 (1, 3)	G5-6-3 1-2f				FC6-4 BB 1B		L9			5	0	1	0	0	0	3
Gene Woodling, L OBP: 0.427, SLG: 0.460 Roger Maris, L OBP: 0.363, SLG: 0.473 (1, 7) (9, PR) (9, 7)		4-3			FC6-4 1-2 BB 1B		G3			4	0	2	0	1	0	0
Dick Williams, R OBP: 0.302, SLG: 0.367 (1, 8)					F3		FC6-4 1-2f 2B		F5	5	1	1	0	0	0	4
Rocky Colavito, R OBP: 0.398, SLG: 0.498 (1, 9)					FC6-4 1-2f 2-3		K		F6	4	0	1	0	1	1	3
Chico Carrasquel, R OBP: 0.337, SLG: 0.400 Kenny Kuhn, L OBP: 0.188, SLG: 0.188 (1, 6) (8, 4)					L3				G1-6-3 BB	4	1	2	1	0	0	3
Russ Nixon, L OBP: 0.304, SLG: 0.313 (1, 2)							F7		HR 1B	2	1	0	0	2	0	2
Mike Garcia, R OBP: 0.226, SLG: 0.143 Ray Narleski, R OBP: 0.200, SLG: 0.800 Bud Daley, L OBP: 0.364, SLG: 0.300 (1, 1) (7, 1) (9, 1)			4-3				K		HR	3	0	0	0	0	1	2
							P4		HR	1	1	1	3	0	0	0
										0	0	0	0	0	0	0

Batter	1	2	3	4	5	6	7	8	9
Al Smith, R OBP: 0.379, SLG: 0.404 (1, 5)	F8		K		HR		HR	1B BB	
Larry Raines, R OBP: 0.377, SLG: 0.447 George Strickland, R OBP: 0.289, SLG: 0.294 (1, 4) (7, 4) (8, 6)	G5-6-3 1B		1-3		BB		5-3	1B	
Vic Wertz, L OBP: 0.419, SLG: 0.505 (1, 3)	G5-6-3 1-2f				FC6-4 BB 1B		L9		
Gene Woodling, L OBP: 0.427, SLG: 0.460 Roger Maris, L OBP: 0.363, SLG: 0.473 (1, 7) (9, PR) (9, 7)		4-3			FC6-4 1-2 BB 1B		G3		
Dick Williams, R OBP: 0.302, SLG: 0.367 (1, 8)					F3		FC6-4 1-2f 2B		F5
Rocky Colavito, R OBP: 0.398, SLG: 0.498 (1, 9)					FC6-4 1-2f 2-3		K		F6
Chico Carrasquel, R OBP: 0.337, SLG: 0.400 Kenny Kuhn, L OBP: 0.188, SLG: 0.188 (1, 6) (8, 4)					L3				G1-6-3 BB
Russ Nixon, L OBP: 0.304, SLG: 0.313 (1, 2)							F7		HR 1B
Mike Garcia, R OBP: 0.226, SLG: 0.143 Ray Narleski, R OBP: 0.200, SLG: 0.800 Bud Daley, L OBP: 0.364, SLG: 0.300 (1, 1) (7, 1) (9, 1)			4-3				K		HR
							P4		HR

Inning Stats	R: 0	H: 1	E: 0	LOB: 0	K: 0	S: 3	P: 3	R: 0	H: 2	E: 1	LOB: 2	K: 0	BB: 0	S: 5	P: 5	R: 0	H: 0	E: 0	LOB: 0	K: 1	BB: 0	S: 5	P: 5	R: 0	H: 1	E: 0	LOB: 2	K: 0	BB: 1	S: 4	P: 8	R: 1	H: 1	E: 0	LOB: 1	K: 1	BB: 1	S: 6	P: 10	R: 1	H: 2	E: 0	LOB: 2	K: 1	BB: 1	S: 7	P: 11	R: 1	H: 1	E: 0	LOB: 0	K: 0	BB: 0	S: 4	P: 4	R: 4	H: 3	E: 0	LOB: 1	K: 0	BB: 2	S: 6	P: 14	R: 0	H: 1	E: 0	LOB: 1	K: 0	BB: 1	S: 3	P: 7	1B: 7	SF: 0	2B: 1	SAC: 0	3B: 1	DP: 2	HR: 3	HBP: 0	WP: 0	PA: 43
--------------	------	------	------	--------	------	------	------	------	------	------	--------	------	-------	------	------	------	------	------	--------	------	-------	------	------	------	------	------	--------	------	-------	------	------	------	------	------	--------	------	-------	------	-------	------	------	------	--------	------	-------	------	-------	------	------	------	--------	------	-------	------	------	------	------	------	--------	------	-------	------	-------	------	------	------	--------	------	-------	------	------	-------	-------	-------	--------	-------	-------	-------	--------	-------	--------

PITCHER	IP	WLS	BF	H	R	ER	SO	BB	IBB	HBP	BLK	WP	HR	S	P	ERA	WHIP
Russ Kemmerer, R ERA: 5.79 (1, 1)	8.0	L	39	11	7	7	3	3	2	0	0	0	3	40	60	7.88	1.750
Tex Clevenger, R ERA: 2.47 (9, 1)	1.0		4	1	0	0	0	1	0	0	0	0	0	3	7	0.00	2.000

PITCHER	IP	WLS	BF	H	R	ER	SO	BB	IBB	HBP	BLK	WP	HR	S	P	ERA	WHIP
---------	----	-----	----	---	---	----	----	----	-----	-----	-----	----	----	---	---	-----	------

Batter	1	2	3	4	5	6	7	8	9	AB	R	H	RBI	BB	SO	LOB
Herb Plews, L (1, 4) OBP: 0.320, SLG: 0.360	0-0 F8	0-0 F7			0-0 FC4-6 1B		4-0 BB 1B	0-0 SF7		3	0	1	1	1	0	1
Pete Runnels, L (1, 5) OBP: 0.342, SLG: 0.284	4-0 HR BB		0-0 3-1		0-0 FC4-6 HBP		4-0 BB 1B	4-0 FC6-4 BB		2	1	0	0	3	0	1
Roy Sievers, R (1, 3) OBP: 0.392, SLG: 0.564	0-0 F8		0-0 5-3		0-3 K		0-0 P4	0-0 FC6-4		5	0	0	0	0	1	5
Jim Lemon, R (1, 9) OBP: 0.379, SLG: 0.520	0-0 HR		0-0 6-3		1-0 HBP		0-0 F7		0-0 HBP 1B	4	1	2	2	0	0	2
Clint Courtney, L (1, 2) OBP: 0.364, SLG: 0.493	0-0 2B			0-0 L3	0-0 F8		0-0 1B		1-0 FC5-4 HBP	4	0	2	0	0	0	2
Art Schult, R (1, 7) OBP: 0.317, SLG: 0.393	0-0 4-3			0-0 F8		0-0 6-3 1B		0-0 HBP 2B 1B	0-0 F9	5	1	2	0	0	0	3
Bob Usher, R (1, 8) OBP: 0.300, SLG: 0.346		0-0 F8		4-0 1B BB		0-0 6-3		1-0 2B HBP	0-0 F2	2	0	0	0	1	0	1
Faye Throneberry, L (8, PH) OBP: 0.200, SLG: 0.145					0-0 1B BB		1-2	1-2 SF9 HBP		0	1	0	0	0	0	0
Jerry Snyder, R (9, PH) OBP: 0.183, SLG: 0.179									0-0 F9	1	0	0	0	0	0	2
Rocky Bridges, R (1, 6) OBP: 0.339, SLG: 0.339		0-0 E5 PB		0-0 1B		0-0 P4		0-0 SF9 SF7 2B	0-0 FC5-4	3	0	1	0	0	0	1
Julio Becquer, L (8, PH) OBP: 0.296, SLG: 0.346				1-3 1B		0-0 P4		1-3 SF9 SF7 2B		1	1	1	1	0	0	0
Milt Bolling, R (9, 6) OBP: 0.204, SLG: 0.280					0-3 K		0-0 5-3	2-3 SF9 3-H		1	0	0	0	0	0	2
Russ Kemmerer, R (1, 1) OBP: 0.340, SLG: 0.342		0-0 F2								3	0	0	0	0	1	4
Tex Clevenger, R (9, 1) OBP: 0.428, SLG: 0.417										0	0	0	1	0	0	0
										0	0	0	0	0	0	0

Inning Stats	R: 2	H: 2	E: 0	K: 0	S: 5	LOB: 1	BB: 1	P: 9	R: 0	H: 0	E: 1	K: 0	S: 4	LOB: 1	BB: 0	P: 4	R: 0	H: 0	E: 0	K: 0	S: 3	LOB: 0	BB: 0	P: 3	R: 0	H: 1	E: 0	K: 1	S: 6	LOB: 2	BB: 1	P: 10	R: 0	H: 1	E: 0	K: 1	S: 6	LOB: 2	BB: 0	P: 7	R: 0	H: 1	E: 0	K: 0	S: 4	LOB: 1	BB: 0	P: 4	R: 0	H: 1	E: 0	K: 0	S: 3	LOB: 2	BB: 2	P: 11	R: 3	H: 2	E: 0	K: 0	S: 5	LOB: 1	BB: 1	P: 10	R: 0	H: 1	E: 0	K: 0	S: 4	LOB: 2	BB: 0	P: 5	1B: 6	SF: 2	2B: 2	3B: 0	HR: 1	SAC: 0	DP: 0	HBP: 3	WP: 0	PA: 44
--------------	------	------	------	------	------	--------	-------	------	------	------	------	------	------	--------	-------	------	------	------	------	------	------	--------	-------	------	------	------	------	------	------	--------	-------	-------	------	------	------	------	------	--------	-------	------	------	------	------	------	------	--------	-------	------	------	------	------	------	------	--------	-------	-------	------	------	------	------	------	--------	-------	-------	------	------	------	------	------	--------	-------	------	-------	-------	-------	-------	-------	--------	-------	--------	-------	--------


PITCHER	IP	WLS	BF	H	R	ER	SO	BB	IBB	HBP	BLK	WP	HR	S	P	ERA	WHIP
Mike Garcia, R (1, 1) ERA: 4.08	6.0	W	29	5	2	2	2	4	4	0	0	0	1	28	45	3.00	1.500
Ray Narleski, R (7, 1) ERA: 2.98	2.0		12	4	3	3	0	1	0	2	0	0	0	9	15	13.50	2.500
Bud Daley, L (9, 1) ERA: 4.1	1.0	S	3	0	0	0	0	0	0	0	0	0	0	3	3	0.00	0.000

BOTTOM

Cleveland Indians @ Washington Senators
Griffith Stadium, Washington, DC

Sun Jun 23 1957, 3:38 AM EDT
Att. 8,520 - Unknown

AB	34
R	5
H	9
RBI	5
BB	5
SO	2
LOB	24



WP	PA
0	44

Batter	1	2	3	4	5	6	7	8	9	10	AB	R	H	RBI	BB	SO	LOB	TOP								
Harvey Kuenn, R (1, 6) OBP: 0.327, SLG: 0.393	0-3 K		0-0 6-3			0-0 F8		0-0 P4		0-0 SH1-4	4	0	0	0	0	1	0									
Dave Philley, S (1, 3) OBP: 0.353, SLG: 0.369	0-0 4-3			0-0 P6		0-0 3-1		0-0 G3		0-0 5-3	5	0	0	0	0	0	2									
Bill Tuttle, R (1, 8) OBP: 0.302, SLG: 0.340	0-0 L7			0-0 1-3		0-0 1B			0-0 L6-3 1B	0-0 2B 1B	5	2	3	1	0	0	0									
Al Kaline, R (1, 9) OBP: 0.338, SLG: 0.423		0-0 3B		4-0 HR BB		0-0 L5-3			0-0 L6-3 1-2	0-0 2B 2B	4	2	2	1	1	0	2									
Charlie Maxwell, L (1, 7) OBP: 0.374, SLG: 0.534		0-3 K		0-0 HR			0-0 HR		4-0 1B BB	4-0 2B IBB	3	2	2	3	2	1	1									
Red Wilson, R (1, 2) OBP: 0.379, SLG: 0.439		0-0 5-3		0-0 L6			0-3 K		0-0 1-2 2-H 1B	0-0 1-H 3-H 2B	5	0	2	2	0	1	1									
Steve Boros, R (1, 5) OBP: 0.167, SLG: 0.118		0-0 4-3			0-0 5-3		0-0 6-3		0-0 P5		4	0	0	0	0	0	3									
Ron Samford, R (1, 4) OBP: 0.143, SLG: 0.143			0-0 G6-4-3 1B		0-3 K		0-3 K		0-0 L9		3	0	1	0	0	2	0									
Frank House, L (9, PH) OBP: 0.343, SLG: 0.377					0-3 K						1	0	0	0	0	0	2									
Frank Bolling, R (9, 4) OBP: 0.302, SLG: 0.394					0-3 K						0	0	0	0	0	0	0									
Frank Lary, R (1, 1) OBP: 0.206, SLG: 0.219			0-0 G6-4-3 1B		0-3 K			0-3 K		0-0 SH1-4 1B 1B	1	0	0	0	0	0	1									
Steve Gromek, S (3, 1)											1	0	0	0	0	1	0									
Ray Boone, R (8, PH) OBP: 0.352, SLG: 0.379											1	0	0	0	0	1	0									
Harry Byrd, R (8, 1)											0	0	0	0	0	0	0									
Jay Porter, R (10, PH) OBP: 0.397, SLG: 0.500											1	0	1	0	0	0	0									
Reno Geronzi, R (10, PR) OBP: 0.352, SLG: 0.362											0	1	0	0	0	0	0									
Lou Slaughter, L (10, 1) OBP: 0.333, SLG: 0.667			1-2f								0	0	0	0	0	0	0									
Paul Foytack, R (10, 1) OBP: 0.397, SLG: 0.308											0	0	0	0	0	0	0									
Inning Stats	R: 0 E: 0 K: 1 S: 5	H: 0 LOB: 0 BB: 0 P: 5	R: 0 E: 0 K: 1 S: 6	H: 1 LOB: 1 BB: 0 P: 6	R: 0 E: 0 K: 0 S: 3	H: 1 LOB: 0 BB: 0 P: 3	R: 2 E: 0 K: 0 S: 4	H: 1 LOB: 0 BB: 1 P: 8	R: 0 E: 0 K: 2 S: 7	H: 0 LOB: 0 BB: 0 P: 7	R: 0 E: 0 K: 0 S: 4	H: 1 LOB: 1 BB: 0 P: 4	R: 1 E: 0 K: 2 S: 8	H: 1 LOB: 0 BB: 0 P: 8	R: 0 E: 0 K: 1 S: 5	H: 0 LOB: 0 BB: 0 P: 5	R: 1 E: 0 K: 0 S: 5	H: 2 LOB: 2 BB: 1 P: 9	R: 3 E: 0 K: 0 S: 6	H: 4 LOB: 3 BB: 1 P: 10	1B: 6 2B: 2 3B: 1 HR: 2	SF: 0 SAC: 1 DP: 1 HBP: 0	WP: 0 PB: 0 SB: 0 CS: 0	PA: 42		
PITCHER	IP WLS BF H R ER SO BB IBB HBP BLK WP HR S P ERA WHIP																									
Pedro Ramos, R (1, 1) ERA: 4.65	9.0																									
Tex Clevenger, R (10, 1) ERA: 2.94	1.0	L	7	4	3	3	0	0	1	0	0	0	0	0	0	6	10	27.00	4.000							

Detroit Tigers @ Washington Senators
 Griffith Stadium, Washington, DC
 Tue Jun 25 1957, 7:05 PM EDT
 Att: 3,963 - Unknown

livebaseballscorecards.com

AB	38
R	7
H	11
RBI	7
BB	3
SO	7
LOB	12



BOTTOM

Detroit Tigers @ Washington Senators
Griffith Stadium, Washington, DC
Tue Jun 25 1957, 7:05 PM EDT
Att. 3,963 - Unknown

livebaseballscorecards.com

AB	38
R	4
H	11
RBI	4
BB	2
SO	9
LOB	17



WP:	0	PA:	42
PB:	0		
SB:	0		
CS:	1		

AB R H RBI BB SO LOB

4	2	2	0	0	2	3
1	0	0	0	0	1	1
5	1	2	1	0	1	2
5	1	1	1	0	0	2
3	0	1	1	0	1	0
0	0	0	0	0	0	0
1	0	0	0	0	0	1
4	0	0	0	1	1	1
4	0	2	1	0	2	0
3	0	1	0	1	0	1
3	0	1	0	0	1	2
0	0	0	0	0	0	0
0	0	0	0	0	0	0

1B:	8	SF:	1
2B:	2	SAC:	0
3B:	2	DP:	1
HR:	0	HBP:	0

Batter	1	2	3	4	5	6	7	8	9	10
Milt Bolling, R OBP: 0.224, SLG: 0.333 Herb Plews, L OBP: 0.319, SLG: 0.359 (10, 4)	0-0 3B 1B		0-0 1B 3B	0-3 K		0-3 K			0-3 K	
Pete Runnels, L OBP: 0.343, SLG: 0.295 (1, 5)	0-0 SF8 3B		0-3 K	0-0 F7			0-0 F9		0-0 CS	0-0 1-3 1B
Roy Sievers, R OBP: 0.388, SLG: 0.557 (1, 3)	0-0 5-3		0-0 BB 1B 1B		0-0 6-3		0-0 P2			0-0 1-3
Jim Lemon, R OBP: 0.377, SLG: 0.518 Bob Usher, R OBP: 0.300, SLG: 0.346 Lou Berberet, L OBP: 0.338, SLG: 0.339 (10, PH)	0-0 SF8		0-0 1B BB 1B		0-3 K		0-0 F8			0-0 F9
Clint Courtney, L OBP: 0.354, SLG: 0.466 (1, 2)	0-0 4-3		4-0 L4-6 1B BB		0-0 F7			0-0 F7		0-3 K
Art Schult, R OBP: 0.328, SLG: 0.400 (1, 7)		0-0 1B	0-0 1B		0-3 K		0-3 K			
Faye Throneberry, L OBP: 0.190, SLG: 0.137 (1, 8)		0-0 F7	0-0 L4-6		0-0 6-3		0-0 5-3			
Rocky Bridges, R OBP: 0.344, SLG: 0.348 (10, 6)		0-0 F9			4-0 1B BB			0-0 F8		
Pedro Ramos, S OBP: 0.154, SLG: 0.132 Julio Becquer, L OBP: 0.309, SLG: 0.358 Tex Clevenger, R OBP: 0.429, SLG: 0.417 (10, 1)		0-3 K		0-0 B5		0-0 1B		0-0 CS 1B		

Inning Stats	R: 2	H: 2	E: 0	K: 0	S: 5	P: 5	R: 0	H: 1	E: 0	K: 1	S: 6	R: 2	H: 4	E: 0	K: 1	S: 8	R: 0	H: 1	E: 0	K: 1	S: 6	R: 0	H: 0	E: 0	K: 2	S: 8	R: 0	H: 0	E: 0	K: 0	S: 3	R: 0	H: 0	E: 0	K: 1	S: 5	R: 0	H: 1	E: 0	K: 1	S: 6	R: 0	H: 1	E: 0	K: 1	S: 6	1B: 8	2B: 2	3B: 2	HR: 0	SF: 1	SAC: 0	DP: 1	HBP: 0	WP: 0	PA: 42
--------------	------	------	------	------	------	------	------	------	------	------	------	------	------	------	------	------	------	------	------	------	------	------	------	------	------	------	------	------	------	------	------	------	------	------	------	------	------	------	------	------	------	------	------	------	------	------	-------	-------	-------	-------	-------	--------	-------	--------	-------	--------

PITCHER	IP	WLS	BF	H	R	ER	SO	BB	IBB	HBP	BLK	WP	HR	S	P	ERA	WHIP
Frank Lary, R ERA: 3.46 (1, 1)	2.1		15	7	4	4	2	1	0	0	0	0	0	18	22	15.43	3.429
Steve Gromek, R ERA: 5.16 (3, 1)	4.2		16	2	0	0	4	1	0	0	0	0	0	23	27	0.00	0.643
Harry Byrd, R ERA: (8, 1)	2.0	W	6	1	0	0	2	0	0	0	0	0	0	10	10	0.00	0.500
Lou Slear, L ERA: 2.92 (10, 1)	0.0		1	1	0	0	0	0	0	0	0	0	0	1	1	∞	∞
Paul Foytack, R ERA: 2.53 (10, 1)	1.0	S	3	0	0	0	1	0	0	0	0	0	0	5	5	0.00	0.000

Batter	1	2	3	4	5	6	7	8	9	AB R H RBI BB SO LOB	TOP									
Harvey Kuenn, R (1, 6) OBP: 0.321, SLG: 0.385	0-0 5-3		0-0 F8			0-3 K	0-0 6-3		0-0 4-3	5 0 0 0 0 1 4										
Steve Boros, R (1, 5) OBP: 0.182, SLG: 0.190	0-0 5-3		0-0 F8			0-0 2B		0-0 P5		4 0 1 0 0 0 2										
Bill Tuttle, R (1, 8) OBP: 0.296, SLG: 0.333	0-0 5-3			0-0 F7		0-0 P4		0-0 5-3		4 0 0 0 0 0 1										
Al Kaline, R (1, 9) OBP: 0.337, SLG: 0.420		0-0 F8		0-0 L1-3			0-0 2B 1B	0-0 L6 1B		4 2 1 0 0 0 0										
Ray Boone, R (1, 3) OBP: 0.355, SLG: 0.387		0-0 F2		0-0 P4			0-0 1-H 1B 2B	0-0 2-H 1B		4 1 2 2 0 0 0										
Red Wilson, R (1, 2) OBP: 0.357, SLG: 0.410		0-0 6-3			0-0 F5		0-0 F4	0-0 F8		4 0 0 0 0 0 2										
Jay Porter, R (1, 7) OBP: 0.408, SLG: 0.507			0-0 FC1-5 1B		0-0 F7		0-0 2-H 1B 1B		0-3 K	3 1 2 1 0 0 0										
Charlie Maxwell, L (7, 7) OBP: 0.373, SLG: 0.532										1 0 0 0 0 1 0	AB 36 R 4 H 9 RBI 4 BB 0 SO 4 LOB 12									
Ron Samford, R (1, 4) OBP: 0.240, SLG: 0.320			0-0 FC1-5 1B		0-0 F3		0-0 2-H 1B		0-0 SH1-4 3B	4 0 3 1 0 0 0										
Jim Bunning, R (1, 1) OBP: 0.288, SLG: 0.257			0-0 FC1-5			0-3 K	0-0 SH1-4		0-3 K	3 0 0 0 0 2 3										
Inning Stats	R: 0 E: 0 K: 0 S: 3	H: 0 LOB: 0 BB: 0 P: 3	R: 0 E: 0 K: 0 S: 3	H: 0 LOB: 0 BB: 0 P: 3	R: 0 E: 0 K: 0 S: 5	H: 2 LOB: 2 BB: 0 P: 5	R: 0 E: 0 K: 0 S: 3	H: 0 LOB: 0 BB: 0 P: 3	R: 0 E: 0 K: 2 S: 8	H: 1 LOB: 1 BB: 0 P: 8	R: 3 E: 0 K: 0 S: 7	H: 4 LOB: 1 BB: 0 P: 7	R: 1 E: 1 K: 0 S: 5	H: 1 LOB: 1 BB: 0 P: 5	R: 0 E: 0 K: 2 S: 8	H: 1 LOB: 1 BB: 0 P: 8	1B: 6 2B: 2 3B: 1 HR: 0	SF: 0 SAC: 1 DP: 0 HBP: 0	WP: 0 PB: 0 SB: 0 CS: 0	PA: 37
PITCHER	IP WLS BF H R ER SO BB IBB HBP BLK WP HR S P ERA WHIP																			
Chuck Stobbs, L (1, 1) ERA: 7.85	6.1 L 26 7 3 3 2 0 0 0 0 0 0 0 30 30 4.26 1.105																			
Bud Byerly, R (7, 1) ERA: 4.42	1.2 7 1 1 0 0 0 0 0 0 0 0 0 7 7 0.00 0.600																			
Dick Hyde, R (9, 1) ERA: 4.89	1.0 4 1 0 0 2 0 0 0 0 0 0 0 8 8 0.00 1.000																			

Detroit Tigers @ Washington Senators
 Griffith Stadium, Washington, DC
 Wed Jun 26 1957, 7:05 PM EDT
 Att. 4,061 - Unknown

livebaseballscorecards.com



Batter	1	2	3	4	5	6	7	8	9	AB	R	H	RBI	BB	SO	LOB
Milt Bolling, R OBP: 0.226, SLG: 0.328 (1, 6)	0-0 G6-4-3 1B		0-0 F9			0-0 F3		0-3 K		4	0	1	0	0	1	1
Pete Runnels, L OBP: 0.338, SLG: 0.290 (1, 5)	0-0 F8		0-0 CS 1-2	0-0 F7		0-3 K		0-0 6-3		4	0	0	0	0	1	1
Roy Sievers, R OBP: 0.386, SLG: 0.552 (1, 7)	0-0 G6-4-3 1-2f			0-0 F7			0-0 1B 1B		0-0 F7	4	0	1	0	0	0	1
Jim Lemon, R OBP: 0.372, SLG: 0.510 (1, 9)		0-0 4-3		0-0 F8			0-0 F9		0-0 5-3	4	0	0	0	0	0	1
Julio Becquer, L OBP: 0.305, SLG: 0.386 (1, 3)		0-0 4-3			0-0 SF8 3B		0-0 F7		0-0 F8	4	1	1	0	0	0	1
Lou Berberet, L OBP: 0.345, SLG: 0.347 Pedro Ramos, S OBP: 0.154, SLG: 0.132 Jerry Snyder, R OBP: 0.183, SLG: 0.179 (1, 2) (7, PR) (8, 4)		0-0 1B			0-0 6-3		0-0 BB 1B			3	0	2	0	0	0	1
Faye Throneberry, L OBP: 0.195, SLG: 0.135 (1, 8)		0-0 1-3			0-0 SF8 3-H		4-0 BB BB BB 1-2 BB			1	0	0	1	1	0	1
Rocky Bridges, R OBP: 0.346, SLG: 0.350 Clint Courtney, L OBP: 0.349, SLG: 0.459 (1, 4) (7, PH) (8, 2)			0-0 CS 1B		0-0 F2		0-0 F9			2	0	1	0	0	0	0
Chuck Stobbs, L OBP: 0.214, SLG: 0.222 Bud Byerly, R OBP: 0.125, SLG: 0.375 Herb Plews, L OBP: 0.317, SLG: 0.357 Dick Hyde, R (1, 1) (7, 1) (8, PH) (9, 1)			0-0 F9			0-0 6-3		0-0 F7		2	0	0	0	0	0	1
										0	0	0	0	0	0	0
										1	0	0	0	0	0	0
										0	0	0	0	0	0	0

Inning Stats	R: 0	H: 1	R: 0	H: 1	R: 0	H: 0	R: 1	H: 1	R: 0	H: 0	R: 0	H: 2	R: 0	H: 0	R: 0	H: 0
	E: 0	LOB: 0	E: 0	LOB: 1	E: 0	LOB: 0	E: 0	LOB: 0	E: 0	LOB: 0	E: 0	LOB: 3	E: 0	LOB: 0	E: 0	LOB: 0
	K: 0	BB: 0	K: 0	BB: 0	K: 0	BB: 0	K: 0	BB: 0	K: 1	BB: 0	K: 0	BB: 1	K: 1	BB: 0	K: 0	BB: 0
	S: 3	P: 3	S: 4	P: 4	S: 3	P: 3	S: 4	P: 4	S: 5	P: 5	S: 5	P: 9	S: 5	P: 5	S: 3	P: 3


PITCHER	IP	WLS	BF	H	R	ER	SO	BB	IBB	HBP	BLK	WP	HR	S	P	ERA	WHIP
Jim Bunning, R ERA: 1.87 (1, 1)	9.0	W	32	6	1	1	2	1	0	0	0	0	0	35	39	1.00	0.778

BOTTOM

Detroit Tigers @ Washington Senators
Griffith Stadium, Washington, DC

Wed Jun 26 1957, 7:05 PM EDT
Att. 4,061 - Unknown

AB	30
R	1
H	6
RBI	1
BB	1
SO	2
LOB	11



WP	PA
0	33

Batter	1	2	3	4	5	6	7	8	9	AB R H RBI BB SO LOB	TOP
--------	---	---	---	---	---	---	---	---	---	----------------------	-----

Harvey Kuenn, R (1, 6) <small>OBP: 0.330, SLG: 0.391</small>										4 0 3 0 1 0 0	
Steve Boros, R (1, 5) <small>OBP: 0.185, SLG: 0.192</small>										5 0 1 2 0 2 3	
Dave Philley, S (1, 3) <small>OBP: 0.355, SLG: 0.360</small>										3 0 0 0 2 0 3	
Al Kaline, R (1, 8) <small>OBP: 0.335, SLG: 0.416</small>										5 0 1 0 0 0 3	
Charlie Maxwell, L (1, 7) <small>OBP: 0.371, SLG: 0.525</small>										3 0 0 0 1 1 4	
Red Wilson, R (1, 2) <small>OBP: 0.370, SLG: 0.422</small> Tom Yewcic, R (6, 2)										3 0 2 0 0 0 0 1 0 0 0 0 0 0	
Bobo Osborne, L (1, 9)										3 1 0 0 1 0 3	
Ron Samford, R (1, 4) <small>OBP: 0.276, SLG: 0.357</small>										3 1 1 0 1 1 1	
Paul Foytack, R (1, 1) <small>OBP: 0.345, SLG: 0.296</small> Billy Hoelt, L (2, 1) <small>OBP: 0.087, SLG: 0.182</small> Reno Bertoia, R (4, PH) <small>OBP: 0.349, SLG: 0.359</small> Al Aber, R (4, 1) <small>OBP: 0.286, SLG: 0.167</small> Jay Porter, R (6, PH) <small>OBP: 0.403, SLG: 0.500</small> Lou Sletten, L (6, 1) <small>OBP: 0.300, SLG: 0.600</small>										1 0 0 0 0 1 1 0 0 0 0 0 0 0 1 0 0 0 0 0 3 0 0 0 0 0 0 0 1 0 0 0 0 0 2 1 0 0 0 0 0 0	

Inning Stats	R: 0 E: 0 K: 1 S: 7	H: 2 LOB: 2 BB: 0 P: 7	R: 0 E: 0 K: 2 S: 8	H: 1 LOB: 1 BB: 0 P: 8	R: 0 E: 0 K: 0 S: 3	H: 1 LOB: 0 BB: 0 P: 3	R: 0 E: 0 K: 0 S: 4	H: 1 LOB: 3 BB: 2 P: 12	R: 0 E: 0 K: 1 S: 6	H: 1 LOB: 2 BB: 1 P: 10	R: 2 E: 0 K: 0 S: 5	H: 2 LOB: 2 BB: 2 P: 13	R: 0 E: 0 K: 0 S: 3	H: 0 LOB: 0 BB: 0 P: 3	R: 0 E: 0 K: 1 S: 5	H: 0 LOB: 1 BB: 1 P: 9	R: 0 E: 0 K: 1 S: 5	H: 0 LOB: 1 BB: 1 P: 9	1B: 7 2B: 1 3B: 0 HR: 0	SF: 0 SAC: 0 DP: 1 HBP: 0	WP: 0 PB: 0 SB: 0 CS: 0	PA: 40
--------------	------------------------------	---------------------------------	------------------------------	---------------------------------	------------------------------	---------------------------------	------------------------------	----------------------------------	------------------------------	----------------------------------	------------------------------	----------------------------------	------------------------------	---------------------------------	------------------------------	---------------------------------	------------------------------	---------------------------------	----------------------------------	------------------------------------	----------------------------------	--------

PITCHER	IP	WLS	BF	H	R	ER	SO	BB	IBB	HBP	BLK	WP	HR	S	P	ERA	WHIP
Camilo Pascual, R (1, 1) <small>ERA: 5.34</small> Tex Clevenger, R (6, 1) <small>ERA: 2.77</small>	5.2	W	29	8	2	2	4	5	0	0	0	0	0	32	52	3.18	2.294
	3.1	S	11	0	0	0	1	1	0	0	0	0	0	12	16	0.00	0.300

Detroit Tigers @ Washington Senators
 Griffith Stadium, Washington, DC
 Thu Jun 27 1957, 3:33 AM EDT
 Att. 1,506 - Unknown

livebaseballscorecards.com

AB	34
R	2
H	8
RBI	2
BB	6
SO	5
LOB	23



Batter	1	2	3	4	5	6	7	8	9	AB	R	H	RBI	BB	SO	LOB
Milt Bolling, R OBP: 0.227, SLG: 0.323 (1, 6)	0-0 5-3	0-0 FC3-6 2-H 1B		0-0 F7			0-0 F8			4	0	1	1	0	0	0
Pete Runnels, L OBP: 0.333, SLG: 0.285 (1, 5)	0-0 6-3	0-0 FC3-6 FC6-4 1-2f		0-0 F7			0-3 K			4	0	0	0	0	1	1
Roy Sievers, R OBP: 0.385, SLG: 0.555 (1, 7)	0-0 1B 3B	0-0 FC6-4 1-2f		0-0 F8			0-0 F9			4	1	1	0	0	0	1
Jim Lemon, R OBP: 0.377, SLG: 0.525 (1, 9)	0-0 2B 1B 3-H		0-0 1B 1B		0-0 1-4-3			0-0 HR		4	3	3	2	0	0	0
Clint Courtney, L OBP: 0.356, SLG: 0.474 (1, 2)	0-0 1B 2B 1-H		0-0 1B 1B FC4-6		0-0 4-3			0-0 G3		4	2	2	1	0	0	0
Julio Becquer, L OBP: 0.317, SLG: 0.393 (1, 3)	0-0 1B 2-H		0-0 1B 1B FC4-6		0-0 1-3			0-0 E5 2-4-2		4	0	2	2	0	0	0
Faye Throneberry, L OBP: 0.186, SLG: 0.128 (1, 8)	0-0 4-3		0-0 FC4-6 1-2f 2-H			0-0 P3		0-3 K		4	0	0	0	0	1	3
Rocky Bridges, R OBP: 0.350, SLG: 0.350 (1, 4)		0-0 SH3-4 1B	0-0 F2		0-0 F7		0-0 F7	4-0 BB		3	1	1	0	1	0	1
Camilo Pascual, R OBP: 0.083, SLG: 0.043 (1, 1)		0-0 SH3-4	0-0 F9			0-3 K		0-0 2-4-2		1	0	0	0	0	0	1
Tex Clevenger, R OBP: 0.400, SLG: 0.385 (6, 1)		1-2								1	0	0	0	0	1	0

Inning Stats	R: 3	H: 4	E: 0	LOB: 1	K: 0	BB: 0	S: 7	R: 1	H: 2	E: 0	LOB: 1	K: 0	BB: 0	S: 5	R: 2	H: 3	E: 1	LOB: 1	K: 0	BB: 0	S: 6	R: 0	H: 0	E: 0	LOB: 0	K: 0	BB: 0	S: 3	R: 0	H: 0	E: 0	LOB: 0	K: 1	BB: 0	S: 5	R: 0	H: 0	E: 1	LOB: 2	K: 1	BB: 1	S: 6
--------------	------	------	------	--------	------	-------	------	------	------	------	--------	------	-------	------	------	------	------	--------	------	-------	------	------	------	------	--------	------	-------	------	------	------	------	--------	------	-------	------	------	------	------	--------	------	-------	------


PITCHER	IP	WLS	BF	H	R	ER	SO	BB	IBB	HBP	BLK	WP	HR	S	P	ERA	WHIP
Paul Foytack, R ERA: 2.84 (1, 1)	1.1	L	10	6	4	4	0	0	0	0	0	0	0	10	10	27.00	4.500
Billy Hoelt, L ERA: 4.81 (2, 1)	1.2		8	3	2	1	0	0	0	0	0	0	0	8	8	5.40	1.800
Al Aber, L ERA: 5.92 (4, 1)	2.0		6	0	0	0	0	0	0	0	0	0	0	6	6	0.00	0.000
Lou Sleater, L ERA: 2.93 (6, 1)	3.0		12	1	1	1	3	1	0	0	0	0	1	16	20	3.00	0.667

BOTTOM

Detroit Tigers @ Washington Senators
Griffith Stadium, Washington, DC

Thu Jun 27 1957, 3:33 AM EDT
Att. 1,506 - Unknown

AB	33
R	7
H	10
RBI	6
BB	1
SO	3
LOB	7



1B: 7	SF: 0	WP: 0	PA: 35
2B: 1	SAC: 1	PB: 0	
3B: 1	DP: 0	SB: 1	
HR: 1	HBP: 0	CS: 0	

livebaseballscorecards.com

Batter	1	2	3	4	5	6	7	8	9	AB R H RBI BB SO LOB	TOP
Luis Aparicio, R (1, 6) OBP: 0.278, SLG: 0.262	0-0 BB 1B		0-0 6-3		0-0 SH1-3 1-2		0-0 F8		0-0 G5-4-3 1-2f	4 0 1 0 0 0 1	
Nellie Fox, L (1, 4) OBP: 0.405, SLG: 0.459	4-0 FC6-4 BB		0-0 WP 1B		4-0 BB 2B BB		0-0 F5			2 1 1 0 2 0 0	
Minnie Minoso, R (1, 7) OBP: 0.365, SLG: 0.435	0-0 P3		0-0 5-3 1-2		4-0 BB 2B BB		0-0 6-3			3 1 0 0 1 0 3	
Larry Doby, L (1, 8) OBP: 0.356, SLG: 0.425	0-0 F7		0-3 K		0-0 2B 1-H 2-H 3-H			0-0 4-3		4 0 1 3 0 1 3	
Walt Dropo, R (1, 3) OBP: 0.298, SLG: 0.473	0-0 FC6-4 1-2f			0-0 F5	0-0 P4			0-0 G4-6-3 1B		4 0 1 0 0 0 3	
Fred Hatfield, L (8, PR) OBP: 0.344, SLG: 0.200										0 0 0 0 0 0 0	
Earl Torgeson, L (8, 3) OBP: 0.404, SLG: 0.343										0 0 0 0 0 0 0	
Jim Rivera, L (1, 9) OBP: 0.325, SLG: 0.433		0-0 F9		0-0 G3		0-3 K		0-0 G4-6-3 1-2f		4 0 0 0 0 1 1	
Les Moss, R (1, 2) OBP: 0.462, SLG: 0.524		4-0 BB		0-0 5-3		0-0 FC5-4 1B			0-0 SH3-4 1B	3 0 2 0 1 0 0	
Jim Landis, R (9, PR) OBP: 0.339, SLG: 0.281										0 1 0 0 0 0 0	
Earl Battey, R (9, 2) OBP: 0.222, SLG: 0.300										0 0 0 0 0 0 0	
Bubba Phillips, R (1, 5) OBP: 0.322, SLG: 0.366		0-0 P4			0-0 F7	0-0 FC5-4 1-2f			0-0 SH3-4	3 0 0 0 0 0 2	
Dick Donovan, L (1, 1) OBP: 0.179, SLG: 0.184		0-0 F7			0-0 E4 BB SH1-3 2B		0-0 4-3		0-0 G5-4-3 2-H 1B	4 1 1 1 0 0 2	
Paul LaPalme, L (9, 1) OBP: 0.231, SLG: 0.769										0 0 0 0 0 0 0	
Dixie Howell, L (9, 1) OBP: 0.231, SLG: 0.769										0 0 0 0 0 0 0	
Inning Stats	R: 0 E: 0 K: 0 S: 4 H: 1 LOB: 2 BB: 1 P: 8	R: 0 E: 0 K: 0 S: 3 H: 0 LOB: 1 BB: 1 P: 7	R: 0 E: 0 K: 1 S: 6 H: 1 LOB: 1 BB: 0 P: 6	R: 0 E: 0 K: 0 S: 3 H: 0 LOB: 0 BB: 0 P: 3	R: 3 E: 1 K: 0 S: 5 H: 1 LOB: 1 BB: 2 P: 13	R: 0 E: 0 K: 1 S: 6 H: 1 LOB: 1 BB: 0 P: 6	R: 0 E: 0 K: 0 S: 3 H: 0 LOB: 0 BB: 0 P: 3	R: 0 E: 0 K: 0 S: 3 H: 1 LOB: 1 BB: 0 P: 3	R: 1 E: 0 K: 0 S: 4 H: 2 LOB: 1 BB: 0 P: 4	1B: 6 2B: 1 3B: 0 HR: 0 SF: 0 SAC: 2 DP: 2 HBP: 0	WP: 1 PB: 0 SB: 1 CS: 0 PA: 37
PITCHER Russ Kemmerer, R (1, 1) ERA: 5.37	IP: 5.0 WLS: L BF: 23 H: 3 R: 3 ER: 0 SO: 1 BB: 4 IBB: 0 HBP: 0 BLK: 0 WP: 1 HR: 0 S: 21 P: 37 ERA: 0.00 WHIP: 1.400										
PITCHER Bud Byerly, R (6, 1) ERA: 4.22	IP: 4.0 WLS: L BF: 14 H: 4 R: 1 ER: 1 SO: 1 BB: 0 IBB: 0 HBP: 0 BLK: 0 WP: 0 HR: 0 S: 16 P: 16 ERA: 2.25 WHIP: 1.000										

Chicago White Sox @ Washington Senators
Griffith Stadium, Washington, DC
Fri Jun 28 1957, 7:05 PM EDT
Att. 6,120 - Unknown

livebaseballscores.com

AB	31
R	4
H	7
RBI	4
BB	4
SO	2
LOB	15



Batter	1	2	3	4	5	6	7	8	9	AB	R	H	RBI	BB	SO	LOB
Milt Bolling, R OBP: 0.214, SLG: 0.303 (1, 6)	0-0 F8		0-3 K		0-0 SH5-4		0-0 6-3		0-0 FC5-4	4	0	0	0	0	1	2
Pete Runnels, L OBP: 0.335, SLG: 0.286 (1, 5)	0-3 K			0-0 FC4-6	0-0 SF7		0-0 6-3		4-0 BB	3	1	1	1	1	1	0
Roy Sievers, R OBP: 0.382, SLG: 0.547 (1, 7)	0-0 6-3			0-0 F9	4-0 E		0-0 F3		0-0 P6	4	0	0	0	1	0	4
Jim Lemon, R OBP: 0.378, SLG: 0.528 (1, 9)		0-0 G3		0-0 FC4-6	0-0 E9		0-0 6-3			4	0	2	0	0	0	1
Clint Courtney, L OBP: 0.352, SLG: 0.463 (1, 2)		0-0 G3		0-0 FC4-6	0-0 G3		0-0 G1-4-3			4	0	1	1	0	0	4
Julio Becquer, L OBP: 0.313, SLG: 0.385 (1, 3)		0-3 K		0-0 1B	0-0 G3		0-0 G1-4-3			4	0	1	0	0	1	2
Faye Throneberry, L OBP: 0.200, SLG: 0.146 (1, 8)		0-0 4-3		0-0 P6	0-0 4-3		0-0 1B		0-0 FC5-4	4	0	2	0	0	0	3
Rocky Bridges, R OBP: 0.350, SLG: 0.350 (1, 4)			0-0 6-3		0-0 SH5-4	0-0 4-3		0-0 SH3	3	1	1	0	0	0	1	
Russ Kemmerer, R (1, 1)			0-0 6-3		0-0 SH5-4	0-0 6-3		4-0 BB	1	0	0	0	0	0	0	0
Herb Plews, L (5, PH) OBP: 0.320, SLG: 0.360					0-0 E				1	1	1	0	0	0	0	0
Bud Byerly, R (6, 1) OBP: 0.111, SLG: 0.333									1	0	0	0	0	0	0	1
Lou Berberet, L (9, PH) OBP: 0.345, SLG: 0.347									0	0	0	0	0	0	0	0
Art Schult, R (9, PH) OBP: 0.338, SLG: 0.400									0	0	0	0	1	0	0	0

Inning Stats	R: 0	H: 0	E: 0	K: 1	S: 5	LOB: 0	BB: 0	P: 5	R: 0	H: 1	E: 0	K: 1	S: 6	LOB: 1	BB: 0	P: 6	R: 0	H: 0	E: 0	K: 1	S: 5	LOB: 0	BB: 0	P: 5	R: 1	H: 3	E: 0	K: 0	S: 6	LOB: 2	BB: 0	P: 6	R: 2	H: 2	E: 1	K: 0	S: 6	LOB: 2	BB: 1	P: 10	R: 0	H: 1	E: 0	K: 0	S: 4	LOB: 1	BB: 0	P: 4	R: 0	H: 0	E: 0	K: 0	S: 3	LOB: 0	BB: 0	P: 3	R: 0	H: 1	E: 0	K: 0	S: 3	LOB: 0	BB: 0	P: 3	R: 0	H: 1	E: 0	K: 0	S: 4	LOB: 3	BB: 2	P: 12	1B: 8	SF: 1	2B: 1	SAC: 2	3B: 0	DP: 1	HR: 0	HBP: 0	WP: 0	PA: 39
--------------	------	------	------	------	------	--------	-------	------	------	------	------	------	------	--------	-------	------	------	------	------	------	------	--------	-------	------	------	------	------	------	------	--------	-------	------	------	------	------	------	------	--------	-------	-------	------	------	------	------	------	--------	-------	------	------	------	------	------	------	--------	-------	------	------	------	------	------	------	--------	-------	------	------	------	------	------	------	--------	-------	-------	-------	-------	-------	--------	-------	-------	-------	--------	-------	--------

PITCHER	IP	WLS	BF	H	R	ER	SO	BB	IBB	HBP	BLK	WP	HR	S	P	ERA	WHIP
Dick Donovan, R (1, 1) ERA: 2.87	8.1	W	35	9	3	2	3	0	1	0	0	0	0	40	44	2.16	1.080
Paul LaPalme, L (9, 1) ERA: 1.17	0.1		3	0	0	0	0	2	0	0	0	0	0	1	9	0.00	6.000
Dixie Howell, R (9, 1) ERA: 2.59	0.1	S	1	0	0	0	0	0	0	0	0	0	0	1	1	0.00	0.000

BOTTOM

Chicago White Sox @ Washington Senators
Griffith Stadium, Washington, DC

Fri Jun 28 1957, 7:05 PM EDT
Att. 6,120 - Unknown

AB	33
R	3
H	9
RBI	2
BB	3
SO	3
LOB	18



Chicago White Sox @ Washington Senators

Griffith Stadium, Washington, DC

Sat Jun 29 1957, 3:33 AM EDT
Att. 4,519 - Unknown

AB	38
R	7
H	11
RBI	7
BB	6
SO	6
LOB	18



Batter	1	2	3	4	5	6	7	8	9	AB	R	H	RBI	BB	SO	LOB	TOP					
Luis Aparicio, R OBP: 0.273, SLG: 0.257 (1, 6)	0-0 4-3	0-0 4-3			0-0 F9		0-0 F8	0-0 FC6-4 BB		5	0	0	0	0	0	4						
Nellie Fox, L OBP: 0.405, SLG: 0.454 (1, 4)	0-0 F5		0-0 L3		4-0 1-2 BB		4-0 1-2 3B BB	0-0 F7		3	1	0	0	2	0	1						
Minnie Minoso, R OBP: 0.369, SLG: 0.444 (1, 7)	0-0 1B 1B		0-3 K		0-0 G5-3		0-0 1B 3B	4-0 1-2 BB		4	1	2	2	1	1	2						
Larry Doby, L OBP: 0.357, SLG: 0.424 (1, 8)	0-0 FC5-4 1-2 1B		0-0 4-3			0-0 3-1	0-0 BB 1B	0-3 K		5	1	2	1	0	1	2						
Walt Dropo, R OBP: 0.295, SLG: 0.459 (1, 3)	0-0 FC5-4 1-2f		0-3 K			0-0 P5	4-0 1-2 BB		0-0 F8	4	0	0	0	1	1	2						
Jim Rivera, L OBP: 0.337, SLG: 0.470 (1, 9)		0-0 4-3		0-0 1B		0-0 1B 3B	0-0 1-2 2-H 1B		0-0 HR	5	2	4	2	0	0	0						
Les Moss, R OBP: 0.419, SLG: 0.462 (1, 2)		0-3 K		0-0 F7		0-0 FC6-4 1B	0-3 K		0-0 5-3	5	0	1	1	0	2	3						
Bubba Phillips, R OBP: 0.319, SLG: 0.377 (1, 5)		0-0 HR		0-0 1-3		0-0 FC6-4 1-2f	0-0 P5		0-3 K	5	1	1	1	0	1	4						
Jack Harshman, L OBP: 0.441, SLG: 0.500 (1, 1)		4-0 BB			0-0 E1 G5-3 BB		0-0 BB 3B 1B	4-0 FC6-4 BB		2	1	1	0	2	0	0						
Inning Stats	R: 0 E: 0 K: 0 S: 5	H: 2 LOB: 2 BB: 0 P: 5	R: 1 E: 0 K: 1 S: 6	H: 1 LOB: 1 BB: 1 P: 10	R: 0 E: 0 K: 1 S: 5	H: 0 LOB: 0 BB: 0 P: 5	R: 0 E: 0 K: 1 S: 6	H: 1 LOB: 1 BB: 0 P: 6	R: 0 E: 1 K: 0 S: 3	H: 0 LOB: 1 BB: 1 P: 7	R: 1 E: 0 K: 0 S: 5	H: 2 LOB: 1 BB: 0 P: 5	R: 4 E: 0 K: 1 S: 9	H: 4 LOB: 2 BB: 2 P: 17	R: 0 E: 0 K: 1 S: 5	H: 0 LOB: 2 BB: 2 P: 13	R: 1 E: 0 K: 1 S: 6	H: 1 LOB: 0 BB: 0 P: 6	1B: 7 2B: 0 3B: 2 HR: 2	SF: 0 SAC: 0 DP: 1 HBP: 0	WP: 0 PB: 0 SB: 0 CS: 0	PA: 44
PITCHER	IP WLS BF H R ER SO BB IBB HBP BLK WP HR S P ERA WHIP																	PITCHER	IP WLS BF H R ER SO BB IBB HBP BLK WP HR S P ERA WHIP			
Jim Heise, R ERA: 8.53 (1, 1)	6.1 L 31 9 6 6 3 3 0 0 0 0 1 34 46 8.53 1.895																	Dick Hyde, R ERA: 4.81 (7, 1)	2.2 L 13 2 1 1 3 3 0 0 0 0 1 16 28 3.38 1.875			

livebaseballscores.com

Batter	1	2	3	4	5	6	7	8	9	AB	R	H	RBI	BB	SO	LOB						
Milt Bolling, R OBP: 0.203, SLG: 0.286 (1, 6)	0-3 K		0-0 FC1-6		0-0 P6			0-0 F8		4	0	0	0	0	1	1						
Ed Fitz Gerald, R OBP: 0.299, SLG: 0.275 (1, 2)	0-0 P4		0-3 K			0-0 6-3		0-0 F8		4	0	0	0	0	1	1						
Roy Sievers, R OBP: 0.386, SLG: 0.558 (1, 3)	4-0 BB			0-0 HR		4-0 1B BB		0-0 F2		2	1	1	1	2	0	0						
Jim Lemon, R OBP: 0.377, SLG: 0.524 (1, 9)	0-0 F9		0-3 K		0-0 F7			0-0 1B 1B		4	0	1	0	0	1	2						
Art Schult, R OBP: 0.348, SLG: 0.406 (1, 7)		0-3 K		0-0 5-3		0-0 1B		0-0 1B		4	0	2	0	0	1	0						
Bob Usher, R OBP: 0.299, SLG: 0.343 (1, 8)		0-0 L9		0-0 1B		0-0 P3		0-0 P6		4	0	1	0	0	0	4						
Pete Runnels, L OBP: 0.330, SLG: 0.281 (1, 5)		0-3 K		0-3 K			0-0 P4		0-0 F8	4	0	0	0	0	2	3						
Rocky Bridges, R OBP: 0.347, SLG: 0.354 (1, 4)			0-0 6-3		0-0 2B		0-3 K		0-0 F8	4	0	1	0	0	1	2						
Jim Heise, R (1, 1)			4-0 FC1-6 BB		0-3 K		0-0 F3			1	0	0	0	1	1	0						
Dick Hyde, R (7, 1)										1	0	0	0	0	0	0						
Inning Stats	R: 0 E: 0 K: 1 S: 5	H: 0 LOB: 1 BB: 1 P: 9	R: 0 E: 0 K: 2 S: 7	H: 0 LOB: 0 BB: 0 P: 7	R: 0 E: 0 K: 1 S: 5	H: 0 LOB: 1 BB: 1 P: 9	R: 1 E: 0 K: 2 S: 9	H: 2 LOB: 1 BB: 0 P: 9	R: 0 E: 0 K: 1 S: 5	H: 1 LOB: 0 BB: 0 P: 5	R: 0 E: 0 K: 0 S: 4	H: 1 LOB: 2 BB: 1 P: 8	R: 0 E: 0 K: 1 S: 5	H: 0 LOB: 0 BB: 0 P: 5	R: 0 E: 0 K: 0 S: 3	H: 0 LOB: 0 BB: 0 P: 3	R: 0 E: 0 K: 0 S: 5	H: 2 LOB: 2 BB: 0 P: 5	1B: 4 2B: 1 3B: 0 HR: 1	SF: 0 SAC: 0 DP: 0 HBP: 0	WP: 0 PB: 0 SB: 0 CS: 0	PA: 35
PITCHER Jack Harshman, L ERA: 4.57 (1, 1)	IP 9.0	WLS W	BF 35	H 6	R 1	ER 1	SO 8	BB 3	IBB 0	HBP 0	BLK 0	WP 0	HR 1	S 48	P 60	ERA 1.00	WHIP 1.000					

BOTTOM

Chicago White Sox @ Washington Senators
 Griffith Stadium, Washington, DC
 Sat Jun 29 1957, 3:33 AM EDT
 Att. 4,519 - Unknown

livebaseballscorecards.com

AB	32
R	1
H	6
RBI	1
BB	3
SO	8
LOB	13



Batter	1	2	3	4	5	6	7	8	9	AB	R	H	RBI	BB	SO	LOB
Milt Bolling, R OBP: 0.215, SLG: 0.333 (1, 6)	0-0 5-3		0-0 HR		0-0 1B		0-0 5-3	0-0 F8		5	1	2	1	0	0	1
Pete Runnels, L OBP: 0.334, SLG: 0.285 (1, 5)	0-0 F8		0-0 F8		0-0 1B		0-0 6-3 PB		4-0 1B BB	4	1	2	0	1	0	0
Roy Sievers, R OBP: 0.387, SLG: 0.566 (1, 7)	0-0 6-3		0-0 HR		0-0 F2		0-0 6-3		0-0 FC6-4 1B	5	1	2	1	0	0	3
Pedro Ramos, S OBP: 0.154, SLG: 0.132 (9, PR)									1-2 1B	0	0	0	0	0	0	0
Jim Lemon, R OBP: 0.377, SLG: 0.524 (1, 9)		0-0 1B 2B	0-0 1-3		0-3 K		4-0 1B IBB		0-3 K	4	1	1	0	1	2	4
Julio Becquer, L OBP: 0.338, SLG: 0.449 (1, 3)		0-0 1-4 FC5-2 1B	0-0 HR		0-0 FC6-4		0-0 1-2 1B		0-3 K	4	1	3	3	0	0	2
Art Schult, R OBP: 0.343, SLG: 0.400 (9, PH)		2-H			1-2f		1-2 3-H 1B		1-2 K	1	0	0	0	0	1	2
Lou Berberet, L OBP: 0.349, SLG: 0.359 (1, 2)		0-0 FC5-2 1-4 1B	0-0 4-3				0-0 4-1		0-0 FC6-4	4	1	2	0	0	0	2
Ed Fitz Gerald, R OBP: 0.295, SLG: 0.271 (9, PH)		1-2					1B G4-6-3 2B		1-2f	1	0	0	0	0	0	2
Bob Usher, R OBP: 0.304, SLG: 0.343 (1, 8)		0-0 1-4		0-0 6-3			0-0 G4-6-3 1B		4-0 WP BB	3	0	1	0	1	0	2
Rocky Bridges, R OBP: 0.338, SLG: 0.344 (1, 4)		0-0 FC5-2		0-0 6-3			0-0 G4-6-3		0-0 F3	4	0	0	0	0	0	4
Chuck Stobbs, L OBP: 0.200, SLG: 0.207 (1, 1)		0-0 2-3 3-H		0-0 3-1			1-2f 3-H 6-3		0-3 K	2	0	0	0	0	0	2
Tex Clevenger, R OBP: 0.353, SLG: 0.333 (5, 1)		0-0 F8					0-0 6-3		1-2	2	0	0	0	0	1	1
Bud Byerly, R OBP: 0.111, SLG: 0.333 (9, 1)									0-0 K	0	0	0	0	0	0	0

Inning Stats	R: 0	H: 0	E: 0	K: 0	S: 3	LOB: 0	BB: 0	P: 3	R: 1	H: 3	E: 0	K: 0	S: 6	LOB: 2	BB: 0	P: 6	R: 3	H: 3	E: 0	K: 0	S: 6	LOB: 0	BB: 0	P: 6	R: 0	H: 0	E: 0	K: 0	S: 3	LOB: 0	BB: 0	P: 3	R: 0	H: 2	E: 0	K: 0	S: 7	LOB: 2	BB: 0	P: 7	R: 1	H: 2	E: 0	K: 0	S: 4	LOB: 0	BB: 0	P: 4	R: 1	H: 2	E: 0	K: 0	S: 5	LOB: 2	BB: 1	P: 9	R: 0	H: 0	E: 0	K: 1	S: 5	LOB: 1	BB: 1	P: 9	R: 0	H: 1	E: 0	K: 2	S: 8	LOB: 2	BB: 1	P: 12	1B: 8	SF: 0	2B: 2	SAC: 0	3B: 0	DP: 1	HR: 3	HBP: 0	WP: 1	PA: 42
--------------	------	------	------	------	------	--------	-------	------	------	------	------	------	------	--------	-------	------	------	------	------	------	------	--------	-------	------	------	------	------	------	------	--------	-------	------	------	------	------	------	------	--------	-------	------	------	------	------	------	------	--------	-------	------	------	------	------	------	------	--------	-------	------	------	------	------	------	------	--------	-------	------	------	------	------	------	------	--------	-------	-------	-------	-------	-------	--------	-------	-------	-------	--------	-------	--------

PITCHER	IP	WLS	BF	H	R	ER	SO	BB	IBB	HBP	BLK	WP	HR	S	P	ERA	WHIP
Bob Keegan, R ERA: 3.88 (1, 1)	2.2		14	6	4	4	0	0	0	0	0	0	3	14	14	13.50	2.250
Bill Fischer, R ERA: 3.9 (3, 1)	3.1		13	4	1	1	1	0	0	0	0	0	0	15	15	2.70	1.200
Paul LaPalme, L ERA: 1.44 (7, 1)	2.0	W	10	2	1	1	1	1	1	0	0	1	0	10	18	4.50	1.500
Billy Pierce, L ERA: 2.83 (9, 1)	1.0	S	5	1	0	0	2	1	0	0	0	0	0	8	12	0.00	2.000

BOTTOM

Chicago White Sox @ Washington Senators
Griffith Stadium, Washington, DC
Sun Jun 30 1957, 3:33 AM EDT
Unknown

AB	39
R	6
H	13
RBI	5
BB	3
SO	4
LOB	25



livebaseballscorecards.com

Batter	1	2	3	4	5	6	7	8	9	AB	R	H	RBI	BB	SO	LOB	TOP										
Milt Bolling, R OBP: 0.225, SLG: 0.333 (1, 6)	0-0 5-3		0-3 K		0-3 K	0-0 1B		0-0 P6		0	0	0	0	0	0	0											
Pete Runnels, L OBP: 0.337, SLG: 0.293 (1, 5)	0-0 1B		0-0 P5		0-0 1B	0-3 1B		0-0 F7		5	0	2	1	0	1	2											
Roy Sievers, R OBP: 0.392, SLG: 0.571 (1, 7)	0-0 F5			0-0 1B	0-0 FC5-4			0-0 6-3		4	1	1	0	1	0	3											
Jim Lemon, R OBP: 0.378, SLG: 0.519 (1, 3)	0-3 K			0-3 K		0-0 1B		0-0 6-3		5	0	2	0	0	2	2											
Clint Courtney, L OBP: 0.360, SLG: 0.456 (1, 2)		0-0 E9		0-0 1B		0-0 FC4-6		0-0 F7		5	1	2	0	0	0	3											
Art Schult, R OBP: 0.350, SLG: 0.419 (1, 9)		0-0 5-3		0-0 G6-4-3		4-0 1B		0-0 F8		4	1	0	0	1	0	6											
Rocky Bridges, R OBP: 0.335, SLG: 0.340 (1, 4)		0-0 5-3			0-0 1B	0-0 1B		0-0 E4		5	2	2	0	0	0	4											
Bob Usher, R OBP: 0.312, SLG: 0.336 (1, 8)		0-3 K			0-0 E1	0-0 1B		0-0 1B		3	0	1	3	1	1	2											
Ted Abernathy, R OBP: 0.217, SLG: 0.190 (1, 1)			0-0 4-3		0-0 F9	0-0 F8		0-3 K		2	0	0	0	0	0	2											
Dick Hyde, R (5, 1)										0	0	0	0	0	0	0											
Julio Becquer, L OBP: 0.329, SLG: 0.437 (6, PH)										1	0	0	0	0	0	2											
Pedro Ramos, S OBP: 0.190, SLG: 0.171 (6, 1)										1	0	0	0	0	1	3											
Inning Stats	R: 0 E: 0 K: 1 S: 6	H: 1 LOB: 1 BB: 0 P: 6	R: 0 E: 1 K: 1 S: 6	H: 0 LOB: 1 BB: 0 P: 6	R: 0 E: 0 K: 1 S: 5	H: 0 LOB: 0 BB: 0 P: 5	R: 0 E: 0 K: 1 S: 6	H: 2 LOB: 1 BB: 0 P: 6	R: 1 E: 1 K: 1 S: 8	H: 2 LOB: 2 BB: 0 P: 8	R: 3 E: 0 K: 1 S: 9	H: 4 LOB: 2 BB: 1 P: 13	R: 1 E: 1 K: 1 S: 7	H: 1 LOB: 3 BB: 2 P: 15	R: 0 E: 0 K: 0 S: 3	H: 0 LOB: 0 BB: 0 P: 3	R: 0 E: 0 K: 0 S: 4	H: 1 LOB: 1 BB: 0 P: 4	1B: 11 2B: 0 3B: 0 HR: 0	SF: 0 SAC: 0 DP: 1 HBP: 0	WP: 0 PB: 0 SB: 1 CS: 0	PA: 43					
PITCHER	IP	WLS	BF	H	R	ER	SO	BB	IBB	HBP	BLK	WP	HR	S	P	ERA	WHIP										
Mike Fomieses, R (1, 1) ERA: 3.29	6.0	L	30	9	5	3	6	2	0	0	0	0	0	40	48	4.50	1.833										
Ike Delock, R (7, 1) ERA: 4.13	2.0		9	1	0	0	1	1	0	0	0	0	0	10	14	0.00	1.000										
Rudy Minarcin, R (9, 1) ERA: 4.18	1.0		4	1	0	0	0	0	0	0	0	0	0	4	4	0.00	1.000										

Washington Senators @ Boston Red Sox
Fenway Park, Boston, MA
Mon Jul 01 1957, 7:05 PM EDT
Att. 21,092 - Unknown

AB	35
R	5
H	10
RBI	4
BB	3
SO	5
LOB	29



WP: 0	PA: 43
PB: 0	
SB: 1	
CS: 0	

Batter	1	2	3	4	5	6	7	8	9	AB	R	H	RBI	BB	SO	LOB
Jim Piersall, R (1, 8) OBP: 0.324, SLG: 0.380	4-0 BB BB	0-0 BB 1B			4-0 BB 2B	0-0 F9		0-0 F9		3	1	1	1	2	0	0
Billy Klaus, L (1, 6) OBP: 0.364, SLG: 0.414	4-0 BB BB	4-0 BB BB			4-0 BB 2B SF8	0-3 K		0-0 F2		2	1	0	0	3	1	0
Ted Williams, L (1, 7) OBP: 0.488, SLG: 0.684	0-0 BB BB	0-0 P6			0-0 BB SF8 1B 2B	1-0 HBP		0-0 F4		4	1	1	1	0	0	5
Mickey Vernon, L (1, 3) OBP: 0.414, SLG: 0.471	0-0 P6				4-0 BB BB 1B BB	0-0 G3		4-0 BB		3	0	0	0	2	0	3
Jackie Jensen, R (1, 9) OBP: 0.387, SLG: 0.483	0-0 BB BB				0-0 BB SF8			0-0 F9		4	0	0	1	0	1	3
Frank Malzone, R (1, 5) OBP: 0.376, SLG: 0.467					0-0 BB 1B			0-3 K		4	0	2	1	0	1	0
Ted Lepcio, R (1, 4) OBP: 0.371, SLG: 0.471					0-0 BB 1B			0-0 F5		3	0	0	0	1	0	0
Pete Daley, R (1, 2) OBP: 0.250, SLG: 0.222 Gene Stephens, L (8, PH) OBP: 0.302, SLG: 0.353 Sammy White, R (9, 2) OBP: 0.280, SLG: 0.270					0-3 BB 1B			0-3 K		3	1	1	0	0	1	3
Mike Fornieles, R (1, 1) OBP: 0.267, SLG: 0.241 Ike Delock, R (7, 1) Dick Gernert, R (8, PH) OBP: 0.377, SLG: 0.518 Rudy Minarcin, R (9, 1)					0-0 BB 1B			0-3 K		1	0	0	0	0	1	0
					0-0 BB 1B			0-3 K		0	0	0	0	0	0	0
					0-0 BB 1B			0-3 K		2	0	0	0	1	0	3
					1-3 BB			0-3 K		0	0	0	0	0	0	0
					1-2 BB			0-3 K		1	0	0	0	0	1	0
					1-2 BB			0-3 K		0	0	0	0	0	0	0

Inning Stats	R: 0	H: 0	E: 0	K: 0	S: 3	R: 1	H: 3	E: 0	K: 0	S: 5	R: 0	H: 0	E: 0	K: 1	S: 5	R: 3	H: 2	E: 0	K: 0	S: 5	R: 0	H: 0	E: 0	K: 1	S: 5	R: 0	H: 0	E: 0	K: 1	S: 5	R: 0	H: 0	E: 0	K: 2	S: 7	R: 0	H: 0	E: 0	K: 0	S: 7	R: 0	H: 0	E: 0	K: 0	S: 3	1B: 4	2B: 1	3B: 0	HR: 0	SF: 1	SAC: 0	DP: 0	HBP: 1	WP: 0	PB: 0	SB: 0	CS: 0	PA: 41
--------------	------	------	------	------	------	------	------	------	------	------	------	------	------	------	------	------	------	------	------	------	------	------	------	------	------	------	------	------	------	------	------	------	------	------	------	------	------	------	------	------	------	------	------	------	------	-------	-------	-------	-------	-------	--------	-------	--------	-------	-------	-------	-------	--------

PITCHER	IP	WLS	BF	H	R	ER	SO	BB	IBB	HBP	BLK	WP	HR	S	P	ERA	WHIP
Ted Abernathy, R (1, 1) ERA: 6.82	4.1		25	5	4	4	2	8	0	0	0	0	0	21	53	8.31	3.000
Dick Hyde, R (5, 1) ERA: 4.74	0.2		2	0	0	0	0	0	0	0	0	0	0	2	2	0.00	0.000
Pedro Ramos, R (6, 1) ERA: 4.53	4.0	W	14	0	0	0	4	1	0	1	0	0	0	20	25	0.00	0.250

BOTTOM

Washington Senators @ Boston Red Sox
 Fenway Park, Boston, MA
 Mon Jul 01 1957, 7:05 PM EDT
 Att. 21,092 - Unknown

livebaseballscorecards.com

AB	30
R	4
H	5
RBI	4
BB	9
SO	6
LOB	17



Batter	1	2	3	4	5	6	7	8	9	AB R H RBI BB SO LOB	TOP	
Milt Bolling, R (1, 6) OBP: 0.228, SLG: 0.345 Herb Plews, L (8, PH) OBP: 0.319, SLG: 0.358 (8, 4)	0-0 2B		0-3 K			0-0 2-3		0-0 F7		0 0 0 0 0 0 0 1 0 0 0 0 0 1		
Pete Runnels, L (1, 5) OBP: 0.336, SLG: 0.296	0-3 K		0-0 2B			0-0 L3		0-0 F8		4 0 1 1 0 1 1		
Roy Sievers, R (1, 7) OBP: 0.390, SLG: 0.566	0-0 1B		0-0 5-3			0-0 F3				4 0 1 0 0 1 1		
Jim Lemon, R (1, 3) OBP: 0.376, SLG: 0.516 (8, 9)	0-0 3-1				0-0 4-3					4 0 1 0 0 1 1		
Lou Berberet, L (1, 2) OBP: 0.340, SLG: 0.348			0-3 K		0-0 1-3			0-0 F8		4 0 0 0 0 1 1		
Art Schult, R (1, 9) OBP: 0.337, SLG: 0.403 (8, 8)			0-3 K		0-0 F7			0-0 P4		3 0 0 0 0 1 1		
Rocky Bridges, R (1, 4) OBP: 0.329, SLG: 0.333 (8, 6)			0-0 F7			0-0 P4		0-0 6-3		3 0 0 0 0 0 1		
Bob Usher, R (1, 8) OBP: 0.308, SLG: 0.331 Julio Becquer, L (8, PH) OBP: 0.324, SLG: 0.431 (8, 3)			0-3 K			0-0 F7		0-0 P5		2 0 0 0 0 1 0 1 0 0 0 0 0 0		
Camilo Pascual, R (1, 1) OBP: 0.115, SLG: 0.080 Clint Courtney, L (8, PH) OBP: 0.366, SLG: 0.462 Pedro Ramos, S (8, PR) OBP: 0.190, SLG: 0.171 Russ Kemmerer, R (8, 1)			0-0 2B 1B			0-0 P5		0-0 1B		2 1 1 0 0 0 0 1 0 1 0 0 0 0 0 0 0 0 0 0 0 0 0 0 0 0 0 0		
Inning Stats	R: 0 H: 2 E: 0 LOB: 1 K: 1 BB: 0 S: 6 P: 6	R: 0 H: 0 E: 0 LOB: 0 K: 2 BB: 0 S: 7 P: 7	R: 1 H: 2 E: 0 LOB: 1 K: 2 BB: 0 S: 9 P: 9	R: 0 H: 0 E: 0 LOB: 0 K: 0 BB: 0 S: 3 P: 3	R: 0 H: 0 E: 0 LOB: 0 K: 0 BB: 0 S: 3 P: 3	R: 0 H: 0 E: 0 LOB: 0 K: 0 BB: 0 S: 3 P: 3	R: 0 H: 1 E: 0 LOB: 1 K: 0 BB: 0 S: 4 P: 4	R: 0 H: 1 E: 0 LOB: 1 K: 0 BB: 0 S: 4 P: 4	R: 0 H: 0 E: 0 LOB: 0 K: 2 BB: 0 S: 7 P: 7	1B: 4 SF: 0 2B: 2 SAC: 0 3B: 0 DP: 0 HR: 0 HBP: 0	WP: 0 PA: 32 PB: 0 SB: 0 CS: 0	
PITCHER Frank Sullivan, R (1, 1) ERA: 2.63	IP WLS BF H R ER SO BB IBB HBP BLK WP HR S P ERA WHIP	9.0 W 32 6 1 1 7 0 0 0 0 0 0 0 46 46 1.00 0.667										

Washington Senators @ Boston Red Sox
 Fenway Park, Boston, MA
 Tue Jul 02 1957, 3:33 AM EDT
 Att. 8,774 - Unknown

livebaseballscorecards.com

AB 29
 R 1
 H 5
 RBI 1
 BB 0
 SO 6
 LOB 7



Batter	1	2	3	4	5	6	7	8	9
Jim Piersall, R (1, 8) <small>OBP: 0.320, SLG: 0.375</small>	0-3 		0-0 			0-0 		0-0 	
Billy Klaus, L (1, 6) <small>OBP: 0.359, SLG: 0.407</small>	0-0 			0-0 		0-0 		0-0 	
Ted Williams, L (1, 7) <small>OBP: 0.485, SLG: 0.675</small> Gene Stephens, L (9, 7) <small>OBP: 0.302, SLG: 0.353</small>	0-0 			0-0 		4-0 		0-0 	
Mickey Vernon, L (1, 3) <small>OBP: 0.406, SLG: 0.460</small>		0-3 		0-0 		0-0 		0-0 	
Jackie Jensen, R (1, 9) <small>OBP: 0.394, SLG: 0.490</small>		4-0 			0-0 		4-0 		
Frank Malzone, R (1, 5) <small>OBP: 0.376, SLG: 0.466</small>		0-3 			0-0 		0-0 		
Ted Lepcio, R (1, 4) <small>OBP: 0.364, SLG: 0.460</small>		0-0 			0-0 		0-0 		
Sammy White, R (1, 2) <small>OBP: 0.281, SLG: 0.273</small>			0-0 		0-0 		0-0 		
Frank Sullivan, R (1, 1) <small>OBP: 0.364, SLG: 0.460</small>			0-3 		0-3 		0-3 		

Inning Stats	R: 0	H: 0	E: 0	LOB: 0	K: 1	BB: 0	S: 5	P: 5
	0	0	0	0	0	0	5	5

PITCHER	IP	WLS	BF	H	R	ER	SO	BB	IBB	HBP	BLK	WP	HR	S	P	ERA	WHIP
Camilo Pascual, R (1, 1) <small>ERA: 5.12</small>	7.0	L	27	3	2	2	6	3	0	0	0	0	0	36	48	2.57	0.857
Russ Kemmerer, R (8, 1) <small>ERA: 5.63</small>	1.0		3	0	0	0	0	0	0	0	0	0	0	3	3	0.00	0.000

PITCHER	IP	WLS	BF	H	R	ER	SO	BB	IBB	HBP	BLK	WP	HR	S	P	ERA	WHIP

BOTTOM

AB	R	H	RBI	BB	SO	LOB
4	0	0	0	0	1	0
4	0	0	0	0	0	0
3	0	0	0	1	0	0
0	0	0	0	0	0	0
3	0	0	0	0	1	1
1	2	1	0	2	0	0
3	0	1	0	0	1	2
3	0	0	0	0	0	4
2	0	1	2	0	0	0
3	0	0	0	0	3	2

AB	26
R	2
H	3
RBI	2
BB	3
SO	6
LOB	9



WP	PA
0	30

Washington Senators @ Boston Red Sox
 Fenway Park, Boston, MA
 Tue Jul 02 1957, 3:33 AM EDT
 Att. 8,774 - Unknown

livebaseballscorecards.com

Batter	1	2	3	4	5	6	7	8	9	AB R H RBI BB SO LOB	TOP
Milt Bolling, R OBP: 0.250, SLG: 0.356 (1, 6)	4-0 CS BB		0-0 FC6-4 BB 1B 1-3 2-H		0-0 G5-4-3 1-2f			0-0 E5 1B		3 1 2 1 1 0 1	<p>Washington Senators @ Baltimore Orioles Memorial Stadium, Baltimore, MD Wed Jul 03 1957, 7:05 PM EDT Att: 11,506 - Unknown</p>
Pete Runnels, L OBP: 0.334, SLG: 0.293 (1, 5)	0-0 L7 1-2		4-0 FC6-4 BB 1-2			0-0 F7		0-0 F7	3 0 0 0 1 0 2		
Roy Sievers, R OBP: 0.386, SLG: 0.559 (1, 7)	0-0 F8		0-0 FC6-4 1B 1-2f 2-3			0-0 F9		0-0 L5	4 0 0 0 0 0 3		
Jim Lemon, R OBP: 0.375, SLG: 0.512 (1, 3)		0-0 F9	0-0 1B 1-3 3-H			0-0 6-3		0-3 K	4 0 1 1 0 1 1		
Clint Courtney, L OBP: 0.362, SLG: 0.453 (1, 2)		0-0 1-3		0-0 G6-4-3 1B			0-0 F3	0-0 6-3	4 0 1 0 0 0 0		
Art Schult, R OBP: 0.333, SLG: 0.407 (1, 9)		0-0 E6		0-0 G6-4-3 1-2f			0-0 1B 2B	0-0 F3	4 1 1 0 0 0 1		
Rocky Bridges, R OBP: 0.327, SLG: 0.331 (1, 4)		0-0 L4		0-0 1-3			0-0 2-H 1B	0-3 K	4 0 1 1 0 1 1		
Bob Usher, R OBP: 0.302, SLG: 0.324 (1, 8)			0-0 E5 1B		0-0 6-3		0-0 F5		3 1 0 0 0 0 1		
Jim Heise, R (1, 1)			0-0 1B		0-0 6-3		0-3 K		0 0 0 0 0 0 0		
Jerry Snyder, R OBP: 0.193, SLG: 0.190 (3, PH)			0-0 1B		0-0 G5-4-3 1B				1 0 1 0 0 0 0		
Dick Hyde, R OBP: 0.167, SLG: 0.167 (3, 1)			1-2 1B						1 0 1 0 0 0 0		
Julio Becquer, L OBP: 0.320, SLG: 0.425 (7, PH)									1 0 0 0 0 1 1		
Bud Byerly, R OBP: 0.111, SLG: 0.333 (7, 1)									0 0 0 0 0 0 0		
Inning Stats	R: 0 H: 0 E: 0 LOB: 0 K: 0 BB: 1 S: 2 P: 6	R: 0 H: 0 E: 1 LOB: 1 K: 0 BB: 0 S: 4 P: 4	R: 2 H: 3 E: 1 LOB: 2 K: 0 BB: 1 S: 5 P: 9	R: 0 H: 1 E: 0 LOB: 0 K: 0 BB: 0 S: 3 P: 3	R: 0 H: 1 E: 0 LOB: 0 K: 0 BB: 0 S: 3 P: 3	R: 0 H: 0 E: 0 LOB: 0 K: 0 BB: 0 S: 3 P: 3	R: 1 H: 2 E: 0 LOB: 1 K: 1 BB: 0 S: 7 P: 7	R: 0 H: 1 E: 1 LOB: 1 K: 1 BB: 0 S: 6 P: 6	R: 0 H: 0 E: 0 LOB: 0 K: 1 BB: 0 S: 5 P: 5	1B: 7 SF: 0 2B: 1 SAC: 0 3B: 0 DP: 2 HR: 0 HBP: 0	WP: 0 PA: 34 PB: 0 SB: 0 CS: 1
PITCHER	IP WLS BF H R ER SO BB IBB HBP BLK WP HR S P ERA WHIP										
Ray Moore, R ERA: 3.57 (1, 1)	7.0 W 27 7 3 1 1 2 0 0 0 0 0 0 27 35 1.29 1.286										
Billy O'Dell, L ERA: 1.75 (8, 1)	2.0 S 7 1 0 0 2 0 0 0 0 0 0 0 11 11 0.00 0.500										

AB	32
R	3
H	8
RBI	3
BB	2
SO	3
LOB	11



Batter	1	2	3	4	5	6	7	8	9
Billy Gardner, R OBP: 0.350, SLG: 0.395 (1, 4)	0-0 4-3	0-0 SH3		0-0 E9 2B		0-0 5-3		0-0 FC3-8 1B	
Bob Boyd, L OBP: 0.404, SLG: 0.436 (1, 3)	4-0 FC3-6 BB	0-0 F8		0-3 K			0-0 F7	0-0 FC3-6 FC4-8	
Billy Goodman, L OBP: 0.298, SLG: 0.385 (1, 5)	0-0 FC3-6	0-0 2-H 1B			0-0 G3		0-0 E1 1B	0-0 FC4-6	
Bob Nieman, R OBP: 0.370, SLG: 0.456 (1, 7)	0-0 F3		0-3 K		0-0 F3		0-0 E6 1B SF9		
Billy O'Dell, S OBP: 0.182, SLG: 0.182 (8, 1)									
Al Pilarcik, L OBP: 0.381, SLG: 0.365 (1, 9)		4-0 1B BB E BB	0-0 4-3		0-0 1B		0-0 S 1B		
Gus Triandos, R OBP: 0.350, SLG: 0.433 (1, 2)		4-0 1B E BB	0-0 E3		0-3 K		0-0 SF9		
Jim Busby, R OBP: 0.263, SLG: 0.373 (1, 8)		0-0 E 1B	0-3 K			0-0 4-3 1B	0-0 6-3		
Jim Brideweser, R OBP: 0.377, SLG: 0.349 (1, 6)		0-0 E3 1B		0-0 3-1		0-0 4-3		0-0 1B FC3-6 1B	
Bob Hale, L OBP: 0.283, SLG: 0.268 (2, PH)		1-H 2-H 3-H				1-2			
Willy Miranda, S OBP: 0.257, SLG: 0.222 (2, PR) (3, 6)		0-0 SH3 1B		0-3 K		0-0 6-3		0-3 K	
Ray Moore, R OBP: 0.260, SLG: 0.480 (1, 1)		3-H							
Joe Durham, R OBP: 0.257, SLG: 0.219 (8, 7)									

Inning Stats	R: 0	H: 0	E: 0	K: 0	S: 3	L: 0	BB: 1	P: 7	R: 5	H: 3	E: 1	K: 0	S: 6	L: 0	BB: 3	P: 14	R: 0	H: 0	E: 1	K: 2	S: 8	L: 0	BB: 0	P: 8	R: 0	H: 1	E: 0	K: 1	S: 6	L: 0	BB: 0	P: 6	R: 0	H: 1	E: 0	K: 0	S: 4	L: 0	BB: 0	P: 4	R: 2	H: 1	E: 2	K: 0	S: 6	L: 0	BB: 0	P: 6	R: 1	H: 2	E: 0	K: 1	S: 7	L: 0	BB: 0	P: 7
--------------	------	------	------	------	------	------	-------	------	------	------	------	------	------	------	-------	-------	------	------	------	------	------	------	-------	------	------	------	------	------	------	------	-------	------	------	------	------	------	------	------	-------	------	------	------	------	------	------	------	-------	------	------	------	------	------	------	------	-------	------

PITCHER	IP	WLS	BF	H	R	ER	SO	BB	IBB	HBP	BLK	WP	HR	S	P	ERA	WHIP
Jim Heise, R ERA: 9.72 (1, 1)	2.0	L	12	3	5	3	0	3	0	0	0	0	0	9	21	13.50	3.000
Dick Hyde, R ERA: 4.39 (3, 1)	4.0		16	3	0	0	5	0	0	0	0	0	0	26	26	0.00	0.750
Bud Byerly, R ERA: 4.2 (7, 1)	2.0		11	3	3	1	1	0	0	0	0	0	0	13	13	4.50	1.500

BOTTOM

Washington Senators @ Baltimore Orioles
Memorial Stadium, Baltimore, MD


Wed Jul 03 1957, 7:05 PM EDT
Att. 11,506 - Unknown

AB	R	H	RBI	BB	SO	LOB
4	0	2	0	0	0	1
4	0	0	1	1	1	4
5	1	1	1	0	0	2
4	1	0	0	0	1	2
0	0	0	0	0	0	0
3	1	2	1	1	0	0
2	1	0	1	1	1	1
4	1	2	0	0	1	2
0	0	0	0	0	0	0
1	0	0	1	0	0	0
3	2	1	0	0	0	1
3	1	1	1	0	1	1
1	0	0	0	0	1	1

AB	34
R	8
H	9
RBI	6
BB	3
SO	6
LOB	15

livebaseballscorecards.com

WP: 0	PA: 39
PB: 0	
SB: 1	
CS: 0	



Batter	1	2	3	4	5	6	7	8	9	10	11	AB R H RBI BB SO LOB	TOP				
Milt Bolling, R OBP: 0.255, SLG: 0.354 (1, 6)	0-0 5-3		0-0 G5-3			0-0 SH1-4 1B		0-0 F9 SH1-4 1B	0-3 K		0-0 F8	6 1 2 0 0 1 4					
Ed Fitz Gerald, R OBP: 0.313, SLG: 0.284 (1, 2)	0-0 F7			0-0 FC5-4 1B		0-0 SH1-4		0-0 SH1-4	0-0 FC6-4 1B			3 0 2 0 0 0 0					
Roy Sievers, R OBP: 0.380, SLG: 0.549 (1, 3)	0-0 5-3			0-0 F9		0-0 6-3		0-0 F9	0-0 FC6-4			5 0 0 0 0 0 5					
Jim Lemon, R OBP: 0.375, SLG: 0.508 (1, 9)		4-0 CS BB		0-0 FC5-4 BB		0-0 1-3		0-0 1B		0-0 4-3		4 0 1 1 1 0 2					
Art Schult, R OBP: 0.348, SLG: 0.412 (1, 7)		0-0 F7		4-0 FC6-4 BB		0-3 K		0-0 1B		0-0 G1-4-3 1B		4 0 2 0 1 1 1					
Rocky Bridges, R OBP: 0.324, SLG: 0.327 (1, 4)		0-0 6-3		0-0 FC6-4		0-0 FC4-6 1B		0-0 F8		0-0 G1-4-3		5 0 1 0 0 0 5					
Pete Runnels, L OBP: 0.332, SLG: 0.291 (1, 5)			0-0 4-3		0-0 G3		0-0 FC4-6 HBP		0-0 SH1-4 1B		0-0 F6	5 1 1 0 0 0 1	AB 39				
Bob Usher, R OBP: 0.307, SLG: 0.325 (1, 8)			0-0 G5-3 1B		0-0 6-3		1-0 HBP		0-0 SH1-4		0-0 F3	3 0 1 0 0 0 0	R 2				
Chuck Stobbs, L OBP: 0.229, SLG: 0.235 Tex Clevenger, R OBP: 0.368, SLG: 0.313 (1, 1) (9, 1)			0-0 1B		0-0 5-3		0-0 G3		0-0 1B		4-0 BB	4 0 2 1 0 0 2 0 0 0 0 1 0 0	H 12				
Inning Stats	R: 0 H: 0 E: 0 K: 0 S: 3 LOB: 0 BB: 0 P: 3	R: 0 H: 0 E: 0 K: 0 S: 2 LOB: 0 BB: 1 P: 6	R: 0 H: 2 E: 0 K: 0 S: 4 LOB: 1 BB: 0 P: 4	R: 0 H: 1 E: 0 K: 0 S: 4 LOB: 2 BB: 1 P: 8	R: 0 H: 0 E: 0 K: 0 S: 3 LOB: 0 BB: 0 P: 3	R: 0 H: 1 E: 0 K: 1 S: 6 LOB: 1 BB: 0 P: 4	R: 1 H: 3 E: 0 K: 0 S: 6 LOB: 2 BB: 0 P: 6	R: 1 H: 3 E: 0 K: 1 S: 8 LOB: 2 BB: 0 P: 8	R: 0 H: 1 E: 0 K: 0 S: 3 LOB: 0 BB: 0 P: 3	R: 0 H: 0 E: 0 K: 0 S: 3 LOB: 1 BB: 1 P: 7	1B: 12 SF: 0 2B: 0 SAC: 3 3B: 0 DP: 2 HR: 0 HBP: 1	WP: 0 PA: 46 PB: 0 SB: 0 CS: 1					
PITCHER	IP WLS BF H R ER SO BB IBB HBP BLK WP HR S P ERA WHIP																
Bill Wight, L ERA: 3.43 (1, 1)	7.2	32	8	1	1	1	2	0	0	1	0	0	0	31	40	1.17	1.304
George Zuverink, R ERA: 1.78 (8, 1)	1.1	7	3	1	1	1	0	0	0	0	0	0	0	9	9	6.75	2.250
Ken Lehman, L ERA: 1.57 (10, 1)	2.0	W 7	1	0	0	0	1	0	0	0	0	0	0	6	10	0.00	1.000

Washington Senators @ Baltimore Orioles
 Memorial Stadium, Baltimore, MD
 Thu Jul 04 1957, 3:33 AM EDT
 Att: 9,530 - Unknown

livebaseballscorecards.com



Batter	1	2	3	4	5	6	7	8	9	10	11	AB R H RBI BB SO LOB	BOTTOM												
Billy Gardner, R OBP: 0.348, SLG: 0.390 (1, 4)	0-0 F8	4-0 1B BB			0-0 F3			0-0 F9	0-0 6-3			4 0 0 0 1 0 3	Washington Senators @ Baltimore Orioles Memorial Stadium, Baltimore, MD Thu Jul 04 1957, 3:33 AM EDT Att: 9,530 - Unknown												
Billy Goodman, L OBP: 0.303, SLG: 0.386 (1, 5)	0-0 BB 1B	0-0 1-3 2-H 1B			0-0 F7			0-0 3-1		0-0 3-1		5 0 2 1 0 0 0													
George Kell, R OBP: 0.353, SLG: 0.401 (1, 3)	0-0 1-2 BB 1B				0-0 F9			0-0 F7		0-0 F7		5 0 1 0 0 0 0													
Bob Nieman, R OBP: 0.367, SLG: 0.450 (1, 7)	0-0 F9				0-0 F7				0-0 SH 1B	0-0 1-3		5 1 1 0 0 0 2													
Gus Triandos, R OBP: 0.354, SLG: 0.434 (1, 2)	4-0 FC6-4 BB				0-0 F8			0-0 SH 2B FC6-2				2 0 1 0 1 0 0													
Joe Durham, R OBP: 0.257, SLG: 0.219 (9, PR)												0 0 0 0 0 0 0													
Joe Ginsberg, L OBP: 0.370, SLG: 0.405 (10, 2)												1 0 1 0 0 0 0													
Billy O'Dell, S OBP: 0.182, SLG: 0.182 (11, PR)	1-2 2-3 BB				0-0 1B							0 0 0 0 0 0 0													
Jim Busby, R OBP: 0.267, SLG: 0.380 (1, 8)	0-0 FC6-4 1-2f				0-0 1-3			0-0 F4	0-0 FC6-2 FC4-2 2B	0-0 E6 G1-2-3 1B		5 1 2 0 0 0 4													
Al Pilarcik, L OBP: 0.386, SLG: 0.362 (1, 9)		4-0 SH2-4 1B BB			0-0 F2			0-0 F5	4-0 FC4-2 FC6-2 IBB	4-0 1B G1-2-3 BB		2 1 0 0 3 0 0													
Willy Miranda, S OBP: 0.252, SLG: 0.217 (1, 6)		0-0 L6			0-0 F7			0-0 F7	0-0 FC6-2 FC4-2	0-0 G1-2-3		3 0 0 0 0 0 1													
Bob Boyd, L OBP: 0.402, SLG: 0.434 (9, PH)									1-2 2-3 3-HF	1-2 2-3 3-HF		1 0 0 0 0 0 3													
Ken Lehman, L OBP: 0.400, SLG: 0.333 (10, 1)									0-0 FC4-2	0-0 1B		1 0 0 0 0 0 3													
Bill Wight, L (1, 1)		0-0 SH2-4			0-0 4-3			0-0 6-3	0-0 FC4-2	0-0		2 0 0 0 0 0 0													
George Zuverink, R OBP: 0.167, SLG: 0.091 (8, 1)												0 0 0 0 0 0 0													
Bob Hale, L OBP: 0.277, SLG: 0.262 (9, PH)												1 0 0 0 0 0 3													
Jim Brideweser, R OBP: 0.382, SLG: 0.355 (10, 6)		1-2							1-2 2-3 3-HF	2-3 3-H		1 0 1 1 0 0 0													
Inning Stats	R: 0 E: 0 K: 0 S: 5	H: 2 LOB: 3 BB: 1 P: 9	R: 1 E: 0 K: 0 S: 3	H: 1 LOB: 2 BB: 2 P: 11	R: 0 E: 0 K: 0 S: 4	H: 1 LOB: 1 BB: 0 P: 4	R: 0 E: 0 K: 0 S: 3	H: 0 LOB: 0 BB: 0 P: 3	R: 0 E: 0 K: 0 S: 3	H: 0 LOB: 0 BB: 0 P: 3	R: 0 E: 0 K: 0 S: 3	H: 0 LOB: 0 BB: 0 P: 3	R: 0 E: 0 K: 0 S: 3	H: 0 LOB: 0 BB: 0 P: 3	R: 0 E: 0 K: 0 S: 3	H: 0 LOB: 0 BB: 0 P: 3	R: 1 E: 1 K: 0 S: 6	H: 2 LOB: 3 BB: 1 P: 10	R: 0 E: 0 K: 0 S: 3	H: 0 LOB: 0 BB: 0 P: 3	R: 1 E: 1 K: 0 S: 4	H: 3 LOB: 2 BB: 1 P: 8	1B: 8 2B: 1 3B: 0 HR: 0	SF: 0 SAC: 2 DP: 1 HBP: 0	WP: 0 PA: 45 PB: 0 SB: 0 CS: 0
PITCHER	IP WLS BF H R ER SO BB IBB HBP BLK WP HR S P ERA WHIP															IP WLS BF H R ER SO BB IBB HBP BLK WP HR S P ERA WHIP									
Chuck Stobbs, L ERA: 7.12 (1, 1)	8.0	34	6	2	2	0	3	1	0	0	0	0	0	0	30	46	2.25	1.125							
Tex Clevenger, R ERA: 3.48 (9, 1)	2.2	L 11	3	1	1	0	1	0	0	0	0	0	0	10	14	3.38	1.500								

AB	38
R	3
H	9
RBI	2
BB	5
SO	0
LOB	19



livebaseballscores.com

Batter	1	2	3	4	5	6	7	8	9	10	AB	R	H	RBI	BB	SO	LOB	
Tony Kubek, L (1, 5) OBP: 0.310, SLG: 0.368	0-0 P6		0-0 G3			0-0 F6		0-0 1B		0-0 P4	5	1	1	0	0	0	0	
Gil McDougald, R (1, 6) OBP: 0.374, SLG: 0.476	0-0 F8		0-0 1B			0-0 F8		0-0 1B		4-0 PB	4	2	2	1	1	0	0	
Mickey Mantle, S (1, 8) OBP: 0.537, SLG: 0.721	4-0 1B		0-0 F7			0-0 F7		0-0 6-3		4-0 1B	3	1	1	1	2	0	1	
Bill Skowron, R (1, 3) OBP: 0.369, SLG: 0.548	0-0 1B				0-0 F9		0-0 FC6-4		0-0 6-3		0-0 FC6-4	5	0	3	2	0	0	1
Yogi Berra, L (1, 2) OBP: 0.305, SLG: 0.406	0-0 F5				0-0 P6		0-0 P3		0-0 IBB		0-0 SF8	3	0	0	1	1	0	3
Hank Bauer, R (1, 9) OBP: 0.340, SLG: 0.467		0-0 P4		0-0 F7		0-0 FC6-4		0-3 K		0-0 FC6-4	5	0	0	0	0	1	4	
Elston Howard, R (1, 7) OBP: 0.285, SLG: 0.383		0-0 6-3			0-3 K		0-0 F9		0-0 5-3			4	0	0	0	0	1	1
Bobby Richardson, R (1, 4) OBP: 0.292, SLG: 0.328		0-0 F8			0-0 6-3			0-0 F7		0-0 F8	2	0	0	0	0	0	0	0
Enos Slaughter, L (8, PH) OBP: 0.410, SLG: 0.398											1	0	0	0	0	0	0	0
Tommy Byrne, L (8, 1) OBP: 0.200, SLG: 0.263											1	0	0	0	0	0	0	0
Art Ditmar, R (9, 1) OBP: 0.136, SLG: 0.136											0	0	0	0	0	0	0	0
Tom Sturdivant, L (1, 1) OBP: 0.222, SLG: 0.200			0-0 6-3			0-0 F9		0-0 1B		0-3 K	2	0	0	0	0	0	0	0
Harry Simpson, L (8, PH) OBP: 0.336, SLG: 0.488											1	1	1	0	0	0	0	0
Jerry Coleman, R (8, 4) OBP: 0.364, SLG: 0.345											1	0	0	0	0	1	0	0

New York Yankees @ Washington Senators
Griffith Stadium, Washington, DC
Fri Jul 05 1957, 7:05 PM EDT
Att. 16,829 - Unknown

AB	37
R	5
H	8
RBI	5
BB	4
SO	3
LOB	10



Inning Stats	R: 0	H: 1	LOB: 2	K: 0	S: 4	P: 8	R: 0	H: 0	LOB: 0	K: 0	S: 3	P: 3	R: 0	H: 1	LOB: 1	K: 0	S: 4	P: 4	R: 0	H: 0	LOB: 0	K: 0	S: 3	P: 3	R: 0	H: 0	LOB: 0	K: 1	S: 5	P: 5	R: 0	H: 0	LOB: 0	K: 0	S: 3	P: 3	R: 0	H: 1	LOB: 1	K: 0	S: 4	P: 4	R: 3	H: 4	LOB: 2	K: 1	S: 9	P: 13	R: 0	H: 0	LOB: 0	K: 1	S: 5	P: 5	R: 2	H: 1	LOB: 1	K: 0	S: 4	P: 12	1B: 8	2B: 0	3B: 0	HR: 0	SF: 1	SAC: 0	DP: 0	HBP: 0	WP: 0	PA: 42
PITCHER	IP	WLS	BF	H	R	ER	SO	BB	IBB	HBP	BLK	WP	HR	S	P	ERA	WHIP																																																					
Pedro Ramos, R (1, 1) ERA: 4.48	7.1		30	7	3	3	1	1	0	0	0	0	0	31	35	3.68	1.091																																																					
Tex Clevenger, R (8, 1) ERA: 3.39	1.2		6	0	0	0	2	0	1	0	0	0	0	9	13	0.00	0.000																																																					
Bud Byerly, R (10, 1) ERA: 4.5	1.0	L	6	1	2	2	0	1	1	0	0	0	0	4	12	18.00	2.000																																																					

New York Yankees @ Washington Senators
 Griffith Stadium, Washington, DC
 Fri Jul 05 1957, 7:05 PM EDT
 Att: 16,829 - Unknown

livebaseballscorecards.com

AB	40
R	3
H	13
RBI	3
BB	2
SO	3
LOB	23



WP	0	PA	43
PB	0		
SB	0		
CS	0		

Batter	1	2	3	4	5	6	7	8	9	10	AB	R	H	RBI	BB	SO	LOB
Pete Runnels, L (1, 5) OBP: 0.333, SLG: 0.290	0-0 6-3		0-0 L6-3		0-0 F8			4-0 FC1-6 BB	0-0 HBP 1B		4	0	1	0	1	0	2
Clint Courtney, L (1, 2) OBP: 0.364, SLG: 0.444	0-0 1B 1B		0-0 4-3		0-0 F7			0-0 FC1-6 E 1B 1-2f	1-0 HBP G6-4-3 HBP		4	0	1	0	0	0	2
Roy Sievers, R (1, 7) OBP: 0.380, SLG: 0.553	0-0 G4-6-3 1-2 1B			0-0 HR 3B		0-0 F7		0-0 F7	0-0 G6-4-3 1-2f		5	1	2	0	0	0	4
Jim Lemon, R (1, 9) OBP: 0.375, SLG: 0.510	0-0 G4-6-3 1-2f			0-0 5-3		0-0 1B 2B		0-0 E 1B 1-2		0-3 K	5	0	2	0	0	1	3
Julio Becquer, L (1, 3) OBP: 0.338, SLG: 0.474		0-0 6-3		0-0 HR		0-0 G4-6-3 2-3 1B		0-0 E4 1-2 2-3		0-0 G3 1B	5	1	3	2	0	0	2
Faye Throneberry, L (1, 8) OBP: 0.204, SLG: 0.153		0-0 FC6-4 1B		0-0 F8		0-0 G4-6-3 1-2f		0-3 K		0-0 G3 1-2	3	0	1	0	0	0	2
Art Schult, R (8, PH) OBP: 0.344, SLG: 0.407											1	0	0	0	0	1	3
Jerry Schoonmaker, R (9, 8) OBP: 0.321, SLG: 0.293											0	0	0	0	0	0	0
Lou Berberet, L (10, PH) OBP: 0.338, SLG: 0.346											1	0	0	0	0	0	1
Rocky Bridges, R (1, 4) OBP: 0.314, SLG: 0.316		0-0 F8		0-0 F8				0-0 F8		0-0 6-3	5	0	0	0	0	0	2
Milt Bolling, R (1, 6) OBP: 0.264, SLG: 0.364		0-0 FC6-4 1-2f				4-0 BB BB BB BB		0-0 6-3		0-0 1B 2B	3	1	1	0	1	0	1
Pedro Ramos, S (1, 1) OBP: 0.200, SLG: 0.182			0-0 L6-3		0-3 K			0-0 F7		0-0 1B 2-3 1B	3	0	1	0	0	1	1
Tex Clevenger, R (8, 1) OBP: 0.368, SLG: 0.313											0	0	0	0	0	0	0
Ed Fitz Gerald, R (9, PH) OBP: 0.321, SLG: 0.293											1	0	1	1	0	0	0
Bud Byerly, R (10, 1) OBP: 0.111, SLG: 0.333											0	0	0	0	0	0	0

Inning Stats	R: 0	H: 2	E: 0	LOB: 1	K: 0	BB: 0	S: 4	P: 4	R: 0	H: 1	E: 0	LOB: 1	K: 0	BB: 0	S: 3	P: 3	R: 2	H: 2	E: 0	LOB: 0	K: 0	BB: 0	S: 5	P: 5	R: 0	H: 0	E: 0	LOB: 1	K: 1	BB: 1	S: 5	P: 9	R: 0	H: 2	E: 0	LOB: 1	K: 0	BB: 0	S: 4	P: 4	R: 0	H: 0	E: 0	LOB: 0	K: 0	BB: 0	S: 3	P: 3	R: 0	H: 1	E: 1	LOB: 3	K: 1	BB: 1	S: 7	P: 11	R: 1	H: 3	E: 0	LOB: 2	K: 0	BB: 0	S: 5	P: 6	R: 0	H: 1	E: 0	LOB: 1	K: 1	BB: 0	S: 6	P: 6	1B: 9	SF: 0	2B: 3	SAC: 0	3B: 1	DP: 4	HR: 1	HBP: 1	WP: 0	PA: 43
--------------	------	------	------	--------	------	-------	------	------	------	------	------	--------	------	-------	------	------	------	------	------	--------	------	-------	------	------	------	------	------	--------	------	-------	------	------	------	------	------	--------	------	-------	------	------	------	------	------	--------	------	-------	------	------	------	------	------	--------	------	-------	------	-------	------	------	------	--------	------	-------	------	------	------	------	------	--------	------	-------	------	------	-------	-------	-------	--------	-------	-------	-------	--------	-------	--------

PITCHER	IP	WLS	BF	H	R	ER	SO	BB	IBB	HBP	BLK	WP	HR	S	P	ERA	WHIP
Tom Sturdivant, R (1, 1) ERA: 2.59	7.0		27	8	2	2	1	1	0	0	0	0	1	28	32	2.57	1.286
Tommy Byrne, L (8, 1) ERA: 4.02	1.1		11	4	1	1	1	1	0	1	0	0	0	11	16	6.75	3.750
Art Ditmar, R (9, 1) ERA: 2.69	1.2	W	5	1	0	0	1	0	0	0	0	0	0	7	7	0.00	0.600


Batter	1	2	3	4	5	6	7	8	9	AB R H RBI BB SO LOB
Faye Throneberry, L OBP: 0.224, SLG: 0.222 (1, 8) (7, 7)	0-0 3-1 		0-0 2B 		0-0 1B 		0-0 HR 		0-0 F7 	5 1 3 3 0 0 1
Pete Runnels, L OBP: 0.329, SLG: 0.287 (1, 5)	0-0 4-3 		0-0 F8 		0-0 SF7 		0-3 K 			3 0 0 1 0 1 1
Jim Lemon, R OBP: 0.371, SLG: 0.503 (1, 9)	0-3 K 		0-0 G3 		0-0 L6 		0-3 K 			4 0 0 0 0 2 2
Roy Sievers, R OBP: 0.380, SLG: 0.561 Jerry Schoonmaker, R (7, 8)		0-0 HR 		0-0 6-3 		0-0 F3 		0-3 K 		3 1 1 1 0 0 0 1 0 0 0 0 1 0
Julio Becquer, L OBP: 0.321, SLG: 0.451 (1, 3)		0-0 L8 		0-0 P6 		0-0 4-3 		0-0 6-3 		4 0 0 0 0 0 0
Lou Berberet, L OBP: 0.335, SLG: 0.343 (1, 2)		0-0 FC4-6 1B 		0-0 5-3 		0-0 G3 		0-0 F5 		4 0 1 0 0 0 0
Rocky Bridges, R OBP: 0.313, SLG: 0.327 (1, 4)		0-0 FC4-6 1-2f 		0-0 4-3 		0-0 SF8 3B 		0-3 K 		4 1 1 0 0 1 1
Milt Bolling, R OBP: 0.273, SLG: 0.373 (1, 6)		0-0 F7 		0-0 BB 1B 		0-0 SF8 		0-0 FC5-4 1B 		3 1 2 1 0 0 1
Russ Kemmerer, R Dick Hyde, R OBP: 0.167, SLG: 0.167 Jim Heise, R Herb Plews, L OBP: 0.321, SLG: 0.358 Ted Abernathy, R OBP: 0.250, SLG: 0.227 Bud Eyerly, R OBP: 0.111, SLG: 0.333 Clint Courtney, L OBP: 0.360, SLG: 0.440 (1, 1) (3, 1) (3, 1) (5, PH) (6, 1) (8, 1) (9, PH)		0-3 K 		4-0 1B SF7 BB 		0-0 HR 1B 		0-0 FC5-4 1-2f 		0 0 0 0 0 0 0 0 0 0 0 0 0 0 1 0 0 0 0 1 0 0 1 0 0 1 0 0 1 1 1 0 0 0 0 0 0 0 0 0 0 0 1 0 0 0 0 0 1

Inning Stats	R: 0	H: 0	E: 0	K: 1	S: 5	R: 1	H: 2	E: 0	K: 0	S: 5	R: 0	H: 1	E: 0	K: 1	S: 6	R: 0	H: 0	E: 0	K: 0	S: 3	R: 2	H: 2	E: 0	K: 0	S: 5	R: 0	H: 0	E: 0	K: 0	S: 3	R: 3	H: 3	E: 0	K: 2	S: 10	R: 0	H: 0	E: 0	K: 1	S: 5	R: 0	H: 1	E: 0	K: 1	S: 6	1B: 5	SF: 2	3B: 1	HR: 2	WP: 0	PA: 37
Johnny Kucks, R ERA: 3.45 (1, 1)	6.1	WLS	BF	H	R	ER	SO	BB	IBB	HBP	BLK	WP	HR	S	P	ERA	WHIP																																		
Art Ditmar, R ERA: 2.59 (7, 1)	2.2	S	9	1	0	0	4	0	0	0	0	0	0	17	17	0.00	0.375																																		

Washington Senators
Griffith Stadium, Washington, DC
Sat Jul 06 1957, 3:33 AM EDT
Att. 10,511 - Unknown

AB	34
R	6
H	9
RBI	6
BB	1
SO	6
LOB	7



Batter	1	2	3	4	5	6	7	8	9	AB R H RBI BB SO LOB	TOP														
Tony Kubek, L (1, 5) OBP: 0.325, SLG: 0.380	0-3 K		0-0 2B FC6-4 1B		0-0 E8 1-3 1B			0-0 1B BB 1B	0-0 SH3-4 1-2	4 2 3 0 0 1 0	<p>New York Yankees @ Washington Senators Griffith Stadium, Washington, DC</p> <p>Sun Jul 07 1957, 3:33 AM EDT Att. 14,279 - Unknown</p> <p>livebaseballscorecards.com</p> <table border="1"> <tr><td>AB</td><td>34</td></tr> <tr><td>R</td><td>7</td></tr> <tr><td>H</td><td>8</td></tr> <tr><td>RBI</td><td>7</td></tr> <tr><td>BB</td><td>4</td></tr> <tr><td>SO</td><td>3</td></tr> <tr><td>LOB</td><td>15</td></tr> </table> 	AB	34	R	7	H	8	RBI	7	BB	4	SO	3	LOB	15
AB	34																								
R	7																								
H	8																								
RBI	7																								
BB	4																								
SO	3																								
LOB	15																								
Gil McDougald, R (1, 6) OBP: 0.381, SLG: 0.493	0-3 K		0-0 FC6-4 1-3 2B		0-0 1-3			0-0 BB BB 2B 1B	0-0 HR	5 2 3 2 0 1 1															
Mickey Mantle, S (1, 8) OBP: 0.533, SLG: 0.706	0-0 4-3		4-0 FC6-4 IBB		0-0 F8			4-0 BB BB 2B BB	0-0 F7	3 1 0 0 2 0 1															
Bill Skowron, R (1, 3) OBP: 0.371, SLG: 0.543		0-0 F8 E 1B	0-0 FC6-4 1-2f 2-3 3-H		0-0 P3			4-0 BB BB 2B BB	0-0 6-3	4 1 1 2 1 0 2															
Yogi Berra, L (1, 2) OBP: 0.313, SLG: 0.419		0-0 F7	0-0 F8		4-0 G5-4-3 BB			0-0 SH1-4 1-H 2-H 3-H 2B		3 0 1 3 1 0 3															
Elston Howard, R (1, 7) OBP: 0.294, SLG: 0.404		0-0 FC1		0-0 L8				0-0 SH1-4 2-3 2B		3 0 0 0 0 0 2															
Art Ditmar, R (7, 1) OBP: 0.136, SLG: 0.136		1-2			0-0 G5-4-3					0 0 0 0 0 0 0															
Bobby Shantz, R (8, 1) OBP: 0.214, SLG: 0.179					1-2f					0 0 0 0 0 0 0															
Hank Bauer, R (1, 9) OBP: 0.336, SLG: 0.457		0-0 F8		0-0 6-3			0-0 6-3	0-0 F9		2 0 0 0 0 0 2															
Enos Slaughter, L (7, PH) OBP: 0.403, SLG: 0.389		2-3								2 0 0 0 0 0 1															
Bobby Richardson, R (1, 4) OBP: 0.281, SLG: 0.316		0-0 P3		0-0 F3			0-0 6-3	0-0 4-3		2 0 0 0 0 0 2															
Harry Simpson, L (7, PH) OBP: 0.333, SLG: 0.483										2 0 0 0 0 0 1															
Whitey Ford, L (1, 1) OBP: 0.125, SLG: 0.125			0-0 1-3		0-0 P6		0-0 6-3		0-3 K SH3-4 HR	2 0 0 0 0 0 0															
Don Larsen, R (7, PH) OBP: 0.345, SLG: 0.333										1 0 0 0 0 0 0															
Jerry Coleman, R (7, 4) OBP: 0.353, SLG: 0.333										1 1 0 0 0 1 0															
Inning Stats	R: 0 E: 0 K: 2 S: 7	H: 0 LOB: 0 BB: 0 P: 7	R: 0 E: 1 K: 0 S: 5	H: 1 LOB: 2 BB: 0 P: 5	R: 1 E: 0 K: 0 S: 5	H: 2 LOB: 2 BB: 1 P: 9	R: 0 E: 0 K: 0 S: 3	H: 0 LOB: 0 BB: 0 P: 3	R: 0 E: 1 K: 0 S: 4	H: 1 LOB: 1 BB: 0 P: 4	R: 0 E: 0 K: 0 S: 2	H: 0 LOB: 0 BB: 1 P: 6	R: 0 E: 0 K: 0 S: 3	H: 0 LOB: 0 BB: 0 P: 3	R: 4 E: 0 K: 0 S: 6	H: 3 LOB: 1 BB: 2 P: 14	R: 2 E: 0 K: 1 S: 7	H: 1 LOB: 0 BB: 0 P: 7	1B: 5 2B: 2 3B: 0 HR: 1	SF: 0 SAC: 2 DP: 1 HBP: 0	WP: 1 PB: 0 SB: 0 CS: 0	PA: 40			
PITCHER	IP WLS BF H R ER SO BB IBB HBP BLK WP HR S P ERA WHIP											PITCHER	IP WLS BF H R ER SO BB IBB HBP BLK WP HR S P ERA WHIP												
Camilo Pascual, R (1, 1) ERA: 5.22	7.0 L 31 6 5 5 2 3 1 0 0 0 0 31 47 6.43 1.286																								
Chuck Stobbs, L (8, 1) ERA: 7.04	1.0 4 1 0 0 0 0 0 0 0 0 0 0 4 4 0.00 1.000																								
Tex Clevenger, R (9, 1) ERA: 3.61	1.0 5 1 2 2 1 0 0 0 0 0 1 1 7 7 18.00 1.000																								

BOTTOM

New York Yankees @ Washington Senators
Griffith Stadium, Washington, DC
Sun Jul 07 1957, 3:33 AM EDT
Att. 14,279 - Unknown

AB 33
R 5
H 7
RBI 5
BB 4
SO 2
LOB 14



WP: 0 PA: 37
PB: 0
SB: 0
CS: 0

AB R H RBI BB SO LOB

4 2 1 0 1 0 1
3 0 0 0 0 0 1
1 0 1 1 0 0 0

3 0 1 0 1 0 2

3 1 1 1 1 0 3

4 0 1 2 0 1 2

3 0 0 0 0 1 2
1 0 0 0 0 0 2
0 0 0 0 0 0 0

4 0 0 0 0 0 0

4 1 2 1 0 0 0

2 0 0 0 0 0 1
0 0 0 0 0 0 0
0 0 0 0 1 0 0
0 1 0 0 0 0 0
1 0 0 0 0 0 0

1B: 4 SF: 0
2B: 1 SAC: 0
3B: 0 DP: 1
HR: 2 HBP: 0

Batter	1	2	3	4	5	6	7	8	9
Milt Bolling, R OBP: 0.278, SLG: 0.368 (1, 6)	0-0 2B 5-3 1B		0-0 6-3		0-0 G1-4-3 1-2f			4-0 L9 1B 1B BB	0-0 L7
Pete Runnels, L OBP: 0.326, SLG: 0.284 Art Schult, R OBP: 0.351, SLG: 0.414 (8, PH) (9, 7)	0-0 F3		0-0 F7			0-0 4-3		0-0 1B 1B	
Jim Lemon, R OBP: 0.372, SLG: 0.505 (1, 9)	0-0 5-3 1-3 2B		4-0 BB			0-0 F9		0-0 L9 2-3	
Roy Sievers, R OBP: 0.381, SLG: 0.569 (1, 7) (9, 3)	4-0 5-3 IBB		0-0 F8			0-0 HR		0-0 F2	
Ed Fitz Gerald, R OBP: 0.318, SLG: 0.291 (1, 2)	0-0 5-3 1-2 2-3 3-H			0-3 K		0-0 F8		0-0 1B 1-3 3-H	
Julio Becquer, L OBP: 0.310, SLG: 0.435 Eddie Yost, R OBP: 0.408, SLG: 0.366 Tex Clevenger, R OBP: 0.368, SLG: 0.313 (1, 3) (8, PH) (9, 1)	0-0 6-3			0-0 4-3			0-3 K	0-0 4-3	
Rocky Bridges, R OBP: 0.306, SLG: 0.319 (1, 4) (9, 5)		0-0 F7		0-0 5-3			0-0 F8		0-0 6-3
Bob Usher, R OBP: 0.312, SLG: 0.348 (1, 8)		0-0 6-3			0-0 FC1-5 BLK 1B		0-0 P4		0-0 HR
Camilo Pascual, R OBP: 0.107, SLG: 0.074 Chuck Stobbs, L OBP: 0.229, SLG: 0.235 Lou Berberet, L OBP: 0.340, SLG: 0.343 Jerry Schoonmaker, R OBP: 0.190, SLG: 0.188 (1, 1) (8, 1) (8, PH) (8, PR) (9, 4)		0-0 1-3			0-0 FC1-5 G1-4-3 1-3			4-0 1B BB BB	0-0 F7

Inning Stats	R: 1	H: 2	E: 0	LOB: 2	K: 0	BB: 1	S: 5	R: 0	H: 0	E: 0	LOB: 0	K: 0	BB: 0	S: 3	R: 0	H: 0	E: 0	LOB: 0	K: 1	BB: 1	S: 3	R: 0	H: 0	E: 0	LOB: 0	K: 0	BB: 0	S: 5	R: 0	H: 1	E: 0	LOB: 0	K: 0	BB: 0	S: 3	R: 1	H: 1	E: 0	LOB: 0	K: 0	BB: 0	S: 4	R: 0	H: 0	E: 0	LOB: 0	K: 1	BB: 0	S: 5	R: 2	H: 2	E: 0	LOB: 2	K: 0	BB: 2	S: 5	R: 1	H: 1	E: 0	LOB: 0	K: 0	BB: 0	S: 4
--------------	------	------	------	--------	------	-------	------	------	------	------	--------	------	-------	------	------	------	------	--------	------	-------	------	------	------	------	--------	------	-------	------	------	------	------	--------	------	-------	------	------	------	------	--------	------	-------	------	------	------	------	--------	------	-------	------	------	------	------	--------	------	-------	------	------	------	------	--------	------	-------	------

PITCHER	IP	WLS	BF	H	R	ER	SO	BB	IBB	HBP	BLK	WP	HR	S	P	ERA	WHIP
Whitey Ford, L ERA: 1.48 (1, 1)	6.0		23	4	2	2	1	1	1	0	1	0	1	23	31	3.00	0.833
Art Ditmar, R ERA: 2.79 (7, 1)	1.0	W	5	0	2	2	1	2	0	0	0	0	0	5	13	18.00	2.000
Bobby Shantz, L ERA: 2.25 (8, 1)	2.0	S	9	3	1	1	0	0	0	0	0	0	1	9	9	4.50	1.500

WP: 0 PA: 37

PB: 0
SB: 0
CS: 0

Batter	1	2	3	4	5	6	7	8	9	AB R H RBI BB SO LOB	TOP												
Herb Plews, L (1, 5) OBP: 0.331, SLG: 0.370	4-0 1B BB	0-0 1B		0-0 F2		0-0 2B		0-0 1B		4 1 3 0 1 0 2													
Faye Throneberry, L (1, 8) OBP: 0.223, SLG: 0.221	0-3 K	0-0 F8			0-0 2B 1B	0-0 4-3		0-3 K		5 1 1 0 0 2 5													
Jim Lemon, R (1, 9) OBP: 0.373, SLG: 0.506	0-0 F8		0-0 G3-6-3 1B		0-0 4-3 1H 2B		0-0 5-3	0-0 1-3		5 0 2 1 0 0 3													
Roy Sievers, R (1, 7) OBP: 0.384, SLG: 0.566	0-0 1B 2B 1B		0-0 G3-6-3		0-0 5-3		4-0 BB BB	4-0 E BB 1B BB		3 1 1 0 2 0 2													
Jerry Schoonmaker, R (9, PR) OBP: 0.312, SLG: 0.348			1-2	1-2f						0 1 0 0 0 0 0													
Bob Usher, R (9, 8)										0 0 0 0 0 0 0													
Clint Courtney, L (1, 2) OBP: 0.353, SLG: 0.429	0-0 2B 1B		0-0 F9		0-0 4-3		0-0 F8	0-0 F7		5 1 1 1 0 0 3													
Julio Becquer, L (1, 3) OBP: 0.330, SLG: 0.448	0-0 2B			0-0 F9		4-0 BB	4-0 FC6-4 BB	4-0 E 1B BB		2 0 1 2 2 0 0													
Art Schult, R (9, PH) OBP: 0.358, SLG: 0.414	1-H 3-H 2B									0 1 0 0 1 0 0													
Milt Bolling, R (1, 4) OBP: 0.275, SLG: 0.360	0-0 6-3			0-0 1B 1B		0-3 K	0-0 FC6-4	0-0 E6		5 0 1 0 0 1 7													
Rocky Bridges, R (1, 6) OBP: 0.308, SLG: 0.322		0-0 F9		0-0 F3		0-0 F8		0-0 1B 1B	0-0 G4-6-3 1B	5 0 2 2 0 0 1													
Pedro Ramos, S (1, 1) OBP: 0.196, SLG: 0.178																							
Jerry Snyder, R (4, PH) OBP: 0.200, SLG: 0.198		0-3 K		0-0 1B		0-0 6-3		0-0 F8	0-0 G4-6-3	1 0 0 0 0 0 1 0													
Russ Kemmerer, R (4, 1)										1 0 1 0 0 0 0 0													
Pete Runnels, L (8, PH) OBP: 0.325, SLG: 0.283										1 0 0 0 0 0 0 1													
Bud Beyerly, R (8, 1) OBP: 0.111, SLG: 0.333										0 0 0 0 0 0 0 0													
Lou Berberet, L (8, PH) OBP: 0.337, SLG: 0.341										1 0 0 0 0 0 0 2													
Tex Clevenger, R (9, 1) OBP: 0.368, SLG: 0.313										0 0 0 0 0 0 0 0													
Inning Stats	R: 3 E: 0 K: 1 S: 8	H: 3 LOB: 1 BB: 1 P: 12	R: 0 E: 0 K: 1 S: 6	H: 1 LOB: 1 BB: 0 P: 6	R: 0 E: 0 K: 0 S: 3	H: 1 LOB: 0 BB: 0 P: 3	R: 0 E: 0 K: 0 S: 5	H: 2 LOB: 2 BB: 0 P: 5	R: 1 E: 0 K: 1 S: 7	H: 2 LOB: 2 BB: 1 P: 11	R: 0 E: 0 K: 0 S: 4	H: 1 LOB: 1 BB: 0 P: 4	R: 0 E: 0 K: 0 S: 3	H: 0 LOB: 2 BB: 2 P: 11	R: 0 E: 0 K: 1 S: 7	H: 2 LOB: 2 BB: 0 P: 7	R: 2 E: 1 K: 0 S: 4	H: 1 LOB: 2 BB: 2 P: 12	1B: 10 2B: 3 3B: 0 HR: 0	SF: 0 SAC: 0 DP: 2 HBP: 0	WP: 0 PB: 0 SB: 0 CS: 0	PA: 45	
PITCHER	IP WLS BF H R ER SO BB IBB HBP BLK WP HR S P ERA WHIP																						
Jim Wilson, R (1, 1) ERA: 3.41	6.1		31	10	4	4	3	3	0	0	0	0	0	34	46	5.68	2.053						
Jim Derrington, L (7, 1) ERA: 4.7	0.2		3	0	0	0	0	1	0	0	0	0	0	2	6	0.00	1.500						
Dixie Howell, R (8, 1) ERA: 2.77	1.0		6	2	1	1	1	1	0	0	0	0	0	7	11	9.00	3.000						
Paul LaPalme, L (9, 1) ERA: 2.97	0.1	L	4	1	1	0	0	1	0	0	0	0	0	3	7	0.00	6.000						
Gerry Staley, R (9, 1) ERA: 2.47	0.2		1	0	0	0	0	0	0	0	0	0	0	1	1	0.00	0.000						

Washington Senators @ Chicago White Sox
Comiskey Park, Chicago, IL
Thu Jul 11 1957, 8:05 PM EDT
Att. 21,249 - Unknown

AB	39
R	6
H	13
RBI	6
BB	6
SO	4
LOB	26



Batter	1	2	3	4	5	6	7	8	9	AB	R	H	RBI	BB	SO	LOB
Luis Aparicio, R (1, 6) OBP: 0.303, SLG: 0.309	0-0 S 2B 1B	0-0 F8		0-0 CS 1B			0-0 CS 1B			4	1	3	0	0	0	0
Nellie Fox, L (1, 4) OBP: 0.404, SLG: 0.436	0-0 F7 1-2	0-0 4-3		0-0 CS 1-2	0-0 CS 1B		4-0 CS 1-2 BB			3	0	1	0	1	0	1
Earl Torgeson, L (1, 3) OBP: 0.403, SLG: 0.439 Walt Dropo, R (8, 3) OBP: 0.270, SLG: 0.411	0-3 K		0-0 F9		0-3 K 1-2		0-0 F2			4	0	0	0	0	2	3
Minnie Minoso, R (1, 7) OBP: 0.386, SLG: 0.460	4-0 2B HR BB		0-0 F2		0-0 1-3			0-0 5-3		3	1	0	0	1	0	0
Jim Rivera, L (1, 9) OBP: 0.341, SLG: 0.502	0-0 HR 2B		0-0 HR			0-3 K		0-0 4-3		4	2	2	2	0	1	0
Jim Landis, R (1, 8) OBP: 0.367, SLG: 0.310	0-0 HR		1-0 HBP			0-0 6-3 1B		0-0 P4		3	1	2	3	0	0	0
Les Moss, R (1, 2) OBP: 0.435, SLG: 0.466	4-0 BB		0-0 4-3			0-0 6-3 1-2			0-3 K	3	0	0	0	1	1	2
Sammy Esposito, R (1, 5) OBP: 0.320, SLG: 0.219 Larry Doby, L (9, PH) OBP: 0.373, SLG: 0.483	0-0 F8			4-0 G1-6-3 BB		0-0 6-3			0-0 G3	2	0	0	0	1	0	2
Jim Wilson, R (1, 1) OBP: 0.250, SLG: 0.227 Jim Derrington, L (7, 1) OBP: 0.405, SLG: 0.231 Ron Northey, L (7, PH) OBP: 0.222, SLG: 0.588 Dixie Howell, L (8, 1) OBP: 0.600, SLG: 0.333 Paul LaPalme, L (9, 1) OBP: 0.222, SLG: 0.125 Gerry Staley, R (9, 1) OBP: 0.338, SLG: 0.226 Fred Hatfield, L (9, PH)		0-0 F8		0-0 G1-6-3 1-2f			0-3 K		0-3 K	2	0	0	0	0	0	1

Inning Stats	R: 4	H: 3	E: 0	K: 1	S: 8	LOB: 1	BB: 2	P: 16	R: 0	H: 0	E: 0	K: 0	S: 3	LOB: 0	BB: 0	P: 3	R: 1	H: 1	E: 0	K: 0	S: 4	LOB: 1	BB: 0	P: 5	R: 0	H: 1	E: 0	K: 0	S: 2	LOB: 0	BB: 1	P: 6	R: 0	H: 1	E: 0	K: 1	S: 5	LOB: 1	BB: 0	P: 5	R: 0	H: 1	E: 0	K: 1	S: 6	LOB: 1	BB: 0	P: 6	R: 0	H: 1	E: 0	K: 1	S: 5	LOB: 1	BB: 1	P: 9	R: 0	H: 0	E: 0	K: 0	S: 3	LOB: 0	BB: 0	P: 3	R: 0	H: 0	E: 0	K: 2	S: 7	LOB: 0	BB: 0	P: 7	1B: 5	SF: 0	2B: 1	SAC: 0	3B: 0	DP: 1	HR: 2	HBP: 1	WP: 0	PA: 37
--------------	------	------	------	------	------	--------	-------	-------	------	------	------	------	------	--------	-------	------	------	------	------	------	------	--------	-------	------	------	------	------	------	------	--------	-------	------	------	------	------	------	------	--------	-------	------	------	------	------	------	------	--------	-------	------	------	------	------	------	------	--------	-------	------	------	------	------	------	------	--------	-------	------	------	------	------	------	------	--------	-------	------	-------	-------	-------	--------	-------	-------	-------	--------	-------	--------


PITCHER	IP	WLS	BF	H	R	ER	SO	BB	IBB	HBP	BLK	WP	HR	S	P	ERA	WHIP
Pedro Ramos, R (1, 1) ERA: 4.72	3.0		16	4	5	5	1	2	0	0	0	0	2	15	24	15.00	2.000
Russ Kemmerer, R (4, 1) ERA: 5.63	4.0		14	4	0	0	3	2	0	0	0	0	0	18	26	0.00	1.500
Bud Byerly, R (8, 1) ERA: 4.22	1.0	W	3	0	0	0	0	0	0	0	0	0	0	3	3	0.00	0.000
Tex Clevenger, R (9, 1) ERA: 3.56	1.0	S	3	0	0	0	2	0	0	0	0	0	0	7	7	0.00	0.000

BOTTOM

Washington Senators @ Chicago White Sox
Comiskey Park, Chicago, IL

Thu Jul 11 1957, 8:05 PM EDT
Att. 21,249 - Unknown

AB	31
R	5
H	8
RBI	5
BB	4
SO	6
LOB	9



PITCHER	IP	WLS	BF	H	R	ER	SO	BB	IBB	HBP	BLK	WP	HR	S	P	ERA	WHIP
---------	----	-----	----	---	---	----	----	----	-----	-----	-----	----	----	---	---	-----	------

Batter	1	2	3	4	5	6	7	8	9
Luis Aparicio, R OBP: 0.305, SLG: 0.309 (1, 6)	4-0 G3 1B BB	0-0 P4			0-0 F7	0-0 FC6 1B		0-0 L9	
Nellie Fox, L OBP: 0.407, SLG: 0.438 (1, 4)	0-0 G3 1-2 E 1B		0-0 F8		0-0 BB 2B 1B	0-0 FC6 1-2f		0-0 BB 1B	
Earl Torgeson, L OBP: 0.410, SLG: 0.436 (1, 3)	0-0 G3 1-2 2-3		0-0 CS 1B		4-0 2B 1-2 BB	0-0 P6		4-0 BB	
Minnie Minoza, R OBP: 0.384, SLG: 0.459 (1, 7)	0-3 K		0-0 F8 1-2		0-0 2B 1-3 2-H		0-0 4-3	0-0 F5	
Jim Landis, R OBP: 0.375, SLG: 0.313 (1, 8)	0-0 E5 2-H 3-H 1B		0-0 F3		4-0 IBB		4-0 BB		
Jim Rivera, L OBP: 0.336, SLG: 0.493 (1, 9)	0-0 4-3		0-0 F3		0-3 K		0-3 K		
Les Moss, R OBP: 0.444, SLG: 0.492 (1, 2)		0-0 G3 2B		0-0 L8		0-0 SH5-4 1B 1B		0-0 F8	
Bubba Phillips, R OBP: 0.319, SLG: 0.373 (6, PR)									
Earl Battey, R OBP: 0.206, SLG: 0.254 (7, 2)									
Sammy Esposito, R OBP: 0.342, SLG: 0.239 (1, 5)		0-0 F7			0-0 SH3-4 1B	0-0 SH5-4 1B		4-0 SH1-3 1B BB	
Jack Harshman, L OBP: 0.405, SLG: 0.438 (1, 1)		0-0 G3			0-0 SH3-4	0-0 SH5-4		0-0 SH1-3	
Bob Keegan, R OBP: 0.105, SLG: 0.056 (3, 1)					1-2	1-2 2-3		1-2 2-3	

Inning Stats	R: 2 E: 1 K: 1 S: 7	H: 2 LOB: 1 BB: 1 P: 11	R: 0 E: 0 K: 0 S: 4	H: 1 LOB: 1 BB: 0 P: 4	R: 0 E: 0 K: 0 S: 3	H: 1 LOB: 0 BB: 0 P: 3	R: 0 E: 0 K: 0 S: 3	H: 0 LOB: 0 BB: 0 P: 3	R: 2 E: 0 K: 1 S: 8	H: 3 LOB: 3 BB: 2 P: 16	R: 0 E: 1 K: 0 S: 6	H: 3 LOB: 1 BB: 0 P: 6	R: 0 E: 0 K: 1 S: 5	H: 0 LOB: 1 BB: 1 P: 9	R: 1 E: 0 K: 0 S: 4	H: 1 LOB: 2 BB: 2 P: 12
--------------	------------------------------	----------------------------------	------------------------------	---------------------------------	------------------------------	---------------------------------	------------------------------	---------------------------------	------------------------------	----------------------------------	------------------------------	---------------------------------	------------------------------	---------------------------------	------------------------------	----------------------------------

PITCHER	IP	WLS	BF	H	R	ER	SO	BB	IBB	HBP	BLK	WP	HR	S	P	ERA	WHIP
Chuck Stobbs, L ERA: 7.14 (1, 1)	5.0	L	26	9	6	5	2	2	1	0	0	0	0	27	39	9.00	2.200
Tex Clevenger, R ERA: 3.5 (6, 1)	1.0		4	1	0	0	0	0	0	0	0	0	0	4	4	0.00	1.000
Dick Hyde, R ERA: 4.39 (7, 1)	2.0		10	1	1	1	1	3	0	0	0	0	0	9	21	4.50	2.000


BOTTOM

Washington Senators @ Chicago White Sox
Comiskey Park, Chicago, IL

Sat Jul 13 1957, 4:33 AM EDT
Att. 3,653 - Unknown

AB	R	H	RBI	BB	SO	LOB
4	1	1	2	1	0	3
5	2	3	2	0	0	2
3	0	1	0	2	0	3
5	0	1	1	0	1	5
2	0	1	1	2	0	0
4	0	0	0	0	2	5
3	0	2	0	0	0	0
0	1	0	0	0	0	0
1	0	0	0	0	0	1
3	3	2	0	1	0	1
1	0	0	0	0	0	1
0	0	0	0	0	0	0

AB	31
R	7
H	11
RBI	6
BB	6
SO	3
LOB	21



WP	PA	ERA	WHIP
0	40		
0			
0			
0			
1			

Batter	1	2	3	4	5	6	7	8	9	AB R H RBI BB SO LOB	TOP											
Herb Plews, L (1, 5) OBP: 0.338, SLG: 0.384	0-0 P4	0-0 F7			0-0 BB 1B 1-2 1B		0-0 F9		4-0 WP BB	4 1 1 0 1 0 2												
Pete Runnels, L (1, 4) OBP: 0.320, SLG: 0.279	0-0 F7		0-0 P3		0-0 BB 1-2 2-3 1B		0-0 P6		0-3 K	5 1 1 0 0 1 1												
Jim Lemon, R (1, 9) OBP: 0.376, SLG: 0.500	4-0 2B BB		0-3 K		4-0 1B 1-2 2-3 3-H BB		0-3 K			2 1 0 1 2 2 0												
Roy Sievers, R (1, 7) OBP: 0.384, SLG: 0.563	0-0 1-H 2B		0-0 5-3		0-0 L8			0-0 SH1-3 1B		4 0 2 1 0 0 3												
Julio Becquer, L (1, 3) OBP: 0.316, SLG: 0.426	0-0 4-3			0-0 F9	0-0 1B 1-2 2-H 3-H			0-0 SH1-3		3 0 1 2 0 0 1												
Lou Berberet, L (1, 2) OBP: 0.333, SLG: 0.336		0-0 FC6-4 1B		0-3 K	0-0 4-3			0-0 F8		4 0 1 0 0 1 3												
Faye Throneberry, L (1, 8) OBP: 0.224, SLG: 0.222		0-0 FC6-4 1B		0-0 F8		0-0 P5		0-0 P4		3 0 1 0 0 0 0												
Bob Usher, R (8, PH) OBP: 0.309, SLG: 0.344		1-2 1B								1 0 0 0 0 0 1	AB 32											
Rocky Bridges, R (1, 6) OBP: 0.303, SLG: 0.311		0-0 FC6-4 1-2 2-3			0-0 P6	0-0 6-3			4-0 CS BB	3 0 0 0 1 0 2	R 4											
Camilo Pascual, R (1, 1) OBP: 0.133, SLG: 0.071		0-0 F2			4-0 1B 1B BB	0-0 4-3			0-0 6-3	1 1 0 0 1 0 2	H 7											
Jerry Schoonmaker, R (6, PH) OBP: 0.100, SLG: 0.300									1-2	1 0 0 0 0 0 0	RBI 4											
Bud Byerly, R (6, 1)										1 0 0 0 0 0 1	BB 5											
Inning Stats	R: 1 E: 0 K: 0 S: 4	H: 1 LOB: 1 BB: 1 P: 8	R: 0 E: 0 K: 0 S: 5	H: 2 LOB: 2 BB: 0 P: 5	R: 0 E: 0 K: 1 S: 5	H: 0 LOB: 0 BB: 0 P: 5	R: 0 E: 0 K: 1 S: 5	H: 0 LOB: 0 BB: 0 P: 5	R: 3 E: 0 K: 0 S: 6	H: 3 LOB: 2 BB: 2 P: 14	R: 0 E: 0 K: 0 S: 3	H: 0 LOB: 0 BB: 0 P: 3	R: 0 E: 0 K: 1 S: 5	H: 0 LOB: 0 BB: 0 P: 5	R: 0 E: 0 K: 0 S: 4	H: 1 LOB: 1 BB: 0 P: 4	R: 0 E: 0 K: 1 S: 4	H: 0 LOB: 1 BB: 2 P: 12	1B: 6 2B: 1 3B: 0 HR: 0	SF: 0 SAC: 1 DP: 0 HBP: 0	WP: 1 PB: 0 SB: 0 CS: 1	PA: 38
PITCHER	IP WLS BF H R ER SO BB IBB HBP BLK WP HR S P ERA WHIP																					
Ned Garver, R (1, 1) ERA: 4.25	4.1 L 21 5 4 4 2 3 0 0 0 0 0 0 22 34 8.31 1.846																					
Jack Urban, R (5, 1) ERA: 2.91	2.2 9 1 0 0 1 0 0 0 0 0 0 0 11 11 0.00 0.375																					
Alex Kellner, L (8, 1) ERA: 4.04	2.0 8 1 0 0 1 2 0 0 0 1 0 8 16 0.00 1.500																					

Washington Senators @ Kansas City Athletics
Municipal Stadium, Kansas City, MO
Sun Jul 14 1957, 4:33 AM EDT
Unknown

livebaseballscores.com

AB 32
R 4
H 7
RBI 4
BB 5
SO 4
LOB 16



Batter	1	2	3	4	5	6	7	8	9	AB	R	H	RBI	BB	SO	LOB
Joe Demaestri, R (1, 6) OBP: 0.331, SLG: 0.380	0-0 6-3		0-0 6-3		0-3 K		0-0 3B			4	0	1	0	0	1	0
Hector Lopez, R (1, 5) OBP: 0.392, SLG: 0.513	0-0 2B 1B		0-0 F8		0-0 1B		0-0 6-3			4	0	2	0	0	0	1
Gus Zernial, R (1, 7) OBP: 0.297, SLG: 0.479	0-0 5-3 1-3 2B			0-3 K	0-3 K			0-0 F9		4	0	1	0	0	2	1
Lou Skizas, R (1, 9) OBP: 0.311, SLG: 0.484	0-0 5-3 2-3f			0-0 BB 1B		0-0 F8		0-0 6-3		4	0	1	0	0	0	2
Hal Smith, R (1, 2) OBP: 0.316, SLG: 0.516		0-0 5-3 2B		4-0 1-2 BB		0-0 2B		4-0 FC6-4 BB		2	0	2	0	2	0	0
Woodie Held, R (1, 8) OBP: 0.290, SLG: 0.412		0-0 6-3		0-3 K		0-3 K		0-0 FC6-4 1-2f		4	0	0	0	0	2	5
Vic Power, R (1, 3) OBP: 0.290, SLG: 0.394		0-0 5-3		0-0 F3		0-0 L6			0-0 F7	3	0	0	0	0	0	4
Irv Noren, L (9, PH) OBP: 0.307, SLG: 0.296		2-3								1	0	0	0	0	0	0
Billy Hunter, R (1, 4) OBP: 0.261, SLG: 0.349		0-0 6-3			0-0 HR		0-0 F8		0-0 F9	4	1	1	1	0	0	1
Ned Garver, R (1, 1) OBP: 0.172, SLG: 0.120			0-0 1-3		0-0 6-3		0-0 4-3		0-0 6-3	1	0	0	0	0	0	0
Jack Urban, R (5, 1) OBP: 0.100, SLG: 0.100										1	0	0	0	0	0	0
Bob Martyn, L (7, PH) OBP: 0.189, SLG: 0.167										1	0	0	0	0	0	0
Alex Kellner, R (8, 1) OBP: 0.273, SLG: 0.476										0	0	0	0	0	0	0
Bob Cerv, R (9, PH) OBP: 0.319, SLG: 0.492										1	0	0	0	0	0	0


Inning Stats	R: 0	H: 2	E: 0	K: 0	S: 4	R: 0	H: 1	E: 0	K: 0	S: 4	R: 0	H: 0	E: 0	K: 0	S: 3	R: 0	H: 1	E: 0	K: 2	S: 8	R: 1	H: 2	E: 0	K: 2	S: 9	R: 0	H: 1	E: 0	K: 1	S: 6	R: 0	H: 1	E: 0	K: 0	S: 4	R: 0	H: 0	E: 0	K: 0	S: 3	R: 0	H: 0	E: 0	K: 0	S: 3	R: 0	H: 0	E: 0	K: 0	S: 3	
	LOB: 1	BB: 0	P: 4	LOB: 1	BB: 0	P: 4	LOB: 0	BB: 0	P: 3	LOB: 2	BB: 1	P: 12	LOB: 1	BB: 0	P: 9	LOB: 1	BB: 0	P: 6	LOB: 1	BB: 0	P: 4	LOB: 1	BB: 1	P: 7	LOB: 0	BB: 0	P: 3	LOB: 0	BB: 0	P: 3	LOB: 0	BB: 0	P: 3	LOB: 0	BB: 0	P: 3	LOB: 0	BB: 0	P: 3	LOB: 0	BB: 0	P: 3	LOB: 0	BB: 0	P: 3	LOB: 0	BB: 0	P: 3	LOB: 0	BB: 0	P: 3

PITCHER	IP	WLS	BF	H	R	ER	SO	BB	IBB	HBP	BLK	WP	HR	S	P	ERA	WHIP
Camilo Pascual, R (1, 1) ERA: 5.05	5.0	W	21	6	1	1	4	1	0	0	0	0	1	28	32	1.80	1.400
Bud Byerly, R (6, 1) ERA: 3.91	4.0	S	15	2	0	0	1	1	0	0	0	0	0	16	20	0.00	0.750

BOTTOM

Washington Senators @ Kansas City Athletics
Municipal Stadium, Kansas City, MO
Sun Jul 14 1957, 4:33 AM EDT
Unknown

AB	34
R	1
H	8
RBI	1
BB	2
SO	5
LOB	14



WP	PA
0	36

Batter	1	2	3	4	5	6	7	8	9	AB R H RBI BB SO LOB	TOP											
Herb Plews, L (1, 5) OBP: 0.333, SLG: 0.378	0-0 6-3		0-0 L5		0-0 G6-4-3		0-0 L7			4 0 0 0 0 0 1												
Pete Runnels, L (1, 4) OBP: 0.320, SLG: 0.278	0-0 1B 1B		0-0 F7		0-0 F8			0-0 L7		4 0 1 0 0 0 0												
Roy Sievers, R (1, 7) Jerry Schoonmaker, R (8, 7) OBP: 0.383, SLG: 0.558	0-0 F9		0-0 F9			4-0 FC6-4 BB		0-0 6-3		3 0 0 0 1 0 1 0 0 0 0 0 0 0												
Clint Courtney, L (1, 2) OBP: 0.347, SLG: 0.418	0-0 FC6-4 1-2 1B			0-0 4-3		0-0 FC6-4 1-2f 1B		0-0 P6		4 0 1 0 0 0 1												
Jim Lemon, R (1, 9) Bob Usher, R (8, 8) OBP: 0.373, SLG: 0.495 OBP: 0.307, SLG: 0.342	0-0 FC6-4 1-2f			0-0 F9		0-0 F8			0-0 6-3	3 0 0 0 0 0 3 1 0 0 0 0 0 0												
Julio Becquer, L (1, 3) Art Schult, R (7, 3) OBP: 0.317, SLG: 0.423 OBP: 0.354, SLG: 0.409		0-0 F8		0-0 4-3		0-0 1-2 1B			0-0 6-3	3 0 1 0 0 0 0 1 0 0 0 0 0 0												
Faye Throneberry, L (1, 8) OBP: 0.234, SLG: 0.235		0-0 F7			4-0 E BB	0-0 F5			0-0 2B 2B	3 2 1 0 1 0 2												
Rocky Bridges, R (1, 6) Milt Bolling, R (8, 6) OBP: 0.308, SLG: 0.322 OBP: 0.287, SLG: 0.375		0-0 1B			0-0 E9 1B 2B		0-0 1-3		0-0 2B 2B	3 1 2 0 0 0 0 1 0 1 1 0 0 0												
Pedro Ramos, S (1, 1) Tex Clevenger, R (5, 1) Jim Heise, R (6, 1) Jerry Snyder, R (9, PH) OBP: 0.208, SLG: 0.191 OBP: 0.368, SLG: 0.313 OBP: 0.198, SLG: 0.195		0-3 K			0-0 G6-4-3 1B		0-0 6-3		0-0 1-3	2 0 1 1 0 1 1 0 0 0 0 0 0 0 1 0 0 0 0 0 0 1 0 0 0 0 0 1												
Inning Stats	R: 0 E: 0 K: 0 S: 5	H: 2 LOB: 2 BB: 0 P: 5	R: 0 E: 0 K: 1 S: 6	H: 1 LOB: 1 BB: 0 P: 6	R: 0 E: 0 K: 0 S: 3	H: 0 LOB: 0 BB: 0 P: 3	R: 0 E: 0 K: 0 S: 3	H: 0 LOB: 0 BB: 0 P: 3	R: 2 E: 1 K: 0 S: 4	H: 2 LOB: 0 BB: 1 P: 8	R: 0 E: 0 K: 0 S: 4	H: 1 LOB: 2 BB: 1 P: 8	R: 0 E: 0 K: 0 S: 3	H: 0 LOB: 0 BB: 0 P: 3	R: 0 E: 0 K: 0 S: 3	H: 0 LOB: 0 BB: 0 P: 3	R: 1 E: 0 K: 0 S: 5	H: 2 LOB: 1 BB: 0 P: 5	1B: 5 2B: 3 3B: 0 HR: 0	SF: 0 SAC: 0 DP: 1 HBP: 0	WP: 0 PB: 0 SB: 0 CS: 0	PA: 36
PITCHER	IP WLS BF H R ER SO BB IBB HBP BLK WP HR S P ERA WHIP																					
Tom Gorman, R (1, 1) ERA: 3.86	6.0 W 25 6 2 2 1 2 0 0 0 0 0 0 25 33 3.00 1.333																					
Tom Morgan, R (7, 1) ERA: 4.23	3.0 S 11 2 1 1 0 0 0 0 0 0 0 0 0 11 11 3.00 0.667																					

Washington Senators @ Kansas City Athletics
Municipal Stadium, Kansas City, MO
Sun Jul 14 1957, 4:38 AM EDT
Att: 10,032 - Unknown

livebaseballscorecards.com

AB	34
R	3
H	8
RBI	2
BB	2
SO	1
LOB	10



Batter	1	2	3	4	5	6	7	8	9	AB	R	H	RBI	BB	SO	LOB
Joe Demaestri, R OBP: 0.328, SLG: 0.377 (1, 6)	0-3 K	0-0 F8		0-3 K		0-0 SF9 1B	0-3 K			5	1	1	0	0	3	3
Hector Lopez, R OBP: 0.388, SLG: 0.507 (1, 5)	0-0 6-3		0-3 K		0-0 G6-4-3 1B	0-0 SF9	0-3 K			4	0	1	1	0	2	0
Bob Cerv, R OBP: 0.328, SLG: 0.492 Johnny Groth, R OBP: 0.306, SLG: 0.227 (1, 7) (6, PR) (7, 9)	4-0 1B BB		1-0 HR HBP		0-0 G6-4-3 1-2f	0-0 2B 1B		4-0 F9 1B BB		2	1	1	2	1	0	1
Irv Noren, L OBP: 0.326, SLG: 0.388 Tom Morgan, R OBP: 0.129, SLG: 0.100 (1, 3) (7, 1)	0-0 FC4-6 1B		0-0 HR		0-0 HR	0-0 F8		0-0 2B 1B		4	2	3	3	0	0	1
Tim Thompson, L OBP: 0.255, SLG: 0.424 (1, 2)	0-0 FC4-6 1-2f		0-0 G3		0-0 3B 1B	0-0 1B 2B		0-0 F9		5	2	2	0	0	0	4
Woodie Held, R OBP: 0.306, SLG: 0.456 (1, 8)		0-3 K	0-0 F7		0-0 3B	0-0 2B 1B		0-0 2B		5	1	3	4	0	1	0
Bob Martyn, L OBP: 0.214, SLG: 0.220 (1, 9) (7, 7)		0-0 1B S 1B		0-0 F5	0-0 4-3	0-0 2B		0-0 P6		5	0	2	1	0	0	3
Billy Hunter, R OBP: 0.273, SLG: 0.354 (1, 4)		0-0 1B		4-0 FC3-6 BB		0-0 1B		0-0 F8		4	1	2	0	1	0	4
Tom Gorman, R OBP: 0.100, SLG: 0.100 Billy Martin, R OBP: 0.267, SLG: 0.386 Vic Power, R OBP: 0.289, SLG: 0.392 (1, 1) (6, PR) (7, 3)		0-0 F3		0-0 FC3-6 1-2f		0-0 SF9 1B 1B	0-0 L7			3	0	1	0	0	0	3


Inning Stats	R: 0	H: 1	E: 0	K: 1	S: 6	LOB: 2	BB: 1	P: 10	R: 0	H: 2	E: 0	K: 1	S: 7	LOB: 2	BB: 0	P: 7	R: 2	H: 1	E: 0	K: 1	S: 6	LOB: 0	BB: 0	P: 7	R: 0	H: 0	E: 0	K: 1	S: 5	LOB: 1	BB: 1	P: 9	R: 2	H: 4	E: 0	K: 0	S: 6	LOB: 1	BB: 0	P: 6	R: 6	H: 7	E: 0	K: 0	S: 10	LOB: 2	BB: 0	P: 10	R: 0	H: 0	E: 0	K: 2	S: 7	LOB: 0	BB: 0	P: 7	R: 1	H: 2	E: 0	K: 0	S: 5	LOB: 2	BB: 1	P: 9
PITCHER	IP	WLS	BF	H	R	ER	SO	BB	IBB	HBP	BLK	WP	HR	S	P	ERA	WHIP																			PITCHER		IP	WLS	BF	H	R	ER	SO	BB	IBB	HBP	BLK	WP	HR	S	P	ERA	WHIP										
Pedro Ramos, R ERA: 4.82 (1, 1)	4.2	L	24	8	4	4	4	2	0	0	0	0	0	29	38	7.71	2.143																																															
Tex Clevenger, R ERA: 4.22 (5, 1)	1.0		10	7	6	6	0	0	0	0	0	0	0	10	10	54.00	7.000																																															
Jim Heise, R ERA: 8.1 (6, 1)	2.1		10	2	1	1	2	1	0	0	0	0	0	13	17	3.86	1.286																																															

BOTTOM

Washington Senators @ Kansas City Athletics
Municipal Stadium, Kansas City, MO

Sun Jul 14 1957, 4:38 AM EDT
Att. 10,032 - Unknown

AB	39
R	11
H	17
RBI	11
BB	3
SO	6
LOB	19



1B:	11	SF:	1	WP:	0	PA:	44
2B:	3	SAC:	0	PB:	0		
3B:	1	DP:	1	SB:	1		
HR:	2	HBP:	1	CS:	0		

Batter	1	2	3	4	5	6	7	8	9	AB R H RBI BB SO LOB	TOP	
Herb Plews, L (1, 5) OBP: 0.331, SLG: 0.382	0-0 F7	0-0 F5			0-0 4-3	0-0 F9		0-0 3B		5 0 1 1 0 0 1		
Pete Runnels, L (1, 4) OBP: 0.315, SLG: 0.274	0-3 K		0-3 K		0-0 6-3	0-0 4-3		0-0 F7		5 0 0 0 0 2 1		
Julio Becquer, L (1, 3) OBP: 0.311, SLG: 0.412	0-0 P5		0-3 K		0-0 1B		0-0 6-3	0-0 G1		5 0 1 0 0 1 1		
Roy Sievers, R (1, 7) Jerry Schoonmaker, R (9, 7)		0-0 HR 3B	0-0 F8		0-0 F7		4-0 2B BB		0-0 F3	4 2 1 0 1 0 1 0 0 0 0 0 0 0		
Art Schult, R (1, 9) OBP: 0.356, SLG: 0.419		0-0 6-3		0-0 P3		0-0 2B BB 1B	0-0 2B	0-0 F6		5 1 2 1 0 0 1		
Lou Berberet, L (1, 2) OBP: 0.341, SLG: 0.361		0-0 HR		0-0 3B 1B		4-0 2B BB 1-2	0-3 K	0-0 6-3		4 3 2 2 1 1 1		
Faye Throneberry, L (1, 8) OBP: 0.243, SLG: 0.292		0-0 HR		0-0 3B		0-0 F8	0-3 K			4 1 2 2 0 1 3		
Rocky Bridges, R (1, 6) OBP: 0.317, SLG: 0.330		4-0 SH3 BB		0-0 L6		0-0 E2 HR 2B		4-0 SH1-4 3B BB		2 2 1 1 2 0 1		
Russ Kemmerer, R (1, 1) OBP: 0.091, SLG: 0.190		0-0 SH3		0-0 L8		0-0 HR		0-0 SH1-4		2 1 1 2 0 0 1		
Inning Stats	R: 0 H: 0 E: 0 LOB: 0 K: 1 BB: 0 S: 5 P: 5	R: 3 H: 3 E: 0 LOB: 1 K: 0 BB: 1 S: 6 P: 10	R: 0 H: 0 E: 0 LOB: 0 K: 2 BB: 0 S: 7 P: 7	R: 1 H: 2 E: 0 LOB: 1 K: 0 BB: 0 S: 5 P: 5	R: 0 H: 1 E: 0 LOB: 1 K: 0 BB: 0 S: 4 P: 4	R: 4 H: 3 E: 1 LOB: 0 K: 0 BB: 1 S: 6 P: 10	R: 1 H: 1 E: 0 LOB: 1 K: 2 BB: 1 S: 8 P: 12	R: 1 H: 1 E: 0 LOB: 1 K: 0 BB: 1 S: 4 P: 8	R: 0 H: 0 E: 0 LOB: 0 K: 0 BB: 0 S: 3 P: 3	1B: 3 SF: 0 2B: 2 SAC: 2 3B: 3 DP: 0 HR: 3 HBP: 0	WP: 0 PA: 42 PB: 0 SB: 0 CS: 0	
PITCHER	IP WLS BF H R ER SO BB IBB HBP BLK WP HR S P ERA WHIP											
Wally Burnette, R (1, 1) ERA: 4.52	3.1 L 16 5 4 4 3 1 0 0 0 0 2 21 25 10.80 1.800											
Glenn Cox, R (4, 1) ERA: 9.39	2.0 11 4 4 3 0 1 0 0 0 0 1 10 14 13.50 2.500											
Mickey McDermott, L (6, 1) ERA: 5.87	3.2 15 2 2 2 2 2 0 0 0 0 0 17 25 4.91 1.091											

Washington Senators @ Kansas City Athletics
Municipal Stadium, Kansas City, MO
Mon Jul 15 1957, 4:33 AM EDT
Att. 3,450 - Unknown

livebaseballscorecards.com

AB 36
R 10
H 11
RBI 9
BB 4
SO 5
LOB 11



Batter	1	2	3	4	5	6	7	8	9	AB R H RBI BB SO LOB
Joe Demaestri, R (1, 6) OBP: 0.323, SLG: 0.371 Gus Zernial, R (9, PH) OBP: 0.300, SLG: 0.481	0-0 6-3		0-0 E5 1B	0-0 P6		0-0 5-3			0-0 1B 1B	4 1 0 0 0 0 3 1 0 1 0 0 0 0
Hector Lopez, R (1, 5) OBP: 0.392, SLG: 0.514	0-0 2B		0-0 1B 1-2 1B	0-0 F9			0-0 1-3		0-0 1-2 1B	5 0 3 0 0 0 2
Bob Cerv, R (1, 7) OBP: 0.330, SLG: 0.486	4-0 G6-4-3 BB		0-0 F8		0-0 G4-6-3 1B		0-3 K		0-0 F9	4 0 1 0 1 1 4
Irv Noren, L (1, 3) OBP: 0.313, SLG: 0.371	0-0 G6-4-3 1-2f		0-0 F7		0-0 G4-6-3 1-2f		0-0 1-3			4 0 0 0 0 0 5
Tim Thompson, L (1, 2) OBP: 0.264, SLG: 0.456		0-0 HR	0-0 1-3 2-H 1B		0-0 4-3			0-0 P6		4 1 2 2 0 0 0
Woodie Held, R (1, 8) OBP: 0.314, SLG: 0.462		4-0 1B 1-3 BB	0-0 P4			0-0 1B 2B		0-0 6-3		3 1 1 0 1 0 2
Bob Martyn, L (1, 9) OBP: 0.217, SLG: 0.244		0-0 1-3		0-0 6-3 2B		0-0 F7		0-0 F5		4 0 1 0 0 0 2
Billy Hunter, R (1, 4) OBP: 0.272, SLG: 0.351		0-3 K		0-0 6-3 2-3 2B		0-0 F8		0-0 G6-4-3 1B		4 0 1 0 0 1 3
Wally Burnette, R (1, 1) OBP: 0.250, SLG: 0.250 Glenn Cox, R (4, 1) Mickey McDermott, L (6, 1) OBP: 0.333, SLG: 0.458 Lou Skizas, R (9, PH) OBP: 0.310, SLG: 0.482		0-0 2-3 1B		4-0 BB		0-0 2-H 1B			0-0 G6-4-3 1-2f	1 0 1 0 0 0 0 0 0 0 0 1 0 0 1 0 1 1 0 0 0 1 0 0 0 0 0 1

Inning Stats	R: 0	H: 1	E: 0	K: 0	S: 3	R: 1	H: 2	E: 0	K: 1	S: 6	R: 1	H: 2	E: 1	K: 0	S: 6	R: 0	H: 1	E: 0	K: 0	S: 4	R: 0	H: 1	E: 0	K: 0	S: 3	R: 1	H: 2	E: 0	K: 0	S: 5	R: 0	H: 0	E: 0	K: 1	S: 5	R: 0	H: 0	E: 0	K: 0	S: 3	R: 0	H: 3	E: 0	K: 0	S: 5	1B: 8	2B: 3	3B: 0	HR: 1	SF: 0	SAC: 0	DP: 3	HBP: 0	WP: 0	PB: 0	SB: 0	CS: 0	PA: 39
PITCHER Russ Kemmerer, R (1, 1) ERA: 5.26	IP	WLS	BF	H	R	ER	SO	BB	IBB	HBP	BLK	WP	HR	S	P	ERA	WHIP																			IP	WLS	BF	H	R	ER	SO	BB	IBB	HBP	BLK	WP	HR	S	P	ERA	WHIP						

BOTTOM

Washington Senators @ Kansas City Athletics
Municipal Stadium, Kansas City, MO

Mon Jul 15 1957, 4:33 AM EDT
Att. 3,450 - Unknown

livebaseballscorecards.com

AB	36
R	3
H	12
RBI	3
BB	3
SO	2
LOB	22



Batter	1	2	3	4	5	6	7	8	9	AB R H RBI BB SO LOB	TOP											
Herb Plews, L (1, 5) OBP: 0.329, SLG: 0.378	0-0 6-3		0-0 F9		0-0 F7		0-0 F8		0-0 2-3 1B	5 0 1 0 0 0 1	Washington Senators @ Cleveland Indians Cleveland Municipal Stadium, Cleveland, OH Tue Jul 16 1957, 7:05 PM EDT Att. 7,065 - Unknown livebaseballscorecards.com											
Pete Runnels, L (1, 4) OBP: 0.316, SLG: 0.273	0-0 PB 1B 1B		4-0 G6-4-3 BB		0-3 K		0-0 F5		0-3 K	4 1 1 0 1 2 3												
Julio Becquer, L (1, 3) OBP: 0.309, SLG: 0.400	0-3 K 1-2		0-0 G6-4-3 1-2f		0-0 1-6-3			4-0 FC6-4 BB		3 0 0 0 1 1 2												
Roy Sievers, R (1, 7) OBP: 0.384, SLG: 0.560	0-0 1B 2-H 1B			0-0 F5		0-0 HR 1B		0-0 P6		4 1 2 1 0 0 1												
Art Schult, R (1, 9) OBP: 0.362, SLG: 0.417	0-0 1B 1-2 1B			4-0 BB 1B G1-2-3 BB		0-0 F8		0-0 FC6-4 1-2f		3 0 1 0 1 0 2												
Lou Berberet, L (1, 2) OBP: 0.350, SLG: 0.391	0-0 1-2 2-H 1B			0-0 BB 1-2 1B		0-0 1-H HR		0-0 G3		4 1 3 2 0 0 1												
Faye Throneberry, L (1, 8) OBP: 0.252, SLG: 0.287		4-0 BB CS BB		4-0 BB 1-2 2-3 BB		0-0 F8		0-0 1-3		2 0 0 0 2 0 0												
Rocky Bridges, R (1, 6) OBP: 0.320, SLG: 0.326		0-3 K 1-2		0-0 G1-2-3 3-Hf			4-0 BB		4-0 1B 2-3 BB	2 0 0 0 2 1 4												
Ted Abernathy, R (1, 1) OBP: 0.240, SLG: 0.217		0-3 K			0-3 K			0-0 2-3		1 0 0 0 0 1 0												
Jim Heise, R (4, 1)										1 0 0 0 0 1 0												
Jim Lemon, R (7, PH) OBP: 0.372, SLG: 0.494										1 0 0 0 0 1 1												
Dick Hyde, R (7, 1) OBP: 0.167, SLG: 0.167										0 0 0 0 0 0 0												
Clint Courtney, L (9, PH) OBP: 0.344, SLG: 0.414										1 0 0 0 0 0 1												
Inning Stats	R: 1 E: 0 K: 1 S: 8	H: 4 LOB: 2 BB: 0 P: 8	R: 0 E: 0 K: 2 S: 6	H: 0 LOB: 0 BB: 1 P: 10	R: 0 E: 0 K: 0 S: 2	H: 0 LOB: 0 BB: 1 P: 6	R: 0 E: 0 K: 0 S: 3	H: 1 LOB: 2 BB: 2 P: 11	R: 0 E: 0 K: 2 S: 7	H: 0 LOB: 0 BB: 0 P: 7	R: 2 E: 0 K: 0 S: 5	H: 2 LOB: 0 BB: 0 P: 5	R: 0 E: 0 K: 1 S: 5	H: 0 LOB: 1 BB: 1 P: 9	R: 0 E: 0 K: 0 S: 3	H: 0 LOB: 1 BB: 1 P: 7	R: 0 E: 0 K: 1 S: 6	H: 1 LOB: 2 BB: 1 P: 10	1B: 7 2B: 0 3B: 0 HR: 1	SF: 0 SAC: 0 DP: 2 HBP: 0	WP: 0 PB: 1 SB: 0 CS: 1	PA: 38
PITCHER Early Wynn, R (1, 1) ERA: 4.12	IP 9.0 WLS W BF 38 H 8 R 3 ER 3 SO 7 BB 7 IBB 0 HBP 0 BLK 0 WP 0 HR 1 S 45 P 73 ERA 3.00 WHIP 1.667											PITCHER	IP WLS BF H R ER SO BB IBB HBP BLK WP HR S P ERA WHIP									



Batter	1	2	3	4	5	6	7	8	9	AB	R	H	RBI	BB	SO	LOB
Al Smith, R OBP: 0.371, SLG: 0.361 (1, 5)	0-0 BB PB 1B	0-0 FC5-4 1-2f 2-3 3-H		0-0 F7		0-0 FC6-4 1B	0-0 F7			5	0	2	1	0	0	3
Bobby Avila, R OBP: 0.325, SLG: 0.354 (1, 4)	4-0 BLK BB 1-3	0-0 4-3		4-0 2B BB 1-2		0-0 P4	4-0 1B 7-2 BB			2	1	0	0	3	0	3
Gene Woodling, L OBP: 0.425, SLG: 0.470 (1, 7)	0-0 F8 1-2		0-0 4-3	0-0 1B 2B 1-H 2-H		0-0 FC6-4 HR	0-0 1B 1-3			5	2	2	2	0	0	2
Vic Wertz, L OBP: 0.399, SLG: 0.470 (1, 3)	4-0 BB		0-0 1-3	0-0 BB 1B 2-H		0-0 HR	0-0 7-2			4	1	2	3	1	0	2
Joe Altobelli, L OBP: 0.267, SLG: 0.293 (8, 3)										0	0	0	0	0	0	0
Roger Maris, L OBP: 0.373, SLG: 0.472 (1, 8)	0-0 G3		4-0 2B BB S	4-0 BB 1B 1-2		0-0 BB 1B E		0-0 F8		3	2	1	0	2	0	2
Rocky Colavito, R OBP: 0.375, SLG: 0.514 (1, 9)		0-3 K	0-0 2B	0-0 F7		0-0 BB BLK 1B E7		0-3 K		5	1	2	1	0	2	2
Russ Nixon, L OBP: 0.330, SLG: 0.356 (1, 2)		0-0 1B FC5-4 2B	0-0 G3		4-0 CS BB	4-0 BLK BB IBB		0-0 P4		3	1	1	0	2	0	1
George Strickland, R OBP: 0.320, SLG: 0.313 (1, 6)		0-0 FC5-4 1B 2-3		0-0 CS 1B	4-0 CS BB 1-2	4-0 BLK BB 1-2 2-3 3-H				2	0	2	1	2	0	0
Early Wynn, S OBP: 0.180, SLG: 0.109 (1, 1)		0-0 FC5-4 1B 1-2		4-0 BB 2B BB 1-2	0-3 K	0-0 F8 1-2 2-3 3-H				3	1	1	0	1	1	3

Inning Stats	R: 0	H: 1	E: 0	K: 0	S: 3	H: 1	LOB: 2	BB: 2	P: 11	R: 1	H: 3	E: 0	K: 1	S: 8	H: 1	LOB: 2	BB: 0	P: 8	R: 1	H: 1	E: 0	K: 0	S: 4	H: 1	LOB: 1	BB: 1	P: 8	R: 3	H: 3	E: 0	K: 0	S: 5	H: 0	LOB: 1	BB: 2	P: 11	R: 0	H: 4	E: 1	K: 0	S: 7	H: 4	LOB: 2	BB: 2	P: 15	R: 0	H: 1	E: 0	K: 1	S: 5	H: 0	LOB: 0	BB: 0	P: 5
PITCHER	IP	WLS	BF	H	R	ER	SO	BB	IBB	HBP	BLK	WP	HR	S	P	ERA	WHIP																																					
Ted Abernathy, R ERA: 7.27 (1, 1)	3.2	L	23	8	5	5	1	6	0	0	1	0	0	19	43	12.27	3.818																																					
Jim Heise, R ERA: 9.19 (4, 1)	2.1		13	4	4	4	1	3	1	0	1	0	1	11	27	15.43	3.000																																					
Dick Hyde, R ERA: 4.24 (7, 1)	2.0		7	1	0	0	1	1	0	0	0	0	0	8	12	0.00	1.000																																					

BOTTOM

Washington Senators @ Cleveland Indians
Cleveland Municipal Stadium, Cleveland, OH

Tue Jul 16 1957, 7:05 PM EDT
Att. 7,065 - Unknown

AB	32
R	9
H	13
RBI	8
BB	11
SO	3
LOB	18

WP: 0 PA: 43
PB: 1 SB: 1 CS: 3



livebaseballscorecards.com

Washington Senators @ Cleveland Indians
 Cleveland Municipal Stadium, Cleveland, OH

Wed Jul 17 1957, 7:05 PM EDT
 Att. 6,463 - Unknown

livebaseballscorecards.com

AB 37
 R 11
 H 13
 RBI 11
 BB 5
 SO 6
 LOB 14



WP: 0 PA: 44
 PB: 0
 SB: 0
 CS: 1

Batter	1	2	3	4	5	6	7	8	9	AB	R	H	RBI	BB	SO	LOB	TOP				
Milt Bolling, R OBP: 0.291, SLG: 0.376 (1, 4)	0-3 K		0-0 E 2B 1B	0-0 5-3		0-0 F3	0-0 G5-4-3 1B			5	1	2	0	0	1	0					
Bob Usher, R OBP: 0.304, SLG: 0.333 (1, 8)	4-0 BB		0-0 E5 2B FC3-6	0-3 K2-3		0-0 P4	0-0 G5-4-3			4	1	0	0	1	1	4					
Jim Lemon, R OBP: 0.375, SLG: 0.502 (1, 9)	0-0 F3		0-0 FC3-6 1-3 2-H 3-H BB 2B		0-0 1B 1B	0-0 HR 2B		0-0 F8		5	3	3	2	0	0	1					
Roy Sievers, R OBP: 0.387, SLG: 0.568 (1, 7)	0-0 P4		0-0 FC3-6 IBB		0-0 1B 1B	0-0 HR		0-0 5-3		4	2	2	2	1	0	1					
Art Schult, R OBP: 0.364, SLG: 0.416 (1, 3)		0-0 CS 1B	0-0 FC3-6 BB BB 1-2f 2-3 3-H		0-0 1B SF8 1B	0-0 6-3		0-0 F9		5	1	2	2	0	0	2					
Ed Fitz Gerald, R OBP: 0.340, SLG: 0.322 (1, 2)	0-3 K	0-0 K	4-0 BB BB		0-0 1B		0-0 SH3-4 2B 1B	0-0 F9		4	1	2	1	1	1	1					
Rocky Bridges, R OBP: 0.319, SLG: 0.323 (1, 6)	0-0 F7		4-0 BB		0-0 SF8		0-0 SH3-4	0-0 6-3		2	0	0	2	1	0	0					
Pete Runnels, L OBP: 0.315, SLG: 0.270 (1, 5)			0-0 K		0-0 F9		4-0 2B IBB	0-0 1-3		4	1	0	0	1	2	4					
Chuck Stobbs, L OBP: 0.244, SLG: 0.275 Bud Byerly, R OBP: 0.100, SLG: 0.300 (1, 1) (9, 1)			0-0 E 2B 1B	0-0 F7	0-3 K		0-0 1B 2B			4	1	2	2	0	1	1					
										0	0	0	0	0	0	0					
Inning Stats	R: 0 E: 0 K: 1 S: 5	H: 0 LOB: 1 BB: 1 P: 9	R: 0 E: 0 K: 1 S: 5	H: 1 LOB: 0 BB: 0 P: 5	R: 4 E: 1 K: 2 S: 11	H: 3 LOB: 3 BB: 3 P: 23	R: 0 E: 0 K: 1 S: 5	H: 0 LOB: 0 BB: 0 P: 5	R: 3 E: 0 K: 1 S: 9	H: 4 LOB: 1 BB: 0 P: 9	R: 2 E: 0 K: 0 S: 5	H: 2 LOB: 0 BB: 0 P: 5	R: 2 E: 0 K: 0 S: 5	H: 3 LOB: 1 BB: 1 P: 9	R: 0 E: 0 K: 0 S: 3	H: 0 LOB: 0 BB: 0 P: 3	R: 0 E: 0 K: 0 S: 3	H: 0 LOB: 0 BB: 0 P: 3	1B: 9 2B: 4 3B: 0 HR: 1	SF: 1 SAC: 1 DP: 2 HBP: 0	WP: 0 PA: 44 PB: 0 SB: 0 CS: 1
PITCHER	IP WLS BF H R ER SO BB IBB HBP BLK WP HR S P ERA WHIP															PITCHER	IP WLS BF H R ER SO BB IBB HBP BLK WP HR S P ERA WHIP				
Don Mossi, L ERA: 3.26 (1, 1)	3.0 L 17 4 4 2 4 3 1 0 0 0 0 21 37 6.00 2.333																				
Mike Garcia, R ERA: 4.72 (4, 1)	3.1 20 9 7 7 2 0 1 0 0 0 1 23 27 18.90 2.700																				
Dick Tomanek, L ERA: 5.32 (7, 1)	2.2 7 0 0 0 0 0 0 0 0 0 0 7 7 0.00 0.000																				

BOTTOM

Washington Senators @ Cleveland Indians
Cleveland Municipal Stadium, Cleveland, OH

Wed Jul 17 1957, 7:05 PM EDT
Att. 6,463 - Unknown

livebaseballscorecards.com

AB	32
R	6
H	6
RBI	6
BB	4
SO	5
LOB	6



WP:	0	PA:	37
PB:	0	SB:	0
CS:	0		

AB	5	R	0	H	0	RBI	0	BB	0	SO	3	LOB	2
----	---	---	---	---	---	-----	---	----	---	----	---	-----	---

3	1	0	0	0	1	0	0						
---	---	---	---	---	---	---	---	--	--	--	--	--	--

4	0	1	0	0	0	0	0						
---	---	---	---	---	---	---	---	--	--	--	--	--	--

3	1	1	0	1	0	0	0						
---	---	---	---	---	---	---	---	--	--	--	--	--	--

3	2	2	1	0	0	0	0						
---	---	---	---	---	---	---	---	--	--	--	--	--	--

4	1	1	2	0	0	4							
---	---	---	---	---	---	---	--	--	--	--	--	--	--

4	1	1	3	0	0	0							
---	---	---	---	---	---	---	--	--	--	--	--	--	--

3	0	0	0	1	2	0							
---	---	---	---	---	---	---	--	--	--	--	--	--	--

1	0	0	0	0	0	0							
---	---	---	---	---	---	---	--	--	--	--	--	--	--

1	0	0	0	0	0	0							
---	---	---	---	---	---	---	--	--	--	--	--	--	--

1	0	0	0	0	0	0							
---	---	---	---	---	---	---	--	--	--	--	--	--	--

0	0	0	0	1	0	0							
---	---	---	---	---	---	---	--	--	--	--	--	--	--

1B:	3	SF:	1
2B:	1	SAC:	0
3B:	0	DP:	0
HR:	2	HBP:	0

Batter	1	2	3	4	5	6	7	8	9
Al Smith, R (1, 5) OBP: 0.366, SLG: 0.355	0-3 K		0-0 F8			0-0 F7		0-3 K	0-3 K
Bobby Avila, R (1, 4) OBP: 0.324, SLG: 0.349	0-0 P6		0-0 P4			4-0 2B SF7 BB		0-0 L6	
Gene Woodling, L (1, 7) OBP: 0.422, SLG: 0.471	0-0 F5		0-0 4-3			0-0 1-3 2B		0-0 F9	
Vic Wertz, L (1, 3) OBP: 0.401, SLG: 0.469		0-0 1B HR 1B		0-0 F8		4-0 BB		0-0 F8	
Rocky Colavito, R (1, 9) OBP: 0.376, SLG: 0.516		0-0 1-2 HR 1B		0-0 5-3		0-0 SF7		0-0 HR 1B	
Dick Williams, R (1, 8) OBP: 0.305, SLG: 0.363		0-0 F3		0-0 6-3		0-0 3-H F5		0-0 1-H HR	
George Strickland, R (1, 6) OBP: 0.318, SLG: 0.333		0-0 1-H 2-H HR			0-0 F3		0-0 F8	0-0 5-3	
Dick Brown, R (1, 2) OBP: 0.263, SLG: 0.321	0-3 K		0-3 K		0-3 K		0-0 P6	4-0 BB BB	
Don Mossi, L (1, 1) OBP: 0.265, SLG: 0.290		0-0 6-3			0-0 5-3		0-0 6-3	4-0 BB BB	
Mike Garcia, R (4, 1) OBP: 0.200, SLG: 0.125									
Dick Tomanek, L (7, 1) OBP: 0.300, SLG: 0.400									
Larry Raines, R (9, PH) OBP: 0.329, SLG: 0.378									1-2 BB

Inning Stats	R: 0 H: 0 E: 0 K: 1 S: 5	H: 0 LOB: 0 BB: 0 P: 5	R: 3 H: 3 E: 0 K: 1 S: 8	H: 3 LOB: 0 BB: 0 P: 8	R: 0 H: 0 E: 0 K: 0 S: 3	H: 0 LOB: 0 BB: 0 P: 3	R: 0 H: 0 E: 0 K: 1 S: 5	H: 0 LOB: 0 BB: 0 P: 5	R: 1 H: 1 E: 0 K: 0 S: 4	H: 1 LOB: 2 BB: 2 P: 12	R: 0 H: 0 E: 0 K: 0 S: 3	H: 0 LOB: 0 BB: 0 P: 3	R: 0 H: 0 E: 0 K: 1 S: 5	H: 0 LOB: 0 BB: 0 P: 5	R: 2 H: 2 E: 0 K: 1 S: 7	H: 2 LOB: 2 BB: 2 P: 15	1B: 3 2B: 1 3B: 0 HR: 2	SF: 1 SAC: 0 DP: 0 HBP: 0
--------------	--------------------------	------------------------	--------------------------	------------------------	--------------------------	------------------------	--------------------------	------------------------	--------------------------	-------------------------	--------------------------	------------------------	--------------------------	------------------------	--------------------------	-------------------------	-------------------------	---------------------------

PITCHER	IP	WLS	BF	H	R	ER	SO	BB	IBB	HBP	BLK	WP	HR	S	P	ERA	WHIP
Chuck Stobbs, L (1, 1) ERA: 7.07	8.2	W	36	6	6	6	4	4	0	0	0	0	2	40	56	6.23	1.154
Bud Byerly, R (9, 1) ERA: 3.88	0.1	S	1	0	0	0	1	0	0	0	0	0	0	3	3	0.00	0.000

Batter	1	2	3	4	5	6	7	8	9	AB R H RBI BB SO LOB	TOP		
Milt Bolling, R OBP: 0.303, SLG: 0.385 (1, 4) X	0-0 1B		0-0 F8		0-0 1B		0-0 3B 1B		0-3 K	5 1 3 0 0 1 0			
Pete Runnels, L OBP: 0.319, SLG: 0.278 (1, 5) X	0-0 1B 2B		0-0 1B		0-0 1B		0-0 F7		0-0 P6	5 0 3 0 0 0 2			
Jim Lemon, R OBP: 0.375, SLG: 0.506 (1, 9) X	0-0 2-H E 1B		0-3 K		0-0 1-2f FC5-4		0-0 1-H 2-H 1B 3B		0-3 K	5 2 2 2 0 2 3			
Roy Sievers, R OBP: 0.385, SLG: 0.564 Bob Usher, R OBP: 0.304, SLG: 0.333 (1, 7) X (9, 8)	0-0 2-H E5		0-0 F3		0-0 F8		0-0 3-H 1B			4 0 1 1 0 0 1 0 0 0 0 0 0 0			
Art Schult, R OBP: 0.377, SLG: 0.423 (1, 3) B B B	4-0 BB				0-0 G6-4-3 1B		0-0 L5		0-0 1-2 1B	3 0 2 0 1 0 0			
Lou Berberet, L OBP: 0.348, SLG: 0.387 (1, 2) X	0-0 G3				0-0 1-2f G6-4-3		0-0 1B		0-0 G3	4 0 1 0 0 0 5			
Faye Throneberry, L OBP: 0.244, SLG: 0.277 (1, 8) (9, 7)					0-0 4-3		0-0 5-3		0-3 K	4 0 0 0 0 1 1			
Rocky Bridges, R OBP: 0.313, SLG: 0.316 (1, 6)					0-3 K		0-0 5-3		0-0 F9	4 0 0 0 0 1 0			
Camilo Pascual, R OBP: 0.147, SLG: 0.094 (1, 1)					0-3 K		0-0 F9		0-0 4-3	4 1 1 0 0 1 0			
Inning Stats	R: 1 E: 1 K: 0 S: 5 H: 3 LOB: 2 BB: 1 P: 9	R: 0 E: 0 K: 2 S: 7 H: 0 LOB: 0 BB: 0 P: 7	R: 0 E: 0 K: 1 S: 6 H: 1 LOB: 1 BB: 0 P: 6	R: 0 E: 0 K: 0 S: 3 H: 1 LOB: 0 BB: 0 P: 3	R: 0 E: 0 K: 0 S: 5 H: 2 LOB: 2 BB: 0 P: 5	R: 0 E: 0 K: 0 S: 4 H: 1 LOB: 1 BB: 0 P: 4	R: 3 E: 0 K: 0 S: 8 H: 5 LOB: 2 BB: 0 P: 8	R: 0 E: 0 K: 1 S: 5 H: 0 LOB: 0 BB: 0 P: 5	R: 0 E: 0 K: 2 S: 7 H: 0 LOB: 0 BB: 0 P: 7	1B: 11 2B: 1 3B: 1 HR: 0 SF: 0 SAC: 0 DP: 1 HBP: 0	WP: 0 PB: 0 SB: 0 CS: 0 PA: 39		
PITCHER	IP WLS BF H R ER SO BB IBB HBP BLK WP HR S P ERA WHIP											PITCHER	IP WLS BF H R ER SO BB IBB HBP BLK WP HR S P ERA WHIP
Stan Pitula, R ERA: 4.95 (1, 1)	6.2 L 32 13 4 3 3 1 0 0 0 0 0 0 37 41 4.05 2.100												
Cal McLish, R ERA: 3.27 (7, 1)	2.1 7 0 0 0 3 0 0 0 0 0 0 0 13 13 0.00 0.000												

Washington Senators @ Cleveland Indians
Cleveland Municipal Stadium, Cleveland, OH
Thu Jul 18 1957, 3:33 AM EDT
Att. 3,499 - Unknown

livebaseballscorecards.com

AB	38
R	4
H	13
RBI	3
BB	1
SO	6
LOB	12



Batter	1	2	3	4	5	6	7	8	9	AB	R	H	RBI	BB	SO	LOB
Al Smith, R OBP: 0.362, SLG: 0.351 (1, 5)	0-0 P4		0-0 F8		0-0 F9		0-0 FC6-4			4	0	0	0	0	0	2
Bobby Avila, R OBP: 0.320, SLG: 0.344 Kenny Kuhn, L OBP: 0.200, SLG: 0.176 (1, 4) (8, 4)	0-0 F9		0-0 F8			0-0 E4		0-0 1-3		3	0	0	0	0	0	0
Gene Woodling, L OBP: 0.419, SLG: 0.466 (1, 7)	0-0 E6			0-0 4-3		0-0 F7		0-0 1B		4	0	1	0	0	0	1
Vic Wertz, L OBP: 0.402, SLG: 0.465 (1, 3)	0-0 CS	0-3 K		4-0 BB		4-0 BB		0-3 K		2	0	0	0	2	2	1
Roger Maris, L OBP: 0.371, SLG: 0.465 (1, 8)		0-0 3-1		4-0 BB		0-0 L4-3		0-0 G3		3	0	0	0	1	0	3
Rocky Colavito, R OBP: 0.375, SLG: 0.511 (1, 9)		4-0 BB		0-0 F3		0-3 K		0-0 6-3		3	0	0	0	1	1	2
Russ Nixon, L OBP: 0.345, SLG: 0.364 Dick Williams, R OBP: 0.305, SLG: 0.363 (1, 2) (9, PR)		4-0 BB		0-3 K		0-0 1-3		0-0 G4-6-3		3	0	2	0	1	1	2
George Strickland, R OBP: 0.314, SLG: 0.329 Larry Raines, R OBP: 0.325, SLG: 0.373 (7, PH) (8, 6)		0-3 K		0-0 F2		0-0 1-3		0-0 G4-6-3		2	0	0	0	0	1	2
Stan Pitula, R OBP: 0.267, SLG: 0.214 Cal McLish, S OBP: 0.300, SLG: 0.313 (1, 1) (7, 1)			0-0 F8		0-3 K		4-0 FC6-4			2	0	0	0	0	1	0

Inning Stats	R: 0	H: 0	E: 1	LOB: 0	K: 0	BB: 0	S: 3	P: 3	R: 0	H: 0	E: 0	LOB: 2	K: 2	BB: 2	S: 7	P: 15	R: 0	H: 0	E: 0	LOB: 0	K: 0	BB: 0	S: 3	P: 3	R: 0	H: 0	E: 0	LOB: 2	K: 1	BB: 2	S: 5	P: 13	R: 0	H: 0	E: 0	LOB: 0	K: 1	BB: 0	S: 5	P: 5	R: 0	H: 0	E: 1	LOB: 1	K: 0	BB: 1	S: 3	P: 7	R: 0	H: 1	E: 0	LOB: 2	K: 1	BB: 1	S: 6	P: 10	R: 0	H: 1	E: 0	LOB: 1	K: 1	BB: 0	S: 6	P: 6	R: 0	H: 1	E: 0	LOB: 1	K: 0	BB: 0	S: 3	P: 3	1B: 3	SF: 0	2B: 1	SAC: 0	3B: 0	DP: 2	HR: 0	HBP: 0	WP: 0	PA: 36
PITCHER Camilo Pascual, R ERA: 4.65 (1, 1)	IP	WLS	BF	H	R	ER	SO	BB	IBB	HBP	BLK	WP	HR	S	P	ERA	WHIP	IP	WLS	BF	H	R	ER	SO	BB	IBB	HBP	BLK	WP	HR	S	P	ERA	WHIP	IP	WLS	BF	H	R	ER	SO	BB	IBB	HBP	BLK	WP	HR	S	P	ERA	WHIP																															

Washington Senators @ Cleveland Indians
 Cleveland Municipal Stadium, Cleveland, OH
 Thu Jul 18 1957, 3:33 AM EDT
 Att. 3,499 - Unknown

livebaseballscorecards.com

AB	29
R	0
H	3
RBI	0
BB	6
SO	6
LOB	15



Batter	1	2	3	4	5	6	7	8	9	AB R H RBI BB SO LOB	TOP											
Milt Bolling, R (1, 4) OBP: 0.294, SLG: 0.373	0-3 K		0-0 G4-6-3		0-0 F3		0-0 FC6-4			4 0 0 0 0 1 5												
Pete Runnels, L (1, 5) OBP: 0.318, SLG: 0.278	0-0 F7		0-0 F7			0-0 F8		0-0 L3-6 1B		4 0 1 0 0 0 1												
Jim Lemon, R (1, 9) OBP: 0.374, SLG: 0.503	0-3 K			0-0 F9		0-0 E5 1B		0-0 L3-6 1-3		4 1 1 0 0 1 1												
Roy Sievers, R (1, 7) OBP: 0.384, SLG: 0.560		0-0 F8		0-3 K		0-0 F3		0-0 FC5 1B		4 0 1 0 0 1 1												
Clint Courtney, L (1, 2) OBP: 0.349, SLG: 0.417		0-0 P4		0-3 K		0-0 1B		0-0 1-2 1B		4 0 2 1 0 1 0												
Art Schult, R (1, 3) OBP: 0.381, SLG: 0.435		0-0 2B			0-0 1B	0-0 F7		0-0 FC5 2-3f		4 0 2 0 0 0 3												
Faye Throneberry, L (1, 8) OBP: 0.236, SLG: 0.267	0-3 K				0-0 F7		0-0 P6		0-0 4-3	4 0 0 0 0 1 2												
Rocky Bridges, R (1, 6) OBP: 0.321, SLG: 0.318			4-0 G4-6-3 BB		0-0 1-2 1B		4-0 FC6-4 BB		0-0 F7	2 0 1 0 2 0 0												
Pedro Ramos, S (1, 1) OBP: 0.224, SLG: 0.191			4-0 BB		0-3 K		0-3 K		0-0 4-3	0 0 0 0 1 0 0												
Lou Berberet, L (5, PH) OBP: 0.346, SLG: 0.385			4-0 BB							1 0 0 0 0 1 2												
Dick Hyde, R (5, 1) OBP: 0.167, SLG: 0.167										0 0 0 0 0 0 0												
Julio Becquer, L (7, PH) OBP: 0.306, SLG: 0.396			4-0 G4-6-3 BB							1 0 0 0 0 1 1												
Jim Heise, R (7, 1) OBP: 0.306, SLG: 0.396										0 0 0 0 0 0 0												
Herb Plews, L (8, PH) OBP: 0.327, SLG: 0.377										1 0 0 0 0 0 0												
Inning Stats	R: 0 E: 0 K: 2 S: 7	H: 0 LOB: 0 BB: 0 P: 7	R: 0 E: 0 K: 1 S: 6	H: 1 LOB: 1 BB: 0 P: 6	R: 0 E: 0 K: 0 S: 2	H: 0 LOB: 1 BB: 2 P: 10	R: 0 E: 0 K: 2 S: 7	H: 0 LOB: 0 BB: 0 P: 7	R: 0 E: 0 K: 1 S: 7	H: 2 LOB: 2 BB: 0 P: 7	R: 1 E: 1 K: 0 S: 5	H: 2 LOB: 1 BB: 0 P: 5	R: 0 E: 0 K: 1 S: 5	H: 0 LOB: 1 BB: 1 P: 9	R: 0 E: 1 K: 0 S: 5	H: 3 LOB: 2 BB: 0 P: 5	R: 0 E: 0 K: 0 S: 3	H: 0 LOB: 0 BB: 0 P: 3	1B: 7 2B: 2 3B: 0 HR: 0	SF: 0 SAC: 0 DP: 2 HBP: 0	WP: 0 PB: 0 SB: 0 CS: 0	PA: 36
PITCHER	IP WLS BF H R ER SO BB IBB HBP BLK WP HR S P ERA WHIP																					
Paul Foytack, R (1, 1) ERA: 3.38	7.2 W 32 8 1 0 7 3 0 0 0 0 0 0 43 55 0.00 1.435																					
Harry Byrd, R (8, 1) ERA: 1.69	1.1 S 4 0 0 0 0 0 0 0 0 0 0 0 4 4 0.00 0.000																					

Washington Senators @ Detroit Tigers
 Briggs Stadium, Detroit, MI
 Fri Jul 19 1957, 7:05 PM EDT
 Att. 13,768 - Unknown

livebaseballscorecards.com

AB	33
R	1
H	8
RBI	1
BB	3
SO	7
LOB	16



Batter	1	2	3	4	5	6	7	8	9	AB	R	H	RBI	BB	SO	LOB
Harvey Kuenn, R OBP: 0.326, SLG: 0.368 (1, 6)	0-0 F8 1B	0-0 G5-4-3 1-3 3-H 1B			0-0 4-3		0-0 F9			4	0	1	1	0	0	0
Frank Bolling, R OBP: 0.335, SLG: 0.437 (1, 4)	0-0 F7	0-0 G5-4-3 1-2f			4-0 BB			0-0 5-3		3	0	0	0	1	0	2
Reno Bertoia, R OBP: 0.344, SLG: 0.377 (1, 5)	0-0 S 3B		0-0 5-3		0-0 P4			0-0 P6		4	1	1	0	0	0	1
Charlie Maxwell, L OBP: 0.380, SLG: 0.536 (1, 7)	4-0 S BB		0-0 G6-4-3 1B		0-0 F7			0-0 1B		3	0	2	0	1	0	1
Ray Boone, R OBP: 0.354, SLG: 0.398 (1, 3)	0-0 5-3 1-2 3-H		0-0 G6-4-3 1-2f		0-0 F7			0-0 F5		4	0	0	0	0	0	3
Al Kaline, R OBP: 0.333, SLG: 0.426 (1, 9)		0-0 F2		0-0 F7		0-0 L6-3				3	0	0	0	0	0	0
Frank House, L OBP: 0.338, SLG: 0.369 (1, 2)		4-0 1B 1B BB		0-0 HR		0-0 F2				2	2	1	1	1	0	0
Bill Tuttle, R OBP: 0.303, SLG: 0.319 (1, 8)		0-0 1B 1-3 1B		0-0 G6-4-3 1B		0-0 5-3				3	1	2	0	0	0	0
Paul Foytack, R OBP: 0.341, SLG: 0.308 Harry Byrd, R (8, 1)		0-0 1B 1-3 3-H 1B		0-0 G6-4-3 1-2f		0-0 4-3				3	0	1	1	0	0	1
										0	0	0	0	0	0	0

Inning Stats	R: 1	H: 1	E: 0	LOB: 1	K: 0	S: 4	P: 8	R: 2	H: 3	E: 0	LOB: 1	K: 0	S: 5	P: 9	R: 0	H: 1	E: 0	LOB: 0	K: 0	S: 3	R: 1	H: 2	E: 0	LOB: 0	K: 0	S: 4	R: 0	H: 0	E: 0	LOB: 1	K: 0	S: 3	R: 0	H: 0	E: 0	LOB: 0	K: 0	S: 3	R: 0	H: 0	E: 0	LOB: 0	K: 0	S: 3	R: 0	H: 1	E: 0	LOB: 1	K: 0	S: 4	P: 4
--------------	------	------	------	--------	------	------	------	------	------	------	--------	------	------	------	------	------	------	--------	------	------	------	------	------	--------	------	------	------	------	------	--------	------	------	------	------	------	--------	------	------	------	------	------	--------	------	------	------	------	------	--------	------	------	------

PITCHER	IP	WLS	BF	H	R	ER	SO	BB	IBB	HBP	BLK	WP	HR	S	P	ERA	WHIP
Pedro Ramos, R ERA: 4.94 (1, 1)	4.0	L	18	7	4	4	0	2	0	0	0	0	1	16	24	9.00	2.250
Dick Hyde, R ERA: 4.1 (5, 1)	2.0		7	0	0	0	0	1	0	0	0	0	0	6	10	0.00	0.500
Jim Heise, R ERA: 8.15 (7, 1)	2.0		7	1	0	0	0	0	0	0	0	0	0	7	7	0.00	0.500

BOTTOM

Washington Senators @ Detroit Tigers
 Briggs Stadium, Detroit, MI
 Fri Jul 19 1957, 7:05 PM EDT
 Att. 13,768 - Unknown

livebaseballscorecards.com

AB	29
R	4
H	8
RBI	3
BB	3
SO	0
LOB	8



WP: 0	PA: 32
PB: 0	
SB: 2	
CS: 0	


Batter	1	2	3	4	5	6	7	8	9	AB R H RBI BB SO LOB	TOP	
Milt Bolling, R (1, 4) OBP: 0.295, SLG: 0.372 Herb Plews, L (7, PH) OBP: 0.326, SLG: 0.377 (7, 4)	0-0 G4-6-3 1B		0-0 5-3			0-0 F8	0-0 SF8			3 0 1 0 0 0 0 0 0 0 1 0 0 0		
Pete Runnels, L (1, 5) OBP: 0.320, SLG: 0.278	0-0 G4-6-3 1-2f		4-0 BB			0-0 HR 1B	0-0 F9			3 1 1 0 1 0 4		
Jim Lemon, R (1, 9) OBP: 0.375, SLG: 0.510	0-0 HR		0-0 F8			0-3 K		4-0 G6-4-3 BB		3 1 1 1 1 1 2		
Roy Sievers, R (1, 7) OBP: 0.385, SLG: 0.569	0-3 K			0-0 G4-6-3 1B		0-0 1-H HR		0-3 K		4 1 2 2 0 2 1		
Art Schult, R (1, 3) OBP: 0.369, SLG: 0.420		0-0 5-3		0-0 F9		0-3 K		0-0 G6-4-3 1-2f		4 0 0 0 0 1 2		
Lou Berberet, L (1, 2) OBP: 0.344, SLG: 0.388		0-0 F8		0-0 G4-6-3 1-2f			0-0 FC1-5-6 2B		0-0 6-3	4 0 1 0 0 0 1		
Rocky Bridges, R (1, 6) OBP: 0.315, SLG: 0.311		0-0 E6			0-0 F8		0-0 FC1-5-6-1 BB SF8 2-3		0-0 5-3	4 1 0 0 0 0 1		
Bob Usher, R (1, 8) OBP: 0.303, SLG: 0.327		0-3 K			0-0 F8		4-0 SF8 BB BB		0-3 K	3 0 0 0 1 2 1		
Russ Kemmerer, R (1, 1) OBP: 0.083, SLG: 0.174 Clint Courtney, L (7, PH) OBP: 0.354, SLG: 0.417 Jerry Schoonmaker, R (7, PR) Bud Byerly, R (7, 1) OBP: 0.100, SLG: 0.300			0-0 1-4-3		0-0 K		4-0 SF8 BB 1-2 2-3			2 0 0 0 0 1 0 0 0 0 0 1 0 0 0 0 0 0 0 0 0 0 0 0 0 0 0 0		
Inning Stats	R: 1 H: 2 E: 0 LOB: 0 K: 1 BB: 0 S: 6 P: 6	R: 0 H: 0 E: 1 LOB: 1 K: 1 BB: 0 S: 6 P: 6	R: 0 H: 0 E: 0 LOB: 1 K: 0 BB: 1 S: 3 P: 7	R: 0 H: 1 E: 0 LOB: 0 K: 0 BB: 0 S: 3 P: 3	R: 0 H: 0 E: 0 LOB: 0 K: 1 BB: 0 S: 5 P: 5	R: 2 H: 2 E: 0 LOB: 0 K: 2 BB: 0 S: 9 P: 9	R: 1 H: 1 E: 0 LOB: 3 K: 0 BB: 2 S: 4 P: 12	R: 0 H: 0 E: 0 LOB: 0 K: 1 BB: 1 S: 4 P: 8	R: 0 H: 0 E: 0 LOB: 0 K: 1 BB: 0 S: 5 P: 5	1B: 3 SF: 1 2B: 1 SAC: 0 3B: 0 DP: 3 HR: 2 HBP: 0	WP: 0 PA: 35 PB: 0 SB: 0 CS: 0	
PITCHER	IP WLS BF H R ER SO BB IBB HBP BLK WP HR S P ERA WHIP											
Frank Lary, R (1, 1) ERA: 4.19	6.1 L 27 6 4 4 5 3 0 0 0 0 2 34 46 5.68 1.421											
Harry Byrd, R (7, 1) ERA: 1.62	0.2 2 0 0 0 0 0 0 0 0 0 0 0 2 2 0.00 0.000											
Duke Maas, R (8, 1) ERA: 3.26	2.0 6 0 0 0 0 2 1 0 0 0 0 0 9 13 0.00 0.500											

Washington Senators @ Detroit Tigers
 Briggs Stadium, Detroit, MI
 Sat Jul 20 1957, 4:33 AM EDT
 Att. 5,830 - Unknown

livebaseballscorecards.com

AB 30
R 4
H 6
RBI 4
BB 4
SO 7
LOB 12



Batter	1	2	3	4	5	6	7	8	9	10	AB R H RBI BB SO LOB	TOP												
Milt Bolling, R (1, 4) OBP: 0.306, SLG: 0.376	0-0 HBP 1B		0-0 HR 1B		4-0 BB		0-0 L6		0-0 6-3		4 1 2 0 1 0 0	<p>Washington Senators @ Detroit Tigers Briggs Stadium, Detroit, MI Sun Jul 21 1957, 4:33 AM EDT Att: 8,189 - Unknown</p> <p>livebaseballscorecards.com</p> <p>AB 35 R 5 H 6 RBI 5 BB 4 SO 4 LOB 10</p> 												
Pete Runnels, L (1, 5) OBP: 0.319, SLG: 0.288 Herb Plews, L (9, 5) OBP: 0.325, SLG: 0.375	0-0 P6		0-0 1-H HR		0-0 F2		0-0 F8		0-0 F5	4 1 1 2 0 0 2 1 0 0 0 0 0 0														
Jim Lemon, R (1, 9) OBP: 0.373, SLG: 0.504	1-0 G5-4-3 HBP		0-0 6-3		0-0 F9		0-0 F9		0-0 F8	4 0 0 0 0 0 1														
Roy Sievers, R (1, 7) OBP: 0.384, SLG: 0.584 Jerry Schoonmaker, R (9, 7)	0-0 G5-4-3		4-0 FC5-4 BB		0-0 5-3		0-0 5-3		0-3 K2-3	3 0 0 0 1 0 2 1 0 0 0 0 1 0														
Art Schult, R (1, 3) OBP: 0.357, SLG: 0.405		0-0 F2	0-0 FC5-4		0-0 6-3		0-0 6-3			4 0 0 0 0 0 1														
Lou Berberet, L (1, 2) OBP: 0.347, SLG: 0.387		0-0 F2		0-0 4-3		0-0 BB 1B		4-0 HR BB		3 1 1 0 1 0 0														
Rocky Bridges, R (1, 6) OBP: 0.319, SLG: 0.327		0-0 HR		0-0 5-3		4-0 1-2 BB		0-0 F9		3 1 1 1 1 0 1														
Bob Usher, R (1, 8) OBP: 0.296, SLG: 0.320		0-0 G3		0-3 K		0-0 F8		0-0 F5		4 0 0 0 0 1 3														
Tex Clevenger, R (1, 1) OBP: 0.333, SLG: 0.278 Julio Becquer, L (7, PH) OBP: 0.304, SLG: 0.393 Pedro Ramos, S (7, 1) OBP: 0.224, SLG: 0.191 Clint Courtney, L (9, PH) OBP: 0.359, SLG: 0.448 Bud Byerly, R (9, 1) OBP: 0.100, SLG: 0.300 Russ Kemmerer, R (9, 1) OBP: 0.083, SLG: 0.174 Jim Heise, R (10, 1)		0-3 K		0-3 K		0-0 3-1		0-0 1-H HR		2 0 0 0 0 2 0 1 0 0 0 0 0 0 0 0 0 0 0 0 0 1 1 1 2 0														
Inning Stats	R: 0 E: 0 K: 0 S: 3	H: 1 LOB: 1 BB: 0 P: 4	R: 1 E: 0 K: 0 S: 4	H: 1 LOB: 0 BB: 0 P: 4	R: 2 E: 0 K: 1 S: 7	H: 2 LOB: 1 BB: 1 P: 11	R: 0 E: 0 K: 1 S: 5	H: 0 LOB: 0 BB: 0 P: 5	R: 0 E: 0 K: 1 S: 5	H: 0 LOB: 1 BB: 1 P: 9	R: 0 E: 0 K: 0 S: 4		H: 1 LOB: 2 BB: 1 P: 8	R: 0 E: 0 K: 0 S: 3	H: 0 LOB: 0 BB: 0 P: 3	R: 0 E: 0 K: 0 S: 3	H: 0 LOB: 0 BB: 0 P: 3	R: 2 E: 0 K: 0 S: 4	H: 1 LOB: 0 BB: 1 P: 8	R: 0 E: 0 K: 1 S: 5	H: 0 LOB: 0 BB: 0 P: 5	1B: 3 2B: 0 3B: 0 HR: 3	SF: 0 SAC: 0 DP: 1 HBP: 1	WP: 0 PB: 0 SB: 0 CS: 0
PITCHER Jim Bunning, R (1, 1) ERA: 2.42 Harry Byrd, R (10, 1) ERA: 1.53	IP 9.0	WLS 37	BF 6	H 5	R 5	ER 5	SO 3	BB 4	IBB 0	HBP 0	BLK 0	WP 0	HR 3	S 38	P 55	ERA 5.00	WHIP 1.111							

Batter	1	2	3	4	5	6	7	8	9	AB R H RBI BB SO LOB	TOP									
Al Smith, R (1, 5) OBP: 0.352, SLG: 0.349	0-0 5-3		0-0 P4		0-0 F8		0-0 FC6-4		0-0 SF7	4 0 0 1 0 0 1	Cleveland Indians @ Washington Senators Griffith Stadium, Washington, DC Wed Jul 24 1957, 3:33 AM EDT Unknown									
Gene Woodling, L (1, 7) OBP: 0.416, SLG: 0.482	0-0 4-3		0-0 4-3		4-0 BB		0-3 K		0-0 L3	4 0 0 0 1 1 2										
Vic Wertz, L (1, 3) OBP: 0.396, SLG: 0.456	0-0 1B				0-3 K				0-3 K	4 1 2 0 0 2 1										
Rocky Colavito, R (1, 9) OBP: 0.373, SLG: 0.505	0-0 1B				0-3 K				0-0 4-3	4 0 1 0 0 1 1										
Roger Maris, L (1, 8) OBP: 0.367, SLG: 0.452					0-3 K				0-0 4-3	3 0 0 0 1 1 1										
Bobby Avila, R (1, 4) OBP: 0.331, SLG: 0.354					0-0 2B				0-0 1B	3 2 2 1 1 0 1										
Russ Nixon, L (1, 2) OBP: 0.339, SLG: 0.365					0-0 2B				0-0 1B	4 0 2 1 0 0 2										
Larry Raines, R (9, PR) OBP: 0.327, SLG: 0.375					0-0 2B				0-0 1B	0 1 0 0 0 0 0										
Jim Hegan, R (9, 2) OBP: 0.292, SLG: 0.318					0-0 2B				0-0 1B	0 0 0 0 0 0 0										
Chico Carrasquel, R (1, 6) OBP: 0.331, SLG: 0.370					0-3 K				0-0 SF4	3 0 0 0 0 1 2										
Joe Altobelli, L (9, PH) OBP: 0.271, SLG: 0.302									0-0 1B	0 0 0 1 0 0 0										
George Strickland, R (9, 6) OBP: 0.311, SLG: 0.324									0-0 1B	0 0 0 0 0 0 0										
Stan Pitula, R (1, 1) OBP: 0.250, SLG: 0.200					0-0 P6				0-0 1B	1 0 0 0 0 0 0										
Cal McLish, S (4, 1) OBP: 0.304, SLG: 0.316										2 0 0 0 0 2 1										
Hal Naragon, L (9, PH) OBP: 0.293, SLG: 0.225										1 0 1 0 0 0 0										
Dick Williams, R (9, PR) OBP: 0.300, SLG: 0.359										0 0 0 0 0 0 0										
Ray Narleski, R (9, 1) OBP: 0.077, SLG: 0.308										0 0 0 0 0 0 0										
Inning Stats	R: 0 E: 0 K: 0 S: 4	H: 2 LOB: 2 BB: 0 P: 4	R: 0 E: 0 K: 0 S: 3	H: 0 LOB: 1 BB: 1 P: 7	R: 0 E: 0 K: 0 S: 3	H: 0 LOB: 0 BB: 0 P: 3	R: 2 E: 0 K: 3 S: 12	H: 3 LOB: 1 BB: 0 P: 12	R: 0 E: 0 K: 2 S: 7	H: 0 LOB: 1 BB: 1 P: 11	R: 0 E: 1 K: 2 S: 8	H: 0 LOB: 1 BB: 0 P: 8	R: 0 E: 0 K: 1 S: 5	H: 0 LOB: 0 BB: 0 P: 5	R: 2 E: 0 K: 0 S: 6	H: 3 LOB: 1 BB: 0 P: 6	1B: 6 2B: 2 3B: 0 HR: 0	SF: 2 SAC: 0 DP: 0 HBP: 0	WP: 0 PB: 0 SB: 1 CS: 0	PA: 38
PITCHER Camilo Pascual, R (1, 1) ERA: 4.6	IP: 9.0 WLS: L BF: 38 H: 8 R: 4 ER: 4 SO: 8 BB: 3 IBB: 0 HBP: 0 BLK: 0 WP: 0 HR: 0 S: 51 P: 63 ERA: 4.00 WHIP: 1.222																			

livebaseballscorecards.com

AB	33
R	4
H	8
RBI	4
BB	3
SO	8
LOB	12



Batter	1	2	3	4	5	6	7	8	9	AB R H RBI BB SO LOB
Milt Bolling, R OBP: 0.318, SLG: 0.382 (1, 4)	4-0 G6-4-3 1B HR BB		0-0 G3-6-3 1B		0-0 G4-6-3 1-2f			0-0 1B		3 1 2 0 1 0 1
Pete Runnels, L OBP: 0.318, SLG: 0.287 (1, 5)	0-0 G6-4-3 1-2 1B		0-0 G3-6-3 1-2f			0-0 5-3		0-0 4-3		4 0 1 0 0 0 2
Jim Lemon, R OBP: 0.369, SLG: 0.499 (1, 9)	0-0 G6-4-3 1-2f 2-3			0-3 K		0-3 K		0-3 K		4 0 0 0 0 3 2
Roy Sievers, R OBP: 0.388, SLG: 0.572 (1, 7)	0-0			4-0 FC1-4 BB		0-3 K		0-0 FC6-4 1B		2 1 1 2 1 1 0
Bob Usher, R OBP: 0.296, SLG: 0.320 (9, 8)										0 0 0 0 0 0 0
Clint Courtney, L OBP: 0.364, SLG: 0.453 (9, PH)	3-H HR									1 0 1 0 0 0 0
Jerry Schoonmaker, R (9, PR)										0 0 0 0 0 0 0
Art Schult, R OBP: 0.349, SLG: 0.395 (1, 3)	0-0 F9			0-0 FC1-4 1-2f		0-0 1-3		0-3 K		3 0 0 0 0 0 1
Julio Becquer, L OBP: 0.301, SLG: 0.389 (9, 3)										1 0 0 0 0 1 1
Lou Berberet, L OBP: 0.340, SLG: 0.377 (1, 2)		0-0 6-3		0-0 G3		0-0 4-3		0-0 FC6-4 1-2f		4 0 0 0 0 0 2
Faye Throneberry, L OBP: 0.238, SLG: 0.286 (1, 8)		0-0 G3			0-0 1B 3B		0-3 K			3 1 1 0 0 1 0
Rocky Bridges, R OBP: 0.314, SLG: 0.322 (1, 6)		0-0 4-3				0-0 5-3		0-0 6-3		3 0 0 0 0 0 1
Camilo Pascual, R OBP: 0.162, SLG: 0.114 (1, 1)			0-0 G3		0-0 G4-6-3 1B 3-H		0-3 K			3 0 1 1 0 1 0

Inning Stats	R: 2	H: 2	E: 0	LOB: 0	K: 0	BB: 1	S: 4	P: 8	R: 0	H: 0	E: 0	LOB: 0	K: 0	BB: 0	S: 3	P: 3	R: 0	H: 1	E: 0	LOB: 0	K: 0	BB: 0	S: 3	P: 3	R: 0	H: 0	E: 0	LOB: 1	K: 1	BB: 1	S: 5	P: 9	R: 1	H: 2	E: 0	LOB: 0	K: 0	BB: 0	S: 4	P: 4	R: 0	H: 0	E: 0	LOB: 0	K: 2	BB: 0	S: 7	P: 7	R: 0	H: 0	E: 0	LOB: 0	K: 1	BB: 0	S: 5	P: 5	R: 0	H: 1	E: 0	LOB: 1	K: 1	BB: 0	S: 6	P: 6	R: 0	H: 1	E: 0	LOB: 1	K: 2	BB: 0	S: 8	P: 8	1B: 5	SF: 0	2B: 0	SAC: 0	3B: 1	DP: 3	HR: 1	HBP: 0	WP: 0	PA: 33
--------------	------	------	------	--------	------	-------	------	------	------	------	------	--------	------	-------	------	------	------	------	------	--------	------	-------	------	------	------	------	------	--------	------	-------	------	------	------	------	------	--------	------	-------	------	------	------	------	------	--------	------	-------	------	------	------	------	------	--------	------	-------	------	------	------	------	------	--------	------	-------	------	------	------	------	------	--------	------	-------	------	------	-------	-------	-------	--------	-------	-------	-------	--------	-------	--------


PITCHER	IP	WLS	BF	H	R	ER	SO	BB	IBB	HBP	BLK	WP	HR	S	P	ERA	WHIP
Stan Pitula, R ERA: 4.98 (1, 1)	3.1		13	3	2	2	1	2	0	0	0	0	1	13	21	5.40	1.500
Cal McLish, R ERA: 3.06 (4, 1)	4.2	W	16	3	1	1	4	0	0	0	0	0	0	24	24	1.93	0.643
Ray Narleski, R ERA: 2.65 (9, 1)	1.0	S	4	1	0	0	2	0	0	0	0	0	0	8	8	0.00	1.000

BOTTOM

Cleveland Indians @ Washington Senators
Griffith Stadium, Washington, DC

Wed Jul 24 1957, 3:33 AM EDT
Unknown

AB	31
R	3
H	7
RBI	3
BB	2
SO	7
LOB	10



Batter	1	2	3	4	5	6	7	8	9	AB R H RBI BB SO LOB	TOP
Al Smith, R OBP: 0.353, SLG: 0.369 (1, 8) X	0-0 HR	0-0 P5		0-0 F3			0-0 HR			4 2 2 3 0 0 4	Cleveland Indians @ Washington Senators Griffith Stadium, Washington, DC Wed Jul 24 1957, 7:05 PM EDT Att. 8,083 - Unknown
Dick Williams, R OBP: 0.299, SLG: 0.358 (1, 7) X	0-0 6-3		0-0 P2		0-0 CS 1B		0-0 P4			4 0 1 0 0 0 0	
Vic Wertz, L OBP: 0.392, SLG: 0.450 (1, 3) S S S	0-3 K		0-0 F7		0-0 F9 1-2		0-0 F8			4 0 0 0 0 1 1	
Rocky Colavito, R OBP: 0.372, SLG: 0.500 (1, 9) B B B	4-0 S BB		0-3 K		0-0 F3		0-0 5-3			3 0 0 0 1 1 0	
Bobby Avila, R OBP: 0.330, SLG: 0.357 (1, 4) S S S	0-3 K 1-2			0-0 1B 2B		0-0 P6		0-0 F5		4 1 1 0 0 1 1	
Chico Carrasquel, R OBP: 0.333, SLG: 0.372 (1, 6)		0-0 1B 1B		0-0 1B 2-H 1B		0-0 F8		0-0 F8		4 0 2 1 0 0 0	
George Strickland, R OBP: 0.309, SLG: 0.322 (1, 5) X		0-0 F9		0-0 1-2 1B		0-3 K		0-0 P4		4 0 1 0 0 1 1	
Jim Hegan, R OBP: 0.290, SLG: 0.307 (1, 2) X		0-0 P6		0-0 F3		4-0 SH5-3 HR BB		0-0 F9		3 1 0 0 1 0 3	
Early Wynn, S OBP: 0.206, SLG: 0.117 (1, 1) X		0-0 1-2 1B		0-3 K		0-0 SH5-3		0-0 G3		3 0 1 0 0 1 2	
Inning Stats	R: 1 E: 0 K: 2 S: 8 H: 1 LOB: 1 BB: 1 P: 12	R: 0 E: 0 K: 0 S: 5 H: 2 LOB: 2 BB: 0 P: 5	R: 0 E: 0 K: 1 S: 5 H: 0 LOB: 0 BB: 0 P: 5	R: 1 E: 0 K: 1 S: 8 H: 3 LOB: 2 BB: 0 P: 8	R: 0 E: 0 K: 0 S: 3 H: 1 LOB: 0 BB: 0 P: 3	R: 0 E: 0 K: 1 S: 5 H: 0 LOB: 0 BB: 0 P: 5	R: 2 E: 0 K: 0 S: 4 H: 1 LOB: 0 BB: 1 P: 8	R: 0 E: 0 K: 0 S: 3 H: 0 LOB: 0 BB: 0 P: 3	R: 0 E: 0 K: 0 S: 3 H: 0 LOB: 0 BB: 0 P: 3	1B: 5 2B: 1 3B: 0 HR: 2 SF: 0 SAC: 1 DP: 0 HBP: 0	WP: 0 PB: 0 SB: 1 CS: 1 PA: 36
PITCHER Chuck Stobbs, L ERA: 6.83 (1, 1)	IP 9.0 WLS W BF 36 H 8 R 4 ER 4 SO 5 BB 2 IBB 0 HBP 0 BLK 0 WP 0 HR 2 S 44 P 52 ERA 4.00 WHIP 1.111										

livebaseballscorecards.com

AB	33
R	4
H	8
RBI	4
BB	2
SO	5
LOB	12



Batter	1	2	3	4	5	6	7	8	9	10	AB R H RBI BB SO LOB	TOP										
Larry Raines, R OBP: 0.329, SLG: 0.389 (1, 6)	0-0 2B 2B	0-0 F8 2-3		0-3 K			0-0 5-3			0-0 F8 2B	5 1 2 0 0 1 1	Cleveland Indians @ Washington Senators Griffith Stadium, Washington, DC Thu Jul 25 1957, 3:33 AM EDT Att: 1,883 - Unknown										
Al Smith, R OBP: 0.351, SLG: 0.366 (1, 5) (10, 7)	0-0 F9	0-0 WP S 1B			0-3 K		0-0 5-3			0-0 F8 2-3	5 0 1 0 0 1 2											
Gene Woodling, L OBP: 0.419, SLG: 0.487 George Strickland, R OBP: 0.309, SLG: 0.322 (1, 7) (10, 5)	0-0 BB 2B 2-H	4-0 1-3 BB			0-0 2B 1B		0-0 G3			0-0 6-3	4 0 2 1 1 0 1 0 0 0 0 0 0 0											
Vic Wertz, L OBP: 0.389, SLG: 0.449 (1, 3)	0-3 K	0-0 G3			0-0 1-3 2B			0-0 3-1		0-0 F7	5 0 1 0 0 1 4											
Roger Maris, L OBP: 0.365, SLG: 0.445 (1, 8)	4-0 BB BB		0-3 K		0-3 K			0-0 4-3			3 0 0 0 1 2 2											
Rocky Colavito, R OBP: 0.371, SLG: 0.495 (1, 9)	4-0 1-2 2-3 BB		0-0 4-3		0-0 F7			0-0 4-3			3 0 0 0 1 0 2											
Bobby Avila, R OBP: 0.328, SLG: 0.355 (1, 4)	0-0 F9		0-0 5-3			0-0 G5-4-3 1B			0-0 F7		4 0 1 0 0 0 3											
Jim Hegan, R OBP: 0.288, SLG: 0.315 (1, 2)		0-0 SH 2B		0-3 K		0-0 G5-4-3 1-2f			0-0 6-3		4 1 1 0 0 1 1											
Mike Garcia, R OBP: 0.184, SLG: 0.114 Bud Daley, L OBP: 0.333, SLG: 0.273 (1, 1) (10, 1)		0-0 SH F8 2-H		0-0 6-3		0-0 1-3			0-0 G3		3 0 0 0 0 0 0 0 0 0 0 0 0 0											
Inning Stats	R: 1 E: 0 K: 1 S: 7	H: 2 LOB: 3 BB: 2 P: 15	R: 1 E: 1 K: 0 S: 5	H: 2 LOB: 2 BB: 1 P: 9	R: 0 E: 0 K: 1 S: 5	H: 0 LOB: 0 BB: 0 P: 5	R: 0 E: 1 K: 2 S: 7	H: 0 LOB: 0 BB: 0 P: 7	R: 0 E: 0 K: 2 S: 9	H: 2 LOB: 2 BB: 0 P: 9	R: 0 E: 0 K: 0 S: 3		H: 1 LOB: 0 BB: 0 P: 3	R: 0 E: 0 K: 0 S: 3	H: 0 LOB: 0 BB: 0 P: 3	R: 0 E: 0 K: 0 S: 3	R: 0 E: 0 K: 0 S: 3	R: 0 E: 0 K: 0 S: 4	H: 1 LOB: 1 BB: 0 P: 4	1B: 3 2B: 5 3B: 0 HR: 0	SF: 0 SAC: 1 DP: 1 HBP: 0	WP: 1 PB: 0 SB: 1 CS: 0
PITCHER Russ Kemmerer, R ERA: 4.74 (1, 1)	IP 10.0	WLS W	BF 40	H 8	R 2	ER 2	SO 6	BB 3	IBB 0	HBP 0	BLK 0	WP 1	HR 0	S 49	P 61	ERA 1.80	WHIP 1.100					

livebaseballscorecards.com

AB	36
R	2
H	8
RBI	1
BB	3
SO	6
LOB	16



BOTTOM

Cleveland Indians @ Washington Senators
Griffith Stadium, Washington, DC
Thu Jul 25 1957, 3:33 AM EDT
Att. 1,883 - Unknown

livebaseballscores.com

AB 38
R 3
H 10
RBI 3
BB 4
SO 8
LOB 15



WP: 0 PA: 42
PB: 1
SB: 0
CS: 0

AB R H RBI BB SO LOB

4 0 0 0 1 1 0

5 0 0 0 0 0 1

5 1 3 1 0 1 0

4 2 2 0 1 0 2

5 0 1 0 0 1 4

4 0 0 0 0 2 1
0 0 0 0 0 0 0
1 0 1 1 0 0 0

1 0 1 0 2 0 0
1 0 1 0 0 0 0

4 0 1 1 0 0 3

4 0 0 0 0 3 4

1B: 9 SF: 0
E: 0 LOB: 2 2B: 0 SAC: 0
K: 0 BB: 0 3B: 0 DP: 1
S: 4 P: 4 HR: 1 HBP: 0

Table with 10 columns (Batter 1-10) and 10 rows (Batters: Milt Bolling, Pete Runnels, Jim Lemon, Roy Sievers, Clint Courtney, Art Schult, Julio Becquer, Ed Fitz Gerald, Faye Throneberry, Bob Usher, Rocky Bridges, Russ Kemmerer). Each cell contains a batter's name, stats, and a baseball diamond diagram with annotations.

Inning Stats table with columns for R, H, E, K, S, P and rows for each of the 10 batters.


PITCHER table with columns for IP, WLS, BF, H, R, ER, SO, BB, IBB, HBP, BLK, WP, HR, S, P, ERA, WHIP and rows for Mike Garcia and Bud Daley.

Batter	1	2	3	4	5	6	7	8	9	AB R H RBI BB SO LOB	TOP	
Joe Demaestri, R (1, 6) OBP: 0.321, SLG: 0.376	0-0 HR		0-0 1B 2B	0-0 1B		0-0 G6-4-3			0-3 K	5 1 3 2 0 1 1		
Bob Martyn, L (1, 9) OBP: 0.242, SLG: 0.226 Gus Zernial, R (9, PH) OBP: 0.307, SLG: 0.494	0-3 K		0-0 4-3	0-0 4-3			4-0 SH3-4 BB		0-0 4-3	3 0 0 1 1 1 3 1 0 0 0 0 0 0		
Hector Lopez, R (1, 5) OBP: 0.365, SLG: 0.462	0-0 1-3		0-0 1B		0-0 6-3		0-0 SH3-4		0-0 6-3	4 0 1 0 0 0 0		
Irv Noren, L (1, 3) OBP: 0.273, SLG: 0.323 Tom Gorman, R (7, 1) OBP: 0.154, SLG: 0.154	0-0 F7		0-3 K		0-0 4-3		0-0 F7		0-0 F7	4 0 0 0 0 1 3 0 0 0 0 0 0 0		
Billy Martin, R (1, 4) OBP: 0.288, SLG: 0.404		0-3 K	0-0 F7		0-0 5-3		0-0 P4			4 0 0 0 0 1 3		
Hal Smith, R (1, 2) OBP: 0.300, SLG: 0.488		0-0 F8		0-0 F8		0-0 SH3-4 1B 2B		0-3 K		4 1 1 0 0 1 0		
Woodie Held, R (1, 8) OBP: 0.305, SLG: 0.507		0-0 E5		0-3 K		4-0 SH3-4 1B BB		0-0 F8		3 1 0 0 1 1 0		
Johnny Groth, R (1, 7) OBP: 0.321, SLG: 0.240		0-0 5-3		0-0 1B 1B		0-0 SH3-4		0-0 1B		3 1 2 0 0 0 1		
Ned Garver, R (1, 1) OBP: 0.235, SLG: 0.172 Vic Power, R (7, 3) OBP: 0.276, SLG: 0.374			4-0 2B 4-3 BB	0-0 1B		0-0 G6-4-3 1B		0-0 F3		2 1 2 2 1 0 0 1 0 0 0 0 0 1		
Inning Stats	R: 1 H: 1 E: 0 LOB: 0 K: 1 BB: 0 S: 6 P: 6	R: 0 H: 0 E: 1 LOB: 1 K: 1 BB: 0 S: 6 P: 6	R: 1 H: 2 E: 0 LOB: 2 K: 1 BB: 1 S: 7 P: 11	R: 1 H: 3 E: 0 LOB: 2 K: 1 BB: 0 S: 8 P: 8	R: 0 H: 0 E: 0 LOB: 0 K: 0 BB: 0 S: 3 P: 3	R: 2 H: 2 E: 0 LOB: 0 K: 0 BB: 1 S: 4 P: 8	R: 0 H: 0 E: 0 LOB: 1 K: 0 BB: 1 S: 3 P: 7	R: 0 H: 1 E: 0 LOB: 1 K: 1 BB: 0 S: 6 P: 6	R: 0 H: 0 E: 0 LOB: 0 K: 1 BB: 0 S: 5 P: 5	1B: 6 SF: 0 2B: 2 SAC: 2 3B: 0 DP: 1 HR: 1 HBP: 0	WP: 0 PA: 39 PB: 0 SB: 0 CS: 0	
PITCHER Tex Clevenger, R (1, 1) ERA: 4.41 Dick Hyde, R (6, 1) ERA: 3.86	IP WLS BF H R ER SO BB IBB HBP BLK WP HR S P ERA WHIP	5.1 0 27 8 5 5 4 2 0 0 0 0 1 33 41 8.44 1.875	3.2 W 12 1 0 0 2 1 0 0 0 0 0 0 15 19 0.00 0.545	PITCHER IP WLS BF H R ER SO BB IBB HBP BLK WP HR S P ERA WHIP								

Kansas City Athletics @ Washington Senators
Griffith Stadium, Washington, DC
Sat Jul 27 1957, 3:33 AM EDT
Att. 3,204 - Unknown

livebaseballscorecards.com

AB	34
R	5
H	9
RBI	5
BB	3
SO	6
LOB	12



Batter	1	2	3	4	5	6	7	8	9	AB	R	H	RBI	BB	SO	LOB
Milt Bolling, R OBP: 0.303, SLG: 0.351 (1, 4)	0-0 F8	0-0 P6		0-0 FC6-4			0-3 K			4	0	0	0	0	1	3
Pete Runnels, L OBP: 0.316, SLG: 0.284 Herb Plews, L OBP: 0.324, SLG: 0.374 (1, 5) (6, 5)	0-0 4-3		0-0 4-3		0-0 F7		0-0 4-3			3	0	0	0	0	0	0
Jim Lemon, R OBP: 0.368, SLG: 0.507 (1, 9)	4-0 BB		0-0 6-3		0-0 F8			0-0 HR		3	1	1	0	1	0	0
Roy Sievers, R OBP: 0.387, SLG: 0.572 (1, 7)	0-0 P4		0-0 6-3		0-0 6-3			0-0 HR		4	1	1	2	0	0	1
Clint Courtney, L OBP: 0.366, SLG: 0.465 (1, 2)		0-0 FC6-4 1B		4-0 FC5-4 BB		0-0 HR		0-0 F9		3	1	2	1	1	0	0
Art Schult, R OBP: 0.324, SLG: 0.358 (1, 3)		0-0 FC6-4 FC1 FC6-4		0-0 FC5-4 BB 1B		0-0 F7		0-0 6-3		4	2	0	0	0	0	2
Bob Usher, R OBP: 0.299, SLG: 0.331 (1, 8)		0-0 FC1 FC6-4 E 1-2		4-0 1B SF8 BB		0-0 F2		0-0 P4		3	1	0	0	1	0	1
Rocky Bridges, R OBP: 0.306, SLG: 0.312 (1, 6)		0-0 E5 FC6-4 1-2 2-3		0-0 FC6-4 1B 1-3 2-H		0-0 F8				3	0	1	1	0	0	2
Tex Clevenger, R OBP: 0.304, SLG: 0.263 Dick Hyde, R OBP: 0.143, SLG: 0.143 (1, 1) (6, 1)		0-0 FC6-4 1-2f 2-3 3-H		0-0 SF8 3-H			0-3 K			1	0	0	2	0	0	2
										1	0	0	0	0	1	0

Inning Stats	R: 0	H: 0	E: 0	K: 0	S: 3	LOB: 1	BB: 1	P: 7
	R: 1	H: 1	E: 1	K: 0	S: 6	LOB: 2	BB: 0	P: 6
	R: 0	H: 0	E: 0	K: 0	S: 3	LOB: 0	BB: 0	P: 3
	R: 2	H: 1	E: 0	K: 0	S: 4	LOB: 1	BB: 2	P: 12
	R: 0	H: 0	E: 0	K: 0	S: 3	LOB: 0	BB: 0	P: 3
	R: 1	H: 1	E: 0	K: 0	S: 4	LOB: 0	BB: 0	P: 4
	R: 0	H: 0	E: 0	K: 2	S: 7	LOB: 0	BB: 0	P: 7
	R: 2	H: 2	E: 0	K: 0	S: 5	LOB: 0	BB: 0	P: 5

BOTTOM

Kansas City Athletics @ Washington Senators
Griffith Stadium, Washington, DC

Sat Jul 27 1957, 3:33 AM EDT
Att. 3,204 - Unknown

AB 30
R 6
H 5
RBI 6
BB 3
SO 2
LOB 11



PITCHER	IP	WLS	BF	H	R	ER	SO	BB	IBB	HBP	BLK	WP	HR	S	P	ERA	WHIP
Ned Garver, R ERA: 4.11 (1, 1)	6.0		26	3	4	3	0	3	0	0	0	0	1	23	35	4.50	1.000
Tom Gorman, R ERA: 4.14 (7, 1)	2.0	L	8	2	2	2	2	0	0	0	0	0	1	12	12	9.00	1.000

Batter	1	2	3	4	5	6	7	8	9	AB R H RBI BB SO LOB	TOP	
Joe Demaestri, R (1, 6) OBP: 0.319, SLG: 0.373	0-0 F7		0-0 5-3		0-0 1B		0-0 E5		0-0 5-3	5 0 1 0 0 0 0	Kansas City Athletics @ Washington Senators Griffith Stadium, Washington, DC Sun Jul 28 1957, 3:33 AM EDT Unknown livebaseballscorecards.com	
Hector Lopez, R (1, 5) OBP: 0.358, SLG: 0.452	0-3 K		0-0 5-3		0-0 F7		0-0 L6		0-0 6-3	5 0 0 0 0 1 2		
Lou Skizas, R (1, 9) OBP: 0.304, SLG: 0.478	0-0 1B			0-3 K		0-0 F7		0-0 SH 2B	0-0 P4	5 1 2 0 0 1 0		
Hal Smith, R (1, 2) OBP: 0.301, SLG: 0.486	0-3 K			0-0 4-3		0-0 1B		0-0 SH SH3 1B 2-H		3 1 1 0 0 1 1		
Billy Martin, R (1, 4) OBP: 0.289, SLG: 0.403		0-0 5-3		0-0 1B		0-0 P4		0-0 SH3		3 0 1 0 0 0 1		
Vic Power, R (1, 3) OBP: 0.275, SLG: 0.372		0-0 4-3		0-0 F8		0-0 F8		0-0 F9 BB S 1B 3-H		4 1 1 1 0 0 2		
Woodie Held, R (1, 8) OBP: 0.316, SLG: 0.531		0-0 5-3			0-0 1B G5-4-3 2B		0-0 SF8 3B	0-0 S BB 1-2		3 2 2 0 1 0 0		
Johnny Groth, R (1, 7) OBP: 0.328, SLG: 0.250 Bob Cerv, R (7, PH) OBP: 0.313, SLG: 0.471			0-0 P4		0-0 1B G5-4-3 2-3		0-0 SF8	0-0 F9 2-3		2 0 1 0 0 0 0 1 0 0 1 0 0 2		
Alex Kellner, R (1, 1) OBP: 0.241, SLG: 0.500			0-0 HR		0-0 G5-4-3 1-2f 3-H		0-3 K	0-0 6-3 1-2 3-H		4 1 1 1 0 1 2		
Inning Stats	R: 0 E: 0 K: 2 S: 8 H: 1 LOB: 1 BB: 0 P: 8	R: 0 E: 0 K: 0 S: 3 H: 0 LOB: 0 BB: 0 P: 3	R: 1 E: 0 K: 0 S: 4 H: 1 LOB: 0 BB: 0 P: 4	R: 0 E: 0 K: 1 S: 6 H: 1 LOB: 1 BB: 0 P: 6	R: 1 E: 0 K: 0 S: 5 H: 3 LOB: 1 BB: 0 P: 5	R: 0 E: 0 K: 0 S: 4 H: 1 LOB: 1 BB: 0 P: 4	R: 1 E: 1 K: 1 S: 7 H: 1 LOB: 1 BB: 0 P: 7	R: 3 E: 1 K: 0 S: 6 H: 2 LOB: 1 BB: 1 P: 10	R: 0 E: 0 K: 0 S: 3 H: 0 LOB: 0 BB: 0 P: 3	1B: 6 2B: 2 3B: 1 HR: 1 SF: 1 SAC: 2 DP: 1 HBP: 0	WP: 0 PB: 0 SB: 2 CS: 0 PA: 39	
PITCHER Chuck Stobbs, L (1, 1) ERA: 6.71 Dick Hyde, R (8, 1) ERA: 3.76	IP 7.1 WLS L BF 34 H 10 R 6 ER 4 SO 4 BB 1 IBB 0 HBP 0 BLK 0 WP 0 HR 1 S 41 P 45 ERA 4.91 WHIP 1.500	IP 1.2 WLS L BF 5 H 0 R 0 ER 0 SO 0 BB 0 IBB 0 HBP 0 BLK 0 WP 0 HR 0 S 5 P 5 ERA 0.00 WHIP 0.000	PITCHER IP WLS BF H R ER SO BB IBB HBP BLK WP HR S P ERA WHIP									



Batter	1	2	3	4	5	6	7	8	9	AB	R	H	RBI	BB	SO	LOB
Milt Bolling, R OBP: 0.302, SLG: 0.355 (1, 4)	0-0 FC3 SF9 2B	0-0 P3			0-0 F9			0-0 F8		4	1	1	0	0	0	1
Jerry Snyder, R OBP: 0.189, SLG: 0.186 (1, 5)	0-0 FC3 SF9 1B 2-3		0-0 F9		0-0 F9			0-0 5-3		4	1	0	0	0	0	1
Jim Lemon, R OBP: 0.365, SLG: 0.503 (1, 9)	0-0 SF9 1-2 3-H		0-0 6-3			0-0 F9		0-0 P4		3	0	0	1	0	0	0
Roy Sievers, R OBP: 0.383, SLG: 0.566 (1, 7)	0-0 F8		0-0 F8			0-0 6-3			0-0 F8	4	0	0	0	0	0	1
Art Schult, R OBP: 0.322, SLG: 0.355 (1, 3)	0-0 FC5-4 1B 2-H		0-0 6-3			0-3 K			0-0 P6	4	0	1	1	0	1	0
Ed Fitz Gerald, R OBP: 0.343, SLG: 0.326 (1, 2)	0-0 FC5-4 1-2f		0-0 FC5-4 1B				0-0 P3		0-0 3-1	4	0	1	0	0	0	1
Bob Usher, R OBP: 0.305, SLG: 0.333 (1, 8)		4-0 G5-4-3 BB		0-0 F8			0-0 BB 1B			2	0	1	0	1	0	1
Rocky Bridges, R OBP: 0.306, SLG: 0.309 (1, 6)		0-0 G5-4-3 1-2f		0-0 FC5-4 1-2f			4-0 G4-6-3 BB			2	0	0	0	1	0	2
Chuck Stobbs, L OBP: 0.255, SLG: 0.304 (1, 1)		0-0 2B			0-0 P5			0-0 G4-6-3 1-2f		3	0	1	0	0	0	2
Dick Hyde, R OBP: 0.143, SLG: 0.143 (8, 1)										0	0	0	0	0	0	0

Inning Stats	R: 2	H: 2	E: 0	K: 0	S: 6	LOB: 1	BB: 0	P: 6	R: 0	H: 1	E: 0	K: 0	S: 3	LOB: 1	BB: 1	P: 7	R: 0	H: 0	E: 0	K: 0	S: 3	LOB: 0	BB: 0	P: 3	R: 0	H: 1	E: 0	K: 0	S: 4	LOB: 1	BB: 0	P: 4	R: 0	H: 0	E: 0	K: 0	S: 3	LOB: 0	BB: 0	P: 3	R: 0	H: 0	E: 0	K: 1	S: 5	LOB: 0	BB: 0	P: 5	R: 0	H: 1	E: 0	K: 0	S: 3	LOB: 1	BB: 1	P: 7	R: 0	H: 0	E: 0	K: 0	S: 3	LOB: 0	BB: 0	P: 3	1B: 3	2B: 2	3B: 0	HR: 0	SF: 1	SAC: 0	DP: 2	HBP: 0	WP: 0	PB: 0	SB: 0	CS: 0	PA: 33	ERA	WHIP
PITCHER Alex Kellner, L ERA: 3.54 (1, 1)	IP	WLS	BF	H	R	ER	SO	BB	IBB	HBP	BLK	WP	HR	S	P	ERA	WHIP	IP	WLS	BF	H	R	ER	SO	BB	IBB	HBP	BLK	WP	HR	S	P	ERA	WHIP																																													

BOTTOM

Kansas City Athletics @ Washington Senators
Griffith Stadium, Washington, DC

Sun Jul 28 1957, 3:33 AM EDT
Unknown

AB	30
R	2
H	5
RBI	2
BB	2
SO	1
LOB	9



WP	PB	SB	CS	ERA	WHIP
0	0	0	0	2.00	0.778

Batter	1	2	3	4	5	6	7	8	9	AB R H RBI BB SO LOB	TOP	
Ted Beard, L (1, 9) X	0-0 G3		0-0 F7		0-0 F3			4-0 BB 1B BB	4-0 BB	3 1 0 0 2 0 2		
Nellie Fox, L (1, 4) X OBP: 0.409, SLG: 0.424	0-0 G4-6-3 1B		0-0 G3		0-0 4-3			4-0 BB 1B BB	0-0 P4	4 1 1 0 1 0 4		
Earl Torgeson, L (1, 3) X OBP: 0.417, SLG: 0.452	0-0 G4-6-3 1-2f			0-0 B5	0-0 F8			0-0 HR 1B	0-3 K	5 1 1 1 0 1 4		
Minnie Minoso, R (1, 7) X		0-0 F9		0-0 HR	0-0 HR			0-0 F8		4 2 2 2 0 0 1		
Larry Doby, L (1, 8) X OBP: 0.370, SLG: 0.475		0-0 HR		0-0 F5	0-3 K			0-0 HR		4 2 2 3 0 1 0		
Luis Aparicio, R (1, 6) X OBP: 0.298, SLG: 0.301		0-0 5-3		0-3 K			0-0 F8	0-0 F3		4 0 0 0 0 1 0		
Sammy Esposito, R (1, 5) X OBP: 0.336, SLG: 0.263		0-0 P4			0-0 P6		0-0 6-3		0-0 SH5-4 BB 1B	4 0 1 0 0 0 0		
Les Moss, R (1, 2) X OBP: 0.369, SLG: 0.346			4-0 FC3-6 BB		4-0 BB		0-0 5-3		4-0 SH5-4 BB	1 0 0 0 3 0 0		
Dick Donovan, L (1, 1) X OBP: 0.161, SLG: 0.204			0-0 FC3-6 1-2f		0-3 K			0-0 F8	0-0 SH5-4 1-2 2-3	3 0 0 0 0 1 2		
Inning Stats	R: 0 H: 1 E: 0 LOB: 0 K: 0 BB: 0 S: 3 P: 3	R: 1 H: 1 E: 0 LOB: 0 K: 0 BB: 0 S: 4 P: 4	R: 0 H: 0 E: 0 LOB: 1 K: 0 BB: 1 S: 3 P: 7	R: 1 H: 1 E: 0 LOB: 0 K: 1 BB: 0 S: 6 P: 6	R: 0 H: 0 E: 0 LOB: 1 K: 1 BB: 1 S: 5 P: 9	R: 1 H: 1 E: 0 LOB: 0 K: 1 BB: 0 S: 6 P: 6	R: 0 H: 0 E: 0 LOB: 0 K: 0 BB: 0 S: 3 P: 3	R: 4 H: 2 E: 1 LOB: 0 K: 0 BB: 2 S: 5 P: 13	R: 0 H: 1 E: 0 LOB: 3 K: 1 BB: 2 S: 6 P: 14	1B: 3 SF: 0 2B: 0 SAC: 1 3B: 0 DP: 1 HR: 4 HBP: 0	WP: 0 PA: 39 PB: 0 SB: 0 CS: 0	
PITCHER Russ Kemmerer, R (1, 1) ERA: 4.97 Jim Heise, R (9, 1) ERA: 8.05	IP WLS BF H R ER SO BB IBB HBP BLK WP HR S P ERA WHIP	8.0 L 33 6 7 7 3 4 0 0 0 0 4 35 51 7.88 1.250	1.0 6 1 0 0 1 2 0 0 0 0 0 0 6 14 0.00 3.000	PITCHER IP WLS BF H R ER SO BB IBB HBP BLK WP HR S P ERA WHIP								

Chicago White Sox @ Washington Senators
Griffith Stadium, Washington, DC
Tue Jul 30 1957, 7:05 PM EDT
Att. 6,738 - Unknown

AB	32
R	7
H	7
RBI	6
BB	6
SO	4
LOB	13



Batter	1	2	3	4	5	6	7	8	9	AB R H RBI BB SO LOB	TOP	
Ted Beard, L (1, 9) X	0-0 F7		0-0 1-3		0-0 P5	0-0 F7			0-0 1-3	5 0 0 0 0 0 1		
Nellie Fox, L (1, 4) X OBP: 0.406, SLG: 0.420	0-0 4-3		4-0 BB BB		0-0 L4			0-3 K	0-0 F9	4 0 0 0 1 1 0		
Earl Torgeson, L (1, 3) X OBP: 0.421, SLG: 0.450	0-0 6-3		4-0 BB BB		0-0 F8			4-0 G1-6-3 BB	0-0 1B 1B	3 1 1 0 2 0 0		
Minnie Minoso, R (1, 7) OBP: 0.387, SLG: 0.458 Jim Landis, R (9, PR) OBP: 0.361, SLG: 0.304 (9, 7)		0-0 1B 2B	0-0 F3			0-0 1B SF8 1B		0-0 G1-6-3	0-0 1B 1B	5 2 3 0 0 0 3 0 0 0 0 0 0 0		
Larry Doby, L (1, 8) OBP: 0.381, SLG: 0.483		0-0 2B 1B		0-0 FC1-6 1B		0-0 1B 1B		4-0 S BB BB	0-0 1B	4 2 4 2 1 0 0		
Luis Aparicio, R (1, 6) OBP: 0.297, SLG: 0.303		0-0 2B		0-0 FC1-6 BB BB		0-0 SF8		0-0 B2	0-0 F7	4 0 1 2 0 0 4		
Sammy Esposito, R (1, 5) OBP: 0.350, SLG: 0.267		0-0 5-3		4-0 BB BB		0-0 1B SH1-3 1B		4-0 S BB		2 1 1 0 2 0 0		
Les Moss, R (1, 2) OBP: 0.373, SLG: 0.346		0-3 K		4-0 BB BB		0-0 SH1-3 1B		0-3 K		3 0 1 1 1 2 2		
Bob Keegan, R (1, 1) OBP: 0.185, SLG: 0.083 Gerry Staley, R (7, 1) OBP: 0.182, SLG: 0.100 Jim Derrington, L (8, 1) Dixie Howell, L (8, 1) OBP: 0.250, SLG: 0.556 Paul LaPalme, L (9, 1) OBP: 0.600, SLG: 0.333			0-0 F3		0-0 G1-2-3		0-0 SH1-3		0-0 5-3	2 0 0 1 0 0 3 1 0 0 0 0 0 2 0		
Inning Stats	R: 0 H: 0 E: 0 LOB: 0 K: 0 BB: 0 S: 3 P: 3	R: 2 H: 3 E: 0 LOB: 0 K: 1 BB: 0 S: 7 P: 7	R: 0 H: 0 E: 0 LOB: 2 K: 0 BB: 2 S: 3 P: 11	R: 0 H: 1 E: 0 LOB: 2 K: 0 BB: 2 S: 3 P: 11	R: 0 H: 0 E: 0 LOB: 0 K: 0 BB: 0 S: 3 P: 3	R: 3 H: 4 E: 0 LOB: 1 K: 0 BB: 0 S: 7 P: 7	R: 0 H: 0 E: 0 LOB: 0 K: 1 BB: 1 S: 4 P: 8	R: 0 H: 0 E: 0 LOB: 2 K: 1 BB: 2 S: 5 P: 13	R: 1 H: 3 E: 0 LOB: 2 K: 0 BB: 0 S: 6 P: 6	1B: 9 SF: 1 2B: 2 SAC: 1 3B: 0 DP: 2 HR: 0 HBP: 0	WP: 0 PA: 42 PB: 0 SB: 2 CS: 0	
PITCHER	IP WLS BF H R ER SO BB IBB HBP BLK WP HR S P ERA WHIP											
Pedro Ramos, R (1, 1) ERA: 4.83	5.1 L 25 7 5 5 1 4 0 0 0 0 0 0 23 39 8.44 2.062											
Dick Hyde, R (6, 1) ERA: 3.72	0.2 3 1 0 0 0 0 0 0 0 0 0 0 0 3 3 0.00 1.500											
Ted Abernathy, R (7, 1) ERA: 7.16	1.0 4 0 0 0 0 1 2 0 0 0 0 0 0 4 12 0.00 2.000											
Tex Clevenger, R (8, 1) ERA: 4.35	1.0 4 0 0 0 0 1 1 0 0 0 0 0 0 5 9 0.00 1.000											
Bud Byerly, R (9, 1) ERA: 4.11	1.0 6 3 1 1 0 0 0 0 0 0 0 0 0 6 6 9.00 3.000											

Chicago White Sox @ Washington Senators
Griffith Stadium, Washington, DC
Wed Jul 31 1957, 7:05 PM EDT
Att. 5,251 - Unknown

AB	33
R	6
H	11
RBI	6
BB	7
SO	3
LOB	15



Batter	1	2	3	4	5	6	7	8	9	AB R H RBI BB SO LOB	TOP	
Jim Landis, R (1, 9) OBP: 0.360, SLG: 0.299	0-0 P4		0-0 F2		4-0 BB		0-0 P4			3 0 0 0 1 0 3		
Nellie Fox, L (1, 4) OBP: 0.405, SLG: 0.416	0-0 F8			1-0 1B HR HBP	0-0 F8		0-0 1-3			3 1 0 0 0 0 3		
Earl Torgeson, L (1, 3) OBP: 0.418, SLG: 0.445	0-0 P6			0-0 1B HR BB	0-0 F7			0-0 F8		4 1 1 0 0 0 1		
Minnie Minoso, R (1, 7) OBP: 0.388, SLG: 0.455		0-0 P4		4-0 1B HR BB		0-0 1-3		4-0 FC6-4 BB		2 1 0 0 2 0 0		
Larry Doby, L (1, 8) OBP: 0.379, SLG: 0.491		0-0 4-3		0-0 1B HR		0-3 K		0-0 FC6-4 2-3		4 1 1 4 0 1 1		
Luis Aparicio, R (1, 6) OBP: 0.295, SLG: 0.301		0-0 F8		0-0 F8		0-0 2-3		0-0 2-3	0-0 G3	3 0 0 0 0 0 0		
Jim Rivera, L (9, PH) OBP: 0.333, SLG: 0.466										1 0 0 0 0 0 0		
Sammy Esposito, R (1, 5) OBP: 0.340, SLG: 0.258			0-3 K	0-0 6-3		0-3 K			0-3 K	4 0 0 0 0 3 0		
Sherm Lollar, R (1, 2) OBP: 0.305, SLG: 0.374			0-0 F2	0-0 5-3		1-0 1B HBP			0-0 FC4-6 1B	2 0 0 0 0 0 0		
Ted Beard, L (7, PR)										0 0 0 0 0 0 0		
Earl Battey, R (7, 2) OBP: 0.235, SLG: 0.282										1 0 1 0 0 0 0		
Jack Harshman, L (1, 1) OBP: 0.367, SLG: 0.410			0-0 2B		0-3 K		0-0 1B		0-0 FC4-6	2 0 1 0 0 1 0		
Bill Fischer, R (6, 1) OBP: 0.105, SLG: 0.111										0 0 0 0 0 0 0		
Walt Dropo, R (7, PH) OBP: 0.293, SLG: 0.420										1 0 1 0 0 0 0		
Bubba Phillips, R (7, PR) OBP: 0.393, SLG: 0.356										0 0 0 0 0 0 0		
Gerry Staley, R (7, 1) OBP: 0.182, SLG: 0.100										0 0 0 0 0 0 0		
Fred Hatfield, L (9, PH) OBP: 0.329, SLG: 0.211										1 0 0 0 0 0 1		
Inning Stats	R: 0 H: 0 E: 0 LOB: 0 K: 0 BB: 0 S: 3 P: 3	R: 0 H: 0 E: 0 LOB: 0 K: 0 BB: 0 S: 3 P: 3	R: 0 H: 1 E: 0 LOB: 1 K: 1 BB: 0 S: 6 P: 6	R: 4 H: 2 E: 0 LOB: 0 K: 0 BB: 1 S: 5 P: 10	R: 0 H: 0 E: 0 LOB: 1 K: 1 BB: 1 S: 5 P: 9	R: 0 H: 0 E: 0 LOB: 0 K: 1 BB: 0 S: 5 P: 5	R: 0 H: 1 E: 0 LOB: 2 K: 1 BB: 0 S: 6 P: 7	R: 0 H: 0 E: 1 LOB: 1 K: 0 BB: 1 S: 2 P: 6	R: 0 H: 1 E: 0 LOB: 1 K: 1 BB: 0 S: 6 P: 6	1B: 3 SF: 0 2B: 1 SAC: 0 3B: 0 DP: 0 HR: 1 HBP: 2	WP: 0 PA: 36 PB: 0 SB: 0 CS: 0	
PITCHER	IP WLS BF H R ER SO BB IBB HBP BLK WP HR S P ERA WHIP											
Chuck Stobbs, L (1, 1) ERA: 6.58	8.0 W 33 4 4 4 4 3 0 2 0 0 1 35 49 4.50 0.875											
Tex Clevenger, R (9, 1) ERA: 4.3	1.0 S 4 1 0 0 1 0 0 0 0 0 0 6 6 0.00 1.000											

Chicago White Sox @ Washington Senators
Griffith Stadium, Washington, DC
Thu Aug 01 1957, 3:33 AM EDT
Att. 2,194 - Unknown

livebaseballscores.com

AB	31
R	4
H	5
RBI	4
BB	3
SO	5
LOB	9



Batter	1	2	3	4	5	6	7	8	9	AB R H RBI BB SO LOB	TOP																			
Harvey Kuenn, R (1, 6) OBP: 0.322, SLG: 0.354	0-0 F2	0-3 K			0-0 F9			0-0 6-3		4 0 0 0 0 1 2																				
Bill Tuttle, R (1, 8) OBP: 0.314, SLG: 0.338	0-0 3B		0-0 6-3		0-3 K			0-0 6-3		4 0 1 0 0 1 0																				
Frank Bolling, R (1, 4) OBP: 0.337, SLG: 0.425	0-0 L4		0-0 5-3		0-3 K			0-0 1B		4 0 1 0 0 1 1																				
Al Kaline, R (1, 9) OBP: 0.335, SLG: 0.422	0-0 F2		0-0 F8		0-0 F8			0-0 CS	0-0 L5-3	4 0 0 0 0 0 1																				
Ray Boone, R (1, 3) OBP: 0.355, SLG: 0.401		0-0 F3		0-0 F9				0-0 BB	4-0 BB	3 0 0 0 1 0 0																				
Frank House, L (1, 2) OBP: 0.341, SLG: 0.362		0-0 1B		0-0 1B				0-0 1-2	0-0 G4-6-3	4 1 2 0 0 0 1																				
Dave Philley, S (1, 7) OBP: 0.324, SLG: 0.366		0-0 1B		0-0 1-2				0-3 K		3 0 1 1 0 1 1																				
Jim Finigan, R (1, 5) OBP: 0.286, SLG: 0.207		0-0 1-3		4-0 IBB				0-0 6-3		2 0 0 0 1 0 1																				
Paul Foytack, R (1, 1) OBP: 0.314, SLG: 0.271		0-3 K		0-3 K				0-0 1-3		3 0 0 0 0 2 4																				
Inning Stats	R: 0 E: 0 K: 0 S: 4	H: 1 LOB: 1 BB: 0 P: 4	R: 1 E: 2 K: 2 S: 10	H: 2 LOB: 2 BB: 0 P: 10	R: 0 E: 0 K: 0 S: 3	H: 0 LOB: 0 BB: 0 P: 3	R: 0 E: 0 K: 1 S: 6	H: 1 LOB: 2 BB: 1 P: 10	R: 0 E: 0 K: 2 S: 7	H: 0 LOB: 0 BB: 0 P: 7	R: 0 E: 0 K: 1 S: 5	H: 0 LOB: 0 BB: 0 P: 5	R: 0 E: 0 K: 0 S: 3	H: 1 LOB: 0 BB: 0 P: 3	R: 0 E: 0 K: 0 S: 2	H: 0 LOB: 0 BB: 1 P: 6	1B: 4 2B: 0 3B: 1 HR: 0	SF: 0 SAC: 0 DP: 1 HBP: 0	WP: 0 PB: 0 SB: 0 CS: 1	PA: 34										
PITCHER Camilo Pascual, R (1, 1) ERA: 4.13	IP 9.0	WLS W	BF 33	H 5	R 1	ER 0	SO 6	BB 1	IBB 1	HBP 0	BLK 0	WP 0	HR 0	S 43	P 51	ERA 0.00	WHIP 0.667													
											PITCHER	IP	WLS	BF	H	R	ER	SO	BB	IBB	HBP	BLK	WP	HR	S	P	ERA	WHIP		

Detroit Tigers @ Washington Senators
Griffith Stadium, Washington, DC
Fri Aug 02 1957, 7:05 PM EDT
Att. 4,693 - Unknown

livebaseballscorecards.com

AB 31
R 1
H 5
RBI 1
BB 2
SO 6
LOB 11



Batter	1	2	3	4	5	6	7	8	9	AB R H RBI BB SO LOB	TOP											
Harvey Kuenn, R (1, 6) OBP: 0.322, SLG: 0.354	0-0 6-3		0-0 F7		0-0 6-3			0-0 1B 1B		4 0 1 0 0 0 0												
Frank Bolling, R (1, 4) OBP: 0.329, SLG: 0.414	0-0 5-3		0-0 F2			0-0 1-3		0-0 F9		4 0 0 0 0 0 1												
Ray Boone, R (1, 3) OBP: 0.355, SLG: 0.417	4-0 1B BB			0-0 G3 L4-3 2B		0-0 HR		0-3 K		3 2 2 1 1 1 1												
Charlie Maxwell, L (1, 7) OBP: 0.393, SLG: 0.528	0-0			0-0 G3		0-0 F9		0-0		3 0 1 0 0 0 1												
Jim Small, L (6, 7) OBP: 0.250, SLG: 0.231	1-3 1B			2-3				1-2 FC6-4 1B		1 0 1 0 0 0 0												
Al Kaline, R (1, 9) OBP: 0.333, SLG: 0.432	0-0 L4			0-0 L4-3		0-0 HR		0-0 FC6-4		4 1 1 2 0 0 4												
Frank House, L (1, 2) OBP: 0.336, SLG: 0.356		0-0 6-3		0-0 F8		0-0 F2			0-0 F8	4 0 0 0 0 0 0												
Bill Tuttle, R (1, 8) OBP: 0.315, SLG: 0.347		0-0 G6-4-3 1B			0-0 HR		0-0 6-3		0-0 P4	4 1 2 1 0 0 0												
Steve Boros, R (1, 5) OBP: 0.171, SLG: 0.175		0-0 G6-4-3		0-0 P6			0-0 5-3		0-0 6-3	4 0 0 0 0 0 1												
Frank Lary, R (1, 1) OBP: 0.180, SLG: 0.188			0-0 F9		0-0 4-3		0-3 K			1 0 0 0 0 0 0												
Lou Sleater, L (3, 1) OBP: 0.267, SLG: 0.429										1 0 0 0 0 0 0												
Reno Bertoia, R (7, PH) OBP: 0.321, SLG: 0.359										1 0 0 0 0 1 0												
Paul Foytack, R (7, 1) OBP: 0.314, SLG: 0.271										0 0 0 0 0 0 0												
Duke Maas, R (8, 1) OBP: 0.111, SLG: 0.176										0 0 0 0 0 0 0												
Inning Stats	R: 0 E: 0 K: 0 S: 4	H: 1 LOB: 2 BB: 1 P: 8	R: 0 E: 0 K: 0 S: 3	H: 1 LOB: 0 BB: 0 P: 3	R: 0 E: 0 K: 0 S: 3	H: 0 LOB: 0 BB: 0 P: 3	R: 1 E: 0 K: 0 S: 4	H: 1 LOB: 0 BB: 0 P: 4	R: 1 E: 0 K: 0 S: 4	H: 1 LOB: 0 BB: 0 P: 4	R: 2 E: 0 K: 0 S: 5	H: 2 LOB: 0 BB: 0 P: 5	R: 0 E: 0 K: 1 S: 5	H: 0 LOB: 0 BB: 0 P: 5	R: 0 E: 0 K: 1 S: 7	H: 2 LOB: 2 BB: 0 P: 7	R: 0 E: 0 K: 0 S: 3	H: 0 LOB: 0 BB: 0 P: 3	1B: 4 2B: 1 3B: 0 HR: 3	SF: 0 SAC: 0 DP: 1 HBP: 0	WP: 0 PB: 0 SB: 0 CS: 0	PA: 35
PITCHER	IP WLS BF H R ER SO BB IBB HBP BLK WP HR S P ERA WHIP																					
Pedro Ramos, R (1, 1) ERA: 4.87	6.0 W 24 6 4 4 0 1 0 0 0 0 3 23 27 6.00 1.167																					
Tex Clevenger, R (7, 1) ERA: 4.03	3.0 S 11 2 0 0 2 0 0 0 0 0 0 0 15 15 0.00 0.667																					

Detroit Tigers @ Washington Senators
 Griffith Stadium, Washington, DC
 Sun Aug 04 1957, 3:33 AM EDT
 Att. 6,484 - Unknown

livebaseballscorecards.com

AB	34
R	4
H	8
RBI	4
BB	1
SO	2
LOB	8



Batter	1	2	3	4	5	6	7	8	9
Eddie Yost, R OBP: 0.401, SLG: 0.388 (1, 5)	0-0 F7		0-0 4-3	0-0 HR		4-0 BB		0-0 1-H 3B	
Milt Bolling, R OBP: 0.310, SLG: 0.378 (1, 4)	0-0 5-3		0-0 HR	0-0 F8		0-0 F2		0-0 P5	
Roy Sievers, R OBP: 0.385, SLG: 0.592 (1, 7)	0-0 6-3		0-3 K		0-0 P4		0-0 1B 1B	0-0 F8	
Clint Courtney, L OBP: 0.379, SLG: 0.460 (1, 2)		0-0 P4	0-0 1B		0-0 F9		0-0 1-2 1B		
Jim Lemon, R OBP: 0.350, SLG: 0.477 (1, 9)		0-0 G3	0-3 K		4-0 1B BB		0-0 F3		
Art Schult, R OBP: 0.315, SLG: 0.351 (1, 3)		0-0 6-3		0-0 HR 1B	0-0 1-2 1B		0-3 K		
Faye Throneberry, L OBP: 0.273, SLG: 0.321 (1, 8)			0-0 HR 1B	0-0 F5	0-0 F9		0-0 F2		
Rocky Bridges, R OBP: 0.298, SLG: 0.304 (1, 6)			0-0 HR 1B	0-0 HR		0-0 F8		0-0 6-3	
Pedro Ramos, S OBP: 0.232, SLG: 0.259 (1, 1)			0-0 HR 1B	0-0 L9		0-0 F7		0-0 E3 3B	
Jerry Snyder, R OBP: 0.187, SLG: 0.184 (6, PH)			1-2 HR 1B						
Tex Clevenger, R OBP: 0.280, SLG: 0.238 (7, 1)			1-H 2-H HR						

AB	R	H	RBI	BB	SO	LOB
4	1	2	2	1	0	0
5	1	1	1	0	0	2
5	0	1	0	0	1	1
4	0	2	0	0	0	0
3	0	0	0	1	1	3
4	1	2	0	0	1	2
4	1	1	0	0	0	5
4	2	2	2	0	0	0
2	1	1	3	0	0	0
1	0	0	0	0	0	0
1	1	0	0	0	0	0

AB	R	H	RBI	BB	SO	LOB
37	8	12	8	2	3	13

Inning	R	H	E	K	S	H	LOB	BB	P
1	0	0	0	3	3	0	0	0	3
2	0	0	0	3	3	0	0	0	3
3	4	5	0	2	12	1	0	0	6
4	3	3	0	0	6	0	0	0	6
5	0	1	0	4	8	2	1	1	8
6	0	0	0	3	7	1	1	0	7
7	0	2	0	1	7	2	0	0	7
8	1	1	1	5	5	1	1	0	5
9	1	0	0	4	0	0	0	0	0


PITCHER	IP	WLS	BF	H	R	ER	SO	BB	IBB	HBP	BLK	WP	HR	S	P	ERA	WHIP
Frank Lary, R ERA: 4.27 (1, 1)	2.2	L	13	5	4	4	1	0	0	0	0	0	2	15	15	13.50	1.875
Lou Slesater, L ERA: 3.18 (3, 1)	3.1		16	4	3	3	1	2	0	0	0	0	2	16	24	8.10	1.800
Paul Foytack, R ERA: 3.19 (7, 1)	1.0		5	2	0	0	1	0	0	0	0	0	0	7	7	0.00	2.000
Duke Maas, R ERA: 3.19 (8, 1)	1.0		5	1	1	0	0	0	0	0	0	0	0	5	5	0.00	1.000

DETROIT TIGERS @ WASHINGTON SENATORS
Griffith Stadium, Washington, DC


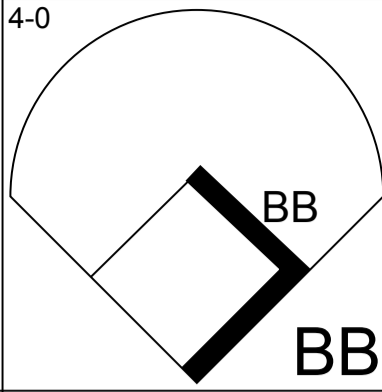
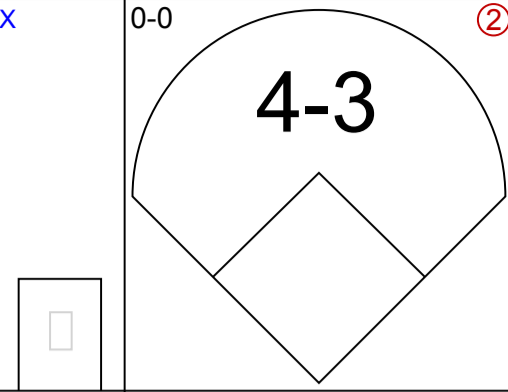
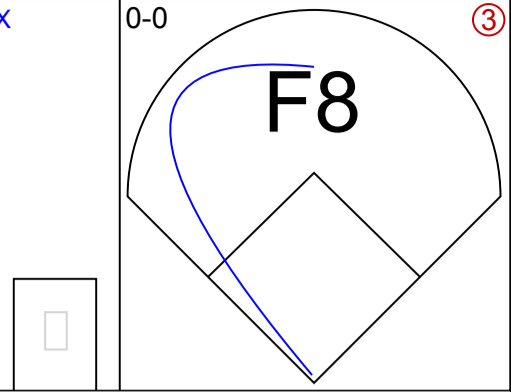
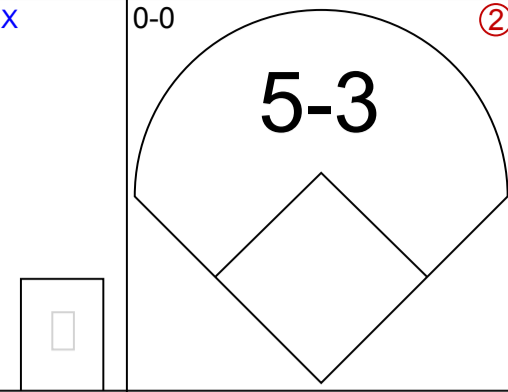

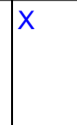
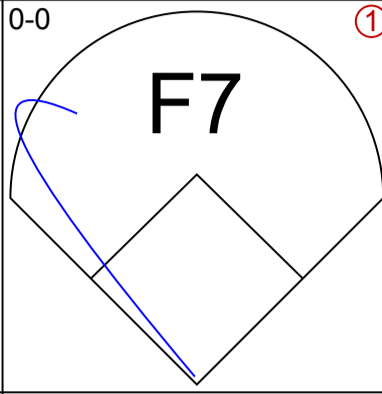
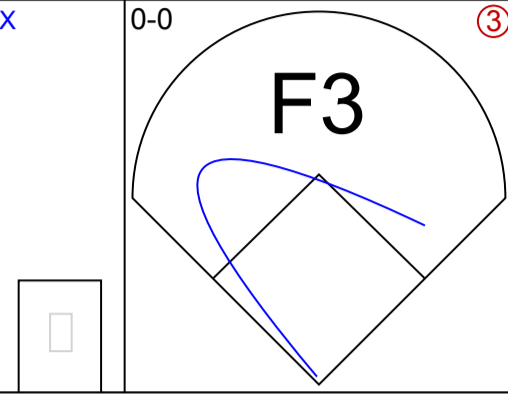
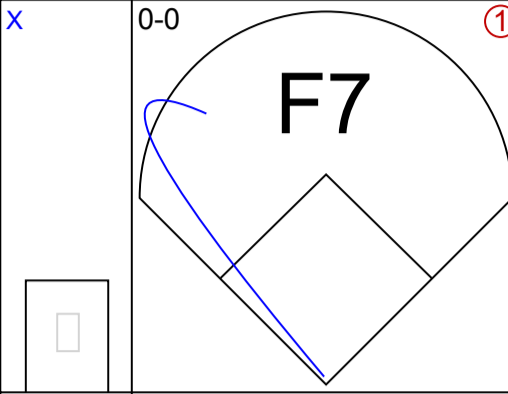
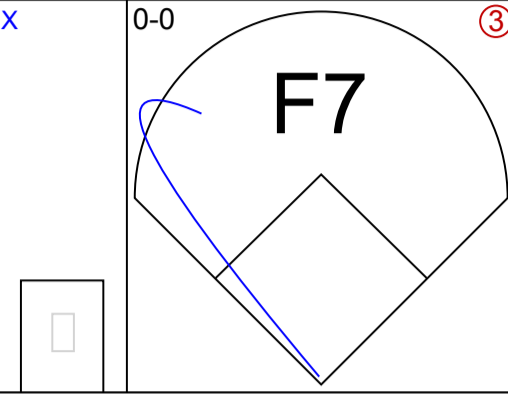
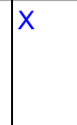
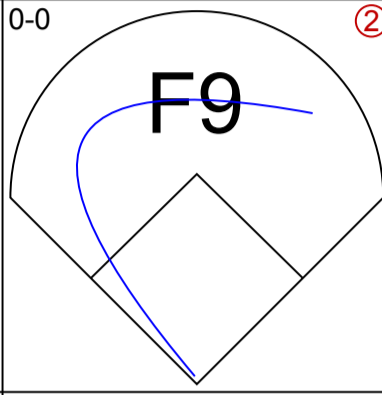
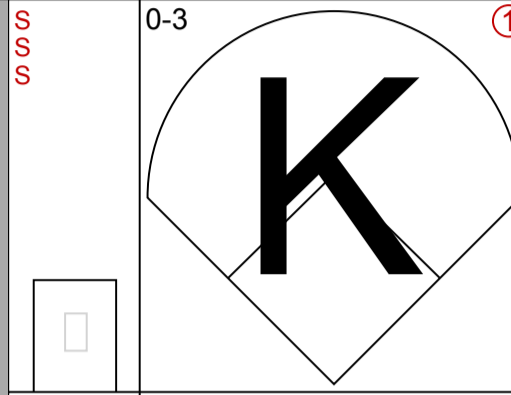
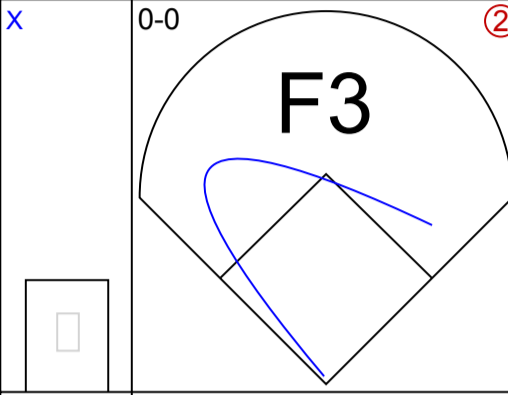
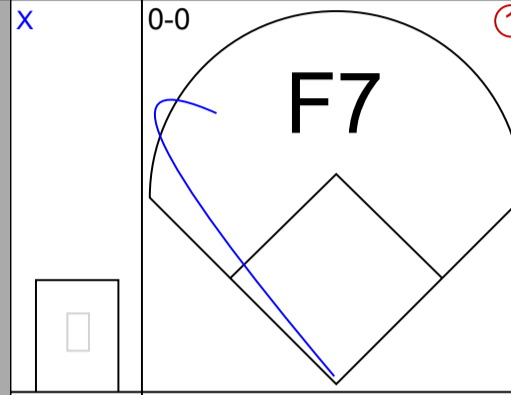


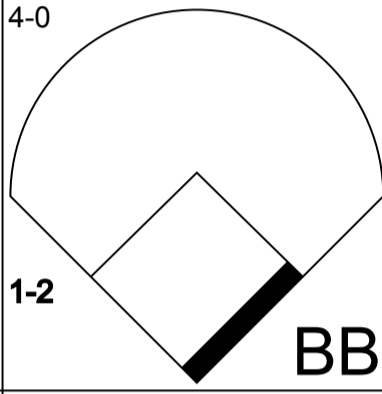
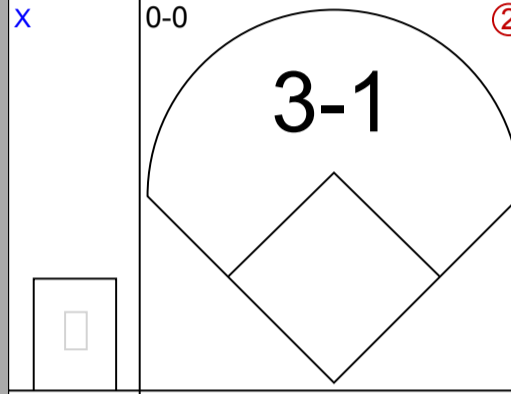
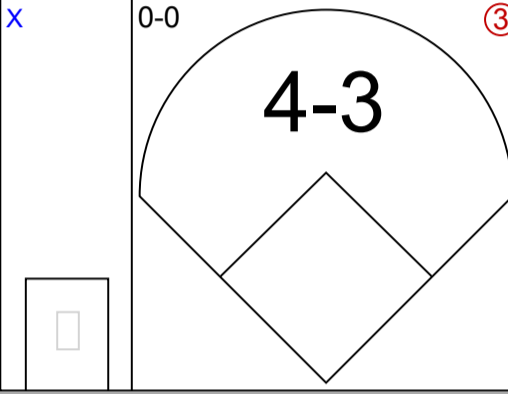
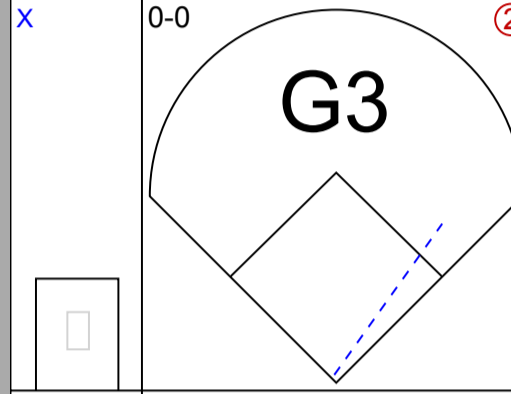

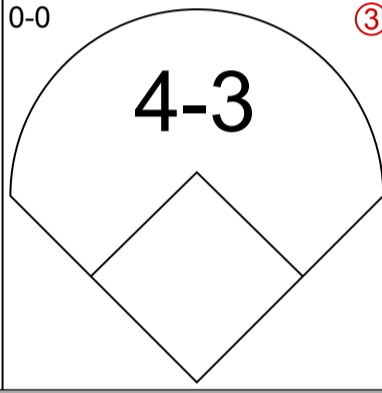
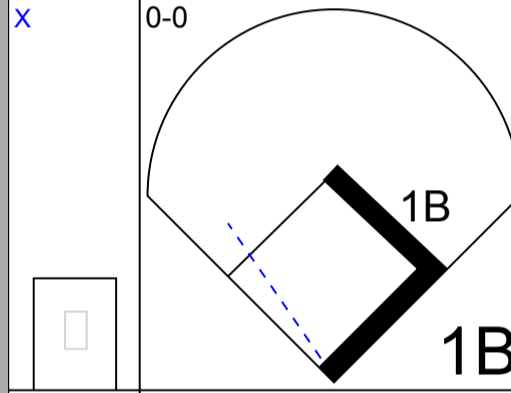
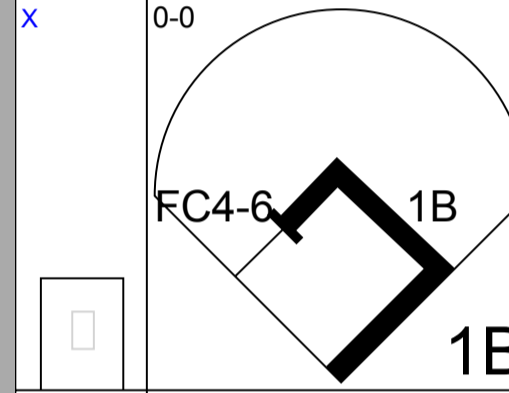
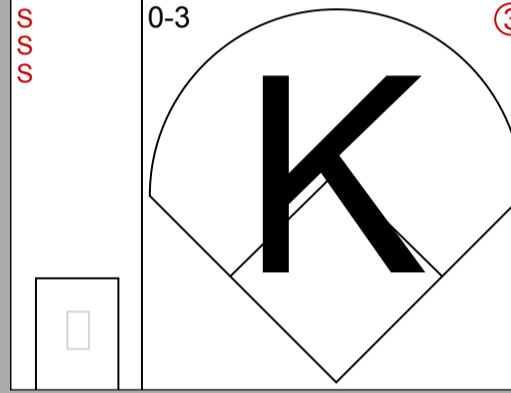
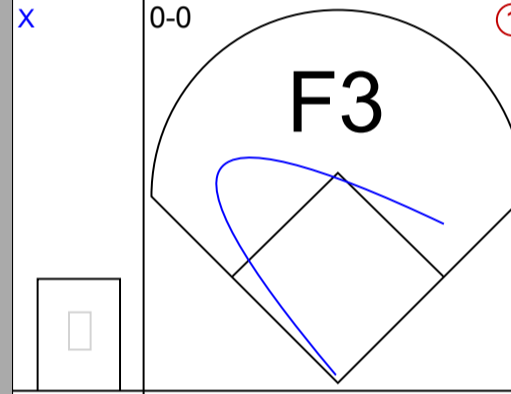
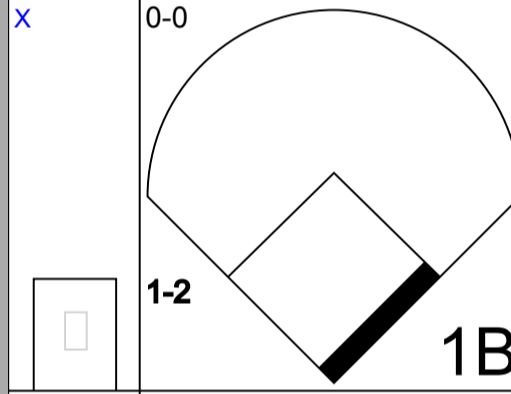
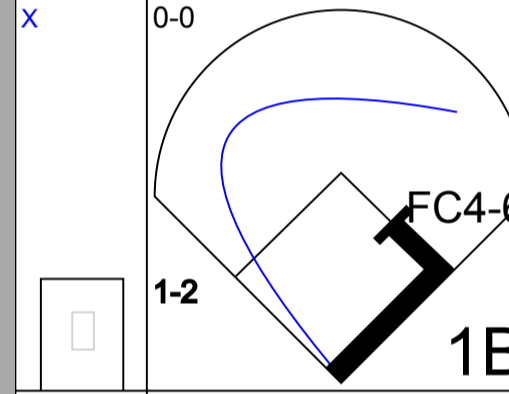
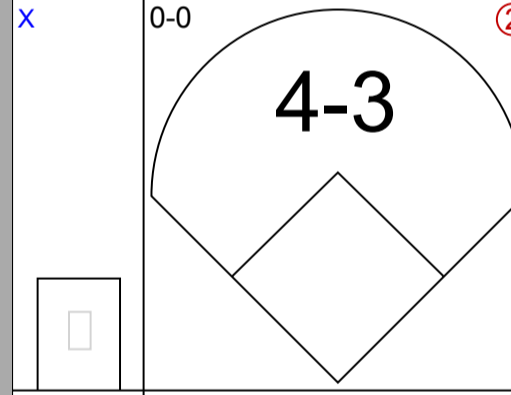
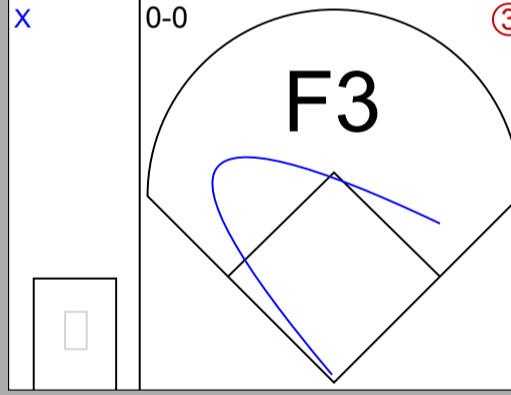
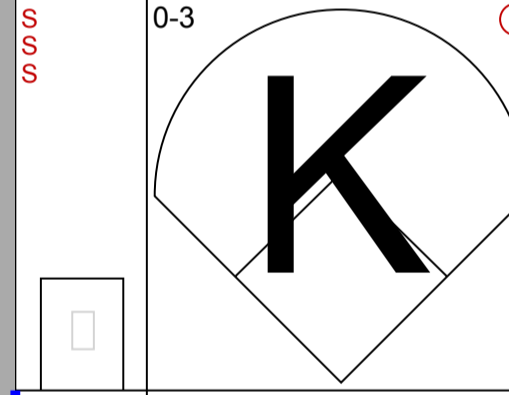
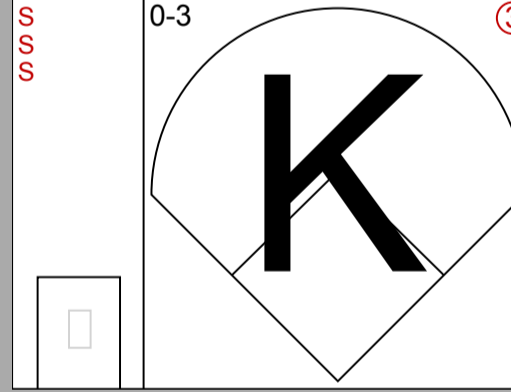
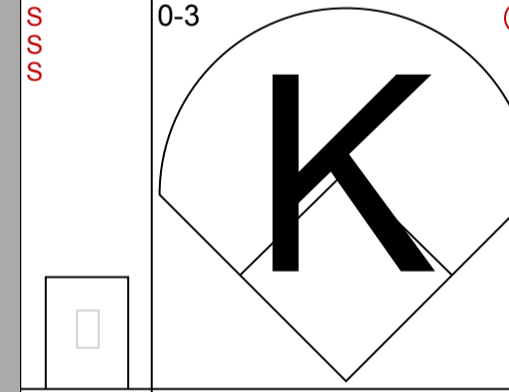
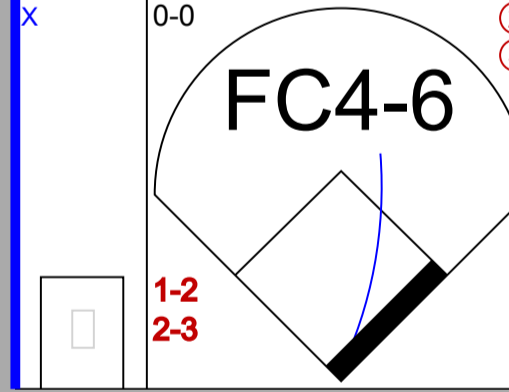
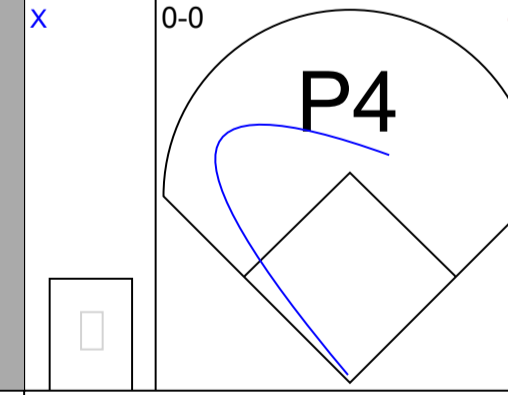
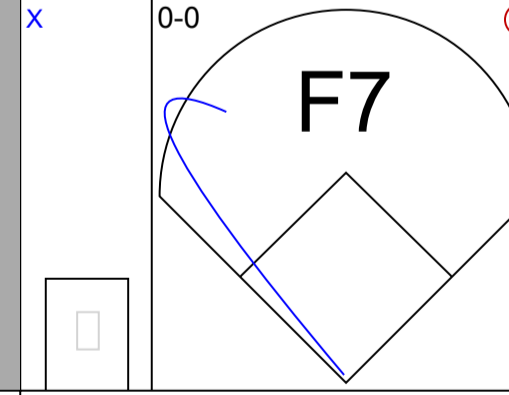
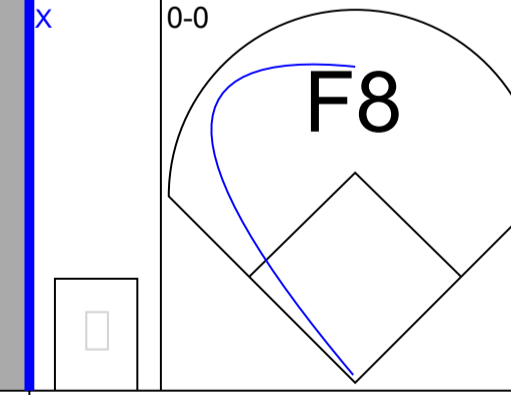
Sun Aug 04 1957, 3:33 AM EDT
Att. 6,484 - Unknown

livebaseballscorecards.com

AB 37
R 8
H 12
RBI 8
BB 2
SO 3
LOB 13



WP: 0 **PA:** 39
PB: 0
SB: 0
CS: 0

Batter	1	2	3	4	5	6	7	8	9	AB R H RBI BB SO LOB	TOP														
Eddie Yost, R OBP: 0.399, SLG: 0.383 (1, 5) 	4-0 		0-0 4-3 		0-0 F8 			0-0 5-3 		3 0 0 0 1 0 0	<p>Washington Senators @ New York Yankees Yankee Stadium, Bronx, NY</p> <p>Tue Aug 06 1957, 7:05 PM EDT Att. 15,455 - Overcast - 72 F</p> <p>livebaseballscores.com</p> <table border="1"> <tr><td>AB</td><td>30</td></tr> <tr><td>R</td><td>0</td></tr> <tr><td>H</td><td>4</td></tr> <tr><td>RBI</td><td>0</td></tr> <tr><td>BB</td><td>2</td></tr> <tr><td>SO</td><td>5</td></tr> <tr><td>LOB</td><td>10</td></tr> </table> 	AB	30	R	0	H	4	RBI	0	BB	2	SO	5	LOB	10
AB	30																								
R	0																								
H	4																								
RBI	0																								
BB	2																								
SO	5																								
LOB	10																								
Milt Bolling, R OBP: 0.304, SLG: 0.370 (1, 4)  (7, 6)	0-0 F7 		0-0 F3 			0-0 F7 		0-0 F7 		4 0 0 0 0 0 1															
Roy Sievers, R OBP: 0.381, SLG: 0.586 (1, 7) 	0-0 F9 			0-3 K 		0-0 F3 			0-0 F7 	4 0 0 0 0 1 1															
Clint Courtney, L OBP: 0.376, SLG: 0.450 (1, 2)  	4-0  1-2 BB			0-0 3-1 		0-0 4-3 			0-0 G3 	3 0 0 0 1 0 0															
Jim Lemon, R OBP: 0.351, SLG: 0.478 (1, 9) 	0-0 4-3 			0-0  1B			0-0  FC4-6 1B		0-3 K 	4 0 2 0 0 1 2															
Art Schult, R OBP: 0.321, SLG: 0.357 (1, 3)		0-0 F3 		0-0  1-2 1B			0-0  1-2 FC4-6 1B			3 0 2 0 0 0 0															
Faye Throneberry, L OBP: 0.268, SLG: 0.315 (1, 8)			0-0 4-3 		0-0 F3 			0-3 K 		3 0 0 0 0 1 4															
Rocky Bridges, R OBP: 0.296, SLG: 0.302 (1, 6) Julio Becquer, L OBP: 0.295, SLG: 0.371 (7, PH) Jerry Snyder, R OBP: 0.187, SLG: 0.184 (7, 4)		0-3 K 			0-3 K 			0-0  FC4-6 1-2 2-3		2 0 0 0 0 2 0 1 0 0 0 0 0 2 0 0 0 0 0 0 0															
Chuck Stobbs, L OBP: 0.231, SLG: 0.275 (1, 1) Dick Hyde, R OBP: 0.143, SLG: 0.143 (5, 1) Pete Runnels, L OBP: 0.310, SLG: 0.278 (8, PH) Joe Black, R (8, 1)			0-0 P4 		0-0 F7 			0-0 F8 		2 0 0 0 0 0 0 0 0 0 0 0 0 0 1 0 0 0 0 0 0 0 0 0 0 0 0 0															
Inning Stats	R: 0 H: 0 E: 0 LOB: 2 K: 0 BB: 2 S: 3 P: 11	R: 0 H: 0 E: 0 LOB: 0 K: 1 BB: 0 S: 5 P: 5	R: 0 H: 0 E: 0 LOB: 0 K: 0 BB: 0 S: 3 P: 3	R: 0 H: 2 E: 0 LOB: 2 K: 1 BB: 0 S: 7 P: 7	R: 0 H: 0 E: 0 LOB: 0 K: 1 BB: 0 S: 5 P: 5	R: 0 H: 0 E: 0 LOB: 0 K: 0 BB: 0 S: 3 P: 3	R: 0 H: 2 E: 0 LOB: 1 K: 1 BB: 0 S: 6 P: 6	R: 0 H: 0 E: 0 LOB: 0 K: 0 BB: 0 S: 3 P: 3	R: 0 H: 0 E: 0 LOB: 0 K: 1 BB: 0 S: 5 P: 5	1B: 4 SF: 0 2B: 1 SAC: 0 3B: 0 DP: 1 HR: 0 HBP: 0	WP: 0 PA: 32 PB: 0 SB: 0 CS: 0														
PITCHER Bob Turley, R ERA: 2.06 (1, 1)	IP WLS BF H R ER SO BB IBB HBP BLK WP HR S P ERA WHIP											PITCHER IP WLS BF H R ER SO BB IBB HBP BLK WP HR S P ERA WHIP													
	9.0 W 32 4 0 0 5 2 0 0 0 0 0 0 40 48 0.00 0.667																								

Batter	1	2	3	4	5	6	7	8	9	AB	R	H	RBI	BB	SO	LOB
Hank Bauer, R OBP: 0.322, SLG: 0.438 (1, 9)	0-0 HR		0-3 K	0-0 F8			0-0 1-3			4	1	1	1	0	1	2
Gil McDougald, R OBP: 0.377, SLG: 0.488 (1, 6)	0-3 K		0-0 F7			0-0 1B	0-0 4-3			4	1	1	0	0	1	0
Mickey Mantle, S OBP: 0.529, SLG: 0.697 (1, 8)	0-0 F8		0-0 2B			0-0 1B	0-0 1-3			4	0	2	0	0	0	0
Bill Skowron, R OBP: 0.355, SLG: 0.501 (1, 3)	0-0 F9		0-0 F9			0-0 SF7-4-3		0-0 1B		3	0	1	1	0	0	1
Yogi Berra, L OBP: 0.310, SLG: 0.420 (1, 2)		0-0 P4		0-0 1B		0-0 1B		0-0 G6-4-3		4	1	2	0	0	0	1
Elston Howard, R OBP: 0.280, SLG: 0.376 (1, 7)		0-0 F7		0-0 1B		0-0 FC6-4		0-0 F7		4	0	1	0	0	0	1
Tony Kubek, L OBP: 0.348, SLG: 0.407 (1, 5)		0-0 E 1B		0-0 1B		0-0 1B		0-0 CS 2-3 1B		3	1	3	1	0	0	0
Bobby Richardson, R OBP: 0.272, SLG: 0.295 (1, 4)		0-0 E4 1-H		0-0 P6		0-0 2-3		0-0 1-2		3	0	0	0	0	0	3
Bob Turley, R OBP: 0.225, SLG: 0.088 (1, 1)		0-3 K		0-3 K		0-3 K		0-3 2-3		3	0	0	0	0	3	4

Inning Stats	R: 1	H: 1	E: 0	LOB: 0	K: 1	BB: 0	S: 6	R: 1	H: 1	E: 1	LOB: 1	K: 1	BB: 0	S: 7	R: 0	H: 1	E: 0	LOB: 1	K: 1	BB: 0	S: 6	R: 1	H: 3	E: 0	LOB: 1	K: 0	BB: 0	S: 5	R: 0	H: 0	E: 0	LOB: 0	K: 0	BB: 0	S: 3	R: 0	H: 1	E: 0	LOB: 0	K: 0	BB: 0	S: 3
--------------	------	------	------	--------	------	-------	------	------	------	------	--------	------	-------	------	------	------	------	--------	------	-------	------	------	------	------	--------	------	-------	------	------	------	------	--------	------	-------	------	------	------	------	--------	------	-------	------

PITCHER	IP	WLS	BF	H	R	ER	SO	BB	IBB	HBP	BLK	WP	HR	S	P	ERA	WHIP
Chuck Stobbs, L ERA: 6.55 (1, 1)	4.2	L	23	9	4	3	4	0	0	0	0	0	1	31	31	5.79	1.929
Dick Hyde, R ERA: 3.67 (5, 1)	2.1		7	1	0	0	1	0	0	0	0	0	0	9	9	0.00	0.429
Joe Black, R ERA: (8, 1)	1.0		3	1	0	0	0	0	0	0	0	0	0	3	3	0.00	1.000


BOTTOM

Washington Senators @ New York Yankees
 Yankee Stadium, Bronx, NY

Tue Aug 06 1957, 7:05 PM EDT
 Att. 15,455 - Overcast - 72 F

livebaseballscorecards.com

AB	32
R	4
H	11
RBI	3
BB	0
SO	5
LOB	12



WP: 0	PA: 33
PB: 0	
SB: 0	
CS: 1	

Batter	1	2	3	4	5	6	7	8	9	AB R H RBI BB SO LOB	TOP					
Eddie Yost, R (1, 5) OBP: 0.400, SLG: 0.394	4-0 FC8-6 BB		0-0 4-3			0-3 K			0-0 1-H HR	3 1 1 2 1 1 0	Washington Senators @ New York Yankees Yankee Stadium, Bronx, NY Wed Aug 07 1957, 3:33 AM EDT Att. 10,069 - Unknown - 78 F					
Pete Runnels, L (1, 3) OBP: 0.309, SLG: 0.278	0-0 FC8-6 BB 1-2f		0-0 4-3			0-0 6-3			0-0 SH1-4 1B SF8 1B	4 1 1 0 0 0 1						
Jim Lemon, R (1, 9) OBP: 0.353, SLG: 0.478	0-3 K				0-3 K				0-0 SH1-4 1-2 1B	4 0 2 0 0 2 1						
Lou Berberet, L (1, 2) OBP: 0.346, SLG: 0.404	4-0 BB 1-2				0-0 F2				0-0 SH1-4 1-2 2-3	2 0 1 0 1 0 0						
Art Schult, R (1, 7) OBP: 0.314, SLG: 0.350	0-0 1-3				0-0 F2				0-0 SF8 3-H	3 0 0 1 0 1 3						
Faye Throneberry, L (1, 8) OBP: 0.261, SLG: 0.306		0-0 3-1			0-0 F7				0-3 P5 K	4 0 0 0 0 1 2						
Milt Bolling, R (1, 4) OBP: 0.301, SLG: 0.366		0-0 1-3			0-0 F9				0-3 K	2 0 0 0 0 0 0						
Clint Courtney, L (8, PH) OBP: 0.373, SLG: 0.447										1 0 0 0 0 1 0						
Jerry Snyder, R (8, 4) OBP: 0.187, SLG: 0.184										0 0 0 0 0 0 0						
Rocky Bridges, R (1, 6) OBP: 0.292, SLG: 0.298		0-0 6-3			0-0 1-4-3				0-0 F8	3 0 0 0 0 0 0						
Camilo Pascual, R (1, 1) OBP: 0.163, SLG: 0.122			0-0 P3						0-0 HR 1B	1 0 0 0 0 0 0						
Bud Byerly, R (5, 1) OBP: 0.077, SLG: 0.231						0-0 5-3				1 0 0 0 0 0 0						
Roy Sievers, R (9, PH) OBP: 0.383, SLG: 0.588										1 0 1 0 0 0 0						
Pedro Ramos, S (9, PR) OBP: 0.232, SLG: 0.259										0 1 0 0 0 0 0						
Tex Clevenger, R (9, 1) OBP: 0.280, SLG: 0.238										0 0 0 0 0 0 0						
Inning Stats	R: 0 E: 0 K: 1 S: 5	H: 0 LOB: 2 BB: 2 P: 13	R: 0 E: 0 K: 0 S: 3	H: 0 LOB: 0 BB: 0 P: 3	R: 0 E: 0 K: 1 S: 5	H: 0 LOB: 0 BB: 0 P: 5	R: 0 E: 0 K: 1 S: 5	H: 2 LOB: 1 BB: 0 P: 5	R: 0 E: 0 K: 1 S: 5	H: 0 LOB: 0 BB: 0 P: 5	R: 3 E: 0 K: 1 S: 9	H: 4 LOB: 2 BB: 0 P: 9	1B: 5 2B: 1 3B: 0 HR: 1	SF: 1 SAC: 1 DP: 1 HBP: 0	WP: 0 PB: 0 SB: 0 CS: 2	PA: 33
PITCHER	IP WLS BF H R ER SO BB IBB HBP BLK WP HR S P ERA WHIP															
Tom Sturdivant, R (1, 1) ERA: 3.03	8.0 L 30 6 3 3 5 2 0 0 0 0 0 1 38 46 3.38 1.000															
Bob Grim, R (9, 1) ERA: 2.15	1.0 3 0 0 0 1 0 0 0 0 0 0 0 5 5 0.00 0.000															

livebaseballscores.com

AB	29
R	3
H	6
RBI	3
BB	2
SO	6
LOB	7



Batter	1	2	3	4	5	6	7	8	9	AB	R	H	RBI	BB	SO	LOB
Hank Bauer, R OBP: 0.324, SLG: 0.453 (1, 9)	0-0 HR		0-0 3B			0-0 F7		0-0 F7		4	1	2	1	0	0	0
Bill Skowron, R OBP: 0.352, SLG: 0.496 (1, 3)	0-0 6-3		0-3 K			0-0 5-3			0-0 F7	4	0	0	0	0	1	1
Mickey Mantle, S OBP: 0.528, SLG: 0.704 (1, 8)	0-3 K			0-0 G3		0-0 1B			0-0 HR	4	1	2	1	0	1	0
Yogi Berra, L OBP: 0.307, SLG: 0.415 (1, 2)	0-0 4-3			0-0 G3		0-3 K			0-0 F7	4	0	0	0	0	1	1
Harry Simpson, L OBP: 0.318, SLG: 0.442 (1, 7)		0-0 4-3		0-0 6-3			0-0 1-3		0-0 6-3	4	0	0	0	0	0	0
Gil McDougald, R OBP: 0.376, SLG: 0.485 (1, 6)		4-0 FC3-6 BB			0-0 F8		0-0 P6			2	0	0	0	1	0	0
Tony Kubek, L OBP: 0.348, SLG: 0.410 (1, 5)		0-0 FC3-6 CS			0-0 2B		0-0 4-3			3	0	1	0	0	0	1
Bobby Richardson, R OBP: 0.272, SLG: 0.295 (1, 4)		0-0 CS	0-0 G3		0-0 F8			0-0 L6		0	0	0	0	0	0	0
Tommy Byrne, L OBP: 0.219, SLG: 0.433 (3, PH)		1-2								1	0	0	0	0	0	0
Jerry Coleman, R OBP: 0.381, SLG: 0.430 (4, 4)										2	0	0	0	0	0	1
Tom Sturdivant, L OBP: 0.224, SLG: 0.191 (1, 1)			0-0 L6		0-0 F8				0-0 1-3	3	0	0	0	0	0	1
Bob Grim, R (9, 1)										0	0	0	0	0	0	0

Inning Stats	R: 1	H: 1	E: 0	LOB: 0	K: 1	P: 6	R: 0	H: 0	E: 0	LOB: 0	K: 0	P: 6	R: 0	H: 1	E: 0	LOB: 1	K: 1	P: 6	R: 0	H: 0	E: 0	LOB: 0	K: 0	P: 3	R: 0	H: 1	E: 0	LOB: 1	K: 0	P: 4	R: 0	H: 0	E: 0	LOB: 0	K: 0	P: 3	R: 0	H: 0	E: 0	LOB: 0	K: 0	P: 3	R: 1	H: 1	E: 0	LOB: 0	K: 0	P: 4				
	1	1	0	0	1	6	0	0	0	0	0	6	0	1	0	1	1	6	0	0	0	0	0	3	0	0	0	0	0	0	1	0	4	0	0	0	0	0	3	0	0	0	0	0	0	0	0	0	0	0		
PITCHER	IP	WLS	BF	H	R	ER	SO	BB	IBB	HBP	BLK	WP	HR	S	P	ERA	WHIP																			IP	WLS	BF	H	R	ER	SO	BB	IBB	HBP	BLK	WP	HR	S	P	ERA	WHIP
Camilo Pascual, R ERA: 4.08 (1, 1)	4.0		14	2	1	1	2	1	0	0	0	0	0	1	21	2.25	0.750																			4.0	W	14	2	0	0	1	0	0	0	0	0	16	16	0.00	0.500	
Bud Byerly, R ERA: 3.53 (5, 1)	4.0		14	2	0	0	1	0	0	0	0	0	0	16	16	0.00	0.500																			1.0	S	4	1	1	1	0	0	0	0	0	1	4	4	9.00	1.000	
Tex Clevenger, R ERA: 4.08 (9, 1)	1.0		4	1	1	1	0	0	0	0	0	0	0	4	4	9.00	1.000																																			

BOTTOM

Washington Senators @ New York Yankees
 Yankee Stadium, Bronx, NY
 Wed Aug 07 1957, 3:33 AM EDT
 Att: 10,069 - Unknown - 78 F

livebaseballscorecards.com

AB	31
R	2
H	5
RBI	2
BB	1
SO	3
LOB	5



WP: 0	PA: 33
PB: 0	
SB: 0	
CS: 1	

Batter	1	2	3	4	5	6	7	8	9	AB R H RBI BB SO LOB	TOP			
Eddie Yost, R OBP: 0.410, SLG: 0.409 (1, 5) X	0-0 HR		4-0 CS BB	4-0 FC4-6 BB		4-0 FC3-6 BB		4-0 CS BB		1 1 1 1 4 0 0				
Pete Runnels, L OBP: 0.306, SLG: 0.274 (1, 3) X	0-0 6-3		0-0 F7 1-2	0-0 FC4-6 1-2f 2-3		0-0 FC3-6 2B 1B 1-2f		0-3 K 1-2		5 1 0 0 0 1 5				
Jim Lemon, R OBP: 0.351, SLG: 0.474 (1, 9) S S S	0-3 K		0-0 1B	0-3 K		0-3 K		0-0 F7		5 0 1 0 0 3 3				
Clint Courtney, L OBP: 0.368, SLG: 0.445 (1, 2) X	0-0 4-3		0-0 F2		0-0 3-1	0-0 1B 2B 1-3		0-0 F2		5 0 1 0 0 0 1				
Art Schult, R OBP: 0.316, SLG: 0.358 (1, 7) X		0-0 1-3		0-0 1B 2B	0-0 E6 WP E	0-0 2-3 3-H 1B		0-0 6-3		5 1 2 1 0 0 0				
Faye Throneberry, L OBP: 0.271, SLG: 0.318 (1, 8) X		0-0 1B 2B		4-0 E 1B 2B BB	0-0 E5 WP 1-2	0-3 K		0-0 FC6-4 1B		4 2 2 0 1 1 3				
Milt Bolling, R OBP: 0.294, SLG: 0.357 (1, 4) X		0-0 F8		0-0 F9	0-3 K		0-0 F5		0-0 FC6-4 1-2f	5 0 0 0 0 1 6				
Rocky Bridges, R OBP: 0.299, SLG: 0.302 (1, 6) X		0-0 2-H 1B		0-0 E8 1-3 2-H 2B 1B	4-0 1-2 2-3 BB		0-0 4-3			3 1 2 2 1 0 0				
Russ Kemmerer, R OBP: 0.086, SLG: 0.176 (1, 1) S S S		0-3 K		0-0 FC4-6 2-H 3-H 2B	0-0 L7		0-3 K			4 0 1 2 0 2 4				
Inning Stats	R: 1 E: 0 K: 1 S: 6 H: 1 LOB: 0 BB: 0 P: 6	R: 1 E: 0 K: 1 S: 7 H: 2 LOB: 1 BB: 0 P: 7	R: 0 E: 0 K: 0 S: 3 H: 1 LOB: 1 BB: 1 P: 7	R: 3 E: 1 K: 1 S: 8 H: 3 LOB: 2 BB: 2 P: 16	R: 0 E: 2 K: 1 S: 7 H: 0 LOB: 3 BB: 1 P: 11	R: 1 E: 0 K: 2 S: 9 H: 2 LOB: 2 BB: 1 P: 13	R: 0 E: 0 K: 1 S: 5 H: 0 LOB: 0 BB: 0 P: 5	R: 0 E: 0 K: 1 S: 4 H: 0 LOB: 0 BB: 1 P: 8	R: 0 E: 0 K: 0 S: 4 H: 1 LOB: 1 BB: 0 P: 4	1B: 5 2B: 5 3B: 0 HR: 1 SF: 0 SAC: 0 DP: 1 HBP: 0	WP: 1 PB: 0 SB: 0 CS: 2 PA: 43			
PITCHER	IP WLS BF H R ER SO BB IBB HBP BLK WP HR S P ERA WHIP												PITCHER	IP WLS BF H R ER SO BB IBB HBP BLK WP HR S P ERA WHIP
Art Ditmar, R ERA: 2.8 (1, 1)	3.1 L 18 7 5 5 2 2 0 0 0 0 0 1 20 28 13.50 2.700													
Al Cicotte, R ERA: 3.86 (4, 1)	5.2 25 3 1 1 6 4 0 0 0 1 0 33 49 1.59 1.235													

Washington Senators @ New York Yankees
 Yankee Stadium, Bronx, NY
 Thu Aug 08 1957, 3:33 AM EDT
 Att: 9,108 - Unknown - 83 F

AB	37
R	6
H	10
RBI	6
BB	6
SO	8
LOB	22



Batter	1	2	3	4	5	6	7	8	9	AB R H RBI BB SO LOB	TOP											
Eddie Yost, R OBP: 0.406, SLG: 0.402 (1, 5) X	0-0 F8		0-0 1-3			0-0 6-3		SH1-4 1B BB		4 1 0 0 1 1 3												
Milt Bolling, R OBP: 0.298, SLG: 0.365 (1, 4) X	0-0 6-3		0-3 K			0-0 2B		SH1-4 1-2	0-0 1B	0 0 0 0 0 0 0												
Jim Lemon, R OBP: 0.349, SLG: 0.471 (1, 9) X	0-0 L5			0-3 K		0-0 6-3		BB WP 2B 1B	0-0 G5-4-3 1-2f	5 1 1 1 0 1 2												
Roy Sievers, R OBP: 0.387, SLG: 0.592 (1, 7) X		0-0 F8		0-0 G3-6-1 1B			0-0 1B 2B	4-0 2B BB 1-2 IBB	0-0 E 1B 1B	4 3 3 0 1 0 0												
Lou Berberet, L OBP: 0.356, SLG: 0.408 (1, 2) BB BB		4-0 1B BB		0-0 G3-6-1 1-2f			0-0 2B FC4-2 1B	4-0 2B HBP 1-2 2-3 BB	0-0 E5 1-3 1B 1B	3 2 2 1 2 0 1												
Art Schult, R OBP: 0.330, SLG: 0.382 (1, 3) X		0-0 1-2 1B			0-0 P4		0-0 FC4-2 1-3 2B	0-0 HBP 1-3 2-3 3-H 2B	0-0 1B 1B	5 1 4 4 0 0 0												
Faye Throneberry, L OBP: 0.266, SLG: 0.312 (1, 8)		0-3 K			0-0 4-3		0-0 F6	4-0 HBP IBB	0-0 1B 1B	0 0 0 0 0 0 0												
Clint Courtney, L OBP: 0.372, SLG: 0.445 (8, PH)									2-3 1B 1B	0 0 0 0 1 0 0												
Bob Usher, R OBP: 0.311, SLG: 0.342 (8, 8)										1 0 1 0 0 0 0												
Rocky Bridges, R OBP: 0.301, SLG: 0.302 (1, 6) X		0-0 6-3			0-0 1-3		0-0 FC4-2 FC6-4	1-0 HBP 1-2 2-3 3-H	0-0 1-2 1B	4 0 1 2 0 0 4												
Pedro Ramos, S OBP: 0.213, SLG: 0.237 (1, 1) X			0-0 P4			0-3 K	0-0 FC6-4 1-2f	0-3 K	0-3 K	5 0 0 0 0 3 7												
Inning Stats	R: 0 E: 0 K: 0 S: 3	H: 0 LOB: 0 BB: 0 P: 3	R: 0 E: 0 K: 1 S: 6	H: 1 LOB: 2 BB: 1 P: 10	R: 0 E: 0 K: 1 S: 5	H: 0 LOB: 0 BB: 0 P: 5	R: 0 E: 0 K: 1 S: 5	H: 1 LOB: 0 BB: 0 P: 5	R: 0 E: 0 K: 0 S: 3	H: 0 LOB: 0 BB: 0 P: 3	R: 0 E: 0 K: 1 S: 6	H: 1 LOB: 1 BB: 0 P: 6	R: 1 E: 0 K: 0 S: 6	H: 3 LOB: 2 BB: 0 P: 6	R: 4 E: 0 K: 2 S: 9	H: 2 LOB: 3 BB: 4 P: 26	R: 3 E: 1 K: 1 S: 10	H: 6 LOB: 2 BB: 0 P: 10	1B: 10 2B: 4 3B: 0 HR: 0	SF: 0 SAC: 1 DP: 2 HBP: 1	WP: 1 PB: 0 SB: 0 CS: 0	PA: 45
PITCHER	IP WLS BF H R ER SO BB IBB HBP BLK WP HR S P ERA WHIP																					
Tom Brewer, R ERA: 3.5 (1, 1)	7.1 L 32 7 5 5 4 3 1 0 0 1 0 36 52 6.14 1.364																					
Ike Delock, R ERA: 4.21 (8, 1)	0.2 5 1 0 0 2 0 1 1 0 0 0 7 12 0.00 1.500																					
Rudy Minarcin, R ERA: 4.41 (9, 1)	1.0 8 6 3 0 1 0 0 0 0 0 0 10 10 0.00 6.000																					

Washington Senators @ Boston Red Sox
 Fenway Park, Boston, MA
 Fri Aug 09 1957, 7:05 PM EDT
 Att. 21,621 - Unknown

AB	31
R	8
H	12
RBI	8
BB	5
SO	5
LOB	17



Batter	1	2	3	4	5	6	7	8	9	AB R H RBI BB SO LOB	TOP	
Billy Gardner, R (1, 4) OBP: 0.347, SLG: 0.381	4-0 1B 1B BB		0-0 4-3		0-0 1-4-3		0-0 HR		0-0 2-H HR	4 2 2 3 1 0 0	Baltimore Orioles @ Washington Senators Griffith Stadium, Washington, DC Tue Aug 13 1957, 7:05 PM EDT Att. 6,325 - Unknown	
Bob Boyd, L (1, 3) OBP: 0.396, SLG: 0.427	0-0 1B 1B		0-0 4-3			0-0 1B 1B	0-0 1B		0-0 F8	5 1 3 0 0 0 0		
Al Pilarcik, L (1, 9) OBP: 0.364, SLG: 0.361	0-0 1-2 2-3 1B			0-0 2B		0-0 1B 1B	0-0 F5		0-0 FC6-4 1B	5 0 4 0 0 0 1		
Bob Nieman, R (1, 7) Joe Durham, R (9, 7) OBP: 0.358, SLG: 0.451 OBP: 0.269, SLG: 0.309	0-0 F3			0-0 FC6-4 1B		0-0 1-3 2-H 1B		0-0 HR	0-0 FC6-4	5 1 3 2 0 0 4 0 0 0 0 0 0 0		
Gus Triandos, R (1, 2) OBP: 0.318, SLG: 0.415	0-0 G1-6-4-3 1-2f			0-3 K		0-3 1-2 K		0-3 K		4 0 0 0 0 3 7		
Brooks Robinson, R (1, 5) Tito Francona, L (6, PH) George Kell, R (6, 5) OBP: 0.190, SLG: 0.208 OBP: 0.312, SLG: 0.379 OBP: 0.327, SLG: 0.382		0-0 6-3		0-3 K		0-3 K		0-0 F7		2 0 0 0 0 1 2 1 0 0 0 0 1 2 1 0 0 0 0 0 0		
Jim Busby, R (1, 8) OBP: 0.275, SLG: 0.335		0-0 4-3		0-0 FC6-4 1-2f		0-3 K		0-0 G3		4 0 0 0 0 1 4		
Willy Miranda, S (1, 6) OBP: 0.251, SLG: 0.214		0-0 6-3			0-0 G4-6-3 1B		0-0 4-3		0-0 SH3-4 HR 1B	4 1 2 0 0 0 0		
Connie Johnson, R (1, 1) OBP: 0.133, SLG: 0.133			0-0 F9		0-0 G4-6-3 1-2f		0-0 F8		0-0 SH3-4	3 0 0 0 0 0 1		
Inning Stats	R: 0 H: 2 E: 0 LOB: 2 K: 0 BB: 1 S: 4 P: 8	R: 0 H: 0 E: 0 LOB: 0 K: 0 BB: 0 S: 3 P: 3	R: 0 H: 0 E: 0 LOB: 0 K: 0 BB: 0 S: 3 P: 3	R: 0 H: 2 E: 0 LOB: 2 K: 2 BB: 0 S: 9 P: 9	R: 0 H: 1 E: 0 LOB: 0 K: 0 BB: 0 S: 3 P: 3	R: 1 H: 3 E: 0 LOB: 2 K: 3 BB: 0 S: 12 P: 12	R: 1 H: 2 E: 0 LOB: 1 K: 0 BB: 0 S: 5 P: 5	R: 1 H: 1 E: 0 LOB: 0 K: 1 BB: 0 S: 6 P: 6	R: 2 H: 3 E: 0 LOB: 1 K: 0 BB: 0 S: 6 P: 6	1B: 10 SF: 0 2B: 1 SAC: 1 3B: 0 DP: 2 HR: 3 HBP: 0		WP: 0 PA: 40 PB: 0 SB: 1 CS: 0
PITCHER Russ Kemmerer, R (1, 1) ERA: 4.48 Joe Black, R (8, 1) ERA: 4.5	IP WLS BF H R ER SO BB IBB HBP BLK WP HR S P ERA WHIP											PITCHER IP WLS BF H R ER SO BB IBB HBP BLK WP HR S P ERA WHIP

livebaseballscorecards.com

AB	38
R	5
H	14
RBI	5
BB	1
SO	6
LOB	21



Batter	1	2	3	4	5	6	7	8	9	AB	R	H	RBI	BB	SO	LOB
Eddie Yost, R OBP: 0.417, SLG: 0.424 (1, 5) X	0-0 1B		4-0 BB		0-0 1B		0-0 1B			3	0	3	1	1	0	0
Herb Plews, L OBP: 0.328, SLG: 0.375 (1, 4) S S S	0-3 K		0-3 K		0-0 FC4-3-6 CS		0-3 K			4	0	0	0	0	3	4
Roy Sievers, R OBP: 0.386, SLG: 0.586 (1, 7) S S S	0-3 K			0-0 6-3	0-0 CS	0-0 F8		0-0 6-3 SF7		4	1	1	0	0	1	1
Clint Courtney, L OBP: 0.350, SLG: 0.411 (1, 2) X	0-0 F8			0-0 F7		0-0 4-3		0-0 6-3		4	0	0	0	0	0	2
Art Schult, R OBP: 0.343, SLG: 0.385 (1, 9) X		0-0 6-3		0-0 1B		0-0 1B		0-0 SF7		3	1	2	1	0	0	0
Pete Runnels, L OBP: 0.305, SLG: 0.274 (1, 3) X		0-0 G5-4-3 1B		0-0 1B		0-0 F8		0-0 3-1		4	0	2	0	0	0	1
Bob Usher, R OBP: 0.315, SLG: 0.345 (1, 8) X		0-0 G5-4-3		0-0 1B			0-0 G3 SH1-3 1B		0-3 K	4	1	2	1	0	1	1
Rocky Bridges, R OBP: 0.293, SLG: 0.294 (1, 6) S S S			0-3 K	0-3 K			0-0 SH1-3		0-3 K	3	0	0	0	0	3	2
Russ Kemmerer, R OBP: 0.081, SLG: 0.167 (1, 1) X			0-0 4-3		0-3 K		0-0 G3		0-3 K	2	0	0	0	0	1	0
Julio Becquer, L OBP: 0.293, SLG: 0.367 (7, PH) S S S										1	0	0	0	0	0	1
Joe Black, R (8, 1)										0	0	0	0	0	0	0
Lou Berberet, L OBP: 0.351, SLG: 0.401 (9, PH) S S S										1	0	0	0	0	1	0

Inning Stats	R: 0	H: 1	E: 0	LOB: 1	K: 2	BB: 0	S: 8	P: 8	R: 0	H: 1	E: 0	LOB: 0	K: 0	BB: 0	S: 3	P: 3	R: 0	H: 0	E: 0	LOB: 1	K: 2	BB: 1	S: 7	P: 11	R: 1	H: 3	E: 0	LOB: 2	K: 1	BB: 0	S: 8	P: 8	R: 0	H: 1	E: 0	LOB: 0	K: 1	BB: 0	S: 5	P: 5	R: 0	H: 1	E: 0	LOB: 1	K: 0	BB: 0	S: 4	P: 4	R: 1	H: 2	E: 0	LOB: 1	K: 1	BB: 0	S: 7	P: 7	R: 1	H: 1	E: 0	LOB: 0	K: 0	BB: 0	S: 4	P: 4	R: 0	H: 0	E: 0	LOB: 0	K: 3	BB: 0	S: 9	P: 9	R: 0	H: 0	E: 0	LOB: 0	K: 0	BB: 0	S: 9	P: 9	1B: 9	SF: 1	2B: 1	SAC: 1	3B: 0	DP: 1	HR: 0	HBP: 0	WP: 0	PA: 37
PITCHER Connie Johnson, R ERA: 3.33 (1, 1)	IP	WLS	BF	H	R	ER	SO	BB	IBB	HBP	BLK	WP	HR	S	P	ERA	WHIP	IP	WLS	BF	H	R	ER	SO	BB	IBB	HBP	BLK	WP	HR	S	P	ERA	WHIP	IP	WLS	BF	H	R	ER	SO	BB	IBB	HBP	BLK	WP	HR	S	P	ERA	WHIP																																							

BOTTOM

Baltimore Orioles @ Washington Senators
Griffith Stadium, Washington, DC

Tue Aug 13 1957, 7:05 PM EDT
Att. 6,325 - Unknown

livebaseballscorecards.com

AB 33
R 3
H 10
RBI 3
BB 1
SO 10
LOB 12



Batter	1	2	3	4	5	6	7	8	9	AB R H RBI BB SO LOB
Billy Gardner, R (1, 4) OBP: 0.344, SLG: 0.377	0-0 L4		0-0 5-3		0-0 F9		0-0 F9		0-0 E5	5 0 0 0 0 0 1
Bob Boyd, L (1, 3) OBP: 0.394, SLG: 0.423	0-0 4-3		0-0 4-3		1-0 HBP		0-0 F8		0-0 F8	4 0 0 0 0 0 2
Al Pilarcik, L (1, 9) OBP: 0.364, SLG: 0.361	0-0 1B		0-0 1B		0-0 F7		0-0 6-3		0-0 F8	5 0 2 0 0 0 3
Bob Nieman, R (1, 7) Joe Durham, R (9, 7) OBP: 0.357, SLG: 0.448 OBP: 0.269, SLG: 0.309	0-0 F8		0-0 F5		0-0 HR		0-3 K			4 1 1 0 0 1 2 0 0 0 0 0 0 0
Gus Triandos, R (1, 2) OBP: 0.320, SLG: 0.425		0-0 1B		0-3 K		0-0 HR		0-0 F4		4 2 2 2 0 1 0
Brooks Robinson, R (1, 5) OBP: 0.194, SLG: 0.263		0-3 K		0-0 F8		0-0 4-3		0-0 HR		4 1 1 1 0 1 1
Jim Busby, R (1, 8) Tito Francona, L (1, 9) OBP: 0.275, SLG: 0.335 OBP: 0.320, SLG: 0.383		0-0 1B		4-0 BB		0-0 1B		0-0 F8		0 0 0 0 0 0 0 3 0 2 0 1 0 0
Willy Miranda, S (1, 6) OBP: 0.251, SLG: 0.214		0-0 1B		0-0 4-3		0-3 K		0-0 F7		4 0 1 1 0 1 2
Hal Brown, R (1, 1) Ken Lehman, L (8, 1) George Zuverink, R (8, 1) OBP: 0.194, SLG: 0.242 OBP: 0.278, SLG: 0.200 OBP: 0.176, SLG: 0.067		0-0 8-2-3-5		0-0 F8		0-0 F7		4-0 BB		3 0 0 0 0 0 3 0 0 0 0 0 0 0 0 0 0 0 1 0 0

AB	36
R	4
H	9
RBI	4
BB	2
SO	4
LOB	14



Inning Stats	R: 0 E: 0 K: 0 S: 4	H: 1 LOB: 1 BB: 0 P: 4	R: 1 E: 0 K: 1 S: 7	H: 3 LOB: 1 BB: 0 P: 7	R: 0 E: 0 K: 0 S: 4	H: 1 LOB: 1 BB: 1 P: 4	R: 0 E: 0 K: 1 S: 5	H: 0 LOB: 1 BB: 1 P: 9	R: 0 E: 0 K: 0 S: 3	H: 0 LOB: 1 BB: 0 P: 4	R: 2 E: 0 K: 1 S: 8	H: 3 LOB: 1 BB: 0 P: 8	R: 0 E: 0 K: 0 S: 3	H: 0 LOB: 0 BB: 0 P: 3	R: 1 E: 0 K: 1 S: 6	H: 1 LOB: 0 BB: 0 P: 6	R: 0 E: 1 K: 0 S: 4	H: 0 LOB: 2 BB: 1 P: 8	1B: 7 2B: 1 3B: 0 HR: 2	SF: 0 SAC: 0 DP: 1 HBP: 1	WP: 0 PB: 0 SB: 0 CS: 0	PA: 39
---------------------	------------------------------	---------------------------------	------------------------------	---------------------------------	------------------------------	---------------------------------	------------------------------	---------------------------------	------------------------------	---------------------------------	------------------------------	---------------------------------	------------------------------	---------------------------------	------------------------------	---------------------------------	------------------------------	---------------------------------	----------------------------------	------------------------------------	----------------------------------	--------

PITCHER Pedro Ramos, R (1, 1) ERA: 4.59	IP 9.0	WLS L	BF 39	H 9	R 4	ER 4	SO 4	BB 2	IBB 0	HBP 1	BLK 0	WP 0	HR 2	S 44	P 53	ERA 4.00	WHIP 1.222	PITCHER	IP	WLS	BF	H	R	ER	SO	BB	IBB	HBP	BLK	WP	HR	S	P	ERA	WHIP
---	-----------	----------	----------	--------	--------	---------	---------	---------	----------	----------	----------	---------	---------	---------	---------	-------------	---------------	----------------	----	-----	----	---	---	----	----	----	-----	-----	-----	----	----	---	---	-----	------

Batter	1	2	3	4	5	6	7	8	9	AB	R	H	RBI	BB	SO	LOB
Eddie Yost, R OBP: 0.412, SLG: 0.418 (1, 5)	0-0 F3		0-0 F6		0-0 F4			0-0 4-3		4	0	0	0	0	0	2
Herb Plews, L OBP: 0.333, SLG: 0.384 (1, 4)	0-0 F8			0-0 2B		0-0 1B		0-0 1B		4	2	3	0	0	0	0
Pete Runnels, L OBP: 0.304, SLG: 0.274 (1, 3)	0-0 1-3			0-0 F6		0-0 G3		0-0 1B		4	0	1	1	0	0	2
Roy Sievers, R OBP: 0.383, SLG: 0.580 (1, 7)		0-3 K		0-3 K		0-3 K		0-0 E6		4	0	0	0	0	3	3
Art Schult, R OBP: 0.342, SLG: 0.382 (1, 9)		0-0 G3		0-0 F7		0-0 1B		0-0 G6-4-3		4	0	1	1	0	0	3
Lou Berberet, L OBP: 0.349, SLG: 0.395 (1, 2)		4-0 BB			0-0 F5	0-0 L9			0-0 4-3	3	0	0	0	1	0	1
Bob Usher, R OBP: 0.315, SLG: 0.350 (1, 8)		0-0 3-1			0-0 2B		0-0 F8		0-0 4-3	3	0	1	0	0	0	1
Julio Becquer, L OBP: 0.291, SLG: 0.364 (9, PH)										1	0	0	0	0	0	0
Rocky Bridges, R OBP: 0.293, SLG: 0.292 (1, 6)			0-0 5-3		4-0 BB		0-0 L4		0-0 1B	2	0	0	0	1	0	0
Clint Courtney, L OBP: 0.354, SLG: 0.415 (9, PH)										1	0	1	0	0	0	0
Pedro Ramos, S OBP: 0.203, SLG: 0.226 (1, 1)			0-0 6-3		0-0 F7		0-3 K		0-0 F7	3	0	0	0	0	1	2
Faye Throneberry, L OBP: 0.261, SLG: 0.304 (9, PH)										1	0	0	0	0	0	1

Inning Stats	R: 0	H: 0	E: 0	K: 0	S: 3	H: 0	LOB: 0	BB: 0	P: 3	R: 0	H: 0	E: 0	K: 1	S: 5	H: 0	LOB: 1	BB: 1	P: 9	R: 0	H: 0	E: 0	K: 0	S: 3	H: 0	LOB: 0	BB: 0	P: 3	R: 0	H: 1	E: 0	K: 1	S: 6	H: 1	LOB: 1	BB: 0	P: 6	R: 0	H: 1	E: 0	K: 0	S: 4	H: 1	LOB: 2	BB: 1	P: 8	R: 1	H: 2	E: 0	K: 1	S: 7	H: 2	LOB: 1	BB: 0	P: 7	R: 0	H: 0	E: 0	K: 1	S: 5	H: 0	LOB: 0	BB: 0	P: 5	R: 1	H: 2	E: 1	K: 0	S: 5	H: 2	LOB: 1	BB: 0	P: 5	R: 0	H: 1	E: 0	K: 0	S: 4	H: 1	LOB: 1	BB: 0	P: 4	1B: 5	SF: 0	2B: 2	SAC: 0	3B: 0	DP: 1	HR: 0	HBP: 0	WP: 1	PA: 36
--------------	------	------	------	------	------	------	--------	-------	------	------	------	------	------	------	------	--------	-------	------	------	------	------	------	------	------	--------	-------	------	------	------	------	------	------	------	--------	-------	------	------	------	------	------	------	------	--------	-------	------	------	------	------	------	------	------	--------	-------	------	------	------	------	------	------	------	--------	-------	------	------	------	------	------	------	------	--------	-------	------	------	------	------	------	------	------	--------	-------	------	-------	-------	-------	--------	-------	-------	-------	--------	-------	--------

PITCHER	IP	WLS	BF	H	R	ER	SO	BB	IBB	HBP	BLK	WP	HR	S	P	ERA	WHIP
Hal Brown, R ERA: 4.11 (1, 1)	7.1	W	29	5	2	2	4	2	0	0	0	0	0	35	43	2.46	0.955
Ken Lehman, L ERA: 2.58 (8, 1)	0.0		1	1	0	0	0	0	0	0	0	1	0	1	1	∞	∞
George Zuverink, R ERA: 1.97 (8, 1)	1.2	S	6	1	0	0	0	0	0	0	0	0	0	6	6	0.00	0.600

BOTTOM

Baltimore Orioles @ Washington Senators
Griffith Stadium, Washington, DC
Wed Aug 14 1957, 7:05 PM EDT
Att. 4,448 - Unknown

livebaseballscores.com

AB	34
R	2
H	7
RBI	2
BB	2
SO	4
LOB	15



Batter	1	2	3	4	5	6	7	8	9	AB R H RBI BB SO LOB	TOP											
Gene Mauch, R (1, 4) OBP: 0.332, SLG: 0.372	0-0 L5		0-3 K		0-3 K		0-0 5-3			4 0 0 0 0 2 1	Boston Red Sox @ Washington Senators Griffith Stadium, Washington, DC Fri Aug 16 1957, 7:05 PM EDT Att: 13,587 - Unknown livebaseballscorecards.com											
Frank Malzone, R (1, 5) OBP: 0.334, SLG: 0.420	0-0 1-3			0-0 F6	0-0 6-3		0-0 P4			4 0 0 0 0 0 1												
Dick Gernert, R (1, 7) OBP: 0.361, SLG: 0.484	0-0 1B			4-0 1B 1B BB		0-0 BB 1B		0-0 5-3		3 0 2 0 1 0 0												
Jackie Jensen, R (1, 9) OBP: 0.367, SLG: 0.434	0-0 F8			0-0 1B 1B		0-0 P6		0-0 5-3		4 0 1 0 0 0 2												
Norm Zauchin, R (1, 3) OBP: 0.345, SLG: 0.377		0-0 F7		0-0 1B 1B		4-0 1B BB		0-0 L6		3 0 1 0 1 0 0												
Jim Piersall, R (1, 8) OBP: 0.331, SLG: 0.379		0-0 F8		0-0 F5		4-0 1B BB		0-0 P6		3 0 0 0 1 0 3												
Billy Consoletto, R (1, 6) OBP: 0.349, SLG: 0.341		0-3 K		0-3 K		0-3 K		0-3 K		4 0 0 0 0 4 6												
Pete Daley, R (1, 2) OBP: 0.268, SLG: 0.250			0-0 F9		0-0 5-3	0-0 P5		0-0 F7		4 0 0 0 0 0 3												
George Susce, R (1, 1) OBP: 0.227, SLG: 0.200 Billy Klaus, L (7, PH) OBP: 0.339, SLG: 0.401 Rudy Minarcin, R (7, 1)			0-0 6-3		0-0 2B		0-3 K			2 0 1 0 0 0 0 1 0 0 0 0 1 0 0 0 0 0 0 0 0												
Inning Stats	R: 0 E: 0 K: 0 S: 4	H: 1 LOB: 1 BB: 0 P: 4	R: 0 E: 0 K: 1 S: 5	H: 0 LOB: 0 BB: 0 P: 5	R: 0 E: 0 K: 1 S: 5	H: 0 LOB: 0 BB: 0 P: 5	R: 0 E: 0 K: 1 S: 7	H: 2 LOB: 3 BB: 1 P: 11	R: 0 E: 0 K: 1 S: 6	H: 1 LOB: 1 BB: 0 P: 6	R: 0 E: 0 K: 1 S: 6	H: 1 LOB: 3 BB: 2 P: 14	R: 0 E: 0 K: 1 S: 5	H: 0 LOB: 0 BB: 0 P: 5	R: 0 E: 0 K: 0 S: 3	H: 0 LOB: 0 BB: 0 P: 3	R: 0 E: 0 K: 1 S: 5	H: 0 LOB: 0 BB: 0 P: 5	1B: 4 2B: 1 3B: 0 HR: 0	SF: 0 SAC: 0 DP: 0 HBP: 0	WP: 0 PB: 0 SB: 0 CS: 0	PA: 35
PITCHER Chuck Stobbs, L (1, 1) ERA: 6.11	IP: 9.0 WLS: W BF: 35 H: 5 R: 0 ER: 0 SO: 7 BB: 3 IBB: 0 HBP: 0 BLK: 0 WP: 0 HR: 0 S: 46 P: 58 ERA: 0.00 WHIP: 0.889											PITCHER IP: WLS: BF: H: R: ER: SO: BB: IBB: HBP: BLK: WP: HR: S: P: ERA: WHIP										



Batter	1	2	3	4	5	6	7	8	9
Eddie Yost, R OBP: 0.412, SLG: 0.419 (1, 5) X	0-0 G3 1B 2B	0-0 F9		4-0 E 1-2 2-3 BB		0-0 F7		0-3 K	
Herb Plews, L OBP: 0.334, SLG: 0.382 (1, 4) X	0-0 G3 2-3		0-3 K	0-0 E7 1-3 2-H 3-H 1B			1-0 SH1-4 SF8 HBP BB	0-0 L6	
Roy Sievers, R OBP: 0.388, SLG: 0.582 (1, 7) X	0-0 FC5-4 3-H 1B		0-0 G6-4-3 1B	4-0 IBB			4-0 SH1-4 1-2 BB		
Art Schult, R OBP: 0.337, SLG: 0.376 (1, 9) X	0-0 FC5-4 1-2f		0-0 G6-4-3 1-2f	0-0 F9			0-0 SH1-4 1-2 2-3		
Pete Runnels, L OBP: 0.306, SLG: 0.274 (1, 3) X	0-0 3-1			0-0 1B 1B	0-0 F8		4-0 IBB		
Lou Berberet, L OBP: 0.352, SLG: 0.396 (1, 2) X		4-0 FC1-5 1B BB		0-0 BB 1B 1-2 E 1B	0-0 3-1		0-0 SF8 3-H		
Bob Usher, R OBP: 0.319, SLG: 0.353 (1, 8) X		0-0 FC6-4 FC1-5 1-2 1B		0-0 BB E 1B	0-0 F8		0-3 K		
Rocky Bridges, R OBP: 0.289, SLG: 0.287 (1, 6) X		0-0 FC1-5 FC6-4 1-2 2-3f		0-0 F8		0-0 6-3		0-0 E6 SH1-4	
Chuck Stobbs, L OBP: 0.207, SLG: 0.246 (1, 1) X		0-0 FC6-4 1-2f 2-3		0-0 F8		0-3 K		0-0 SH1-4 1-2	

Inning Stats	R: 1	H: 2	E: 0	K: 0	S: 5	LOB: 1	BB: 0	P: 5
	R: 0	H: 1	E: 0	K: 0	S: 4	LOB: 2	BB: 1	P: 8
	R: 0	H: 1	E: 0	K: 1	S: 5	LOB: 0	BB: 0	P: 5
	R: 3	H: 4	E: 1	K: 0	S: 7	LOB: 3	BB: 2	P: 15
	R: 0	H: 0	E: 0	K: 0	S: 3	LOB: 0	BB: 0	P: 3
	R: 0	H: 0	E: 0	K: 1	S: 5	LOB: 0	BB: 0	P: 5
	R: 1	H: 0	E: 0	K: 1	S: 5	LOB: 2	BB: 2	P: 14
	R: 0	H: 0	E: 1	K: 1	S: 6	LOB: 1	BB: 0	P: 6

PITCHER	IP	WLS	BF	H	R	ER	SO	BB	IBB	HBP	BLK	WP	HR	S	P	ERA	WHIP
George Susce, R ERA: 3.58 (1, 1)	6.0	L	28	8	4	4	2	2	1	0	0	0	0	29	41	6.00	1.667
Rudy Minarcin, R ERA: 4.41 (7, 1)	2.0		10	0	1	1	2	1	1	1	0	0	0	11	20	4.50	0.500

AB R H RBI BB SO LOB

4	1	1	0	1	1	3
4	1	1	2	0	1	2
2	0	2	1	2	0	0
3	0	0	0	0	0	5
3	1	1	0	1	0	1
2	1	1	1	1	0	0
4	1	2	1	0	1	2
4	0	0	0	0	0	4
3	0	0	0	0	1	4

1B: 7	SF: 1	WP: 0	PA: 38
2B: 1	SAC: 2	PB: 0	
3B: 0	DP: 1	SB: 0	
HR: 0	HBP: 1	CS: 0	

Boston Red Sox @ Washington Senators
Griffith Stadium, Washington, DC
Fri Aug 16 1957, 7:05 PM EDT
Att. 13,587 - Unknown

livebaseballscorecards.com

AB	29
R	5
H	8
RBI	5
BB	5
SO	4
LOB	21



Batter	1	2	3	4	5	6	7	8	9	AB R H RBI BB SO LOB	TOP										
Jim Piersall, R (1, 8) <small>OBP: 0.329, SLG: 0.384</small>	0-0 6-3	0-0 P4			0-0 L5		0-0 HR	0-0 F7		5 1 1 1 0 0 5											
Billy Klaus, L (1, 6) <small>OBP: 0.340, SLG: 0.404</small>	0-0 F7		0-0 P4		0-0 3-1 2B		0-0 G3		0-0 FC5-4 1B	5 0 2 0 0 0 0											
Ted Williams, L (1, 7) <small>OBP: 0.522, SLG: 0.730</small> Dick Gernert, R (5, 7) <small>OBP: 0.359, SLG: 0.479</small>	4-0 BB		0-0 FC5-4 1B		0-0 3-1 2-3		0-0 P4		0-0 FC5-4 FC6-4 1-2f	2 0 1 0 1 0 1 2 0 0 0 0 0 1											
Mickey Vernon, L (1, 3) <small>OBP: 0.360, SLG: 0.404</small>	0-0 L3		0-0 F9		0-0 F5		0-0 F2		0-3 K	5 0 0 0 0 1 4											
Frank Malzone, R (1, 5) <small>OBP: 0.333, SLG: 0.417</small>		0-0 5-3 6-3 1B	0-0 FC5-4 1-2f		0-0 5-3		0-0 P6		0-0 FC6-4 1-2f	5 0 1 0 0 0 2											
Jackie Jensen, R (1, 9) <small>OBP: 0.370, SLG: 0.444</small>		0-0 6-3 1-2		0-0 3B		4-0 BB		0-0 1B 2B		3 1 2 0 1 0 1											
Gene Mauch, R (1, 4) <small>OBP: 0.335, SLG: 0.372</small>		4-0 5-3 BB		0-3 K		0-0 E6 1-2		0-0 2-H 1B		3 0 1 1 1 1 2											
Sammy White, R (1, 2) <small>OBP: 0.277, SLG: 0.287</small>		0-0 5-3 1-2 2-3		0-3 K		0-0 F2		0-0 F8		4 0 0 0 0 1 6											
Mike Forniels, R (1, 1) <small>OBP: 0.227, SLG: 0.209</small> Bob Porterfield, R (1, 1) <small>OBP: 0.217, SLG: 0.150</small> Rudy Minarcin, R (4, 1) Norm Zauchin, R (6, PH) <small>OBP: 0.341, SLG: 0.372</small> Dean Stone, L (6, 1)		4-0 BB		0-0 F8		0-0 F9		4-0 BB		0 0 0 0 0 0 0 1 0 0 0 1 0 1 0 0 0 0 0 0 0 1 0 0 0 0 0 2 0 0 0 0 1 0 0											
Inning Stats	R: 0 E: 0 K: 0 S: 3	H: 0 LOB: 1 BB: 1 P: 7	R: 0 E: 0 K: 0 S: 4	H: 1 LOB: 3 BB: 2 P: 12	R: 0 E: 0 K: 0 S: 4	H: 1 LOB: 1 BB: 0 P: 4	R: 0 E: 0 K: 2 S: 8	H: 1 LOB: 1 BB: 0 P: 8	R: 0 E: 0 K: 0 S: 4	H: 0 LOB: 2 BB: 1 P: 8	R: 1 E: 0 K: 0 S: 4	H: 1 LOB: 0 BB: 0 P: 4	R: 1 E: 0 K: 0 S: 5	H: 2 LOB: 2 BB: 1 P: 9	R: 0 E: 0 K: 1 S: 6	H: 1 LOB: 1 BB: 0 P: 6	1B: 4 2B: 2 3B: 1 HR: 1	SF: 0 SAC: 0 DP: 0 HBP: 0	WP: 0 PB: 0 SB: 0 CS: 0	PA: 41	
PITCHER Russ Kemmerer, R (1, 1) <small>ERA: 4.32</small>	IP: 9.0 WLS: W BF: 41 H: 8 R: 2 ER: 2 SO: 3 BB: 5 IBB: 0 HBP: 0 BLK: 0 WP: 0 HR: 1 S: 42 P: 62 ERA: 2.00 WHIP: 1.444																				

Boston Red Sox @ Washington Senators
 Griffith Stadium, Washington, DC
 Sat Aug 17 1957, 3:33 AM EDT
 Att. 6,888 - Unknown

AB	36
R	2
H	8
RBI	2
BB	5
SO	3
LOB	25



Batter	1	2	3	4	5	6	7	8	9	AB	R	H	RBI	BB	SO	LOB
Eddie Yost, R OBP: 0.409, SLG: 0.426 (1, 5)										5	1	1	2	0	0	3
Herb Plews, L OBP: 0.337, SLG: 0.384 Milt Bolling, R OBP: 0.295, SLG: 0.359 (6, PH) (7, 6)										4	2	2	0	0	0	0
Roy Sievers, R OBP: 0.390, SLG: 0.582 Jerry Schoonmaker, R (8, 7)										5	2	3	0	0	0	0
Clint Courtney, L OBP: 0.355, SLG: 0.421 (1, 2)										5	2	2	2	0	1	2
Art Schult, R OBP: 0.348, SLG: 0.402 (1, 9)										5	3	4	4	0	0	1
Pete Runnels, L OBP: 0.309, SLG: 0.281 (1, 3)										5	3	3	1	0	1	3
Bob Usher, R OBP: 0.320, SLG: 0.351 (1, 8)										4	2	1	2	1	0	1
Rocky Bridges, R OBP: 0.295, SLG: 0.298 Jerry Snyder, R OBP: 0.183, SLG: 0.180 (7, 4)										4	1	3	4	0	0	0
Russ Kemmerer, R OBP: 0.073, SLG: 0.150 (1, 1)										4	0	0	0	0	2	2

Inning Stats	R: 5	H: 6	E: 1	LOB: 2	K: 0	BB: 0	S: 10	R: 1	H: 3	E: 0	LOB: 1	K: 0	BB: 0	S: 5	R: 0	H: 0	E: 0	LOB: 0	K: 1	BB: 0	S: 5	R: 7	H: 6	E: 1	LOB: 0	K: 0	BB: 0	S: 10	R: 0	H: 0	E: 0	LOB: 0	K: 0	BB: 0	S: 3	R: 3	H: 3	E: 0	LOB: 1	K: 2	BB: 0	S: 8	R: 0	H: 0	E: 0	LOB: 0	K: 1	BB: 0	S: 5
--------------	------	------	------	--------	------	-------	-------	------	------	------	--------	------	-------	------	------	------	------	--------	------	-------	------	------	------	------	--------	------	-------	-------	------	------	------	--------	------	-------	------	------	------	------	--------	------	-------	------	------	------	------	--------	------	-------	------

PITCHER	IP	WLS	BF	H	R	ER	SO	BB	IBB	HBP	BLK	WP	HR	S	P	ERA	WHIP
Mike Forniello, R ERA: 3.62 (1, 1)	0.1	L	6	5	5	5	0	0	0	0	0	0	0	6	6	135.00	15.000
Bob Porterfield, R ERA: 4.29 (1, 1)	3.0		16	7	4	4	1	0	0	0	0	0	1	18	18	12.00	2.333
Rudy Minarcin, R ERA: 4.71 (4, 1)	1.2		9	3	4	2	0	0	0	0	0	0	0	9	9	10.80	1.800
Dean Stone, L ERA: 4.73 (6, 1)	3.0		14	4	3	3	3	1	0	0	0	1	1	19	23	9.00	1.667

BOTTOM

Boston Red Sox @ Washington Senators
Griffith Stadium, Washington, DC

Sat Aug 17 1957, 3:33 AM EDT
Att. 6,888 - Unknown

livebaseballscores.com

AB	43
R	16
H	19
RBI	15
BB	1
SO	4
LOB	13



WP: 1	PA: 45
PB: 1	
SB: 0	
CS: 0	

Boston Red Sox @ Washington Senators
 Griffith Stadium, Washington, DC

Sun Aug 18 1957, 3:33 AM EDT
 Att: 12,553 - Unknown

AB	35
R	4
H	9
RBI	4
BB	6
SO	2
LOB	20



Batter	1	2	3	4	5	6	7	8	9	AB	R	H	RBI	BB	SO	LOB
Jim Piersall, R (1, 8) OBP: 0.328, SLG: 0.382	0-0 F8		0-0 F8	0-0 1B		0-0 P4		0-0 5-3		5	0	1	2	0	0	2
Billy Klaus, L (1, 6) OBP: 0.343, SLG: 0.404	4-0 1B BB		0-0 1B	0-0 4-1		4-0 1-2 BB		0-0 F9		3	0	1	1	2	0	2
Ted Williams, L (1, 7) OBP: 0.521, SLG: 0.725	0-0 1-2 1B		4-0 1B		0-0 F8	0-0 F9			0-0 3-1	4	0	1	0	1	0	2
Mickey Vernon, L (1, 3) OBP: 0.356, SLG: 0.404	0-0 P4		0-0 F9		0-0 1B 2B	0-0 6-3			0-0 6-3	5	0	1	0	0	0	5
Frank Malzone, R (1, 5) OBP: 0.331, SLG: 0.417		0-0 F2		0-0 BB 1B 2B		0-0 F7		0-0 P3	0-0 6-3	5	1	1	0	0	0	1
Jackie Jensen, R (1, 9) OBP: 0.371, SLG: 0.443		0-0 F9		4-0 BB 1B BB		0-0 BB 1B		0-0 5-3		3	1	1	0	1	0	0
Gene Mauch, R (1, 4) OBP: 0.338, SLG: 0.386		0-0 6-3		0-0 F3		4-0 1-2 BB		0-0 HR		3	1	1	1	1	0	2
Sammy White, R (1, 2) OBP: 0.277, SLG: 0.284			0-0 F9	4-0 1B BB		0-0 F9		0-3 K		3	0	0	0	1	1	3
Frank Sullivan, R (1, 1) OBP: 0.143, SLG: 0.148			0-0 F3			0-0 BB 1B		0-3 K		3	1	2	0	0	0	3
Murray Wall, R (6, 1) OBP: 0.500, SLG: 0.500										0	0	0	0	0	0	0
Norm Zauchin, R (8, PH) OBP: 0.337, SLG: 0.367										1	0	0	0	0	1	0
Ike Delock, R (8, 1) OBP: 0.235, SLG: 0.071										0	0	0	0	0	0	0

Inning Stats	R: 0	H: 1	E: 0	K: 0	S: 3	P: 7	R: 0	H: 0	E: 0	K: 0	S: 3	P: 3	R: 1	H: 2	E: 0	K: 0	S: 5	P: 9	R: 2	H: 2	E: 0	K: 0	S: 5	P: 13	R: 0	H: 2	E: 0	K: 0	S: 5	P: 9	R: 0	H: 1	E: 0	K: 0	S: 4	P: 8	R: 1	H: 1	E: 0	K: 1	S: 6	P: 6	R: 0	H: 0	E: 0	K: 1	S: 5	P: 5	R: 0	H: 0	E: 0	K: 0	S: 3	P: 3	1B: 5	SF: 0	2B: 3	SAC: 0	3B: 0	DP: 0	HR: 1	HBP: 0	WP: 0	PA: 41	PB: 0	SB: 0	CS: 0
--------------	------	------	------	------	------	------	------	------	------	------	------	------	------	------	------	------	------	------	------	------	------	------	------	-------	------	------	------	------	------	------	------	------	------	------	------	------	------	------	------	------	------	------	------	------	------	------	------	------	------	------	------	------	------	------	-------	-------	-------	--------	-------	-------	-------	--------	-------	--------	-------	-------	-------

PITCHER	IP	WLS	BF	H	R	ER	SO	BB	IBB	HBP	BLK	WP	HR	S	P	ERA	WHIP	PITCHER	IP	WLS	BF	H	R	ER	SO	BB	IBB	HBP	BLK	WP	HR	S	P	ERA	WHIP
Pedro Ramos, R (1, 1) ERA: 4.62	4.2		25	7	3	3	0	4	1	0	0	0	0	20	40	5.79	2.357	Tex Clevenger, R (5, 1) ERA: 4.31	4.1	W	16	2	1	1	2	1	0	0	0	0	1	19	23	2.08	0.692

Batter	1	2	3	4	5	6	7	8	9
Eddie Yost, R OBP: 0.410, SLG: 0.423 (1, 5) X	0-0 6-3		4-0 4-3 BB		0-3 K	1-0 FC3-6 HBP			
Herb Plews, L OBP: 0.335, SLG: 0.380 (1, 4) X	0-0 F8		0-0 4-3		4-0 HR BB	0-0 FC3-6			
Roy Sievers, R OBP: 0.389, SLG: 0.586 (1, 7) X	0-0 6-3		0-0 F3		0-0 HR	0-0 F9			
Art Schult, R OBP: 0.341, SLG: 0.394 (1, 9) X		0-0 6-3		0-3 K	0-3 K		0-0 F3		
Lou Berberet, L OBP: 0.350, SLG: 0.398 (1, 2) X		0-3 K		0-0 WP 2B	0-0 F9		0-0 4-3		
Pete Runnels, L OBP: 0.309, SLG: 0.281 (1, 3) X		0-0 E 1B 1B		0-0 F8		0-0 4-3	0-0 L8		
Bob Usher, R OBP: 0.323, SLG: 0.354 (1, 8) X		0-0 E1 1-3 1B		0-0 F7 2-3		0-0 1B 1B 1B	0-0 5-3		
Rocky Bridges, R OBP: 0.298, SLG: 0.298 (1, 6) X		0-0 4-3			4-0 BB SH HR BB	0-0 HBP 1B FC3-6 1B	0-3 K		
Pedro Ramos, S OBP: 0.200, SLG: 0.222 (1, 1) X			0-3 K2-3		0-0 SH BB HR	0-0 FC3-6 HBP 1B	0-3 K		
Tex Clevenger, R OBP: 0.296, SLG: 0.261 (5, 1) X									

Inning Stats	R: 0 E: 0 K: 0 S: 3	H: 0 LOB: 0 BB: 0 P: 3	R: 0 E: 1 K: 1 S: 7	H: 2 LOB: 2 BB: 0 P: 7	R: 0 E: 0 K: 1 S: 5	H: 0 LOB: 1 BB: 1 P: 9	R: 0 E: 0 K: 1 S: 6	H: 1 LOB: 1 BB: 0 P: 6	R: 4 E: 0 K: 2 S: 9	H: 1 LOB: 0 BB: 2 P: 17	R: 2 E: 0 K: 0 S: 6	H: 3 LOB: 2 BB: 0 P: 7	R: 0 E: 0 K: 0 S: 3	H: 0 LOB: 0 BB: 0 P: 3	R: 0 E: 0 K: 2 S: 7	H: 0 LOB: 0 BB: 0 P: 7
--------------	------------------------------	---------------------------------	------------------------------	---------------------------------	------------------------------	---------------------------------	------------------------------	---------------------------------	------------------------------	----------------------------------	------------------------------	---------------------------------	------------------------------	---------------------------------	------------------------------	---------------------------------

PITCHER	IP	WLS	BF	H	R	ER	SO	BB	IBB	HBP	BLK	WP	HR	S	P	ERA	WHIP
Frank Sullivan, R ERA: 2.96 (1, 1)	5.1	L	28	7	6	6	5	3	0	1	0	1	1	34	47	10.12	1.875
Murray Wall, R ERA: 5.87 (6, 1)	1.2		5	0	0	0	0	0	0	0	0	0	0	5	5	0.00	0.000
Ike Delock, R ERA: 4.04 (8, 1)	1.0		3	0	0	0	2	0	0	0	0	0	0	7	7	0.00	0.000

BOTTOM

Boston Red Sox @ Washington Senators
Griffith Stadium, Washington, DC

Sun Aug 18 1957, 3:33 AM EDT
Att. 12,553 - Unknown

AB	R	H	RBI	BB	SO	LOB
2	0	0	0	1	1	2
3	1	0	1	1	0	3
4	1	1	4	0	0	3
4	0	0	0	0	2	0
4	0	1	0	0	1	0
4	0	1	0	0	0	1
4	1	2	0	0	0	1
3	2	1	0	1	1	2
1	0	0	0	0	1	0
2	1	1	1	0	1	0

AB	31
R	6
H	7
RBI	6
BB	3
SO	7
LOB	12

livebaseballscorecards.com



1B:	5	SF:	0	WP:	1	PA:	36
2B:	1	SAC:	1	PB:	0		
3B:	0	DP:	0	SB:	0		
HR:	1	HBP:	1	CS:	0		

Batter	1	2	3	4	5	6	7	8	9	AB	R	H	RBI	BB	SO	LOB
Ted Beard, L OBP: 0.225, SLG: 0.061 (1, 9)	4-0 HBP 2B BB	0-0 E3 2-H		0-0 4-3		0-0 P6			0-0 G3 1B 1B	4	1	1	0	1	0	1
Nellie Fox, L OBP: 0.403, SLG: 0.414 (1, 4)	0-0 P4	0-0 G3		0-0 F7			0-0 F8		0-0 G3 1B 1-2	5	0	1	0	0	0	2
Earl Torgeson, L OBP: 0.417, SLG: 0.456 (1, 3)	0-0 F7		4-0 G1-6-3 1B BB BB		0-3 K		0-0 E4		0-0 G3 1-2 2-3	4	1	0	0	1	1	3
Minnie Minoso, R OBP: 0.399, SLG: 0.456 (1, 7)	1-0 2B HBP		4-0 G1-6-3 1B BB		4-0 1B BB		0-0 F8		4-0 G6-4-3 IBB	1	1	0	0	3	0	1
Larry Doby, L OBP: 0.382, SLG: 0.476 (1, 8)	0-0 2B 1-H 2-H		0-0 G1-6-3 1-2f 2-3		0-0 G1-6-3 1B		0-0 3-1		0-0 G6-4-3 1-2f	5	0	2	2	0	0	6
Fred Hatfield, L OBP: 0.360, SLG: 0.224 (1, 5)	0-0 G3		4-0 1B BB		0-0 G1-6-3 1-2f			0-0 G3		3	0	0	0	1	0	3
Sherm Lollar, R OBP: 0.321, SLG: 0.390 (1, 2)		0-0 F7	0-0 1-2 3-H 1B			0-0 1B		0-0 1B		4	0	3	1	0	0	0
Luis Aparicio, R OBP: 0.304, SLG: 0.309 (1, 6)		4-0 E BB	0-0 F3			0-3 K		0-3 K		2	1	0	0	1	1	3
Jim Rivera, L OBP: 0.349, SLG: 0.486 (8, PH)										1	0	0	0	0	1	1
Sammy Esposito, R OBP: 0.329, SLG: 0.244 (9, 6)										0	0	0	0	0	0	0
Jim Wilson, R OBP: 0.212, SLG: 0.180 (1, 1)		0-3 K		0-0 6-3		0-3 K		0-0 F7		1	0	0	0	0	1	1
Bubba Phillips, R OBP: 0.321, SLG: 0.375 (4, PH)										1	0	0	0	0	0	0
Jack Harshman, L OBP: 0.358, SLG: 0.381 (5, 1)										2	0	0	0	0	1	2

Inning Stats	R: 2	H: 1	E: 0	LOB: 1	K: 0	BB: 1	S: 4	P: 9	R: 1	H: 0	E: 1	LOB: 1	K: 1	BB: 1	S: 6	P: 10	R: 1	H: 1	E: 0	LOB: 2	K: 0	BB: 3	S: 3	P: 15	R: 0	H: 0	E: 0	LOB: 0	K: 0	BB: 0	S: 3	P: 3	R: 0	H: 1	E: 0	LOB: 1	K: 1	BB: 1	S: 5	P: 9	R: 0	H: 1	E: 0	LOB: 1	K: 2	BB: 0	S: 8	P: 8	R: 0	H: 0	E: 1	LOB: 1	K: 0	BB: 0	S: 4	P: 4	R: 0	H: 1	E: 0	LOB: 1	K: 1	BB: 0	S: 6	P: 6	R: 0	H: 2	E: 0	LOB: 2	K: 0	BB: 1	S: 4	P: 8	1B: 6	SF: 0	2B: 1	SAC: 0	3B: 0	DP: 3	HR: 0	HBP: 1	WP: 0	PA: 41
PITCHER	IP	WLS	BF	H	R	ER	SO	BB	IBB	HBP	BLK	WP	HR	S	P	ERA	WHIP																																																																	
Dick Hyde, R ERA: 3.75 (1, 1)	6.0		28	4	4	3	4	6	0	1	0	0	0	29	54	4.50	1.667																																																																	
Bud Byerly, R ERA: 3.38 (7, 1)	3.0	W	13	3	0	0	1	0	1	0	0	0	0	14	18	0.00	1.000																																																																	

Washington Senators @ Chicago White Sox
 Comiskey Park, Chicago, IL
 Tue Aug 20 1957, 4:33 AM EDT
 Unknown

AB	33
R	4
H	7
RBI	3
BB	7
SO	5
LOB	23

livebaseballscorecards.com

Batter	1	2	3	4	5	6	7	8	9	AB R H RBI BB SO LOB	TOP							
Eddie Yost, R (1, 5) OBP: 0.406, SLG: 0.418	0-0 5-3			0-0 6-3		0-0 G1-4-3			0-0 F3	4 0 0 0 0 0 1	Washington Senators @ Chicago White Sox Comiskey Park, Chicago, IL Tue Aug 20 1957, 8:05 PM EDT Att: 22,815 - Unknown livebaseballscorecards.com							
Herb Plews, L (1, 4) OBP: 0.336, SLG: 0.381	0-0 F8			0-0 4-3			0-0 1-3			3 0 0 0 0 0 0								
Roy Sievers, R (1, 7) OBP: 0.383, SLG: 0.577	0-0 F2			0-0 5-3			0-0 5-3			3 0 0 0 0 0 0								
Art Schult, R (1, 9) OBP: 0.339, SLG: 0.387		0-0 F3			0-0 F2		0-0 6-3			3 0 0 0 0 0 0								
Pete Runnels, L (1, 3) OBP: 0.306, SLG: 0.286		0-0 F6			0-0 F8			0-0 F8		3 0 0 0 0 0 0								
Lou Berberet, L (1, 2) OBP: 0.350, SLG: 0.394		0-0 F7			4-0 BB			0-0 4-3		2 0 0 0 1 0 0								
Bob Usher, R (1, 8) OBP: 0.326, SLG: 0.353			0-0 6-3		0-0 F7			0-0 6-3		3 0 0 0 0 0 1								
Rocky Bridges, R (1, 6) OBP: 0.296, SLG: 0.295			0-0 F8			0-0 F7			0-0 6-3	2 0 0 0 0 0 0								
Jim Lemon, R (9, PH) OBP: 0.347, SLG: 0.464										1 0 0 0 0 0 0								
Chuck Stobbs, L (1, 1) OBP: 0.203, SLG: 0.241			0-0 4-3			4-0 BB			0-3 K	1 0 0 0 0 0 0								
Faye Throneberry, L (6, PH) OBP: 0.266, SLG: 0.304										0 0 0 0 1 0 0								
Joe Black, R (6, 1)										0 0 0 0 0 0 0								
Julio Becquer, L (9, PH) OBP: 0.289, SLG: 0.362										1 0 0 0 0 1 0								
Inning Stats	R: 0 E: 0 K: 0 S: 3	H: 0 LOB: 0 BB: 0 P: 3	R: 0 E: 0 K: 0 S: 3	H: 0 LOB: 0 BB: 0 P: 3	R: 0 E: 0 K: 0 S: 3	H: 0 LOB: 0 BB: 0 P: 3	R: 0 E: 0 K: 0 S: 3	H: 0 LOB: 1 BB: 1 P: 7	R: 0 E: 0 K: 0 S: 2	H: 0 LOB: 0 BB: 1 P: 6	R: 0 E: 0 K: 0 S: 3	H: 0 LOB: 0 BB: 0 P: 3	R: 0 E: 0 K: 1 S: 5	H: 0 LOB: 0 BB: 0 P: 5	1B: 0 2B: 0 3B: 0 HR: 0	SF: 0 SAC: 0 DP: 1 HBP: 0	WP: 0 PB: 0 SB: 0 CS: 0	PA: 28
PITCHER Bob Keegan, R (1, 1) ERA: 3.44	IP: 9.0 WLS: W BF: 28 H: 0 R: 0 ER: 0 SO: 1 BB: 2 IBB: 0 HBP: 0 BLK: 0 WP: 0 HR: 0 S: 28 P: 36 ERA: 0.00 WHIP: 0.222																PITCHER IP: WLS: BF: H: R: ER: SO: BB: IBB: HBP: BLK: WP: HR: S: P: ERA: WHIP:	



Batter	1	2	3	4	5	6	7	8	9	AB	R	H	RBI	BB	SO	LOB
Luis Aparicio, R OBP: 0.305, SLG: 0.310 (1, 6) X	0-0 F2		0-0 1B 2B 1B	0-0 F3	0-0 1-4-3 1B		0-0 6-3			5	1	2	0	0	0	0
Nellie Fox, L OBP: 0.405, SLG: 0.415 (1, 4) H	1-0 2B FC1-2 HBP		0-0 1-3 2B 1B	0-0 BB BB 1B	0-0 1-4-3		0-0 F9			4	1	2	0	0	0	2
Minnie Minoso, R OBP: 0.399, SLG: 0.460 (1, 7) X	0-0 FC1-2 1-3 2B		0-0 1-H 3-H 1B 2B	0-0 F6	0-0 L4			0-0 6-3		5	1	2	2	0	0	3
Walt Dropo, R OBP: 0.298, SLG: 0.445 (1, 3) X	4-0 FC1-2 IBB		0-0 2-H HR 1B	4-0 BB BB		0-0 F8		0-0 4-3 1B		3	1	2	1	2	0	0
Larry Doby, L OBP: 0.383, SLG: 0.482 (1, 8) X	0-0 FC1-2 1-2 2-3 3-H		0-0 1-H HR	4-0 FC6-4 BB		0-0 F9		0-0 4-3		4	1	1	2	1	0	4
Sherm Lollar, R OBP: 0.323, SLG: 0.394 (1, 2) X	0-0 L5		0-0 1B 2B	0-0 FC6-4 1-2f		0-0 BB 1B		0-0 F7		5	0	2	0	0	0	7
Jim Rivera, L OBP: 0.347, SLG: 0.481 (1, 9) X		0-0 K	0-0 L4		0-0 4-3	4-0 BB BB	4-0 FC5-4 BB			3	0	0	0	1	1	1
Bubba Phillips, R OBP: 0.323, SLG: 0.380 (1, 5) X		0-0 F8	0-0 2-3 1B		0-0 1B 2B	0-0 FC5-4	0-0 FC5-4			4	1	2	0	0	0	2
Bob Keegan, R OBP: 0.188, SLG: 0.103 (1, 1) X		0-0 F9	0-0 F3		0-0 1-4-3 1B 2-H		0-0 F3			4	0	1	1	0	0	1

Inning Stats	R: 0	H: 1	E: 0	LOB: 3	K: 0	BB: 1	S: 4	P: 9	R: 0	H: 0	E: 0	LOB: 0	K: 1	BB: 0	S: 5	P: 5	R: 5	H: 7	E: 0	LOB: 1	K: 0	BB: 0	S: 9	P: 9	R: 0	H: 1	E: 0	LOB: 3	K: 0	BB: 2	S: 4	P: 12	R: 1	H: 3	E: 0	LOB: 2	K: 0	BB: 0	S: 6	P: 6	R: 0	H: 1	E: 0	LOB: 2	K: 0	BB: 1	S: 4	P: 8	R: 0	H: 0	E: 0	LOB: 0	K: 0	BB: 0	S: 3	P: 3	R: 0	H: 1	E: 0	LOB: 1	K: 0	BB: 0	S: 4	P: 4
--------------	------	------	------	--------	------	-------	------	------	------	------	------	--------	------	-------	------	------	------	------	------	--------	------	-------	------	------	------	------	------	--------	------	-------	------	-------	------	------	------	--------	------	-------	------	------	------	------	------	--------	------	-------	------	------	------	------	------	--------	------	-------	------	------	------	------	------	--------	------	-------	------	------

PITCHER	IP	WLS	BF	H	R	ER	SO	BB	IBB	HBP	BLK	WP	HR	S	P	ERA	WHIP
Chuck Stobbs, L ERA: 6.26 (1, 1)	5.0	L	30	12	6	6	1	2	1	1	0	0	1	28	41	10.80	2.800
Joe Black, R ERA: 3.0 (6, 1)	3.0		12	2	0	0	0	1	0	0	0	0	0	11	15	0.00	1.000


BOTTOM

Washington Senators @ Chicago White Sox
Comiskey Park, Chicago, IL

Tue Aug 20 1957, 8:05 PM EDT
Att. 22,815 - Unknown

livebaseballscorecards.com

AB	37
R	6
H	14
RBI	6
BB	4
SO	1
LOB	20



WP	HR	S	P	ERA	WHIP
0	0	0	0	0	0

Batter	1	2	3	4	5	6	7	8	9	AB	R	H	RBI	BB	SO	LOB
Luis Aparicio, R OBP: 0.304, SLG: 0.307 (1, 6)	0-0 F9		4-0 FC4 1B 1-2 2-3 BB	0-0 FC4 4-3 1-2f		0-0 F8	0-0 P4			4	1	0	0	1	0	1
Nellie Fox, L OBP: 0.407, SLG: 0.417 (1, 4)	0-0 6-3		0-0 BB E 2B 1B 1-3 2-H 3-H	0-0 4-3		0-0 3B 1B	0-0 BB 1B			5	2	3	2	0	0	1
Earl Torgeson, L OBP: 0.413, SLG: 0.448 (1, 3)	0-0 F8		0-0 FC4 BB 2B 1-2 3-H	0-0 F7		0-0 L9	4-0 BB BB BB 1-2 BB			4	1	0	1	1	0	3
Minnie Minoso, R OBP: 0.401, SLG: 0.463 (1, 7)		0-0 6-3	4-0 2B SF7 BB 1-2 2-3		1-0 1B FC4-6 HBP	0-0 2B 3B 1-H	0-3 K			3	3	1	1	1	1	2
Larry Doby, L OBP: 0.396, SLG: 0.491 (1, 8)		0-3 K	0-0 1B 2B 1-3 2-H 3-H		0-0 FC4-6 1B	0-0 BB 1B 2B 3-H	0-0 4-3			4	1	3	3	0	1	0
Ted Beard, L OBP: 0.220, SLG: 0.059 (6, PR) (7, 8)										1	1	0	0	0	0	2
Jim Rivera, L OBP: 0.345, SLG: 0.478 (1, 9)		0-0 4-3	0-0 SF7 3-H		0-3 K	0-0 BB 1B 1B		0-3 K		4	1	1	1	0	2	2
Sherm Lollar, R OBP: 0.328, SLG: 0.396 (1, 2)			0-0 BB E 1B 1B		0-0 FC4-6 1B 1-2f 3-H	4-0 1B BB 1-2 2-3	0-0 F7			4	1	2	2	1	0	1
Bubba Phillips, R OBP: 0.324, SLG: 0.381 (1, 5)			0-0 F5		0-0 FC4-6 1B 1-3	0-0 1B 1-2 2-H 3-H	0-0 6-3			5	0	2	2	0	0	2
Jim Derrington, L (1, 1)			0-0 E5 BB 1B 1-2		4-0 FC4 BB	0-0 FC4-6 1-2f	0-0 F9			0	0	0	0	0	0	0
Bill Fischer, R (3, 1)										1	1	0	0	0	0	1
Gerry Staley, R (4, 1)										2	0	0	0	1	0	4

Inning Stats	R: 0	H: 0	E: 0	LOB: 0	K: 0	BB: 0	S: 3	P: 3	R: 0	H: 0	E: 0	LOB: 0	K: 1	BB: 0	S: 5	P: 5	R: 7	H: 4	E: 2	LOB: 1	K: 0	BB: 2	S: 9	P: 17	R: 0	H: 0	E: 0	LOB: 1	K: 0	BB: 1	S: 3	P: 7	R: 1	H: 2	E: 0	LOB: 2	K: 1	BB: 0	S: 7	P: 8	R: 4	H: 5	E: 0	LOB: 2	K: 0	BB: 1	S: 8	P: 12	R: 0	H: 1	E: 0	LOB: 2	K: 1	BB: 1	S: 6	P: 10	R: 0	H: 0	E: 0	LOB: 0	K: 1	BB: 0	S: 5	P: 5
--------------	------	------	------	--------	------	-------	------	------	------	------	------	--------	------	-------	------	------	------	------	------	--------	------	-------	------	-------	------	------	------	--------	------	-------	------	------	------	------	------	--------	------	-------	------	------	------	------	------	--------	------	-------	------	-------	------	------	------	--------	------	-------	------	-------	------	------	------	--------	------	-------	------	------

PITCHER	IP	WLS	BF	H	R	ER	SO	BB	IBB	HBP	BLK	WP	HR	S	P	ERA	WHIP
Russ Kemmerer, R (1, 1) ERA: 4.3	3.0	L	17	4	7	1	1	2	0	0	0	0	0	17	25	3.00	2.000
Ted Abernathy, R (4, 1) ERA: 7.06	0.0		1	0	0	0	1	0	0	0	0	0	0	4		∞	∞
Dick Hyde, R (4, 1) ERA: 4.16	2.2		17	7	5	5	1	1	0	1	0	0	0	17	22	16.88	3.000
Chuck Stobbs, L (6, 1) ERA: 6.17	2.1		9	1	0	0	2	1	0	0	0	0	0	12	16	0.00	0.857


BOTTOM

Washington Senators @ Chicago White Sox
Comiskey Park, Chicago, IL

Wed Aug 21 1957, 4:33 AM EDT
Att. 6,067 - Unknown

AB	37
R	12
H	12
RBI	12
BB	5
SO	4
LOB	19

livebaseballscorecards.com



WP: 0	PA: 44
PB: 0	
SB: 0	
CS: 0	

Batter	1	2	3	4	5	6	7	8	9	AB R H RBI BB SO LOB	TOP																								
Eddie Yost, R (1, 5) OBP: 0.404, SLG: 0.419	0-0 4-3			0-0 5-3	0-0 F7			0-0 5-3		4 0 0 0 0 0 1																									
Herb Plews, L (1, 4) OBP: 0.338, SLG: 0.383	0-0 F7			0-0 1B HR		0-0 G1-4-3 1B		0-0 4-3		4 1 2 0 0 0 0																									
Roy Sievers, R (1, 7) OBP: 0.383, SLG: 0.578	0-0 P4			0-0 1B HR		0-0 G1-4-3 1-2f		0-0 F2		4 1 1 0 0 0 1																									
Clint Courtney, L (1, 2) OBP: 0.366, SLG: 0.468		0-0 1B		0-0 HR		0-0 4-3		0-0 HR		4 2 3 4 0 0 0																									
Jim Lemon, R (1, 9) OBP: 0.349, SLG: 0.464		0-0 F8		0-3 K		0-0 1B 1B		0-3 K		4 0 1 0 0 2 0																									
Art Schult, R (1, 3) OBP: 0.330, SLG: 0.390		0-0 P4		0-3 K		0-0 P3		0-0 5-3		4 0 0 0 0 1 1																									
Bob Usher, R (1, 8) OBP: 0.332, SLG: 0.372			0-0 F7		0-0 F7		0-0 1-2 1B		0-0 1B 1B	4 0 2 0 0 0 0	AB 36																								
Rocky Bridges, R (1, 6) OBP: 0.298, SLG: 0.298			0-0 6-3		0-0 1B		0-0 F9		0-0 1-2 1B	4 0 2 0 0 0 2	R 4																								
Pedro Ramos, S (1, 1) OBP: 0.194, SLG: 0.215			0-0 L5		0-3 K		0-0 4-3		0-0 3-1	2 0 0 0 0 1 1	H 11																								
Julio Becquer, L (7, PH) OBP: 0.287, SLG: 0.359										1 0 0 0 0 0 2	RBI 4																								
Joe Black, R (7, 1)										0 0 0 0 0 0 0	BB 0																								
Lou Berberet, L (9, PH) OBP: 0.348, SLG: 0.392										1 0 0 0 0 0 2	SO 4																								
Inning Stats	R: 0 E: 0 K: 0 S: 3	H: 0 LOB: 0 BB: 0 P: 3	R: 0 E: 0 K: 0 S: 3	H: 1 LOB: 0 BB: 0 P: 3	R: 0 E: 0 K: 0 S: 3	H: 0 LOB: 0 BB: 0 P: 3	R: 3 E: 0 K: 2 S: 10	H: 3 LOB: 0 BB: 0 P: 10	R: 0 E: 0 K: 1 S: 6	H: 1 LOB: 1 BB: 0 P: 6	R: 0 E: 0 K: 0 S: 3	H: 1 LOB: 0 BB: 0 P: 3	R: 0 E: 0 K: 0 S: 5	H: 2 LOB: 2 BB: 0 P: 5	R: 0 E: 0 K: 0 S: 3	H: 0 LOB: 0 BB: 0 P: 3	R: 1 E: 0 K: 1 S: 8	H: 3 LOB: 2 BB: 0 P: 8	1B: 9 2B: 0 3B: 0 HR: 2	SF: 0 SAC: 0 DP: 1 HBP: 0	WP: 0 PB: 0 SB: 0 CS: 0	PA: 36													
PITCHER Duke Maas, R (1, 1) ERA: 3.03	IP 9.0	WLS W	BF 36	H 11	R 4	ER 4	SO 4	BB 0	IBB 0	HBP 0	BLK 0	WP 0	HR 2	S 44	P 44	ERA 4.00	WHIP 1.222	PITCHER	IP 9.0	WLS W	BF 36	H 11	R 4	ER 4	SO 4	BB 0	IBB 0	HBP 0	BLK 0	WP 0	HR 2	S 44	P 44	ERA 4.00	WHIP 1.222

Washington Senators @ Detroit Tigers
 Briggs Stadium, Detroit, MI
 Fri Aug 23 1957, 7:05 PM EDT
 Att. 14,204 - Unknown

livebaseballscorecards.com



Batter	1	2	3	4	5	6	7	8	9
Frank Bolling, R (1, 4) OBP: 0.331, SLG: 0.407 Ron Samford, R (9, 4) OBP: 0.276, SLG: 0.275	4-0 BB	0-0 P2		0-0 1B 1B	0-0 6-3			0-0 HR 2B	
Harvey Kuenn, R (1, 6) OBP: 0.327, SLG: 0.374 Steve Boros, R (9, 6) OBP: 0.171, SLG: 0.175	0-0 F9		0-0 E 1B	0-0 1B HR 1B		0-0 F9		0-0 E6 HR	
Ray Boone, R (1, 3) OBP: 0.342, SLG: 0.421	0-0 P4		0-0 F8	0-3 K		0-0 6-3		0-0 P3	
Al Kaline, R (1, 9) OBP: 0.339, SLG: 0.459 Jim Small, L (9, 9) OBP: 0.262, SLG: 0.297	0-0 F7		0-0 L6	0-0 HR 1B		0-3 K		0-0 HR	
Charlie Maxwell, L (1, 7) OBP: 0.379, SLG: 0.501		4-0 2B BB	0-0 E4 1B	0-0 HR			0-0 F8	0-3 K	
Johnny Groth, R (1, 8) OBP: 0.377, SLG: 0.385		0-0 1B 2B	0-0 1B	0-0 1-3			0-0 5-3	0-0 1B 1B	
Frank House, L (1, 2) OBP: 0.326, SLG: 0.343		0-0 4-3	0-0 5-3		0-0 1-3 1B		0-0 3B 1B	0-0 1-2 1B	
Jim Finigan, R (1, 5) OBP: 0.352, SLG: 0.319		0-0 SH3-4 1B		0-0 1B SH2-3 1B	0-0 1-3		0-0 1-2 3B	0-0 F7	
Duke Maas, R (1, 1) OBP: 0.125, SLG: 0.167		0-0 SH3-4		0-0 SH2-3	0-0 4-3		0-0 6-3		

Inning Stats	R: 0	H: 0	E: 0	K: 0	S: 3	LOB: 1	BB: 1	P: 7
	R: 2	H: 2	E: 0	K: 0	S: 5	LOB: 1	BB: 1	P: 9
	R: 2	H: 2	E: 1	K: 0	S: 6	LOB: 1	BB: 0	P: 6
	R: 5	H: 5	E: 0	K: 1	S: 10	LOB: 0	BB: 0	P: 10
	R: 0	H: 1	E: 0	K: 0	S: 4	LOB: 1	BB: 0	P: 4
	R: 0	H: 0	E: 0	K: 1	S: 5	LOB: 0	BB: 0	P: 5
	R: 1	H: 2	E: 0	K: 0	S: 5	LOB: 1	BB: 0	P: 5
	R: 3	H: 4	E: 1	K: 1	S: 10	LOB: 2	BB: 0	P: 10

PITCHER	IP	WLS	BF	H	R	ER	SO	BB	IBB	HBP	BLK	WP	HR	S	P	ERA	WHIP
Pedro Ramos, R (1, 1) ERA: 4.81	6.0	L	31	10	9	7	2	2	0	0	0	0	1	33	41	10.50	2.000
Joe Black, R (7, 1) ERA: 4.91	2.0		13	6	4	3	1	0	0	0	0	0	1	15	15	13.50	3.000

BOTTOM


Washington Senators @ Detroit Tigers
 Briggs Stadium, Detroit, MI
 Fri Aug 23 1957, 7:05 PM EDT
 Att. 14,204 - Unknown

AB	R	H	RBI	BB	SO	LOB
4	2	2	0	1	0	2
0	0	0	0	0	0	0
5	3	2	0	0	0	2
0	0	0	0	0	0	0
5	0	0	0	0	1	7
5	2	2	5	0	1	2
0	0	0	0	0	0	0
4	3	1	3	1	1	0
5	1	3	2	0	0	0
5	1	3	0	0	0	2
5	1	3	2	0	0	3
2	0	0	0	0	0	2

AB	40
R	13
H	16
RBI	12
BB	2
SO	3
LOB	20

livebaseballscorecards.com

AB 40
R 13
H 16
RBI 12
BB 2
SO 3
LOB 20



WP	PA
0	44
PB	0
SB	0
CS	0

Batter	1	2	3	4	5	6	7	8	9	AB R H RBI BB SO LOB
Eddie Yost, R OBP: 0.401, SLG: 0.414 (1, 5) X	0-0 6-3		H 1-0 L3 HBP		X 0-0 F5		X 0-0 F8		X 0-0 F9	4 0 0 0 0 0 2
Bob Usher, R OBP: 0.333, SLG: 0.372 (1, 8) X	0-0 L4		X 0-0 F2		X 0-0 F7		X 0-0 1B		X 0-0 1B 2-H	5 0 2 1 0 0 2
Pete Runnels, L OBP: 0.305, SLG: 0.285 (1, 3) X	0-0 F7		X 0-0 L3 1-2		X 0-0 F2		X 0-0 F8		X 0-0 BB 1-3 1B	5 0 1 0 0 0 2
Roy Sievers, R OBP: 0.387, SLG: 0.578 (1, 7)		X 0-0 F7 1B 1B		X 0-0 P4		X 0-0 BLK 1B		H 1-0 HBP	B B B B 4-0 1-2 BB	3 2 2 0 1 0 0
Lou Berberet, L OBP: 0.353, SLG: 0.408 (1, 2)		X 0-0 F8 1B 1B		X 0-0 HR		4-0 1B SF7 IBB		X 0-0 F9	X 0-0 F8	4 3 2 1 1 0 4
Art Schult, R OBP: 0.329, SLG: 0.387 (1, 9)		X 0-0 F7 2-3		S S S 0-3 K		X 0-0 SF7 1B		X 0-0 P3		4 0 1 1 0 1 3
Milt Bolling, R OBP: 0.289, SLG: 0.349 (1, 4)		X 0-0 F8 1-2		S S S 0-3 K		X 0-0 SF7		X 0-0 F9		3 0 0 1 0 1 3
Rocky Bridges, R OBP: 0.303, SLG: 0.301 (1, 6)		X 0-0 2-H 3-H 1B		X 0-0 SH2-4 1B		X 0-0 5-3		B B B B 4-0 SH1-4 1B BB		3 1 2 2 1 0 1
Tex Clevenger, R OBP: 0.276, SLG: 0.240 (1, 1)		X 0-0 5-3		X 0-0 SH2-4 1-2		X 0-0 F8		X 0-0 SH1-4		2 0 0 0 0 0 1

Washington Senators @ Detroit Tigers
 Briggs Stadium, Detroit, MI
 Sat Aug 24 1957, 4:33 AM EDT
 Att. 3,072 - Unknown

livebaseballscorecards.com

AB	33
R	6
H	10
RBI	6
BB	3
SO	2
LOB	18



Inning Stats	R: 0	H: 0	E: 0	K: 0	S: 3	P: 3	R: 2	H: 3	E: 0	K: 0	S: 6	P: 6	R: 0	H: 0	E: 0	K: 0	S: 2	P: 3	R: 1	H: 1	E: 0	K: 2	S: 8	P: 8	R: 0	H: 1	E: 0	K: 0	S: 4	P: 4	R: 2	H: 2	E: 0	K: 0	S: 5	P: 9	R: 0	H: 1	E: 0	K: 0	S: 4	P: 4	R: 0	H: 0	E: 0	K: 0	S: 3	P: 4	R: 1	H: 2	E: 0	K: 0	S: 5	P: 13	1B: 9	2B: 1	3B: 0	HR: 1	SF: 1	SAC: 2	DP: 1	HBP: 2	WP: 0	PA: 41
--------------	------	------	------	------	------	------	------	------	------	------	------	------	------	------	------	------	------	------	------	------	------	------	------	------	------	------	------	------	------	------	------	------	------	------	------	------	------	------	------	------	------	------	------	------	------	------	------	------	------	------	------	------	------	-------	-------	-------	-------	-------	-------	--------	-------	--------	-------	--------

PITCHER	IP	WLS	BF	H	R	ER	SO	BB	IBB	HBP	BLK	WP	HR	S	P	ERA	WHIP
Jim Bunning, R ERA: 2.65 (1, 1)	8.0	L	34	8	5	5	2	0	1	2	1	0	1	35	41	5.62	1.000
Harry Byrd, R ERA: 3.63 (9, 1)	1.0		7	2	1	1	0	2	0	0	0	0	0	5	13	9.00	4.000

WP: 0	PA: 41
PB: 0	
SB: 0	
CS: 0	


Batter	1	2	3	4	5	6	7	8	9	AB	R	H	RBI	BB	SO	LOB
Frank Bolling, R OBP: 0.330, SLG: 0.406 (1, 4)	0-3 K			x 0-0 1B 1B	x 0-0 P4			x 0-0 F7		4	1	1	0	0	1	3
Harvey Kuenn, R OBP: 0.326, SLG: 0.373 (1, 6)	0-0 F9			x 0-0 1B 1-2	x 0-0 P4			x 0-0 F9		4	0	1	0	0	0	3
Ray Boone, R OBP: 0.339, SLG: 0.416 (1, 3)	0-3 K			x 0-0 F7		x 0-0 4-3		x 0-0 F8		4	0	0	0	0	1	3
Al Kaline, R OBP: 0.340, SLG: 0.460 (1, 9)		x 0-0 L5		x 0-0 1B 1-2 2-H		x 0-0 L6-3			x 0-0 E6 2B 1B	4	1	2	1	0	0	0
Charlie Maxwell, L OBP: 0.376, SLG: 0.496 (1, 7)		0-3 K		0-3 K		0-3 K			x 0-0 F7	4	0	0	0	0	3	3
Johnny Groth, R OBP: 0.373, SLG: 0.389 (1, 8)		x 0-0 F8		0-3 K			x 0-0 F8		x 0-0 1B 4-3 2B 2-H	4	1	1	1	0	1	2
Frank House, L OBP: 0.325, SLG: 0.341 (1, 2)			x 0-0 4-3		x 0-0 F9		x 0-0 P6		x 0-0 4-3 1B 2-3	4	0	1	0	0	0	0
Jim Finigan, R OBP: 0.358, SLG: 0.319 (1, 5)			x 0-0 G1-6-3 1B		B 4-0 1B BB		x 0-0 4-3		x 0-0 4-3 1-2 3-H	3	0	1	1	1	0	1
Jim Bunning, R OBP: 0.257, SLG: 0.217 (1, 1)			x 0-0 G1-6-3		x 0-0 1B			x 0-0 1B		2	0	1	0	0	0	1
Dave Philley, S OBP: 0.323, SLG: 0.358 (8, PH)			x 1-2 G1-6-3		x 1-2 1B					1	0	1	0	0	0	0
Harry Byrd, R (9, 1)										0	0	0	0	0	0	0
Jim Small, L OBP: 0.275, SLG: 0.289 (9, PH)										1	0	0	0	0	0	1

Inning Stats	R: 0	H: 0	E: 0	K: 2	S: 7	R: 0	H: 0	E: 0	K: 1	S: 5	R: 0	H: 1	E: 0	K: 0	S: 3	R: 1	H: 3	E: 0	K: 2	S: 10	R: 0	H: 1	E: 0	K: 0	S: 4	R: 0	H: 0	E: 0	K: 1	S: 5	R: 0	H: 0	E: 0	K: 0	S: 3	R: 0	H: 1	E: 1	K: 0	S: 6	1B: 8	SF: 0	3B: 0	HR: 0						
IP	WLS	BF	H	R	ER	SO	BB	IBB	HBP	BLK	WP	HR	S	P	ERA	WHIP	IP	WLS	BF	H	R	ER	SO	BB	IBB	HBP	BLK	WP	HR	S	P	ERA	WHIP	IP	WLS	BF	H	R	ER	SO	BB	IBB	HBP	BLK	WP	HR	S	P	ERA	WHIP
Tex Cleverger, R ERA: 4.2 (1, 1)	9.0	36	9	3	3	6	1	0	0	0	0	0	47	51	3.00	1.111																																		

BOTTOM

Washington Senators @ Detroit Tigers
 Briggs Stadium, Detroit, MI
 Sat Aug 24 1957, 4:33 AM EDT
 Att. 3,072 - Unknown

AB	35
R	3
H	9
RBI	3
BB	1
SO	6
LOB	17



WP: 0 PA: 36
 PB: 0
 SB: 0
 CS: 0

livebaseballscorecards.com

Batter	1	2	3	4	5	6	7	8	9	AB R H RBI BB SO LOB	TOP									
Eddie Yost, R (1, 5) OBP: 0.394, SLG: 0.403	0-0 F7	0-3 K			0-0 5-3			0-0 1-3	4-0 BB	4 0 0 0 1 1 1	Washington Senators @ Cleveland Indians Cleveland Municipal Stadium, Cleveland, OH Sun Aug 25 1957, 3:38 AM EDT Att. 6,475 - Unknown livebaseballscorecards.com									
Bob Usher, R (1, 8) OBP: 0.330, SLG: 0.367	0-3 K		0-0 F7			0-0 HR 1B	0-0 1-3	0-0 P5	5 1 1 0 0 1 3											
Roy Sievers, R (1, 7) OBP: 0.390, SLG: 0.584	1-0 HBP		0-0 P6			0-0 HR	0-0 BB 1B		3 1 2 2 0 0 0											
Clint Courtney, L (1, 2) OBP: 0.362, SLG: 0.457	0-0 6-3		0-0 F7			0-0 E1 G4-6-3	4-0 BB		3 0 0 0 1 0 1											
Pete Runnels, L (1, 3) OBP: 0.306, SLG: 0.288		0-0 1B 1B		0-0 F9		0-0 G4-6-3 1-2f	0-0 F7		4 1 1 0 0 0 3											
Art Schult, R (1, 9) OBP: 0.324, SLG: 0.379		0-0 1B 6-3 1B		0-0 F2		0-0 F9		0-0 F7	4 1 1 0 0 0 0											
Milt Bolling, R (1, 4) OBP: 0.301, SLG: 0.356		0-0 6-3 1B		0-0 F8		4-0 BB		0-0 6-3	3 0 1 1 1 0 0											
Rocky Bridges, R (1, 6) OBP: 0.298, SLG: 0.296		0-0 6-3		0-0 F7		0-3 K		4-0 WP 1B BB	2 0 0 1 0 0 1											
Julio Becquer, L (7, PH) OBP: 0.283, SLG: 0.353									1 0 0 0 0 1 1											
Bud Byerly, R (7, 1) OBP: 0.071, SLG: 0.214									0 0 0 0 0 0 0											
Lou Berberet, L (9, PH) OBP: 0.354, SLG: 0.406		2-3 3-H							0 0 0 0 1 0 0											
Jerry Schoonmaker, R (9, PR)									0 0 0 0 0 0 0											
Russ Kemmerer, R (1, 1) OBP: 0.091, SLG: 0.143		0-0 P4		0-3 K		0-0 G4-6-3 1-2f		0-0 WP 1B	2 0 0 0 0 1 1											
Dick Hyde, R (6, 1) OBP: 0.167, SLG: 0.167									0 0 0 0 0 0 0											
Herb Plews, L (7, PH) OBP: 0.338, SLG: 0.382								1-2 1B	2 0 1 0 0 0 1											
Inning Stats	R: 0 E: 0 K: 1 S: 5	H: 0 LOB: 1 BB: 0 P: 6	R: 2 E: 0 K: 1 S: 8	H: 3 LOB: 1 BB: 0 P: 8	R: 0 E: 0 K: 0 S: 3	H: 0 LOB: 0 BB: 0 P: 3	R: 0 E: 0 K: 1 S: 5	H: 0 LOB: 0 BB: 0 P: 5	R: 2 E: 1 K: 0 S: 5	H: 2 LOB: 0 BB: 0 P: 5	R: 0 E: 0 K: 1 S: 4	H: 0 LOB: 0 BB: 1 P: 8	R: 0 E: 0 K: 0 S: 4	H: 1 LOB: 2 BB: 1 P: 8	R: 0 E: 0 K: 0 S: 4	H: 1 LOB: 3 BB: 2 P: 12	1B: 6 2B: 0 3B: 0 HR: 1	SF: 0 SAC: 0 DP: 2 HBP: 1	WP: 1 PB: 0 SB: 0 CS: 0	PA: 38
PITCHER	IP WLS BF H R ER SO BB IBB HBP BLK WP HR S P ERA WHIP																			
Cal McLish, R (1, 1) ERA: 3.18	8.2 W 36 7 4 4 4 3 0 1 0 0 1 40 53 4.15 1.154																			
Ray Narleski, R (9, 1) ERA: 2.72	0.1 S 2 0 0 0 0 1 0 0 0 1 0 1 5 0.00 3.000																			

Batter	1	2	3	4	5	6	7	8	9
Joe Caffie, L (1, 9) OBP: 0.294, SLG: 0.364	0-0 F8		0-0 SH2-3	0-0 F7		0-0 F7		4-0 SH3-4 BB	
Bobby Avila, R (1, 4) OBP: 0.338, SLG: 0.361	0-0 6-3		0-0 2B	0-3 K		4-0 BB		0-0 SH3-4	
Gene Woodling, L (1, 7) OBP: 0.425, SLG: 0.535	0-0 1B		0-0 6-3		4-0 1B BB	0-0 E4 1B		4-0 BB	
Al Smith, R (1, 8) OBP: 0.340, SLG: 0.357	0-0 L5		0-0 2B		0-3 K	0-0 6-3		0-3 K	
Dick Williams, R (1, 5) OBP: 0.305, SLG: 0.369		0-0 1-3	0-0 5-3		0-0 6-3		0-0 F3	0-0 4-3	
Joe Altobelli, L (1, 3) OBP: 0.259, SLG: 0.297		0-0 4-3		0-0 1B 3B	0-0 1B		0-0 S 1B		
Chico Carrasquel, R (1, 6) OBP: 0.350, SLG: 0.383		0-0 6-3		0-0 SH3-4 1B	0-0 F7		4-0 BB	4-0 1-2 BB	
Jim Hegan, R (1, 2) OBP: 0.288, SLG: 0.336			0-0 1B 2B	0-0 SH3-4		4-0 SH1-3 BB	0-3 K		
Cal McLish, S (1, 1) OBP: 0.324, SLG: 0.286			0-0 2B	4-0 SH2-3		0-0 SH1-3	0-3 K		
Ray Narleski, R (9, 1) OBP: 0.161, SLG: 0.233			2-H 2B 1B			1-2 BB			

Inning Stats	R: 0	H: 1	E: 0	K: 0	S: 4	LOB: 1	BB: 0	P: 4
	R: 0	H: 0	E: 0	K: 0	S: 3 <td>LOB: 0</td> <td>BB: 0</td> <td>P: 3 </td>	LOB: 0	BB: 0	P: 3
	R: 3	H: 4	E: 0	K: 0	S: 7 <td>LOB: 1</td> <td>BB: 0</td> <td>P: 7 </td>	LOB: 1	BB: 0	P: 7
	R: 1	H: 2	E: 0	K: 1	S: 7 <td>LOB: 2</td> <td>BB: 1</td> <td>P: 11 </td>	LOB: 2	BB: 1	P: 11
	R: 1	H: 1	E: 0	K: 1	S: 6 <td>LOB: 1</td> <td>BB: 1</td> <td>P: 10 </td>	LOB: 1	BB: 1	P: 10
	R: 1	H: 1	E: 1	K: 0	S: 4 <td>LOB: 2</td> <td>BB: 2</td> <td>P: 12 </td>	LOB: 2	BB: 2	P: 12
	R: 0	H: 1	E: 0	K: 2	S: 8 <td>LOB: 2</td> <td>BB: 1</td> <td>P: 12 </td>	LOB: 2	BB: 1	P: 12
	R: 0	H: 0	E: 0	K: 1	S: 5 <td>LOB: 2</td> <td>BB: 2</td> <td>P: 13 </td>	LOB: 2	BB: 2	P: 13

PITCHER	IP	WLS	BF	H	R	ER	SO	BB	IBB	HBP	BLK	WP	HR	S	P	ERA	WHIP
Russ Kemmerer, R (1, 1) ERA: 4.45	5.0	L	25	8	5	5	2	2	0	0	0	0	0	27	35	9.00	2.000
Dick Hyde, R (6, 1) ERA: 4.2	1.0		6	1	1	1	0	2	0	0	0	0	0	4	12	9.00	3.000
Bud Byerly, R (7, 1) ERA: 3.29	2.0		10	1	0	0	3	3	0	0	0	0	0	13	25	0.00	2.000

AB R H RBI BB SO LOB

3	0	0	0	1	0	3
3	1	1	1	1	1	2
3	1	2	1	2	0	1
5	0	1	1	0	2	6
5	0	0	0	0	0	4
4	1	3	1	0	0	0
3	0	1	1	1	0	1
2	2	1	0	1	1	2
2	1	1	1	1	1	2
0	0	0	0	0	0	0

1B: 6	SF: 0	WP: 0	PA: 41
2B: 3	SAC: 4	PB: 0	
3B: 1	DP: 0	SB: 1	
HR: 0	HBP: 0	CS: 0	

WP	HR	S	P	ERA	WHIP
0	0	0	0	0.00	2.000

Washington Senators @ Cleveland Indians
Cleveland Municipal Stadium, Cleveland, OH
 Sun Aug 25 1957, 3:38 AM EDT
 Att. 6,475 - Unknown

livebaseballscorecards.com

AB	30
R	6
H	10
RBI	6
BB	7
SO	5
LOB	21



Batter	1	2	3	4	5	6	7	8	9	AB R H RBI BB SO LOB	TOP	
Eddie Yost, R OBP: 0.392, SLG: 0.408 (1, 5) X	0-0 E3 B1-3			X 0-0 SF7 3B	X 0-0 2B			X 0-0 6-3		4 1 2 1 0 0 0	Washington Senators @ New York Yankees Yankee Stadium, Bronx, NY Fri Aug 30 1957, 3:33 AM EDT Att. 9,235 - Overcast - 74 F	
Bob Usher, R OBP: 0.322, SLG: 0.352 (1, 8) X	0-0 B1-3 1-2f		X 0-0 F2	X 0-0 3-H 6-3 2B			X 0-0 6-3		4 0 0 0 0 0 3			
Roy Sievers, R OBP: 0.387, SLG: 0.575 (1, 7) X	0-0 5-3		X 0-0 SF7		X 0-0 G6-4-3 1B		X 0-0 P6		3 0 1 1 0 0 0			
Jim Lemon, R OBP: 0.344, SLG: 0.455 (1, 9)		X 0-0 4-3		X 0-0 3-H F9	X 0-0 G6-4-3 1-2f			S S S 0-3 K	4 0 0 0 0 1 1			
Art Schult, R OBP: 0.322, SLG: 0.377 (1, 3) Julio Becquer, L OBP: 0.287, SLG: 0.365 (6, 3)		X 0-0 G4-6-3 1B		X 0-0 F9	X 0-0 F9			X 0-0 3-1	3 0 1 0 0 0 0 1 0 0 0 0 0 0			
Ed Fitz Gerald, R OBP: 0.336, SLG: 0.366 (1, 2) Lou Berberet, L OBP: 0.359, SLG: 0.419 (7, 2)		X 0-0 G4-6-3 1-2f		X 0-0 2B 1B	X 0-0 2B 1B		X 0-0 F8	X 0-0 3B	3 1 1 0 0 0 1 1 0 1 0 0 0 0			
Milt Bolling, R OBP: 0.300, SLG: 0.361 (1, 4)		S S S 0-3 K		X 0-0 1-H 2B 2B	X 0-0 2B 2B		X 0-0 3-1	S S S 0-3 K	4 1 1 1 0 2 1			
Rocky Bridges, R OBP: 0.296, SLG: 0.300 (1, 6)		X 0-0 1-6-3		X 0-0 2B 2B	X 0-0 2B 2B		X 0-0 2B		3 1 2 1 0 0 0			
Chuck Stobbs, L OBP: 0.185, SLG: 0.219 (1, 1) Bud Byerly, R OBP: 0.067, SLG: 0.200 (6, 1)		X 0-0 P2		X 0-0 1-3	X 0-0 1-3		X 0-0 1-3		2 0 0 0 0 0 1 1 0 0 0 0 0 1			
Inning Stats	R: 0 H: 0 E: 1 LOB: 0 K: 0 BB: 0 S: 3 P: 3	R: 0 H: 1 E: 0 LOB: 0 K: 0 BB: 0 S: 3 P: 3	R: 0 H: 0 E: 0 LOB: 0 K: 1 BB: 0 S: 5 P: 5	R: 1 H: 1 E: 0 LOB: 0 K: 0 BB: 0 S: 4 P: 4	R: 3 H: 4 E: 0 LOB: 1 K: 0 BB: 0 S: 7 P: 7	R: 0 H: 1 E: 0 LOB: 0 K: 0 BB: 0 S: 3 P: 3	R: 0 H: 1 E: 0 LOB: 1 K: 0 BB: 0 S: 4 P: 4	R: 0 H: 0 E: 0 LOB: 0 K: 0 BB: 0 S: 3 P: 3	R: 0 H: 1 E: 0 LOB: 1 K: 2 BB: 0 S: 8 P: 8	1B: 3 SF: 1 2B: 5 SAC: 0 3B: 2 DP: 3 HR: 0 HBP: 0	WP: 0 PA: 34 PB: 0 SB: 0 CS: 0	
PITCHER Bobby Shantz, L ERA: 2.63 (1, 1) Al Cicotte, R ERA: 3.14 (5, 1)	IP WLS BF H R ER SO BB IBB HBP BLK WP HR S P ERA WHIP	4.2 L 19 6 4 4 1 0 0 0 0 0 0 0 21 21 7.71 1.286	4.1 15 3 0 0 2 0 0 0 0 0 0 0 19 19 0.00 0.692	PITCHER								IP WLS BF H R ER SO BB IBB HBP BLK WP HR S P ERA WHIP

AB	33
R	4
H	9
RBI	4
BB	0
SO	3
LOB	8



Batter	1	2	3	4	5	6	7	8	9	AB	R	H	RBI	BB	SO	LOB
Elston Howard, R (1, 7) OBP: 0.283, SLG: 0.389 Jerry Lumpe, L (7, 5) OBP: 0.368, SLG: 0.417	0-0 2-3		0-0 L6-3		0-0 4-3		0-3 K			3	0	0	0	0	0	1
Gil McDougald, R (1, 4) OBP: 0.369, SLG: 0.474	0-0 P4		0-0 5-3			0-0 L1	0-0 L7			4	0	0	0	0	0	1
Mickey Mantle, S (1, 8) OBP: 0.524, SLG: 0.691	0-0 1B			0-0 HR		0-0 1B 1B		0-0 G3		4	2	3	1	0	0	0
Yogi Berra, L (1, 2) OBP: 0.325, SLG: 0.429	0-0 P4			0-0 F9		0-0 F8		0-0 G4-6-3 1B		4	0	1	0	0	0	2
Bill Skowron, R (1, 3) OBP: 0.357, SLG: 0.483		0-0 FC5-4 1B		0-0 2B		0-0 1B 1B		0-0 G4-6-3		4	0	3	0	0	0	1
Hank Bauer, R (1, 9) OBP: 0.317, SLG: 0.448 Harry Simpson, L (6, PH) OBP: 0.317, SLG: 0.431 (7, 9)		0-0 FC5-4 E S 1-2f		0-0 F6		0-0 1B		0-0 6-3		2	0	0	0	0	0	2
Andy Carey, R (1, 5) OBP: 0.310, SLG: 0.389 Enos Slaughter, L (6, PH) OBP: 0.388, SLG: 0.418 (7, 7)		0-3 K 1-3		0-0 F8		0-0 F8		0-0 F8		2	0	0	0	0	1	2
Tony Kubek, L (1, 6) OBP: 0.340, SLG: 0.380		0-3 K		0-0 F7		0-0 F9		0-0 1B		4	0	1	0	0	1	1
Bobby Shantz, R (1, 1) OBP: 0.259, SLG: 0.245 Al Cicotte, R (5, 1) OBP: 0.176, SLG: 0.235 Joe Collins, L (9, PH) OBP: 0.310, SLG: 0.250		0-0 L6-3 1B		0-0 K		0-3 K		0-0 E6 G3		1	0	1	0	0	0	0

BOTTOM

Washington Senators @ New York Yankees
 Yankee Stadium, Bronx, NY
 Fri Aug 30 1957, 3:33 AM EDT
 Att. 9,235 - Overcast - 74 F

livebaseballscores.com

AB	36
R	2
H	10
RBI	2
BB	0
SO	4
LOB	14



Inning Stats	R: 0	H: 1	E: 0	LOB: 1	K: 0	BB: 0	S: 4	P: 4	R: 0	H: 1	E: 0	LOB: 1	K: 2	BB: 0	S: 8	P: 8	R: 0	H: 1	E: 0	LOB: 0	K: 0	BB: 0	S: 3	P: 3	R: 1	H: 2	E: 0	LOB: 1	K: 0	BB: 0	S: 5	P: 5	R: 0	H: 0	E: 0	LOB: 0	K: 1	BB: 0	S: 5	P: 5	R: 1	H: 3	E: 0	LOB: 2	K: 0	BB: 0	S: 6	P: 6	R: 0	H: 0	E: 1	LOB: 1	K: 1	BB: 0	S: 6	P: 6	R: 0	H: 1	E: 0	LOB: 0	K: 0	BB: 0	S: 3	P: 3	R: 0	H: 1	E: 0	LOB: 1	K: 0	BB: 0	S: 4	P: 4	1B: 8	SF: 0	2B: 2	SAC: 0	3B: 0	DP: 2	HR: 1	HBP: 0	WP: 0	PA: 36	PB: 0	SB: 1	CS: 0
PITCHER	IP	WLS	BF	H	R	ER	SO	BB	IBB	HBP	BLK	WP	HR	S	P	ERA	WHIP	PITCHER	IP	WLS	BF	H	R	ER	SO	BB	IBB	HBP	BLK	WP	HR	S	P	ERA	WHIP																																																		
Chuck Stobbs, L (1, 1) ERA: 5.95	5.2	W	24	8	2	2	3	0	0	0	0	0	0	30	30	3.18	1.412	Bud Byerly, R (6, 1) ERA: 3.16	3.1	S	12	2	0	0	1	0	0	0	0	0	14	14	0.00	0.600																																																			

Batter	1	2	3	4	5	6	7	8	9	AB R H RBI BB SO LOB	TOP					
Eddie Yost, R (1, 5) OBP: 0.393, SLG: 0.408	0-0 F9	0-0 L6		0-3 K			0-0 E BB 1B	0-0 1-3 1B		5 0 2 0 0 1 2	Washington Senators @ New York Yankees Yankee Stadium, Bronx, NY Sat Aug 31 1957, 7:05 PM EDT Att. 22,838 - Unknown - 82 F					
Bob Usher, R (1, 8) OBP: 0.324, SLG: 0.353	0-0 1B 1B		0-0 HR 1B	0-3 K			0-3 K 1B	0-0 F7		5 2 2 0 0 2 4						
Roy Sievers, R (1, 7) OBP: 0.389, SLG: 0.581	0-0 1B 1B		0-0 HR				4-0 E BB			4 2 2 2 1 1 0						
Clint Courtney, L (1, 2) OBP: 0.361, SLG: 0.454	0-0 1B 1B		1-0 HR 1-3 HBP				0-0 E3			4 1 2 1 0 1 2						
Julio Becquer, L (1, 3) OBP: 0.288, SLG: 0.364	0-0 FC6-4 1B		1-3				0-3 K			3 0 1 1 0 0 1						
Art Schult, R (7, PH) OBP: 0.321, SLG: 0.376			1-2				0-0 6-3			1 0 0 0 0 1 3						
Pete Runnels, L (7, 3) OBP: 0.305, SLG: 0.285	1-3 3-H 1B		1-2				0-3 K			0 1 0 0 1 0 0						
Jim Lemon, R (1, 9) OBP: 0.343, SLG: 0.452	0-0 FC6-4 1-2f		0-0 6-3				0-3 K			5 0 1 1 0 2 5						
Milt Bolling, R (1, 4) OBP: 0.295, SLG: 0.355		0-3 K	0-0 5-3				0-0 6-3			4 0 0 0 0 2 1						
Herb Plews, L (9, PH) OBP: 0.340, SLG: 0.384								0-3 K		1 0 1 1 0 0 0						
Jerry Snyder, R (9, 4) OBP: 0.181, SLG: 0.178								1-2 3-H 1B		0 0 0 0 0 0 0						
Rocky Bridges, R (1, 6) OBP: 0.297, SLG: 0.301		0-3 K		0-3 K2-3			0-0 E9 1B	0-0 1B 1B		5 0 2 0 0 2 2						
Russ Kemmerer, R (1, 1) OBP: 0.111, SLG: 0.143		4-0 BB		4-0 BB			0-0 1-3			0 0 0 0 1 0 0						
Dick Hyde, R (3, 1) OBP: 0.200, SLG: 0.143								0-0 F5		2 0 0 0 1 0 2						
Bud Byerly, R (8, 1) OBP: 0.067, SLG: 0.200										0 0 0 0 0 0 0						
Pedro Ramos, S (8, 1) OBP: 0.200, SLG: 0.221										0 0 0 0 0 0 0						
Chuck Stobbs, L (9, 1) OBP: 0.185, SLG: 0.219										0 0 0 0 0 0 0						
Inning Stats	R: 2 H: 4 E: 0 LOB: 1 K: 0 BB: 0 S: 6 P: 6	R: 0 H: 0 E: 0 LOB: 1 K: 2 BB: 1 S: 7 P: 11	R: 2 H: 2 E: 0 LOB: 1 K: 0 BB: 0 S: 5 P: 6	R: 0 H: 0 E: 0 LOB: 1 K: 3 BB: 1 S: 9 P: 13	R: 0 H: 0 E: 0 LOB: 0 K: 1 BB: 0 S: 5 P: 5	R: 0 H: 1 E: 1 LOB: 1 K: 1 BB: 0 S: 6 P: 6	R: 0 H: 1 E: 1 LOB: 3 K: 3 BB: 1 S: 11 P: 15	R: 0 H: 2 E: 0 LOB: 2 K: 1 BB: 0 S: 7 P: 7	R: 2 H: 3 E: 0 LOB: 1 K: 1 BB: 1 S: 7 P: 11	1B: 11 SF: 0 2B: 1 SAC: 0 3B: 0 DP: 1 HR: 1 HBP: 1	WP: 0 PA: 44 PB: 0 SB: 0 CS: 0					
PITCHER	IP WLS BF H R ER SO BB IBB HBP BLK WP HR S P ERA WHIP															
Art Ditmar, R (1, 1) ERA: 3.26	3.0	16	6	4	4	2	1	0	1	0	0	1	18	23	12.00	2.333
Whitey Ford, L (4, 1) ERA: 2.73	4.0	17	2	0	0	8	2	0	0	0	0	0	31	39	0.00	1.000
Tommy Byrne, L (8, 1) ERA: 4.4	1.0	5	2	0	0	1	0	0	0	0	0	0	7	7	0.00	2.000
Bob Grim, R (9, 1) ERA: 2.37	1.0	L 6	3	2	2	1	0	1	0	0	0	0	7	11	18.00	3.000

AB	39
R	6
H	13
RBI	6
BB	4
SO	12
LOB	22



BOTTOM

Washington Senators @ New York Yankees
Yankee Stadium, Bronx, NY

livebaseballscorecards.com

AB 38
R 5
H 14
RBI 5
BB 5
SO 5
LOB 30



WP: 0 PA: 43
PB: 0
SB: 1
CS: 0

ERA WHIP

AB R H RBI BB SO LOB

3 1 0 0 2 1 4

5 1 3 0 0 1 2

4 0 1 1 1 0 4

5 1 2 0 0 0 3

5 2 3 0 0 0 3

4 0 0 0 0 2 5

1 0 0 1 0 0 2

2 0 1 1 1 0 0

1 0 1 1 0 0 0

1 0 0 0 0 0 2

0 0 0 0 1 0 0

1 0 1 0 0 0 0

1 0 0 0 0 0 2

0 0 0 0 0 0 0

1B: 12 SF: 0

2B: 2 SAC: 0

3B: 0 DP: 3

HR: 0 HBP: 0

WP: 0 PA: 43

PB: 0

SB: 1

CS: 0

ERA WHIP

1B: 12 SF: 0

2B: 2 SAC: 0

3B: 0 DP: 3

HR: 0 HBP: 0

WP: 0 PA: 43

PB: 0

SB: 1

CS: 0

ERA WHIP

1B: 12 SF: 0

2B: 2 SAC: 0

3B: 0 DP: 3

HR: 0 HBP: 0

WP: 0 PA: 43

PB: 0

SB: 1

CS: 0

ERA WHIP

1B: 12 SF: 0

2B: 2 SAC: 0

3B: 0 DP: 3

HR: 0 HBP: 0

WP: 0 PA: 43

PB: 0

SB: 1

CS: 0

ERA WHIP

1B: 12 SF: 0

2B: 2 SAC: 0

3B: 0 DP: 3

HR: 0 HBP: 0

WP: 0 PA: 43

PB: 0

SB: 1

CS: 0

ERA WHIP

1B: 12 SF: 0

2B: 2 SAC: 0

3B: 0 DP: 3

HR: 0 HBP: 0

WP: 0 PA: 43

PB: 0

SB: 1

CS: 0

ERA WHIP

1B: 12 SF: 0

2B: 2 SAC: 0

3B: 0 DP: 3

HR: 0 HBP: 0

WP: 0 PA: 43

PB: 0

SB: 1

CS: 0

ERA WHIP

1B: 12 SF: 0

2B: 2 SAC: 0

3B: 0 DP: 3

HR: 0 HBP: 0

WP: 0 PA: 43

PB: 0

SB: 1

CS: 0

ERA WHIP

1B: 12 SF: 0

2B: 2 SAC: 0

3B: 0 DP: 3

HR: 0 HBP: 0

WP: 0 PA: 43

PB: 0

SB: 1

CS: 0

ERA WHIP

1B: 12 SF: 0

2B: 2 SAC: 0

3B: 0 DP: 3

HR: 0 HBP: 0

WP: 0 PA: 43

PB: 0

SB: 1

CS: 0

ERA WHIP

1B: 12 SF: 0

2B: 2 SAC: 0

3B: 0 DP: 3

HR: 0 HBP: 0

WP: 0 PA: 43

PB: 0

SB: 1

CS: 0

ERA WHIP

1B: 12 SF: 0

2B: 2 SAC: 0

3B: 0 DP: 3

HR: 0 HBP: 0

WP: 0 PA: 43

PB: 0

SB: 1

CS: 0

ERA WHIP

1B: 12 SF: 0

2B: 2 SAC: 0

3B: 0 DP: 3

HR: 0 HBP: 0

WP: 0 PA: 43

PB: 0

SB: 1

CS: 0

ERA WHIP

1B: 12 SF: 0

2B: 2 SAC: 0

3B: 0 DP: 3

HR: 0 HBP: 0

WP: 0 PA: 43

PB: 0

SB: 1

CS: 0

ERA WHIP

1B: 12 SF: 0

2B: 2 SAC: 0

3B: 0 DP: 3

HR: 0 HBP: 0

WP: 0 PA: 43

PB: 0

SB: 1

CS: 0

ERA WHIP

1B: 12 SF: 0

2B: 2 SAC: 0

3B: 0 DP: 3

HR: 0 HBP: 0

WP: 0 PA: 43

PB: 0

SB: 1

CS: 0

ERA WHIP

1B: 12 SF: 0

2B: 2 SAC: 0

3B: 0 DP: 3

HR: 0 HBP: 0

WP: 0 PA: 43

PB: 0

SB: 1

CS: 0

ERA WHIP

1B: 12 SF: 0

2B: 2 SAC: 0

3B: 0 DP: 3

HR: 0 HBP: 0

WP: 0 PA: 43

PB: 0

SB: 1

CS: 0

ERA WHIP

1B: 12 SF: 0

2B: 2 SAC: 0

3B: 0 DP: 3

HR: 0 HBP: 0

WP: 0 PA: 43

PB: 0

SB: 1

CS: 0

ERA WHIP

1B: 12 SF: 0

2B: 2 SAC: 0

3B: 0 DP: 3

HR: 0 HBP: 0

WP: 0 PA: 43

PB: 0

SB: 1

CS: 0

ERA WHIP

1B: 12 SF: 0

2B: 2 SAC: 0

3B: 0 DP: 3

HR: 0 HBP: 0

WP: 0 PA: 43

PB: 0

SB: 1

CS: 0

ERA WHIP

1B: 12 SF: 0

2B: 2 SAC: 0

3B: 0 DP: 3

HR: 0 HBP: 0

WP: 0 PA: 43

PB: 0

SB: 1

CS: 0

ERA WHIP

1B: 12 SF: 0

2B: 2 SAC: 0

3B: 0 DP: 3

HR: 0 HBP: 0

WP: 0 PA: 43

PB: 0

SB: 1

CS: 0

ERA WHIP

1B: 12 SF: 0

2B: 2 SAC: 0

3B: 0 DP: 3

HR: 0 HBP: 0

WP: 0 PA: 43

PB: 0

SB: 1

CS: 0

ERA WHIP

1B: 12 SF: 0

2B: 2 SAC: 0

3B: 0 DP: 3

HR: 0 HBP: 0

WP: 0 PA: 43

PB: 0

SB: 1

CS: 0

ERA WHIP

1B: 12 SF: 0

2B: 2 SAC: 0

3B: 0 DP: 3

HR: 0 HBP: 0

WP: 0 PA: 43

PB: 0

SB: 1

CS: 0

ERA WHIP

1B: 12 SF: 0

2B: 2 SAC: 0

3B: 0 DP: 3

HR: 0 HBP: 0

WP: 0 PA: 43

PB: 0

SB: 1

CS: 0

ERA WHIP

1B: 12 SF: 0

2B: 2 SAC: 0

3B: 0 DP: 3

HR: 0 HBP: 0

WP: 0 PA: 43

PB: 0

SB: 1

CS: 0

ERA WHIP

1B: 12 SF: 0

2B: 2 SAC: 0

3B: 0 DP: 3

HR: 0 HBP: 0

WP: 0 PA: 43

PB: 0

SB: 1

CS: 0

ERA WHIP

1B: 12 SF: 0

2B: 2 SAC: 0

3B: 0 DP: 3

HR: 0 HBP: 0

</

Batter	1	2	3	4	5	6	7	8	9	AB R H RBI BB SO LOB	TOP	
Eddie Yost, R OBP: 0.393, SLG: 0.408 (1, 5) X	0-0 CS 1B		0-0 BB 1B		0-0 4-3 2-3		0-0 L5-4 2-3		0-0 P3	5 0 2 0 0 0 3	Washington Senators @ New York Yankees Yankee Stadium, Bronx, NY Sun Sep 01 1957, 3:33 AM EDT Att. 20,299 - Unknown - 80 F livebaseballscorecards.com	
Bob Usher, R OBP: 0.325, SLG: 0.355 (1, 8) B B B	4-0 1B 1-2 BB		0-0 F2		0-3 K		0-0 1-3 1B 2B	0-3 K	4 1 1 0 1 2 2			
Roy Sievers, R OBP: 0.392, SLG: 0.581 (1, 7) X	0-0 1-3 1B		4-0 1-2 BB				0-0 1-3 2-H 3-H 1B	0-0 G3	3 0 2 2 1 0 0			
Lou Berberet, L OBP: 0.354, SLG: 0.412 (1, 2) S S S	0-3 K		0-0 F9				0-3 K	0-0 G3	4 0 0 0 0 2 5			
Julio Becquer, L OBP: 0.287, SLG: 0.357 (1, 3) X	0-0 F7				0-0 1-3		4-0 BB BB	0-0 F7	3 0 0 0 1 0 2			
Jim Lemon, R OBP: 0.344, SLG: 0.451 (1, 9) X			0-0 F8		0-3 K		4-0 BB BB	0-0 1B	3 0 1 0 1 1 0			
Milt Bolling, R OBP: 0.293, SLG: 0.352 (1, 4)			0-3 K		0-0 F3		0-0 F7	0-3 K	2 0 0 0 0 1 0			
Herb Plews, L OBP: 0.338, SLG: 0.382 (6, PH) (6, 4)									2 0 0 0 0 1 3			
Rocky Bridges, R OBP: 0.299, SLG: 0.299 (1, 6) S S S			0-3 K		4-0 4-3 SH3-4 BB		4-0 L5-4 1B BB	0-0 F9	2 0 0 0 2 1 1			
Tex Clevenger, R OBP: 0.267, SLG: 0.231 (1, 1)			0-3 K		0-0 SH3-4		0-0 2B 1B	0-3 K	1 0 0 0 0 1 0			
Pete Runnels, L OBP: 0.307, SLG: 0.286 (7, PH)					1-2				1 1 1 0 0 0 0			
Chuck Stobbs, L OBP: 0.182, SLG: 0.215 (7, 1) S S S									1 0 0 0 0 1 0			
Inning Stats	R: 0 H: 2 E: 0 LOB: 2 K: 1 BB: 1 S: 6 P: 10	R: 0 H: 0 E: 0 LOB: 0 K: 2 BB: 0 S: 7 P: 7	R: 0 H: 1 E: 0 LOB: 2 K: 1 BB: 1 S: 6 P: 10	R: 0 H: 0 E: 0 LOB: 0 K: 1 BB: 0 S: 5 P: 5	R: 0 H: 0 E: 0 LOB: 1 K: 1 BB: 1 S: 5 P: 9	R: 0 H: 0 E: 0 LOB: 2 K: 1 BB: 2 S: 5 P: 13	R: 2 H: 3 E: 0 LOB: 1 K: 0 BB: 1 S: 5 P: 9	R: 0 H: 1 E: 0 LOB: 1 K: 1 BB: 0 S: 6 P: 6	R: 0 H: 0 E: 0 LOB: 0 K: 2 BB: 0 S: 7 P: 7	1B: 6 SF: 0 2B: 2 SAC: 1 3B: 0 DP: 1 HR: 0 HBP: 0	WP: 0 PA: 38 PB: 0 SB: 0 CS: 1	
PITCHER Bob Turley, R ERA: 2.39 (1, 1)	IP WLS BF H R ER SO BB IBB HBP BLK WP HR S P ERA WHIP											PITCHER IP WLS BF H R ER SO BB IBB HBP BLK WP HR S P ERA WHIP
	9.0 W 38 7 2 2 10 6 0 0 0 0 0 0 52 76 2.00 1.444											

Batter	1	2	3	4	5	6	7	8	9	AB R H RBI BB SO LOB
Jerry Lumpe, L (1, 5) OBP: 0.400, SLG: 0.452 Mickey Mantle, S (6, PH) OBP: 0.523, SLG: 0.690 Andy Carey, R (7, 5) OBP: 0.312, SLG: 0.390	4-0 1B G6-4-3 BB		0-0 1B		0-0 F7	0-0 P6			0-0 2-H 1B	2 1 1 0 1 0 0 1 0 0 0 0 0 3 1 0 1 1 0 0 0
Tony Kubek, L (1, 8) OBP: 0.344, SLG: 0.382	0-0 1-3 1B		0-0 F8		0-0 1B		0-3 K			4 0 2 0 0 1 1
Bill Skowron, R (1, 3) OBP: 0.357, SLG: 0.482	0-0 G6-4-3 1-2f 3-H 1B		0-0 F7		0-0 F9		0-0 6-3			4 0 0 0 0 0 3
Yogi Berra, L (1, 2) OBP: 0.325, SLG: 0.427	0-3 K		0-0 1-6-3			0-0 1B E	0-0 F8			4 1 1 0 0 1 1
Harry Simpson, L (1, 9) OBP: 0.313, SLG: 0.424		0-0 FC1-6 S 1B		0-3 K		0-0 L9		0-0 4-3		4 0 1 0 0 1 1
Elston Howard, R (1, 7) OBP: 0.278, SLG: 0.382		0-3 K		0-0 6-3		0-0 FC1 1B		0-3 K		4 0 0 0 0 2 2
Gil McDougald, R (1, 6) OBP: 0.374, SLG: 0.475		4-0 FC1-6 BB		4-0 FC5-4 BB		0-0 1B BB		0-0 F8		2 0 1 1 2 0 0
Jerry Coleman, R (1, 4) OBP: 0.376, SLG: 0.390		0-0 FC1-6 1-2f 2-3		0-0 FC5-4 1-2f		4-0 1B BB		0-0 SH1 1B		3 1 1 0 1 0 3
Bob Turley, R (1, 1) OBP: 0.207, SLG: 0.080		0-0 1-3			0-0 L7	0-0 1B		0-0 SH1		3 0 1 0 0 0 2

Inning Stats	R: 1 E: 0 K: 1 S: 5	H: 1 LOB: 0 BB: 1 P: 9	R: 0 E: 0 K: 1 S: 6	H: 1 LOB: 2 BB: 1 P: 10	R: 0 E: 0 K: 0 S: 4	H: 1 LOB: 1 BB: 0 P: 4	R: 0 E: 0 K: 1 S: 5	H: 0 LOB: 1 BB: 1 P: 9	R: 0 E: 0 K: 0 S: 4	H: 1 LOB: 1 BB: 0 P: 4	R: 1 E: 1 K: 0 S: 6	H: 3 LOB: 3 BB: 1 P: 10	R: 0 E: 0 K: 1 S: 5	H: 0 LOB: 0 BB: 0 P: 5	R: 0 E: 0 K: 1 S: 5	H: 0 LOB: 0 BB: 0 P: 5	R: 1 E: 0 K: 0 S: 3	H: 2 LOB: 1 BB: 0 P: 3	1B: 9 2B: 0 3B: 0 HR: 0	SF: 0 SAC: 1 DP: 1 HBP: 0	WP: 0 PB: 1 CS: 0	PA: 37
--------------	------------------------------	---------------------------------	------------------------------	----------------------------------	------------------------------	---------------------------------	------------------------------	---------------------------------	------------------------------	---------------------------------	------------------------------	----------------------------------	------------------------------	---------------------------------	------------------------------	---------------------------------	------------------------------	---------------------------------	----------------------------------	------------------------------------	-------------------------	--------

PITCHER	IP	WLS	BF	H	R	ER	SO	BB	IBB	HBP	BLK	WP	HR	S	P	ERA	WHIP
Tex Clevenger, R (1, 1) ERA: 3.98	6.0		28	7	2	1	3	4	0	0	0	0	0	30	46	1.50	1.833
Chuck Stobbs, L (7, 1) ERA: 5.9	2.1	L	9	2	1	1	2	0	0	0	0	0	0	13	13	3.86	0.857

BOTTOM

Washington Senators @ New York Yankees
 Yankee Stadium, Bronx, NY
 Sun Sep 01 1957, 3:33 AM EDT
 Att: 20,299 - Unknown - 80 F

livebaseballscorecards.com

AB	32
R	3
H	9
RBI	2
BB	4
SO	5
LOB	16



Batter	1	2	3	4	5	6	7	8	9	AB R H RBI BB SO LOB	TOP																					
Eddie Yost, R OBP: 0.391, SLG: 0.409 (1, 5) X	0-0 6-3		0-0 2B		0-0 L4			0-0 1-3		4 1 1 0 0 0 2																						
Pete Runnels, L OBP: 0.308, SLG: 0.291 (1, 3) X	0-0 3-1		0-0 2B			0-0 1B		0-0 E4		4 0 2 1 0 0 1																						
Roy Sievers, R OBP: 0.389, SLG: 0.576 (1, 7) X	0-0 F9		0-3 K			0-0 G5-4-3		0-0 F8		4 0 0 0 0 1 4																						
Clint Courtney, L OBP: 0.354, SLG: 0.444 (1, 2)		0-0 F8		0-0 F8		0-0 1-3			0-0 5-3	4 0 0 0 0 0 0																						
Jim Lemon, R OBP: 0.343, SLG: 0.449 (1, 9)		0-3 K		0-0 5-3			0-0 1-3		0-0 1B	4 0 1 0 0 1 0																						
Bob Usher, R OBP: 0.328, SLG: 0.355 (1, 8)		4-0 BB		0-0 F8			0-0 P6		0-0 1B	3 0 1 0 1 0 0																						
Milt Bolling, R OBP: 0.291, SLG: 0.349 (1, 4)		0-3 K			0-0 P6		0-0 G3		0-0 F9	0 0 0 0 0 0 0																						
Herb Plews, L OBP: 0.336, SLG: 0.379 (7, PH) (7, 4)										2 0 0 0 0 0 2	AB 32																					
Rocky Bridges, R OBP: 0.300, SLG: 0.300 (1, 6)			0-0 5-3		0-0 1B			0-0 5-3	0-0 6-3	3 0 1 0 0 0 0	R 1																					
Art Schult, R OBP: 0.320, SLG: 0.374 (9, PH)										1 0 0 0 0 0 2	H 6																					
Pedro Ramos, S OBP: 0.194, SLG: 0.214 (1, 1)			0-3 K		0-0 F8			0-0 E3		2 0 0 0 0 1 1	RBI 1																					
Julio Becquer, L OBP: 0.285, SLG: 0.354 (8, PH)										1 0 0 0 0 0 0	BB 1																					
Joe Black, R (8, 1)										0 0 0 0 0 0 0	SO 3																					
											LOB 12																					
Inning Stats	R: 0 E: 0 K: 0 S: 3	H: 0 LOB: 0 BB: 0 P: 3	R: 0 E: 0 K: 2 S: 7	H: 0 LOB: 1 BB: 1 P: 11	R: 1 E: 0 K: 2 S: 9	H: 2 LOB: 1 BB: 0 P: 9	R: 0 E: 0 K: 0 S: 3	H: 0 LOB: 0 BB: 0 P: 3	R: 0 E: 0 K: 0 S: 4	H: 1 LOB: 1 BB: 0 P: 4	R: 0 E: 0 K: 0 S: 3	H: 1 LOB: 0 BB: 0 P: 3	R: 0 E: 2 K: 0 S: 5	H: 0 LOB: 2 BB: 0 P: 5	R: 0 E: 0 K: 0 S: 5	H: 2 LOB: 2 BB: 0 P: 5	1B: 4 2B: 2 3B: 0 HR: 0	SF: 0 SAC: 0 DP: 1 HBP: 0	WP: 0 PB: 0 SB: 0 CS: 0	PA: 35												
PITCHER Frank Sullivan, R ERA: 2.74 (1, 1)	IP 9.0	WLS W	BF 35	H 6	R 1	ER 1	SO 4	BB 1	IBB 0	HBP 0	BLK 0	WP 0	HR 0	S 42	P 46	ERA 1.00	WHIP 0.778															
											PITCHER	IP	WLS	BF	H	R	ER	SO	BB	IBB	HBP	BLK	WP	HR	S	P	ERA	WHIP				

Washington Senators @ Boston Red Sox
 Fenway Park, Boston, MA
 Mon Sep 02 1957, 3:33 AM EDT
 Unknown

livebaseballscorecards.com



Batter	1	2	3	4	5	6	7	8	9	AB R H RBI BB SO LOB	TOP																
Eddie Yost, R (1, 5) OBP: 0.396, SLG: 0.409	4-0 BB		0-0 F5			4-0 BB 1B BB	0-0 1B		4-0 G3 1B BB	2 1 1 0 3 0 0																	
Herb Plews, L (1, 4) OBP: 0.335, SLG: 0.375	0-3 K			0-0 1-3		4-0 BB 1B BB	0-0 L7		0-0 G3 1B	3 1 0 0 1 1 2																	
Milt Bolling, R (7, 4) OBP: 0.291, SLG: 0.349										0 0 0 0 0 0 0																	
Jim Lemon, R (9, PH) OBP: 0.345, SLG: 0.450										1 0 1 0 0 0 0																	
Pete Runnels, L (1, 3) OBP: 0.307, SLG: 0.288	0-0 F8			0-3 K		4-0 BB 1B BB		0-0 4-3	0-0 G3	4 1 0 1 1 1 3																	
Roy Sievers, R (1, 7) OBP: 0.391, SLG: 0.575	0-0 5-3			0-0 5-3		0-0 1B 9-2 1B		4-0 HR BB	4-0 FC4-6 IBB	3 1 1 2 2 0 1																	
Lou Berberet, L (1, 2) OBP: 0.358, SLG: 0.426		0-0 F8			4-0 G4-6-3 BB	0-0 1B		0-0 HR	0-0 FC4-6	4 1 2 3 1 0 3																	
Art Schult, R (1, 9) OBP: 0.315, SLG: 0.368		0-0 F9			0-0 G4-6-3	0-3 K		0-0 F8		4 0 0 0 0 1 3																	
Bob Usher, R (1, 8) OBP: 0.327, SLG: 0.353		0-0 P4			0-0 P3	0-0 9-2		0-0 1B		4 0 1 0 0 0 2																	
Rocky Bridges, R (1, 6) OBP: 0.299, SLG: 0.305			0-0 F8			0-0 1B 3B	0-0 4-3	0-0 P6		4 1 1 0 0 0 1																	
Russ Kemmerer, R (1, 1) OBP: 0.109, SLG: 0.140			0-3 K			0-0 BB BB 1B	0-3 K		0-0 F2	1 0 0 0 0 1 0																	
Julio Becquer, L (6, PH) OBP: 0.289, SLG: 0.359										1 1 1 1 0 0 0																	
Dick Hyde, R (6, 1) OBP: 0.188, SLG: 0.133										1 0 0 0 0 1 0																	
Bud Byerly, R (7, 1) OBP: 0.067, SLG: 0.200										0 0 0 0 0 0 0																	
Clint Courtney, L (9, PH) OBP: 0.352, SLG: 0.441										1 0 0 0 0 0 0																	
Inning Stats	R: 0 E: 0 K: 1 S: 5	H: 0 LOB: 1 BB: 1 P: 9	R: 0 E: 0 K: 0 S: 3	H: 0 LOB: 0 BB: 0 P: 3	R: 0 E: 0 K: 1 S: 5	H: 0 LOB: 0 BB: 0 P: 5	R: 0 E: 0 K: 1 S: 5	H: 0 LOB: 0 BB: 0 P: 5	R: 0 E: 0 K: 0 S: 2	H: 0 LOB: 0 BB: 1 P: 6	R: 5 E: 0 K: 1 S: 8	H: 4 LOB: 1 BB: 3 P: 20	R: 0 E: 0 K: 1 S: 6	H: 1 LOB: 1 BB: 0 P: 6	R: 2 E: 0 K: 0 S: 5	H: 2 LOB: 1 BB: 1 P: 9	R: 0 E: 0 K: 0 S: 4	H: 1 LOB: 3 BB: 2 P: 12	1B: 6 2B: 1 3B: 1 HR: 1	SF: 0 SAC: 0 DP: 2 HBP: 0	WP: 0 PA: 41 PB: 0 SB: 0 CS: 0						
PITCHER	IP WLS BF H R ER SO BB IBB HBP BLK WP HR S P ERA WHIP																										
Dave Sisler, R (1, 1) ERA: 4.61	5.0		21	2	5	5	3	5	0	0	0	0	0	22	42	9.00	1.400										
Ike Delock, R (6, 1) ERA: 4.19	1.0		4	2	0	0	1	0	0	0	0	0	0	6	6	0.00	2.000										
Murray Wall, R (7, 1) ERA: 5.91	2.0	W	10	3	2	2	1	1	0	0	0	0	1	11	15	9.00	2.000										
Bob Porterfield, R (9, 1) ERA: 3.87	0.1		3	1	0	0	0	1	0	0	0	0	0	2	6	0.00	6.000										
George Susce, R (9, 1) ERA: 3.65	0.2	S	3	0	0	0	0	0	1	0	0	0	0	2	6	0.00	0.000										

Washington Senators @ Boston Red Sox
 Fenway Park, Boston, MA
 Mon Sep 02 1957, 3:38 AM EDT
 Att. 25,468 - Unknown

AB	33
R	7
H	8
RBI	7
BB	8
SO	5
LOB	15



Batter	1	2	3	4	5	6	7	8	9	10	AB R H RBI BB SO LOB	TOP								
Eddie Yost, R OBP: 0.392, SLG: 0.405 (1, 5) X	0-0 F6		0-3 K			0-0 F8			0-0 E6		4 0 0 0 0 1 0	<p>Washington Senators @ Baltimore Orioles</p> <p>Memorial Stadium, Baltimore, MD</p> <p>Wed Sep 04 1957, 7:05 PM EDT</p> <p>Att: 6,753 - Unknown</p>								
Milt Bolling, R OBP: 0.290, SLG: 0.347 (1, 4) X	0-0 1B			0-0 4-3			0-0 F7		0-0 FC3-1-6		4 0 1 0 0 0 1									
Roy Sievers, R OBP: 0.390, SLG: 0.572 (1, 7) X	0-0 F8			0-0 F2			0-0 CS 1B		0-0 F7		4 0 1 0 0 0 2									
Lou Berberet, L OBP: 0.357, SLG: 0.421 (1, 2) X	0-0 4-3			0-0 F9			4-0 BB 1-2		0-0 F8		3 0 0 0 1 0 2									
Jim Lemon, R OBP: 0.342, SLG: 0.446 (1, 9) X		0-3 K			0-0 5-3		0-3 K			0-0 6-3	4 0 0 0 0 2 1									
Pete Runnels, L OBP: 0.305, SLG: 0.285 (1, 3) X		0-0 6-3			0-0 F7			0-0 6-3		0-0 G3	4 0 0 0 0 0 0									
Bob Usher, R OBP: 0.326, SLG: 0.352 (1, 8) X		0-0 2-3			0-0 6-3			0-0 1B 1B		0-0 6-3	4 0 1 0 0 0 0									
Rocky Bridges, R OBP: 0.299, SLG: 0.306 (1, 6) X			0-0 5-3			0-0 F4		0-0 G6-3 1B			3 0 1 0 0 0 0									
Camilo Pascual, R OBP: 0.167, SLG: 0.111 (1, 1) X			0-0 F9			0-0 1-3		0-0 G6-3			3 0 0 0 0 0 2									
Inning Stats	R: 0 E: 0 K: 0 S: 4	H: 1 LOB: 1 BB: 0 P: 4	R: 0 E: 0 K: 1 S: 5	H: 0 LOB: 0 BB: 0 P: 5	R: 0 E: 0 K: 1 S: 5	H: 0 LOB: 0 BB: 0 P: 5	R: 0 E: 0 K: 0 S: 3	H: 0 LOB: 0 BB: 0 P: 3	R: 0 E: 0 K: 0 S: 3	H: 1 LOB: 1 BB: 1 P: 9	R: 0 E: 0 K: 0 S: 4	H: 2 LOB: 1 BB: 0 P: 4	R: 0 E: 1 K: 0 S: 4	H: 0 LOB: 1 BB: 0 P: 4	R: 0 E: 0 K: 0 S: 3	H: 0 LOB: 0 BB: 0 P: 3	1B: 4 2B: 0 3B: 0 HR: 0	SF: 0 SAC: 0 DP: 1 HBP: 0	WP: 0 PB: 0 SB: 0 CS: 1	PA: 34
PITCHER Jerry Walker, R ERA: 2.95 (1, 1)	IP 10.0	WLS W	BF 34	H 4	R 0	ER 0	SO 3	BB 1	IBB 0	HBP 0	BLK 0	WP 0	HR 0	S 39	P 43	ERA 0.00	WHIP 0.500			

livebaseballscorecards.com

AB	33
R	0
H	4
RBI	0
BB	1
SO	3
LOB	8



BOTTOM

Washington Senators @ Baltimore Orioles
 Memorial Stadium, Baltimore, MD
 Wed Sep 04 1957, 7:05 PM EDT
 Att. 6,753 - Unknown

livebaseballscorecards.com

AB	31
R	1
H	6
RBI	1
BB	2
SO	3
LOB	7



AB R H RBI BB SO LOB

4 0 1 0 0 0 0

3 0 1 0 1 0 1

4 0 1 0 0 0 2

0 0 0 0 0 0 0

4 0 1 0 0 0 2

0 1 0 0 0 0 0

3 0 0 0 0 0 0

3 0 0 0 0 0 0

4 0 2 0 0 0 0

3 0 0 0 0 2 1

0 0 0 0 1 0 0

3 0 0 0 0 0 1

0 0 0 1 0 0 0

3 0 0 0 0 1 0

3 0 0 0 0 1 0

1B: 6 SF: 1

2B: 0 SAC: 1

3B: 0 DP: 0

HR: 0 HBP: 0

WP: 0 PA: 36

PB: 0

SB: 1

CS: 2

1B: 6 SF: 1

2B: 0 SAC: 1

3B: 0 DP: 0

HR: 0 HBP: 0

WP: 0 PA: 36

PB: 0

SB: 1

CS: 2

1B: 6 SF: 1

2B: 0 SAC: 1

3B: 0 DP: 0

HR: 0 HBP: 0

WP: 0 PA: 36

PB: 0

SB: 1

CS: 2

1B: 6 SF: 1

2B: 0 SAC: 1

3B: 0 DP: 0

HR: 0 HBP: 0

WP: 0 PA: 36

PB: 0

SB: 1

CS: 2

1B: 6 SF: 1

2B: 0 SAC: 1

3B: 0 DP: 0

HR: 0 HBP: 0

WP: 0 PA: 36

PB: 0

SB: 1

CS: 2

1B: 6 SF: 1

2B: 0 SAC: 1

3B: 0 DP: 0

HR: 0 HBP: 0

WP: 0 PA: 36

PB: 0

SB: 1

CS: 2

1B: 6 SF: 1

2B: 0 SAC: 1

3B: 0 DP: 0

HR: 0 HBP: 0

WP: 0 PA: 36

PB: 0

SB: 1

CS: 2

1B: 6 SF: 1

2B: 0 SAC: 1

3B: 0 DP: 0

HR: 0 HBP: 0

WP: 0 PA: 36

PB: 0

SB: 1

CS: 2

1B: 6 SF: 1

2B: 0 SAC: 1

3B: 0 DP: 0

HR: 0 HBP: 0

WP: 0 PA: 36

PB: 0

SB: 1

CS: 2

1B: 6 SF: 1

2B: 0 SAC: 1

3B: 0 DP: 0

HR: 0 HBP: 0

WP: 0 PA: 36

PB: 0

SB: 1

CS: 2

1B: 6 SF: 1

2B: 0 SAC: 1

3B: 0 DP: 0

HR: 0 HBP: 0

WP: 0 PA: 36

PB: 0

SB: 1

CS: 2

1B: 6 SF: 1

2B: 0 SAC: 1

3B: 0 DP: 0

HR: 0 HBP: 0

WP: 0 PA: 36

PB: 0

SB: 1

CS: 2

1B: 6 SF: 1

2B: 0 SAC: 1

3B: 0 DP: 0

HR: 0 HBP: 0

WP: 0 PA: 36

PB: 0

SB: 1

CS: 2

1B: 6 SF: 1

2B: 0 SAC: 1

3B: 0 DP: 0

HR: 0 HBP: 0

WP: 0 PA: 36

PB: 0

SB: 1

CS: 2

1B: 6 SF: 1

2B: 0 SAC: 1

3B: 0 DP: 0

HR: 0 HBP: 0

WP: 0 PA: 36

PB: 0

SB: 1

CS: 2

1B: 6 SF: 1

2B: 0 SAC: 1

3B: 0 DP: 0

HR: 0 HBP: 0

WP: 0 PA: 36

PB: 0

SB: 1

CS: 2

1B: 6 SF: 1

2B: 0 SAC: 1

3B: 0 DP: 0

HR: 0 HBP: 0

WP: 0 PA: 36

PB: 0

SB: 1

CS: 2

1B: 6 SF: 1

2B: 0 SAC: 1

3B: 0 DP: 0

HR: 0 HBP: 0

WP: 0 PA: 36

PB: 0

SB: 1

CS: 2

1B: 6 SF: 1

2B: 0 SAC: 1

3B: 0 DP: 0

HR: 0 HBP: 0

WP: 0 PA: 36

PB: 0

SB: 1

CS: 2

1B: 6 SF: 1

2B: 0 SAC: 1

3B: 0 DP: 0

HR: 0 HBP: 0

WP: 0 PA: 36

PB: 0

SB: 1

CS: 2

1B: 6 SF: 1

2B: 0 SAC: 1

3B: 0 DP: 0

HR: 0 HBP: 0

WP: 0 PA: 36

PB: 0

SB: 1

CS: 2

1B: 6 SF: 1

2B: 0 SAC: 1

3B: 0 DP: 0

HR: 0 HBP: 0

WP: 0 PA: 36

PB: 0

SB: 1

CS: 2

1B: 6 SF: 1

2B: 0 SAC: 1

3B: 0 DP: 0

HR: 0 HBP: 0

WP: 0 PA: 36

PB: 0

SB: 1

CS: 2

1B: 6 SF: 1

2B: 0 SAC: 1

3B: 0 DP: 0

HR: 0 HBP: 0

WP: 0 PA: 36

PB: 0

SB: 1

CS: 2

1B: 6 SF: 1

2B: 0 SAC: 1

3B: 0 DP: 0

HR: 0 HBP: 0

WP: 0 PA: 36

PB: 0

SB: 1

CS: 2

1B: 6 SF: 1

2B: 0 SAC: 1

3B: 0 DP: 0

HR: 0 HBP: 0

WP: 0 PA: 36

PB: 0

SB: 1

CS: 2

1B: 6 SF: 1

2B: 0 SAC: 1

3B: 0 DP: 0

HR: 0 HBP: 0

WP: 0 PA: 36

PB: 0

SB: 1

CS: 2

1B: 6 SF: 1

2B: 0 SAC: 1

3B: 0 DP: 0

HR: 0 HBP: 0

WP: 0 PA: 36

PB: 0

SB: 1

CS: 2

1B: 6 SF: 1

2B: 0 SAC: 1

3B: 0 DP: 0

HR: 0 HBP: 0

WP: 0 PA: 36

PB: 0

SB: 1

CS: 2

1B: 6 SF: 1

2B: 0 SAC: 1

3B: 0 DP: 0

HR: 0 HBP: 0

WP: 0 PA: 36

PB: 0

SB: 1

CS: 2

Batter	1	2	3	4	5	6	7	8	9	AB R H RBI BB SO LOB	TOP																						
Eddie Yost, R (1, 5) OBP: 0.390, SLG: 0.400	0-0 4-3		0-0 G6-4-3		0-0 F8		4-0 BB		0-0 F3	4 0 0 0 1 0 2																							
Milt Bolling, R (1, 4) OBP: 0.288, SLG: 0.344	0-0 6-3		0-0 HR 1B		0-0 F8		0-0 F2		0-0 L5	5 1 1 0 0 0 2																							
Roy Sievers, R (1, 7) OBP: 0.390, SLG: 0.577	0-0 F7		0-0 HR		1-0 HBP		0-0 F6			3 1 1 2 0 0 1																							
Clint Courtney, L (1, 2) OBP: 0.350, SLG: 0.438		0-0 BB 1B	0-0 F2		0-0 G3			0-0 F4		4 0 1 0 0 0 1																							
Julio Becquer, L (1, 3) OBP: 0.288, SLG: 0.356		0-0 F5		0-0 4-3		0-0 1B		0-0 F7		4 0 1 0 0 0 1																							
Jim Lemon, R (1, 9) OBP: 0.341, SLG: 0.445		0-0 F4		0-0 FC4-6 1B		0-0 F8		0-0 F7		4 0 1 0 0 0 2																							
Bob Usher, R (1, 8) OBP: 0.325, SLG: 0.348		4-0 FC5-4 BB		0-0 FC4-6 1B		0-0 F6			0-0 F4	3 0 0 0 1 0 2																							
Rocky Bridges, R (1, 6) OBP: 0.302, SLG: 0.308		0-0 FC5-4		0-0 1-2 1B		0-0 F9			0-0 2B 1B	4 1 2 0 0 0 3																							
Chuck Stobbs, L (1, 1) OBP: 0.200, SLG: 0.246			0-0 G6-4-3 1B		0-0 F4		0-0 4-3		0-0 2B	4 0 2 1 0 0 2																							
Inning Stats	R: 0 E: 0 K: 0 S: 3	H: 0 LOB: 0 BB: 0 P: 3	R: 0 E: 0 K: 0 S: 4	H: 1 LOB: 2 BB: 1 P: 8	R: 2 E: 0 K: 0 S: 5	H: 3 LOB: 0 BB: 0 P: 5	R: 0 E: 0 K: 0 S: 5	H: 2 LOB: 2 BB: 0 P: 5	R: 0 E: 0 K: 0 S: 3	H: 0 LOB: 1 BB: 0 P: 4	R: 0 E: 0 K: 0 S: 4	H: 1 LOB: 1 BB: 0 P: 4	R: 0 E: 0 K: 0 S: 3	H: 0 LOB: 1 BB: 1 P: 7	R: 0 E: 0 K: 0 S: 3	H: 0 LOB: 0 BB: 0 P: 3	R: 1 E: 0 K: 0 S: 5	H: 2 LOB: 1 BB: 0 P: 5	1B: 7 2B: 1 3B: 0 HR: 1	SF: 0 SAC: 0 DP: 1 HBP: 1	WP: 0 PB: 0 SB: 0 CS: 0	PA: 38											
PITCHER Ray Moore, R (1, 1) ERA: 3.44	IP 9.0	WLS L	BF 38	H 9	R 3	ER 3	SO 0	BB 2	IBB 0	HBP 1	BLK 0	WP 0	HR 1	S 35	P 44	ERA 3.00	WHIP 1.222																
											PITCHER	IP	WLS	BF	H	R	ER	SO	BB	IBB	HBP	BLK	WP	HR	S	P	ERA	WHIP					

Washington Senators @ Baltimore Orioles
Memorial Stadium, Baltimore, MD
 Thu Sep 05 1957, 3:33 AM EDT
 Att. 3,090 - Unknown

AB	35
R	3
H	9
RBI	3
BB	2
SO	0
LOB	16



WP: 0	PA: 38
PB: 0	
SB: 0	
CS: 0	

BOTTOM

New York Yankees @ Washington Senators
Griffith Stadium, Washington, DC

AB	31
R	4
H	8
RBI	3
BB	5
SO	5
LOB	18



WP:	0	PA:	38
PB:	0		
SB:	0		
CS:	0		

Fri Sep 06 1957, 7:05 PM EDT
Att. 22,467 - Unknown

livebaseballscorecards.com

AB R H RBI BB SO LOB

5	0	1	0	0	0	4
4	0	0	0	0	1	4
3	0	1	0	1	1	1
4	0	2	0	0	0	1
4	1	1	0	0	1	3
3	1	1	1	1	0	0
2	2	1	0	1	0	0
2	0	1	1	2	0	0
2	0	0	0	0	2	1
1	0	0	1	0	0	1
0	0	0	0	0	0	0
1	0	0	0	0	0	3


1B:	6	SF:	0
2B:	2	SAC:	1
3B:	0	DP:	3
HR:	0	HBP:	1

IP	WLS	BF	H	R	ER	SO	BB	IBB	HBP	BLK	WP	HR	S	P	ERA	WHIP
6.0		24	7	3	3	4	1	0	0	0	0	0	4	8	0.00	2.000
1.0		5	1	0	0	0	1	0	0	0	0	0	4	8	0.00	2.000
1.0	L	6	0	1	0	1	3	0	0	0	0	0	5	17	0.00	3.000
0.2		3	0	0	0	0	0	0	0	0	0	0	3	3	0.00	0.000

Batter	1	2	3	4	5	6	7	8	9
Eddie Yost, R (1, 5) OBP: 0.388, SLG: 0.397	0-0 F8			0-0 G1	0-0 6-3		0-0 1B		0-0 P4
Milt Bolling, R (1, 4) OBP: 0.287, SLG: 0.339	1-0 G5-4-3 HBP			0-3 K		0-0 5-3	0-0 F7		0-0 FC5
Roy Sievers, R (1, 7) OBP: 0.391, SLG: 0.575	0-0 G5-4-3 1-2f			0-0 1B 1B		4-0 G1-6-3 BB		0-3 K	
Lou Berberet, L (1, 2) OBP: 0.359, SLG: 0.422		0-0 G3-6-3 1B		0-0 1B		0-0 G1-6-3 1-2f		0-0 4-3	
Julio Becquer, L (1, 3) OBP: 0.288, SLG: 0.359		0-0 G3-6-3 1-2f		0-3 K			0-0 2B	0-0 4-3	
Jim Lemon, R (1, 9) OBP: 0.342, SLG: 0.446		0-0 P4		0-0 6-3			0-0 SH1-4 FC5-4 2-H	4-0 BB BB FC6-2 BB	
Bob Usher, R (1, 8) OBP: 0.328, SLG: 0.349			0-0 F8	0-0 1B BLK 1B			0-0 SH1-4	4-0 BB BB FC6-2 BB	
Rocky Bridges, R (1, 6) OBP: 0.306, SLG: 0.309			0-0 F9	0-0 1B			4-0 FC5-4 BB	4-0 FC5 FC6-2 BB	
Tex Clevenger, R (1, 1) OBP: 0.250, SLG: 0.214			0-3 K	0-3 K			0-0 FC5-4 1B	0-0 FC6-2	
Pete Runnels, L (7, PH) OBP: 0.304, SLG: 0.285									0-0 FC6-2
Bud Byerly, R (8, 1) OBP: 0.067, SLG: 0.200									1-2 2-3
Herb Plews, L (9, PH) OBP: 0.334, SLG: 0.374							1-2f 3-H	1-2 2-3 3-Hf	

Inning Stats	R: 0	H: 0	E: 0	K: 0	S: 2	R: 0	H: 1	E: 0	K: 0	S: 3	R: 0	H: 0	E: 0	K: 1	S: 5	R: 0	H: 2	E: 0	K: 2	S: 9	R: 1	H: 2	E: 0	K: 1	S: 7	R: 0	H: 0	E: 0	K: 0	S: 2	R: 2	H: 3	E: 0	K: 0	S: 6	R: 0	H: 0	E: 0	K: 1	S: 5	R: 1	H: 0	E: 1	K: 0	S: 3	1B: 6	SF: 0	2B: 2	SAC: 1	3B: 0	DP: 3	HR: 0	HBP: 1	WP: 0	PA: 38
--------------	------	------	------	------	------	------	------	------	------	------	------	------	------	------	------	------	------	------	------	------	------	------	------	------	------	------	------	------	------	------	------	------	------	------	------	------	------	------	------	------	------	------	------	------	------	-------	-------	-------	--------	-------	-------	-------	--------	-------	--------

PITCHER	IP	WLS	BF	H	R	ER	SO	BB	IBB	HBP	BLK	WP	HR	S	P	ERA	WHIP
Sal Maglie, R (1, 1) ERA: 2.99	6.0		24	7	3	3	4	1	0	0	0	0	0	30	35	4.50	1.333
Art Ditmar, R (7, 1) ERA: 3.31	1.0		5	1	0	0	0	1	0	0	0	0	0	4	8	0.00	2.000
Bob Grim, R (8, 1) ERA: 2.38	1.0	L	6	0	1	0	1	3	0	0	0	0	0	5	17	0.00	3.000
Johnny Kucks, R (9, 1) ERA: 3.65	0.2		3	0	0	0	0	0	0	0	0	0	0	3	3	0.00	0.000

Batter	1	2	3	4	5	6	7	8	9	AB R H RBI BB SO LOB	TOP		
Tony Kubek, L (1, 8) OBP: 0.340, SLG: 0.376	0-3 K		0-0 F8 1B 1-3 1B		0-0 2B	0-0 P6			0-0 G3	5 1 2 0 0 1 3	<p>New York Yankees @ Washington Senators Griffith Stadium, Washington, DC</p> <p>Sat Sep 07 1957, 3:33 AM EDT Att: 10,731 - Unknown</p> <hr/> <p>AB 36 R 4 H 11 RBI 4 BB 3 SO 3 LOB 19</p> 		
Joe Collins, L (1, 3) OBP: 0.312, SLG: 0.252	0-3 K		0-0 1-3		0-0 4-3			0-0 E9 1B	5 0 2 0 0 1 2				
Enos Slaughter, L (1, 7) OBP: 0.374, SLG: 0.388	0-0 4-3		0-0 F8		0-0 F7			0-0 F8	5 0 0 0 0 0 4				
Harry Simpson, L (1, 9) OBP: 0.321, SLG: 0.443		0-0 6-3	0-0 1B			0-0 4-3 1B 4-3 1B		0-0 FC1-5	5 1 2 1 0 1 2				
Gil McDougald, R (1, 6) OBP: 0.372, SLG: 0.462		0-0 5-3	0-0 F8			0-0 4-3		0-0 F8	4 0 0 0 0 0 3				
Jerry Lumpe, L (1, 5) OBP: 0.397, SLG: 0.456		4-0 2B 2B BB		4-0 G6-4-3 BB		0-0 4-3		0-0 4-3 SH3-4 1B	2 1 1 0 2 0 1				
Elston Howard, R (1, 2) OBP: 0.283, SLG: 0.382		0-0 2B 2B		0-0 G6-4-3		0-0 BB 1B		0-0 SH3-4	3 1 2 1 0 0 1				
Bobby Richardson, R (1, 4) OBP: 0.276, SLG: 0.302		0-0 2B		0-0 F7		0-0 BB 1B		0-0 4-3	4 0 2 2 0 0 1				
Whitey Ford, L (1, 1) OBP: 0.189, SLG: 0.118		0-0 F7		0-0 4-3		4-0 BB		0-0 6-3	3 0 0 0 1 0 2				
Inning Stats	R: 0 H: 0 E: 0 LOB: 0 K: 2 BB: 0 S: 7 P: 7	R: 2 H: 2 E: 0 LOB: 1 K: 0 BB: 1 S: 5 P: 9	R: 1 H: 2 E: 0 LOB: 1 K: 0 BB: 0 S: 5 P: 5	R: 0 H: 0 E: 0 LOB: 0 K: 0 BB: 1 S: 2 P: 6	R: 0 H: 1 E: 0 LOB: 1 K: 0 BB: 0 S: 4 P: 4	R: 1 H: 3 E: 0 LOB: 3 K: 0 BB: 1 S: 6 P: 10	R: 0 H: 1 E: 1 LOB: 1 K: 0 BB: 0 S: 4 P: 4	R: 0 H: 1 E: 0 LOB: 1 K: 0 BB: 0 S: 4 P: 4	R: 0 H: 1 E: 0 LOB: 1 K: 1 BB: 0 S: 6 P: 6	1B: 8 SF: 0 2B: 3 SAC: 1 3B: 0 DP: 1 HR: 0 HBP: 0	WP: 0 PA: 40 PB: 0 SB: 1 CS: 0		
PITCHER	IP WLS BF H R ER SO BB IBB HBP BLK WP HR S P ERA WHIP											PITCHER	IP WLS BF H R ER SO BB IBB HBP BLK WP HR S P ERA WHIP
Pedro Ramos, R (1, 1) ERA: 4.8	5.2 L 26 8 4 4 2 2 0 0 0 0 0 0 28 36 6.35 1.765												
Dick Hyde, R (6, 1) ERA: 4.23	2.1 10 2 0 0 0 1 0 0 0 0 0 0 9 13 0.00 1.286												
Ralph Lumentl, L (9, 1) ERA:	1.0 4 1 0 0 1 0 0 0 0 0 0 0 6 6 0.00 1.000												

livebaseballscorecards.com

Batter	1	2	3	4	5	6	7	8	9	AB R H RBI BB SO LOB	TOP		
Jim Finigan, R (1, 5) OBP: 0.338, SLG: 0.291	0-0 FC6-4 1B		0-0 F7		0-0 6-3 1B		0-0 6-3		0-0 F7	5 0 2 0 0 0 0			
Bill Tuttle, R (1, 8) OBP: 0.310, SLG: 0.332	0-3 K		0-0 6-3		0-0 6-3 1-2		0-0 5-3			4 0 0 0 0 1 2			
Ray Boone, R (1, 3) OBP: 0.348, SLG: 0.409	0-0 F8			0-0 FC6-4 1B	0-0 F7			0-0 5-3		4 0 1 0 0 0 2			
Al Kaline, R (1, 9) OBP: 0.341, SLG: 0.491	0-0 FC6-4 1-2f			0-0 FC6-4 1B		0-0 L6-3		0-0 HR		4 2 1 1 0 0 2			
Charlie Maxwell, L (1, 7) OBP: 0.385, SLG: 0.500		0-3 K		0-3 K		0-0 4-3		0-0 4-3		4 0 0 0 0 2 1			
Harvey Kuenn, R (1, 6) OBP: 0.322, SLG: 0.374		0-0 F8		0-0 FC5 1B 1-3		0-0 HBP 1B		0-0 1B		4 0 3 0 0 0 0			
Jay Porter, R (1, 2) OBP: 0.357, SLG: 0.392		0-0 6-3		0-0 1-2 3-H 1B		1-0 FC6-4 HBP 1-2		0-0 6-3		3 0 1 1 0 0 1			
Frank Bolling, R (1, 4) OBP: 0.329, SLG: 0.405			0-0 6-3	0-0 FC5 2-3f		0-0 FC6-4 1-2f			0-0 P6	4 0 0 0 0 0 4			
Jim Bunning, R (1, 1) OBP: 0.250, SLG: 0.277			0-0 HR		0-0 6-3		0-0 5-3		0-3 K	4 1 1 1 0 1 0			
Inning Stats	R: 0 H: 1 E: 0 LOB: 1 K: 1 BB: 0 S: 6 P: 6	R: 0 H: 0 E: 0 LOB: 0 K: 1 BB: 0 S: 5 P: 5	R: 1 H: 1 E: 0 LOB: 0 K: 0 BB: 0 S: 4 P: 4	R: 1 H: 3 E: 0 LOB: 2 K: 1 BB: 0 S: 8 P: 8	R: 0 H: 1 E: 0 LOB: 1 K: 0 BB: 0 S: 4 P: 4	R: 0 H: 1 E: 0 LOB: 2 K: 0 BB: 0 S: 4 P: 5	R: 0 H: 0 E: 0 LOB: 0 K: 0 BB: 0 S: 3 P: 3	R: 1 H: 2 E: 0 LOB: 1 K: 0 BB: 0 S: 5 P: 5	R: 0 H: 0 E: 0 LOB: 0 K: 1 BB: 0 S: 5 P: 5	1B: 7 SF: 0 2B: 0 SAC: 0 3B: 0 DP: 0 HR: 2 HBP: 1	WP: 0 PA: 37 PB: 0 SB: 0 CS: 0		
PITCHER	IP WLS BF H R ER SO BB IBB HBP BLK WP HR S P ERA WHIP											PITCHER	IP WLS BF H R ER SO BB IBB HBP BLK WP HR S P ERA WHIP
Camilo Pascual, R (1, 1) ERA: 3.81	7.0 L 29 7 2 2 3 0 0 1 0 0 0 1 34 35 2.57 1.000												
Bud Byerly, R (8, 1) ERA: 3.24	2.0 8 2 1 1 1 0 0 0 0 0 0 1 10 10 4.50 1.000												

Detroit Tigers @ Washington Senators
 Griffith Stadium, Washington, DC
 Wed Sep 11 1957, 7:05 PM EDT
 Unknown

livebaseballscorecards.com

AB 36
R 3
H 9
RBI 3
BB 0
SO 4
LOB 12



Batter	1	2	3	4	5	6	7	8	9	AB	R	H	RBI	BB	SO	LOB
Eddie Yost, R OBP: 0.385, SLG: 0.391 (1, 5)	0-0 CS 1B		0-0 F2		0-0 6-3			0-0 4-3 1B		4	0	2	0	0	0	0
Milt Bolling, R OBP: 0.284, SLG: 0.335 (1, 4)	0-3 K		0-0 P6			0-0 F7		0-0 F9		3	0	0	0	0	1	1
Herb Plews, L OBP: 0.332, SLG: 0.372 (8, PH) (9, 4)	1-2		0-3 K			0-3 K		0-0 4-3 1B		1	0	0	0	0	0	1
Roy Sievers, R OBP: 0.393, SLG: 0.581 (1, 7)	0-0 1B		0-3 K			0-3 K		0-0 4-3 1B		4	0	2	0	0	2	0
Neil Chrissy, L OBP: 0.314, SLG: 0.355 (1, 9)	0-0 G3		0-0 F8		0-0 F8		0-0 HBP 1B	0-0 4-3		4	0	1	0	0	0	3
Lou Berberet, L OBP: 0.356, SLG: 0.412 (1, 2)		0-0 F9		0-0 F8		1-0 HBP		0-0 F8		3	0	0	0	0	0	2
Pete Runnels, L OBP: 0.305, SLG: 0.284 (1, 3)		0-0 F7		0-0 1B		0-3 K		0-0 1-3		4	0	1	0	0	1	2
Faye Throneberry, L OBP: 0.265, SLG: 0.309 (1, 8)		0-0 1B 2B		0-3 K		0-0 F8		0-0 4-3		4	0	1	0	0	1	1
Rocky Bridges, R OBP: 0.302, SLG: 0.302 (1, 6)		4-0 1B BB		0-0 6-3		0-3 K		0-0 4-3		2	0	0	0	1	1	0
Clint Courtney, L OBP: 0.349, SLG: 0.435 (9, PH)		0-0 BB		0-0 6-3		0-0 6-3		0-0 F7		1	0	0	0	0	0	0
Camilo Pascual, R OBP: 0.180, SLG: 0.128 (1, 1)		0-0 1-2 2-H 1B								0	0	0	0	0	0	0
Julio Becquer, L OBP: 0.279, SLG: 0.348 (7, PH)										1	0	0	0	0	0	0
Bud Byerly, R OBP: 0.067, SLG: 0.200 (8, 1)										0	0	0	0	0	0	0

Inning Stats	R: 0	H: 2	E: 0	K: 1	S: 6	R: 0	H: 2	E: 0	K: 0	S: 4	R: 0	H: 0	E: 0	K: 1	S: 5	R: 0	H: 1	E: 0	K: 1	S: 6	R: 0	H: 0	E: 0	K: 0	S: 3	R: 0	H: 1	E: 0	K: 2	S: 8	R: 0	H: 0	E: 0	K: 1	S: 5	R: 0	H: 2	E: 0	K: 0	S: 5	R: 0	H: 0	E: 0	K: 0	S: 3	1B: 7	2B: 2	3B: 0	HR: 0	SF: 0	SAC: 0	DP: 1	HBP: 1	WP: 0	PB: 0	SB: 0	CS: 1	PA: 35
PITCHER Jim Bunning, R ERA: 2.41 (1, 1)	IP	WLS	BF	H	R	ER	SO	BB	IBB	HBP	BLK	WP	HR	S	P	ERA	WHIP	IP	WLS	BF	H	R	ER	SO	BB	IBB	HBP	BLK	WP	HR	S	P	ERA	WHIP	IP	WLS	BF	H	R	ER	SO	BB	IBB	HBP	BLK	WP	HR	S	P	ERA	WHIP							

DETROIT TIGERS @ WASHINGTON SENATORS
Griffith Stadium, Washington, DC
Wed Sep 11 1957, 7:05 PM EDT
Unknown

AB	33
R	0
H	8
RBI	0
BB	1
SO	6
LOB	10



Batter	1	2	3	4	5	6	7	8	9	AB R H RBI BB SO LOB	TOP													
Jim Finigan, R (1, 5) <small>OBP: 0.336, SLG: 0.285</small> George Thomas, R (8, PH) <small>(8, 5)</small>	0-3 K			0-3 K		4-0 2B BB	0-0 1-3	0-3 K		3 1 0 0 1 2 1 1 0 0 0 0 1 0														
Johnny Groth, R (1, 8) <small>OBP: 0.331, SLG: 0.351</small>	0-0 3-4-1			0-3 K		0-0 6-3	0-0 2B 1B	0-0 4-3		5 1 1 1 0 1 2														
Ray Boone, R (1, 3) <small>OBP: 0.349, SLG: 0.414</small> Dave Philley, S (7, 3) <small>OBP: 0.329, SLG: 0.382</small>	0-0 6-3			0-3 K		0-0 2B	0-0 1B 2B			4 1 2 3 0 1 0 1 1 1 0 0 0 0														
Al Kaline, R (1, 9) <small>OBP: 0.342, SLG: 0.490</small> Jim Small, L (7, 9) <small>OBP: 0.256, SLG: 0.268</small>		0-0 F9			0-0 L1-3	4-0 FC6 BB	0-0 1B SF9 1B			3 1 1 0 1 0 0 1 0 0 0 0 0 1														
Charlie Maxwell, L (1, 7) <small>OBP: 0.387, SLG: 0.501</small>		0-0 F5			0-0 1B	0-0 FC6	0-0 HR 1B			5 1 3 2 0 0 2														
Harvey Kuenn, R (1, 6) <small>OBP: 0.323, SLG: 0.379</small> Steve Boros, R (7, 6) <small>OBP: 0.167, SLG: 0.171</small>		0-0 CS 1B			0-0 F9		0-0 3B SF9			3 1 2 1 0 0 1 1 0 0 0 0 1 1														
Frank House, L (1, 2) <small>OBP: 0.321, SLG: 0.348</small>	0-0 CS		0-0 G3		0-0 F8		0-0 SH BB 1B HR			5 2 2 3 0 0 2														
Frank Bolling, R (1, 4) <small>OBP: 0.330, SLG: 0.404</small> Ron Samford, R (7, 4) <small>OBP: 0.276, SLG: 0.275</small>			0-0 F7			0-0 6-3 2B SH1-4 1B	0-0 1-3			3 2 1 0 1 0 0 0 0 0 0 0 0 0														
Frank Lary, R (1, 1) <small>OBP: 0.167, SLG: 0.159</small>			0-3 K			0-0 SH1-4	0-0 SH 1B	0-0 4-3		2 1 0 0 0 1 0														
Inning Stats	R: 0 E: 0 K: 1 S: 5	H: 0 LOB: 0 BB: 0 P: 5	R: 0 E: 0 K: 0 S: 3	H: 1 LOB: 0 BB: 0 P: 3	R: 0 E: 0 K: 1 S: 5	H: 0 LOB: 0 BB: 0 P: 5	R: 0 E: 0 K: 3 S: 9	H: 0 LOB: 0 BB: 0 P: 9	R: 0 E: 0 K: 0 S: 4	H: 1 LOB: 1 BB: 0 P: 4	R: 2 E: 0 K: 0 S: 5	H: 2 LOB: 2 BB: 2 P: 13	R: 9 E: 1 K: 0 S: 11	H: 7 LOB: 0 BB: 1 P: 15	R: 0 E: 0 K: 1 S: 5	H: 0 LOB: 0 BB: 0 P: 5	R: 1 E: 0 K: 1 S: 7	H: 2 LOB: 1 BB: 0 P: 7	1B: 8 2B: 3 3B: 1 HR: 1	SF: 1 SAC: 2 DP: 0 HBP: 0	WP: 0 PB: 0 SB: 0 CS: 1	PA: 44		
PITCHER	IP WLS BF H R ER SO BB IBB HBP BLK WP HR S P ERA WHIP																							
Pedro Ramos, R (1, 1) <small>ERA: 4.76</small> Tex Clevenger, R (6, 1) <small>ERA: 4.4</small> Joe Black, R (7, 1) <small>ERA: 7.11</small> Ted Abernathy, R (8, 1) <small>ERA: 7.0</small>	5.2 L 22 4 2 2 5 2 0 0 0 0 0 0 30 38 3.18 1.059	0.2 8 4 6 6 0 1 0 0 0 0 0 0 7 11 81.00 7.500	0.2 5 3 3 3 0 0 0 0 0 0 0 1 5 5 40.50 4.500	2.0 8 2 1 1 2 0 0 0 0 0 0 0 12 12 4.50 1.000																				

Detroit Tigers @ Washington Senators
 Griffith Stadium, Washington, DC
 Wed Sep 11 1957, 7:05 PM EDT
 Att. 3,923 - Unknown

livebaseballscorecards.com

AB 37
R 12
H 13
RBI 10
BB 3
SO 7
LOB 10



Batter	1	2	3	4	5	6	7	8	9	AB	R	H	RBI	BB	SO	LOB
Eddie Yost, R OBP: 0.384, SLG: 0.389 (1, 5)	0-0 F9		0-3 K		0-0 1B		0-0 P3			4	0	1	1	0	1	0
Pete Runnels, L OBP: 0.305, SLG: 0.284 (1, 3)	0-0 1-3			0-0 3-1	0-0 1B			0-0 P2		4	0	1	0	0	0	0
Roy Sievers, R Jerry Schoonmaker, R (1, 7) (9, 7)	0-0 1B			0-0 BB 1B 1B	0-3 K			0-0 E5 3-1		4	1	2	0	0	1	2
Clint Courtney, L OBP: 0.352, SLG: 0.437 (1, 2)	0-0 4-3			0-0 BB 1-2 1B		0-0 1B		0-0 3-1		4	0	2	1	0	0	1
Neil Chrisley, L OBP: 0.308, SLG: 0.324 (1, 9)		0-0 F9		4-0 BB 1-2 2-3 BB	G4-6-3	0-0 F7		0-0 F2		3	0	0	0	1	0	1
Faye Throneberry, L OBP: 0.265, SLG: 0.308 (1, 8)		0-3 K		0-0 G4-6-3 1-2f		0-3 K			0-0 FC6-4 1B	4	0	1	0	0	2	4
Herb Plews, L OBP: 0.331, SLG: 0.368 (1, 4)		0-0 5-3		4-0 BB BB BB	F8 SH3-4 1B BB	0-0 4-3			0-0 FC6-4 FC4-6 1-2f	3	1	0	0	1	0	2
Rocky Bridges, R Jerry Snyder, R OBP: 0.300, SLG: 0.300 OBP: 0.177, SLG: 0.174 (1, 6) (9, 6)			0-0 4-3		0-0 SH3-4		0-0 5-3		0-0 FC4-6 FC6-4 1-2f	2	0	0	0	0	0	0
Pedro Ramos, S Tex Clevenger, R Joe Black, R Julio Becquer, L Ted Abernathy, R Art Schult, R OBP: 0.197, SLG: 0.216 OBP: 0.250, SLG: 0.214 OBP: 0.250, SLG: 0.214 OBP: 0.277, SLG: 0.346 OBP: 0.231, SLG: 0.208 OBP: 0.313, SLG: 0.364 (1, 1) (6, 1) (7, 1) (7, PH) (8, 1) (9, PH)			0-0 4-3		0-0 F8		0-3 K		0-0 FC6-4 1-2f	2	0	0	0	0	0	1

Inning Stats	R: 0	H: 1	E: 0	K: 0	S: 4	LOB: 1	BB: 0	P: 4	R: 0	H: 0	E: 0	K: 1	S: 5	LOB: 0	BB: 0	P: 5	R: 0	H: 0	E: 0	K: 1	S: 5	LOB: 0	BB: 0	P: 5	R: 0	H: 2	E: 0	K: 0	S: 4	LOB: 2	BB: 1	P: 8	R: 1	H: 2	E: 0	K: 1	S: 7	LOB: 2	BB: 1	P: 11	R: 0	H: 1	E: 0	K: 1	S: 6	LOB: 1	BB: 0	P: 6	R: 0	H: 0	E: 0	K: 1	S: 5	LOB: 0	BB: 0	P: 5	R: 1	H: 0	E: 1	K: 0	S: 4	LOB: 0	BB: 0	P: 4	R: 0	H: 1	E: 0	K: 0	S: 4	LOB: 1	BB: 0	P: 4	R: 0	H: 0	E: 0	K: 0	S: 4	LOB: 1	BB: 0	P: 4	1B: 7	2B: 0	3B: 0	HR: 0	SF: 0	SAC: 1	DP: 1	HBP: 0	WP: 0	PB: 0	SB: 0	CS: 0	PA: 36	ERA	WHIP
PITCHER Frank Lary, R ERA: 4.04 (1, 1)	9.0	WLS	W	BF	36	H	7	R	2	ER	2	SO	5	BB	2	IBB	0	HBP	0	BLK	0	WP	0	HR	0	S	44	P	52	ERA	2.00	WHIP	1.000																																																														

DETROIT TIGERS @ WASHINGTON SENATORS
 Griffith Stadium, Washington, DC
 Wed Sep 11 1957, 7:05 PM EDT
 Att. 3,923 - Unknown

AB	33
R	2
H	7
RBI	2
BB	2
SO	5
LOB	13



Batter	1	2	3	4	5	6	7	8	9	AB R H RBI BB SO LOB	TOP												
Jim Finigan, R (1, 5) <small>OBP: 0.338, SLG: 0.284</small>	0-0 F7		0-0 1B		4-0 FC6-4 BB		0-0 F2	0-3 K		4 0 1 0 1 1 0													
Johnny Groth, R (1, 8) <small>OBP: 0.333, SLG: 0.344</small>	0-0 4-3		0-0 F9		0-0 FC6-4 BB		4-0 FC6 WP BB	4-0 BB		3 2 0 0 2 0 3													
Ray Boone, R (1, 3) <small>OBP: 0.349, SLG: 0.420</small>	0-0 6-3			0-0 HR	4-0 1B 1B BB		0-0 L7	0-0 4-3		4 2 1 1 1 0 2													
Al Kaline, R (1, 9) <small>OBP: 0.344, SLG: 0.490</small>		0-0 FC3-6 1B		0-0 F7	0-0 1B 1B		4-0 FC6 E IBB	0-0 L5-3		4 1 2 2 1 0 0													
Charlie Maxwell, L (1, 7) <small>OBP: 0.387, SLG: 0.500</small>		0-0 FC3-6		0-0 F9	0-0 FC6-4 1B		0-0 FC6 E	0-0 1B 1B		5 1 2 1 0 0 3													
Harvey Kuenn, R (1, 6) Ron Samford, R (9, 6) <small>OBP: 0.324, SLG: 0.379</small> <small>OBP: 0.276, SLG: 0.275</small>		0-0 F5		0-0 1B	0-0 FC6-4		0-0 E9	0-0 G6-4-3 1B		5 0 2 0 0 0 3 0 0 0 0 0 0 0													
Jay Porter, R (1, 2) <small>OBP: 0.345, SLG: 0.377</small>		0-3 K		0-0 F7		0-0 F8	0-0 5-3	0-0 G6-4-3		5 0 0 0 0 1 5													
Frank Bolling, R (1, 4) <small>OBP: 0.332, SLG: 0.413</small>			0-3 K		0-0 CS 2B	0-0 F8		0-0 HR		4 1 2 1 0 1 0													
Duke Maas, R (1, 1) Harry Byrd, R (8, 1) <small>OBP: 0.129, SLG: 0.154</small> <small>OBP: 0.276, SLG: 0.275</small>			0-3 K		0-0 E4 FC6-4 1B CS	0-3 K		0-3 K		4 1 0 0 0 3 1 0 0 0 0 0 0 0													
Inning Stats	R: 0 E: 0 K: 0 S: 3	H: 0 LOB: 0 BB: 0 P: 3	R: 0 E: 0 K: 1 S: 6	H: 1 LOB: 1 BB: 0 P: 6	R: 0 E: 0 K: 2 S: 8	H: 1 LOB: 1 BB: 0 P: 8	R: 1 E: 0 K: 0 S: 5	H: 2 LOB: 1 BB: 0 P: 5	R: 3 E: 1 K: 0 S: 6	H: 3 LOB: 2 BB: 2 P: 14	R: 0 E: 0 K: 1 S: 5	H: 0 LOB: 0 BB: 0 P: 5	R: 3 E: 1 K: 0 S: 5	H: 0 LOB: 1 BB: 2 P: 13	R: 1 E: 0 K: 2 S: 8	H: 1 LOB: 1 BB: 1 P: 12	R: 0 E: 0 K: 0 S: 4	H: 2 LOB: 1 BB: 0 P: 4	1B: 7 2B: 1 3B: 0 HR: 2	SF: 0 SAC: 0 DP: 1 HBP: 0	WP: 1 PB: 0 SB: 0 CS: 2	PA: 43	
PITCHER	IP WLS BF H R ER SO BB IBB HBP BLK WP HR S P ERA WHIP	IP WLS BF H R ER SO BB IBB HBP BLK WP HR S P ERA WHIP	IP WLS BF H R ER SO BB IBB HBP BLK WP HR S P ERA WHIP	IP WLS BF H R ER SO BB IBB HBP BLK WP HR S P ERA WHIP	IP WLS BF H R ER SO BB IBB HBP BLK WP HR S P ERA WHIP	IP WLS BF H R ER SO BB IBB HBP BLK WP HR S P ERA WHIP	IP WLS BF H R ER SO BB IBB HBP BLK WP HR S P ERA WHIP	IP WLS BF H R ER SO BB IBB HBP BLK WP HR S P ERA WHIP	IP WLS BF H R ER SO BB IBB HBP BLK WP HR S P ERA WHIP	IP WLS BF H R ER SO BB IBB HBP BLK WP HR S P ERA WHIP	IP WLS BF H R ER SO BB IBB HBP BLK WP HR S P ERA WHIP	IP WLS BF H R ER SO BB IBB HBP BLK WP HR S P ERA WHIP	IP WLS BF H R ER SO BB IBB HBP BLK WP HR S P ERA WHIP	IP WLS BF H R ER SO BB IBB HBP BLK WP HR S P ERA WHIP	IP WLS BF H R ER SO BB IBB HBP BLK WP HR S P ERA WHIP	IP WLS BF H R ER SO BB IBB HBP BLK WP HR S P ERA WHIP	IP WLS BF H R ER SO BB IBB HBP BLK WP HR S P ERA WHIP	IP WLS BF H R ER SO BB IBB HBP BLK WP HR S P ERA WHIP	IP WLS BF H R ER SO BB IBB HBP BLK WP HR S P ERA WHIP	IP WLS BF H R ER SO BB IBB HBP BLK WP HR S P ERA WHIP	IP WLS BF H R ER SO BB IBB HBP BLK WP HR S P ERA WHIP	IP WLS BF H R ER SO BB IBB HBP BLK WP HR S P ERA WHIP	
Chuck Stobbs, L (1, 1) <small>ERA: 5.32</small>	7.0 L 34 7 7 1 4 3 1 0 0 1 1 38 54 1.29 1.429	1.0 5 1 1 1 2 1 0 0 0 0 0 1 8 12 9.00 2.000	1.0 4 2 0 0 0 0 0 0 0 0 0 0 4 4 0.00 2.000																				

Detroit Tigers @ Washington Senators
 Griffith Stadium, Washington, DC
 Thu Sep 12 1957, 7:05 PM EDT
 Att. 1,019 - Unknown

AB	38
R	8
H	10
RBI	5
BB	5
SO	6
LOB	17



WP: 1	PA: 43
PB: 0	
SB: 0	
CS: 2	

1B: 7	SF: 0
2B: 1	SAC: 0
3B: 0	DP: 1
HR: 2	HBP: 0

Batter	1	2	3	4	5	6	7	8	9	10	AB	R	H	RBI	BB	SO	LOB
Eddie Yost, R OBP: 0.385, SLG: 0.391 (1, 5)	0-0 1B SF8 2B	4-0 BB		0-3 K			0-0 P6		0-0 6-3		4	1	1	0	1	1	1
Bob Usher, R OBP: 0.323, SLG: 0.342 (1, 8)	0-0 BB 2-3 1B	0-0 F7				0-0 6-3	0-0 F8		0-0 F3		5	0	1	0	0	0	2
Roy Sievers, R OBP: 0.394, SLG: 0.592 (1, 7)	4-0 1-2 BB		0-0 P6			0-0 F7		0-0 P6		0-0 HR	4	1	1	1	1	0	0
Jim Lemon, R OBP: 0.341, SLG: 0.451 (1, 9)	0-0 SF8 3-H		0-3 K			0-0 1B		0-0 HR			3	1	2	2	0	1	0
Lou Barberet, L OBP: 0.356, SLG: 0.413 (1, 2)	0-0 F8		4-0 2B BB			0-0 P6		0-0 2B			3	0	1	0	1	0	3
Jerry Schoonmaker, R OBP: 0.177, SLG: 0.174 (8, PR)											0	0	0	0	0	0	0
Jerry Snyder, R OBP: 0.177, SLG: 0.174 (9, 4)											0	0	0	0	0	0	0
Art Schult, R OBP: 0.314, SLG: 0.372 (1, 3)	0-3 K		0-0 1-H 2B			0-0 1-3		0-0 F8			4	0	1	0	0	1	3
Milt Bolling, R OBP: 0.280, SLG: 0.330 (1, 4)		0-0 E5		0-0 4-3		0-0 5-3		4-0 IBB			3	0	0	0	0	0	0
Clint Courtney, L OBP: 0.347, SLG: 0.426 (8, PH)											0	0	0	0	1	0	0
Rocky Bridges, R OBP: 0.301, SLG: 0.300 (1, 6)		0-0 4-3 2-3		0-0 1B		0-0 6-3		0-0 F5			4	0	1	0	0	0	3
Ralph Lument, L OBP: 0.195, SLG: 0.213 (1, 1)		0-3 K		0-3 K			0-0 F8		0-0 P3		2	0	0	0	0	2	2
Pete Runnels, L OBP: 0.303, SLG: 0.285 (7, PH)											1	0	0	0	0	0	0
Pedro Ramos, S OBP: 0.195, SLG: 0.213 (8, 1)											1	0	0	0	0	0	0

Inning Stats	R: 1	H: 2	R: 0	H: 0	R: 0	H: 1	R: 0	H: 1	R: 0	H: 0	R: 0	H: 0	R: 1	H: 2	R: 0	H: 0	R: 1	H: 1
	E: 0	LOB: 2	E: 1	LOB: 2	E: 0	LOB: 1	E: 0	LOB: 1	E: 0	LOB: 0	E: 0	LOB: 0	E: 0	LOB: 2	E: 0	LOB: 0	E: 0	LOB: 0
	K: 1	BB: 1	K: 1	BB: 1	K: 1	BB: 1	K: 2	BB: 0	K: 0	BB: 0	K: 0	BB: 0	K: 0	BB: 1	K: 0	BB: 0	K: 0	BB: 0
	S: 7	P: 11	S: 6	P: 10	S: 5	P: 9	S: 8	P: 8	S: 4	P: 4	S: 3	P: 3	S: 5	P: 9	S: 3	P: 3	S: 1	P: 1

PITCHER	IP	WLS	BF	H	R	ER	SO	BB	IBB	HBP	BLK	WP	HR	S	P	ERA	WHIP
Ned Garver, R ERA: 4.03 (1, 1)	9.0	L	39	8	3	3	5	3	1	0	0	0	2	45	61	3.00	1.222

BOTTOM

Kansas City Athletics @ Washington Senators
Griffith Stadium, Washington, DC

Sat Sep 14 1957, 3:33 AM EDT
Att. 3,021 - Unknown

livebaseballscores.com

AB	34
R	3
H	8
RBI	3
BB	4
SO	5
LOB	14



WP	PA
0	39

Batter	1	2	3	4	5	6	7	8	9	AB R H RBI BB SO LOB	TOP											
Joe Caffie, L (1, 9) OBP: 0.316, SLG: 0.434	0-0 F4		0-0 F9		0-3 K		0-0 1-3		0-3 K	5 0 0 0 0 2 0	Cleveland Indians @ Washington Senators Griffith Stadium, Washington, DC Tue Sep 17 1957, 7:05 PM EDT Att. 1,783 - Unknown livebaseballscorecards.com											
Bobby Avila, R (1, 4) OBP: 0.335, SLG: 0.363	0-0 F6		0-3 K		0-0 5-3		0-0 6-3		0-0 1B 1B	5 0 1 0 0 1 0												
Gene Woodling, L (1, 7) OBP: 0.412, SLG: 0.534	0-3 K		0-0 2B			0-0 SH5-3 1B 1B	0-0 3-1		0-0 1B 1-2 1B	5 1 3 0 0 1 0												
Vic Wertz, L (1, 3) OBP: 0.372, SLG: 0.487		4-0 HR BB	0-0 F5			0-0 1B 1-2 SH5-3 1B		0-0 1B FC6-4 1B	0-0 F7	4 3 2 0 1 0 3												
Billy Harrell, R (1, 6) OBP: 0.167, SLG: 0.167		0-0 6-3 1-2		0-0 F8		0-0 SH5-3 1-2 2-3		0-0 FC6-4 1-3 1B		3 0 1 0 0 0 1												
Roger Maris, L (1, 8) OBP: 0.339, SLG: 0.391		4-0 HR BB		4-0 BB		0-0 2-3 3-H 1B		0-0 F9		2 2 1 1 2 0 2												
Russ Nixon, L (1, 2) OBP: 0.323, SLG: 0.362		0-0 HR 1-H 2-H		0-3 K		0-3 K		0-0 FC6-4 1-2f 3-H		4 1 1 4 0 2 4												
George Strickland, R (1, 5) OBP: 0.333, SLG: 0.319		0-0 5-3		0-0 F4		0-0 1-H 3-H 1B		0-0 1-3		4 0 1 1 0 0 2												
Ray Narleski, R (1, 1) OBP: 0.119, SLG: 0.171		0-3 K			0-3 K	0-3 K			0-0 F8	4 0 0 0 0 3 1												
Inning Stats	R: 0 E: 0 K: 1 S: 5	H: 0 LOB: 0 BB: 0 P: 5	R: 3 E: 0 K: 1 S: 6	H: 1 LOB: 0 BB: 2 P: 14	R: 0 E: 0 K: 1 S: 6	H: 1 LOB: 1 BB: 1 P: 6	R: 0 E: 0 K: 1 S: 5	H: 0 LOB: 1 BB: 1 P: 9	R: 0 E: 0 K: 2 S: 7	H: 0 LOB: 0 BB: 0 P: 7	R: 3 E: 0 K: 2 S: 11	H: 4 LOB: 1 BB: 0 P: 11	R: 0 E: 0 K: 0 S: 3	H: 0 LOB: 0 BB: 0 P: 3	R: 1 E: 0 K: 0 S: 5	H: 2 LOB: 1 BB: 0 P: 5	R: 0 E: 0 K: 1 S: 7	H: 2 LOB: 2 BB: 0 P: 7	1B: 8 2B: 1 3B: 0 HR: 1	SF: 0 SAC: 1 DP: 0 HBP: 0	WP: 0 PB: 0 SB: 2 CS: 0	PA: 40
PITCHER	IP WLS BF H R ER SO BB IBB HBP BLK WP HR S P ERA WHIP																					
Camilo Pascual, R (1, 1) ERA: 3.99	6.0 L 27 6 6 6 8 3 0 0 0 0 0 1 40 52 9.00 1.500																					
Dick Hyde, R (7, 1) ERA: 4.03	2.0 8 2 1 1 0 0 0 0 0 0 0 0 8 8 4.50 1.000																					
Ted Abernathy, R (9, 1) ERA: 6.94	1.0 5 2 0 0 0 1 0 0 0 0 0 0 7 7 0.00 2.000																					




Batter	1	2	3	4	5	6	7	8	9	AB	R	H	RBI	BB	SO	LOB
Eddie Yost, R (1, 5) OBP: 0.380, SLG: 0.383	0-0 4-3		0-0 6-3			0-3 K		4-0 BB	0-0 L9	4	0	0	0	1	1	4
Bob Usher, R (1, 8) OBP: 0.321, SLG: 0.339	0-0 F5			0-0 G6-4-3 1B		0-0 F7		0-0 F7	0-0 SF7	4	0	1	1	0	0	3
Roy Sievers, R (1, 7) OBP: 0.392, SLG: 0.585	0-0 F7			0-0 G6-4-3 1-2f			0-0 HBP 1B	4-0 BB	0-0 L7	4	0	1	0	1	0	3
Jim Lemon, R (1, 9) OBP: 0.344, SLG: 0.459		0-0 FC5-4 1B		0-0 5-3			0-3 K	0-0 SF9		3	0	1	1	0	1	1
Lou Berberet, L (1, 2) OBP: 0.361, SLG: 0.412		0-0 F7			4-0 BB	0-0 G5-4-3 BB		0-0 HBP 1B	0-3 K	3	0	1	0	1	1	3
Art Schult, R (1, 3) OBP: 0.310, SLG: 0.366		0-0 FC5-4 1-2f			0-0 G5-4-3 1-2f		0-0 F6		0-0 2B 1B	4	1	1	0	0	0	4
Milt Bolling, R (1, 4) OBP: 0.276, SLG: 0.324		0-0 F3			0-0 5-3		1-0 HBP		0-0 E SF7 2B	2	0	0	0	0	0	1
Clint Courtney, L (7, PH) OBP: 0.345, SLG: 0.420							1-2 2-3 HBP		1-3 SF7 2B	0	0	0	0	0	0	0
Jerry Snyder, R (8, 4) OBP: 0.186, SLG: 0.194									0-0 E SF7 2B	1	1	1	0	0	0	0
Rocky Bridges, R (1, 6) OBP: 0.301, SLG: 0.300			0-0 F9			0-0 1B		0-0 F9	0-0 E 1B	4	0	2	1	0	0	3
Camilo Pascual, R (1, 1) OBP: 0.176, SLG: 0.125			0-0 F5			0-0 F9		0-0 BB BB SF9 1B	0-0 FC3	1	0	0	0	0	0	0
Neil Christy, L (6, PH) OBP: 0.273, SLG: 0.282									1-2 2-3	0	0	0	0	0	0	1
Dick Hyde, R (7, 1) OBP: 0.211, SLG: 0.167										0	0	0	0	0	0	0
Julio Secauer, L (8, PH) OBP: 0.279, SLG: 0.346										1	1	1	0	0	0	0
Ted Abernathy, R (9, 1) OBP: 0.231, SLG: 0.208										0	0	0	0	0	0	0
Faye Throneberry, L (9, PH) OBP: 0.268, SLG: 0.306										1	0	0	0	0	0	2

Inning Stats	R: 0	H: 0	E: 0	K: 0	S: 3	R: 0	H: 1	E: 0	K: 0	S: 4	R: 0	H: 0	E: 0	K: 0	S: 3	R: 0	H: 1	E: 0	K: 0	S: 3	R: 0	H: 0	E: 0	K: 0	S: 2	R: 0	H: 1	E: 0	K: 1	S: 6	R: 0	H: 2	E: 0	K: 1	S: 7	R: 1	H: 1	E: 0	K: 1	S: 6	R: 2	H: 3	E: 1	K: 0	S: 7	1B: 8	SF: 2	2B: 1	SAC: 0	3B: 0	DP: 2	HR: 0	HBP: 1	WP: 0	PA: 39
PITCHER Ray Narleski, R (1, 1) ERA: 2.89	IP	WLS	BF	H	R	ER	SO	BB	IBB	HBP	BLK	WP	HR	S	P	ERA	WHIP																																						

Washington Senators
Griffith Stadium, Washington, DC

Tue Sep 17 1957, 7:05 PM EDT
Att. 1,783 - Unknown

AB	33
R	3
H	9
RBI	3
BB	3
SO	3
LOB	25



PITCHER	IP	WLS	BF	H	R	ER	SO	BB	IBB	HBP	BLK	WP	HR	S	P	ERA	WHIP
Ray Narleski, R (1, 1) ERA: 2.89	9.0	W	39	9	3	2	3	3	0	1	0	0	0	41	54	2.00	1.333

Batter	1	2	3	4	5	6	7	8	9	AB R H RBI BB SO LOB	TOP											
Joe Caffie, L (1, 9) OBP: 0.321, SLG: 0.457	0-0 E1 2-3 1B 1B		0-0 F7 1B 1B		0-0 F7 1B 1B	0-0 F2 1B 3B		0-0 1B 3B		5 2 2 1 0 0 1	Cleveland Indians @ Washington Senators Griffith Stadium, Washington, DC Wed Sep 18 1957, 7:05 PM EDT Att. 1,836 - Unknown											
Bobby Avila, R (1, 4) OBP: 0.340, SLG: 0.365	0-3 K 1B		0-0 1B 1B		4-0 FC3-6 1-2 BB BB	4-0 BB		0-0 1B		3 0 2 1 2 1 1												
Gene Woodling, L (1, 7) OBP: 0.410, SLG: 0.530	0-0 2-3 2-3		0-0 1B 1-H		0-0 FC3-6 1-2f 2-3 2B BB	0-0 F3		0-0 L8		5 1 1 0 0 0 5												
Vic Wertz, L (1, 3) OBP: 0.376, SLG: 0.490	0-0 FC5-4 3-H 1B			4-0 1B BB	4-0 2B BB		0-0 FC2-5 2B		0-0 2-3	3 1 2 1 2 0 0												
Billy Harrell, R (1, 6) OBP: 0.261, SLG: 0.304	0-0 FC5-4 1-2f			0-0 1B 1-2	0-0 1B 1B 2B		0-0 FC2-5 G3-6-3 2-3		0-0 S 1B	5 1 3 3 0 0 2												
Roger Maris, L (1, 8) OBP: 0.340, SLG: 0.389		0-0 CS 1B		0-0 F7 1B IBB	0-0 1B 1B IBB		0-0 G3-6-3 1-2f		0-3 K	4 1 1 0 1 1 4												
Dick Brown, R (1, 2) OBP: 0.236, SLG: 0.308		0-3 K 1-2		0-3 K 1B	0-0 1B		0-3 K	0-3 1B BB	4-0 BB	4 0 1 2 1 3 3												
George Strickland, R (1, 5) OBP: 0.330, SLG: 0.316		0-0 F9		0-0 F8	0-0 L6		0-0 3B 1B	0-0 F9		5 1 1 0 0 0 5												
Mike Garcia, R (1, 1) OBP: 0.184, SLG: 0.178			0-0 6-3		0-0 FC3-6 2B 1B	0-0 L7		0-0 F6		4 1 1 0 0 0 1												
Inning Stats	R: 1 E: 1 K: 1 S: 7	H: 2 LOB: 1 BB: 0 P: 7	R: 0 E: 0 K: 1 S: 5	H: 1 LOB: 0 BB: 0 P: 5	R: 0 E: 0 K: 0 S: 4	H: 2 LOB: 2 BB: 0 P: 4	R: 0 E: 0 K: 1 S: 6	H: 1 LOB: 2 BB: 1 P: 10	R: 5 E: 0 K: 0 S: 6	H: 3 LOB: 1 BB: 3 P: 18	R: 0 E: 0 K: 0 S: 3	H: 0 LOB: 1 BB: 1 P: 7	R: 0 E: 0 K: 0 S: 3	H: 1 LOB: 0 BB: 0 P: 3	R: 2 E: 0 K: 1 S: 8	H: 3 LOB: 1 BB: 0 P: 8	R: 0 E: 0 K: 1 S: 6	H: 1 LOB: 2 BB: 1 P: 10	1B: 11 2B: 2 3B: 1 HR: 0	SF: 0 SAC: 0 DP: 1 HBP: 0	WP: 0 PB: 0 SB: 1 CS: 1	PA: 44
PITCHER	IP WLS BF H R ER SO BB IBB HBP BLK WP HR S P ERA WHIP																					
Russ Kemmerer, R (1, 1) ERA: 4.95	4.2 L 23 8 5 4 3 3 0 0 0 0 0 0 26 38 7.71 2.357																					
Pedro Ramos, R (5, 1) ERA: 4.71	1.1 7 1 1 1 0 1 1 0 0 0 0 0 5 13 6.75 1.500																					
Dick Hyde, R (7, 1) ERA: 4.13	2.0 9 4 2 2 1 0 0 0 0 0 0 0 11 11 9.00 2.000																					
Bob Wiesler, L (9, 1) ERA:	1.0 5 1 0 0 0 1 1 0 0 0 0 0 6 10 0.00 2.000																					

AB	38
R	8
H	14
RBI	8
BB	6
SO	5
LOB	22



Batter	1	2	3	4	5	6	7	8	9	AB R H RBI BB SO LOB
Eddie Yost, R OBP: 0.380, SLG: 0.385 (1, 5)	0-0 5-3		0-0 F7	0-0 1B 1-2 1B		0-0 2B			0-0 6-3	5 0 2 0 0 0 0
Pete Runnels, L OBP: 0.304, SLG: 0.285 (1, 4)	0-0 6-3		4-0 1B 1B BB	0-0 1B 1-2 2-H 1B		0-0 F7			0-0 F8	4 1 1 1 1 0 1
Roy Sievers, R OBP: 0.390, SLG: 0.581 (1, 7)	0-0 F9		0-0 F9	0-0 F8					0-0 6-3 1B	5 0 1 0 0 0 3
Clint Courtney, L OBP: 0.342, SLG: 0.414 (1, 2)		0-0 F9	0-0 1B 1-3 1B		0-0 F8				0-0 F6 F7	5 0 1 0 0 0 1
Jim Lemon, R OBP: 0.349, SLG: 0.463 (1, 9)		0-0 6-3 E 1B	0-0 1-3 3-H 1B		0-0 FC5-4 1B				0-0 FC5-4 1B	4 1 4 1 0 0 0
Art Schult, R OBP: 0.305, SLG: 0.360 (1, 3)	0-0 6-3		0-3 K		0-3 K				0-0 FC5-4	4 0 0 0 0 2 5
Bob Usher, R OBP: 0.323, SLG: 0.339 (1, 8)		4-0 E BB		0-0 F7	0-0 FC5-4				0-0 G1-6-3 1B	3 0 1 0 1 0 1
Rocky Bridges, R OBP: 0.300, SLG: 0.297 (1, 6)		0-0 E6 FC6-4		4-0 CS BB		0-0 F8			0-0 G1-6-3	3 0 0 0 1 0 2
Russ Kemmerer, R OBP: 0.143, SLG: 0.222 (1, 1)		0-0 FC6-4		4-0 1B BB		0-0 4-3			0-0 F8	1 1 0 0 0 1 0 2
Pedro Ramos, S OBP: 0.186, SLG: 0.213 (5, 1)										0 0 0 0 0 0 0 0
Neil Christley, L OBP: 0.267, SLG: 0.275 (6, PH)										0 0 0 0 0 0 0 0
Dick Hyde, R OBP: 0.211, SLG: 0.167 (7, 1)										0 0 0 0 0 0 0 0
Julio Becquer, L OBP: 0.270, SLG: 0.344 (8, PH)										1 0 0 0 0 0 0 0
Bob Wiesler, S OBP: 0.270, SLG: 0.344 (9, 1)										0 0 0 0 0 0 0 0

Inning Stats	R: 0	H: 0	E: 0	K: 0	S: 3	LOB: 0	BB: 0	P: 3	R: 1	H: 1	E: 1	K: 0	S: 5	LOB: 2	BB: 1	P: 9	R: 1	H: 2	E: 0	K: 1	S: 7	LOB: 2	BB: 1	P: 11	R: 1	H: 2	E: 0	K: 0	S: 4	LOB: 2	BB: 2	P: 12	R: 0	H: 1	E: 0	K: 1	S: 6	LOB: 1	BB: 0	P: 6	R: 0	H: 1	E: 0	K: 0	S: 4	LOB: 1	BB: 0	P: 4	R: 0	H: 1	E: 0	K: 0	S: 4	LOB: 1	BB: 0	P: 4	R: 0	H: 1	E: 0	K: 0	S: 3	LOB: 0	BB: 0	P: 3	R: 0	H: 1	E: 0	K: 0	S: 4	LOB: 1	BB: 0	P: 4
PITCHER Mike Garcia, R ERA: 3.75 (1, 1)	IP	WLS	BF	H	R	ER	SO	BB	IBB	HBP	BLK	WP	HR	S	P	ERA	WHIP	IP	WLS	BF	H	R	ER	SO	BB	IBB	HBP	BLK	WP	HR	S	P	ERA	WHIP	IP	WLS	BF	H	R	ER	SO	BB	IBB	HBP	BLK	WP	HR	S	P	ERA	WHIP																					

BOTTOM

Cleveland Indians @ Washington Senators
Griffith Stadium, Washington, DC
Wed Sep 18 1957, 7:05 PM EDT
Att. 1,836 - Unknown

livebaseballscorecards.com

AB	36
R	3
H	10
RBI	2
BB	4
SO	2
LOB	15




WP: 0	PA: 40
PB: 0	
SB: 0	
CS: 1	


Batter	1	2	3	4	5	6	7	8	9	10	11	12	13	AB R H RBI BB SO LOB
Eddie Yost, R OBP: 0.375, SLG: 0.380 (1, 5)	0-0 4-3		0-0 G6-4-3		0-3 K		0-0 P4	0-3 K			0-0 6-3			6 0 0 0 0 2 4
Pete Runnels, L OBP: 0.309, SLG: 0.290 (1, 4)	0-0 1B		0-0 1B			0-0 FC6-4 BB 1B	0-0 HBP 1B		0-0 4-3		0-0 6-3			6 1 4 0 0 0 0
Roy Sievers, R OBP: 0.390, SLG: 0.578 (1, 7)	0-0 1B		0-0 1-3			0-0 F2	1-0 FC6-4 HBP		0-0 F9		0-0 F9			5 0 1 0 0 0 2
Jim Lemon, R OBP: 0.350, SLG: 0.462 Bob Usher, R OBP: 0.321, SLG: 0.337 (1, 9) (9, 8)	0-0 G6-4-3		0-0 1B		0-0 FC6-4 1B	4-0 FC6-4 BB	0-0 FC6-4 1-2f		0-0 6-3		0-0 F8			3 0 1 0 1 0 5 2 0 0 0 0 0 0
Julio Becquer, L OBP: 0.273, SLG: 0.333 (1, 3)		0-0 F7		0-0 FC6-4 4-3		0-0 FC6-4 1B		4-0 FC1-6 BB		0-0 6-3			0-0 1-3	5 0 0 0 1 0 3
Lou Berberet, L Jerry Schoonmaker, R Pedro Ramos, S Herb Plews, L OBP: 0.352, SLG: 0.411 OBP: 0.192, SLG: 0.211 OBP: 0.331, SLG: 0.369 (1, 2) (8, PR) (9, 1) (13, PH)		4-0 4-3 BB		0-0 4-3		0-0 4-3 1B		0-0 FC1-6 BB 2B		0-3 K			0-0 1-3	3 0 1 1 1 0 2 0 1 0 0 0 0 0 1 0 0 0 0 1 0 1 0 0 0 0 0 0
Faye Throneberry, L OBP: 0.265, SLG: 0.298 (1, 8) (9, 9)		0-0 4-3		0-0 4-3		0-0 6-3		4-0 2B BB		0-0 4-3			0-0 F7	5 0 0 0 1 0 4
Rocky Bridges, R OBP: 0.302, SLG: 0.299 (1, 6)		0-0 F8			0-0 6-3		4-0 FC4-6 BB	0-0 2B 2B		0-0 5-3				4 1 1 1 1 0 1
Chuck Stobbs, L Neil Christley, L Bud Byerly, R Clint Courtney, L OBP: 0.224, SLG: 0.267 OBP: 0.261, SLG: 0.268 OBP: 0.067, SLG: 0.200 OBP: 0.343, SLG: 0.420 (1, 1) (7, PH) (8, 1) (8, PH) (9, 2)			0-0 1B		0-0 1-3		0-0 FC4-6 1B WP	0-0 2B		0-0 1-3				2 0 1 0 0 0 0 1 0 0 0 0 0 1 0 0 0 0 0 0 0 2 0 1 1 0 0 0

Inning Stats	R: 0	H: 2	E: 0	LOB: 1	K: 0	P: 4	R: 0	H: 0	E: 0	LOB: 1	K: 0	P: 7	R: 0	H: 2	E: 0	LOB: 1	K: 0	P: 4	R: 0	H: 1	E: 0	LOB: 1	K: 0	P: 4	R: 0	H: 0	E: 0	LOB: 0	K: 1	P: 5	R: 1	H: 2	E: 0	LOB: 2	K: 0	P: 9	R: 0	H: 1	E: 0	LOB: 3	K: 0	P: 9	R: 2	H: 2	E: 0	LOB: 2	K: 1	P: 14	R: 0	H: 0	E: 0	LOB: 0	K: 0	P: 3	R: 0	H: 0	E: 0	LOB: 0	K: 1	P: 5	R: 0	H: 0	E: 0	LOB: 0	K: 0	P: 3	R: 0	H: 0	E: 0	LOB: 0	K: 0	P: 3	R: 0	H: 0	E: 0	LOB: 0	K: 0	P: 3
PITCHER	IP	WLS	BF	H	R	ER	SO	BB	IBB	HBP	BLK	WP	HR	S	P	ERA	WHIP																			PITCHER	IP	WLS	BF	H	R	ER	SO	BB	IBB	HBP	BLK	WP	HR	S	P	ERA	WHIP																									
Bill Fischer, R ERA: 3.37 (1, 1)	7.0		31	8	1	1	1	3	0	1	0	1	0	29	42	1.29	1.571																			Bob Keegan, R ERA: 3.38 (12, 1)	2.0	W	6	0	0	0	0	0	0	0	0	0	6	6	0.00	0.000																										
Dixie Howell, R ERA: 3.39 (8, 1)	0.2		4	1	2	2	0	2	0	0	0	0	0	2	10	27.00	4.500																																																													
Jim Derrington, L ERA: 4.73 (8, 1)	0.1		2	1	0	0	1	0	0	0	0	0	0	4	4	0.00	3.000																																																													
Jim McDonald, R ERA: 0.82 (9, 1)	2.0		6	0	0	0	1	0	0	0	0	0	0	8	8	0.00	0.000																																																													
Gerry Staley, R ERA: 2.0 (11, 1)	1.0		3	0	0	0	0	0	0	0	0	0	0	3	3	0.00	0.000																																																													

BOTTOM	
AB	46
R	3
H	10
RBI	3
BB	5
SO	3
LOB	22

Chicago White Sox @ Washington Senators
Griffith Stadium, Washington, DC
Thu Sep 19 1957, 3:33 AM EDT
Att: 957 - Unknown



Batter	1	2	3	4	5	6	7	8	9	AB R H RBI BB SO LOB	TOP											
Eddie Yost, R (1, 5) OBP: 0.374, SLG: 0.377	0-0 E6 CS		0-0 F7		0-3 K		4-0 BB			3 0 0 0 1 1 2												
Pete Runnels, L (1, 4) OBP: 0.308, SLG: 0.290	0-3 K 1-2		0-0 F8		0-0 2B	1B	0-3 K			4 0 1 0 0 2 3												
Roy Sievers, R (1, 7) OBP: 0.390, SLG: 0.579	0-3 K		0-0 F8		0-0 2B	1B	0-0 1B			4 0 2 0 0 1 1												
Clint Courtney, L (1, 2) OBP: 0.342, SLG: 0.414		0-0 F5		1-0 G6-3 HBP		0-0 F6		0-0 F8		3 0 0 0 0 0 3												
Jim Lemon, R (1, 9) OBP: 0.349, SLG: 0.461		0-0 6-3 1B		0-0 F8		0-0 F9		0-0 F3		4 0 1 0 0 0 4												
Julio Becquer, L (1, 3) OBP: 0.272, SLG: 0.327		0-0 6-3 1-2		0-0 G6-3 1-2f		4-0 IBB		0-0 4-3		3 0 0 0 1 0 3												
Faye Throneberry, L (1, 8) OBP: 0.266, SLG: 0.294 Lou Berberet, L (9, PH) OBP: 0.362, SLG: 0.411 Harmon Killebrew, R (9, PH)		4-0 BB		0-3 K		0-0 G3		0-3 K		2 0 0 0 1 1 3 0 0 0 0 0 0 0 1 0 0 0 0 1 0	AB 32 R 0 H 6 RBI 0 BB 3 SO 7 LOB 21											
Rocky Bridges, R (1, 6) OBP: 0.299, SLG: 0.296		0-0 L6		0-0 6-3		0-0 F8		0-3 K		4 0 0 0 0 1 2												
Tex Clevenger, R (1, 1) OBP: 0.270, SLG: 0.273 Art Schult, R (9, PH) OBP: 0.304, SLG: 0.359			0-0 1B		0-0 2B		0-0 5-3		0-0 5-3	3 0 2 0 0 0 0 1 0 0 0 0 0 0												
Inning Stats	R: 0 E: 1 K: 2 S: 7	H: 0 LOB: 0 BB: 0 P: 7	R: 0 E: 0 K: 0 S: 4	H: 1 LOB: 2 BB: 1 P: 8	R: 0 E: 0 K: 0 S: 4	H: 1 LOB: 1 BB: 0 P: 4	R: 0 E: 0 K: 0 S: 2	H: 0 LOB: 0 BB: 0 P: 3	R: 0 E: 0 K: 0 S: 8	H: 1 LOB: 1 BB: 0 P: 8	R: 0 E: 0 K: 0 S: 5	H: 2 LOB: 3 BB: 1 P: 9	R: 0 E: 0 K: 1 S: 5	H: 0 LOB: 1 BB: 1 P: 9	R: 0 E: 0 K: 0 S: 4	H: 1 LOB: 1 BB: 0 P: 4	R: 0 E: 0 K: 2 S: 7	H: 0 LOB: 0 BB: 0 P: 7	1B: 4 2B: 3 3B: 0 HR: 0	SF: 0 SAC: 0 DP: 2 HBP: 1	WP: 0 PB: 0 SB: 0 CS: 1	PA: 36
PITCHER	IP WLS BF H R ER SO BB IBB HBP BLK WP HR S P ERA WHIP																					
Connie Johnson, R (1, 1) ERA: 3.12	8.0 W 33 6 0 0 5 2 1 1 0 0 0 39 52 0.00 1.000																					
Billy O'Dell, L (9, 1) ERA: 2.84	1.0 S 3 0 0 0 2 0 0 0 0 0 0 7 7 0.00 0.000																					

Washington Senators @ Baltimore Orioles
Memorial Stadium, Baltimore, MD
 Fri Sep 20 1957, 7:05 PM EDT
 Att. 7,483 - Unknown

livebaseballscores.com


Batter	1	2	3	4	5	6	7	8	9	AB	R	H	RBI	BB	SO	LOB
Billy Gardner, R OBP: 0.327, SLG: 0.356 (1, 4)	0-0 FC4-6 1B		0-0 FC6-4 1B		0-0 F4		0-3 K			4	0	2	0	0	1	3
Bob Boyd, L OBP: 0.385, SLG: 0.405 (1, 3)	0-0 FC4-6 1-2f		0-0 FC6-4 1-2f			4-0 CS 1B BB		0-0 6-3		3	0	0	0	1	0	2
Billy Goodman, L OBP: 0.336, SLG: 0.392 (1, 5)	0-0 F8		0-0 G3			0-0 L9		4-0 1B FC6-2 BB		3	0	0	0	1	0	3
Jim Busby, R OBP: 0.279, SLG: 0.324 (8, PR) (9, 8)										0	0	0	0	0	0	0
Bob Nieman, R OBP: 0.357, SLG: 0.433 (1, 7)	0-0 F6				0-0 F7			0-0 1-2 1B		4	1	2	0	0	0	1
Willy Miranda, S OBP: 0.248, SLG: 0.206 (9, 6)								1-3 2B 1B		0	0	0	0	0	0	0
Gus Triandos, R OBP: 0.314, SLG: 0.436 (1, 2)		0-0 FC6-4 1B		0-3 K		0-3 K		0-0 FC6-2 2B		4	0	1	0	0	2	4
Al Pilarcik, L OBP: 0.355, SLG: 0.388 (1, 9)		0-0 F8		0-0 3-1				0-0 F8		4	0	1	1	0	0	1
Lenny Green, L OBP: 0.182, SLG: 0.409 (1, 8) (9, 7)		0-0 FC6-4 1-2f			0-0 G3			0-0 BB 1B		4	0	1	0	0	0	4
Buddy Peterson, R OBP: 0.667, SLG: 1.000 (1, 6)		0-0 F6			0-0 G3 2B			4-0 1-2 BB		2	0	1	0	1	0	1
Brooks Robinson, R OBP: 0.248, SLG: 0.271 (9, 5)										0	0	0	0	0	0	0
Connie Johnson, R OBP: 0.141, SLG: 0.141 (1, 1)			0-0 5-3		0-0 G3			0-3 K		3	0	0	0	0	1	3
Billy O'Dell, S OBP: 0.129, SLG: 0.129 (9, 1)										0	0	0	0	0	0	0

Inning Stats	R: 0	H: 1	E: 0	LOB: 1	K: 0	BB: 0	S: 4	P: 4	R: 0	H: 1	E: 0	LOB: 1	K: 0	BB: 0	S: 4	P: 4	R: 0	H: 0	E: 0	LOB: 0	K: 1	BB: 0	S: 5	P: 5	R: 0	H: 1	E: 0	LOB: 1	K: 0	BB: 0	S: 4	P: 4	R: 0	H: 1	E: 0	LOB: 2	K: 1	BB: 1	S: 5	P: 9	R: 0	H: 1	E: 0	LOB: 2	K: 2	BB: 1	S: 8	P: 12	R: 1	H: 2	E: 0	LOB: 3	K: 0	BB: 1	S: 5	P: 9
PITCHER Tex Clevenger, R ERA: 4.12 (1, 1)	IP	WLS	BF	H	R	ER	SO	BB	IBB	HBP	BLK	WP	HR	S	P	ERA	WHIP	IP	WLS	BF	H	R	ER	SO	BB	IBB	HBP	BLK	WP	HR	S	P	ERA	WHIP	IP	WLS	BF	H	R	ER	SO	BB	IBB	HBP	BLK	WP	HR	S	P	ERA	WHIP					
	8.0	L	34	8	1	1	4	3	0	0	0	0	0	39	51	1.12	1.375																																							

BOTTOM

Washington Senators @ Baltimore Orioles
Memorial Stadium, Baltimore, MD
 Fri Sep 20 1957, 7:05 PM EDT
 Att. 7,483 - Unknown

AB	31
R	1
H	8
RBI	1
BB	3
SO	4
LOB	22



WP: 0	PA: 34
PB: 0	
SB: 1	
CS: 1	

Batter	1	2	3	4	5	6	7	8	9	AB R H RBI BB SO LOB	TOP											
Pete Runnels, L (1, 4) OBP: 0.311, SLG: 0.296	0-0 L5		0-0 BB 1B 2-H	0-0 HR 1B		0-0 2B		0-0 6-3		5 2 3 1 0 0 0												
Clint Courtney, L (1, 2) OBP: 0.339, SLG: 0.406	0-0 F6		0-3 K	4-0 HR BB		0-0 F5		0-0 F8		4 1 0 0 1 1 2												
Roy Sievers, R (1, 7) OBP: 0.394, SLG: 0.590	0-0 HR		4-0 1B BB 1-2	0-0 HR			0-3 K		4-0 FC1-4 BB	3 2 2 5 2 1 0												
Jim Lemon, R (1, 9) OBP: 0.350, SLG: 0.459	0-0 F4		4-0 1B BB 1-2 2-3	0-0 F3			0-0 1B SF7 1B		0-0 FC1-4 1-2f	4 1 1 0 1 0 1												
Harmon Killebrew, R (1, 5) OBP: 0.500, SLG: 0.400		0-3 K	0-0 1-2 2-3 3-H 1B		4-0 G4-3 BB		0-0 1B IBB 1B		0-0 F4	4 0 2 1 1 1 1												
Julio Becquer, L (1, 3) OBP: 0.270, SLG: 0.320		0-0 4-3	0-3 K		0-0 G4-3 1-2f		4-0 1B IBB 1-2		0-0 F7	4 0 0 0 1 1 5												
Rocky Bridges, R (1, 6) OBP: 0.296, SLG: 0.294		0-0 F3		0-0 F7	0-0 6-3		0-0 SF7			3 0 0 1 0 0 0												
Faye Throneberry, L (1, 8) OBP: 0.266, SLG: 0.293			0-3 K	0-0 BB 1B HR 1B		0-0 F7	0-0 F8			4 1 1 0 0 1 2												
Bob Wiesler, S (1, 1) OBP: 0.250, SLG: 0.500			0-0 1B 2B	0-3 K		0-3 K		0-3 K		4 1 1 0 0 3 1												
Inning Stats	R: 1 E: 0 K: 0 S: 4	H: 1 LOB: 0 BB: 0 P: 4	R: 0 E: 0 K: 1 S: 5	H: 0 LOB: 0 BB: 0 P: 5	R: 2 E: 0 K: 3 S: 12	H: 3 LOB: 3 BB: 2 P: 20	R: 4 E: 0 K: 1 S: 8	H: 3 LOB: 0 BB: 1 P: 12	R: 0 E: 0 K: 0 S: 2	H: 0 LOB: 0 BB: 1 P: 6	R: 0 E: 0 K: 1 S: 6	H: 1 LOB: 1 BB: 0 P: 6	R: 1 E: 0 K: 1 S: 7	H: 2 LOB: 2 BB: 1 P: 11	R: 0 E: 0 K: 1 S: 5	H: 0 LOB: 0 BB: 0 P: 5	R: 0 E: 0 K: 0 S: 3	H: 0 LOB: 1 BB: 1 P: 7	1B: 6 2B: 2 3B: 0 HR: 2	SF: 1 SAC: 0 DP: 1 HBP: 0	WP: 0 PB: 0 SB: 0 CS: 0	PA: 42
PITCHER	IP WLS BF H R ER SO BB IBB HBP BLK WP HR S P ERA WHIP																					
Ray Moore, R (1, 1) ERA: 3.72	4.0 L 22 7 7 7 5 3 0 0 0 0 0 2 29 41 15.75 2.500																					
Jerry Walker, R (5, 1) ERA: 2.93	3.0 13 3 1 1 2 1 1 0 0 0 0 0 15 23 3.00 1.333																					
Milt Pappas, R (8, 1) ERA: 1.0	2.0 7 0 0 0 1 1 0 0 0 0 0 0 8 12 0.00 0.500																					

Washington Senators @ Baltimore Orioles
 Memorial Stadium, Baltimore, MD
 Sat Sep 21 1957, 7:05 PM EDT
 Att. 7,136 - Unknown

AB	35
R	8
H	10
RBI	8
BB	6
SO	8
LOB	12



Batter	1	2	3	4	5	6	7	8	9	AB	R	H	RBI	BB	SO	LOB
Billy Gardner, R OBP: 0.325, SLG: 0.353 (1, 4)	0-0 1-3		0-0 6-3			0-0 6-3		0-0 FC4-6 BB 1B		4	0	0	0	0	0	1
Billy Goodman, L OBP: 0.336, SLG: 0.389 (1, 3)	0-0 F7			0-0 5-3		4-0 2B BB		0-0 1B BB		2	0	0	0	1	0	0
Tito Francona, L OBP: 0.309, SLG: 0.361 (7, 3)								1-2 1B BB		1	0	1	0	0	0	0
Joe Durham, R OBP: 0.259, SLG: 0.291 (1, 9)	0-0 3-1			0-3 K		0-0 F8		4-0 1-2 2-3 BB		3	0	0	0	1	1	1
Bob Nieman, R OBP: 0.358, SLG: 0.435 (1, 7)		0-0 F9		4-0 BB		0-0 1-3 2B		0-0 1-2f G5-4-3 BB		3	0	1	0	1	0	3
Gus Triandos, R OBP: 0.314, SLG: 0.441 (1, 2)		0-0 3-1		0-0 F7			0-0 L8		0-0 HR	4	1	1	1	0	0	1
Brooks Robinson, R OBP: 0.257, SLG: 0.280 (1, 5)			0-0 FC6-4 1B		0-0 E5 6-3		0-0 FC5-4 1B		0-0 F2	4	0	2	0	0	0	0
Jim Busby, R OBP: 0.278, SLG: 0.323 (1, 8)		0-0 FC6-4 1-2f		0-0 6-3		0-0 1-2 6-3		0-0 1-2f FC5-4		4	0	1	0	0	0	3
Buddy Peterson, R OBP: 0.500, SLG: 0.500 (1, 6)			0-0 F3		4-0 BB		0-0 F2		0-0 4-3	2	0	0	0	1	0	1
Milt Pappas, R (8, 1)									1-2 1B	0	0	0	0	0	0	0
Al Pilarcik, L OBP: 0.354, SLG: 0.387 (9, PH)			0-3 K		0-0 G6-4-3 BB				1-2 1B	1	0	0	0	0	0	1
Ray Moore, R OBP: 0.214, SLG: 0.349 (1, 1)					0-0 1-2f G6-4-3			0-0 FC4-6 1B		1	0	0	0	0	1	0
Jerry Walker, S (5, 1)									0-0 4-3	1	0	0	0	0	0	2
Jim Brideweser, R OBP: 0.364, SLG: 0.350 (8, 6)									0-0 4-3	2	0	1	0	0	0	1

Inning Stats	R: 0	H: 0	E: 0	K: 0	S: 3	R: 0	H: 1	E: 0	K: 0	S: 4	R: 0	H: 0	E: 0	K: 1	S: 5	R: 0	H: 0	E: 0	K: 1	S: 5	R: 0	H: 1	E: 1	K: 0	S: 3	R: 0	H: 1	E: 0	K: 0	S: 4	R: 0	H: 2	E: 0	K: 0	S: 4	R: 1	H: 2	E: 0	K: 0	S: 5
	0	0	0	0	3	0	1	0	0	4	0	0	0	1	5	0	0	0	1	0	5	0	1	1	0	3	0	1	0	1	0	4	0	2	0	8	1	2	0	5
	0	0	0	0	3	0	1	0	0	4	0	0	0	1	5	0	0	0	1	0	5	0	1	1	0	3	0	1	0	1	0	4	0	2	0	8	1	2	0	5


BOTTOM

Washington Senators @ Baltimore Orioles
Memorial Stadium, Baltimore, MD

Sat Sep 21 1957, 7:05 PM EDT
Att. 7,136 - Unknown

AB	32
R	1
H	7
RBI	1
BB	4
SO	2
LOB	14

livebaseballscorecards.com



WP: 0	PA: 36
PB: 0	
SB: 0	
CS: 0	

Batter	1	2	3	4	5	6	7	8	9	AB R H RBI BB SO LOB	TOP														
Rocky Bridges, R (1, 6) OBP: 0.297, SLG: 0.298	0-0 1B		0-0 2B	0-0 4-3			0-0 G4-6-3		0-0 FC1-6	5 1 2 1 0 0 2															
Pete Runnels, L (1, 4) OBP: 0.312, SLG: 0.299	0-0 1B		0-0 1B		0-0 F7			0-0 F7	0-0 F4	5 1 2 2 0 0 1															
Roy Sievers, R (1, 7) OBP: 0.394, SLG: 0.590	0-3 K		0-0 1B		0-3 K			0-0 1B		4 0 2 1 0 2 2															
Jim Lemon, R (1, 9) OBP: 0.349, SLG: 0.457	0-0 5-3		0-0 1B		0-3 K			0-0 F8		4 0 1 0 0 1 2															
Harmon Killebrew, R (1, 5) OBP: 0.300, SLG: 0.222		0-3 K	0-0 F7		0-0 5-3			0-3 K		4 0 0 0 0 2 3															
Lou Berberet, L (1, 2) OBP: 0.364, SLG: 0.408		0-0 F7	4-0 BB		0-0 4-3			4-0 1B	4-0 FC3-6	2 0 0 0 2 0 0															
Pedro Ramos, S (9, PR) OBP: 0.192, SLG: 0.211			1-2 2-3 BB						BB BB BB BB	0 1 0 0 0 0 0															
Julio Becquer, L (1, 3) OBP: 0.270, SLG: 0.318		0-0 4-3	0-0 F8		0-3 K			0-0 FC3-6	0-0 1B	4 0 1 0 0 1 3															
Faye Throneberry, L (1, 8) OBP: 0.261, SLG: 0.287			0-0 F8	0-0 F8			0-0 F8		0-0 FC3-6	4 1 0 1 0 0 1															
Camilo Pascual, R (1, 1) OBP: 0.189, SLG: 0.140			0-0 2B	0-3 K			0-0 G4-6-3		0-0 FC1-6	2 1 1 0 0 1 0															
Chuck Stobbs, L (5, 1) OBP: 0.224, SLG: 0.267									0-0 1B	0 0 0 0 0 0 0															
Neil Chrisley, L (7, PH) OBP: 0.277, SLG: 0.296									1-2 3-H	1 0 1 0 0 0 0															
Dick Hyde, R (7, 1) OBP: 0.211, SLG: 0.157										0 0 0 0 0 0 0															
Russ Kemmerer, R (8, 1) OBP: 0.143, SLG: 0.222										0 0 0 0 0 0 0															
Clint Courtney, L (9, PH) OBP: 0.341, SLG: 0.409										1 0 1 0 0 0 0															
Inning Stats	R: 0 E: 0 K: 1 S: 6	H: 2 LOB: 1 BB: 0 P: 6	R: 0 E: 0 K: 1 S: 5	H: 0 LOB: 0 BB: 0 P: 5	R: 3 E: 0 K: 0 S: 8	H: 5 LOB: 3 BB: 1 P: 12	R: 0 E: 0 K: 1 S: 5	H: 0 LOB: 0 BB: 0 P: 5	R: 0 E: 0 K: 2 S: 7	H: 0 LOB: 0 BB: 0 P: 7	R: 0 E: 0 K: 1 S: 5	H: 0 LOB: 0 BB: 0 P: 5	R: 0 E: 0 K: 0 S: 3	H: 1 LOB: 0 BB: 0 P: 3	R: 0 E: 0 K: 1 S: 6	H: 1 LOB: 1 BB: 0 P: 6	R: 2 E: 0 K: 0 S: 5	H: 2 LOB: 1 BB: 1 P: 9	1B: 9 2B: 3 3B: 0 HR: 0	SF: 0 SAC: 0 DP: 2 HBP: 0	WP: 0 PB: 0 SB: 0 CS: 1	PA: 38			
PITCHER	IP WLS BF H R ER SO BB IBB HBP BLK WP HR S P ERA WHIP																								
Art Houtteman, R (1, 1) ERA: 13.5	2.1		13	7	3	3	2	0	0	0	0	0	0	17	17	11.57	3.000								
Don Ferrarese, L (3, 1) ERA: 5.63	2.2	W	9	0	0	0	3	1	0	0	0	0	0	14	18	0.00	0.375								
Billy Loes, R (6, 1) ERA: 3.25	4.0	S	16	4	2	2	2	1	0	0	0	0	0	19	23	4.50	1.250								

Washington Senators @ Baltimore Orioles
 Memorial Stadium, Baltimore, MD
 Sun Sep 22 1957, 3:33 AM EDT
 Att. 7,717 - Unknown

AB	36
R	5
H	11
RBI	5
BB	2
SO	7
LOB	14



Batter	1	2	3	4	5	6	7	8	9	AB R H RBI BB SO LOB	TOP											
Jim Piersall, R (1, 8) OBP: 0.327, SLG: 0.406	0-3 K	1-0 BB 1B HBP		0-0 6-3	0-0 L6			0-0 6-3		4 1 0 0 0 1 1												
Billy Klaus, L (1, 6) OBP: 0.330, SLG: 0.374	0-0 1B 1B	0-0 L7		0-0 F8		0-0 F3		0-0 HBP 1B		5 1 2 0 0 0 2												
Ted Williams, L (1, 7) OBP: 0.524, SLG: 0.725 Marty Keough, L (8, PR)	0-0 1B 1B	4-0 WP 1B 1B BB		4-0 HR BB		4-0 FC5-4 BB		1-0 FC6-4 HBP		1 3 1 0 3 0 0 0 0 0 0 0 0 0												
Frank Malzone, R (1, 5) OBP: 0.327, SLG: 0.425	0-3 K	0-0 WP 1B 1B		0-0 1-H HR		0-0 L6		0-0 FC6-4 1-2f		5 2 2 4 0 1 5												
Jackie Jensen, R (1, 9) OBP: 0.366, SLG: 0.464	0-0 1B 1B	0-0 G5-4-3 1B		0-0 G3		0-0 FC5-4 1-2f		0-0 E 1B		5 0 3 3 0 0 1												
Dick Gernert, R (1, 3) OBP: 0.328, SLG: 0.445	0-0 BB 1B	0-0 G5-4-3			0-3 K		0-0 6-3	0-0 E6 G1-6-3		5 0 1 1 0 1 2												
Ken Aspromonte, R (1, 4) OBP: 0.405, SLG: 0.367	4-0 1-2 BB		0-0 F7		0-0 E 1B		0-3 K	0-0 F2		4 1 1 0 1 1 2												
Sammy White, R (1, 2) OBP: 0.272, SLG: 0.284	0-0 F2		0-0 6-3		0-0 E7 2B		0-3 K	0-0 G1-6-3 1-2f		5 0 1 1 0 1 5												
Mike Fomiele, R (1, 1) OBP: 0.203, SLG: 0.177		0-0 BB HBP 1B	0-0 5-3		0-0 6-3			0-0 4-3		4 1 1 0 0 0 1												
Inning Stats	R: 2 E: 0 K: 2 S: 11	H: 4 LOB: 3 BB: 1 P: 15	R: 4 E: 0 K: 0 S: 5	H: 3 LOB: 0 BB: 1 P: 10	R: 0 E: 0 K: 0 S: 3	H: 0 LOB: 0 BB: 0 P: 3	R: 2 E: 0 K: 0 S: 4	H: 1 LOB: 0 BB: 1 P: 8	R: 1 E: 1 K: 1 S: 7	H: 2 LOB: 1 BB: 0 P: 7	R: 0 E: 0 K: 0 S: 3	H: 0 LOB: 1 BB: 1 P: 7	R: 0 E: 0 K: 2 S: 7	H: 0 LOB: 0 BB: 0 P: 7	R: 0 E: 0 K: 0 S: 4	H: 1 LOB: 2 BB: 0 P: 5	R: 0 E: 1 K: 0 S: 4	H: 1 LOB: 1 BB: 0 P: 4	1B: 10 2B: 1 3B: 0 HR: 1	SF: 0 SAC: 0 DP: 2 HBP: 2	WP: 1 PB: 0 SB: 0 CS: 0	PA: 44
PITCHER	IP WLS BF H R ER SO BB IBB HBP BLK WP HR S P ERA WHIP																					
Ralph Lument, L (1, 1) ERA: 6.75	1.1 L 12 5 5 5 2 2 0 1 0 0 0 13 22 33.75 5.250																					
Pedro Ramos, R (2, 1) ERA: 4.81	1.2 6 2 1 1 0 0 0 0 0 0 1 0 6 6 5.40 1.200																					
Russ Kemmerer, R (4, 1) ERA: 5.02	2.0 10 3 3 3 1 1 0 0 0 0 1 11 15 13.50 2.000																					
Don Minnick, R (6, 1) ERA:	2.0 7 0 0 0 2 1 0 0 0 0 0 0 10 14 0.00 0.500																					
Dick Hyde, R (8, 1) ERA: 4.18	2.0 9 2 0 0 0 0 0 0 1 0 0 0 8 9 0.00 1.000																					

Boston Red Sox @ Washington Senators
Griffith Stadium, Washington, DC
Mon Sep 23 1957, 7:05 PM EDT
Att: 17,826 - Unknown

AB	38
R	9
H	12
RBI	9
BB	4
SO	5
LOB	19



WP: 1	PA: 44
PB: 0	
SB: 0	
CS: 0	

Batter	1	2	3	4	5	6	7	8	9	AB R H RBI BB SO LOB
Eddie Yost, R OBP: 0.372, SLG: 0.375 (1, 5)	0-0 5-3		0-0 FC4-6		0-0 9-3 1B		0-0 6-3		0-3 K	5 0 1 0 0 1 2
Pete Runnels, L OBP: 0.310, SLG: 0.296 (1, 4)	0-0 4-3			0-0 6-3	0-0 9-3		0-3 K			4 0 0 0 0 1 1
Roy Sievers, R OBP: 0.395, SLG: 0.589 (1, 7)	0-0 F3			0-0 2B 4-3 1B	0-0 FC5-4 1B			0-0 F4		4 1 2 0 0 0 0
Jim Lemon, R OBP: 0.348, SLG: 0.458 (1, 9)		0-0 6-3		0-0 4-3 1B 2B	0-0 FC5-4			0-0 F2		4 1 1 0 0 0 1
Lou Berberet, L OBP: 0.363, SLG: 0.405 (1, 2)		0-0 G6-4-3 1B		0-0 4-3		0-0 F8		0-0 3-1		4 0 1 1 0 0 1
Art Schult, R OBP: 0.304, SLG: 0.357 (1, 3)		0-0 G6-4-3		0-0 1B		0-0 6-3			0-0 F4	4 0 1 1 0 0 1
Rocky Bridges, R OBP: 0.301, SLG: 0.305 (1, 6)			0-0 6-3	0-0 1-2 1B		0-0 1B			0-0 E 2B	4 1 3 0 0 0 0
Faye Throneberry, L OBP: 0.256, SLG: 0.281 (1, 8)			0-0 4-3	0-0 3-1		0-0 4-3			0-3 K	4 0 0 0 0 1 4
Ralph Lument, L Pedro Ramos, S Neil Chisley, L Russ Kohnert, R Harmon Killebrew, R Don Minnick, R Julio Bequer, L Dick Hyde, R Herb Phipps, L			4-0 FC4-6 BB		0-0 HR		0-0 F8		0-0 E5	0 0 0 0 0 0 0 0 0 0 0 0 1 0 0 0 0 0 0 0 0 0 0 0 0 0 1 1 1 1 0 0 0 0 1 0 0 0 0 0 0 0 0 1 0 0 0 0 0 0 0 0 1 0 0 0 0 0 0 0 0 1 0 0 0 0 0 0 0 0

Inning Stats	R: 0	H: 0	E: 0	K: 0	S: 3	H: 1	LOB: 0	BB: 0	P: 3	R: 0	H: 1	E: 0	K: 0	S: 3	R: 2	H: 4	E: 0	K: 0	S: 7	R: 1	H: 3	E: 0	K: 0	S: 5	R: 0	H: 1	E: 0	K: 0	S: 4	R: 0	H: 0	E: 0	K: 1	S: 5	R: 0	H: 0	E: 0	K: 0	S: 3	R: 1	H: 1	E: 1	K: 2	S: 9	1B: 7	2B: 3	3B: 0	HR: 1	SF: 0	SAC: 0	DP: 2	HBP: 0	WP: 0	PA: 37
PITCHER Mike Fornieles, R ERA: 3.74 (1, 1)	IP	WLS	BF	H	R	ER	SO	BB	IBB	HBP	BLK	WP	HR	S	P	ERA	WHIP											IP	WLS	BF	H	R	ER	SO	BB	IBB	HBP	BLK	WP	HR	S	P	ERA	WHIP										


BOTTOM

Boston Red Sox @ Washington Senators
Griffith Stadium, Washington, DC

Mon Sep 23 1957, 7:05 PM EDT
Att. 17,826 - Unknown

livebaseballscorecards.com

AB	36
R	4
H	10
RBI	3
BB	1
SO	3
LOB	10



Batter	1	2	3	4	5	6	7	8	9	AB R H RBI BB SO LOB	TOP	
Jim Piersall, R (1, 8) <small>OBP: 0.328, SLG: 0.409</small>	0-3 		0-0 		4-0 			0-3 		3 0 1 1 1 2 0	Boston Red Sox @ Washington Senators Griffith Stadium, Washington, DC Tue Sep 24 1957, 7:05 PM EDT Att. 2,598 - Unknown	
Billy Klaus, L (1, 6) <small>OBP: 0.328, SLG: 0.371</small>	0-0 		0-0 		0-3 			0-0 	4 0 0 0 0 1 2			
Ted Williams, L (1, 7) <small>OBP: 0.523, SLG: 0.730</small>	0-0 			0-0 			0-3 	4-0 	3 1 1 1 1 1 0			
Frank Malzone, R (1, 5) <small>OBP: 0.326, SLG: 0.424</small>		0-3 		0-0 			0-0 	0-0 	4 0 1 0 0 1 1			
Jackie Jensen, R (1, 9) <small>OBP: 0.366, SLG: 0.462</small>		0-3 		0-0 			0-0 	0-0 	4 0 1 0 0 1 1			
Mickey Vernon, L (1, 3) <small>OBP: 0.352, SLG: 0.396</small>		0-3 		4-0 			0-0 	0-0 	3 0 0 0 1 1 1			
Ken Aspromonte, R (1, 4) <small>OBP: 0.410, SLG: 0.365</small>			0-0 	0-0 			0-0 	4-0 	3 0 1 0 1 0 1			
Sammy White, R (1, 2) <small>OBP: 0.269, SLG: 0.281</small>			0-3 		0-0 		0-3 	0-3 	4 0 0 0 0 3 2			
Frank Sullivan, R (1, 1) <small>OBP: 0.185, SLG: 0.190</small>			0-0 		0-0 		0-0 		3 1 1 0 0 0 0			
Inning Stats	R: 0 H: 0 E: 0 LOB: 0 K: 1 BB: 0 S: 5 P: 5	R: 0 H: 0 E: 0 LOB: 0 K: 3 BB: 0 S: 9 P: 9	R: 1 H: 3 E: 0 LOB: 1 K: 1 BB: 0 S: 7 P: 7	R: 1 H: 2 E: 0 LOB: 1 K: 0 BB: 1 S: 4 P: 8	R: 0 H: 0 E: 0 LOB: 1 K: 1 BB: 1 S: 5 P: 9	R: 0 H: 1 E: 0 LOB: 1 K: 1 BB: 0 S: 6 P: 6	R: 0 H: 0 E: 0 LOB: 0 K: 1 BB: 0 S: 5 P: 5	R: 0 H: 0 E: 0 LOB: 1 K: 1 BB: 1 S: 5 P: 9	R: 0 H: 0 E: 0 LOB: 1 K: 1 BB: 1 S: 5 P: 9	1B: 4 SF: 0 2B: 1 SAC: 0 3B: 1 DP: 2 HR: 1 HBP: 0	WP: 0 PA: 35 PB: 0 SB: 1 CS: 1	
PITCHER Hal Griggs, R (1, 1) <small>ERA: 2.25</small> Bud Byerly, R (9, 1) <small>ERA: 3.13</small>	IP WLS BF H R ER SO BB IBB HBP BLK WP HR S P ERA WHIP 8.0 L 31 6 2 2 9 3 0 0 0 0 0 1 46 58 2.25 1.125											PITCHER IP WLS BF H R ER SO BB IBB HBP BLK WP HR S P ERA WHIP 1.0 4 0 0 0 1 1 0 0 0 0 0 0 5 9 0.00 1.000

AB	31
R	2
H	6
RBI	2
BB	4
SO	10
LOB	8



Batter	1	2	3	4	5	6	7	8	9	AB	R	H	RBI	BB	SO	LOB
Pete Runnels, L OBP: 0.311, SLG: 0.300 (1, 4) X	0-0 FC1-5-4 2B		0-3 K			0-0 5-3 1B 1B		0-0 E4 FC6-4		4	1	2	0	0	1	0
Clint Courtney, L OBP: 0.340, SLG: 0.406 (1, 2) X	0-0 5-3			0-0 P3		0-0 5-3 1B 1B		0-0 F4		4	0	1	0	0	0	2
Roy Sievers, R OBP: 0.393, SLG: 0.585 (1, 7) X	0-0 FC1-5-4 FC5-4 2-3			0-0 F7		0-0 5-3 1-2 2-3		0-0 FC6-4 1-2f		4	0	0	0	0	0	4
Jim Lemon, R OBP: 0.349, SLG: 0.457 (1, 9) X	0-0 FC5-4 1-2f			4-0 BB		0-0 5-3			0-0 G4-6-3 1B	3	0	1	0	1	0	3
Harmon Killebrew, R OBP: 0.333, SLG: 0.500 (1, 5) X		0-0 5-3		0-3 K		0-0 1B 2-H 3-H			0-3 K	4	0	1	1	0	2	2
Art Schult, R OBP: 0.299, SLG: 0.352 (1, 3) X		0-0 5-3			0-0 F8			0-0 5-3	0-0 G4-6-3 1-2f	4	0	0	0	0	0	1
Rocky Bridges, R OBP: 0.299, SLG: 0.303 (1, 6) X		0-0 5-3			0-3 K			0-3 K		3	0	0	0	0	2	0
Faye Throneberry, L OBP: 0.252, SLG: 0.277 (1, 8) X			0-0 1-3		0-0 E4			0-0 F2		3	0	0	0	0	0	0
Hal Griggs, R Neil Chrisley, L (8, PH) Bud Byerly, R (9, 1)			0-3 K		0-0 5-3			0-3 K		2	0	0	0	0	1	1
										1	0	0	0	0	1	0
										0	0	0	0	0	0	0

Inning Stats	R: 0 E: 0 K: 0 S: 4	H: 1 LOB: 1 BB: 0 P: 4	R: 0 E: 0 K: 0 S: 3	H: 0 LOB: 0 BB: 0 P: 3	R: 0 E: 0 K: 2 S: 7	H: 0 LOB: 0 BB: 0 P: 7	R: 0 E: 0 K: 1 S: 5	H: 0 LOB: 1 BB: 1 P: 9	R: 0 E: 1 K: 1 S: 6	H: 0 LOB: 1 BB: 0 P: 6	R: 1 E: 0 K: 0 S: 5	H: 3 LOB: 2 BB: 0 P: 5	R: 0 E: 0 K: 1 S: 5	H: 0 LOB: 0 BB: 0 P: 5	R: 0 E: 1 K: 1 S: 6	H: 0 LOB: 1 BB: 0 P: 6	R: 0 E: 0 K: 1 S: 5	H: 1 LOB: 0 BB: 0 P: 5	1B: 4 2B: 1 3B: 0 HR: 0	SF: 0 SAC: 0 DP: 1 HBP: 0	WP: 0 PB: 0 SB: 0 CS: 0	PA: 33
PITCHER Frank Sullivan, R (1, 1) ERA: 2.73	IP 9.0	WLS W	BF 33	H 5	R 1	ER 1	SO 7	BB 1	IBB 0	HBP 0	BLK 0	WP 0	HR 0	S 46	P 50	ERA 1.00	WHIP 0.667					
PITCHER	IP	WLS	BF	H	R	ER	SO	BB	IBB	HBP	BLK	WP	HR	S	P	ERA	WHIP					

BOTTOM

Boston Red Sox @ Washington Senators
Griffith Stadium, Washington, DC

Tue Sep 24 1957, 7:05 PM EDT
Att. 2,598 - Unknown

livebaseballscorecards.com

AB	32
R	1
H	5
RBI	1
BB	1
SO	7
LOB	13



Batter	1	2	3	4	5	6	7	8	9	10	11	AB R H RBI BB SO LOB	TOP																		
Jim Piersall, R OBP: 0.330, SLG: 0.415 (1, 8)	0-0 CS 1B		0-0 HR	0-0 1-3			0-0 F3	0-0 SH5-4		4-0 BB		4 1 2 1 1 0 0	Boston Red Sox @ Washington Senators Griffith Stadium, Washington, DC Wed Sep 25 1957, 3:33 AM EDT Att: 1,348 - Unknown																		
Billy Klaus, L OBP: 0.326, SLG: 0.368 (1, 6)	0-3 K		0-3 K	0-0 F7			0-0 1B FC6-4	0-0 F9		0-0 G4-6-3		6 1 1 0 0 2 3																			
Ted Williams, L OBP: 0.526, SLG: 0.729 Marty Keough, L (8, PR) (8, 9)	4-0 FC4-6 BB		0-0 WP HR 1B				0-0 FC6-4 1B	4-0 IBB		0-0 4-3		3 1 2 0 2 0 0 1 0 0 0 0 0 0																			
Frank Malzone, R OBP: 0.326, SLG: 0.432 (1, 5)	0-0 FC4-6		0-0 HR				0-0 1B FC6-4	0-0 6-3				6 3 2 4 0 0 4																			
Jackie Jensen, R OBP: 0.367, SLG: 0.470 (8, 7)			0-3 K				0-0 1B BB					6 1 3 1 0 1 0																			
Dick Gemert, R OBP: 0.332, SLG: 0.444 (1, 3)			4-0 FC6-4 BB	4-0 1B BB			0-0 F2	0-0 BB 1B		0-0 SH1-4		3 0 1 1 2 0 0																			
Ken Aspromonte, R OBP: 0.405, SLG: 0.353 (1, 4)			0-0 F9	0-0 1B			0-0 5-3	4-0 FC6-4 BB		0-0 5-3		5 0 1 0 1 0 2																			
Sammy White, R OBP: 0.267, SLG: 0.279 Pete Daley, R OBP: 0.289, SLG: 0.326 (4, 2)	0-0 P6		0-3 K				4-0 BB	0-0 FC6-4		4-0 BB		2 0 0 0 0 1 3 1 0 0 0 2 0 3																			
Tom Brewer, R OBP: 0.211, SLG: 0.213 Murray Wall, R OBP: 0.333, SLG: 0.333 Mickey Vernon, L OBP: 0.351, SLG: 0.394 Ike Delock, R OBP: 0.200, SLG: 0.048 (9, 1)	0-0 FC6-4			0-0 5-3			0-3 K	0-0 SH5-4 1B		0-0 F9		2 0 0 0 0 0 1 2 0 1 0 0 1 1 1 0 0 0 0 0 2 0 0 0 0 0 0 0																			
Inning Stats	R: 0 E: 0 K: 1 S: 5	H: 1 LOB: 1 BB: 1 P: 9	R: 1 E: 0 K: 0 S: 4	H: 1 LOB: 1 BB: 1 P: 8	R: 3 E: 0 K: 3 S: 13	H: 4 LOB: 2 BB: 1 P: 17	R: 0 E: 0 K: 0 S: 3	H: 0 LOB: 0 BB: 0 P: 3	R: 0 E: 0 K: 1 S: 5	H: 0 LOB: 1 BB: 1 P: 9	R: 2 E: 0 K: 0 S: 7	H: 4 LOB: 3 BB: 1 P: 11		R: 0 E: 0 K: 0 S: 4	H: 1 LOB: 2 BB: 1 P: 8	R: 0 E: 0 K: 0 S: 4	H: 1 LOB: 2 BB: 1 P: 8	R: 0 E: 0 K: 0 S: 2	H: 0 LOB: 0 BB: 1 P: 6	R: 1 E: 0 K: 0 S: 4	H: 1 LOB: 0 BB: 0 P: 4	1B: 8 2B: 1 3B: 0 HR: 4	SF: 0 SAC: 2 DP: 1 HBP: 0	WP: 1 PB: 0 SB: 0 CS: 1	PA: 52						
PITCHER	IP WLS BF H R ER SO BB IBB HBP BLK WP HR S P ERA WHIP	PITCHER														IP WLS BF H R ER SO BB IBB HBP BLK WP HR S P ERA WHIP															
Chuck Stobbs, L ERA: 5.3 (1, 1)	2.2	15	5	4	4	3	3	0	0	0	0	1	3	18	30	13.50	3.000														
Russ Kemmerer, R ERA: 4.96 (3, 1)	2.1	8	1	0	0	1	0	0	0	0	0	0	0	10	10	0.00	0.429														
Tex Clevenger, R ERA: 4.19 (6, 1)	2.0	12	4	2	2	1	2	0	0	0	0	0	0	12	20	9.00	3.000														
Bud Byerly, R ERA: 3.06 (8, 1)	2.0	10	2	0	0	0	1	1	0	0	0	0	0	8	16	0.00	1.500														
Camilo Pascual, R ERA: 4.1 (10, 1)	2.0	L 7	1	1	1	0	1	0	0	0	0	0	1	6	10	4.50	1.000														

AB	42
R	7
H	13
RBI	7
BB	8
SO	5
LOB	19



livebaseballscorecards.com

Batter	1	2	3	4	5	6	7	8	9	AB R H RBI BB SO LOB	TOP											
Billy Gardner, R (1, 4) OBP: 0.326, SLG: 0.355	0-0 4-3 2B	0-0 F6		0-0 F8			4-0 BB 1B BB	0-3 K		4 1 1 0 1 1 1	Baltimore Orioles @ Washington Senators Griffith Stadium, Washington, DC Fri Sep 27 1957, 7:05 PM EDT Att. 1,684 - Unknown											
Jim Busby, R (1, 8) OBP: 0.281, SLG: 0.320	0-3 K		0-0 5-3		4-0 CS WP BB	0-0 1-2 1B BB	0-0 FC6-4 1B		4 1 2 0 1 1 1													
Joe Durham, R (1, 9) OBP: 0.260, SLG: 0.276	4-0 4-3 BB		0-3 K		0-3 1-3 K	4-0 1-2 2-3 1B SF8 BB	0-0 FC6-4 1-2f		3 1 0 0 2 2 2													
Bob Nieman, R (1, 7) OBP: 0.362, SLG: 0.431	0-0 4-3 1-2 2-3		0-0 E9 1B		0-3 K	0-0 1-3 2-H 3-H 1B 1B		0-0 F8	5 1 2 2 0 1 2													
Gus Triandos, R (1, 2) OBP: 0.314, SLG: 0.434	0-0 1-3		0-0 6-3		0-0 E4 HBP	4-0 1B IBB		0-0 6-3	4 0 0 0 1 0 3													
Billy Goodman, L (1, 3) OBP: 0.347, SLG: 0.381		4-0 HR BB		4-0 G6-4-3 BB		1-0 1-2 HBP	0-0 SF8	0-0 6-3	1 1 0 1 2 0 0													
Brooks Robinson, R (1, 5) OBP: 0.286, SLG: 0.355		0-0 1-H HR		0-0 G6-4-3 1-2f		0-3 K	0-0 1-3 2-H 1B		4 1 2 3 0 1 3													
Buddy Peterson, R (1, 6) OBP: 0.278, SLG: 0.313		0-0 4-3		0-0 2B 1B		0-0 G5-4-3 1-2f	0-0 L6		4 1 1 0 0 0 4													
Hal Brown, R (1, 1) OBP: 0.235, SLG: 0.292		0-3 K		0-0 1-H 2B			0-0 F8	0-0 1-3	4 0 1 1 0 1 0													
Inning Stats	R: 0 E: 0 K: 1 S: 6	H: 1 LOB: 2 BB: 1 P: 10	R: 2 E: 0 K: 1 S: 6	H: 1 LOB: 0 BB: 1 P: 10	R: 0 E: 1 K: 1 S: 6	H: 1 LOB: 1 BB: 0 P: 6	R: 1 E: 0 K: 0 S: 4	H: 2 LOB: 1 BB: 1 P: 8	R: 0 E: 0 K: 2 S: 6	H: 0 LOB: 0 BB: 1 P: 10		R: 0 E: 1 K: 1 S: 5	H: 0 LOB: 1 BB: 0 P: 6	R: 4 E: 0 K: 0 S: 6	H: 3 LOB: 2 BB: 3 P: 18	R: 0 E: 0 K: 1 S: 6	H: 1 LOB: 1 BB: 0 P: 6	R: 0 E: 0 K: 0 S: 3	H: 0 LOB: 0 BB: 0 P: 3	1B: 6 2B: 2 3B: 0 HR: 1	SF: 1 SAC: 0 DP: 2 HBP: 1	WP: 1 PB: 0 SB: 0 CS: 1
PITCHER	IP WLS BF H R ER SO BB IBB HBP BLK WP HR S P ERA WHIP																					
Bob Wiesler, L (1, 1) ERA: 4.41	6.1 L 31 7 7 7 6 6 0 1 0 1 1 36 61 9.95 2.053																					
Dick Hyde, R (7, 1) ERA: 4.12	1.2 8 2 0 0 1 0 1 0 0 0 0 9 13 0.00 1.200																					
Russ Kemmerer, R (9, 1) ERA: 4.93	1.0 3 0 0 0 0 0 0 0 0 0 0 3 3 0.00 0.000																					

livebaseballscorecards.com

AB	33
R	7
H	9
RBI	7
BB	7
SO	7
LOB	16



Batter	1	2	3	4	5	6	7	8	9	AB	R	H	RBI	BB	SO	LOB
Pete Runnels, L OBP: 0.309, SLG: 0.297 (1, 4) S S	0-3 K		0-0 F7			0-0 4-3		0-0 4-3		4	0	0	0	0	1	1
Clint Courtney, L OBP: 0.345, SLG: 0.412 (1, 2) X	0-0 F9			0-0 4-3		4-0 FC6-4 BB			0-0 2B 1B 1B	3	1	1	0	1	0	0
Roy Sievers, R OBP: 0.390, SLG: 0.583 (1, 7) X	0-0 HR			0-0 5-3		0-0 FC6-4 1-2f			0-0 F8	4	1	1	1	0	0	2
Neil Chrissy, L OBP: 0.259, SLG: 0.235 (1, 9) S S	0-3 K			0-0 4-3			0-0 F8		0-0 F5	4	0	0	0	0	1	1
Harmon Killebrew, R OBP: 0.333, SLG: 0.609 (1, 5) X		0-0 F9			0-0 F5		0-0 F7		0-0 1B 2B	4	1	1	0	0	0	0
Art Schult, R OBP: 0.304, SLG: 0.361 (1, 3) X		0-0 6-3			1-0 HBP		0-0 F8		0-0 2-H 3-H 1B	3	0	1	2	0	0	0
Milt Bolling, R OBP: 0.273, SLG: 0.320 (1, 6) Herb Plews, L OBP: 0.330, SLG: 0.366 (9, PH)		0-3 K		0-3 K		0-3 K			0-0 F6 4-3	3	0	0	0	0	2	1
Jerry Schoonmaker, R OBP: 0.100, SLG: 0.105 (1, 8) X			0-0 6-3		0-0 F8			0-0 F7		3	0	0	0	0	0	1
Bob Wiesler, S OBP: 0.167, SLG: 0.333 (1, 1) Dick Hyde, R OBP: 0.211, SLG: 0.167 (7, 1) Julio Becquer, L OBP: 0.276, SLG: 0.320 (8, PH) Russ Kemmerer, R OBP: 0.140, SLG: 0.217 (9, 1)			0-0 4-3			0-0 G3		0-0 1B		2	0	0	0	0	0	0

Inning Stats	R: 1	H: 1	E: 0	K: 2	S: 8	LOB: 0	BB: 0	P: 8	R: 0	H: 0	E: 0	K: 1	S: 5	LOB: 0	BB: 0	P: 5	R: 0	H: 0	E: 0	K: 0	S: 3	LOB: 0	BB: 0	P: 3	R: 0	H: 0	E: 0	K: 1	S: 5	LOB: 1	BB: 0	P: 6	R: 0	H: 0	E: 0	K: 0	S: 3	LOB: 1	BB: 1	P: 7	R: 0	H: 0	E: 0	K: 0	S: 3	LOB: 0	BB: 0	P: 3	R: 0	H: 1	E: 0	K: 0	S: 4	LOB: 1	BB: 0	P: 4	R: 2	H: 3	E: 0	K: 0	S: 6	LOB: 1	BB: 0	P: 6	1B: 3	2B: 1	3B: 0	HR: 1	SF: 0	SAC: 0	DP: 0	HBP: 1	WP: 0	PA: 34
Hal Brown, R ERA: 3.9 (1, 1) PITCHER	IP	WLS	BF	H	R	ER	SO	BB	IBB	HBP	BLK	WP	HR	S	P	ERA	WHIP	IP	WLS	BF	H	R	ER	SO	BB	IBB	HBP	BLK	WP	HR	S	P	ERA	WHIP	IP	WLS	BF	H	R	ER	SO	BB	IBB	HBP	BLK	WP	HR	S	P	ERA	WHIP																							

BOTTOM

Baltimore Orioles @ Washington Senators
Griffith Stadium, Washington, DC

Fri Sep 27 1957, 7:05 PM EDT
Att. 1,684 - Unknown

livebaseballscorecards.com

AB	32
R	3
H	5
RBI	3
BB	1
SO	4
LOB	7



Batter	1	2	3	4	5	6	7	8	9	AB R H RBI BB SO LOB	TOP									
Billy Gardner, R (1, 4) OBP: 0.326, SLG: 0.357	0-0 6-3	0-0 2B		0-0 4-3			0-0 F8	0-0 1B		5 1 2 1 0 0 1	Baltimore Orioles @ Washington Senators Griffith Stadium, Washington, DC Sat Sep 28 1957, 3:33 AM EDT Att. 1,630 - Unknown									
Billy Goodman, L (1, 3) OBP: 0.348, SLG: 0.383 Joe Ginsberg, L (8, 2) OBP: 0.335, SLG: 0.356	0-0 F7		0-0 1B		0-0 1B		0-0 F7	0-0 SF9		4 0 2 1 0 0 0 0 0 0 0 0 0 0										
Al Pilarcik, L (1, 9) OBP: 0.359, SLG: 0.397	0-0 1B		0-3 K		0-0 1B		0-0 1B	0-0 1B		5 1 4 1 0 1 1										
Bob Nieman, R (1, 7) Buddy Peterson, R (8, 6) OBP: 0.278, SLG: 0.313	0-0 1B		0-0 1B		0-3 K		0-0 5-3	0-3 K		5 1 2 0 0 2 4 0 0 0 0 0 0 0										
Gus Triandos, R (1, 2) OBP: 0.316, SLG: 0.442 Jim Busby, R (8, PR) OBP: 0.283, SLG: 0.325	0-0 HR		0-0 F8		0-0 F4		0-0 1B	0-0 1B	0-0 4-3	4 1 2 3 0 0 4 1 2 1 0 0 0 0										
Brooks Robinson, R (1, 5) OBP: 0.282, SLG: 0.348	0-0 4-3		0-0 F3		0-0 4-3		0-0 1B	0-0 L4		5 1 1 0 0 0 5										
Lenny Green, L (1, 8) OBP: 0.188, SLG: 0.355		0-0 4-3		0-0 F9		0-0 1-3		0-3 K	0-0 4-3	5 0 0 0 0 1 3										
Willy Miranda, S (1, 6) OBP: 0.249, SLG: 0.205 Bob Boyd, L (8, PH) OBP: 0.386, SLG: 0.407		4-0 2B		0-0 6-3		0-0 F7		0-0 SH	0-0 1B	2 0 0 0 1 0 0 2 1 2 2 0 0 0										
Bill Wight, L (1, 1) OBP: 0.083, SLG: 0.029		0-3 K		0-0 1B		0-3 K		0-0 SH	0-3 K	4 1 1 0 0 3 2										
Inning Stats	R: 3 E: 0 K: 0 S: 6	H: 3 LOB: 0 BB: 0 P: 6	R: 0 E: 0 K: 1 S: 5	H: 1 LOB: 2 BB: 1 P: 9	R: 0 E: 0 K: 1 S: 7	H: 2 LOB: 2 BB: 0 P: 7	R: 0 E: 0 K: 0 S: 4	H: 1 LOB: 1 BB: 0 P: 4	R: 0 E: 0 K: 1 S: 5	H: 0 LOB: 0 BB: 0 P: 5		R: 0 E: 0 K: 0 S: 4	H: 1 LOB: 1 BB: 0 P: 4	R: 5 E: 1 K: 2 S: 13	H: 5 LOB: 1 BB: 0 P: 13	R: 1 E: 0 K: 1 S: 7	H: 2 LOB: 1 BB: 0 P: 7	1B: 14 2B: 2 3B: 0 HR: 1	SF: 1 SAC: 1 DP: 0 HBP: 0	WP: 0 PB: 0 SB: 0 CS: 0
PITCHER	IP WLS BF H R ER SO BB IBB HBP BLK WP HR S P ERA WHIP																			
Don Minnick, R (1, 1) ERA: 4.82	7.1 L 37 14 8 5 5 1 0 0 0 0 0 1 46 50 6.14 2.045																			
Pedro Ramos, R (8, 1) ERA: 4.79	0.2 3 1 0 0 1 0 0 0 0 0 0 0 5 5 0.00 1.500																			
Russ Kemmerer, R (9, 1) ERA: 4.95	1.0 5 2 1 1 1 0 0 0 0 0 0 0 7 7 9.00 2.000																			

livebaseballscorecards.com

AB	42
R	9
H	17
RBI	8
BB	1
SO	7
LOB	20



BOTTOM

Baltimore Orioles @ Washington Senators
Griffith Stadium, Washington, DC

Sat Sep 28 1957, 3:33 AM EDT
Att. 1,630 - Unknown

livebaseballscorecards.com

AB	29
R	1
H	3
RBI	1
BB	2
SO	3
LOB	6



WP:	0	PA:	31
PB:	0	SB:	0
CS:	0		

AB R H RBI BB SO LOB

3 1 1 0 1 0 0

4 0 0 0 0 0 2

4 0 0 1 0 0 0

4 0 1 0 0 0 0

2 0 0 0 1 0 1

3 0 0 0 0 1 1

3 0 0 0 0 1 1

3 0 1 0 0 0 0

1B:	3	SF:	0
2B:	0	SAC:	0
3B:	0	DP:	1
HR:	0	HBP:	0

Batter	1	2	3	4	5	6	7	8	9
Milt Bolling, R OBP: 0.276, SLG: 0.320 (1, 6)	0-0 E5 4-3 G3 1B		4-0 BBB G6-4-3 BB			0-0 F7		0-0 1-3	
Ed Fitz Gerald, R OBP: 0.331, SLG: 0.360 (1, 2)	0-0 4-3 2-3		0-0 G6-4-3 1-2f			0-0 F7		0-0 F8	
Roy Sievers, R OBP: 0.387, SLG: 0.579 (1, 7)	0-0 G3 3-H			0-0 5-3		0-0 F3		0-0 6-3	
Harmon Killebrew, R OBP: 0.321, SLG: 0.556 (1, 5)	0-0 FC5-4 1B			0-0 F6			0-0 F6		0-0 F8
Jim Lemon, R OBP: 0.349, SLG: 0.454 (1, 9)	0-0 FC5-4 1-2f			0-0 1-3			4-0 BBB BB		
Art Schult, R OBP: 0.301, SLG: 0.357 (1, 3)		0-0 6-3			0-0 6-3		0-3 K		
Herb Plews, L OBP: 0.327, SLG: 0.363 (1, 4)		0-0 4-3			0-0 6-3		0-3 K		
Jerry Schoonmaker, R OBP: 0.130, SLG: 0.136 (1, 8)		0-0 5-3			0-0 1B			0-0 6-3	
Don Minnick, R Pedro Ramos, S Eddie Yost, R Russ Kemmerer, R	(1, 1) (8, 1) (8, PH) (9, 1)		0-0 1-3		0-3 K			0-0 F8	

Inning Stats	R: 1 E: 1 K: 0 S: 5	H: 2 LOB: 1 BB: 0 P: 5	R: 0 E: 0 K: 0 S: 3	H: 0 LOB: 0 BB: 0 P: 3	R: 0 E: 0 K: 0 S: 2	H: 0 LOB: 0 BB: 1 P: 6	R: 0 E: 0 K: 0 S: 3	H: 0 LOB: 0 BB: 0 P: 3	R: 0 E: 0 K: 1 S: 6	H: 1 LOB: 1 BB: 0 P: 6	R: 0 E: 0 K: 0 S: 3	H: 0 LOB: 0 BB: 0 P: 3	R: 0 E: 0 K: 2 S: 7	H: 0 LOB: 1 BB: 1 P: 11	R: 0 E: 0 K: 0 S: 3	H: 0 LOB: 0 BB: 0 P: 3	R: 0 E: 0 K: 0 S: 3	H: 0 LOB: 0 BB: 0 P: 3	1B: 3 2B: 0 3B: 0 HR: 0	SF: 0 SAC: 0 DP: 1 HBP: 0	WP: 0 PB: 0 SB: 0 CS: 0	PA: 31
--------------	------------------------------	---------------------------------	------------------------------	---------------------------------	------------------------------	---------------------------------	------------------------------	---------------------------------	------------------------------	---------------------------------	------------------------------	---------------------------------	------------------------------	----------------------------------	------------------------------	---------------------------------	------------------------------	---------------------------------	----------------------------------	------------------------------------	----------------------------------	--------

PITCHER	IP	WLS	BF	H	R	ER	SO	BB	IBB	HBP	BLK	WP	HR	S	P	ERA	WHIP
Bill Wight, L ERA: 3.64 (1, 1)	9.0	W	31	3	1	0	3	2	0	0	0	0	0	35	43	0.00	0.556

BOTTOM

Baltimore Orioles @ Washington Senators
Griffith Stadium, Washington, DC

Sun Sep 29 1957, 3:33 AM EDT
Att. 2,668 - Unknown

livebaseballscorecards.com

AB	37
R	3
H	8
RBI	3
BB	3
SO	5
LOB	17



4	0	1	0	0	1	2
0	0	0	0	1	0	0
0	0	0	0	0	0	0

4	0	1	1	0	0	1
1	0	0	0	0	0	2

4	0	1	0	0	0	0
---	---	---	---	---	---	---

5	0	0	0	0	0	4
---	---	---	---	---	---	---

4	1	1	0	1	1	1
---	---	---	---	---	---	---

5	0	0	0	0	1	3
---	---	---	---	---	---	---

4	1	2	0	0	0	2
---	---	---	---	---	---	---

1	1	0	0	1	1	0
1	0	1	1	0	0	0
1	0	0	0	0	0	1

2	0	1	1	0	0	0
1	0	0	0	0	1	1
0	0	0	0	0	0	0

1B:	5	SF:	0
2B:	3	SAC:	1
3B:	0	DP:	0
HR:	0	HBP:	1

WP:	0	PA:	42
PB:	0		
SB:	0		
CS:	0		

Batter	1	2	3	4	5	6	7	8	9	10
Rocky Bridges, R (1, 6) OBP: 0.299, SLG: 0.304 Roy Sievers, R (9, PH) OBP: 0.388, SLG: 0.579 Milt Bolling, R (10, 6) OBP: 0.276, SLG: 0.320	0-3 K		X 0-0 1B		X 0-0 FC6-4 1B		X 0-0 5-3		X 4-0 IBB	
Herb Plews, L (1, 4) OBP: 0.326, SLG: 0.362 Eddie Yost, R (9, PH) OBP: 0.370, SLG: 0.372	0-0 F6		X 0-0 F8		X 0-0 HBP 1B		X 0-0 F7		X 0-0 L4	
Clint Courtney, L (1, 2) OBP: 0.346, SLG: 0.414	0-0 3-1			X 0-0 3-1	X 1-0 HBP		X 0-0 G3		X 0-0 2B	
Jim Lemon, R (1, 9) OBP: 0.345, SLG: 0.450		X 0-0 F2		X 0-0 F6	X 0-0 F8			X 0-0 F7	X 0-0 F9	
Harmon Killebrew, R (1, 5) OBP: 0.333, SLG: 0.548		B 4-0 BB G3		S 0-3 K		X 0-0 4-3 1B 2B		X 0-0 5-3	X 0-0 F8	
Julio Becquer, L (1, 3) OBP: 0.269, SLG: 0.312		X 0-0 G3		X 0-0 4-3	X 0-0 4-3		X 0-3 K		X 0-0 6-3	
Art Schult, R (1, 7) OBP: 0.303, SLG: 0.363		X 0-0 4-3		X 0-0 1B 2B	X 0-0 5-3			X 0-0 FC3-6 1B		
Jerry Schoonmaker, R (1, 8) OBP: 0.160, SLG: 0.130 Pete Runnels, L (6, PH) OBP: 0.310, SLG: 0.298 Faye Throneberry, L (7, 8) OBP: 0.251, SLG: 0.276			S 0-3 K		B 4-0 FC6-4 1B BB	X 0-0 3-H 1B		X 0-0 FC3-6 SH3		
Hal Griggs, R (1, 1) OBP: 0.250, SLG: 0.250 Chuck Stobbs, L (6, 1) OBP: 0.221, SLG: 0.263 Bud Byerly, R (10, 1) OBP: 0.067, SLG: 0.200			X 0-0 F7		X 0-0 FC6-4 1B	X 0-3 K		X 0-0 SH3		

Inning Stats	R: 0	H: 0	E: 0	K: 1	S: 5	P: 5	R: 0	H: 0	E: 0	K: 0	S: 3	P: 7	R: 0	H: 1	E: 0	K: 1	S: 6	R: 0	H: 0	E: 0	K: 1	S: 5	P: 5	R: 2	H: 3	E: 0	K: 0	S: 6	R: 1	H: 2	E: 0	K: 1	S: 7	R: 0	H: 0	E: 0	K: 0	S: 3	R: 0	H: 0	E: 0	K: 1	S: 5	R: 0	H: 1	E: 0	K: 0	S: 4	R: 0	H: 1	E: 0	K: 0	S: 4	R: 0	H: 1	E: 0	K: 0	S: 4	1B: 5	SF: 0	2B: 3	SAC: 1	3B: 0	DP: 0	HR: 0	HBP: 1	WP: 0	PA: 42
--------------	------	------	------	------	------	------	------	------	------	------	------	------	------	------	------	------	------	------	------	------	------	------	------	------	------	------	------	------	------	------	------	------	------	------	------	------	------	------	------	------	------	------	------	------	------	------	------	------	------	------	------	------	------	------	------	------	------	------	-------	-------	-------	--------	-------	-------	-------	--------	-------	--------

PITCHER	IP	WLS	BF	H	R	ER	SO	BB	IBB	HBP	BLK	WP	HR	S	P	ERA	WHIP
Connie Johnson, R (1, 1) ERA: 3.2	6.0		27	6	3	3	4	2	0	1	0	0	0	32	41	4.50	1.333
Billy O'Dell, L (7, 1) ERA: 2.69	2.0		6	0	0	0	1	0	0	0	0	0	0	8	8	0.00	0.000
George Zuverink, R (9, 1) ERA: 2.48	0.2		4	1	0	0	0	0	1	0	0	0	0	3	7	0.00	1.500
Ken Lehman, L (9, 1) ERA: 2.52	1.1	W	5	1	0	0	0	0	0	0	0	0	0	5	5	0.00	0.750