

## Washington Senators - 1958



Batter	1	2	3	4	5	6	7	8	9
Eddie Yost, R OBP: 0.400, SLG: 0.400 (1, 5)	0-0 F5		0-0 3-1		0-0 1B	0-0 1B		0-3 K	
Albie Pearson, L (1, 8)	0-3 K		0-0 G3		4-0 1B	0-0 P5			
Roy Sievers, R OBP: 0.250, SLG: 0.250 (1, 7)	0-0 F7			0-3 K	0-0 1B		0-0 5-3		
Clint Courtney, L OBP: 0.250, SLG: 0.250 (1, 2)		0-0 L6		0-0 P4	0-0 G3		0-0 FC6-4		
Jim Lemon, R OBP: 0.250, SLG: 1.000 (1, 9)		0-0 F9		0-0 HR		0-0 E6	0-0 E6		
Norm Zauchin, R (1, 3)		0-0 F8		4-0 FC4-6		4-0 E	0-0 FC6-4		
Herb Plews, L OBP: 0.250, SLG: 0.250 (1, 4)			0-0 1B	0-0 FC4-6		0-0 F9	0-0 F8		
Rocky Bridges, R (1, 6)			4-0 3-1		0-0 5-3	0-0 F8		0-0 P6	
Pedro Ramos, S OBP: 0.500, SLG: 0.500 (1, 1)			0-0 3-1		0-0 6-3	0-0 E7		0-3 K	

Inning Stats	R: 0	H: 0	E: 0	K: 1	S: 5	R: 0	H: 0	E: 0	K: 0	S: 3	R: 0	H: 2	E: 0	K: 0	S: 4	R: 1	H: 1	E: 0	K: 1	S: 6	R: 1	H: 2	E: 0	K: 0	S: 5	R: 3	H: 2	E: 2	K: 0	S: 6	R: 0	H: 1	E: 1	K: 0	S: 5	R: 0	H: 0	E: 0	K: 2	S: 7
	LOB: 0	BB: 0	P: 5			LOB: 0	BB: 0	P: 3			LOB: 2	BB: 1	P: 8			LOB: 1	BB: 1	P: 10			LOB: 2	BB: 1	P: 9			LOB: 1	BB: 1	P: 10			LOB: 2	BB: 0	P: 5			LOB: 0	BB: 0	P: 7		

PITCHER	IP	WLS	BF	H	R	ER	SO	BB	IBB	HBP	BLK	WP	HR	S	P	ERA	WHIP
Frank Sullivan, R ERA: 3.0 (1, 1)	6.0	L	29	7	5	2	2	4	0	0	0	0	1	29	45	3.00	1.833
Murray Wall, R ERA: (7, 1)	2.0		8	1	0	0	2	0	0	0	0	0	0	12	12	0.00	0.500

AB R H RBI BB SO LOB

5 1 2 2 0 1 2

3 0 0 0 1 1 3

4 0 1 1 0 1 0

4 0 1 0 0 0 2

4 2 1 1 0 0 1

2 1 0 0 2 0 2

4 0 1 0 0 0 5

3 0 0 0 1 0 2

4 1 2 1 0 1 0

AB	R	H	RBI	BB	SO	LOB
33	5	8	5	4	4	17

**BOTTOM**

**Boston Red Sox @ Washington Senators**

Griffith Stadium, Washington, DC

Mon Apr 14 1958, 3:33 AM EST

Att. 26,675 - Unknown

livebaseballscorecards.com



WP	HR	S	P	ERA	WHIP
0	0	0	0	0	0

Batter	1	2	3	4	5	6	7	8	9	AB R H RBI BB SO LOB	TOP																
Eddie Yost, R OBP: 0.444, SLG: 0.556 (1, 5) X	0-0 4-3		0-0 1-3 2-H 1B		0-0 1-3 2B			0-3 K		4 0 2 1 0 1 0																	
Whitey Herzog, L (1, 8) B B B	4-0		0-3 K2-5-2		0-0 5-3			0-0 5-3		1 0 0 0 1 1 2 1 0 0 0 0 0 2 0 0 0 0 0 0 0 1 0 0 0 0 0 0 0 0 0 0 0 0 0																	
Ed Fitz Gerald, R (5, PH)	G4-3		3-3																								
Bob Wiesler, S (5, 1)	BB																										
Steve Korcheck, R (8, PH)																											
Dick Hyde, R (8, 1)																											
Roy Sievers, R (1, 7) X	0-0 G4-3 1-2f			0-3 K		0-0 F8			0-0 P3	4 0 0 0 0 1 1																	
Jim Lemon, R (1, 9)		0-0 5-3		0-0 F8		0-0 F9			0-0 6-3	4 0 0 0 0 0 0																	
Norm Zauchin, R (1, 3)		0-3 K		0-0 1B		0-0 5-3			0-0 F8	4 0 1 0 0 1 0																	
Herb Pilews, L (1, 4)		0-3 K		0-0 4-3			0-3 K			3 0 0 0 0 2 1																	
Lou Berberet, L (1, 2)			0-0 1-3		0-0 L3		4-0 G6-4-3 BB			2 0 0 0 1 0 0																	
Rocky Bridges, R (1, 6)			0-0 1B 1B		4-0 2B BB		0-0 G6-4-3 1-2f			2 1 1 0 1 0 1																	
Camilo Pascual, R (1, 1)			0-0 1B K2-5-2 1B		0-0 F8			0-0 F5		0 0 0 0 0 0 0 1 0 1 0 0 0 0 0 0 0 0 0 0 0 1 0 0 0 0 0 1 1 0 0 0 0 0 0																	
Neil Chrisley, L (3, PH)																											
Tex Clevenger, R (3, 1)																											
Julio Becquer, L (5, PH)																											
Albie Pearson, L (5, 8)																											
<b>Inning Stats</b>	R: 0 E: 0 K: 0 S: 2	H: 0 LOB: 0 BB: 1 P: 6	R: 0 E: 0 K: 2 S: 7	H: 0 LOB: 0 BB: 0 P: 7	R: 1 E: 0 K: 1 S: 7	H: 3 LOB: 2 BB: 0 P: 7	R: 0 E: 0 K: 1 S: 6	H: 1 LOB: 1 BB: 0 P: 6	R: 0 E: 0 K: 0 S: 4	H: 1 LOB: 2 BB: 1 P: 8	R: 0 E: 0 K: 0 S: 3	H: 0 LOB: 0 BB: 0 P: 3	R: 0 E: 0 K: 1 S: 4	H: 0 LOB: 0 BB: 1 P: 8	R: 0 E: 0 K: 1 S: 5	H: 0 LOB: 0 BB: 0 P: 5	R: 0 E: 0 K: 0 S: 3	H: 0 LOB: 0 BB: 0 P: 3	1B: 4 2B: 2 3B: 0 HR: 0	SF: 0 SAC: 0 DP: 3 HBP: 0	WP: 0 PB: 0 SB: 0 CS: 0	PA: 32					
<b>PITCHER</b>	IP WLS BF H R ER SO BB IBB HBP BLK WP HR S P ERA WHIP																										
Connie Johnson, R (1, 1) ERA: 1.93	4.2	19	5	1	1	4	2	0	0	0	0	0	0	25	33	1.93	1.500										
Billy O'Dell, L (5, 1) ERA:	4.1	W	13	0	0	0	2	1	0	0	0	0	0	16	20	0.00	0.231										

Washington Senators @ Baltimore Orioles  
 Memorial Stadium, Baltimore, MD  
 Tue Apr 15 1958, 3:33 AM EST  
 Att. 34,377 - Unknown

AB	29
R	1
H	5
RBI	1
BB	3
SO	6
LOB	8



Batter	1	2	3	4	5	6	7	8	9
<b>Billy Gardner, R</b> (1, 4) OBP: 0.400, SLG: 0.400	0-0 1B 1B	0-0 G2		0-0 P3		0-0 BB 1B		0-0 4-3	
<b>Al Pilarcik, L</b> (1, 9) SS	0-3 K		4-0 1B S BB	0-0 6-3		4-0 1-2 BB G1-6-3			
<b>Gene Woodling, L</b> (1, 7) OBP: 0.250, SLG: 0.250	0-0 1-3 1B G4-6-3		0-0 F8		0-0 F8	0-0 1-2f BB G1-6-3			
<b>Jim Marshall, L</b> (1, 3) OBP: 0.500, SLG: 0.500	0-0 1-2f G4-6-3		0-0 1-3 S 1B		0-0 HR WP 1B		0-0 F3		
<b>Gus Triandos, R</b> (1, 2) OBP: 0.750, SLG: 1.500		0-0 3B 1B		0-0 P3		0-0 1-H HR		0-0 PO 1B 1B	
<b>Jim Busby, R</b> (1, 8)		0-0 F7		0-0 5-3 1-2 3-H		0-3 K		0-0 F7	
<b>Brooks Robinson, R</b> (1, 5) OBP: 1.000, SLG: 1.667		0-0 1-H SF7 3B		4-0 SH1-4 2B BB		0-0 1B		0-0 1-2 1B	
<b>Ron Hansen, R</b> (1, 6)		0-0 3-H SF7		0-0 1-2 SH1-4		0-3 K		0-0 2-3 PO	0-0 F9
<b>Connie Johnson, R</b> (1, 1) OBP: 1.000, SLG: 2.000		4-0 BB		0-0 2-H 2B					0-0 6-3
<b>Billy O'Dell, S</b> (5, 1)									

AB	R	H	RBI	BB	SO	LOB
5	0	2	0	0	0	2
2	1	0	0	2	1	2
4	0	1	0	0	0	3
4	1	2	0	0	0	2
4	2	3	2	0	0	2
4	0	0	0	0	1	3
3	2	3	1	1	0	0
2	0	0	1	0	1	1
1	0	1	1	1	0	0
2	0	0	0	0	1	0

**BOTTOM**

**Washington Senators @ Baltimore Orioles**  
**Memorial Stadium, Baltimore, MD**  
 Tue Apr 15 1958, 3:33 AM EST  
 Att. 34,377 - Unknown

<b>AB</b>	<b>31</b>
<b>R</b>	<b>6</b>
<b>H</b>	<b>12</b>
<b>RBI</b>	<b>5</b>
<b>BB</b>	<b>4</b>
<b>SO</b>	<b>4</b>
<b>LOB</b>	<b>15</b>



1B: 9	SF: 1	WP: 1	PA: 38
2B: 1	SAC: 1	PB: 0	
3B: 1	DP: 2	SB: 2	
HR: 1	HBP: 0	CS: 0	

Inning Stats														
R	H	E	K	S	P	IP	WLS	BF	H	R	ER	SO	BB	LOB
0	2	0	1	6	2	2.0	L	10	4	2	2	1	1	1
2	2	0	0	6	2	2.0		10	2	2	0	2	0	0
2	2	0	0	6	2	3.0		14	6	2	2	3	1	0
0	0	0	0	3	1	1.0		3	0	0	0	0	0	0

PITCHER	IP	WLS	BF	H	R	ER	SO	BB	IBB	HBP	BLK	WP	HR	S	P	ERA	WHIP
<b>Camilo Pascual, R</b> (1, 1) ERA: 9.0	2.0		10	4	2	2	1	1	0	0	0	0	0	11	15	9.00	2.500
<b>Tex Clevenger, R</b> (3, 1) ERA: 9.0	2.0		10	2	2	2	0	2	0	0	0	0	0	8	16	9.00	2.000
<b>Bob Wiesler, L</b> (5, 1) ERA: 6.0	3.0		14	6	2	2	3	1	0	0	0	1	1	19	23	6.00	2.333
<b>Dick Hyde, R</b> (8, 1) ERA:	1.0		3	0	0	0	0	0	0	0	0	0	0	3	3	0.00	0.000

PITCHER																
IP	WLS	BF	H	R	ER	SO	BB	IBB	HBP	BLK	WP	HR	S	P	ERA	WHIP
2.0		10	4	2	2	1	1	0	0	0	0	0	11	15	9.00	2.500
2.0		10	2	2	2	0	2	0	0	0	0	0	8	16	9.00	2.000
3.0		14	6	2	2	3	1	0	0	0	1	1	19	23	6.00	2.333
1.0		3	0	0	0	0	0	0	0	0	0	0	3	3	0.00	0.000

Batter	1	2	3	4	5	6	7	8	9	AB R H RBI BB SO LOB	TOP															
Eddie Yost, R (1, 5) OBP: 0.357, SLG: 0.385	0-0 G3		0-0 6-3		0-0 P6		0-0 F7		4-0 FC6 BB	4 0 0 0 1 0 3																
Herb Plews, L (1, 4) OBP: 0.200, SLG: 0.200	0-0		0-0 F7		0-3 K		0-0 L8		0-0 FC6 1-2f	3 0 1 0 0 1 2																
Ed Fitz Gerald, R (7, PH)	G6-4-3 1B									1 0 0 0 0 0 1																
Bud Byerly, R (7, 1)										0 0 0 0 0 0 0																
Clint Courtney, L (9, PH) OBP: 0.200, SLG: 0.200										1 0 0 0 0 0 1																
Roy Sievers, R (1, 7) OBP: 0.167, SLG: 0.091	0-0 G6-4-3 1-2f			4-0 BB WP BB	0-0 F7		0-0 F3			3 0 0 0 1 0 3																
Jim Lemon, R (1, 9) OBP: 0.083, SLG: 0.333		0-0 F8		0-0 F8		0-0 P3		0-0 P4		4 0 0 0 0 0 1																
Norm Zauchin, R (1, 3) OBP: 0.500, SLG: 0.250		0-0 F9		4-0 BB BB		0-0 BB 1B		4-0 BB BB		2 0 1 0 2 0 0																
Lou Berberet, L (1, 2) OBP: 0.571, SLG: 0.250		0-0 1B		4-0 1-2 2-3 BB		4-0 1-2 BB		0-0 F8		2 0 1 0 2 0 1																
Whitey Herzog, L (1, 8)		0-3 K		0-3 K		0-3 K		0-0 F8		2 0 0 0 0 2 4																
Harmon Killebrew, R (6, PH)										1 0 0 0 0 1 2																
Albie Pearson, L (6, 8)										1 0 0 0 0 0 1																
Rocky Bridges, R (1, 6) OBP: 0.364, SLG: 0.125			4-0 6-3 BB	0-3 K		0-0 F9			0-0 P4	3 0 0 0 1 1 5																
Chuck Stobbs, L (1, 1)			0-0 F9		4-0 BB		4-0 BB		0-0 F7	1 0 0 0 0 0 1																
Russ Kemmerer, R (3, 1)										0 0 0 0 1 0 0																
Bobby Malkmus, R (7, PH) (7, 4)										1 0 0 0 1 0 0																
<b>Inning Stats</b>	R: 0 E: 0 K: 0 S: 3	H: 1 LOB: 0 BB: 0 P: 3	R: 0 E: 0 K: 1 S: 6	H: 1 LOB: 1 BB: 0 P: 6	R: 0 E: 0 K: 0 S: 3	H: 0 LOB: 1 BB: 1 P: 7	R: 0 E: 0 K: 2 S: 7	H: 0 LOB: 3 BB: 3 P: 19	R: 0 E: 0 K: 1 S: 5	H: 0 LOB: 1 BB: 1 P: 9	R: 0 E: 0 K: 1 S: 6	H: 1 LOB: 2 BB: 1 P: 10	R: 0 E: 0 K: 0 S: 3	H: 0 LOB: 1 BB: 1 P: 7	R: 0 E: 0 K: 0 S: 3	H: 0 LOB: 1 BB: 1 P: 7	R: 0 E: 0 K: 0 S: 3	H: 0 LOB: 1 BB: 1 P: 7	1B: 3 2B: 0 3B: 0 HR: 0	SF: 0 SAC: 0 DP: 1 HBP: 0	WP: 1 PB: 0 SB: 0 CS: 0	PA: 38				
<b>PITCHER</b>	IP WLS BF H R ER SO BB IBB HBP BLK WP HR S P ERA WHIP																									
Milt Pappas, R (1, 1) ERA:	3.1	14	2	0	0	1	3	0	0	0	1	0	13	25	0.00	1.500										
Jack Harshman, L (4, 1) ERA:	5.2	24	1	0	0	4	6	0	0	0	0	0	26	50	0.00	1.235										

Washington Senators @ Baltimore Orioles  
 Memorial Stadium, Baltimore, MD  
 Thu Apr 17 1958, 6:05 PM EST  
 Att. 19,377 - Unknown

AB	29
R	0
H	3
RBI	0
BB	9
SO	5
LOB	25



Batter	1	2	3	4	5	6	7	8	9
<b>Jim Busby, R</b> (1, 8) <b>Gene Woodling, L</b> (4, PH) <b>Lenny Green, L</b> (5, 8)	4-0 1B BB	0-0 F7		0-0 1-3 1-2 2-3		0-0 2B		0-0 4-3	
<b>Al Pilarcik, L</b> (1, 9) <small>OBP: 0.556, SLG: 0.200</small>	0-0 F8 1-1		0-0 SH1-3 1B	0-0 F7		1-0 HBP		4-0 2B BB	
<b>Dick Williams, R</b> (1, 3) <small>OBP: 0.500, SLG: 0.750</small>	0-0 1B 1-2 CS 1B		0-0 SH1-3		0-0 1-3	0-0 F3		0-0 1-3 2B	
<b>Bob Nieman, R</b> (1, 7) <small>OBP: 0.400, SLG: 0.250</small>	0-0 1-3 2-H 1B		0-0 5-3		4-0 2-3 BB		0-0 F7	0-0 6-3	
<b>Billy Gardner, R</b> (1, 4) <small>OBP: 0.333, SLG: 0.333</small>	0-3 K 3-H		0-0 2-H 1B		0-0 2-3		0-0 5-3		
<b>Gus Triandos, R</b> (1, 2) <small>OBP: 0.625, SLG: 1.500</small>		0-0 HR	0-0 1-3		0-0 6-3		0-0 2B		
<b>Brooks Robinson, R</b> (1, 5) <small>OBP: 0.875, SLG: 1.667</small>		0-0 F3		0-0 1-3 BB 1B		0-0 HR	4-0 IBB		
<b>Ron Hansen, R</b> (1, 6)		0-0 F3		0-0 F8		0-0 6-3	0-0 F8		
<b>Milt Pappas, R</b> (1, 1) <b>Jack Harshman, L</b> (4, 1)		0-3 K		4-0 1-3 BB		0-3 K		0-0 G3	

AB	R	H	RBI	BB	SO	LOB
1	1	0	0	1	0	1
1	0	0	0	0	0	2
2	0	1	0	0	0	0
3	1	1	0	1	0	3
4	0	2	0	0	0	2
4	0	1	1	1	0	3
4	0	1	1	0	1	3
4	1	2	1	0	0	2
3	1	2	1	1	0	0
4	0	0	0	0	0	3
1	0	0	0	0	1	0
2	0	0	0	1	1	0

**BOTTOM**

**Washington Senators @ Baltimore Orioles**  
**Memorial Stadium, Baltimore, MD**  
 Thu Apr 17 1958, 6:05 PM EST  
 Att. 19,377 - Unknown

[livebaseballscorecards.com](http://livebaseballscorecards.com)

<b>AB</b>	<b>33</b>
<b>R</b>	<b>4</b>
<b>H</b>	<b>10</b>
<b>RBI</b>	<b>4</b>
<b>BB</b>	<b>5</b>
<b>SO</b>	<b>3</b>
<b>LOB</b>	<b>19</b>



Inning	R	H	E	K	S	WLS	BF	H	R	ER	SO	BB	IBB	HBP	BLK	WP	HR	S	P	ERA	WHIP
1	1	2	1	1	6		14	5	3	2	2	1	0	0	0	0	1	17	21	6.75	2.250
3	1	1	1	1	7		16	3	1	1	1	2	0	1	0	0	1	15	24	2.70	1.500
7	0	0	0	0	10		10	2	0	0	0	1	1	0	0	0	0	8	16	0.00	1.500

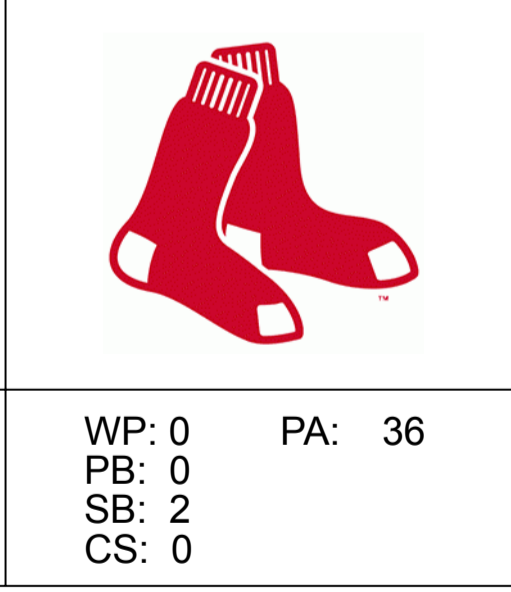
PITCHER	IP	WLS	BF	H	R	ER	SO	BB	IBB	HBP	BLK	WP	HR	S	P	ERA	WHIP
<b>Chuck Stobbs, L</b> (1, 1) <small>ERA: 6.75</small>	2.2		14	5	3	2	2	1	0	0	0	0	1	17	21	6.75	2.250
<b>Russ Kemmerer, R</b> (3, 1) <small>ERA: 2.7</small>	3.1		16	3	1	1	1	2	0	1	0	0	1	15	24	2.70	1.500
<b>Bud Byerly, R</b> (7, 1) <small>ERA:</small>	2.0		10	2	0	0	0	1	1	0	0	0	0	8	16	0.00	1.500

WP	PA	ERA	WHIP
0	40		
0			
0			
1			

Batter	1	2	3	4	5	6	7	8	9	AB R H RBI BB SO LOB	TOP
<b>Jim Piersall, R</b> (1, 8) <small>OBP: 0.316, SLG: 0.200</small>	4-0 		0-0 6-3 			0-0 P4 		0-0 F7 		3 1 0 0 1 0 0	
<b>Pete Runnels, L</b> (1, 3) <small>OBP: 0.400, SLG: 0.368</small>	0-0 F8 		0-0 4-3 			4-0 HR 		0-0 BB 1B 		3 1 1 0 1 0 1	
<b>Ted Williams, L</b> (1, 7) <b>Gene Stephens, L</b> (8, PR) <small>OBP: 0.188, SLG: 0.133</small>	4-0 			0-0 4-3 		0-0 P4 		4-0 		2 0 0 0 2 0 1	
<b>Jackie Jensen, R</b> (1, 9) <small>OBP: 0.300, SLG: 0.944</small>	0-0 SF8 			0-3 K 		0-0 		0-0 L1 		3 1 1 3 0 1 2	
<b>Frank Malzone, R</b> (1, 5) <small>OBP: 0.150, SLG: 0.150</small>	0-0 F2 			0-0 5-3 		0-0 F8 		0-0 L7 		4 0 0 0 0 0 1	
<b>Ken Aspromonte, R</b> (1, 4) <small>OBP: 0.222, SLG: 0.067</small>		0-0 3-1 			4-0 FC5 		0-0 F8 		4-0 1B 	2 0 0 0 2 0 0	
<b>Sammy White, R</b> (1, 2)		0-0 P3 			0-0 F9 		0-0 F2 		0-0 P4 	4 0 0 0 0 0 2	
<b>Don Buddin, R</b> (1, 6) <small>OBP: 0.333, SLG: 0.250</small>		0-3 K 			0-0 6-3 		0-0 1-3 		0-0 	4 0 1 0 0 1 1	
<b>Mike Fornieles, R</b> (1, 1) <b>Leo Kiely, L</b> (9, 1)			0-3 K 		0-0 FC5 			0-3 K 	0-0 F9 	4 0 0 0 0 2 3	
<b>Inning Stats</b>	R: 1 H: 0 E: 0 LOB: 1 K: 0 BB: 2 S: 3 P: 11	R: 0 H: 0 E: 0 LOB: 0 K: 1 BB: 0 S: 5 P: 5	R: 0 H: 0 E: 0 LOB: 0 K: 1 BB: 0 S: 5 P: 5	R: 0 H: 0 E: 0 LOB: 0 K: 1 BB: 0 S: 5 P: 5	R: 0 H: 0 E: 0 LOB: 1 K: 0 BB: 1 S: 3 P: 7	R: 2 H: 1 E: 0 LOB: 0 K: 0 BB: 1 S: 4 P: 8	R: 0 H: 0 E: 0 LOB: 0 K: 0 BB: 0 S: 3 P: 3	R: 0 H: 1 E: 0 LOB: 2 K: 1 BB: 1 S: 4 P: 10	R: 0 H: 1 E: 0 LOB: 2 K: 0 BB: 1 S: 4 P: 8	1B: 2 SF: 1 2B: 0 SAC: 0 3B: 0 DP: 0 HR: 1 HBP: 0	WP: 0 PA: 36 PB: 0 SB: 2 CS: 0
<b>PITCHER</b> <b>Pedro Ramos, R</b> (1, 1) <small>ERA: 2.65</small> <b>Tex Clevenger, R</b> (9, 1) <small>ERA: 6.0</small>	IP WLS BF H R ER SO BB IBB HBP BLK WP HR S P ERA WHIP 8.0 31 2 3 3 4 5 0 0 0 0 1 34 54 3.38 0.875 1.0 W 5 1 0 0 0 1 0 0 0 0 0 4 8 0.00 2.000	<b>PITCHER</b> IP WLS BF H R ER SO BB IBB HBP BLK WP HR S P ERA WHIP									

**Boston Red Sox @ Washington Senators**  
 Griffith Stadium, Washington, DC  
 Sat Apr 19 1958, 3:33 AM EST  
 Att. 6,469 - Unknown

AB	29
R	3
H	3
RBI	3
BB	6
SO	4
LOB	11





Batter	1	2	3	4	5	6	7	8	9	AB	R	H	RBI	BB	SO	LOB
<b>Eddie Yost, R</b> OBP: 0.333, SLG: 0.313 (1, 5)	4-0 BB G4-6-3		0-3 K		0-3 K			0-0 F5		3	0	0	0	1	2	1
<b>Albie Pearson, L</b> OBP: 0.300, SLG: 0.125 (1, 8)	0-0 G4-6-3 1-2f			0-0 2B 1B		4-0 BB 4-3		0-0 G3		3	1	1	0	1	0	1
<b>Roy Sievers, R</b> OBP: 0.188, SLG: 0.333 (1, 7)	0-0 F8			0-0 F8		0-0 F8			0-0 HR	4	1	1	1	0	0	2
<b>Clint Courtney, L</b> OBP: 0.333, SLG: 0.444 (1, 2)		0-0 P6		0-0 2B 2B		0-0 4-3		0-0 5-3 1B		4	2	2	0	0	0	1
<b>Jim Lemon, R</b> OBP: 0.125, SLG: 0.375 (1, 9)		0-0 5-3		0-0 WP 2B		0-0 L6		0-0 5-3		4	0	1	2	0	0	2
<b>Norm Zauchin, R</b> OBP: 0.500, SLG: 0.273 (1, 3)		0-0 L9		0-3 K 2-3			0-0 G3-6-1 1B	4-0 1B IBB		3	0	1	0	1	1	1
<b>Rocky Bridges, R</b> OBP: 0.308, SLG: 0.100 (1, 6)			0-0 P4	0-0 6-3			0-0 G3-6-1 1B	0-0 1B		2	0	0	0	0	0	1
<b>Neil Chrisley, L</b> OBP: 0.500, SLG: 0.500 (7, PH)										1	0	0	0	0	0	1
<b>Ossie Alvarez, R</b> (8, 6)										0	0	0	0	0	0	0
<b>Ed Fitz Gerald, R</b> OBP: 0.333, SLG: 0.333 (9, PH)										1	0	1	1	0	0	0
<b>Bobby Malkmus, R</b> OBP: 0.400, SLG: 0.500 (1, 4)			0-0 F9 2B		0-0 1-3		0-0 F8			3	0	1	0	0	0	0
<b>Pedro Ramos, S</b> OBP: 0.333, SLG: 0.333 (1, 1)			0-0 F9		0-3 K			0-0 F9		2	0	0	0	0	1	1
<b>Lou Berberet, L</b> OBP: 0.500, SLG: 0.200 (8, PH)										1	0	0	0	0	0	0
<b>Tex Clevenger, R</b> (9, 1)										0	0	0	0	0	0	0

Inning Stats	R: 0	H: 0	E: 0	K: 0	S: 2	LOB: 0	BB: 1	P: 6	R: 0	H: 0	E: 0	K: 0	S: 3	LOB: 0	BB: 0	P: 3	R: 0	H: 1	E: 0	K: 1	S: 6	LOB: 1	BB: 0	P: 6	R: 2	H: 3	E: 0	K: 1	S: 8	LOB: 1	BB: 0	P: 8	R: 0	H: 0	E: 0	K: 2	S: 7	LOB: 0	BB: 0	P: 7	R: 0	H: 1	E: 0	K: 0	S: 3	LOB: 0	BB: 0	P: 3	R: 0	H: 0	E: 0	K: 0	S: 3	LOB: 0	BB: 0	P: 3	R: 0	H: 0	E: 0	K: 0	S: 3	LOB: 0	BB: 0	P: 3	R: 2	H: 3	E: 0	K: 0	S: 4	LOB: 2	BB: 1	P: 8	1B: 4	2B: 3	3B: 0	HR: 1	SF: 0	SAC: 0	DP: 2	HBP: 0	WP: 1	PA: 34
--------------	------	------	------	------	------	--------	-------	------	------	------	------	------	------	--------	-------	------	------	------	------	------	------	--------	-------	------	------	------	------	------	------	--------	-------	------	------	------	------	------	------	--------	-------	------	------	------	------	------	------	--------	-------	------	------	------	------	------	------	--------	-------	------	------	------	------	------	------	--------	-------	------	------	------	------	------	------	--------	-------	------	-------	-------	-------	-------	-------	--------	-------	--------	-------	--------

PITCHER	IP	WLS	BF	H	R	ER	SO	BB	IBB	HBP	BLK	WP	HR	S	P	ERA	WHIP
<b>Mike Forneles, R</b> ERA: 3.0 (1, 1)	8.0		30	6	3	3	4	2	0	0	0	1	1	36	44	3.38	1.000
<b>Leo Kiely, L</b> ERA: 27.0 (9, 1)	0.1	L	4	2	1	1	0	0	1	0	0	0	0	3	7	27.00	6.000

**BOTTOM**

**Boston Red Sox @ Washington Senators**  
Griffith Stadium, Washington, DC

Sat Apr 19 1958, 3:33 AM EST  
Att. 6,469 - Unknown

<b>AB</b>	<b>31</b>
<b>R</b>	<b>4</b>
<b>H</b>	<b>8</b>
<b>RBI</b>	<b>4</b>
<b>BB</b>	<b>3</b>
<b>SO</b>	<b>4</b>
<b>LOB</b>	<b>11</b>



PITCHER	IP	WLS	BF	H	R	ER	SO	BB	IBB	HBP	BLK	WP	HR	S	P	ERA	WHIP
---------	----	-----	----	---	---	----	----	----	-----	-----	-----	----	----	---	---	-----	------

Batter	1	2	3	4	5	6	7	8	9	10	AB	R	H	RBI	BB	SO	LOB	TOP																			
Jim Piersall, R OBP: 0.240, SLG: 0.143 (1, 8)	0-3 <b>K</b>		0-0 6-3	0-0 F9		0-0 FC5-4		0-0 5-3		0-0 F7	6	0	0	0	0	1	6																				
Pete Runnels, L OBP: 0.360, SLG: 0.304 (1, 3)	0-0 4-3		0-3 <b>K</b>		4-0 5-3 BB	0-0 4-3			0-0 4-3		4	0	0	0	1	1	1																				
Ted Williams, L (1, 7)	0-3 <b>K</b>		4-0 BB 1B BB		0-0 F7		0-3 <b>K</b>		0-0 6-3		4	1	0	0	1	2	1																				
Jackie Jensen, R OBP: 0.360, SLG: 0.850 (1, 9)		4-0 FC5 BB BB	4-0 1B BB		0-0 5-3		0-0 5-3		4-0 BB		2	0	0	0	3	0	1																				
Frank Malzone, R OBP: 0.200, SLG: 0.167 (1, 5)		4-0 FC5 BB	0-0 FC6-4 1B		0-0 1-3		0-0 6-3		0-0 1-3		4	1	1	1	1	0	2																				
Billy Conso, R (1, 4)		0-0 FC5 BB	0-0 FC6-4			0-0 4-3		0-3 <b>K</b>		0-0 5-3	5	0	0	0	0	1	4																				
Sammy White, R OBP: 0.500, SLG: 0.714 Marty Keough, L (8, PR) Pete Daley, R OBP: 0.364, SLG: 0.222 (8, 2)		0-0 E7 G5-3 1B		0-0 FC6-4 1B		4-0 2B 1B BB		0-0 1B 3B		0-0 2B 1B	3	1	3	1	1	0	0																				
Don Buddin, R OBP: 0.435, SLG: 0.450 (1, 6)		4-0 BB		0-0 FC6-4 1-2f		0-0 1B 2B		0-0 FC1-6 1B		0-0 1-3 2B	4	1	3	1	1	0	1																				
Frank Sullivan, R OBP: 0.333, SLG: 0.667 George Susce, R (3, 1) Gene Stephens, L OBP: 0.179, SLG: 0.125 Al Schroll, R (4, 1) Dick Gernert, R OBP: 0.500, SLG: 0.500 Tom Brewer, R (6, PR) Murray Wall, R (6, 1)		0-0 G5-3		0-3 <b>K</b>		0-0 FC5-4 1B		0-0 FC1-6 1-2f		0-3 <b>K</b>	1	0	0	0	0	0	3																				
<b>Inning Stats</b>	R: 0 E: 0 K: 2 S: 7	H: 0 LOB: 0 BB: 0 P: 7	R: 1 E: 1 K: 0 S: 3	H: 1 LOB: 2 BB: 3 P: 15	R: 1 E: 0 K: 1 S: 6	H: 1 LOB: 2 BB: 2 P: 14	R: 0 E: 0 K: 1 S: 6	H: 1 LOB: 1 BB: 0 P: 6	R: 0 E: 0 K: 0 S: 3	H: 0 LOB: 1 BB: 1 P: 7	R: 0 E: 0 K: 0 S: 5	H: 2 LOB: 1 BB: 1 P: 9	R: 0 E: 0 K: 1 S: 5	H: 0 LOB: 0 BB: 0 P: 5	R: 1 E: 0 K: 1 S: 7	H: 2 LOB: 2 BB: 0 P: 7	R: 0 E: 0 K: 0 S: 3	H: 0 LOB: 1 BB: 1 P: 7	R: 0 E: 0 K: 1 S: 7	H: 2 LOB: 2 BB: 0 P: 7	R: 0 E: 0 K: 0 S: 3	H: 2 LOB: 2 BB: 0 P: 7	1B: 6 2B: 2 3B: 1 HR: 0	SF: 0 SAC: 0 DP: 1 HBP: 0	WP: 0 PB: 0 SB: 0 CS: 0	PA: 46											
<b>PITCHER</b>	IP	WLS	BF	H	R	ER	SO	BB	IBB	HBP	BLK	WP	HR	S	P	ERA	WHIP																				
Camilo Pascual, R ERA: 7.2 (1, 1)	3.0		16	3	2	2	3	5	0	0	0	0	0	17	37	6.00	2.667																				
Dick Hyde, R ERA: 3.86 (4, 1)	6.0		25	4	3	3	3	3	0	0	0	0	0	28	40	4.50	1.167																				
Bud Byerly, R ERA: (10, 1)	1.0	W	5	2	0	0	1	0	0	0	0	0	0	7	7	0.00	2.000																				

**Boston Red Sox @ Washington Senators**  
Griffith Stadium, Washington, DC

livebaseballscores.com

<b>AB</b>	<b>38</b>
<b>R</b>	<b>5</b>
<b>H</b>	<b>9</b>
<b>RBI</b>	<b>5</b>
<b>BB</b>	<b>8</b>
<b>SO</b>	<b>7</b>
<b>LOB</b>	<b>24</b>



Sun Apr 20 1958, 3:33 AM EST  
Att. 10,803 - Unknown

Batter	1	2	3	4	5	6	7	8	9	10	AB	R	H	RBI	BB	SO	LOB					
Eddie Yost, R OBP: 0.261, SLG: 0.238 (1, 5)	F7	G3-6-1		F8			F8		G5-4-3		5	0	0	0	0	0	3					
Albie Pearson, L OBP: 0.400, SLG: 0.333 Whitey Herzog, L (10, 8)	2B		3B	K			2B		6-3		4	2	2	0	1	1	1					
Roy Sievers, R OBP: 0.286, SLG: 0.700 (1, 7)	K		SF8				5-3				5	2	3	2	0	1	1					
Clint Courtney, L OBP: 0.308, SLG: 0.500 (1, 2)	2B		SF8				P6		F8		3	0	1	2	0	0	2					
Jim Lemon, R OBP: 0.100, SLG: 0.300 (1, 9)	F9		F7				K		K		4	0	0	0	0	2	1					
Norm Zauchin, R OBP: 0.550, SLG: 0.600 (1, 3)		FC5-4 1B					K				4	2	3	1	0	1	0					
Rocky Bridges, R OBP: 0.353, SLG: 0.214 (1, 6)		FC5-4 1B					L1		F7		4	0	2	0	0	0	1					
Bobby Malkmus, R OBP: 0.222, SLG: 0.250 (1, 4)		FC5-4 1B					F8				4	0	0	0	0	0	4					
Camilo Pascual, R OBP: 1.000, SLG: 1.000 Dick Hyde, R (4, 1) Neil Chrisley, L OBP: 0.667, SLG: 0.667 (9, PH) Pedro Ramos, S OBP: 0.333, SLG: 0.333 (9, PR) Bud Byerly, R (10, 1)		G3-6-1 1B					6-3		L1		1	0	1	1	0	0	0					
									G5-4-3 1B		2	0	0	0	0	0	0					
											1	0	1	0	0	0	0					
											0	0	0	0	0	0	0					
											0	0	0	0	0	0	0					
											0	0	0	0	0	0	0					
Inning Stats	R: 1 E: 0 K: 1 S: 7	H: 2 LOB: 1 BB: 0 P: 7	R: 1 E: 0 K: 0 S: 5	H: 3 LOB: 1 BB: 0 P: 5	R: 3 E: 0 K: 0 S: 7	H: 4 LOB: 1 BB: 0 P: 7	R: 0 E: 0 K: 1 S: 5	H: 0 LOB: 0 BB: 0 P: 5	R: 0 E: 0 K: 1 S: 5	H: 0 LOB: 0 BB: 0 P: 5	R: 0 E: 0 K: 0 S: 4	H: 1 LOB: 2 BB: 1 P: 8	R: 0 E: 0 K: 1 S: 6	H: 1 LOB: 1 BB: 0 P: 6	R: 0 E: 0 K: 0 S: 3	H: 1 LOB: 1 BB: 0 P: 3	R: 1 E: 0 K: 0 S: 1	H: 1 LOB: 0 BB: 0 P: 1	1B: 7 2B: 3 3B: 1 HR: 2	SF: 1 SAC: 0 DP: 2 HBP: 0	WP: 0 PB: 0 SB: 0 CS: 0	PA: 39

PITCHER	IP	WLS	BF	H	R	ER	SO	BB	IBB	HBP	BLK	WP	HR	S	P	ERA	WHIP
Frank Sullivan, R ERA: 5.63 (1, 1)	2.0		11	6	3	3	1	0	0	0	0	0	0	13	13	13.50	3.000
George Susce, R ERA: 18.0 (3, 1)	1.0		6	3	2	2	0	0	0	0	0	0	1	6	6	18.00	3.000
Al Schroll, R ERA: (4, 1)	2.0		6	0	0	0	2	0	0	0	0	0	0	10	10	0.00	0.000
Murray Wall, R ERA: 1.5 (6, 1)	4.0	L	16	4	1	1	2	1	0	0	0	0	1	19	23	2.25	1.250

PITCHER	IP	WLS	BF	H	R	ER	SO	BB	IBB	HBP	BLK	WP	HR	S	P	ERA	WHIP

**BOTTOM**

**Boston Red Sox @ Washington Senators**  
Griffith Stadium, Washington, DC

Sun Apr 20 1958, 3:33 AM EST  
Att: 10,803 - Unknown

[livebaseballscores.com](http://livebaseballscores.com)

AB	37
R	6
H	13
RBI	6
BB	1
SO	5
LOB	13



Batter	1	2	3	4	5	6	7	8	9	AB R H RBI BB SO LOB	TOP											
<b>Billy Gardner, R</b> (1, 4) OBP: 0.259, SLG: 0.231	0-3 K	0-0 F9		4-0 BB 1-2 2-3 BB		0-0 FC4-6 1B		0-0 F7		4 0 1 0 1 1 3												
<b>Gene Woodling, L</b> (1, 9) OBP: 0.533, SLG: 0.300	4-0 G6-4-3 BB		0-3 K	4-0 BB 1-2 2-3 3-H BB		0-0 FC4-6		0-0 4-3		3 0 0 2 2 1 1												
<b>Bob Nieman, R</b> (1, 7) OBP: 0.500, SLG: 0.250	0-0 G6-4-3		4-0 BB	0-3 K		0-0 F9		0-0 1B		3 0 0 0 1 1 5												
<b>Al Pilarcik, L</b> (8, 9) OBP: 0.348, SLG: 0.222										1 0 1 0 0 0 0												
<b>Lenny Green, L</b> (9, 7) OBP: 0.667, SLG: 0.800										0 0 0 0 0 0 0												
<b>Gus Triandos, R</b> (1, 2) OBP: 0.360, SLG: 0.609		0-0 F3	0-0 F8		0-0 F8		0-0 P4		0-0 1B	5 0 1 0 0 0 1												
<b>Dick Williams, R</b> (1, 3) OBP: 0.412, SLG: 0.467		4-0 BB 1B BB	0-3 K		0-0 5-3		0-0 CS 1B		0-3 K	3 1 1 0 1 1 1												
<b>Jim Marshall, L</b> (9, PH) OBP: 0.200, SLG: 0.200										1 0 0 0 0 1 2												
<b>Brooks Robinson, R</b> (1, 5) OBP: 0.565, SLG: 0.895		0-0 BB 1B		0-0 BB 1B		0-0 HR		4-0 1-2 BB		4 2 3 1 1 0 2												
<b>Jim Busby, R</b> (1, 8) OBP: 0.176, SLG: 0.067		4-0 BB 1B		0-0 F7		0-0 6-3		0-0 F9		3 0 0 0 1 0 2												
<b>Ron Hansen, R</b> (1, 6) OBP: 0.176, SLG: 0.067		0-0 P4		0-3 K		1-0 1B FC4-6 HBP		0-0 5-3		3 1 0 0 0 1 4												
<b>Jack Harshman, L</b> (1, 1) OBP: 0.176, SLG: 0.067		4-0 BB		4-0 BB 1B		0-0 F9		0-0 P4		2 0 0 1 2 0 1												
<b>Billy O'Dell, S</b> (8, 1) OBP: 0.176, SLG: 0.067		1-2 2-3 3-H BB		1-2 BB						0 0 0 0 0 0 0												
<b>Inning Stats</b>	R: 0 E: 0 K: 1 S: 4	H: 0 LOB: 0 BB: 1 P: 8	R: 1 E: 0 K: 0 S: 4	H: 1 LOB: 3 BB: 3 P: 16	R: 0 E: 0 K: 2 S: 7	H: 0 LOB: 1 BB: 1 P: 11	R: 1 E: 0 K: 2 S: 8	H: 1 LOB: 3 BB: 3 P: 20	R: 1 E: 0 K: 0 S: 4	H: 1 LOB: 0 BB: 0 P: 4	R: 1 E: 0 K: 0 S: 4	H: 1 LOB: 1 BB: 0 P: 5	R: 0 E: 0 K: 0 S: 3	H: 1 LOB: 1 BB: 1 P: 7	R: 0 E: 0 K: 0 S: 3	H: 0 LOB: 0 BB: 0 P: 3	R: 0 E: 0 K: 1 S: 7	H: 2 LOB: 2 BB: 0 P: 7	1B: 6 2B: 0 3B: 0 HR: 1	SF: 0 SAC: 0 DP: 1 HBP: 1	WP: 0 PB: 0 SB: 0 CS: 1	PA: 42
<b>PITCHER</b>	IP WLS BF H R ER SO BB IBB HBP BLK WP HR S P ERA WHIP																					
<b>Ralph Lumentl, L</b> (1, 1) ERA: 4.91	3.2 L 20 2 2 2 4 8 0 0 0 0 0 0 20 52 4.91 2.727																					
<b>Russ Kemmerer, R</b> (4, 1) ERA: 3.86	1.1 5 1 1 1 1 0 0 0 0 0 0 1 7 7 6.75 0.750																					
<b>Tex Clevenger, R</b> (6, 1) ERA: 4.5	3.0 12 2 1 1 0 1 0 1 0 0 0 0 10 15 3.00 1.000																					
<b>Camilo Pascual, R</b> (9, 1) ERA: 6.0	1.0 5 2 0 0 0 1 0 0 0 0 0 0 7 7 0.00 2.000																					

**Baltimore Orioles @ Washington Senators**  
Griffith Stadium, Washington, DC  
Tue Apr 22 1958, 3:33 AM EST  
Att. 1,839 - Unknown

AB	32
R	4
H	7
RBI	4
BB	9
SO	6
LOB	22



WP: 0	PA: 42
-------	--------

Batter	1	2	3	4	5	6	7	8	9	AB	R	H	RBI	BB	SO	LOB
Eddie Yost, R OBP: 0.286, SLG: 0.208 (1, 5)	0-0 G3			4-0 1B BB	0-0 FC5-4			4-0 WP 1B BB	0-0 F5	3	0	0	0	2	0	3
Albie Pearson, L OBP: 0.389, SLG: 0.333 (1, 8)	0-0 5-3			0-0 1B				0-0 WP 1B		3	0	1	0	0	0	0
Ed Fitz Gerald, R OBP: 0.500, SLG: 0.500 (8, PH)				1-3 1B				1-2 2-3		1	0	1	0	0	0	0
Pedro Ramos, S OBP: 0.333, SLG: 0.333 (8, PR)										0	0	0	0	0	0	0
Whitey Herzog, L (9, 8)										0	0	0	0	0	0	0
Roy Sievers, R OBP: 0.240, SLG: 0.609 (1, 7)	0-0 F8			0-0 P6				0-0 SF8		3	0	0	1	0	0	2
Jim Lemon, R OBP: 0.083, SLG: 0.250 (1, 9)		0-3 K		0-3 K				0-3 K		4	0	0	0	0	3	4
Norm Zauchin, R OBP: 0.500, SLG: 0.526 (1, 3)		0-3 K		0-3 K				0-0 F9		4	0	1	0	0	2	5
Steve Korcheck, R (1, 2)		0-3 K			0-0 6-3			0-0 6-3		4	0	0	0	0	2	1
Rocky Bridges, R OBP: 0.381, SLG: 0.333 (1, 6)			0-0 F8		0-0 WP 1B 2B			0-0 6-3		4	1	2	0	0	0	1
Bobby Malkmus, R OBP: 0.231, SLG: 0.250 (1, 4)			0-0 F5		0-0 P6			0-3 K		4	0	1	0	0	1	2
Ralph Lument, L (1, 1)			0-3 K		0-0 FC5-4 1B			4-0 1B BB SF8 BB		1	0	0	0	0	1	0
Russ Kemmerer, R (4, 1)										0	0	0	0	0	0	0
Harmon Killebrew, R OBP: 0.500, SLG: 0.500 (5, PH)										1	0	1	1	0	0	0
Tex Clevenger, R (8, 1)										0	0	0	0	0	0	0
Jerry Snyder, R (8, PH)										0	1	0	0	1	0	0
Camilo Pascual, R OBP: 1.000, SLG: 1.000 (9, 1)										0	0	0	0	0	0	0
Clint Courtney, L OBP: 0.286, SLG: 0.462 (9, PH)										1	0	0	0	0	0	2

Inning Stats	R: 0	H: 0	E: 0	K: 0	S: 3	LOB: 0	BB: 0	P: 3	R: 0	H: 0	E: 0	K: 3	S: 9	LOB: 0	BB: 0	P: 9	R: 0	H: 1	E: 0	K: 2	S: 8	LOB: 2	BB: 1	P: 12	R: 1	H: 2	E: 0	K: 0	S: 5	LOB: 1	BB: 0	P: 5	R: 0	H: 0	E: 0	K: 0	S: 3	LOB: 0	BB: 0	P: 3	R: 0	H: 1	E: 1	K: 1	S: 6	LOB: 1	BB: 0	P: 6	R: 1	H: 1	E: 0	K: 1	S: 6	LOB: 3	BB: 2	P: 14	R: 0	H: 2	E: 0	K: 1	S: 7	LOB: 2	BB: 0	P: 7	1B: 6	SF: 1	2B: 1	3B: 0	HR: 0
--------------	------	------	------	------	------	--------	-------	------	------	------	------	------	------	--------	-------	------	------	------	------	------	------	--------	-------	-------	------	------	------	------	------	--------	-------	------	------	------	------	------	------	--------	-------	------	------	------	------	------	------	--------	-------	------	------	------	------	------	------	--------	-------	-------	------	------	------	------	------	--------	-------	------	-------	-------	-------	-------	-------

PITCHER	IP	WLS	BF	H	R	ER	SO	BB	IBB	HBP	BLK	WP	HR	S	P	ERA	WHIP
Jack Harshman, L ERA: 1.42 (1, 1)	7.0	W	28	4	2	2	7	3	0	0	0	1	0	39	51	2.57	1.000
Billy O'Dell, L ERA: 1.35 (8, 1)	2.0	S	9	3	0	0	2	0	0	0	0	1	0	13	13	0.00	1.500


**BOTTOM**

**Baltimore Orioles @ Washington Senators**  
Griffith Stadium, Washington, DC

Tue Apr 22 1958, 3:33 AM EST  
Att. 1,839 - Unknown

livebaseballscorecards.com

AB	33
R	2
H	7
RBI	2
BB	3
SO	9
LOB	20





BOTTOM

New York Yankees @ Washington Senators  
Griffith Stadium, Washington, DC  
Wed Apr 23 1958, 6:05 PM EST  
Att: 14,754 - Unknown

livebaseballscorecards.com

AB 34  
R 5  
H 11  
RBI 5  
BB 6  
SO 4  
LOB 18



WP: 0 PA: 42  
PB: 0  
SB: 0  
CS: 1

AB	R	H	RBI	BB	SO	LOB
3	0	1	0	0	0	2
0	0	0	0	0	0	0
0	0	0	0	0	0	0

3	0	1	0	1	0	1
1	0	1	1	0	0	0
0	0	0	0	0	0	0

3	1	1	0	2	1	3
---	---	---	---	---	---	---

4	1	1	0	1	0	2
---	---	---	---	---	---	---

5	2	2	1	0	1	5
---	---	---	---	---	---	---

4	0	3	3	1	0	0
---	---	---	---	---	---	---

3	0	0	0	0	0	3
1	0	0	0	0	0	0
0	0	0	0	0	0	0

3	0	1	0	0	1	0
1	0	0	0	0	0	0
0	0	0	0	0	0	0

1	0	0	0	0	0	2
1	0	0	0	0	1	0
0	0	0	0	1	0	0
0	0	0	0	0	0	0
0	0	0	0	0	0	0
0	0	0	0	0	0	0
1	1	0	0	0	0	0

1B:	9	SF:	0
2B:	2	SAC:	1
3B:	1	DP:	4
HR:	1	HBP:	1

Batter	1	2	3	4	5	6	7	8	9	10	AB	R	H	RBI	BB	SO	LOB
Eddie Yost, R (1, 5) OBP: 0.313, SLG: 0.222 Pedro Ramos, S (9, PR) OBP: 0.333, SLG: 0.333 Whitey Herzog, L (10, 8)	1-0 FC1-6 HBP	0-0 P6		0-0 6-3			0-0 SH1-4 1-2		0-0 1B 1-3		3	0	1	0	0	0	2
Albie Pearson, L (1, 8) OBP: 0.409, SLG: 0.333 Ed Fitz Gerald, R (9, PH) OBP: 0.600, SLG: 0.600 Bud Byerly, R (10, 1)	0-0 FC1-6 BB 1-2f		0-0 4-3		0-0 G1-6-3 1B		4-0 BB		0-0 1B 1-3 3-H		3	0	1	0	1	0	1
Roy Sievers, R (1, 7) OBP: 0.300, SLG: 0.577	4-0 BB 1-2		0-0 FC1-6 1B		0-0 F8		0-3 K 2-3			4-0 1B BB	3	1	1	0	2	1	3
Clint Courtney, L (1, 2) OBP: 0.316, SLG: 0.412	4-0 G6-4-3 BB 1-2 2-3		0-0 FC1-6 1B 3B		0-0 G1-6-3 1-2f			0-0 F9		0-0 1B 1-2	4	1	1	0	1	0	2
Norm Zauchin, R (1, 3) OBP: 0.483, SLG: 0.625	0-0 G6-4-3 1-2f		0-0 3B 1B			0-0 HR		0-3 K		0-0 F4	5	2	2	1	0	1	5
Jim Lemon, R (1, 9) OBP: 0.207, SLG: 0.393		0-0 1B 1B	0-0 1B 3B 1-H 2-H			4-0 L6-3 BB		0-0 P3		0-0 1B 1-2 2-H	4	0	3	3	1	0	0
Rocky Bridges, R (1, 6) OBP: 0.333, SLG: 0.286 Neil Christley, L (9, PH) OBP: 0.500, SLG: 0.500 Harmon Killebrew, R (10, 5) OBP: 0.500, SLG: 0.500		0-0 F9	0-0 5-3			0-0 L6-3 1-2			0-0 4-3		3	0	0	0	0	0	3
Bobby Malkmus, R (1, 4) OBP: 0.250, SLG: 0.267 Julio Becquer, L (9, PH) Jerry Snyder, R (10, 6)		0-0 1B		0-0 1-3		0-3 K			0-0 4-3		3	0	1	0	0	1	0
Chuck Stobbs, L (1, 1) Russ Kemmerer, R (4, 1) Lou Berberet, L (7, PH) OBP: 0.356, SLG: 0.200 Ossie Alvarez, R (7, PR) Dick Hyde, R (8, 1) Herb Plews, L (9, PH) OBP: 0.192, SLG: 0.182 (10, 4)		0-0 F8		0-3 K			4-0 CS SH1-4 BB		0-0 E6 1B 1B		1	0	0	0	0	0	2

Inning Stats	R: 0	H: 0	E: 0	K: 0	S: 2	P: 11	R: 0	H: 2	E: 0	K: 0	S: 5	P: 5	R: 2	H: 3	E: 0	K: 0	S: 6	R: 0	H: 1	E: 0	K: 1	S: 5	P: 5	R: 1	H: 1	E: 0	K: 1	S: 5	P: 9	R: 0	H: 0	E: 0	K: 1	S: 4	P: 12	R: 0	H: 0	E: 0	K: 1	S: 5	P: 5	R: 1	H: 2	E: 1	K: 0	S: 5	P: 5	R: 1	H: 2	E: 0	K: 0	S: 3	P: 7	1B: 9	2B: 2	3B: 1	HR: 1	SF: 0	SAC: 1	DP: 4	HBP: 1	WP: 0	PA: 42
--------------	------	------	------	------	------	-------	------	------	------	------	------	------	------	------	------	------	------	------	------	------	------	------	------	------	------	------	------	------	------	------	------	------	------	------	-------	------	------	------	------	------	------	------	------	------	------	------	------	------	------	------	------	------	------	-------	-------	-------	-------	-------	--------	-------	--------	-------	--------

PITCHER	IP	WLS	BF	H	R	ER	SO	BB	IBB	HBP	BLK	WP	HR	S	P	ERA	WHIP
Johnny Kucks, R (1, 1) ERA: 2.4	6.0		26	7	3	3	2	3	0	1	0	0	1	26	39	4.50	1.667
Art Ditmar, R (7, 1) ERA:	2.2		11	1	1	0	2	2	0	0	0	0	0	13	21	0.00	1.125
Bobby Shantz, L (9, 1) ERA: 3.12	0.1		1	1	0	0	0	0	0	0	0	0	0	1	1	0.00	3.000
Ryne Duren, R (10, 1) ERA: 1.93	0.1	L	4	2	1	1	0	1	0	0	0	0	0	3	7	27.00	9.000

Batter	1	2	3	4	5	6	7	8	9	AB R H RBI BB SO LOB	TOP		
<b>Eddie Yost, R</b> (1, 5) OBP: 0.378, SLG: 0.276	4-0 BB G4-6-3		4-0 BB 1B		0-0 1B 2B		0-3 K		4-0 SH2-3 BB	2 1 1 0 3 1 0	<b>Washington Senators @ Boston Red Sox</b> Fenway Park, Boston, MA Fri Apr 25 1958, 3:33 AM EST Att. 5,799 - Unknown  livebaseballscorecards.com  <b>AB 32</b> <b>R 2</b> <b>H 7</b> <b>RBI 2</b> <b>BB 6</b> <b>SO 11</b> <b>LOB 21</b>		
<b>Albie Pearson, L</b> (1, 8) OBP: 0.385, SLG: 0.318	0-0 G4-6-3 1-2f		0-3 K		0-0 2B 1B		0-0 1-3		0-0 SH2-3	4 1 1 1 0 1 2			
<b>Roy Sievers, R</b> (1, 7) OBP: 0.286, SLG: 0.500	0-0 F2		0-3 K		0-3 K		4-0 E S BB		0-0 P4	4 0 0 0 1 2 3			
<b>Norm Zauchin, R</b> (1, 3) OBP: 0.515, SLG: 0.714		0-0 BB 2B	0-0 FC6-4 1-2		0-0 1-H 2B		0-0 6-3			4 0 3 1 0 0 1			
<b>Jim Lemon, R</b> (1, 9) OBP: 0.212, SLG: 0.355		4-0 BB BB	0-0 FC6-4 1-2f		0-3 K			0-3 K		3 0 0 0 1 2 3			
<b>Clint Courtney, L</b> (1, 2) OBP: 0.304, SLG: 0.381		0-3 K		0-0 L9		0-0 P4		0-0 1B		4 0 1 0 0 1 2			
<b>Rocky Bridges, R</b> (1, 6) OBP: 0.357, SLG: 0.292		4-0 1-2 2-3 BB		0-0 5-3		0-0 1B		0-0 F3		3 0 1 0 1 0 1			
<b>Bobby Malkmus, R</b> (1, 4) OBP: 0.200, SLG: 0.211		0-3 K		0-3 K		0-0 P4		0-0 4-3		4 0 0 0 0 2 5			
<b>Pedro Ramos, S</b> (1, 1) OBP: 0.200, SLG: 0.200		0-3 K		0-3 K		0-0 F8		0-0 L5		4 0 0 0 0 2 4			
<b>Inning Stats</b>	R: 0 E: 0 K: 0 S: 2 H: 0 LOB: 0 BB: 1 P: 6	R: 0 E: 0 K: 3 S: 10 H: 1 LOB: 3 BB: 2 P: 18	R: 0 E: 0 K: 2 S: 8 H: 1 LOB: 2 BB: 1 P: 12	R: 0 E: 0 K: 1 S: 5 H: 0 LOB: 0 BB: 0 P: 5	R: 2 E: 0 K: 3 S: 12 H: 3 LOB: 1 BB: 0 P: 12	R: 0 E: 0 K: 0 S: 4 H: 1 LOB: 1 BB: 0 P: 4	R: 0 E: 0 K: 1 S: 5 H: 0 LOB: 1 BB: 1 P: 9	R: 0 E: 0 K: 1 S: 6 H: 1 LOB: 1 BB: 0 P: 6	R: 0 E: 0 K: 0 S: 3 H: 0 LOB: 1 BB: 1 P: 7	1B: 4 2B: 3 3B: 0 HR: 0 SF: 0 SAC: 1 DP: 1 HBP: 0	WP: 0 PB: 0 SB: 1 CS: 0 PA: 39		
<b>PITCHER</b>	IP WLS BF H R ER SO BB IBB HBP BLK WP HR S P ERA WHIP											<b>PITCHER</b>	IP WLS BF H R ER SO BB IBB HBP BLK WP HR S P ERA WHIP
<b>Frank Baumann, L</b> (1, 1) ERA: 2.0	7.0 L 31 6 2 2 10 5 0 0 0 0 0 0 46 66 2.57 1.571												
<b>Murray Wall, R</b> (8, 1) ERA: 1.04	2.0 8 1 0 0 1 1 0 0 0 0 0 0 9 13 0.00 1.000												





Batter	1	2	3	4	5	6	7	8	9
<b>Jim Piersall, R</b> OBP: 0.289, SLG: 0.303 (1, 8)	0-0 6-3		0-0 FC5 BB 1B		0-3 K			0-0 1B 1B	
<b>Pete Runnels, L</b> OBP: 0.440, SLG: 0.395 (1, 3)	0-0 1B		0-0 F9		0-0 1-3			0-0 F7	
<b>Ted Williams, L</b> OBP: 0.471, SLG: 0.348 (1, 7)	4-0 BB BB		4-0 1-2 BB		0-0 E4 G6-4-3			0-0 1-3 FC5-4 1B	
<b>Jackie Jensen, R</b> OBP: 0.313, SLG: 0.512 (1, 9)	4-0 1-2 BB		0-0 FC5 2-3f		0-0 G6-4-3 1-2f			0-0 F2	
<b>Frank Malzone, R</b> OBP: 0.250, SLG: 0.205 (1, 5)	0-0 6-3			0-0 F9		0-0 F7		0-0 FC5-4 1-2f	
<b>Billy Consolo, R</b> OBP: 0.160, SLG: 0.167 (1, 4)		0-3 K		0-0 5-3			0-0 P4		0-0 5-3 1B
<b>Marty Keough, L</b> OBP: 0.250, SLG: 0.333 (7, PH)									
<b>Ken Aspromonte, R</b> OBP: 0.263, SLG: 0.125 (8, 4)									
<b>Sammy White, R</b> OBP: 0.345, SLG: 0.519 (1, 2)		0-3 K		0-0 1B			0-0 F9		0-0 5-3 1-2
<b>Don Buddin, R</b> OBP: 0.523, SLG: 0.387 (1, 6)			0-0 F9		0-3 K		4-0 BB		0-0 F8
<b>Frank Baumann, L</b> OBP: 0.200, SLG: 0.111 (7, PH)			0-3 K		0-3 K		0-0 F2		0-3 K
<b>Gene Stephens, L</b> OBP: 0.200, SLG: 0.111 (8, 1)									
<b>Murray Wall, R</b> OBP: 0.600, SLG: 0.500 (9, PH)									

AB	R	H	RBI	BB	SO	LOB
4	0	2	0	0	1	0
4	0	1	0	0	0	2
2	0	1	0	2	0	0
3	0	0	0	1	0	5
4	0	0	0	0	0	4
2	0	0	0	0	1	0
1	0	0	0	0	0	0
1	0	1	0	0	0	0
4	0	1	0	0	1	1
3	0	0	0	1	1	2
2	0	0	0	0	2	0
1	0	0	0	0	0	1
0	0	0	0	0	0	0
1	0	0	0	0	1	1

**Washington Senators @ Boston Red Sox**  
 Fenway Park, Boston, MA  
 Fri Apr 25 1958, 3:33 AM EST  
 Att. 5,799 - Unknown

AB	32
R	0
H	6
RBI	0
BB	4
SO	7
LOB	16



Inning Stats	R: 0	H: 1	E: 0	LOB: 2	K: 0	BB: 2	S: 3	P: 11									
<b>PITCHER</b> <b>Pedro Ramos, R</b> ERA: 1.73 (1, 1)	IP: 9.0	WLS: W	BF: 36	H: 6	R: 0	ER: 0	SO: 7	BB: 4	IBB: 0	HBP: 0	BLK: 0	WP: 0	HR: 0	S: 46	P: 62	ERA: 0.00	WHIP: 1.111

WP	PA
0	36

Batter	1	2	3	4	5	6	7	8	9	AB R H RBI BB SO LOB	TOP	
Eddie Yost, R OBP: 0.357, SLG: 0.265 (1, 5) X	0-0 F8		0-0 SH1-3 1B	0-3 K		0-3 K		0-0 G6-4-3 1-2f		5 1 1 1 0 2 3		
Albie Pearson, L OBP: 0.367, SLG: 0.280 (1, 8) X	0-0 F8		0-0 SH1-3 1-2		4-0 1B E BB	0-0 P4			0-3 K	3 1 0 0 1 1 0		
Roy Sievers, R OBP: 0.325, SLG: 0.514 (1, 7) X	0-0 BB 1B		0-0 HR 1B		0-0 E8 1-3 1B 1-2-H	0-0 F8			0-0 F8	5 2 3 1 0 0 0		
Clint Courtney, L OBP: 0.321, SLG: 0.480 (1, 2) B B B	4-0 1-2 BB		0-0 HR		0-0 1-3		0-0 F3		0-3 K	4 1 1 2 1 1 1		
Norm Zauchin, R OBP: 0.459, SLG: 0.625 (1, 3) X	0-0 F8		0-0 5-3		0-3 K		0-0 6-3			4 0 0 0 0 1 3		
Jim Lemon, R OBP: 0.216, SLG: 0.324 (1, 9)		0-0 4-3	0-3 K		4-0 1B BB		0-0 1-3			3 1 0 0 1 1 0		
Rocky Bridges, R OBP: 0.406, SLG: 0.357 (1, 6)		0-0 P6		0-0 SH1-4 1B	0-0 1B 1-2 3-H			0-0 SH 1B		4 0 3 1 0 0 0		
Bobby Malkmus, R OBP: 0.208, SLG: 0.217 (1, 4)		0-0 F8		0-3 K	0-0 1B 1-3 2-H			0-0 F9		4 0 1 1 0 1 2		
Hal Griggs, R OBP: 0.500, SLG: 1.500 Dick Hyde, R Tex Clevenger, R			0-0 1B 3B	0-0 SH1-4	0-3 K			0-0 SH G6-4-3		2 1 1 0 0 1 2 0 0 0 0 0 0 0 0 0 0 0 0 0 0		
<b>Inning Stats</b>	R: 0 E: 0 K: 0 S: 4 H: 1 LOB: 2 BB: 1 P: 8	R: 0 E: 0 K: 0 S: 3 H: 0 LOB: 0 BB: 0 P: 3	R: 4 E: 0 K: 1 S: 9 H: 4 LOB: 0 BB: 0 P: 9	R: 0 E: 0 K: 2 S: 8 H: 1 LOB: 1 BB: 0 P: 8	R: 3 E: 1 K: 2 S: 10 H: 3 LOB: 2 BB: 2 P: 18	R: 0 E: 0 K: 1 S: 5 H: 0 LOB: 0 BB: 0 P: 5	R: 0 E: 0 K: 0 S: 3 H: 0 LOB: 0 BB: 0 P: 3	R: 0 E: 0 K: 0 S: 4 H: 1 LOB: 1 BB: 0 P: 4	R: 0 E: 0 K: 2 S: 7 H: 0 LOB: 0 BB: 0 P: 7	1B: 8 2B: 0 3B: 1 HR: 1 SF: 0 SAC: 3 DP: 1 HBP: 0	WP: 0 PB: 0 SB: 0 CS: 0 PA: 40	
<b>PITCHER</b>	IP WLS BF H R ER SO BB IBB HBP BLK WP HR S P ERA WHIP											
Willard Nixon, R ERA: 6.19 Al Schroll, R ERA: 4.5 Bob Smith, L ERA: 4.5	(1, 1) 3.0 L 15 5 4 4 1 1 0 0 0 0 0 1 16 20 12.00 2.000											
	(4, 1) 2.0 12 4 3 3 4 2 0 0 0 0 0 0 18 26 13.50 3.000											
	(6, 1) 4.0 13 1 0 0 3 0 0 0 0 0 0 0 19 19 0.00 0.250											

**Washington Senators @ Boston Red Sox**  
 Fenway Park, Boston, MA  
 Sat Apr 26 1958, 3:33 AM EST  
 Att. 10,287 - Unknown

<b>AB</b>	<b>34</b>
<b>R</b>	<b>7</b>
<b>H</b>	<b>10</b>
<b>RBI</b>	<b>6</b>
<b>BB</b>	<b>3</b>
<b>SO</b>	<b>8</b>
<b>LOB</b>	<b>11</b>



Batter	1	2	3	4	5	6	7	8	9	AB	R	H	RBI	BB	SO	LOB
Don Buddin, R (1, 6) OBP: 0.490, SLG: 0.343	0-3 K		0-0 G6-4-3		4-0 HR BB	0-0 FC6-4			0-0 E5	4	1	0	0	1	1	5
Pete Runnels, L (1, 3) OBP: 0.436, SLG: 0.383	1-0 HBP		0-0 BB 1B		0-0 F9		0-0 1-3		0-0 G5-4-3	4	0	1	1	0	0	3
Ted Williams, L (1, 7) OBP: 0.487, SLG: 0.462	0-0 G4-6-3		4-0 BB		0-0 HR		0-0 4-3		4-0 IBB	3	1	1	2	2	0	1
Tom Brewer, R (9, PR) OBP: 0.200, SLG: 0.200	1-2f		1-2 BB		1-H HR					0	0	0	0	0	0	0
Jackie Jensen, R (1, 9) OBP: 0.302, SLG: 0.467		0-0 4-3	0-0 F9		4-0 FC5-4 BB		0-3 K		0-3 K	4	0	0	0	1	2	4
Frank Malzone, R (1, 5) OBP: 0.231, SLG: 0.188		0-0 F7		0-0 F8		0-0 FC5-4		0-0 L4		4	0	0	0	0	0	1
Jim Piersall, R (1, 8) OBP: 0.286, SLG: 0.278		0-0 6-3		4-0 BB		0-0 F9		0-0 1-3		3	0	0	0	1	0	0
Sammy White, R (1, 2) OBP: 0.333, SLG: 0.484			0-0 BB 1B G6-4-3 1B		0-3 K		0-0 5-3		0-0 P4	4	1	1	0	0	1	1
Billy Consono, R (1, 4) OBP: 0.241, SLG: 0.192			0-0 G6-4-3 BB 1-2 1B 1B		0-0 F8		4-0 WP BB		4-0 1B E BB	2	2	1	0	2	0	1
Willard Nixon, L (1, 1) OBP: 0.500, SLG: 0.500			4-0 BB BB BB		0-3 K		4-0 FC6-4		0-0 G5-4-3 E 1B	0	0	0	0	0	0	0
Billy Klau, L (3, PH) OBP: 0.333, SLG: 0.400										0	0	0	0	1	0	0
Al Schroll, R (4, 1) OBP: 0.231, SLG: 0.308										0	0	0	0	0	0	0
Marty Keough, L (5, PH) OBP: 0.231, SLG: 0.308										1	0	0	0	0	1	0
Bob Smith, L (6, 1) OBP: 0.236, SLG: 0.158										0	0	0	0	1	0	0
Gene Stephens, L (9, PH) OBP: 0.236, SLG: 0.158										1	0	1	0	0	0	0


Inning Stats	R: 0	H: 0	E: 0	K: 1	S: 4	R: 0	H: 0	E: 0	K: 0	S: 3	R: 0	H: 3	E: 0	K: 0	S: 5	R: 0	H: 0	E: 0	K: 1	S: 5	R: 2	H: 1	E: 0	K: 1	S: 6	R: 0	H: 0	E: 0	K: 0	S: 3	R: 0	H: 0	E: 1	K: 1	S: 6	R: 1	H: 1	E: 1	K: 1	S: 6	1B: 4	2B: 0	3B: 0	HR: 1	SF: 0	SAC: 0	DP: 3	HBP: 1	WP: 1	PB: 0	SB: 0	CS: 0	PA: 40
--------------	------	------	------	------	------	------	------	------	------	------	------	------	------	------	------	------	------	------	------	------	------	------	------	------	------	------	------	------	------	------	------	------	------	------	------	------	------	------	------	------	-------	-------	-------	-------	-------	--------	-------	--------	-------	-------	-------	-------	--------

PITCHER	IP	WLS	BF	H	R	ER	SO	BB	IBB	HBP	BLK	WP	HR	S	P	ERA	WHIP
Hal Griggs, R (1, 1) ERA: 7.71	4.2		22	4	4	4	3	5	0	1	0	0	1	22	43	7.71	1.929
Dick Hyde, R (5, 1) ERA: 2.19	3.1	W	14	1	1	0	1	3	0	0	0	1	0	13	25	0.00	1.200
Tex Clevenger, R (9, 1) ERA: 3.86	1.0	S	4	0	0	0	1	0	1	0	0	0	0	5	9	0.00	0.000

**BOTTOM**

**Washington Senators @ Boston Red Sox**  
 Fenway Park, Boston, MA  
 Sat Apr 26 1958, 3:33 AM EST  
 Att. 10,287 - Unknown

<b>AB</b>	<b>30</b>
<b>R</b>	<b>5</b>
<b>H</b>	<b>5</b>
<b>RBI</b>	<b>3</b>
<b>BB</b>	<b>9</b>
<b>SO</b>	<b>5</b>
<b>LOB</b>	<b>16</b>



Batter	1	2	3	4	5	6	7	8	9	AB R H RBI BB SO LOB	TOP											
<b>Eddie Yost, R</b> (1, 5) OBP: 0.383, SLG: 0.270	4-0 G4-6-3 BB		0-0 5-3			4-0 FC6 BB	0-0 WP 1B		0-0 1-3	3 1 1 2 2 0 0												
<b>Albie Pearson, L</b> (1, 8) OBP: 0.343, SLG: 0.241	0-0 G4-6-3 1-2f			0-0 5-3		0-0 FC6 1B	4-0 1B BB		0-0 F7	4 1 0 0 1 0 2												
<b>Roy Sievers, R</b> (1, 7) OBP: 0.364, SLG: 0.526	0-0 1-3			4-0 L5-4 BB		0-0 1B	0-0 1B			3 0 2 1 1 0 0												
<b>Clint Courtney, L</b> (1, 2) OBP: 0.344, SLG: 0.483		0-0 3-1		0-0 1B		0-0 F9	0-0 1B			4 0 2 1 0 0 2												
<b>Norm Zauchin, R</b> (1, 3) OBP: 0.439, SLG: 0.571		0-0 F7		0-0 L5-4		0-0 P6				3 1 0 0 1 0 4												
<b>Jim Lemon, R</b> (1, 9) OBP: 0.244, SLG: 0.342		0-0 1B		0-0 6-3		0-0 G3 1B	0-3 K			4 1 2 0 0 1 0												
<b>Rocky Bridges, R</b> (1, 6) OBP: 0.382, SLG: 0.333		0-0 F9		0-0 5-3		0-0 G3 1B	0-0 P6			2 0 0 0 0 0 1												
<b>Julio Becquer, L</b> (7, PH) OBP: 0.333, SLG: 0.333										1 1 1 0 0 0 0												
<b>Chuck Stobbs, L</b> (7, 1)										0 0 0 0 0 0 0												
<b>Ed Fitz Gerald, R</b> (8, PH) OBP: 0.500, SLG: 0.500										1 0 0 0 0 0 0												
<b>Tex Clevenger, R</b> (8, 1)										0 0 0 0 0 0 0												
<b>Bobby Malkmus, R</b> (1, 4) OBP: 0.192, SLG: 0.200			0-0 5-3		0-0 F9		0-0 G3		0-0 3-1	2 0 0 0 0 0 0												
<b>Herb Plews, L</b> (7, PH) OBP: 0.154, SLG: 0.154							1-2 2-3 3-H			2 0 0 1 0 0 2												
<b>Russ Kemmerer, R</b> (1, 1) <b>Bud Byerly, R</b> (5, 1) <b>Bob Wiesler, S</b> (6, 1) <b>Neil Chrisley, L</b> (7, PH) <b>Ossie Alvarez, R</b> (7, 9) <b>Lou Berberet, L</b> (9, PH)		0-0 5-3		0-0 3-1		0-0 P6			0-3 K	1 0 0 0 0 0 0												
<b>Inning Stats</b>	R: 0 E: 0 K: 0 S: 2	H: 0 LOB: 0 BB: 1 P: 6	R: 0 E: 0 K: 0 S: 4	H: 1 LOB: 1 BB: 0 P: 4	R: 0 E: 0 K: 0 S: 3	H: 0 LOB: 0 BB: 0 P: 3	R: 0 E: 0 K: 0 S: 3	H: 1 LOB: 1 BB: 1 P: 7	R: 0 E: 0 K: 0 S: 3	H: 0 LOB: 0 BB: 0 P: 3	R: 0 E: 0 K: 0 S: 4	H: 1 LOB: 2 BB: 1 P: 8	R: 5 E: 0 K: 0 S: 8	H: 5 LOB: 2 BB: 2 P: 16	R: 0 E: 0 K: 1 S: 5	H: 0 LOB: 0 BB: 0 P: 5	R: 0 E: 0 K: 1 S: 5	H: 0 LOB: 0 BB: 0 P: 5	1B: 8 2B: 1 3B: 0 HR: 0	SF: 0 SAC: 0 DP: 2 HBP: 0	WP: 1 PB: 0 SB: 0 CS: 0	PA: 38
<b>PITCHER</b>	IP WLS BF H R ER SO BB IBB HBP BLK WP HR S P ERA WHIP																					
<b>Dave Sisler, R</b> (1, 1) ERA: 6.27	6.2 W 29 6 5 5 0 5 0 0 0 1 0 24 44 6.75 1.650																					
<b>Murray Wall, R</b> (7, 1) ERA: 0.82	2.1 S 9 2 0 0 2 0 0 0 0 0 0 0 13 13 0.00 0.857																					

**Washington Senators @ Boston Red Sox**  
**Fenway Park, Boston, MA**  
 Sun Apr 27 1958, 3:33 AM EDT  
 Att: 11,908 - Unknown

AB	33
R	5
H	8
RBI	5
BB	5
SO	2
LOB	13



Batter	1	2	3	4	5	6	7	8	9
Don Buddin, R (1, 6) OBP: 0.528, SLG: 0.361	1-0 FC6-4 HBP		0-0 SH2-3		4-0 2B 1-2 1B	0-0 FC1-6 2-H 3-H 1B		4-0 BB	
Jim Piersall, R (1, 8) OBP: 0.277, SLG: 0.293	0-3 K		0-0 6-3		0-0 1-3 2-H 1B	0-0 FC1-6 1-2f 1B		0-3 K	
Ted Williams, L (1, 7) OBP: 0.465, SLG: 0.414 Gene Stephens, L (9, 7) OBP: 0.238, SLG: 0.158	0-0 FC6-4 1-2f		0-0 G3		4-0 FC5 1B IBB	0-0 G3			
Dick Gernert, R (1, 3) OBP: 0.444, SLG: 0.375	0-0 F8			0-0 5-3	0-0 1-2 2-H 3-H 1B		0-0 6-3		
Jackie Jensen, R (1, 9) OBP: 0.298, SLG: 0.438		0-3 K		0-0 F7	0-0 FC5 2-3f		4-0 2B BB		
Frank Malzone, R (1, 5) OBP: 0.250, SLG: 0.269		0-0 HR		0-0 6-3		0-0 1B E 1B	0-0 F3		
Sammy White, R (1, 2) OBP: 0.351, SLG: 0.514		0-3 K			0-0 6-3	0-0 SH1-4 1-3 1B	0-0 1-H 2B		
Billy Consolo, R (1, 4) OBP: 0.212, SLG: 0.167		0-0 L3			0-0 6-3	0-0 E6 SH1-4 1-2 3-H 1B	0-0 F9		
Dave Sisler, R (1, 1) OBP: 0.667, SLG: 0.600 Murray Wall, R (7, 1)			0-0 SH2-3 1B		4-0 2B BB	0-0 SH1-4 1-2 2-3	0-0 6-3		


Inning Stats	R: 0 E: 0 K: 5 S: 5	H: 0 LOB: 1 BB: 0 P: 6	R: 1 E: 0 K: 2 S: 8	H: 1 LOB: 0 BB: 0 P: 8	R: 0 E: 0 K: 0 S: 4	H: 1 LOB: 1 BB: 0 P: 4	R: 0 E: 0 K: 0 S: 3	H: 0 LOB: 0 BB: 0 P: 3	R: 3 E: 0 K: 0 S: 5	H: 2 LOB: 2 BB: 3 P: 17	R: 3 E: 1 K: 0 S: 7	H: 3 LOB: 1 BB: 0 P: 7	R: 0 E: 0 K: 0 S: 3	H: 1 LOB: 2 BB: 1 P: 7	R: 0 E: 0 K: 1 S: 5	H: 0 LOB: 1 BB: 1 P: 9
--------------	------------------------------	---------------------------------	------------------------------	---------------------------------	------------------------------	---------------------------------	------------------------------	---------------------------------	------------------------------	----------------------------------	------------------------------	---------------------------------	------------------------------	---------------------------------	------------------------------	---------------------------------

PITCHER	IP	WLS	BF	H	R	ER	SO	BB	IBB	HBP	BLK	WP	HR	S	P	ERA	WHIP
Russ Kemmerer, R (1, 1) ERA: 4.85	4.2	L	22	4	4	4	3	2	1	1	0	0	1	24	37	7.71	1.286
Bud Byerly, R (5, 1) ERA: 3.86	0.2		6	3	3	2	0	0	0	0	0	0	0	6	6	27.00	4.500
Bob Wiesler, L (6, 1) ERA: 4.91	0.2		2	0	0	0	0	0	0	0	0	0	0	2	2	0.00	0.000
Chuck Stobbs, L (7, 1) ERA: 6.43	1.0		4	1	0	0	0	1	0	0	0	0	0	3	7	0.00	2.000
Tex Clevenger, R (8, 1) ERA: 3.38	1.0		4	0	0	0	1	1	0	0	0	0	0	5	9	0.00	1.000

**BOTTOM**

AB	R	H	RBI	BB	SO	LOB
1	1	1	2	2	0	0
5	1	1	1	0	2	4
3	0	0	0	1	0	3
0	0	0	0	0	0	0
4	0	1	2	0	0	1
3	0	0	0	1	1	2
4	2	2	1	0	0	1
4	1	2	0	0	1	0
4	1	0	1	0	0	1
1	1	1	0	1	0	0
1	0	0	0	0	0	0

**AB 30**  
**R 7**  
**H 8**  
**RBI 7**  
**BB 5**  
**SO 4**  
**LOB 12**



WP: 0 PA: 38  
PB: 0  
SB: 0  
CS: 0

**Washington Senators @ Boston Red Sox**  
Fenway Park, Boston, MA  
Sun Apr 27 1958, 3:33 AM EDT  
Att. 11,908 - Unknown

Batter	1	2	3	4	5	6	7	8	9	AB R H RBI BB SO LOB	TOP																	
Gary Geiger, L (1, 9) OBP: 0.364, SLG: 0.265	0-0 SF4 3B		0-0 F5		H 1-0 FC6-4 HBP		BB BB BB 4-0 FC6-4 BB 1-2 BB		0-0 4-3	3 1 1 0 1 0 0	<b>Cleveland Indians @ Washington Senators</b> Griffith Stadium, Washington, DC Wed Apr 30 1958, 3:33 AM EDT Att. 8,274 - Unknown																	
Bobby Avila, R (1, 5) OBP: 0.257, SLG: 0.375 Preston Ward, L (7, PH) OBP: 0.524, SLG: 0.474 Billy Harrell, R (7, PR) OBP: 0.294, SLG: 0.353	0-0 F3		0-0 5-3		0-0 FC6-4		BB BB BB 4-0 FC6-4 BB 1-2 2-3			3 0 0 0 0 0 3 0 0 0 0 1 0 0 0 0 0 0 0 0 0																		
Minnie Minoso, R (1, 7) OBP: 0.383, SLG: 0.442	0-0 SF4		0-0 6-3				0-0 6-3 FC6-4		0-0 FC6-4	3 0 0 2 0 0 2																		
Mickey Vernon, L (1, 3) OBP: 0.481, SLG: 0.652	0-0 F8				0-0 F3		0-0 F8 E 1B		0-0 F9	4 0 1 0 0 0 2																		
Larry Doby, L (1, 8) OBP: 0.250, SLG: 0.200		0-0 F3		0-3 K		0-0 E6		0-0 G6-4-3 1B		4 0 1 0 0 1 1																		
Chico Carrasquel, R (1, 6) OBP: 0.356, SLG: 0.400		4-0 1B BB		0-3 K		0-0 F8		0-0 P4		3 0 0 0 1 1 3																		
Russ Nixon, L (1, 2) OBP: 0.333, SLG: 0.410		0-3 K			0-0 SH1-3 1B		0-0 F7		0-0 G6-4-3	4 0 1 0 0 1 4																		
Billy Moran, R (1, 4) OBP: 0.200, SLG: 0.250		0-0 1-2 1B			0-0 SH1-3		0-0 6-3		0-0 F9	3 0 1 0 0 0 0																		
Herb Score, L (1, 1) OBP: 0.250, SLG: 0.100 Don Mossi, L (9, 1)		0-3 K		0-3 K		0-0 FC6-4 BB BB		0-0 4-3		3 1 0 0 1 2 3 0 0 0 0 0 0 0																		
<b>Inning Stats</b>	R: 1 E: 0 K: 0 S: 4	H: 1 LOB: 0 BB: 0 P: 4	R: 0 E: 0 K: 2 S: 8	H: 1 LOB: 2 BB: 1 P: 12	R: 0 E: 0 K: 0 S: 3	H: 0 LOB: 0 BB: 0 P: 3	R: 0 E: 0 K: 2 S: 7	H: 0 LOB: 0 BB: 0 P: 7	R: 0 E: 0 K: 1 S: 6	H: 1 LOB: 2 BB: 0 P: 7	R: 0 E: 1 K: 0 S: 5	H: 1 LOB: 2 BB: 0 P: 5	R: 1 E: 0 K: 0 S: 3	H: 0 LOB: 2 BB: 3 P: 15	R: 0 E: 0 K: 0 S: 3	H: 1 LOB: 0 BB: 0 P: 3	R: 0 E: 0 K: 0 S: 3	H: 0 LOB: 0 BB: 0 P: 3	1B: 4 2B: 0 3B: 1 HR: 0	SF: 1 SAC: 1 DP: 1 HBP: 1	WP: 0 PB: 0 SB: 0 CS: 0	PA: 37						
<b>PITCHER</b>	IP WLS BF H R ER SO BB IBB HBP BLK WP HR S P ERA WHIP												<b>PITCHER</b>	IP WLS BF H R ER SO BB IBB HBP BLK WP HR S P ERA WHIP														
Pedro Ramos, R (1, 1) ERA: 1.85	8.0	34	5	2	2	5	4	0	1	0	0	0	0	39	56	2.25	1.125											
Tex Clevenger, R (9, 1) ERA: 3.0	1.0	W	3	0	0	0	0	0	0	0	0	0	0	3	3	0.00	0.000											

AB	30
R	2
H	5
RBI	2
BB	4
SO	5
LOB	18



livebaseballscorecards.com

Batter	1	2	3	4	5	6	7	8	9	AB	R	H	RBI	BB	SO	LOB
Eddie Yost, R OBP: 0.365, SLG: 0.262 (1, 5)	0-0 F8		0-0 1B		0-0 F8		0-0 F8		0-0 P6	5	0	1	0	0	0	0
Albie Pearson, L OBP: 0.375, SLG: 0.250 (1, 8)	4-0 CS BB		0-0 F7		4-0 BB		0-0 F7		0-0 BB 1B	3	1	1	0	2	0	1
Roy Sievers, R OBP: 0.367, SLG: 0.500 (1, 7)	0-3 K 1-2		0-0 5-3		0-3 K		0-0 1B		4-0 1B BB	4	0	1	0	1	2	3
Norm Zaichin, R OBP: 0.432, SLG: 0.541 (1, 3)		0-3 K		4-0 1B BB		0-0 4-3	0-0 F7		0-0 1B	2	1	0	0	1	1	0
Julio Becquer, L OBP: 0.400, SLG: 0.400 (7, 3)									1-2 2-H 1B	2	0	1	1	0	0	1
Jim Lemon, R OBP: 0.267, SLG: 0.325 (1, 9)		4-0 BB BB		0-0 F9		0-3 K		4-0 PB BB		2	0	0	0	2	1	1
Clint Courtney, L OBP: 0.361, SLG: 0.485 (1, 2)		0-0 P4		0-0 1B 1-3 1B		0-0 1B 1B		0-0 F9		4	1	2	0	0	0	2
Rocky Bridges, R OBP: 0.447, SLG: 0.375 (1, 6)		4-0 1-2 BB		0-0 1-3 3-H 1B		0-0 1B 1B		4-0 IBB		2	0	2	1	2	0	0
Jerry Snyder, R OBP: 0.400, SLG: 0.250 (1, 4)		0-0 6-3		0-0 5-3		0-0 1-3 2-H 1B		0-3 K		4	0	1	1	0	1	5
Pedro Ramos, S OBP: 0.154, SLG: 0.154 (1, 1)			0-3 K		0-0 F3		0-0 5-3		0-0 4-3	3	0	0	0	0	1	2
Ed Fitz Gerald, R OBP: 0.429, SLG: 0.429 (8, PH)										1	0	0	0	0	0	2
Tex Clevenger, R (9, 1)										0	0	0	0	0	0	0

Inning Stats	R: 0	H: 0	E: 0	K: 1	S: 4	LOB: 1	BB: 1	P: 8	R: 0	H: 0	E: 0	K: 1	S: 5	LOB: 2	BB: 2	P: 13	R: 0	H: 1	E: 0	K: 1	S: 6	LOB: 1	BB: 0	P: 6	R: 1	H: 2	E: 0	K: 0	S: 4	LOB: 1	BB: 1	P: 8	R: 0	H: 0	E: 0	K: 1	S: 5	LOB: 1	BB: 1	P: 9	R: 1	H: 3	E: 0	K: 1	S: 8	LOB: 2	BB: 0	P: 8	R: 0	H: 1	E: 0	K: 0	S: 4	LOB: 1	BB: 0	P: 4	R: 0	H: 0	E: 0	K: 1	S: 5	LOB: 2	BB: 2	P: 13	R: 1	H: 2	E: 0	K: 0	S: 3	LOB: 2	BB: 1	P: 7	1B: 9	SF: 0	2B: 1	SAC: 0	3B: 0	DP: 1	HR: 0	HBP: 0	WP: 0	PA: 40
--------------	------	------	------	------	------	--------	-------	------	------	------	------	------	------	--------	-------	-------	------	------	------	------	------	--------	-------	------	------	------	------	------	------	--------	-------	------	------	------	------	------	------	--------	-------	------	------	------	------	------	------	--------	-------	------	------	------	------	------	------	--------	-------	------	------	------	------	------	------	--------	-------	-------	------	------	------	------	------	--------	-------	------	-------	-------	-------	--------	-------	-------	-------	--------	-------	--------

PITCHER	IP	WLS	BF	H	R	ER	SO	BB	IBB	HBP	BLK	WP	HR	S	P	ERA	WHIP
Herb Score, L ERA: 3.0 (1, 1)	8.1	L	39	8	3	3	6	7	1	0	0	0	0	43	75	3.24	1.800
Don Mossi, L ERA: 2.57 (9, 1)	0.0		1	1	0	0	0	0	0	0	0	0	0	1	1	∞	∞


**BOTTOM**

**Cleveland Indians @ Washington Senators**  
Griffith Stadium, Washington, DC

Wed Apr 30 1958, 3:33 AM EDT  
Att. 8,274 - Unknown

<b>AB</b>	<b>32</b>
<b>R</b>	<b>3</b>
<b>H</b>	<b>9</b>
<b>RBI</b>	<b>3</b>
<b>BB</b>	<b>8</b>
<b>SO</b>	<b>6</b>
<b>LOB</b>	<b>17</b>

[livebaseballscorecards.com](http://livebaseballscorecards.com)



Batter	1	2	3	4	5	6	7	8	9	AB R H RBI BB SO LOB	TOP											
Carroll Hardy, R (1, 8) OBP: 0.267, SLG: 0.182	4-0 S 1B BB	0-3 K	0-3 K	0-0 F8	0-0 F8	0-0 BB BB 2B	0-3 K	0-0 6-3	0-0 6-3	5 2 1 0 1 2 3												
Bobby Avila, R (1, 5) OBP: 0.282, SLG: 0.353	0-3 K		4-0 S 2B BB	0-0 6-3	0-0 6-3	4-0 BB BB FC6-4 BB	0-0 6-3			2 2 0 0 2 1 1 1 0 0 0 0 0 0												
Billy Harrell, R (6, 5) OBP: 0.278, SLG: 0.333																						
Minnie Minoso, R (1, 7) OBP: 0.385, SLG: 0.429	0-3 K		0-0 P4 1-2	0-0 S 1B	0-0 S 1B	4-0 FC6-4 BB E BB		0-0 6-3		4 1 1 0 1 1 2												
Rocky Colavito, R (1, 9) OBP: 0.486, SLG: 0.667	0-0 1-H 1B		0-0 5-3	0-0 L7	0-0 L7	4-0 FC6-4 BB		0-0 6-3		4 0 1 2 1 0 2												
Chico Carrasquel, R (1, 6) OBP: 0.399, SLG: 0.467	0-0 F8		0-0 3B 2B	0-0 L7	0-0 L7	4-0 FC6-4 E BB		0-0 6-3		5 2 2 3 0 0 3												
Mickey Vernon, L (1, 3) OBP: 0.469, SLG: 0.786		0-0 F7	0-0 1B 3B	0-0 1B 3B	0-0 HR	0-0 P3		0-0 G3		5 2 2 2 0 0 2												
Dick Brown, R (1, 2) OBP: 0.455, SLG: 0.684		0-0 BB 1B	H 1-0 E 1B HBP	0-0 E 1B HBP	0-0 1-3 1B	0-0 E5 1-2 3-H		0-3 K		4 0 2 0 0 1 1												
Billy Moran, R (1, 4) OBP: 0.244, SLG: 0.273		4-0 BB 1B	0-0 E8 1-3 3-H 1B	0-0 E8 1-3 3-H 1B	0-0 1-3 1B	0-3 K		0-0 SH2-4 1B		4 0 2 1 1 1 3												
Ray Naleski, R (1, 1) OBP: 0.244, SLG: 0.273		0-3 K	0-3 K	0-3 K	0-3 K	0-0 1-3		0-0 SH2-4		4 0 0 0 0 3 5												
<b>Inning Stats</b>	R: 1 E: 0 K: 2 S: 8	H: 1 LOB: 1 BB: 1 P: 12	R: 0 E: 0 K: 2 S: 8	H: 1 LOB: 2 BB: 1 P: 12	R: 3 E: 1 K: 1 S: 8	H: 3 LOB: 2 BB: 1 P: 13	R: 0 E: 0 K: 0 S: 4	H: 1 LOB: 1 BB: 0 P: 4	R: 1 E: 0 K: 1 S: 7	H: 2 LOB: 1 BB: 0 P: 7	R: 3 E: 1 K: 1 S: 7	H: 1 LOB: 2 BB: 3 P: 19	R: 0 E: 0 K: 1 S: 5	H: 0 LOB: 0 BB: 0 P: 5	R: 1 E: 0 K: 0 S: 4	H: 1 LOB: 0 BB: 0 P: 4	R: 0 E: 0 K: 1 S: 6	H: 1 LOB: 1 BB: 0 P: 6	1B: 6 2B: 2 3B: 1 HR: 2	SF: 0 SAC: 1 DP: 0 HBP: 1	WP: 0 PB: 0 SB: 3 CS: 0	PA: 46
<b>PITCHER</b>	IP WLS BF H R ER SO BB IBB HBP BLK WP HR S P ERA WHIP																					
Ralph Lumentl, L (1, 1) ERA: 8.53	2.2 L 16 4 4 4 4 3 0 1 0 0 0 20 33 13.50 2.625																					
Bob Wiesler, L (3, 1) ERA: 7.5	2.1 14 5 4 3 2 2 0 0 0 0 1 16 24 11.57 3.000																					
Russ Kemmerer, R (6, 1) ERA: 4.2	2.0 8 0 0 0 2 1 0 0 0 0 0 11 15 0.00 0.500																					
Chuck Stobbs, L (8, 1) ERA: 6.0	2.0 8 2 1 1 1 0 0 0 0 0 1 10 10 4.50 1.000																					

Cleveland Indians @ Washington Senators  
Griffith Stadium, Washington, DC  
Thu May 01 1958, 7:05 PM EDT  
Att. 3,487 - Unknown

AB	38
R	9
H	11
RBI	8
BB	6
SO	9
LOB	22



livebaseballscorecards.com



Batter	1	2	3	4	5	6	7	8	9	AB	R	H	RBI	BB	SO	LOB
--------	---	---	---	---	---	---	---	---	---	----	---	---	-----	----	----	-----

<b>Eddie Yost, R</b> <small>OBP: 0.375, SLG: 0.267</small> (1, 5)	4-0  BB 1B BLK BB	0-0  BB 1B			0-0  L4		0-0  G6-4-3 1-2f			3	1	1	0	1	0	1
<b>Albie Pearson, L</b> <small>OBP: 0.432, SLG: 0.314</small> (1, 8)	0-0  BLK BB 1-2 1B	4-0  1-2 BB			0-0  1B			0-0  1B 1B		3	0	3	0	1	0	0
<b>Roy Sievers, R</b> <small>OBP: 0.340, SLG: 0.457</small> (1, 7)	0-0  P6	0-0  F8			0-0  P2			0-0  F7		4	0	0	0	0	0	6
<b>Clint Courtney, L</b> <small>OBP: 0.375, SLG: 0.472</small> (1, 2)	4-0  BLK BB 1-2 2-3		0-0  E3 CS		0-0  5-3			0-0  1-2 1B		3	0	1	0	1	0	1
<b>Julio Becquer, L</b> <small>OBP: 0.222, SLG: 0.222</small> (1, 3)	0-0  F5 1-2 2-3 3-H		0-0  P6			0-0  4-3		0-0  F8		4	0	0	0	0	0	5
<b>Jim Lemon, R</b> <small>OBP: 0.265, SLG: 0.302</small> (1, 9)	4-0  IBB		0-3  K 1-2			0-0  F9		0-0  F8		3	0	0	0	1	1	3
<b>Rocky Bridges, R</b> <small>OBP: 0.405, SLG: 0.333</small> (1, 6)	0-0  F7			0-0  P6		0-0  P4		0-0  F8		4	0	0	0	0	0	3
<b>Jerry Snyder, R</b> <small>OBP: 0.250, SLG: 0.143</small> <b>Herb Plews, L</b> <small>OBP: 0.143, SLG: 0.143</small> (9, PH)		0-0  4-3		0-0  5-3		0-0  E1 G6-4-3		0-3  K		3	0	0	0	0	0	0
<b>Ralph Lument, L</b> <small>OBP: 0.333, SLG: 0.333</small> <b>Neil Christley, L</b> <b>Chuck Stobbs, L</b> <b>Whitey Herzog, L</b>		0-0  4-3		0-0  4-3		0-0  F9		0-3  K		1	0	0	0	0	0	0

Inning Stats	R: 1	H: 1	R: 0	H: 1	R: 0	H: 0	R: 0	H: 1	R: 0	H: 0	R: 0	H: 2	R: 0	H: 0	R: 0	H: 0	1B: 5	SF: 0	WP: 0	PA: 36
	E: 0	LOB: 3	E: 0	LOB: 2	E: 1	LOB: 1	E: 0	LOB: 0	E: 0	LOB: 0	E: 1	LOB: 2	E: 0	LOB: 0	E: 0	LOB: 0	2B: 1	SAC: 0	PB: 0	
	K: 0	BB: 3	K: 0	BB: 1	K: 1	BB: 0	K: 0	BB: 0	K: 0	BB: 0	K: 0	BB: 0	K: 2	BB: 0	K: 2	BB: 0	3B: 0	DP: 2	SB: 0	
	S: 4	P: 16	S: 4	P: 8	S: 5	P: 5	S: 3	P: 3	S: 3	P: 3	S: 3	P: 5	S: 7	P: 7	S: 7	P: 7	HR: 0	HBP: 0	CS: 1	

PITCHER	IP	WLS	BF	H	R	ER	SO	BB	IBB	HBP	BLK	WP	HR	S	P	ERA	WHIP										
<b>Ray Narleski, R</b> <small>ERA: 3.81</small> (1, 1)	9.0	W	36	5	1	1	3	3	1	0	1	0	0	38	54	1.00	0.889										

**BOTTOM**

**Cleveland Indians @ Washington Senators**  
 Griffith Stadium, Washington, DC  
 Thu May 01 1958, 7:05 PM EDT  
 Att. 3,487 - Unknown

livebaseballscorecards.com

<b>AB</b>	<b>32</b>
<b>R</b>	<b>1</b>
<b>H</b>	<b>5</b>
<b>RBI</b>	<b>0</b>
<b>BB</b>	<b>4</b>
<b>SO</b>	<b>3</b>
<b>LOB</b>	<b>20</b>



Batter	1	2	3	4	5	6	7	8	9	10	AB R H RBI BB SO LOB	TOP												
Ted Beard, L (1, 8) 0.0/0.0	0-3 K		4-0 S BB		0-0 E6 1-3 2-3 1B		0-3 K			4-0 S BB G4-6-3 BB	3 1 0 0 2 2 0	<b>Chicago White Sox @ Washington Senators</b> Griffith Stadium, Washington, DC Fri May 02 1958, 7:05 PM EDT Att: 7,165 - Unknown												
Nellie Fox, L (1, 4) OBP: 0.365, SLG: 0.373	0-0 S 1B		0-3 K		0-0 2-3		0-0 F7			0-0 G4-6-3 1-2f	5 1 1 0 0 1 3													
Billy Goodman, L (1, 5) OBP: 0.154, SLG: 0.120	0-3 K		0-3 K		0-0 1-3		0-0 F2			0-0 6-3	5 0 0 0 0 2 3													
Sherm Lollar, R (1, 2) OBP: 0.500, SLG: 0.634	0-0 2-H 1B		4-0 BB		0-0 BB 3-H 1B		0-0 BB G6-3 1B			0-0 G6-3 1-2f	3 0 3 2 1 0 0													
Tito Francona, L (1, 9) OBP: 0.225, SLG: 0.162	0-3 K		0-3 K		0-3 K		0-0 G6-3			0-0 G6-3 1-2f	4 0 0 0 0 3 5													
Ron Jackson, R (1, 3) Earl Torgeson, L (8, PR) OBP: 0.348, SLG: 0.421 OBP: 0.387, SLG: 0.143		0-0 6-3		4-0 S BB		0-0 6-3		0-0 CS 1B		0-0 CS 1B	3 0 1 0 1 0 0 0 0 0 0 0 0 0													
Al Smith, R (1, 7) OBP: 0.250, SLG: 0.255		0-3 K		0-3 K		0-0 F7		0-0 CS	0-0 5-3	0-0 5-3	4 0 0 0 0 2 1													
Luis Aparicio, R (1, 6) OBP: 0.311, SLG: 0.414		4-0 BB		0-0 6-3 1-2		0-0 S 1B		0-0 S	0-0 4-3	0-0 4-3	3 0 1 0 1 0 1													
Dick Donovan, L (1, 1) Gerry Staley, R (7, 1)		0-3 K		0-3 K		0-0 5-3 1-2		0-0 S	0-3 K	0-3 K	3 0 0 0 0 2 3 1 0 0 0 0 1 0													
<b>Inning Stats</b>	R: 1 E: 0 K: 3 S: 11	H: 2 LOB: 1 BB: 0 P: 11	R: 0 E: 0 K: 2 S: 7	H: 0 LOB: 1 BB: 1 P: 11	R: 0 E: 0 K: 3 S: 9	H: 0 LOB: 2 BB: 2 P: 17	R: 0 E: 0 K: 2 S: 7	H: 0 LOB: 1 BB: 1 P: 11	R: 1 E: 1 K: 1 S: 7	H: 1 LOB: 1 BB: 0 P: 7	R: 0 E: 0 K: 0 S: 4		H: 1 LOB: 1 BB: 0 P: 4	R: 0 E: 0 K: 1 S: 5	H: 0 LOB: 0 BB: 0 P: 5	R: 0 E: 0 K: 0 S: 3	H: 2 LOB: 1 BB: 0 P: 3	R: 0 E: 0 K: 1 S: 5	H: 0 LOB: 0 BB: 0 P: 5	R: 0 E: 0 K: 0 S: 2	H: 0 LOB: 0 BB: 1 P: 6	1B: 6 2B: 0 3B: 0 HR: 0	SF: 0 SAC: 0 DP: 2 HBP: 0	WP: 0 PB: 0 SB: 4 CS: 1
<b>PITCHER</b> Camilo Pascual, R (1, 1) ERA: 2.81	IP 10.0 WLS W BF 39 H 6 R 2 ER 1 SO 13 BB 5 IBB 0 HBP 0 BLK 0 WP 0 HR 0 S 60 P 80 ERA 0.90 WHIP 1.100																							

livebaseballscores.com

AB	34
R	2
H	6
RBI	2
BB	5
SO	13
LOB	16





Batter	1	2	3	4	5	6	7	8	9	AB R H RBI BB SO LOB	TOP																								
<b>Billy Hunter, R</b> (1, 4) OBP: 0.292, SLG: 0.450	0-0 F8	0-3 K			0-3 K		0-0 FC6-4			4 0 0 0 0 2 3	<b>Kansas City Athletics @ Washington Senators</b> <b>Griffith Stadium, Washington, DC</b> Sun May 04 1958, 3:33 AM EDT Unknown																								
<b>Bob Martyn, L</b> (1, 9) OBP: 0.300, SLG: 0.222	0-0 4-3	0-3 K			0-0 F8			0-0 4-3		4 0 0 0 0 1 2																									
<b>Bill Tuttle, R</b> (1, 8) OBP: 0.382, SLG: 0.364	4-0 2B BB				0-0 F7			0-0 6-3		3 1 0 0 1 0 0																									
<b>Vic Power, R</b> (1, 3) OBP: 0.258, SLG: 0.290	0-0 E6 2B				0-0 1-3			0-0 6-3		4 0 1 1 0 0 0																									
<b>Bob Cerv, R</b> (1, 7) OBP: 0.469, SLG: 0.929	0-0 F6				0-0 1B E 1B			0-0 1-3		4 1 1 0 0 0 1																									
<b>Hector Lopez, R</b> (1, 5) OBP: 0.353, SLG: 0.458					0-0 E9 1B			0-3 K		4 1 2 1 0 1 0																									
<b>Frank House, L</b> (1, 2) OBP: 0.281, SLG: 0.355					0-0 4-3			0-0 F9		4 0 0 0 0 0 0																									
<b>Joe Demaestri, R</b> (1, 6) OBP: 0.326, SLG: 0.310					0-3 K			0-0 FC6-4 1B		3 0 2 0 0 1 0																									
<b>Alex Kellner, R</b> (1, 1) OBP: 0.286, SLG: 0.333					0-0 1-3			0-3 K		2 0 1 0 0 0 0																									
<b>Murry Dickson, R</b> (5, 1)										0 0 0 0 0 0 0																									
<b>Virgil Trucks, R</b> (6, 1)										0 0 0 0 0 0 0																									
<b>Dave Melton, R</b> (7, PH)										1 0 0 0 0 1 1																									
<b>Walt Craddock, R</b> (7, 1)										0 0 0 0 0 0 0																									
<b>Inning Stats</b>	R: 1 E: 1 K: 0 S: 4	H: 1 LOB: 1 BB: 1 P: 8	R: 1 E: 0 K: 2 S: 10	H: 3 LOB: 2 BB: 0 P: 10	R: 1 E: 1 K: 0 S: 4	H: 2 LOB: 1 BB: 0 P: 4	R: 0 E: 0 K: 1 S: 5	H: 0 LOB: 0 BB: 0 P: 5	R: 0 E: 0 K: 1 S: 5	H: 0 LOB: 0 BB: 0 P: 5	R: 0 E: 0 K: 1 S: 6	H: 1 LOB: 1 BB: 0 P: 6	R: 0 E: 0 K: 0 S: 3	H: 0 LOB: 0 BB: 0 P: 3	R: 0 E: 0 K: 1 S: 5	H: 0 LOB: 0 BB: 0 P: 5	1B: 4 2B: 2 3B: 0 HR: 1	SF: 0 SAC: 0 DP: 0 HBP: 0	WP: 0 PB: 0 SB: 0 CS: 0	PA: 34															
<b>PITCHER</b>	IP WLS BF H R ER SO BB IBB HBP BLK WP HR S P ERA WHIP																																		
<b>Pedro Ramos, R</b> (1, 1) ERA: 2.19	3.0	15	6	3	2	2	1	0	0	0	0	1	18	22	6.00	2.333																			
<b>Dick Hyde, R</b> (4, 1) ERA: 1.47	6.0	W	19	1	0	0	4	0	0	0	0	0	27	27	0.00	0.167																			

livebaseballscorecards.com

<b>AB</b>	33
<b>R</b>	3
<b>H</b>	7
<b>RBI</b>	2
<b>BB</b>	1
<b>SO</b>	6
<b>LOB</b>	7



Batter	1	2	3	4	5	6	7	8	9
<b>Eddie Yost, R</b> OBP: 0.354, SLG: 0.245 (1, 5)	0-0 L4		0-0 F9		0-0 1B FC6-5-4-3	1-0 BB HBP		0-0 F9	
<b>Albie Pearson, L</b> OBP: 0.415, SLG: 0.286 (1, 8)	0-0 3-1			0-0 4-3	0-0 1B FC6-5-4-3	4-0 BB BB		0-0 6-3	
<b>Roy Sievers, R</b> OBP: 0.371, SLG: 0.528 (1, 7)	4-0 BB			0-0 2B	0-0 FC6-5-4-3	4-0 BB FC4		0-3 K	
<b>Norm Zauchin, R</b> OBP: 0.404, SLG: 0.489 (1, 3)	0-3 K			0-0 5-3		0-0 1B FC4			
<b>Jim Lemon, R</b> OBP: 0.278, SLG: 0.319 <b>Whitey Herzog, L</b> (9, 9)		0-3 K		0-0 E5		0-0 1B FC1-2	4-0 BB BB		
<b>Clint Courtney, L</b> OBP: 0.396, SLG: 0.452 (1, 2)		0-0 P3		0-0 G3		0-0 1B FC1-2	0-0 F9		
<b>Rocky Bridges, R</b> OBP: 0.420, SLG: 0.442 (1, 6)		0-0 F7			0-0 HR	0-0 1B SH1-3	4-0 BB FC6-4		
<b>Ken Aspromonte, R</b> OBP: 0.261, SLG: 0.150 (1, 4)			0-3 K		0-0 3-1	0-0 BB SH1-3	0-0 F8		
<b>Pedro Ramos, S</b> OBP: 0.154, SLG: 0.154 <b>Jerry Snyder, R</b> (3, PH) <b>Dick Hyde, R</b> (4, 1)			0-0 F9		0-0 1B BB	0-0 1B SH1-3	0-0 FC6-4		

Inning Stats	R: 0 E: 0 K: 1 S: 5	H: 0 LOB: 1 BB: 1 P: 9	R: 0 E: 0 K: 1 S: 5	H: 0 LOB: 0 BB: 0 P: 5	R: 0 E: 0 K: 1 S: 5	H: 0 LOB: 0 BB: 0 P: 5	R: 0 E: 1 K: 0 S: 5	H: 1 LOB: 2 BB: 0 P: 5	R: 3 E: 0 K: 0 S: 5	H: 3 LOB: 0 BB: 1 P: 9	R: 4 E: 0 K: 0 S: 7	H: 4 LOB: 3 BB: 2 P: 16	R: 0 E: 0 K: 0 S: 3	H: 0 LOB: 2 BB: 2 P: 11	R: 0 E: 0 K: 1 S: 5	H: 0 LOB: 0 BB: 0 P: 5
--------------	------------------------------	---------------------------------	------------------------------	---------------------------------	------------------------------	---------------------------------	------------------------------	---------------------------------	------------------------------	---------------------------------	------------------------------	----------------------------------	------------------------------	----------------------------------	------------------------------	---------------------------------

PITCHER	IP	WLS	BF	H	R	ER	SO	BB	IBB	HBP	BLK	WP	HR	S	P	ERA	WHIP
<b>Alex Kellner, L</b> ERA: 8.62 (1, 1)	4.1		20	4	3	3	3	2	0	0	0	0	1	24	32	6.23	1.385
<b>Murry Dickson, R</b> ERA: 9.0 (5, 1)	1.1	L	9	4	4	4	0	1	0	1	0	0	0	7	12	27.00	3.750
<b>Virgil Trucks, R</b> ERA: 2.25 (6, 1)	0.1		2	0	0	0	0	1	0	0	0	0	0	1	5	0.00	3.000
<b>Walt Craddock, L</b> ERA: 4.5 (7, 1)	2.0		8	0	0	0	1	2	0	0	0	0	0	8	16	0.00	1.000

**BOTTOM**

**Kansas City Athletics @ Washington Senators**  
Griffith Stadium, Washington, DC

Sun May 04 1958, 3:33 AM EDT  
Unknown

AB	R	H	RBI	BB	SO	LOB
4	1	1	0	0	0	0
4	0	1	2	1	0	0
3	0	1	2	2	1	1
4	1	1	0	0	1	5
3	0	1	0	1	1	1
0	0	0	0	0	0	0
4	1	1	1	0	0	3
3	2	1	1	1	0	2
4	1	1	1	0	1	2
0	0	0	0	0	0	0
1	0	0	0	0	0	0
1	1	0	0	1	0	2

AB	31
R	7
H	8
RBI	7
BB	6
SO	4
LOB	16

livebaseballscorecards.com




1B:	5	SF:	0	WP:	0	PA:	39
2B:	3	SAC:	1	PB:	0		
3B:	0	DP:	1	SB:	0		
HR:	1	HBP:	1	CS:	0		

Batter	1	2	3	4	5	6	7	8	9	AB R H RBI BB SO LOB	TOP											
Mike Baxes, R (1, 4) OBP: 0.397, SLG: 0.356	4-0 L3 1B BB		4-0 FC6-4 BB		0-0 F7		0-0 F7			2 0 0 0 2 0 1												
Bill Tuttle, R (1, 8) OBP: 0.389, SLG: 0.362	0-0 L3 1B		0-0 FC6-4		4-0 BB			0-3 K		3 0 1 0 1 1 2												
Hector Lopez, R (1, 5) OBP: 0.333, SLG: 0.429	0-0 L3		0-0 4-3		0-0 5-3			0-0 5-3		4 0 0 0 0 0 5												
Vic Power, R (1, 3) OBP: 0.257, SLG: 0.303		0-0 F9		0-0 3B 2B		0-0 6-3		0-0 F7		4 1 1 0 0 0 0												
Bob Cerv, R (1, 7) OBP: 0.441, SLG: 0.867		0-3 K		0-0 6-3		0-3 K		0-0 P5		4 0 0 0 0 2 1												
Bob Martyn, L (1, 9) OBP: 0.357, SLG: 0.462		0-0 1B		0-0 SF9 3B		0-0 F5		0-0 F7		4 1 2 1 0 0 0												
Hal Smith, R (1, 2) OBP: 0.412, SLG: 0.769		0-0 F8		0-0 SF9		0-0 SH1-3 1B		4-0 BB		2 0 1 1 1 0 1												
Joe Demaestri, R (1, 6) OBP: 0.326, SLG: 0.311			0-0 FC3-6 1B		0-0 6-3		0-0 SH1-3		0-3 K	3 0 1 0 0 1 1												
Jack Urban, R (1, 1) OBP: 0.167, SLG: 0.167			0-0 FC3-6		0-0 1-3		0-0 F7			2 0 0 0 0 0 1												
Tom Gorman, R (5, 1) OBP: 0.333, SLG: 0.333			0-0 FC6-4 WP							0 0 0 0 0 0 0												
Frank House, L (7, PH) OBP: 0.273, SLG: 0.344			1-2 1-2							1 0 0 0 0 0 1												
Virgil Trucks, R (7, 1)										0 0 0 0 0 0 0												
<b>Inning Stats</b>	R: 0 E: 0 K: 0 S: 2	H: 1 LOB: 0 BB: 1 P: 6	R: 0 E: 0 K: 1 S: 6	H: 1 LOB: 1 BB: 0 P: 6	R: 0 E: 0 K: 0 S: 4	H: 1 LOB: 2 BB: 1 P: 8	R: 2 E: 0 K: 0 S: 5	H: 2 LOB: 0 BB: 0 P: 5	R: 0 E: 0 K: 1 S: 5	H: 0 LOB: 1 BB: 1 P: 7	R: 0 E: 0 K: 0 S: 3	H: 0 LOB: 0 BB: 0 P: 5	R: 0 E: 0 K: 0 S: 4	H: 1 LOB: 1 BB: 0 P: 4	R: 0 E: 0 K: 1 S: 5	H: 0 LOB: 0 BB: 0 P: 5	R: 0 E: 0 K: 1 S: 5	H: 0 LOB: 1 BB: 1 P: 9	1B: 4 2B: 2 3B: 1 HR: 0	SF: 1 SAC: 1 DP: 1 HBP: 0	WP: 1 PB: 0 SB: 0 CS: 0	PA: 35
<b>PITCHER</b> Russ Kemmerer, R (1, 1) ERA: 3.38	IP: 9.0 WLS: 35 BF: 6 H: 2 R: 2 ER: 2 SO: 4 BB: 4 IBB: 0 HBP: 0 BLK: 0 WP: 1 HR: 0 S: 39 P: 55 ERA: 2.00 WHIP: 1.111																					

Kansas City Athletics @ Washington Senators  
Griffith Stadium, Washington, DC  
Sun May 04 1958, 3:38 AM EDT  
Att. 15,895 - Unknown

livebaseballscorecards.com

AB	29
R	2
H	6
RBI	2
BB	4
SO	4
LOB	13



Batter	1	2	3	4	5	6	7	8	9	AB R H RBI BB SO LOB
Eddie Yost, R OBP: 0.371, SLG: 0.236 (1, 5) X	0-0 6-3 ①		4-0 BB BB BB BB 2B BB		4-0 BB BB BB BB 1B BB		4-0 BB BB BB BB 1B BB		0-0 F9 ②	2 0 0 0 3 0 0
Albie Pearson, L OBP: 0.448, SLG: 0.383 (1, 8) X	0-0 2B		0-0 1-H 2-H 2B ②		0-0 1-2 2-H 1B BB		0-0 1-2 G4-6-3 1B		0-0 F7 ③	5 0 4 2 0 0 0
Neil Chrisley, L OBP: 0.214, SLG: 0.154 (1, 9) X	0-0 F8 ②		0-0 F7 ③		4-0 1-2 2-3 FC6-4 BB		0-0 1-2f G4-6-3 ② ③			3 0 0 0 1 0 4
Roy Sievers, R OBP: 0.348, SLG: 0.491 (1, 7) X	0-0 6-3 ③			0-3 K ①	0-0 FC6-4 ③			0-3 K ①		4 0 0 0 0 2 4
Clint Courtney, L OBP: 0.385, SLG: 0.422 (1, 2) X		0-0 F7 ①		0-0 G3 ②		0-0 4-3 ①		4-0 BB BB BB BB 1B BB		3 0 0 0 1 0 0
Norm Zauchin, R OBP: 0.411, SLG: 0.490 (1, 3) X		0-0 P3 ②		0-3 K ③		0-0 1B		0-0 1-2 1B		4 0 2 0 0 1 0
Rocky Bridges, R OBP: 0.407, SLG: 0.413 (1, 6) X		4-0 BB BB BB BB CS BB			0-0 5-3 ①	0-0 F8 ②		0-0 L5 ②		3 0 0 0 1 0 3
Ken Aspromonte, R OBP: 0.269, SLG: 0.136 (1, 4) X		0-0 CS ③	4-0 SH3-4 2B BB		0-0 F7 ②	0-3 K ③		0-0 P6 ③		2 1 0 0 1 1 1
Julio Becquer, L OBP: 0.273, SLG: 0.273 (8, PH) X										1 0 0 0 0 0 2
Ossie Alvarez, R OBP: 0.333, SLG: 0.333 (9, 4) X										0 0 0 0 0 0 0
Russ Kemmerer, R (1, 1) X			0-0 SH3-4 ①		4-0 BB BB BB BB 1B BB		0-0 3-1 ①		0-3 K ①	2 1 0 0 1 1 0

Inning Stats	R: 0	H: 1	E: 0	K: 0	S: 4	H: 1	LOB: 1	BB: 0	P: 4	R: 0	H: 0	E: 0	K: 0	S: 2	H: 0	LOB: 0	BB: 1	P: 6	R: 1	H: 1	E: 0	K: 0	S: 3	H: 1	LOB: 1	BB: 2	P: 11	R: 0	H: 0	E: 0	K: 2	S: 7	H: 0	LOB: 0	BB: 0	P: 7	R: 1	H: 1	E: 0	K: 0	S: 4	H: 1	LOB: 3	BB: 3	P: 16	R: 0	H: 1	E: 0	K: 1	S: 6	H: 1	LOB: 1	BB: 0	P: 6	R: 0	H: 1	E: 0	K: 0	S: 3	H: 1	LOB: 1	BB: 1	P: 7	R: 0	H: 1	E: 0	K: 1	S: 6	H: 1	LOB: 2	BB: 1	P: 10	R: 0	H: 0	E: 0	K: 1	S: 5	H: 0	LOB: 0	BB: 0	P: 5	1B: 4	SF: 0	2B: 2	SAC: 1	3B: 0	DP: 1	HR: 0	HBP: 0	WP: 0	PA: 39
--------------	------	------	------	------	------	------	--------	-------	------	------	------	------	------	------	------	--------	-------	------	------	------	------	------	------	------	--------	-------	-------	------	------	------	------	------	------	--------	-------	------	------	------	------	------	------	------	--------	-------	-------	------	------	------	------	------	------	--------	-------	------	------	------	------	------	------	------	--------	-------	------	------	------	------	------	------	------	--------	-------	-------	------	------	------	------	------	------	--------	-------	------	-------	-------	-------	--------	-------	-------	-------	--------	-------	--------

PITCHER	IP	WLS	BF	H	R	ER	SO	BB	IBB	HBP	BLK	WP	HR	S	P	ERA	WHIP
Jack Urban, R ERA: 2.63 (1, 1)	4.2		21	3	2	2	2	6	0	0	0	0	0	19	43	3.86	1.929
Tom Gorman, R ERA: 3.27 (5, 1)	1.1		5	1	0	0	1	0	0	0	0	0	0	7	7	0.00	0.750
Virgil Trucks, R ERA: 1.29 (7, 1)	3.0		12	2	0	0	2	2	0	0	0	0	0	14	22	0.00	1.333

**BOTTOM**

Kansas City Athletics @ Washington Senators  
Griffith Stadium, Washington, DC

Sun May 04 1958, 3:38 AM EDT  
Att. 15,895 - Unknown

livebaseballscores.com

AB	29
R	2
H	6
RBI	2
BB	8
SO	5
LOB	14



Batter	1	2	3	4	5	6	7	8	9	AB R H RBI BB SO LOB	TOP									
Frank Bolling, R OBP: 0.330, SLG: 0.333 (1, 4)	0-0 6-3	0-0 F7		0-0 5-3			0-0 F8		0-0 6-3	5 0 0 0 0 0 0										
Billy Martin, R OBP: 0.360, SLG: 0.460 (1, 6)	0-0 F8	0-3 K			0-0 5-3		0-0 3B			4 0 1 0 0 1 0										
Harvey Kuenn, R OBP: 0.393, SLG: 0.539 (1, 8)	4-0 1B 1B BB		0-0 5-3		0-0 FC3-6 1B		0-0 P4			3 1 1 0 1 0 1										
Charlie Maxwell, L OBP: 0.365, SLG: 0.468 (1, 7)	0-0 1B 1-3 HR 1B		4-0 BB BB		0-0 FC3-6 1B 1-2f		0-3 K			3 1 1 0 1 1 2										
Gail Harris, L OBP: 0.464, SLG: 0.500 (1, 3)	0-0 1-3 3-H HR 1B		0-0 P4		0-0 1-3 1B			0-0 4-3		4 1 2 1 0 0 1										
Al Kaline, R OBP: 0.293, SLG: 0.324 (1, 9)	4-0 1-2 HR BB		4-0 BB BB		0-0 1-2 BB		0-0 L6-3		0-0 L6-4 2B	2 1 1 0 2 0 2										
Reno Bertoia, R OBP: 0.324, SLG: 0.406 (1, 5)	0-0 1-H 2-H 3-H HR		0-0 6-3			0-0 G6-4-3 1B		0-0 L6-4		4 1 2 4 0 0 3										
Jim Hegan, R OBP: 0.250, SLG: 0.250 (1, 2)	0-3 K			0-0 F7		0-0 G6-4-3 1-2f			0-0 F7	4 0 0 0 0 1 1										
Frank Lary, R OBP: 0.154, SLG: 0.083 (1, 1)		0-3 K		0-0 F6		0-0 2-3			0-3 K	4 0 0 0 0 2 0										
<b>Inning Stats</b>	R: 5 E: 0 K: 1 S: 8	H: 3 LOB: 0 BB: 2 P: 16	R: 0 E: 0 K: 2 S: 7	H: 0 LOB: 0 BB: 0 P: 7	R: 0 E: 0 K: 0 S: 3	H: 0 LOB: 2 BB: 2 P: 11	R: 0 E: 0 K: 0 S: 5	H: 2 LOB: 2 BB: 0 P: 5	R: 0 E: 0 K: 0 S: 3	H: 1 LOB: 0 BB: 0 P: 3	R: 0 E: 0 K: 1 S: 6	H: 1 LOB: 1 BB: 0 P: 6	R: 0 E: 0 K: 0 S: 3	H: 1 LOB: 0 BB: 0 P: 3	R: 0 E: 0 K: 1 S: 5	H: 0 LOB: 0 BB: 0 P: 5	1B: 5 2B: 2 3B: 1 HR: 1	SF: 0 SAC: 0 DP: 2 HBP: 0	WP: 0 PB: 0 SB: 0 CS: 0	PA: 37
<b>PITCHER</b>	IP WLS BF H R ER SO BB IBB HBP BLK WP HR S P ERA WHIP																			
Camilo Pascual, R ERA: 4.09 (1, 1)	6.0 L 27 6 5 5 3 4 0 0 0 0 0 1 29 45 7.50 1.667																			
Chuck Stobbs, L ERA: 4.91 (7, 1)	2.0 7 2 0 0 1 0 0 0 0 0 0 0 9 9 0.00 1.000																			
Russ Kemmerer, R ERA: 3.24 (9, 1)	1.0 3 0 0 0 1 0 0 0 0 0 0 0 5 5 0.00 0.000																			

**Detroit Tigers @ Washington Senators**  
 Griffith Stadium, Washington, DC  
 Wed May 07 1958, 3:33 AM EDT  
 Unknown

[livebaseballscorecards.com](http://livebaseballscorecards.com)

AB	33
R	5
H	8
RBI	5
BB	4
SO	5
LOB	10





Batter	1	2	3	4	5	6	7	8	9	AB R H RBI BB SO LOB
Eddie Yost, R OBP: 0.373, SLG: 0.300 (1, 5)	0-0 FC6-4 BB 1B	0-0 F7			0-0 5-3	0-3 K			0-0 HR	5 1 2 1 0 1 5
Albie Pearson, L OBP: 0.460, SLG: 0.404 (1, 8)	0-3 K		0-0 G6-4-3 1B		0-0 1-3		0-0 G4-6-3 BB 1B		0-0 BB 1B	5 0 3 0 0 1 1
Roy Sievers, R OBP: 0.366, SLG: 0.483 (1, 7)	4-0 FC6-4 BB 1-2		0-0 G6-4-3 1-2f		0-0 1B		4-0 G4-6-3 BB 1-2		0-0 L9	3 0 1 0 2 0 2
Clint Courtney, L OBP: 0.351, SLG: 0.380 (1, 2)	0-0 FC6-4 1-2f 2-3		0-0 F7		0-0 P6		0-0 G4-6-3 1-2f 2-3		0-3 K	5 0 0 0 0 1 6
Norm Zauchin, R OBP: 0.393, SLG: 0.453 (1, 3)	0-0 L9			0-0 1-3		0-0 5-3		0-3 K	4-0 1-2 BB	4 0 0 0 1 1 3
Jim Lemon, R OBP: 0.305, SLG: 0.333 (1, 9)		0-0 4-3		0-0 1B 1B		0-0 1B 1B 1B		4-0 G6-4-3 BB	0-3 K	4 0 2 0 1 1 2
Rocky Bridges, R OBP: 0.414, SLG: 0.408 (1, 6)		4-0 1B BB		0-0 P5		0-0 1B 1B		0-0 G6-4-3 1-2f		3 0 1 0 1 0 2
Ken Aspromonte, R OBP: 0.333, SLG: 0.269 (1, 4)		0-0 1-2 1B		0-0 1-2 1B		0-3 K		0-0 2B		4 0 3 0 0 1 2
Camilo Pascual, R OBP: 0.200, SLG: 0.200 (1, 1)		0-3 K		0-0 6-3		0-0 1-2 2-3 1B		0-3 K		2 0 0 0 0 1 4
Neil Chrisley, L OBP: 0.267, SLG: 0.214 (6, PH)										1 0 1 0 0 0 0
Chuck Stobbs, L (7, 1)										0 0 0 0 0 0 0
Herb Plews, L OBP: 0.133, SLG: 0.133 (8, PH)										1 0 0 0 0 1 1
Russ Kemmerer, R (9, 1)										0 0 0 0 0 0 0

Inning Stats	R: 0 E: 0 K: 1 S: 6	H: 1 LOB: 2 BB: 1 P: 10	R: 0 E: 0 K: 1 S: 6	H: 1 LOB: 2 BB: 1 P: 10	R: 0 E: 0 K: 0 S: 3	H: 1 LOB: 0 BB: 0 P: 3	R: 0 E: 0 K: 0 S: 5	H: 2 LOB: 2 BB: 0 P: 5	R: 0 E: 0 K: 0 S: 4	H: 1 LOB: 1 BB: 0 P: 4	R: 0 E: 0 K: 2 S: 10	H: 3 LOB: 3 BB: 0 P: 10	R: 0 E: 0 K: 1 S: 5	H: 1 LOB: 1 BB: 1 P: 9	R: 0 E: 0 K: 1 S: 5	H: 1 LOB: 1 BB: 1 P: 9	R: 1 E: 0 K: 2 S: 9	H: 2 LOB: 2 BB: 1 P: 13	1B: 11 2B: 1 3B: 0 HR: 1	SF: 0 SAC: 0 DP: 3 HBP: 0	WP: 0 PB: 0 SB: 0 CS: 0	PA: 42
--------------	------------------------------	----------------------------------	------------------------------	----------------------------------	------------------------------	---------------------------------	------------------------------	---------------------------------	------------------------------	---------------------------------	-------------------------------	----------------------------------	------------------------------	---------------------------------	------------------------------	---------------------------------	------------------------------	----------------------------------	-----------------------------------	------------------------------------	----------------------------------	--------

PITCHER	IP	WLS	BF	H	R	ER	SO	BB	IBB	HBP	BLK	WP	HR	S	P	ERA	WHIP
Frank Lary, R ERA: 2.52 (1, 1)	9.0	W	42	13	1	1	8	5	0	0	0	0	1	53	73	1.00	2.000

**BOTTOM**

**Detroit Tigers @ Washington Senators**  
 Griffith Stadium, Washington, DC  
 Wed May 07 1958, 3:33 AM EDT  
 Unknown

[livebaseballscorecards.com](http://livebaseballscorecards.com)

<b>AB</b>	<b>37</b>
<b>R</b>	<b>1</b>
<b>H</b>	<b>13</b>
<b>RBI</b>	<b>1</b>
<b>BB</b>	<b>5</b>
<b>SO</b>	<b>8</b>
<b>LOB</b>	<b>28</b>



Batter	1	2	3	4	5	6	7	8	9	AB R H RBI BB SO LOB	TOP	
Frank Bolling, R (1, 4) OBP: 0.312, SLG: 0.313	0-0 1-3		0-0 P4		0-0 G6-4-3			0-0 F7	0-0 F7	5 0 0 0 0 0 3		
Billy Martin, R (1, 6) OBP: 0.340, SLG: 0.434 Milt Bolling, R (6, 6) OBP: 0.346, SLG: 0.348	0-3 K			0-0 F9	0-0 5-3			4-0 BB		3 0 0 0 0 1 0 0 0 0 0 1 0 0		
Harvey Kuenn, R (1, 8) OBP: 0.386, SLG: 0.519	0-0 F8			4-0 BB 1B 1B BB		0-0 F7		0-0 G6-4-3		3 1 0 0 1 0 1		
Charlie Maxwell, L (1, 7) OBP: 0.357, SLG: 0.451		0-0 G3		0-0 1B BB 1-2 1B		0-3 K		0-0 6-3		4 0 1 0 0 1 0		
Gail Harris, L (1, 3) OBP: 0.438, SLG: 0.467		0-3 K		0-0 P5		0-0 G3		0-0 1B 3B 1B		4 1 1 0 0 1 2		
Al Kaline, R (1, 9) OBP: 0.304, SLG: 0.324		0-3 K		4-0 1B 1-2 2-3 BB		0-3 K		0-0 1B 3B 1B		3 1 1 0 1 2 0		
Reno Bertoia, R (1, 5) OBP: 0.320, SLG: 0.397			0-0 F9	0-0 1B		0-0 6-3		0-3 K		4 0 1 1 0 1 2		
Charlie Lau, L (1, 2) OBP: 0.400, SLG: 0.750			0-0 F6	0-3 K		4-0 BB		0-0 1B 3B		3 1 1 2 1 1 3		
Jim Bunning, R (1, 1) OBP: 0.200, SLG: 0.400 Joe Presko, R (2, 1) OBP: 0.450, SLG: 0.444 Lou Skizas, R (5, PH) Tom Morgan, R (5, 1) Vito Valentinetti, R (5, 1) Mickey McDermott, L (6, 1) Hank Aguirre, R (8, 1) Bill Taylor, L (9, PH) OBP: 0.429, SLG: 0.429			4-0 BB		0-0 1B		0-0 P4		0-0 1B	0 0 0 0 0 0 0 0 0 0 0 0 1 0 0 1 0 1 0 1 0 0 0 0 0 0 1 0 0 0 0 0 0 0 0 1 0 1 1 0 0 0 0		
<b>Inning Stats</b>	R: 0 H: 0 E: 0 LOB: 0 K: 1 BB: 0 S: 5 P: 5	R: 0 H: 0 E: 0 LOB: 0 K: 2 BB: 0 S: 7 P: 7	R: 0 H: 0 E: 0 LOB: 1 K: 0 BB: 1 S: 3 P: 7	R: 1 H: 2 E: 0 LOB: 3 K: 1 BB: 2 S: 7 P: 15	R: 0 H: 1 E: 0 LOB: 0 K: 0 BB: 0 S: 3 P: 3	R: 0 H: 0 E: 0 LOB: 0 K: 1 BB: 0 S: 5 P: 5	R: 0 H: 0 E: 0 LOB: 1 K: 1 BB: 1 S: 5 P: 9	R: 0 H: 0 E: 0 LOB: 0 K: 0 BB: 1 S: 2 P: 6	R: 3 H: 4 E: 0 LOB: 1 K: 1 BB: 0 S: 9 P: 9	1B: 6 SF: 0 2B: 0 SAC: 0 3B: 1 DP: 2 HR: 0 HBP: 0	WP: 0 PA: 37 PB: 0 SB: 0 CS: 0	
<b>PITCHER</b> Hal Griggs, R (1, 1) ERA: 5.27	IP WLS BF H R ER SO BB IBB HBP BLK WP HR S P ERA WHIP	9.0 W 37 7 4 4 7 5 0 0 0 0 0 0 46 66 4.00 1.333										

**Detroit Tigers @ Washington Senators**  
 Griffith Stadium, Washington, DC  
 Wed May 07 1958, 3:38 AM EDT  
 Att. 2,615 - Unknown

[livebaseballscorecards.com](http://livebaseballscorecards.com)

AB	32
R	4
H	7
RBI	4
BB	5
SO	7
LOB	12



Batter	1	2	3	4	5	6	7	8	9	AB	R	H	RBI	BB	SO	LOB
Eddie Yost, R OBP: 0.375, SLG: 0.297 (1, 5)	4-0 SH5-3 BB	0-3 K		0-3 K 1-2	0-0 5-3			0-0 1B 1-2 2-H		4	0	1	1	1	2	4
Albie Pearson, L OBP: 0.448, SLG: 0.411 (1, 8)	0-0 SH5-3 1-2	0-0 5-3			0-0 2B		0-0 F8	0-0 L9		4	1	1	0	0	0	4
Roy Sievers, R OBP: 0.368, SLG: 0.492 (1, 7)	0-0 F2		0-0 6-3		0-0 2B 1B		0-0 G3-6-3 1B	0-0 1B G1-4-3 2B		5	2	2	0	0	0	2
Clint Courtney, L OBP: 0.371, SLG: 0.436 (1, 2)	0-0 4-3		0-0 3B 2B		0-0 1B 2B		0-0 G3-6-3 1-2f	0-0 G1-4-3 1B		5	2	3	1	0	0	2
Norm Zauchin, R OBP: 0.409, SLG: 0.446 (1, 3)		4-0 BB 1B BB	0-3 K		0-0 FC1-4 1B 2-H 3-H		4-0 E WP 1B BB	0-0 G1-4-3 1-2f 3-H		3	2	1	2	2	1	2
Jim Lemon, R OBP: 0.317, SLG: 0.382 Whitey Herzog, L (8, 9)		0-0 BB 1B 1-2	0-0 3B 2-H		0-0 FC1-4 1B E 1-2f		0-0 F8 1-2	0-3 K		4	2	2	1	0	0	2
Rocky Bridges, R OBP: 0.419, SLG: 0.404 (1, 6)		4-0 BB 1B 1-2 2-3	0-0 6-3		0-0 E 2B 1B 1-3		0-0 P2			3	1	1	0	1	0	2
Ken Aspromonte, R OBP: 0.353, SLG: 0.300 (1, 4)		0-0 1B 1-2 2-H 3-H		0-0 FC3-6 1B	0-0 5-3		0-0 E6 1B 1B 2-3			4	1	2	2	0	0	2
Hal Griggs, R OBP: 0.500, SLG: 1.000 (1, 1)		0-0 F2		0-0 FC3-6 CS 1-2f	0-0 2B 3-H		0-0 1B 1-2 3-H			4	0	2	2	0	0	3

Inning Stats	R: 0	H: 0	E: 0	K: 0	S: 3	H: 0	LOB: 1	BB: 1	P: 7	R: 2	H: 2	E: 0	K: 1	S: 7	H: 2	LOB: 2	BB: 2	P: 15	R: 1	H: 2	E: 0	K: 1	S: 7	R: 0	H: 1	E: 0	K: 1	S: 5	H: 5	LOB: 1	BB: 0	P: 9	R: 0	H: 1	E: 0	K: 0	S: 3	R: 2	H: 2	E: 1	K: 0	S: 6	R: 1	H: 2	E: 0	K: 1	S: 6	H: 2	LOB: 0	BB: 0	P: 3	R: 1	H: 2	E: 0	K: 1	S: 6	H: 2	LOB: 0	BB: 0	P: 6
--------------	------	------	------	------	------	------	--------	-------	------	------	------	------	------	------	------	--------	-------	-------	------	------	------	------	------	------	------	------	------	------	------	--------	-------	------	------	------	------	------	------	------	------	------	------	------	------	------	------	------	------	------	--------	-------	------	------	------	------	------	------	------	--------	-------	------


PITCHER	IP	WLS	BF	H	R	ER	SO	BB	IBB	HBP	BLK	WP	HR	S	P	ERA	WHIP
Jim Bunning, R ERA: 4.76 (1, 1)	1.0	L	8	2	2	2	0	3	0	0	0	0	0	5	17	18.00	5.000
Joe Presko, R ERA: 3.38 (2, 1)	3.0		11	3	1	1	3	0	0	0	0	0	0	17	17	3.00	1.000
Tom Morgan, R ERA: 12.6 (5, 1)	0.1		6	4	5	2	0	0	0	0	0	0	0	6	6	54.00	12.000
Vito Valentineti, R ERA: 2.7 (5, 1)	0.2		3	1	0	0	0	0	0	0	0	0	0	3	3	0.00	1.500
Mickey McDermott, L ERA: 9.0 (6, 1)	2.0		10	3	2	0	0	1	0	0	0	1	0	9	13	0.00	2.000

**BOTTOM**

**Detroit Tigers @ Washington Senators**  
Griffith Stadium, Washington, DC

Wed May 07 1958, 3:38 AM EDT  
Att. 2,615 - Unknown

AB	37
R	11
H	15
RBI	9
BB	4
SO	4
LOB	23



PITCHER	IP	WLS	BF	H	R	ER	SO	BB	IBB	HBP	BLK	WP	HR	S	P	ERA	WHIP
Hank Aguirre, L ERA: 1.69 (8, 1)	1.0		4	2	1	1	1	0	0	0	0	0	0	6	6	9.00	2.000

Batter	1	2	3	4	5	6	7	8	9	AB R H RBI BB SO LOB	TOP									
Frank Bolling, R (1, 4) OBP: 0.306, SLG: 0.307	0-0 F7	0-0 F9			0-0 1-3		0-0 FC6-4 1B		0-0 4-3	5 0 1 0 0 0 2										
Billy Martin, R (1, 6) OBP: 0.345, SLG: 0.448	0-0 1B		0-0 F7		0-0 2B		0-0 FC6-4 1B		0-0 5-3	5 0 2 0 0 0 3										
Harvey Kuenn, R (1, 8) OBP: 0.391, SLG: 0.518	0-0 1-3 1B		0-0 F3		0-0 F9		0-0 1-3 1B			4 0 2 0 0 0 1										
Charlie Maxwell, L (1, 7) OBP: 0.367, SLG: 0.434	4-0 BB		0-3 K			4-0 L9 BB 1B	0-0 4-3			2 1 0 0 2 1 2										
Gail Harris, L (1, 3) OBP: 0.444, SLG: 0.438	0-3 K			4-0 PB BB		4-0 1B BB		0-0 F9		2 0 0 0 2 1 3										
Al Kaline, R (1, 9) OBP: 0.289, SLG: 0.307	0-0 L1-3			0-0 L8		0-0 L9		0-3 K2-3		4 0 0 0 0 1 6										
Reno Bertoia, R (1, 5) OBP: 0.329, SLG: 0.394		0-3 K		4-0 G6-4-3 BB		0-0 G5-4-3 1B		0-0 G3		3 0 1 1 1 1 0										
Jim Hegan, R (1, 2) OBP: 0.234, SLG: 0.233		0-0 F2		0-0 G6-4-3		0-0 G5-4-3			0-0 4-3 1B	3 0 0 0 0 0 4										
Gus Zernial, R (9, PH) OBP: 0.429, SLG: 0.667				1-2f		1-2f				1 0 1 0 0 0 0										
Milt Bolling, R (9, PR) OBP: 0.346, SLG: 0.348										0 0 0 0 0 0 0										
Bob Shaw, R (1, 1) OBP: 0.600, SLG: 0.500		4-0 BB							0-0 F9	1 0 0 0 1 0 0										
George Spencer, R (6, 1)										0 0 0 0 0 0 0										
Bill Taylor, L (7, PH) OBP: 0.375, SLG: 0.375					0-0 1-3		0-0 1-3			1 0 0 0 0 0 0										
Vito Valentinetti, R (7, 1)										0 0 0 0 0 0 0										
Lou Skizas, R (9, PH) OBP: 0.435, SLG: 0.421										1 0 0 0 0 0 1										
<b>Inning Stats</b>	R: 0 E: 0 K: 1 S: 7	H: 2 LOB: 3 BB: 1 P: 11	R: 0 E: 0 K: 1 S: 5	H: 0 LOB: 1 BB: 1 P: 9	R: 0 E: 0 K: 1 S: 5	H: 0 LOB: 1 BB: 2 P: 10	R: 0 E: 0 K: 0 S: 4	H: 1 LOB: 1 BB: 0 P: 4	R: 1 E: 0 K: 0 S: 3	H: 1 LOB: 1 BB: 2 P: 11	R: 0 E: 0 K: 0 S: 5	H: 2 LOB: 2 BB: 0 P: 5	R: 0 E: 0 K: 1 S: 5	H: 0 LOB: 0 BB: 0 P: 5	R: 0 E: 0 K: 0 S: 4	H: 1 LOB: 2 BB: 0 P: 4	1B: 6 2B: 1 3B: 0 HR: 0	SF: 0 SAC: 0 DP: 2 HBP: 0	WP: 0 PB: 1 SB: 0 CS: 0	PA: 38
<b>PITCHER</b>	IP WLS BF H R ER SO BB IBB HBP BLK WP HR S P ERA WHIP																			
Ralph Lumentl, L (1, 1) ERA: 5.4	5.1 W 25 4 1 1 3 6 0 0 0 0 0 0 25 49 1.69 1.875																			
Dick Hyde, R (6, 1) ERA: 1.23	3.2 S 13 3 0 0 1 0 0 0 0 0 0 0 15 15 0.00 0.818																			

**Detroit Tigers @ Washington Senators**  
 Griffith Stadium, Washington, DC  
 Thu May 08 1958, 3:33 AM EDT  
 Att. 2,210 - Unknown

[livebaseballscorecards.com](http://livebaseballscorecards.com)

AB	32
R	1
H	7
RBI	1
BB	6
SO	4
LOB	22





Batter	1	2	3	4	5	6	7	8	9	AB R H RBI BB SO LOB	TOP																													
<b>Eddie Yost, R</b> OBP: 0.348, SLG: 0.264 (1, 5) X	0-0 E6 1B	4-0 CS BB		0-0 F8			0-0 F8		0-0 6-3	4 1 0 0 1 0 1																														
<b>Albie Pearson, L</b> OBP: 0.434, SLG: 0.391 (1, 8) X	0-0 1B 1-2 1B	0-0 CS	0-0 L9		0-0 F8		4-0 BB		0-0 1-3	4 0 1 0 1 0 0																														
<b>Roy Sievers, R</b> OBP: 0.365, SLG: 0.479 (1, 7) X	0-0 1B 1-2 2-H		0-0 F8		0-0 F7		0-3 K		4-0 BB	4 0 1 1 1 1 1																														
<b>Clint Courtney, L</b> OBP: 0.324, SLG: 0.381 (1, 2) X	0-0 F9		0-0 F8		0-3 K		0-0 3-1		0-0 F8	5 0 0 0 0 1 4																														
<b>Jim Lemon, R</b> OBP: 0.324, SLG: 0.381 (1, 9) S S S	0-3 K			0-0 HR 1B		0-0 6-3		0-0 F2		4 1 1 0 0 1 2																														
<b>Norm Zauchin, R</b> OBP: 0.432, SLG: 0.508 (1, 3) S S S	0-3 K			0-0 1-H HR		0-0 PB 1B		4-0 BB		3 1 2 2 1 1 2																														
<b>Rocky Bridges, R</b> OBP: 0.386, SLG: 0.383 (1, 6) S S S		0-3 K		0-3 K		0-0 L6		0-3 K		4 0 0 0 0 3 2																														
<b>Ken Aspromonte, R</b> OBP: 0.415, SLG: 0.412 (1, 4) X		0-0 HR		4-0 WP S BB		4-0 BB 1-2 BB		0-3 K		2 1 1 1 2 1 1																														
<b>Pedro Ramos, S</b> OBP: 0.133, SLG: 0.133 (1, 1)		0-0 F8		0-0 F3		0-3 K			0-0 HR	2 0 0 0 0 0 1																														
<b>Julio Becquer, L</b> OBP: 0.250, SLG: 0.250 (6, PH)										1 0 0 0 0 1 2																														
<b>Bud Byerly, R</b> (6, 1)										0 0 0 0 0 0 0																														
<b>Neil Chrisley, L</b> OBP: 0.313, SLG: 0.467 (9, PH)										1 1 1 1 0 0 0																														
<b>Inning Stats</b>	R: 1 E: 1 K: 2 S: 10	H: 2 LOB: 2 BB: 0 P: 10	R: 1 E: 0 K: 1 S: 5	H: 1 LOB: 0 BB: 1 P: 9	R: 0 E: 0 K: 0 S: 3	H: 0 LOB: 0 BB: 0 P: 3	R: 2 E: 0 K: 1 S: 7	H: 2 LOB: 1 BB: 1 P: 11	R: 0 E: 0 K: 1 S: 5	H: 0 LOB: 0 BB: 0 P: 5	R: 0 E: 0 K: 1 S: 6	H: 1 LOB: 2 BB: 1 P: 10	R: 0 E: 0 K: 1 S: 5	H: 0 LOB: 1 BB: 1 P: 9	R: 0 E: 0 K: 2 S: 7	H: 0 LOB: 1 BB: 1 P: 11	R: 1 E: 0 K: 0 S: 4	H: 1 LOB: 1 BB: 1 P: 8	1B: 4 2B: 0 3B: 0 HR: 3	SF: 0 SAC: 0 DP: 0 HBP: 0	WP: 1 PB: 1 SB: 1 CS: 1	PA: 41																		
<b>PITCHER</b> <b>Bob Turley, R</b> ERA: 1.25 (1, 1)	IP 9.0	WLS W	BF 40	H 7	R 5	ER 4	SO 9	BB 6	IBB 0	HBP 0	BLK 0	WP 1	HR 3	S 52	P 76	ERA 4.00	WHIP 1.444					<b>PITCHER</b>		IP 9.0	WLS W	BF 40	H 7	R 5	ER 4	SO 9	BB 6	IBB 0	HBP 0	BLK 0	WP 1	HR 3	S 52	P 76	ERA 4.00	WHIP 1.444

**Washington Senators @ New York Yankees**  
**Yankee Stadium, Bronx, NY**  
 Fri May 09 1958, 7:05 PM EDT  
 Att: 18,604 - Unknown

<b>AB</b>	<b>34</b>
<b>R</b>	<b>5</b>
<b>H</b>	<b>7</b>
<b>RBI</b>	<b>5</b>
<b>BB</b>	<b>6</b>
<b>SO</b>	<b>9</b>
<b>LOB</b>	<b>16</b>



Batter	1	2	3	4	5	6	7	8	9
Tony Kubek, L OBP: 0.333, SLG: 0.333 (1, 9)	0-0 5-3		0-0 F7	0-0 F7		0-0 6-3		0-0 3-1	
Norm Siebern, L OBP: 0.419, SLG: 0.514 (1, 7)	0-0 F7		0-0 F8		0-0 1B SF9 2B		4-0 1B 1B BB	0-0 3-1	
Mickey Mantle, S OBP: 0.441, SLG: 0.521 (1, 8)	0-3 K		0-0 HR		0-0 2-3 1B		0-0 1-3 S 1B FC5-4 1B	0-0 L9	
Yogi Berra, L OBP: 0.274, SLG: 0.418 (1, 2)		0-0 HR	0-0 F9		0-0 SF9		0-0 1-2 S 1B E		
Bill Skowron, R OBP: 0.387, SLG: 0.610 (1, 3)		0-0 F7		0-0 6-3		0-0 F9		0-3 K	
Gil McDougald, R OBP: 0.444, SLG: 0.561 (1, 6)		0-0 1B 2B		0-0 1B E 1B		0-0 5-3		4-0 FC5-4 IBB	
Jerry Lumpe, L OBP: 0.500, SLG: 0.429 (1, 5)		0-0 FC5-4 1B		0-0 E 1B 1B		0-0 SH2-3 1B		0-0 FC5-4 FC6-4	
Andy Carey, R OBP: 0.229, SLG: 0.413 (6, PH) (7, 5)		2-H 1B		1-2 1B 1B		0-0 1B		1-2 2-H 3-H	
Bobby Richardson, R OBP: 0.214, SLG: 0.255 (1, 4)		0-0 FC5-4		0-0 F8		0-0 SH2-3		0-0 FC6-4	
Bob Turley, R OBP: 0.200, SLG: 0.400 (1, 1)	0-3 K		0-0 E2		0-0 1-3 2-H 1B		0-0 L8	0-0 HR	

AB	R	H	RBI	BB	SO	LOB
5	0	0	0	0	0	3
4	2	1	0	1	0	0
5	2	3	1	0	1	0
3	2	2	3	0	0	0
4	0	0	0	0	1	3
3	2	2	0	1	0	1
2	0	2	1	0	0	0
2	0	1	1	0	0	1
3	0	0	0	0	0	4
4	1	2	1	0	1	2

**BOTTOM**

**Washington Senators @ New York Yankees**  
 Yankee Stadium, Bronx, NY  
 Fri May 09 1958, 7:05 PM EDT  
 Att. 18,604 - Unknown

[livebaseballscorecards.com](http://livebaseballscorecards.com)

<b>AB</b>	<b>35</b>
<b>R</b>	<b>9</b>
<b>H</b>	<b>13</b>
<b>RBI</b>	<b>7</b>
<b>BB</b>	<b>2</b>
<b>SO</b>	<b>3</b>
<b>LOB</b>	<b>14</b>



1B: 8	SF: 1	WP: 0	PA: 39
2B: 2	SAC: 1	PB: 0	
3B: 0	DP: 0	SB: 2	
HR: 3	HBP: 0	CS: 0	

Inning Stats	R	H	E	K	S	P	BB	IBB	HBP	BLK	WP	HR	S	P	ERA	WHIP
	0	0	0	1	5		0	0	0	0	0	2	28	28	7.20	1.800
	2	3	0	1	8		1	1	0	0	0	1	15	23	9.00	1.667

PITCHER	IP	WLS	BF	H	R	ER	SO	BB	IBB	HBP	BLK	WP	HR	S	P	ERA	WHIP
Pedro Ramos, R ERA: 2.79 (1, 1)	5.0	L	24	9	5	4	2	0	0	0	0	0	2	28	28	7.20	1.800
Bud Byerly, R ERA: 5.87 (6, 1)	3.0		15	4	4	3	1	1	1	0	0	0	1	15	23	9.00	1.667

Batter	1	2	3	4	5	6	7	8	9	AB R H RBI BB SO LOB	TOP	
Eddie Yost, R OBP: 0.355, SLG: 0.267 (1, 5) X	0-0 P4 ①		0-0 1B			0-0 L6 ①		4-0 BB		3 0 1 0 1 0 0	<b>Washington Senators @ New York Yankees</b> Yankee Stadium, Bronx, NY Sat May 10 1958, 3:33 AM EDT Att. 14,376 - Unknown <a href="http://livebaseballscorecards.com">livebaseballscorecards.com</a>	
Albie Pearson, L OBP: 0.413, SLG: 0.368 (1, 8) X	0-0 F7 ②		0-0 P4 ③			0-0 G3 ②		0-3 K ①		4 0 0 0 0 1 2		
Roy Sievers, R OBP: 0.360, SLG: 0.468 (1, 7) S S S	0-3 K ③					0-0 1B		0-0 F7 ②		4 0 1 0 0 2 1		
Jim Lemon, R OBP: 0.307, SLG: 0.358 (1, 9) X		0-0 F9 ①				0-0 P3 ②		0-3 K ③		4 0 0 0 0 2 2		
Norm Zauchin, R OBP: 0.436, SLG: 0.500 (1, 3) X		0-0 1B				0-0 F9 ③		0-0 6-3 ①		3 0 1 0 1 0 0		
Clint Courtney, L OBP: 0.315, SLG: 0.369 Steve Korcheck, R (5, 2)		0-0 P4 ②				0-0 1-3 ①		0-0 F7 ②		2 0 0 0 0 0 1 2 0 0 0 0 1 1		
Rocky Bridges, R OBP: 0.392, SLG: 0.406 (1, 6) X		0-0 5-3 ③				0-0 2B		0-0 1B 1B		4 0 2 0 0 1 2		
Ken Aspromonte, R OBP: 0.400, SLG: 0.395 (1, 4) X			0-0 6-3 ①			0-3 K ②		0-0 1B		4 0 1 0 0 2 2		
Russ Kemmerer, R Bob Wiesler, S Jerry Snyder, R Hal Griggs, R (7, PH) (7, 1)			0-0 5-3 ②			0-3 K ③		0-0 F2 ③		1 0 0 0 0 0 0 1 0 0 0 0 1 1 1 0 0 0 0 0 2 0 0 0 0 0 0 0		
<b>Inning Stats</b>	R: 0 H: 0 E: 0 LOB: 0 K: 1 BB: 0 S: 5 P: 5	R: 0 H: 1 E: 0 LOB: 1 K: 0 BB: 0 S: 4 P: 4	R: 0 H: 1 E: 0 LOB: 1 K: 0 BB: 0 S: 4 P: 4	R: 0 H: 0 E: 0 LOB: 0 K: 1 BB: 0 S: 5 P: 5	R: 0 H: 1 E: 0 LOB: 1 K: 2 BB: 0 S: 8 P: 8	R: 0 H: 1 E: 0 LOB: 1 K: 2 BB: 0 S: 6 P: 6	R: 0 H: 2 E: 0 LOB: 2 K: 0 BB: 0 S: 5 P: 5	R: 0 H: 0 E: 0 LOB: 1 K: 3 BB: 1 S: 9 P: 11	R: 0 H: 0 E: 0 LOB: 1 K: 3 BB: 1 S: 9 P: 13	1B: 5 SF: 0 2B: 1 SAC: 0 3B: 0 DP: 0 HR: 0 HBP: 0		WP: 0 PA: 35 PB: 0 SB: 0 CS: 0
<b>PITCHER</b> Whitey Ford, L ERA: 1.62 Ryne Duren, R ERA: 1.35	IP WLS BF H R ER SO BB IBB HBP BLK WP HR S P ERA WHIP											<b>PITCHER</b> IP WLS BF H R ER SO BB IBB HBP BLK WP HR S P ERA WHIP
	(1, 1) 7.0 W 27 6 0 0 5 0 0 0 0 0 0 0 37 37 0.00 0.857											
	(8, 1) 2.0 S 8 0 0 0 5 2 0 0 0 0 0 0 16 24 0.00 1.000											





BOTTOM

Washington Senators @ New York Yankees  
Yankee Stadium, Bronx, NY

Sat May 10 1958, 3:33 AM EDT  
Att. 14,376 - Unknown

AB	35
R	8
H	11
RBI	7
BB	6
SO	3
LOB	22



WP: 2	PA: 43
PB: 0	
SB: 2	
CS: 0	

AB	R	H	RBI	BB	SO	LOB
3	1	1	2	2	0	2
4	1	1	2	1	0	5
4	1	0	0	1	2	5
5	0	1	1	0	0	0
4	1	1	2	0	0	1
0	0	0	0	0	0	0
5	2	3	0	0	0	2
5	2	3	0	0	0	2
3	0	1	0	1	0	2
2	0	0	0	0	1	3
0	0	0	0	1	0	0
0	0	0	0	0	0	0

1B: 7	SF: 1
2B: 2	SAC: 0
3B: 1	DP: 0
HR: 1	HBP: 1

Batter	1	2	3	4	5	6	7	8	9
<b>Norm Siebern, L</b> (1, 7) OBP: 0.438, SLG: 0.500	0-0 2B 1B	4-0 FC4-6 BB	4-0 FC4-6 BB 1-2 2-3 3-H		0-0 1-3		0-0 FC4-6 BB 1-2f 3-H		
<b>Tony Kubek, L</b> (1, 9) OBP: 0.357, SLG: 0.385	0-0 F8 E 2B 1-H	0-0 FC4-6 1-2f 2-3 3-H	0-0 FC4-6 1-2f			0-0 L7	4-0 1-2 BB		
<b>Mickey Mantle, S</b> (1, 8) OBP: 0.422, SLG: 0.481	0-0 F8 2-3	0-3 K		0-0 F8		4-0 1B SF7 BB	0-3 K		
<b>Yogi Berra, L</b> (1, 2) OBP: 0.269, SLG: 0.400	0-0 E4 FC5-4 3-H		0-0 3-1	0-0 L3		0-0 FC5-4 1B 1-3	0-0 F9		
<b>Bill Skowron, R</b> (1, 3) OBP: 0.373, SLG: 0.635 <b>Marv Throneberry, L</b> (9, 3)	0-0 F8		0-0 HR	0-0 2-3		0-0 SF7 3-H	0-0 6-3		
<b>Gil McDougald, R</b> (1, 6) OBP: 0.456, SLG: 0.565	0-0 FC5-4 1-2f		0-0 WP BB 1B 1-3		0-0 S 1B WP 1B	0-0 FC5-4 1-2f	0-0 FC6 1B		
<b>Jerry Lumpe, L</b> (1, 5) OBP: 0.533, SLG: 0.667		0-0 2B FC4-6 1B	0-0 1-3		0-0 WP S 1B 1-2		0-0 FC4-6 3B 1-2f		
<b>Bobby Richardson, R</b> (1, 4) OBP: 0.233, SLG: 0.276		0-0 FC4-6 1-3 2B	4-0 BB WP BB		0-0 6-3 1-3 2-H		0-0 1-3		
<b>Whitey Ford, L</b> (1, 1) OBP: 0.333, SLG: 0.222 <b>Harry Simpson, L</b> (7, PH) <b>Ryne Duren, R</b> (8, 1)		0-3 K	1-0 BB HBP		0-0 5-3		4-0 FC4-6 BB		

Inning	R	H	E	K	S	P	R	H	E	K	S	P	R	H	E	K	S	P	R	H	E	K	S	P	R	H	E	K	S	P	
1	2	2	1	0	6		1	2	0	2	5		1	1	0	4		1	1	0	1	6		1	1	0	1	4		1	1
2	0	0	0	0	0		0	0	0	0	0		0	0	0	0		0	0	0	0	0		0	0	0	0	0		0	0
3	0	0	0	0	0		0	0	0	0	0		0	0	0	0		0	0	0	0	0		0	0	0	0	0		0	0
4	0	0	0	0	0		0	0	0	0	0		0	0	0	0		0	0	0	0	0		0	0	0	0		0	0	
5	0	0	0	0	0		0	0	0	0	0		0	0	0	0		0	0	0	0	0		0	0	0	0		0	0	
6	0	0	0	0	0		0	0	0	0	0		0	0	0	0		0	0	0	0	0		0	0	0	0		0	0	
7	0	0	0	0	0		0	0	0	0	0		0	0	0	0		0	0	0	0	0		0	0	0	0		0	0	
8	0	0	0	0	0		0	0	0	0	0		0	0	0	0		0	0	0	0	0		0	0	0	0		0	0	
9	0	0	0	0	0		0	0	0	0	0		0	0	0	0		0	0	0	0	0		0	0	0	0		0	0	

PITCHER	IP	WLS	BF	H	R	ER	SO	BB	IBB	HBP	BLK	WP	HR	S	P	ERA	WHIP
<b>Russ Kemmerer, R</b> (1, 1) ERA: 4.55	2.2	L	17	6	5	5	2	2	0	0	0	0	1	19	27	16.88	3.000
<b>Bob Wiesler, L</b> (3, 1) ERA: 6.75	3.1		16	3	2	2	0	2	0	1	0	2	0	13	22	5.40	1.500
<b>Hal Griggs, R</b> (7, 1) ERA: 5.17	2.0		10	2	1	1	1	2	0	0	0	0	0	10	18	4.50	2.000

Batter	1	2	3	4	5	6	7	8	9	AB R H RBI BB SO LOB	TOP
Eddie Yost, R (1, 5) OBP: 0.340, SLG: 0.256	0-0 6-3		0-0 F9			0-0 F9		0-0 SF9		3 0 0 1 0 0 0	
Albie Pearson, L (1, 8) OBP: 0.405, SLG: 0.352	4-0 1B BB			0-3 K		0-3 K		0-0 F8		3 0 0 0 1 2 0	
Roy Sievers, R (1, 7) OBP: 0.366, SLG: 0.469	0-0 L4-6 1B			0-0 F8			0-0 1B G6-4-3		0-0 P4	4 1 2 0 0 0 0	
Jim Lemon, R (1, 9) OBP: 0.316, SLG: 0.357	0-0 L4-6			0-0 F8			0-0 1B G6-4-3		4-0 1B BB	3 1 1 0 1 0 2	
Norm Zauchin, R (1, 3) OBP: 0.415, SLG: 0.471		0-0 6-3			0-0 L3		0-0 G6-4-3		0-0 F8	4 0 0 0 0 0 2	
Ed Fitz Gerald, R (1, 2) OBP: 0.455, SLG: 0.455		0-0 5-3			0-0 E6		0-0 FC5-4 1B		0-0 1B 1B	4 0 2 0 0 0 0 0 0 0 0 0 0 0	
Pedro Ramos, S (9, PR) OBP: 0.133, SLG: 0.133											
Rocky Bridges, R (1, 6) OBP: 0.385, SLG: 0.397		0-0 F9			0-0 F7		0-0 FC5-4		0-0 1B	4 0 1 1 0 0 2	
Ken Aspromonte, R (1, 4) OBP: 0.375, SLG: 0.366			0-3 K		0-3 K			0-0 6-3	0-0 5-3	3 0 0 0 0 2 1 1 0 0 0 0 0 2	
Clint Courtney, L (9, PH) OBP: 0.311, SLG: 0.364											
Chuck Stobbs, L (1, 1) Bobby Malkmus, R (8, PH) OBP: 0.222, SLG: 0.308 Tex Clevenger, R (8, 1)			0-3 K			0-0 6-3		0-0 SF9 3B		2 0 0 0 0 1 0 1 1 1 0 0 0 0 0 0 0 0 0 0 0	
<b>Inning Stats</b>	R: 0 H: 1 E: 0 LOB: 1 K: 0 BB: 1 S: 3 P: 7	R: 0 H: 0 E: 0 LOB: 0 K: 0 BB: 0 S: 3 P: 3	R: 0 H: 0 E: 0 LOB: 0 K: 2 BB: 0 S: 7 P: 7	R: 0 H: 0 E: 0 LOB: 0 K: 1 BB: 0 S: 5 P: 5	R: 0 H: 0 E: 1 LOB: 1 K: 1 BB: 0 S: 6 P: 6	R: 0 H: 0 E: 0 LOB: 0 K: 1 BB: 0 S: 5 P: 5	R: 1 H: 3 E: 0 LOB: 1 K: 0 BB: 0 S: 5 P: 5	R: 1 H: 1 E: 0 LOB: 0 K: 0 BB: 0 S: 4 P: 4	R: 1 H: 2 E: 0 LOB: 2 K: 0 BB: 1 S: 5 P: 9	1B: 6 SF: 1 2B: 1 SAC: 0 3B: 1 DP: 2 HR: 0 HBP: 0	WP: 0 PA: 35 PB: 0 SB: 0 CS: 0
<b>PITCHER</b> Bobby Shantz, L (1, 1) ERA: 2.39 Ryne Duren, R (9, 1) ERA: 1.29	IP WLS BF H R ER SO BB IBB HBP BLK WP HR S P ERA WHIP	8.2 W 34 7 3 3 5 2 0 0 0 0 0 0 42 50 3.12 1.038	0.1 S 1 0 0 0 0 0 0 0 0 0 0 0 0 1 1 0.00 0.000								

Washington Senators @ New York Yankees  
 Yankee Stadium, Bronx, NY  
 Sun May 11 1958, 3:33 AM EDT  
 Unknown

AB	32
R	3
H	7
RBI	2
BB	2
SO	5
LOB	9



Batter	1	2	3	4	5	6	7	8	9
Norm Siebern, L (1, 7) OBP: 0.442, SLG: 0.524 Bobby Del Greco, R (8, 7) OBP: 0.400, SLG: 0.250	0-0 F9		0-0 2B		0-3 K		0-0 1B		
Tony Kubek, L (1, 6) OBP: 0.333, SLG: 0.353	0-0 1-3		0-0 1-3		0-0 E6		0-0 1B		
Mickey Mantle, S (1, 8) OBP: 0.397, SLG: 0.446	0-3 K		0-0 L6		0-0 F9		0-0 6-3		
Bill Skowron, R (1, 3) OBP: 0.394, SLG: 0.636		4-0 FC6-4 BB		0-0 1B SF7		0-0 6-3	0-0 1B		
Hank Bauer, R (1, 9) OBP: 0.338, SLG: 0.441		0-0 FC6-4		0-0 1B		0-0 SF8	0-0 F9		
Elston Howard, R (1, 2) OBP: 0.421, SLG: 0.529		0-0 G4-3-6-3		0-3 K		0-0 SF8		0-0 1-3-1	
Andy Carey, R (1, 5) OBP: 0.231, SLG: 0.408			0-0 F7	0-0 SF7		0-0 1B		0-0 5-3	
Bobby Richardson, R (1, 4) OBP: 0.234, SLG: 0.274			0-0 WP 1B	0-0 F3		0-0 F8		0-0 6-3	
Bobby Shantz, R (1, 1) OBP: 0.400, SLG: 0.444 Ryne Duren, R (9, 1)			0-0 2B 1B		0-0 P6		0-0 5-3		

Inning Stats	R: 0	H: 0	E: 0	K: 1	S: 5	LOB: 0	BB: 0	P: 5
	R: 0	H: 0	E: 0	K: 0	S: 2	LOB: 0	BB: 1	P: 6
	R: 1	H: 3	E: 0	K: 0	S: 6	LOB: 2	BB: 0	P: 6
	R: 1	H: 2	E: 0	K: 1	S: 7	LOB: 1	BB: 0	P: 7
	R: 0	H: 0	E: 1	K: 1	S: 6	LOB: 1	BB: 0	P: 6
	R: 1	H: 2	E: 0	K: 0	S: 5	LOB: 1	BB: 0	P: 5
	R: 1	H: 3	E: 0	K: 0	S: 6	LOB: 2	BB: 0	P: 6
	R: 0	H: 0	E: 0	K: 0	S: 3	LOB: 0	BB: 0	P: 3

PITCHER	IP	WLS	BF	H	R	ER	SO	BB	IBB	HBP	BLK	WP	HR	S	P	ERA	WHIP
Chuck Stobbs, L (1, 1) ERA: 5.0	7.0	L	32	10	4	4	3	1	0	0	0	1	0	37	41	5.14	1.571
Tex Clevenger, R (8, 1) ERA: 2.7	1.0		3	0	0	0	0	0	0	0	0	0	0	3	3	0.00	0.000

AB R H RBI BB SO LOB

4	1	2	0	0	1	0
0	0	0	0	0	0	0
4	0	1	0	0	0	2
4	0	0	0	0	1	5
3	1	2	1	1	0	0
4	1	2	0	0	0	3
3	0	0	1	0	1	3
3	0	1	1	0	0	0
4	1	1	0	0	0	2
3	0	1	1	0	0	0
0	0	0	0	0	0	0

1B: 8	SF: 2	WP: 1	PA: 35
2B: 1	SAC: 0	PB: 0	
3B: 1	DP: 1	SB: 0	
HR: 0	HBP: 0	CS: 0	

**Washington Senators @ New York Yankees**  
 Yankee Stadium, Bronx, NY  
 Sun May 11 1958, 3:33 AM EDT  
 Unknown

livebaseballscorecards.com

AB	32
R	4
H	10
RBI	4
BB	1
SO	3
LOB	15



Batter	1	2	3	4	5	6	7	8	9	AB R H RBI BB SO LOB	TOP
<b>Eddie Yost, R</b> OBP: 0.337, SLG: 0.256 (1, 5) X	0-0 F9			X 0-0 BB 1B	0-3 K		X 0-0 4-3			4 1 1 0 0 1 1	
<b>Albie Pearson, L</b> OBP: 0.398, SLG: 0.338 (1, 8) X	0-0 4-3			BBB 4-0 1B G3 BB	0-0 4-3			X 0-0 G3		3 1 0 0 1 0 0	
<b>Roy Sievers, R</b> OBP: 0.368, SLG: 0.470 (1, 7) S S S <b>Neil Chrisley, L</b> OBP: 0.333, SLG: 0.647 (4, 7)	0-3 K			X 0-0 G3 1B		X 0-0 HR		X 0-0 F8		2 1 1 1 0 1 0 2 1 1 1 0 0 0	
<b>Clint Courtney, L</b> OBP: 0.308, SLG: 0.357 (1, 2) X		0-0 P6		X 0-0 G3		X 0-0 G6-4-3 1B		X 0-0 F8		4 0 1 1 0 0 1	
<b>Jim Lemon, R</b> OBP: 0.313, SLG: 0.351 (1, 9) X		0-0 G3		X 0-0 S 1B		X 0-0 G6-4-3 1-2f		X 0-0 6-3		4 0 1 1 0 0 1	
<b>Norm Zauchin, R</b> OBP: 0.407, SLG: 0.452 (1, 3) X		0-0 F8		BBB 4-0 1-2 BB		X 0-0 1-3		X 0-0 F3		3 0 0 0 1 0 0	
<b>Rocky Bridges, R</b> OBP: 0.378, SLG: 0.380 (1, 6) X			0-0 6-3	X 0-0 F8		BBB 4-0 CS BB		X 0-0 5-3		3 0 0 0 1 0 2	
<b>Ken Aspromonte, R</b> OBP: 0.353, SLG: 0.341 (1, 4) X			0-0 F7	X 0-0 F7		X 0-0 6-3 1-2				3 0 0 0 0 0 3	
<b>Camilo Pascual, R</b> OBP: 0.250, SLG: 0.250 (1, 1) X			0-0 5-3		X 0-0 F7		X 0-0 1B			3 0 1 0 0 0 0	
<b>Inning Stats</b>	R: 0 H: 0 E: 0 LOB: 0 K: 1 BB: 0 S: 5 P: 5	R: 0 H: 0 E: 0 LOB: 0 K: 0 BB: 0 S: 3 P: 3	R: 0 H: 0 E: 0 LOB: 0 K: 0 BB: 0 S: 3 P: 3	R: 3 H: 3 E: 0 LOB: 2 K: 0 BB: 2 S: 6 P: 14	R: 0 H: 0 E: 0 LOB: 0 K: 1 BB: 0 S: 5 P: 5	R: 1 H: 2 E: 0 LOB: 0 K: 0 BB: 0 S: 4 P: 4	R: 0 H: 1 E: 0 LOB: 1 K: 0 BB: 1 S: 3 P: 7	R: 0 H: 0 E: 0 LOB: 0 K: 0 BB: 0 S: 3 P: 3	R: 0 H: 0 E: 0 LOB: 0 K: 0 BB: 0 S: 3 P: 3	1B: 5 SF: 0 2B: 0 SAC: 0 3B: 0 DP: 1 HR: 1 HBP: 0	WP: 0 PA: 34 PB: 0 SB: 1 CS: 1
<b>PITCHER</b>	IP WLS BF H R ER SO BB IBB HBP BLK WP HR S P ERA WHIP										
<b>Johnny Kucks, R</b> ERA: 3.44 (1, 1)	3.1 L 15 3 3 3 1 2 0 0 0 0 0 0 15 23 8.10 1.500										
<b>Art Ditmar, R</b> ERA: 3.24 (4, 1)	4.2 16 3 1 1 1 1 0 0 0 0 0 1 17 21 1.93 0.857										
<b>Bob Grim, R</b> ERA: 2.08 (9, 1)	1.0 3 0 0 0 0 0 0 0 0 0 0 0 0 3 3 0.00 0.000										

**Washington Senators @ New York Yankees**  
**Yankee Stadium, Bronx, NY**  
 Sun May 11 1958, 3:38 AM EDT  
 Att. 19,389 - Unknown

<b>AB</b>	31
<b>R</b>	4
<b>H</b>	6
<b>RBI</b>	4
<b>BB</b>	3
<b>SO</b>	2
<b>LOB</b>	8



**BOTTOM**

**Washington Senators @ New York Yankees**

Yankee Stadium, Bronx, NY

Sun May 11 1958, 3:38 AM EDT  
Att. 19,389 - Unknown

[livebaseballscorecards.com](http://livebaseballscorecards.com)

AB	32
R	0
H	5
RBI	0
BB	1
SO	7
LOB	13



WP:	0	PA:	33
PB:	0	CS:	0

1B:	5	SF:	0
2B:	0	SAC:	0
3B:	0	DP:	0
HR:	0	HBP:	0

1B:	5	SF:	0
2B:	0	SAC:	0
3B:	0	DP:	0
HR:	0	HBP:	0

WP:	0	PA:	33
PB:	0	CS:	0

1B:	5	SF:	0
2B:	0	SAC:	0
3B:	0	DP:	0
HR:	0	HBP:	0

WP:	0	PA:	33
PB:	0	CS:	0

1B:	5	SF:	0
2B:	0	SAC:	0
3B:	0	DP:	0
HR:	0	HBP:	0

WP:	0	PA:	33
PB:	0	CS:	0

1B:	5	SF:	0
2B:	0	SAC:	0
3B:	0	DP:	0
HR:	0	HBP:	0

WP:	0	PA:	33
PB:	0	CS:	0

1B:	5	SF:	0
2B:	0	SAC:	0
3B:	0	DP:	0
HR:	0	HBP:	0

WP:	0	PA:	33
PB:	0	CS:	0

1B:	5	SF:	0
2B:	0	SAC:	0
3B:	0	DP:	0
HR:	0	HBP:	0

WP:	0	PA:	33
PB:	0	CS:	0

1B:	5	SF:	0
2B:	0	SAC:	0
3B:	0	DP:	0
HR:	0	HBP:	0

WP:	0	PA:	33
PB:	0	CS:	0

1B:	5	SF:	0
2B:	0	SAC:	0
3B:	0	DP:	0
HR:	0	HBP:	0

WP:	0	PA:	33
PB:	0	CS:	0

1B:	5	SF:	0
2B:	0	SAC:	0
3B:	0	DP:	0
HR:	0	HBP:	0

WP:	0	PA:	33
PB:	0	CS:	0

1B:	5	SF:	0
2B:	0	SAC:	0
3B:	0	DP:	0
HR:	0	HBP:	0

WP:	0	PA:	33
PB:	0	CS:	0

1B:	5	SF:	0
2B:	0	SAC:	0
3B:	0	DP:	0
HR:	0	HBP:	0

WP:	0	PA:	33
PB:	0	CS:	0

1B:	5	SF:	0
2B:	0	SAC:	0
3B:	0	DP:	0
HR:	0	HBP:	0

WP:	0	PA:	33
PB:	0	CS:	0

1B:	5	SF:	0
2B:	0	SAC:	0
3B:	0	DP:	0
HR:	0	HBP:	0

WP:	0	PA:	33
PB:	0	CS:	0

1B:	5	SF:	0
2B:	0	SAC:	0
3B:	0	DP:	0
HR:	0	HBP:	0

WP:	0	PA:	33
PB:	0	CS:	0

1B:	5	SF:	0
2B:	0	SAC:	0
3B:	0	DP:	0
HR:	0	HBP:	0

WP:	0	PA:	33
PB:	0	CS:	0

1B:	5	SF:	0
2B:	0	SAC:	0
3B:	0	DP:	0
HR:	0	HBP:	0

WP:	0	PA:	33
PB:	0	CS:	0

1B:	5	SF:	0
2B:	0	SAC:	0
3B:	0	DP:	0
HR:	0	HBP:	0

WP:	0	PA:	33
PB:	0	CS:	0

1B:	5	SF:	0
2B:	0	SAC:	0
3B:	0	DP:	0
HR:	0	HBP:	0

WP:	0	PA:	33
PB:	0	CS:	0

1B:	5	SF:	0
2B:	0	SAC:	0
3B:	0	DP:	0
HR:	0	HBP:	0

WP:	0	PA:	33
PB:	0	CS:	0

1B:	5	SF:	0
2B:	0	SAC:	0
3B:	0	DP:	0
HR:	0	HBP:	0

WP:	0	PA:	33
PB:	0	CS:	0

1B:	5	SF:	0
2B:	0	SAC:	0
3B:	0	DP:	0
HR:	0	HBP:	0

WP:	0	PA:	33
PB:	0	CS:	0

1B:	5	SF:	0
2B:	0	SAC:	0
3B:	0	DP:	0
HR:	0	HBP:	0

WP:	0	PA:	33
PB:	0	CS:	0

1B:	5	SF:	0
2B:	0	SAC:	0
3B:	0	DP:	0
HR:	0	HBP:	0

WP:	0	PA:	33
PB:	0	CS:	0

1B:	5	SF:	0
2B:	0	SAC:	0
3B:	0	DP:	0
HR:	0	HBP:	0

WP:	0	PA:	33
PB:	0	CS:	0

1B:	5	SF:	0
2B:	0	SAC:	0
3B:	0	DP:	0
HR:	0	HBP:	0

WP:	0	PA:	33
PB:	0	CS:	0

1B:	5	SF:	0
2B:	0	SAC:	0
3B:	0	DP:	0
HR:	0	HBP:	0

WP:	0	PA:	33
PB:	0	CS:	0

1B:	5	SF:	0
2B:	0	SAC:	0
3B:	0	DP:	0
HR:	0	HBP:	0

WP:	0	PA:	33
PB:	0	CS:	0

1B:	5	SF:	0
2B:	0	SAC:	0
3B:	0	DP:	0
HR:	0	HBP:	0

WP:	0	PA:	33
PB:	0	CS:	0

1B:	5	SF:	0
2B:	0	SAC:	0
3B:	0	DP:	0
HR:	0	HBP:	0

WP:	0	PA:	33
PB:	0	CS:	0

1B:	5	SF:	0
2B:	0	SAC:	0
3B:	0	DP:	0
HR:	0	HBP:	0

WP:	0	PA:	33
PB:	0	CS:	0

1B:	5	SF:	0
2B:	0	SAC:	0
3B:	0	DP:	0
HR:	0	HBP:	0

WP:	0	PA:	33
PB:	0	CS:	0

1B:	5	SF:	0
2B:	0	SAC:	0
3B:	0	DP:	0
HR:	0	HBP:	0

WP:	0	PA:	33
PB:	0	CS:	0

1B:	5	SF:	0
2B:	0	SAC:	0
3B:	0	DP:	0
HR:	0	HBP:	0

WP:	0	PA:	33
PB:	0	CS:	0

1B:	5	SF:	0
2B:	0	SAC:	0
3B:	0	DP:	0
HR:	0	HBP:	0

WP:	0	PA:	33
PB:	0	CS:	0

1B:	5	SF:	0
2B:	0	SAC:	0
3B:	0	DP:	0
HR:	0	HBP:	0

WP:	0	PA:	33
PB:	0	CS:	0

1B:	5	SF:	0
2B:	0	SAC:	0
3B:	0	DP:	0
HR:	0	HBP:	0

WP:	0	PA:	33
PB:	0	CS:	0

1B:	5	SF:	0
2B:	0	SAC:	0
3B:	0	DP:	0
HR:	0	HBP:	0

WP:	0	PA:	33
PB:	0	CS:	0

1B:	5	SF:	0
2B:	0	SAC:	0
3B:	0	DP:	0
HR:	0	HBP:	0

WP:	0	PA:	33
PB:	0	CS:	0

1B:	5	SF:	0
2B:	0	SAC:	0
3B:	0	DP:	0
HR:	0	HBP:	0

**Boston Red Sox @ Washington Senators**  
 Griffith Stadium, Washington, DC  
 Mon May 12 1958, 7:05 PM EDT  
 Att. 7,487 - Unknown

livebaseballscorecards.com

<b>AB</b>	<b>36</b>
<b>R</b>	<b>4</b>
<b>H</b>	<b>11</b>
<b>RBI</b>	<b>4</b>
<b>BB</b>	<b>7</b>
<b>SO</b>	<b>6</b>
<b>LOB</b>	<b>23</b>



WP: 0	PA: 43
PB: 0	
SB: 0	
CS: 0	

Batter	1	2	3	4	5	6	7	8	9	AB	R	H	RBI	BB	SO	LOB
<b>Don Buddin, R</b> (1, 6) OBP: 0.430, SLG: 0.361	0-0 P3		0-0 P6	4-0 BB BB 1-2 BB BB		0-3 K		0-0 1B		4	1	1	0	1	1	0
<b>Pete Runnels, L</b> (1, 4) OBP: 0.414, SLG: 0.351	4-0 G3 BB		0-0 F7	4-0 BB BB 1-2 BB BB 2-3		4-0 BB		0-0 FC5		2	0	0	0	3	0	2
<b>Ted Williams, L</b> (1, 7) OBP: 0.437, SLG: 0.400	0-0 G3		0-0 1B	4-0 BB BB 1-2 BB BB 2-3		0-3 K				4	0	2	1	1	1	2
<b>Tom Brewer, R</b> (9, PR) OBP: 0.100, SLG: 0.100	1-2 G3		1-2 1B	4-0 BB BB 1-2 BB BB 2-3 3-H		1-2 K				0	1	0	0	0	0	0
<b>Dick Gernert, R</b> (1, 3) OBP: 0.381, SLG: 0.462	0-0 5-3		0-0 1B	4-0 BB BB 1-2 BB BB 2-3 3-H		0-3 K				4	0	1	1	1	1	2
<b>Frank Malzone, R</b> (1, 5) OBP: 0.355, SLG: 0.416		0-0 FC3-6 1B	0-0 F2	0-0 6-3		0-0 6-3				5	0	2	1	0	0	5
<b>Jackie Jensen, R</b> (1, 9) OBP: 0.360, SLG: 0.444		0-0 L6		0-0 HR	0-0 7-4 1B		0-0 P4			5	1	2	1	0	0	3
<b>Lou Berberet, L</b> (1, 2) OBP: 0.455, SLG: 0.143		0-0 FC3-6 1B		0-0 G3	0-0 7-4 1B					3	0	0	0	1	0	2
<b>Billy Conzolo, R</b> (8, PR) OBP: 0.200, SLG: 0.156		1-2f FC3-6 1B		0-0 G3	1-2f 7-4 1B					0	0	0	0	0	0	0
<b>Sammy White, R</b> (8, 2) OBP: 0.292, SLG: 0.368										0	0	0	0	0	0	0
<b>Marty Keough, L</b> (9, PH) OBP: 0.278, SLG: 0.333										1	0	0	0	0	1	2
<b>Jim Piersall, R</b> (1, 8) OBP: 0.351, SLG: 0.358		0-0 1B		0-3 K	0-0 1B					4	0	2	0	0	1	1
<b>Frank Sullivan, R</b> (1, 1) OBP: 0.333, SLG: 0.500		0-0 P5		0-0 K	0-3 K					3	1	1	0	0	1	3
<b>Murray Wall, R</b> (6, 1)										0	0	0	0	0	0	0
<b>Gene Stephens, L</b> (8, PH) OBP: 0.277, SLG: 0.214										1	0	0	0	0	0	1
<b>Al Schroll, R</b> (8, 1) OBP: 1.000, SLG: 1.000										0	0	0	0	0	0	0

Inning Stats	R: 0	H: 0	E: 0	K: 0	S: 3	P: 7	R: 0	H: 2	E: 0	K: 0	S: 5	P: 5	R: 0	H: 2	E: 0	K: 0	S: 5	P: 5	R: 3	H: 2	E: 0	K: 1	S: 7	P: 23	R: 0	H: 2	E: 0	K: 1	S: 6	P: 6	R: 0	H: 0	E: 0	K: 2	S: 6	P: 10	R: 0	H: 0	E: 0	K: 1	S: 5	P: 5	R: 0	H: 1	E: 0	K: 0	S: 4	P: 8	R: 1	H: 2	E: 0	K: 1	S: 7	P: 7	1B: 9	SF: 0	2B: 2	SAC: 0	3B: 0	DP: 1	HR: 1	HBP: 0	WP: 0	PA: 43
--------------	------	------	------	------	------	------	------	------	------	------	------	------	------	------	------	------	------	------	------	------	------	------	------	-------	------	------	------	------	------	------	------	------	------	------	------	-------	------	------	------	------	------	------	------	------	------	------	------	------	------	------	------	------	------	------	-------	-------	-------	--------	-------	-------	-------	--------	-------	--------

PITCHER	IP	WLS	BF	H	R	ER	SO	BB	IBB	HBP	BLK	WP	HR	S	P	ERA	WHIP
<b>Hal Griggs, R</b> (1, 1) ERA: 5.59	3.2		21	6	3	3	1	4	0	0	0	0	1	19	35	7.36	2.727
<b>Dick Hyde, R</b> (4, 1) ERA: 1.32	5.1	W	22	5	1	1	5	3	0	0	0	0	0	29	41	1.69	1.500

Batter	1	2	3	4	5	6	7	8	9	AB	R	H	RBI	BB	SO	LOB
Eddie Yost, R OBP: 0.352, SLG: 0.282 (1, 5)	0-0 4-3 1B 2B		4-0 4-3 1B BB		0-0 1-2 1B		0-0 4-3 HR			3	3	2	0	1	0	0
Albie Pearson, L OBP: 0.380, SLG: 0.321 (1, 8)	0-0 4-3 2-3		0-0 4-3 1-2		0-0 L1-6 2-3		0-0 4-3 1-2			4	0	0	0	0	0	5
Neil Chrisley, L OBP: 0.318, SLG: 0.714 (1, 7)	0-0 L8		0-0 P6		0-0 4-3		0-0 HR			4	1	1	2	0	0	3
Clint Courtney, L OBP: 0.329, SLG: 0.378 (1, 2)	0-0 1B 1B		0-0 1B		0-0 1B		0-0 4-3			4	1	3	2	0	0	0
Jim Lemon, R OBP: 0.322, SLG: 0.359 (1, 9)	0-0 1B FC5-4		0-0 K		0-0 1B		0-0 5-3			4	0	2	0	0	1	1
Norm Zauchin, R OBP: 0.389, SLG: 0.429 (1, 3)	0-0 FC5-4				0-0 5-3		0-0 G1-6-3		0-0 P6	4	0	0	0	0	0	3
Rocky Bridges, R OBP: 0.372, SLG: 0.400 (1, 6)		0-0 P4		0-0 P6		0-0 3B		0-0 5-3		4	0	1	0	0	0	0
Ken Aspromonte, R OBP: 0.345, SLG: 0.319 (1, 4)		0-0 5-3		0-0 4-3		4-0 IBB		0-0 5-3		3	0	0	0	1	0	0
Hal Griggs, R OBP: 0.429, SLG: 0.857 (1, 1)		0-3 K			4-0 L1-6 1B BB		0-0 5-3			1	0	0	0	0	1	0
Dick Hyde, R (4, 1)										1	0	0	0	1	0	2

Inning Stats	R: 1	H: 3	E: 0	K: 0	S: 6	H: 3	LOB: 2	BB: 0	P: 6	R: 0	H: 0	E: 0	K: 1	S: 5	H: 0	LOB: 0	BB: 0	P: 5	R: 1	H: 1	E: 0	K: 1	S: 6	R: 0	H: 0	E: 0	K: 0	S: 3	H: 1	LOB: 1	BB: 1	P: 10	R: 0	H: 0	E: 0	K: 0	S: 3	R: 1	H: 3	E: 0	K: 0	S: 5	H: 1	LOB: 0	BB: 0	P: 5	R: 0	H: 0	E: 0	K: 0	S: 3	H: 0	LOB: 0	BB: 0	P: 3
--------------	------	------	------	------	------	------	--------	-------	------	------	------	------	------	------	------	--------	-------	------	------	------	------	------	------	------	------	------	------	------	------	--------	-------	-------	------	------	------	------	------	------	------	------	------	------	------	--------	-------	------	------	------	------	------	------	------	--------	-------	------

PITCHER	IP	WLS	BF	H	R	ER	SO	BB	IBB	HBP	BLK	WP	HR	S	P	ERA	WHIP
Frank Sullivan, R ERA: 4.7 (1, 1)	5.2		25	8	3	3	2	2	0	0	0	0	0	27	35	4.76	1.765
Murray Wall, R ERA: 1.8 (6, 1)	1.1	L	7	1	2	1	0	0	1	0	0	0	1	6	10	6.75	0.750
Al Schroll, R ERA: 4.5 (8, 1)	1.0		3	0	0	0	0	0	0	0	0	0	0	3	3	0.00	0.000

**BOTTOM**

**Boston Red Sox @ Washington Senators**  
Griffith Stadium, Washington, DC

Mon May 12 1958, 7:05 PM EDT  
Att. 7,487 - Unknown

livebaseballscorecards.com

AB	32
R	5
H	9
RBI	4
BB	3
SO	2
LOB	14



WP	HR	S	P	ERA	WHIP
0	0	0	35		

**TOP**

**Boston Red Sox @ Washington Senators**  
 Griffith Stadium, Washington, DC

Tue May 13 1958, 7:05 PM EDT  
 Att. 8,195 - Unknown

Batter	1	2	3	4	5	6	7	8	9	AB R H RBI BB SO LOB
<b>Don Buddin, R</b> OBP: 0.411, SLG: 0.341 (1, 6)	0-3  K	0-3  K		0-3  K			0-0  FC3-6 3B		0-0  5-3	5 1 0 0 0 3 1
<b>Pete Runnels, L</b> OBP: 0.422, SLG: 0.394 (1, 4)	0-3  K	0-0  1-3			0-0  G5-4-3 1B		0-0  1B 3B		0-0  1B 2B	5 3 3 1 0 1 0
<b>Ted Williams, L</b> OBP: 0.462, SLG: 0.409 (7, PR)	4-0  E 1B HR BB	4-0  FC5-4 BB			0-0  G5-4-3 1-3 1B		4-0  1B IBB		4-0  1B BB	1 1 1 0 3 0 0 0 1 0 0 1 0 0
<b>Gene Stephens, L</b> OBP: 0.292, SLG: 0.214 (7, 7)										
<b>Dick Gernert, R</b> OBP: 0.397, SLG: 0.474 (1, 3)	0-0  E 1-2 HR 1B	0-0  FC5-4			0-0  G5-4-3 1-2 3-H		0-0  1-3 3-H 1B		0-0  E 1B 1-2 2-H 1B	5 1 3 2 0 0 2
<b>Frank Malzone, R</b> OBP: 0.339, SLG: 0.396 (1, 5)	0-0  E5 1-2 2-3 HR		0-0  F8		0-0  1-3		0-3  K		0-0  F7	5 1 0 0 0 1 6
<b>Jackie Jensen, R</b> OBP: 0.371, SLG: 0.488 (1, 9)	0-0  HR		0-0  G4-6-3 1B			0-0  1-3		0-0  5-3	0-0  E7 1-3 2-H 1B	5 1 3 5 0 0 2
<b>Lou Berberet, L</b> OBP: 0.407, SLG: 0.263 (1, 2)	0-0  3B		0-0  G4-6-3 1-2f			0-3  K		0-0  F8	0-3  K	5 0 1 0 0 2 3
<b>Jim Piersall, R</b> OBP: 0.347, SLG: 0.345 (1, 8)	4-0  BB			0-0  F8		0-3  K		0-0  5-3		3 0 0 0 1 1 0
<b>Bob Smith, L</b> OBP: 0.375, SLG: 0.286 (1, 1)	0-3  K			0-3  K			0-0  FC3-6 1B		0-3  K	4 0 1 0 0 3 2 0 0 0 0 0 0 0
<b>Ike Delock, R</b> (9, 1)										

livebaseballscorecards.com

<b>AB</b>	<b>38</b>
<b>R</b>	<b>9</b>
<b>H</b>	<b>12</b>
<b>RBI</b>	<b>8</b>
<b>BB</b>	<b>5</b>
<b>SO</b>	<b>11</b>
<b>LOB</b>	<b>16</b>



Inning Stats	R: 4 E: 1 K: 3 S: 13	H: 3 LOB: 2 BB: 2 P: 21	R: 0 E: 0 K: 1 S: 5	H: 0 LOB: 1 BB: 1 P: 9	R: 0 E: 0 K: 0 S: 3	H: 1 LOB: 0 BB: 0 P: 3	R: 0 E: 0 K: 2 S: 7	H: 0 LOB: 0 BB: 0 P: 7	R: 1 E: 0 K: 0 S: 4	H: 2 LOB: 0 BB: 0 P: 4	R: 0 E: 0 K: 2 S: 7	H: 0 LOB: 0 BB: 0 P: 7	R: 2 E: 0 K: 1 S: 8	H: 3 LOB: 2 BB: 1 P: 12	R: 0 E: 0 K: 1 S: 5	H: 0 LOB: 0 BB: 0 P: 5	R: 2 E: 1 K: 1 S: 8	H: 3 LOB: 2 BB: 1 P: 12	1B: 8 2B: 1 3B: 2 HR: 1	SF: 0 SAC: 0 DP: 2 HBP: 0	WP: 0 PB: 0 SB: 0 CS: 0	PA: 43
--------------	-------------------------------	----------------------------------	------------------------------	---------------------------------	------------------------------	---------------------------------	------------------------------	---------------------------------	------------------------------	---------------------------------	------------------------------	---------------------------------	------------------------------	----------------------------------	------------------------------	---------------------------------	------------------------------	----------------------------------	----------------------------------	------------------------------------	----------------------------------	--------

PITCHER	IP	WLS	BF	H	R	ER	SO	BB	IBB	HBP	BLK	WP	HR	S	P	ERA	WHIP
<b>Pedro Ramos, R</b> ERA: 2.94 (1, 1)	7.0	L	33	9	7	3	9	3	1	0	0	0	1	47	63	3.86	1.714
<b>Bud Byerly, R</b> ERA: 6.52 (8, 1)	2.0		10	3	2	2	2	1	0	0	0	0	0	13	17	9.00	2.000



Batter	1	2	3	4	5	6	7	8	9	AB	R	H	RBI	BB	SO	LOB
Eddie Yost, R OBP: 0.345, SLG: 0.278 (1, 5)	0-0 F9		0-0 4-3		0-0 6-3		0-0 G4-6-3 1-2 1B		0-3 K	5	0	1	0	0	1	1
Albie Pearson, L OBP: 0.371, SLG: 0.305 (1, 8)	0-0 F8			0-0 E7 1B FC3-6	0-0 P3		0-0 G4-6-3 1-2f		4-0 BB	4	1	0	0	1	0	2
Jim Lemon, R OBP: 0.315, SLG: 0.349 (1, 9)	0-3 K			0-0 FC3-6 1-2 1B	0-3 K			0-0 F9	0-0 F8	5	1	1	0	0	2	2
Norm Zauchin, R OBP: 0.394, SLG: 0.425 (1, 3)		0-3 K		0-0 FC3-6 1-2 2-3 1B		4-0 BB		0-3 K		3	0	1	0	1	2	0
Clint Courtney, L OBP: 0.314, SLG: 0.359 (1, 2)		0-0 P6		0-0 FC3-6 1B 1-2f 2-3 3-H		0-3 K		0-0 1-3		4	1	0	1	0	1	3
Rocky Bridges, R OBP: 0.389, SLG: 0.403 (1, 6)		4-0 BB		0-0 3B 1B 1-2 3-H		0-0 F8		4-0 HR BB		2	2	1	1	2	0	1
Neil Chrisley, L OBP: 0.308, SLG: 0.760 (1, 7)		0-0 F7		0-0 P6		0-0 1-3		0-0 HR		4	1	1	2	0	0	4
Ken Aspromonte, R OBP: 0.356, SLG: 0.360 (1, 4)			0-0 6-3	0-0 3B 1-H 2-H		4-0 FC1-6 BB		0-0 F9		3	0	1	2	1	0	0
Pedro Ramos, S OBP: 0.118, SLG: 0.118 (1, 1)			0-3 K	0-3 K		0-0 FC1-6 1B		4-0 BB		2	0	0	0	0	2	1
Bobby Malkmus, R OBP: 0.214, SLG: 0.296 (7, PH)										1	0	0	0	0	0	1
Bud Byerly, R (8, 1)										0	0	0	0	0	0	0
Ed Fitz Gerald, R OBP: 0.500, SLG: 0.455 (9, PH)										0	0	0	0	1	0	0


Inning Stats	R: 0	H: 0	E: 0	K: 1	S: 5	R: 0	H: 0	E: 0	K: 1	S: 5	R: 0	H: 0	E: 0	K: 1	S: 5	R: 0	H: 0	E: 0	K: 1	S: 5	R: 0	H: 0	E: 0	K: 1	S: 5	R: 0	H: 0	E: 0	K: 1	S: 5	R: 0	H: 1	E: 0	K: 1	S: 6	R: 2	H: 1	E: 0	K: 1	S: 6	1B: 4	2B: 0	3B: 1	SF: 0	SAC: 0	DP: 1	HBP: 0	WP: 0	PB: 0	SB: 0	CS: 0	PA: 39													
PITCHER	IP	WLS	BF	H	R	ER	SO	BB	IBB	HBP	BLK	WP	HR	S	P	ERA	WHIP																			IP	WLS	BF	H	R	ER	SO	BB	IBB	HBP	BLK	WP	HR	S	P	ERA	WHIP													
Bob Smith, L ERA: 4.18 (1, 1)	8.1	W	36	6	6	3	7	5	0	0	0	0	1	45	65	3.24	1.320																																																
Ike Delock, R ERA: 1.8 (9, 1)	0.2	S	3	0	0	0	1	1	0	0	0	0	0	4	8	0.00	1.500																																																

**BOTTOM**

**Boston Red Sox @ Washington Senators**  
Griffith Stadium, Washington, DC

Tue May 13 1958, 7:05 PM EDT  
Att. 8,195 - Unknown

<b>AB</b>	<b>33</b>
<b>R</b>	<b>6</b>
<b>H</b>	<b>6</b>
<b>RBI</b>	<b>6</b>
<b>BB</b>	<b>6</b>
<b>SO</b>	<b>8</b>
<b>LOB</b>	<b>15</b>



Batter	1	2	3	4	5	6	7	8	9	AB R H RBI BB SO LOB	TOP																	
Don Buddin, R (1, 6) OBP: 0.427, SLG: 0.352	0-3 K		4-0 BB	4-0 1B		0-0 1B		0-0 1B		3 1 2 0 2 1 0																		
Pete Runnels, L (1, 4) OBP: 0.421, SLG: 0.388	0-3 K		4-0 BB	0-0 1B		0-3 K		0-0 F8		4 0 1 0 1 2 2																		
Ted Williams, L (1, 7) OBP: 0.448, SLG: 0.394	0-0 F7		0-0 F7	0-0 1B			0-0 P4	0-0 G3		5 0 1 1 0 0 3																		
Gene Stephens, L (9, 7) OBP: 0.292, SLG: 0.214				1-2 1B						0 0 0 0 0 0 0																		
Dick Gernert, R (1, 3) OBP: 0.397, SLG: 0.508		4-0 FC6-5 BB		0-0 K			0-0 P6		0-0 HR	4 1 1 1 1 1 2																		
Frank Malzone, R (1, 5) OBP: 0.342, SLG: 0.396		0-3 K		0-0 1B	0-0 6-3		0-0 E8 1B		0-3 K	5 1 2 0 0 2 1																		
Jackie Jensen, R (1, 9) OBP: 0.362, SLG: 0.477		0-0 FC6-5 FC6-4 2-3		4-0 1B HR BB	0-0 6-3		4-0 BB IBB		4-0 FC3-6 BB	2 1 0 0 3 0 1																		
Sammy White, R (1, 2) OBP: 0.280, SLG: 0.352		0-0 FC6-4		0-3 K	0-0 F9		4-0 BB		0-0 FC3-6 2B	3 0 0 0 0 1 3																		
Billy Klaus, L (7, PH) OBP: 0.364, SLG: 0.250		1-2f					1-2 2-3			0 0 0 0 1 0 0																		
Lou Berberet, L (7, 2) OBP: 0.393, SLG: 0.250				0-0 K						1 1 0 0 0 0 1																		
Jim Piersall, R (1, 8) OBP: 0.359, SLG: 0.364			4-0 G5-4-3 BB	0-0 HR 1B		0-3 K		0-0 F9		4 1 2 2 1 1 3																		
Dave Sisler, R (1, 1) OBP: 0.429, SLG: 0.500			0-0 G5-4-3	0-0 HR		0-0 K		0-0 1-3		1 0 0 0 0 0 1																		
Mike Fornieles, R (3, 1) OBP: 0.333, SLG: 0.333			1-2f							0 0 0 0 0 0 0																		
Bill Renna, R (4, PH) OBP: 0.250, SLG: 1.000				1-H 2-H HR						1 1 1 3 0 0 0																		
Leo Kiely, L (4, 1) OBP: 0.250, SLG: 1.000										3 0 0 0 0 1 1																		
<b>Inning Stats</b>	R: 0 E: 0 K: 2 S: 7	H: 0 LOB: 0 BB: 0 P: 7	R: 0 E: 1 K: 1 S: 5	H: 0 LOB: 1 BB: 1 P: 9	R: 0 E: 0 K: 0 S: 2	H: 0 LOB: 2 BB: 3 P: 14	R: 5 E: 0 K: 2 S: 12	H: 5 LOB: 2 BB: 2 P: 20	R: 0 E: 0 K: 0 S: 3	H: 0 LOB: 0 BB: 0 P: 3	R: 0 E: 0 K: 2 S: 8	H: 1 LOB: 1 BB: 0 P: 8	R: 0 E: 1 K: 0 S: 4	H: 1 LOB: 3 BB: 2 P: 12	R: 0 E: 0 K: 0 S: 4	H: 1 LOB: 1 BB: 0 P: 4	R: 2 E: 0 K: 2 S: 9	H: 2 LOB: 1 BB: 1 P: 13	1B: 7 2B: 1 3B: 0 HR: 2	SF: 0 SAC: 0 DP: 1 HBP: 0	WP: 0 PB: 0 SB: 0 CS: 0	PA: 45						
<b>PITCHER</b>	IP WLS BF H R ER SO BB IBB HBP BLK WP HR S P ERA WHIP																											
Ralph Lumentl, L (1, 1) ERA: 7.04	3.2		19	3	5	5	5	6	0	0	0	0	0	1	23	47	12.27	2.455										
Tex Clevenger, R (4, 1) ERA: 2.93	5.1	L	26	7	2	2	4	2	1	0	0	0	0	1	31	43	3.38	1.688										

**Boston Red Sox @ Washington Senators**  
Griffith Stadium, Washington, DC  
Wed May 14 1958, 7:05 PM EDT  
Att. 5,125 - Unknown

AB	36
R	7
H	10
RBI	7
BB	9
SO	9
LOB	18



Batter	1	2	3	4	5	6	7	8	9	AB R H RBI BB SO LOB
Eddie Yost, R OBP: 0.348, SLG: 0.277 (1, 5)	0-0 F8	0-0 F7		0-0 1-4-3		4-0 BB			0-0 SH5-4 1B	4 0 1 0 1 0 1
Albie Pearson, L OBP: 0.376, SLG: 0.298 (1, 8)	4-0 PB 1-3 3B BB		4-0 FC1-6 BB	0-0 4-3		0-0 F5			0-0 SH5-4 1B 1-2 2-3	2 1 0 0 2 0 2
Neil Chrisley, L OBP: 0.267, SLG: 0.655 Ed Fitz Gerald, R OBP: 0.462, SLG: 0.417 (1, 7) (9, PH)	0-0 1-3 1-2		0-0 FC1-6 1B SF8	0-0 6-3			0-3 K		0-3 K	4 1 0 0 0 1 2 1 0 0 0 0 1 2
Clint Courtney, L OBP: 0.319, SLG: 0.354 (1, 2)	4-0 3B BB		0-0 BB 2B 1B	0-0 4-3			0-3 K		0-0 F8	4 2 1 0 1 1 2
Jim Lemon, R OBP: 0.333, SLG: 0.384 (1, 9)	0-0 3B		4-0 BB 2B BB	0-0 CS 1B			0-0 5-3			3 1 2 2 1 0 0
Norm Zauchin, R OBP: 0.378, SLG: 0.410 (1, 3)	0-0 6-3		0-0 SF8	0-3 K				0-0 4-3		3 0 0 1 0 1 2
Rocky Bridges, R OBP: 0.404, SLG: 0.413 (1, 6)		0-0 G6-4-3 1B	4-0 2B 1-2 2-3 BB	0-0 F7				0-0 L6-3 1B		3 0 2 0 1 0 0
Ken Aspromonte, R OBP: 0.349, SLG: 0.370 (1, 4)		0-0 G6-4-3	0-0 1-3 2-H 3-H 2B	0-0 F9				0-0 L6-3		4 0 1 2 0 0 2
Ralph Lument, L OBP: 0.333, SLG: 0.333 Tex Clevenger, R OBP: 0.241, SLG: 0.321 (1, 1) (4, 1) (9, PH)		0-0 1B	0-3 K	4-0 BB				0-0 SH5-4 1B		2 0 1 0 0 1 2 0 0 0 0 1 0 0 1 0 1 0 0 0 0

Inning Stats	R: 2 E: 0 K: 0 S: 4	H: 1 LOB: 1 BB: 2 P: 12	R: 0 E: 0 K: 0 S: 4	H: 2 LOB: 1 BB: 0 P: 4	R: 3 E: 0 K: 1 S: 7	H: 2 LOB: 2 BB: 3 P: 19	R: 0 E: 0 K: 0 S: 3	H: 0 LOB: 0 BB: 0 P: 3	R: 0 E: 0 K: 1 S: 5	H: 1 LOB: 0 BB: 0 P: 5	R: 0 E: 0 K: 0 S: 3	H: 0 LOB: 2 BB: 2 P: 11	R: 0 E: 0 K: 2 S: 7	H: 0 LOB: 0 BB: 0 P: 7	R: 0 E: 0 K: 0 S: 3	H: 1 LOB: 0 BB: 0 P: 3	R: 0 E: 0 K: 1 S: 7	H: 2 LOB: 2 BB: 0 P: 7	1B: 7 2B: 2 3B: 1 HR: 0	SF: 1 SAC: 1 DP: 2 HBP: 0	WP: 0 PB: 1 SB: 0 CS: 1	PA: 40
--------------	------------------------------	----------------------------------	------------------------------	---------------------------------	------------------------------	----------------------------------	------------------------------	---------------------------------	------------------------------	---------------------------------	------------------------------	----------------------------------	------------------------------	---------------------------------	------------------------------	---------------------------------	------------------------------	---------------------------------	----------------------------------	------------------------------------	----------------------------------	--------

PITCHER	IP	WLS	BF	H	R	ER	SO	BB	IBB	HBP	BLK	WP	HR	S	P	ERA	WHIP
Dave Sisler, R ERA: 4.81 (1, 1)	2.2		16	4	5	5	0	5	0	0	0	0	0	11	31	16.88	3.375
Mike Fornieles, R ERA: 4.85 (3, 1)	0.1		2	1	0	0	1	0	0	0	0	0	0	4	4	0.00	3.000
Leo Kiely, L ERA: 0.75 (4, 1)	6.0	W	22	4	0	0	4	2	0	0	0	0	0	28	36	0.00	1.000

**BOTTOM**

**Boston Red Sox @ Washington Senators**  
Griffith Stadium, Washington, DC

Wed May 14 1958, 7:05 PM EDT  
Att. 5,125 - Unknown

livebaseballscorecards.com

AB	31
R	5
H	9
RBI	5
BB	7
SO	5
LOB	15



New York Yankees @ Washington Senators  
Griffith Stadium, Washington, DC

Fri May 16 1958, 7:05 PM EDT  
Att. 21,023 - Unknown

AB	34
R	7
H	10
RBI	7
BB	3
SO	7
LOB	11



WP	0	PA	37
PB	0		
SB	2		
CS	0		

AB R H RBI BB SO LOB

5	1	1	1	0	2	2
4	0	3	2	0	0	0
4	0	1	1	0	1	2
4	1	0	0	0	0	3
2	1	2	2	2	0	0
4	1	0	0	0	1	4
3	1	1	1	1	2	0
4	1	1	0	0	1	0
4	1	1	0	0	0	0

Batter	1	2	3	4	5	6	7	8	9
Hank Bauer, R OBP: 0.317, SLG: 0.413 (1, 9) X	0-0 1-3 K		0-3 K			0-0 1B FC4-6 2B	0-0 G3		0-3 K
Tony Kubek, L OBP: 0.353, SLG: 0.394 (1, 6) X	0-0 S 1B			0-0 1-3		0-0 FC4-6 1B	0-0 2B		
Mickey Mantle, S OBP: 0.393, SLG: 0.458 (1, 8) S S S	0-3 K			0-0 3-1 2B		0-0 FC4-6 1-2f 3-H	0-0 P6		
Yogi Berra, L OBP: 0.225, SLG: 0.329 (1, 2) X	0-0 F7			0-0 3-1 2-3		0-0 FC4-6 1-2f HR		0-0 4-3	
Gil McDougald, R OBP: 0.463, SLG: 0.592 (1, 4) X		0-0 G4-3-5 1B		4-0 S BB		0-0 1-H HR		4-0 FC4-6 BB	
Norm Siebern, L OBP: 0.388, SLG: 0.474 (1, 7) X		0-0 G4-3-5 1-2f		0-3 K		0-0 F7		0-0 FC4-6 1-2f 2B	
Mary Throneberry, L OBP: 0.284, SLG: 0.333 (1, 3) S S S		0-3 K			0-3 K2-3		4-0 1B G3 BB	0-0 1-H 2B	
Andy Carey, R OBP: 0.250, SLG: 0.411 (1, 5) X			0-0 1-3		0-0 F9		0-0 G3 2B 1B		0-3 K
Whitey Ford, L OBP: 0.313, SLG: 0.231 (1, 1) X			0-0 3-1		0-0 4-3		0-0 1-2 2-3 2B G3 1B		0-0 4-3

Inning Stats	R: 0	H: 1	E: 0	LOB: 1	K: 1	BB: 0	S: 6	P: 6	R: 0	H: 1	E: 0	LOB: 0	K: 1	BB: 0	S: 5	P: 5	R: 0	H: 0	E: 0	LOB: 0	K: 1	BB: 0	S: 5	P: 5	R: 0	H: 1	E: 0	LOB: 2	K: 1	BB: 1	S: 6	P: 10	R: 0	H: 0	E: 0	LOB: 0	K: 1	BB: 0	S: 5	P: 5	R: 3	H: 3	E: 0	LOB: 0	K: 0	BB: 0	S: 6	P: 6	R: 3	H: 3	E: 0	LOB: 0	K: 0	BB: 1	S: 5	P: 9	R: 1	H: 1	E: 0	LOB: 1	K: 0	BB: 1	S: 3	P: 7	R: 0	H: 0	E: 0	LOB: 0	K: 2	BB: 0	S: 7	P: 7	1B: 5	SF: 0	2B: 4	SAC: 0	3B: 0	DP: 1	HR: 1	HBP: 0	WP: 0	PA: 37
--------------	------	------	------	--------	------	-------	------	------	------	------	------	--------	------	-------	------	------	------	------	------	--------	------	-------	------	------	------	------	------	--------	------	-------	------	-------	------	------	------	--------	------	-------	------	------	------	------	------	--------	------	-------	------	------	------	------	------	--------	------	-------	------	------	------	------	------	--------	------	-------	------	------	------	------	------	--------	------	-------	------	------	-------	-------	-------	--------	-------	-------	-------	--------	-------	--------

PITCHER	IP	WLS	BF	H	R	ER	SO	BB	IBB	HBP	BLK	WP	HR	S	P	ERA	WHIP
Camilo Pascual, R ERA: 3.65 (1, 1)	6.0	L	26	7	5	5	5	2	0	0	0	0	1	34	42	7.50	1.500
Bud Byerly, R ERA: 6.75 (7, 1)	1.0		4	2	1	1	0	0	0	0	0	0	0	4	4	9.00	2.000
Russ Kemmerer, R ERA: 4.55 (8, 1)	2.0		7	1	1	1	2	1	0	0	0	0	0	10	14	4.50	1.000



Batter	1	2	3	4	5	6	7	8	9	AB R H RBI BB SO LOB	TOP																
<b>Tony Kubek, L</b> (1, 6) OBP: 0.333, SLG: 0.351	4-0 SH1-3 1B BB	0-0 FC5-4 FC5 BB 1-2f		0-0 1-3		0-3 K			0-0 4-3	4 1 0 0 1 1 2																	
<b>Yogi Berra, L</b> (1, 2) OBP: 0.235, SLG: 0.316	4-0 SH1-3 1B BB	4-0 BB			0-0 P5			0-0 F8	0-0 G1	3 1 0 0 2 0 0																	
<b>Hank Bauer, R</b> (1, 9) OBP: 0.314, SLG: 0.397	0-0 SH1-3 1-2 2-3	0-0 FC5 2-3f			4-0 BB BB BB			0-3 K	0-0 F3	3 0 0 0 1 1 2																	
<b>Mickey Mantle, S</b> (1, 8) OBP: 0.398, SLG: 0.453	0-0 S 1B 2-H 3-H			4-0 E S BB		0-3 K 1-2		0-3 K		3 1 1 2 1 2 1																	
<b>Gil McDougald, R</b> (1, 4) OBP: 0.452, SLG: 0.573	0-0 5-3 1-2			0-0 P6 1-3		0-0 F7			PB SH1-4 HR 1B	4 1 1 0 0 0 3																	
<b>Elston Howard, R</b> (1, 7) OBP: 0.440, SLG: 0.591	0-0 1B 2-H			0-0 6-3		0-0 SF8 3B		0-0 SH1-4 1-2		3 1 2 1 0 0 1																	
<b>Andy Carey, R</b> (1, 5) OBP: 0.250, SLG: 0.458	0-3 K			0-0 6-3		0-0 SF8 3-H		0-0 HR 2-H		3 1 1 3 0 1 2																	
<b>Mary Throneberry, L</b> (1, 3) OBP: 0.238, SLG: 0.263				0-0 F9		0-0 4-3		0-3 K		4 0 0 0 0 1 0																	
<b>Bobby Shantz, R</b> (1, 1) OBP: 0.429, SLG: 0.417				0-0 F7		0-0 1B		0-3 K		3 0 1 0 0 1 0																	
<b>Ryne Duren, R</b> (8, 1)				FC5-4 HBP						0 0 0 0 0 0 0																	
<b>Inning Stats</b>	R: 3 E: 0 K: 1 S: 7	H: 2 LOB: 1 BB: 2 P: 15	R: 0 E: 0 K: 0 S: 3	H: 0 LOB: 2 BB: 1 P: 8	R: 0 E: 0 K: 0 S: 3	H: 0 LOB: 1 BB: 1 P: 7	R: 0 E: 0 K: 0 S: 3	H: 0 LOB: 0 BB: 0 P: 3	R: 0 E: 0 K: 1 S: 5	H: 0 LOB: 1 BB: 1 P: 9	R: 1 E: 0 K: 1 S: 7	H: 2 LOB: 1 BB: 0 P: 7	R: 0 E: 0 K: 2 S: 7	H: 0 LOB: 0 BB: 0 P: 7	R: 2 E: 0 K: 2 S: 9	H: 2 LOB: 0 BB: 0 P: 9	R: 0 E: 0 K: 0 S: 3	H: 0 LOB: 0 BB: 0 P: 3	1B: 4 2B: 0 3B: 1 HR: 1	SF: 1 SAC: 2 DP: 0 HBP: 1	WP: 0 PB: 1 SB: 3 CS: 0	PA: 39					
<b>PITCHER</b>	IP	WLS	BF	H	R	ER	SO	BB	IBB	HBP	BLK	WP	HR	S	P	ERA	WHIP										
<b>Chuck Stobbs, L</b> (1, 1) ERA: 6.27	0.2	L	6	2	3	3	0	2	0	0	0	0	0	4	12	40.50	6.000										
<b>Dick Hyde, R</b> (1, 1) ERA: 1.27	1.0		5	0	0	0	1	1	0	1	0	0	0	5	10	0.00	1.000										
<b>Russ Kemmerer, R</b> (2, 1) ERA: 4.5	6.1		25	4	3	3	6	2	0	0	0	0	1	35	43	4.26	0.947										
<b>Tex Clevenger, R</b> (9, 1) ERA: 2.76	1.0		3	0	0	0	0	0	0	0	0	0	0	3	3	0.00	0.000										

**New York Yankees @ Washington Senators**  
Griffith Stadium, Washington, DC

Sat May 17 1958, 3:33 AM EDT  
Att. 9,313 - Unknown

AB	30
R	6
H	6
RBI	6
BB	5
SO	7
LOB	11



livebaseballscorecards.com

Batter	1	2	3	4	5	6	7	8	9	AB	R	H	RBI	BB	SO	LOB
Eddie Yost, R OBP: 0.339, SLG: 0.272 (1, 5) Julio Becquer, L OBP: 0.231, SLG: 0.231 (9, PH)	0-0 FC4-6 1B		0-0 P4		0-3 K			0-0 F9	0-0 L8	4	0	1	0	0	1	2
Faye Throneberry, L (1, 8) Roy Sievers, R OBP: 0.373, SLG: 0.512 (8, PH) Tex Clevenger, R (9, 1)	0-0 FC4-6 1B		1-0 HBP			0-3 K		0-0 HR		2	1	0	0	0	1	1
Jim Lemon, R OBP: 0.327, SLG: 0.372 (1, 9)	0-0 1B		0-0 F9			0-0 F7		0-3 K		4	0	1	1	0	1	1
Norm Zauchin, R OBP: 0.396, SLG: 0.438 (1, 3)	0-0 F8			0-0 1B 3B		0-0 5-3		4-0 BB		3	1	1	0	1	0	1
Ed Fitz Gerald, R OBP: 0.381, SLG: 0.350 (1, 2)	0-0 L5			0-0 F8			0-0 G5-4-3 1B	0-3 K		4	0	1	0	0	1	3
Rocky Bridges, R OBP: 0.422, SLG: 0.425 (1, 6)		0-0 G6-4-3 1B		0-0 G1-4-3 1B			0-0 G5-4-3 1B		0-3 K	4	0	2	1	0	1	1
Ken Aspromonte, R OBP: 0.329, SLG: 0.333 (1, 4) Albie Pearson, L OBP: 0.382, SLG: 0.306 (9, PH)		0-0 G6-4-3		0-0 G1-4-3			0-0 6-3		0-0 BB 1B	3	0	0	0	0	0	2
Neil Chrisley, L OBP: 0.237, SLG: 0.541 (1, 7) (9, 8)		0-0 6-3			0-0 F9			0-0 1B HR 1B	0-3 K	4	1	1	0	0	1	1
Chuck Stobbs, L (1, 1) Dick Hyde, R (1, 1) Russ Kemmerer, R (2, 1) Bobby Maikmus, R OBP: 0.290, SLG: 0.367 (8, PH) Clint Courtney, L OBP: 0.326, SLG: 0.354 (9, PH)			0-3 K		0-0 5-3			0-0 1B HR 1B	4-0 BB	0	0	0	0	0	0	0

Inning Stats	R: 1	H: 2	E: 0	K: 0	S: 5	H: 2	LOB: 1	BB: 0	P: 5	R: 0	H: 1	E: 0	K: 0	S: 3	R: 0	H: 0	E: 0	K: 1	S: 5	R: 1	H: 2	E: 0	K: 0	S: 4	R: 0	H: 0	E: 0	K: 1	S: 5	R: 0	H: 0	E: 0	K: 1	S: 5	R: 0	H: 1	E: 0	K: 0	S: 3	R: 3	H: 3	E: 0	K: 2	S: 10	R: 0	H: 1	E: 0	K: 2	S: 8	R: 0	H: 1	E: 0	K: 2	S: 8	1B: 8	2B: 0	3B: 1	HR: 1	SF: 0	SAC: 0	DP: 3	HBP: 1	WP: 1	PA: 37
--------------	------	------	------	------	------	------	--------	-------	------	------	------	------	------	------	------	------	------	------	------	------	------	------	------	------	------	------	------	------	------	------	------	------	------	------	------	------	------	------	------	------	------	------	------	-------	------	------	------	------	------	------	------	------	------	------	-------	-------	-------	-------	-------	--------	-------	--------	-------	--------

PITCHER	IP	WLS	BF	H	R	ER	SO	BB	IBB	HBP	BLK	WP	HR	S	P	ERA	WHIP
Bobby Shantz, L ERA: 3.21 (1, 1)	7.1	W	29	9	5	5	3	0	0	1	0	1	1	34	35	6.14	1.227
Ryne Duren, R ERA: 1.04 (8, 1)	1.2	S	8	1	0	0	4	2	0	0	0	0	0	14	22	0.00	1.800

**BOTTOM**

**New York Yankees @ Washington Senators**  
Griffith Stadium, Washington, DC  
Sat May 17 1958, 3:33 AM EDT  
Att. 9,313 - Unknown

AB	34
R	5
H	10
RBI	5
BB	2
SO	7
LOB	14



Batter	1	2	3	4	5	6	7	8	9	AB R H RBI BB SO LOB	TOP																						
Norm Siebern, L (1, 7) OBP: 0.361, SLG: 0.435	0-3 K		0-3 K	0-0 4-3			0-0 F9		0-0 G3	5 0 0 0 0 2 0																							
Harry Simpson, L (1, 9) OBP: 0.375, SLG: 0.500 Hank Bauer, R (9, 9) OBP: 0.314, SLG: 0.397	0-0 F8		0-0 3B	0-0 P5			0-0 6-3		0-0 4-3	5 0 1 0 0 0 0 0 0 0 0 0 0 0																							
Tony Kubek, L (1, 6) OBP: 0.349, SLG: 0.366	0-0 1B		0-0 G3				0-0 4-3			4 0 2 0 0 0 1																							
Mickey Mantle, S (1, 8) OBP: 0.402, SLG: 0.487	0-0 P6			0-0 HR	0-0 BB			0-0 4-3		3 1 1 1 1 0 1																							
Gil McDougald, R (1, 4) OBP: 0.455, SLG: 0.582		0-0 P4		0-0 1B 2B	0-0 F8			0-0 4-1 1B		4 1 2 0 0 0 2																							
Jerry Lumpe, L (1, 5) OBP: 0.320, SLG: 0.364		0-0 E4		0-0 F5	0-0 G1-6-3			0-0 4-1		4 0 0 0 0 0 4																							
Elston Howard, R (1, 2) OBP: 0.448, SLG: 0.560		0-0 4-3		0-0 2B HR 1B		0-0 P4		4-0 IBB		3 1 1 0 1 0 1																							
Mary Throneberry, L (1, 3) OBP: 0.240, SLG: 0.304		0-3 K		0-0 HR 2B		0-3 K		0-0 G3		4 1 1 1 0 2 3																							
Sal Maglie, R (1, 1) OBP: 0.250, SLG: 1.000 Ryne Duren, R (9, 1)			0-0 P4	0-0 HR		0-0 P1			0-3 K	4 1 1 3 0 1 0 0 0 0 0 0 0 0																							
<b>Inning Stats</b>	R: 0 E: 0 K: 1 S: 6	H: 1 LOB: 1 BB: 0 P: 6	R: 0 E: 1 K: 1 S: 6	H: 0 LOB: 1 BB: 0 P: 6	R: 0 E: 0 K: 1 S: 6	H: 1 LOB: 1 BB: 0 P: 6	R: 5 E: 0 K: 0 S: 8	H: 5 LOB: 0 BB: 0 P: 8	R: 0 E: 0 K: 0 S: 3	H: 1 LOB: 1 BB: 1 P: 7	R: 0 E: 0 K: 1 S: 5	H: 0 LOB: 0 BB: 0 P: 5	R: 0 E: 0 K: 0 S: 3	H: 0 LOB: 0 BB: 0 P: 3	R: 0 E: 0 K: 0 S: 4	H: 1 LOB: 2 BB: 1 P: 8	R: 0 E: 0 K: 1 S: 5	H: 0 LOB: 0 BB: 0 P: 5	1B: 4 2B: 2 3B: 1 HR: 2	SF: 0 SAC: 0 DP: 1 HBP: 0	WP: 0 PB: 0 SB: 0 CS: 0	PA: 38											
<b>PITCHER</b> Pedro Ramos, R (1, 1) ERA: 3.26	IP 9.0	WLS L	BF 38	H 9	R 5	ER 5	SO 5	BB 1	IBB 1	HBP 0	BLK 0	WP 0	HR 2	S 46	P 54	ERA 5.00	WHIP 1.111																
											<b>PITCHER</b>	IP	WLS	BF	H	R	ER	SO	BB	IBB	HBP	BLK	WP	HR	S	P	ERA	WHIP					

**New York Yankees @ Washington Senators**  
 Griffith Stadium, Washington, DC  
 Sun May 18 1958, 3:33 AM EDT  
 Unknown

<b>AB</b>	36
<b>R</b>	5
<b>H</b>	9
<b>RBI</b>	5
<b>BB</b>	2
<b>SO</b>	5
<b>LOB</b>	12





Batter	1	2	3	4	5	6	7	8	9	AB	R	H	RBI	BB	SO	LOB
Eddie Yost, R OBP: 0.336, SLG: 0.264 (1, 5)	4-0 1B FC3-2-5-2 BB		0-0 1-3		0-0 4-3			0-0 L5		3	0	0	0	1	0	1
Faye Throneberry, L OBP: 0.364, SLG: 0.222 (1, 8)	0-0 1-3 FC6-5 1B		0-0 P6		0-0 1-2 1B			0-0 F9		4	1	2	1	0	0	0
Clint Courtney, L OBP: 0.323, SLG: 0.349 (1, 2)	0-0 FC3-2-5-2 FC6-5 1-3 3-H			0-0 FC5-4 1B	0-0 6-3			0-0 F7		4	0	1	0	0	0	3
Jim Lemon, R OBP: 0.324, SLG: 0.367 (1, 9)	0-0 FC6-5		0-0 P4		0-0 P3			0-0 2-3 1B 1B		4	0	1	1	0	0	2
Neil Chrisley, L OBP: 0.238, SLG: 0.512 (1, 7)	0-0 F8		0-0 FC5-4 1B 1-2f		0-0 1-3			0-0 2-3 1B 1B		4	0	1	0	0	0	2
Norm Zauchin, R OBP: 0.398, SLG: 0.440 Julio Becquer, L OBP: 0.200, SLG: 0.200 (4, PR) (5, 3)		0-0 F8		0-0 1-2 1B		0-0 4-3		0-0 F8		2	0	1	0	0	0	0
Rocky Bridges, R OBP: 0.406, SLG: 0.407 (1, 6)		0-0 5-3		0-3 K				0-0 2-3		4	0	0	0	0	1	4
Ken Aspromonte, R OBP: 0.315, SLG: 0.317 Roy Sievers, R OBP: 0.381, SLG: 0.512 (9, PH) Ossie Alvarez, R OBP: 0.250, SLG: 0.250 (9, PR)		0-0 1-3			0-0 F2			0-0 F5		3	0	0	0	0	0	0
Pedro Ramos, S OBP: 0.150, SLG: 0.150 Herb Plews, L OBP: 0.125, SLG: 0.125 (9, PH)			0-3 K		0-0 4-3 1B 1B			0-0 F7		3	1	1	0	0	1	0

Inning Stats	R: 1	H: 1	E: 0	K: 0	S: 4	R: 0	H: 0	E: 0	K: 0	S: 3	R: 0	H: 0	E: 0	K: 1	S: 5	R: 0	H: 2	E: 0	K: 1	S: 7	R: 1	H: 2	E: 0	K: 0	S: 5	R: 0	H: 0	E: 0	K: 0	S: 3	R: 0	H: 0	E: 0	K: 0	S: 3	R: 0	H: 0	E: 0	K: 0	S: 3	R: 0	H: 2	E: 0	K: 1	S: 7	R: 0	H: 2	E: 0	K: 1	S: 11
	LOB: 1	BB: 1	P: 8	LOB: 0	BB: 0	P: 3	LOB: 0	BB: 0	P: 5	LOB: 2	BB: 0	P: 7	LOB: 1	BB: 0	P: 5	LOB: 0	BB: 0	P: 3	LOB: 0	BB: 0	P: 3	LOB: 0	BB: 0	P: 3	LOB: 0	BB: 0	P: 3	LOB: 3	BB: 1	P: 11	1B: 7	SF: 0	2B: 0	SAC: 0	3B: 0	DP: 0	HR: 0	HBP: 0												


PITCHER	IP	WLS	BF	H	R	ER	SO	BB	IBB	HBP	BLK	WP	HR	S	P	ERA	WHIP
Sal Maglie, R ERA: 2.25 (1, 1)	8.0	W	32	7	2	2	2	1	0	0	0	0	0	35	39	2.25	1.000
Ryne Duren, R ERA: 0.93 (9, 1)	1.0	S	4	0	0	0	1	1	0	0	0	0	0	5	9	0.00	1.000

**BOTTOM**

**New York Yankees @ Washington Senators**  
Griffith Stadium, Washington, DC

Sun May 18 1958, 3:33 AM EDT  
Unknown

AB	34
R	2
H	7
RBI	2
BB	2
SO	3
LOB	17



# New York Yankees @ Washington Senators

Griffith Stadium, Washington, DC

Sun May 18 1958, 3:38 AM EDT  
Att: 27,704 - Unknown

<b>AB</b>	<b>33</b>
<b>R</b>	<b>3</b>
<b>H</b>	<b>7</b>
<b>RBI</b>	<b>3</b>
<b>BB</b>	<b>2</b>
<b>SO</b>	<b>9</b>
<b>LOB</b>	<b>12</b>



Batter	1	2	3	4	5	6	7	8	9	AB R H RBI BB SO LOB	TOP											
<b>Norm Siebern, L</b> (1, 7) OBP: 0.342, SLG: 0.409	0-0 F8		0-3 K		0-0 G3		0-3 K			4 0 0 0 0 2 2												
<b>Yogi Berra, L</b> (1, 2) OBP: 0.247, SLG: 0.325	0-0 F7		0-0 1B 2B 1B		0-0 G3			0-0 3-1 1B		4 1 2 0 0 0 0												
<b>Tony Kubek, L</b> (1, 6) OBP: 0.362, SLG: 0.378	0-0 1B		0-0 1-2 2B 1B		0-0 4-3			0-0 3-1 1-2		4 1 2 1 0 0 1												
<b>Mickey Mantle, S</b> (1, 8) OBP: 0.396, SLG: 0.488	0-3 K		0-0 1-H 2-H 2B		0-3 K			0-0 F8		4 0 1 2 0 2 2												
<b>Gil McDougald, R</b> (1, 4) OBP: 0.435, SLG: 0.554		0-0 F7	0-0 F8		0-3 K			0-0 5-3		4 0 0 0 0 1 2												
<b>Jerry Lumpe, L</b> (1, 5) OBP: 0.310, SLG: 0.346		0-0 4-3		0-0 4-3		0-0 F8			0-0 1B CS 1B	4 0 1 0 0 0 0												
<b>Harry Simpson, L</b> (1, 9) OBP: 0.250, SLG: 0.300		0-3 K		0-0 F7			0-0 E4 SH3		0-0 L8	4 0 0 0 0 1 1												
<b>Hank Bauer, R</b> (9, 9) OBP: 0.314, SLG: 0.397										0 0 0 0 0 0 0												
<b>Mary Throneberry, L</b> (1, 3) OBP: 0.286, SLG: 0.320			0-3 K	4-0 BB			0-0 SH3 2-3		0-0 1-3 1B	2 0 1 0 1 1 0												
<b>Bob Turley, R</b> (1, 1) OBP: 0.182, SLG: 0.286			4-0 1B 1B BB	0-0 F7			0-3 K		0-3 K 3-H	3 1 0 0 1 2 4												
<b>Inning Stats</b>	R: 0 E: 0 K: 1 S: 6	H: 1 LOB: 1 BB: 0 P: 6	R: 0 E: 0 K: 1 S: 5	H: 0 LOB: 0 BB: 0 P: 5	R: 3 E: 0 K: 2 S: 10	H: 3 LOB: 1 BB: 1 P: 14	R: 0 E: 0 K: 0 S: 3	H: 0 LOB: 1 BB: 1 P: 7	R: 0 E: 0 K: 0 S: 3	H: 0 LOB: 0 BB: 0 P: 3	R: 0 E: 0 K: 2 S: 7	H: 0 LOB: 0 BB: 0 P: 7	R: 0 E: 1 K: 2 S: 8	H: 0 LOB: 1 BB: 0 P: 8	R: 0 E: 0 K: 0 S: 4	H: 1 LOB: 1 BB: 0 P: 4	R: 0 E: 0 K: 1 S: 6	H: 2 LOB: 2 BB: 0 P: 6	1B: 6 2B: 2 3B: 0 HR: 0	SF: 0 SAC: 1 DP: 1 HBP: 0	WP: 0 PB: 0 SB: 0 CS: 1	PA: 36
<b>PITCHER</b>	IP WLS BF H R ER SO BB IBB HBP BLK WP HR S P ERA WHIP																					
<b>Al Cicotte, R</b> (1, 1) ERA: 9.0	3.0 L 14 4 3 3 4 1 0 0 0 0 0 0 21 25 9.00 1.667																					
<b>Tex Clevenger, R</b> (4, 1) ERA: 2.21	4.0 14 0 0 0 4 1 0 0 0 0 0 0 21 25 0.00 0.250																					
<b>Bud Byerly, R</b> (8, 1) ERA: 5.68	2.0 8 3 0 0 1 0 0 0 0 0 0 0 10 10 0.00 1.500																					

Batter	1	2	3	4	5	6	7	8	9	AB	R	H	RBI	BB	SO	LOB
Herb Plews, L (1, 5) OBP: 0.150, SLG: 0.150	0-0 L6		0-0 F8		0-0 FC4-6			0-0 G6-4-3 1B		4	0	1	0	0	0	3
Faye Throneberry, L (1, 8) OBP: 0.267, SLG: 0.154	0-3 K		0-3 K			0-0 F7		0-0 P6		4	0	0	0	0	2	3
Clint Courtney, L (1, 2) OBP: 0.320, SLG: 0.337	0-0 6-3			0-0 1-6-3		1-0 HBP		0-0 G6-4-3		3	0	0	0	0	0	1
Jim Lemon, R (1, 9) OBP: 0.313, SLG: 0.353		0-3 K		0-3 K		0-0 F8			0-3 K	4	0	0	0	0	3	1
Julio Becquer, L (1, 3) OBP: 0.211, SLG: 0.211		0-0 E4 CS		0-0 1B		0-0 4-3			0-0 E3 L1-6	4	0	1	0	0	0	1
Neil Chrisley, L (1, 7) OBP: 0.239, SLG: 0.477		0-0 F9		0-0 P4			4-0 BB BB		0-0 L1-6	3	0	0	0	1	0	3
Rocky Bridges, R (1, 6) OBP: 0.404, SLG: 0.404			0-0 E5 1B		0-0 FC4-6 1B		0-0 G5-4-3			3	0	1	0	0	0	1
Ken Aspromonte, R (1, 4) OBP: 0.329, SLG: 0.333			0-0 1B		0-0 F3		0-0 1B			3	0	2	0	0	0	1
Al Cicotte, R (1, 1)			0-0 F7		0-3 K		0-0 F9			0	0	0	0	0	0	0
Roy Sievers, R (3, PH) OBP: 0.378, SLG: 0.506										1	0	0	0	0	0	2
Tex Clevenger, R (4, 1)										1	0	0	0	0	1	1
Norm Zauchin, R (7, PH) OBP: 0.394, SLG: 0.435										1	0	0	0	0	0	1
Bud Byerly, R (8, 1)										0	0	0	0	0	0	0

Inning Stats	R: 0	H: 0	R: 0	H: 0	R: 0	H: 1	R: 0	H: 1	R: 0	H: 0	R: 0	H: 1	R: 0	H: 1	R: 0	H: 0	R: 0	H: 0	R: 0	H: 0	R: 0	H: 0	1B: 5	SF: 0	WP: 0	PA: 33	
E: 0	LOB: 0	E: 1	LOB: 0	E: 0	LOB: 1	E: 0	LOB: 1	E: 0	LOB: 1	E: 0	LOB: 1	E: 0	LOB: 1	E: 0	LOB: 1	E: 0	LOB: 0	E: 1	LOB: 0	E: 1	LOB: 0	E: 0	LOB: 0	2B: 1	SAC: 0	PB: 0	PA: 33
K: 1	BB: 0	K: 1	BB: 0	K: 1	BB: 0	K: 1	BB: 0	K: 0	BB: 0	K: 0	BB: 1	K: 0	BB: 1	K: 0	BB: 0	K: 1	BB: 0	K: 1	BB: 0	K: 1	BB: 0	K: 1	BB: 0	3B: 0	DP: 3	SB: 0	PA: 33
S: 5	P: 5	S: 5	P: 5	S: 7	P: 6	S: 6	P: 6	S: 3	P: 4	S: 3	P: 7	S: 3	P: 3	S: 5	P: 5	S: 5	P: 3	S: 5	P: 5	S: 5	P: 5	S: 5	P: 3	HR: 0	HBP: 1	CS: 1	PA: 33

PITCHER	IP	WLS	BF	H	R	ER	SO	BB	IBB	HBP	BLK	WP	HR	S	P	ERA	WHIP	PITCHER	IP	WLS	BF	H	R	ER	SO	BB	IBB	HBP	BLK	WP	HR	S	P	ERA	WHIP		
Bob Turley, R (1, 1) ERA: 0.83	9.0	W	33	5	0	0	6	1	0	1	0	0	0	43	48	0.00	0.667																				

**BOTTOM**

**New York Yankees @ Washington Senators**  
 Griffith Stadium, Washington, DC  
 Sun May 18 1958, 3:38 AM EDT  
 Att. 27,704 - Unknown

AB	31
R	0
H	5
RBI	0
BB	1
SO	6
LOB	18



WP: 0	PA: 33
PB: 0	
SB: 0	
CS: 1	

livebaseballscores.com

Batter	1	2	3	4	5	6	7	8	9	AB R H RBI BB SO LOB	TOP											
Rocky Bridges, R (1, 6) OBP: 0.386, SLG: 0.384	0-0 F7	0-0 F7			0-0 F7		0-0 F3		0-0 F8	5 0 0 0 0 0 1												
Herb Plews, L (1, 5) OBP: 0.280, SLG: 0.360	0-0 BB 1B 1B		0-0 6-3 FC1 2B		0-0 1-3		0-0 BB 2B		0-0 1B	5 2 4 0 0 0 0												
Clint Courtney, L (1, 2) OBP: 0.333, SLG: 0.344	0-0 BB 1B 1B		0-0 6-3 2-3		0-0 1B		4-0 BB BB		0-0 4-3	4 1 2 0 1 0 2												
Roy Sievers, R (1, 7) OBP: 0.382, SLG: 0.494	4-0 CS 1B BB		0-0 FC1 4-3 3-H		0-0 F7		4-0 BB BB			2 0 0 1 2 0 1												
Jim Lemon, R (1, 9) OBP: 0.319, SLG: 0.358	0-0 1B 1-2 2-H 3-H		0-0 4-3 2-3			0-0 2B 1B	0-0 FC5-4 1-2f			4 0 2 2 0 0 4												
Norm Zauchin, R (1, 3) OBP: 0.387, SLG: 0.426	0-3 K 2-3		0-3 K 2-3			0-0 2B		0-0 4-3		2 0 0 0 0 2 3												
Julio Becquer, L (3, 3) OBP: 0.238, SLG: 0.286						1-2 2B				2 0 1 0 0 0 0												
Faye Throneberry, L (1, 8) OBP: 0.211, SLG: 0.118		0-0 4-3		0-0 F7		0-3 K		0-3 K		4 0 0 0 0 2 1												
Ken Aspromonte, R (1, 4) OBP: 0.325, SLG: 0.329		0-0 SH1-4 1B		0-0 5-3		0-0 1-3		0-0 3-1		4 0 1 0 0 0 1												
Hal Griggs, R (1, 1) OBP: 0.429, SLG: 0.857		0-0 SH1-4		0-3 K			0-0 F2		0-0 F7	0 0 0 0 0 0 0												
Dick Hyde, R (1, 1)										1 0 0 0 0 1 0												
Eddie Yost, R (7, PH) OBP: 0.333, SLG: 0.262										1 0 0 0 0 0 0												
Chuck Stobbs, L (7, 1)										0 0 0 0 0 0 0												
Neil Chrisley, L (9, PH) OBP: 0.234, SLG: 0.467										1 0 0 0 0 0 0												
<b>Inning Stats</b>	R: 2 E: 0 K: 1 S: 7	H: 3 LOB: 2 BB: 1 P: 11	R: 0 E: 0 K: 0 S: 4	H: 1 LOB: 1 BB: 0 P: 4	R: 1 E: 1 K: 1 S: 7	H: 1 LOB: 1 BB: 0 P: 7	R: 0 E: 0 K: 1 S: 5	H: 0 LOB: 0 BB: 0 P: 5	R: 0 E: 0 K: 0 S: 4	H: 1 LOB: 1 BB: 0 P: 4	R: 0 E: 0 K: 0 S: 6	H: 2 LOB: 1 BB: 0 P: 6	R: 0 E: 0 K: 0 S: 4	H: 1 LOB: 3 BB: 2 P: 12	R: 0 E: 0 K: 1 S: 5	H: 0 LOB: 0 BB: 0 P: 5	R: 0 E: 0 K: 0 S: 4	H: 1 LOB: 1 BB: 0 P: 4	1B: 7 2B: 4 3B: 0 HR: 0	SF: 0 SAC: 1 DP: 1 HBP: 0	WP: 0 PB: 0 SB: 0 CS: 1	PA: 39
<b>PITCHER</b> Ned Garver, R (1, 1) ERA: 3.26	IP: 9.0 WLS: W BF: 39 H: 10 R: 3 ER: 3 SO: 5 BB: 3 IBB: 0 HBP: 0 BLK: 0 WP: 0 HR: 0 S: 46 P: 58 ERA: 3.00 WHIP: 1.444											<b>PITCHER</b>	IP: 9.0 WLS: W BF: 39 H: 10 R: 3 ER: 3 SO: 5 BB: 3 IBB: 0 HBP: 0 BLK: 0 WP: 0 HR: 0 S: 46 P: 58 ERA: 3.00 WHIP: 1.444									

Washington Senators @ Kansas City Athletics  
Municipal Stadium, Kansas City, MO  
Tue May 20 1958, 8:05 PM EDT  
Att. 9,058 - Unknown

livebaseballscorecards.com

AB	35
R	3
H	10
RBI	3
BB	3
SO	5
LOB	13



Batter	1	2	3	4	5	6	7	8	9
Mike Baxes, R OBP: 0.304, SLG: 0.262 (1, 4)	0-0 2B 1B 1B		0-0 4-3		0-0 3B 1B	H 1-0 CS HBP		0-0 P3	
Bob Martyn, L OBP: 0.423, SLG: 0.565 (1, 7)	0-0 1B 1-3 6-3 2B		0-0 4-3		0-0 1B 3B	B B B B 4-0 FC5 BB 1-2 BB			
Hector Lopez, R OBP: 0.328, SLG: 0.398 (1, 5)	0-0 6-3 2-3 3-H 1B		0-0 1B		0-0 FC1-6 1B E 1B	B B B B 4-0 1-2 BB			
Vic Power, R OBP: 0.286, SLG: 0.411 (1, 3)	0-0 6-3		0-0 F9		0-0 FC1-6 1B	0-0 FC5			
Bill Tuttle, R OBP: 0.362, SLG: 0.330 (1, 9)	0-0 G4-6-3 1B			0-0 5-3 1B	0-0 FC1-6 E		0-0 G4-6-3 1B		
Woodie Held, R OBP: 0.326, SLG: 0.345 (1, 8)	0-0 G4-6-3			0-0 5-3	0-0 E1		0-0 P6		
Frank House, L OBP: 0.237, SLG: 0.281 (1, 2)		0-0 F7		0-0 F8	0-0 4-3		0-0 G4-6-3		
Joe Demaestri, R OBP: 0.256, SLG: 0.325 (1, 6)		0-0 5-3		0-3 K		0-0 HR	0-0 P4		
Ned Garver, R OBP: 0.100, SLG: 0.053 (1, 1)		0-3 K			0-0 1-3	0-0 F8	0-3 K		

Inning Stats	R: 3	H: 4	E: 0	LOB: 0	K: 0	P: 6	R: 0	H: 0	E: 0	LOB: 0	K: 1	P: 5	R: 0	H: 1	E: 0	LOB: 1	K: 0	P: 4	R: 0	H: 0	E: 0	LOB: 0	K: 1	P: 5	R: 0	H: 1	E: 0	LOB: 0	K: 0	P: 3	R: 0	H: 0	E: 0	LOB: 0	K: 1	P: 5
	S: 6	BB: 0	S: 5	BB: 0	S: 4	BB: 0	S: 6	BB: 0	S: 8	BB: 2	S: 3	BB: 0	S: 5	BB: 0	S: 3	BB: 12	S: 5	BB: 0	S: 5	BB: 0	S: 5	BB: 0	S: 5	BB: 0	S: 5	BB: 0	S: 3	BB: 3	S: 5	BB: 0	S: 5	BB: 0	S: 5	BB: 0		

PITCHER	IP	WLS	BF	H	R	ER	SO	BB	IBB	HBP	BLK	WP	HR	S	P	ERA	WHIP
Hal Griggs, R ERA: 6.86 (1, 1)	0.1		5	4	3	3	0	0	0	0	0	0	0	5	5	81.00	12.000
Dick Hyde, R ERA: 1.85 (1, 1)	5.2	L	26	7	4	3	2	2	0	1	0	0	1	27	36	4.76	1.588
Chuck Stobbs, L ERA: 5.66 (7, 1)	2.0		6	1	0	0	1	0	0	0	0	0	0	8	8	0.00	0.500

**BOTTOM**


Washington Senators @ Kansas City Athletics  
Municipal Stadium, Kansas City, MO

Tue May 20 1958, 8:05 PM EDT  
Att. 9,058 - Unknown

AB	R	H	RBI	BB	SO	LOB
4	2	2	0	0	0	0
3	2	2	1	1	0	0
3	2	3	2	1	0	0
4	0	1	1	0	0	4
4	0	3	1	0	0	2
4	0	0	0	0	0	4
4	0	0	0	0	0	4
4	1	1	1	0	1	1
4	0	0	0	0	2	0

AB	34
R	7
H	12
RBI	6
BB	2
SO	3
LOB	15

WP: 0 PA: 37  
PB: 0  
SB: 0  
CS: 1



PITCHER	IP	WLS	BF	H	R	ER	SO	BB	IBB	HBP	BLK	WP	HR	S	P	ERA	WHIP
Hal Griggs, R ERA: 6.86 (1, 1)	0.1		5	4	3	3	0	0	0	0	0	0	0	5	5	81.00	12.000
Dick Hyde, R ERA: 1.85 (1, 1)	5.2	L	26	7	4	3	2	2	0	1	0	0	1	27	36	4.76	1.588
Chuck Stobbs, L ERA: 5.66 (7, 1)	2.0		6	1	0	0	1	0	0	0	0	0	0	8	8	0.00	0.500

Batter	1	2	3	4	5	6	7	8	9	AB R H RBI BB SO LOB	TOP	
Rocky Bridges, R (1, 6) OBP: 0.378, SLG: 0.375	0-0 F7		0-0 1B BB		0-0 1-3			0-3 K	0-0 F8	5 1 1 0 0 1 0		
Albie Pearson, L (1, 8) OBP: 0.406, SLG: 0.341	0-0 1B		4-0 1B FC3-2 BB		0-0 1B CS			0-0 1B 2B		3 1 3 0 1 0 0		
Herb Plews, L (1, 5) OBP: 0.310, SLG: 0.379	0-3 K		0-0 FC3-2 1B 1-3 2-H		0-0 CS 1-2	0-0 P6		0-0 1B 2-H		4 0 2 2 0 1 1		
Clint Courtney, L (1, 2) OBP: 0.321, SLG: 0.330	0-0 4-3		0-0 FC3-2 G6-4-3 1-2 3-H		0-0 4-3	0-0 4-3		0-0 P4		4 0 0 0 0 0 4		
Jim Lemon, R (1, 9) OBP: 0.317, SLG: 0.382		0-0 HR	0-0 G6-4-3 1-2f		0-0 1-3	0-0 1-3		0-3 K		4 1 1 1 0 1 3		
Neil Christley, L (1, 7) OBP: 0.255, SLG: 0.469		0-0 1B		0-0 G1-4-3 1B		0-0 F9		0-0 F7		4 0 2 0 0 0 0		
Norm Zauchin, R (1, 3) OBP: 0.391, SLG: 0.454		0-3 K		0-0 G1-4-3 1-2f		0-0 HR		4-0 HR BB		3 2 1 1 1 1 2		
Ken Aspromonte, R (1, 4) OBP: 0.321, SLG: 0.365		0-0 F9		0-0 F5		0-0 P6		0-0 HR		4 1 1 2 0 0 1		
Russ Kemmerer, R (1, 1) OBP: 0.321, SLG: 0.365		0-3 K		0-3 K		0-3 K		0-3 K		4 0 0 0 0 4 1		
<b>Inning Stats</b>	R: 0 E: 0 K: 1 S: 6 H: 1 LOB: 1 BB: 0 P: 6	R: 1 E: 0 K: 2 S: 9 H: 2 LOB: 1 BB: 0 P: 9	R: 1 E: 0 K: 0 S: 4 H: 2 LOB: 1 BB: 1 P: 8	R: 0 E: 0 K: 0 S: 3 H: 1 LOB: 0 BB: 0 P: 3	R: 0 E: 0 K: 1 S: 5 H: 1 LOB: 0 BB: 0 P: 5	R: 0 E: 0 K: 0 S: 3 H: 0 LOB: 0 BB: 0 P: 3	R: 1 E: 0 K: 1 S: 6 H: 1 LOB: 0 BB: 0 P: 6	R: 1 E: 0 K: 2 S: 9 H: 2 LOB: 1 BB: 0 P: 9	R: 2 E: 0 K: 1 S: 6 H: 1 LOB: 0 BB: 1 P: 10	1B: 7 2B: 1 3B: 0 HR: 3 SF: 0 SAC: 0 DP: 2 HBP: 0	WP: 0 PB: 0 SB: 0 CS: 1 PA: 38	
<b>PITCHER</b>	IP WLS BF H R ER SO BB IBB HBP BLK WP HR S P ERA WHIP											
Ralph Terry, R (1, 1) ERA: 4.15	7.0 L 27 8 3 3 5 1 0 0 0 0 2 36 40 3.86 1.286											
Virgil Trucks, R (8, 1) ERA: 2.84	2.0 10 3 3 3 3 1 0 0 0 0 1 15 19 13.50 2.000											

Washington Senators @ Kansas City Athletics  
Municipal Stadium, Kansas City, MO  
Wed May 21 1958, 4:33 AM EDT  
Att. 5,561 - Unknown

livebaseballscorecards.com

AB	35
R	6
H	11
RBI	6
BB	2
SO	8
LOB	12



Batter	1	2	3	4	5	6	7	8	9	AB	R	H	RBI	BB	SO	LOB
Mike Baxes, R (1, 4) OBP: 0.294, SLG: 0.252	0-0 F8 ①		0-0 F9 ②		0-0 6-3 ②			0-0 F8 ①		4	0	0	0	0	0	0
Bob Martyn, L (1, 7) OBP: 0.433, SLG: 0.593	0-0 1B		0-0 2B		0-0 F5 ③			0-0 F8 ②		4	0	2	0	0	0	0
Hector Lopez, R (1, 5) OBP: 0.325, SLG: 0.387	0-0 P4 ②		4-0 BB		0-0 F9 ①			0-0 F8 ③		3	0	0	0	1	0	1
Vic Power, R (1, 3) OBP: 0.276, SLG: 0.396	0-0 F8 ③		0-0 6-3 ③		0-0 E9			0-0 F8 ①		4	0	0	0	0	0	3
Bill Tuttle, R (1, 9) OBP: 0.358, SLG: 0.347		0-0 5-3 ①		0-0 SF9 3B		0-0 6-3 ②		0-0 F8 ②		4	1	1	0	0	0	1
Woodie Held, R (1, 8) OBP: 0.313, SLG: 0.333		0-0 P4 ②		0-0 SF9 ①		0-0 6-3 ③		0-0 P6 ③		3	0	0	1	0	0	1
Frank House, L (1, 2) OBP: 0.250, SLG: 0.293		0-0 1B		0-0 P4 ②		0-0 F8 ①				1	0	1	0	0	0	0
Hal Smith, R (2, PR) OBP: 0.321, SLG: 0.500		0-0 1B		0-0 P4 ②		0-0 F8 ①				2	0	0	0	0	0	0
Joe Demaestri, R (1, 6) OBP: 0.247, SLG: 0.313		0-0 F3 ③		0-3 K ③		0-3 K ②				3	0	0	0	0	2	1
Ralph Terry, R (1, 1) OBP: 0.133, SLG: 0.133			0-3 K ①		0-3 K ①					2	0	0	0	0	2	0
Whitey Herzog, L (7, PH)										1	0	0	0	0	1	0
Virgil Trucks, R (8, 1)										0	0	0	0	0	0	0

**BOTTOM**

Washington Senators @ Kansas City Athletics  
Municipal Stadium, Kansas City, MO

Wed May 21 1958, 4:33 AM EDT  
Att. 5,561 - Unknown

AB	31
R	1
H	4
RBI	1
BB	1
SO	5
LOB	7



Inning Stats	R: 0	H: 1	E: 0	LOB: 1	K: 0	BB: 0	S: 4	P: 4	R: 0	H: 1	E: 0	LOB: 1	K: 0	BB: 0	S: 4	P: 4	R: 0	H: 1	E: 0	LOB: 2	K: 1	BB: 1	S: 6	P: 10	R: 1	H: 1	E: 0	LOB: 0	K: 1	BB: 0	S: 6	P: 6	R: 0	H: 0	E: 0	LOB: 0	K: 1	BB: 0	S: 5	P: 5	R: 0	H: 0	E: 1	LOB: 1	K: 0	BB: 0	S: 4	P: 4	R: 0	H: 0	E: 0	LOB: 0	K: 2	BB: 0	S: 7	P: 7	R: 0	H: 0	E: 0	LOB: 0	K: 0	BB: 0	S: 3	P: 3	R: 0	H: 0	E: 0	LOB: 0	K: 0	BB: 0	S: 3	P: 3	R: 0	H: 0	E: 0	LOB: 0	K: 0	BB: 0	S: 3	P: 3
PITCHER Russ Kemmerer, R (1, 1) ERA: 3.8	IP	WLS	BF	H	R	ER	SO	BB	IBB	HBP	BLK	WP	HR	S	P	ERA	WHIP																																																															
																PITCHER	IP	WLS	BF	H	R	ER	SO	BB	IBB	HBP	BLK	WP	HR	S	P	ERA	WHIP																																															

WP: 0	PA: 33
PB: 0	
SB: 1	
CS: 0	

Batter	1	2	3	4	5	6	7	8	9	AB R H RBI BB SO LOB	TOP																													
Albie Pearson, L (1, 8) OBP: 0.387, SLG: 0.323	0-0 F7		0-0 F7		0-0 E3		0-0 G3		0-0 P5	5 0 0 0 0 0 3	<b>Washington Senators @ Cleveland Indians</b> Cleveland Municipal Stadium, Cleveland, OH Thu May 22 1958, 7:05 PM EDT Att. 2,507 - Unknown																													
Herb Plews, L (1, 5) OBP: 0.303, SLG: 0.344	4-0 BB		0-0 5-3		0-0 F5		0-0 F8			3 0 0 0 1 0 3																														
Clint Courtney, L (1, 2) OBP: 0.319, SLG: 0.327	0-0 P5			0-0 F7		0-0 2B SF9 1B		0-0 F7		4 1 1 0 0 0 1																														
Jim Lemon, R (1, 9) OBP: 0.315, SLG: 0.372	0-0 F3			4-0 2B BB		0-0 F3		0-0 5-3		3 0 0 0 1 0 2																														
Neil Chrisley, L (1, 7) OBP: 0.273, SLG: 0.481		0-3 K		0-0 F9		0-0 SF9 2B		4-0 S BB		3 0 1 0 1 1 1																														
Rocky Bridges, R (1, 6) OBP: 0.382, SLG: 0.402		0-0 2B		0-0 1-H 2B		0-0 SF9		0-3 K		3 0 2 1 0 1 1																														
Norm Zauchin, R (1, 3) OBP: 0.390, SLG: 0.444		4-0 BB			0-0 F8		0-0 5-3		0-0 4-3	2 0 0 0 1 0 1																														
Julio Becquer, L (9, PH) OBP: 0.227, SLG: 0.273		G6-4-3 BB								1 0 0 0 0 0 0																														
Ken Aspromonte, R (1, 4) OBP: 0.330, SLG: 0.364		0-0 G6-4-3			0-3 K		4-0 G3 SH5-4 BB		0-0 1B	3 0 1 0 1 1 2																														
Camilo Pascual, R (1, 1) OBP: 0.200, SLG: 0.200			0-3 K		0-0 E 1B		0-0 SH5-4		0-3 K	0 0 0 0 0 0 0																														
Ossie Alvarez, R (3, PH) OBP: 0.200, SLG: 0.200										1 0 0 0 0 1 0																														
Tex Clevenger, R (3, 1) OBP: 0.667, SLG: 0.500										1 0 1 0 0 0 0																														
Roy Sievers, R (9, PH) OBP: 0.379, SLG: 0.489										1 0 0 0 0 1 1																														
<b>Inning Stats</b>	R: 0 E: 0 K: 0 S: 3	H: 0 LOB: 1 BB: 1 P: 7	R: 0 E: 0 K: 1 S: 5	H: 1 LOB: 1 BB: 1 P: 9	R: 0 E: 0 K: 1 S: 5	H: 0 LOB: 0 BB: 0 P: 5	R: 0 E: 0 K: 0 S: 3	H: 1 LOB: 2 BB: 1 P: 7	R: 0 E: 1 K: 1 S: 7	H: 1 LOB: 2 BB: 0 P: 7	R: 1 E: 0 K: 0 S: 5	H: 2 LOB: 1 BB: 0 P: 5	R: 0 E: 0 K: 0 S: 3	H: 0 LOB: 1 BB: 1 P: 7	R: 0 E: 0 K: 1 S: 6	H: 0 LOB: 1 BB: 1 P: 9	R: 0 E: 0 K: 1 S: 6	H: 1 LOB: 1 BB: 0 P: 6	1B: 3 2B: 3 3B: 0 HR: 0	SF: 1 SAC: 1 DP: 1 HBP: 0	WP: 0 PB: 0 SB: 1 CS: 0	PA: 37																		
<b>PITCHER</b> Mudcat Grant, R (1, 1) ERA: 3.09	IP 9.0	WLS W	BF 37	H 6	R 1	ER 1	SO 5	BB 5	IBB 0	HBP 0	BLK 0	WP 0	HR 0	S 42	P 62	ERA 1.00	WHIP 1.222						PITCHER	IP	WLS	BF	H	R	ER	SO	BB	IBB	HBP	BLK	WP	HR	S	P	ERA	WHIP

livebaseballscorecards.com

AB	30
R	1
H	6
RBI	1
BB	5
SO	5
LOB	15





Batter	1	2	3	4	5	6	7	8	9	AB	R	H	RBI	BB	SO	LOB
Gary Geiger, L (1, 8) OBP: 0.364, SLG: 0.307	0-3 K		0-0 5-3		0-0 WP 1-2 1B			0-0 3-1		4	0	1	0	0	1	0
Bobby Avila, R (1, 4) OBP: 0.350, SLG: 0.442	0-3 K		0-0 F7		0-0 F8 1-2 2-3			0-0 1B 2B		4	1	1	0	0	1	2
Minnie Minoso, R (1, 7) OBP: 0.353, SLG: 0.415	0-0 6-3				0-0 F9			0-0 F7		4	0	0	0	0	0	1
Preston Ward, L (1, 5) OBP: 0.373, SLG: 0.452		0-3 K			0-3 K			0-0 G3		4	0	1	1	0	2	0
Billy Moran, R (8, PR) OBP: 0.190, SLG: 0.185								0-0 2B 1B		0	1	0	0	0	0	0
Mickey Vernon, L (1, 3) OBP: 0.435, SLG: 0.580		0-0 F8			4-0 BB			0-0 1H 2B		2	0	1	1	2	0	0
Roger Maris, L (1, 9) OBP: 0.312, SLG: 0.490		0-0 1B			0-0 F7			4-0 IBB		3	0	1	0	1	0	2
Russ Nixon, L (1, 2) OBP: 0.303, SLG: 0.400		0-3 K			0-0 4-3			0-0 F7 G3		4	0	0	0	0	1	3
Billy Harrell, R (1, 6) OBP: 0.286, SLG: 0.383			0-0 HR		0-3 K			0-0 F7		3	1	1	1	0	1	0
Mudcat Grant, R (1, 1) OBP: 0.143, SLG: 0.100			0-0 5-3		4-0 WP 1B BB			0-0 1-3		2	0	0	0	1	0	0

Inning Stats	R: 0	H: 0	E: 0	K: 2	S: 7	R: 0	H: 1	E: 0	K: 2	S: 8	R: 1	H: 1	E: 0	K: 0	S: 4	R: 0	H: 0	E: 0	K: 1	S: 5	R: 0	H: 1	E: 0	K: 1	S: 6	R: 0	H: 0	E: 0	K: 0	S: 3	R: 0	H: 0	E: 0	K: 0	S: 3	R: 2	H: 3	E: 0	K: 0	S: 6	R: 0	H: 3	E: 0	K: 0	S: 6
	LOB: 0	BB: 0	P: 7			LOB: 1	BB: 0	P: 8			LOB: 0	BB: 0	P: 4			LOB: 1	BB: 1	P: 9			LOB: 2	BB: 1	P: 10			LOB: 1	BB: 1	P: 7			LOB: 0	BB: 0	P: 3			LOB: 2	BB: 1	P: 10			LOB: 0	BB: 0	P: 10		

PITCHER	IP	WLS	BF	H	R	ER	SO	BB	IBB	HBP	BLK	WP	HR	S	P	ERA	WHIP
Camilo Pascual, R (1, 1) ERA: 3.46	2.0		7	1	0	0	4	0	0	0	0	0	0	15	15	0.00	0.500
Tex Clevenger, R (3, 1) ERA: 2.73	6.0	L	27	5	3	3	2	3	1	0	0	1	1	27	43	4.50	1.333

**BOTTOM**

**Washington Senators @ Cleveland Indians**  
**Cleveland Municipal Stadium, Cleveland, OH**  
 Thu May 22 1958, 7:05 PM EDT  
 Att. 2,507 - Unknown

[livebaseballscorecards.com](http://livebaseballscorecards.com)

<b>AB</b>	<b>30</b>
<b>R</b>	<b>3</b>
<b>H</b>	<b>6</b>
<b>RBI</b>	<b>3</b>
<b>BB</b>	<b>4</b>
<b>SO</b>	<b>6</b>
<b>LOB</b>	<b>8</b>



WP	PA	ERA	WHIP
1	34		

Batter	1	2	3	4	5	6	7	8	9	AB R H RBI BB SO LOB	TOP	
Albie Pearson, L (1, 8) OBP: 0.374, SLG: 0.309	0-0 5-3		0-0 6-3			0-0 3-1		0-0 L4		4 0 0 0 0 0 1	<b>Washington Senators @ Cleveland Indians</b> <b>Cleveland Municipal Stadium, Cleveland, OH</b> Fri May 23 1958, 7:05 PM EDT Att. 5,394 - Unknown <a href="http://livebaseballscorecards.com">livebaseballscorecards.com</a>	
Herb Plews, L (1, 5) OBP: 0.297, SLG: 0.333	0-0 1B		0-0 4-3			0-0 4-3		0-0 F8	4 1 1 0 0 0 0			
Clint Courtney, L (1, 2) OBP: 0.308, SLG: 0.314	0-0 F9		0-0 F3			0-0 3-1		0-0 4-3	4 0 0 0 0 0 1			
Jim Lemon, R (1, 9) OBP: 0.320, SLG: 0.365	4-0 1B BB		4-0 CS BB			0-0 4-3		0-0 5-3	2 0 0 0 2 0 0			
Neil Chrisley, L (1, 7) OBP: 0.276, SLG: 0.473	0-0 1B		0-0 F9			0-0 F8			3 0 1 1 0 0 1			
Rocky Bridges, R (1, 6) OBP: 0.373, SLG: 0.391	0-0 5-3		0-0 5-3			0-0 6-3			3 0 0 0 0 0 3			
Julio Becquer, L (1, 3) OBP: 0.240, SLG: 0.280		0-0 L8		0-0 6-3			0-0 SH1-3 6-3 1B		3 0 1 0 0 0 0			
Ken Aspromonte, R (1, 4) OBP: 0.319, SLG: 0.350		0-0 L4		0-0 F9			0-0 6-3		3 0 0 0 0 0 1			
Pedro Ramos, S (1, 1) OBP: 0.136, SLG: 0.136		0-3 K		0-3 K			0-0 SH1-3		2 0 0 0 0 2 0			
<b>Inning Stats</b>	R: 1 H: 2 E: 0 LOB: 2 K: 0 BB: 1 S: 5 P: 9	R: 0 H: 0 E: 0 LOB: 0 K: 1 BB: 0 S: 5 P: 5	R: 0 H: 0 E: 0 LOB: 0 K: 0 BB: 0 S: 3 P: 3	R: 0 H: 0 E: 0 LOB: 0 K: 0 BB: 1 S: 2 P: 6	R: 0 H: 0 E: 0 LOB: 0 K: 1 BB: 0 S: 5 P: 5	R: 0 H: 0 E: 0 LOB: 0 K: 0 BB: 0 S: 3 P: 3	R: 0 H: 0 E: 0 LOB: 0 K: 0 BB: 0 S: 3 P: 3	R: 0 H: 1 E: 0 LOB: 1 K: 0 BB: 0 S: 4 P: 4	R: 0 H: 0 E: 0 LOB: 0 K: 0 BB: 0 S: 3 P: 3	1B: 3 SF: 0 2B: 0 SAC: 1 3B: 0 DP: 0 HR: 0 HBP: 0	WP: 0 PA: 31 PB: 0 SB: 1 CS: 1	
<b>PITCHER</b> Cal McLish, R (1, 1) ERA: 3.34	IP WLS BF H R ER SO BB IBB HBP BLK WP HR S P ERA WHIP	9.0 W 31 3 1 1 2 2 0 0 0 0 0 0 33 41 1.00 0.556										



Batter	1	2	3	4	5	6	7	8	9	AB	R	H	RBI	BB	SO	LOB
--------	---	---	---	---	---	---	---	---	---	----	---	---	-----	----	----	-----

<b>Gary Geiger, L</b> <small>OBP: 0.359, SLG: 0.316</small> (1, 8)	 0-0	 0-0		 0-0			 0-0			4	1	1	0	0	0	3
<b>Bobby Avila, R</b> <small>OBP: 0.355, SLG: 0.434</small> (1, 4) <small>(9, 5)</small>	 4-0		 0-0	 0-0			 4-0			2	0	0	0	2	0	2
<b>Larry Doby, L</b> <small>OBP: 0.190, SLG: 0.150</small> (1, 7)	 0-0		 0-0		 0-3		 0-0			4	0	0	0	0	1	3
<b>Minnie Mino, R</b> <small>OBP: 0.353, SLG: 0.415</small> (8, 7)	 0-0						 0-0			0	0	0	0	0	0	0
<b>Preston Ward, L</b> <small>OBP: 0.394, SLG: 0.470</small> (1, 5)	 0-0		 0-0		 0-0		 0-0			4	0	3	1	0	0	0
<b>Billy Moran, R</b> <small>OBP: 0.190, SLG: 0.185</small> (8, PR) <small>(9, 4)</small>	 1-2 2-H									0	0	0	0	0	0	0
<b>Mickey Vernon, L</b> <small>OBP: 0.427, SLG: 0.565</small> (1, 3)	 0-3		 0-0		 0-0		 0-0			4	0	1	0	0	1	4
<b>Roger Maris, L</b> <small>OBP: 0.310, SLG: 0.480</small> (1, 9)	 0-3			 0-0	 0-0		 0-0			4	1	1	0	0	1	4
<b>Russ Nixon, L</b> <small>OBP: 0.300, SLG: 0.392</small> (1, 2)		 0-3		 0-0		 0-0		 0-0		4	0	1	0	0	1	1
<b>Billy Harrell, R</b> <small>OBP: 0.273, SLG: 0.365</small> (1, 6)		 0-0		 0-0		 0-0				3	0	0	1	0	0	1
<b>Cal McLish, S</b> (1, 1)		 4-0		 4-0		 0-3				1	0	0	0	2	1	0

Inning Stats	R: 1	H: 2	R: 0	H: 0	R: 0	H: 1	R: 1	H: 2	R: 0	H: 1	R: 0	H: 0	R: 0	H: 1	R: 0	H: 0	R: 0	H: 1
	E: 0	LOB: 2	E: 0	LOB: 1	E: 0	LOB: 1	E: 0	LOB: 2	E: 0	LOB: 0	E: 0	LOB: 0	E: 0	LOB: 2	E: 0	LOB: 0	E: 0	LOB: 2
	K: 2	BB: 1	K: 1	BB: 1	K: 0	BB: 0	K: 0	BB: 1	K: 1	BB: 0	K: 0	BB: 1	K: 0	BB: 0	K: 0	BB: 1	K: 0	BB: 0
	S: 9	P: 13	S: 5	P: 9	S: 4	P: 4	S: 5	P: 9	S: 6	P: 6	S: 5	P: 5	S: 2	P: 6	S: 4	P: 4	S: 4	P: 4

PITCHER	IP	WLS	BF	H	R	ER	SO	BB	IBB	HBP	BLK	WP	HR	S	P	ERA	WHIP
<b>Pedro Ramos, R</b> <small>ERA: 3.14</small> (1, 1)	8.0	L	34	7	2	2	5	4	0	0	1	0	0	40	56	2.25	1.375

**BOTTOM**

**Washington Senators @ Cleveland Indians**  
 Cleveland Municipal Stadium, Cleveland, OH  
 Fri May 23 1958, 7:05 PM EDT  
 Att. 5,394 - Unknown

AB	30
R	2
H	7
RBI	2
BB	4
SO	5
LOB	18



WP	PA	ERA	WHIP
0	34		



BOTTOM

Washington Senators @ Cleveland Indians  
Cleveland Municipal Stadium, Cleveland, OH

Sat May 24 1958, 3:33 AM EDT  
Att. 3,620 - Unknown

livebaseballscorecards.com

AB	33
R	3
H	11
RBI	2
BB	2
SO	3
LOB	11



WP:	0	PA:	36
PB:	0	SB:	0
CS:	0		

AB R H RBI BB SO LOB


4	1	1	0	0	1	0
4	0	2	0	0	0	1
3	0	1	1	0	0	1
3	0	0	0	1	1	3
0	0	0	0	0	0	0
0	0	0	0	0	0	0
4	1	2	0	0	0	1
3	0	2	1	0	0	0
1	0	0	0	0	0	1
3	0	1	0	0	0	2
1	0	0	0	0	0	0
3	0	1	0	1	1	1
3	1	1	0	0	0	1
0	0	0	0	0	0	0
0	0	0	0	0	0	0
1	0	0	0	0	0	0

1B:	9	SF:	0
2B:	2	SAC:	1
3B:	0	DP:	1
HR:	0	HBP:	0

Batter	1	2	3	4	5	6	7	8	9
Billy Harrell, R OBP: 0.271, SLG: 0.358 (1, 6)	0-0 P3 1B		0-0 E1 SH3-4 1B		0-3 K 1B		0-0 F8 1B		
Bobby Avila, R OBP: 0.360, SLG: 0.445 (1, 4)	0-0 4-3 1B		0-0 F9 1B		0-0 1B K 2B		0-0 4-3 1B		
Minnie Minoso, R OBP: 0.353, SLG: 0.414 (1, 7)	0-0 4-3 1-2		0-0 SH3-4 3-H		0-0 2-3 1B		0-0 P4 1B		
Rocky Colavito, R OBP: 0.388, SLG: 0.373 Dick Tomanek, L OBP: 0.091, SLG: 0.091 Jay Porter, R OBP: 0.250, SLG: 0.250 (1, 9) (8, PR) (9, 2)	0-0 F7 1B		0-0 P3 1B		0-3 K 3-H		4-0 BB 1B		
Preston Ward, L OBP: 0.400, SLG: 0.486 (1, 3)		0-0 G3-6-3 1B 1B		0-0 1B 2B		0-0 P3 1B		0-0 F5 1B	
Dick Brown, R OBP: 0.338, SLG: 0.492 Gary Geiger, L OBP: 0.355, SLG: 0.313 (1, 2) (8, PH) (9, 9)		0-0 G3-6-3 1-2 1B		0-0 2-H 1B		0-0 3-1 1B		0-0 2-3 1B	
Chico Carrasquel, R OBP: 0.300, SLG: 0.337 Mickey Vernon, L OBP: 0.423, SLG: 0.558 (1, 5) (9, PH)		0-0 G3-6-3 1-2f 2-3 1B		0-0 F5 1B		0-0 E 8-6-2 1B		0-0 P6 1B	
Roger Maris, L OBP: 0.316, SLG: 0.476 (1, 8)		0-0 3-1 1B		0-0 1B		4-0 BB 1-2 BB		0-3 K 1B	
Don Mossi, L OBP: 0.077, SLG: 0.083 Mike Garcia, R Don Ferrarese, R Russ Nixon, L OBP: 0.296, SLG: 0.388 (1, 1) (8, 1) (8, 1) (9, PH)			0-0 1B E 1B		0-0 F9 1B		0-0 8-6-2 2-H 1B	0-0 4-3 1B	0-0 6-3 1B

Inning Stats	R: 0	H: 1	E: 0	LOB: 1	K: 0	BB: 0	S: 4	R: 0	H: 2	E: 0	LOB: 1	K: 0	BB: 0	S: 4	R: 2	H: 2	E: 1	LOB: 0	K: 0	BB: 0	S: 5	R: 1	H: 3	E: 0	LOB: 1	K: 0	BB: 0	S: 5	R: 0	H: 2	E: 0	LOB: 1	K: 2	BB: 0	S: 8	R: 0	H: 1	E: 1	LOB: 2	K: 0	BB: 1	S: 3	R: 0	H: 0	E: 0	LOB: 0	K: 0	BB: 0	S: 3	R: 0	H: 0	E: 0	LOB: 1	K: 0	BB: 1	S: 3	R: 0	H: 0	E: 0	LOB: 0	K: 1	BB: 0	S: 5	R: 0	H: 0	E: 0	LOB: 0	K: 0	BB: 0	S: 5	1B: 9	SF: 0	2B: 2	SAC: 1	3B: 0	DP: 1	HR: 0	HBP: 0	WP: 0	PA: 36
--------------	------	------	------	--------	------	-------	------	------	------	------	--------	------	-------	------	------	------	------	--------	------	-------	------	------	------	------	--------	------	-------	------	------	------	------	--------	------	-------	------	------	------	------	--------	------	-------	------	------	------	------	--------	------	-------	------	------	------	------	--------	------	-------	------	------	------	------	--------	------	-------	------	------	------	------	--------	------	-------	------	-------	-------	-------	--------	-------	-------	-------	--------	-------	--------

PITCHER	IP	WLS	BF	H	R	ER	SO	BB	IBB	HBP	BLK	WP	HR	S	P	ERA	WHIP
Chuck Stobbs, L ERA: 4.55 (1, 1)	7.0	W	30	11	3	1	2	1	0	0	0	0	0	32	36	1.29	1.714
Bud Byerly, R ERA: 4.91 (8, 1)	2.0	S	7	0	0	0	1	1	0	0	0	0	0	8	12	0.00	0.500

Batter	1	2	3	4	5	6	7	8	9	AB R H RBI BB SO LOB	TOP														
Albie Pearson, L (1, 8) OBP: 0.371, SLG: 0.314	0-0 1B 2B	0-0 FC6-4		0-0 L5			0-0 E4 G4-6-3			4 1 1 0 0 0 2	<p><b>Washington Senators @ Detroit Tigers</b>            Briggs Stadium, Detroit, MI            Sun May 25 1958, 4:33 AM EDT            Unknown</p> <p>livebaseballscorecards.com</p> <table border="1"> <tr><td>AB</td><td>32</td></tr> <tr><td>R</td><td>2</td></tr> <tr><td>H</td><td>8</td></tr> <tr><td>RBI</td><td>2</td></tr> <tr><td>BB</td><td>3</td></tr> <tr><td>SO</td><td>3</td></tr> <tr><td>LOB</td><td>18</td></tr> </table> 	AB	32	R	2	H	8	RBI	2	BB	3	SO	3	LOB	18
AB	32																								
R	2																								
H	8																								
RBI	2																								
BB	3																								
SO	3																								
LOB	18																								
Herb Plews, L (1, 5) OBP: 0.304, SLG: 0.386	0-0 F8		0-0 HR		4-0 BB	0-0 G4-6-3				3 1 1 1 1 0 2															
Neil Chrisley, L (1, 7) OBP: 0.279, SLG: 0.466 Eddie Yost, R (7, PH) OBP: 0.336, SLG: 0.261	0-0 1B		0-0 F8		0-0 P4	0-0 5-3				3 0 1 1 0 0 1 1 0 0 0 0 0 0															
Clint Courtney, L (1, 2) OBP: 0.314, SLG: 0.308	4-0 BB		1-0 1B HBP		0-0 P6		0-0 4-3			2 0 0 0 1 0 1															
Jim Lemon, R (1, 9) OBP: 0.324, SLG: 0.361	0-3 K		0-0 1B FC6-4		0-3 K		0-0 5-3			4 0 1 0 0 2 2															
Julio Becquer, L (1, 3) OBP: 0.219, SLG: 0.250		0-0 P6	0-0 F7		0-0 1B FC4-6		0-0 4-3			4 0 1 0 0 0 2															
Rocky Bridges, R (1, 6) OBP: 0.378, SLG: 0.395		0-0 1B 1B	0-0 FC6-4		0-0 FC4-6		0-0 1B G5-4-3			4 0 2 0 0 0 3															
Ken Aspromonte, R (1, 4) OBP: 0.313, SLG: 0.326		0-0 F8		0-3 K	4-0 BB G6-4-3		0-0 L9			3 0 0 0 1 1 2															
Russ Kemmerer, R (1, 1) OBP: 0.188, SLG: 0.071 Dick Hyde, R (7, 1) Ed Fitz Gerald, R (9, PH) OBP: 0.375, SLG: 0.348		0-0 1B FC6-4		0-0 L9	0-0 G6-4-3		0-0 G5-4-3			3 0 1 0 0 0 2 0 0 0 0 0 0 0 1 0 0 0 0 0 1															
<b>Inning Stats</b>	R: 1 H: 2 E: 0 LOB: 1 K: 1 BB: 1 S: 6 P: 10	R: 0 H: 2 E: 0 LOB: 2 K: 0 BB: 0 S: 5 P: 5	R: 1 H: 2 E: 0 LOB: 2 K: 0 BB: 0 S: 5 P: 6	R: 0 H: 0 E: 0 LOB: 0 K: 1 BB: 0 S: 5 P: 5	R: 0 H: 0 E: 0 LOB: 1 K: 1 BB: 1 S: 5 P: 9	R: 0 H: 1 E: 1 LOB: 1 K: 0 BB: 1 S: 3 P: 7	R: 0 H: 0 E: 1 LOB: 0 K: 0 BB: 0 S: 3 P: 3	R: 0 H: 0 E: 0 LOB: 0 K: 0 BB: 0 S: 3 P: 3	R: 0 H: 1 E: 0 LOB: 0 K: 0 BB: 0 S: 3 P: 3	1B: 6 SF: 0 2B: 1 SAC: 0 3B: 0 DP: 3 HR: 1 HBP: 1	WP: 0 PA: 36 PB: 0 SB: 0 CS: 0														
<b>PITCHER</b>	IP WLS BF H R ER SO BB IBB HBP BLK WP HR S P ERA WHIP																								
Jim Bunning, R (1, 1) ERA: 4.46	6.0 W 28 7 2 2 3 3 0 1 0 0 1 30 43 3.00 1.667																								
Billy Hoelt, L (7, 1) ERA: 4.87	3.0 S 8 1 0 0 0 0 0 0 0 0 0 8 8 0.00 0.333																								

Batter	1	2	3	4	5	6	7	8	9
Frank Bolling, R OBP: 0.351, SLG: 0.404 (1, 4)	0-0 F9		0-0 6-3		0-0 2B		4-0 1B SH1-4 BB	0-0 SF8	
Billy Martin, R OBP: 0.289, SLG: 0.398 (1, 6)	0-0 6-3		0-0 F8		0-3 K		0-0 SH1-4	0-0 SF8	
Harvey Kuenn, R OBP: 0.410, SLG: 0.540 (1, 8)	4-0 BB			0-0 1B FC3-6 2B	0-0 2B		4-0 BB 1B FC1-2 BB	0-3 K	
Al Kaline, R OBP: 0.338, SLG: 0.366 (1, 9)	0-0 L3			0-0 FC3-6 1B	0-0 L6		0-0 FC1-2 1B	4-0 BB	
Charlie Maxwell, L OBP: 0.367, SLG: 0.427 (1, 7)		0-0 G3		0-0 FC3-6 1B	0-3 K		4-0 FC1-2 BB	0-3 K	
Ray Boone, R OBP: 0.322, SLG: 0.436 (1, 3)		0-0 CS 1B		0-0 F8		0-3 K	0-0 FC1-2		
Reno Bertoia, R OBP: 0.294, SLG: 0.358 (1, 5)		0-3 K		0-0 1B	0-0 1B	0-0 P3	0-0 1-3		
Red Wilson, R OBP: 0.306, SLG: 0.233 (1, 2)			4-0 S BB	0-0 1-3 3-H 1B	0-0 2B		4-0 1B 3B BB		
Jim Bunning, R OBP: 0.154, SLG: 0.308 (1, 1)			0-3 K	0-0 F9		0-3 K		0-0 3B 1B	
Billy Hoefl, L OBP: 0.400, SLG: 0.533 (7, 1)									

Inning Stats	R: 0	H: 0	E: 0	K: 0	S: 3	R: 0	H: 1	E: 0	K: 1	S: 5	R: 0	H: 0	E: 0	K: 1	S: 5	R: 2	H: 4	E: 0	K: 0	S: 7	R: 1	H: 2	E: 0	K: 2	S: 9	R: 0	H: 1	E: 0	K: 2	S: 8	R: 1	H: 1	E: 0	K: 0	S: 4	R: 3	H: 2	E: 0	K: 2	S: 9
	0	0	0	0	3	0	1	0	1	5	0	0	0	1	5	2	4	0	0	7	1	2	0	1	0	9	0	1	0	8	1	1	0	3	16	2	1	17		

PITCHER	IP	WLS	BF	H	R	ER	SO	BB	IBB	HBP	BLK	WP	HR	S	P	ERA	WHIP
Russ Kemmerer, R ERA: 4.03 (1, 1)	6.1	L	32	9	4	4	6	5	0	0	0	0	0	39	59	5.68	2.211
Dick Hyde, R ERA: 2.52 (7, 1)	1.2		9	2	3	3	2	2	0	0	0	0	0	11	19	16.20	2.400

AB	R	H	RBI	BB	SO	LOB
4	3	2	2	1	0	1
3	0	0	1	0	1	2
3	1	2	1	2	1	0
4	0	2	0	1	0	2
4	1	0	2	1	2	3
4	0	1	0	0	1	4
4	0	1	0	0	1	4
2	1	2	1	2	0	0
3	0	0	0	0	2	4
1	1	1	0	0	0	0

WP	PA
0	41

ERA	WHIP
16.20	2.400

Washington Senators @ Detroit Tigers  
 Briggs Stadium, Detroit, MI  
 Sun May 25 1958, 4:33 AM EDT  
 Unknown

livebaseballscorecards.com

AB	32
R	7
H	11
RBI	7
BB	7
SO	8
LOB	20



Batter	1	2	3	4	5	6	7	8	9	AB R H RBI BB SO LOB	TOP	
Albie Pearson, L (1, 8) OBP: 0.372, SLG: 0.318	0-0 FC5-4 BB 1B		0-0 F8		0-0 L9		0-0 1-3		0-0 1B 1-2 1B	5 0 2 0 0 0 2		
Herb Plews, L (1, 5) OBP: 0.333, SLG: 0.383	0-0 F7		0-0 2B 1B		4-0 FC5-4 BB		4-0 1B BB		0-0 F7	3 2 1 0 2 0 3		
Rocky Bridges, R (1, 6) OBP: 0.386, SLG: 0.407	4-0 FC5-4 BB 1-2		0-0 1-H 2B		0-0 F7		0-0 F5		0-0 1-3 2-H 1B	4 0 2 2 1 0 2		
Jim Lemon, R (1, 9) OBP: 0.312, SLG: 0.346	0-0 FC5-4 1-2f 2-3		0-3 K		0-0 FC5-4 1-2f		0-3 K		0-3 K	5 0 0 0 0 3 7		
Eddie Yost, R (1, 7) OBP: 0.333, SLG: 0.254	0-3 K		0-0 6-3		0-0 L9		4-0 1B 1-2 BB			3 0 0 0 1 1 3		
Ken Aspromonte, R (1, 4) OBP: 0.320, SLG: 0.333		0-0 G4-6-3 1B		0-0 F5		0-0 6-3		0-0 1-2 2-H 1B		4 0 2 1 0 0 0		
Julio Becquer, L (1, 3) OBP: 0.222, SLG: 0.278		0-0 G4-6-3 1-2f		0-0 6-3		0-0 5-3 2B		0-0 F7		4 0 1 0 0 0 3		
Steve Korcheck, R (1, 2) OBP: 0.067, SLG: 0.067		0-0 F3		0-3 K		0-0 5-3		0-0 5-3		4 0 0 0 0 1 1		
Al Cicotte, R (1, 1) OBP: 0.500, SLG: 0.500			0-0 4-3		0-0 1B		0-0 5-3		4-0 1B BB	2 0 1 0 0 0 0		
Tex Clevenger, R (6, 1) OBP: 0.667, SLG: 0.500										0 0 0 0 0 0 0		
Roy Sievers, R (7, PH) OBP: 0.375, SLG: 0.483										1 0 0 0 0 0 2		
Ralph Lumentl, L (7, 1) OBP: 0.333, SLG: 0.333										0 0 0 0 0 0 0		
Ed Fitz Gerald, R (9, PH) OBP: 0.400, SLG: 0.348										0 1 0 0 1 0 0		
<b>Inning Stats</b>	R: 0 H: 1 E: 0 LOB: 2 K: 1 BB: 1 S: 6 P: 10	R: 0 H: 1 E: 0 LOB: 0 K: 0 BB: 0 S: 3 P: 3	R: 1 H: 2 E: 0 LOB: 1 K: 1 BB: 0 S: 7 P: 7	R: 0 H: 0 E: 0 LOB: 0 K: 0 BB: 0 S: 3 P: 3	R: 0 H: 1 E: 0 LOB: 0 K: 1 BB: 0 S: 5 P: 5	R: 0 H: 0 E: 0 LOB: 1 K: 0 BB: 1 S: 3 P: 7	R: 0 H: 1 E: 1 LOB: 2 K: 0 BB: 0 S: 5 P: 5	R: 1 H: 1 E: 0 LOB: 2 K: 1 BB: 2 S: 6 P: 14	R: 1 H: 2 E: 0 LOB: 2 K: 1 BB: 1 S: 7 P: 11	1B: 7 SF: 0 2B: 2 SAC: 0 3B: 0 DP: 1 HR: 0 HBP: 0	WP: 0 PA: 40 PB: 0 SB: 0 CS: 0	
<b>PITCHER</b>	IP WLS BF H R ER SO BB IBB HBP BLK WP HR S P ERA WHIP	IP WLS BF H R ER SO BB IBB HBP BLK WP HR S P ERA WHIP										
Hank Aguirre, L (1, 1) ERA: 2.63	8.2 W 39 9 3 3 4 5 0 0 0 0 0 0 42 62 3.12 1.615											
Vito Valentineti, R (9, 1) ERA: 2.19	0.1 S 1 0 0 0 1 0 0 0 0 0 0 0 3 3 0.00 0.000											

Washington Senators @ Detroit Tigers  
 Briggs Stadium, Detroit, MI  
 Sun May 25 1958, 4:38 AM EDT  
 Att. 19,145 - Unknown

livebaseballscorecards.com

AB	35
R	3
H	9
RBI	3
BB	5
SO	5
LOB	23






Batter	1	2	3	4	5	6	7	8	9	AB	R	H	RBI	BB	SO	LOB
Frank Bolling, R OBP: 0.349, SLG: 0.400 (1, 4)	0-0 4-3		0-3 K		0-0 6-3		0-0 SH1-3 WP 1B			4	1	1	0	0	1	1
Billy Martin, R OBP: 0.298, SLG: 0.430 (1, 6)	0-0 HR		0-3 K		0-0 WP 1B		0-0 SH1-3			3	1	2	2	0	1	0
Harvey Kuenn, R OBP: 0.406, SLG: 0.532 (1, 8)	0-0 5-3			0-0 F7	0-0 F5		0-0 CS 1B			4	0	1	1	0	0	1
Al Kaline, R OBP: 0.350, SLG: 0.405 (1, 9)	4-0 WP BB			0-0 1B 2B		0-0 HR	0-0 L3			3	2	2	1	1	0	1
Charlie Maxwell, L OBP: 0.371, SLG: 0.430 (1, 7)	0-3 K			0-0 BB 1B		0-0 E S 1B 1B		0-3 K		4	1	2	1	0	2	1
Gail Harris, L OBP: 0.423, SLG: 0.457 (1, 3)		0-0 G3		4-0 BB		0-0 F8		0-0 4-3		3	0	0	0	1	0	1
Reno Bertoia, R OBP: 0.286, SLG: 0.346 (1, 5)		0-0 P4		0-0 G6-4-3 BB		0-3 K		0-3 K		4	0	0	0	0	2	3
Jim Hegan, R OBP: 0.266, SLG: 0.274 (1, 2)		0-0 F8			0-0 5-3 1B 2B	0-0 1B				3	1	2	1	0	0	0
Hank Aguirre, R OBP: 0.286, SLG: 0.333 (1, 1)			0-0 1-3		0-0 5-3	0-3 K				3	0	0	0	0	1	2
Vito Valentineti, R (9, 1)										0	0	0	0	0	0	0

Inning Stats		R: 1	H: 1	R: 0	H: 0	R: 0	H: 0	R: 1	H: 2	R: 1	H: 2	R: 2	H: 3	R: 1	H: 2	R: 0	H: 0	R: 0	H: 0
E: 0		E: 0	LOB: 1	E: 0	LOB: 0	E: 0	LOB: 0	E: 0	LOB: 1	E: 0	LOB: 1	E: 0	LOB: 1	E: 0	LOB: 0	E: 0	LOB: 0	E: 0	LOB: 0
K: 1		K: 1	BB: 1	K: 0	BB: 0	K: 2	BB: 0	K: 0	BB: 1	K: 0	BB: 0	K: 2	BB: 0	K: 0	BB: 0	K: 2	BB: 0	K: 0	BB: 0
S: 6		S: 6	P: 10	S: 3	P: 3	S: 7	P: 7	S: 4	P: 8	S: 5	P: 5	S: 10	P: 10	S: 4	P: 4	S: 7	P: 7	S: 7	P: 7

**Washington Senators @ Detroit Tigers**  
 Briggs Stadium, Detroit, MI  
 Sun May 25 1958, 4:38 AM EDT  
 Att. 19,145 - Unknown

AB	31
R	6
H	10
RBI	6
BB	2
SO	7
LOB	10



PITCHER		IP	WLS	BF	H	R	ER	SO	BB	IBB	HBP	BLK	WP	HR	S	P	ERA	WHIP
Al Cicotte, R	(1, 1)	5.0	L	23	7	5	4	3	2	0	0	0	2	2	27	35	7.20	1.800
Tex Clevenger, R	(6, 1)	1.0		4	1	0	0	2	0	0	0	0	0	0	8	8	0.00	1.000
Ralph Lumentli, L	(7, 1)	2.0		7	2	1	1	2	0	0	0	0	1	0	11	11	4.50	1.000

Batter	1	2	3	4	5	6	7	8	9	AB R H RBI BB SO LOB	TOP											
Eddie Yost, R (1, 5) OBP: 0.329, SLG: 0.246	0-3 K		0-0 4-3		0-0 F9		0-0 F6		4-0 BB 1B 1-2 2-3 BB	4 0 0 0 1 1 0												
Albie Pearson, L (1, 8) OBP: 0.388, SLG: 0.333	0-0 E4 S		0-0 1B		0-0 1B			4-0 BB FC4-6	0-0 BB 1B	4 0 3 2 1 0 0												
Neil Chrisley, L (1, 9) OBP: 0.273, SLG: 0.435	0-0 P6		0-3 K		0-3 K			0-0 BB FC4-6 1-2f	4-0 BB 1B 1-2 2-3 BB	4 0 0 0 1 2 4												
Roy Sievers, R (1, 7) OBP: 0.380, SLG: 0.495	0-3 K			0-0 1B S 1B		0-0 F9 2B		0-0 P4	0-0 L3	4 1 2 0 0 1 2 0 0 0 0 0 0 0 1 0 0 0 0 0 3												
Pedro Ramos, S (8, 1) OBP: 0.136, SLG: 0.136																						
Herb Plews, L (9, PH) OBP: 0.327, SLG: 0.375	1-2 K																					
Clint Courtney, L (1, 2) OBP: 0.312, SLG: 0.306		0-0 F9		0-0 E S 1B 1-3		0-0 F9 2-3		0-0 G3		4 0 1 0 0 0 2												
Rocky Bridges, R (1, 6) OBP: 0.362, SLG: 0.402		0-0 4-3		0-0 P4 1-3 3-H		0-3 K			0-0 BB 1B 1B	4 1 1 0 0 1 2												
Norm Zauchin, R (1, 3) OBP: 0.388, SLG: 0.441		0-0 1B		0-3 K		0-3 K			0-0 BB 1B 1B 1-2	3 0 1 0 0 2 2 1 1 1 0 0 0 0												
Julio Becquer, L (6, 3) OBP: 0.243, SLG: 0.297																						
Ossie Alvarez, R (1, 4) OBP: 0.222, SLG: 0.222		0-0 1-3		0-0 1-3			0-0 G4-6-3 1B		0-3 K	4 0 1 0 0 1 4												
Hal Griggs, R (1, 1) OBP: 0.333, SLG: 0.667			0-3 K		0-0 F8		0-0 G4-6-3 1-2f		0-0 F5	2 0 0 0 0 1 0 0 0 0 0 0 0 0 1 0 0 0 0 0 1 1 0 0 0 0 0 2												
Ralph Lumentini, L (5, 1) OBP: 0.333, SLG: 0.333																						
Al Cicotte, R (5, 1) OBP: 0.333, SLG: 0.333																						
Faye Throneberry, L (8, 7) OBP: 0.200, SLG: 0.111																						
<b>Inning Stats</b>	R: 0 E: 1 K: 2 S: 8	H: 0 LOB: 1 BB: 0 P: 8	R: 0 E: 0 K: 0 S: 4	H: 1 LOB: 1 BB: 0 P: 4	R: 0 E: 0 K: 2 S: 8	H: 1 LOB: 1 BB: 0 P: 8	R: 1 E: 0 K: 1 S: 7	H: 2 LOB: 1 BB: 0 P: 7	R: 0 E: 0 K: 1 S: 6	H: 1 LOB: 1 BB: 0 P: 6	R: 0 E: 0 K: 2 S: 8	H: 1 LOB: 1 BB: 0 P: 8	R: 0 E: 0 K: 0 S: 3	H: 1 LOB: 0 BB: 0 P: 3	R: 0 E: 0 K: 0 S: 3	H: 0 LOB: 1 BB: 1 P: 7	R: 2 E: 0 K: 1 S: 8	H: 3 LOB: 3 BB: 2 P: 16	1B: 9 2B: 1 3B: 0 HR: 0	SF: 0 SAC: 0 DP: 1 HBP: 0	WP: 0 PB: 0 SB: 3 CS: 0	PA: 40
<b>PITCHER</b>	IP WLS BF H R ER SO BB IBB HBP BLK WP HR S P ERA WHIP																					
Early Wynn, R (1, 1) ERA: 3.36	8.2 W 39 10 3 3 9 3 0 0 0 0 0 0 54 66 3.12 1.500																					
Gerry Staley, R (9, 1) ERA: 2.35	0.1 S 1 0 0 0 0 0 0 0 0 0 0 0 1 1 0.00 0.000																					

Washington Senators @ Chicago White Sox  
Comiskey Park, Chicago, IL  
Tue May 27 1958, 8:05 PM EDT  
Att. 8,742 - Unknown

AB	37
R	3
H	10
RBI	2
BB	3
SO	9
LOB	22



Batter	1	2	3	4	5	6	7	8	9
Luis Aparicio, R (1, 6) OBP: 0.298, SLG: 0.333 Jim Rivera, L (8, 9) OBP: 0.346, SLG: 0.377	0-0 P6		4-0 S BB	0-0 G5-4-3		0-0 SH FC6-4		0-0 F9	
Nellie Fox, L (1, 4) OBP: 0.410, SLG: 0.397	0-0 F7		0-0 4-3		0-0 BB BB BB 1B	0-0 FC6-4 CS		0-0 4-3	
Earl Torgeson, L (1, 3) OBP: 0.365, SLG: 0.135	4-0 1B BB		0-0 F2		4-0 BB BB SF7 BB	0-0 F8		0-0 G3	
Sherm Lollar, R (1, 2) OBP: 0.461, SLG: 0.500	0-0 1-2 1B			0-0 1B E 1B	4-0 1-2 2-3 BB BB		0-0 BB BB 1B		
Tito Francona, L (1, 9) OBP: 0.303, SLG: 0.261 (8, 7)	0-0 1-3			0-0 1-3 BB E 1B	0-3 K		0-0 F7		
Al Smith, R (1, 7) OBP: 0.304, SLG: 0.344 Sammy Esposito, R (8, 6) OBP: 0.235, SLG: 0.188		0-0 F9		4-0 1-2 E 1B BB	4-0 1-2 2-3 3-H BB		0-0 F9		
Bubba Phillips, R (1, 5) OBP: 0.298, SLG: 0.358		0-0 F8		0-0 F7	0-0 SF7		4-0 BB BB		
Jim Landis, R (1, 8) OBP: 0.247, SLG: 0.333		0-0 F5		0-0 E1 1B	0-0 F8		4-0 1-2 2-3 BB		
Early Wynn, S (1, 1) OBP: 0.348, SLG: 0.278 Gerry Staley, R (9, 1)			0-0 1-3	0-0 G5-4-3 1B		4-0 E SH FC6-4 BB			

Inning Stats	R: 0	H: 1	E: 0	K: 0	S: 4	LOB: 2	BB: 1	P: 8
	R: 0	H: 0	E: 0	K: 0	S: 3 <td>LOB: 0</td> <td>BB: 0</td> <td>P: 3 </td>	LOB: 0	BB: 0	P: 3
	R: 0	H: 0	E: 0	K: 0	S: 3 <td>LOB: 1</td> <td>BB: 1</td> <td>P: 7 </td>	LOB: 1	BB: 1	P: 7
	R: 4	H: 3	E: 1	K: 0	S: 6 <td>LOB: 0</td> <td>BB: 1</td> <td>P: 10 </td>	LOB: 0	BB: 1	P: 10
	R: 2	H: 1	E: 0	K: 1	S: 6 <td>LOB: 2</td> <td>BB: 3</td> <td>P: 18 </td>	LOB: 2	BB: 3	P: 18
	R: 1	H: 0	E: 1	K: 0	S: 3 <td>LOB: 0</td> <td>BB: 1</td> <td>P: 7 </td>	LOB: 0	BB: 1	P: 7
	R: 0	H: 1	E: 0	K: 1	S: 6 <td>LOB: 3</td> <td>BB: 2</td> <td>P: 14 </td>	LOB: 3	BB: 2	P: 14
	R: 0	H: 0	E: 0	K: 0	S: 3 <td>LOB: 0</td> <td>BB: 0</td> <td>P: 3 </td>	LOB: 0	BB: 0	P: 3


PITCHER	IP	WLS	BF	H	R	ER	SO	BB	IBB	HBP	BLK	WP	HR	S	P	ERA	WHIP
Hal Griggs, R (1, 1) ERA: 6.85	4.0	L	20	5	5	3	0	3	0	0	0	0	0	17	29	6.75	2.000
Ralph Lumentl, L (5, 1) ERA: 7.13	0.1		4	0	0	0	1	3	0	0	0	0	0	3	15	0.00	9.000
Al Cicotte, R (5, 1) ERA: 5.91	2.2		12	1	2	1	1	3	0	0	0	0	0	11	23	3.38	1.500
Pedro Ramos, R (8, 1) ERA: 3.09	1.0		3	0	0	0	0	0	0	0	0	0	0	3	3	0.00	0.000

**BOTTOM**

**Washington Senators @ Chicago White Sox**  
Comiskey Park, Chicago, IL  
Tue May 27 1958, 8:05 PM EDT  
Att. 8,742 - Unknown

AB	R	H	RBI	BB	SO	LOB
2	0	0	0	1	0	1
1	0	0	0	0	0	0
5	1	1	1	0	0	2
3	1	0	0	2	0	2
3	1	3	0	1	0	0
4	1	1	0	0	1	6
2	1	0	1	2	0	1
0	0	0	0	0	0	0
2	0	0	1	1	0	3
3	1	0	0	1	0	3
3	1	1	2	1	1	3
0	0	0	0	0	0	0

AB	28
R	7
H	6
RBI	5
BB	9
SO	2
LOB	21



WP: 0	PA: 39
PB: 0	
SB: 1	
CS: 1	

livebaseballscorecards.com

Batter	1	2	3	4	5	6	7	8	9	AB R H RBI BB SO LOB	TOP	
Eddie Yost, R (1, 5) OBP: 0.320, SLG: 0.238	0-0 P4		0-0 6-3			0-0 F3		0-0 P6		4 0 0 0 0 0 1	<b>Washington Senators @ Chicago White Sox</b> Comiskey Park, Chicago, IL Wed May 28 1958, 4:33 AM EDT Att. 1,741 - Unknown <a href="http://livebaseballscorecards.com">livebaseballscorecards.com</a>	
Albie Pearson, L (1, 8) OBP: 0.391, SLG: 0.342	0-0 F7				0-0 F3		4-0 BB 1B BB	0-0 2B		3 1 1 1 1 0 0		
Neil Chrisley, L (1, 9) OBP: 0.271, SLG: 0.424	0-0 G3				0-0 L8-3 1B		0-0 F8	0-0 4-3		4 0 1 0 0 0 2		
Roy Sievers, R (1, 7) OBP: 0.378, SLG: 0.484 Faye Throneberry, L (7, PR) OBP: 0.190, SLG: 0.105		0-0 6-3			0-0 L8-3 1-2		4-0 BB 1-2 E BB		0-0 P6	2 0 0 0 1 0 1 1 1 0 0 0 0 0		
Clint Courtney, L (1, 2) OBP: 0.318, SLG: 0.307		4-0 BB				0-0 4-3		0-0 E8 1-H 2-H 1B	0-0 4-3	3 0 1 1 1 0 0		
Rocky Bridges, R (1, 6) OBP: 0.372, SLG: 0.389		0-0 F9				0-0 F7		0-0 6-3		4 0 0 0 0 0 3		
Julio Becquer, L (1, 3) OBP: 0.225, SLG: 0.275		0-0 F8				0-0 F7		0-3 K		3 0 0 0 0 1 3		
Ossie Alvarez, R (1, 4) OBP: 0.250, SLG: 0.182			0-0 1-3			0-0 P4		4-0 BB 2B BB		2 1 0 0 1 0 0		
Chuck Stobbs, L (1, 1) Tex Clevenger, R (1, 1) Hal Griggs, R (2, 1) Herb Plews, L (8, PH) Ralph Lumentl, L (8, 1) Bud Eyerly, R (8, 1)			0-0 F7			0-3 K		0-0 F8		0 0 0 0 0 0 0 0 0 0 0 0 0 0 2 0 0 0 0 1 0 1 0 0 0 0 0 1 0 0 0 0 0 0 0 0 0 0 0 0 0 0		
<b>Inning Stats</b>	R: 0 H: 0 E: 0 LOB: 0 K: 0 BB: 0 S: 3 P: 3	R: 0 H: 0 E: 0 LOB: 1 K: 0 BB: 1 S: 3 P: 7	R: 0 H: 0 E: 0 LOB: 0 K: 0 BB: 0 S: 3 P: 3	R: 0 H: 1 E: 0 LOB: 0 K: 0 BB: 0 S: 3 P: 3	R: 0 H: 0 E: 0 LOB: 0 K: 0 BB: 0 S: 3 P: 3	R: 0 H: 0 E: 0 LOB: 0 K: 1 BB: 0 S: 5 P: 5	R: 2 H: 1 E: 1 LOB: 2 K: 1 BB: 2 S: 6 P: 14	R: 1 H: 1 E: 0 LOB: 1 K: 0 BB: 1 S: 4 P: 8	R: 0 H: 0 E: 0 LOB: 0 K: 0 BB: 0 S: 3 P: 3	1B: 2 SF: 0 2B: 2 SAC: 0 3B: 0 DP: 1 HR: 0 HBP: 0		WP: 0 PA: 33 PB: 0 SB: 0 CS: 0
<b>PITCHER</b> Jim Wilson, R (1, 1) ERA: 3.22	IP WLS BF H R ER SO BB IBB HBP BLK WP HR S P ERA WHIP	9.0 W 33 3 3 2 2 4 0 0 0 0 0 0 33 49 2.00 0.778										



Batter	1	2	3	4	5	6	7	8	9	AB	R	H	RBI	BB	SO	LOB
Luis Aparicio, R OBP: 0.308, SLG: 0.356 (1, 6)	0-0 1B 3B	0-0 1B 1B	0-0 2-3		0-0 6-3		0-0 G4-6-3 1B			5	2	3	0	0	0	0
Nellie Fox, L OBP: 0.416, SLG: 0.400 (1, 4)	0-0 BB SF7 1B	0-0 1-2 1B 1B	0-0 F7		4-0 BB		0-0 G4-6-3 1-2f			4	2	2	1	1	0	1
Al Smith, R OBP: 0.315, SLG: 0.349 (1, 7)	0-0 1-2 2B 1B	0-0 1-2 2-3 HR 1B	4-0 BB		0-0 F9		0-3 K			4	2	2	0	1	1	1
Sherm Lollar, R OBP: 0.482, SLG: 0.495 (1, 2)	4-0 1-2 2-3 2B BB	0-0 1-2 2-3 HR 1B	0-0 F7		0-3 K			0-0 P3		3	2	1	2	1	1	2
Earl Battey, R OBP: 0.250, SLG: 0.182 (6, 2)										1	0	0	0	0	0	0
Walt Dropo, R OBP: 0.308, SLG: 0.429 (1, 3)	0-0 P3	0-0 HR		0-0 3-1		4-0 FC4-6 BB		4-0 WP HR BB		3	1	1	3	1	0	3
Ron Jackson, R OBP: 0.361, SLG: 0.521 (7, 3)										0	1	0	0	1	0	0
Bubba Phillips, R OBP: 0.294, SLG: 0.348 (1, 5)	0-0 SF7	0-0 F8		0-0 F9		0-0 F9		4-0 1-2 HR BB		3	1	0	1	1	0	1
Tito Francona, L OBP: 0.333, SLG: 0.370 (1, 9)	0-0 1-H 2-H E 2B	0-0 3B		4-0 BB BB		0-0 FC4-6 BB 1-2f		0-0 1-H 2-H HR		4	2	3	5	1	0	1
Jim Landis, R OBP: 0.255, SLG: 0.323 (1, 8)	0-0 E8	0-0 F3		4-0 1-2 BB		4-0 1-2 BB		0-0 5-3		3	0	0	0	2	0	1
Jim Wilson, R OBP: 0.105, SLG: 0.056 (1, 1)	0-3 K	0-3 K		0-0 6-3		0-3 K		0-3 K		5	0	0	0	0	4	6

Inning Stats	R: 5	H: 4	LOB: 1	K: 1	S: 10	P: 14	R: 5	H: 6	LOB: 1	K: 1	S: 11	P: 11	R: 0	H: 0	LOB: 1	K: 0	S: 3	R: 0	H: 0	LOB: 2	K: 0	S: 3	R: 0	H: 0	LOB: 1	K: 1	S: 5	R: 0	H: 1	LOB: 0	K: 1	S: 6	R: 3	H: 1	LOB: 0	K: 1	S: 6	P: 14
1B: 7	SF: 1	2B: 1	SAC: 0	3B: 2	DP: 1	HR: 2	HBP: 0	WP: 1	PA: 45																													


PITCHER	IP	WLS	BF	H	R	ER	SO	BB	IBB	HBP	BLK	WP	HR	S	P	ERA	WHIP
Chuck Stobbs, L ERA: 5.53 (1, 1)	0.0	L	3	3	3	3	0	0	0	0	0	0	0	3	3	∞	∞
Tex Clevenger, R ERA: 4.13 (1, 1)	1.0		10	5	6	5	1	1	0	0	0	0	0	11	15	45.00	6.000
Hal Griggs, R ERA: 5.76 (2, 1)	6.0		26	3	1	1	4	6	0	0	0	0	1	28	52	1.50	1.500
Ralph Lumentl, L ERA: 8.0 (8, 1)	0.1		3	0	2	2	0	2	0	0	0	1	0	1	9	54.00	6.000
Bud Byerly, R ERA: 5.28 (8, 1)	0.2		3	1	1	1	1	0	0	0	0	0	1	5	5	13.50	1.500

**BOTTOM**

**Washington Senators @ Chicago White Sox**  
Comiskey Park, Chicago, IL

Wed May 28 1958, 4:33 AM EDT  
Att. 1,741 - Unknown

AB	35
R	13
H	12
RBI	12
BB	9
SO	6
LOB	16



PITCHER	IP	WLS	BF	H	R	ER	SO	BB	IBB	HBP	BLK	WP	HR	S	P	ERA	WHIP
Chuck Stobbs, L ERA: 5.53 (1, 1)	0.0	L	3	3	3	3	0	0	0	0	0	0	0	3	3	∞	∞
Tex Clevenger, R ERA: 4.13 (1, 1)	1.0		10	5	6	5	1	1	0	0	0	0	0	11	15	45.00	6.000
Hal Griggs, R ERA: 5.76 (2, 1)	6.0		26	3	1	1	4	6	0	0	0	0	1	28	52	1.50	1.500
Ralph Lumentl, L ERA: 8.0 (8, 1)	0.1		3	0	2	2	0	2	0	0	0	1	0	1	9	54.00	6.000
Bud Byerly, R ERA: 5.28 (8, 1)	0.2		3	1	1	1	1	0	0	0	0	0	1	5	5	13.50	1.500

Washington Senators @ New York Yankees  
 Yankee Stadium, Bronx, NY  
 Fri May 30 1958, 3:33 AM EDT  
 Unknown

AB	41
R	13
H	14
RBI	13
BB	6
SO	6
LOB	21



WP	0	PA	49
PB	1		
SB	0		
CS	1		

Batter	1	2	3	4	5	6	7	8	9	AB	R	H	RBI	BB	SO	LOB											
Eddie Yost, R (1, 5) OBP: 0.322, SLG: 0.232 Ossie Alvarez, R (8, PR) OBP: 0.250, SLG: 0.182 Herb Plews, L (8, 5) OBP: 0.333, SLG: 0.420	0-0 4-3 1B	4-0 2B 1B BB		0-0 6-3	0-0 6-3			4-0 HR BB	0-0 FC1-5-2-6 3B	3	1	0	0	2	0	2											
Albie Pearson, L (1, 8) OBP: 0.382, SLG: 0.333	0-0 E4 1B	0-3 K		0-0 4-3		0-0 F7		0-0 HR 1B	0-0 G3	6	2	1	0	0	1	2											
Roy Sievers, R (1, 7) OBP: 0.385, SLG: 0.505	0-0 5-3 1-2	0-0 P3		4-0 BB BB		1-0 HBP		0-0 HR	0-0 FC1-5-2-6	4	1	1	3	1	0	3											
Jim Lemon, R (1, 9) OBP: 0.327, SLG: 0.359	4-0 1B BB	0-0 1B 2B		4-0 1-2 BB		0-3 K		0-0 1B HR	0-3 K	4	3	2	0	2	2	2											
Rocky Bridges, R (1, 6) OBP: 0.373, SLG: 0.390	0-0 1B PB	0-0 1B		0-0 P5		0-0 1-3		0-3 K		5	1	2	3	0	1	4											
Ed Fitz Gerald, R (1, 2) OBP: 0.423, SLG: 0.348 Clint Courtney, L (2, 2) OBP: 0.331, SLG: 0.322	4-0 1B 1-2 BB		0-0 CS 1B		0-0 FC1-5 SH3-4 1B		0-0 4-3	0-0 1-3 HR 1B		0	1	0	0	1	0	0											
Ken Aspromonte, R (1, 4) OBP: 0.327, SLG: 0.372	0-0 1B		0-3 K		0-0 SH3-4		0-0 L4	0-0 1-H 2-H HR		4	1	2	5	0	1	1											
Julio Becquer, L (1, 3) OBP: 0.222, SLG: 0.267	0-0 1B		0-0 E4		0-0 E6 FC1-5		0-3 K	0-0 F7		5	0	1	1	0	1	2											
Russ Kemmerer, R (1, 1) OBP: 0.167, SLG: 0.063 Bud Byerly, R (4, 1) Chuck Stobbs, L (5, 1) Neil Chrissy, L (8, PH) OBP: 0.288, SLG: 0.418 Tex Clevenger, R (8, 1) OBP: 0.750, SLG: 1.333	0-0 1-3		0-0 5-3		0-0 FC1-5		0-0 P6	0-0 3B		2	0	0	0	0	0	3											
<b>Inning Stats</b>	R: 4 E: 1 K: 0 S: 7	H: 3 LOB: 2 BB: 2 P: 15	R: 2 E: 0 K: 1 S: 6	H: 2 LOB: 1 BB: 1 P: 10	R: 0 E: 1 K: 1 S: 6	H: 1 LOB: 1 BB: 0 P: 6	R: 0 E: 0 K: 0 S: 3	H: 0 LOB: 2 BB: 2 P: 11	R: 0 E: 1 K: 0 S: 5	H: 1 LOB: 2 BB: 0 P: 5	R: 0 E: 0 K: 1 S: 5	H: 0 LOB: 1 BB: 0 P: 6	R: 0 E: 0 K: 1 S: 5	H: 0 LOB: 0 BB: 0 P: 5	R: 6 E: 0 K: 1 S: 10	H: 5 LOB: 1 BB: 1 P: 14	R: 1 E: 0 K: 1 S: 7	H: 2 LOB: 1 BB: 0 P: 7	1B: 9 2B: 2 3B: 2 HR: 2	SF: 0 SAC: 1 DP: 1 HBP: 1	WP: 0 PB: 1 SB: 0 CS: 1	PA: 49					
<b>PITCHER</b>	IP	WLS	BF	H	R	ER	SO	BB	IBB	HBP	BLK	WP	HR	S	P	ERA	WHIP										
Whitey Ford, L (1, 1) ERA: 1.85	3.0		18	6	6	2	2	3	0	0	0	0	0	19	31	6.00	3.000										
Art Ditmar, R (4, 1) ERA: 2.19	1.0		5	0	0	0	0	2	0	0	0	0	0	3	11	0.00	2.000										
Johnny Kucks, R (5, 1) ERA: 2.8	1.0		5	1	0	0	0	0	0	0	0	0	0	5	5	0.00	1.000										
Bob Grim, R (6, 1) ERA: 6.75	2.2	L	14	4	5	5	3	1	0	1	0	0	1	18	23	16.88	1.875										
Sal Maglie, R (8, 1) ERA: 3.44	1.1		7	3	2	2	1	0	0	0	0	0	1	9	9	13.50	2.250										

livebaseballscores.com



Batter	1	2	3	4	5	6	7	8	9	AB R H RBI BB SO LOB	TOP		
Eddie Yost, R OBP: 0.327, SLG: 0.234 (1, 5) X	0-0 SH5-4 HR 1B		0-3 K		0-0 5-3			4-0 FC5-6 BB		3 1 1 0 1 1 0			
Albie Pearson, L OBP: 0.374, SLG: 0.325 (1, 8) X	0-0 SH5-4 1-2		0-3 K		0-0 1-3			0-0 FC5-6 HR		3 1 0 0 0 1 1			
Roy Sievers, R OBP: 0.388, SLG: 0.563 (1, 7) X	0-0 HR 2-H		0-0 F7				0-0 F7	0-0 HR 1-H		4 2 2 4 0 0 0			
Jim Lemon, R OBP: 0.331, SLG: 0.407 (1, 9) X	0-0 HR			0-3 K			0-0 HR	0-0 6-3		4 2 2 2 0 1 0			
Rocky Bridges, R OBP: 0.369, SLG: 0.393 (1, 6) X	0-0 6-3			0-0 1B 2B			0-0 F8	0-0 5-3		4 1 1 0 0 0 0			
Ken Aspromonte, R OBP: 0.324, SLG: 0.367 (1, 4) X	0-0 P3			0-3 K			0-0 1-3		0-0 1B	4 0 1 0 0 1 1			
Clint Courtney, L OBP: 0.328, SLG: 0.320 (1, 2) X		0-0 G3		0-0 1B 2-H			0-0 F7	0-0 F7		4 0 1 1 0 0 1			
Julio Becquer, L OBP: 0.204, SLG: 0.245 (1, 3) X		0-0 F5		0-0 1-3			0-3 K	0-0 F9		4 0 0 0 0 1 2			
Pedro Ramos, S OBP: 0.115, SLG: 0.115 (1, 1) X		0-3 K			0-0 1-3		0-0 G3	0-3 K		4 0 0 0 0 2 1			
<b>Inning Stats</b>	R: 3 E: 0 K: 0 S: 6 H: 3 LOB: 0 BB: 0 P: 6	R: 0 E: 0 K: 1 S: 5 H: 0 LOB: 0 BB: 0 P: 5	R: 0 E: 0 K: 2 S: 7 H: 0 LOB: 0 BB: 0 P: 7	R: 1 E: 0 K: 2 S: 9 H: 2 LOB: 1 BB: 0 P: 9	R: 0 E: 0 K: 0 S: 3 H: 0 LOB: 0 BB: 0 P: 3	R: 1 E: 0 K: 0 S: 4 H: 1 LOB: 0 BB: 0 P: 4	R: 0 E: 0 K: 1 S: 5 H: 0 LOB: 0 BB: 0 P: 5	R: 2 E: 0 K: 0 S: 4 H: 1 LOB: 0 BB: 1 P: 8	R: 0 E: 0 K: 1 S: 6 H: 1 LOB: 1 BB: 0 P: 6	1B: 3 2B: 1 3B: 0 HR: 4 SF: 0 SAC: 1 DP: 0 HBP: 0	WP: 0 PB: 0 SB: 0 CS: 0 PA: 36		
<b>PITCHER</b> Bobby Shantz, L ERA: 3.88 (1, 1)	IP: 7.0 WLS: L BF: 27 H: 6 R: 5 ER: 5 SO: 6 BB: 0 IBB: 0 HBP: 0 BLK: 0 WP: 0 HR: 3 S: 39 P: 39 ERA: 6.43 WHIP: 0.857											<b>PITCHER</b> Art Ditmar, R ERA: 3.14 (8, 1)	IP: 2.0 WLS: BF: 9 H: 2 R: 2 ER: 2 SO: 1 BB: 1 IBB: 0 HBP: 0 BLK: 0 WP: 0 HR: 1 S: 10 P: 14 ERA: 9.00 WHIP: 1.500

Washington Senators @ New York Yankees  
 Yankee Stadium, Bronx, NY  
 Fri May 30 1958, 3:38 AM EDT  
 Att: 39,742 - Unknown

AB	34
R	7
H	8
RBI	7
BB	1
SO	7
LOB	6





Batter	1	2	3	4	5	6	7	8	9	AB R H RBI BB SO LOB
Hank Bauer, R OBP: 0.291, SLG: 0.390 Harry Simpson, L OBP: 0.438, SLG: 0.500 (1, 9) (7, PH) (8, 9)	0-0 P3 SUS	0-3 K		0-0 F8			0-3 K		0-0 1-3 1B	3 0 0 0 0 1 2 2 0 1 0 0 1 0
Andy Carey, R OBP: 0.253, SLG: 0.394 (1, 5)	4-0 4-3 1B 1B BB	0-0 FC5-4 1-2f			0-0 F9		0-0 F7		0-0 1-3	4 1 0 0 1 0 4
Tony Kubek, L OBP: 0.326, SLG: 0.359 (1, 6)	0-0 4-3 1-2 1B 1B		0-0 F7 1B			0-0 1-3		0-0 F8		4 1 2 0 0 0 0
Mickey Mantle, S OBP: 0.410, SLG: 0.471 (1, 8)	0-0 4-3 1-2 2-3		0-0 F7 1-2		4-0 BB		0-0 BB	0-0 1B		3 0 1 0 1 0 3
Gil McDougald, R OBP: 0.429, SLG: 0.520 (1, 4)	0-0 2-H 3-H 1B		4-0 FC6-4 BB		0-0 F8		0-3 K	0-0 K		3 0 1 2 1 1 2
Bill Skowron, R OBP: 0.380, SLG: 0.589 (1, 3)	0-0 F7		0-0 P4			0-0 6-3		0-0 5-3		4 0 0 0 0 0 4
Elston Howard, R OBP: 0.311, SLG: 0.589 (1, 2)		0-0 1B 2B	0-0 FC6-4 1-2f			0-0 1-3			0-0 6-3	4 0 1 0 0 0 2
Norm Siebern, L OBP: 0.306, SLG: 0.352 (1, 7)		0-0 F7		0-0 F5		0-0 3-1			0-0 F9	4 0 0 0 0 0 1
Bobby Shantz, R OBP: 0.412, SLG: 0.400 Enos Slaughter, L OBP: 0.333, SLG: 0.667 Art Ditmar, R Yogi Berra, L OBP: 0.290, SLG: 0.393 (1, 1) (7, PH) (8, 1) (9, PH)		0-0 FC5-4 2-3 1B		0-0 F7			0-0 4-1		1-0 1B HBP	2 0 1 0 0 0 0 1 0

<b>Inning Stats</b>	R: 2 E: 0 K: 0 S: 5	H: 2 LOB: 1 BB: 1 P: 9	R: 0 E: 0 K: 1 S: 7	H: 2 LOB: 2 BB: 0 P: 7	R: 0 E: 0 K: 0 S: 4	H: 1 LOB: 2 BB: 1 P: 8	R: 0 E: 0 K: 0 S: 3	H: 0 LOB: 0 BB: 0 P: 3	R: 0 E: 0 K: 0 S: 3	H: 0 LOB: 1 BB: 1 P: 7	R: 0 E: 0 K: 0 S: 3	H: 0 LOB: 0 BB: 0 P: 3	R: 0 E: 0 K: 1 S: 5	H: 0 LOB: 0 BB: 0 P: 5	R: 0 E: 0 K: 1 S: 6	H: 1 LOB: 1 BB: 0 P: 6	R: 0 E: 0 K: 0 S: 4	H: 1 LOB: 2 BB: 0 P: 5	1B: 6 2B: 1 3B: 0 HR: 0	SF: 0 SAC: 0 DP: 0 HBP: 1	WP: 0 PB: 0 SB: 0 CS: 0	PA: 38													
<b>PITCHER</b> Pedro Ramos, R ERA: 2.96 (1, 1)	IP 9.0	WLS W	BF 38	H 7	R 2	ER 2	SO 3	BB 3	IBB 0	HBP 1	BLK 0	WP 0	HR 0	S 40	P 53	ERA 2.00	WHIP 1.111																		
																		<b>PITCHER</b>	IP	WLS	BF	H	R	ER	SO	BB	IBB	HBP	BLK	WP	HR	S	P	ERA	WHIP

**BOTTOM**

**Washington Senators @ New York Yankees**  
Yankee Stadium, Bronx, NY

Fri May 30 1958, 3:38 AM EDT  
Att. 39,742 - Unknown

livebaseballscores.com

<b>AB</b>	<b>34</b>
<b>R</b>	<b>2</b>
<b>H</b>	<b>7</b>
<b>RBI</b>	<b>2</b>
<b>BB</b>	<b>3</b>
<b>SO</b>	<b>3</b>
<b>LOB</b>	<b>18</b>



Batter	1	2	3	4	5	6	7	8	9	AB R H RBI BB SO LOB	TOP	
<b>Eddie Yost, R</b> OBP: 0.331, SLG: 0.244 (1, 5) BB	4-0 2B 1B BB		x 0-0 4-3 2B	x 0-0 4-3			x 0-0 6-3			3 1 1 0 1 0 2	<b>Washington Senators @ Baltimore Orioles</b> <b>Memorial Stadium, Baltimore, MD</b> Sat May 31 1958, 7:05 PM EDT Att: 10,729 - Unknown <a href="http://livebaseballscorecards.com">livebaseballscorecards.com</a>	
<b>Albie Pearson, L</b> OBP: 0.371, SLG: 0.331 (1, 8) x	0-0 G5-3 1-3 2B		x 0-0 4-3		x 0-0 F9		x 0-0 G3			4 0 1 0 0 0 1		
<b>Roy Sievers, R</b> OBP: 0.392, SLG: 0.561 (1, 7) x	0-0 G5-3 1B		x 0-0 F9		x 0-0 G4-6-3 1B		x 0-0 5-3			4 0 2 1 0 0 1		
<b>Jim Lemon, R</b> OBP: 0.329, SLG: 0.424 (1, 9) x	0-0 G5-3 1-2 2-3f			x 0-0 HR	x 0-0 G4-6-3		x 0-0 5-3			4 1 1 1 0 0 3		
<b>Rocky Bridges, R</b> OBP: 0.366, SLG: 0.389 (1, 6) x	0-0 5-3			x 0-0 1B SF7 1B		x 0-0 F8		x 0-0 4-3		4 1 1 0 0 0 1		
<b>Ken Aspromonte, R</b> OBP: 0.322, SLG: 0.363 (1, 4) x		x 0-0 P3		x 0-0 HBP 1-3 1B		x 0-0 4-3		x 0-0 F3		4 0 1 0 0 0 0		
<b>Clint Courtney, L</b> OBP: 0.326, SLG: 0.312 (1, 2) x		x 0-0 P4		H 1-0 1-2 HBP		S 0-3 K		x 0-0 L9		3 0 0 0 0 1 0		
<b>Julio Becquer, L</b> OBP: 0.192, SLG: 0.235 (1, 3) x		x 0-0 6-3		x 0-0 SF7		S 0-3 K				2 0 0 1 0 1 0		
<b>Al Cicotte, R</b> OBP: 0.200, SLG: 0.200 <b>Tex Clevenger, R</b> OBP: 0.600, SLG: 1.000 (1, 1) (4, 1) S		S 0-0 K	S 0-3 K	x 0-0 F9		S 0-3 K				2 0 0 0 0 1 2 1 0 0 0 0 1 0		
<b>Inning Stats</b>	R: 1 H: 2 E: 0 LOB: 1 K: 0 BB: 1 S: 4 P: 8	R: 0 H: 0 E: 0 LOB: 0 K: 0 BB: 0 S: 3 P: 3	R: 0 H: 1 E: 0 LOB: 1 K: 1 BB: 0 S: 6 P: 6	R: 2 H: 3 E: 0 LOB: 2 K: 0 BB: 0 S: 6 P: 7	R: 0 H: 1 E: 0 LOB: 0 K: 0 BB: 0 S: 3 P: 3	R: 0 H: 0 E: 0 LOB: 0 K: 1 BB: 0 S: 5 P: 5	R: 0 H: 0 E: 0 LOB: 0 K: 2 BB: 0 S: 7 P: 7	R: 0 H: 0 E: 0 LOB: 0 K: 0 BB: 0 S: 3 P: 3	R: 0 H: 0 E: 0 LOB: 0 K: 0 BB: 0 S: 3 P: 3	1B: 4 SF: 1 2B: 2 SAC: 0 3B: 0 DP: 2 HR: 1 HBP: 1	WP: 0 PA: 34 PB: 0 SB: 0 CS: 0	
<b>PITCHER</b> <b>Billy O'Dell, L</b> ERA: 3.05 (1, 1)	IP WLS BF H R ER SO BB IBB HBP BLK WP HR S P ERA WHIP	9.0 W 34 7 3 3 4 1 0 1 0 0 1 40 45 3.00 0.889										



Batter	1	2	3	4	5	6	7	8	9	AB	R	H	RBI	BB	SO	LOB
Billy Gardner, R OBP: 0.275, SLG: 0.314 (1, 4)	L8		CS BB		1B 2B BB		P5			2	1	0	0	2	0	0
Al Pilarcik, L OBP: 0.307, SLG: 0.286 (1, 9)	2B BB		P5		2B 1B		F8			3	1	1	0	1	0	1
Bob Nieman, R OBP: 0.446, SLG: 0.563 (1, 7)	2B				K		1-3			4	0	1	1	0	2	2
Jim Busby, R OBP: 0.281, SLG: 0.353 (9, 8)	1-H 2B				K		1-3			0	0	0	0	0	0	0
Jim Marshall, L OBP: 0.308, SLG: 0.406 (1, 3)	F7				1-3		2B			4	1	2	2	0	0	1
Bob Boyd, L OBP: 0.216, SLG: 0.280 (9, 3)	F7				1-3 2B		HR			0	0	0	0	0	0	0
Gus Triandos, R OBP: 0.359, SLG: 0.491 (1, 2)	F8				1B 1B		F3			4	1	1	0	0	0	3
Brooks Robinson, R OBP: 0.374, SLG: 0.459 (1, 5)			F7		E 1B 1B		K			4	0	1	0	0	1	2
Lenny Green, L OBP: 0.264, SLG: 0.286 (1, 8)			P6		E9 BB 1B		4-3			4	0	1	1	0	0	0
Foster Castleman, R OBP: 0.257, SLG: 0.281 (1, 6)			F5		3-H BB BB		K			2	0	0	0	1	1	0
Billy O'Dell, S OBP: 0.091, SLG: 0.190 (1, 1)			K		G3		K			3	0	0	0	0	2	3

Inning Stats		R: 1	H: 1	E: 0	K: 0	S: 4	P: 8	R: 0	H: 0	E: 0	K: 0	S: 3	R: 0	H: 0	E: 0	K: 1	S: 4	R: 1	H: 3	E: 1	K: 1	S: 8	R: 1	H: 2	E: 0	K: 2	S: 9	R: 0	H: 0	E: 0	K: 0	S: 7	R: 0	H: 0	E: 0	K: 0	S: 3	R: 1	H: 1	E: 0	K: 0	S: 4	1B: 4	2B: 2	3B: 0	HR: 1	SF: 0	SAC: 0	DP: 0	HBP: 0	WP: 0	PA: 34
PITCHER	IP	WLS	BF	H	R	ER	SO	BB	IBB	HBP	BLK	WP	HR	S	P	ERA	WHIP	PITCHER	IP	WLS	BF	H	R	ER	SO	BB	IBB	HBP	BLK	WP	HR	S	P	ERA	WHIP																	
Al Cicotte, R ERA: 5.65 (1, 1)	3.2		16	4	2	2	2	2	0	0	0	0	0	18	26	4.91	1.636																																			
Tex Clevenger, R ERA: 4.15 (4, 1)	4.1	L	18	3	2	2	4	2	0	0	0	0	1	24	32	4.15	1.154																																			

BOTTOM

Washington Senators @ Baltimore Orioles  
Memorial Stadium, Baltimore, MD

Sat May 31 1958, 7:05 PM EDT  
Att. 10,729 - Unknown

livebaseballscores.com

AB	30
R	4
H	7
RBI	4
BB	4
SO	6
LOB	12



Batter	1	2	3	4	5	6	7	8	9	AB R H RBI BB SO LOB	TOP		
Herb Plews, L OBP: 0.322, SLG: 0.400 (1, 5) X	0-0 F8		0-0 1-3		0-0 L1	0-0		0-0 FC6-5-4	5 0 1 1 0 0 2				
Albie Pearson, L OBP: 0.361, SLG: 0.321 (1, 8) X	0-0 L1		0-0 3-1		0-0 4-3	0-0 PO	0-0 L6		4 0 0 0 0 0 1				
Roy Sievers, R OBP: 0.388, SLG: 0.550 (1, 7) X	0-0 6-3		0-0 F2		0-0 E5		0-0	0-0	4 0 1 0 0 0 0				
Clint Courtney, L OBP: 0.324, SLG: 0.305 (1, 2) X		0-0 F9		0-0 F7	1-0		0-0	0-0	3 0 0 0 0 0 1				
Jim Lemon, R OBP: 0.321, SLG: 0.413 (1, 9) X		0-0 5-3		0-0 6-3	0-0	0-0 L5		0-0 F8	4 0 0 0 0 0 2				
Rocky Bridges, R OBP: 0.376, SLG: 0.395 (1, 6) X		0-0		0-3 K		0-0	0-0	0-0	3 1 2 0 1 1 0				
Ken Aspromonte, R OBP: 0.336, SLG: 0.381 (1, 4) X		0-0			0-0	0-0	0-0	0-0	3 2 2 1 0 0 1				
Julio Becquer, L OBP: 0.232, SLG: 0.245 (1, 3) X		4-0			0-0	0-0	0-0	0-0	2 1 1 0 2 0 2				
Camilo Pascual, R OBP: 0.167, SLG: 0.167 (1, 1) X		0-0			0-0	0-0	0-0	0-0	2 1 0 1 0 0 2				
Dick Hyde, R (7, 1) X		0-0 F2			0-0 FC1	0-0 SH5-4		0-0 F2	1 0 0 0 0 0 1				
<b>Inning Stats</b>	R: 0 H: 0 E: 0 LOB: 0 K: 0 BB: 0 S: 3 P: 3	R: 1 H: 2 E: 0 LOB: 2 K: 0 BB: 1 S: 5 P: 9	R: 0 H: 0 E: 0 LOB: 0 K: 0 BB: 0 S: 3 P: 3	R: 0 H: 0 E: 0 LOB: 0 K: 1 BB: 0 S: 5 P: 5	R: 3 H: 2 E: 2 LOB: 2 K: 0 BB: 0 S: 7 P: 8	R: 1 H: 2 E: 0 LOB: 1 K: 0 BB: 0 S: 4 P: 5	R: 0 H: 1 E: 0 LOB: 0 K: 0 BB: 0 S: 3 P: 3	R: 0 H: 0 E: 0 LOB: 0 K: 0 BB: 1 S: 2 P: 6	R: 0 H: 0 E: 0 LOB: 0 K: 0 BB: 1 S: 2 P: 6	1B: 6 SF: 0 2B: 2 SAC: 1 3B: 0 DP: 3 HR: 0 HBP: 2	WP: 0 PA: 38 PB: 0 SB: 0 CS: 0		
<b>PITCHER</b>	IP WLS BF H R ER SO BB IBB HBP BLK WP HR S P ERA WHIP											<b>PITCHER</b>	IP WLS BF H R ER SO BB IBB HBP BLK WP HR S P ERA WHIP
Billy Loes, R ERA: 4.63 (1, 1)	4.0 L 18 4 4 2 1 0 1 0 0 0 0 0 0 19 23 4.50 1.000												
Charlie Beamon, R ERA: 4.02 (5, 1)	3.0 13 3 1 1 0 0 0 0 2 0 0 0 0 11 13 3.00 1.000												
Milt Pappas, R ERA: 2.61 (8, 1)	2.0 6 0 0 0 0 0 0 2 0 0 0 0 0 4 12 0.00 1.000												

**Washington Senators @ Baltimore Orioles**  
 Memorial Stadium, Baltimore, MD  
 Sun Jun 01 1958, 3:33 AM EDT  
 Att. 7,684 - Unknown

AB	31
R	5
H	7
RBI	3
BB	3
SO	1
LOB	12



[livebaseballscorecards.com](http://livebaseballscorecards.com)

Batter	1	2	3	4	5	6	7	8	9	AB	R	H	RBI	BB	SO	LOB
<b>Billy Gardner, R</b> OBP: 0.273, SLG: 0.311 (1, 4)	0-0 FC6 1B	0-0 6-3			0-0 L9		0-0 5-3		0-0 L9	5	0	1	0	0	0	3
<b>Gene Woodling, L</b> OBP: 0.412, SLG: 0.395 (1, 9)	0-0 FC6 BB 1-2f		0-3 K2-3		0-0 F9		0-0 6-3			4	0	0	0	0	1	1
<b>Bob Nieman, R</b> OBP: 0.440, SLG: 0.551 (1, 7)	0-0 4-3 1-2		0-0 1B		0-0 L7			0-0 4-3		4	0	1	0	0	0	1
<b>Jim Marshall, L</b> OBP: 0.317, SLG: 0.403 (1, 3)	4-0 BB BB		0-3 K		0-0 HR 1B			0-0 F7		3	1	1	0	1	1	1
<b>Gus Triandos, R</b> OBP: 0.363, SLG: 0.513 (1, 2)	4-0 1-2 2-3 BB		0-0 F9		0-0 HR 1H			0-0 1-3		3	1	1	2	1	0	1
<b>Brooks Robinson, R</b> OBP: 0.364, SLG: 0.445 (1, 5)	0-0 F8		0-0 5-3		0-0 F9			0-0 6-3		4	0	0	0	0	0	3
<b>Lenny Green, L</b> OBP: 0.263, SLG: 0.263 (1, 8)		0-0 6-3		0-0 1-3		0-0 1-3		0-0 BB 1B		4	0	1	0	0	0	0
<b>Foster Castleman, R</b> OBP: 0.274, SLG: 0.299 (1, 6)		0-0 SH5-4 1B		0-0 1B		0-3 K		4-0 BB 1-2 BB		3	0	2	0	0	1	0
<b>Al Pilarcik, L</b> OBP: 0.311, SLG: 0.286 (9, PH)								0-0 L4		0	0	0	0	1	0	0
<b>Billy Loes, R</b> (1, 1)		0-0 SH5-4		0-0 4-3			0-0 G3		0-0 L4	1	0	0	0	0	0	1
<b>Charlie Beamon, R</b> (5, 1)										0	0	0	0	0	0	0
<b>Bob Boyd, L</b> (7, PH)										1	0	0	0	0	0	0
<b>Milt Pappas, R</b> (8, 1)										0	0	0	0	0	0	0
<b>Joe Ginsberg, L</b> (9, PH)										1	0	0	0	0	0	2

Inning Stats	R: 0	H: 1	E: 0	K: 0	S: 4	H: 1	LOB: 3	BB: 2	P: 12	R: 0	H: 1	E: 0	K: 0	S: 4	R: 0	H: 1	E: 0	K: 2	S: 8	R: 0	H: 1	E: 0	K: 0	S: 4	R: 0	H: 0	E: 0	K: 0	S: 3	R: 2	H: 2	E: 0	K: 1	S: 7	R: 0	H: 0	E: 0	K: 0	S: 3	R: 0	H: 0	E: 0	K: 0	S: 3	R: 0	H: 0	E: 0	K: 0	S: 3	R: 0	H: 1	E: 0	K: 0	S: 4	1B: 6	SF: 0	2B: 0	3B: 0	HR: 1	SAC: 1	DP: 0	HBP: 0	WP: 0	PA: 37
<b>PITCHER</b>	IP	WLS	BF	H	R	ER	SO	BB	IBB	HBP	BLK	WP	HR	S	P	ERA	WHIP																																															
<b>Camilo Pascual, R</b> (1, 1) ERA: 3.4	6.0	W	26	6	2	2	3	2	0	0	0	0	1	30	38	3.00	1.333																																															
<b>Dick Hyde, R</b> (7, 1) ERA: 2.33	3.0	S	11	1	0	0	0	1	0	0	0	0	0	10	14	0.00	0.667																																															

**BOTTOM**

**Washington Senators @ Baltimore Orioles**  
**Memorial Stadium, Baltimore, MD**  
 Sun Jun 01 1958, 3:33 AM EDT  
 Att. 7,684 - Unknown

[livebaseballscorecards.com](http://livebaseballscorecards.com)

<b>AB</b>	<b>33</b>
<b>R</b>	<b>2</b>
<b>H</b>	<b>7</b>
<b>RBI</b>	<b>2</b>
<b>BB</b>	<b>3</b>
<b>SO</b>	<b>3</b>
<b>LOB</b>	<b>13</b>



Batter	1	2	3	4	5	6	7	8	9	10	AB R H RBI BB SO LOB	TOP												
Eddie Yost, R OBP: 0.329, SLG: 0.239 Ossie Alvarez, R OBP: 0.308, SLG: 0.182 (1, 5) X (8, PR) (8, 5)	0-0 6-3		0-3 K			0-0 F9		4-0 1B BB		4-0 1B BB	3 0 0 0 1 1 1 0 0 0 0 1 0 0	<p>Washington Senators @ Baltimore Orioles</p> <p>Memorial Stadium, Baltimore, MD</p> <p>Mon Jun 02 1958, 7:05 PM EDT</p> <p>Att: 5,432 - Unknown</p> <p>livebaseballscorecards.com</p>												
Albie Pearson, L OBP: 0.363, SLG: 0.324 (1, 8) X	0-0 F9			0-0 L4		0-0 6-3		0-0 1-3 1B		0-0 1-3 1B	5 0 2 1 0 0 0													
Roy Sievers, R OBP: 0.381, SLG: 0.560 (1, 7) X	0-3 K			0-0 HR		0-0 P6		0-0 4-3		0-0 P4	5 1 1 1 0 1 4													
Jim Lemon, R OBP: 0.319, SLG: 0.404 (1, 9) X		0-0 F5		0-3 K			4-0 CS BB		0-3 K		3 0 0 0 1 2 0													
Rocky Bridges, R OBP: 0.373, SLG: 0.391 (1, 6) X		0-3 K		0-0 5-3			0-3 K		0-0 G4-6-3 1B		4 0 1 0 0 2 1													
Ken Aspromonte, R OBP: 0.333, SLG: 0.385 (1, 4) X		0-0 F9				0-0 F8		0-0 2B		0-0 G4-6-3	4 0 1 0 0 0 1													
Clint Courtney, L OBP: 0.315, SLG: 0.295 (1, 2) X			0-3 K		0-0 L5		0-0 5-3			0-0 E6	4 1 0 0 0 1 1													
Julio Becquer, L OBP: 0.254, SLG: 0.268 (1, 3) X			0-0 1B		0-0 1B			0-3 K		0-0 SH2-3	3 0 2 0 0 1 0													
Hal Griggs, R OBP: 0.200, SLG: 0.400 (1, 1) X			0-3 K		0-3 K			0-3 K		0-0 1-3	4 0 0 0 0 3 3													
<b>Inning Stats</b>	R: 0 E: 0 K: 1 S: 5	H: 0 LOB: 0 BB: 0 P: 5	R: 0 E: 0 K: 1 S: 5	H: 0 LOB: 0 BB: 0 P: 5	R: 0 E: 0 K: 3 S: 10	H: 1 LOB: 1 BB: 0 P: 10	R: 1 E: 0 K: 1 S: 6	H: 1 LOB: 0 BB: 0 P: 6	R: 0 E: 0 K: 1 S: 6	H: 1 LOB: 1 BB: 0 P: 6	R: 0 E: 0 K: 0 S: 3		H: 0 LOB: 0 BB: 0 P: 3	R: 0 E: 0 K: 1 S: 5	H: 1 LOB: 1 BB: 1 P: 9	R: 0 E: 0 K: 2 S: 8	H: 1 LOB: 2 BB: 1 P: 12	R: 0 E: 0 K: 1 S: 5	H: 1 LOB: 0 BB: 0 P: 5	R: 1 E: 1 K: 0 S: 5	H: 1 LOB: 2 BB: 1 P: 9	1B: 5 2B: 2 3B: 0 HR: 1	SF: 0 SAC: 1 DP: 2 HBP: 0	WP: 0 PB: 0 SB: 0 CS: 1
<b>PITCHER</b> Jack Harshman, L ERA: 2.4 (1, 1)	IP 10.0	WLS L	BF 39	H 7	R 2	ER 1	SO 11	BB 3	IBB 0	HBP 0	BLK 0	WP 0	HR 1	S 58	P 70	ERA 0.90	WHIP 1.000							



Batter	1	2	3	4	5	6	7	8	9	10	AB R H RBI BB SO LOB
--------	---	---	---	---	---	---	---	---	---	----	----------------------

<b>Billy Gardner, R</b> OBP: 0.271, SLG: 0.307 (1, 4)	0-0 F9		0-3 K		0-0 P5		0-3 K			0-0 1B	5 0 1 0 0 2 1
<b>Al Pilarcik, L</b> OBP: 0.301, SLG: 0.275 (1, 8) (5, 9)	0-0 3-1		0-0 4-3		0-0 4-3			0-0 5-3		0-0 4-3	5 0 0 0 0 0 1
<b>Gene Woodling, L</b> OBP: 0.406, SLG: 0.381 (1, 9) (5, 7)	4-0 1B WP BB			0-0 L4	0-0 4-3			0-0 F7			3 0 0 0 1 0 0
<b>Bob Nieman, R</b> OBP: 0.449, SLG: 0.560 (1, 7) <b>Lenny Green, L</b> OBP: 0.271, SLG: 0.291 (4, PR) (5, 8)	0-0 1-3 1B			0-0 2B BB 1B		0-0 L6-3 BB 1B		0-0 G3			2 0 2 0 0 0 0 2 1 1 0 0 0 0
<b>Jim Marshall, L</b> OBP: 0.314, SLG: 0.387 (1, 3)	0-0 4-3			0-0 L4		4-0 L6-3 BB		0-0 3-1			3 0 0 0 1 0 3
<b>Brooks Robinson, R</b> OBP: 0.368, SLG: 0.454 (1, 5)		0-0 F8		0-0 BB 1-3 2B		0-0 L6-3 1-2 2-3		0-0 G6-4-3 1B			4 0 2 0 0 0 2
<b>Gus Triandos, R</b> OBP: 0.367, SLG: 0.504 (1, 2)		0-0 F8		4-0 BB IBB			4-0 BB BB	0-0 G6-4-3 1-2f			2 0 0 0 2 0 1
<b>Foster Castleman, R</b> OBP: 0.270, SLG: 0.294 (1, 6) <b>Bob Boyd, L</b> OBP: 0.226, SLG: 0.275 (4, PH) <b>Willy Miranda, S</b> OBP: 0.182, SLG: 0.188 (5, 6) <b>Lou Slesater, L</b> OBP: 0.500, SLG: 2.000 (10, PH)		0-0 F8		4-0 BB 1-2 2-3 3-H BB			0-3 K			0-0 P5	1 0 0 0 0 0 0 0 0 0 1 1 0 0 1 0 0 0 0 1 1 1 0 0 0 0 0 0
<b>Jack Harshman, L</b> OBP: 0.207, SLG: 0.043 (1, 1) <b>Joe Ginsberg, L</b> OBP: 0.324, SLG: 0.160 (10, PH)		0-0 4-3		0-3 K			0-0 F9			0-3 K	3 0 0 0 0 1 4 1 0 0 0 0 1 0

Inning Stats	R: 0 E: 0 K: 0 S: 4	H: 1 LOB: 2 BB: 1 P: 8	R: 0 E: 0 K: 0 S: 3	H: 0 LOB: 0 BB: 0 P: 3	R: 0 E: 0 K: 1 S: 5	H: 0 LOB: 0 BB: 0 P: 5	R: 1 E: 0 K: 1 S: 7	H: 2 LOB: 3 BB: 2 P: 15	R: 0 E: 0 K: 0 S: 3	H: 0 LOB: 0 BB: 0 P: 3	R: 0 E: 0 K: 0 S: 2	H: 1 LOB: 1 BB: 1 P: 6	R: 0 E: 0 K: 2 S: 7	H: 0 LOB: 1 BB: 1 P: 11	R: 0 E: 0 K: 0 S: 3	H: 0 LOB: 0 BB: 0 P: 3	R: 0 E: 0 K: 0 S: 3	H: 1 LOB: 1 BB: 0 P: 3	R: 0 E: 0 K: 1 S: 6	H: 1 LOB: 1 BB: 0 P: 6	1B: 5 2B: 1 3B: 1 HR: 0	SF: 0 SAC: 0 DP: 1 HBP: 0	WP: 1 PB: 0 SB: 0 CS: 0	PA: 38
--------------	------------------------------	---------------------------------	------------------------------	---------------------------------	------------------------------	---------------------------------	------------------------------	----------------------------------	------------------------------	---------------------------------	------------------------------	---------------------------------	------------------------------	----------------------------------	------------------------------	---------------------------------	------------------------------	---------------------------------	------------------------------	---------------------------------	----------------------------------	------------------------------------	----------------------------------	--------

PITCHER	IP	WLS	BF	H	R	ER	SO	BB	IBB	HBP	BLK	WP	HR	S	P	ERA	WHIP
<b>Hal Griggs, R</b> ERA: 4.54 (1, 1)	10.0	W	38	6	1	1	5	4	1	0	0	1	0	43	63	0.90	1.000

PITCHER	IP	WLS	BF	H	R	ER	SO	BB	IBB	HBP	BLK	WP	HR	S	P	ERA	WHIP

BOTTOM

Washington Senators @ Baltimore Orioles  
Memorial Stadium, Baltimore, MD  
Mon Jun 02 1958, 7:05 PM EDT  
Att. 5,432 - Unknown

[livebaseballscorecards.com](http://livebaseballscorecards.com)

AB	33
R	1
H	6
RBI	1
BB	5
SO	5
LOB	13



Batter	1	2	3	4	5	6	7	8	9	AB R H RBI BB SO LOB	TOP																												
Mike Baxes, R (1, 4) OBP: 0.296, SLG: 0.275	0-0 2B		0-0 FC5-4 3-1		0-0 2B		0-0 1-3		4-0 WP 1B 1B BB	4 1 2 0 1 0 1	<p>Kansas City Athletics @ Washington Senators Griffith Stadium, Washington, DC</p> <p>Tue Jun 03 1958, 7:05 PM EDT Unknown</p>																												
Bob Martyn, L (1, 9) OBP: 0.421, SLG: 0.588	0-0 F5		0-0 3-1		0-0 F2		0-0 G3		0-0 F8	5 0 0 0 0 0 4																													
Hector Lopez, R (1, 5) OBP: 0.331, SLG: 0.367	4-0 BB		0-0 4-3		0-0 4-3		0-0 1B		0-0 WP 1B 1B	4 1 2 0 1 0 2																													
Bob Cerv, R (1, 7) Woodie Held, R (9, PR) OBP: 0.407, SLG: 0.725 OBP: 0.290, SLG: 0.305	0-0 P3			0-0 HR		0-0 F9	0-3 K		0-0 CS 1B	5 1 2 3 0 1 3 0 0 0 0 0 0 0																													
Bill Tuttle, R (1, 8) OBP: 0.343, SLG: 0.329	0-0 F8			0-0 F3		0-0 2B E 1B		0-0 G6-4-3 1B	0-3 K	5 1 2 0 0 1 3																													
Vic Power, R (1, 3) OBP: 0.284, SLG: 0.412		0-0 F9		0-0 5-3		0-0 E 1-3 2B		0-0 G6-4-3		4 0 1 0 0 0 1																													
Harry Chiti, R (1, 2) OBP: 0.357, SLG: 0.532		0-0 F8		0-0 1B		0-0 E6 2-3 3-H		0-0 1B 1B		4 0 2 1 0 0 1																													
Joe Demaestri, R (1, 6) OBP: 0.271, SLG: 0.307		0-0 1-3		0-3 K		0-3 K		0-0 FC6 1-2 1B		4 0 1 0 0 2 3																													
Ralph Terry, R (1, 1) Murry Dickson, R (1, 1) Hal Smith, R (6, PH) Walt Craddock, R (6, 1) Frank House, L (8, PH) Wally Burnette, R (8, 1) OBP: 0.111, SLG: 0.111 OBP: 0.500, SLG: 1.000 OBP: 0.916, SLG: 0.581			0-0 FC5-4 1B		0-0 F3	0-3 K		0-0 FC6 1-2f		0 0 0 0 0 0 0 2 0 1 0 0 0 0 1 0 0 0 0 1 2 0 0 0 0 0 0 0 1 0 0 0 0 0 2 0 0 0 0 0 0 0																													
<b>Inning Stats</b>	R: 0 E: 0 K: 0 S: 4	H: 1 LOB: 2 BB: 1 P: 8	R: 0 E: 0 K: 0 S: 3	H: 0 LOB: 0 BB: 0 P: 3	R: 0 E: 0 K: 0 S: 4	H: 1 LOB: 1 BB: 0 P: 4	R: 1 E: 0 K: 1 S: 7	H: 2 LOB: 1 BB: 0 P: 7	R: 0 E: 0 K: 0 S: 4	H: 1 LOB: 1 BB: 0 P: 4	R: 1 E: 1 K: 2 S: 10	H: 2 LOB: 2 BB: 0 P: 10	R: 0 E: 0 K: 1 S: 6	H: 1 LOB: 1 BB: 0 P: 6	R: 0 E: 0 K: 1 S: 5	H: 3 LOB: 2 BB: 0 P: 5	R: 2 E: 0 K: 1 S: 6	H: 2 LOB: 1 BB: 1 P: 10	1B: 9 2B: 4 3B: 0 HR: 1	SF: 0 SAC: 0 DP: 2 HBP: 0	WP: 1 PB: 0 SB: 0 CS: 1	PA: 41																	
<b>PITCHER</b> Russ Kemmerer, R (1, 1) ERA: 4.41 Dick Hyde, R (9, 1) ERA: 2.29	IP 8.1	WLS W	BF 40	H 13	R 4	ER 4	SO 4	BB 2	IBB 0	HBP 0	BLK 0	WP 1	HR 1	S 46	P 54	ERA 4.32	WHIP 1.800						<b>PITCHER</b> IP 0.2	WLS S	BF 1	H 0	R 0	ER 0	SO 1	BB 0	IBB 0	HBP 0	BLK 0	WP 0	HR 0	S 3	P 3	ERA 0.00	WHIP 0.000

livebaseballscorecards.com

<b>AB</b>	39
<b>R</b>	4
<b>H</b>	13
<b>RBI</b>	4
<b>BB</b>	2
<b>SO</b>	5
<b>LOB</b>	22





Batter	1	2	3	4	5	6	7	8	9	AB	R	H	RBI	BB	SO	LOB
Herb Plews, L OBP: 0.333, SLG: 0.424 (1, 5)	0-0 FC1-2 2B	0-0 2-3		0-0 CS 1B			0-0 F7			4	0	2	0	0	0	0
Albie Pearson, L OBP: 0.360, SLG: 0.317 (1, 8)	0-0 3-1 2-3	0-0 5-3		0-0 CS 1-2	0-0 4-3		4-0 BB			3	0	0	0	1	0	1
Roy Sievers, R OBP: 0.384, SLG: 0.580 (1, 7)	4-0 FC1-2 3B BB	0-0 HR			0-0 6-3		0-3 K			3	2	1	1	1	1	1
Clint Courtney, L OBP: 0.320, SLG: 0.296 (1, 2)	0-0 FC1-2 3B 1-2 3-H	0-0 F9			0-0 1B			4-0 FC6-4 BB		3	1	1	0	1	0	2
Jim Lemon, R OBP: 0.317, SLG: 0.413 (1, 9)	0-0 1B 3B 1-H 2-H		0-0 F3		0-0 F7			0-0 F7		4	1	1	2	0	0	2
Faye Throneberry, L OBP: 0.190, SLG: 0.105 (9, 9)										0	0	0	0	0	0	0
Rocky Bridges, R OBP: 0.370, SLG: 0.387 (1, 6)	0-0 1B 1B 3-H		0-0 P4		0-0 F7			0-0 FC6-4 FC6-4 1-2f		4	1	1	1	0	0	1
Ken Aspromonte, R OBP: 0.331, SLG: 0.381 (1, 4)	0-0 1B 1B 1-2		0-0 F5		0-0 6-3			0-0 FC6-4 1-2f		4	0	1	0	0	0	1
Julio Becquer, L OBP: 0.258, SLG: 0.271 (1, 3)	0-0 1B 1-3 2-H			0-3 K2-3		0-0 5-3				3	0	1	1	0	1	0
Russ Kemmerer, R OBP: 0.143, SLG: 0.053 (1, 1)	0-3 K			0-0 F7			0-3 K			3	0	0	0	0	2	2
Dick Hyde, R (9, 1)										0	0	0	0	0	0	0

Inning Stats	R: 4	H: 5	E: 0	LOB: 2	K: 1	S: 10	P: 14	R: 1	H: 1	E: 0	LOB: 0	K: 0	S: 4	R: 0	H: 0	E: 0	LOB: 0	K: 0	S: 3	R: 0	H: 1	E: 0	LOB: 1	K: 0	S: 4	R: 0	H: 0	E: 0	LOB: 0	K: 0	S: 3	R: 0	H: 0	E: 0	LOB: 1	K: 2	S: 7	R: 0	H: 0	E: 0	LOB: 1	K: 0	S: 3	R: 0	H: 0	E: 0	LOB: 1	K: 0	S: 3	R: 0	H: 0	E: 0	LOB: 1	K: 0	S: 7
--------------	------	------	------	--------	------	-------	-------	------	------	------	--------	------	------	------	------	------	--------	------	------	------	------	------	--------	------	------	------	------	------	--------	------	------	------	------	------	--------	------	------	------	------	------	--------	------	------	------	------	------	--------	------	------	------	------	------	--------	------	------

PITCHER	IP	WLS	BF	H	R	ER	SO	BB	IBB	HBP	BLK	WP	HR	S	P	ERA	WHIP
Ralph Terry, R ERA: 5.22 (1, 1)	0.2	L	8	5	4	4	0	1	0	0	0	0	0	7	11	54.00	9.000
Murry Dickson, R ERA: 3.68 (1, 1)	4.1		15	3	1	1	2	0	0	0	0	0	1	19	19	2.08	0.692
Walt Craddock, L ERA: 5.23 (6, 1)	2.0		7	0	0	0	2	1	0	0	0	0	0	10	14	0.00	0.500
Wally Burnette, R ERA: 3.86 (8, 1)	1.0		4	0	0	0	0	1	0	0	0	0	0	3	7	0.00	1.000

**BOTTOM**

**Kansas City Athletics @ Washington Senators**  
**Griffith Stadium, Washington, DC**

Tue Jun 03 1958, 7:05 PM EDT  
Unknown

livebaseballscorecards.com

<b>AB</b>	<b>31</b>
<b>R</b>	<b>5</b>
<b>H</b>	<b>8</b>
<b>RBI</b>	<b>5</b>
<b>BB</b>	<b>3</b>
<b>SO</b>	<b>4</b>
<b>LOB</b>	<b>10</b>



WP	PA	ERA	WHIP
0	35		

Batter	1	2	3	4	5	6	7	8	9	AB	R	H	RBI	BB	SO	LOB	TOP										
Mike Baxes, R OBP: 0.293, SLG: 0.278 (1, 4)	0-0 3-1		0-0 3-1		0-0 1B 2B	0-0 F7		0-0 1-3		5	1	1	0	0	0	2											
Bob Martyn, L OBP: 0.420, SLG: 0.603 (1, 9) (8, 7)	0-3 K		0-0 1B 3B		0-0 2B 1B			0-0 1-3	0-0 4-3	5	2	2	2	0	1	0											
Hector Lopez, R OBP: 0.339, SLG: 0.381 (1, 5)	0-0 5-3		0-0 FC6 1B		0-0 1H WP 2B			0-0 E5 BB E	0-0 G6-4-3 1B	5	2	3	3	0	0	0											
Bob Cerv, R OBP: 0.396, SLG: 0.704 Woodie Held, R OBP: 0.287, SLG: 0.302 (1, 7) (8, 8)		0-3 K	0-0 FC6		0-3 K			0-0 E5 E BB FC6-4	0-0 G6-4-3	4	1	0	0	0	2	2											
Bill Tuttle, R OBP: 0.351, SLG: 0.329 (1, 8) (8, 9)		0-0 1B 1B		0-0 6-3	0-0 4-3			4-0 FC6-4 E 1-2 2-3 BB	4-0 FC6-4 BB	3	0	1	0	2	0	0											
Vic Power, R OBP: 0.295, SLG: 0.426 (1, 3)		0-0 1B G1-6-3		0-0 L3-1 1B		0-0 1B 2B		0-0 E5 FC6-4	0-0 FC6-4	5	1	3	1	0	0	3											
Hal Smith, R OBP: 0.286, SLG: 0.514 (1, 2)		0-0 G1-6-3		0-0 L3-1		0-0 L6		0-0 FC6-4		4	0	0	1	0	0	6											
Joe Demaestri, R OBP: 0.270, SLG: 0.305 (1, 6)			0-0 3B 1B		0-0 6-3	0-0 F9		0-3 K		4	1	1	0	0	1	3											
Ned Garver, R OBP: 0.100, SLG: 0.069 Dave Melton, R (6, PR) Duke Maas, R OBP: 0.167, SLG: 0.250 (6, 1)		0-3 K		0-0 E5 2B 1B		0-0 1B		0-0 1-3		3	1	1	1	0	1	1											
<b>Inning Stats</b>	R: 0 E: 0 K: 1 S: 5	H: 0 LOB: 0 BB: 0 P: 5	R: 0 E: 0 K: 1 S: 6	H: 2 LOB: 1 BB: 0 P: 6	R: 2 E: 0 K: 1 S: 8	H: 3 LOB: 1 BB: 0 P: 8	R: 0 E: 0 K: 0 S: 3	H: 1 LOB: 0 BB: 0 P: 3	R: 4 E: 1 K: 1 S: 9	H: 3 LOB: 0 BB: 0 P: 9	R: 1 E: 0 K: 0 S: 5	H: 2 LOB: 1 BB: 0 P: 5	R: 2 E: 3 K: 1 S: 8	H: 0 LOB: 2 BB: 1 P: 12	R: 0 E: 0 K: 0 S: 3	H: 0 LOB: 0 BB: 0 P: 3	R: 0 E: 0 K: 0 S: 3	H: 1 LOB: 1 BB: 1 P: 7	1B: 8 2B: 4 3B: 1 HR: 0	SF: 0 SAC: 0 DP: 3 HBP: 0	WP: 2 PB: 0 SB: 0 CS: 0	PA: 42					
<b>PITCHER</b>	IP	WLS	BF	H	R	ER	SO	BB	IBB	HBP	BLK	WP	HR	S	P	ERA	WHIP										
Pedro Ramos, R ERA: 3.33 (1, 1)	5.0		23	9	6	5	4	0	0	0	0	1	0	31	31	9.00	1.800										
Bud Byerly, R ERA: 6.88 (6, 1)	0.2		4	2	1	1	0	0	0	0	0	0	0	4	4	13.50	3.000										
Tex Clevenger, R ERA: 3.89 (6, 1)	2.1	W	11	0	2	0	1	1	0	0	0	0	0	12	16	0.00	0.429										
Dick Hyde, R ERA: 2.23 (9, 1)	1.0	S	4	1	0	0	0	1	0	0	0	0	0	3	7	0.00	2.000										

Kansas City Athletics @ Washington Senators  
Griffith Stadium, Washington, DC  
Tue Jun 03 1958, 7:05 PM EDT  
Att. 7,291 - Unknown

AB	40
R	9
H	12
RBI	8
BB	2
SO	5
LOB	18



WP	2	PA	42
PB	0		
SB	0		
CS	0		

1B	8	SF	0
2B	4	SAC	0
3B	1	DP	3
HR	0	HBP	0

livebaseballscorecards.com

Batter	1	2	3	4	5	6	7	8	9	AB	R	H	RBI	BB	SO	LOB
<b>Herb Plews, L</b> OBP: 0.338, SLG: 0.438 (1, 5)	0-0 PB FC4 E 1B	0-0 F7	0-0 6-3			0-3 K		0-0 1B FC6-4 2B		5	2	2	2	0	1	1
<b>Albie Pearson, L</b> OBP: 0.355, SLG: 0.313 (1, 8)	0-0 FC4 E PB 1B	0-0 F8		0-0 6-3		0-0 4-3		0-0 BB E 1B		5	2	1	0	0	0	1
<b>Roy Sievers, R</b> OBP: 0.385, SLG: 0.573 (1, 7)	0-0 E5 1B 1B	0-0 1B		0-0 F7		0-0 1B		0-0 P4		5	1	2	1	0	0	3
<b>Clint Courtney, L</b> OBP: 0.329, SLG: 0.302 (1, 2)	0-0 WP 1B 1B	0-0 FC5-4 1B		0-0 L4		0-0 5-3		4-0 FC6-4 BB		4	0	2	1	1	0	1
<b>Jim Lemon, R</b> OBP: 0.320, SLG: 0.413 (1, 9)	0-0 WP 1B	0-0 FC5-4			0-0 3B 1B		0-0 1-3	0-0 FC6-4 FC4-6		5	1	2	2	0	0	3
<b>Rocky Bridges, R</b> OBP: 0.371, SLG: 0.400 (1, 6)	0-0 6-3		0-0 G6-3 1B 2B 1B		0-0 1B 3B		0-0 F2	0-0 FC4-6		5	2	2	1	0	0	3
<b>Ken Aspromonte, R</b> OBP: 0.336, SLG: 0.385 (1, 4)	0-0 5-3		0-0 G6-3 1B		0-0 G1-6-3 1B		0-0 F8			4	0	2	1	0	0	2
<b>Julio Becquer, L</b> OBP: 0.273, SLG: 0.274 (1, 3)	4-0 IBB		0-0 G6-3		0-0 G1-6-3			0-0 BB 2B 1B		3	1	1	0	1	0	3
<b>Pedro Ramos, S</b> OBP: 0.143, SLG: 0.179 (1, 1) <b>Ossie Alvarez, R</b> OBP: 0.286, SLG: 0.167 (5, PH) <b>Bud Byerly, R</b> OBP: 0.600, SLG: 1.000 (6, 1) <b>Tex Clevenger, R</b> OBP: 0.279, SLG: 0.418 (8, PH) <b>Neil Chrisley, L</b> OBP: 0.279, SLG: 0.418 (8, PH) <b>Dick Hyde, R</b> OBP: 0.279, SLG: 0.418 (9, 1)	0-0 6-3		0-0 2B		0-0 1-3			4-0 BB 2B BB		2	0	1	1	0	0	3

Inning Stats	R: 3	H: 3	LOB: 3	E: 1	K: 0	S: 8	P: 12	R: 0	H: 2	LOB: 2	E: 0	K: 0	S: 5	P: 5	R: 1	H: 3	LOB: 1	E: 0	K: 0	S: 5	P: 5	R: 0	H: 0	LOB: 0	E: 0	K: 0	S: 3	P: 3	R: 2	H: 3	LOB: 0	E: 0	K: 0	S: 5	P: 5	R: 0	H: 1	LOB: 1	E: 0	K: 1	S: 6	P: 6	R: 0	H: 0	LOB: 0	E: 0	K: 0	S: 3	P: 3	R: 4	H: 3	LOB: 1	E: 1	K: 0	S: 6	P: 14
--------------	------	------	--------	------	------	------	-------	------	------	--------	------	------	------	------	------	------	--------	------	------	------	------	------	------	--------	------	------	------	------	------	------	--------	------	------	------	------	------	------	--------	------	------	------	------	------	------	--------	------	------	------	------	------	------	--------	------	------	------	-------

PITCHER	IP	WLS	BF	H	R	ER	SO	BB	IBB	HBP	BLK	WP	HR	S	P	ERA	WHIP
<b>Ned Garver, R</b> ERA: 3.39 (1, 1)	5.0		27	11	6	5	0	0	1	0	0	1	0	26	30	9.00	2.200
<b>Duke Maas, R</b> ERA: 4.35 (6, 1)	3.0	L	15	4	4	3	1	2	0	0	0	0	0	15	23	9.00	2.000


**BOTTOM**

**Kansas City Athletics @ Washington Senators**  
Griffith Stadium, Washington, DC

Tue Jun 03 1958, 7:05 PM EDT  
Att. 7,291 - Unknown

livebaseballscores.com

<b>AB</b>	<b>39</b>
<b>R</b>	<b>10</b>
<b>H</b>	<b>15</b>
<b>RBI</b>	<b>9</b>
<b>BB</b>	<b>3</b>
<b>SO</b>	<b>1</b>
<b>LOB</b>	<b>20</b>




1B: 12	SF: 0	WP: 1	PA: 42
2B: 2	SAC: 0	PB: 1	
3B: 1	DP: 2	SB: 0	
HR: 0	HBP: 0	CS: 0	

Batter	1	2	3	4	5	6	7	8	9	AB R H RBI BB SO LOB	TOP											
Bob Martyn, L (1, 9) OBP: 0.419, SLG: 0.615	0-0 4-3		0-0 6-3 S E 1-3 3-H 1B	0-0 F9		0-0 4-3			0-0 CS 3B	5 1 2 1 0 0 3												
Bill Tuttle, R (1, 8) OBP: 0.346, SLG: 0.320	4-0 CS BB		0-0 E6 6-3 S		0-0 6-3		0-0 F8		0-0 6-3 3-H	4 0 0 1 1 0 2												
Hector Lopez, R (1, 5) OBP: 0.330, SLG: 0.369	0-0 6-3 1-2		0-0 6-3 1-3 2-H		0-0 F9		0-0 F8		0-0 5-3	5 0 0 1 0 0 2												
Bob Cerv, R (1, 7) OBP: 0.392, SLG: 0.691		0-0 F8 S S	0-3 K		0-0 1B		0-0 6-3			4 0 1 0 0 1 1												
Vic Power, R (1, 3) OBP: 0.300, SLG: 0.441		0-0 F7		0-0 1B 3B		0-0 P3		0-0 1B E G1-2-3 1B		4 1 2 0 0 0 1												
Frank House, L (1, 2) OBP: 0.242, SLG: 0.313		0-0 F8		0-0 G3		0-0 1B 3B		0-0 E1 1B 1-2		4 1 1 0 0 0 2												
Mike Baxes, R (1, 4) OBP: 0.309, SLG: 0.296			0-0 F9 BB 1B 1B	0-0 FC1-6 3-H 1B		0-0 CS 1B		0-0 1-2 2-3 1B		4 1 4 2 0 0 0												
Joe Demaestri, R (1, 6) OBP: 0.270, SLG: 0.296			4-0 1B E BB	0-0 FC1-6 1-2 1B		0-3 K 1-2		0-3 K 1B		3 1 0 0 1 2 5												
Jack Urban, R (1, 1) OBP: 0.273, SLG: 0.273			0-0 F9 1-2	0-0 1B		0-0 1B		0-0 G1-2-3 3-H		3 0 2 0 0 0 2												
Virgil Trucks, R (7, 1)										1 0 0 0 0 0 3												
<b>Inning Stats</b>	R: 0 E: 0 K: 0 S: 2	H: 0 LOB: 0 BB: 1 P: 6	R: 0 E: 0 K: 0 S: 3	H: 0 LOB: 0 BB: 0 P: 3	R: 3 E: 1 K: 1 S: 8	H: 2 LOB: 1 BB: 1 P: 12	R: 1 E: 0 K: 0 S: 6	H: 3 LOB: 2 BB: 0 P: 6	R: 0 E: 0 K: 0 S: 4	H: 1 LOB: 1 BB: 0 P: 4	R: 1 E: 0 K: 1 S: 7	H: 3 LOB: 1 BB: 0 P: 7	R: 0 E: 0 K: 0 S: 3	H: 0 LOB: 0 BB: 0 P: 3	R: 0 E: 1 K: 1 S: 7	H: 2 LOB: 2 BB: 0 P: 7	R: 0 E: 0 K: 0 S: 3	H: 1 LOB: 0 BB: 0 P: 3	1B: 9 2B: 1 3B: 3 HR: 0	SF: 0 SAC: 0 DP: 2 HBP: 0	WP: 0 PB: 0 SB: 2 CS: 3	PA: 39
<b>PITCHER</b>	IP WLS BF H R ER SO BB IBB HBP BLK WP HR S P ERA WHIP												<b>PITCHER</b>	IP WLS BF H R ER SO BB IBB HBP BLK WP HR S P ERA WHIP								
Al Cicotte, R (1, 1) ERA: 5.89	4.0 L 19 5 4 3 1 2 0 0 0 0 0 0 19 27 6.75 1.750																					
Chuck Stobbs, L (5, 1) ERA: 4.91	3.0 12 4 1 1 1 0 0 0 0 0 0 0 14 14 3.00 1.333																					
Tex Clevenger, R (8, 1) ERA: 3.79	1.0 5 2 0 0 0 1 0 0 0 0 0 0 7 7 0.00 2.000																					
Dick Hyde, R (9, 1) ERA: 2.18	1.0 3 1 0 0 0 0 0 0 0 0 0 0 3 3 0.00 1.000																					

Kansas City Athletics @ Washington Senators  
Griffith Stadium, Washington, DC  
Wed Jun 04 1958, 7:05 PM EDT  
Att. 3,808 - Unknown

livebaseballscorecards.com

AB	37
R	5
H	12
RBI	5
BB	2
SO	3
LOB	21



BOTTOM

Kansas City Athletics @ Washington Senators  
Griffith Stadium, Washington, DC

Wed Jun 04 1958, 7:05 PM EDT  
Att. 3,808 - Unknown

livebaseballscores.com

AB 33  
R 4  
H 7  
RBI 4  
BB 7  
SO 2  
LOB 23



WP: 0 PA: 40  
PB: 0  
SB: 0  
CS: 0

AB R H RBI BB SO LOB


5	0	2	2	0	0	0
3	1	1	0	2	0	4
5	0	2	1	0	0	3
5	0	1	1	0	0	5
3	1	0	0	1	0	3
3	1	0	0	1	1	0
3	0	1	0	1	0	2
4	0	0	0	0	0	4
1	0	0	0	0	0	1
0	0	0	0	1	0	0
0	0	0	0	0	0	0
0	1	0	0	1	0	0
0	0	0	0	0	0	0
0	0	0	0	0	0	0
1	0	0	0	0	1	1
0	0	0	0	0	0	0

1B: 6 SF: 0  
2B: 1 SAC: 0  
3B: 0 DP: 1  
HR: 0 HBP: 0

Batter	1	2	3	4	5	6	7	8	9									
Herb Plews, L OBP: 0.342, SLG: 0.435 (1, 5)	0-0 3-1 ①		0-0 6-3 ①	0-0 1B 1-3 2-H 3-H			0-0 1B 1-2		0-0 3-1 ①									
Albie Pearson, L OBP: 0.362, SLG: 0.320 (1, 8)	0-0 1B 2B		4-0 BB	0-0 4-3 ③			0-0 F8 ①		4-0 BB									
Roy Sievers, R OBP: 0.385, SLG: 0.566 (1, 7)	0-0 F8 ②		0-0 F8 ②		0-0 1B G3-6-3		0-0 1B 1-2 2-H		0-0 F2 ②									
Clint Courtney, L OBP: 0.325, SLG: 0.299 (1, 2)	0-0 1B 2-H		0-0 F8 ③		0-0 G3-6-3 ① ② 1-2f		0-0 P6 ②		0-0 F9 ③									
Jim Lemon, R OBP: 0.318, SLG: 0.405 (1, 9)	0-0 F8 ③			4-0 1B BB BB	0-0 6-3 ③		0-0 P3 ③											
Rocky Bridges, R OBP: 0.368, SLG: 0.393 (1, 6)		0-3 K ①		4-0 1B BB 1-2 BB		0-0 L7 ①		0-0 L6 ①										
Ken Aspromonte, R OBP: 0.341, SLG: 0.383 (1, 4)		0-0 1B		0-0 F9 ①		0-0 5-3 ②		4-0 BB FC1-6										
Julio Becquer, L OBP: 0.257, SLG: 0.258 (1, 3)		0-0 F8 ②		0-0 F9 ②		0-0 G3 ③		0-0 FC1-6 ② 1-2f										
Al Cicotte, R OBP: 0.167, SLG: 0.167 (4, PH) Neil Christy, L OBP: 0.268, SLG: 0.418 (5, 1) Chuck Stobbs, L OBP: 0.333, SLG: 0.239 (7, PH) Tex Clevenger, R OBP: 0.600, SLG: 1.000 (8, PH) Faye Throneberry, L OBP: 0.182, SLG: 0.100 (9, 1) Dick Hyde, R (9, 1)		0-0 P5 ③		4-0 1B BB 1-2 BB		4-0 1B BB 1-2 BB		0-3 K ③										
Inning Stats	R: 1 E: 0 K: 0 S: 5	H: 2 LOB: 1 BB: 0 P: 5	R: 0 E: 0 K: 1 S: 6	H: 1 LOB: 1 BB: 0 P: 6	R: 0 E: 0 K: 0 S: 3	H: 0 LOB: 1 BB: 1 P: 7	R: 2 E: 0 K: 0 S: 4	H: 1 LOB: 2 BB: 3 P: 16	R: 0 E: 0 K: 0 S: 3	H: 0 LOB: 0 BB: 0 P: 3	R: 0 E: 0 K: 0 S: 3	H: 0 LOB: 0 BB: 0 P: 3	R: 1 E: 0 K: 0 S: 5	H: 2 LOB: 2 BB: 1 P: 9	R: 0 E: 0 K: 1 S: 5	H: 0 LOB: 1 BB: 1 P: 9	R: 0 E: 0 K: 0 S: 3	H: 0 LOB: 1 BB: 1 P: 7

PITCHER	IP	WLS	BF	H	R	ER	SO	BB	IBB	HBP	BLK	WP	HR	S	P	ERA	WHIP
Jack Urban, R ERA: 4.95 (1, 1)	6.0	W	28	6	4	4	1	5	0	0	0	0	0	25	45	6.00	1.833
Virgil Trucks, R ERA: 2.08 (7, 1)	3.0	S	12	1	0	0	1	2	0	0	0	0	0	12	20	0.00	1.000

Batter	1	2	3	4	5	6	7	8	9	10	11	12	13	AB R H RBI BB SO LOB	TOP											
Bob Martyn, L OBP: 0.407, SLG: 0.590 (1, 9) (13, 7)	0-0 1-3			0-3 K2-3		0-0 P6			0-3 K			0-0 FC4-6 1B		5 0 1 0 0 2 0	<p>Kansas City Athletics @ Washington Senators Griffith Stadium, Washington, DC</p> <p>Thu Jun 05 1958, 7:05 PM EDT Att. 3,692 - Unknown</p> <p>livebaseballscorecards.com</p>											
Bill Tuttle, R OBP: 0.348, SLG: 0.318 (1, 8) (13, 9)	0-0 L9-3 1B			4-0 BB			0-0 4-3		0-3 K			0-0 FC4-6 1-2f		4 0 1 0 1 1 1												
Hector Lopez, R OBP: 0.321, SLG: 0.358 (1, 5) (5, 4)	0-0 L9-3 1-2			0-0 F9			0-0 L4			0-0 6-3		0-0 F9		5 0 0 0 0 0 3												
Bob Cerv, R OBP: 0.387, SLG: 0.674 Billy Hunter, R OBP: 0.209, SLG: 0.282 (1, 7) (13, 5)		0-3 K		0-0 6-3			0-0 6-3			0-0 1B 1B		0-0 1-3		5 0 1 0 0 1 2 0 0 0 0 0 0 0												
Vic Power, R OBP: 0.310, SLG: 0.447 (1, 3)		0-0 4-3			0-0 5-3			0-0 FC1-6 1B		0-0 G4-6-3 1B			0-0 SH5-4 HR 1B	5 1 3 0 0 0 0												
Frank House, L OBP: 0.243, SLG: 0.309 (1, 2)		0-0 G3			0-0 K2-3-2 1B			0-0 FC1-6 1-2f		0-0 G4-6-3 1-2f			0-0 SH5-4 1-2	4 0 1 0 0 0 3												
Mike Baxes, R OBP: 0.307, SLG: 0.294 Woodie Held, R OBP: 0.286, SLG: 0.330 (1, 4) (5, PH) (5, 5) (13, 8)			0-0 P6		0-3 K2-3-2 1-1			0-3 K			0-0 5-3		0-0 HR 2-H	1 0 0 0 0 0 0 4 1 1 2 0 2 2												
Joe Demaestri, R OBP: 0.258, SLG: 0.283 (1, 6)			0-0 F9			0-0 5-3		0-3 K			0-0 F8		0-0 P3	5 0 0 0 0 1 1												
Ralph Terry, R OBP: 0.087, SLG: 0.087 (1, 1)			0-3 K			0-0 4-3			0-0 6-3			0-3 K		5 0 0 0 0 3 0												
<b>Inning Stats</b>	R: 0 E: 0 K: 0 S: 3	H: 1 LOB: 0 BB: 0 P: 3	R: 0 E: 0 K: 1 S: 5	H: 0 LOB: 0 BB: 0 P: 5	R: 0 E: 0 K: 1 S: 5	H: 0 LOB: 1 BB: 1 P: 9	R: 0 E: 0 K: 1 S: 5	H: 1 LOB: 1 BB: 0 P: 5	R: 0 E: 0 K: 0 S: 3	H: 0 LOB: 0 BB: 0 P: 3	R: 0 E: 0 K: 2 S: 7	H: 0 LOB: 0 BB: 0 P: 7	R: 0 E: 0 K: 0 S: 4	H: 2 LOB: 1 BB: 0 P: 4		R: 0 E: 0 K: 1 S: 5	H: 0 LOB: 0 BB: 0 P: 5	R: 0 E: 0 K: 0 S: 4	H: 1 LOB: 1 BB: 0 P: 4	R: 2 E: 0 K: 1 S: 7	H: 2 LOB: 0 BB: 0 P: 7	1B: 7 2B: 2 3B: 0 HR: 1	SF: 0 SAC: 1 DP: 3 HBP: 0	WP: 0 PB: 0 SB: 0 CS: 0	PA: 45	
PITCHER Camilo Pascual, R ERA: 2.95 (1, 1)	IP 13.0	WLS L	BF 45	H 8	R 2	ER 2	SO 10	BB 1	IBB 0	HBP 0	BLK 0	WP 0	HR 1	S 64		P 68	ERA 1.39	WHIP 0.692								



Batter	1	2	3	4	5	6	7	8	9	10	11	12	13	AB R H RBI BB SO LOB
Herb Plews, L OBP: 0.342, SLG: 0.446 (1, 5)	0-0 F6		0-0 FC3-2 3B		0-0 F7			0-0 3-1		4-0 L6-4 IBB		0-0 G3		5 0 1 0 1 0 0
Albie Pearson, L OBP: 0.361, SLG: 0.323 (1, 8)	0-0 E1 1B		0-0 FC3-2			0-0 F8		0-0 F9 2B		4-0 1-2 IBB			0-0 1-3	5 0 1 0 1 0 1
Roy Sievers, R OBP: 0.370, SLG: 0.541 (1, 7)	0-0 P6		0-0 6-3			0-0 F3		0-0 F9		0-0 L6-4			0-3 K	6 0 0 0 0 1 6
Clint Courtney, L OBP: 0.325, SLG: 0.300 (1, 2)	0-0 1B			0-0 1B		0-0 4-3		0-0 4-3			0-0 F8		0-0 F8	6 0 2 0 0 0 1
Jim Lemon, R OBP: 0.315, SLG: 0.395 (1, 9)	0-0 L8			0-0 L9			0-0 4-3		0-3 K		4-0 BB			4 0 0 0 1 1 3
Rocky Bridges, R OBP: 0.369, SLG: 0.393 (1, 6)		0-3 K		0-0 1B		0-0 E 1B		0-3 K		0-3 K		0-0 F8		5 0 2 0 0 2 1
Ken Aspromonte, R OBP: 0.329, SLG: 0.368 (1, 4)		0-0 F8		0-0 FC5-4-3-2 1B		0-0 E6		0-0 6-3		0-0 6-3		0-0 4-3		5 0 0 0 0 0 4
Norm Zauchin, R OBP: 0.376, SLG: 0.425 Julio Becquer, L OBP: 0.254, SLG: 0.254 (1, 3) (11, 3)		0-3 K			0-0 6-3		0-3 K		0-3 K			0-0 P4		4 0 0 0 0 3 2 1 0 0 0 0 0 0
Camilo Pascual, R OBP: 0.176, SLG: 0.294 (1, 1)			0-0 P4		0-0 F8		0-0 F3			0-0 3B		0-0 F7		5 0 1 0 0 0 2


Inning Stats	R: 0	H: 1	E: 1	LOB: 2	K: 0	BB: 0	S: 5	R: 0	H: 0	E: 0	LOB: 0	K: 2	BB: 0	S: 7	R: 0	H: 0	E: 0	LOB: 0	K: 0	BB: 0	S: 4	R: 0	H: 2	E: 0	LOB: 1	K: 0	BB: 0	S: 4	R: 0	H: 0	E: 0	LOB: 0	K: 0	BB: 0	S: 3	R: 0	H: 0	E: 0	LOB: 0	K: 0	BB: 0	S: 3	R: 0	H: 1	E: 1	LOB: 2	K: 1	BB: 0	S: 7	R: 0	H: 1	E: 0	LOB: 1	K: 0	BB: 0	S: 4	R: 0	H: 0	E: 0	LOB: 0	K: 2	BB: 0	S: 7	R: 0	H: 0	E: 0	LOB: 0	K: 1	BB: 2	S: 5	R: 0	H: 0	E: 0	LOB: 1	K: 0	BB: 1	S: 3	R: 0	H: 0	E: 0	LOB: 0	K: 0	BB: 0	S: 3	R: 0	H: 0	E: 0	LOB: 0	K: 0	BB: 0	S: 3	R: 0	H: 0	E: 0	LOB: 0	K: 1	BB: 0	S: 3	R: 0	H: 0	E: 0	LOB: 0	K: 0	BB: 0	S: 3	R: 0	H: 0	E: 0	LOB: 0	K: 1	BB: 0	S: 5	R: 0	H: 0	E: 0	LOB: 0	K: 0	BB: 0	S: 3	R: 0	H: 0	E: 0	LOB: 0	K: 0	BB: 0	S: 3	R: 0	H: 0	E: 0	LOB: 0	K: 0	BB: 0	S: 5
PITCHER Ralph Terry, R ERA: 4.27 (1, 1)	IP	WLS	BF	H	R	ER	SO	BB	IBB	HBP	BLK	WP	HR	S	P	ERA	WHIP																																																																																																																				
	13.0	W	49	7	0	0	7	1	2	0	0	0	0	60	72	0.00	0.615																																																																																																																				

**BOTTOM**

Kansas City Athletics @ Washington Senators  
Griffith Stadium, Washington, DC  
Thu Jun 05 1958, 7:05 PM EDT  
Att. 3,692 - Unknown

livebaseballscorecards.com

AB	46
R	0
H	7
RBI	0
BB	3
SO	7
LOB	20



WP: 0	PA: 49
PB: 0	CS: 0
SB: 0	
CS: 0	

Batter	1	2	3	4	5	6	7	8	9	AB	R	H	RBI	BB	SO	LOB	TOP	
Frank Bolling, R (1, 4) OBP: 0.330, SLG: 0.366	4-0 G6-3 BB		0-0 E6 SH1-3 HR	0-0 F8			0-0 2B 1B	0-0 1-3		2	1	0	2	1	0	1		
Billy Martin, R (1, 6) OBP: 0.304, SLG: 0.408 Milt Bolling, R (8, PH) OBP: 0.345, SLG: 0.320 (8, 6)	0-0 G6-3 1-2f		0-0 SH1-3	0-0 WP			0-0 SF7	0-0 SF7		4	1	2	1	0	0	2		
Gus Zernial, R (1, 7) OBP: 0.345, SLG: 0.545 Reno Bertoia, R (7, 7) OBP: 0.271, SLG: 0.313	0-0 F3		0-0 HR		0-0 L6-4-3 1B		0-0 3B 2B	4-0 BB		4	1	1	2	0	1	2		
Al Kaline, R (1, 9) OBP: 0.345, SLG: 0.424		0-0 L5	0-3 K		0-0 F9		0-3 K	0-3 K		5	0	1	1	0	1	1		
Gail Harris, L (1, 3) OBP: 0.429, SLG: 0.564		4-0 HR BB			0-0 L6-4-3		0-0 3B		0-0 L6-3	3	1	1	0	1	0	1		
Ozzie Virgil, R (1, 5) OBP: 0.200, SLG: 0.400		0-0 F9	0-0 L7			0-0 1-3	0-0 F9		1-0 E4 HBP	5	1	1	0	0	0	3		
Johnny Groth, R (1, 8) OBP: 0.407, SLG: 0.560		0-0 HR		0-0 1B SF9 1B		0-0 6-3		0-0 2B 2B	0-0 E4	5	3	3	2	0	1	1		
Red Wilson, R (1, 2) OBP: 0.310, SLG: 0.412		0-0 F7		0-0 WP 1B		0-3 K		0-0 2B SF7 1B	0-0 F6	4	1	3	1	0	0	0		
Billy Hoefl, L (1, 1) OBP: 0.400, SLG: 0.632			0-0 E 3B	0-0 SF9			0-0 1B SF7 2B	0-0 2B		3	2	2	1	0	0	2		
Inning Stats	R: 0 E: 0 K: 0 S: 2 H: 0 LOB: 0 BB: 1 P: 6	R: 2 E: 0 K: 0 S: 4 H: 1 LOB: 0 BB: 1 P: 8	R: 3 E: 1 K: 1 S: 9 H: 3 LOB: 1 BB: 0 P: 9	R: 1 E: 0 K: 0 S: 4 H: 2 LOB: 0 BB: 0 P: 4	R: 0 E: 0 K: 0 S: 3 H: 1 LOB: 0 BB: 0 P: 3	R: 0 E: 0 K: 1 S: 5 H: 0 LOB: 0 BB: 0 P: 5	R: 3 E: 0 K: 1 S: 9 H: 4 LOB: 1 BB: 0 P: 9	R: 2 E: 0 K: 1 S: 8 H: 3 LOB: 2 BB: 1 P: 12	R: 0 E: 1 K: 0 S: 3 H: 0 LOB: 1 BB: 0 P: 4	1B: 5 2B: 5 3B: 2 HR: 2 SF: 3 SAC: 1 DP: 2 HBP: 1	WP: 1 PB: 0 SB: 0 CS: 0 PA: 44							
PITCHER	IP	WLS	BF	H	R	ER	SO	BB	IBB	HBP	BLK	WP	HR	S	P	ERA	WHIP	
Hal Griggs, R (1, 1) ERA: 5.06	3.0	L	15	4	5	4	1	2	0	0	0	0	2	15	23	12.00	2.000	
Chuck Stobbs, L (4, 1) ERA: 5.35	4.0		18	7	4	4	2	0	0	0	0	1	0	21	21	9.00	1.750	
Bud Byerly, R (8, 1) ERA: 7.11	2.0		11	3	2	2	1	1	0	1	0	0	0	11	16	9.00	2.000	

**Detroit Tigers @ Washington Senators**  
 Griffith Stadium, Washington, DC  
 Fri Jun 06 1958, 7:05 PM EDT  
 Att. 6,315 - Unknown

AB	36
R	11
H	14
RBI	10
BB	3
SO	4
LOB	15



[livebaseballscorecards.com](http://livebaseballscorecards.com)



BOTTOM

Detroit Tigers @ Washington Senators

Griffith Stadium, Washington, DC

Fri Jun 06 1958, 7:05 PM EDT  
Att. 6,315 - Unknown

livebaseballscorecards.com

AB 29  
R 2  
H 4  
RBI 2  
BB 3  
SO 3  
LOB 7



WP: 0 PA: 33  
PB: 0  
SB: 0  
CS: 0

AB R H RBI BB SO LOB

3 0 0 0 1 0 0

4 0 0 0 0 0 1

3 1 1 0 1 0 0

4 1 1 1 0 1 1

3 0 2 1 0 0 0

3 0 0 0 0 0 1

0 0 0 0 0 0 0

1 0 0 0 0 0 2

2 0 0 0 1 0 0

3 0 0 0 0 0 2

0 0 0 0 0 0 0

1 0 0 0 0 0 0

1 0 0 0 0 1 0


1 0 0 0 0 1 0

1B: 2 SF: 1  
2B: 1 SAC: 0  
3B: 1 DP: 1  
HR: 0 HBP: 0

Table with columns for Batter (1-9) and rows for individual players including Eddie Yost, Albie Pearson, Roy Sievers, Jim Lemon, Rocky Bridges, Ken Aspromonte, Bud Byerly, Bobby Malkmus, Clint Courtney, Julio Becquer, Hal Griggs, Al Cicotte, and Chuck Stobbs. Each cell contains a batting diagram and statistics.

Inning Stats table with columns for R, H, E, K, S and rows for each of the 9 batters.

PITCHER table with columns for IP, WLS, BF, H, R, ER, SO, BB, IBB, HBP, BLK, WP, HR, S, P, ERA, WHIP and rows for Billy Hoefl.

Batter	1	2	3	4	5	6	7	8	9	AB R H RBI BB SO LOB	TOP	
Frank Bolling, R (1, 4) OBP: 0.327, SLG: 0.361	0-0 F8		0-0 5-3		0-3 K	0-0 5-3			0-0 FC1-6 1B	5 0 1 1 0 1 2		
Billy Martin, R (1, 6) OBP: 0.307, SLG: 0.404	0-0 F3		4-0 BB		0-0 1B	0-0 F9			0-0 FC1-6 1B	4 0 1 0 1 0 2		
Gus Zernial, R (1, 7) OBP: 0.323, SLG: 0.508 Bob Hazle, L (7, 9) OBP: 0.318, SLG: 0.233	0-0 5-3		0-0 F6		0-0 F2				0-0 L1-4-3 1B	4 0 0 0 0 0 3 1 0 1 0 0 0 0		
Al Kaline, R (1, 9) OBP: 0.346, SLG: 0.429 (4, 8)		0-0 FC6-5 2B		0-0 FC4-6 1B					0-0 L8	5 0 2 0 0 0 3		
Gail Harris, L (1, 3) OBP: 0.418, SLG: 0.559		0-0 F6		0-0 FC4-6 BB 1B					0-3 K	4 1 1 0 0 1 2		
Ozzie Virgil, R (1, 5) OBP: 0.222, SLG: 0.333		0-0 FC6-5		0-0 BB 1B					0-0 F3	4 0 1 0 0 1 2		
Johnny Groth, R (1, 8) OBP: 0.414, SLG: 0.538 Tom Morgan, R (4, 1) Ray Boone, R (6, PH) Herb Moford, R (6, 1) Vito Valentinetti, R (9, 1)		0-3 K		4-0 BB					0-3 K	1 0 0 0 1 1 1 0 0 0 0 0 0 0 1 1 1 2 0 0 0 1 0 0 0 0 1 0 0 0 0 0 0 0 0	AB 38 R 3 H 12 RBI 3 BB 2 SO 6 LOB 23	
Red Wilson, R (1, 2) OBP: 0.339, SLG: 0.436			0-0 5-3 1B		0-0 F2				0-0 2B 5-3 1B	4 1 3 0 0 0 3		
Jim Bunning, R (1, 1) OBP: 0.125, SLG: 0.250 Charlie Maxwell, L (4, PH) OBP: 0.351, SLG: 0.394 (4, 9) (7, 7)			0-0 F8		0-0 4-3				0-3 K	1 0 0 0 0 0 1 3 0 1 0 0 1 4		
Inning Stats	R: 0 H: 0 E: 0 LOB: 0 K: 0 BB: 0 S: 3 P: 3	R: 0 H: 1 E: 0 LOB: 1 K: 1 BB: 0 S: 6 P: 6	R: 0 H: 1 E: 0 LOB: 2 K: 0 BB: 1 S: 4 P: 8	R: 0 H: 2 E: 0 LOB: 3 K: 0 BB: 1 S: 5 P: 9	R: 0 H: 1 E: 0 LOB: 1 K: 1 BB: 0 S: 6 P: 6	R: 3 H: 4 E: 0 LOB: 1 K: 1 BB: 0 S: 9 P: 9	R: 0 H: 0 E: 0 LOB: 0 K: 1 BB: 0 S: 5 P: 5	R: 0 H: 1 E: 0 LOB: 1 K: 2 BB: 0 S: 8 P: 8	R: 0 H: 2 E: 0 LOB: 1 K: 0 BB: 0 S: 4 P: 4	1B: 8 SF: 0 2B: 3 SAC: 0 3B: 0 DP: 1 HR: 1 HBP: 0	WP: 0 PA: 40 PB: 0 SB: 0 CS: 0	
PITCHER Russ Kemmerer, R (1, 1) ERA: 4.46 Tex Clevenger, R (6, 1) ERA: 3.46	IP WLS BF H R ER SO BB IBB HBP BLK WP HR S P ERA WHIP											PITCHER IP WLS BF H R ER SO BB IBB HBP BLK WP HR S P ERA WHIP

**Detroit Tigers @ Washington Senators**  
 Griffith Stadium, Washington, DC  
 Sat Jun 07 1958, 3:33 AM EDT  
 Att. 6,804 - Unknown

[livebaseballscorecards.com](http://livebaseballscorecards.com)

Batter	1	2	3	4	5	6	7	8	9	AB R H RBI BB SO LOB
<b>Herb Plews, L</b> OBP: 0.345, SLG: 0.443 (1, 5) X	0-0 1B FC3-6 1B	0-0 F8		0-0 F7			0-0 4-3		0-0 1B 1-2 2-3 3-H	5 1 2 1 0 0 0
<b>Albie Pearson, L</b> OBP: 0.351, SLG: 0.313 (1, 8) X	0-0 1-3 FC3-6 1B	0-0 F6		0-0 3-1			0-0 G3			4 0 1 0 0 0 0
<b>Roy Sievers, R</b> OBP: 0.370, SLG: 0.549 (1, 7) X	0-0 1-2f 3-H FC3-6 2B					0-3 K		0-3 K		4 2 1 2 0 2 1
<b>Clint Courtney, L</b> OBP: 0.330, SLG: 0.303 (1, 2) X	0-0 2-H WP 2B		4-0 BB BB BB BB	4-0 CS BB		0-0 4-3		0-0 4-3		3 0 1 1 1 0 0
<b>Jim Lemon, R</b> OBP: 0.307, SLG: 0.394 (1, 9) SSS	0-3 K			0-0 F8		0-0 6-3		0-0 L8		4 0 0 0 0 1 2
<b>Rocky Bridges, R</b> OBP: 0.376, SLG: 0.414 (1, 6) BBBB	4-0 WP BB			0-0 1-2 2B			0-0 L8		0-0 BB SH1-4 1B 1B	3 1 2 0 1 0 0
<b>Ken Aspromonte, R</b> OBP: 0.329, SLG: 0.357 (1, 4) BBBB	4-0 1-2 2-3 BB			4-0 BB			0-0 5-3		0-0 SH1-4	1 0 0 0 2 0 0
<b>Julio Becquer, L</b> OBP: 0.244, SLG: 0.233 (1, 3) X	0-0 F6			0-3 K			0-0 4-3		4-0 1B BB IBB	3 0 0 0 1 1 5
<b>Russ Kemmerer, R</b> OBP: 0.130, SLG: 0.048 (1, 1) SSS		0-3 K					0-3 K		4-0 1B BB BB	2 0 0 0 0 1 0
<b>Tex Clevenger, R</b> OBP: 0.500, SLG: 0.800 (6, 1)				0-0 F9					1-2 2-3 BB	1 0 0 0 0 1 0
<b>Neil Chrisley, L</b> OBP: 0.297, SLG: 0.418 (9, PH)										0 0 0 0 1 0 0

Inning Stats	R: 2	H: 3	E: 1	K: 1	S: 8	LOB: 3	BB: 2	P: 16	R: 0	H: 0	E: 0	K: 1	S: 5	LOB: 0	BB: 0	P: 5	R: 1	H: 2	E: 0	K: 1	S: 6	LOB: 2	BB: 2	P: 14	R: 0	H: 0	E: 0	K: 0	S: 3	LOB: 0	BB: 0	P: 3	R: 0	H: 0	E: 0	K: 0	S: 5	LOB: 0	BB: 0	P: 5	R: 0	H: 0	E: 0	K: 1	S: 5	LOB: 0	BB: 0	P: 5	R: 0	H: 0	E: 0	K: 1	S: 5	LOB: 0	BB: 0	P: 5	R: 0	H: 0	E: 0	K: 0	S: 3	LOB: 0	BB: 0	P: 5	R: 1	H: 2	E: 0	K: 0	S: 3	LOB: 3	BB: 2	P: 11	1B: 4	SF: 0	2B: 2	SAC: 1	3B: 0	DP: 0	HR: 1	HBP: 0	WP: 1	PA: 37
<b>PITCHER</b>	IP	WLS	BF	H	R	ER	SO	BB	IBB	HBP	BLK	WP	HR	S	P	ERA	WHIP																																																																	
<b>Jim Bunning, R</b> ERA: 5.29 (1, 1)	3.0		17	5	3	3	3	4	0	0	0	1	1	19	35	9.00	3.000																																																																	
<b>Tom Morgan, R</b> ERA: 5.09 (4, 1)	2.0		6	0	0	0	1	0	0	0	0	0	0	8	8	0.00	0.000																																																																	
<b>Herb Moford, R</b> ERA: 2.7 (6, 1)	3.1	L	12	1	1	1	2	0	1	0	0	0	0	15	19	2.70	0.300																																																																	
<b>Vito Valentineti, R</b> ERA: 2.06 (9, 1)	0.0		2	1	0	0	0	1	0	0	0	0	0	1	5	∞	∞																																																																	

**DETROIT TIGERS @ WASHINGTON SENATORS**  
**Griffith Stadium, Washington, DC**  
 Sat Jun 07 1958, 3:33 AM EDT  
 Att. 6,804 - Unknown

<b>AB</b>	<b>30</b>
<b>R</b>	<b>4</b>
<b>H</b>	<b>7</b>
<b>RBI</b>	<b>4</b>
<b>BB</b>	<b>6</b>
<b>SO</b>	<b>6</b>
<b>LOB</b>	<b>8</b>



Batter	1	2	3	4	5	6	7	8	9	AB R H RBI BB SO LOB	TOP													
Frank Bolling, R (1, 4) OBP: 0.324, SLG: 0.372	0-0 F7	0-3 K			0-0 F8		0-0 HR		0-0 1-3	5 1 1 1 0 1 2														
Ozzie Virgil, R (1, 5) OBP: 0.231, SLG: 0.308	0-0 E 1B 1B		0-3 K		0-3 K		0-0 6-3			4 0 1 0 0 2 0														
Al Kaline, R (1, 8) OBP: 0.344, SLG: 0.425	0-0 E6 1-3 1B		0-3 K		0-0 L5		0-0 L7			4 0 1 0 0 1 0														
Charlie Maxwell, L (1, 7) OBP: 0.342, SLG: 0.382	0-0 F5		0-0 3-1		0-0 G3			0-0 F8		4 0 0 0 0 0 3														
Ray Boone, R (1, 3) OBP: 0.336, SLG: 0.490	0-3 K			0-0 FC4-6 1B		0-0 5-3		0-0 6-3		4 0 1 0 0 1 2														
Bob Hazle, L (1, 9) OBP: 0.315, SLG: 0.234		0-0 HBP 1B		0-0 FC4-6 1-2f 1B		0-0 4-3		0-0 F8		4 0 1 0 0 0 1														
Billy Martin, R (1, 6) OBP: 0.318, SLG: 0.427		1-0 HBP		0-0 1-2 1B		0-0 F7			0-0 HR	3 1 2 1 0 0 0														
Red Wilson, R (1, 2) OBP: 0.328, SLG: 0.421		0-0 F7		0-3 K			0-0 HR		0-3 K	2 0 0 0 0 1 4														
Gus Zernial, R (7, PH) OBP: 0.333, SLG: 0.567										1 1 1 1 0 0 0														
Charlie Lau, L (7, 2) OBP: 0.286, SLG: 0.500										1 0 0 0 0 1 0														
George Susce, R (1, 1) Gail Harris, L (7, PH) Tom Morgan, R (7, 1) Hank Aguirre, R (7, 1) Frank Lary, R (7, 1) Reno Bertola, R (8, PH)		0-3 K		0-3 K			0-0 F7		0-0 F8	2 0 0 0 0 2 4 1 0 1 0 0 0 0 0 0														
<b>Inning Stats</b>	R: 0 E: 1 K: 1 S: 7	H: 2 LOB: 2 BB: 0 P: 7	R: 0 E: 0 K: 2 S: 8	H: 1 LOB: 2 BB: 0 P: 9	R: 0 E: 0 K: 2 S: 7	H: 0 LOB: 0 BB: 0 P: 7	R: 0 E: 0 K: 2 S: 9	H: 2 LOB: 2 BB: 0 P: 9	R: 0 E: 1 K: 1 S: 6	H: 0 LOB: 1 BB: 0 P: 6	R: 0 E: 0 K: 0 S: 3	H: 0 LOB: 0 BB: 0 P: 3	R: 2 E: 0 K: 0 S: 5	H: 2 LOB: 0 BB: 0 P: 5	R: 0 E: 0 K: 0 S: 3	H: 0 LOB: 0 BB: 0 P: 3	R: 1 E: 0 K: 1 S: 6	H: 1 LOB: 0 BB: 0 P: 6	1B: 5 2B: 0 3B: 0 HR: 3	SF: 0 SAC: 0 DP: 0 HBP: 1	WP: 0 PB: 0 SB: 0 CS: 0	PA: 37		
<b>PITCHER</b> Pedro Ramos, R (1, 1) ERA: 3.34 Dick Hyde, R (9, 1) ERA: 2.13	IP WLS BF H R ER SO BB IBB HBP BLK WP HR S P ERA WHIP	8.0 W 34 8 3 3 8 0 0 1 0 0 3 49 50 3.38 1.000	1.0 S 3 0 0 0 1 0 0 0 0 0 0 0 5 5 0.00 0.000											<b>PITCHER</b> IP WLS BF H R ER SO BB IBB HBP BLK WP HR S P ERA WHIP										

Detroit Tigers @ Washington Senators  
Griffith Stadium, Washington, DC  
Sun Jun 08 1958, 3:33 AM EDT  
Att. 7,904 - Unknown

livebaseballscorecards.com

AB 36  
R 3  
H 8  
RBI 3  
BB 0  
SO 9  
LOB 16



Batter	1	2	3	4	5	6	7	8	9	AB	R	H	RBI	BB	SO	LOB
Herb Plews, L OBP: 0.368, SLG: 0.463 Eddie Yost, R OBP: 0.335, SLG: 0.234 (1, 5) (7, PH) (8, 5)	0-0 SH 4-3 1B		0-0 G3 1-3 1B		0-0 1B		4-0 BB 1B BB			3	1	3	0	0	0	0
Albie Pearson, L OBP: 0.351, SLG: 0.309 (1, 8)	0-0 SH 4-3 1-3		0-0 G3 1-2		0-0 L8		4-0 1B 1-2 BB			2	0	0	0	1	0	3
Roy Sievers, R OBP: 0.361, SLG: 0.538 (1, 3)	0-0 1-3		0-3 K		0-0 L8		0-0 SF8			3	0	0	1	0	1	5
Clint Courtney, L OBP: 0.333, SLG: 0.304 (1, 2)	0-0 4-3 2-3 3-H		1-0 HBP		0-0 F6		0-0 1-3 2-H 1B			3	0	1	2	0	0	1
Jim Lemon, R OBP: 0.306, SLG: 0.408 (1, 7)	0-0 6-3		0-0 L8		0-0 HR		0-3 K			4	1	1	1	0	1	7
Rocky Bridges, R OBP: 0.377, SLG: 0.410 (1, 6)		0-0 5-3		0-0 G5-4-3 1B		0-0 5-3		0-3 K		4	0	1	0	0	1	0
Neil Chrisley, L OBP: 0.282, SLG: 0.394 (1, 9)		0-0 F7		0-0 L8		0-0 L4		0-0 1-3		4	0	0	0	0	0	1
Ken Aspromonte, R OBP: 0.329, SLG: 0.364 Ossie Alvarez, R OBP: 0.250, SLG: 0.143 (1, 4) (7, PR) (8, 4)		0-0 4-3		0-0 G5-4-3 1-2f			0-0 SH1-4 SF8 2B		0-0 6-3	3	0	1	0	0	0	1
Pedro Ramos, S OBP: 0.167, SLG: 0.200 Dick Hyde, R (9, 1)			0-0 1B 1B		0-0 6-3		0-0 SH1-4			1	1	0	0	0	0	0

Inning Stats	R: 1	H: 1	E: 1	K: 0	S: 5	LOB: 1	BB: 0	P: 5	R: 0	H: 0	E: 0	K: 0	S: 3	LOB: 0	BB: 0	P: 3	R: 0	H: 2	E: 0	K: 1	S: 7	LOB: 3	BB: 0	P: 8	R: 0	H: 1	E: 0	K: 0	S: 3	LOB: 0	BB: 0	P: 3	R: 0	H: 1	E: 0	K: 0	S: 4	LOB: 1	BB: 0	P: 4	R: 1	H: 1	E: 0	K: 0	S: 4	LOB: 0	BB: 0	P: 4	R: 2	H: 2	E: 0	K: 1	S: 7	LOB: 3	BB: 2	P: 15	R: 0	H: 0	E: 0	K: 1	S: 5	LOB: 0	BB: 0	P: 5
--------------	------	------	------	------	------	--------	-------	------	------	------	------	------	------	--------	-------	------	------	------	------	------	------	--------	-------	------	------	------	------	------	------	--------	-------	------	------	------	------	------	------	--------	-------	------	------	------	------	------	------	--------	-------	------	------	------	------	------	------	--------	-------	-------	------	------	------	------	------	--------	-------	------

PITCHER	IP	WLS	BF	H	R	ER	SO	BB	IBB	HBP	BLK	WP	HR	S	P	ERA	WHIP
George Susce, R ERA: 4.41 (1, 1)	6.0		25	6	2	1	1	0	0	0	0	0	1	26	27	1.50	1.000
Tom Morgan, R ERA: 5.5 (7, 1)	0.1	L	2	1	2	2	0	0	0	0	0	0	0	2	2	54.00	3.000
Hank Aguirre, L ERA: 2.61 (7, 1)	0.0		2	0	0	0	0	2	0	0	0	0	0	8		∞	∞
Frank Lary, R ERA: 2.64 (7, 1)	1.2		6	1	0	0	2	0	0	0	0	0	0	10	10	0.00	0.600


**BOTTOM**

**Detroit Tigers @ Washington Senators**  
Griffith Stadium, Washington, DC

Sun Jun 08 1958, 3:33 AM EDT  
Att. 7,904 - Unknown

AB	29
R	4
H	8
RBI	4
BB	2
SO	3
LOB	18

livebaseballscores.com



1B: 6	SF: 1	WP: 0	PA: 35
2B: 1	SAC: 2	PB: 0	
3B: 0	DP: 1	SB: 0	
HR: 1	HBP: 1	CS: 0	



BOTTOM

Chicago White Sox @ Washington Senators  
Griffith Stadium, Washington, DC  
Tue Jun 10 1958, 7:05 PM EDT  
Unknown

livebaseballscorecards.com

AB 31  
R 4  
H 8  
RBI 3  
BB 4  
SO 2  
LOB 15



WP: 1 PA: 36  
PB: 1  
SB: 0  
CS: 0

AB R H RBI BB SO LOB

4 0 1 0 0 0 1

4 0 0 0 0 0 2

3 0 1 1 1 1 0

4 0 0 0 0 1 3

3 2 2 1 1 0 1

3 0 1 0 1 0 1

2 0 1 0 1 0 2

4 1 0 0 0 0 4

2 0 1 1 0 0 0

0 0 0 0 0 0 0

1 1 1 0 0 0 0

0 0 0 0 0 0 0

1 0 0 0 0 0 1

1B: 7 SF: 0  
2B: 0 SAC: 1  
3B: 0 DP: 3  
HR: 1 HBP: 0

Batter	1	2	3	4	5	6	7	8	9
Herb Plews, L OBP: 0.363, SLG: 0.453 (1, 5)	0-0 F7		0-0 F8		0-0 G4-3			0-0 FC6-4 1B	
Albie Pearson, L OBP: 0.344, SLG: 0.302 (1, 8)	0-0 F8		0-0 L9			0-0 F7		0-0 FC6-4 1B	
Roy Sievers, R OBP: 0.365, SLG: 0.534 (1, 3)	0-3 K			4-0 FC5-4 BB		0-0 P6		0-0 FC6-4 1B	
Clint Courtney, L OBP: 0.326, SLG: 0.296 (1, 2)		0-0 3-4-1		0-3 K		0-0 F6		0-0 G1-6-4-3 1B	
Jim Lemon, R OBP: 0.315, SLG: 0.429 (1, 7)		0-0 HR		0-0 F8			0-0 G4-6-3 1B	4-0 SH5-4 BB	
Rocky Bridges, R OBP: 0.376, SLG: 0.409 (1, 6)		0-0 6-3		0-0 FC5-4			0-0 G4-6-3 1B	4-0 PB SH5-4 BB	
Neil Chrisley, L OBP: 0.296, SLG: 0.397 (1, 9)		4-0 WP BB			0-0 FC6-4 1B		0-0 G4-6-3 1B	0-0 SH5-4	
Ken Aspromonte, R OBP: 0.320, SLG: 0.353 (1, 4)		0-0 5-3			0-0 FC6-4 1B		0-0 5-3	0-0 F2	
Camilo Pascual, R OBP: 0.211, SLG: 0.316 (1, 1)			0-0 F8			0-0 G4-3 1B		0-0 FC6-4 1B	0-0 6-3
Tex Clevenger, R OBP: 0.500, SLG: 0.800 (6, 1)									
Eddie Yost, R OBP: 0.339, SLG: 0.239 (8, PH)									
Bud Byerly, R (9, 1)									
Ed Fitz Gerald, R OBP: 0.407, SLG: 0.333 (9, PH)									

Inning Stats	R: 0	H: 0	E: 0	K: 1	S: 5	H: 0	LOB: 0	P: 5	R: 1	H: 1	E: 0	K: 0	S: 4	R: 0	H: 0	E: 0	K: 1	S: 3	R: 0	H: 0	E: 0	K: 1	S: 5	R: 1	H: 2	E: 1	K: 0	S: 4	R: 0	H: 0	E: 0	K: 0	S: 3	R: 0	H: 2	E: 0	K: 0	S: 4	R: 1	H: 3	E: 0	K: 0	S: 5	R: 1	H: 0	E: 0	K: 0	S: 3	1B: 7	SF: 0	2B: 0	SAC: 1	3B: 0	DP: 3	HR: 1	HBP: 0	WP: 1	PA: 36
--------------	------	------	------	------	------	------	--------	------	------	------	------	------	------	------	------	------	------	------	------	------	------	------	------	------	------	------	------	------	------	------	------	------	------	------	------	------	------	------	------	------	------	------	------	------	------	------	------	------	-------	-------	-------	--------	-------	-------	-------	--------	-------	--------

PITCHER	IP	WLS	BF	H	R	ER	SO	BB	IBB	HBP	BLK	WP	HR	S	P	ERA	WHIP
Ray Moore, R ERA: 2.3 (1, 1)	6.0	W	22	3	2	1	2	2	0	0	0	1	1	24	32	1.50	0.833
Gerry Staley, R ERA: 2.68 (7, 1)	1.1		8	5	1	1	0	0	0	0	0	0	0	8	8	6.75	3.750
Bill Fischer, R ERA: 5.94 (8, 1)	0.2		3	0	1	0	0	2	0	0	0	0	0	1	9	0.00	3.000
Billy Pierce, L ERA: 3.91 (9, 1)	1.0	S	3	0	0	0	0	0	0	0	0	0	0	3	3	0.00	0.000

Batter	1	2	3	4	5	6	7	8	9	AB R H RBI BB SO LOB	TOP											
<b>Billy Goodman, L</b> (1, 5) OBP: 0.302, SLG: 0.310	0-0 F8		0-0 4-3		0-0 4-3			0-0 F7		4 0 0 0 0 0 0												
<b>Nellie Fox, L</b> (1, 4) OBP: 0.402, SLG: 0.395	1-0 BB HBP		0-0 G3			0-0 F9		0-0 FC6-4 1B		3 0 1 0 0 0 0												
<b>Al Smith, R</b> (1, 7) OBP: 0.324, SLG: 0.366	4-0 BB BB BB		0-0 F7			0-0 F9		0-0 FC6-4 1-2f		3 0 0 0 1 0 1												
<b>Tito Francona, L</b> (1, 9) OBP: 0.341, SLG: 0.351	0-0 G1-6-3 1-2f			0-0 G1-4-3 1B		0-0 F9			0-0 4-3	4 0 1 0 0 0 2												
<b>Ron Jackson, R</b> (1, 3) OBP: 0.365, SLG: 0.536		0-0 6-3		0-0 G1-4-3 1-2f		0-0 F3			0-0 1B 1B	4 0 1 0 0 0 1												
<b>Earl Battey, R</b> (1, 2) OBP: 0.270, SLG: 0.314		0-3 K		0-0 6-3		0-0 HR			0-0 G4-6-3 1B	4 1 2 1 0 1 0												
<b>Jim Landis, R</b> (1, 8) OBP: 0.301, SLG: 0.370		0-0 E 1B			0-0 HR		0-0 L6-3 1B		0-0 G4-6-3 1-2f	4 1 3 1 0 0 2												
<b>Luis Aparicio, R</b> (1, 6) OBP: 0.295, SLG: 0.325		0-0 E4			0-0 6-3		0-0 L6-3 1-2			2 0 0 0 0 0 1												
<b>Don Mueller, L</b> (7, PH) OBP: 0.318, SLG: 0.364		1-2								1 0 0 0 0 0 1												
<b>Sammy Esposito, R</b> (7, 6) OBP: 0.200, SLG: 0.158		0-3 K			0-3 K2-3			0-0 F7		0 0 0 0 0 0 0												
<b>Jim Wilson, R</b> (1, 1) OBP: 0.148, SLG: 0.042										2 0 0 0 0 2 2												
<b>Earl Torgeson, L</b> (8, PH) OBP: 0.310, SLG: 0.284										1 0 0 0 0 0 0												
<b>Tom Qualters, R</b> (8, 1)										0 0 0 0 0 0 0												
<b>Inning Stats</b>	R: 0 E: 0 K: 0 S: 2	H: 0 LOB: 1 BB: 1 P: 7	R: 0 E: 1 K: 2 S: 9	H: 1 LOB: 2 BB: 0 P: 9	R: 0 E: 0 K: 0 S: 3	H: 0 LOB: 0 BB: 0 P: 3	R: 0 E: 0 K: 0 S: 3	H: 1 LOB: 0 BB: 0 P: 3	R: 1 E: 0 K: 1 S: 6	H: 1 LOB: 0 BB: 0 P: 6	R: 0 E: 0 K: 0 S: 3	H: 0 LOB: 0 BB: 0 P: 3	R: 1 E: 0 K: 0 S: 4	H: 2 LOB: 0 BB: 0 P: 4	R: 0 E: 0 K: 0 S: 4	H: 1 LOB: 1 BB: 0 P: 4	R: 0 E: 0 K: 0 S: 4	H: 2 LOB: 1 BB: 0 P: 4	1B: 6 2B: 1 3B: 0 HR: 2	SF: 0 SAC: 0 DP: 4 HBP: 1	WP: 0 PB: 0 SB: 0 CS: 0	PA: 34
<b>PITCHER</b>	IP WLS BF H R ER SO BB IBB HBP BLK WP HR S P ERA WHIP																					
<b>Hal Griggs, R</b> (1, 1) ERA: 4.78	6.1 W 25 5 2 2 3 1 0 1 0 0 2 29 34 2.84 0.947																					
<b>Dick Hyde, R</b> (7, 1) ERA: 2.0	2.2 S 9 3 0 0 0 0 0 0 0 0 0 9 9 0.00 1.125																					

**Chicago White Sox @ Washington Senators**  
Griffith Stadium, Washington, DC  
Tue Jun 10 1958, 7:05 PM EDT  
Att. 8,365 - Unknown

AB	32
R	2
H	8
RBI	2
BB	1
SO	3
LOB	10





Batter	1	2	3	4	5	6	7	8	9
<b>Herb Plews, L</b> OBP: 0.354, SLG: 0.451 (1, 5)	0-0 4-1		0-0 F7		0-0 F8	0-0 2B		0-0 4-3	
<b>Albie Pearson, L</b> OBP: 0.345, SLG: 0.312 (1, 8)	0-0 4-3		0-0 5-3		0-0 3B	4-0 BB		0-0 1-3	
<b>Roy Sievers, R</b> OBP: 0.368, SLG: 0.553 (1, 3)	0-0 HR		0-0 1B		0-0 1-3	0-0 5-3			
<b>Clint Courtney, L</b> OBP: 0.330, SLG: 0.293 (1, 2)	4-0 BB		0-0 P4			4-0 SH5-4 1B BB	0-0 F9		
<b>Jim Lemon, R</b> OBP: 0.318, SLG: 0.431 (1, 7)	0-0 1-3			0-0 F8		0-0 1B SH5-4 SF8 1B	0-0 F8 1B		
<b>Rocky Bridges, R</b> OBP: 0.378, SLG: 0.408 (1, 6)		0-0 5-3 1B		0-3 K		0-0 SH5-4	0-0 F8		
<b>Neil Chrisley, L</b> OBP: 0.318, SLG: 0.400 (1, 9)		0-0 F9		0-0 1B		4-0 SF8 1B 2B IBB	4-0 IBB		
<b>Ken Aspromonte, R</b> OBP: 0.316, SLG: 0.348 (1, 4)		0-0 5-3		0-0 F7		0-0 2B 1B	0-3 K		
<b>Julio Becquer, L</b> OBP: 0.253, SLG: 0.243 (6, PH)		1-2							
<b>Ossie Alvarez, R</b> OBP: 0.235, SLG: 0.133 (7, 4)		0-3 K							
<b>Hal Griggs, R</b> OBP: 0.167, SLG: 0.353 (1, 1)					0-0 6-3	0-0 SF8		0-0 F8	
<b>Dick Hyde, R</b> (7, 1)									

AB	R	H	RBI	BB	SO	LOB
5	0	1	2	0	0	0
4	0	1	0	1	0	0
4	1	2	1	0	0	3
2	1	0	0	2	0	1
4	1	2	0	0	0	1
3	0	1	0	0	1	1
2	1	1	0	2	0	1
2	0	0	0	0	0	2
1	1	1	1	0	0	0
1	0	0	0	0	1	2
2	0	0	1	0	1	1
1	0	0	0	0	0	0

**BOTTOM**

**Chicago White Sox @ Washington Senators**  
Griffith Stadium, Washington, DC  
Tue Jun 10 1958, 7:05 PM EDT  
Att. 8,365 - Unknown

<b>AB</b>	<b>31</b>
<b>R</b>	<b>5</b>
<b>H</b>	<b>9</b>
<b>RBI</b>	<b>5</b>
<b>BB</b>	<b>5</b>
<b>SO</b>	<b>3</b>
<b>LOB</b>	<b>12</b>



1B: 6	SF: 1
2B: 1	SAC: 1
3B: 1	DP: 0
HR: 1	HBP: 0

WP: 0	PA: 38
PB: 0	
SB: 0	
CS: 0	

Inning Stats		R	H	E	K	S	P	BB	IBB	HBP	BLK	WP	HR	S	P	ERA	WHIP
<b>Jim Wilson, R</b> ERA: 3.38 (1, 1)	7.0	7	9	0	0	3	35	5	2	0	0	0	1	36	56	6.43	1.714
<b>Tom Qualters, R</b> ERA: 3.2 (8, 1)	1.0	0	0	0	0	0	3	0	0	0	0	0	3	3	0.00	0.000	

PITCHER		IP	WLS	BF	H	R	ER	SO	BB	IBB	HBP	BLK	WP	HR	S	P	ERA	WHIP
<b>Jim Wilson, R</b> ERA: 3.38 (1, 1)	7.0	7	9	0	0	3	35	5	2	0	0	0	0	1	36	56	6.43	1.714
<b>Tom Qualters, R</b> ERA: 3.2 (8, 1)	1.0	0	0	0	0	0	3	0	0	0	0	0	0	3	3	0.00	0.000	

Batter	1	2	3	4	5	6	7	8	9	AB R H RBI BB SO LOB	TOP																						
Billy Goodman, L (1, 5) OBP: 0.299, SLG: 0.306	0-0 6-3		0-0 P6		0-0 1B			0-0 P6		4 0 1 0 0 0 0																							
Nellie Fox, L (1, 4) OBP: 0.395, SLG: 0.387	0-0 F8		0-0 F9		0-0 F9			0-0 F9		4 0 0 0 0 0 1																							
Al Smith, R (1, 7) OBP: 0.327, SLG: 0.369	0-0 FC5-4 1B			0-0 1B	0-0 P6			0-0 F8		4 0 2 0 0 0 1																							
Sherm Lollar, R (1, 2) OBP: 0.433, SLG: 0.477	0-0 FC5-4 1-2f			0-0 F3		0-0 6-3			0-0 F7	4 0 0 0 0 0 2																							
Tito Francona, L (1, 9) OBP: 0.331, SLG: 0.339		0-0 F8		0-3 K		0-0 F7		0-3 K		4 0 0 0 0 2 1																							
Ron Jackson, R (1, 3) OBP: 0.360, SLG: 0.523		0-0 BLK 1B		0-0 F7		0-0 F8		0-0 P4		4 0 1 0 0 0 1																							
Jim Landis, R (1, 8) OBP: 0.301, SLG: 0.369		0-0 F7			0-0 HR 1B		0-0 F8			3 1 1 0 0 0 1																							
Luis Aparicio, R (1, 6) OBP: 0.290, SLG: 0.320		0-0 F9 1-2			0-0 F9		0-0 F8			3 0 0 0 0 0 2																							
Bill Fischer, R (1, 1) OBP: 0.143, SLG: 0.286 Don Mueller, L (3, PH) OBP: 0.304, SLG: 0.348 Tom Qualters, R (3, 1) Earl Torgeson, L (5, PH) OBP: 0.318, SLG: 0.338 Bob Keegan, R (5, 1) Jim Rivera, L (7, PH) OBP: 0.308, SLG: 0.352 Gerry Staley, R (7, 1)			0-0 3-1		0-0 HR 1-H		0-0 F8			0 0 0 0 0 0 0 1 0 0 0 0 0 0 0 0 0 0 0 0 0 1 1 1 2 0 0 0 0 0 0 0 0 0 0 1 0 0 0 0 0 0 0 0 0 0 0 0 0																							
<b>Inning Stats</b>	R: 0 E: 0 K: 0 S: 4	H: 1 LOB: 1 BB: 0 P: 4	R: 0 E: 0 K: 0 S: 4	H: 1 LOB: 1 BB: 0 P: 4	R: 0 E: 0 K: 0 S: 3	H: 0 LOB: 0 BB: 0 P: 3	R: 0 E: 0 K: 1 S: 6	H: 1 LOB: 1 BB: 0 P: 6	R: 2 E: 0 K: 0 S: 6	H: 3 LOB: 1 BB: 0 P: 6	R: 0 E: 0 K: 0 S: 3	H: 0 LOB: 0 BB: 0 P: 3	R: 0 E: 0 K: 0 S: 3	H: 0 LOB: 0 BB: 0 P: 3	R: 0 E: 0 K: 1 S: 5	H: 0 LOB: 0 BB: 0 P: 5	1B: 5 2B: 0 3B: 0 HR: 1	SF: 0 SAC: 0 DP: 0 HBP: 0	WP: 0 PB: 0 SB: 0 CS: 0	PA: 33													
<b>PITCHER</b> Russ Kemmerer, R (1, 1) ERA: 4.17	IP 9.0	WLS W	BF 33	H 6	R 2	ER 2	SO 2	BB 0	IBB 0	HBP 0	BLK 1	WP 0	HR 1	S 37	P 37	ERA 2.00	WHIP 0.667																
											<b>PITCHER</b>	IP	WLS	BF	H	R	ER	SO	BB	IBB	HBP	BLK	WP	HR	S	P	ERA	WHIP					

Chicago White Sox @ Washington Senators  
Griffith Stadium, Washington, DC  
Wed Jun 11 1958, 7:05 PM EDT  
Att. 2,712 - Unknown

AB	33
R	2
H	6
RBI	2
BB	0
SO	2
LOB	9



Batter	1	2	3	4	5	6	7	8	9
Herb Plews, L OBP: 0.360, SLG: 0.474 (1, 5)	0-0 6-3 3B	0-0 1-3 1B		0-0 L8			0-0 L4		
Albie Pearson, L OBP: 0.343, SLG: 0.311 (1, 8)	0-0 6-3	0-0 4-3 1B		0-3 K			0-0 G6-4-3 1B		
Roy Sievers, R OBP: 0.360, SLG: 0.538 (1, 3)	0-0 6-3	0-0 F8				0-0 L4	0-0 G6-4-3 1-2f		
Clint Courtney, L OBP: 0.328, SLG: 0.292 (1, 2)	0-0 F7 3-H		0-0 4-3			0-0 4-3		0-0 G1-4-3 1B	
Jim Lemon, R OBP: 0.317, SLG: 0.427 (1, 7)		0-0 1B 3B 1B		0-0 F8		0-0 P4		0-0 G1-4-3 1-2f 1B	
Rocky Bridges, R OBP: 0.381, SLG: 0.410 (1, 6)		0-0 1-2 3B 1B		0-0 6-3			0-0 BB 1B	0-0 P4	
Neil Chrisley, L OBP: 0.341, SLG: 0.442 (1, 9)		0-0 1-H 2-H 1B 3B		0-0 E7 1B 1B		4-0 BB BB BB 1-2 WP BB			
Ken Aspromonte, R OBP: 0.316, SLG: 0.348 (1, 4)		0-0 6-3		0-0 2-H 1B		0-0 F8			
Russ Kemmerer, R OBP: 0.154, SLG: 0.083 (1, 1)		0-0 1B 3-H 1B		0-3 K		0-3 K			

Inning Stats	R: 1	H: 1	E: 0	LOB: 0	K: 0	P: 4	R: 3	H: 5	E: 0	LOB: 2	K: 0	P: 8	R: 0	H: 0	E: 0	LOB: 0	K: 0	P: 3	R: 1	H: 2	E: 1	LOB: 1	K: 2	P: 9	R: 0	H: 0	E: 0	LOB: 0	K: 0	P: 3	R: 0	H: 1	E: 0	LOB: 1	K: 1	P: 9	R: 0	H: 1	E: 0	LOB: 0	K: 0	P: 3	R: 0	H: 1	E: 0	LOB: 0	K: 0	P: 3
	S: 4	BB: 4	S: 8	BB: 0	S: 8	BB: 0	S: 3	BB: 3	S: 9	BB: 3	S: 5	BB: 9	S: 3	BB: 3	S: 3	BB: 3	S: 5	BB: 9	S: 3	BB: 3	S: 3	BB: 3	S: 5	BB: 9	S: 3	BB: 3	S: 3	BB: 3	S: 3	BB: 3	S: 3	BB: 3	S: 3	BB: 3	S: 3	BB: 3	S: 3	BB: 3	S: 3	BB: 3	S: 3	BB: 3	S: 3	BB: 3	S: 3	BB: 3		

PITCHER	IP	WLS	BF	H	R	ER	SO	BB	IBB	HBP	BLK	WP	HR	S	P	ERA	WHIP
Bill Fischer, R ERA: 6.62 (1, 1)	2.0	L	12	6	4	4	0	0	0	0	0	0	0	12	12	18.00	3.000
Tom Qualters, R ERA: 2.91 (3, 1)	2.0		8	2	1	0	2	0	0	0	0	0	0	12	12	0.00	1.000
Bob Keegan, R ERA: 6.14 (5, 1)	2.0		7	1	0	0	1	1	0	0	0	1	0	8	12	0.00	1.000
Gerry Staley, R ERA: 2.54 (7, 1)	2.0		6	2	0	0	0	0	0	0	0	0	0	6	6	0.00	1.000

**BOTTOM**

**Chicago White Sox @ Washington Senators**  
Griffith Stadium, Washington, DC  
Wed Jun 11 1958, 7:05 PM EDT  
Att. 2,712 - Unknown

AB	32
R	5
H	11
RBI	5
BB	1
SO	3
LOB	13



1B: 9	SF: 0	WP: 1	PA: 33
2B: 0	SAC: 0	PB: 0	
3B: 2	DP: 2	SB: 0	
HR: 0	HBP: 0	CS: 0	

Batter	1	2	3	4	5	6	7	8	9	AB R H RBI BB SO LOB			
<b>Billy Goodman, L</b> (1, 5) OBP: 0.278, SLG: 0.284	0-0 F7	0-0 P6			0-0 F7		0-0 4-3		0-0 E5 WP	5 0 0 0 0 0 4			
<b>Nellie Fox, L</b> (1, 4) OBP: 0.395, SLG: 0.385	0-0 F2		0-0 B1-3		0-0 F9			0-0 HR 1B	4-0 FC4 IBB	4 1 1 0 1 0 1			
<b>Al Smith, R</b> (1, 7) OBP: 0.329, SLG: 0.401	0-3 K		0-0 P3			0-0 HR		0-0 HR	0-0 FC4	5 2 2 3 0 1 3			
<b>Tito Francona, L</b> (1, 9) OBP: 0.336, SLG: 0.353		0-0 2B	0-0 F7			0-0 E6 F9 1B		0-0 G1		4 1 2 0 0 0 0			
<b>Ron Jackson, R</b> (1, 3) OBP: 0.356, SLG: 0.505 <b>Jim Rivera, L</b> (8, PR) OBP: 0.308, SLG: 0.352 <b>Walt Dropo, R</b> (8, 3) OBP: 0.263, SLG: 0.333		0-0 6-3		0-0 F7		0-0 5-3		4-0 CS BB		3 0 0 0 1 0 2 0 0 0 0 0 0 0 0 0 0 0 0 0 0			
<b>Earl Battey, R</b> (1, 2) OBP: 0.293, SLG: 0.342		0-0 1B 2B		4-0 G5-4-3 BB		0-0 F9 2-3		0-0 4-3 1-2		3 1 1 1 1 0 2			
<b>Jim Landis, R</b> (1, 8) OBP: 0.300, SLG: 0.366		0-0 1B 1B		0-0 G5-4-3 1-2		0-0 6-3			0-0 4-3	4 0 1 1 0 0 2			
<b>Luis Aparicio, R</b> (1, 6) OBP: 0.296, SLG: 0.325 <b>Sherm Lollar, R</b> (9, PH) OBP: 0.431, SLG: 0.474		0-0 S 1B		0-0 S 1B		0-0 F9			0-0 F8	3 0 2 0 0 0 0 1 0 0 0 0 0 0			
<b>Dick Donovan, L</b> (1, 1) OBP: 0.333, SLG: 0.053 <b>Don Mueller, L</b> (7, PH) OBP: 0.292, SLG: 0.333 <b>Early Wynn, S</b> (7, 1) OBP: 0.407, SLG: 0.333 <b>Earl Torgeson, L</b> (9, PH) OBP: 0.326, SLG: 0.348		0-3 K		0-3 K		0-0 F7			0-0 WP E 1B	2 0 0 0 0 2 3 1 0 0 0 0 0 0 0 0 0 0 0 0 0 1 0 1 0 0 0 0			
<b>Inning Stats</b>	R: 0 H: 0 E: 0 LOB: 0 K: 1 BB: 0 S: 5 P: 5	R: 2 H: 4 E: 0 LOB: 2 K: 1 BB: 0 S: 9 P: 9	R: 0 H: 0 E: 0 LOB: 0 K: 0 BB: 0 S: 3 P: 3	R: 0 H: 0 E: 0 LOB: 0 K: 0 BB: 1 S: 2 P: 6	R: 0 H: 1 E: 0 LOB: 1 K: 1 BB: 0 S: 6 P: 6	R: 1 H: 2 E: 1 LOB: 1 K: 0 BB: 0 S: 5 P: 5	R: 0 H: 0 E: 0 LOB: 0 K: 0 BB: 0 S: 3 P: 3	R: 2 H: 2 E: 0 LOB: 1 K: 0 BB: 1 S: 4 P: 8	R: 0 H: 1 E: 1 LOB: 3 K: 0 BB: 1 S: 5 P: 9	1B: 6 SF: 0 2B: 2 SAC: 0 3B: 0 DP: 1 HR: 2 HBP: 0	WP: 1 PA: 39 PB: 0 SB: 2 CS: 1		
<b>PITCHER</b>	IP WLS BF H R ER SO BB IBB HBP BLK WP HR S P ERA WHIP											<b>PITCHER</b>	IP WLS BF H R ER SO BB IBB HBP BLK WP HR S P ERA WHIP
<b>Pedro Ramos, R</b> (1, 1) ERA: 3.56 <b>Dick Hyde, R</b> (8, 1) ERA: 1.91	7.0 30 9 5 5 3 1 0 0 0 0 2 35 39 6.43 1.429												

**Chicago White Sox @ Washington Senators**  
**Griffith Stadium, Washington, DC**  
 Thu Jun 12 1958, 7:05 PM EDT  
 Att. 5,332 - Unknown

<b>AB</b>	<b>36</b>
<b>R</b>	<b>5</b>
<b>H</b>	<b>10</b>
<b>RBI</b>	<b>5</b>
<b>BB</b>	<b>3</b>
<b>SO</b>	<b>3</b>
<b>LOB</b>	<b>17</b>



BOTTOM

Chicago White Sox @ Washington Senators  
Griffith Stadium, Washington, DC

Thu Jun 12 1958, 7:05 PM EDT  
Att. 5,332 - Unknown

livebaseballscorecards.com

AB	32
R	6
H	11
RBI	6
BB	2
SO	1
LOB	15



AB	R	H	RBI	BB	SO	LOB
4	0	1	0	0	0	3
3	1	2	0	0	0	0
4	2	2	1	0	0	2
4	0	0	0	0	0	4
3	0	0	0	1	1	2
4	2	1	1	0	0	1
4	1	3	2	0	0	0
3	0	0	0	1	0	2
3	0	2	2	0	0	1
0	0	0	0	0	0	0

1B: 9	SF: 0	WP: 0	PA: 35
2B: 0	SAC: 1	PB: 0	
3B: 1	DP: 1	SB: 0	
HR: 1	HBP: 0	CS: 1	

Batter	1	2	3	4	5	6	7	8	9
Herb Plews, L (1, 5) OBP: 0.356, SLG: 0.465	0-0 1-3		0-0 G4-6-3	0-0 FC6-4			0-0 SH5-4 1B		
Albie Pearson, L (1, 8) OBP: 0.348, SLG: 0.317	0-0 1B			0-0 1B 1B	0-0 F7		0-0 SH5-4 1-2		
Roy Sievers, R (1, 3) OBP: 0.363, SLG: 0.556	0-0 F8			0-0 1B 1B	0-0 HR		0-0 F9		
Clint Courtney, L (1, 2) OBP: 0.321, SLG: 0.285	0-0 F7			0-0 L7	0-0 F7		0-0 F8		
Jim Lemon, R (1, 7) OBP: 0.316, SLG: 0.420		0-0 F8		0-0 F3	0-3 K		4-0 FC2-8 BB		
Rocky Bridges, R (1, 6) OBP: 0.378, SLG: 0.406		0-0 F3		0-0 BB 1B 1B		0-0 P4	0-0 FC2-6 3B		
Neil Chrisley, L (1, 9) OBP: 0.358, SLG: 0.481		0-0 4-3		0-0 BB 1B 1B		0-0 1B	0-0 CS 3B		
Ken Aspromonte, R (1, 4) OBP: 0.315, SLG: 0.340			0-0 6-3	4-0 1B BB		0-0 P4	0-0 6-3		
Pedro Ramos, S (1, 1) OBP: 0.212, SLG: 0.242			0-0 G4-6-3 1B	0-0 FC6-4 1B		0-0 F7			
Dick Hyde, R (8, 1)									

Inning Stats	R: 0	H: 1	E: 0	LOB: 1	K: 0	BB: 0	S: 4	P: 4	R: 0	H: 0	E: 0	LOB: 0	K: 0	BB: 0	S: 3	P: 3	R: 0	H: 1	E: 0	LOB: 0	K: 0	BB: 0	S: 3	P: 3	R: 4	H: 5	E: 0	LOB: 2	K: 0	BB: 1	S: 8	P: 12	R: 1	H: 1	E: 0	LOB: 0	K: 1	BB: 0	S: 6	P: 6	R: 0	H: 1	E: 0	LOB: 1	K: 0	BB: 0	S: 4	P: 4	R: 0	H: 1	E: 0	LOB: 1	K: 0	BB: 0	S: 4	P: 4	R: 1	H: 1	E: 0	LOB: 0	K: 0	BB: 1	S: 3	P: 7
--------------	------	------	------	--------	------	-------	------	------	------	------	------	--------	------	-------	------	------	------	------	------	--------	------	-------	------	------	------	------	------	--------	------	-------	------	-------	------	------	------	--------	------	-------	------	------	------	------	------	--------	------	-------	------	------	------	------	------	--------	------	-------	------	------	------	------	------	--------	------	-------	------	------

PITCHER	IP	WLS	BF	H	R	ER	SO	BB	IBB	HBP	BLK	WP	HR	S	P	ERA	WHIP
Dick Donovan, R (1, 1) ERA: 4.77	6.0		27	9	5	5	1	1	0	0	0	0	1	28	32	7.50	1.667
Early Wynn, R (7, 1) ERA: 4.14	2.0	L	8	2	1	1	0	1	0	0	0	0	0	7	11	4.50	1.500

WP	PA	ERA	WHIP
0	35		

Batter	1	2	3	4	5	6	7	8	9	AB R H RBI BB SO LOB	TOP	
Roger Maris, L (1, 8) OBP: 0.291, SLG: 0.412 Gary Geiger, L (9, 8) OBP: 0.333, SLG: 0.275	0-0 E5 1B	0-3 K			0-0 P4	0-0 G3		0-0 G3		5 1 1 0 0 1 2 0 0 0 0 0 0 0		
Billy Hunter, R (1, 6) OBP: 0.265, SLG: 0.381	0-0 F9		0-0 2B		0-0 S 1B		0-0 1B HR 2B		0-0 HR 1B	5 2 4 0 0 0 1		
Minnie Minoso, R (1, 7) OBP: 0.369, SLG: 0.472	0-0 E3 S 1B FC9-6		0-3 K		0-0 P6 1-2		0-0 HR 1B		0-0 HR	5 3 2 2 0 1 3		
Rocky Colavito, R (1, 9) OBP: 0.388, SLG: 0.516	0-0 FC9-6 1-2 2-H 1B		0-3 K			4-0 SH1-4 HR BB	0-0 F3		0-0 FC6-4 1B	4 1 2 1 1 1 3		
Jay Porter, R (1, 3) OBP: 0.227, SLG: 0.545	0-0 FC9-6 1-2f 2-H		0-3 K			0-0 SH1-4 1-2	0-0 HR		0-0 FC6-4 6-3 1-2f	4 1 1 4 0 1 3		
Dick Brown, R (1, 2) OBP: 0.266, SLG: 0.424	0-3 K			0-0 1-3		0-0 F7	0-0 5-3		0-0 6-3 1-2	5 0 0 0 0 1 3		
Preston Ward, L (1, 5) OBP: 0.367, SLG: 0.397		0-0 G6-4-3 1B		0-0 CS 1B		1-0 HR HBP	0-0 3-1		0-0 4-3	4 1 2 0 0 0 1		
Billy Moran, R (1, 4) OBP: 0.228, SLG: 0.275		0-0 G6-4-3 1-2f		0-3 K 1-2		0-0 HR		0-0 5-3		4 1 1 3 0 1 2		
Ray Narleski, R (1, 1) OBP: 0.152, SLG: 0.125		0-0 1B			0-0 G3	0-0 1B		0-0 4-3		4 0 2 0 0 0 0		
<b>Inning Stats</b>	R: 2 E: 2 K: 1 S: 8 H: 2 LOB: 1 BB: 0 P: 8	R: 0 E: 0 K: 1 S: 6 H: 2 LOB: 1 BB: 0 P: 6	R: 0 E: 0 K: 3 S: 10 H: 1 LOB: 1 BB: 0 P: 10	R: 0 E: 0 K: 1 S: 5 H: 1 LOB: 1 BB: 0 P: 5	R: 0 E: 0 K: 0 S: 4 H: 1 LOB: 1 BB: 0 P: 4	R: 3 E: 0 K: 0 S: 5 H: 2 LOB: 1 BB: 1 P: 10	R: 3 E: 0 K: 0 S: 6 H: 3 LOB: 0 BB: 0 P: 6	R: 0 E: 0 K: 0 S: 3 H: 0 LOB: 0 BB: 0 P: 3	R: 2 E: 0 K: 0 S: 6 H: 3 LOB: 1 BB: 0 P: 6	1B: 10 2B: 3 3B: 0 HR: 3 SF: 0 SAC: 1 DP: 2 HBP: 1	WP: 0 PB: 0 SB: 2 CS: 1 PA: 43	
<b>PITCHER</b> Chuck Stobbs, L (1, 1) ERA: 5.6 Al Cicotte, R (9, 1) ERA: 6.52	IP 8.0 WLS L BF 37 H 12 R 8 ER 6 SO 6 BB 1 IBB 0 HBP 1 BLK 0 WP 0 HR 2 S 47 P 52 ERA 6.75 WHIP 1.625	IP 1.0 WLS L BF 6 H 3 R 2 ER 2 SO 0 BB 0 IBB 0 HBP 0 BLK 0 WP 0 HR 1 S 6 P 6 ERA 18.00 WHIP 3.000	<b>PITCHER</b> IP WLS BF H R ER SO BB IBB HBP BLK WP HR S P ERA WHIP									

Cleveland Indians @ Washington Senators  
Griffith Stadium, Washington, DC  
Fri Jun 13 1958, 7:05 PM EDT  
Att. 8,382 - Unknown

AB	40
R	10
H	15
RBI	10
BB	1
SO	6
LOB	18



Batter	1	2	3	4	5	6	7	8	9	AB R H RBI BB SO LOB
Herb Plews, L (1, 5) OBP: 0.343, SLG: 0.447	0-3 K ①		x 0-0 L9 ③			x 0-0 3-1 ②		x 0-0 F8 ③		4 0 0 0 0 1 0
Albie Pearson, L (1, 8) OBP: 0.346, SLG: 0.311	0-0 6-3 ②			x 0-0 4-3 ①		B B B 4-0 1B BB		x 0-0 F7 ①		3 0 0 0 1 0 0
Roy Sievers, R (1, 3) OBP: 0.366, SLG: 0.555	0-0 1B			x 0-0 4-3 ②		x 0-0 FC4-6 1B		S S S 0-3 K ②		4 0 2 0 0 1 0
Clint Courtney, L (1, 2) OBP: 0.320, SLG: 0.280	0-3 K ③			x 0-0 G3 ③		x 0-0 FC4-6 1-2		H 1-0 HBP		3 0 0 0 0 1 3
Jim Lemon, R (1, 7) OBP: 0.315, SLG: 0.432		0-3 K ①			x 0-0 HR		x 0-0 P4 ①	S S S 0-3 K ③		4 1 1 1 0 2 1
Rocky Bridges, R (1, 6) OBP: 0.373, SLG: 0.400		x 0-0 6-3 ②		x 0-0 P3 ①		x 0-0 F9 ②				3 0 0 0 0 0 0
Neil Chrisley, L (1, 9) OBP: 0.347, SLG: 0.464		0-3 K ③		x 0-0 6-3 ②		x 0-0 F8 ③				3 0 0 0 0 1 0
Ken Aspromonte, R (1, 4) OBP: 0.315, SLG: 0.340			x 0-0 P3 ①		x 0-0 6-3 ③		x 0-0 L6-3 1B			3 0 1 0 0 0 0
Chuck Stobbs, L (1, 1) Eddie Yost, R (8, PH) Al Cicotte, R (9, 1)			S S S 0-3 K ②			S S S 0-3 K ①		x 0-0 L6-3 1-2		2 0 0 0 0 2 0 1 0 0 0 0 0 1 0 0 0 0 0 0 0

Inning Stats	R: 0 E: 0 K: 2 S: 8	H: 1 LOB: 1 BB: 0 P: 8	R: 0 E: 0 K: 2 S: 7	H: 0 LOB: 0 BB: 0 P: 7	R: 0 E: 0 K: 1 S: 5	H: 0 LOB: 0 BB: 0 P: 5	R: 0 E: 0 K: 0 S: 3	H: 0 LOB: 0 BB: 0 P: 3	R: 1 E: 0 K: 0 S: 4	H: 1 LOB: 0 BB: 0 P: 4	R: 0 E: 0 K: 1 S: 6	H: 1 LOB: 2 BB: 1 P: 10	R: 0 E: 0 K: 0 S: 3	H: 0 LOB: 0 BB: 0 P: 3	R: 0 E: 0 K: 0 S: 3	H: 1 LOB: 0 BB: 0 P: 3	R: 0 E: 0 K: 2 S: 7	H: 0 LOB: 1 BB: 0 P: 8	1B: 3 2B: 1 3B: 0 HR: 1	SF: 0 SAC: 0 DP: 1 HBP: 1	WP: 0 PB: 0 SB: 0 CS: 0	PA: 32
--------------	------------------------------	---------------------------------	------------------------------	---------------------------------	------------------------------	---------------------------------	------------------------------	---------------------------------	------------------------------	---------------------------------	------------------------------	----------------------------------	------------------------------	---------------------------------	------------------------------	---------------------------------	------------------------------	---------------------------------	----------------------------------	------------------------------------	----------------------------------	--------

PITCHER	IP	WLS	BF	H	R	ER	SO	BB	IBB	HBP	BLK	WP	HR	S	P	ERA	WHIP
Ray Narleski, R (1, 1) ERA: 3.95	9.0	W	32	4	1	1	8	1	0	1	0	0	1	46	51	1.00	0.556

BOTTOM

Cleveland Indians @ Washington Senators  
Griffith Stadium, Washington, DC  
Fri Jun 13 1958, 7:05 PM EDT  
Att. 8,382 - Unknown

livebaseballscorecards.com

AB	30
R	1
H	4
RBI	1
BB	1
SO	8
LOB	5



Batter	1	2	3	4	5	6	7	8	9	AB R H RBI BB SO LOB	TOP
Roger Maris, L (1, 8) OBP: 0.294, SLG: 0.425 Herb Score, L (7, 1) OBP: 0.231, SLG: 0.091	0-0 HR	0-3 K	4-0 FC6-4 BB 1-2 2-3 3-H		0-0 6-3	0-0 G3		0-0 E6 G5-4-3		4 1 1 2 1 1 1 1 0 0 0 0 0 0	<b>Cleveland Indians @ Washington Senators</b> Griffith Stadium, Washington, DC Sat Jun 14 1958, 3:33 AM EDT Att. 4,665 - Unknown
Billy Hunter, R (1, 6) OBP: 0.284, SLG: 0.373	4-0 4-3 1B BB	0-0 6-3	0-0 FC6-4 BB		0-0 WP S 1B	4-0 1B BB		0-0 G5-4-3 1-2f		4 1 1 0 2 0 4	
Minnie Minoso, R (1, 7) OBP: 0.377, SLG: 0.472	0-0 BB 4-3 SF7 1B		0-0 5-3 BB BB BB	4-0 1B WP BB	4-0 S BB	0-0 BB 1B		0-0 5-3		4 1 2 1 2 0 0	
Preston Ward, L (1, 5) OBP: 0.373, SLG: 0.418	0-0 4-3 1-2 2-3		0-0 HR	0-3 K 1-2	0-0 G3 1-2	4-0 BB 1B			0-0 1B	5 1 2 1 1 1 5	
Rocky Colavito, R (1, 9) OBP: 0.392, SLG: 0.530	4-0 BB BB		0-0 P6 BB 1B	0-0 BB 1B		0-0 HR F7		0-3 K		5 1 2 1 1 1 4	
Mickey Vernon, L (1, 3) OBP: 0.431, SLG: 0.551	4-0 1-2 2-3 3-H BB		0-0 WP 3B	4-0 1-2 BB		4-0 2B BB		0-0 F8		3 2 2 1 3 0 1	
Russ Nixon, L (1, 2) OBP: 0.311, SLG: 0.439	0-0 SF7 3-H		0-0 BB 1B BB 1B	0-0 P6		0-0 WP 1B 2B		0-0 F3		5 2 2 2 0 0 5	
Billy Moran, R (1, 4) OBP: 0.235, SLG: 0.281	0-0 5-3		0-0 BB BB 1B	0-0 F2		0-0 G3 S 1B 1B		0-3 K		5 1 2 1 0 1 6	
Cal McLish, S (1, 1) Gary Geiger, L (7, PH) OBP: 0.330, SLG: 0.272 (7, 8)		0-3 K	4-0 BB BB		0-0 L7	0-0 P5		0-0 6-3		3 0 0 0 1 1 1 1 0 0 0 0 0 1	
<b>Inning Stats</b>	R: 3 E: 0 K: 0 S: 5 H: 2 LOB: 2 BB: 3 P: 17	R: 0 E: 0 K: 2 S: 7 H: 0 LOB: 0 BB: 0 P: 7	R: 3 E: 0 K: 0 S: 7 H: 4 LOB: 3 BB: 2 P: 15	R: 0 E: 0 K: 1 S: 6 H: 1 LOB: 3 BB: 2 P: 14	R: 0 E: 0 K: 0 S: 4 H: 1 LOB: 2 BB: 1 P: 8	R: 4 E: 0 K: 0 S: 7 H: 4 LOB: 3 BB: 3 P: 19	R: 0 E: 0 K: 1 S: 6 H: 1 LOB: 1 BB: 0 P: 6	R: 0 E: 1 K: 0 S: 3 H: 0 LOB: 0 BB: 0 P: 3	R: 0 E: 0 K: 1 S: 6 H: 1 LOB: 1 BB: 0 P: 6	1B: 9 2B: 1 3B: 1 HR: 3 SF: 1 SAC: 0 DP: 1 HBP: 0	WP: 4 PB: 0 SB: 3 CS: 0 PA: 52
<b>PITCHER</b>	IP WLS BF H R ER SO BB IBB HBP BLK WP HR S P ERA WHIP					IP WLS BF H R ER SO BB IBB HBP BLK WP HR S P ERA WHIP					
Hal Griggs, R (1, 1) ERA: 5.57	2.2 L 17 6 6 6 2 3 0 0 0 1 2 18 30 20.25 3.375										
Ralph Lumentl, L (3, 1) ERA: 8.57	3.0 23 6 4 4 1 8 0 0 0 3 1 17 49 12.00 4.667										
Al Cicotte, R (6, 1) ERA: 5.56	3.1 12 2 0 0 0 2 0 0 0 0 0 0 16 16 0.00 0.600										

livebaseballscorecards.com

AB 40  
R 10  
H 14  
RBI 9  
BB 11  
SO 5  
LOB 28





Batter	1	2	3	4	5	6	7	8	9	AB R H RBI BB SO LOB
<b>Herb Plews, L</b> OBP: 0.348, SLG: 0.449 (1, 5) X	0-0 FC6-4 1B		0-0 4-3		0-0 1-2 2-H 1B			0-0 4-3		4 0 2 1 0 0 0
<b>Albie Pearson, L</b> OBP: 0.341, SLG: 0.306 <b>Faye Throneberry, L</b> OBP: 0.174, SLG: 0.095 (1, 8) S (7, 8) S	0-3 K		0-0 4-3		0-3 K			0-3 K		3 0 0 0 0 2 3 1 0 0 0 0 1 0
<b>Roy Sievers, R</b> OBP: 0.358, SLG: 0.542 (1, 3) X (4, 7)	0-0 FC6-4 1-2f			0-0 F3		0-0 L7		0-3 K		4 0 0 0 0 1 1
<b>Clint Courtney, L</b> OBP: 0.317, SLG: 0.277 <b>Steve Korcheck, R</b> OBP: 0.059, SLG: 0.059 (1, 2) X (6, 2)	0-0 F8			0-0 3-1		0-3 K		0-3 K		2 0 0 0 0 0 1 2 0 0 0 0 2 0
<b>Neil Chrisley, L</b> OBP: 0.343, SLG: 0.489 (1, 9) X		0-0 4-3		0-0 G3		0-0 HR		0-3 K		4 1 1 1 0 1 0
<b>Jim Lemon, R</b> OBP: 0.313, SLG: 0.430 <b>Eddie Yost, R</b> OBP: 0.343, SLG: 0.246 (1, 7) X (4, 3)		0-0 P6			0-0 BB 1B	0-0 6-3		0-0 1B		1 0 0 0 0 0 0 3 1 2 0 0 0 0
<b>Rocky Bridges, R</b> OBP: 0.377, SLG: 0.401 <b>Ossie Alvarez, R</b> OBP: 0.222, SLG: 0.125 (1, 6) X (7, PR) (8, 6)		0-0 1B			0-3 K		4-0 G6-4-3 BB	0-0 F9		2 0 1 0 1 1 1 1 0 0 0 0 0 1
<b>Ken Aspromonte, R</b> OBP: 0.317, SLG: 0.338 <b>Bobby Malkmus, R</b> OBP: 0.273, SLG: 0.344 (1, 4) X (7, 4)		0-0 6-3			4-0 1B 1-2 BB		0-3 K			1 0 0 0 1 0 1 1 0 0 0 0 1 1
<b>Hal Griggs, R</b> OBP: 0.167, SLG: 0.353 <b>Ralph Lument, L</b> OBP: 0.250, SLG: 0.250 <b>Al Cicotte, R</b> OBP: 0.125, SLG: 0.125 (1, 1) X (3, 1) (6, 1)			0-0 L4		0-3 K		0-0 G6-4-3 1-2f			0 0 0 0 0 0 0 2 0 0 0 0 1 2 1 0 0 0 0 0 1

**BOTTOM**

**Cleveland Indians @ Washington Senators**  
Griffith Stadium, Washington, DC  
Sat Jun 14 1958, 3:33 AM EDT  
Att. 4,665 - Unknown

livebaseballscorecards.com

<b>AB</b>	<b>32</b>
<b>R</b>	<b>2</b>
<b>H</b>	<b>6</b>
<b>RBI</b>	<b>2</b>
<b>BB</b>	<b>2</b>
<b>SO</b>	<b>10</b>
<b>LOB</b>	<b>12</b>



Inning Stats	R: 0	H: 1	E: 0	K: 1	S: 6	LOB: 1	BB: 0	P: 6	R: 0	H: 1	E: 0	K: 0	S: 4	LOB: 1	BB: 0	P: 4	R: 0	H: 0	E: 0	K: 0	S: 3	LOB: 0	BB: 0	P: 3	R: 1	H: 2	E: 0	K: 3	S: 11	LOB: 2	BB: 1	P: 15	R: 1	H: 1	E: 0	K: 1	S: 6	LOB: 0	BB: 0	P: 6	R: 0	H: 0	E: 0	K: 1	S: 4	LOB: 1	BB: 1	P: 8	R: 0	H: 0	E: 0	K: 2	S: 7	LOB: 0	BB: 0	P: 7	R: 0	H: 1	E: 0	K: 2	S: 8	LOB: 1	BB: 0	P: 8	1B: 5	SF: 0	2B: 0	SAC: 0	3B: 0	DP: 1	HR: 1	HBP: 0	WP: 0	PA: 34	PB: 0	SB: 0	CS: 0	ERA	WHIP
<b>PITCHER</b> <b>Cal McLish, R</b> ERA: 3.33 <b>Herb Score, L</b> ERA: 2.73	(1, 1)	6.0	WLS	W	24	H	5	R	2	ER	2	SO	5	BB	1	IBB	0	HBP	0	BLK	0	WP	0	HR	1	S	33	P	37	ERA	3.00	WHIP	1.000	(7, 1)	3.0	S	10	H	1	R	0	ER	0	SO	5	BB	1	IBB	0	HBP	0	BLK	0	WP	0	HR	0	S	19	P	23	ERA	0.00	WHIP	0.667														

Batter	1	2	3	4	5	6	7	8	9	AB R H RBI BB SO LOB	TOP									
Roger Maris, L (1, 8) OBP: 0.293, SLG: 0.421	0-0 P5		0-0 CS 1B		0-0 L9			0-0 P5		4 0 1 0 0 0 1	<b>Cleveland Indians @ Washington Senators</b> Griffith Stadium, Washington, DC Sun Jun 15 1958, 3:33 AM EDT Unknown									
Billy Hunter, R (1, 6) OBP: 0.269, SLG: 0.352	0-0 5-3		0-0 CS 1-2	0-3 K		0-0 P6		0-0 F5		4 0 0 0 0 1 0										
Minnie Minoso, R (1, 7) OBP: 0.375, SLG: 0.473	0-0			0-0 F9		0-3 K		0-0 6-3		4 0 1 0 0 1 0										
Preston Ward, L (1, 5) OBP: 0.369, SLG: 0.428	0-0 4-3			0-3 K		0-0 4-1		0-0 1B 3B		4 1 1 0 0 1 1										
Rocky Colavito, R (1, 9) OBP: 0.394, SLG: 0.530		0-0 F7			0-0 6-3		0-0 HR 1B	0-0 G4-6-3 1B		4 1 2 1 0 0 0										
Mickey Vernon, L (1, 3) OBP: 0.440, SLG: 0.590		0-0 G4-3 1B			0-0 3B 2B		0-0 HR	0-0 G4-6-3 1-2f		4 2 3 2 0 0 1										
Russ Nixon, L (1, 2) OBP: 0.309, SLG: 0.449		0-0 G4-3 1-2f			0-0 SH 3B		0-0 F8	0-3 K		4 1 1 1 0 1 1										
Dick Brown, R (9, 2) OBP: 0.286, SLG: 0.424					0-0 SH FC1-6		0-0 P6			0 0 0 0 0 0 0										
Billy Moran, R (1, 4) OBP: 0.231, SLG: 0.276			0-0 F2		0-0 SH FC1-6		0-0 P6			2 0 0 1 0 0 0										
Gary Bell, R (1, 1)			0-0 G3		0-0 FC1-6 1-2f		0-3 K			2 0 0 0 0 0 1										
Don Mossi, L (6, 1) OBP: 0.063, SLG: 0.067										1 0 0 0 0 1 0										
Hoyt Wilhelm, R (9, 1) OBP: 0.250, SLG: 0.182										0 0 0 0 0 0 0										
<b>Inning Stats</b>	R: 0 E: 0 K: 0 S: 4	H: 1 LOB: 1 BB: 0 P: 4	R: 0 E: 0 K: 0 S: 3	H: 1 LOB: 0 BB: 0 P: 3	R: 0 E: 0 K: 2 S: 7	H: 0 LOB: 0 BB: 0 P: 7	R: 2 E: 1 K: 0 S: 6	H: 2 LOB: 1 BB: 0 P: 6	R: 0 E: 0 K: 1 S: 5	H: 0 LOB: 0 BB: 0 P: 5	R: 2 E: 0 K: 1 S: 7	H: 2 LOB: 0 BB: 0 P: 7	R: 0 E: 0 K: 0 S: 3	H: 0 LOB: 0 BB: 0 P: 3	R: 1 E: 0 K: 1 S: 6	H: 2 LOB: 0 BB: 0 P: 6	1B: 4 2B: 2 3B: 2 HR: 1	SF: 0 SAC: 1 DP: 2 HBP: 0	WP: 0 PB: 0 SB: 0 CS: 1	PA: 35
<b>PITCHER</b>	IP WLS BF H R ER SO BB IBB HBP BLK WP HR S P ERA WHIP																			
Russ Kemmerer, R (1, 1) ERA: 4.2	8.0 L 30 7 4 4 4 0 0 0 0 0 0 1 38 38 4.50 0.875																			
Bud Byerly, R (9, 1) ERA: 6.86	1.0 4 2 1 1 1 0 0 0 0 0 0 0 6 6 9.00 2.000																			

livebaseballscorecards.com

<b>AB</b>	<b>33</b>
<b>R</b>	<b>5</b>
<b>H</b>	<b>9</b>
<b>RBI</b>	<b>5</b>
<b>BB</b>	<b>0</b>
<b>SO</b>	<b>5</b>
<b>LOB</b>	<b>5</b>



Batter	1	2	3	4	5	6	7	8	9	AB	R	H	RBI	BB	SO	LOB
<b>Herb Plews, L</b> (1, 5) OBP: 0.345, SLG: 0.450	0-0 L9		0-0 F8			0-0 SH5-3 1B 2B		0-3 K		4	1	1	0	0	1	1
<b>Albie Pearson, L</b> (1, 8) OBP: 0.341, SLG: 0.312	0-0 2B		0-0 L8			0-0 SH5-3 2-3		0-0 FC4-6 1-2f FC6-4		3	0	1	0	0	0	1
<b>Roy Sievers, R</b> (1, 3) OBP: 0.356, SLG: 0.535	0-0 F9				0-0 P6			0-0 FC6-4 1-2f		4	0	1	1	0	0	2
<b>Clint Courtney, L</b> (1, 2) OBP: 0.317, SLG: 0.274 <b>Bud Byerly, R</b> (9, 1) <b>Eddie Yost, R</b> (9, PH) OBP: 0.347, SLG: 0.252	4-0 BB				0-0 4-3		0-0 F8 3-H		0-0 HR 1B	2	0	0	0	1	0	1
<b>Jim Lemon, R</b> (1, 7) OBP: 0.312, SLG: 0.442	0-3 K				0-0 L7				0-0 HR 1B	4	1	1	2	0	1	3
<b>Rocky Bridges, R</b> (1, 6) OBP: 0.375, SLG: 0.398		0-0 F9			0-0 P3			0-0 E6 FC4-6		4	0	1	0	0	0	0
<b>Neil Chrisley, L</b> (1, 9) OBP: 0.343, SLG: 0.495 <b>Norm Zauchin, R</b> (9, PH) OBP: 0.373, SLG: 0.421		0-0 F8			0-0 2B			0-0 FC4-6 1-2f G6-4-3		3	0	1	0	0	0	1
<b>Ken Aspromonte, R</b> (1, 4) OBP: 0.312, SLG: 0.331 <b>Julio Becquer, L</b> (9, PH) OBP: 0.250, SLG: 0.240		0-3 K			0-0 P6			0-0 G6-4-3 1-2f		3	0	0	0	0	1	2
<b>Russ Kemmerer, R</b> (1, 1) OBP: 0.143, SLG: 0.077 <b>Ed Fitz Gerald, R</b> (8, PH) OBP: 0.429, SLG: 0.360 (9, 2)			0-3 K		0-0 4-3				0-0 FC4-6 1B	2	0	0	0	0	1	1

Inning Stats	R: 0	H: 1	E: 0	K: 1	S: 6	LOB: 2	BB: 1	P: 10	R: 0	H: 0	E: 0	K: 1	S: 5	LOB: 0	BB: 0	P: 5	R: 0	H: 0	E: 0	K: 1	S: 5	LOB: 0	BB: 0	P: 5	R: 0	H: 1	E: 0	K: 0	S: 4	LOB: 1	BB: 0	P: 4	R: 1	H: 2	E: 0	K: 0	S: 5	LOB: 1	BB: 0	P: 5	R: 0	H: 0	E: 1	K: 0	S: 3	LOB: 0	BB: 0	P: 3	R: 0	H: 1	E: 0	K: 1	S: 6	LOB: 1	BB: 0	P: 6	R: 2	H: 3	E: 0	K: 0	S: 5	LOB: 0	BB: 0	P: 5	1B: 4	2B: 3	3B: 0	HR: 1	SF: 0	SAC: 1	DP: 2	HBP: 0	WP: 0	PB: 0	SB: 0	CS: 0	PA: 35
--------------	------	------	------	------	------	--------	-------	-------	------	------	------	------	------	--------	-------	------	------	------	------	------	------	--------	-------	------	------	------	------	------	------	--------	-------	------	------	------	------	------	------	--------	-------	------	------	------	------	------	------	--------	-------	------	------	------	------	------	------	--------	-------	------	------	------	------	------	------	--------	-------	------	-------	-------	-------	-------	-------	--------	-------	--------	-------	-------	-------	-------	--------

PITCHER	IP	WLS	BF	H	R	ER	SO	BB	IBB	HBP	BLK	WP	HR	S	P	ERA	WHIP
<b>Gary Bell, R</b> (1, 1) ERA: 2.49	5.1	W	21	4	1	1	3	1	0	0	0	0	0	26	30	1.69	0.938
<b>Don Mossi, L</b> (6, 1) ERA: 3.68	2.2		12	4	2	2	1	0	0	0	0	0	1	14	14	6.75	1.500
<b>Hoyt Wilhelm, R</b> (9, 1) ERA: 2.44	1.0	S	2	0	0	0	0	0	0	0	0	0	0	2	2	0.00	0.000

**BOTTOM**

**Cleveland Indians @ Washington Senators**  
Griffith Stadium, Washington, DC  
Sun Jun 15 1958, 3:33 AM EDT  
Unknown

livebaseballscorecards.com

<b>AB</b>	<b>33</b>
<b>R</b>	<b>3</b>
<b>H</b>	<b>8</b>
<b>RBI</b>	<b>3</b>
<b>BB</b>	<b>1</b>
<b>SO</b>	<b>4</b>
<b>LOB</b>	<b>14</b>







Batter	1	2	3	4	5	6	7	8	9	AB R H RBI BB SO LOB	TOP												
<b>Eddie Yost, R</b> OBP: 0.342, SLG: 0.243 (1, 5) (5, 3)	0-0 6-3			0-0 4-3		0-0 SF8		0-0 G6-4-3		3 0 0 1 0 0 1													
<b>Albie Pearson, L</b> OBP: 0.329, SLG: 0.299 (1, 8)	0-0 4-3			0-0 F7		0-0 G3		0-0 3-1		4 0 0 0 0 0 0													
<b>Rocky Bridges, R</b> OBP: 0.379, SLG: 0.416 (1, 6)	0-3 K			0-0 1B						4 1 2 0 0 1 0													
<b>Roy Sievers, R</b> OBP: 0.356, SLG: 0.531 (1, 7)		0-0 4-3		0-0 L7						4 0 1 0 0 0 1													
<b>Jim Lemon, R</b> OBP: 0.314, SLG: 0.436 (1, 9)		0-3 K			4-0 FC4-6 BB					3 0 1 1 1 1 0													
<b>Norm Zauchin, R</b> OBP: 0.371, SLG: 0.411 <b>Ossie Alvarez, R</b> OBP: 0.211, SLG: 0.118 (1, 3) (5, 5)		0-3 K			0-0 FC4-6 G5-4-3 1-2f					2 0 0 0 0 1 1 1 0 0 0 0 0 2													
<b>Ken Aspromonte, R</b> OBP: 0.303, SLG: 0.321 (1, 4)			0-0 F8		0-0 G5-4-3					3 0 0 0 0 0 3													
<b>Clint Courtney, L</b> OBP: 0.316, SLG: 0.273 <b>Steve Korcheck, R</b> OBP: 0.105, SLG: 0.158 (1, 2) (4, 2)			0-0 3-1			0-0 E SF8 2B				1 0 0 0 0 0 0 2 1 1 0 0 1 2													
<b>Pedro Ramos, S</b> OBP: 0.206, SLG: 0.235 <b>Al Cicotte, R</b> OBP: 0.200, SLG: 0.200 (1, 1) (3, 1)			0-3 K			0-3 K		0-0 G6-4-3 1B		1 0 0 0 0 1 0 2 0 1 0 0 1 1													
<b>Inning Stats</b>	R: 0 E: 0 K: 1 S: 5	H: 0 LOB: 0 BB: 0 P: 5	R: 0 E: 0 K: 2 S: 7	H: 0 LOB: 0 BB: 0 P: 7	R: 0 E: 0 K: 1 S: 5	H: 0 LOB: 0 BB: 0 P: 5	R: 0 E: 0 K: 0 S: 4	H: 1 LOB: 1 BB: 0 P: 4	R: 0 E: 1 K: 0 S: 2	H: 0 LOB: 0 BB: 1 P: 6	R: 1 E: 1 K: 1 S: 6	H: 1 LOB: 0 BB: 0 P: 6	R: 1 E: 0 K: 1 S: 8	H: 3 LOB: 2 BB: 0 P: 8	R: 0 E: 0 K: 0 S: 3	H: 1 LOB: 0 BB: 0 P: 3	R: 0 E: 0 K: 0 S: 3	H: 0 LOB: 0 BB: 0 P: 3	1B: 5 2B: 1 3B: 0 HR: 0	SF: 1 SAC: 0 DP: 2 HBP: 0	WP: 0 PB: 0 SB: 0 CS: 0	PA: 32	
<b>PITCHER</b> <b>Billy Hoef, L</b> ERA: 3.48 (1, 1)	IP 9.0	WLS W	BF 32	H 6	R 2	ER 1	SO 6	BB 1	IBB 0	HBP 0	BLK 0	WP 0	HR 0	S 43	P 47	ERA 1.00	WHIP 0.778						<b>PITCHER</b> IP WLS BF H R ER SO BB IBB HBP BLK WP HR S P ERA WHIP

**Washington Senators @ Detroit Tigers**  
 Briggs Stadium, Detroit, MI  
 Tue Jun 17 1958, 7:05 PM EDT  
 Att. 29,794 - Unknown

[livebaseballscorecards.com](http://livebaseballscorecards.com)

**AB** 30  
**R** 2  
**H** 6  
**RBI** 2  
**BB** 1  
**SO** 6  
**LOB** 11



Batter	1	2	3	4	5	6	7	8	9
Frank Bolling, R OBP: 0.361, SLG: 0.405 (1, 4)	0-0 HR	0-0 2-3	0-0 3-H 1B 1B		0-0 L8 1B 1B		0-0 2B 1B	0-3 K	
Ozzie Virgil, R OBP: 0.351, SLG: 0.473 (1, 5)	0-0 G3 2B		0-0 HR 1B		0-0 1-2 BB 1B		0-0 1-2 2B 1B		
Harvey Kuenn, R OBP: 0.395, SLG: 0.533 (1, 8)	0-3 K		0-0 L5		0-0 L8		0-0 3-1 2B		
Charlie Maxwell, L OBP: 0.359, SLG: 0.361 (1, 7)	0-0 G3		0-0 HR BB		4-0 1-2 BB		0-0 3-1		
Al Kaline, R OBP: 0.358, SLG: 0.468 (1, 9)	0-0 L8		0-0 HR FC5-4		0-3 K		0-0 L6-3		
Gail Harris, L OBP: 0.382, SLG: 0.487 (1, 3)		0-0 F8	4-0 1B BB	0-0 CS 1B		0-0 L4		0-0 4-3	
Billy Martin, R OBP: 0.298, SLG: 0.415 (1, 6)		0-3 K	0-0 1B 1B	0-0 1-2		0-0 1B		0-0 5-3	
Red Wilson, R OBP: 0.366, SLG: 0.417 (1, 2)		0-0 E6 BB	1-0 1B HBP	0-0 6-3		0-0 F9		0-0 BB 1B	
Billy Hoefl, L OBP: 0.393, SLG: 0.520 (1, 1)		4-0 BB	0-0 1-3 2-H 3-H 1B		0-0 4-3		0-0 F8	4-0 1-2 BB	

Inning Stats	R: 1	H: 2	E: 0	K: 1	S: 7	LOB: 1	BB: 0	P: 7	R: 0	H: 0	E: 1	K: 1	S: 6	LOB: 2	BB: 1	P: 10	R: 7	H: 7	E: 0	K: 0	S: 9	LOB: 3	BB: 3	P: 22	R: 0	H: 1	E: 0	K: 0	S: 3	LOB: 0	BB: 0	P: 3	R: 0	H: 2	E: 0	K: 1	S: 7	LOB: 3	BB: 1	P: 11	R: 0	H: 1	E: 0	K: 0	S: 4	LOB: 1	BB: 0	P: 4	R: 1	H: 3	E: 0	K: 0	S: 5	LOB: 1	BB: 0	P: 5	R: 0	H: 1	E: 0	K: 1	S: 6	LOB: 2	BB: 1	P: 10
--------------	------	------	------	------	------	--------	-------	------	------	------	------	------	------	--------	-------	-------	------	------	------	------	------	--------	-------	-------	------	------	------	------	------	--------	-------	------	------	------	------	------	------	--------	-------	-------	------	------	------	------	------	--------	-------	------	------	------	------	------	------	--------	-------	------	------	------	------	------	------	--------	-------	-------


AB	R	H	RBI	BB	SO	LOB
6	3	4	2	0	1	4
5	1	5	0	0	0	0
5	0	2	2	0	1	4
2	1	0	0	3	0	2
5	1	1	3	0	1	8
4	1	1	0	1	0	0
5	1	2	0	0	1	1
4	1	1	0	0	0	1
3	0	1	2	2	0	1

PITCHER	IP	WLS	BF	H	R	ER	SO	BB	IBB	HBP	BLK	WP	HR	S	P	ERA	WHIP
Pedro Ramos, R ERA: 4.2 (1, 1)	2.2	L	19	7	8	8	2	3	0	1	0	0	2	19	32	27.00	3.750
Al Cicotte, R ERA: 4.82 (3, 1)	5.1		27	10	1	1	2	3	0	0	0	0	0	28	40	1.69	2.438

**BOTTOM**

**Washington Senators @ Detroit Tigers**  
 Briggs Stadium, Detroit, MI  
 Tue Jun 17 1958, 7:05 PM EDT  
 Att. 29,794 - Unknown

AB	39
R	9
H	17
RBI	9
BB	6
SO	4
LOB	21



1B:	13	SF:	0	WP:	0	PA:	46
2B:	2	SAC:	0	PB:	0		
3B:	0	DP:	0	SB:	0		
HR:	2	HBP:	1	CS:	1		

Batter	1	2	3	4	5	6	7	8	9	AB R H RBI BB SO LOB	TOP									
Albie Pearson, L (1, 8) OBP: 0.335, SLG: 0.318	0-0 G3		4-0 BB		0-0 6-3		0-0 1B 2B		0-0 1-H 3B	4 1 2 2 1 0 0										
Herb Plews, L (1, 4) Ed Fitz Gerald, R (7, PH) Ossie Alvarez, R (7, PR) OBP: 0.331, SLG: 0.431 OBP: 0.448, SLG: 0.385 OBP: 0.200, SLG: 0.111	0-0 F7		0-0 F8		0-0 L8		0-0 2-H 1B		0-3 K	3 0 0 0 0 0 2 1 0 1 1 0 0 0 1 0 0 0 0 1 1										
Neil Chrisley, L (1, 7) OBP: 0.336, SLG: 0.474	0-3 K		0-3 K			4-0 FC4-6 BB	0-0 3-1			3 0 0 0 1 2 3										
Roy Sievers, R (1, 3) OBP: 0.350, SLG: 0.519		0-0 4-3		0-0 F3		0-0 F8		0-0 6-3		4 0 0 0 0 0 1										
Clint Courtney, L (1, 2) OBP: 0.319, SLG: 0.290		0-0 HR		4-0 1B BB		0-0 FC4-6 1-2f		0-0 L7		3 1 1 1 1 0 1										
Rocky Bridges, R (1, 6) OBP: 0.377, SLG: 0.413		0-3 K		0-0 1-3 1B		0-0 F4		0-0 4-3		4 0 1 0 0 1 1										
Jim Lemon, R (1, 9) OBP: 0.309, SLG: 0.428		0-3 K		0-3 K			0-0 F8		0-0 6-3	4 0 0 0 0 2 2										
Eddie Yost, R (1, 5) OBP: 0.340, SLG: 0.238			0-0 F7	0-0 F8			4-0 SH2-4 2B BB		0-3 K	3 1 0 0 1 1 2										
Russ Kemmerer, R (1, 1) Dick Hyde, R (9, 1) OBP: 0.194, SLG: 0.138			0-0 BB 1B		0-3 K		0-0 SH2-4		0-0 3B 1B	3 1 2 0 0 1 0 0 0 0 0 0 0 0										
<b>Inning Stats</b>	R: 0 E: 0 K: 1 S: 5	H: 0 LOB: 0 BB: 0 P: 5	R: 1 E: 0 K: 2 S: 8	H: 1 LOB: 0 BB: 0 P: 8	R: 0 E: 0 K: 1 S: 6	H: 1 LOB: 2 BB: 1 P: 10	R: 0 E: 0 K: 1 S: 6	H: 1 LOB: 2 BB: 1 P: 10	R: 0 E: 0 K: 0 S: 3	H: 0 LOB: 1 BB: 1 P: 7	R: 2 E: 0 K: 0 S: 5	H: 2 LOB: 1 BB: 1 P: 9	R: 0 E: 0 K: 0 S: 3	H: 0 LOB: 0 BB: 0 P: 3	R: 1 E: 0 K: 2 S: 9	H: 2 LOB: 1 BB: 0 P: 9	1B: 4 2B: 1 3B: 1 HR: 1	SF: 0 SAC: 1 DP: 0 HBP: 0	WP: 0 PB: 0 SB: 0 CS: 0	PA: 38
<b>PITCHER</b>	IP WLS BF H R ER SO BB IBB HBP BLK WP HR S P ERA WHIP																			
Paul Foytack, R (1, 1) ERA: 3.84	6.2 L 28 4 3 3 6 4 0 0 0 0 0 1 36 52 4.05 1.200																			
Hank Aguirre, L (7, 1) ERA: 2.38	1.1 5 1 0 0 0 0 0 0 0 0 0 0 5 5 0.00 0.750																			
Herb Moford, R (9, 1) ERA: 5.06	1.0 5 2 1 1 2 0 0 0 0 0 0 0 9 9 9.00 2.000																			

**Washington Senators @ Detroit Tigers**  
 Briggs Stadium, Detroit, MI  
 Thu Jun 19 1958, 4:33 AM EDT  
 Att. 6,603 - Unknown

[livebaseballscorecards.com](http://livebaseballscorecards.com)

AB	33
R	4
H	7
RBI	4
BB	4
SO	8
LOB	13










Batter	1	2	3	4	5	6	7	8	9	AB	R	H	RBI	BB	SO	LOB	BOTTOM																								
<b>Minnie Minoso, R</b> OBP: 0.368, SLG: 0.458 (1, 7)	0-0 6-3 ①		0-0 G6-4-3 ② 1-2f		0-0 FC4-6 ③ 1-2f	0-0 1B			0-0 1B 2B	5	1	2	1	0	0	2	<div style="display: flex; flex-direction: column; align-items: center;"> <h2 style="margin: 0;">Washington Senators @ Cleveland Indians</h2> <p style="margin: 0;">Cleveland Municipal Stadium, Cleveland, OH</p> <p style="margin: 0;">Sat Jun 21 1958, 3:33 AM EDT</p> <p style="margin: 0;">Att. 4,234 - Unknown</p> <div style="margin: 5px 0;">livebaseballscorecards.com</div> <table border="0" style="margin: 0;"> <tr><td><b>AB</b></td><td><b>38</b></td></tr> <tr><td><b>R</b></td><td><b>7</b></td></tr> <tr><td><b>H</b></td><td><b>13</b></td></tr> <tr><td><b>RBI</b></td><td><b>6</b></td></tr> <tr><td><b>BB</b></td><td><b>4</b></td></tr> <tr><td><b>SO</b></td><td><b>4</b></td></tr> <tr><td><b>LOB</b></td><td><b>12</b></td></tr> </table> </div>											<b>AB</b>	<b>38</b>	<b>R</b>	<b>7</b>	<b>H</b>	<b>13</b>	<b>RBI</b>	<b>6</b>	<b>BB</b>	<b>4</b>	<b>SO</b>	<b>4</b>	<b>LOB</b>	<b>12</b>
<b>AB</b>	<b>38</b>																																								
<b>R</b>	<b>7</b>																																								
<b>H</b>	<b>13</b>																																								
<b>RBI</b>	<b>6</b>																																								
<b>BB</b>	<b>4</b>																																								
<b>SO</b>	<b>4</b>																																								
<b>LOB</b>	<b>12</b>																																								
<b>Billy Hunter, R</b> OBP: 0.253, SLG: 0.315 (1, 6)	0-0 1B			0-0 L7 ①		0-0 F7 ② K			0-0 2B 1B G5-4-3 2-H	5	1	2	1	0	1	2																									
<b>Vic Power, R</b> OBP: 0.324, SLG: 0.470 (1, 5) (5, 3)	0-0 F3 ②			0-0 G3 ②		0-0 HR		0-0 F8 ①	0-0 G5-4-3 1-3 2B	5	1	2	1	0	0	1																									
<b>Mickey Vernon, L</b> OBP: 0.430, SLG: 0.568 (1, 3)	0-0 F9 ③			0-0 BB 1B		0-0 F2 ②		0-0 F9 ②	4-0 G5-4-3 BB 2B	2	0	1	0	0	0	1																									
<b>Gary Geiger, L</b> OBP: 0.322, SLG: 0.258 (4, PR) (5, 8)										2	0	0	0	1	0	0																									
<b>Rocky Colavito, R</b> OBP: 0.402, SLG: 0.554 (1, 9)		0-0 F2 ①		4-0 FC6-4 BB 1-2		4-0 BB 1B BB		0-0 2B	0-0 G5-4-3 ① ② 1-2f 2-3 3-H	3	1	1	0	2	0	2																									
<b>Woodie Held, R</b> OBP: 0.272, SLG: 0.308 (1, 8) (5, 5)		0-0 F3 ②		0-0 FC6-4 ③ 1-2f		4-0 1B 1-2 BB		0-0 P6 ③	0-0 F7 ③	4	1	0	0	1	0	4																									
<b>Dick Brown, R</b> OBP: 0.272, SLG: 0.398 (1, 2)		0-0 F5 ③				0-0 L6 ①		0-0 1B 1B	0-3 K ①	4	1	1	1	0	1	0																									
<b>Billy Moran, R</b> OBP: 0.217, SLG: 0.250 (1, 4)			0-3 K ①		0-3 K ②	0-0 1B 1B		0-0 5-3 ②		4	1	1	1	0	2	0																									
<b>Cal McLish, S</b> (1, 1) <b>Don Ferrarese, R</b> OBP: 0.500, SLG: 0.333 (2, 1) <b>Jim Constance, S</b> OBP: 1.000, SLG: 1.333 (4, 1) <b>Larry Doby, L</b> OBP: 0.269, SLG: 0.425 (6, PH) <b>Gary Bell, R</b> (7, 1) <b>Bob Lemon, L</b> OBP: 0.290, SLG: 0.111 (8, PH) <b>Don Mossi, L</b> OBP: 0.063, SLG: 0.067 (9, 1)			0-0 G6-4-3 1B		0-0 FC4-6 1B	0-0 1B 1B		0-0 F8 ③		0	0	0	0	0	0	0																									
<b>Inning Stats</b>	R: 0 E: 0 K: 0 S: 4	H: 1 LOB: 1 BB: 0 P: 4	R: 0 E: 0 K: 0 S: 3	H: 0 LOB: 0 BB: 0 P: 3	R: 0 E: 0 K: 1 S: 5	H: 1 LOB: 0 BB: 0 P: 5	R: 0 E: 0 K: 0 S: 4	H: 1 LOB: 2 BB: 1 P: 8	R: 0 E: 0 K: 1 S: 6	H: 1 LOB: 1 BB: 0 P: 6	R: 5 E: 0 K: 1 S: 10	H: 5 LOB: 2 BB: 2 P: 18	R: 0 E: 0 K: 0 S: 4	H: 1 LOB: 1 BB: 0 P: 4	R: 0 E: 0 K: 1 S: 5	H: 0 LOB: 0 BB: 0 P: 5	R: 2 E: 0 K: 0 S: 5	H: 3 LOB: 1 BB: 1 P: 9	1B: 9 2B: 3 3B: 0 HR: 1	SF: 0 SAC: 0 DP: 2 HBP: 0	WP: 0 PB: 0 SB: 0 CS: 0	PA: 42																			
<b>PITCHER</b> <b>Pedro Ramos, R</b> ERA: 4.47 <b>Tex Clevenger, R</b> ERA: 4.1	IP 8.0	WLS W	BF 39	H 13	R 7	ER 7	SO 4	BB 3	IBB 0	HBP 0	BLK 0	WP 0	HR 1	S 44	P 56	ERA 7.88	WHIP 2.000																								
	IP 1.0	WLS S	BF 3	H 0	R 0	ER 0	SO 0	BB 1	IBB 0	HBP 0	BLK 0	WP 0	HR 0	S 2	P 6	ERA 0.00	WHIP 1.000																								

Batter	1	2	3	4	5	6	7	8	9	AB R H RBI BB SO LOB	TOP														
Albie Pearson, L (1, 8) OBP: 0.350, SLG: 0.335	0-0 PB 1B 2B	4-0 CS BB			0-0 1-3		4-0 2B BB	0-0 G3		3 2 1 0 2 0 2	<p><b>Washington Senators @ Cleveland Indians</b> Cleveland Municipal Stadium, Cleveland, OH</p> <p>Sun Jun 22 1958, 3:33 AM EDT Unknown</p> <p>livebaseballscorecards.com</p> <table border="1"> <tr><td>AB</td><td>34</td></tr> <tr><td>R</td><td>3</td></tr> <tr><td>H</td><td>8</td></tr> <tr><td>RBI</td><td>3</td></tr> <tr><td>BB</td><td>5</td></tr> <tr><td>SO</td><td>5</td></tr> <tr><td>LOB</td><td>19</td></tr> </table> 	AB	34	R	3	H	8	RBI	3	BB	5	SO	5	LOB	19
AB	34																								
R	3																								
H	8																								
RBI	3																								
BB	5																								
SO	5																								
LOB	19																								
Herb Plews, L (1, 4) OBP: 0.359, SLG: 0.452	0-0 2-H 1B 1B	0-0 CS 1-2	0-0 1-3		1-0 FC4-6 HBP		0-0 F8		0-3 K	4 0 1 1 0 1 1															
Neil Chrisley, L (1, 7) OBP: 0.328, SLG: 0.462 Ken Aspromonte, R (9, PH) OBP: 0.301, SLG: 0.318	0-0 F4		0-3 K		0-0 FC4-6 1-2f		0-0 6-3 1-H 2B		0-3 K	4 0 1 1 0 1 2 1 0 0 0 0 1 0															
Roy Sievers, R (1, 3) OBP: 0.347, SLG: 0.505	0-0 F8		0-0 6-3		0-0 L6		0-0 6-3 2-3		0-3 K	5 0 0 0 0 1 3															
Clint Courtney, L (1, 2) OBP: 0.315, SLG: 0.303	0-0 1-2 1B				0-0 F8		0-0 F9		0-0 F7	4 0 1 0 0 0 1															
Rocky Bridges, R (1, 6) OBP: 0.371, SLG: 0.403	0-0 F9				0-0 P3		0-0 F8		0-0 FC6-4 1B 1B	4 0 1 0 0 0 2															
Jim Lemon, R (1, 9) OBP: 0.326, SLG: 0.460		0-0 HR			4-0 1B BB		4-0 BB BB		0-0 1-2 FC6-4 1B	2 1 2 1 2 0 0															
Eddie Yost, R (1, 5) OBP: 0.345, SLG: 0.241		0-0 L7			0-0 K 1-2 1B		4-0 FC4-6 BB		0-0 P1	3 0 1 0 1 0 2															
Chuck Stobbs, L (1, 1) Bud Byerly, R (5, 1) Julio Becquer, L (6, PH) OBP: 0.247, SLG: 0.237 Tex Clevenger, R (6, 1) Ed Fitz Gerald, R (8, PH) OBP: 0.375, SLG: 0.571 Dick Hyde, R (8, 1)		0-3 K			0-0 G3		0-0 FC4-6 1-2f		0-0 FC6-4 1-2f 2-3	2 0 0 0 0 1 2 0 0 0 0 0 0 0 1 0 0 0 0 0 2 0 0 0 0 0 0 0 1 0 0 0 0 0 2 0 0 0 0 0 0 0															
<b>Inning Stats</b>	R: 1 E: 0 K: 0 S: 6	H: 3 LOB: 2 BB: 0 P: 6	R: 1 E: 0 K: 1 S: 5	H: 1 LOB: 0 BB: 1 P: 9	R: 0 E: 0 K: 1 S: 5	H: 0 LOB: 0 BB: 0 P: 5	R: 0 E: 0 K: 0 S: 4	H: 1 LOB: 2 BB: 1 P: 8	R: 0 E: 0 K: 0 S: 3	H: 0 LOB: 1 BB: 0 P: 4	R: 0 E: 0 K: 0 S: 3	H: 0 LOB: 2 BB: 2 P: 11	R: 1 E: 0 K: 0 S: 4	H: 1 LOB: 1 BB: 1 P: 8	R: 0 E: 0 K: 3 S: 9	H: 2 LOB: 2 BB: 0 P: 5	R: 0 E: 0 K: 3 S: 9	H: 0 LOB: 0 BB: 0 P: 9	1B: 5 2B: 2 3B: 0 HR: 1	SF: 0 SAC: 0 DP: 0 HBP: 1	WP: 0 PB: 1 SB: 0 CS: 1	PA: 41			
<b>PITCHER</b>	IP WLS BF H R ER SO BB IBB HBP BLK WP HR S P ERA WHIP																								
Ray Nareski, R (1, 1) ERA: 3.92	7.2 W 36 8 3 3 2 5 0 1 0 0 1 34 55 3.52 1.696																								
Don Mossi, L (8, 1) ERA: 3.52	1.1 S 4 0 0 0 3 0 0 0 0 0 0 0 10 10 0.00 0.000																								

Batter	1	2	3	4	5	6	7	8	9	AB	R	H	RBI	BB	SO	LOB
Minnie Minoso, R OBP: 0.370, SLG: 0.471 (1, 7)	0-0 HR	0-0 L4			0-0 SH1-4 1B	0-3 K				4	2	2	1	0	1	1
Billy Hunter, R OBP: 0.245, SLG: 0.305 (1, 6)	0-3 K		0-0 5-3		0-0 SH1-4	0-0 F8				3	0	0	0	0	1	1
Vic Power, R OBP: 0.328, SLG: 0.468 (1, 3)	4-0 1B BB BB		0-0 4-3		0-0 BB BB SF8 1B		0-0 F8			3	1	1	2	1	0	0
Rocky Colavito, R OBP: 0.408, SLG: 0.554 (1, 9)	0-0 L7		0-0		0-0 SF8 BB BB		4-0 L4 1B BB			2	0	1	0	2	0	1
Dick Brown, R OBP: 0.288, SLG: 0.400 (1, 2)	4-0 1B 1-2 BB		0-0 6-3		4-0 1-2 2-3 FC6-4 BB		0-0 1-2 1B			2	0	1	0	2	0	1
Woodie Held, R OBP: 0.272, SLG: 0.308 (1, 8)	0-0 1-2 2-3 1B		0-0 L3		0-0 SF8		0-0 L4			3	0	1	1	0	0	2
Billy Harrell, R OBP: 0.304, SLG: 0.382 (1, 5)	0-0 F8		0-0 L6		0-0 FC6-4			0-0 F9		4	0	0	0	0	0	5
Billy Moran, R OBP: 0.211, SLG: 0.243 (1, 4)		0-0 L7		0-0 F5		0-0 5-3		0-0 6-3		4	0	0	0	0	0	0
Ray Narleski, R OBP: 0.179, SLG: 0.135 Don Mossi, L OBP: 0.059, SLG: 0.063 (8, 1)		0-0 6-3			0-0 SH1-4 1B 1B		4-0 BB BB BB	0-0 5-3		2	1	1	0	1	0	0
										1	0	0	0	0	0	0

Inning Stats	R: 1	H: 2	E: 0	K: 1	S: 7	LOB: 3	BB: 2	P: 15	R: 0	H: 0	E: 0	K: 0	S: 3	LOB: 0	BB: 0	P: 3	R: 0	H: 1	E: 0	K: 0	S: 4	LOB: 1	BB: 0	P: 4	R: 0	H: 0	E: 0	K: 0	S: 3	LOB: 0	BB: 0	P: 3	R: 3	H: 3	E: 0	K: 0	S: 6	LOB: 2	BB: 2	P: 14	R: 0	H: 0	E: 0	K: 1	S: 5	LOB: 1	BB: 1	P: 9	R: 0	H: 1	E: 0	K: 0	S: 3	LOB: 1	BB: 1	P: 7	R: 0	H: 0	E: 0	K: 0	S: 3	LOB: 0	BB: 0	P: 3
--------------	------	------	------	------	------	--------	-------	-------	------	------	------	------	------	--------	-------	------	------	------	------	------	------	--------	-------	------	------	------	------	------	------	--------	-------	------	------	------	------	------	------	--------	-------	-------	------	------	------	------	------	--------	-------	------	------	------	------	------	------	--------	-------	------	------	------	------	------	------	--------	-------	------

PITCHER	IP	WLS	BF	H	R	ER	SO	BB	IBB	HBP	BLK	WP	HR	S	P	ERA	WHIP
Chuck Stobbs, L ERA: 5.84 (1, 1)	4.1	L	21	6	4	4	1	2	0	0	0	0	1	21	29	8.31	1.846
Bud Byerly, R ERA: 6.65 (5, 1)	0.2		4	0	0	0	0	2	0	0	0	0	0	2	10	0.00	3.000
Tex Clevenger, R ERA: 3.95 (6, 1)	2.0		8	1	0	0	1	2	0	0	0	0	0	8	16	0.00	1.500
Dick Hyde, R ERA: 1.79 (8, 1)	1.0		3	0	0	0	0	0	0	0	0	0	0	3	3	0.00	0.000

**BOTTOM**

**Washington Senators @ Cleveland Indians**  
**Cleveland Municipal Stadium, Cleveland, OH**  
 Sun Jun 22 1958, 3:33 AM EDT  
 Unknown

<b>AB</b>	<b>28</b>
<b>R</b>	<b>4</b>
<b>H</b>	<b>7</b>
<b>RBI</b>	<b>4</b>
<b>BB</b>	<b>6</b>
<b>SO</b>	<b>2</b>
<b>LOB</b>	<b>11</b>



WP: 0	PA: 36
PB: 0	
SB: 0	
CS: 0	

Batter	1	2	3	4	5	6	7	8	9	AB R H RBI BB SO LOB	TOP
Albie Pearson, L (1, 8) OBP: 0.357, SLG: 0.343	0-0 SH4-3 E 1B		0-0 1B		0-0 FC6-4 1B		0-0 L7			4 0 3 0 0 0 0	<b>Washington Senators @ Cleveland Indians</b> Cleveland Municipal Stadium, Cleveland, OH Sun Jun 22 1958, 3:38 AM EDT Att: 10,234 - Unknown <a href="http://livebaseballscorecards.com">livebaseballscorecards.com</a>
Herb Plews, L (1, 4) OBP: 0.348, SLG: 0.438	0-0 E6 SH4-3		0-0 F8		0-0 FC6-4			0-0 4-3		4 0 0 0 0 0 4	
Neil Chrisley, L (1, 7) OBP: 0.319, SLG: 0.449	0-0 SH4-3		0-0 4-3		0-0 4-3			0-3 K		3 0 0 0 0 1 3	
Roy Sievers, R (1, 3) OBP: 0.345, SLG: 0.500	0-0 P4			0-0 F8		0-0 1B		0-0 5-3		4 0 1 0 0 0 2	
Jim Lemon, R (1, 9) OBP: 0.321, SLG: 0.452	0-3 K			0-0 F9		0-0 F8			0-0 6-3	4 0 0 0 0 1 3	
Rocky Bridges, R (1, 6) OBP: 0.369, SLG: 0.400		0-0 1-3		0-0 1B		0-0 P6			0-0 F7	4 0 1 0 0 0 1	
Clint Courtney, L (1, 2) OBP: 0.310, SLG: 0.296		0-0 F8		0-0 4-3		0-0 4-3			0-0 F8	4 0 0 0 0 0 2	
Eddie Yost, R (1, 5) OBP: 0.340, SLG: 0.236		0-3 K			0-0 P6		0-0 F8			3 0 0 0 0 1 0	
Hal Griggs, R (1, 1) OBP: 0.190, SLG: 0.350			0-0 F5		0-0 FC6-4 1B		0-3 K			3 0 1 0 0 1 0	
<b>Inning Stats</b>	R: 0 H: 1 E: 1 LOB: 2 K: 1 BB: 0 S: 7 P: 7	R: 0 H: 0 E: 0 LOB: 0 K: 1 BB: 0 S: 5 P: 5	R: 0 H: 1 E: 0 LOB: 1 K: 0 BB: 0 S: 4 P: 4	R: 0 H: 1 E: 0 LOB: 1 K: 0 BB: 0 S: 4 P: 4	R: 0 H: 2 E: 0 LOB: 2 K: 0 BB: 0 S: 5 P: 5	R: 0 H: 1 E: 0 LOB: 1 K: 0 BB: 0 S: 4 P: 4	R: 0 H: 0 E: 0 LOB: 0 K: 1 BB: 0 S: 5 P: 5	R: 0 H: 0 E: 0 LOB: 0 K: 1 BB: 0 S: 5 P: 5	R: 0 H: 0 E: 0 LOB: 0 K: 0 BB: 0 S: 3 P: 3	1B: 6 SF: 0 2B: 0 SAC: 1 3B: 0 DP: 0 HR: 0 HBP: 0	WP: 0 PA: 34 PB: 0 SB: 0 CS: 0
<b>PITCHER</b> Mudcat Grant, R (1, 1) ERA: 3.49	IP WLS BF H R ER SO BB IBB HBP BLK WP HR S P ERA WHIP										
	9.0 W 34 6 0 0 4 0 0 0 0 0 0 0 42 42 0.00 0.667										

**Washington Senators @ Cleveland Indians**  
 Cleveland Municipal Stadium, Cleveland, OH

Sun Jun 22 1958, 3:38 AM EDT  
 Att: 10,234 - Unknown

AB	33
R	0
H	6
RBI	0
BB	0
SO	4
LOB	15





Batter	1	2	3	4	5	6	7	8	9	AB R H RBI BB SO LOB	TOP											
Ken Aspromonte, R (1, 4) OBP: 0.300, SLG: 0.317	0-0 4-3	0-3 K			0-0 3-1		0-0 1B			4 0 1 0 0 1 3												
Albie Pearson, L (1, 8) OBP: 0.359, SLG: 0.350	0-0 CS 2B		0-0 3-1 1B		0-0 E4 G1-6-3		0-3 K			4 0 2 0 0 1 1												
Herb Plews, L (1, 5) OBP: 0.345, SLG: 0.427	4-0 2-3 BB		0-0 3-1 1-2		0-0 G1-6-3 1-2f			0-0 L4		3 0 0 0 1 0 2												
Roy Sievers, R (1, 7) OBP: 0.344, SLG: 0.510	0-0 4-3		0-0 F5		0-0 6-3			0-0 HR		4 1 1 1 0 0 2												
Jim Lemon, R (1, 9) OBP: 0.316, SLG: 0.443		0-0 4-3	0-0 1-3		0-3 K			0-0 P4		4 0 0 0 0 1 1												
Rocky Bridges, R (1, 6) OBP: 0.372, SLG: 0.399		0-0 E BB 1B		4-0 G4-6-3 BB		0-0 F8		0-0 L7		3 0 1 0 1 0 0												
Norm Zauchin, R (1, 3) OBP: 0.375, SLG: 0.440		0-3 K		0-0 G4-6-3 1-2 1B			0-0 HR		0-0 6-3	4 1 2 1 0 1 1	AB 33 R 2 H 7 RBI 2 BB 3 SO 5 LOB 15											
Ed Fitz Gerald, R (1, 2) OBP: 0.412, SLG: 0.333		4-0 E BB		0-0 G4-6-3 1-2f 2-3			0-0 L6		0-0 4-3	3 0 0 0 1 0 2												
Russ Kemmerer, R (1, 1) OBP: 0.182, SLG: 0.129		0-0 E5		0-3 K			0-0 F7		0-0 F9	2 0 0 0 0 1 3												
Eddie Yost, R (7, PH) OBP: 0.338, SLG: 0.235										1 0 0 0 0 0 0												
Bud Byerly, R (7, 1)										0 0 0 0 0 0 0												
Neil Chrissy, L (9, PH) OBP: 0.317, SLG: 0.444		1-2 2-3								1 0 0 0 0 0 0												
<b>Inning Stats</b>	R: 0 E: 0 K: 0 S: 3	H: 1 LOB: 1 BB: 1 P: 7	R: 0 E: 1 K: 2 S: 9	H: 1 LOB: 3 BB: 1 P: 13	R: 0 E: 0 K: 0 S: 4	H: 1 LOB: 1 BB: 0 P: 4	R: 0 E: 0 K: 1 S: 5	H: 1 LOB: 1 BB: 1 P: 9	R: 0 E: 1 K: 0 S: 3	H: 0 LOB: 0 BB: 0 P: 3	R: 0 E: 0 K: 1 S: 5	H: 0 LOB: 0 BB: 0 P: 5	R: 1 E: 0 K: 1 S: 7	H: 2 LOB: 1 BB: 0 P: 7	R: 1 E: 0 K: 0 S: 4	H: 1 LOB: 0 BB: 0 P: 4	R: 0 E: 0 K: 0 S: 3	H: 0 LOB: 0 BB: 0 P: 3	1B: 4 2B: 1 3B: 0 HR: 2	SF: 0 SAC: 0 DP: 2 HBP: 0	WP: 0 PB: 0 SB: 0 CS: 1	PA: 36
<b>PITCHER</b> Murry Dickson, R (1, 1) ERA: 3.02	IP 9.0 WLS W BF 36 H 7 R 2 ER 2 SO 5 BB 3 IBB 0 HBP 0 BLK 0 WP 0 HR 2 S 43 P 55 ERA 2.00 WHIP 1.111											<b>PITCHER</b>	IP WLS BF H R ER SO BB IBB HBP BLK WP HR S P ERA WHIP									

Washington Senators @ Kansas City Athletics  
Municipal Stadium, Kansas City, MO  
Mon Jun 23 1958, 8:05 PM EDT  
Att. 7,479 - Unknown

livebaseballscorecards.com





Batter	1	2	3	4	5	6	7	8	9
Bill Tuttle, R OBP: 0.351, SLG: 0.378 (1, 8) X	0-0 S E 2B	0-0 6-3			0-0 F3		0-0 HR		
Roger Maris, L OBP: 0.283, SLG: 0.407 (1, 9) X	0-0 F5 2-H		0-0 F7		0-0 F8		0-3 K		
Preston Ward, L Chico Carrasquel, R OBP: 0.364, SLG: 0.456 OBP: 0.311, SLG: 0.333 (1, 5) X (8, 5) S S S	0-0 F7		0-3 K			0-0 F8 1B 2B	0-0 G3		
Bob Cerv, R Whitey Herzog, L OBP: 0.382, SLG: 0.640 OBP: 0.262, SLG: 0.152 (1, 7) S S S (7, PR) (8, 7)	0-3 K		0-0 HR			0-0 F8 2-3	0-0 CS 1B		
Hector Lopez, R OBP: 0.323, SLG: 0.379 (1, 4) X		0-0 2B 1B	0-0 5-3			0-0 1B 1B 3-H	0-0 CS 1-2	0-0 HR	
Harry Simpson, L OBP: 0.305, SLG: 0.342 (1, 3) X		0-0 1B 2B 1-H		0-0 4-3		0-0 1B 1-3	0-0 4-3		
Harry Chiti, R OBP: 0.324, SLG: 0.458 (1, 2) X		0-0 S 1B 3-H		0-0 G3		4-0 FC6-4 IBB	0-0 2B		
Joe Demaestri, R OBP: 0.247, SLG: 0.260 (1, 6) X		0-0 P4 1-2		0-0 P3		0-3 K	0-0 6-3		
Murry Dickson, R OBP: 0.250, SLG: 0.333 (1, 1) X		0-0 F9			0-0 L6	0-0 FC6-4 1-2f	0-0 1-3		

Inning Stats	R: 1	H: 1	E: 0	K: 1	S: 6	LOB: 0	BB: 0	P: 6	R: 2	H: 3	E: 0	K: 0	S: 6	LOB: 1	BB: 0	P: 6	R: 1	H: 1	E: 0	K: 1	S: 6	LOB: 0	BB: 0	P: 6	R: 0	H: 0	E: 0	K: 0	S: 3	LOB: 0	BB: 0	P: 3	R: 0	H: 0	E: 0	K: 0	S: 3	LOB: 0	BB: 0	P: 3	R: 1	H: 3	E: 0	K: 1	S: 8	LOB: 3	BB: 1	P: 12	R: 1	H: 2	E: 0	K: 1	S: 6	LOB: 1	BB: 0	P: 6	R: 1	H: 2	E: 0	K: 0	S: 5	LOB: 1	BB: 0	P: 5
--------------	------	------	------	------	------	--------	-------	------	------	------	------	------	------	--------	-------	------	------	------	------	------	------	--------	-------	------	------	------	------	------	------	--------	-------	------	------	------	------	------	------	--------	-------	------	------	------	------	------	------	--------	-------	-------	------	------	------	------	------	--------	-------	------	------	------	------	------	------	--------	-------	------

PITCHER	IP	WLS	BF	H	R	ER	SO	BB	IBB	HBP	BLK	WP	HR	S	P	ERA	WHIP
Russ Kemmerer, R ERA: 4.04 (1, 1)	6.0	L	27	8	5	4	3	0	0	0	0	0	1	32	36	6.00	1.333
Bud Byerly, R ERA: 6.85 (7, 1)	2.0		9	4	2	2	1	0	0	0	0	0	2	11	11	9.00	2.000

**BOTTOM**

Washington Senators @ Kansas City Athletics  
Municipal Stadium, Kansas City, MO

Mon Jun 23 1958, 8:05 PM EDT  
Att. 7,479 - Unknown

AB	R	H	RBI	BB	SO	LOB
4	2	2	1	0	0	1
4	0	0	0	0	1	0
4	1	1	0	0	1	0
0	0	0	0	0	0	0
4	1	2	1	0	1	1
0	0	0	0	0	0	0
4	2	3	2	0	0	0
4	1	2	1	0	0	0
3	0	2	1	1	0	0
4	0	0	0	0	1	5
4	0	0	0	0	0	5

AB	35
R	7
H	12
RBI	6
BB	1
SO	4
LOB	12

[livebaseballscorecards.com](http://livebaseballscorecards.com)

WP: 0 PA: 37  
PB: 0  
SB: 2  
CS: 1

Batter	1	2	3	4	5	6	7	8	9	AB R H RBI BB SO LOB	TOP									
Albie Pearson, L (1, 8) OBP: 0.361, SLG: 0.353	0-0 F5		0-0 F8			0-0 1B	0-0 FC4-2			4 0 2 0 0 0 1										
Herb Plews, L (1, 5) Ed Fitz Gerald, R (7, PH) Dick Hyde, R (7, 1)	0-0 F7		0-0 F8		0-0 F8	0-0 F7	0-0 FC4-2			3 0 0 0 0 0 1 1 0 0 0 0 0 3 0 0 0 0 0 0 0										
Roy Sievers, R (1, 7) OBP: 0.342, SLG: 0.505	0-0 P5			0-3 K		0-0 G4-3	0-3 K			4 0 1 0 0 2 3										
Jim Lemon, R (1, 9) OBP: 0.319, SLG: 0.442		0-0 G4-6-3		0-0 6-3		0-0 G4-3		4-0 FC2-8		3 0 1 0 1 0 2										
Rocky Bridges, R (1, 6) OBP: 0.370, SLG: 0.397		0-0 G4-6-3			0-0 P4		0-0 2B	0-0 FC2-6		4 1 1 0 0 0 2										
Clint Courtney, L (1, 2) OBP: 0.309, SLG: 0.300		0-0 F7			0-3 K		0-0 E	0-0 P6		4 1 1 1 0 1 1										
Norm Zauchin, R (1, 3) OBP: 0.371, SLG: 0.429			0-0 P4		4-0 1B		0-0 6-3	0-0 F8		3 0 0 0 1 0 2										
Ken Aspromonte, R (1, 4) Neil Christley, L (7, PH) Ossie Alvarez, R (7, 4)			0-0 1B		0-0 1B		0-0 E3			2 0 2 0 0 0 0 1 0 1 1 0 0 0 0 0 0 0 0 0 0										
Tex Clevenger, R (1, 1) Julio Becquer, L (7, PH) Eddie Yost, R (7, PH)			0-3 K		0-3 K		4-0 FC4-2			2 0 0 0 0 2 3 0 0 0 0 0 0 0 0 0 0 0 1 0 0										
<b>Inning Stats</b>	R: 0 E: 0 K: 0 S: 3	H: 0 LOB: 0 BB: 0 P: 3	R: 0 E: 0 K: 0 S: 3	H: 1 LOB: 0 BB: 0 P: 3	R: 0 E: 0 K: 1 S: 6	H: 1 LOB: 1 BB: 0 P: 6	R: 0 E: 0 K: 1 S: 5	H: 0 LOB: 0 BB: 0 P: 5	R: 0 E: 0 K: 1 S: 8	H: 1 LOB: 2 BB: 1 P: 12	R: 0 E: 0 K: 0 S: 4	H: 2 LOB: 1 BB: 0 P: 4	R: 2 E: 1 K: 1 S: 9	H: 4 LOB: 3 BB: 1 P: 13	R: 0 E: 0 K: 0 S: 3	H: 0 LOB: 1 BB: 1 P: 7	1B: 8 2B: 1 3B: 0 HR: 0	SF: 0 SAC: 0 DP: 2 HBP: 0	WP: 0 PB: 0 SB: 0 CS: 0	PA: 34
<b>PITCHER</b>	IP WLS BF H R ER SO BB IBB HBP BLK WP HR S P ERA WHIP																			
Ralph Terry, R (1, 1) ERA: 4.19	6.0	24	7	2	2	4	1	0	0	0	0	0	0	31	35	3.00	1.333			
Bob Grim, R (7, 1) ERA: 5.12	0.1	2	1	0	0	0	0	0	0	0	0	0	0	2	2	0.00	3.000			
Dick Tomanek, L (7, 1) ERA: 5.01	1.2	8	1	0	0	1	2	0	0	0	0	0	0	8	16	0.00	1.800			

Washington Senators @ Kansas City Athletics  
Municipal Stadium, Kansas City, MO  
Tue Jun 24 1958, 8:05 PM EDT  
Att. 6,267 - Cloudy

livebaseballscores.com

AB	31
R	2
H	9
RBI	2
BB	3
SO	5
LOB	18



Batter	1	2	3	4	5	6	7	8	9
Bill Tuttle, R OBP: 0.346, SLG: 0.371 (1, 8)	0-0 5-3		0-3 K	0-0 FC6			0-0 6-3		
Roger Maris, L OBP: 0.291, SLG: 0.408 (1, 9)	0-0 1B		4-0 BB		0-0 4-3		4-0 FC4		
Preston Ward, L OBP: 0.362, SLG: 0.451 (1, 5)	0-0 1B		0-0 L8		0-0 3-1		0-0 F7		
Bob Cerv, R OBP: 0.376, SLG: 0.628 (1, 7)	0-3 K		0-0 F8		0-0 4-3		0-0 FC4		
Hector Lopez, R OBP: 0.326, SLG: 0.381 (1, 4)	0-0 1-3			0-0 F8		0-0 FC1-6-5	0-0 WP	0-0 FC6-5	
Harry Simpson, L OBP: 0.318, SLG: 0.368 (1, 3)		0-0 2B		0-0 1B		0-0 F8	0-0 SH1-4	0-0 SH1-4	
Hal Smith, R OBP: 0.276, SLG: 0.456 (1, 2)		0-0 P6		0-0 P6		0-0 FC1-6-5-4	4-0 FC6-5	4-0 IBB	
Frank House, L OBP: 0.274, SLG: 0.315 (8, PH)						2-3			
Joe Demaestri, R OBP: 0.254, SLG: 0.272 (1, 6)		0-0 5-3		0-0 1B		0-0	0-0 FC6-5	0-0 FC4-6	
Whitey Herzog, L OBP: 0.275, SLG: 0.147 (8, PH)				1-3 1B		1-H		1-2 2-3f	
Ralph Terry, R OBP: 0.118, SLG: 0.118 (1, 1)		0-0 P6		0-0		0-3 K	0-0 FC4-6	0-0 FC4-6	
Bob Grim, R (7, 1)				1-2 3-H				1-2f	
Dick Tomanek, L OBP: 0.167, SLG: 0.294 (7, 1)									
Bob Martyn, L OBP: 0.358, SLG: 0.442 (8, PH)									

AB	R	H	RBI	BB	SO	LOB
4	0	0	0	0	1	2
2	0	1	0	2	0	0
4	0	1	0	0	0	2
4	0	0	0	0	1	4
4	0	2	0	0	0	2
3	1	2	0	0	0	1
3	1	0	0	0	0	3
0	0	0	0	1	0	0
3	0	2	1	0	0	1
1	0	0	0	0	0	2
3	0	1	1	0	1	2
0	0	0	0	0	0	0
0	0	0	0	0	0	0
1	0	0	0	0	0	2


**BOTTOM**

Washington Senators @ Kansas City Athletics  
Municipal Stadium, Kansas City, MO

Tue Jun 24 1958, 8:05 PM EDT  
Att. 6,267 - Cloudy

livebaseballscorecards.com

AB	32
R	2
H	9
RBI	2
BB	3
SO	3
LOB	21



WP: 1	PA: 36
PB: 0	
SB: 0	
CS: 0	

Inning Stats	R	H	E	K	S	R	H	E	K	S	R	H	E	K	S	R	H	E	K	S
	0	2	0	1	7	0	1	0	0	4	0	0	0	1	6	0	0	0	0	3
	0	2	0	0	7	0	0	0	1	4	0	0	0	1	6	0	0	0	0	3
	0	2	0	0	7	0	0	0	1	6	0	0	0	1	6	0	0	0	0	3
	0	2	0	0	7	0	0	0	1	6	0	0	0	1	6	0	0	0	0	3

PITCHER	IP	WLS	BF	H	R	ER	SO	BB	IBB	HBP	BLK	WP	HR	S	P	ERA	WHIP
Tex Clevenger, R ERA: 3.86 (1, 1)	6.0		27	8	2	2	3	1	0	0	0	1	0	32	36	3.00	1.500
Dick Hyde, R ERA: 1.72 (7, 1)	2.0		9	1	0	0	0	1	1	0	0	0	0	7	15	0.00	1.000

WP	HR	S	P	ERA	WHIP
1	0	0	0	3.00	1.500
0	0	0	0	0.00	1.000

Batter	1	2	3	4	5	6	7	8	9	AB R H RBI BB SO LOB	TOP													
Albie Pearson, L (1, 8) OBP: 0.358, SLG: 0.358	0-0 F7			0-0 3-1		0-0 G3	0-0 4-3		0-0 1-H 3B	5 0 1 1 0 0 2														
Herb Plews, L (1, 5) Ed Fitz Gerald, R (9, PH) Dick Hyde, R (9, 1)	0-3 K			0-0 1B		0-0 G5-4-3 1B		0-0 4-3	0-0 6-3	4 0 2 0 0 1 0 1 0 0 0 0 0 2 0 0 0 0 0 0 0														
Roy Sievers, R (1, 7) OBP: 0.341, SLG: 0.500	0-0 P4			0-0 F9		0-0 G5-4-3 1-2f		0-0 BB 1B		4 0 1 0 0 0 2														
Jim Lemon, R (1, 9) OBP: 0.322, SLG: 0.441		0-0 G1-6-3 1B		0-0 P4			0-0 3-1	4-0 1-2 BB		3 0 1 0 1 0 1														
Rocky Bridges, R (1, 6) OBP: 0.368, SLG: 0.394		0-0 G1-6-3 1-2f			0-0 1B 1B		0-0 F5	0-0 P6		4 0 1 0 0 0 3														
Clint Courtney, L (1, 2) OBP: 0.308, SLG: 0.300		0-0 F8			0-0 P4		0-0 BB BB 1B	0-0 FC4-6 1-2f		4 1 1 0 0 0 3														
Norm Zauchin, R (1, 3) OBP: 0.368, SLG: 0.418			0-0 L7		0-0 F7		4-0 BB BB 1B		0-0 5-3	3 1 0 0 1 0 1														
Ken Aspromonte, R (1, 4) OBP: 0.312, SLG: 0.325			0-0 F7		0-0 1B		4-0 BB BB 1B		0-0 F7	3 0 1 0 1 0 0														
Pedro Ramos, S (1, 1) Nell Christy, L (7, PH) Vito Valentini, R (7, 1) Eddie Yost, R (9, PH) Ossie Alvarez, R (9, PR)			0-0 F8		0-3 K		0-0 1-3 2-H 3-H 1B		4-0 3B BB	2 0 0 0 0 1 2 1 0 1 2 0 0 0 0 0 0 0 0 0 0 0 0 0 0 1 0 0 0 1 0 0 0 0 0														
<b>Inning Stats</b>	R: 0 E: 0 K: 1 S: 5	H: 0 LOB: 0 BB: 0 P: 5	R: 0 E: 0 K: 0 S: 3	H: 1 LOB: 0 BB: 0 P: 3	R: 0 E: 0 K: 0 S: 3	H: 0 LOB: 0 BB: 0 P: 3	R: 0 E: 0 K: 0 S: 4	H: 1 LOB: 1 BB: 0 P: 4	R: 0 E: 0 K: 1 S: 7	H: 2 LOB: 2 BB: 0 P: 7	R: 0 E: 0 K: 0 S: 3	H: 1 LOB: 0 BB: 0 P: 3	R: 2 E: 0 K: 0 S: 5	H: 2 LOB: 2 BB: 2 P: 13	R: 0 E: 0 K: 0 S: 4	H: 1 LOB: 2 BB: 1 P: 8	R: 1 E: 0 K: 0 S: 4	H: 1 LOB: 2 BB: 1 P: 8	1B: 8 2B: 0 3B: 1 HR: 0	SF: 0 SAC: 0 DP: 2 HBP: 0	WP: 0 PB: 0 SB: 0 CS: 0	PA: 38		
<b>PITCHER</b>	IP WLS BF H R ER SO BB IBB HBP BLK WP HR S P ERA WHIP																							
Ned Garver, R (1, 1) ERA: 3.58	7.1		31	8	2	2	2	3	0	0	0	0	0	0	32	44	2.46	1.500						
Tom Gorman, R (8, 1) ERA: 3.27	1.1		6	1	1	1	0	1	0	0	0	0	0	5	9	6.75	1.500							
Dick Tomanek, L (9, 1) ERA: 4.98	0.1	W	1	0	0	0	0	0	0	0	0	0	0	1	1	0.00	0.000							

Washington Senators @ Kansas City Athletics  
Municipal Stadium, Kansas City, MO  
Wed Jun 25 1958, 8:05 PM EDT  
Att. 7,826 - Unknown

livebaseballscorecards.com

AB	34
R	3
H	9
RBI	3
BB	4
SO	2
LOB	16



Batter	1	2	3	4	5	6	7	8	9	AB R H RBI BB SO LOB
Bill Tuttle, R (1, 8) OBP: 0.347, SLG: 0.369	0-0 F3		0-0 5-3		4-0 1B BB		0-0 F8		0-0 1B	4 0 1 1 1 0 1
Roger Maris, L (1, 9) OBP: 0.295, SLG: 0.410	0-0 G3			0-0 SF8 1B	0-0 1B			0-0 4-3		4 1 2 1 0 0 0
Preston Ward, L (1, 5) OBP: 0.365, SLG: 0.466	0-0 4-3			4-0 1-2 BB	0-0 F7			0-0 HR		3 1 1 1 1 0 2
Bob Cerv, R (1, 7) OBP: 0.378, SLG: 0.626		0-0 6-3		0-0 F9		0-0 CS 1B		0-0 G1-6-3 1B		4 0 2 0 0 0 2
Whitey Herzog, L (8, PR) OBP: 0.275, SLG: 0.147				2-3						0 0 0 0 0 0 0
Hector Lopez, R (1, 4) OBP: 0.325, SLG: 0.378		0-3 K		0-0 SF8		4-0 G4-6-3 BB		0-0 G1-6-3		2 0 0 1 1 1 1
Harry Simpson, L (1, 3) OBP: 0.315, SLG: 0.354		4-0 BB		0-3 K		0-0 G4-6-3		0-0 4-3		3 0 0 0 1 1 2
Frank House, L (1, 2) OBP: 0.273, SLG: 0.323		0-3 K			0-0 F2		0-0 P5		0-0 BB 1B 2B	4 0 1 0 0 1 1
Chico Carrasquel, R (9, PR) OBP: 0.311, SLG: 0.333										0 1 0 0 0 0 0
Joe Demaestri, R (1, 6) OBP: 0.255, SLG: 0.269			0-0 F9		4-0 G4 1B BB		0-0 P3		4-0 1B BB IBB	2 1 0 0 1 0 0
Bob Martyn, L (9, PH) OBP: 0.362, SLG: 0.442										0 0 0 0 1 0 0
Ned Garver, R (1, 1) OBP: 0.128, SLG: 0.132			0-3 K			0-0 G4		0-0	4-0 1B BB	3 0 1 0 0 1 1
Tom Gorman, R (8, 1) OBP: 0.125, SLG: 0.125						1-2			1-2 2-3 BB	0 0 0 0 0 0 0
Dick Tomanek, L (9, 1) OBP: 0.167, SLG: 0.294										0 0 0 0 0 0 0
Harry Chiti, R (9, PH) OBP: 0.330, SLG: 0.458										0 0 0 0 1 0 0

Inning Stats	R: 0	H: 0	E: 0	LOB: 0	K: 0	BB: 0	S: 3	P: 3	R: 0	H: 0	E: 0	LOB: 1	K: 2	BB: 1	S: 7	P: 11	R: 0	H: 0	E: 0	LOB: 0	K: 1	BB: 0	S: 5	P: 5	R: 1	H: 1	E: 0	LOB: 1	K: 1	BB: 1	S: 6	P: 10	R: 1	H: 1	E: 0	LOB: 2	K: 0	BB: 2	S: 4	P: 12	R: 0	H: 1	E: 0	LOB: 0	K: 0	BB: 1	S: 2	P: 6	R: 0	H: 1	E: 0	LOB: 1	K: 0	BB: 0	S: 4	P: 4	R: 1	H: 2	E: 0	LOB: 1	K: 0	BB: 0	S: 4	P: 4	R: 1	H: 2	E: 0	LOB: 3	K: 0	BB: 2	S: 3	P: 11	1B: 5	SF: 1	2B: 2	SAC: 0	3B: 0	DP: 2	HR: 1	HBP: 0	WP: 0	PA: 37
--------------	------	------	------	--------	------	-------	------	------	------	------	------	--------	------	-------	------	-------	------	------	------	--------	------	-------	------	------	------	------	------	--------	------	-------	------	-------	------	------	------	--------	------	-------	------	-------	------	------	------	--------	------	-------	------	------	------	------	------	--------	------	-------	------	------	------	------	------	--------	------	-------	------	------	------	------	------	--------	------	-------	------	-------	-------	-------	-------	--------	-------	-------	-------	--------	-------	--------

PITCHER	IP	WLS	BF	H	R	ER	SO	BB	IBB	HBP	BLK	WP	HR	S	P	ERA	WHIP
Pedro Ramos, R (1, 1) ERA: 4.39	6.0		24	3	2	2	4	5	0	0	0	0	0	27	47	3.00	1.333
Vito Valentineti, R (7, 1) ERA: 3.48	2.0		8	3	1	1	0	0	0	0	0	0	1	8	8	4.50	1.500
Dick Hyde, R (9, 1) ERA: 1.88	0.1	L	5	2	1	1	0	1	1	0	0	0	0	3	11	27.00	9.000


**BOTTOM**

Washington Senators @ Kansas City Athletics  
Municipal Stadium, Kansas City, MO

Wed Jun 25 1958, 8:05 PM EDT  
Att. 7,826 - Unknown

livebaseballscorecards.com

AB	29
R	4
H	8
RBI	4
BB	7
SO	4
LOB	10



Batter	1	2	3	4	5	6	7	8	9	10	11	12	AB	R	H	RBI	BB	SO	LOB	TOP								
Albie Pearson, L OBP: 0.357, SLG: 0.359 (1, 8)	F9		CS	F9		1B HR	4-3		2B		6-3		5	1	1	0	1	0	0									
Herb Plews, L OBP: 0.336, SLG: 0.410 (1, 5)	K			6-3		1B HR	5-3		G3			F8	6	1	1	0	0	1	1									
Roy Sievers, R OBP: 0.345, SLG: 0.526 (1, 7)	P6			HR		HR	K			SH1-4 BB		6-3	5	2	2	4	1	1	0									
Jim Lemon, R OBP: 0.327, SLG: 0.442 (1, 9)		G5-4-3 1B		6-3		G4-6-3 1B		PB 1B BB		SH1-4 1-2		F8	4	1	2	0	1	0	0									
Clint Courtney, L OBP: 0.314, SLG: 0.303 (1, 2)	F8				FC1-4 1B	G4-6-3 1B		L4-3 1B		FC6-4 IBB			4	0	2	1	1	0	2									
Rocky Bridges, R OBP: 0.368, SLG: 0.392 (1, 6)	G5-4-3				FC1-4 1B	1B HBP		L4-3		K			4	1	1	0	0	1	4									
Norm Zauchin, R OBP: 0.362, SLG: 0.409 (1, 3)			F7		K	1B 1B		4-3		FC6-4			5	0	1	0	0	1	4									
Ken Aspromonte, R OBP: 0.314, SLG: 0.327 (1, 4)			CS 1B		FC1-4	1B			L7		K		5	0	2	1	0	1	2									
Hal Griggs, R OBP: 0.167, SLG: 0.304 Tex Clevenger, R OBP: 0.273, SLG: 0.400 Chuck Stobbs, L Vito Valentinetti, R	K				1-3	5-3			F8		6-3		3	0	0	0	0	1	5									
													1	0	0	0	0	0	0									
													0	0	0	0	0	0	0									
													1	0	0	0	0	0	0									
<b>Inning Stats</b>	R: 0 E: 0 K: 1 S: 5	H: 0 LOB: 0 BB: 0 P: 5	R: 0 E: 0 K: 0 S: 3	H: 1 LOB: 0 BB: 0 P: 3	R: 0 E: 0 K: 1 S: 5	H: 1 LOB: 0 BB: 0 P: 5	R: 1 E: 0 K: 0 S: 4	H: 1 LOB: 0 BB: 0 P: 4	R: 0 E: 0 K: 1 S: 7	H: 2 LOB: 2 BB: 0 P: 7	R: 4 E: 0 K: 0 S: 7	H: 5 LOB: 2 BB: 1 P: 12	R: 0 E: 0 K: 1 S: 5	H: 0 LOB: 0 BB: 0 P: 5	R: 1 E: 0 K: 0 S: 3	H: 1 LOB: 0 BB: 1 P: 7	R: 0 E: 0 K: 0 S: 4	H: 1 LOB: 1 BB: 0 P: 4	R: 0 E: 0 K: 1 S: 5	H: 0 LOB: 2 BB: 2 P: 13	R: 0 E: 0 K: 1 S: 5	H: 0 LOB: 0 BB: 0 P: 5	R: 0 E: 0 K: 0 S: 3	H: 0 LOB: 0 BB: 0 P: 3	1B: 9 2B: 2 3B: 0 HR: 2	SF: 0 SAC: 1 DP: 3 HBP: 1	WP: 0 PB: 1 SB: 0 CS: 1	PA: 50
<b>PITCHER</b>	IP	WLS	BF	H	R	ER	SO	BB	IBB	HBP	BLK	WP	HR	S	P	ERA	WHIP											
Wally Burnette, R ERA: 3.51	5.0		20	6	3	3	3	1	0	0	0	0	1	25	29	5.40	1.400											
Tom Gorman, R ERA: 3.64	0.2		5	3	1	1	0	0	0	1	0	0	1	4	5	13.50	4.500											
Bob Grim, R ERA: 4.57	2.1		9	2	2	1	1	1	0	0	0	0	0	10	14	3.86	1.286											
Murry Dickson, R ERA: 2.82	4.0	W	15	1	0	0	2	1	1	0	0	0	0	17	25	0.00	0.500											

Washington Senators @ Kansas City Athletics  
Municipal Stadium, Kansas City, MO  
Thu Jun 26 1958, 8:05 PM EDT  
Att: 9,106 - Unknown

livebaseballscores.com

AB	43
R	6
H	12
RBI	6
BB	4
SO	6
LOB	18



Batter	1	2	3	4	5	6	7	8	9	10	11	12	AB	R	H	RBI	BB	SO	LOB
Bill Tuttle, R OBP: 0.347, SLG: 0.366 (1, 8)	0-0 6-3 1B 1B		0-0 1-3		0-0 1-3			0-0 P4	4-0 BB BB	4-0 BB BB	0-0 FC3-6 CS 1-2f		5	1	1	0	1	0	1
Roger Maris, L OBP: 0.296, SLG: 0.402 (1, 9)	0-0 6-3 1-2		0-0 P4			0-0 G3		4-0 1B 3B BB	4-0 1-2 2-3 BB		0-0 6-3 1-2		4	1	0	0	2	0	2
Preston Ward, L OBP: 0.369, SLG: 0.467 (1, 5)	0-0 2B 2-H FC1-5-2 1B		0-3 K			0-0 4-3		0-0 1-2 3B 1B	0-0 G3			0-0 HR 1B	6	2	3	1	0	1	3
Bob Cerv, R OBP: 0.381, SLG: 0.636 (1, 7)	0-0 1-3 2B			0-0 5-3		0-3 K		0-0 1-H 2-H HR 3B		0-0 G6-4-3 1B		0-0 F2 1B	6	1	3	2	0	1	1
Hector Lopez, R OBP: 0.329, SLG: 0.417 (1, 4)	0-0 FC1-5-2 3-H			0-0 HR			0-0 P5	0-0 3-H HR		0-0 G6-4-3 1-2f		0-0 1-H HR	6	3	3	5	0	0	3
Harry Simpson, L OBP: 0.319, SLG: 0.357 (1, 3)	0-0 1-3			0-0 1-3			0-0 1B	0-0 4-3		0-0 BB 1B			5	0	2	0	0	0	2
Hal Smith, R OBP: 0.266, SLG: 0.437 Harry Chiti, R OBP: 0.333, SLG: 0.454 (1, 2)		0-0 F2		0-3 K			0-0 F8		0-0 4-3	4-0 1-2 BB			3	0	0	0	0	1	1
Chico Carrasquel, R OBP: 0.308, SLG: 0.327 (1, 6)		0-0 5-3			0-3 K		0-0 P4		0-0 BB SH1-3 BB	4-0 4-3			4	0	0	0	1	1	3
Wally Burnette, R OBP: 0.286, SLG: 0.167 Tom Gorman, R OBP: 0.125, SLG: 0.125 Bob Grim, R (6, 1) Bob Martyn, L OBP: 0.360, SLG: 0.436 Murry Dickson, R OBP: 0.286, SLG: 0.368 (8, PH)		0-0 F9			0-0 6-3			0-0 F7	0-0 SH1-3		0-0 FC3-6 1B			2	0	0	0	0	0
														0	0	0	0	0	0
														0	0	0	0	0	0
														1	0	0	0	0	0
														1	0	1	0	0	0


Inning Stats	R: 1	H: 3	E: 0	LOB: 2	K: 0	BB: 0	S: 6	R: 0	H: 0	E: 0	LOB: 0	K: 1	BB: 0	S: 3	R: 0	H: 0	E: 0	LOB: 0	K: 1	BB: 0	S: 5	R: 1	H: 1	E: 0	LOB: 0	K: 1	BB: 0	S: 6	R: 0	H: 0	E: 0	LOB: 0	K: 1	BB: 0	S: 5	R: 0	H: 1	E: 0	LOB: 1	K: 0	BB: 0	S: 4	R: 4	H: 3	E: 0	LOB: 0	K: 0	BB: 1	S: 6	R: 0	H: 0	E: 0	LOB: 3	K: 0	BB: 3	S: 3	R: 0	H: 2	E: 0	LOB: 2	K: 0	BB: 1	S: 4	R: 0	H: 1	E: 0	LOB: 0	K: 0	BB: 0	S: 3	R: 2	H: 2	E: 0	LOB: 0	K: 0	BB: 0	S: 3	1B: 8	2B: 1	3B: 1	HR: 3	SF: 0	SAC: 1	DP: 1	HBP: 0	WP: 0	PA: 50
--------------	------	------	------	--------	------	-------	------	------	------	------	--------	------	-------	------	------	------	------	--------	------	-------	------	------	------	------	--------	------	-------	------	------	------	------	--------	------	-------	------	------	------	------	--------	------	-------	------	------	------	------	--------	------	-------	------	------	------	------	--------	------	-------	------	------	------	------	--------	------	-------	------	------	------	------	--------	------	-------	------	------	------	------	--------	------	-------	------	-------	-------	-------	-------	-------	--------	-------	--------	-------	--------

PITCHER	IP	WLS	BF	H	R	ER	SO	BB	IBB	HBP	BLK	WP	HR	S	P	ERA	WHIP
Hal Griggs, R ERA: 5.08 (1, 1)	7.2		31	7	5	5	4	1	0	0	0	0	1	38	42	5.87	1.043
Tex Clevenger, R ERA: 3.94 (8, 1)	1.0		6	1	1	1	0	2	0	0	0	0	1	4	12	9.00	3.000
Chuck Stobbs, L ERA: 5.8 (9, 1)	0.1		2	0	0	0	0	1	0	0	0	0	0	1	5	0.00	3.000
Vito Valentinetti, R ERA: 3.91 (10, 1)	2.1	L	11	5	2	2	0	1	0	0	0	0	1	10	14	7.71	2.571

**Washington Senators @ Kansas City Athletics**  
**Municipal Stadium, Kansas City, MO**  
 Thu Jun 26 1958, 8:05 PM EDT  
 Att. 9,106 - Unknown

livebaseballscorecards.com

AB	44
R	8
H	13
RBI	8
BB	5
SO	4
LOB	16



Batter	1	2	3	4	5	6	7	8	9	AB R H RBI BB SO LOB	TOP							
Albie Pearson, L (1, 8) OBP: 0.352, SLG: 0.353	0-0 G3			0-0 F9			0-0 G3		0-3 K	4 0 0 0 0 1 1								
Rocky Bridges, R (1, 6) OBP: 0.364, SLG: 0.387	0-0 F9			0-0 6-3			0-3 K			3 0 0 0 0 1 0								
Roy Sievers, R (1, 7) OBP: 0.340, SLG: 0.519	0-0 5-3			0-0 4-3			0-0 5-3			3 0 0 0 0 0 0								
Jim Lemon, R (1, 9) OBP: 0.323, SLG: 0.436		0-3 K			0-0 F8			0-0 F9		3 0 0 0 0 1 0								
Eddie Yost, R (1, 5) OBP: 0.340, SLG: 0.230		0-0 P6			0-3 K			0-0 5-3		3 0 0 0 0 1 0								
Norm Zauchin, R (1, 3) OBP: 0.355, SLG: 0.400		0-0 6-3			0-3 K			0-3 K		3 0 0 0 0 2 0								
Ken Aspromonte, R (1, 4) OBP: 0.309, SLG: 0.322			0-0 F7			0-0 5-3			0-0 6-3	3 0 0 0 0 0 0								
Steve Korcheck, R (1, 2) OBP: 0.091, SLG: 0.136			0-0 5-3			0-3 K			0-3 K	3 0 0 0 0 2 0								
Russ Kemmerer, R (1, 1) OBP: 0.171, SLG: 0.121			0-3 K			0-0 1-3			0-0 2B	2 0 0 0 0 1 0								
Ed Fitz Gerald, R (9, PH) OBP: 0.405, SLG: 0.364										1 0 1 0 0 0 0								
<b>Inning Stats</b>	R: 0 E: 0 K: 0 S: 3	H: 0 LOB: 0 BB: 0 P: 3	R: 0 E: 0 K: 1 S: 5	H: 0 LOB: 0 BB: 0 P: 5	R: 0 E: 0 K: 1 S: 5	H: 0 LOB: 0 BB: 0 P: 5	R: 0 E: 0 K: 2 S: 7	H: 0 LOB: 0 BB: 0 P: 7	R: 0 E: 0 K: 1 S: 5	H: 0 LOB: 0 BB: 0 P: 5	R: 0 E: 0 K: 1 S: 5	H: 0 LOB: 0 BB: 0 P: 5	R: 0 E: 0 K: 2 S: 8	H: 1 LOB: 1 BB: 0 P: 8	1B: 0 2B: 1 3B: 0 HR: 0	SF: 0 SAC: 0 DP: 0 HBP: 0	WP: 0 PB: 0 SB: 0 CS: 0	PA: 28
<b>PITCHER</b> Billy Pierce, L (1, 1) ERA: 2.95	IP: 9.0 WLS: W BF: 28 H: 1 R: 0 ER: 0 SO: 9 BB: 0 IBB: 0 HBP: 0 BLK: 0 WP: 0 HR: 0 S: 46 P: 46 ERA: 0.00 WHIP: 0.111											<b>PITCHER</b>	IP: WLS: BF: H: R: ER: SO: BB: IBB: HBP: BLK: WP: HR: S: P: ERA: WHIP:					

Washington Senators @ Chicago White Sox  
 Comiskey Park, Chicago, IL  
 Fri Jun 27 1958, 8:05 PM EDT  
 Att. 11,300 - Unknown

AB	28
R	0
H	1
RBI	0
BB	0
SO	9
LOB	1





Batter	1	2	3	4	5	6	7	8	9	AB	R	H	RBI	BB	SO	LOB
Jim Landis, R (1, 8) OBP: 0.342, SLG: 0.447	0-0 S 1B		0-0 3-1 2-H 6-3 1B		0-0 P5			0-0 S SH5-3 1B		4	1	3	1	0	0	0
Nellie Fox, L (1, 4) OBP: 0.397, SLG: 0.383	0-0 F7		0-0 6-3 1-2			0-0 F7		0-0 SH5-3 1-2		3	0	0	0	0	0	2
Billy Goodman, L (1, 5) OBP: 0.308, SLG: 0.286 Sammy Esposito, R (8, PR) OBP: 0.227, SLG: 0.150 (9, 5)	0-0 F7 1-2		0-0 3-1 2-3			0-0 1B		4-0 S 1B BB		3	0	1	0	1	0	2
Ray Boone, R (1, 3) OBP: 0.319, SLG: 0.447	0-0 F9		0-0 P5			0-3 K		0-3 K 1-2 2-3		4	0	0	0	0	2	5
Sherm Lollar, R (1, 2) OBP: 0.403, SLG: 0.447		0-0 6-3		0-0 5-3		0-3 K		0-0 FC6-4 2-H 3-H 1B		4	0	1	2	0	1	1
Al Smith, R (1, 9) OBP: 0.312, SLG: 0.372		0-0 F9		0-0 5-3			0-0 F9	0-0 FC6-4 1-2f		4	0	0	0	0	0	1
Jim Rivera, L (1, 7) OBP: 0.287, SLG: 0.397		0-0 2B		0-0 P4			0-0 P3			3	0	1	0	0	0	0
Luis Aparicio, R (1, 6) OBP: 0.296, SLG: 0.332		0-0 6-3			0-0 F8		0-0 1B			3	0	1	0	0	0	1
Billy Pierce, L (1, 1) OBP: 0.282, SLG: 0.297			0-0 1B 2B		0-0 5-3		0-0 F8			3	1	1	0	0	0	1
<b>Inning Stats</b>	R: 0 E: 0 K: 0 S: 4	H: 1 LOB: 1 BB: 0 P: 4	R: 0 E: 0 K: 0 S: 4	H: 1 LOB: 1 BB: 0 P: 4	R: 1 E: 0 K: 0 S: 5	H: 2 LOB: 1 BB: 0 P: 5	R: 0 E: 0 K: 0 S: 3	H: 0 LOB: 0 BB: 0 P: 3	R: 0 E: 0 K: 2 S: 8	H: 1 LOB: 1 BB: 0 P: 8	R: 0 E: 0 K: 0 S: 4	H: 1 LOB: 1 BB: 0 P: 4	R: 2 E: 0 K: 1 S: 7	H: 2 LOB: 1 BB: 1 P: 11	1B: 6 2B: 2 3B: 0 HR: 0	SF: 0 SAC: 1 DP: 0 HBP: 0

**BOTTOM**

**Washington Senators @ Chicago White Sox**  
Comiskey Park, Chicago, IL  
Fri Jun 27 1958, 8:05 PM EDT  
Att. 11,300 - Unknown

[livebaseballscorecards.com](http://livebaseballscorecards.com)

<b>AB</b>	<b>31</b>
<b>R</b>	<b>3</b>
<b>H</b>	<b>8</b>
<b>RBI</b>	<b>3</b>
<b>BB</b>	<b>1</b>
<b>SO</b>	<b>3</b>
<b>LOB</b>	<b>13</b>



WP: 0	PA: 33
PB: 0	
SB: 3	
CS: 0	

PITCHER	IP	WLS	BF	H	R	ER	SO	BB	IBB	HBP	BLK	WP	HR	S	P	ERA	WHIP
Russ Kemmerer, R (1, 1) ERA: 3.99	8.0	L	33	8	3	3	3	1	0	0	0	0	0	38	42	3.38	1.125

Batter	1	2	3	4	5	6	7	8	9	AB R H RBI BB SO LOB	TOP																
Eddie Yost, R OBP: 0.333, SLG: 0.225 (1, 5) X	0-0 1-4-3		0-3 K		0-0 5-3		0-0 F8			4 0 0 0 0 1 0																	
Albie Pearson, L OBP: 0.351, SLG: 0.351 (1, 8) X	0-0 P4		0-0 1B		0-0 L7		0-0 F7			4 0 1 0 0 0 0																	
Neil Chrisley, L OBP: 0.317, SLG: 0.439 (1, 9) X	0-0 4-3		0-0 G3			0-0 P4		0-0 P6		4 0 0 0 0 0 1																	
Roy Sievers, R OBP: 0.343, SLG: 0.545 (1, 7)		0-0 F2		0-0 HR		0-0 HR		0-0 L6		4 2 2 2 0 0 0																	
Clint Courtney, L OBP: 0.313, SLG: 0.302 (1, 2)		0-0 F6		0-0 F7		0-0 4-3 1B		0-0 F8		4 0 1 0 0 0 0																	
Rocky Bridges, R OBP: 0.363, SLG: 0.397 (1, 6)		0-0 HR		0-0 4-3		0-0 4-3 1-2		0-0 6-3		4 1 1 1 0 0 1																	
Norm Zauchin, R OBP: 0.365, SLG: 0.429 (1, 3)		0-0 E7 FC5-4		0-0 HR		4-0 BB		0-0 FC5-4 1B		3 1 2 1 1 0 0																	
Ken Aspromonte, R OBP: 0.303, SLG: 0.315 (1, 4)		0-0 FC5-4 1-2f		0-3 K		0-0 L5		0-0 FC5-4 1-2f		4 0 0 0 0 1 4																	
Tex Clevenger, R OBP: 0.231, SLG: 0.333 Dick Hyde, R (6, 1)		0-0 1-3		0-0 L1		0-0 L9		0-0 P4		2 0 0 0 0 0 0																	
Faye Throneberry, L OBP: 0.167, SLG: 0.091 Chuck Stobbs, L (7, 1)										0 0 0 0 0 0 0																	
Herb Plews, L OBP: 0.333, SLG: 0.407 (9, PH)										1 0 0 0 0 0 0																	
										0 0 0 0 0 0 0																	
										1 0 0 0 0 0 0																	
										1 0 0 0 0 0 1																	
<b>Inning Stats</b>	R: 0 E: 0 K: 0 S: 3	H: 0 LOB: 0 BB: 0 P: 3	R: 1 E: 1 K: 0 S: 5	H: 1 LOB: 1 BB: 0 P: 5	R: 0 E: 0 K: 1 S: 6	H: 1 LOB: 1 BB: 0 P: 6	R: 2 E: 0 K: 1 S: 7	H: 2 LOB: 0 BB: 0 P: 7	R: 0 E: 0 K: 0 S: 3	H: 0 LOB: 0 BB: 0 P: 3	R: 1 E: 0 K: 0 S: 5	H: 2 LOB: 2 BB: 1 P: 9	R: 0 E: 0 K: 0 S: 3	H: 0 LOB: 0 BB: 0 P: 3	R: 0 E: 0 K: 0 S: 3	H: 0 LOB: 0 BB: 0 P: 3	R: 0 E: 0 K: 0 S: 4	H: 1 LOB: 1 BB: 0 P: 4	1B: 3 2B: 0 3B: 0 HR: 4	SF: 0 SAC: 0 DP: 0 HBP: 0	WP: 0 PB: 0 SB: 0 CS: 0	PA: 36					
<b>PITCHER</b>	IP WLS BF H R ER SO BB IBB HBP BLK WP HR S P ERA WHIP																										
Jim Wilson, R ERA: 3.15 (1, 1)	5.1		23	6	4	4	2	0	0	0	0	0	4	27	27	6.75	1.125										
Bob Shaw, R ERA: 4.46 (6, 1)	0.2	W	3	0	0	0	0	1	0	0	0	0	0	2	6	0.00	1.500										
Gerry Staley, R ERA: 3.45 (7, 1)	3.0	S	10	1	0	0	0	0	0	0	0	0	0	10	10	0.00	0.333										

**Washington Senators @ Chicago White Sox**  
 Comiskey Park, Chicago, IL  
 Sat Jun 28 1958, 4:33 AM EDT  
 Att. 5,757 - Unknown

livebaseballscorecards.com

<b>AB</b>	35
<b>R</b>	4
<b>H</b>	7
<b>RBI</b>	4
<b>BB</b>	1
<b>SO</b>	2
<b>LOB</b>	7



Batter	1	2	3	4	5	6	7	8	9
Jim Landis, R OBP: 0.344, SLG: 0.451 (1, 8)	0-0 3-1 2B		0-0 6-3		0-3 K	0-0 1B 1-2 2-3 3-H		0-0 5-3	
Nellie Fox, L OBP: 0.394, SLG: 0.381 (1, 4)	0-0 3-1 2-3		0-0 4-3		0-0 P4	0-0 SF8 3-H		0-0 1B	
Billy Goodman, L OBP: 0.312, SLG: 0.298 Sammy Esposito, R OBP: 0.227, SLG: 0.150 (1, 5) (9, 5)	0-0 P7			0-0 1-3	0-0 2B	0-0 1B 1-3 2-H		0-0 F8	
Ray Boone, R OBP: 0.323, SLG: 0.444 (1, 3)	0-3 K			0-0 1B 3B 1B	0-0 P4		4-0 BB G5-4-3		
Earl Battey, R OBP: 0.279, SLG: 0.379 (1, 2)		0-0 P4		0-0 3B 1B		0-0 SF9 2B E	0-0 G5-4-3 1-2f		
Al Smith, R OBP: 0.315, SLG: 0.382 (1, 9)		0-0 1-3		0-0 1B 3B 1-H 2-H		0-0 E5 1B 1B 2-3	0-0 1B		
Jim Rivera, L OBP: 0.279, SLG: 0.388 (1, 7)		0-3 K		0-0 P3		0-0 SF9 3-H	0-3 K		
Luis Aparicio, R OBP: 0.307, SLG: 0.340 (1, 6)			0-0 6-3 1B	0-0 FC4 1B 3-H		0-0 1B 1B 1-2 SF8 1B	4-0 WP SF7 BB		
Jim Wilson, R OBP: 0.171, SLG: 0.065 Bob Shaw, R OBP: 0.364, SLG: 0.300 Don Mueller, L OBP: 0.345, SLG: 0.357 Gerry Staley, R (7, 1)			0-3 K	0-0 FC4 1-2f		0-0 1B 1B 1-2 2-3	0-0 SF7 1-H		

Inning Stats	R: 0 E: 0 K: 1 S: 6	H: 1 LOB: 1 BB: 0 P: 6	R: 0 E: 0 K: 1 S: 5	H: 0 LOB: 0 BB: 0 P: 5	R: 0 E: 0 K: 1 S: 6	H: 1 LOB: 1 BB: 0 P: 6	R: 3 E: 0 K: 0 S: 7	H: 4 LOB: 1 BB: 0 P: 7	R: 0 E: 0 K: 1 S: 6	H: 1 LOB: 1 BB: 0 P: 6	R: 4 E: 1 K: 0 S: 8	H: 5 LOB: 2 BB: 0 P: 8	R: 0 E: 0 K: 1 S: 5	H: 1 LOB: 1 BB: 1 P: 9	R: 1 E: 0 K: 0 S: 4	H: 1 LOB: 1 BB: 1 P: 8
--------------	------------------------------	---------------------------------	------------------------------	---------------------------------	------------------------------	---------------------------------	------------------------------	---------------------------------	------------------------------	---------------------------------	------------------------------	---------------------------------	------------------------------	---------------------------------	------------------------------	---------------------------------


PITCHER														PITCHER																			
IP	WLS	BF	H	R	ER	SO	BB	IBB	HBP	BLK	WP	HR	S	P	ERA	WHIP	IP	WLS	BF	H	R	ER	SO	BB	IBB	HBP	BLK	WP	HR	S	P	ERA	WHIP
Tex Clevenger, R (1, 1) ERA: 4.16	5.1	L	25	8	5	4	4	0	0	0	0	0	33	33	6.75	1.500																	
Dick Hyde, R (6, 1) ERA: 1.86	0.2		5	4	2	0	0	0	0	0	0	0	5	5	0.00	6.000																	
Chuck Stobbs, L (7, 1) ERA: 5.75	2.0		9	2	1	1	1	2	0	0	1	0	9	17	4.50	2.000																	

**BOTTOM**


Washington Senators @ Chicago White Sox  
Comiskey Park, Chicago, IL  
Sat Jun 28 1958, 4:33 AM EDT  
Att. 5,757 - Unknown

AB	R	H	RBI	BB	SO	LOB
5	0	2	1	0	1	1
4	0	1	1	0	0	2
5	0	2	1	0	0	2
0	0	0	0	0	0	0
3	1	1	0	1	1	2
4	2	2	0	0	0	1
4	2	2	2	0	0	1
3	0	0	1	0	2	2
3	2	3	1	1	0	0
2	0	0	0	0	1	2
0	0	0	0	0	0	0
1	1	1	0	0	0	0
0	0	0	1	0	0	0

AB	34
R	8
H	14
RBI	8
BB	2
SO	5
LOB	13



WP: 2	PA: 39
PB: 0	SB: 1
CS: 0	

Batter	1	2	3	4	5	6	7	8	9	AB R H RBI BB SO LOB	TOP												
Albie Pearson, L OBP: 0.354, SLG: 0.353 Faye Throneberry, L OBP: 0.192, SLG: 0.250	4-0 K S BB			x 0-0 F8		x 0-0 1B 1B	x 0-0 3-1		x 0-0 2-H HR	2 1 1 0 1 0 0 2 1 1 2 0 0 2													
Herb Plews, L OBP: 0.335, SLG: 0.407	0-3 K		x 0-0 F8		x 0-0 1B 2B 1B		x 0-0 SH BB 1B	x 0-0 E6 1B FC3-2-5	5 2 2 0 0 1 1														
Roy Sievers, R OBP: 0.348, SLG: 0.547	0-3 K 1-3		x 0-0 F9		x 0-0 1-2 2-H 2B 1B		x 0-0 BB SH 1B	x 0-0 FC3-2-5 HR 1B	5 1 3 1 0 1 1														
Clint Courtney, L OBP: 0.312, SLG: 0.306		x 0-0 P6		x 0-0 HR 2B	x 0-0 F7		x 0-0 SH BB	x 0-0 FC3-2-5 HR	4 2 1 0 0 0 4														
Jim Lemon, R OBP: 0.328, SLG: 0.454		0-3 K		0-3 K	0-0 K	0-0 2B 1-H 2-H		4-0 G6-4-3 BB	0-0 HR	4 1 2 5 1 2 1													
Rocky Bridges, R OBP: 0.363, SLG: 0.409		x 0-0 P4		x 0-0 HR 2-H	x 0-0 1-3		x 0-3 K	x 0-0 HR 1B	5 2 2 2 0 1 3														
Norm Zauchin, R OBP: 0.373, SLG: 0.453			0-3 K		4-0 G5-4-3 BB		0-0 2B 1B	0-0 G6-4-3 HR	4 1 2 2 1 1 3		AB 38 R 12 H 15 RBI 12 BB 5 SO 9 LOB 19												
Ken Aspromonte, R OBP: 0.310, SLG: 0.320			x 0-0 F8		x 0-0 G5-4-3 1-2f		x 0-0 1-3 2B	x 0-0 SH3-4 HR BB	3 1 1 0 2 0 1														
Pedro Ramos, S OBP: 0.209, SLG: 0.233			0-3 K		0-3 K	0-3 K	0-3 K	SH3-4 5-3	4 0 0 0 0 3 3														
<b>Inning Stats</b>	R: 0 E: 0 K: 2 S: 6	H: 0 LOB: 1 BB: 1 P: 10	R: 0 E: 0 K: 1 S: 5	H: 0 LOB: 0 BB: 0 P: 5	R: 0 E: 0 K: 2 S: 7	H: 0 LOB: 0 BB: 0 P: 7	R: 0 E: 0 K: 0 S: 3	H: 0 LOB: 0 BB: 0 P: 3	R: 2 E: 0 K: 1 S: 6	H: 2 LOB: 0 BB: 1 P: 10	R: 2 E: 0 K: 1 S: 8	H: 4 LOB: 2 BB: 0 P: 8	R: 0 E: 0 K: 1 S: 7	H: 2 LOB: 2 BB: 0 P: 7	R: 1 E: 0 K: 1 S: 7	H: 2 LOB: 2 BB: 1 P: 11	R: 7 E: 1 K: 0 S: 9	H: 5 LOB: 1 BB: 2 P: 17	1B: 8 2B: 3 3B: 0 HR: 4	SF: 0 SAC: 2 DP: 2 HBP: 0	WP: 0 PB: 0 SB: 1 CS: 0	PA: 45	
<b>PITCHER</b>	IP WLS BF H R ER SO BB IBB HBP BLK WP HR S P ERA WHIP																					<b>PITCHER</b>	IP WLS BF H R ER SO BB IBB HBP BLK WP HR S P ERA WHIP
Ray Moore, R ERA: 2.59	(1, 1) 6.0 L 23 6 4 4 7 2 0 0 0 0 1 35 43 6.00 1.333																						
Turk Lown, R ERA: 5.4	(7, 1) 1.0 9 4 1 1 1 1 0 0 0 0 0 10 14 9.00 5.000																						
Tom Qualters, R ERA: 2.66	(8, 1) 1.0 2 0 0 0 1 0 0 0 0 0 0 4 4 0.00 0.000																						
Bob Keegan, R ERA: 5.95	(9, 1) 1.0 11 5 7 2 0 2 0 0 0 0 0 3 9 17 18.00 7.000																						

**Washington Senators @ Chicago White Sox**  
 Comiskey Park, Chicago, IL  
 Sun Jun 29 1958, 4:33 AM EDT  
 Unknown

[livebaseballscores.com](http://livebaseballscores.com)

Batter	1	2	3	4	5	6	7	8	9	AB	R	H	RBI	BB	SO	LOB
Jim Landis, R OBP: 0.342, SLG: 0.447 (1, 8)	0-0 SH1-3 BB 1B		0-0 5-3		0-0 P6			0-0 P5		4	0	1	0	0	0	2
Nellie Fox, L OBP: 0.392, SLG: 0.377 (1, 4)	4-0 SH1-3 BB 1-2		0-0 4-3 2-3			0-0 6-3		0-0 G3		3	0	0	0	1	0	2
Billy Goodman, L OBP: 0.305, SLG: 0.291 (1, 5)	0-0 SH1-3 1-2 2-3		0-0 F2			0-0 1-3			0-0 4-3	3	0	0	0	0	0	1
Ray Boone, R OBP: 0.315, SLG: 0.432 (1, 3)	0-0 1-3			0-0 P6		0-0 F6			0-0 F9	4	0	0	0	0	0	2
Sherm Lollar, R OBP: 0.401, SLG: 0.440 (1, 2)	0-0 5-3			4-0 1B 9-2 BB			0-0 F8		0-0 5-3	3	0	0	0	1	0	2
Al Smith, R OBP: 0.315, SLG: 0.382 (1, 9)		0-0 6-3		0-0 PB 1B		0-0 6-3				3	0	1	0	0	0	0
Jim Rivera, L OBP: 0.280, SLG: 0.387 (1, 7)		0-0 G4-3 1B		0-0 9-2 1-2 3-Hf		0-3 K				3	0	1	0	0	1	2
Luis Aparicio, R OBP: 0.307, SLG: 0.340 (1, 6)		0-0 G4-3 1-2f			0-0 1-3			0-0 FC3-6 1B		3	0	1	0	0	0	1
Ray Moore, R OBP: 0.250, SLG: 0.458 (1, 1)			0-0 4-3 2B		0-3 K			0-0 FC3-6 1-2f		2	0	1	0	0	1	0
Turk Lown, R (7, 1)										0	0	0	0	0	0	0
Tom Qualters, R (8, 1)										0	0	0	0	0	0	0
Earl Torgeson, L OBP: 0.336, SLG: 0.407 (8, PH)										1	0	0	0	0	0	1
Bob Keegan, R (9, 1)										0	0	0	0	0	0	0


Inning Stats	R: 0 E: 0 K: 0 S: 4	H: 1 LOB: 2 BB: 1 P: 8	R: 0 E: 0 K: 0 S: 3	H: 1 LOB: 0 BB: 0 P: 3	R: 0 E: 0 K: 0 S: 4	H: 1 LOB: 1 BB: 0 P: 4	R: 0 E: 0 K: 0 S: 3	H: 1 LOB: 1 BB: 1 P: 7	R: 0 E: 0 K: 1 S: 5	H: 0 LOB: 0 BB: 0 P: 5	R: 0 E: 0 K: 0 S: 3	H: 0 LOB: 0 BB: 0 P: 3	R: 0 E: 0 K: 1 S: 5	H: 0 LOB: 0 BB: 0 P: 5	R: 0 E: 0 K: 0 S: 4	H: 1 LOB: 1 BB: 0 P: 4	R: 0 E: 0 K: 0 S: 3	H: 0 LOB: 0 BB: 0 P: 3	1B: 4 2B: 2 3B: 0 HR: 0	SF: 0 SAC: 1 DP: 2 HBP: 0	WP: 0 PB: 1 SB: 0 CS: 0	PA: 32
--------------	------------------------------	---------------------------------	------------------------------	---------------------------------	------------------------------	---------------------------------	------------------------------	---------------------------------	------------------------------	---------------------------------	------------------------------	---------------------------------	------------------------------	---------------------------------	------------------------------	---------------------------------	------------------------------	---------------------------------	----------------------------------	------------------------------------	----------------------------------	--------

PITCHER	IP	WLS	BF	H	R	ER	SO	BB	IBB	HBP	BLK	WP	HR	S	P	ERA	WHIP	PITCHER	IP	WLS	BF	H	R	ER	SO	BB	IBB	HBP	BLK	WP	HR	S	P	ERA	WHIP				
Pedro Ramos, R ERA: 4.07 (1, 1)	9.0	W	32	5	0	0	2	2	0	0	0	0	0	34	42	0.00	0.778																						

**BOTTOM**

**Washington Senators @ Chicago White Sox**  
**Comiskey Park, Chicago, IL**  
 Sun Jun 29 1958, 4:33 AM EDT  
 Unknown

<b>AB</b>	<b>29</b>
<b>R</b>	<b>0</b>
<b>H</b>	<b>5</b>
<b>RBI</b>	<b>0</b>
<b>BB</b>	<b>2</b>
<b>SO</b>	<b>2</b>
<b>LOB</b>	<b>13</b>



PITCHER	IP	WLS	BF	H	R	ER	SO	BB	IBB	HBP	BLK	WP	HR	S	P	ERA	WHIP
---------	----	-----	----	---	---	----	----	----	-----	-----	-----	----	----	---	---	-----	------

Batter	1	2	3	4	5	6	7	8	9	10	11	AB R H RBI BB SO LOB	TOP	
Faye Throneberry, L (1, 8) OBP: 0.219, SLG: 0.367												6 2 2 1 0 2 3	Washington Senators @ Chicago White Sox Comiskey Park, Chicago, IL Sun Jun 29 1958, 4:38 AM EDT Att. 13,441 - Unknown	
Herb Plews, L (1, 5) OBP: 0.341, SLG: 0.423 (9, 4)												6 1 3 1 0 0 0		
Roy Sievers, R (1, 7) OBP: 0.348, SLG: 0.554 (9, 3)												6 2 2 3 0 0 2		
Clint Courtney, L (1, 2) OBP: 0.321, SLG: 0.308 Ossie Alvarez, R (9, PR) OBP: 0.200, SLG: 0.111 Steve Korcheck, R (9, 2) OBP: 0.087, SLG: 0.130												2 2 1 0 3 0 0 0 0 0 0 0 0 0 1 0 0 0 0 1 0		
Jim Lemon, R (1, 9) OBP: 0.336, SLG: 0.475												4 2 2 4 2 0 1		
Rocky Bridges, R (1, 6) OBP: 0.364, SLG: 0.406												4 1 1 0 1 0 3		
Norm Zauchin, R (1, 3) OBP: 0.370, SLG: 0.443 Neil Chrisley, L (9, PH) OBP: 0.313, SLG: 0.431 (9, 7)												3 0 0 0 1 1 2 2 0 0 0 0 0 3		
Ken Aspromonte, R (1, 4) OBP: 0.324, SLG: 0.328 Albie Pearson, L (9, PH) OBP: 0.336, SLG: 0.353 Bobby Malkmus, R (9, PH) OBP: 0.273, SLG: 0.344 Vito Valentinetti, R (9, 1) Ed Fitz Gerald, R (11, PH) OBP: 0.365, SLG: 0.353 Tex Clevenger, R (11, 1) OBP: 0.231, SLG: 0.333												2 1 2 0 2 0 0 0 0 0 0 1 0 0 0 0 0 0 0 0 0 0 0 0 0 0 0 0 1 0 0 0 0 0 1 0 0 0 0 0 0 0		
Jack Spring, R (1, 1) Julio Becquer, L (5, PH) OBP: 0.241, SLG: 0.231 Dick Hyde, R (5, 1) Russ Kemmerer, R (7, 1) OBP: 0.171, SLG: 0.121 Eddie Yost, R (9, PH) OBP: 0.332, SLG: 0.224 (9, 5)												1 0 0 0 0 0 0 2 0 0 0 0 1 2 1 0 0 0 0 0 1 0 0 0 0 0 0 0 1 0 0 0 0 0 2		
<b>Inning Stats</b>	R: 1 H: 2 E: 0 LOB: 0 K: 0 BB: 0 S: 4 P: 4	R: 0 H: 1 E: 0 LOB: 2 K: 0 BB: 1 S: 3 P: 7	R: 0 H: 1 E: 0 LOB: 1 K: 1 BB: 0 S: 6 P: 6	R: 0 H: 2 E: 0 LOB: 1 K: 1 BB: 0 S: 6 P: 6	R: 7 H: 5 E: 1 LOB: 1 K: 1 BB: 3 S: 10 P: 22	R: 2 H: 2 E: 0 LOB: 1 K: 0 BB: 1 S: 5 P: 9	R: 0 H: 0 E: 0 LOB: 0 K: 0 BB: 1 S: 2 P: 6	R: 0 H: 0 E: 0 LOB: 0 K: 1 BB: 0 S: 5 P: 5	R: 1 H: 0 E: 1 LOB: 3 K: 0 BB: 3 S: 4 P: 16	R: 0 H: 0 E: 0 LOB: 0 K: 1 BB: 0 S: 5 P: 5	R: 0 H: 0 E: 0 LOB: 1 K: 0 BB: 1 S: 3 P: 7	1B: 8 SF: 0 2B: 0 SAC: 1 3B: 2 DP: 2 HR: 3 HBP: 0		WP: 2 PA: 53 PB: 0 SB: 0 CS: 0
<b>PITCHER</b>	IP WLS BF H R ER SO BB IBB HBP BLK WP HR S P ERA WHIP													IP WLS BF H R ER SO BB IBB HBP BLK WP HR S P ERA WHIP
Early Wynn, R (1, 1) ERA: 4.16	4.1 22 9 6 6 3 3 0 0 0 0 0 2 25 37 12.46 2.769												Ray Moore, R (9, 1) ERA: 2.48	
Gerry Staley, R (5, 1) ERA: 3.64	0.0 2 1 1 1 0 1 0 0 0 1 1 1 5 ∞ ∞													
Tom Qualters, R (5, 1) ERA: 3.08	2.2 12 3 3 2 0 2 0 0 0 1 0 10 18 6.75 1.875													
Bob Shaw, R (8, 1) ERA: 4.34	1.0 3 0 0 0 1 0 0 0 0 0 0 5 5 0.00 0.000													
Turk Lown, R (9, 1) ERA: 5.4	0.0 2 0 1 0 0 2 0 0 0 0 0 0 8 ∞ ∞													

livebaseballscorecards.com



Batter	1	2	3	4	5	6	7	8	9	10	11	AB	R	H	RBI	BB	SO	LOB	BOTTOM							
<b>Billy Goodman, L</b> OBP: 0.331, SLG: 0.331 (1, 5)	0-0 1B <sup>1</sup> BB SF9 1B	0-0 F8	4-0 2B BB		0-0 4-3 1B		0-0 E 5-3 1B	0-0 1H 2H 1B 3B		0-0 L1-4 1-2 1B WP		6	3	5	2	1	0	0								
<b>Nellie Fox, L</b> OBP: 0.399, SLG: 0.387 (1, 4)	4-0 SF9 1-2 2B BB 1B	0-0 1B E 1B	0-0 1-3 3H 2B		0-0 4-3		0-0 5-3 1-3 1B	0-0 3H 1B		0-0 L8		6	2	4	2	1	0	3								
<b>Jim Landis, R</b> OBP: 0.345, SLG: 0.444 (1, 8)	0-0 1-2 2-3 2B 1B	0-0 1-2 E 1B	0-0 P4		0-0 6-3		0-0 5-3	0-0 F8		4-0 1-2 2-3 IBB		6	2	2	1	1	0	5								
<b>Ray Boone, R</b> OBP: 0.322, SLG: 0.447 <b>Sammy Esposito, R</b> OBP: 0.227, SLG: 0.150 <b>Ron Jackson, R</b> OBP: 0.347, SLG: 0.466 (1, 3) (9, PR) (10, 3)	0-0 SF9 2-3 3H 1B	0-0 E2 1H 2H 2B			0-0 F8		4-0 K BB		0-0 SH1-4 G3-2 2B	0-0 L1-4		4	0	2	3	1	1	0								
<b>Earl Battey, R</b> OBP: 0.313, SLG: 0.419 (1, 2)	0-0 1H 3H 2B	4-0 S IBB			0-0 1B 2B		0-0 1-3 P4		0-0 SH1-4			4	2	2	2	2	0	2								
<b>Don Mueller, L</b> OBP: 0.389, SLG: 0.364 (1, 9)	0-0 6-3	0-0 G3 1-2			0-0 2H 1B 1B		4-0 1B BB	0-0 3B 1B	4-0 IBB IBB	0-0 F8		5	1	2	1	2	0	4								
<b>Luis Aparicio, R</b> OBP: 0.321, SLG: 0.344 (1, 6)	4-0 IBB		4-0 4-3 S 2B BB		0-0 1-2 G1-6-3 1B		0-0 1-3 1B	0-0 P5	4-0 1-2 IBB	4-0 2B BB		3	1	2	0	4	0	1								
<b>Jim Rivera, L</b> OBP: 0.274, SLG: 0.383 (1, 7)	0-0 G3		0-0 F8		0-0 1-2 G1-6-3		0-0 F8	0-3 K	0-0 G3-2	0-0 1-3 2H 2B		7	0	1	1	0	1	11								
<b>Early Wynn, S</b> <b>Gerry Staley, R</b> <b>Tom Quaters, R</b> <b>Earl Thompson, L</b> <b>Bob Shibe, S</b> <b>Sherm Lollar, R</b> <b>Norm Cash, L</b> <b>Turk Lown, R</b> <b>Ray Moore, R</b> OBP: 0.333, SLG: 0.333 (1, 1)		0-3 K	0-0 4-3		0-3 K		0-0 P2	0-0 1-2 3B 1B		4-0 WP 1B BB		2	0	0	0	0	1	1								
<b>Inning Stats</b>	R: 3 E: 0 K: 0 S: 6	H: 3 LOB: 2 BB: 2 P: 14	R: 2 E: 1 K: 1 S: 8	H: 3 LOB: 2 BB: 1 P: 12	R: 1 E: 0 K: 0 S: 4	H: 1 LOB: 2 BB: 2 P: 12	R: 1 E: 0 K: 0 S: 5	H: 3 LOB: 1 BB: 0 P: 5	R: 0 E: 0 K: 1 S: 6	H: 1 LOB: 1 BB: 0 P: 6	R: 0 E: 0 K: 1 S: 6	H: 1 LOB: 2 BB: 1 P: 10	R: 1 E: 1 K: 0 S: 5	H: 2 LOB: 2 BB: 1 P: 9	R: 3 E: 0 K: 1 S: 9	H: 4 LOB: 1 BB: 0 P: 9	R: 0 E: 0 K: 0 S: 3	H: 1 LOB: 2 BB: 2 P: 11	R: 0 E: 0 K: 0 S: 3	H: 1 LOB: 2 BB: 2 P: 11	R: 1 E: 0 K: 0 S: 2	H: 1 LOB: 2 BB: 2 P: 10	1B: 14 2B: 7 3B: 1 HR: 0	SF: 1 SAC: 1 DP: 3 HBP: 0	WP: 1 PB: 0 SB: 2 CS: 0	PA: 62
<b>PITCHER</b>	IP	WLS	BF	H	R	ER	SO	BB	IBB	HBP	BLK	WP	HR	S	P	ERA	WHIP									
<b>Jack Spring, L</b> ERA: 15.75 (1, 1)	4.0		26	10	7	7	1	3	2	0	0	0	0	23	43	15.75	3.250									
<b>Dick Hyde, R</b> ERA: 1.93 (5, 1)	2.2		14	4	1	1	2	2	0	0	0	0	0	16	24	3.38	2.250									
<b>Russ Kemmerer, R</b> ERA: 4.19 (7, 1)	1.1		8	4	3	3	1	0	0	0	0	0	0	10	10	20.25	3.000									
<b>Vito Valentinetti, R</b> ERA: 3.6 (9, 1)	2.0		10	2	0	0	0	1	3	0	0	1	0	6	22	0.00	1.500									
<b>Tex Clevenger, R</b> ERA: 4.26 (11, 1)	0.1	L	4	1	1	1	0	2	0	0	0	0	0	2	10	27.00	9.000									

Washington Senators @ Chicago White Sox  
Comiskey Park, Chicago, IL  
Sun Jun 29 1958, 4:38 AM EDT  
Att. 13,441 - Unknown

livebaseballscorecards.com

AB	47
R	12
H	21
RBI	12
BB	13
SO	4
LOB	30



Batter	1	2	3	4	5	6	7	8	9	AB R H RBI BB SO LOB	TOP																															
Eddie Yost, R OBP: 0.329, SLG: 0.223 (1, 5) X	0-0 F3 ①		0-0 F5 ②		0-0 1B 1-2 2-H 3-H		0-0 F5 ②		0-0 F3 ①	5 0 1 2 0 0 1																																
Faye Throneberry, L OBP: 0.189, SLG: 0.314 (1, 8) X	0-0 F8 ②		0-0 6-3 ③		0-3 K ②		0-3 K ③		0-0 F5 ②	5 0 0 0 0 2 3																																
Roy Sievers, R OBP: 0.349, SLG: 0.547 (1, 7) B B B	4-0 BB ③			0-0 F5 ①	0-0 1-3 ③			4-0 FC 1B BB ①	0-0 F9 ③	3 1 0 0 2 0 2																																
Jim Lemon, R OBP: 0.335, SLG: 0.472 (1, 9) X	0-0 5-3 ③			0-0 5-3 ②		0-0 G3-6-3 1B		0-0 F9 ①		4 0 1 0 0 0 2																																
Rocky Bridges, R OBP: 0.362, SLG: 0.404 (1, 6) X		0-0 F6 ①		0-0 F8 ③		0-0 F2 ①		0-0 1B E 1-2 1B		4 1 1 0 0 0 1																																
Clint Courtney, L OBP: 0.316, SLG: 0.302 (1, 2) X		0-0 F7 ②			0-0 F8 ①	0-0 G3-6-3 ② ③ 1-2f		0-0 FC 1B 1-2 2-3		4 0 0 0 0 0 3																																
Norm Zauchin, R OBP: 0.379, SLG: 0.472 (1, 3) X					0-0 2B 1B 1B		0-0 HR	0-3 K ②		4 2 3 1 0 1 3																																
Ken Aspromonte, R OBP: 0.327, SLG: 0.337 (1, 4) X					0-0 1B 2B		0-0 E6 FC6-4	0-0 1B 1-3 2-H 3-H		4 1 2 2 0 0 1																																
Hal Griggs, R OBP: 0.160, SLG: 0.292 (1, 1)			0-3 K ①		4-0 1B BB		0-0 FC6-4 ① 1-2f	0-3 K ③		1 0 0 0 0 0 1 0 0 0 0 0 0 0 0 0 0 0 0 0 0 1 0 0 0 0 0 0 0 0 0 0 1 0 0 0 0 0 0 1 1 0 0 0 0 0 1 2																																
Vito Valentini, R (4, 1)																																										
Herb Plews, L OBP: 0.345, SLG: 0.423 (5, PH)																																										
Chuck Stobbs, L (5, 1)																																										
Julio Becquer, L OBP: 0.238, SLG: 0.228 (7, PH)																																										
Jack Spring, R (7, 1)																																										
<b>Inning Stats</b>	R: 0 E: 0 K: 0 S: 3	H: 0 LOB: 1 BB: 1 P: 7	R: 0 E: 0 K: 0 S: 4	H: 1 LOB: 1 BB: 0 P: 4	R: 0 E: 0 K: 1 S: 5	H: 0 LOB: 0 BB: 0 P: 5	R: 0 E: 0 K: 0 S: 3	H: 0 LOB: 0 BB: 0 P: 3	R: 2 E: 0 K: 1 S: 8	H: 3 LOB: 2 BB: 1 P: 12	R: 0 E: 0 K: 0 S: 3	H: 1 LOB: 0 BB: 0 P: 3	R: 1 E: 1 K: 1 S: 7	H: 1 LOB: 1 BB: 0 P: 7	R: 2 E: 1 K: 2 S: 10	H: 2 LOB: 2 BB: 1 P: 14	R: 0 E: 0 K: 0 S: 3	H: 0 LOB: 0 BB: 0 P: 3	1B: 6 2B: 1 3B: 0 HR: 1	SF: 0 SAC: 0 DP: 1 HBP: 0	WP: 0 PB: 0 SB: 0 CS: 0	PA: 39																				
<b>PITCHER</b> Ike Delock, R ERA: 1.64 (1, 1)	IP 9.0	WLS W	BF 39	H 8	R 5	ER 3	SO 5	BB 3	IBB 0	HBP 0	BLK 0	WP 0	HR 1	S 46	P 58	ERA 3.00	WHIP 1.222								<b>PITCHER</b>	IP 9.0	WLS W	BF 39	H 8	R 5	ER 3	SO 5	BB 3	IBB 0	HBP 0	BLK 0	WP 0	HR 1	S 46	P 58	ERA 3.00	WHIP 1.222

Washington Senators @ Boston Red Sox  
Fenway Park, Boston, MA  
Tue Jul 01 1958, 7:05 PM EDT  
Att. 23,958 - Unknown

AB	36
R	5
H	8
RBI	5
BB	3
SO	5
LOB	19





Batter	1	2	3	4	5	6	7	8	9	AB	R	H	RBI	BB	SO	LOB
Marty Keough, L OBP: 0.297, SLG: 0.388 (1, 8)	F7		F6	1B 1B BB	F9		G3			4	1	0	0	1	0	0
Pete Runnels, L OBP: 0.401, SLG: 0.393 (1, 4)	F3		HR	1B 1B 1B		5-3 1B HBP	4-3			3	3	1	0	1	0	0
Ted Williams, L OBP: 0.436, SLG: 0.519 (1, 7)	K			1B 1B 1B		5-3			5	2	3	3	0	1	1	
Gene Stephens, L OBP: 0.277, SLG: 0.342 (7, PR) (8, 7)			1-H	1B 1B 1B		1-2	FC6-4 1B		0	0	0	0	0	0	0	0
Frank Malzone, R OBP: 0.362, SLG: 0.432 (1, 5)		6-3	FC6-4 1B	1B 1B 1B		HR 1B	FC6-4		5	1	3	2	0	0	1	
Jackie Jensen, R OBP: 0.415, SLG: 0.646 (1, 9)		1B SF7 BB	FC6-4 2B	1B IBB		HR		F7	3	3	1	2	2	0	1	
Dick Gernert, R OBP: 0.358, SLG: 0.491 (1, 3)		WP BB 1B	E 2B	1B		F7		4-3	5	0	3	2	0	0	0	
Sammy White, R OBP: 0.311, SLG: 0.399 (1, 2)		SF7	E6 FC5-4	G1-2-3		1B 1B		2B	4	0	2	1	0	0	4	
Don Buddin, R OBP: 0.364, SLG: 0.368 (1, 6)		WP BB	FC5-4			1B		IBB	3	0	2	0	2	0	2	
Ike Delock, R (1, 1)	K			K		6-3		6-3	5	0	0	0	0	3	6	


Inning Stats	R: 0	H: 0	E: 0	K: 1	S: 5	R: 1	H: 1	E: 0	K: 1	S: 6	R: 3	H: 3	E: 1	K: 0	S: 7	R: 3	H: 4	E: 0	K: 1	S: 8	R: 0	H: 1	E: 0	K: 0	S: 3	R: 3	H: 4	E: 0	K: 1	S: 9	R: 0	H: 1	E: 0	K: 0	S: 4	R: 0	H: 1	E: 0	K: 0	S: 4	R: 0	H: 1	E: 0	K: 0	S: 4			
	LOB: 0	BB: 0	P: 5			LOB: 2	BB: 2	P: 14			LOB: 2	BB: 2	P: 11			LOB: 0	BB: 0	P: 3			LOB: 2	BB: 0	P: 10			LOB: 1	BB: 1	P: 8			LOB: 2	BB: 1	P: 8			LOB: 2	BB: 1	P: 8			LOB: 1	BB: 0	P: 4			LOB: 2	BB: 1	P: 8

PITCHER	IP	WLS	BF	H	R	ER	SO	BB	IBB	HBP	BLK	WP	HR	S	P	ERA	WHIP
Hal Griggs, R ERA: 5.73 (1, 1)	3.1	L	21	6	7	7	3	4	0	0	0	1	1	23	39	18.90	3.000
Vito Valentineti, R ERA: 3.51 (4, 1)	0.2		4	2	0	0	0	0	1	0	0	0	0	3	7	0.00	3.000
Chuck Stobbs, L ERA: 6.04 (5, 1)	2.0		11	5	3	3	1	0	0	1	0	0	1	12	13	13.50	2.500
Jack Spring, L ERA: 10.5 (7, 1)	2.0		9	2	0	0	0	0	1	0	0	0	0	8	12	0.00	1.000

**BOTTOM**

**Washington Senators @ Boston Red Sox**  
 Fenway Park, Boston, MA  
 Tue Jul 01 1958, 7:05 PM EDT  
 Att. 23,958 - Unknown

AB	37
R	10
H	15
RBI	10
BB	6
SO	4
LOB	15



1B	2B	3B	HR	SF	SAC	DP	HBP	WP	HR	S	P	ERA	WHIP
11	2	0	2	1	0	1	1	1	0	0	0		

Batter	1	2	3	4	5	6	7	8	9	AB R H RBI BB SO LOB	TOP	
Ken Aspromonte, R (1, 4) OBP: 0.319, SLG: 0.328	0-0 L7		0-0 1-3		0-0 6-3		0-0 G5-4-3		0-0 5-3	5 0 0 0 0 0 1		
Rocky Bridges, R (1, 6) OBP: 0.363, SLG: 0.405	0-0 F4			0-0 1B 2B	0-0 F4			1-0 FC3-6 1B HBP	0-0 F8	4 2 1 0 0 0 0		
Roy Sievers, R (1, 7) OBP: 0.351, SLG: 0.549	0-0 2B			1-0 1B HBP	0-0 5-3			0-0 F6		3 1 1 0 0 0 1		
Jim Lemon, R (1, 9) OBP: 0.330, SLG: 0.464	0-0 6-3			0-3 K		0-0 F9		0-0 E5		4 0 0 0 0 1 4		
Herb Plews, L (1, 5) OBP: 0.343, SLG: 0.419		0-0 F9		0-0 1B SF8 1B		0-0 4-3		0-0 FC3-6		4 2 1 0 0 0 2		
Clint Courtney, L (1, 2) OBP: 0.323, SLG: 0.307		0-0 L4		0-0 1B 1B		4-0 BB		0-0 2B 1B		3 0 2 3 1 0 0		
Norm Zauchin, R (1, 3) OBP: 0.376, SLG: 0.476		0-3 K		0-0 SF8		0-0 F4		0-0 2B		3 0 1 2 0 1 1		
Faye Throneberry, L (1, 8) OBP: 0.195, SLG: 0.308			0-3 K	0-0 1B			0-3 K	0-0 4-3		4 0 1 0 0 2 2		
Camilo Pascual, R (1, 1) Dick Hyde, R (9, 1)			0-0 F8	0-0 F8			0-0 G5-4-3 1B		0-0 6-3	4 0 1 0 0 0 2 0 0 0 0 0 0 0		
<b>Inning Stats</b>	R: 0 H: 1 E: 0 LOB: 1 K: 0 BB: 0 S: 4 P: 4	R: 0 H: 0 E: 0 LOB: 0 K: 1 BB: 0 S: 5 P: 5	R: 0 H: 0 E: 0 LOB: 0 K: 1 BB: 0 S: 5 P: 5	R: 3 H: 4 E: 0 LOB: 2 K: 1 BB: 0 S: 9 P: 10	R: 0 H: 0 E: 0 LOB: 0 K: 0 BB: 0 S: 3 P: 3	R: 0 H: 0 E: 0 LOB: 1 K: 0 BB: 1 S: 3 P: 7	R: 0 H: 1 E: 0 LOB: 0 K: 1 BB: 0 S: 5 P: 5	R: 2 H: 2 E: 1 LOB: 2 K: 0 BB: 0 S: 6 P: 7	R: 0 H: 0 E: 0 LOB: 0 K: 0 BB: 0 S: 3 P: 3	1B: 5 SF: 1 2B: 3 SAC: 0 3B: 0 DP: 1 HR: 0 HBP: 2	WP: 0 PA: 38 PB: 0 SB: 0 CS: 0	
<b>PITCHER</b>	IP WLS BF H R ER SO BB IBB HBP BLK WP HR S P ERA WHIP											
Tom Brewer, R (1, 1) ERA: 3.88	7.2 L 34 8 5 3 4 1 0 2 0 0 0 0 39 45 3.52 1.174											
Leo Kiely, L (8, 1) ERA: 1.47	0.1 1 0 0 0 0 0 0 0 0 0 0 0 1 1 0.00 0.000											
Murray Wall, R (9, 1) ERA: 3.83	1.0 3 0 0 0 0 0 0 0 0 0 0 0 0 3 3 0.00 0.000											

Washington Senators @ Boston Red Sox  
 Fenway Park, Boston, MA  
 Wed Jul 02 1958, 3:33 AM EDT  
 Att. 7,851 - Unknown

AB	34
R	5
H	8
RBI	5
BB	1
SO	4
LOB	13



Batter	1	2	3	4	5	6	7	8	9	AB R H RBI BB SO LOB
--------	---	---	---	---	---	---	---	---	---	----------------------

Marty Keough, L OBP: 0.295, SLG: 0.371 (1, 8) BB	4-0 G1-6-3 BB		x 0-0 F9			x 0-0 L9		x 0-0 5-3		3 0 0 0 1 0 1
Pete Runnels, L OBP: 0.403, SLG: 0.402 (1, 4) x	0-0 F6			x 0-0 6-3			x 0-0 SF9 3B		x 0-0 HR 1B	4 2 2 0 0 0 1
Ted Williams, L OBP: 0.433, SLG: 0.531 (1, 7) x	0-0 G1-6-3 1-2f			x 0-0 F8			x 0-0 SF9 3-H		x 0-0 HR 1-H	3 1 1 3 0 0 1
Frank Malzone, R OBP: 0.360, SLG: 0.430 (1, 5)		x 0-0 F2		x 0-0 F2			x 0-0 F2		x 0-0 BB 1B	4 0 1 0 0 0 0
Jackie Jensen, R OBP: 0.419, SLG: 0.645 (1, 9)		x 0-0 F6			B BB B 4-0 G5-4-3 BB		x 0-0 1B		B BB B 4-0 1-2 BB	2 0 1 0 2 0 0
Dick Gernert, R OBP: 0.356, SLG: 0.487 (1, 3)		x 0-0 WP 1B			0-3 K		x 0-0 L8		x 0-0 F3	4 0 1 0 0 1 4
Sammy White, R OBP: 0.303, SLG: 0.388 (1, 2)		0-3 K 1-2			x 0-0 G5-4-3 1-2f			x 0-0 F7	x 0-0 F3	4 0 0 0 0 1 4
Don Buddin, R OBP: 0.361, SLG: 0.365 (1, 6)			0-3 K			0-3 K		x 0-0 4-3	x 0-0 F8	2 0 0 0 0 2 0
Gene Stephens, L OBP: 0.274, SLG: 0.338 (8, PH)										1 0 0 0 0 0 0
Murray Wall, R (9, 1)										0 0 0 0 0 0 0
Lou Berberet, L OBP: 0.362, SLG: 0.327 (9, PH)										1 0 0 0 0 0 2
Tom Brewer, R OBP: 0.128, SLG: 0.135 (1, 1)			x 0-0 F9			x 0-0 6-3		x 0-0 1B		2 0 0 0 0 0 0
Leo Kiely, L (8, 1)										0 0 0 0 0 0 0
Billy Klaus, L OBP: 0.277, SLG: 0.256 (8, PH) (9, 6)										1 0 1 0 0 0 0

Inning Stats	R: 0 E: 0 K: 0 S: 2	H: 0 LOB: 0 BB: 1 P: 6	R: 0 E: 0 K: 1 S: 6	H: 1 LOB: 1 BB: 0 P: 6	R: 0 E: 0 K: 1 S: 5	H: 0 LOB: 0 BB: 0 P: 5	R: 0 E: 0 K: 0 S: 3	H: 0 LOB: 0 BB: 0 P: 3	R: 0 E: 0 K: 1 S: 4	H: 0 LOB: 0 BB: 1 P: 8	R: 0 E: 0 K: 1 S: 5	H: 0 LOB: 0 BB: 0 P: 5	R: 1 E: 0 K: 0 S: 5	H: 2 LOB: 1 BB: 0 P: 5	R: 0 E: 0 K: 0 S: 4	H: 1 LOB: 1 BB: 0 P: 4	R: 2 E: 0 K: 0 S: 6	H: 3 LOB: 2 BB: 1 P: 10	1B: 5 2B: 0 3B: 1 HR: 1	SF: 1 SAC: 0 DP: 2 HBP: 0
--------------	------------------------------	---------------------------------	------------------------------	---------------------------------	------------------------------	---------------------------------	------------------------------	---------------------------------	------------------------------	---------------------------------	------------------------------	---------------------------------	------------------------------	---------------------------------	------------------------------	---------------------------------	------------------------------	----------------------------------	----------------------------------	------------------------------------

PITCHER	IP	WLS	BF	H	R	ER	SO	BB	IBB	HBP	BLK	WP	HR	S	P	ERA	WHIP
Camilo Pascual, R ERA: 2.92 (1, 1)	8.0	W	30	6	3	3	4	2	0	0	0	1	1	36	44	3.38	1.000
Dick Hyde, R ERA: 1.89 (9, 1)	1.0	S	5	1	0	0	0	1	0	0	0	0	0	4	8	0.00	2.000

**BOTTOM**

**Washington Senators @ Boston Red Sox**  
 Fenway Park, Boston, MA  
 Wed Jul 02 1958, 3:33 AM EDT  
 Att. 7,851 - Unknown

livebaseballscores.com

AB	31
R	3
H	7
RBI	3
BB	3
SO	4
LOB	13



WP	PA
1	35



Batter	1	2	3	4	5	6	7	8	9	AB	R	H	RBI	BB	SO	LOB
Eddie Yost, R OBP: 0.327, SLG: 0.219 (1, 5)	0-3 K		4-0 BB CS			0-0 6-3		0-0 L4		3	0	0	0	1	1	0
Ed Fitz Gerald, R OBP: 0.381, SLG: 0.368 (1, 2)	0-0 HR 2B		0-0 5-3 1-2			0-0 6-3			0-0 L5	4	1	1	0	0	0	1
Roy Sievers, R OBP: 0.349, SLG: 0.542 (1, 7)	0-0 F5				0-0 4-3				1-0 2B HBP	3	0	0	0	0	0	1
Jim Lemon, R OBP: 0.332, SLG: 0.480 (1, 9)	0-0 HR 2-H				0-0 F2				0-0 2B 1-3	4	1	2	2	0	0	0
Rocky Bridges, R OBP: 0.365, SLG: 0.422 (1, 6)	0-0 4-3				0-0 PO 2B				0-0 5-3	4	1	2	1	0	0	2
Norm Zauchin, R OBP: 0.367, SLG: 0.464 (1, 3)		0-0 6-3			0-0 PO 2-3	0-3 K			0-0 6-3	4	0	0	0	0	1	2
Ken Aspromonte, R OBP: 0.315, SLG: 0.323 (1, 4)		0-0 5-3				0-0 F8			0-0 6-3	3	0	0	0	0	0	0
Faye Throneberry, L OBP: 0.205, SLG: 0.310 (1, 8)		0-3 K				0-0 1B			0-0 F9	3	0	1	0	0	1	0
Russ Kemmerer, R OBP: 0.162, SLG: 0.114 Bobby Malkmus, R OBP: 0.265, SLG: 0.333 Jack Spring, R (8, PH) (9, 1)			0-3 K			0-0 1-3			0-3 K	2	0	0	0	0	1	1
										1	0	0	0	0	1	0
										0	0	0	0	0	0	0

<b>Inning Stats</b>	R: 2 E: 0 K: 1 S: 7	H: 2 LOB: 0 BB: 0 P: 7	R: 0 E: 0 K: 1 S: 5	H: 0 LOB: 0 BB: 0 P: 5	R: 0 E: 0 K: 1 S: 4	H: 0 LOB: 0 BB: 1 P: 8	R: 0 E: 0 K: 0 S: 3	H: 1 LOB: 0 BB: 0 P: 3	R: 0 E: 0 K: 1 S: 6	H: 1 LOB: 1 BB: 0 P: 6	R: 0 E: 0 K: 0 S: 3	H: 0 LOB: 0 BB: 0 P: 3	R: 1 E: 0 K: 0 S: 4	H: 1 LOB: 0 BB: 0 P: 4	R: 0 E: 0 K: 1 S: 5	H: 0 LOB: 0 BB: 0 P: 5	R: 0 E: 0 K: 0 S: 4	H: 1 LOB: 2 BB: 0 P: 5	1B: 1 2B: 3 3B: 0 HR: 2	SF: 0 SAC: 0 DP: 0 HBP: 1	WP: 0 PB: 0 SB: 0 CS: 1	PA: 34
---------------------	------------------------------	---------------------------------	------------------------------	---------------------------------	------------------------------	---------------------------------	------------------------------	---------------------------------	------------------------------	---------------------------------	------------------------------	---------------------------------	------------------------------	---------------------------------	------------------------------	---------------------------------	------------------------------	---------------------------------	----------------------------------	------------------------------------	----------------------------------	--------


<b>PITCHER</b> Whitey Ford, L ERA: 1.63 (1, 1)	IP 9.0	WLS W	BF 33	H 6	R 3	ER 3	SO 5	BB 1	IBB 0	HBP 1	BLK 0	WP 0	HR 2	S 41	P 46	ERA 3.00	WHIP 0.778	<b>PITCHER</b>	IP 9.0	WLS W	BF 33	H 6	R 3	ER 3	SO 5	BB 1	IBB 0	HBP 1	BLK 0	WP 0	HR 2	S 41	P 46	ERA 3.00	WHIP 0.778
---	-----------	----------	----------	--------	--------	---------	---------	---------	----------	----------	----------	---------	---------	---------	---------	-------------	---------------	----------------	-----------	----------	----------	--------	--------	---------	---------	---------	----------	----------	----------	---------	---------	---------	---------	-------------	---------------

**BOTTOM**

**New York Yankees @ Washington Senators**  
Griffith Stadium, Washington, DC

Thu Jul 03 1958, 3:33 AM EDT  
Att. 4,452 - Sunny - 90 F

<b>AB</b>	<b>31</b>
<b>R</b>	<b>3</b>
<b>H</b>	<b>6</b>
<b>RBI</b>	<b>3</b>
<b>BB</b>	<b>1</b>
<b>SO</b>	<b>5</b>
<b>LOB</b>	<b>7</b>



Batter	1	2	3	4	5	6	7	8	9	AB R H RBI BB SO LOB	TOP
Norm Siebern, L (1, 7) OBP: 0.333, SLG: 0.434	0-0 L6		0-0 P5			0-0 G6-4-3 1B		0-0 G3		4 0 1 0 0 0 0	<b>New York Yankees @ Washington Senators</b> Griffith Stadium, Washington, DC Fri Jul 04 1958, 3:33 AM EDT Sunny - 94 F
Hank Bauer, R (1, 9) OBP: 0.352, SLG: 0.493	0-0 G1-6-3 1B		0-0 E5			0-0 G6-4-3 1-2f		0-0 2B		4 0 2 0 0 0 1	
Gil McDougald, R (1, 4) OBP: 0.383, SLG: 0.416	0-0 G1-6-3 1-2f		0-0 F9				0-0 6-3	0-0 1-3		4 0 0 0 0 0 3	
Mickey Mantle, S (1, 8) OBP: 0.409, SLG: 0.534		0-0 F7		0-0 P6			0-0 F4		0-0 4-3	4 0 0 0 0 0 1	
Yogi Berra, L (1, 2) OBP: 0.286, SLG: 0.441		0-0 L8		0-0 F2			0-0 1B 1B		0-0 F7	4 1 1 0 0 0 1	
Bill Skowron, R (1, 3) OBP: 0.323, SLG: 0.439		0-0 5-3			0-0 F8		0-0 1B 1-2 1B		0-0 6-3	4 0 1 0 0 0 0	
Tony Kubek, L (1, 6) OBP: 0.295, SLG: 0.316			0-0 F7		0-0 F9		0-0 1-3 2-H 1B			3 0 1 1 0 0 0	
Bobby Richardson, R (1, 5) OBP: 0.240, SLG: 0.289 Jerry Lumpe, L (7, PH) OBP: 0.302, SLG: 0.325			0-0 1-3		0-0 6-3		0-0 F6			2 0 0 0 0 0 0 1 0 0 0 0 0 2	
Bob Turley, R (1, 1) OBP: 0.184, SLG: 0.244			0-0 HR			0-0 F9		0-0 P3		3 1 1 1 0 0 0	
<b>Inning Stats</b>	R: 0 H: 1 E: 0 LOB: 0 K: 0 BB: 0 S: 3 P: 3	R: 0 H: 0 E: 0 LOB: 0 K: 0 BB: 0 S: 3 P: 3	R: 1 H: 1 E: 0 LOB: 0 K: 0 BB: 0 S: 4 P: 4	R: 0 H: 0 E: 1 LOB: 1 K: 0 BB: 0 S: 4 P: 4	R: 0 H: 0 E: 0 LOB: 0 K: 0 BB: 0 S: 3 P: 3	R: 0 H: 1 E: 0 LOB: 0 K: 0 BB: 0 S: 3 P: 3	R: 1 H: 3 E: 0 LOB: 2 K: 0 BB: 0 S: 6 P: 6	R: 0 H: 1 E: 0 LOB: 1 K: 0 BB: 0 S: 4 P: 4	R: 0 H: 0 E: 0 LOB: 0 K: 0 BB: 0 S: 3 P: 3	1B: 5 SF: 0 2B: 1 SAC: 0 3B: 0 DP: 2 HR: 1 HBP: 0	WP: 0 PA: 33 PB: 0 SB: 0 CS: 0
<b>PITCHER</b> Pedro Ramos, R (1, 1) ERA: 3.93	IP WLS BF H R ER SO BB IBB HBP BLK WP HR S P ERA WHIP										

AB	33
R	2
H	7
RBI	2
BB	0
SO	0
LOB	8



Batter	1	2	3	4	5	6	7	8	9	AB R H RBI BB SO LOB
Herb Plews, L (1, 5) OBP: 0.347, SLG: 0.417	0-0 BB 1B BB 1B	4-0 BB			0-0 1-3		0-0 4-3			3 1 1 0 1 0 0
Clint Courtney, L (1, 2) OBP: 0.322, SLG: 0.306	0-0 BB BB 1-2 1B	0-0 F4			0-0 4-3			0-0 F7		4 0 1 0 0 0 1
Roy Sievers, R (1, 7) OBP: 0.352, SLG: 0.539	4-0 BB BB 1-2 2-3 BB		0-0 5-3		0-0 WP 1B			0-0 F9		3 0 1 0 1 0 0
Jim Lemon, R (1, 9) OBP: 0.331, SLG: 0.475	4-0 BB 1-2 2-3 3-H BB		0-3 K		0-3 K			0-0 F8		3 0 0 1 1 2 1
Rocky Bridges, R (1, 6) OBP: 0.363, SLG: 0.417	0-3 K		0-0 5-3			0-0 5-3			4-0 FC6-5 SH5-4 BB	3 0 0 0 1 1 3
Norm Zauchin, R (1, 3) OBP: 0.361, SLG: 0.455	0-3 K		0-3 K			0-0 5-3			0-0 SH5-4	3 0 0 0 0 2 3
Albie Pearson, L (9, PH) OBP: 0.356, SLG: 0.353									1-2	0 0 0 0 0 0 0
Ken Aspromonte, R (1, 4) OBP: 0.315, SLG: 0.320	0-0 F5			4-0 BB		0-0 F8			0-0 FC6-5	2 0 0 0 1 0 3
Neil Chrisley, L (9, PH) OBP: 0.310, SLG: 0.427									2-3	1 0 0 0 0 0 1
Faye Throneberry, L (1, 8) OBP: 0.213, SLG: 0.295		1-0 CS HBP		0-3 K			0-0 P6		0-0 F7	2 0 0 0 0 1 1
Julio Becquer, L (9, PH) OBP: 0.235, SLG: 0.225					0-3 K					1 0 0 0 0 0 1
Pedro Ramos, S (1, 1) OBP: 0.196, SLG: 0.217		0-3 K			0-0 F9					3 0 0 0 0 1 2

Inning Stats	R: 1	H: 2	E: 0	K: 2	S: 9	H: 0	LOB: 3	BB: 2	P: 17	R: 0	H: 0	E: 0	K: 1	S: 4	R: 0	H: 0	E: 0	K: 1	S: 5	R: 0	H: 0	E: 0	K: 1	S: 5	R: 0	H: 1	E: 0	K: 1	S: 6	R: 0	H: 0	E: 0	K: 0	S: 3	R: 0	H: 0	E: 0	K: 0	S: 3	R: 0	H: 0	E: 0	K: 0	S: 3	R: 0	H: 0	E: 0	K: 0	S: 3	R: 0	H: 0	E: 0	K: 0	S: 3	1B: 3	2B: 0	3B: 0	HR: 0	SF: 0	SAC: 1	DP: 0	HBP: 1	WP: 1	PB: 0	SB: 0	CS: 1	PA: 35	ERA	WHIP
PITCHER Bob Turley, R (1, 1) ERA: 2.41	IP	WLS	BF	H	R	ER	SO	BB	IBB	HBP	BLK	WP	HR	S	P	ERA	WHIP	IP	WLS	BF	H	R	ER	SO	BB	IBB	HBP	BLK	WP	HR	S	P	ERA	WHIP																																			

**BOTTOM**

**New York Yankees @ Washington Senators**  
Griffith Stadium, Washington, DC

Fri Jul 04 1958, 3:33 AM EDT  
Sunny - 94 F

livebaseballscores.com

<b>AB</b>	<b>28</b>
<b>R</b>	<b>1</b>
<b>H</b>	<b>3</b>
<b>RBI</b>	<b>1</b>
<b>BB</b>	<b>5</b>
<b>SO</b>	<b>7</b>
<b>LOB</b>	<b>16</b>

New York Yankees @ Washington Senators  
Griffith Stadium, Washington, DC

Fri Jul 04 1958, 3:38 AM EDT  
Att: 20,688 - Unknown

livebaseballscorecards.com

AB 45  
R 13  
H 22  
RBI 11  
BB 6  
SO 4  
LOB 24



WP: 0 PA: 53  
PB: 0  
SB: 2  
CS: 0

Batter	1	2	3	4	5	6	7	8	9	AB	R	H	RBI	BB	SO	LOB	TOP										
Norm Siebern, L (1, 7) OBP: 0.356, SLG: 0.482	0-0 FC1-2 3B	4-0 2B BB	0-0 1-H HR		0-0 SH3-4 1B	0-0 1B 1B		0-0 1B G6-3		5	3	5	2	1	0	0											
Tony Kubek, L (1, 6) OBP: 0.305, SLG: 0.329	0-0 FC1-2 BB	0-0 2B	0-0 G1-6-3 1B		0-0 SH3-4	0-0 1B		0-0 1B G6-3		5	0	4	3	0	0	1											
Gil McDougald, R (1, 4) OBP: 0.381, SLG: 0.409	4-0 BB 1-2	0-0 F9	0-0 G1-6-3		4-0 BB	0-0 F7		0-0 G6-3		4	0	0	0	2	0	5											
Mickey Mantle, S (1, 8) OBP: 0.411, SLG: 0.544	4-0 1-2 2-3 BB		0-0 1B 2B 1B		0-0 3-1	0-3 K		0-0 HR		5	2	2	1	1	1	3											
Mary Throneberry, L (1, 9) OBP: 0.321, SLG: 0.406	0-0 F7		0-0 2B SF8 1B		0-0 FC5-2 3B	0-3 K		0-0 6-3 E 2B		6	2	3	0	0	1	6											
Bill Skowron, R (1, 3) OBP: 0.324, SLG: 0.454	0-3 K		0-0 S 1B 2B		0-0 FC5-2 BB			0-0 6-3		6	2	2	2	0	1	5											
Elston Howard, R (1, 2) OBP: 0.365, SLG: 0.586		0-0 5-3	4-0 S 1B IBB		4-0 1-2 BB	0-3 K		0-0 E2 4-3		4	1	1	0	2	1	0											
Bobby Richardson, R (1, 5) OBP: 0.236, SLG: 0.294		0-0 F8	0-0 SF8		0-0 1-3			0-0 4-3		5	0	1	1	0	0	3											
Art Ditmar, R (1, 1) OBP: 0.438, SLG: 0.438		0-0 E9 2B 1B	0-0 1-H 2-H HR 1B			0-0 SH3-4 1B		0-0 1B 1B		5	3	4	2	0	0	1											
Inning Stats	R: 0 E: 0 K: 1 S: 6	H: 1 LOB: 3 BB: 2 P: 14	R: 2 E: 1 K: 0 S: 5	H: 2 LOB: 1 BB: 1 P: 9	R: 6 E: 0 K: 0 S: 8	H: 6 LOB: 0 BB: 1 P: 12	R: 0 E: 0 K: 0 S: 4	H: 1 LOB: 2 BB: 1 P: 8	R: 0 E: 0 K: 2 S: 9	H: 2 LOB: 3 BB: 1 P: 13	R: 2 E: 0 K: 1 S: 9	H: 4 LOB: 2 BB: 0 P: 9	R: 2 E: 1 K: 0 S: 6	H: 2 LOB: 1 BB: 0 P: 6	R: 1 E: 0 K: 0 S: 4	H: 2 LOB: 0 BB: 0 P: 4	R: 0 E: 0 K: 0 S: 4	H: 2 LOB: 2 BB: 0 P: 4	1B: 13 2B: 4 3B: 2 HR: 3	SF: 1 SAC: 1 DP: 2 HBP: 0	WP: 0 PB: 0 SB: 2 CS: 0	PA: 53					
PITCHER	IP	WLS	BF	H	R	ER	SO	BB	IBB	HBP	BLK	WP	HR	S	P	ERA	WHIP										
Tex Clevenger, R (1, 1) ERA: 5.04	2.1	L	18	7	7	7	1	3	1	0	0	0	0	16	32	27.00	4.286										
Vito Valentineti, R (3, 1) ERA: 3.99	3.2		21	9	3	3	3	2	0	0	0	0	2	25	33	7.36	3.000										
Chuck Stobbs, L (7, 1) ERA: 6.04	3.0		14	6	3	2	0	0	0	0	0	0	1	14	14	6.00	2.000										



Batter	1	2	3	4	5	6	7	8	9	AB	R	H	RBI	BB	SO	LOB
Herb Plews, L OBP: 0.345, SLG: 0.410 (1, 5) X	0-0 F7 ①		4-0 BB BB BB BB		0-0 F2 ②			0-0 1-3 ①		3	0	0	0	1	0	2
Neil Chrisley, L OBP: 0.301, SLG: 0.413 (1, 8) X	0-0 F7 ②		0-0 4-3 ②		0-0 G3 ③			0-0 4-3 ②		4	0	0	0	0	0	3
Roy Sievers, R OBP: 0.354, SLG: 0.555 (1, 7) X	0-0 1B 2B		0-0 6-3 ③					0-0 F8 ③		4	2	2	1	0	0	1
Jim Lemon, R OBP: 0.330, SLG: 0.471 (1, 9) X	0-0 1B 2-H			0-0 F7 ①				0-0 5-3 ①		4	0	1	1	0	0	0
Clint Courtney, L OBP: 0.318, SLG: 0.302 Steve Korcheck, R OBP: 0.083, SLG: 0.125 (1, 2) X (8, 2) X	0-0 G3 ③			0-0 F9 ②				0-0 3-1 ②		3	0	0	0	0	0	1
Rocky Bridges, R OBP: 0.359, SLG: 0.411 (1, 6) X		0-0 3-1 ①		0-0 6-3 ③				0-0 5-3 ③		4	0	0	0	0	0	0
Julio Becquer, L OBP: 0.227, SLG: 0.217 (1, 3) X		0-0 F8 ②			0-0 F8 ①			0-0 F7 ①		3	0	0	0	0	0	0
Ken Aspromonte, R OBP: 0.316, SLG: 0.317 (1, 4) X		0-0 F7 ③			4-0 BB BB BB BB			0-0 G3 ②		2	0	0	0	1	0	0
Tex Clevenger, R OBP: 0.231, SLG: 0.333 Vito Valentini, R OBP: 0.333, SLG: 0.333 Chuck Stobbs, L (1, 1) (3, 1) (7, 1)			0-0 6-3 ①		0-0 1B			0-0 6-3 ③		0	0	0	0	0	0	0
					1-2 1B					2	0	1	0	0	0	0
										1	0	0	0	0	0	0

Inning Stats	R: 1	H: 2	R: 0	H: 0	R: 0	H: 0	R: 0	H: 1	R: 1	H: 1	R: 0	H: 0	R: 0	H: 0	R: 0	H: 0	R: 0	H: 0	1B: 2	SF: 0	WP: 0	PA: 33
	E: 0	LOB: 1	E: 0	LOB: 0	E: 0	LOB: 0	E: 0	LOB: 2	E: 0	LOB: 0	E: 0	LOB: 0	E: 0	LOB: 0	E: 0	LOB: 0	E: 0	LOB: 0	2B: 1	SAC: 0	PB: 0	
	K: 0	BB: 0	K: 0	BB: 0	K: 0	BB: 0	K: 0	BB: 1	K: 0	BB: 0	K: 0	BB: 0	K: 0	BB: 0	K: 0	BB: 0	K: 0	BB: 0	3B: 0	DP: 0	SB: 0	
	S: 5	P: 5	S: 3	P: 3	S: 3	P: 7	S: 4	P: 8	S: 4	P: 4	S: 3	P: 3	S: 3	P: 3	S: 3	P: 3	S: 3	P: 3	HR: 1	HBP: 0	CS: 0	

PITCHER	IP	WLS	BF	H	R	ER	SO	BB	IBB	HBP	BLK	WP	HR	S	P	ERA	WHIP
Art Ditmar, R ERA: 2.52 (1, 1)	9.0	W	33	4	2	2	0	2	0	0	0	0	1	31	39	2.00	0.667

PITCHER	IP	WLS	BF	H	R	ER	SO	BB	IBB	HBP	BLK	WP	HR	S	P	ERA	WHIP


BOTTOM

New York Yankees @ Washington Senators  
Griffith Stadium, Washington, DC  
Fri Jul 04 1958, 3:38 AM EDT  
Att. 20,688 - Unknown

livebaseballscorecards.com

AB	31
R	2
H	4
RBI	2
BB	2
SO	0
LOB	7



Batter	1	2	3	4	5	6	7	8	9	AB R H RBI BB SO LOB	TOP														
Bob Boyd, L (1, 3) OBP: 0.296, SLG: 0.400	0-0 F8		0-0 HR		0-0 1B		0-0 4-3			4 1 2 3 0 0 0	<p><b>Baltimore Orioles @ Washington Senators</b> Griffith Stadium, Washington, DC</p> <p>Sat Jul 05 1958, 3:33 AM EDT Att. 3,425 - Unknown</p> <p>livebaseballscorecards.com</p> <table border="0"> <tr><td><b>AB</b></td><td><b>31</b></td></tr> <tr><td><b>R</b></td><td><b>3</b></td></tr> <tr><td><b>H</b></td><td><b>5</b></td></tr> <tr><td><b>RBI</b></td><td><b>3</b></td></tr> <tr><td><b>BB</b></td><td><b>4</b></td></tr> <tr><td><b>SO</b></td><td><b>5</b></td></tr> <tr><td><b>LOB</b></td><td><b>17</b></td></tr> </table> 	<b>AB</b>	<b>31</b>	<b>R</b>	<b>3</b>	<b>H</b>	<b>5</b>	<b>RBI</b>	<b>3</b>	<b>BB</b>	<b>4</b>	<b>SO</b>	<b>5</b>	<b>LOB</b>	<b>17</b>
<b>AB</b>	<b>31</b>																								
<b>R</b>	<b>3</b>																								
<b>H</b>	<b>5</b>																								
<b>RBI</b>	<b>3</b>																								
<b>BB</b>	<b>4</b>																								
<b>SO</b>	<b>5</b>																								
<b>LOB</b>	<b>17</b>																								
Al Pilarcik, L (1, 9) OBP: 0.305, SLG: 0.305	4-0 BB		0-3 K		0-0 1B		0-0 1-3			3 0 1 0 1 1 0															
Gene Woodling, L (1, 7) OBP: 0.394, SLG: 0.404 Jim Busby, R (8, PR) OBP: 0.277, SLG: 0.317	0-0 F2		0-0 4-3		0-0 F8			4-0 BB		3 0 0 0 1 0 3 0 0 0 0 0 0 0															
Gus Triandos, R (1, 2) OBP: 0.331, SLG: 0.476	0-3 K			4-0 FC6-4 BB	0-0 F3			0-0 F9		3 0 0 0 1 1 4															
Dick Williams, R (1, 8) OBP: 0.354, SLG: 0.352		0-0 6-3		0-0 F7	0-0 F8			0-0 6-3		4 0 0 0 0 0 4															
Brooks Robinson, R (1, 5) OBP: 0.310, SLG: 0.360		0-0 F6		4-0 FC6-4 BB		0-0 6-3		0-3 K		3 0 0 0 1 1 2															
Billy Gardner, R (1, 4) OBP: 0.268, SLG: 0.318		0-3 K		0-0 FC6-4	1-2 1-2F 2-3	0-0 5-3		0-0 F9		4 0 0 0 0 1 2															
Willy Miranda, S (1, 6) OBP: 0.159, SLG: 0.152			0-0 SH1-4 HR	0-0 F7		0-0 F6		0-0 3-4-1		4 1 1 0 0 0 2															
Hal Brown, R (1, 1) OBP: 0.375, SLG: 0.500 Billy O'Dell, S (8, 1) OBP: 0.167, SLG: 0.205			0-0 SH1-4		0-0 1B		0-3 K	0-0 4-3		2 1 1 0 0 1 0 1 0 0 0 0 0 0															
<b>Inning Stats</b>	R: 0 H: 0 E: 0 LOB: 1 K: 1 BB: 1 S: 5 P: 9	R: 0 H: 0 E: 0 LOB: 0 K: 1 BB: 0 S: 5 P: 5	R: 2 H: 2 E: 0 LOB: 0 K: 1 BB: 0 S: 7 P: 7	R: 0 H: 0 E: 0 LOB: 2 K: 0 BB: 2 S: 3 P: 11	R: 1 H: 3 E: 0 LOB: 2 K: 0 BB: 0 S: 6 P: 6	R: 0 H: 0 E: 0 LOB: 0 K: 0 BB: 0 S: 3 P: 3	R: 0 H: 0 E: 0 LOB: 0 K: 1 BB: 0 S: 5 P: 5	R: 0 H: 0 E: 0 LOB: 2 K: 1 BB: 1 S: 5 P: 9	R: 0 H: 0 E: 0 LOB: 0 K: 0 BB: 0 S: 3 P: 3	1B: 2 SF: 0 2B: 2 SAC: 1 3B: 0 DP: 0 HR: 1 HBP: 0	WP: 0 PA: 36 PB: 0 SB: 0 CS: 0														
<b>PITCHER</b>	IP WLS BF H R ER SO BB IBB HBP BLK WP HR S P ERA WHIP											<b>PITCHER</b>	IP WLS BF H R ER SO BB IBB HBP BLK WP HR S P ERA WHIP												
Hal Griggs, R (1, 1) ERA: 5.49	8.0 L 33 5 3 3 5 4 0 0 0 0 0 1 39 55 3.38 1.125																								
Dick Hyde, R (9, 1) ERA: 1.86	1.0 3 0 0 0 0 0 0 0 0 0 0 0 3 3 0.00 0.000																								

Batter	1	2	3	4	5	6	7	8	9	AB	R	H	RBI	BB	SO	LOB
Herb Plews, L (1, 5) OBP: 0.343, SLG: 0.402	4-0 L6-3 BB		0-0 G3 1-2		0-0 L4			0-3 K 2-3		3	0	0	0	1	1	4
Neil Chrisley, L (1, 8) Eddie Yost, R (8, PH) Dick Hyde, R (9, 1) OBP: 0.301, SLG: 0.427 OBP: 0.326, SLG: 0.218	0-0 L6-3 1-2		0-0 3B 2-H			0-3 K		0-0 F9		3	0	1	1	0	1	1
Roy Sievers, R (1, 7) OBP: 0.352, SLG: 0.550	0-0 5-3		0-0 5-3			0-0 G3			0-0 1B	4	0	1	0	0	0	1
Clint Courtney, L (1, 2) Ed Fitz Gerald, R (9, PH) OBP: 0.319, SLG: 0.303 OBP: 0.372, SLG: 0.359		0-0 FC3-6 1B		0-0 F5		0-0 F8			0-3 K	3	0	1	0	0	0	0
Jim Lemon, R (1, 9) OBP: 0.329, SLG: 0.468		0-0 F3		0-0 5-3			0-0 G4-6-3 1B		0-3 K	4	0	1	0	0	1	2
Rocky Bridges, R (1, 6) OBP: 0.354, SLG: 0.405		0-0 FC3-6 FC6-4 1-2f		0-0 F3			0-0 G4-6-3 1-2f		0-3 K	4	0	0	0	0	1	3
Norm Zauchin, R (1, 3) OBP: 0.361, SLG: 0.449		0-0 FC6-4 1-2f		4-0 FC4-6 BB			0-3 K			2	0	0	0	1	1	1
Ossie Alvarez, R (1, 4) OBP: 0.261, SLG: 0.190			0-0 G3 3B 1B		0-0 FC4-6 1-2f			0-0 K 1B 1B		3	1	2	0	0	0	1
Hal Griggs, R (1, 1) Albie Pearson, L (8, PH) OBP: 0.148, SLG: 0.269 OBP: 0.359, SLG: 0.355			0-3 K		0-0 F7			0-0 1B		2	0	0	0	0	1	2
								1-2 1B		1	0	1	0	0	0	0

Inning Stats	R: 0	H: 0	E: 0	K: 0	S: 2	BB: 6	LOB: 0	RBI: 1	BB: 1	P: 6	R: 0	H: 1	E: 0	K: 0	S: 4	BB: 0	LOB: 1	RBI: 0	BB: 0	P: 4	R: 1	H: 2	E: 0	K: 1	S: 7	BB: 0	LOB: 1	RBI: 0	BB: 0	P: 7	R: 0	H: 0	E: 0	K: 0	S: 3	BB: 0	LOB: 0	RBI: 0	BB: 0	P: 3	R: 0	H: 0	E: 0	K: 0	S: 3	BB: 0	LOB: 0	RBI: 0	BB: 0	P: 3	R: 0	H: 0	E: 0	K: 1	S: 5	BB: 0	LOB: 0	RBI: 0	BB: 0	P: 5	R: 0	H: 1	E: 0	K: 1	S: 5	BB: 0	LOB: 0	RBI: 0	BB: 0	P: 5	R: 0	H: 2	E: 0	K: 1	S: 6	BB: 0	LOB: 1	RBI: 0	BB: 0	P: 6	R: 0	H: 1	E: 0	K: 3	S: 10	BB: 0	LOB: 1	RBI: 0	BB: 0	P: 10	1B: 6	SF: 0	2B: 1	SAC: 0	3B: 1	DP: 2	HR: 0	HBP: 0	WP: 0	PA: 33
PITCHER	IP	WLS	BF	H	R	ER	SO	BB	IBB	HBP	BLK	WP	HR	S	P	ERA	WHIP																																																																																			
Hal Brown, R (1, 1) ERA: 3.55	7.0	W	26	5	1	1	3	2	0	0	0	0	0	30	38	1.29	1.000																																																																																			
Billy O'Dell, L (8, 1) ERA: 3.0	2.0	S	7	2	0	0	4	0	0	0	0	0	0	15	15	0.00	1.000																																																																																			

BOTTOM

Baltimore Orioles @ Washington Senators  
Griffith Stadium, Washington, DC

AB 31  
R 1  
H 7  
RBI 1  
BB 2  
SO 7  
LOB 17



Sat Jul 05 1958, 3:33 AM EDT  
Att. 3,425 - Unknown

Batter	1	2	3	4	5	6	7	8	9	AB R H RBI BB SO LOB	TOP																
<b>Bob Boyd, L</b> (1, 3) OBP: 0.295, SLG: 0.403	0-0 4-3		0-0 6-3		0-0 FC4-6 1-3 2B		0-0 4-3			4 0 1 0 0 0 0	<b>Baltimore Orioles @ Washington Senators</b> Griffith Stadium, Washington, DC Sun Jul 06 1958, 3:33 AM EDT Att. 3,773 - Unknown																
<b>Al Pilarcik, L</b> (1, 9) OBP: 0.304, SLG: 0.301	0-0 5-3			0-0 F8	4-0 FC4-6 BB		0-0 4-3			3 0 0 0 1 0 0																	
<b>Gene Woodling, L</b> (1, 7) OBP: 0.392, SLG: 0.401	0-0 1-3			0-0 1B 1B	0-0 FC4-6 1-2f 2-3 3-H			0-0 F8		4 1 1 1 0 0 2																	
<b>Gus Triandos, R</b> (1, 2) OBP: 0.330, SLG: 0.473		0-0 F8		0-0 1B 1-2 1B	0-3 K			0-0 6-3		4 0 1 0 0 1 2																	
<b>Dick Williams, R</b> (1, 8) OBP: 0.359, SLG: 0.363 <b>Jim Busby, R</b> (6, PR) OBP: 0.274, SLG: 0.314 (6, 8)		0-0 WP 1B		0-0 F3		0-0 SH1-4 SF8 2B		0-0 5-3		3 0 2 0 0 0 2 1 1 0 0 0 0 0																	
<b>Brooks Robinson, R</b> (1, 5) OBP: 0.310, SLG: 0.360		0-0 F7 1-2		0-0 1B 1-3 2-H		0-0 SH1-4 2-3		0-0 F9		3 0 1 1 0 0 1																	
<b>Billy Gardner, R</b> (1, 4) OBP: 0.265, SLG: 0.316 <b>Jim Marshall, L</b> (9, PH) OBP: 0.298, SLG: 0.359		0-0 4-3		0-0 L9		0-0 SF8 3-H		0-0 F7		2 0 0 1 0 0 3 1 0 0 0 0 0 0																	
<b>Willy Miranda, S</b> (1, 6) OBP: 0.165, SLG: 0.159 <b>Joe Ginsberg, L</b> (9, PH) OBP: 0.333, SLG: 0.188			0-0 L4-3 1B		0-3 K	0-0 6-3		0-3 K		3 0 1 0 0 1 1 1 0 0 0 0 1 0																	
<b>Jack Harshman, L</b> (1, 1) OBP: 0.298, SLG: 0.237 <b>Billy Loes, R</b> (7, 1)			0-0 L4-3 1-2		4-0 2B FC4-6 BB		0-0 3-1			2 1 0 0 1 0 1 0 0 0 0 0 0 0																	
<b>Inning Stats</b>	R: 0 E: 0 K: 0 S: 3	H: 0 LOB: 0 BB: 0 P: 3	R: 0 E: 0 K: 0 S: 4	H: 1 LOB: 1 BB: 0 P: 4	R: 0 E: 0 K: 0 S: 3	H: 1 LOB: 0 BB: 0 P: 3	R: 1 E: 0 K: 0 S: 6	H: 3 LOB: 2 BB: 0 P: 6	R: 1 E: 0 K: 2 S: 8	H: 1 LOB: 2 BB: 2 P: 16		R: 1 E: 0 K: 0 S: 4	H: 1 LOB: 1 BB: 0 P: 4	R: 0 E: 0 K: 0 S: 3	H: 0 LOB: 0 BB: 0 P: 3	R: 0 E: 0 K: 1 S: 5	H: 0 LOB: 0 BB: 0 P: 5	R: 0 E: 0 K: 1 S: 5	H: 0 LOB: 0 BB: 0 P: 5	1B: 5 2B: 3 3B: 0 HR: 0	SF: 1 SAC: 1 DP: 1 HBP: 0	WP: 1 PB: 0 SB: 0 CS: 0	PA: 35				
<b>PITCHER</b> <b>Russ Kemmerer, R</b> (1, 1) ERA: 4.37 <b>Dick Hyde, R</b> (9, 1) ERA: 1.83	IP 8.0	WLS W	BF 32	H 7	R 3	ER 3	SO 2	BB 2	IBB 0	HBP 0	BLK 0	WP 1	HR 0	S 34	P 42	ERA 3.38	WHIP 1.125										
										<b>PITCHER</b>	IP	WLS	BF	H	R	ER	SO	BB	IBB	HBP	BLK	WP	HR	S	P	ERA	WHIP

livebaseballscorecards.com

<b>AB</b>	31
<b>R</b>	3
<b>H</b>	7
<b>RBI</b>	3
<b>BB</b>	2
<b>SO</b>	3
<b>LOB</b>	12



Batter	1	2	3	4	5	6	7	8	9	AB	R	H	RBI	BB	SO	LOB
Ossie Alvarez, R OBP: 0.296, SLG: 0.208 (1, 4)	0-0 BB 1B		0-0 F9		4-0 BB BB		0-0 F8			3	1	1	0	1	0	0
Albie Pearson, L OBP: 0.361, SLG: 0.352 (1, 8)	4-0 1B 1-2 BB		0-0 F9		4-0 1-2 BB		0-0 F5			2	0	0	0	2	0	0
Roy Sievers, R OBP: 0.351, SLG: 0.545 (1, 7)	0-0 F7			0-0 F8	0-0 F6		0-0 1B			4	0	1	0	0	0	4
Jim Lemon, R OBP: 0.334, SLG: 0.483 (1, 9)	0-0 1B G6-4-3 1-2 2-H			0-0 1B		0-0 HR	0-0 F9			4	1	3	2	0	0	1
Rocky Bridges, R OBP: 0.356, SLG: 0.406 (1, 6)	0-0 G6-4-3 1-2f			0-0 1B		0-0 E5 G4-6-3		0-0 SH1-4 1B		4	1	2	0	0	0	2
Ed Fitz Gerald, R OBP: 0.348, SLG: 0.333 (1, 2)		0-3 K		0-0 F4		0-0 G4-6-3		0-0 SH1-4		3	0	0	0	0	1	3
Herb Plews, L OBP: 0.343, SLG: 0.402 (9, 5)						1-2f		1-2		0	0	0	0	0	0	0
Eddie Yost, R OBP: 0.326, SLG: 0.225 (1, 5)		0-0 F9		0-3 K		0-0 1B 2B		4-0 IBB		3	1	1	0	0	1	2
Clint Courtney, L OBP: 0.321, SLG: 0.303 (8, PH) (9, 2)										0	0	0	0	1	0	0
Norm Zauchin, R OBP: 0.360, SLG: 0.447 (1, 3)		0-0 F7		0-3 K		0-0 1B		0-0 F2		3	0	1	1	0	1	0
Neil Christley, L OBP: 0.299, SLG: 0.424 (8, PH) (9, 1)						2-H				1	0	0	0	0	0	2
Dick Hyde, R (9, 1)										0	0	0	0	0	0	0
Russ Kemmerer, R OBP: 0.150, SLG: 0.105 (1, 1)			0-0 F9		0-0 F9		0-0 F2		0-0 1B	3	0	0	0	0	0	1
Julio Becquer, L OBP: 0.236, SLG: 0.226 (8, PH) (9, 3)										1	0	1	1	0	0	0

Inning Stats	R: 1	H: 2	E: 0	LOB: 1	K: 0	BB: 1	S: 4	P: 8	R: 0	H: 0	E: 0	LOB: 0	K: 1	BB: 0	S: 5	P: 5	R: 0	H: 0	E: 0	LOB: 0	K: 0	BB: 0	S: 3	P: 3	R: 0	H: 2	E: 0	LOB: 2	K: 1	BB: 0	S: 7	P: 7	R: 0	H: 0	E: 0	LOB: 2	K: 1	BB: 2	S: 5	P: 13	R: 2	H: 3	E: 1	LOB: 1	K: 0	BB: 0	S: 6	P: 6	R: 0	H: 1	E: 0	LOB: 1	K: 0	BB: 0	S: 4	P: 4	R: 1	H: 2	E: 0	LOB: 1	K: 0	BB: 1	S: 4	P: 8
--------------	------	------	------	--------	------	-------	------	------	------	------	------	--------	------	-------	------	------	------	------	------	--------	------	-------	------	------	------	------	------	--------	------	-------	------	------	------	------	------	--------	------	-------	------	-------	------	------	------	--------	------	-------	------	------	------	------	------	--------	------	-------	------	------	------	------	------	--------	------	-------	------	------

PITCHER	IP	WLS	BF	H	R	ER	SO	BB	IBB	HBP	BLK	WP	HR	S	P	ERA	WHIP
Jack Harshman, L ERA: 2.83 (1, 1)	6.2		30	8	3	3	3	3	3	0	0	0	1	33	45	4.05	1.650
Billy Loes, R ERA: 4.04 (7, 1)	1.1	L	6	2	1	1	0	0	1	0	0	0	0	5	9	6.75	1.500


**BOTTOM**

**Baltimore Orioles @ Washington Senators**  
Griffith Stadium, Washington, DC

Sun Jul 06 1958, 3:33 AM EDT  
Att. 3,773 - Unknown

AB	31
R	4
H	10
RBI	4
BB	4
SO	3
LOB	15

livebaseballscorecards.com



WP: 0	PA: 36
PB: 0	
SB: 0	
CS: 0	

Batter	1	2	3	4	5	6	7	8	9	AB R H RBI BB SO LOB	TOP											
Harvey Kuenn, R (1, 8) OBP: 0.372, SLG: 0.482	0-0 F6		0-0 L1-6-3 1B		0-0 1-3		0-0 F5		0-0 1-3 1B	5 0 2 1 0 0 1												
Ozzie Virgil, R (1, 5) OBP: 0.301, SLG: 0.375	0-0 6-3		0-0 F9		0-0 BB 1B		0-0 F5		0-3 3-H 0-3 1B	5 0 1 1 0 1 3												
Al Kaline, R (1, 9) OBP: 0.369, SLG: 0.489	0-0 1B 1B		0-0 L1-6-3 1-2		4-0 BB BB BB 1-2 BB		0-0 L9		0-3 K	4 0 1 0 1 1 3												
Gail Harris, L (1, 3) OBP: 0.350, SLG: 0.490	0-0 1-3 1B			0-0 HR		0-0 F8		0-0 F8		4 1 2 1 0 0 2												
Charlie Maxwell, L (1, 7) OBP: 0.333, SLG: 0.352	0-0 6-3			0-0 G3 S 1B		0-0 F6		0-0 E1 G6-4-3		4 0 1 0 0 0 4												
Frank Bolling, R (1, 4) OBP: 0.343, SLG: 0.380		0-3 K		0-3 K 1-2		0-3 K		0-0 G6-4-3 1-2f		4 0 0 0 0 3 2												
Billy Martin, R (1, 6) OBP: 0.300, SLG: 0.397		0-0 4-3 1B		0-0 G3 2-3		0-0 E5 6-3		0-0 1B 1B 1B		4 1 2 0 0 0 1												
Jim Hegan, R (1, 2) OBP: 0.244, SLG: 0.243		0-0 4-3		0-0 6-3		0-0 6-3		0-3 K		3 0 0 0 0 0 3												
Bob Hazle, L (9, PH) OBP: 0.327, SLG: 0.267		1-2				1-2		0-0 K 1B		1 0 0 0 0 1 1												
Frank Lary, R (1, 1) OBP: 0.174, SLG: 0.159		0-0 L4				0-0 1-3 1B		0-0 1B 1B		3 1 1 0 0 0 2												
Tito Francona, L (9, PH) OBP: 0.321, SLG: 0.322								0-0 1-3 1B		1 0 1 0 0 0 0												
<b>Inning Stats</b>	R: 0 E: 0 K: 0 S: 5	H: 2 LOB: 2 BB: 0 P: 5	R: 0 E: 0 K: 1 S: 6	H: 1 LOB: 1 BB: 0 P: 6	R: 0 E: 0 K: 0 S: 3	H: 1 LOB: 0 BB: 0 P: 3	R: 1 E: 0 K: 1 S: 7	H: 2 LOB: 1 BB: 0 P: 7	R: 1 E: 0 K: 0 S: 5	H: 2 LOB: 2 BB: 1 P: 9	R: 0 E: 1 K: 1 S: 6	H: 0 LOB: 1 BB: 0 P: 6	R: 0 E: 0 K: 0 S: 3	H: 0 LOB: 0 BB: 0 P: 3	R: 0 E: 1 K: 0 S: 3	H: 0 LOB: 0 BB: 0 P: 3	R: 1 E: 0 K: 3 S: 12	H: 3 LOB: 2 BB: 0 P: 12	1B: 10 2B: 0 3B: 0 HR: 1	SF: 0 SAC: 0 DP: 2 HBP: 0	WP: 0 PB: 0 SB: 1 CS: 0	PA: 39
<b>PITCHER</b>	IP WLS BF H R ER SO BB IBB HBP BLK WP HR S P ERA WHIP																				<b>PITCHER</b>	IP WLS BF H R ER SO BB IBB HBP BLK WP HR S P ERA WHIP
Pedro Ramos, R (1, 1) ERA: 3.88	8.1 W 37 11 3 3 4 1 0 0 0 0 1 44 48 3.24 1.440																				Dick Hyde, R (9, 1) ERA: 1.81	0.2 S 2 0 0 0 2 0 0 0 0 0 0 6 6 0.00 0.000

**Detroit Tigers @ Washington Senators**  
 Griffith Stadium, Washington, DC  
 Thu Jul 10 1958, 7:05 PM EDT  
 Att. 3,518 - Unknown

[livebaseballscorecards.com](http://livebaseballscorecards.com)

AB	38
R	3
H	11
RBI	3
BB	1
SO	6
LOB	22




Batter	1	2	3	4	5	6	7	8	9
Albie Pearson, L (1, 8) OBP: 0.363, SLG: 0.359	0-0 G4-6-3 1B		0-0 HR 2B		0-0 F5		0-0 L9		
Herb Plews, L (1, 5) Eddie Yost, R (8, 5) OBP: 0.335, SLG: 0.393 OBP: 0.326, SLG: 0.225	0-0 G4-6-3 1-2f		0-0 6-3		0-0 4-3		0-3 K		
Roy Sievers, R (1, 3) OBP: 0.353, SLG: 0.556	0-0 F6		0-0 2-H HR		0-0 HR 1B		0-3 K		
Clint Courtney, L (1, 2) OBP: 0.324, SLG: 0.318		0-0 L9	0-0 F8		0-0 1-H HR		0-0 1B		
Jim Lemon, R (1, 9) OBP: 0.337, SLG: 0.495		0-0 FC5-4 HBP 1B		0-0 F7		0-0 L9		0-0 HR	
Rocky Bridges, R (1, 6) Ken Aspromonte, R (2, PR) (3, 4) OBP: 0.358, SLG: 0.406 OBP: 0.316, SLG: 0.317		1-0 FC5-4 HBP 1B		0-0 1B		0-0 5-3		0-0 6-3	
Neil Chrisley, L (1, 7) OBP: 0.300, SLG: 0.422		0-0 FC5-4 1-2f 2-3 1B		0-0 F2 1B		0-0 1B			
Ossie Alvarez, R (1, 4) (3, 6) OBP: 0.267, SLG: 0.185		0-0 1-3		0-0 L9		0-0 1-3			
Pedro Ramos, S (1, 1) Dick Hyde, R (9, 1) OBP: 0.184, SLG: 0.204			0-0 L6		0-0 5-3		0-3 K		

AB	R	H	RBI	BB	SO	LOB
4	1	2	0	0	0	0
4	0	0	0	0	1	2
0	0	0	0	0	0	0
4	2	2	2	0	1	0
4	1	2	2	0	0	0
4	1	2	1	0	0	0
0	0	0	0	0	0	0
3	0	1	0	0	0	0
3	0	0	0	0	0	4
3	0	0	0	0	1	0
0	0	0	0	0	0	0

Inning Stats	R	H	E	K	S	P	IP	WLS	BF	H	R	ER	SO	BB	IBB	HBP	BLK	WP	HR	S	P	ERA	WHIP
Frank Lary, R (1, 1) ERA: 3.06	0	1	0	0	3	3	8.0	L	33	10	5	5	3	0	0	1	0	0	3	38	39	5.62	1.250

**DETROIT TIGERS @ WASHINGTON SENATORS**  
 Griffith Stadium, Washington, DC  
 Thu Jul 10 1958, 7:05 PM EDT  
 Att. 3,518 - Unknown

**AB 32**  
**R 5**  
**H 10**  
**RBI 5**  
**BB 0**  
**SO 3**  
**LOB 9**



WP	HR	S	P	ERA	WHIP
0	0	1	3	0.00	0.00

Batter	1	2	3	4	5	6	7	8	9	AB R H RBI BB SO LOB	TOP										
Harvey Kuenn, R OBP: 0.369, SLG: 0.477 (1, 8)	E5 1B			FC5-4 1B	L4		6-3			5 1 1 0 0 0 4											
Billy Martin, R OBP: 0.302, SLG: 0.397 (1, 6)	2B SF9 1B	6-3		F8		F8		1B		5 1 2 0 0 0 1											
Al Kaline, R OBP: 0.366, SLG: 0.487 (1, 9)	SF9 E 2B	L6-3		FC5-4 BB 1B		L6-3		L9		5 1 1 1 0 0 2											
Gail Harris, L OBP: 0.352, SLG: 0.490 (1, 3)	SF9 2-3 3-H	4-3		BB 1B		BB 1B		F7		4 0 2 1 0 0 1											
Tito Francona, L OBP: 0.329, SLG: 0.333 (1, 7)	E4 2B		1B 2B	BB 1B		BB 1B		G3		4 2 2 1 1 0 1											
Frank Bolling, R OBP: 0.350, SLG: 0.385 (1, 4)	2B 1B		FC6-4 1B	F7		BB		CS 1B		4 0 3 1 1 0 3											
Ozzie Virgil, R OBP: 0.297, SLG: 0.376 (1, 5)	FC5 2B		K		6-3	F9		E5 BB		5 0 1 1 0 1 5											
Red Wilson, R OBP: 0.393, SLG: 0.390 (1, 2)	IBB		F9	SH1-4 1B		K		G1-6-4 BB		3 0 1 0 2 1 1											
Jim Bunning, R OBP: 0.189, SLG: 0.222 (1, 1)	K		FC6-4		SH1-4		1-3	G1-6-4		3 0 0 0 0 1 4											
Bill Fischer, R OBP: 0.222, SLG: 0.250 (7, 1)	K									1 0 0 0 0 0 2											
Hank Aguirre, R OBP: 0.231, SLG: 0.250 (9, 1)	K									0 0 0 0 0 0 0											
Inning Stats	R: 4 E: 2 K: 1 S: 11	H: 4 LOB: 3 BB: 1 P: 15	R: 0 E: 0 K: 0 S: 3	H: 0 LOB: 0 BB: 0 P: 3	R: 1 E: 0 K: 1 S: 7	H: 2 LOB: 1 BB: 0 P: 7	R: 0 E: 0 K: 0 S: 5	H: 2 LOB: 3 BB: 1 P: 9	R: 0 E: 0 K: 0 S: 4	H: 1 LOB: 1 BB: 0 P: 4	R: 0 E: 0 K: 1 S: 5	H: 0 LOB: 0 BB: 0 P: 5	R: 0 E: 0 K: 0 S: 4	H: 1 LOB: 1 BB: 0 P: 4	R: 0 E: 1 K: 0 S: 3	H: 1 LOB: 1 BB: 1 P: 7	1B: 10 2B: 3 3B: 0 HR: 0	SF: 1 SAC: 1 DP: 1 HBP: 0	WP: 0 PB: 0 SB: 0 CS: 1	PA: 45	
PITCHER	IP	WLS	BF	H	R	ER	SO	BB	IBB	HBP	BLK	WP	HR	S	P	ERA	WHIP				
Russ Kemmerer, R ERA: 4.27 (1, 1)	7.0		37	11	5	2	3	2	1	0	0	0	0	40	52	2.57	1.857				
Tex Clevenger, R ERA: 4.97 (8, 1)	1.0		4	1	0	0	0	0	0	0	0	0	0	4	4	0.00	1.000				
Dick Hyde, R ERA: 1.78 (9, 1)	1.0	W	4	1	0	0	0	1	0	0	0	0	0	3	7	0.00	2.000				

**Detroit Tigers @ Washington Senators**  
Griffith Stadium, Washington, DC

Fri Jul 11 1958, 7:05 PM EDT  
Att. 1,804 - Unknown

livebaseballscorecards.com

AB	39
R	5
H	13
RBI	5
BB	4
SO	3
LOB	24





Batter	1	2	3	4	5	6	7	8	9	AB	R	H	RBI	BB	SO	LOB
<b>Eddie Yost, R</b> OBP: 0.328, SLG: 0.226 (1, 5)	4-0 1B 1B BB		0-0 F7		0-3 K		0-0 1B 4-3 SF8 1B	0-0 F8		4	2	1	0	1	1	3
<b>Albie Pearson, L</b> OBP: 0.363, SLG: 0.360 (1, 8)	0-0 1B 1-2 1B		0-0 4-3		0-0 F2		0-0 4-3		0-0 SH1-4 FC6-4 1B 1B	5	1	2	0	0	0	4
<b>Roy Sievers, R</b> OBP: 0.357, SLG: 0.557 (1, 3)	0-3 K		0-3 K			0-0 1B 2B 1B	0-0 HBP 1B		0-0 FC6-4 SH1-4 1B 1B	5	2	3	1	0	2	2
<b>Clint Courtney, L</b> OBP: 0.330, SLG: 0.322 (1, 2)	0-0 1-3 2-H 1B			0-0 F2		0-0 2B 1-2 1B	1-0 1-2 HBP		0-0 SH1-4	3	0	2	1	0	0	0
<b>Jim Lemon, R</b> OBP: 0.334, SLG: 0.489 (1, 9)	0-0 L8			0-3 K		0-3 K	0-0 SF8		4-0 FC6-4 IBB	3	0	0	1	1	2	3
<b>Herb Plews, L</b> OBP: 0.326, SLG: 0.382 (1, 4)		0-3 K		0-3 K		0-3 K	0-0 3-H F8		0-0 FC6-4 1B	5	0	0	1	0	3	6
<b>Neil Chrisley, L</b> OBP: 0.299, SLG: 0.424 <b>Ed Fitz Gerald, R</b> OBP: 0.362, SLG: 0.349 (9, PH)		0-0 F8			0-0 G3	0-0 1-3 2-H 2B		0-3 K	0-0 1-2 3-H 1B	4	0	1	1	0	1	0
<b>Ossie Alvarez, R</b> OBP: 0.294, SLG: 0.258 (1, 6)		0-0 1B 2B			0-0 1B 1B	0-0 L9		0-0 1-3		4	0	2	0	0	0	2
<b>Russ Kemmerer, R</b> OBP: 0.167, SLG: 0.125 <b>Faye Throneberry, L</b> OBP: 0.229, SLG: 0.311 <b>Tex Clevenger, R</b> OBP: 0.231, SLG: 0.333 <b>Julio Becquer, L</b> OBP: 0.244, SLG: 0.235 <b>Dick Hyde, R</b> (9, 1)		0-3 K			0-0 1B		0-0 4-3 1B 1B	0-0 1B		2	0	1	0	0	1	1

Inning Stats	R: 1	H: 2	E: 0	K: 1	S: 6	H: 2	LOB: 1	BB: 1	P: 10	R: 0	H: 1	E: 0	K: 2	S: 8	H: 0	LOB: 1	BB: 0	P: 8	R: 0	H: 0	E: 0	K: 1	S: 5	H: 0	LOB: 0	BB: 0	P: 5	R: 0	H: 2	E: 0	K: 1	S: 7	H: 3	LOB: 2	BB: 0	P: 10	R: 2	H: 3	E: 0	K: 0	S: 6	H: 1	LOB: 1	BB: 0	P: 6	R: 0	H: 3	E: 0	K: 0	S: 5	H: 3	LOB: 2	BB: 1	P: 9	1B: 13	2B: 2	3B: 0	HR: 0	SF: 1	SAC: 1	DP: 0	HBP: 1	WP: 0	PB: 0	SB: 0	CS: 0	PA: 43
--------------	------	------	------	------	------	------	--------	-------	-------	------	------	------	------	------	------	--------	-------	------	------	------	------	------	------	------	--------	-------	------	------	------	------	------	------	------	--------	-------	-------	------	------	------	------	------	------	--------	-------	------	------	------	------	------	------	------	--------	-------	------	--------	-------	-------	-------	-------	--------	-------	--------	-------	-------	-------	-------	--------

PITCHER	IP	WLS	BF	H	R	ER	SO	BB	IBB	HBP	BLK	WP	HR	S	P	ERA	WHIP
<b>Jim Bunning, R</b> ERA: 3.53 (1, 1)	6.1		31	11	4	4	9	1	0	1	0	0	0	47	52	5.68	1.895
<b>Bill Fischer, R</b> ERA: 6.94 (7, 1)	2.1	L	11	3	2	2	1	0	1	0	0	0	0	12	16	7.71	1.286
<b>Hank Aguirre, L</b> ERA: 2.23 (9, 1)	0.0		1	1	0	0	0	0	0	0	0	0	0	1	1	∞	∞

**BOTTOM**

**Detroit Tigers @ Washington Senators**  
Griffith Stadium, Washington, DC

Fri Jul 11 1958, 7:05 PM EDT  
Att. 1,804 - Unknown

livebaseballscorecards.com

<b>AB</b>	<b>38</b>
<b>R</b>	<b>6</b>
<b>H</b>	<b>15</b>
<b>RBI</b>	<b>6</b>
<b>BB</b>	<b>2</b>
<b>SO</b>	<b>10</b>
<b>LOB</b>	<b>21</b>





Batter	1	2	3	4	5	6	7	8	9
<b>Eddie Yost, R</b> OBP: 0.330, SLG: 0.232 (1, 5)	0-0 1B FC1-2 1B	0-0 BB 1B		0-0 4-3			0-0 L7		
<b>Albie Pearson, L</b> OBP: 0.369, SLG: 0.363 (1, 8)	0-0 FC1-2 1-3 1B	4-0 3-H 1-2 BB			0-0 1-3			0-0 FC3-8 1B	
<b>Roy Sievers, R</b> OBP: 0.356, SLG: 0.551 (1, 3)	4-0 FC1-2 1-2 BB	0-0 FC5-2 1-2f			0-0 5-3			0-3 K	
<b>Clint Courtney, L</b> OBP: 0.329, SLG: 0.321 (1, 2)	0-0 FC1-2 1-2 2-3 3-Hf		0-0 G4-6-3 1B		0-0 F5			0-0 FC3-6 1B 1-2f	
<b>Jim Lemon, R</b> OBP: 0.333, SLG: 0.486 (1, 9)	0-3 K		0-3 K		0-3 K			0-0 1B 1-2 1B	
<b>Neil Chrisley, L</b> OBP: 0.293, SLG: 0.415 (1, 7)	0-0 4-3		0-0 G4-6-3 1-2f		0-0 4-3			0-0 1B 1-2 2-3 1B	
<b>Ed Fitz Gerald, R</b> OBP: 0.375, SLG: 0.364 (8, PH)									
<b>Ken Aspromonte, R</b> OBP: 0.319, SLG: 0.317 (1, 4)		4-0 1B BB		0-0 SH1-3 1B		0-0 6-3		0-3 K	
<b>Ossie Alvarez, R</b> OBP: 0.306, SLG: 0.273 (1, 6)		0-0 SH1-3 6-3 1-2 1B		0-0 SH1-3 1-2			0-0 5-3		
<b>Hal Griggs, R</b> OBP: 0.138, SLG: 0.250 (1, 1)		0-0 6-3		0-3 K			0-0 G3		
<b>Vito Valentini, R</b> OBP: 0.333, SLG: 0.333 (5, 1)									
<b>Faye Throneberry, L</b> OBP: 0.224, SLG: 0.304 (7, PH)									
<b>Tex Clevenger, R</b> OBP: 0.231, SLG: 0.333 (8, 1)		1-3							


AB	R	H	RBI	BB	SO	LOB
4	0	2	1	0	0	1
3	0	2	0	1	0	0
3	0	0	0	1	1	3
4	0	1	0	0	0	4
4	0	1	0	0	3	4
3	0	0	0	0	0	4
1	0	1	0	0	0	0
3	0	1	0	1	1	3
2	1	1	0	0	0	0
2	0	0	0	0	1	2
0	0	0	0	0	0	0
1	0	0	0	0	0	0
0	0	0	0	0	0	0

AB	R	H	RBI	BB	SO	LOB
30	1	9	1	3	6	21

Inning Stats		R: 0	H: 2	E: 0	K: 1	S: 7	P: 11	LOB: 3		BB: 1							
<b>Herm Wehmeier, R</b> ERA: 4.82 (1, 1)	IP: 2.0	WLS: 0	BF: 12	H: 4	R: 1	ER: 1	SO: 1	BB: 3	IBB: 0	HBP: 0	BLK: 0	WP: 0	HR: 0	S: 11	P: 23	ERA: 4.50	WHIP: 3.500
<b>Tom Morgan, R</b> ERA: 3.06 (3, 1)	5.0	W: 16	2	0	0	3	0	0	0	0	0	0	0	22	22	0.00	0.400
<b>Billy Hoelt, L</b> ERA: 4.0 (8, 1)	1.0	S: 6	3	0	0	2	0	0	0	0	0	0	0	10	10	0.00	3.000

**Detroit Tigers @ Washington Senators**  
 Griffith Stadium, Washington, DC  
 Sat Jul 12 1958, 3:33 AM EDT  
 Att. 3,504 - Unknown

[livebaseballscorecards.com](http://livebaseballscorecards.com)



Batter	1	2	3	4	5	6	7	8	9	AB R H RBI BB SO LOB	TOP																													
Bill Tuttle, R OBP: 0.337, SLG: 0.357 (1, 8) X	0-0 1-3		0-0 4-3		0-0 FC5			0-3 K		4 0 0 0 0 1 1	<p>Kansas City Athletics @ Washington Senators Griffith Stadium, Washington, DC</p> <p>Sun Jul 13 1958, 3:33 AM EDT Unknown</p>																													
Roger Maris, L OBP: 0.297, SLG: 0.393 (1, 9) X	0-0 E6		0-0 G3			0-0 4-3		0-0 F7		4 0 0 0 0 0 0																														
Preston Ward, L OBP: 0.353, SLG: 0.432 (1, 5) X	0-0 CS			0-3 K		0-0 G6-4-3			0-0 4-3	4 0 2 0 0 1 0																														
Bob Cerv, R OBP: 0.383, SLG: 0.643 (1, 7) S S	0-3 K			0-0 1B		0-0 G6-4-3			0-3 K	4 0 1 0 0 2 3																														
Harry Simpson, L OBP: 0.338, SLG: 0.412 (1, 3) S S		0-3 K		0-0 G1-6-3			0-3 K		0-3 K	4 0 1 0 0 3 0																														
Hector Lopez, R OBP: 0.316, SLG: 0.397 (1, 4) X		0-0 G3		0-0 G1-6-3			0-0 E6			3 0 1 0 0 0 2																														
Frank House, L OBP: 0.276, SLG: 0.333 (1, 2) X		0-0 G3			0-0 F9		0-0 F7			3 0 0 0 0 0 2																														
Joe Demaestri, R OBP: 0.261, SLG: 0.294 (1, 6) X		0-0 F2			0-0 FC5		0-3 K			3 0 1 0 0 1 2																														
Ralph Terry, R OBP: 0.139, SLG: 0.167 Bob Grim, R Whitey Herzog, L OBP: 0.320, SLG: 0.209 Dick Tomanek, L OBP: 0.227, SLG: 0.350 (1, 1) (1, 1) (8, PH) (8, 1)			0-3 K		0-0 SH1-3			0-3 K		0 0 0 0 0 0 0 1 0 0 0 0 1 0 1 0 0 0 0 1 0 0 0 0 0 0 0 0																														
<b>Inning Stats</b>	R: 0 E: 1 K: 1 S: 6	H: 1 LOB: 2 BB: 0 P: 6	R: 0 E: 0 K: 1 S: 6	H: 1 LOB: 1 BB: 0 P: 6	R: 0 E: 0 K: 1 S: 5	H: 0 LOB: 0 BB: 0 P: 5	R: 0 E: 0 K: 1 S: 6	H: 2 LOB: 1 BB: 0 P: 6	R: 0 E: 0 K: 0 S: 4	H: 1 LOB: 1 BB: 0 P: 4	R: 0 E: 0 K: 0 S: 3	H: 1 LOB: 0 BB: 0 P: 3	R: 0 E: 1 K: 2 S: 8	H: 0 LOB: 1 BB: 0 P: 8	R: 0 E: 0 K: 2 S: 7	H: 0 LOB: 0 BB: 0 P: 7	R: 0 E: 0 K: 2 S: 7	H: 0 LOB: 0 BB: 0 P: 7	1B: 6 2B: 1 3B: 0 HR: 0	SF: 0 SAC: 1 DP: 3 HBP: 0	WP: 0 PB: 0 SB: 0 CS: 1	PA: 32																		
PITCHER Camilo Pascual, R ERA: 2.59 (1, 1)	IP 9.0	WLS W	BF 32	H 6	R 0	ER 0	SO 10	BB 0	IBB 0	HBP 0	BLK 0	WP 0	HR 0	S 52	P 52	ERA 0.00	WHIP 0.667						PITCHER	IP	WLS	BF	H	R	ER	SO	BB	IBB	HBP	BLK	WP	HR	S	P	ERA	WHIP

livebaseballscorecards.com

AB	31
R	0
H	6
RBI	0
BB	0
SO	10
LOB	10



Batter	1	2	3	4	5	6	7	8	9	AB	R	H	RBI	BB	SO	LOB
Eddie Yost, R OBP: 0.333, SLG: 0.237 (1, 5)	0-0 6-3	0-0 1B			0-0 P3			0-0 FC4-8 1B		4	0	2	0	0	0	0
Albie Pearson, L OBP: 0.370, SLG: 0.365 (1, 8)	0-0 1B	0-3 K			0-0 1B			0-0 FC4-6 1-2f		4	1	2	0	0	1	2
Roy Sievers, R OBP: 0.354, SLG: 0.546 (1, 3)	0-0 1B		0-0 5-3		0-0 5-3			0-0 P4		4	1	1	0	0	0	2
Clint Courtney, L OBP: 0.328, SLG: 0.320 (1, 2)	0-0 1B		0-0 6-3			0-0 G3		0-0 4-3		4	0	1	1	0	0	1
Jim Lemon, R OBP: 0.330, SLG: 0.481 (1, 9)	0-0 F9		0-3 K			0-0 P4				3	0	0	0	0	1	2
Neil Chrisley, L OBP: 0.293, SLG: 0.413 (1, 7)	0-0 1B			0-0 P4		0-0 F8				3	0	1	1	0	0	0
Bobby Malkmus, R OBP: 0.243, SLG: 0.306 (1, 4)	0-0 P4			0-0 4-3			0-0 F7			3	0	0	0	0	0	2
Ossie Alvarez, R OBP: 0.282, SLG: 0.250 (1, 6)		0-0 5-3		0-0 F8			0-0 1-3			3	0	0	0	0	0	0
Camilo Pascual, R OBP: 0.192, SLG: 0.269 (1, 1)		0-0 4-3			0-0 1-3		0-0 6-3			3	0	0	0	0	0	0

Inning Stats	R: 2	H: 4	E: 0	LOB: 2	K: 0	BB: 0	S: 7	P: 7	R: 0	H: 1	E: 0	LOB: 1	K: 1	BB: 0	S: 6	P: 6	R: 0	H: 0	E: 0	LOB: 0	K: 1	BB: 0	S: 5	P: 5	R: 0	H: 0	E: 0	LOB: 0	K: 0	BB: 0	S: 3	P: 3	R: 0	H: 1	E: 0	LOB: 1	K: 0	BB: 0	S: 4	P: 4	R: 0	H: 0	E: 0	LOB: 0	K: 0	BB: 0	S: 3	P: 3	R: 0	H: 0	E: 0	LOB: 0	K: 0	BB: 0	S: 3	P: 3	R: 0	H: 1	E: 0	LOB: 1	K: 0	BB: 0	S: 4	P: 4
--------------	------	------	------	--------	------	-------	------	------	------	------	------	--------	------	-------	------	------	------	------	------	--------	------	-------	------	------	------	------	------	--------	------	-------	------	------	------	------	------	--------	------	-------	------	------	------	------	------	--------	------	-------	------	------	------	------	------	--------	------	-------	------	------	------	------	------	--------	------	-------	------	------

PITCHER	IP	WLS	BF	H	R	ER	SO	BB	IBB	HBP	BLK	WP	HR	S	P	ERA	WHIP
Ralph Terry, R ERA: 4.53 (1, 1)	0.2	L	6	4	2	2	0	0	0	0	0	0	0	6	6	27.00	6.000
Bob Grim, R ERA: 4.93 (1, 1)	6.1		21	2	0	0	2	0	0	0	0	0	0	25	25	0.00	0.316
Dick Tomaneck, L ERA: 4.44 (8, 1)	1.0		4	1	0	0	0	0	0	0	0	0	0	4	4	0.00	1.000

**BOTTOM**

Kansas City Athletics @ Washington Senators  
Griffith Stadium, Washington, DC

Sun Jul 13 1958, 3:33 AM EDT  
Unknown

livebaseballscorecards.com

AB	31
R	2
H	7
RBI	2
BB	0
SO	2
LOB	9



WP: 0	PA: 31
PB: 0	SB: 0
CS: 0	

Batter	1	2	3	4	5	6	7	8	9	AB R H RBI BB SO LOB	TOP											
<b>Chico Carrasquel, R</b> (1, 5) <small>OBP: 0.305, SLG: 0.308</small> <b>Harry Simpson, L</b> (8, PH) <small>OBP: 0.336, SLG: 0.409</small> <b>Tom Gorman, R</b> (8, 1) <small>OBP: 0.111, SLG: 0.111</small>	0-0 6-3		0-0 6-3			0-0 P3		0-0 G3		3 0 0 0 0 0 0	<b>Kansas City Athletics @ Washington Senators</b> <b>Griffith Stadium, Washington, DC</b> Sun Jul 13 1958, 3:38 AM EDT Att. 7,771 - Unknown											
<b>Bill Tuttle, R</b> (1, 8) <small>OBP: 0.333, SLG: 0.352</small>	0-0 L6			0-0 6-3		0-0 1-3		0-0 F9		4 0 0 0 0 0 1												
<b>Roger Maris, L</b> (1, 9) <small>OBP: 0.293, SLG: 0.387</small>	0-3 K			0-0 P6		0-0 4-3		0-0 4-3		4 0 0 0 0 1 0												
<b>Preston Ward, L</b> (1, 3) <small>OBP: 0.352, SLG: 0.429</small> (8, 5)		0-0 G3		0-0 F9			0-0 1B		0-0 F7	4 0 1 0 0 0 0												
<b>Bob Cerv, R</b> (1, 7) <small>OBP: 0.384, SLG: 0.640</small>		4-0 BB			0-0 SH3-4 1B		0-0 P6		0-0 F2	3 1 1 0 1 0 1												
<b>Hector Lopez, R</b> (1, 4) <small>OBP: 0.314, SLG: 0.393</small> (8, 6)		0-0 F8			0-0 E6 SH3-4 1B		0-0 F7			3 1 0 0 0 0 3												
<b>Harry Chiti, R</b> (1, 2) <small>OBP: 0.316, SLG: 0.413</small>		0-0 4-3			0-0 SH3-4		0-0 F9			2 0 0 0 0 0 2												
<b>Joe Demaestri, R</b> (1, 6) <small>OBP: 0.263, SLG: 0.296</small> <b>Whitey Herzog, L</b> (8, PH) <small>OBP: 0.333, SLG: 0.227</small> (8, 3)			0-0 5-3		0-0 G5-4-3 1B			0-0 G3 1B		2 0 1 2 0 0 0 1 0 1 0 0 0 0												
<b>Ned Garver, R</b> (1, 1) <small>OBP: 0.156, SLG: 0.140</small> <b>Bob Martyn, L</b> (8, PH) <small>OBP: 0.345, SLG: 0.411</small> <b>Mike Baxes, R</b> (8, 4) <small>OBP: 0.289, SLG: 0.272</small>		0-0 F2		0-0 G5-4-3				0-0 L9		2 0 0 0 0 0 1 1 0 0 0 0 0 1 0 0 0 0 0 0 0												
<b>Inning Stats</b>	R: 0 E: 0 K: 1 S: 5	H: 0 LOB: 0 BB: 0 P: 5	R: 0 E: 0 K: 0 S: 3	H: 0 LOB: 1 BB: 1 P: 7	R: 0 E: 0 K: 0 S: 3	H: 0 LOB: 0 BB: 0 P: 3	R: 0 E: 0 K: 0 S: 3	H: 0 LOB: 0 BB: 0 P: 3	R: 2 E: 1 K: 0 S: 5	H: 2 LOB: 0 BB: 0 P: 5		R: 0 E: 0 K: 0 S: 3	H: 0 LOB: 0 BB: 0 P: 3	R: 0 E: 0 K: 0 S: 4	H: 1 LOB: 1 BB: 0 P: 4	R: 0 E: 0 K: 0 S: 4	H: 1 LOB: 1 BB: 0 P: 4	R: 0 E: 0 K: 0 S: 3	H: 0 LOB: 0 BB: 0 P: 3	1B: 4 2B: 0 3B: 0 HR: 0	SF: 0 SAC: 1 DP: 1 HBP: 0	WP: 0 PB: 0 SB: 0 CS: 0
<b>PITCHER</b> <b>John Romonosky, R</b> (1, 1) <small>ERA: 1.29</small> <b>Dick Hyde, R</b> (8, 1) <small>ERA: 1.72</small>	IP: 7.0 WLS: W BF: 25 H: 3 R: 2 ER: 1 SO: 1 BB: 1 IBB: 0 HBP: 0 BLK: 0 WP: 0 HR: 0 S: 26 P: 30 ERA: 1.29 WHIP: 0.571	IP: 2.0 WLS: S BF: 7 H: 1 R: 0 ER: 0 SO: 0 BB: 0 IBB: 0 HBP: 0 BLK: 0 WP: 0 HR: 0 S: 7 P: 7 ERA: 0.00 WHIP: 0.500											<b>PITCHER</b> IP WLS BF H R ER SO BB IBB HBP BLK WP HR S P ERA WHIP									

livebaseballscorecards.com

<b>AB</b>	30
<b>R</b>	2
<b>H</b>	4
<b>RBI</b>	2
<b>BB</b>	1
<b>SO</b>	1
<b>LOB</b>	10



Batter	1	2	3	4	5	6	7	8	9
<b>Eddie Yost, R</b> OBP: 0.340, SLG: 0.274 (1, 5) X	0-0 HR		0-0 L7		4-0 BB		0-0 HR		
<b>Albie Pearson, L</b> OBP: 0.365, SLG: 0.360 (1, 8) X	0-0 3-1		0-0 L7		0-0 4-3		0-0 6-3		
<b>Roy Sievers, R</b> OBP: 0.353, SLG: 0.542 (1, 3) X	0-0 FC4-6 1B		0-0 F7		0-3 K		0-0 F7		
<b>Clint Courtney, L</b> OBP: 0.326, SLG: 0.319 (1, 2) X	0-0 FC4-6 FC6-4 1-2f		0-0 1B		0-0 4-3		0-0 F8		
<b>Jim Lemon, R</b> OBP: 0.326, SLG: 0.474 (1, 9) X	0-0 FC6-4 1-2f		0-0 F8		0-0 P4		0-0 F8		
<b>Neil Chrisley, L</b> OBP: 0.301, SLG: 0.426 (1, 7) X		0-0 1-3		0-0 2B		0-0 FC1-6 1B			
<b>Bobby Malkmus, R</b> OBP: 0.225, SLG: 0.282 (1, 4) X		0-3 K		0-0 F9		0-0 FC1-6 1B			
<b>Ossie Alvarez, R</b> OBP: 0.310, SLG: 0.282 (1, 6) X		0-0 1B		0-0 1-3		0-0 1B 1-2			
<b>John Romonosky, R</b> (1, 1) <b>Julio Becquer, L</b> (7, PH) <b>Dick Hyde, R</b> (8, 1)		0-0 L6		0-0 1-3		0-0 HR 1-3 2-H			


AB	R	H	RBI	BB	SO	LOB
3	2	2	3	1	0	0
4	0	0	0	0	0	1
4	0	1	0	0	1	0
4	0	1	0	0	0	1
4	0	0	0	0	0	1
3	0	2	0	0	0	0
3	1	0	0	0	1	2
3	0	2	0	0	0	0
2	0	0	0	0	0	1
1	1	1	1	0	0	0
0	0	0	0	0	0	0

**BOTTOM**

**Kansas City Athletics @ Washington Senators**  
Griffith Stadium, Washington, DC

Sun Jul 13 1958, 3:38 AM EDT  
Att. 7,771 - Unknown

<b>AB</b>	<b>31</b>
<b>R</b>	<b>4</b>
<b>H</b>	<b>9</b>
<b>RBI</b>	<b>4</b>
<b>BB</b>	<b>1</b>
<b>SO</b>	<b>2</b>
<b>LOB</b>	<b>6</b>




Inning Stats		R: 1	H: 2	E: 0	K: 0	S: 5	H: 2	LOB: 1	BB: 0	P: 5	R: 0	H: 1	E: 0	K: 1	S: 6	H: 0	LOB: 0	BB: 0	P: 3	R: 0	H: 2	E: 0	K: 0	S: 4	H: 0	LOB: 1	BB: 0	P: 4	R: 0	H: 0	E: 0	K: 1	S: 5	H: 0	LOB: 0	BB: 0	P: 5	R: 3	H: 4	E: 0	K: 0	S: 6	R: 0	H: 0	E: 0	K: 0	S: 3	H: 0	LOB: 0	BB: 0	P: 3								
<b>PITCHER</b>	<b>IP</b>	<b>WLS</b>	<b>BF</b>	<b>H</b>	<b>R</b>	<b>ER</b>	<b>SO</b>	<b>BB</b>	<b>IBB</b>	<b>HBP</b>	<b>BLK</b>	<b>WP</b>	<b>HR</b>	<b>S</b>	<b>P</b>	<b>ERA</b>	<b>WHIP</b>													<b>PITCHER</b>	<b>IP</b>	<b>WLS</b>	<b>BF</b>	<b>H</b>	<b>R</b>	<b>ER</b>	<b>SO</b>	<b>BB</b>	<b>IBB</b>	<b>HBP</b>	<b>BLK</b>	<b>WP</b>	<b>HR</b>	<b>S</b>	<b>P</b>	<b>ERA</b>	<b>WHIP</b>												
<b>Ned Garver, R</b> ERA: 3.77 (1, 1)	7.0	L	29	9	4	4	2	1	0	0	0	0	2	32	36	5.14	1.429																																										
<b>Tom Gorman, R</b> ERA: 3.25 (8, 1)	1.0		3	0	0	0	0	0	0	0	0	0	0	3	3	0.00	0.000																																										

<b>WP: 0</b>	<b>PA: 32</b>
<b>PB: 0</b>	
<b>SB: 0</b>	
<b>CS: 0</b>	

Batter	1	2	3	4	5	6	7	8	9	AB R H RBI BB SO LOB	TOP		
Chico Carrasquel, R OBP: 0.300, SLG: 0.303 (1, 6)	0-0 1-3	0-0 5-3			0-0 6-3			0-0 F7		4 0 0 0 0 0 0	<p>Kansas City Athletics @ Washington Senators Griffith Stadium, Washington, DC</p> <p>Mon Jul 14 1958, 7:05 PM EDT Att. 2,626 - Unknown</p>		
Roger Maris, L OBP: 0.292, SLG: 0.385 (1, 9)	0-0 E 2B 1B		0-0 F5		0-0 F2			0-0 4-3		4 1 1 0 0 0 0			
Bob Cerv, R OBP: 0.379, SLG: 0.631 Whitey Herzog, L OBP: 0.333, SLG: 0.227 (1, 7) (9, 7)	0-0 E5 2B 1-2		0-0 F9			0-0 6-3		0-3 K		4 1 0 0 0 1 1 0 0 0 0 0 0 0			
Preston Ward, L OBP: 0.350, SLG: 0.430 (1, 5)	0-0 1-H 2-H 1B 2B		0-0 F5			0-0 4-3		0-3 K		4 1 1 2 0 1 0			
Hector Lopez, R OBP: 0.313, SLG: 0.392 (1, 4)	0-0 5-3			0-0 1B G6-4-3 1B		0-0 6-3		0-0 F8		4 1 1 0 0 0 1			
Harry Simpson, L OBP: 0.340, SLG: 0.412 (1, 3)	0-0 2-H 1B		0-0 1-3 G6-4-3 1B			0-0 4-3		0-0 6-3		4 0 2 1 0 0 0			
Bill Tuttle, R OBP: 0.330, SLG: 0.348 (1, 8)	0-0 F8		0-0 G6-4-3 1-2f 3-H K			0-0 1-3				3 0 0 0 0 0 2			
Hal Smith, R OBP: 0.250, SLG: 0.380 (1, 2)		0-0 F9		0-3 K			0-0 1B			3 0 1 0 0 1 0			
Jack Urban, R OBP: 0.229, SLG: 0.206 (1, 1)		0-0 F6			0-0 F8		0-3 K			3 0 0 0 0 1 1			
<b>Inning Stats</b>	R: 3 E: 1 K: 0 S: 7 H: 3 LOB: 1 BB: 0 P: 7	R: 0 E: 0 K: 0 S: 3 H: 0 LOB: 0 BB: 0 P: 3	R: 0 E: 0 K: 0 S: 3 H: 0 LOB: 0 BB: 0 P: 3	R: 1 E: 0 K: 1 S: 6 H: 2 LOB: 0 BB: 0 P: 6	R: 0 E: 0 K: 0 S: 3 H: 0 LOB: 0 BB: 0 P: 3	R: 0 E: 0 K: 0 S: 3 H: 0 LOB: 0 BB: 0 P: 3	R: 0 E: 0 K: 1 S: 6 H: 1 LOB: 1 BB: 0 P: 6	R: 0 E: 0 K: 1 S: 5 H: 0 LOB: 0 BB: 0 P: 5	R: 0 E: 0 K: 1 S: 5 H: 0 LOB: 0 BB: 0 P: 5	1B: 5 2B: 1 3B: 0 HR: 0 SF: 0 SAC: 0 DP: 1 HBP: 0	WP: 0 PB: 0 SB: 0 CS: 0 PA: 33		
<b>PITCHER</b>	IP WLS BF H R ER SO BB IBB HBP BLK WP HR S P ERA WHIP											<b>PITCHER</b>	IP WLS BF H R ER SO BB IBB HBP BLK WP HR S P ERA WHIP
Pedro Ramos, R ERA: 3.8 (1, 1)	8.0 L 30 6 4 2 3 0 0 0 0 0 0 0 36 36 2.25 0.750												
Jim Constable, L ERA: 8.35 (9, 1)	1.0 3 0 0 0 1 0 0 0 0 0 0 0 5 5 0.00 0.000												

AB	33
R	4
H	6
RBI	3
BB	0
SO	4
LOB	5





Batter	1	2	3	4	5	6	7	8	9	AB	R	H	RBI	BB	SO	LOB
Eddie Yost, R OBP: 0.335, SLG: 0.269 (1, 5)	0-0 P5		0-0 F4			0-0 F9		0-0 G4-6-3		4	0	0	0	0	0	2
Albie Pearson, L OBP: 0.364, SLG: 0.358 (1, 8)	0-0 1B			0-0 L9		0-0 G3			0-0 G3	4	0	1	0	0	0	0
Roy Sievers, R OBP: 0.352, SLG: 0.538 (1, 3)	0-0 F7			0-0 4-3		0-0 1-3			0-0 BB 1B	4	0	1	0	0	0	1
Clint Courtney, L OBP: 0.325, SLG: 0.315 (1, 2)	0-0 G3			0-0 1-3			0-0 F9		4-0 BB 1-2 BB	3	0	0	0	1	0	1
Jim Lemon, R OBP: 0.322, SLG: 0.467 (1, 9)		0-0 6-3			0-0 1-3		0-0 5-3		0-3 K	4	0	0	0	0	1	2
Neil Chrissy, L OBP: 0.299, SLG: 0.421 (1, 7)		0-3 K2-3			0-0 6-3 WP 1B		0-0 G3		0-0 F7	4	0	1	0	0	1	2
Bobby Malkmus, R OBP: 0.214, SLG: 0.268 (1, 4)		0-0 4-3			0-0 6-3			0-0 E 1B		2	0	0	0	0	0	1
Herb Plews, L OBP: 0.330, SLG: 0.385 (8, PH) (9, 4)					1-3					1	0	1	0	0	0	0
Ossie Alvarez, R OBP: 0.311, SLG: 0.268 (1, 6)			0-0 5-3			4-0 BB		0-0 F9		2	0	0	0	1	0	1
Pedro Ramos, S OBP: 0.176, SLG: 0.196 (1, 1)			0-3 K			0-0 F7		0-0 E4 G4-6-3		2	0	0	0	0	1	2
Julio Becquer, L OBP: 0.250, SLG: 0.241 (8, PH)										1	0	0	0	0	0	1
Jim Constable, S OBP: 1.000, SLG: 1.333 (9, 1)										0	0	0	0	0	0	0

Inning Stats	R: 0	H: 1	E: 0	LOB: 1	K: 0	BB: 0	S: 4	P: 4	R: 0	H: 0	E: 0	LOB: 0	K: 1	BB: 0	S: 5	P: 5	R: 0	H: 0	E: 0	LOB: 0	K: 0	BB: 0	S: 3	P: 3	R: 0	H: 0	E: 0	LOB: 0	K: 0	BB: 0	S: 3	P: 3	R: 0	H: 1	E: 1	LOB: 1	K: 0	BB: 0	S: 4	P: 4	R: 0	H: 1	E: 0	LOB: 2	K: 1	BB: 1	S: 6	P: 10	R: 0	H: 0	E: 0	LOB: 0	K: 0	BB: 0	S: 3	P: 3	R: 0	H: 0	E: 0	LOB: 0	K: 0	BB: 0	S: 3	P: 3	R: 0	H: 0	E: 0	LOB: 0	K: 0	BB: 0	S: 3	P: 3	R: 0	H: 1	E: 0	LOB: 1	K: 0	BB: 0	S: 4	P: 4	R: 0	H: 1	E: 0	LOB: 2	K: 1	BB: 1	S: 6	P: 10
Jack Urban, R ERA: 5.03 (1, 1)	IP: 9.0	WLS: W	BF: 33	H: 4	R: 0	ER: 0	SO: 3	BB: 2	IBB: 0	HBP: 0	BLK: 0	WP: 1	HR: 0	S: 37	P: 45	ERA: 0.00	WHIP: 0.667	IP: 9.0	WLS: W	BF: 33	H: 4	R: 0	ER: 0	SO: 3	BB: 2	IBB: 0	HBP: 0	BLK: 0	WP: 1	HR: 0	S: 37	P: 45	ERA: 0.00	WHIP: 0.667	IP: 9.0	WLS: W	BF: 33	H: 4	R: 0	ER: 0	SO: 3	BB: 2	IBB: 0	HBP: 0	BLK: 0	WP: 1	HR: 0	S: 37	P: 45	ERA: 0.00	WHIP: 0.667	IP: 9.0	WLS: W	BF: 33	H: 4	R: 0	ER: 0	SO: 3	BB: 2	IBB: 0	HBP: 0	BLK: 0	WP: 1	HR: 0	S: 37	P: 45	ERA: 0.00	WHIP: 0.667																				


**BOTTOM**

Kansas City Athletics @ Washington Senators  
Griffith Stadium, Washington, DC

Mon Jul 14 1958, 7:05 PM EDT  
Att. 2,626 - Unknown

livebaseballscorecards.com

AB	31
R	0
H	4
RBI	0
BB	2
SO	3
LOB	13



WP: 1	PA: 33
PB: 0	CS: 0
SB: 0	
CS: 0	

Batter	1	2	3	4	5	6	7	8	9	AB R H RBI BB SO LOB	TOP												
Minnie Minoso, R (1, 7) OBP: 0.366, SLG: 0.440	4-0 FC3-6 BB		0-0 1B 1B	0-0 F7		0-0 5-3			0-0 F7	4 1 1 0 1 0 1	<b>Cleveland Indians @ Washington Senators</b> Griffith Stadium, Washington, DC Tue Jul 15 1958, 7:05 PM EDT Att. 6,048 - Unknown <a href="http://livebaseballscorecards.com">livebaseballscorecards.com</a>												
Gary Geiger, L (1, 9) OBP: 0.316, SLG: 0.263	0-0 FC3-6 1-2f		0-0 1B 3B 1B		0-3 K			0-3 K	4 1 1 0 0 2 1														
Mickey Vernon, L (1, 3) OBP: 0.379, SLG: 0.481	0-3 K		0-0 1-3 2-H 3B 1B		4-0 2B BB			0-3 K	3 1 1 1 1 2 1														
Vic Power, R (1, 4) OBP: 0.348, SLG: 0.519	0-0 6-3		0-0 1-H 3-H 2B 3B		0-0 1-3 2B			0-0 F8	4 1 2 2 0 0 1														
Russ Nixon, L (1, 2) OBP: 0.315, SLG: 0.426		0-0 G6-4-3 1B	0-0 FC5 2B		4-0 IBB			0-0 F7	3 0 2 1 1 0 0														
Earl Averill, R (1, 5)		0-0 G6-4-3 1-2f	0-0 FC5 2-3		0-3 K			0-0 6-3	4 0 0 0 0 1 5														
Woodie Held, R (1, 8) OBP: 0.289, SLG: 0.358		0-0 F9		0-3 K	0-3 K			0-0 F7	4 0 0 0 0 2 3														
Billy Hunter, R (1, 6) OBP: 0.259, SLG: 0.277 Rocky Colavito, R (9, PH) OBP: 0.392, SLG: 0.527			0-0 6-3	4-0 BB		0-3 K		0-0 F4	2 0 0 0 1 1 0 1 0 0 0 0 0 0														
Herb Score, L (1, 1) OBP: 0.231, SLG: 0.091 Gary Bell, R (2, 1) OBP: 0.167, SLG: 0.063 Larry Doby, L (9, PH) OBP: 0.371, SLG: 0.582			0-3 K	0-0 F5		0-0 6-3		0-0 5-3	0 0 0 0 0 0 0 3 0 0 0 0 1 1 1 0 0 0 0 0 0														
<b>Inning Stats</b>	R: 0 E: 0 K: 1 S: 5	H: 0 LOB: 1 BB: 1 P: 9	R: 0 E: 0 K: 0 S: 3	H: 1 LOB: 0 BB: 0 P: 3	R: 4 E: 0 K: 1 S: 10	H: 5 LOB: 1 BB: 0 P: 10	R: 0 E: 0 K: 1 S: 5	H: 0 LOB: 1 BB: 1 P: 9	R: 0 E: 0 K: 3 S: 10	H: 1 LOB: 3 BB: 2 P: 18		R: 0 E: 0 K: 1 S: 5	H: 0 LOB: 0 BB: 0 P: 5	R: 0 E: 0 K: 2 S: 7	H: 0 LOB: 0 BB: 0 P: 7	R: 0 E: 0 K: 0 S: 3	H: 0 LOB: 0 BB: 0 P: 3	R: 0 E: 0 K: 0 S: 3	H: 0 LOB: 0 BB: 0 P: 3	1B: 4 2B: 2 3B: 1 HR: 0	SF: 0 SAC: 0 DP: 1 HBP: 0	WP: 0 PB: 0 SB: 0 CS: 0	PA: 37
<b>PITCHER</b> Russ Kemmerer, R (1, 1) ERA: 4.46 Tex Clevenger, R (3, 1) ERA: 4.5	IP 2.2 6.1	WLS 14 23	H 6 1	R 4 0	ER 4 0	SO 2 7	BB 1 2	IBB 0 1	HBP 0 0	BLK 0 0	WP 0 0	HR 0 0	S 17 34	P 21 46	ERA 13.50 0.00	WHIP 2.625 0.474							<b>PITCHER</b> IP WLS BF H R ER SO BB IBB HBP BLK WP HR S P ERA WHIP



Batter	1	2	3	4	5	6	7	8	9	AB R H RBI BB SO LOB
--------	---	---	---	---	---	---	---	---	---	----------------------

Eddie Yost, R OBP: 0.337, SLG: 0.270 (1, 5)	4-0 BB SF BB BB	0-0 BB 1B		0-0 F9		0-0 5-3				3 2 1 0 1 0 1
Albie Pearson, L OBP: 0.369, SLG: 0.359 (1, 8)	4-0 SF BB BB 1-2 E BB	4-0 1B BB 1B BB		0-0 1B		0-0 F8				2 2 1 0 2 0 1
Roy Sievers, R OBP: 0.357, SLG: 0.550 (1, 7)	4-0 E SF BB 1-2 2-3	0-0 1B 1B		0-0 F4			0-0 HR			3 1 2 2 1 0 1
Jim Lemon, R OBP: 0.321, SLG: 0.464 (1, 9)	0-0 P4	0-0 G1-6-3 1B			0-0 5-3		0-0 F8			4 0 1 1 0 0 3
Ed Fitz Gerald, R OBP: 0.365, SLG: 0.348 (1, 2)	0-0 SF E 1-2 2-3 3-H	0-0 G1-6-3			4-0 BB		0-0 F8			2 0 0 1 1 0 2
Norm Zauchin, R OBP: 0.353, SLG: 0.436 (1, 3)	0-0 E6 1-2 2-3 3-H		0-0 F3		0-0 F2		0-0 F9			4 0 0 1 0 0 3
Bobby Malkmus, R OBP: 0.205, SLG: 0.256 (1, 4)	0-3 K		0-3 K		0-3 K			0-3 K		2 0 0 0 0 2 3
Herb Plews, L OBP: 0.326, SLG: 0.381 (5, PH) (6, 4)										2 0 0 0 0 2 1
Ossie Alvarez, R OBP: 0.306, SLG: 0.267 (1, 6)	0-0 F6		0-0 1-3			0-0 SH3-4 1B		0-3 K		4 0 1 0 0 1 3
Russ Kemmerer, R OBP: 0.163, SLG: 0.122 (1, 1)		0-3 K		0-3 K		0-0 SH3-4		0-3 K		1 0 0 0 0 1 0
Tex Clevenger, R OBP: 0.200, SLG: 0.286 (3, 1)						1-2				2 0 0 0 0 2 0

Inning Stats	R: 2 E: 2 K: 1 S: 7	H: 0 LOB: 3 BB: 3 P: 19	R: 2 E: 0 K: 1 S: 7	H: 3 LOB: 1 BB: 1 P: 11	R: 0 E: 0 K: 1 S: 5	H: 0 LOB: 0 BB: 0 P: 5	R: 0 E: 0 K: 1 S: 6	H: 1 LOB: 1 BB: 0 P: 6	R: 0 E: 0 K: 1 S: 5	H: 0 LOB: 1 BB: 1 P: 9	R: 0 E: 0 K: 0 S: 4	H: 1 LOB: 1 BB: 0 P: 4	R: 1 E: 0 K: 0 S: 4	H: 1 LOB: 0 BB: 0 P: 4	R: 0 E: 0 K: 3 S: 9	H: 0 LOB: 0 BB: 0 P: 9	1B: 5 2B: 0 3B: 0 HR: 1	SF: 1 SAC: 1 DP: 1 HBP: 0	WP: 0 PB: 0 SB: 0 CS: 0	PA: 36
--------------	------------------------------	----------------------------------	------------------------------	----------------------------------	------------------------------	---------------------------------	------------------------------	---------------------------------	------------------------------	---------------------------------	------------------------------	---------------------------------	------------------------------	---------------------------------	------------------------------	---------------------------------	----------------------------------	------------------------------------	----------------------------------	--------

PITCHER	IP	WLS	BF	H	R	ER	SO	BB	IBB	HBP	BLK	WP	HR	S	P	ERA	WHIP
Herb Score, L ERA: 3.13 (1, 1)	1.1		13	3	4	3	2	4	0	0	0	0	0	13	29	20.25	5.250
Gary Bell, R ERA: 3.75 (2, 1)	6.2	L	23	3	1	1	6	1	0	0	0	0	1	34	38	1.35	0.600

**BOTTOM**

**Cleveland Indians @ Washington Senators**  
 Griffith Stadium, Washington, DC  
 Tue Jul 15 1958, 7:05 PM EDT  
 Att. 6,048 - Unknown

livebaseballscorecards.com

<b>AB</b>	<b>29</b>
<b>R</b>	<b>5</b>
<b>H</b>	<b>6</b>
<b>RBI</b>	<b>5</b>
<b>BB</b>	<b>5</b>
<b>SO</b>	<b>8</b>
<b>LOB</b>	<b>18</b>



Batter	1	2	3	4	5	6	7	8	9	AB R H RBI BB SO LOB	TOP									
Minnie Minoso, R (1, 7) OBP: 0.365, SLG: 0.438 Woodie Held, R (8, 7) OBP: 0.292, SLG: 0.361	0-0 F2		0-0 6-3			0-0 6-3		0-0 1B FC5-2 1B	0-0 E2 1B 1-H 2-H	4 0 1 0 0 0 0 1 0 1 1 0 0 0	<b>Cleveland Indians @ Washington Senators</b> Griffith Stadium, Washington, DC Wed Jul 16 1958, 7:05 PM EDT Att. 3,475 - Unknown									
Mickey Vernon, L (1, 3) OBP: 0.379, SLG: 0.476	0-3 K		0-0 F3			0-0 F9		0-0 1-3 1B FC5-2 1B	4-0 FC6-4 IBB	4 1 1 0 1 1 0										
Vic Power, R (1, 4) OBP: 0.346, SLG: 0.514	0-0 4-3					0-0 1B		0-0 FC5-2 1B	0-0 FC6-4 1-2f	5 1 1 0 0 0 4										
Larry Doby, L (1, 8) OBP: 0.366, SLG: 0.578		0-0 2B				0-0 F7		0-3 K		4 1 1 0 0 1 3										
Rocky Colavito, R (1, 9) OBP: 0.393, SLG: 0.531		0-0 4-3 2-H 2B				0-0 F6		0-0 1B 1-H 2-H		4 0 2 3 0 0 0										
Russ Nixon, L (1, 2) OBP: 0.314, SLG: 0.422		0-0 4-3 2-3				0-0 F7		0-0 1B G3 1B	0-0 1-3	4 1 1 0 0 0 1										
Earl Averill, R (1, 5) OBP: 0.250, SLG: 0.250 Billy Harrell, R (9, PR) OBP: 0.283, SLG: 0.354		0-0 F6				0-0 5-3		0-0 1-3 FC5 G3 1B	0-0 1B 1B	4 0 2 0 0 0 1 0 1 0 0 0 0 0										
Billy Moran, R (1, 6) OBP: 0.229, SLG: 0.270 Gary Geiger, L (7, PH) OBP: 0.314, SLG: 0.261 Billy Hunter, R (7, 6) OBP: 0.264, SLG: 0.282		0-3 K				0-0 2B		0-0 1-2 G3 3-H	0-0 1B E 1B	2 0 1 0 0 1 1 1 0 0 1 0 0 1 1 1 1 0 0 0 0										
Mudcat Grant, R (1, 1) OBP: 0.114, SLG: 0.140 Jay Porter, R (7, PH) OBP: 0.299, SLG: 0.383 Don Mossi, L (7, 1) OBP: 0.095, SLG: 0.100 Ray Narleski, R (9, 1) OBP: 0.229, SLG: 0.178			0-0 F6			0-0 F9		0-0 2-3 FC5	0-3 K	2 0 0 0 0 0 1 1 0 0 0 0 0 1 1 0 0 0 0 1 2 0 0 0 0 0 0 0										
<b>Inning Stats</b>	R: 0 E: 0 K: 1 S: 5	H: 0 LOB: 0 BB: 0 P: 5	R: 1 E: 0 K: 1 S: 7	H: 2 LOB: 1 BB: 0 P: 7	R: 0 E: 0 K: 0 S: 3	H: 0 LOB: 0 BB: 0 P: 3	R: 0 E: 0 K: 0 S: 4	H: 1 LOB: 1 BB: 0 P: 4	R: 0 E: 0 K: 0 S: 4	H: 1 LOB: 1 BB: 0 P: 4		R: 1 E: 0 K: 0 S: 5	H: 2 LOB: 1 BB: 0 P: 5	R: 2 E: 0 K: 1 S: 7	H: 3 LOB: 1 BB: 0 P: 7	R: 2 E: 1 K: 1 S: 8	H: 3 LOB: 2 BB: 1 P: 12	1B: 9 2B: 3 3B: 0 HR: 0	SF: 0 SAC: 0 DP: 0 HBP: 0	WP: 0 PB: 0 SB: 0 CS: 0
<b>PITCHER</b>	IP WLS BF H R ER SO BB IBB HBP BLK WP HR S P ERA WHIP																			
Hal Griggs, R (1, 1) ERA: 5.48 Dick Hyde, R (8, 1) ERA: 1.81	7.0 W 29 8 4 4 2 0 0 0 0 0 0 33 33 5.14 1.143																			
	2.0 W 10 4 2 1 2 0 1 0 0 0 0 13 17 4.50 2.000																			

livebaseballscorecards.com

<b>AB</b>	<b>38</b>
<b>R</b>	<b>6</b>
<b>H</b>	<b>12</b>
<b>RBI</b>	<b>5</b>
<b>BB</b>	<b>1</b>
<b>SO</b>	<b>4</b>
<b>LOB</b>	<b>15</b>



BOTTOM

Cleveland Indians @ Washington Senators  
Griffith Stadium, Washington, DC

Wed Jul 16 1958, 7:05 PM EDT  
Att. 3,475 - Unknown

livebaseballscorecards.com

AB 33  
R 7  
H 9  
RBI 7  
BB 5  
SO 8  
LOB 10



WP: 0 PA: 39  
PB: 0  
SB: 0  
CS: 0

AB R H RBI BB SO LOB

4	0	0	0	0	2	1
1	0	1	1	0	0	0
0	1	0	0	0	0	0
5	1	1	1	0	1	2
5	2	2	4	0	1	1
3	0	0	0	1	0	0
4	0	1	0	0	2	1
3	0	1	0	1	0	0
2	1	1	0	2	0	1
3	2	1	0	1	0	4
2	0	0	0	0	2	0
0	0	0	0	0	0	0
1	0	1	1	0	0	0
0	0	0	0	0	0	0

1B: 4 SF: 0  
2B: 2 SAC: 1  
3B: 2 DP: 2  
HR: 2 HBP: 0

Batter	1	2	3	4	5	6	7	8	9
Herb Plews, L (1, 4) Norm Zauchin, R (9, PH) John Romonosky, R (9, PR)	0-3 K2-3		0-0 F8		0-0 F9		0-3 K		0-0 HR
Albie Pearson, L (1, 8)	0-3 K		0-0 HR		0-0 5-3		0-0 E5		0-0 1-6
Roy Sievers, R (1, 3)	0-0 6-3		0-0 HR				0-0 F7		0-0 HR
Clint Courtney, L (1, 2)		4-0 BB	0-0 3-1				0-0 G3		0-0 F7
Jim Lemon, R (1, 9)		0-0 G6-4-3		0-3 K			0-0	0-3 K	
Neil Chrisley, L (1, 7)		0-0 3B		0-0 F6			4-0 BB	0-0 6-3	
Eddie Yost, R (1, 5)		0-0 F8		4-0 BB			4-0 FC6-4		0-0 1B
Ossie Alvarez, R (1, 6)			4-0 SH1-4		0-0 5-3		0-0 FC6-4		0-0 1B
Hal Griggs, R (1, 1) Dick Hyde, R (8, 1) Ed Fitz Gerald, R (9, PH) Pedro Ramos, S (9, PR)			0-0 SH1-4		0-3 K		0-3 K		0-0 1-6

Inning Stats	R: 0	H: 0	E: 0	K: 2	S: 7	H: 0	LOB: 0	BB: 0	P: 7	R: 0	H: 1	E: 0	K: 0	S: 3	H: 2	LOB: 1	BB: 1	P: 7	R: 3	H: 2	E: 0	K: 0	S: 5	H: 0	LOB: 0	BB: 1	P: 9	R: 0	H: 0	E: 0	K: 1	S: 5	H: 0	LOB: 0	BB: 0	P: 5	R: 0	H: 1	E: 0	K: 1	S: 6	H: 1	LOB: 3	BB: 2	P: 14	R: 0	H: 0	E: 1	K: 2	S: 8	H: 0	LOB: 1	BB: 0	P: 8	R: 0	H: 0	E: 0	K: 1	S: 5	H: 0	LOB: 0	BB: 0	P: 5	R: 4	H: 5	E: 0	K: 0	S: 6	H: 5	LOB: 1	BB: 0	P: 6	1B: 4	SF: 0	2B: 2	SAC: 1	3B: 2	DP: 2	HR: 2	HBP: 0	WP: 0	PA: 39	PB: 0	SB: 0	CS: 0
--------------	------	------	------	------	------	------	--------	-------	------	------	------	------	------	------	------	--------	-------	------	------	------	------	------	------	------	--------	-------	------	------	------	------	------	------	------	--------	-------	------	------	------	------	------	------	------	--------	-------	-------	------	------	------	------	------	------	--------	-------	------	------	------	------	------	------	------	--------	-------	------	------	------	------	------	------	------	--------	-------	------	-------	-------	-------	--------	-------	-------	-------	--------	-------	--------	-------	-------	-------

PITCHER	IP	WLS	BF	H	R	ER	SO	BB	IBB	HBP	BLK	WP	HR	S	P	ERA	WHIP
Mudcat Grant, R (1, 1) ERA: 4.05	6.0		26	4	3	3	5	5	0	0	0	0	1	31	51	4.50	1.500
Don Mossi, L (7, 1) ERA: 3.99	2.2		12	4	3	3	0	0	0	0	0	0	0	18	18	10.12	1.500
Ray Narleski, R (9, 1) ERA: 4.35	0.0	L	1	1	1	1	0	0	0	0	0	0	1	1	1	∞	∞

PITCHER	IP	WLS	BF	H	R	ER	SO	BB	IBB	HBP	BLK	WP	HR	S	P	ERA	WHIP
---------	----	-----	----	---	---	----	----	----	-----	-----	-----	----	----	---	---	-----	------

Batter	1	2	3	4	5	6	7	8	9	AB R H RBI BB SO LOB	TOP											
Minnie Minoso, R (1, 7) OBP: 0.368, SLG: 0.453	0-3 K		0-0 FC6 1B		0-0 1-3 1B 2B		0-0 1-H HR	0-0 4-3		5 2 3 2 0 1 1												
Mickey Vernon, L (1, 3) OBP: 0.380, SLG: 0.479 Billy Moran, R (9, 4) OBP: 0.229, SLG: 0.270	0-0 3-1		0-3 K		0-0 1-3 1B		0-0 1B 2B	0-0 4-3	5 0 2 2 0 1 1 0 0 0 0 0 0 0													
Vic Power, R (1, 4) OBP: 0.350, SLG: 0.516 (9, 3)	0-0 1B		0-0 FC6 1-2f		0-0 1-3 1-2		0-0 1B 1B	0-0 1B HR	5 1 3 0 0 0 2													
Larry Doby, L (1, 8) OBP: 0.361, SLG: 0.563 Woodie Held, R (7, PR) OBP: 0.296, SLG: 0.365 (7, 8)	0-0 4-3		0-0 4-3		0-0 4-3		0-0 1-2 2-3 1B	0-0 1-2 HR 1B	4 0 1 0 0 0 3 1 1 1 0 0 0 0													
Rocky Colavito, R (1, 9) OBP: 0.394, SLG: 0.551		0-0 HR		0-3 K		0-3 K	0-0 F5	0-0 1-H 2-H HR	5 2 2 4 0 2 3													
Russ Nixon, L (1, 2) OBP: 0.311, SLG: 0.416		0-0 E4 L5-3		0-0 G3		0-0 6-3	0-0 F6	0-0 1B	5 0 1 0 0 0 3													
Earl Averill, R (1, 5) OBP: 0.167, SLG: 0.167 Billy Harrell, R (8, 5) OBP: 0.282, SLG: 0.352		0-0 L5-3 1-2		0-0 6-3		0-0 F8		0-0 5-3 F8	4 0 0 0 0 0 1 1 0 0 0 0 0 1													
Billy Hunter, R (1, 6) OBP: 0.274, SLG: 0.288		1-0 HBP			0-0 2B 1B 1B		0-3 K	0-0 SH1-4 1B	4 1 2 0 0 2 1													
Cal McLish, S (1, 1) OBP: 0.343, SLG: 0.080		0-0 4-3			0-3 K		4-0 HR BB	0-0 SH1-4 1-2	2 1 0 0 1 1 2													
<b>Inning Stats</b>	R: 0 E: 0 K: 1 S: 6	H: 1 LOB: 1 BB: 0 P: 6	R: 1 E: 1 K: 0 S: 4	H: 1 LOB: 1 BB: 0 P: 5	R: 0 E: 0 K: 1 S: 6	H: 1 LOB: 1 BB: 0 P: 6	R: 0 E: 1 K: 1 S: 5	H: 0 LOB: 0 BB: 0 P: 5	R: 2 E: 0 K: 1 S: 8	H: 3 LOB: 1 BB: 0 P: 8	R: 0 E: 0 K: 1 S: 5	H: 0 LOB: 0 BB: 0 P: 5	R: 2 E: 0 K: 1 S: 9	H: 4 LOB: 3 BB: 1 P: 13	R: 0 E: 0 K: 0 S: 4	H: 1 LOB: 1 BB: 0 P: 4	R: 3 E: 0 K: 1 S: 9	H: 4 LOB: 1 BB: 0 P: 9	1B: 10 2B: 3 3B: 0 HR: 3	SF: 0 SAC: 1 DP: 1 HBP: 1	WP: 0 PB: 0 SB: 0 CS: 0	PA: 44
<b>PITCHER</b>	IP WLS BF H R ER SO BB IBB HBP BLK WP HR S P ERA WHIP																					
Camilo Pascual, R (1, 1) ERA: 2.92	6.1 L 29 8 5 5 6 1 0 1 0 0 2 39 44 7.11 1.421																					
Pedro Ramos, R (7, 1) ERA: 3.78	0.2 4 2 0 0 0 0 0 0 0 0 0 4 4 0.00 3.000																					
Vito Valentineti, R (8, 1) ERA: 4.28	2.0 11 5 3 3 1 0 0 0 0 0 1 13 13 13.50 2.500																					

Cleveland Indians @ Washington Senators  
Griffith Stadium, Washington, DC  
Thu Jul 17 1958, 7:05 PM EDT  
Att. 6,140 - Unknown

AB	41
R	8
H	15
RBI	8
BB	1
SO	7
LOB	18



WP	0	PA	44
PB	0		
SB	0		
CS	0		

ERA	WHIP




Batter	1	2	3	4	5	6	7	8	9	AB R H RBI BB SO LOB	TOP
<b>Billy Goodman, L</b> (1, 5) OBP: 0.382, SLG: 0.404 <b>Sammy Esposito, R</b> (8, PR) OBP: 0.233, SLG: 0.115 (8, 5)	0-0 FC6-4 1B		0-0 6-3		0-0 1-3	0-0 1B		4-0 1B BB		4 0 2 0 1 0 0 0 1 0 0 0 0 0	<b>Chicago White Sox @ Washington Senators</b> Griffith Stadium, Washington, DC Fri Jul 18 1958, 7:05 PM EDT Att. 3,026 - Unknown <a href="http://livebaseballscorecards.com">livebaseballscorecards.com</a>
<b>Nellie Fox, L</b> (1, 4) OBP: 0.388, SLG: 0.376	0-0 F6		0-0 G3		0-0 BB HR 2B	0-0 4-3		0-0 1B 1B		5 1 2 1 0 0 2	
<b>Jim Landis, R</b> (1, 8) OBP: 0.352, SLG: 0.471	0-0 FC6-4 1-2f			0-0 1-3	0-3 K		0-0 5-3	0-0 1-2 2-H 3-H 1B		5 0 1 2 0 1 2	
<b>Ray Boone, R</b> (1, 3) OBP: 0.310, SLG: 0.412	0-0 F8			0-0 F8	4-0 BB HR BB		0-0 6-3	0-0 F9		4 1 0 0 1 0 3	
<b>Earl Battey, R</b> (1, 2) OBP: 0.324, SLG: 0.489		0-0 5-3		4-0 2B BB	4-0 1-2 2-3 HR BB		0-0 F4	0-0 G4-6-3 1B		3 2 1 0 2 0 0	
<b>Al Smith, R</b> (1, 9) OBP: 0.324, SLG: 0.398 (8, 7)		0-0 L8		0-0 1B 2B	0-0 1-H 2-H 3-H HR		0-0 E 1B 2B	0-3 K		5 3 3 5 0 1 1	
<b>Jim Rivera, L</b> (1, 7) OBP: 0.289, SLG: 0.367 <b>Don Mueller, L</b> (8, PR) OBP: 0.314, SLG: 0.295 (8, 9)		0-0 S 1B		0-0 E 1B	0-0 F5		1-0 1B E 1B HBP	0-0 G4-6-3		3 0 2 1 0 0 0 1 1 0 0 0 0 1	
<b>Luis Aparicio, R</b> (1, 6) OBP: 0.294, SLG: 0.312		0-3 K		0-0 E6		0-0 F4	0-0 F8		4 0 0 0 0 1 4		
<b>Early Wynn, S</b> (1, 1) OBP: 0.298, SLG: 0.225		0-0 6-3		0-0 G3		0-3 K	0-3 K		4 0 0 0 0 2 5		
<b>Inning Stats</b>	R: 0 E: 0 K: 0 S: 4 H: 1 LOB: 1 BB: 0 P: 4	R: 0 E: 0 K: 1 S: 6 H: 1 LOB: 1 BB: 0 P: 6	R: 0 E: 0 K: 0 S: 3 H: 0 LOB: 0 BB: 0 P: 3	R: 2 E: 1 K: 0 S: 6 H: 2 LOB: 2 BB: 1 P: 10	R: 4 E: 0 K: 1 S: 7 H: 2 LOB: 0 BB: 2 P: 15	R: 0 E: 0 K: 1 S: 6 H: 1 LOB: 1 BB: 0 P: 6	R: 0 E: 0 K: 0 S: 3 H: 0 LOB: 0 BB: 0 P: 3	R: 3 E: 1 K: 1 S: 8 H: 3 LOB: 2 BB: 1 P: 13	R: 0 E: 0 K: 1 S: 5 H: 1 LOB: 0 BB: 0 P: 5	1B: 7 2B: 3 3B: 0 HR: 1 SF: 0 SAC: 0 DP: 1 HBP: 1	
<b>PITCHER</b> <b>John Romonosky, R</b> (1, 1) ERA: 4.85 <b>Jim Constable, L</b> (7, 1) ERA: 8.85 <b>Joe Albanese, R</b> (9, 1) ERA:	IP WLS BF H R ER SO BB IBB HBP BLK WP HR S P ERA WHIP	6.0 L 29 7 6 6 3 3 0 0 0 0 1 32 44 9.00 1.667	2.0 11 3 3 3 1 1 0 1 0 0 0 0 11 16 13.50 2.000	1.0 3 1 0 0 0 1 0 0 0 0 0 0 5 5 0.00 1.000	<b>PITCHER</b> IP WLS BF H R ER SO BB IBB HBP BLK WP HR S P ERA WHIP						





Batter	1	2	3	4	5	6	7	8	9
<b>Herb Plews, L</b> OBP: 0.317, SLG: 0.368 (1, 4) X	0-0 4-3		0-3 K			0-0 FC6-4		0-0 E4	
<b>Albie Pearson, L</b> OBP: 0.366, SLG: 0.356 (1, 8) BBB	4-0 E S BB			4-0 L5-3 BB		0-0 F2		0-0 F3	
<b>Neil Christley, L</b> OBP: 0.290, SLG: 0.410 (1, 7) X	0-0 F4			0-0 L5-3		0-0 L6		0-0 E6	
<b>Roy Sievers, R</b> OBP: 0.361, SLG: 0.576 (1, 3) X	0-0 F5			0-0 F7				0-3 K	
<b>Clint Courtney, L</b> OBP: 0.316, SLG: 0.303 (1, 2) X		0-0 L9			0-3 K		0-0 F6	0-0 F6	
<b>Jim Lemon, R</b> OBP: 0.316, SLG: 0.466 (1, 9) SSS		0-3 K			0-0 5-3		0-3 K		0-3 K
<b>Eddie Yost, R</b> OBP: 0.337, SLG: 0.268 (1, 5) SSS		0-3 K			0-0 1B		0-3 K		0-0 F7
<b>Ossie Alvarez, R</b> OBP: 0.311, SLG: 0.268 (1, 6) SSS			0-3 K		0-3 K			0-0 E BB E 1B	0-0 F8
<b>John Romonosky, R</b> (1, 1) SSS			0-3 K			0-0 FC6-4 1B		4-0 E BB E BB	
<b>Faye Throneberry, L</b> OBP: 0.235, SLG: 0.313 (6, PH)									
<b>Jim Constable, S</b> OBP: 1.000, SLG: 1.333 (7, 1)									
<b>Julio Becquer, L</b> OBP: 0.258, SLG: 0.241 (8, PH)									
<b>Joe Albanese, R</b> (9, 1)									

AB	R	H	RBI	BB	SO	LOB
4	0	0	0	0	1	3
2	0	0	0	2	0	4
4	0	0	1	0	0	4
4	0	1	0	0	1	3
4	0	0	0	0	1	3
4	0	0	0	0	3	1
4	0	1	0	0	2	1
4	1	1	0	0	2	1
1	0	0	0	0	1	0
1	0	1	0	0	0	0
0	0	0	0	0	0	0
0	1	0	0	1	0	0
0	0	0	0	0	0	0

BOTTOM	
<b>Chicago White Sox @ Washington Senators</b> Griffith Stadium, Washington, DC	
Fri Jul 18 1958, 7:05 PM EDT Att. 3,026 - Unknown	
<b>AB 32</b>	
<b>R 2</b>	
<b>H 4</b>	
<b>RBI 1</b>	
<b>BB 3</b>	
<b>SO 11</b>	
<b>LOB 20</b>	
	
WP: 0 PA: 35	
PB: 0	
SB: 1	
CS: 0	

Inning Stats		R	H	E	K	S	P	Inning		R	H	E	K	S	P	ERA	WHIP
Early Wynn, R (1, 1) ERA: 4.14		0	0	0	0	3	7	1	1	0	0	0	0	0	0	0.00	0.778

Batter	1	2	3	4	5	6	7	8	9	AB	R	H	RBI	BB	SO	LOB	TOP					
<b>Billy Goodman, L</b> (1, 5) <small>OBP: 0.391, SLG: 0.413</small> <b>Sammy Esposito, R</b> (8, PR) <small>OBP: 0.233, SLG: 0.115</small> (8, 5)	0-0  1B	0-0  1B		0-0  1B		0-0  F4		0-0  1B		5	1	4	0	0	0	1						
<b>Nellie Fox, L</b> (1, 4) <small>OBP: 0.388, SLG: 0.380</small>	0-0  1B	0-0  2B		0-0  F9		0-0  1-3		0-0  L8		5	1	2	1	0	0	3						
<b>Jim Landis, R</b> (1, 8) <small>OBP: 0.350, SLG: 0.470</small>	0-0  2B	0-0  F7		0-0  F4		0-0  F4		0-0  6-3		5	1	1	1	0	0	5						
<b>Earl Torgeson, L</b> (1, 3) <small>OBP: 0.387, SLG: 0.435</small>	0-0  G3		4-0  1B BB	0-0  L4		0-0  F5		4-0  BB		3	1	0	1	2	0	2						
<b>Earl Battey, R</b> (1, 2) <small>OBP: 0.318, SLG: 0.473</small>	0-0  SF8		0-3  K		0-0  F9		4-0  1B BB	0-3  K		3	1	0	1	1	2	3						
<b>Al Smith, R</b> (1, 7) <small>OBP: 0.325, SLG: 0.408</small>	0-0  F7		0-0  1B	0-0  HR		0-0  F9		0-0  6-3		5	1	2	2	0	0	1						
<b>Don Mueller, L</b> (1, 9) <small>OBP: 0.318, SLG: 0.300</small>		0-0  4-3	0-0  F9		0-0  F8		0-0  1B 1B	0-0  1B		5	0	2	0	0	0	1						
<b>Luis Aparicio, R</b> (1, 6) <small>OBP: 0.296, SLG: 0.311</small>		0-0  F8	4-0  BB	0-0  F4		0-0  F4		0-0  FC4-6		4	0	1	1	1	0	1						
<b>Jim Wilson, R</b> (1, 1) <small>OBP: 0.195, SLG: 0.108</small> <b>Bob Shaw, R</b> (2, 1) <small>OBP: 0.353, SLG: 0.214</small> <b>Gerry Staley, R</b> (6, 1) <b>Turk Lown, R</b> (9, 1) <small>OBP: 0.333, SLG: 0.333</small>		0-0  1B	0-0  1-3		4-0  1-3 BB	0-3  K		0-3  K		1	1	1	0	0	0	0						
<b>Inning Stats</b>	R: 3 E: 0 K: 0 S: 6	H: 3 LOB: 0 BB: 0 P: 6	R: 1 E: 0 K: 0 S: 6	H: 3 LOB: 2 BB: 0 P: 6	R: 1 E: 0 K: 1 S: 6	H: 1 LOB: 2 BB: 2 P: 14	R: 0 E: 0 K: 0 S: 4	H: 1 LOB: 1 BB: 0 P: 4	R: 1 E: 0 K: 0 S: 4	H: 1 LOB: 0 BB: 0 P: 4	R: 0 E: 0 K: 0 S: 3	H: 0 LOB: 1 BB: 1 P: 7	R: 1 E: 0 K: 1 S: 7	H: 2 LOB: 2 BB: 1 P: 11	R: 0 E: 0 K: 1 S: 6	H: 1 LOB: 2 BB: 1 P: 10	R: 0 E: 0 K: 1 S: 6	H: 1 LOB: 1 BB: 0 P: 6	1B: 10 2B: 2 3B: 0 HR: 1	SF: 1 SAC: 0 DP: 0 HBP: 0	WP: 0 PB: 0 SB: 2 CS: 0	PA: 45
<b>PITCHER</b>	<b>Pedro Ramos, R</b> (1, 1) <small>ERA: 3.97</small> <b>Tex Clevenger, R</b> (3, 1) <small>ERA: 4.5</small> <b>Dick Hyde, R</b> (7, 1) <small>ERA: 1.92</small> <b>Camilo Pascual, R</b> (8, 1) <small>ERA: 2.85</small>	IP WLS BF H R ER SO BB IBB HBP BLK WP HR S P ERA WHIP	IP WLS BF H R ER SO BB IBB HBP BLK WP HR S P ERA WHIP																			

Chicago White Sox @ Washington Senators  
 Griffith Stadium, Washington, DC  
 Sat Jul 19 1958, 3:33 AM EDT  
 Att. 4,096 - Unknown

AB	39
R	7
H	13
RBI	7
BB	5
SO	4
LOB	22



# Chicago White Sox @ Washington Senators

Griffith Stadium, Washington, DC

Sat Jul 19 1958, 3:33 AM EDT

Att. 4,096 - Unknown

[livebaseballscorecards.com](http://livebaseballscorecards.com)

AB	37
R	6
H	13
RBI	6
BB	3
SO	3
LOB	13



WP:	0	PA:	41
PB:	1	SB:	0
CS:	0		

Batter	1	2	3	4	5	6	7	8	9	AB	R	H	RBI	BB	SO	LOB
Eddie Yost, R OBP: 0.338, SLG: 0.282 (1, 5)	0-3 K	0-0 SF8		4-0 BB		0-0 HR			0-0 6-3	3	1	1	3	1	1	0
Albie Pearson, L OBP: 0.367, SLG: 0.357 (1, 8)	0-0 1B	0-0 PB		0-0 F6		0-0 F9			0-0 F5	5	0	2	1	0	0	1
Neil Chrisley, L Dick Hyde, R Herb Plews, L Camilo Pascual, R Clint Courtney, L John Romonosky, R (1, 9) (7, 1) (7, PH) (8, 1) (9, PH) (9, PR)	0-0 F6	0-0 G3			0-0 1-3			0-0 G3	0-0 BB	3	0	0	0	0	0	3
Roy Sievers, R OBP: 0.364, SLG: 0.574 (1, 7)	0-0 FC6-4		0-0 L7		0-0 3-1		4-0 BB	4-0 BB	4-0 BB	3	0	1	0	2	0	0
Ed Fitz Gerald, R OBP: 0.362, SLG: 0.346 (1, 2)	0-0 FC6-4		0-0 FC4		0-0 F8		0-0 G6-4-3	0-0 G6-4-3	0-3 K	5	0	1	0	0	1	5
Norm Zauchin, R OBP: 0.354, SLG: 0.435 (1, 3)		0-0 F6	0-0 F9			0-0 F8		0-0 FC6-4	0-0 FC6-4	4	0	1	0	0	0	1
Ossie Alvarez, R OBP: 0.308, SLG: 0.267 (1, 6)		0-0 1B	0-0 FC4			0-0 6-3		0-0 FC6-4	0-0 FC6-4	4	1	1	0	0	0	2
Bobby Malkmus, R OBP: 0.229, SLG: 0.298 (1, 4)		0-0 SF8	0-0 F4			0-0 2B		0-0 G6-3	0-0 G6-3	4	2	2	0	0	0	1
Pedro Ramos, S Julio Becquer, L Tex Clevenger, R Jim Lemon, R OBP: 0.176, SLG: 0.196 OBP: 0.266, SLG: 0.250 OBP: 0.188, SLG: 0.267 OBP: 0.320, SLG: 0.482 (1, 1) (2, PH) (3, 1) (6, PH) (7, 9)	0-0 PB	0-0 1B	0-3 K			0-0 HR		0-0 HR	0-0 HR	0	0	0	0	0	0	0

Inning Stats	R: 0	H: 2	E: 0	K: 1	S: 7	LOB: 2	BB: 0	P: 7	R: 2	H: 4	E: 0	K: 0	S: 7	LOB: 2	BB: 0	P: 7	R: 0	H: 1	E: 0	K: 0	S: 4	LOB: 1	BB: 0	P: 4	R: 0	H: 0	E: 0	K: 1	S: 5	LOB: 1	BB: 1	P: 9	R: 0	H: 3	E: 0	K: 0	S: 6	LOB: 0	BB: 0	P: 6	R: 0	H: 0	E: 0	K: 0	S: 2	LOB: 0	BB: 1	P: 6	R: 0	H: 1	E: 0	K: 0	S: 3	LOB: 0	BB: 0	P: 3	R: 1	H: 2	E: 0	K: 1	S: 7	LOB: 2	BB: 1	P: 11	1B: 9	SF: 1	2B: 2	SAC: 0	3B: 0	DP: 2	HR: 2	HBP: 0	WP: 0	PA: 41
--------------	------	------	------	------	------	--------	-------	------	------	------	------	------	------	--------	-------	------	------	------	------	------	------	--------	-------	------	------	------	------	------	------	--------	-------	------	------	------	------	------	------	--------	-------	------	------	------	------	------	------	--------	-------	------	------	------	------	------	------	--------	-------	------	------	------	------	------	------	--------	-------	-------	-------	-------	-------	--------	-------	-------	-------	--------	-------	--------

PITCHER	IP	WLS	BF	H	R	ER	SO	BB	IBB	HBP	BLK	WP	HR	S	P	ERA	WHIP
Jim Wilson, R ERA: 3.38 (1, 1)	1.2		11	6	2	2	1	0	0	0	0	0	0	13	13	10.80	3.600
Bob Shaw, R ERA: 4.82 (2, 1)	4.0		17	4	3	3	1	1	0	0	0	0	1	18	22	6.75	1.250
Gerry Staley, R ERA: 3.06 (6, 1)	3.0	W	12	3	1	1	0	2	0	0	0	0	1	10	18	3.00	1.667
Turk Lown, R ERA: 4.73 (9, 1)	0.1	S	1	0	0	0	1	0	0	0	0	0	0	3	3	0.00	0.000

Batter	1	2	3	4	5	6	7	8	9	AB R H RBI BB SO LOB	TOP		
<b>Billy Goodman, L</b> (1, 5) OBP: 0.391, SLG: 0.413 <b>Sammy Esposito, R</b> (9, 5) OBP: 0.233, SLG: 0.115	0-0 L5		0-0 1B 2-H 1B		0-0 SH5-4 2B 1B	0-0 6-3			0-0 F7	5 1 2 1 0 0 0 0 0 0 0 0 0 0	<b>Chicago White Sox @ Washington Senators</b> Griffith Stadium, Washington, DC Sun Jul 20 1958, 3:33 AM EDT Unknown <a href="http://livebaseballscorecards.com">livebaseballscorecards.com</a>		
<b>Nellie Fox, L</b> (1, 4) OBP: 0.388, SLG: 0.380	0-0 F7		0-0 1-3 1B		0-0 1-2 2B 1B	0-0 F7			0-0 6-3	5 1 2 0 0 0 0			
<b>Jim Landis, R</b> (1, 8) OBP: 0.345, SLG: 0.464	0-0 F5		0-3 K		0-0 SH5-4 1-2 2-3				0-0 1-3	4 0 0 0 0 1 2			
<b>Sherm Lollar, R</b> (1, 2) OBP: 0.384, SLG: 0.457		0-0 PB 1B	0-3 K		0-0 2-H 3-H 1B 2B				0-0 F8	4 1 2 2 0 1 2			
<b>Earl Torgeson, L</b> (1, 3) OBP: 0.397, SLG: 0.446	0-0 F6 1-2			0-0 1B 1B	0-0 2-H E 1B				0-0 1B	4 0 3 1 0 0 1			
<b>Al Smith, R</b> (1, 7) OBP: 0.321, SLG: 0.403	0-0 6-3			0-0 F8	0-0 1-2 E5				0-3 K	4 0 0 0 0 1 4			
<b>Don Mueller, L</b> (1, 9) OBP: 0.315, SLG: 0.298	0-0 6-3			0-0 1-2 1B	0-0 F6				0-0 4-3	4 0 1 0 0 0 3			
<b>Luis Aparicio, R</b> (1, 6) OBP: 0.298, SLG: 0.311			4-0 S 1B BB	0-0 F8	0-0 F8				0-0 CS 1B	3 1 1 0 1 0 4			
<b>Dick Donovan, L</b> (1, 1) OBP: 0.255, SLG: 0.095			0-3 K	0-0 F8		0-0 F9			0-0 F6 1-2	4 0 0 0 0 1 4			
<b>Inning Stats</b>	R: 0 E: 0 K: 0 S: 3 H: 0 LOB: 0 BB: 0 P: 3	R: 0 E: 0 K: 0 S: 4 H: 1 LOB: 1 BB: 0 P: 4	R: 1 E: 0 K: 3 S: 11 H: 2 LOB: 2 BB: 1 P: 15	R: 0 E: 0 K: 0 S: 5 H: 2 LOB: 2 BB: 0 P: 5	R: 3 E: 1 K: 0 S: 8 H: 4 LOB: 2 BB: 0 P: 8	R: 0 E: 0 K: 0 S: 3 H: 0 LOB: 0 BB: 0 P: 3	R: 0 E: 0 K: 1 S: 6 H: 1 LOB: 1 BB: 0 P: 6	R: 0 E: 0 K: 0 S: 3 H: 1 LOB: 0 BB: 0 P: 3	R: 0 E: 0 K: 0 S: 3 H: 0 LOB: 0 BB: 0 P: 3	1B: 10 2B: 1 3B: 0 HR: 0 SF: 0 SAC: 1 DP: 0 HBP: 0	WP: 0 PB: 1 SB: 1 CS: 1 PA: 39		
<b>PITCHER</b>	IP WLS BF H R ER SO BB IBB HBP BLK WP HR S P ERA WHIP											<b>PITCHER</b>	IP WLS BF H R ER SO BB IBB HBP BLK WP HR S P ERA WHIP
<b>Russ Kemmerer, R</b> (1, 1) ERA: 4.58	4.1 L 23 9 4 4 3 1 0 0 0 0 0 0 28 32 8.31 2.308												
<b>Vito Valentineti, R</b> (5, 1) ERA: 3.86	3.2 13 2 0 0 1 0 0 0 0 0 0 0 15 15 0.00 0.545												
<b>Tex Clevenger, R</b> (9, 1) ERA: 4.45	1.0 3 0 0 0 0 0 0 0 0 0 0 0 3 3 0.00 0.000												



Batter	1	2	3	4	5	6	7	8	9	AB R H RBI BB SO LOB
Eddie Yost, R OBP: 0.337, SLG: 0.282 (1, 5)	0-0 5-3		0-0 1B			0-3 K		0-0 5-3		4 0 1 0 0 1 0
Albie Pearson, L OBP: 0.366, SLG: 0.355 (1, 8)	0-0 6-3		0-0 G4-3-6-3-6 1-2f			0-0 4-3		0-0 2B 1B		4 0 1 0 0 0 1
Roy Sievers, R OBP: 0.366, SLG: 0.575 (1, 7)	0-0 F3				0-0 F5	4-0 HBP BB		0-0 1-3 2B		3 0 1 0 1 0 0
Clint Courtney, L OBP: 0.317, SLG: 0.302 (1, 2)		0-0 F8		0-0 G3		1-0 HBP		0-3 K		3 0 0 0 0 1 2
Jim Lemon, R OBP: 0.319, SLG: 0.489 (1, 9)		0-0 HR		0-3 K		0-0 5-3		0-3 K		4 1 1 1 0 2 2
Herb Plews, L OBP: 0.310, SLG: 0.359 (1, 4)		0-0 6-3			0-0 4-3		0-0 F8		0-0 L4	4 0 0 0 0 0 0
Norm Zauchin, R OBP: 0.357, SLG: 0.450 (1, 3)		4-0 BB			0-0 HR		0-0 F9		0-0 F8	3 1 1 1 1 0 0
Ossie Alvarez, R OBP: 0.294, SLG: 0.254 (1, 6)		0-0 3-1			0-0 5-3		0-0 F8			3 0 0 0 0 0 1
Russ Kemmerer, R OBP: 0.159, SLG: 0.119 (1, 1)			0-3 K					0-0 G3		1 0 0 0 0 1 0
Vito Valentini, R OBP: 0.250, SLG: 0.250 (5, 1)										1 0 0 0 0 0 0
Neil Chrisley, L OBP: 0.283, SLG: 0.400 (8, PH)										1 0 0 0 0 0 0
Tex Clevenger, R OBP: 0.188, SLG: 0.267 (9, 1)										0 0 0 0 0 0 0

Inning Stats	R: 0	H: 0	E: 0	K: 0	S: 3	R: 1	H: 1	E: 0	K: 0	S: 4	R: 0	H: 1	E: 0	K: 1	S: 5	R: 0	H: 0	E: 0	K: 1	S: 5	R: 1	H: 1	E: 0	K: 0	S: 4	R: 0	H: 0	E: 0	K: 1	S: 5	R: 0	H: 0	E: 0	K: 0	S: 3	R: 0	H: 2	E: 0	K: 1	S: 7	R: 0	H: 0	E: 0	K: 1	S: 5	1B: 2	SF: 0	2B: 1	SAC: 0	3B: 0	DP: 1	HR: 2	HBP: 1	WP: 0	PA: 34
PITCHER Dick Donovan, R ERA: 3.91 (1, 1)	IP	WLS	BF	H	R	ER	SO	BB	IBB	HBP	BLK	WP	HR	S	P	ERA	WHIP																																						

**BOTTOM**

**Chicago White Sox @ Washington Senators**  
Griffith Stadium, Washington, DC

Sun Jul 20 1958, 3:33 AM EDT  
Unknown

livebaseballscorecards.com

AB	31
R	2
H	5
RBI	2
BB	2
SO	5
LOB	6



Batter	1	2	3	4	5	6	7	8	9	AB R H RBI BB SO LOB	TOP		
<b>Billy Goodman, L</b> (1, 5) OBP: 0.391, SLG: 0.413	0-0 4-1		0-0 G4-6-3 1B		0-0 1B		0-0 F6	0-0 G3		5 0 2 0 0 0 3			
<b>Nellie Fox, L</b> (1, 4) OBP: 0.386, SLG: 0.376	0-0 6-3		0-0 G4-6-3 1-2f		0-0 F9		4-0 1B BB 1-2 2-3		0-0 G3	4 0 0 0 1 0 2			
<b>Jim Landis, R</b> (1, 8) OBP: 0.352, SLG: 0.472	0-0 2B		0-0 F3			0-0 2B	4-0 1B BB 1-2 2-3 3-H		4-0 1B SF8 BB	3 1 2 1 2 0 0			
<b>Ray Boone, R</b> (1, 3) OBP: 0.309, SLG: 0.409 <b>Tom Qualters, R</b> (7, 1) <b>Turk Lown, R</b> (7, 1) <b>Sherm Lollar, R</b> (9, PH) <b>Jim Rivera, L</b> (9, PR) <b>Early Wynn, S</b> (9, 1)	0-0 6-3			0-0 F4		0-0 5-3	0-0 FC6-4 1B 1-2 2-3 3-H		0-0 S 1B	4 0 1 1 0 0 2 0 0 0 0 0 0 0 0 0 0 0 0 0 0 1 0 1 0 0 0 0 0 0 0 0 0 0 0 0 0 0 0 0 0 0			
<b>Al Smith, R</b> (1, 7) OBP: 0.323, SLG: 0.405		0-0 FC5 2B		4-0 1-3 BB		0-0 F6	0-0 FC6-4		0-0 SF8	3 0 1 1 1 0 4			
<b>Earl Battey, R</b> (1, 2) OBP: 0.313, SLG: 0.454		4-0 FC5 BB		0-0 1-3		0-0 F6		0-3 K	0-0 3-1	4 0 0 0 1 1 3			
<b>Don Mueller, L</b> (1, 9) OBP: 0.304, SLG: 0.287		0-0 F7		0-0 G3			0-0 F6		0-0 L8	4 0 0 0 0 0 3			
<b>Luis Aparicio, R</b> (1, 6) OBP: 0.300, SLG: 0.314		0-0 FC5 1-2 2-3f		0-0 K	0-3		0-0 BB BB 1B		0-0 2B 1B	4 2 2 0 0 1 2			
<b>Ray Moore, R</b> (1, 1) OBP: 0.267, SLG: 0.414 <b>Earl Torgeson, L</b> (7, PH) (7, 3)		0-0 L6		0-0 F3			0-0 BB BB 1B		0-0 1-H 2B	2 0 0 0 0 0 2 2 1 2 1 0 0 0			
<b>Inning Stats</b>	R: 0 H: 1 E: 0 LOB: 1 K: 0 BB: 0 S: 4 P: 4	R: 0 H: 1 E: 0 LOB: 2 K: 0 BB: 1 S: 4 P: 8	R: 0 H: 1 E: 0 LOB: 0 K: 0 BB: 0 S: 3 P: 3	R: 0 H: 0 E: 0 LOB: 1 K: 0 BB: 1 S: 3 P: 7	R: 0 H: 1 E: 0 LOB: 1 K: 1 BB: 0 S: 6 P: 6	R: 0 H: 1 E: 0 LOB: 1 K: 0 BB: 0 S: 4 P: 4	R: 2 H: 3 E: 0 LOB: 3 K: 0 BB: 2 S: 6 P: 14	R: 1 H: 2 E: 0 LOB: 1 K: 1 BB: 0 S: 7 P: 7	R: 1 H: 1 E: 0 LOB: 2 K: 0 BB: 1 S: 4 P: 8	1B: 7 SF: 1 2B: 4 SAC: 0 3B: 0 DP: 1 HR: 0 HBP: 0	WP: 0 PA: 42 PB: 0 SB: 1 CS: 0		
<b>PITCHER</b>	IP WLS BF H R ER SO BB IBB HBP BLK WP HR S P ERA WHIP											<b>PITCHER</b>	IP WLS BF H R ER SO BB IBB HBP BLK WP HR S P ERA WHIP
<b>Hal Griggs, R</b> (1, 1) ERA: 5.29	6.2 30 7 2 2 1 4 0 0 0 0 0 0 28 44 2.70 1.650												
<b>Dick Hyde, R</b> (7, 1) ERA: 2.12	2.1 12 4 2 2 1 1 0 0 0 0 0 0 13 17 7.71 2.143												

**Chicago White Sox @ Washington Senators**  
Griffith Stadium, Washington, DC  
Sun Jul 20 1958, 3:38 AM EDT  
Att. 9,084 - Unknown

AB	36
R	4
H	11
RBI	4
BB	5
SO	2
LOB	21



**BOTTOM**

**Chicago White Sox @ Washington Senators**  
 Griffith Stadium, Washington, DC

Sun Jul 20 1958, 3:38 AM EDT  
 Att. 9,084 - Unknown

[livebaseballscorecards.com](http://livebaseballscorecards.com)

<b>AB</b>	<b>30</b>
<b>R</b>	<b>5</b>
<b>H</b>	<b>10</b>
<b>RBI</b>	<b>4</b>
<b>BB</b>	<b>7</b>
<b>SO</b>	<b>6</b>
<b>LOB</b>	<b>19</b>



WP: 0	PA: 39
PB: 0	
SB: 1	
CS: 0	

AB	R	H	RBI	BB	SO	LOB
4	0	2	0	1	0	2

5	1	2	0	0	0	4
---	---	---	---	---	---	---

4	1	2	1	1	0	1
---	---	---	---	---	---	---

2	1	0	1	1	1	3
---	---	---	---	---	---	---

3	1	1	0	1	1	1
---	---	---	---	---	---	---

3	1	1	1	1	1	2
---	---	---	---	---	---	---

3	0	2	1	1	0	1
---	---	---	---	---	---	---

2	0	0	0	1	0	2
---	---	---	---	---	---	---

3	0	0	0	0	2	2
---	---	---	---	---	---	---

1	0	0	0	0	1	1
---	---	---	---	---	---	---

1B: 8	SF: 1
2B: 1	SAC: 1
3B: 0	DP: 2
HR: 1	HBP: 0

Batter	1	2	3	4	5	6	7	8	9
<b>Eddie Yost, R</b> (1, 5) OBP: 0.342, SLG: 0.286	0-0 FC4-6 1B		0-0 1B		0-0 F6	0-0 FC4		4-0 BB	
<b>Albie Pearson, L</b> (1, 8) OBP: 0.366, SLG: 0.359	0-0 FC4-6 1-2f		0-0 G3		0-0 2B		0-0 1B SF9	0-0 G3	
<b>Roy Sievers, R</b> (1, 7) OBP: 0.370, SLG: 0.584	0-0 F6			0-0 5-3	4-0 IBB		0-0 1B	0-0 HR	
<b>Jim Lemon, R</b> (1, 9) OBP: 0.318, SLG: 0.486	0-0 6-3 1-2			4-0 1B BB	0-3 K		0-0 SF9		
<b>Norm Zauchin, R</b> (1, 3) OBP: 0.360, SLG: 0.448		0-0 F8		4-0 1B BB		0-0 FC3-6 1B	0-3 K		
<b>Clint Courtney, L</b> (1, 2) OBP: 0.320, SLG: 0.302		4-0 G6-4-3 BB		0-0 1B	1-2 2-H	0-0 FC3-6 1B BLK	0-3 K		
<b>Bobby Malkmus, R</b> (1, 4) OBP: 0.269, SLG: 0.320		0-0 G6-4-3 1-2f		0-0 G6-4-3 1B	1-2 2-H	0-0 BLK	4-0 SH1 BB		
<b>Ossie Alvarez, R</b> (1, 6) OBP: 0.296, SLG: 0.246			0-0 1-3	0-0 G6-4-3	0-3 K	4-0 FC4 BB	0-0 SH1		
<b>Hal Griggs, R</b> (1, 1) OBP: 0.118, SLG: 0.212			0-0 F3		0-3 K	0-3 K	0-3 K		
<b>Dick Hyde, R</b> (7, 1)									

Inning Stats	R: 0	H: 1	E: 0	K: 0	S: 4	R: 0	H: 0	E: 0	K: 0	S: 2	R: 0	H: 1	E: 0	K: 0	S: 4	R: 2	H: 2	E: 0	K: 0	S: 4	R: 0	H: 1	E: 0	K: 2	S: 8	R: 1	H: 2	E: 0	K: 1	S: 7	R: 1	H: 2	E: 0	K: 2	S: 9	R: 0	H: 0	E: 0	K: 1	S: 5	R: 1	H: 1	E: 0	K: 0	S: 1	1B: 8	SF: 1	2B: 1	SAC: 1	3B: 0	DP: 2	HR: 1	HBP: 0	WP: 0	PA: 39
--------------	------	------	------	------	------	------	------	------	------	------	------	------	------	------	------	------	------	------	------	------	------	------	------	------	------	------	------	------	------	------	------	------	------	------	------	------	------	------	------	------	------	------	------	------	------	-------	-------	-------	--------	-------	-------	-------	--------	-------	--------

PITCHER	IP	WLS	BF	H	R	ER	SO	BB	IBB	HBP	BLK	WP	HR	S	P	ERA	WHIP
<b>Ray Moore, R</b> (1, 1) ERA: 3.05	6.0		28	7	3	3	3	4	1	0	1	0	0	29	49	4.50	1.833
<b>Tom Qualters, R</b> (7, 1) ERA: 4.45	0.1		3	2	1	1	0	0	0	0	0	0	0	3	3	27.00	6.000
<b>Turk Lown, R</b> (7, 1) ERA: 4.45	1.2		7	0	0	0	3	2	0	0	0	0	0	11	19	0.00	1.200
<b>Early Wynn, R</b> (9, 1) ERA: 4.21	0.0	L	1	1	1	1	0	0	0	0	0	0	1	1	1	∞	∞

Batter	1	2	3	4	5	6	7	8	9	10	11	12	AB R H RBI BB SO LOB	TOP									
Eddie Yost, R OBP: 0.336, SLG: 0.279 (1, 5) X	0-0 F8			X 0-0 L7		X 0-0 F7		X 0-0 F5		X 0-0 4-3			5 0 0 0 0 0 2	Washington Senators @ Cleveland Indians Cleveland Municipal Stadium, Cleveland, OH Tue Jul 22 1958, 7:05 PM EDT Unknown <a href="http://livebaseballscorecards.com">livebaseballscorecards.com</a>									
Albie Pearson, L OBP: 0.364, SLG: 0.357 (1, 8) X	0-0 1-3			X 0-0 5-3		X 0-0 F7		X 0-0 1B		X 0-0 F7			5 0 1 0 0 0 1										
Roy Sievers, R OBP: 0.370, SLG: 0.581 (1, 7) X	0-0 F9			X 0-0 FC5-4 1B		X 0-0 1B		X 0-0 F9		X 0-0 F9			5 1 2 0 0 0 1										
Jim Lemon, R OBP: 0.319, SLG: 0.484 (1, 9)		X 0-0 CS 1B		X 0-0 FC5-4 1-2f		X 0-0 F7		X 0-0 L6-4 SH5-3 1B		X 0-0 1-3			5 0 2 0 0 0 2										
Clint Courtney, L OBP: 0.319, SLG: 0.301 (1, 2)		X 0-0 4-3 1-2			X 0-0 F8		X 0-0 1B SF8 1B		X 0-0 SH5-3		X 0-0 L3		4 1 1 0 0 0 1										
Norm Zauchin, R OBP: 0.361, SLG: 0.464 (1, 3)		X 0-3 K			X 0-0 5-3		X 0-0 1-3 2-H 1B		X 0-0 L6-4		X 0-0 HR		5 1 2 2 0 1 1										
Bobby Malkmus, R OBP: 0.259, SLG: 0.308 Julio Becquer, L OBP: 0.263, SLG: 0.250 Ken Aspromonte, R OBP: 0.321, SLG: 0.333 (1, 4) (7, PH) (7, 4)			X 0-0 F3		X 0-0 5-3		X 0-0 SF8		X 0-0 E6 FC3-6		X 0-0 HR		2 0 0 0 0 0 0 0 0 0 1 0 0 0 2 1 1 1 0 0 0										
Ossie Alvarez, R OBP: 0.303, SLG: 0.257 (1, 6)			X 0-0 G4-3 1B		X 0-0 4-3		X 0-0 4-3		X 0-0 FC3-6 FC4-6		X 0-0 6-3		5 0 2 0 0 0 2										
Camilo Pascual, R OBP: 0.172, SLG: 0.241 Neil Chrisley, L OBP: 0.282, SLG: 0.398 Russ Kemmerer, R OBP: 0.156, SLG: 0.116 Herb Plews, L OBP: 0.308, SLG: 0.357 Dick Hyde, R (10, 1) (10, 1)			X 0-0 G4-3		X 0-0 F8		X 0-0 5-3		X 0-0 FC4-6		X 0-0 6-3		1 0 0 0 0 0 1 1 0 0 0 0 0 1 1 0 0 0 0 0 1 1 0 0 0 0 0 0										
<b>Inning Stats</b>	R: 0 E: 0 K: 0 S: 3	H: 0 LOB: 0 BB: 0 P: 3	R: 0 E: 0 K: 1 S: 5	H: 1 LOB: 0 BB: 0 P: 5	R: 0 E: 0 K: 0 S: 3	H: 1 LOB: 1 BB: 0 P: 4	R: 0 E: 0 K: 0 S: 4	H: 0 LOB: 0 BB: 0 P: 3	R: 0 E: 0 K: 0 S: 4	H: 1 LOB: 1 BB: 0 P: 4	R: 0 E: 0 K: 0 S: 4	H: 1 LOB: 1 BB: 0 P: 4	R: 0 E: 1 K: 0 S: 3		H: 0 LOB: 1 BB: 0 P: 3	R: 0 E: 0 K: 0 S: 3	H: 0 LOB: 0 BB: 0 P: 3	R: 2 E: 0 K: 0 S: 5	H: 2 LOB: 0 BB: 0 P: 5	1B: 9 2B: 1 3B: 0 HR: 2	SF: 1 SAC: 1 DP: 2 HBP: 0	WP: 0 PB: 0 SB: 0 CS: 1	PA: 45
<b>PITCHER</b> Cal McLish, R ERA: 3.14 (1, 1)	IP 12.0	WLS L	BF 45	H 11	R 4	ER 4	SO 1	BB 0	IBB 0	HBP 0	BLK 0	WP 0	HR 2		S 47	P 47	ERA 3.00	WHIP 0.917					





Batter	1	2	3	4	5	6	7	8	9	10	11	12
Bobby Avila, R (1, 4) OBP: 0.356, SLG: 0.403 Mudcat Grant, R (9, PR) OBP: 0.114, SLG: 0.140 Billy Hunter, R (10, 6) OBP: 0.266, SLG: 0.277	0-0 P6		0-0 1B	0-0 E5		0-0 1B			0-0 FC4-6 BB		0-0 FC5-4 1B	
Gary Geiger, L (1, 8) OBP: 0.317, SLG: 0.260 Larry Doby, L (4, PR) OBP: 0.351, SLG: 0.520 Woodie Held, R (9, PR) OBP: 0.294, SLG: 0.363	0-0 4-3		0-0 F9 1B	1-0 HBP		0-0 4-3			0-0 FC4-6 BB 1B		0-0 FC5-4 1B	
Minnie Minoso, R (1, 7) OBP: 0.373, SLG: 0.452	0-0 1B		0-0 F9	0-0 F9				0-0 G1-6-3 1B	0-0 BB 1B		0-0 F7	
Mickey Vernon, L (1, 3) OBP: 0.380, SLG: 0.476	0-0 1B		4-0 FC6-4 BB		0-0 G5-4-3 1B			0-0 G1-6-3 1B	4-0 BB			0-0 6-3
Earl Averill, R (1, 5) OBP: 0.143, SLG: 0.250 Vic Power, R (9, PH) OBP: 0.344, SLG: 0.503	0-0 L7		0-0 FC6-4		0-0 F8			0-0 F2	0-0 F8			0-0 F9
Rocky Colavito, R (1, 9) OBP: 0.388, SLG: 0.548 Vic Wertz, L (12, PH)		0-0 HR		0-0 E 1B	0-0 G5-4-3			0-0 F5		0-3 K		0-0 F8
Jay Porter, R (1, 2) OBP: 0.289, SLG: 0.353		0-3 K		0-0 F8				0-0 F2		0-0 L5		
Billy Moran, R (1, 6) OBP: 0.229, SLG: 0.268		0-0 G6-4-3 1B		0-0 FC3 HBP E				0-0 FC5-4 1B		0-0 F9		0-0 5-3
Cal McLish, S (1, 1) OBP: 0.300, SLG: 0.067		0-0 G6-4-3		0-0 F3				0-0 P6		0-3 K		0-0 6-3


Inning Stats	R: 0	H: 2	E: 0	LOB: 2	K: 0	BB: 0	S: 5	R: 1	H: 2	E: 0	LOB: 0	K: 1	BB: 0	S: 6	R: 0	H: 2	E: 0	LOB: 2	K: 0	BB: 1	S: 4	R: 1	H: 1	E: 2	LOB: 3	K: 0	BB: 0	S: 6	R: 0	H: 1	E: 0	LOB: 0	K: 0	BB: 0	S: 3	R: 0	H: 2	E: 0	LOB: 2	K: 0	BB: 0	S: 5	R: 0	H: 1	E: 0	LOB: 0	K: 0	BB: 0	S: 3	R: 0	H: 1	E: 0	LOB: 3	K: 1	BB: 2	S: 6	R: 0	H: 0	E: 0	LOB: 0	K: 1	BB: 0	S: 5	R: 0	H: 0	E: 0	LOB: 0	K: 1	BB: 0	S: 4	R: 0	H: 1	E: 0	LOB: 1	K: 0	BB: 0	S: 4	R: 0	H: 0	E: 0	LOB: 0	K: 0	BB: 0	S: 3	R: 0	H: 0	E: 0	LOB: 0	K: 0	BB: 0	S: 3	R: 0	H: 0	E: 0	LOB: 0	K: 0	BB: 0	S: 3
	5	0	1	0	0	1	1	5	0	1	0	0	1	1	5	0	1	0	0	1	1	5	0	1	0	0	1	1	5	0	1	0	0	1	1	5	0	1	0	0	1	1	5	0	1	0	0	1	1	5	0	0	0	0	1	4	5	0	0	0	0	1	4																																			

PITCHER	IP	WLS	BF	H	R	ER	SO	BB	IBB	HBP	BLK	WP	HR	S	P	ERA	WHIP
Camilo Pascual, R (1, 1) ERA: 2.8	5.0		24	8	2	1	1	1	0	1	0	0	1	24	29	1.80	1.800
Russ Kemmerer, R (6, 1) ERA: 4.45	4.0		17	4	0	0	1	2	0	0	0	0	0	17	25	0.00	1.500
Dick Hyde, R (10, 1) ERA: 2.03	3.0	W	10	1	0	0	1	0	0	0	0	0	0	12	12	0.00	0.333

**Washington Senators @ Cleveland Indians**  
**Cleveland Municipal Stadium, Cleveland, OH**  
 Tue Jul 22 1958, 7:05 PM EDT  
 Unknown

AB	R	H	RBI	BB	SO	LOB
4	0	2	0	1	0	1
0	0	0	0	0	0	0
1	0	1	0	0	0	0
2	0	1	0	0	0	0
2	0	0	0	0	0	3
1	0	0	0	0	0	1
6	0	3	0	0	0	5
4	0	2	0	2	0	1
4	0	0	0	0	0	5
2	0	0	0	0	0	3
5	2	2	1	0	1	1
1	0	0	0	0	0	0
5	0	1	0	0	1	1
5	0	1	0	0	0	2
5	0	0	0	0	1	4

AB	R	H	RBI	BB	SO	LOB
47	2	13	1	3	3	27



WP	PA
0	51

Batter	1	2	3	4	5	6	7	8	9	AB R H RBI BB SO LOB	TOP
<b>Ossie Alvarez, R</b> (1, 6) OBP: 0.296, SLG: 0.253	0-0 E5 L6-4 SH5-3		0-0 6-3	0-0 F8			0-0 E5 1B		0-0 4-3 1B	5 0 1 0 0 0 0	<b>Washington Senators @ Cleveland Indians</b> Cleveland Municipal Stadium, Cleveland, OH Tue Jul 22 1958, 7:05 PM EDT Att. 7,873 - Unknown <a href="http://livebaseballscorecards.com">livebaseballscorecards.com</a>
<b>Albie Pearson, L</b> (1, 8) OBP: 0.365, SLG: 0.359	0-0 SH5-3		0-0 2B 1B	0-3 K			0-0 G6-4-3 1B		0-0 4-3	4 1 2 0 0 1 2	
<b>Roy Sievers, R</b> (1, 7) OBP: 0.370, SLG: 0.580	0-0 L6-4		0-0 1B 1B				0-0 F9		0-0 F7	4 1 1 0 1 0 5	
<b>Jim Lemon, R</b> (1, 9) OBP: 0.321, SLG: 0.483		4-0 2B BB	0-0 1B BB 7-2-5 1B				0-0 F9			3 0 1 1 1 0 3	
<b>Norm Zauchin, R</b> (1, 3) OBP: 0.358, SLG: 0.456		0-0 P6	4-0 1B BB				0-3 K		0-0 F8	3 0 0 0 1 1 2	
<b>Ed Fitz Gerald, R</b> (1, 2) OBP: 0.387, SLG: 0.393		0-0 2B	0-0 1B BB				0-0 6-3			4 0 3 1 0 0 0	
<b>Ken Aspromonte, R</b> (1, 5) OBP: 0.315, SLG: 0.327		0-0 F3	0-0 7-2-5 1B				0-0 F2		0-0 F7	4 0 0 0 0 0 5	
<b>Bobby Malkmus, R</b> (1, 4) OBP: 0.259, SLG: 0.291		4-0 BB		0-0 1-3			0-0 F7		0-0 F9	3 0 0 0 1 0 0	
<b>John Romonosky, R</b> (1, 1) OBP: 0.167, SLG: 0.667 <b>Eddie Yost, R</b> (9, PH) OBP: 0.338, SLG: 0.279		0-0 P6		0-0 HR			0-0 6-3		1-0 4-3 1B HBP	3 1 1 1 0 0 3 0 0 0 0 0 0 0	
<b>Inning Stats</b>	R: 0 E: 1 K: 0 S: 3 H: 0 LOB: 0 BB: 0 P: 3	R: 0 E: 0 K: 0 S: 4 H: 1 LOB: 3 BB: 2 P: 12	R: 2 E: 0 K: 0 S: 6 H: 4 LOB: 2 BB: 1 P: 10	R: 1 E: 0 K: 1 S: 6 H: 1 LOB: 0 BB: 0 P: 6	R: 0 E: 0 K: 1 S: 5 H: 1 LOB: 2 BB: 1 P: 9	R: 0 E: 0 K: 0 S: 3 H: 0 LOB: 0 BB: 0 P: 3	R: 0 E: 1 K: 0 S: 4 H: 1 LOB: 1 BB: 0 P: 4	R: 0 E: 0 K: 0 S: 3 H: 0 LOB: 0 BB: 0 P: 3	R: 0 E: 0 K: 0 S: 4 H: 1 LOB: 2 BB: 0 P: 5	1B: 6 2B: 4 3B: 0 HR: 1 SF: 0 SAC: 1 DP: 3 HBP: 1	WP: 0 PB: 0 SB: 0 CS: 0 PA: 39
<b>PITCHER</b> <b>Hal Woodeshick, L</b> (1, 1) ERA: 1.5	IP: 9.0 WLS: W BF: 39 H: 9 R: 3 ER: 3 SO: 2 BB: 4 IBB: 0 HBP: 1 BLK: 0 WP: 0 HR: 1 S: 38 P: 55 ERA: 3.00 WHIP: 1.444										



Batter	1	2	3	4	5	6	7	8	9	AB R H RBI BB SO LOB
<b>Billy Moran, R</b> OBP: 0.235, SLG: 0.275 (1, 6) BBB	4-0 1B 2B BB		X 0-0 WP 1B 2B	X 0-0 5-3			X 0-0 F2			3 2 1 0 1 0 0
<b>Bobby Avila, R</b> OBP: 0.354, SLG: 0.398 (1, 4) SSS	0-3 K		BBB 4-0 WP 1B BB		X 0-0 3-1		X 0-0 F3			3 1 0 0 1 1 1
<b>Minnie Minoso, R</b> OBP: 0.372, SLG: 0.450 (1, 7) X	0-0 2B 1B		SSS 0-3 K		X 0-0 F8		X 0-0 F7			4 1 1 0 0 1 2
<b>Vic Power, R</b> OBP: 0.343, SLG: 0.503 (1, 3) X	0-0 F8 2B		SSS 0-3 K		X 0-0 6-3		X 0-0 E4 FC1-6			4 0 1 2 0 1 2
<b>Earl Averill, R</b> OBP: 0.188, SLG: 0.281 (1, 5) <b>Billy Harrell, R</b> OBP: 0.282, SLG: 0.352 (9, 5) X	0-0 F8 2-3		X 0-0 1-1 2-1 1B		X 0-0 G5-3 1B		X 0-0 FC1-6 BB S 1-2f			4 0 2 2 0 0 2 0 0 0 0 0 0 0
<b>Woodie Held, R</b> OBP: 0.298, SLG: 0.359 (1, 8) SSS	0-3 K		SSS 0-3 K		BBB 4-0 1-2 G5-3 BB		BBB 4-0 1-2 BB BB			2 0 0 0 2 2 2
<b>Rocky Colavito, R</b> OBP: 0.387, SLG: 0.554 (1, 9) X		X 0-0 L4		X 0-0 HR		X 0-0 G5-3 1-2 2-3f		X 0-0 P3		4 1 1 1 0 0 4
<b>Dick Brown, R</b> OBP: 0.324, SLG: 0.406 (1, 2) SSS		SSS 0-3 K		SSS 0-3 K		BBB 4-0 BB		BBB 4-0 1-2 2-3 BB		2 0 0 0 2 2 0
<b>Hal Woodeshick, R</b> OBP: 0.125, SLG: 0.125 (1, 1) SSS		SSS 0-3 K		SSS 0-3 K		SSS 0-3 K		X 0-0 1-3		4 0 0 0 0 3 5

Inning Stats	R: 2 E: 0 K: 2 S: 9	H: 2 LOB: 1 BB: 1 P: 13	R: 0 E: 0 K: 2 S: 7	H: 0 LOB: 0 BB: 0 P: 7	R: 2 E: 0 K: 3 S: 11	H: 2 LOB: 1 BB: 1 P: 15	R: 1 E: 0 K: 2 S: 8	H: 1 LOB: 0 BB: 0 P: 8	R: 0 E: 0 K: 0 S: 3	H: 0 LOB: 0 BB: 0 P: 3	R: 0 E: 0 K: 1 S: 5	H: 1 LOB: 2 BB: 2 P: 13	R: 0 E: 0 K: 0 S: 3	H: 0 LOB: 0 BB: 0 P: 3	R: 0 E: 1 K: 0 S: 4	H: 0 LOB: 3 BB: 2 P: 12
--------------	------------------------------	----------------------------------	------------------------------	---------------------------------	-------------------------------	----------------------------------	------------------------------	---------------------------------	------------------------------	---------------------------------	------------------------------	----------------------------------	------------------------------	---------------------------------	------------------------------	----------------------------------

PITCHER	IP	WLS	BF	H	R	ER	SO	BB	IBB	HBP	BLK	WP	HR	S	P	ERA	WHIP
<b>John Romonosky, R</b> ERA: 5.14 (1, 1)	8.0	L	36	6	5	5	10	6	0	0	0	1	1	50	74	5.62	1.500

**BOTTOM**

**Washington Senators @ Cleveland Indians**  
Cleveland Municipal Stadium, Cleveland, OH

Tue Jul 22 1958, 7:05 PM EDT  
Att. 7,873 - Unknown

<b>AB</b>	<b>30</b>
<b>R</b>	<b>5</b>
<b>H</b>	<b>6</b>
<b>RBI</b>	<b>5</b>
<b>BB</b>	<b>6</b>
<b>SO</b>	<b>10</b>
<b>LOB</b>	<b>18</b>

**C**

1B: 3	SF: 0	WP: 1	PA: 36
2B: 2	SAC: 0	PB: 0	
3B: 0	DP: 1	SB: 1	
HR: 1	HBP: 0	CS: 0	

Batter	1	2	3	4	5	6	7	8	9	AB R H RBI BB SO LOB	TOP
<b>Eddie Yost, R</b> OBP: 0.340, SLG: 0.277 (1, 5) BB	4-0 8-3 BB			4-0 S BB		0-0 E6 WP 1B SF7		0-0 P3		2 1 0 1 2 0 1	<b>Washington Senators @ Cleveland Indians</b> <b>Cleveland Municipal Stadium, Cleveland, OH</b> Wed Jul 23 1958, 7:05 PM EDT Att. 6,356 - Unknown <a href="http://livebaseballscorecards.com">livebaseballscorecards.com</a>
<b>Albie Pearson, L</b> OBP: 0.364, SLG: 0.357 (1, 8) X	0-0 8-3 1-2f			0-0 F9		0-0 SF7 WP 1B		0-0 F8		4 0 1 1 0 0 2	
<b>Roy Sievers, R</b> OBP: 0.366, SLG: 0.574 (1, 7) S S S	0-3 K			0-0 F3		0-0 SF7		0-0 P3		3 0 0 1 0 1 1	
<b>Jim Lemon, R</b> OBP: 0.318, SLG: 0.477 (1, 9) X		0-0 E5 L3		0-0 F2		0-3 K		0-0 F8		4 0 0 0 0 1 2	
<b>Clint Courtney, L</b> OBP: 0.321, SLG: 0.308 (1, 2) X		0-0 L3 1-2			0-0 G1-6-3 1B		0-0 P6		0-0 2B	4 0 2 0 0 0 2	
<b>Norm Zauchin, R</b> OBP: 0.352, SLG: 0.446 (1, 3) X		0-0 L1			0-0 F8		0-3 K		0-0 5-3	4 0 0 0 0 1 2	
<b>Bobby Malkmus, R</b> OBP: 0.246, SLG: 0.276 (1, 4) X			0-0 F8		0-0 G1-6-3 1-2f		0-0 F9			3 0 0 0 0 0 1	
<b>Ossie Alvarez, R</b> OBP: 0.298, SLG: 0.269 (1, 6) S S S			0-3 K			0-0 1B E 2B		0-0 5-3		3 1 1 0 0 1 0	
<b>Pedro Ramos, S</b> OBP: 0.189, SLG: 0.208 (1, 1) <b>Neil Christley, L</b> OBP: 0.280, SLG: 0.395 (8, PH) <b>Tex Clevenger, R</b> OBP: 0.188, SLG: 0.267 (8, 1) X			0-0 5-3			0-0 1B E 1B		0-0 6-3		2 1 1 0 0 0 0 1 0 0 0 0 0 0 0 0 0 0 0 0 0	
<b>Inning Stats</b>	R: 0 E: 0 K: 1 S: 4 H: 0 LOB: 0 BB: 1 P: 8	R: 0 E: 1 K: 0 S: 3 H: 0 LOB: 0 BB: 0 P: 3	R: 0 E: 0 K: 1 S: 5 H: 0 LOB: 0 BB: 0 P: 5	R: 0 E: 0 K: 0 S: 3 H: 0 LOB: 1 BB: 1 P: 7	R: 0 E: 0 K: 0 S: 3 H: 1 LOB: 0 BB: 0 P: 3	R: 3 E: 1 K: 1 S: 9 H: 3 LOB: 1 BB: 0 P: 9	R: 0 E: 0 K: 1 S: 5 H: 0 LOB: 0 BB: 0 P: 5	R: 0 E: 0 K: 0 S: 3 H: 0 LOB: 0 BB: 0 P: 3	R: 0 E: 0 K: 0 S: 4 H: 1 LOB: 1 BB: 0 P: 4	1B: 3 2B: 4 3B: 0 HR: 0 SF: 1 SAC: 0 DP: 3 HBP: 0	WP: 1 PB: 0 SB: 1 CS: 0 PA: 33
<b>PITCHER</b> <b>Mudcat Grant, R</b> ERA: 3.91 (1, 1)	IP: 9.0 WLS: W BF: 33 H: 5 R: 3 ER: 2 SO: 4 BB: 2 IBB: 0 HBP: 0 BLK: 0 WP: 1 HR: 0 S: 39 P: 47 ERA: 2.00 WHIP: 0.778					<b>PITCHER</b>	IP: WLS: BF: H: R: ER: SO: BB: IBB: HBP: BLK: WP: HR: S: P: ERA: WHIP				



Batter	1	2	3	4	5	6	7	8	9
<b>Bobby Avila, R</b> (1, 4) OBP: 0.355, SLG: 0.398	0-0 E4 1B		0-0 FC1-5 BB 1B		0-0 4-3		0-3 K	0-0 4-3	
<b>Gary Geiger, L</b> (1, 8) OBP: 0.327, SLG: 0.286	0-0 P6		4-0 FC1-5 1-2 BB		4-0 2-3 1B BB		0-0 HR	0-0 4-3	
<b>Vic Power, R</b> (1, 3) OBP: 0.342, SLG: 0.503	0-0 L4		0-0 FC1-5 1-2 2-3		0-0 2-3		0-0 1B 2B		
<b>Larry Doby, L</b> (1, 7) OBP: 0.357, SLG: 0.519 <b>Woodie Held, R</b> (7, PR) OBP: 0.298, SLG: 0.359 (8, 7)	0-0 L6		0-0 P4		0-0 1B		0-0 2B 1B		
<b>Russ Nixon, L</b> (1, 2) OBP: 0.312, SLG: 0.431		0-0 HR		0-0 4-3	0-0 L9		0-0 FC5 1-H 3-H 2B		
<b>Rocky Colavito, R</b> (1, 9) OBP: 0.385, SLG: 0.550		0-0 5-3		0-0 E5		0-0 1B	0-0 5-3		
<b>Earl Averill, R</b> (1, 5) OBP: 0.222, SLG: 0.265 <b>Billy Harrell, R</b> (7, PR) OBP: 0.282, SLG: 0.352 (8, 5)		0-0 F8		4-0 BB BB BB BB	0-0 BB	0-0 P5	4-0 BB BB BB BB	0-0 BB	
<b>Billy Moran, R</b> (1, 6) OBP: 0.232, SLG: 0.272 <b>Mickey Vernon, L</b> (6, PH) OBP: 0.379, SLG: 0.474 <b>Billy Hunter, R</b> (7, 6) OBP: 0.264, SLG: 0.276		0-3 K		0-0 P6		0-0 L9	0-0 FC5 2-3f	0-0 FC5	
<b>Mudcat Grant, R</b> (1, 1) OBP: 0.104, SLG: 0.128			0-0 6-3	0-0 G3		0-3 K		0-0 F9	

Inning Stats		R: 0	H: 1	R: 1	H: 1	R: 0	H: 1	R: 0	H: 0	R: 1	H: 1	R: 0	H: 1	R: 3	H: 4	R: 0	H: 0	
Pitcher		IP	WLS	BF	H	R	ER	SO	BB	IBB	HBP	BLK	WP	HR	S	P	ERA	WHIP
<b>Pedro Ramos, R</b> (1, 1) ERA: 4.08		7.0	L	35	9	5	5	3	4	0	0	0	0	0	2	37	6.43	1.857
<b>Tex Clevenger, R</b> (8, 1) ERA: 4.39		1.0		3	0	0	0	0	0	0	0	0	0	0	3	3	0.00	0.000

**BOTTOM**

**Washington Senators @ Cleveland Indians**  
Cleveland Municipal Stadium, Cleveland, OH

Wed Jul 23 1958, 7:05 PM EDT  
Att. 6,356 - Unknown

AB	R	H	RBI	BB	SO	LOB
5	0	2	0	0	1	0
3	2	1	1	2	0	1
4	1	1	0	0	0	4
4	0	2	1	0	0	3
0	1	0	0	0	0	0
4	1	2	3	0	0	1
4	0	1	0	0	0	2
2	0	0	0	2	0	1
0	0	0	0	0	0	0
2	0	0	0	0	1	2
1	0	0	0	0	0	1
1	0	0	0	0	0	2
4	0	0	0	0	1	3

AB	34
R	5
H	9
RBI	5
BB	4
SO	3
LOB	20

**C**

WP: 0	PA: 38
PB: 0	SB: 0
CS: 0	

Washington Senators @ Cleveland Indians  
 Cleveland Municipal Stadium, Cleveland, OH

Thu Jul 24 1958, 3:33 AM EDT  
 Att. 3,662 - Unknown

AB	30
R	1
H	3
RBI	1
BB	1
SO	4
LOB	4



Batter	1	2	3	4	5	6	7	8	9	AB	R	H	RBI	BB	SO	LOB				
Ossie Alvarez, R OBP: 0.307, SLG: 0.272 (1, 6)	F7		F9			HBP BB		1B		3	0	1	0	1	0	0				
Albie Pearson, L OBP: 0.363, SLG: 0.354 (1, 8)	P6			F5		HBP		L4		3	0	0	0	0	0	1				
Roy Sievers, R OBP: 0.362, SLG: 0.567 (1, 7)	F7			4-3		P4			F7	4	0	0	0	0	0	2				
Jim Lemon, R OBP: 0.314, SLG: 0.471 (1, 9)		K		K			F7		F8	4	0	0	0	0	2	0				
Norm Zauchin, R OBP: 0.345, SLG: 0.437 (1, 3)		F8			5-3		F8		K	4	0	0	0	0	1	0				
Ed Fitz Gerald, R OBP: 0.385, SLG: 0.390 (1, 2)		5-3				F9		1B		3	0	1	0	0	0	0				
Eddie Yost, R OBP: 0.337, SLG: 0.274 (1, 5)			F7			F8		F7		3	0	0	0	0	0	1				
Ken Aspromonte, R OBP: 0.315, SLG: 0.341 (1, 4)				HR		F8		F8		3	1	1	1	0	0	0				
Hal Griggs, R OBP: 0.114, SLG: 0.206 (1, 1)										1	0	0	0	0	0	0				
Vito Valentinetti, R OBP: 0.200, SLG: 0.200 (3, 1)										1	0	0	0	0	0	1				
Julio Becquer, L OBP: 0.260, SLG: 0.247 (8, PH)										1	0	0	0	0	0	0				
Jim Constable, S OBP: 1.000, SLG: 1.333 (8, 1)								1-3		0	0	0	0	0	0	0				
<b>Inning Stats</b>	R: 0 E: 0 K: 0 S: 3	H: 0 LOB: 0 BB: 0 P: 3	R: 0 E: 0 K: 1 S: 5	H: 0 LOB: 0 BB: 0 P: 5	R: 1 E: 0 K: 0 S: 4	H: 1 LOB: 0 BB: 0 P: 4	R: 0 E: 0 K: 1 S: 5	H: 0 LOB: 0 BB: 0 P: 5	R: 0 E: 0 K: 0 S: 3	H: 0 LOB: 0 BB: 0 P: 3	R: 0 E: 0 K: 1 S: 5	H: 0 LOB: 2 BB: 1 P: 10	R: 0 E: 0 K: 0 S: 4	H: 1 LOB: 1 BB: 0 P: 4	R: 0 E: 0 K: 1 S: 5	H: 0 LOB: 0 BB: 0 P: 5	1B: 2 2B: 0 3B: 0 HR: 1	SF: 0 SAC: 0 DP: 0 HBP: 1	WP: 0 PB: 0 SB: 0 CS: 0	PA: 32
<b>PITCHER</b> Gary Bell, R ERA: 3.39 (1, 1)	IP: 9.0 WLS: W BF: 32 H: 3 R: 1 ER: 1 SO: 4 BB: 1 IBB: 0 HBP: 1 BLK: 0 WP: 0 HR: 1 S: 38 P: 43 ERA: 1.00 WHIP: 0.444																			

livebaseballscorecards.com

Batter	1	2	3	4	5	6	7	8	9	AB	R	H	RBI	BB	SO	LOB
Bobby Avila, R OBP: 0.357, SLG: 0.398 Billy Hunter, R OBP: 0.263, SLG: 0.274 (1, 4) x (7, PR) (8, 6)	0-0 F5		0-0 SF7 1B		0-0 4-3		4-0 1B 2B	0-0 F8		3	1	1	0	1	0	0
Gary Geiger, L OBP: 0.329, SLG: 0.290 (1, 8) x	0-0 1B		0-0 E6 1B		0-0 4-3		0-0 1-2 2B 1B	0-3 K		5	2	2	0	0	1	2
Vic Power, R OBP: 0.341, SLG: 0.500 (1, 3) x	0-0 F7		0-0 SF7		4-0 BB		0-0 F8			2	0	0	1	1	0	3
Larry Doby, L OBP: 0.347, SLG: 0.505 Woodie Held, R OBP: 0.297, SLG: 0.357 (1, 7) x (7, 7)	0-0 4-3		0-3 K		0-0 3-1		0-0 F5			3	0	0	0	0	1	3
Russ Nixon, L OBP: 0.325, SLG: 0.463 (1, 2) x		0-0 HR	0-0 FC5-4 1B			0-0 2B 1B		0-0 1-H 2-H 2B		4	1	4	4	0	0	0
Rocky Colavito, R OBP: 0.386, SLG: 0.558 (1, 9) x		0-0 HR	0-0 FC5-4			0-0 F8		4-0 BB		3	1	1	1	1	0	2
Earl Averill, R OBP: 0.231, SLG: 0.297 Billy Harrell, R OBP: 0.280, SLG: 0.350 (1, 5) x (7, 5)		0-0 F9		0-0 5-3		0-0 1-3 2B		0-0 F9		3	0	1	0	0	0	0
Billy Moran, R OBP: 0.232, SLG: 0.267 (1, 6) x (8, 4)		0-0 P6		4-0 G4-6-1 BB		0-0 P6		0-0 5-3		3	0	0	0	1	0	2
Gary Bell, R OBP: 0.160, SLG: 0.045 (1, 1) x		0-0 L6		0-0 G4-6-1		0-3 K		4-0 BB		3	0	0	0	1	1	3

Inning Stats	R: 0	H: 1	E: 0	LOB: 1	K: 0	BB: 0	S: 4	R: 2	H: 2	E: 0	LOB: 0	K: 0	BB: 0	S: 5	R: 2	H: 2	E: 1	LOB: 1	K: 1	BB: 0	S: 8	R: 0	H: 0	E: 0	LOB: 0	K: 0	BB: 1	S: 2	R: 0	H: 0	E: 0	LOB: 1	K: 0	BB: 1	S: 3	R: 0	H: 2	E: 0	LOB: 2	K: 1	BB: 0	S: 7	R: 2	H: 2	E: 0	LOB: 2	K: 0	BB: 2	S: 5	R: 0	H: 0	E: 0	LOB: 1	K: 1	BB: 1	S: 5
--------------	------	------	------	--------	------	-------	------	------	------	------	--------	------	-------	------	------	------	------	--------	------	-------	------	------	------	------	--------	------	-------	------	------	------	------	--------	------	-------	------	------	------	------	--------	------	-------	------	------	------	------	--------	------	-------	------	------	------	------	--------	------	-------	------


PITCHER	IP	WLS	BF	H	R	ER	SO	BB	IBB	HBP	BLK	WP	HR	S	P	ERA	WHIP
Hal Griggs, R ERA: 5.33 (1, 1)	2.2	L	14	5	4	2	1	0	0	0	0	0	2	16	16	6.75	1.875
Vito Valentineti, R ERA: 3.89 (3, 1)	4.1		20	4	2	2	1	4	0	0	0	0	0	18	34	4.15	1.846
Jim Constable, L ERA: 8.44 (8, 1)	1.0		4	0	0	0	1	1	0	0	0	0	0	5	9	0.00	1.000

**BOTTOM**

**Washington Senators @ Cleveland Indians**  
Cleveland Municipal Stadium, Cleveland, OH

Thu Jul 24 1958, 3:33 AM EDT  
Att. 3,662 - Unknown

AB	32
R	6
H	9
RBI	6
BB	5
SO	3
LOB	20



WP	HR	S	P	ERA	WHIP
0	0	0	0	0	0

Washington Senators @ Detroit Tigers  
 Briggs Stadium, Detroit, MI  
 Fri Jul 25 1958, 7:05 PM EDT  
 Att. 12,726 - Unknown

livebaseballscorecards.com

AB	36
R	4
H	9
RBI	4
BB	3
SO	7
LOB	21



WP:	0	PA:	39
PB:	0	SAC:	0
SB:	0	DP:	0
CS:	0	HR:	1

AB R H RBI BB SO LOB

4	0	1	0	0	0	0
0	1	0	0	0	0	0
1	0	1	1	0	0	0
5	0	1	0	0	0	3
4	0	0	0	1	0	5
4	1	2	2	0	0	2
4	0	1	0	0	2	1
2	0	1	0	2	0	3
0	1	0	0	0	0	0
3	0	0	0	0	1	2
0	0	0	0	0	0	0
1	1	1	0	0	0	0
0	0	0	0	0	0	0
3	0	0	0	0	1	2
1	0	0	0	0	1	2
2	0	0	0	0	1	1
1	0	0	0	0	1	0
1	0	1	1	0	0	0

Batter	1	2	3	4	5	6	7	8	9
Eddie Yost, R (1, 5) OBP: 0.336, SLG: 0.273 Pedro Ramos, S (8, PR) OBP: 0.189, SLG: 0.208 Bobby Malkmus, R (8, 4) OBP: 0.258, SLG: 0.288	0-0 F7		0-0 F5			0-0 L9		0-0 5-3 1B	0-0 4-3 1B
Ossie Alvarez, R (1, 6) OBP: 0.301, SLG: 0.267	0-0 6-3		0-0 6-3			0-0 1B BB 1B		0-0 5-3 1-2	0-0 4-3 1-2 2-3
Albie Pearson, L (1, 8) OBP: 0.360, SLG: 0.349	0-0 F7			0-0 6-3		4-0 1-2 1B BB		0-0 L9	0-0 L9
Roy Sievers, R (1, 7) OBP: 0.364, SLG: 0.575 (9, 3)		0-0 HR		0-0 F8		0-0 L7		0-0 2-H 1B	
Jim Lemon, R (1, 9) OBP: 0.314, SLG: 0.469		0-0 5-3		0-3 K		0-0 1-2 2-3 1B		0-3 K	
Clint Courtney, L (1, 2) OBP: 0.326, SLG: 0.309 Steve Korcheck, R (9, PR) OBP: 0.083, SLG: 0.125 (9, 2)		4-0 FC5-4 BB				0-0 1B		0-0 4-3	4-0 1B BB
Norm Zauchin, R (1, 3) OBP: 0.341, SLG: 0.430 Julio Becquer, L (9, PH) OBP: 0.260, SLG: 0.247 Ed Fitz Gerald, R (9, PH) OBP: 0.394, SLG: 0.400 Dick Hyde, R (9, 1)		0-0 F3				0-0 F3		0-3 K	0-0 1-2 1B 1B
Ken Aspromonte, R (1, 4) OBP: 0.311, SLG: 0.336 (8, 5) Neil Christley, L (9, PH) OBP: 0.278, SLG: 0.393 (9, 7)		0-0 FC5-4 1-2f				0-3 K		0-0 4-3	0-3 K
Russ Kemmerer, R (1, 1) OBP: 0.149, SLG: 0.111 Tex Clevenger, R (6, 1) OBP: 0.176, SLG: 0.250 Herb Plews, L (9, PH) OBP: 0.311, SLG: 0.360 (9, 5)			0-0 6-3			0-3 K		0-3 K	0-0 4-3 1-3 2-H 1B

Inning Stats	R: 0	H: 0	E: 0	K: 0	S: 3	P: 3	R: 1	H: 1	E: 0	K: 0	S: 4	P: 8	R: 0	H: 0	E: 0	K: 0	S: 3	R: 0	H: 0	E: 0	K: 1	S: 5	P: 5	R: 0	H: 1	E: 0	K: 2	S: 8	P: 8	R: 0	H: 2	E: 0	K: 0	S: 5	P: 9	R: 0	H: 0	E: 0	K: 2	S: 7	P: 7	R: 1	H: 2	E: 0	K: 1	S: 7	P: 7	R: 2	H: 3	E: 0	K: 1	S: 8	P: 12	1B: 8	SF: 0	2B: 0	SAC: 0	3B: 0	DP: 0	HR: 1	HBP: 0	WP: 0	PA: 39
--------------	------	------	------	------	------	------	------	------	------	------	------	------	------	------	------	------	------	------	------	------	------	------	------	------	------	------	------	------	------	------	------	------	------	------	------	------	------	------	------	------	------	------	------	------	------	------	------	------	------	------	------	------	-------	-------	-------	-------	--------	-------	-------	-------	--------	-------	--------

PITCHER	IP	WLS	BF	H	R	ER	SO	BB	IBB	HBP	BLK	WP	HR	S	P	ERA	WHIP
George Susce, R (1, 1) ERA: 3.45	8.0		33	6	3	3	6	3	0	0	0	0	1	42	54	3.38	1.125
Hank Aguirre, L (9, 1) ERA: 3.47	0.0	L	1	1	0	0	0	0	0	0	0	0	0	1	1	∞	∞
Paul Foytack, R (9, 1) ERA: 4.51	1.0		5	2	1	1	1	0	0	0	0	0	0	7	7	9.00	2.000

PITCHER	IP	WLS	BF	H	R	ER	SO	BB	IBB	HBP	BLK	WP	HR	S	P	ERA	WHIP
---------	----	-----	----	---	---	----	----	----	-----	-----	-----	----	----	---	---	-----	------



Batter	1	2	3	4	5	6	7	8	9	AB R H RBI BB SO LOB
Frank Bolling, R (1, 4) OBP: 0.346, SLG: 0.392	0-0 6-3		0-3 K	0-0 F8			0-0 G6-3 1B		0-0 1B	5 0 2 0 0 1 1
Billy Martin, R (1, 6) OBP: 0.299, SLG: 0.387	0-0 3-1		0-0 1B SF7 1B		0-0 F9 E 2B		0-0 G6-3 1-2f		0-0 L1	5 2 2 0 0 0 2
Harvey Kuenn, R (1, 8) OBP: 0.371, SLG: 0.462	0-0 F8		0-0 1B 1-3 1B		0-0 F9 2-3		0-0 4-3			4 0 1 0 0 0 1
Gail Harris, L (1, 3) OBP: 0.339, SLG: 0.509		0-0 L9 1B 2B	0-0 SF7		0-0 E4			0-0 1B		3 1 2 2 0 0 0
Al Kaline, R (1, 9) OBP: 0.367, SLG: 0.481		0-0 L9 2-3	0-0 3-H 1-3 1B		0-0 L9			0-0 L7		4 0 1 0 0 0 3
Tito Francona, L (1, 7) OBP: 0.342, SLG: 0.339		0-0 1B 3-H 1B	0-3 K		0-0 F9			0-0 F6		4 0 1 1 0 1 4
Red Wilson, R (1, 2) OBP: 0.412, SLG: 0.392		0-0 1-3 1B		0-0 1B		0-0 6-3		0-0 F8		4 0 2 0 0 0 1
Reno Bertoia, R (1, 5) OBP: 0.261, SLG: 0.292		0-3 K		0-0 F9		0-0 1-3		0-3 K		3 0 0 0 0 1 3
Charlie Maxwell, L (9, PH) OBP: 0.333, SLG: 0.347										1 0 0 0 0 1 0
George Susce, R (1, 1) OBP: 0.263, SLG: 0.235		0-3 K		0-0 F8		0-0 6-3			0-0 G3	3 0 0 0 0 1 3
Hank Aguirre, R (9, 1) OBP: 0.267, SLG: 0.286										0 0 0 0 0 0 0
Paul Foytack, R (9, 1) OBP: 0.390, SLG: 0.368										0 0 0 0 0 0 0
Bob Hazle, L (9, PH) OBP: 0.310, SLG: 0.257										1 0 0 0 0 0 0


Inning Stats	R: 0	H: 0	E: 0	K: 0	S: 3	H: 0	LOB: 0	BB: 0	P: 3	R: 1	H: 3	E: 0	K: 2	S: 10	H: 3	LOB: 2	BB: 0	P: 10	R: 1	H: 3	E: 0	K: 2	S: 10	H: 1	LOB: 1	BB: 0	P: 4	R: 1	H: 1	E: 1	K: 0	S: 5	H: 0	LOB: 0	BB: 0	P: 3	R: 0	H: 1	E: 0	K: 0	S: 3	H: 1	LOB: 0	BB: 0	P: 3	R: 0	H: 1	E: 0	K: 0	S: 4	H: 1	LOB: 1	BB: 0	P: 4	R: 0	H: 1	E: 0	K: 1	S: 6	H: 1	LOB: 1	BB: 0	P: 6	1B: 9	SF: 1	2B: 2	SAC: 0	3B: 0	DP: 1	HR: 0	HBP: 0	WP: 0	PA: 38
--------------	------	------	------	------	------	------	--------	-------	------	------	------	------	------	-------	------	--------	-------	-------	------	------	------	------	-------	------	--------	-------	------	------	------	------	------	------	------	--------	-------	------	------	------	------	------	------	------	--------	-------	------	------	------	------	------	------	------	--------	-------	------	------	------	------	------	------	------	--------	-------	------	-------	-------	-------	--------	-------	-------	-------	--------	-------	--------

PITCHER	IP	WLS	BF	H	R	ER	SO	BB	IBB	HBP	BLK	WP	HR	S	P	ERA	WHIP
Russ Kemmerer, R (1, 1) ERA: 4.48	5.0		24	8	3	3	4	0	0	0	0	0	0	32	32	5.40	1.600
Tex Clevenger, R (6, 1) ERA: 4.24	3.0	W	10	2	0	0	0	0	0	0	0	0	0	10	10	0.00	0.667
Dick Hyde, R (9, 1) ERA: 2.0	1.0	S	4	1	0	0	1	0	0	0	0	0	0	6	6	0.00	1.000

**BOTTOM**

**Washington Senators @ Detroit Tigers**  
 Briggs Stadium, Detroit, MI  
 Fri Jul 25 1958, 7:05 PM EDT  
 Att. 12,726 - Unknown

<b>AB</b>	<b>37</b>
<b>R</b>	<b>3</b>
<b>H</b>	<b>11</b>
<b>RBI</b>	<b>3</b>
<b>BB</b>	<b>0</b>
<b>SO</b>	<b>5</b>
<b>LOB</b>	<b>18</b>



livebaseballscorecards.com

Batter	1	2	3	4	5	6	7	8	9	AB R H RBI BB SO LOB	TOP																													
<b>Eddie Yost, R</b> (1, 5) OBP: 0.338, SLG: 0.274	1-0 HBP 1B		x 0-0 F3		x 0-0 1B			x 0-0 L7		3 0 1 0 0 0 1																														
<b>Albie Pearson, L</b> (1, 8) OBP: 0.359, SLG: 0.348	x 0-0 6-3 1-2		x 0-0 1B		x 0-0 4-3			SSS 0-3 K		4 0 1 1 0 1 3																														
<b>Julio Becquer, L</b> (1, 3) OBP: 0.270, SLG: 0.258	x 0-0 G6-4-3 2-3 1B		x 0-0 L9				x 0-0 L7	x 0-0 PB 1B		4 0 2 0 0 0 1																														
<b>Roy Sievers, R</b> (1, 7) OBP: 0.360, SLG: 0.568	x 0-0 G6-4-3 1-2f			x 0-0 F5		x 0-0 F8		SSS 0-3 K		4 0 0 0 0 1 3																														
<b>Neil Chrisley, L</b> (1, 9) OBP: 0.272, SLG: 0.383		x 0-0 1-3		x 0-0 F7		x 0-0 F5		x 0-0 F4		4 0 0 0 0 0 1																														
<b>Ed Fitz Gerald, R</b> (1, 2) OBP: 0.382, SLG: 0.387		SSS 0-3 K		x 0-0 6-3				SSS 0-3 K		2 0 0 0 0 1 0																														
<b>Hal Griggs, R</b> (5, 1) OBP: 0.114, SLG: 0.206										0 0 0 0 0 0 0																														
<b>Faye Throneberry, L</b> (7, PH) OBP: 0.231, SLG: 0.306										1 0 0 0 0 1 0																														
<b>Vito Valentinetti, R</b> (7, 1) OBP: 0.200, SLG: 0.200										0 0 0 0 0 0 0																														
<b>Jim Lemon, R</b> (9, PH) OBP: 0.313, SLG: 0.467										1 0 0 0 0 1 1																														
<b>Ossie Alvarez, R</b> (1, 6) OBP: 0.302, SLG: 0.270		x 0-0 1-3				SSS 0-3 K		x 0-0 G4-6-3 1B		3 0 1 0 0 1 0																														
<b>Ken Aspromonte, R</b> (1, 4) OBP: 0.310, SLG: 0.335			SSS 0-3 K		x 0-0 6-3		x 0-0 G4-6-3			1 0 0 0 0 1 0																														
<b>Herb Plews, L</b> (5, PH) OBP: 0.308, SLG: 0.356								SSS 0-0 G4-6-3 1-2f		2 0 0 0 0 0 1																														
<b>John Romonosky, R</b> (1, 1) OBP: 0.286, SLG: 1.000			x 0-0 1B 3B			SSS 4-0 1B BB		x 0-0 L9		1 1 1 0 0 0 0																														
<b>Clint Courtney, L</b> (5, PH) OBP: 0.327, SLG: 0.308										1 0 0 0 1 0 0																														
<b>Inning Stats</b>	R: 0 E: 0 K: 0 S: 3	H: 1 LOB: 1 BB: 0 P: 4	R: 0 E: 0 K: 1 S: 5	H: 0 LOB: 0 BB: 0 P: 5	R: 1 E: 0 K: 1 S: 7	H: 2 LOB: 1 BB: 0 P: 7	R: 0 E: 0 K: 0 S: 3	H: 0 LOB: 0 BB: 0 P: 3	R: 0 E: 0 K: 1 S: 6	H: 1 LOB: 2 BB: 1 P: 10	R: 0 E: 0 K: 0 S: 3	H: 0 LOB: 0 BB: 0 P: 3	R: 0 E: 0 K: 1 S: 5	H: 1 LOB: 0 BB: 0 P: 5	R: 0 E: 0 K: 1 S: 5	H: 0 LOB: 0 BB: 0 P: 5	R: 0 E: 0 K: 2 S: 8	H: 1 LOB: 1 BB: 0 P: 8	1B: 5 2B: 0 3B: 1 HR: 0	SF: 0 SAC: 0 DP: 2 HBP: 1	WP: 0 PB: 1 SB: 0 CS: 0	PA: 33																		
<b>PITCHER</b> <b>Herb Moford, R</b> (1, 1) ERA: 3.89	IP 9.0	WLS W	BF 33	H 6	R 1	ER 1	SO 7	BB 1	IBB 0	HBP 1	BLK 0	WP 0	HR 0	S 45	P 50	ERA 1.00	WHIP 0.778						<b>PITCHER</b>	IP 9.0	WLS W	BF 33	H 6	R 1	ER 1	SO 7	BB 1	IBB 0	HBP 1	BLK 0	WP 0	HR 0	S 45	P 50	ERA 1.00	WHIP 0.778

Washington Senators @ Detroit Tigers  
 Briggs Stadium, Detroit, MI  
 Sat Jul 26 1958, 4:33 AM EDT  
 Att. 6,413 - Unknown

AB	31
R	1
H	6
RBI	1
BB	1
SO	7
LOB	11



Batter	1	2	3	4	5	6	7	8	9
Frank Bolling, R OBP: 0.349, SLG: 0.396 (1, 4)	0-0 1B 1B	0-0 F6		4-0 F9-5 S BB		0-0 2B	0-0 F7		
Billy Martin, R OBP: 0.299, SLG: 0.385 Milt Bolling, R OBP: 0.306, SLG: 0.258 (1, 6) (8, 6)	0-0 F3	0-0 1B E 1B		0-0 F9-5 1-3		0-3 K		0-0 F8	
Harvey Kuenn, R OBP: 0.375, SLG: 0.467 (1, 8)	0-0 1B 1-2 1B	0-0 E8 1B		0-0 5-3			0-0 2B	0-0 F6	
Gail Harris, L OBP: 0.336, SLG: 0.500 (1, 3)	0-3 K	0-0 3-1			0-0 F9		4-0 2B SF8 BB	0-0 F4	
Al Kaline, R OBP: 0.371, SLG: 0.497 (1, 9)	0-0 1B		0-0 L7		0-0 HR		0-0 SF8 3B 2B		
Tito Francona, L OBP: 0.340, SLG: 0.333 (1, 7)	0-3 K		0-0 4-3		0-0 F8		4-0 3B IBB		
Red Wilson, R OBP: 0.414, SLG: 0.400 (1, 2)		0-0 4-3 1B 2B		4-0 E S BB		0-0 4-3	0-0 SF8		
Ozzie Virgil, R OBP: 0.285, SLG: 0.380 (1, 5)		0-0 4-3		4-0 1-3 IBB		0-0 6-3	0-0 3B		
Herb Moford, R OBP: 0.071, SLG: 0.071 (1, 1)		0-0 1B 1B		0-3 K		0-0 F3	0-3 K		

Inning Stats	R: 1	H: 3	E: 0	K: 2	S: 10	LOB: 2	BB: 0	P: 10	R: 3	H: 4	E: 1	K: 0	S: 7	LOB: 1	BB: 0	P: 7	R: 0	H: 0	E: 0	K: 1	S: 5	LOB: 2	BB: 2	P: 13	R: 0	H: 0	E: 0	K: 0	S: 2	LOB: 0	BB: 1	P: 6	R: 1	H: 1	E: 0	K: 0	S: 4	LOB: 0	BB: 0	P: 4	R: 0	H: 1	E: 0	K: 1	S: 6	LOB: 1	BB: 0	P: 6	R: 4	H: 3	E: 0	K: 1	S: 8	LOB: 1	BB: 2	P: 16	R: 0	H: 0	E: 0	K: 0	S: 3	LOB: 0	BB: 0	P: 3
--------------	------	------	------	------	-------	--------	-------	-------	------	------	------	------	------	--------	-------	------	------	------	------	------	------	--------	-------	-------	------	------	------	------	------	--------	-------	------	------	------	------	------	------	--------	-------	------	------	------	------	------	------	--------	-------	------	------	------	------	------	------	--------	-------	-------	------	------	------	------	------	--------	-------	------

PITCHER	IP	WLS	BF	H	R	ER	SO	BB	IBB	HBP	BLK	WP	HR	S	P	ERA	WHIP
John Romonosky, R ERA: 5.4 (1, 1)	4.0	L	21	7	4	3	3	2	1	0	0	0	0	24	36	6.75	2.250
Hal Griggs, R ERA: 5.31 (5, 1)	2.0		8	2	1	1	1	0	0	0	0	0	1	10	10	4.50	1.000
Vito Valentineti, R ERA: 4.53 (7, 1)	2.0		11	3	4	4	1	1	1	0	0	0	0	11	19	18.00	2.000

AB R H RBI BB SO LOB

4	1	2	0	1	0	2
4	1	1	0	0	1	3
1	0	0	0	0	0	0
5	1	3	1	0	0	0
4	1	0	0	1	1	3
4	2	3	3	0	0	0
3	1	0	0	1	1	2
2	1	1	1	1	0	0
3	0	1	2	1	0	1
4	1	1	1	0	2	3

AB	R	H	RBI	BB	SO	LOB
34	9	12	8	5	5	14

WP	HR	S	P	ERA	WHIP
0	0	0	0	0	0

**Washington Senators @ Detroit Tigers**  
 Briggs Stadium, Detroit, MI  
 Sat Jul 26 1958, 4:33 AM EDT  
 Att. 6,413 - Unknown

livebaseballscorecards.com

AB	34
R	9
H	12
RBI	8
BB	5
SO	5
LOB	14



Batter	1	2	3	4	5	6	7	8	9	AB R H RBI BB SO LOB	TOP											
Herb Plews, L (1, 4) OBP: 0.303, SLG: 0.350 Bobby Malkmus, R (7, 4) OBP: 0.254, SLG: 0.283	0-0 4-3		0-0 4-3	0-0 4-3		0-0 FC4-6		0-3 K		4 0 0 0 0 0 3 1 0 0 0 0 1 1												
Albie Pearson, L (1, 8) OBP: 0.360, SLG: 0.353	0-0 F8		4-0 1B BB		0-0 1B 3B		0-0 4-3		0-0 4-3	4 1 1 0 1 0 0												
Roy Sievers, R (1, 7) OBP: 0.366, SLG: 0.575	0-0 5-3		0-0 1B		0-0 E 1B		0-0 E S 1B 1B		0-0 2B	5 1 4 1 0 0 0												
Jim Lemon, R (1, 9) OBP: 0.310, SLG: 0.462 Julio Becquer, L (9, PH) OBP: 0.267, SLG: 0.255 Neil Chrisley, L (9, 9) OBP: 0.272, SLG: 0.383		0-0 F8	0-0 F4		0-0 L9		0-3 K		0-0 F7	4 0 0 0 0 1 4 1 0 0 0 0 0 1 0 0 0 0 0 0 0												
Clint Courtney, L (1, 2) OBP: 0.328, SLG: 0.310		0-0 HR 1B	0-0 L3		0-0 E3 G5-4-3		0-0 FC6-4 1B		0-0 4-3	5 1 2 1 0 0 4												
Norm Zauchin, R (1, 3) OBP: 0.344, SLG: 0.452		0-0 HR		0-0 FC3-6 2B		0-0 G5-4-3		0-0 FC6-4		4 1 2 2 0 0 3												
Ossie Alvarez, R (1, 6) OBP: 0.290, SLG: 0.258		0-0 6-3		0-0 FC3-6 2B		0-0 F8		0-3 K		4 0 0 0 0 1 1												
Eddie Yost, R (1, 5) OBP: 0.343, SLG: 0.286		0-0 1B		0-0 1-3 2B		0-3 K		0-0 SH3-4 1B		4 0 3 0 0 1 0												
Camilo Pascual, R (1, 1) OBP: 0.188, SLG: 0.250		0-3 K		0-0 L9		0-0 FC4-6 1B		0-0 SH3-4		3 0 1 0 0 1 3												
<b>Inning Stats</b>	R: 0 E: 0 K: 0 S: 3	H: 0 LOB: 0 BB: 0 P: 3	R: 2 E: 0 K: 1 S: 8	H: 3 LOB: 1 BB: 0 P: 8	R: 0 E: 0 K: 0 S: 4	H: 1 LOB: 2 BB: 1 P: 8	R: 0 E: 0 K: 0 S: 5	H: 2 LOB: 2 BB: 0 P: 5	R: 1 E: 1 K: 0 S: 5	H: 2 LOB: 1 BB: 0 P: 5	R: 0 E: 0 K: 1 S: 6	H: 1 LOB: 1 BB: 0 P: 6	R: 1 E: 0 K: 1 S: 7	H: 2 LOB: 1 BB: 0 P: 7	R: 0 E: 0 K: 2 S: 8	H: 1 LOB: 1 BB: 0 P: 8	R: 0 E: 0 K: 0 S: 4	H: 1 LOB: 1 BB: 0 P: 4	1B: 8 2B: 3 3B: 1 HR: 1	SF: 0 SAC: 1 DP: 1 HBP: 0	WP: 0 PB: 0 SB: 1 CS: 0	PA: 41
<b>PITCHER</b>	IP WLS BF H R ER SO BB IBB HBP BLK WP HR S P ERA WHIP																				<b>PITCHER</b>	IP WLS BF H R ER SO BB IBB HBP BLK WP HR S P ERA WHIP
Frank Lary, R (1, 1) ERA: 3.43	6.0 L 28 9 3 3 2 1 0 0 0 0 1 31 35 4.50 1.667																					
Tom Morgan, R (7, 1) ERA: 2.95	2.0 9 3 1 1 3 0 0 0 0 0 0 0 15 15 4.50 1.500																					
Bill Fischer, R (9, 1) ERA: 7.41	1.0 4 1 0 0 0 0 0 0 0 0 0 0 4 4 0.00 1.000																					

Washington Senators @ Detroit Tigers  
 Briggs Stadium, Detroit, MI  
 Sun Jul 27 1958, 4:33 AM EDT  
 Unknown

livebaseballscorecards.com

AB 39  
 R 4  
 H 13  
 RBI 4  
 BB 1  
 SO 5  
 LOB 20





Batter	1	2	3	4	5	6	7	8	9	AB R H RBI BB SO LOB	TOP	
Ossie Alvarez, R OBP: 0.286, SLG: 0.255 (1, 6) X	0-0 F9	0-0 E7 SF7 1B		0-3 K			0-0 E5 CS		0-0 B2	5 1 1 1 0 1 2		
Albie Pearson, L OBP: 0.360, SLG: 0.355 (1, 8) X	0-0 FC5-4 1B	0-0 SF7		0-3 K			0-0 1-2 1B		0-0 1-3	4 0 2 1 0 1 2		
Roy Sievers, R OBP: 0.362, SLG: 0.568 (1, 7) X	0-0 F7	0-0 F2					0-0 F9		0-0 F3	4 0 0 0 0 0 2		
Jim Lemon, R OBP: 0.309, SLG: 0.468 (1, 9) X	0-0 FC5-4 1-2f			0-3 K			0-0 K		0-0 HR	4 1 1 1 0 1 1		
Norm Zauchin, R OBP: 0.342, SLG: 0.445 (1, 3) X		4-0 2B 1B BB		0-0 F8			0-3 K		0-0 F2	3 1 0 0 1 1 0		
Eddie Yost, R OBP: 0.349, SLG: 0.297 (1, 5) X		0-0 1B 2B		0-0 1B			0-0 CS 1B		0-3 K	4 1 3 0 0 1 0		
Bobby Malkmus, R OBP: 0.239, SLG: 0.266 (1, 4) X		0-0 1-3		0-3 K			0-3 K 1-2		0-0 5-3	4 0 0 0 0 2 4		
Steve Korcheck, R OBP: 0.107, SLG: 0.111 (1, 2) X		4-0 1B 1B IBB		0-0 5-3			0-0 F8		0-0 F8	3 1 0 0 1 0 0		
Pedro Ramos, S OBP: 0.228, SLG: 0.246 (1, 1) X		0-0 1B E 1B		0-0 1B			0-3 K		0-0 1B	4 1 3 2 0 1 0		
<b>Inning Stats</b>	R: 0 E: 0 K: 0 S: 4 H: 1 LOB: 1 BB: 0 P: 4	R: 5 E: 1 K: 0 S: 6 H: 3 LOB: 0 BB: 2 P: 14	R: 0 E: 0 K: 1 S: 6 H: 1 LOB: 1 BB: 0 P: 6	R: 0 E: 0 K: 2 S: 8 H: 1 LOB: 1 BB: 0 P: 8	R: 0 E: 0 K: 2 S: 7 H: 0 LOB: 0 BB: 0 P: 7	R: 0 E: 0 K: 1 S: 5 H: 1 LOB: 0 BB: 0 P: 5	R: 0 E: 1 K: 1 S: 6 H: 1 LOB: 1 BB: 0 P: 6	R: 1 E: 0 K: 1 S: 6 H: 1 LOB: 0 BB: 0 P: 6	R: 0 E: 0 K: 0 S: 4 H: 1 LOB: 1 BB: 0 P: 4	1B: 8 2B: 2 3B: 0 HR: 1 SF: 1 SAC: 0 DP: 1 HBP: 0	WP: 0 PB: 0 SB: 0 CS: 2 PA: 38	
<b>PITCHER</b>	IP WLS BF H R ER SO BB IBB HBP BLK WP HR S P ERA WHIP											
Hank Aguirre, L ERA: 4.01 (1, 1)	1.1 L 10 4 5 4 0 1 1 0 0 0 0 0 8 16 27.00 3.750											
Paul Foytack, R ERA: 4.34 (2, 1)	4.2 16 3 0 0 6 0 0 0 0 0 0 0 28 28 0.00 0.643											
Tom Morgan, R ERA: 3.02 (7, 1)	2.0 8 2 1 1 2 0 0 0 0 0 0 1 12 12 4.50 1.000											
Bill Fischer, R ERA: 7.28 (9, 1)	1.0 4 1 0 0 0 0 0 0 0 0 0 0 4 4 0.00 1.000											

Washington Senators @ Detroit Tigers  
 Briggs Stadium, Detroit, MI  
 Sun Jul 27 1958, 4:38 AM EDT  
 Att. 13,759 - Unknown

livebaseballscorecards.com

AB 35  
 R 6  
 H 10  
 RBI 5  
 BB 2  
 SO 8  
 LOB 11



Batter	1	2	3	4	5	6	7	8	9	AB	R	H	RBI	BB	SO	LOB
Johnny Groth, R OBP: 0.350, SLG: 0.425 (1, 9)	0-0 L5 ①			0-0 5-3 ①		0-0 1B ②		0-0 4-3 ②		4	0	1	0	0	0	0
Billy Martin, R OBP: 0.292, SLG: 0.376 (1, 6)	0-0 F4 ②			0-0 F9 ②		0-0 F8 ②		0-0 4-3 ③		4	0	0	0	0	0	1
Harvey Kuenn, R OBP: 0.377, SLG: 0.468 (1, 8)	0-0 5-3 ③			0-0 1B ③		0-0 F7 ③			0-0 4-3 ①	4	0	1	0	0	0	1
Gail Harris, L OBP: 0.337, SLG: 0.498 (1, 3)		0-0 3-1 ①		0-0 4-3 ③			0-0 F8 ①		0-0 L3 ②	4	0	0	0	0	0	1
Frank Bolling, R OBP: 0.345, SLG: 0.390 (1, 4)		0-0 5-3 ②			0-0 1B ①		0-0 F9 ②		0-0 L5 ③	4	0	1	0	0	0	0
Charlie Maxwell, L OBP: 0.331, SLG: 0.348 (1, 7)		0-0 3-1 ③			0-0 F7 ①		0-0 2B ③			3	0	1	0	0	0	1
Ozzie Virgil, R OBP: 0.276, SLG: 0.368 (1, 5)			0-0 5-3 ①		0-0 F8 ②		0-0 L9 ③			3	0	0	0	0	0	2
Jim Hegan, R OBP: 0.248, SLG: 0.260 (1, 2)			0-0 F2 ②		0-3 K ③			0-0 F6 ①		2	0	0	0	0	1	1
Red Wilson, R OBP: 0.405, SLG: 0.389 (8, PH) (9, 2)			0-0 F9 ③		0-3 K ①			0-0 HR		1	0	0	0	0	0	0
Hank Aguirre, R OBP: 0.267, SLG: 0.286 (1, 1)										0	0	0	0	0	0	0
Paul Foyeack, R OBP: 0.381, SLG: 0.359 (2, 1)										1	0	0	0	0	0	0
Tito Franconeri, L OBP: 0.332, SLG: 0.324 (6, PH)										1	0	0	0	0	1	0
Tom Morgan, R OBP: 0.167, SLG: 0.167 (7, 1)										0	0	0	0	0	0	0
Bob Hazle, L OBP: 0.322, SLG: 0.301 (8, PH)										1	1	1	1	0	0	0
Bill Fischer, R OBP: 0.222, SLG: 0.250 (9, 1)										0	0	0	0	0	0	0

BOTTOM

**Washington Senators @ Detroit Tigers**  
 Briggs Stadium, Detroit, MI  
 Sun Jul 27 1958, 4:38 AM EDT  
 Att. 13,759 - Unknown

AB	32
R	1
H	5
RBI	1
BB	0
SO	2
LOB	7



<b>Inning Stats</b> R: 0 H: 0 E: 0 K: 0 S: 3 H: 0 LOB: 0 BB: 0 P: 3 R: 0 H: 0 E: 0 K: 0 S: 3 H: 0 LOB: 0 BB: 0 P: 3 R: 0 H: 1 E: 0 K: 0 S: 4 LOB: 1 BB: 0 P: 4 R: 0 H: 1 E: 0 K: 1 S: 6 LOB: 1 BB: 0 P: 6 R: 0 H: 1 E: 0 K: 0 S: 4 LOB: 1 BB: 0 P: 4 R: 1 H: 1 E: 0 K: 0 S: 4 LOB: 0 BB: 0 P: 4 R: 0 H: 0 E: 0 K: 0 S: 3 LOB: 0 BB: 0 P: 3 1B: 3 2B: 1 3B: 0 HR: 1 SF: 0 SAC: 0 DP: 0 HBP: 0																	WP: 0 PA: 32 PB: 0 SB: 0 CS: 0		
<b>PITCHER</b> Pedro Ramos, R (1, 1) ERA: 3.91 IP: 9.0 WLS: 1 W: 1 BF: 32 H: 5 R: 1 ER: 1 SO: 2 BB: 0 IBB: 0 HBP: 0 BLK: 0 WP: 0 HR: 1 S: 36 P: 36 ERA: 1.00 WHIP: 0.556																	<b>PITCHER</b> IP: 0 WLS: 0 W: 0 BF: 0 H: 0 R: 0 ER: 0 SO: 0 BB: 0 IBB: 0 HBP: 0 BLK: 0 WP: 0 HR: 0 S: 0 P: 0 ERA: 0.00 WHIP: 0.000		

# Washington Senators @ Chicago White Sox

Comiskey Park, Chicago, IL

Mon Jul 28 1958, 8:05 PM EDT

Att. 9,981 - Unknown

livebaseballscorecards.com

AB	36
R	5
H	12
RBI	5
BB	7
SO	8
LOB	21



WP:	0	PA:	44
PB:	0		
SB:	1		
CS:	1		

Batter	1	2	3	4	5	6	7	8	9	AB	R	H	RBI	BB	SO	LOB	TOP				
Eddie Yost, R OBP: 0.356, SLG: 0.308 (1, 5) X	0-0 HR 2B	4-0 BB 1B BB		4-3 2		0-0 CS 1B		0-0 1B 1B		4	2	3	0	1	0	0					
Albie Pearson, L OBP: 0.366, SLG: 0.372 (1, 8) X	0-0 2-H HR	4-0 1-2 1B BB		0-0 2B		0-0 P6 1-2		0-0 1B 1B		4	2	3	2	1	0	1					
Herb Plews, L OBP: 0.305, SLG: 0.348 (1, 4) X	0-0 G3	4-0 1-2 1B BB		0-0 4-3				0-0 1B		4	0	1	0	1	1	1					
Roy Sievers, R OBP: 0.367, SLG: 0.569 (1, 7) X	4-0 1B BB	0-0 1-3 2-H 3-H 1B				0-0 1B SF7 1B		4-0 1B BB		3	1	2	2	2	0	3					
Clint Courtney, L OBP: 0.332, SLG: 0.312 John Romonosky, R OBP: 0.286, SLG: 1.000 (1, 2) X (9, PR)	0-0 F9	0-0 P4				0-0 1-3 SF7 1B		0-0 1-3 FC5-4 1B		4	0	2	0	1	0	3					
Jim Lemon, R OBP: 0.308, SLG: 0.466 Julio Becquer, L OBP: 0.265, SLG: 0.253 (1, 9) X (9, PH)	0-0 1-2 1B			0-0 L6		0-3 K		0-3 K		4	0	1	0	0	2	4					
Norm Zauchin, R OBP: 0.336, SLG: 0.438 Neil Christley, L OBP: 0.271, SLG: 0.381 (1, 3) X (9, PH)	0-3 K			0-0 4-3		0-0 1-2 3-H SF7		0-0 1-2f FC5-4		3	0	0	1	0	1	4					
Ossie Alvarez, R OBP: 0.284, SLG: 0.248 Faye Throneberry, L OBP: 0.226, SLG: 0.300 (1, 6) X (9, PH)		0-0 P6		0-0 5-3		0-3 K		4-0 B1-6-3 BB		3	0	0	0	1	1	1					
Jim Constable, S OBP: 0.750, SLG: 1.000 Tex Clevenger, R OBP: 0.167, SLG: 0.235 Dick Hyde, R (5, 1)		0-0 4-3		0-0 F9		0-3 K		0-0 B1-6-3		1	0	0	0	0	0	0					
<b>Inning Stats</b>	R: 2 E: 0 K: 1 S: 8	H: 3 LOB: 2 BB: 1 P: 12	R: 2 E: 0 K: 0 S: 4	H: 1 LOB: 2 BB: 3 P: 16	R: 0 E: 0 K: 0 S: 3	H: 0 LOB: 0 BB: 0 P: 3	R: 0 E: 0 K: 0 S: 4	H: 1 LOB: 1 BB: 0 P: 4	R: 1 E: 0 K: 2 S: 9	H: 2 LOB: 1 BB: 0 P: 9	R: 0 E: 0 K: 1 S: 5	H: 1 LOB: 0 BB: 0 P: 5	R: 0 E: 0 K: 2 S: 8	H: 1 LOB: 2 BB: 1 P: 12	R: 0 E: 0 K: 0 S: 5	H: 3 LOB: 3 BB: 1 P: 9	R: 0 E: 0 K: 2 S: 7	H: 0 LOB: 1 BB: 1 P: 11	1B: 9 2B: 2 3B: 0 HR: 1	SF: 1 SAC: 0 DP: 1 HBP: 0	WP: 0 PA: 44
<b>PITCHER</b>	IP	WLS	BF	H	R	ER	SO	BB	IBB	HBP	BLK	WP	HR	S	P	ERA	WHIP				
Early Wynn, R ERA: 4.51 (1, 1)	1.2		13	4	4	4	1	4	0	0	0	0	1	11	27	21.60	4.800				
Tom Qualters, R ERA: 4.28 (2, 1)	0.1		1	0	0	0	0	0	0	0	0	0	0	1	1	0.00	0.000				
Gerry Staley, R ERA: 2.97 (3, 1)	2.0		7	1	0	0	0	0	0	0	0	0	0	7	7	0.00	0.500				
Turk Lown, R ERA: 3.89 (5, 1)	3.2	W	17	6	1	1	5	2	0	0	0	0	0	25	33	2.46	2.182				
Ray Moore, R ERA: 3.13 (8, 1)	1.1	S	6	1	0	0	2	1	0	0	0	0	0	9	13	0.00	1.500				



Batter	1	2	3	4	5	6	7	8	9	AB	R	H	RBI	BB	SO	LOB
Luis Aparicio, R OBP: 0.304, SLG: 0.315 (1, 6)	0-0 6-3	0-3 K		0-0 1B 1-2 HR 1B		0-0 4-3	0-3 K			5	1	1	0	0	2	4
Nellie Fox, L OBP: 0.390, SLG: 0.386 (1, 4)	0-0 5-3	0-0 F8		0-0 1B 1-3 2-H HR 1B		0-0 5-3		0-0 4-3		5	2	2	1	0	0	3
Jim Landis, R OBP: 0.355, SLG: 0.477 (1, 8)	4-0 FC6-4 BB		0-0 S 1B 1B	0-0 F8		0-0 FC6 5-3 IBB		0-0 5-3		4	0	1	0	1	0	3
Sherm Lollar, R OBP: 0.393, SLG: 0.477 (1, 2)	0-0 FC6-4 1-2f		0-0 L7	0-0 1B 1-H 3-H HR		4-0 5-3 1-2 IBB		0-3 K		4	1	1	3	1	1	2
Ray Boone, R OBP: 0.306, SLG: 0.414 (1, 3)		0-3 K	0-0 S 1B	0-0 F2		0-0 5-3 1-2 2-3 3-H				4	0	1	1	0	1	2
Al Smith, R OBP: 0.311, SLG: 0.380 (1, 9)		4-0 1B BB BB	0-3 K		0-0 6-3	0-0 P4				3	1	0	0	1	1	4
Jim Rivera, L OBP: 0.293, SLG: 0.381 (1, 7)		0-0 BB 1B 1-2	0-0 F3 1-2 2-3		0-0 1B CS 1B		0-0 F8			4	0	2	0	0	0	2
Sammy Esposito, R OBP: 0.366, SLG: 0.265 (1, 5)		0-0 BB 1B 1-2 2-3		0-3 K	0-0 1B 1-3	0-0 1B		0-0 1-3 2B		4	0	3	0	0	1	0
Early Wynn, S OBP: 0.310, SLG: 0.233 (1, 1)		4-0 BB BB BB		0-0 1B 1B	0-3 K	0-3 K		0-0 1-3		0	0	0	0	0	0	0
Tom Qualters, R OBP: 0.322, SLG: 0.446 (2, PH)										0	0	0	0	0	0	0
Earl Battey, R OBP: 0.333, SLG: 0.399 (3, 1)										0	0	0	1	1	0	0
Gerry Staley, R OBP: 0.333, SLG: 0.333 (4, PH)										0	0	0	0	0	0	0
Billy Goodman, L OBP: 0.333, SLG: 0.333 (5, 1)										0	0	0	0	0	0	0
Turk Lown, R OBP: 0.290, SLG: 0.387 (8, 1)										2	0	0	0	0	1	3
										0	0	0	0	0	0	0

Inning Stats	R: 0	H: 0	E: 0	K: 0	S: 3	H: 0	LOB: 1	BB: 1	P: 7	R: 1	H: 2	E: 0	K: 2	S: 9	H: 2	LOB: 2	BB: 0	P: 7	R: 0	H: 2	E: 0	K: 1	S: 7	R: 4	H: 4	E: 0	K: 1	S: 9	H: 2	LOB: 1	BB: 0	P: 6	R: 1	H: 1	E: 0	K: 0	S: 5	H: 1	LOB: 2	BB: 1	P: 9	R: 0	H: 1	E: 0	K: 1	S: 6	H: 0	LOB: 0	BB: 0	P: 5
--------------	------	------	------	------	------	------	--------	-------	------	------	------	------	------	------	------	--------	-------	------	------	------	------	------	------	------	------	------	------	------	------	--------	-------	------	------	------	------	------	------	------	--------	-------	------	------	------	------	------	------	------	--------	-------	------


PITCHER	IP	WLS	BF	H	R	ER	SO	BB	IBB	HBP	BLK	WP	HR	S	P	ERA	WHIP
Jim Constable, L ERA: 8.34 (1, 1)	1.1		9	2	1	1	1	3	0	0	0	0	0	8	20	6.75	3.750
Tex Clevenger, R ERA: 4.5 (2, 1)	3.0		17	8	4	4	3	0	0	0	0	0	1	23	23	12.00	2.667
Dick Hyde, R ERA: 2.02 (5, 1)	3.2	L	14	2	1	1	3	0	1	0	0	0	0	19	23	2.46	0.545

**BOTTOM**


**Washington Senators @ Chicago White Sox**  
Comiskey Park, Chicago, IL

Mon Jul 28 1958, 8:05 PM EDT  
Att. 9,981 - Unknown

AB	36
R	6
H	12
RBI	6
BB	4
SO	7
LOB	23



WP	PA	ERA	WHIP
0	40		

Batter	1	2	3	4	5	6	7	8	9	AB R H RBI BB SO LOB	TOP														
Herb Plews, L (1, 4) x OBP: 0.304, SLG: 0.346	0-0 G4-6-3 1B		0-0 G3		0-0 F8			0-0 4-3		4 0 1 0 0 0 1	<p><b>Washington Senators @ Chicago White Sox</b> Comiskey Park, Chicago, IL</p> <p>Tue Jul 29 1958, 8:05 PM EDT Att. 7,885 - Unknown</p> <p>livebaseballscorecards.com</p> <table border="1"> <tr><td>AB</td><td>33</td></tr> <tr><td>R</td><td>1</td></tr> <tr><td>H</td><td>5</td></tr> <tr><td>RBI</td><td>1</td></tr> <tr><td>BB</td><td>0</td></tr> <tr><td>SO</td><td>2</td></tr> <tr><td>LOB</td><td>12</td></tr> </table> 	AB	33	R	1	H	5	RBI	1	BB	0	SO	2	LOB	12
AB	33																								
R	1																								
H	5																								
RBI	1																								
BB	0																								
SO	2																								
LOB	12																								
Albie Pearson, L (1, 8) x OBP: 0.362, SLG: 0.367	0-0 F8		0-0 E1 1B 1B		0-0 F8			0-0 P6		4 1 0 0 0 0 2															
Julio Becquer, L (1, 3) x OBP: 0.264, SLG: 0.253	0-0 G4-6-3 1-2f		0-0 1B 1B		0-3 K			0-3 K		4 0 1 0 0 2 2															
Roy Sievers, R (1, 7) OBP: 0.369, SLG: 0.568		0-0 FC3-6 1B	0-0 1-2 3-H 1B		0-0 F7			0-0 P6		4 0 2 1 0 0 0															
Clint Courtney, L (1, 2) OBP: 0.328, SLG: 0.308		0-0 FC3-6 3-1 1-2f 1B	0-0 G3		0-0 3-1			0-0 1-3		4 0 0 0 0 0 3															
Neil Christley, L (1, 9) OBP: 0.270, SLG: 0.378		0-0 3-1 1-2 1B		0-0 P4		0-0 G3		0-0 4-3		4 0 1 0 0 0 0															
Eddie Yost, R (1, 5) OBP: 0.353, SLG: 0.305		0-0 3-1 1-2 2-3		0-0 F7			0-0 F5			3 0 0 0 0 0 2															
Ossie Alvarez, R (1, 6) OBP: 0.277, SLG: 0.240		0-0 F8		0-0 L4			0-0 F6			3 0 0 0 0 0 2															
Russ Kemmerer, R (1, 1) OBP: 0.140, SLG: 0.104			0-0 P3		0-0 E5			0-0 4-3		3 0 0 0 0 0 0															
<b>Inning Stats</b>	R: 0 H: 1 E: 0 LOB: 0 K: 0 BB: 0 S: 3 P: 3	R: 0 H: 2 E: 0 LOB: 2 K: 0 BB: 0 S: 5 P: 5	R: 1 H: 2 E: 1 LOB: 2 K: 0 BB: 0 S: 6 P: 6	R: 0 H: 0 E: 0 LOB: 0 K: 0 BB: 0 S: 3 P: 3	R: 0 H: 0 E: 1 LOB: 1 K: 1 BB: 0 S: 6 P: 6	R: 0 H: 0 E: 0 LOB: 0 K: 0 BB: 0 S: 3 P: 3	R: 0 H: 0 E: 0 LOB: 0 K: 0 BB: 0 S: 3 P: 3	R: 0 H: 0 E: 0 LOB: 0 K: 1 BB: 0 S: 5 P: 5	R: 0 H: 0 E: 0 LOB: 0 K: 0 BB: 0 S: 3 P: 3	1B: 5 SF: 0 2B: 0 SAC: 0 3B: 0 DP: 1 HR: 0 HBP: 0	WP: 0 PA: 33 PB: 0 SB: 0 CS: 0														
<b>PITCHER</b>	IP WLS BF H R ER SO BB IBB HBP BLK WP HR S P ERA WHIP											<b>PITCHER</b>	IP WLS BF H R ER SO BB IBB HBP BLK WP HR S P ERA WHIP												
Dick Donovan, R (1, 1) ERA: 3.48	8.0 30 5 1 0 2 0 0 0 0 0 0 0 0 34 34 0.00 0.625																								
Bob Shaw, R (9, 1) ERA: 5.06	1.0 W 3 0 0 0 0 0 0 0 0 0 0 0 0 3 3 0.00 0.000																								

Batter	1	2	3	4	5	6	7	8	9	AB R H RBI BB SO LOB
Luis Aparicio, R (1, 6) Earl Battey, R (9, PH) OBP: 0.301, SLG: 0.313 OBP: 0.319, SLG: 0.441	0-0 3-1		0-0 4-3			0-0 1-3			0-0 F2	3 0 0 0 0 0 0 1 0 0 0 0 0 0
Nellie Fox, L (1, 4) OBP: 0.389, SLG: 0.385	0-0 F6			0-0 P4			0-0 L9		0-0 4-3 HR 1B	4 1 1 0 0 0 0
Jim Landis, R (1, 8) OBP: 0.354, SLG: 0.475	0-0 5-3			0-0 5-3			0-0 1B		0-0 4-3	4 0 1 0 0 0 1
Sherm Lollar, R (1, 2) OBP: 0.391, SLG: 0.484		0-0 5-3		0-0 P4			0-0 F8		0-0 2-H HR	4 1 1 2 0 0 1
Earl Torgeson, L (1, 3) OBP: 0.387, SLG: 0.427		0-0 4-3			0-0 P6			0-0 G3		3 0 0 0 0 0 1
Billy Goodman, L (1, 5) OBP: 0.384, SLG: 0.398		0-0 1B			0-0 1-3			0-0 F8		3 0 1 0 0 0 0
Jim Rivera, L (1, 7) OBP: 0.289, SLG: 0.376		0-0 F7			0-0 G3			0-0 F7		3 0 0 0 0 0 1
Al Smith, R (1, 9) OBP: 0.311, SLG: 0.379			0-0 6-3			0-0 P6		0-0 E4 1B		3 0 1 0 0 0 0
Dick Donovan, L (1, 1) Don Mueller, L (8, PH) Bob Shaw, R (9, 1) OBP: 0.268, SLG: 0.128 OBP: 0.287, SLG: 0.273 OBP: 0.333, SLG: 0.200			0-0 F7			0-3 K		0-3 K		2 0 0 0 0 1 0 1 0 0 0 0 1 1 0 0 0 0 0 0 0

Inning Stats	R: 0 E: 0 K: 0 S: 3	H: 0 LOB: 0 BB: 0 P: 3	R: 0 E: 0 K: 0 S: 4	H: 1 LOB: 1 BB: 0 P: 4	R: 0 E: 0 K: 0 S: 3	H: 0 LOB: 0 BB: 0 P: 3	R: 0 E: 0 K: 0 S: 3	H: 0 LOB: 0 BB: 0 P: 3	R: 0 E: 0 K: 1 S: 5	H: 0 LOB: 0 BB: 0 P: 5	R: 0 E: 0 K: 0 S: 4	H: 1 LOB: 1 BB: 0 P: 4	R: 0 E: 1 K: 1 S: 6	H: 1 LOB: 1 BB: 0 P: 6	R: 2 E: 0 K: 0 S: 4	H: 2 LOB: 0 BB: 0 P: 4	1B: 4 2B: 0 3B: 0 HR: 1	SF: 0 SAC: 0 DP: 0 HBP: 0
--------------	------------------------------	---------------------------------	------------------------------	---------------------------------	------------------------------	---------------------------------	------------------------------	---------------------------------	------------------------------	---------------------------------	------------------------------	---------------------------------	------------------------------	---------------------------------	------------------------------	---------------------------------	----------------------------------	------------------------------------

PITCHER	IP	WLS	BF	H	R	ER	SO	BB	IBB	HBP	BLK	WP	HR	S	P	ERA	WHIP
Russ Kemmerer, R (1, 1) ERA: 4.35	8.2	L	31	5	2	2	2	0	0	0	0	0	1	35	35	2.08	0.577

**BOTTOM**

**Washington Senators @ Chicago White Sox**  
Comiskey Park, Chicago, IL  
Tue Jul 29 1958, 8:05 PM EDT  
Att. 7,885 - Unknown

AB	31
R	2
H	5
RBI	2
BB	0
SO	2
LOB	5



WP: 0	PA: 31
PB: 0	
SB: 0	
CS: 0	

livebaseballscorecards.com

Batter	1	2	3	4	5	6	7	8	9	AB R H RBI BB SO LOB	TOP											
<b>Eddie Yost, R</b> (1, 5) OBP: 0.352, SLG: 0.314	0-0 6-3	4-0 FC4-6 BB		0-0 HR		0-0 E6 1B		0-0 F8	0-0 F8	5 1 1 4 1 0 3												
<b>Herb Plews, L</b> (1, 4) OBP: 0.306, SLG: 0.347	0-0 F5	0-0 FC4-6		0-0 2-3		0-0 1B		0-0 E3 2B 1B		5 1 2 0 0 0 3												
<b>Albie Pearson, L</b> (1, 8) OBP: 0.363, SLG: 0.371	0-0 4-3		0-0 CS 1B	0-0 4-3		0-0 F6		0-0 2B		5 0 2 1 0 0 2												
<b>Roy Sievers, R</b> (1, 7) OBP: 0.369, SLG: 0.563		4-0 HR BB	0-0 F9		0-0 F6		0-0 4-3	4-0 BB		3 1 0 0 2 0 1												
<b>Jim Lemon, R</b> (1, 9) OBP: 0.307, SLG: 0.470		0-0 HR	0-0 F3		0-0 F9		0-0 F9	0-0 F9		5 1 1 2 0 0 2												
<b>Tex Clevenger, R</b> (8, 1) OBP: 0.167, SLG: 0.235										0 0 0 0 0 0 0												
<b>Norm Zauchin, R</b> (1, 3) OBP: 0.342, SLG: 0.437		4-0 BB 1B BB		4-0 F8 1B HR BB	0-0 1-3		0-0 FC5-4 1B	0-0 F8		3 1 1 0 2 0 0												
<b>Ossie Alvarez, R</b> (1, 6) OBP: 0.291, SLG: 0.250		0-0 F4		0-0 F8 1B HR		4-0 G4-6-3 BB	0-0 FC5-4	0-0 1B		4 1 2 0 1 0 2												
<b>Steve Korcheck, R</b> (1, 2) OBP: 0.103, SLG: 0.107		0-3 K		0-0 F8		0-0 G4-6-3		0-0 4-3	0-0 F7	1 0 0 0 0 1 1												
<b>Clint Courtney, L</b> (4, PH) OBP: 0.325, SLG: 0.304				1-2 2-3		1-2f				4 0 0 0 0 0 4												
<b>John Romonosky, R</b> (1, 1) OBP: 0.375, SLG: 1.000		0-0 BB		4-0 HR BB		0-0 E 2B		0-0 1B	0-0 1B	1 0 1 0 0 0 0												
<b>Vito Valentini, R</b> (3, 1) OBP: 0.200, SLG: 0.200										0 0 0 0 0 0 0												
<b>Julio Becquer, L</b> (4, PH) OBP: 0.271, SLG: 0.253										0 1 0 0 0 1 0 0												
<b>Jim Constable, S</b> (4, 1) OBP: 0.750, SLG: 1.000										0 0 0 0 0 0 0 0												
<b>Faye Throneberry, L</b> (6, PH) OBP: 0.241, SLG: 0.333		1-2 1B								1 1 1 0 0 0 0 0												
<b>Hal Griggs, R</b> (6, 1) OBP: 0.114, SLG: 0.206										0 0 0 0 0 0 0 0												
<b>Neil Christley, L</b> (8, PH) OBP: 0.278, SLG: 0.385										2 1 2 0 0 0 0 0												
<b>Inning Stats</b>	R: 0 E: 0 K: 0 S: 3	H: 0 LOB: 0 BB: 0 P: 3	R: 2 E: 0 K: 1 S: 7	H: 2 LOB: 3 BB: 3 P: 19	R: 0 E: 0 K: 0 S: 3	H: 1 LOB: 0 BB: 0 P: 3	R: 4 E: 0 K: 0 S: 5	H: 2 LOB: 0 BB: 2 P: 13	R: 0 E: 0 K: 0 S: 3	H: 0 LOB: 0 BB: 0 P: 3	R: 1 E: 1 K: 0 S: 5	H: 2 LOB: 2 BB: 1 P: 9	R: 0 E: 0 K: 0 S: 4	H: 1 LOB: 1 BB: 0 P: 4	R: 2 E: 1 K: 0 S: 6	H: 3 LOB: 2 BB: 1 P: 10	R: 0 E: 0 K: 0 S: 5	H: 2 LOB: 2 BB: 0 P: 5	1B: 9 2B: 2 3B: 0 HR: 2	SF: 0 SAC: 0 DP: 1 HBP: 0	WP: 0 PB: 0 SB: 0 CS: 1	PA: 46
<b>PITCHER</b>	IP WLS BF H R ER SO BB IBB HBP BLK WP HR S P ERA WHIP																					
<b>Jim Wilson, R</b> (1, 1) ERA: 3.89	3.1		18	4	5	5	1	5	0	0	0	0	0	1	15	35	13.50	2.700				
<b>Gerry Staley, R</b> (4, 1) ERA: 3.04	4.1	W	21	7	4	2	0	1	0	0	0	0	0	1	20	24	4.15	1.846				
<b>Turk Lown, R</b> (8, 1) ERA: 3.75	1.1	S	7	2	0	0	0	1	0	0	0	0	0	0	6	10	0.00	2.250				

**Washington Senators @ Chicago White Sox**  
 Comiskey Park, Chicago, IL  
 Wed Jul 30 1958, 4:33 AM EDT  
 Att. 2,554 - Unknown

AB	39
R	9
H	13
RBI	7
BB	7
SO	1
LOB	18



Batter	1	2	3	4	5	6	7	8	9
Luis Aparicio, R OBP: 0.303, SLG: 0.322 (1, 6)	0-0 6-3		0-0 1B 1B	0-3 K	0-0 HR			0-3 K	
Nellie Fox, L OBP: 0.391, SLG: 0.388 (1, 4)	0-0 4-3		0-0 1B 1B	0-0 1B 1B	0-0 6-3			0-0 FC4-6 1B	
Jim Landis, R OBP: 0.352, SLG: 0.469 (1, 8)	0-3 K		4-0 1B 2B BB	0-0 F8		0-0 6-3		0-0 FC4-6 1-2f	
Ray Boone, R OBP: 0.309, SLG: 0.415 (1, 3)		0-0 5-3	0-0 2B 1B	0-0 1B 1B		0-0 6-3			
Billy Goodman, L OBP: 0.390, SLG: 0.406 (1, 5)		4-0 BB	0-0 HR 2B	0-0 1B		0-0 F9			
Earl Battey, R OBP: 0.309, SLG: 0.425 (1, 2)		0-0 F9	0-0 F6	0-0 F9			0-3 K		
Jim Rivera, L OBP: 0.288, SLG: 0.370 (1, 7)		0-3 K	4-0 HR BB		0-3 K		0-0 F6		
Al Smith, R OBP: 0.316, SLG: 0.389 (1, 9)			1-0 1B BB		4-0 HR BB		0-0 F9		
Jim Wilson, R OBP: 0.182, SLG: 0.100 (1, 1)			0-0 F5		0-3 K			0-0 5-3	
Gerry Staley, R (4, 1)									
Turk Lown, R OBP: 0.286, SLG: 0.286 (8, 1)									

Inning Stats	R: 0	H: 0	E: 0	K: 1	S: 5	LOB: 0	BB: 0	P: 5	R: 0	H: 0	E: 0	K: 1	S: 5	LOB: 1	BB: 1	P: 9	R: 8	H: 5	E: 0	K: 0	S: 8	LOB: 0	BB: 3	P: 20	R: 1	H: 3	E: 0	K: 1	S: 8	LOB: 2	BB: 0	P: 8	R: 2	H: 1	E: 0	K: 2	S: 8	LOB: 0	BB: 1	P: 12	R: 0	H: 0	E: 0	K: 0	S: 3	LOB: 0	BB: 0	P: 3	R: 0	H: 0	E: 0	K: 1	S: 5	LOB: 0	BB: 0	P: 5	R: 0	H: 1	E: 0	K: 1	S: 6	LOB: 1	BB: 0	P: 6
--------------	------	------	------	------	------	--------	-------	------	------	------	------	------	------	--------	-------	------	------	------	------	------	------	--------	-------	-------	------	------	------	------	------	--------	-------	------	------	------	------	------	------	--------	-------	-------	------	------	------	------	------	--------	-------	------	------	------	------	------	------	--------	-------	------	------	------	------	------	------	--------	-------	------

AB	R	H	RBI	BB	SO	LOB
5	2	2	2	0	2	0
5	2	3	1	0	0	0
4	1	0	0	1	1	2
4	1	2	2	0	0	0
3	1	2	3	1	0	0
4	0	0	0	0	1	4
3	1	0	0	1	2	1
2	3	1	3	2	0	0
2	0	0	0	0	0	1
1	0	0	0	0	1	1
1	0	0	0	0	0	0

**Washington Senators @ Chicago White Sox**  
 Comiskey Park, Chicago, IL  
 Wed Jul 30 1958, 4:33 AM EDT  
 Att. 2,554 - Unknown

livebaseballscorecards.com

AB	34
R	11
H	10
RBI	11
BB	5
SO	7
LOB	9



PITCHER	IP	WLS	BF	H	R	ER	SO	BB	IBB	HBP	BLK	WP	HR	S	P	ERA	WHIP
John Romonosky, R (1, 1)	2.1	L	14	4	6	6	2	3	0	0	0	0	0	15	27	23.14	3.000
Vito Valentineti, R (3, 1)	0.2		4	1	2	2	0	1	0	0	0	0	1	3	7	27.00	3.000
Jim Constable, L (4, 1)	2.0		11	4	3	3	3	1	0	0	0	0	1	16	20	13.50	2.500
Hal Griggs, R (6, 1)	2.0		6	0	0	0	1	0	0	0	0	0	0	8	8	0.00	0.000
Tex Clevenger, R (8, 1)	1.0		4	1	0	0	1	0	0	0	0	0	0	6	6	0.00	1.000

Batter	1	2	3	4	5	6	7	8	9	AB R H RBI BB SO LOB	TOP											
Eddie Yost, R OBP: 0.353, SLG: 0.316 (1, 5)	0-0 6-3		0-0 1B 1B	0-0 5-3		0-0 1-2 1B	0-0 FC5-4			5 1 2 0 0 0 2												
Albie Pearson, L OBP: 0.363, SLG: 0.369 (1, 8)	4-0 CS BB		0-0 F4		0-0 F9	0-0 4-3		0-0 SH5-4 1B		4 1 1 0 1 0 3												
Herb Plews, L OBP: 0.305, SLG: 0.345 (1, 4)	0-0 F5 1-2		0-0 1B 1-2 1B		0-0 F8		0-0 F7	0-0 SH5-4 1-2		4 0 1 0 0 0 1												
Roy Sievers, R OBP: 0.372, SLG: 0.571 (1, 7)		4-0 HR BB	0-0 F7		0-0 HR		0-0 1B 2B 1B	0-0 F7		4 3 2 1 1 0 3												
Jim Lemon, R OBP: 0.314, SLG: 0.493 Neil Chrisley, L OBP: 0.282, SLG: 0.389 (1, 9) (7, 9)		0-0 HR	0-0 1-3 2-H 1B		0-0 HR		0-0 1-2 2B 1B	0-0 FC6-4 1B		4 3 4 4 0 0 0 1 0 1 1 0 0 0												
Norm Zauchin, R OBP: 0.335, SLG: 0.427 (1, 3)		0-0 1-3	0-3 K		0-0 F8		0-3 K	0-0 FC6-4 1-2		5 0 0 0 0 2 5												
Ossie Alvarez, R OBP: 0.285, SLG: 0.265 (1, 6)		0-0 1B		0-0 5-3		0-0 6-3	0-0 1-1 2-H 3B 2B		0-0 F2	5 1 2 2 0 0 0												
Steve Korcheck, R OBP: 0.118, SLG: 0.182 (1, 2)		0-0 F5		0-3 K		0-3 K	0-0 3-H 1B 3B		0-0 1-3	5 1 1 1 0 2 1												
Pedro Ramos, S OBP: 0.262, SLG: 0.279 Dick Hyde, R (8, 1)		0-3 K		0-0 1B		0-0 1B	0-0 3-H FC5-4 1B		0-3 K	4 0 3 1 0 1 1 1 0 0 0 0 1 0												
<b>Inning Stats</b>	R: 0 E: 0 K: 0 S: 2	H: 0 LOB: 0 BB: 1 P: 6	R: 2 E: 0 K: 1 S: 7	H: 2 LOB: 1 BB: 1 P: 11	R: 1 E: 0 K: 1 S: 8	H: 3 LOB: 2 BB: 0 P: 8	R: 0 E: 0 K: 1 S: 6	H: 1 LOB: 1 BB: 0 P: 6	R: 2 E: 0 K: 0 S: 5	H: 2 LOB: 0 BB: 0 P: 5	R: 0 E: 0 K: 1 S: 7	H: 2 LOB: 2 BB: 0 P: 7	R: 4 E: 0 K: 1 S: 10	H: 5 LOB: 1 BB: 0 P: 10	R: 1 E: 0 K: 0 S: 5	H: 2 LOB: 1 BB: 0 P: 5	R: 0 E: 0 K: 1 S: 5	H: 0 LOB: 0 BB: 0 P: 5	1B: 12 2B: 1 3B: 1 HR: 3	SF: 0 SAC: 1 DP: 0 HBP: 0	WP: 0 PB: 0 SB: 0 CS: 1	PA: 45
<b>PITCHER</b>	IP WLS BF H R ER SO BB IBB HBP BLK WP HR S P ERA WHIP																				<b>PITCHER</b>	IP WLS BF H R ER SO BB IBB HBP BLK WP HR S P ERA WHIP
Bob Davis, R ERA: 6.75 (1, 1)	4.2 L 23 8 5 5 3 2 0 0 0 0 3 27 35 9.64 2.143																					
Ray Herbert, R ERA: 3.99 (5, 1)	0.1 1 0 0 0 0 0 0 0 0 0 0 0 1 1 0.00 0.000																					
Tom Gorman, R ERA: 4.15 (6, 1)	2.0 13 7 4 4 2 0 0 0 0 0 0 0 17 17 18.00 3.500																					
Walt Craddock, L ERA: 6.04 (8, 1)	2.0 8 2 1 1 1 1 0 0 0 0 0 0 10 10 4.50 1.000																					

Washington Senators @ Kansas City Athletics  
Municipal Stadium, Kansas City, MO  
Fri Aug 01 1958, 8:05 PM EDT  
Att. 7,520 - Unknown

livebaseballscorecards.com

AB	42
R	10
H	17
RBI	10
BB	2
SO	6
LOB	16



Batter	1	2	3	4	5	6	7	8	9
Chico Carrasquel, R (1, 6) Tom Gorman, R (6, 1) Whitey Herzog, L (7, PH) Walt Craddock, R (8, 1) Harry Simpson, L (9, PH)	0-0 F6		0-0 FC4-2		0-3 K		0-3 K		0-3 K
Bill Tuttle, R (1, 8) Mike Baxes, R (6, 6)	0-3 K		0-0 CS	4-0 G6-4-3 BB		0-0 F5		0-0 F8	
Roger Maris, L (1, 9) (6, 8)	0-0 F8			0-0 F9		0-3 K		0-0 1B	
Bob Cerv, R (1, 7) OBP: 0.379, SLG: 0.642		0-0 E6		0-0 G6-4-3		0-3 K		0-0 F8	
Hector Lopez, R (1, 4) OBP: 0.309, SLG: 0.379		0-0 L7		0-0 5-3		0-0 1B		0-3 K	
Preston Ward, L (1, 5) OBP: 0.339, SLG: 0.399		0-0 4-3		0-0 F8		0-0 1B		0-0 1B	
Hal Smith, R (1, 3) OBP: 0.279, SLG: 0.429		0-0 6-3		0-0 1B		0-0 2B		0-0 F4	
Frank House, L (1, 2) OBP: 0.299, SLG: 0.365			0-0 FC4-2		0-0 2B		0-0 F2		0-0 4-3
Bob Davis, R (1, 1) Ray Herbert, R (5, 1) Bob Martyn, L (5, PH)			0-0 6-3		0-0 2B		0-0 SF9		0-0 4-3

Inning Stats	R: 0	H: 0	E: 0	K: 1	S: 5	R: 0	H: 0	E: 1	K: 0	S: 4	R: 0	H: 1	E: 0	K: 0	S: 3	R: 0	H: 0	E: 0	K: 0	S: 2	R: 1	H: 3	E: 0	K: 1	S: 8	R: 0	H: 0	E: 0	K: 2	S: 7	R: 2	H: 3	E: 0	K: 1	S: 8	R: 0	H: 1	E: 0	K: 1	S: 6	R: 1	H: 2	E: 0	K: 1	S: 7	1B: 8	SF: 1	2B: 1	3B: 1	HR: 0
	LOB: 0	BB: 0	P: 5	BB: 0	P: 4	LOB: 1	BB: 0	P: 4	BB: 0	P: 3	LOB: 0	BB: 0	P: 6	LOB: 2	BB: 0	P: 8	LOB: 0	BB: 0	P: 7	LOB: 1	BB: 0	P: 8	LOB: 1	BB: 0	P: 6	LOB: 1	BB: 0	P: 6	LOB: 1	BB: 0	P: 6	LOB: 1	BB: 0	P: 7	LOB: 1	BB: 0	P: 7	LOB: 1	BB: 0	P: 7	3B: 1 <td>DP: 1 <td>HBP: 0 <td>WP: 0 <td>PA: 38</td> </td></td></td>	DP: 1 <td>HBP: 0 <td>WP: 0 <td>PA: 38</td> </td></td>	HBP: 0 <td>WP: 0 <td>PA: 38</td> </td>	WP: 0 <td>PA: 38</td>	PA: 38					

PITCHER	IP	WLS	BF	H	R	ER	SO	BB	IBB	HBP	BLK	WP	HR	S	P	ERA	WHIP
Pedro Ramos, R (1, 1) ERA: 3.91	7.0	W	28	7	3	3	5	1	0	0	0	0	0	37	41	3.86	1.143
Dick Hyde, R (8, 1) ERA: 2.09	2.0	S	9	3	1	1	2	0	0	0	0	0	0	13	13	4.50	1.500

**BOTTOM**

Washington Senators @ Kansas City Athletics  
Municipal Stadium, Kansas City, MO  
Fri Aug 01 1958, 8:05 PM EDT  
Att. 7,520 - Unknown

[livebaseballscorecards.com](http://livebaseballscorecards.com)

<b>AB</b>	<b>35</b>
<b>R</b>	<b>4</b>
<b>H</b>	<b>10</b>
<b>RBI</b>	<b>4</b>
<b>BB</b>	<b>1</b>
<b>SO</b>	<b>7</b>
<b>LOB</b>	<b>17</b>



Batter	1	2	3	4	5	6	7	8	9	AB R H RBI BB SO LOB	TOP											
Eddie Yost, R OBP: 0.360, SLG: 0.321 (1, 5) X	0-0 F6		4-0 BB		4-0 BB		0-0 WP 4-3 2B		4-0 1B 1B IBB	2 2 1 0 3 0 0												
Albie Pearson, L OBP: 0.361, SLG: 0.367 (1, 8) X	0-0 F4		0-0 F8		0-0 L3		0-0 4-3		0-0 1B CS 1B	5 0 1 2 0 0 3												
Herb Plews, L OBP: 0.307, SLG: 0.344 (1, 4) X	0-0 E4			0-0 F8		4-0 HR BB	0-0 FC5-4 1B		0-0 F8	4 1 1 0 1 0 2												
Roy Sievers, R OBP: 0.373, SLG: 0.577 (1, 7) X	0-0 F6			0-0 5-3		0-0 HR	0-0 FC5-4		0-0 1B	5 1 2 3 0 0 2												
Jim Lemon, R OBP: 0.311, SLG: 0.488 (1, 9) X		0-0 F3		0-0 F9		0-0 6-3		0-3 K	0-0 CS	4 0 0 0 0 1 0												
Norm Zauchin, R OBP: 0.333, SLG: 0.428 (1, 3) X		0-0 6-3			0-0 1-3		0-0 2B	0-3 K		4 0 1 0 0 1 0												
Ossie Alvarez, R OBP: 0.294, SLG: 0.265 (1, 6) X		0-0 1-3			0-0 1-3 2B 1B		0-3 K	0-0 6-3		4 1 1 0 0 1 1												
Steve Korcheck, R OBP: 0.132, SLG: 0.216 (1, 2) X			0-0 6-3		0-0 1-3		0-0 F9		0-0 1B 2B	4 1 1 0 0 0 2												
Camilo Pascual, R OBP: 0.206, SLG: 0.294 Tex Clevenger, R OBP: 0.167, SLG: 0.235 Dick Hyde, R (6, 1)			0-0 1-3		0-0 2B		0-3 K		0-3 K	2 0 1 1 0 0 0 0 0 0 0 0 0 0 2 0 0 0 0 2 1												
<b>Inning Stats</b>	R: 0 E: 1 K: 0 S: 4	H: 0 LOB: 1 BB: 0 P: 4	R: 0 E: 0 K: 0 S: 3	H: 0 LOB: 0 BB: 0 P: 3	R: 0 E: 0 K: 0 S: 3	H: 0 LOB: 1 BB: 0 P: 7	R: 0 E: 0 K: 0 S: 3	H: 0 LOB: 0 BB: 0 P: 3	R: 1 E: 0 K: 1 S: 5	H: 2 LOB: 2 BB: 1 P: 9	R: 2 E: 0 K: 1 S: 7	H: 2 LOB: 1 BB: 1 P: 11	R: 1 E: 0 K: 1 S: 7	H: 2 LOB: 1 BB: 0 P: 7	R: 0 E: 0 K: 2 S: 7	H: 0 LOB: 0 BB: 0 P: 7	R: 2 E: 0 K: 1 S: 7	H: 3 LOB: 1 BB: 1 P: 11	1B: 4 2B: 4 3B: 0 HR: 1	SF: 0 SAC: 0 DP: 0 HBP: 0	WP: 1 PB: 0 SB: 0 CS: 1	PA: 41
<b>PITCHER</b>	IP WLS BF H R ER SO BB IBB HBP BLK WP HR S P ERA WHIP																					
Ned Garver, R ERA: 3.95 (1, 1)	5.1		24	4	3	3	0	3	0	0	0	0	1	21	33	5.06	1.312					
Murry Dickson, R ERA: 3.28 (6, 1)	0.2		2	0	0	0	1	0	0	0	0	0	0	4	4	0.00	0.000					
Dick Tomanek, L ERA: 4.45 (7, 1)	3.0	L	14	5	3	3	4	0	1	0	0	1	0	21	25	9.00	1.667					

Washington Senators @ Kansas City Athletics  
Municipal Stadium, Kansas City, MO  
Sat Aug 02 1958, 8:05 PM EDT  
Att. 9,399 - Unknown

livebaseballscorecards.com

AB	36
R	6
H	9
RBI	6
BB	4
SO	5
LOB	11






BOTTOM

Washington Senators @ Kansas City Athletics  
Municipal Stadium, Kansas City, MO  
Sat Aug 02 1958, 8:05 PM EDT  
Att. 9,399 - Unknown

livebaseballscorecards.com

AB 34  
R 3  
H 10  
RBI 3  
BB 4  
SO 3  
LOB 21



WP: 0 PA: 38  
PB: 0  
SB: 0  
CS: 0

AB	R	H	RBI	BB	SO	LOB
4	0	1	0	1	0	1
5	1	1	0	0	0	1
4	1	1	1	0	1	3
4	0	2	1	0	0	0
3	0	1	0	1	1	0
3	0	1	0	1	0	5
3	1	2	0	1	0	1
2	0	0	0	0	0	4
1	0	0	0	0	0	1
1	0	0	0	0	0	2
2	0	0	0	0	1	3
0	0	0	0	0	0	0
1	0	1	1	0	0	0
0	0	0	0	0	0	0
0	0	0	0	0	0	0
1	0	0	0	0	0	0

Batter	1	2	3	4	5	6	7	8	9
Chico Carrasquel, R (1, 6) OBP: 0.291, SLG: 0.315	0-0 F7		0-0 FC4-6 1B		4-0 1B FC3-2 BB	0-0 G4-6-3			0-0 F6
Bob Martyn, L (1, 9) OBP: 0.352, SLG: 0.431	0-0 F6		0-0 FC4-6 FC3-6 1-2f		0-0 1-3 1B 1B				0-0 F2
Roger Maris, L (1, 8) OBP: 0.302, SLG: 0.419	0-0 HR		0-0 FC3-6 1-2f		0-0 1-2 1B G1-2-3 3-H				
Bob Cerv, R (1, 7) OBP: 0.380, SLG: 0.640	0-0 1-3			0-0 BB 1B 1B	0-0 1-3 2-H 1B				
Preston Ward, L (1, 5) OBP: 0.341, SLG: 0.399		0-3 K		0-0 BB 1B	4-0 1-2 BB				0-0 F7
Hal Smith, R (1, 3) OBP: 0.286, SLG: 0.426		4-0 BB		0-0 F9	0-0 G1-2-3 3-Hf				0-0 1B 1B
Frank House, L (1, 2) OBP: 0.311, SLG: 0.386		0-0 F8		4-0 1-2 2-3 BB		0-0 1B 3B			0-0 G5-4-3 1B
Mike Baxes, R (1, 4) OBP: 0.282, SLG: 0.266		0-0 L7		0-0 F2		0-0 F9			0-0 G5-4-3
Harry Simpson, L (6, PH) OBP: 0.316, SLG: 0.360									1-2f
Hector Lopez, R (7, 4) OBP: 0.308, SLG: 0.377									
Ned Garver, R (1, 1) OBP: 0.170, SLG: 0.176			0-0 5-3		0-3 K				0-0 F8
Murry Dickson, R (6, 1) OBP: 0.333, SLG: 0.393									
Whitey Herzog, L (6, PH) OBP: 0.333, SLG: 0.259									
Dick Tomanek, L (7, 1) OBP: 0.222, SLG: 0.320									
Bill Tuttle, R (9, PH) OBP: 0.330, SLG: 0.369									

Inning	R	H	E	K	S	H	LOB	BB	P
1	1	1	0	0	4	0	0	0	4
2	0	0	0	1	5	0	1	1	9
3	0	1	0	0	4	0	1	0	4
4	0	2	0	1	7	0	3	0	11
5	1	2	0	0	4	0	2	2	12
6	0	2	0	0	4	0	0	0	4
7	0	0	0	1	5	0	0	0	5
8	0	2	0	0	4	0	1	0	4
9	0	0	0	0	3	0	0	0	3

PITCHER	IP	WLS	BF	H	R	ER	SO	BB	IBB	HBP	BLK	WP	HR	S	P	ERA	WHIP
Camilo Pascual, R (1, 1) ERA: 2.87	4.1		23	6	2	2	2	4	0	0	0	0	1	23	39	4.15	2.308
Tex Clevenger, R (5, 1) ERA: 4.42	0.2		1	0	0	0	0	0	0	0	0	0	0	1	1	0.00	0.000
Dick Hyde, R (6, 1) ERA: 2.09	4.0	W	14	4	1	1	1	0	0	0	0	0	0	16	16	2.25	1.000

Batter	1	2	3	4	5	6	7	8	9	AB R H RBI BB SO LOB	TOP	
Eddie Yost, R (1, 5) OBP: 0.360, SLG: 0.319 Ken Aspromonte, R (7, 5) OBP: 0.309, SLG: 0.333	4-0 BB		0-0 FC5-4 CS 1-2f			0-0 F7		0-3 K		2 0 0 0 1 0 1 1 0 0 0 0 1 0		
Albie Pearson, L (1, 8) OBP: 0.358, SLG: 0.363 Joe Albanese, R (8, 1)	0-0 F5		0-0 F8 1-2			0-0 F9		0-0 G3		4 0 0 0 0 0 2 0 0 0 0 0 0 0		
Herb Plews, L (1, 4) OBP: 0.306, SLG: 0.342	0-0 F7			0-0 6-3		0-0 1B		0-0 F7		4 0 1 0 0 0 1		
Roy Sievers, R (1, 7) OBP: 0.372, SLG: 0.578 Faye Throneberry, L (7, 7) OBP: 0.236, SLG: 0.327	0-3 K			0-0 6-3 2B		0-0 F8		0-3 K		3 0 1 0 0 1 2 1 0 0 0 0 1 0		
Jim Lemon, R (1, 9) OBP: 0.313, SLG: 0.486		4-0 BB BB BB		0-0 6-3 2-3		0-0 5-3		0-0 1B		3 0 1 0 1 0 1		
Norm Zauchin, R (1, 3) OBP: 0.328, SLG: 0.420		0-0 F9 1-2		0-3 K		0-3 K		0-0 F4		4 0 0 0 0 2 3		
Ossie Alvarez, R (1, 6) OBP: 0.295, SLG: 0.267 Bobby Makmus, R (7, 6) OBP: 0.239, SLG: 0.266		0-0 F8			0-0 6-3		0-0 1B			3 0 1 0 0 0 1 0 0 0 0 0 0 0		
Steve Korcheck, R (1, 2) OBP: 0.122, SLG: 0.200		0-3 K			0-0 1-3		0-0 F3			3 0 0 0 0 1 2		
Russ Kemmerer, R (1, 1) OBP: 0.154, SLG: 0.120 John Romonosky, R (6, 1) OBP: 0.375, SLG: 1.000 Neil Christley, L (8, PH) OBP: 0.280, SLG: 0.386 (8, 8)			0-0 FC5-4 1B		0-0 6-3			0-0 F4		2 0 1 0 0 0 0 0 0 0 0 0 0 0 1 0 0 0 0 0 0		
<b>Inning Stats</b>	R: 0 H: 0 E: 0 LOB: 1 K: 1 BB: 1 S: 5 P: 9	R: 0 H: 0 E: 0 LOB: 1 K: 1 BB: 1 S: 5 P: 9	R: 0 H: 1 E: 0 LOB: 0 K: 0 BB: 0 S: 3 P: 3	R: 0 H: 1 E: 0 LOB: 1 K: 1 BB: 0 S: 6 P: 6	R: 0 H: 0 E: 0 LOB: 0 K: 0 BB: 0 S: 3 P: 3	R: 0 H: 1 E: 0 LOB: 1 K: 0 BB: 0 S: 4 P: 4	R: 0 H: 1 E: 0 LOB: 1 K: 1 BB: 0 S: 6 P: 6	R: 0 H: 0 E: 0 LOB: 0 K: 1 BB: 0 S: 5 P: 5	R: 0 H: 1 E: 0 LOB: 1 K: 1 BB: 0 S: 6 P: 6	1B: 4 SF: 0 2B: 1 SAC: 0 3B: 0 DP: 0 HR: 0 HBP: 0	WP: 0 PA: 33 PB: 0 SB: 0 CS: 1	
<b>PITCHER</b> Ralph Terry, R (1, 1) ERA: 3.88	IP WLS BF H R ER SO BB IBB HBP BLK WP HR S P ERA WHIP	9.0 W 33 5 0 0 6 2 0 0 0 0 0 0 43 51 0.00 0.778										

Washington Senators @ Kansas City Athletics  
Municipal Stadium, Kansas City, MO  
Sun Aug 03 1958, 4:33 AM EDT  
Unknown

livebaseballscorecards.com

AB 31  
R 0  
H 5  
RBI 0  
BB 2  
SO 6  
LOB 13



Batter	1	2	3	4	5	6	7	8	9
Chico Carrasquel, R OBP: 0.293, SLG: 0.312 (1, 6) (7, 5)	0-0 F8		0-0 L5		4-0 BB CS	4-0 BB HR BB	0-0 F9		
Bob Martyn, L OBP: 0.347, SLG: 0.425 Bill Tuttle, R OBP: 0.333, SLG: 0.368 (1, 9) (4, 8)	0-3 K		0-0 F7		0-0 6-3	4-0 HR BB		4-0 2B SF8 BB	
Roger Maris, L OBP: 0.308, SLG: 0.450 (1, 8) (4, 9)	0-0 3-1		0-0 IHR			1-2 2-3 3-H		0-0 SF8 2B	
Bob Cerv, R OBP: 0.381, SLG: 0.637 Whitey Herzog, L OBP: 0.328, SLG: 0.259 (1, 7) (6, PR) (7, 7)		0-0 1B 1-3-1 1B	0-0 1-3			F9		0-0 SF8	
Preston Ward, L OBP: 0.343, SLG: 0.400 Joe Demaestri, R OBP: 0.247, SLG: 0.296 (1, 5) (7, 6)		0-0 1-3-1 1B		0-0 4-3		1B 1B		0-0 SF8	
Hal Smith, R OBP: 0.292, SLG: 0.429 Harry Simpson, L OBP: 0.320, SLG: 0.364 (1, 3) (8, 3)		0-0 1-3-1		0-0 WP 1B		1B 1B	0-3 K	0-0 1B	
Frank House, L OBP: 0.318, SLG: 0.387 Harry Chiti, R OBP: 0.297, SLG: 0.379 (1, 2) (7, 2)		4-0 BB		0-0 6-3		BB 1B	0-0 5-3	0-0 F7	
Mike Baxes, R OBP: 0.286, SLG: 0.271 (1, 4)		0-3 K		0-0 F7		BB HR 1B	0-0 1B		
Ralph Terry, R OBP: 0.152, SLG: 0.174 (1, 1)		0-0 1-3		0-0 5-3		F8	0-0 1B		

Inning Stats	R: 0	H: 0	E: 0	K: 1	S: 5	R: 1	H: 2	E: 0	K: 1	S: 7	R: 1	H: 1	E: 0	K: 0	S: 4	R: 0	H: 1	E: 0	K: 0	S: 4	R: 8	H: 6	E: 0	K: 0	S: 9	R: 0	H: 2	E: 0	K: 1	S: 7	R: 2	H: 2	E: 0	K: 0	S: 5
	0	0	0	1	5	1	2	0	0	7	1	1	0	0	4	0	1	0	0	4	8	6	0	0	9	0	2	0	0	7	2	2	0	0	5


PITCHER	IP	WLS	BF	H	R	ER	SO	BB	IBB	HBP	BLK	WP	HR	S	P	ERA	WHIP
Russ Kemmerer, R ERA: 4.75 (1, 1)	5.2	L	31	10	10	10	2	5	0	0	0	1	1	30	50	15.88	2.647
John Romonosky, R ERA: 6.59 (6, 1)	1.1		6	2	0	0	1	0	0	0	0	0	0	8	8	0.00	1.500
Joe Albanese, R ERA: 9.0 (8, 1)	1.0		6	2	2	2	0	1	0	0	0	0	0	5	9	18.00	3.000

**BOTTOM**

Washington Senators @ Kansas City Athletics  
Municipal Stadium, Kansas City, MO

Sun Aug 03 1958, 4:33 AM EDT  
Unknown

AB	35
R	12
H	14
RBI	12
BB	6
SO	3
LOB	15



1B	SF	WP	PA
10	2	1	43
2B	SAC	PB	
1	0	0	
3B	DP	SB	
1	0	0	
HR	HBP	CS	
2	0	1	



Batter	1	2	3	4	5	6	7	8	9	10	11	12	13	14	15	AB	R	H	RBI	BB	SO	LOB	BOTTOM								
Chico Carrasquel, R OBP: 0.298, SLG: 0.321 (1, 6)	F7		F2			K		1B 2B		1B		1B		SH1-4 1B	F5	8	1	4	0	0	1	2	<b>Washington Senators @ Kansas City Athletics</b> <b>Municipal Stadium, Kansas City, MO</b> Sun Aug 03 1958, 4:38 AM EDT Att: 11,665 - Unknown <a href="http://livebaseballscorecards.com">livebaseballscorecards.com</a>								
Bill Tuttle, R OBP: 0.337, SLG: 0.370 (1, 8)	BB			CS BB		K		1B		F4		1B		SH1-4		4	0	2	2	2	1	2									
Roger Maris, L OBP: 0.308, SLG: 0.444 (1, 9)	K			F8		FC6-4 BB		F7			F9	F4		IBB IBB		5	0	0	0	2	1	5									
Bob Cerv, R OBP: 0.377, SLG: 0.628 (1, 7)	5-3			F9		FC6-4								IBB IBB		7	0	1	0	0	2	5									
Preston Ward, L OBP: 0.346, SLG: 0.410 (1, 5)		F5			HR		G3		SH3-4		FC3-6		K	K		5	1	2	1	1	0	1									
Hal Smith, R OBP: 0.291, SLG: 0.421 (1, 3)				G1-6-3 1B		K	F2		F4		F8		1B	F6		7	0	2	0	0	1	5									
Frank House, L OBP: 0.311, SLG: 0.383 Joe Demaestri, R OBP: 0.247, SLG: 0.296 (15, PR)		G1-6-3			4-3		4-3		F6			4-3	K			7	0	1	0	0	1	4									
Mike Baxes, R OBP: 0.288, SLG: 0.269 Hector Lopez, R OBP: 0.310, SLG: 0.377 (8, PH) (9, 4)				B3-6-4 BB		K		2B 1B		F6		F7	1B	SH F8	2B	1	0	0	0	1	1	0									
Jack Urban, R OBP: 0.211, SLG: 0.189 Harry Simpson, L OBP: 0.321, SLG: 0.364 Bud Lakely, L OBP: 0.167, SLG: 0.333 Whitey Herzog, L OBP: 0.326, SLG: 0.254 Dick Tompane, L OBP: 0.222, SLG: 0.320 Murry Dickson, R OBP: 0.333, SLG: 0.387 Harry Chitt, R OBP: 0.296, SLG: 0.376 (15, PH)				B3-6-4		BB		K		K		1B	F8		F8	1	0	0	0	0	0	1									
<b>Inning Stats</b>	R: 0 E: 0 K: 1 S: 5	H: 0 LOB: 1 BB: 1 P: 9	R: 0 E: 0 K: 0 S: 3	H: 1 LOB: 0 BB: 0 P: 3	R: 0 E: 0 K: 0 S: 2	H: 0 LOB: 0 BB: 1 P: 6	R: 0 E: 0 K: 2 S: 7	H: 0 LOB: 2 BB: 2 P: 15	R: 0 E: 0 K: 1 S: 7	H: 0 LOB: 0 BB: 0 P: 7	R: 2 E: 0 K: 1 S: 7	H: 3 LOB: 0 BB: 0 P: 7	R: 0 E: 0 K: 0 S: 4	H: 1 LOB: 1 BB: 0 P: 4	R: 0 E: 0 K: 1 S: 6	H: 1 LOB: 1 BB: 0 P: 6	R: 0 E: 0 K: 0 S: 4	H: 0 LOB: 1 BB: 0 P: 4	R: 0 E: 0 K: 1 S: 6	H: 3 LOB: 3 BB: 0 P: 6	R: 0 E: 0 K: 2 S: 9	H: 2 LOB: 3 BB: 1 P: 13		R: 0 E: 0 K: 1 S: 6	H: 1 LOB: 3 BB: 2 P: 14	R: 0 E: 0 K: 0 S: 4	H: 1 LOB: 0 BB: 0 P: 4	1B: 11 2B: 2 3B: 0 HR: 1	SF: 0 SAC: 3 DP: 2 HBP: 0	WP: 0 PB: 0 SB: 0 CS: 1	PA: 64
<b>PITCHER</b>	IP WLS BF H R ER SO BB IBB HBP BLK WP HR S P ERA WHIP	Hal Griggs, R ERA: 5.11	Camilo Pascual, R ERA: 2.85	Pedro Ramos, R ERA: 3.76	<b>PITCHER</b>																										

Batter	1	2	3	4	5	6	7	8	9	AB R H RBI BB SO LOB	TOP											
<b>Eddie Yost, R</b> OBP: 0.362, SLG: 0.321 (1, 5) X	0-0 F5		0-3 K		0-0 G4-3 1B		4-0 FC4-6 BB		0-0 6-3	4 0 1 0 1 1 1												
<b>Albie Pearson, L</b> OBP: 0.353, SLG: 0.360 (1, 8) X	0-0 5-3 1B		0-0 4-3		0-0 G4-3 1-2f		0-0 FC4-6 1-2f			4 0 1 0 0 0 2												
<b>Roy Sievers, R</b> OBP: 0.370, SLG: 0.568 (1, 7) X	0-0 5-3 1-2		0-0 1B		0-0 F7			0-0 L7		4 0 1 0 0 0 1												
<b>Jim Lemon, R</b> OBP: 0.314, SLG: 0.484 (1, 9) B B B B	4-0 BB		0-3 K		0-0 F9			0-0 F9		3 0 0 0 1 1 1												
<b>Clint Courtney, L</b> OBP: 0.326, SLG: 0.310 (1, 2) X	0-0 F8			0-0 2B 6-3 1B		0-0 1-3		4-0 BB		3 1 1 0 1 0 2												
<b>Norm Zauchin, R</b> OBP: 0.335, SLG: 0.432 (1, 3) X		0-0 FC6-5 2B		0-0 1-3 2B		4-0 BB		0-0 5-3		3 0 2 0 1 0 1												
<b>Ossie Alvarez, R</b> OBP: 0.295, SLG: 0.258 <b>Faye Throneberry, L</b> OBP: 0.232, SLG: 0.321 (1, 6) (9, PH)			0-0 FC6-5		0-0 F2		0-0 F6		0-0 F7	3 0 0 0 0 0 4 1 0 0 0 0 0 0												
<b>Ken Aspromonte, R</b> OBP: 0.306, SLG: 0.330 <b>Herb Plews, L</b> OBP: 0.303, SLG: 0.338 (1, 4) (7, PH) (7, 4)		0-3 K		0-0 6-3			0-0 1-3		0-0 F8	2 0 0 1 0 1 2 2 0 0 0 0 0 0												
<b>Camilo Pascual, R</b> OBP: 0.194, SLG: 0.278 <b>Neil Christley, L</b> OBP: 0.274, SLG: 0.375 <b>John Romonosky, R</b> OBP: 0.375, SLG: 1.000 <b>Julio Becquer, L</b> OBP: 0.270, SLG: 0.262 (1, 1) (7, PH) (7, 1) (9, PH)		0-0 F8		0-0 F8			0-0 F8		0-0 2B	2 0 0 0 0 0 2 1 0 0 0 0 0 0 0 0 0 0 0 0 0 1 0 1 0 0 0 0												
<b>Inning Stats</b>	R: 0 E: 0 K: 0 S: 4	H: 1 LOB: 2 BB: 1 P: 8	R: 0 E: 0 K: 1 S: 6	H: 1 LOB: 1 BB: 0 P: 6	R: 0 E: 0 K: 2 S: 8	H: 1 LOB: 1 BB: 0 P: 8	R: 1 E: 0 K: 0 S: 5	H: 2 LOB: 1 BB: 0 P: 5	R: 0 E: 0 K: 0 S: 3	H: 1 LOB: 0 BB: 0 P: 3	R: 0 E: 0 K: 0 S: 3	H: 0 LOB: 1 BB: 1 P: 7	R: 0 E: 0 K: 0 S: 3	H: 0 LOB: 1 BB: 1 P: 7	R: 0 E: 0 K: 0 S: 3	H: 0 LOB: 1 BB: 1 P: 7	R: 0 E: 0 K: 0 S: 4	H: 1 LOB: 1 BB: 0 P: 4	1B: 4 2B: 3 3B: 0 HR: 0	SF: 0 SAC: 0 DP: 1 HBP: 0	WP: 0 PB: 0 SB: 0 CS: 0	PA: 37
<b>PITCHER</b> <b>Bill Monbouquette, R</b> ERA: 3.0 (1, 1)	IP: 9.0 WLS: W BF: 37 H: 7 R: 1 ER: 1 SO: 3 BB: 4 IBB: 0 HBP: 0 BLK: 0 WP: 0 HR: 0 S: 39 P: 55 ERA: 1.00 WHIP: 1.222																				<b>PITCHER</b> IP: WLS: BF: H: R: ER: SO: BB: IBB: HBP: BLK: WP: HR: S: P: ERA: WHIP:	

**Washington Senators @ Boston Red Sox**  
 Fenway Park, Boston, MA  
 Tue Aug 05 1958, 7:05 PM EDT  
 Att: 23,030 - Unknown

<b>AB</b>	<b>33</b>
<b>R</b>	<b>1</b>
<b>H</b>	<b>7</b>
<b>RBI</b>	<b>1</b>
<b>BB</b>	<b>4</b>
<b>SO</b>	<b>3</b>
<b>LOB</b>	<b>16</b>



Batter	1	2	3	4	5	6	7	8	9
Don Buddin, R (1, 6) OBP: 0.350, SLG: 0.356	0-0 F8		0-0 F6	0-3 K		0-0 2B	0-3 K		
Pete Runnels, L (1, 3) OBP: 0.420, SLG: 0.432	0-0 4-3		0-0 E1	0-0 BB		0-0 2B		0-0 3-1	
Ted Williams, L (1, 7) Gene Stephens, L (9, 7) OBP: 0.446, SLG: 0.547 OBP: 0.286, SLG: 0.389	0-0 BB		0-0 F7	4-0 BB		4-0 IBB		0-0 HR	
Frank Malzone, R (1, 5) OBP: 0.341, SLG: 0.409	4-0 BB		0-0 HR	0-0 F6		0-3 K		0-0 5-3	
Jackie Jensen, R (1, 9) OBP: 0.414, SLG: 0.606	0-0 F4		4-0 HR		0-0 F8		0-3 K	0-0 5-3	
Jim Piersall, R (1, 8) OBP: 0.329, SLG: 0.414		0-0 1-3	0-0 HR		0-3 K		0-0 BB		
Ted Lepcio, R (1, 4) OBP: 0.324, SLG: 0.426		0-0 1-3	0-0 FC6-4		0-3 K		4-0 SH3		
Sammy White, R (1, 2) OBP: 0.296, SLG: 0.381		0-0 F3	0-0 FC6-4			0-0 6-3	0-0 SH3		
Bill Monbouquette, R (1, 1) OBP: 0.222, SLG: 0.222		0-0 3-1		0-0 F3		0-3 K	0-0 SH3		

AB	R	H	RBI	BB	SO	LOB
5	1	1	0	0	2	2
5	1	3	1	0	0	0
3	1	2	1	2	0	1
0	0	0	0	0	0	0
4	1	1	1	1	1	4
4	1	0	0	1	1	2
4	2	3	3	0	1	0
3	0	1	0	1	1	1
4	0	1	1	0	0	2
3	0	0	0	0	1	1

AB	R	H	RBI	BB	SO	LOB
35	7	12	7	5	7	13

Inning	R	H	E	K	S	P	ERA	WHIP
1	0	1	0	0	4	0	7.50	2.000
2	0	1	0	0	4	0	9.00	2.000
3	4	4	1	1	0	1	13	17
4	0	1	0	1	3	7		
5	0	0	0	2	6	7		
6	1	2	0	2	9	13		
7	1	2	0	2	9	13		
8	1	1	0	0	4	4		
9	0	0	0	0	1	1		

PITCHER	IP	WLS	BF	H	R	ER	SO	BB	IBB	HBP	BLK	WP	HR	S	P	ERA	WHIP
Camilo Pascual, R (1, 1) ERA: 3.1	6.0	L	31	9	5	5	5	3	1	0	0	0	1	37	53	7.50	2.000
John Romonosky, R (7, 1) ERA: 6.75	2.0		10	3	2	2	2	1	0	0	0	0	1	13	17	9.00	2.000

PITCHER	IP	WLS	BF	H	R	ER	SO	BB	IBB	HBP	BLK	WP	HR	S	P	ERA	WHIP

Washington Senators @ Boston Red Sox  
 Fenway Park, Boston, MA  
 Tue Aug 05 1958, 7:05 PM EDT  
 Att. 23,030 - Unknown

livebaseballscorecards.com

AB	35
R	7
H	12
RBI	7
BB	5
SO	7
LOB	13



1B	2B	3B	HR	SF	SAC	DP	HBP	WP	PA
7	3	0	2	0	1	0	0	0	41

Batter	1	2	3	4	5	6	7	8	9	AB	R	H	RBI	BB	SO	LOB	TOP																	
Ossie Alvarez, R (1, 6) OBP: 0.294, SLG: 0.258	0-0 1-3		0-0 E5			0-0 5-3		0-0 1B		4	0	1	0	0	0	0																		
Albie Pearson, L (1, 8) OBP: 0.352, SLG: 0.357 Joe Albanese, R (8, 1)	4-0 CS BB		0-0 FC3-6			0-0 F8		0-0 F7		3	0	0	0	1	0	2																		
Roy Sievers, R (1, 7) OBP: 0.373, SLG: 0.584	4-0 1-2 BB		0-0 FC6-4			0-0 HR				3	2	2	2	1	0	1																		
Jim Lemon, R (1, 9) OBP: 0.311, SLG: 0.478	0-3 K				0-0 6-3					4	0	0	0	0	2	1																		
Eddie Yost, R (1, 5) OBP: 0.365, SLG: 0.321 Bobby Malkmus, R (6, 4) OBP: 0.239, SLG: 0.254		4-0 FC5-4 BB			4-0 G5-4-3 BB			0-3 K		0	0	0	0	2	0	0																		
Norm Zauchin, R (1, 3) OBP: 0.330, SLG: 0.425		0-0 F8			0-0 G5-4-3			0-0 F7		4	0	0	0	0	1	3																		
Ken Aspromonte, R (1, 4) OBP: 0.302, SLG: 0.324		0-0 FC5-4 E				0-0 L5		0-0 F7		4	0	0	0	0	0	2																		
Steve Korcheck, R (1, 2) OBP: 0.114, SLG: 0.186		0-0 6-3				0-3 K		0-0 F7		3	0	0	0	0	1	1																		
Pedro Ramos, S (1, 1) OBP: 0.262, SLG: 0.277 Vito Valentinetti, R (4, 1) OBP: 0.167, SLG: 0.167 Neil Chrisley, L (8, PH) OBP: 0.273, SLG: 0.373			0-0 5-3			0-0 6-3		0-0 F7		1	0	0	0	0	0	0																		
										1	0	0	0	0	0	0																		
										1	0	0	0	0	0	0																		
										1	0	0	0	0	0	0																		
<b>Inning Stats</b>	R: 0 E: 0 K: 1 S: 4	H: 0 LOB: 1 BB: 2 P: 12	R: 0 E: 1 K: 0 S: 3	H: 0 LOB: 1 BB: 1 P: 7	R: 0 E: 1 K: 0 S: 4	H: 0 LOB: 1 BB: 0 P: 4	R: 0 E: 0 K: 0 S: 2	H: 0 LOB: 0 BB: 1 P: 6	R: 0 E: 0 K: 1 S: 5	H: 0 LOB: 0 BB: 0 P: 5	R: 1 E: 0 K: 0 S: 4	H: 1 LOB: 0 BB: 0 P: 4	R: 0 E: 0 K: 1 S: 5	H: 0 LOB: 0 BB: 0 P: 5	R: 0 E: 0 K: 0 S: 4	H: 1 LOB: 1 BB: 0 P: 4	R: 1 E: 0 K: 2 S: 8	H: 1 LOB: 1 BB: 1 P: 12	1B: 1 2B: 0 3B: 0 HR: 2	SF: 0 SAC: 0 DP: 1 HBP: 0	WP: 0 PB: 0 SB: 0 CS: 1	PA: 34												
<b>PITCHER</b> Tom Brewer, R (1, 1) ERA: 3.65	IP 9.0	WLS W	BF 34	H 3	R 2	ER 2	SO 5	BB 5	IBB 0	HBP 0	BLK 0	WP 0	HR 2	S 39	P 59	ERA 2.00	WHIP 0.889																	
<b>PITCHER</b>																		IP	WLS	BF	H	R	ER	SO	BB	IBB	HBP	BLK	WP	HR	S	P	ERA	WHIP

Washington Senators @ Boston Red Sox  
 Fenway Park, Boston, MA  
 Wed Aug 06 1958, 3:33 AM EDT  
 Att. 9,783 - Unknown

AB	29
R	2
H	3
RBI	2
BB	5
SO	5
LOB	10







Batter	1	2	3	4	5	6	7	8	9	AB R H RBI BB SO LOB	TOP																						
<b>Eddie Yost, R</b> (1, 5) OBP: 0.361, SLG: 0.317	0-3 K		0-3 K		0-0 FC4-6 G4-6-3 1-2f		0-0 F6			4 0 0 0 0 2 2																							
<b>Albie Pearson, L</b> (1, 8) OBP: 0.351, SLG: 0.354	0-0 F2			4-0 BB HR BB	0-0 G4-6-3 1-2f			0-3 K		3 1 0 0 1 1 1																							
<b>Herb Plews, L</b> (1, 4) OBP: 0.310, SLG: 0.342	0-0 F4			4-0 1-2 HR BB		0-0 1B		0-0 G6-4-3 1B		3 1 2 0 1 0 0																							
<b>Roy Sievers, R</b> (1, 7) OBP: 0.372, SLG: 0.589		0-3 K		0-0 1-H 2-H HR	0-0 F2		0-0 G6-4-3 1-2f			4 1 1 3 0 1 1																							
<b>Clint Courtney, L</b> (1, 2) OBP: 0.325, SLG: 0.307		0-0 G3		0-0 G3	4-0 BB			0-0 L3		3 0 0 0 1 0 0																							
<b>Jim Lemon, R</b> (1, 9) OBP: 0.310, SLG: 0.484		0-0 HR		0-3 K	0-0 F8			0-0 6-3		4 1 1 1 0 1 1																							
<b>Norm Zauchin, R</b> (1, 3) OBP: 0.328, SLG: 0.422		0-3 K		0-0 1B	0-0 F4			0-0 E5 1B		4 0 1 0 0 1 0																							
<b>Ossie Alvarez, R</b> (1, 6) OBP: 0.295, SLG: 0.259			0-0 5-3	0-0 F8	0-0 1B		0-0 1B	0-0 1B		3 0 1 0 0 0 1																							
<b>Neil Christley, L</b> (9, PH) OBP: 0.276, SLG: 0.376								1-2 1B		1 0 1 0 0 0 0																							
<b>Hal Griggs, R</b> (1, 1) OBP: 0.132, SLG: 0.216		0-0 4-3			0-0 FC4-6 1B		0-3 K	0-0 4-3		0 0 0 0 0 0 0																							
<b>Tex Clevenger, R</b> (2, 1) OBP: 0.200, SLG: 0.263										2 0 1 0 0 0 0																							
<b>Julio Becquer, L</b> (7, PH) OBP: 0.267, SLG: 0.259										1 0 0 0 0 1 1																							
<b>Vito Valentineti, R</b> (7, 1) OBP: 0.167, SLG: 0.167										0 0 0 0 0 0 0																							
<b>Faye Throneberry, L</b> (9, PH) OBP: 0.228, SLG: 0.315										1 0 0 0 0 0 2																							
<b>Inning Stats</b>	R: 0 E: 0 K: 1 S: 5	H: 0 LOB: 0 BB: 0 P: 5	R: 1 E: 0 K: 2 S: 8	H: 1 LOB: 0 BB: 0 P: 8	R: 0 E: 0 K: 1 S: 5	H: 0 LOB: 0 BB: 0 P: 5	R: 3 E: 0 K: 1 S: 7	H: 2 LOB: 1 BB: 2 P: 15	R: 0 E: 0 K: 0 S: 3	H: 1 LOB: 0 BB: 0 P: 3	R: 0 E: 0 K: 0 S: 3	H: 1 LOB: 1 BB: 1 P: 7	R: 0 E: 0 K: 1 S: 6	H: 1 LOB: 1 BB: 0 P: 6	R: 0 E: 0 K: 1 S: 5	H: 1 LOB: 0 BB: 0 P: 5	R: 0 E: 1 K: 0 S: 5	H: 1 LOB: 2 BB: 0 P: 5	1B: 6 2B: 0 3B: 0 HR: 2	SF: 0 SAC: 0 DP: 2 HBP: 0	WP: 0 PB: 0 SB: 0 CS: 0	PA: 36											
<b>PITCHER</b> <b>Frank Sullivan, R</b> (1, 1) ERA: 3.88	IP 9.0	WLS W	BF 36	H 8	R 4	ER 4	SO 7	BB 3	IBB 0	HBP 0	BLK 0	WP 0	HR 2	S 47	P 59	ERA 4.00	WHIP 1.222																
											<b>PITCHER</b>	IP	WLS	BF	H	R	ER	SO	BB	IBB	HBP	BLK	WP	HR	S	P	ERA	WHIP					

**Washington Senators @ Boston Red Sox**  
**Fenway Park, Boston, MA**  
 Thu Aug 07 1958, 3:33 AM EDT  
 Att. 5,850 - Unknown

<b>AB</b>	<b>33</b>
<b>R</b>	<b>4</b>
<b>H</b>	<b>8</b>
<b>RBI</b>	<b>4</b>
<b>BB</b>	<b>3</b>
<b>SO</b>	<b>7</b>
<b>LOB</b>	<b>9</b>



Batter	1	2	3	4	5	6	7	8	9
Don Buddin, R (1, 6) OBP: 0.351, SLG: 0.365	0-0 F5	4-0 1B BB		0-0 HR		0-0 F8		0-0 1B	
Pete Runnels, L (1, 3) OBP: 0.426, SLG: 0.441	4-0 WP BB 2B BB	0-0 1B 1B 1B		0-0 BB 1B		0-0 F7		0-0 F7	
Ted Williams, L (1, 7) Gene Stephens, L (9, 7) OBP: 0.452, SLG: 0.564 OBP: 0.285, SLG: 0.387	4-0 2B FC4 BB	0-0 F9 1B 1B		4-0 BB		0-0 HR		0-0 4-1	
Frank Malzone, R (1, 5) OBP: 0.346, SLG: 0.421	0-0 FC4 SF8 2B	0-0 1B		0-0 L8		0-0 1B			
Jackie Jensen, R (1, 9) OBP: 0.409, SLG: 0.604	0-0 FC4	0-0 F9		0-3 K		0-0 F5			
Jim Piersall, R (1, 8) OBP: 0.320, SLG: 0.403	0-0 SF8	0-0 F8		0-0 F7		0-0 6-3			
Ted Lepcio, R (1, 4) OBP: 0.316, SLG: 0.449	0-3 K			0-0 CS 1B		0-3 K			
Sammy White, R (1, 2) OBP: 0.294, SLG: 0.376		0-0 5-3		0-0 5-3		0-0 F9		0-0 F9	
Frank Sullivan, R (1, 1) OBP: 0.204, SLG: 0.156		0-0 1B BB 1B 1B		0-0 5-3		0-3 K		0-0 6-3	

Inning Stats	R: 3	H: 1	E: 0	K: 1	S: 7	LOB: 1	BB: 2	P: 15
	R: 3	H: 4	E: 0	K: 0	S: 7	LOB: 2	BB: 1	P: 11
	R: 0	H: 1	E: 0	K: 0	S: 3	LOB: 0	BB: 0	P: 3
	R: 1	H: 2	E: 0	K: 1	S: 7	LOB: 2	BB: 1	P: 11
	R: 0	H: 0	E: 0	K: 2	S: 7	LOB: 0	BB: 0	P: 7
	R: 1	H: 2	E: 0	K: 0	S: 5	LOB: 1	BB: 0	P: 5
	R: 0	H: 0	E: 0	K: 1	S: 5	LOB: 0	BB: 0	P: 5
	R: 0	H: 1	E: 0	K: 0	S: 4	LOB: 1	BB: 0	P: 4

PITCHER	IP	WLS	BF	H	R	ER	SO	BB	IBB	HBP	BLK	WP	HR	S	P	ERA	WHIP
Hal Griggs, R (1, 1) ERA: 5.53	1.1	L	11	3	6	6	1	3	0	0	0	1	0	10	22	40.50	4.500
Tex Clevenger, R (2, 1) ERA: 4.39	4.2		21	7	2	2	3	1	0	0	0	0	2	26	30	3.86	1.714
Vito Valentineti, R (7, 1) ERA: 4.65	2.0		7	1	0	0	1	0	0	0	0	0	0	9	9	0.00	0.500

AB R H RBI BB SO LOB


4	2	2	1	1	0	0
4	2	2	0	1	0	1
3	2	2	3	2	0	1
0	0	0	0	0	0	0
4	1	3	2	0	0	2
4	0	0	1	0	1	6
3	0	0	1	0	0	4
4	0	1	0	0	3	1
4	0	0	0	0	0	1
4	1	1	0	0	1	0

1B: 8	SF: 1	WP: 1	PA: 39
2B: 1	SAC: 0	PB: 0	
3B: 0	DP: 0	SB: 0	
HR: 2	HBP: 0	CS: 1	
AB	34		
R	8		
H	11		
RBI	8		
BB	4		
SO	5		
LOB	16		



Washington Senators @ Boston Red Sox  
 Fenway Park, Boston, MA  
 Thu Aug 07 1958, 3:33 AM EDT  
 Att. 5,850 - Unknown

livebaseballscorecards.com

Batter	1	2	3	4	5	6	7	8	9	AB R H RBI BB SO LOB	TOP														
Dick Williams, R (1, 5) OBP: 0.348, SLG: 0.353	0-0 F8			0-0 1B		0-0 6-3	0-0 E 1B		0-3 K	5 0 2 0 0 1 0	<p><b>Baltimore Orioles @ Washington Senators</b> Griffith Stadium, Washington, DC</p> <p>Fri Aug 08 1958, 7:05 PM EDT Att. 5,375 - Unknown</p> <p>livebaseballscorecards.com</p> <table border="1"> <tr><td>AB</td><td>34</td></tr> <tr><td>R</td><td>2</td></tr> <tr><td>H</td><td>8</td></tr> <tr><td>RBI</td><td>2</td></tr> <tr><td>BB</td><td>3</td></tr> <tr><td>SO</td><td>3</td></tr> <tr><td>LOB</td><td>17</td></tr> </table> 	AB	34	R	2	H	8	RBI	2	BB	3	SO	3	LOB	17
AB	34																								
R	2																								
H	8																								
RBI	2																								
BB	3																								
SO	3																								
LOB	17																								
Gene Woodling, L (1, 9) OBP: 0.381, SLG: 0.386	4-0 G4-3 BB			0-0 F7		4-0 1B BB	0-0 E4			2 1 0 0 2 0 3															
Bob Nieman, R (1, 7) OBP: 0.419, SLG: 0.560	0-0 G4-3 1-2f			0-0 1B		0-0 F3	0-0 F2			4 0 1 0 0 0 5															
Gus Triandos, R (1, 2) OBP: 0.331, SLG: 0.481		4-0 G6-4-3 BB		0-3 K		0-0 1B 1-3		0-0 HR		3 1 2 1 1 1 2															
Joe Taylor, R (1, 8) OBP: 0.350, SLG: 0.457		0-0 G6-4-3 1-2f		0-0 F8		0-0 1B 1-2		0-0 F9		4 0 1 1 0 0 3															
Jim Marshall, L (1, 3) OBP: 0.279, SLG: 0.341		0-0 F7			0-0 F5	0-0 G3		0-0 F8		4 0 0 0 0 0 2															
Billy Gardner, R (1, 4) OBP: 0.278, SLG: 0.312			0-0 G3		0-0 1B		0-0 4-3	0-0 6-3		4 0 1 0 0 0 0															
Willy Miranda, S (1, 6) OBP: 0.204, SLG: 0.189			0-0 6-3		0-0 F7		0-0 F5		0-0 F5	2 0 0 0 0 0 1															
Jack Harshman, L (7, PH) OBP: 0.324, SLG: 0.407										1 0 0 0 0 0 0															
Foster Castleman, R (7, 6) OBP: 0.269, SLG: 0.258										0 0 0 0 0 0 0															
Joe Ginsberg, L (9, PH) OBP: 0.330, SLG: 0.311										1 0 0 0 0 0 0															
Hal Brown, R (1, 1) OBP: 0.176, SLG: 0.235			0-3 K		0-0 4-3		0-0 E 1B 1B		0-0 F8	1 0 0 0 0 1 0															
Ken Lehman, L (4, 1)										1 0 0 0 0 0 1															
Brooks Robinson, R (7, PH) OBP: 0.305, SLG: 0.346										1 0 1 0 0 0 0															
Billy Loes, R (7, 1) OBP: 0.111, SLG: 0.080										0 0 0 0 0 0 0															
Al Pilarcik, L (9, PH) OBP: 0.306, SLG: 0.310										1 0 0 0 0 0 0															
<b>Inning Stats</b>	R: 0 E: 0 K: 0 S: 2	H: 0 LOB: 0 BB: 1 P: 6	R: 0 E: 0 K: 0 S: 2	H: 0 LOB: 0 BB: 1 P: 6	R: 0 E: 0 K: 1 S: 5	H: 0 LOB: 0 BB: 0 P: 5	R: 0 E: 0 K: 1 S: 7	H: 2 LOB: 2 BB: 0 P: 7	R: 0 E: 0 K: 0 S: 4	H: 1 LOB: 1 BB: 0 P: 4	R: 1 E: 0 K: 0 S: 5	H: 2 LOB: 2 BB: 1 P: 9	R: 0 E: 1 K: 0 S: 6	H: 2 LOB: 3 BB: 0 P: 6	R: 1 E: 0 K: 0 S: 4	H: 1 LOB: 0 BB: 0 P: 4	R: 0 E: 0 K: 1 S: 5	H: 0 LOB: 0 BB: 0 P: 5	1B: 7 2B: 0 3B: 0 HR: 1	SF: 0 SAC: 0 DP: 2 HBP: 0	WP: 0 PB: 0 SB: 0 CS: 0	PA: 37			
<b>PITCHER</b>	IP WLS BF H R ER SO BB IBB HBP BLK WP HR S P ERA WHIP																								
Russ Kemmerer, R (1, 1) ERA: 4.66	7.0 W 31 8 2 2 2 3 0 0 0 0 0 1 32 44 2.57 1.571																								
Dick Hyde, R (8, 1) ERA: 2.04	2.0 S 6 0 0 0 1 0 0 0 0 0 0 0 8 8 0.00 0.000																								

Batter	1	2	3	4	5	6	7	8	9	AB	R	H	RBI	BB	SO	LOB
Eddie Yost, R OBP: 0.357, SLG: 0.313 (1, 5)	0-0 6-3		0-0 F8		0-0 F3		0-0 6-3			4	0	0	0	0	0	1
Albie Pearson, L OBP: 0.350, SLG: 0.353 (1, 8)	0-0 G4-6-3 1B		0-0 F9		0-0 4-3		0-0 F8			4	0	1	0	0	0	1
Herb Plews, L OBP: 0.309, SLG: 0.340 (1, 4) Bobby Malkmus, R OBP: 0.239, SLG: 0.254 (8, 4)	0-0 G4-6-3 1-2f			0-0 1B FC1-2-5	0-0 E4 FC5-4		0-3 K			4	0	1	0	0	1	2
Roy Sievers, R OBP: 0.373, SLG: 0.588 (1, 7)		0-0 3B 1B		0-0 1B FC1-2-5	0-0 FC5-4			0-0 F8		4	2	2	0	0	0	2
Clint Courtney, L OBP: 0.324, SLG: 0.310 (1, 2)		0-0 F8		0-0 FC1-2-5 1B		0-0 4-3 SF8 2B		0-0 F7		4	1	1	0	0	0	3
Jim Lemon, R OBP: 0.312, SLG: 0.489 (1, 9)		0-0 1-H SF8 3B		0-0 1-2 3-H 1B		0-0 4-3		0-0 6-3		4	1	2	2	0	0	1
Norm Zauchin, R OBP: 0.325, SLG: 0.420 (1, 3)		0-0 SF8		0-3 K		0-0 SF8				1	0	0	2	0	1	2
Ossie Alvarez, R OBP: 0.295, SLG: 0.261 (1, 6)		0-0 3-H 5-3		0-3 K		0-0 1B				3	0	1	0	0	1	2
Russ Kemmerer, R OBP: 0.164, SLG: 0.132 (1, 1) Dick Hyde, R (8, 1)			0-0 4-3		0-0 E 4-3 1B		0-3 K			3	0	1	0	0	1	1
										0	0	0	0	0	0	0

Inning Stats	R: 0	H: 1	E: 0	K: 0	S: 3	R: 2	H: 2	E: 0	K: 0	S: 5	R: 0	H: 0	E: 0	K: 0	S: 3	R: 1	H: 3	E: 0	K: 2	S: 10	R: 0	H: 1	E: 1	K: 0	S: 5	R: 1	H: 2	E: 0	K: 1	S: 7	R: 0	H: 0	E: 0	K: 1	S: 5	R: 0	H: 0	E: 0	K: 0	S: 3
	LOB: 0	BB: 0	P: 3	LOB: 0	BB: 0	P: 5	LOB: 0	BB: 0	P: 3	LOB: 2	BB: 0	P: 10	LOB: 2	BB: 0	P: 5	LOB: 1	BB: 0	P: 7	LOB: 0	BB: 0	P: 3	LOB: 0	BB: 0	P: 3	LOB: 0	BB: 0	P: 3	LOB: 0	BB: 0	P: 3	LOB: 0	BB: 0	P: 3	LOB: 0	BB: 0	P: 3	LOB: 0	BB: 0	P: 3	

PITCHER	IP	WLS	BF	H	R	ER	SO	BB	IBB	HBP	BLK	WP	HR	S	P	ERA	WHIP
Hal Brown, R ERA: 3.52 (1, 1)	3.1	L	15	6	3	3	0	0	0	0	0	0	0	15	15	8.10	1.800
Ken Lehman, L ERA: 2.94 (4, 1)	2.2		12	3	1	1	3	0	0	0	0	0	0	18	18	3.38	1.125
Billy Loes, R ERA: 3.91 (7, 1)	2.0		6	0	0	0	1	0	0	0	0	0	0	8	8	0.00	0.000


**BOTTOM**

**Baltimore Orioles @ Washington Senators**  
Griffith Stadium, Washington, DC

Fri Aug 08 1958, 7:05 PM EDT  
Att. 5,375 - Unknown

AB	31
R	4
H	9
RBI	4
BB	0
SO	4
LOB	15


livebaseballscorecards.com



WP: 0	PA: 33
PB: 0	SB: 0
CS: 0	





Batter	1	2	3	4	5	6	7	8	9	AB R H RBI BB SO LOB	TOP														
Dick Williams, R (1, 5) OBP: 0.352, SLG: 0.348	0-0 6-3 1B		0-0 F4		0-0 F6		0-0 F2		0-3 K	5 0 1 0 0 1 2	<p><b>Baltimore Orioles @ Washington Senators</b> Griffith Stadium, Washington, DC</p> <p>Sun Aug 10 1958, 3:33 AM EDT Unknown</p> <p>livebaseballscorecards.com</p> <table border="1"> <tr><td>AB</td><td>39</td></tr> <tr><td>R</td><td>2</td></tr> <tr><td>H</td><td>12</td></tr> <tr><td>RBI</td><td>2</td></tr> <tr><td>BB</td><td>0</td></tr> <tr><td>SO</td><td>4</td></tr> <tr><td>LOB</td><td>18</td></tr> </table> 	AB	39	R	2	H	12	RBI	2	BB	0	SO	4	LOB	18
AB	39																								
R	2																								
H	12																								
RBI	2																								
BB	0																								
SO	4																								
LOB	18																								
Gene Woodling, L (1, 9) OBP: 0.381, SLG: 0.392	0-0 F2		0-0 2B		0-0 2B		0-3 K		0-0 F8	5 0 2 0 0 1 3															
Bob Nieman, R (1, 7) OBP: 0.408, SLG: 0.555	0-0 6-3 1-2		0-3 K		0-0 F9		0-0 6-3		0-0 FC5 2-3f	5 0 0 0 0 1 5															
Gus Triandos, R (1, 2) OBP: 0.332, SLG: 0.494	0-0 F8		0-0 L4		0-0 HR		0-0 4-3		0-0 4-3	4 1 1 1 0 0 2															
Joe Taylor, R (1, 8) OBP: 0.327, SLG: 0.477		0-3 K		0-0 F8		0-0 F7		0-0 F2		4 0 0 0 0 1 0															
Jim Marshall, L (1, 3) OBP: 0.282, SLG: 0.353		0-0 F6		0-0 5-3		0-0 1B 3B		0-0 1B		4 1 2 0 0 0 0															
Billy Gardner, R (1, 4) OBP: 0.281, SLG: 0.316		0-0 1B 1B		0-0 2B		0-0 5-3		0-0 L6		4 0 2 0 0 0 2															
Willy Miranda, S (1, 6) OBP: 0.220, SLG: 0.201		0-0 1B		0-0 4-3		0-0 S 1B		0-0 FC5 1B 1B		2 0 1 0 0 0 1															
Joe Ginsberg, L (6, PH) OBP: 0.337, SLG: 0.320		0-0 1B		0-0 4-3		0-0 F2		0-0 1B		1 0 1 1 0 0 0															
Foster Castleman, R (6, PR) OBP: 0.268, SLG: 0.257		1-2 1B				0-0 4-3		0-0 1B		0 0 0 0 0 0 0															
Bob Boyd, L (9, PH) OBP: 0.336, SLG: 0.448		0-0 6-3				0-0 4-3		0-0 1B		1 0 1 0 0 0 0															
Milt Pappas, R (1, 1) OBP: 0.200, SLG: 0.367						0-0 4-3		0-0 1B		1 0 0 0 0 0 2															
Ken Lehman, L (4, 1)						0-0 F2		0-0 1B		2 0 0 0 0 0 1															
Al Pilarcik, L (9, PH) OBP: 0.309, SLG: 0.311						1-2		0-0 1B		1 0 1 0 0 0 0															
<b>Inning Stats</b>	R: 0 E: 0 K: 0 S: 4	H: 1 LOB: 1 BB: 0 P: 4	R: 0 E: 0 K: 1 S: 7	H: 2 LOB: 2 BB: 0 P: 7	R: 0 E: 0 K: 1 S: 6	H: 1 LOB: 1 BB: 0 P: 6	R: 0 E: 0 K: 0 S: 4	H: 1 LOB: 1 BB: 0 P: 4	R: 2 E: 0 K: 0 S: 6	H: 3 LOB: 2 BB: 0 P: 6	R: 0 E: 0 K: 1 S: 5	H: 0 LOB: 0 BB: 0 P: 5	R: 0 E: 0 K: 0 S: 4	H: 1 LOB: 1 BB: 0 P: 4	R: 0 E: 0 K: 1 S: 7	H: 2 LOB: 2 BB: 0 P: 7	1B: 7 2B: 3 3B: 1 HR: 1	SF: 0 SAC: 0 DP: 0 HBP: 0	WP: 0 PB: 0 SB: 1 CS: 0	PA: 39					
<b>PITCHER</b>	IP WLS BF H R ER SO BB IBB HBP BLK WP HR S P ERA WHIP																								
Pedro Ramos, R (1, 1) ERA: 3.87	8.0 W 36 12 2 2 3 0 0 0 0 0 1 42 42 2.25 1.500																								
Dick Hyde, R (9, 1) ERA: 2.02	1.0 S 3 0 0 0 1 0 0 0 0 0 0 5 5 0.00 0.000																								



Batter	1	2	3	4	5	6	7	8	9	AB	R	H	RBI	BB	SO	LOB
Herb Plews, L (1, 4) OBP: 0.312, SLG: 0.346 Bobby Malkmus, R (9, 4) OBP: 0.239, SLG: 0.254	0-0 PB SF8 2B	0-0 F8		0-0 4-3			0-0 2B 2B 1B	0-0 F9		5	2	2	0	0	0	1
Albie Pearson, L (1, 8) OBP: 0.360, SLG: 0.361	4-0 1B SF8 2-3 BB		0-0 1B SF8-4 1B		0-0 5-3 1B		0-0 1-3 2B 2B			3	2	3	0	1	0	0
Roy Sievers, R (1, 7) OBP: 0.375, SLG: 0.585	0-0 SF8 1-2 3-H		0-0 1-3 SF8-4 1B		0-0 5-3 1-2		4-0 2B IBB			2	0	1	1	1	0	1
Clint Courtney, L (1, 2) OBP: 0.324, SLG: 0.315	0-0 F7		0-0 1-2 SF8-4 1B		0-0 F3		0-0 1-3 2B			3	0	1	3	0	0	1
Jim Lemon, R (1, 9) OBP: 0.317, SLG: 0.490 Neil Chrisley, L (8, 9) OBP: 0.275, SLG: 0.374	0-0 2-3 1B		0-0 3-H F8		0-3 K		4-0 IBB			3	0	1	0	1	1	0
Julio Becquer, L (1, 3) OBP: 0.281, SLG: 0.274	0-0 4-3		0-0 3-H F8		0-0 K		0-0 IBB			0	0	0	0	0	0	0
Eddie Yost, R (1, 5) OBP: 0.353, SLG: 0.310		0-0 F7		0-0 2B 1B		0-0 FC5-4 1B		0-0 F5		4	1	2	0	0	0	5
Ossie Alvarez, R (1, 6) OBP: 0.284, SLG: 0.250		0-0 F7		0-0 SH1-3 SF8 2B		0-0 FC5-4 FC4		0-0 G3		4	1	1	1	0	0	4
Pedro Ramos, S (1, 1) OBP: 0.261, SLG: 0.279 Dick Hyde, R (9, 1)		0-0 5-3		0-0 SH1-3 2-3		0-0 FC4		0-0 F5		3	0	0	0	0	0	1
		0-0 SF8 1B		0-0 SF8		0-3 K		0-3 K		3	0	1	1	0	2	0
				3-H						0	0	0	0	0	0	0


Inning Stats	R: 1	H: 2	E: 0	K: 0	S: 5	LOB: 2	BB: 1	P: 9	R: 0	H: 1	E: 0	K: 0	S: 4	LOB: 1	BB: 0	P: 4	R: 1	H: 2	E: 0	K: 0	S: 4	LOB: 0	BB: 0	P: 4	R: 2	H: 2	E: 0	K: 0	S: 5	LOB: 0	BB: 0	P: 5	R: 0	H: 1	E: 0	K: 1	S: 6	LOB: 1	BB: 0	P: 6	R: 2	H: 3	E: 0	K: 1	S: 8	LOB: 3	BB: 2	P: 16	R: 0	H: 0	E: 0	K: 1	S: 5	LOB: 0	BB: 0	P: 5
PITCHER	IP	WLS	BF	H	R	ER	SO	BB	IBB	HBP	BLK	WP	HR	S	P	ERA	WHIP																																							
Milt Pappas, R (1, 1) ERA: 4.22	3.1	L	17	7	4	4	0	1	0	0	0	0	0	16	20	10.80	2.400																																							
Ken Lehman, L (4, 1) ERA: 3.02	4.2		20	5	2	2	3	0	2	0	0	0	0	24	32	3.86	1.071																																							

**BOTTOM**

**Baltimore Orioles @ Washington Senators**  
Griffith Stadium, Washington, DC

Sun Aug 10 1958, 3:33 AM EDT  
Unknown

AB	30
R	6
H	12
RBI	6
BB	3
SO	3
LOB	13



1B: 8	SF: 3	WP: 0	PA: 37
2B: 5	SAC: 1	PB: 1	
3B: 0	DP: 1	SB: 0	
HR: 0	HBP: 0	CS: 0	

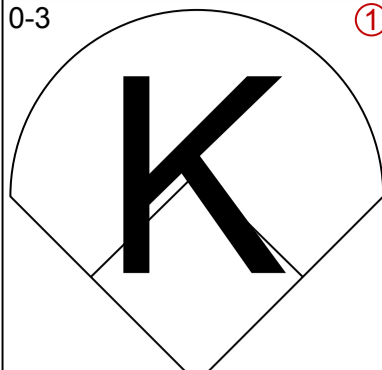
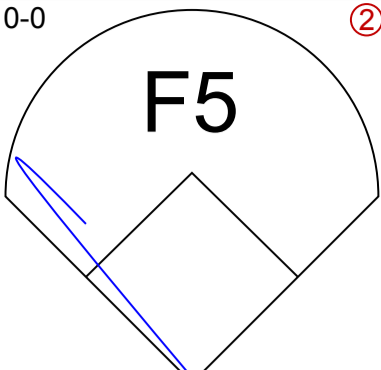
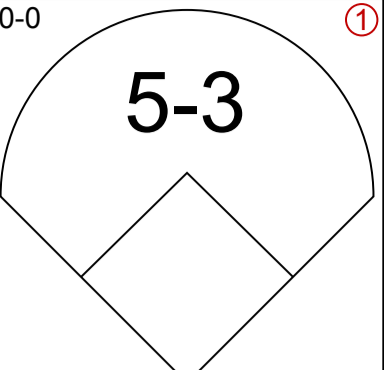
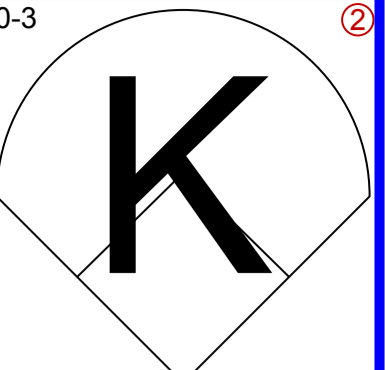
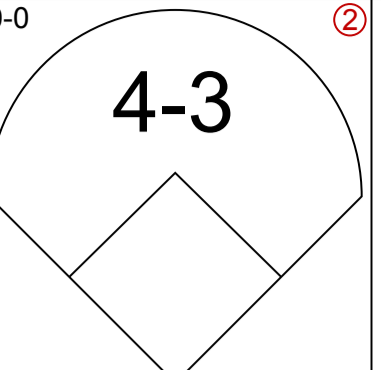
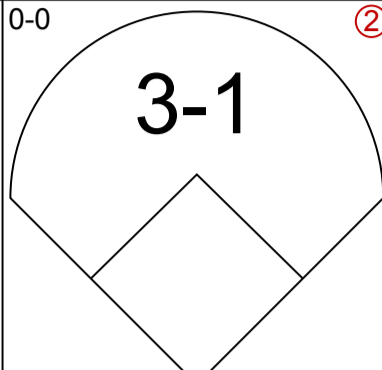
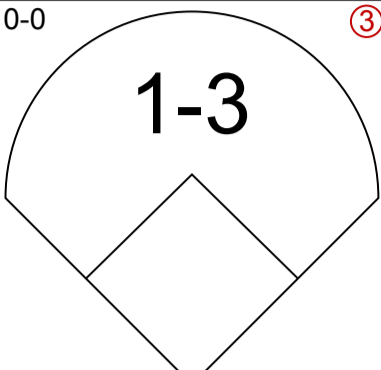
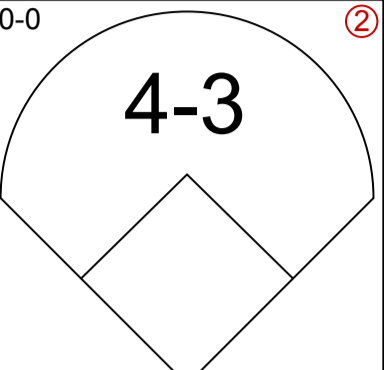
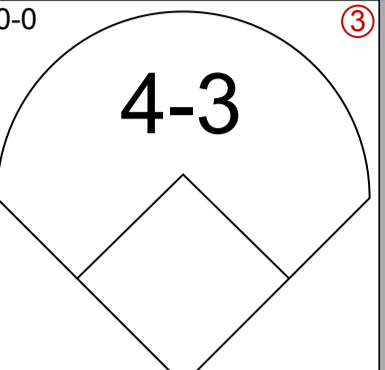
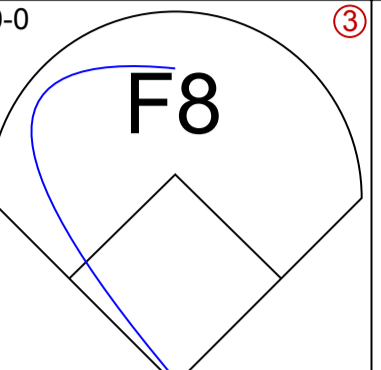
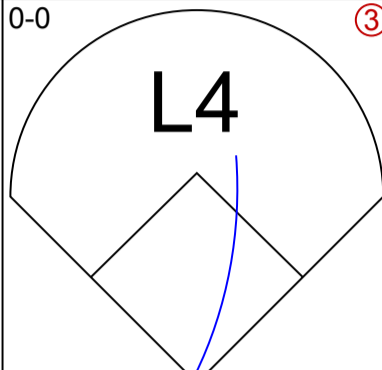
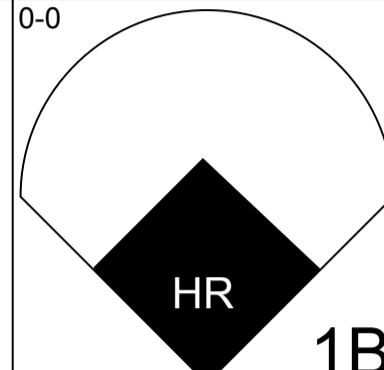
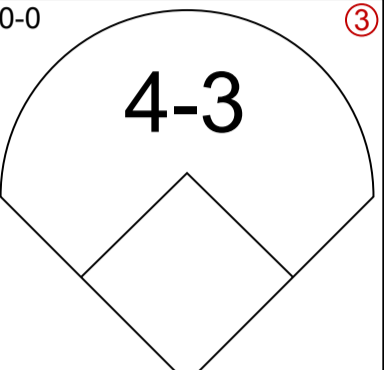
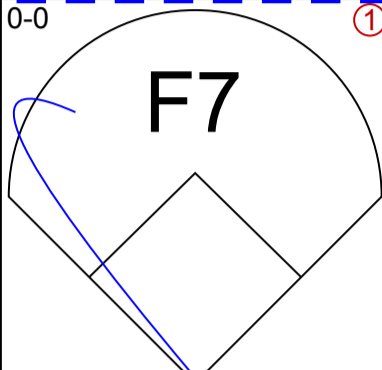
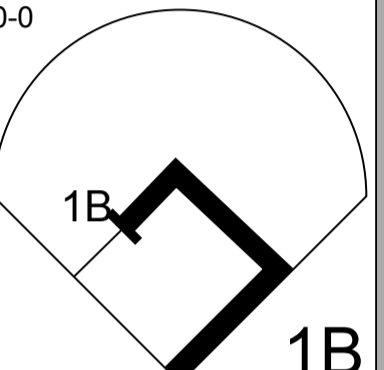
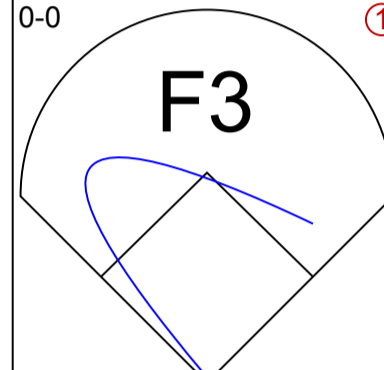
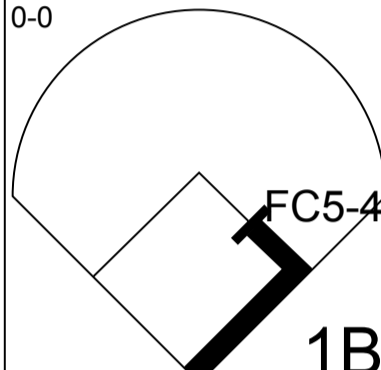
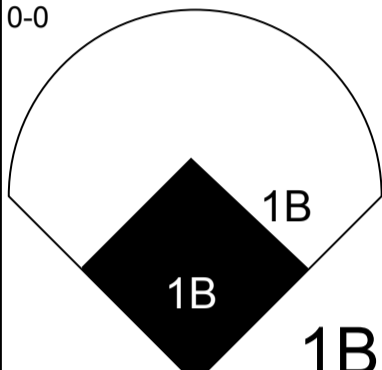
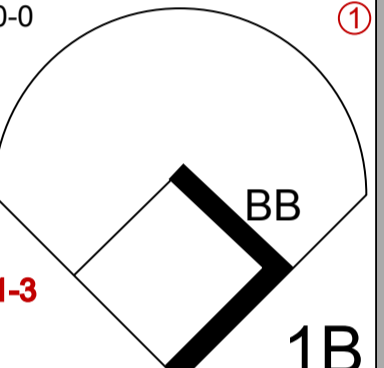
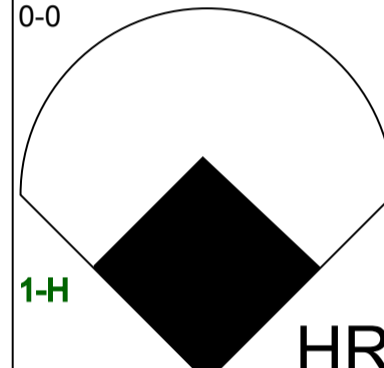
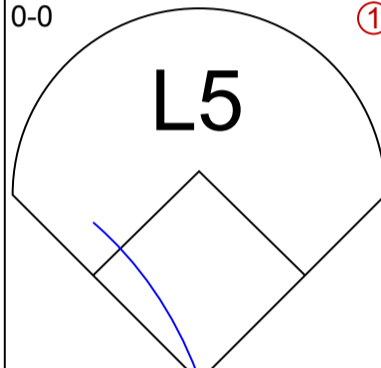
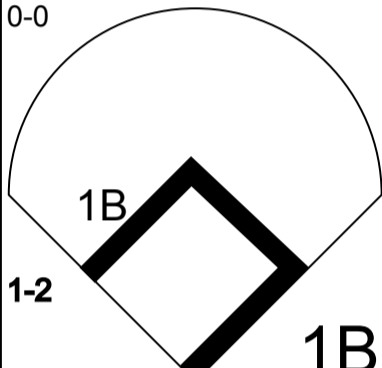
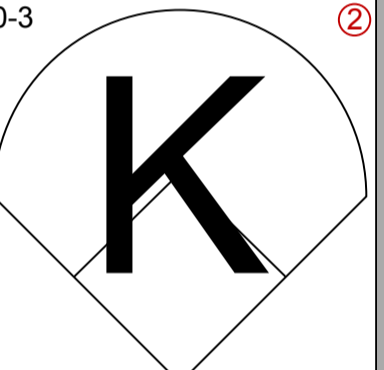
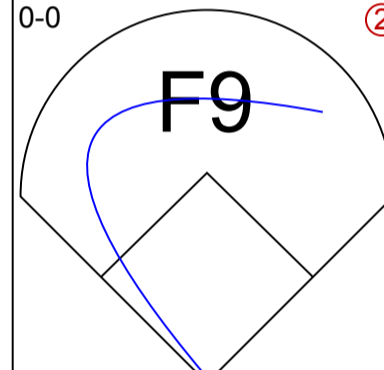
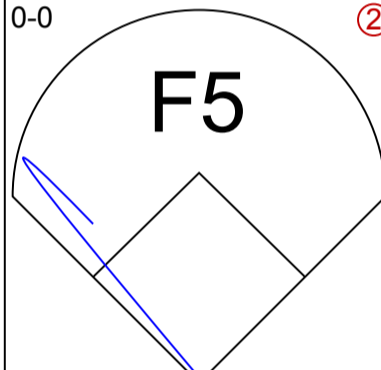
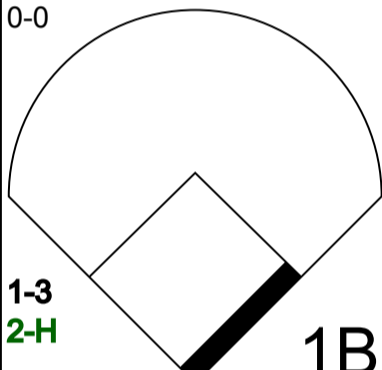
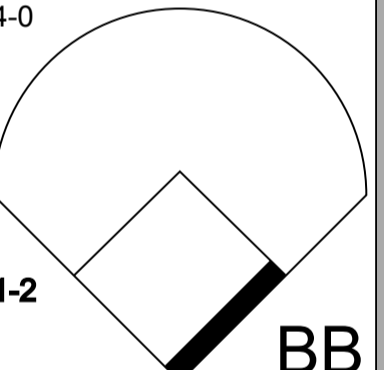
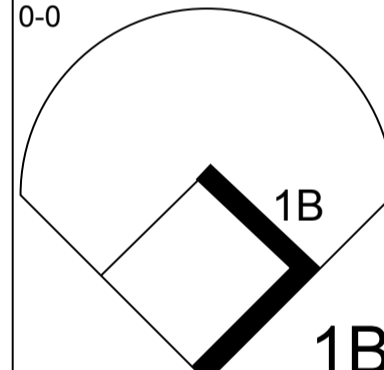
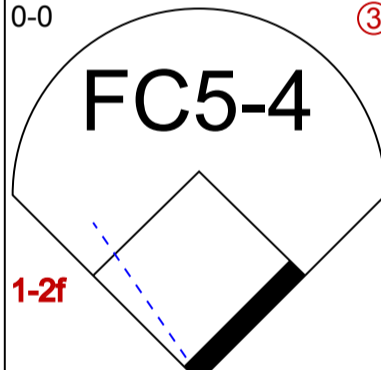
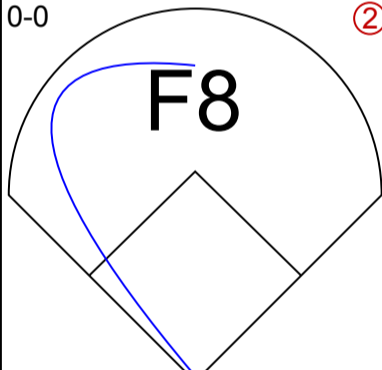
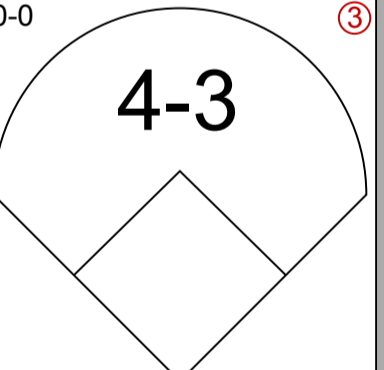
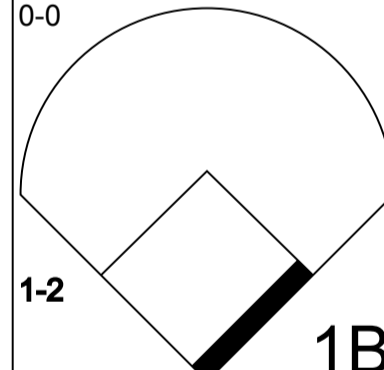
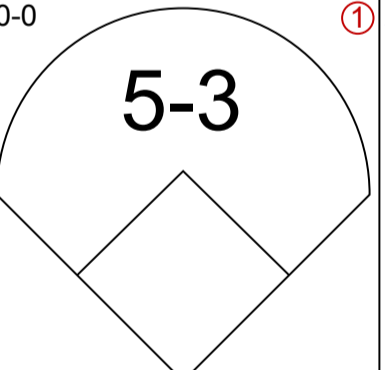
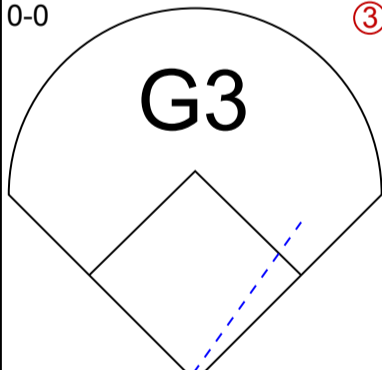
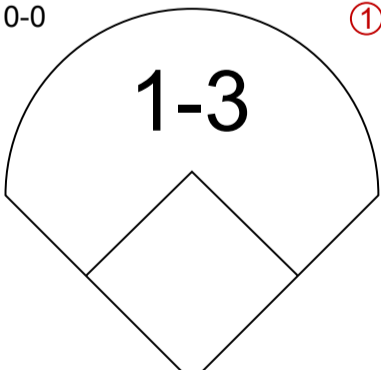
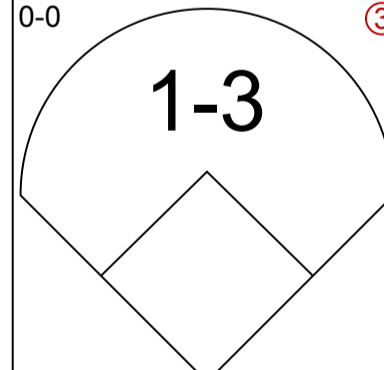
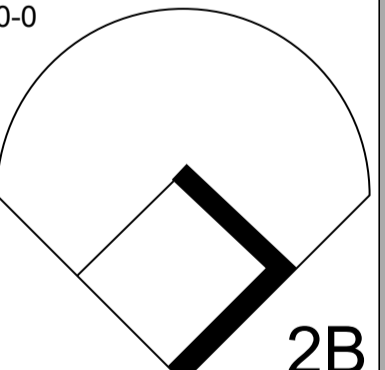
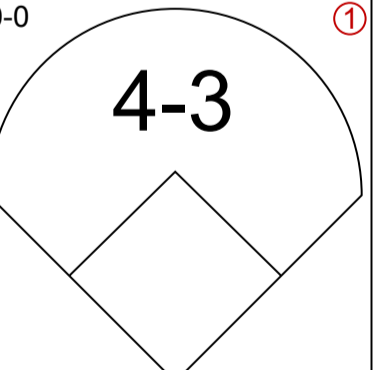
Batter	1	2	3	4	5	6	7	8	9	AB R H RBI BB SO LOB	TOP			
Jim Busby, R (1, 8) OBP: 0.284, SLG: 0.304	4-0 BB 1B		0-3 K		0-0 F7		0-0 1B 2B 1B	0-0 F8		4 1 1 0 1 1 1				
Bob Boyd, L (1, 3) OBP: 0.337, SLG: 0.445	0-0 F9		0-0 F6			4-0 1B 1B BB	0-0 1B 2B FC4 1B	0-0 4-3		4 2 1 0 1 0 2				
Bob Nieman, R (1, 7) OBP: 0.412, SLG: 0.560 Foster Castleman, R (9, 5) OBP: 0.268, SLG: 0.257 Joe Taylor, R (9, 7) OBP: 0.327, SLG: 0.477	0-0 G5-4-3 1B		0-0 L7			0-0 BB 1B G4-6-3 1B	0-0 FC4 1B 2B		0-0 F4	5 2 3 2 0 0 0 0 0 0 0 0 0 0 0 0 0 0 0 0 0				
Gus Triandos, R (1, 2) OBP: 0.336, SLG: 0.496	0-0 G5-4-3			0-0 1B		0-0 G4-6-3 BB 1B	0-0 FC4 G4-3 1B		0-0 FC4 1B	5 0 3 2 0 0 3				
Al Pilarcik, L (1, 9) OBP: 0.311, SLG: 0.310		0-0 G3		0-0 F4		4-0 BB BB BB	0-0 G4-6-3 BB 1B	0-0 G4-3 1B	0-0 FC4 FC6-4	4 0 1 1 1 0 2				
Brooks Robinson, R (1, 5) OBP: 0.306, SLG: 0.344 Gene Woodling, L (6, PH) OBP: 0.380, SLG: 0.391 Dick Williams, R (6, 5) OBP: 0.350, SLG: 0.345		4-0 FC4-6 1B BB		0-0 F5		0-0 G4-6-3	0-0 G4-3		0-0 FC6-4	1 0 0 0 1 0 1 1 0 0 0 0 0 2 2 0 0 0 0 0 3				
Billy Gardner, R (1, 4) OBP: 0.283, SLG: 0.316		0-0 FC4-6 1B		0-0 F4		4-0 BB	0-0 F8			3 0 1 0 1 0 2				
Willy Miranda, S (1, 6) OBP: 0.221, SLG: 0.203		0-0 FC4-6			0-0 F8	0-0 F7		0-0 FC1-6 1B		4 0 1 0 0 0 4				
Billy O'Dell, S (1, 1) OBP: 0.161, SLG: 0.173		0-0 F2			0-0 F6		4-0 1B 1B 2B BB	0-0 FC1-6		3 1 0 0 1 0 3				
<b>Inning Stats</b>	R: 0 H: 1 E: 0 LOB: 1 K: 0 BB: 1 S: 3 P: 7	R: 0 H: 1 E: 0 LOB: 2 K: 0 BB: 1 S: 4 P: 8	R: 0 H: 0 E: 0 LOB: 0 K: 1 BB: 0 S: 5 P: 5	R: 0 H: 1 E: 0 LOB: 1 K: 0 BB: 0 S: 4 P: 4	R: 0 H: 0 E: 0 LOB: 0 K: 0 BB: 0 S: 3 P: 3	R: 2 H: 2 E: 0 LOB: 2 K: 0 BB: 3 S: 4 P: 16	R: 4 H: 4 E: 0 LOB: 1 K: 0 BB: 1 S: 7 P: 11	R: 0 H: 1 E: 0 LOB: 1 K: 0 BB: 0 S: 4 P: 4	R: 0 H: 1 E: 0 LOB: 1 K: 0 BB: 0 S: 4 P: 4	1B: 10 SF: 0 2B: 1 SAC: 0 3B: 0 DP: 3 HR: 0 HBP: 0	WP: 0 PA: 42 PB: 0 SB: 0 CS: 0			
<b>PITCHER</b>	IP WLS BF H R ER SO BB IBB HBP BLK WP HR S P ERA WHIP												<b>PITCHER</b>	IP WLS BF H R ER SO BB IBB HBP BLK WP HR S P ERA WHIP
Hal Griggs, R (1, 1) ERA: 5.45	5.0 L 23 5 2 2 1 4 0 0 0 0 0 0 21 37 3.60 1.800													
John Romonosky, R (6, 1) ERA: 7.52	1.0 7 3 4 4 0 2 0 0 0 0 0 0 5 13 36.00 5.000													
Tex Clevenger, R (7, 1) ERA: 4.63	1.0 4 1 0 0 0 0 0 0 0 0 0 0 4 4 0.00 1.000													
Jim Constable, L (8, 1) ERA: 8.78	1.0 4 1 0 0 0 0 0 0 0 0 0 0 4 4 0.00 1.000													
Joe Albanese, R (9, 1) ERA: 6.75	1.0 4 1 0 0 0 0 0 0 0 0 0 0 4 4 0.00 1.000													

Baltimore Orioles @ Washington Senators  
Griffith Stadium, Washington, DC  
Sun Aug 10 1958, 3:38 AM EDT  
Att. 7,198 - Unknown

AB	36
R	6
H	11
RBI	5
BB	6
SO	1
LOB	23





Batter	1	2	3	4	5	6	7	8	9	AB R H RBI BB SO LOB	TOP	
<b>Don Buddin, R</b> (1, 6) <small>OBP: 0.349, SLG: 0.356</small> <b>Ted Williams, L</b> (7, PH) <small>OBP: 0.453, SLG: 0.564</small> <b>Leo Kiely, L</b> (7, 1) <b>Jim Piersall, R</b> (9, PH) <small>OBP: 0.316, SLG: 0.392</small>	0-3 		0-0 		0-0 		0-3 		0-0 	3 0 0 0 0 1 0 1 0 0 0 0 1 1 0 0 0 0 0 0 0 1 0 0 0 0 0 0	<b>Boston Red Sox @ Washington Senators</b> Griffith Stadium, Washington, DC Mon Aug 11 1958, 7:05 PM EDT Att. 6,374 - Unknown  <b>livebaseballscorecards.com</b>	
<b>Pete Runnels, L</b> (1, 3) <small>OBP: 0.424, SLG: 0.442</small>	0-0 		0-0 		0-0 		0-0 		0-0 	5 0 0 0 0 0 1		
<b>Gene Stephens, L</b> (1, 7) <small>OBP: 0.286, SLG: 0.390</small>	0-0 			0-0 	0-0 			0-0 		4 1 1 0 0 0 0		
<b>Frank Malzone, R</b> (1, 5) <small>OBP: 0.353, SLG: 0.430</small>		0-0 		0-0 		0-0 		0-0 		4 1 3 0 0 0 1		
<b>Jackie Jensen, R</b> (1, 9) <small>OBP: 0.417, SLG: 0.614</small>		0-0 		0-0 		0-0 		0-0 		4 1 3 2 0 0 1		
<b>Marty Keough, L</b> (1, 8) <small>OBP: 0.281, SLG: 0.330</small>		0-3 		0-0 		0-0 		0-0 		4 0 1 1 0 1 2		
<b>Ted Lepcio, R</b> (1, 4) <small>OBP: 0.301, SLG: 0.412</small>		4-0 		0-0 		0-0 		0-0 		3 0 1 0 1 0 3		
<b>Sammy White, R</b> (1, 2) <small>OBP: 0.289, SLG: 0.369</small>		0-0 		0-0 		0-0 		0-0 		4 0 1 0 0 0 4		
<b>Bill Monbouquette, R</b> (1, 1) <small>OBP: 0.182, SLG: 0.182</small> <b>Mike Fornieles, R</b> (5, 1) <small>OBP: 0.231, SLG: 0.231</small> <b>Billy Klaus, L</b> (7, PH) <small>OBP: 0.200, SLG: 0.211</small>			0-0 	0-0 		0-0 		0-0 		2 0 0 0 0 0 2 0 0 0 0 0 0 0 2 0 1 0 0 0 0		
<b>Inning Stats</b>	R: 0 H: 0 E: 0 LOB: 0 K: 1 BB: 0 S: 5 P: 5	R: 0 H: 2 E: 0 LOB: 2 K: 1 BB: 1 S: 6 P: 10	R: 0 H: 0 E: 0 LOB: 0 K: 0 BB: 0 S: 3 P: 3	R: 2 H: 4 E: 0 LOB: 2 K: 0 BB: 0 S: 7 P: 7	R: 0 H: 0 E: 0 LOB: 0 K: 0 BB: 0 S: 3 P: 3	R: 0 H: 1 E: 0 LOB: 1 K: 0 BB: 0 S: 4 P: 4	R: 0 H: 1 E: 0 LOB: 1 K: 1 BB: 0 S: 6 P: 6	R: 1 H: 3 E: 0 LOB: 2 K: 0 BB: 0 S: 6 P: 6	R: 0 H: 0 E: 0 LOB: 0 K: 0 BB: 0 S: 3 P: 3	1B: 9 SF: 0 2B: 1 SAC: 0 3B: 0 DP: 0 HR: 1 HBP: 0	WP: 0 PA: 38 PB: 0 SB: 0 CS: 0	
<b>PITCHER</b> <b>Vito Valentinetti, R</b> (1, 1) <small>ERA: 4.4</small> <b>Dick Hyde, R</b> (8, 1) <small>ERA: 2.08</small>	IP WLS BF H R ER SO BB IBB HBP BLK WP HR S P ERA WHIP 7.0 W 29 8 2 2 3 1 0 0 0 0 1 34 38 2.57 1.286											<b>PITCHER</b> IP WLS BF H R ER SO BB IBB HBP BLK WP HR S P ERA WHIP 2.0 S 9 3 1 1 0 0 0 0 0 0 0 9 9 4.50 1.500



Batter	1	2	3	4	5	6	7	8	9	AB	R	H	RBI	BB	SO	LOB
<b>Herb Plews, L</b> OBP: 0.313, SLG: 0.346 (1, 4) X	0-0 G1-6-3 1B			0-0 FC4-6 1B	0-0 1B 1B	0-0 F7		0-0 4-3		5	1	3	0	0	0	1
<b>Albie Pearson, L</b> OBP: 0.360, SLG: 0.360 (1, 8) X	0-0 G1-6-3 1-2f			0-0 FC4-6 HR	0-0 1B 1B		0-0 F7	0-0 G3		5	1	1	0	0	0	2
<b>Roy Sievers, R</b> OBP: 0.377, SLG: 0.590 (1, 7) X	0-0 F3			0-0 HR	0-0 BB 1B		0-0 5-3			4	1	2	3	0	0	0
<b>Clint Courtney, L</b> OBP: 0.326, SLG: 0.315 (1, 2) X		0-0 G3		0-0 F9	4-0 BB BB		0-0 2B 1B			3	1	1	0	1	0	0
<b>Jim Lemon, R</b> OBP: 0.316, SLG: 0.495 (1, 9) X		0-0 4-3		0-0 HR	0-0 L5		0-0 1B 2B			4	2	2	1	0	0	3
<b>Julio Becquer, L</b> OBP: 0.282, SLG: 0.276 (1, 3) X		0-0 1-3		0-0 S 1B	0-0 4-3		0-0 2B 1B			3	0	1	0	0	0	3
<b>Ed Fitz Gerald, R</b> OBP: 0.365, SLG: 0.368 (7, PH)										1	0	1	2	0	0	0
<b>Norm Zauchin, R</b> OBP: 0.326, SLG: 0.421 (8, 3) X										0	0	0	0	0	0	0
<b>Eddie Yost, R</b> OBP: 0.361, SLG: 0.320 (1, 5) X			0-0 6-3	4-0 1-2 IBB		H 1-0 SH1-3 HBP	0-0 1-3 2B			2	0	1	0	1	0	0
<b>Ossie Alvarez, R</b> OBP: 0.272, SLG: 0.238 (1, 6) X			0-0 4-3	0-0 F9		X 0-0 F7	0-0 F4			4	0	0	0	0	0	5
<b>Vito Valentineti, R</b> OBP: 0.125, SLG: 0.125 (1, 1) X			0-0 4-3		S 0-3 K	X 0-0 SH1-3		X 0-0 F8		2	0	0	0	0	1	0
<b>Dick Hyde, R</b> (8, 1)										1	0	0	0	0	0	0

Inning Stats	R: 0	H: 1	E: 0	K: 0	S: 3	LOB: 0	BB: 0	P: 3	R: 0	H: 0	E: 0	K: 0	S: 3	LOB: 0	BB: 0	P: 3	R: 0	H: 0	E: 0	K: 0	S: 3	LOB: 0	BB: 0	P: 3	R: 3	H: 4	E: 0	K: 0	S: 7	LOB: 2	BB: 1	P: 11	R: 1	H: 3	E: 0	K: 1	S: 8	LOB: 3	BB: 1	P: 12	R: 0	H: 0	E: 0	K: 0	S: 3	LOB: 1	BB: 0	P: 4	R: 2	H: 4	E: 0	K: 0	S: 7	LOB: 2	BB: 0	P: 7	R: 0	H: 0	E: 0	K: 0	S: 3	LOB: 0	BB: 0	P: 3
--------------	------	------	------	------	------	--------	-------	------	------	------	------	------	------	--------	-------	------	------	------	------	------	------	--------	-------	------	------	------	------	------	------	--------	-------	-------	------	------	------	------	------	--------	-------	-------	------	------	------	------	------	--------	-------	------	------	------	------	------	------	--------	-------	------	------	------	------	------	------	--------	-------	------

PITCHER	IP	WLS	BF	H	R	ER	SO	BB	IBB	HBP	BLK	WP	HR	S	P	ERA	WHIP
<b>Bill Monbouquette, R</b> ERA: 3.73 (1, 1)	4.1	L	21	8	4	4	1	0	0	0	0	0	2	22	26	8.31	1.846
<b>Mike Forniels, R</b> ERA: 4.88 (5, 1)	1.2		7	0	0	0	0	1	0	1	0	0	0	5	10	0.00	0.600
<b>Leo Kiely, L</b> ERA: 3.13 (7, 1)	2.0		10	4	2	2	0	0	0	0	0	0	0	10	10	9.00	2.000


**BOTTOM**

**Boston Red Sox @ Washington Senators**  
Griffith Stadium, Washington, DC

Mon Aug 11 1958, 7:05 PM EDT  
Att. 6,374 - Unknown

<b>AB</b>	<b>34</b>
<b>R</b>	<b>6</b>
<b>H</b>	<b>12</b>
<b>RBI</b>	<b>6</b>
<b>BB</b>	<b>2</b>
<b>SO</b>	<b>1</b>
<b>LOB</b>	<b>14</b>

livebaseballscorecards.com



WP	HR	S	P	ERA	WHIP
0	0	1	38	0	0

Batter	1	2	3	4	5	6	7	8	9	AB R H RBI BB SO LOB	TOP		
<b>Eddie Yost, R</b> (1, 5) OBP: 0.364, SLG: 0.338	0-0 L4			0-0 6-3	0-0 1B			0-0 E 2B	0-0 HR	5 2 3 3 0 0 0			
<b>Albie Pearson, L</b> (1, 8) OBP: 0.359, SLG: 0.359 <b>Neil Christley, L</b> (9, PH) OBP: 0.274, SLG: 0.372 (9, 8)	0-0 F4			0-0 HR 1B	0-3 K			0-0 E1 1B	0-0 F9	4 2 1 0 0 1 2 1 0 0 0 0 0 0			
<b>Roy Sievers, R</b> (1, 7) OBP: 0.378, SLG: 0.597	0-0 5-3			0-0 HR			0-0 4-3	0-0 HR 1B		4 2 2 3 0 0 0			
<b>Jim Lemon, R</b> (1, 9) OBP: 0.313, SLG: 0.490		0-0 F9		0-0 5-3			0-0 F9	0-0 F2		4 0 0 0 0 0 1			
<b>Ed Fitz Gerald, R</b> (1, 2) OBP: 0.346, SLG: 0.347 (2, 3) <b>Pedro Ramos, S</b> (8, 1) OBP: 0.261, SLG: 0.279		0-0 F7		0-0 4-3			0-3 K	0-0 G3		4 0 0 0 0 1 1 0 0 0 0 0 0 0			
<b>Norm Zauchin, R</b> (1, 3) OBP: 0.325, SLG: 0.419 <b>Clint Courtney, L</b> (2, 2) OBP: 0.329, SLG: 0.327		0-3 K			0-0 FC1-6-4 1B 1B		0-3 K	0-0 HR		1 0 0 0 0 1 0 3 2 2 2 0 1 0			
<b>Herb Plews, L</b> (1, 4) OBP: 0.316, SLG: 0.348			0-3 K		0-0 FC1-6-4 1B		0-0 CS 1B	0-0 F7		4 0 2 0 0 1 0			
<b>Ossie Alvarez, R</b> (1, 6) OBP: 0.265, SLG: 0.232			0-0 6-3		0-3 K		0-0 F7		0-0 6-3	4 0 0 0 0 1 3			
<b>Camilo Pascual, R</b> (1, 1) OBP: 0.205, SLG: 0.282 <b>Tex Clevenger, R</b> (6, 1) OBP: 0.227, SLG: 0.250 <b>Ken Aspromonte, R</b> (8, PH) OBP: 0.302, SLG: 0.325 <b>Julio Becquer, L</b> (8, 3) OBP: 0.280, SLG: 0.274			0-0 6-3		0-0 FC1-6-4 1B			0-0 2B 1B	0-0 F8	2 0 0 0 0 0 2 0 0 0 0 0 0 0 1 1 1 0 0 0 0 1 0 0 0 0 0 0			
<b>Inning Stats</b>	R: 0 H: 0 E: 0 LOB: 0 K: 0 BB: 0 S: 3 P: 3	R: 0 H: 0 E: 0 LOB: 0 K: 1 BB: 0 S: 5 P: 5	R: 0 H: 0 E: 0 LOB: 0 K: 1 BB: 0 S: 5 P: 5	R: 2 H: 2 E: 0 LOB: 0 K: 0 BB: 0 S: 5 P: 5	R: 1 H: 3 E: 0 LOB: 2 K: 2 BB: 0 S: 10 P: 10	R: 0 H: 0 E: 0 LOB: 0 K: 1 BB: 0 S: 5 P: 5	R: 0 H: 1 E: 0 LOB: 0 K: 1 BB: 0 S: 5 P: 5	R: 5 H: 4 E: 1 LOB: 0 K: 0 BB: 0 S: 8 P: 8	R: 1 H: 1 E: 0 LOB: 0 K: 0 BB: 0 S: 4 P: 4	1B: 7 SF: 0 2B: 1 SAC: 0 3B: 0 DP: 0 HR: 3 HBP: 0	WP: 0 PA: 38 PB: 0 SB: 0 CS: 1		
<b>PITCHER</b>	IP WLS BF H R ER SO BB IBB HBP BLK WP HR S P ERA WHIP											<b>PITCHER</b>	IP WLS BF H R ER SO BB IBB HBP BLK WP HR S P ERA WHIP
<b>Whitey Ford, L</b> (1, 1) ERA: 1.78 <b>Zach Monroe, R</b> (9, 1) ERA: 4.65	8.0 L 34 10 8 4 6 0 0 0 0 0 0 2 46 46 4.50 1.250												

**Washington Senators @ New York Yankees**  
**Yankee Stadium, Bronx, NY**  
 Wed Aug 13 1958, 7:05 PM EDT  
 Att: 15,566 - Unknown

<b>AB</b>	<b>38</b>
<b>R</b>	<b>9</b>
<b>H</b>	<b>11</b>
<b>RBI</b>	<b>8</b>
<b>BB</b>	<b>0</b>
<b>SO</b>	<b>6</b>
<b>LOB</b>	<b>9</b>



Batter	1	2	3	4	5	6	7	8	9	AB	R	H	RBI	BB	SO	LOB
<b>Gil McDougald, R</b> (1, 4) OBP: 0.338, SLG: 0.383	0-3 K		0-0 4-3		0-0 6-3	0-0 F2			0-0 F8	5	0	0	0	0	1	2
<b>Tony Kubek, L</b> (1, 6) OBP: 0.302, SLG: 0.316	0-0 4-3		0-3 K		0-0 1B			0-0 6-3	0-0 F6	5	0	1	0	0	1	1
<b>Mickey Mantle, S</b> (1, 8) OBP: 0.442, SLG: 0.604	4-0 BB			4-0 1B BB	0-0 F8			4-0 BB	4-0 1-2 BB	1	1	0	0	4	0	1
<b>Yogi Berra, L</b> (1, 2) OBP: 0.317, SLG: 0.468	0-0 F6			0-0 F8	0-3 K			0-0 F8	0-0 F8	5	0	0	0	0	1	6
<b>Norm Siebern, L</b> (1, 7) OBP: 0.385, SLG: 0.464		0-0 F7		0-0 1B 1-2 1B		0-0 HR		0-0 F7		4	2	2	1	0	0	1
<b>Hank Bauer, R</b> (1, 9) OBP: 0.332, SLG: 0.447		0-0 FC5-4 1B		0-0 1B 1-3 2-H 1B		0-0 HR		0-0 5-3		4	1	3	2	0	0	0
<b>Mary Throneberry, L</b> (1, 3) OBP: 0.320, SLG: 0.422		0-3 K		0-3 K		0-0 F8		0-0 4-3		4	0	0	0	0	2	3
<b>Andy Carey, R</b> (1, 5) OBP: 0.353, SLG: 0.484		0-0 FC5-4 1-2f		0-0 1B 1-3 3-H 1B		0-0 SH1-3 1B		0-3 K		4	0	2	1	0	1	1
<b>Whitey Ford, L</b> (1, 1) OBP: 0.254, SLG: 0.212 <b>Zach Monroe, R</b> (9, 1) <b>Enos Slaughter, L</b> (9, PH) OBP: 0.439, SLG: 0.500		0-3 K		0-0 3-1		0-0 SH1-3 1-2		0-0 BB 1B		2	0	0	0	0	1	2


Inning Stats	R: 0	H: 0	E: 0	K: 1	S: 5	R: 0	H: 1	E: 0	K: 1	S: 6	R: 0	H: 0	E: 0	K: 2	S: 7	R: 2	H: 3	E: 0	K: 1	S: 8	R: 0	H: 1	E: 0	K: 1	S: 6	R: 2	H: 3	E: 0	K: 0	S: 6	R: 0	H: 0	E: 0	K: 0	S: 3	R: 0	H: 0	E: 0	K: 1	S: 5	R: 0	H: 1	E: 0	K: 0	S: 4	1B: 7	2B: 0	3B: 0	HR: 2	SF: 0	SAC: 1	DP: 0	HBP: 0	WP: 0	PB: 0	SB: 0	CS: 0	PA: 40
--------------	------	------	------	------	------	------	------	------	------	------	------	------	------	------	------	------	------	------	------	------	------	------	------	------	------	------	------	------	------	------	------	------	------	------	------	------	------	------	------	------	------	------	------	------	------	-------	-------	-------	-------	-------	--------	-------	--------	-------	-------	-------	-------	--------

PITCHER	IP	WLS	BF	H	R	ER	SO	BB	IBB	HBP	BLK	WP	HR	S	P	ERA	WHIP
<b>Camilo Pascual, R</b> (1, 1) ERA: 3.5	5.0		24	7	4	4	6	2	0	0	0	0	2	34	42	7.20	1.800
<b>Tex Clevenger, R</b> (6, 1) ERA: 4.54	2.0	W	8	1	0	0	0	1	0	0	0	0	0	7	11	0.00	1.000
<b>Pedro Ramos, R</b> (8, 1) ERA: 3.83	2.0	S	8	1	0	0	1	1	0	0	0	0	0	9	13	0.00	1.000

**BOTTOM**

**Washington Senators @ New York Yankees**  
**Yankee Stadium, Bronx, NY**  
 Wed Aug 13 1958, 7:05 PM EDT  
 Att. 15,566 - Unknown

<b>AB</b>	<b>35</b>
<b>R</b>	<b>4</b>
<b>H</b>	<b>9</b>
<b>RBI</b>	<b>4</b>
<b>BB</b>	<b>4</b>
<b>SO</b>	<b>7</b>
<b>LOB</b>	<b>17</b>



PITCHER	IP	WLS	BF	H	R	ER	SO	BB	IBB	HBP	BLK	WP	HR	S	P	ERA	WHIP
---------	----	-----	----	---	---	----	----	----	-----	-----	-----	----	----	---	---	-----	------

Batter	1	2	3	4	5	6	7	8	9	AB R H RBI BB SO LOB	TOP												
<b>Eddie Yost, R</b> (1, 5) OBP: 0.362, SLG: 0.333	0-3 K		0-0 F8		0-0 G5-4-3		4-0 FC6-4 1B BB	0-0 L5		4 1 0 0 1 1 3													
<b>Albie Pearson, L</b> (1, 8) OBP: 0.357, SLG: 0.359	0-0 F6		0-0 F6		0-0 2B		0-3 K		0-0 4-3	5 1 1 0 0 1 2													
<b>Roy Sievers, R</b> (1, 7) OBP: 0.381, SLG: 0.599	4-0 FC6-4 BB			0-0 F8	0-0 2B		0-0 FC6-4 1B		0-0 F3	4 0 2 1 1 0 0													
<b>Jim Lemon, R</b> (1, 9) OBP: 0.312, SLG: 0.494	0-0 FC6-4			0-0 HR	0-0 5-3		0-0 FC6-4 1B		0-0 F6	5 1 1 1 0 0 4													
<b>Ed Fitz Gerald, R</b> (1, 3) OBP: 0.354, SLG: 0.347		0-3 K		4-0 E 1B BB		0-0 F6	0-0 1-2 1B			3 0 1 1 1 1 0													
<b>Julio Becquer, L</b> (7, PR) OBP: 0.280, SLG: 0.274							1-2 3-H 1B			0 0 0 0 0 0 0													
<b>Herb Plews, L</b> (1, 4) OBP: 0.315, SLG: 0.347		0-0 F5		0-0 E9 1B		0-0 1-3	0-3 K			4 0 1 0 0 1 2													
<b>Clint Courtney, L</b> (1, 2) OBP: 0.331, SLG: 0.329		0-0 F8		0-3 K		0-0 1B 1B		0-0 F8 SH3-4 1B		4 0 2 0 0 1 2													
<b>Ossie Alvarez, R</b> (1, 6) OBP: 0.272, SLG: 0.241			0-0 F8 SH1-3 1B	0-0 5-3		0-0 1-2 1B		0-0 SH3-4		3 0 2 0 0 0 2													
<b>Vito Valentinetti, R</b> (1, 1) OBP: 0.182, SLG: 0.182			0-0 SH1-3		0-0 G5-4-3 1B	0-3 K		0-0 F8		3 0 1 0 0 1 3													
<b>Inning Stats</b>	R: 0 E: 0 K: 1 S: 5	H: 0 LOB: 1 BB: 1 P: 9	R: 0 E: 0 K: 1 S: 5	H: 0 LOB: 0 BB: 0 P: 5	R: 0 E: 0 K: 0 S: 4	H: 1 LOB: 1 BB: 0 P: 4	R: 1 E: 1 K: 1 S: 7	H: 2 LOB: 2 BB: 1 P: 11	R: 1 E: 0 K: 0 S: 5	H: 3 LOB: 1 BB: 0 P: 5	R: 0 E: 0 K: 1 S: 7	H: 2 LOB: 2 BB: 0 P: 7	R: 1 E: 0 K: 2 S: 9	H: 2 LOB: 2 BB: 1 P: 13	R: 0 E: 0 K: 0 S: 4	H: 1 LOB: 1 BB: 0 P: 4	R: 0 E: 0 K: 0 S: 3	H: 0 LOB: 0 BB: 0 P: 3	1B: 8 2B: 2 3B: 0 HR: 1	SF: 0 SAC: 2 DP: 1 HBP: 0	WP: 0 PB: 0 SB: 0 CS: 0	PA: 40	
<b>PITCHER</b> <b>Jack Harshman, L</b> (1, 1) ERA: 2.8	IP 9.0	WLS L	BF 40	H 11	R 3	ER 3	SO 6	BB 3	IBB 0	HBP 0	BLK 0	WP 0	HR 1	S 49	P 61	ERA 3.00	WHIP 1.556						<b>PITCHER</b> IP WLS BF H R ER SO BB IBB HBP BLK WP HR S P ERA WHIP

**Washington Senators @ Baltimore Orioles**  
 Memorial Stadium, Baltimore, MD  
 Fri Aug 15 1958, 7:05 PM EDT  
 Att. 7,375 - Unknown

[livebaseballscorecards.com](http://livebaseballscorecards.com)

**AB** 35  
**R** 3  
**H** 11  
**RBI** 3  
**BB** 3  
**SO** 6  
**LOB** 18











Batter	1	2	3	4	5	6	7	8	9	AB R H RBI BB SO LOB	TOP											
<b>Herb Plews, L</b> (1, 4) OBP: 0.307, SLG: 0.338	0-0 F8		0-0 F8			0-0 G3		0-0 F8		4 0 0 0 0 0 1												
<b>Albie Pearson, L</b> (1, 8) OBP: 0.357, SLG: 0.358	0-0 1B			0-0 4-3		0-0 G3		0-0 E3		4 0 1 0 0 0 0												
<b>Roy Sievers, R</b> (1, 7) OBP: 0.376, SLG: 0.589	0-0 F2			0-0 F8		0-0 F5		0-0 F7		4 0 0 0 0 0 2												
<b>Clint Courtney, L</b> (1, 2) OBP: 0.327, SLG: 0.325	0-0 F4			0-0 6-3		0-0 4-3		0-0 F7		4 0 0 0 0 0 2												
<b>Jim Lemon, R</b> (1, 9) OBP: 0.308, SLG: 0.494		0-3 K			0-0 HR		0-0 F8		0-0 F8	4 1 1 1 0 1 1												
<b>Julio Becquer, L</b> (1, 3) OBP: 0.273, SLG: 0.267		0-3 K			0-0 F9		0-3 K			3 0 0 0 0 2 0												
<b>Eddie Yost, R</b> (1, 5) OBP: 0.360, SLG: 0.329		0-0 F6			4-0 6-3 BB			0-0 5-3		2 0 0 0 1 0 0												
<b>Ossie Alvarez, R</b> (1, 6) OBP: 0.264, SLG: 0.233			0-3 K		0-0 6-3			0-0 1B		2 0 0 0 0 1 1												
<b>Faye Throneberry, L</b> (8, PH) OBP: 0.254, SLG: 0.327					1-2					1 0 1 0 0 0 0												
<b>Rocky Bridges, R</b> (8, 6) OBP: 0.357, SLG: 0.405										0 0 0 0 0 0 0												
<b>Russ Kemmerer, R</b> (1, 1) OBP: 0.158, SLG: 0.127			0-0 6-3		0-3 K			0-0 F6		2 0 0 0 0 1 1												
<b>Neil Christley, L</b> (8, PH) OBP: 0.272, SLG: 0.370										1 0 0 0 0 0 1												
<b>Dick Hyde, R</b> (8, 1)										0 0 0 0 0 0 0												
<b>Inning Stats</b>	R: 0 E: 0 K: 0 S: 4	H: 1 LOB: 1 BB: 0 P: 4	R: 0 E: 0 K: 2 S: 7	H: 0 LOB: 0 BB: 0 P: 7	R: 0 E: 0 K: 1 S: 5	H: 0 LOB: 0 BB: 0 P: 5	R: 0 E: 0 K: 0 S: 3	H: 0 LOB: 0 BB: 0 P: 3	R: 1 E: 0 K: 1 S: 6	H: 1 LOB: 1 BB: 1 P: 10	R: 0 E: 0 K: 0 S: 3	H: 0 LOB: 0 BB: 0 P: 3	R: 0 E: 0 K: 1 S: 5	H: 0 LOB: 0 BB: 0 P: 5	R: 0 E: 0 K: 0 S: 4	H: 1 LOB: 1 BB: 0 P: 4	R: 0 E: 1 K: 0 S: 4	H: 0 LOB: 1 BB: 0 P: 4	1B: 2 2B: 0 3B: 0 HR: 1	SF: 0 SAC: 0 DP: 0 HBP: 0	WP: 0 PB: 0 SB: 0 CS: 0	PA: 32
<b>PITCHER</b> <b>Connie Johnson, R</b> (1, 1) ERA: 3.42	IP: 9.0 WLS: W BF: 32 H: 3 R: 1 ER: 1 SO: 5 BB: 1 IBB: 0 HBP: 0 BLK: 0 WP: 0 HR: 1 S: 41 P: 45 ERA: 1.00 WHIP: 0.444											<b>PITCHER</b>	IP: 9.0 WLS: W BF: 32 H: 3 R: 1 ER: 1 SO: 5 BB: 1 IBB: 0 HBP: 0 BLK: 0 WP: 0 HR: 1 S: 41 P: 45 ERA: 1.00 WHIP: 0.444									

**Washington Senators @ Baltimore Orioles**  
 Memorial Stadium, Baltimore, MD  
 Sun Aug 17 1958, 3:33 AM EDT  
 Att. 6,588 - Unknown

<b>AB</b>	<b>31</b>
<b>R</b>	<b>1</b>
<b>H</b>	<b>3</b>
<b>RBI</b>	<b>1</b>
<b>BB</b>	<b>1</b>
<b>SO</b>	<b>5</b>
<b>LOB</b>	<b>9</b>



[livebaseballscorecards.com](http://livebaseballscorecards.com)





Batter	1	2	3	4	5	6	7	8	9	AB	R	H	RBI	BB	SO	LOB
Eddie Yost, R OBP: 0.359, SLG: 0.326 (1, 5)	0-3 K		0-0 F7		4-0 BB 1B		0-0 6-3			3	1	0	0	1	1	0
Albie Pearson, L OBP: 0.356, SLG: 0.355 (1, 8)	0-0 L3		0-0 4-3		4-0 BB 1B		0-0 4-3			3	0	0	0	1	0	0
Roy Sievers, R OBP: 0.381, SLG: 0.600 (1, 7)	0-0 HR		0-0 1B		0-0 1B		0-0 1B			4	1	4	2	0	0	0
Clint Courtney, L OBP: 0.323, SLG: 0.321 (1, 2)	0-0 F9		0-0 1-3			0-0 F6		0-0 4-3		4	0	0	0	0	0	2
Jim Lemon, R OBP: 0.310, SLG: 0.496 Neil Chrisley, L OBP: 0.272, SLG: 0.370 (1, 9) (9, 9)		0-0 5-3		0-0 6-3		0-0 E 2B		0-0 G1-4-3 1B		4	1	2	0	0	0	0
Julio Becquer, L OBP: 0.273, SLG: 0.266 (1, 3)		0-0 6-3		0-0 F8		0-0 E8 1B		0-3 K		4	0	1	1	0	1	1
Rocky Bridges, R OBP: 0.355, SLG: 0.401 Bobby Malkmus, R OBP: 0.239, SLG: 0.254 (1, 4) (9, 4)		4-0 BB 1B		0-0 F6		0-0 6-3		0-0 G1-4-3		3	0	0	0	1	0	2
Ossie Alvarez, R OBP: 0.271, SLG: 0.236 (1, 6)		0-0 1B		0-0 6-3		4-0 BB				2	0	1	0	1	0	0
Camilo Pascual, R OBP: 0.190, SLG: 0.262 Dick Hyde, R (8, 1)		0-0 F4		0-0 F7		0-0 1-3				3	0	0	0	0	0	4

Inning Stats	R: 1	H: 1	E: 0	LOB: 0	K: 1	P: 6	R: 0	H: 1	E: 0	LOB: 2	K: 0	P: 8	R: 0	H: 1	E: 0	LOB: 1	K: 0	P: 4	R: 0	H: 0	E: 0	LOB: 0	K: 0	P: 3	R: 1	H: 1	E: 0	LOB: 2	K: 0	P: 11	R: 1	H: 2	E: 1	LOB: 2	K: 0	P: 9	R: 0	H: 1	E: 0	LOB: 1	K: 1	P: 5	R: 0	H: 1	E: 0	LOB: 0	K: 1	P: 5
1B: 6	SF: 0	2B: 1	SAC: 0	3B: 0	DP: 1	HR: 1	HBP: 0	WP: 0	PA: 34	CS: 0																																						

**DETROIT TIGERS @ WASHINGTON SENATORS**  
Griffith Stadium, Washington, DC  
Tue Aug 19 1958, 7:05 PM EDT  
Att. 10,970 - Unknown

AB	30
R	3
H	8
RBI	3
BB	4
SO	2
LOB	9



PITCHER	IP	WLS	BF	H	R	ER	SO	BB	IBB	HBP	BLK	WP	HR	S	P	ERA	WHIP
Herb Moford, R ERA: 3.7 (1, 1)	6.0	L	27	6	3	3	1	4	0	0	0	0	1	25	41	4.50	1.667
Tom Morgan, R ERA: 3.2 (7, 1)	2.0		7	2	0	0	1	0	0	0	0	0	0	9	9	0.00	1.000

Batter	1	2	3	4	5	6	7	8	9	AB R H RBI BB SO LOB	TOP		
Harvey Kuenn, R OBP: 0.375, SLG: 0.456 (1, 8) X	0-0 F8	0-0 2B 1B			0-0 F4	4-0 IBB		4-0 IBB		3 0 1 0 2 0 0			
Coot Veal, R OBP: 0.397, SLG: 0.408 (1, 6) X	0-0 FC6-4 1B	0-0 1B 2B			0-0 F9	0-0 F7		0-0 L5		5 0 2 1 0 0 5			
Frank Bolling, R OBP: 0.338, SLG: 0.395 (1, 4) X	0-0 FC6-4 BB HR	0-0 6-3			4-0 1B HR BB			0-0 F9	0-0 6-3	4 2 0 0 1 0 3			
Gail Harris, L OBP: 0.340, SLG: 0.502 (1, 3) B B B	4-0 1-2 HR BB				0-0 F8	0-0 1-3 HR 1B		0-3 K	0-0 3B	4 2 2 0 1 1 0			
Al Kaline, R OBP: 0.356, SLG: 0.486 (1, 9) X	0-0 1-1 2-H HR				0-0 L8	0-0 1-H 3-H HR		0-0 L8	0-0 L6-3	5 2 2 6 0 0 1			
Billy Martin, R OBP: 0.288, SLG: 0.368 (1, 5) X	0-0 F9				0-0 K	0-0 F9		0-0 F2	0-0 4-3	5 0 0 0 0 1 1			
Charlie Maxwell, L OBP: 0.347, SLG: 0.397 (1, 7) S S S		0-3 K			0-0 G3			0-0 E4 FC6-4	0-0 2B 1B	4 0 1 0 0 1 0	AB 37		
Red Wilson, R OBP: 0.386, SLG: 0.375 (1, 2) X		0-0 1B 2B 1B			0-3 K			0-0 FC6-4 SH1-4	0-0 1B 2B	4 1 2 0 0 1 1	R 7		
Frank Lary, R OBP: 0.138, SLG: 0.127 (1, 1) X		0-0 F5			0-0 4-3			0-0 SH1-4	0-0 F5	3 0 0 0 0 0 3	H 10		
<b>Inning Stats</b>	R: 3 H: 2 E: 0 LOB: 0 K: 0 BB: 1 S: 5 P: 9	R: 1 H: 3 E: 0 LOB: 2 K: 1 BB: 0 S: 8 P: 8	R: 0 H: 0 E: 0 LOB: 0 K: 1 BB: 0 S: 5 P: 5	R: 0 H: 0 E: 0 LOB: 0 K: 1 BB: 0 S: 5 P: 5	R: 3 H: 2 E: 0 LOB: 0 K: 0 BB: 1 S: 5 P: 9	R: 0 H: 0 E: 1 LOB: 2 K: 0 BB: 1 S: 4 P: 8	R: 0 H: 0 E: 0 LOB: 0 K: 1 BB: 0 S: 5 P: 5	R: 0 H: 2 E: 0 LOB: 3 K: 0 BB: 1 S: 5 P: 9	R: 0 H: 1 E: 0 LOB: 1 K: 0 BB: 0 S: 4 P: 4	1B: 5 SF: 0 2B: 2 SAC: 1 3B: 1 DP: 0 HR: 2 HBP: 0	WP: 0 PA: 42 PB: 0 SB: 0 CS: 0		
<b>PITCHER</b>	IP WLS BF H R ER SO BB IBB HBP BLK WP HR S P ERA WHIP											<b>PITCHER</b>	IP WLS BF H R ER SO BB IBB HBP BLK WP HR S P ERA WHIP
Pedro Ramos, R ERA: 4.24 (1, 1)	5.0 L 24 7 7 7 3 2 0 0 0 0 2 28 36 12.60 1.800												
John Romonosky, R ERA: 6.69 (6, 1)	4.0 18 3 0 0 1 0 2 0 0 0 0 18 26 0.00 0.750												

**Detroit Tigers @ Washington Senators**  
 Griffith Stadium, Washington, DC  
 Wed Aug 20 1958, 7:05 PM EDT  
 Att. 6,508 - Unknown

[livebaseballscorecards.com](http://livebaseballscorecards.com)





Batter	1	2	3	4	5	6	7	8	9	AB R H RBI BB SO LOB
Eddie Yost, R (1, 5) OBP: 0.356, SLG: 0.323 Ken Aspromonte, R (6, 5) OBP: 0.301, SLG: 0.323	0-0 5-3		0-0 5-3	0-3 K			0-0 5-3		0-0 1B	3 0 0 0 0 1 1 2 0 1 0 0 0 0
Albie Pearson, L (1, 8) OBP: 0.354, SLG: 0.353 Faye Throneberry, L (6, 8) OBP: 0.246, SLG: 0.316	0-3 K		0-0 E3 G3 1B 1B			0-0 4-3	0-0 4-3		0-0 G3	3 1 0 0 0 1 0 2 0 0 0 0 0 1
Roy Sievers, R (1, 7) OBP: 0.385, SLG: 0.600	1-0 HBP		0-0 1B G3 1-2 1B			4-0 BB BB	0-0 F6			2 0 1 0 1 0 0
Clint Courtney, L (1, 2) OBP: 0.325, SLG: 0.321	0-0 F7		0-0 G3			4-0 BB 1-2 BB		0-0 1B 1B		3 0 1 0 1 0 3
Jim Lemon, R (1, 9) OBP: 0.312, SLG: 0.496		0-0 1B 1B	0-0 2-3 3-H 1B			0-3 K		0-3 K		4 0 2 1 0 2 3
Julio Becquer, L (1, 3) OBP: 0.272, SLG: 0.266		0-3 K	0-0 L7			0-0 F6		0-0 G6-4-3 1-2 1B		4 0 1 0 0 1 5
Rocky Bridges, R (1, 4) OBP: 0.354, SLG: 0.399		0-0 1-2 1B				0-0 6-3	0-0 F8	0-0 G6-4-3 1-2f		4 0 1 0 0 0 2
Ossie Alvarez, R (1, 6) OBP: 0.271, SLG: 0.236 Herb Plews, L (2, PH) OBP: 0.306, SLG: 0.337		0-3 K				0-0 FC4 1B	0-0 F7		0-0 F8	0 0 0 0 0 0 0 4 0 1 0 0 1 2
Pedro Ramos, S (1, 1) OBP: 0.250, SLG: 0.268 John Romonosky, R (6, 1) OBP: 0.300, SLG: 0.800 Neil Chrisley, L (9, PH) OBP: 0.271, SLG: 0.368		0-3 K				0-0 FC4 1-2f	0-3 K		0-0 4-3	2 0 0 0 0 1 3 1 0 0 0 0 1 0 1 0 0 0 0 0 0

Inning Stats	R: 0	H: 0	E: 0	K: 1	S: 5	H: 0	LOB: 1	BB: 0	P: 6	R: 0	H: 2	E: 0	K: 3	S: 11	H: 2	LOB: 2	BB: 0	P: 11	R: 1	H: 2	E: 1	K: 0	S: 6	H: 2	LOB: 2	BB: 0	P: 6	R: 0	H: 0	E: 0	K: 1	S: 6	H: 0	LOB: 0	BB: 0	P: 5	R: 0	H: 0	E: 0	K: 0	S: 3	H: 2	LOB: 1	BB: 0	P: 6	R: 0	H: 1	E: 0	K: 0	S: 4	H: 1	LOB: 1	BB: 0	P: 4	1B: 8	2B: 0	3B: 0	HR: 0	SF: 0	SAC: 0	DP: 1	HBP: 1	WP: 0	PB: 0	SB: 0	CS: 0	PA: 38
PITCHER Frank Lary, R (1, 1) ERA: 3.3	IP	WLS	BF	H	R	ER	SO	BB	IBB	HBP	BLK	WP	HR	S	P	ERA	WHIP																			IP	WLS	BF	H	R	ER	SO	BB	IBB	HBP	BLK	WP	HR	S	P	ERA	WHIP															

**DETROIT TIGERS @ WASHINGTON SENATORS**  
**Griffith Stadium, Washington, DC**  
 Wed Aug 20 1958, 7:05 PM EDT  
 Att. 6,508 - Unknown

AB	35
R	1
H	8
RBI	1
BB	2
SO	8
LOB	20



Batter	1	2	3	4	5	6	7	8	9	AB	R	H	RBI	BB	SO	LOB	TOP					
<b>Bob Martyn, L</b> (1, 9) <small>OBP: 0.350, SLG: 0.431</small> <b>Bill Tuttle, R</b> (8, PH) <small>OBP: 0.333, SLG: 0.356</small> (8, 8)	0-0 HR 1B	0-0 G3	0-3 K			0-3 K		0-0 6-3		4	1	1	0	0	2	0						
<b>Roger Maris, L</b> (1, 8) <small>OBP: 0.308, SLG: 0.454</small> (8, 9)	0-0 F5	0-0 1B 6-3 2B			0-0 F8	0-0 F9		0-3 K		5	1	1	0	0	1	1						
<b>Hector Lopez, R</b> (1, 4) <small>OBP: 0.326, SLG: 0.397</small>	0-0 HR 1-H	4-0 6-3 1B 1B BB			0-0 HR	4-0 BB		0-0 1B 1B		3	3	3	3	2	0	0						
<b>Bob Cerv, R</b> (1, 7) <small>OBP: 0.376, SLG: 0.609</small>	1-0 1B HBP	0-0 6-3 1B 1B			0-3 K2-3	0-0 F8		0-0 1B 1B		4	2	2	0	0	1	1						
<b>Harry Simpson, L</b> (1, 3) <small>OBP: 0.335, SLG: 0.389</small> <b>Whitey Herzog, L</b> (7, 3) <small>OBP: 0.340, SLG: 0.286</small>	4-0 1B 1-2 BB	0-0 6-3 1-2 2-3 3-H			0-0 FC5-4 1B			0-3 K K		3	0	1	1	1	1	2						
<b>Hal Smith, R</b> (1, 5) <small>OBP: 0.288, SLG: 0.364</small>	0-0 F3	0-0 1B 2-H 3-H			0-0 FC5-4 1-2f			0-0 6-3		5	0	1	2	0	0	3						
<b>Harry Chiti, R</b> (1, 2) <small>OBP: 0.302, SLG: 0.404</small>	0-0 1B 1-3 2-H	0-0 F5			0-0 6-3			0-0 F9 2B		5	0	2	1	0	0	1						
<b>Joe Demaestri, R</b> (1, 6) <small>OBP: 0.249, SLG: 0.294</small>	4-0 IBB				0-3 K			4-0 BB 1B		3	0	1	0	2	2	0						
<b>Jack Urban, R</b> (1, 1) <small>OBP: 0.178, SLG: 0.159</small> <b>Dick Tomaneck, L</b> (8, 1) <small>OBP: 0.207, SLG: 0.296</small>	0-0 1-3				0-3 K			0-3 F7		4	0	0	0	0	2	5						
<b>Inning Stats</b>	R: 3 E: 0 K: 0 S: 6	H: 3 LOB: 3 BB: 2 P: 15	R: 3 E: 0 K: 0 S: 6	H: 3 LOB: 1 BB: 1 P: 10	R: 0 E: 0 K: 3 S: 9	H: 0 LOB: 0 BB: 0 P: 9	R: 1 E: 0 K: 1 S: 7	H: 2 LOB: 1 BB: 0 P: 7	R: 0 E: 0 K: 1 S: 5	H: 0 LOB: 0 BB: 0 P: 5	R: 0 E: 0 K: 1 S: 5	H: 0 LOB: 1 BB: 1 P: 9	R: 0 E: 0 K: 2 S: 8	H: 1 LOB: 2 BB: 1 P: 12	R: 0 E: 0 K: 2 S: 9	H: 2 LOB: 2 BB: 0 P: 9	R: 0 E: 0 K: 0 S: 4	H: 1 LOB: 1 BB: 0 P: 4	1B: 8 2B: 2 3B: 0 HR: 2	SF: 0 SAC: 0 DP: 0 HBP: 1	WP: 0 PB: 0 SB: 0 CS: 0	PA: 45
<b>PITCHER</b>	IP WLS BF H R ER SO BB IBB HBP BLK WP HR S P ERA WHIP	<b>PITCHER</b>																ERA WHIP				
<b>Vito Valentineti, R</b> (1, 1) <small>ERA: 4.63</small>	1.2 L 15 6 6 6 0 2 1 1 0 0 1 11 24 32.40 4.800																					
<b>Hal Griggs, R</b> (2, 1) <small>ERA: 5.26</small>	4.1 16 2 1 1 6 1 0 0 0 0 0 1 27 31 2.08 0.692																					
<b>Jim Constable, L</b> (7, 1) <small>ERA: 7.92</small>	2.0 10 3 0 0 4 1 0 0 0 0 0 0 17 21 0.00 2.000																					
<b>Tex Clevenger, R</b> (9, 1) <small>ERA: 4.5</small>	1.0 4 1 0 0 0 0 0 0 0 0 0 0 4 4 0.00 1.000																					

**Kansas City Athletics @ Washington Senators**  
**Griffith Stadium, Washington, DC**  
 Thu Aug 21 1958, 7:05 PM EDT  
 Att. 3,013 - Unknown

[livebaseballscorecards.com](http://livebaseballscorecards.com)

<b>AB</b>	<b>39</b>
<b>R</b>	<b>7</b>
<b>H</b>	<b>12</b>
<b>RBI</b>	<b>7</b>
<b>BB</b>	<b>5</b>
<b>SO</b>	<b>10</b>
<b>LOB</b>	<b>16</b>



BOTTOM

Kansas City Athletics @ Washington Senators  
Griffith Stadium, Washington, DC  
Thu Aug 21 1958, 7:05 PM EDT  
Att. 3,013 - Unknown

livebaseballscorecards.com

AB	33
R	4
H	9
RBI	4
BB	2
SO	4
LOB	15



WP:	1	PA:	35
PB:	0		
SB:	0		
CS:	0		

AB R H RBI BB SO LOB

4	0	0	0	0	0	3
3	0	0	0	1	0	2
4	0	1	3	0	0	1
3	0	1	0	1	0	1
4	0	3	0	0	1	2
3	0	0	0	0	0	4
1	0	0	0	0	0	0
4	0	0	0	0	0	2
1	0	0	0	0	1	0
3	2	2	0	0	1	0
0	0	0	0	0	0	0
1	0	0	0	0	1	0
1	1	1	1	0	0	0
0	0	0	0	0	0	0
1	1	1	0	0	0	0
0	0	0	0	0	0	0

1B:	8	SF:	0
2B:	0	SAC:	0
3B:	1	DP:	3
HR:	0	HBP:	0

Batter	1	2	3	4	5	6	7	8	9
Eddie Yost, R OBP: 0.353, SLG: 0.319 (1, 5)	0-0 5-3 ①		0-0 6-3 ③			0-0 F9 ①		0-0 L7 ①	
Albie Pearson, L OBP: 0.353, SLG: 0.350 (1, 8)	0-0 4-1 ②			0-0 5-3 ①		4-0 WP BB ②		0-0 G3 ② 1-2 2-3	
Roy Sievers, R OBP: 0.383, SLG: 0.597 (1, 7)	0-0 F8 ③			0-0 6-3 ②		0-0 6-3 ② 1-2 3-H		0-0 1B 1B ② 2-H 3-H	
Jim Lemon, R OBP: 0.313, SLG: 0.495 (1, 9)		4-0 BB BB BB BB G4-6-3 1B BB		0-0 4-3 ③		0-0 4-3 ③		0-0 1B ②	
Julio Becquer, L OBP: 0.286, SLG: 0.280 (1, 3)		0-0 1B 1-2 G4-6-3			0-0 1B 1-2 G5-4-3		0-0 1B 1-2 G4-6-3	0-3 K ③	
Clint Courtney, L OBP: 0.323, SLG: 0.318 Ken Aspromonte, R OBP: 0.300, SLG: 0.322 (9, PH)		0-0 G4-6-3 ① ② 1-2f 2-3		0-0 F8 ①		0-0 G4-6-3 ① ② 1-2f		0-0 F7 ①	3 0 0 0 0 0 4 1 0 0 0 0 0 0
Rocky Bridges, R OBP: 0.350, SLG: 0.393 (7, 6)		0-0 6-3 ③		0-0 G5-4-3 ② ③ 1-2f		0-0 F8 ③		0-0 F8 ②	4 0 0 0 0 0 2
Ossie Alvarez, R OBP: 0.270, SLG: 0.235 Herb Plews, L OBP: 0.310, SLG: 0.340 (6, PH) (7, 4)			0-3 K ①			0-0 3B 1B		0-0 G3 1B 1B	1 0 0 0 0 1 0 3 2 2 0 0 1 0
Vito Valentinetti, R OBP: 0.182, SLG: 0.182 Hal Griggs, R OBP: 0.122, SLG: 0.200 Faye Throneberry, L OBP: 0.258, SLG: 0.362 Jim Constable, S OBP: 0.770, SLG: 1.000 Neil Chrissy, L OBP: 0.372, SLG: 0.372 Tex Clevenger, R OBP: 0.227, SLG: 0.250 (1, 1) (2, 1) (6, PH) (7, 1) (8, PH) (9, 1)			0-3 K ②			0-0 6-3 3B 1-H		0-0 1B 1B ② G3	0 0 0 0 0 0 0 1 0 0 0 0 1 0 1 1 1 1 0 0 0 0 0 0 0 0 0 0 1 1 1 0 0 0 0 0 0 0 0 0 0 0

Inning Stats	R: 0	H: 0	E: 0	K: 0	S: 3	H: 0	LOB: 0	BB: 0	P: 3	R: 0	H: 1	E: 0	K: 2	S: 7	H: 0	LOB: 0	BB: 0	P: 7	R: 0	H: 0	E: 0	K: 0	S: 3	H: 0	LOB: 0	BB: 0	P: 3	R: 0	H: 1	E: 0	K: 0	S: 3	R: 2	H: 2	E: 0	K: 0	S: 5	H: 2	LOB: 1	BB: 1	P: 9	R: 0	H: 1	E: 0	K: 0	S: 3	R: 2	H: 4	E: 0	K: 1	S: 9	H: 0	LOB: 0	BB: 0	P: 5	1B: 8	2B: 0	3B: 1	HR: 0	SF: 0	SAC: 0	DP: 3	HBP: 0	WP: 1	PA: 35
--------------	------	------	------	------	------	------	--------	-------	------	------	------	------	------	------	------	--------	-------	------	------	------	------	------	------	------	--------	-------	------	------	------	------	------	------	------	------	------	------	------	------	--------	-------	------	------	------	------	------	------	------	------	------	------	------	------	--------	-------	------	-------	-------	-------	-------	-------	--------	-------	--------	-------	--------

PITCHER	IP	WLS	BF	H	R	ER	SO	BB	IBB	HBP	BLK	WP	HR	S	P	ERA	WHIP
Jack Urban, R ERA: 5.75 (1, 1)	7.2	W	30	8	4	4	2	2	0	0	0	1	0	32	40	4.70	1.304
Dick Tomanek, L ERA: 4.27 (8, 1)	1.1	S	5	1	0	0	2	0	0	0	0	0	0	9	9	0.00	0.750

Batter	1	2	3	4	5	6	7	8	9	AB R H RBI BB SO LOB	TOP
Bob Martyn, L (1, 9) OBP: 0.343, SLG: 0.422	0-0 F5	0-0 4-3			0-0 4-3			0-0 3-1		4 0 0 0 0 0 1	<b>Kansas City Athletics @ Washington Senators</b> <b>Griffith Stadium, Washington, DC</b> Fri Aug 22 1958, 7:05 PM EDT Att. 4,071 - Unknown
Roger Maris, L (1, 8) OBP: 0.305, SLG: 0.450	0-0 F9		0-0 F8		0-3 K		0-3 K		4 0 0 0 0 2 0		
Hector Lopez, R (1, 4) OBP: 0.328, SLG: 0.400	0-0 BB 2B		0-0 6-3		0-3 K		0-0 FC5-4 1B		4 0 2 0 0 1 0		
Bob Cerv, R (1, 7) OBP: 0.377, SLG: 0.612	4-0 BB BB		0-0 2B 3B		0-0 F9		0-0 FC5-4 1-2f		3 1 1 0 1 0 1		
Harry Simpson, L (1, 3) OBP: 0.337, SLG: 0.393	4-0 1-2 2-3 BB		0-0 PB 2B		0-0 F6		0-0 3-1		3 0 1 1 1 0 0		
Hal Smith, R (1, 5) OBP: 0.283, SLG: 0.357	0-0 1-3		0-0 1-3 2-3		0-0 F8		0-0 6-3		4 0 0 0 0 0 4		
Harry Chiti, R (1, 2) OBP: 0.301, SLG: 0.401		0-0 6-3		0-0 L8		0-0 L6-3 1B		0-0 F8	4 0 1 0 0 0 0		
Joe Demaestri, R (1, 6) OBP: 0.247, SLG: 0.291		0-0 5-3		0-0 6-3		0-0 L6-3 1-2		0-0 F9	3 0 0 0 0 0 1		
Ralph Terry, R (1, 1) OBP: 0.185, SLG: 0.173		4-0 BB		0-3 K		0-0 F9			2 0 0 0 1 1 0		
<b>Inning Stats</b>	R: 0 H: 1 E: 0 LOB: 3 K: 0 BB: 2 S: 4 P: 12	R: 0 H: 0 E: 0 LOB: 1 K: 0 BB: 1 S: 3 P: 7	R: 1 H: 2 E: 0 LOB: 1 K: 0 BB: 0 S: 5 P: 5	R: 0 H: 0 E: 0 LOB: 0 K: 1 BB: 0 S: 5 P: 5	R: 0 H: 0 E: 0 LOB: 0 K: 2 BB: 0 S: 7 P: 7	R: 0 H: 0 E: 0 LOB: 0 K: 0 BB: 0 S: 3 P: 3	R: 0 H: 1 E: 0 LOB: 0 K: 0 BB: 0 S: 3 P: 3	R: 0 H: 1 E: 0 LOB: 1 K: 1 BB: 0 S: 6 P: 6	R: 0 H: 0 E: 0 LOB: 0 K: 0 BB: 0 S: 3 P: 3	1B: 2 SF: 0 2B: 3 SAC: 0 3B: 1 DP: 1 HR: 0 HBP: 0	WP: 0 PA: 34 PB: 1 SB: 0 CS: 0
<b>PITCHER</b> Russ Kemmerer, R (1, 1) ERA: 4.35	IP WLS BF H R ER SO BB IBB HBP BLK WP HR S P ERA WHIP										

<b>AB</b>	31
<b>R</b>	1
<b>H</b>	5
<b>RBI</b>	1
<b>BB</b>	3
<b>SO</b>	4
<b>LOB</b>	7



Batter	1	2	3	4	5	6	7	8	9	AB	R	H	RBI	BB	SO	LOB
Eddie Yost, R OBP: 0.349, SLG: 0.315 (1, 5)	0-0 F6		0-0 F9			0-0 4-3			0-0 F8	4	0	0	0	0	0	1
Albie Pearson, L OBP: 0.351, SLG: 0.348 (1, 8)	0-0 L9			0-0 2-3			0-0 F9			3	0	0	0	0	0	0
Herb Plews, L OBP: 0.307, SLG: 0.337 (1, 4)	0-0 G3			0-3 K			0-0 F5			3	0	0	0	0	1	0
Roy Sievers, R OBP: 0.381, SLG: 0.592 (1, 7)		0-3 K		0-0 F3			0-0 6-3			3	0	0	0	0	1	0
Julio Becquer, L OBP: 0.280, SLG: 0.274 (1, 3)		0-0 5-3			0-0 F7			0-0 F7		3	0	0	0	0	0	0
Jim Lemon, R OBP: 0.311, SLG: 0.492 (1, 9)		0-0 F9			0-0 F3			0-0 F9		3	0	0	0	0	0	0
Clint Courtney, L OBP: 0.320, SLG: 0.316 (1, 2)			0-0 F9		0-0 4-3			0-0 1-4-3		3	0	0	0	0	0	0
Rocky Bridges, R OBP: 0.348, SLG: 0.391 (1, 6)			0-0 F8			0-0 G3			0-0 4-3	2	0	0	0	0	0	0
Faye Throneberry, L OBP: 0.254, SLG: 0.356 (9, PH)										1	0	0	0	0	0	0
Russ Kemmerer, R OBP: 0.169, SLG: 0.140 (1, 1)			0-0			0-3 K			0-0 G3	2	0	1	0	0	1	0
Neil Chrisley, L OBP: 0.273, SLG: 0.370 (9, PH)										1	0	0	0	0	0	0

Inning Stats	R: 0	H: 0	E: 0	K: 0	S: 3	R: 0	H: 0	E: 0	K: 1	S: 5	R: 0	H: 1	E: 0	K: 0	S: 4	R: 0	H: 0	E: 0	K: 1	S: 5	R: 0	H: 0	E: 0	K: 0	S: 3	R: 0	H: 0	E: 0	K: 0	S: 3	R: 0	H: 0	E: 0	K: 0	S: 3	R: 0	H: 0	E: 0	K: 0	S: 3	R: 0	H: 0	E: 0	K: 0	S: 3	R: 0	H: 0	E: 0	K: 0	S: 3
PITCHER Ralph Terry, R ERA: 4.04 (1, 1)	IP	WLS	BF	H	R	ER	SO	BB	IBB	HBP	BLK	WP	HR	S	P	ERA	WHIP																																	
	9.0	W	28	1	0	0	3	0	0	0	0	0	0	34	34	0.00	0.111																																	


**BOTTOM**

Kansas City Athletics @ Washington Senators  
Griffith Stadium, Washington, DC

Fri Aug 22 1958, 7:05 PM EDT  
Att. 4,071 - Unknown

livebaseballscorecards.com

**AB 28**  
**R 0**  
**H 1**  
**RBI 0**  
**BB 0**  
**SO 3**  
**LOB 1**



WP: 0 PA: 28  
PB: 0  
SB: 0  
CS: 0



Batter	1	2	3	4	5	6	7	8	9	AB	R	H	RBI	BB	SO	LOB
Eddie Yost, R (1, 5) OBP: 0.348, SLG: 0.312	0-3 K2-3		0-0 6-3			4-0 FC5-6 BB		0-0 6-3		3	0	0	0	1	1	0
Albie Pearson, L (1, 8) OBP: 0.352, SLG: 0.349	0-0 G5-4-3 1B		0-0 4-3			0-0 FC5-6 1B 1-2f		0-0 FC6-4 1B		4	0	2	0	0	0	1
Roy Sievers, R (1, 7) OBP: 0.380, SLG: 0.589	0-0 G5-4-3 1-2f				0-0 F4	0-0 1-2 1B		0-0 FC6-4 1-2f		4	0	1	0	0	0	2
Jim Lemon, R (1, 9) OBP: 0.309, SLG: 0.488		0-0 F9		0-3 K		0-3 K			0-0 4-3	3	0	0	0	0	2	2
Neil Chrisley, L (9, PH) OBP: 0.272, SLG: 0.368										1	0	0	0	0	0	0
Herb Plews, L (1, 4) OBP: 0.306, SLG: 0.336		0-0 2B 1B		0-0 6-3		0-0 L7			0-0 L4	4	1	1	0	0	0	2
Norm Zauchin, R (1, 3) OBP: 0.321, SLG: 0.414		0-0 F4			0-0 6-3		0-0 F7		0-0 L1	3	0	0	0	0	0	1
Julio Becquer, L (9, PH) OBP: 0.278, SLG: 0.272										1	0	0	0	0	0	0
Clint Courtney, L (1, 2) OBP: 0.323, SLG: 0.321		0-0 1-H 2B			0-0 6-3 1B		0-0 6-3			3	0	2	1	0	0	0
Rocky Bridges, R (1, 6) OBP: 0.344, SLG: 0.387		0-0 F7			0-0 F8		0-0 F4			3	0	0	0	0	0	2
Camilo Pascual, R (1, 1) OBP: 0.182, SLG: 0.250			0-0 F3			0-0 4-3		0-0 F8		2	0	0	0	0	0	1
Faye Throneberry, L (8, PH) OBP: 0.250, SLG: 0.350										1	0	0	0	0	0	0
Dick Hyde, R (9, 1)										0	0	0	0	0	0	0

Inning Stats	R: 0	H: 1	E: 0	K: 1	S: 5	P: 5	R: 1	H: 2	E: 0	K: 0	S: 5	P: 5	R: 0	H: 0	E: 0	K: 0	S: 3	R: 0	H: 0	E: 0	K: 1	S: 5	P: 5	R: 0	H: 1	E: 0	K: 0	S: 4	P: 4	R: 0	H: 1	E: 0	K: 1	S: 6	P: 10	R: 0	H: 0	E: 0	K: 0	S: 3	P: 3	R: 0	H: 1	E: 0	K: 0	S: 4	P: 4	R: 0	H: 0	E: 0	K: 0	S: 3	P: 3														
IP	9.0	WLS	W	BF	33	H	6	R	1	ER	1	SO	3	BB	1	IBB	0	HBP	0	BLK	0	WP	0	HR	0	S	38	P	42	ERA	1.00	WHIP	0.778	IP	9.0	WLS	W	BF	33	H	6	R	1	ER	1	SO	3	BB	1	IBB	0	HBP	0	BLK	0	WP	0	HR	0	S	38	P	42	ERA	1.00	WHIP	0.778

**BOTTOM**

Kansas City Athletics @ Washington Senators  
Griffith Stadium, Washington, DC

Sat Aug 23 1958, 3:33 AM EDT  
Att. 3,841 - Unknown

AB	32
R	1
H	6
RBI	1
BB	1
SO	3
LOB	11

livebaseballscorecards.com



WP	PA	ERA	WHIP
0	33		

Batter	1	2	3	4	5	6	7	8	9	AB R H RBI BB SO LOB	TOP		
<b>Bobby Avila, R</b> (1, 4) OBP: 0.351, SLG: 0.379	0-0 2B 1B		0-0 F7	0-0 SH3		0-0 F3			0-0 4-3	4 1 1 0 0 0 0	<b>Cleveland Indians @ Washington Senators</b> Griffith Stadium, Washington, DC Sun Aug 24 1958, 3:33 AM EDT Att. 4,253 - Unknown <a href="http://livebaseballscorecards.com">livebaseballscorecards.com</a>		
<b>Vic Power, R</b> (1, 3) OBP: 0.336, SLG: 0.484	0-0 F7		0-0 HR 1B	0-0 SF7		0-0 5-3		0-0 F4	4 1 1 1 0 0 1				
<b>Larry Doby, L</b> (1, 8) OBP: 0.382, SLG: 0.519	0-0 1-3 1B 2B		0-0 HR	0-0 2B 1B		0-3 K		0-0 F6	5 3 3 3 0 1 0				
<b>Rocky Colavito, R</b> (1, 9) OBP: 0.383, SLG: 0.588	0-0 1-3 2B		0-0 6-3	0-0 1B 2B		0-0 6-3		0-0 B3	4 1 1 1 0 0 1				
<b>Minnie Minoso, R</b> (1, 7) OBP: 0.381, SLG: 0.472	0-0 1B		0-0 1B	0-0 1B		0-0 B3			4 0 3 2 0 0 0				
<b>Russ Nixon, L</b> (1, 2) OBP: 0.331, SLG: 0.443	0-3 K		0-0 F5	0-3 K		0-0 3-1			4 0 0 0 0 2 3				
<b>Randy Jackson, R</b> (1, 5) OBP: 0.259, SLG: 0.388		0-0 F4		0-0 2B 1B	0-3 K		0-0 1-3		4 1 1 0 0 1 0				
<b>Billy Moran, R</b> (1, 6) OBP: 0.246, SLG: 0.268		0-0 F8		0-0 2B 2B	0-0 6-3		0-0 6-3		4 1 1 0 0 0 0				
<b>Mudcat Grant, R</b> (1, 1) OBP: 0.109, SLG: 0.129		0-3 K		0-0 SH3 SF7 2B	0-0 F9		0-3 K		4 1 1 2 0 2 0				
<b>Inning Stats</b>	R: 2 E: 0 K: 1 S: 8 H: 3 LOB: 1 BB: 0 P: 8	R: 0 E: 0 K: 1 S: 5 H: 0 LOB: 0 BB: 0 P: 5	R: 2 E: 0 K: 0 S: 6 H: 3 LOB: 1 BB: 0 P: 6	R: 5 E: 0 K: 1 S: 11 H: 6 LOB: 1 BB: 0 P: 11	R: 0 E: 0 K: 1 S: 5 H: 0 LOB: 0 BB: 0 P: 5	R: 0 E: 0 K: 1 S: 5 H: 0 LOB: 0 BB: 0 P: 5	R: 0 E: 0 K: 0 S: 3 H: 0 LOB: 0 BB: 0 P: 3	R: 0 E: 0 K: 1 S: 5 H: 0 LOB: 0 BB: 0 P: 5	R: 0 E: 0 K: 0 S: 3 H: 0 LOB: 0 BB: 0 P: 3	1B: 7 2B: 4 3B: 0 HR: 1 SF: 1 SAC: 1 DP: 0 HBP: 0	WP: 0 PB: 0 SB: 1 CS: 0 PA: 39		
<b>PITCHER</b>	IP WLS BF H R ER SO BB IBB HBP BLK WP HR S P ERA WHIP											<b>PITCHER</b>	IP WLS BF H R ER SO BB IBB HBP BLK WP HR S P ERA WHIP
<b>Pedro Ramos, R</b> (1, 1) ERA: 4.35	3.0 L 15 6 4 4 2 0 0 0 0 0 0 1 19 19 12.00 2.000												
<b>Tex Clevenger, R</b> (4, 1) ERA: 4.9	0.2 8 6 5 5 0 0 0 0 0 0 0 0 8 8 67.50 9.000												
<b>Jim Constable, L</b> (4, 1) ERA: 7.15	3.1 10 0 0 0 3 0 0 0 0 0 0 0 16 16 0.00 0.000												
<b>John Romonosky, R</b> (8, 1) ERA: 6.34	2.0 6 0 0 0 1 0 0 0 0 0 0 0 8 8 0.00 0.000												

<b>AB</b>	37
<b>R</b>	9
<b>H</b>	12
<b>RBI</b>	9
<b>BB</b>	0
<b>SO</b>	6
<b>LOB</b>	5







Batter	1	2	3	4	5	6	7	8	9	AB R H RBI BB SO LOB	TOP																									
<b>Bobby Avila, R</b> (1, 4) OBP: 0.349, SLG: 0.376	0-3 <b>K</b>		0-0 <b>HR</b> BB 1B	0-0 <b>F8</b>			0-0 <b>L4</b>		0-3 <b>K</b>	5 1 1 0 0 2 2	<b>Cleveland Indians @ Washington Senators</b> Griffith Stadium, Washington, DC Mon Aug 25 1958, 7:05 PM EDT Att. 2,212 - Unknown																									
<b>Vic Power, R</b> (1, 3) OBP: 0.335, SLG: 0.482	0-0 <b>F8</b>		0-0 <b>F4</b>		0-0 <b>5-3</b>		0-0 <b>G4-6-3</b> 1B			4 0 1 0 0 0 1																										
<b>Larry Doby, L</b> (1, 8) OBP: 0.390, SLG: 0.519	4-0 <b>2B</b> BB		4-0 <b>HR</b> BB		0-0 <b>BB</b> 1B		0-0 <b>G4-6-3</b> 1-2f			2 2 1 0 2 0 1																										
<b>Rocky Colavito, R</b> (1, 9) OBP: 0.384, SLG: 0.598	0-0 <b>1-H</b> 2B		0-0 <b>1-H</b> 2-H <b>HR</b>		0-0 <b>F4</b>		0-3 <b>K</b>			4 1 2 4 0 1 1																										
<b>Minnie Minoso, R</b> (1, 7) OBP: 0.380, SLG: 0.469	0-0 <b>6-3</b>		0-0 <b>F6</b>		4-0 <b>1-2</b> BB		0-0 <b>F9</b>			3 0 0 0 1 0 1																										
<b>Russ Nixon, L</b> (1, 2) OBP: 0.327, SLG: 0.438		0-0 <b>L3</b>	0-0 <b>6-3</b>		0-0 <b>F7</b>		0-0 <b>3-1</b>			4 0 0 0 0 0 2																										
<b>Randy Jackson, R</b> (1, 5) OBP: 0.247, SLG: 0.369		0-0 <b>4-3</b>		0-0 <b>5-3</b>		0-0 <b>F8</b>		0-0 <b>5-3</b>		4 0 0 0 0 0 0																										
<b>Billy Moran, R</b> (1, 6) OBP: 0.251, SLG: 0.274		0-0 <b>FC5-4</b> 1B		0-0 <b>SH1-4</b> 1B		0-0 <b>5-3</b>		0-0 <b>4-3</b>		3 0 2 0 0 0 0																										
<b>Gary Geiger, L</b> (9, PH) OBP: 0.327, SLG: 0.275										1 0 0 0 0 0 0																										
<b>Gary Bell, R</b> (1, 1) OBP: 0.154, SLG: 0.111		0-0 <b>FC5-4</b>		0-0 <b>SH1-4</b>		0-0 <b>F8</b>		4-0 <b>BB</b>		2 0 0 0 0 0 1																										
<b>Don Mossi, L</b> (6, 1) OBP: 0.087, SLG: 0.091										0 0 0 0 0 0 0																										
<b>Ray Narleski, R</b> (8, 1) OBP: 0.268, SLG: 0.231										0 0 0 0 0 0 0																										
<b>Mickey Vernon, L</b> (9, PH) OBP: 0.377, SLG: 0.462										0 0 0 0 1 0 0																										
<b>Mudcat Grant, R</b> (9, PR) OBP: 0.109, SLG: 0.129										0 0 0 0 0 0 0																										
<b>Inning Stats</b>	R: 1 E: 0 K: 1 S: 6	H: 1 LOB: 1 BB: 1 P: 10	R: 0 E: 0 K: 0 S: 4	H: 1 LOB: 1 BB: 0 P: 4	R: 3 E: 0 K: 0 S: 5	H: 2 LOB: 0 BB: 1 P: 9	R: 0 E: 0 K: 0 S: 4	H: 1 LOB: 1 BB: 0 P: 4	R: 0 E: 0 K: 0 S: 3	H: 0 LOB: 0 BB: 0 P: 3	R: 0 E: 0 K: 0 S: 3	H: 1 LOB: 0 BB: 0 P: 3	R: 0 E: 0 K: 1 S: 5	H: 0 LOB: 0 BB: 0 P: 5	R: 0 E: 0 K: 1 S: 5	H: 0 LOB: 1 BB: 1 P: 9	1B: 5 2B: 1 3B: 0 HR: 1	SF: 0 SAC: 1 DP: 1 HBP: 0	WP: 0 PB: 0 SB: 0 CS: 0	PA: 37																
<b>PITCHER</b>	IP WLS BF H R ER SO BB IBB HBP BLK WP HR S P ERA WHIP																																			
<b>Vito Valentineti, R</b> (1, 1) ERA: 4.74	6.0		27	6	4	4	1	3	0	0	0	0	1	26	38	6.00	1.500																			
<b>Tex Clevenger, R</b> (7, 1) ERA: 4.81	2.0	W	6	1	0	0	1	0	0	0	0	0	0	8	8	0.00	0.500																			
<b>Pedro Ramos, R</b> (9, 1) ERA: 4.33	1.0	S	4	0	0	0	1	1	0	0	0	0	0	5	9	0.00	1.000																			

livebaseballscorecards.com

<b>AB</b>	32
<b>R</b>	4
<b>H</b>	7
<b>RBI</b>	4
<b>BB</b>	4
<b>SO</b>	3
<b>LOB</b>	9



Batter	1	2	3	4	5	6	7	8	9	AB	R	H	RBI	BB	SO	LOB
Herb Plews, L (1, 4) OBP: 0.305, SLG: 0.337 Ossie Alvarez, R (9, 4) OBP: 0.270, SLG: 0.235	0-0 F9		0-0 F5		0-0 1B		0-0 F6			4	0	1	0	0	0	1
Albie Pearson, L (1, 8) OBP: 0.351, SLG: 0.352	0-0 F7			0-0 6-3 3B	0-0 F7		0-0 1-3			4	1	1	0	0	0	2
Neil Chrisley, L (1, 7) OBP: 0.271, SLG: 0.368	0-0 F7			0-0 6-3		0-0 SF7 2B	0-0 F3			4	1	1	1	0	0	0
Roy Sievers, R (1, 3) OBP: 0.378, SLG: 0.583		0-0 F6		0-0 6-3		0-0 F7		0-0 F6		4	0	0	0	0	0	1
Faye Throneberry, L (1, 9) OBP: 0.239, SLG: 0.328 Jim Lemon, R (8, PH) OBP: 0.309, SLG: 0.487		0-0 4-3		0-0 4-3		0-0 E6 1B		0-0 6-3		3	1	0	0	0	0	1
Clint Courtney, L (1, 2) OBP: 0.321, SLG: 0.329		0-0 F8				0-0 SF7		0-0 BB 1B		3	2	2	2	0	0	0
Rocky Bridges, R (1, 6) OBP: 0.342, SLG: 0.383			0-0 F7		0-0 5-3	0-0 1B		0-0 WP BB 1B		4	0	2	0	0	0	0
Ken Aspromonte, R (1, 5) OBP: 0.307, SLG: 0.331			0-0 F7		0-0 F7	0-0 1B		0-0 WP BB		3	0	1	1	1	0	0
Vito Valentinetti, R (1, 1) OBP: 0.316, SLG: 0.250 Julio Becquer, L (6, PH) OBP: 0.276, SLG: 0.270 Eddie Yost, R (6, PH) OBP: 0.347, SLG: 0.311 Tex Clevenger, R (7, 1) OBP: 0.227, SLG: 0.250 Ed Fitz Gerald, R (8, PH) OBP: 0.337, SLG: 0.329 Pedro Ramos, S (9, 1) OBP: 0.250, SLG: 0.268			4-0 BB		0-0 1B	0-0 1B		0-0 L8		1	0	1	0	1	0	0

Inning Stats	R: 0	H: 0	E: 0	LOB: 0	K: 0	BB: 0	S: 3	P: 3	R: 0	H: 0	E: 0	LOB: 0	K: 0	BB: 0	S: 3	P: 3	R: 0	H: 0	E: 0	LOB: 0	K: 0	BB: 0	S: 3	P: 3	R: 1	H: 1	E: 0	LOB: 1	K: 0	BB: 1	S: 3	P: 7	R: 1	H: 3	E: 0	LOB: 2	K: 0	BB: 0	S: 6	P: 6	R: 2	H: 3	E: 1	LOB: 2	K: 0	BB: 0	S: 7	P: 7	R: 0	H: 0	E: 0	LOB: 0	K: 0	BB: 0	S: 3	P: 3	R: 1	H: 2	E: 0	LOB: 2	K: 0	BB: 1	S: 5	P: 9
--------------	------	------	------	--------	------	-------	------	------	------	------	------	--------	------	-------	------	------	------	------	------	--------	------	-------	------	------	------	------	------	--------	------	-------	------	------	------	------	------	--------	------	-------	------	------	------	------	------	--------	------	-------	------	------	------	------	------	--------	------	-------	------	------	------	------	------	--------	------	-------	------	------


PITCHER	IP	WLS	BF	H	R	ER	SO	BB	IBB	HBP	BLK	WP	HR	S	P	ERA	WHIP
Gary Bell, R (1, 1) ERA: 3.39	5.2		26	7	4	2	0	1	0	0	0	0	1	25	29	3.18	1.412
Don Mossi, L (6, 1) ERA: 3.98	2.0	L	8	2	1	1	0	0	0	0	0	0	0	8	8	4.50	1.000
Ray Narleski, R (8, 1) ERA: 4.27	0.1		2	0	0	0	0	1	0	0	0	1	0	1	5	0.00	3.000

**BOTTOM**


**Cleveland Indians @ Washington Senators**  
Griffith Stadium, Washington, DC

Mon Aug 25 1958, 7:05 PM EDT  
Att. 2,212 - Unknown

<b>AB</b>	<b>33</b>
<b>R</b>	<b>5</b>
<b>H</b>	<b>9</b>
<b>RBI</b>	<b>4</b>
<b>BB</b>	<b>2</b>
<b>SO</b>	<b>0</b>
<b>LOB</b>	<b>9</b>



1B	2B	3B	HR	SF	SAC	DP	HBP	WP	HR	S	P	ERA	WHIP
6	1	1	1	1	0	0	0	1	0	0	0	3.18	1.412

Batter	1	2	3	4	5	6	7	8	9	AB R H RBI BB SO LOB	TOP											
Luis Aparicio, R (1, 6) OBP: 0.307, SLG: 0.348	0-0 6-3	0-0 1-3		0-0 WP 3B	0-0 FC4-6 1-2f			0-0 F4		5 1 1 1 0 0 5												
Nellie Fox, L (1, 4) OBP: 0.374, SLG: 0.366	0-3 K		0-0 FC5-4 1B	1-0 WP HBP		0-0 6-3 BB 1B		0-0 4-3		4 0 2 0 0 1 0												
Jim Landis, R (1, 8) OBP: 0.352, SLG: 0.452	0-0 5-3		0-0 FC5-4 FC3-6 1-2f	0-3 K 1-3 3-H		4-0 6-3 BB 1-2		4-0 S BB		3 0 0 0 2 1 2												
Sherm Lollar, R (1, 2) OBP: 0.376, SLG: 0.473		4-0 FC5-4 BB	0-0 FC3-6 2B 1-2f		0-0 HR	0-0 6-3 1-2 2-3		0-0 6-3 1-2		4 1 1 1 1 0 4												
Ray Boone, R (1, 3) OBP: 0.316, SLG: 0.428		0-0 FC5-4 1-3 1B 1-2f	0-0 2B 1-3		0-0 G3 1B	0-3 K		0-0 6-3		5 2 2 0 0 1 3												
Billy Goodman, L (1, 5) OBP: 0.374, SLG: 0.377		4-0 1B 1-3 BB	0-0 F8		0-0 G3 1-2	0-0 6-3				3 0 0 0 1 0 5												
Sammy Esposito, R (7, 5) OBP: 0.380, SLG: 0.268										1 0 1 0 0 0 0												
Al Smith, R (1, 9) OBP: 0.320, SLG: 0.379		0-0 1-3 1-2 2-3		0-3 K	0-0 F8		0-3 K		0-0 F6	5 0 0 0 0 2 4	AB 36 R 5 H 9 RBI 4 BB 7 SO 6 LOB 24											
Jim Rivera, L (1, 7) OBP: 0.291, SLG: 0.396		4-0 1B IBB		0-0 L5	4-0 1B IBB		0-0 L5		0-0 4-3	3 0 0 0 2 0 1												
Early Wynn, S (1, 1) OBP: 0.309, SLG: 0.237		0-0 1B 1-2 2-3 3-H		4-0 3B BB	0-0 FC4-6 1-3 2-H		0-3 K			3 1 2 2 1 1 0												
Inning Stats	R: 0 E: 0 K: 1 S: 5	H: 0 LOB: 0 BB: 0 P: 5	R: 1 E: 1 K: 0 S: 4	H: 1 LOB: 3 BB: 3 P: 16	R: 0 E: 0 K: 0 S: 5	H: 2 LOB: 2 BB: 0 P: 5	R: 2 E: 0 K: 2 S: 8	H: 1 LOB: 1 BB: 1 P: 13	R: 2 E: 0 K: 0 S: 6	H: 3 LOB: 2 BB: 1 P: 10	R: 0 E: 0 K: 1 S: 6	H: 1 LOB: 2 BB: 1 P: 10	R: 0 E: 0 K: 2 S: 7	H: 0 LOB: 0 BB: 0 P: 7	R: 0 E: 0 K: 0 S: 3	H: 0 LOB: 1 BB: 1 P: 7	R: 0 E: 0 K: 0 S: 4	H: 1 LOB: 1 BB: 0 P: 4	1B: 6 2B: 1 3B: 1 HR: 1	SF: 0 SAC: 0 DP: 0 HBP: 1	WP: 2 PB: 0 SB: 1 CS: 0	PA: 44
PITCHER	IP WLS BF H R ER SO BB IBB HBP BLK WP HR S P ERA WHIP																					
Russ Kemmerer, R (1, 1) ERA: 4.48	4.2 L 27 7 5 5 3 3 2 1 0 1 1 27 48 9.64 2.143																					
Jim Constable, L (5, 1) ERA: 6.69	2.1 9 1 0 0 3 1 0 0 0 0 0 14 18 0.00 0.857																					
Hal Griggs, R (8, 1) ERA: 5.18	2.0 8 1 0 0 0 1 0 0 0 0 0 7 11 0.00 1.000																					

Chicago White Sox @ Washington Senators  
Griffith Stadium, Washington, DC  
Tue Aug 26 1958, 7:05 PM EDT  
Att. 4,353 - Unknown

livebaseballscorecards.com



Batter	1	2	3	4	5	6	7	8	9	AB R H RBI BB SO LOB	TOP		
Luis Aparicio, R (1, 6) OBP: 0.307, SLG: 0.347	0-3 K		0-0 6-3		0-0 5-3			0-0 S BB 1B		4 0 1 0 0 1 0	<b>Chicago White Sox @ Washington Senators</b> Griffith Stadium, Washington, DC Wed Aug 27 1958, 3:33 AM EDT Att. 2,487 - Unknown <a href="http://livebaseballscorecards.com">livebaseballscorecards.com</a>		
Nellie Fox, L (1, 4) OBP: 0.375, SLG: 0.367	0-0 6-3 BLK 1B			0-0 2B 1B		0-0 G3		0-0 F7		4 1 2 0 0 0 1			
Billy Goodman, L (1, 5) Sammy Esposito, R (8, 5) OBP: 0.378, SLG: 0.378 OBP: 0.380, SLG: 0.268	0-0 6-3 1-3			0-0 6-3 1-H 2B 2B		0-0 F8		0-0 L8		4 1 1 1 0 0 2 0 0 0 0 0 0 0			
Sherm Lollar, R (1, 2) OBP: 0.377, SLG: 0.472	0-0 5-3			0-0 6-3 2-3 1B		0-0		4-0 S BB 1-2 BB		3 0 1 0 1 0 2			
Ray Boone, R (1, 3) OBP: 0.315, SLG: 0.424		0-3 K		0-0 6-3		0-0 F4		4-0 BB BB BB 1-2 2-3 BB		3 0 0 0 1 1 2			
Don Mueller, L (1, 9) Al Smith, R (9, 9) OBP: 0.283, SLG: 0.275 OBP: 0.320, SLG: 0.379		0-0 G3		0-0 2B			0-0 F6	0-0 L8		4 0 1 1 0 0 3 0 0 0 0 0 0 0			
Jim Rivera, L (1, 7) OBP: 0.291, SLG: 0.398		0-0 4-3		0-0 F4			0-0 6-3 2B		0-0 F8	4 0 1 0 0 0 1			
Bubba Phillips, R (1, 8) OBP: 0.320, SLG: 0.370			0-0 B1-3		0-0 F4		0-0 6-3 2-3		0-0 F7	4 0 0 0 0 0 1			
Billy Pierce, L (1, 1) OBP: 0.240, SLG: 0.225			0-0 5-3		0-3 K		0-3 K		0-0 5-3	4 0 0 0 0 2 1			
<b>Inning Stats</b>	R: 0 E: 0 K: 1 S: 6 H: 1 LOB: 1 BB: 0 P: 6	R: 0 E: 0 K: 1 S: 5 H: 0 LOB: 0 BB: 0 P: 5	R: 0 E: 0 K: 0 S: 3 H: 0 LOB: 0 BB: 0 P: 3	R: 2 E: 0 K: 0 S: 6 H: 3 LOB: 1 BB: 0 P: 6	R: 0 E: 0 K: 1 S: 5 H: 0 LOB: 0 BB: 0 P: 5	R: 0 E: 0 K: 0 S: 4 H: 1 LOB: 1 BB: 0 P: 4	R: 0 E: 0 K: 1 S: 6 H: 1 LOB: 1 BB: 0 P: 6	R: 0 E: 0 K: 0 S: 4 H: 1 LOB: 3 BB: 2 P: 12	R: 0 E: 0 K: 0 S: 3 H: 0 LOB: 0 BB: 0 P: 3	1B: 4 2B: 3 3B: 0 HR: 0 SF: 0 SAC: 0 DP: 0 HBP: 0		WP: 0 PB: 0 SB: 2 CS: 0 PA: 36	
<b>PITCHER</b>	IP WLS BF H R ER SO BB IBB HBP BLK WP HR S P ERA WHIP											<b>PITCHER</b>	IP WLS BF H R ER SO BB IBB HBP BLK WP HR S P ERA WHIP
Camilo Pascual, R (1, 1) ERA: 3.31	8.0 L 33 7 2 2 4 2 0 0 0 1 0 0 39 47 2.25 1.125												
Dick Hyde, R (9, 1) ERA: 1.96	1.0 3 0 0 0 0 0 0 0 0 0 0 0 0 3 3 0.00 0.000												



Batter	1	2	3	4	5	6	7	8	9	AB	R	H	RBI	BB	SO	LOB
Eddie Yost, R OBP: 0.345, SLG: 0.310 (1, 5)	0-0 F9 1B		0-0 1B			0-0 F6		0-0 F4		4	0	1	0	0	0	0
Albie Pearson, L OBP: 0.352, SLG: 0.352 (1, 8)	0-0 FC5-4 1B		0-3 K			0-0 F9			0-0 F7	4	0	1	0	0	1	1
Roy Sievers, R OBP: 0.379, SLG: 0.577 (1, 7)	0-3 K			0-0 F4		0-0 L5			0-0 5-3	4	0	0	0	0	1	1
Jim Lemon, R OBP: 0.308, SLG: 0.484 (1, 9)	0-0 FC5-4 1-2f			0-0 1B			0-0 F4		0-0 F3	4	0	1	0	0	0	1
Norm Zauchin, R OBP: 0.320, SLG: 0.424 (1, 3)		0-0 5-3		0-0 F9			0-0 HR			3	1	1	1	0	0	1
Ken Aspromonte, R OBP: 0.300, SLG: 0.322 (1, 4)		0-0 5-3		0-0 G3			0-0 L7			3	0	0	0	0	0	1
Clint Courtney, L OBP: 0.318, SLG: 0.327 (1, 2)		0-0 4-3			0-0 F8			0-0 F8		3	0	0	0	0	0	0
Ossie Alvarez, R OBP: 0.265, SLG: 0.231 (1, 6)			0-0 F8		0-0 4-3			0-0 6-3		3	0	0	0	0	0	0
Camilo Pascual, R OBP: 0.174, SLG: 0.239 Rocky Bridges, R OBP: 0.338, SLG: 0.378 Dick Hyde, R (8, PH) (9, 1)			0-0 F9		0-0 6-3			0-0 F7		2	0	0	0	0	0	0
										1	0	0	0	0	0	0
										0	0	0	0	0	0	0

Inning Stats	R: 0	H: 1	E: 0	LOB: 1	K: 1	BB: 0	S: 6	P: 6	R: 0	H: 0	E: 0	LOB: 0	K: 0	BB: 0	S: 3	P: 3	R: 0	H: 1	E: 0	LOB: 1	K: 1	BB: 0	S: 6	P: 6	R: 0	H: 1	E: 0	LOB: 1	K: 0	BB: 0	S: 4	P: 4	R: 0	H: 0	E: 0	LOB: 0	K: 0	BB: 0	S: 3	P: 3	R: 0	H: 0	E: 0	LOB: 0	K: 0	BB: 0	S: 3	P: 3	R: 1	H: 1	E: 0	LOB: 0	K: 0	BB: 0	S: 4	P: 4	R: 0	H: 0	E: 0	LOB: 0	K: 0	BB: 0	S: 3	P: 3	R: 0	H: 0	E: 0	LOB: 0	K: 0	BB: 0	S: 3	P: 3	R: 0	H: 0	E: 0	LOB: 0	K: 0	BB: 0	S: 3	P: 3
--------------	------	------	------	--------	------	-------	------	------	------	------	------	--------	------	-------	------	------	------	------	------	--------	------	-------	------	------	------	------	------	--------	------	-------	------	------	------	------	------	--------	------	-------	------	------	------	------	------	--------	------	-------	------	------	------	------	------	--------	------	-------	------	------	------	------	------	--------	------	-------	------	------	------	------	------	--------	------	-------	------	------	------	------	------	--------	------	-------	------	------


PITCHER	IP	WLS	BF	H	R	ER	SO	BB	IBB	HBP	BLK	WP	HR	S	P	ERA	WHIP
Billy Pierce, L ERA: 2.49 (1, 1)	9.0	W	31	4	1	1	2	0	0	0	0	0	1	35	35	1.00	0.444

**BOTTOM**

**Chicago White Sox @ Washington Senators**  
Griffith Stadium, Washington, DC

Wed Aug 27 1958, 3:33 AM EDT  
Att. 2,487 - Unknown

<b>AB</b>	<b>31</b>
<b>R</b>	<b>1</b>
<b>H</b>	<b>4</b>
<b>RBI</b>	<b>1</b>
<b>BB</b>	<b>0</b>
<b>SO</b>	<b>2</b>
<b>LOB</b>	<b>5</b>



WP	PA	ERA	WHIP
0	31		

Batter	1	2	3	4	5	6	7	8	9	AB R H RBI BB SO LOB	TOP									
Hank Bauer, R (1, 9) OBP: 0.329, SLG: 0.440	0-0 1B 2B	0-0 FC5-4 1-2f			0-0 F8			0-0 F9		4 0 1 0 0 0 2	<b>New York Yankees @ Washington Senators</b> Griffith Stadium, Washington, DC Fri Aug 29 1958, 7:05 PM EDT Att: 15,414 - Unknown <a href="http://livebaseballscores.com">livebaseballscores.com</a>									
Tony Kubek, L (1, 6) OBP: 0.304, SLG: 0.318	0-0 F5		0-0 L8			0-0 4-3		0-0 1-3		4 0 0 0 0 0 1										
Mickey Mantle, S (1, 8) OBP: 0.438, SLG: 0.602	0-3 K		0-3 K			0-0 2B		0-0 F5		4 0 1 0 0 2 1										
Yogi Berra, L (1, 2) OBP: 0.318, SLG: 0.477	0-0 2-3 1B		0-0 F7			0-0 F4		0-0 F9		4 0 1 0 0 0 1										
Bill Skowron, R (1, 3) OBP: 0.331, SLG: 0.465	0-3 K			0-0 L9		0-0 L7		0-3 K		4 0 0 0 0 2 3										
Norm Siebern, L (1, 7) OBP: 0.393, SLG: 0.469		0-3 K		0-0 G3			0-3 K	0-0 FC6-4 1B		4 0 1 0 0 2 0										
Gil McDougald, R (1, 4) OBP: 0.325, SLG: 0.364		0-0 1B 1B		0-0 F5			0-0 F8	0-0 FC6-4 1-2f		4 0 1 0 0 0 1										
Andy Carey, R (1, 5) OBP: 0.362, SLG: 0.493		0-0 F7			0-0 5-3		1-0 HBP			2 0 0 0 0 0 1										
Whitey Ford, L (1, 1) OBP: 0.247, SLG: 0.206		0-0 FC5-4 1B			0-0 5-3		0-3 K			0 0 0 0 0 0 0										
Murry Dickson, R (1, 1) OBP: 0.308, SLG: 0.351										2 0 1 0 0 0 0										
Enos Slaughter, L (7, PH) OBP: 0.418, SLG: 0.476										1 0 0 0 0 1 1										
Johnny Kucks, R (7, 1) OBP: 0.171, SLG: 0.158										0 0 0 0 0 0 0										
<b>Inning Stats</b>	R: 0 E: 0 K: 2 S: 9	H: 2 LOB: 2 BB: 0 P: 9	R: 0 E: 0 K: 1 S: 7	H: 2 LOB: 2 BB: 0 P: 7	R: 0 E: 0 K: 1 S: 5	H: 0 LOB: 0 BB: 0 P: 5	R: 0 E: 0 K: 0 S: 3	H: 0 LOB: 0 BB: 0 P: 3	R: 0 E: 0 K: 0 S: 3	H: 1 LOB: 1 BB: 0 P: 4	R: 0 E: 0 K: 2 S: 7	H: 0 LOB: 1 BB: 0 P: 8	R: 0 E: 0 K: 0 S: 3	H: 0 LOB: 0 BB: 0 P: 3	R: 0 E: 0 K: 1 S: 6	H: 1 LOB: 1 BB: 0 P: 6	1B: 4 2B: 2 3B: 0 HR: 0	SF: 0 SAC: 0 DP: 0 HBP: 1	WP: 0 PB: 0 SB: 0 CS: 0	PA: 34
<b>PITCHER</b> Pedro Ramos, R (1, 1) ERA: 4.15	IP: 9.0 WLS: W BF: 34 H: 6 R: 0 ER: 0 SO: 7 BB: 0 IBB: 0 HBP: 1 BLK: 0 WP: 0 HR: 0 S: 47 P: 48 ERA: 0.00 WHIP: 0.667											<b>PITCHER</b>	IP: 9.0 WLS: W BF: 34 H: 6 R: 0 ER: 0 SO: 7 BB: 0 IBB: 0 HBP: 1 BLK: 0 WP: 0 HR: 0 S: 47 P: 48 ERA: 0.00 WHIP: 0.667							





Batter	1	2	3	4	5	6	7	8	9	AB	R	H	RBI	BB	SO	LOB
Eddie Yost, R OBP: 0.342, SLG: 0.306 (1, 5)	0-0 1-3			0-0 6-3	0-0 4-3			0-0 FC5-4 1B		4	0	0	0	0	0	3
Albie Pearson, L OBP: 0.355, SLG: 0.355 (1, 8)	0-0 6-3			0-0 1B		4-0 BB		0-0 1B		3	0	2	1	1	0	0
Roy Sievers, R OBP: 0.376, SLG: 0.572 (1, 7)	0-0 5-3			0-0 F9		0-0 F6		0-0 F4		4	0	0	0	0	0	3
Ed Fitz Gerald, R OBP: 0.322, SLG: 0.313 (1, 2)		0-0 5-3		0-0 F9		0-3 K				3	0	0	0	0	1	2
Jim Lemon, R OBP: 0.308, SLG: 0.485 (1, 9)		0-3 K			0-0 3B			0-0 F8		3	1	1	0	0	1	0
Norm Zauchin, R OBP: 0.324, SLG: 0.435 (1, 3)		0-0 5-3			0-0 1B			0-0 1B		3	1	2	1	0	0	0
Ken Aspromonte, R OBP: 0.299, SLG: 0.321 (1, 4)			0-0 L1		0-0 SH2-4			0-0 G4-6-3		1	0	0	0	0	0	0
Herb Plews, L OBP: 0.302, SLG: 0.333 (5, PH) (6, 4)					0-0 1B			0-0 G4-6-3		2	0	1	1	0	0	1
Ossie Alvarez, R OBP: 0.268, SLG: 0.229 (1, 6)		0-0 6-3			0-0 SH2-4			4-0 FC5-4		1	1	0	0	1	0	0
Pedro Ramos, S OBP: 0.243, SLG: 0.260 (1, 1)			0-3 K		0-0 F8			0-0 SH		2	0	0	0	0	1	1

Inning Stats	R: 0	H: 0	E: 0	LOB: 0	K: 0	S: 3	P: 3	R: 0	H: 0	E: 0	LOB: 0	K: 1	S: 5	P: 5	R: 0	H: 1	E: 0	LOB: 1	K: 0	S: 4	R: 2	H: 3	E: 0	LOB: 1	K: 0	S: 6	P: 6	R: 0	H: 0	E: 0	LOB: 1	K: 1	S: 4	R: 0	H: 1	E: 0	LOB: 0	K: 0	S: 3	R: 1	H: 1	E: 1	LOB: 1	K: 0	S: 4	P: 8
	0	0	0	0	0	3	3	0	0	0	0	1	5	5	0	1	0	1	0	4	2	3	0	1	0	6	0	0	0	0	0	0	0	0	0	0	0	0	1	1	1	1	8	8		


PITCHER	IP	WLS	BF	H	R	ER	SO	BB	IBB	HBP	BLK	WP	HR	S	P	ERA	WHIP
Whitey Ford, L ERA: 2.1 (1, 1)	0.2		2	0	0	0	0	0	0	0	0	0	0	2	2	0.00	0.000
Murry Dickson, R ERA: 3.28 (1, 1)	5.1	L	20	4	2	2	3	1	0	0	0	0	0	25	29	3.38	0.938
Johnny Kucks, R ERA: 3.76 (7, 1)	2.0		8	2	1	1	0	1	0	0	0	0	0	7	11	4.50	1.500

**BOTTOM**

**New York Yankees @ Washington Senators**  
Griffith Stadium, Washington, DC

Fri Aug 29 1958, 7:05 PM EDT  
Att. 15,414 - Unknown

AB	26
R	3
H	6
RBI	3
BB	2
SO	3
LOB	10



WP	PA	ERA	WHIP
0	30		

**New York Yankees @ Washington Senators**  
 Griffith Stadium, Washington, DC  
 Sat Aug 30 1958, 3:33 AM EDT  
 Att. 10,388 - Sunny

AB	34
R	1
H	6
RBI	1
BB	1
SO	8
LOB	17



WP:	0	PA:	35
PB:	0		
SB:	0		
CS:	0		

Batter	1	2	3	4	5	6	7	8	9	AB	R	H	RBI	BB	SO	LOB													
<b>Gil McDougald, R</b> (1, 4) OBP: 0.322, SLG: 0.361	0-0 5-3		0-3 K		0-0 F9		0-0 L8			4	0	0	0	0	1	2													
<b>Norm Siebern, L</b> (1, 7) OBP: 0.394, SLG: 0.469	0-0 1B		0-3 K		0-0 1B		0-0 F8			4	0	2	1	0	1	0													
<b>Mickey Mantle, S</b> (1, 8) OBP: 0.435, SLG: 0.597	0-3 K			0-3 K	0-0 F7			0-0 F8		4	0	0	0	0	2	3													
<b>Yogi Berra, L</b> (1, 9) OBP: 0.317, SLG: 0.475	0-0 F9			0-0 1B		0-0 G3		0-0 F9		4	0	1	0	0	0	1													
<b>Bill Skowron, R</b> (1, 3) OBP: 0.330, SLG: 0.462		0-0 E5		0-3 K		4-0 F8 1B		0-0 6-3		3	0	0	0	1	1	1													
<b>Tony Kubek, L</b> (1, 6) OBP: 0.303, SLG: 0.318		0-0 FC5-4		0-0 F6		0-0 1B			0-0 1-3	4	0	1	0	0	0	2													
<b>Elston Howard, R</b> (1, 2) OBP: 0.361, SLG: 0.511		0-0 F3			0-0 FC3-5 1B		0-0 F8		0-3 K	4	0	1	0	0	1	3													
<b>Andy Carey, R</b> (1, 5) OBP: 0.362, SLG: 0.491 <b>Enos Slaughter, L</b> (9, PH) OBP: 0.415, SLG: 0.472		0-0 FC6-4			0-0 FC3-5 1B		0-3 K		0-0 L7	3	1	1	0	0	1	3													
<b>Art Ditmar, R</b> (1, 1) OBP: 0.302, SLG: 0.268 <b>Virgil Trucks, R</b> (6, 1) OBP: 0.167, SLG: 0.167			0-3 K		0-0 FC3-5 1B		0-0 6-3			2	0	0	0	0	1	2													
<b>Inning Stats</b>	R: 0 E: 0 K: 1 S: 6	H: 1 LOB: 1 BB: 0 P: 6	R: 0 E: 1 K: 0 S: 4	H: 0 LOB: 1 BB: 0 P: 4	R: 0 E: 0 K: 3 S: 9	H: 0 LOB: 0 BB: 0 P: 9	R: 0 E: 0 K: 2 S: 8	H: 1 LOB: 1 BB: 0 P: 8	R: 1 E: 0 K: 0 S: 6	H: 3 LOB: 2 BB: 0 P: 6	R: 0 E: 0 K: 1 S: 6	H: 1 LOB: 2 BB: 1 P: 10	R: 0 E: 0 K: 0 S: 3	H: 0 LOB: 0 BB: 0 P: 3	R: 0 E: 0 K: 1 S: 5	H: 0 LOB: 0 BB: 0 P: 5	1B: 6 2B: 0 3B: 0 HR: 0	SF: 0 SAC: 0 DP: 0 HBP: 0											
<b>PITCHER</b>	IP	WLS	BF	H	R	ER	SO	BB	IBB	HBP	BLK	WP	HR	S	P	ERA	WHIP												
<b>Vito Valentinetti, R</b> (1, 1) ERA: 4.44	7.0	W	29	6	1	1	7	1	0	0	0	0	0	42	46	1.29	1.000												
<b>Dick Hyde, R</b> (8, 1) ERA: 1.92	2.0	S	6	0	0	0	1	0	0	0	0	0	0	8	8	0.00	0.000												

<b>PITCHER</b>	IP	WLS	BF	H	R	ER	SO	BB	IBB	HBP	BLK	WP	HR	S	P	ERA	WHIP
----------------	----	-----	----	---	---	----	----	----	-----	-----	-----	----	----	---	---	-----	------

Batter	1	2	3	4	5	6	7	8	9
<b>Gil McDougald, R</b> (1, 4) OBP: 0.322, SLG: 0.361	0-0 5-3		0-3 K		0-0 F9		0-0 L8		
<b>Norm Siebern, L</b> (1, 7) OBP: 0.394, SLG: 0.469	0-0 1B		0-3 K		0-0 1B		0-0 F8		
<b>Mickey Mantle, S</b> (1, 8) OBP: 0.435, SLG: 0.597	0-3 K			0-3 K	0-0 F7			0-0 F8	
<b>Yogi Berra, L</b> (1, 9) OBP: 0.317, SLG: 0.475	0-0 F9			0-0 1B		0-0 G3		0-0 F9	
<b>Bill Skowron, R</b> (1, 3) OBP: 0.330, SLG: 0.462		0-0 E5		0-3 K		4-0 F8 1B		0-0 6-3	
<b>Tony Kubek, L</b> (1, 6) OBP: 0.303, SLG: 0.318		0-0 FC5-4		0-0 F6		0-0 1B			0-0 1-3
<b>Elston Howard, R</b> (1, 2) OBP: 0.361, SLG: 0.511		0-0 F3			0-0 FC3-5 1B		0-0 F8		0-3 K
<b>Andy Carey, R</b> (1, 5) OBP: 0.362, SLG: 0.491 <b>Enos Slaughter, L</b> (9, PH) OBP: 0.415, SLG: 0.472		0-0 FC6-4			0-0 FC3-5 1B		0-3 K		0-0 L7
<b>Art Ditmar, R</b> (1, 1) OBP: 0.302, SLG: 0.268 <b>Virgil Trucks, R</b> (6, 1) OBP: 0.167, SLG: 0.167			0-3 K		0-0 FC3-5 1B		0-0 6-3		

Batter	1	2	3	4	5	6	7	8	9	AB	R	H	RBI	BB	SO	LOB
<b>Herb Plews, L</b> OBP: 0.302, SLG: 0.330 (1, 4)	0-0 6-3 BB		4-0 4-3 BB		0-0 F7		0-0 4-3			3	0	0	0	1	0	1
<b>Albie Pearson, L</b> OBP: 0.355, SLG: 0.354 (1, 8)	0-0 6-3		0-0 4-3 1-2		0-0 F6		0-0 S 1B			4	0	1	0	0	0	2
<b>Roy Sievers, R</b> OBP: 0.377, SLG: 0.570 (1, 7)	4-0 1B BB		0-3 K		0-0 E7 4-3 1B		0-0 F7 1-2			3	2	1	0	1	1	2
<b>Clint Courtney, L</b> OBP: 0.317, SLG: 0.326 (1, 2)	0-0 1B 1-2 1B		0-0 G3		0-0 4-3 2-3		0-0 F6			4	0	1	0	0	0	3
<b>Jim Lemon, R</b> OBP: 0.313, SLG: 0.487 (1, 9)	0-0 1-2 2-H 1B		4-0 G1-4-3 BB		4-0 1B 1B BB		0-0 1B SF8 1B			2	1	2	1	2	0	0
<b>Norm Zauchin, R</b> OBP: 0.322, SLG: 0.431 (1, 3)	0-3 K		0-0 F8		0-0 F8		0-0 F7			2	0	0	0	0	1	3
<b>Julio Becquer, L</b> OBP: 0.277, SLG: 0.271 (6, PH) (7, 3)										2	0	1	1	0	0	1
<b>Eddie Yost, R</b> OBP: 0.341, SLG: 0.304 (1, 5)		0-0 5-3		0-0 G1-4-3		0-0 1-2 2-3 1B		0-0 1-3 1B		2	0	0	0	0	0	1
<b>Neil Chrisley, L</b> OBP: 0.277, SLG: 0.369 (6, PH)										1	0	1	0	0	0	0
<b>Rocky Bridges, R</b> OBP: 0.340, SLG: 0.380 (7, 6)										1	0	1	0	0	0	0
<b>Ossie Alvarez, R</b> OBP: 0.265, SLG: 0.227 (1, 6)		0-3 K		0-3 K		0-3 K		0-0 SF8		2	0	0	0	0	2	0
<b>Faye Throneberry, L</b> OBP: 0.237, SLG: 0.310 (6, PH)										1	0	0	0	0	0	3
<b>Ken Aspromonte, R</b> OBP: 0.298, SLG: 0.321 (7, 5)										0	0	0	1	0	0	0
<b>Vito Valentineti, R</b> OBP: 0.313, SLG: 0.267 (1, 1)		0-3 K		0-0 1B		0-3 K		0-0 F2		3	0	1	0	0	2	3
<b>Dick Hyde, R</b> (8, 1)										1	0	0	0	0	0	1

Inning Stats	R: 1	H: 2	E: 0	K: 1	S: 7	LOB: 2	BB: 1	P: 11	R: 0	H: 0	E: 0	K: 2	S: 7	LOB: 0	BB: 0	P: 7	R: 0	H: 0	E: 0	K: 1	S: 5	LOB: 1	BB: 1	P: 9	R: 0	H: 0	E: 0	K: 0	S: 2	LOB: 0	BB: 1	P: 6	R: 0	H: 1	E: 0	K: 1	S: 6	LOB: 1	BB: 0	P: 6	R: 1	H: 3	E: 1	K: 1	S: 8	LOB: 3	BB: 1	P: 12	R: 0	H: 1	E: 0	K: 0	S: 4	LOB: 1	BB: 0	P: 4	R: 1	H: 2	E: 0	K: 0	S: 5	LOB: 1	BB: 0	P: 5
<b>Art Ditmar, R</b> ERA: 2.82 (1, 1)	5.1	WLS: L	BF: 24	H: 5	R: 2	ER: 2	SO: 5	BB: 4	IBB: 0	HBP: 0	BLK: 0	WP: 0	HR: 0	S: 30	P: 46	ERA: 3.38	WHIP: 1.688																																															
<b>Virgil Trucks, R</b> ERA: 3.57 (6, 1)	2.2		12	4	1	1	1	0	0	0	0	0	0	0	0	3.38	1.500																																															

**BOTTOM**

**New York Yankees @ Washington Senators**  
Griffith Stadium, Washington, DC

Sat Aug 30 1958, 3:33 AM EDT  
Att. 10,388 - Sunny

AB	31
R	3
H	9
RBI	3
BB	4
SO	6
LOB	20

WP: 0 PA: 36  
PB: 0  
SB: 1  
CS: 0



1B	2B	3B	HR	SF	SAC	DP	HBP	WP	HR	S	P	ERA	WHIP
9	0	0	0	1	0	1	0	0	0	0	0	3.38	1.500

# New York Yankees @ Washington Senators

Griffith Stadium, Washington, DC

Sun Aug 31 1958, 3:33 AM EDT  
Att. 17,816 - Sunny - 90 F

[livebaseballscorecards.com](http://livebaseballscorecards.com)

<b>AB</b>	<b>36</b>
<b>R</b>	<b>7</b>
<b>H</b>	<b>9</b>
<b>RBI</b>	<b>6</b>
<b>BB</b>	<b>5</b>
<b>SO</b>	<b>1</b>
<b>LOB</b>	<b>16</b>



Batter	1	2	3	4	5	6	7	8	9	AB R H RBI BB SO LOB
<b>Hank Bauer, R</b> OBP: 0.328, SLG: 0.444 (1, 9) X	0-0 4-3		0-0 F9		0-0 1-H HR		0-0 F7	0-0 FC6-4 1-2f		5 1 1 2 0 0 2
<b>Tony Kubek, L</b> OBP: 0.302, SLG: 0.317 (1, 6) X	0-0 4-3			0-0 F8	0-0 1-3		0-0 BB 2B 1B		0-0 F5	5 1 1 0 0 0 0
<b>Mickey Mantle, S</b> OBP: 0.436, SLG: 0.600 (1, 8) X	0-0 4-3			0-0 FC6-4 1B	0-0 4-3		4-0 BB BB BB 1-2 2B BB		0-0 1B 3B	4 2 2 0 1 0 0
<b>Yogi Berra, L</b> OBP: 0.318, SLG: 0.476 (1, 2) X		0-0 6-3		0-0 FC6-4 FC1 1B E 1-2f		0-0 F8	0-0 1-H 2-H 2B		0-0 FC3-6 1B	5 1 2 3 0 0 1
<b>Norm Siebern, L</b> OBP: 0.394, SLG: 0.467 (1, 7) X		0-0 G3		0-0 E 1-2 1B		4-0 BB BB BB 1B 4-3 BB	0-0 F5		0-0 FC3-6 FC6-4 1-2f	4 1 1 0 1 0 2
<b>Bill Skowron, R</b> OBP: 0.329, SLG: 0.458 (1, 3) X		0-0 5-3		0-0 FC1 1-2 2-H		0-0 BB BB BB 4-3 1B	0-0 4-3		0-0 FC6-4 1-2f	5 0 1 0 0 0 3
<b>Gil McDougald, R</b> OBP: 0.323, SLG: 0.359 (1, 4) X			4-0 FC4-6 BB	0-0 F3		4-0 BB BB BB 1-2 4-3 BB		0-0 4-3		2 0 0 0 2 0 2
<b>Jerry Lumpe, L</b> OBP: 0.332, SLG: 0.397 (1, 5) X			0-0 FC4-6 SH3-4 1-2f		0-0 4-3	0-0 1-2 2-3 3-H 4-3		0-0 FC6-4 1B		4 0 1 1 0 0 3
<b>Andy Carey, R</b> OBP: 0.362, SLG: 0.491 (8, 5) X										0 0 0 0 0 0 0
<b>Bob Turley, R</b> OBP: 0.159, SLG: 0.182 (1, 1) X		0-0 SH3-4		4-0 HR BB		0-0 F2		0-3 K		1 1 0 0 1 0 2
<b>Ryne Duren, R</b> OBP: 0.250, SLG: 0.100 (7, 1) X										1 0 0 0 0 1 1
<b>Johnny Kucks, R</b> OBP: 0.171, SLG: 0.158 (8, 1) X										0 0 0 0 0 0 0
<b>Murry Dickson, R</b> OBP: 0.308, SLG: 0.351 (9, 1) X										0 0 0 0 0 0 0

Inning Stats	R: 0	H: 0	E: 0	K: 0	S: 3	P: 3	R: 0	H: 0	E: 0	K: 0	S: 3	P: 3	R: 0	H: 0	E: 0	K: 0	S: 3	P: 7	R: 1	H: 2	E: 1	K: 0	S: 6	P: 6	R: 2	H: 1	E: 0	K: 0	S: 4	P: 8	R: 1	H: 1	E: 0	K: 0	S: 4	P: 12	R: 2	H: 2	E: 0	K: 0	S: 5	P: 9	R: 0	H: 1	E: 0	K: 1	S: 6	P: 6	R: 1	H: 2	E: 0	K: 0	S: 5	P: 5	1B: 6	SF: 0	2B: 1	SAC: 1	3B: 1	DP: 0	HR: 1	HBP: 0	WP: 0	PA: 42
--------------	------	------	------	------	------	------	------	------	------	------	------	------	------	------	------	------	------	------	------	------	------	------	------	------	------	------	------	------	------	------	------	------	------	------	------	-------	------	------	------	------	------	------	------	------	------	------	------	------	------	------	------	------	------	------	-------	-------	-------	--------	-------	-------	-------	--------	-------	--------

PITCHER	IP	WLS	BF	H	R	ER	SO	BB	IBB	HBP	BLK	WP	HR	S	P	ERA	WHIP
<b>Russ Kemmerer, R</b> ERA: 4.5 (1, 1)	5.1	L	24	4	4	3	0	3	0	0	0	0	1	21	33	5.06	1.312
<b>Tex Clevenger, R</b> ERA: 4.9 (6, 1)	1.2		9	2	2	2	0	2	0	0	0	0	0	7	15	10.80	2.400
<b>John Romonosky, R</b> ERA: 6.18 (8, 1)	1.0		4	1	0	0	1	0	0	0	0	0	0	6	6	0.00	1.000
<b>Hal Griggs, R</b> ERA: 5.21 (9, 1)	1.0		5	2	1	1	0	0	0	0	0	0	0	5	5	9.00	2.000

<b>WP: 0</b>	<b>PA: 42</b>
<b>PB: 0</b>	
<b>SB: 0</b>	
<b>CS: 0</b>	

**New York Yankees @ Washington Senators**  
 Griffith Stadium, Washington, DC

Sun Aug 31 1958, 3:33 AM EDT  
 Att. 17,816 - Sunny - 90 F

[livebaseballscorecards.com](http://livebaseballscorecards.com)

<b>AB</b>	<b>34</b>
<b>R</b>	<b>6</b>
<b>H</b>	<b>9</b>
<b>RBI</b>	<b>6</b>
<b>BB</b>	<b>11</b>
<b>SO</b>	<b>6</b>
<b>LOB</b>	<b>25</b>



Batter	1	2	3	4	5	6	7	8	9	AB	R	H	RBI	BB	SO	LOB
<b>Herb Plews, L</b> (1, 4) OBP: 0.299, SLG: 0.327	0-0 L6		0-0 2B 1B		0-0 F8		0-0 F4	0-3 K	0-0 1-3	6	1	1	0	0	1	7
<b>Albie Pearson, L</b> (1, 8) OBP: 0.357, SLG: 0.355	0-0 WP 1B		0-0 F4		0-0 F7		4-0 BB		0-0 1B 1B	4	1	2	0	1	0	1
<b>Roy Sievers, R</b> (1, 7) OBP: 0.377, SLG: 0.571	0-3 K		0-0 2B		0-0 F7		0-0 F8		0-0 1B HR 1B	5	1	2	1	0	1	4
<b>Clint Courtney, L</b> (1, 2) OBP: 0.320, SLG: 0.326	0-0 F8		0-0 F6		4-0 BB		4-0 BB	4-0 6-3 1B BB	0-0 1-2 HR 1B	3	2	1	1	2	0	2
<b>Jim Lemon, R</b> (1, 9) OBP: 0.312, SLG: 0.483		4-0 BB	G6-4-3 BB		0-3 K		0-0 F9	0-0 1-3	0-3 K	4	0	0	0	1	2	4
<b>Norm Zauchin, R</b> (1, 3) OBP: 0.323, SLG: 0.440		0-0 G6-4-3	1-2 BB		4-0 1B BB		0-0 5-3	0-0 6-3	0-0 HR	4	1	1	3	1	0	3
<b>Eddie Yost, R</b> (1, 5) OBP: 0.348, SLG: 0.306		4-0 BB	BB		0-0 1-3 1B		4-0 BB BB	4-0 BB 1B	1-0 BB HBP	1	0	1	0	3	0	0
<b>Bobby Malkmus, R</b> (9, PR) OBP: 0.239, SLG: 0.254		BB	BB		BB		BB	BB	BB	0	0	0	0	0	0	0
<b>Ossie Alvarez, R</b> (1, 6) OBP: 0.262, SLG: 0.224		0-3 K	0-3 K		0-0 F3		0-0 F8	0-0 BB 1B	0-0 F9	2	0	0	0	0	1	2
<b>Neil Christley, L</b> (7, PH) OBP: 0.276, SLG: 0.367								1-2 BB		1	0	0	0	0	0	1
<b>Rocky Bridges, R</b> (8, 6) OBP: 0.341, SLG: 0.381								3-H 1B		2	0	1	1	0	0	1
<b>Russ Kemmerer, R</b> (1, 1) OBP: 0.177, SLG: 0.150								BB		2	0	0	0	0	1	0
<b>Tex Clevenger, R</b> (6, 1) OBP: 0.227, SLG: 0.250								BB		0	0	0	0	0	0	0
<b>Julio Secor, L</b> (7, PH) OBP: 0.282, SLG: 0.271								BB		0	0	0	0	0	1	0
<b>John Romonosky, R</b> (8, 1) OBP: 0.230, SLG: 0.800								BB		0	0	0	0	0	0	0
<b>Ed Fitz Gerald, R</b> (8, PH) OBP: 0.330, SLG: 0.313								BB		0	0	0	0	1	0	0
<b>Pedro Ramos, S</b> (8, PR) OBP: 0.243, SLG: 0.280								BB		0	0	0	0	0	0	0
<b>Hal Griggs, R</b> (9, 1) OBP: 0.122, SLG: 0.200								BB		0	0	0	0	0	0	0
<b>Ken Aspromonte, R</b> (9, PH) OBP: 0.301, SLG: 0.321								BB		0	0	0	0	1	0	0

Inning Stats	R: 0	H: 1	E: 0	K: 1	S: 6	H: 0	LOB: 1	BB: 0	P: 6	R: 0	H: 0	E: 0	K: 1	S: 4	H: 2	LOB: 1	BB: 2	P: 12	R: 0	H: 1	E: 0	K: 1	S: 5	H: 0	LOB: 0	BB: 0	P: 5	R: 0	H: 0	E: 0	K: 0	S: 3	H: 0	LOB: 1	BB: 1	P: 7	R: 0	H: 0	E: 0	K: 0	S: 3	H: 0	LOB: 3	BB: 3	P: 15	R: 1	H: 1	E: 0	K: 1	S: 6	H: 1	LOB: 3	BB: 3	P: 18	R: 4	H: 4	E: 0	K: 1	S: 9	H: 4	LOB: 2	BB: 1	P: 14	1B: 7	SF: 0	2B: 1	SAC: 0	3B: 0	DP: 1	HR: 1	HBP: 1	WP: 1	PA: 46
--------------	------	------	------	------	------	------	--------	-------	------	------	------	------	------	------	------	--------	-------	-------	------	------	------	------	------	------	--------	-------	------	------	------	------	------	------	------	--------	-------	------	------	------	------	------	------	------	--------	-------	-------	------	------	------	------	------	------	--------	-------	-------	------	------	------	------	------	------	--------	-------	-------	-------	-------	-------	--------	-------	-------	-------	--------	-------	--------

PITCHER	IP	WLS	BF	H	R	ER	SO	BB	IBB	HBP	BLK	WP	HR	S	P	ERA	WHIP
<b>Bob Turley, R</b> (1, 1) ERA: 2.73	6.2		29	4	1	1	4	7	0	0	0	1	0	30	58	1.35	1.650
<b>Ryne Duren, R</b> (7, 1) ERA: 1.81	1.0		7	1	1	1	0	3	0	0	0	0	0	4	16	9.00	4.000
<b>Johnny Kucks, R</b> (8, 1) ERA: 4.04	0.2		6	4	4	4	2	0	0	0	0	0	1	10	10	54.00	6.000
<b>Murry Dickson, R</b> (9, 1) ERA: 3.26	0.2	S	4	0	0	0	0	1	0	1	0	0	0	2	7	0.00	1.500

Batter	1	2	3	4	5	6	7	8	9	AB R H RBI BB SO LOB	TOP	
<b>Jim Busby, R</b> (1, 8) <small>OBP: 0.306, SLG: 0.324</small>	0-3 	0-0 		0-3 			0-0 			4 0 1 0 0 2 0	<b>Baltimore Orioles @ Washington Senators</b> Griffith Stadium, Washington, DC Mon Sep 01 1958, 3:33 AM EDT Unknown	
<b>Bob Boyd, L</b> (1, 3) <small>OBP: 0.341, SLG: 0.442</small>	0-0 	0-0 			0-0 		0-0 			4 2 1 0 0 0 2		
<b>Gene Woodling, L</b> (1, 9) <small>OBP: 0.385, SLG: 0.435</small> <b>Al Pilarcik, L</b> (7, 9) <small>OBP: 0.308, SLG: 0.310</small>	4-0 		0-3 		0-0 		0-0 			3 0 0 0 1 1 1 0 0 0 0 0 0 0		
<b>Bob Nieman, R</b> (1, 7) <small>OBP: 0.399, SLG: 0.564</small> <b>Dick Williams, R</b> (8, 7) <small>OBP: 0.347, SLG: 0.358</small>	0-0 		0-0 		0-0 		0-0 			3 0 1 2 0 0 0 0 0 0 0 0 0 0		
<b>Joe Ginsberg, L</b> (1, 2) <small>OBP: 0.312, SLG: 0.330</small>	0-0 		0-0 		0-0 		0-0 			4 0 1 0 0 0 2		
<b>Brooks Robinson, R</b> (1, 5) <small>OBP: 0.299, SLG: 0.322</small>	0-3 		4-0 		0-0 		0-0 			3 0 0 0 1 1 3		
<b>Billy Gardner, R</b> (1, 4) <small>OBP: 0.277, SLG: 0.308</small>		0-0 	0-0 		0-0 		0-0 			4 0 0 0 0 0 2		
<b>Foster Castleman, R</b> (1, 6) <small>OBP: 0.259, SLG: 0.263</small> <b>Bob Hale, L</b> (9, PH) <b>Willy Miranda, S</b> (9, 6) <small>OBP: 0.236, SLG: 0.229</small>		0-0 		0-0 		0-0 		0-0 		3 0 0 0 0 0 0 1 0 0 0 0 0 0 0 0 0 0 0 0 0		
<b>Jack Harshman, L</b> (1, 1) <small>OBP: 0.295, SLG: 0.338</small>		0-0 	0-3 		0-0 		0-0 			4 0 0 0 0 1 0		
<b>Inning Stats</b>	R: 1 H: 1 E: 1 LOB: 2 K: 2 BB: 1 S: 9 P: 13	R: 0 H: 1 E: 1 LOB: 2 K: 0 BB: 0 S: 5 P: 5	R: 0 H: 1 E: 0 LOB: 2 K: 1 BB: 1 S: 6 P: 10	R: 0 H: 0 E: 0 LOB: 0 K: 2 BB: 0 S: 7 P: 7	R: 1 H: 1 E: 1 LOB: 1 K: 0 BB: 0 S: 5 P: 5	R: 0 H: 0 E: 0 LOB: 0 K: 0 BB: 0 S: 3 P: 3	R: 0 H: 0 E: 0 LOB: 0 K: 0 BB: 0 S: 3 P: 3	R: 0 H: 0 E: 0 LOB: 0 K: 0 BB: 0 S: 3 P: 3	R: 0 H: 0 E: 0 LOB: 0 K: 0 BB: 0 S: 3 P: 3	1B: 2 SF: 1 2B: 1 SAC: 0 3B: 1 DP: 0 HR: 0 HBP: 0		WP: 0 PA: 36 PB: 0 SB: 1 CS: 0
<b>PITCHER</b> <b>Camilo Pascual, R</b> (1, 1) <small>ERA: 3.22</small> <b>Dick Hyde, R</b> (8, 1) <small>ERA: 1.88</small>	IP WLS BF H R ER SO BB IBB HBP BLK WP HR S P ERA WHIP 7.0 L 30 4 2 1 5 2 0 0 0 0 0 0 38 46 1.29 0.857											IP WLS BF H R ER SO BB IBB HBP BLK WP HR S P ERA WHIP 2.0 6 0 0 0 0 0 0 0 0 0 0 0 6 6 0.00 0.000

AB	33
R	2
H	4
RBI	2
BB	2
SO	5
LOB	10



Batter	1	2	3	4	5	6	7	8	9	AB	R	H	RBI	BB	SO	LOB
Eddie Yost, R OBP: 0.345, SLG: 0.303 (1, 5)	0-0 F8		0-3 K		0-0 F8		0-0 F8			4	0	0	0	0	1	2
Albie Pearson, L OBP: 0.356, SLG: 0.354 (1, 8)	0-0 1B		0-0 F7			0-0 F4		0-0 F2		4	0	1	0	0	0	0
Roy Sievers, R OBP: 0.374, SLG: 0.566 (1, 7)	0-0 F4			0-0 F8		0-0 F4		0-0 F8		4	0	0	0	0	0	1
Norm Zauchin, R OBP: 0.329, SLG: 0.441 (1, 3)	0-0 1-3			4-0 BB BB		0-0 1B		4-0 FC6-4 BB		2	0	1	0	2	0	1
Ed Fitz Gerald, R OBP: 0.316, SLG: 0.299 (1, 2)		0-0 F8		0-0 F9		0-0 6-3		0-0 FC6-4 1-2f		4	0	0	0	0	0	3
Jim Lemon, R OBP: 0.316, SLG: 0.487 (1, 9)		0-0 WP 1B		4-0 1-2 BB			0-0 2B		0-3 K	3	0	2	0	1	1	0
Ken Aspromonte, R OBP: 0.296, SLG: 0.316 (1, 4)		0-0 F3 1-2		0-0 4-3			0-0 F2		0-0 F4	4	0	0	0	0	0	4
Ossie Alvarez, R OBP: 0.263, SLG: 0.222 Dick Hyde, R (8, 1) Bobby Malkmus, R OBP: 0.236, SLG: 0.250 (9, PH)		0-0 5-3			0-0 F2		4-0 BB		0-0 6-3	2	0	0	0	1	0	1
Camilo Pascual, R OBP: 0.167, SLG: 0.229 Rocky Bridges, R OBP: 0.340, SLG: 0.380 (7, PH) (8, 6)			0-0 F3		0-0 F8		0-0 F7			0	0	0	0	0	0	0
										1	0	0	0	0	0	2

Inning Stats	R: 0	H: 1	E: 0	LOB: 1	K: 0	BB: 0	S: 4	P: 4	R: 0	H: 1	E: 0	LOB: 1	K: 0	BB: 0	S: 4	P: 4	R: 0	H: 0	E: 0	LOB: 0	K: 1	BB: 0	S: 5	P: 5	R: 0	H: 0	E: 0	LOB: 2	K: 0	BB: 2	S: 3	P: 11	R: 0	H: 0	E: 0	LOB: 0	K: 0	BB: 0	S: 3	P: 3	R: 0	H: 1	E: 0	LOB: 1	K: 0	BB: 0	S: 4	P: 4	R: 0	H: 1	E: 0	LOB: 2	K: 0	BB: 1	S: 4	P: 8	R: 0	H: 0	E: 0	LOB: 1	K: 0	BB: 1	S: 3	P: 7	R: 0	H: 0	E: 0	LOB: 0	K: 1	BB: 0	S: 5	P: 5	1B: 3	SF: 0	2B: 1	SAC: 0	3B: 0	DP: 0	HR: 0	HBP: 0
PITCHER Jack Harshman, L ERA: 2.69 (1, 1)	IP	WLS	BF	H	R	ER	SO	BB	IBB	HBP	BLK	WP	HR	S	P	ERA	WHIP	IP	WLS	BF	H	R	ER	SO	BB	IBB	HBP	BLK	WP	HR	S	P	ERA	WHIP	IP	WLS	BF	H	R	ER	SO	BB	IBB	HBP	BLK	WP	HR	S	P	ERA	WHIP																													


**BOTTOM**

**Baltimore Orioles @ Washington Senators**  
Griffith Stadium, Washington, DC

Mon Sep 01 1958, 3:33 AM EDT  
Unknown

livebaseballscores.com

AB	31
R	0
H	4
RBI	0
BB	4
SO	2
LOB	14



Batter	1	2	3	4	5	6	7	8	9	AB R H RBI BB SO LOB	TOP											
Jim Busby, R (1, 8) OBP: 0.313, SLG: 0.354	0-0 1B 3B		0-0 1-H SF9 3B		0-0 1-2f FC4-6 HR		0-0 F4	0-0 2-H 3-H 1B		5 3 3 3 0 0 1												
Dick Williams, R (1, 3) OBP: 0.347, SLG: 0.368	0-0 G5-4-3 1B		0-0 SF9		0-0 1-H HR		0-0 F7	0-0 5-3		4 1 2 4 0 0 1												
Bob Nieman, R (1, 7) OBP: 0.400, SLG: 0.563	0-0 G5-4-3		0-0 BB 1B		0-0 S 1B		0-3 K		4-0 F9 1B BB	4 1 2 0 0 1 1 0 0 0 0 1 0 0												
Al Pilarcik, L (7, 9) OBP: 0.310, SLG: 0.310	0-0 1-2f		4-0 BB 1B		0-0 S 1B		0-0 K		0-0 1-2 1B	4 1 3 2 1 1 0												
Gus Triandos, R (1, 2) OBP: 0.341, SLG: 0.479	0-3 K		0-0 BB		0-0 1-H 1B		0-0 K		0-0 1-2 1B	4 1 3 2 1 1 0												
Joe Taylor, R (1, 9) OBP: 0.337, SLG: 0.400		4-0 BB BB	0-0 G1-6-3 BB		0-0 1-2f G6-4-3		0-0 K		0-3 1B 1B	2 0 0 0 1 0 3 2 1 1 0 0 1 2												
Chuck Oertel, L (5, 9) OBP: 0.500, SLG: 0.500		0-0 BB	0-0 F8		0-0 1-2f G6-4-3		0-0 K		0-3 K	2 0 0 0 1 0 3 2 1 1 0 0 1 2												
Brooks Robinson, R (1, 5) OBP: 0.300, SLG: 0.319		0-0 1-2f G1-6-3		0-0 F3		4-0 BB BB	4-0 5-3 BB	4-0 1B 1B BB	0-0 F9	3 1 0 0 2 0 3												
Billy Gardner, R (1, 4) OBP: 0.274, SLG: 0.304		0-3 K		0-0 F3		0-0 5-3	0-0 5-3	0-0 F3	0-0 1-3	5 0 0 0 0 1 5												
Foster Castleman, R (1, 6) OBP: 0.255, SLG: 0.258			0-0 F3		0-0 1-3		0-0 L6	0-0 1B PB 1B		3 0 0 0 0 0 1 1 1 1 1 0 0 0 0 0 0 0 0 0 0												
Bob Hale, L (8, PH) OBP: 0.500, SLG: 0.500			0-0 F3		0-0 1-3		0-0 L6	0-0 1B PB 1B		3 0 0 0 0 0 1 1 1 1 1 0 0 0 0 0 0 0 0 0 0												
Willy Miranda, S (8, 6) OBP: 0.236, SLG: 0.229			4-0 3B BB		0-0 FC4-6 1B		0-3 K	0-3 K		3 1 1 0 1 2 3												
Billy O'Dell, S (1, 1) OBP: 0.174, SLG: 0.188			4-0 3B BB		0-0 FC4-6 1B		0-3 K	0-3 K		3 1 1 0 1 2 3												
<b>Inning Stats</b>	R: 1 E: 0 K: 1 S: 6	H: 2 LOB: 0 BB: 0 P: 6	R: 0 E: 0 K: 1 S: 4	H: 0 LOB: 0 BB: 1 P: 8	R: 2 E: 0 K: 0 S: 5	H: 2 LOB: 2 BB: 2 P: 13	R: 0 E: 0 K: 0 S: 3	H: 0 LOB: 0 BB: 0 P: 3	R: 3 E: 0 K: 0 S: 6	H: 4 LOB: 0 BB: 0 P: 6	R: 0 E: 0 K: 1 S: 5	H: 0 LOB: 1 BB: 1 P: 9	R: 0 E: 0 K: 1 S: 5	H: 0 LOB: 0 BB: 0 P: 5	R: 4 E: 0 K: 1 S: 9	H: 4 LOB: 1 BB: 1 P: 13	R: 0 E: 0 K: 1 S: 6	H: 1 LOB: 2 BB: 1 P: 10	1B: 9 2B: 0 3B: 2 HR: 2	SF: 1 SAC: 0 DP: 3 HBP: 0	WP: 0 PB: 1 SB: 1 CS: 0	PA: 43
<b>PITCHER</b>	IP WLS BF H R ER SO BB IBB HBP BLK WP HR S P ERA WHIP																					
Jim Constable, L (1, 1) ERA: 6.92	2.2 L 13 4 3 3 2 3 0 0 0 0 0 0 14 26 10.12 2.625																					
Russ Kemmerer, R (3, 1) ERA: 4.58	2.1 10 4 3 3 0 0 0 0 0 0 0 1 10 10 11.57 1.714																					
John Romonosky, R (6, 1) ERA: 6.02	1.0 4 0 0 0 1 1 0 0 0 0 0 0 5 9 0.00 1.000																					
Hal Griggs, R (7, 1) ERA: 5.33	2.0 11 4 4 3 2 1 0 0 0 0 1 14 18 13.50 2.500																					
Joe Albanese, R (9, 1) ERA: 5.4	1.0 5 1 0 0 1 1 0 0 0 0 0 0 6 10 0.00 2.000																					

Baltimore Orioles @ Washington Senators  
Griffith Stadium, Washington, DC  
Mon Sep 01 1958, 3:38 AM EDT  
Att. 9,485 - Unknown

AB	36
R	10
H	13
RBI	10
BB	6
SO	6
LOB	20







Batter	1	2	3	4	5	6	7	8	9	AB	R	H	RBI	BB	SO	LOB	TOP
<b>Jim Busby, R</b> (1, 8) <small>OBP: 0.309, SLG: 0.348</small> <b>Willy Miranda, S</b> (6, 6) <small>OBP: 0.236, SLG: 0.229</small> <b>Joe Ginsberg, L</b> (8, PH) <small>OBP: 0.309, SLG: 0.326</small> <b>Billy Loes, R</b> (8, 1) <small>OBP: 0.100, SLG: 0.071</small> <b>George Zuverink, R</b> (8, 1) <small>OBP: 0.300, SLG: 0.444</small>	0-3 K			x 0-0 F7		x 0-0 5-3		x 0-0 F8		3	0	0	0	0	1	0	<b>Baltimore Orioles @ Washington Senators</b> Griffith Stadium, Washington, DC Tue Sep 02 1958, 7:05 PM EDT Att. 2,233 - Unknown
<b>Bob Boyd, L</b> (1, 3) <small>OBP: 0.346, SLG: 0.449</small>	0-0 4-3			x 0-0 4-3 1B			x 0-0 F8 WP SF8 1B		x 0-0 1B 2B	4	2	3	0	0	0	0	
<b>Gene Woodling, L</b> (1, 9) <small>OBP: 0.384, SLG: 0.433</small>	0-0 F7			x 0-0 4-3 1-2			x 0-0 F8 1-3		x 0-0 E 1B 2-H	4	0	1	1	0	0	2	
<b>Bob Nieman, R</b> (1, 7) <small>OBP: 0.401, SLG: 0.564</small>		x 0-0 G5-4-3 1B		x 0-0 4-3			x 0-0 SF8 3-H		x 0-0 E8 1-3 1B	3	0	2	1	0	0	1	
<b>Gus Triandos, R</b> (1, 2) <small>OBP: 0.338, SLG: 0.474</small>		x 0-0 G5-4-3 1-2f			x 0-0 1-3		x 0-0 F8		SSS 0-3 K	4	0	0	0	0	1	3	
<b>Dick Williams, R</b> (1, 5) <small>OBP: 0.349, SLG: 0.368</small>		SSS 0-3 K			SSS 0-3 K			x 0-0 E 1B 1B	4-0 G6-4-3 IBB	3	1	1	0	1	2	0	
<b>Billy Gardner, R</b> (1, 4) <small>OBP: 0.273, SLG: 0.303</small> <b>Chuck Oertel, L</b> (8, PH) <small>OBP: 0.333, SLG: 0.333</small> <b>Jerry Adair, R</b> (8, 6) <b>Joe Taylor, R</b> (9, PH) <small>OBP: 0.333, SLG: 0.395</small>			x 0-0 1-3		x 0-0 F9			x 0-0 L8 1-2	x 0-0 G6-4-3 1-2f	2	0	0	0	0	0	0	
<b>Foster Castleman, R</b> (1, 6) <small>OBP: 0.254, SLG: 0.257</small> <b>Al Pilarcik, L</b> (6, PH) <small>OBP: 0.308, SLG: 0.309</small> (6, 8)			x 0-0 K			x 0-0 4-1		x 0-0 F6		1	0	0	0	0	1	0	
<b>Hal Brown, R</b> (1, 1) <small>OBP: 0.192, SLG: 0.200</small> <b>Bob Hale, L</b> (8, PH) <small>OBP: 0.667, SLG: 0.667</small> <b>Brooks Robinson, R</b> (8, PR) <small>OBP: 0.300, SLG: 0.319</small> (8, 4)			x 0-3 K			x 0-0 F8		x 0-0 F8 2-H 1B		2	0	0	0	0	1	0	
<b>Inning Stats</b>	R: 0 E: 0 K: 1 S: 5 H: 0 LOB: 0 BB: 0 P: 5	R: 0 E: 0 K: 1 S: 5 H: 1 LOB: 0 BB: 0 P: 5	R: 0 E: 0 K: 2 S: 7 H: 0 LOB: 0 BB: 0 P: 7	R: 0 E: 0 K: 0 S: 4 H: 1 LOB: 1 BB: 0 P: 4	R: 0 E: 0 K: 1 S: 5 H: 0 LOB: 0 BB: 0 P: 5	R: 0 E: 0 K: 0 S: 3 H: 0 LOB: 0 BB: 0 P: 3	R: 1 E: 0 K: 0 S: 4 H: 1 LOB: 0 BB: 0 P: 4	R: 1 E: 1 K: 0 S: 5 H: 2 LOB: 1 BB: 0 P: 5	R: 1 E: 1 K: 1 S: 7 H: 3 LOB: 2 BB: 1 P: 11	1B: 7 2B: 1 3B: 0 HR: 0 SF: 1 SAC: 0 DP: 2 HBP: 0	WP: 1 PB: 0 SB: 0 CS: 0 PA: 34						
<b>PITCHER</b> <b>Pedro Ramos, R</b> (1, 1) <small>ERA: 4.08</small> <b>Dick Hyde, R</b> (9, 1) <small>ERA: 1.86</small>	IP: 8.0 WLS: W BF: 30 H: 7 R: 3 ER: 2 SO: 5 BB: 0 IBB: 0 HBP: 0 BLK: 0 WP: 1 HR: 0 S: 40 P: 40 ERA: 2.25 WHIP: 0.875	IP: 1.0 WLS: S BF: 4 H: 1 R: 0 ER: 0 SO: 1 BB: 0 IBB: 1 HBP: 0 BLK: 0 WP: 0 HR: 0 S: 5 P: 9 ERA: 0.00 WHIP: 1.000															

livebaseballscorecards.com

AB	32
R	3
H	8
RBI	3
BB	1
SO	6
LOB	12



Batter	1	2	3	4	5	6	7	8	9
<b>Eddie Yost, R</b> OBP: 0.347, SLG: 0.301 (1, 5) X	0-0 F2		4-0 HR BB			0-0 5-3		4-0 FC6-4 BB	
<b>Albie Pearson, L</b> OBP: 0.358, SLG: 0.361 (1, 8) X	0-0 F9		0-0 HR			0-0 1B		4-0 FC6-4 BB	
<b>Roy Sievers, R</b> OBP: 0.370, SLG: 0.559 (1, 7) X	0-0 3-1		0-0 1-3			0-0 F9		0-0 FC6-4 BB	
<b>Clint Courtney, L</b> OBP: 0.320, SLG: 0.324 (1, 2) X		0-0 F8		0-0 F4		0-0 F8		4-0 BB	
<b>Jim Lemon, R</b> OBP: 0.315, SLG: 0.486 (1, 9) X		0-0 5-3		0-0 6-3			0-0 F3	0-3 K	
<b>Herb Plews, L</b> OBP: 0.299, SLG: 0.330 (1, 4) X		0-0 G3		0-0 F7			0-0 2B		
<b>Norm Zauchin, R</b> OBP: 0.325, SLG: 0.433 (1, 3) X			0-0 HR BB 1B		0-3 K		0-0 5-3		
<b>Ossie Alvarez, R</b> OBP: 0.265, SLG: 0.225 (1, 6) X			0-0 F8		0-0 6-3			0-0 BB SH3-4 FC6-4 1B	
<b>Pedro Ramos, S</b> OBP: 0.237, SLG: 0.253 (1, 1) X			0-3 K		0-0 F1			0-0 SH3-4	
<b>Dick Hyde, R</b> (9, 1)								1-2	

AB	R	H	RBI	BB	SO	LOB
2	1	0	0	2	0	0
3	1	2	3	1	0	0
4	0	0	1	0	0	3
3	0	0	0	1	0	1
4	0	0	0	0	1	3
3	0	1	0	0	0	0
3	1	1	0	0	1	0
3	1	1	0	0	0	1
2	0	0	0	0	1	1
0	0	0	0	0	0	0

BOTTOM	
<b>Baltimore Orioles @ Washington Senators</b> Griffith Stadium, Washington, DC	
Tue Sep 02 1958, 7:05 PM EDT Att. 2,233 - Unknown	
AB 27	
R 4	
H 5	
RBI 4	
BB 4	
SO 3	
LOB 9	
WP: 0 PA: 32	
PB: 0	
SB: 0	
CS: 0	

Inning Stats		R: 0	H: 0	E: 0	K: 0	S: 3	R: 0	H: 0	E: 0	K: 0	S: 3	R: 0	H: 0	E: 0	K: 1	S: 7	R: 0	H: 0	E: 0	K: 0	S: 3	R: 0	H: 0	E: 0	K: 1	S: 5	R: 0	H: 1	E: 0	K: 0	S: 4	R: 0	H: 1	E: 0	K: 0	S: 3	R: 1	H: 1	E: 0	K: 1	S: 6
<b>Hal Brown, R</b> ERA: 2.9 (1, 1)	IP	WLS	BF	H	R	ER	SO	BB	IBB	HBP	BLK	WP	HR	S	P	ERA	WHIP																								
<b>Billy Loes, R</b> ERA: 3.78 (8, 1)	0.2		6	1	1	1	0	3	0	0	0	0	0	3	15	13.50	6.000																								
<b>George Zuverink, R</b> ERA: 3.52 (8, 1)	0.1		1	0	0	0	1	0	0	0	0	0	0	3	3	0.00	0.000																								



livebaseballscorecards.com





Batter	1	2	3	4	5	6	7	8	9	AB R H RBI BB SO LOB	TOP																										
<b>Eddie Yost, R</b> (1, 5) OBP: 0.348, SLG: 0.304 <b>Ossie Alvarez, R</b> (6, PR) OBP: 0.269, SLG: 0.226 (6, 6)	0-3 K		4-0 CS BB			0-0 SH1-4 HR 1B		0-0 B1-3	4-0 BB BB	2 0 1 0 1 1 0 1 1 0 1 1 0 0																											
<b>Herb Plews, L</b> (1, 4) OBP: 0.298, SLG: 0.326	0-0 F5		0-0 4-3			0-0 SH1-4		0-0 5-3	4-0 BB BB	3 0 0 1 1 0 1																											
<b>Albie Pearson, L</b> (1, 8) OBP: 0.359, SLG: 0.369	0-0 4-3					0-0 S 1B		0-0 L9	0-0 F8	5 1 2 2 0 0 3																											
<b>Roy Sievers, R</b> (1, 7) OBP: 0.369, SLG: 0.561						0-0 F9			0-0 HBP PB FC4-2 1B	4 1 2 1 0 0 2																											
<b>Clint Courtney, L</b> (1, 2) OBP: 0.324, SLG: 0.323						0-0 F7			4-0 FC4-2 HBP FC6-2 BB	2 0 1 0 2 0 1																											
<b>Norm Zauchin, R</b> (1, 3) OBP: 0.326, SLG: 0.440 <b>Pedro Ramos, S</b> (9, PR) OBP: 0.237, SLG: 0.253 <b>Ken Aspromonte, R</b> (9, 5) OBP: 0.298, SLG: 0.318						0-3 K			1-0 FC6-2 FC4-2 BB HBP	3 0 1 0 0 2 2 0 1 0 0 0 0 0 0 0 0 0 0 0 0																											
<b>Jim Lemon, R</b> (1, 9) OBP: 0.312, SLG: 0.478						0-0 6-3			0-0 FC4-2 BB FC6-2	3 1 0 0 1 0 4																											
<b>Rocky Bridges, R</b> (1, 6) OBP: 0.338, SLG: 0.375 <b>Julio Becquer, L</b> (9, PH) OBP: 0.276, SLG: 0.266 (9, 3)						0-0 F7			0-0 FC6-2 BB BB	2 0 0 0 1 0 1 1 1 0 0 0 0 3																											
<b>Russ Kemmerer, R</b> (1, 1) OBP: 0.185, SLG: 0.159 <b>Dick Hyde, R</b> (8, 1) <b>Neil Christley, L</b> (9, PH) OBP: 0.283, SLG: 0.370 <b>Tex Clevenger, R</b> (9, 1) OBP: 0.227, SLG: 0.250						0-0 K			4-0 BB BB BB	3 0 1 0 0 1 2 0 0 0 0 0 0 0 0 0 0 1 1 0 0 0 0 0 0 0 0 0																											
<b>Inning Stats</b>	R: 0 E: 0 K: 1 S: 5	H: 0 LOB: 0 BB: 0 P: 5	R: 1 E: 0 K: 1 S: 6	H: 2 LOB: 1 BB: 1 P: 10	R: 0 E: 0 K: 1 S: 4	H: 0 LOB: 0 BB: 1 P: 8	R: 0 E: 0 K: 1 S: 6	H: 1 LOB: 1 BB: 0 P: 6	R: 0 E: 0 K: 0 S: 3	H: 1 LOB: 1 BB: 0 P: 3	R: 2 E: 0 K: 0 S: 4	H: 2 LOB: 1 BB: 1 P: 8	R: 0 E: 0 K: 0 S: 3	H: 1 LOB: 1 BB: 1 P: 7	R: 0 E: 0 K: 0 S: 3	H: 0 LOB: 0 BB: 0 P: 3	R: 3 E: 0 K: 0 S: 4	H: 1 LOB: 3 BB: 4 P: 21	1B: 6 2B: 1 3B: 0 HR: 2	SF: 0 SAC: 1 DP: 2 HBP: 1	WP: 0 PB: 1 SB: 1 CS: 3	PA: 40															
<b>PITCHER</b>	IP WLS BF H R ER SO BB IBB HBP BLK WP HR S P ERA WHIP																																				
<b>Bob Turley, R</b> (1, 1) ERA: 2.75	8.0		30	7	3	3	4	4	0	0	0	0	2	34	50	3.38	1.375																				
<b>Ryne Duren, R</b> (9, 1) ERA: 2.17	0.2	L	8	1	3	3	0	4	0	1	0	0	0	3	20	40.50	7.500																				
<b>Virgil Trucks, R</b> (9, 1) ERA: 3.54	0.1		1	0	0	0	0	0	0	0	0	0	0	1	1	0.00	0.000																				

**Washington Senators @ New York Yankees**  
**Yankee Stadium, Bronx, NY**  
 Fri Sep 05 1958, 7:05 PM EDT  
 Att. 15,464 - Unknown

<b>AB</b>	29
<b>R</b>	6
<b>H</b>	8
<b>RBI</b>	6
<b>BB</b>	8
<b>SO</b>	4
<b>LOB</b>	19



BOTTOM

Washington Senators @ New York Yankees  
Yankee Stadium, Bronx, NY  
Fri Sep 05 1958, 7:05 PM EDT  
Att. 15,464 - Unknown

livebaseballscorecards.com

AB	28
R	3
H	5
RBI	2
BB	4
SO	6
LOB	8



WP:	1	PA:	35
PB:	0		
SB:	0		
CS:	0		

AB R H RBI BB SO LOB

2 0 0 1 1 1 0

3 0 1 0 0 0 0

3 0 0 0 1 1 2

2 0 0 1 1 0 2

4 0 0 0 0 1 3

3 0 0 0 1 1 0

4 0 0 0 0 1 1

4 2 2 0 0 1 0

1B:	5	SF:	2
2B:	0	SAC:	1
3B:	0	DP:	1
HR:	0	HBP:	0

Batter	1	2	3	4	5	6	7	8	9
Jerry Lumpe, L OBP: 0.326, SLG: 0.378 (1, 5) X	0-0 4-3 ①		0-3 K ③			X 0-0 SF8 ①		4-0 SH3-4 BB ①	
Enos Slaughter, L OBP: 0.426, SLG: 0.466 (1, 9) X	0-0 G3 ②			X 0-0 4-3 ①		X 0-0 1B ②		0-0 SH3-4 ①	
Mickey Mantle, S OBP: 0.439, SLG: 0.605 (1, 8) X	0-0 F8 ③			X 0-0 3-1 ②		S 0-3 K ②		4-0 FC6 IBB ①	
Yogi Berra, L OBP: 0.322, SLG: 0.487 (1, 2)		B 4-0 BB ①		X 0-0 F7 ③		X 0-0 F2 ③		0-0 SF7 ②	
Bill Skowron, R OBP: 0.327, SLG: 0.449 (1, 3)		X 0-0 G4-6-3 ① 1-2f		X 0-0 1-3 ①			0-3 K ①	0-0 FC6 ③	
Norm Siebern, L OBP: 0.385, SLG: 0.449 (1, 7)		B 4-0 BB ①		X 0-0 F7 ②			0-3 K ②	X 0-0 1-3 ①	
Tony Kubek, L OBP: 0.296, SLG: 0.310 (1, 6)		B 0-3 K ③		X 0-0 G3 ③			X 0-0 F8 ③	X 0-0 F7 ②	
Bobby Richardson, R OBP: 0.246, SLG: 0.275 (1, 4)			X 0-0 F9 ①			X 0-0 1B SF8 1B		X 0-0 1B WP 1B	
Bob Turley, R OBP: 0.167, SLG: 0.190 (1, 1)			X 0-0 6-3 ②			X 0-0 1B 1B		X 0-0 SH3-4 WP SF7 1B	
Elston Howard, R OBP: 0.364, SLG: 0.513 (8, PH)									
Mary Throneberry, L OBP: 0.324, SLG: 0.395 (8, PR)									
Ryne Duren, R OBP: 0.231, SLG: 0.091 (9, 1)									
Virgil Trucks, R OBP: 0.167, SLG: 0.167 (9, 1)									

Inning Stats	R: 0	H: 0	E: 0	K: 0	S: 3	LOB: 0	BB: 0	P: 3	R: 0	H: 0	E: 0	K: 1	S: 4	LLOB: 1	BB: 2	P: 12	R: 0	H: 0	E: 0	K: 1	S: 5	LLOB: 0	BB: 0	P: 5	R: 0	H: 0	E: 0	K: 0	S: 3	LLOB: 0	BB: 0	P: 3	R: 0	H: 0	E: 0	K: 2	S: 7	LLOB: 0	BB: 0	P: 7	R: 2	H: 2	E: 0	K: 0	S: 5	LLOB: 2	BB: 2	P: 13	R: 0	H: 0	E: 0	K: 1	S: 5	LLOB: 0	BB: 0	P: 5
--------------	------	------	------	------	------	--------	-------	------	------	------	------	------	------	---------	-------	-------	------	------	------	------	------	---------	-------	------	------	------	------	------	------	---------	-------	------	------	------	------	------	------	---------	-------	------	------	------	------	------	------	---------	-------	-------	------	------	------	------	------	---------	-------	------

PITCHER	IP	WLS	BF	H	R	ER	SO	BB	IBB	HBP	BLK	WP	HR	S	P	ERA	WHIP
Russ Kemmerer, R ERA: 4.56 (1, 1)	7.0		27	5	3	3	5	2	0	0	0	0	0	35	43	3.86	1.000
Dick Hyde, R ERA: 1.84 (8, 1)	1.0	W	5	0	0	0	0	1	1	0	0	1	0	3	11	0.00	1.000
Tex Clevenger, R ERA: 4.83 (9, 1)	1.0	S	3	0	0	0	1	0	0	0	0	0	0	5	5	0.00	0.000

PITCHER	IP	WLS	BF	H	R	ER	SO	BB	IBB	HBP	BLK	WP	HR	S	P	ERA	WHIP
Russ Kemmerer, R ERA: 4.56 (1, 1)	7.0		27	5	3	3	5	2	0	0	0	0	0	35	43	3.86	1.000
Dick Hyde, R ERA: 1.84 (8, 1)	1.0	W	5	0	0	0	0	1	1	0	0	1	0	3	11	0.00	1.000
Tex Clevenger, R ERA: 4.83 (9, 1)	1.0	S	3	0	0	0	1	0	0	0	0	0	0	5	5	0.00	0.000

PITCHER	IP	WLS	BF	H	R	ER	SO	BB	IBB	HBP	BLK	WP	HR	S	P	ERA	WHIP
Russ Kemmerer, R ERA: 4.56 (1, 1)	7.0		27	5	3	3	5	2	0	0	0	0	0	35	43	3.86	1.000
Dick Hyde, R ERA: 1.84 (8, 1)	1.0	W	5	0	0	0	0	1	1	0	0	1	0	3	11	0.00	1.000
Tex Clevenger, R ERA: 4.83 (9, 1)	1.0	S	3	0	0	0	1	0	0	0	0	0	0	5	5	0.00	0.000

Batter	1	2	3	4	5	6	7	8	9	AB R H RBI BB SO LOB	TOP	
Eddie Yost, R OBP: 0.349, SLG: 0.311 (1, 5) X	0-0 HR		0-0 F8		0-0 5-3	0-0 E7		4-0 BB		4 1 1 1 1 0 0		
Herb Plews, L OBP: 0.300, SLG: 0.333 (1, 4) X	0-0 F2		0-0 SF9 3B			0-0 HR 1B		0-0 F5		5 2 2 0 0 0 3		
Albie Pearson, L OBP: 0.363, SLG: 0.372 (1, 8) X	0-0 1-3 2B		0-0 SF9			4-0 HR BB	4-0 1B BB		4-0 L4-6-3 BB	1 1 1 1 3 0 0		
Roy Sievers, R OBP: 0.369, SLG: 0.564 (1, 7) X	0-0 1-3		0-0 5-3			0-0 HR	0-3 K		4-0 L4-6-3 BB	4 1 1 3 1 1 2		
Clint Courtney, L OBP: 0.324, SLG: 0.324 (1, 2) X	0-0 6-3			0-3 K		0-0 BB 2B	0-0 G4-6-3 1B		0-0 L4-6-3	5 1 2 0 0 1 3		
Neil Christley, L OBP: 0.278, SLG: 0.363 (1, 9) X		0-0 F8		0-0 F9		0-3 K	0-0 G4-6-3		0-0 L4-6-3	4 0 0 0 0 1 3		
Norm Zauchin, R OBP: 0.325, SLG: 0.435 (1, 3) X		0-0 1-3		0-0 F3		4-0 BB 2B		0-0 6-3		3 1 0 0 1 0 0	AB 34	
Rocky Bridges, R OBP: 0.340, SLG: 0.380 (1, 6) X		0-0 FC6-4 1B				0-0 E6 CS	0-0 F8		0-0 4-1 2B	4 0 2 0 0 0 2	R 8	
Camilo Pascual, R OBP: 0.173, SLG: 0.250 (1, 1) X		0-0 FC6-4				0-0 F9	0-0 E		0-0 4-1	4 1 1 2 0 0 3	H 10	
Tex Clevenger, R OBP: 0.227, SLG: 0.250 (9, 1) X										0 0 0 0 0 0 0	RBI 7	
<b>Inning Stats</b>	R: 1 H: 2 E: 0 LOB: 1 K: 0 BB: 0 S: 5 P: 5	R: 0 H: 1 E: 0 LOB: 1 K: 0 BB: 0 S: 4 P: 4	R: 1 H: 1 E: 0 LOB: 0 K: 0 BB: 0 S: 4 P: 4	R: 0 H: 0 E: 0 LOB: 0 K: 1 BB: 0 S: 5 P: 5	R: 0 H: 0 E: 1 LOB: 0 K: 0 BB: 0 S: 3 P: 3	R: 6 H: 4 E: 1 LOB: 1 K: 1 BB: 2 S: 10 P: 18	R: 0 H: 1 E: 0 LOB: 1 K: 1 BB: 1 S: 5 P: 9	R: 0 H: 1 E: 0 LOB: 2 K: 0 BB: 1 S: 4 P: 8	R: 0 H: 0 E: 0 LOB: 0 K: 0 BB: 2 S: 1 P: 9	1B: 4 SF: 1 2B: 3 SAC: 0 3B: 2 DP: 1 HR: 2 HBP: 0	WP: 0 PA: 41 PB: 0 SB: 0 CS: 1	
<b>PITCHER</b> Art Ditmar, R (1, 1) ERA: 3.18 Johnny James, R (7, 1) ERA:	IP WLS BF H R ER SO BB IBB HBP BLK WP HR S P ERA WHIP											<b>PITCHER</b> IP WLS BF H R ER SO BB IBB HBP BLK WP HR S P ERA WHIP
	6.0 L 29 8 8 7 2 2 0 0 0 0 0 2 31 39 10.50 1.667											

Washington Senators @ New York Yankees  
Yankee Stadium, Bronx, NY

Sat Sep 06 1958, 3:33 AM EDT  
Att. 13,270 - Overcast - 84 F

livebaseballscores.com








Batter	1	2	3	4	5	6	7	8	9	AB R H RBI BB SO LOB	TOP
Eddie Yost, R OBP: 0.348, SLG: 0.309 (1, 5) X	0-0 F7 ①		0-0 1-3 ②		4-0 BB		0-0 6-3 ③			3 0 0 0 1 0 1	<p><b>Washington Senators @ New York Yankees</b>  <b>Yankee Stadium, Bronx, NY</b>  Sun Sep 07 1958, 3:33 AM EDT  Overcast - 82 F</p>
Albie Pearson, L OBP: 0.361, SLG: 0.369 (1, 8) X	0-0 F2 ②		0-0 L7 ③		0-0 F7 ③			0-0 F8 ①		4 0 0 0 0 0 2	
Ed Fitz Gerald, R OBP: 0.346, SLG: 0.326 (1, 2) X	0-0 E8 1B			4-0 BB		0-0 F8 1B		0-0 F4 ②		3 1 2 0 1 0 0	
Roy Sievers, R OBP: 0.370, SLG: 0.566 (1, 7) S S S	0-3 K ③			0-0 BB		0-0 1B		0-0 6-3 ③		4 0 2 0 0 1 1	
Jim Lemon, R OBP: 0.312, SLG: 0.475 (1, 9) S S S		0-3 K ①		0-3 K ①		0-0 F8 ①		H 1-0 SH3-4 HBP		3 0 0 0 0 2 4	
Norm Zauchin, R OBP: 0.322, SLG: 0.431 (1, 3) S S S		0-3 K ②		0-0 4-3 ②		0-0 F9 ②		X 0-0 SH3-4 ①		3 0 0 1 0 1 3	
Rocky Bridges, R OBP: 0.336, SLG: 0.375 (1, 6) X		0-0 K ③		2-3 3-H		0-0 F3 ③		S S S 0-3 K ②		4 0 0 0 0 1 4	
Ken Aspromonte, R OBP: 0.298, SLG: 0.320 (1, 4) X		0-0 4-3 2B		0-0 4-3 ①		0-3 K ①		X 0-0 F7 ①		4 0 1 0 0 1 1	
Pedro Ramos, S OBP: 0.228, SLG: 0.244 (1, 1) X		0-0 4-3		0-0 4-3 ②		0-0 5-3 ②		S S S 0-3 K ②		3 0 0 0 0 1 1	
<b>Inning Stats</b>	R: 0 H: 1 E: 1 LOB: 1 K: 1 BB: 0 S: 6 P: 6	R: 0 H: 0 E: 0 LOB: 0 K: 2 BB: 0 S: 7 P: 7	R: 0 H: 1 E: 0 LOB: 1 K: 0 BB: 0 S: 4 P: 4	R: 1 H: 1 E: 0 LOB: 1 K: 1 BB: 1 S: 6 P: 10	R: 0 H: 0 E: 0 LOB: 1 K: 1 BB: 1 S: 5 P: 9	R: 0 H: 2 E: 0 LOB: 2 K: 0 BB: 0 S: 5 P: 5	R: 0 H: 0 E: 0 LOB: 0 K: 1 BB: 0 S: 5 P: 5	R: 0 H: 0 E: 0 LOB: 0 K: 0 BB: 0 S: 3 P: 3	R: 0 H: 0 E: 0 LOB: 1 K: 1 BB: 0 S: 5 P: 6	1B: 3 SF: 0 2B: 2 SAC: 1 3B: 0 DP: 0 HR: 0 HBP: 1	WP: 0 PA: 35 PB: 0 SB: 0 CS: 0
<b>PITCHER</b> Bobby Shantz, L ERA: 3.44 (1, 1)	IP WLS BF H R ER SO BB IBB HBP BLK WP HR S P ERA WHIP										
Ryne Duren, R ERA: 2.13 (9, 1)	1.0 4 0 0 0 1 0 0 1 0 0 0 5 6 0.00 0.000										

livebaseballscorecards.com

AB	31
R	1
H	5
RBI	1
BB	2
SO	7
LOB	17





Batter	1	2	3	4	5	6	7	8	9	AB R H RBI BB SO LOB	TOP									
<b>Eddie Yost, R</b> (1, 5) OBP: 0.347, SLG: 0.306	4-0 BB		0-0 G4-6-3			0-0 F6			0-0 F7	3 0 0 0 1 0 1	<b>Washington Senators @ New York Yankees</b> Yankee Stadium, Bronx, NY Sun Sep 07 1958, 7:05 PM EDT Att. 23,589 - Unknown - 78 F  <b>AB 28</b> <b>R 0</b> <b>H 4</b> <b>RBI 0</b> <b>BB 2</b> <b>SO 4</b> <b>LOB 9</b> 									
<b>Herb Plews, L</b> (1, 4) OBP: 0.296, SLG: 0.329	0-3 K		0-0 4-3			0-0 3-1			0-0 F9	4 0 0 0 0 1 1										
<b>Albie Pearson, L</b> (1, 8) OBP: 0.360, SLG: 0.367	0-0 5-3				0-0 4-3				0-0 4-3	3 0 0 0 1 0 1										
<b>Roy Sievers, R</b> (1, 7) OBP: 0.368, SLG: 0.562	0-0 F7				0-0 F4				0-0 L5-3	3 0 0 0 0 0 2										
<b>Julio Becquer, L</b> (1, 3) OBP: 0.277, SLG: 0.267					0-3 K				0-0 1B	3 0 1 0 0 1 0										
<b>Clint Courtney, L</b> (1, 2) OBP: 0.325, SLG: 0.324					0-0 3-1				0-0 F3	3 0 1 0 0 0 1										
<b>Faye Throneberry, L</b> (1, 9) OBP: 0.241, SLG: 0.311					0-0 G6-4-3				0-0 L4	3 0 1 0 0 1 1										
<b>Rocky Bridges, R</b> (1, 6) OBP: 0.333, SLG: 0.372					0-0 G6-4-3				0-0 6-3	3 0 0 0 0 0 2										
<b>Vito Valentineti, R</b> (1, 1) OBP: 0.300, SLG: 0.263 <b>Jim Constable, S</b> (5, 1) OBP: 0.571, SLG: 0.714 <b>Ken Aspromonte, R</b> (6, PH) OBP: 0.297, SLG: 0.319 <b>John Romonosky, R</b> (6, 1) OBP: 0.390, SLG: 0.800 <b>Neil Chrisley, L</b> (8, PH) OBP: 0.276, SLG: 0.362 <b>Hal Griggs, R</b> (8, 1) OBP: 0.122, SLG: 0.200			0-0 G4-6-3			0-3 K			0-0 F9	1 0 1 0 0 0 0 0 0 0 0 0 0 0 1 0 0 0 0 1 0 0 0 0 0 0 0 0 1 0 0 0 0 0 0 0 0 0 0 0 0 0										
<b>Inning Stats</b>	R: 0 E: 0 K: 1 S: 5	H: 0 LOB: 1 BB: 1 P: 9	R: 0 E: 0 K: 1 S: 6	H: 1 LOB: 1 BB: 0 P: 6	R: 0 E: 0 K: 0 S: 3	H: 1 LOB: 0 BB: 0 P: 3	R: 0 E: 0 K: 1 S: 5	H: 0 LOB: 0 BB: 0 P: 5	R: 0 E: 0 K: 0 S: 3	H: 1 LOB: 1 BB: 1 P: 7	R: 0 E: 0 K: 0 S: 3	H: 0 LOB: 0 BB: 0 P: 3	R: 0 E: 0 K: 0 S: 3	H: 0 LOB: 0 BB: 0 P: 3	1B: 4 2B: 1 3B: 0 HR: 0	SF: 0 SAC: 0 DP: 3 HBP: 0	WP: 1 PB: 0 SB: 1 CS: 0	PA: 30		
<b>PITCHER</b> <b>Duke Maas, R</b> (1, 1) ERA: 3.95	IP 9.0	WLS W	BF 30	H 4	R 0	ER 0	SO 4	BB 2	IBB 0	HBP 0	BLK 0	WP 1	HR 0	S 36	P 44	ERA 0.00	WHIP 0.667			
<b>PITCHER</b>		IP	WLS	BF	H	R	ER	SO	BB	IBB	HBP	BLK	WP	HR	S	P	ERA	WHIP		

Batter	1	2	3	4	5	6	7	8	9	AB	R	H	RBI	BB	SO	LOB
Hank Bauer, R (1, 9) OBP: 0.324, SLG: 0.432	0-0 F6	0-0 1-3		0-0 F6		0-0 6-3		0-0 4-3		5	0	0	0	0	0	3
Tony Kubek, L (1, 6) OBP: 0.296, SLG: 0.315	0-0 F8		0-0 IHR		4-0 1B SF7 BB		0-0 F7			3	2	1	1	1	0	0
Mickey Mantle, S (1, 8) OBP: 0.441, SLG: 0.600	0-0 S 1B		0-0 6-3 G3 1B		0-0 6-3 1B 1B		4-0 BB HR BB			3	2	3	0	1	0	0
Norm Siebern, L (1, 7) OBP: 0.388, SLG: 0.455	0-0 1-3		0-0 G3		0-0 SF7		4-0 BB HR BB			2	1	0	1	1	0	2
Elston Howard, R (1, 2) OBP: 0.362, SLG: 0.515		0-0 1B 1B	0-0 6-3		0-0 6-3		0-0 1-H 2-H HR			4	2	2	3	0	0	2
Mary Throneberry, L (1, 3) OBP: 0.317, SLG: 0.385 Bill Skowron, R (5, PH) OBP: 0.325, SLG: 0.450	0-0 F6	0-0 4-3			0-0 PB 1B		0-3 K			2	0	0	0	0	0	2
Andy Carey, R (1, 5) OBP: 0.356, SLG: 0.480 Jerry Lumpe, L (8, 5) OBP: 0.320, SLG: 0.371	0-0 F6		0-0 FC1-6 BB		0-0 L6		0-3 K			3	0	0	0	1	1	2
Bobby Richardson, R (1, 4) OBP: 0.246, SLG: 0.274	0-0 1B 1B		0-0 F7				0-0 F3			4	0	1	0	0	0	1
Duke Maas, R (1, 1) OBP: 0.188, SLG: 0.159	0-0 1B		0-0 FC1-6				0-0 1-3			4	0	1	1	0	0	1

Inning Stats	R: 0	H: 1	E: 0	LOB: 1	K: 0	P: 4	R: 1	H: 3	E: 0	LOB: 2	K: 0	P: 6	R: 1	H: 2	E: 0	LOB: 1	K: 0	P: 5	R: 0	H: 0	E: 0	LOB: 1	K: 0	P: 7	R: 2	H: 2	E: 0	LOB: 1	K: 0	P: 9	R: 0	H: 0	E: 0	LOB: 0	K: 0	P: 3	R: 3	H: 1	E: 0	LOB: 0	K: 2	P: 16	R: 0	H: 0	E: 0	LOB: 0	K: 0	P: 3
	0	1	0	1	0	4	1	3	0	2	0	6	1	2	0	1	0	5	0	0	0	0	1	7	2	0	2	0	2	0	1	0	3	0	0	0	0	0	1	16	0	0	0	0	3			

PITCHER	IP	WLS	BF	H	R	ER	SO	BB	IBB	HBP	BLK	WP	HR	S	P	ERA	WHIP
Vito Valentinetti, R (1, 1) ERA: 4.63	4.0	L	21	7	4	4	0	2	0	0	0	0	0	19	27	9.00	2.250
Jim Constable, L (5, 1) ERA: 6.75	1.0		4	1	0	0	0	0	0	0	0	0	0	4	4	0.00	1.000
John Romonosky, R (6, 1) ERA: 6.38	2.0		9	1	3	3	2	2	0	0	0	0	1	11	19	13.50	1.500
Hal Griggs, R (8, 1) ERA: 5.29	1.0		3	0	0	0	0	0	0	0	0	0	0	3	3	0.00	0.000


**BOTTOM**

**Washington Senators @ New York Yankees**  
 Yankee Stadium, Bronx, NY

Sun Sep 07 1958, 7:05 PM EDT  
 Att: 23,589 - Unknown - 78 F

AB	32
R	7
H	9
RBI	7
BB	4
SO	2
LOB	13

livebaseballscorecards.com



WP	PA	1B	SF	2B	SAC	3B	DP	HR	HBP
0	37	7	1	0	0	0	0	2	0

Batter	1	2	3	4	5	6	7	8	9	AB R H RBI BB SO LOB	TOP
Eddie Yost, R (1, 5) OBP: 0.344, SLG: 0.303 Joe Albanese, R (8, 1)	0-0 F7		0-0 5-3			0-0 F2		0-0 F8 1-2 2-3		4 0 0 0 0 0 3 0 0 0 0 0 0 0	
Herb Plews, L (1, 4) OBP: 0.296, SLG: 0.337	0-0 G3			0-0 F7		0-0 F8			0-0 HR	4 1 1 1 0 0 0	
Albie Pearson, L (1, 8) OBP: 0.357, SLG: 0.364	0-0 6-3			0-0 L9			0-0 F2		0-0 F6	4 0 0 0 0 0 0	
Roy Sievers, R (1, 7) Neil Christley, L (4, 7) OBP: 0.274, SLG: 0.358 (8, 5)		0-0 1-3		0-0 F3			0-0 F6		0-0 F5	2 0 0 0 0 0 0 2 0 0 0 0 0 0	
Clint Courtney, L (1, 2) OBP: 0.324, SLG: 0.326		0-0 F5			0-0 2B		0-3 K		0-0 F2	4 0 1 0 0 1 0	
Norm Zauchin, R (1, 3) OBP: 0.319, SLG: 0.426		0-3 K			0-3 K			0-0 6-3		3 0 0 0 0 2 1	
Rocky Bridges, R (1, 6) OBP: 0.331, SLG: 0.368			0-0 F5		0-0 L8			0-0 4-3		3 0 0 0 0 0 1	
Faye Throneberry, L (1, 9) OBP: 0.256, SLG: 0.307			4-0 BB		0-0 F7			4-0 WP 1B BB		1 0 0 0 2 0 1	
Hal Griggs, R (1, 1) John Romonosky, R (3, 1) Ken Aspromonte, R (6, PH) Jim Constable, S (6, 1) Julio Becquer, L (8, PH) OBP: 0.282, SLG: 0.272 (8, 7)			0-3 K		0-0 F5			0-0 WP 1B		1 0 0 0 0 1 1 0 0 0 0 0 0 0 1 0 0 0 0 0 0 0 0 0 0 0 0 0 1 0 1 0 0 0 0	
<b>Inning Stats</b>	R: 0 H: 0 E: 0 LOB: 0 K: 0 BB: 0 S: 3 P: 3	R: 0 H: 0 E: 0 LOB: 0 K: 1 BB: 0 S: 5 P: 5	R: 0 H: 0 E: 0 LOB: 1 K: 1 BB: 1 S: 5 P: 9	R: 0 H: 0 E: 0 LOB: 0 K: 0 BB: 0 S: 3 P: 3	R: 0 H: 1 E: 0 LOB: 1 K: 1 BB: 0 S: 6 P: 6	R: 0 H: 0 E: 0 LOB: 0 K: 0 BB: 0 S: 3 P: 3	R: 0 H: 0 E: 0 LOB: 0 K: 1 BB: 0 S: 5 P: 5	R: 0 H: 1 E: 0 LOB: 2 K: 0 BB: 1 S: 4 P: 8	R: 1 H: 1 E: 0 LOB: 0 K: 0 BB: 0 S: 4 P: 4	1B: 1 SF: 0 2B: 1 SAC: 0 3B: 0 DP: 0 HR: 1 HBP: 0	WP: 1 PA: 32 PB: 0 SB: 0 CS: 0
<b>PITCHER</b> Jim Bunning, R (1, 1) ERA: 3.82	IP WLS BF H R ER SO BB IBB HBP BLK WP HR S P ERA WHIP										

**Washington Senators @ Detroit Tigers**  
 Briggs Stadium, Detroit, MI  
 Tue Sep 09 1958, 7:05 PM EDT  
 Att. 3,644 - Unknown

[livebaseballscorecards.com](http://livebaseballscorecards.com)

<b>AB</b>	30
<b>R</b>	1
<b>H</b>	3
<b>RBI</b>	1
<b>BB</b>	2
<b>SO</b>	4
<b>LOB</b>	7





Batter	1	2	3	4	5	6	7	8	9	AB R H RBI BB SO LOB	TOP										
Eddie Yost, R OBP: 0.347, SLG: 0.306 (1, 5) X	0-0 F7		4-0 E BB			0-0 E 2B	4-0 BB		0-0 F6	3 1 1 0 2 0 0											
Herb Plews, L OBP: 0.295, SLG: 0.334 Ossie Alvarez, R OBP: 0.269, SLG: 0.226 (1, 4) X (9, 4)	0-0 3-1		0-0 E4 1-2			4-0 FC3-6 BB	0-3 K			3 0 0 0 1 1 2 0 0 0 0 0 0 0											
Albie Pearson, L OBP: 0.355, SLG: 0.361 (1, 8) X	0-0 1-3		0-0 F8			0-0 FC3-6 2B 1-2f 2-H		0-0 4-3		4 1 0 0 0 0 3											
Roy Sievers, R OBP: 0.367, SLG: 0.561 (1, 7)		0-0 6-3		0-0 F6		0-0 2B 1-3		4-0 HR BB		3 2 1 0 1 0 0											
Clint Courtney, L OBP: 0.325, SLG: 0.337 (1, 2)		0-0 F5		0-0 F5		0-0 2B 2-H 3-H		0-0 HR		4 1 2 4 0 0 0											
Jim Lemon, R OBP: 0.311, SLG: 0.475 Neil Chrisley, L OBP: 0.274, SLG: 0.358 (1, 9) (8, 9)		0-0 2B		0-0 1-3		0-0 F8		0-0 4-3		4 0 1 0 0 0 1 0 0 0 0 0 0 0											
Norm Zauchin, R OBP: 0.315, SLG: 0.420 (1, 3)		0-0 L3				0-0 K	0-0 L9		0-0 F7	4 0 0 0 0 1 2											
Rocky Bridges, R OBP: 0.327, SLG: 0.364 (1, 6)			0-0 6-3			0-3 K		0-0 3-1		4 0 0 0 0 2 0											
Russ Kemmerer, R OBP: 0.179, SLG: 0.154 Faye Throneberry, L OBP: 0.253, SLG: 0.303 Tex Clevenger, R OBP: 0.217, SLG: 0.238 (1, 1) (7, PH) (7, 1)			0-0 1-3			0-3 K		0-3 K		2 0 0 0 0 1 0 1 0 0 0 0 1 0 1 0 0 0 0 1 0											
<b>Inning Stats</b>	R: 0 E: 0 K: 0 S: 3	H: 0 LOB: 0 BB: 0 P: 3	R: 0 E: 0 K: 0 S: 4	H: 1 LOB: 1 BB: 0 P: 4	R: 0 E: 1 K: 0 S: 4	H: 0 LOB: 2 BB: 1 P: 8	R: 0 E: 0 K: 3 S: 9	H: 0 LOB: 0 BB: 0 P: 9	R: 3 E: 1 K: 0 S: 6	H: 3 LOB: 1 BB: 1 P: 10	R: 0 E: 0 K: 2 S: 7	H: 0 LOB: 1 BB: 1 P: 11	R: 2 E: 0 K: 0 S: 4	H: 1 LOB: 0 BB: 1 P: 8	R: 0 E: 0 K: 2 S: 7	H: 0 LOB: 0 BB: 0 P: 7	1B: 0 2B: 4 3B: 0 HR: 1	SF: 0 SAC: 0 DP: 0 HBP: 0	WP: 0 PB: 0 SB: 0 CS: 0	PA: 37	
<b>PITCHER</b> Paul Foytack, R ERA: 3.81 (1, 1)	IP 9.0	WLS L	BF 37	H 5	R 5	ER 5	SO 7	BB 4	IBB 0	HBP 0	BLK 0	WP 0	HR 1	S 47	P 63	ERA 5.00	WHIP 1.000				
<b>PITCHER</b>	IP	WLS	BF	H	R	ER	SO	BB	IBB	HBP	BLK	WP	HR	S	P	ERA	WHIP				

Washington Senators @ Detroit Tigers  
 Briggs Stadium, Detroit, MI  
 Wed Sep 10 1958, 4:33 AM EDT  
 Att. 1,712 - Unknown

livebaseballscorecards.com

AB	33
R	5
H	5
RBI	4
BB	4
SO	7
LOB	8






Batter	1	2	3	4	5	6	7	8	9	AB R H RBI BB SO LOB
Harvey Kuenn, R OBP: 0.370, SLG: 0.438 (1, 8) X	0-0 F7 ①		0-0 G3 ②		0-0 1B 1B		0-0 1-3 ③			4 0 1 0 0 0 0
Coot Veal, R OBP: 0.319, SLG: 0.338 (1, 6) X	0-0 6-3 ②		0-0 BB HR 1B		0-3 K ①			4-0 BB BB BB G4-6-3		3 1 1 0 1 1 1
Al Kaline, R OBP: 0.366, SLG: 0.486 (1, 9) X	0-0 1B 1B		4-0 BB HR BB		0-0 BB G4-6-3 1B			0-0 L8 ①		3 1 2 0 1 0 1
Gail Harris, L OBP: 0.331, SLG: 0.479 (1, 3) X	0-0 1-3 1B		4-0 BB HR BB		0-0 G4-6-3 ② ③ 1-2f			0-0 G4-6-3 ② ③ 1-2f		3 1 1 0 1 0 3
Charlie Maxwell, L OBP: 0.359, SLG: 0.421 (1, 7) X	0-0 L7 ③		0-0 1-H 2-H 3-H HR		0-0 G3 ①			0-3 K ①		4 1 1 4 0 1 2
Frank Bolling, R OBP: 0.329, SLG: 0.390 (1, 4)		0-3 K ①	0-0 6-3 ③		0-0 F3 ②			0-0 F9 ②		4 0 0 0 0 1 0
Billy Martin, R OBP: 0.282, SLG: 0.346 Tito Francona, L OBP: 0.339, SLG: 0.320 (9, PH)		0-3 K ②		0-0 F3 ①		0-0 F8 ③		4-0 BB BB BB BB		3 0 0 0 0 1 0 0 0 0 0 1 0 0
Red Wilson, R OBP: 0.384, SLG: 0.398 (1, 2)		0-0 1-3 ③		0-0 F3 ②			0-0 F4 ①		0-0 4-3 ③	4 0 0 0 0 0 1
Paul Foytack, R OBP: 0.290, SLG: 0.250 (1, 1)			0-3 K ①		0-0 F9 ③		0-0 4-3 ②			3 0 0 0 0 1 0

Inning Stats	R: 0	H: 2	E: 0	K: 0	S: 5	LOB: 2	BB: 0	P: 5	R: 0	H: 0	E: 0	K: 2	S: 7	LOB: 0	BB: 0	P: 7	R: 4	H: 2	E: 0	K: 1	S: 7	LOB: 0	BB: 2	P: 15	R: 0	H: 0	E: 0	K: 0	S: 3	LOB: 0	BB: 0	P: 3	R: 0	H: 2	E: 0	K: 1	S: 6	LOB: 1	BB: 0	P: 6	R: 0	H: 0	E: 0	K: 0	S: 3	LOB: 0	BB: 0	P: 3	R: 0	H: 0	E: 0	K: 0	S: 3	LOB: 0	BB: 0	P: 3	R: 0	H: 0	E: 0	K: 0	S: 2	LOB: 0	BB: 1	P: 6	R: 0	H: 0	E: 0	K: 1	S: 5	LOB: 1	BB: 1	P: 9	1B: 5	SF: 0	2B: 0	SAC: 0	3B: 0	DP: 2	HR: 1	HBP: 0	WP: 0	PA: 35
PITCHER	IP	WLS	BF	H	R	ER	SO	BB	IBB	HBP	BLK	WP	HR	S	P	ERA	WHIP																																																																	
Russ Kemmerer, R ERA: 4.6 (1, 1)	6.0		25	6	4	4	4	2	0	0	0	0	1	31	39	6.00	1.333																																																																	
Tex Clevenger, R ERA: 4.67 (7, 1)	3.0	W	10	0	0	0	1	2	0	0	0	0	0	10	18	0.00	0.667																																																																	

**BOTTOM**

**Washington Senators @ Detroit Tigers**  
 Briggs Stadium, Detroit, MI  
 Wed Sep 10 1958, 4:33 AM EDT  
 Att. 1,712 - Unknown

AB	31
R	4
H	6
RBI	4
BB	4
SO	5
LOB	8



livebaseballscorecards.com



BOTTOM

Washington Senators @ Detroit Tigers  
Briggs Stadium, Detroit, MI  
Thu Sep 11 1958, 4:33 AM EDT  
Att. 1,662 - Unknown

livebaseballscorecards.com

AB	36
R	6
H	9
RBI	6
BB	3
SO	5
LOB	16



WP	0	PA	40
PB	0		
SB	1		
CS	0		

AB R H RBI BB SO LOB

5	1	1	1	0	0	2
4	0	2	0	0	0	0
1	0	1	1	0	0	0
0	0	0	0	0	0	0
4	2	1	2	1	1	3
5	0	1	1	0	0	5
3	0	0	1	0	1	1
3	1	0	0	1	1	1
4	1	2	0	0	0	0
3	0	0	0	1	0	2
1	0	0	0	0	0	0
1	0	0	0	0	1	0
1	0	0	0	0	1	0
1	1	1	0	0	0	0

Batter	1	2	3	4	5	6	7	8	9
Harvey Kuenn, R (1, 8) OBP: 0.368, SLG: 0.435	0-0 F9		0-0 1B 2B 1B		0-0 4-3			0-0 F9	0-0 E6 FC5-4 1B 1-2 2-3 3-H
Coot Veal, R (1, 6) OBP: 0.323, SLG: 0.355 Gus Zernial, R (9, PH) OBP: 0.325, SLG: 0.500 Steve Boros, R (9, PR)	0-0 3B		0-0 2B FC3-2 1B		0-0 F8			0-0 6-3	0-0 FC5-4 1B 1-2 2-3 3-H
Al Kaline, R (1, 9) OBP: 0.367, SLG: 0.486	0-3 K		0-0 FC3-2 SF8 2B 1-3 2-H		0-0 L4			4-0 3B BB	0-0 FC5-4 1-2f 2-3 3-H
Gail Harris, L (1, 3) OBP: 0.329, SLG: 0.481	0-0 3-1		0-0 FC3-2 FC5-4 2-3 3-H		0-0 F4			0-0 3B	0-0 F7
Charlie Maxwell, L (1, 7) OBP: 0.355, SLG: 0.418		0-0 F9	0-0 SF8 3-H		0-3 K			0-0 F9	
Frank Bolling, R (1, 4) OBP: 0.329, SLG: 0.388		0-0 5-3	0-0 FC5-4 1-2f		0-3 K			4-0 1B 1B E BB	
Reno Bertoia, R (1, 5) OBP: 0.280, SLG: 0.300		0-0 S 1B			0-0 F4			0-0 F9	0-0 E 1B 1B 1-2
Red Wilson, R (1, 2) OBP: 0.382, SLG: 0.393		4-0 1B			0-0 F7			0-0 4-3	0-0 F2
Herb Moford, R (1, 1) OBP: 0.054, SLG: 0.028 Al Cicotte, R (3, 1) OBP: 0.185, SLG: 0.185 George Alusik, R (4, PH) George Susce, R (5, 1) OBP: 0.192, SLG: 0.167 Tito Francona, L (9, PH) OBP: 0.342, SLG: 0.323		0-0 F8			0-3 K			0-3 K	0-0 FC5-4 1B 1-2 2-3

Inning Stats	R: 0	H: 1	E: 0	K: 1	S: 6	LOB: 1	BB: 0	P: 6	R: 0	H: 1	E: 0	K: 0	S: 4	LOB: 2	BB: 1	P: 8	R: 2	H: 3	E: 0	K: 0	S: 6	LOB: 1	BB: 0	P: 6	R: 0	H: 0	E: 0	K: 1	S: 5	LOB: 0	BB: 0	P: 5	R: 0	H: 0	E: 0	K: 0	S: 3	LOB: 0	BB: 0	P: 3	R: 0	H: 0	E: 0	K: 2	S: 7	LOB: 0	BB: 0	P: 7	R: 0	H: 0	E: 0	K: 1	S: 5	LOB: 0	BB: 0	P: 5	R: 1	H: 1	E: 0	K: 0	S: 4	LOB: 1	BB: 1	P: 8	R: 3	H: 3	E: 1	K: 0	S: 7	LOB: 2	BB: 1	P: 11	1B: 6	SF: 1	2B: 1	SAC: 0	3B: 2	DP: 0	HR: 0	HBP: 0	WP: 0	PA: 40
--------------	------	------	------	------	------	--------	-------	------	------	------	------	------	------	--------	-------	------	------	------	------	------	------	--------	-------	------	------	------	------	------	------	--------	-------	------	------	------	------	------	------	--------	-------	------	------	------	------	------	------	--------	-------	------	------	------	------	------	------	--------	-------	------	------	------	------	------	------	--------	-------	------	------	------	------	------	------	--------	-------	-------	-------	-------	-------	--------	-------	-------	-------	--------	-------	--------

PITCHER	IP	WLS	BF	H	R	ER	SO	BB	IBB	HBP	BLK	WP	HR	S	P	ERA	WHIP
Camilo Pascual, R (1, 1) ERA: 3.29	2.0		12	5	2	2	1	0	1	0	0	0	0	13	17	9.00	2.500
John Romonosky, R (3, 1) ERA: 5.79	6.1	W	23	2	3	3	4	2	0	0	0	0	0	29	37	4.26	0.632
Tex Clevenger, R (9, 1) ERA: 4.64	0.2	S	5	2	1	0	0	0	0	0	0	0	0	5	5	0.00	3.000

Batter	1	2	3	4	5	6	7	8	9	AB R H RBI BB SO LOB	TOP									
<b>Eddie Yost, R</b> (1, 5) OBP: 0.355, SLG: 0.319	0-0 4-3 2B		0-0 1B		0-0 F9		4-0 BB			3 0 2 0 1 0 0										
<b>Herb Plews, L</b> (1, 4) OBP: 0.296, SLG: 0.337	0-0 1-3		0-3 K		0-0 1B		0-3 K			4 0 1 0 0 2 3										
<b>Albie Pearson, L</b> (1, 8) OBP: 0.354, SLG: 0.360	0-0 4-3 2-3		0-0 4-3		0-0 F9			0-0 F9		4 0 0 0 0 0 3										
<b>Roy Sievers, R</b> (1, 7) OBP: 0.367, SLG: 0.566	0-3 K			0-0 1B 2B		0-0 F7		0-0 HR		4 2 2 1 0 1 1										
<b>Clint Courtney, L</b> (1, 2) OBP: 0.326, SLG: 0.336		0-0 F4		0-0 2B 1B		0-0 L3		0-0 G3		4 1 1 1 0 0 0										
<b>Jim Lemon, R</b> (1, 9) OBP: 0.316, SLG: 0.480		0-0 1B 1B		0-0 2B 1B		0-0 1B		0-0 F8		4 0 3 1 0 0 0										
<b>Norm Zauchin, R</b> (1, 3) OBP: 0.316, SLG: 0.422		0-0 CS 1B		0-3 K		0-0 F7			0-0 4-3	4 0 1 0 0 1 1										
<b>Rocky Bridges, R</b> (1, 6) OBP: 0.323, SLG: 0.358		0-3 K		0-0 4-3			0-0 L5-3 1B		0-0 1-3	4 0 1 0 0 1 2										
<b>Pedro Ramos, S</b> (1, 1) OBP: 0.222, SLG: 0.238			0-0 F7		0-0 6-3		0-0 L5-3		0-0 F9	2 0 0 0 0 0 0										
<b>Julio Becquer, L</b> (7, PH) OBP: 0.280, SLG: 0.270										1 0 0 0 0 0 1										
<b>Tex Clevenger, R</b> (7, 1) OBP: 0.217, SLG: 0.238										0 0 0 0 0 0 0										
<b>Ed Fitz Gerald, R</b> (9, PH) OBP: 0.343, SLG: 0.323										1 0 0 0 0 0 0										
<b>Inning Stats</b>	R: 0 E: 0 K: 1 S: 6	H: 1 LOB: 1 BB: 0 P: 6	R: 0 E: 0 K: 1 S: 6	H: 2 LOB: 2 BB: 0 P: 6	R: 0 E: 0 K: 1 S: 6	H: 1 LOB: 1 BB: 0 P: 6	R: 2 E: 0 K: 1 S: 7	H: 3 LOB: 0 BB: 0 P: 7	R: 0 E: 0 K: 0 S: 4	H: 1 LOB: 1 BB: 0 P: 4	R: 0 E: 0 K: 1 S: 5	H: 1 LOB: 1 BB: 1 P: 9	R: 1 E: 0 K: 0 S: 4	H: 1 LOB: 0 BB: 0 P: 4	R: 0 E: 0 K: 0 S: 3	H: 0 LOB: 0 BB: 0 P: 3	1B: 7 2B: 5 3B: 0 HR: 1	SF: 0 SAC: 0 DP: 2 HBP: 0	WP: 0 PB: 0 SB: 0 CS: 1	PA: 36
<b>PITCHER</b>	IP WLS BF H R ER SO BB IBB HBP BLK WP HR S P ERA WHIP																			
<b>Ray Herbert, R</b> (1, 1) ERA: 3.63	6.2 W 28 10 2 2 4 1 0 0 0 0 0 0 35 39 2.70 1.650																			
<b>Dick Tomanek, L</b> (7, 1) ERA: 4.54	2.1 S 8 1 1 1 1 0 0 0 0 0 0 1 10 10 3.86 0.429																			

Washington Senators @ Kansas City Athletics  
Municipal Stadium, Kansas City, MO  
Fri Sep 12 1958, 8:05 PM EDT  
Att. 9,548 - Unknown

livebaseballscorecards.com

AB	35
R	3
H	11
RBI	3
BB	1
SO	5
LOB	11





Batter	1	2	3	4	5	6	7	8	9	AB R H RBI BB SO LOB	TOP											
<b>Eddie Yost, R</b> OBP: 0.354, SLG: 0.316 (1, 5) X	0-0 F4	4-0 1B HR BB		0-0 5-3			0-0 5-3	0-0 F8		4 1 0 0 1 0 2												
<b>Albie Pearson, L</b> OBP: 0.358, SLG: 0.363 (1, 8) X	0-0 1B 1B	0-0 1B HR 1B		0-0 F8			0-0 1B		4-0 FC5-4 BB	4 2 3 0 1 0 0												
<b>Roy Sievers, R</b> OBP: 0.365, SLG: 0.562 (1, 7) X	0-0 1B 1-3 1B	0-0 F4		0-3 K			0-0 F6		0-0 FC5-4 G3 1-2f	5 0 1 0 0 1 5												
<b>Clint Courtney, L</b> OBP: 0.326, SLG: 0.344 (1, 2) X	0-0 1B 3B 1B 1-3 3-H	0-0 HR 1-H 2-H 3-H		0-0 4-3			0-0 F8		0-0 G3 1-2	5 2 2 5 0 0 2												
<b>Jim Lemon, R</b> OBP: 0.316, SLG: 0.478 <b>Neil Chrisley, L</b> OBP: 0.273, SLG: 0.356 (1, 9) X (8, 9)	0-0 3B 1B 1-2	0-0 4-3		0-0 F4			0-3 K		0-0 4-3	4 1 1 0 0 1 0 1 0 0 0 0 0 1												
<b>Herb Plews, L</b> OBP: 0.296, SLG: 0.342 <b>Ossie Alvarez, R</b> OBP: 0.269, SLG: 0.226 (1, 4) X (9, 4)	0-0 3B 1-H 2-H	0-0 F7		0-3 K			0-0 6-3			4 0 1 2 0 1 0 0 0 0 0 0 0 0												
<b>Norm Zauchin, R</b> OBP: 0.318, SLG: 0.432 (1, 3) X	4-0 BB		0-0 6-3				0-0 F6			3 1 1 1 1 0 0												
<b>Rocky Bridges, R</b> OBP: 0.322, SLG: 0.357 (1, 6) X	0-0 1-3		0-0 F4				0-0 5-3			4 0 1 0 0 0 2												
<b>Vito Valentinetti, R</b> OBP: 0.333, SLG: 0.304 <b>Pedro Ramos, S</b> OBP: 0.222, SLG: 0.238 (1, 1) (9, 1)		0-0 1B HR BB 1B	0-0 3-1				0-0 1-3			4 1 2 0 0 0 0 0 0 0 0 0 0 0												
<b>Inning Stats</b>	R: 3 E: 0 K: 0 S: 7	H: 5 LOB: 2 BB: 1 P: 11	R: 4 E: 0 K: 0 S: 6	H: 3 LOB: 0 BB: 1 P: 10	R: 0 E: 0 K: 0 S: 3	H: 0 LOB: 0 BB: 0 P: 3	R: 0 E: 0 K: 1 S: 5	H: 0 LOB: 0 BB: 0 P: 5	R: 0 E: 0 K: 1 S: 5	H: 0 LOB: 0 BB: 0 P: 5	R: 0 E: 0 K: 0 S: 3	H: 0 LOB: 0 BB: 0 P: 3	R: 0 E: 0 K: 0 S: 4	H: 1 LOB: 1 BB: 0 P: 4	R: 1 E: 0 K: 1 S: 8	H: 3 LOB: 2 BB: 0 P: 8	R: 0 E: 0 K: 0 S: 3	H: 0 LOB: 1 BB: 1 P: 7	1B: 9 2B: 0 3B: 1 HR: 2	SF: 0 SAC: 0 DP: 0 HBP: 0	WP: 0 PB: 0 SB: 0 CS: 0	PA: 41
<b>PITCHER</b>	IP WLS BF H R ER SO BB IBB HBP BLK WP HR S P ERA WHIP																					
<b>Jack Urban, R</b> ERA: 5.98 (1, 1)	0.2 L 6 5 3 3 0 0 0 0 0 0 0 0 6 6 40.50 7.500																					
<b>Ken Johnson, R</b> ERA: 15.43 (1, 1)	2.1 12 3 4 4 0 2 0 0 0 0 0 1 10 18 15.43 2.143																					
<b>Howie Reed, R</b> ERA: (4, 1)	1.0 3 0 0 0 1 0 0 0 0 0 0 0 5 5 0.00 0.000																					
<b>Bud Daley, L</b> ERA: 3.97 (5, 1)	2.0 6 0 0 0 1 0 0 0 0 0 0 0 8 8 0.00 0.000																					
<b>Tom Gorman, R</b> ERA: 3.6 (7, 1)	3.0 14 4 1 1 1 1 0 0 0 0 0 1 15 19 3.00 1.667																					

Washington Senators @ Kansas City Athletics  
Municipal Stadium, Kansas City, MO  
Sat Sep 13 1958, 4:33 AM EDT  
Att. 7,814 - Unknown

livebaseballscorecards.com

AB 38  
R 8  
H 12  
RBI 8  
BB 3  
SO 3  
LOB 12





Batter	1	2	3	4	5	6	7	8	9	AB R H RBI BB SO LOB	TOP											
Eddie Yost, R OBP: 0.355, SLG: 0.316 (1, 5) X	0-0 F9		4-0 BB 1-2		0-0 4-3			0-0 1B 1B		3 0 1 0 1 0 1	<b>Washington Senators @ Chicago White Sox</b> Comiskey Park, Chicago, IL Sun Sep 14 1958, 4:33 AM EDT Unknown <a href="http://livebaseballscorecards.com">livebaseballscorecards.com</a>											
Albie Pearson, L OBP: 0.357, SLG: 0.362 (1, 8) X	0-0 F7		0-0 4-3			0-0 6-3		0-0 1B 1-2 1B		4 0 1 0 0 0 2												
Ed Fitz Gerald, R OBP: 0.330, SLG: 0.310 (1, 2) X	0-0 L4		0-0 F7			0-0 6-3		0-0 F7		4 0 0 0 0 0 4												
Roy Sievers, R OBP: 0.365, SLG: 0.565 (1, 7) X		0-0 HR		0-0 G3		0-0 F2		0-0 F8		4 1 1 1 0 0 0												
Jim Lemon, R OBP: 0.313, SLG: 0.474 (1, 9) X		0-0 F7		0-3 K			0-0 F8	0-3 K		4 0 0 0 0 2 0												
Norm Zauchin, R OBP: 0.315, SLG: 0.426 (1, 3) X		0-0 6-3		0-0 L5			0-0 F9	0-0 F7		4 0 0 0 0 0 0												
Rocky Bridges, R OBP: 0.319, SLG: 0.354 (1, 6) X		0-0 4-3			0-0 F7		0-0 5-3			3 0 0 0 0 0 0												
Ken Aspromonte, R OBP: 0.296, SLG: 0.318 (1, 4) X			0-3 K			0-0 6-3 1B		0-0 6-3		3 0 1 0 0 1 0												
Bill Fischer, R OBP: 0.273, SLG: 0.300 Bobby Malkmus, R (8, PH) OBP: 0.230, SLG: 0.243 John Romonosky, R (8, 1) OBP: 0.308, SLG: 0.692			0-0 4-3 BB 1B		0-0 6-3		0-0 6-3	0-3 K		2 0 1 0 0 0 1 1 0 0 0 0 1 0 0 0 0 0 0 0 0												
<b>Inning Stats</b>	R: 0 E: 0 K: 0 S: 3	H: 0 LOB: 0 BB: 0 P: 3	R: 1 E: 0 K: 0 S: 4	H: 1 LOB: 0 BB: 0 P: 4	R: 0 E: 0 K: 1 S: 6	H: 1 LOB: 2 BB: 1 P: 10	R: 0 E: 0 K: 1 S: 5	H: 0 LOB: 0 BB: 0 P: 5	R: 0 E: 0 K: 0 S: 4	H: 1 LOB: 1 BB: 0 P: 4	R: 0 E: 0 K: 0 S: 3	H: 0 LOB: 0 BB: 0 P: 3	R: 0 E: 0 K: 0 S: 3	H: 0 LOB: 0 BB: 0 P: 3	R: 0 E: 0 K: 1 S: 7	H: 2 LOB: 2 BB: 0 P: 7	R: 0 E: 0 K: 1 S: 5	H: 0 LOB: 0 BB: 0 P: 5	1B: 4 2B: 0 3B: 0 HR: 1	SF: 0 SAC: 0 DP: 0 HBP: 0	WP: 0 PB: 0 SB: 0 CS: 0	PA: 33
<b>PITCHER</b> Billy Pierce, L (1, 1) ERA: 2.68	IP: 9.0 WLS: W BF: 33 H: 5 R: 1 ER: 1 SO: 4 BB: 1 IBB: 0 HBP: 0 BLK: 0 WP: 0 HR: 1 S: 40 P: 44 ERA: 1.00 WHIP: 0.667											<b>PITCHER</b>	IP: WLS: BF: H: R: ER: SO: BB: IBB: HBP: BLK: WP: HR: S: P: ERA: WHIP:									





Batter	1	2	3	4	5	6	7	8	9
Luis Aparicio, R OBP: 0.307, SLG: 0.352 (1, 6)	0-0 4-3		0-0 SF7 3B		0-0 SH3-1		0-0 F8		
Nellie Fox, L OBP: 0.361, SLG: 0.353 (1, 4)	0-0 5-4-3 1B		0-0 SF7		0-0 6-3			0-0 G3	
Billy Goodman, L OBP: 0.359, SLG: 0.368 (1, 5)	0-0 5-4-3		0-0 4-3		0-0 2B			0-0 1B E 1B	
Sammy Esposito, R OBP: 0.351, SLG: 0.277 (8, 5)	1-2							0-0 1B E 1B	
Ray Boone, R OBP: 0.303, SLG: 0.405 (1, 3)	0-0 FC6-5-6 2-3		0-0 F7		0-0 6-3			0-0 1B E 1B	
Al Smith, R OBP: 0.328, SLG: 0.399 (1, 9)		0-0 F9		4-0 CS BB		0-0 F7		0-0 1B E 1B	
Jim Landis, R OBP: 0.348, SLG: 0.426 (1, 8)		4-0 S BB		0-0 L6 1-2		0-0 E6 G1-6-3		0-3 K	
Johnny Callison, L OBP: 0.417, SLG: 0.545 (1, 7)		0-0 F8 1-2		0-0 G3		0-0 G1-6-3 1-2f		0-0 E8 1B E 2B	
Earl Battey, R OBP: 0.322, SLG: 0.439 (1, 2)		0-0 F3			0-0 SH SH3-1 2B		0-0 4-3	0-3 K	
Billy Pierce, L OBP: 0.253, SLG: 0.244 (1, 1)			0-0 3B 1B		0-0 SH 6-3 SH3-1 2B		0-0 6-3		

Inning Stats	R: 0	H: 1	E: 0	K: 0	S: 4	LOB: 1	BB: 0	P: 4	R: 0	H: 0	E: 0	K: 0	S: 3	LOB: 1	BB: 1	P: 7	R: 2	H: 2	E: 0	K: 0	S: 5	LOB: 0	BB: 0	P: 5	R: 0	H: 0	E: 0	K: 0	S: 2	LOB: 0	BB: 1	P: 6	R: 2	H: 2	E: 0	K: 0	S: 6	LOB: 1	BB: 0	P: 6	R: 0	H: 0	E: 1	K: 0	S: 3	LOB: 0	BB: 0	P: 3	R: 0	H: 0	E: 0	K: 0	S: 3	LOB: 0	BB: 0	P: 3	R: 3	H: 4	E: 1	K: 2	S: 11	LOB: 1	BB: 0	P: 11
1B: 5	SF: 1	2B: 3	SAC: 2	3B: 1	DP: 1	HR: 0	HBP: 0	WP: 0	PA: 35																																																							

PITCHER	IP	WLS	BF	H	R	ER	SO	BB	IBB	HBP	BLK	WP	HR	S	P	ERA	WHIP
Bill Fischer, R ERA: 6.93 (1, 1)	7.0	L	28	5	4	4	0	2	0	0	0	0	0	26	34	5.14	1.000
John Romonosky, R ERA: 6.19 (8, 1)	1.0		7	4	3	3	2	0	0	0	0	0	0	11	11	27.00	4.000

**BOTTOM**

**Washington Senators @ Chicago White Sox**  
Comiskey Park, Chicago, IL

Sun Sep 14 1958, 4:33 AM EDT  
Unknown

AB	30
R	7
H	9
RBI	7
BB	2
SO	2
LOB	12



Batter	1	2	3	4	5	6	7	8	9	AB R H RBI BB SO LOB	TOP
Eddie Yost, R (1, 5) OBP: 0.355, SLG: 0.314 John Romonosky, R (9, PR) OBP: 0.308, SLG: 0.692	4-0 1B 2B BB	0-0 F4			0-0 F3		0-0 F5		4-0 BB	3 1 0 0 2 0 1 0 0 0 0 0 0 0	
Albie Pearson, L (1, 8) OBP: 0.357, SLG: 0.361 Ed Fitz Gerald, R (9, PH) OBP: 0.327, SLG: 0.307	0-0 F9		0-0 4-3		0-0 G6-4-3 1B			0-0 F4	0-0 F7	4 0 1 0 0 0 1 1 0 0 0 0 0 1	
Roy Sievers, R (1, 3) OBP: 0.366, SLG: 0.567	0-0 2B 1-2 1B		0-0 6-3		0-0 G6-4-3 1-2f			0-0 F9 1B 2B		4 1 2 0 0 0 1	
Clint Courtney, L (1, 2) OBP: 0.328, SLG: 0.346	0-0 1-3 2-H 2B		4-0 BB		0-0 G3			0-0 F9 2-3		3 0 1 1 1 0 1	
Herb Plews, L (1, 4) OBP: 0.295, SLG: 0.341	0-3 K		0-0 4-3		0-0 4-3			0-0 2B 1B		4 1 1 1 0 1 3	
Neil Christley, L (1, 7) OBP: 0.272, SLG: 0.359	0-0 G3			0-0 F5		0-0 F5		0-0 3-H 1-H 2B		4 0 1 1 0 0 2	
Faye Throneberry, L (1, 9) OBP: 0.264, SLG: 0.388		0-0 HR		0-0 HR			0-0 G3	0-0 F8		4 2 2 2 0 0 1	
Ossie Alvarez, R (1, 6) OBP: 0.266, SLG: 0.223 Norm Zauchin, R (7, PH) OBP: 0.314, SLG: 0.424 Rocky Bridges, R (7, 6) OBP: 0.319, SLG: 0.353		0-0 6-3		0-0 F4			0-0 F2		0-0 F9	2 0 0 0 0 0 0 1 0 0 0 0 0 0 1 0 0 0 0 0 0	
Russ Kemmerer, R (1, 1) OBP: 0.174, SLG: 0.149 Jim Lemon, R (7, PH) OBP: 0.315, SLG: 0.475 Pedro Ramos, S (7, PR) OBP: 0.222, SLG: 0.238 Tex Clevenger, R (7, 1) OBP: 0.217, SLG: 0.238 Julio Becquer, L (9, PH) OBP: 0.278, SLG: 0.268		0-0 6-3		0-0 F6			0-0 1B		0-0 G3	2 0 0 0 0 0 0 1 0 1 0 0 0 0 0 0 0 0 0 0 0 0 0 0 0 0 0 0 1 0 0 0 0 0 0	
<b>Inning Stats</b>	R: 1 H: 2 E: 0 LOB: 2 K: 1 BB: 1 S: 7 P: 11	R: 1 H: 1 E: 0 LOB: 0 K: 0 BB: 0 S: 4 P: 4	R: 0 H: 0 E: 0 LOB: 1 K: 0 BB: 1 S: 3 P: 7	R: 1 H: 1 E: 0 LOB: 0 K: 0 BB: 0 S: 4 P: 4	R: 0 H: 1 E: 0 LOB: 0 K: 0 BB: 0 S: 3 P: 3	R: 0 H: 0 E: 0 LOB: 0 K: 0 BB: 0 S: 3 P: 3	R: 0 H: 1 E: 0 LOB: 1 K: 0 BB: 0 S: 4 P: 4	R: 2 H: 3 E: 0 LOB: 1 K: 0 BB: 0 S: 6 P: 6	R: 0 H: 0 E: 0 LOB: 1 K: 0 BB: 1 S: 3 P: 7	1B: 4 SF: 0 2B: 3 SAC: 0 3B: 0 DP: 1 HR: 2 HBP: 0	WP: 0 PA: 38 PB: 0 SB: 0 CS: 0
<b>PITCHER</b> Jim Wilson, R (1, 1) ERA: 4.1 Don Rudolph, L (9, 1) ERA: 3.18	IP WLS BF H R ER SO BB IBB HBP BLK WP HR S P ERA WHIP	8.2 W 37 9 5 5 1 3 0 0 0 0 2 36 48 5.19 1.385	0.1 S 1 0 0 0 0 0 0 0 0 0 0 0 1 1 0.00 0.000	<b>PITCHER</b> IP WLS BF H R ER SO BB IBB HBP BLK WP HR S P ERA WHIP							

Washington Senators @ Chicago White Sox  
Comiskey Park, Chicago, IL  
Sun Sep 14 1958, 4:38 AM EDT  
Att. 7,820 - Unknown

AB	35
R	5
H	9
RBI	5
BB	3
SO	1
LOB	11



Batter	1	2	3	4	5	6	7	8	9	AB	R	H	RBI	BB	SO	LOB
Luis Aparicio, R OBP: 0.307, SLG: 0.351 (1, 6)	0-0 F8		0-0 F5			0-0 S 1B		0-0 F8		4	0	1	0	0	0	0
Nellie Fox, L OBP: 0.362, SLG: 0.353 (1, 4)	4-0 BB FC4-6-3-2 BB		0-0 CS 1B			0-0 F7		0-0 G3		3	1	1	0	1	0	1
Billy Goodman, L OBP: 0.361, SLG: 0.367 (1, 5) Sammy Esposito, R OBP: 0.346, SLG: 0.273 (8, 5)	4-0 BB FC4-6-3-2 BB		0-0 F7			4-0 BB		0-0 G3		1	0	0	0	2	0	1
Sherm Lollar, R OBP: 0.370, SLG: 0.458 (1, 2)	4-0 FC4-6-3-2 BB					0-0 HR		0-0 F2		3	1	1	1	1	0	2
Earl Torgeson, L OBP: 0.429, SLG: 0.472 (1, 3)	0-0 FC4-6-3-2					0-3 K		0-0 HR		4	2	2	3	0	1	2
Al Smith, R OBP: 0.325, SLG: 0.396 (1, 9)						0-3 K		0-0 L4		4	0	0	0	0	2	0
Johnny Callison, L OBP: 0.407, SLG: 0.640 (1, 7)						0-3 K		0-3 K		3	1	1	1	0	2	0
Bubba Phillips, R OBP: 0.305, SLG: 0.359 (1, 8)						0-0 IHR		0-3 K		3	1	1	1	0	1	0
Jim Wilson, R OBP: 0.161, SLG: 0.078 (1, 1) Don Rudolph, L (9, 1)						0-0 5-3		0-3 K		3	0	0	0	0	1	0

Inning Stats	R: 1	H: 0	E: 0	K: 0	S: 2	H: 0	LOB: 1	BB: 3	P: 14	R: 1	H: 1	E: 0	K: 0	S: 4	H: 1	LOB: 0	BB: 0	P: 4	R: 0	H: 1	E: 0	K: 0	S: 3	H: 1	LOB: 0	BB: 0	P: 3	R: 1	H: 1	E: 0	K: 3	S: 10	H: 2	LOB: 2	BB: 1	P: 9	R: 1	H: 1	E: 0	K: 2	S: 8	H: 0	LOB: 0	BB: 0	P: 8	R: 0	H: 0	E: 0	K: 1	S: 5	H: 0	LOB: 0	BB: 0	P: 5	R: 1	H: 1	E: 0	K: 1	S: 6	H: 1	LOB: 0	BB: 0	P: 6
1B: 2	SF: 0	2B: 1	SAC: 0	3B: 0	DP: 1	HR: 5	HBP: 0																																																								

PITCHER	IP	WLS	BF	H	R	ER	SO	BB	IBB	HBP	BLK	WP	HR	S	P	ERA	WHIP
Russ Kemmerer, R (1, 1) ERA: 4.68	6.0		26	6	5	5	5	4	0	0	0	0	3	32	48	7.50	1.667
Tex Clevenger, R (7, 1) ERA: 4.56	2.0	L	7	1	1	1	2	0	0	0	0	0	1	11	11	4.50	0.500


**BOTTOM**

**Washington Senators @ Chicago White Sox**  
Comiskey Park, Chicago, IL


Sun Sep 14 1958, 4:38 AM EDT  
Att. 7,820 - Unknown

livebaseballscorecards.com

<b>AB</b>	<b>29</b>
<b>R</b>	<b>6</b>
<b>H</b>	<b>7</b>
<b>RBI</b>	<b>6</b>
<b>BB</b>	<b>4</b>
<b>SO</b>	<b>7</b>
<b>LOB</b>	<b>6</b>



WP: 0	PA: 33
PB: 0	
SB: 1	
CS: 1	

Batter	1	2	3	4	5	6	7	8	9	AB R H RBI BB SO LOB	TOP														
Bob Allison, R (1, 8) OBP: 0.250, SLG: 0.250	0-0 5-3			x 0-0 F5			x 0-0 6-3		x 0-0 1B	4 0 1 0 0 0 0	<p><b>Washington Senators @ Cleveland Indians</b> Cleveland Municipal Stadium, Cleveland, OH</p> <p>Tue Sep 16 1958, 7:05 PM EDT Att. 2,606 - Unknown</p> <p>livebaseballscorecards.com</p> <table border="1"> <tr><td>AB</td><td>27</td></tr> <tr><td>R</td><td>1</td></tr> <tr><td>H</td><td>2</td></tr> <tr><td>RBI</td><td>1</td></tr> <tr><td>BB</td><td>2</td></tr> <tr><td>SO</td><td>5</td></tr> <tr><td>LOB</td><td>6</td></tr> </table> 	AB	27	R	1	H	2	RBI	1	BB	2	SO	5	LOB	6
AB	27																								
R	1																								
H	2																								
RBI	1																								
BB	2																								
SO	5																								
LOB	6																								
Herb Plews, L (1, 4) OBP: 0.295, SLG: 0.340	0-0 CS 1B			x 0-0 3-1			x 0-0 4-3		x 0-0 F4	4 0 1 0 0 0 1															
Roy Sievers, R (1, 7) OBP: 0.363, SLG: 0.563	0-0 F2 1-2			x 0-0 F7			x 0-0 1-3		x 0-0 5-3	4 0 0 0 0 0 2															
Clint Courtney, L (1, 2) OBP: 0.328, SLG: 0.344		x 0-0 4-3			x 0-0 F5			B B B B 4-0 FC3-6 BB SF8 BB		2 1 0 0 1 0 0															
Norm Zauchin, R (1, 3) OBP: 0.314, SLG: 0.421		0-3 K			x 0-0 F8			B B B B 4-0 FC3-6 BB 1-2		2 0 0 0 1 1 0															
Faye Throneberry, L (1, 9) OBP: 0.256, SLG: 0.373		0-3 K			x 0-0 F7			x 0-0 FC3-6 FC6 1-2f 2-3		3 0 0 0 0 1 2															
Harmon Killebrew, R (1, 5) OBP: 0.200, SLG: 0.250			x 0-0 5-3		S S S S 0-3 K			x 0-0 SF8		2 0 0 1 0 1 0															
Rocky Bridges, R (1, 6) OBP: 0.316, SLG: 0.350			x 0-0 3-1		x 0-0 F7			x 0-0 FC6 1-2f		3 0 0 0 0 0 1															
Pedro Ramos, S (1, 1) OBP: 0.217, SLG: 0.232 Dick Hyde, R (7, 1) Julio Becquer, L (9, PH) OBP: 0.277, SLG: 0.267			S S S S 0-3 K		S S S S 0-3 K			x 0-0 6-3		2 0 0 0 0 2 0 0 0 0 0 0 0 0 1 0 0 0 0 0 0															
<b>Inning Stats</b>	R: 0 H: 1 E: 0 LOB: 0 K: 0 BB: 0 S: 3 P: 3	R: 0 H: 0 E: 0 LOB: 0 K: 2 BB: 0 S: 7 P: 7	R: 0 H: 0 E: 0 LOB: 0 K: 1 BB: 0 S: 5 P: 5	R: 0 H: 0 E: 0 LOB: 0 K: 0 BB: 0 S: 3 P: 3	R: 0 H: 0 E: 0 LOB: 0 K: 0 BB: 0 S: 3 P: 3	R: 0 H: 0 E: 0 LOB: 0 K: 2 BB: 0 S: 7 P: 7	R: 0 H: 0 E: 0 LOB: 0 K: 0 BB: 0 S: 3 P: 3	R: 1 H: 0 E: 0 LOB: 1 K: 0 BB: 2 S: 3 P: 11	R: 0 H: 1 E: 0 LOB: 1 K: 0 BB: 0 S: 4 P: 4	1B: 2 SF: 1 2B: 0 SAC: 0 3B: 0 DP: 0 HR: 0 HBP: 0	WP: 0 PA: 30 PB: 0 SB: 0 CS: 1														
<b>PITCHER</b> Gary Bell, R (1, 1) ERA: 3.04	IP WLS BF H R ER SO BB IBB HBP BLK WP HR S P ERA WHIP																								
	9.0 W 30 2 1 1 5 2 0 0 0 0 0 0 38 46 1.00 0.444																								

Batter	1	2	3	4	5	6	7	8	9	AB	R	H	RBI	BB	SO	LOB
<b>Bobby Avila, R</b> OBP: 0.352, SLG: 0.365 (1, 4)	0-0 F9	0-0 F8		0-0 F8		0-0 F7	0-0 FC5			5	0	0	0	0	0	7
<b>Vic Power, R</b> OBP: 0.334, SLG: 0.494 (1, 3)	0-0 1B		0-0 F7		0-0 F7		0-0 2B 1B	0-0 6-3		5	1	2	0	0	0	0
<b>Larry Doby, L</b> OBP: 0.364, SLG: 0.514 (1, 8)	0-0 F7		0-0 4-3		0-0 3-1		0-0 SH1-3 1-H SF9 2B	0-0 F8		5	1	1	1	0	0	1
<b>Minnie Minoso, R</b> OBP: 0.383, SLG: 0.483 (1, 7)	0-0 F6		0-0 FC5-4 1B		0-0 S 1B		0-0 SH1-3 2-3	0-3 K		4	0	2	0	0	1	1
<b>Rocky Colavito, R</b> OBP: 0.400, SLG: 0.615 (1, 9)		0-0 HR		0-0 FC5-4 1-2f		4-0 BB 1-2 BB	4-0 1B 1B IBB			2	2	1	1	2	0	1
<b>Russ Nixon, L</b> OBP: 0.321, SLG: 0.442 (1, 2)		0-0 F8		0-0 G3		0-0 4-3	0-0 SF9			3	0	0	1	0	0	2
<b>Randy Jackson, R</b> OBP: 0.243, SLG: 0.346 (1, 5)		0-0 F8		0-0 FC6-4 1B		0-0 F5	0-0 1B 1-2 1B 1B			4	1	2	0	0	0	0
<b>Billy Harrell, R</b> OBP: 0.276, SLG: 0.333 (1, 6)		0-0 1B		0-0 FC6-4 1B		0-3 K	0-0 FC5 1B 1B			3	0	1	0	0	1	1
<b>Vic Wertz, L</b> OBP: 0.375, SLG: 0.571 (7, PH)		0-0 1B		0-0 1-2f		0-0 K	0-0 1-3 2-H 1B 1B			1	0	1	1	0	0	0
<b>Billy Hunter, R</b> OBP: 0.251, SLG: 0.275 (7, PR)		0-0 1B		0-0 1-2		0-0 1B	0-0 1-2 1B			0	0	0	0	0	0	0
<b>Gary Bell, R</b> OBP: 0.278, SLG: 0.245 (1, 1)		0-0 1-3 1B		0-0 1-2 1B		0-0 1B	0-0 1-2 1B			4	0	4	1	0	0	0

Inning Stats	R: 0	H: 1	E: 0	K: 0	S: 4	H: 1	LOB: 1	BB: 0	P: 4	R: 1	H: 3	E: 0	K: 0	S: 6	H: 1	LOB: 2	BB: 0	P: 6	R: 0	H: 1	E: 0	K: 0	S: 4	H: 1	LOB: 2	BB: 1	P: 8	R: 0	H: 1	E: 0	K: 1	S: 6	H: 1	LOB: 1	BB: 0	P: 6	R: 4	H: 5	E: 0	K: 0	S: 8	H: 0	LOB: 0	BB: 0	P: 5
<b>PITCHER</b>	IP	WLS	BF	H	R	ER	SO	BB	IBB	HBP	BLK	WP	HR	S	P	ERA	WHIP																												
<b>Pedro Ramos, R</b> ERA: 4.03 (1, 1)	6.2	L	34	12	5	5	1	1	1	0	0	0	0	34	42	6.75	1.950																												
<b>Dick Hyde, R</b> ERA: 1.82 (7, 1)	1.1		6	2	0	0	1	0	0	0	0	0	0	8	8	0.00	1.500																												

**BOTTOM**

**Washington Senators @ Cleveland Indians**  
Cleveland Municipal Stadium, Cleveland, OH

Tue Sep 16 1958, 7:05 PM EDT  
Att. 2,606 - Unknown

livebaseballscorecards.com

<b>AB</b>	<b>36</b>
<b>R</b>	<b>5</b>
<b>H</b>	<b>14</b>
<b>RBI</b>	<b>5</b>
<b>BB</b>	<b>2</b>
<b>SO</b>	<b>2</b>
<b>LOB</b>	<b>13</b>



WP: 0	PA: 40
PB: 0	SB: 1
CS: 0	

Batter	1	2	3	4	5	6	7	8	9	AB R H RBI BB SO LOB	TOP											
Bob Allison, R (1, 8) OBP: 0.500, SLG: 0.333	0-0 G4-6-3 1B		4-0 FC6-4 BB		4-0 G6-4-3 BB		0-0 FC6 1-2f			2 0 1 0 2 0 1												
Johnny Schaive, R (1, 4) OBP: 0.330, SLG: 0.349	0-0 G4-6-3 1-2f		0-0 FC6-4 1-2f 2-3		0-0 G6-4-3 1-2f			0-0 G3		4 0 0 0 0 0 4												
Roy Sievers, R (1, 7) OBP: 0.362, SLG: 0.559	4-0 FC6 BB		0-0 L6			0-3 K		0-0 F3		3 0 0 0 1 1 2												
Clint Courtney, L (1, 2) OBP: 0.330, SLG: 0.349 Steve Korcheck, R (6, 2) OBP: 0.100, SLG: 0.163	0-0 FC6 1-2f			0-0 F9 2B		0-0 BB 1B		0-0 1-3		3 0 2 0 0 0 1 1 0 0 0 0 0 0												
Jim Lemon, R (1, 9) OBP: 0.316, SLG: 0.473		0-0 F8		4-0 BB		4-0 G6-4-3 1-2 BB			0-3 K	2 0 0 0 2 1 0												
Norm Zauchin, R (1, 3) OBP: 0.310, SLG: 0.416		0-0 F8		0-3 K		0-0 G6-4-3 1-2f			0-0 6-3	4 0 0 0 0 1 4												
Harmon Killebrew, R (1, 5) OBP: 0.222, SLG: 0.250		0-0 1-3		0-0 F9 2-3			0-0 F9		0-0 1B	4 0 1 0 0 0 2												
Ossie Alvarez, R (1, 6) OBP: 0.268, SLG: 0.226 Albie Pearson, L (7, PH) OBP: 0.356, SLG: 0.360 Rocky Bridges, R (7, 6) OBP: 0.316, SLG: 0.350 Julio Becquer, L (9, PH) OBP: 0.275, SLG: 0.265			0-0 FC6-4 SH1-4 1B		0-3 K		0-0 F9		0-0 F7	2 0 1 0 0 1 2 1 0 0 0 0 0 0 0 0 0 0 0 0 0 1 0 0 0 0 0 1												
Camilo Pascual, R (1, 1) OBP: 0.164, SLG: 0.236			0-0 SH1-4 1-2		0-0 4-3		0-0 E6 FC6			2 0 0 0 0 0 0												
<b>Inning Stats</b>	R: 0 E: 0 K: 0 S: 3	H: 1 LOB: 1 BB: 1 P: 7	R: 0 E: 0 K: 0 S: 3	H: 0 LOB: 0 BB: 0 P: 3	R: 0 E: 0 K: 0 S: 4	H: 1 LOB: 2 BB: 1 P: 8	R: 0 E: 0 K: 2 S: 8	H: 1 LOB: 2 BB: 1 P: 12	R: 0 E: 0 K: 0 S: 2	H: 0 LOB: 0 BB: 1 P: 6	R: 0 E: 0 K: 1 S: 5	H: 1 LOB: 1 BB: 1 P: 9	R: 0 E: 1 K: 0 S: 4	H: 0 LOB: 1 BB: 0 P: 4	R: 0 E: 0 K: 0 S: 3	H: 0 LOB: 0 BB: 0 P: 3	R: 0 E: 0 K: 1 S: 6	H: 1 LOB: 1 BB: 0 P: 6	1B: 4 2B: 1 3B: 0 HR: 0	SF: 0 SAC: 1 DP: 3 HBP: 0	WP: 0 PB: 0 SB: 0 CS: 0	PA: 35
<b>PITCHER</b> Tom Brewer, R (1, 1) ERA: 3.51	IP: 9.0 WLS: W BF: 35 H: 5 R: 0 ER: 0 SO: 4 BB: 5 IBB: 0 HBP: 0 BLK: 0 WP: 0 HR: 0 S: 38 P: 58 ERA: 0.00 WHIP: 1.111											<b>PITCHER</b>	IP: 0.0 WLS: 0 BF: 0 H: 0 R: 0 ER: 0 SO: 0 BB: 0 IBB: 0 HBP: 0 BLK: 0 WP: 0 HR: 0 S: 0 P: 0 ERA: 0.00 WHIP: 0.000									

**Washington Senators @ Boston Red Sox**  
 Fenway Park, Boston, MA  
 Fri Sep 19 1958, 7:05 PM EDT  
 Att. 9,334 - Unknown

AB	29
R	0
H	5
RBI	0
BB	5
SO	4
LOB	17



Batter	1	2	3	4	5	6	7	8	9
Don Buddin, R OBP: 0.340, SLG: 0.367 (1, 6)	0-3 K		4-0 1B WP E BB		0-3 K		0-0 G4-6-3 1-2f		
Pete Runnels, L OBP: 0.417, SLG: 0.433 (1, 3)	0-0 FC6-4 BB 1B		0-0 E 1-3 1B		0-0 1-3			0-0 1-3	
Ted Williams, L OBP: 0.449, SLG: 0.547 (1, 7)	4-0 FC6-4 BB 1-2		0-0 FC1 FC6-4 1-2 3-H		4-0 FC6-4 BB			0-0 3-1	
Gene Stephens, L OBP: 0.282, SLG: 0.367 (9, 7)									
Frank Malzone, R OBP: 0.332, SLG: 0.411 (1, 5)	0-0 FC6-4 1-2f 2-3		0-0 FC6-4 1-2f		0-0 FC6-4 1-2f 2B			0-0 6-3	
Jackie Jensen, R OBP: 0.395, SLG: 0.543 (1, 9)	0-0 FC6-4 1-2f		0-0 5-3		0-0 4-3 1-H 2B				
Jim Piersall, R OBP: 0.301, SLG: 0.350 (1, 8)		0-0 L4		0-3 K		0-0 4-3 2-3			
Ted Lepcio, R OBP: 0.267, SLG: 0.348 (1, 4)		0-3 K		0-3 K		0-0 5-3			
Sammy White, R OBP: 0.305, SLG: 0.375 (1, 2)		0-3 K		0-3 K			0-0 G4-6-3 1B		
Tom Brewer, R OBP: 0.217, SLG: 0.215 (1, 1)			0-3 K		0-3 K		0-3 K		

AB	R	H	RBI	BB	SO	LOB
3	1	0	0	1	2	1
4	0	2	0	0	0	0
2	0	0	0	2	0	1
0	0	0	0	0	0	0
4	1	0	0	0	0	5
3	0	1	1	0	0	4
3	0	0	0	0	1	1
3	0	0	0	0	2	1
3	0	1	0	0	2	0
3	0	0	0	0	3	1

**BOTTOM**

**Washington Senators @ Boston Red Sox**  
**Fenway Park, Boston, MA**  
 Fri Sep 19 1958, 7:05 PM EDT  
 Att. 9,334 - Unknown

[livebaseballscorecards.com](http://livebaseballscorecards.com)

<b>AB</b>	<b>28</b>
<b>R</b>	<b>2</b>
<b>H</b>	<b>4</b>
<b>RBI</b>	<b>1</b>
<b>BB</b>	<b>3</b>
<b>SO</b>	<b>10</b>
<b>LOB</b>	<b>14</b>



1B: 3	SF: 0	WP: 1	PA: 31
2B: 1	SAC: 0	PB: 0	
3B: 0	DP: 1	SB: 0	
HR: 0	HBP: 0	CS: 0	

Inning Stats	R: 0	H: 1	E: 0	LOB: 2	K: 1	S: 6	P: 10	R: 0	H: 0	E: 0	LOB: 0	K: 2	S: 7	R: 1	H: 1	E: 1	LOB: 2	K: 1	S: 7	R: 0	H: 0	E: 0	LOB: 0	K: 3	S: 9	R: 0	H: 0	E: 0	LOB: 0	K: 2	S: 7	R: 1	H: 1	E: 0	LOB: 1	K: 0	S: 4	R: 0	H: 1	E: 0	LOB: 0	K: 1	S: 5	R: 0	H: 0	E: 0	LOB: 0	K: 0	S: 3
<b>PITCHER</b> Camilo Pascual, R ERA: 3.19 (1, 1)	IP: 8.0	WLS: L	BF: 31	H: 4	R: 2	ER: 1	SO: 10	BB: 3	IBB: 0	HBP: 0	BLK: 0	WP: 1	HR: 0	S: 48	P: 60	ERA: 1.12	WHIP: 0.875																																

Batter	1	2	3	4	5	6	7	8	9	AB R H RBI BB SO LOB	TOP
<b>Johnny Schaive, R</b> (1, 4) <b>Herb Plews, L</b> (9, PH) <small>OBP: 0.294, SLG: 0.339</small>	0-0 <b>F2</b>		0-0 <b>F9</b>			0-3 <b>K</b>			0-0 <b>6-3</b>	3 0 0 0 0 1 2 1 0 0 0 0 0 0	
<b>Ed Fitz Gerald, R</b> (1, 2) <b>Clint Courtney, L</b> (9, PH) <b>John Romonosky, R</b> (9, PR) <small>OBP: 0.319, SLG: 0.298 OBP: 0.331, SLG: 0.350 OBP: 0.308, SLG: 0.692</small>	0-3 <b>K</b>			0-0 <b>F4</b>		0-3 <b>K</b>			0-0 <b>1B</b>	3 0 0 0 0 2 1 1 0 1 0 0 0 0 0 0 0 0 0 0 0	
<b>Bob Allison, R</b> (1, 8) <b>Albie Pearson, L</b> (9, PH) <small>OBP: 0.455, SLG: 0.333 OBP: 0.355, SLG: 0.360</small>	0-0 <b>5-3</b>			0-0 <b>CS</b> <b>1B</b>			0-0 <b>F5</b>		0-0 <b>F9</b>	3 0 1 0 0 0 0 1 0 0 0 0 0 1	
<b>Roy Sievers, R</b> (1, 7) <small>OBP: 0.360, SLG: 0.555</small>		0-0 <b>F8</b>		0-3 <b>K</b> <b>1-2</b>			0-0 <b>6-3</b>		0-0 <b>F6</b>	4 0 0 0 0 1 2	
<b>Julio Becquer, L</b> (1, 3) <small>OBP: 0.270, SLG: 0.260</small>		0-0 <b>F9</b>			0-0 <b>F8</b>		0-0 <b>F9</b>			3 0 0 0 0 0 0	
<b>Jim Lemon, R</b> (1, 9) <small>OBP: 0.314, SLG: 0.470</small>		0-0 <b>1-3</b>			0-3 <b>K</b>			0-0 <b>F9</b>		3 0 0 0 0 1 0	
<b>Harmon Killebrew, R</b> (1, 5) <small>OBP: 0.167, SLG: 0.182</small>			0-3 <b>K</b>		0-0 <b>6-3</b>			0-3 <b>K</b>		3 0 0 0 0 2 0	
<b>Ossie Alvarez, R</b> (1, 6) <small>OBP: 0.269, SLG: 0.224</small>		0-0 <b>1-3</b>			0-0 <b>6-3</b>			4-0 <b>BB</b>		2 0 0 0 1 0 0	
<b>Vito Valentinetti, R</b> (1, 1) <small>OBP: 0.370, SLG: 0.346</small>			0-0 <b>1B</b>		0-0 <b>1B</b>			0-0 <b>F6</b>		3 0 2 0 0 0 1	
<b>Inning Stats</b>	R: 0 H: 0 E: 0 LOB: 0 K: 1 BB: 0 S: 5 P: 5	R: 0 H: 0 E: 0 LOB: 0 K: 0 BB: 0 S: 3 P: 3	R: 0 H: 1 E: 0 LOB: 1 K: 1 BB: 0 S: 6 P: 6	R: 0 H: 1 E: 0 LOB: 0 K: 1 BB: 0 S: 5 P: 5	R: 0 H: 0 E: 0 LOB: 0 K: 1 BB: 0 S: 5 P: 5	R: 0 H: 1 E: 0 LOB: 1 K: 2 BB: 0 S: 8 P: 8	R: 0 H: 0 E: 0 LOB: 0 K: 0 BB: 0 S: 3 P: 3	R: 0 H: 0 E: 0 LOB: 1 K: 1 BB: 1 S: 5 P: 9	R: 0 H: 1 E: 0 LOB: 1 K: 0 BB: 0 S: 4 P: 4	1B: 4 SF: 0 2B: 0 SAC: 0 3B: 0 DP: 0 HR: 0 HBP: 0	WP: 0 PA: 31 PB: 0 SB: 0 CS: 1
<b>PITCHER</b> <b>Frank Sullivan, R</b> (1, 1) <small>ERA: 3.69</small>	IP WLS BF H R ER SO BB IBB HBP BLK WP HR S P ERA WHIP 9.0 W 31 4 0 0 7 1 0 0 0 0 0 0 44 48 0.00 0.556										

**Washington Senators @ Boston Red Sox**  
 Fenway Park, Boston, MA  
 Sat Sep 20 1958, 3:33 AM EDT  
 Att. 7,400 - Unknown

<b>AB</b>	<b>30</b>
<b>R</b>	<b>0</b>
<b>H</b>	<b>4</b>
<b>RBI</b>	<b>0</b>
<b>BB</b>	<b>1</b>
<b>SO</b>	<b>7</b>
<b>LOB</b>	<b>7</b>







Batter	1	2	3	4	5	6	7	8	9	AB R H RBI BB SO LOB	TOP	
Herb Plews, L (1, 4) OBP: 0.292, SLG: 0.336	0-0 4-3		0-0 SH1-4		0-0 F7			0-0 F8		3 0 0 0 0 0 0		
Albie Pearson, L (1, 9) OBP: 0.355, SLG: 0.359 (7, 8)	0-0 4-3		0-0 G6-4-3 1B			0-0 G3		0-0 F9		4 0 1 0 0 0 0		
Roy Sievers, R (1, 7) OBP: 0.359, SLG: 0.553	0-0 1B 1B		0-0 G6-4-3 1-2f			0-0 G3		0-3 K		4 0 1 0 0 1 2		
Clint Courtney, L (1, 2) OBP: 0.335, SLG: 0.353	0-0 1-2 1B			0-0 F9		0-0 1B 1B			4-0 5-3 BB	3 0 2 0 1 0 0		
Julio Becquer, L (1, 3) OBP: 0.275, SLG: 0.266	0-0 F8			0-0 1B		0-0 1-2 1B			0-0 5-3	4 0 2 0 0 0 3		
Bob Allison, R (1, 8) Dick Hyde, R (7, 1) Eddie Yost, R (9, PH) OBP: 0.355, SLG: 0.313		0-0 4-3		0-0 F9			0-0 FC6-4 1B		0-0 5-3	3 0 1 0 0 0 1 0 0 0 0 0 0 0 1 0 0 0 0 0 1		
Harmon Killebrew, R (1, 5) OBP: 0.125, SLG: 0.133		0-3 K		0-0 F6			0-3 K		0-0 6-3	4 0 0 0 0 2 3		
Ossie Alvarez, R (1, 6) Neil Chrisley, L (7, PH) Rocky Bridges, R (7, 6) OBP: 0.316, SLG: 0.350		0-0 6-3			0-3 K		0-3 K			2 0 0 0 0 1 0 1 0 0 0 0 1 1 0 0 0 0 0 0 0		
Bill Fischer, R (1, 1) Jim Lemon, R (7, PH) (7, 9) OBP: 0.308, SLG: 0.273 OBP: 0.314, SLG: 0.469			4-0 1B SH1-4 BB		0-0 F7		0-0 FC6-4			1 0 0 0 1 0 0 1 0 0 0 0 0 1		
<b>Inning Stats</b>	R: 0 E: 0 K: 0 S: 5 H: 2 LOB: 2 BB: 0 P: 5	R: 0 E: 0 K: 1 S: 5 H: 0 LOB: 0 BB: 0 P: 5	R: 0 E: 0 K: 0 S: 3 H: 1 LOB: 1 BB: 1 P: 7	R: 0 E: 0 K: 0 S: 4 H: 1 LOB: 1 BB: 0 P: 4	R: 0 E: 0 K: 1 S: 5 H: 0 LOB: 0 BB: 0 P: 5	R: 0 E: 0 K: 0 S: 4 H: 2 LOB: 1 BB: 0 P: 4	R: 0 E: 0 K: 2 S: 8 H: 1 LOB: 1 BB: 0 P: 8	R: 0 E: 0 K: 1 S: 5 H: 0 LOB: 0 BB: 0 P: 5	R: 0 E: 0 K: 0 S: 3 H: 0 LOB: 1 BB: 1 P: 7	1B: 7 2B: 0 3B: 0 HR: 0 SF: 0 SAC: 1 DP: 1 HBP: 0	WP: 0 PB: 0 SB: 0 CS: 0 PA: 34	
<b>PITCHER</b> Ike Delock, R (1, 1) ERA: 3.34	IP 9.0 WLS W BF 34 H 7 R 0 ER 0 SO 5 BB 2 IBB 0 HBP 0 BLK 0 WP 0 HR 0 S 42 P 50 ERA 0.00 WHIP 1.000											<b>PITCHER</b> IP WLS BF H R ER SO BB IBB HBP BLK WP HR S P ERA WHIP

Washington Senators @ Boston Red Sox  
 Fenway Park, Boston, MA  
 Sun Sep 21 1958, 3:33 AM EDT  
 Att. 9,785 - Unknown

AB	31
R	0
H	7
RBI	0
BB	2
SO	5
LOB	12



Batter	1	2	3	4	5	6	7	8	9
Don Buddin, R OBP: 0.339, SLG: 0.362 (1, 6)	0-3 K		0-0 L5			0-0 5-3		0-3 K	
Pete Runnels, L OBP: 0.418, SLG: 0.434 (1, 3)	0-0 G4-6-3 1B		0-0 3-H 1-2 2-H 1B			0-0 2B 1B		0-3 K	
Ted Williams, L OBP: 0.447, SLG: 0.543 (1, 7) Gene Stephens, L OBP: 0.282, SLG: 0.367 (8, PR) (9, 7)	0-0 G4-6-3 1-2f		0-3 K			0-0 1-H 2B		4-0 BB	
Frank Malzone, R OBP: 0.331, SLG: 0.410 (1, 5)		0-0 6-3		0-0 6-3		0-3 K		0-0 L3	
Jackie Jensen, R OBP: 0.394, SLG: 0.539 (1, 9)		0-0 F5		0-3 K		4-0 IBB			
Jim Piersall, R OBP: 0.301, SLG: 0.347 (1, 8)		0-0 CS 1B		0-0 4-3		0-0 F8			
Ted Lepcio, R OBP: 0.264, SLG: 0.336 (1, 4)		0-0 CS 1-2	1-0 1B L5 HBP		0-3 K		0-0 F6		
Sammy White, R OBP: 0.305, SLG: 0.372 (1, 2)			0-0 1B 1B		0-3 K		0-0 L6		
Ike Delock, R OBP: 0.128, SLG: 0.091 (1, 1)			0-0 1B 1B		0-0 F6		0-0 F5		

Inning Stats	R: 0	H: 1	E: 0	LOB: 0	K: 1	S: 5	P: 5	R: 0	H: 1	E: 0	LOB: 0	K: 0	S: 3	P: 3	R: 1	H: 3	E: 0	LOB: 2	K: 1	S: 7	P: 8	R: 0	H: 0	E: 0	LOB: 0	K: 1	S: 5	P: 5	R: 0	H: 0	E: 0	LOB: 0	K: 2	S: 7	P: 7	R: 1	H: 2	E: 0	LOB: 2	K: 1	S: 7	P: 11	R: 0	H: 0	E: 0	LOB: 0	K: 0	S: 3	P: 3	R: 0	H: 0	E: 0	LOB: 1	K: 2	S: 7	P: 11
--------------	------	------	------	--------	------	------	------	------	------	------	--------	------	------	------	------	------	------	--------	------	------	------	------	------	------	--------	------	------	------	------	------	------	--------	------	------	------	------	------	------	--------	------	------	-------	------	------	------	--------	------	------	------	------	------	------	--------	------	------	-------

PITCHER	IP	WLS	BF	H	R	ER	SO	BB	IBB	HBP	BLK	WP	HR	S	P	ERA	WHIP
Bill Fischer, R ERA: 6.64 (1, 1)	6.0	L	24	7	2	2	6	0	1	1	0	0	0	34	39	3.00	1.167
Dick Hyde, R ERA: 1.78 (7, 1)	2.0		7	0	0	0	2	1	0	0	0	0	0	10	14	0.00	0.500

AB R H RBI BB SO LOB

4	0	0	0	0	2	3
4	1	3	1	0	1	0
3	0	1	1	1	1	3
0	0	0	0	0	0	0
4	0	0	0	0	1	2
2	0	0	0	1	1	0
3	0	1	0	0	0	2
2	0	0	0	0	1	0
3	1	1	0	0	1	0
3	0	1	0	0	0	0

AB	28
R	2
H	7
RBI	2
BB	2
SO	8
LOB	10



WP	PA
0	32

Washington Senators @ Boston Red Sox  
Fenway Park, Boston, MA  
Sun Sep 21 1958, 3:33 AM EDT  
Att. 9,785 - Unknown

livebaseballscorecards.com

Batter	1	2	3	4	5	6	7	8	9	AB R H RBI BB SO LOB	TOP																														
Johnny Schaive, R (1, 4) OBP: 0.182, SLG: 0.100	0-0 F8		0-0 G1-4-3			0-0 1B		4-0 1B BB		3 0 1 0 1 0 1																															
Albie Pearson, L (1, 9) OBP: 0.356, SLG: 0.359	0-0 F4			4-0 BB		0-0 1B		0-0 F8		3 0 1 0 1 0 1																															
Roy Sievers, R (1, 3) OBP: 0.360, SLG: 0.551	4-0 FC6-4 BB			0-3 K		0-0 F6		0-0 1B		3 0 1 0 1 1 3																															
Bob Allison, R (1, 8) OBP: 0.333, SLG: 0.250	0-0 FC6-4			0-0 L8		0-0 FC6-4		0-0 F6		4 0 0 0 0 0 6																															
Faye Throneberry, L (1, 7) OBP: 0.245, SLG: 0.356		0-3 K		0-3 K			0-0 4-3		0-0 4-3	4 0 0 0 0 2 1																															
Harmon Killebrew, R (1, 5) OBP: 0.150, SLG: 0.158		0-0 F9			0-3 K		0-0 1B		0-0 F9	4 0 1 0 0 1 0																															
Rocky Bridges, R (1, 6) OBP: 0.315, SLG: 0.348		0-0 5-3			0-0 F9		0-0 F7		0-0 1B	2 0 0 0 0 0 0																															
Julio Becquer, L (7, PH) OBP: 0.274, SLG: 0.264										1 0 0 0 0 0 1																															
Ossie Alvarez, R (7, 6) OBP: 0.267, SLG: 0.222										0 0 0 0 0 0 0																															
Eddie Yost, R (9, PH) OBP: 0.356, SLG: 0.315										1 0 1 0 0 0 0																															
John Romonosky, R (9, PR) OBP: 0.308, SLG: 0.692										0 0 0 0 0 0 0																															
Steve Korcheck, R (1, 2) OBP: 0.096, SLG: 0.157			0-0 6-3		0-0 1-3		0-0 F7		0-0 4-3	2 0 0 0 0 0 0																															
Clint Courtney, L (7, PH) OBP: 0.333, SLG: 0.351										2 0 0 0 0 0 2																															
Russ Kemmerer, R (1, 1) OBP: 0.183, SLG: 0.159			0-0 G1-4-3			0-3 K		0-0 F8		2 0 1 0 0 1 0																															
Herb Plews, L (8, PH) OBP: 0.291, SLG: 0.335										1 0 0 0 0 0 0																															
Tex Clevenger, R (8, 1) OBP: 0.217, SLG: 0.238										0 0 0 0 0 0 0																															
<b>Inning Stats</b>	R: 0 E: 0 K: 0 S: 3	H: 0 LOB: 1 BB: 1 P: 7	R: 0 E: 0 K: 1 S: 5	H: 0 LOB: 0 BB: 0 P: 5	R: 0 E: 0 K: 0 S: 3	H: 1 LOB: 0 BB: 0 P: 3	R: 0 E: 0 K: 2 S: 7	H: 0 LOB: 1 BB: 1 P: 11	R: 0 E: 0 K: 1 S: 5	H: 0 LOB: 0 BB: 0 P: 5	R: 0 E: 0 K: 1 S: 7	H: 2 LOB: 2 BB: 0 P: 7	R: 0 E: 0 K: 0 S: 4	H: 1 LOB: 1 BB: 0 P: 4	R: 0 E: 0 K: 0 S: 4	H: 1 LOB: 2 BB: 1 P: 8	R: 0 E: 0 K: 0 S: 4	H: 1 LOB: 1 BB: 0 P: 4	R: 0 E: 0 K: 0 S: 4	H: 1 LOB: 1 BB: 0 P: 4	1B: 6 2B: 0 3B: 0 HR: 0	SF: 0 SAC: 0 DP: 1 HBP: 0	WP: 0 PB: 0 SB: 0 CS: 0	PA: 35																	
<b>PITCHER</b> Hal Brown, R (1, 1) ERA: 3.07	IP 9.0	WLS W	BF 35	H 6	R 0	ER 0	SO 5	BB 3	IBB 0	HBP 0	BLK 0	WP 0	HR 0	S 42	P 54	ERA 0.00	WHIP 1.000																								
																						<b>PITCHER</b>	IP	WLS	BF	H	R	ER	SO	BB	IBB	HBP	BLK	WP	HR	S	P	ERA	WHIP		

Washington Senators @ Baltimore Orioles  
 Memorial Stadium, Baltimore, MD  
 Mon Sep 22 1958, 7:05 PM EDT  
 Att. 5,701 - Unknown

AB	32
R	0
H	6
RBI	0
BB	3
SO	5
LOB	15



Batter	1	2	3	4	5	6	7	8	9
Willie Tasby, R OBP: 0.444, SLG: 0.517 (1, 8) (9, 7)	0-0 6-3 1B		0-0 F7		0-0 F8			0-3 K	
Bob Boyd, L OBP: 0.351, SLG: 0.445 (1, 3)	0-0 6-3 1-2		0-0 2B			0-0 4-3		0-0 F8	
Bob Nieman, R OBP: 0.398, SLG: 0.534 Jim Busby, R OBP: 0.321, SLG: 0.332 (1, 7) (9, 8)	0-0 F4 2-3		0-0 2B			0-0 CS 1B		0-0 2-3	
Gus Triandos, R OBP: 0.331, SLG: 0.468 (1, 2)	0-0 F4		0-0 F9			4-0 BB 1-2			
Al Pilarcik, L OBP: 0.320, SLG: 0.310 (1, 9)		0-0 5-3		0-0 1B		0-0 F6			
Dick Williams, R OBP: 0.340, SLG: 0.352 Brooks Robinson, R OBP: 0.295, SLG: 0.308 (1, 5) (9, 5)		0-3 K		0-0 L8		0-0 5-3			
Billy Gardner, R OBP: 0.271, SLG: 0.302 (1, 4)		0-0 4-3		0-0 9-3 1-2f		0-0 FC6-4 1B			
Jerry Adair, R OBP: 0.182, SLG: 0.100 Bob Hale, L OBP: 0.375, SLG: 0.333 Willy Miranda, S OBP: 0.250, SLG: 0.243 (1, 6) (7, PH) (8, 6)			0-0 F4		0-0 F9		0-0 F4		
Hal Brown, R OBP: 0.207, SLG: 0.185 (1, 1)			4-0 2B 2B BB		0-0 5-3		0-0 FC6-4 1-2f		

Inning Stats	R: 0 E: 1 K: 0 S: 4	H: 1 LOB: 1 BB: 0 P: 4	R: 0 E: 0 K: 1 S: 5	H: 0 LOB: 0 BB: 0 P: 5	R: 2 E: 0 K: 0 S: 5	H: 2 LOB: 1 BB: 1 P: 9	R: 0 E: 0 K: 0 S: 3	H: 1 LOB: 0 BB: 0 P: 3	R: 0 E: 0 K: 0 S: 3	H: 0 LOB: 0 BB: 0 P: 3	R: 0 E: 0 K: 0 S: 3	H: 1 LOB: 1 BB: 1 P: 7	R: 0 E: 0 K: 0 S: 4	H: 1 LOB: 1 BB: 0 P: 4	R: 0 E: 0 K: 1 S: 5	H: 0 LOB: 0 BB: 0 P: 5
--------------	------------------------------	---------------------------------	------------------------------	---------------------------------	------------------------------	---------------------------------	------------------------------	---------------------------------	------------------------------	---------------------------------	------------------------------	---------------------------------	------------------------------	---------------------------------	------------------------------	---------------------------------

PITCHER	IP	WLS	BF	H	R	ER	SO	BB	IBB	HBP	BLK	WP	HR	S	P	ERA	WHIP
Russ Kemmerer, R ERA: 4.61 (1, 1)	7.0	L	27	6	2	2	1	2	0	0	0	0	0	27	35	2.57	1.143
Tex Clevenger, R ERA: 4.53 (8, 1)	1.0		3	0	0	0	1	0	0	0	0	0	0	5	5	0.00	0.000

**BOTTOM**

**Washington Senators @ Baltimore Orioles**  
**Memorial Stadium, Baltimore, MD**  
 Mon Sep 22 1958, 7:05 PM EDT  
 Att. 5,701 - Unknown

[livebaseballscores.com](http://livebaseballscores.com)

AB	28
R	2
H	6
RBI	2
BB	2
SO	2
LOB	10



WP	PA	ERA	WHIP
0	30		

Batter	1	2	3	4	5	6	7	8	9	AB R H RBI BB SO LOB	TOP
<b>Johnny Schaive, R</b> (1, 4) <small>OBP: 0.250, SLG: 0.200</small>	0-3 	0-0 		0-0 			0-0 		0-0 	5 0 2 1 0 1 0	
<b>Albie Pearson, L</b> (1, 8) <small>OBP: 0.356, SLG: 0.359</small>	0-0 	0-0 		0-0 			0-0 		0-0 	5 1 2 0 0 0 4	
<b>Ed Fitz Gerald, R</b> (1, 2) <small>OBP: 0.322, SLG: 0.303</small>	0-0 	0-0 					0-0 		0-0 	5 0 2 0 0 1 2	
<b>Roy Sievers, R</b> (1, 3) <small>OBP: 0.359, SLG: 0.549</small>	0-0 		0-0 		0-0 		0-0 		0-0 	4 0 1 1 0 0 2	
<b>Jim Lemon, R</b> (1, 9) <small>OBP: 0.311, SLG: 0.466</small>	0-3 		0-0 		0-3 		0-3 		0-3 	4 0 0 0 0 3 5	
<b>Bob Allison, R</b> (1, 7) <small>OBP: 0.273, SLG: 0.200</small>	0-0 		0-3 			0-3 		0-0 		4 0 0 0 0 2 2	
<b>Rocky Bridges, R</b> (1, 6) <small>OBP: 0.311, SLG: 0.344</small>		0-0 		0-0 		0-0 		0-0 	0-0 	4 0 0 0 0 0 0	
<b>Harmon Killebrew, R</b> (1, 5) <small>OBP: 0.208, SLG: 0.182</small> <b>John Romonosky, R</b> (8, PR) <small>OBP: 0.308, SLG: 0.692</small> <b>Dick Hyde, R</b> (8, 1)		0-0 		0-0 		0-3 		1-0 	1-0 	3 1 1 0 0 1 0 0 0 0 0 0 0 0 0 0 0 0 0 0 0	<b>AB</b> 38 <b>R</b> 2 <b>H</b> 9 <b>RBI</b> 2 <b>BB</b> 0 <b>SO</b> 9 <b>LOB</b> 17
<b>Pedro Ramos, S</b> (1, 1) <small>OBP: 0.221, SLG: 0.235</small> <b>Eddie Yost, R</b> (8, PH) <small>OBP: 0.355, SLG: 0.314</small> (8, 5)		0-0 		0-3 			0-0 	0-0 	0-0 	3 0 1 0 0 1 1 1 0 0 0 0 0 1	
<b>Inning Stats</b>	R: 1 H: 3 E: 0 LOB: 2 K: 2 BB: 0 S: 10 P: 10	R: 1 H: 3 E: 0 LOB: 2 K: 0 BB: 0 S: 6 P: 6	R: 0 H: 0 E: 0 LOB: 0 K: 1 BB: 0 S: 5 P: 5	R: 0 H: 1 E: 1 LOB: 2 K: 1 BB: 0 S: 7 P: 7	R: 0 H: 0 E: 0 LOB: 0 K: 2 BB: 0 S: 7 P: 7	R: 0 H: 0 E: 0 LOB: 0 K: 2 BB: 0 S: 7 P: 7	R: 0 H: 2 E: 1 LOB: 3 K: 1 BB: 0 S: 8 P: 8	R: 0 H: 0 E: 0 LOB: 1 K: 0 BB: 0 S: 3 P: 4	R: 0 H: 0 E: 0 LOB: 0 K: 0 BB: 0 S: 3 P: 3	1B: 9 SF: 0 2B: 0 SAC: 0 3B: 0 DP: 0 HR: 0 HBP: 1	WP: 0 PA: 39 PB: 0 SB: 0 CS: 0
<b>PITCHER</b> <b>Jack Harshman, L</b> (1, 1) <small>ERA: 2.81</small>	IP WLS BF H R ER SO BB IBB HBP BLK WP HR S P ERA WHIP 9.0 W 39 9 2 2 9 0 0 1 0 0 0 0 56 57 2.00 1.000										

Washington Senators @ Baltimore Orioles  
 Memorial Stadium, Baltimore, MD  
 Tue Sep 23 1958, 7:05 PM EDT  
 Att. 6,478 - Unknown

[livebaseballscorecards.com](http://livebaseballscorecards.com)



Batter	1	2	3	4	5	6	7	8	9	AB	R	H	RBI	BB	SO	LOB
Willie Tasby, R OBP: 0.400, SLG: 0.455 (1, 8) SS	0-3 K		0-3 K		0-0 F3		0-0 F3			4	0	0	0	0	2	2
Bob Boyd, L OBP: 0.352, SLG: 0.444 (1, 3) X	0-0 F6		0-0 3-1		0-0 1B		4-0 IBB			3	0	1	0	1	0	1
Bob Nieman, R OBP: 0.394, SLG: 0.528 Willy Miranda, S OBP: 0.250, SLG: 0.243 (1, 7) (8, 6) X	0-0 L9		0-3 K		0-0 L1		0-0 F7			4	0	0	0	0	1	4
Gus Triandos, R OBP: 0.329, SLG: 0.464 (1, 2) X	0-0 F9			0-0 L9		0-3 K		0-0 F8		4	0	0	0	0	1	1
Al Pilarcik, L OBP: 0.320, SLG: 0.307 (1, 9) X		0-0 F8		4-0 BB		0-3 K		0-0 6-3		3	0	0	0	1	1	0
Dick Williams, R OBP: 0.340, SLG: 0.352 Jim Busby, R OBP: 0.320, SLG: 0.330 (1, 5) (8, 8) X		0-0 1B		0-0 F6		0-0 F6		0-0 4-3		3	0	1	0	0	0	1
Billy Gardner, R OBP: 0.272, SLG: 0.302 (1, 4) X		0-0 1B		0-0 F3			0-0 G3			3	0	1	0	0	0	1
Jerry Adair, R OBP: 0.154, SLG: 0.083 Bob Hale, L OBP: 0.412, SLG: 0.333 Chuck Oertel, L OBP: 0.231, SLG: 0.417 Brooks Robinson, R OBP: 0.295, SLG: 0.308 (1, 6) (7, PH) (7, PR) (8, 5) X		0-0 G6-4-3		0-0 4-3		4-0 2B		4-0 BB		2	0	0	0	0	0	2
Jack Harshman, L OBP: 0.320, SLG: 0.432 (1, 1) X			0-0 HR		0-0 HR		0-0 2B			3	2	3	3	0	0	0

Inning Stats	R: 0	H: 0	E: 0	K: 1	S: 6	LOB: 1	BB: 0	P: 6	R: 0	H: 2	E: 0	K: 0	S: 4	LOB: 1	BB: 0	P: 4	R: 1	H: 1	E: 0	K: 2	S: 8	LOB: 0	BB: 0	P: 8	R: 0	H: 0	E: 0	K: 0	S: 3	LOB: 1	BB: 1	P: 7	R: 1	H: 2	E: 0	K: 0	S: 5	LOB: 1	BB: 0	P: 5	R: 0	H: 0	E: 0	K: 2	S: 7	LOB: 0	BB: 0	P: 7	R: 1	H: 1	E: 0	K: 0	S: 4	LOB: 2	BB: 2	P: 12	R: 0	H: 0	E: 0	K: 0	S: 3	LOB: 0	BB: 0	P: 3
--------------	------	------	------	------	------	--------	-------	------	------	------	------	------	------	--------	-------	------	------	------	------	------	------	--------	-------	------	------	------	------	------	------	--------	-------	------	------	------	------	------	------	--------	-------	------	------	------	------	------	------	--------	-------	------	------	------	------	------	------	--------	-------	-------	------	------	------	------	------	--------	-------	------

PITCHER	IP	WLS	BF	H	R	ER	SO	BB	IBB	HBP	BLK	WP	HR	S	P	ERA	WHIP
Pedro Ramos, R ERA: 4.03 (1, 1)	7.0	L	30	6	3	3	5	2	1	0	0	0	2	37	49	3.86	1.143
Dick Hyde, R ERA: 1.76 (8, 1)	1.0		3	0	0	0	0	0	0	0	0	0	0	3	3	0.00	0.000

**BOTTOM**

**Washington Senators @ Baltimore Orioles**  
**Memorial Stadium, Baltimore, MD**  
 Tue Sep 23 1958, 7:05 PM EDT  
 Att. 6,478 - Unknown

AB	30
R	3
H	6
RBI	3
BB	3
SO	5
LOB	12



WP	HR	S	P	ERA	WHIP
0	0	0	0	0	0

Batter	1	2	3	4	5	6	7	8	9	AB R H RBI BB SO LOB	TOP
<b>Johnny Schaive, R</b> (1, 4) OBP: 0.250, SLG: 0.211	0-3 K			X 0-0 G6-4-3 E 1B		X 0-3 K			X 0-0 6-3	4 0 1 0 0 2 0	<b>Washington Senators @ Baltimore Orioles</b> Memorial Stadium, Baltimore, MD Wed Sep 24 1958, 7:05 PM EDT Att. 8,124 - Unknown <a href="http://livebaseballscorecards.com">livebaseballscorecards.com</a>
<b>Albie Pearson, L</b> (1, 9) OBP: 0.354, SLG: 0.356	0-3 K			X 0-0 E5 G6-4-3		X 0-0 6-3		X 0-0 G3	4 0 0 0 0 1 1		
<b>Roy Sievers, R</b> (1, 3) OBP: 0.357, SLG: 0.545	0-3 K			X 0-0 G6-4-3			X 0-0 F8	X 0-0 F5	4 0 0 0 0 1 2		
<b>Clint Courtney, L</b> (1, 2) OBP: 0.335, SLG: 0.350		B B B B B	4-0 CS BB	B B B B B	4-0 BB		X 0-0 F6		1 0 0 0 2 0 0		
<b>Bob Allison, R</b> (1, 8) OBP: 0.280, SLG: 0.261		X	0-0 F9	S S S	0-3 K		X 0-0 2B		3 0 1 0 0 1 3		
<b>Neil Christley, L</b> (1, 7) OBP: 0.268, SLG: 0.353	0-3 K		0-3 K	X	0-0 F2		X 0-0 F8		3 0 0 0 0 1 2		
<b>Harmon Killebrew, R</b> (1, 5) OBP: 0.222, SLG: 0.200		X	0-0 F2	X	0-0 G4-6-3 1B			X 0-0 6-3	3 0 1 0 0 0 0		
<b>Rocky Bridges, R</b> (1, 6) OBP: 0.310, SLG: 0.342 <b>Herb Plews, L</b> (8, PH) OBP: 0.290, SLG: 0.334 <b>Ossie Alvarez, R</b> (8, 6) OBP: 0.267, SLG: 0.222		X	0-0 F4	X	0-0 G4-6-3			X 0-0 F4	2 0 0 0 0 0 1 1 0 0 0 0 0 0 0 0 0 0 0 0 0		
<b>Camilo Pascual, R</b> (1, 1) OBP: 0.158, SLG: 0.228 <b>Eddie Yost, R</b> (8, PH) OBP: 0.354, SLG: 0.313 <b>Tex Clevenger, R</b> (8, 1) OBP: 0.217, SLG: 0.238		S S S	0-3 K	X	0-0 1-3			X 0-0 F4	2 0 0 0 0 1 0 1 0 0 0 0 0 0 0 0 0 0 0 0 0		
<b>Inning Stats</b>	R: 0 H: 0 E: 0 LOB: 0 K: 3 BB: 0 S: 9 P: 9	R: 0 H: 0 E: 0 LOB: 1 K: 1 BB: 1 S: 4 P: 8	R: 0 H: 0 E: 0 LOB: 0 K: 1 BB: 0 S: 5 P: 5	R: 0 H: 1 E: 1 LOB: 2 K: 1 BB: 1 S: 6 P: 10	R: 0 H: 1 E: 0 LOB: 0 K: 0 BB: 0 S: 3 P: 3	R: 0 H: 0 E: 0 LOB: 0 K: 1 BB: 0 S: 5 P: 5	R: 0 H: 1 E: 0 LOB: 1 K: 0 BB: 0 S: 4 P: 4	R: 0 H: 0 E: 0 LOB: 0 K: 0 BB: 0 S: 3 P: 3	R: 0 H: 0 E: 0 LOB: 0 K: 0 BB: 0 S: 3 P: 3	1B: 2 SF: 0 2B: 2 SAC: 0 3B: 0 DP: 3 HR: 0 HBP: 0	WP: 0 PA: 30 PB: 0 SB: 0 CS: 1
<b>PITCHER</b> <b>Arnie Portocarrero, R</b> (1, 1) ERA: 3.25	IP WLS BF H R ER SO BB IBB HBP BLK WP HR S P ERA WHIP 9.0 W 30 3 0 0 7 2 0 0 0 0 0 0 42 50 0.00 0.556										





Batter	1	2	3	4	5	6	7	8	9
<b>Willie Tasby, R</b> (1, 8) <small>OBP: 0.386, SLG: 0.432</small> (8, 7)	0-0 4-3		0-0 1B 1B 1B	0-0 6-3			0-0 5-3		
<b>Bob Boyd, L</b> (1, 3) <small>OBP: 0.354, SLG: 0.444</small>	0-0 4-3		0-0 1B 1B 1B			0-0 F8	0-0 G3-6-3 1B		
<b>Gene Woodling, L</b> (1, 9) <b>Jim Busby, R</b> (8, 8) <small>OBP: 0.378, SLG: 0.426</small> <small>OBP: 0.320, SLG: 0.330</small>	0-3 K		0-0 FC5-2 1B			4-0 F9 BB BB	0-0 G3-6-3 1-2f		
<b>Bob Nieman, R</b> (1, 7) <b>Al Pilarcik, L</b> (8, 9) <small>OBP: 0.399, SLG: 0.531</small> <small>OBP: 0.319, SLG: 0.307</small>		0-0 PB 4-3 1B	0-0 FC5-2 1B			4-0 BB	0-3 K		
<b>Gus Triandos, R</b> (1, 2)	0-0 4-3		0-0 F6			0-0 F9	4-0 BB		
<b>Leo Burke, R</b> (1, 5) <b>Brooks Robinson, R</b> (6, 5) <small>OBP: 0.500, SLG: 0.429</small> <small>OBP: 0.294, SLG: 0.307</small>	0-0 1B 1B		0-0 FC5-2 1B			0-0 5-3	0-3 K		
<b>Billy Gardner, R</b> (1, 4) <small>OBP: 0.272, SLG: 0.301</small>	0-0 1B		0-3 K			0-0 L3	0-0 G3		
<b>Jerry Adair, R</b> (1, 6) <small>OBP: 0.125, SLG: 0.067</small>	0-3 K		0-3 K			0-3 K			
<b>Arnie Portocarrero, R</b> (1, 1) <small>OBP: 0.188, SLG: 0.239</small>	0-3 K		0-3 K			0-3 K			

AB	R	H	RBI	BB	SO	LOB
4	1	1	0	0	0	0
4	0	2	0	0	0	0
3	0	1	0	1	1	1
0	0	0	0	0	0	0
2	1	2	1	1	0	0
1	0	0	0	0	1	0
3	0	0	0	1	0	6
3	0	1	1	0	0	5
1	0	0	0	0	1	1
4	0	1	0	0	1	4
3	0	0	0	0	3	2
3	0	0	0	0	3	2


**BOTTOM**

**Washington Senators @ Baltimore Orioles**  
**Memorial Stadium, Baltimore, MD**

Wed Sep 24 1958, 7:05 PM EDT  
 Att. 8,124 - Unknown

<b>AB</b>	<b>31</b>
<b>R</b>	<b>2</b>
<b>H</b>	<b>8</b>
<b>RBI</b>	<b>2</b>
<b>BB</b>	<b>3</b>
<b>SO</b>	<b>10</b>
<b>LOB</b>	<b>21</b>

livebaseballscorecards.com



Inning Stats	R	H	E	K	S	P	IP	WLS	BF	H	R	ER	SO	BB	IBB	HBP	BLK	WP	HR	S	P	ERA	WHIP
	0	0	0	1	5		7.0		30	8	2	2	8	2	0	0	0	0	0	44	52	2.57	1.429
	1	3	0	2	10		1.0		4	0	0	0	2	1	0	0	0	0	7	11	0.00	1.000	

WP	PA	ERA	WHIP
0	34		

Batter	1	2	3	4	5	6	7	8	9	AB R H RBI BB SO LOB	TOP		
Don Buddin, R (1, 6) OBP: 0.341, SLG: 0.364	0-0 F5		0-0 BB 1B		4-0 HR BB	0-0 6-3			0-0 F7	4 1 1 0 1 0 0	<b>Boston Red Sox @ Washington Senators</b> Griffith Stadium, Washington, DC Fri Sep 26 1958, 3:33 AM EDT Unknown		
Pete Runnels, L (1, 3) OBP: 0.417, SLG: 0.432	4-0 1B FC6-4 BB		0-0 F8		0-0 F7		0-0 6-3	0-0 F7	4 1 0 0 1 0 2				
Ted Williams, L (1, 7) OBP: 0.454, SLG: 0.566 Gene Stephens, L (9, 7) OBP: 0.280, SLG: 0.364	0-0 FC6-4 1-3 1B		4-0 G6-4-3 1-2 BB		0-0 1-H HR		0-0 F7		3 1 2 2 1 0 0 0 0 0 0 0 0 0				
Frank Malzone, R (1, 5) OBP: 0.331, SLG: 0.419	0-0 FC6-4 FC5-4 1-2f 3-H		0-0 G6-4-3 1-2f		0-0 FC6-4 1B		0-0 F5		4 0 1 1 0 0 3				
Jackie Jensen, R (1, 9) OBP: 0.392, SLG: 0.531	0-0 FC5-4 1-2f		4-0 FC5-4 BB		0-0 FC6-4 1-2f		0-0 F7		3 0 0 0 1 0 2				
Jim Piersall, R (1, 8) OBP: 0.305, SLG: 0.356		0-0 G3 3B		0-0 FC5-4 PO 1-2f S		0-0 HR 1B		0-0 1-3 1B	4 2 3 0 0 0 1				
Ted Lepcio, R (1, 4) OBP: 0.265, SLG: 0.344		0-3 K		0-0 F7 1-2		0-0 1-H HR		0-0 1-3	4 1 1 2 0 1 3				
Sammy White, R (1, 2) OBP: 0.303, SLG: 0.369		0-0 G3		4-0 IBB		0-3 K		0-0 F9	3 0 0 1 1 1 1				
Ike Delock, R (1, 1) OBP: 0.118, SLG: 0.083		0-0 6-3		0-0 PO 2-3		0-0 F7		0-0 F7	4 0 0 0 0 1 0				
<b>Inning Stats</b>	R: 1 E: 0 K: 0 S: 4 H: 1 LOB: 1 BB: 1 P: 8	R: 1 E: 0 K: 1 S: 6 H: 1 LOB: 0 BB: 0 P: 6	R: 0 E: 0 K: 0 S: 3 H: 1 LOB: 1 BB: 1 P: 7	R: 0 E: 0 K: 0 S: 2 H: 0 LOB: 1 BB: 2 P: 10	R: 2 E: 0 K: 0 S: 5 H: 2 LOB: 1 BB: 1 P: 9	R: 2 E: 0 K: 2 S: 9 H: 2 LOB: 0 BB: 0 P: 9	R: 0 E: 0 K: 0 S: 3 H: 0 LOB: 0 BB: 0 P: 3	R: 0 E: 0 K: 0 S: 4 H: 1 LOB: 1 BB: 0 P: 4	R: 0 E: 0 K: 0 S: 3 H: 0 LOB: 0 BB: 0 P: 3	1B: 5 2B: 0 3B: 1 HR: 2 SF: 0 SAC: 0 DP: 1 HBP: 0	WP: 0 PB: 0 SB: 1 CS: 0 PA: 39		
<b>PITCHER</b>	IP WLS BF H R ER SO BB IBB HBP BLK WP HR S P ERA WHIP											<b>PITCHER</b>	IP WLS BF H R ER SO BB IBB HBP BLK WP HR S P ERA WHIP
Vito Valentinetti, R (1, 1) ERA: 4.8	5.0 L 25 7 6 6 1 4 1 0 0 0 2 22 42 10.80 2.200												
Tex Clevenger, R (6, 1) ERA: 4.34	4.0 13 1 0 0 2 0 0 0 0 0 0 17 17 0.00 0.250												

livebaseballscorecards.com

<b>AB</b>	<b>33</b>
<b>R</b>	<b>6</b>
<b>H</b>	<b>8</b>
<b>RBI</b>	<b>6</b>
<b>BB</b>	<b>5</b>
<b>SO</b>	<b>3</b>
<b>LOB</b>	<b>12</b>



Batter	1	2	3	4	5	6	7	8	9	AB	R	H	RBI	BB	SO	LOB	BOTTOM																			
<b>Johnny Schaive, R</b> OBP: 0.292, SLG: 0.261 (1, 4)	0-0 2B 1B 1B	0-0 F8		0-0 F6			0-0 L3 1B			4	1	2	0	0	0	2	<b>Boston Red Sox @ Washington Senators</b> Griffith Stadium, Washington, DC Fri Sep 26 1958, 3:33 AM EDT Unknown																			
<b>Albie Pearson, L</b> OBP: 0.353, SLG: 0.357 (1, 9)	0-0 1-3 1B 2B		0-0 F9		0-0 4-3		0-0 L3 1-2			4	1	1	0	0	0	1																				
<b>Roy Sievers, R</b> OBP: 0.358, SLG: 0.550 (1, 3)	0-3 K		0-0 E7 F8 1B		0-0 HR		0-0 F4			4	1	2	1	0	1	2																				
<b>Clint Courtney, L</b> OBP: 0.337, SLG: 0.350 (1, 2)	0-0 2-H 3-H 1B		0-0 F8 2-3		4-0 BB		0-0 F5			3	0	1	2	1	0	1																				
<b>Neil Chrisley, L</b> OBP: 0.283, SLG: 0.346 (1, 7)	0-0 F3		0-0 F8		0-0 F6		0-0 4-3			4	0	0	0	0	0	3																				
<b>Bob Allison, R</b> OBP: 0.241, SLG: 0.222 (1, 8)	0-0 L6		0-0 F5		0-3 K		0-0 6-3			4	0	0	0	0	1	2																				
<b>Harmon Killebrew, R</b> OBP: 0.226, SLG: 0.207 (1, 5)		0-3 K		0-0 2B 1B		0-3 K		0-3 K		4	1	1	0	0	3	0			<b>AB</b> 35 <b>R</b> 4 <b>H</b> 9 <b>RBI</b> 4 <b>BB</b> 1 <b>SO</b> 7 <b>LOB</b> 13																	
<b>Rocky Bridges, R</b> OBP: 0.312, SLG: 0.347 (1, 6)		0-0 1B		0-0 1-H 2B		0-0 6-3		0-0 5-3		4	0	2	1	0	0	0																				
<b>Vito Valentineti, R</b> OBP: 0.345, SLG: 0.321 (1, 1)		0-0 F9		0-0 F8		0-3 K		0-3 K		2	0	0	0	0	0	2																				
<b>Tex Clevenger, R</b> OBP: 0.268, SLG: 0.227 (6, 1)										1	0	0	0	0	1	0																				
<b>Julio Becquer, L</b> OBP: 0.272, SLG: 0.263 (9, PH)										1	0	0	0	0	1	0																				
<b>Inning Stats</b>	R: 2 E: 0 K: 1 S: 8	H: 3 LOB: 1 BB: 0 P: 8	R: 0 E: 0 K: 1 S: 6	H: 1 LOB: 1 BB: 0 P: 6	R: 0 E: 1 K: 0 S: 4	H: 1 LOB: 1 BB: 0 P: 4	R: 1 E: 0 K: 0 S: 5	H: 2 LOB: 1 BB: 0 P: 5	R: 1 E: 0 K: 1 S: 6	H: 1 LOB: 1 BB: 1 P: 10	R: 0 E: 0 K: 2 S: 7	H: 0 LOB: 0 BB: 0 P: 7	R: 0 E: 0 K: 0 S: 3	H: 1 LOB: 0 BB: 0 P: 3	R: 0 E: 0 K: 0 S: 3	H: 0 LOB: 0 BB: 0 P: 3	R: 0 E: 0 K: 2 S: 7	H: 0 LOB: 0 BB: 0 P: 7	1B: 6 2B: 3 3B: 0 HR: 1	SF: 0 SAC: 0 DP: 1 HBP: 0	WP: 0 PB: 0 SB: 0 CS: 0	PA: 36														
<b>PITCHER</b> <b>Ike Delock, R</b> ERA: 3.38 (1, 1)	IP 9.0	WLS W	BF 36	H 9	R 4	ER 4	SO 7	BB 1	IBB 0	HBP 0	BLK 0	WP 0	HR 1	S 49	P 53	ERA 4.00	WHIP 1.111	<b>PITCHER</b>		IP 9.0	WLS W	BF 36	H 9	R 4	ER 4	SO 7	BB 1	IBB 0	HBP 0	BLK 0	WP 0	HR 1	S 49	P 53	ERA 4.00	WHIP 1.111

livebaseballscorecards.com



Batter	1	2	3	4	5	6	7	8	9	AB R H RBI BB SO LOB	TOP		
Don Buddin, R (1, 6) OBP: 0.343, SLG: 0.366	0-0 F8		0-0 1B 2-3		0-0 F7			0-0 1B G4-6-3	0-0 1B 1-2	5 0 3 0 0 0 0			
Pete Runnels, L (1, 3) OBP: 0.417, SLG: 0.432	0-0 5-3		0-0 1B 1-2 3-H		0-0 3-1			0-0 G4-6-3 1-2f	0-0 1B G4-6-3 1-2 2-3	5 0 2 1 0 0 1			
Bill Renna, R (1, 7) OBP: 0.339, SLG: 0.571 Gene Stephens, L (8, 7) OBP: 0.279, SLG: 0.363	0-0 F9		0-3 K					0-0 HR 1B	0-0 G4-6-3 1-2f	4 1 2 1 0 1 2 1 0 0 0 0 0 3			
Frank Malzone, R (1, 5) OBP: 0.332, SLG: 0.420		0-0 1B G6-4-3	0-0 F9					0-0 1B BB		3 1 2 0 0 0 2			
Jackie Jensen, R (1, 9) OBP: 0.394, SLG: 0.531		0-0 1B G6-4-3 1-2f		0-0 1B 1B				4-0 1B BB		2 0 1 0 2 0 1			
Jim Piersall, R (1, 8) OBP: 0.307, SLG: 0.357		0-0 1B		0-0 F4				0-0 BB G6-4-3		4 0 2 1 0 0 3			
Ted Lepcio, R (1, 4) OBP: 0.264, SLG: 0.341		0-3 K		0-0 1B G5-4-3				0-0 F8	0-3 K	4 0 1 0 0 2 3			
Pete Daley, R (1, 2) OBP: 0.397, SLG: 0.500			0-0 1B SH1-4 1B		0-0 G5-4-3			0-0 1-3	0-0 1-3	4 1 1 0 0 0 2			
Frank Sullivan, R (1, 1) OBP: 0.222, SLG: 0.179			0-0 SH1-4		0-0 3-1			0-3 K	0-0 1B 1B	3 0 1 0 0 1 0			
<b>Inning Stats</b>	R: 0 E: 0 K: 0 S: 3 H: 0 LOB: 0 BB: 0 P: 3	R: 0 E: 0 K: 1 S: 6 H: 2 LOB: 1 BB: 0 P: 6	R: 1 E: 0 K: 1 S: 8 H: 3 LOB: 2 BB: 0 P: 8	R: 0 E: 0 K: 0 S: 4 H: 2 LOB: 1 BB: 0 P: 4	R: 0 E: 0 K: 0 S: 3 H: 0 LOB: 0 BB: 0 P: 3	R: 0 E: 0 K: 0 S: 3 H: 1 LOB: 1 BB: 1 P: 7	R: 0 E: 0 K: 1 S: 5 H: 0 LOB: 0 BB: 0 P: 5	R: 2 E: 0 K: 1 S: 8 H: 4 LOB: 2 BB: 1 P: 12	R: 0 E: 0 K: 0 S: 5 H: 3 LOB: 2 BB: 0 P: 5	1B: 14 2B: 0 3B: 0 HR: 1 SF: 0 SAC: 2 DP: 5 HBP: 0	WP: 0 PB: 0 SB: 0 CS: 0 PA: 39		
<b>PITCHER</b>	IP WLS BF H R ER SO BB IBB HBP BLK WP HR S P ERA WHIP											<b>PITCHER</b>	IP WLS BF H R ER SO BB IBB HBP BLK WP HR S P ERA WHIP
Bill Fischer, R (1, 1) ERA: 6.34	8.0 L 34 12 3 3 4 2 0 0 0 0 1 40 48 3.38 1.750											Dick Hyde, R (9, 1) ERA: 1.75	1.0 5 3 0 0 0 0 0 0 0 0 0 0 5 5 0.00 3.000

**Boston Red Sox @ Washington Senators**  
Griffith Stadium, Washington, DC

Fri Sep 26 1958, 7:05 PM EDT  
Att. 8,526 - Unknown

AB	35
R	3
H	15
RBI	3
BB	2
SO	4
LOB	17



[livebaseballscorecards.com](http://livebaseballscorecards.com)

BOTTOM

Boston Red Sox @ Washington Senators  
Griffith Stadium, Washington, DC

livebaseballscorecards.com

AB	31
R	1
H	8
RBI	0
BB	0
SO	4
LOB	11



WP:	0	PA:	31
PB:	0	SB:	0
CS:	1		

Fri Sep 26 1958, 7:05 PM EDT  
Att. 8,526 - Unknown

AB R H RBI BB SO LOB

4	1	1	0	0	0	1
4	0	2	0	0	0	0
4	0	0	0	0	0	2
4	0	1	0	0	2	0
3	0	1	0	0	0	1
3	0	1	0	0	1	2
3	0	1	0	0	0	1
2	0	1	0	0	0	0
1	0	0	0	0	0	1
0	0	0	0	0	0	0
2	0	0	0	0	1	2
1	0	0	0	0	0	1
0	0	0	0	0	0	0

Batter	1	2	3	4	5	6	7	8	9
Herb Plews, L OBP: 0.290, SLG: 0.336 (1, 4)	0-0 1B G6-4-3 2B		0-0 L7			0-0 F8		0-0 F9	
Albie Pearson, L OBP: 0.354, SLG: 0.358 (1, 9)	0-0 G6-4-3 2-3 1B		0-0 G3			0-0 G4-6-3 1B		0-0 F8	
Roy Sievers, R OBP: 0.355, SLG: 0.546 (1, 3)	0-0 G6-4-3 1-2f 3-H		0-0 F7			0-0 G4-6-3 1-2f		0-0 6-3	
Clint Courtney, L OBP: 0.336, SLG: 0.349 (1, 2)	0-3 K			0-0 G6-4-3 1B			0-3 K	0-0 F7	
Neil Chrisley, L OBP: 0.264, SLG: 0.346 (1, 7)		0-0 F7		0-0 L8			0-0 CS 1B		
Bob Allison, R OBP: 0.250, SLG: 0.233 (1, 8)		0-0 1B 1B		0-0 G6-4-3 1-2f			0-3 K 1-2		
Ken Aspromonte, R OBP: 0.296, SLG: 0.318 (1, 5)		0-0 F7			0-0 5-3			0-0 FC5-4 1B	
Ossie Alvarez, R OBP: 0.269, SLG: 0.224 (1, 6)		0-0 1B			0-0 F7			0-0 FC5-4 1-2f	
Julio Becquer, L OBP: 0.271, SLG: 0.261 (8, PH)		0-0 1B			0-0 L6			0-0 F7	
Rocky Bridges, R OBP: 0.312, SLG: 0.347 (9, 6)		0-3 K							

Inning Stats	R: 1 E: 0 K: 1 S: 6	H: 2 LOB: 0 BB: 0 P: 6	R: 0 E: 0 K: 1 S: 7	H: 2 LOB: 2 BB: 0 P: 7	R: 0 E: 0 K: 0 S: 3	H: 0 LOB: 0 BB: 0 P: 3	R: 0 E: 0 K: 0 S: 3	H: 1 LOB: 0 BB: 0 P: 3	R: 0 E: 0 K: 0 S: 3	H: 0 LOB: 0 BB: 0 P: 3	R: 0 E: 0 K: 0 S: 3	H: 1 LOB: 0 BB: 0 P: 3	R: 0 E: 0 K: 2 S: 7	H: 1 LOB: 0 BB: 0 P: 7	R: 0 E: 0 K: 0 S: 4	H: 1 LOB: 1 BB: 0 P: 4	R: 0 E: 0 K: 0 S: 3	H: 0 LOB: 0 BB: 0 P: 3
--------------	------------------------------	---------------------------------	------------------------------	---------------------------------	------------------------------	---------------------------------	------------------------------	---------------------------------	------------------------------	---------------------------------	------------------------------	---------------------------------	------------------------------	---------------------------------	------------------------------	---------------------------------	------------------------------	---------------------------------

PITCHER	Frank Sullivan, R ERA: 3.57 (1, 1)	IP: 9.0 WLS: W BF: 31 H: 8 R: 1 ER: 1 SO: 4 BB: 0 IBB: 0 HBP: 0 BLK: 0 WP: 0 HR: 0 S: 39 P: 39 ERA: 1.00 WHIP: 0.889
---------	--	--

Batter	1	2	3	4	5	6	7	8	9	AB R H RBI BB SO LOB	TOP											
Don Buddin, R (1, 6) OBP: 0.347, SLG: 0.367	4-0 3B BB	0-0 6-3		4-0 HR BB		0-0 G6-4-3 1B	0-3 K		0-0 1B	4 2 2 1 2 1 1												
Pete Runnels, L (1, 3) OBP: 0.417, SLG: 0.441	0-0 1B 3B	0-0 1B SF8 1B		0-0 HR		0-0 G6-4-3 1-2f		0-0 F8	0-0 F9	6 3 3 3 0 0 2												
Ted Williams, L (1, 7) OBP: 0.457, SLG: 0.575	4-0 BB 1B BB	0-0 1-3 1B		0-0 HR		0-0 1B 1B		0-0 F8		4 2 3 1 1 0 0 0 0 0 0 0 0 0												
Gene Stephens, L (8, 7) OBP: 0.279, SLG: 0.363																						
Frank Malzone, R (1, 5) OBP: 0.334, SLG: 0.422	0-0 1-2 3-H 1B 1B	0-0 SF8		0-3 K		0-0 1-3 BB 1B		0-0 1B 1B		4 1 3 2 0 1 0												
Jackie Jensen, R (1, 9) OBP: 0.396, SLG: 0.530	4-0 1B 1-2 2-3 BB	0-0 1-3		0-0 4-3		4-0 1-2 BB		0-0 1-2 FC6-4 1B		3 0 1 0 2 0 1												
Jim Piersall, R (1, 8) OBP: 0.304, SLG: 0.353	0-0 F9			0-0 G3		0-0 F9		0-0 FC6-4		5 0 0 0 0 0 8												
Ted Lepcio, R (1, 4) OBP: 0.262, SLG: 0.331	0-3 K			0-3 K		0-3 K		4-0 G3 5-3 BB	0-0 F7	4 0 0 0 1 3 3												
Sammy White, R (1, 2) OBP: 0.307, SLG: 0.370	0-0 FC6-4 1-3 2-H 3-H 1B			0-0 F8		0-0 1B		0-0 5-3	4-0 SH1-4 1B BB	4 1 2 2 1 0 1												
Dave Sisler, R (1, 1) OBP: 0.224, SLG: 0.261	0-0 FC6-4			0-0 F8		0-3 K		0-0 G3	0-0 SH1-4	1 0 0 0 0 0 2 3 0 0 0 0 1 2												
Leo Kiely, L (1, 1)																						
<b>Inning Stats</b>	R: 4 E: 0 K: 1 S: 8	H: 3 LOB: 2 BB: 3 P: 20	R: 1 E: 0 K: 0 S: 5	H: 2 LOB: 1 BB: 0 P: 5	R: 0 E: 0 K: 1 S: 5	H: 0 LOB: 0 BB: 0 P: 5	R: 3 E: 0 K: 1 S: 7	H: 2 LOB: 0 BB: 1 P: 11	R: 0 E: 0 K: 2 S: 8	H: 1 LOB: 1 BB: 0 P: 8	R: 0 E: 0 K: 0 S: 5	H: 3 LOB: 3 BB: 1 P: 9	R: 0 E: 0 K: 1 S: 5	H: 0 LOB: 1 BB: 1 P: 9	R: 0 E: 0 K: 0 S: 5	H: 2 LOB: 2 BB: 0 P: 5	R: 1 E: 0 K: 0 S: 4	H: 1 LOB: 1 BB: 1 P: 8	1B: 11 2B: 0 3B: 1 HR: 2	SF: 1 SAC: 1 DP: 1 HBP: 0	WP: 0 PB: 0 SB: 0 CS: 0	PA: 47
<b>PITCHER</b>	IP WLS BF H R ER SO BB IBB HBP BLK WP HR S P ERA WHIP																				<b>PITCHER</b>	IP WLS BF H R ER SO BB IBB HBP BLK WP HR S P ERA WHIP
Pedro Ramos, R (1, 1) ERA: 4.15	1.0 L 9 3 4 4 1 3 0 0 0 0 0 8 20 36.00 6.000																					
John Romonosky, R (2, 1) ERA: 6.51	3.0 L 14 4 4 4 2 1 0 0 0 0 2 17 21 12.00 1.667																					
Jim Constable, L (5, 1) ERA: 6.4	3.0 L 14 4 0 0 3 2 0 0 0 0 0 18 26 0.00 2.000																					
Hal Griggs, R (8, 1) ERA: 5.52	2.0 L 10 3 1 1 0 1 0 0 0 0 0 9 13 4.50 2.000																					

**Boston Red Sox @ Washington Senators**  
Griffith Stadium, Washington, DC  
Sat Sep 27 1958, 3:33 AM EDT  
Att. 4,233 - Unknown

livebaseballscorecards.com

AB	38
R	9
H	14
RBI	9
BB	7
SO	6
LOB	20





Batter	1	2	3	4	5	6	7	8	9	AB	R	H	RBI	BB	SO	LOB	TOP	
Don Buddin, R (1, 6) OBP: 0.349, SLG: 0.368	4-0 G6-3 WP BB		0-0 F9		0-0 FC6-4 1B	0-0 5-3			0-0 G3-6-3 1B	4	0	2	0	1	0	1		
Pete Runnels, L (1, 3) OBP: 0.416, SLG: 0.438	4-0 G6-3 1-2 BB		0-0 F7		0-0 FC6-4 1-2f 2B		0-0 4-3		0-0 F7	4	1	0	0	1	0	3		
Ted Williams, L (1, 7) OBP: 0.458, SLG: 0.584	0-0 G6-3 1-2f 2-3		4-0 1-2 BB		0-0 1B 1-H SF7 2B		0-0 HR		0-0 G3-6-3 1-2f	4	2	2	2	1	0	3		
Gene Stephens, L (9, 7) OBP: 0.279, SLG: 0.363										0	0	0	0	0	0	0		
Frank Malzone, R (1, 5) OBP: 0.334, SLG: 0.421	0-0 5-3		0-0 F3		0-0 2-3 1B		0-0 F2		0-0 F2	4	0	1	0	0	0	3		
Jackie Jensen, R (1, 9) OBP: 0.395, SLG: 0.535		0-0 6-3		0-0 HR	0-0 SF7 3-H		0-0 5-3		0-0 5-3	3	1	1	2	0	0	0		
Jim Piersall, R (1, 8) OBP: 0.303, SLG: 0.350		0-0 F8		4-0 BB	0-0 F9			0-0 L5		3	0	0	0	1	0	1		
Ted Lepcio, R (1, 4) OBP: 0.268, SLG: 0.353		4-0 BB		0-0 F3		0-0 HR		0-0 F9		3	1	1	1	1	0	1		
Sammy White, R (1, 2) OBP: 0.307, SLG: 0.378		0-0 F8		0-0 F6		0-0 F2		0-0 HR		4	1	1	1	0	0	2		
Tom Brewer, R (1, 1) OBP: 0.221, SLG: 0.220			0-0 BB 1B		0-0 F3		0-0 4-3		0-0 4-3	2	0	1	0	0	0	1		
Ted Bowsfield, R (5, 1) OBP: 0.154, SLG: 0.154										2	0	0	0	0	0	0		
<b>Inning Stats</b>	R: 0 E: 0 K: 0 S: 2 H: 0 LOB: 1 BB: 2 P: 10	R: 0 E: 0 K: 0 S: 3 H: 0 LOB: 1 BB: 1 P: 7	R: 0 E: 0 K: 0 S: 4 H: 1 LOB: 2 BB: 1 P: 8	R: 1 E: 0 K: 0 S: 4 H: 1 LOB: 1 BB: 1 P: 8	R: 2 E: 0 K: 0 S: 6 H: 3 LOB: 1 BB: 0 P: 6	R: 1 E: 0 K: 0 S: 4 H: 1 LOB: 0 BB: 0 P: 4	R: 1 E: 0 K: 0 S: 4 H: 1 LOB: 0 BB: 0 P: 4	R: 1 E: 0 K: 0 S: 4 H: 1 LOB: 0 BB: 0 P: 4	R: 0 E: 0 K: 0 S: 3 H: 1 LOB: 0 BB: 0 P: 3	1B: 4 2B: 1 3B: 0 HR: 4 SF: 1 SAC: 0 DP: 2 HBP: 0	WP: 1 PA: 39 PB: 0 SB: 0 CS: 0							
<b>PITCHER</b>	IP WLS BF H R ER SO BB IBB HBP BLK WP HR S P ERA WHIP	IP WLS BF H R ER SO BB IBB HBP BLK WP HR S P ERA WHIP																
Pedro Ramos, R (1, 1) ERA: 4.23	8.0 L 36 8 6 6 0 5 0 0 0 1 4 31 51 6.75 1.625	1.0 3 1 0 0 0 0 0 0 0 0 0 0 3 3 0.00 1.000																
Camilo Pascual, R (9, 1) ERA: 3.15																		

**Boston Red Sox @ Washington Senators**  
Griffith Stadium, Washington, DC  
Sun Sep 28 1958, 3:33 AM EDT  
Att. 6,156 - Unknown

AB	33
R	6
H	9
RBI	6
BB	5
SO	0
LOB	15



livebaseballscorecards.com



Batter	1	2	3	4	5	6	7	8	9	AB R H RBI BB SO LOB
Eddie Yost, R OBP: 0.361, SLG: 0.323 (1, 5)	0-0 BB E 1B		0-0 CS 1B		0-0 FC5 1B		4-0 BB 1-2		4-0 BB	3 2 2 0 2 0 2
Herb Plews, L OBP: 0.291, SLG: 0.337 (1, 4) Harmon Killebrew, R OBP: 0.212, SLG: 0.194 (9, PH)	0-3 K		0-0 4-3		0-0 1B 1-2 2-3		0-3 K 2-3		0-3 K	4 0 1 0 0 2 4 1 0 0 0 0 1 1
Roy Sievers, R OBP: 0.357, SLG: 0.544 (1, 7)	4-0 E 1-2 BB			0-0 FC3-6 1B	0-0 1-3 2-H 3-H 1B		0-3 K			3 0 2 2 1 1 1
Clint Courtney, L OBP: 0.332, SLG: 0.344 (1, 2)	0-0 E1 G1-6-3 1-3 2-H			0-0 FC3-6 FC6 1-2f	0-0 4-3			0-0 F2		4 0 0 0 0 0 4
Julio Becquer, L OBP: 0.270, SLG: 0.256 (1, 3)	0-0 G1-6-3 1-2f			0-0 FC6 CS 1-2f		4-0 BB BB BB BB		0-0 4-3		3 0 0 0 1 0 3
Jim Lemon, R OBP: 0.314, SLG: 0.467 (1, 9)		0-0 FC6-4 1B		0-0 CS 1-2	0-0 1B 1B	0-3 K		4-0 FC6 BB		3 1 2 0 1 1 1
Neil Chrisley, L OBP: 0.265, SLG: 0.343 (1, 8) Ed Fitz Gerald, R OBP: 0.309, SLG: 0.289 (6, PH) John Romonosky, R OBP: 0.308, SLG: 0.692 (6, PR) Bob Allison, R OBP: 0.243, SLG: 0.229 (7, 8)		0-0 FC6-4 L1-3 1-2f			0-0 F4	0-0 FC4-6 PO 1B 1-2f		0-0 FC6 1-2f		2 0 0 0 0 0 2 1 0 0 0 0 0 1 0 0 0 0 0 0 0 1 0 0 0 0 0 1
Rocky Bridges, R OBP: 0.315, SLG: 0.355 (1, 6)		0-0 L1-3 1-2			0-0 FC5 1B 1-2	0-0 1B 1-2			0-0 F9	4 0 2 0 0 0 1
Pedro Ramos, S OBP: 0.236, SLG: 0.250 (1, 1) Camilo Pascual, R OBP: 0.158, SLG: 0.228 (9, 1) Ken Aspromonte, R OBP: 0.294, SLG: 0.316 (9, PH)			0-0 1-3		0-0 1B FC5 1B 1-2 2-H	0-0 PO 2-3	0-0 K BB 1B		0-0 4-3	3 1 2 1 0 0 0 0 0 0 0 0 0 0 1 0 0 0 0 0 0

Inning Stats	R: 1	H: 1	E: 1	K: 1	S: 6	LOB: 1	BB: 1	P: 10	R: 0	H: 1	E: 0	K: 0	S: 3	LOB: 0	BB: 0	P: 3	R: 0	H: 1	E: 0	K: 0	S: 3	LOB: 0	BB: 0	P: 3	R: 3	H: 5	E: 0	K: 0	S: 8	LOB: 2	BB: 0	P: 8	R: 0	H: 1	E: 0	K: 1	S: 5	LOB: 1	BB: 1	P: 9	R: 0	H: 1	E: 0	K: 2	S: 7	LOB: 1	BB: 1	P: 11	R: 0	H: 0	E: 0	K: 0	S: 3	LOB: 1	BB: 1	P: 7	R: 0	H: 0	E: 0	K: 1	S: 5	LOB: 1	BB: 1	P: 9	1B: 11	SF: 0	2B: 1	SAC: 0	3B: 0	DP: 2	HR: 0	HBP: 0	WP: 0	PA: 40
--------------	------	------	------	------	------	--------	-------	-------	------	------	------	------	------	--------	-------	------	------	------	------	------	------	--------	-------	------	------	------	------	------	------	--------	-------	------	------	------	------	------	------	--------	-------	------	------	------	------	------	------	--------	-------	-------	------	------	------	------	------	--------	-------	------	------	------	------	------	------	--------	-------	------	--------	-------	-------	--------	-------	-------	-------	--------	-------	--------

PITCHER	IP	WLS	BF	H	R	ER	SO	BB	IBB	HBP	BLK	WP	HR	S	P	ERA	WHIP
Tom Brewer, R ERA: 3.72 (1, 1)	4.2		21	9	4	3	1	1	0	0	0	0	0	22	26	5.79	2.143
Ted Bowsfield, L ERA: 3.8 (5, 1)	4.1	W	17	2	0	0	4	4	0	0	0	0	0	21	37	0.00	1.385

**BOTTOM**

## Boston Red Sox @ Washington Senators

### Griffith Stadium, Washington, DC

Sun Sep 28 1958, 3:33 AM EDT  
Att. 6,156 - Unknown

AB	33
R	4
H	11
RBI	3
BB	5
SO	5
LOB	21

