

Washington Senators - 1959

Batter	1	2	3	4	5	6	7	8	9	AB	R	H	RBI	BB	SO	LOB	TOP			
Willie Tasby, R OBP: 0.500, SLG: 0.500										4	0	2	0	0	0	1				
Bob Boyd, L OBP: 0.250, SLG: 0.500										4	1	1	0	0	0	2				
Bobby Avila, R OBP: 0.250, SLG: 0.250										4	0	1	0	0	1	1				
Gene Woodling, L OBP: 0.250, SLG: 0.500										4	0	1	0	0	0	2				
Gus Triandos, R OBP: 0.250, SLG: 1.000										4	1	1	2	0	1	1				
Brooks Robinson, R										4	0	0	0	0	2	1				
Billy Gardner, R										3	0	0	0	0	2	0				
Ron Hansen, R										1	0	0	0	0	0	0				
Whitey Lockman, L Chico Carrasquel, R										1	0	1	0	0	0	0				
Jack Harshman, L										1	0	0	0	0	0	0				
Bob Hale, L										1	0	0	0	0	0	1				
Hoyt Wilhelm, R										0	0	0	0	0	0	0				
Lenny Green, L										1	0	0	0	0	0	0				
Ernie Johnson, R										0	0	0	0	0	0	0				
Inning Stats	R: 0 E: 1 K: 0 S: 4	H: 2 LOB: 1 BB: 0 P: 4	R: 0 E: 0 K: 2 S: 7	H: 0 LOB: 0 BB: 0 P: 7	R: 0 E: 0 K: 0 S: 4	H: 1 LOB: 1 BB: 0 P: 4	R: 0 E: 0 K: 1 S: 6	H: 1 LOB: 1 BB: 0 P: 6	R: 0 E: 0 K: 0 S: 4	H: 0 LOB: 0 BB: 0 P: 3	R: 0 E: 0 K: 3 S: 9	H: 0 LOB: 0 BB: 0 P: 9	R: 0 E: 0 K: 0 S: 3	H: 0 LOB: 0 BB: 0 P: 3	R: 2 E: 0 K: 0 S: 5	H: 2 LOB: 2 BB: 0 P: 5	1B: 4 2B: 2 3B: 0 HR: 1	SF: 0 SAC: 0 DP: 1 HBP: 0	WP: 0 PB: 0 SB: 0 CS: 0	PA: 33
PITCHER Pedro Ramos, R ERA: 2.0	IP: 9.0 WLS: W BF: 33 H: 7 R: 2 ER: 2 SO: 6 BB: 0 IBB: 0 HBP: 0 BLK: 0 WP: 0 HR: 1 S: 45 P: 45 ERA: 2.00 WHIP: 0.778																			

Baltimore Orioles @ Washington Senators
Griffith Stadium, Washington, DC
Thu Apr 09 1959, 3:33 AM EST
Att: 26,850 - Cloudy - 89 F

AB	33
R	2
H	7
RBI	2
BB	0
SO	6
LOB	9



Batter	1	2	3	4	5	6	7	8	9	AB	R	H	RBI	BB	SO	LOB	BOTTOM			
Reno Bertoia, R OBP: 0.600, SLG: 1.250										4	2	2	2	1	1	2				
Albie Pearson, L OBP: 0.500, SLG: 0.333										3	1	1	0	1	1	2				
Roy Sievers, R OBP: 0.400, SLG: 0.250										4	0	1	1	1	1	4				
Bob Allison, R OBP: 0.500, SLG: 0.500										4	0	2	1	0	0	2				
Ed Fitz Gerald, R										4	0	0	0	0	0	5				
Norm Zaichin, R OBP: 0.500, SLG: 0.750										4	2	2	0	0	0	2				
Harmon Killebrew, R OBP: 0.500, SLG: 1.250										4	2	2	2	0	0	1				
Ron Samford, R OBP: 0.500, SLG: 0.750										4	1	2	2	0	2	0				
Pedro Ramos, S										3	1	2	0	0	1	1				
Inning Stats	R: 1 E: 1 K: 0 S: 6	H: 2 LOB: 2 BB: 0 P: 6	R: 0 E: 0 K: 1 S: 6	H: 1 LOB: 0 BB: 0 P: 6	R: 0 E: 0 K: 1 S: 3	H: 1 LOB: 0 BB: 0 P: 3	R: 4 E: 0 K: 1 S: 9	H: 4 LOB: 0 BB: 0 P: 9	R: 0 E: 0 K: 0 S: 2	H: 1 LOB: 1 BB: 1 P: 6	R: 1 E: 0 K: 2 S: 9	H: 2 LOB: 1 BB: 0 P: 9	R: 1 E: 0 K: 1 S: 5	H: 1 LOB: 0 BB: 1 P: 9	R: 2 E: 1 K: 1 S: 8	H: 2 LOB: 2 BB: 1 P: 12	1B: 10 2B: 2 3B: 1 HR: 2	SF: 0 SAC: 2 DP: 1 HBP: 0	WP: 0 PB: 1 SB: 4 CS: 1	PA: 39
PITCHER Jack Harshman, L ERA: 11.25 Hoyt Wilhelm, R ERA: 6.0 Ernie Johnson, R ERA: 9.0	IP: 4.0 WLS: L BF: 20 H: 8 R: 5 ER: 5 SO: 2 BB: 0 IBB: 0 HBP: 0 BLK: 0 WP: 0 HR: 2 S: 24 P: 24 ERA: 11.25 WHIP: 2.000	IP: 3.0 WLS: L BF: 12 H: 4 R: 2 ER: 2 SO: 3 BB: 2 IBB: 0 HBP: 0 BLK: 0 WP: 0 HR: 0 S: 16 P: 24 ERA: 6.00 WHIP: 2.000	IP: 1.0 WLS: L BF: 7 H: 2 R: 2 ER: 1 SO: 1 BB: 1 IBB: 0 HBP: 0 BLK: 0 WP: 0 HR: 0 S: 8 P: 12 ERA: 9.00 WHIP: 3.000																	


Baltimore Orioles @ Washington Senators
Griffith Stadium, Washington, DC
Thu Apr 09 1959, 3:33 AM EST
Att: 26,850 - Cloudy - 89 F

AB	34
R	9
H	14
RBI	8
BB	3
SO	6
LOB	19



Batter	1	2	3	4	5	6	7	8	9	AB	R	H	RBI	BB	SO	LOB	TOP					
Reno Bertioia, R (1,4) OBP: 0.556, SLG: 1.250										4	1	2	1	0	1	1	Washington Senators @ Boston Red Sox Fenway Park, Boston, MA Tue Apr 14 1959, 3:33 AM EST Att: 16,467 - Unknown					
Albie Pearson, L (1,8) OBP: 0.375, SLG: 0.167										3	0	0	0	1	1	2						
Roy Sievers, R (1,7) OBP: 0.444, SLG: 0.429										3	1	1	0	1	1	1						
Clint Courtney, L (1,2) OBP: 0.750, SLG: 0.750										4	0	3	0	0	0	1						
Bobby Malkmus, R (8, PR) John Romonosky, R (8, 1)										0	0	0	0	0	0	0						
Bob Allison, R (1,9) OBP: 0.375, SLG: 0.375										4	0	1	1	0	0	5						
Norm Zauchin, R (1,3) OBP: 0.375, SLG: 0.875										4	1	1	1	0	1	3						
Harmon Killebrew, R (1,5) OBP: 0.250, SLG: 0.625										4	0	0	0	0	0	1						
Ron Samford, R (1,6) OBP: 0.333, SLG: 0.500										2	0	0	0	0	2	0						
Herb Plewis, L (7, PH) Jose Valdivielso, R (7, 6) Julio Becquer, L (9, PH)										1	0	0	0	0	0	0						
Camilo Pascual, R (1, 1) OBP: 0.500, SLG: 0.500										2	0	1	0	0	0	0						
Jim Lemon, R (7, PH) Tex Clevenger, R (7, 1) Jay Porter, R (8, 2)										1	0	0	0	0	0	0						
Inning Stats	R: 1 E: 0 K: 1 S: 7	H: 2 LOB: 2 BB: 1 P: 11	R: 0 E: 0 K: 1 S: 5	H: 0 LOB: 0 BB: 0 P: 5	R: 0 E: 0 K: 1 S: 6	H: 1 LOB: 2 BB: 1 P: 10	R: 0 E: 0 K: 1 S: 5	H: 0 LOB: 0 BB: 0 P: 5	R: 0 E: 0 K: 1 S: 5	H: 1 LOB: 1 BB: 0 P: 5	R: 1 E: 0 K: 0 S: 4	H: 2 LOB: 1 BB: 0 P: 7	R: 0 E: 0 K: 0 S: 4	H: 1 LOB: 1 BB: 0 P: 3	R: 0 E: 0 K: 0 S: 3	H: 1 LOB: 0 BB: 0 P: 4	R: 1 E: 0 K: 0 S: 4	H: 1 LOB: 0 BB: 0 P: 4	1B: 6 2B: 2 3B: 0 HR: 2	SF: 0 SAC: 0 DP: 2 HBP: 0	WP: 0 PB: 0 SB: 1 CS: 0	PA: 36
PITCHER	IP	WLS	BF	H	R	ER	SO	BB	IBB	HBP	BLK	WP	HR	S	P	ERA	WHIP					
Ike Delock, R (1, 1) ERA: 3.0	6.0	W	25	6	2	2	6	2	0	0	0	0	1	35	43	3.00	1.333					
Murray Wall, R (7, 1) ERA: 3.0	0.0	S	0	0	0	0	0	0	0	0	0	0	0	0	0	∞	∞					

AB	34
R	3
H	9
RBI	3
BB	2
SO	6
LOB	14



Batter	1	2	3	4	5	6	7	8	9	AB	R	H	RBI	BB	SO	LOB	BOTTOM				
Don Buddin, R (1,6) OBP: 0.444, SLG: 0.333										4	2	1	0	1	0	0	Washington Senators @ Boston Red Sox Fenway Park, Boston, MA Tue Apr 14 1959, 3:33 AM EST Att: 16,467 - Unknown				
Pete Runnels, L (1,4) OBP: 0.375, SLG: 0.429										4	0	1	0	0	0	1					
Gene Stephens, L (1,8) OBP: 0.222, SLG: 0.500										4	2	2	2	0	0	2					
Jackie Jensen, R (1,9) OBP: 0.375, SLG: 0.500										1	1	0	1	2	1	1					
Frank Matzone, R (1,5) OBP: 0.375, SLG: 0.500										3	1	0	0	1	0	3					
Dick Gemert, R (1,3) OBP: 0.750, SLG: 1.667										3	1	2	2	1	0	2					
Gary Geiger, L (1,7) OBP: 0.375, SLG: 0.500										4	0	0	1	0	1	5					
Sammy White, R (1,2) OBP: 0.286, SLG: 0.429										4	0	2	1	0	0	3					
Ike Delock, R (1, 1) Marty Keough, L (6, PH) Murray Wall, R (7, 1)										2	0	0	0	0	0	4					
Inning Stats	R: 0 E: 0 K: 1 S: 6	H: 1 LOB: 1 BB: 0 P: 6	R: 0 E: 0 K: 0 S: 5	H: 2 LOB: 2 BB: 0 P: 5	R: 0 E: 0 K: 0 S: 3	H: 0 LOB: 0 BB: 0 P: 3	R: 1 E: 0 K: 1 S: 6	H: 1 LOB: 2 BB: 2 P: 14	R: 2 E: 2 K: 0 S: 5	H: 0 LOB: 0 BB: 0 P: 5	R: 1 E: 0 K: 0 S: 4	H: 1 LOB: 0 BB: 0 P: 4	R: 3 E: 1 K: 0 S: 6	H: 2 LOB: 2 BB: 2 P: 14	R: 0 E: 0 K: 1 S: 5	H: 1 LOB: 1 BB: 1 P: 9		1B: 3 2B: 5 3B: 0 HR: 1	SF: 2 SAC: 1 DP: 2 HBP: 0	WP: 1 PB: 0 SB: 1 CS: 0	PA: 39
PITCHER	IP	WLS	BF	H	R	ER	SO	BB	IBB	HBP	BLK	WP	HR	S	P	ERA	WHIP				
Camilo Pascual, R (1, 1) ERA: 3.0	6.0	L	27	5	4	2	2	2	0	0	0	0	1	29	37	3.00	1.167				
Tex Clevenger, R (7, 1) ERA: 27.0	1.0		8	2	3	3	0	1	1	0	0	0	0	6	14	27.00	3.000				
John Romonosky, R (8, 1) ERA:	1.0		4	1	0	0	1	1	0	0	0	0	0	5	9	0.00	2.000				



Batter	1	2	3	4	5	6	7	8	9	AB	R	H	RBI	BB	SO	LOB	TOP			
Reno Bertioia, R (1.4) OBP: 0.571, SLG: 1.000										3	0	1	1	2	0	1	Washington Senators @ Boston Red Sox Fenway Park, Boston, MA Wed Apr 15 1959, 3:33 AM EST Att: 3,498 - Unknown			
Albie Pearson, L (1.8) OBP: 0.308, SLG: 0.100										4	0	0	0	1	0	3				
Roy Sievers, R (1.7) OBP: 0.357, SLG: 0.273										4	0	0	0	1	3	5				
Clint Courtney, L (1.2) Jack Kralick, L (8.1)										4	0	0	0	0	0	2				
Bob Allison, R (1.9) OBP: 0.333, SLG: 0.333										4	0	1	0	0	0	1				
Norm Zauchin, R (1.3) OBP: 0.417, SLG: 0.833										4	1	2	0	0	1	1				
Harmon Killebrew, R (1.5) OBP: 0.250, SLG: 0.545										3	1	1	1	0	0	1				
Ken Aspromonte, R (1.6) OBP: 0.500, SLG: 0.333									3	1	1	0	1	1	0					
Russ Kemmerer, R (1.1) Herb Plews, L (7, PH) Dick Hyde, R (7.1) Jay Porter, R (8.2) OBP: 0.500, SLG: 0.500									1	0	0	0	1	0	0	0				
Inning Stats	R: 0 E: 0 K: 1 S: 5	H: 0 LOB: 1 BB: 1 P: 9	R: 0 E: 0 K: 0 S: 3	H: 0 LOB: 0 BB: 0 P: 3	R: 0 E: 0 K: 1 S: 5	H: 0 LOB: 0 BB: 0 P: 5	R: 0 E: 0 K: 0 S: 3	H: 0 LOB: 1 BB: 1 P: 7	R: 0 E: 0 K: 0 S: 4	H: 1 LOB: 1 BB: 0 P: 4	R: 0 E: 0 K: 0 S: 3	H: 1 LOB: 1 BB: 1 P: 7	R: 0 E: 0 K: 1 S: 6	H: 1 LOB: 1 BB: 0 P: 6	R: 2 E: 1 K: 1 S: 8	H: 3 LOB: 1 BB: 0 P: 8		1B: 6 2B: 1 3B: 0 HR: 0	SF: 1 SAC: 0 DP: 1 HBP: 0	WP: 1 PB: 0 SB: 1 CS: 0
PITCHER Jerry Casale, R (1.1) ERA: 3.0	IP: 9.0 WLS: W BF: 39 H: 7 R: 3 ER: 3 SO: 5 BB: 6 IBB: 0 HBP: 0 BLK: 0 WP: 1 HR: 0 S: 43 P: 67 ERA: 3.00 WHIP: 1.444															PITCHER				

Batter	1	2	3	4	5	6	7	8	9	AB	R	H	RBI	BB	SO	LOB	BOTTOM	
Don Buddin, R (1.6) OBP: 0.571, SLG: 0.375										2	0	1	0	2	1	1	Washington Senators @ Boston Red Sox Fenway Park, Boston, MA Wed Apr 15 1959, 3:33 AM EST Att: 3,498 - Unknown	
Pete Runnels, L (1.4) OBP: 0.385, SLG: 0.364										4	0	1	1	1	1	3		
Gene Stephens, L (1.8) OBP: 0.214, SLG: 0.385										5	0	1	0	0	1	3		
Jackie Jensen, R (1.9) OBP: 0.333, SLG: 0.375										4	2	2	0	0	0	2		
Frank Matzone, R (1.5) OBP: 0.273, SLG: 0.300										4	1	2	0	0	0	1		
Dick Gemert, R (1.3) OBP: 0.625, SLG: 1.000										3	1	1	1	1	0	1		
Gary Geiger, L (1.7) OBP: 0.091, SLG: 0.091										4	1	1	1	0	1	3		
Sammy White, R (1.2) OBP: 0.273, SLG: 0.364										4	1	1	0	0	0	2		
Jerry Casale, R (1.1) OBP: 0.333, SLG: 1.333										3	1	1	3	0	1	0		
Inning Stats	R: 0 E: 0 K: 0 S: 3	H: 1 LOB: 0 BB: 0 P: 3	R: 2 E: 1 K: 0 S: 5	H: 2 LOB: 0 BB: 0 P: 5	R: 0 E: 0 K: 1 S: 5	H: 0 LOB: 0 BB: 0 P: 5	R: 1 E: 0 K: 1 S: 7	H: 2 LOB: 1 BB: 0 P: 7	R: 4 E: 0 K: 0 S: 6	H: 3 LOB: 1 BB: 2 P: 14	R: 0 E: 0 K: 0 S: 5	H: 2 LOB: 2 BB: 0 P: 5	R: 0 E: 0 K: 2 S: 7	H: 0 LOB: 2 BB: 2 P: 15	1B: 8 2B: 2 3B: 0 HR: 1	SF: 0 SAC: 1 DP: 2 HBP: 1		WP: 0 PB: 0 SB: 0 CS: 0
PITCHER Russ Kemmerer, R (1.1) ERA: 9.0 Dick Hyde, R (7.1) ERA: Jack Kralick, L (8.1) ERA:	IP: 6.0 WLS: L BF: 29 H: 9 R: 7 ER: 6 SO: 3 BB: 2 IBB: 0 HBP: 1 BLK: 0 WP: 0 HR: 1 S: 32 P: 41 ERA: 9.00 WHIP: 1.833															PITCHER		


Batter	1	2	3	4	5	6	7	8	9	AB	R	H	RBI	BB	SO	LOB	TOP					
Reno Bertoia, R OBP: 0.579, SLG: 0.938 (1, 4)	5-3		6-3		SF8 FC1-5 1B		4-3 2B	1-2 2-H 3-H 1B		5	1	3	2	0	0	1	Washington Senators @ Boston Red Sox Fenway Park, Boston, MA Thu Apr 16 1959, 3:33 AM EST Att: 4,334 - Unknown livebaseballscorecards.com					
Albie Pearson, L OBP: 0.276, SLG: 0.071 (1, 8)	4-3			HR BB	FC1-5 E		4-3	L8		4	1	0	0	1	0	5						
Ed Fitz Gerald, R (1, 2)	F9			HR BB	E1		6-3		K	4	1	0	0	1	1	3						
Roy Sievers, R OBP: 0.316, SLG: 0.333 (1, 7)		F8		K	SF8		4-3		6-3 2B	4	0	1	1	0	1	3						
Bob Allison, R OBP: 0.412, SLG: 0.563 (1, 9)		PO BB		HR	F9			FC6-4 BB 1B	6-3	4	2	2	3	1	0	3						
Norm Zauchin, R OBP: 0.412, SLG: 0.875 (1, 3)	F8			HR		F7		FC6-4 BB	6-3	4	1	1	1	1	0	2						
Harmon Killebrew, R OBP: 0.189, SLG: 0.490 (1, 5)	PO		P3	5-3		6-3		P1		4	0	0	0	0	0	2						
Ken Aspromonte, R OBP: 0.375, SLG: 0.286 (1, 6)			K	F3				FC6-4 S 1B		4	1	1	0	0	1	2						
Pedro Ramos, S OBP: 0.714, SLG: 0.833 (1, 1)					FC1-5 1B			1-2 2-H 3-H 1B	F8 BB	3	0	2	0	1	0	1						
Inning Stats	R: 0 E: 0 K: 0 S: 3	H: 0 LOB: 0 BB: 0 P: 3	R: 0 E: 0 K: 0 S: 2	H: 0 LOB: 0 BB: 1 P: 6	R: 0 E: 0 K: 1 S: 6	H: 1 LOB: 0 BB: 0 P: 6	R: 4 E: 0 K: 1 S: 7	H: 2 LOB: 0 BB: 2 P: 15	R: 1 E: 1 K: 0 S: 6	H: 2 LOB: 2 BB: 0 P: 6	R: 0 E: 0 K: 0 S: 4	H: 1 LOB: 1 BB: 0 P: 4	R: 0 E: 0 K: 0 S: 4	H: 1 LOB: 1 BB: 0 P: 4	R: 2 E: 0 K: 0 S: 5	H: 2 LOB: 2 BB: 2 P: 13	R: 0 E: 0 K: 1 S: 6	H: 1 LOB: 1 BB: 0 P: 6	1B: 5 2B: 3 3B: 0 HR: 2	SF: 1 SAC: 0 DP: 0 HBP: 0	WP: 0 PB: 0 SB: 1 CS: 0	PA: 43
PITCHER	IP	WLS	BF	H	R	ER	SO	BB	IBB	HBP	BLK	WP	HR	S	P	ERA	WHIP					
Herb Moford, R ERA: 9.0 (1, 1)	4.0	L	17	3	4	4	2	3	0	0	0	0	2	18	30	9.00	1.500					
Mike Fornieles, R ERA (5, 1)	3.0		14	4	1	0	0	0	0	0	0	0	0	14	14	0.00	1.333					
Frank Baumann, L ERA: 9.0 (8, 1)	2.0		11	3	2	2	1	2	0	0	0	0	0	11	19	9.00	2.500					

Batter	1	2	3	4	5	6	7	8	9	AB	R	H	RBI	BB	SO	LOB	BOTTOM					
Don Buddin, R OBP: 0.526, SLG: 0.417 (1, 6)	F5		1B 2B		6-3		4-3		2B BB	4	1	1	0	1	0	1	Washington Senators @ Boston Red Sox Fenway Park, Boston, MA Thu Apr 16 1959, 3:33 AM EST Att: 4,334 - Unknown livebaseballscorecards.com					
Pete Runnels, L OBP: 0.389, SLG: 0.400 (1, 4)	F7		1B BB		5-3			1-3 2-H 2B		4	0	1	1	1	0	0						
Gene Stephens, L OBP: 0.211, SLG: 0.333 (1, 8)	G3		G5-4-3 1B		3-1			F7	F8	5	0	1	1	0	0	2						
Jackie Jensen, R OBP: 0.250, SLG: 0.250 (1, 9)		L5	G5-4-3 1-2		6-3			6-3		4	0	0	0	0	0	2						
Frank Matzone, R OBP: 0.267, SLG: 0.357 (1, 5)		L7			6-3				G3 1B 2B	4	1	1	0	0	0	0						
Dick Gemert, R OBP: 0.583, SLG: 0.889 (1, 3)		1B BB				F8		F7		3	1	1	0	1	0	1						
Gary Geiger, L OBP: 0.133, SLG: 0.133 (1, 7)		1B CS 1B			P4			G3	G3	4	0	1	0	0	0	2						
Sammy White, R OBP: 0.467, SLG: 0.500 (1, 2)								5-3 1B	DI 2B 1B	3	1	3	2	1	0	0						
Herb Moford, R Bill Renna, R Mike Fornieles, R Jim Busby, R Frank Baumann, L Ted Leggio, R (1, 1) (4, PH) (5, 1) (7, PH) (8, 1) (9, PH)		CS			4-3			5-3 2B	2B 2B	1	0	0	0	0	1	0						
Inning Stats	R: 0 E: 0 K: 0 S: 3	H: 0 LOB: 0 BB: 0 P: 3	R: 1 E: 0 K: 0 S: 4	H: 2 LOB: 1 BB: 1 P: 8	R: 1 E: 0 K: 1 S: 6	H: 2 LOB: 1 BB: 1 P: 10	R: 0 E: 0 K: 0 S: 4	H: 1 LOB: 2 BB: 1 P: 8	R: 0 E: 0 K: 0 S: 3	H: 0 LOB: 0 BB: 0 P: 3	R: 0 E: 0 K: 0 S: 4	H: 1 LOB: 1 BB: 0 P: 4	R: 0 E: 0 K: 0 S: 3	H: 0 LOB: 0 BB: 0 P: 3	R: 0 E: 0 K: 0 S: 7	H: 4 LOB: 2 BB: 1 P: 11	R: 3 E: 0 K: 0 S: 7	H: 4 LOB: 2 BB: 1 P: 11	1B: 5 2B: 5 3B: 0 HR: 0	SF: 0 SAC: 0 DP: 1 HBP: 0	WP: 0 PB: 0 SB: 0 CS: 1	PA: 40
PITCHER	IP	WLS	BF	H	R	ER	SO	BB	IBB	HBP	BLK	WP	HR	S	P	ERA	WHIP					
Pedro Ramos, R ERA: 3.5 (1, 1)	9.0	W	39	10	5	5	1	4	0	0	0	0	0	37	53	5.00	1.556					

Batter	1	2	3	4	5	6	7	8	9	AB	R	H	RBI	BB	SO	LOB	TOP					
Reno Bertoia, R OBP: 0.522, SLG: 0.789 (1, 4)										3	0	0	0	1	1	2	Washington Senators @ Baltimore Orioles Memorial Stadium, Baltimore, MD Fri Apr 17 1959, 6:05 PM EST Att: 11,680 - Unknown					
Albie Pearson, L OBP: 0.273, SLG: 0.111 (1, 8)										4	0	1	0	0	1	2						
Bob Allison, R OBP: 0.381, SLG: 0.550 (1, 9)										4	0	1	0	0	1	2						
Roy Sievers, R OBP: 0.261, SLG: 0.263 (1, 7)										4	0	0	0	0	1	2						
Norm Zauchin, R OBP: 0.429, SLG: 0.789 (1, 3)										3	1	1	0	1	1	0						
Jay Porter, R OBP: 0.333, SLG: 0.333 (1, 2)										4	0	1	0	0	2	2						
Harmon Killebrew, R OBP: 0.211, SLG: 0.353 (9, PH)										2	1	0	0	1	0	2						
Ken Aspromonte, R OBP: 0.364, SLG: 0.222 (9, PH)										2	1	0	0	1	1	2						
Bill Fischer, R OBP: 0.500, SLG: 0.500 (7, PH)										2	0	1	2	0	0	0						
Herb Plews, L OBP: 0.333, SLG: 0.333 (7, 1)										1	0	1	0	0	0	0						
Dick Hyde, R OBP: 0.333, SLG: 0.333 (9, PH)										0	0	0	0	0	0	0						
Jim Lemon, R OBP: 0.333, SLG: 0.333 (9, PH)										1	0	0	0	0	0	0						
Inning Stats	R: 0 E: 0 K: 1 S: 4	H: 0 LOB: 0 BB: 1 P: 8	R: 3 E: 1 K: 2 S: 8	H: 1 LOB: 3 BB: 20	R: 0 E: 0 K: 1 S: 5	H: 0 LOB: 0 BB: 0 P: 5	R: 0 E: 0 K: 2 S: 8	H: 1 LOB: 1 BB: 0 P: 8	R: 0 E: 0 K: 1 S: 7	H: 2 LOB: 2 BB: 0 P: 7	R: 0 E: 0 K: 1 S: 6	H: 1 LOB: 1 BB: 0 P: 6	R: 0 E: 0 K: 0 S: 4	H: 0 LOB: 0 BB: 0 P: 4	R: 0 E: 0 K: 0 S: 3	H: 0 LOB: 0 BB: 0 P: 3	R: 0 E: 0 K: 0 S: 3	H: 0 LOB: 0 BB: 0 P: 3	1B: 5 2B: 1 3B: 0 HR: 0	SF: 0 SAC: 0 DP: 1 HBP: 0	WP: 2 PB: 0 CS: 1	PA: 36
PITCHER Mitt Pappas, R ERA: 2.0 (1, 1)	IP: 9.0 WLS: W BF: 36 H: 6 R: 3 ER: 2 SO: 8 BB: 4 IBB: 0 HBP: 0 BLK: 0 WP: 2 HR: 0 S: 48 P: 64 ERA: 2.00 WHIP: 1.111															PITCHER	IP: WLS: BF: H: R: ER: SO: BB: IBB: HBP: BLK: WP: HR: S: P: ERA: WHIP:					

Batter	1	2	3	4	5	6	7	8	9	AB	R	H	RBI	BB	SO	LOB	BOTTOM			
Chico Carrasquel, R OBP: 0.189, SLG: 0.133 (1, 6)										4	0	0	0	0	1	2	Washington Senators @ Baltimore Orioles Memorial Stadium, Baltimore, MD Fri Apr 17 1959, 6:05 PM EST Att: 11,680 - Unknown			
Bob Hale, L OBP: 0.125, SLG: 0.125 (9, 3)										4	0	0	0	0	1	2				
Whitey Lockman, L OBP: 0.750, SLG: 0.500 (9, 3)										0	0	0	0	0	0	0				
Willie Tasby, R OBP: 0.429, SLG: 0.550 (1, 8)										3	2	1	0	1	0	0				
Bob Nieman, R OBP: 0.643, SLG: 0.875 (9, 7)										2	1	1	0	2	1	0				
Lenny Green, L (9, 7)										0	0	0	0	0	0	0				
Gus Triandos, R OBP: 0.450, SLG: 0.667 (1, 2)										3	1	2	1	0	0	0				
Al Pilarcik, L OBP: 0.286, SLG: 0.462 (1, 9)										3	0	0	0	1	0	4				
Jim Finigan, R OBP: 0.500, SLG: 0.714 (6, PH)										3	0	2	2	0	0	0				
Gene Woodling, L OBP: 0.495, SLG: 0.700 (9, 5)										0	0	0	1	0	0	0				
Brooks Robinson, R (9, 5)										0	0	0	0	0	0	0				
Billy Gardner, R OBP: 0.188, SLG: 0.267 (1, 4)										3	0	1	0	0	1	1				
Mitt Pappas, R (1, 1)										3	0	0	0	0	2	2				
Inning Stats	R: 1 E: 0 K: 0 S: 6	H: 3 LOB: 2 BB: 0 P: 6	R: 0 E: 0 K: 0 S: 5	H: 2 LOB: 0 BB: 0	R: 0 E: 0 K: 1 S: 5	H: 0 LOB: 0 BB: 0 P: 5	R: 0 E: 0 K: 0 S: 3	H: 0 LOB: 0 BB: 0 P: 3	R: 0 E: 0 K: 2 S: 7	H: 0 LOB: 0 BB: 0 P: 7	R: 2 E: 0 K: 1 S: 7	H: 2 LOB: 1 BB: 1 P: 11	R: 0 E: 0 K: 2 S: 7	H: 0 LOB: 0 BB: 0 P: 7	R: 1 E: 0 K: 0 S: 2	H: 0 LOB: 1 BB: 3 P: 14	1B: 6 2B: 1 3B: 0 HR: 0	SF: 1 SAC: 1 DP: 0 HBP: 0	WP: 0 PB: 0 CS: 1	PA: 35
PITCHER Bill Fischer, R ERA: 4.5 Dick Hyde, R ERA: 3.0 (7, 1)	IP: 6.0 WLS: L BF: 8 H: 7 R: 3 ER: 3 SO: 4 BB: 2 IBB: 0 HBP: 0 BLK: 0 WP: 0 HR: 0 S: 33 P: 37 ERA: 4.50 WHIP: 1.333															PITCHER	IP: WLS: BF: H: R: ER: SO: BB: IBB: HBP: BLK: WP: HR: S: P: ERA: WHIP:			

AB	32
R	3
H	6
RBI	2
BB	4
SO	8
LOB	14



Batter	1	2	3	4	5	6	7	8	9	AB	R	H	RBI	BB	SO	LOB	TOP			
Reno Bertoia, R OBP: 0.481, SLG: 0.739 (1, 4)	0-0 4-3 2B		0-0 P6		0-0 L7			0-0 G6-4-3		4	0	1	0	0	0	3	Washington Senators @ Baltimore Orioles Memorial Stadium, Baltimore, MD Sat Apr 18 1959, 3:33 AM EST Att: 6,134 - Unknown livebaseballscorecards.com			
Albie Pearson, L OBP: 0.308, SLG: 0.182 (1, 8)	0-0 4-3		0-0		0-0 1-3			0-0 1B		4	0	2	1	0	0	1				
Bob Allison, R OBP: 0.360, SLG: 0.500 (1, 9)	0-0 5-3		0-3 K		0-0 P4			0-0 1B		4	0	1	0	0	1	2				
Norm Zauchin, R OBP: 0.400, SLG: 0.696 (1, 3)	0-0 F8		0-3 K		0-0 1B			0-0 F8		4	0	1	0	0	1	3				
Roy Sievers, R OBP: 0.222, SLG: 0.217 (1, 7)		0-0 F8		0-0 1-3				0-0 F8		4	0	0	0	0	0	1				
Ed Fitz Gerald, R (1, 2)		0-0 P4		0-0 6-3				0-0 F8		3	0	0	0	1	0	0				
Harmon Killebrew, R OBP: 0.174, SLG: 0.286 (1, 5)		0-0 F7		0-0 6-3				0-0 5-3		4	0	0	0	0	0	1				
Ken Aspromonte, R OBP: 0.429, SLG: 0.417 (1, 6)			0-0 1B 2B		0-0 E7 4-3 1B			0-0 F7		3	1	2	0	0	0	0				
Chuck Stobbs, L (1, 1)			0-0 F7		0-0 4-3			0-0 G6-4-3 1B		2	0	0	0	0	0	2				
Clint Courtney, L OBP: 0.400, SLG: 0.400 (8, PH)										1	0	1	0	0	0	0				
Bobby Malkmus, R (8, PR)										0	0	0	0	0	0	0				
Vito Valentineti, R (8, 1)										0	0	0	0	0	0	0				
Inning Stats	R: 0 E: 0 K: 0 S: 4	H: 1 LOB: 1 BB: 0 P: 4	R: 0 E: 0 K: 0 S: 3	H: 0 LOB: 0 BB: 0 P: 3	R: 1 E: 0 K: 1 S: 7	H: 2 LOB: 1 BB: 0 P: 7	R: 0 E: 0 K: 1 S: 5	H: 0 LOB: 0 BB: 0 P: 5	R: 0 E: 1 K: 0 S: 4	H: 1 LOB: 1 BB: 0 P: 4	R: 0 E: 0 K: 0 S: 3	H: 0 LOB: 0 BB: 0 P: 3	R: 0 E: 0 K: 0 S: 5	H: 3 LOB: 2 BB: 0 P: 5	R: 0 E: 0 K: 0 S: 2	H: 0 LOB: 0 BB: 1 P: 6	1B: 6 2B: 2 3B: 0 HR: 0	SF: 0 SAC: 0 DP: 2 HBP: 0	WP: 0 PB: 0 CS: 0	PA: 34
PITCHER Jerry Walker, R ERA: 1.0 (1, 1)	IP: 9.0 WLS: W BF: 34 H: 8 R: 1 ER: 1 SO: 2 BB: 1 IBB: 0 HBP: 0 BLK: 0 WP: 0 HR: 0 S: 37 P: 41 ERA: 1.00 WHIP: 1.000																			

Batter	1	2	3	4	5	6	7	8	9	AB	R	H	RBI	BB	SO	LOB	BOTTOM			
Chico Carrasquel, R OBP: 0.200, SLG: 0.158 (1, 6)	0-0 P3		0-0 F9		0-0 F9			0-0 6-3		4	0	1	1	0	0	0	Washington Senators @ Baltimore Orioles Memorial Stadium, Baltimore, MD Sat Apr 18 1959, 3:33 AM EST Att: 6,134 - Unknown livebaseballscorecards.com			
Bob Boyd, L OBP: 0.222, SLG: 0.188 (1, 3)	4-0 1B		0-0 L6		0-0 E4 1B			0-0 E5 1B		3	1	0	0	1	0	2				
Whitey Lockman, L OBP: 0.750, SLG: 0.500 (8, 3)	0-0 BB		0-0 4-3					0-0 E4 1B		0	0	0	0	0	0	0				
Willie Tasby, R OBP: 0.440, SLG: 0.583 (1, 8)	0-0 1-2 1B		0-0 L8		0-0 E5 1B			0-0 E5 1B		4	2	2	0	0	0	1				
Bob Nieman, R OBP: 0.556, SLG: 0.667 (1, 7)	0-0 F7		0-0 F2		0-0 F6			0-0 F6		4	0	1	1	0	0	3				
Lenny Green, L (7, PR) (8, 7)								0-0 F6		0	1	0	0	0	0	0				
Gus Triandos, R OBP: 0.458, SLG: 0.778 (1, 2)	0-0 P3		0-0 6-3		0-0 F6			0-0 F6		3	1	1	3	1	0	2				
Bobby Avila, R OBP: 0.222, SLG: 0.222 (1, 9)		0-0 2-3		0-0 G6-4-3 1B		0-0 F2		0-0 F2		4	0	1	0	0	0	3				
Al Pilarcik, L OBP: 0.286, SLG: 0.462 (8, 9)								0-0 6-3		0	0	0	0	0	0	0				
Jim Finigan, R OBP: 0.583, SLG: 0.909 (1, 5)		0-0 WP 1B 2B		0-0 G6-4-3		0-0 F2		0-0 F2		4	1	3	1	0	0	1				
Billy Gardner, R OBP: 0.150, SLG: 0.211 (1, 4)		0-0 E6 1B WP		0-0 4-3		0-0 F7		0-0 F7		4	0	0	0	0	0	4				
Jerry Walker, S (1, 1)		0-3 K		0-0 6-3		0-0 1-3		0-3 K		4	0	0	0	0	2	3				
Inning Stats	R: 0 E: 0 K: 0 S: 4	H: 1 LOB: 2 BB: 1 P: 8	R: 1 E: 1 K: 1 S: 8	H: 2 LOB: 2 BB: 0 P: 8	R: 0 E: 0 K: 0 S: 3	H: 0 LOB: 0 BB: 0 P: 3	R: 0 E: 0 K: 0 S: 3	H: 1 LOB: 0 BB: 0 P: 3	R: 0 E: 0 K: 0 S: 5	H: 0 LOB: 0 BB: 0 P: 3	R: 1 E: 0 K: 0 S: 5	H: 2 LOB: 2 BB: 1 P: 9	R: 4 E: 2 K: 0 S: 7	H: 2 LOB: 1 BB: 0 P: 7	R: 0 E: 0 K: 1 S: 5	H: 1 LOB: 0 BB: 0 P: 5	1B: 5 2B: 3 3B: 0 HR: 1	SF: 0 SAC: 0 DP: 1 HBP: 0	WP: 1 PB: 0 CS: 0	PA: 36
PITCHER Chuck Stobbs, L ERA: 1.29 (1, 1)	IP: 7.0 WLS: L BF: 33 H: 6 R: 6 ER: 1 SO: 1 BB: 2 IBB: 0 HBP: 0 BLK: 0 WP: 1 HR: 1 S: 33 P: 41 ERA: 1.29 WHIP: 1.429																			
Vito Valentineti, R ERA: (8, 1)	IP: 1.0 WLS: L BF: 3 H: 1 R: 0 ER: 0 SO: 1 BB: 0 IBB: 0 HBP: 0 BLK: 0 WP: 0 HR: 0 S: 5 P: 5 ERA: 0.00 WHIP: 1.000																			

Batter	1	2	3	4	5	6	7	8	9	AB	R	H	RBI	BB	SO	LOB	TOP										
Reno Bertoia, R OBP: 0.469, SLG: 0.786 (1, 4)										5	2	1	0	1	2		Washington Senators @ Baltimore Orioles Memorial Stadium, Baltimore, MD Sun Apr 19 1959, 3:33 AM EST Unknown livebaseballscorecards.com										
Albie Pearson, L OBP: 0.323, SLG: 0.192 (1, 8)										4	1	1	0	1	0	2											
Bob Allison, R OBP: 0.400, SLG: 0.517 (1, 7)										5	1	3	2	0	0	1											
Norm Zauchin, R OBP: 0.345, SLG: 0.593 (1, 3)										4	0	0	0	0	0	2											
Jim Lemon, R OBP: 0.167, SLG: 0.167 (1, 9)										4	0	1	1	0	0	0											
Ed Fitz Gerald, R OBP: 0.235, SLG: 0.071 (1, 2)										3	0	1	0	1	0	2											
Harmon Killebrew, R OBP: 0.222, SLG: 0.292 (1, 5)										3	0	1	0	1	0	2											
Ken Aspromonte, R OBP: 0.412, SLG: 0.357 (9, PH)										2	0	0	1	1	0	3											
Herb Plews, L OBP: 0.500, SLG: 0.500 (9, PH)										1	1	1	0	0	0	0											
Camilo Pascual, R OBP: 0.200, SLG: 0.200 (7, 1)										3	0	0	0	0	0	5											
Dick Hyde, R (7, 1)										0	0	0	0	0	0	0											
Tex Clevenger, R (9, PH)										0	0	0	0	0	0	0											
Julio Becquer, L OBP: 0.333, SLG: 0.333 (9, PH)										1	0	1	0	0	0	0											
Inning Stats	R: 1 E: 0 K: 0 S: 3	H: 1 LOB: 0 BB: 1 P: 7	R: 0 E: 1 K: 0 S: 4	H: 0 LOB: 2 BB: 1 P: 8	R: 0 E: 0 K: 0 S: 3	H: 0 LOB: 0 BB: 0 P: 3	R: 0 E: 0 K: 0 S: 3	H: 1 LOB: 0 BB: 0 P: 3	R: 3 E: 0 K: 0 S: 7	H: 4 LOB: 3 BB: 2 P: 15	R: 0 E: 0 K: 0 S: 3	H: 1 LOB: 1 BB: 0 P: 4	R: 0 E: 0 K: 0 S: 4	H: 1 LOB: 1 BB: 0 P: 7	R: 1 E: 0 K: 1 S: 7	H: 3 LOB: 1 BB: 0 P: 7	1B: 10 2B: 2 3B: 0 HR: 1	SF: 0 SAC: 0 DP: 1 HBP: 0	WP: 0 PB: 0 CS: 2	PA: 40							
PITCHER	IP	WLS	BF	H	R	ER	SO	BB	IBB	HBP	BLK	WP	HR	S	P	ERA	WHIP										
Billy O'Dell, L ERA: 4.0	(1, 1)	5.2	26	6	4	4	0	4	0	0	0	0	1	22	38	6.35	1.765										
Hoyt Wilhelm, R ERA: 2.61	(6, 1)	0.1	1	0	0	0	0	0	0	0	0	0	0	1	1	0.00	0.000										
Ernie Johnson, R ERA: 6.75	(7, 1)	1.0	W 3	1	0	0	0	0	0	0	0	0	0	3	3	0.00	1.000										
George Bamberger, R ERA: 5.4	(8, 1)	2.0	S 9	4	1	1	1	0	0	0	0	0	0	11	11	4.50	2.000										

Batter	1	2	3	4	5	6	7	8	9	AB	R	H	RBI	BB	SO	LOB	BOTTOM										
Chico Carrasquel, R OBP: 0.200, SLG: 0.130 (1, 6)										4	0	0	1	0	0	4	Washington Senators @ Baltimore Orioles Memorial Stadium, Baltimore, MD Sun Apr 19 1959, 3:33 AM EST Unknown livebaseballscorecards.com										
Bob Boyd, L OBP: 0.304, SLG: 0.333 (1, 3)										5	1	3	2	0	0	0											
Willie Tasby, R OBP: 0.433, SLG: 0.536 (1, 8)										4	1	1	0	1	0	2											
Bob Nieman, R OBP: 0.563, SLG: 0.647 (8, 1)										5	1	3	0	0	2	4											
Gus Triandos, R OBP: 0.500, SLG: 0.762 (7, PR)										3	0	2	2	1	1	1											
Al Pilarcik, L OBP: 0.267, SLG: 0.429 (8, 9)										1	1	0	0	0	0	0											
Jim Finigan, R OBP: 0.586, SLG: 0.857 (8, 4)										3	1	1	1	2	0	4											
Lenny Green, L OBP: 0.200, SLG: 0.200 (7, PH)										3	0	1	0	0	1	0											
Billy Gardner, R OBP: 0.136, SLG: 0.190 (6, PH)										2	0	0	0	0	2	2											
Whitney Lockman, L OBP: 0.500, SLG: 0.667 (7, 4)										1	0	1	0	0	0	0											
Bobby Avila, R OBP: 0.222, SLG: 0.222 (7, PH)										1	1	0	1	1	0	2											
Gene Woodling, L OBP: 0.462, SLG: 0.636 (8, 7)										1	0	0	0	1	1	2											
Billy O'Dell, S OBP: 0.200, SLG: 0.200 (8, 1)										0	0	0	0	0	0	0											
Hoyt Wilhelm, R OBP: 0.200, SLG: 0.200 (8, 1)										0	0	0	0	0	0	0											
Bob Hale, L OBP: 0.200, SLG: 0.200 (8, 1)										0	0	0	0	0	0	0											
Ernie Johnson, R OBP: 0.200, SLG: 0.200 (8, 1)										0	0	0	0	0	0	0											
Jack Harshman, L OBP: 0.200, SLG: 0.200 (8, 1)										0	0	0	0	0	0	0											
Brooks Robinson, R OBP: 0.200, SLG: 0.200 (8, 1)										1	1	0	0	0	0	2											
Inning Stats	R: 1 E: 0 K: 0 S: 6	H: 3 LOB: 2 BB: 0 P: 6	R: 0 E: 0 K: 2 S: 7	H: 0 LOB: 1 BB: 1 P: 11	R: 0 E: 0 K: 2 S: 8	H: 1 LOB: 1 BB: 0 P: 8	R: 0 E: 0 K: 2 S: 8	H: 1 LOB: 2 BB: 1 P: 12	R: 0 E: 0 K: 0 S: 4	H: 1 LOB: 2 BB: 1 P: 8	R: 0 E: 0 K: 1 S: 6	H: 1 LOB: 1 BB: 0 P: 6	R: 6 E: 0 K: 1 S: 10	H: 5 LOB: 3 BB: 3 P: 23	R: 0 E: 0 K: 0 S: 3	H: 0 LOB: 2 BB: 2 P: 11	1B: 10 2B: 2 3B: 0 HR: 0	SF: 0 SAC: 0 DP: 0 HBP: 1	WP: 2 PB: 0 CS: 0	PA: 45							
PITCHER	IP	WLS	BF	H	R	ER	SO	BB	IBB	HBP	BLK	WP	HR	S	P	ERA	WHIP										
Camilo Pascual, R ERA: 5.11	(1, 1)	6.1	L 33	11	6	6	7	3	0	0	0	0	0	44	56	8.53	2.211										
Dick Hyde, R ERA: 8.1	(7, 1)	0.1	6	1	1	1	0	2	1	1	0	0	0	2	15	27.00	9.000										
Tex Clevenger, R ERA: 11.57	(7, 1)	1.1	6	0	0	0	1	2	0	0	0	1	0	6	14	0.00	1.500										

Batter	1	2	3	4	5	6	7	8	9	AB	R	H	RBI	BB	SO	LOB	TOP					
Reno Bertioia, R OBP: 0.486, SLG: 0.781 (1, 4)	F8		2B	BB			1B SH5-3		P6	4	0	2	0	1	0	0	Washington Senators @ Baltimore Orioles Memorial Stadium, Baltimore, MD Sun Apr 19 1959, 3:38 AM EST Att: 16,062 - Unknown livebaseballscorecards.com					
Albie Pearson, L OBP: 0.324, SLG: 0.179 (1, 8)	G4-6-3 BB		L9	F2			SH5-3			2	0	0	0	1	0	5						
Bob Allison, R OBP: 0.382, SLG: 0.485 (1, 7)	G4-6-3		F8		4-3		G5-4-3 1B			4	0	1	0	0	0	3						
Norm Zauchin, R OBP: 0.303, SLG: 0.516 (1, 3)		F7		F3	K		G5-4-3 1B			4	0	0	0	0	1	2						
Jim Lemon, R OBP: 0.300, SLG: 0.556 (1, 9)	5-3			E BB WP BB	HR			F3		3	2	1	1	1	0	0						
Harmon Killebrew, R OBP: 0.259, SLG: 0.407 (1, 5)	HR			WP E SH2-3 BB	6-3			K		3	2	1	1	1	1	0						
Ken Aspromonte, R OBP: 0.333, SLG: 0.278 (1, 6)	5-3			E4 SH2-3 WP		L8		F5		4	0	0	0	0	0	2						
Jay Porter, R OBP: 0.400, SLG: 0.333 (1, 2)			2B 1B	SH2-3 IBB		F3		K		3	0	1	0	1	1	0						
Russ Kemmerer, R (1, 1)			K	SH2-3		K		F8		3	0	0	1	0	2	1						
Inning Stats	R: 0 E: 0 K: 0 S: 2	H: 0 LOB: 0 BB: 1 P: 6	R: 1 E: 0 K: 0 S: 4	H: 1 LOB: 0 BB: 0 P: 4	R: 0 E: 0 K: 1 S: 7	H: 2 LOB: 2 BB: 0 P: 7	R: 2 E: 1 K: 0 S: 4	H: 0 LOB: 3 BB: 4 P: 20	R: 1 E: 0 K: 1 S: 6	H: 1 LOB: 0 BB: 0 P: 6	R: 0 E: 0 K: 1 S: 5	H: 0 LOB: 0 BB: 0 P: 5	R: 0 E: 0 K: 0 S: 4	H: 2 LOB: 1 BB: 0 P: 4	R: 0 E: 0 K: 1 S: 5	H: 0 LOB: 0 BB: 0 P: 5	R: 0 E: 0 K: 1 S: 5	H: 0 LOB: 0 BB: 0 P: 5	1B: 3 2B: 1 3B: 0 HR: 2	SF: 0 SAC: 2 DP: 2 HBP: 0	WP: 1 PB: 0 CS: 0	PA: 37
PITCHER	IP	WLS	BF	H	R	ER	SO	BB	IBB	HBP	BLK	WP	HR	S	P	ERA	WHIP					
Jack Harshman, L ERA: 8.1 (1, 1)	4.0	L	20	3	3	2	1	4	1	0	0	1	1	17	37	4.50	1.750					
Wes Stock, R ERA: 4.5 (5, 1)	2.0		7	1	1	1	2	0	0	0	0	0	1	11	11	4.50	0.500					
Hal Brown, R ERA: (7, 1)	3.0		10	2	0	0	2	0	0	0	0	0	0	14	14	0.00	0.667					

Batter	1	2	3	4	5	6	7	8	9	AB	R	H	RBI	BB	SO	LOB	BOTTOM					
Chico Carrasquel, R OBP: 0.222, SLG: 0.125 (1, 6)	1B 1B BB			BB			F9		4-3	1	1	0	0	1	1	0	Washington Senators @ Baltimore Orioles Memorial Stadium, Baltimore, MD Sun Apr 19 1959, 3:38 AM EST Att: 16,062 - Unknown livebaseballscorecards.com					
Bob Nieman, R OBP: 0.283, SLG: 0.647 (4, PH)		K							1-2	0	0	0	0	1	0	0						
Willy Miranda, S (5, 6)										1	0	0	0	0	0	0						
Bob Hale, L OBP: 0.100, SLG: 0.100 (8, PH)	1B BB									1	0	0	0	0	0	1						
Bob Boyd, L OBP: 0.286, SLG: 0.308 (1, 3)	1B BB	6-3		4-3			F7		4-3	5	1	1	0	0	0	3						
Willie Tasby, R OBP: 0.429, SLG: 0.515 (1, 8)	1B 1-2 2-3		K		E6 G5-4-3		1B		K	5	0	2	0	0	2	1						
Gene Woodling, L OBP: 0.471, SLG: 0.600 (1, 7)	S 1B		K2-5-2 BB		F8		F9			4	0	2	2	0	0	2						
Gus Triandos, R OBP: 0.469, SLG: 0.667 (1, 2)	K		1B		G5-4-3			L1		3	0	0	0	1	1	3						
Jim Finigan, R OBP: 0.571, SLG: 0.765 (1, 5)	F2		K2-5-2		2-3F	5-3 1B		BB		3	0	1	0	1	1	4						
Al Pilarcik, L OBP: 0.316, SLG: 0.412 (1, 9)	FC6-4 BB			4-3 SH1-3 1B		F8		F9		3	0	1	0	1	0	2						
Billy Gardner, R OBP: 0.120, SLG: 0.167 (1, 4)	FC6-4			SH1-3		5-3		1-3		3	0	0	0	0	0	5						
Jack Harshman, L (1, 1)			K		4-3		K		4-3 WP 1B	1	0	0	0	0	1	0						
Whitley Lockman, L OBP: 0.067, SLG: 0.000 (4, PH)										1	0	0	0	0	0	1						
Wes Stock, R (5, 1)										0	0	0	0	0	0	0						
Bobby Avila, R OBP: 0.200, SLG: 0.200 (6, PH)										1	0	0	0	0	1	1						
Hal Brown, R (7, 1)										0	0	0	0	0	0	0						
Lenny Green, L OBP: 0.333, SLG: 0.333 (8, PH)										1	0	1	0	0	0	0						
Inning Stats	R: 2 E: 0 K: 1 S: 8	H: 3 LOB: 3 BB: 2 P: 16	R: 0 E: 0 K: 2 S: 7	H: 0 LOB: 0 BB: 0 P: 7	R: 0 E: 0 K: 2 S: 7	H: 1 LOB: 2 BB: 1 P: 11	R: 0 E: 0 K: 0 S: 4	H: 1 LOB: 2 BB: 1 P: 8	R: 0 E: 0 K: 0 S: 3	H: 0 LOB: 0 BB: 0 P: 3	R: 0 E: 0 K: 1 S: 6	H: 1 LOB: 1 BB: 0 P: 6	R: 0 E: 0 K: 0 S: 4	H: 1 LOB: 1 BB: 0 P: 4	R: 0 E: 0 K: 0 S: 3	H: 0 LOB: 1 BB: 1 P: 7	R: 0 E: 0 K: 1 S: 6	H: 1 LOB: 1 BB: 0 P: 6	1B: 8 2B: 1 3B: 0 HR: 0	SF: 0 SAC: 1 DP: 2 HBP: 0	WP: 1 PB: 0 CS: 0	PA: 39
PITCHER	IP	WLS	BF	H	R	ER	SO	BB	IBB	HBP	BLK	WP	HR	S	P	ERA	WHIP					
Russ Kemmerer, R ERA: 4.8 (1, 1)	9.0	W	39	8	2	2	7	5	0	0	0	1	0	48	68	2.00	1.444					

Batter	1	2	3	4	5	6	7	8	9	AB	R	H	RBI	BB	SO	LOB	TOP								
Hank Bauer, R OBP: 0.462, SLG: 0.613 (1, 9)										4	3	2	2	0	1		New York Yankees @ Washington Senators Griffith Stadium, Washington, DC Tue Apr 21 1959, 6:05 PM EST Att: 13,297 - Unknown - 55 F								
Tony Kubek, L OBP: 0.308, SLG: 0.385 (1, 6)										5	2	3	0	0	1	2									
Mickey Mantle, S OBP: 0.350, SLG: 0.429 (1, 8)										5	2	2	2	1	2	5									
Yogi Berra, L OBP: 0.400, SLG: 0.250 (1, 2)										5	1	2	2	1	0	3									
Norm Siebern, L OBP: 0.400, SLG: 0.556 (1, 7)										5	2	3	2	0	0	2									
Bill Skowron, R OBP: 0.371, SLG: 0.667 (1, 3)										5	0	2	2	0	0	3									
Andy Carey, R OBP: 0.382, SLG: 0.438 (1, 5)										4	0	0	0	1	3	3									
Bobby Richardson, R OBP: 0.226, SLG: 0.267 (1, 4)										5	0	2	1	0	0	2									
Don Larsen, R OBP: 0.571, SLG: 0.400 Duke Maas, R (6, 1)										2	1	1	0	1	0	2									
Inning Stats	R: 2 E: 0 K: 1 S: 8	H: 4 LOB: 1 BB: 0 P: 8	R: 0 E: 0 K: 1 S: 5	H: 1 LOB: 2 BB: 2 P: 13	R: 2 E: 0 K: 1 S: 9	H: 4 LOB: 1 BB: 0 P: 9	R: 1 E: 0 K: 0 S: 4	H: 1 LOB: 1 BB: 1 P: 8	R: 0 E: 0 K: 1 S: 5	H: 0 LOB: 0 BB: 0 P: 5	R: 3 E: 0 K: 0 S: 7	H: 4 LOB: 1 BB: 0 P: 7	R: 0 E: 1 K: 1 S: 6	H: 1 LOB: 1 BB: 0 P: 6	R: 3 E: 0 K: 0 S: 5	H: 2 LOB: 1 BB: 2 P: 13	R: 0 E: 0 K: 1 S: 6	H: 1 LOB: 2 BB: 1 P: 10	1B: 13 2B: 1 3B: 2 HR: 2	SF: 0 SAC: 1 DP: 1 HBP: 0	WP: 1 PB: 0 CS: 1	PA: 49			
PITCHER	IP WLS BF H R ER SO BB IBB HBP BLK WP HR S P ERA WHIP	IP WLS BF H R ER SO BB IBB HBP BLK WP HR S P ERA WHIP	IP WLS BF H R ER SO BB IBB HBP BLK WP HR S P ERA WHIP	IP WLS BF H R ER SO BB IBB HBP BLK WP HR S P ERA WHIP	IP WLS BF H R ER SO BB IBB HBP BLK WP HR S P ERA WHIP	IP WLS BF H R ER SO BB IBB HBP BLK WP HR S P ERA WHIP	IP WLS BF H R ER SO BB IBB HBP BLK WP HR S P ERA WHIP	IP WLS BF H R ER SO BB IBB HBP BLK WP HR S P ERA WHIP	IP WLS BF H R ER SO BB IBB HBP BLK WP HR S P ERA WHIP	IP WLS BF H R ER SO BB IBB HBP BLK WP HR S P ERA WHIP	IP WLS BF H R ER SO BB IBB HBP BLK WP HR S P ERA WHIP	IP WLS BF H R ER SO BB IBB HBP BLK WP HR S P ERA WHIP	IP WLS BF H R ER SO BB IBB HBP BLK WP HR S P ERA WHIP	IP WLS BF H R ER SO BB IBB HBP BLK WP HR S P ERA WHIP	IP WLS BF H R ER SO BB IBB HBP BLK WP HR S P ERA WHIP	IP WLS BF H R ER SO BB IBB HBP BLK WP HR S P ERA WHIP	IP WLS BF H R ER SO BB IBB HBP BLK WP HR S P ERA WHIP	IP WLS BF H R ER SO BB IBB HBP BLK WP HR S P ERA WHIP	IP WLS BF H R ER SO BB IBB HBP BLK WP HR S P ERA WHIP	IP WLS BF H R ER SO BB IBB HBP BLK WP HR S P ERA WHIP	IP WLS BF H R ER SO BB IBB HBP BLK WP HR S P ERA WHIP	IP WLS BF H R ER SO BB IBB HBP BLK WP HR S P ERA WHIP	IP WLS BF H R ER SO BB IBB HBP BLK WP HR S P ERA WHIP	IP WLS BF H R ER SO BB IBB HBP BLK WP HR S P ERA WHIP	IP WLS BF H R ER SO BB IBB HBP BLK WP HR S P ERA WHIP

AB	42
R	11
H	18
RBI	11
BB	6
SO	6
LOB	24



Batter	1	2	3	4	5	6	7	8	9	AB	R	H	RBI	BB	SO	LOB	BOTTOM								
Reno Bertoia, R OBP: 0.476, SLG: 0.757 (1, 4)										5	0	2	0	0	0	3	New York Yankees @ Washington Senators Griffith Stadium, Washington, DC Tue Apr 21 1959, 6:05 PM EST Att: 13,297 - Unknown - 55 F								
Albie Pearson, L OBP: 0.308, SLG: 0.156 (1, 8)										4	0	0	0	1	0	2									
Bob Allison, R OBP: 0.368, SLG: 0.541 (1, 7)										4	1	1	1	0	0	2									
Norm Zauchin, R OBP: 0.324, SLG: 0.500 (1, 3)										3	1	1	0	1	0	2									
Jim Lemon, R OBP: 0.357, SLG: 0.769 (1, 9)										4	2	2	2	0	0	1									
Ed Fitz Gerald, R OBP: 0.190, SLG: 0.056 (1, 2)										4	0	0	0	0	1	1									
Harmon Killebrew, R OBP: 0.286, SLG: 0.400 (1, 5)										3	0	1	1	1	1	0									
Ken Aspromonte, R OBP: 0.280, SLG: 0.227 (1, 6)										4	0	0	0	0	1	2									
Pedro Ramos, S OBP: 0.628, SLG: 0.714 Jack Kralick, L (3, 1) Clint Courtney, L OBP: 0.146, SLG: 0.460 Bobby Malkmus, R (6, PH) Vito Valentinetti, R (7, 1) Hal Griggs, R (9, 1) Herb Pileys, L OBP: 0.060, SLG: 0.600 (9, PH)										1	0	0	0	0	0	1									
Inning Stats	R: 0 E: 0 K: 0 S: 4	H: 1 LOB: 1 BB: 0 P: 4	R: 1 E: 0 K: 1 S: 7	H: 2 LOB: 1 BB: 0 P: 7	R: 0 E: 0 K: 0 S: 3	H: 0 LOB: 0 BB: 1 P: 7	R: 0 E: 0 K: 0 S: 3	H: 0 LOB: 0 BB: 0 P: 3	R: 0 E: 0 K: 0 S: 4	H: 1 LOB: 1 BB: 0 P: 4	R: 3 E: 0 K: 0 S: 6	H: 3 LOB: 2 BB: 2 P: 14	R: 0 E: 0 K: 2 S: 7	H: 0 LOB: 1 BB: 1 P: 7	R: 0 E: 0 K: 2 S: 7	H: 0 LOB: 0 BB: 0 P: 7	R: 0 E: 0 K: 0 S: 3	H: 1 LOB: 0 BB: 0 P: 3	1B: 5 2B: 1 3B: 0 HR: 2	SF: 0 SAC: 0 DP: 1 HBP: 0	WP: 0 PB: 1 SB: 0 CS: 0	PA: 38			
PITCHER	IP WLS BF H R ER SO BB IBB HBP BLK WP HR S P ERA WHIP	IP WLS BF H R ER SO BB IBB HBP BLK WP HR S P ERA WHIP	IP WLS BF H R ER SO BB IBB HBP BLK WP HR S P ERA WHIP	IP WLS BF H R ER SO BB IBB HBP BLK WP HR S P ERA WHIP	IP WLS BF H R ER SO BB IBB HBP BLK WP HR S P ERA WHIP	IP WLS BF H R ER SO BB IBB HBP BLK WP HR S P ERA WHIP	IP WLS BF H R ER SO BB IBB HBP BLK WP HR S P ERA WHIP	IP WLS BF H R ER SO BB IBB HBP BLK WP HR S P ERA WHIP	IP WLS BF H R ER SO BB IBB HBP BLK WP HR S P ERA WHIP	IP WLS BF H R ER SO BB IBB HBP BLK WP HR S P ERA WHIP	IP WLS BF H R ER SO BB IBB HBP BLK WP HR S P ERA WHIP	IP WLS BF H R ER SO BB IBB HBP BLK WP HR S P ERA WHIP	IP WLS BF H R ER SO BB IBB HBP BLK WP HR S P ERA WHIP	IP WLS BF H R ER SO BB IBB HBP BLK WP HR S P ERA WHIP	IP WLS BF H R ER SO BB IBB HBP BLK WP HR S P ERA WHIP	IP WLS BF H R ER SO BB IBB HBP BLK WP HR S P ERA WHIP	IP WLS BF H R ER SO BB IBB HBP BLK WP HR S P ERA WHIP	IP WLS BF H R ER SO BB IBB HBP BLK WP HR S P ERA WHIP	IP WLS BF H R ER SO BB IBB HBP BLK WP HR S P ERA WHIP	IP WLS BF H R ER SO BB IBB HBP BLK WP HR S P ERA WHIP	IP WLS BF H R ER SO BB IBB HBP BLK WP HR S P ERA WHIP	IP WLS BF H R ER SO BB IBB HBP BLK WP HR S P ERA WHIP	IP WLS BF H R ER SO BB IBB HBP BLK WP HR S P ERA WHIP	IP WLS BF H R ER SO BB IBB HBP BLK WP HR S P ERA WHIP	IP WLS BF H R ER SO BB IBB HBP BLK WP HR S P ERA WHIP

AB	34
R	4
H	8
RBI	4
BB	4
SO	3
LOB	14



Batter	1	2	3	4	5	6	7	8	9	10	11	12	13	14	AB	R	H	RBI	BB	SO	LOB	TOP
Hank Bauer R OBP: 0.422, SLG: 0.541 (1, 9)	K		F2			K		4-3 1B		SH1-3		L8		1-3	6	0	1	0	0	2	4	
Tony Kubek L OBP: 0.368, SLG: 0.421 (1, 6)	1-3			4-3 BB 1B				4-3 1B		4-3			F6		6	0	3	0	0	0	1	
Mickey Mantle S OBP: 0.326, SLG: 0.375 (1, 8)	G3			4-3 BB		E6		4-3 1B		4-3			F7		5	0	0	0	1	0	4	
Yogi Berra L OBP: 0.333, SLG: 0.176 (1, 2)		F6			F3		L3		4-3 BB			L9		F5	5	0	0	0	1	0	4	
Norm Siebern L OBP: 0.378, SLG: 0.512 Elston Howard R OBP: 0.407, SLG: 0.556 (14, PH) (14, 7)		L9			4-3			4-3				4-3		F2	5	0	1	0	0	0	5	
Bill Skowron R OBP: 0.341, SLG: 0.667 (1, 3)		F8			F8			4-3		L5		P1		HR	6	1	1	1	0	1	3	
Andy Carey R OBP: 0.350, SLG: 0.378 (1, 5)					F7			1-3		F9			F9		5	0	0	0	1	0	1	
Bobby Richardson R OBP: 0.216, SLG: 0.278 (1, 4)			G4-6-3 BB		6-3			L6		G3			6-3		6	0	1	0	0	0	2	
Whitey Ford L OBP: 0.400, SLG: 0.286 (1, 1)					4-3			1-3		SH1-3 2B			BB		3	0	1	0	3	0	0	
Inning Stats	R: 0 E: 0 K: 1 S: 5	H: 0 LOB: 0 BB: 0 P: 5	R: 0 E: 0 K: 0 S: 3	H: 0 LOB: 0 BB: 0 P: 3	R: 0 E: 0 K: 0 S: 2	H: 0 LOB: 1 BB: 2 P: 10	R: 0 E: 0 K: 1 S: 6	H: 1 LOB: 2 BB: 1 P: 6	R: 0 E: 0 K: 1 S: 6	H: 1 LOB: 1 BB: 0 P: 6	R: 0 E: 0 K: 0 S: 3	H: 0 LOB: 1 BB: 0 P: 3	R: 0 E: 0 K: 0 S: 3	H: 0 LOB: 1 BB: 0 P: 7	R: 0 E: 0 K: 0 S: 3	H: 0 LOB: 0 BB: 0 P: 3	R: 1 E: 0 K: 0 S: 5	H: 2 LOB: 2 BB: 1 P: 9	1B: 5 2B: 3 3B: 0 HR: 1	SF: 0 SAC: 1 DP: 2 HBP: 0	WP: 0 PB: 0 CS: 0	PA: 55
PITCHER	IP 10.0	WLS 39	BF 6	H 0	R 0	ER 0	SO 3	BB 4	IBB 0	HBP 0	BLK 0	WP 0	HR 0	S 41	P 57	ERA 1.69	WHIP 1.000					
Bill Fischer R ERA: 1.69	Chuck Stobbs L ERA: 1.69	Dick Hyde R ERA: 7.36																				

New York Yankees @ Washington Senators
Griffith Stadium, Washington, DC
Wed Apr 22 1959, 6:05 PM EST
Att. 7,337 - Unknown - 42 F

AB: 48
R: 1
H: 8
RBI: 1
BB: 6
SO: 3
LOB: 24



Batter	1	2	3	4	5	6	7	8	9	10	11	12	13	14	AB	R	H	RBI	BB	SO	LOB	BOTTOM
Reno Bertoia R OBP: 0.458, SLG: 0.714 (1, 4)	2B		K		K			F4		IBB			6-3		5	0	1	0	1	2	1	
Abbie Pearson L OBP: 0.311, SLG: 0.139 (1, 8)	L5		FC6-4 BB			G3		4-3		P4			BB		4	0	0	0	2	0	3	
Bob Allison R OBP: 0.318, SLG: 0.465 (1, 7)	F7		FC6-4 1-2r			6-3				K			2-3		6	0	0	0	0	1	4	
Jim Lemon R OBP: 0.350, SLG: 0.611 (1, 9)	6-3				G4-6-3 BB			K		1B			6-3		5	0	1	0	1	2	2	
Norm Zaichin R OBP: 0.302, SLG: 0.450 Bobby Malkmus R (14, PR)		K			G4-6-3 1-2r			K		K			K		6	0	1	0	0	4	2	
Harmon Killebrew R OBP: 0.317, SLG: 0.400 (1, 5)		G6-4-3 1B				K		K		L8			BB		5	0	2	0	1	1	2	
Ken Aspromonte R OBP: 0.290, SLG: 0.192 (1, 6)		G6-4-3 1-2r				K		BB		SH1-4 BB			K		4	0	0	0	2	2	4	
Jay Porter R OBP: 0.400, SLG: 0.357 (1, 2)					BB 1B			1-3		SH1-4			K		5	0	2	0	0	2	2	
Bill Fischer R OBP: 0.200, SLG: 0.200 Ed Fitz Gerald R OBP: 0.182, SLG: 0.053 Chuck Stobbs L Dick Hyde R Ron Samford R (14, PH) OBP: 0.286, SLG: 0.429 (1, 1) (10, PH) (11, 1) (14, 1) (14, PH)		P1				1-3		K		5-3			G3		3	0	0	0	0	1	1	
Inning Stats	R: 0 E: 0 K: 0 S: 4	H: 1 LOB: 1 BB: 0 P: 4	R: 0 E: 0 K: 1 S: 5	H: 1 LOB: 0 BB: 0 P: 5	R: 0 E: 0 K: 1 S: 6	H: 1 LOB: 2 BB: 1 P: 10	R: 0 E: 0 K: 1 S: 5	H: 1 LOB: 1 BB: 1 P: 11	R: 0 E: 0 K: 2 S: 7	H: 0 LOB: 0 BB: 0 P: 7	R: 0 E: 0 K: 1 S: 5	H: 0 LOB: 1 BB: 0 P: 5	R: 0 E: 0 K: 1 S: 5	H: 0 LOB: 1 BB: 1 P: 9	R: 0 E: 0 K: 1 S: 5	H: 0 LOB: 0 BB: 0 P: 5	R: 0 E: 0 K: 2 S: 7	H: 0 LOB: 1 BB: 1 P: 9	1B: 6 2B: 1 3B: 0 HR: 0	SF: 0 SAC: 1 DP: 2 HBP: 0	WP: 0 PB: 0 CS: 0	PA: 54
PITCHER	IP 14.0	WLS 54	BF 7	H 0	R 0	ER 0	SO 15	BB 6	IBB 1	HBP 0	BLK 0	WP 0	HR 0	S 77	P 105	ERA 0.00	WHIP 0.929					
Whitey Ford L ERA: 0.39																						

New York Yankees @ Washington Senators
Griffith Stadium, Washington, DC
Wed Apr 22 1959, 6:05 PM EST
Att. 7,337 - Unknown - 42 F

AB: 46
R: 0
H: 7
RBI: 0
BB: 7
SO: 15
LOB: 25



Batter	1	2	3	4	5	6	7	8	9	AB	R	H	RBI	BB	SO	LOB	TOP										
Don Buddin, R OBP: 0.407, SLG: 0.333 (1, 6)	0-0 4-3 2B 1B		4-0 2B BB	0-0 6-3		0-3 K		0-3 K	0-3 K	5	2	1	0	1	3	3											
Pete Runnels, L OBP: 0.519, SLG: 0.487 (1, 4)	0-0 4-3 1-2		4-0 2B HR BB	4-0 BB 1B BB		0-0 L7		0-0 F7		3	1	0	0	2	0	1											
Gene Stephens, L OBP: 0.321, SLG: 0.417 (1, 8)	4-0 2B BB		0-0 HR 2B	0-0 1B		0-0 F9		1-0 HBP		3	2	2	1	1	0	0											
Vic Wertz, L OBP: 0.429, SLG: 0.706 (1, 3)	0-0 1-H 2-H 2B		0-0 HR	0-0 F7				0-0 L8	0-0 F8	5	1	2	5	0	0	3											
Jackie Jensen, R OBP: 0.420, SLG: 0.615 (1, 9)	0-0 F8		0-0 HR	4-0 1-2 2-3 BB		0-0 BB 2B		0-0 P3		4	1	2	1	1	0	1											
Frank Malzone, R OBP: 0.319, SLG: 0.444 (1, 5)	0-3 K		0-0 1B	0-3 K		0-0 5-3		0-0 1B E 1B		5	0	2	0	0	2	5											
Dick Gemert, R OBP: 0.390, SLG: 0.375 Gary Geiger, L OBP: 0.242, SLG: 0.219 (7, PR) (7, 7)			0-0 F9	0-0 F8		0-0 P4		4-0 BB BB	0-0 E6 1B	3	0	0	0	1	0	1	AB 38										
Pete Daley, R OBP: 0.389, SLG: 0.333 (1, 2)	0-3 K		0-0 F5	0-3 K		4-0 FC6-4 BB		0-0 1-2 2-3 1B		4	0	1	0	1	2	1	R 7										
Ike Delock, R (1, 1)	0-0 1-3		0-3 K	0-3 K		0-0 FC6-4 1-2		0-3 K		5	0	0	0	0	3	7	H 10										
Inning Stats	R: 2 E: 0 K: 1 S: 7	H: 2 LOB: 1 BB: 1 P: 11	R: 0 E: 0 K: 1 S: 5	H: 0 LOB: 0 BB: 0 P: 5	R: 5 E: 0 K: 1 S: 9	H: 4 LOB: 1 BB: 2 P: 17	R: 0 E: 0 K: 1 S: 6	H: 1 LOB: 3 BB: 2 P: 14	R: 0 E: 0 K: 1 S: 7	H: 0 LOB: 0 BB: 0 P: 7	R: 0 E: 0 K: 1 S: 5	H: 1 LOB: 3 BB: 2 P: 12	R: 0 E: 0 K: 1 S: 5	H: 0 LOB: 1 BB: 0 P: 6	R: 0 E: 1 K: 2 S: 10	H: 2 LOB: 3 BB: 0 P: 10	1B: 5 2B: 3 3B: 0 HR: 2	SF: 0 SAC: 0 DP: 0 HBP: 1	WP: 0 PB: 0 SB: 0 CS: 0	PA: 46							
PITCHER	IP	WLS	BF	H	R	ER	SO	BB	IBB	HBP	BLK	WP	HR	S	P	ERA	WHIP										
Vito Valentineti, R ERA: 14.4 Jack Kralick, L ERA: 12.46 John Romonosky, R ERA: Hal Griggs, R ERA: Chuck Stobbs, L ERA: 1.42	(1, 1)	2.0	L	12	3	5	2	3	0	0	0	0	0	13	25	22.50	3.000										

Boston Red Sox @ Washington Senators
Griffith Stadium, Washington, DC
Fri Apr 24 1959, 6:05 PM EST
Att: 7,387 - Unknown



Batter	1	2	3	4	5	6	7	8	9	AB	R	H	RBI	BB	SO	LOB	BOTTOM										
Reno Bertoia, R OBP: 0.404, SLG: 0.608 (1, 4)	0-0 1-3		0-0 FC6-4 1-2		0-0 P6		0-0 F7		0-3 K	5	0	0	0	0	1	2											
Faye Throneberry, L OBP: 0.250, SLG: 0.250 (1, 7)	0-3 K		0-0 4-3		0-0 BB 1B		0-0 F8			4	0	1	0	0	1	1											
Bob Allison, R OBP: 0.308, SLG: 0.431 (1, 8)	0-0 1B			0-0 HR 1B	0-0 F8		0-0 5-3			4	1	2	0	0	0	1											
Jim Lemon, R OBP: 0.393, SLG: 0.708 (1, 9)	0-0 F8			0-0 1-H HR 1B	4-0 BB		0-3 K			3	1	1	2	1	1	1											
Clint Courtney, L OBP: 0.400, SLG: 0.308 Bobby Malkmus, R (8, PR) Jay Porter, R OBP: 0.389, SLG: 0.313 (9, 2)			0-0 3-1		0-0 F7 F9		4-0 FC5-4 BB			3	0	0	0	1	0	2											
Norm Zaichin, R OBP: 0.314, SLG: 0.468 (1, 3)	0-0 F9		0-0 2B		0-3 K		0-0 FC5-4 1-2			4	0	1	0	0	1	1											
Harmon Killebrew, R OBP: 0.313, SLG: 0.350 (1, 5)	0-3 K		0-0 5-3		0-0 5-3		0-0 5-3		4-0 BB	3	0	0	0	1	1	1	AB 33										
Ron Samford, R OBP: 0.273, SLG: 0.300 (1, 6)			0-0 5-3		4-0 BB		0-0 6-3		0-0 F7	3	0	0	0	1	0	1	R 2										
Vito Valentineti, R Jack Kralick, L John Romonosky, R Julio Becquer, L Hal Griggs, R Albie Pearson, L Chuck Stobbs, L Herb Plews, L	(1, 1) (3, 1) (3, 1) (4, PR) (5, 1) (7, PR) (8, 1) (9, PR)	9.0	W	37	6	2	2	5	4	0	0	0	0	0	0	0	2.00	1.111	1B: 4 2B: 1 3B: 0 HR: 1	SF: 0 SAC: 0 DP: 0 HBP: 0	WP: 0 PB: 0 SB: 0 CS: 0	PA: 37					
PITCHER	IP	WLS	BF	H	R	ER	SO	BB	IBB	HBP	BLK	WP	HR	S	P	ERA	WHIP										
Ike Delock, R ERA: 2.7	(1, 1)	9.0	W	37	6	2	2	5	4	0	0	0	0	0	0	2.00	1.111										

Boston Red Sox @ Washington Senators
Griffith Stadium, Washington, DC
Fri Apr 24 1959, 6:05 PM EST
Att: 7,387 - Unknown




Batter	1	2	3	4	5	6	7	8	9	AB	R	H	RBI	BB	SO	LOB	TOP					
Don Buddin, R OBP: 0.390, SLG: 0.340 (1, 6)	F7		F5			4-3 WP 2B	1-3		F7	5	1	1	0	0	0	3	Boston Red Sox @ Washington Senators Griffith Stadium, Washington, DC Sat Apr 25 1959, 3:33 AM EST Att: 5,615 - Unknown livebaseballscorecards.com					
Pete Runnels, L OBP: 0.500, SLG: 0.465 (1, 4)	1-3				1B	4-3		4-1		4	0	1	0	0	0	1						
Gene Stephens, L OBP: 0.298, SLG: 0.385 (1, 8)	P4			F3		6-3		4-3		4	0	0	0	0	0	1						
Vic Wertz, L OBP: 0.360, SLG: 0.571 (1, 3)		F9		P6		3-H 0-0 G3		4-3		4	0	0	0	0	0	1						
Jackie Jensen, R OBP: 0.426, SLG: 0.619 (1, 9)		S BB		4-3			1B 1B 2B		P3	3	1	1	0	1	0	1						
Frank Malzone, R OBP: 0.333, SLG: 0.449 (1, 5)		6-3			1-2		L5		2B 1B	4	1	2	0	0	0	2						
Jim Busby, R OBP: 0.333, SLG: 0.500 (1, 7)		F7			1B		K		1B 1B	4	1	2	1	0	1	2						
Sammy White, R OBP: 0.400, SLG: 0.464 Billy Consoia, R (9, PR)			P4		F5				1B 2B	4	0	2	2	0	0	1						
Herb Moford, R Frank Sullivan, R Bill Monbouquette, R Ted Lepcio, R Dave Sisler, R Marty Keough, L			1-3		F8		1-3 3-H 0-3 K		2B 1B	0	0	0	0	0	0	1						
									F7	0	0	0	0	0	0	1						
Inning Stats	R: 0 E: 0 K: 0 S: 3	H: 0 LOB: 0 BB: 0 P: 3	R: 0 E: 0 K: 0 S: 3	H: 0 LOB: 1 BB: 1 P: 7	R: 0 E: 0 K: 0 S: 3	H: 0 LOB: 0 BB: 0 P: 3	R: 0 E: 0 K: 0 S: 4	H: 1 LOB: 1 BB: 0 P: 4	R: 0 E: 0 K: 1 S: 6	H: 1 LOB: 1 BB: 0 P: 6	R: 1 E: 0 K: 1 S: 4	H: 1 LOB: 0 BB: 0 P: 4	R: 1 E: 0 K: 1 S: 8	H: 3 LOB: 2 BB: 0 P: 8	R: 0 E: 0 K: 0 S: 3	H: 0 LOB: 0 BB: 0 P: 3	R: 2 E: 0 K: 0 S: 6	H: 3 LOB: 1 BB: 0 P: 6	1B: 6 2B: 3 3B: 0 HR: 0	SF: 0 SAC: 0 DP: 0 HBP: 0	WP: 1 PB: 0 SB: 1 CS: 0	PA: 37
PITCHER	IP WLS BF H R ER SO BB IBB HBP BLK WP HR S P ERA WHIP																					
Pedro Ramos, R ERA: 4.55 (1, 1)	9.0 W 37 9 4 4 2 1 0 0 0 1 0 40 44 4.00 1.111																					



Batter	1	2	3	4	5	6	7	8	9	AB	R	H	RBI	BB	SO	LOB	BOTTOM			
Reno Bertoia, R OBP: 0.393, SLG: 0.582 (1, 4)	FC5-4			5-3		P4				4	1	1	0	0	0	2	Boston Red Sox @ Washington Senators Griffith Stadium, Washington, DC Sat Apr 25 1959, 3:33 AM EST Att: 5,615 - Unknown livebaseballscorecards.com			
Bob Allison, R OBP: 0.321, SLG: 0.463 (1, 8)	1B 1B BB	1B 3B		5-3		6-3				3	2	1	0	1	0	0				
Roy Sievers, R OBP: 0.226, SLG: 0.222 (1, 7)	F8	G1-6-3 1B		L9			F2			4	0	1	1	0	0	2				
Jim Lemon, R OBP: 0.344, SLG: 0.607 (1, 9)	F7	F9			F6		K			4	0	0	0	0	1	3				
Clint Courtney, L OBP: 0.474, SLG: 0.438 Bobby Malkmus, R (7, PR)		G1-6-3								3	2	2	2	1	0	1				
Jay Porter, R OBP: 0.389, SLG: 0.313 (8, 2)	1B 1B	1-2		HR BB			2B			0	0	0	0	0	0	0				
Norm Zaichin, R OBP: 0.309, SLG: 0.440 (1, 3)	1B 1B BB			6-3		P6		5-3		3	1	0	0	1	0	2				
Harmon Killebrew, R OBP: 0.327, SLG: 0.432 (1, 5)	1B 1B	1B 1B		F7		HR		L8		4	2	2	3	0	0	0				
Ron Samford, R OBP: 0.267, SLG: 0.286 (1, 6)	1B 1B			E5		K		6-3		4	0	1	1	0	1	0				
Pedro Ramos, S OBP: 0.500, SLG: 0.545 (1, 1)	FC5-4			5-3		K		P4		4	0	1	1	0	1	1				
Inning Stats	R: 5 E: 0 K: 0 S: 8	H: 5 LOB: 2 BB: 2 P: 16	R: 1 E: 0 K: 0 S: 4	H: 2 LOB: 0 BB: 0 P: 4	R: 0 E: 1 K: 0 S: 4	H: 0 LOB: 1 BB: 0 P: 4	R: 0 E: 0 K: 0 S: 3	H: 0 LOB: 0 BB: 0 P: 3	R: 2 E: 0 K: 1 S: 6	H: 1 LOB: 0 BB: 1 P: 10	R: 0 E: 0 K: 1 S: 5	H: 0 LOB: 0 BB: 0 P: 5	R: 0 E: 0 K: 1 S: 6	H: 1 LOB: 1 BB: 0 P: 6	R: 0 E: 0 K: 0 S: 3	H: 0 LOB: 0 BB: 0 P: 3	1B: 6 2B: 1 3B: 1 HR: 1	SF: 0 SAC: 0 DP: 1 HBP: 0	WP: 0 PB: 0 SB: 1 CS: 0	PA: 36
PITCHER	IP WLS BF H R ER SO BB IBB HBP BLK WP HR S P ERA WHIP																			
Herb Moford, R ERA: 10.57 Frank Sullivan, R ERA: 6.23 Bill Monbouquette, R ERA: 13.5 Dave Sisler, R ERA: 6.75	0.2 L 17 3 3 3 1 1 0 0 0 0 0 1 18 22 6.23 0.923																			



Batter	1	2	3	4	5	6	7	8	9	AB	R	H	RBI	BB	SO	LOB	TOP			
Don Buddin, R OBP: 0.365, SLG: 0.314 (1, 6)	1-3		K		F8		1-3			4	0	0	0	0	1	0	Boston Red Sox @ Washington Senators Griffith Stadium, Washington, DC Sun Apr 26 1959, 3:33 AM EDT Att: 9,669 - Unknown			
Pete Runnels, L OBP: 0.500, SLG: 0.468 (1, 4)	5-3		1B		F7			L4-3 1B		4	0	2	0	0	0	0				
Gene Stephens, L OBP: 0.295, SLG: 0.364 (1, 8)	BB		F9		P5			L4-3 1-2		3	0	0	0	1	0	2				
Vic Wertz, L OBP: 0.345, SLG: 0.560 (1, 3)	4-3		F9					G3		4	0	1	0	0	0	2				
Jackie Jensen, R OBP: 0.431, SLG: 0.609 (1, 9)		2-3			1-3 E FC5-2 1B				E7 1B 1B	4	1	2	0	0	0	1				
Frank Malzone, R OBP: 0.345, SLG: 0.453 (1, 5)		1B			E8 1-3 1B				F7	4	0	2	0	0	0	2				
Jim Busby, R OBP: 0.300, SLG: 0.400 (1, 7)		1B			FC5-2 1-3 1B				F5	4	0	1	0	0	0	4				
Sammy White, R OBP: 0.364, SLG: 0.419 (9, PH)		K			F9 3H					3	0	0	0	0	2	4				
Bill Renna, R OBP: 0.500, SLG: 0.500 (9, FR)		K					K			1	0	1	1	0	0	0				
Tom Brewer, R OBP: 0.222, SLG: 0.222 (9, FR)		K					K			0	0	0	0	0	0	0				
Jerry Casale, R OBP: 0.286, SLG: 0.667 (7, PH)		K					K			2	0	0	0	0	1	4				
Marty Keough, L Murray Wall, R Dick Gemert, R OBP: 0.381, SLG: 0.364 (9, PH)		K					K			1	0	0	0	0	1	0				
										0	0	0	0	0	0	0				
Inning Stats	R: 0 E: 0 K: 0 S: 3	H: 0 LOB: 1 BB: 1 P: 7	R: 0 E: 0 K: 2 S: 9	H: 2 LOB: 2 BB: 0 P: 9	R: 0 E: 0 K: 1 S: 6	H: 1 LOB: 1 BB: 0 P: 6	R: 0 E: 1 K: 0 S: 5	H: 2 LOB: 2 BB: 0 P: 5	R: 0 E: 0 K: 0 S: 4	H: 0 LOB: 0 BB: 0 P: 3	R: 0 E: 0 K: 0 S: 7	H: 0 LOB: 0 BB: 0 P: 7	R: 0 E: 0 K: 0 S: 3	H: 1 LOB: 1 BB: 0 P: 3	R: 1 E: 1 K: 0 S: 5	H: 2 LOB: 1 BB: 0 P: 5		1B: 8 2B: 2 3B: 0 HR: 0	SF: 0 SAC: 0 DP: 1 HBP: 0	WP: 0 PB: 0 SB: 0 CS: 0
PITCHER Bill Fischer, R ERA: 1.08 (1, 1)	IP: 9.0 WLS: W BF: 36 H: 9 R: 1 ER: 0 SO: 5 BB: 1 IBB: 0 HBP: 0 BLK: 0 WP: 0 HR: 0 S: 45 P: 49 ERA: 0.00 WHIP: 1.111															PITCHER				

Batter	1	2	3	4	5	6	7	8	9	AB	R	H	RBI	BB	SO	LOB	BOTTOM			
Reno Bertoia, R OBP: 0.385, SLG: 0.559 (1, 4)	G5-4-3 1B		K		5-3			F9		4	0	1	0	0	1	1	Boston Red Sox @ Washington Senators Griffith Stadium, Washington, DC Sun Apr 26 1959, 3:33 AM EDT Att: 9,669 - Unknown			
Bob Allison, R OBP: 0.317, SLG: 0.448 (1, 8)	G5-4-3 1-2		1B					F9		4	0	1	0	0	0	2				
Roy Sievers, R OBP: 0.235, SLG: 0.333 (1, 7)	HR		F7					F9		3	1	1	1	0	0	1				
Jim Lemon, R OBP: 0.371, SLG: 0.700 (1, 9)	BB				HR			K		2	1	1	1	1	1	0				
Clint Courtney, L OBP: 0.455, SLG: 0.421 (1, 2)	F7				4-3			G5-4-3 1B		3	0	1	0	0	0	1				
Norm Zaichin, R OBP: 0.293, SLG: 0.415 (1, 3)			F9		P3			G5-4-3 1-2		3	0	0	0	0	0	1				
Harmon Killebrew, R OBP: 0.309, SLG: 0.404 (1, 5)			P4		5-3			F8		3	0	0	0	0	0	0				
Ron Samford, R OBP: 0.235, SLG: 0.250 (8, 6)			F9					P4 SH1-4 1B		2	0	0	0	0	0	0				
Jose Valdivieso, R OBP: 1.000, SLG: 1.000 (8, 6)										1	0	1	0	0	0	0				
Bill Fischer, R OBP: 0.143, SLG: 0.143 (1, 1)			K					4-3 SH1-4		2	0	0	0	0	1	0				
										1B: 4 2B: 0 3B: 0 HR: 2	SF: 0 SAC: 1 DP: 2 HBP: 0	WP: 0 PB: 0 SB: 0 CS: 0	PA: 29							
Inning Stats	R: 1 E: 0 K: 0 S: 4	H: 2 LOB: 1 BB: 1 P: 8	R: 0 E: 0 K: 0 S: 3	H: 0 LOB: 0 BB: 0 P: 3	R: 0 E: 0 K: 2 S: 8	H: 1 LOB: 1 BB: 0 P: 8	R: 1 E: 0 K: 0 S: 4	H: 1 LOB: 0 BB: 0 P: 4	R: 0 E: 0 K: 0 S: 3	H: 0 LOB: 0 BB: 0 P: 3	R: 0 E: 0 K: 1 S: 5	H: 0 LOB: 0 BB: 0 P: 5	R: 0 E: 0 K: 0 S: 3	H: 1 LOB: 1 BB: 0 P: 3	R: 0 E: 0 K: 0 S: 4	H: 1 LOB: 1 BB: 0 P: 4	1B: 4 2B: 0 3B: 0 HR: 2	SF: 0 SAC: 1 DP: 2 HBP: 0	WP: 0 PB: 0 SB: 0 CS: 0	PA: 29
PITCHER Jerry Casale, R ERA: 4.29 (7, 1) Murray Wall, R ERA: 0.96 (7, 1)	IP: 2.0 WLS: L BF: 7 H: 2 R: 0 ER: 0 SO: 0 BB: 0 IBB: 0 HBP: 0 BLK: 0 WP: 0 HR: 0 S: 7 P: 7 ERA: 0.00 WHIP: 1.000															PITCHER				

Batter	1	2	3	4	5	6	7	8	9	AB	R	H	RBI	BB	SO	LOB	TOP										
Reno Bertioia, R OBP: 0.386, SLG: 0.547 (1, 4)										5	1	2	0	0	1	2	Washington Senators @ Kansas City Athletics Municipal Stadium, Kansas City, MO Tue Apr 28 1959, 8:05 PM EDT Att: 7,566 - Unknown										
Bob Allison, R OBP: 0.338, SLG: 0.484 (1, 8)										4	1	2	0	1	0	1											
Roy Sievers, R OBP: 0.296, SLG: 0.371 (1, 7)										5	1	2	1	0	0	3											
Jim Lemon, R OBP: 0.375, SLG: 0.676 (1, 9)										4	0	1	2	1	2	1											
Harmon Killebrew, R OBP: 0.300, SLG: 0.385 (1, 5)										5	1	1	0	0	3	3											
Norm Zauchin, R OBP: 0.302, SLG: 0.404 (1, 3)										4	1	1	0	1	1	2											
Jay Porter, R OBP: 0.348, SLG: 0.250 (1, 2)										4	1	0	0	1	0	4											
Ron Samford, R OBP: 0.300, SLG: 0.474 (1, 6)										3	1	2	2	0	1	0											
Jose Valdivielso, R OBP: 1.000, SLG: 1.000 (6, 6)										1	1	1	0	0	0	0											
Russ Kemmerer, R OBP: 0.273, SLG: 0.300 (1, 1)										4	0	2	2	0	1	2											
Inning Stats	R: 3 E: 0 K: 1 S: 9	H: 4 LOB: 1 BB: 0 P: 9	R: 0 E: 0 K: 1 S: 5	H: 0 LOB: 0 BB: 0 P: 5	R: 0 E: 0 K: 1 S: 5	H: 1 LOB: 0 BB: 0 P: 5	R: 0 E: 0 K: 2 S: 8	H: 1 LOB: 2 BB: 1 P: 12	R: 0 E: 0 K: 0 S: 3	H: 1 LOB: 0 BB: 0 P: 3	R: 0 E: 0 K: 0 S: 7	H: 4 LOB: 1 BB: 0 P: 7	R: 0 E: 0 K: 2 S: 8	H: 1 LOB: 1 BB: 0 P: 8	R: 2 E: 0 K: 1 S: 7	H: 2 LOB: 2 BB: 2 P: 15	R: 0 E: 0 K: 1 S: 5	H: 0 LOB: 1 BB: 1 P: 9	1B: 9 2B: 4 3B: 1 HR: 1	SF: 0 SAC: 0 DP: 1 HBP: 0	WP: 0 PB: 0 SB: 0 CS: 1	PA: 43					
PITCHER	IP	WLS	BF	H	R	ER	SO	BB	IBB	HBP	BLK	WP	HR	S	P	ERA	WHIP										
Ray Herbert, R ERA: 6.6 (1, 1)	5.2	L	27	11	6	6	5	1	0	0	0	0	1	36	40	9.53	2.118										
Russ Meyer, R ERA: 1.53 (6, 1)	1.1		5	1	0	0	2	0	0	0	0	0	0	9	9	0.00	0.750										
Mark Freeman, R ERA: 9.82 (8, 1)	0.1		4	2	2	2	0	1	0	0	0	0	0	3	7	54.00	9.000										
Rip Coleman, L ERA: 3.52 (8, 1)	1.2		7	0	0	0	2	2	0	0	0	0	0	9	17	0.00	1.200										

AB	39
R	8
H	14
RBI	7
BB	4
SO	9
LOB	18



Batter	1	2	3	4	5	6	7	8	9	AB	R	H	RBI	BB	SO	LOB	BOTTOM										
Bill Tuttle, R OBP: 0.314, SLG: 0.386 (1, 8)										4	1	0	0	0	0	1	Washington Senators @ Kansas City Athletics Municipal Stadium, Kansas City, MO Tue Apr 28 1959, 8:05 PM EDT Att: 7,566 - Unknown										
Dick Williams, R OBP: 0.278, SLG: 0.400 (1, 3)										4	0	1	0	0	0	1											
Hector Lopez, R OBP: 0.317, SLG: 0.482 (1, 4)										4	0	1	1	0	1	1											
Roger Maris, L OBP: 0.377, SLG: 0.600 (1, 9)										4	2	2	1	0	0	1											
Bob Cerv, R OBP: 0.418, SLG: 0.660 (1, 7)										4	0	2	0	0	1	1											
Hal Smith, R OBP: 0.276, SLG: 0.255 (1, 5)										3	0	0	0	0	0	2											
Preston Ward, L OBP: 0.333, SLG: 0.667 (9, PH)										1	0	0	0	0	0	1											
Frank House, L OBP: 0.400, SLG: 0.578 (1, 2)										4	0	1	0	0	0	1											
Joe Demaestri, R OBP: 0.244, SLG: 0.225 (1, 6)										3	0	0	0	0	0	2											
Ray Herbert, R OBP: 0.400, SLG: 0.250 (1, 1)										2	0	1	0	0	0	0											
Russ Meyer, S (6, 1)										0	0	0	0	0	0	0											
Kent Hadley, L OBP: 0.304, SLG: 0.455 (7, PH)										1	0	0	0	0	1	0											
Mark Freeman, R (8, 1)										0	0	0	0	0	0	0											
Rip Coleman, L (8, 1)										0	0	0	0	0	0	0											
Inning Stats	R: 0 E: 0 K: 1 S: 5	H: 0 LOB: 0 BB: 0 P: 5	R: 1 E: 0 K: 0 S: 5	H: 2 LOB: 1 BB: 0 P: 5	R: 1 E: 0 K: 0 S: 5	H: 2 LOB: 1 BB: 0 P: 5	R: 0 E: 0 K: 0 S: 4	H: 1 LOB: 1 BB: 0 P: 4	R: 0 E: 0 K: 0 S: 4	H: 1 LOB: 1 BB: 0 P: 4	R: 0 E: 0 K: 1 S: 5	H: 0 LOB: 0 BB: 0 P: 5	R: 0 E: 0 K: 1 S: 5	H: 0 LOB: 0 BB: 0 P: 5	R: 0 E: 0 K: 0 S: 3	H: 0 LOB: 0 BB: 0 P: 3	R: 1 E: 0 K: 0 S: 4	H: 2 LOB: 2 BB: 0 P: 4	1B: 4 2B: 2 3B: 1 HR: 1	SF: 0 SAC: 0 DP: 1 HBP: 0	WP: 0 PB: 1 SB: 0 CS: 0	PA: 34					
PITCHER	IP	WLS	BF	H	R	ER	SO	BB	IBB	HBP	BLK	WP	HR	S	P	ERA	WHIP										
Russ Kemmerer, R ERA: 3.77 (1, 1)	9.0	W	34	8	3	3	3	0	0	0	0	0	1	40	40	3.00	0.889										

AB	34
R	3
H	8
RBI	2
BB	0
SO	3
LOB	11



Batter	1	2	3	4	5	6	7	8	9	AB	R	H	RBI	BB	SO	LOB	TOP								
Reno Bertoia, R OBP: 0.383, SLG: 0.520 (1, 4)										6	2	2	0	0	2	3	Washington Senators @ Detroit Tigers Briggs Stadium, Detroit, MI Thu Apr 30 1959, 4:33 AM EDT Att. 1,467 - Unknown								
Bob Allison, R OBP: 0.347, SLG: 0.449 (1, 8)										4	0	0	0	1	0	2									
Roy Sievers, R OBP: 0.327, SLG: 0.419 (1, 7)										5	1	3	1	0	1	0									
Jim Lemon, R OBP: 0.420, SLG: 0.727 (1, 9)										5	1	3	0	0	1	3									
Harmon Killebrew, R OBP: 0.333, SLG: 0.407 (1, 5)										4	2	2	3	1	0	3									
Norm Zauchin, R OBP: 0.296, SLG: 0.431 (1, 3)										5	1	2	2	0	1	5									
Jay Porter, R OBP: 0.379, SLG: 0.280 (1, 2)										4	0	1	0	1	0	0									
Ron Samford, R OBP: 0.286, SLG: 0.407 (1, 6)										5	1	2	2	0	0	2									
Bill Fischer, R OBP: 0.273, SLG: 0.273 (1, 1)										4	1	2	0	0	0	2									
Inning Stats	R: 1 E: 0 K: 1 S: 6	H: 2 LOB: 2 BB: 2 P: 14	R: 0 E: 0 K: 0 S: 3	H: 0 LOB: 0 BB: 0 P: 3	R: 0 E: 0 K: 1 S: 5	H: 0 LOB: 0 BB: 0 P: 5	R: 2 E: 0 K: 0 S: 5	H: 2 LOB: 0 BB: 0 P: 5	R: 5 E: 0 K: 1 S: 11	H: 6 LOB: 2 BB: 1 P: 15	R: 0 E: 0 K: 0 S: 5	H: 2 LOB: 2 BB: 0 P: 5	R: 0 E: 0 K: 1 S: 7	H: 2 LOB: 2 BB: 0 P: 7	R: 0 E: 0 K: 1 S: 6	H: 1 LOB: 1 BB: 0 P: 6	R: 1 E: 1 K: 0 S: 5	H: 2 LOB: 1 BB: 0 P: 5	1B: 15 2B: 1 3B: 0 HR: 1	SF: 0 SAC: 1 DP: 1 HBP: 0	WP: 0 PB: 0 SB: 0 CS: 0	PA: 46			
PITCHER	IP	WLS	BF	H	R	ER	SO	BB	IBB	HBP	BLK	WP	HR	S	P	ERA	WHIP								
Paul Foytack, R ERA: 9.74 (1, 1)	4.1	L	22	8	7	7	2	2	0	0	0	0	1	24	32	14.54	2.308								
Tom Morgan, R ERA: 2.51 (5, 1)	0.2	5	2	1	1	1	1	1	0	0	0	0	0	6	10	13.50	4.500								
George Susce, R ERA: 9.0 (6, 1)	3.0	14	5	0	0	2	0	0	0	0	0	0	0	18	18	0.00	1.667								
Pete Burnside, L ERA: 4.26 (9, 1)	1.0	5	2	1	0	0	0	0	0	0	0	0	0	5	5	0.00	2.000								

Batter	1	2	3	4	5	6	7	8	9	AB	R	H	RBI	BB	SO	LOB	BOTTOM								
Eddie Yost, R OBP: 0.371, SLG: 0.491 (1, 5)										3	1	1	1	1	0	0	Washington Senators @ Detroit Tigers Briggs Stadium, Detroit, MI Thu Apr 30 1959, 4:33 AM EDT Att. 1,467 - Unknown								
Bobo Osborne, L OBP: 0.394, SLG: 0.444 (1, 3)										4	0	0	0	0	1	2									
Harvey Kuenn, R OBP: 0.420, SLG: 0.484 (1, 8)										2	0	0	0	0	1	0									
Johnny Groth, R OBP: 0.500, SLG: 0.556 (8, 9)										1	0	0	0	0	0	0									
Al Kaline, R OBP: 0.441, SLG: 0.571 (1, 9) (8, 8)										4	0	0	0	0	0	2									
Larry Doby, L OBP: 0.410, SLG: 0.455 (1, 7)										4	0	3	0	0	0	0									
Rocky Bridges, R OBP: 0.419, SLG: 0.393 (1, 6)										3	0	0	0	0	0	3									
Frank Bolling, R OBP: 0.270, SLG: 0.279 (1, 4)										3	0	1	0	0	0	1									
Lou Berberet, L OBP: 0.429, SLG: 0.273 (1, 2)										3	0	1	0	0	0	1									
Paul Foytack, R OBP: 0.187, SLG: 0.187 (5, 1)										1	0	0	0	0	0	0									
Tom Morgan, R OBP: 0.200, SLG: 0.500 (5, 1)										0	0	0	0	0	0	0									
Neil Christy, R OBP: 0.182, SLG: 0.200 (6, 1)										1	0	0	0	0	0	2									
George Susce, R OBP: 0.182, SLG: 0.200 (6, 1)										0	0	0	0	0	0	0									
Gail Harris, L OBP: 0.336, SLG: 0.340 (8, 1)										1	0	0	0	0	0	0									
Pete Burnside, R (9, 1)										0	0	0	0	0	0	0									
Inning Stats	R: 0 E: 0 K: 1 S: 5	H: 0 LOB: 0 BB: 0 P: 5	R: 0 E: 0 K: 0 S: 3	H: 1 LOB: 0 BB: 0 P: 3	R: 0 E: 0 K: 0 S: 3	H: 1 LOB: 0 BB: 0 P: 3	R: 1 E: 0 K: 0 S: 4	H: 1 LOB: 0 BB: 0 P: 4	R: 0 E: 0 K: 0 S: 5	H: 2 LOB: 2 BB: 0 P: 5	R: 0 E: 0 K: 0 S: 2	H: 0 LOB: 1 BB: 1 P: 7	R: 0 E: 0 K: 0 S: 3	H: 1 LOB: 0 BB: 0 P: 3	R: 0 E: 1 K: 1 S: 6	H: 0 LOB: 1 BB: 0 P: 6	R: 0 E: 0 K: 0 S: 3	H: 0 LOB: 0 BB: 0 P: 3	1B: 5 2B: 1 3B: 0 HR: 1	SF: 0 SAC: 0 DP: 3 HBP: 1	WP: 0 PB: 0 SB: 0 CS: 0	PA: 33			
PITCHER	IP	WLS	BF	H	R	ER	SO	BB	IBB	HBP	BLK	WP	HR	S	P	ERA	WHIP								
Bill Fischer, R ERA: 1.06 (1, 1)	9.0	W	32	6	1	1	2	1	0	1	0	0	1	34	39	1.00	0.778								

AB	42
R	9
H	17
RBI	8
BB	3
SO	5
LOB	20



Batter	1	2	3	4	5	6	7	8	9	10	AB	R	H	RBI	BB	SO	LOB	TOP			
Reno Bertola, R OBP: 0.384, SLG: 0.513 (1,4)	L5											5	0	2	0	0	0	1			
Bob Allison, R OBP: 0.325, SLG: 0.419 (1,8)	6-3											5	0	0	0	0	3	5			
Roy Slevers, R OBP: 0.315, SLG: 0.396 (1,7)	K											5	1	1	0	0	2	2			
Jim Lemon, R OBP: 0.400, SLG: 0.667 (1,9)		F5										4	1	0	0	1	1	1			
Hamon Killebrew, R OBP: 0.391, SLG: 0.528 (1,5)												4	2	2	2	1	0	2			
Norm Zaichin, R OBP: 0.284, SLG: 0.412 (8, PH)												3	0	0	0	0	1	2			
Julio Becquer, L OBP: 0.143, SLG: 0.143 (8, 3)	F5											2	0	0	0	0	0	2			
Jay Porter, R OBP: 0.364, SLG: 0.276 (1,2)												4	0	1	1	0	0	1			
Ron Samford, R OBP: 0.281, SLG: 0.387 (1,6)												4	0	1	0	0	0	0			
Camilo Pascual, R OBP: 0.444, SLG: 0.375 (1,1)												3	0	2	0	1	1	2			
Inning Stats	R: 0 E: 0 K: 1 S: 5	H: 0 LOB: 0 BB: 0 P: 5	R: 1 E: 0 K: 0 S: 4	H: 1 LOB: 0 BB: 0 P: 8	R: 0 E: 0 K: 1 S: 7	H: 2 LOB: 2 BB: 0 P: 7	R: 0 E: 0 K: 1 S: 6	H: 0 LOB: 0 BB: 0 P: 7	R: 0 E: 0 K: 2 S: 5	H: 2 LOB: 2 BB: 0 P: 5	R: 1 E: 2 K: 0 S: 5	H: 1 LOB: 1 BB: 0 P: 5	R: 0 E: 0 K: 1 S: 5	H: 0 LOB: 0 BB: 1 P: 9	R: 1 E: 0 K: 1 S: 6	H: 1 LOB: 0 BB: 0 P: 6	1B: 7 2B: 0 3B: 0 HR: 2	SF: 0 SAC: 0 DP: 2 HBP: 0	WP: 0 PA: 42		
PITCHER Jim Bunning, R ERA: 5.92 (1,1)	IP: 10.0 WLS: L BF: 42 H: 9 R: 4 ER: 3 SO: 8 BB: 3 IBB: 0 HBP: 0 BLK: 0 WP: 0 HR: 2 S: 55 P: 67 ERA: 2.70 WHIP: 1.200																				

Washington Senators @ Detroit Tigers
Briggs Stadium, Detroit, MI
Fri May 01 1959, 4:33 AM EDT
Att: 1,863 - Unknown

AB 39
R 4
H 9
RBI 3
BB 3
SO 8
LOB 18





Batter	1	2	3	4	5	6	7	8	9	10	AB	R	H	RBI	BB	SO	LOB	BOTTOM			
Eddie Yost, R OBP: 0.378, SLG: 0.557 (1,5)	HR											4	1	2	1	0	1	2			
Bobo Osborne, L OBP: 0.370, SLG: 0.409 (1,3)	1B											4	1	1	0	1	1	3			
Al Kaline, R OBP: 0.425, SLG: 0.544 (1,8)	1B											5	0	1	0	0	0	2			
Larry Doby, L OBP: 0.364, SLG: 0.395 (1,7)	4-3											5	0	0	0	0	0	4			
Rocky Bridges, R OBP: 0.403, SLG: 0.373 (1,6)	SF7											3	0	0	1	1	1	0			
Coot Veal, R (10, PR)												0	0	0	0	0	0	0			
Johnny Groth, R OBP: 0.500, SLG: 0.583 (1,9)	HBP											3	1	1	0	1	0	0			
Charlie Maxwell, L OBP: 0.227, SLG: 0.333 (10, PH)	BB											1	0	0	0	0	1	1			
Frank Bolling, R OBP: 0.284, SLG: 0.281 (1,4)	FC6-4											3	0	1	0	0	1	0			
Red Wilson, R OBP: 0.056, SLG: 0.056 (1,2)	FC6-4											4	0	1	1	0	0	3			
Jim Bunning, R OBP: 0.288, SLG: 0.286 (1,1)												3	0	1	0	0	0	0			
Inning Stats	R: 2 E: 0 K: 0 S: 6	H: 3 LOB: 3 BB: 1 P: 11	R: 0 E: 0 K: 0 S: 4	H: 1 LOB: 2 BB: 1 P: 8	R: 0 E: 0 K: 1 S: 5	H: 0 LOB: 0 BB: 0 P: 5	R: 0 E: 0 K: 0 S: 4	H: 1 LOB: 1 BB: 0 P: 4	R: 0 E: 0 K: 1 S: 5	H: 0 LOB: 0 BB: 0 P: 5	R: 1 E: 0 K: 1 S: 8	H: 3 LOB: 2 BB: 0 P: 8	R: 0 E: 0 K: 0 S: 3	H: 0 LOB: 0 BB: 0 P: 3	R: 0 E: 0 K: 1 S: 5	H: 0 LOB: 0 BB: 0 P: 5	R: 0 E: 0 K: 1 S: 5	H: 0 LOB: 1 BB: 1 P: 9	1B: 5 2B: 2 3B: 0 HR: 1	SF: 1 SAC: 2 DP: 0 HBP: 1	WP: 0 PA: 42
PITCHER Camilo Pascual, R ERA: 4.03 (1,1)	IP: 10.0 WLS: W BF: 42 H: 8 R: 3 ER: 3 SO: 5 BB: 3 IBB: 0 HBP: 1 BLK: 0 WP: 0 HR: 1 S: 48 P: 61 ERA: 2.70 WHIP: 1.100																				

Washington Senators @ Detroit Tigers
Briggs Stadium, Detroit, MI
Fri May 01 1959, 4:33 AM EDT
Att: 1,863 - Unknown

AB 35
R 3
H 8
RBI 3
BB 3
SO 5
LOB 15



Batter	1	2	3	4	5	6	7	8	9	AB	R	H	RBI	BB	SO	LOB	TOP								
Reno Bertoia, R OBP: 0.391, SLG: 0.518 (1, 4)	0-0 FC6 1B	0-0 2H 1B		0-0 SF9 3H	0-3 K 2		0-3 K 3		0-0 1B	5	0	3	2	0	2	0	Washington Senators @ Detroit Tigers Briggs Stadium, Detroit, MI Sat May 02 1959, 4:33 AM EDT Att: 4,771 - Unknown livebaseballscores.com AB 42 R 15 H 17 RBI 14 BB 3 SO 8 LOB 17 								
Bob Allison, R OBP: 0.326, SLG: 0.413 (1, 8)	0-0 FC6 1-2 HR	0-3 K 3		0-0 BB 1-2 2H HR 1B	0-0 2B E 1B			0-0 6-3 1	0-3 K 1	6	3	2	1	0	2	3									
Roy Sievers, R OBP: 0.350, SLG: 0.509 (1, 7)	0-0 1H HR		0-0 F9 1B	4-0 HR 1-2 2-3 BB 1B	0-0 E9 1H 2B			0-0 2B 2B	0-0 L4 2	5	3	3	2	1	0	1									
Jim Lemon, R OBP: 0.393, SLG: 0.704 (1, 9)	0-0 5-3 2		0-0 F7 2	0-0 HR 1-2 2-3 1H 1-0 HBP	0-0 P4 3			0-0 HR 2B	0-3 K 3	6	2	2	5	0	1	2									
Harmon Killebrew, R OBP: 0.380, SLG: 0.606 (1, 5)	0-0 HR		0-0 F9 3	0-0 HBP 1-0		1-0 HBP G6-4-3		0-0 2H HR		3	2	2	3	0	0	0									
Norm Zaichin, R OBP: 0.291, SLG: 0.394 (1, 3)	0-0 F9 3			0-0 BB 1-2 2-3 1B HBP		0-0 F3 1		0-0 E5 2B G1-2-3		3	1	0	0	1	0	1									
Jay Porter, R OBP: 0.368, SLG: 0.324 (1, 2)		0-0 P3 1		0-0 1B 5-3		0-0 G6-4-3 1-2		0-0 2B 1-3		5	1	2	0	0	0	3									
Ron Samford, R OBP: 0.351, SLG: 0.543 (1, 6)		0-0 1B 2B		0-0 BB 1B 1-2 2-3 HR 1B	0-0 HR		0-3 K 1	4-0 BB		4	3	3	1	1	1	0									
Russ Kemmerer, R OBP: 0.188, SLG: 0.200 (1, 1)		0-0 5-3 2		0-3 K 3	0-0 6-3 1		0-3 K 2	0-0 G1-2-3 3H		5	0	0	0	0	2	7									
Inning Stats	R: 3 E: 0 K: 0 S: 6	H: 3 LOB: 0 BB: 0 P: 6	R: 1 E: 0 K: 1 S: 7	H: 2 LOB: 1 BB: 0 P: 7	R: 0 E: 0 K: 0 S: 3	H: 0 LOB: 0 BB: 0 P: 3	R: 6 E: 0 K: 1 S: 9	H: 4 LOB: 2 BB: 2 P: 19	R: 2 E: 1 K: 1 S: 8	H: 3 LOB: 1 BB: 0 P: 8	R: 0 E: 0 K: 0 S: 2	H: 0 LOB: 0 BB: 0 P: 3	R: 0 E: 0 K: 3 S: 9	H: 0 LOB: 0 BB: 0 P: 9	R: 3 E: 1 K: 0 S: 7	H: 4 LOB: 2 BB: 1 P: 11	R: 0 E: 0 K: 2 S: 8	H: 1 LOB: 1 BB: 0 P: 8	1B: 7 2B: 5 3B: 0 HR: 5	SF: 1 SAC: 0 DP: 2 HBP: 3	WP: 0 PB: 0 SB: 0 CS: 0	PA: 49			
PITCHER	IP	WLS	BF	H	R	ER	SO	BB	IBB	HBP	BLK	WP	HR	S	P	ERA	WHIP	PITCHER							
Jerry Davie, R ERA: 3.46 (1, 1)	2.0	L	11	5	4	4	1	0	0	0	0	0	2	13	13	18.00	2.500								
Ray Narjeski, R ERA: 13.5 (3, 1)	1.2		11	4	6	6	1	2	0	0	0	0	1	11	19	32.40	3.600								
Tom Morgan, R ERA: 3.06 (4, 1)	3.1		15	3	2	2	4	0	0	3	0	0	1	20	23	5.40	0.900								
George Susce, R ERA: 10.13 (8, 1)	0.1		6	4	3	2	0	0	0	0	0	0	1	6	6	54.00	12.000								
Hank Aguirre, L ERA: 3.39 (8, 1)	1.2		6	1	0	0	2	1	0	0	0	0	0	9	13	0.00	1.200								
Batter	1	2	3	4	5	6	7	8	9	AB	R	H	RBI	BB	SO	LOB	BOTTOM								
Eddie Yost, R OBP: 0.385, SLG: 0.563 (1, 5)	0-3 K 1	4-0 1-2 2-3 BB		0-0 5-3 3			0-0 2B 3			3	0	1	0	1	1	0	Washington Senators @ Detroit Tigers Briggs Stadium, Detroit, MI Sat May 02 1959, 4:33 AM EDT Att: 4,771 - Unknown livebaseballscores.com AB 32 R 3 H 7 RBI 2 BB 2 SO 3 LOB 13 								
Bobo Osborne, L OBP: 0.323, SLG: 0.346 (1, 9)	0-3 K 1	0-0 L8 3		0-0 P6 1	0-0 P4 3		0-0 P5 2			4	0	0	0	0	1	4									
Al Kaline, R OBP: 0.429, SLG: 0.556 (1, 8)	0-0 L8 3		0-0 G3 SF8 2B	0-0 G3-6-3 1B			0-0 L5-3 1			4	1	2	0	0	0	0									
Gail Harris, L OBP: 0.237, SLG: 0.352 (1, 3)		0-0 1B E 2B	0-0 G3 1	0-0 G3-6-3 1-2			0-0 P5 2			4	1	1	0	0	0	2									
Larry Doby, L OBP: 0.354, SLG: 0.390 (1, 7)		0-0 E BB SF8 1B	0-0 SF8 2	0-0 G3 1	0-0 G3 1		0-0 4-3 3			3	1	1	1	0	0	0									
Rocky Bridges, R OBP: 0.408, SLG: 0.371 (1, 6)		4-0 BB E BB 1-2	0-0 F9 3	0-0 F9 3			0-0 F3 1			3	0	1	0	1	0	0									
Frank Bolling, R OBP: 0.268, SLG: 0.265 (1, 4)		0-0 F8 1	0-0 F9 3				0-0 F8 3			4	0	0	0	0	1	4									
Charlie Lau, L OBP: 0.167, SLG: 0.167 (1, 2)		0-0 E9 BB 1-2 2-3 3H	0-0 F2 1	0-0 F2 2			0-0 G3 1			4	0	1	0	0	0	2									
Jerry Davie, R OBP: 0.167, SLG: 0.200 (2, PH)		0-0 SF8 2		0-0 6-3 2			0-0 F2 2			0	0	0	0	0	0	0									
Neil Christley, L OBP: 0.167, SLG: 0.200 (3, PH)										0	0	0	1	0	0	0									
Ray Narjeski, R OBP: 0.323, SLG: 0.346 (3, PH)										0	0	0	0	0	0	0									
Tom Morgan, R OBP: 0.350, SLG: 0.509 (4, PH)										1	0	0	0	0	0	0									
Red Wilson, R OBP: 0.326, SLG: 0.413 (7, PH)										1	0	0	0	0	0	0									
George Susce, R OBP: 0.188, SLG: 0.200 (8, PH)										0	0	0	0	0	0	0									
Hank Aguirre, R OBP: 0.368, SLG: 0.324 (8, PH)										0	0	0	0	0	0	0									
Charlie Maxwell, L OBP: 0.291, SLG: 0.394 (8, PH)										1	0	0	0	0	0	1									
Inning Stats	R: 0 E: 0 K: 2 S: 7	H: 0 LOB: 0 BB: 0 P: 7	R: 2 E: 1 K: 0 S: 6	H: 2 LOB: 3 BB: 2 P: 14	R: 1 E: 0 K: 0 S: 5	H: 2 LOB: 1 BB: 0 P: 5	R: 0 E: 0 K: 0 S: 3	H: 0 LOB: 0 BB: 0 P: 3	R: 0 E: 0 K: 0 S: 3	H: 1 LOB: 1 BB: 0 P: 3	R: 0 E: 0 K: 0 S: 4	H: 0 LOB: 0 BB: 0 P: 4	R: 0 E: 0 K: 0 S: 3	H: 0 LOB: 0 BB: 0 P: 3	R: 0 E: 0 K: 1 S: 6	H: 1 LOB: 1 BB: 0 P: 6	1B: 4 2B: 3 3B: 0 HR: 0	SF: 2 SAC: 0 DP: 1 HBP: 0	WP: 0 PB: 0 SB: 0 CS: 0	PA: 36					
PITCHER	IP	WLS	BF	H	R	ER	SO	BB	IBB	HBP	BLK	WP	HR	S	P	ERA	WHIP	PITCHER							
Russ Kemmerer, R ERA: 3.15 (1, 1)	9.0	W	36	7	3	1	3	2	0	0	0	0	0	40	48	1.00	1.000								

Batter	1	2	3	4	5	6	7	8	9	AB	R	H	RBI	BB	SO	LOB	TOP																
Reno Bertioia, R (1.4) OBP: 0.375, SLG: 0.494	0-0 6-3		0-0 F7		0-0 F8			0-0 5-3		4	0	0	0	0	0	0																	
Bob Allison, R (1.8) OBP: 0.322, SLG: 0.405	0-0 L7		0-0 1B			0-0 F9			0-3 K	4	0	1	0	0	1	0																	
Julio Becquer, L (1.3) OBP: 0.273, SLG: 0.300	0-0 2B		0-0 5-3			4-0 BB			0-0 F2	3	0	1	0	1	0	1																	
Jim Lemon, R (1.9) OBP: 0.400, SLG: 0.679	4-0 BB			0-3 K		0-0 G6-4-3			4-0 BB	2	0	0	0	2	1	1																	
Harmon Killebrew, R (1.5) OBP: 0.373, SLG: 0.580	0-3 K			4-0 BB					0-0 F7	3	0	0	0	1	1	3																	
Jay Porter, R (1.2) OBP: 0.341, SLG: 0.297		0-0 F2		0-0 F8					0-3 K	3	0	0	0	0	1	1																	
Ed Fitz Gerald, R (7.2) OBP: 0.143, SLG: 0.040										0	0	0	0	0	0	0																	
Faye Throneberry, L (1.7) OBP: 0.289, SLG: 0.167		4-0 BB		0-0 G3					0-0 P6	2	0	0	0	1	0	1																	
Ron Samford, R (1.6) OBP: 0.325, SLG: 0.500			0-0 G6-4-3		0-0 F8				0-0 6-3	3	0	0	0	0	0	1																	
Pedro Ramos, S (1.1) OBP: 0.400, SLG: 0.429			0-3 K2-3		0-3 K				0-0 F2	2	0	0	0	0	2	0																	
John Romonosky, R (7.1) OBP: 1.000, SLG: 1.000										0	0	0	0	0	0	0																	
Ken Aspromonte, R (8. PH) OBP: 0.294, SLG: 0.179										1	0	0	0	0	0	0																	
Jack Kralick, L (8.1) ERA: 10.13										0	0	0	0	0	0	0																	
Inning Stats	R: 0 E: 0 K: 1 S: 6	H: 1 LOB: 2 BB: 1 P: 10	R: 0 E: 0 K: 0 S: 2	H: 0 LOB: 0 BB: 1 P: 6	R: 0 E: 0 K: 1 S: 6	H: 1 LOB: 1 BB: 0 P: 6	R: 0 E: 0 K: 1 S: 5	H: 0 LOB: 0 BB: 0 P: 5	R: 0 E: 0 K: 1 S: 5	H: 0 LOB: 0 BB: 0 P: 6	R: 0 E: 0 K: 1 S: 5	H: 0 LOB: 2 BB: 0 P: 5	R: 0 E: 0 K: 0 S: 3	H: 0 LOB: 0 BB: 0 P: 3	R: 0 E: 0 K: 1 S: 5	H: 0 LOB: 1 BB: 1 P: 9	1B: 1 2B: 1 3B: 0 HR: 0	SF: 0 SAC: 0 DP: 2 HBP: 0	WP: 0 PB: 0 SB: 0 CS: 0	PA: 32													
PITCHER Mudcat Grant, R (1.1) ERA: 0.00	IP: 9.0 WLS: W BF: 32 H: 2 R: 0 ER: 0 SO: 6 BB: 5 IBB: 0 HBP: 0 BLK: 0 WP: 0 HR: 0 S: 39 P: 59 ERA: 0.00 WHIP: 0.778															PITCHER	IP	WLS	BF	H	R	ER	SO	BB	IBB	HBP	BLK	WP	HR	S	P	ERA	WHIP

Washington Senators @ Cleveland Indians
Cleveland Municipal Stadium, Cleveland, OH
Sun May 03 1959, 3:33 AM EDT
Unknown

AB	27
R	0
H	2
RBI	0
BB	5
SO	6
LOB	8

WP: 0	PA: 32
PB: 0	
SB: 0	
CS: 0	

Batter	1	2	3	4	5	6	7	8	9	AB	R	H	RBI	BB	SO	LOB	BOTTOM																
Jim Piersall, R (1.8) OBP: 0.297, SLG: 0.305	0-3 K		0-0 2B		0-0 E5		0-0 6-3			3	1	2	0	0	1	0																	
Carroll Hardy, R (7. PH) OBP: 0.188, SLG: 0.133			1-3 E		1-3 1B					1	0	0	0	0	0	0																	
Vic Power, R (1.3) OBP: 0.447, SLG: 0.667	0-0 5-3		0-0 E2		0-0 L3		4-0 BLK			3	1	1	1	1	0	2																	
Minnie Minoso, R (1.7) OBP: 0.303, SLG: 0.386	0-0 1-3		0-0 F3		0-0 5-3		1-0 BLK			3	0	0	0	0	0	1																	
Rocky Colavito, R (1.9) OBP: 0.395, SLG: 0.582		0-0 FC4-6		0-0 2B		0-0 5-3		0-0 5-3		4	0	2	0	0	0	2																	
Russ Nixon, L (1.2) OBP: 0.289, SLG: 0.256		0-0 FC4-6		4-0 BB		0-0 L8		0-0 3-1		3	0	0	0	1	0	1																	
Randy Jackson, R (1.5) OBP: 0.143, SLG: 0.143		0-0 G6-4-3		0-0 F8		0-0 6-3		0-0 1-3		3	0	0	0	0	0	3																	
Woodie Held, R (7.5) OBP: 0.340, SLG: 0.625										1	0	0	0	0	0	0																	
George Strickland, R (1.6) OBP: 0.420, SLG: 0.576			0-0 4-3		0-0 P4		0-0 HR		0-0 6-3	4	1	1	0	0	0	2																	
Billy Martin, R (1.4) OBP: 0.254, SLG: 0.444			0-0 1B		0-3 K		0-0 HR			3	2	2	2	0	1	2																	
Mudcat Grant, R (1.1) ERA: 10.13			0-3 K		0-0 E6		0-0 P4			3	0	0	0	0	1	1																	
Inning Stats	R: 0 E: 0 K: 1 S: 5	H: 0 LOB: 0 BB: 0 P: 5	R: 0 E: 0 K: 0 S: 3	H: 1 LOB: 0 BB: 0 P: 3	R: 3 E: 1 K: 1 S: 8	H: 3 LOB: 0 BB: 0 P: 8	R: 0 E: 0 K: 1 S: 6	H: 1 LOB: 2 BB: 1 P: 10	R: 0 E: 0 K: 0 S: 4	H: 1 LOB: 1 BB: 0 P: 4	R: 0 E: 0 K: 0 S: 3	H: 0 LOB: 0 BB: 0 P: 3	R: 2 E: 0 K: 0 S: 5	H: 2 LOB: 2 BB: 1 P: 10	R: 0 E: 0 K: 0 S: 3	H: 0 LOB: 0 BB: 0 P: 3	1B: 5 2B: 3 3B: 0 HR: 1	SF: 0 SAC: 0 DP: 2 HBP: 1	WP: 0 PB: 0 SB: 1 CS: 0	PA: 34													
PITCHER Pedro Ramos, R (1.1) ERA: 4.89	IP: 6.1 WLS: L BF: 27 H: 8 R: 5 ER: 3 SO: 3 BB: 1 IBB: 0 HBP: 0 BLK: 0 WP: 0 HR: 1 S: 32 P: 36 ERA: 4.26 WHIP: 1.421															PITCHER	IP	WLS	BF	H	R	ER	SO	BB	IBB	HBP	BLK	WP	HR	S	P	ERA	WHIP
John Romonosky, R (7.1) ERA: 0.00	0.2 4 0 0 0 0 1 0 0 1 1 0 0 0 2 7 0.00 1.500																																
Jack Kralick, L (8.1) ERA: 10.13	1.0 3 0 0 0 0 0 0 0 0 0 0 0 0 3 3 0.00 0.000																																

Washington Senators @ Cleveland Indians
Cleveland Municipal Stadium, Cleveland, OH
Sun May 03 1959, 3:33 AM EDT
Unknown

AB	31
R	5
H	8
RBI	3
BB	2
SO	3
LOB	14

WP: 0	PA: 34
PB: 0	
SB: 1	
CS: 0	

Batter	1	2	3	4	5	6	7	8	9	AB	R	H	RBI	BB	SO	LOB	TOP		
Reno Bertioia, R OBP: 0.360, SLG: 0.473 (1, 4)	3-1		P4			K			F8	4	0	0	0	0	1	1			
Bob Allison, R OBP: 0.340, SLG: 0.414 (1, 8)	G3-6 BB		5-3						E 2B 1B	3	1	2	0	1	0	1			
Julio Becquer, L OBP: 0.200, SLG: 0.214 (1, 3)	G3-6 1-2			F7		4-3			E3 2B 1-2	4	1	0	0	0	0	3			
Jim Lemon, R OBP: 0.377, SLG: 0.633 (1, 9)		F9		F7			F8		P3	4	0	0	0	0	0	2			
Harmon Killebrew, R OBP: 0.379, SLG: 0.583 (1, 5)		S BB		F7			K		1B 2B	3	1	1	2	1	1	0			
Ed Fitz Gerald, R OBP: 0.156, SLG: 0.069 (1, 2)					K		K			4	0	1	1	0	3	1			
Faye Throneberry, L OBP: 0.162, SLG: 0.100 (1, 7)					6-3		4-3		G3	4	0	0	0	0	0	2			
Ron Samford, R OBP: 0.302, SLG: 0.463 (1, 6)				4-3			L1			3	0	0	0	0	0	0			
Hal Griggs, R Dick Hyde, R (1, 1) (9, 1)				E6			5-3		K	3	0	0	0	0	1	0			
										0	0	0	0	0	0	0			
Inning Stats	R: 0 E: 0 K: 0 S: 2	H: 0 LOB: 0 BB: 1 P: 6	R: 0 E: 0 K: 1 S: 5	H: 0 LOB: 1 BB: 1 P: 9	R: 0 E: 1 K: 0 S: 4	H: 0 LOB: 1 BB: 0 P: 4	R: 0 E: 0 K: 0 S: 3	H: 0 LOB: 0 BB: 0 P: 3	R: 0 E: 0 K: 1 S: 5	H: 1 LOB: 0 BB: 0 P: 5	R: 0 E: 0 K: 2 S: 7	H: 0 LOB: 0 BB: 0 P: 7	R: 0 E: 0 K: 1 S: 5	H: 0 LOB: 0 BB: 0 P: 5	R: 3 E: 1 K: 0 S: 7	H: 3 LOB: 1 BB: 0 P: 7	1B: 3 2B: 1 3B: 0 HR: 0	SF: 0 SAC: 0 DP: 1 HBP: 0	WP: 0 PA: 34 PB: 0 CS: 1
PITCHER Mike Garcia, R ERA: (1, 1)	IP 9.0	WLS L	BF 34	H 4	R 3	ER 0	SO 6	BB 2	IBB 0	HBP 0	BLK 0	WP 0	HR 0	S 44	P 52	ERA 0.00	WHIP 0.667		

Washington Senators @ Cleveland Indians
Cleveland Municipal Stadium, Cleveland, OH
Sun May 03 1959, 3:38 AM EDT
Att: 19,586 - Unknown

AB	32
R	3
H	4
RBI	3
BB	2
SO	6
LOB	10



Batter	1	2	3	4	5	6	7	8	9	AB	R	H	RBI	BB	SO	LOB	BOTTOM				
Jim Piersall, R OBP: 0.294, SLG: 0.302 (1, 8)	FC3-6 1B		F8		F9			P6		4	0	1	0	0	0	1					
Vic Power, R OBP: 0.438, SLG: 0.644 (1, 3)	FC3-6 2B CS 1-2		6-3			6-3		L5-3 1B		4	0	1	0	0	0	1					
Minnie Minoso, R OBP: 0.288, SLG: 0.365 (1, 7)	F9		L5			1-3		L5-3 1-2		4	0	0	0	0	0	2					
Rocky Colavito, R OBP: 0.413, SLG: 0.643 (1, 9)	1-3 2B			L4-3 BB		2-3			HR	3	1	2	1	1	0	0					
Russ Nixon, L OBP: 0.265, SLG: 0.233 (1, 2)	CS	L8		L4-3 1-2		G3		4-3		4	0	0	0	0	0	1					
Woodie Held, R OBP: 0.373, SLG: 0.628 (1, 5)		6-4-3 BB		1-3			1B IBB 1B		1B	3	0	2	0	1	0	0					
George Strickland, R OBP: 0.417, SLG: 0.565 Don Dillard, L (9, PH)		6-4-3 1-2			4-3		1B IBB 1B		F8	3	0	1	0	0	0	1					
Billy Martin, R OBP: 0.286, SLG: 0.453 Tito Francona, L OBP: 0.500, SLG: 1.200 (9, PH)					5-3 1B		1-2 IBB		F7	1	0	1	0	2	0	0					
Mike Garcia, R (1, 1)		6-3			5-3 1-2		1-3			1	0	0	0	0	0	1					
										3	0	0	0	0	0	5					
Inning Stats	R: 0 E: 0 K: 0 S: 4	H: 2 LOB: 1 BB: 0 P: 4	R: 0 E: 0 K: 0 S: 3	H: 0 LOB: 2 BB: 2 P: 11	R: 0 E: 0 K: 0 S: 3	H: 0 LOB: 0 BB: 0 P: 3	R: 0 E: 0 K: 0 S: 2	H: 0 LOB: 0 BB: 1 P: 6	R: 0 E: 0 K: 0 S: 4	H: 1 LOB: 1 BB: 0 P: 4	R: 0 E: 0 K: 0 S: 3	H: 0 LOB: 0 BB: 0 P: 3	R: 0 E: 0 K: 0 S: 4	H: 2 LOB: 2 BB: 1 P: 8	R: 0 E: 0 K: 0 S: 3	H: 1 LOB: 0 BB: 0 P: 3	R: 1 E: 0 K: 0 S: 5	H: 2 LOB: 1 BB: 0 P: 5	1B: 6 2B: 3 3B: 0 HR: 1	SF: 0 SAC: 0 DP: 2 HBP: 0	WP: 0 PA: 36 PB: 0 CS: 1
PITCHER Hal Griggs, R ERA: 0.73 Dick Hyde, R ERA: 4.5 (1, 1) (9, 1)	IP 8.1	WLS W	BF 33	H 8	R 1	ER 1	SO 1	BB 3	IBB 1	HBP 0	BLK 0	WP 0	HR 1	S 29	P 45	ERA 1.08	WHIP 1.320				
PITCHER	IP	WLS	BF	H	R	ER	SO	BB	IBB	HBP	BLK	WP	HR	S	P	ERA	WHIP				

Washington Senators @ Cleveland Indians
Cleveland Municipal Stadium, Cleveland, OH
Sun May 03 1959, 3:38 AM EDT
Att: 19,586 - Unknown

AB	31
R	1
H	8
RBI	1
BB	4
SO	0
LOB	13



Batter	1	2	3	4	5	6	7	8	9	AB	R	H	RBI	BB	SO	LOB	TOP											
Reno Bertoia, R OBP: 0.343, SLG: 0.454 (1, 4)	F8		F8	F8		F3		SF8		4	0	1	0	0	1		Washington Senators @ Chicago White Sox Comiskey Park, Chicago, IL Tue May 05 1959, 4:33 AM EDT Att: 2,087 - Unknown livebaseballscorecards.com											
Bob Allison, R OBP: 0.333, SLG: 0.435 (1, 8)	K		4-3	5-3				6-3		5	1	1	1	0	1	2												
Harmon Killebrew, R OBP: 0.391, SLG: 0.623 (1, 5)	BB 1B		HR 1B		F7		5-3		HR	5	3	3	1	0	0	0												
Jim Lemon, R OBP: 0.405, SLG: 0.683 (1, 9)	1B BB		HR 1B		1B BB		F8		WP SH1-4 1B	3	2	2	2	2	0	0												
Ed Fitz Gerald, R OBP: 0.222, SLG: 0.125 (1, 2)	1-3 2H 1B		1B BB		1B		6-3		SH1-4	3	0	2	1	1	0	0												
Ron Samford, R OBP: 0.333, SLG: 0.478 (1, 6)	F8		1B		G4-6-3 1B			S 2B 1B	6-3	5	1	3	1	0	0	3												
Julio Becquer, L OBP: 0.150, SLG: 0.158 (1, 3)		4-3	F9		G4-6-3 1B			K F7		5	0	0	0	0	1	6												
Faye Throneberry, L OBP: 0.200, SLG: 0.077 (1, 7)	6-3			4-3		F8		2B SF8 IBB		3	1	0	0	1	0	0												
Chuck Stobbs, L OBP: 0.125, SLG: 0.125 (1, 1)										3	0	1	0	0	1	0												
Tex Clevenger, R OBP: 1.000, SLG: 2.000 (7, 1)	L1					K		SF8 1-3 2H 2B		1	0	1	1	0	0	0												
Inning Stats	R: 1 E: 0 K: 1 S: 7	H: 2 LOB: 2 BB: 1 P: 11	R: 0 E: 0 K: 0 S: 3	H: 0 LOB: 0 BB: 0 P: 3	R: 2 E: 0 K: 0 S: 6	H: 3 LOB: 2 BB: 1 P: 10	R: 0 E: 0 K: 0 S: 4	H: 1 LOB: 1 BB: 0 P: 4	R: 1 E: 0 K: 1 S: 5	H: 2 LOB: 1 BB: 1 P: 8	R: 0 E: 0 K: 1 S: 5	H: 0 LOB: 0 BB: 0 P: 5	R: 1 E: 0 K: 0 S: 4	H: 1 LOB: 0 BB: 0 P: 4	R: 2 E: 0 K: 1 S: 7	H: 2 LOB: 1 BB: 1 P: 11	R: 1 E: 0 K: 0 S: 5	H: 2 LOB: 1 BB: 0 P: 5	1B: 9 2B: 1 3B: 0 HR: 3	SF: 1 SAC: 1 DP: 1 HBP: 0	WP: 1 CS: 0	PA: 43						
PITCHER	IP	WLS	BF	H	R	ER	SO	BB	IBB	HBP	BLK	WP	HR	S	P	ERA	WHIP											
Billy Pierce, L ERA: 3.46 (1, 1)	3.0	L	16	5	3	3	1	2	0	0	0	0	0	1	16	24	9.00	2.333										
Bob Shaw, R ERA: 1.27 (4, 1)	2.0		9	3	1	1	0	1	0	0	0	0	0	8	12	4.50	2.000											
Rudy Arias, L ERA: 2.53 (6, 1)	2.0		7	1	1	1	1	0	0	0	0	0	1	9	9	4.50	0.500											
Turk Lowm, R ERA: 5.59 (8, 1)	1.0		6	2	2	2	1	0	1	0	0	0	0	7	11	18.00	2.000											
Claude Raymond, R ERA: 9.0 (9, 1)	1.0		5	2	1	1	0	0	0	0	0	1	1	5	5	9.00	2.000											

Batter	1	2	3	4	5	6	7	8	9	AB	R	H	RBI	BB	SO	LOB	BOTTOM										
Luis Aparicio, R OBP: 0.341, SLG: 0.418 (1, 6)	6-3		5-3		5-3			6-3		4	0	0	0	0	0	2	Washington Senators @ Chicago White Sox Comiskey Park, Chicago, IL Tue May 05 1959, 4:33 AM EDT Att: 2,087 - Unknown livebaseballscorecards.com										
Nellie Fox, L OBP: 0.453, SLG: 0.523 (1, 4)	F8			F8		HR 1B		CS BB		3	1	1	0	1	0	0											
Al Smith, R OBP: 0.288, SLG: 0.200 (1, 9)	6-3			5-3		F7		K		4	0	0	0	0	1	2											
Sherm Lollar, R OBP: 0.342, SLG: 0.471 (1, 2)		F2		F8		HR		G6-4-3 1B		4	1	2	2	0	0	0											
Del Ennis, R OBP: 0.333, SLG: 0.400 (1, 7)					2B	K		K		4	1	2	0	0	2	1											
Ron Jackson, R OBP: 0.300, SLG: 0.700 (1, 3)		F7			2B	F2		G6-4-3		4	0	1	1	0	0	2											
Jim Landis, R OBP: 0.315, SLG: 0.270 (1, 8)		K			BB		6-3			2	0	0	0	1	1	1											
Bubba Phillips, R OBP: 0.284, SLG: 0.295 (1, 5)			6-3		F5		F9			2	0	0	0	0	0	2											
Billy Goodman, L OBP: 0.440, SLG: 0.350 (7, PH) (8, 5)										1	0	0	0	0	0	0											
Billy Pierce, L OBP: 0.462, SLG: 0.636 (3, PH)										0	0	0	0	0	0	0											
Earl Battey, R OBP: 0.333, SLG: 0.200 (4, 1)										1	0	0	0	0	0	0											
Bob Shaw, R OBP: 0.333, SLG: 0.200 (5, PH)										0	0	0	0	0	0	0											
Harry Simpson, L OBP: 0.349, SLG: 0.487 (6, 1)										1	0	0	0	0	0	2											
Rudy Arias, L OBP: 0.349, SLG: 0.487 (8, 1)										0	0	0	0	0	0	0											
Norm Cash, L OBP: 0.293, SLG: 0.300 (7, PH)										1	0	0	0	0	1	0											
Turk Lowm, R OBP: 0.293, SLG: 0.300 (8, 1)										0	0	0	0	0	0	0											
Claude Raymond, R OBP: 0.293, SLG: 0.300 (9, 1)										0	0	0	0	0	0	0											
Inning Stats	R: 0 E: 0 K: 0 S: 3	H: 0 LOB: 0 BB: 0 P: 3	R: 0 E: 0 K: 1 S: 6	H: 1 LOB: 1 BB: 0 P: 6	R: 0 E: 0 K: 1 S: 5	H: 0 LOB: 0 BB: 0 P: 5	R: 0 E: 0 K: 0 S: 3	H: 0 LOB: 0 BB: 0 P: 3	R: 1 E: 0 K: 0 S: 5	H: 2 LOB: 2 BB: 1 P: 9	R: 2 E: 0 K: 1 S: 7	H: 2 LOB: 0 BB: 0 P: 7	R: 0 E: 0 K: 1 S: 5	H: 0 LOB: 0 BB: 0 P: 5	R: 0 E: 0 K: 1 S: 4	H: 0 LOB: 1 BB: 1 P: 8	R: 0 E: 0 K: 1 S: 5	H: 1 LOB: 0 BB: 0 P: 5	1B: 2 2B: 4 3B: 0 HR: 1	SF: 0 SAC: 0 DP: 2 HBP: 0	WP: 0 CS: 1	PA: 33					
PITCHER	IP	WLS	BF	H	R	ER	SO	BB	IBB	HBP	BLK	WP	HR	S	P	ERA	WHIP										
Chuck Stobbs, L ERA: 3.22 (1, 1)	6.0	W	24	5	3	3	3	1	0	0	0	0	0	29	33	4.50	1.000										
Tex Clevenger, R ERA: 3.69 (7, 1)	3.0	S	9	1	0	0	3	1	0	0	0	0	0	14	18	0.00	0.667										



Batter	1	2	3	4	5	6	7	8	9	AB	R	H	RBI	BB	SO	LOB	TOP			
Reno Bertioia, R OBP: 0.345, SLG: 0.446 (1, 4)	F5		G4-6-3 SH 1B		1-3		HR IBB	6-3		4	1	1	0	1	0	1	Washington Senators @ Chicago White Sox Comiskey Park, Chicago, IL Wed May 06 1959, 4:33 AM EDT Att: 1,710 - Unknown livebaseballscorecards.com			
Bob Allison, R OBP: 0.350, SLG: 0.479 (1, 8)	2B 1B		SH G4-6-3 1-2		1-3		HR	E9 CS 1B		4	2	3	4	0	0	0				
Harmon Killebrew, R OBP: 0.392, SLG: 0.690 (1, 5)	K		G4-6-3 1-2 2-3		2B BB		FC5-4 BB	K		3	1	0	0	2	2	4				
Jim Lemon, R OBP: 0.418, SLG: 0.701 (1, 9)	1-H 2B		5-3		2B		FC5-4 HBP	FC4-6 BB		4	0	2	2	1	0	2				
Julio Becquer, L OBP: 0.200, SLG: 0.174 (1, 3)	1-3			G6-4-3 1B		3-1		FC4-6 BB		4	0	1	0	0	0	3				
Ed Fitz Gerald, R OBP: 0.225, SLG: 0.139 (1, 2)				G6-4-3 1-2		6-3		F8		4	0	1	0	0	0	4				
Ron Samford, R OBP: 0.346, SLG: 0.469 (1, 6)				6-3			2B HR 1B	FC4-6 BB		3	1	1	0	1	0	1				
Faye Throneberry, L OBP: 0.211, SLG: 0.176 (1, 7)					3-1		HR 2B	FC4-6 S		4	1	1	0	0	1	3				
Camilo Pascual, R OBP: 0.364, SLG: 0.300 (7, PH)	G4-3-6				F9		5-3	K		2	0	0	0	0	0	2				
Herb Plews, L OBP: 0.444, SLG: 0.444 (7, 1)										1	0	0	0	0	0	2				
Dick Hyde, R OBP: 1.000, SLG: 2.000 (8, 1)										1	0	0	0	0	1	1				
Tex Clevenger, R OBP: 1.000, SLG: 2.000 (8, 1)										0	0	0	0	0	0	0				
Inning Stats	R: 1 E: 0 K: 1 S: 7	H: 2 LOB: 1 BB: 0 P: 7	R: 0 E: 1 K: 1 S: 6	H: 1 LOB: 1 BB: 0 P: 6	R: 0 E: 0 K: 0 S: 4	H: 1 LOB: 0 BB: 0 P: 4	R: 0 E: 0 K: 0 S: 3	H: 0 LOB: 0 BB: 0 P: 3	R: 1 E: 0 K: 0 S: 4	H: 1 LOB: 1 BB: 1 P: 8	R: 4 E: 0 K: 0 S: 6	H: 3 LOB: 2 BB: 2 P: 15	R: 0 E: 0 K: 1 S: 5	H: 0 LOB: 1 BB: 1 P: 9	R: 0 E: 1 K: 1 S: 5	H: 1 LOB: 1 BB: 1 P: 9	1B: 6 2B: 3 3B: 0 HR: 1	SF: 0 SAC: 1 DP: 3 HBP: 1	WP: 0 SB: 0 CS: 1	PA: 41
PITCHER	IP WLS BF H R ER SO BB IBB HBP BLK WP HR S P ERA WHIP																			
Early Wynn, R ERA: 4.97 (1, 1)	7.0 L 33 9 6 6 2 2 1 1 0 0 1 33 46 7.71 1.571																			
Gerry Staley, R ERA: 1.05 (8, 1)	1.0 4 0 0 0 1 1 0 0 0 0 0 5 9 0.00 1.000																			
Bob Shaw, R ERA: 1.21 (9, 1)	1.0 4 1 0 0 1 1 0 0 0 0 0 5 9 0.00 2.000																			

Batter	1	2	3	4	5	6	7	8	9	AB	R	H	RBI	BB	SO	LOB	BOTTOM	
Jim Landis, R OBP: 0.298, SLG: 0.253 (1, 8)	F9	F8		L9		5-3		F3		5	0	0	0	0	0	3	Washington Senators @ Chicago White Sox Comiskey Park, Chicago, IL Wed May 06 1959, 4:33 AM EDT Att: 1,710 - Unknown livebaseballscorecards.com	
Nellie Fox, L OBP: 0.450, SLG: 0.511 (1, 4)	1B		E FC7-4 BB	4-3			F6	1-3		4	1	1	0	1	0	1		
Harry Simpson, L OBP: 0.333, SLG: 0.368 (1, 9)	K		E3 FC7-4 1-3		4-3		FC5-4 1B BB	4-3		4	0	0	0	1	1	2		
Sherm Lollar, R OBP: 0.345, SLG: 0.479 (1, 2)	F8		FC7-4 1B 1-2 3-H		2B		FC5-4 1B	5-3		5	1	2	1	0	0	2		
Del Ennis, R OBP: 0.344, SLG: 0.433 (1, 7)		4-3	1B 1-2 1B		5-3		FC5-4 1-2 2-3	2B		5	0	2	0	0	0	3		
Norm Cash, L OBP: 0.321, SLG: 0.364 (1, 3)		1B 3B	1-3 2-H 1B		BB		F8	1-3		4	1	2	1	1	0	3		
Billy Goodman, L OBP: 0.448, SLG: 0.375 (1, 5)		FC5-4 1B 3-H	L6		1-3			1-3 2B 1B		4	1	2	1	0	0	4		
Luis Aparicio, R OBP: 0.337, SLG: 0.410 (1, 6)		FC5-4 1B 1-2	FC6-4 1-2		6-3			1-3		4	0	1	0	0	0	3		
Early Wynn, S OBP: 0.333, SLG: 0.615 (8, 1)	FC5-4				F8		F7	2B		3	0	0	0	0	0	2		
Earl Torgeson, L OBP: 0.353, SLG: 0.500 (6, PH)										1	0	1	1	0	0	0		
Bob Shaw, R OBP: 0.333, SLG: 0.200 (9, 1)										0	0	0	0	0	0	0		
Inning Stats	R: 0 E: 0 K: 1 S: 6	H: 1 LOB: 1 BB: 0 P: 6	R: 1 E: 0 K: 0 S: 6	H: 3 LOB: 2 BB: 0 P: 6	R: 2 E: 1 K: 0 S: 6	H: 2 LOB: 2 BB: 1 P: 10	R: 0 E: 0 K: 0 S: 3	H: 0 LOB: 0 BB: 0 P: 3	R: 0 E: 0 K: 0 S: 4	H: 1 LOB: 2 BB: 1 P: 8	R: 0 E: 0 K: 0 S: 5	H: 2 LOB: 1 BB: 0 P: 5	R: 0 E: 0 K: 0 S: 4	H: 1 LOB: 1 BB: 0 P: 4	1B: 7 2B: 3 3B: 1 HR: 0	SF: 0 SAC: 0 DP: 0 HBP: 0	WP: 0 SB: 0 CS: 0	PA: 42
PITCHER	IP WLS BF H R ER SO BB IBB HBP BLK WP HR S P ERA WHIP																	
Camilo Pascual, R ERA: 3.81 (1, 1)	6.0 W 28 7 3 2 1 2 0 0 0 0 0 28 36 3.00 1.500																	
Dick Hyde, R ERA: 4.91 (7, 1)	1.1 8 3 1 1 0 1 0 0 0 0 0 7 11 6.75 3.000																	
Tex Clevenger, R ERA: 3.0 (8, 1)	1.2 S 6 1 0 0 0 0 0 0 0 0 0 6 6 0.00 0.600																	

Batter	1	2	3	4	5	6	7	8	9	AB	R	H	RBI	BB	SO	LOB	TOP				
Willie Tasby, R OBP: 0.396, SLG: 0.425 (1, 8)	P4	1B	5-3		6-3			SH1-4 HR	K	6	2	2	1	0	1	3					
Bob Boyd, L OBP: 0.338, SLG: 0.395 (1, 3)	4-3	BB		2B				SH1-4	1-3	3	1	2	1	0	0	0					
Whitey Lockman, L OBP: 0.421, SLG: 0.313 (4, 3)		BB		1B						2	0	1	0	0	0	1					
Bob Nieman, R OBP: 0.431, SLG: 0.511 (1, 7)	CS	E5		1B						4	2	2	3	1	1	1					
Lenny Green, L OBP: 0.364, SLG: 0.450 (8, 7)	BB			1B				HR		0	0	0	0	0	0	0					
Gene Woodling, L OBP: 0.419, SLG: 0.442 (6, PR)	CS	P5		1B						2	0	1	0	2	0	0					
Al Pilarcik, L OBP: 0.314, SLG: 0.455 (6, 9)				G1-2-3				HR		1	1	1	1	0	0	0					
Gus Triandos, R OBP: 0.413, SLG: 0.581 (1, 2)				BB						3	1	2	2	2	1	3					
Joe Ginsberg, L OBP: 0.500, SLG: 0.700 (8, 2)				G1-2-3						0	0	0	0	0	0	0					
Bobby Avila, R OBP: 0.324, SLG: 0.258 (1, 4)		1B	1B	BB						4	1	2	0	1	0	3					
Billy Klaus, L OBP: 0.242, SLG: 0.111 (1, 5)		1B	F7	G1-2-3						5	1	2	0	0	0	4					
Willy Miranda, S OBP: 0.200, SLG: 0.300 (1, 6)		K	F7	P3						5	0	1	0	0	1	6					
Jerry Walker, S OBP: 0.083, SLG: 0.083 (1, 1)		1B	L4	1-3						5	1	1	1	0	1	3					
Inning Stats	R: 0 E: 0 K: 0 S: 2	H: 0 LOB: 0 BB: 1 P: 6	R: 5 E: 1 K: 2 S: 14	H: 6 LOB: 3 BB: 1 P: 18	R: 0 E: 0 K: 0 S: 5	H: 2 LOB: 2 BB: 0 P: 5	R: 2 E: 0 K: 0 S: 5	H: 3 LOB: 2 BB: 2 P: 13	R: 0 E: 0 K: 1 S: 5	H: 1 LOB: 1 BB: 0 P: 9	R: 0 E: 0 K: 1 S: 5	H: 0 LOB: 0 BB: 0 P: 5	R: 3 E: 0 K: 0 S: 6	H: 3 LOB: 1 BB: 1 P: 10	R: 0 E: 0 K: 1 S: 6	H: 1 LOB: 1 BB: 0 P: 6	1B: 12 2B: 2 3B: 0 HR: 3	SF: 0 SAC: 1 DP: 2 HBP: 0	WP: 0 PB: 0 SB: 0 CS: 1	PA: 48	
PITCHER	IP	WLS	BF	H	R	ER	SO	BB	IBB	HBP	BLK	WP	HR	S	P	ERA	WHIP				
Pedro Ramos, R ERA: 5.88 (1, 1)	1.2	L	11	6	5	4	1	1	0	0	0	0	1	12	16	21.60	4.200				
Vito Valentineti, R ERA: 14.85 (2, 1)	1.1		12	5	2	2	1	2	0	0	0	0	0	12	20	13.50	5.250				
Jack Kralick, L ERA: 7.84 (4, 1)	5.0		20	5	3	3	2	3	0	0	0	0	2	21	33	5.40	1.600				
Dick Hyde, R ERA: 4.32 (9, 1)	1.0		4	1	0	0	1	0	0	0	0	0	0	6	6	0.00	1.000				

Baltimore Orioles @ Washington Senators
Griffith Stadium, Washington, DC
Thu May 07 1959, 7:05 PM EDT
Att: 15,058 - Unknown

AB 40
R 10
H 17
RBI 9
BB 6
SO 5
LOB 24



Batter	1	2	3	4	5	6	7	8	9	AB	R	H	RBI	BB	SO	LOB	BOTTOM				
Reno Bertoia, R OBP: 0.342, SLG: 0.467 (1, 4)	6-3		F8			E7 FC5		HR		4	1	1	1	0	0	1					
Bob Allison, R OBP: 0.346, SLG: 0.465 (1, 8)	BB		P6			6-3		5-3		3	0	0	0	1	0	2					
Harmon Killebrew, R OBP: 0.386, SLG: 0.593 (1, 5)	P5			G4-3		K		L7		4	0	1	0	0	1	2					
Jim Lemon, R OBP: 0.410, SLG: 0.690 (1, 9)	F7			K		FC5			4-3	4	0	1	0	0	1	3					
Julio Becquer, L OBP: 0.172, SLG: 0.148 (1, 3)		4-3		G4-3			P5		4-3	4	0	0	0	0	0	2					
Ed Fitz Gerald, R OBP: 0.205, SLG: 0.125 (1, 2)		F8			F5		K		F3	4	0	0	0	0	1	1					
Ron Samford, R OBP: 0.357, SLG: 0.491 (1, 6)		P3					WP		5-3	4	0	2	0	0	0	1					
Faye Throneberry, L OBP: 0.182, SLG: 0.150 (1, 7)			F9				F7			3	0	0	0	0	1	2					
Pedro Ramos, S OBP: 0.400, SLG: 0.429 (1, 1)										0	0	0	0	0	0	0					
Vito Valentineti, R (2, 1)										0	0	0	0	1	0	0					
Jack Kralick, L (4, 1)										1	0	0	0	0	1	1					
Herb Plews, L (8, PH)										1	0	0	0	0	0	0					
Dick Hyde, R (9, 1)										0	0	0	0	0	0	0					
Inning Stats	R: 0 E: 0 K: 0 S: 3	H: 0 LOB: 1 BB: 1 P: 7	R: 0 E: 0 K: 0 S: 3	H: 0 LOB: 0 BB: 0 P: 3	R: 0 E: 0 K: 1 S: 5	H: 1 LOB: 0 BB: 0 P: 5	R: 0 E: 0 K: 2 S: 8	H: 1 LOB: 1 BB: 0 P: 8	R: 0 E: 1 K: 1 S: 6	H: 0 LOB: 1 BB: 0 P: 6	R: 0 E: 0 K: 1 S: 6	H: 1 LOB: 1 BB: 0 P: 6	R: 1 E: 0 K: 0 S: 4	H: 1 LOB: 0 BB: 0 P: 4	R: 0 E: 0 K: 0 S: 4	H: 1 LOB: 1 BB: 0 P: 4	1B: 2 2B: 2 3B: 0 HR: 1	SF: 0 SAC: 0 DP: 1 HBP: 0	WP: 1 PB: 0 SB: 0 CS: 0	PA: 34	
PITCHER	IP	WLS	BF	H	R	ER	SO	BB	IBB	HBP	BLK	WP	HR	S	P	ERA	WHIP				
Jerry Walker, R ERA: 1.75 (1, 1)	9.0	W	34	5	1	1	5	2	0	0	0	1	1	42	50	1.00	0.778				

Baltimore Orioles @ Washington Senators
Griffith Stadium, Washington, DC
Thu May 07 1959, 7:05 PM EDT
Att: 15,058 - Unknown

AB 32
R 1
H 5
RBI 1
BB 2
SO 5
LOB 15



Batter	1	2	3	4	5	6	7	8	9	AB	R	H	RBI	BB	SO	LOB	TOP								
Reno Bertoia, R (1,4) OBP: 0.339, SLG: 0.454	0-3 K		0-0 F2			0-0 6-3		4-0 1B HR BB		3	1	0	0	1	1	0									
Bob Allison, R (1,8) OBP: 0.351, SLG: 0.495	0-3 K			0-3 K		0-0 HR		0-0 HR 1B		4	2	2	1	0	2	0									
Harmon Killebrew, R (1,5) OBP: 0.410, SLG: 0.667	0-0 HR			0-0 CS 1B		4-0 1B FC4-6 BB		0-0 HR		3	3	3	4	1	0	0									
Jim Lemon, R (1,9) OBP: 0.414, SLG: 0.680	0-0 F4			0-0 F3		0-0 FC4-6 1B		0-0 G4-6-3 1B		4	0	2	0	0	0	1									
Julio Becquer, L (1,3) OBP: 0.182, SLG: 0.161		0-0 4-3				0-0 1B SF8		0-0 G4-6-3 1B		4	1	1	1	0	0	2									
Jay Porter, R (1,2) OBP: 0.333, SLG: 0.293		0-0 5-3				0-0 1B		0-0 6-3		4	0	1	0	0	0	1									
Ron Samford, R (1,6) OBP: 0.333, SLG: 0.464		0-3 K				0-0 SF8		0-3 K		3	0	0	1	0	2	0									
Faye Throneberry, L (1,7) OBP: 0.154, SLG: 0.125			0-0 1-3			0-0 F4		0-3 K		4	0	0	0	0	2	1									
Hal Griggs, R (1,1)			0-3 K			0-3 K		0-0 L9		4	0	0	0	0	3	1									
Inning Stats	R: 1 E: 0 K: 2 S: 8	H: 1 LOB: 0 BB: 0 P: 8	R: 0 E: 0 K: 1 S: 5	H: 0 LOB: 0 BB: 0 P: 5	R: 0 E: 0 K: 1 S: 5	H: 0 LOB: 0 BB: 0 P: 5	R: 0 E: 0 K: 1 S: 5	H: 1 LOB: 0 BB: 0 P: 5	R: 1 E: 0 K: 0 S: 7	H: 2 LOB: 1 BB: 0 P: 7	R: 2 E: 0 K: 0 S: 5	H: 2 LOB: 1 BB: 1 P: 9	R: 0 E: 0 K: 2 S: 7	H: 0 LOB: 0 BB: 0 P: 7	R: 3 E: 0 K: 0 S: 5	H: 3 LOB: 0 BB: 1 P: 9	R: 0 E: 0 K: 2 S: 7	H: 0 LOB: 0 BB: 0 P: 7	1B: 6 2B: 0 3B: 0 HR: 3	SF: 1 SAC: 0 DP: 1 HBP: 0	WP: 0 PB: 0 SB: 1 CS: 1	PA: 36			
PITCHER	IP	WLS	BF	H	R	ER	SO	BB	IBB	HBP	BLK	WP	HR	S	P	ERA	WHIP								
Bob Turley, R (1,1) ERA: 3.43	6.0	L	24	6	4	4	6	1	0	0	0	0	2	35	39	6.00	1.167								
Johnny Kucks, R (7,1) ERA: 7.71	2.0		9	3	3	3	2	1	0	0	0	0	1	12	16	13.50	2.000								
Art Ditmar, R (9,1) ERA: 3.0	1.0		3	0	0	0	2	0	0	0	0	0	0	7	7	0.00	0.000								

Washington Senators @ New York Yankees
 Yankee Stadium, Bronx, NY
 Sat May 09 1959, 3:33 AM EDT
 Att: 21,519 - Unknown - 68 F

AB	33
R	7
H	9
RBI	7
BB	2
SO	10
LOB	6



Batter	1	2	3	4	5	6	7	8	9	AB	R	H	RBI	BB	SO	LOB	BOTTOM								
Hank Bauer, R (1,9) OBP: 0.346, SLG: 0.387	0-3 K		4-0 1-3 BB			0-0 F5		0-0 F8		3	0	0	0	1	1	0									
Tony Kubek, L (1,6) OBP: 0.281, SLG: 0.413	0-0 E4		0-0 1-3			0-0 2B				4	0	1	0	0	0	1									
Mickey Mantle, S (1,8) OBP: 0.356, SLG: 0.452	0-0 E9			0-3 K		0-0 F9				4	0	0	0	0	1	2									
Yogi Berra, L (1,2) OBP: 0.298, SLG: 0.250	0-0 F7			0-0 L9			0-0 F5			4	0	0	0	0	0	3									
Gil McDougald, R (1,4) OBP: 0.365, SLG: 0.368	0-0 F3			0-0 6-3			0-0 E 1B			4	0	1	0	0	0	3									
Norm Siebern, L (1,7) OBP: 0.337, SLG: 0.476		0-0 4-3				0-0 F8		0-0 E3 G1-6-3		3	0	0	0	0	0	1									
Jerry Lumpe, L (1,5) OBP: 0.320, SLG: 0.261		0-0 4-3				0-0 F6		0-0 G1-6-3		3	0	0	0	0	0	2									
Mary Throneberry, L (1,3) OBP: 0.133, SLG: 0.071		0-3 K				0-3 K		0-0 F7		3	0	0	0	0	2	0									
Bob Turley, R (1,1) ERA: 3.43						0-0 L9		0-3 K		1	0	0	0	0	0	0									
Enos Slaughter, L (6,PH)										1	0	0	0	0	0	0									
Johnny Kucks, R (7,1)										0	0	0	0	0	0	0									
Elston Howard, R (8,PH)										0	0	0	0	0	1	0									
Art Ditmar, R (9,1) ERA: 3.0										0	0	0	0	0	0	0									
Inning Stats	R: 0 E: 2 K: 1 S: 7	H: 0 LOB: 2 BB: 0 P: 7	R: 0 E: 0 K: 1 S: 5	H: 0 LOB: 0 BB: 0 P: 5	R: 0 E: 0 K: 0 S: 2	H: 0 LOB: 0 BB: 1 P: 6	R: 0 E: 0 K: 1 S: 5	H: 0 LOB: 0 BB: 0 P: 5	R: 0 E: 0 K: 0 S: 4	H: 1 LOB: 1 BB: 0 P: 4	R: 0 E: 1 K: 0 S: 4	H: 1 LOB: 1 BB: 0 P: 4	R: 0 E: 0 K: 1 S: 5	H: 0 LOB: 0 BB: 0 P: 5	R: 0 E: 1 K: 0 S: 4	H: 0 LOB: 1 BB: 0 P: 4	1B: 1 2B: 1 3B: 0 HR: 0	SF: 0 SAC: 0 DP: 1 HBP: 0	WP: 0 PB: 0 SB: 0 CS: 0	PA: 32					
PITCHER	IP	WLS	BF	H	R	ER	SO	BB	IBB	HBP	BLK	WP	HR	S	P	ERA	WHIP								
Hal Griggs, R (1,1) ERA: 0.42	9.0	W	32	2	0	0	5	1	0	0	0	0	0	41	45	0.00	0.333								

Washington Senators @ New York Yankees
 Yankee Stadium, Bronx, NY
 Sat May 09 1959, 3:33 AM EDT
 Att: 21,519 - Unknown - 68 F

AB	31
R	0
H	2
RBI	0
BB	1
SO	5
LOB	12



Batter	1	2	3	4	5	6	7	8	9	AB	R	H	RBI	BB	SO	LOB	TOP	
Reno Bertioia, R (1.4) OBP: 0.328, SLG: 0.438 Julio Becquer, L (9, PH) OBP: 0.176, SLG: 0.156	0-3 K		0-0 F8		0-0 F4		0-0 F4		0-3 K	4	0	0	0	0	1	1	Washington Senators @ New York Yankees Yankee Stadium, Bronx, NY Sun May 10 1959, 3:33AM EDT Unknown - 67 F livebaseballscorecards.com	
Bob Allison, R (1.8) OBP: 0.345, SLG: 0.481	0-0 6-3			0-0 F8		0-0 6-3		0-0 FC6-4 1B	5	0	1	0	0	0	2			
Harmon Killebrew, R (1.5) OBP: 0.419, SLG: 0.659	4-0 BB			0-0 1B		0-0 1B		0-0 FC6-4 1-2	4	0	2	0	1	1	3			
Jim Lemon, R (1.9) OBP: 0.396, SLG: 0.646	0-0 F7			0-0 F8		0-0 F8		0-3 K	4	0	0	0	0	1	4			
Ed Fitz Gerald, R (1.2) OBP: 0.229, SLG: 0.159		0-0 5-3		0-0 1-2 1B		0-0 FC5-4 1B		0-3 K	4	0	2	0	0	1	1			
Jay Porter, R (1.3) OBP: 0.327, SLG: 0.289	0-3 K			0-0 F9		0-0 FC5-4 1-2		0-0 1B 1B	4	1	1	0	0	1	4			
Ron Samford, R (1.6) OBP: 0.328, SLG: 0.450	0-0 L9				0-0 6-3		0-0 L9		0-0 1-2 1B	4	1	1	0	0	0			
Faye Throneberry, L (1.7) OBP: 0.179, SLG: 0.154 Vito Valentini, R (5.1)			0-3 K		0-0		0-0 G3		0-0 1B	2	0	1	0	0	1	0		
Herb Plews, L (7, PH) OBP: 0.364, SLG: 0.364 Dick Hyde, R (7.1)					0-0		0-0 1B		0-0 1-2 2-3 1B	2	0	1	0	0	0	0		
Jose Valdivielso, R (8, PH) OBP: 1.000, SLG: 1.000					0-0		0-0 1B		0-0 1-2 2-H 3-H 1B	1	0	0	0	0	0	0		
Chuck Stobbs, L (1.1) OBP: 0.111, SLG: 0.111 Ken Aspromonte, R (5, PH) OBP: 0.324, SLG: 0.323			0-0 6-3		0-0 L7		0-0 HR			3	1	2	3	0	0	1		
Inning Stats	R: 0 E: 0 K: 1 S: 5	H: 0 LOB: 1 BB: 1 P: 9	R: 0 E: 0 K: 1 S: 5	H: 0 LOB: 0 BB: 0 P: 5	R: 0 E: 0 K: 1 S: 5	H: 2 LOB: 2 BB: 0 P: 5	R: 0 E: 0 K: 0 S: 4	H: 1 LOB: 1 BB: 0 P: 4	R: 0 E: 0 K: 0 S: 8	H: 1 LOB: 0 BB: 0 P: 8	R: 0 E: 0 K: 2 S: 8	H: 1 LOB: 1 BB: 0 P: 11	R: 2 E: 0 K: 2 S: 11	H: 4 LOB: 2 BB: 0 P: 11	1B: 10 2B: 0 3B: 0 HR: 1	SF: 0 SAC: 0 DP: 0 HBP: 0	WP: 0 PB: 0 SB: 0 CS: 0	PA: 39
PITCHER	IP WLS BF H R ER SO BB IBB HBP BLK WP HR S P ERA WHIP																	
Whitey Ford, L (1.1) ERA: 2.18	8.0 W 36 11 3 3 5 1 0 0 0 0 1 45 49 3.38 1.500																	
Ryne Duren, R (9.1) ERA: 2.7	1.0 S 3 0 0 0 2 0 0 0 0 0 0 7 7 0.00 0.000																	

Batter	1	2	3	4	5	6	7	8	9	AB	R	H	RBI	BB	SO	LOB	BOTTOM			
Hank Bauer, R (1.9) OBP: 0.351, SLG: 0.392	0-0 F7		0-0 E 2B	0-0 1B		0-0 F7		4-0 BB		4	2	1	0	1	0	0	Washington Senators @ New York Yankees Yankee Stadium, Bronx, NY Sun May 10 1959, 3:33AM EDT Unknown - 67 F livebaseballscorecards.com			
Gil McDougald, R (1.4) OBP: 0.382, SLG: 0.377	0-0 F7		0-0 E 2B	0-0 F8 1B		0-0		4-0 1-2 BB		4	1	2	1	1	0	1				
Mickey Mantle, S (1.8) OBP: 0.359, SLG: 0.485	0-0 HR		4-0 2B 1-2 4-3 BB	0-0 F8 1-2		0-0 F8		0-0 4-3		4	2	1	1	1	0	5				
Yogi Berra, L (1.2) OBP: 0.311, SLG: 0.286	0-0 1B		0-0 4-3 1B 2B	0-0 4-3		0-0 L9				4	1	2	2	0	0	1				
Norm Siebern, L (1.7) OBP: 0.333, SLG: 0.460	0-0 1-3		0-0 4-3		4-0 G4-6-3 BB		0-0 F8			3	0	0	1	1	0	2				
Elston Howard, R (1.3) OBP: 0.282, SLG: 0.348		0-3 K	0-0 1B	0-0 1B	0-0 G4-6-3 1-2		0-0 F4			4	0	1	1	0	1	1				
Clete Boyer, R (1.5) ERA: 3.42 Bobby Richardson, R (8.5) OBP: 0.260, SLG: 0.286		0-0 5-3	0-0 1-2 1B		4-0 BB			0-0 5-3		2	0	1	0	1	0	0				
Tony Kubek, L (1.6) OBP: 0.279, SLG: 0.403		0-0 F9	0-0 1-3		0-0 4-3			0-0 4-3 S 1B		4	0	1	0	0	0	3				
Whitey Ford, L (1.1) OBP: 0.300, SLG: 0.188 Ryne Duren, R (9.1)			0-0 G3	0-0 L4		0-3 K		0-0 4-3		4	0	0	0	0	1	1				
Inning Stats	R: 1 E: 0 K: 0 S: 5	H: 2 LOB: 1 BB: 0 P: 5	R: 0 E: 0 K: 1 S: 5	H: 0 LOB: 0 BB: 0 P: 5	R: 4 E: 1 K: 0 S: 8	H: 4 LOB: 2 BB: 1 P: 12	R: 1 E: 1 K: 0 S: 5	H: 1 LOB: 1 BB: 0 P: 5	R: 0 E: 0 K: 0 S: 2	H: 0 LOB: 1 BB: 2 P: 10	R: 0 E: 0 K: 1 S: 6	H: 1 LOB: 1 BB: 0 P: 6	R: 0 E: 0 K: 0 S: 3	H: 0 LOB: 0 BB: 0 P: 3	R: 0 E: 0 K: 0 S: 4	H: 1 LOB: 3 BB: 2 P: 12		1B: 6 2B: 2 3B: 0 HR: 1	SF: 0 SAC: 0 DP: 1 HBP: 0	WP: 0 PB: 0 SB: 1 CS: 0
PITCHER	IP WLS BF H R ER SO BB IBB HBP BLK WP HR S P ERA WHIP																			
Chuck Stobbs, L (1.1) ERA: 3.42	4.0 L 22 7 6 2 1 1 0 0 0 0 0 0 23 27 4.50 2.000																			
Vito Valentini, R (5.1) ERA: 11.42	2.0 8 1 0 0 1 2 0 0 0 0 0 0 8 16 0.00 1.500																			
Dick Hyde, R (7.1) ERA: 9.48	2.0 9 1 0 0 0 2 0 0 0 0 0 0 7 15 0.00 1.500																			

Batter	1	2	3	4	5	6	7	8	9	10	AB	R	H	RBI	BB	SO	LOB				
Reno Bertoia, R (1.4) OBP: 0.323, SLG: 0.422	F2		K		F4			BB		5-3	4	0	0	0	1	1	1				
Bob Allison, R (1.8) OBP: 0.342, SLG: 0.473	6-3			1B		F7		F9			4	1	1	0	0	0	1				
Hamon Killebrew, R (1.5) OBP: 0.404, SLG: 0.632	F2			F4		1-3		F7			4	0	0	0	0	0	2				
Jim Lemon, R (1.9) OBP: 0.389, SLG: 0.627		K		1B	CS	1B		6-3			4	0	1	0	0	2	1				
Julio Becquer, L (1.3) OBP: 0.211, SLG: 0.194	K							FC6-4	1B	4-3	4	0	2	1	0	1	0				
Jay Porter, R (1.2) OBP: 0.321, SLG: 0.271				1B		FC6-4	1B	F8			3	1	0	0	1	1	3				
Ron Samford, R (1.6) OBP: 0.309, SLG: 0.422		BB		K		4-3		F8			4	0	0	0	0	1	2				
Faye Throneberry, L (1.7) OBP: 0.219, SLG: 0.172			K		SH1-3	BB		1-3			3	0	1	1	1	1	0				
Camilo Pascual, R (1.1) OBP: 0.286, SLG: 0.231			5-3		SH1-3		1-2	K		6-3	3	0	0	0	0	1	1				
Inning Stats	R: 0 E: 0 K: 0 S: 3	H: 0 LOB: 0 BB: 0 P: 3	R: 0 E: 0 K: 3 S: 9	H: 0 LOB: 1 BB: 1 P: 13	R: 0 E: 0 K: 2 S: 7	H: 0 LOB: 0 BB: 0 P: 7	R: 1 E: 0 K: 1 S: 7	H: 3 LOB: 2 BB: 0 P: 7	R: 0 E: 0 K: 0 S: 5	H: 0 LOB: 0 BB: 0 P: 5	R: 1 E: 0 K: 1 S: 7	H: 2 LOB: 1 BB: 0 P: 7	R: 0 E: 0 K: 0 S: 3	H: 0 LOB: 1 BB: 1 P: 7	R: 0 E: 0 K: 0 S: 3	H: 0 LOB: 0 BB: 0 P: 3	R: 0 E: 0 K: 0 S: 3	H: 0 LOB: 0 BB: 0 P: 3	1B: 5 2B: 1 3B: 0 HR: 0	SF: 0 SAC: 1 DP: 1 HBP: 0	WP: 0 PA: 37 PB: 0 SB: 0 CS: 1
PITCHER	IP 9.0	WLS 34	H 5	R 2	ER 2	SO 8	BB 3	IBB 0	HBP 0	BLK 0	WP 0	HR 0	S 47	P 59	ERA 2.00	WHIP 0.889					
Don Larsen, R (1.1) ERA: 3.0																					
Duke Maas, R (10.1) ERA: 5.23																					


TOP

Washington Senators @ New York Yankees
Yankee Stadium, Bronx, NY

Sun May 10 1959, 3:38 AM EDT
Att: 22,566 - Unknown - 68 F

livebaseballscores.com

AB 33
R 2
H 5
RBI 2
BB 3
SO 8
LOB 11



Batter	1	2	3	4	5	6	7	8	9	10	AB	R	H	RBI	BB	SO	LOB					
Hank Bauer, R (1.9) OBP: 0.333, SLG: 0.369	G3		L7		FC1-6		1-3		F2		5	0	0	0	0	0	3					
Gil McDougald, R (1.4) OBP: 0.358, SLG: 0.348	F8		5-3		1-3		6-3		FC5		5	0	0	0	0	0	3					
Mickey Mantle, S (1.8) OBP: 0.361, SLG: 0.471	6-3		K		BB		3-1				4	1	1	0	1	1	0					
Yogi Berra, L (1.2) OBP: 0.316, SLG: 0.333		F7		HR	6-3			CS	BB	P1	4	1	1	1	1	0	3					
Norm Siebern, L (1.7) OBP: 0.337, SLG: 0.467		K		F8		SH1-4	1B	K		2B	5	0	2	1	0	2	1					
Elston Howard, R (1.3) OBP: 0.294, SLG: 0.347			1B		F9		SH1-4		F4		3	1	1	0	0	0	0					
Tony Kubek, L (1.6) OBP: 0.292, SLG: 0.391		E6		BB	2-3			FC5	SH2-3	BB	2	0	0	0	2	0	2					
Jerry Lumpe, L (1.5) OBP: 0.357, SLG: 0.280				K				SH2-3			2	0	1	1	1	1	1					
Don Larsen, R (1.1) OBP: 0.357, SLG: 0.250											3	0	1	0	0	1	4					
Enos Slaughter, L (9, PH) OBP: 0.296, SLG: 0.462											0	0	0	0	1	0	0					
Duke Maas, R (10.1)											0	0	0	0	0	0	0					
Inning Stats	R: 0 E: 0 K: 0 S: 3	H: 0 LOB: 0 BB: 0 P: 3	R: 1 E: 1 K: 2 S: 10	H: 2 LOB: 2 BB: 0 P: 10	R: 0 E: 0 K: 1 S: 5	H: 0 LOB: 0 BB: 0 P: 5	R: 1 E: 0 K: 1 S: 6	H: 1 LOB: 1 BB: 1 P: 10	R: 0 E: 0 K: 0 S: 4	H: 1 LOB: 2 BB: 1 P: 8	R: 0 E: 0 K: 0 S: 4	H: 0 LOB: 0 BB: 0 P: 3	R: 0 E: 0 K: 1 S: 4	H: 0 LOB: 0 BB: 1 P: 8	R: 0 E: 0 K: 0 S: 3	H: 0 LOB: 2 BB: 2 P: 11	R: 1 E: 0 K: 0 S: 3	H: 2 LOB: 1 BB: 0 P: 3	1B: 5 2B: 1 3B: 0 HR: 1	SF: 0 SAC: 2 DP: 0 HBP: 0	WP: 0 PA: 41 PB: 0 SB: 1 CS: 1	
PITCHER	IP 9.1	WLS L	BF 41	H 7	R 3	ER 2	SO 5	BB 4	IBB 2	HBP 0	BLK 0	WP 0	HR 1	S 45	P 69	ERA 1.93	WHIP 1.179					
Camilo Pascual, R (1.1) ERA: 3.35																						


BOTTOM

Washington Senators @ New York Yankees
Yankee Stadium, Bronx, NY

Sun May 10 1959, 3:38 AM EDT
Att: 22,566 - Unknown - 68 F

livebaseballscores.com

AB 33
R 3
H 7
RBI 3
BB 6
SO 5
LOB 17



Batter	1	2	3	4	5	6	7	8	9	AB	R	H	RBI	BB	SO	LOB	TOP
Eddie Yost, R OBP: 0.427, SLG: 0.579 (1, 5)										4	1	2	0	0	1	2	Detroit Tigers @ Washington Senators Griffith Stadium, Washington, DC Tue May 12 1959, 7:05 PM EDT Att: 4,234 - Unknown
Bobo Osborne, L OBP: 0.310, SLG: 0.365 (1, 3)										4	1	1	1	0	0	1	
Charlie Maxwell, L OBP: 0.317, SLG: 0.607 (1, 7)										4	0	1	0	0	1	2	
Al Kaline, R OBP: 0.389, SLG: 0.570 (1, 8)										4	0	1	1	0	0	1	
Harvey Kuenn, R OBP: 0.430, SLG: 0.500 (1, 9)										5	0	1	0	0	0	2	
Rocky Bridges, R OBP: 0.375, SLG: 0.370 Gail Harris, L OBP: 0.230, SLG: 0.339 (9, PH)										3	1	0	0	0	1	2	
Lou Berberet, L OBP: 0.425, SLG: 0.484 (1, 2)										4	0	2	1	0	1	0	
Ted Lepcio, R OBP: 0.344, SLG: 0.552 (1, 4)										3	1	1	1	0	0	2	
Frank Lary, R OBP: 0.211, SLG: 0.316 Dave Sisler, R OBP: 0.500, SLG: 0.500 Ray Narleski, R (7, 1)										3	0	0	0	0	0	2	
Inning Stats	R: 2 E: 0 K: 0 S: 6	H: 3 LOB: 1 BB: 0 P: 6	R: 0 E: 0 K: 0 S: 3	H: 1 LOB: 0 BB: 0 P: 3	R: 0 E: 0 K: 1 S: 5	H: 0 LOB: 0 BB: 0 P: 5	R: 1 E: 0 K: 0 S: 4	H: 1 LOB: 0 BB: 0 P: 4	R: 0 E: 0 K: 0 S: 3	H: 1 LOB: 0 BB: 0 P: 3	R: 1 E: 0 K: 1 S: 8	H: 2 LOB: 2 BB: 0 P: 8	R: 0 E: 0 K: 1 S: 5	H: 0 LOB: 0 BB: 0 P: 7	R: 0 E: 0 K: 2 S: 7	H: 0 LOB: 0 BB: 0 P: 7	
PITCHER	IP WLS BF H R ER SO BB IBB HBP BLK WP HR S P ERA WHIP																
Bill Fischer, R ERA: 1.76 Tex Clevenger, R ERA: 2.45	(1, 1) (8, 1)	7.0 S	29 6	9 0	4 0	4 0	2 3	0 0	0 0	0 0	0 0	0 0	0 12	32 12	0.00 0.00	0.000 0.000	

Batter	1	2	3	4	5	6	7	8	9	AB	R	H	RBI	BB	SO	LOB	BOTTOM
Albie Pearson, L OBP: 0.345, SLG: 0.174 (1, 9)										3	2	1	0	1	0	1	Detroit Tigers @ Washington Senators Griffith Stadium, Washington, DC Tue May 12 1959, 7:05 PM EDT Att: 4,234 - Unknown
Bob Allison, R OBP: 0.352, SLG: 0.529 (1, 8)										3	1	2	2	0	0	1	
Harmon Killebrew, R OBP: 0.393, SLG: 0.660 (1, 5)										4	2	2	5	0	0	1	
Jim Lemon, R OBP: 0.379, SLG: 0.600 Tex Clevenger, R OBP: 1.000, SLG: 2.000 (8, 1)										4	0	1	0	0	0	2	
Julio Becquer, L OBP: 0.196, SLG: 0.227 (1, 3)										4	0	0	0	0	1	1	
Reno Bertoia, R OBP: 0.326, SLG: 0.415 (1, 4)										4	0	1	0	0	2	1	
Jay Porter, R OBP: 0.295, SLG: 0.268 (1, 2)										4	1	1	0	0	1	0	
Ron Samford, R OBP: 0.308, SLG: 0.397 Herb Platts, L OBP: 0.308, SLG: 0.308 Faye Throneberry, L OBP: 0.212, SLG: 0.167 (8, 7)										2	0	0	0	0	0	1	
Bill Fischer, R OBP: 0.308, SLG: 0.250 Roy Sievers, R OBP: 0.355, SLG: 0.500 John Romonosky, R OBP: 1.000, SLG: 1.000 Jose Valdivielso, R OBP: 1.000, SLG: 1.000 (8, 6)										1	0	0	0	1	1	0	
Inning Stats	R: 0 E: 0 K: 0 S: 4	H: 1 LOB: 1 BB: 0 P: 4	R: 0 E: 0 K: 2 S: 7	H: 0 LOB: 0 BB: 0 P: 7	R: 0 E: 0 K: 0 S: 3	H: 0 LOB: 1 BB: 1 P: 7	R: 0 E: 0 K: 0 S: 4	H: 1 LOB: 1 BB: 0 P: 4	R: 0 E: 0 K: 1 S: 5	H: 0 LOB: 0 BB: 0 P: 5	R: 3 E: 0 K: 1 S: 8	H: 4 LOB: 0 BB: 0 P: 8	R: 4 E: 0 K: 0 S: 5	H: 2 LOB: 1 BB: 2 P: 13	R: 0 E: 0 K: 1 S: 5	H: 0 LOB: 0 BB: 0 P: 5	
PITCHER	IP WLS BF H R ER SO BB IBB HBP BLK WP HR S P ERA WHIP																
Frank Lary, R ERA: 3.78 Dave Sisler, R ERA: 7.99 Ray Narleski, R ERA: 9.53	(1, 1) (7, 1) (7, 1)	6.0 L	25 3	7 0	4 0	4 0	4 0	0 2	0 0	0 0	0 0	0 0	0 1	9 9	0.00 0.00	6.000 0.600	

Batter	1	2	3	4	5	6	7	8	9	AB	R	H	RBI	BB	SO	LOB	TOP					
Whitey Herzog, L OBP: 0.490, SLG: 0.538 Bill Tuttle, R OBP: 0.414, SLG: 0.473	G3		4-3														2 1 0 0 2 0 0 1 0 1 0 0 0 0					
Hector Lopez, R OBP: 0.327, SLG: 0.480																	5 1 3 3 0 0 3					
Preston Ward, L OBP: 0.182, SLG: 0.200 Kent Hadley, L OBP: 0.286, SLG: 0.394																	4 0 0 0 0 1 4 0 0 0 0 0 0 0					
Roger Maris, L OBP: 0.397, SLG: 0.632																	4 1 1 0 0 0 2					
Bob Cerv, R OBP: 0.343, SLG: 0.534																	4 0 1 0 0 0 1					
Frank House, L OBP: 0.333, SLG: 0.457																	4 0 0 0 0 0 1					
Hal Smith, R OBP: 0.318, SLG: 0.308																	3 1 1 0 1 0 0					
Joe Demaestri, R OBP: 0.315, SLG: 0.415																	4 0 1 0 0 0 3					
Ray Herbert, R OBP: 0.231, SLG: 0.167																	3 0 0 0 0 2 3					
Inning Stats	R: 0 E: 0 K: 1 S: 6	H: 1 LOB: 1 BB: 0 P: 6	R: 0 E: 0 K: 0 S: 5	H: 2 LOB: 2 BB: 0 P: 5	R: 0 E: 0 K: 0 S: 4	H: 1 LOB: 1 BB: 0 P: 4	R: 0 E: 0 K: 0 S: 3	H: 0 LOB: 0 BB: 0 P: 3	R: 0 E: 0 K: 0 S: 4	H: 1 LOB: 2 BB: 1 P: 8	R: 0 E: 0 K: 0 S: 3	H: 0 LOB: 0 BB: 0 P: 3	R: 3 E: 0 K: 1 S: 6	H: 1 LOB: 0 BB: 2 P: 14	R: 1 E: 0 K: 0 S: 4	H: 1 LOB: 0 BB: 0 P: 4	R: 0 E: 0 K: 1 S: 6	H: 1 LOB: 1 BB: 0 P: 6	1B: 5 2B: 1 3B: 1 HR: 1	SF: 0 SAC: 1 DP: 0 HBP: 0	WP: 2 PB: 0 SB: 0 CS: 0	PA: 38
PITCHER Russ Kemmerer, R ERA: 3.31	IP: 9.0 WLS: L BF: 38	H: 8 R: 4 ER: 4 SO: 3	BB: 3 IBB: 0 HBP: 0 BLK: 0	WP: 2 HR: 1 S: 41 P: 53	ERA: 4.00 WHIP: 1.222																	

Kansas City Athletics @ Washington Senators
Griffith Stadium, Washington, DC
Fri May 15 1959, 7:05 PM EDT
Att: 4,875 - Unknown

AB	34
R	4
H	8
RBI	3
BB	3
SO	3
LOB	17



Batter	1	2	3	4	5	6	7	8	9	AB	R	H	RBI	BB	SO	LOB	BOTTOM					
Albie Pearson, L OBP: 0.333, SLG: 0.170	F8																4 0 1 0 0 0 0					
Bob Allison, R OBP: 0.346, SLG: 0.532																	3 0 0 0 1 0 1					
Harmon Killebrew, R OBP: 0.382, SLG: 0.630																	3 0 0 0 1 1 0					
Jim Lemon, R OBP: 0.369, SLG: 0.582																	4 1 1 0 0 0 2					
Julio Becquer, L OBP: 0.222, SLG: 0.235																	3 1 1 0 1 0 2					
Herb Plews, L OBP: 0.238, SLG: 0.238																	4 0 1 1 0 1 2					
Jay Porter, R OBP: 0.294, SLG: 0.286																	3 0 1 0 0 0 1					
Ron Samford, R OBP: 0.300, SLG: 0.370																	3 0 0 0 0 2 3					
Russ Kemmerer, R OBP: 0.158, SLG: 0.167																	3 0 0 0 0 1 2					
Inning Stats	R: 0 E: 0 K: 0 S: 3	H: 0 LOB: 0 BB: 0 P: 3	R: 1 E: 2 K: 2 S: 10	H: 2 LOB: 2 BB: 0 P: 10	R: 0 E: 0 K: 0 S: 3	H: 0 LOB: 2 BB: 2 P: 11	R: 0 E: 0 K: 0 S: 3	H: 1 LOB: 0 BB: 0 P: 3	R: 0 E: 0 K: 1 S: 5	H: 1 LOB: 0 BB: 0 P: 5	R: 1 E: 0 K: 0 S: 3	H: 1 LOB: 0 BB: 1 P: 7	R: 0 E: 0 K: 1 S: 5	H: 0 LOB: 0 BB: 0 P: 5	R: 0 E: 0 K: 1 S: 5	H: 0 LOB: 0 BB: 0 P: 5	R: 0 E: 0 K: 0 S: 3	H: 0 LOB: 0 BB: 0 P: 3	1B: 4 2B: 1 3B: 0 HR: 0	SF: 0 SAC: 0 DP: 2 HBP: 0	WP: 0 PB: 0 SB: 1 CS: 1	PA: 34
PITCHER Ray Herbert, R ERA: 4.19	IP: 9.0 WLS: W BF: 33	H: 5 R: 2 ER: 2 SO: 5	BB: 3 IBB: 0 HBP: 0 BLK: 0	WP: 0 HR: 0 S: 40 P: 52	ERA: 2.00 WHIP: 0.889																	

Kansas City Athletics @ Washington Senators
Griffith Stadium, Washington, DC
Fri May 15 1959, 7:05 PM EDT
Att: 4,875 - Unknown

AB	30
R	2
H	5
RBI	1
BB	3
SO	5
LOB	13



Batter	1	2	3	4	5	6	7	8	9	AB	R	H	RBI	BB	SO	LOB	TOP							
Whitey Herzog, L (1, 8) OBP: 0.473, SLG: 0.535										4	1	1	0	0	0	0	Kansas City Athletics @ Washington Senators Griffith Stadium, Washington, DC Sat May 16 1959, 3:33 AM EDT Att: 5,290 - Unknown livebaseballscores.com AB 31 R 2 H 4 RBI 2 BB 0 SO 1 LOB 7 							
Hector Lopez, R (1, 4) OBP: 0.324, SLG: 0.465										3	0	0	0	0	0	1								
Preston Ward, L (1, 3) OBP: 0.192, SLG: 0.250										4	1	1	1	0	0	1								
Roger Maris, L (1, 9) OBP: 0.392, SLG: 0.618										4	0	1	1	0	0	1								
Bob Cerv, R (1, 7) OBP: 0.339, SLG: 0.533										4	0	1	0	0	0	1								
Frank House, L (1, 2) OBP: 0.322, SLG: 0.440										3	0	0	0	0	0	1								
Hal Smith, R (1, 5) OBP: 0.311, SLG: 0.300										2	0	0	0	0	0	0								
Ray Boone, R (8, PH) OBP: 0.415, SLG: 0.438										1	0	0	0	0	0	1								
Tom Carroll, R (8, 6) OBP: 0.167, SLG: 0.167										0	0	0	0	0	0	0								
Joe Demaestri, R (1, 6) OBP: 0.309, SLG: 0.405										2	0	0	0	0	0	0								
Bill Tuttle, R (8, PH) OBP: 0.409, SLG: 0.467										1	0	0	0	0	0	1								
Dick Tomanek, L (8, 1)										0	0	0	0	0	0	0								
Ralph Terry, R (1, 1) OBP: 0.176, SLG: 0.176										1	0	0	0	0	0	0								
Dick Williams, R (8, PH) OBP: 0.229, SLG: 0.348										1	0	0	0	0	1	0								
Russ Meyer, S (6, 1)										0	0	0	0	0	0	0								
Wayne Terwilliger, R (8, 5) OBP: 0.211, SLG: 0.412										1	0	0	0	0	0	0								
Inning Stats	R: 0 E: 0 K: 0 S: 3	H: 0 LOB: 0 BB: 0 P: 3	R: 0 E: 0 K: 0 S: 3	H: 0 LOB: 0 BB: 0 P: 3	R: 0 E: 0 K: 0 S: 3	H: 0 LOB: 1 BB: 0 P: 4	R: 0 E: 0 K: 0 S: 3	H: 0 LOB: 0 BB: 0 P: 3	R: 0 E: 0 K: 1 S: 5	H: 0 LOB: 0 BB: 0 P: 5	R: 0 E: 0 K: 0 S: 3	H: 0 LOB: 0 BB: 0 P: 3	R: 0 E: 0 K: 0 S: 4	H: 1 LOB: 1 BB: 0 P: 4	R: 2 E: 0 K: 0 S: 6	H: 3 LOB: 1 BB: 0 P: 6	1B: 1 2B: 3 3B: 0 HR: 0	SF: 0 SAC: 0 DP: 0 HBP: 1	WP: 0 PA: 32 PB: 0 SB: 0 CS: 0					
PITCHER Camilo Pascual, R (1, 1) ERA: 3.09	IP: 9.0 WLS: W BF: 32	H: 4 R: 2 ER: 2 SO: 1	BB: 0 IBB: 0 HBP: 1 BLK: 0	WP: 0 HR: 0 S: 33 P: 34	ERA: 2.00 WHIP: 0.444	PITCHER														IP: 9.0 WLS: W BF: 32	H: 4 R: 2 ER: 2 SO: 1	BB: 0 IBB: 0 HBP: 1 BLK: 0	WP: 0 HR: 0 S: 33 P: 34	ERA: 2.00 WHIP: 0.444

Batter	1	2	3	4	5	6	7	8	9	AB	R	H	RBI	BB	SO	LOB	BOTTOM									
Albie Pearson, L (1, 9) OBP: 0.314, SLG: 0.158										4	0	0	0	0	0	4	Kansas City Athletics @ Washington Senators Griffith Stadium, Washington, DC Sat May 16 1959, 3:33 AM EDT Att: 5,290 - Unknown livebaseballscores.com AB 33 R 7 H 11 RBI 7 BB 3 SO 3 LOB 17 									
Bob Allison, R (1, 8) OBP: 0.350, SLG: 0.554										4	1	2	2	0	0	1										
Harmon Killebrew, R (1, 5) OBP: 0.389, SLG: 0.613										3	0	0	0	1	1	0										
Roy Sievers, R (1, 3) OBP: 0.358, SLG: 0.492										4	1	2	0	0	1	0										
Jim Lemon, R (1, 7) OBP: 0.365, SLG: 0.598										4	2	1	1	0	0	3										
Reno Bertoia, R (1, 4) OBP: 0.338, SLG: 0.429										3	1	2	1	1	0	0										
Jay Porter, R (1, 2) OBP: 0.292, SLG: 0.273										3	0	0	0	1	0	4										
Ron Samford, R (1, 6) OBP: 0.310, SLG: 0.390										4	1	2	2	0	0	2										
Camilo Pascual, R (1, 1) OBP: 0.333, SLG: 0.294										4	1	2	1	0	1	3										
Inning Stats	R: 0 E: 0 K: 0 S: 3	H: 3 LOB: 2 BB: 0 P: 7	R: 1 E: 0 K: 1 S: 6	H: 1 LOB: 0 BB: 0 P: 6	R: 0 E: 0 K: 0 S: 2	H: 0 LOB: 1 BB: 1 P: 6	R: 1 E: 0 K: 0 S: 5	H: 3 LOB: 2 BB: 1 P: 9	R: 2 E: 0 K: 0 S: 6	H: 3 LOB: 1 BB: 0 P: 6	R: 1 E: 0 K: 1 S: 6	H: 1 LOB: 0 BB: 0 P: 6	R: 0 E: 0 K: 1 S: 5	H: 0 LOB: 1 BB: 1 P: 9	1B: 7 2B: 2 3B: 0 HR: 2	SF: 0 SAC: 1 DP: 1 HBP: 0		WP: 1 PA: 37 PB: 0 SB: 0 CS: 1								
PITCHER Ralph Terry, R (1, 1) ERA: 5.28	IP: 5.0 WLS: L BF: 23	H: 7 R: 4 ER: 3 SO: 1	BB: 2 IBB: 0 HBP: 0 BLK: 0	WP: 0 HR: 1 S: 23 P: 31	ERA: 5.40 WHIP: 1.800	PITCHER														IP: 5.0 WLS: L BF: 23	H: 7 R: 4 ER: 3 SO: 1	BB: 2 IBB: 0 HBP: 0 BLK: 0	WP: 0 HR: 1 S: 23 P: 31	ERA: 5.40 WHIP: 1.800		
Russ Meyer, R (6, 1) ERA: 3.5	2.0 10	4 3 3 1	0 0 0 0	0 0 0 0	0 1 12 12	13.50 2.000															2.0 10	4 3 3 1	0 0 0 0	0 1 12 12	13.50 2.000	
Dick Tomanek, L (8, 1) ERA: 12.27	1.0 4	0 0 0 1	1 0 0 0	1 0 0 0	1 0 5 9	0.00 1.000															1.0 4	0 0 0 1	1 0 0 0	1 0 5 9	0.00 1.000	

Batter	1	2	3	4	5	6	7	8	9	AB	R	H	RBI	BB	SO	LOB	TOP										
Luis Aparicio, R (1, 6) OBP: 0.343, SLG: 0.364	4-0 S 1B BB		4-0 K BB		0-0 F4			0-0 1B WP 1B		2	2	1	0	2	0	0	Chicago White Sox @ Washington Senators Griffith Stadium, Washington, DC Sun May 17 1959, 3:33 AM EDT Unknown livebaseballscorecards.com										
Nelle Fox, L (1, 4) OBP: 0.433, SLG: 0.442	0-0 4-3 1-2		0-3 K 1-2		0-0 F6			0-0 WP 1B		4	0	1	0	0	1	2											
Jim Landis, R (1, 8) OBP: 0.349, SLG: 0.353 Sherm Lollar, R (8, PH) OBP: 0.376, SLG: 0.467 (8, 2)	0-0 L6		0-0 F4		0-0 F2			0-0 F8 1-2 3-H		3	0	0	0	0	0	1											
Earl Torgeson, L (1, 3) OBP: 0.403, SLG: 0.426	0-0 FC5-4 2-H 1B			0-3 K				0-0 F7		4	0	1	1	0	1	0											
Del Ennis, R (1, 7) OBP: 0.373, SLG: 0.475	0-0 FC5-4 1-2			0-0 F7				0-0 F8		4	0	0	0	0	0	1											
Al Smith, R (1, 9) OBP: 0.336, SLG: 0.321		0-0 F6		0-0 2B				0-0 F8		4	0	1	0	0	0	0											
Bubba Phillips, R (1, 5) OBP: 0.356, SLG: 0.412		0-0 1B		0-0 F4				0-0 F7		3	0	1	0	0	0	1											
Earl Batley, R (1, 2) OBP: 0.308, SLG: 0.182 Billy Goodman, L (8, PH) OBP: 0.405, SLG: 0.323 Barry Latman, R (8, 1) OBP: 0.400, SLG: 0.250		0-0 F2			0-0 1-3			0-0 F7		2	0	0	0	0	0	1											
Dick Donovan, L (1, 1) OBP: 0.286, SLG: 0.538 Gerry Staley, R (2, 1) Larry Doby, L (8, PH) OBP: 0.303, SLG: 0.298 (8, 8)		0-0 F7			0-3 K			0-3 K		1	0	0	0	0	0	1											
Inning Stats	R: 1 E: 0 K: 0 S: 4	H: 1 LOB: 1 BB: 1 P: 8	R: 0 E: 0 K: 0 S: 4	H: 1 LOB: 1 BB: 0 P: 4	R: 0 E: 0 K: 1 S: 4	H: 0 LOB: 0 BB: 1 P: 8	R: 0 E: 0 K: 1 S: 6	H: 1 LOB: 1 BB: 0 P: 6	R: 0 E: 0 K: 1 S: 5	H: 0 LOB: 0 BB: 0 P: 5	R: 0 E: 0 K: 0 S: 3	H: 0 LOB: 0 BB: 0 P: 3	R: 0 E: 0 K: 0 S: 3	H: 0 LOB: 0 BB: 0 P: 3	R: 1 E: 0 K: 1 S: 7	H: 2 LOB: 1 BB: 0 P: 7		R: 0 E: 0 K: 0 S: 3	H: 0 LOB: 0 BB: 0 P: 3	1B: 4 2B: 1 3B: 0 HR: 0	SF: 0 SAC: 0 DP: 0 HBP: 0	WP: 1 PB: 0 SB: 1 CS: 0	PA: 33				
PITCHER	IP 9.0	WLS W	BF 33	H 5	R 2	ER 2	SO 4	BB 2	IBB 0	HBP 0	BLK 0	WP 1	HR 0	S 39	P 47	ERA 2.00	WHIP 0.778										

Batter	1	2	3	4	5	6	7	8	9	AB	R	H	RBI	BB	SO	LOB	BOTTOM										
Albie Pearson, L (1, 9) OBP: 0.311, SLG: 0.164	0-0 F9	0-0 G3			0-0 F6			0-0 FC5-4 1B		4	0	1	0	0	0	1	Chicago White Sox @ Washington Senators Griffith Stadium, Washington, DC Sun May 17 1959, 3:33 AM EDT Unknown livebaseballscorecards.com										
Bob Allison, R (1, 8) OBP: 0.340, SLG: 0.537	0-0 6-3		0-3 K		0-0 5-3			0-0 FC5-4 1-2		4	0	0	0	0	1	1											
Harmon Killebrew, R (1, 5) OBP: 0.391, SLG: 0.617	0-0 5-3		0-0 PB WP 2B			0-0 5-3		0-0 1B		4	1	2	0	0	0	0											
Roy Sievers, R (1, 3) OBP: 0.338, SLG: 0.460		0-0 E6 HR	0-0 F4 2-H		0-0 F8			0-0 F9		4	1	0	0	0	0	1											
Jim Lemon, R (1, 7) OBP: 0.370, SLG: 0.623		0-0 HR	0-3 K			0-0 1B 1B		0-3 K		4	1	2	2	0	2	1											
Reno Bertoia, R (1, 4) OBP: 0.343, SLG: 0.454		0-0 HR		0-0 5-3		0-0 1B 1B		0-3 K		4	1	2	1	0	1	1											
Jay Porter, R (1, 2) OBP: 0.293, SLG: 0.265		4-0 BB		0-0 6-3		0-0 F7				2	0	0	0	1	0	2											
Ron Samford, R (1, 6) OBP: 0.299, SLG: 0.375		0-3 K		0-0 6-3			0-0 4-3			3	0	0	0	0	1	1											
Pedro Ramos, S (1, 1) OBP: 0.368, SLG: 0.353		0-3 K		0-3 K		0-3 K				3	0	0	0	0	3	1											
Inning Stats	R: 0 E: 0 K: 0 S: 3	H: 0 LOB: 0 BB: 0 P: 3	R: 3 E: 1 K: 2 S: 10	H: 2 LOB: 1 BB: 1 P: 14	R: 1 E: 0 K: 2 S: 8	H: 1 LOB: 0 BB: 0 P: 8	R: 0 E: 0 K: 0 S: 3	H: 0 LOB: 0 BB: 0 P: 3	R: 0 E: 0 K: 1 S: 5	H: 0 LOB: 0 BB: 0 P: 5	R: 0 E: 0 K: 0 S: 5	H: 2 LOB: 2 BB: 0 P: 5	R: 0 E: 0 K: 1 S: 6	H: 1 LOB: 1 BB: 0 P: 6	R: 0 E: 0 K: 2 S: 8	H: 1 LOB: 1 BB: 0 P: 8		R: 0 E: 0 K: 2 S: 8	H: 1 LOB: 1 BB: 0 P: 8	1B: 4 2B: 1 3B: 0 HR: 2	SF: 0 SAC: 0 DP: 0 HBP: 0	WP: 1 PB: 1 SB: 0 CS: 0	PA: 33				
PITCHER	IP 1.0	WLS L	BF 7	H 2	R 3	ER 2	SO 0	BB 1	IBB 0	HBP 0	BLK 0	WP 0	HR 2	S 6	P 10	ERA 18.00	WHIP 3.000										
Dick Donovan, R (1, 1) ERA: 4.5 Gerry Staley, R (2, 1) ERA: 0.72 Barry Latman, R (8, 1) ERA: 8.64	IP 6.0	WLS 22	BF 22	H 4	R 1	ER 0	SO 6	BB 0	IBB 0	HBP 0	BLK 0	WP 1	HR 0	S 34	P 34	ERA 0.00	WHIP 0.667										
	IP 1.0	WLS 4	BF 1	H 0	R 0	ER 0	SO 2	BB 0	IBB 0	HBP 0	BLK 0	WP 0	HR 0	S 8	P 8	ERA 0.00	WHIP 1.000										

Batter	1	2	3	4	5	6	7	8	9	AB	R	H	RBI	BB	SO	LOB	TOP					
Luis Aparicio, R OBP: 0.358, SLG: 0.364 (1, 6)										4	2	1	0	2	0	1	Chicago White Sox @ Washington Senators Griffith Stadium, Washington, DC Mon May 18 1959, 7:05 PM EDT Att: 3,995 - Unknown					
Nellie Fox, L OBP: 0.347, SLG: 0.468 (1, 4)										5	1	2	1	1	0	2						
Jim Landis, R OBP: 0.336, SLG: 0.341 (1, 8)										3	1	0	2	0	1	1						
Sherm Lollar, R OBP: 0.397, SLG: 0.517 (1, 2)										4	2	2	2	2	0	2						
Del Ennis, R OBP: 0.375, SLG: 0.485 Johnny Callison, L OBP: 0.291, SLG: 0.289 (1, 7) (3, 7)										2	1	1	0	0	1	0						
Al Smith, R OBP: 0.328, SLG: 0.333 (1, 9)										4	1	1	1	1	0	3						
Earl Torgeson, L OBP: 0.431, SLG: 0.473 (1, 3)										4	0	3	2	1	0	0						
Bubba Phillips, R OBP: 0.348, SLG: 0.396 (1, 5)										5	0	1	0	0	0	7						
Early Wynn, S OBP: 0.207, SLG: 0.346 (1, 1)										5	0	0	0	0	1	2						
Inning Stats	R: 3 E: 0 K: 0 S: 7	H: 4 LOB: 2 BB: 1 P: 11	R: 0 E: 0 K: 1 S: 5	H: 0 LOB: 0 BB: 0 P: 5	R: 1 E: 0 K: 2 S: 8	H: 1 LOB: 0 BB: 0 P: 8	R: 0 E: 0 K: 0 S: 4	H: 1 LOB: 2 BB: 1 P: 8	R: 0 E: 0 K: 0 S: 3	H: 0 LOB: 3 BB: 3 P: 15	R: 1 E: 0 K: 0 S: 3	H: 0 LOB: 2 BB: 3 P: 15	R: 1 E: 0 K: 0 S: 5	H: 2 LOB: 1 BB: 0 P: 5	R: 3 E: 0 K: 0 S: 6	H: 3 LOB: 1 BB: 0 P: 7		R: 0 E: 1 K: 0 S: 5	H: 1 LOB: 2 BB: 0 P: 5	1B: 6 2B: 4 3B: 0 HR: 2	SF: 2 SAC: 0 DP: 0 HBP: 1	WP: 1 PB: 0 CS: 2
PITCHER	IP WLS BF H R ER SO BB IBB HBP BLK WP HR S P ERA WHIP																					
Chuck Stobbs, L ERA: 4.15 (1, 1)	3.0 L 15 5 4 4 3 1 0 0 0 0 1 20 24 12.00 2.000																					
John Romonosky, R ERA: 4.15 (4, 1)	4.0 22 3 2 2 0 7 0 0 0 1 1 15 43 4.50 2.500																					
Dick Hyde, R ERA: 5.59 (8, 1)	2.0 12 4 3 3 0 0 0 1 0 0 0 11 12 13.50 2.000																					
Batter	1	2	3	4	5	6	7	8	9	AB	R	H	RBI	BB	SO	LOB	BOTTOM					
Albie Pearson, L OBP: 0.325, SLG: 0.203 (1, 9)										3	0	1	0	1	0	1	Chicago White Sox @ Washington Senators Griffith Stadium, Washington, DC Mon May 18 1959, 7:05 PM EDT Att: 3,995 - Unknown					
Bob Allison, R OBP: 0.333, SLG: 0.531 (1, 8)										4	0	0	0	0	0	3						
Harmon Killebrew, R OBP: 0.491, SLG: 0.656 (1, 5)										2	1	1	0	2	1	0						
Roy Sievers, R OBP: 0.325, SLG: 0.423 (1, 3)										3	0	0	0	1	1	3						
Jim Lemon, R OBP: 0.375, SLG: 0.602 (1, 7)										4	0	0	0	0	1	3						
Reno Bertoia, R OBP: 0.336, SLG: 0.460 (1, 4)										4	1	2	2	0	0	1						
Ed Fitz Gerald, R OBP: 0.212, SLG: 0.146 (1, 2)										4	0	0	0	0	0	2						
Ron Samford, R OBP: 0.313, SLG: 0.404 (1, 6)										4	0	1	0	0	0	0						
Chuck Stobbs, L ERA: 4.15 (1, 1)										0	0	0	0	0	0	0						
Herb Pless, L OBP: 0.217, SLG: 0.217 (3, PH)										1	0	0	0	0	1	1						
John Romonosky, R OBP: 0.300, SLG: 0.595 (4, 1)										1	0	0	0	0	0	0						
Faye Throneberry, L OBP: 0.296, SLG: 0.156 (7, PH)										0	0	0	0	0	0	0						
Dick Hyde, R OBP: 0.332, SLG: 0.283 (8, PH)										1	0	0	0	0	0	0						
Inning Stats	R: 0 E: 0 K: 1 S: 5	H: 0 LOB: 1 BB: 1 P: 9	R: 0 E: 0 K: 0 S: 3	H: 0 LOB: 0 BB: 0 P: 3	R: 0 E: 0 K: 1 S: 6	H: 1 LOB: 1 BB: 0 P: 6	R: 0 E: 0 K: 0 S: 4	H: 1 LOB: 2 BB: 1 P: 8	R: 0 E: 0 K: 0 S: 3	H: 0 LOB: 1 BB: 1 P: 7	R: 2 E: 0 K: 1 S: 7	H: 2 LOB: 0 BB: 0 P: 7	R: 0 E: 0 K: 0 S: 4	H: 1 LOB: 1 BB: 0 P: 4	R: 0 E: 0 K: 1 S: 5	H: 0 LOB: 1 BB: 1 P: 9	R: 0 E: 0 K: 0 S: 3	H: 0 LOB: 0 BB: 0 P: 3	1B: 2 2B: 2 3B: 0 HR: 1	SF: 0 SAC: 0 DP: 0 HBP: 0	WP: 0 PB: 0 CS: 0	PA: 36
PITCHER	IP WLS BF H R ER SO BB IBB HBP BLK WP HR S P ERA WHIP																					
Early Wynn, R ERA: 4.1 (1, 1)	9.0 W 36 5 2 2 4 4 0 0 0 0 1 40 56 2.00 1.000																					

Batter	1	2	3	4	5	6	7	8	9	AB	R	H	RBI	BB	SO	LOB	TOP										
Jim Piersall, R OBP: 0.320, SLG: 0.370 Carroll Hardy, R OBP: 0.158, SLG: 0.111	F8						4-3		5-3	5	1	2	2	0	0	2	Cleveland Indians @ Washington Senators Griffith Stadium, Washington, DC Tue May 19 1959, 7:05 PM EDT Att: 12,681 - Unknown										
Granny Hamner, R OBP: 0.316, SLG: 0.408	4-3	F9			F9		F8		2-3	5	0	0	0	0	0	4											
Vic Power, R OBP: 0.340, SLG: 0.485	4-3		4-3		1-3		P6			4	0	0	0	0	0	0											
Rocky Colavito, R OBP: 0.410, SLG: 0.696		HR	F7		L5			G6-4-3 1B		4	1	2	1	0	0	0											
Minnie Minoso, R OBP: 0.353, SLG: 0.432		1B SF7 1B	4-3			4-3		G6-4-3 1-2		4	1	1	0	0	0	1											
Woodie Held, R OBP: 0.336, SLG: 0.495		1B 1-3 1B 1B		F7		HR		3-1		4	2	2	1	0	0	0											
Hal Naragon, L OBP: 0.314, SLG: 0.583		SF7				F3				0	0	0	0	0	0	0											
Ray Webster, R OBP: 0.300, SLG: 0.556		3-H 1B 1-2 1B		P4			BB		F7	3	0	1	0	1	0	2											
Mudcat Grant, R OBP: 0.071, SLG: 0.071 Dick Brodowski, R OBP: 0.200, SLG: 0.200		K		K		K			E6 5-3	3	0	0	0	0	3	4	C										
Inning Stats	R: 0 E: 0 K: 0 S: 3	H: 0 LOB: 0 BB: 0 P: 3	R: 3 E: 0 K: 1 S: 10	H: 5 LOB: 2 BB: 0 P: 10	R: 0 E: 0 K: 0 S: 3	H: 0 LOB: 0 BB: 0 P: 3	R: 0 E: 0 K: 1 S: 6	H: 1 LOB: 1 BB: 0 P: 6	R: 1 E: 0 K: 0 S: 4	H: 1 LOB: 0 BB: 0 P: 4	R: 0 E: 0 K: 0 S: 3	H: 0 LOB: 0 BB: 0 P: 3	R: 0 E: 0 K: 0 S: 3	H: 1 LOB: 0 BB: 0 P: 3	R: 0 E: 1 K: 0 S: 5	H: 1 LOB: 2 BB: 0 P: 5		1B: 6 2B: 1 3B: 0 HR: 3	SF: 1 SAC: 0 DP: 1 HBP: 0	WP: 0 PB: 0 SB: 0 CS: 0	PA: 38						
PITCHER	IP	WLS	BF	H	R	ER	SO	BB	IBB	HBP	BLK	WP	HR	S	P	ERA	WHIP										
Hal Griggs, R ERA: 2.2	1.1	L	8	4	3	3	0	0	0	0	0	0	1	8	8	20.25	3.000										
Tex Clevenger, R ERA: 3.09	5.2		22	4	2	2	3	1	0	0	0	0	2	27	31	3.18	0.882										
Camilo Pascual, R ERA: 2.96	2.0		8	2	0	0	0	0	0	0	0	0	0	8	8	0.00	1.000										

Batter	1	2	3	4	5	6	7	8	9	AB	R	H	RBI	BB	SO	LOB	BOTTOM										
Albie Pearson, L OBP: 0.318, SLG: 0.203	F8		3-1				FC4-6		F7	5	0	1	0	0	0	2	Cleveland Indians @ Washington Senators Griffith Stadium, Washington, DC Tue May 19 1959, 7:05 PM EDT Att: 12,681 - Unknown										
Bob Allison, R OBP: 0.331, SLG: 0.524		G5-4-3 1B	L5		G6-4-3 1-2		5-3			4	0	1	0	0	0	2											
Harmon Killebrew, R OBP: 0.397, SLG: 0.640	G5-4-3 1-2			4-0	5-3				F8	3	0	0	0	1	0	1											
Roy Sievers, R OBP: 0.333, SLG: 0.411		BB SF8 BB	F8			FC5-4 BB		5-3		2	1	0	0	2	0	1											
Jim Lemon, R OBP: 0.371, SLG: 0.586		6-3 1-2 BB BB		F8		F8		K		3	0	0	0	1	1	1											
Reno Bertoia, R OBP: 0.340, SLG: 0.458		6-3 1-2 2-3 BB		FC6-5 1B		FC5-4 1-2		4-3		3	0	1	0	1	0	1											
Jay Porter, R OBP: 0.310, SLG: 0.329		SF8			1-2	F3				3	1	2	2	0	0	1											
Ron Samford, R OBP: 0.320, SLG: 0.419		3-H 6-3		F7			FC4-6 1B			4	0	2	0	0	0	4											
Hal Griggs, R		0-3					F9			0	0	0	0	0	0	0											
Tex Clevenger, R OBP: 0.333, SLG: 0.667					FC6-5				P3	2	0	0	0	0	1	4											
Herb Plews, L OBP: 0.208, SLG: 0.208										1	0	0	0	0	0	1											
Camilo Pascual, R OBP: 0.333, SLG: 0.294										0	0	0	0	0	0	0											
Julio Becquer, L OBP: 0.228, SLG: 0.278					2-3					1	0	0	0	0	0	1											
Inning Stats	R: 0 E: 0 K: 0 S: 3	H: 1 LOB: 0 BB: 0 P: 3	R: 1 E: 0 K: 1 S: 5	H: 0 LOB: 2 BB: 3 P: 17	R: 0 E: 0 K: 0 S: 3	H: 0 LOB: 1 BB: 1 P: 7	R: 0 E: 0 K: 0 S: 5	H: 2 LOB: 2 BB: 0 P: 5	R: 0 E: 0 K: 0 S: 3	H: 1 LOB: 0 BB: 0 P: 3	R: 0 E: 0 K: 0 S: 3	H: 0 LOB: 1 BB: 1 P: 7	R: 0 E: 0 K: 0 S: 4	H: 1 LOB: 1 BB: 0 P: 4	R: 0 E: 0 K: 1 S: 5	H: 0 LOB: 0 BB: 0 P: 5	R: 1 E: 0 K: 0 S: 5	H: 2 LOB: 1 BB: 0 P: 5	1B: 5 2B: 1 3B: 0 HR: 1	SF: 1 SAC: 0 DP: 2 HBP: 0	WP: 0 PB: 1 SB: 0 CS: 0	PA: 37					
PITCHER	IP	WLS	BF	H	R	ER	SO	BB	IBB	HBP	BLK	WP	HR	S	P	ERA	WHIP										
Mudcat Grant, R ERA: 1.77	7.0	W	29	5	1	1	1	5	0	0	0	0	0	26	46	1.29	1.429										
Dick Brodowski, R ERA: 1.17	2.0	S	8	2	1	1	1	0	0	0	0	0	1	10	10	4.50	1.000										

Batter	1	2	3	4	5	6	7	8	9	AB	R	H	RBI	BB	SO	LOB	TOP					
Jim Piersall, R OBP: 0.323, SLG: 0.366 (1, 8)	F7		2B 1B		K		F9		1B BB	4	1	1	0	1	1	0	Cleveland Indians @ Washington Senators Griffith Stadium, Washington, DC Wed May 20 1959, 7:05 PM EDT Att: 13,395 - Unknown					
Granny Hamner, R OBP: 0.321, SLG: 0.434 (1, 6)	6-3		P3		SF9 3B		F9		1-3 1B	5	1	2	0	0	0	1						
Vic Power, R OBP: 0.342, SLG: 0.489 (1, 3)	WP 2B BB		1B 2B		SF9		1-3		4-3	3	2	1	2	1	0	2						
Rocky Colavito, R OBP: 0.413, SLG: 0.698 (1, 9)	1-H 2B		1B		F7				K	4	0	2	2	0	1	0						
Minnie Minoso, R OBP: 0.357, SLG: 0.438 (1, 7)	BB		6-3						K	3	1	1	0	1	1	1						
Woodie Held, R OBP: 0.342, SLG: 0.505 (1, 5)	L1		K						2B	4	0	2	1	0	1	3						
Hal Naragon, L OBP: 0.364, SLG: 0.500 (1, 2)		5-3			4-3		F8		F9	0	0	0	0	0	0	0						
Ray Webster, R OBP: 0.214, SLG: 0.385 (1, 4)	6-3		F8		FC6-4		1-2		K	4	0	0	0	0	1	1						
Herb Score, L OBP: 0.111, SLG: 0.111 (1, 1)	K		F8						5-3	3	0	0	0	0	1	1						
Jim Perry, S OBP: 0.500, SLG: 0.500 (7, 1)	K				F8		4-3			1	0	0	0	0	0	0						
Inning Stats	R: 1 E: 0 K: 0 S: 4	H: 1 LOB: 2 BB: 2 P: 12	R: 0 E: 0 K: 1 S: 5	H: 0 LOB: 0 BB: 0 P: 5	R: 2 E: 0 K: 1 S: 8	H: 3 LOB: 1 BB: 0 P: 8	R: 0 E: 0 K: 0 S: 3	H: 0 LOB: 0 BB: 0 P: 3	R: 1 E: 0 K: 0 S: 6	H: 1 LOB: 0 BB: 0 P: 6	R: 0 E: 0 K: 0 S: 3	H: 0 LOB: 0 BB: 0 P: 3	R: 0 E: 0 K: 2 S: 7	H: 1 LOB: 1 BB: 1 P: 8	R: 0 E: 0 K: 1 S: 6	H: 1 LOB: 2 BB: 1 P: 10	1B: 4 2B: 4 3B: 1 HR: 0	SF: 1 SAC: 0 DP: 0 HBP: 0	WP: 2 PB: 0 SB: 0 CS: 0	PA: 39		
PITCHER	IP WLS BF H R ER SO BB IBB HBP BLK WP HR S P ERA WHIP	IP WLS BF H R ER SO BB IBB HBP BLK WP HR S P ERA WHIP																				
Russ Kemmerer, R ERA: 3.67 (1, 1)	5.0 L 22 5 4 4 3 2 0 0 0 1 0 26 34 7.20 1.400																					
Hal Griggs, R ERA: 2.35 (6, 1)	2.0 8 2 1 1 0 0 0 0 0 1 0 8 8 4.50 1.000																					
Bill Fischer, R ERA: 2.44 (8, 1)	2.0 9 2 0 0 3 1 0 0 0 0 0 14 18 0.00 1.500																					
Batter	1	2	3	4	5	6	7	8	9	AB	R	H	RBI	BB	SO	LOB	BOTTOM					
Ron Samford, R OBP: 0.308, SLG: 0.406 (1, 6)	K		F3		5-3		SF8		K	3	0	0	1	0	1	4	Cleveland Indians @ Washington Senators Griffith Stadium, Washington, DC Wed May 20 1959, 7:05 PM EDT Att: 13,395 - Unknown					
Faye Throneberry, L OBP: 0.194, SLG: 0.152 (9, PH)										1	0	0	0	0	1	1						
Albie Pearson, L OBP: 0.315, SLG: 0.205 (1, 9)	F8		F7		4-3		E8			4	0	1	0	0	0	4						
Bob Allison, R OBP: 0.329, SLG: 0.513 (1, 8)	P4		1-2 2-3 3-H BB		5-3		P6			3	0	0	1	1	0	2						
Harmon Killebrew, R OBP: 0.394, SLG: 0.651 (1, 5)	K		K		HR		K		K	4	1	1	1	0	3	3						
Jim Lemon, R OBP: 0.360, SLG: 0.567 (1, 7)	K		E6 CS		K		K		K	4	0	0	0	0	3	0						
Reno Bertoia, R OBP: 0.331, SLG: 0.445 (1, 4)	6-3		F8		F8		F8		4-3	4	0	0	0	0	0	1						
Ken Aspromonte, R OBP: 0.341, SLG: 0.324 (1, 3)			SH 1B BB		K		FC1-6 1B SF8 BB		K	3	2	1	0	1	2	1						
Jay Porter, R OBP: 0.341, SLG: 0.354 (1, 2)			BB SH 1B		5-3 1B		FC1-6 1B		FC3-6 BB	3	0	3	0	1	0	0						
Russ Kemmerer, R BP: 0.158, SLG: 0.167 (5, PH)			SH		K		FC1-6 1B		FC3-6	0	0	0	0	0	0	0						
Herb Phipps, L OBP: 0.209, SLG: 0.200 (8, 1)										1	0	0	0	0	0	1						
Ed Fitz Gerald, R OBP: 0.208, SLG: 0.133 (7, PH)										0	0	0	0	0	0	2						
John Romonosky, R OBP: 0.206, SLG: 0.030 (8, 1)										0	0	0	0	0	0	0						
Bill Fischer, R OBP: 0.206, SLG: 0.231 (8, 1)										0	0	0	0	0	0	0						
Julio Becquer, L OBP: 0.224, SLG: 0.273 (9, PH)										1	0	0	0	0	0	1						
Inning Stats	R: 0 E: 0 K: 1 S: 5	H: 0 LOB: 0 BB: 0 P: 5	R: 0 E: 0 K: 2 S: 7	H: 0 LOB: 0 BB: 0 P: 7	R: 1 E: 1 K: 1 S: 8	H: 2 LOB: 3 BB: 1 P: 12	R: 0 E: 1 K: 1 S: 5	H: 0 LOB: 1 BB: 0 P: 5	R: 0 E: 0 K: 1 S: 6	H: 1 LOB: 1 BB: 0 P: 6	R: 1 E: 0 K: 0 S: 6	H: 1 LOB: 0 BB: 0 P: 6	R: 1 E: 1 K: 0 S: 5	H: 2 LOB: 2 BB: 1 P: 9	R: 0 E: 0 K: 2 S: 7	H: 0 LOB: 0 BB: 0 P: 7	R: 0 E: 0 K: 2 S: 7	H: 0 LOB: 1 BB: 1 P: 11	1B: 5 2B: 1 3B: 0 HR: 1	SF: 1 SAC: 1 DP: 1 HBP: 0	WP: 0 PB: 0 SB: 0 CS: 1	PA: 37
PITCHER	IP WLS BF H R ER SO BB IBB HBP BLK WP HR S P ERA WHIP	IP WLS BF H R ER SO BB IBB HBP BLK WP HR S P ERA WHIP																				
Herb Score, L ERA: 3.97 (1, 1)	6.2 W 29 6 3 2 7 2 0 0 0 0 0 15 19 2.70 1.200																					
Jim Perry, R ERA: 5.4 (7, 1)	2.1 S 8 0 0 0 4 1 0 0 0 0 0 15 19 0.00 0.429																					

Batter	1	2	3	4	5	6	7	8	9	AB	R	H	RBI	BB	SO	LOB	TOP					
Reno Bertoia, R OBP: 0.327, SLG: 0.457 (1, 4)										5	1	1	1	0	0	1	Washington Senators @ Boston Red Sox Fenway Park, Boston, MA Fri May 22 1959, 7:05 PM EDT Att: 15,109 - Unknown					
Bob Allison, R OBP: 0.325, SLG: 0.500 (1, 8)										4	0	0	0	1	1	0						
Harmon Killebrew, R OBP: 0.390, SLG: 0.654 (1, 5)										4	1	1	0	0	2	2						
Jim Lemon, R OBP: 0.379, SLG: 0.598 (1, 7)										2	1	2	1	2	0	0						
Julio Becquer, L OBP: 0.242, SLG: 0.288 (1, 3)										4	0	2	1	0	0	1						
Ed Fitz Gerald, R OBP: 0.193, SLG: 0.132 (1, 2)										4	0	0	0	0	1	4						
Faye Throneberry, L OBP: 0.250, SLG: 0.194 (1, 9)										3	0	2	0	1	0	2						
Ron Samford, R OBP: 0.306, SLG: 0.410 (1, 6)										4	0	1	0	0	0	4						
Camilo Pascual, R OBP: 0.286, SLG: 0.250 (1, 1)										3	0	0	0	0	1	1						
Albie Pearson, L OBP: 0.312, SLG: 0.203 (9, PH)										1	0	0	0	0	0	0						
Inning Stats	R: 2 E: 0 K: 0 S: 6	H: 3 LOB: 2 BB: 1 P: 10	R: 0 E: 0 K: 2 S: 8	H: 1 LOB: 2 BB: 1 P: 12	R: 1 E: 0 K: 0 S: 5	H: 2 LOB: 1 BB: 0 P: 5	R: 0 E: 0 K: 1 S: 5	H: 0 LOB: 0 BB: 0 P: 5	R: 0 E: 0 K: 1 S: 5	H: 1 LOB: 1 BB: 1 P: 9	R: 0 E: 0 K: 0 S: 3	H: 1 LOB: 0 BB: 0 P: 3	R: 0 E: 0 K: 1 S: 5	H: 0 LOB: 0 BB: 0 P: 5	R: 0 E: 0 K: 0 S: 4	H: 1 LOB: 2 BB: 1 P: 8	R: 0 E: 0 K: 0 S: 3	H: 0 LOB: 0 BB: 0 P: 3	1B: 5 2B: 1 3B: 1 HR: 2	SF: 0 SAC: 0 DP: 1 HBP: 0	WP: 0 PB: 0 SB: 0 CS: 0	PA: 38
PITCHER Ike Delock, R ERA: 2.54 (1, 1)	IP: 9.0 WLS: W BF: 38	H: 9 R: 3 ER: 3 SO: 5	BB: 4 IBB: 0 HBP: 0 BLK: 0	WP: 0 HR: 2 S: 44 P: 60	ERA: 3.00 WHIP: 1.444	PITCHER										IP: 9.0 WLS: W BF: 38	H: 9 R: 3 ER: 3 SO: 5	BB: 4 IBB: 0 HBP: 0 BLK: 0	WP: 0 HR: 2 S: 44 P: 60	ERA: 3.00 WHIP: 1.444		

AB	34
R	3
H	9
RBI	3
BB	4
SO	5
LOB	15



Batter	1	2	3	4	5	6	7	8	9	AB	R	H	RBI	BB	SO	LOB	BOTTOM			
Jim Busby, R OBP: 0.282, SLG: 0.395 (1, 8)										4	1	2	0	0	1	1	Washington Senators @ Boston Red Sox Fenway Park, Boston, MA Fri May 22 1959, 7:05 PM EDT Att: 15,109 - Unknown			
Pete Runnels, L OBP: 0.439, SLG: 0.508 (1, 4)										4	0	1	0	0	0	2				
Ted Williams, L OBP: 0.250, SLG: 0.216 (1, 7)										3	1	1	1	0	0	2				
Gary Geiger, L OBP: 0.271, SLG: 0.348 (8, 7)										0	0	0	0	0	0	0				
Frank Maltzone, R OBP: 0.356, SLG: 0.530 (1, 5)										3	0	1	1	1	0	1				
Jackie Jensen, R OBP: 0.380, SLG: 0.549 (1, 9)										4	1	1	0	0	1	2				
Dick Gemert, R OBP: 0.429, SLG: 0.584 (1, 3)										4	1	3	2	0	1	0				
Pete Daley, R OBP: 0.320, SLG: 0.295 (1, 2)										4	0	2	0	0	0	0				
Don Buddin, R OBP: 0.338, SLG: 0.366 (1, 6)										2	0	0	0	1	1	3				
Ike Delock, R OBP: 0.125, SLG: 0.045 (1, 1)										4	0	0	0	0	4	6				
Inning Stats	R: 0 E: 1 K: 0 S: 4	H: 1 LOB: 1 BB: 0 P: 4	R: 2 E: 1 K: 2 S: 10	H: 2 LOB: 1 BB: 0 P: 10	R: 0 E: 0 K: 0 S: 3	H: 1 LOB: 0 BB: 0 P: 3	R: 0 E: 0 K: 2 S: 9	H: 2 LOB: 2 BB: 0 P: 9	R: 1 E: 0 K: 1 S: 6	H: 1 LOB: 1 BB: 1 P: 10	R: 0 E: 0 K: 2 S: 7	H: 0 LOB: 1 BB: 1 P: 11	R: 1 E: 0 K: 0 S: 5	H: 2 LOB: 1 BB: 0 P: 5	R: 0 E: 0 K: 1 S: 6	H: 2 LOB: 2 BB: 0 P: 6	1B: 6 2B: 4 3B: 0 HR: 1	SF: 1 SAC: 1 DP: 1 HBP: 0	WP: 0 PB: 0 SB: 0 CS: 0	PA: 36
PITCHER Camilo Pascual, R ERA: 3.18 (1, 1)	IP: 8.0 WLS: L BF: 36	H: 11 R: 4 ER: 4 SO: 8	BB: 2 IBB: 0 HBP: 0 BLK: 3	WP: 0 HR: 1 S: 50 P: 58	ERA: 4.50 WHIP: 1.625	PITCHER										IP: 8.0 WLS: L BF: 36	H: 11 R: 4 ER: 4 SO: 8	BB: 2 IBB: 0 HBP: 0 BLK: 3	WP: 0 HR: 1 S: 50 P: 58	ERA: 4.50 WHIP: 1.625



Batter	1	2	3	4	5	6	7	8	9	AB	R	H	RBI	BB	SO	LOB	TOP										
Reno Bertioia, R OBP: 0.324, SLG: 0.451 (1, 4)	F2	L6-4															5 1 2 1 0 1 3										
Bob Allison, R OBP: 0.333, SLG: 0.509 (1, 8)	BB 1B			K		F7		F7									4 1 1 0 1 1 2										
Harmon Killebrew, R OBP: 0.391, SLG: 0.634 (1, 5)	1B BB		5-3		1B	FC6-4		K									4 1 2 1 1 1 0										
Jim Lemon, R OBP: 0.373, SLG: 0.598 (1, 7)	K		6-3		3B	FC6-4		F9									5 1 1 1 0 1 4										
Julio Becquer, L OBP: 0.236, SLG: 0.290 (1, 3)	1-2 2-H			P6		F8		G3									5 0 1 1 0 0 2										
Faye Throneberry, L OBP: 0.300, SLG: 0.326 (1, 9)	F9			E1													5 1 3 2 0 0 2										
Ron Samford, R OBP: 0.314, SLG: 0.398 (1, 6)		L3		FC1-2		5-3		2B									4 1 1 0 1 0 2										
Ed Fitz Gerald, R OBP: 0.242, SLG: 0.242 (1, 2)		L6-4		FC1-2				F9									5 2 3 1 0 0 3										
Bill Fischer, R OBP: 0.294, SLG: 0.200 (1, 1)				1-2 3-H				2B									2 0 0 0 0 1 3										
Chuck Stobbs, L OBP: 0.100, SLG: 0.100 (6, 1)				K		P1		SH3-4									1 0 0 1 0 0 1										
Inning Stats	R: 1 E: 0 K: 1 S: 6	H: 1 LOB: 2 BB: 2 P: 14	R: 0 E: 0 K: 0 S: 3	H: 1 LOB: 1 BB: 0 P: 4	R: 0 E: 0 K: 1 S: 5	H: 0 LOB: 0 BB: 0 P: 5	R: 0 E: 1 K: 1 S: 7	H: 1 LOB: 2 BB: 0 P: 7	R: 3 E: 0 K: 0 S: 7	H: 4 LOB: 1 BB: 0 P: 7	R: 1 E: 0 K: 1 S: 8	H: 3 LOB: 2 BB: 0 P: 8	R: 3 E: 0 K: 0 S: 6	H: 3 LOB: 1 BB: 1 P: 10	R: 0 E: 0 K: 1 S: 5	H: 0 LOB: 0 BB: 0 P: 5	R: 0 E: 0 K: 0 S: 4	H: 1 LOB: 1 BB: 0 P: 4	1B: 10 2B: 4 3B: 1 HR: 0	SF: 0 SAC: 1 DP: 1 HBP: 1	WP: 0 PB: 0 SB: 0 CS: 0	PA: 45					
PITCHER	IP	WLS	BF	H	R	ER	SO	BB	IBB	HBP	BLK	WP	HR	S	P	ERA	WHIP										
Jerry Casale, R ERA: 5.45 (1, 1)	5.0	L	25	7	4	4	3	2	0	1	0	0	0	28	37	7.20	1.800										
Bill Monbouquette, R ERA: 4.76 (6, 1)	1.0		6	3	1	1	1	0	0	0	0	0	0	8	8	9.00	3.000										
Ted Wills, L ERA: 9.0 (7, 1)	3.0		14	4	3	3	1	1	0	0	0	0	0	15	19	9.00	1.667										

Washington Senators @ Boston Red Sox
Fenway Park, Boston, MA
Sun May 24 1959, 3:33 AM EDT
Att: 9,484 - Unknown

AB 40
R 8
H 14
RBI 8
BB 3
SO 5
LOB 22



Batter	1	2	3	4	5	6	7	8	9	AB	R	H	RBI	BB	SO	LOB	BOTTOM										
Jim Busby, R OBP: 0.292, SLG: 0.404 (1, 8)	L6		5-3														4 0 1 1 0 0 0										
Ted Wills, L (7, 1)																	0 0 0 0 0 0 0										
Billy Conso, R (9, PH)																	1 0 0 0 0 0 0										
Pete Runnels, L OBP: 0.436, SLG: 0.504 (1, 4)	6-3																4 0 2 0 1 0 2										
Ted Williams, L OBP: 0.255, SLG: 0.233 (1, 7)	WP																1 0 0 0 1 0 1										
Vic Wertz, L OBP: 0.303, SLG: 0.483 (5, 3)	BB																3 0 0 0 0 0 2										
Frank Malzone, R OBP: 0.353, SLG: 0.510 (1, 5)	WP																4 1 1 0 1 0 2										
Jackie Jensen, R OBP: 0.396, SLG: 0.562 (1, 9)	K																4 1 2 0 0 1 2										
Dick Gemert, R OBP: 0.408, SLG: 0.545 (5, 7)																	4 0 0 1 0 2 2										
Pete Daley, R OBP: 0.339, SLG: 0.321 (1, 2)																	4 1 3 1 0 0 1										
Don Buddin, R OBP: 0.333, SLG: 0.377 (1, 6)																	3 0 0 0 0 1 3										
Jerry Casale, R OBP: 0.182, SLG: 0.400 (5, PH)																	1 0 0 0 0 1 1										
Bobby Avila, R OBP: 0.231, SLG: 0.167 (6, 1)																	1 0 0 0 0 0 0										
Bill Monbouquette, R OBP: 0.187, SLG: 0.167 (6, PH)																	0 0 0 0 0 0 0										
Gary Geiger, L OBP: 0.278, SLG: 0.353 (7, 8)																	2 0 1 0 0 1 1										
Inning Stats	R: 0 E: 0 K: 1 S: 6	H: 1 LOB: 2 BB: 1 P: 10	R: 0 E: 0 K: 2 S: 8	H: 1 LOB: 0 BB: 0 P: 8	R: 0 E: 0 K: 0 S: 4	H: 1 LOB: 1 BB: 0 P: 4	R: 0 E: 0 K: 1 S: 6	H: 1 LOB: 0 BB: 0 P: 6	R: 0 E: 0 K: 0 S: 4	H: 1 LOB: 1 BB: 0 P: 4	R: 3 E: 0 K: 1 S: 9	H: 4 LOB: 2 BB: 1 P: 13	R: 0 E: 0 K: 0 S: 3	H: 0 LOB: 0 BB: 0 P: 3	R: 0 E: 0 K: 1 S: 6	H: 1 LOB: 1 BB: 0 P: 6	R: 0 E: 0 K: 0 S: 3	H: 0 LOB: 1 BB: 1 P: 7	1B: 8 2B: 2 3B: 0 HR: 0	SF: 0 SAC: 1 DP: 0 HBP: 0	WP: 1 PB: 0 SB: 1 CS: 0	PA: 40					
PITCHER	IP	WLS	BF	H	R	ER	SO	BB	IBB	HBP	BLK	WP	HR	S	P	ERA	WHIP										
Bill Fischer, R ERA: 2.88 (1, 1)	5.2	W	28	9	3	3	5	2	0	0	0	0	0	36	44	4.76	1.941										
Chuck Stobbs, L ERA: 3.74 (6, 1)	3.1	S	12	1	0	0	1	1	0	0	0	0	0	13	17	0.00	0.600										

Washington Senators @ Boston Red Sox
Fenway Park, Boston, MA
Sun May 24 1959, 3:33 AM EDT
Att: 9,484 - Unknown

AB 36
R 3
H 10
RBI 3
BB 3
SO 6
LOB 17



Batter	1	2	3	4	5	6	7	8	9	AB	R	H	RBI	BB	SO	LOB	TOP										
Reno Bertioia, R (1, 4) OBP: 0.320, SLG: 0.443										5	0	1	1	0	3	0	Washington Senators @ Baltimore Orioles Memorial Stadium, Baltimore, MD Tue May 26 1959, 7:05 PM EDT Att: 9,866 - Unknown										
Bob Allison, R (1, 8) OBP: 0.335, SLG: 0.512										5	0	2	1	0	1	0											
Harmon Killebrew, R (1, 5) OBP: 0.385, SLG: 0.616										4	0	0	0	1	0	3											
Jim Lemon, R (1, 7) OBP: 0.364, SLG: 0.581										4	0	0	0	0	3	1											
Julio Becquer, L (1, 3) OBP: 0.263, SLG: 0.342										4	2	3	0	0	0	0											
Hal Naragon, L (1, 2) OBP: 0.333, SLG: 0.450										4	1	1	0	0	0	3											
Faye Throneberry, L (1, 9) OBP: 0.333, SLG: 0.420										4	1	3	3	0	0	1											
Ron Samford, R (1, 6) OBP: 0.311, SLG: 0.393										4	0	1	0	0	0	3											
Russ Kemmerer, R (1, 1) OBP: 0.143, SLG: 0.150										2	0	0	0	0	1	2											
Albie Pearson, L (7, PH) OBP: 0.309, SLG: 0.200										0	0	0	0	0	0	0											
Tex Clevenger, R (7, 1) OBP: 0.200, SLG: 0.500										0	0	0	0	0	0	0											
Herb Plews, L (9, PH) OBP: 0.231, SLG: 0.200										0	1	0	0	1	0	0											
Inning Stats	R: 0 E: 0 K: 3 S: 9	H: 0 LOB: 1 BB: 1 P: 13	R: 0 E: 0 K: 0 S: 4	H: 1 LOB: 1 BB: 0 P: 4	R: 0 E: 0 K: 2 S: 8	H: 1 LOB: 1 BB: 0 P: 8	R: 1 E: 0 K: 1 S: 8	H: 3 LOB: 2 BB: 0 P: 8	R: 0 E: 0 K: 1 S: 5	H: 0 LOB: 0 BB: 0 P: 5	R: 2 E: 0 K: 1 S: 7	H: 2 LOB: 0 BB: 0 P: 7	R: 0 E: 0 K: 0 S: 3	H: 0 LOB: 0 BB: 0 P: 3	R: 0 E: 0 K: 0 S: 3	H: 0 LOB: 0 BB: 0 P: 3	R: 2 E: 0 K: 0 S: 6	H: 4 LOB: 2 BB: 1 P: 10	1B: 6 2B: 4 3B: 0 HR: 1	SF: 0 SAC: 0 DP: 1 HBP: 0	WP: 0 PB: 0 CS: 0	PA: 39					
PITCHER	IP	WLS	BF	H	R	ER	SO	BB	IBB	HBP	BLK	WP	HR	S	P	ERA	WHIP										
Hal Brown, R (1, 1) ERA: 2.59	6.0	W	26	7	3	3	8	1	0	0	0	0	1	41	45	4.50	1.333										
Ernie Johnson, R (7, 1) ERA: 2.1	2.0		6	0	0	0	0	0	0	0	0	0	0	6	6	0.00	0.000										
Billy O'Dell, L (9, 1) ERA: 4.03	0.0		2	2	2	2	0	0	0	0	0	0	0	2	2	∞	∞										
Billy Loes, R (9, 1) ERA: 2.04	1.0	S	5	2	0	0	0	1	0	0	0	0	0	4	8	0.00	3.000										

Batter	1	2	3	4	5	6	7	8	9	AB	R	H	RBI	BB	SO	LOB	BOTTOM										
Willie Tasby, R (1, 8) OBP: 0.362, SLG: 0.468										5	2	2	1	0	0	2	Washington Senators @ Baltimore Orioles Memorial Stadium, Baltimore, MD Tue May 26 1959, 7:05 PM EDT Att: 9,866 - Unknown										
Whitey Lockman, L (1, 3) OBP: 0.395, SLG: 0.281										4	1	2	1	1	0	1											
Gene Woodling, L (1, 9) OBP: 0.365, SLG: 0.431										5	1	2	3	0	0	3											
Billy O'Dell, S (9, 1) OBP: 0.286, SLG: 0.417										0	0	0	0	0	0	0											
Billy Loes, R (9, 1) ERA: 2.04										0	0	0	0	0	0	0											
Bob Nieman, R (1, 7) OBP: 0.358, SLG: 0.453										3	0	2	0	1	0	0											
Ernie Johnson, R (7, 1) ERA: 2.1										0	0	0	0	0	0	0											
Bob Hale, L (8, PH) OBP: 0.240, SLG: 0.280										1	0	1	1	0	0	0											
Lenny Green, L (8, PR) OBP: 0.346, SLG: 0.417										0	0	0	0	0	0	0											
Gus Triandos, R (1, 2) OBP: 0.387, SLG: 0.538										4	0	0	0	1	1	5											
Billy Klaus, L (1, 5) OBP: 0.359, SLG: 0.266										2	0	0	0	2	0	3											
Willy Miranda, S (8, 5) OBP: 0.139, SLG: 0.194										0	0	0	0	0	0	0											
Chico Carrasquel, R (1, 6) OBP: 0.299, SLG: 0.365										3	1	2	0	0	0	1											
Billy Gardner, R (1, 4) OBP: 0.284, SLG: 0.321										2	0	0	0	0	1	2											
Bob Boyd, L (6, PH) OBP: 0.277, SLG: 0.291										2	0	1	0	0	0	1											
Hal Brown, R (1, 1) ERA: 2.59										2	0	0	0	0	1	2											
Al Pilarcik, L (6, PH) OBP: 0.305, SLG: 0.393										2	1	1	0	0	0	2											
Inning Stats	R: 0 E: 0 K: 1 S: 6	H: 1 LOB: 2 BB: 1 P: 10	R: 0 E: 0 K: 2 S: 7	H: 0 LOB: 1 BB: 1 P: 11	R: 0 E: 0 K: 0 S: 4	H: 0 LOB: 1 BB: 1 P: 8	R: 0 E: 0 K: 0 S: 3	H: 0 LOB: 0 BB: 1 P: 7	R: 1 E: 0 K: 0 S: 5	H: 3 LOB: 2 BB: 1 P: 9	R: 4 E: 0 K: 0 S: 7	H: 4 LOB: 0 BB: 0 P: 7	R: 0 E: 0 K: 0 S: 5	H: 2 LOB: 2 BB: 0 P: 5	R: 0 E: 0 K: 0 S: 5	H: 2 LOB: 1 BB: 0 P: 5	R: 1 E: 0 K: 0 S: 5	H: 2 LOB: 1 BB: 0 P: 5	1B: 10 2B: 1 3B: 0 HR: 2	SF: 0 SAC: 1 DP: 1 HBP: 0	WP: 0 PB: 0 CS: 0	PA: 41					
PITCHER	IP	WLS	BF	H	R	ER	SO	BB	IBB	HBP	BLK	WP	HR	S	P	ERA	WHIP										
Russ Kemmerer, R (1, 1) ERA: 4.05	6.0	L	31	9	5	5	3	5	0	0	0	0	2	32	52	7.50	2.333										
Tex Clevenger, R (7, 1) ERA: 3.13	2.0		10	4	1	1	0	0	0	0	0	0	0	10	10	4.50	2.000										

Batter	1	2	3	4	5	6	7	8	9	AB	R	H	RBI	BB	SO	LOB	TOP										
Reno Bertioia, R OBP: 0.323, SLG: 0.442 (1, 4)	5-3		F8		SF9 2B 1B	F7				5	1	2	0	0	0	1	Washington Senators @ Baltimore Orioles Memorial Stadium, Baltimore, MD Wed May 27 1959, 7:05 PM EDT Att: 12,117 - Unknown livebaseballscorecards.com										
Faye Throneberry, L OBP: 0.322, SLG: 0.457 (1, 9)	1B HR		F8		SF9 1-2 3-H 0-0	F9			F8	4	1	1	1	0	0	1											
Bob Allison, R OBP: 0.344, SLG: 0.523 (1, 8)	1B HR				2B	F3				4	1	3	1	0	0	0											
Harmon Killebrew, R OBP: 0.382, SLG: 0.627 (1, 5)	1B HR		K		F8	5-3				4	1	1	3	0	1	2											
Julio Becquer, L OBP: 0.250, SLG: 0.325 (1, 3)	F8				F7				L9	4	0	0	0	0	0	1											
Jim Lemon, R OBP: 0.383, SLG: 0.576 Lenny Green, L OBP: 0.333, SLG: 0.400 (1, 7) (6, 7)	F9				P4	1B G6-4-3			F8	3	1	1	0	0	0	0											
Hal Naragon, L OBP: 0.347, SLG: 0.455 (1, 2)						1B G6-4-3			4-3	4	0	2	0	0	0	0											
Ron Samford, R OBP: 0.302, SLG: 0.379 (1, 6)					FC6-4	1B G6-4-3			6-3	4	0	0	0	0	0	2											
Camilo Pascual, R OBP: 0.320, SLG: 0.292 (1, 1)						1B SF9			5-3	4	1	2	0	0	0	0											
Inning Stats	R: 3 E: 0 K: 0 S: 6	H: 3 LOB: 0 BB: 0 P: 6	R: 0 E: 0 K: 0 S: 3	H: 0 LOB: 0 BB: 0 P: 3	R: 0 E: 0 K: 1 S: 6	H: 1 LOB: 1 BB: 0 P: 6	R: 0 E: 0 K: 0 S: 4	H: 1 LOB: 1 BB: 0 P: 4	R: 2 E: 0 K: 0 S: 6	H: 3 LOB: 1 BB: 0 P: 6	R: 1 E: 0 K: 0 S: 5	H: 3 LOB: 1 BB: 0 P: 5	R: 0 E: 0 K: 0 S: 3	H: 0 LOB: 0 BB: 0 P: 3	R: 0 E: 0 K: 0 S: 3	H: 0 LOB: 0 BB: 0 P: 3		R: 0 E: 0 K: 0 S: 4	H: 1 LOB: 1 BB: 0 P: 4	1B: 10 2B: 1 3B: 0 HR: 1	SF: 1 SAC: 0 DP: 1 HBP: 0	WP: 0 PB: 0 CS: 0	PA: 38				
PITCHER	IP	WLS	BF	H	R	ER	SO	BB	IBB	HBP	BLK	WP	HR	S	P	ERA	WHIP										
Amie Portocarrero, R ERA: 9.97 (1, 1)	5.0	L	25	10	6	6	1	0	0	0	0	0	1	27	27	10.80	2.000										
George Zuverink, R ERA: 3.52 (6, 1)	3.0		9	1	0	0	0	0	0	0	0	0	0	9	9	0.00	0.333										
Jack Harshman, L ERA: 6.99 (9, 1)	1.0		4	1	0	0	0	0	0	0	0	0	0	4	4	0.00	1.000										

Batter	1	2	3	4	5	6	7	8	9	AB	R	H	RBI	BB	SO	LOB	BOTTOM										
Willie Tasby, R OBP: 0.354, SLG: 0.457 (1, 8)	5-3		K			F9				4	0	0	0	0	2	3	Washington Senators @ Baltimore Orioles Memorial Stadium, Baltimore, MD Wed May 27 1959, 7:05 PM EDT Att: 12,117 - Unknown livebaseballscorecards.com										
Whitey Lockman, L OBP: 0.357, SLG: 0.250 (1, 3) (4, 4)	L4		G3			4-3			1-3	4	0	0	0	0	0	2											
Gene Woodling, L OBP: 0.364, SLG: 0.429 (1, 9) (6, 7)	4-3								L7	3	0	1	0	0	0	0											
Al Pilarcik, L OBP: 0.300, SLG: 0.386 (7, PR) (6, 7)						1B G5-4-3			L7	1	0	0	0	0	0	0											
Bob Nieman, R OBP: 0.352, SLG: 0.444 Albie Pearson, L OBP: 0.315, SLG: 0.207 (1, 7) (6, 9)			K						F3	2	0	0	0	0	2	0											
Gus Triandos, R OBP: 0.379, SLG: 0.523 Joe Ginsberg, L OBP: 0.393, SLG: 0.417 (1, 2) (8, 2)	5-3					1B G5-4-3				2	0	1	0	0	0	0											
Billy Klaus, L OBP: 0.346, SLG: 0.254 (1, 5)	F2					1-2 2-3			G3	3	0	0	0	0	0	2											
Chico Carrasquel, R OBP: 0.299, SLG: 0.299 (1, 6)			SH4 BB			F8			K	2	0	0	0	1	1	0											
Billy Gardner, R OBP: 0.284, SLG: 0.321 Bob Boyd, L OBP: 0.280, SLG: 0.289 (1, 4) (3, PH) (4, 3)			SH4 BB			F8				0	0	0	0	0	0	0											
Jim Finigan, R OBP: 0.318, SLG: 0.333 Jack Harshman, L OBP: 0.222, SLG: 0.500 (6, PH) (9, 1)			1-2 BB						BB	0	0	0	0	1	0	0											
Amie Portocarrero, R George Zuverink, R Bob Hale, L OBP: 0.222, SLG: 0.299 (1, 1) (6, 1) (6, 3)			SH4			F8			P6	0	0	0	0	0	0	1											
Inning Stats	R: 0 E: 0 K: 0 S: 3	H: 0 LOB: 0 BB: 0 P: 3	R: 0 E: 0 K: 1 S: 5	H: 0 LOB: 0 BB: 0 P: 5	R: 0 E: 0 K: 1 S: 5	H: 0 LOB: 2 BB: 2 P: 13	R: 0 E: 0 K: 2 S: 7	H: 0 LOB: 0 BB: 0 P: 7	R: 0 E: 0 K: 0 S: 3	H: 0 LOB: 0 BB: 0 P: 3	R: 0 E: 0 K: 0 S: 3	H: 0 LOB: 0 BB: 0 P: 3	R: 0 E: 0 K: 2 S: 4	H: 2 LOB: 2 BB: 0 P: 4	R: 0 E: 0 K: 2 S: 7	H: 0 LOB: 1 BB: 1 P: 11	R: 0 E: 0 K: 0 S: 3	H: 0 LOB: 0 BB: 0 P: 3	1B: 2 2B: 0 3B: 0 HR: 0	SF: 0 SAC: 1 DP: 1 HBP: 0	WP: 0 PB: 0 CS: 0	PA: 31					
PITCHER	IP	WLS	BF	H	R	ER	SO	BB	IBB	HBP	BLK	WP	HR	S	P	ERA	WHIP										
Camilo Pascual, R ERA: 2.74 (1, 1)	9.0	W	31	2	0	0	6	3	0	0	0	0	0	40	52	0.00	0.556										



Batter	1	2	3	4	5	6	7	8	9	AB	R	H	RBI	BB	SO	LOB	TOP								
Don Buddin, R (1, 6) OBP: 0.341, SLG: 0.365	5-3			4-3 1B	4-0 FC6-4 BB			K		3	0	1	0	1	1	0	Boston Red Sox @ Washington Senators Griffith Stadium, Washington, DC Thu May 28 1959, 7:05 PM EDT Att: 10,381 - Unknown								
Pete Runnels, L (1, 4) OBP: 0.436, SLG: 0.503	F5			F9	FC6-4 1-2 2-3			F7		4	0	0	0	0	4										
Ted Williams, L (1, 7) OBP: 0.232, SLG: 0.208 Jim Busby, R (8, 8) OBP: 0.286, SLG: 0.396	6-3			4-3 1-2				F7		4	1	0	0	0	0	1									
Vic Wertz, L (1, 3) OBP: 0.348, SLG: 0.537		6-3		F7				E4 HR		0	0	0	0	0	0	0									
Jackie Jensen, R (1, 8) OBP: 0.382, SLG: 0.545		P2						HR		4	1	1	2	0	0	1									
Frank Malzone, R (1, 5) OBP: 0.355, SLG: 0.490		F7						P3		4	0	1	0	0	0	0									
Dick Gemert, R (1, 9) OBP: 0.404, SLG: 0.515				F9						2	0	0	0	2	0	0									
Pete Daley, R (1, 2) OBP: 0.310, SLG: 0.297				P6				F6		4	0	0	0	0	0	2									
Frank Sullivan, R (1, 1) OBP: 0.143, SLG: 0.143				K				F7		4	0	0	0	0	1	3									
Inning Stats	R: 0 E: 0 K: 0 S: 3	H: 0 LOB: 0 BB: 0 P: 3	R: 0 E: 0 K: 0 S: 3	H: 0 LOB: 0 BB: 0 P: 3	R: 0 E: 0 K: 1 S: 5	H: 0 LOB: 0 BB: 0 P: 5	R: 0 E: 0 K: 0 S: 4	H: 1 LOB: 1 BB: 0 P: 4	R: 1 E: 1 K: 0 S: 5	H: 1 LOB: 3 BB: 2 P: 13	R: 0 E: 0 K: 0 S: 4	H: 1 LOB: 1 BB: 0 P: 4	R: 0 E: 1 K: 0 S: 3	H: 0 LOB: 0 BB: 0 P: 3	R: 2 E: 1 K: 1 S: 7	H: 1 LOB: 0 BB: 1 P: 7		R: 0 E: 0 K: 0 S: 3	H: 0 LOB: 1 BB: 1 P: 7	1B: 3 2B: 0 3B: 0 HR: 1	SF: 0 SAC: 0 DP: 0 HBP: 0	WP: 0 PB: 0 SB: 0 CS: 0	PA: 36		
PITCHER	IP	WLS	BF	H	R	ER	SO	BB	IBB	HBP	BLK	WP	HR	S	P	ERA	WHIP								
Pedro Ramos, R (1, 1) ERA: 4.3	8.0	L	32	4	3	0	2	2	0	0	0	0	1	34	42	0.00	0.750								
Tex Clevenger, R (9, 1) ERA: 3.0	1.0		4	0	0	0	0	1	0	0	0	0	0	3	7	0.00	1.000								

AB	33
R	3
H	4
RBI	2
BB	3
SO	2
LOB	12



Batter	1	2	3	4	5	6	7	8	9	AB	R	H	RBI	BB	SO	LOB	BOTTOM								
Reno Bertoia, R (1, 4) OBP: 0.321, SLG: 0.434	G5-4-3 HBP		K					F8		3	0	0	0	0	1	0	Boston Red Sox @ Washington Senators Griffith Stadium, Washington, DC Thu May 28 1959, 7:05 PM EDT Att: 10,381 - Unknown								
Faye Throneberry, L (1, 9) OBP: 0.353, SLG: 0.404	P4							6-3		3	0	1	0	1	0	1									
Bob Allison, R (1, 8) OBP: 0.337, SLG: 0.511	G5-4-3 1-2		2-3					6-3		4	0	0	0	0	0	3									
Harmon Killebrew, R (1, 5) OBP: 0.374, SLG: 0.610		E5 FC3-6 BB 3-1						6-3		4	1	0	0	0	0	1									
Jim Lemon, R (1, 7) OBP: 0.360, SLG: 0.563				P4				P4		3	0	0	0	1	0	2									
Julio Becquer, L (1, 3) OBP: 0.241, SLG: 0.313				FC3-6 BB				P4		3	0	0	0	0	1	3									
Hal Naragon, L (1, 2) OBP: 0.346, SLG: 0.447				K						3	0	1	1	0	0	2									
Ron Samford, R (1, 6) OBP: 0.295, SLG: 0.370				3-1				4-3		3	0	0	0	0	1	2									
Pedro Ramos, S (1, 1) OBP: 0.304, SLG: 0.286 Lenny Green, L (8, PH) OBP: 0.321, SLG: 0.385 Tex Clevenger, R (9, 1) OBP: 0.200, SLG: 0.500				P3				K		2	0	0	0	0	0	0									
				F2				5-3		1	0	0	0	0	0	0									
								F7		0	0	0	0	0	0	0									
Inning Stats	R: 0 E: 0 K: 0 S: 2	H: 0 LOB: 0 BB: 0 P: 3	R: 1 E: 1 K: 0 S: 4	H: 0 LOB: 1 BB: 1 P: 8	R: 0 E: 0 K: 1 S: 6	H: 1 LOB: 1 BB: 0 P: 6	R: 0 E: 1 K: 1 S: 6	H: 0 LOB: 1 BB: 0 P: 6	R: 0 E: 0 K: 1 S: 5	H: 0 LOB: 0 BB: 0 P: 5	R: 0 E: 0 K: 0 S: 3	H: 0 LOB: 1 BB: 1 P: 7	R: 0 E: 0 K: 0 S: 3	H: 1 LOB: 0 BB: 0 P: 3	R: 0 E: 0 K: 0 S: 3	H: 0 LOB: 0 BB: 0 P: 3	R: 0 E: 0 K: 0 S: 3	H: 0 LOB: 0 BB: 0 P: 3	1B: 2 2B: 0 3B: 0 HR: 0	SF: 0 SAC: 0 DP: 2 HBP: 1	WP: 0 PB: 1 SB: 0 CS: 0	PA: 32			
PITCHER	IP	WLS	BF	H	R	ER	SO	BB	IBB	HBP	BLK	WP	HR	S	P	ERA	WHIP								
Frank Sullivan, R (1, 1) ERA: 3.72	9.0	W	32	2	1	0	3	2	0	1	0	0	0	35	44	0.00	0.444								

AB	29
R	1
H	2
RBI	1
BB	2
SO	3
LOB	14



Batter	1	2	3	4	5	6	7	8	9	AB	R	H	RBI	BB	SO	LOB	TOP					
Norm Siebern, L OBP: 0.308, SLG: 0.367 (1, 7)										4	1	0	0	2	1	0	New York Yankees @ Washington Senators Griffith Stadium, Washington, DC Sat May 30 1959, 3:33 AM EDT Unknown - 89 F					
Tony Kubek, L OBP: 0.281, SLG: 0.372 (1, 6)										4	2	1	0	1	1	2						
Mickey Mantle, S OBP: 0.439, SLG: 0.597 (1, 8)										4	3	4	2	1	0	0						
Bill Skowron, R OBP: 0.305, SLG: 0.512 (1, 3)										5	1	1	3	0	1	3						
Hector Lopez, R OBP: 0.340, SLG: 0.563 Bobby Richardson, R OBP: 0.282, SLG: 0.297 (1, 5) (4, 5) (8, 4)										3	2	2	2	0	0	1						
Elston Howard, R OBP: 0.295, SLG: 0.424 (1, 2)										4	2	2	4	1	0	0						
Gil McDougald, R OBP: 0.329, SLG: 0.390 Clete Boyer, R OBP: 0.167, SLG: 0.130 (1, 4) (8, PH) (8, 5)										3	0	2	0	1	0	0						
Mary Thronberry, L OBP: 0.214, SLG: 0.083 (1, 9)										4	0	0	0	1	1	3						
Art Ditmar, R OBP: 0.143, SLG: 0.150 (1, 1)										5	0	0	0	0	1	2						
Inning Stats	R: 6 E: 0 K: 0 S: 7	H: 4 LOB: 2 BB: 4 P: 23	R: 2 E: 1 K: 0 S: 6	H: 3 LOB: 1 BB: 0 P: 6	R: 2 E: 0 K: 0 S: 4	H: 1 LOB: 0 BB: 1 P: 8	R: 1 E: 0 K: 0 S: 5	H: 2 LOB: 1 BB: 0 P: 5	R: 0 E: 0 K: 1 S: 6	H: 1 LOB: 1 BB: 1 P: 6	R: 0 E: 0 K: 2 S: 7	H: 0 LOB: 0 BB: 0 P: 7	R: 0 E: 0 K: 0 S: 3	H: 1 LOB: 2 BB: 2 P: 11	R: 0 E: 0 K: 1 S: 5	H: 0 LOB: 0 BB: 5 P: 5		1B: 7 2B: 1 3B: 0 HR: 4	SF: 0 SAC: 0 DP: 1 HBP: 0	WP: 0 PB: 0 SB: 0 CS: 0	PA: 46	
PITCHER	IP WLS BF H R ER SO BB IBB HBP BLK WP HR S P ERA WHIP	IP WLS BF H R ER SO BB IBB HBP BLK WP HR S P ERA WHIP																				
Hal Griggs, R ERA: 4.11 (1, 1)	0.0	L	6	4	6	2	0	0	0	0	0	1	4	12	∞	∞						
Hal Woodeshick, L ERA: 9.0 (1, 1)	2.0		11	3	2	2	0	2	0	0	0	0	1	9	17	9.00	2.500					
Dick Hyde, R ERA: 7.06 (3, 1)	2.0		10	3	3	3	0	1	0	0	0	2	9	13	13.50	2.000						
John Romonosky, R ERA: 2.63 (5, 1)	5.0		19	2	0	0	5	3	0	0	0	0	26	38	0.00	1.000						
Batter	1	2	3	4	5	6	7	8	9	AB	R	H	RBI	BB	SO	LOB	BOTTOM					
Reno Bertoia, R OBP: 0.315, SLG: 0.418 (1, 4)										4	0	0	0	1	0	4	New York Yankees @ Washington Senators Griffith Stadium, Washington, DC Sat May 30 1959, 3:33 AM EDT Unknown - 89 F					
Faye Thronberry, L OBP: 0.342, SLG: 0.391 (1, 9)										4	1	0	0	1	1	1						
Bob Allison, R OBP: 0.335, SLG: 0.511 (1, 8)										4	0	1	0	0	0	1						
Harmon Killebrew, R OBP: 0.377, SLG: 0.636 (1, 5)										4	1	1	2	0	2	2						
Jim Lemon, R OBP: 0.367, SLG: 0.581 (1, 7)										3	0	0	0	1	1	0						
Julio Becquer, L OBP: 0.272, SLG: 0.341 (1, 3)										4	0	1	0	0	0	2						
Hal Naragon, L OBP: 0.344, SLG: 0.429 (1, 2)										4	0	1	0	0	1	1						
Ron Samford, R OBP: 0.299, SLG: 0.379 Ken Aspromonte, R OBP: 0.354, SLG: 0.351 (1, 6) (4, 6)										1	0	1	0	0	0	0						
Hal Griggs, R OBP: 0.295, SLG: 0.231 Herb Plews, L OBP: 0.295, SLG: 0.231 Dick Hyde, R OBP: 0.295, SLG: 0.231 Lenny Green, L OBP: 0.356, SLG: 0.313 John Romonosky, R OBP: 0.333, SLG: 0.333 Jay Porter, R OBP: 0.337, SLG: 0.350 (1, 1) (1, 1) (2, PH) (3, 1) (4, PH) (5, 1) (5, PH)										0	0	0	0	0	0	0						
Inning Stats	R: 0 E: 0 K: 2 S: 7	H: 0 LOB: 1 BB: 1 P: 11	R: 0 E: 0 K: 0 S: 6	H: 3 LOB: 3 BB: 0 P: 6	R: 0 E: 0 K: 1 S: 5	H: 0 LOB: 0 BB: 0 P: 5	R: 0 E: 0 K: 2 S: 9	H: 2 LOB: 2 BB: 0 P: 9	R: 1 E: 0 K: 0 S: 4	H: 1 LOB: 2 BB: 2 P: 12	R: 0 E: 0 K: 1 S: 6	H: 1 LOB: 1 BB: 0 P: 6	R: 1 E: 0 K: 0 S: 4	H: 1 LOB: 0 BB: 0 P: 4	R: 0 E: 0 K: 0 S: 3	H: 0 LOB: 0 BB: 0 P: 3		R: 0 E: 0 K: 0 S: 3	H: 0 LOB: 0 BB: 0 P: 3	1B: 6 2B: 1 3B: 0 HR: 1	SF: 0 SAC: 0 DP: 0 HBP: 0	WP: 0 PB: 0 SB: 0 CS: 0
PITCHER	IP WLS BF H R ER SO BB IBB HBP BLK WP HR S P ERA WHIP	IP WLS BF H R ER SO BB IBB HBP BLK WP HR S P ERA WHIP																				
Art Ditmar, R ERA: 3.14 (1, 1)	9.0	W	38	8	2	2	6	3	0	0	0	0	1	47	59	2.00	1.222					

Batter	1	2	3	4	5	6	7	8	9	AB	R	H	RBI	BB	SO	LOB	TOP		
Norm Siebern, L (1,7) OBP: 0.321, SLG: 0.366										3	0	0	0	0	2	0	New York Yankees @ Washington Senators Griffith Stadium, Washington, DC Sun May 31, 1959, 3:33 AM EDT Att: 8,721 - Unknown		
Tony Kubek, L (1,6) OBP: 0.292, SLG: 0.384										4	0	0	0	0	0	1			
Mickey Mantle, S (1,8) OBP: 0.436, SLG: 0.584										4	1	1	0	0	0	0			
Yogi Berra, L (1,2) OBP: 0.348, SLG: 0.437										3	1	1	0	1	1	0			
Bill Skowron, R (1,3) OBP: 0.309, SLG: 0.535										4	1	2	3	0	0	1			
Hector Lopez, R (1,5) OBP: 0.329, SLG: 0.537										4	0	0	0	0	1	2			
Gil McDougald, R (1,4) OBP: 0.309, SLG: 0.307										3	0	0	0	0	0	1			
Elston Howard, R (1,9) OBP: 0.289, SLG: 0.414										3	0	0	0	0	0	1			
Bob Turley, R (1,1) OBP: 0.200, SLG: 0.111										2	0	0	0	1	0	1			
Inning Stats	R: 0 E: 0 K: 1 S: 5	H: 0 LOB: 0 BB: 0 P: 5	R: 0 E: 0 K: 1 S: 6	H: 1 LOB: 1 BB: 0 P: 6	R: 0 E: 0 K: 1 S: 5	H: 0 LOB: 0 BB: 0 P: 5	R: 0 E: 0 K: 0 S: 3	H: 0 LOB: 0 BB: 0 P: 3	R: 0 E: 0 K: 1 S: 5	H: 0 LOB: 0 BB: 1 P: 7	R: 0 E: 0 K: 0 S: 4	H: 1 LOB: 1 BB: 0 P: 4	R: 0 E: 1 K: 0 S: 3	H: 0 LOB: 0 BB: 0 P: 3	R: 3 E: 0 K: 0 S: 5	H: 2 LOB: 0 BB: 1 P: 9	1B: 0 2B: 3 3B: 0 HR: 1	SF: 0 SAC: 1 DP: 1 HBP: 0	WP: 0 PA: 33 PB: 0 CS: 0
PITCHER Camilo Pascual, R (1,1) ERA: 2.77	IP: 9.0 WLS: L BF: 33 H: 4 R: 3 ER: 3 SO: 4 BB: 1 IBB: 1 HBP: 0 BLK: 0 WP: 0 HR: 1 S: 39 P: 47 ERA: 3.00 WHIP: 0.556																		

Batter	1	2	3	4	5	6	7	8	9	AB	R	H	RBI	BB	SO	LOB	BOTTOM		
Reno Bertoia, R (1,4) OBP: 0.309, SLG: 0.410										4	0	0	0	0	1	0	New York Yankees @ Washington Senators Griffith Stadium, Washington, DC Sun May 31, 1959, 3:33 AM EDT Att: 8,721 - Unknown		
Faye Throneberry, L (1,9) OBP: 0.321, SLG: 0.352										4	0	0	0	0	0	0			
Bob Allison, R (1,8) OBP: 0.323, SLG: 0.492										3	0	0	0	0	1	0			
Harmon Killebrew, R (1,5) OBP: 0.364, SLG: 0.609										3	0	0	0	0	1	0			
Jim Lemon, R (1,7) OBP: 0.369, SLG: 0.569										2	0	0	0	1	0	0			
Julio Becquer, L (1,3) OBP: 0.283, SLG: 0.347										3	0	1	0	0	0	1			
Hal Naragon, L (1,2) OBP: 0.344, SLG: 0.424										3	0	1	0	0	0	1			
Ron Samford, R (1,6) OBP: 0.293, SLG: 0.369										3	0	0	0	0	0	1			
Camilo Pascual, R (1,1) OBP: 0.296, SLG: 0.269 Herb Plews, L (9,PH) OBP: 0.250, SLG: 0.200										2	0	0	0	0	1	0			
Inning Stats	R: 0 E: 0 K: 0 S: 3	H: 0 LOB: 0 BB: 0 P: 3	R: 0 E: 0 K: 1 S: 6	H: 1 LOB: 1 BB: 0 P: 6	R: 0 E: 0 K: 1 S: 5	H: 0 LOB: 0 BB: 0 P: 5	R: 0 E: 0 K: 0 S: 3	H: 0 LOB: 0 BB: 0 P: 3	R: 0 E: 0 K: 1 S: 5	H: 0 LOB: 0 BB: 0 P: 5	R: 0 E: 0 K: 1 S: 5	H: 0 LOB: 0 BB: 0 P: 5	R: 0 E: 0 K: 0 S: 3	H: 1 LOB: 1 BB: 1 P: 7	R: 0 E: 0 K: 0 S: 3	H: 0 LOB: 0 BB: 0 P: 3	1B: 2 2B: 0 3B: 0 HR: 0	SF: 0 SAC: 0 DP: 0 HBP: 0	WP: 0 PA: 29 PB: 0 CS: 1
PITCHER Bob Turley, R (1,1) ERA: 3.74	IP: 9.0 WLS: W BF: 29 H: 2 R: 0 ER: 0 SO: 4 BB: 1 IBB: 0 HBP: 0 BLK: 0 WP: 0 HR: 0 S: 36 P: 40 ERA: 0.00 WHIP: 0.333																		

Batter	1	2	3	4	5	6	7	8	9	10	AB	R	H	RBI	BB	SO	LOB					
Reno Bertioia, R OBP: 0.311, SLG: 0.406 (1.4)	4-0 G3-6-3 BB		0-0 1B			0-0 F7		0-0 4-3		0-0 F9	4	0	1	0	1	0	0					
Faye Throneberry, L OBP: 0.318, SLG: 0.338 (1.9)	0-0 G3-6-3 1-2f		0-0 4-3			0-0 1-3		1-0 HBP			3	0	0	0	0	0	2					
Bob Allison, R OBP: 0.332, SLG: 0.511 (1.8)	4-0 S BB			0-0 E 1B		0-0 HR		0-0 F9			3	2	2	1	1	0	1					
Harmon Killebrew, R OBP: 0.396, SLG: 0.599 (1.5)	0-0 F7 1-2			0-0 E5 1B 1-2		0-0 F8			0-3 K		4	0	0	0	0	1	2					
Julio Becquer, L OBP: 0.292, SLG: 0.343 (1.3)		0-3 K		0-0 CS 1B 1-3 2-H		0-0 4-3		0-0 1-3		0-0 1-3	4	0	1	1	0	1	0					
Jim Lemon, R OBP: 0.383, SLG: 0.558 (1.7)		0-0 5-3				0-0 1-3				0-0 F7	3	0	0	0	0	1	1					
Lenny Green, L OBP: 0.250, SLG: 0.294 (7.7)				0-3 K 1-2							1	0	0	0	0	0	0					
Hal Naragon, L OBP: 0.338, SLG: 0.413 (1.2)		0-0 F9				0-0 3-1				0-0 6-3	0	0	0	0	0	0	0					
Ron Samford, R OBP: 0.292, SLG: 0.388 (1.6)			0-0 1-3			0-0 F3		0-0 F9			4	1	1	1	0	0	1					
Pedro Ramos, S OBP: 0.259, SLG: 0.240 (1.1)			0-3 K			0-0 6-3		0-3 K		0-0 P4	4	0	0	0	0	2	0					
Inning Stats	R: 0 E: 0 K: 0 S: 2	H: 0 LOB: 1 BB: 2 P: 10	R: 0 E: 0 K: 1 S: 5	H: 0 LOB: 0 BB: 0 P: 5	R: 0 E: 0 K: 1 S: 6	H: 1 LOB: 1 BB: 0 P: 6	R: 1 E: 1 K: 0 S: 6	H: 2 LOB: 1 BB: 0 P: 6	R: 0 E: 0 K: 0 S: 3	H: 0 LOB: 0 BB: 0 P: 3	R: 1 E: 0 K: 0 S: 4	H: 1 LOB: 0 BB: 0 P: 4	R: 0 E: 0 K: 1 S: 5	H: 0 LOB: 1 BB: 0 P: 6	R: 0 E: 0 K: 1 S: 5	H: 0 LOB: 0 BB: 0 P: 5	R: 1 E: 0 K: 0 S: 4	H: 1 LOB: 0 BB: 0 P: 4	1B: 4 2B: 1 3B: 0 HR: 2	SF: 0 SAC: 0 DP: 2 HBP: 1	WP: 0 PB: 0 SB: 1 CS: 1	PA: 37
PITCHER	IP 8.0	WLS W	BF 30	H 5	R 2	ER 2	SO 4	BB 2	IBB 0	HBP 1	BLK 0	WP 0	HR 1	S 35	P 44	ERA 2.25	WHIP 0.875					
Mudcat Grant, R ERA: 2.38 (1.1)																						
Bud Podbielan, R ERA: 2.7 (9.1)	IP 2.0	WLS L	BF 7	H 1	R 1	ER 1	SO 1	BB 0	IBB 0	HBP 0	BLK 0	WP 0	HR 1	S 9	P 9	ERA 4.50	WHIP 0.500					


TOP

Washington Senators @ Cleveland Indians
Cleveland Municipal Stadium, Cleveland, OH

Tue Jun 02 1959, 7:05 PM EDT
Att: 7,016 - Unknown

livebaseballscorecards.com

AB 30
R 3
H 5
RBI 3
BB 2
SO 5
LOB 7



Batter	1	2	3	4	5	6	7	8	9	10	AB	R	H	RBI	BB	SO	LOB					
Woodie Held, R OBP: 0.327, SLG: 0.460 (1.6)	0-3 K		0-0 G6-4-3 1-2f			0-0 1B 1B		0-0 SF9 1-3 2B		0-3 K	5	0	2	0	0	2	2					
Vic Power, R OBP: 0.321, SLG: 0.481 (1.3)	0-0 F3			0-0 HR		0-0 F9		0-0 SF9 2-3 3-H			3	1	1	2	0	0	1					
Tito Francona, L OBP: 0.435, SLG: 0.500 (1.8)	0-0 1B			0-0 F8		0-0 1-3 1B		0-0 P4			4	0	2	0	0	0	1					
Minnie Minoso, R OBP: 0.366, SLG: 0.459 (1.7)	0-0 P5			0-0 P6		0-0 P4			0-0 F8		4	0	0	0	0	0	3					
Rocky Colavito, R OBP: 0.351, SLG: 0.563 (1.9)		0-0 6-3		0-0 F7		0-3 K		0-0 6-3			4	0	0	0	0	1	0					
Ed Fitz Gerald, R OBP: 0.272, SLG: 0.302 (1.2)		0-0 4-3			0-0 5-3	0-3 K		0-3 K		0-3 K	4	0	0	0	0	2	0					
Jim Baxes, R OBP: 0.333, SLG: 0.429 (1.5)		0-0 F9			0-3 K	0-0 F7					4	0	1	0	0	1	0					
George Strickland, R OBP: 0.364, SLG: 0.435 (1.4)			0-0 G6-4-3 1B		0-0 F7		0-0 4-3		0-0 FC3-6 1B		4	0	1	0	0	0	1					
Billy Martin, R OBP: 0.260, SLG: 0.370 (10, PR)									0-0 FC3-6 1-2f		0	0	0	0	0	0	0					
Mudcat Grant, R OBP: 0.063, SLG: 0.063 (1.1)		0-3 K				0-0 F2		4-0 2B SF9 BB		0-3 K	2	0	0	0	0	1	1					
Carroll Hardy, R OBP: 0.192, SLG: 0.125 (8, PH)											0	1	0	0	1	0	0					
Bud Podbielan, R (9.1)											0	0	0	0	0	0	0					
Jim Piersall, R OBP: 0.305, SLG: 0.342 (10, PH)											1	0	0	0	0	1	1					
Inning Stats	R: 0 E: 0 K: 1 S: 6	H: 1 LOB: 1 BB: 0 P: 6	R: 0 E: 0 K: 0 S: 3	H: 0 LOB: 0 BB: 0 P: 3	R: 0 E: 0 K: 1 S: 5	H: 1 LOB: 0 BB: 0 P: 5	R: 1 E: 0 K: 0 S: 4	H: 1 LOB: 0 BB: 0 P: 4	R: 0 E: 0 K: 1 S: 5	H: 0 LOB: 2 BB: 0 P: 5	R: 0 E: 0 K: 2 S: 7	H: 0 LOB: 0 BB: 0 P: 7	R: 1 E: 0 K: 0 S: 4	H: 1 LOB: 1 BB: 1 P: 8	R: 0 E: 0 K: 1 S: 5	H: 0 LOB: 0 BB: 0 P: 5	R: 0 E: 0 K: 2 S: 8	H: 1 LOB: 1 BB: 0 P: 8	1B: 5 2B: 1 3B: 0 HR: 1	SF: 1 SAC: 0 DP: 1 HBP: 0	WP: 0 PB: 0 SB: 0 CS: 0	PA: 37
PITCHER	IP 10.0	WLS W	BF 37	H 7	R 2	ER 2	SO 8	BB 1	IBB 0	HBP 0	BLK 0	WP 0	HR 1	S 52	P 56	ERA 1.80	WHIP 0.800					
Pedro Ramos, R ERA: 4.07 (1.1)																						


BOTTOM

Washington Senators @ Cleveland Indians
Cleveland Municipal Stadium, Cleveland, OH

Tue Jun 02 1959, 7:05 PM EDT
Att: 7,016 - Unknown

livebaseballscorecards.com

AB 35
R 2
H 7
RBI 2
BB 1
SO 8
LOB 10



Batter	1	2	3	4	5	6	7	8	9	AB	R	H	RBI	BB	SO	LOB	TOP								
Reno Bertoia, R OBP: 0.305, SLG: 0.398 (1, 4)	0-3 K		0-0 F9		0-0 P3		0-3 K			4	0	0	0	0	2	0									
Faye Throneberry, L OBP: 0.316, SLG: 0.333 (1, 9)	0-3 K		0-3 K		0-0 F9			0-0 1B		4	0	1	0	0	2	0									
Bob Allison, R OBP: 0.335, SLG: 0.508 (1, 8)	4-0 BB			0-0 F7		0-0 1B		0-0 P4		3	1	1	0	1	0	1									
Harmon Killebrew, R OBP: 0.364, SLG: 0.614 (1, 5)	0-3 K			0-0 HR		0-0 1B		4-0 BB		3	2	2	1	1	1	1									
Jim Lemon, R OBP: 0.361, SLG: 0.550 Lenny Green, L OBP: 0.250, SLG: 0.294 (1, 7) (8, 7)		0-0 6-3		0-0 5-3		0-0 1B		0-0 F8		4	0	1	1	0	0	2									
Jay Porter, R OBP: 0.340, SLG: 0.341 (1, 2)	0-0 WP 1B			4-0 BB		0-0 SF8		0-0 F3		2	0	1	1	1	0	2									
Julio Becquer, L OBP: 0.271, SLG: 0.330 (1, 3)	0-3 K			0-0 F7		0-0 G6-4-3			0-0 F8	4	0	0	0	0	1	3									
Ron Samford, R OBP: 0.291, SLG: 0.406 (1, 6)	0-0 F7				0-0 HR		0-0 6-3		0-0 P6	4	1	1	1	0	0	1									
Bill Fischer, R OBP: 0.261, SLG: 0.190 (1, 1)			0-0 L9		0-3 K		0-0 P3		0-0 6-3	4	0	0	0	0	1	0									
Inning Stats	R: 0 E: 0 K: 3 S: 9	H: 0 LOB: 1 BB: 1 P: 13	R: 0 E: 0 K: 1 S: 6	H: 1 LOB: 1 BB: 0 P: 6	R: 0 E: 0 K: 1 S: 5	H: 0 LOB: 0 BB: 0 P: 5	R: 1 E: 0 K: 0 S: 4	H: 1 LOB: 1 BB: 1 P: 8	R: 1 E: 0 K: 1 S: 6	H: 1 LOB: 0 BB: 0 P: 6	R: 2 E: 0 K: 0 S: 5	H: 3 LOB: 0 BB: 0 P: 5	R: 0 E: 0 K: 1 S: 5	H: 0 LOB: 0 BB: 0 P: 5	R: 0 E: 0 K: 0 S: 4	H: 1 LOB: 2 BB: 1 P: 8	R: 0 E: 0 K: 0 S: 3	H: 0 LOB: 0 BB: 0 P: 3	1B: 5 2B: 0 3B: 0 HR: 2	SF: 1 SAC: 0 DP: 1 HBP: 0	WP: 1 PB: 0 SB: 1 CS: 0	PA: 36			
PITCHER	IP	WLS	BF	H	R	ER	SO	BB	IBB	HBP	BLK	WP	HR	S	P	ERA	WHIP								
Herb Score, L ERA: 3.75 (1, 1)	6.0	L	25	6	4	4	6	2	0	0	0	1	2	35	43	6.00	1.333								
Dick Brodowski, R ERA: 2.05 (7, 1)	2.0		8	1	0	0	1	1	0	0	0	0	0	9	13	0.00	1.000								
Jim Perry, R ERA: 4.71 (9, 1)	1.0		3	0	0	0	0	0	0	0	0	0	0	3	3	0.00	0.000								

Washington Senators @ Cleveland Indians
Cleveland Municipal Stadium, Cleveland, OH
Wed Jun 03 1959, 7:05 PM EDT
Att: 7,644 - Unknown

AB	32
R	4
H	7
RBI	4
BB	3
SO	7
LOB	10



Batter	1	2	3	4	5	6	7	8	9	AB	R	H	RBI	BB	SO	LOB	BOTTOM								
Billy Martin, R OBP: 0.264, SLG: 0.366 (1, 4)	0-0 1-3		0-0 F3			0-0 P6			0-0 1-3 1B	4	0	1	0	0	0	0									
Vic Power, R OBP: 0.320, SLG: 0.457 (1, 3)	0-0 6-3		0-3 K			0-0 1B			0-0 1-3	4	0	1	0	0	1	1									
Tito Francona, L OBP: 0.370, SLG: 0.409 (1, 8)	0-0 F9			0-0 G3		0-0 4-3			0-0 F3	4	0	0	0	0	0	2									
Rocky Colavito, R OBP: 0.344, SLG: 0.551 (1, 9)		0-3 K		0-0 6-3		0-0 F7			0-0 L1	4	0	0	0	0	1	1									
Minnie Minoso, R OBP: 0.366, SLG: 0.457 (1, 7)		0-0 E S 1B		0-0 6-3		0-0 6-3				3	0	1	0	0	0	0									
Woodie Held, R OBP: 0.321, SLG: 0.451 (1, 5)		0-3 K			0-3 K		0-0 L5			3	0	0	0	0	2	1									
George Strickland, R OBP: 0.356, SLG: 0.424 (1, 6)		0-0 E5			0-0 P6			0-0 1-4-3		3	0	0	0	0	0	1									
Russ Nixon, L OBP: 0.232, SLG: 0.210 (1, 2)		0-0 3-1			0-0 L8			0-0 4-1		3	0	0	0	0	0	2									
Herb Score, L OBP: 0.125, SLG: 0.125 Carroll Hardy, R OBP: 0.195, SLG: 0.120 Dick Brodowski, R OBP: 0.200, SLG: 0.200 Jim Piersall, R OBP: 0.303, SLG: 0.340 Jim Perry, S OBP: 0.500, SLG: 0.500 (1, 1) (6, PH) (7, 1) (8, PH) (9, 1)			0-0 F7			0-0 G3		0-0 F7		1	0	0	0	0	0	0									
Inning Stats	R: 0 E: 0 K: 0 S: 3	H: 0 LOB: 0 BB: 0 P: 3	R: 0 E: 1 K: 2 S: 9	H: 1 LOB: 2 BB: 0 P: 9	R: 0 E: 0 K: 1 S: 5	H: 0 LOB: 0 BB: 0 P: 5	R: 0 E: 0 K: 0 S: 3	H: 0 LOB: 0 BB: 0 P: 3	R: 0 E: 0 K: 0 S: 5	H: 0 LOB: 0 BB: 0 P: 5	R: 0 E: 0 K: 0 S: 4	H: 1 LOB: 1 BB: 0 P: 4	R: 0 E: 0 K: 0 S: 3	H: 0 LOB: 0 BB: 0 P: 3	R: 0 E: 0 K: 0 S: 3	H: 0 LOB: 1 BB: 0 P: 3	R: 0 E: 0 K: 0 S: 4	H: 1 LOB: 1 BB: 0 P: 4	1B: 3 2B: 0 3B: 0 HR: 0	SF: 0 SAC: 0 DP: 0 HBP: 0	WP: 0 PB: 0 SB: 1 CS: 0	PA: 31			
PITCHER	IP	WLS	BF	H	R	ER	SO	BB	IBB	HBP	BLK	WP	HR	S	P	ERA	WHIP								
Bill Fischer, R ERA: 2.33 (1, 1)	9.0	W	31	3	0	0	4	0	0	0	0	0	0	39	39	0.00	0.333								

Washington Senators @ Cleveland Indians
Cleveland Municipal Stadium, Cleveland, OH
Wed Jun 03 1959, 7:05 PM EDT
Att: 7,644 - Unknown

AB	31
R	0
H	3
RBI	0
BB	0
SO	4
LOB	8



Batter	1	2	3	4	5	6	7	8	9	AB	R	H	RBI	BB	SO	LOB	TOP			
Faye Throneberry, L (1.9)	4-3		4-3			1B		HR		4	1	2	1	0	0	0	Washington Senators @ Detroit Tigers Briggs Stadium, Detroit, MI Sat Jun 06 1959, 4:33 AM EDT Att: 11,064 - Unknown			
Bob Allison, R (1.8)	F7			2-3		K		1B		4	0	1	0	0	1					
Harmon Killebrew, R (1.5)	E5			BB		5-3		1-4-3		3	0	0	0	1	0	2				
Roy Sievers, R (1.3)	P4			F9			P6		F7	4	0	0	0	0	2					
Jim Lemon, R (1.7)		L8		F3			6-3		FC3-6	4	0	1	0	0	0	1				
Hal Naragon, L (1.2)		6-3			G3-6-3			FC3-6	FC6-4	4	0	2	0	0	0	1				
Reno Bertoia, R (1.4)		L6			G3-6-3			FC6-4	FC6-4	4	0	0	0	0	0	3				
Ron Samford, R (1.6)			P6					F7		2	0	0	0	0	0	0				
Julio Becquer, L (8. PH)					F7					1	0	0	0	0	0	0				
Jose Valdivieso, R (8.6)										0	0	0	0	0	0	0				
Russ Kemmerer, R (1.1)										2	0	0	0	0	0	0				
Herb Plews, L (8. PH)										1	0	0	0	0	0	0				
Tex Clevenger, R (8.1)										0	0	0	0	0	0	0				
Chuck Stobbs, L (8.1)										0	0	0	0	0	0	0				
Inning Stats	R: 0 E: 1 K: 0 S: 4	H: 0 LOB: 1 BB: 0 P: 4	R: 0 E: 0 K: 0 S: 3	H: 0 LOB: 0 BB: 0 P: 3	R: 0 E: 0 K: 0 S: 3	H: 0 LOB: 0 BB: 1 P: 3	R: 0 E: 0 K: 0 S: 3	H: 0 LOB: 1 BB: 0 P: 7	R: 0 E: 0 K: 1 S: 6	H: 1 LOB: 0 BB: 0 P: 6	R: 0 E: 0 K: 0 S: 4	H: 1 LOB: 1 BB: 0 P: 4	R: 1 E: 0 K: 0 S: 5	H: 2 LOB: 1 BB: 0 P: 5	R: 0 E: 0 K: 0 S: 4	H: 1 LOB: 1 BB: 0 P: 4	1B: 5 2B: 0 3B: 0 HR: 1	SF: 0 SAC: 0 DP: 1 HBP: 0	WP: 0 PB: 0 SB: 1 CS: 0	PA: 34
PITCHER Paul Foytack, R (1.1) ERA: 6.14	IP: 9.0 WLS: W BF: 34 H: 6 R: 1 ER: 1 SO: 1 BB: 1 IBB: 0 HBP: 0 BLK: 0 WP: 0 HR: 1 S: 35 P: 39 ERA: 1.00 WHIP: 0.778															PITCHER				

Batter	1	2	3	4	5	6	7	8	9	AB	R	H	RBI	BB	SO	LOB	BOTTOM				
Eddie Yost, R (1.5)	5-3		F9			K		2B		4	1	1	0	0	1	0	Washington Senators @ Detroit Tigers Briggs Stadium, Detroit, MI Sat Jun 06 1959, 4:33 AM EDT Att: 11,064 - Unknown				
Harvey Kuenn, R (1.9)				G3		6-3		1B		4	1	2	2	0	0	0					
Charlie Maxwell, L (1.7)				K		4-3		2B		4	0	1	1	0	1	1					
Al Kaline, R (1.8)				L4-3		F7		1B		3	0	0	0	1	1	1					
Gail Harris, L (1.3)			L9			F9		K		4	0	0	0	0	1	2					
Lou Berberet, L (1.2)			3-1			E		3B		3	1	1	0	0	0	0					
Rocky Bridges, R (1.6)										2	0	1	1	0	0	0					
Bobo Osborne, L (8. PH)										1	0	0	0	0	1	0					
Coot Veal, R (9.6)										0	0	0	0	0	0	0					
Frank Bolling, R (1.4)						6-3				3	0	0	0	0	0	1					
Paul Foytack, R (1.1)						F8				3	1	1	0	0	0	1					
Inning Stats	R: 0 E: 0 K: 1 S: 6	H: 1 LOB: 1 BB: 0 P: 6	R: 0 E: 0 K: 0 S: 3	H: 0 LOB: 0 BB: 0 P: 3	R: 0 E: 0 K: 0 S: 3	H: 0 LOB: 0 BB: 0 P: 3	R: 0 E: 0 K: 0 S: 3	H: 0 LOB: 0 BB: 0 P: 3	R: 1 E: 1 K: 0 S: 5	H: 2 LOB: 1 BB: 0 P: 5	R: 0 E: 0 K: 1 S: 5	H: 0 LOB: 0 BB: 0 P: 5	R: 0 E: 0 K: 1 S: 5	H: 0 LOB: 0 BB: 0 P: 5	R: 3 E: 0 K: 2 S: 11	H: 4 LOB: 2 BB: 1 P: 15		1B: 4 2B: 1 3B: 2 HR: 0	SF: 0 SAC: 0 DP: 0 HBP: 0	WP: 0 PB: 0 SB: 0 CS: 0	PA: 32
PITCHER Russ Kemmerer, R (1.1) ERA: 4.22	IP: 7.0 WLS: L BF: 24 H: 3 R: 1 ER: 1 SO: 1 BB: 0 IBB: 0 HBP: 0 BLK: 0 WP: 0 HR: 0 S: 30 P: 30 ERA: 1.29 WHIP: 0.429															PITCHER					
Tex Clevenger, R (8.1) ERA: 4.29	0.2 L 7 4 3 3 1 1 0 0 0 0 0 0 8 12 40.50 7.500																				
Chuck Stobbs, L (8.1) ERA: 3.6	0.1 1 0 0 0 1 0 0 0 0 0 0 0 3 3 0.00 0.000																				

Batter	1	2	3	4	5	6	7	8	9	AB	R	H	RBI	BB	SO	LOB	TOP								
Reno Bertioia, R (1, 4) OBP: 0.296, SLG: 0.385 Herb Plews, L (8, PH) OBP: 0.265, SLG: 0.219										4	1	1	0	0	1	2	Washington Senators @ Detroit Tigers Briggs Stadium, Detroit, MI Sun Jun 07 1959, 4:33 AM EDT Att: 20,447 - Unknown								
Bob Allison, R (1, 8) OBP: 0.345, SLG: 0.534										4	0	0	0	1	0	4									
Harmon Killebrew, R (1, 5) OBP: 0.359, SLG: 0.691										5	1	1	1	0	0	1									
Roy Sievers, R (1, 3) OBP: 0.323, SLG: 0.439										5	1	2	2	0	0	1									
Jim Lemon, R (1, 7) OBP: 0.360, SLG: 0.549 Jose Valdivieso, R (8, PH) OBP: 1.000, SLG: 1.000										5	1	2	1	0	1	1									
Jay Porter, R (1, 2) OBP: 0.343, SLG: 0.337 Clint Courtney, L (6, PH) OBP: 0.400, SLG: 0.364										1	0	0	0	1	1	0									
Ron Samford, R (1, 6) OBP: 0.291, SLG: 0.401										3	0	1	0	1	0	1									
Faye Throneberry, L (1, 9) OBP: 0.343, SLG: 0.382										3	0	1	0	1	0	1									
Pedro Ramos, S (1, 1) OBP: 0.276, SLG: 0.231 Julio Becquer, L (6, PH) OBP: 0.254, SLG: 0.309 Chuck Stobbs, L (6, 1) OBP: 0.100, SLG: 0.100 Hal Naragon, L (8, PH) OBP: 0.346, SLG: 0.394 John Romonosky, R (8, 1) OBP: 0.333, SLG: 0.333										1	0	0	0	1	1	0									
Inning Stats	R: 0 E: 0 K: 1 S: 5	H: 0 LOB: 0 BB: 0 P: 5	R: 1 E: 0 K: 0 S: 4	H: 1 LOB: 1 BB: 1 P: 8	R: 2 E: 0 K: 1 S: 8	H: 3 LOB: 1 BB: 0 P: 8	R: 0 E: 1 K: 1 S: 6	H: 0 LOB: 2 BB: 1 P: 10	R: 0 E: 0 K: 0 S: 3	H: 0 LOB: 0 BB: 0 P: 3	R: 0 E: 0 K: 1 S: 6	H: 1 LOB: 2 BB: 1 P: 10	R: 0 E: 0 K: 0 S: 3	H: 0 LOB: 1 BB: 1 P: 7	R: 1 E: 0 K: 0 S: 6	H: 3 LOB: 3 BB: 1 P: 10		R: 0 E: 0 K: 0 S: 4	H: 1 LOB: 1 BB: 0 P: 4	1B: 3 2B: 4 3B: 0 HR: 2	SF: 0 SAC: 0 DP: 0 HBP: 0	WP: 0 PB: 0 SB: 0 CS: 0	PA: 42		
PITCHER	IP	WLS	BF	H	R	ER	SO	BB	IBB	HBP	BLK	WP	HR	S	P	ERA	WHIP								
Don Mossi, L (1, 1) ERA: 2.54	3.0		14	4	3	3	2	1	0	0	0	0	1	17	21	9.00	1.667								
Ray Narleski, R (4, 1) ERA: 8.17	4.1	W	20	3	1	1	2	3	0	0	0	0	1	21	33	2.08	1.385								
Dave Sisler, R (8, 1) ERA: 4.58	1.2	S	8	2	0	0	0	1	0	0	0	0	0	7	11	0.00	1.800								

Batter	1	2	3	4	5	6	7	8	9	AB	R	H	RBI	BB	SO	LOB	BOTTOM								
Eddie Yost, R (1, 5) OBP: 0.438, SLG: 0.570										4	2	2	3	0	0	0	Washington Senators @ Detroit Tigers Briggs Stadium, Detroit, MI Sun Jun 07 1959, 4:33 AM EDT Att: 20,447 - Unknown								
Harvey Kuenn, R (1, 9) OBP: 0.399, SLG: 0.441										3	2	0	0	1	0	0									
Charlie Maxwell, L (1, 7) OBP: 0.337, SLG: 0.517										3	1	1	2	1	0	1									
Al Kaline, R (1, 8) OBP: 0.386, SLG: 0.520										4	0	1	0	0	0	1									
Gail Harris, L (1, 3) OBP: 0.231, SLG: 0.331										4	0	0	0	0	2	1									
Lou Berberet, L (1, 2) OBP: 0.357, SLG: 0.455										3	0	1	0	1	0	0									
Rocky Bridges, R (1, 6) OBP: 0.347, SLG: 0.373										4	0	0	0	0	0	3									
Frank Bolling, R (1, 4) OBP: 0.284, SLG: 0.356										3	1	2	0	0	0	1									
Don Mossi, L (1, 1) OBP: 0.087, SLG: 0.048 Neil Chrisley, L (3, PH) OBP: 0.167, SLG: 0.133 Ray Narleski, R (4, 1) Dave Sisler, R (8, 1) OBP: 0.333, SLG: 0.333										0	0	0	0	0	0	0									
Inning Stats	R: 0 E: 0 K: 0 S: 3	H: 0 LOB: 1 BB: 1 P: 7	R: 0 E: 0 K: 0 S: 3	H: 0 LOB: 0 BB: 0 P: 3	R: 4 E: 1 K: 0 S: 7	H: 3 LOB: 0 BB: 0 P: 7	R: 0 E: 0 K: 1 S: 6	H: 1 LOB: 1 BB: 0 P: 6	R: 1 E: 0 K: 0 S: 3	H: 0 LOB: 0 BB: 1 P: 7	R: 0 E: 0 K: 1 S: 6	H: 1 LOB: 1 BB: 0 P: 6	R: 1 E: 0 K: 0 S: 4	H: 1 LOB: 0 BB: 0 P: 4	R: 0 E: 0 K: 1 S: 5	H: 1 LOB: 1 BB: 1 P: 9		1B: 3 2B: 1 3B: 0 HR: 3	SF: 0 SAC: 0 DP: 1 HBP: 0	WP: 0 PB: 0 SB: 2 CS: 0	PA: 34				
PITCHER	IP	WLS	BF	H	R	ER	SO	BB	IBB	HBP	BLK	WP	HR	S	P	ERA	WHIP								
Pedro Ramos, R (1, 1) ERA: 4.25	5.0	L	22	4	5	4	1	2	0	0	1	0	2	22	30	7.20	1.200								
Chuck Stobbs, L (6, 1) ERA: 3.65	2.0		8	2	1	1	1	0	0	0	0	0	1	10	10	4.50	1.000								
John Romonosky, R (8, 1) ERA: 2.45	1.0		4	1	0	0	1	1	0	0	0	0	0	5	9	0.00	2.000								



Batter	1	2	3	4	5	6	7	8	9	AB	R	H	RBI	BB	SO	LOB	TOP		
Luis Aparicio, R (1, 6) OBP: 0.367, SLG: 0.385	F7	F9			5-3		3B	K		5	1	1	0	0	1	3	Chicago White Sox @ Washington Senators Griffith Stadium, Washington, DC Tue Jun 09 1959, 7:05 PM EDT Att: 19,157 - Unknown livebaseballscorecards.com		
Nelle Fox, L (1, 4) OBP: 0.420, SLG: 0.431	BB		5-3		FC6-4		1B	5-3		5	2	3	1	0	0	2			
Earl Torgeson, L (1, 3) OBP: 0.423, SLG: 0.475	1B		4-3		F5		G3	3-1		4	0	1	1	1	0	1			
Sherm Lollar, R (1, 2) OBP: 0.343, SLG: 0.435	1B		F7		FC6-4		1-3	6-3		5	0	1	1	0	0	2			
Johnny Callison, L (1, 7) OBP: 0.322, SLG: 0.303	F8			2B	SF9		K	G3		5	1	2	0	0	1	3			
Bubba Phillips, R (1, 5) OBP: 0.354, SLG: 0.397	F8			SF9	2B		5-3	6-3		5	0	1	0	0	0	4			
Jim Rivera, L (1, 9)		4-3		SF9				1B		3	0	2	1	0	0	0			
Jim Landis, R (1, 8) OBP: 0.341, SLG: 0.315				5-3						2	0	1	0	2	0	1			
Bob Shaw, R (1, 1) OBP: 0.148, SLG: 0.080					F4			F6		3	0	0	0	0	0	4			
Gerry Staley, R (7, 1)	1-3						F8			0	0	0	0	0	0	0			
Harry Simpson, L (8, PH) OBP: 0.293, SLG: 0.389										1	0	0	0	0	0	2			
Turk Lown, R (8, 1)										0	0	0	0	0	0	0			
Inning Stats	R: 1 E: 0 K: 0 S: 5	H: 2 LOB: 2 BB: 1 P: 9	R: 0 E: 0 K: 0 S: 3	H: 0 LOB: 1 BB: 1 P: 7	R: 0 E: 0 K: 0 S: 3	H: 0 LOB: 0 BB: 0 P: 3	R: 1 E: 0 K: 0 S: 5	H: 2 LOB: 1 BB: 0 P: 5	R: 0 E: 0 K: 1 S: 4	H: 1 LOB: 2 BB: 1 P: 10	R: 2 E: 0 K: 0 S: 6	H: 3 LOB: 1 BB: 0 P: 6	R: 0 E: 0 K: 1 S: 7	H: 2 LOB: 2 BB: 0 P: 7	R: 0 E: 0 K: 0 S: 4	H: 1 LOB: 1 BB: 0 P: 4	1B: 8 2B: 3 3B: 1 HR: 0	SF: 1 SAC: 0 DP: 0 HBP: 0	WP: 0 PA: 42 PB: 0 SB: 1 CS: 0
PITCHER	IP WLS BF H R ER SO BB IBB HBP BLK WP HR S P ERA WHIP																		
Bill Fischer, R (1, 1) ERA: 2.58	7.0	33	9	4	4	1	2	1	0	0	0	0	0	0	32	44	5.14	1.571	
Tex Clevenger, R (8, 1) ERA: 3.95	2.0	W 9	3	0	0	1	0	0	0	0	0	0	0	11	11	0.00	1.500		

Batter	1	2	3	4	5	6	7	8	9	AB	R	H	RBI	BB	SO	LOB	BOTTOM		
Herb Plews, L (1, 4) OBP: 0.282, SLG: 0.243	F8				3-1		HR	G3		5	1	2	0	0	0	3	Chicago White Sox @ Washington Senators Griffith Stadium, Washington, DC Tue Jun 09 1959, 7:05 PM EDT Att: 19,157 - Unknown livebaseballscorecards.com		
Bob Allison, R (1, 8) OBP: 0.351, SLG: 0.562	HR		G6-4-3		6-3		HR	BB	HBP	4	3	2	3	1	0	1			
Harmon Killebrew, R (1, 5) OBP: 0.373, SLG: 0.691				2B	E		1B	1B	BB	0	1	0	1	3	0	0			
Roy Sievers, R (1, 3) OBP: 0.347, SLG: 0.465	G6-4-3			HBP	E7		FC3-2	1B	BB	4	0	3	1	1	0	1			
Jim Lemon, R (1, 7) OBP: 0.363, SLG: 0.548					F4			F2		4	0	2	0	0	1	4			
John Romonosky, R (7, PR) OBP: 0.333, SLG: 0.333										0	0	0	0	0	0	0			
Ken Aspromonte, R (8, 6) OBP: 0.348, SLG: 0.333										1	0	0	0	0	0	3			
Faye Throneberry, L (1, 9) OBP: 0.346, SLG: 0.370										3	0	0	1	2	1	4			
Jay Porter, R (1, 2) OBP: 0.333, SLG: 0.333										1	0	0	1	0	0	1			
Ron Samford, R (4, PR) OBP: 0.289, SLG: 0.399										1	0	0	0	0	0	0			
Julio Becquer, L (7, PH) OBP: 0.252, SLG: 0.306										1	0	0	0	0	0	3			
Tex Clevenger, R (8, 1) OBP: 0.167, SLG: 0.400										1	0	0	0	0	1	3			
Jose Valdivielso, R (1, 6) OBP: 0.750, SLG: 0.750										1	0	0	0	0	0	1			
Clint Courtney, L (4, PH) OBP: 0.393, SLG: 0.360										3	0	1	0	0	0	3			
Pedro Ramos, S (8, PR) OBP: 0.276, SLG: 0.231										0	1	0	0	0	0	0			
Hal Naragon, L (9, 2) OBP: 0.346, SLG: 0.394										0	0	0	0	0	0	0			
Bill Fischer, R (1, 1) OBP: 0.240, SLG: 0.174										2	0	0	0	0	0	3			
Lenny Green, L (7, PH) OBP: 0.243, SLG: 0.286										1	1	0	0	0	0	0			
Inning Stats	R: 1 E: 0 K: 0 S: 3	H: 1 LOB: 0 BB: 0 P: 4	R: 0 E: 0 K: 1 S: 6	H: 1 LOB: 0 BB: 0 P: 6	R: 0 E: 0 K: 0 S: 3	H: 1 LOB: 0 BB: 0 P: 3	R: 1 E: 0 K: 1 S: 6	H: 1 LOB: 3 BB: 2 P: 15	R: 0 E: 1 K: 0 S: 4	H: 0 LOB: 0 BB: 1 P: 8	R: 0 E: 0 K: 0 S: 3	H: 0 LOB: 0 BB: 0 P: 3	R: 2 E: 0 K: 0 S: 7	H: 4 LOB: 3 BB: 1 P: 11	R: 3 E: 1 K: 1 S: 7	H: 1 LOB: 3 BB: 3 P: 20	1B: 7 2B: 1 3B: 0 HR: 2	SF: 0 SAC: 1 DP: 2 HBP: 3	WP: 0 PA: 43 PB: 0 SB: 1 CS: 0
PITCHER	IP WLS BF H R ER SO BB IBB HBP BLK WP HR S P ERA WHIP																		
Bob Shaw, R (1, 1) ERA: 2.59	6.1	30	7	4	4	2	3	1	2	28	46	5.68	1.579						
Gerry Staley, R (7, 1) ERA: 0.95	0.2	4	2	0	0	0	0	0	0	4	4	0.00	3.000						
Turk Lown, R (8, 1) ERA: 3.18	1.0	L 9	1	3	3	1	2	1	1	1	0	0	7	20	27.00	3.000			

Batter	1	2	3	4	5	6	7	8	9	AB	R	H	RBI	BB	SO	LOB	TOP			
Luis Aparicio, R (1, 6) OBP: 0.368, SLG: 0.382																	4 2 1 0 0 0 2			
Nellie Fox, L (1, 4) OBP: 0.420, SLG: 0.434																	5 1 2 1 0 0 2			
Al Smith, R (1, 9) OBP: 0.318, SLG: 0.344																	5 1 2 1 0 2 2			
Sherm Lollar, R (1, 3) OBP: 0.350, SLG: 0.439																	3 0 2 1 1 0 1			
Bubba Phillips, R (1, 5) OBP: 0.347, SLG: 0.388																	4 0 0 0 0 0 5			
Jim Landis, R (1, 8) OBP: 0.339, SLG: 0.310																	3 0 0 0 1 1 1			
Earl Batley, R (1, 2) OBP: 0.273, SLG: 0.158																	4 0 1 0 0 0 2			
Johnny Callison, L (1, 7) OBP: 0.309, SLG: 0.288																	4 0 0 0 0 1 1			
Early Wynn, S (1, 1) OBP: 0.275, SLG: 0.324																	4 0 2 0 0 2 1			
Inning Stats	R: 2 E: 1 K: 0 S: 5	H: 2 LOB: 2 BB: 1 P: 10	R: 0 E: 0 K: 3 S: 3	H: 1 LOB: 0 BB: 0 P: 3	R: 1 E: 0 K: 2 S: 9	H: 2 LOB: 1 BB: 0 P: 9	R: 0 E: 0 K: 1 S: 5	H: 0 LOB: 0 BB: 0 P: 5	R: 0 E: 0 K: 0 S: 4	H: 0 LOB: 0 BB: 0 P: 3	R: 1 E: 0 K: 0 S: 6	H: 3 LOB: 3 BB: 1 P: 10	R: 0 E: 0 K: 2 S: 8	H: 1 LOB: 1 BB: 0 P: 8	R: 0 E: 0 K: 1 S: 5	H: 0 LOB: 0 BB: 0 P: 5	1B: 8 2B: 1 3B: 1 HR: 0	SF: 0 SAC: 0 DP: 1 HBP: 1	WP: 0 PB: 0 CS: 2	PA: 39
PITCHER	IP WLS BF H R ER SO BB IBB HBP BLK WP HR S P ERA WHIP																			
Hal Woodeshick, L (1, 1) ERA: 14.54	0.1 L 4 2 2 1 0 0 0 0 0 0 0 3 4 27.00 6.000																			
John Romonosky, R (1, 1) ERA: 2.42	7.2 32 8 2 2 5 2 0 0 0 0 0 40 48 2.35 1.304																			
Hal Griggs, R (9, 1) ERA: 3.63	1.0 3 0 0 0 1 0 0 0 0 0 0 5 5 0.00 0.000																			

Chicago White Sox @ Washington Senators
Griffith Stadium, Washington, DC
Wed Jun 10 1959, 7:05 PM EDT
Att: 9,121 - Unknown

livebaseballscorecards.com

AB 36
R 4
H 10
RBI 3
BB 2
SO 6
LOB 17

Batter	1	2	3	4	5	6	7	8	9	AB	R	H	RBI	BB	SO	LOB	BOTTOM					
Herb Plews, L (1, 4) OBP: 0.279, SLG: 0.225																	3 0 0 0 1 0 1					
Bob Allison, R (1, 8) OBP: 0.348, SLG: 0.561																	4 0 1 0 0 2 1					
Harmon Killebrew, R (1, 5) OBP: 0.376, SLG: 0.597																	3 1 1 0 1 0 1					
Roy Sievers, R (1, 3) OBP: 0.333, SLG: 0.444																	4 0 0 0 0 2 4					
Jim Lemon, R (1, 7) OBP: 0.356, SLG: 0.536																	4 0 0 0 0 0 1					
Faye Throneberry, L (1, 9) OBP: 0.369, SLG: 0.389																	3 0 2 1 1 0 0					
Hal Naragon, L (1, 2) OBP: 0.329, SLG: 0.373																	4 0 0 0 0 0 3					
Jose Valdivielso, R (1, 6) OBP: 0.500, SLG: 0.500																	2 0 0 0 0 1 1					
Julio Becquer, L (7, PH) OBP: 0.250, SLG: 0.304																	1 0 0 0 0 1 1					
Ron Samford, R (8, 6) OBP: 0.269, SLG: 0.399																	0 0 0 0 0 0 0					
Hal Woodeshick, R (1, 1) John Romonosky, R (1, 1) Lenny Green, L (8, PH) Hal Griggs, R (9, 1)																	0 0 0 0 0 0 0					
Inning Stats	R: 0 E: 0 K: 0 S: 3	H: 0 LOB: 1 BB: 1 P: 7	R: 0 E: 0 K: 1 S: 6	H: 1 LOB: 0 BB: 0 P: 6	R: 0 E: 0 K: 2 S: 7	H: 0 LOB: 0 BB: 0 P: 7	R: 1 E: 0 K: 0 S: 5	H: 2 LOB: 1 BB: 0 P: 5	R: 0 E: 0 K: 0 S: 3	H: 0 LOB: 0 BB: 0 P: 3	R: 0 E: 0 K: 2 S: 7	H: 0 LOB: 0 BB: 0 P: 7	R: 0 E: 0 K: 1 S: 5	H: 0 LOB: 1 BB: 1 P: 9	R: 0 E: 0 K: 1 S: 6	H: 2 LOB: 2 BB: 1 P: 10	R: 0 E: 0 K: 0 S: 3	H: 0 LOB: 0 BB: 0 P: 3	1B: 3 2B: 2 3B: 0 HR: 0	SF: 0 SAC: 0 DP: 1 HBP: 0	WP: 0 PB: 0 CS: 0	PA: 34
PITCHER	IP WLS BF H R ER SO BB IBB HBP BLK WP HR S P ERA WHIP																					
Early Wynn, R (1, 1) ERA: 3.94	9.0 W 34 5 1 1 7 3 0 0 0 0 0 45 57 1.00 0.889																					


Chicago White Sox @ Washington Senators
Griffith Stadium, Washington, DC
Wed Jun 10 1959, 7:05 PM EDT
Att: 9,121 - Unknown


livebaseballscorecards.com

AB 31
R 1
H 5
RBI 1
BB 3
SO 7
LOB 13


Batter	1	2	3	4	5	6	7	8	9	AB	R	H	RBI	BB	SO	LOB	TOP					
Luis Aparicio, R (1,6) OBP: 0.370, SLG: 0.385										4	0	2	0	0	0	1	Chicago White Sox @ Washington Senators Griffith Stadium, Washington, DC Thu Jun 11 1959, 7:05 PM EDT Att: 6,738 - Unknown					
Nelle Fox, L (1,4) OBP: 0.421, SLG: 0.438										3	0	1	1	1	0	1						
Earl Torgeson, L (1,3) OBP: 0.418, SLG: 0.462										3	0	0	0	1	1	3						
Sherm Lollar, R (1,2) OBP: 0.353, SLG: 0.440										4	1	2	0	0	0	0						
Jim Rivera, L (1,9) OBP: 0.383, SLG: 0.643										4	0	1	0	0	0	1						
Bubba Phillips, R (1,5) OBP: 0.350, SLG: 0.387										3	1	1	0	1	0	1						
Johnny Callison, L (1,7) OBP: 0.296, SLG: 0.274										4	0	0	0	0	2	4						
Jim Landis, R (1,8) OBP: 0.342, SLG: 0.319										4	1	2	2	0	1	0						
Billy Pierce, L (1,1) OBP: 0.281, SLG: 0.333										3	0	0	0	0	2	1						
Inning Stats	R: 0 E: 0 K: 0 S: 3	H: 1 LOB: 0 BB: 0 P: 3	R: 0 E: 0 K: 0 S: 4	H: 1 LOB: 1 BB: 0 P: 4	R: 1 E: 0 K: 1 S: 7	H: 2 LOB: 1 BB: 0 P: 7	R: 0 E: 0 K: 0 S: 4	H: 1 LOB: 1 BB: 0 P: 4	R: 0 E: 0 K: 2 S: 7	H: 0 LOB: 0 BB: 0 P: 7	R: 0 E: 0 K: 0 S: 2	H: 1 LOB: 0 BB: 1 P: 6	R: 0 E: 0 K: 1 S: 5	H: 0 LOB: 0 BB: 0 P: 5	R: 0 E: 0 K: 1 S: 6	H: 1 LOB: 2 BB: 1 P: 10	R: 2 E: 0 K: 1 S: 7	H: 2 LOB: 1 BB: 1 P: 11	1B: 7 2B: 2 3B: 0 HR: 0	SF: 0 SAC: 1 DP: 0 HBP: 0	WP: 0 PB: 0 SB: 2 CS: 3	PA: 37
PITCHER Camilo Pascual, R (1,1) ERA: 2.84	IP: 9.0 WLS: L BF: 36	H: 9 R: 3 ER: 3 SO: 6	BB: 2 IBB: 1 HBP: 0 BLK: 0	WP: 0 HR: 0 S: 45 P: 57	ERA: 3.00 WHIP: 1.222	PITCHER IP: 9.0 WLS: L BF: 36 H: 9 R: 3 ER: 3 SO: 6 BB: 2 IBB: 1 HBP: 0 BLK: 0 WP: 0 HR: 0 S: 45 P: 57 ERA: 3.00 WHIP: 1.222																

Batter	1	2	3	4	5	6	7	8	9	AB	R	H	RBI	BB	SO	LOB	BOTTOM					
Reno Bertoia, R (1,4) OBP: 0.300, SLG: 0.381										2	0	0	0	2	0	1	Chicago White Sox @ Washington Senators Griffith Stadium, Washington, DC Thu Jun 11 1959, 7:05 PM EDT Att: 6,738 - Unknown					
Bob Allison, R (1,8) OBP: 0.347, SLG: 0.553										3	0	0	0	1	0	2						
Harmon Killebrew, R (1,5) OBP: 0.373, SLG: 0.588										3	0	0	1	1	1	1						
Roy Sievers, R (1,3) OBP: 0.321, SLG: 0.426										4	0	0	0	0	1	3						
Jim Lemon, R (1,7) OBP: 0.349, SLG: 0.524										4	0	0	0	0	1	0						
Jay Porter, R (1,2) OBP: 0.333, SLG: 0.319										4	0	0	0	0	0	0						
Ron Samford, R (1,6) OBP: 0.290, SLG: 0.404										3	1	1	0	0	1	0						
Faye Throneberry, L (1,9) OBP: 0.360, SLG: 0.381										2	0	0	0	1	2	1						
Camilo Pascual, R (1,1) OBP: 0.242, SLG: 0.219										2	0	0	0	0	0	1						
Inning Stats	R: 0 E: 0 K: 0 S: 3	H: 0 LOB: 0 BB: 0 P: 3	R: 0 E: 0 K: 1 S: 5	H: 0 LOB: 0 BB: 0 P: 5	R: 1 E: 0 K: 1 S: 6	H: 1 LOB: 3 BB: 3 P: 18	R: 0 E: 0 K: 0 S: 3	H: 0 LOB: 0 BB: 0 P: 3	R: 0 E: 0 K: 0 S: 3	H: 0 LOB: 1 BB: 1 P: 7	R: 0 E: 0 K: 1 S: 5	H: 0 LOB: 0 BB: 0 P: 5	R: 0 E: 0 K: 2 S: 7	H: 0 LOB: 0 BB: 0 P: 7	R: 0 E: 0 K: 0 S: 3	H: 0 LOB: 1 BB: 1 P: 7	R: 0 E: 0 K: 1 S: 5	H: 0 LOB: 0 BB: 0 P: 5	1B: 0 2B: 1 3B: 0 HR: 0	SF: 0 SAC: 1 DP: 0 HBP: 0	WP: 0 PB: 0 SB: 0 CS: 0	PA: 33
PITCHER Billy Pierce, L (1,1) ERA: 3.84	IP: 9.0 WLS: W BF: 33	H: 1 R: 1 ER: 1 SO: 6	BB: 5 IBB: 0 HBP: 0 BLK: 0	WP: 0 HR: 0 S: 40 P: 60	ERA: 1.00 WHIP: 0.667	PITCHER IP: 9.0 WLS: W BF: 33 H: 1 R: 1 ER: 1 SO: 6 BB: 5 IBB: 0 HBP: 0 BLK: 0 WP: 0 HR: 0 S: 40 P: 60 ERA: 1.00 WHIP: 0.667																

Batter	1	2	3	4	5	6	7	8	9	AB	R	H	RBI	BB	SO	LOB	TOP					
Woodie Held, R OBP: 0.323, SLG: 0.440	0-3 K		0-0 HR	0-0 4-3		0-0 5-3		0-3 K	5 1 1 1 0 2 2								Cleveland Indians @ Washington Senators Griffith Stadium, Washington, DC Sun Jun 14 1959, 3:38 AM EDT Att: 16,641 - Unknown					
Vic Power, R OBP: 0.335, SLG: 0.447	0-0 5-3		0-0 1B HR		0-0 2B SF7		0-0 6-3	1-2 2-3 HR SF8 BB	4 3 2 0 1 0 0													
Tito Francona, L OBP: 0.429, SLG: 0.600	0-0 FC6-4 1B		0-0 1-3 HR		0-0 F8		0-0 4-3	1-2 2-3 3-H 4-0 SF8	4 1 2 1 0 0 1													
Rocky Colavito, R OBP: 0.361, SLG: 0.621	0-0 FC6-4		0-0 1-H 3-H HR		0-0 2B		0-0 6-3	HR IBB	4 3 2 3 1 0 1													
Minnie Minoso, R OBP: 0.361, SLG: 0.484		4-0 S BB	0-0 6-3		0-0 SF7		0-0 6-3	1-H 2-H 3-H HR	3 1 1 5 1 0 0													
Ray Webster, R OBP: 0.216, SLG: 0.429	0-0 F9		0-0 6-3		0-0 2B		0-0 F9	K	5 0 1 1 0 1 1													
Jim Baxes, R OBP: 0.329, SLG: 0.425	0-0 F7			0-0 6-3 SF8		0-0 L6		K2-3	4 1 1 0 0 1 2													
Dick Brown, R OBP: 0.400, SLG: 0.385	0-0 L5			0-0 6-3		0-0 6-3		PB SF8 1B	4 1 1 0 0 0 2													
Herb Score, L OBP: 0.100, SLG: 0.103			0-0 G3		0-0 SF8		0-3 K	SF8 PB HR 1B	2 0 0 1 0 1 0													
Dick Brodowski, R OBP: 0.333, SLG: 0.333									1 1 1 0 0 0 0													
Inning Stats	R: 0 E: 0 K: 1 S: 6	H: 1 LOB: 1 P: 6	R: 0 E: 0 K: 0 S: 3	H: 0 LOB: 1 BB: 1 P: 7	R: 4 E: 0 K: 0 S: 7	H: 4 LOB: 0 BB: 0 P: 7	R: 1 E: 0 K: 0 S: 4	H: 1 LOB: 1 BB: 0 P: 4	R: 2 E: 0 K: 0 S: 6	H: 3 LOB: 1 BB: 0 P: 6	R: 0 E: 0 K: 0 S: 5	H: 0 LOB: 0 BB: 0 P: 5	R: 0 E: 0 K: 1 S: 5	H: 0 LOB: 0 BB: 0 P: 3	R: 0 E: 0 K: 1 S: 5	H: 0 LOB: 0 BB: 0 P: 5	R: 5 E: 0 K: 2 S: 10	H: 3 LOB: 0 BB: 2 P: 18	1B: 6 2B: 3 3B: 0 HR: 3	SF: 3 SAC: 0 DP: 0 HBP: 0	WP: 0 PB: 1 CS: 1 ERA: 0 WHIP: 0	PA: 42
PITCHER	IP WLS BF H R ER SO BB IBB HBP BLK WP HR S P ERA WHIP	5.0 L 25 9 7 7 1 1 0 0 0 0 2 26 30 12.60 2.000	2.0 6 0 0 0 1 0 0 0 0 0 0 8 8 0.00 0.000	2.0 11 3 5 5 3 1 1 0 0 0 1 15 23 22.50 2.000											IP WLS BF H R ER SO BB IBB HBP BLK WP HR S P ERA WHIP							

Batter	1	2	3	4	5	6	7	8	9	AB	R	H	RBI	BB	SO	LOB	BOTTOM					
Reno Bertoia, R OBP: 0.305, SLG: 0.383	0-0 6-3			0-0 E5		0-0 G6-4-3 1B		4-0 HR BB	0-0 F9	4 1 1 0 1 0 0							Cleveland Indians @ Washington Senators Griffith Stadium, Washington, DC Sun Jun 14 1959, 3:38 AM EDT Att: 16,641 - Unknown					
Bob Allison, R OBP: 0.336, SLG: 0.554	0-0 4-3			0-3 K		0-0 G6-4-3		1-H HR	0-3 K	5 1 1 2 0 2 2												
Harmon Killebrew, R OBP: 0.371, SLG: 0.662	0-0 6-3			0-3 K				HR	0-0 E4	4 1 1 1 0 1 1												
Roy Sievers, R OBP: 0.314, SLG: 0.438		0-0 P3		0-0 P3				HR	0-0 G6-4-3	4 0 0 0 0 0 2												
Jim Lemon, R OBP: 0.353, SLG: 0.577		0-0 F9						HR	0-0 FC3	4 3 3 2 0 0 0												
Jay Porter, R OBP: 0.324, SLG: 0.309		0-3 K						FC3	1-0 HR	3 0 0 1 0 1 0												
Clint Courtney, L OBP: 0.459, SLG: 0.438								BB		0 0 0 0 0 0 0												
Pedro Ramos, S OBP: 0.300, SLG: 0.333								E		0 0 0 0 0 0 0												
Hal Naragon, L OBP: 0.325, SLG: 0.368								HBP		0 0 0 0 0 0 0												
Billy Consolo, R OBP: 0.231, SLG: 0.174			0-0 F3		0-3 K			3-H 4-0 BB	0-0 E5	2 0 0 0 1 1 0												
Julio Becquer, L OBP: 0.246, SLG: 0.298								1-2 BB	1-2 K	1 0 0 0 0 0 1												
Jose Valdivielso, R OBP: 0.500, SLG: 0.500			0-0 P5		0-3 K				0-0 4-3	4 0 0 0 0 1 4												
Faye Throneberry, L OBP: 0.346, SLG: 0.385									0-0 3-1	1 0 0 0 0 1 0												
Bill Fischer, R OBP: 0.231, SLG: 0.167										1 0 0 0 0 1 0												
Hal Woodeshick, R OBP: 0.288, SLG: 0.401										1 0 0 0 0 0 2												
Ron Samford, R OBP: 0.143, SLG: 0.333										0 0 0 0 0 0 0												
Tex Clevenger, R OBP: 0.143, SLG: 0.333										1 0 0 0 0 0 0												
Lenny Green, L OBP: 0.244, SLG: 0.282										1 0 0 0 0 0 0												
Inning Stats	R: 0 E: 0 K: 0 S: 3	H: 0 LOB: 0 P: 3	R: 0 E: 0 K: 1 S: 5	H: 0 LOB: 0 BB: 0 P: 5	R: 0 E: 0 K: 1 S: 5	H: 0 LOB: 0 BB: 0 P: 5	R: 0 E: 1 K: 2 S: 8	H: 0 LOB: 1 BB: 0 P: 8	R: 1 E: 0 K: 2 S: 8	H: 1 LOB: 0 BB: 0 P: 8	R: 0 E: 0 K: 1 S: 5	H: 1 LOB: 0 BB: 0 P: 5	R: 2 E: 0 K: 0 S: 6	H: 2 LOB: 2 BB: 1 P: 10	R: 3 E: 2 K: 0 S: 6	H: 2 LOB: 2 BB: 1 P: 11	R: 0 E: 0 K: 1 S: 5	H: 0 LOB: 0 BB: 0 P: 5	1B: 1 2B: 0 3B: 1 HR: 4	SF: 0 SAC: 0 DP: 2 HBP: 1	WP: 0 PB: 0 CS: 0 ERA: 0 WHIP: 0	PA: 38
PITCHER	IP WLS BF H R ER SO BB IBB HBP BLK WP HR S P ERA WHIP	7.2 W 32 6 6 6 7 2 0 0 0 0 4 44 52 7.04 1.043	1.1 S 6 0 0 0 1 0 0 1 0 0 0 7 8 0.00 0.000											IP WLS BF H R ER SO BB IBB HBP BLK WP HR S P ERA WHIP								

Batter	1	2	3	4	5	6	7	8	9	AB	R	H	RBI	BB	SO	LOB	TOP			
Bill Tuttle, R OBP: 0.341, SLG: 0.368 (1, 8)	0-0 6-3		0-0 L6		0-0 P4			0-0 P3	0-0 E5	5	1	0	0	0	0	2	Kansas City Athletics @ Washington Senators Griffith Stadium, Washington, DC Mon Jun 15 1959, 7:05 PM EDT Att: 3,661 - Unknown			
Jerry Lumpe, L OBP: 0.331, SLG: 0.296 (1, 4) (5, 6)	0-0 1B		0-0 2B		0-0 FC4-6			0-0 6-3	0-0 1B	5	0	3	1	0	0	1				
Dick Williams, R OBP: 0.325, SLG: 0.463 (1, 5)	0-0 1B		0-0 L3					0-0 F7	0-0 1B	5	0	3	1	0	0	1				
Bob Cerv, R OBP: 0.331, SLG: 0.457 (1, 7)	0-3 K			0-3 K				0-0 G6-4-3	0-0 1B	5	1	1	0	0	2	5				
Kent Hadley, L OBP: 0.311, SLG: 0.491 (1, 3)	0-0 G1			0-0 F5				0-0 F8		4	1	1	2	0	0	2				
Zeke Belia, R OBP: 0.353, SLG: 0.341 (1, 9)		0-0 1-3							0-0 HR	3	1	2	0	1	0	0				
Frank House, L OBP: 0.331, SLG: 0.389 (1, 2)	0-0 4-3			0-3 K				0-0 F8	0-0 E9	4	1	1	0	0	1	2				
Joe Demaestri, R OBP: 0.333, SLG: 0.433 (1, 6) Wayne Terwilliger, R OBP: 0.200, SLG: 0.318 (5, 4) Ray Boone, R OBP: 0.430, SLG: 0.455 (9, PH)	0-0 5-3				0-0 FC4-6			0-0 F7	0-3 K	2	0	1	0	0	0	0		AB 39 R 5 H 12 RBI 4 BB 1 SO 5 LOB 18		
Bud Daley, L OBP: 0.448, SLG: 0.444 (1, 1) Russ Meyer, S (4, 1) Preston Ward, L OBP: 0.222, SLG: 0.288 (7, PH) Murry Dickson, R OBP: 0.500, SLG: 0.500 (7, 1) Harry Chitt, R OBP: 0.250, SLG: 0.395 (9, PH)	0-0 6-3			0-0 K				0-0 L6	0-0 P4	1	0	0	0	0	0	0				
Inning Stats	R: 0 E: 0 K: 1 S: 7	H: 2 LOB: 2 BB: 0 P: 7	R: 0 E: 0 K: 0 S: 3	H: 0 LOB: 0 BB: 0 P: 3	R: 0 E: 0 K: 2 S: 4	H: 1 LOB: 1 BB: 0 P: 4	R: 0 E: 0 K: 2 S: 8	H: 1 LOB: 1 BB: 0 P: 8	R: 0 E: 0 K: 1 S: 6	H: 1 LOB: 1 BB: 0 P: 6	R: 0 E: 0 K: 0 S: 3	H: 0 LOB: 1 BB: 1 P: 7	R: 0 E: 0 K: 0 S: 3	H: 0 LOB: 0 BB: 0 P: 3	R: 5 E: 2 K: 1 S: 12	H: 6 LOB: 2 BB: 0 P: 12		1B: 8 2B: 3 3B: 0 HR: 1	SF: 0 SAC: 0 DP: 1 HBP: 0	WP: 0 PB: 0 SB: 0 CS: 0
PITCHER	IP WLS BF H R ER SO BB IBB HBP BLK WP HR S P ERA WHIP																			
John Romonosky, R ERA: 2.67 (1, 1)	8.0 W 34 10 4 3 4 1 0 0 0 0 1 41 45 3.38 1.375																			
Chuck Stobbs, L ERA: 3.39 (9, 1)	1.0 S 6 2 1 0 1 0 0 0 0 0 0 0 8 8 0.00 2.000																			



Batter	1	2	3	4	5	6	7	8	9	AB	R	H	RBI	BB	SO	LOB	BOTTOM			
Reno Bertoia, R OBP: 0.306, SLG: 0.382 (1, 4)	0-0 1B	4-0 HR		0-0 SF9		0-0 3-1		0-0 E5		3	3	1	1	1	0	0	Kansas City Athletics @ Washington Senators Griffith Stadium, Washington, DC Mon Jun 15 1959, 7:05 PM EDT Att: 3,661 - Unknown			
Bob Allison, R OBP: 0.337, SLG: 0.553 (1, 8)	0-0 F7	0-0 P2		0-0 FC6-5		0-0 5-3		0-0 2B		4	0	1	1	1	0	2				
Harmon Killebrew, R OBP: 0.376, SLG: 0.612 (1, 5)	4-0 1B	0-0 HR		0-0 FC6-5		4-0 FC5-4		0-0 5-3		3	2	1	2	2	0	2				
Roy Sievers, R OBP: 0.311, SLG: 0.431 (1, 3)	0-0 1B	0-0 6-3		0-0 FC5-4		0-0 FC5-4				4	1	1	0	0	0	2				
Jim Lemon, R OBP: 0.356, SLG: 0.590 (1, 7)	0-0 WP			0-0 HR		0-0 F9		0-0 1-3		4	1	2	2	0	0	0				
Jay Porter, R OBP: 0.313, SLG: 0.296 (1, 2)	0-0 F3			0-0 6-3		0-0 5-3		0-3 K		4	0	0	0	0	1	3				
Faye Throneberry, L OBP: 0.351, SLG: 0.399 (1, 9)	0-0 WP			0-0 3-1		0-0 1B		0-0 G3		4	0	2	1	0	0	0				
Billy Consolo, R OBP: 0.291, SLG: 0.192 (1, 6) Jose Valdivieso, R OBP: 0.429, SLG: 0.429 (6, 6)	0-0 G3			0-3 K		0-0 1B		0-0 4-3		3	0	1	0	0	1	2				
John Romonosky, R OBP: 0.222, SLG: 0.444 (1, 1) Chuck Stobbs, L OBP: 0.100, SLG: 0.100 (9, 1)	0-0 6-3			0-0 SF9		0-3 K		0-0 1-3		4	1	1	0	0	1	2				
Inning Stats	R: 3 E: 0 K: 0 S: 7	H: 4 LOB: 2 BB: 1 P: 11	R: 2 E: 0 K: 0 S: 4	H: 1 LOB: 1 BB: 1 P: 8	R: 1 E: 0 K: 1 S: 6	H: 1 LOB: 0 BB: 0 P: 6	R: 1 E: 0 K: 0 S: 4	H: 1 LOB: 1 BB: 1 P: 8	R: 0 E: 0 K: 1 S: 7	H: 2 LOB: 2 BB: 0 P: 7	R: 0 E: 0 K: 0 S: 3	H: 0 LOB: 1 BB: 1 P: 7	R: 0 E: 0 K: 1 S: 5	H: 0 LOB: 0 BB: 0 P: 5	R: 1 E: 1 K: 0 S: 5	H: 1 LOB: 1 BB: 0 P: 5		1B: 6 2B: 1 3B: 1 HR: 2	SF: 1 SAC: 0 DP: 0 HBP: 0	WP: 1 PB: 0 SB: 1 CS: 0
PITCHER	IP WLS BF H R ER SO BB IBB HBP BLK WP HR S P ERA WHIP																			
Bud Daley, L ERA: 2.59 (1, 1)	3.0 L 17 6 3 1 1 1 2 0 0 0 0 0 14 22 3.00 1.667																			
Russ Meyer, R ERA: 2.79 (4, 1)	3.0 14 3 1 1 1 2 0 0 0 0 0 0 14 22 3.00 1.667																			
Murry Dickson, R ERA: 4.97 (7, 1)	2.0 8 1 1 0 1 0 0 0 0 0 0 0 10 10 0.00 0.500																			



Batter	1	2	3	4	5	6	7	8	9	AB	R	H	RBI	BB	SO	LOB	TOP				
Bill Tuttle, R OBP: 0.347, SLG: 0.371 (1.8)	0-0 6-3 1B		0-0 1-3		4-0 1-3 BB		0-0 F8		0-0 1B	4	0	2	0	1	0	2	Kansas City Athletics @ Washington Senators Griffith Stadium, Washington, DC Wed Jun 17 1959, 7:05 PM EDT Att: 4,166 - Unknown livebaseballscorecards.com				
Jerry Lumpe, L OBP: 0.326, SLG: 0.292 (1.4)	0-0 6-3 1-2		0-3 K		0-0 1-3 1-2 2-3		0-0 4-3		0-0 1B	5	0	1	0	0	1	5					
Dick Williams, R OBP: 0.327, SLG: 0.463 (1.5)	0-0 L7		4-0 S BB		0-0 L6				0-0 6-3 1B 2B	4	1	1	0	1	1	5					
Bob Cerv, R OBP: 0.324, SLG: 0.445 (1.7)	0-0 1-3		0-3 K 1-2		0-0 F3				0-0 6-3 2-3	4	0	0	0	0	1	3					
Kent Hadley, L OBP: 0.308, SLG: 0.508 (1.3)		0-0 FC4 3B		0-3 K		0-0 F8			0-3 K	4	1	1	0	0	2	1					
Zeke Belta, R OBP: 0.345, SLG: 0.333 (1.9)		0-3 K		0-3 K		0-0 L7			0-0 1B	4	0	1	1	0	2	1					
Frank House, L OBP: 0.324, SLG: 0.380 (1.2)		0-0 FC4 3-H		0-0 5-3			0-0 F2		0-0 G3	4	0	0	1	0	0	1					
Joe Demaestri, R OBP: 0.332, SLG: 0.435 (1.6)		0-3 K			0-0 5-3				0-0 6-3	4	0	1	0	0	1	1					
Ned Garver, R OBP: 0.376, SLG: 0.400 (7. PR)	0-0 1-3				0-0 1-3 BB		4-0 BB		0-0 6-3	2	0	1	0	0	0	1					
Preston Ward, L OBP: 0.233, SLG: 0.289 (7. PR)										0	0	0	0	0	0	0					
Wayne Brown, R OBP: 0.206, SLG: 0.518 (7. PR)										0	0	0	0	0	0	0					
Tom Gorman, R OBP: 0.244, SLG: 0.282 (7. PR)										0	0	0	0	0	0	0					
Tom Sturdivant, L OBP: 0.303, SLG: 0.318 (8. PR)										0	0	0	0	0	0	0					
Hal Smith, R OBP: 0.303, SLG: 0.318 (8. PR)										1	0	0	0	0	0	0					
Inning Stats	R: 0 E: 0 K: 0 S: 4	H: 1 LOB: 1 BB: 0 P: 4	R: 1 E: 0 K: 2 S: 9	H: 1 LOB: 1 BB: 0 P: 9	R: 0 E: 0 K: 2 S: 7	H: 0 LOB: 1 BB: 1 P: 11	R: 0 E: 0 K: 2 S: 7	H: 0 LOB: 0 BB: 0 P: 7	R: 0 E: 0 K: 0 S: 3	H: 1 LOB: 2 BB: 1 P: 8	R: 0 E: 0 K: 0 S: 3	H: 0 LOB: 0 BB: 0 P: 3	R: 0 E: 0 K: 1 S: 4	H: 1 LOB: 2 BB: 1 P: 8	R: 1 E: 0 K: 1 S: 7	H: 2 LOB: 1 BB: 0 P: 7	R: 0 E: 0 K: 1 S: 7	H: 2 LOB: 2 BB: 0 P: 7	1B: 5 2B: 2 3B: 1 HR: 0	SF: 0 SAC: 0 DP: 0 HBP: 0	WP: 0 PA: 39 PB: 0 SB: 1 CS: 0
PITCHER Camilo Pascual, R ERA: 2.76 (1.1)	IP: 9.0 WLS: W BF: 39 H: 8 R: 2 ER: 2 SO: 8 BB: 3 IBB: 0 HBP: 0 BLK: 0 WP: 0 HR: 0 S: 52 P: 64 ERA: 2.00 WHIP: 1.222															PITCHER Camilo Pascual, R ERA: 2.76 (1.1)	IP: 9.0 WLS: W BF: 39 H: 8 R: 2 ER: 2 SO: 8 BB: 3 IBB: 0 HBP: 0 BLK: 0 WP: 0 HR: 0 S: 52 P: 64 ERA: 2.00 WHIP: 1.222				

Batter	1	2	3	4	5	6	7	8	9	AB	R	H	RBI	BB	SO	LOB	BOTTOM		
Faye Throneberry, L OBP: 0.356, SLG: 0.388 (1.9)	0-0 FC5-4 1B		0-0 4-3 2-3		0-0 6-3		4-0 HR BB			3	1	1	0	1	0	1	Kansas City Athletics @ Washington Senators Griffith Stadium, Washington, DC Wed Jun 17 1959, 7:05 PM EDT Att: 4,166 - Unknown livebaseballscorecards.com		
Bob Allison, R OBP: 0.336, SLG: 0.561 (1.8)	0-0 FC5-4 1-2 S		0-3 K		0-0 P6		1-H HR			4	1	1	2	0	1	2			
Harmon Killebrew, R OBP: 0.370, SLG: 0.691 (1.5)	0-3 K 1-2		0-0 5-3		0-0 5-3		0-3 K			4	0	0	0	0	2	2			
Roy Sievers, R OBP: 0.310, SLG: 0.425 (1.3)	0-0 6-3				0-0 5-3		0-0 F9		0-0 WP FC 1B	4	0	1	0	0	0	1			
Julio Becquer, L OBP: 0.246, SLG: 0.298 (8. PR)										0	1	0	0	0	0	0			
Jim Lemon, R OBP: 0.362, SLG: 0.591 (8. PR)		0-3 K			0-0 3B 1B				4-0 FC 1B BB	3	1	2	0	1	1	0			
Lenny Green, L OBP: 0.244, SLG: 0.282 (8. PR)										0	0	0	0	0	0	0			
Hal Naragon, L OBP: 0.337, SLG: 0.405 (1.2)		0-0 FC6-4 1B		0-0 1B 3B		0-0 P6		0-0 FC HR		4	2	2	1	0	0	2			
Reno Bertoia, R OBP: 0.310, SLG: 0.397 (1.4)		0-0 F7		0-0 1B 1B		0-0 P5		0-0 1-H HR		4	1	2	3	0	0	2			
Ron Samford, R OBP: 0.287, SLG: 0.397 (1.6)		0-0 FC6-4 1-2		0-0 G4-6-3 1B					0-0 L8 5-3	4	0	1	0	0	0	2			
Camilo Pascual, R OBP: 0.243, SLG: 0.250 (1.1)			0-0 4-3 2B		0-0 G4-6-3 1-2		0-0 F9		0-0 1-3	4	0	1	0	0	0	3			
Inning Stats	R: 0 E: 0 K: 1 S: 6	H: 1 LOB: 1 BB: 0 P: 6	R: 0 E: 0 K: 1 S: 6	H: 1 LOB: 1 BB: 0 P: 6	R: 0 E: 0 K: 1 S: 6	H: 1 LOB: 1 BB: 0 P: 6	R: 2 E: 0 K: 0 S: 6	H: 4 LOB: 1 BB: 0 P: 6	R: 0 E: 0 K: 0 S: 3	H: 0 LOB: 0 BB: 0 P: 3	R: 0 E: 0 K: 0 S: 4	H: 1 LOB: 1 BB: 0 P: 4	R: 2 E: 0 K: 1 S: 6	H: 1 LOB: 0 BB: 1 P: 10	R: 3 E: 1 K: 0 S: 5	H: 2 LOB: 1 BB: 1 P: 9	1B: 7 2B: 1 3B: 1 HR: 2	SF: 0 SAC: 1 DP: 1 HBP: 0	WP: 1 PA: 36 PB: 0 SB: 1 CS: 0
PITCHER Ned Garver, R ERA: 3.21 (7.1)	IP: 6.0 WLS: L BF: 25 H: 8 R: 2 ER: 2 SO: 3 BB: 0 IBB: 0 HBP: 0 BLK: 0 WP: 0 HR: 0 S: 31 P: 31 ERA: 3.00 WHIP: 1.333															PITCHER Ned Garver, R ERA: 3.21 (7.1)	IP: 6.0 WLS: L BF: 25 H: 8 R: 2 ER: 2 SO: 3 BB: 0 IBB: 0 HBP: 0 BLK: 0 WP: 0 HR: 0 S: 31 P: 31 ERA: 3.00 WHIP: 1.333		
Tom Gorman, R ERA: 8.23 (8.1)	1.0 7 2 4 4 1 2 0 0 0 0 1 1 7 15 36.00 4.000															Tom Gorman, R ERA: 8.23 (8.1)	1.0 7 2 4 4 1 2 0 0 0 0 1 1 7 15 36.00 4.000		
Tom Sturdivant, R ERA: 4.01 (8.1)	1.0 4 1 1 1 0 0 0 0 0 0 0 1 4 4 9.00 1.000															Tom Sturdivant, R ERA: 4.01 (8.1)	1.0 4 1 1 1 0 0 0 0 0 0 0 1 4 4 9.00 1.000		

Batter	1	2	3	4	5	6	7	8	9	AB	R	H	RBI	BB	SO	LOB	TOP				
Bill Tuttle, R OBP: 0.341, SLG: 0.364 (1, 8)	0-0 6-3		0-0 1-5-3		0-0 5-3		0-0 6-3			4	0	0	0	0	0	1					
Jerry Lumpe, L OBP: 0.331, SLG: 0.293 (1, 4)	0-0 4-3		0-0 F8			0-0 HR 1B		4-0 BB G3-6-3		3	1	1	0	1	0	0					
Kent Hadley, L OBP: 0.290, SLG: 0.476 (1, 3)	0-0 L8		0-0 4-3			0-0 F8		0-0 G3-6-3 1-2		4	0	0	0	0	0	2					
Dick Williams, R OBP: 0.331, SLG: 0.482 (1, 5)		0-0 PB 1B E 1B		0-0 4-3		0-0 HR 1H		0-0 1-3		4	2	2	2	0	0	0					
Bob Cerv, R OBP: 0.317, SLG: 0.434 (1, 7)		0-0 E6 PB 1B 1-2		0-0 L9		0-0 4-3			0-0 F9	4	1	0	0	0	0	1					
Zeke Belta, R OBP: 0.322, SLG: 0.308 (1, 9)		0-3 K		0-0 6-3		0-0 6-3			0-0 1-3	4	0	0	0	0	1	2					
Harry Chiti, R OBP: 0.292, SLG: 0.478 (1, 2)		0-0 1H 2H 1B				0-0 HR		4-0 4-3 BB	0-0 F9	3	1	2	3	1	0	0					
Joe Demaestri, R OBP: 0.327, SLG: 0.428 (1, 6)		0-3 K		0-0 6-3		0-0 F9				3	0	0	0	0	1	2					
Ray Herbert, R OBP: 0.296, SLG: 0.240 (1, 1)		0-0 F7				0-0 5-3			0-0 4-3	2	0	0	0	0	0	1					
Murry Dickson, R OBP: 0.500, SLG: 0.500 (6, 1)										0	0	0	0	0	0	0					
Bob Grim, R OBP: 0.150, SLG: 0.278 (6, 1)										0	0	0	0	0	0	0					
Preston Ward, L OBP: 0.230, SLG: 0.284 (7, PH)										1	0	0	0	0	0	1					
Russ Meyer, S (7, 1)										0	0	0	0	0	0	0					
Inning Stats	R: 0 E: 0 K: 0 S: 3	H: 0 LOB: 0 BB: 0 P: 3	R: 2 E: 1 K: 2 S: 10	H: 2 LOB: 1 BB: 0 P: 10	R: 0 E: 0 K: 0 S: 3	H: 0 LOB: 0 BB: 0 P: 3	R: 0 E: 0 K: 0 S: 3	H: 0 LOB: 0 BB: 0 P: 3	R: 1 E: 0 K: 0 S: 4	H: 1 LOB: 0 BB: 0 P: 4	R: 2 E: 0 K: 0 S: 5	H: 2 LOB: 0 BB: 1 P: 5	R: 0 E: 0 K: 0 S: 2	H: 0 LOB: 1 BB: 1 P: 6	R: 0 E: 0 K: 0 S: 3	H: 0 LOB: 0 BB: 0 P: 3	1B: 3 2B: 0 3B: 0 HR: 2	SF: 0 SAC: 0 DP: 1 HBP: 0	WP: 0 PB: 1 SB: 0 CS: 0	PA: 34	
PITCHER	IP WLS BF H R ER SO BB IBB HBP BLK WP HR S P ERA WHIP	IP WLS BF H R ER SO BB IBB HBP BLK WP HR S P ERA WHIP	IP WLS BF H R ER SO BB IBB HBP BLK WP HR S P ERA WHIP	IP WLS BF H R ER SO BB IBB HBP BLK WP HR S P ERA WHIP	IP WLS BF H R ER SO BB IBB HBP BLK WP HR S P ERA WHIP	IP WLS BF H R ER SO BB IBB HBP BLK WP HR S P ERA WHIP	IP WLS BF H R ER SO BB IBB HBP BLK WP HR S P ERA WHIP	IP WLS BF H R ER SO BB IBB HBP BLK WP HR S P ERA WHIP	IP WLS BF H R ER SO BB IBB HBP BLK WP HR S P ERA WHIP	IP WLS BF H R ER SO BB IBB HBP BLK WP HR S P ERA WHIP	IP WLS BF H R ER SO BB IBB HBP BLK WP HR S P ERA WHIP	IP WLS BF H R ER SO BB IBB HBP BLK WP HR S P ERA WHIP	IP WLS BF H R ER SO BB IBB HBP BLK WP HR S P ERA WHIP	IP WLS BF H R ER SO BB IBB HBP BLK WP HR S P ERA WHIP	IP WLS BF H R ER SO BB IBB HBP BLK WP HR S P ERA WHIP	IP WLS BF H R ER SO BB IBB HBP BLK WP HR S P ERA WHIP	IP WLS BF H R ER SO BB IBB HBP BLK WP HR S P ERA WHIP	IP WLS BF H R ER SO BB IBB HBP BLK WP HR S P ERA WHIP	IP WLS BF H R ER SO BB IBB HBP BLK WP HR S P ERA WHIP	IP WLS BF H R ER SO BB IBB HBP BLK WP HR S P ERA WHIP	IP WLS BF H R ER SO BB IBB HBP BLK WP HR S P ERA WHIP

Kansas City Athletics @ Washington Senators
Griffith Stadium, Washington, DC
Thu Jun 18 1959, 7:05 PM EDT
Att: 5,767 - Unknown

AB 32
R 5
H 5
RBI 5
BB 2
SO 2
LOB 10



Batter	1	2	3	4	5	6	7	8	9	AB	R	H	RBI	BB	SO	LOB	BOTTOM				
Faye Throneberry, L OBP: 0.371, SLG: 0.403 (1, 9)	0-0 BB HBP 9-2 1B		4-0 BB G6-4-3		0-0 2B 2B	4-0 BB IBB		0-3 K		3	1	2	1	2	1	1					
Bob Allison, R OBP: 0.337, SLG: 0.556 (1, 8)	0-3 K		0-0 G6-4-3 1-2		0-0 6-3	4-0 BB IBB		0-0 2-3 3H 1B		4	0	1	1	1	1	3					
Harmon Killebrew, R OBP: 0.375, SLG: 0.618 (1, 5)	1-0 BB HBP 1-2			0-0 HR	0-0 2B	0-3 K		0-0 F8		4	1	2	2	0	1	5					
Roy Sievers, R OBP: 0.315, SLG: 0.448 (1, 3)	4-0 BB 1-2 2-3 BB			0-0 HR	0-0 5-3	0-0 F7				3	1	1	1	1	0	4					
Jim Lemon, R OBP: 0.361, SLG: 0.585 (1, 7)	0-0 9-2			0-3 K		0-0 FC3-6 1B		0-0 F8		4	0	1	0	0	1	3					
Lenny Green, L OBP: 0.244, SLG: 0.282 (9, 7)										0	0	0	0	0	0	0					
Hal Naragon, L OBP: 0.333, SLG: 0.398 (1, 2)	3H		0-0 G1-4-3 1B		0-3 K	0-0 FC3-6 1B 1-2		0-0 F9		4	1	1	0	0	1	1					
Reno Bertoia, R OBP: 0.309, SLG: 0.395 (1, 4)		0-0 G1-4-3 1-2		0-0 4-3		0-0 1B 2B 1B		0-0 5-3		4	1	1	0	0	0	1					
Ron Samford, R OBP: 0.298, SLG: 0.403 (1, 6)		0-0 6-3			4-0 SH3 2B BB	0-0 2B BB 1B		0-0 1B SH3-4 1B		3	2	2	1	1	0	0					
Bill Fischer, R OBP: 0.222, SLG: 0.160 (1, 1)				0-0 4-3		0-0 SH3		0-0 SH3-4		1	0	0	0	0	0	0					
Julio Becquer, L OBP: 0.252, SLG: 0.313 (6, PH)										1	0	1	1	0	0	0					
Tex Clevenger, R OBP: 0.143, SLG: 0.333 (7, 1)						1-3 BB 2B		1-2		0	0	0	0	0	0	0					
Inning Stats	R: 0 E: 0 K: 1 S: 5	H: 1 LOB: 2 BB: 1 P: 10	R: 0 E: 0 K: 0 S: 3	H: 1 LOB: 0 BB: 0 P: 3	R: 0 E: 0 K: 0 S: 2	H: 0 LOB: 1 BB: 1 P: 6	R: 2 E: 0 K: 2 S: 9	H: 2 LOB: 0 BB: 0 P: 9	R: 2 E: 0 K: 1 S: 5	H: 2 LOB: 1 BB: 1 P: 9	R: 3 E: 0 K: 1 S: 9	H: 4 LOB: 3 BB: 2 P: 17	R: 0 E: 0 K: 0 S: 3	H: 0 LOB: 0 BB: 0 P: 3	R: 0 E: 0 K: 1 S: 7	H: 2 LOB: 2 BB: 0 P: 7	1B: 7 2B: 4 3B: 0 HR: 2	SF: 0 SAC: 2 DP: 3 HBP: 1	WP: 0 PB: 0 SB: 0 CS: 0	PA: 39	
PITCHER	IP WLS BF H R ER SO BB IBB HBP BLK WP HR S P ERA WHIP	IP WLS BF H R ER SO BB IBB HBP BLK WP HR S P ERA WHIP	IP WLS BF H R ER SO BB IBB HBP BLK WP HR S P ERA WHIP	IP WLS BF H R ER SO BB IBB HBP BLK WP HR S P ERA WHIP	IP WLS BF H R ER SO BB IBB HBP BLK WP HR S P ERA WHIP	IP WLS BF H R ER SO BB IBB HBP BLK WP HR S P ERA WHIP	IP WLS BF H R ER SO BB IBB HBP BLK WP HR S P ERA WHIP	IP WLS BF H R ER SO BB IBB HBP BLK WP HR S P ERA WHIP	IP WLS BF H R ER SO BB IBB HBP BLK WP HR S P ERA WHIP	IP WLS BF H R ER SO BB IBB HBP BLK WP HR S P ERA WHIP	IP WLS BF H R ER SO BB IBB HBP BLK WP HR S P ERA WHIP	IP WLS BF H R ER SO BB IBB HBP BLK WP HR S P ERA WHIP	IP WLS BF H R ER SO BB IBB HBP BLK WP HR S P ERA WHIP	IP WLS BF H R ER SO BB IBB HBP BLK WP HR S P ERA WHIP	IP WLS BF H R ER SO BB IBB HBP BLK WP HR S P ERA WHIP	IP WLS BF H R ER SO BB IBB HBP BLK WP HR S P ERA WHIP	IP WLS BF H R ER SO BB IBB HBP BLK WP HR S P ERA WHIP	IP WLS BF H R ER SO BB IBB HBP BLK WP HR S P ERA WHIP	IP WLS BF H R ER SO BB IBB HBP BLK WP HR S P ERA WHIP	IP WLS BF H R ER SO BB IBB HBP BLK WP HR S P ERA WHIP	IP WLS BF H R ER SO BB IBB HBP BLK WP HR S P ERA WHIP

Kansas City Athletics @ Washington Senators
Griffith Stadium, Washington, DC
Thu Jun 18 1959, 7:05 PM EDT
Att: 5,767 - Unknown

AB 31
R 7
H 12
RBI 7
BB 5
SO 5
LOB 18



Batter	1	2	3	4	5	6	7	8	9	AB	R	H	RBI	BB	SO	LOB	TOP								
Eddie Yost, R OBP: 0.413, SLG: 0.491 (1, 5)	0-0 6-3		0-0 F9			0-0 2B 1B	0-0 2B 1B		0-0 1B	5	2	3	2	0	0	1									
Bobo Osborne, L OBP: 0.295, SLG: 0.341 (1, 3)	0-0 4-3			0-3 K		0-0 1B 2B	0-0 E 2B		0-3 K	5	2	2	3	0	2	1									
Harvey Kuenn, R OBP: 0.418, SLG: 0.480 (1, 9)	0-0 5-3			0-0 6-3		0-0 1B	0-0 E4 1B		0-0 F9	5	0	2	1	0	0	1									
Charlie Maxwell, L OBP: 0.329, SLG: 0.497 (1, 7)		0-0 F5		0-0 L4		0-3 K	4-0 BB		0-0 1B	4	0	1	0	1	1	1									
Lou Berberet, L OBP: 0.324, SLG: 0.416 (1, 2)		0-0 F8					1-2 BB		0-0 6-3	4	1	0	0	1	0	4									
Johnny Groth, R OBP: 0.342, SLG: 0.472 (1, 8)		0-3 K					0-0 SH 1B		0-0 4-3	3	1	0	0	0	1	0									
Rocky Bridges, R OBP: 0.358, SLG: 0.402 (1, 6)			0-0 F9		0-0 6-3		0-0 1B 2B			4	1	2	0	0	0	0									
Frank Bolling, R OBP: 0.315, SLG: 0.352 (1, 4)						0-3 K	0-0 F8 1B		0-0 F8 2B	4	0	1	0	0	1	4									
Frank Lary, R OBP: 0.162, SLG: 0.194 (1, 1)						0-0 1-3	0-0 F5		0-3 K	2	0	0	0	0	0	1									
Neil Chrisley, L OBP: 0.136, SLG: 0.105 (7, PH)										1	0	0	0	0	0	3									
Dave Sisler, R OBP: 0.250, SLG: 0.250 (7, 1)										1	0	0	0	0	1	1									
Inning Stats	R: 0 E: 0 K: 0 S: 3	H: 0 LOB: 0 BB: 0 P: 3	R: 0 E: 0 K: 1 S: 5	H: 0 LOB: 0 BB: 0 P: 5	R: 0 E: 0 K: 1 S: 4	H: 1 LOB: 1 BB: 0 P: 4	R: 0 E: 0 K: 1 S: 5	H: 0 LOB: 0 BB: 0 P: 5	R: 0 E: 0 K: 0 S: 3	H: 0 LOB: 0 BB: 0 P: 3	R: 2 E: 0 K: 2 S: 10	H: 3 LOB: 1 BB: 0 P: 10	R: 5 E: 1 K: 0 S: 8	H: 4 LOB: 2 BB: 2 P: 16	R: 0 E: 0 K: 1 S: 6	H: 1 LOB: 1 BB: 0 P: 6	R: 0 E: 0 K: 1 S: 7	H: 2 LOB: 2 BB: 0 P: 7	1B: 8 2B: 3 3B: 0 HR: 0	SF: 0 SAC: 1 DP: 0 HBP: 0	WP: 0 PB: 0 SB: 0 CS: 0	PA: 41			
PITCHER	IP	WLS	BF	H	R	ER	SO	BB	IBB	HBP	BLK	WP	HR	S	P	ERA	WHIP								
Hal Griggs, R ERA: 4.53 (1, 1)	6.2	L	31	8	7	6	4	2	0	0	0	0	0	37	45	8.10	1.500								
Chuck Stobbs, L ERA: 3.51 (7, 1)	0.1		1	0	0	0	0	0	0	0	0	0	0	1	1	0.00	0.000								
Hal Woodeshick, L ERA: 7.56 (8, 1)	2.0		9	3	0	0	2	0	0	0	0	0	0	13	13	0.00	1.500								

Detroit Tigers @ Washington Senators
 Griffith Stadium, Washington, DC
 Sat Jun 20 1959, 3:33 AM EDT
 Att: 8,687 - Unknown

AB	38
R	7
H	11
RBI	6
BB	2
SO	6
LOB	17



Batter	1	2	3	4	5	6	7	8	9	AB	R	H	RBI	BB	SO	LOB	BOTTOM								
Faye Throneberry, L OBP: 0.383, SLG: 0.429 (1, 9)	0-0 1-3		0-0 1B SF7		0-0 4-3		4-0 2B BB			3	2	1	0	1	0	0									
Bob Allison, R OBP: 0.341, SLG: 0.554 (1, 8)	0-0 5-3		0-0 SF7 BB		0-0 CS		0-0 FC6-5 2B			4	0	3	2	0	0	0									
Harmon Killebrew, R OBP: 0.381, SLG: 0.623 (1, 5)	4-0 FC6-4 BB		4-0 1-2 BB		0-0 P6		0-0 FC6-5			2	0	0	0	2	0	2									
Roy Sievers, R OBP: 0.302, SLG: 0.424 (1, 3)	0-0 FC6-4		0-3 K		0-0 CS		0-0 F8		0-0 P3	4	0	0	0	0	1	4									
Jim Lemon, R OBP: 0.349, SLG: 0.565 (1, 7)		0-3 K	0-0 SF7		0-0 F8		0-3 K			3	0	0	1	0	2	0									
Clint Courtney, L OBP: 0.405, SLG: 0.378 (1, 2)		0-0 F7	0-0 F9			0-0 6-3		0-0 F8		4	0	0	0	0	0	2									
Reno Bertoia, R OBP: 0.313, SLG: 0.392 (1, 4)		4-0 2B BB		0-0 1-3			0-0 FC4-6 1B		0-0 F8	3	1	1	0	1	0	0									
Ron Samford, R OBP: 0.291, SLG: 0.395 (1, 6)		0-0 1-H 2B		0-0 5-3			0-0 F9		0-0 P4	4	0	1	1	0	0	1									
Hal Griggs, R ERA: 3.68 (7, 1)		0-3 K		0-3 K			0-0 FC4-6 BB		0-0 1-6-3	2	0	0	0	0	2	1									
Chuck Stobbs, L ERA: 3.96 (7, 1)										1	1	0	0	0	0	1									
Julio Becquer, L OBP: 0.248, SLG: 0.308 (8, PH)										1	0	0	0	0	0	0									
Inning Stats	R: 0 E: 0 K: 0 S: 3	H: 0 LOB: 1 BB: 1 P: 7	R: 1 E: 0 K: 2 S: 8	H: 1 LOB: 1 BB: 1 P: 12	R: 1 E: 0 K: 1 S: 7	H: 2 LOB: 2 BB: 1 P: 11	R: 0 E: 0 K: 1 S: 5	H: 0 LOB: 0 BB: 0 P: 5	R: 0 E: 0 K: 0 S: 3	H: 1 LOB: 0 BB: 0 P: 3	R: 2 E: 0 K: 0 S: 5	H: 2 LOB: 1 BB: 1 P: 9	R: 0 E: 0 K: 1 S: 5	H: 0 LOB: 0 BB: 0 P: 5	R: 0 E: 0 K: 0 S: 3	H: 0 LOB: 0 BB: 0 P: 3	1B: 4 2B: 2 3B: 0 HR: 0	SF: 1 SAC: 0 DP: 0 HBP: 0	WP: 0 PB: 0 SB: 0 CS: 1	PA: 37					
PITCHER	IP	WLS	BF	H	R	ER	SO	BB	IBB	HBP	BLK	WP	HR	S	P	ERA	WHIP								
Frank Lary, R ERA: 3.68 (7, 1)	6.0	W	24	4	2	2	4	3	0	0	0	0	0	29	41	3.00	1.167								
Dave Sisler, R ERA: 3.96 (7, 1)	3.0	S	12	2	2	2	1	1	0	0	0	0	0	13	17	6.00	1.000								

Detroit Tigers @ Washington Senators
 Griffith Stadium, Washington, DC
 Sat Jun 20 1959, 3:33 AM EDT
 Att: 8,687 - Unknown

AB	31
R	4
H	6
RBI	4
BB	4
SO	5
LOB	11



Batter	1	2	3	4	5	6	7	8	9	AB	R	H	RBI	BB	SO	LOB	TOP										
Eddie Yost, R OBP: 0.407, SLG: 0.482 (1, 5)										4	0	0	0	0	1	1	Detroit Tigers @ Washington Senators Griffith Stadium, Washington, DC Sun Jun 21 1959, 3:33 AM EDT Unknown										
Bobo Osborne, L OBP: 0.298, SLG: 0.331 (1, 3)										4	0	0	0	0	3	1											
Harvey Kuenn, R OBP: 0.419, SLG: 0.485 (1, 9)										4	0	2	0	0	1	0											
Charlie Maxwell, L OBP: 0.332, SLG: 0.498 (1, 7)										4	1	2	0	0	0	1											
Lou Berberet, L OBP: 0.318, SLG: 0.406 (1, 2)										4	0	0	0	0	1	3											
Johnny Groth, R OBP: 0.357, SLG: 0.500 (1, 8)										4	1	2	0	0	0	0											
Rocky Bridges, R OBP: 0.352, SLG: 0.396 (1, 6)										3	0	0	1	0	1	1											
Frank Bolling, R OBP: 0.314, SLG: 0.363 (1, 4)										4	1	1	2	0	1	1											
Jim Bunning, R OBP: 0.262, SLG: 0.350 (1, 1)										3	0	1	0	0	1	1											
Barney Schultz, R OBP: 1.000, SLG: 1.000 (8, 1)										0	0	0	0	0	0	0											
Inning Stats	R: 0 E: 0 K: 1 S: 5	H: 0 LOB: 0 BB: 0 P: 5	R: 3 E: 0 K: 0 S: 6	H: 3 LOB: 0 BB: 0 P: 6	R: 0 E: 0 K: 3 S: 11	H: 2 LOB: 2 BB: 0 P: 11	R: 0 E: 0 K: 2 S: 8	H: 1 LOB: 1 BB: 0 P: 8	R: 0 E: 0 K: 1 S: 6	H: 1 LOB: 1 BB: 0 P: 6	R: 0 E: 0 K: 0 S: 3	H: 0 LOB: 0 BB: 0 P: 3	R: 0 E: 0 K: 0 S: 4	H: 1 LOB: 1 BB: 0 P: 4	R: 0 E: 0 K: 1 S: 5	H: 0 LOB: 0 BB: 0 P: 5	R: 0 E: 0 K: 1 S: 5	H: 0 LOB: 0 BB: 0 P: 5	1B: 5 2B: 2 3B: 0 HR: 1	SF: 1 SAC: 0 DP: 0 HBP: 0	WP: 0 PB: 0 SB: 0 CS: 0	PA: 35					
PITCHER	IP	WLS	BF	H	R	ER	SO	BB	IBB	HBP	BLK	WP	HR	S	P	ERA	WHIP										
Camilo Pascual, R ERA: 2.81 (1, 1)	8.0		32	8	3	3	8	0	0	0	0	0	1	48	48	3.38	1.000										
Tex Clevenger, R ERA: 5.66 (9, 1)	1.0	W	3	0	0	0	1	0	0	0	0	0	0	5	5	0.00	0.000										

Batter	1	2	3	4	5	6	7	8	9	AB	R	H	RBI	BB	SO	LOB	BOTTOM										
Reno Bertoia, R OBP: 0.315, SLG: 0.389 (1, 4)										4	1	1	0	1	0	1	Detroit Tigers @ Washington Senators Griffith Stadium, Washington, DC Sun Jun 21 1959, 3:33 AM EDT Unknown										
Faye Throneberry, L OBP: 0.396, SLG: 0.438 (1, 9)										4	1	3	1	1	1	0											
Harmon Killebrew, R OBP: 0.385, SLG: 0.618 (1, 5)										2	0	0	0	3	0	3											
Bob Allison, R OBP: 0.336, SLG: 0.545 (1, 8)										4	0	0	0	0	3	7											
Jim Lemon, R OBP: 0.347, SLG: 0.560 (1, 7)										4	0	1	2	0	1	1											
Roy Sievers, R OBP: 0.294, SLG: 0.411 (1, 3)										4	0	0	0	0	1	2											
Hal Naragon, L OBP: 0.323, SLG: 0.374 (1, 2)										4	0	1	0	0	0	0											
Jose Valdivielso, R OBP: 0.364, SLG: 0.364 (1, 6)										4	0	1	0	0	1	1											
Camilo Pascual, R OBP: 0.256, SLG: 0.263 (1, 1)										2	0	1	0	0	1	0											
Clint Courtney, L OBP: 0.419, SLG: 0.378 (8, PH)										0	0	0	0	1	0	0											
John Romonosky, R OBP: 0.222, SLG: 0.444 (8, PR)										0	1	0	0	0	0	0											
Tex Clevenger, R OBP: 0.143, SLG: 0.333 (9, 1)										0	0	0	0	0	0	0											
Julio Becquer, L OBP: 0.246, SLG: 0.305 (9, PH)										1	1	0	0	0	0	1											
Inning Stats	R: 0 E: 0 K: 1 S: 5	H: 0 LOB: 1 BB: 1 P: 9	R: 0 E: 1 K: 2 S: 8	H: 1 LOB: 1 BB: 0 P: 8	R: 0 E: 0 K: 2 S: 8	H: 1 LOB: 2 BB: 1 P: 12	R: 0 E: 0 K: 1 S: 5	H: 0 LOB: 0 BB: 0 P: 5	R: 0 E: 0 K: 0 S: 3	H: 0 LOB: 0 BB: 0 P: 3	R: 0 E: 0 K: 1 S: 5	H: 0 LOB: 0 BB: 1 P: 9	R: 0 E: 0 K: 0 S: 3	H: 0 LOB: 0 BB: 0 P: 3	R: 3 E: 0 K: 1 S: 7	H: 3 LOB: 1 BB: 2 P: 15	R: 1 E: 1 K: 0 S: 5	H: 2 LOB: 3 BB: 1 P: 9	1B: 8 2B: 1 3B: 0 HR: 0	SF: 0 SAC: 0 DP: 2 HBP: 0	WP: 0 PB: 0 SB: 1 CS: 0	PA: 39					
PITCHER	IP	WLS	BF	H	R	ER	SO	BB	IBB	HBP	BLK	WP	HR	S	P	ERA	WHIP										
Jim Bunning, R ERA: 4.54 (1, 1)	7.0		29	5	3	3	7	4	0	0	0	0	0	39	55	3.86	1.286										
Barney Schultz, R ERA: 2.7 (8, 1)	1.2	L	10	3	1	0	1	2	0	0	0	0	0	10	18	0.00	3.000										

Batter	1	2	3	4	5	6	7	8	9	AB	R	H	RBI	BB	SO	LOB	TOP			
Ted Lepcio, R OBP: 0.359, SLG: 0.528 (1, 5)	0-0 2B 1B		0-0 5-3		0-0 G1-4-3			0-0 1B 2B 1B	0-0 P6	5	1	2	0	0	0	1				
Bobo Osborne, L OBP: 0.295, SLG: 0.333 (1, 3)	0-0 1-3 2B		0-0 1-3			0-0 F8		0-0 F7	0-0 P6	5	0	1	0	0	0	1				
Harvey Kuenn, R OBP: 0.416, SLG: 0.494 (1, 9)	0-0 F2		0-0 HR			0-0 F7		0-0 F7		4	1	1	1	1	0	3				
Charlie Maxwell, L OBP: 0.335, SLG: 0.495 (1, 7)	0-0 P6		0-0 F8			4-0 BB		0-0 2B 1B		3	1	1	0	1	0	2				
Johnny Groth, R OBP: 0.348, SLG: 0.500 (1, 8)	0-0 F9			0-0 P3		0-0 E4		0-0 1B 2B		4	1	1	2	0	0	3				
Red Wilson, R OBP: 0.303, SLG: 0.328 (1, 2)		0-0 F8		0-0 P4		0-0 F8		0-0 FC6-4 1B		4	0	1	1	0	0	2				
Rocky Bridges, R OBP: 0.348, SLG: 0.391 (1, 6)		0-0 F5		0-0 P3			0-0 6-3	0-0 FC6-4		3	0	0	0	0	0	0				
Coot Veal, R OBP: 0.600, SLG: 0.600 (7, 6)										0	0	0	0	0	0	0				
Gus Zernial, R OBP: 0.143, SLG: 0.143 (8, PH)										1	0	0	0	0	0	1				
Eddie Yost, R OBP: 0.407, SLG: 0.482 (8, 5)								1-2		0	0	0	0	0	0	0				
Frank Bolling, R OBP: 0.317, SLG: 0.363 (1, 4)		1-0 HBP			0-0 G1-4-3 1B		0-0 6-3		0-0 F8	3	0	1	0	0	0	0				
Ray Narleski, R OBP: 0.091, SLG: 0.273 (1, 1)					0-0 F7		0-0 4-3			1	0	0	0	0	0	1				
Neil Chrisley, L OBP: 0.130, SLG: 0.100 (5, PH)										1	0	0	0	0	0	1				
Pete Burnside, R (5, 1)										1	0	0	0	0	0	0				
Gail Harris, L OBP: 0.222, SLG: 0.331 (8, PH)									HR	1	1	1	1	0	0	0				
Inning Stats	R: 0 E: 0 K: 0 S: 5	H: 2 LOB: 2 BB: 0 P: 5	R: 0 E: 0 K: 0 S: 3	H: 0 LOB: 1 BB: 0 P: 4	R: 1 E: 0 K: 0 S: 4	H: 1 LOB: 0 BB: 0 P: 4	R: 0 E: 0 K: 0 S: 3	H: 0 LOB: 0 BB: 0 P: 3	R: 0 E: 1 K: 0 S: 4	H: 0 LOB: 2 BB: 1 P: 8	R: 0 E: 0 K: 0 S: 3	H: 0 LOB: 0 BB: 0 P: 3	R: 3 E: 0 K: 0 S: 7	H: 4 LOB: 1 BB: 0 P: 7	R: 1 E: 0 K: 0 S: 4	H: 1 LOB: 0 BB: 0 P: 4	1B: 5 2B: 2 3B: 0 HR: 2	SF: 0 SAC: 0 DP: 1 HBP: 1	WP: 0 PB: 0 SB: 0 CS: 0	PA: 38
PITCHER Pedro Ramos, R ERA: 4.25 (1, 1)	IP: 9.0 WLS: W BF: 38 H: 9 R: 5 ER: 5 SO: 0 BB: 1 IBB: 0 HBP: 1 BLK: 0 WP: 0 HR: 2 S: 36 P: 41 ERA: 5.00 WHIP: 1.111															PITCHER				

Detroit Tigers @ Washington Senators
 Griffith Stadium, Washington, DC
 Sun Jun 21 1959, 3:38 AM EDT
 Att: 18,667 - Unknown

AB 36
 R 5
 H 9
 RBI 5
 BB 1
 SO 0
 LOB 15



Batter	1	2	3	4	5	6	7	8	9	AB	R	H	RBI	BB	SO	LOB	BOTTOM			
Reno Bertoia, R OBP: 0.321, SLG: 0.390 (1, 4)	4-0 PB BB		0-0 CS 1B	0-0 F7		4-0 BB				2	0	1	0	2	0	2				
Faye Throneberry, L OBP: 0.392, SLG: 0.433 (1, 9)	0-3 K 1-2		0-3 K 1-2	0-0 1B		0-0 P6				4	1	1	2	0	2	3				
Harmon Killebrew, R OBP: 0.383, SLG: 0.611 (1, 5)	0-0 F3		0-3 K	2-H 3-H 0-0 FC5-4 1B			0-3 K			4	0	1	1	0	2	1				
Jim Lemon, R OBP: 0.349, SLG: 0.555 (1, 7)	4-0 BB			HR BB		0-0 5-3				2	1	0	0	2	0	1				
Lenny Green, L OBP: 0.233, SLG: 0.268 (9, 7)	FC6-4 BB			FC5-4			0-0 5-3			0	0	0	0	0	0	0				
Bob Allison, R OBP: 0.335, SLG: 0.552 (1, 8)	0-0 FC6-4 1-2			1-H HR	0-0 5-3		0-3 K			4	1	1	2	0	1	2				
Roy Sievers, R OBP: 0.299, SLG: 0.432 (1, 3)		4-0 BB		0-0 3-1	0-0 F8			0-0 HR		3	1	1	1	1	0	0				
Clint Courtney, L OBP: 0.404, SLG: 0.366 (1, 2)		0-0 F7		0-0 1B	0-0 F9			0-0 4-3		4	1	1	0	0	0	1				
Ron Samford, R OBP: 0.290, SLG: 0.392 (1, 6)		0-3 K		0-0 E 1B		0-3 K			0-0 1-3	4	1	1	0	0	2	1				
Pedro Ramos, S OBP: 0.265, SLG: 0.290 (1, 1)		0-3 K		0-0 E3 1B		0-0 5-3		0-3 K		4	1	0	0	0	2	2				
Inning Stats	R: 0 E: 0 K: 1 S: 5	H: 0 LOB: 2 BB: 2 P: 13	R: 0 E: 0 K: 2 S: 7	H: 0 LOB: 1 BB: 1 P: 11	R: 0 E: 0 K: 2 S: 7	H: 1 LOB: 0 BB: 0 P: 7	R: 6 E: 1 K: 0 S: 9	H: 5 LOB: 1 BB: 1 P: 13	R: 0 E: 0 K: 0 S: 3	H: 0 LOB: 0 BB: 0 P: 3	R: 0 E: 0 K: 1 S: 5	H: 0 LOB: 1 BB: 1 P: 9	R: 0 E: 0 K: 2 S: 7	H: 0 LOB: 0 BB: 0 P: 7	R: 1 E: 0 K: 1 S: 6	H: 1 LOB: 0 BB: 0 P: 6	1B: 5 2B: 1 3B: 0 HR: 2	SF: 0 SAC: 0 DP: 1 HBP: 0	WP: 0 PB: 1 SB: 0 CS: 1	PA: 36
PITCHER Ray Narleski, R ERA: 5.87 Pete Burnside, L ERA: 4.25 (1, 1)	IP: 4.0 WLS: L BF: 22 H: 6 R: 6 ER: 2 SO: 5 BB: 4 IBB: 0 HBP: 0 BLK: 0 WP: 0 HR: 1 S: 28 P: 44 ERA: 4.50 WHIP: 2.500															PITCHER				

Detroit Tigers @ Washington Senators
 Griffith Stadium, Washington, DC
 Sun Jun 21 1959, 3:38 AM EDT
 Att: 18,667 - Unknown

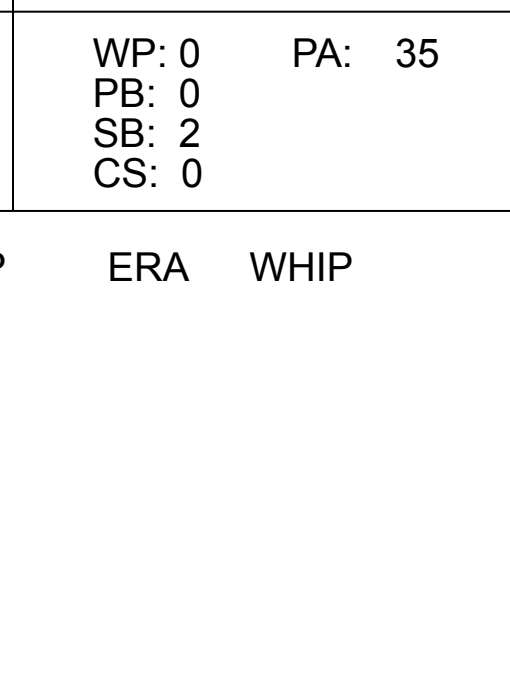
AB 31
 R 7
 H 7
 RBI 6
 BB 5
 SO 9
 LOB 13



Batter	1	2	3	4	5	6	7	8	9	AB	R	H	RBI	BB	SO	LOB	TOP					
Ken Aspromonte, R OBP: 0.360, SLG: 0.333 (1,4)										3	0	1	0	1	1	0						
Faye Throneberry, L OBP: 0.407, SLG: 0.453 (1,9)										3	0	3	0	1	0	0						
Harmon Killebrew, R OBP: 0.381, SLG: 0.685 (1,5)										4	0	1	0	0	1	4						
Jim Lemon, R OBP: 0.344, SLG: 0.545 (1,7)										4	0	0	0	0	2	2						
Bob Allison, R OBP: 0.337, SLG: 0.561 (1,8)										3	1	1	1	1	0	1						
Roy Sievers, R OBP: 0.291, SLG: 0.419 (1,3)										4	0	0	0	0	0	1						
Hal Naragon, L OBP: 0.320, SLG: 0.379 (1,2)										4	0	1	0	0	0	1						
Ron Samford, R OBP: 0.290, SLG: 0.391 (9, PH)										3	0	1	0	0	0	0						
Clint Courtney, L OBP: 0.396, SLG: 0.357 (1,1)										1	0	0	0	0	1	0						
Bill Fischer, R OBP: 0.200, SLG: 0.143 (1,1)										3	0	0	0	0	2	0						
Inning Stats	R: 0 E: 0 K: 0 S: 4	H: 1 LOB: 1 BB: 0 P: 4	R: 0 E: 0 K: 0 S: 4	H: 2 LOB: 2 BB: 0 P: 4	R: 0 E: 0 K: 0 S: 3	H: 2 LOB: 2 BB: 1 P: 7	R: 0 E: 0 K: 0 S: 3	H: 0 LOB: 1 BB: 1 P: 7	R: 0 E: 0 K: 2 S: 9	H: 2 LOB: 2 BB: 0 P: 9	R: 1 E: 0 K: 1 S: 6	H: 1 LOB: 0 BB: 0 P: 6	R: 0 E: 0 K: 0 S: 7	H: 0 LOB: 0 BB: 0 P: 7	R: 0 E: 0 K: 1 S: 5	H: 0 LOB: 1 BB: 1 P: 9	R: 0 E: 0 K: 1 S: 5	H: 0 LOB: 0 BB: 0 P: 5	1B: 5 2B: 2 3B: 0 HR: 1	SF: 0 SAC: 0 DP: 0 HBP: 0	WP: 0 SB: 0 CS: 0	PA: 35
PITCHER Early Wynn, R ERA: 3.85 (1,1)	IP: 9.0 WLS: W BF: 35 H: 8 R: 1 ER: 1 SO: 7 BB: 3 IBB: 0 HBP: 0 BLK: 0 WP: 0 HR: 1 S: 46 P: 58 ERA: 1.00 WHIP: 1.222															PITCHER	IP: 9.0 WLS: W BF: 35 H: 8 R: 1 ER: 1 SO: 7 BB: 3 IBB: 0 HBP: 0 BLK: 0 WP: 0 HR: 1 S: 46 P: 58 ERA: 1.00 WHIP: 1.222					

Washington Senators @ Chicago White Sox
Comiskey Park, Chicago, IL
Tue Jun 23 1959, 8:05 PM EDT
Att: 16,300 - Unknown

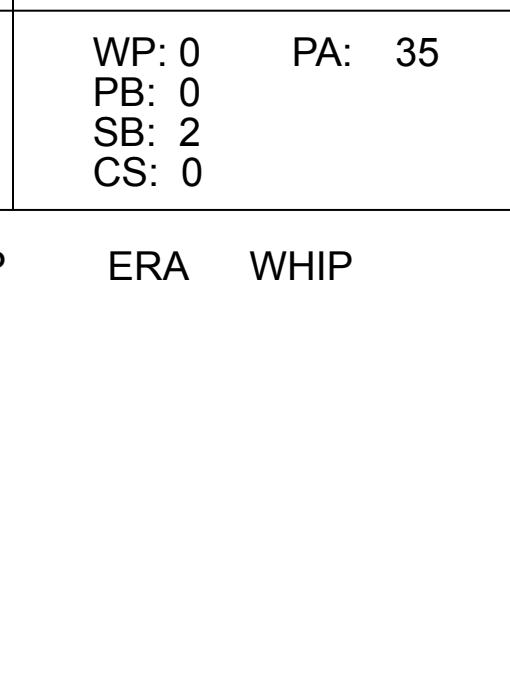
AB	32
R	1
H	8
RBI	1
BB	3
SO	7
LOB	9



Batter	1	2	3	4	5	6	7	8	9	AB	R	H	RBI	BB	SO	LOB	BOTTOM			
Luis Aparicio, R OBP: 0.362, SLG: 0.371 (1,6)										4	0	2	0	0	0	1				
Nellie Fox, L OBP: 0.405, SLG: 0.440 (1,4)										4	1	0	0	0	0	4				
Earl Torgeson, L OBP: 0.413, SLG: 0.427 (1,3)										3	0	2	2	1	1	0				
Harry Simpson, L OBP: 0.309, SLG: 0.490 (1,9)										3	1	1	0	1	0	3				
Sherm Lollar, R OBP: 0.349, SLG: 0.441 (1,2)										4	1	2	2	0	0	3				
Jim Rivera, L OBP: 0.314, SLG: 0.476 (1,7)										3	0	0	0	1	0	1				
Jim Landis, R OBP: 0.338, SLG: 0.341 (1,8)										4	0	0	0	0	0	2				
Bubba Phillips, R OBP: 0.338, SLG: 0.370 (1,5)										4	0	0	0	0	0	2				
Early Wynn, S OBP: 0.333, SLG: 0.429 (1,1)										3	1	1	0	0	0	0				
Inning Stats	R: 0 E: 0 K: 0 S: 3	H: 1 LOB: 2 BB: 2 P: 11	R: 0 E: 0 K: 0 S: 3	H: 0 LOB: 0 BB: 0 P: 3	R: 1 E: 0 K: 0 S: 5	H: 2 LOB: 1 BB: 0 P: 5	R: 0 E: 0 K: 0 S: 3	H: 0 LOB: 0 BB: 0 P: 3	R: 1 E: 1 K: 0 S: 6	H: 2 LOB: 2 BB: 0 P: 6	R: 0 E: 0 K: 0 S: 4	H: 1 LOB: 1 BB: 0 P: 4	R: 0 E: 0 K: 0 S: 3	H: 0 LOB: 0 BB: 0 P: 3	R: 1 E: 0 K: 1 S: 7	H: 2 LOB: 1 BB: 1 P: 11	1B: 4 2B: 3 3B: 0 HR: 1	SF: 0 SAC: 0 DP: 1 HBP: 0	WP: 0 SB: 0 CS: 0	PA: 35
PITCHER Bill Fischer, R ERA: 3.29 (1,1)	IP: 8.0 WLS: L BF: 35 H: 8 R: 4 ER: 3 SO: 1 BB: 3 IBB: 0 HBP: 0 BLK: 0 WP: 0 HR: 1 S: 34 P: 46 ERA: 3.38 WHIP: 1.375															PITCHER	IP: 8.0 WLS: L BF: 35 H: 8 R: 4 ER: 3 SO: 1 BB: 3 IBB: 0 HBP: 0 BLK: 0 WP: 0 HR: 1 S: 34 P: 46 ERA: 3.38 WHIP: 1.375			

Washington Senators @ Chicago White Sox
Comiskey Park, Chicago, IL
Tue Jun 23 1959, 8:05 PM EDT
Att: 16,300 - Unknown

AB	32
R	4
H	8
RBI	4
BB	3
SO	1
LOB	16



Batter	1	2	3	4	5	6	7	8	9	AB	R	H	RBI	BB	SO	LOB	TOP					
Ken Aspromonte, R OBP: 0.345, SLG: 0.319 (1, 4)	5-3		L4			5-6-3	F5		E6	5	0	1	1	0	0	2						
Bob Allison, R OBP: 0.341, SLG: 0.562 (1, 8)	FC6-4 1B			G6-4-3 1B			BB 1B		6-3 F4	5	0	3	0	0	0	1						
Harmon Killebrew, R OBP: 0.379, SLG: 0.597 (1, 5)	FC6-4 1-2			G6-4-3 1-2		G6-3 BB			K	3	0	0	0	1	1	2						
Faye Throneberry, L OBP: 0.398, SLG: 0.440 (1, 9)	1-3			1-3		G6-3 1-2			F7	4	0	0	0	0	0	3						
Jim Lemon, R OBP: 0.346, SLG: 0.544 (1, 7)		5-3				K				4	2	2	0	0	1	0						
Roy Sievers, R OBP: 0.297, SLG: 0.421 (1, 3)		5-3								4	1	2	0	0	0	1						
Clint Courtney, L OBP: 0.395, SLG: 0.333 (1, 2)										3	0	0	0	1	1	3						
Ron Samford, R OBP: 0.297, SLG: 0.386 (7, PH)										2	0	0	0	0	0	1						
Julio Becquer, L OBP: 0.252, SLG: 0.311 (7, PH)										1	0	1	1	0	0	0						
Jose Valdivielso, R OBP: 0.354, SLG: 0.354 (7, PH)										0	0	0	0	0	0	0						
Hal Naragon, L OBP: 0.317, SLG: 0.375 (9, PH)										1	1	0	0	0	0	1						
Hal Griggs, R (9, PH)										0	0	0	0	0	0	0						
Russ Kemmerer, R OBP: 0.133, SLG: 0.107 (1, 1)										2	0	0	0	0	1	2						
Lenny Green, L OBP: 0.227, SLG: 0.262 (7, PH)										1	0	0	0	0	0	2						
Tex Clevenger, R OBP: 0.143, SLG: 0.333 (7, PH)										0	0	0	0	0	0	0						
Reno Bertioia, R OBP: 0.320, SLG: 0.389 (9, PH)										1	0	0	0	0	0	2						
Inning Stats	R: 0 E: 0 K: 0 S: 4	H: 1 LOB: 1 BB: 0 P: 4	R: 0 E: 0 K: 0 S: 3	H: 0 LOB: 0 BB: 0 P: 3	R: 0 E: 0 K: 1 S: 5	H: 0 LOB: 0 BB: 0 P: 5	R: 0 E: 0 K: 0 S: 3	H: 1 LOB: 0 BB: 0 P: 3	R: 0 E: 1 K: 2 S: 9	H: 1 LOB: 2 BB: 0 P: 9	R: 0 E: 0 K: 0 S: 3	H: 1 LOB: 1 BB: 1 P: 7	R: 1 E: 0 K: 0 S: 5	H: 2 LOB: 2 BB: 1 P: 9	R: 0 E: 0 K: 1 S: 5	H: 0 LOB: 0 BB: 0 P: 5	R: 3 E: 2 K: 0 S: 7	H: 3 LOB: 1 BB: 0 P: 7	1B: 9 2B: 0 3B: 0 HR: 0	SF: 0 SAC: 0 DP: 2 HBP: 0	WP: 0 PB: 0 CS: 0	PA: 38
PITCHER Dick Donovan, R ERA: 3.79 (1, 1)	IP: 9.0 WLS: L BF: 38 H: 9 R: 4 ER: 1 SO: 4 BB: 2 IBB: 0 HBP: 0 BLK: 0 WP: 0 HR: 0 S: 44 P: 52 ERA: 1.00 WHIP: 1.222															PITCHER						

Washington Senators @ Chicago White Sox
Comiskey Park, Chicago, IL
Wed Jun 24 1959, 4:33 AM EDT
Att: 5,370 - Unknown

AB	36
R	4
H	9
RBI	2
BB	2
SO	4
LOB	20



Batter	1	2	3	4	5	6	7	8	9	AB	R	H	RBI	BB	SO	LOB	BOTTOM			
Luis Aparicio, R OBP: 0.364, SLG: 0.384 (1, 6)	S 1B	1-3					5-3			4	2	2	1	0	0	1				
Nellie Fox, L OBP: 0.403, SLG: 0.437 (1, 4)	1B 1-H		4-3		4-3				1-3	4	0	1	1	0	0	0				
Earl Torgeson, L OBP: 0.402, SLG: 0.414 (1, 3)	F8		B1		F2				K	4	0	0	0	0	1	1				
Harry Simpson, L OBP: 0.305, SLG: 0.472 (1, 9)	1-3 1B		6-3				K		K	4	0	1	0	0	2	0				
Sherm Lollar, R OBP: 0.351, SLG: 0.448 (1, 2)	K			FC1-4 HBP					6-3	3	0	1	0	0	1	2				
Jim Rivera, L OBP: 0.324, SLG: 0.470 (1, 7)	6-3			FC1-4 BB			F3			3	0	1	0	1	0	3				
Jim Landis, R OBP: 0.335, SLG: 0.336 (1, 8)				FC1-4 1-2			F3			3	0	0	0	0	0	3				
Billy Goodman, L OBP: 0.297, SLG: 0.228 (9, PH)				1-2 2-3					F7	1	0	0	0	0	0	1				
Bubba Phillips, R OBP: 0.333, SLG: 0.364 (1, 5)										3	0	0	0	0	0	2				
Larry Doby, L OBP: 0.293, SLG: 0.304 (9, PH)									1-3	1	0	0	0	0	0	1				
Dick Donovan, L OBP: 0.212, SLG: 0.290 (1, 1)										2	0	0	0	1	1	0				
Inning Stats	R: 1 E: 0 K: 1 S: 8	H: 3 LOB: 2 BB: 0 P: 8	R: 0 E: 0 K: 0 S: 3	H: 0 LOB: 1 BB: 1 P: 7	R: 0 E: 0 K: 0 S: 3	H: 0 LOB: 0 BB: 0 P: 3	R: 0 E: 0 K: 0 S: 2	H: 0 LOB: 1 BB: 1 P: 7	R: 1 E: 0 K: 1 S: 6	H: 1 LOB: 0 BB: 0 P: 6	R: 0 E: 0 K: 1 S: 6	H: 1 LOB: 0 BB: 0 P: 6	R: 0 E: 0 K: 2 S: 7	H: 0 LOB: 0 BB: 0 P: 7	R: 0 E: 0 K: 0 S: 4	H: 1 LOB: 1 BB: 0 P: 4	1B: 4 2B: 0 3B: 1 HR: 1	SF: 0 SAC: 0 DP: 0 HBP: 1	WP: 0 PB: 0 CS: 0	PA: 35
PITCHER Russ Kemmerer, R ERA: 4.58 (1, 1)	IP: 6.0 WLS: W BF: 25 H: 5 R: 2 ER: 2 SO: 3 BB: 2 IBB: 0 HBP: 1 BLK: 0 WP: 0 HR: 0 S: 28 P: 37 ERA: 3.00 WHIP: 1.167															PITCHER				
Tex Clevenger, R ERA: 5.35 (7, 1)	IP: 2.0 WLS: S BF: 6 H: 0 R: 0 ER: 0 SO: 2 BB: 0 IBB: 0 HBP: 0 BLK: 0 WP: 0 HR: 0 S: 10 P: 10 ERA: 0.00 WHIP: 0.000															PITCHER				
Hal Griggs, R ERA: 4.44 (9, 1)	IP: 1.0 WLS: S BF: 4 H: 1 R: 0 ER: 0 SO: 0 BB: 0 IBB: 0 HBP: 0 BLK: 0 WP: 0 HR: 0 S: 4 P: 4 ERA: 0.00 WHIP: 1.000															PITCHER				

Washington Senators @ Chicago White Sox
Comiskey Park, Chicago, IL
Wed Jun 24 1959, 4:33 AM EDT
Att: 5,370 - Unknown

AB	32
R	2
H	6
RBI	2
BB	2
SO	5
LOB	14



Batter	1	2	3	4	5	6	7	8	9	AB	R	H	RBI	BB	SO	LOB	TOP					
Faye Throneberry, L OBP: 0.400, SLG: 0.438 (1, 9)	F5		CS BB		4-3			1B		3	0	1	0	1	0	2	Washington Senators @ Chicago White Sox Comiskey Park, Chicago, IL Thu Jun 25 1959, 4:33 AM EDT Att: 4,848 - Unknown					
Bob Allison, R OBP: 0.340, SLG: 0.565 (1, 8)	F4		CS		4-3			K		4	1	1	0	0	1	3						
Harmon Killebrew, R OBP: 0.374, SLG: 0.588 (1, 5)	K				6-3			F9		4	0	0	0	0	1	2						
Roy Sievers, R OBP: 0.302, SLG: 0.420 (1, 3)		F7			G3 1B			F7		3	0	1	1	1	0	1						
Jim Lemon, R OBP: 0.345, SLG: 0.543 (1, 7)					G3			FC4-6 BB		4	0	1	0	0	0	2						
Clint Courtney, L OBP: 0.357, SLG: 0.306 (1, 2)					F4			G3		4	0	0	0	0	1	3						
Ron Samford, R OBP: 0.286, SLG: 0.380 (1, 6)								F5		3	0	0	0	1	0	1						
Ken Aspromonte, R OBP: 0.345, SLG: 0.320 (1, 4)					6-3			F7		3	0	1	0	0	0	0						
Pedro Ramos, S OBP: 0.250, SLG: 0.273 (7, PH)					K2-3			K		2	0	0	0	0	1	2						
Billy Conso, R OBP: 0.233, SLG: 0.185 Hal Woodeshick, R (7, 1)										1	0	0	0	0	1	0						
Inning Stats	R: 0 E: 0 K: 1 S: 5	H: 0 LOB: 0 BB: 0 P: 5	R: 0 E: 0 K: 1 S: 6	H: 1 LOB: 1 BB: 0 P: 6	R: 0 E: 0 K: 1 S: 4	H: 0 LOB: 0 BB: 1 P: 8	R: 1 E: 0 K: 0 S: 5	H: 2 LOB: 1 BB: 0 P: 5	R: 0 E: 0 K: 0 S: 4	H: 1 LOB: 2 BB: 1 P: 8	R: 0 E: 0 K: 0 S: 3	H: 0 LOB: 0 BB: 1 P: 7	R: 0 E: 0 K: 1 S: 5	H: 0 LOB: 0 BB: 0 P: 5	R: 0 E: 0 K: 1 S: 6	H: 1 LOB: 1 BB: 0 P: 6	R: 0 E: 0 K: 0 S: 3	H: 0 LOB: 0 BB: 0 P: 3	1B: 3 2B: 1 3B: 1 HR: 0	SF: 0 SAC: 0 DP: 0 HBP: 0	WP: 0 PB: 0 CS: 1	PA: 35
PITCHER Barry Latman, R ERA: 4.39 (1, 1)	IP: 9.0 WLS: W BF: 34 H: 5 R: 1 ER: 1 SO: 5 BB: 3 IBB: 0 HBP: 0 BLK: 0 WP: 0 HR: 0 S: 41 P: 53 ERA: 1.00 WHIP: 0.889															PITCHER						

Batter	1	2	3	4	5	6	7	8	9	AB	R	H	RBI	BB	SO	LOB	BOTTOM			
Luis Aparicio, R OBP: 0.359, SLG: 0.378 (1, 6)	G3		F4		5-3			5-3		4	0	0	0	0	0	0	Washington Senators @ Chicago White Sox Comiskey Park, Chicago, IL Thu Jun 25 1959, 4:33 AM EDT Att: 4,848 - Unknown			
Nellie Fox, L OBP: 0.397, SLG: 0.431 (1, 4)	4-3				E4 G3 FC4-2			F7		4	0	0	0	0	0	0				
Billy Goodman, L OBP: 0.250, SLG: 0.250 Jim Landis, R OBP: 0.333, SLG: 0.335 (7, 8)	4-3				G3			F3		3	1	1	0	0	0	1				
Harry Simpson, L OBP: 0.290, SLG: 0.446 (1, 9)		4-3			FC4-2			G3		3	0	0	0	0	0	2				
Earl Torgeson, L OBP: 0.401, SLG: 0.435 (1, 3)		G3			4-3			HR		3	1	1	2	0	0	1				
Jim Rivera, L OBP: 0.338, SLG: 0.478 (1, 7)								F7		3	1	2	0	0	0	0				
Earl Batley, R OBP: 0.324, SLG: 0.300 (1, 2)								1-3		3	0	0	0	0	0	2				
Bubba Phillips, R OBP: 0.333, SLG: 0.373 (7, 5)					F7			6-3		3	1	1	1	0	0	0				
Barry Latman, R OBP: 0.133, SLG: 0.077 (1, 1)					4-3			4-3		2	0	0	1	0	0	0				
Inning Stats	R: 0 E: 0 K: 0 S: 3	H: 0 LOB: 0 BB: 0 P: 3	R: 0 E: 0 K: 0 S: 4	H: 1 LOB: 1 BB: 0 P: 4	R: 0 E: 0 K: 0 S: 3	H: 0 LOB: 0 BB: 0 P: 3	R: 0 E: 1 K: 0 S: 4	H: 0 LOB: 1 BB: 0 P: 4	R: 2 E: 0 K: 0 S: 5	H: 2 LOB: 0 BB: 0 P: 5	R: 0 E: 0 K: 0 S: 3	H: 0 LOB: 0 BB: 0 P: 3	R: 0 E: 0 K: 0 S: 3	H: 0 LOB: 0 BB: 0 P: 3	R: 0 E: 0 K: 0 S: 3	H: 0 LOB: 0 BB: 0 P: 3		1B: 2 2B: 1 3B: 1 HR: 1	SF: 1 SAC: 0 DP: 0 HBP: 0	WP: 0 PB: 0 CS: 0
PITCHER Pedro Ramos, R ERA: 4.35 Hal Woodeshick, L ERA: 6.1 (7, 1)	IP: 6.0 WLS: L BF: 24 H: 5 R: 4 ER: 4 SO: 4 BB: 0 IBB: 0 HBP: 0 BLK: 0 WP: 0 HR: 1 S: 24 P: 24 ERA: 6.00 WHIP: 0.833															PITCHER				

Batter	1	2	3	4	5	6	7	8	9	AB	R	H	RBI	BB	SO	LOB	TOP								
Reno Bertoia, R OBP: 0.318, SLG: 0.385 (1, 4)										5	0	1	1	0	1	1	Washington Senators @ Kansas City Athletics Municipal Stadium, Kansas City, MO Fri Jun 26 1959, 8:05 PM EDT Att: 8,272 - Unknown livebaseballscorecards.com								
Bob Allison, R OBP: 0.338, SLG: 0.569 (1, 8)										5	1	1	2	0	0	1									
Harmon Killebrew, R OBP: 0.379, SLG: 0.692 (1, 5)										4	2	2	1	1	0	1									
Roy Sievers, R OBP: 0.307, SLG: 0.418 (1, 3)										3	1	1	0	1	1	1									
Jim Lemon, R OBP: 0.347, SLG: 0.555 (1, 7)										4	1	2	3	0	0	0									
Faye Throneberry, L OBP: 0.397, SLG: 0.453 (1, 9)										4	1	1	1	0	0	2									
Hal Naragon, L OBP: 0.315, SLG: 0.370 (1, 2)										4	0	1	0	0	0	0									
Billy Conso, R OBP: 0.265, SLG: 0.200 (1, 6)										3	1	1	0	1	0	0									
Camilo Pascual, R OBP: 0.262, SLG: 0.268 (1, 1)										3	1	1	0	0	0	1									
Tex Clevenger, R OBP: 0.143, SLG: 0.333 (9, 1)										0	0	0	0	0	0	0									
Chuck Stobbs, L OBP: 0.100, SLG: 0.100 (9, 1)										0	0	0	0	0	0	0									
Inning Stats	R: 1 E: 0 K: 1 S: 7	H: 2 LOB: 2 BB: 1 P: 11	R: 0 E: 0 K: 0 S: 3	H: 2 LOB: 0 BB: 0 P: 3	R: 0 E: 0 K: 1 S: 3	H: 0 LOB: 0 BB: 0 P: 3	R: 0 E: 0 K: 1 S: 5	H: 0 LOB: 0 BB: 0 P: 5	R: 0 E: 0 K: 0 S: 3	H: 0 LOB: 0 BB: 0 P: 3	R: 0 E: 0 K: 0 S: 4	H: 1 LOB: 1 BB: 0 P: 4	R: 1 E: 0 K: 0 S: 4	H: 1 LOB: 0 BB: 0 P: 4	R: 5 E: 0 K: 0 S: 7	H: 4 LOB: 0 BB: 1 P: 11	R: 1 E: 0 K: 0 S: 4	H: 1 LOB: 1 BB: 1 P: 8	1B: 6 2B: 1 3B: 0 HR: 4	SF: 0 SAC: 1 DP: 1 HBP: 0	WP: 0 PB: 0 SB: 0 CS: 0	PA: 39			
PITCHER	IP	WLS	BF	H	R	ER	SO	BB	IBB	HBP	BLK	WP	HR	S	P	ERA	WHIP								
Ned Garver, R ERA: 2.88 (1, 1)	7.0	L	26	6	2	2	2	1	0	0	0	0	1	29	33	2.57	1.000								
Bob Grim, R ERA: 3.96 (8, 1)	0.1		4	3	3	3	0	0	0	0	0	0	2	4	4	81.00	9.000								
Russ Meyer, R ERA: 4.13 (8, 1)	1.2		9	2	3	3	0	2	0	0	0	0	1	7	15	16.20	2.400								

Batter	1	2	3	4	5	6	7	8	9	AB	R	H	RBI	BB	SO	LOB	BOTTOM								
Bill Tuttle, R OBP: 0.333, SLG: 0.355 (1, 8)										4	1	1	1	1	0	3	Washington Senators @ Kansas City Athletics Municipal Stadium, Kansas City, MO Fri Jun 26 1959, 8:05 PM EDT Att: 8,272 - Unknown livebaseballscorecards.com								
Jerry Lumpe, L OBP: 0.316, SLG: 0.308 (1, 4)										3	1	1	0	1	0	1									
Dick Williams, R OBP: 0.343, SLG: 0.495 (1, 5)										4	0	2	1	0	0	3									
Bob Grim, R OBP: 0.182, SLG: 0.300 (8, 1)										0	0	0	0	0	0	0									
Russ Meyer, S (8, 1)										0	0	0	0	0	0	0									
Harry Chiti, R OBP: 0.295, SLG: 0.466 (9, PH)										1	0	1	2	0	0	0									
Roger Maris, L OBP: 0.369, SLG: 0.592 (1, 9)										5	0	0	0	0	2	6									
Bob Cerv, R OBP: 0.323, SLG: 0.448 (1, 7)										5	0	0	0	0	4	5									
Kent Hadley, L OBP: 0.302, SLG: 0.455 (1, 3)										3	0	0	0	1	1	0									
Frank House, L OBP: 0.332, SLG: 0.380 (1, 2)										3	1	2	0	1	1	1									
Joe Demaestri, R OBP: 0.316, SLG: 0.425 (1, 6)										3	0	2	0	0	1	1									
Preston Ward, L OBP: 0.225, SLG: 0.274 (9, PH)										1	0	0	0	0	0	1									
Ned Garver, R OBP: 0.395, SLG: 0.528 (1, 1)										2	0	0	0	0	1	4									
Ray Boone, R OBP: 0.412, SLG: 0.424 (7, PH)										0	0	0	0	1	0	0									
Hal Smith, R OBP: 0.363, SLG: 0.363 (8, 5)										1	1	1	0	0	0	0									
Inning Stats	R: 0 E: 0 K: 2 S: 8	H: 1 LOB: 2 BB: 1 P: 12	R: 0 E: 0 K: 2 S: 8	H: 1 LOB: 2 BB: 1 P: 12	R: 0 E: 0 K: 1 S: 6	H: 1 LOB: 1 BB: 0 P: 6	R: 0 E: 0 K: 1 S: 6	H: 2 LOB: 1 BB: 0 P: 6	R: 0 E: 0 K: 0 S: 4	H: 0 LOB: 1 BB: 0 P: 4	R: 0 E: 0 K: 2 S: 7	H: 0 LOB: 1 BB: 1 P: 11	R: 1 E: 0 K: 0 S: 3	H: 1 LOB: 1 BB: 1 P: 7	R: 0 E: 0 K: 2 S: 7	H: 0 LOB: 0 BB: 0 P: 7	R: 3 E: 0 K: 0 S: 7	H: 4 LOB: 2 BB: 1 P: 11	1B: 7 2B: 3 3B: 0 HR: 0	SF: 0 SAC: 1 DP: 1 HBP: 0	WP: 0 PB: 0 SB: 0 CS: 0	PA: 41			
PITCHER	IP	WLS	BF	H	R	ER	SO	BB	IBB	HBP	BLK	WP	HR	S	P	ERA	WHIP								
Camilo Pascual, R ERA: 2.91 (1, 1)	8.1	W	37	9	4	4	10	4	0	0	0	0	0	53	69	4.32	1.560								
Tex Clevenger, R ERA: 5.36 (9, 1)	0.0		2	1	0	0	0	1	0	0	0	0	0	1	5	∞	∞								
Chuck Stobbs, L ERA: 3.56 (9, 1)	0.2	S	2	0	0	0	0	0	0	0	0	0	0	2	2	0.00	0.000								


Batter	1	2	3	4	5	6	7	8	9	AB	R	H	RBI	BB	SO	LOB	TOP						
Ken Aspromonte, R OBP: 0.365, SLG: 0.340	4-0 2B 4-3 BB		X 0-0 WP 1B 2B	X 0-0 FC6-4			X 4-0 1-2 1B BB	X 0-3 K		3	3	1	0	2	1	2							
Bob Allison, R OBP: 0.343, SLG: 0.575	X 0-0 4-3 SF9 2B		X 0-0 L7		X 0-0 5-3		X 0-3 K		X 0-0 2B 3B	5	2	2	0	0	1	3							
Harmon Killebrew, R OBP: 0.370, SLG: 0.609	X 0-0 4-3		X 0-0	X 0-0 2H 1B		X 0-0 P6	X 0-0 5-3	X 0-0 5-3	X 0-0 2B	5	0	2	3	0	0	3							
Roy Sievers, R OBP: 0.314, SLG: 0.431	X 0-0 2-3 3-H 4-0 CS BB		X 0-0 F9		X 0-0 P6		X 4-0 1B E BB		X 0-0 F9	3	1	0	0	2	0	2							
Jim Lemon, R OBP: 0.343, SLG: 0.545	X 0-0 SF9		X 0-0 5-3			X 0-3 K	X 0-0 E 1B		X 0-3 K	4	0	1	3	0	2	2							
Faye Throneberry, L OBP: 0.369, SLG: 0.455	X 0-0 3-H 1-2 CS	X 0-0 F5		X 0-0 4-3		X 0-0 2B	X 0-0 E4		X 0-0 F7	5	0	1	0	0	0	2							
Hal Naragon, L OBP: 0.310, SLG: 0.362		X 0-0 F9		X 0-0 1B 1B		X 0-0 F7	X 0-3 K			4	0	1	0	0	1	3	AB 36 R 7 H 10 RBI 6 BB 5 SO 8 LOB 21						
Billy Consolo, R OBP: 0.275, SLG: 0.222		X 0-0 1B		X 0-0 FC6-4 1B		X 0-0 6-3		X 0-3 K		4	0	2	0	0	1	1							
Russ Kemmerer, R OBP: 0.147, SLG: 0.097		X 0-0 1-3		X 0-3 K			X 4-0 PB 1B BB	X 0-3 K		3	1	0	0	1	2	3							
Inning Stats	R: 2 E: 0 K: 0 S: 3	H: 1 LOB: 0 BB: 2 P: 11	R: 0 E: 0 K: 0 S: 4	H: 1 LOB: 1 BB: 0 P: 4	R: 1 E: 0 K: 0 S: 5	H: 2 LOB: 1 BB: 0 P: 5	R: 0 E: 0 K: 1 S: 7	H: 2 LOB: 2 BB: 0 P: 7	R: 0 E: 0 K: 1 S: 6	H: 1 LOB: 1 BB: 0 P: 6	R: 3 E: 1 K: 2 S: 9	H: 1 LOB: 2 BB: 3 P: 21	R: 0 E: 0 K: 3 S: 9	H: 0 LOB: 0 BB: 0 P: 9	R: 1 E: 0 K: 1 S: 7	H: 2 LOB: 1 BB: 0 P: 7	1B: 5 2B: 4 3B: 1 HR: 0	SF: 1 SAC: 0 DP: 0 HBP: 0	WP: 1 PB: 1 CS: 0	PA: 43			
PITCHER	IP WLS BF H R ER SO BB IBB HBP BLK WP HR S P ERA WHIP	IP WLS BF H R ER SO BB IBB HBP BLK WP HR S P ERA WHIP	IP WLS BF H R ER SO BB IBB HBP BLK WP HR S P ERA WHIP	IP WLS BF H R ER SO BB IBB HBP BLK WP HR S P ERA WHIP	IP WLS BF H R ER SO BB IBB HBP BLK WP HR S P ERA WHIP	IP WLS BF H R ER SO BB IBB HBP BLK WP HR S P ERA WHIP	IP WLS BF H R ER SO BB IBB HBP BLK WP HR S P ERA WHIP	IP WLS BF H R ER SO BB IBB HBP BLK WP HR S P ERA WHIP	IP WLS BF H R ER SO BB IBB HBP BLK WP HR S P ERA WHIP	IP WLS BF H R ER SO BB IBB HBP BLK WP HR S P ERA WHIP	IP WLS BF H R ER SO BB IBB HBP BLK WP HR S P ERA WHIP	IP WLS BF H R ER SO BB IBB HBP BLK WP HR S P ERA WHIP	IP WLS BF H R ER SO BB IBB HBP BLK WP HR S P ERA WHIP	IP WLS BF H R ER SO BB IBB HBP BLK WP HR S P ERA WHIP	IP WLS BF H R ER SO BB IBB HBP BLK WP HR S P ERA WHIP	IP WLS BF H R ER SO BB IBB HBP BLK WP HR S P ERA WHIP	IP WLS BF H R ER SO BB IBB HBP BLK WP HR S P ERA WHIP	IP WLS BF H R ER SO BB IBB HBP BLK WP HR S P ERA WHIP	IP WLS BF H R ER SO BB IBB HBP BLK WP HR S P ERA WHIP	IP WLS BF H R ER SO BB IBB HBP BLK WP HR S P ERA WHIP	IP WLS BF H R ER SO BB IBB HBP BLK WP HR S P ERA WHIP		
Howie Reed, R ERA: 4.5	(1, 1)	6.0	L	26	7	3	3	2	2	2	0	0	0	0	0	0	1	0	28	36	4.50	1.500	
Tom Sturdivant, R ERA: 4.5	(7, 1)	0.0		2	0	2	2	0	2	0	0	0	0	0	0	0	0	0	0	8	2	∞	∞
Murry Dickson, R ERA: 4.37	(7, 1)	2.0		9	1	1	0	5	1	0	0	0	0	0	0	0	0	0	18	22	0.00	1.000	
Russ Meyer, R ERA: 4.5	(9, 1)	0.0		2	2	1	1	0	0	0	0	0	0	0	0	0	0	0	2	2	∞	∞	
Johnny Kucks, R ERA: 6.46	(9, 1)	1.0		3	0	0	0	1	0	0	0	0	0	0	0	0	0	0	5	5	0.00	0.000	

Washington Senators @ Kansas City Athletics
Municipal Stadium, Kansas City, MO
Sun Jun 28 1959, 4:33 AM EDT
Att: 10,148 - Unknown



Batter	1	2	3	4	5	6	7	8	9	AB	R	H	RBI	BB	SO	LOB	BOTTOM					
Bill Tuttle, R OBP: 0.333, SLG: 0.352	X 0-0 5-3			X 0-0 BB 1B		X 4-0 2B BB		X 0-0 BLK 1B		3	2	2	0	1	0	0						
Russ Meyer, S ERA: 4.5	(9, 1)									0	0	0	0	0	0	0						
Johnny Kucks, R ERA: 6.46	(9, 1)									0	0	0	0	0	0	0						
Jerry Lumpe, L OBP: 0.339, SLG: 0.331	X 0-0 G5-4-3 1B			X 4-0 1-2 BB		X 0-0 1-H 2B		X 0-0 1-H 3B 1B		3	1	3	2	1	0	0						
Dick Williams, R OBP: 0.330, SLG: 0.476	X 0-0 G5-4-3 1-2			X 0-0 F2		X 0-3 K		X 0-0 F7		4	0	0	0	0	1	5						
Roger Maris, L OBP: 0.367, SLG: 0.584	(1, 9) (9, 8)		X 0-0 F7		X 0-0 F8		X 0-0 F8		X 0-0 1-H 3B	4	0	1	1	0	0	3						
Harry Chiti, R OBP: 0.300, SLG: 0.439	(1, 2)		X 0-0 5-3		X 0-0 F3		X 0-0 4-3		X 0-0 1-3	4	0	0	0	0	0	3						
Kent Hadley, L OBP: 0.285, SLG: 0.443	(1, 3)		X 0-0 F7			X 0-3 K		X 0-0 6-3		X 0-0 2B	4	0	1	0	0	1						
Hal Smith, R OBP: 0.376, SLG: 0.373	(1, 5)		X 0-0 L1		X 0-0 6-3		X 0-0 1B		X 0-0 L8	4	0	1	0	0	0	1	AB 34 R 3 H 8 RBI 3 BB 2 SO 2 LOB 15					
Wayne Terwilliger, R OBP: 0.200, SLG: 0.296	(1, 4)		X 0-0 F8		X 0-0 1-3		X 0-0 F7		X 0-0 6-3	3	0	0	0	0	0	1						
Bob Cerv, R OBP: 0.321, SLG: 0.446	(9, PH)									1	0	0	0	0	0	1						
Howie Reed, R ERA: 4.44	(1, 1)	9.0	W	36	8	3	3	2	2	2	0	0	0	0	0	0	0	0	38	46	3.00	1.111
Preston Ward, L OBP: 0.205, SLG: 0.287	(5, PH)																					
Tom Sturdivant, L ERA: 4.5	(7, 1)																					
Murry Dickson, R ERA: 4.37	(7, 1)																					
Zeke Beila, R OBP: 0.323, SLG: 0.370	(8, PH) (9, 9)																					
Inning Stats	R: 0 E: 0 K: 0 S: 3	H: 1 LOB: 0 BB: 0 P: 3	R: 0 E: 0 K: 0 S: 3	H: 0 LOB: 0 BB: 0 P: 3	R: 0 E: 0 K: 0 S: 3	H: 0 LOB: 0 BB: 0 P: 3	R: 0 E: 0 K: 0 S: 4	H: 1 LOB: 2 BB: 1 P: 8	R: 0 E: 0 K: 1 S: 5	H: 0 LOB: 0 BB: 0 P: 5	R: 1 E: 0 K: 1 S: 6	H: 1 LOB: 1 BB: 1 P: 10	R: 0 E: 0 K: 0 S: 4	H: 1 LOB: 1 BB: 0 P: 4	R: 2 E: 0 K: 0 S: 6	H: 3 LOB: 1 BB: 0 P: 6	R: 0 E: 0 K: 0 S: 4	H: 1 LOB: 1 BB: 0 P: 4	1B: 5 2B: 2 3B: 1 HR: 0	SF: 0 SAC: 0 DP: 1 HBP: 0	WP: 0 PB: 0 CS: 0	PA: 36
PITCHER	IP WLS BF H R ER SO BB IBB HBP BLK WP HR S P ERA WHIP	IP WLS BF H R ER SO BB IBB HBP BLK WP HR S P ERA WHIP	IP WLS BF H R ER SO BB IBB HBP BLK WP HR S P ERA WHIP	IP WLS BF H R ER SO BB IBB HBP BLK WP HR S P ERA WHIP	IP WLS BF H R ER SO BB IBB HBP BLK WP HR S P ERA WHIP	IP WLS BF H R ER SO BB IBB HBP BLK WP HR S P ERA WHIP	IP WLS BF H R ER SO BB IBB HBP BLK WP HR S P ERA WHIP	IP WLS BF H R ER SO BB IBB HBP BLK WP HR S P ERA WHIP	IP WLS BF H R ER SO BB IBB HBP BLK WP HR S P ERA WHIP	IP WLS BF H R ER SO BB IBB HBP BLK WP HR S P ERA WHIP	IP WLS BF H R ER SO BB IBB HBP BLK WP HR S P ERA WHIP	IP WLS BF H R ER SO BB IBB HBP BLK WP HR S P ERA WHIP	IP WLS BF H R ER SO BB IBB HBP BLK WP HR S P ERA WHIP	IP WLS BF H R ER SO BB IBB HBP BLK WP HR S P ERA WHIP	IP WLS BF H R ER SO BB IBB HBP BLK WP HR S P ERA WHIP	IP WLS BF H R ER SO BB IBB HBP BLK WP HR S P ERA WHIP	IP WLS BF H R ER SO BB IBB HBP BLK WP HR S P ERA WHIP	IP WLS BF H R ER SO BB IBB HBP BLK WP HR S P ERA WHIP	IP WLS BF H R ER SO BB IBB HBP BLK WP HR S P ERA WHIP	IP WLS BF H R ER SO BB IBB HBP BLK WP HR S P ERA WHIP	IP WLS BF H R ER SO BB IBB HBP BLK WP HR S P ERA WHIP	IP WLS BF H R ER SO BB IBB HBP BLK WP HR S P ERA WHIP
Russ Kemmerer, R ERA: 4.44	(1, 1)	9.0	W	36	8	3	3	2	2	2	0	0	0	0	0	0	0	0	38	46	3.00	1.111

Washington Senators @ Kansas City Athletics
Municipal Stadium, Kansas City, MO
Sun Jun 28 1959, 4:33 AM EDT
Att: 10,148 - Unknown



Batter	1	2	3	4	5	6	7	8	9	AB	R	H	RBI	BB	SO	LOB	TOP			
Don Buddin, R OBP: 0.359, SLG: 0.333 Gary Geiger, L OBP: 0.277, SLG: 0.377 Leo Kiely, L (8, 1)	F5		5-3		5-3			P5		3	0	0	0	0	0	1				
Pete Runnels, L OBP: 0.450, SLG: 0.494 (1, 4)	F7			1B		F5				4	1	2	0	0	0	0				
Ted Williams, L OBP: 0.319, SLG: 0.353 (1, 7)	P4			1B		G3		F8		4	0	1	0	0	0	1				
Vic Wertz, L OBP: 0.352, SLG: 0.487 (1, 3)		L3				4-3				4	0	1	1	0	0	0				
Jackie Jensen, R OBP: 0.379, SLG: 0.516 (1, 9)	F8			F8				F5		4	0	0	0	0	1	2				
Frank Malzone, R OBP: 0.333, SLG: 0.458 (1, 5)	K			P6						4	0	2	0	0	1	2				
Gene Stephens, L OBP: 0.292, SLG: 0.294 (1, 8)				F6				F9		3	0	0	0	1	0	4				
Sammy White, R OBP: 0.270, SLG: 0.254 (1, 2)			G3		L6			P3		3	0	0	0	0	0	2				
Tom Brewer, R OBP: 0.114, SLG: 0.088 Mike Fomieles, R OBP: 0.111, SLG: 0.111 Marty Keough, L OBP: 0.344, SLG: 0.477 Bobby Avila, R OBP: 0.239, SLG: 0.227 (1, 1)			K		K			F7		0	0	0	0	0	0	0				
Inning Stats	R: 0 E: 0 K: 0 S: 3	H: 0 LOB: 0 BB: 0 P: 3	R: 0 E: 0 K: 1 S: 5	H: 0 LOB: 0 BB: 0 P: 5	R: 0 E: 0 K: 1 S: 5	H: 0 LOB: 1 BB: 1 P: 9	R: 1 E: 0 K: 0 S: 6	H: 3 LOB: 2 BB: 0 P: 6	R: 0 E: 0 K: 0 S: 5	H: 0 LOB: 0 BB: 0 P: 5	R: 0 E: 0 K: 0 S: 4	H: 1 LOB: 1 BB: 0 P: 4	R: 0 E: 0 K: 0 S: 4	H: 1 LOB: 1 BB: 0 P: 4	R: 0 E: 0 K: 1 S: 6	H: 1 LOB: 1 BB: 0 P: 6	1B: 6 2B: 0 3B: 0 HR: 0	SF: 0 SAC: 0 DP: 0 HBP: 0	WP: 0 PB: 0 SB: 0 CS: 0	PA: 34
PITCHER Pedro Ramos, R ERA: 4.09 (1, 1)	IP: 9.0 WLS: W BF: 34 H: 6 R: 1 ER: 1 SO: 4 BB: 1 IBB: 0 HBP: 0 BLK: 0 WP: 0 HR: 0 S: 41 P: 45 ERA: 1.00 WHIP: 0.778															PITCHER				

Boston Red Sox @ Washington Senators
Griffith Stadium, Washington, DC
Tue Jun 30 1959, 7:05 PM EDT
Att: 10,214 - Unknown

AB 33
R 1
H 6
RBI 1
BB 1
SO 4
LOB 13



Batter	1	2	3	4	5	6	7	8	9	AB	R	H	RBI	BB	SO	LOB	BOTTOM			
Ken Aspromonte, R OBP: 0.368, SLG: 0.333 (1, 4)	4-3	E				F7		1-3		4	1	1	0	1	0	1				
Bob Allison, R OBP: 0.342, SLG: 0.571 (1, 8)	K	E6		K		K				4	1	1	1	0	3	1				
Harmon Killebrew, R OBP: 0.383, SLG: 0.615 (1, 5)										4	0	3	2	0	0	0				
Roy Sievers, R OBP: 0.318, SLG: 0.436 (1, 3)										3	1	1	0	1	0	1				
Jim Lemon, R OBP: 0.342, SLG: 0.540 (1, 7)	5-3			5-3						4	0	1	0	0	0	2				
Faye Throneberry, L OBP: 0.401, SLG: 0.475 (1, 9)				3-1		FC3-6				4	1	2	2	0	0	1				
Hal Naragon, L OBP: 0.308, SLG: 0.352 (1, 2)		E4		6-3						3	1	0	0	1	0	1				
Billy Consolo, R OBP: 0.273, SLG: 0.205 (1, 6)		K				K				3	0	0	0	1	2	4				
Pedro Ramos, S OBP: 0.250, SLG: 0.270 (1, 1)						K				4	1	1	0	0	2	1				
Inning Stats	R: 0 E: 0 K: 1 S: 6	H: 1 LOB: 2 BB: 1 P: 10	R: 4 E: 2 K: 1 S: 9	H: 4 LOB: 1 BB: 1 P: 13	R: 0 E: 0 K: 0 S: 3	H: 0 LOB: 0 BB: 0 P: 3	R: 0 E: 0 K: 3 S: 10	H: 1 LOB: 1 BB: 0 P: 10	R: 1 E: 0 K: 0 S: 5	H: 3 LOB: 2 BB: 1 P: 9	R: 0 E: 0 K: 1 S: 5	H: 0 LOB: 0 BB: 0 P: 5	R: 0 E: 0 K: 0 S: 3	H: 0 LOB: 0 BB: 0 P: 3	R: 1 E: 0 K: 1 S: 6	H: 1 LOB: 1 BB: 1 P: 10	1B: 7 2B: 3 3B: 0 HR: 1	SF: 0 SAC: 0 DP: 1 HBP: 0	WP: 1 PB: 1 SB: 0 CS: 2	PA: 37
PITCHER Tom Brewer, R ERA: 3.43 Mike Fomieles, R ERA: 3.93 Leo Kiely, L ERA: 3.55 (1, 1)	IP: 1.2 WLS: L BF: 11 H: 4 R: 4 ER: 0 SO: 2 BB: 2 IBB: 0 HBP: 0 BLK: 0 WP: 0 HR: 0 S: 13 P: 21 ERA: 0.00 WHIP: 3.600															PITCHER				

Boston Red Sox @ Washington Senators
Griffith Stadium, Washington, DC
Tue Jun 30 1959, 7:05 PM EDT
Att: 10,214 - Unknown


AB 33
R 6
H 10
RBI 5
BB 4
SO 7
LOB 12



Batter	1	2	3	4	5	6	7	8	9	AB	R	H	RBI	BB	SO	LOB	TOP					
Don Buddin, R OBP: 0.358, SLG: 0.330 (1, 6)										3	0	0	0	1	2	1						
Pete Runnels, L OBP: 0.447, SLG: 0.491 (1, 4)										4	0	1	0	0	1	1						
Ted Williams, L OBP: 0.317, SLG: 0.358 (1, 7)										4	0	1	0	0	0	1						
Vic Wertz, L OBP: 0.349, SLG: 0.479 (1, 3)										4	1	1	0	0	0	2						
Jackie Jensen, R OBP: 0.375, SLG: 0.508 (1, 9)										4	0	0	0	0	0	3						
Frank Malzone, R OBP: 0.332, SLG: 0.456 (1, 5)										4	0	1	1	0	1	0						
Gene Stephens, L OBP: 0.300, SLG: 0.287 (1, 8)										2	0	0	0	2	2							
Sammy White, R OBP: 0.266, SLG: 0.250 (1, 2)										2	0	0	0	0	2							
Marty Keough, L OBP: 0.347, SLG: 0.473 (8, PH)										1	0	0	0	0	0							
Leo Kiely, L (8, 1)										0	0	0	0	0	0							
Jerry Casale, R OBP: 0.233, SLG: 0.296 (1, 1)										2	0	0	0	1	2							
Murray Wall, R (7, 1)										0	0	0	0	0	0							
Gary Geiger, L OBP: 0.275, SLG: 0.374 (8, PH)										1	0	0	0	0	0							
Pete Daley, R OBP: 0.298, SLG: 0.310 (8, 2)										0	0	0	0	0	0							
Inning Stats	R: 0 E: 0 K: 1 S: 5	H: 0 LOB: 0 BB: 0 P: 5	R: 0 E: 1 K: 1 S: 5	H: 0 LOB: 0 BB: 0 P: 5	R: 0 E: 0 K: 1 S: 5	H: 0 LOB: 1 BB: 1 P: 9	R: 0 E: 0 K: 0 S: 4	H: 1 LOB: 1 BB: 0 P: 4	R: 0 E: 0 K: 1 S: 5	H: 0 LOB: 1 BB: 1 P: 9	R: 0 E: 0 K: 0 S: 3	H: 1 LOB: 1 BB: 1 P: 7	R: 0 E: 0 K: 0 S: 3	H: 0 LOB: 0 BB: 0 P: 3	R: 0 E: 0 K: 1 S: 5	H: 0 LOB: 0 BB: 0 P: 5	R: 1 E: 1 K: 0 S: 6	H: 2 LOB: 2 BB: 0 P: 6	1B: 3 2B: 1 3B: 0 HR: 0	SF: 0 SAC: 0 DP: 2 HBP: 0	WP: 0 PB: 0 SB: 0 CS: 0	PA: 34
PITCHER Camilo Pascual, R ERA: 2.71 (1, 1)	IP: 9.0 WLS: W BF: 34 H: 4 R: 1 ER: 0 SO: 5 BB: 3 IBB: 0 HBP: 0 BLK: 0 WP: 0 HR: 0 S: 41 P: 53 ERA: 0.00 WHIP: 0.778															PITCHER						

Boston Red Sox @ Washington Senators
Griffith Stadium, Washington, DC
Wed Jul 01 1959, 7:05 PM EDT
Att: 9,338 - Unknown


AB	31
R	1
H	4
RBI	1
BB	3
SO	5
LOB	14



Batter	1	2	3	4	5	6	7	8	9	AB	R	H	RBI	BB	SO	LOB	BOTTOM			
Ken Aspromonte, R OBP: 0.375, SLG: 0.344 (1, 4)										4	1	2	0	0	2					
Bob Allison, R OBP: 0.340, SLG: 0.565 (1, 8)										5	1	1	0	0	2					
Harmon Killebrew, R OBP: 0.387, SLG: 0.615 (1, 5)										3	1	1	2	2	1					
Roy Sievers, R OBP: 0.317, SLG: 0.428 (1, 3)										3	0	0	0	1	3					
Jim Lemon, R OBP: 0.340, SLG: 0.536 (1, 7)										4	1	1	1	0	3					
Faye Throneberry, L OBP: 0.358, SLG: 0.470 (1, 9)										4	0	1	0	0	2					
Hal Naragon, L OBP: 0.322, SLG: 0.366 (1, 2)										4	0	3	1	0	0					
Billy Consolo, R OBP: 0.292, SLG: 0.214 (1, 6)										3	0	1	0	1	2					
Camilo Pascual, R OBP: 0.261, SLG: 0.267 (1, 1)										4	0	1	0	0	4					
Inning Stats	R: 0 E: 0 K: 0 S: 4	H: 1 LOB: 2 BB: 1 P: 8	R: 0 E: 0 K: 0 S: 5	H: 2 LOB: 2 BB: 0 P: 5	R: 0 E: 0 K: 1 S: 5	H: 0 LOB: 0 BB: 0 P: 5	R: 0 E: 0 K: 0 S: 4	H: 1 LOB: 2 BB: 1 P: 8	R: 1 E: 0 K: 0 S: 4	H: 1 LOB: 2 BB: 2 P: 12	R: 0 E: 0 K: 0 S: 3	H: 0 LOB: 0 BB: 0 P: 3	R: 3 E: 0 K: 0 S: 8	H: 5 LOB: 2 BB: 0 P: 8	R: 0 E: 0 K: 0 S: 4	H: 1 LOB: 1 BB: 0 P: 4	1B: 10 2B: 1 3B: 0 HR: 0	SF: 0 SAC: 1 DP: 0 HBP: 0	WP: 0 PB: 0 SB: 0 CS: 0	PA: 39
PITCHER Jerry Casale, R ERA: 4.0 (1, 1)	IP: 6.0 WLS: L BF: 30 H: 8 R: 4 ER: 4 SO: 4 BB: 4 IBB: 0 HBP: 0 BLK: 0 WP: 0 HR: 0 S: 28 P: 44 ERA: 6.00 WHIP: 2.000															PITCHER				
Murray Wall, R ERA: 6.09 (7, 1)	IP: 1.0 WLS: L BF: 5 H: 2 R: 0 ER: 0 SO: 0 BB: 0 IBB: 0 HBP: 0 BLK: 0 WP: 0 HR: 0 S: 5 P: 5 ERA: 0.00 WHIP: 2.000															PITCHER				
Leo Kiely, L ERA: 3.44 (8, 1)	IP: 1.0 WLS: L BF: 4 H: 1 R: 0 ER: 0 SO: 0 BB: 0 IBB: 0 HBP: 0 BLK: 0 WP: 0 HR: 0 S: 4 P: 4 ERA: 0.00 WHIP: 1.000															PITCHER				

Boston Red Sox @ Washington Senators
Griffith Stadium, Washington, DC
Wed Jul 01 1959, 7:05 PM EDT
Att: 9,338 - Unknown

AB	34
R	4
H	11
RBI	4
BB	4
SO	1
LOB	19



Batter	1	2	3	4	5	6	7	8	9	10	AB	R	H	RBI	BB	SO	LOB	TOP							
Marty Keough, L OBP: 0.346, SLG: 0.500 Jim Busby, R OBP: 0.277, SLG: 0.355	0-0 HR		0-0 BLK 1B		0-0 F8		0-0 4-3		0-0 F8		4	1	2	1	0	0	3								
Pete Runnels, L OBP: 0.443, SLG: 0.484	0-0 1-3		0-0 1-3		0-0 L8			0-0 F8	0-0 BB		4	0	0	0	1	0	2								
Ted Williams, L OBP: 0.310, SLG: 0.348 Gary Geiger, L OBP: 0.275, SLG: 0.374 Bobby Avila, R OBP: 0.236, SLG: 0.224 Leo Kiely, L OBP: 0.224	0-3 K			0-0 F7		0-0 3-1		0-0 3-1	0-3 K		4	0	0	0	0	1	0								
Vic Wertz, L OBP: 0.363, SLG: 0.480 Dick Gernert, R OBP: 0.391, SLG: 0.471	0-0 P6			0-0 FC6-4 1B		0-0 F9		0-0 HR 1B		0-0 FC6-4 1B	4	1	2	0	0	0	0								
Jackie Jensen, R OBP: 0.375, SLG: 0.515		0-0 6-3		4-0 FC6-4 1B		0-0 F8		0-0 HR		0-0 F9	4	1	1	2	1	0	1								
Frank Malzone, R OBP: 0.430, SLG: 0.451		0-0 F3		0-0 FC6-4		0-0 5-3		0-0 1B		0-0 FC6-4	5	0	1	0	0	0	3								
Pete Daley, R OBP: 0.288, SLG: 0.299		0-0 6-3		0-0 F7		0-0 E6 SH1-3 1B		0-0 F7		0-0 4-3	5	0	0	0	0	0	4								
Don Buddin, R OBP: 0.363, SLG: 0.333			0-0 P6		0-0 FC1-6 1B		0-0 SH1-3 1B		0-0 BB BB		3	0	2	0	1	0	0								
Frank Sullivan, R OBP: 0.111, SLG: 0.111 Herb Plews, L OBP: 0.250, SLG: 0.200 Gene Stephens, L OBP: 0.300, SLG: 0.287			0-3 K		0-0 FC1-6		0-0 SH1-3		0-0 P1		2	0	0	0	0	1	1								
Inning Stats	R: 1 E: 0 K: 1 S: 6	H: 1 LOB: 0 BB: 0 P: 6	R: 0 E: 0 K: 0 S: 3	H: 0 LOB: 0 BB: 0 P: 3	R: 0 E: 0 K: 1 S: 6	H: 1 LOB: 1 BB: 0 P: 6	R: 0 E: 0 K: 0 S: 4	H: 1 LOB: 2 BB: 1 P: 8	R: 0 E: 0 K: 0 S: 3	H: 0 LOB: 0 BB: 0 P: 3	R: 0 E: 1 K: 0 S: 5	H: 1 LOB: 2 BB: 0 P: 5	R: 2 E: 0 K: 0 S: 6	H: 3 LOB: 1 BB: 0 P: 6	R: 0 E: 0 K: 1 S: 5	H: 0 LOB: 2 BB: 2 P: 13	R: 0 E: 0 K: 0 S: 4	H: 1 LOB: 1 BB: 0 P: 4	1B: 7 2B: 0 3B: 0 HR: 2	SF: 0 SAC: 1 DP: 0 HBP: 0	WP: 0 PB: 0 SB: 0 CS: 0	PA: 43			
PITCHER	IP 8.0	WLS 34	BF 8	H 3	R 3	ER 3	SO 2	BB 1	IBB 0	HBP 0	BLK 1	WP 0	HR 2	S 37	P 41	ERA 3.38	WHIP 1.125								
Bill Fischer, R ERA: 3.31 Tex Clevenger, R ERA: 5.22 Chuck Stobbs, L ERA: 3.48 Dick Hyde, R ERA: 6.75	(1, 1) (9, 1) (9, 1) (10, 1)	0.0 1.0 1.0	1 4 4	0 0 1	0 0 0	0 0 0	0 1 0	0 0 0	0 0 0	0 0 0	0 0 0	0 0 0	0 0 0	0 5 4	9 9 4	0.00 0.00 0.00	1.000 1.000 1.000								

Boston Red Sox @ Washington Senators
Griffith Stadium, Washington, DC
Thu Jul 02 1959, 3:33 AM EDT
Att: 3,677 - Unknown

AB 39
R 3
H 9
RBI 3
BB 3
SO 3
LOB 18



Batter	1	2	3	4	5	6	7	8	9	10	AB	R	H	RBI	BB	SO	LOB	BOTTOM						
Ken Aspromonte, R OBP: 0.277, SLG: 0.360 Ron Samford, L OBP: 0.247, SLG: 0.286 Julio Becerra, L OBP: 0.247, SLG: 0.286 Tex Clevenger, R OBP: 0.247, SLG: 0.286 Chuck Stobbs, L OBP: 0.247, SLG: 0.286 Jay Miller, R OBP: 0.247, SLG: 0.286	4-0 BB 1B BB		0-3 K		0-3 K		0-0 F8		0-0 F9		2	0	0	0	1	2	1							
Bob Allison, R OBP: 0.341, SLG: 0.572	0-0 BB 1-2 1B		0-0 HR		0-3 K		0-0 K		0-0 P4		5	1	2	1	0	1	2							
Harmon Killebrew, R OBP: 0.387, SLG: 0.615	0-3 K		0-3 K		0-3 K		0-3 K		0-0 K		5	2	2	1	0	3	2							
Roy Sievers, R OBP: 0.319, SLG: 0.420	0-3 K		0-3 K		0-3 K		0-3 K		0-0 BB 2B 1B		3	1	0	0	2	3	2							
Jim Lemon, R OBP: 0.348, SLG: 0.555	4-0 1-2 2-3 BB			0-0 9-3 1B		0-0 F7		0-0 F7		0-0 HR	4	1	3	4	1	0	0							
Faye Throneberry, L OBP: 0.300, SLG: 0.458	0-0 G3			0-0 F7		0-0 E1 G4-6-3		0-0 K		0-0 K	4	0	0	0	0	1	4							
Clint Courtney, L OBP: 0.344, SLG: 0.286 John Romonosky, R OBP: 0.222, SLG: 0.444 Dick Hyde, R		0-0 CS 1B		0-0 9-3		0-0 E1 G4-6-3		0-0 K		0-0 5-3 BB	3	0	1	0	1	0	2							
Billy Conzolo, R OBP: 0.288, SLG: 0.200		0-0 1-3		0-0 SH1-4 BB		0-0 K		0-0 K		0-0 5-3	3	0	0	0	1	1	2							
Bill Fischer, R OBP: 0.188, SLG: 0.133 Lenny Green, L OBP: 0.259, SLG: 0.295 Reno Bertoia, R OBP: 0.318, SLG: 0.379		0-0 P4		0-0 SH1-4		0-0 K		0-0 1B 2B		0-0 IBB	1	0	0	0	0	0	0							
Inning Stats	R: 0 E: 0 K: 2 S: 8	H: 1 LOB: 3 BB: 2 P: 16	R: 0 E: 0 K: 0 S: 3	H: 1 LOB: 0 BB: 0 P: 3	R: 1 E: 0 K: 3 S: 10	H: 1 LOB: 0 BB: 0 P: 10	R: 0 E: 0 K: 2 S: 7	H: 0 LOB: 0 BB: 0 P: 7	R: 0 E: 1 K: 1 S: 5	H: 0 LOB: 0 BB: 0 P: 5	R: 2 E: 0 K: 0 S: 5	H: 3 LOB: 2 BB: 1 P: 9	R: 0 E: 0 K: 1 S: 5	H: 0 LOB: 2 BB: 1 P: 13	R: 3 E: 0 K: 0 S: 3	H: 2 LOB: 0 BB: 1 P: 7	1B: 4 2B: 4 3B: 0 HR: 2	SF: 0 SAC: 1 DP: 2 HBP: 0	WP: 0 PB: 0 SB: 0 CS: 1	PA: 41				
PITCHER	IP 8.0	WLS 32	BF 7	H 3	R 3	ER 3	SO 10	BB 4	IBB 0	HBP 0	BLK 0	WP 0	HR 1	S 48	P 64	ERA 3.38	WHIP 1.375							
Frank Sullivan, R ERA: 4.26 Leo Kiely, L ERA: 4.08	(1, 1) (9, 1)	1.1 L	9 2	3 3	3 1	1 1	2 0	0 0	0 0	0 0	0 0	0 0	0 1	8 8	20 20	20.25 2.250								

Boston Red Sox @ Washington Senators
Griffith Stadium, Washington, DC
Thu Jul 02 1959, 3:33 AM EDT
Att: 3,677 - Unknown

AB 33
R 6
H 9
RBI 6
BB 7
SO 11
LOB 18



Batter	1	2	3	4	5	6	7	8	9	AB	R	H	RBI	BB	SO	LOB	TOP			
Ken Aspromonte, R (1,4) OBP: 0.375, SLG: 0.328	L4		BLK BB SF9 BB	FC4-6 1-2 3-H 1B		F6			F5	4	1	1	1	1	0	1				
Bob Allison, R (1,8) OBP: 0.341, SLG: 0.568	6-3		SF9 BLK BB	FC4-6 1-2 2-3 1B			FC6-4 1B		K	4	0	1	0	1	1	2				
Harmon Killebrew, R (1,5) OBP: 0.390, SLG: 0.612	BB 1B BB		G5-3 BB	F7 1-2 2-3 BB			FC6-4 1B		K	3	1	1	0	2	1	2				
Roy Sievers, R (1,3) OBP: 0.317, SLG: 0.415	1B 1-2 BB		SF9	F9			K		K	2	0	0	1	1	1	2				
Jim Lemon, R (1,7) OBP: 0.351, SLG: 0.552	1-3 2-H 1B		2-3 3-H BB	K			FC6-4		K	3	0	1	1	1	1	2				
Jay Porter, R (1,2) Clint Courtney, L (7,PH) OBP: 0.302, SLG: 0.284 OBP: 0.338, SLG: 0.281	5-3		G5-3 2-3	L7			K		K	3	0	0	0	0	0	5				
Faye Throneberry, L (1,9) OBP: 0.362, SLG: 0.448		K		1-3			K		K	4	0	0	0	0	3	0				
Billy Conso, R (1,6) Lenny Green, L (8,PH) Tex Clevenger, R (8,1) OBP: 0.291, SLG: 0.229 OBP: 0.248, SLG: 0.289 OBP: 0.125, SLG: 0.286	4-3		1B 1B 2B	5-3			K		K	3	1	1	0	0	0	0				
Russ Kemmerer, R (1,1) Julio Becquer, L (8,PH) Ron Sanford, R (8,6) OBP: 0.189, SLG: 0.121 OBP: 0.248, SLG: 0.303 OBP: 0.286, SLG: 0.380	K		FC4-6 1B 2-3				F8			2	0	1	0	1	1	0				
Inning Stats	R: 1 E: 0 K: 0 S: 4	H: 1 LOB: 2 BB: 2 P: 12	R: 0 E: 0 K: 2 S: 7	H: 0 LOB: 0 BB: 0 P: 7	R: 1 E: 0 K: 0 S: 2	H: 3 LOB: 2 BB: 4 P: 18	R: 1 E: 0 K: 0 S: 6	H: 0 LOB: 0 BB: 0 P: 6	R: 0 E: 0 K: 1 S: 5	H: 0 LOB: 1 BB: 1 P: 9	R: 0 E: 0 K: 2 S: 9	H: 2 LOB: 2 BB: 0 P: 9	R: 0 E: 0 K: 2 S: 7	H: 0 LOB: 0 BB: 0 P: 7	R: 0 E: 0 K: 2 S: 7	H: 0 LOB: 0 BB: 0 P: 7	1B: 5 2B: 1 3B: 0 HR: 0	SF: 1 SAC: 0 DP: 1 HBP: 0	WP: 0 PB: 0 SB: 0 CS: 0	PA: 39
PITCHER	IP WLS BF H R ER SO BB IBB HBP BLK WP HR S P ERA WHIP	IP WLS BF H R ER SO BB IBB HBP BLK WP HR S P ERA WHIP																		
Whitey Ford, L (1,1) ERA: 3.19	6.0	W	30	6	3	3	4	7	0	0	0	1	0	0	31	59	4.50	2.167		
Ryne Duren, R (7,1) ERA: 0.89	3.0	S	9	0	0	0	6	0	0	0	0	0	0	0	21	21	0.00	0.000		

Washington Senators @ New York Yankees
Yankee Stadium, Bronx, NY
Fri Jul 03 1959, 7:05 PM EDT
Att: 28,586 - Unknown - 80 F

AB	31
R	3
H	6
RBI	3
BB	7
SO	10
LOB	16



Batter	1	2	3	4	5	6	7	8	9	AB	R	H	RBI	BB	SO	LOB	BOTTOM			
Tony Kubek, L (1,9) OBP: 0.315, SLG: 0.402	F9			FC6 1-2 1B						5	0	3	2	0	0	1				
Bobby Richardson, R (1,4) OBP: 0.331, SLG: 0.351	1-3				F4		4-3		F2	5	0	0	0	0	0	5				
Mickey Mantle, S (1,8) OBP: 0.419, SLG: 0.577	F8			4-3			F7			4	0	1	0	1	0	0				
Norm Siebern, L (1,7) Jim Pisoni, R (8,7) OBP: 0.345, SLG: 0.421 OBP: 0.233, SLG: 0.250				4-3			F7		K	3	1	1	0	1	0	1				
Bill Skowron, R (1,3) OBP: 0.350, SLG: 0.549										3	1	2	0	1	1	1				
Hector Lopez, R (1,5) OBP: 0.342, SLG: 0.520										4	0	1	0	0	1	5				
Elston Howard, R (1,2) OBP: 0.291, SLG: 0.481										3	0	0	1	0	0	2				
Gil McDougald, R (1,6) OBP: 0.332, SLG: 0.392										3	1	1	1	1	0	0				
Whitey Ford, L (1,1) Ryne Duren, R (7,1) OBP: 0.340, SLG: 0.415 ERA: 5.09										2	1	1	0	1	0	1				
Inning Stats	R: 0 E: 0 K: 0 S: 3	H: 0 LOB: 0 BB: 0 P: 3	R: 3 E: 0 K: 1 S: 9	H: 4 LOB: 1 BB: 1 P: 13	R: 0 E: 0 K: 0 S: 3	H: 0 LOB: 1 BB: 1 P: 7	R: 0 E: 0 K: 0 S: 3	H: 0 LOB: 1 BB: 1 P: 7	R: 0 E: 0 K: 0 S: 4	H: 1 LOB: 2 BB: 1 P: 8	R: 1 E: 0 K: 0 S: 5	H: 2 LOB: 0 BB: 0 P: 5	R: 0 E: 0 K: 1 S: 7	H: 2 LOB: 2 BB: 0 P: 7	R: 0 E: 0 K: 1 S: 6	H: 1 LOB: 3 BB: 2 P: 14	1B: 7 2B: 3 3B: 0 HR: 0	SF: 1 SAC: 0 DP: 0 HBP: 0	WP: 0 PB: 0 SB: 0 CS: 0	PA: 40
PITCHER	IP WLS BF H R ER SO BB IBB HBP BLK WP HR S P ERA WHIP	IP WLS BF H R ER SO BB IBB HBP BLK WP HR S P ERA WHIP																		
Russ Kemmerer, R (1,1) ERA: 4.49	1.0	L	6	1	0	0	1	2	0	0	0	0	0	6	14	0.00	3.000			
Tex Clevenger, R (8,1) ERA: 5.09																				

Washington Senators @ New York Yankees
Yankee Stadium, Bronx, NY
Fri Jul 03 1959, 7:05 PM EDT
Att: 28,586 - Unknown - 80 F

AB	33
R	4
H	10
RBI	4
BB	6
SO	3
LOB	19



Batter	1	2	3	4	5	6	7	8	9	AB	R	H	RBI	BB	SO	LOB	TOP			
Ken Aspromonte, R OBP: 0.348, SLG: 0.293 (1, 4)										4	0	0	0	0	2	2	<p>Washington Senators @ New York Yankees Yankee Stadium, Bronx, NY</p> <p>Sat Jul 04 1959, 7:05 PM EDT Att: 31,126 - Unknown - 83 F</p> <p>livebaseballscores.com</p>			
Bob Allison, R OBP: 0.341, SLG: 0.564 (1, 8)										4	0	0	0	0	0	2				
Harmon Killebrew, R OBP: 0.390, SLG: 0.613 (1, 5)										3	0	0	0	0	1	0				
Roy Sievers, R OBP: 0.320, SLG: 0.433 (1, 3)										3	0	0	0	0	1	0				
Jim Lemon, R OBP: 0.351, SLG: 0.551 (1, 7)										3	0	0	0	0	1	0				
Faye Throneberry, L OBP: 0.352, SLG: 0.441 (1, 9)										2	0	0	0	0	1	0				
Clint Courtney, L OBP: 0.324, SLG: 0.267 (1, 2)										3	0	0	0	0	1	1				
Billy Conso, R OBP: 0.290, SLG: 0.222 (8, PH)										1	0	0	0	1	1	0				
Hal Naragon, L OBP: 0.307, SLG: 0.347 (8, PH)										1	0	0	0	0	0	0				
Ron Samford, R OBP: 0.286, SLG: 0.380 (8, 6)										0	0	0	0	0	0	0				
Hal Griggs, R (1, 1)										1	0	0	0	0	0	1				
Hal Woodeshick, R (4, 1)										0	0	0	0	0	0	0				
Lenny Green, L OBP: 0.229, SLG: 0.283 (6, PH)										1	0	0	0	1	1	0				
Bill Fischer, R OBP: 0.188, SLG: 0.133 (9, PH)										0	0	0	0	0	0	0				
Julio Becquer, L OBP: 0.252, SLG: 0.309 (9, PH)										1	0	1	0	0	0	0				
Inning Stats	R: 0 E: 0 K: 2 S: 7	H: 0 LOB: 0 BB: 0 P: 7	R: 0 E: 0 K: 0 S: 3	H: 0 LOB: 1 BB: 0 P: 4	R: 0 E: 0 K: 1 S: 5	H: 0 LOB: 0 BB: 0 P: 7	R: 0 E: 0 K: 2 S: 7	H: 0 LOB: 0 BB: 0 P: 7	R: 0 E: 0 K: 1 S: 5	H: 0 LOB: 0 BB: 0 P: 5	R: 0 E: 0 K: 0 S: 3	H: 0 LOB: 0 BB: 0 P: 3	R: 0 E: 0 K: 2 S: 7	H: 0 LOB: 0 BB: 0 P: 7	R: 0 E: 0 K: 0 S: 3	H: 1 LOB: 0 BB: 0 P: 3	1B: 1 2B: 0 3B: 0 HR: 0	SF: 0 SAC: 0 DP: 1 HBP: 1	WP: 1 PB: 0 CS: 0	PA: 29
PITCHER	IP WLS BF H R ER SO BB IBB HBP BLK WP HR S P ERA WHIP																			
Bob Turley, R ERA: 4.18 (1, 1)	9.0 W 29 1 0 0 9 1 0 1 0 1 0 0 45 50 0.00 0.222																			

Batter	1	2	3	4	5	6	7	8	9	AB	R	H	RBI	BB	SO	LOB	BOTTOM			
Tony Kubek, L OBP: 0.333, SLG: 0.425 (1, 9)										5	1	4	1	0	1	2	<p>Washington Senators @ New York Yankees Yankee Stadium, Bronx, NY</p> <p>Sat Jul 04 1959, 7:05 PM EDT Att: 31,126 - Unknown - 83 F</p> <p>livebaseballscores.com</p>			
Norm Siebern, L OBP: 0.345, SLG: 0.418 (1, 7)										5	2	3	1	0	0	3				
Mickey Mantle, S OBP: 0.417, SLG: 0.575 (1, 8)										4	0	1	0	0	1	6				
Jim Pisoni, R OBP: 0.227, SLG: 0.244 (7, 9)										1	1	0	0	0	0	2				
Bill Skowron, R OBP: 0.350, SLG: 0.542 (1, 3)										4	1	1	2	1	0	4				
Yogi Berra, L OBP: 0.328, SLG: 0.414 (1, 2)										5	0	2	2	0	1	3				
Hector Lopez, R OBP: 0.345, SLG: 0.523 (1, 5)										4	0	1	0	1	1	4				
Gil McDougald, R OBP: 0.329, SLG: 0.386 (1, 6)										4	0	1	1	0	0	2				
Bobby Richardson, R OBP: 0.327, SLG: 0.342 (1, 4)										3	1	0	0	1	0	2				
Bob Turley, R OBP: 0.243, SLG: 0.125 (1, 1)										2	1	0	0	2	1	2				
Inning Stats	R: 0 E: 0 K: 1 S: 7	H: 2 LOB: 2 BB: 0 P: 7	R: 2 E: 0 K: 1 S: 6	H: 2 LOB: 3 BB: 3 P: 18	R: 0 E: 0 K: 0 S: 4	H: 1 LOB: 0 BB: 0 P: 4	R: 0 E: 1 K: 1 S: 6	H: 0 LOB: 2 BB: 1 P: 10	R: 1 E: 0 K: 1 S: 7	H: 2 LOB: 2 BB: 1 P: 11	R: 2 E: 0 K: 0 S: 6	H: 3 LOB: 1 BB: 0 P: 6	R: 0 E: 0 K: 1 S: 5	H: 0 LOB: 0 BB: 0 P: 5	R: 2 E: 0 K: 0 S: 6	H: 3 LOB: 1 BB: 0 P: 6	1B: 9 2B: 4 3B: 0 HR: 0	SF: 0 SAC: 0 DP: 1 HBP: 0	WP: 1 PB: 0 CS: 0	PA: 42
PITCHER	IP WLS BF H R ER SO BB IBB HBP BLK WP HR S P ERA WHIP																			
Hal Griggs, R ERA: 4.53 (1, 1)	3.0 L 18 5 2 2 2 2 4 0 0 0 0 0 0 18 34 6.00 3.000																			
Hal Woodeshick, L ERA: 5.02 (4, 1)	2.0 9 2 1 1 2 1 0 0 0 0 0 0 12 16 4.50 1.500																			
Bill Fischer, R ERA: 3.55 (6, 1)	3.0 15 6 4 4 1 0 0 0 0 0 1 0 17 17 12.00 2.000																			

Batter	1	2	3	4	5	6	7	8	9	AB	R	H	RBI	BB	SO	LOB	TOP					
Ken Aspromonte, R OBP: 0.362, SLG: 0.304 (1, 4)										4	2	0	1	0	1		Washington Senators @ New York Yankees Yankee Stadium, Bronx, NY Sun Jul 05 1959, 3:33 AM EDT Att: 23,520 - Unknown - 81 F livebaseballscorecards.com					
Bob Allison, R OBP: 0.337, SLG: 0.557 (1, 8)										4	0	0	0	0	1	3						
Harmon Killebrew, R OBP: 0.394, SLG: 0.625 (1, 5)										3	2	2	3	1	0	0						
Roy Sievers, R OBP: 0.328, SLG: 0.454 Julio Becquer, L OBP: 0.337, SLG: 0.309 (8, 3)										3	2	2	1	1	0	1						
Jim Lemon, R OBP: 0.350, SLG: 0.557 (1, 7)										4	1	1	3	0	0	1						
Faye Throneberry, L OBP: 0.359, SLG: 0.451 (1, 9)										3	0	2	0	1	1	0						
Hal Naragon, L OBP: 0.298, SLG: 0.336 (1, 2)										4	0	0	0	0	1	3						
Billy Consolo, R OBP: 0.303, SLG: 0.228 (1, 6)										3	0	1	0	1	1	0						
Camilo Pascual, R OBP: 0.260, SLG: 0.265 (1, 1)										4	0	1	0	0	0	1						
Inning Stats	R: 0 E: 0 K: 0 S: 2	H: 0 LOB: 0 BB: 1 P: 6	R: 1 E: 0 K: 1 S: 7	H: 3 LOB: 2 BB: 1 P: 11	R: 2 E: 0 K: 1 S: 6	H: 2 LOB: 0 BB: 1 P: 10	R: 0 E: 0 K: 0 S: 3	H: 1 LOB: 0 BB: 0 P: 3	R: 1 E: 0 K: 0 S: 5	H: 2 LOB: 1 BB: 0 P: 5	R: 0 E: 0 K: 0 S: 5	H: 0 LOB: 0 BB: 0 P: 5	R: 0 E: 0 K: 0 S: 3	H: 1 LOB: 0 BB: 0 P: 3	R: 3 E: 0 K: 0 S: 4	H: 2 LOB: 2 BB: 12	R: 0 E: 0 K: 1 S: 5	H: 0 LOB: 0 BB: 0 P: 5	1B: 7 2B: 1 3B: 0 HR: 3	SF: 0 SAC: 0 DP: 4 HBP: 0	WP: 0 PB: 0 SB: 0 CS: 1	PA: 37
PITCHER	IP WLS BF H R ER SO BB IBB HBP BLK WP HR S P ERA WHIP	2.1 L 13 5 3 3 2 3 0 0 0 0 2 14 26 11.57 3.429	5.2 21 6 4 4 1 2 0 0 0 0 1 21 29 6.35 1.412	1.0 3 0 0 0 1 0 0 0 0 0 0 5 5 0.00 0.000																		

Batter	1	2	3	4	5	6	7	8	9	AB	R	H	RBI	BB	SO	LOB	BOTTOM					
Tony Kubek, L OBP: 0.328, SLG: 0.419 (1, 8)										4	0	0	0	0	1	1	Washington Senators @ New York Yankees Yankee Stadium, Bronx, NY Sun Jul 05 1959, 3:33 AM EDT Att: 23,520 - Unknown - 81 F livebaseballscorecards.com					
Hector Lopez, R OBP: 0.344, SLG: 0.519 (1, 5)										4	0	1	0	0	1	1						
Yogi Berra, L OBP: 0.327, SLG: 0.411 (1, 2)										4	0	1	0	0	0	3						
Bill Skowron, R OBP: 0.345, SLG: 0.534 (1, 3)										4	0	0	0	0	2	2						
Norm Siebern, L OBP: 0.344, SLG: 0.413 (1, 7)										3	0	0	0	1	2	0						
Elston Howard, R OBP: 0.290, SLG: 0.474 (1, 9)										4	0	1	0	0	1	1						
Gil McDougald, R OBP: 0.325, SLG: 0.382 (1, 6)										3	0	0	0	0	1	1						
Bobby Richardson, R OBP: 0.329, SLG: 0.344 Enos Slaughter, R OBP: 0.283, SLG: 0.340 Fritz Brickell, R OBP: 0.250, SLG: 0.250 (8, 4)										2	0	1	0	0	0	0						
Duke Maas, R OBP: 0.208, SLG: 0.136 Ralph Terry, R OBP: 0.153, SLG: 0.129 Mary Throneberry, L OBP: 0.262, SLG: 0.344 Bobby Shantz, R OBP: 0.286, SLG: 0.429 (9, 1)										0	0	0	0	0	0	0						
Inning Stats	R: 0 E: 0 K: 1 S: 6	H: 1 LOB: 1 BB: 0 P: 6	R: 0 E: 0 K: 0 S: 2	H: 0 LOB: 0 BB: 1 P: 6	R: 0 E: 1 K: 1 S: 7	H: 1 LOB: 2 BB: 0 P: 7	R: 0 E: 0 K: 3 S: 9	H: 0 LOB: 0 BB: 0 P: 9	R: 0 E: 0 K: 0 S: 3	H: 0 LOB: 0 BB: 0 P: 3	R: 0 E: 1 K: 1 S: 6	H: 0 LOB: 1 BB: 0 P: 6	R: 0 E: 0 K: 2 S: 8	H: 1 LOB: 1 BB: 0 P: 8	R: 0 E: 0 K: 0 S: 4	H: 1 LOB: 1 BB: 0 P: 4	R: 0 E: 0 K: 2 S: 7	H: 0 LOB: 0 BB: 0 P: 7	1B: 3 2B: 1 3B: 0 HR: 0	SF: 0 SAC: 0 DP: 1 HBP: 0	WP: 1 PB: 0 SB: 0 CS: 0	PA: 33
PITCHER	IP WLS BF H R ER SO BB IBB HBP BLK WP HR S P ERA WHIP	9.0 W 33 4 0 0 10 1 0 0 0 1 0 52 56 0.00 0.556																				

Batter	1	2	3	4	5	6	7	8	9	AB	R	H	RBI	BB	SO	LOB	TOP
Brooks Robinson, R OBP: 0.222, SLG: 0.233 (1.5)	5-3		G4-3 1B		5-3		5-3		F9	5	0	1	0	0	0	0	Baltimore Orioles @ Washington Senators Griffith Stadium, Washington, DC Sat Jul 11 1959, 3:33 AM EDT Att: 7,134 - Unknown livebaseballscorecards.com
Albie Pearson, L OBP: 0.314, SLG: 0.241 (1.8)	6-3		G4-3 1B		3-1			F9	4	0	0	0	0	0	2		
Gene Woodling, L OBP: 0.404, SLG: 0.520 (1.7)	4-3		3-1		3-1			1B 1B	4	1	1	0	0	0	1		
Gus Triandos, R OBP: 0.401, SLG: 0.574 (1.2)		2B SF7 BB		F8		6-3		1B 1B	3	1	1	0	1	0	0		
Walt Dropo, R OBP: 0.261, SLG: 0.375 (1.3)	F9		6-3		6-3		1B	K	4	0	1	0	0	1	3		
Joe Taylor, R OBP: 0.458, SLG: 0.250 (1.9)		2B		BB 1B BB		F2		E7 1B	3	1	2	1	1	0	1		
Chico Carrasquel, R OBP: 0.294, SLG: 0.399 (1.6)	SF7		1B BB		F7			F8	2	0	0	1	1	0	3		
Billy Gardner, R OBP: 0.304, SLG: 0.350 (1.4)	K		1B		G3			5-3	4	0	1	1	0	1	1		
Hal Brown, R OBP: 0.174, SLG: 0.150 (1.1)			E5 1B		P6			F7	2	0	0	0	0	0	2		
Ernie Johnson, R OBP: 0.250, SLG: 0.250 (6.1)									1	0	0	0	0	0	0		
Bob Boyd, L OBP: 0.295, SLG: 0.308 (9. PH)									1	0	0	0	0	0	0		
Inning Stats	R: 0 E: 0 K: 0 S: 3	H: 0 LOB: 0 BB: 0 P: 3	R: 1 E: 0 K: 1 S: 6	H: 1 LOB: 1 BB: 1 P: 10	R: 0 E: 1 K: 0 S: 4	H: 1 LOB: 2 BB: 0 P: 4	R: 1 E: 0 K: 0 S: 4	H: 3 LOB: 2 BB: 0 P: 12	R: 0 E: 0 K: 0 S: 3	H: 0 LOB: 0 BB: 0 P: 3	R: 0 E: 0 K: 1 S: 8	H: 3 LOB: 2 BB: 0 P: 8	R: 0 E: 0 K: 0 S: 3	H: 0 LOB: 0 BB: 0 P: 3	1B: 6 2B: 1 3B: 0 HR: 0	SF: 1 SAC: 0 DP: 1 HBP: 0	WP: 0 PA: 37 PB: 0 SB: 0 CS: 0
PITCHER Bill Fischer, R ERA: 3.51 (1.1)	IP: 9.0 WLS: W BF: 37 H: 7 R: 3 ER: 3 SO: 2 BB: 3 IBB: 0 HBP: 0 BLK: 0 WP: 0 HR: 0 S: 38 P: 50 ERA: 3.00 WHIP: 1.111																

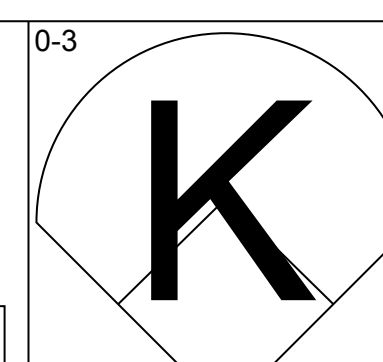
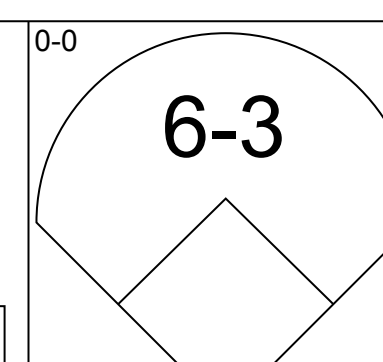
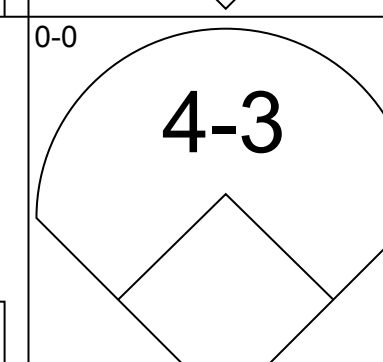
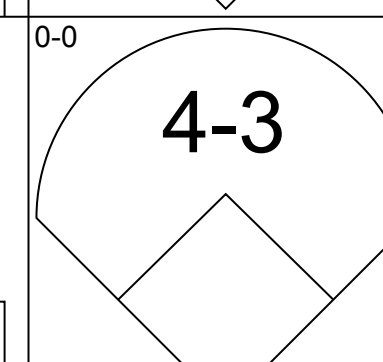
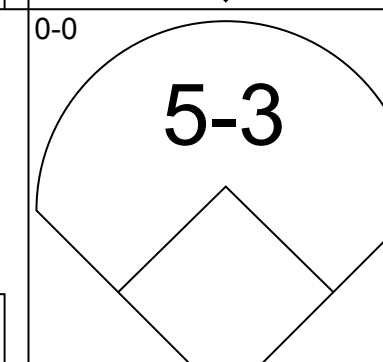
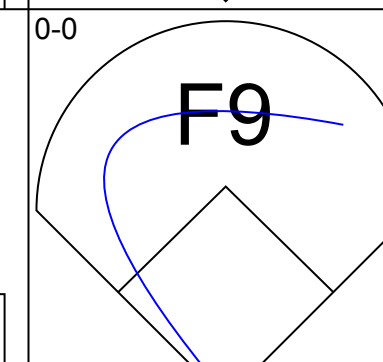
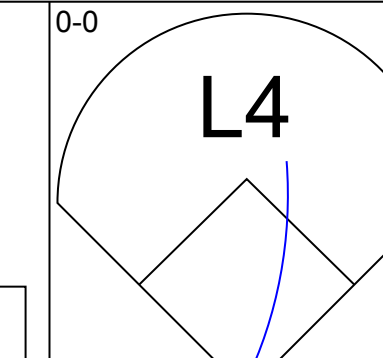
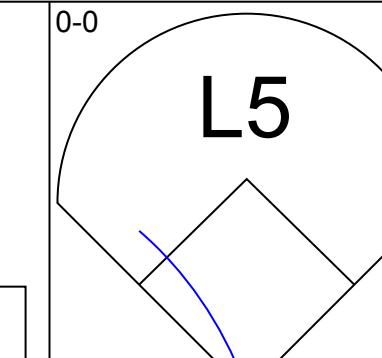
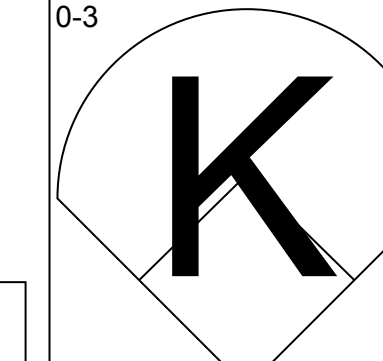
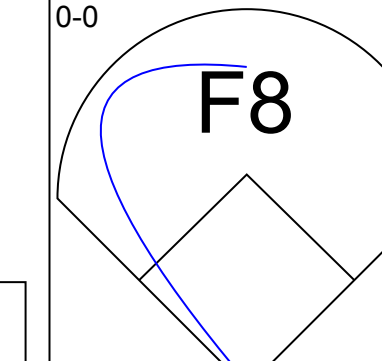
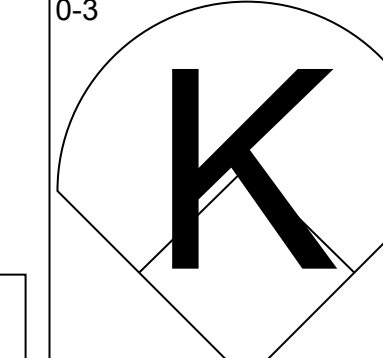
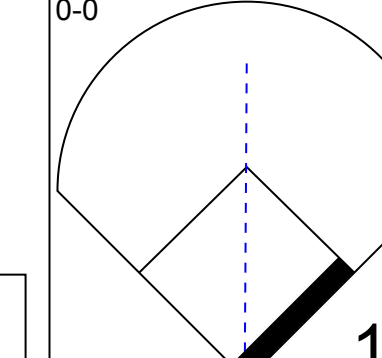
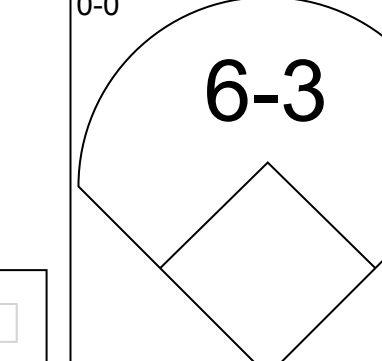
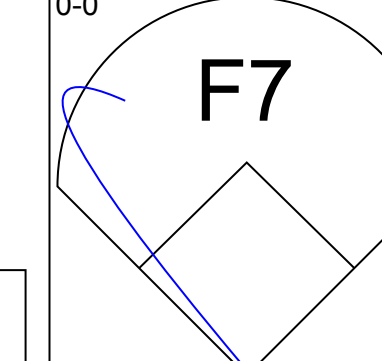
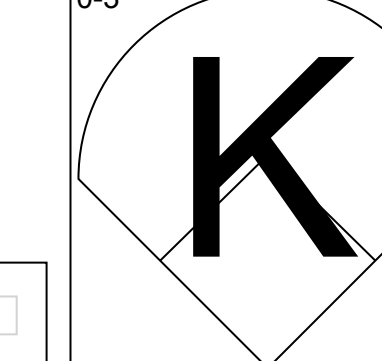
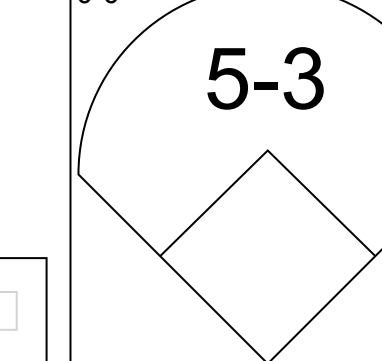
Batter	1	2	3	4	5	6	7	8	9	AB	R	H	RBI	BB	SO	LOB	BOTTOM		
Ken Aspromonte, R OBP: 0.342, SLG: 0.323 (1.4)	6-3		G6-4-3 1B		6-3	BB 1B		L7	5	0	2	1	0	0	0	Baltimore Orioles @ Washington Senators Griffith Stadium, Washington, DC Sat Jul 11 1959, 3:33 AM EDT Att: 7,134 - Unknown livebaseballscorecards.com			
Bob Allison, R OBP: 0.341, SLG: 0.569 (1.8)	HR 1B		G6-4-3 1B		1B 3B	BB		1B	4	2	3	0	1	0	1				
Harmon Killebrew, R OBP: 0.395, SLG: 0.636 (1.5)	HR		F8		1B	SF8		1-3	4	1	2	4	0	0	1				
Roy Sievers, R OBP: 0.319, SLG: 0.450 (1.3)	6-3				P4			F7	4	0	0	0	0	0	3				
Julio Becquer, L OBP: 0.246, SLG: 0.304 (7.3)	6-3				G6-4-3				0	0	0	0	0	0	0				
Jim Lemon, R OBP: 0.340, SLG: 0.545 (1.7)	5-3				5-3			F7	4	1	1	1	0	0	0				
Lenny Green, L OBP: 0.260, SLG: 0.313 (9.7)						HR			0	0	0	0	0	0	0				
Faye Throneberry, L OBP: 0.365, SLG: 0.444 (1.9)		G3-6-1 BB		1B 2B		2B 1B		G3 1B	3	2	3	0	1	0	0				
Clint Courtney, L OBP: 0.355, SLG: 0.313 (1.2)		G3-6-1 1B		E 1B		1B 2B		G3	4	2	2	2	0	0	2				
Billy Consolo, R OBP: 0.304, SLG: 0.257 (1.6)				E8 1B		6-3		P4	4	0	2	1	0	0	2				
Bill Fischer, R OBP: 0.167, SLG: 0.118 (1.1)	F8			5-3		E6 BB 1B SF8		K	4	1	0	0	0	1	3				
Inning Stats	R: 2 E: 0 K: 0 S: 5	H: 2 LOB: 0 BB: 0 P: 5	R: 0 E: 0 K: 0 S: 3	H: 1 LOB: 1 BB: 1 P: 7	R: 0 E: 0 K: 0 S: 3	H: 1 LOB: 0 BB: 0 P: 3	R: 2 E: 1 K: 0 S: 6	H: 3 LOB: 1 BB: 0 P: 6	R: 1 E: 0 K: 0 S: 4	H: 2 LOB: 0 BB: 0 P: 4	R: 4 E: 1 K: 0 S: 8	H: 4 LOB: 2 BB: 1 P: 12	R: 0 E: 0 K: 0 S: 4	H: 1 LOB: 1 BB: 0 P: 4	R: 0 E: 0 K: 1 S: 6	H: 1 LOB: 1 BB: 0 P: 6	1B: 9 2B: 3 3B: 1 HR: 2	SF: 1 SAC: 0 DP: 3 HBP: 0	WP: 0 PA: 39 PB: 0 SB: 0 CS: 0
PITCHER Hal Brown, R ERA: 3.63 (1.1)	IP: 5.1 WLS: L BF: 28 H: 13 R: 9 ER: 8 SO: 0 BB: 1 IBB: 0 HBP: 0 BLK: 0 WP: 0 HR: 2 S: 27 P: 31 ERA: 13.50 WHIP: 2.625																		
Ernie Johnson, R ERA: 2.97 (6.1)	IP: 2.2 WLS: L BF: 11 H: 2 R: 0 ER: 0 SO: 1 BB: 1 IBB: 0 HBP: 0 BLK: 0 WP: 0 HR: 0 S: 12 P: 16 ERA: 0.00 WHIP: 1.125																		

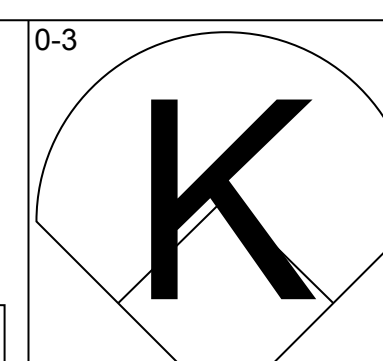
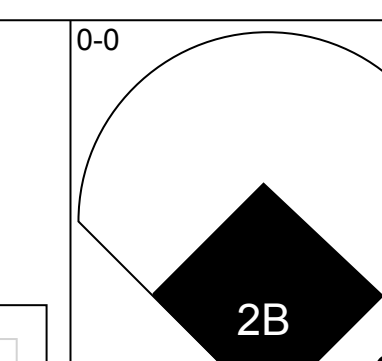
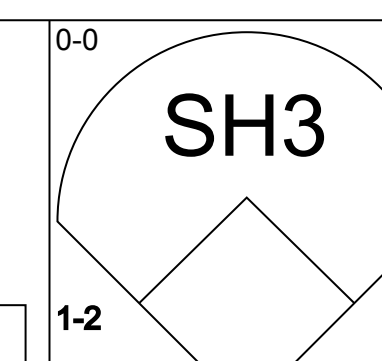
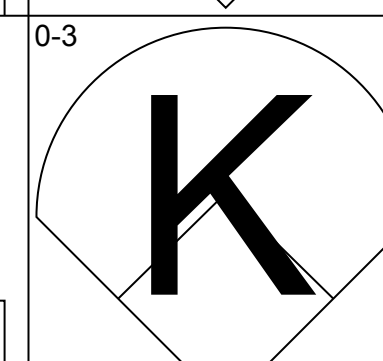
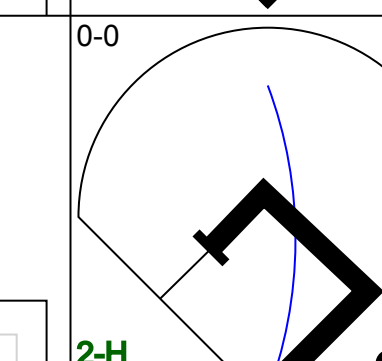
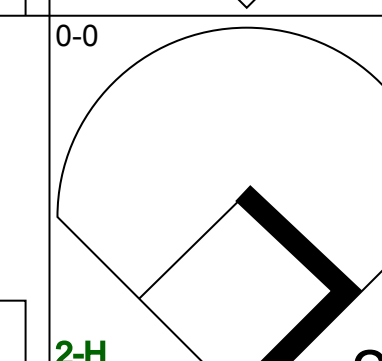
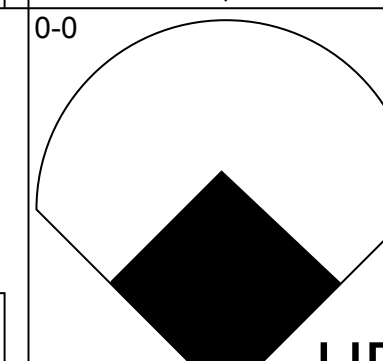
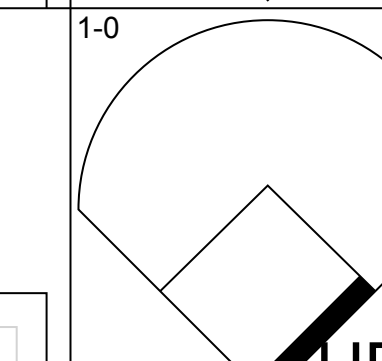
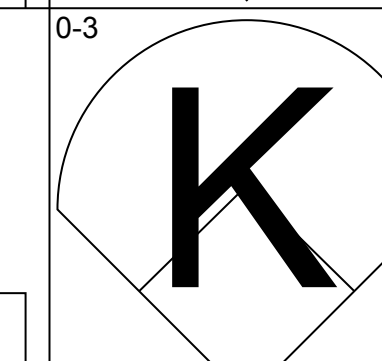
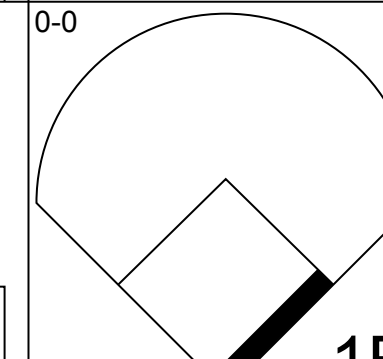
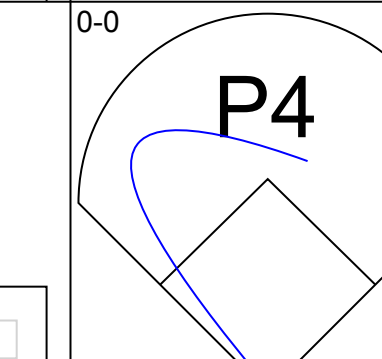
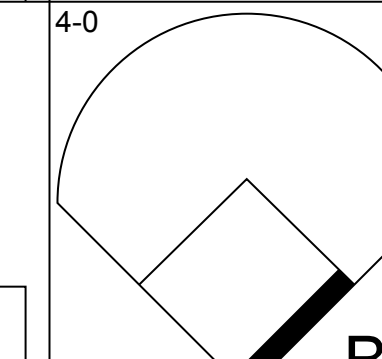
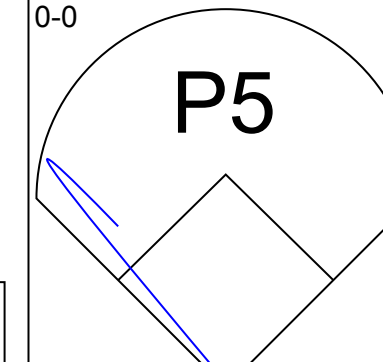
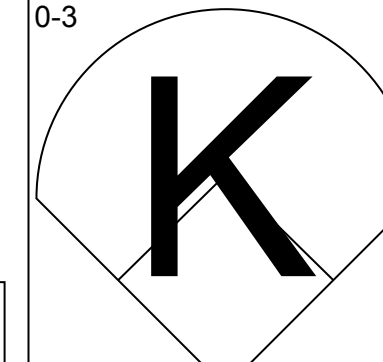
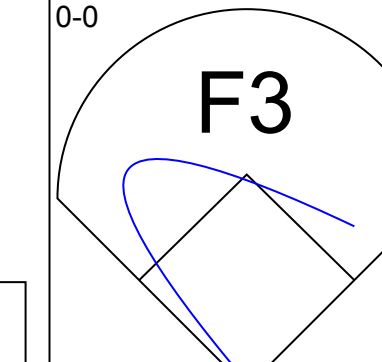
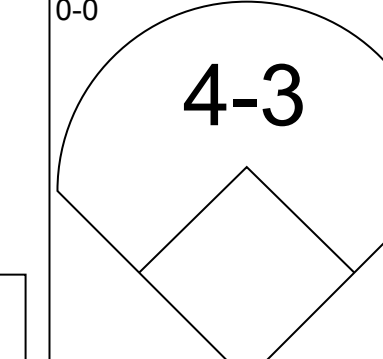
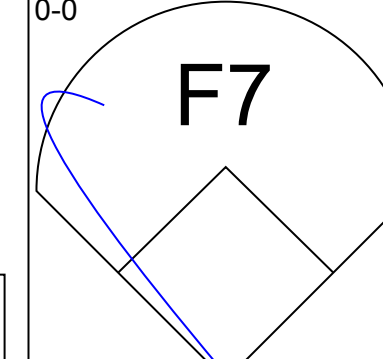
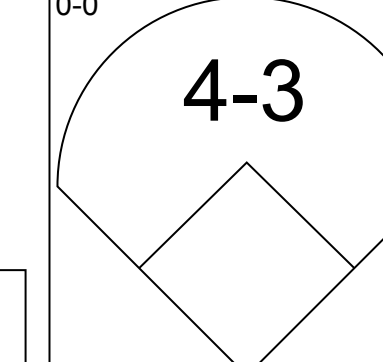
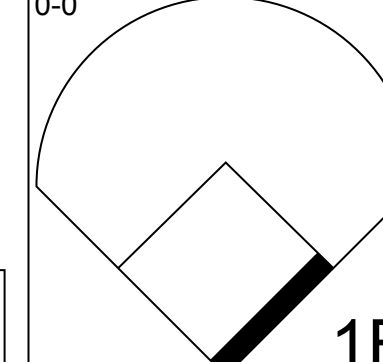
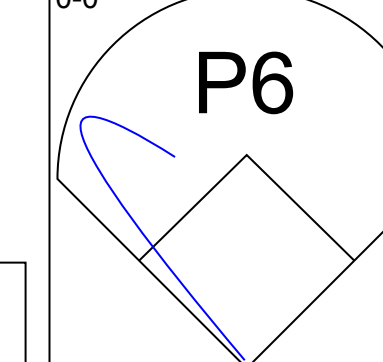
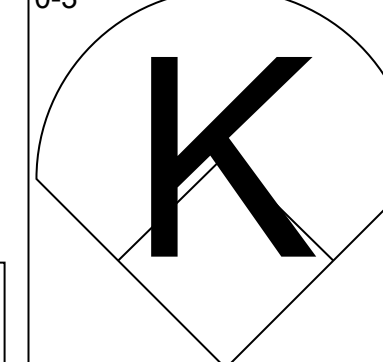
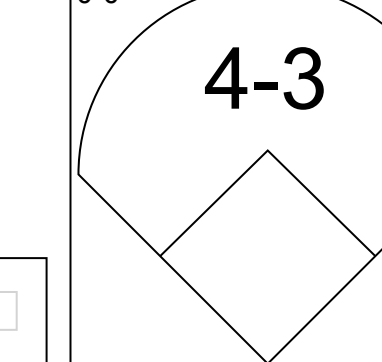
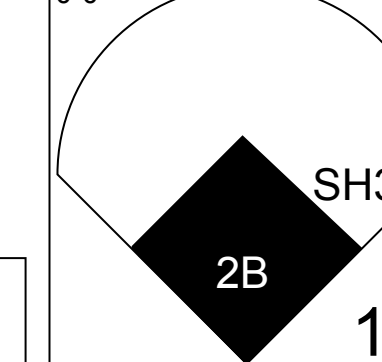
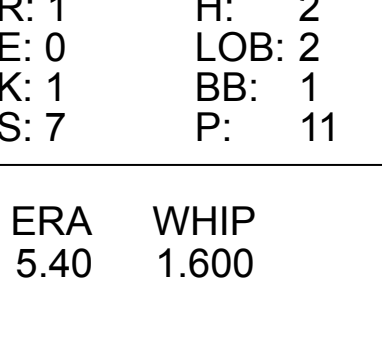
Batter	1	2	3	4	5	6	7	8	9	AB	R	H	RBI	BB	SO	LOB	TOP								
Willie Tasby, R (1.8) OBP: 0.334, SLG: 0.397	6-3		1B		1B		G4-6-3		F9	5	2	3	0	0	0	0	Baltimore Orioles @ Washington Senators Griffith Stadium, Washington, DC Sun Jul 12 1959, 3:33 AM EDT Att: 7,436 - Unknown livebaseballscorecards.com								
Bob Boyd, L (1.3) OBP: 0.293, SLG: 0.305 Walt Dropo, R (9.3) OBP: 0.261, SLG: 0.375	E6		1B		6-3		G4-6-3		1-3	5	0	1	1	0	0	2									
Gene Woodling, L (1.7) OBP: 0.409, SLG: 0.528	4-3		1B		FC6-4				1B	4	1	3	1	0	0	1									
Gus Triandos, R (1.2) OBP: 0.395, SLG: 0.564	6-3		F9		FC6-4				5-3	4	0	0	0	0	0	4									
Joe Taylor, R (1.9) OBP: 0.429, SLG: 0.400 Al Pilarcik, L (8.9) OBP: 0.367, SLG: 0.409	6-3				P3				F8	4	1	1	1	0	0	1									
Brooks Robinson, R (1.5) OBP: 0.224, SLG: 0.234	F8				F9				F8	4	0	1	1	0	0	0									
Chico Carrasquel, R (1.6) OBP: 0.289, SLG: 0.306	FC6-4				F8				BB	2	0	0	0	2	1	0									
Billy Gardner, R (1.4) OBP: 0.303, SLG: 0.360	FC6-4								BB	4	1	1	1	0	2	3									
Hoyt Wilhelm, R (1.1) OBP: 0.106, SLG: 0.023			6-3		6-3				F9	4	0	0	0	0	0	0									
Inning Stats	R: 0 E: 1 K: 0 S: 4	H: 0 LOB: 1 BB: 0 P: 4	R: 0 E: 0 K: 0 S: 3	H: 0 LOB: 1 BB: 1 P: 7	R: 1 E: 0 K: 0 S: 5	H: 3 LOB: 1 BB: 0 P: 5	R: 0 E: 0 K: 0 S: 3	H: 0 LOB: 0 BB: 0 P: 3	R: 2 E: 0 K: 2 S: 6	H: 3 LOB: 1 BB: 0 P: 6	R: 1 E: 0 K: 2 S: 8	H: 1 LOB: 0 BB: 0 P: 8	R: 0 E: 0 K: 0 S: 3	H: 1 LOB: 0 BB: 0 P: 3	R: 1 E: 0 K: 1 S: 7	H: 2 LOB: 2 BB: 1 P: 11		R: 0 E: 0 K: 0 S: 3	H: 0 LOB: 0 BB: 0 P: 3	1B: 6 2B: 1 3B: 1 HR: 2	SF: 0 SAC: 0 DP: 1 HBP: 0	WP: 0 PB: 0 SB: 0 CS: 0	PA: 38		
PITCHER	IP	WLS	BF	H	R	ER	SO	BB	IBB	HBP	BLK	WP	HR	S	P	ERA	WHIP								
Russ Kemmerer, R (1.1) ERA: 4.59	6.1	L	28	8	4	4	2	1	0	0	0	0	2	31	35	5.68	1.421								
Hal Woodeshick, L (7.1) ERA: 4.79	1.2		7	2	1	1	1	1	0	0	0	0	0	8	12	5.40	1.800								
Hal Griggs, R (9.1) ERA: 4.7	1.0		3	0	0	0	0	0	0	0	0	0	0	3	3	0.00	0.000								


Batter	1	2	3	4	5	6	7	8	9	AB	R	H	RBI	BB	SO	LOB	BOTTOM								
Ken Aspromonte, R (1.4) OBP: 0.330, SLG: 0.310	5-3		P6		FC6-4				G6-4-3	4	0	0	0	0	0	3	Baltimore Orioles @ Washington Senators Griffith Stadium, Washington, DC Sun Jul 12 1959, 3:33 AM EDT Att: 7,436 - Unknown livebaseballscorecards.com								
Bob Allison, R (1.8) OBP: 0.340, SLG: 0.564	CS		FC5-4		6-3				K	3	0	0	0	1	1	1									
Harmon Killebrew, R (1.5) OBP: 0.390, SLG: 0.627	K				5-3				K	4	0	0	0	0	3	1									
Roy Sievers, R (1.3) OBP: 0.314, SLG: 0.440	CS		6-3		6-3				6-3	4	0	0	0	0	1	0									
Jim Lemon, R (1.7) OBP: 0.340, SLG: 0.543			F2						P4	3	0	1	0	0	0	0									
Faye Throneberry, L (1.9) OBP: 0.360, SLG: 0.437			4-3		4-3				L1	3	0	0	0	0	0	1									
Clint Courtney, L (1.2) OBP: 0.354, SLG: 0.314			SH5-3		4-3				4-3	3	1	1	0	0	0	0									
Billy Consolo, R (1.6) OBP: 0.300, SLG: 0.254 Lenny Green, L (8. PH) OBP: 0.275, SLG: 0.327 Hal Griggs, R (9.1) OBP: 0.333, SLG: 0.333			SH5-3		K				G6-4-3	1	0	0	0	0	1	0									
Russ Kemmerer, R (1.1) OBP: 0.225, SLG: 0.143 Hal Woodeshick, R (7.1) OBP: 0.302, SLG: 0.302 Jose Valdivielso, R (9.6) OBP: 0.333, SLG: 0.333			FC5-4		FC6-4				F5	1	0	0	0	0	0	0									
Inning Stats	R: 0 E: 0 K: 1 S: 4	H: 0 LOB: 0 BB: 1 P: 8	R: 0 E: 0 K: 0 S: 3	H: 0 LOB: 0 BB: 0 P: 3	R: 1 E: 0 K: 0 S: 5	H: 2 LOB: 1 BB: 0 P: 5	R: 0 E: 0 K: 0 S: 4	H: 1 LOB: 1 BB: 0 P: 4	R: 0 E: 0 K: 1 S: 5	H: 0 LOB: 1 BB: 1 P: 9	R: 0 E: 0 K: 2 S: 7	H: 0 LOB: 0 BB: 0 P: 7	R: 0 E: 0 K: 0 S: 3	H: 0 LOB: 0 BB: 0 P: 3	R: 0 E: 0 K: 0 S: 3	H: 1 LOB: 0 BB: 0 P: 3		R: 0 E: 0 K: 2 S: 7	H: 0 LOB: 0 BB: 0 P: 7	1B: 4 2B: 0 3B: 0 HR: 0	SF: 0 SAC: 1 DP: 1 HBP: 0	WP: 0 PB: 0 SB: 0 CS: 1	PA: 32		
PITCHER	IP	WLS	BF	H	R	ER	SO	BB	IBB	HBP	BLK	WP	HR	S	P	ERA	WHIP								
Hoyt Wilhelm, R (1.1) ERA: 1.89	9.0	W	31	4	1	1	6	2	0	0	0	0	0	41	49	1.00	0.667								

Batter	1	2	3	4	5	6	7	8	9	AB	R	H	RBI	BB	SO	LOB	TOP					
Eddie Yost, R OBP: 0.415, SLG: 0.422 (1, 5)	F9		P4		HBP		FC6-4 HBP		K	3	0	0	0	0	1	1	Detroit Tigers @ Washington Senators Griffith Stadium, Washington, DC Tue Jul 14 1959, 7:05 PM EDT Att: 4,560 - Unknown					
Harvey Kuenn, R OBP: 0.413, SLG: 0.500 (1, 9)	BB				SF8		FC6-4		P4	3	0	1	1	1	0	3						
Johnny Groth, R OBP: 0.409, SLG: 0.550 (1, 7)	BB		2B		3H 6-3		F8			4	0	1	0	1	1	5						
Al Kaline, R OBP: 0.394, SLG: 0.550 (1, 8)	L6-4-3				L6-3		L4		L3	5	1	1	0	0	0	4						
Red Wilson, R OBP: 0.346, SLG: 0.462 (1, 2)		S			5-3		PB HBP			3	0	2	0	0	0	0						
Gus Zernial, R OBP: 0.299, SLG: 0.455 (1, 3)	F7				6-3		6-3		SF7	3	0	0	1	0	0	2						
Rocky Bridges, R OBP: 0.328, SLG: 0.373 (6, PH)							K		K	3	0	0	0	0	2	2						
Bobo Osborne, L OBP: 0.285, SLG: 0.314 (8, PH)							6-3			1	0	0	0	0	1	1						
Coot Veal, R OBP: 0.400, SLG: 0.348 (8, 6)									K	0	0	0	0	0	0	0						
Frank Bolling, R OBP: 0.325, SLG: 0.357 (1, 4)	F8						HBP SF8 1B		E5 FC6-4 HBP	4	1	1	0	0	0	2						
Frank Lary, R OBP: 0.149, SLG: 0.174 (5, PH)									L4	1	0	0	0	0	0	0						
Galt Harris, L OBP: 0.222, SLG: 0.316 (5, PH)										1	0	1	0	0	0	0						
Barney Schultz, R OBP: 0.100, SLG: 1.000 (7, PH)										0	0	0	0	0	0	0						
Neil Christley, R OBP: 0.350, SLG: 0.398 (7, PH)										1	0	0	0	0	0	1						
Dave Sisler, R OBP: 0.350, SLG: 0.250 (7, PH)										0	0	0	0	0	0	0						
Ted Lepcio, R OBP: 0.301, SLG: 0.490 (8, PH)									2B	1	0	1	0	0	0	0						
Inning Stats	R: 0 E: 0 K: 0 S: 2	H: 0 LOB: 1 BB: 2 P: 10	R: 0 E: 0 K: 1 S: 6	H: 1 LOB: 1 BB: 0 P: 6	R: 0 E: 0 K: 0 S: 4	H: 1 LOB: 0 BB: 0 P: 4	R: 0 E: 0 K: 0 S: 3	H: 0 LOB: 0 BB: 0 P: 3	R: 1 E: 0 K: 2 S: 9	H: 2 LOB: 2 BB: 0 P: 10	R: 0 E: 0 K: 0 S: 3	H: 0 LOB: 1 BB: 0 P: 4	R: 0 E: 1 K: 0 S: 4	H: 0 LOB: 0 BB: 0 P: 5	R: 1 E: 0 K: 1 S: 7	H: 2 LOB: 1 BB: 0 P: 7	R: 0 E: 0 K: 1 S: 7	H: 2 LOB: 2 BB: 0 P: 7	1B: 5 2B: 3 3B: 0 HR: 0	SF: 2 SAC: 0 DP: 1 HBP: 3	WP: 0 PB: 1 SB: 1 CS: 0	PA: 40
PITCHER Pedro Ramos, R ERA: 4.14 (1, 1)	IP: 9.0 WLS: W BF: 40 H: 8 R: 2 ER: 2 SO: 5 BB: 2 IBB: 0 HBP: 3 BLK: 0 WP: 0 HR: 0 S: 45 P: 56 ERA: 2.00 WHIP: 1.111																					

Batter	1	2	3	4	5	6	7	8	9	AB	R	H	RBI	BB	SO	LOB	BOTTOM			
Ken Aspromonte, R OBP: 0.328, SLG: 0.301 (1, 4)	1-3		1-3	K						3	0	0	0	1	1	1	Detroit Tigers @ Washington Senators Griffith Stadium, Washington, DC Tue Jul 14 1959, 7:05 PM EDT Att: 4,560 - Unknown			
Bob Allison, R OBP: 0.342, SLG: 0.574 (1, 8)	BB						K			3	1	2	1	0	1	0				
Harmon Killebrew, R OBP: 0.394, SLG: 0.625 (1, 5)	1B		HR							1	0	0	0	3	1	0				
Roy Sievers, R OBP: 0.313, SLG: 0.452 (1, 3)	BB									4	1	1	1	0	1	6				
Jim Lemon, R OBP: 0.338, SLG: 0.538 (1, 7)	K									3	0	0	0	1	2	3				
Lenny Green, L OBP: 0.275, SLG: 0.327 (9, 7)	K									0	0	0	0	0	0	0				
Faye Throneberry, L OBP: 0.373, SLG: 0.429 (1, 9)										4	1	0	0	0	1	1				
Hal Naragon, L OBP: 0.289, SLG: 0.333 (1, 2)	L6									4	1	1	1	0	0	0				
Billy Consolo, R OBP: 0.301, SLG: 0.284 (1, 6)	6-3									3	0	1	1	0	0	0				
Pedro Ramos, S OBP: 0.250, SLG: 0.250 (1, 1)										2	0	0	0	1	2	1				
Inning Stats	R: 0 E: 0 K: 2 S: 8	H: 1 LOB: 2 BB: 1 P: 12	R: 0 E: 0 K: 1 S: 5	H: 0 LOB: 0 BB: 0 P: 5	R: 1 E: 0 K: 2 S: 8	H: 1 LOB: 0 BB: 0 P: 8	R: 3 E: 0 K: 2 S: 10	H: 3 LOB: 1 BB: 1 P: 14	R: 0 E: 0 K: 0 S: 3	H: 0 LOB: 0 BB: 0 P: 3	R: 0 E: 0 K: 0 S: 2	H: 0 LOB: 2 BB: 3 P: 14	R: 0 E: 0 K: 0 S: 3	H: 0 LOB: 0 BB: 0 P: 3	R: 0 E: 0 K: 0 S: 3	H: 0 LOB: 0 BB: 0 P: 3	1B: 1 2B: 0 3B: 2 HR: 2	SF: 0 SAC: 1 DP: 1 HBP: 0	WP: 0 PB: 0 SB: 0 CS: 0	PA: 34
PITCHER Frank Lary, R ERA: 3.6 (1, 1)	IP: 4.0 WLS: L BF: 19 H: 5 R: 4 ER: 4 SO: 7 BB: 2 IBB: 0 HBP: 0 BLK: 0 WP: 0 HR: 2 S: 31 P: 39 ERA: 9.00 WHIP: 1.750																			
Barney Schultz, R ERA: 2.07 (5, 1)	2.0	7	0	0	0	2	1	0	0	0	0	10	14	0.00	0.500					
Dave Sisler, R ERA: 5.66 (7, 1)	2.0	8	0	0	0	0	2	1	0	0	0	5	17	0.00	1.000					

Batter	1	2	3	4	5	6	7	8	9	AB	R	H	RBI	BB	SO	LOB	TOP		
Eddie Yost, R OBP: 0.413, SLG: 0.419 (1, 5)										2	0	0	0	0	1	0	Detroit Tigers @ Washington Senators Griffith Stadium, Washington, DC Wed Jul 15 1959, 7:05 PM EDT Att: 7,715 - Unknown livebaseballscores.com		
Harvey Kuenn, R OBP: 0.411, SLG: 0.497 (1, 9)										2	0	0	0	0	0	0			
Johnny Groth, R OBP: 0.397, SLG: 0.532 (1, 7)										2	0	0	0	0	0	0			
Al Kaline, R OBP: 0.392, SLG: 0.546 (1, 8)										2	0	0	0	0	0	0			
Lou Berberet, L OBP: 0.305, SLG: 0.372 (1, 2)										2	0	0	0	0	1	0			
Gus Zernial, R OBP: 0.285, SLG: 0.456 (1, 3)										2	0	1	0	0	1	0			
Rocky Bridges, R OBP: 0.326, SLG: 0.371 (1, 6)										2	0	0	0	0	0	1			
Ted Lepcio, R OBP: 0.357, SLG: 0.449 (1, 4)										1	0	0	0	0	1	0			
Jim Bunning, R OBP: 0.241, SLG: 0.294 (1, 1)										1	0	0	0	0	0	0			
Inning Stats	R: 0 E: 0 K: 1 S: 5	H: 0 LOB: 0 BB: 0 P: 5	R: 0 E: 0 K: 2 S: 7	H: 0 LOB: 0 BB: 0 P: 7	R: 0 E: 0 K: 1 S: 5	H: 0 LOB: 0 BB: 0 P: 5	R: 0 E: 0 K: 0 S: 3	H: 0 LOB: 0 BB: 0 P: 3	R: 0 E: 0 K: 0 S: 4	H: 1 LOB: 1 BB: 0 P: 4							1B: 1 2B: 0 3B: 0 HR: 0	SF: 0 SAC: 0 DP: 0 HBP: 0	WP: 0 PA: 16 PB: 0 SB: 0 CS: 0
PITCHER Camilo Pascual, R ERA: 2.68 (1, 1)	IP: 5.0 WLS: W BF: 16 H: 1 R: 0 ER: 0 SO: 4 BB: 0 IBB: 0 HBP: 0 BLK: 0 WP: 0 HR: 0 S: 24 P: 24 ERA: 0.00 WHIP: 0.200															PITCHER			

Batter	1	2	3	4	5	6	7	8	9	AB	R	H	RBI	BB	SO	LOB	BOTTOM		
Ken Aspromonte, R OBP: 0.331, SLG: 0.314 (1, 4)										2	1	1	0	0	1	0	Detroit Tigers @ Washington Senators Griffith Stadium, Washington, DC Wed Jul 15 1959, 7:05 PM EDT Att: 7,715 - Unknown livebaseballscores.com		
Bob Allison, R OBP: 0.345, SLG: 0.581 (1, 8)										3	0	2	2	0	1	0			
Harmon Killebrew, R OBP: 0.397, SLG: 0.634 (1, 5)										2	1	1	1	0	1	1			
Roy Sievers, R OBP: 0.317, SLG: 0.452 (1, 3)										2	0	1	0	1	0	1			
Jim Lemon, R OBP: 0.335, SLG: 0.532 (1, 7)										3	0	0	0	0	1	3			
Faye Throneberry, L OBP: 0.370, SLG: 0.424 (1, 9)										2	0	0	0	0	0	0			
Hal Naragon, L OBP: 0.292, SLG: 0.336 (1, 2)										2	0	1	0	0	0	0			
Billy Consolo, R OBP: 0.294, SLG: 0.276 (1, 6)										2	0	0	0	0	1	1			
Camilo Pascual, R OBP: 0.291, SLG: 0.315 (1, 1)										2	1	1	0	0	0	0			
Inning Stats	R: 1 E: 0 K: 2 S: 9	H: 2 LOB: 1 BB: 0 P: 9	R: 0 E: 0 K: 0 S: 3	H: 0 LOB: 0 BB: 0 P: 3	R: 1 E: 0 K: 0 S: 4	H: 2 LOB: 1 BB: 0 P: 5	R: 0 E: 0 K: 2 S: 8	H: 1 LOB: 1 BB: 0 P: 8	R: 1 E: 0 K: 1 S: 7	H: 2 LOB: 2 BB: 1 P: 11							1B: 3 2B: 3 3B: 0 HR: 1	SF: 0 SAC: 1 DP: 0 HBP: 1	WP: 0 PA: 23 PB: 0 SB: 0 CS: 0
PITCHER Jim Bunning, R ERA: 4.55 (1, 1)	IP: 5.0 WLS: L BF: 23 H: 7 R: 3 ER: 3 SO: 5 BB: 1 IBB: 0 HBP: 1 BLK: 0 WP: 0 HR: 1 S: 31 P: 36 ERA: 5.40 WHIP: 1.600															PITCHER			

Batter	1	2	3	4	5	6	7	8	9	AB	R	H	RBI	BB	SO	LOB	TOP											
Eddie Yost, R OBP: 0.413, SLG: 0.419 (1, 5)	0-0 5-3		0-0 F7		0-0 3B 1B		0-0 1B		0-0 5-3	5	1	2	0	0	0	1	Detroit Tigers @ Washington Senators Griffith Stadium, Washington, DC Thu Jul 16 1959, 7:05 PM EDT Att: 10,407 - Unknown											
Harvey Kuenn, R OBP: 0.409, SLG: 0.500 (1, 9)	0-0 5-3		0-0 FC5		0-0 1B 3B		0-0 G3			4	1	1	1	0	0	2												
Charlie Maxwell, L OBP: 0.343, SLG: 0.498 (1, 7)	1-0 1B HBP		0-3 K		0-0 FC6-4 1B			0-0 FC4-6 1B		3	0	2	1	0	1	2												
Johnny Groth, R OBP: 0.389, SLG: 0.515 (1, 8)	0-0 1B		0-0 4-3		0-0 FC6-4 1B			0-0 FC4-6 1B		4	0	1	0	0	0	4												
Lou Berberet, L OBP: 0.304, SLG: 0.370 (1, 2)	0-0 F8			0-0 F9				0-0 1B		4	0	1	0	0	0	2												
Gus Zernial, R OBP: 0.253, SLG: 0.434 (1, 3)		0-0 5-3		0-3 K				0-3 K		4	0	0	0	0	2	2												
Rocky Bridges, R OBP: 0.323, SLG: 0.366 (1, 6)		0-3 K		0-0 6-3				0-0 P4		4	0	0	0	0	1	2												
Ted Lepcio, R OBP: 0.364, SLG: 0.451 (1, 4)		0-0 F5			0-0 1B 1B			0-0 1B 1B		4	0	2	0	0	0	0												
Ray Narleski, R ERA: 5.94 Bob Smith, L ERA: 4.21 Pete Burnside, L ERA: 3.6 Barney Schultz, R ERA: 2.25 Dave Sisler, R ERA: 5.35			0-0 E3		0-0 F8			0-0 G6-3		0	0	0	0	0	0	0												
Inning Stats	R: 0 E: 0 K: 0 S: 4	H: 1 LOB: 2 BB: 0 P: 5	R: 0 E: 0 K: 1 S: 5	H: 0 LOB: 0 BB: 0 P: 5	R: 0 E: 2 K: 1 S: 7	H: 0 LOB: 2 BB: 0 P: 7	R: 0 E: 0 K: 1 S: 5	H: 0 LOB: 0 BB: 0 P: 5	R: 2 E: 0 K: 0 S: 6	H: 4 LOB: 1 BB: 0 P: 6	R: 0 E: 0 K: 0 S: 3	H: 0 LOB: 0 BB: 0 P: 3	R: 0 E: 0 K: 0 S: 4	H: 2 LOB: 1 BB: 0 P: 4	R: 0 E: 0 K: 1 S: 7	H: 2 LOB: 2 BB: 0 P: 7			R: 0 E: 0 K: 1 S: 5	H: 0 LOB: 0 BB: 0 P: 5	1B: 8 2B: 0 3B: 1 HR: 0	SF: 0 SAC: 0 DP: 1 HBP: 1	WP: 0 PB: 0 SB: 0 CS: 0	PA: 37				
PITCHER	IP	WLS	BF	H	R	ER	SO	BB	IBB	HBP	BLK	WP	HR	S	P	ERA	WHIP											
Bill Fischer, R ERA: 3.45 Dick Hyde, R ERA: 5.96	(1, 1)	7.0	W	30	8	2	2	3	0	0	1	0	0	0	35	36	2.57	1.143										
(8, 1)	2.0	S	7	1	0	0	2	0	0	0	0	0	0	0	11	11	0.00	0.500										

Batter	1	2	3	4	5	6	7	8	9	AB	R	H	RBI	BB	SO	LOB	BOTTOM										
Ken Aspromonte, R OBP: 0.344, SLG: 0.330 (1, 4)	0-0 E6 1B			0-0 E7 SF7 1B			0-0 G6-4-3 1B			4	2	3	1	0	0	0	Detroit Tigers @ Washington Senators Griffith Stadium, Washington, DC Thu Jul 16 1959, 7:05 PM EDT Att: 10,407 - Unknown										
Bob Allison, R OBP: 0.344, SLG: 0.577 (1, 8)	0-0 F8		0-0 G6-4-3 BB		0-0 SF7		0-0 F8			2	0	0	1	1	0	2											
Harmon Killebrew, R OBP: 0.392, SLG: 0.626 (1, 5)	0-3 K		0-0 G6-4-3		0-0 5-3		0-0 G6-4-3			4	0	0	0	0	1	5											
Roy Sievers, R OBP: 0.316, SLG: 0.448 (1, 3)	0-0 1B		0-3 K		0-0 F6			0-0 P5		4	0	1	1	0	1	0											
Jim Lemon, R OBP: 0.331, SLG: 0.525 Lenny Green, L OBP: 0.275, SLG: 0.327 (1, 7)	0-0 F8		0-3 K		0-0 6-3			0-0 F2		4	0	0	0	0	1	1											
Faye Throneberry, L OBP: 0.372, SLG: 0.440 (1, 9)		0-0 HR		0-0 1B				0-0 K		4	1	2	1	0	1	0											
Clint Courtney, L OBP: 0.354, SLG: 0.306 (1, 2)		0-0 1B SF8 BB		0-3 K			0-0 F7			2	1	0	0	1	1	1											
Billy Consolo, R OBP: 0.307, SLG: 0.282 (1, 6)		0-0 BB 1B 1B		0-0 SH2-4 E BB			0-3 K			2	1	1	0	1	1	0											
Bill Fischer, R OBP: 0.158, SLG: 0.114 Dick Hyde, R (8, 1)		0-0 SF8		0-0 SH2-4			0-3 K			1	0	0	1	0	1	0											
Inning Stats	R: 1 E: 1 K: 1 S: 7	H: 1 LOB: 1 BB: 0 P: 7	R: 2 E: 0 K: 0 S: 5	H: 3 LOB: 2 BB: 2 P: 13	R: 0 E: 0 K: 3 S: 10	H: 1 LOB: 1 BB: 0 P: 10	R: 2 E: 1 K: 0 S: 4	H: 1 LOB: 0 BB: 1 P: 8	R: 0 E: 0 K: 1 S: 5	H: 0 LOB: 0 BB: 0 P: 5	R: 0 E: 0 K: 2 S: 7	H: 0 LOB: 0 BB: 0 P: 7	R: 0 E: 0 K: 0 S: 3	H: 1 LOB: 0 BB: 0 P: 3	R: 0 E: 0 K: 0 S: 3	H: 0 LOB: 0 BB: 0 P: 3		R: 0 E: 0 K: 0 S: 3	H: 0 LOB: 0 BB: 0 P: 3	1B: 6 2B: 0 3B: 0 HR: 1	SF: 2 SAC: 1 DP: 2 HBP: 0	WP: 0 PB: 0 SB: 1 CS: 0	PA: 33				
PITCHER	IP	WLS	BF	H	R	ER	SO	BB	IBB	HBP	BLK	WP	HR	S	P	ERA	WHIP										
Ray Narleski, R ERA: 5.94 Bob Smith, L ERA: 4.21 Pete Burnside, L ERA: 3.6 Barney Schultz, R ERA: 2.25 Dave Sisler, R ERA: 5.35	(1, 1)	1.1	L	11	4	3	2	1	0	0	0	0	0	1	1	0.00	0.000										
(2, 1)	0.2	1	0	0	0	0	0	0	0	0	0	0	0	1	1	0.00	0.000										
(3, 1)	2.0	9	2	2	1	3	1	0	0	0	0	0	0	14	18	4.50	1.500										
(5, 1)	2.0	6	0	0	0	3	0	0	0	0	0	0	0	12	12	0.00	0.000										
(7, 1)	2.0	6	1	0	0	0	0	0	0	0	0	0	0	6	6	0.00	0.500										



Batter	1	2	3	4	5	6	7	8	9	AB	R	H	RBI	BB	SO	LOB	TOP	
Bill Tuttle, R OBP: 0.348, SLG: 0.370 (1, 8)	6-3		E 1B	G4-6-3 BB		FC6-4		4-3		4	1	1	0	1	0	1	Kansas City Athletics @ Washington Senators Griffith Stadium, Washington, DC Fri Jul 17 1959, 7:05 PM EDT Att: 9,842 - Unknown	
Jerry Lumpe, L OBP: 0.327, SLG: 0.336 (1, 6)	4-3		E4 1B SF9	G4-6-3			1B BB	F5		4	2	0	0	1	0	2		
Roger Maris, L OBP: 0.385, SLG: 0.565 (1, 9)	WP 1B		BB BB 1B				1B 1B	K		5	1	3	1	0	2	0		
Bob Cerv, R OBP: 0.314, SLG: 0.442 (1, 7)	4-3		SF9		5-3		K			4	0	1	1	0	1	3		
Russ Snyder, L OBP: 0.395, SLG: 0.417 (9, 7)	1-2							FC1-6 1B		0	0	0	0	0	0	0		
Ray Boone, R OBP: 0.404, SLG: 0.382 (1, 3)		F8		BB BB			1B 2B BB	FC1-6		2	0	1	0	2	0	0		
Kent Hadley, L OBP: 0.293, SLG: 0.433 (7, PR)				1-2 BB				1-2		1	1	0	0	0	0	1		
Dick Williams, R OBP: 0.311, SLG: 0.445 (1, 5)		F8			P4		2B 1B	K		5	2	2	2	0	1	4		
Harry Chiti, R OBP: 0.327, SLG: 0.435 (1, 2)		E8 2H 1B		1-2 2-3 BB		5-3		G3		4	0	2	3	1	0	1		
Wayne Terwilliger, R OBP: 0.204, SLG: 0.267 (1, 4)		6-3		K		4-3				4	0	0	0	0	2	6		
Ned Garver, R OBP: 0.400, SLG: 0.553 (1, 1)					F8					3	0	0	0	1	0	3		
Murry Dickson, R OBP: 0.333, SLG: 0.333 (7, 1)		5-3				FC6-4 BB		1-3		0	0	0	0	0	0	0		
Bob Grim, R OBP: 0.208, SLG: 0.286 (9, 1)										0	0	0	0	0	0	0		
Inning Stats	R: 0 E: 0 K: 0 S: 4	H: 1 LOB: 1 BB: 0 P: 4	R: 1 E: 1 K: 0 S: 5	H: 2 LOB: 1 BB: 0 P: 5	R: 2 E: 1 K: 1 S: 8	H: 2 LOB: 2 BB: 2 P: 16	R: 0 E: 0 K: 0 S: 2	H: 0 LOB: 0 BB: 1 P: 6	R: 0 E: 0 K: 1 S: 6	H: 1 LOB: 1 BB: 0 P: 6	R: 0 E: 0 K: 1 S: 5	H: 0 LOB: 0 BB: 0 P: 5	R: 0 E: 0 K: 1 S: 6	H: 1 LOB: 1 BB: 0 P: 6	1B: 8 2B: 2 3B: 0 HR: 0	SF: 1 SAC: 0 DP: 1 HBP: 0	WP: 1 PB: 0 SB: 1 CS: 0	PA: 43
PITCHER	IP WLS BF H R ER SO BB IBB HBP BLK WP HR S P ERA WHIP	IP WLS BF H R ER SO BB IBB HBP BLK WP HR S P ERA WHIP																
Russ Kemmerer, R ERA: 4.79 (1, 1)	6.1 L 34 9 7 6 3 6 0 0 0 1 0 34 58 8.53 2.368																	
Tex Clevenger, R ERA: 4.79 (7, 1)	0.2 2 0 0 0 1 0 0 0 0 0 0 4 4 0.00 0.000																	
Hal Woodeshick, L ERA: 4.26 (8, 1)	2.0 7 1 0 0 2 0 0 0 0 0 0 11 11 0.00 0.500																	



Batter	1	2	3	4	5	6	7	8	9	AB	R	H	RBI	BB	SO	LOB	BOTTOM					
Ken Aspromonte, R OBP: 0.362, SLG: 0.345 (1, 4)	CS 1B				G6-4-3					4	0	3	0	1	0	1	Kansas City Athletics @ Washington Senators Griffith Stadium, Washington, DC Fri Jul 17 1959, 7:05 PM EDT Att: 9,842 - Unknown					
Ron Samford, R OBP: 0.286, SLG: 0.380 (9, PR)			1-2 BB				1B			0	0	0	0	0	0	0						
Bob Allison, R OBP: 0.342, SLG: 0.572 (1, 8)	F7		F8			K	FC6-4 1B			5	0	1	1	0	1	5						
Harmon Killebrew, R OBP: 0.391, SLG: 0.624 (1, 5)	K		F8			1B 2B	FC6-4			4	1	1	0	0	1	5						
Roy Sievers, R OBP: 0.319, SLG: 0.461 (1, 3)		HR			F8	F7		FC6-4 BB		3	1	1	1	1	0	1						
Jim Lemon, R OBP: 0.330, SLG: 0.521 (1, 7)	4-3				4-3			F8		4	0	1	1	0	0	1						
Faye Throneberry, L OBP: 0.369, SLG: 0.432 (1, 9)	4-3				F8	4-3		FC6-4		4	0	0	0	0	0	2						
Clint Courtney, L OBP: 0.349, SLG: 0.293 (1, 2)	G3				F8		FC6-4 BB	G3		3	0	0	0	1	0	1						
Billy Conso, R OBP: 0.308, SLG: 0.296 (1, 6)										3	2	1	0	0	1	1						
Hal Naragon, L OBP: 0.297, SLG: 0.341 (9, PH)			K			FC6-4				1	0	1	0	0	0	0						
Jose Valdivielso, R OBP: 0.333, SLG: 0.333 (9, PR)						1B 2B	1B	FC3-6 1B		0	0	0	0	0	0	0						
Russ Kemmerer, R OBP: 0.262, SLG: 0.167 (1, 1)										1	0	1	1	1	0	0						
Tex Clevenger, R OBP: 0.125, SLG: 0.286 (7, 1)										0	0	0	0	0	0	0						
Julio Becquer, L OBP: 0.244, SLG: 0.299 (7, PH)										1	0	0	0	0	0	1						
Hal Woodeshick, L OBP: 0.244, SLG: 0.299 (8, 1)										0	0	0	0	0	0	0						
Lenny Green, L OBP: 0.289, SLG: 0.320 (9, PH)										1	0	0	0	0	0	1						
Inning Stats	R: 0 E: 0 K: 1 S: 5	H: 1 LOB: 1 BB: 0 P: 5	R: 1 E: 0 K: 0 S: 4	H: 1 LOB: 0 BB: 0 P: 4	R: 0 E: 0 K: 1 S: 5	H: 0 LOB: 2 BB: 2 P: 13	R: 0 E: 0 K: 0 S: 3	H: 0 LOB: 0 BB: 0 P: 3	R: 1 E: 0 K: 0 S: 4	H: 2 LOB: 0 BB: 0 P: 4	R: 1 E: 0 K: 1 S: 7	H: 2 LOB: 1 BB: 0 P: 7	R: 1 E: 0 K: 0 S: 5	H: 2 LOB: 2 BB: 1 P: 9	R: 0 E: 0 K: 0 S: 3	H: 0 LOB: 1 BB: 1 P: 7	R: 0 E: 0 K: 0 S: 4	H: 2 LOB: 2 BB: 0 P: 4	1B: 7 2B: 3 3B: 0 HR: 1	SF: 0 SAC: 0 DP: 3 HBP: 0	WP: 0 PB: 0 SB: 0 CS: 1	PA: 38
PITCHER	IP WLS BF H R ER SO BB IBB HBP BLK WP HR S P ERA WHIP	IP WLS BF H R ER SO BB IBB HBP BLK WP HR S P ERA WHIP																				
Ned Garver, R ERA: 3.44 (1, 1)	6.2 W 29 8 4 4 3 3 0 0 0 0 1 32 44 5.40 1.650																					
Murry Dickson, R ERA: 3.39 (7, 1)	1.2 8 2 0 0 0 1 0 0 0 0 0 7 11 0.00 1.800																					
Bob Grim, R ERA: 3.89 (9, 1)	0.2 S 1 0 0 0 0 0 0 0 0 0 1 1 0.00 0.000																					



Batter	1	2	3	4	5	6	7	8	9	AB	R	H	RBI	BB	SO	LOB	TOP			
Bill Tuttle, R OBP: 0.353, SLG: 0.386 (1, 8)	0-0 5-3-4		0-0 1B			0-3 K		0-0 WP 1B		4	0	2	0	0	1	0	Kansas City Athletics @ Washington Senators Griffith Stadium, Washington, DC Sun Jul 19 1959, 3:33 AM EDT Unknown livebaseballscorecards.com			
Joe Demaestri, R OBP: 0.299, SLG: 0.394 Preston Ward, L OBP: 0.234, SLG: 0.267 Rip Coleman, L OBP: 0.095, SLG: 0.095 Murry Dickson, R OBP: 0.333, SLG: 0.333	0-0 4-3		0-0 F8			0-0 6-3		0-3 K		3	0	0	0	0	0	1				
Roger Maris, L OBP: 0.379, SLG: 0.560 (1, 9)	0-0 F9			0-0 1-4-3		0-3 K		0-0 P4		4	0	0	0	0	1	0				
Bob Cerv, R OBP: 0.312, SLG: 0.436 (1, 7)		0-0 6-3		0-0 L5			0-0 6-3		0-3 K		4	0	0	0	1	0				
Ray Boone, R OBP: 0.399, SLG: 0.372 (1, 3)		0-3 K		0-0 F7			0-0 F9		4-0 BB		3	0	0	0	1	1				
Dick Williams, R OBP: 0.309, SLG: 0.439 (8, 4)		0-0 E7 1B			0-0 5-3		0-0 1B		0-0 6-3		4	0	2	0	0	1				
Harry Chiti, R OBP: 0.333, SLG: 0.439 (1, 2)		0-0 F9			0-0 5-3		0-0 5-3				3	0	0	0	0	2				
Wayne Terwilliger, R OBP: 0.214, SLG: 0.288 (8, 6)			0-0 F8			0-0 1B		0-3 K		3	0	1	0	0	1	0				
Johnny Kucks, R OBP: 0.182, SLG: 0.100 Russ Snyder, L OBP: 0.333, SLG: 0.357 Hal Smith, R OBP: 0.371, SLG: 0.370 (8, 5)			0-3 K			0-0 1-3		0-0 G3		2	0	0	0	0	1	1				
Inning Stats	R: 0 E: 0 K: 0 S: 3	H: 0 LOB: 0 BB: 0 P: 3	R: 0 E: 1 K: 1 S: 6	H: 1 LOB: 1 BB: 0 P: 6	R: 0 E: 0 K: 1 S: 6	H: 1 LOB: 1 BB: 0 P: 6	R: 0 E: 0 K: 0 S: 3	H: 0 LOB: 0 BB: 0 P: 3	R: 0 E: 0 K: 2 S: 7	H: 0 LOB: 0 BB: 0 P: 7	R: 0 E: 0 K: 0 S: 4	H: 1 LOB: 1 BB: 0 P: 4	R: 0 E: 0 K: 2 S: 8	H: 1 LOB: 1 BB: 0 P: 8	R: 0 E: 0 K: 1 S: 5	H: 0 LOB: 1 BB: 1 P: 9	1B: 5 2B: 0 3B: 0 HR: 0	SF: 0 SAC: 0 DP: 0 HBP: 0	WP: 1 PB: 0 CS: 0	PA: 33
PITCHER Camilo Pascual, R ERA: 2.52 (1, 1)	IP: 9.0 WLS: W BF: 33 H: 5 R: 0 ER: 0 SO: 7 BB: 1 IBB: 0 HBP: 0 BLK: 0 WP: 1 HR: 0 S: 46 P: 50 ERA: 0.00 WHIP: 0.667															PITCHER				

Batter	1	2	3	4	5	6	7	8	9	AB	R	H	RBI	BB	SO	LOB	BOTTOM	
Ken Aspromonte, R OBP: 0.381, SLG: 0.392 (1, 4)	0-3 K		0-0 2B				0-0 F9			4	1	2	1	1	1	1	Kansas City Athletics @ Washington Senators Griffith Stadium, Washington, DC Sun Jul 19 1959, 3:33 AM EDT Unknown livebaseballscorecards.com	
Lenny Green, L OBP: 0.328, SLG: 0.400 (1, 7)	0-0 F9		4-0 G6-4-3 BB			0-0 1-3 2B		0-0 1-3 2B		4	0	3	4	1	0	0		
Harmon Killebrew, R OBP: 0.384, SLG: 0.613 (1, 5)	0-0 F8		0-0 G6-4-3 1-2			0-0 5-3		0-0 P6		5	0	0	0	0	1	7		
Bob Allison, R OBP: 0.343, SLG: 0.576 (1, 8)		0-0 E1 1B		0-0 P6			0-0 F8		0-0 HR		4	2	2	1	0	0		
Faye Throneberry, L OBP: 0.359, SLG: 0.421 (1, 9)		0-0 G4-6-3 2H 1B		0-0 4-3			0-0 4-3		0-0 6-3		4	0	1	1	0	0		
Julio Becquer, L OBP: 0.295, SLG: 0.323 (1, 3)		0-0 G4-6-3 1-2 1B		0-0 3B			0-0 4-3		0-0 FC5-4 1B		4	1	3	0	0	0		
Hal Naragon, L OBP: 0.288, SLG: 0.329 (1, 2)		0-0 G4-6-3 1-2 2-3		0-0 L1			0-0 F7		0-0 FC5-4 1B		4	0	1	0	0	3		
Billy Consolo, R OBP: 0.283, SLG: 0.270 (1, 6)		0-0 F3			0-0 F9		0-3 K		0-0 FC5-4 1B		4	1	0	0	1	3		
Camilo Pascual, R OBP: 0.322, SLG: 0.321 (1, 1)			0-0 F9			0-0 2B		0-0 2B		2	2	1	0	2	0	0		
Inning Stats	R: 0 E: 0 K: 1 S: 5	H: 3 LOB: 1 BB: 0 P: 5	R: 0 E: 0 K: 0 S: 3	H: 1 LOB: 1 BB: 1 P: 7	R: 0 E: 0 K: 0 S: 4	H: 1 LOB: 1 BB: 0 P: 4	R: 0 E: 0 K: 0 S: 5	H: 2 LOB: 2 BB: 0 P: 5	R: 0 E: 0 K: 0 S: 3	H: 0 LOB: 0 BB: 0 P: 3	R: 2 E: 0 K: 1 S: 7	H: 2 LOB: 1 BB: 1 P: 11	R: 4 E: 0 K: 1 S: 9	H: 4 LOB: 2 BB: 2 P: 17	1B: 7 2B: 4 3B: 1 HR: 1	SF: 0 SAC: 0 DP: 2 HBP: 0	WP: 0 PB: 0 CS: 0	PA: 39
PITCHER Johnny Kucks, R ERA: 4.73 Rip Coleman, L ERA: 4.55 Murry Dickson, R ERA: 3.58 (8, 1)	IP: 7.0 WLS: L BF: 30 H: 9 R: 3 ER: 3 SO: 3 BB: 0 IBB: 0 HBP: 0 BLK: 0 WP: 0 HR: 0 S: 32 P: 40 ERA: 3.86 WHIP: 1.571															PITCHER		

Batter	1	2	3	4	5	6	7	8	9	AB	R	H	RBI	BB	SO	LOB	TOP			
Ken Aspromonte, R OBP: 0.367, SLG: 0.375 John Romonosky, R OBP: 0.200, SLG: 0.400	4-3		P3				6-3			3	0	1	0	0	0	0	Washington Senators @ Detroit Tigers Briggs Stadium, Detroit, MI Tue Jul 21 1959, 7:05 PM EDT Att: 23,075 - Unknown			
Bob Allison, R OBP: 0.338, SLG: 0.573	F7		5-3				6-3			4	0	0	0	0	1	1				
Harmon Killebrew, R OBP: 0.380, SLG: 0.612	5-3		5-3					6-3		4	0	0	0	0	0	1				
Roy Sievers, R OBP: 0.318, SLG: 0.467		HR		1-3			L5		F7	4	1	1	1	0	0	0				
Jim Lemon, R OBP: 0.326, SLG: 0.511	5-3			6-3			FC4-6 1B		P6	4	0	1	0	0	0	0				
Faye Throneberry, L OBP: 0.359, SLG: 0.417			K		1B 1B		FC4-6 BB 1-2f		F7	4	0	1	0	0	1	1				
Hal Naragon, L OBP: 0.297, SLG: 0.333 Clint Courtney, L OBP: 0.348, SLG: 0.286					1B 1B				G3	2	0	2	0	0	0	0				
Billy Consolo, R OBP: 0.276, SLG: 0.255					L9				K	3	0	0	0	1	1	4				
Bill Fischer, R OBP: 0.158, SLG: 0.114 Russ Kemmerer, R OBP: 0.256, SLG: 0.162 Ron Sanford, R OBP: 0.284, SLG: 0.376			K						L8	0	0	0	0	0	0	0				
										1	0	0	0	0	1	2				
										2	0	0	0	0	1	0				
Inning Stats	R: 0 E: 0 K: 0 S: 3	H: 0 LOB: 0 BB: 0 P: 3	R: 1 E: 0 K: 2 S: 9	H: 2 LOB: 2 BB: 1 P: 13	R: 0 E: 0 K: 0 S: 3	H: 0 LOB: 0 BB: 0 P: 3	R: 0 E: 0 K: 0 S: 5	H: 2 LOB: 2 BB: 0 P: 5	R: 0 E: 0 K: 2 S: 8	H: 1 LOB: 1 BB: 0 P: 8	R: 0 E: 0 K: 0 S: 4	H: 1 LOB: 2 BB: 1 P: 8	R: 0 E: 0 K: 0 S: 3	H: 0 LOB: 0 BB: 0 P: 3	R: 0 E: 0 K: 1 S: 5	H: 0 LOB: 0 BB: 0 P: 5	1B: 5 2B: 0 3B: 0 HR: 1	SF: 0 SAC: 0 DP: 0 HBP: 0	WP: 0 PB: 0 SB: 0 CS: 0	PA: 35
PITCHER Paul Foytack, R ERA: 5.08	IP: 9.0 WLS: W BF: 35 H: 6 R: 1 ER: 1 SO: 5 BB: 2 IBB: 0 HBP: 0 BLK: 0 WP: 0 HR: 1 S: 43 P: 51 ERA: 1.00 WHIP: 0.889																			

Batter	1	2	3	4	5	6	7	8	9	AB	R	H	RBI	BB	SO	LOB	BOTTOM			
Eddie Yost, R OBP: 0.411, SLG: 0.409	HR S BB	1B 1B BB	F7			G6-4-3 1-2f		K 2-3		3	2	0	0	2	1	2	Washington Senators @ Detroit Tigers Briggs Stadium, Detroit, MI Tue Jul 21 1959, 7:05 PM EDT Att: 23,075 - Unknown			
Charlie Maxwell, L OBP: 0.349, SLG: 0.508	P6	1B HR 1B		HR		HBP				3	2	2	1	0	0	1				
Harvey Kuenn, R OBP: 0.395, SLG: 0.491	HR	F9		6-3		6-3				4	1	1	2	0	0	3				
Al Kaline, R OBP: 0.396, SLG: 0.548	HBP BB BB	HR 1B		K		G4-6-3 1B				3	2	2	1	1	1	0				
Lou Berberet, L OBP: 0.296, SLG: 0.384	F8	HR		4-3		G4-6-3 1-2f		G3		4	1	1	3	0	0	2				
Gail Harris, L OBP: 0.233, SLG: 0.314	BB HBP 1B	4-3			G3		G3			4	0	1	0	0	0	0				
Frank Bolling, R OBP: 0.331, SLG: 0.364	HBP BB 1B	P4			6-3			5-3		3	0	0	0	0	0	0				
Coot Veal, R OBP: 0.400, SLG: 0.276 Rocky Bridges, R OBP: 0.319, SLG: 0.361			F3		6-3			SH1-4 HBP		2	0	0	1	1	0	0				
										0	0	0	0	0	0	0				
Paul Foytack, R OBP: 0.149, SLG: 0.091	K		F8			G6-4-3 1B		SH1-4		3	0	1	0	0	1	3				
										1B: 5 2B: 0 3B: 0 HR: 3	SF: 0 SAC: 1 DP: 2 HBP: 3	WP: 0 PB: 1 SB: 1 CS: 0	PA: 37							
Inning Stats	R: 3 E: 0 K: 1 S: 7	H: 2 LOB: 3 BB: 3 P: 20	R: 4 E: 0 K: 0 S: 6	H: 3 LOB: 0 BB: 1 P: 10	R: 0 E: 0 K: 0 S: 3	H: 0 LOB: 0 BB: 0 P: 3	R: 1 E: 0 K: 1 S: 6	H: 1 LOB: 0 BB: 0 P: 6	R: 0 E: 0 K: 0 S: 3	H: 0 LOB: 0 BB: 0 P: 3	R: 0 E: 0 K: 0 S: 3	H: 1 LOB: 1 BB: 0 P: 4	R: 0 E: 0 K: 0 S: 3	H: 1 LOB: 0 BB: 0 P: 3	R: 0 E: 0 K: 1 S: 5	H: 0 LOB: 1 BB: 0 P: 6	1B: 5 2B: 0 3B: 0 HR: 3	SF: 0 SAC: 1 DP: 2 HBP: 3	WP: 0 PB: 1 SB: 1 CS: 0	PA: 37
PITCHER Bill Fischer, R ERA: 3.65 Russ Kemmerer, R ERA: 5.02 John Romonosky, R ERA: 2.29	IP: 3.1 WLS: L BF: 15 H: 4 R: 5 ER: 5 SO: 2 BB: 1 IBB: 0 HBP: 0 BLK: 0 WP: 0 HR: 2 S: 18 P: 22 ERA: 13.50 WHIP: 1.500																			

Batter	1	2	3	4	5	6	7	8	9	AB	R	H	RBI	BB	SO	LOB	TOP		
Ken Aspromonte, R (1.4) OBP: 0.358, SLG: 0.364	K			L8			L5		F7	4	0	0	0	0	1	0	Washington Senators @ Detroit Tigers Briggs Stadium, Detroit, MI Wed Jul 22 1959, 4:33 AM EDT Att: 8,211 - Unknown livebaseballscorecards.com		
Bob Allison, R (1.8) OBP: 0.334, SLG: 0.566	K			K			P6		K	4	0	0	0	0	3	0			
Harmon Killebrew, R (1.5) OBP: 0.377, SLG: 0.664	L8			F7			L7		K	4	0	0	0	0	1	0			
Roy Sievers, R (1.3) OBP: 0.318, SLG: 0.479		5-3			P4				HR	3	1	1	1	0	0	0			
Jim Lemon, R (1.7) OBP: 0.329, SLG: 0.510		F7			G1-6-3 BB				2B SF7 BB	1	1	0	0	2	0	0			
Faye Throneberry, L (1.9) OBP: 0.357, SLG: 0.421		F5			G1-6-3				2B	3	0	1	0	0	0	1			
Hal Naragon, L (1.2) OBP: 0.292, SLG: 0.329				4-3			4-3		SF7	2	0	0	1	0	0	0			
Billy Consolo, R (1.6) OBP: 0.280, SLG: 0.260				6-3					5-3	2	0	1	0	0	0	0			
Clint Courtney, L (8. PH) OBP: 0.344, SLG: 0.282							G5-4-3 1B		5-3	1	0	0	0	0	0	1			
Tex Clevenger, R (8. PH) OBP: 0.125, SLG: 0.286							G5-4-3 1B			0	0	0	0	0	0	0			
Chuck Stobbs, L (8.1) OBP: 0.091, SLG: 0.091										0	0	0	0	0	0	0			
Pedro Ramos, S (1.1) OBP: 0.235, SLG: 0.234				K			G5-4-3		K	2	0	0	0	0	1	1			
Lenny Green, L (8. PH) OBP: 0.344, SLG: 0.433										1	0	0	0	0	1	1			
Jose Valdivielso, R (8.6) OBP: 0.385, SLG: 0.333										0	0	0	0	0	0	0			
Inning Stats	R: 0 H: 0 E: 0 K: 2 S: 7	H: 0 LOB: 0 BB: 7 P: 7	R: 0 H: 0 E: 0 K: 0 S: 3	H: 0 LOB: 0 BB: 0 P: 3	R: 0 H: 0 E: 0 K: 1 S: 5	H: 0 LOB: 0 BB: 0 P: 5	R: 0 H: 0 E: 0 K: 1 S: 5	H: 0 LOB: 0 BB: 1 P: 6	R: 0 H: 1 E: 0 K: 0 S: 3	H: 0 LOB: 0 BB: 0 P: 3	R: 0 H: 0 E: 0 K: 0 S: 3	H: 0 LOB: 0 BB: 0 P: 3	R: 2 H: 2 E: 0 K: 1 S: 7	H: 2 LOB: 1 BB: 1 P: 11	R: 0 H: 0 E: 0 K: 2 S: 7	H: 0 LOB: 0 BB: 0 P: 7	1B: 1 2B: 1 3B: 0 HR: 1	SF: 1 SAC: 0 DP: 2 HBP: 0	WP: 0 PA: 30 PB: 0 SB: 0 CS: 0
PITCHER	IP WLS BF H R ER SO BB IBB HBP BLK WP HR S P ERA WHIP																		
Frank Lary, R (1.1) ERA: 3.33	7.0 W 24 3 2 2 4 2 0 0 0 0 0 1 30 38 2.57 0.714																		
Ray Narleski, R (8.1) ERA: 5.68	2.0 S 6 0 0 0 3 0 0 0 0 0 0 0 12 12 0.00 0.000																		

Batter	1	2	3	4	5	6	7	8	9	AB	R	H	RBI	BB	SO	LOB	BOTTOM
Eddie Yost, R (1.5) OBP: 0.409, SLG: 0.405	K		FC5-4				K			3	0	0	0	1	2	1	Washington Senators @ Detroit Tigers Briggs Stadium, Detroit, MI Wed Jul 22 1959, 4:33 AM EDT Att: 8,211 - Unknown livebaseballscorecards.com
Charlie Maxwell, L (1.7) OBP: 0.345, SLG: 0.502	K			E4 1B L6-3			L9			4	1	0	0	0	2	1	
Harvey Kuenn, R (1.9) OBP: 0.396, SLG: 0.491	F8			E L6-3 1B			K		2B 1B	4	1	2	0	0	1	0	
Al Kaline, R (1.8) OBP: 0.395, SLG: 0.547		L7		L6-3			L6-3		1B 2B	4	0	1	2	0	0	1	
Lou Berberet, L (1.2) OBP: 0.295, SLG: 0.379		F7		E4 G4-6-3			G3		BB	3	0	0	0	1	0	1	
Gail Harris, L (1.3) OBP: 0.233, SLG: 0.312		F2		G4-6-3			E9 1B		P1	4	1	1	0	0	0	4	
Frank Bolling, R (1.4) OBP: 0.333, SLG: 0.377				F7			HR		P6	4	1	2	2	0	0	2	
Rocky Bridges, R (1.6) OBP: 0.318, SLG: 0.358				FC5-4 BB			K		K	3	1	0	0	1	2	3	
Frank Lary, R (1.1) OBP: 0.185, SLG: 0.235				F7			3-1			3	1	1	2	0	0	1	
Ray Narleski, R (8.1) OBP: 0.125, SLG: 0.250									HR	0	0	0	0	0	0	0	
Inning Stats	R: 0 H: 0 E: 0 K: 2 S: 7	H: 0 LOB: 0 BB: 0 P: 7	R: 0 H: 0 E: 0 K: 0 S: 3	H: 0 LOB: 0 BB: 1 P: 7	R: 1 H: 1 E: 2 K: 0 S: 5	H: 1 LOB: 1 BB: 0 P: 5	R: 1 H: 1 E: 0 K: 2 S: 8	H: 1 LOB: 1 BB: 1 P: 12	R: 0 H: 0 E: 0 K: 1 S: 5	H: 0 LOB: 0 BB: 0 P: 5	R: 3 H: 3 E: 1 K: 1 S: 8	H: 3 LOB: 0 BB: 0 P: 8	R: 1 H: 2 E: 0 K: 1 S: 7	H: 2 LOB: 2 BB: 1 P: 11	1B: 4 2B: 1 3B: 0 HR: 2	SF: 0 SAC: 0 DP: 1 HBP: 0	WP: 0 PA: 35 PB: 0 SB: 0 CS: 0
PITCHER	IP WLS BF H R ER SO BB IBB HBP BLK WP HR S P ERA WHIP																
Pedro Ramos, R (1.1) ERA: 4.14	7.0 L 29 5 5 4 6 2 0 0 0 0 0 0 2 39 47 5.14 1.000																
Tex Clevenger, R (8.1) ERA: 5.12	0.0 2 2 1 1 0 0 0 0 0 0 0 0 2 2 ∞ ∞																
Chuck Stobbs, L (8.1) ERA: 3.31	1.0 4 0 0 0 1 1 0 0 0 0 0 0 5 9 0.00 1.000																

Batter	1	2	3	4	5	6	7	8	9	AB	R	H	RBI	BB	SO	LOB	TOP	
Ken Aspromonte, R (1.4)	L8		P5			P6		F9		4	0	0	0	0	0	1		
Bob Allison, R (1.8)	F 1B SF7 1B		L8			K			HR	4	2	2	1	0	1	0		
Harmon Killebrew, R (1.5)	E8 1B			4-3			BB		L8	3	0	1	0	1	0	0		
Roy Sievers, R (1.3)	SF7			P6		L8		F2		3	0	0	1	0	0	1		
Faye Throneberry, L (1.9)	L9			4-3		K		4-3		4	0	0	0	0	1	2		
Jim Lemon, R (1.7)		6-3			5-3		K			3	0	0	0	0	1	1		
Clint Courtney, L (1.2)		4-3			G3			1B		3	0	1	0	0	0	0		
Billy Consono, R (1.6)		5-3			K		K			3	0	0	0	0	2	1		
Hal Woodeshick, R (1.1)			P6			P3		L6		1	0	0	0	0	0	0		
Reno Bertoia, R (6, PH)										1	0	0	0	0	0	0		
Tex Clevenger, R (6.1)										0	0	0	0	0	0	0		
Russ Kemmerer, R (6.1)										1	0	0	0	0	0	1		
Inning Stats	R: 1 E: 1 K: 0 S: 5	H: 2 LOB: 1 BB: 0 P: 5	R: 0 E: 0 K: 0 S: 3	H: 0 LOB: 0 BB: 0 P: 3	R: 0 E: 0 K: 0 S: 3	H: 0 LOB: 0 BB: 0 P: 3	R: 0 E: 0 K: 1 S: 5	H: 0 LOB: 0 BB: 0 P: 5	R: 0 E: 0 K: 2 S: 7	H: 0 LOB: 1 BB: 1 P: 11	R: 0 E: 0 K: 1 S: 6	H: 1 LOB: 1 BB: 0 P: 6	R: 1 E: 0 K: 0 S: 4	H: 1 LOB: 0 BB: 0 P: 4	1B: 3 2B: 0 3B: 0 HR: 1	SF: 1 SAC: 0 DP: 0 HBP: 0	WP: 0 PB: 0 SB: 0 CS: 0	PA: 32
PITCHER Jim Bunning, R (1.1) ERA: 4.32	IP: 9.0 WLS: W BF: 32 H: 4 R: 2 ER: 2 SO: 5 BB: 1 IBB: 0 HBP: 0 BLK: 0 WP: 0 HR: 1 S: 41 P: 45 ERA: 2.00 WHIP: 0.556											PITCHER	IP: 9.0 WLS: W BF: 32 H: 4 R: 2 ER: 2 SO: 5 BB: 1 IBB: 0 HBP: 0 BLK: 0 WP: 0 HR: 1 S: 41 P: 45 ERA: 2.00 WHIP: 0.556					

Washington Senators @ Detroit Tigers
Briggs Stadium, Detroit, MI
Thu Jul 23 1959, 4:33 AM EDT
Att: 5,320 - Unknown

AB 30
R 2
H 4
RBI 2
BB 1
SO 5
LOB 7





Batter	1	2	3	4	5	6	7	8	9	AB	R	H	RBI	BB	SO	LOB	BOTTOM			
Eddie Yost, R (1.5)	4-3 1B	F8		6-3		1B 1B		F8		5	2	2	0	0	0	2				
Charlie Maxwell, L (1.7)	4-3		K		F7	1B 1B		WP BB BB		4	1	1	0	1	1	1				
Harvey Kuenn, R (1.9)	1B SH3-4 2H		S 2B		S 1B SF8	2B 1B		WP BB		4	4	4	3	1	0	0				
Al Kaline, R (1.8)	SH3-4 1B		WP SF9 2B		SF8 S PB 1B	2B 2B		K		5	3	4	2	0	1	2				
Red Wilson, R (1.2)	SH3-4		SF9		PB IBB	2B		F9		2	0	1	4	1	0	2				
Gus Zernial, R (1.3)	6-3		6-3		SF8	K				3	0	0	1	0	1	1				
Gail Harris, L (7.3)										0	0	0	0	0	0	0				
Ted Lepcio, R (1.4)		F9		K	6-3			F7		4	0	0	0	0	1	1				
Rocky Bridges, R (1.6)		SH1-4 1B				5-3		K		4	0	2	0	0	1	0				
Jim Bunning, R (1.1)		SH1-4		K		1B 1B 1B		K		3	1	1	0	0	2	1				
Inning Stats	R: 2 E: 0 K: 0 S: 6	H: 3 LOB: 1 BB: 0 P: 6	R: 0 E: 0 K: 0 S: 4	H: 1 LOB: 1 BB: 0 P: 4	R: 2 E: 0 K: 1 S: 7	H: 2 LOB: 0 BB: 0 P: 7	R: 0 E: 0 K: 2 S: 8	H: 1 LOB: 1 BB: 0 P: 8	R: 2 E: 0 K: 0 S: 5	H: 2 LOB: 1 BB: 1 P: 9	R: 5 E: 0 K: 1 S: 10	H: 6 LOB: 0 BB: 0 P: 10	R: 0 E: 0 K: 2 S: 7	H: 0 LOB: 0 BB: 0 P: 7	R: 0 E: 0 K: 1 S: 5	H: 0 LOB: 2 BB: 2 P: 13	1B: 11 2B: 4 3B: 0 HR: 0	SF: 2 SAC: 2 DP: 0 HBP: 0	WP: 2 PB: 1 SB: 3 CS: 0	PA: 41
PITCHER Hal Woodeshick, L (1.1) ERA: 6.0	IP: 5.0 WLS: L BF: 25 H: 9 R: 6 ER: 5 SO: 3 BB: 1 IBB: 0 HBP: 0 BLK: 0 WP: 1 HR: 0 S: 30 P: 34 ERA: 9.00 WHIP: 1.800											PITCHER	IP: 5.0 WLS: L BF: 25 H: 9 R: 6 ER: 5 SO: 3 BB: 1 IBB: 0 HBP: 0 BLK: 0 WP: 1 HR: 0 S: 30 P: 34 ERA: 9.00 WHIP: 1.800							
PITCHER Tex Clevenger, R (6.1) ERA: 6.07	IP: 0.1 WLS: L BF: 6 H: 5 R: 5 ER: 5 SO: 0 BB: 0 IBB: 0 HBP: 0 BLK: 0 WP: 0 HR: 0 S: 6 P: 6 ERA: 135.00 WHIP: 15.000											PITCHER	IP: 0.1 WLS: L BF: 6 H: 5 R: 5 ER: 5 SO: 0 BB: 0 IBB: 0 HBP: 0 BLK: 0 WP: 0 HR: 0 S: 6 P: 6 ERA: 135.00 WHIP: 15.000							
PITCHER Russ Kemmerer, R (6.1) ERA: 4.92	IP: 2.2 WLS: L BF: 10 H: 1 R: 0 ER: 0 SO: 4 BB: 2 IBB: 0 HBP: 0 BLK: 0 WP: 1 HR: 0 S: 16 P: 24 ERA: 0.00 WHIP: 1.125											PITCHER	IP: 2.2 WLS: L BF: 10 H: 1 R: 0 ER: 0 SO: 4 BB: 2 IBB: 0 HBP: 0 BLK: 0 WP: 1 HR: 0 S: 16 P: 24 ERA: 0.00 WHIP: 1.125							

Washington Senators @ Detroit Tigers
Briggs Stadium, Detroit, MI
Thu Jul 23 1959, 4:33 AM EDT
Att: 5,320 - Unknown

AB 34
R 11
H 15
RBI 10
BB 3
SO 7
LOB 10



Batter	1	2	3	4	5	6	7	8	9	AB	R	H	RBI	BB	SO	LOB	TOP					
Faye Throneberry, L (1.9)	0-0 4-3		0-0 4-3			0-0 F7		0-0 F8		4	0	0	0	0	0	1	Washington Senators @ Cleveland Indians Cleveland Municipal Stadium, Cleveland, OH Fri Jul 24, 1959, 7:05 PM EDT Att: 14,147 - Unknown 					
Bob Allison, R (1.8)	0-0 5-3		0-0 F5			0-3 K		0-3 K		4	0	0	0	0	2	1						
Harmon Killebrew, R (1.5)	0-3 K			0-0 6-3		0-0 6-3		0-0 L6		4	0	0	0	0	1	1						
Roy Sievers, R (1.3)		0-0 P4		0-0 HR			0-0 F8		0-0 HR	4	2	2	2	0	0	0						
Jim Lemon, R (1.7)		0-0 1B 1B		0-3 K			0-0 F8		0-3 K	4	0	1	0	0	2	0						
Hal Naragon, L (1.2)		0-0 1B		0-0 4-3			0-0 1B		0-0 3-1	0	0	0	0	0	0	0						
Ron Samford, R (1.4)		0-3 K			0-0 F8		1-0 HBP		0-0 4-3	3	0	0	0	0	1	2						
Jose Valdivielso, R (1.6)		0-0 L4			0-0 3-1		0-0 G3			2	0	0	0	0	0	2						
Julio Becquer, L (7. PH)										1	0	0	0	0	0	2						
Billy Consolo, R (7.6)										0	0	0	0	0	0	0						
Camilo Pascual, R (1.1)			0-3 K			0-0 F7				1	0	0	0	0	1	0						
Reno Bertoia, R (5. PH)										1	0	0	0	0	0	0						
Russ Kemmerer, R (5.1)										0	0	0	0	0	0	0						
Lenny Green, L (8. PH)										1	0	1	0	0	0	0						
Chuck Stobbs, L (8.1)										0	0	0	0	0	0	0						
Inning Stats	R: 0 E: 0 K: 1 S: 5	H: 0 LOB: 0 BB: 0 P: 5	R: 0 E: 0 K: 1 S: 7	H: 2 LOB: 2 BB: 0 P: 7	R: 0 E: 0 K: 1 S: 5	H: 0 LOB: 0 BB: 0 P: 5	R: 1 E: 0 K: 1 S: 6	H: 1 LOB: 0 BB: 0 P: 6	R: 0 E: 0 K: 0 S: 3	H: 0 LOB: 0 BB: 0 P: 3	R: 0 E: 0 K: 1 S: 5	H: 0 LOB: 0 BB: 0 P: 5	R: 0 E: 0 K: 0 S: 4	H: 1 LOB: 2 BB: 0 P: 5	R: 0 E: 0 K: 1 S: 6	H: 1 LOB: 0 BB: 0 P: 6		R: 1 E: 0 K: 1 S: 6	H: 1 LOB: 0 BB: 0 P: 6	1B: 4 2B: 0 3B: 0 HR: 2	SF: 0 SAC: 0 DP: 0 HBP: 1	WP: 0 PB: 0 SB: 0 CS: 0
PITCHER Gary Bell, R (1.1) ERA: 4.0	IP: 9.0 WLS: W BF: 34 H: 6 R: 2 ER: 2 SO: 7 BB: 0 IBB: 0 HBP: 1 BLK: 0 WP: 0 HR: 2 S: 47 P: 48 ERA: 2.00 WHIP: 0.667															PITCHER	IP: 9.0 WLS: W BF: 34 H: 6 R: 2 ER: 2 SO: 7 BB: 0 IBB: 0 HBP: 1 BLK: 0 WP: 0 HR: 2 S: 47 P: 48 ERA: 2.00 WHIP: 0.667					

Batter	1	2	3	4	5	6	7	8	9	AB	R	H	RBI	BB	SO	LOB	BOTTOM				
Woodie Held, R (1.6)	0-3 K		4-0 FC4-6 BB	0-0 1B 2B		0-0 4-3		0-3 K		4	1	1	1	1	2	3	Washington Senators @ Cleveland Indians Cleveland Municipal Stadium, Cleveland, OH Fri Jul 24, 1959, 7:05 PM EDT Att: 14,147 - Unknown 				
Vic Power, R (1.3)	0-0 E5		0-0 FC4-6 BB 1B	4-0 1B BB		0-3 K		0-0 E 1B		4	1	1	0	1	1	3					
Minnie Minoso, R (1.7)	0-0 5-3		0-0 BB 1B	0-0 BB 1B		4-0 BB		0-0 F7		4	1	2	1	1	0	3					
Rocky Colavito, R (1.9)	0-3 K		4-0 1B BB	0-0 5-3		0-0 F2		0-0 E6		4	0	0	0	1	1	8					
George Strickland, R (1.5)		0-0 5-3	0-0 1B		0-0 4-3 2B		0-0 5-3		0-3 K	5	0	2	2	0	1	3					
Russ Nixon, L (1.2)		0-3 K	0-0 5-3		0-0 4-3		0-0 1B		0-0 1B	4	0	1	0	0	1	3					
Jim Baxes, R (1.4)		0-0 HR		4-0 2B BB	0-0 FC6-5-6		0-0 F7		0-0 1B	3	2	1	1	1	0	2					
Jim Piersall, R (1.8)		0-0 1-3		0-0 F9		4-0 4-3 BB		0-0 4-3		3	0	0	0	1	0	2					
Gary Bell, R (1.1)			0-3 K	0-3 K		4-0 4-3 BB		0-0 E 1B 1B		3	0	1	0	1	2	1					
Inning Stats	R: 0 E: 1 K: 2 S: 8	H: 0 LOB: 1 BB: 0 P: 8	R: 1 E: 0 K: 1 S: 6	H: 1 LOB: 0 BB: 0 P: 6	R: 2 E: 0 K: 1 S: 7	H: 2 LOB: 2 BB: 2 P: 15	R: 2 E: 0 K: 1 S: 7	H: 2 LOB: 2 BB: 2 P: 15	R: 0 E: 0 K: 0 S: 3	H: 1 LOB: 0 BB: 0 P: 3	R: 0 E: 0 K: 1 S: 5	H: 0 LOB: 3 BB: 3 P: 17	R: 0 E: 0 K: 0 S: 4	H: 1 LOB: 1 BB: 0 P: 4	R: 0 E: 1 K: 2 S: 10	H: 2 LOB: 3 BB: 0 P: 10		1B: 6 2B: 3 3B: 0 HR: 1	SF: 0 SAC: 0 DP: 1 HBP: 0	WP: 0 PB: 0 SB: 1 CS: 0	PA: 41
PITCHER Camilo Pascual, R (1.1) ERA: 2.74	IP: 4.0 WLS: L BF: 22 H: 5 R: 5 ER: 5 SO: 5 BB: 4 IBB: 0 HBP: 0 BLK: 0 WP: 0 HR: 1 S: 28 P: 44 ERA: 11.25 WHIP: 2.250															PITCHER Russ Kemmerer, R (5.1) ERA: 4.8		IP: 3.0 WLS: L BF: 13 H: 2 R: 0 ER: 0 SO: 1 BB: 3 IBB: 0 HBP: 0 BLK: 0 WP: 0 HR: 0 S: 12 P: 24 ERA: 0.00 WHIP: 1.667			
PITCHER Chuck Stobbs, L (8.1) ERA: 3.24	IP: 1.0 WLS: L BF: 6 H: 2 R: 0 ER: 0 SO: 2 BB: 0 IBB: 0 HBP: 0 BLK: 0 WP: 0 HR: 0 S: 10 P: 10 ERA: 0.00 WHIP: 2.000															PITCHER		IP: 1.0 WLS: L BF: 6 H: 2 R: 0 ER: 0 SO: 2 BB: 0 IBB: 0 HBP: 0 BLK: 0 WP: 0 HR: 0 S: 10 P: 10 ERA: 0.00 WHIP: 2.000			


Batter	1	2	3	4	5	6	7	8	9	AB	R	H	RBI	BB	SO	LOB	TOP					
Lenny Green, L (1, 9) OBP: 0.348, SLG: 0.431	0-0 4-3			0-0 F3		0-0 L7		0-0 FC5-4 1B		4	0	1	0	0	0	0	<p>Washington Senators @ Cleveland Indians Cleveland Municipal Stadium, Cleveland, OH</p> <p>Sat Jul 25 1959, 3:33 AM EDT Att: 12,653 - Unknown</p> <p>livebaseballscores.com</p>					
Bob Allison, R (1, 8) OBP: 0.329, SLG: 0.562	0-3 K			0-3 K		0-0 5-3		0-0 F8		4	0	0	0	0	2	1						
Harmon Killebrew, R (1, 5) OBP: 0.373, SLG: 0.591	0-3 K			0-0 F3				0-0 F7		4	0	1	0	0	1	1						
Roy Sievers, R (1, 3) OBP: 0.315, SLG: 0.496		0-0 F8			0-0 G3 1B FC5-2-5 1B	0-3 K		0-0 FC5-4		4	0	1	0	0	1	2						
Jim Lemon, R (1, 7) OBP: 0.327, SLG: 0.511		0-0 5-3			0-0 FC5-2-5 G3 1-2 1B		0-0 HR		0-0 4-3	4	1	2	1	0	0	0						
Hal Naragon, L (1, 2) OBP: 0.290, SLG: 0.325		0-0 1-3			0-0 G3 1-2 2-3		0-0 F8		0-0 F8	0	0	0	0	0	0	0						
Ron Samford, R (1, 4) OBP: 0.282, SLG: 0.367			0-0 G4-3-6 1B		0-0 FC5-2-5 BB 2-3 3-H 4-0		0-0 G3		0-0 6-3	4	0	1	0	0	0	2						
Billy Consolo, R (1, 6) OBP: 0.283, SLG: 0.257			0-0 F8		0-0 BB 1-2 BB		0-0 1B			2	0	1	0	1	0	1						
Bill Fischer, R (1, 1) OBP: 0.154, SLG: 0.111			0-0 G4-3-6		0-3 K		0-3 K			1	0	0	0	0	0	1						
Julio Becquer, L (5, PH) OBP: 0.257, SLG: 0.331										1	0	0	0	0	1	3						
Hal Woodeshick, R (5, 1)										0	0	0	0	0	0	0						
Faye Throneberry, L (7, PH) OBP: 0.346, SLG: 0.405										1	0	0	0	0	1	1						
Tex Clevenger, R (7, 1) OBP: 0.125, SLG: 0.286										0	0	0	0	0	0	0						
Inning Stats	R: 0 E: 0 K: 2 S: 7	H: 0 LOB: 0 BB: 0 P: 7	R: 0 E: 0 K: 0 S: 3	H: 0 LOB: 0 BB: 0 P: 3	R: 0 E: 0 K: 0 S: 3	H: 1 LOB: 0 BB: 0 P: 3	R: 0 E: 0 K: 1 S: 5	H: 0 LOB: 0 BB: 0 P: 5	R: 0 E: 0 K: 1 S: 7	H: 2 LOB: 3 BB: 1 P: 11	R: 0 E: 0 K: 1 S: 6	H: 1 LOB: 1 BB: 0 P: 6	R: 1 E: 0 K: 1 S: 7	H: 2 LOB: 1 BB: 0 P: 7	R: 0 E: 0 K: 0 S: 4	H: 1 LOB: 0 BB: 0 P: 4	R: 0 E: 0 K: 0 S: 3	H: 0 LOB: 0 BB: 0 P: 3	1B: 6 2B: 0 3B: 0 HR: 1	SF: 0 SAC: 0 DP: 1 HBP: 0	WP: 0 PB: 0 SB: 0 CS: 0	PA: 34
PITCHER Cal McLish, R (1, 1) ERA: 2.81	IP: 9.0 WLS: W BF: 34 H: 7 R: 1 ER: 1 SO: 6 BB: 1 IBB: 0 HBP: 0 BLK: 0 WP: 0 HR: 1 S: 45 P: 49 ERA: 1.00 WHIP: 0.889															PITCHER						

Batter	1	2	3	4	5	6	7	8	9	AB	R	H	RBI	BB	SO	LOB	BOTTOM			
Woodie Held, R (1, 6) OBP: 0.313, SLG: 0.435	0-0 F8	0-3 K		0-0 5-3		0-0 6-3		0-0 1-3 1B		4	0	0	0	0	1	2	<p>Washington Senators @ Cleveland Indians Cleveland Municipal Stadium, Cleveland, OH</p> <p>Sat Jul 25 1959, 3:33 AM EDT Att: 12,653 - Unknown</p> <p>livebaseballscores.com</p>			
Granny Hamner, R (7, 6) OBP: 0.261, SLG: 0.351										1	0	1	0	0	0	0				
Vic Power, R (1, 3) OBP: 0.346, SLG: 0.452	0-0 L6		0-0 F8	0-0 1B 2B		0-0 F7		0-0 1-3		5	1	1	1	0	0	1				
Minnie Minoso, R (1, 7) OBP: 0.374, SLG: 0.480	4-0 PB BB		0-0 1B	0-0 1B CS		0-0 FC5-4 1B		0-0 6-3		4	1	3	1	1	0	1				
Rocky Colavito, R (1, 9) OBP: 0.360, SLG: 0.569	0-3 K		0-0 1B	0-0 CS 1B	0-0 L6	0-0 FC5-4				4	0	1	0	0	1	2				
George Strickland, R (1, 5) OBP: 0.331, SLG: 0.359		0-0 4-3	0-0 L8		0-0 BB HR 1B		0-0 6-3			3	1	1	0	0	0	1				
Billy Martin, R (7, 5) OBP: 0.276, SLG: 0.390										1	0	0	0	0	0	0				
Russ Nixon, L (1, 2) OBP: 0.226, SLG: 0.197		0-0 F7	0-0 1B		0-3 K		0-0 F7			4	0	1	0	0	1	1				
Jim Baxes, R (1, 4) OBP: 0.323, SLG: 0.530		0-0 2B 1B	0-0 F2		4-0 HR BB		4-0 BB BB			2	2	1	0	2	0	2				
Jim Piersall, R (1, 8) OBP: 0.299, SLG: 0.329		0-0 1B 2B		0-0 SH3-4 2B 1B	0-0 HR		0-0 6-3			4	3	3	3	0	0	1				
Cal McLish, S (1, 1) OBP: 0.245, SLG: 0.240		0-0 2-H 3-H 1B	0-0 SH3-4	0-0 1-3			0-3 K			3	0	1	2	0	1	0				
Inning Stats	R: 0 E: 0 K: 1 S: 5	H: 0 LOB: 1 BB: 1 P: 9	R: 2 E: 0 K: 1 S: 8	H: 3 LOB: 1 BB: 0 P: 8	R: 1 E: 0 K: 0 S: 6	H: 3 LOB: 2 BB: 0 P: 6	R: 2 E: 0 K: 0 S: 5	H: 3 LOB: 0 BB: 0 P: 5	R: 3 E: 0 K: 1 S: 7	H: 2 LOB: 0 BB: 1 P: 11	R: 0 E: 0 K: 0 S: 4	H: 1 LOB: 1 BB: 0 P: 4	R: 0 E: 0 K: 0 S: 3	H: 0 LOB: 1 BB: 1 P: 7	R: 0 E: 0 K: 1 S: 6	H: 1 LOB: 1 BB: 0 P: 6	1B: 10 2B: 2 3B: 0 HR: 1	SF: 0 SAC: 1 DP: 0 HBP: 0	WP: 0 PB: 0 SB: 0 CS: 1	PA: 40
PITCHER Bill Fischer, R (1, 1) ERA: 3.88	IP: 4.0 WLS: L BF: 21 H: 9 R: 5 ER: 5 SO: 2 BB: 1 IBB: 0 HBP: 0 BLK: 0 WP: 0 HR: 0 S: 24 P: 28 ERA: 11.25 WHIP: 2.500															PITCHER				
Hal Woodeshick, L (5, 1) ERA: 6.52	IP: 2.0 WLS: 10 BF: 3 H: 3 R: 3 ER: 3 SO: 1 BB: 1 IBB: 0 HBP: 0 BLK: 0 WP: 0 HR: 1 S: 11 P: 15 ERA: 13.50 WHIP: 2.000															PITCHER				
Tex Clevenger, R (7, 1) ERA: 5.81	IP: 2.0 WLS: 8 BF: 1 H: 1 R: 0 ER: 0 SO: 1 BB: 1 IBB: 0 HBP: 0 BLK: 0 WP: 0 HR: 0 S: 9 P: 13 ERA: 0.00 WHIP: 1.000															PITCHER				

Batter	1	2	3	4	5	6	7	8	9	AB	R	H	RBI	BB	SO	LOB	TOP		
Ron Samford, R (1, 4) OBP: 0.278, SLG: 0.361 Faye Throneberry, L (9, PH) OBP: 0.346, SLG: 0.405	0-0 4-3			0-0 F9		0-0 1-3			4-0 BB	3	0	0	0	0	0	0			
Lenny Green, L (1, 9) OBP: 0.342, SLG: 0.420	0-0 F7			0-0 1B			0-0 6-3		0-0 F7	4	0	1	0	0	0	3			
Harmon Killebrew, R (1, 5) OBP: 0.370, SLG: 0.585	0-0 1-3			0-0 F8			0-0 F7			3	0	0	0	0	0	1			
Roy Sievers, R (1, 3) OBP: 0.312, SLG: 0.489		0-0 F2		0-3 K			0-0 F3			3	0	0	0	0	1	1			
Bob Allison, R (1, 8) OBP: 0.327, SLG: 0.557		0-0 6-3			0-0 F9			0-0 F7		3	0	0	0	0	0	0			
Jim Lemon, R (1, 7) OBP: 0.324, SLG: 0.506		0-3 K			0-0 1-3			0-0 5-3		3	0	0	0	0	1	0			
Hal Naragon, L (1, 2) OBP: 0.285, SLG: 0.319			0-0 F7		0-0 3-1			0-0 P6		0	0	0	0	0	0	0			
Billy Consono, R (1, 6) OBP: 0.287, SLG: 0.255 Julio Becquer, L (9, PH) OBP: 0.292, SLG: 0.343 Ken Aspromonte, R (9, FR) OBP: 0.348, SLG: 0.353			4-0 BB	4-0 G1-6-3 BB		0-0 6-3		0-0 G3	2B	1	0	0	0	1	0	0			
Hal Griggs, R (1, 1) Clint Courtney, L (9, PH) OBP: 0.340, SLG: 0.280			0-0 G1-6-3		0-0 6-3		0-0 6-3	0-0 G3	2-3	2	0	0	0	0	0	1			
Inning Stats	R: 0 E: 0 K: 0 S: 3	H: 0 LOB: 0 BB: 0 P: 3	R: 0 E: 0 K: 1 S: 5	H: 0 LOB: 0 BB: 0 P: 5	R: 0 E: 0 K: 0 S: 2	H: 0 LOB: 0 BB: 1 P: 6	R: 0 E: 0 K: 1 S: 6	H: 1 LOB: 1 BB: 0 P: 6	R: 0 E: 0 K: 0 S: 3	H: 0 LOB: 0 BB: 0 P: 3	R: 0 E: 0 K: 0 S: 3	H: 0 LOB: 0 BB: 0 P: 3	R: 0 E: 0 K: 0 S: 3	H: 0 LOB: 0 BB: 0 P: 3	R: 0 E: 0 K: 0 S: 3	H: 1 LOB: 2 BB: 1 P: 7	1B: 1 2B: 1 3B: 0 HR: 0	SF: 0 SAC: 0 DP: 1 HBP: 0	WP: 0 PA: 29 PB: 0 SB: 0 CS: 0
PITCHER Jim Perry, R (1, 1) ERA: 2.69	IP: 9.0 WLS: W BF: 29 H: 2 R: 0 ER: 0 SO: 2 BB: 2 IBB: 0 HBP: 0 BLK: 0 WP: 0 HR: 0 S: 31 P: 39 ERA: 0.00 WHIP: 0.444															PITCHER			

Washington Senators @ Cleveland Indians
Cleveland Municipal Stadium, Cleveland, OH

AB 24
R 0
H 2
RBI 0
BB 2
SO 2
LOB 7



WP: 0 PA: 29
PB: 0
SB: 0
CS: 0

Batter	1	2	3	4	5	6	7	8	9	AB	R	H	RBI	BB	SO	LOB	BOTTOM
Woodie Held, R (1, 6) OBP: 0.320, SLG: 0.458	0-0 5-3 BB SF8			0-0 F9			0-0 HR	0-0 3B 1B		5	4	4	4	0	0	1	
Vic Power, R (1, 3) OBP: 0.351, SLG: 0.459	4-0 SF8 2B	0-0 CS 1B			4-0 F5 BB		0-0 L7	0-0 3B 1B		3	1	2	2	2	0	0	
Minnie Minoso, R (1, 7) OBP: 0.370, SLG: 0.473	0-0 5-3	0-0 CS	0-0 F7		0-0 F8		0-0 F8	0-0 F8		5	0	0	0	0	0	4	
Rocky Colavito, R (1, 9) OBP: 0.357, SLG: 0.565	0-0 SF8		0-3 K2-3		0-0 F5		0-3 K			3	0	0	1	0	2	1	
George Strickland, R (1, 5) OBP: 0.337, SLG: 0.358	4-0 2B BB		4-0 BB		0-0 6-3		4-0 2B 1B BB			1	1	0	0	3	0	1	
Jim Baxes, R (1, 4) OBP: 0.327, SLG: 0.542	0-0 1-3 2B		0-0 F9		0-0 F8		0-0 F8	0-0 1B 2B		4	1	2	1	0	0	1	
Russ Nixon, L (1, 2) OBP: 0.224, SLG: 0.192	0-0 4-3			0-0 G3		0-0 3-1		0-0 F5		4	0	0	0	0	0	4	
Jim Piersall, R (1, 8) OBP: 0.303, SLG: 0.326		0-0 1-3		4-0 BB		0-0 6-3		4-0 1B 1B IBB		2	1	0	0	2	0	0	
Jim Perry, S (1, 1) OBP: 0.267, SLG: 0.267		0-0 F7		0-0 F7		0-3 K		0-0 1B 3B 1B		4	1	1	1	0	1	1	
Inning Stats	R: 2 E: 0 K: 0 S: 5	H: 2 LOB: 2 BB: 2 P: 13	R: 1 E: 0 K: 0 S: 4	H: 2 LOB: 0 BB: 0 P: 4	R: 0 E: 0 K: 1 S: 5	H: 0 LOB: 1 BB: 1 P: 9	R: 0 E: 0 K: 0 S: 3	H: 0 LOB: 1 BB: 1 P: 7	R: 0 E: 0 K: 0 S: 3	H: 0 LOB: 0 BB: 0 P: 3	R: 1 E: 0 K: 1 S: 6	H: 1 LOB: 0 BB: 0 P: 6	R: 5 E: 0 K: 1 S: 9	H: 4 LOB: 1 BB: 2 P: 17	1B: 4 2B: 2 3B: 1 HR: 2	SF: 1 SAC: 0 DP: 0 HBP: 0	WP: 0 PA: 40 PB: 0 SB: 0 CS: 1
PITCHER Hal Griggs, R (1, 1) ERA: 5.29	IP: 8.0 WLS: L BF: 39 H: 9 R: 9 ER: 9 SO: 3 BB: 6 IBB: 1 HBP: 0 BLK: 0 WP: 0 HR: 2 S: 38 P: 66 ERA: 10.12 WHIP: 1.875															PITCHER	

Washington Senators @ Cleveland Indians
Cleveland Municipal Stadium, Cleveland, OH

AB 31
R 9
H 9
RBI 9
BB 7
SO 3
LOB 13



WP: 0 PA: 40
PB: 0
SB: 0
CS: 1

Batter	1	2	3	4	5	6	7	8	9	AB	R	H	RBI	BB	SO	LOB	TOP										
Ken Aspromonte, R OBP: 0.349, SLG: 0.352 (1, 4)										4	1	2	0	1	2	0	Washington Senators @ Kansas City Athletics Municipal Stadium, Kansas City, MO Mon Jul 27 1959, 8:05 PM EDT Att: 9,181 - Unknown										
Faye Throneberry, L OBP: 0.363, SLG: 0.608 (1, 9)										4	1	1	4	1	1	4											
Harmon Killebrew, R OBP: 0.369, SLG: 0.585 (1, 5)										4	1	1	1	0	1	1											
Roy Sievers, R OBP: 0.312, SLG: 0.483 (1, 3)										4	0	0	0	0	1	0											
Bob Allison, R OBP: 0.332, SLG: 0.562 (1, 8)										4	1	2	0	0	0	0											
Jim Lemon, R OBP: 0.325, SLG: 0.502 (1, 7)										3	0	0	0	1	0	2											
Clint Courtney, L OBP: 0.327, SLG: 0.271 (9, PR)										3	0	0	1	0	0	2											
Billy Consolo, R OBP: 0.283, SLG: 0.245 (9, PH)										3	1	0	0	0	1	1											
Hal Naragon, L OBP: 0.281, SLG: 0.313 (9, PH)										1	0	0	0	0	0	0											
John Romonosky, R OBP: 0.182, SLG: 0.304 (4, 1)										1	0	0	0	0	0	0											
Inning Stats	R: 0 E: 0 K: 2 S: 6	H: 0 LOB: 0 BB: 1 P: 10	R: 1 E: 1 K: 2 S: 9	H: 1 LOB: 1 BB: 0 P: 9	R: 0 E: 0 K: 0 S: 3	H: 1 LOB: 0 BB: 0 P: 3	R: 1 E: 0 K: 0 S: 5	H: 2 LOB: 1 BB: 0 P: 5	R: 4 E: 1 K: 0 S: 6	H: 2 LOB: 0 BB: 1 P: 10	R: 0 E: 0 K: 0 S: 3	H: 0 LOB: 0 BB: 0 P: 3	R: 0 E: 0 K: 3 S: 9	H: 0 LOB: 0 BB: 0 P: 9	R: 0 E: 0 K: 0 S: 3	H: 0 LOB: 0 BB: 0 P: 3	R: 0 E: 0 K: 0 S: 4	H: 1 LOB: 3 BB: 2 P: 12	1B: 4 2B: 2 3B: 0 HR: 2	SF: 1 SAC: 0 DP: 1 HBP: 0	WP: 0 PB: 0 SB: 0 CS: 1	PA: 39					
PITCHER	IP	WLS	BF	H	R	ER	SO	BB	IBB	HBP	BLK	WP	HR	S	P	ERA	WHIP										
Ned Garver, R ERA: 3.56 (1, 1)	4.0		20	6	6	4	4	2	0	0	0	0	2	26	34	9.00	2.000										
Murry Dickson, R ERA: 3.13 (5, 1)	4.2	W	17	1	0	0	3	2	0	0	0	0	0	21	29	0.00	0.643										
Bob Grim, R ERA: 3.9 (9, 1)	0.1	S	1	0	0	0	0	0	0	0	0	0	0	1	1	0.00	0.000										

Batter	1	2	3	4	5	6	7	8	9	AB	R	H	RBI	BB	SO	LOB	BOTTOM										
Bill Tuttle, R OBP: 0.360, SLG: 0.395 (1, 8)										5	1	1	0	0	1	2	Washington Senators @ Kansas City Athletics Municipal Stadium, Kansas City, MO Mon Jul 27 1959, 8:05 PM EDT Att: 9,181 - Unknown										
Russ Snyder, L OBP: 0.375, SLG: 0.367 (1, 7)										3	1	1	0	0	0	0											
Zeke Bella, R OBP: 0.301, SLG: 0.277 (7, PH)										1	0	0	0	0	0	0											
Dick Williams, R OBP: 0.317, SLG: 0.480 (1, 5)										4	1	2	0	0	0	0											
Roger Maris, L OBP: 0.405, SLG: 0.602 (1, 9)										3	2	1	4	1	0	0											
Jerry Lumpe, L OBP: 0.318, SLG: 0.325 (1, 4)										3	0	0	0	0	1	2											
Kent Hadley, L OBP: 0.297, SLG: 0.421 (6, PH)										2	0	0	0	0	1	0											
Ray Boone, R OBP: 0.410, SLG: 0.377 (7, 3)										0	1	0	0	2	0	0											
Harry Chiti, R OBP: 0.375, SLG: 0.475 (1, 2)										3	1	1	1	0	1	1											
Frank House, L OBP: 0.307, SLG: 0.346 (9, 2)										1	0	1	1	0	0	0											
Joe Demaestri, R OBP: 0.303, SLG: 0.384 (1, 6)										4	0	2	1	0	1	1											
Ned Garver, R OBP: 0.375, SLG: 0.509 (1, 1)										2	0	0	0	0	2	1											
Murry Dickson, R OBP: 0.250, SLG: 0.250 (5, 1)										2	0	0	0	0	1	3											
Bob Grim, R OBP: 0.192, SLG: 0.261 (9, 1)										0	0	0	0	0	0	0											
Inning Stats	R: 0 E: 0 K: 0 S: 3	H: 0 LOB: 0 BB: 0 P: 3	R: 0 E: 0 K: 0 S: 3	H: 0 LOB: 0 BB: 0 P: 3	R: 5 E: 0 K: 2 S: 12	H: 5 LOB: 0 BB: 0 P: 12	R: 0 E: 0 K: 3 S: 10	H: 1 LOB: 1 BB: 0 P: 10	R: 0 E: 0 K: 1 S: 6	H: 1 LOB: 2 BB: 1 P: 10	R: 0 E: 1 K: 0 S: 3	H: 0 LOB: 1 BB: 1 P: 7	R: 0 E: 0 K: 1 S: 5	H: 0 LOB: 0 BB: 0 P: 5	R: 2 E: 1 K: 1 S: 8	H: 2 LOB: 2 BB: 1 P: 12	1B: 7 2B: 0 3B: 0 HR: 2	SF: 0 SAC: 1 DP: 0 HBP: 0	WP: 0 PB: 1 SB: 1 CS: 0	PA: 37							
PITCHER	IP	WLS	BF	H	R	ER	SO	BB	IBB	HBP	BLK	WP	HR	S	P	ERA	WHIP										
John Romonosky, R ERA: 3.29 (1, 1)	3.0		14	5	5	5	2	0	0	0	0	0	0	10	10	0.00	1.000										
Chuck Stobbs, L ERA: 3.18 (4, 1)	1.0		4	1	0	0	3	0	0	0	0	0	0	10	10	0.00	1.000										
Hal Woodeshick, L ERA: 6.12 (5, 1)	3.1	L	15	1	2	1	2	3	0	0	0	0	0	16	28	2.70	1.200										
Dick Hyde, R ERA: 5.6 (8, 1)	0.2		4	2	0	0	1	0	0	0	0	0	0	6	6	0.00	3.000										

Batter	1	2	3	4	5	6	7	8	9	AB	R	H	RBI	BB	SO	LOB	TOP			
Reno Bertoia, R OBP: 0.315, SLG: 0.374 (1, 4)	0-0 4-3	0-0 F9			0-0 F8		0-0 6-3			4	0	0	0	0	0	2				
Faye Throneberry, L OBP: 0.339, SLG: 0.462 (1, 9)	0-0 E4 FC5-4		0-0 4-3		0-0 4-3			0-0 L4		4	0	0	0	0	0	0				
Harmon Killebrew, R OBP: 0.366, SLG: 0.576 (1, 5)	0-0 F5		0-0 F8		0-0 5-3		0-3 K	0-3 K		4	0	0	0	0	1	1				
Roy Sievers, R OBP: 0.311, SLG: 0.477 (1, 3)	0-0 FC5-4 1-2		4-0 BB		0-3 K		0-3 K			3	0	0	0	1	2	1				
Bob Allison, R OBP: 0.331, SLG: 0.558 (1, 8)		0-0 F9	0-3 K		4-0 2B BB			0-0 F5		3	0	0	0	1	1	1				
Jim Lemon, R OBP: 0.332, SLG: 0.520 (1, 7)		0-0 HR		0-0 G3-6-1 1B		0-0 1-3 2B		0-0 G1-4-3 1B		4	1	4	1	0	0	0				
Ron Samford, R OBP: 0.276, SLG: 0.354 (1, 6)		1-0 1-3 1B HBP		0-0 L7		0-0 F8		0-0 G1-4-3 1B		3	0	0	0	0	0	4				
Hal Naragon, L OBP: 0.282, SLG: 0.314 (1, 2)		0-0 1-3 1B		0-0 G3-6-1 1-2		0-0 4-3				3	0	1	0	0	0	1				
Camilo Pascual, R OBP: 0.306, SLG: 0.305 (7, PH)	0-0 1-3				0-0 F9		0-0 G3			2	0	0	0	0	0	2				
Lenny Green, L OBP: 0.350, SLG: 0.495 (7, PH)										1	0	0	0	0	0	0				
Russ Kemmerer, R OBP: 0.250, SLG: 0.158 (7, 1)	1-2 2-3									0	0	0	0	0	0	0				
Inning Stats	R: 0 E: 1 K: 0 S: 4	H: 0 LOB: 1 BB: 0 P: 4	R: 1 E: 0 K: 0 S: 5	H: 2 LOB: 2 BB: 0 P: 6	R: 0 E: 0 K: 1 S: 5	H: 0 LOB: 1 BB: 1 P: 9	R: 0 E: 0 K: 0 S: 3	H: 1 LOB: 0 BB: 0 P: 3	R: 0 E: 0 K: 1 S: 6	H: 0 LOB: 2 BB: 1 P: 10	R: 0 E: 0 K: 0 S: 3	H: 0 LOB: 0 BB: 0 P: 3	R: 0 E: 0 K: 2 S: 7	H: 0 LOB: 0 BB: 0 P: 7	R: 0 E: 0 K: 0 S: 3	H: 1 LOB: 0 BB: 0 P: 3	1B: 3 2B: 1 3B: 0 HR: 1	SF: 0 SAC: 0 DP: 2 HBP: 1	WP: 0 PB: 0 SB: 0 CS: 0	PA: 34
PITCHER Johnny Kucks, R ERA: 4.03 (1, 1)	IP: 9.0 WLS: W BF: 34 H: 5 R: 1 ER: 1 SO: 4 BB: 2 IBB: 0 HBP: 1 BLK: 0 WP: 0 HR: 1 S: 39 P: 48 ERA: 1.00 WHIP: 0.778															PITCHER				

Washington Senators @ Kansas City Athletics
Municipal Stadium, Kansas City, MO
Tue Jul 28 1959, 8:05 PM EDT
Att: 12,236 - Unknown

AB 31
R 1
H 5
RBI 1
BB 2
SO 4
LOB 12



Batter	1	2	3	4	5	6	7	8	9	AB	R	H	RBI	BB	SO	LOB	BOTTOM			
Bill Tuttle, R OBP: 0.356, SLG: 0.390 (1, 8)	0-0 F8	0-0 F8		0-0 G3		0-0 5-3				4	0	0	0	0	0	0				
Russ Snyder, L OBP: 0.417, SLG: 0.412 (1, 7)	0-0 1-3	0-0 S 1B			0-0 SH3 1B		0-0 SH1-4 1B			4	2	3	0	0	0	0				
Dick Williams, R OBP: 0.318, SLG: 0.478 (1, 5)	4-0 BB 1B BB	0-3 K			0-0 SH3 1-2		0-0 SH1-4 1-2			1	1	0	0	1	1	1				
Roger Maris, L OBP: 0.407, SLG: 0.599 (1, 9)	4-0 1-2 1B BB	0-0 F8			0-3 K		0-0 5-3 1B			3	1	1	1	1	1	2				
Jerry Lumpe, L OBP: 0.320, SLG: 0.325 (1, 4)	4-0 1-2 2-3 2B BB			0-3 K		0-0 1B 2H 1B		0-0 5-3 1-2		3	1	1	1	1	1	1				
Kent Hadley, L OBP: 0.302, SLG: 0.423 (1, 3)	0-0 S 2B 1B			0-0 L4		0-0 1-3 1B		0-3 K		4	1	2	2	0	1	1				
Harry Chiti, R OBP: 0.336, SLG: 0.480 (1, 2)	0-0 1-3 2H 3H 2B			0-0 K		0-3 K		1-0 G5-4-3 HBP		3	0	1	2	0	2	2				
Joe Demaestri, R OBP: 0.302, SLG: 0.380 (1, 6)	4-0 IBB			0-0 5-3		0-0 F8		0-0 G5-4-3 1-2		3	0	0	0	1	0	1				
Johnny Kucks, R OBP: 0.167, SLG: 0.107 (1, 1)	0-0 1-3			0-3 K		0-0 F9		0-0 4-3		4	0	0	0	0	1	2				
Inning Stats	R: 4 E: 0 K: 0 S: 5	H: 2 LOB: 2 BB: 4 P: 21	R: 0 E: 0 K: 1 S: 6	H: 1 LOB: 0 BB: 0 P: 6	R: 0 E: 0 K: 2 S: 7	H: 0 LOB: 0 BB: 0 P: 7	R: 0 E: 0 K: 1 S: 5	H: 0 LOB: 0 BB: 0 P: 5	R: 1 E: 0 K: 2 S: 10	H: 3 LOB: 2 BB: 0 P: 10	R: 0 E: 0 K: 0 S: 3	H: 0 LOB: 0 BB: 0 P: 3	R: 1 E: 0 K: 1 S: 7	H: 2 LOB: 1 BB: 0 P: 7	R: 0 E: 0 K: 0 S: 2	H: 0 LOB: 0 BB: 0 P: 3	1B: 7 2B: 1 3B: 0 HR: 0	SF: 0 SAC: 2 DP: 1 HBP: 1	WP: 0 PB: 0 SB: 0 CS: 0	PA: 36
PITCHER Camilo Pascual, R ERA: 2.91 (1, 1)	IP: 6.0 WLS: L BF: 28 H: 6 R: 5 ER: 5 SO: 6 BB: 3 IBB: 1 HBP: 0 BLK: 0 WP: 0 HR: 0 S: 36 P: 52 ERA: 7.50 WHIP: 1.500															PITCHER				
Russ Kemmerer, R ERA: 4.8 (7, 1)	IP: 2.0 WLS: 8 BF: 2 H: 2 R: 1 ER: 1 SO: 1 BB: 0 IBB: 0 HBP: 1 BLK: 0 WP: 0 HR: 0 S: 9 P: 10 ERA: 4.50 WHIP: 1.000															PITCHER				

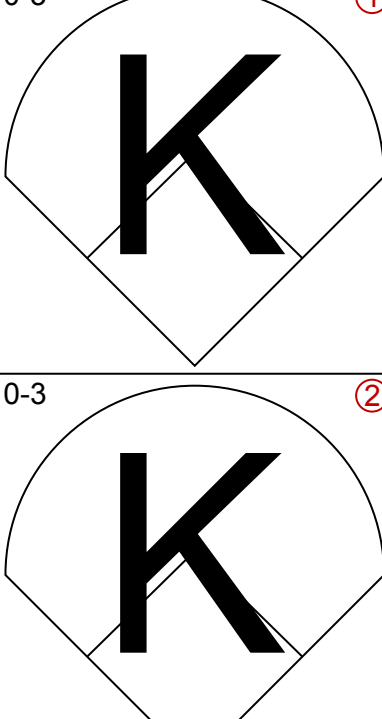
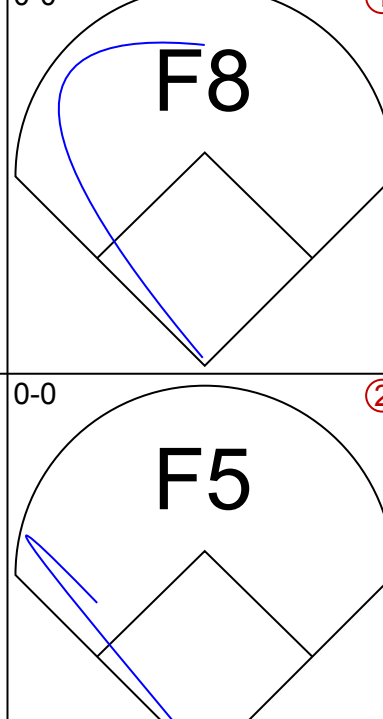
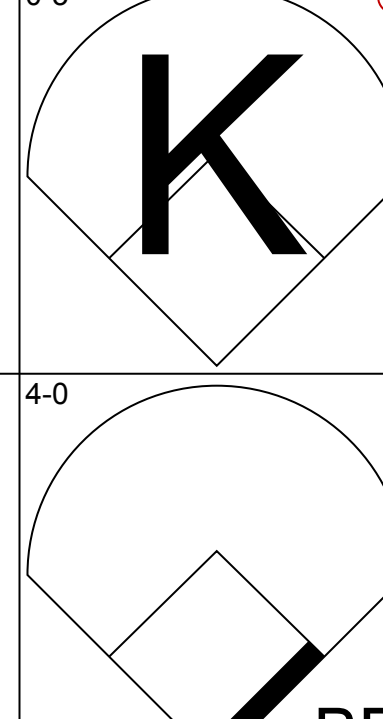
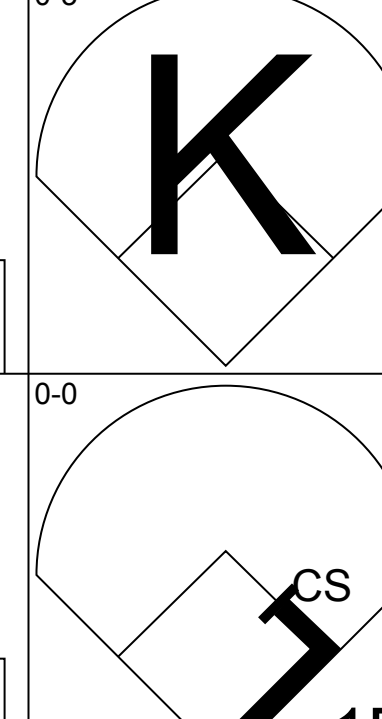
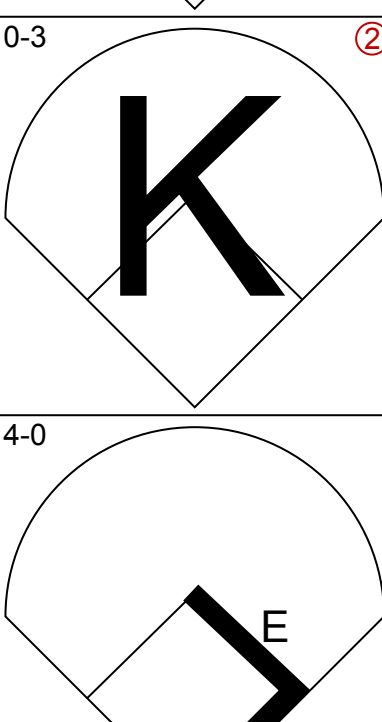
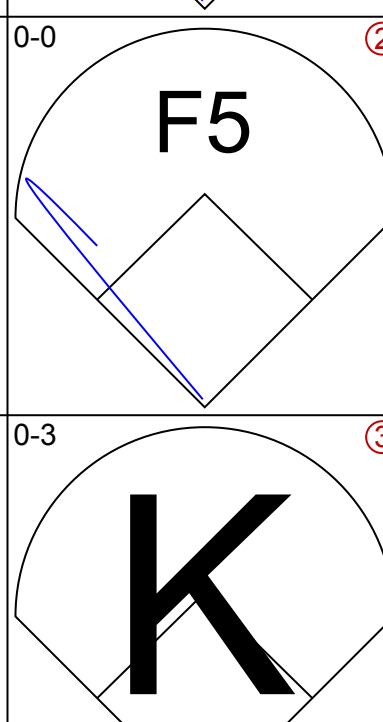
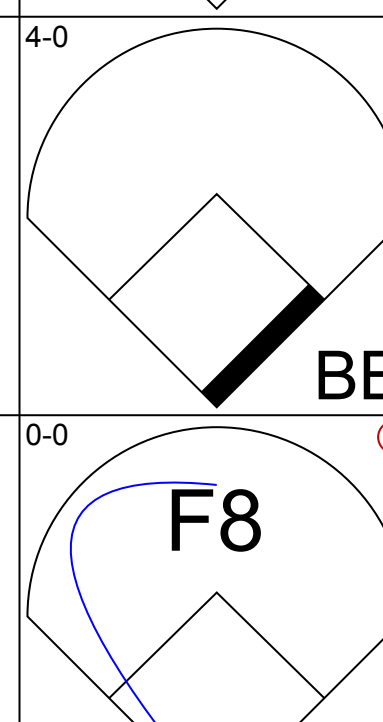
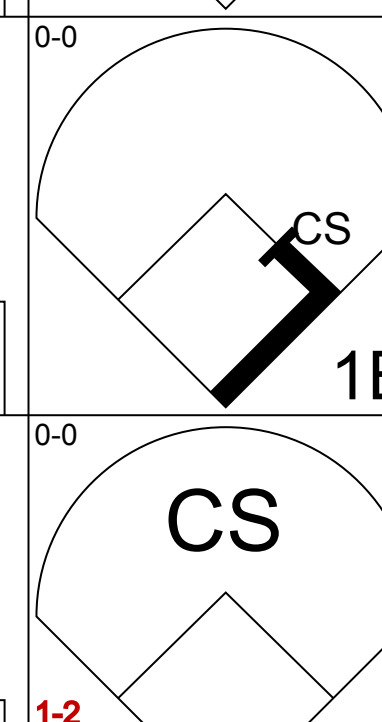
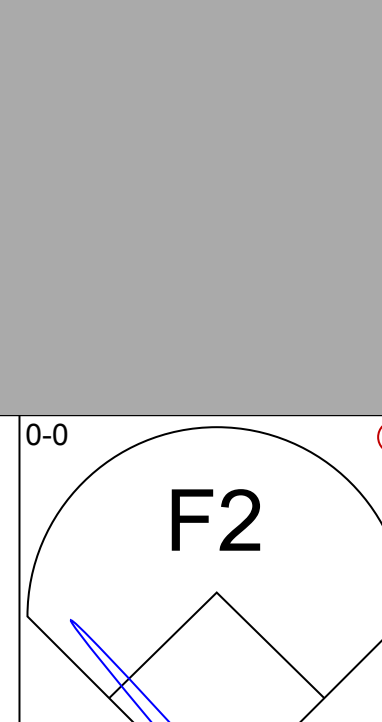
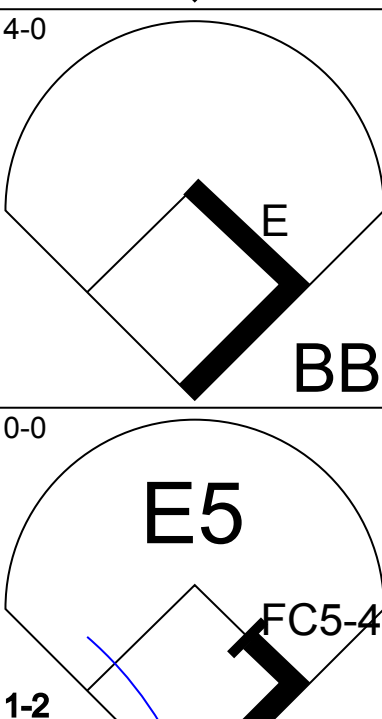

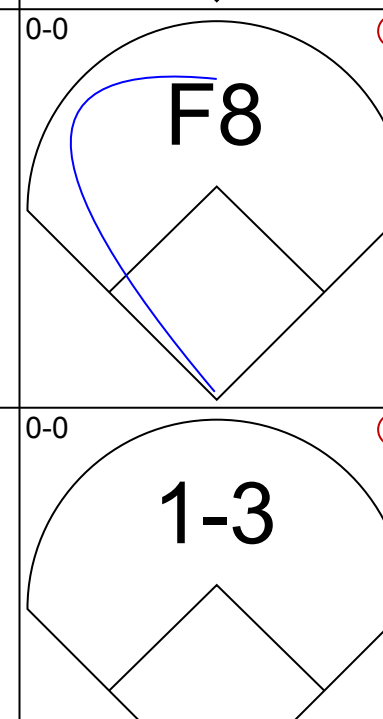
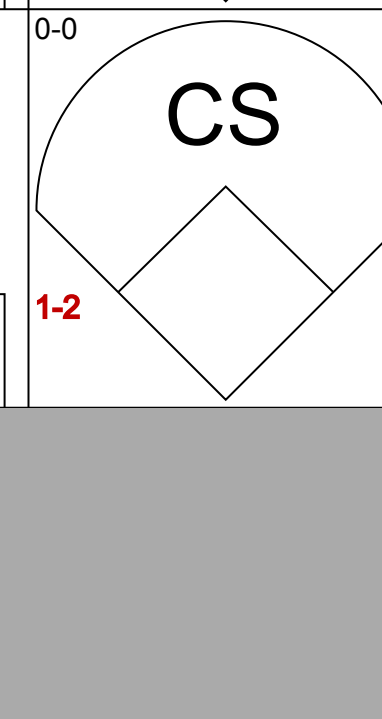
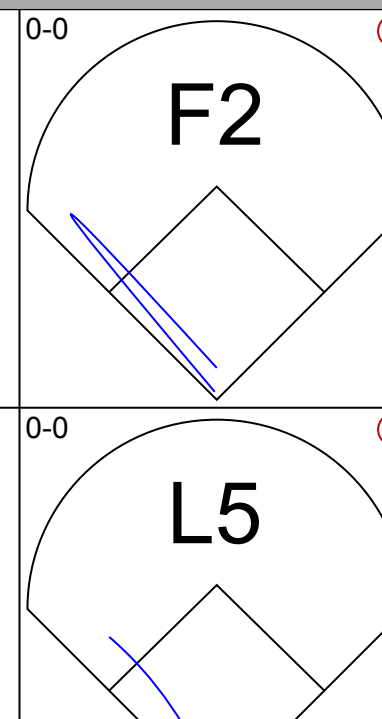
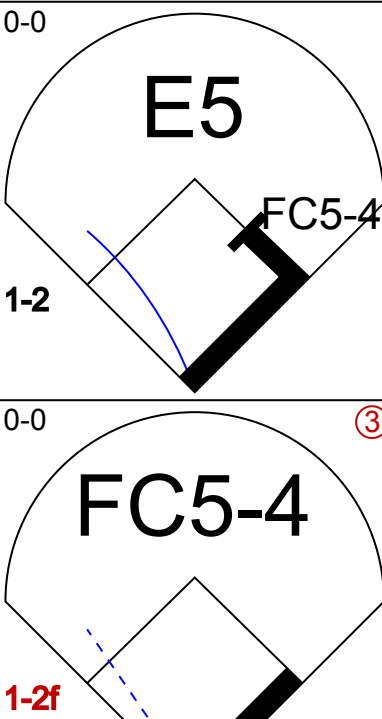
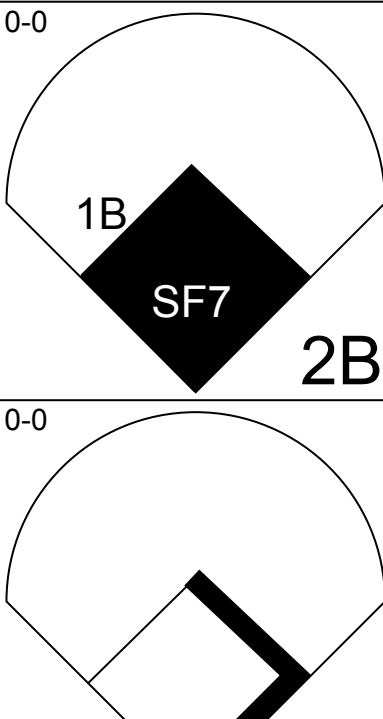
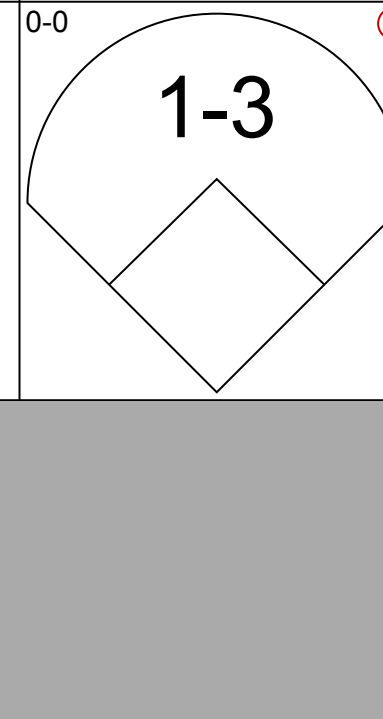
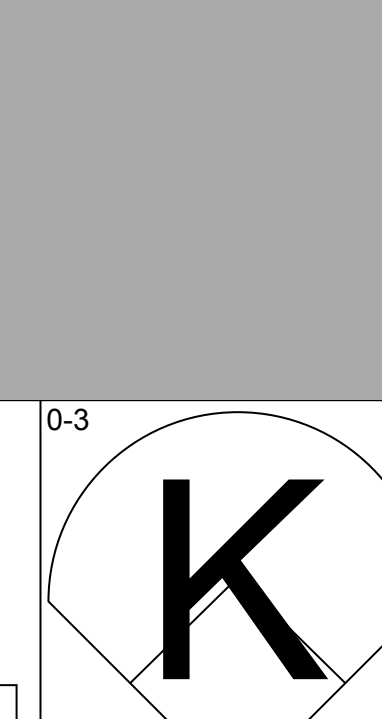
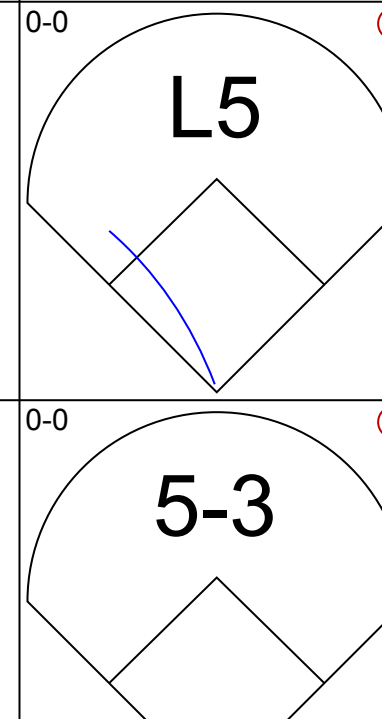
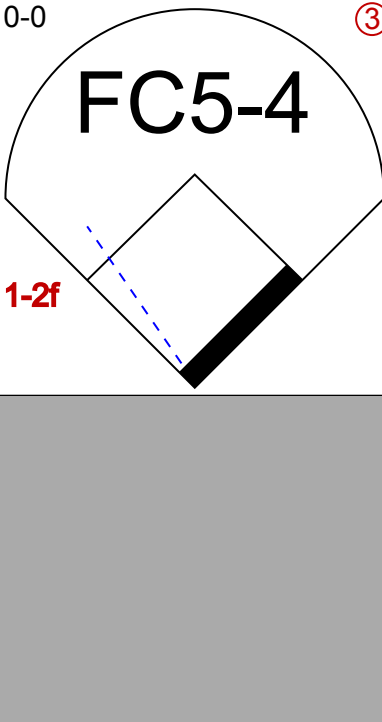
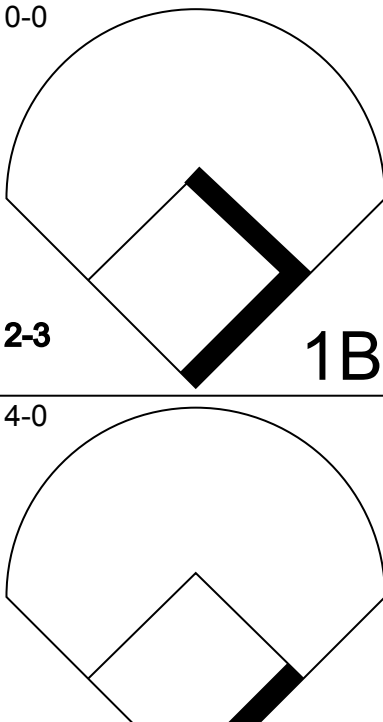
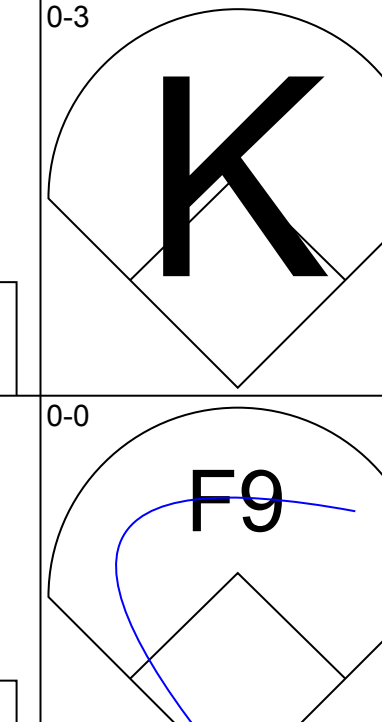
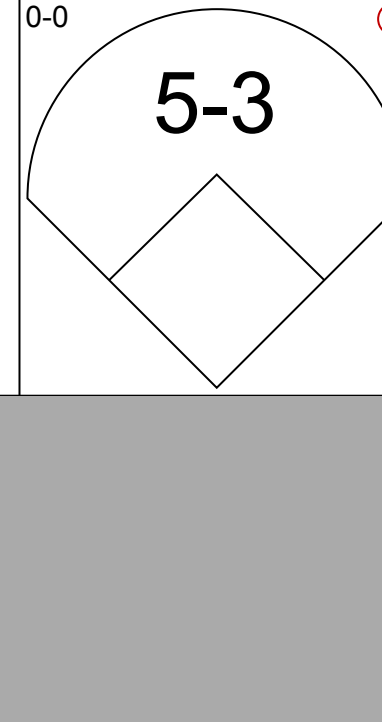
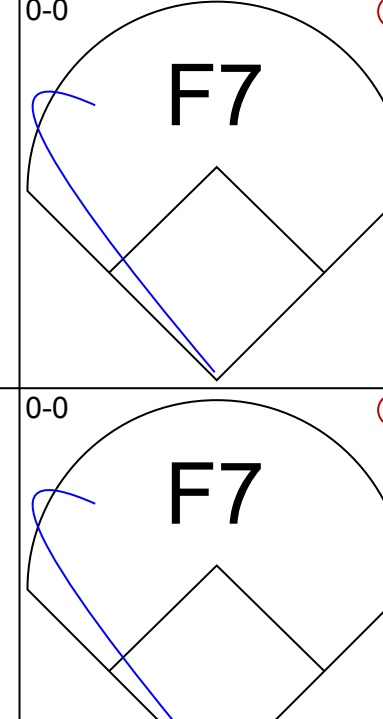
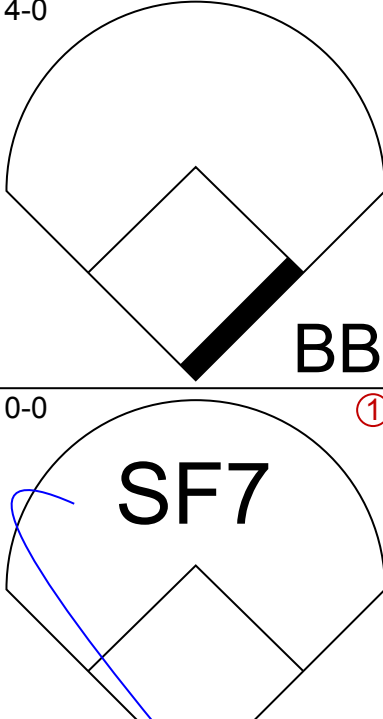
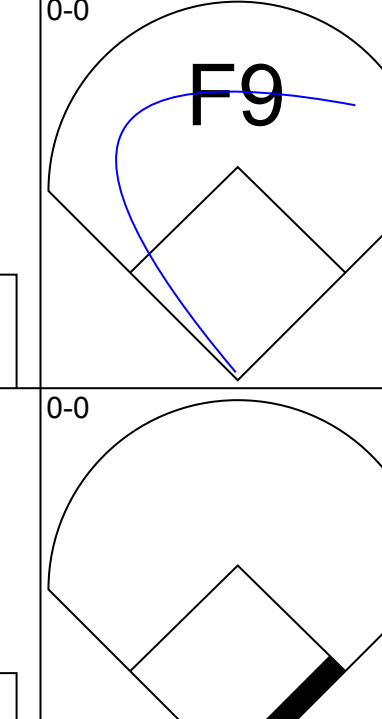
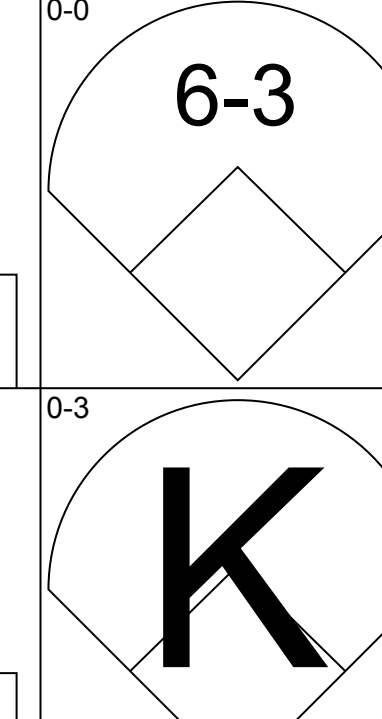
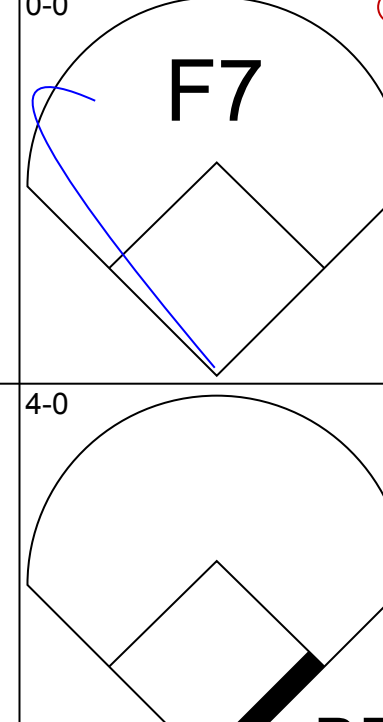
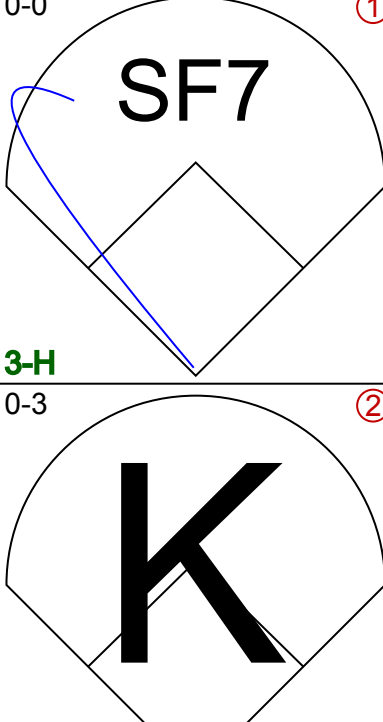
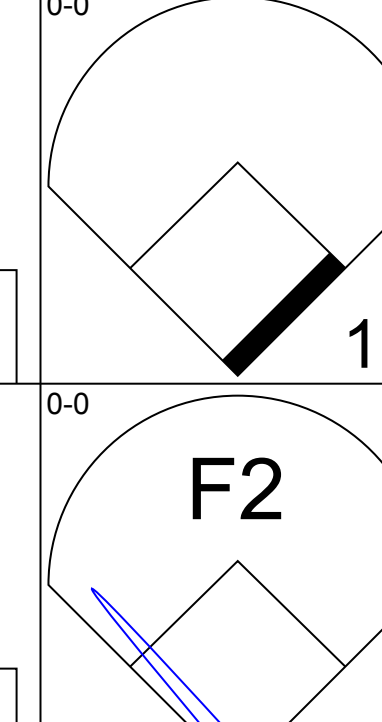
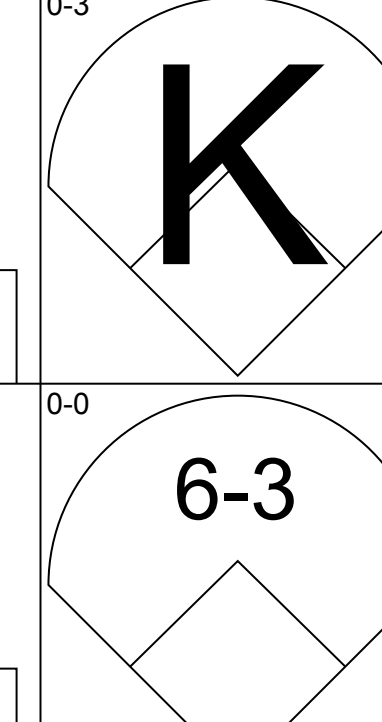
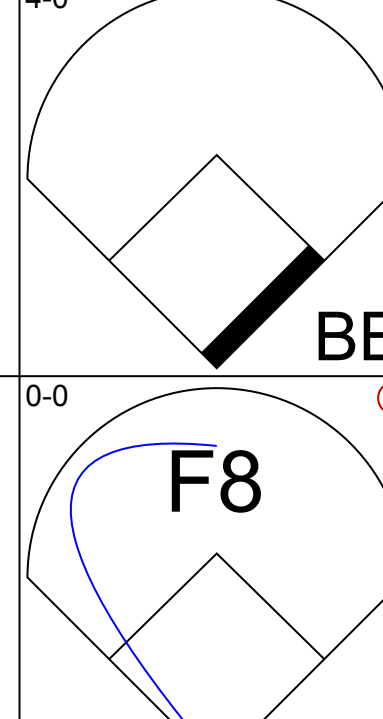
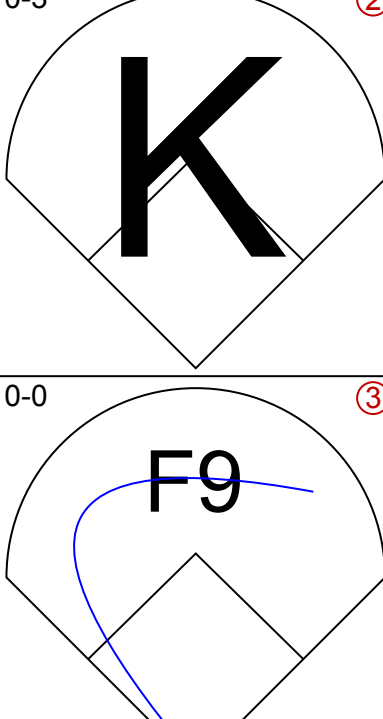
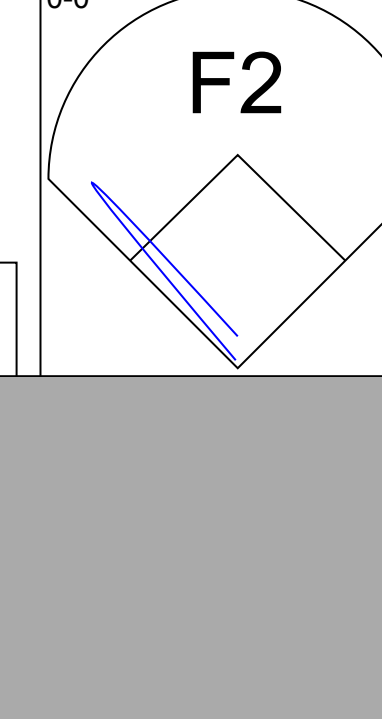
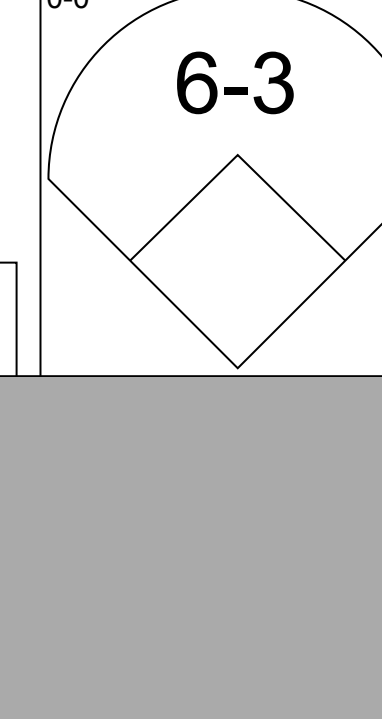
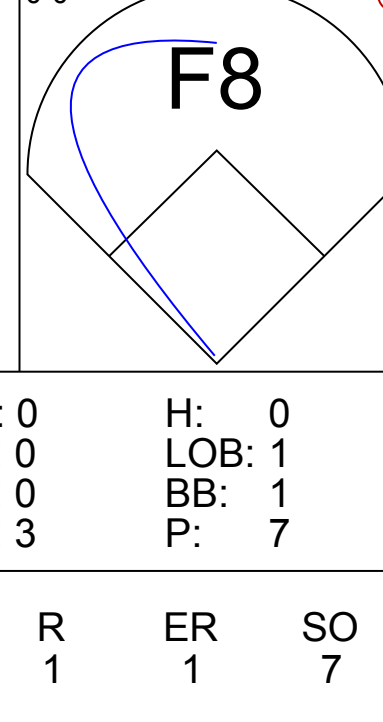
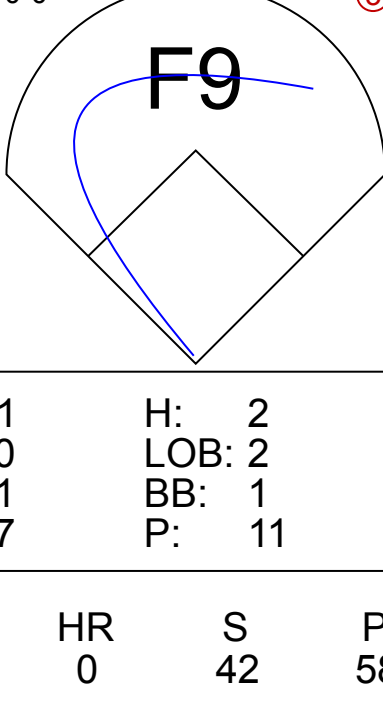
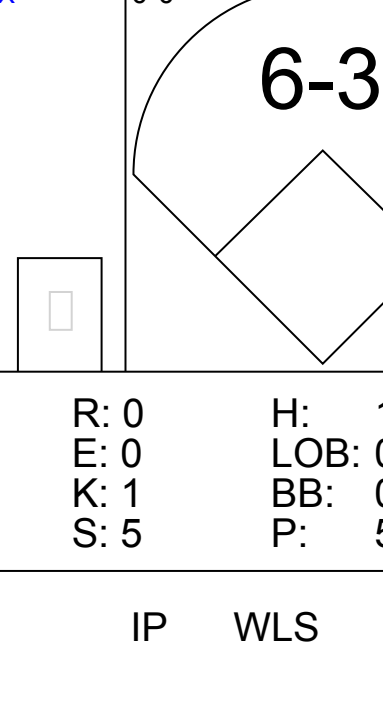
Washington Senators @ Kansas City Athletics
Municipal Stadium, Kansas City, MO
Tue Jul 28 1959, 8:05 PM EDT
Att: 12,236 - Unknown

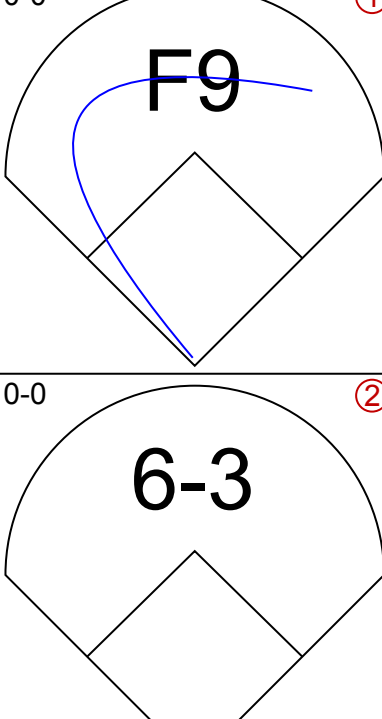
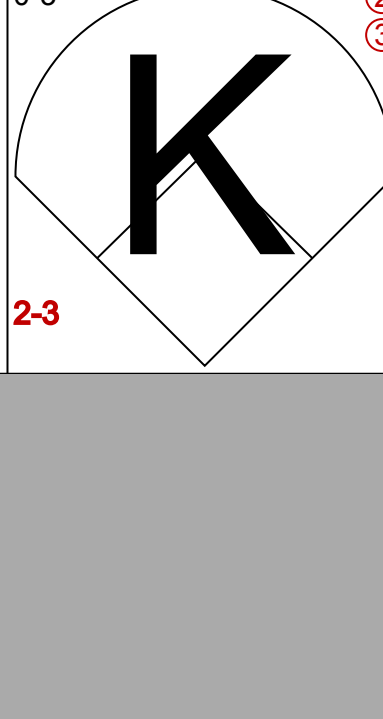
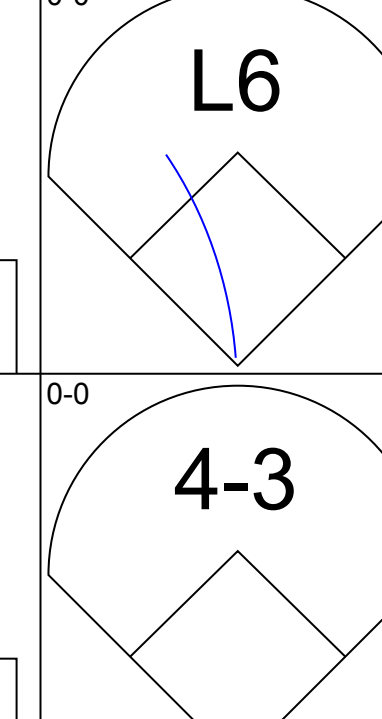
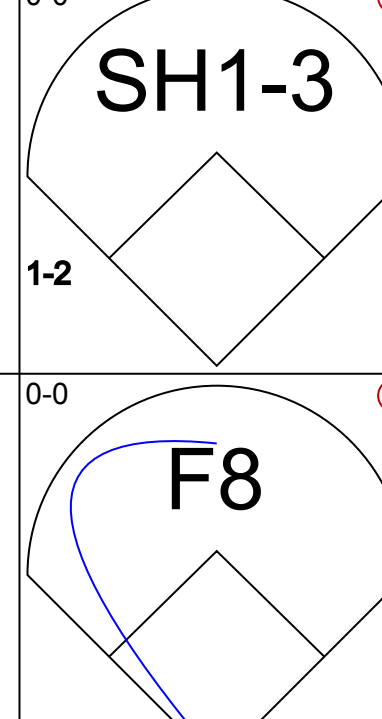
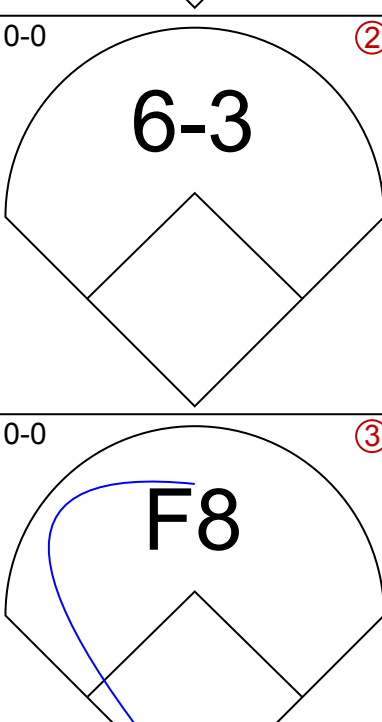
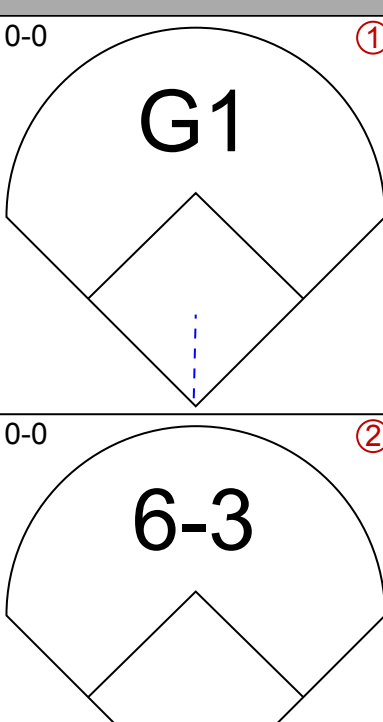
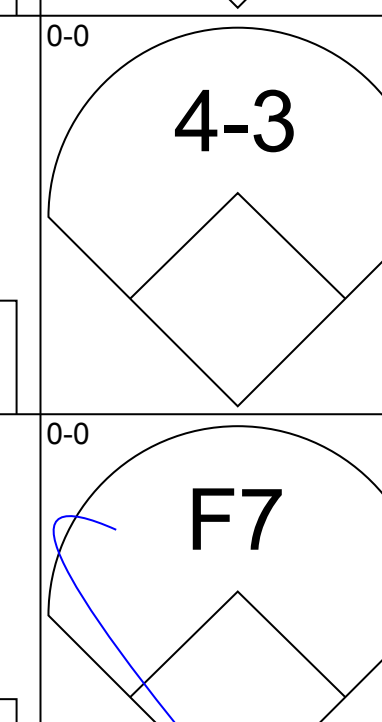
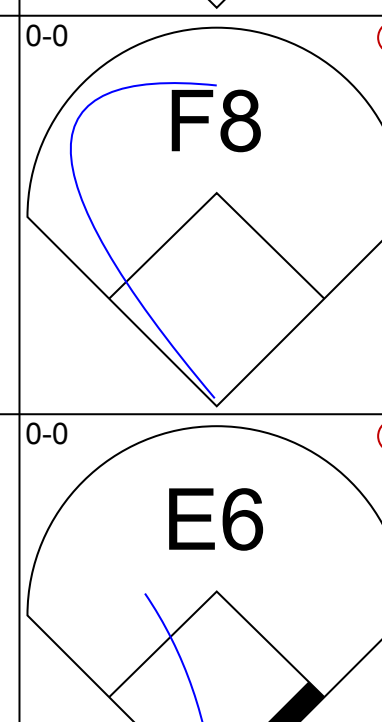
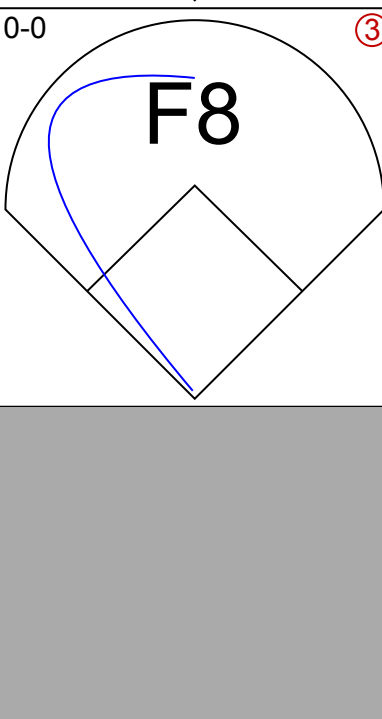
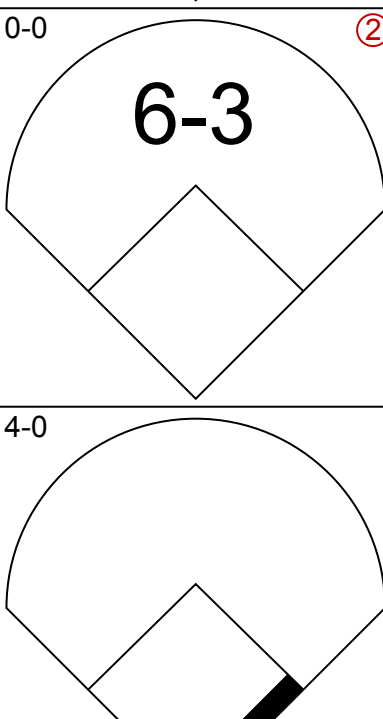
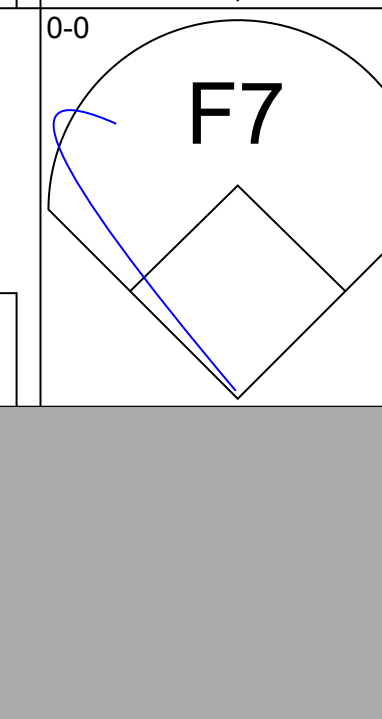
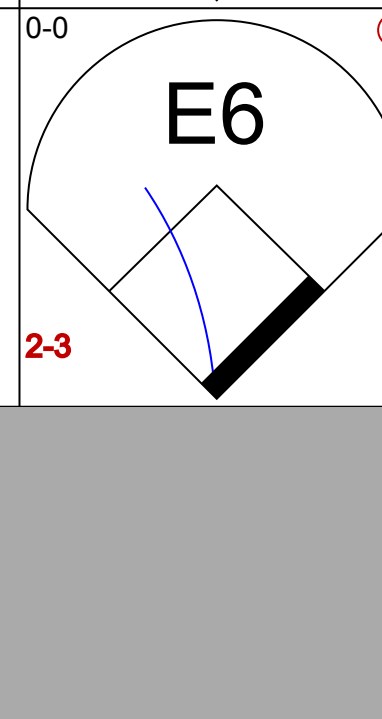
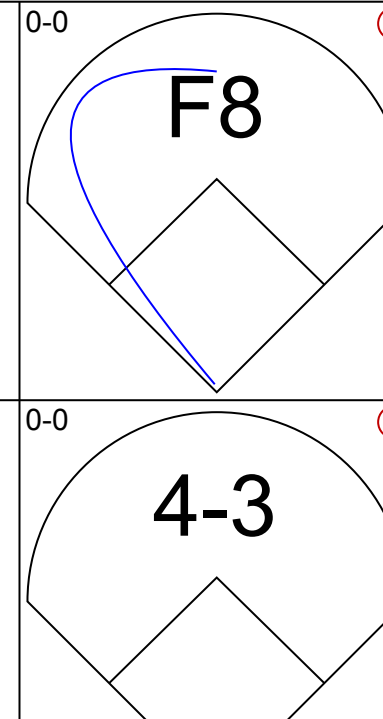
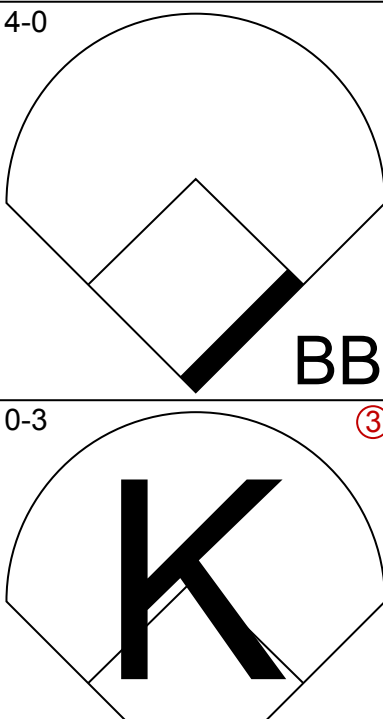

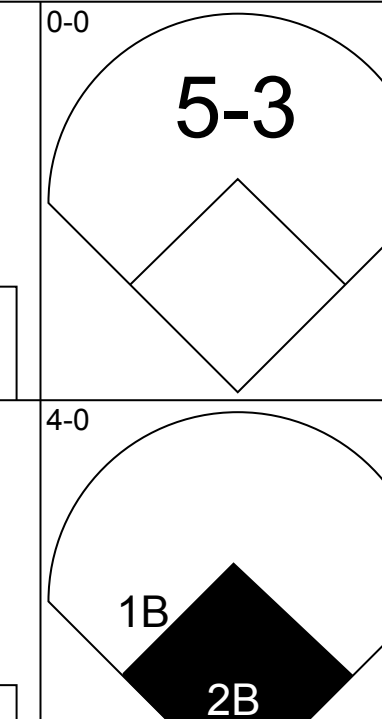
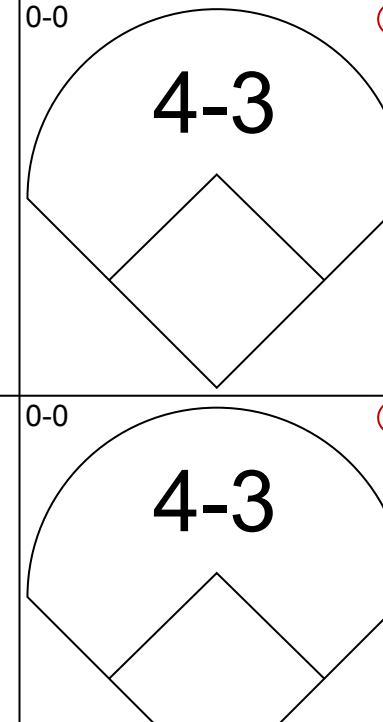
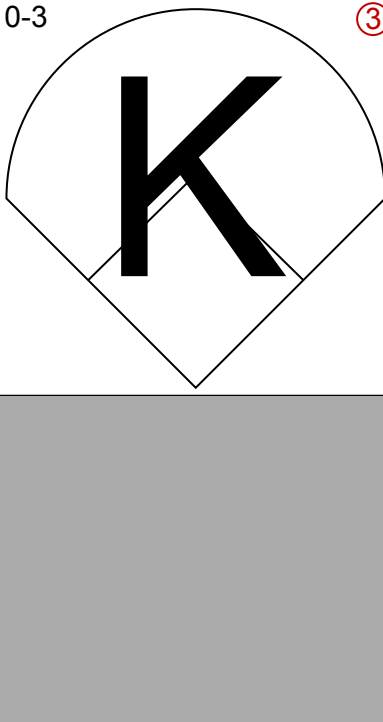

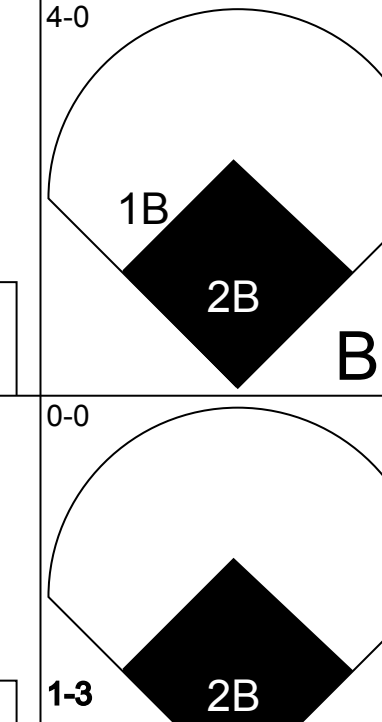
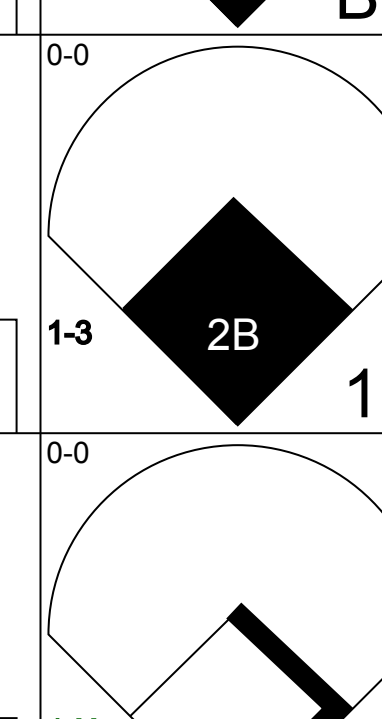
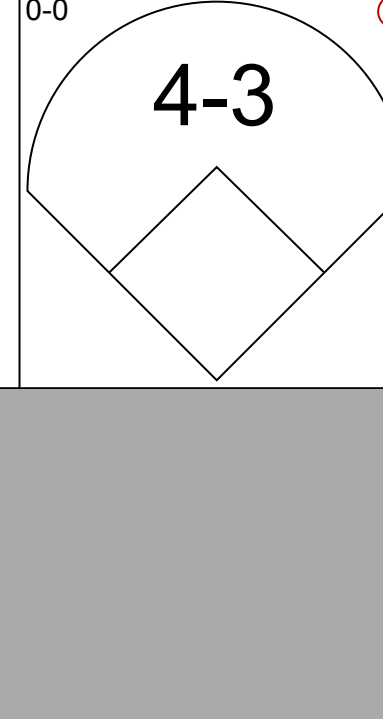
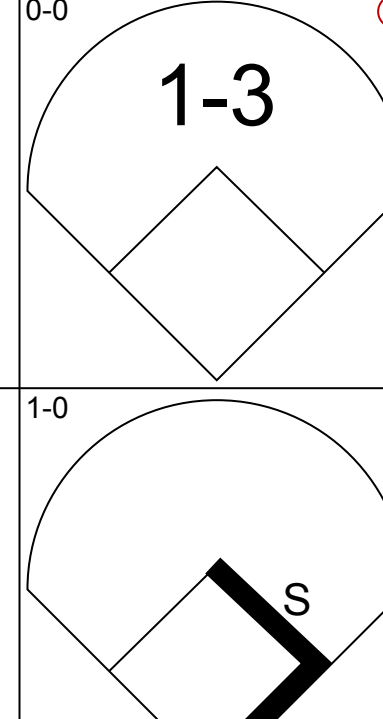
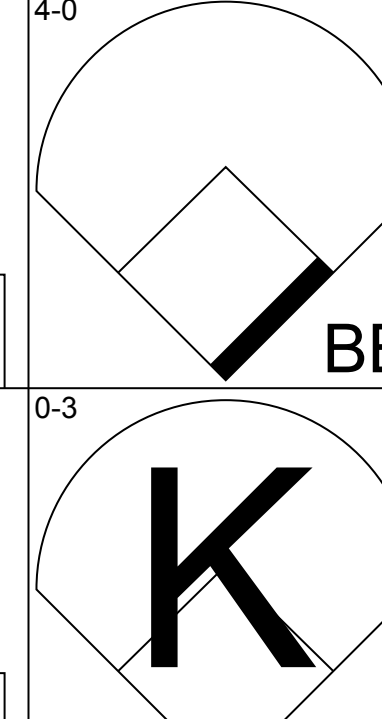
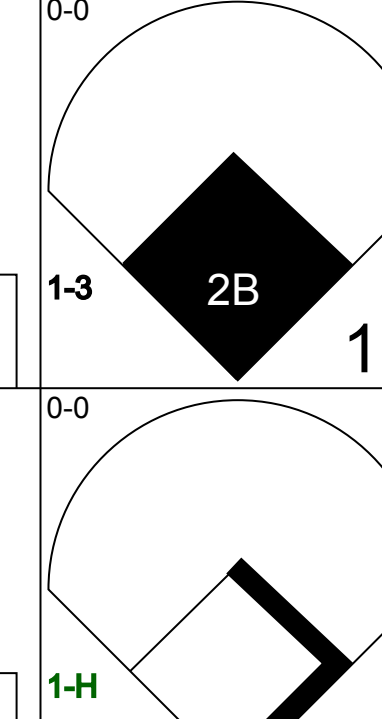
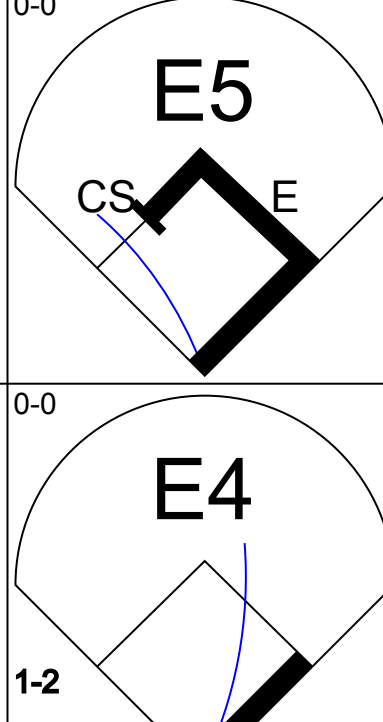
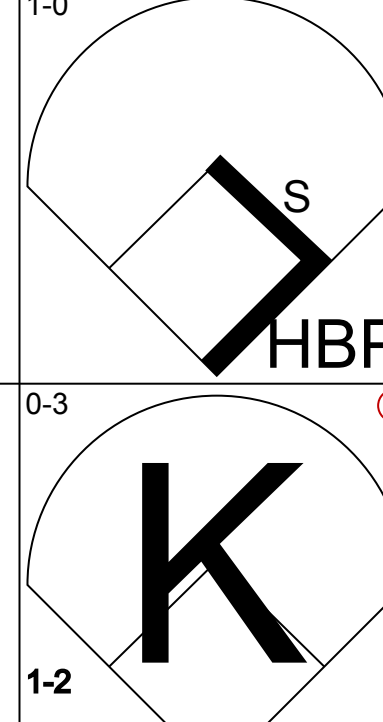
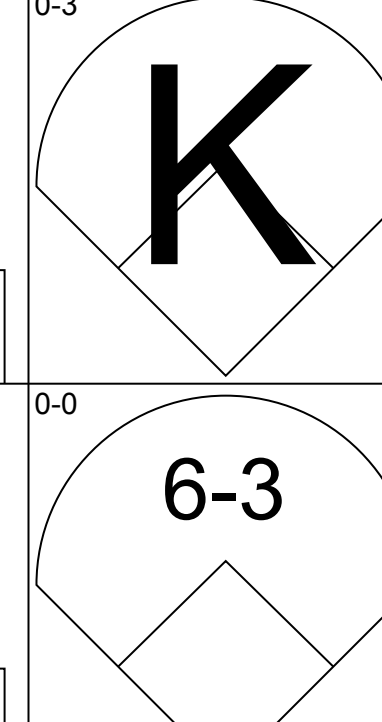
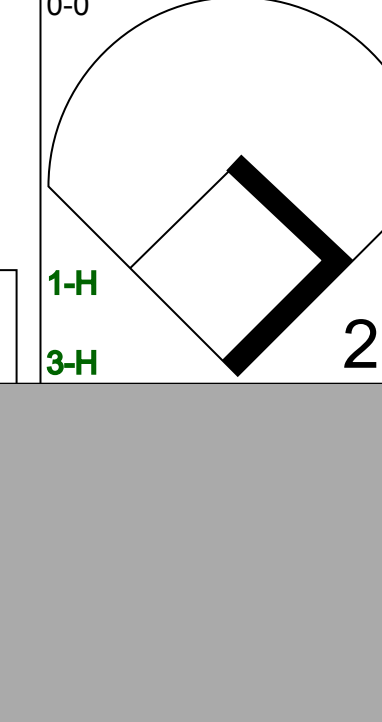
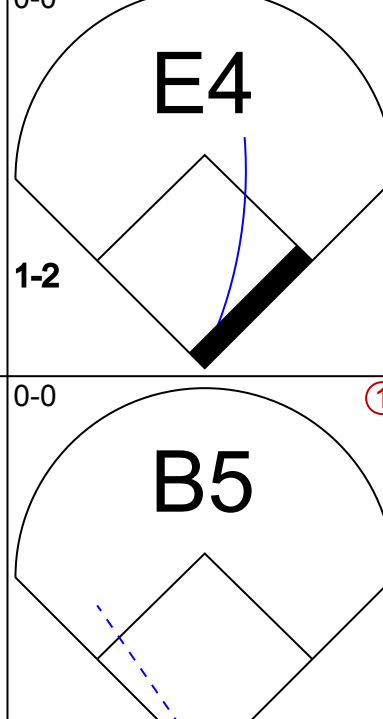
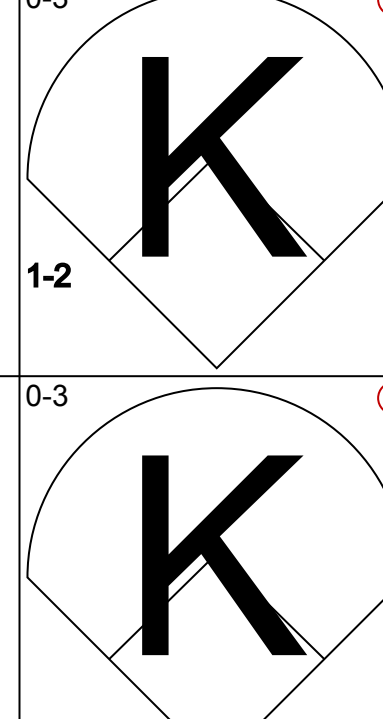
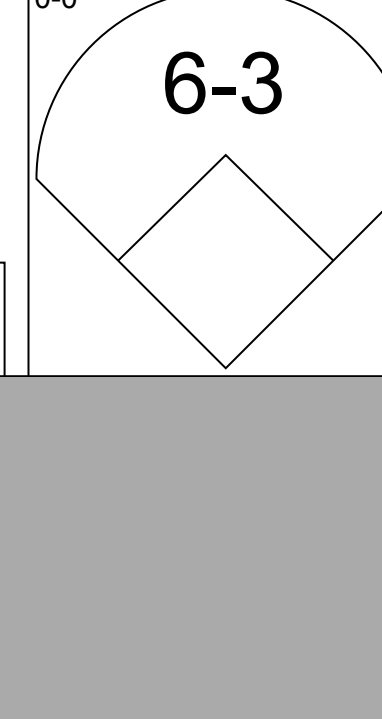
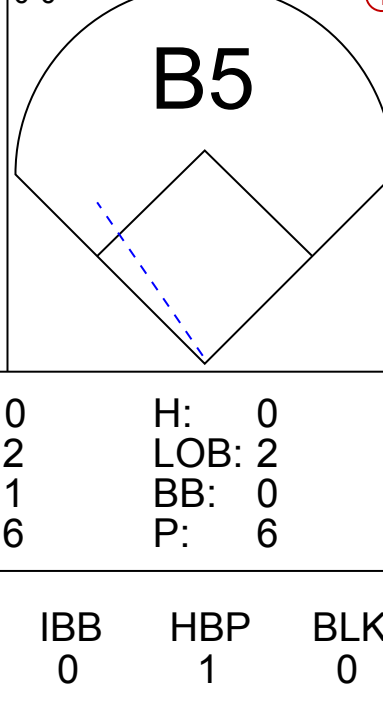
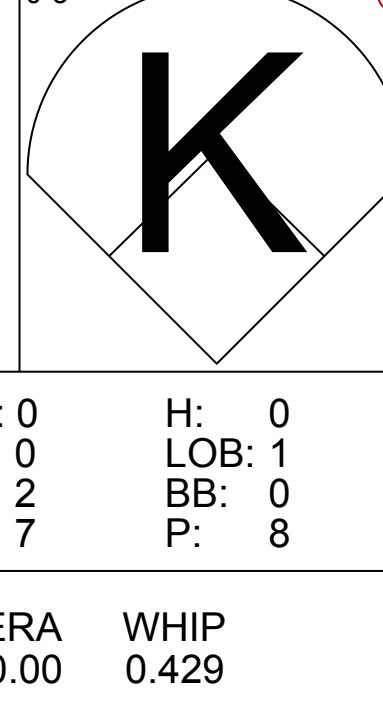
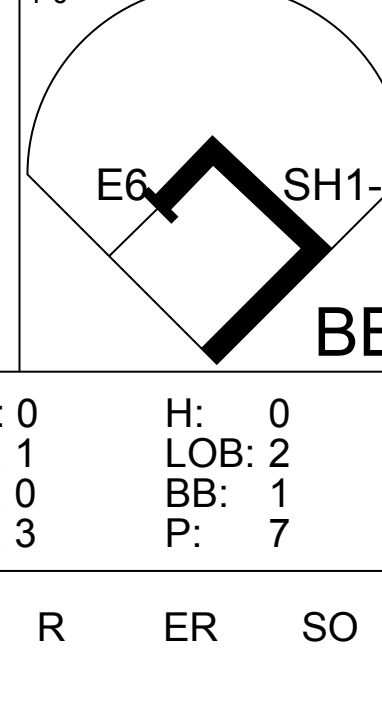
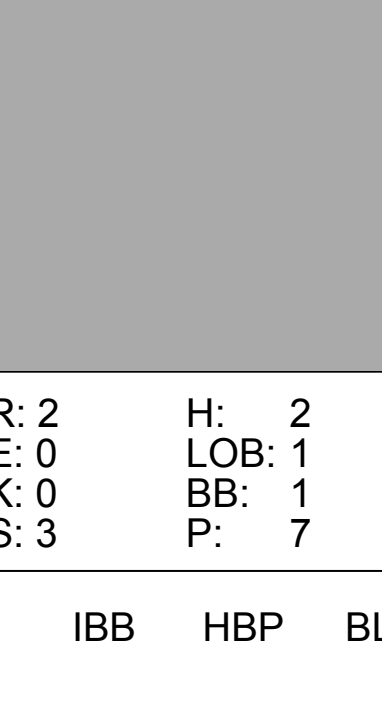
AB 29
R 6
H 8
RBI 6
BB 4
SO 7
LOB 10



Batter	1	2	3	4	5	6	7	8	9	AB	R	H	RBI	BB	SO	LOB	TOP			
Reno Bertioia, R (1,4) OBP: 0.312, SLG: 0.369	5-3		5-3			F8		3-1	E6	3	0	0	0	0	0	0	Washington Senators @ Kansas City Athletics Municipal Stadium, Kansas City, MO Wed Jul 29 1959, 8:05 PM EDT Att: 12,380 - Unknown			
Julio Becquer, L (8,PH) OBP: 0.259, SLG: 0.338										1	0	0	0	0	2					
Ken Aspromonte, R (8,4) OBP: 0.347, SLG: 0.349										1	0	0	1	0	1					
Faye Throneberry, L (1,9) OBP: 0.342, SLG: 0.413	3B		4-3							5	0	3	2	0	0	2				
Harmon Killebrew, R (1,5) OBP: 0.364, SLG: 0.572				6-3						4	0	0	0	0	1	4				
Bob Allison, R (1,8) OBP: 0.330, SLG: 0.554	G6-4-3 HBP				5-3					3	0	0	0	1	1	2				
Jim Lemon, R (1,7) OBP: 0.272, SLG: 0.348										3	0	1	0	1	0	2				
Tex Clevenger, R (8,1) OBP: 0.125, SLG: 0.286										0	0	0	0	0	0	0				
Roy Sievers, R (1,3) OBP: 0.310, SLG: 0.473										4	1	1	0	0	0	2				
Ron Samford, R (1,6) OBP: 0.334, SLG: 0.348										3	0	0	0	0	0	2				
Clint Courtney, L (9,PH) OBP: 0.333, SLG: 0.271										0	0	0	0	1	0	0				
Billy Consolo, R (9,FR) OBP: 0.283, SLG: 0.245										0	1	0	0	0	0	0				
Hal Naragon, L (1,2) OBP: 0.286, SLG: 0.314										3	1	1	1	1	0	1				
Bill Fischer, R (1,1) OBP: 0.150, SLG: 0.108										1	0	0	0	0	0	0				
Chuck Stobbs, L (3,1) OBP: 0.093, SLG: 0.083										1	0	0	0	0	0	0				
Lenny Green, L (8,PH) OBP: 0.341, SLG: 0.395										2	1	0	0	0	0	3				
Inning Stats	R: 0 E: 0 K: 0 S: 3	H: 1 LOB: 1 BB: 0 P: 4	R: 0 E: 0 K: 0 S: 3	H: 0 LOB: 1 BB: 1 P: 7	R: 0 E: 0 K: 0 S: 3	H: 0 LOB: 0 BB: 0 P: 3	R: 0 E: 0 K: 0 S: 3	H: 0 LOB: 0 BB: 0 P: 3	R: 0 E: 0 K: 1 S: 4	H: 1 LOB: 1 BB: 0 P: 4	R: 0 E: 0 K: 1 S: 6	H: 1 LOB: 1 BB: 0 P: 6	R: 2 E: 1 K: 1 S: 7	H: 1 LOB: 2 BB: 2 P: 15	R: 2 E: 1 K: 0 S: 6	H: 2 LOB: 2 BB: 1 P: 10	1B: 4 2B: 1 3B: 1 HR: 0	SF: 0 SAC: 0 DP: 1 HBP: 1	WP: 0 PB: 0 SB: 0 CS: 0	PA: 39
PITCHER	IP	WLS	BF	H	R	ER	SO	BB	IBB	HBP	BLK	WP	HR	S	P	ERA	WHIP			
John Tsitouris, R (1,1) ERA: 4.66	7.1	W	29	4	2	1	1	2	0	1	0	0	0	28	37	1.23	0.818			
Bob Grim, R (8,1) ERA: 4.04	1.2	S	10	2	2	2	1	2	0	0	0	0	0	10	18	10.80	2.400			

Batter	1	2	3	4	5	6	7	8	9	AB	R	H	RBI	BB	SO	LOB	BOTTOM				
Bill Tuttle, R (1,8) OBP: 0.352, SLG: 0.385	6-3		F7	K				G1-6-3		4	0	0	0	0	1	3	Washington Senators @ Kansas City Athletics Municipal Stadium, Kansas City, MO Wed Jul 29 1959, 8:05 PM EDT Att: 12,380 - Unknown				
Russ Snyder, L (1,7) OBP: 0.425, SLG: 0.474										4	2	2	0	0	0	1					
Dick Williams, R (1,5) OBP: 0.321, SLG: 0.488										4	2	2	3	0	0	1					
Roger Maris, L (1,9) OBP: 0.405, SLG: 0.598										4	0	1	2	0	0	0					
Jerry Lumpe, L (1,4) OBP: 0.323, SLG: 0.328										4	0	2	0	0	1	1					
Kent Hadley, L (1,3) OBP: 0.285, SLG: 0.413										4	0	0	0	0	0	3					
Harry Chiti, R (1,2) OBP: 0.343, SLG: 0.477										3	0	1	0	1	0	1					
Joe Demaestri, R (1,6) OBP: 0.302, SLG: 0.379										4	0	1	0	0	0	3					
John Tsitouris, R (1,1) OBP: 0.500, SLG: 0.500										2	1	2	0	0	0	0					
Bob Grim, R (8,1) OBP: 0.192, SLG: 0.261										0	0	0	0	0	0	0					
Inning Stats	R: 2 E: 0 K: 0 S: 5	H: 2 LOB: 0 BB: 0 P: 5	R: 0 E: 0 K: 0 S: 3	H: 0 LOB: 0 BB: 0 P: 3	R: 3 E: 1 K: 1 S: 9	H: 3 LOB: 1 BB: 0 P: 9	R: 0 E: 0 K: 1 S: 6	H: 1 LOB: 1 BB: 0 P: 6	R: 0 E: 0 K: 0 S: 3	H: 0 LOB: 0 BB: 0 P: 3	R: 0 E: 0 K: 0 S: 4	H: 2 LOB: 2 BB: 0 P: 4	R: 0 E: 0 K: 0 S: 4	H: 2 LOB: 1 BB: 0 P: 4	R: 0 E: 0 K: 0 S: 4	H: 1 LOB: 2 BB: 1 P: 8		1B: 8 2B: 1 3B: 1 HR: 1	SF: 0 SAC: 1 DP: 1 HBP: 0	WP: 1 PB: 0 SB: 0 CS: 0	PA: 35
PITCHER	IP	WLS	BF	H	R	ER	SO	BB	IBB	HBP	BLK	WP	HR	S	P	ERA		WHIP			
Bill Fischer, R (1,1) ERA: 4.08	2.1	L	13	5	5	4	0	0	0	0	0	0	0	21	21	0.00		1.071			
Chuck Stobbs, L (3,1) ERA: 2.91	4.2		18	5	0	0	2	0	0	0	0	0	0	21	21	0.00		1.071			
Tex Clevenger, R (8,1) ERA: 5.69	1.0		5	1	0	0	0	1	0	0	0	1	0	4	8	0.00		2.000			

Batter	1	2	3	4	5	6	7	8	9	AB	R	H	RBI	BB	SO	LOB	TOP				
Zoilo Versalles, R (1, 6)										4	0	0	0	0	3	0	<p>Washington Senators @ Chicago White Sox Comiskey Park, Chicago, IL Sat Aug 01 1959, 4:33 AM EDT Att: 12,376 - Unknown</p>				
Faye Throneberry, L (1, 9) OBP: 0.339, SLG: 0.457										3	0	1	0	1	1	0					
Bob Allison, R (1, 8) OBP: 0.334, SLG: 0.561										3	0	0	0	1	1	1					
Harmon Killebrew, R (1, 5) OBP: 0.363, SLG: 0.564										4	1	1	0	0	0	2					
Jim Lemon, R (1, 7) OBP: 0.334, SLG: 0.517 Lenny Green, L (8, 7) OBP: 0.333, SLG: 0.385										4	0	1	0	0	1	2					
Roy Sievers, R (1, 3) OBP: 0.304, SLG: 0.455										3	0	0	0	1	0	0					
Ken Aspromonte, R (1, 4) OBP: 0.335, SLG: 0.338										3	0	1	1	0	1	0					
Steve Korcheck, R (1, 2)										3	0	0	0	1	1	3					
Camilo Pascual, R (1, 1) OBP: 0.292, SLG: 0.290 Dick Hyde, R (8, 1)										3	0	0	0	0	0	3					
										0	0	0	0	0	0	0					
Inning Stats	R: 0 E: 1 K: 2 S: 8	H: 0 LOB: 2 BB: 1 P: 12	R: 0 E: 0 K: 0 S: 3	H: 0 LOB: 1 BB: 1 P: 7	R: 0 E: 0 K: 1 S: 5	H: 0 LOB: 0 BB: 0 P: 5	R: 1 E: 0 K: 1 S: 7	H: 2 LOB: 2 BB: 1 P: 11	R: 0 E: 0 K: 1 S: 5	H: 1 LOB: 1 BB: 0 P: 6	R: 0 E: 0 K: 1 S: 5	H: 1 LOB: 0 BB: 0 P: 5	R: 0 E: 0 K: 0 S: 3	H: 0 LOB: 0 BB: 0 P: 3	R: 0 E: 0 K: 1 S: 5	H: 0 LOB: 0 BB: 0 P: 5	1B: 3 2B: 1 3B: 0 HR: 0	SF: 1 SAC: 0 DP: 0 HBP: 0	WP: 0 PB: 0 CS: 1	PA: 36	
PITCHER	IP	WLS	BF	H	R	ER	SO	BB	IBB	HBP	BLK	WP	HR	S	P	ERA	WHIP				
Ray Moore, R (1, 1) ERA: 3.97	8.0		32	4	1	1	7	4	0	0	0	0	0	42	58	1.12	1.000				
Gerry Staley, R (9, 1) ERA: 1.67	1.0	W	3	0	0	0	1	0	0	0	0	0	0	5	5	0.00	0.000				

Batter	1	2	3	4	5	6	7	8	9	AB	R	H	RBI	BB	SO	LOB	BOTTOM					
Luis Aparicio, R (1, 6) OBP: 0.340, SLG: 0.358										3	0	0	0	0	1	2	<p>Washington Senators @ Chicago White Sox Comiskey Park, Chicago, IL Sat Aug 01 1959, 4:33 AM EDT Att: 12,376 - Unknown</p>					
Nellie Fox, L (1, 4) OBP: 0.405, SLG: 0.428										4	0	0	0	0	0	1						
Al Smith, R (1, 7) OBP: 0.342, SLG: 0.418										4	0	0	0	0	0	1						
Sherm Lollar, R (1, 2) OBP: 0.340, SLG: 0.435										3	0	0	0	1	1	0						
Billy Goodman, L (1, 5) OBP: 0.246, SLG: 0.220 Sammy Esposito, R (7, PR) OBP: 0.310, SLG: 0.360										3	0	1	0	0	1	1						
Norm Cash, L (8, PH) OBP: 0.330, SLG: 0.317										0	1	0	0	1	0	0						
Earl Torgeson, L (1, 3) OBP: 0.373, SLG: 0.385										3	1	1	0	1	0	0						
Jim Landis, R (1, 8) OBP: 0.362, SLG: 0.363										3	0	1	2	0	1	2						
Jim McAnany, R (1, 9) OBP: 0.375, SLG: 0.404										3	0	0	0	0	1	4						
Ray Moore, R (1, 1) OBP: 0.158, SLG: 0.167 Harry Simpson, L (8, PH) OBP: 0.289, SLG: 0.440 Gerry Staley, R (9, 1) OBP: 0.167, SLG: 0.167										2	0	0	0	0	1	3						
										0	0	0	0	1	0	0						
										0	0	0	0	0	0	0						
Inning Stats	R: 0 E: 0 K: 0 S: 3	H: 0 LOB: 0 BB: 0 P: 3	R: 0 E: 0 K: 0 S: 3	H: 0 LOB: 0 BB: 0 P: 3	R: 0 E: 1 K: 1 S: 6	H: 0 LOB: 2 BB: 0 P: 6	R: 0 E: 0 K: 1 S: 5	H: 0 LOB: 1 BB: 1 P: 9	R: 0 E: 0 K: 2 S: 7	H: 0 LOB: 1 BB: 0 P: 8	R: 0 E: 0 K: 0 S: 3	H: 0 LOB: 0 BB: 0 P: 3	R: 0 E: 0 K: 2 S: 8	H: 1 LOB: 2 BB: 1 P: 12	R: 0 E: 1 K: 0 S: 3	H: 0 LOB: 2 BB: 1 P: 7	R: 2 E: 0 K: 0 S: 3	H: 2 LOB: 1 BB: 1 P: 7	1B: 1 2B: 3 3B: 0 HR: 0	SF: 0 SAC: 1 DP: 1 HBP: 1	WP: 0 PB: 0 CS: 1	PA: 34
PITCHER	IP	WLS	BF	H	R	ER	SO	BB	IBB	HBP	BLK	WP	HR	S	P	ERA	WHIP					
Camilo Pascual, R (1, 1) ERA: 2.79	7.0		26	1	0	0	6	2	0	1	0	0	0	35	44	0.00	0.429					
Dick Hyde, R (8, 1) ERA: 5.97	1.1	L	8	2	2	2	0	2	0	0	0	0	0	6	14	13.50	3.000					

Batter	1	2	3	4	5	6	7	8	9	AB	R	H	RBI	BB	SO	LOB	TOP				
Zoilo Versalles, R OBP: 0.308, SLG: 0.250 (1, 6)										5	0	1	0	0	1	1	Washington Senators @ Chicago White Sox Comiskey Park, Chicago, IL Sun Aug 02 1959, 4:38 AM EDT Att: 26,866 - Unknown				
Faye Throneberry, L OBP: 0.335, SLG: 0.410 (1, 9)										4	0	0	1	1	0	1					
Bob Allison, R OBP: 0.332, SLG: 0.552 (1, 8)										3	1	0	0	2	1	3					
Harmon Killebrew, R OBP: 0.363, SLG: 0.558 (1, 5)										4	0	0	0	0	3	2					
Jim Lemon, R OBP: 0.335, SLG: 0.522 (1, 7)										4	1	2	1	0	1	0					
Roy Sievers, R OBP: 0.306, SLG: 0.452 (1, 3)										2	0	0	1	1	0	0					
Hal Naragon, L OBP: 0.295, SLG: 0.324 (1, 2)										3	0	1	0	1	0	0					
Ken Aspromonte, R OBP: 0.335, SLG: 0.333 (6, PH)										1	1	0	0	1	0	0					
Julio Becquer, L OBP: 0.253, SLG: 0.331 (6, 4)										1	0	0	0	0	0	2					
Ron Samford, R OBP: 0.275, SLG: 0.350 (6, 4)										1	0	1	0	0	0	0					
Jim Kaat, L OBP: 0.296, SLG: 0.059 (6, 1)										1	0	0	0	0	1	1					
Hal Griggs, R OBP: 0.282, SLG: 0.083 (7, PH)										1	0	1	0	0	0	0					
Chuck Stobbs, L OBP: 0.282, SLG: 0.083 (7, PH)										0	0	0	0	0	0	0					
Reno Bertasio, R OBP: 0.187, SLG: 0.098 (7, 1)										1	0	0	0	0	0	0					
Hal Woodeshick, L OBP: 0.329, SLG: 0.370 (8, PH)										1	0	0	0	0	0	3					
Lenny Green, L OBP: 0.329, SLG: 0.370 (8, PH)										0	0	0	0	0	0	0					
Russ Kemmerer, R OBP: 0.254, SLG: 0.145 (8, 1)										0	0	0	0	0	0	0					
Inning Stats	R: 0 E: 0 K: 1 S: 5	H: 0 LOB: 1 BB: 1 P: 9	R: 0 E: 0 K: 1 S: 5	H: 0 LOB: 0 BB: 0 P: 5	R: 1 E: 0 K: 1 S: 6	H: 1 LOB: 1 BB: 1 P: 10	R: 1 E: 0 K: 0 S: 4	H: 1 LOB: 0 BB: 0 P: 4	R: 0 E: 0 K: 2 S: 8	H: 0 LOB: 2 BB: 2 P: 12	R: 0 E: 0 K: 1 S: 5	H: 0 LOB: 0 BB: 0 P: 13	R: 0 E: 0 K: 0 S: 3	H: 0 LOB: 0 BB: 0 P: 3	R: 1 E: 0 K: 1 S: 8	H: 3 LOB: 3 BB: 1 P: 12	R: 0 E: 0 K: 0 S: 3	H: 0 LOB: 0 BB: 0 P: 3	1B: 5 2B: 0 3B: 0 HR: 1	SF: 1 SAC: 0 DP: 0 HBP: 0	WP: 0 PA: 39 CS: 0
PITCHER	IP WLS BF H R ER SO BB IBB HBP BLK WP HR S P ERA WHIP																				
Bob Shaw, R ERA: 3.08 (1, 1)	7.2 W 35 6 3 3 7 6 0 0 0 0 1 43 67 3.52 1.565																				
Gerry Staley, R ERA: 1.64 (8, 1)	1.1 S 4 0 0 0 0 0 0 0 0 0 0 0 4 4 0.00 0.000																				

Batter	1	2	3	4	5	6	7	8	9	AB	R	H	RBI	BB	SO	LOB	BOTTOM		
Luis Aparicio, R OBP: 0.338, SLG: 0.357 (1, 6)										5	1	0	0	0	0	5	Washington Senators @ Chicago White Sox Comiskey Park, Chicago, IL Sun Aug 02 1959, 4:38 AM EDT Att: 26,866 - Unknown		
Nellie Fox, L OBP: 0.406, SLG: 0.427 (1, 4)										4	2	1	1	1	0	0			
Al Smith, R OBP: 0.345, SLG: 0.415 (1, 7)										4	2	2	1	1	0	0			
John Romano, R OBP: 0.414, SLG: 0.507 (8, 2)										4	1	1	3	0	0	2			
Earl Battey, R OBP: 0.308, SLG: 0.311 (8, 2)										1	0	0	0	0	1	0			
Jim Landis, R OBP: 0.365, SLG: 0.360 (1, 8)										3	1	1	0	2	0	1			
Bubba Phillips, R OBP: 0.325, SLG: 0.385 (1, 5)										5	1	3	2	0	0	3			
Earl Torgeson, L OBP: 0.373, SLG: 0.379 (1, 3)										3	0	1	1	2	0	1			
Jim McAnany, R OBP: 0.375, SLG: 0.390 (1, 9)										4	1	1	1	1	0	4			
Bob Shaw, R OBP: 0.229, SLG: 0.182 (8, 1)										2	0	0	0	1	1	5			
Gerry Staley, R OBP: 0.167, SLG: 0.167 (8, 1)										0	0	0	0	0	0	0			
Inning Stats	R: 0 E: 0 K: 0 S: 3	H: 0 LOB: 0 BB: 0 P: 3	R: 0 E: 0 K: 0 S: 3	H: 0 LOB: 1 BB: 1 P: 7	R: 3 E: 1 K: 0 S: 6	H: 2 LOB: 2 BB: 2 P: 14	R: 0 E: 0 K: 0 S: 3	H: 0 LOB: 1 BB: 1 P: 7	R: 3 E: 1 K: 1 S: 8	H: 2 LOB: 3 BB: 3 P: 20	R: 3 E: 0 K: 0 S: 8	H: 5 LOB: 2 BB: 0 P: 8	R: 0 E: 0 K: 0 S: 3	H: 0 LOB: 0 BB: 0 P: 3	R: 0 E: 0 K: 1 S: 6	H: 1 LOB: 2 BB: 1 P: 10	1B: 8 2B: 2 3B: 0 HR: 0	SF: 0 SAC: 1 DP: 0 HBP: 0	WP: 0 PA: 44 CS: 0
PITCHER	IP WLS BF H R ER SO BB IBB HBP BLK WP HR S P ERA WHIP																		
Jim Kaat, L ERA: 3.38 (1, 1)	2.2 L 14 2 3 1 0 0 3 0 0 0 0 0 11 23 3.38 1.875																		
Hal Griggs, R ERA: 5.67 (3, 1)	3.0 21 7 6 6 1 4 0 0 0 0 0 0 19 35 18.00 3.667																		
Chuck Stobbs, L ERA: 2.84 (6, 1)	0.1 1 0 0 0 0 0 0 0 0 0 0 0 1 1 0.00 0.000																		
Hal Woodeshick, L ERA: 5.6 (7, 1)	1.0 3 0 0 0 0 0 0 0 0 0 0 0 3 3 0.00 0.000																		
Russ Kemmerer, R ERA: 4.66 (8, 1)	1.0 5 1 0 0 1 1 0 0 0 0 0 0 6 10 0.00 2.000																		

Batter	1	2	3	4	5	6	7	8	9	AB	R	H	RBI	BB	SO	LOB	TOP					
Billy Martin, R OBP: 0.286, SLG: 0.403 (1,4)										5	0	2	0	0	0	1	Cleveland Indians @ Washington Senators Griffith Stadium, Washington, DC Tue Aug 04 1959, 7:05 PM EDT Att: 5,438 - Unknown					
Vic Power, R OBP: 0.351, SLG: 0.443 (1,5)										4	1	1	0	1	0	2						
Minnie Minoso, R OBP: 0.377, SLG: 0.464 (1,7)										3	2	2	0	2	0	1						
Tito Francona, L OBP: 0.455, SLG: 0.656 (1,3)										5	2	2	4	0	0	3						
Rocky Colavito, R OBP: 0.346, SLG: 0.543 (1,9)										5	0	1	0	0	0	0						
George Strickland, R OBP: 0.339, SLG: 0.333 (1,6)										4	2	1	0	1	1	1						
Woodie Held, R OBP: 0.315, SLG: 0.451 (1,8)										4	0	2	0	0	1	1						
Russ Nixon, L OBP: 0.228, SLG: 0.218 (1,2)										3	1	1	1	0	0	1						
Dick Brown, R OBP: 0.299, SLG: 0.386 (6,2)										1	0	0	0	0	1	1						
Jim Perry, S OBP: 0.238, SLG: 0.333 (1,1)										4	0	1	1	0	0	1						
Inning Stats	R: 0 E: 0 K: 0 S: 4	H: 2 LOB: 1 BB: 0 P: 4	R: 2 E: 1 K: 0 S: 6	H: 3 LOB: 1 BB: 0 P: 6	R: 4 E: 1 K: 0 S: 6	H: 3 LOB: 1 BB: 2 P: 14	R: 0 E: 0 K: 0 S: 4	H: 1 LOB: 1 BB: 0 P: 4	R: 0 E: 0 K: 2 S: 7	H: 0 LOB: 0 BB: 0 P: 7	R: 0 E: 0 K: 0 S: 4	H: 1 LOB: 1 BB: 0 P: 4	R: 2 E: 0 K: 1 S: 7	H: 2 LOB: 1 BB: 1 P: 11	R: 0 E: 0 K: 0 S: 3	H: 0 LOB: 0 BB: 0 P: 3	R: 0 E: 0 K: 0 S: 3	H: 1 LOB: 1 BB: 1 P: 7	1B: 10 2B: 0 3B: 2 HR: 1	SF: 0 SAC: 0 DP: 0 HBP: 0	WP: 0 PB: 0 SB: 0 CS: 1	PA: 42
PITCHER	IP	WLS	BF	H	R	ER	SO	BB	IBB	HBP	BLK	WP	HR	S	P	ERA	WHIP					
Bill Fischer, R ERA: 4.4 (1,1)	2.1	L	15	7	6	6	0	2	0	0	0	0	0	13	21	23.14	3.857					
Dick Hyde, R ERA: 5.67 (3,1)	4.2		20	5	2	2	3	1	0	0	0	0	1	25	29	3.86	1.286					
Hal Griggs, R ERA: 5.42 (8,1)	2.0		7	1	0	0	0	1	0	0	0	0	0	6	10	0.00	1.000					

AB	38
R	8
H	13
RBI	6
BB	4
SO	3
LOB	12



Batter	1	2	3	4	5	6	7	8	9	AB	R	H	RBI	BB	SO	LOB	BOTTOM					
Ron Samford, R OBP: 0.270, SLG: 0.343 (1,4)										4	0	0	0	0	0	1	Cleveland Indians @ Washington Senators Griffith Stadium, Washington, DC Tue Aug 04 1959, 7:05 PM EDT Att: 5,438 - Unknown					
Faye Throneberry, L OBP: 0.336, SLG: 0.411 (1,9)										4	0	2	0	0	0	0						
Bob Allison, R OBP: 0.331, SLG: 0.548 (1,8)										3	1	0	0	1	0	2						
Jim Lemon, R OBP: 0.337, SLG: 0.529 (1,7)										3	1	1	2	1	0	0						
Harmon Killebrew, R OBP: 0.360, SLG: 0.552 (1,5)										4	0	0	0	0	0	2						
Roy Sievers, R OBP: 0.306, SLG: 0.449 (1,3)										4	0	1	0	0	0	0						
Hal Naragon, L OBP: 0.299, SLG: 0.324 (1,2)										3	0	1	0	1	0	0						
Zoilo Versalles, R OBP: 0.294, SLG: 0.250 (1,6)										4	0	1	0	0	1	3						
Bill Fischer, R OBP: 0.150, SLG: 0.108 (1,1)										0	0	0	0	0	0	0						
Dick Hyde, R ERA: 5.67 (3,1)										2	0	0	0	0	1	0						
Clint Courtney, L OBP: 0.327, SLG: 0.264 (7, PH)										1	0	0	0	0	1	1						
Hal Griggs, R OBP: 0.059, SLG: 0.059 (8,1)										0	0	0	0	0	0	0						
Inning Stats	R: 0 E: 0 K: 0 S: 3	H: 0 LOB: 0 BB: 0 P: 3	R: 0 E: 0 K: 1 S: 6	H: 1 LOB: 2 BB: 1 P: 10	R: 0 E: 0 K: 1 S: 5	H: 0 LOB: 0 BB: 0 P: 5	R: 2 E: 0 K: 0 S: 5	H: 2 LOB: 1 BB: 1 P: 9	R: 0 E: 0 K: 0 S: 4	H: 1 LOB: 1 BB: 0 P: 4	R: 0 E: 0 K: 0 S: 3	H: 0 LOB: 0 BB: 0 P: 3	R: 0 E: 0 K: 1 S: 6	H: 1 LOB: 1 BB: 0 P: 6	R: 0 E: 0 K: 0 S: 3	H: 1 LOB: 1 BB: 1 P: 7	R: 0 E: 0 K: 0 S: 3	H: 0 LOB: 0 BB: 0 P: 3	1B: 5 2B: 0 3B: 0 HR: 1	SF: 0 SAC: 0 DP: 1 HBP: 0	WP: 0 PB: 0 SB: 0 CS: 0	PA: 35
PITCHER	IP	WLS	BF	H	R	ER	SO	BB	IBB	HBP	BLK	WP	HR	S	P	ERA	WHIP					
Jim Perry, R ERA: 2.84 (1,1)	9.0	W	35	6	2	2	3	3	0	0	0	0	1	38	50	2.00	1.000					

AB	32
R	2
H	6
RBI	2
BB	3
SO	3
LOB	9



Batter	1	2	3	4	5	6	7	8	9	AB	R	H	RBI	BB	SO	LOB	TOP					
Billy Martin, R OBP: 0.289, SLG: 0.402 (1, 4)										5	1	2	2	0	0	0	Cleveland Indians @ Washington Senators Griffith Stadium, Washington, DC Wed Aug 05 1959, 7:05 PM EDT Unknown					
Vic Power, R OBP: 0.343, SLG: 0.440 (1, 5)										5	1	1	2	0	1	1						
Minnie Minoso, R OBP: 0.375, SLG: 0.461 (1, 7)										5	0	1	1	0	0	1						
Tito Francona, L OBP: 0.451, SLG: 0.649 (1, 3)										4	1	1	0	0	0	1						
Rocky Colavito, R OBP: 0.343, SLG: 0.538 (1, 9)										4	0	0	0	0	0	2						
George Strickland, R OBP: 0.331, SLG: 0.345 (1, 6)										4	1	2	1	0	0	3						
Woodie Held, R OBP: 0.319, SLG: 0.451 (1, 8)										2	1	1	1	2	0	0						
Russ Nixon, L OBP: 0.225, SLG: 0.216 (1, 2)										2	0	0	0	0	0	3						
Elmer Valo, L OBP: 0.474, SLG: 0.273 (7, PH)										1	1	1	0	0	0	0						
Dick Brown, R OBP: 0.297, SLG: 0.383 (7, 2)										1	0	0	0	0	0	0						
Mudcat Grant, R OBP: 0.167, SLG: 0.238 (7, PH)										2	0	0	0	0	0	0						
Jack Harshman, L OBP: 0.360, SLG: 0.333 (7, PH)										0	0	0	0	1	0	0						
Ray Webster, R OBP: 0.170, SLG: 0.314 (7, PR)										0	1	0	0	0	0	0						
Al Cicotte, R OBP: 0.500, SLG: 0.500 (7, 1)										1	0	0	0	0	1	0						
Inning Stats	R: 0 E: 0 K: 1 S: 5	H: 0 LOB: 0 BB: 0 P: 5	R: 0 E: 0 K: 0 S: 4	H: 1 LOB: 2 BB: 1 P: 8	R: 0 E: 0 K: 0 S: 4	H: 1 LOB: 1 BB: 0 P: 4	R: 1 E: 1 K: 0 S: 5	H: 2 LOB: 1 BB: 0 P: 5	R: 0 E: 0 K: 0 S: 3	H: 0 LOB: 0 BB: 0 P: 3	R: 0 E: 0 K: 0 S: 3	H: 0 LOB: 0 BB: 0 P: 3	R: 6 E: 1 K: 0 S: 8	H: 5 LOB: 2 BB: 2 P: 16	R: 0 E: 0 K: 1 S: 5	H: 0 LOB: 0 BB: 0 P: 5	R: 0 E: 0 K: 0 S: 3	H: 0 LOB: 0 BB: 0 P: 3	1B: 8 2B: 0 3B: 0 HR: 1	SF: 0 SAC: 0 DP: 0 HBP: 0	WP: 0 PB: 0 SB: 0 CS: 0	PA: 39
PITCHER	IP	WLS	BF	H	R	ER	SO	BB	IBB	HBP	BLK	WP	HR	S	P	ERA	WHIP					
Pedro Ramos, R ERA: 4.28 (1, 1)	6.0	L	28	7	7	5	1	3	0	0	0	0	0	1	27	39	7.50	1.667				
Hal Woodeshick, L ERA: 5.55 (7, 1)	0.1		3	2	0	0	0	0	0	0	0	0	0	0	3	3	0.00	6.000				
Hal Griggs, R ERA: 5.38 (7, 1)	0.2		2	0	0	0	0	0	0	0	0	0	0	2	2	0.00	0.000					
Chuck Stobbs, L ERA: 2.75 (8, 1)	2.0		6	0	0	0	1	0	0	0	0	0	0	8	8	0.00	0.000					

Batter	1	2	3	4	5	6	7	8	9	AB	R	H	RBI	BB	SO	LOB	BOTTOM					
Zoilo Versalles, R OBP: 0.333, SLG: 0.450 (1, 6)										4	1	2	1	0	0	0	Cleveland Indians @ Washington Senators Griffith Stadium, Washington, DC Wed Aug 05 1959, 7:05 PM EDT Unknown					
Lenny Green, L OBP: 0.315, SLG: 0.361 (1, 8)										4	0	0	0	0	0	1						
Jim Lemon, R OBP: 0.336, SLG: 0.534 (1, 7)										4	2	1	1	0	2	1						
Bob Allison, R OBP: 0.333, SLG: 0.546 (1, 9)										3	0	1	0	1	1	1						
Hal Naragon, L OBP: 0.299, SLG: 0.323 (1, 2)										4	0	1	1	0	0	1						
Harmon Killebrew, R OBP: 0.359, SLG: 0.549 (1, 5)										4	0	1	0	0	2	2						
Roy Sievers, R OBP: 0.305, SLG: 0.446 (1, 3)										4	0	1	0	0	0	0						
Ron Samford, R OBP: 0.268, SLG: 0.340 (1, 4)										2	0	0	0	0	1	0						
Faye Throneberry, L OBP: 0.336, SLG: 0.410 (7, PH)										1	0	0	0	0	0	2						
Ken Aspromonte, R OBP: 0.336, SLG: 0.333 (8, 4)										0	0	0	0	0	0	0						
Pedro Ramos, S OBP: 0.207, SLG: 0.204 (1, 1)										2	0	0	0	0	1	0						
Hal Woodeshick, R OBP: 0.059, SLG: 0.059 (7, 1)										0	0	0	0	0	0	0						
Clint Courtney, L OBP: 0.324, SLG: 0.261 (7, PH)										0	0	0	0	0	0	0						
Chuck Stobbs, L OBP: 0.383, SLG: 0.083 (8, 1)										0	0	0	0	0	0	1						
Inning Stats	R: 1 E: 1 K: 1 S: 7	H: 1 LOB: 2 BB: 1 P: 11	R: 0 E: 0 K: 2 S: 7	H: 0 LOB: 0 BB: 0 P: 7	R: 2 E: 0 K: 1 S: 7	H: 2 LOB: 0 BB: 0 P: 7	R: 0 E: 0 K: 1 S: 5	H: 0 LOB: 0 BB: 0 P: 5	R: 0 E: 0 K: 0 S: 3	H: 0 LOB: 0 BB: 0 P: 3	R: 0 E: 0 K: 1 S: 5	H: 1 LOB: 0 BB: 0 P: 5	R: 0 E: 0 K: 0 S: 4	H: 2 LOB: 1 BB: 0 P: 4	R: 0 E: 0 K: 1 S: 6	H: 1 LOB: 1 BB: 0 P: 6	R: 0 E: 0 K: 0 S: 3	H: 0 LOB: 0 BB: 0 P: 3	1B: 5 2B: 1 3B: 0 HR: 2	SF: 0 SAC: 0 DP: 2 HBP: 0	WP: 0 PB: 0 SB: 0 CS: 0	PA: 34
PITCHER	IP	WLS	BF	H	R	ER	SO	BB	IBB	HBP	BLK	WP	HR	S	P	ERA	WHIP					
Mudcat Grant, R ERA: 4.0 (1, 1)	6.0	W	23	4	3	2	6	1	0	0	0	0	0	2	34	38	3.00	0.833				
Al Cicotte, R ERA: 3.75 (7, 1)	3.0	S	11	3	0	0	1	0	0	0	0	0	0	13	13	0.00	1.000					

Batter	1	2	3	4	5	6	7	8	9	AB	R	H	RBI	BB	SO	LOB	TOP			
Billy Martin, R OBP: 0.291, SLG: 0.402 Jim Baxes, R OBP: 0.316, SLG: 0.487	1-0 FC4-6 HBP		0-0 F5			0-0 F7		0-0 5-3		0	0	0	0	0	0	0	0 0 0 0 0 0 0 0			
Vic Power, R OBP: 0.343, SLG: 0.439 Ray Wheeler, R OBP: 0.187, SLG: 0.308 Jack Harshman, L OBP: 0.346, SLG: 0.516	0-0 FC4-6			0-0 1-3		0-0 1-3			0-0 3-1	1	0	0	0	0	0	1	1 0 0 0 0 0 0 1 1 0 0 0 0 0 0 0 1 0 0 0 0 0 0 0			
Bob Smith, L Eimer Valo, L OBP: 0.450, SLG: 0.250	1-2 G6-3									0	0	0	0	0	0	0	0 0 0 0 0 0 0 0 1 0 0 0 0 0 0 0			
Minnie Minoso, R OBP: 0.376, SLG: 0.461	0-0 G6-3			0-0 FC5-4 1B			0-3 K		0-0 1B	4	0	2	0	0	1	1	4 0 2 0 0 1 1			
Tito Francona, L OBP: 0.448, SLG: 0.642			0-0 F7		0-0 FC5-4 FC6-4				0-0 1B	4	0	1	0	0	0	1	4 0 1 0 0 0 1			
Rocky Colavito, R OBP: 0.343, SLG: 0.535					0-0 FC6-4				0-0 1B	4	0	1	0	0	0	3	4 0 1 0 0 0 3			
George Strickland, R OBP: 0.327, SLG: 0.341			0-0 G6-4-3						0-3 K	4	0	0	0	0	2	3	4 0 0 0 0 2 3			
Woodie Held, R OBP: 0.322, SLG: 0.456					0-0 5-3				0-0 1B	3	0	2	0	0	0	0	3 0 2 0 0 0 0			
Dick Brown, R OBP: 0.290, SLG: 0.373			0-3 K		0-3 K				0-3 K	3	0	0	0	0	3	2	3 0 0 0 0 3 2			
Cal McLish, S OBP: 0.228, SLG: 0.222 Bobby Locke, R OBP: 0.369, SLG: 0.588 Jim Piersall, R OBP: 0.298, SLG: 0.317			0-3 K						0-0 1B	1	0	0	0	0	1	1	1 0 0 0 0 1 1 1 0 0 0 0 1 0 1 0 1 0 0 0 0			
Inning Stats	R: 0 E: 0 K: 0 S: 2	H: 0 LOB: 1 BB: 0 P: 3	R: 0 E: 0 K: 0 S: 3	H: 1 LOB: 0 BB: 0 P: 3	R: 0 E: 0 K: 2 S: 8	H: 1 LOB: 1 BB: 0 P: 8	R: 0 E: 0 K: 0 S: 4	H: 0 LOB: 0 BB: 0 P: 4	R: 0 E: 0 K: 1 S: 5	H: 0 LOB: 0 BB: 0 P: 5	R: 0 E: 0 K: 1 S: 5	H: 0 LOB: 0 BB: 0 P: 5	R: 0 E: 0 K: 1 S: 7	H: 2 LOB: 2 BB: 0 P: 7	R: 0 E: 0 K: 1 S: 7	H: 2 LOB: 2 BB: 0 P: 7	1B: 6 2B: 1 3B: 0 HR: 0	SF: 0 SAC: 0 DP: 2 HBP: 1	WP: 0 PB: 0 SB: 0 CS: 0	PA: 33
PITCHER Tex Clevenger, R ERA: 4.65	IP: 9.0 WLS: W BF: 33 H: 7 R: 0 ER: 0 SO: 8 BB: 0 IBB: 0 HBP: 1 BLK: 0 WP: 0 HR: 0 S: 48 P: 49 ERA: 0.00 WHIP: 0.778															PITCHER IP: WLS: BF: H: R: ER: SO: BB: IBB: HBP: BLK: WP: HR: S: P: ERA: WHIP:				

Cleveland Indians @ Washington Senators
Griffith Stadium, Washington, DC
Wed Aug 05 1959, 7:05 PM EDT
Att: 12,198 - Unknown

AB	32
R	0
H	7
RBI	0
BB	0
SO	8
LOB	15

C

Batter	1	2	3	4	5	6	7	8	9	AB	R	H	RBI	BB	SO	LOB	BOTTOM	
Zoilo Versalles, R OBP: 0.308, SLG: 0.400	0-3 K		0-0 FC6-4		0-0 1B		0-0 F8			5	0	1	0	0	1	4	5 0 1 0 0 1 4	
Lenny Green, L OBP: 0.319, SLG: 0.364	0-0 F8				0-0 F9					5	1	2	0	0	0	1	5 1 2 0 0 0 1	
Jim Lemon, R OBP: 0.337, SLG: 0.538	0-0 F7		0-0 1B		0-0 K					5	2	2	0	0	2	3	5 2 2 0 0 2 3	
Bob Allison, R OBP: 0.335, SLG: 0.546		0-0 1B	0-0 FC6		0-0 1B		0-0 6-3		4-0 SH3	4	2	2	2	1	0	1	4 2 2 2 1 0 1	
Clint Courtney, L OBP: 0.340, SLG: 0.283		0-0 BB	0-0 4-3		0-0 HR				0-0 SH3	4	1	3	0	0	0	1	4 1 3 0 0 0 1	
Harmon Killebrew, R OBP: 0.362, SLG: 0.556		0-0 1-3	0-0 1B		0-0 HR				0-0 FC1-6-5-3-4	4	1	2	4	1	0	3	4 1 2 4 1 0 3	
Roy Sievers, R OBP: 0.307, SLG: 0.444		4-0 BB	0-0 K		0-0 SH1-3				0-0 F8	3	1	1	0	1	1	3	3 1 1 0 1 1 3	
Ron Samford, R OBP: 0.268, SLG: 0.338		0-3 K			0-0 P4				0-0 1-3	4	1	1	0	0	1	5	4 1 1 0 0 1 5	
Tex Clevenger, R OBP: 0.167, SLG: 0.200		4-0 FC6-4			0-0 F9				0-0 1-3	2	0	0	1	1	0	0	2 0 0 1 1 0 0	
Inning Stats	R: 0 E: 0 K: 1 S: 5	H: 2 LOB: 3 BB: 2 P: 15	R: 2 E: 1 K: 1 S: 8	H: 3 LOB: 1 BB: 0 P: 8	R: 0 E: 0 K: 0 S: 3	H: 1 LOB: 1 BB: 0 P: 3	R: 6 E: 2 K: 1 S: 13	H: 6 LOB: 2 BB: 0 P: 13	R: 0 E: 0 K: 0 S: 4	H: 1 LOB: 2 BB: 1 P: 8	R: 0 E: 0 K: 1 S: 6	H: 1 LOB: 0 BB: 0 P: 6	R: 0 E: 0 K: 0 S: 2	H: 0 LOB: 0 BB: 1 P: 6	1B: 12 2B: 1 3B: 1 HR: 1	SF: 0 SAC: 2 DP: 1 HBP: 0	WP: 0 PB: 0 SB: 0 CS: 0	PA: 42
PITCHER Cal McLish, R ERA: 3.1 Bobby Locke, R ERA: 4.15 Jack Harshman, L ERA: 6.45 Bob Smith, L ERA: 7.41	IP: 4.1 WLS: L BF: 25 H: 11 R: 8 ER: 6 SO: 3 BB: 1 IBB: 1 HBP: 0 BLK: 0 WP: 1 HR: 1 S: 29 P: 37 ERA: 12.46 WHIP: 2.769															PITCHER IP: WLS: BF: H: R: ER: SO: BB: IBB: HBP: BLK: WP: HR: S: P: ERA: WHIP:		

Cleveland Indians @ Washington Senators
Griffith Stadium, Washington, DC
Wed Aug 05 1959, 7:05 PM EDT
Att: 12,198 - Unknown

AB	36
R	9
H	14
RBI	7
BB	4
SO	5
LOB	21

C

Batter	1	2	3	4	5	6	7	8	9	AB	R	H	RBI	BB	SO	LOB	TOP											
Jim Piersall, R OBP: 0.302, SLG: 0.329										4	0	2	0	0	1	2												
Woodie Held, R OBP: 0.320, SLG: 0.451										4	0	0	0	1	2	2												
Minnie Minoso, R OBP: 0.372, SLG: 0.455										5	0	0	0	0	1	4												
Tito Francona, L OBP: 0.447, SLG: 0.641										5	1	2	0	0	0	1												
Rocky Colavito, R OBP: 0.342, SLG: 0.539										4	1	1	2	0	1	1												
George Strickland, R OBP: 0.359, SLG: 0.340										3	1	1	0	1	0	1												
Russ Nixon, L OBP: 0.231, SLG: 0.234										4	1	2	1	0	0	2												
Jim Baxes, R OBP: 0.314, SLG: 0.482										4	1	1	0	0	1	2												
Gary Bell, R OBP: 0.246, SLG: 0.222										4	0	2	2	0	0	1												
Inning Stats	R: 0 E: 0 K: 1 S: 6	H: 1 LOB: 1 BB: 0 P: 6	R: 2 E: 0 K: 1 S: 7	H: 2 LOB: 1 BB: 1 P: 11	R: 0 E: 0 K: 2 S: 7	H: 0 LOB: 0 BB: 0 P: 7	R: 0 E: 0 K: 1 S: 6	H: 1 LOB: 1 BB: 0 P: 6	R: 0 E: 0 K: 0 S: 4	H: 1 LOB: 1 BB: 0 P: 4	R: 0 E: 0 K: 0 S: 4	H: 1 LOB: 2 BB: 1 P: 8	R: 3 E: 0 K: 1 S: 9	H: 4 LOB: 1 BB: 0 P: 9	R: 0 E: 0 K: 0 S: 3	H: 0 LOB: 0 BB: 0 P: 3	1B: 6 2B: 2 3B: 2 HR: 1	SF: 0 SAC: 1 DP: 0 HBP: 0	WP: 0 PB: 0 SB: 1 CS: 0	PA: 40								
PITCHER	IP	WLS	BF	H	R	ER	SO	BB	IBB	HBP	BLK	WP	HR	S	P	ERA	WHIP											
Russ Kemmerer, R ERA: 4.74	(1, 1)	7.0	L	34	11	5	5	5	2	0	0	0	0	1	42	50	6.43	1.857										
Dick Hyde, R ERA: 5.35	(8, 1)	2.0		6	0	0	0	1	0	0	0	0	0	0	8	8	0.00	0.000										

Cleveland Indians @ Washington Senators
Griffith Stadium, Washington, DC
Thu Aug 06 1959, 7:05 PM EDT
Att: 7,344 - Unknown


AB 37
R 5
H 11
RBI 5
BB 2
SO 6
LOB 16



Batter	1	2	3	4	5	6	7	8	9	AB	R	H	RBI	BB	SO	LOB	BOTTOM											
Zoilo Versalles, R OBP: 0.300, SLG: 0.379										4	0	1	0	0	1	2												
Lenny Green, L OBP: 0.316, SLG: 0.359										4	0	1	0	0	0	0												
Jim Lemon, R OBP: 0.336, SLG: 0.538										4	1	1	0	0	0	2												
Bob Allison, R OBP: 0.337, SLG: 0.543										2	1	0	0	2	0	0												
Clint Courtney, L OBP: 0.336, SLG: 0.292										4	0	1	2	0	0	1												
Harmon Killebrew, R OBP: 0.359, SLG: 0.550										4	0	0	0	0	1	1												
Roy Sievers, R OBP: 0.307, SLG: 0.445										4	0	1	0	0	1	0												
Ron Samford, R OBP: 0.264, SLG: 0.333										3	0	0	0	0	2	1												
Faye Throneberry, L OBP: 0.335, SLG: 0.408										1	0	0	0	0	0	0												
Russ Kemmerer, R OBP: 0.240, SLG: 0.159										3	0	1	0	0	0	1												
Dick Hyde, R ERA: 5.35	(8, 1)									0	0	0	0	0	0	0												
Inning Stats	R: 2 E: 0 K: 2 S: 9	H: 2 LOB: 1 BB: 1 P: 13	R: 0 E: 0 K: 1 S: 6	H: 1 LOB: 0 BB: 0 P: 6	R: 0 E: 0 K: 0 S: 3	H: 0 LOB: 0 BB: 0 P: 3	R: 0 E: 0 K: 0 S: 3	H: 0 LOB: 0 BB: 0 P: 3	R: 0 E: 0 K: 1 S: 6	H: 1 LOB: 1 BB: 0 P: 6	R: 0 E: 0 K: 0 S: 3	H: 0 LOB: 1 BB: 1 P: 7	R: 0 E: 0 K: 0 S: 3	H: 0 LOB: 0 BB: 0 P: 3	R: 0 E: 0 K: 0 S: 3	H: 0 LOB: 0 BB: 0 P: 3	1B: 3 2B: 3 3B: 0 HR: 0	SF: 0 SAC: 0 DP: 0 HBP: 0	WP: 1 PB: 1 SB: 0 CS: 0	PA: 35								
PITCHER	IP	WLS	BF	H	R	ER	SO	BB	IBB	HBP	BLK	WP	HR	S	P	ERA	WHIP											
Gary Bell, R ERA: 3.72	(1, 1)	9.0	W	35	6	2	2	5	2	0	0	0	1	0	43	51	2.00	0.889										

Cleveland Indians @ Washington Senators
Griffith Stadium, Washington, DC
Thu Aug 06 1959, 7:05 PM EDT
Att: 7,344 - Unknown

AB 33
R 2
H 6
RBI 2
BB 2
SO 5
LOB 8



Batter	1	2	3	4	5	6	7	8	9	AB	R	H	RBI	BB	SO	LOB	TOP					
Luis Aparicio, R (1, 6) OBP: 0.326, SLG: 0.347	4-3	F8				5-3			6-3	5	1	1	0	0	0	2	Chicago White Sox @ Washington Senators Griffith Stadium, Washington, DC Fri Aug 07 1959, 7:05 PM EDT Att: 7,702 - Unknown livebaseballscorecards.com					
Nelle Fox, L (1, 4) OBP: 0.394, SLG: 0.412	E4		F7				G3		F7	4	1	0	0	1	0	0						
Jim Landis, R (1, 8) OBP: 0.359, SLG: 0.351										4	1	3	0	0	0	0						
John Romano, R (1, 2) OBP: 0.404, SLG: 0.517										4	0	0	0	1	2	6						
Billy Goodman, L (1, 5) OBP: 0.270, SLG: 0.232 Sammy Esposito, R (8, PR) OBP: 0.313, SLG: 0.357										3	0	3	3	1	0	0						
Al Smith, R (1, 7) OBP: 0.333, SLG: 0.392										1	1	0	0	0	2							
Earl Torgeson, L (1, 3) OBP: 0.369, SLG: 0.374										4	0	2	0	0	1	2						
Jim McNaney, R (1, 9) OBP: 0.356, SLG: 0.375										4	0	1	1	0	1	2						
Bob Shaw, R (1, 1) OBP: 0.216, SLG: 0.170										3	0	0	0	0	2	3						
Inning Stats	R: 1 E: 1 K: 1 S: 8	H: 2 LOB: 2 BB: 0 P: 8	R: 0 E: 0 K: 1 S: 6	H: 1 LOB: 1 BB: 0 P: 6	R: 1 E: 0 K: 0 S: 5	H: 2 LOB: 1 BB: 0 P: 5	R: 0 E: 0 K: 1 S: 5	H: 0 LOB: 0 BB: 0 P: 5	R: 1 E: 0 K: 1 S: 7	H: 2 LOB: 2 BB: 1 P: 11	R: 0 E: 0 K: 0 S: 6	H: 1 LOB: 1 BB: 0 P: 6	R: 0 E: 1 K: 0 S: 3	H: 0 LOB: 0 BB: 0 P: 3	R: 1 E: 1 K: 1 S: 6	H: 1 LOB: 2 BB: 1 P: 10		R: 0 E: 0 K: 0 S: 4	H: 1 LOB: 2 BB: 1 P: 8	1B: 10 2B: 0 3B: 0 HR: 0	SF: 0 SAC: 2 DP: 2 HBP: 0	WP: 0 PB: 1 CS: 2
PITCHER	IP WLS BF H R ER SO BB IBB HBP BLK WP HR S P ERA WHIP																					
Bill Fischer, R (1, 1) ERA: 4.31	7.0 L 31 8 3 2 5 1 0 0 0 0 0 0 40 44 2.57 1.286																					
Hal Woodeshick, L (8, 1) ERA: 5.5	0.1 4 1 1 0 1 1 0 0 0 0 0 0 5 9 0.00 6.000																					
Hal Griggs, R (8, 1) ERA: 5.26	1.2 6 1 0 0 0 1 0 0 0 0 0 0 5 9 0.00 1.200																					

Batter	1	2	3	4	5	6	7	8	9	AB	R	H	RBI	BB	SO	LOB	BOTTOM			
Zoilo Versalles, R (1, 6) OBP: 0.294, SLG: 0.344	5-3					6-3			F4	3	0	0	0	1	0	0	Chicago White Sox @ Washington Senators Griffith Stadium, Washington, DC Fri Aug 07 1959, 7:05 PM EDT Att: 7,702 - Unknown livebaseballscorecards.com			
Lenny Green, L (1, 9) OBP: 0.324, SLG: 0.365	6-3								4-3	4	0	2	0	0	0	0				
Jim Lemon, R (1, 7) OBP: 0.333, SLG: 0.532										4	0	0	0	0	0	3				
Bob Allison, R (1, 8) OBP: 0.336, SLG: 0.540										4	0	1	0	0	0	2				
Clint Courtney, L (1, 2) OBP: 0.325, SLG: 0.280										4	0	0	0	0	0	4				
Harmon Killebrew, R (1, 5) OBP: 0.358, SLG: 0.547										4	1	1	0	0	2	0				
Roy Sievers, R (1, 3) OBP: 0.306, SLG: 0.442										4	0	1	0	0	0	0				
Ron Samford, R (1, 4) OBP: 0.266, SLG: 0.335 Julio Becquer, L (7, PH) OBP: 0.259, SLG: 0.336 Ken Aspromonte, R (7, PR) OBP: 0.339, SLG: 0.338										2	0	1	0	0	0	0				
Bill Fischer, R (1, 1) OBP: 0.143, SLG: 0.103 Faye Throneberry, L (7, PH) OBP: 0.334, SLG: 0.467 Hal Woodeshick, R (8, 1)										1	0	0	0	0	1	2				
Hal Griggs, R (8, 1) OBP: 0.059, SLG: 0.059 Hal Naragon, L (9, PH) OBP: 0.297, SLG: 0.321										0	0	0	0	0	0	0				
Inning Stats	R: 0 E: 0 K: 0 S: 3	H: 0 LOB: 0 BB: 0 P: 3	R: 0 E: 0 K: 0 S: 3	H: 0 LOB: 0 BB: 0 P: 3	R: 0 E: 0 K: 0 S: 4	H: 1 LOB: 2 BB: 1 P: 8	R: 0 E: 0 K: 0 S: 3	H: 1 LOB: 0 BB: 0 P: 3	R: 0 E: 0 K: 0 S: 5	H: 1 LOB: 2 BB: 0 P: 5	R: 0 E: 0 K: 0 S: 6	H: 1 LOB: 1 BB: 0 P: 6	R: 1 E: 1 K: 0 S: 8	H: 3 LOB: 2 BB: 0 P: 8	R: 0 E: 0 K: 0 S: 5	H: 1 LOB: 1 BB: 0 P: 6	1B: 8 2B: 0 3B: 0 HR: 0	SF: 0 SAC: 0 DP: 1 HBP: 0	WP: 0 PB: 0 CS: 0	PA: 36
PITCHER	IP WLS BF H R ER SO BB IBB HBP BLK WP HR S P ERA WHIP																			
Bob Shaw, R (1, 1) ERA: 2.95	9.0 W 36 8 1 1 3 1 0 0 0 0 0 0 41 45 1.00 1.000																			

Batter	1	2	3	4	5	6	7	8	9	AB	R	H	RBI	BB	SO	LOB	TOP											
Luis Aparicio, R OBP: 0.325, SLG: 0.352 (1, 6)	6-3		FC3-6 6-3 2B				F8		5-3	5	2	1	1	0	0	2	Chicago White Sox @ Washington Senators Griffith Stadium, Washington, DC Sun Aug 09 1959, 3:33 AM EDT Unknown livebaseballscorecards.com											
Nelle Fox, L OBP: 0.395, SLG: 0.413 (1, 4)	1B		6-3				F8			4	0	2	1	0	0	1												
Jim Landis, R OBP: 0.363, SLG: 0.358 (1, 8)	F4		2B				1B			4	1	3	1	0	0	1												
John Romano, R OBP: 0.389, SLG: 0.495 (1, 2)	K		F5				F7			4	0	0	0	0	1	3												
Al Smith, R OBP: 0.330, SLG: 0.388 (1, 7)		6-3		L3			F3			4	0	0	0	0	1	1												
Bubba Phillips, R OBP: 0.324, SLG: 0.383 Billy Goodman, L (8, FH) Sammy Esposito, R (8, FR) OBP: 0.275, SLG: 0.237 OBP: 0.313, SLG: 0.357 (8, 5)	E3		5-3				F7			3	0	0	0	0	0	0												
Harry Simpson, L OBP: 0.284, SLG: 0.425 Earl Torgeson, L OBP: 0.369, SLG: 0.374 (8, 3)	F7						K			4	0	1	0	0	1	2												
Jim McAnany, R OBP: 0.353, SLG: 0.371 (1, 9)	FC5-4			F7					F3	4	1	1	0	0	0	2												
Ken McBride, R OBP: 0.200, SLG: 0.200 Ray Moore, R OBP: 0.159, SLG: 0.167 Gerry Staley, R OBP: 0.250, SLG: 0.250 (5, 1) (5, 1)					5-3				K	2	0	1	0	0	0	0												
Inning Stats	R: 0 E: 0 K: 1 S: 6	H: 1 LOB: 1 BB: 0 P: 6	R: 0 E: 1 K: 0 S: 4	H: 0 LOB: 1 BB: 0 P: 4	R: 1 E: 0 K: 0 S: 5	H: 2 LOB: 1 BB: 0 P: 5	R: 0 E: 0 K: 0 S: 4	H: 1 LOB: 1 BB: 0 P: 4	R: 1 E: 0 K: 0 S: 5	H: 2 LOB: 1 BB: 0 P: 5	R: 0 E: 0 K: 1 S: 5	H: 0 LOB: 0 BB: 0 P: 5	R: 1 E: 0 K: 0 S: 4	H: 2 LOB: 1 BB: 0 P: 4	R: 1 E: 1 K: 1 S: 7	H: 2 LOB: 1 BB: 0 P: 7		R: 0 E: 0 K: 1 S: 5	H: 0 LOB: 0 BB: 0 P: 5	1B: 8 2B: 1 3B: 0 HR: 1	SF: 0 SAC: 1 DP: 0 HBP: 0	WP: 1 PB: 0 SB: 1 CS: 1	PA: 37					
PITCHER	IP	WLS	BF	H	R	ER	SO	BB	IBB	HBP	BLK	WP	HR	S	P	ERA		WHIP										
Chuck Stobbs, L ERA: 2.86 Dick Hyde, R ERA: 5.3 (8, 1)	7.0		29	8	3	3	2	0	0	0	0	0	1	33	33	3.86		1.143										


Batter	1	2	3	4	5	6	7	8	9	AB	R	H	RBI	BB	SO	LOB	BOTTOM											
Zoilo Versalles, R OBP: 0.263, SLG: 0.306 Julio Becquer, L (9, FH) OBP: 0.257, SLG: 0.333 (1, 6)	6-3		1-3		FC1-5 BB 1B		F9		F7	4	0	0	0	0	0	1	Chicago White Sox @ Washington Senators Griffith Stadium, Washington, DC Sun Aug 09 1959, 3:33 AM EDT Unknown livebaseballscorecards.com											
Lenny Green, L OBP: 0.321, SLG: 0.360 (1, 9)	F7				F6		4-3			4	0	1	0	0	0	0												
Jim Lemon, R OBP: 0.337, SLG: 0.532 (1, 7)	BB				F7					2	0	1	0	2	0	0												
Bob Allison, R OBP: 0.336, SLG: 0.538 (1, 8)	6-3				L5					2	0	0	0	1	0	4												
Hal Naragon, L OBP: 0.296, SLG: 0.319 (1, 2)				G3	G3					4	0	1	0	0	0	5												
Harmon Killebrew, R OBP: 0.359, SLG: 0.553 (1, 5)	F6						K			3	1	1	1	1	1	1												
Roy Stevers, R OBP: 0.305, SLG: 0.438 (1, 3)	K				HR		5-3			3	1	0	0	1	1	3												
Ron Samford, R OBP: 0.263, SLG: 0.330 (1, 4)					SH E		F8			3	1	0	0	0	1	0												
Chuck Stobbs, L OBP: 0.143, SLG: 0.143 Faye Throneberry, L OBP: 0.333, SLG: 0.406 Dick Hyde, R Clint Courtney, L OBP: 0.322, SLG: 0.277 (1, 1) (7, FH) (8, 1) (9, FH)					G3					2	0	1	1	0	0	0												
Inning Stats	R: 0 E: 0 K: 0 S: 3	H: 0 LOB: 1 BB: 1 P: 7	R: 0 E: 0 K: 1 S: 5	H: 1 LOB: 0 BB: 0 P: 5	R: 0 E: 0 K: 1 S: 5	H: 0 LOB: 0 BB: 0 P: 5	R: 0 E: 0 K: 0 S: 3	H: 0 LOB: 1 BB: 1 P: 7	R: 3 E: 2 K: 0 S: 7	H: 3 LOB: 3 BB: 2 P: 15	R: 0 E: 0 K: 1 S: 5	H: 0 LOB: 0 BB: 0 P: 5	R: 0 E: 0 K: 0 S: 3	H: 0 LOB: 0 BB: 0 P: 3	R: 0 E: 0 K: 0 S: 4	H: 1 LOB: 2 BB: 1 P: 8		R: 0 E: 0 K: 0 S: 3	H: 0 LOB: 0 BB: 0 P: 3	1B: 4 2B: 1 3B: 0 HR: 1	SF: 0 SAC: 2 DP: 1 HBP: 0	WP: 0 PB: 0 SB: 0 CS: 1	PA: 37					
PITCHER	IP	WLS	BF	H	R	ER	SO	BB	IBB	HBP	BLK	WP	HR	S	P	ERA		WHIP										
Ken McBride, R ERA: 2.38 Ray Moore, R ERA: 3.95 Gerry Staley, R ERA: 1.62 (1, 1) (5, 1) (5, 1)	4.0		18	3	3	2	2	3	0	0	0	0	0	19	31	4.50		1.500										

Batter	1	2	3	4	5	6	7	8	9	AB	R	H	RBI	BB	SO	LOB	TOP					
Luis Aparicio, R (1,6) OBP: 0.322, SLG: 0.349	1-3	G6-3			SH5-3		4-3	F7		4	0	0	0	0	0	2						
Nelle Fox, L (1,4) OBP: 0.397, SLG: 0.418	G3 BB E BB		4-3		1B 2B		F9		SH1-3 SF9 2B	4	3	2	1	1	0	0						
Jim Landis, R (1,8) OBP: 0.366, SLG: 0.358	G3 E BB			G3-6-3 1B	6-3			S 1B BB	SH1-3	2	2	1	0	2	0	1						
Earl Torgeson, L (1,3) OBP: 0.369, SLG: 0.377	G3		G3-6-3		S 1B			1B 1B	SF9	4	1	2	3	0	0	3						
Billy Goodman, L (1,5) OBP: 0.274, SLG: 0.238 Sammy Esposito, R (8, PR) OBP: 0.303, SLG: 0.345	E1			1-3	F6			1B 1B	L1	4	0	1	0	0	0	1						
Al Smith, R (1,7) OBP: 0.332, SLG: 0.387	2-H 3-H 4-0 FC6-4 BB			F4			F7	1B		3	0	1	1	1	0	0						
Earl Batley, R (1,2) OBP: 0.321, SLG: 0.367	FC6-4			1B			L6	1B		4	1	2	1	0	0	2						
Jim McNaney, R (1,9) OBP: 0.343, SLG: 0.359		F2		5-3			4-3	6-3		4	0	0	0	0	0	3						
Early Wynn, S (1,1) OBP: 0.329, SLG: 0.377		E6			SH5-3 2B 2B		6-3	1B		4	1	2	1	0	0	0						
Inning Stats	R: 2 E: 1 K: 0 S: 4	H: 0 LOB: 2 BB: 3 P: 16	R: 0 E: 1 K: 0 S: 3	H: 0 LOB: 0 BB: 0 P: 3	R: 0 E: 0 K: 0 S: 3	H: 1 LOB: 0 BB: 0 P: 3	R: 0 E: 0 K: 0 S: 4	H: 1 LOB: 1 BB: 0 P: 4	R: 2 E: 0 K: 0 S: 6	H: 3 LOB: 1 BB: 0 P: 6	R: 0 E: 0 K: 0 S: 3	H: 0 LOB: 0 BB: 0 P: 3	R: 0 E: 0 K: 0 S: 3	H: 0 LOB: 0 BB: 0 P: 3	R: 4 E: 0 K: 0 S: 7	H: 5 LOB: 1 BB: 1 P: 11	R: 1 E: 0 K: 0 S: 4	H: 1 LOB: 0 BB: 0 P: 4	1B: 7 2B: 3 3B: 1 HR: 0	SF: 1 SAC: 2 DP: 2 HBP: 0	WP: 0 PB: 0 CS: 2	PA: 41
PITCHER	IP	WLS	BF	H	R	ER	SO	BB	IBB	HBP	BLK	WP	HR	S	P	ERA	WHIP					
Tex Clevenger, R (1,1) ERA: 4.5	6.0	L	26	5	4	2	0	3	0	0	0	0	0	23	35	3.00	1.333					
Hal Griggs, R (7,1) ERA: 5.63	1.1		8	4	4	4	0	1	0	0	0	0	0	7	11	27.00	3.750					
Russ Kemmerer, R (8,1) ERA: 4.72	0.2		3	1	0	0	0	0	0	0	0	0	0	3	3	0.00	1.500					
Bill Fischer, R (9,1) ERA: 4.34	1.0		4	1	1	1	0	0	0	0	0	0	0	4	4	9.00	1.000					

Chicago White Sox @ Washington Senators
Griffith Stadium, Washington, DC
Sun Aug 09 1959, 3:38 AM EDT
Att: 17,472 - Unknown

livebaseballscores.com

AB 34
R 9
H 11
RBI 7
BB 4
SO 0
LOB 12




Batter	1	2	3	4	5	6	7	8	9	AB	R	H	RBI	BB	SO	LOB	BOTTOM					
Ken Aspromonte, R (1,4) OBP: 0.342, SLG: 0.337	K			FC4-6 1B		4-0 BB			6-3	3	0	1	0	1	1	0						
Lenny Green, L (1,9) OBP: 0.318, SLG: 0.356	F7			F7		F7			WP 1B	4	0	1	0	0	0	2						
Julio Becquer, L (1,3) OBP: 0.257, SLG: 0.327	6-3			FC4-6 1-2		G3			1-2 BB	3	0	0	0	1	0	1						
Jim Lemon, R (1,7) OBP: 0.333, SLG: 0.526		1-3		F3			K		K	4	0	0	0	0	2	3						
Bob Allison, R (1,8) OBP: 0.335, SLG: 0.534		3-3 BB			K		F9		F4	3	0	0	0	1	1	2						
Clint Courtney, L (1,2) OBP: 0.322, SLG: 0.279		8-3 1-2			F8			4-3 1B		3	0	1	0	0	0	1						
Harmon Killebrew, R (1,5) OBP: 0.357, SLG: 0.549			K		F3			F7		3	0	0	0	0	1	1						
Zolo Versailles, R (1,6) OBP: 0.250, SLG: 0.289 Faye Throneberry, L (8, PH) OBP: 0.332, SLG: 0.404 Billy Consolo, R (9,6) OBP: 0.279, SLG: 0.241				2-3		5-3		4-3		2	0	0	0	0	0	0						
Tex Clevenger, R (1,1) OBP: 0.158, SLG: 0.152 Reno Bertora, R (6, PH) OBP: 0.209, SLG: 0.305 Hal Griggs, R (7,1) OBP: 0.308, SLG: 0.409 Russ Kemmerer, R (8,1) OBP: 0.340, SLG: 0.418 Roy Sievers, R (8, PH) OBP: 0.340, SLG: 0.438 Bill Fischer, R (9,1) OBP: 0.343, SLG: 0.103				F2		F9		F4		1	0	0	0	0	0	0						
Inning Stats	R: 0 E: 0 K: 1 S: 5	H: 0 LOB: 0 BB: 0 P: 5	R: 0 E: 0 K: 0 S: 2	H: 0 LOB: 0 BB: 1 P: 6	R: 0 E: 0 K: 1 S: 5	H: 0 LOB: 0 BB: 0 P: 5	R: 0 E: 0 K: 0 S: 4	H: 1 LOB: 1 BB: 0 P: 4	R: 0 E: 0 K: 1 S: 5	H: 0 LOB: 0 BB: 0 P: 5	R: 0 E: 0 K: 0 S: 3	H: 0 LOB: 1 BB: 1 P: 7	R: 0 E: 0 K: 1 S: 5	H: 0 LOB: 0 BB: 0 P: 5	R: 0 E: 0 K: 0 S: 4	H: 1 LOB: 1 BB: 0 P: 4	R: 0 E: 0 K: 1 S: 6	H: 1 LOB: 2 BB: 1 P: 10	1B: 3 2B: 1 3B: 0 HR: 0	SF: 0 SAC: 0 DP: 1 HBP: 0	WP: 1 PB: 0 CS: 0	PA: 32
PITCHER	IP	WLS	BF	H	R	ER	SO	BB	IBB	HBP	BLK	WP	HR	S	P	ERA	WHIP					
Early Wynn, R (1,1) ERA: 3.34	9.0	W	32	3	0	0	5	3	0	0	0	1	0	39	51	0.00	0.667					

Chicago White Sox @ Washington Senators
Griffith Stadium, Washington, DC
Sun Aug 09 1959, 3:38 AM EDT
Att: 17,472 - Unknown

livebaseballscores.com

AB 29
R 0
H 3
RBI 0
BB 3
SO 5
LOB 12



Batter	1	2	3	4	5	6	7	8	9	AB	R	H	RBI	BB	SO	LOB	TOP																	
Ken Aspromonte, R OBP: 0.335, SLG: 0.329 (1,4)										4	0	0	0	0	2	1	<p>Washington Senators @ New York Yankees Yankee Stadium, Bronx, NY Wed Aug 12 1959, 7:05 PM EDT Att: 23,157 - Unknown - 85 F</p> <p>livebaseballscores.com</p>																	
Lenny Green, L OBP: 0.307, SLG: 0.343 (1,9)										4	0	0	0	0	1	1																		
Jim Lemon, R OBP: 0.330, SLG: 0.521 (1,7)										4	0	0	0	0	2	1																		
Bob Allison, R OBP: 0.337, SLG: 0.533 (1,8)										3	0	1	0	1	1	0																		
Harmon Killebrew, R OBP: 0.354, SLG: 0.544 (1,5)										4	0	0	0	0	1	2																		
Roy Sievers, R OBP: 0.302, SLG: 0.432 Dick Hyde, R (8,1)										3	0	0	0	0	0	3																		
Hal Naragon, L OBP: 0.297, SLG: 0.320 (1,2)										3	1	1	0	0	0	1																		
Zolio Versalles, R OBP: 0.238, SLG: 0.275 Clint Courtney, L OBP: 0.328, SLG: 0.286 Billy Consolo, R OBP: 0.279, SLG: 0.241 (8,6)										2	0	0	0	0	1	0																		
Pedro Ramos, S OBP: 0.200, SLG: 0.196 Tex Clevenger, R OBP: 0.164, SLG: 0.182 Julio Becquer, L OBP: 0.261, SLG: 0.351 (8,3)										2	0	0	0	0	1	0																		
Inning Stats	R: 0 E: 0 K: 2 S: 7	H: 0 LOB: 0 BB: 0 P: 7	R: 0 E: 0 K: 0 S: 4	H: 1 LOB: 1 BB: 0 P: 4	R: 0 E: 0 K: 0 S: 4	H: 0 LOB: 0 BB: 0 P: 7	R: 0 E: 1 K: 0 S: 4	H: 0 LOB: 2 BB: 1 P: 8	R: 0 E: 0 K: 1 S: 5	H: 0 LOB: 0 BB: 0 P: 5	R: 0 E: 0 K: 0 S: 3	H: 0 LOB: 0 BB: 0 P: 3	R: 0 E: 0 K: 1 S: 5	H: 0 LOB: 0 BB: 0 P: 5	R: 3 E: 0 K: 2 S: 10	H: 3 LOB: 1 BB: 0 P: 10		R: 0 E: 0 K: 2 S: 7	H: 0 LOB: 0 BB: 0 P: 7	1B: 3 2B: 0 3B: 0 HR: 1	SF: 0 SAC: 0 DP: 0 HBP: 0	WP: 0 PB: 0 SB: 0 CS: 0	PA: 33											
PITCHER	IP WLS BF H R ER SO BB IBB HBP BLK WP HR S P ERA WHIP																																	
Art Diltmar, R ERA: 3.38 Ryne Duren, R ERA: 1.06	(1,1)	7.0	26	3	2	2	6	1	0	0	0	0	0	0	37	41	2.57	0.571																

Batter	1	2	3	4	5	6	7	8	9	AB	R	H	RBI	BB	SO	LOB	BOTTOM																	
Hank Bauer, R OBP: 0.310, SLG: 0.376 Johnny Blanchard, L OBP: 0.222, SLG: 0.262 (9,9)										3	0	1	0	0	1	1	<p>Washington Senators @ New York Yankees Yankee Stadium, Bronx, NY Wed Aug 12 1959, 7:05 PM EDT Att: 23,157 - Unknown - 85 F</p> <p>livebaseballscores.com</p>																	
Tony Kubek, L OBP: 0.317, SLG: 0.396 (1,7)										2	0	0	1	1	1	0																		
Mickey Mantle, S OBP: 0.401, SLG: 0.524 (1,8)										4	0	1	0	0	0	1																		
Yogi Berra, L OBP: 0.356, SLG: 0.482 (1,2)										4	0	0	0	0	0	2																		
Elston Howard, R OBP: 0.312, SLG: 0.495 (1,3)										3	0	1	0	0	0	0																		
Hector Lopez, R OBP: 0.333, SLG: 0.469 Clete Boyer, R OBP: 0.171, SLG: 0.175 (8,5)										2	0	0	0	0	0	1																		
Norm Siebern, L OBP: 0.336, SLG: 0.403 (9, PH)										3	0	0	0	1	0	0																		
Gil McDougald, R OBP: 0.316, SLG: 0.368 (1,6)										3	0	0	0	1	0	0																		
Bobby Richardson, R OBP: 0.313, SLG: 0.341 (1,4)										3	1	2	0	0	0	2																		
Art Diltmar, R OBP: 0.170, SLG: 0.212 Ryne Duren, R ERA: 5.03 (8,1)										3	1	1	0	0	1	3																		
Inning Stats	R: 0 E: 0 K: 2 S: 7	H: 0 LOB: 0 BB: 0 P: 7	R: 0 E: 0 K: 0 S: 2	H: 0 LOB: 0 BB: 0 P: 3	R: 0 E: 0 K: 1 S: 6	H: 1 LOB: 1 BB: 0 P: 6	R: 0 E: 0 K: 0 S: 3	H: 0 LOB: 0 BB: 0 P: 3	R: 0 E: 0 K: 0 S: 3	H: 1 LOB: 2 BB: 1 P: 8	R: 0 E: 0 K: 0 S: 3	H: 0 LOB: 1 BB: 1 P: 7	R: 0 E: 0 K: 1 S: 5	H: 0 LOB: 0 BB: 0 P: 5	1B: 3 2B: 2 3B: 1 HR: 0	SF: 1 SAC: 0 DP: 1 HBP: 2	WP: 1 PB: 0 SB: 0 CS: 2	PA: 34																
PITCHER	IP WLS BF H R ER SO BB IBB HBP BLK WP HR S P ERA WHIP																																	
Pedro Ramos, R ERA: 4.23 Tex Clevenger, R ERA: 4.43 Dick Hyde, R ERA: 5.03	(1,1)	6.0	24	6	2	2	3	0	0	0	0	0	0	0	28	30	3.00	1.000																
	(7,1)	1.0	W	3	0	0	0	1	0	0	0	0	0	0	2	6	0.00	1.000																
	(8,1)	2.0	S	7	0	0	0	1	0	0	0	0	0	0	8	12	0.00	0.500																

Batter	1	2	3	4	5	6	7	8	9	AB	R	H	RBI	BB	SO	LOB	TOP					
Ken Aspromonte, R OBP: 0.333, SLG: 0.333 (1, 4)										4	1	1	0	0	1	1	<p>Washington Senators @ New York Yankees Yankee Stadium, Bronx, NY</p> <p>Thu Aug 13 1959, 3:33 AM EDT Att: 18,366 - Unknown - 91 F</p> <p>livebaseballscores.com</p> <p>AB 31 R 5 H 8 RBI 4 BB 5 SO 11 LOB 15</p>					
Lenny Green, L OBP: 0.303, SLG: 0.336 (1, 9)										5	1	1	0	0	1	2						
Bob Allison, R OBP: 0.337, SLG: 0.529 (1, 8)										3	1	0	0	2	1	3						
Jim Lemon, R OBP: 0.329, SLG: 0.519 (1, 7)										3	1	1	1	0	1	2						
Harmon Killebrew, R OBP: 0.357, SLG: 0.551 (1, 5)										4	1	3	2	0	1	0						
Roy Sievers, R OBP: 0.307, SLG: 0.430 (1, 3)										1	0	0	0	3	0	0						
Hal Naragon, L OBP: 0.295, SLG: 0.318 (3, PH)										1	0	0	0	0	0	2						
Steve Korcheck, R OBP: 0.214, SLG: 0.083 (3, 2)										0	0	0	1	0	0	0						
Zolo Versailles, R OBP: 0.227, SLG: 0.262 (5, PH)										2	0	0	0	0	2	2						
Faye Throneberry, L OBP: 0.331, SLG: 0.403 (5, 6)										1	0	0	0	0	0	1						
Billy Consolo, R OBP: 0.276, SLG: 0.239 (5, 6)										1	0	0	0	0	1	0						
Russ Kemmerer, R OBP: 0.245, SLG: 0.170 (8, 1)										3	0	1	0	0	2	0						
Tex Clevenger, R OBP: 0.214, SLG: 0.250 (8, 1)										1	0	1	0	0	0	0						
Inning Stats	R: 2 E: 0 K: 1 S: 8	H: 3 LOB: 2 BB: 1 P: 12	R: 0 E: 0 K: 2 S: 7	H: 0 LOB: 0 BB: 0 P: 7	R: 2 E: 0 K: 1 S: 7	H: 2 LOB: 2 BB: 1 P: 15	R: 0 E: 0 K: 2 S: 8	H: 1 LOB: 2 BB: 1 P: 12	R: 1 E: 1 K: 1 S: 5	H: 1 LOB: 0 BB: 1 P: 9	R: 0 E: 0 K: 1 S: 5	H: 0 LOB: 0 BB: 0 P: 5	R: 0 E: 0 K: 1 S: 5	H: 0 LOB: 0 BB: 0 P: 5	R: 0 E: 0 K: 1 S: 5	H: 0 LOB: 0 BB: 0 P: 5	R: 0 E: 0 K: 1 S: 6	H: 1 LOB: 1 BB: 0 P: 6	1B: 5 2B: 3 3B: 0 HR: 0	SF: 2 SAC: 1 DP: 0 HBP: 0	WP: 0 PB: 0 SB: 0 CS: 1	PA: 40
PITCHER	IP WLS BF H R ER SO BB IBB HBP BLK WP HR S P ERA WHIP	IP WLS BF H R ER SO BB IBB HBP BLK WP HR S P ERA WHIP																				
Bob Turley, R ERA: 4.49 (1, 1)	3.0 L 17 5 4 4 4 2 1 0 0 0 0 22 34 12.00 2.333																					
Gary Blaylock, R ERA: 4.79 (4, 1)	2.0 9 2 1 0 3 2 0 0 0 0 0 0 13 21 0.00 2.000																					
Jim Coates, R ERA: 3.42 (6, 1)	2.0 6 0 0 0 2 0 0 0 0 0 0 0 10 10 0.00 0.000																					
Ralph Terry, R ERA: 4.44 (8, 1)	2.0 7 1 0 0 2 0 0 0 0 0 0 0 11 11 0.00 0.500																					

Batter	1	2	3	4	5	6	7	8	9	AB	R	H	RBI	BB	SO	LOB	BOTTOM			
Tony Kubek, L OBP: 0.313, SLG: 0.391 (1, 7)										4	0	0	0	0	0	0	<p>Washington Senators @ New York Yankees Yankee Stadium, Bronx, NY</p> <p>Thu Aug 13 1959, 3:33 AM EDT Att: 18,366 - Unknown - 91 F</p> <p>livebaseballscores.com</p> <p>AB 33 R 2 H 6 RBI 2 BB 1 SO 1 LOB 8</p>			
Hector Lopez, R OBP: 0.330, SLG: 0.464 (1, 5)										4	0	0	0	0	0	0				
Mickey Mantle, S OBP: 0.402, SLG: 0.524 (1, 8)										4	0	2	0	0	1	0				
Yogi Berra, L OBP: 0.353, SLG: 0.478 (1, 2)										3	0	0	0	0	0	2				
Johnny Blanchard, L OBP: 0.239, SLG: 0.262 (7, 3)										0	0	0	0	1	0	0				
Elston Howard, R OBP: 0.311, SLG: 0.492 (7, 2)										4	1	1	0	0	0	2				
Norm Siebern, L OBP: 0.338, SLG: 0.404 (1, 9)										4	1	2	0	0	0	0				
Gil McDougald, R OBP: 0.314, SLG: 0.364 (1, 6)										3	0	0	1	0	0	1				
Bobby Richardson, R OBP: 0.312, SLG: 0.344 (1, 4)										4	0	1	1	0	0	1				
Bob Turley, R ERA: 4.49 (1, 1)	7.2 S 4																			
Gary Blaylock, R ERA: 4.79 (4, 1)	2.0 9 2 1 0 3 2 0 0 0 0 0 0 13 21 0.00 2.000																			
Enos Slaughter, R ERA: 4.79 (5, PH)	2.0 6 0 0 0 2 0 0 0 0 0 0 0 10 10 0.00 0.000																			
Jim Coates, R ERA: 3.42 (6, 1)	2.0 7 1 0 0 2 0 0 0 0 0 0 0 11 11 0.00 0.500																			
Marv Throneberry, L OBP: 0.331, SLG: 0.403 (5, 6)	2.0 6 0 0 0 2 0 0 0 0 0 0 0 10 10 0.00 0.000																			
Ralph Terry, R ERA: 4.44 (8, 1)	2.0 7 1 0 0 2 0 0 0 0 0 0 0 11 11 0.00 0.500																			
Inning Stats	R: 0 E: 0 K: 0 S: 4	H: 1 LOB: 1 BB: 0 P: 4	R: 1 E: 0 K: 0 S: 5	H: 2 LOB: 1 BB: 0 P: 5	R: 0 E: 0 K: 0 S: 4	H: 0 LOB: 1 BB: 0 P: 4	R: 0 E: 0 K: 0 S: 3	H: 0 LOB: 0 BB: 0 P: 3	R: 0 E: 0 K: 1 S: 5	H: 0 LOB: 0 BB: 0 P: 5	R: 1 E: 0 K: 0 S: 5	H: 2 LOB: 1 BB: 0 P: 5	R: 0 E: 0 K: 0 S: 4	H: 1 LOB: 2 BB: 1 P: 8	R: 0 E: 0 K: 0 S: 3	H: 0 LOB: 0 BB: 0 P: 3	1B: 5 2B: 1 3B: 0 HR: 0	SF: 0 SAC: 1 DP: 0 HBP: 0	WP: 0 PB: 0 SB: 0 CS: 0	PA: 35
PITCHER	IP WLS BF H R ER SO BB IBB HBP BLK WP HR S P ERA WHIP	IP WLS BF H R ER SO BB IBB HBP BLK WP HR S P ERA WHIP																		
Russ Kemmerer, R ERA: 4.6 (1, 1)	7.2 S 4																			
Tex Clevenger, R ERA: 4.35 (8, 1)	1.1 S 4																			

Batter	1	2	3	4	5	6	7	8	9	AB	R	H	RBI	BB	SO	LOB	TOP				
Ken Aspromonte, R OBP: 0.325, SLG: 0.324 (1, 4)	F9		P4			5-3	5-3		E7 BB 3B	5	1	0	0	0	0	2					
Lenny Green, L OBP: 0.306, SLG: 0.328 (1, 9)	2-3			1-6-3 HR BB		3-1		F8	3B BB	3	2	0	0	2	0	0					
Bob Allison, R OBP: 0.338, SLG: 0.531 (1, 8)	6-3			K				E5 2B	3B 1-2	4	1	1	2	1	1	1					
Jim Lemon, R OBP: 0.328, SLG: 0.515 (1, 7)				1-6-3		F9		K	4-3	5	0	1	0	0	1	4					
Harmon Killebrew, R OBP: 0.360, SLG: 0.562 (1, 5)				K				HBP 1B	PB 1-H 2B	4	2	3	3	0	1	1					
Roy Sievers, R OBP: 0.306, SLG: 0.426 (1, 3)	F3			6-3				F9		3	0	0	0	0	0	2					
Clint Courtney, L OBP: 0.325, SLG: 0.284 (1, 2)	F7					P3			P4	4	0	1	1	0	0	1					
Zolio Versalles, R OBP: 0.217, SLG: 0.250 (1, 6)				K						2	0	0	0	0	1	0					
Julio Becquer, L OBP: 0.351, SLG: 0.463 (7, PH)						F8				0	0	0	0	1	0	0					
Billy Consolo, R OBP: 0.282, SLG: 0.239 (7, 6)									SH1 BB	0	1	0	0	1	0	0					
Bill Fischer, R OBP: 0.140, SLG: 0.100 (1, 1)				F7						1	0	0	0	0	0	0					
Hal Woodeshick, R (3, 1)										1	0	0	0	0	1	0					
Faye Throneberry, L OBP: 0.331, SLG: 0.463 (7, PH)										0	0	0	0	0	0	0					
Reno Bertola, R OBP: 0.308, SLG: 0.364 (7, PH)										1	0	0	0	0	0	3					
Dick Hyde, R (7, 1)										0	0	0	0	0	0	0					
Inning Stats	R: 0 E: 0 K: 0 S: 3	H: 0 LOB: 0 BB: 0 P: 3	R: 0 E: 0 K: 1 S: 6	H: 1 LOB: 1 BB: 0 P: 6	R: 0 E: 0 K: 1 S: 5	H: 0 LOB: 0 BB: 0 P: 5	R: 2 E: 0 K: 1 S: 6	H: 1 LOB: 0 BB: 1 P: 10	R: 0 E: 0 K: 1 S: 5	H: 0 LOB: 1 BB: 0 P: 5	R: 0 E: 0 K: 0 S: 3	H: 0 LOB: 1 BB: 1 P: 7	R: 1 E: 1 K: 1 S: 7	H: 1 LOB: 1 BB: 0 P: 7	R: 3 E: 1 K: 0 S: 5	H: 1 LOB: 1 BB: 2 P: 13	1B: 3 2B: 1 3B: 1 HR: 1	SF: 0 SAC: 1 DP: 1 HBP: 1	WP: 0 PB: 1 SB: 0 CS: 0	PA: 40	
PITCHER	IP WLS BF H R ER SO BB IBB HBP BLK WP HR S P ERA WHIP	IP WLS BF H R ER SO BB IBB HBP BLK WP HR S P ERA WHIP	IP WLS BF H R ER SO BB IBB HBP BLK WP HR S P ERA WHIP	IP WLS BF H R ER SO BB IBB HBP BLK WP HR S P ERA WHIP	IP WLS BF H R ER SO BB IBB HBP BLK WP HR S P ERA WHIP	IP WLS BF H R ER SO BB IBB HBP BLK WP HR S P ERA WHIP	IP WLS BF H R ER SO BB IBB HBP BLK WP HR S P ERA WHIP	IP WLS BF H R ER SO BB IBB HBP BLK WP HR S P ERA WHIP	IP WLS BF H R ER SO BB IBB HBP BLK WP HR S P ERA WHIP	IP WLS BF H R ER SO BB IBB HBP BLK WP HR S P ERA WHIP	IP WLS BF H R ER SO BB IBB HBP BLK WP HR S P ERA WHIP	IP WLS BF H R ER SO BB IBB HBP BLK WP HR S P ERA WHIP	IP WLS BF H R ER SO BB IBB HBP BLK WP HR S P ERA WHIP	IP WLS BF H R ER SO BB IBB HBP BLK WP HR S P ERA WHIP	IP WLS BF H R ER SO BB IBB HBP BLK WP HR S P ERA WHIP	IP WLS BF H R ER SO BB IBB HBP BLK WP HR S P ERA WHIP	IP WLS BF H R ER SO BB IBB HBP BLK WP HR S P ERA WHIP	IP WLS BF H R ER SO BB IBB HBP BLK WP HR S P ERA WHIP	IP WLS BF H R ER SO BB IBB HBP BLK WP HR S P ERA WHIP	IP WLS BF H R ER SO BB IBB HBP BLK WP HR S P ERA WHIP	IP WLS BF H R ER SO BB IBB HBP BLK WP HR S P ERA WHIP

Washington Senators @ Baltimore Orioles
Memorial Stadium, Baltimore, MD
Fri Aug 14 1959, 7:05 PM EDT
Att: 6,346 - Unknown

AB 33
R 7
H 6
RBI 6
BB 5
SO 5
LOB 14



Batter	1	2	3	4	5	6	7	8	9	AB	R	H	RBI	BB	SO	LOB	BOTTOM			
Albie Pearson, L OBP: 0.313, SLG: 0.278 (1, 8)	1B 1B	L3			1-3		F8		F7	5	1	1	0	0	0	1				
Billy Klaus, L OBP: 0.371, SLG: 0.332 (1, 6)	FC3-6 FC4-6 1B		E6 CS				4-3			3	1	1	0	1	0	0				
Al Pilarcik, L OBP: 0.375, SLG: 0.385 (1, 9)	FC3-6 1-2 3-H 1B		G4-6-3 1B				K2-3			4	0	2	1	0	2	1				
Gene Woodling, L OBP: 0.409, SLG: 0.500 (1, 7)	FC3-6 FC4-6		G4-6-3		1-3				F9	4	0	0	0	0	0	4				
Bob Boyd, L OBP: 0.293, SLG: 0.320 (1, 3)	FC4-6				5-3				5-3	2	0	0	1	0	0	1				
Walt Dropo, R OBP: 0.255, SLG: 0.380 (6, PH) (7, 3)	1-2 3-H S						G3 2B BB			1	1	0	0	1	0	0				
Joe Ginsberg, L OBP: 0.269, SLG: 0.220 (1, 2)	F8						G3		BB	2	0	0	0	2	0	2				
Chico Carrasquel, R OBP: 0.289, SLG: 0.301 (1, 4)			P6		5-3		5-3		F7	4	0	0	0	0	0	3				
Brooks Robinson, R OBP: 0.254, SLG: 0.272 (1, 5)			SH1-3 1B				2B IBB		5-3	2	0	1	0	2	0	0				
Hal Brown, R OBP: 0.198, SLG: 0.107 (5, PH)										1	0	0	0	0	0	2				
Bob Niemann, R OBP: 0.209, SLG: 0.499 (7, 1)			SH1-3							1	0	1	1	0	0	0				
Arnie Portocarrero, R (7, 1)										0	0	0	0	0	0	0				
Billy Loes, R (7, 1)										0	0	0	0	0	0	0				
Billy O'Dell, S OBP: 0.162, SLG: 0.175 (5, PH)										0	0	0	0	0	0	0				
Barry Shetline, S OBP: 0.250, SLG: 0.276 (5, PH)										1	0	0	0	0	0	0				
Inning Stats	R: 2 E: 0 K: 0 S: 6	H: 3 LOB: 1 BB: 0 P: 6	R: 0 E: 0 K: 0 S: 3	H: 1 LOB: 1 BB: 0 P: 4	R: 0 E: 0 K: 0 S: 3	H: 0 LOB: 2 BB: 2 P: 11	R: 0 E: 0 K: 0 S: 3	H: 0 LOB: 1 BB: 2 P: 11	R: 0 E: 0 K: 1 S: 5	H: 0 LOB: 0 BB: 0 P: 5	R: 0 E: 0 K: 0 S: 3	H: 0 LOB: 1 BB: 1 P: 7	R: 0 E: 0 K: 0 S: 3	H: 0 LOB: 0 BB: 0 P: 3	1B: 5 2B: 1 3B: 0 HR: 0	SF: 0 SAC: 1 DP: 1 HBP: 0	WP: 0 PB: 0 SB: 1 CS: 1	PA: 37		
PITCHER	IP WLS BF H R ER SO BB IBB HBP BLK WP HR S P ERA WHIP	IP WLS BF H R ER SO BB IBB HBP BLK WP HR S P ERA WHIP	IP WLS BF H R ER SO BB IBB HBP BLK WP HR S P ERA WHIP	IP WLS BF H R ER SO BB IBB HBP BLK WP HR S P ERA WHIP	IP WLS BF H R ER SO BB IBB HBP BLK WP HR S P ERA WHIP	IP WLS BF H R ER SO BB IBB HBP BLK WP HR S P ERA WHIP	IP WLS BF H R ER SO BB IBB HBP BLK WP HR S P ERA WHIP	IP WLS BF H R ER SO BB IBB HBP BLK WP HR S P ERA WHIP	IP WLS BF H R ER SO BB IBB HBP BLK WP HR S P ERA WHIP	IP WLS BF H R ER SO BB IBB HBP BLK WP HR S P ERA WHIP	IP WLS BF H R ER SO BB IBB HBP BLK WP HR S P ERA WHIP	IP WLS BF H R ER SO BB IBB HBP BLK WP HR S P ERA WHIP	IP WLS BF H R ER SO BB IBB HBP BLK WP HR S P ERA WHIP	IP WLS BF H R ER SO BB IBB HBP BLK WP HR S P ERA WHIP	IP WLS BF H R ER SO BB IBB HBP BLK WP HR S P ERA WHIP	IP WLS BF H R ER SO BB IBB HBP BLK WP HR S P ERA WHIP	IP WLS BF H R ER SO BB IBB HBP BLK WP HR S P ERA WHIP	IP WLS BF H R ER SO BB IBB HBP BLK WP HR S P ERA WHIP	IP WLS BF H R ER SO BB IBB HBP BLK WP HR S P ERA WHIP	IP WLS BF H R ER SO BB IBB HBP BLK WP HR S P ERA WHIP

Washington Senators @ Baltimore Orioles
Memorial Stadium, Baltimore, MD
Fri Aug 14 1959, 7:05 PM EDT
Att: 6,346 - Unknown

AB 30
R 3
H 6
RBI 3
BB 6
SO 2
LOB 14



Batter	1	2	3	4	5	6	7	8	9	AB	R	H	RBI	BB	SO	LOB	TOP					
Ken Aspromonte, R OBP: 0.319, SLG: 0.317	5-3		FC3-6		P6			5-3		4	0	0	0	0	0	1	Washington Senators @ Baltimore Orioles Memorial Stadium, Baltimore, MD Sat Aug 15 1959, 7:05 PM EDT Att: 9,996 - Unknown					
Lenny Green, L OBP: 0.305, SLG: 0.319	4-3		F7			L9		4-3 BB		3	0	0	0	1	0	1						
Bob Allison, R OBP: 0.335, SLG: 0.527	K		F5			1-3		4-3		4	0	0	0	0	1	2						
Jim Lemon, R OBP: 0.327, SLG: 0.513		6-3		6-3				G3		4	0	1	0	0	0	1						
Harmon Killebrew, R OBP: 0.359, SLG: 0.559	K			G6-4-3 1B		K			K	4	0	1	0	0	3	1						
Roy Sievers, R OBP: 0.309, SLG: 0.428				G6-4-3 1B						3	0	1	0	1	0	1						
Clint Courtney, L OBP: 0.333, SLG: 0.315	P6									2	1	1	1	1	0	1						
Billy Conzolo, R OBP: 0.282, SLG: 0.239								F7		0	0	0	0	0	0	0						
Hal Naragon, L OBP: 0.294, SLG: 0.316										1	0	0	0	0	0	1						
Zollo Versalles, R OBP: 0.228, SLG: 0.244										1	1	0	0	1	0	0						
Faye Throneberry, L OBP: 0.169, SLG: 0.145										1	0	0	0	0	1	1						
Hal Griggs, R OBP: 0.169, SLG: 0.145										0	0	0	0	0	0	0						
Hal Woodeshick, R OBP: 0.169, SLG: 0.145										0	0	0	0	0	0	0						
Russ Kemmerer, R OBP: 0.245, SLG: 0.175										1	0	0	0	0	0	0						
Reno Bertola, R OBP: 0.207, SLG: 0.362										1	0	0	0	0	0	1						
Chuck Stobbs, L OBP: 0.125, SLG: 0.125										2	0	0	0	0	0	0						
Julio Becquer, L OBP: 0.263, SLG: 0.349										1	0	0	0	0	0	1						
Steve Korcheck, R OBP: 0.214, SLG: 0.083										0	0	0	0	0	0	0						
Inning Stats	R: 0 E: 0 K: 1 S: 5	H: 0 LOB: 0 BB: 0 P: 5	R: 0 E: 0 K: 1 S: 5	H: 0 LOB: 1 BB: 1 P: 9	R: 1 E: 1 K: 0 S: 4	H: 0 LOB: 1 BB: 1 P: 8	R: 0 E: 0 K: 0 S: 3	H: 1 LOB: 0 BB: 0 P: 3	R: 1 E: 0 K: 0 S: 4	H: 1 LOB: 0 BB: 0 P: 4	R: 0 E: 0 K: 1 S: 6	H: 1 LOB: 1 BB: 0 P: 6	R: 0 E: 0 K: 1 S: 5	H: 0 LOB: 1 BB: 1 P: 9	R: 0 E: 0 K: 0 S: 3	H: 0 LOB: 1 BB: 1 P: 7	R: 0 E: 0 K: 1 S: 6	H: 1 LOB: 1 BB: 0 P: 6	1B: 2 2B: 1 3B: 0 HR: 1	SF: 0 SAC: 0 DP: 1 HBP: 0	WP: 0 PB: 0 CS: 1	PA: 35
PITCHER Mitt Pappas, R ERA: 3.49	IP: 9.0 WLS: W BF: 35	H: 4 R: 2 ER: 2 SO: 5	BB: 4 IBB: 0 HBP: 0 BLK: 0	WP: 0 HR: 1 S: 41 P: 57	ERA: 2.00 WHIP: 0.889																	

Batter	1	2	3	4	5	6	7	8	9	AB	R	H	RBI	BB	SO	LOB	BOTTOM										
Chico Carrasquel, R OBP: 0.293, SLG: 0.304	1-3		HR				1B FC5-2	K		4	1	2	0	1	1	0	Washington Senators @ Baltimore Orioles Memorial Stadium, Baltimore, MD Sat Aug 15 1959, 7:05 PM EDT Att: 9,996 - Unknown										
Gene Woodling, L OBP: 0.410, SLG: 0.499										3	0	1	0	1	0	3											
Albie Pearson, L OBP: 0.313, SLG: 0.278			P6		4-3		WP SF9 1B			0	1	0	0	0	0	0											
Willie Tasby, R OBP: 0.307, SLG: 0.374	F7									4	1	1	2	0	0	3											
Bob Nieman, R OBP: 0.357, SLG: 0.489										3	0	0	0	1	0	1											
Al Pilarcik, L OBP: 0.375, SLG: 0.385	F8		F7		3-1		SF9 1B			0	0	0	0	0	0	0											
Walt Dropo, R OBP: 0.250, SLG: 0.371										3	0	0	0	0	1	0											
Bob Boyd, L OBP: 0.292, SLG: 0.320		K	4-3				SF9			0	0	0	1	0	0	0											
Brooks Robinson, R OBP: 0.272, SLG: 0.294										2	1	2	0	2	0	0											
Billy Gardner, R OBP: 0.287, SLG: 0.318										1	0	0	0	1	0	3											
Joe Ginsberg, L OBP: 0.268, SLG: 0.215										3	0	0	0	1	2	3											
Mitt Pappas, R OBP: 0.186, SLG: 0.190										4	0	0	0	0	2	4											
Inning Stats	R: 0 E: 0 K: 0 S: 3	H: 0 LOB: 1 BB: 1 P: 7	R: 0 E: 0 K: 3 S: 9	H: 0 LOB: 2 BB: 2 P: 17	R: 2 E: 0 K: 0 S: 5	H: 2 LOB: 0 BB: 0 P: 5	R: 1 E: 0 K: 1 S: 6	H: 1 LOB: 2 BB: 2 P: 14	R: 0 E: 0 K: 0 S: 3	H: 1 LOB: 1 BB: 0 P: 3	R: 0 E: 0 K: 1 S: 6	H: 1 LOB: 1 BB: 0 P: 6	R: 1 E: 0 K: 0 S: 5	H: 2 LOB: 3 BB: 2 P: 13	R: 0 E: 0 K: 1 S: 5	H: 0 LOB: 0 BB: 0 P: 5		1B: 3 2B: 2 3B: 0 HR: 1	SF: 1 SAC: 2 DP: 0 HBP: 0	WP: 1 PB: 0 CS: 0	PA: 37						
PITCHER Chuck Stobbs, L ERA: 3.0	IP: 6.0 WLS: L BF: 27	H: 4 R: 3 ER: 3 SO: 5	BB: 5 IBB: 0 HBP: 0 BLK: 0	WP: 0 HR: 1 S: 32 P: 52	ERA: 4.50 WHIP: 1.500																						
Hal Griggs, R ERA: 5.1	0.1	4	2	1	1	0	0	1	0	3	7	27.00	6.000														
Hal Woodeshick, L ERA: 5.18	0.1	2	0	0	0	0	0	1	0	1	5	0.00	0.000														
Russ Kemmerer, R ERA: 4.56	1.1	4	0	0	0	1	0	0	0	6	6	0.00	0.000														

Batter	1	2	3	4	5	6	7	8	9	AB	R	H	RBI	BB	SO	LOB	TOP																						
Ken Aspromonte, R OBP: 0.311, SLG: 0.308 (1, 4)										5	0	0	0	0	1	2	Washington Senators @ Baltimore Orioles Memorial Stadium, Baltimore, MD Sun Aug 16 1959, 3:33 AM EDT Att: 6,429 - Unknown																						
Lenny Green, L OBP: 0.303, SLG: 0.317 (1, 9)										4	1	1	0	0	0	1																							
Bob Allison, R OBP: 0.337, SLG: 0.528 Jim Lenton, R OBP: 0.327, SLG: 0.511 (1, 8)										1	1	1	0	0	0	0																							
Julio Becquer, L OBP: 0.269, SLG: 0.353 (1, 3)										4	2	2	0	0	0	1																							
Clint Courtney, L OBP: 0.346, SLG: 0.342 (1, 2)										3	1	2	2	1	1	0																							
Faye Throneberry, L OBP: 0.359, SLG: 0.399 (1, 7)										2	0	0	1	1	1	1																							
Reno Bertoia, R OBP: 0.303, SLG: 0.357 (1, 5)										4	0	0	0	0	0	3																							
Billy Consolo, R OBP: 0.281, SLG: 0.239 (1, 6)										4	1	1	0	0	0	0																							
Pedro Ramos, S OBP: 0.206, SLG: 0.203 Tex Clevenger, R OBP: 0.200, SLG: 0.231 Dick Hyde, R (9, 1)										3	0	1	0	0	0	1																							
Inning Stats	R: 2 E: 1 K: 1 S: 8	H: 3 LOB: 2 BB: 1 P: 12	R: 0 E: 0 K: 0 S: 3	H: 0 LOB: 0 BB: 0 P: 3	R: 0 E: 0 K: 0 S: 3	H: 0 LOB: 0 BB: 0 P: 3	R: 0 E: 0 K: 2 S: 7	H: 0 LOB: 0 BB: 0 P: 7	R: 0 E: 0 K: 0 S: 4	H: 1 LOB: 1 BB: 0 P: 4	R: 2 E: 1 K: 0 S: 5	H: 2 LOB: 0 BB: 0 P: 5	R: 2 E: 1 K: 0 S: 6	H: 3 LOB: 1 BB: 0 P: 6	R: 0 E: 0 K: 0 S: 2	H: 0 LOB: 0 BB: 1 P: 6		R: 0 E: 0 K: 1 S: 5	H: 0 LOB: 0 BB: 0 P: 5	1B: 8 2B: 0 3B: 1 HR: 0	SF: 1 SAC: 0 DP: 0 HBP: 0	WP: 0 PB: 0 CS: 1	PA: 38																
PITCHER	IP	WLS	BF	H	R	ER	SO	BB	IBB	HBP	BLK	WP	HR	S	P	ERA	WHIP	PITCHER				IP	WLS	BF	H	R	ER	SO	BB	IBB	HBP	BLK	WP	HR	S	P	ERA	WHIP	
Jerry Walker, R ERA: 2.84 Jack Fisher, R ERA: 4.05	(1, 1)	7.0	L	31	9	6	1	3	1	0	0	0	0	0	36	40	1.29	1.429					(8, 1)	2.0	6	0	0	0	1	1	0	0	0	0	0	7	11	0.00	0.500

AB	34
R	6
H	9
RBI	4
BB	2
SO	4
LOB	9



Batter	1	2	3	4	5	6	7	8	9	AB	R	H	RBI	BB	SO	LOB	BOTTOM																					
Chico Carrasquel, R OBP: 0.298, SLG: 0.315 (1, 4)										4	1	2	0	1	0	1	Washington Senators @ Baltimore Orioles Memorial Stadium, Baltimore, MD Sun Aug 16 1959, 3:33 AM EDT Att: 6,429 - Unknown																					
Billy Klaus, L OBP: 0.371, SLG: 0.327 (1, 6)										3	0	0	0	2	1	4																						
Al Pilarcik, L OBP: 0.368, SLG: 0.378 (1, 9)										4	0	0	0	0	1	5																						
Gene Woodling, L OBP: 0.408, SLG: 0.496 (1, 7)										4	0	1	0	0	0	3																						
Bob Boyd, L OBP: 0.292, SLG: 0.318 (1, 3)										2	0	0	1	1	0	0																						
Willie Tasby, R OBP: 0.305, SLG: 0.372 Billy Gardner, R OBP: 0.286, SLG: 0.317 (1, 8)										3	0	0	0	0	1	1																						
Brooks Robinson, R OBP: 0.167, SLG: 0.301 Jack Fisher, R OBP: 0.333, SLG: 0.364 Albie Pearson, L OBP: 0.316, SLG: 0.282 (9, PH)										3	0	2	0	0	0	0																						
Joe Ginsberg, L OBP: 0.275, SLG: 0.224 (1, 2)										4	0	2	0	0	0	2																						
Jerry Walker, S OBP: 0.167, SLG: 0.213 Barry Shetrone, L OBP: 0.235, SLG: 0.258 (7, PH)										2	0	1	0	0	0	0																						
										2	0	0	0	0	1	3																						
Inning Stats	R: 0 E: 0 K: 0 S: 4	H: 1 LOB: 1 BB: 0 P: 4	R: 0 E: 0 K: 1 S: 6	H: 1 LOB: 1 BB: 0 P: 6	R: 0 E: 0 K: 1 S: 6	H: 1 LOB: 2 BB: 1 P: 10	R: 0 E: 0 K: 0 S: 3	H: 1 LOB: 1 BB: 1 P: 7	R: 0 E: 0 K: 0 S: 3	H: 0 LOB: 0 BB: 0 P: 3	R: 0 E: 0 K: 0 S: 4	H: 1 LOB: 1 BB: 0 P: 4	R: 1 E: 0 K: 0 S: 5	H: 2 LOB: 2 BB: 1 P: 9	R: 0 E: 0 K: 1 S: 6	H: 2 LOB: 2 BB: 1 P: 10	1B: 7 2B: 2 3B: 0 HR: 0	SF: 1 SAC: 0 DP: 2 HBP: 0	WP: 0 PB: 0 CS: 0	PA: 38																		
PITCHER	IP	WLS	BF	H	R	ER	SO	BB	IBB	HBP	BLK	WP	HR	S	P	ERA	WHIP	PITCHER				IP	WLS	BF	H	R	ER	SO	BB	IBB	HBP	BLK	WP	HR	S	P	ERA	WHIP
Pedro Ramos, R ERA: 4.11 Tex Clevenger, R ERA: 4.29 Dick Hyde, R ERA: 4.6	(1, 1)	7.1	W	31	7	1	1	3	3	0	0	0	0	0	34	46	1.23	1.364					(8, 1)	1.0	6	2	0	0	1	1	0	0	0	0	7	11	0.00	3.000
	(9, 1)	0.2	S	1	0	0	0	0	0	0	0	0	0	0	1	1	0.00	0.000					(9, 1)	0.2	1	0	0	0	0	0	0	0	0	1	1	0.00	0.000	





Batter	1	2	3	4	5	6	7	8	9	AB	R	H	RBI	BB	SO	LOB	TOP								
Ken Aspromonte, R OBP: 0.316, SLG: 0.319 (1, 4)										6	2	3	1	0	0	1	Washington Senators @ Cleveland Indians Cleveland Municipal Stadium, Cleveland, OH Tue Aug 18 1959, 7:05 PM EDT Att: 18,064 - Unknown								
Lenny Green, L OBP: 0.312, SLG: 0.349 (1, 9)										6	1	3	3	0	0	2									
Bob Allison, R OBP: 0.337, SLG: 0.525 (1, 8)										4	1	1	1	1	0	2									
Harmon Killebrew, R OBP: 0.360, SLG: 0.557 (1, 5)										5	1	2	1	0	1	1									
Jim Lemon, R OBP: 0.330, SLG: 0.512 (1, 7)										5	2	3	0	0	1	0									
Clint Courtney, L OBP: 0.351, SLG: 0.348 Pedro Ramos, S OBP: 0.206, SLG: 0.203 Hal Naragon, L OBP: 0.293, SLG: 0.317 (1, 2)										1	0	1	0	0	0	0									
Roy Sievers, R OBP: 0.313, SLG: 0.443 (1, 3)										4	2	2	2	1	0	3									
Billy Consono, R OBP: 0.286, SLG: 0.239 (1, 6)										4	2	1	2	1	0	2									
Russ Kemmerer, R OBP: 0.232, SLG: 0.160 (1, 1)										3	0	0	0	0	3	4									
Inning Stats	R: 0 E: 0 K: 0 S: 3	H: 0 LOB: 0 BB: 0 P: 3	R: 1 E: 1 K: 1 S: 7	H: 2 LOB: 3 BB: 1 P: 11	R: 0 E: 0 K: 0 S: 3	H: 1 LOB: 1 BB: 1 P: 7	R: 0 E: 0 K: 0 S: 3	H: 0 LOB: 0 BB: 0 P: 3	R: 0 E: 1 K: 0 S: 5	H: 1 LOB: 2 BB: 0 P: 5	R: 6 E: 0 K: 1 S: 10	H: 5 LOB: 0 BB: 1 P: 14	R: 0 E: 0 K: 2 S: 7	H: 0 LOB: 0 BB: 0 P: 7	R: 4 E: 0 K: 0 S: 10	H: 7 LOB: 3 BB: 0 P: 10		R: 0 E: 0 K: 1 S: 6	H: 1 LOB: 1 BB: 0 P: 6	1B: 13 2B: 2 3B: 0 HR: 2	SF: 1 SAC: 2 DP: 0 HBP: 0	WP: 1 PB: 0 SB: 1 CS: 1	PA: 47		
PITCHER	IP	WLS	BF	H	R	ER	SO	BB	IBB	HBP	BLK	WP	HR	S	P	ERA	WHIP								
Jim Perry, R ERA: 3.39 (1, 1)	7.0	L	35	11	9	8	4	2	1	0	0	1	2	40	52	10.29	1.857								
Al Cicotte, R ERA: 4.15 (8, 1)	0.2		7	5	2	2	0	0	0	0	0	0	0	7	7	27.00	7.500								
Mike Garcia, R ERA: 3.53 (8, 1)	1.1		5	1	0	0	1	0	0	0	0	0	0	7	7	0.00	0.750								

Batter	1	2	3	4	5	6	7	8	9	AB	R	H	RBI	BB	SO	LOB	BOTTOM								
Vic Power, R OBP: 0.341, SLG: 0.427 (1, 3)										5	0	0	0	0	0	4	Washington Senators @ Cleveland Indians Cleveland Municipal Stadium, Cleveland, OH Tue Aug 18 1959, 7:05 PM EDT Att: 18,064 - Unknown								
Minnie Minoso, R OBP: 0.376, SLG: 0.474 (1, 7)										4	1	0	0	0	0	2									
Tito Francona, L OBP: 0.418, SLG: 0.615 (1, 8)										4	0	1	0	0	0	1									
Rocky Colavito, R OBP: 0.352, SLG: 0.549 (1, 9)										3	1	2	0	1	0	0									
Jim Baxes, R OBP: 0.317, SLG: 0.496 (1, 4)										4	1	1	3	0	1	3									
George Strickland, R OBP: 0.318, SLG: 0.326 (1, 5)										4	0	0	0	0	1	2									
Woodie Held, R OBP: 0.308, SLG: 0.435 (1, 6)										4	1	1	0	0	0	0									
Ed Fitz Gerald, R OBP: 0.283, SLG: 0.284 (1, 2)										4	0	1	0	0	0	1									
Jim Perry, S OBP: 0.333, SLG: 0.407 Al Cicotte, R OBP: 0.500, SLG: 0.333 Mike Garcia, R OBP: 0.077, SLG: 0.077 Elmer Valo, L OBP: 0.435, SLG: 0.267 (1, 1)										3	0	2	0	0	0	0									
Inning Stats	R: 0 E: 0 K: 0 S: 3	H: 0 LOB: 0 BB: 0 P: 3	R: 0 E: 0 K: 0 S: 4	H: 2 LOB: 1 BB: 0 P: 4	R: 3 E: 0 K: 0 S: 4	H: 1 LOB: 0 BB: 1 P: 9	R: 0 E: 0 K: 0 S: 3	H: 0 LOB: 0 BB: 0 P: 3	R: 0 E: 0 K: 1 S: 7	H: 2 LOB: 2 BB: 0 P: 7	R: 0 E: 0 K: 0 S: 4	H: 1 LOB: 1 BB: 0 P: 4	R: 0 E: 0 K: 1 S: 6	H: 1 LOB: 1 BB: 0 P: 6	R: 1 E: 1 K: 0 S: 6	H: 2 LOB: 2 BB: 0 P: 6		1B: 8 2B: 0 3B: 0 HR: 1	SF: 0 SAC: 0 DP: 1 HBP: 1	WP: 0 PB: 0 SB: 1 CS: 0	PA: 38				
PITCHER	IP	WLS	BF	H	R	ER	SO	BB	IBB	HBP	BLK	WP	HR	S	P	ERA	WHIP								
Russ Kemmerer, R ERA: 4.48 (1, 1)	9.0	W	38	9	4	3	2	1	0	1	0	0	1	40	45	3.00	1.111								

Batter	1	2	3	4	5	6	7	8	9	AB	R	H	RBI	BB	SO	LOB	TOP		
Ken Aspromonte, R OBP: 0.318, SLG: 0.314	6-3	F5							4-3	3	0	0	0	2	0	2	Washington Senators @ Cleveland Indians Cleveland Municipal Stadium, Cleveland, OH Wed Aug 19 1959, 7:05 PM EDT Att: 7,795 - Unknown		
Lenny Green, L OBP: 0.308, SLG: 0.343	1B		L3		FC3-2		P3	6-3	5	1	1	0	0	0	4				
Bob Allison, R OBP: 0.340, SLG: 0.531	1B		CS		F3			HR	4	1	2	2	1	1	3				
Clint Courtney, L OBP: 0.348, SLG: 0.339	F9		F9		6-3			HR	3	1	0	0	1	0	5				
Harmon Killebrew, R OBP: 0.359, SLG: 0.562	K		CS		5-3			HR	4	1	1	2	0	1	1				
Jim Lemon, R OBP: 0.327, SLG: 0.507		5-3			P4			6-3	4	0	0	0	0	0	0				
Roy Sievers, R OBP: 0.312, SLG: 0.440	1B		F7		F9			K	4	0	1	0	0	1	0				
Billy Consono, R OBP: 0.299, SLG: 0.250	1B		BB		FC3-2			1B	3	0	2	0	1	0	0				
Bill Fischer, R Camilo Pascual, R Faye Thorpe, R Hal Griggs, R Hal Naragon, L Hal Woodeshick, R Julio Becquer, L Tex Clevenger, R	F8				FC3-2			4-3	1	0	0	0	0	0	2				
Inning Stats	R: 1 E: 0 K: 1 S: 7	H: 2 LOB: 1 BB: 7	R: 0 E: 0 K: 0 S: 4	H: 1 LOB: 2 BB: 1 P: 8	R: 0 E: 0 K: 0 S: 2	H: 0 LOB: 0 BB: 1 P: 6	R: 0 E: 0 K: 0 S: 3	H: 0 LOB: 0 BB: 0 P: 3	R: 0 E: 0 K: 0 S: 3	H: 0 LOB: 1 BB: 1 P: 7	R: 3 E: 0 K: 2 S: 10	H: 3 LOB: 1 BB: 1 P: 14	R: 0 E: 0 K: 1 S: 5	H: 0 LOB: 0 BB: 0 P: 5	1B: 6 2B: 0 3B: 0 HR: 2	SF: 0 SAC: 0 DP: 0 HBP: 0		WP: 0 PB: 0 SB: 1 CS: 1	PA: 40
PITCHER	IP	WLS	BF	H	R	ER	SO	BB	IBB	HBP	BLK	WP	HR	S	P	ERA	WHIP		
Cal McLish, R ERA: 3.4	7.0	W	32	7	4	4	1	5	0	0	0	0	2	29	49	5.14	1.714		
Bobby Locke, R ERA: 3.51	2.0	S	7	1	0	0	3	0	0	0	0	0	0	13	13	0.00	0.500		

Batter	1	2	3	4	5	6	7	8	9	AB	R	H	RBI	BB	SO	LOB	BOTTOM		
Vic Power, R OBP: 0.339, SLG: 0.429	5-3	F9						FC4-6		5	1	1	0	0	0	3	Washington Senators @ Cleveland Indians Cleveland Municipal Stadium, Cleveland, OH Wed Aug 19 1959, 7:05 PM EDT Att: 7,795 - Unknown		
Minnie Minoza, R OBP: 0.377, SLG: 0.470	2B	P4		L6			P3	G6-4-3	4	1	0	0	1	0	3				
Tito Francona, L OBP: 0.419, SLG: 0.615	2B		F7		BB		P6		3	0	1	1	1	0	0				
Rocky Colavito, R OBP: 0.355, SLG: 0.549	BB		HR		BB		F5		2	1	1	0	2	0	0				
Jim Baxes, R OBP: 0.320, SLG: 0.506	P6		HR		BB		F5		3	1	1	3	1	0	2				
George Strickland, R OBP: 0.320, SLG: 0.328	P4		1B		1-3		BB		3	0	1	0	1	0	5				
Woodie Held, R OBP: 0.312, SLG: 0.444		HR			K		BB		3	1	2	1	1	1	0				
Ed Fitz Gerald, R OBP: 0.288, SLG: 0.290		F9		G1-6-3			L3		4	0	2	0	0	0	4				
Cal McLish, S Bobby Locke, R	SH3				K		SH2-3		1	0	0	0	0	1	0				
Inning Stats	R: 1 E: 0 K: 0 S: 4	H: 1 LOB: 2 BB: 2 P: 12	R: 1 E: 0 K: 0 S: 5	H: 2 LOB: 1 BB: 0 P: 5	R: 2 E: 0 K: 0 S: 6	H: 4 LOB: 1 BB: 0 P: 6	R: 1 E: 0 K: 1 S: 6	H: 1 LOB: 3 BB: 3 P: 18	R: 0 E: 0 K: 1 S: 6	H: 1 LOB: 1 BB: 0 P: 6	R: 0 E: 0 K: 0 S: 3	H: 0 LOB: 0 BB: 0 P: 3	R: 0 E: 0 K: 0 S: 3	H: 1 LOB: 0 BB: 0 P: 3	1B: 6 2B: 2 3B: 1 HR: 2	SF: 0 SAC: 2 DP: 3 HBP: 0		WP: 0 PB: 0 SB: 0 CS: 0	PA: 38
PITCHER	IP	WLS	BF	H	R	ER	SO	BB	IBB	HBP	BLK	WP	HR	S	P	ERA	WHIP		
Bill Fischer, R ERA: 4.57	2.1	L	15	6	4	4	0	2	0	0	0	0	2	13	21	15.43	3.429		
Camilo Pascual, R ERA: 2.82	1.2		9	2	1	1	1	3	0	0	0	0	0	8	20	5.40	3.000		
Hal Griggs, R ERA: 5.57	2.0		7	1	0	0	1	0	0	0	0	0	0	9	9	0.00	0.500		
Hal Woodeshick, L ERA: 5.05	1.0		4	0	0	0	0	2	0	0	0	0	0	2	10	0.00	2.000		
Tex Clevenger, R ERA: 4.23	1.0		3	1	0	0	0	0	0	0	0	0	0	3	3	0.00	1.000		

Batter	1	2	3	4	5	6	7	8	9	AB	R	H	RBI	BB	SO	LOB	TOP			
Bob Allison, R OBP: 0.339, SLG: 0.531 (1, 8)	6-3			F8		SH1-3 2H 2B		F8		4	0	1	1	0	0	0	Washington Senators @ Cleveland Indians Cleveland Municipal Stadium, Cleveland, OH Thu Aug 20 1959, 3:33 AM EDT Att: 10,157 - Unknown livebaseballscores.com AB 27 R 1 H 3 RBI 1 BB 3 SO 4 LOB 8 			
Lenny Green, L OBP: 0.301, SLG: 0.336 (1, 9)	P1			4-3		SH1-3			G3	3	0	0	0	0	0	0				
Faye Throneberry, L OBP: 0.330, SLG: 0.397 (1, 7)	K			F5		F5			FC4-6 BB	3	0	0	0	1	1	1				
Julio Becquer, L OBP: 0.273, SLG: 0.354 (1, 3)				F7		CS 1B			FC4-6 1-2	4	0	2	0	0	0	1				
Clint Courtney, L OBP: 0.345, SLG: 0.331 (1, 2)				F8		1-2 BB			F9	3	0	0	0	1	0	2				
Harmon Killebrew, R OBP: 0.357, SLG: 0.558 (1, 5)				P5		F9			FC5-4 1-2	3	0	0	0	0	0	2				
Ken Aspromonte, R OBP: 0.314, SLG: 0.310 (1, 4)				F7		P5			F7	3	0	0	0	0	0	2				
Billy Consolo, R OBP: 0.302, SLG: 0.248 (8, PH)				F8					K	1	1	0	0	1	0	0				
Roy Stevers, R OBP: 0.311, SLG: 0.439 (8, PH)				F8		SH1-4 2B BB			K	1	0	0	0	0	1	0				
Zolio Versailles, R OBP: 0.229, SLG: 0.244 (8, 6)									K	0	0	0	0	0	0	0				
Pedro Ramos, S OBP: 0.203, SLG: 0.200 (1, 1)				K						1	0	0	0	0	1	0				
Jim Lemon, R OBP: 0.327, SLG: 0.506 (8, PH)										1	0	0	0	0	1	0				
Dick Hyde, R (8, 1)										0	0	0	0	0	0	0				
Inning Stats	R: 0 E: 0 K: 1 S: 5	H: 0 LOB: 0 BB: 0 P: 5	R: 0 E: 0 K: 0 S: 3	H: 0 LOB: 0 BB: 0 P: 3	R: 0 E: 0 K: 1 S: 5	H: 0 LOB: 0 BB: 0 P: 5	R: 0 E: 0 K: 0 S: 3	H: 0 LOB: 0 BB: 0 P: 3	R: 0 E: 0 K: 0 S: 3	H: 0 LOB: 0 BB: 0 P: 3	R: 0 E: 0 K: 0 S: 3	H: 0 LOB: 0 BB: 0 P: 3	R: 0 E: 0 K: 0 S: 3	H: 0 LOB: 0 BB: 0 P: 3	R: 0 E: 0 K: 0 S: 3	H: 0 LOB: 0 BB: 0 P: 3	1B: 2 2B: 1 3B: 0 HR: 0	SF: 0 SAC: 2 DP: 0 HBP: 0	WP: 0 PB: 0 SB: 0 CS: 1	PA: 32
PITCHER Mudcat Grant, R ERA: 4.15 (1, 1)	IP: 9.0 WLS: W BF: 32 H: 3 R: 1 ER: 1 SO: 4 BB: 3 IBB: 0 HBP: 0 BLK: 0 WP: 0 HR: 0 S: 37 P: 49 ERA: 1.00 WHIP: 0.667															PITCHER				

Batter	1	2	3	4	5	6	7	8	9	AB	R	H	RBI	BB	SO	LOB	BOTTOM			
Vic Power, R OBP: 0.339, SLG: 0.427 (1, 3)	6-3			F8		F8				4	1	1	0	0	0	0	Washington Senators @ Cleveland Indians Cleveland Municipal Stadium, Cleveland, OH Thu Aug 20 1959, 3:33 AM EDT Att: 10,157 - Unknown livebaseballscores.com AB 33 R 6 H 8 RBI 5 BB 0 SO 5 LOB 10 			
Minnie Minoso, R OBP: 0.380, SLG: 0.471 (1, 7)				F8		1B HBP				3	1	2	0	0	0	0				
Tito Francona, L OBP: 0.420, SLG: 0.613 (8, PR)										4	0	2	1	0	0	1				
Jim Piersall, R OBP: 0.305, SLG: 0.333 (9, 8)	FC1-4 1B									0	1	0	0	0	0	0				
Rocky Colavito, R OBP: 0.353, SLG: 0.544 (1, 9)				6-3		1B				4	0	0	1	0	1	4				
Jim Baxes, R OBP: 0.319, SLG: 0.502 (1, 4)				K		5-3				4	0	1	0	0	1	1				
George Strickland, R OBP: 0.317, SLG: 0.322 (1, 5)				K						4	1	0	0	0	0	3				
Woodie Held, R OBP: 0.311, SLG: 0.450 (1, 6)										4	1	1	2	0	2	1				
Ed Fitz Gerald, R OBP: 0.289, SLG: 0.311 (1, 2)										3	1	1	1	0	0	0				
Mudcat Grant, R OBP: 0.191, SLG: 0.239 (1, 1)										3	0	0	0	0	1	0				
Inning Stats	R: 0 E: 0 K: 0 S: 4	H: 1 LOB: 1 BB: 0 P: 4	R: 0 E: 1 K: 1 S: 5	H: 0 LOB: 0 BB: 0 P: 5	R: 1 E: 0 K: 1 S: 6	H: 1 LOB: 0 BB: 0 P: 6	R: 0 E: 0 K: 2 S: 7	H: 0 LOB: 0 BB: 0 P: 7	R: 0 E: 0 K: 0 S: 3	H: 0 LOB: 0 BB: 0 P: 3	R: 0 E: 0 K: 0 S: 4	H: 1 LOB: 2 BB: 0 P: 5	R: 2 E: 0 K: 0 S: 5	H: 2 LOB: 0 BB: 0 P: 5	R: 3 E: 1 K: 1 S: 9	H: 3 LOB: 1 BB: 0 P: 9	1B: 6 2B: 0 3B: 0 HR: 2	SF: 0 SAC: 0 DP: 1 HBP: 1	WP: 0 PB: 0 SB: 0 CS: 0	PA: 34
PITCHER Pedro Ramos, R ERA: 4.1 Dick Hyde, R ERA: 4.91 (8, 1)	IP: 7.0 WLS: L BF: 27 H: 5 R: 3 ER: 3 SO: 4 BB: 0 IBB: 3 HBP: 1 BLK: 0 WP: 0 HR: 2 S: 34 P: 35 ERA: 3.86 WHIP: 0.714															PITCHER				

Batter	1	2	3	4	5	6	7	8	9	AB	R	H	RBI	BB	SO	LOB	TOP											
Bob Allison, R OBP: 0.338, SLG: 0.528 (1, 8)	0-0 6-3			0-0 6-3	0-0 6-3		0-0 S 1B		0-0 F6	5	0	1	0	0	0	1	Washington Senators @ Chicago White Sox Comiskey Park, Chicago, IL Fri Aug 21 1959, 8:05 PM EDT Att: 37,986 - Unknown AB 37 R 4 H 11 RBI 4 BB 1 SO 4 LOB 16											
Lenny Green, L OBP: 0.311, SLG: 0.352 (1, 9)	0-0 G5-4-3 1B			0-0 E9 1B 2B		0-0 S 1B	0-3 K		0-0 4-3	5	2	3	0	0	1	1												
Jim Lemon, R OBP: 0.326, SLG: 0.502 (1, 7)	0-0 G5-4-3 1-2			0-3 K		4-0 1B FC1-2 BB	0-0 F7			3	0	0	0	1	1	3												
Clint Courtney, L OBP: 0.350, SLG: 0.336 (1, 2)		0-0 G3		0-0 1B 1B		0-0 FC1-2 1B 1B		0-0 F9		4	1	2	2	0	0	0												
Harmon Killebrew, R OBP: 0.356, SLG: 0.555 (1, 5)		0-0 F7		0-0 3-H 1B 1B		0-0 K		0-0 6-3		4	0	1	0	0	1	2												
Roy Sievers, R OBP: 0.309, SLG: 0.434 Ron Samford, R OBP: 0.266, SLG: 0.333 (6, 4)		0-0 F5		0-0 FC5-4 1-2		0-0 FC1-2 1B		0-0 2B 1B		3	0	0	0	0	0	4												
Ken Aspromonte, R OBP: 0.316, SLG: 0.312 Julio Becquer, L OBP: 0.281, SLG: 0.369 (6, PH) (6, 3)			0-0 6-3		0-0 1-3 1B		0-0 1-2 2-H 1B		0-0 1-H 2B	2	0	1	0	0	0	0												
Billy Consolo, R OBP: 0.290, SLG: 0.242 Faye Throneberry, L OBP: 0.329, SLG: 0.395 Zolo Versailles, R OBP: 0.229, SLG: 0.244 (6, PH) (8, 6) (8, 6)			0-0 F7		0-0 1-3		0-0 6-3		0-0 F8	3	0	0	0	0	0	3												
Chuck Stobbs, L OBP: 0.111, SLG: 0.111 Tex Clevenger, R OBP: 0.200, SLG: 0.231 Reno Bertioia, R OBP: 0.302, SLG: 0.356 Dick Hyde, R OBP: 0.290, SLG: 0.313 (1, 1) (6, 1) (7, PH) (7, 1) (9, PH)			0-0 F8		0-0 F5		0-3 K		0-0 1-3	2	0	0	0	0	0	1												
Inning Stats	R: 0 E: 0 K: 0 S: 3	H: 1 LOB: 0 BB: 0 P: 3	R: 0 E: 0 K: 0 S: 3	H: 0 LOB: 0 BB: 0 P: 3	R: 0 E: 0 K: 1 S: 3	H: 0 LOB: 2 BB: 0 P: 8	R: 1 E: 1 K: 1 S: 8	H: 3 LOB: 2 BB: 0 P: 8	R: 0 E: 0 K: 1 S: 8	H: 1 LOB: 1 BB: 0 P: 8	R: 1 E: 0 K: 2 S: 5	H: 2 LOB: 1 BB: 0 P: 5	R: 0 E: 0 K: 0 S: 3	H: 0 LOB: 0 BB: 0 P: 3	1B: 9 2B: 2 3B: 0 HR: 0	SF: 0 SAC: 0 DP: 1 HBP: 0		WP: 0 PB: 0 CS: 0	PA: 38									
PITCHER	IP	WLS	BF	H	R	ER	SO	BB	IBB	HBP	BLK	WP	HR	S	P	ERA		WHIP										
Dick Donovan, R ERA: 3.89 Gerry Staley, R ERA: 1.53 Turk Lown, R ERA: 2.84 (1, 1) (6, 1) (7, 1)	5.0		22	7	3	3	1	1	0	0	0	0	0	23	27	5.40		1.600										

Batter	1	2	3	4	5	6	7	8	9	AB	R	H	RBI	BB	SO	LOB	BOTTOM											
Luis Aparicio, R OBP: 0.326, SLG: 0.343 (1, 6)	0-0 S E E 1B					0-0 F9		0-3 K		5	1	1	0	0	1	3	Washington Senators @ Chicago White Sox Comiskey Park, Chicago, IL Fri Aug 21 1959, 8:05 PM EDT Att: 37,986 - Unknown AB 33 R 5 H 9 RBI 4 BB 3 SO 5 LOB 17											
Nellie Fox, L OBP: 0.396, SLG: 0.413 (1, 4)	1-0 S 1B HBP			0-0 F9		0-0 F7		0-0 F7		3	1	0	0	0	0	0												
Jim Landis, R OBP: 0.376, SLG: 0.371 (1, 8)	0-3 K			0-0 F9		0-0 L8		0-0 4-3 BLK 1B		4	1	1	0	0	1	1												
Sherm Lollar, R OBP: 0.344, SLG: 0.455 (1, 3) (8, 2)	0-0 5-3			0-0 F5		0-0 BB 1B 1B		0-0 4-3		4	1	1	0	0	0	2												
Bubba Phillips, R OBP: 0.321, SLG: 0.389 (1, 7)	0-0 3-H 1B			0-0 4-3 2B		0-0 F8		0-0 BB 1B		4	0	3	2	0	0	1												
Earl Battey, R OBP: 0.302, SLG: 0.357 Earl Torgeson, L OBP: 0.367, SLG: 0.382 (1, 2) (7, PH) (8, 3)	0-0 F9			0-3 K		0-0 F7		4-0 BB 1B		3	0	0	0	0	1	3												
Jim McAnany, R OBP: 0.341, SLG: 0.352 Jim Rivera, L OBP: 0.271, SLG: 0.376 (1, 9) (8, 9)		0-0 FC5-6 1B		0-0 4-3		0-0 BB 1B		0-0 1-3		4	1	2	0	0	0	3												
Sammy Esposito, R OBP: 0.306, SLG: 0.268 (1, 5)		0-3 K		4-0 BB		4-0 1B BB		0-0 F4		2	0	0	0	2	1	1												
Dick Donovan, L OBP: 0.200, SLG: 0.277 Gerry Staley, R OBP: 0.364, SLG: 0.222 John Romano, R OBP: 0.385, SLG: 0.475 Turk Lown, R OBP: 0.250, SLG: 0.250 (1, 1) (6, 1) (6, PH) (7, 1)		0-0 FC5-6		0-0 F8		0-0 BB		0-3 K		2	0	0	0	0	0	3												
Inning Stats	R: 2 E: 1 K: 1 S: 7	H: 2 LOB: 1 BB: 0 P: 8	R: 0 E: 0 K: 1 S: 6	H: 1 LOB: 1 BB: 0 P: 6	R: 0 E: 0 K: 1 S: 6	H: 1 LOB: 2 BB: 1 P: 10	R: 0 E: 0 K: 0 S: 3	H: 0 LOB: 0 BB: 0 P: 3	R: 2 E: 0 K: 0 S: 6	H: 3 LOB: 2 BB: 1 P: 10	R: 1 E: 0 K: 0 S: 5	H: 2 LOB: 2 BB: 1 P: 9	R: 0 E: 0 K: 2 S: 7	H: 0 LOB: 0 BB: 0 P: 7	1B: 8 2B: 1 3B: 0 HR: 0	SF: 0 SAC: 0 DP: 0 HBP: 1		WP: 0 PB: 0 CS: 0	PA: 37									
PITCHER	IP	WLS	BF	H	R	ER	SO	BB	IBB	HBP	BLK	WP	HR	S	P	ERA		WHIP										
Chuck Stobbs, L ERA: 3.01 Tex Clevenger, R ERA: 4.2 Dick Hyde, R ERA: 4.89 (1, 1) (6, 1) (7, 1)	5.2	L	27	7	4	2	3	2	0	1	0	0	0	30	39	3.18		1.588										

Batter	1	2	3	4	5	6	7	8	9	AB	R	H	RBI	BB	SO	LOB	TOP			
Bob Allison, R (1, 8) OBP: 0.335, SLG: 0.523	0-3 K	0-0 6-3			0-0 F9		0-3 K			4	0	0	0	0	2	3				
Lenny Green, L (1, 9) OBP: 0.316, SLG: 0.352	4-0 BB		0-0 F2		0-0 4-3			0-0 S		3	0	1	0	1	0	0				
Julio Becquer, L (1, 3) OBP: 0.281, SLG: 0.362	4-0 BB		0-0 G3		0-0 F7			0-0 F7		3	0	0	0	1	0	1				
Clint Courtney, L (1, 2) OBP: 0.347, SLG: 0.328	0-0 F5		0-3 K			4-0 G6-4-3		0-3 K		3	0	0	0	1	2	3				
Jim Lemon, R (1, 7) OBP: 0.323, SLG: 0.498	0-3 K			0-3 K		0-0 G6-4-3		0-0 F5		4	0	0	0	0	2	4				
Harmon Killebrew, R (1, 5) OBP: 0.355, SLG: 0.551		4-0 BB		0-0 5-3		0-3 K			0-0 F6	3	0	0	0	1	1	0				
Ken Aspromonte, R (1, 4) OBP: 0.323, SLG: 0.320		0-0 G5-2-3		0-0 BB			0-0 L5		0-0 FC4-6	4	0	3	0	0	0	0				
Billy Consolo, R (1, 6) OBP: 0.310, SLG: 0.248		4-0 G5-2-3		4-0 BB			0-0 SH1-4		0-0 FC4-6	1	0	1	0	2	0	0				
Faye Throneberry, L (9, PH) OBP: 0.328, SLG: 0.394		1-2 2-3		1-2 BB			0-0 SH1-4		1-2 FC4-6	1	0	0	0	0	0	1				
Russ Kemmerer, R (1, 1) OBP: 0.224, SLG: 0.154		0-0 G5-2-3		0-3 K			0-0 SH1-4		0-0 F4	2	0	0	0	0	1	5				
Roy Sievers, R (9, PH) OBP: 0.308, SLG: 0.433		1-2 2-3					1-2			1	0	0	0	0	0	1				
Inning Stats	R: 0 E: 0 K: 2 S: 7	H: 0 LOB: 2 BB: 2 P: 15	R: 0 E: 0 K: 0 S: 3	H: 1 LOB: 2 BB: 11	R: 0 E: 0 K: 1 S: 5	H: 0 LOB: 0 BB: 0 P: 5	R: 0 E: 0 K: 2 S: 8	H: 1 LOB: 2 BB: 1 P: 12	R: 0 E: 0 K: 0 S: 3	H: 0 LOB: 0 BB: 0 P: 3	R: 0 E: 0 K: 1 S: 4	H: 1 LOB: 1 BB: 0 P: 6	R: 0 E: 0 K: 1 S: 6	H: 1 LOB: 1 BB: 0 P: 6	R: 0 E: 0 K: 0 S: 4	H: 1 LOB: 1 BB: 0 P: 4	1B: 5 2B: 0 3B: 0 HR: 0	SF: 0 SAC: 1 DP: 2 HBP: 0	WP: 0 PB: 0 CS: 1	PA: 36
PITCHER Barry Latman, R (1, 1) ERA: 3.78	IP: 9.0 WLS: W BF: 36 H: 5 R: 0 ER: 0 SO: 8 BB: 6 IBB: 0 HBP: 0 BLK: 0 WP: 0 HR: 0 S: 46 P: 70 ERA: 0.00 WHIP: 1.222															PITCHER				

Washington Senators @ Chicago White Sox
Comiskey Park, Chicago, IL
Sat Aug 22 1959, 4:33 AM EDT
Att: 9,739 - Unknown

AB	29
R	0
H	5
RBI	0
BB	6
SO	8
LOB	18

1B	5
2B	0
3B	0
HR	0
SF	0
SAC	1
DP	2
HBP	0
WP	0
PB	0
CS	1
PA	36

Batter	1	2	3	4	5	6	7	8	9	AB	R	H	RBI	BB	SO	LOB	BOTTOM			
Luis Aparicio, R (1, 6) OBP: 0.324, SLG: 0.341	0-0 F5		0-0 6-3			0-0 6-3				3	0	0	0	0	0	0				
Nellie Fox, L (1, 4) OBP: 0.394, SLG: 0.411	0-0 4-3		0-0 6-3			0-0 F8				3	0	0	0	0	0	0				
Jim Landis, R (1, 8) OBP: 0.374, SLG: 0.369	0-0 F9			0-0 6-3		0-0 F3				3	0	0	0	0	0	0				
Sherm Lollar, R (1, 2) OBP: 0.348, SLG: 0.458		4-0 WP		0-0 E7		0-0 G3		0-0 G4-6-3		2	1	2	0	1	0	0				
Earl Torgeson, L (1, 3) OBP: 0.363, SLG: 0.378		0-0 F4		0-0 G3		0-0 G4-6-3		0-0 G4-6-3		3	0	0	0	0	0	3				
Billy Goodman, L (1, 5) OBP: 0.288, SLG: 0.272		0-3 K		0-0 F7			0-0 6-3			3	0	0	0	0	1	2				
Sammy Esposito, R (8, 5) OBP: 0.306, SLG: 0.268										0	0	0	0	0	0	0				
Bubba Phillips, R (1, 7) OBP: 0.321, SLG: 0.388		0-0 3-H				0-0 F4		0-0 F6		3	0	1	1	0	0	0				
Jim Rivera, L (1, 9) OBP: 0.264, SLG: 0.366		0-0 4-3				0-0 1-3		0-0 F8		3	0	0	0	0	0	1				
Barry Latman, R (1, 1) OBP: 0.200, SLG: 0.189			0-0 1-3			0-0 4-3		0-0 4-3		3	0	0	0	0	0	0				
Inning Stats	R: 0 E: 0 K: 0 S: 3	H: 0 LOB: 0 BB: 0 P: 3	R: 1 E: 0 K: 1 S: 6	H: 1 LOB: 1 BB: 1 P: 10	R: 0 E: 0 K: 0 S: 3	H: 0 LOB: 0 BB: 0 P: 3	R: 0 E: 0 K: 0 S: 4	H: 1 LOB: 1 BB: 0 P: 4	R: 0 E: 0 K: 0 S: 3	H: 0 LOB: 0 BB: 0 P: 3	R: 0 E: 0 K: 0 S: 3	H: 1 LOB: 0 BB: 0 P: 3	R: 0 E: 0 K: 0 S: 3	H: 0 LOB: 0 BB: 0 P: 3	R: 0 E: 0 K: 0 S: 3	H: 0 LOB: 0 BB: 0 P: 3	1B: 3 2B: 0 3B: 0 HR: 0	SF: 0 SAC: 0 DP: 1 HBP: 0	WP: 1 PB: 0 CS: 0	PA: 27
PITCHER Russ Kemmerer, R (1, 1) ERA: 4.33	IP: 8.0 WLS: L BF: 27 H: 3 R: 1 ER: 1 SO: 1 BB: 1 IBB: 0 HBP: 0 BLK: 0 WP: 1 HR: 0 S: 28 P: 32 ERA: 1.12 WHIP: 0.500															PITCHER				

Washington Senators @ Chicago White Sox
Comiskey Park, Chicago, IL
Sat Aug 22 1959, 4:33 AM EDT
Att: 9,739 - Unknown

AB	26
R	1
H	3
RBI	1
BB	1
SO	1
LOB	6

1B	3
2B	0
3B	0
HR	0
SF	0
SAC	0
DP	1
HBP	0
WP	1
PB	0
CS	0
PA	27

Batter	1	2	3	4	5	6	7	8	9	AB	R	H	RBI	BB	SO	LOB	TOP			
Billy Conzolo, R (1, 6) OBP: 0.306, SLG: 0.244 Julio Becquer, L (4, FH) OBP: 0.285, SLG: 0.366 Zolito Versailles, R (4, 6) OBP: 0.240, SLG: 0.239	F3	1-6-3		BB 1B		FC6-4 HBP			F9	2	0	0	0	0	0	0	Washington Senators @ Kansas City Athletics Municipal Stadium, Kansas City, MO Sun Aug 23 1959, 4:33 AM EDT Unknown livebaseballscorecards.com			
Ken Aspromonte, R (1, 4) OBP: 0.329, SLG: 0.337	1B	6-3		BB 1B		F8			F8 WP	5	2	3	0	0	0	2				
Harmon Killebrew, R (1, 7) OBP: 0.359, SLG: 0.547 Faye Throneberry, L (9, 7) OBP: 0.240, SLG: 0.394	1B			K		G5-4-3 BB			F8	3	1	0	1	2	1	3				
Bob Allison, R (1, 8) OBP: 0.336, SLG: 0.521	1B			F8		G5-4-3			K	4	1	1	1	1	1	3				
Jim Lemon, R (1, 9) OBP: 0.323, SLG: 0.495 Tex Clevenger, R (7, 1) OBP: 0.198, SLG: 0.214 Chuck Stobbs, L (9, 1) OBP: 0.111, SLG: 0.111	1B			6-3					6-3	4	0	1	1	0	0	0				
Roy Sievers, R (1, 3) OBP: 0.307, SLG: 0.430	P4			1B 1B		F9			F9	4	1	1	0	0	0	2				
Reno Bertoia, R (1, 5) OBP: 0.305, SLG: 0.358	FC6-4 1B			1B		6-3			5-3	4	1	2	1	0	0	0				
Steve Korcheck, R (1, 2) OBP: 0.200, SLG: 0.077 Hal Naragon, L (1, 2) OBP: 0.295, SLG: 0.309	FC6-4			F7		E4 SH1-4			F9	1	0	0	0	0	0	2				
Camilo Pascual, R (1, 1) OBP: 0.299, SLG: 0.297 Lenny Green, L (7, 9) OBP: 0.314, SLG: 0.349		6-3		1B 1B		SH1-4			4-3	2	1	1	0	0	0	0				
				1B 1B						1	0	0	0	0	0	0				
Inning Stats	R: 3 E: 0 K: 0 S: 7	H: 4 LOB: 2 BB: 1 P: 11	R: 0 E: 0 K: 0 S: 3	H: 0 LOB: 0 BB: 0 P: 3	R: 0 E: 0 K: 1 S: 5	H: 0 LOB: 0 BB: 0 P: 5	R: 3 E: 0 K: 0 S: 7	H: 5 LOB: 2 BB: 1 P: 11	R: 0 E: 0 K: 0 S: 3	H: 0 LOB: 0 BB: 0 P: 3	R: 0 E: 0 K: 1 S: 5	H: 0 LOB: 0 BB: 0 P: 5	R: 0 E: 0 K: 0 S: 3	H: 0 LOB: 0 BB: 0 P: 3	R: 1 E: 0 K: 1 S: 6	H: 1 LOB: 1 BB: 1 P: 10	1B: 8 2B: 2 3B: 0 HR: 0	SF: 0 SAC: 1 DP: 1 HBP: 1	WP: 1 PB: 0 SB: 0 CS: 0	PA: 41
PITCHER	IP WLS BF H R ER SO BB IBB HBP BLK WP HR S P ERA WHIP																			
Bud Daley, L (1, 1) ERA: 2.97	1.2 L 10 4 3 3 0 1 0 0 0 0 0 0 9 13 16.20 3.000																			
Murry Dickson, R (2, 1) ERA: 4.24	1.2 9 4 3 3 1 0 0 0 0 0 0 0 11 11 16.20 2.400																			
Rip Coleman, L (4, 1) ERA: 4.73	0.2 3 1 0 0 0 1 0 0 0 0 0 0 2 6 0.00 3.000																			
Dick Tomaneck, L (5, 1) ERA: 6.35	5.0 19 1 1 1 2 1 0 1 1 1 0 0 21 26 1.80 0.400																			


Batter	1	2	3	4	5	6	7	8	9	AB	R	H	RBI	BB	SO	LOB	BOTTOM					
Russ Snyder, L (1, 8) OBP: 0.358, SLG: 0.441	L3	F9		FC4-6 BB			4-1 SF9 2B		3-1	4	1	2	0	1	0	3	Washington Senators @ Kansas City Athletics Municipal Stadium, Kansas City, MO Sun Aug 23 1959, 4:33 AM EDT Unknown livebaseballscorecards.com					
Jerry Lumpe, L (1, 4) OBP: 0.312, SLG: 0.301	L3			K		FC4-6 1B			4-1	4	0	0	1	1	1	3						
Dick Williams, R (1, 5) OBP: 0.330, SLG: 0.470	1B			F7		1B			SF9	2	0	1	1	2	0	0						
Bob Cerv, R (1, 7) OBP: 0.342, SLG: 0.484	FC6 1B			5-3		F8			L5	4	0	1	0	1	0	2						
Roger Maris, L (1, 9) OBP: 0.370, SLG: 0.494	FC6			G3		F8			K	5	0	1	0	0	1	7						
Kent Hadley, L (1, 3) OBP: 0.310, SLG: 0.416		CI 1B		E 1B		G3-6 1B			FC4-6 G4-6-3 1B	3	0	2	0	0	0	1						
Frank House, L (1, 2) OBP: 0.307, SLG: 0.330				E4 1B		G3-6			G4-6-3	4	0	2	0	0	0	2						
Joe Demaestri, R (1, 6) OBP: 0.304, SLG: 0.374 Ray Jablonski, R (9, FH) OBP: 0.305, SLG: 0.393				K		K			6-3	3	0	0	0	0	2	4						
				K						1	0	0	0	0	0	0						
				K						0	0	0	0	0	0	0						
Inning Stats	R: 0 E: 0 K: 0 S: 4	H: 2 LOB: 1 BB: 1 P: 8	R: 0 E: 1 K: 1 S: 7	H: 1 LOB: 2 BB: 0 P: 7	R: 0 E: 0 K: 1 S: 5	H: 0 LOB: 0 BB: 0 P: 5	R: 0 E: 0 K: 2 S: 9	H: 2 LOB: 2 BB: 0 P: 9	R: 0 E: 0 K: 0 S: 4	H: 1 LOB: 2 BB: 1 P: 8	R: 0 E: 0 K: 0 S: 3	H: 1 LOB: 0 BB: 0 P: 3	R: 2 E: 0 K: 0 S: 5	H: 2 LOB: 0 BB: 0 P: 5	R: 0 E: 0 K: 0 S: 3	H: 1 LOB: 0 BB: 0 P: 3	R: 1 E: 0 K: 1 S: 6	H: 1 LOB: 3 BB: 3 P: 18	1B: 9 2B: 3 3B: 0 HR: 0	SF: 1 SAC: 0 DP: 3 HBP: 0	WP: 1 PB: 0 SB: 0 CS: 0	PA: 41
PITCHER	IP WLS BF H R ER SO BB IBB HBP BLK WP HR S P ERA WHIP																					
Camilo Pascual, R (1, 1) ERA: 2.72	6.0 W 26 7 0 0 0 2 0 0 0 0 1 0 11 19 10.12 2.250																					
Tex Clevenger, R (7, 1) ERA: 4.42	2.2 13 4 3 3 0 2 0 0 0 0 0 0 3 7 0.00 3.000																					
Chuck Stobbs, L (9, 1) ERA: 3.0	0.1 S 2 0 0 0 0 1 1 0 0 0 0 0 0 3 0.00 3.000																					

Batter	1	2	3	4	5	6	7	8	9	AB	R	H	RBI	BB	SO	LOB	TOP								
Bob Allison, R OBP: 0.337, SLG: 0.520 (1, 8)	1-0 E S 1B HBP		X 0-0 FC4-6 1B		X 0-0 F8		X 0-3 K			3	1	1	0	0	1	1									
Lenny Green, L OBP: 0.313, SLG: 0.347 (1, 9)	0-0 E S 1B		X 0-0 FC4-6 CS		X 0-0 P5		X 0-0 F8			4	0	1	1	0	0	2									
Julio Becquer, L OBP: 0.278, SLG: 0.357 (1, 3)	0-0 F7		X 0-0 6-3		X 0-0 F8			X 0-0 P5		4	0	0	0	0	0	2									
Clint Courtney, L OBP: 0.338, SLG: 0.318 (1, 2)	0-0 G3			X 0-0 G3		X 0-0 F9		X 0-0 P4		4	0	0	0	0	0	1									
Harmon Killebrew, R OBP: 0.355, SLG: 0.543 (1, 5)	4-0 BB			X 0-0 F9		X 0-0 F8		X 0-0 6-3		3	0	0	0	1	0	0									
Faye Throneberry, L OBP: 0.329, SLG: 0.403 (1, 7)	0-3 K			X 0-0 4-3		X 0-0 HR				3	1	1	1	0	1	2									
Ken Aspromonte, R OBP: 0.325, SLG: 0.532 (1, 4)		X 0-0 6-3		X 0-0 6-3		X 0-0 F8				3	0	0	0	0	0	0									
Billy Consolo, R OBP: 0.302, SLG: 0.240 (8, PH)		X 0-0 6-3			X 0-3 K					2	0	0	0	0	1	0									
Hal Naragon, L OBP: 0.290, SLG: 0.312 (8, PR)		X 0-0 6-3			X 0-0 K					1	0	1	0	0	0	0									
Zolio Versailles, R OBP: 0.240, SLG: 0.239 (8, 6)		X 0-0 6-3			X 0-0 K					0	0	0	0	0	0	0									
Hal Woodeshick, R (1, 1)		X 0-0 4-3			X 0-3 K					1	0	0	0	0	0	0									
Hal Griggs, R OBP: 0.056, SLG: 0.056 (3, 1)								X 0-0 F9		1	0	0	0	0	1	0									
Jim Lemon, R OBP: 0.322, SLG: 0.494 (8, PH)										1	0	0	0	0	0	1									
Bill Fischer, R OBP: 0.136, SLG: 0.098 (8, 1)										0	0	0	0	0	0	0									
Inning Stats	R: 1 E: 0 K: 1 S: 6	H: 1 LOB: 2 BB: 1 P: 11	R: 0 E: 0 K: 0 S: 3	H: 0 LOB: 0 BB: 0 P: 3	R: 0 E: 0 K: 0 S: 3	H: 1 LOB: 0 BB: 0 P: 3	R: 0 E: 0 K: 0 S: 3	H: 0 LOB: 0 BB: 0 P: 3	R: 0 E: 0 K: 0 S: 3	H: 0 LOB: 0 BB: 0 P: 7	R: 0 E: 0 K: 0 S: 3	H: 0 LOB: 0 BB: 0 P: 3	R: 1 E: 0 K: 0 S: 4	H: 1 LOB: 0 BB: 0 P: 4	R: 0 E: 0 K: 1 S: 6	H: 1 LOB: 1 BB: 0 P: 6	R: 0 E: 0 K: 0 S: 3	H: 0 LOB: 0 BB: 0 P: 3	1B: 3 2B: 0 3B: 0 HR: 1	SF: 0 SAC: 0 DP: 0 HBP: 1	WP: 0 PB: 0 SB: 2 CS: 1	PA: 32			
PITCHER Johnny Kucks, R ERA: 4.09 (1, 1)	IP: 9.0 WLS: W BF: 32 H: 4 R: 2 ER: 2 SO: 4 BB: 1 IBB: 0 HBP: 1 BLK: 0 WP: 0 HR: 1 S: 38 P: 43 ERA: 2.00 WHIP: 0.556																								

Washington Senators @ Kansas City Athletics
Municipal Stadium, Kansas City, MO
Sun Aug 23 1959, 4:38 AM EDT
Att: 15,246 - Unknown

livebaseballscorecards.com

AB 30
R 2
H 4
RBI 2
BB 1
SO 4
LOB 9




Batter	1	2	3	4	5	6	7	8	9	AB	R	H	RBI	BB	SO	LOB	BOTTOM			
Bill Tuttle, R OBP: 0.375, SLG: 0.425 (1, 8)	0-0 SH5-3 7-2 2B		X 0-0 1B 1-2 2-3	X 0-0 4-3		X 0-0 SH1-3 1B		X 0-0 L1		5	1	3	0	0	0	0				
Wayne Terwilliger, R OBP: 0.342, SLG: 0.364 (1, 4)	4-0 SH5-3 BB		X 0-0 1B 1-3 2-H 3-H	X 4-0 1B BB		X 0-0 SH1-3 1-2		X 0-0 4-3 2B		2	1	2	2	2	0	0				
Dick Williams, R OBP: 0.327, SLG: 0.465 (1, 3)	0-0 SH5-3 1-2 2-3		X 0-0 5-3	X 0-3 K		X 0-0 F7		X 0-0 4-3		4	0	0	0	0	1	5				
Bob Cerv, R OBP: 0.343, SLG: 0.481 (1, 7)	0-0 7-2		X 4-0 BB 1B IBB	X 0-0 1B 1-2		X 0-0 F7		X 0-0 5-3		4	1	1	0	1	0	4				
Roger Maris, L OBP: 0.370, SLG: 0.494 (9, 9)	0-0 7-2 3-H									0	0	0	0	0	0	0				
Ray Jablonski, R OBP: 0.304, SLG: 0.387 (1, 5)		X 0-3 K	X 0-3 K	X 0-3 K		X 0-0 4-3 1B				4	0	1	0	0	3	5				
Jerry Lumpe, L OBP: 0.312, SLG: 0.301 (7, PR)										0	0	0	0	0	0	0				
Hal Smith, R OBP: 0.378, SLG: 0.379 (1, 2)		X 0-0 6-3	X 0-0 BB BB 1B 1-2 2-H 3-H		X 0-0 F8		X 0-0 F9			4	0	1	2	0	0	1				
Zeke Bella, R OBP: 0.305, SLG: 0.315 (1, 9)		X 0-0 6-3			X 0-0 4-3		X 0-0 4-3			1	0	0	0	0	0	0				
Russ Snyder, L OBP: 0.358, SLG: 0.434 (3, PH)			X 0-0 BB BB							2	0	0	0	1	0	1				
Joe Demaestri, R OBP: 0.312, SLG: 0.376 (1, 6)										1	1	1	1	3	0	0				
Johnny Kucks, R OBP: 0.128, SLG: 0.081 (1, 1)										3	1	0	0	0	2	6				
Inning Stats	R: 0 E: 0 K: 0 S: 3	H: 1 LOB: 1 BB: 1 P: 7	R: 0 E: 0 K: 1 S: 5	H: 0 LOB: 0 BB: 0 P: 5	R: 5 E: 1 K: 2 S: 12	H: 4 LOB: 3 BB: 3 P: 24	R: 0 E: 0 K: 2 S: 8	H: 1 LOB: 2 BB: 1 P: 12	R: 0 E: 0 K: 1 S: 5	H: 0 LOB: 1 BB: 1 P: 9	R: 0 E: 0 K: 0 S: 4	H: 1 LOB: 1 BB: 0 P: 4	R: 0 E: 0 K: 0 S: 4	H: 1 LOB: 2 BB: 1 P: 8	R: 0 E: 0 K: 0 S: 4	H: 1 LOB: 1 BB: 0 P: 4	1B: 7 2B: 3 3B: 0 HR: 0	SF: 0 SAC: 3 DP: 1 HBP: 0	WP: 0 PB: 0 SB: 0 CS: 0	PA: 40
PITCHER Hal Woodeshick, L ERA: 4.95 (1, 1)	IP: 2.2 WLS: L BF: 15 H: 5 R: 5 ER: 1 SO: 2 BB: 1 IBB: 1 HBP: 0 BLK: 0 WP: 0 HR: 0 S: 17 P: 25 ERA: 3.38 WHIP: 2.250																			
Hal Griggs, R ERA: 5.3 (3, 1)	4.1 WLS: L BF: 21 H: 3 R: 0 ER: 0 SO: 4 BB: 4 IBB: 1 HBP: 0 BLK: 0 WP: 0 HR: 0 S: 24 P: 44 ERA: 0.00 WHIP: 1.615																			
Bill Fischer, R ERA: 4.54 (8, 1)	1.0 WLS: L BF: 4 H: 1 R: 0 ER: 0 SO: 0 BB: 0 IBB: 0 HBP: 0 BLK: 0 WP: 0 HR: 0 S: 4 P: 4 ERA: 0.00 WHIP: 1.000																			

Washington Senators @ Kansas City Athletics
Municipal Stadium, Kansas City, MO
Sun Aug 23 1959, 4:38 AM EDT
Att: 15,246 - Unknown

livebaseballscorecards.com

AB 30
R 5
H 9
RBI 5
BB 7
SO 6
LOB 22



Batter	1	2	3	4	5	6	7	8	9	AB	R	H	RBI	BB	SO	LOB	TOP			
Lenny Green, L OBP: 0.315, SLG: 0.344 (1, 9)										4	1	1	0	1	1	0	Washington Senators @ Detroit Tigers Briggs Stadium, Detroit, MI Tue Aug 25 1959, 7:05 PM EDT Att: 18,863 - Unknown			
Bob Allison, R OBP: 0.336, SLG: 0.515 (1, 8)										4	0	0	0	1	0	2				
Julio Becquer, L OBP: 0.293, SLG: 0.372 (1, 3)										4	1	3	1	1	0	1				
Clint Courtney, L OBP: 0.340, SLG: 0.321 (1, 2)										5	0	2	0	0	0	5				
Faye Throneberry, L OBP: 0.327, SLG: 0.401 (1, 7)										4	0	1	1	0	2	2				
Harmon Killebrew, R OBP: 0.356, SLG: 0.545 (1, 5)										4	1	2	0	0	1	2				
Ken Aspromonte, R OBP: 0.328, SLG: 0.335 (1, 4)										4	0	2	1	0	1	2				
Billy Consolo, R OBP: 0.294, SLG: 0.233 (1, 6)										4	0	0	0	0	0	5				
Pedro Ramos, S OBP: 0.191, SLG: 0.188 Chuck Stobbs, L OBP: 0.111, SLG: 0.111 (9, 1)										4	0	0	0	0	3	0				
Inning Stats	R: 1 E: 0 K: 1 S: 7	H: 2 LOB: 1 BB: 0 P: 7	R: 0 E: 0 K: 1 S: 5	H: 1 LOB: 2 BB: 1 P: 12	R: 1 E: 0 K: 1 S: 6	H: 2 LOB: 0 BB: 0 P: 6	R: 0 E: 0 K: 1 S: 5	H: 0 LOB: 0 BB: 0 P: 5	R: 1 E: 0 K: 0 S: 7	H: 2 LOB: 1 BB: 1 P: 11	R: 0 E: 0 K: 0 S: 3	H: 0 LOB: 1 BB: 1 P: 7	R: 0 E: 0 K: 0 S: 5	H: 3 LOB: 3 BB: 0 P: 5	R: 0 E: 1 K: 1 S: 7	H: 1 LOB: 2 BB: 0 P: 7	1B: 9 2B: 2 3B: 0 HR: 0	SF: 0 SAC: 0 DP: 1 HBP: 0	WP: 0 PB: 0 CS: 0	PA: 40
PITCHER	IP WLS BF H R ER SO BB IBB HBP BLK WP HR S P ERA WHIP	IP WLS BF H R ER SO BB IBB HBP BLK WP HR S P ERA WHIP	IP WLS BF H R ER SO BB IBB HBP BLK WP HR S P ERA WHIP	IP WLS BF H R ER SO BB IBB HBP BLK WP HR S P ERA WHIP	IP WLS BF H R ER SO BB IBB HBP BLK WP HR S P ERA WHIP	IP WLS BF H R ER SO BB IBB HBP BLK WP HR S P ERA WHIP	IP WLS BF H R ER SO BB IBB HBP BLK WP HR S P ERA WHIP	IP WLS BF H R ER SO BB IBB HBP BLK WP HR S P ERA WHIP	IP WLS BF H R ER SO BB IBB HBP BLK WP HR S P ERA WHIP	IP WLS BF H R ER SO BB IBB HBP BLK WP HR S P ERA WHIP	IP WLS BF H R ER SO BB IBB HBP BLK WP HR S P ERA WHIP	IP WLS BF H R ER SO BB IBB HBP BLK WP HR S P ERA WHIP	IP WLS BF H R ER SO BB IBB HBP BLK WP HR S P ERA WHIP	IP WLS BF H R ER SO BB IBB HBP BLK WP HR S P ERA WHIP	IP WLS BF H R ER SO BB IBB HBP BLK WP HR S P ERA WHIP	IP WLS BF H R ER SO BB IBB HBP BLK WP HR S P ERA WHIP	IP WLS BF H R ER SO BB IBB HBP BLK WP HR S P ERA WHIP			
Paul Foytack, R ERA: 4.48 Tom Morgan, R ERA: 3.36 (8, 1)	7.0 L 30 7 3 3 7 3 0 0 0 0 0 0 41 53 3.86 1.429	2.0 S 10 4 0 0 1 0 0 0 0 0 0 0 12 12 0.00 2.000																		

AB	37
R	3
H	11
RBI	3
BB	3
SO	8
LOB	19



Batter	1	2	3	4	5	6	7	8	9	AB	R	H	RBI	BB	SO	LOB	BOTTOM			
Eddie Yost, R OBP: 0.434, SLG: 0.410 (1, 5)										4	0	0	0	0	1	1	Washington Senators @ Detroit Tigers Briggs Stadium, Detroit, MI Tue Aug 25 1959, 7:05 PM EDT Att: 18,863 - Unknown			
Gail Harris, L OBP: 0.285, SLG: 0.348 (1, 3)										4	0	0	0	0	0	0				
Harvey Kuenn, R OBP: 0.410, SLG: 0.502 (1, 9)										4	0	1	0	0	0	0				
Al Kaline, R OBP: 0.403, SLG: 0.534 (1, 8)										4	0	2	0	0	0	1				
Charlie Maxwell, L OBP: 0.355, SLG: 0.473 (1, 7)										4	0	0	0	0	0	3				
Frank Bolling, R OBP: 0.328, SLG: 0.393 (1, 4)										4	0	1	0	0	0	1				
Lou Berberet, L OBP: 0.292, SLG: 0.378 Gus Zernial, R OBP: 0.278, SLG: 0.458 (9, PH)										3	1	1	1	0	0	2				
Rocky Bridges, R OBP: 0.326, SLG: 0.365 Neil Christley, L OBP: 0.223, SLG: 0.344 Ted Lepcio, R OBP: 0.338, SLG: 0.404 (8, 6)										2	0	1	0	0	0	0				
Paul Foytack, R OBP: 0.136, SLG: 0.081 Bobo Osborne, L OBP: 0.269, SLG: 0.290 Tom Morgan, R OBP: 0.364, SLG: 0.636 (8, 1)										1	0	0	0	0	0	0				
Inning Stats	R: 0 E: 0 K: 0 S: 3	H: 0 LOB: 0 BB: 0 P: 3	R: 0 E: 0 K: 0 S: 3	H: 1 LOB: 1 BB: 0 P: 4	R: 0 E: 0 K: 0 S: 4	H: 1 LOB: 1 BB: 0 P: 4	R: 1 E: 0 K: 0 S: 4	H: 1 LOB: 0 BB: 0 P: 4	R: 0 E: 0 K: 1 S: 5	H: 0 LOB: 0 BB: 0 P: 5	R: 0 E: 0 K: 0 S: 5	H: 2 LOB: 3 BB: 1 P: 9	R: 0 E: 0 K: 0 S: 3	H: 0 LOB: 0 BB: 0 P: 3	R: 0 E: 0 K: 0 S: 4	H: 1 LOB: 1 BB: 0 P: 4	1B: 5 2B: 0 3B: 0 HR: 1	SF: 0 SAC: 1 DP: 0 HBP: 0	WP: 0 PB: 0 CS: 0	PA: 34
PITCHER	IP WLS BF H R ER SO BB IBB HBP BLK WP HR S P ERA WHIP	IP WLS BF H R ER SO BB IBB HBP BLK WP HR S P ERA WHIP	IP WLS BF H R ER SO BB IBB HBP BLK WP HR S P ERA WHIP	IP WLS BF H R ER SO BB IBB HBP BLK WP HR S P ERA WHIP	IP WLS BF H R ER SO BB IBB HBP BLK WP HR S P ERA WHIP	IP WLS BF H R ER SO BB IBB HBP BLK WP HR S P ERA WHIP	IP WLS BF H R ER SO BB IBB HBP BLK WP HR S P ERA WHIP	IP WLS BF H R ER SO BB IBB HBP BLK WP HR S P ERA WHIP	IP WLS BF H R ER SO BB IBB HBP BLK WP HR S P ERA WHIP	IP WLS BF H R ER SO BB IBB HBP BLK WP HR S P ERA WHIP	IP WLS BF H R ER SO BB IBB HBP BLK WP HR S P ERA WHIP	IP WLS BF H R ER SO BB IBB HBP BLK WP HR S P ERA WHIP	IP WLS BF H R ER SO BB IBB HBP BLK WP HR S P ERA WHIP	IP WLS BF H R ER SO BB IBB HBP BLK WP HR S P ERA WHIP	IP WLS BF H R ER SO BB IBB HBP BLK WP HR S P ERA WHIP	IP WLS BF H R ER SO BB IBB HBP BLK WP HR S P ERA WHIP				
Pedro Ramos, R ERA: 3.98 Chuck Stobbs, L ERA: 2.96 (9, 1)	8.0 W 31 6 1 1 1 1 0 0 0 0 0 0 32 36 1.12 0.875	1.0 S 3 0 0 0 0 0 0 0 0 0 0 0 3 3 0.00 0.000																		

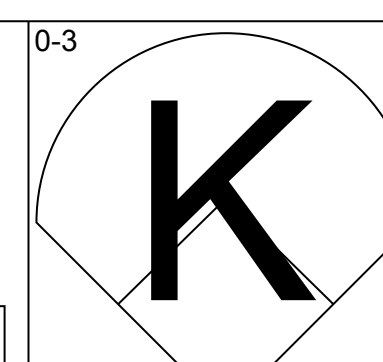
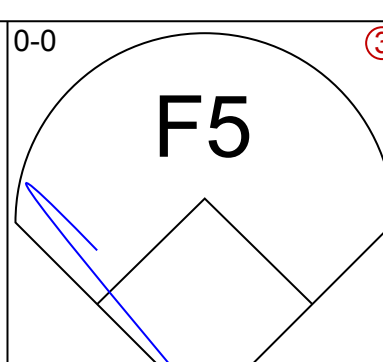
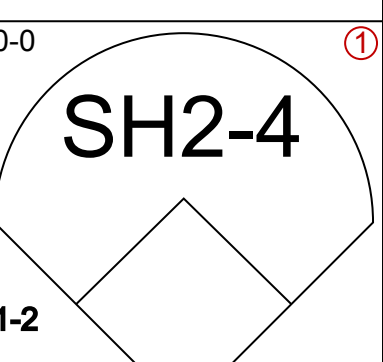
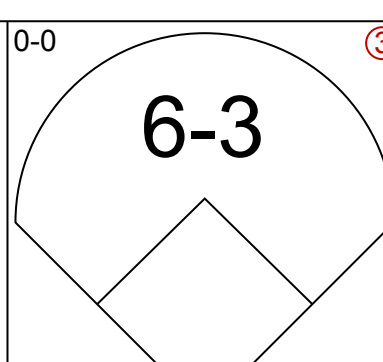
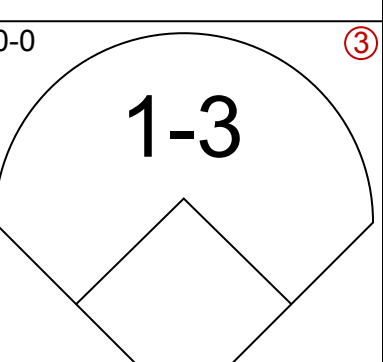
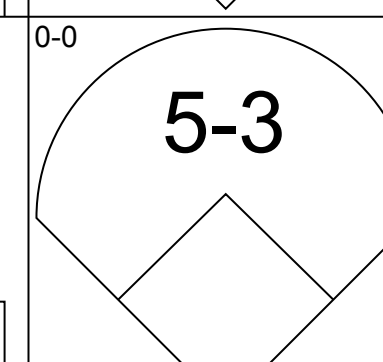
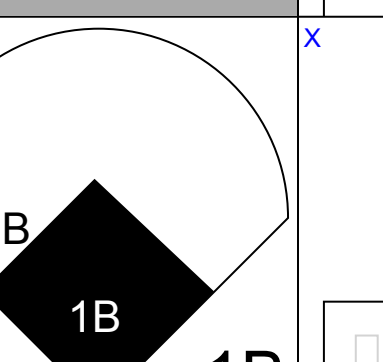
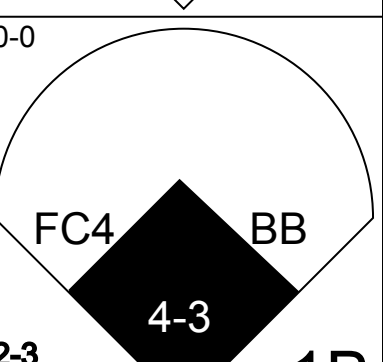
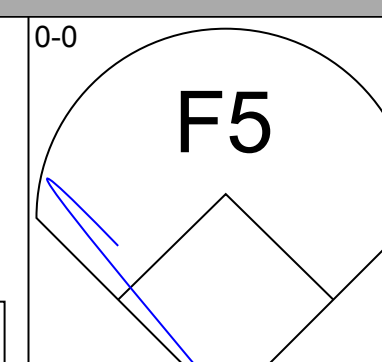
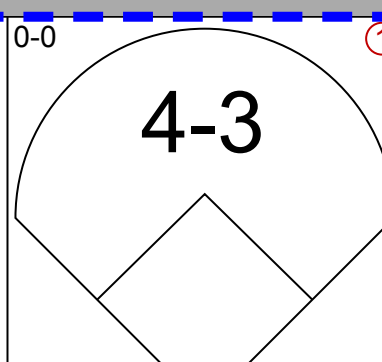
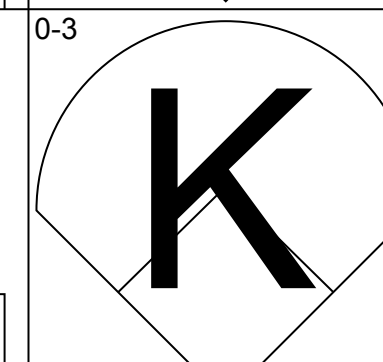
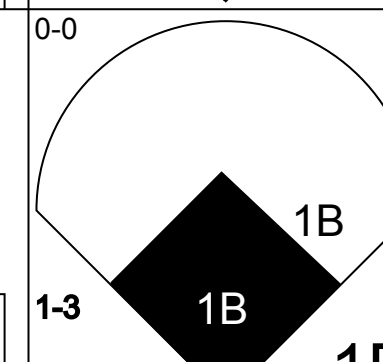
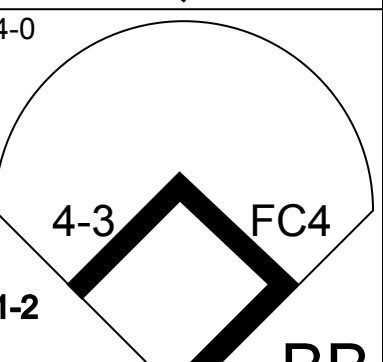
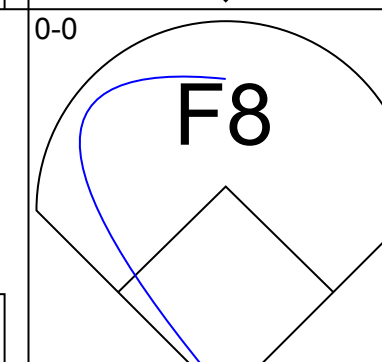
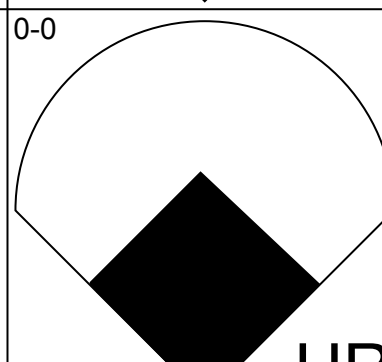
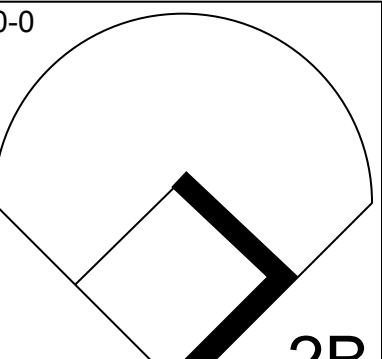
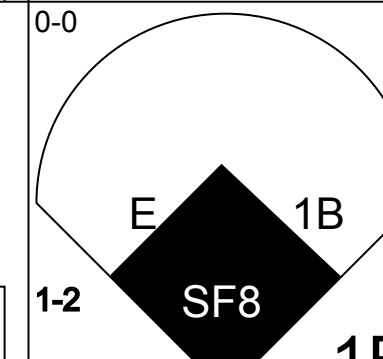
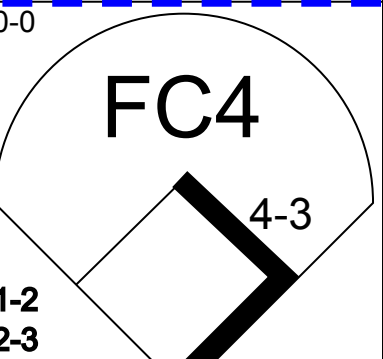
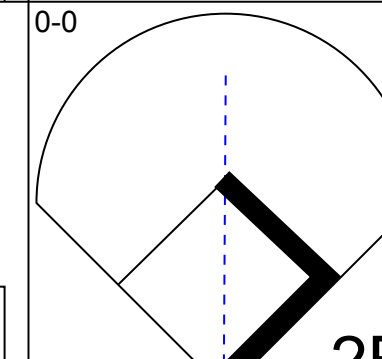
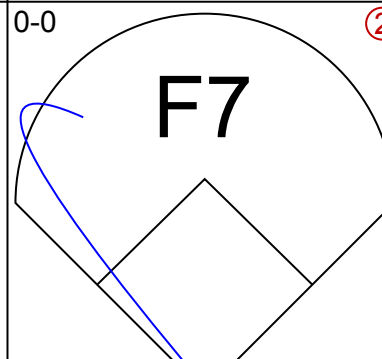
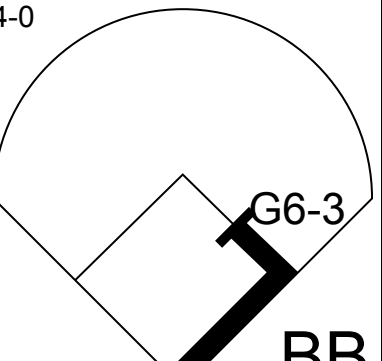
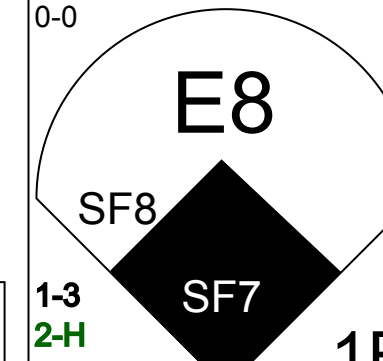
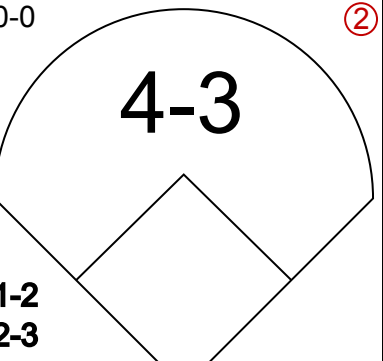
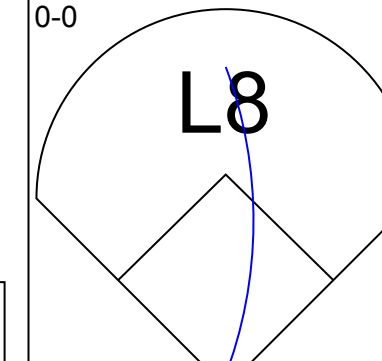
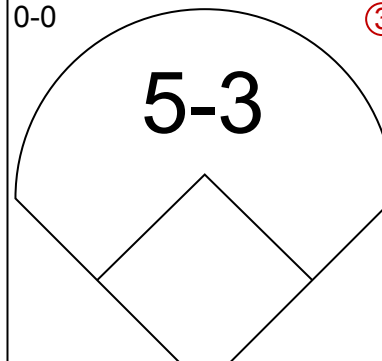
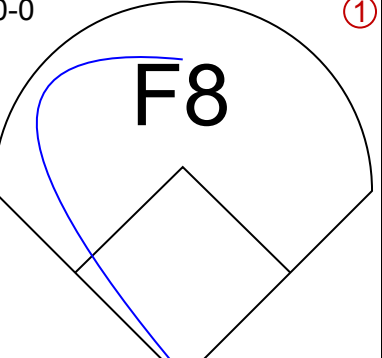
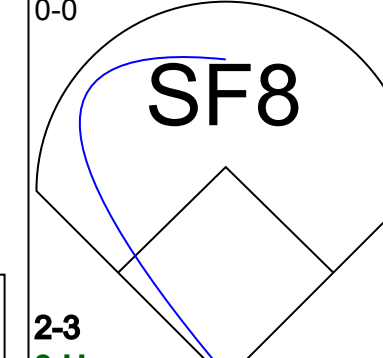
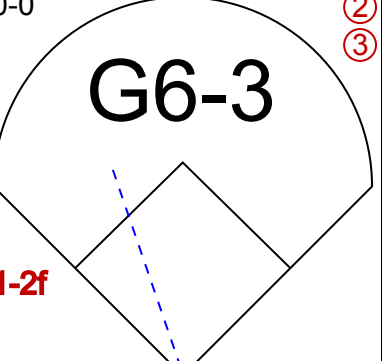
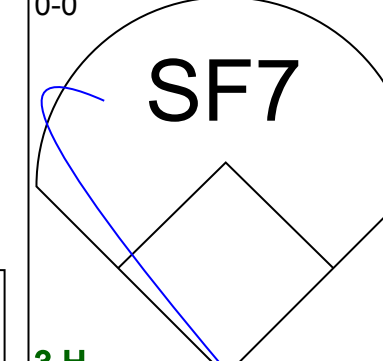
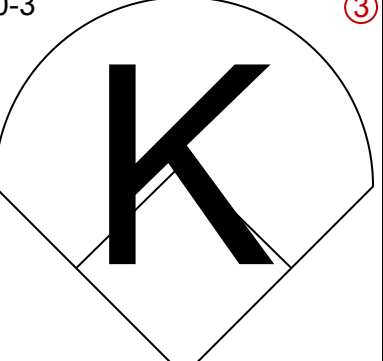
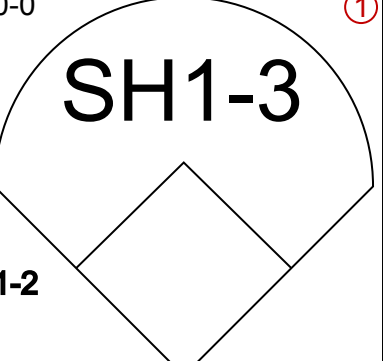
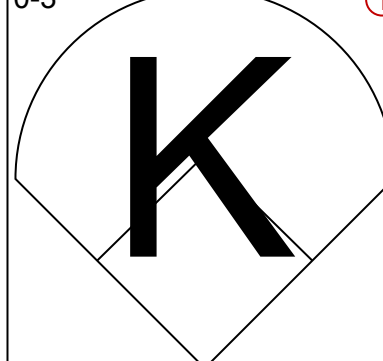
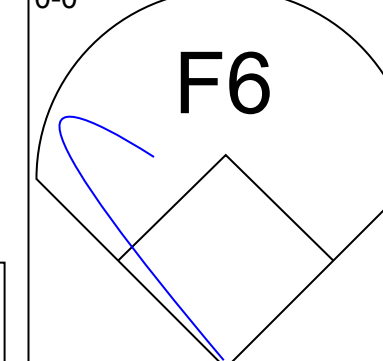
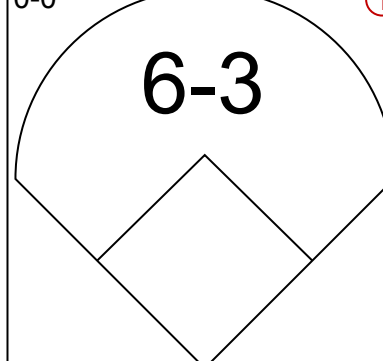
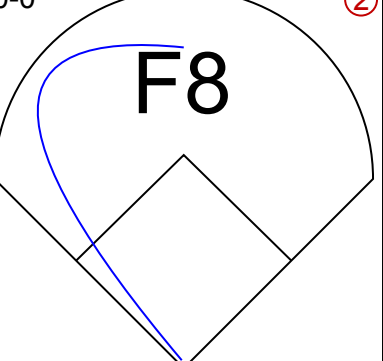
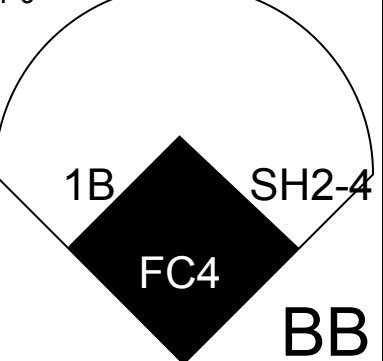
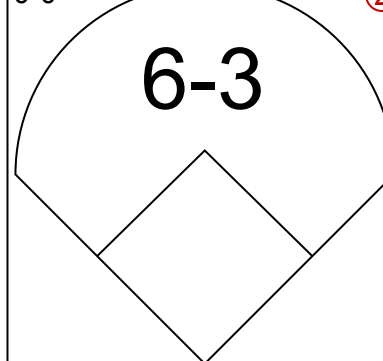
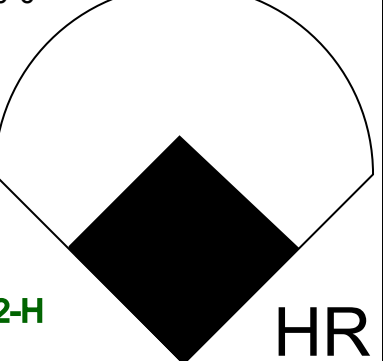


Batter	1	2	3	4	5	6	7	8	9	AB	R	H	RBI	BB	SO	LOB	TOP					
Lenny Green, L (1,9) OBP: 0.312, SLG: 0.335	P4		CS BB			4-3		P5	FC5	4	0	0	0	1	0	4	Washington Senators @ Detroit Tigers Briggs Stadium, Detroit, MI Wed Aug 26 1959, 4:33 AM EDT Att: 5,781 - Unknown					
Bob Allison, R (1,8) OBP: 0.335, SLG: 0.512	5-3		K			K		E 1B BB		3	0	0	0	1	2	1						
Julio Becquer, L (1,3) OBP: 0.292, SLG: 0.369	3-1				K	F5		E9 1B		4	0	1	2	0	1	0						
Clint Courtney, L (1,2) OBP: 0.333, SLG: 0.314										3	0	0	0	0	1	0						
Roy Stevers, R (8, PH) OBP: 0.309, SLG: 0.430										0	0	0	0	1	0	0						
Tex Clevenger, R (8, 1) OBP: 0.188, SLG: 0.214										0	0	0	0	0	0	0						
Faye Throneberry, L (1,7) OBP: 0.325, SLG: 0.397										3	0	0	0	0	2	0						
Reno Bertola, R (8, PH) OBP: 0.304, SLG: 0.357										1	0	0	0	0	0	3						
Zollo Versailles, R (8, 6) OBP: 0.240, SLG: 0.239										0	0	0	0	0	0	0						
Harmon Killebrew, R (1,5) OBP: 0.357, SLG: 0.543										2	0	0	0	2	2	0						
Ken Aspromonte, R (1,4) OBP: 0.331, SLG: 0.335										3	1	1	0	1	1	1						
Billy Consolo, R (1,6) OBP: 0.290, SLG: 0.230										2	0	0	0	0	2	3						
Hal Naragon, L (8, PH) OBP: 0.291, SLG: 0.314										2	0	1	0	0	1	1						
Pedro Ramos, S (9, PR) OBP: 0.191, SLG: 0.188										0	0	0	0	0	0	0						
Russ Kemmerer, R (1,1) OBP: 0.217, SLG: 0.148										2	0	0	0	0	0	1						
Jim Lemon, R (8, PH) OBP: 0.325, SLG: 0.495										1	1	1	0	1	0	0						
Inning Stats	R: 0 E: 0 K: 0 S: 3	H: 0 LOB: 0 BB: 0 P: 3	R: 0 E: 0 K: 3 S: 10	H: 1 LOB: 2 BB: 1 P: 14	R: 0 E: 0 K: 1 S: 4	H: 0 LOB: 0 BB: 1 P: 8	R: 0 E: 0 K: 2 S: 7	H: 0 LOB: 0 BB: 0 P: 7	R: 0 E: 0 K: 2 S: 7	H: 0 LOB: 1 BB: 1 P: 11	R: 0 E: 0 K: 1 S: 5	H: 0 LOB: 0 BB: 0 P: 5	R: 0 E: 0 K: 1 S: 5	H: 0 LOB: 0 BB: 0 P: 5	R: 2 E: 1 K: 1 S: 7	H: 2 LOB: 3 BB: 3 P: 19	R: 0 E: 0 K: 1 S: 6	H: 1 LOB: 2 BB: 1 P: 10	1B: 4 2B: 0 3B: 0 HR: 0	SF: 0 SAC: 0 DP: 0 HBP: 0	WP: 0 PB: 0 SB: 0 CS: 1	PA: 37
PITCHER	IP	WLS	BF	H	R	ER	SO	BB	IBB	HBP	BLK	WP	HR	S	P	ERA	WHIP					
Jim Bunning, R (1,1) ERA: 4.21	7.2	W	30	3	2	2	11	5	0	0	0	0	0	47	67	2.35	1.043					
Pete Burnside, L (8,1) ERA: 3.72	0.1		2	0	0	0	0	0	1	0	0	0	0	1	5	0.00	0.000					
Dave Sisler, R (9,1) ERA: 4.13	0.2		4	1	0	0	1	1	0	0	0	0	0	5	9	0.00	3.000					
Tom Morgan, R (9,1) ERA: 3.35	0.1	S	1	0	0	0	0	0	0	0	0	0	0	1	1	0.00	0.000					

Batter	1	2	3	4	5	6	7	8	9	AB	R	H	RBI	BB	SO	LOB	BOTTOM				
Eddie Yost, R (1,5) OBP: 0.432, SLG: 0.415			P4			F7	F2			4	1	1	1	0	0	2	Washington Senators @ Detroit Tigers Briggs Stadium, Detroit, MI Wed Aug 26 1959, 4:33 AM EDT Att: 5,781 - Unknown				
Gail Harris, L (1,3) OBP: 0.284, SLG: 0.346			F8							1	0	0	0	0	0	0					
Bobo Osborne, L (3,3) OBP: 0.270, SLG: 0.291			F8							3	0	1	0	0	0	1					
Harvey Kuenn, R (1,9) OBP: 0.409, SLG: 0.500										4	1	1	0	0	0	2					
Al Kaline, R (1,8) OBP: 0.401, SLG: 0.534										4	0	1	1	0	1	1					
Charlie Maxwell, L (1,7) OBP: 0.356, SLG: 0.472			G3							3	0	1	0	1	0	1					
Frank Bolling, R (1,4) OBP: 0.327, SLG: 0.389										3	0	0	1	1	1	1					
Lou Berberet, L (1,2) OBP: 0.289, SLG: 0.374										3	0	0	0	0	0	3					
Rocky Bridges, R (1,6) OBP: 0.324, SLG: 0.362										3	0	0	0	0	1	0					
Ted Lepore, R (8, 6) OBP: 0.338, SLG: 0.404										0	0	0	0	0	0	0					
Jim Bunning, R (1,1) OBP: 0.224, SLG: 0.239										2	1	1	0	1	0	0					
Pete Burnside, R (8,1) OBP: 0.200, SLG: 0.200										0	0	0	0	0	0	0					
Dave Sisler, R (9,1) OBP: 0.364, SLG: 0.636										0	0	0	0	0	0	0					
Inning Stats	R: 1 E: 0 K: 0 S: 5	H: 2 LOB: 1 BB: 0 P: 5	R: 0 E: 0 K: 0 S: 3	H: 0 LOB: 0 BB: 0 P: 3	R: 0 E: 0 K: 0 S: 3	H: 0 LOB: 0 BB: 0 P: 3	R: 0 E: 0 K: 0 S: 3	H: 0 LOB: 0 BB: 0 P: 3	R: 0 E: 0 K: 1 S: 5	H: 0 LOB: 1 BB: 1 P: 9	R: 0 E: 0 K: 2 S: 8	H: 1 LOB: 1 BB: 0 P: 8	R: 0 E: 0 K: 2 S: 8	H: 1 LOB: 1 BB: 0 P: 8	1B: 4 2B: 1 3B: 0 HR: 1	SF: 0 SAC: 0 DP: 0 HBP: 0	WP: 0 PB: 0 SB: 0 CS: 0	PA: 33			
PITCHER	IP	WLS	BF	H	R	ER	SO	BB	IBB	HBP	BLK	WP	HR	S	P	ERA	WHIP				
Russ Kemmerer, R (1,1) ERA: 4.31	7.0	L	29	5	3	3	1	2	0	0	0	0	0	28	40	3.86	1.000				
Tex Clevenger, R (8,1) ERA: 4.36	1.0		4	1	0	0	2	0	0	0	0	0	0	8	8	0.00	1.000				

Batter	1	2	3	4	5	6	7	8	9	AB	R	H	RBI	BB	SO	LOB	TOP								
Bobby Richardson, R OBP: 0.323, SLG: 0.351 (1, 4)										4	0	2	1	1	0	0	New York Yankees @ Washington Senators Griffith Stadium, Washington, DC Fri Aug 28 1959, 7:05 PM EDT Att: 15,202 - Unknown								
Gil McDougald, R OBP: 0.299, SLG: 0.342 (1, 5) (6, 6)										5	0	0	0	0	1	4									
Mickey Mantle, S OBP: 0.393, SLG: 0.510 (1, 8)										5	0	0	0	0	2	2									
Yogi Berra, L OBP: 0.353, SLG: 0.468 (1, 2)										4	1	2	0	0	0	1									
Elston Howard, R OBP: 0.319, SLG: 0.506 (1, 3)										4	0	1	0	0	0	2									
Hector Lopez, R OBP: 0.337, SLG: 0.484 (1, 7)										3	1	1	0	1	0	1									
Tony Kubek, L OBP: 0.320, SLG: 0.397 (1, 9)										4	0	2	0	0	0	3									
Clete Boyer, R OBP: 0.207, SLG: 0.173 (6, PH)										2	0	0	0	0	2	3									
Norm Siebern, L OBP: 0.340, SLG: 0.403 (6, 5)										0	1	0	0	1	0	0									
Andy Carey, R OBP: 0.296, SLG: 0.319 (6, 5)										1	0	0	0	0	0	1									
Art Ditmar, R OBP: 0.185, SLG: 0.281 (1, 1)										4	1	2	3	0	1	1									
Inning Stats	R: 0 E: 0 K: 2 S: 8	H: 1 LOB: 1 BB: 0 P: 8	R: 0 E: 0 K: 1 S: 6	H: 1 LOB: 1 BB: 0 P: 6	R: 0 E: 1 K: 0 S: 4	H: 0 LOB: 1 BB: 0 P: 4	R: 0 E: 0 K: 1 S: 7	H: 2 LOB: 2 BB: 0 P: 7	R: 1 E: 0 K: 0 S: 4	H: 1 LOB: 0 BB: 0 P: 4	R: 3 E: 0 K: 0 S: 7	H: 4 LOB: 2 BB: 1 P: 11	R: 0 E: 0 K: 1 S: 5	H: 1 LOB: 0 BB: 0 P: 5	R: 0 E: 0 K: 1 S: 5	H: 0 LOB: 1 BB: 1 P: 9	R: 0 E: 0 K: 0 S: 2	H: 0 LOB: 0 BB: 1 P: 6	1B: 9 2B: 0 3B: 0 HR: 1	SF: 0 SAC: 0 DP: 1 HBP: 0	WP: 0 PB: 0 SB: 0 CS: 1	PA: 39			
PITCHER	IP	WLS	BF	H	R	ER	SO	BB	IBB	HBP	BLK	WP	HR	S	P	ERA	WHIP								
Camilo Pascual, R ERA: 2.83 (1, 1)	5.2	L	28	9	4	4	4	0	1	0	0	0	1	35	39	6.35	1.588								
Tex Clevenger, R ERA: 4.29 (6, 1)	1.1		4	1	0	0	1	0	0	0	0	0	0	6	6	0.00	0.750								
Hal Griggs, R ERA: 5.18 (8, 1)	2.0		7	0	0	0	1	2	0	0	0	0	0	7	15	0.00	1.000								

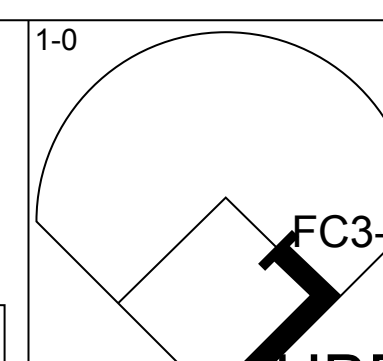
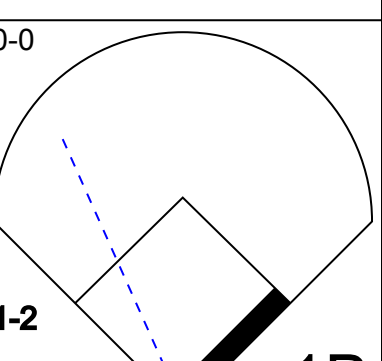
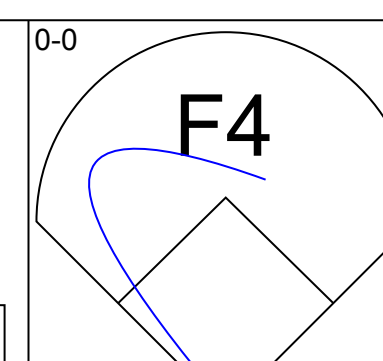
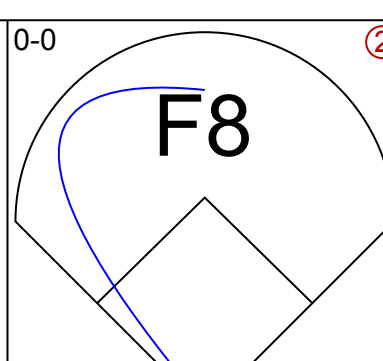
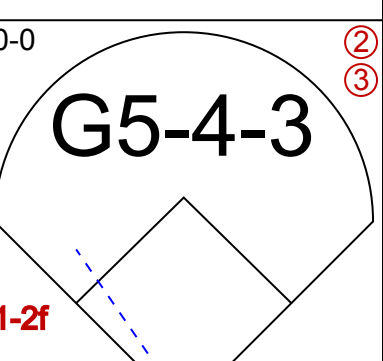
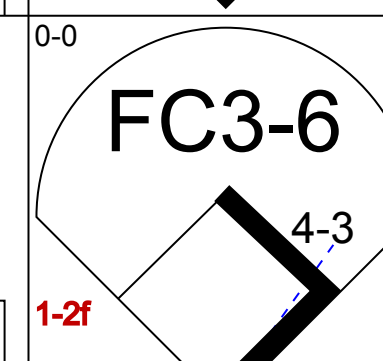
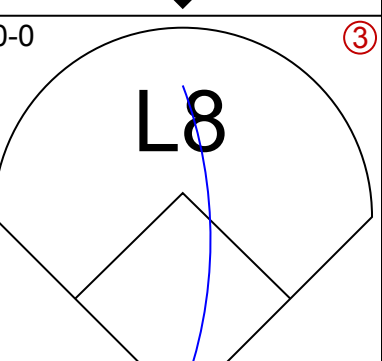
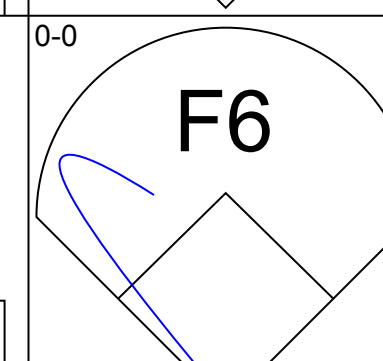
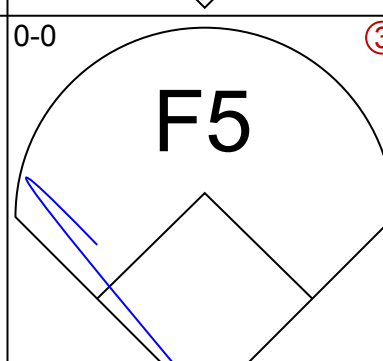
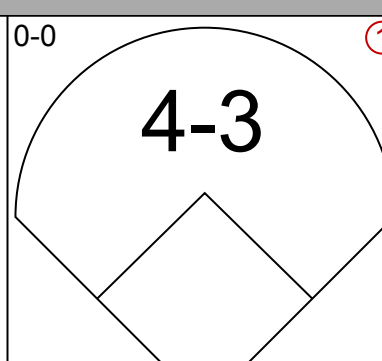
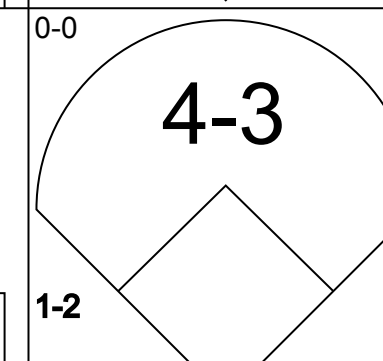
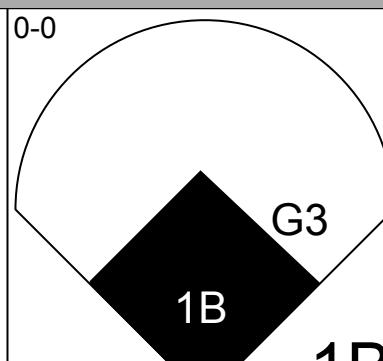
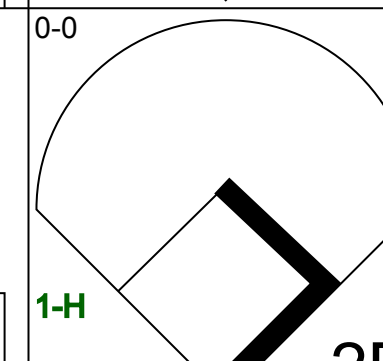
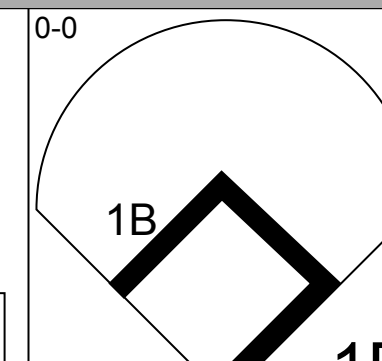
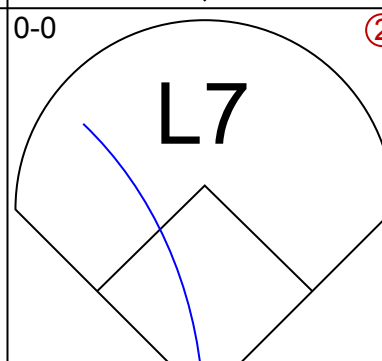
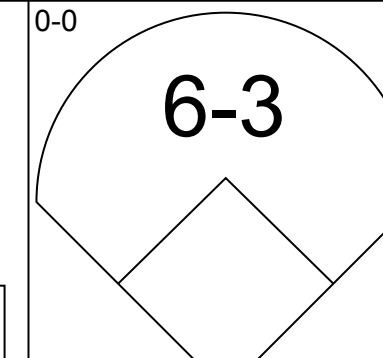
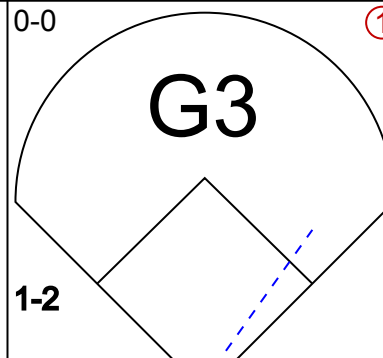
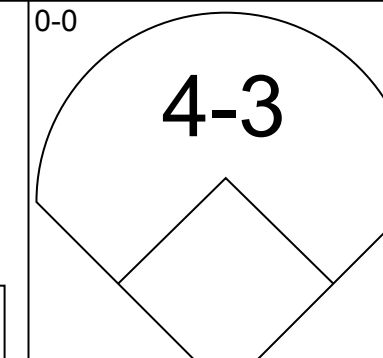
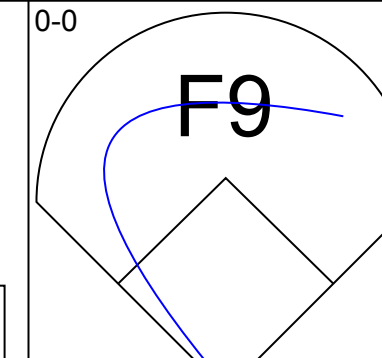
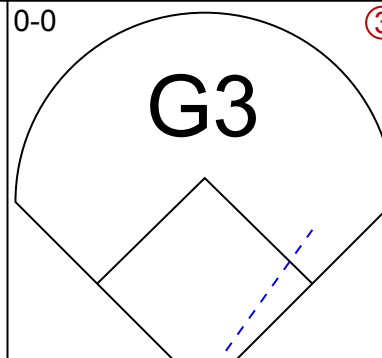
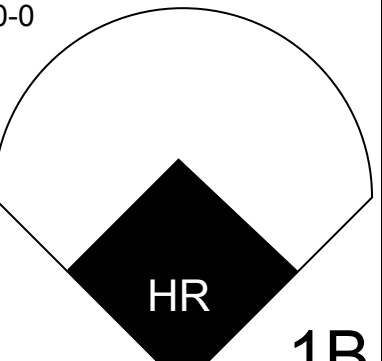

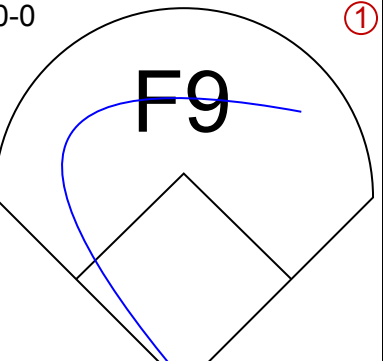
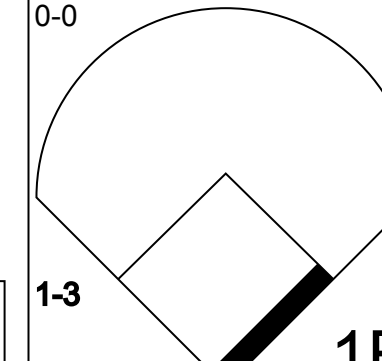
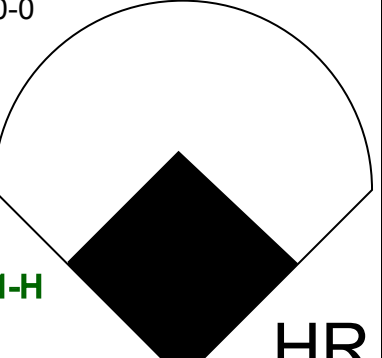
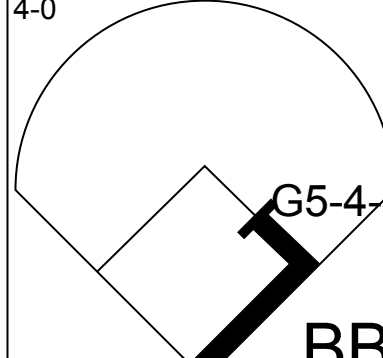
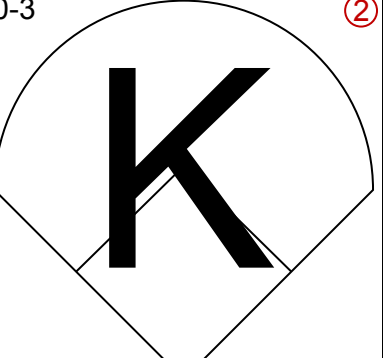
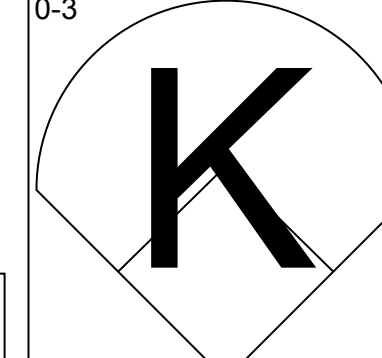
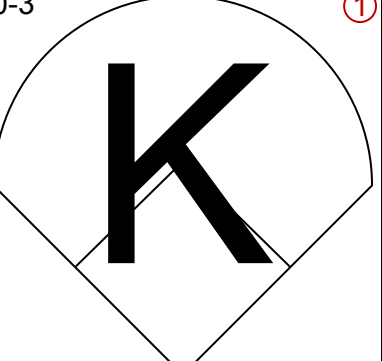
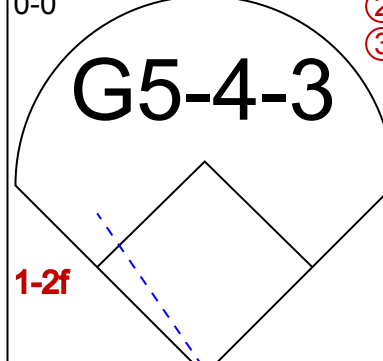
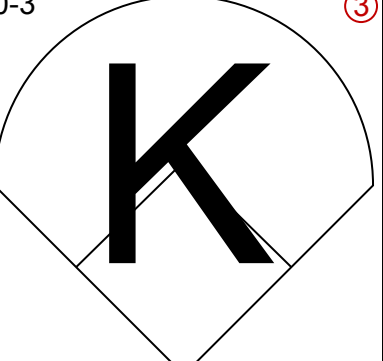
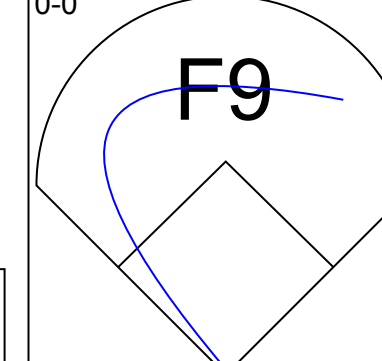
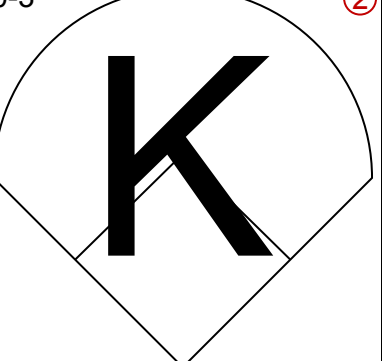
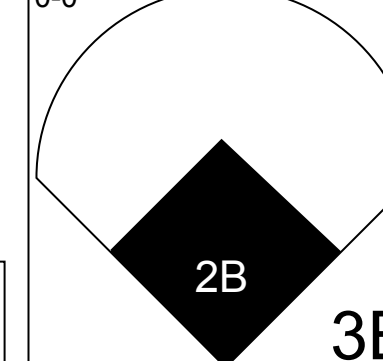


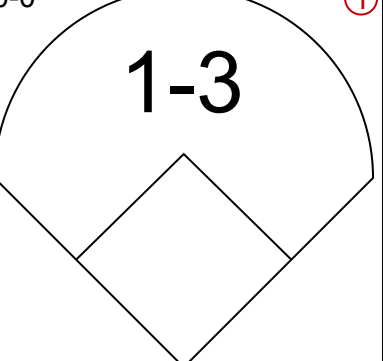
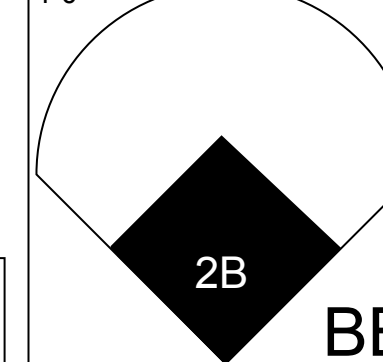

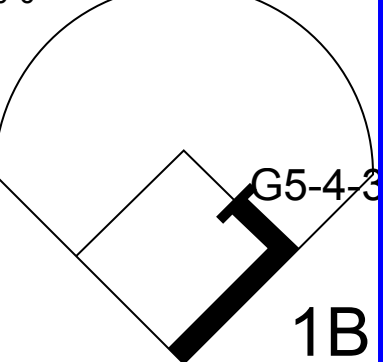
Batter	1	2	3	4	5	6	7	8	9	AB	R	H	RBI	BB	SO	LOB	BOTTOM								
Bob Allison, R OBP: 0.335, SLG: 0.509 (1, 8)										3	0	0	0	1	0	2	New York Yankees @ Washington Senators Griffith Stadium, Washington, DC Fri Aug 28 1959, 7:05 PM EDT Att: 15,202 - Unknown								
Lenny Green, L OBP: 0.306, SLG: 0.329 (1, 9)										3	0	0	0	0	0	0									
Julio Becquer, L OBP: 0.286, SLG: 0.361 (1, 3)										4	0	0	0	0	0	1									
Jim Lemon, R OBP: 0.324, SLG: 0.492 (1, 7)										3	0	0	0	1	1	0									
Harmon Killebrew, R OBP: 0.354, SLG: 0.538 (1, 5)										4	0	0	0	0	1	2									
Hal Naragon, L OBP: 0.286, SLG: 0.308 (1, 2)										4	0	0	0	0	0	0									
Ken Aspromonte, R OBP: 0.327, SLG: 0.330 (1, 4)										3	0	0	0	0	0	0									
Billy Consolo, R OBP: 0.297, SLG: 0.234 (1, 6)										2	0	1	0	1	0	1									
Camilo Pascual, R OBP: 0.304, SLG: 0.303 (1, 1)										2	0	1	0	0	0	0									
Tex Clevenger, R OBP: 0.158, SLG: 0.214 (6, 1)										0	0	0	0	0	0	0									
Faye Throneberry, L OBP: 0.334, SLG: 0.396 (7, PH)										1	0	0	0	0	0	1									
Hal Griggs, R OBP: 0.056, SLG: 0.056 (8, 1)										0	0	0	0	0	0	0									
Inning Stats	R: 0 E: 0 K: 0 S: 3	H: 0 LOB: 2 BB: 2 P: 11	R: 0 E: 0 K: 0 S: 5	H: 2 LOB: 2 BB: 0 P: 5	R: 0 E: 0 K: 1 S: 5	H: 0 LOB: 0 BB: 0 P: 5	R: 0 E: 1 K: 0 S: 4	H: 0 LOB: 1 BB: 0 P: 4	R: 0 E: 0 K: 0 S: 3	H: 0 LOB: 0 BB: 0 P: 3	R: 0 E: 0 K: 1 S: 5	H: 0 LOB: 0 BB: 0 P: 5	R: 0 E: 0 K: 0 S: 3	H: 0 LOB: 1 BB: 1 P: 7	R: 0 E: 0 K: 0 S: 3	H: 0 LOB: 0 BB: 0 P: 3	R: 0 E: 0 K: 0 S: 3	H: 0 LOB: 0 BB: 0 P: 3	1B: 2 2B: 0 3B: 0 HR: 0	SF: 0 SAC: 1 DP: 0 HBP: 0	WP: 0 PB: 0 SB: 0 CS: 0	PA: 33			
PITCHER	IP	WLS	BF	H	R	ER	SO	BB	IBB	HBP	BLK	WP	HR	S	P	ERA	WHIP								
Art Ditmar, R ERA: 2.98 (1, 1)	9.0	W	33	2	0	0	2	3	0	0	0	0	0	34	46	0.00	0.556								

Batter	1	2	3	4	5	6	7	8	9	AB	R	H	RBI	BB	SO	LOB	TOP	
Bobby Richardson, R OBP: 0.320, SLG: 0.347 (1.4)										4	0	0	0	0	1	0		
Gil McDougald, R OBP: 0.301, SLG: 0.343 (1.5)										5	2	2	0	0	0	0		
Mickey Mantle, S OBP: 0.395, SLG: 0.516 (1.8)										4	2	2	1	1	1	0		
Yogi Berra, L OBP: 0.356, SLG: 0.475 (1.2)										5	1	3	2	0	0	2		
Elston Howard, R OBP: 0.320, SLG: 0.503 (1.3)										4	1	1	2	1	0	3		
Hector Lopez, R OBP: 0.339, SLG: 0.482 (1.7)										1	1	0	1	2	0	2		
Duke Maas, R OBP: 0.179, SLG: 0.139 (8.1)										0	0	0	0	0	0	0		
Tony Kubek, L OBP: 0.318, SLG: 0.395 (1.9)										2	0	0	1	0	1	5		
Clete Boyer, R OBP: 0.196, SLG: 0.165 (1.6)										4	0	0	0	0	1	1		
Bob Turley, R OBP: 0.208, SLG: 0.095 (1.1)										1	0	0	0	0	1	0		
Jim Coates, R OBP: 0.154, SLG: 0.083 (4.1)										1	1	0	0	1	0	0		
Hank Bauer, R OBP: 0.306, SLG: 0.377 (8.9)										1	1	1	2	0	0	0		
Inning Stats	R: 0 E: 0 K: 2 S: 7	H: 0 LOB: 0 BB: 0 P: 7	R: 0 E: 0 K: 0 S: 3	H: 1 LOB: 1 BB: 1 P: 7	R: 0 E: 0 K: 2 S: 7	H: 0 LOB: 0 BB: 0 P: 7	R: 4 E: 1 K: 0 S: 7	H: 4 LOB: 3 BB: 0 P: 19	R: 2 E: 0 K: 1 S: 3	H: 1 LOB: 1 BB: 0 P: 4	R: 2 E: 0 K: 0 S: 4	H: 1 LOB: 0 BB: 1 P: 8	R: 1 E: 0 K: 0 S: 4	H: 1 LOB: 0 BB: 0 P: 4	1B: 5 2B: 2 3B: 0 HR: 2	SF: 2 SAC: 2 DP: 1 HBP: 0	WP: 0 PA: 41 PB: 0 SB: 0 CS: 0	
PITCHER	IP WLS BF H R ER SO BB IBB HBP BLK WP HR S P ERA WHIP																	
Pedro Ramos, R ERA: 4.04 (1.1)	4.0	L	17	5	4	3	4	1	0	0	0	0	0	0	24	28	6.75	1.500
Dick Hyde, R ERA: 5.24 (5.1)	0.1	L	4	1	2	2	0	2	0	0	0	0	0	0	2	10	54.00	9.000
Chuck Stobbs, L ERA: 3.05 (5.1)	3.2		16	2	2	2	1	1	1	0	0	0	1	16	24	4.91	0.818	
Hal Griggs, R ERA: 5.22 (9.1)	1.0		4	1	1	1	0	0	0	0	0	0	0	1	4	4	9.00	1.000

New York Yankees @ Washington Senators
Griffith Stadium, Washington, DC
Sat Aug 29 1959, 3:33 AM EDT
Att: 11,717 - Unknown

AB 32
R 9
H 9
RBI 9
BB 5
SO 5
LOB 13



Batter	1	2	3	4	5	6	7	8	9	AB	R	H	RBI	BB	SO	LOB	BOTTOM		
Bob Allison, R OBP: 0.335, SLG: 0.507 (1.8)										4	0	1	0	0	0	4			
Lenny Green, L OBP: 0.298, SLG: 0.319 (1.9)										5	0	0	0	0	0	6			
Julio Becquer, L OBP: 0.294, SLG: 0.373 (1.3)										5	1	3	2	0	0	1			
Clint Courtney, L OBP: 0.323, SLG: 0.303 (1.2)										5	0	0	0	0	0	4			
Jim Lemon, R OBP: 0.328, SLG: 0.494 (1.7)										4	1	3	1	0	0	0			
Harmon Killebrew, R OBP: 0.355, SLG: 0.543 (1.5)										3	1	1	2	1	2	2			
Ken Aspromonte, R OBP: 0.323, SLG: 0.326 (1.4)										3	0	0	0	0	2	2			
Hal Naragon, L OBP: 0.285, SLG: 0.307 (7. PH)										1	0	0	0	0	0	2			
Ron Samford, R OBP: 0.266, SLG: 0.333 (8.4)										0	0	0	0	0	0	0			
Billy Consolo, R OBP: 0.302, SLG: 0.250 (1.6)										3	1	1	0	1	1	0			
Pedro Ramos, S OBP: 0.203, SLG: 0.290 (4. PH)										1	0	1	0	0	0	0			
Faye Thronberry, L OBP: 0.229, SLG: 0.396 (5.1)										0	0	0	0	0	0	0			
Dick Hyde, R OBP: 0.329, SLG: 0.396 (5.1)										0	0	0	0	0	0	0			
Chuck Stobbs, L OBP: 0.305, SLG: 0.105 (5.1)										1	0	0	0	0	0	1			
Reno Bertoia, R OBP: 0.342, SLG: 0.359 (8. PH)										1	0	1	0	0	0	0			
Hal Griggs, R OBP: 0.250, SLG: 0.295 (9.1)										0	0	0	0	0	0	0			
Inning Stats	R: 0 E: 0 K: 0 S: 3	H: 0 LOB: 1 BB: 0 P: 4	R: 2 E: 0 K: 2 S: 11	H: 4 LOB: 2 BB: 0 P: 11	R: 1 E: 0 K: 0 S: 4	H: 2 LOB: 1 BB: 1 P: 8	R: 2 E: 0 K: 0 S: 5	H: 2 LOB: 1 BB: 1 P: 9	R: 0 E: 0 K: 2 S: 7	H: 0 LOB: 0 BB: 1 P: 7	R: 0 E: 0 K: 1 S: 7	H: 2 LOB: 2 BB: 0 P: 7	R: 0 E: 0 K: 0 S: 3	H: 1 LOB: 0 BB: 0 P: 3	R: 0 E: 0 K: 0 S: 3	H: 0 LOB: 0 BB: 0 P: 3	1B: 8 2B: 1 3B: 1 HR: 1	SF: 0 SAC: 0 DP: 2 HBP: 1	WP: 0 PA: 40 PB: 0 SB: 0 CS: 0
PITCHER	IP WLS BF H R ER SO BB IBB HBP BLK WP HR S P ERA WHIP																		
Bob Turley, R ERA: 4.64 (1.1)	3.0		17	3	4	4	2	1	0	1	0	0	0	0	19	24	12.00	2.667	
Jim Coates, R ERA: 3.44 (4.1)	4.0	W	17	3	1	1	3	2	0	0	0	0	0	21	29	2.25	1.250		
Duke Maas, R ERA: 4.5 (8.1)	2.0	S	6	1	0	0	0	0	0	0	0	0	0	6	6	0.00	0.500		

New York Yankees @ Washington Senators
Griffith Stadium, Washington, DC
Sat Aug 29 1959, 3:33 AM EDT
Att: 11,717 - Unknown

AB 36
R 5
H 11
RBI 5
BB 3
SO 5
LOB 22



Batter	1	2	3	4	5	6	7	8	9	AB	R	H	RBI	BB	SO	LOB	TOP			
Bobby Richardson, R OBP: 0.319, SLG: 0.344 (1,4)	0-0 6-3		0-0 4-3		4-0 BB			0-0 1-3		3	0	0	0	1	0	1	New York Yankees @ Washington Senators Griffith Stadium, Washington, DC Sun Aug 30 1959, 3:33 AM EDT Att: 12,802 - Unknown livebaseballscorecards.com			
Gil McDougald, R OBP: 0.298, SLG: 0.340 Norm Siebern, L OBP: 0.339, SLG: 0.402 Andy Carey, R OBP: 0.296, SLG: 0.319 (1,5) (8, PH) (8,5)	0-0 F3		0-0 F9		0-0 F6			0-0 F7		3	0	0	0	0	0	4				
Mickey Mantle, S OBP: 0.392, SLG: 0.512 (1,8)	0-0 F7			0-3 K2-3	0-0 4-3			0-0 L4		4	0	0	0	0	1	3				
Yogi Berra, L OBP: 0.353, SLG: 0.470 (1,2)		0-0 F9		0-0 1-3		0-0 1-3			0-0 L9	4	0	0	0	0	0	0				
Elston Howard, R OBP: 0.316, SLG: 0.497 (1,3)		0-0 F3		0-0 E5		0-3 K			0-0 6-3	4	0	0	0	0	1	0				
Hector Lopez, R OBP: 0.340, SLG: 0.491 (1,7)		0-0 2B		0-0 F8		0-0 F4			0-0 HR	4	1	2	1	0	0	1				
Tony Kubek, L OBP: 0.320, SLG: 0.396 (1,9)		0-0 4-3			0-0 SH5-4 1B		0-0 F7		0-0 1B	4	0	2	0	0	0	1				
Clete Boyer, R OBP: 0.202, SLG: 0.170 Enos Slaughter, L OBP: 0.264, SLG: 0.375 (1,6) (9, PH)			0-3 K		0-0 SH5-4 1B		0-0 6-3		0-0 4-3	3	0	1	0	0	1	0				
Ralph Terry, R OBP: 0.163, SLG: 0.146 (1,1)			4-0 BB		0-0 SH5-4		0-3 K			1	0	0	0	1	1	0				
Inning Stats	R: 0 E: 0 K: 0 S: 3	H: 0 LOB: 0 BB: 0 P: 3	R: 0 E: 0 K: 0 S: 4	H: 1 LOB: 1 BB: 0 P: 4	R: 0 E: 0 K: 1 S: 5	H: 0 LOB: 1 BB: 1 P: 9	R: 0 E: 1 K: 1 S: 6	H: 0 LOB: 1 BB: 0 P: 6	R: 0 E: 0 K: 1 S: 5	H: 0 LOB: 0 BB: 0 P: 5	R: 0 E: 0 K: 1 S: 5	H: 0 LOB: 0 BB: 0 P: 5	R: 0 E: 0 K: 0 S: 3	H: 0 LOB: 0 BB: 0 P: 3	R: 1 E: 0 K: 0 S: 5	H: 2 LOB: 1 BB: 0 P: 5		1B: 3 2B: 1 3B: 0 HR: 1	SF: 0 SAC: 1 DP: 0 HBP: 0	WP: 0 PB: 0 SB: 0 CS: 0
PITCHER Russ Kemmerer, R ERA: 4.2 Tex Clevenger, R ERA: 4.19 (1,1) (6,1)	IP 5.0	WLS W	BF 21	H 3	R 0	ER 0	SO 2	BB 2	IBB 0	HBP 0	BLK 0	WP 0	HR 0	S 23	P 31	ERA 0.00	WHIP 1.000			

Batter	1	2	3	4	5	6	7	8	9	AB	R	H	RBI	BB	SO	LOB	BOTTOM			
Billy Conso, R OBP: 0.303, SLG: 0.252 (1,4) (9,6)	0-0 1-3 1B	0-0 1-3			0-3 K		0-0 SH1-3			3	1	1	0	0	1	0	New York Yankees @ Washington Senators Griffith Stadium, Washington, DC Sun Aug 30 1959, 3:33 AM EDT Att: 12,802 - Unknown livebaseballscorecards.com			
Lenny Green, L OBP: 0.302, SLG: 0.320 (1,9)	0-0 1-3 1B		0-0 G3		0-3 K		4-0 BB			3	1	1	0	1	1	0				
Julio Becquer, L OBP: 0.293, SLG: 0.376 (1,3)	0-0 1-3		0-0 3-1			0-0 G3 2B	0-0 4-3			4	0	1	0	0	0	4				
Jim Lemon, R OBP: 0.329, SLG: 0.494 (1,7)	0-0 S 1B		0-0 6-3			0-0 G3		0-0 BB 1B		4	0	2	2	0	0	1				
Clint Courtney, L OBP: 0.315, SLG: 0.295 (1,2)	0-0 L8			0-0 F4		0-0 L6		0-0 F3		4	0	0	0	0	0	3				
Harmon Killebrew, R OBP: 0.356, SLG: 0.541 (1,5)	4-0 BB			0-0 6-3		0-3 K		4-0 1-2 BB		2	0	0	0	2	1	1				
Bob Allison, R OBP: 0.336, SLG: 0.513 (1,8)	0-3 K			0-0 1B			0-0 HR	0-3 K		4	1	2	1	0	2	4				
Zolo Versailles, R OBP: 0.229, SLG: 0.224 Faye Throneberry, L OBP: 0.325, SLG: 0.395 Ron Samford, R OBP: 0.266, SLG: 0.333 (1,6) (8, PH) (9,4)		0-0 5-3		0-0 5-3			0-0 2-3	0-0 F8		3	0	0	0	0	0	1				
Russ Kemmerer, R OBP: 0.210, SLG: 0.143 Tex Clevenger, R OBP: 0.235, SLG: 0.267 (1,1) (6,1)		0-0 5-3			0-3 K		0-0 SH1-3 1B			2	0	0	0	0	1	0				
Inning Stats	R: 2 E: 0 K: 1 S: 8	H: 3 LOB: 2 BB: 1 P: 12	R: 0 E: 0 K: 0 S: 3	H: 0 LOB: 0 BB: 0 P: 3	R: 0 E: 0 K: 0 S: 3	H: 0 LOB: 0 BB: 0 P: 3	R: 0 E: 0 K: 0 S: 4	H: 1 LOB: 1 BB: 0 P: 4	R: 0 E: 0 K: 3 S: 9	H: 0 LOB: 0 BB: 0 P: 9	R: 0 E: 0 K: 1 S: 6	H: 1 LOB: 1 BB: 0 P: 6	R: 1 E: 0 K: 0 S: 5	H: 2 LOB: 2 BB: 1 P: 9	R: 0 E: 0 K: 1 S: 6	H: 1 LOB: 2 BB: 1 P: 10		1B: 6 2B: 1 3B: 0 HR: 1	SF: 0 SAC: 1 DP: 0 HBP: 0	WP: 0 PB: 0 SB: 1 CS: 0
PITCHER Ralph Terry, R ERA: 4.23 (1,1)	IP 8.0	WLS L	BF 35	H 8	R 3	ER 3	SO 6	BB 3	IBB 0	HBP 0	BLK 0	WP 0	HR 1	S 44	P 56	ERA 3.38	WHIP 1.375			

Batter	1	2	3	4	5	6	7	8	9	10	AB	R	H	RBI	BB	SO	LOB	TOP				
Billy Consono, R OBP: 0.318, SLG: 0.272 (7, 6)	0-0 1B		0-0 FC6-5 2B		4-0 BB		0-0 1B		0-0 5-3		4	1	3	0	1	0	1	Washington Senators @ Boston Red Sox Fenway Park, Boston, MA Mon Aug 31 1959, 7:05 PM EDT Att: 21,907 - Unknown				
Bob Allison, R OBP: 0.334, SLG: 0.509 Dick Hyde, R (7, 1)	0-3 K		0-0 FC6-5 CS 2-3		0-0 F9		0-0 9-6 1B		0-3 K		4	0	0	0	0	1	6					
Julio Becquer, L OBP: 0.291, SLG: 0.374 Chuck Stobbs, L OBP: 0.105, SLG: 0.105 (9, PH)	0-0 L7		0-3 K		0-3 K				0-0 CS 1B		5	0	1	0	0	2	4					
Harmon Killebrew, R OBP: 0.355, SLG: 0.537 (1, 7)	0-0 1B		0-0 CS		0-0 2-3 1B		0-0 F7		0-0 1B CS		5	1	3	1	0	0	0					
Jim Lemon, R OBP: 0.332, SLG: 0.495 (1, 9)	0-0 1B		0-0 1-2		0-0 2-3 1B		0-0 F7		0-0 1B CS		4	0	1	0	0	1	4					
Clint Courtney, L OBP: 0.284, SLG: 0.294 Steve Korcheck, R OBP: 0.188, SLG: 0.071 (8, 2)	0-0 4-3		0-0 9-3		0-0 1-2 1B		0-0 1B		0-3 K		4	0	1	0	0	1	4					
Roy Sievers, R OBP: 0.311, SLG: 0.431 (1, 3)		0-0 1B		0-0 F8		0-0 F8		0-0 F8		0-0 FC5-4 1B		4	0	2	1	0	0					
Reno Bertoia, R OBP: 0.302, SLG: 0.354 (1, 5)		0-3 K		0-0 5-3		0-0 L8		0-0 FC5-4 1B		0-0 FC5-4 1B		4	0	0	0	0	1					
Zoilo Versalles, R OBP: 0.218, SLG: 0.216 Hal Naragon, L OBP: 0.288, SLG: 0.310 Pedro Ramos, S OBP: 0.203, SLG: 0.200 Ron Samford, R OBP: 0.265, SLG: 0.332 (7, 4)		0-3 K		0-0 E6 WP 2B		0-0 FC1-6 1B		0-0 FC1-6 1B		0-0 P3		2	1	0	0	0	1					
Bill Fischer, R OBP: 0.139, SLG: 0.095 Hal Griggs, R OBP: 0.146, SLG: 0.096 Faye Throness, L OBP: 0.077, SLG: 0.040 Hal Woodeshick, R Lenny Green, L OBP: 0.094, SLG: 0.318 (7, 8)		0-3 K		0-0 1B		0-0 1B		0-0 FC1-6 1B		0-0 5-3 BB		1	0	0	0	0	1					
Inning Stats	R: 1 E: 0 K: 1 S: 7	H: 2 LOB: 1 BB: 0 P: 7	R: 0 E: 0 K: 3 S: 10	H: 1 LOB: 1 BB: 0 P: 10	R: 0 E: 0 K: 1 S: 5	H: 1 LOB: 0 BB: 0 P: 5	R: 0 E: 0 K: 0 S: 3	H: 1 LOB: 0 BB: 0 P: 3	R: 0 E: 0 K: 0 S: 4	H: 1 LOB: 2 BB: 0 P: 4	R: 0 E: 0 K: 0 S: 4	H: 2 LOB: 2 BB: 0 P: 4	R: 1 E: 0 K: 1 S: 7	H: 3 LOB: 1 BB: 0 P: 7	R: 0 E: 0 K: 1 S: 5	H: 0 LOB: 1 BB: 1 P: 9	R: 0 E: 0 K: 0 S: 3	H: 0 LOB: 0 BB: 0 P: 3	1B: 10 2B: 5 3B: 0 HR: 0	SF: 0 SAC: 0 DP: 3 HBP: 0	WP: 2 PB: 0 SB: 1 CS: 3	PA: 42
PITCHER	IP	WLS	BF	H	R	ER	SO	BB	IBB	HBP	BLK	WP	HR	S	P	ERA	WHIP					
Bill Monbouquette, R ERA: 4.23	(1, 1)	9.0	38	12	3	2	8	2	0	0	0	1	0	52	60	2.00	1.556					
Mike Formelles, R ERA: 3.34	(10, 1)	1.0	3	0	0	0	0	0	0	0	0	0	0	3	3	0.00	0.000					

Washington Senators @ Boston Red Sox
Fenway Park, Boston, MA
Mon Aug 31 1959, 7:05 PM EDT
Att: 21,907 - Unknown

AB 39
R 3
H 12
RBI 3
BB 2
SO 8
LOB 23



Batter	1	2	3	4	5	6	7	8	9	10	AB	R	H	RBI	BB	SO	LOB	BOTTOM				
Pumpsie Green, S OBP: 0.378, SLG: 0.320 (1, 4)	0-0 4-3		0-0 L6		0-0 F9		4-0 BB		0-0 5-3		4	0	0	0	1	0	0	Washington Senators @ Boston Red Sox Fenway Park, Boston, MA Mon Aug 31 1959, 7:05 PM EDT Att: 21,907 - Unknown				
Gary Geiger, L OBP: 0.318, SLG: 0.449 (1, 8)	4-0 1B BB		0-0 6-3		0-3 K		0-3 K		0-0 P6		4	0	0	0	1	2	2					
Pete Runnels, L OBP: 0.427, SLG: 0.442 (1, 3)	0-0 G1-6-3 1B		0-0 5-3		0-0 5-3		0-0 F8		0-0 HR		5	2	3	1	0	0	0					
Gene Stephens, L OBP: 0.329, SLG: 0.345 (1, 7)	0-0 G1-6-3		0-0 G1		0-0 F5 1B		0-0 F2		0-0 HR		4	0	1	0	0	0	3					
Jackie Jensen, R OBP: 0.370, SLG: 0.500 (1, 9)		0-0 5-3		0-0 HR		0-0 F5		0-0 1B		0-0 1B		4	1	2	2	0	1					
Frank Malzone, R OBP: 0.326, SLG: 0.444 (1, 5)		0-0 5-3		0-0 HR		0-0 L8		0-0 F8		0-0 1B		4	1	1	0	0	1					
Sammy White, R OBP: 0.342, SLG: 0.356 (1, 2)		0-0 1B		0-0 FC4-6 1B		0-0 L8		0-0 F8		0-0 F2		4	0	3	0	0	0					
Don Buddin, R OBP: 0.358, SLG: 0.332 (1, 6)		0-0 P6		0-0 FC4-6 1B		0-0 F7		0-0 F7		0-0 F7		4	0	0	1	0	0					
Bill Monbouquette, R ERA: 5.10 Dick Gemert, R OBP: 0.370, SLG: 0.442 Mike Formelles, R OBP: 0.198, SLG: 0.250 (10, 1)		0-0 1-3		0-0 FC4-6 1B		0-0 SH1-4 1B		0-0 F2		0-0 L5		2	0	0	0	0	1					
Inning Stats	R: 0 E: 0 K: 0 S: 3	H: 1 LOB: 1 BB: 1 P: 7	R: 0 E: 0 K: 0 S: 4	H: 1 LOB: 1 BB: 0 P: 4	R: 0 E: 0 K: 0 S: 3	H: 0 LOB: 0 BB: 0 P: 3	R: 3 E: 0 K: 1 S: 9	H: 4 LOB: 1 BB: 0 P: 9	R: 0 E: 0 K: 1 S: 5	H: 0 LOB: 0 BB: 0 P: 5	R: 0 E: 0 K: 0 S: 3	H: 1 LOB: 2 BB: 1 P: 10	R: 0 E: 0 K: 0 S: 4	H: 1 LOB: 1 BB: 0 P: 4	R: 0 E: 0 K: 0 S: 3	H: 0 LOB: 0 BB: 0 P: 3	R: 1 E: 0 K: 0 S: 3		H: 1 LOB: 0 BB: 0 P: 3	1B: 8 2B: 0 3B: 0 HR: 2	SF: 0 SAC: 1 DP: 1 HBP: 0	WP: 0 PB: 0 SB: 0 CS: 0
PITCHER	IP	WLS	BF	H	R	ER	SO	BB	IBB	HBP	BLK	WP	HR	S	P	ERA	WHIP					
Bill Fischer, R ERA: 4.62	(1, 1)	3.1	16	6	3	3	0	1	0	0	0	0	0	15	19	8.10	2.100					
Hal Griggs, R ERA: 5.10	(4, 1)	0.2	2	0	0	0	1	0	0	0	0	0	0	4	4	0.00	0.000					
Hal Woodeshick, L ERA: 4.73	(5, 1)	2.0	6	1	0	0	1	0	0	0	0	0	0	8	8	0.00	0.500					
Dick Hyde, R ERA: 5.03	(7, 1)	2.0	9	2	0	0	1	1	0	0	0	0	0	10	14	0.00	1.500					
Chuck Stobbs, L ERA: 3.09	(9, 1)	1.2	6	1	1	1	0	0	0	0	0	0	1	6	6	5.40	0.600					

Washington Senators @ Boston Red Sox
Fenway Park, Boston, MA
Mon Aug 31 1959, 7:05 PM EDT
Att: 21,907 - Unknown

AB 36
R 4
H 10
RBI 4
BB 2
SO 3
LOB 11




Batter	1	2	3	4	5	6	7	8	9	AB	R	H	RBI	BB	SO	LOB	TOP				
Billy Consoletto, R OBP: 0.337, SLG: 0.277 (1, 4)	4-0 BB G6-4-3		4-0 SH5-3 E BB	4-0 FC6-4 BB		4-0 BB BB		0-0 2B 1B		1	2	1	1	4	0	0					
Bob Allison, R OBP: 0.335, SLG: 0.508 (1, 8)	0-0 G6-4-3 1-2f		0-0 SH5-3	0-0 FC6-4		4-0 BB BB		0-0 2B 1B		3	1	1	1	1	0	3					
Jim Lemon, R OBP: 0.331, SLG: 0.492 (1, 9)	0-0 4-3		0-0 E7 2-H 3-H 1B	0-0 L5		0-3 K		0-0 F8		5	0	1	2	0	1	7					
Roy Sievers, R OBP: 0.312, SLG: 0.432 Julio Becquer, L OBP: 0.291, SLG: 0.374 (9, 3)		0-0 P6	0-0 F7		4-0 L3 BB		0-0 L5	0-0 2B		4	0	1	2	1	0	1					
Harmon Killebrew, R OBP: 0.357, SLG: 0.542 (6, 5)		4-0 FC5 BB BB			0-3 K		0-0 HR		0-0 G3	3	1	1	1	2	1	1					
Hal Naragon, L OBP: 0.282, SLG: 0.303 (1, 2)		0-0 P3	0-0 4-3		0-0 L3 1-2		0-0 6-3		0-0 4-3	5	0	0	0	0	0	4					
Reno Bertioia, R OBP: 0.309, SLG: 0.356 Ron Samford, R OBP: 0.263, SLG: 0.329 (6, 4)		4-0 BB BB		4-0 BB 1B FC6-4 BB		0-0 FC4-6 1B		0-0 6-3	0-0 F2	1	1	1	0	2	0	0					
Zolio Versailles, R OBP: 0.211, SLG: 0.208 Lenny Green, L OBP: 0.306, SLG: 0.320 (6, 7)		0-0 FC5 2-3f		0-3 K		0-0 F7		0-0 SH3-4 1B 1B		2	0	0	0	0	1	3					
Camilo Pascual, R OBP: 0.319, SLG: 0.309 Tex Clevenger, R OBP: 0.235, SLG: 0.267 (8, 1)			4-0 SH5-3 E BB	0-0 FC6-4 BB 1B		0-0 FC4-6 BB 1-2f		0-0 SH3-4		2	1	1	0	1	0	1					
Inning Stats	R: 0 E: 0 K: 0 S: 2	H: 0 LOB: 0 BB: 1 P: 6	R: 0 E: 0 K: 0 S: 3	H: 0 LOB: 2 BB: 2 P: 11	R: 2 E: 1 K: 0 S: 4	H: 1 LOB: 2 BB: 3 P: 16	R: 1 E: 0 K: 1 S: 6	H: 1 LOB: 2 BB: 2 P: 14	R: 0 E: 0 K: 1 S: 6	H: 1 LOB: 3 BB: 2 P: 14	R: 1 E: 0 K: 0 S: 4	H: 1 LOB: 0 BB: 0 P: 4	R: 3 E: 0 K: 0 S: 6	H: 4 LOB: 1 BB: 0 P: 6	R: 0 E: 0 K: 0 S: 3	H: 0 LOB: 0 BB: 0 P: 3	1B: 6 2B: 2 3B: 0 HR: 1	SF: 0 SAC: 2 DP: 2 HBP: 0	WP: 0 PB: 0 SB: 0 CS: 0	PA: 43	
PITCHER	IP WLS BF H R ER SO	IP WLS BF H R ER SO	IP WLS BF H R ER SO	IP WLS BF H R ER SO	IP WLS BF H R ER SO	IP WLS BF H R ER SO	IP WLS BF H R ER SO	IP WLS BF H R ER SO	IP WLS BF H R ER SO	IP WLS BF H R ER SO	IP WLS BF H R ER SO	IP WLS BF H R ER SO	IP WLS BF H R ER SO	IP WLS BF H R ER SO	IP WLS BF H R ER SO	IP WLS BF H R ER SO	ERA WHIP	ERA WHIP			
Earl Wilson, R ERA: 5.4 (1, 1)	3.1 L 19 2 3 3 1																				
Al Schroll, R ERA: 5.65 (4, 1)	3.2 15 2 1 1 2 3																				
Nelson Chittum, R ERA: 1.86 (8, 1)	2.0 9 4 3 3 0 0																				

Washington Senators @ Boston Red Sox
Fenway Park, Boston, MA
Tue Sep 01 1959, 3:33 AM EDT
Att: 6,317 - Unknown

livebaseballscores.com

AB 30
R 7
H 8
RBI 7
BB 11
SO 3
LOB 21




Batter	1	2	3	4	5	6	7	8	9	AB	R	H	RBI	BB	SO	LOB	BOTTOM				
Pumpsie Green, S OBP: 0.387, SLG: 0.337 (1, 4)	0-0 4-3		4-0 BB		0-0 2B		0-0 WP 1B 1B		0-0 4-3	4	1	2	0	1	0	0					
Gary Geiger, L OBP: 0.316, SLG: 0.444 (1, 8)	0-0 3-1		0-0 1-3		0-3 K		0-0 1-H S 1B		0-0 E4 1B	5	0	1	1	0	1	3					
Pete Runnels, L OBP: 0.426, SLG: 0.442 (1, 3)	0-3 K			0-0 3B 1B	0-0 F8		0-3 K		0-0 BB 1B	5	1	2	0	0	2	2					
Gene Stephens, L OBP: 0.339, SLG: 0.369 (1, 7)		0-0 F8		0-0 1-H SF7 3B		0-0 1B		0-0 1B FC6-4 2B	4-0 FC5-4 BB	4	2	3	1	1	0	0					
Jackie Jensen, R OBP: 0.371, SLG: 0.500 (1, 9)		0-0 G6-4-3 1B		0-0 SF7		0-3 K		0-0 FC6-4 1B	0-0 FC5-4	4	0	2	1	0	1	4					
Frank Malzone, R OBP: 0.326, SLG: 0.445 (1, 5)	0-0 G6-4-3 1-2f			0-0 1B 2B		0-0 P6		0-0 FC6-4		4	0	1	1	0	0	3					
Sammy White, R OBP: 0.341, SLG: 0.355 (1, 2)			0-0 F9	0-0 G5-4-3 1B		0-0 6-3		0-0 F9		4	0	1	0	0	0	2					
Don Buddin, R OBP: 0.358, SLG: 0.333 Vic Wertz, L OBP: 0.327, SLG: 0.397 Jim Mahoney, R OBP: 0.118, SLG: 0.063 Dick Gemert, R OBP: 0.369, SLG: 0.441 (9, 3)			0-0 BB 1B	0-0 G5-4-3		0-3 K2-3		0-3 K		2	0	1	0	0	0	2					
Earl Wilson, R OBP: 0.600, SLG: 1.000 Al Schroll, R OBP: 0.267, SLG: 0.308 Marty Keough, L OBP: 0.308, SLG: 0.411 Nelson Chittum, R OBP: 0.500, SLG: 1.000 Jim Dusby, R OBP: 0.376, SLG: 0.347 (9, 3)			0-3 K		0-0 F7		0-0 6-3		0-3 K	1	0	0	0	0	1	1					
Inning Stats	R: 0 E: 0 K: 1 S: 5	H: 0 LOB: 0 BB: 0 P: 5	R: 0 E: 0 K: 0 S: 3	H: 1 LOB: 0 BB: 0 P: 3	R: 0 E: 0 K: 1 S: 6	H: 1 LOB: 1 BB: 1 P: 10	R: 2 E: 0 K: 0 S: 6	H: 4 LOB: 1 BB: 0 P: 6	R: 0 E: 0 K: 1 S: 6	H: 1 LOB: 1 BB: 0 P: 6	R: 1 E: 0 K: 2 S: 9	H: 2 LOB: 1 BB: 0 P: 9	R: 1 E: 0 K: 1 S: 7	H: 2 LOB: 1 BB: 0 P: 7	R: 0 E: 1 K: 1 S: 7	H: 1 LOB: 3 BB: 1 P: 11	1B: 9 2B: 3 3B: 1 HR: 0	SF: 1 SAC: 0 DP: 2 HBP: 0	WP: 1 PB: 0 SB: 1 CS: 0	PA: 41	
PITCHER	IP WLS BF H R ER SO	IP WLS BF H R ER SO	IP WLS BF H R ER SO	IP WLS BF H R ER SO	IP WLS BF H R ER SO	IP WLS BF H R ER SO	IP WLS BF H R ER SO	IP WLS BF H R ER SO	IP WLS BF H R ER SO	IP WLS BF H R ER SO	IP WLS BF H R ER SO	IP WLS BF H R ER SO	IP WLS BF H R ER SO	IP WLS BF H R ER SO	IP WLS BF H R ER SO	IP WLS BF H R ER SO	ERA WHIP	ERA WHIP			
Camilo Pascual, R ERA: 2.92 (1, 1)	7.0 W 32 12 4 4 6																				
Tex Clevenger, R ERA: 4.09 (8, 1)	2.0 S 9 1 0 0 2																				

Washington Senators @ Boston Red Sox
Fenway Park, Boston, MA
Tue Sep 01 1959, 3:33 AM EDT
Att: 6,317 - Unknown

livebaseballscores.com


AB 38
R 4
H 13
RBI 4
BB 2
SO 8
LOB 18




Batter	1	2	3	4	5	6	7	8	9	AB	R	H	RBI	BB	SO	LOB	TOP										
Billy Conso , R (1,4) OBP: 0.335, SLG: 0.276	6-3		F2				6-3		1-4-3	4	0	1	1	0	0	0	Washington Senators @ New York Yankees Yankee Stadium, Bronx, NY Wed Sep 02 1959, 7:05 PM EDT Att: 15,010 - Unknown - 79 F										
Hal Naragon , L (9, PH) OBP: 0.281, SLG: 0.301										1	0	0	0	0	2												
Lenny Green , L (1,9) OBP: 0.305, SLG: 0.318	L8		F8						F5	4	0	1	1	0	0												
Jim Lemon , R (1,7) OBP: 0.332, SLG: 0.491										3	0	1	0	1	0												
Roy Sievers , R (1,3) OBP: 0.309, SLG: 0.427										4	0	0	0	0	2												
Harmon Killebrew , R (1,5) OBP: 0.356, SLG: 0.542										4	1	1	0	0	1												
Bob Allison , R (1,8) OBP: 0.333, SLG: 0.504										4	0	0	0	0	2												
Clint Courtney , L (1,2) OBP: 0.318, SLG: 0.299										4	0	2	1	0	0												
Ron Samford , R (9, PH) OBP: 0.263, SLG: 0.329										0	0	0	0	0	0												
Zolio Versalles , R (1,6) OBP: 0.217, SLG: 0.214										3	1	1	0	0	0												
Julio Becquer , L (9, PH) OBP: 0.295, SLG: 0.377										1	0	1	0	0	0												
Pedro Ramos , S (1,1) OBP: 0.197, SLG: 0.194										2	1	0	0	0	1												
Faye Throneberry , L (9, PH) OBP: 0.329, SLG: 0.399										1	0	0	0	0	1												
Inning Stats	R: 0 E: 0 K: 1 S: 5	H: 0 LOB: 1 BB: 1 P: 9	R: 0 E: 0 K: 0 S: 4	H: 1 LOB: 1 BB: 0 P: 4	R: 0 E: 0 K: 1 S: 5	H: 0 LOB: 0 BB: 0 P: 5	R: 0 E: 0 K: 1 S: 6	H: 1 LOB: 1 BB: 0 P: 6	R: 2 E: 1 K: 1 S: 9	H: 3 LOB: 2 BB: 0 P: 9	R: 0 E: 0 K: 0 S: 3	H: 0 LOB: 0 BB: 0 P: 3	R: 0 E: 0 K: 0 S: 3	H: 0 LOB: 0 BB: 0 P: 3	R: 0 E: 0 K: 0 S: 3	H: 0 LOB: 0 BB: 0 P: 3	R: 1 E: 0 K: 1 S: 8	H: 3 LOB: 2 BB: 0 P: 8	1B: 7 2B: 1 3B: 0 HR: 0	SF: 0 SAC: 1 DP: 0 HBP: 0	WP: 1 PB: 0 CS: 0	PA: 37					
PITCHER	IP	WLS	BF	H	R	ER	SO	BB	IBB	HBP	BLK	WP	HR	S	P	ERA	WHIP										
Duke Maas , R (1,1) ERA: 4.32	7.0		28	5	2	1	4	1	0	0	0	1	0	35	39	1.29	0.857										
Jim Coates , R (8,1) ERA: 3.47	2.0	W	9	3	1	1	1	0	0	0	0	0	0	11	11	4.50	1.500										


Batter	1	2	3	4	5	6	7	8	9	AB	R	H	RBI	BB	SO	LOB	BOTTOM										
Bobby Richardson , R (1,4) OBP: 0.320, SLG: 0.349	F7		4-3							3	0	0	0	1	0	2	Washington Senators @ New York Yankees Yankee Stadium, Bronx, NY Wed Sep 02 1959, 7:05 PM EDT Att: 15,010 - Unknown - 79 F										
Tony Kubek , L (1,9) OBP: 0.322, SLG: 0.397										4	1	1	0	0	0	1											
Mickey Mantle , S (1,8) OBP: 0.395, SLG: 0.512										4	0	2	0	0	1	1											
Yogi Berra , L (1,2) OBP: 0.350, SLG: 0.471										3	1	1	2	1	0	2											
Eiston Howard , R (1,3) OBP: 0.310, SLG: 0.488										4	0	0	0	0	0	1											
Hector Lopez , R (1,7) OBP: 0.341, SLG: 0.490										4	2	2	0	0	0	0											
Hank Bauer , R (9,9) OBP: 0.305, SLG: 0.375										0	0	0	0	0	0	0											
Gil McDougald , R (1,5) OBP: 0.301, SLG: 0.341										3	0	1	0	0	0	1											
Clete Boyer , R (1,6) OBP: 0.190, SLG: 0.160										2	0	0	0	0	0	1											
Enos Slaughter , L (7, PH) OBP: 0.270, SLG: 0.381										1	0	1	1	0	0	0											
Andy Carey , R (9,5) OBP: 0.296, SLG: 0.319										0	0	0	0	0	0	0											
Duke Maas , R (1,1) OBP: 0.171, SLG: 0.132										2	0	0	0	0	1	0											
Norm Siebern , L (7, PH) OBP: 0.341, SLG: 0.402										0	0	0	0	1	0	0											
Jim Coates , R (8,1) OBP: 0.154, SLG: 0.083										0	0	0	0	0	0	0											
Inning Stats	R: 0 E: 0 K: 0 S: 4	H: 1 LOB: 1 BB: 0 P: 4	R: 0 E: 0 K: 0 S: 3	H: 0 LOB: 0 BB: 0 P: 3	R: 0 E: 0 K: 1 S: 5	H: 0 LOB: 0 BB: 0 P: 5	R: 0 E: 0 K: 0 S: 3	H: 0 LOB: 1 BB: 1 P: 7	R: 1 E: 0 K: 0 S: 4	H: 2 LOB: 0 BB: 0 P: 4	R: 0 E: 0 K: 0 S: 3	H: 1 LOB: 1 BB: 1 P: 7	R: 1 E: 0 K: 0 S: 5	H: 2 LOB: 2 BB: 1 P: 9	R: 2 E: 0 K: 1 S: 7	H: 2 LOB: 0 BB: 0 P: 7	1B: 7 2B: 1 3B: 0 HR: 1	SF: 0 SAC: 0 DP: 2 HBP: 0	WP: 0 PB: 0 CS: 0	PA: 33							
PITCHER	IP	WLS	BF	H	R	ER	SO	BB	IBB	HBP	BLK	WP	HR	S	P	ERA	WHIP										
Pedro Ramos , R (1,1) ERA: 4.05	8.0	L	33	8	4	4	2	3	0	0	0	0	1	34	46	4.50	1.375										


AB 35
R 3
H 8
RBI 3
BB 1
SO 5
LOB 14



AB 30
R 4
H 8
RBI 3
BB 3
SO 2
LOB 9



Batter	1	2	3	4	5	6	7	8	9	AB	R	H	RBI	BB	SO	LOB	TOP			
Reno Berthia, R OBP: 0.308, SLG: 0.353 (1,4)	K			G3 BB		F9		F8		3	0	0	0	1	1	0	<p>Washington Senators @ New York Yankees Yankee Stadium, Bronx, NY Thu Sep 03 1959, 3:33 AM EDT Att: 16,117 - Unknown - 81 F</p> <p>livebaseballscores.com</p> <p>AB 31 R 2 H 4 RBI 2 BB 2 SO 7 LOB 8</p> 			
Lenny Green, L OBP: 0.299, SLG: 0.311 (1,9)	F6			G3 1-2		F7		3-1		4	0	0	0	0	0	1				
Harmon Killebrew, R OBP: 0.354, SLG: 0.537 (1,5)	5-3			K		K		K		4	0	0	0	0	2	1				
Jim Lemon, R OBP: 0.329, SLG: 0.487 (1,7)				K		K		5-3		4	0	0	0	0	1	1				
Roy Sievers, R OBP: 0.314, SLG: 0.438 (1,3)										3	1	2	1	1	0	0				
Bob Allison, R OBP: 0.332, SLG: 0.502 (1,8)										4	0	1	0	0	2	2				
Hal Naragon, L OBP: 0.277, SLG: 0.297 (1,2)										3	0	0	0	0	0	2				
Ron Samford, R OBP: 0.260, SLG: 0.326 (8, PH)										2	0	0	0	0	0	1				
Clint Courtney, L OBP: 0.322, SLG: 0.323 (8, PH)										1	1	1	1	0	0	0				
Zolio Versailles, R OBP: 0.217, SLG: 0.214 (8, PH)										0	0	0	0	0	0	0				
Russ Kemmerer, R OBP: 0.206, SLG: 0.140 (3, 1)										1	0	0	0	0	0	0				
Hal Woodeshick, R OBP: 0.294, SLG: 0.375 (8, PH)										1	0	0	0	0	1	0				
Julio Becquer, L OBP: 0.294, SLG: 0.375 (8, PH)										1	0	0	0	0	0	0				
Hal Griggs, R OBP: 0.056, SLG: 0.056 (8, 1)										0	0	0	0	0	0	0				
Inning Stats	R: 0 E: 0 K: 1 S: 5	H: 0 LOB: 0 BB: 0 P: 5	R: 0 E: 0 K: 1 S: 5	H: 0 LOB: 0 BB: 0 P: 5	R: 0 E: 0 K: 0 S: 3	H: 0 LOB: 0 BB: 0 P: 3	R: 0 E: 0 K: 2 S: 7	H: 0 LOB: 1 BB: 1 P: 11	R: 0 E: 0 K: 0 S: 3	H: 0 LOB: 1 BB: 1 P: 7	R: 1 E: 0 K: 1 S: 7	H: 2 LOB: 1 BB: 0 P: 7	R: 1 E: 0 K: 0 S: 4	H: 1 LOB: 0 BB: 0 P: 4	R: 0 E: 0 K: 1 S: 6	H: 1 LOB: 1 BB: 0 P: 6	1B: 2 2B: 0 3B: 0 HR: 2	SF: 0 SAC: 0 DP: 0 HBP: 0	WP: 0 PB: 0 SB: 0 CS: 0	PA: 33
PITCHER Art Ditmar, R ERA: 2.93 (1,1)	IP: 9.0 WLS: W BF: 33 H: 4 R: 2 ER: 2 SO: 7 BB: 2 IBB: 0 HBP: 0 BLK: 0 WP: 0 HR: 2 S: 45 P: 53 ERA: 2.00 WHIP: 0.667															PITCHER	IP: 9.0 WLS: W BF: 33 H: 4 R: 2 ER: 2 SO: 7 BB: 2 IBB: 0 HBP: 0 BLK: 0 WP: 0 HR: 2 S: 45 P: 53 ERA: 2.00 WHIP: 0.667			

Batter	1	2	3	4	5	6	7	8	9	AB	R	H	RBI	BB	SO	LOB	BOTTOM				
Bobby Richardson, R OBP: 0.323, SLG: 0.352 (1,4)	G4-6-3 1B	1-2 3-H 1B		F9		FC6-4 1-2		WP 2B 1B		5	1	3	3	0	0	1	<p>Washington Senators @ New York Yankees Yankee Stadium, Bronx, NY Thu Sep 03 1959, 3:33 AM EDT Att: 16,117 - Unknown - 81 F</p> <p>livebaseballscores.com</p> <p>AB 40 R 9 H 17 RBI 7 BB 0 SO 3 LOB 18</p> 				
Enos Slaughter, L OBP: 0.285, SLG: 0.374 (3,9)	G4-6-3 1-2	F7		F2				WP 1B		2	0	0	0	0	0	3					
Hank Bauer, R OBP: 0.308, SLG: 0.382 (1,8)	1-2							1B		3	1	2	1	0	0	0					
Mickey Mantle, S OBP: 0.397, SLG: 0.513 (1,2)								2B		5	1	3	1	0	0	1					
Elston Howard, R OBP: 0.311, SLG: 0.487 (1,7)	1-3							1B		5	1	2	0	0	0	2					
Hector Lopez, R OBP: 0.340, SLG: 0.487 (9,5)								1B		5	1	1	1	0	1	3					
Andy Carey, R OBP: 0.296, SLG: 0.319 (1,5)								1B		0	0	0	0	0	0	0					
Tony Kubek, L OBP: 0.322, SLG: 0.396 (9,7)								1B		4	1	1	0	0	1	1					
Mary Throneberry, L OBP: 0.299, SLG: 0.365 (1,3)								1B		4	2	2	0	0	1	2					
Clete Boyer, R OBP: 0.204, SLG: 0.175 (1,6)								1B		3	1	2	0	0	0	1					
Art Ditmar, R OBP: 0.188, SLG: 0.279 (1,1)								1B		4	0	1	1	0	0	4					
Inning Stats	R: 0 E: 0 K: 0 S: 4	H: 2 LOB: 1 BB: 0 P: 4	R: 2 E: 0 K: 1 S: 9	H: 4 LOB: 2 BB: 0 P: 9	R: 3 E: 2 K: 1 S: 9	H: 3 LOB: 1 BB: 0 P: 9	R: 0 E: 0 K: 0 S: 3	H: 0 LOB: 0 BB: 0 P: 3	R: 0 E: 0 K: 0 S: 4	H: 1 LOB: 1 BB: 0 P: 4	R: 0 E: 0 K: 0 S: 4	H: 1 LOB: 1 BB: 0 P: 4	R: 4 E: 0 K: 1 S: 11	H: 6 LOB: 2 BB: 0 P: 11	R: 0 E: 0 K: 1 S: 6	H: 1 LOB: 1 BB: 0 P: 6		1B: 16 2B: 1 3B: 0 HR: 0	SF: 0 SAC: 1 DP: 1 HBP: 0	WP: 2 PB: 0 SB: 0 CS: 0	PA: 41
PITCHER Russ Kemmerer, R ERA: 4.34 Hal Woodeshick, L ERA: 4.26 Hal Griggs, R ERA: 5.52 (1,1)	IP: 2.0 WLS: L BF: 14 H: 9 R: 5 ER: 4 SO: 1 BB: 0 IBB: 0 HBP: 0 BLK: 0 WP: 1 HR: 0 S: 16 P: 16 ERA: 18.00 WHIP: 4.500															PITCHER		IP: 2.0 WLS: L BF: 14 H: 9 R: 5 ER: 4 SO: 1 BB: 0 IBB: 0 HBP: 0 BLK: 0 WP: 1 HR: 0 S: 16 P: 16 ERA: 18.00 WHIP: 4.500			


Batter	1	2	3	4	5	6	7	8	9	AB	R	H	RBI	BB	SO	LOB	TOP										
Pumpsie Green, S OBP: 0.362, SLG: 0.314 (1, 4)										5	0	1	0	0	2	1	Boston Red Sox @ Washington Senators Griffith Stadium, Washington, DC Fri Sep 04 1959, 3:33 AM EDT Att. 4,960 - Unknown livebaseballscorecards.com										
Gary Geiger, L OBP: 0.307, SLG: 0.428 (1, 8)										3	0	0	0	1	1												
Pete Runnels, L OBP: 0.423, SLG: 0.436 (1, 3)										4	0	1	0	0	2	3											
Gene Stephens, L OBP: 0.345, SLG: 0.373 (1, 7)										2	1	2	0	2	0	0											
Jackie Jensen, R OBP: 0.372, SLG: 0.496 (1, 9)										4	1	1	0	0	2	6											
Frank Malzone, R OBP: 0.326, SLG: 0.444 (1, 5)										4	0	1	1	0	0	1											
Sammy White, R OBP: 0.347, SLG: 0.371 (1, 2)										3	1	1	1	0	0	1											
Don Buddin, R OBP: 0.354, SLG: 0.327 (6, PH)										2	0	0	0	0	0	1											
Dick Gemert, R OBP: 0.393, SLG: 0.433 (6, PH)										1	0	0	1	0	0	0											
Jim Mahoney, R OBP: 0.118, SLG: 0.063 (9, PH)										0	0	0	0	0	0	0											
Marty Keough, L OBP: 0.309, SLG: 0.420 (9, PH)										1	0	0	0	0	1	0											
Frank Sullivan, R OBP: 0.214, SLG: 0.222 (1, 1)										2	0	1	0	0	0	1											
Jerry Casale, R OBP: 0.235, SLG: 0.340 (5, 1)										0	0	0	0	0	0	0											
Nelson Chittum, R OBP: 0.333, SLG: 0.667 (5, 1)										1	0	0	0	0	1	0											
Jim Busby, R OBP: 0.271, SLG: 0.340 (9, PH)										1	0	0	0	0	0	0											
Inning Stats	R: 0 E: 0 K: 0 S: 3	H: 1 LOB: 0 BB: 0 P: 3	R: 2 E: 0 K: 0 S: 6	H: 3 LOB: 1 BB: 0 P: 6	R: 0 E: 0 K: 2 S: 9	H: 2 LOB: 2 BB: 0 P: 9	R: 0 E: 0 K: 0 S: 3	H: 0 LOB: 0 BB: 0 P: 3	R: 0 E: 0 K: 2 S: 8	H: 1 LOB: 3 BB: 2 P: 16	R: 1 E: 0 K: 1 S: 6	H: 1 LOB: 0 BB: 0 P: 6	R: 0 E: 0 K: 1 S: 7	H: 0 LOB: 0 BB: 0 P: 7	R: 0 E: 0 K: 1 S: 5	H: 0 LOB: 1 BB: 1 P: 9	R: 0 E: 0 K: 1 S: 5	H: 0 LOB: 0 BB: 0 P: 5	1B: 6 2B: 1 3B: 1 HR: 0	SF: 1 SAC: 0 DP: 1 HBP: 0	WP: 0 PB: 0 SB: 1 CS: 0	PA: 37					
PITCHER	IP	WLS	BF	H	R	ER	SO	BB	IBB	HBP	BLK	WP	HR	S	P	ERA	WHIP										
Tex Clevenger, R ERA: 4.03 (1, 1)	8.0	W	34	8	3	3	8	3	0	0	0	0	0	47	59	3.38	1.375										
Dick Hyde, R ERA: 4.93 (9, 1)	1.0	S	3	0	0	0	1	0	0	0	0	0	0	5	5	0.00	0.000										

Batter	1	2	3	4	5	6	7	8	9	AB	R	H	RBI	BB	SO	LOB	BOTTOM										
Billy Consolo, R OBP: 0.339, SLG: 0.273 (1, 6)										2	0	0	0	2	0	0	Boston Red Sox @ Washington Senators Griffith Stadium, Washington, DC Fri Sep 04 1959, 3:33 AM EDT Att. 4,960 - Unknown livebaseballscorecards.com										
Lenny Green, L OBP: 0.298, SLG: 0.315 (1, 9)										4	1	1	1	0	0	3											
Jim Lemon, R OBP: 0.329, SLG: 0.485 (1, 7)										4	1	1	1	0	1	0											
Clint Courtney, L OBP: 0.331, SLG: 0.333 (1, 2)										4	1	3	0	0	0	0											
Steve Korcheck, R OBP: 0.198, SLG: 0.071 (7, PR) (8, 2)										0	0	0	0	0	0	0											
Harmon Killebrew, R OBP: 0.355, SLG: 0.535 (1, 5)										2	0	0	0	2	0	2											
Roy Sievers, R OBP: 0.318, SLG: 0.440 (1, 3)										3	0	2	1	1	0	3											
Bob Allison, R OBP: 0.332, SLG: 0.499 (1, 8)										3	0	0	1	1	1	6											
Reno Bertoia, R OBP: 0.309, SLG: 0.354 (5, PH)										2	0	1	0	0	1	2											
Julio Becquer, L OBP: 0.292, SLG: 0.373 (6, 4)										1	0	0	0	0	0	3											
Ron Samford, R OBP: 0.259, SLG: 0.325 (6, 4)										1	0	0	0	0	0	0											
Tex Clevenger, R OBP: 0.250, SLG: 0.278 (1, 1)										3	1	1	0	0	1	0											
Dick Hyde, R (9, 1)										0	0	0	0	0	0	0											
Inning Stats	R: 0 E: 0 K: 0 S: 3	H: 0 LOB: 0 BB: 0 P: 3	R: 0 E: 0 K: 0 S: 4	H: 2 LOB: 1 BB: 0 P: 4	R: 0 E: 0 K: 0 S: 3	H: 1 LOB: 1 BB: 1 P: 7	R: 1 E: 0 K: 2 S: 9	H: 2 LOB: 2 BB: 1 P: 13	R: 3 E: 0 K: 0 S: 7	H: 4 LOB: 3 BB: 2 P: 15	R: 0 E: 0 K: 0 S: 2	H: 0 LOB: 0 BB: 1 P: 6	R: 0 E: 1 K: 1 S: 6	H: 0 LOB: 2 BB: 1 P: 10	R: 0 E: 0 K: 1 S: 5	H: 0 LOB: 0 BB: 0 P: 5	1B: 8 2B: 1 3B: 0 HR: 0	SF: 0 SAC: 2 DP: 2 HBP: 0	WP: 0 PB: 0 SB: 0 CS: 1	PA: 38							
PITCHER	IP	WLS	BF	H	R	ER	SO	BB	IBB	HBP	BLK	WP	HR	S	P	ERA	WHIP										
Frank Sullivan, R ERA: 3.94 (1, 1)	4.1	L	21	8	4	4	2	2	0	0	0	0	0	23	31	8.31	2.308										
Jerry Casale, R ERA: 4.55 (5, 1)	0.1		4	1	0	0	0	2	0	0	0	0	0	2	10	0.00	9.000										
Nelson Chittum, R ERA: 1.54 (5, 1)	3.1		12	0	0	0	2	2	0	0	0	0	0	14	22	0.00	0.600										

Batter	1	2	3	4	5	6	7	8	9	AB	R	H	RBI	BB	SO	LOB	TOP					
Pete Runnels, L OBP: 0.423, SLG: 0.436 Dick Gemert, R OBP: 0.361, SLG: 0.430	0-0 S 1B		0-0 F7		0-3 K			0-0 F9		2	0	1	0	0	0	0	2					
Pumpsie Green, S OBP: 0.366, SLG: 0.314	0-3 K		4-0 HR BB				0-0 3-1	0-0 S 1B		3	1	1	0	1	1	1	3					
Jackie Jensen, R OBP: 0.371, SLG: 0.500	0-0 6-3		0-0 HR				0-0 F8	0-0 6-3		4	1	1	2	0	0	3	4					
Gene Stephens, L OBP: 0.339, SLG: 0.365	0-0 F7		0-0 1-3				0-0 F9		0-3 K	4	0	0	0	0	1	1	4					
Frank Matzone, R OBP: 0.324, SLG: 0.441		0-0 F7		0-0 6-3					0-0 F8	4	0	0	0	0	0	0	4					
Gary Geiger, L OBP: 0.305, SLG: 0.425 Marty Keough, L OBP: 0.307, SLG: 0.417		0-0 4-3		0-0 3-1					0-0 L6	2	0	0	0	0	0	0	2					
Sammy White, R OBP: 0.372, SLG: 0.372 Pete Daley, R OBP: 0.278, SLG: 0.283				0-0 5-3						2	0	1	0	0	0	0	1					
Don Buddin, R OBP: 0.353, SLG: 0.326 Jim Mahoney, R OBP: 0.105, SLG: 0.056		0-0 4-3			0-0 5-3				0-0 6-3	1	0	0	0	0	0	1	1					
Bill Monbouquette, R OBP: 0.108, SLG: 0.083 Al Schroll, R OBP: 0.297, SLG: 0.308 Earl Wilson, R OBP: 0.571, SLG: 0.857			0-0 1-6-3						0-0 1B	0	0	0	0	0	0	0	0					
Inning Stats	R: 0 E: 0 K: 1 S: 6	H: 1 LOB: 1 BB: 0 P: 6	R: 0 E: 0 K: 0 S: 4	H: 1 LOB: 1 BB: 0 P: 4	R: 2 E: 0 K: 0 S: 4	H: 1 LOB: 0 BB: 1 P: 8	R: 0 E: 0 K: 0 S: 3	H: 0 LOB: 0 BB: 0 P: 3	R: 0 E: 0 K: 1 S: 5	H: 0 LOB: 0 BB: 0 P: 5	R: 0 E: 0 K: 0 S: 3	H: 0 LOB: 0 BB: 0 P: 3	R: 0 E: 0 K: 0 S: 3	H: 0 LOB: 0 BB: 0 P: 3	R: 0 E: 0 K: 0 S: 5	H: 2 LOB: 2 BB: 0 P: 5	R: 0 E: 0 K: 1 S: 5	H: 0 LOB: 0 BB: 0 P: 5	1B: 4 2B: 0 3B: 0 HR: 1	SF: 0 SAC: 0 DP: 0 HBP: 0	WP: 0 PB: 0 SB: 2 CS: 0	PA: 33
PITCHER Camilo Pascual, R ERA: 2.88	IP: 9.0 WLS: W BF: 33 H: 5 R: 2 ER: 2 SO: 3 BB: 1 IBB: 0 HBP: 0 BLK: 0 WP: 0 HR: 1 S: 38 P: 42 ERA: 2.00 WHIP: 0.667															PITCHER						

Boston Red Sox @ Washington Senators
Griffith Stadium, Washington, DC
Sat Sep 05 1959, 3:33 AM EDT
Att: 4,283 - Unknown


AB	32
R	2
H	5
RBI	2
BB	1
SO	3
LOB	7



Batter	1	2	3	4	5	6	7	8	9	AB	R	H	RBI	BB	SO	LOB	BOTTOM					
Billy Consolo, R OBP: 0.340, SLG: 0.268	0-0 E5 SH5-3 2B		4-0 BB HR BB	4-0 1-2 2-3 BB		0-3 K				3	2	0	0	2	1	3	3					
Lenny Green, L OBP: 0.297, SLG: 0.310	0-0 SH5-3			0-0 P1				0-3 K		3	1	0	1	1	2	3	3					
Faye Throneberry, L OBP: 0.327, SLG: 0.397	0-0 F7				0-0 2-3			0-0 G3		4	2	1	1	1	0	1	4					
Jim Lemon, R OBP: 0.331, SLG: 0.501	0-0 2B				0-0 F3			0-0 F9		5	2	3	7	0	0	0	5					
Harmon Killebrew, R OBP: 0.353, SLG: 0.531	0-3 K				0-0 6-3			4-0 HR BB		4	2	0	0	1	2	1	4					
Roy Sievers, R OBP: 0.317, SLG: 0.446		0-0 2-3	0-0 E6 1B	0-0 E6 BB 1B		0-3 K		0-0 HR BB		5	2	1	2	0	1	0	5					
Hal Naragon, L OBP: 0.288, SLG: 0.308		0-0 1B	0-0 2B BB 1B	0-0 1B		0-0 6-3 1B		0-0 F2		5	2	4	0	0	0	0	5					
Reno Bertoia, R OBP: 0.307, SLG: 0.354		0-0 F7	0-0 BB BB 2B	0-3 K		0-0 6-3		0-3 K		5	1	1	1	0	2	4	5					
Camilo Pascual, R OBP: 0.325, SLG: 0.315		0-0 1B	0-0 F3	0-3 K		0-0 1B		0-0 1-3		5	0	2	1	0	1	4	5					
Inning Stats	R: 1 E: 1 K: 1 S: 7	H: 1 LOB: 1 BB: 0 P: 7	R: 0 E: 0 K: 0 S: 5	H: 2 LOB: 2 BB: 0 P: 5	R: 10 E: 2 K: 2 S: 14	H: 5 LOB: 0 BB: 3 P: 26	R: 0 E: 1 K: 2 S: 9	H: 1 LOB: 3 BB: 1 P: 13	R: 0 E: 0 K: 0 S: 3	H: 0 LOB: 0 BB: 0 P: 3	R: 1 E: 0 K: 2 S: 9	H: 2 LOB: 1 BB: 0 P: 9	R: 0 E: 0 K: 1 S: 5	H: 0 LOB: 0 BB: 0 P: 5	R: 2 E: 0 K: 1 S: 6	H: 1 LOB: 0 BB: 1 P: 10	R: 0 E: 0 K: 1 S: 5	H: 0 LOB: 0 BB: 0 P: 5	1B: 7 2B: 2 3B: 0 HR: 3	SF: 0 SAC: 1 DP: 0 HBP: 0	WP: 0 PB: 0 SB: 0 CS: 0	PA: 45
PITCHER Bill Monbouquette, R ERA: 4.29 Al Schroll, R ERA: 5.43 Earl Wilson, R ERA: 5.31	IP: 2.2 WLS: L BF: 19 H: 7 R: 8 ER: 2 SO: 2 BB: 1 IBB: 0 HBP: 0 BLK: 0 WP: 0 HR: 1 S: 26 P: 44 ERA: 6.75 WHIP: 3.000															PITCHER						

Boston Red Sox @ Washington Senators
Griffith Stadium, Washington, DC
Sat Sep 05 1959, 3:33 AM EDT
Att: 4,283 - Unknown


AB	39
R	14
H	12
RBI	13
BB	5
SO	9
LOB	16




Batter	1	2	3	4	5	6	7	8	9	AB	R	H	RBI	BB	SO	LOB	TOP										
Pumpsie Green, S (1,4) OBP: 0.370, SLG: 0.315	4-0 BB G3-6-3		0-0 P5		0-0 1B			0-0 F9		3	0	1	1	1	0	0	Boston Red Sox @ Washington Senators Griffith Stadium, Washington, DC Sun Sep 06 1959, 3:33 AM EDT Att: 7,009 - Unknown livebaseballscorecards.com										
Gary Geiger, L (1,8) OBP: 0.302, SLG: 0.419	0-0 G3-6-3 1-2			0-0 3-1	0-0 F9			0-3 K		4	0	0	0	0	1	2											
Pete Runnels, L (1,3) OBP: 0.420, SLG: 0.433	0-0 G3			0-0 6-3				0-0 F8	0-3 K	4	0	0	0	0	1	0											
Gene Stephens, L (1,7) OBP: 0.338, SLG: 0.363		0-0 4-3		0-0 1B				0-0 F9	0-0 F7	4	0	1	0	0	0	0											
Jackie Jensen, R (1,9) OBP: 0.370, SLG: 0.498		0-0 F7		0-0 1B				0-0 6-3	0-0 4-3	4	0	1	0	0	0	0											
Frank Malzone, R (1,5) OBP: 0.322, SLG: 0.438		0-0 P3		0-0 F8				0-0 P5		3	0	0	0	0	0	2											
Sammy White, R (1,2) OBP: 0.345, SLG: 0.368			0-3 K		0-0 F2			0-0 6-3		3	0	0	0	0	1	0											
Don Buddin, R (1,6) OBP: 0.353, SLG: 0.328			0-0 5-3		0-0 1B			0-0 F7		3	1	1	0	0	0	0											
Tom Brewer, R (1,1) OBP: 0.134, SLG: 0.167			0-0 HR		0-0 5-3			0-0 1-3		3	1	1	1	0	0	1											
Inning Stats	R: 0 E: 0 K: 0 S: 2	H: 0 LOB: 0 BB: 1 P: 6	R: 0 E: 0 K: 0 S: 3	H: 0 LOB: 0 BB: 0 P: 3	R: 1 E: 0 K: 1 S: 6	H: 1 LOB: 0 BB: 0 P: 6	R: 0 E: 0 K: 0 S: 5	H: 2 LOB: 2 BB: 0 P: 5	R: 1 E: 0 K: 0 S: 5	H: 2 LOB: 1 BB: 0 P: 5	R: 0 E: 0 K: 0 S: 3	H: 0 LOB: 0 BB: 0 P: 3	R: 0 E: 0 K: 0 S: 3	H: 0 LOB: 0 BB: 0 P: 3	R: 0 E: 0 K: 1 S: 5	H: 0 LOB: 0 BB: 0 P: 5	1B: 3 2B: 1 3B: 0 HR: 1	SF: 0 SAC: 0 DP: 1 HBP: 0	WP: 0 PB: 0 SB: 1 CS: 0	PA: 32							
PITCHER	IP	WLS	BF	H	R	ER	SO	BB	IBB	HBP	BLK	WP	HR	S	P	ERA	WHIP										
Pedro Ramos, R (1,1) ERA: 4.01	7.0	L	26	5	2	2	1	1	0	0	0	0	1	27	31	2.57	0.857										
Hal Woodeshick, L (8,1) ERA: 4.1	2.0		6	0	0	0	2	0	0	0	0	0	0	10	10	0.00	0.000										

Batter	1	2	3	4	5	6	7	8	9	AB	R	H	RBI	BB	SO	LOB	BOTTOM										
Billy Conso, R (1,6) OBP: 0.339, SLG: 0.267	0-0 BB 1B		0-0 P4		0-0 F9			0-0 6-3		4	0	1	0	0	0	0	Boston Red Sox @ Washington Senators Griffith Stadium, Washington, DC Sun Sep 06 1959, 3:33 AM EDT Att: 7,009 - Unknown livebaseballscorecards.com										
Lenny Green, L (1,9) OBP: 0.306, SLG: 0.312	4-0 BB G6-4-3		4-0 BB		0-0 3-1			0-0 FC4-6 1B		2	0	1	0	2	0	0											
Clint Courtney, L (1,2) OBP: 0.324, SLG: 0.325	0-3 K		0-0 6-3		0-0 F5			0-0 FC4-6 2B	0-0 E4 2B	4	1	0	0	0	1	4											
Jim Lemon, R (1,7) OBP: 0.329, SLG: 0.497	0-0 G6-4-3 1-2			0-3 K				0-0 5-3	0-0 E4 2B	4	0	0	0	0	1	3											
Roy Sievers, R (1,3) OBP: 0.321, SLG: 0.452		0-0 F9		0-0 BB 1B				0-0 BB 1B	0-0 1-H 2-H 2B	4	0	3	1	0	0	0											
Harmon Killebrew, R (1,5) OBP: 0.356, SLG: 0.529		4-0 BB BB		4-0 BB 1-2 BB				4-0 BB 1-2 BB	0-0 F8	1	0	0	0	3	0	1											
Bob Allison, R (1,8) OBP: 0.331, SLG: 0.496		4-0 BB G5-4-3 BB		0-3 K				0-3 K		3	0	0	0	1	3	4											
Reno Bertoia, R (1,4) OBP: 0.306, SLG: 0.352		0-0 G5-4-3 BB		0-0 P4				0-0 P6	0-3 K	2	0	0	0	0	0	4											
Hal Naragon, L (7, PH) OBP: 0.297, SLG: 0.307										1	0	0	0	0	0	0											
Hal Woodeshick, R (8,1) OBP: 0.329, SLG: 0.371										0	0	0	0	0	0	0											
Julio Becquer, L (9, PH) OBP: 0.291, SLG: 0.371										1	0	0	0	0	1	0											
Pedro Ramos, S (1,1) OBP: 0.192, SLG: 0.188										2	0	0	0	0	2	0											
Faye Throneberry, L (7, PH) OBP: 0.329, SLG: 0.396										1	0	0	0	0	1	0											
Ron Samford, R (8,4) OBP: 0.259, SLG: 0.323										1	0	0	0	0	1	0											
Inning Stats	R: 0 E: 0 K: 1 S: 5	H: 1 LOB: 1 BB: 1 P: 9	R: 0 E: 0 K: 0 S: 2	H: 0 LOB: 1 BB: 2 P: 10	R: 0 E: 0 K: 1 S: 5	H: 0 LOB: 1 BB: 1 P: 9	R: 0 E: 0 K: 2 S: 8	H: 1 LOB: 2 BB: 1 P: 12	R: 0 E: 0 K: 1 S: 5	H: 0 LOB: 0 BB: 0 P: 5	R: 0 E: 0 K: 1 S: 6	H: 1 LOB: 2 BB: 1 P: 10	R: 0 E: 0 K: 1 S: 5	H: 0 LOB: 0 BB: 0 P: 5	R: 1 E: 1 K: 0 S: 5	H: 2 LOB: 1 BB: 0 P: 5	R: 0 E: 0 K: 3 S: 9	H: 0 LOB: 0 BB: 0 P: 9	1B: 4 2B: 1 3B: 0 HR: 0	SF: 0 SAC: 0 DP: 2 HBP: 0	WP: 0 PB: 0 SB: 0 CS: 0	PA: 36					
PITCHER	IP	WLS	BF	H	R	ER	SO	BB	IBB	HBP	BLK	WP	HR	S	P	ERA	WHIP										
Tom Brewer, R (1,1) ERA: 3.66	9.0	W	36	5	1	0	10	6	0	0	0	0	0	50	74	0.00	1.222										




Batter	1	2	3	4	5	6	7	8	9	AB	R	H	RBI	BB	SO	LOB	TOP					
Billy Consolo, R OBP: 0.337, SLG: 0.262 (1, 6)	0-0 1-3		4-0 BB			0-3 K		0-0 6-3		3	0	0	0	1	1	0	Washington Senators @ Baltimore Orioles Memorial Stadium, Baltimore, MD Mon Sep 07 1959, 3:33 AM EDT Unknown 					
Bob Allison, R OBP: 0.330, SLG: 0.493 (1, 8)	0-0 6-3		0-0 F8			0-0 6-3			4-0 BB	3	0	0	0	1	0	2						
Jim Lemon, R OBP: 0.326, SLG: 0.493 (1, 9)	0-3 K			0-3 K		0-0 F9			0-0 F8	4	0	0	0	0	2	1						
Roy Sievers, R OBP: 0.318, SLG: 0.447 (1, 3)		0-0 F2		0-0 5-3			0-3 K		0-3 K	4	0	0	0	0	2	1						
Harmon Killebrew, R OBP: 0.357, SLG: 0.531 (1, 7)		0-0 G1-6-3 1B		0-0 L5			0-0 F9 2B		0-0 F7	4	0	2	0	0	0	1						
Reno Bertoia, R OBP: 0.303, SLG: 0.349 (1, 5)		0-0 G1-6-3 1-2f				0-0 F8		0-0 F9		3	0	0	0	0	0	2						
Ron Samford, R OBP: 0.299, SLG: 0.323 (1, 4)			0-0 F7		0-0 1B		0-0 F7			3	0	1	0	0	0	1						
Steve Korcheck, R OBP: 0.263, SLG: 0.188 (1, 2)			0-0 2B		0-0 P4			4-0 G5-4-3 BB		2	0	1	0	1	0	1						
Russ Kemmerer, R OBP: 0.200, SLG: 0.136 Chuck Stobbs, L OBP: 0.105, SLG: 0.105 Ken Aspromonte, R OBP: 0.321, SLG: 0.324 Hal Griggs, R OBP: 0.056, SLG: 0.056 (1, 1)			0-3 K		0-0 F9			0-0 G5-4-3 1-2f		2	0	0	0	0	1	2						
Inning Stats	R: 0 E: 0 K: 1 S: 5	H: 0 LOB: 0 BB: 0 P: 5	R: 0 E: 0 K: 0 S: 3	H: 1 LOB: 0 BB: 0 P: 3	R: 0 E: 0 K: 1 S: 6	H: 1 LOB: 2 BB: 1 P: 10	R: 0 E: 0 K: 1 S: 5	H: 0 LOB: 0 BB: 0 P: 5	R: 0 E: 0 K: 1 S: 4	H: 1 LOB: 1 BB: 0 P: 4	R: 0 E: 0 K: 1 S: 5	H: 0 LOB: 0 BB: 0 P: 5	R: 0 E: 0 K: 1 S: 6	H: 1 LOB: 1 BB: 0 P: 6	R: 0 E: 0 K: 0 S: 2	H: 0 LOB: 0 BB: 1 P: 6		R: 0 E: 0 K: 1 S: 5	H: 0 LOB: 1 BB: 1 P: 9	1B: 2 2B: 2 3B: 0 HR: 0	SF: 0 SAC: 0 DP: 2 HBP: 0	WP: 0 PB: 0 CS: 0
PITCHER Billy O'Dell, L ERA: 3.1 (1, 1)	IP: 9.0 WLS: W BF: 32 H: 4 R: 0 ER: 0 SO: 6 BB: 3 IBB: 0 HBP: 0 BLK: 0 WP: 0 HR: 0 S: 41 P: 53 ERA: 0.00 WHIP: 0.778															PITCHER	IP: 9.0 WLS: W BF: 32 H: 4 R: 0 ER: 0 SO: 6 BB: 3 IBB: 0 HBP: 0 BLK: 0 WP: 0 HR: 0 S: 41 P: 53 ERA: 0.00 WHIP: 0.778					

Batter	1	2	3	4	5	6	7	8	9	AB	R	H	RBI	BB	SO	LOB	BOTTOM	
Billy Klaus, L OBP: 0.368, SLG: 0.335 Willy Miranda, S OBP: 0.221, SLG: 0.216 (1, 6)	0-0 P4	0-0 2B		0-0 F5			0-0 FC4-6 1B 2B	0-0 F9		5	1	2	2	0	0	1	Washington Senators @ Baltimore Orioles Memorial Stadium, Baltimore, MD Mon Sep 07 1959, 3:33 AM EDT Unknown 	
Bary Shetrone, L OBP: 0.286, SLG: 0.280 (1, 8)	0-0 2B	0-0 4-3			0-0 F3		0-3 K	0-3 K		5	1	1	0	0	2	3		
Bob Nieman, R OBP: 0.370, SLG: 0.540 Willie Tasby, R OBP: 0.296, SLG: 0.365 (1, 7)	0-3 K		0-0 HR		0-0 F8		0-0 FC4-6 1B		4-1 2-1	4	1	2	1	0	1	1		
Gene Woodling, L OBP: 0.410, SLG: 0.484 Al Pilarcik, L OBP: 0.355, SLG: 0.355 (1, 9)	0-0 1B		4-0 FC4-6 BB		0-0 F7		0-0 FC4-6 2B		3-0 1-2 2-3	3	0	1	1	1	0	2		
Bob Boyd, L OBP: 0.304, SLG: 0.346 Walt Dropo, R OBP: 0.293, SLG: 0.383 (1, 3)	0-0 FC5-4 1B		0-0 FC4-6		4-0 K2-3-2 BB		0-0 K2-3-2 2B		1-1 3-H	3	0	2	2	1	0	1		
Brooks Robinson, R OBP: 0.311, SLG: 0.352 (1, 5)	0-0 FC5-4		0-3 K		0-3 K2-3-2 BB		4-0 BB		3-0 1-1	3	0	0	0	1	2	4		
Chico Carrasquel, R OBP: 0.301, SLG: 0.307 Billy Gardner, R OBP: 0.287, SLG: 0.305 (1, 4)		0-0 2B	0-0 5-3		0-0 P6		0-3 K		4-1 1-1	4	1	1	0	0	1	3		
Joe Ginsberg, L OBP: 0.259, SLG: 0.214 (1, 2)		0-0 F9		0-0 4-3			0-0 E	0-0 1B		4	1	2	0	0	0	1		
Billy O'Dell, S OBP: 0.143, SLG: 0.135 (1, 1)		0-3 K		0-0 F8			0-0 E1	0-3 K		4	1	0	0	0	2	2		
Inning Stats	R: 1 E: 0 K: 1 S: 8	H: 3 LOB: 2 BB: 0 P: 8	R: 1 E: 0 K: 1 S: 7	H: 2 LOB: 1 BB: 0 P: 7	R: 1 E: 0 K: 1 S: 6	H: 1 LOB: 1 BB: 1 P: 10	R: 0 E: 0 K: 0 S: 3	H: 0 LOB: 0 BB: 0 P: 3	R: 0 E: 0 K: 1 S: 4	H: 0 LOB: 1 BB: 1 P: 8	R: 4 E: 1 K: 2 S: 12	H: 4 LOB: 2 BB: 1 P: 16	R: 0 E: 0 K: 2 S: 8	H: 1 LOB: 1 BB: 0 P: 8	1B: 7 2B: 4 3B: 0 HR: 1	SF: 0 SAC: 0 DP: 1 HBP: 0		WP: 0 PB: 0 CS: 0
PITCHER Russ Kemmerer, R ERA: 4.39 Chuck Stobbs, L ERA: 3.07 Hal Griggs, R ERA: 5.46 (1, 1)	IP: 6.1 WLS: L BF: 30 H: 9 R: 7 ER: 4 SO: 5 BB: 1 IBB: 0 HBP: 0 BLK: 0 WP: 0 HR: 1 S: 38 P: 46 ERA: 5.68 WHIP: 1.737															PITCHER	IP: 6.1 WLS: L BF: 30 H: 9 R: 7 ER: 4 SO: 5 BB: 1 IBB: 0 HBP: 0 BLK: 0 WP: 0 HR: 1 S: 38 P: 46 ERA: 5.68 WHIP: 1.737	

Batter	1	2	3	4	5	6	7	8	9	10	AB	R	H	RBI	BB	SO	LOB										
Billy Conso , R OBP: 0.333, SLG: 0.256 (1, 6)	P4	1-3			6-3			K			4	0	0	0	1	1	2										
Lenny Green , L OBP: 0.313, SLG: 0.313 (1, 8) (8, 9)	F8		G3			SF7		E	1B	BB	3	2	1	0	2	0	0										
Julio Becquer , L OBP: 0.293, SLG: 0.369 (1, 3)	1B		G3			E6		E7		FC6-2-5	4	1	1	0	1	0	4										
Jim Lemon , R OBP: 0.327, SLG: 0.497 (1, 7)	1B		K			SF7		1-3		1B	4	1	2	3	0	1	2										
Clint Courtney , L OBP: 0.317, SLG: 0.318 (8, 1)	K				F9			4-3			4	0	0	0	0	1	5										
Hal Woodeshick , R (9, 1)								5-3			0	0	0	0	0	0	0										
Roy Sievers , R OBP: 0.320, SLG: 0.457 (10, PH)											1	1	1	2	0	0	0										
Hal Griggs , R OBP: 0.299, SLG: 0.056 (10, 1)										HR	0	0	0	0	0	0	0										
Harmon Killebrew , R OBP: 0.360, SLG: 0.428 (1, 5)		6-3			6-3					F8	5	1	1	0	0	0	1										
Faye Throneberry , L OBP: 0.328, SLG: 0.395 (8, 2)								K			3	0	1	0	0	2	0										
Steve Korcheck , R OBP: 0.298, SLG: 0.176 (8, 2)	2B									HR	1	1	0	0	1	0	0										
Ron Samford , R OBP: 0.282, SLG: 0.342 (1, 4)										BB	5	1	2	3	0	0	0										
Bill Fischer , R OBP: 0.125, SLG: 0.089 (1, 1)										HR	3	0	0	0	0	0	2										
Bob Allison , R OBP: 0.331, SLG: 0.493 (8, 8)	FC4-6									1B	2	0	1	0	0	1	0										
Inning Stats	R: 0 E: 0 K: 1 S: 6	H: 1 LOB: 2 BB: 1 P: 10	R: 0 E: 0 K: 0 S: 5	H: 2 LOB: 2 BB: 0 P: 5	R: 0 E: 0 K: 1 S: 5	H: 0 LOB: 0 BB: 0 P: 5	R: 0 E: 0 K: 0 S: 5	H: 0 LOB: 0 BB: 0 P: 3	R: 1 E: 1 K: 0 S: 4	H: 0 LOB: 1 BB: 1 P: 8	R: 0 E: 0 K: 1 S: 5	H: 0 LOB: 0 BB: 0 P: 5	R: 0 E: 0 K: 1 S: 6	H: 1 LOB: 2 BB: 1 P: 10	R: 0 E: 0 K: 0 S: 3	H: 0 LOB: 0 BB: 0 P: 3	R: 7 E: 0 K: 1 S: 10	H: 6 LOB: 0 BB: 2 P: 18	1B: 6 2B: 2 3B: 1 HR: 2	SF: 1 SAC: 0 DP: 1 HBP: 0	WP: 0 PA: 45						
PITCHER	IP	WLS	BF	H	R	ER	SO	BB	IBB	HBP	BLK	WP	HR	S	P	ERA	WHIP										
Jack Fisher , R ERA: 3.43 (1, 1)	7.0		27	3	1	0	4	2	0	0	0	0	0	33	41	0.00	0.714										
Billy Loes , R ERA: 3.0 (8, 1)	2.0		8	1	0	0	1	1	0	0	0	0	0	9	13	0.00	1.000										
Hoyt Wilhelm , R ERA: 2.39 (10, 1)	0.0	L	1	1	1	0	0	0	0	0	0	0	0	1	1	∞	∞										
Billy Hoelt , L ERA: 5.67 (10, 1)	0.2		5	3	3	0	0	1	0	0	0	0	1	4	8	40.50	6.000										
Ernie Johnson , R ERA: 3.93 (10, 1)	0.1		4	2	3	3	1	1	0	0	0	0	1	5	9	81.00	9.000										

Washington Senators @ Baltimore Orioles
 Memorial Stadium, Baltimore, MD
 Mon Sep 07 1959, 3:38 AM EDT
 Att: 14,210 - Unknown


AB 39
 R 8
 H 10
 RBI 8
 BB 5
 SO 6
 LOB 16



Batter	1	2	3	4	5	6	7	8	9	10	AB	R	H	RBI	BB	SO	LOB										
Billy Klaus , L OBP: 0.372, SLG: 0.337 (1, 6)	1-3				F2					F7	4	0	2	0	1	0	2										
Barry Shetrone , L OBP: 0.300, SLG: 0.278 (8, 1)											4	0	1	0	0	0	4										
Billy Loes , R OBP: 0.306, SLG: 0.364 (8, PH)	L1-3				F8						0	0	0	0	0	0	0										
Hoyt Wilhelm , R OBP: 0.311, SLG: 0.045 (10, 1)											1	0	0	0	0	0	0										
Ernie Johnson , R OBP: 0.333, SLG: 0.333 (10, 1)	1-2										0	0	0	0	0	0	0										
Fred Valentine , S (1, 9)											3	0	0	0	0	0	2										
Albie Pearson , L OBP: 0.317, SLG: 0.272 (8, 8)	1-3				F7						2	0	0	0	0	0	0										
Bob Nieman , R OBP: 0.376, SLG: 0.543 (1, 7)											4	0	3	0	1	1	0										
Bob Boyd , L OBP: 0.305, SLG: 0.345 (1, 3)											4	0	1	0	1	0	3										
Brooks Robinson , R OBP: 0.314, SLG: 0.367 (1, 5)											4	1	2	1	0	0	3										
Gus Triandos , R OBP: 0.344, SLG: 0.460 (1, 2)											2	0	0	0	1	1	4										
Willy Miranda , S OBP: 0.221, SLG: 0.216 (7, PR)											0	0	0	0	0	0	0										
Billy Gardner , R OBP: 0.287, SLG: 0.304 (8, 4)											1	0	0	0	0	0	0										
Chico Carrasquel , R OBP: 0.300, SLG: 0.305 (1, 4)											2	0	0	0	0	0	3										
Al Pilarcik , R OBP: 0.356, SLG: 0.356 (7, PH) (8, 9)											2	0	1	0	0	0	1										
Jack Fisher , R OBP: 0.235, SLG: 0.250 (1, 1)											2	0	0	0	0	0	0										
Gene Woodling , L OBP: 0.409, SLG: 0.482 (7, PH)											1	0	0	0	0	0	1										
Joe Ginsberg , L OBP: 0.264, SLG: 0.214 (8, 2)											0	0	0	0	1	0	0										
Inning Stats	R: 0 E: 0 K: 0 S: 3	H: 1 LOB: 1 BB: 0 P: 3	R: 0 E: 0 K: 1 S: 7	H: 3 LOB: 2 BB: 0 P: 7	R: 0 E: 0 K: 0 S: 4	H: 1 LOB: 1 BB: 0 P: 4	R: 0 E: 0 K: 0 S: 3	H: 1 LOB: 1 BB: 1 P: 7	R: 0 E: 0 K: 0 S: 3	H: 2 LOB: 2 BB: 0 P: 5	R: 0 E: 0 K: 0 S: 3	H: 0 LOB: 2 BB: 2 P: 11	R: 0 E: 0 K: 1 S: 5	H: 0 LOB: 0 BB: 0 P: 5	R: 1 E: 0 K: 0 S: 5	H: 2 LOB: 2 BB: 1 P: 9	R: 0 E: 0 K: 0 S: 2	H: 0 LOB: 0 BB: 1 P: 6	1B: 9 2B: 1 3B: 0 HR: 1	SF: 0 SAC: 0 DP: 3 HBP: 0	WP: 0 PA: 41						
PITCHER	IP	WLS	BF	H	R	ER	SO	BB	IBB	HBP	BLK	WP	HR	S	P	ERA	WHIP										
Bill Fischer , R ERA: 4.42 (1, 1)	7.0		29	8	0	0	1	3	0	0	0	0	0	28	40	0.00	1.571										
Dick Hyde , R ERA: 4.97 (8, 1)	1.1		6	2	1	1	0	0	0	0	0	0	1	8	8	6.75	1.500										
Hal Woodeshick , L ERA: 4.05 (9, 1)	0.2	W	3	0	0	0	0	1	0	0	0	0	0	2	6	0.00	1.500										
Hal Griggs , R ERA: 5.4 (10, 1)	1.0	S	3	0	0	0	0	1	0	0	0	0	0	2	6	0.00	1.000										

Washington Senators @ Baltimore Orioles
 Memorial Stadium, Baltimore, MD
 Mon Sep 07 1959, 3:38 AM EDT
 Att: 14,210 - Unknown

AB 36
 R 1
 H 10
 RBI 1
 BB 5
 SO 2
 LOB 25



Batter	1	2	3	4	5	6	7	8	9	AB	R	H	RBI	BB	SO	LOB	TOP										
Luis Aparicio, R (1, 6) OBP: 0.326, SLG: 0.340	4-0 3-1 SF7 BB		0-0 F4			0-0 SH3-4	0-0 SF8			1	1	0	1	1	0	0											
Nelle Fox, L (1, 4) OBP: 0.381, SLG: 0.392	0-0 3-1			0-0 3-1		0-0 1-3	0-0 6-3			4	0	0	0	0	0	3											
Jim Landis, R (1, 8) OBP: 0.378, SLG: 0.391	0-0 SF7			0-3 K		0-3 K		0-0 6-3		3	0	0	1	0	2	1											
Ted Kluszewski, L (1, 3) OBP: 0.319, SLG: 0.424	0-3 K			0-0 FC5-4 1B			4-0 E 2-3 1B BB	0-0 L8		3	1	1	0	1	1	0											
Sherm Lollar, R (1, 2) OBP: 0.350, SLG: 0.456		0-3 K		0-0 FC5-4 1B			0-0 2-3	0-3 K		4	0	0	0	0	2	2											
Billy Goodman, L (1, 5) OBP: 0.302, SLG: 0.300		0-0 F7			0-0 L3		0-0 E6 1B 1B		0-0 1-3	3	0	0	0	0	0	1											
Sammy Esposito, R (7, PR) OBP: 0.267, SLG: 0.235										1	1	0	0	0	0	0											
Al Smith, R (1, 7) OBP: 0.312, SLG: 0.396		0-3 K			0-0 6-3		0-0 1B 1B E 1B		0-0 1-3	4	1	2	1	0	1	0											
Jim Rivera, L (1, 9) OBP: 0.279, SLG: 0.390			0-0 F8		0-0 4-3		0-0 E SF8 1B		0-0 F7	4	1	1	1	0	0	1											
Bob Shaw, R (1, 1) OBP: 0.206, SLG: 0.159			0-0 F4			0-0 1-3 SH3-4 1B	0-0 E E5 1B		0-0 F4	4	0	2	0	0	0	1											
Inning Stats	R: 1 E: 0 K: 1 S: 5	H: 0 LOB: 0 BB: 1 P: 9	R: 0 E: 0 K: 2 S: 7	H: 0 LOB: 0 BB: 0 P: 7	R: 0 E: 0 K: 0 S: 3	H: 0 LOB: 0 BB: 0 P: 3	R: 0 E: 0 K: 1 S: 6	H: 1 LOB: 1 BB: 0 P: 6	R: 0 E: 0 K: 0 S: 3	H: 0 LOB: 0 BB: 0 P: 3	R: 0 E: 0 K: 1 S: 6	H: 1 LOB: 1 BB: 0 P: 6	R: 4 E: 3 K: 0 S: 7	H: 3 LOB: 2 BB: 1 P: 11	R: 0 E: 0 K: 1 S: 5	H: 0 LOB: 0 BB: 0 P: 5	R: 0 E: 0 K: 0 S: 4	H: 1 LOB: 1 BB: 0 P: 4	1B: 6 2B: 0 3B: 0 HR: 0	SF: 2 SAC: 1 DP: 0 HBP: 0	WP: 0 PB: 0 SB: 1 CS: 0	PA: 36					
PITCHER	IP	WLS	BF	H	R	ER	SO	BB	IBB	HBP	BLK	WP	HR	S	P	ERA	WHIP										
Tex Clevenger, R (1, 1) ERA: 3.95	6.1	L	27	5	5	2	5	2	0	0	0	0	0	35	43	2.84	1.105										
Dick Hyde, R (7, 1) ERA: 4.91	0.2		2	0	0	0	0	0	0	0	0	0	0	2	2	0.00	0.000										
Hal Griggs, R (8, 1) ERA: 5.29	2.0		7	1	0	0	1	0	0	0	0	0	0	9	9	0.00	0.500										

Chicago White Sox @ Washington Senators
Griffith Stadium, Washington, DC
Wed Sep 09 1959, 7:05 PM EDT
Att: 9,616 - Unknown

livebaseballscorecards.com

AB 31
R 5
H 6
RBI 4
BB 2
SO 6
LOB 9




Batter	1	2	3	4	5	6	7	8	9	AB	R	H	RBI	BB	SO	LOB	BOTTOM										
Billy Consolo, R (1, 6) OBP: 0.332, SLG: 0.256	0-0 FC4-6 1B		0-0 4-3		0-3 K		0-0 1-3			4	0	1	0	0	1	0											
Dan Dobbek, L (1, 9) OBP: 0.250, SLG: 0.250	0-0 FC4-6 FC6-4 1-2			0-0 F4		0-0 F6		0-0 G6-4-3 1B		4	0	1	0	0	0	1											
Harmon Killebrew, R (1, 5) OBP: 0.397, SLG: 0.527	0-0 L7			4-0 1B BB BB		0-0 FC6-4 1B		0-0 G6-4-3 1-2		3	1	1	0	1	0	2											
Jim Lemon, R (1, 7) OBP: 0.330, SLG: 0.498	0-0 FC6-4 1-2			4-0 1B BB		0-0 FC6-4 1B		0-0 FC6-4 1B		3	0	2	0	1	0	1											
Roy Sievers, R (1, 3) OBP: 0.316, SLG: 0.452		0-0 6-3		0-3 K		0-0 FC6-4 1B		0-0 FC6-4 1-2		4	0	0	0	0	1	5											
Bob Allison, R (1, 8) OBP: 0.333, SLG: 0.494		0-0 1-3		0-0 1B		0-0 FC6-4 1B			0-0 G3	3	0	2	1	0	0	0											
Lenny Green, L (8, 8) OBP: 0.311, SLG: 0.311				1-2 2-3 1B		0-0 FC6-4 1B				1	0	0	0	0	0	0											
Johnny Schaive, R (1, 4) OBP: 0.311, SLG: 0.311		0-0 F7		0-0 F8		0-0 FC6-4 1-2			0-0 F8	4	0	0	0	0	0	5											
Steve Korcheck, R (1, 2) OBP: 0.261, SLG: 0.158			0-0 F7		0-0 6-3		0-0 F9		0-0 G3	2	0	0	0	0	0	0											
Hal Naragon, L (7, PH) OBP: 0.295, SLG: 0.304										2	0	0	0	0	0	0											
Tex Clevenger, R (1, 1) OBP: 0.227, SLG: 0.250			0-0 6-3			0-0 6-3				0	0	0	0	0	0	0											
Dick Hyde, R (7, 1) OBP: 0.335, SLG: 0.394										1	0	0	0	0	0	0											
Faye Throneberry, L (7, PH) OBP: 0.056, SLG: 0.056										0	0	0	0	0	0	0											
Inning Stats	R: 0 E: 0 K: 0 S: 4	H: 1 LOB: 1 BB: 0 P: 4	R: 0 E: 0 K: 0 S: 3	H: 0 LOB: 0 BB: 0 P: 3	R: 0 E: 0 K: 1 S: 6	H: 1 LOB: 3 BB: 2 P: 14	R: 0 E: 0 K: 1 S: 5	H: 0 LOB: 0 BB: 0 P: 5	R: 1 E: 0 K: 0 S: 6	H: 3 LOB: 2 BB: 0 P: 6	R: 0 E: 0 K: 0 S: 3	H: 0 LOB: 0 BB: 0 P: 3	R: 0 E: 0 K: 0 S: 4	H: 2 LOB: 1 BB: 0 P: 4	R: 0 E: 0 K: 0 S: 3	H: 0 LOB: 0 BB: 0 P: 3	1B: 7 2B: 0 3B: 0 HR: 0	SF: 0 SAC: 0 DP: 1 HBP: 0	WP: 0 PB: 0 SB: 0 CS: 0	PA: 35							
PITCHER	IP	WLS	BF	H	R	ER	SO	BB	IBB	HBP	BLK	WP	HR	S	P	ERA	WHIP										
Bob Shaw, R (1, 1) ERA: 2.92	9.0	W	35	7	1	1	2	2	0	0	0	0	0	37	45	1.00	1.000										


Chicago White Sox @ Washington Senators
Griffith Stadium, Washington, DC
Wed Sep 09 1959, 7:05 PM EDT
Att: 9,616 - Unknown

livebaseballscorecards.com

AB 33
R 1
H 7
RBI 1
BB 2
SO 2
LOB 14



Batter	1	2	3	4	5	6	7	8	9	AB	R	H	RBI	BB	SO	LOB	TOP					
Luis Aparicio, R OBP: 0.325, SLG: 0.341 (1, 6)	F9			K		1B 2B		L8		4	1	1	0	0	1	0	Chicago White Sox @ Washington Senators Griffith Stadium, Washington, DC Thu Sep 10 1959, 7:05 PM EDT Att: 6,530 - Unknown AB 32 R 2 H 4 RBI 2 BB 1 SO 10 LOB 7 					
Nelle Fox, L OBP: 0.382, SLG: 0.393 (1, 4)	6-3			K		2H 1B		1B		4	0	2	1	0	1	0						
Jim Landis, R OBP: 0.376, SLG: 0.388 (1, 8)	5-3			F5		K		K		4	0	0	0	0	2	2						
Ted Kluszewski, L OBP: 0.312, SLG: 0.415 (1, 3)		K			6-3	F9			3-1	4	0	0	0	0	1	1						
Sherm Lollar, R OBP: 0.347, SLG: 0.453 (1, 2)	5-3				E5 1B		F7		1-4-3	4	1	0	0	0	0	0						
Billy Goodman, L OBP: 0.305, SLG: 0.301 (1, 5)	F7				2H FC6-4 1B			BB	6-3	3	0	1	1	1	0	0						
Al Smith, R OBP: 0.310, SLG: 0.393 (1, 7)			L6		K		K			3	0	0	0	0	2	2						
Jim Rivera, L OBP: 0.274, SLG: 0.382 (1, 9)			1-3		FC6-4 1-2		F8			3	0	0	0	0	0	2						
Dick Donovan, L OBP: 0.216, SLG: 0.283 (3, 1) Ken McBride, R OBP: 0.167, SLG: 0.167 (4, 1) Ray Moore, R OBP: 0.125, SLG: 0.130 (6, PH) Earl Johnson, L OBP: 0.241, SLG: 0.300 (8, PH) Turk Lown, R OBP: 0.241, SLG: 0.300 (8, PH) J.C. Martin, L OBP: 0.241, SLG: 0.300 (8, PH) Gary Peters, L OBP: 0.241, SLG: 0.300 (8, 1)			K			K		K		1	0	0	0	0	0	0						
Inning Stats	R: 0 E: 0 K: 0 S: 3	H: 0 LOB: 0 BB: 0 P: 3	R: 0 E: 0 K: 1 S: 5	H: 0 LOB: 0 BB: 0 P: 5	R: 0 E: 0 K: 1 S: 5	H: 0 LOB: 0 BB: 0 P: 5	R: 0 E: 0 K: 2 S: 7	H: 0 LOB: 0 BB: 0 P: 7	R: 1 E: 1 K: 1 S: 7	H: 1 LOB: 1 BB: 0 P: 7	R: 1 E: 0 K: 2 S: 9	H: 2 LOB: 1 BB: 0 P: 9	R: 0 E: 0 K: 1 S: 5	H: 0 LOB: 1 BB: 1 P: 9	R: 0 E: 0 K: 2 S: 8	H: 1 LOB: 1 BB: 0 P: 8	R: 0 E: 0 K: 0 S: 3	H: 0 LOB: 0 BB: 0 P: 3	1B: 3 2B: 1 3B: 0 HR: 0	SF: 0 SAC: 0 DP: 0 HBP: 0	WP: 0 PB: 0 CS: 0	PA: 33
PITCHER Camilo Pascual, R ERA: 2.8 (1, 1)	IP: 9.0 WLS: W BF: 33 H: 4 R: 2 ER: 1 SO: 10 BB: 1 IBB: 0 HBP: 0 BLK: 0 WP: 0 HR: 0 S: 52 P: 56 ERA: 1.00 WHIP: 0.556															PITCHER						

Batter	1	2	3	4	5	6	7	8	9	AB	R	H	RBI	BB	SO	LOB	BOTTOM					
Billy Consolo, R OBP: 0.330, SLG: 0.251 (1, 6)	5-3		SH1-4	K			HR BB	K		3	1	0	0	1	2	2	Chicago White Sox @ Washington Senators Griffith Stadium, Washington, DC Thu Sep 10 1959, 7:05 PM EDT Att: 6,530 - Unknown AB 34 R 8 H 11 RBI 7 BB 2 SO 8 LOB 9 					
Lenny Green, L OBP: 0.319, SLG: 0.340 (1, 8)	HR 1B		HR 2B		4-3		HR			4	3	3	3	0	0	0						
Harmon Killebrew, R OBP: 0.359, SLG: 0.533 (1, 5)	F3		HR		F3		FC2-4 1B			4	1	2	2	0	0	1						
Jim Lemon, R OBP: 0.333, SLG: 0.506 (1, 7)	HR		G3 WP 1B			1B	FC2-4 1-2			4	2	3	2	0	0	1						
Roy Sievers, R OBP: 0.316, SLG: 0.448 (1, 3)	4-3		WP G3 BB		F8		K			3	0	0	0	1	1	2						
Dan Dobbek, L OBP: 0.125, SLG: 0.125 (1, 9)		G3	G3			K		F2		4	0	0	0	0	1	2						
Johnny Schaive, R (1, 4)	F9		5-3			K		F9		4	0	0	0	0	1	1						
Steve Korcheck, R OBP: 0.259, SLG: 0.174 (1, 2)	K				F8		K			4	0	1	0	0	2	0						
Camilo Pascual, R OBP: 0.333, SLG: 0.325 (1, 1)			SH1-4 2B 1B		F4		K			4	1	2	0	0	1	0						
Inning Stats	R: 2 E: 0 K: 0 S: 5	H: 2 LOB: 0 BB: 0 P: 5	R: 0 E: 0 K: 1 S: 5	H: 0 LOB: 0 BB: 0 P: 5	R: 4 E: 0 K: 0 S: 7	H: 4 LOB: 1 BB: 1 P: 11	R: 0 E: 0 K: 1 S: 5	H: 0 LOB: 0 BB: 0 P: 5	R: 0 E: 0 K: 3 S: 9	H: 1 LOB: 1 BB: 0 P: 4	R: 0 E: 0 K: 2 S: 9	H: 0 LOB: 0 BB: 0 P: 9	R: 2 E: 0 K: 2 S: 9	H: 2 LOB: 1 BB: 1 P: 13	R: 0 E: 0 K: 1 S: 7	H: 2 LOB: 2 BB: 0 P: 7	R: 0 E: 0 K: 0 S: 3	H: 0 LOB: 0 BB: 0 P: 3	1B: 7 2B: 1 3B: 0 HR: 3	SF: 0 SAC: 1 DP: 0 HBP: 0	WP: 1 PB: 0 SB: 1 CS: 0	PA: 37
PITCHER Dick Donovan, R ERA: 3.69 Ken McBride, R ERA: 3.48 Ray Moore, R ERA: 4.19 Turk Lown, R ERA: 2.51 Gary Peters, L ERA:	IP: 2.1 WLS: L BF: 12 H: 5 R: 5 ER: 5 SO: 1 BB: 0 IBB: 0 HBP: 0 BLK: 0 WP: 1 HR: 2 S: 14 P: 14 ERA: 19.29 WHIP: 2.143															PITCHER						


Batter	1	2	3	4	5	6	7	8	9	AB	R	H	RBI	BB	SO	LOB	TOP				
Minnie Minoso, R OBP: 0.373, SLG: 0.455 (1, 7)	5-3	L6			F8			4-3 E 2B		4	1	1	0	0	0	1	Cleveland Indians @ Washington Senators Griffith Stadium, Washington, DC Fri Sep 11 1959, 7:05 PM EDT Att: 6,261 - Unknown livebaseballscorecards.com				
Chuck Tanner, L OBP: 0.333, SLG: 0.333 (1, 8)	G3 1B		K			FC9-6 1B		4-3		4	1	2	1	0	1	2					
Vic Power, R OBP: 0.337, SLG: 0.425 (1, 4)	G3		4-3			K		E6		4	0	0	0	0	1	3					
Tito Francona, L OBP: 0.418, SLG: 0.594 (1, 3)	2H 1B		F8			FC9-6 1-2		G6-3		4	0	1	1	0	0	2					
Rocky Colavito, R OBP: 0.345, SLG: 0.532 (1, 9)	K				G4-6-3 1B			G6-3		4	0	1	0	0	2	2					
Russ Nixon, L OBP: 0.284, SLG: 0.296 (7, PR)					G4-6-3 1-2			1-3		3	1	2	0	0	0	1					
Ray Webster, R OBP: 0.172, SLG: 0.291 (7, 2)										0	0	0	0	0	0	0					
Ed Fitz Gerald, R OBP: 0.311, SLG: 0.319 (7, 2)										1	0	0	0	0	0	0					
George Strickland, R OBP: 0.309, SLG: 0.393 (1, 5)			K			G1-6-3 1B		5-3		4	0	0	0	0	2	2					
Woodie Held, R OBP: 0.317, SLG: 0.479 (1, 6)			F9							3	0	0	0	0	1	2					
Mudcat Grant, R OBP: 0.222, SLG: 0.264 (8, PH)										2	0	1	1	0	1	0					
Elmer Valo, L OBP: 0.414, SLG: 0.286 (8, PR)										1	0	1	0	0	0	0					
Billy Moran, R OBP: 0.071, SLG: 0.071 (8, 1)										0	1	0	0	0	0	0					
Mike Garcia, R OBP: 0.071, SLG: 0.071 (8, 1)										0	0	0	0	0	0	0					
Jack Harshman, L OBP: 0.295, SLG: 0.205 (8, 1)	2H 1B							2B 4-3 1B		0	0	0	0	0	0	0					
Inning Stats	R: 1 E: 0 K: 1 S: 7	H: 2 LOB: 1 BB: 0 P: 7	R: 1 E: 0 K: 1 S: 7	H: 2 LOB: 1 BB: 0 P: 7	R: 0 E: 0 K: 1 S: 5	H: 0 LOB: 0 BB: 0 P: 5	R: 0 E: 0 K: 1 S: 5	H: 1 LOB: 0 BB: 0 P: 5	R: 0 E: 0 K: 2 S: 8	H: 1 LOB: 1 BB: 0 P: 8	R: 0 E: 0 K: 1 S: 5	H: 1 LOB: 1 BB: 0 P: 5	R: 2 E: 1 K: 0 S: 5	H: 2 LOB: 1 BB: 0 P: 5	R: 0 E: 0 K: 0 S: 3	H: 0 LOB: 0 BB: 0 P: 3	1B: 7 2B: 2 3B: 0 HR: 0	SF: 0 SAC: 0 DP: 3 HBP: 0	WP: 0 PB: 0 SB: 0 CS: 0	PA: 34	
PITCHER	IP	WLS	BF	H	R	ER	SO	BB	IBB	HBP	BLK	WP	HR	S	P	ERA	WHIP				
Pedro Ramos, R ERA: 3.97 (1, 1)	9.0	W	34	9	4	3	8	0	0	0	0	0	0	50	50	3.00	1.000				

Batter	1	2	3	4	5	6	7	8	9	AB	R	H	RBI	BB	SO	LOB	BOTTOM				
Billy Consolo, R OBP: 0.324, SLG: 0.246 (1, 6)	4-3		K		L1	5-3				4	0	0	0	0	1	1	Cleveland Indians @ Washington Senators Griffith Stadium, Washington, DC Fri Sep 11 1959, 7:05 PM EDT Att: 6,261 - Unknown livebaseballscorecards.com				
Lenny Green, L OBP: 0.318, SLG: 0.335 (1, 8)	P6		P4		E SF8 BB			F7		3	1	0	0	1	0	0					
Harmon Killebrew, R OBP: 0.399, SLG: 0.531 (1, 5)	F8		1B		E 1-3 BB			3-1		3	1	1	0	1	0	0					
Jim Lemon, R OBP: 0.333, SLG: 0.505 (1, 7)		K	1B		SF8			1-3		3	0	1	1	0	1	0					
Roy Sievers, R OBP: 0.323, SLG: 0.451 (8, PR)			1B		3H			E7		2	1	2	1	2	0	0					
John Romonosky, R OBP: 0.182, SLG: 0.364 (8, PR)			1B					1B		0	1	0	0	0	0	0					
Ron Sanford, R OBP: 0.262, SLG: 0.342 (9, 4)		2B BB	1-2 2H 1B		1-3 1B			SH3-4 1B BB		0	0	0	0	0	0	0					
Dan Dobbek, L OBP: 0.091, SLG: 0.091 (1, 9)		K	F9		F7			SH3-4		3	0	0	0	0	1	5					
Johnny Schaive, R OBP: 0.182, SLG: 0.273 (6, PH)					4-3					3	0	2	1	0	0	0					
Julio Becquer, L OBP: 0.297, SLG: 0.372 (9, 3)		1H 2B				FC1-6 1B		2H 1B		1	0	1	1	0	0	0					
Steve Koricheck, R OBP: 0.226, SLG: 0.148 (1, 2)		P4			K	FC1-6 SH1		F3		4	0	0	0	0	1	3					
Pedro Ramos, S OBP: 0.197, SLG: 0.236 (1, 1)					K	SH1		P6		3	1	1	1	0	1	1					
Inning Stats	R: 0 E: 0 K: 0 S: 3	H: 0 LOB: 0 BB: 0 P: 3	R: 1 E: 0 K: 2 S: 8	H: 1 LOB: 1 BB: 1 P: 12	R: 2 E: 0 K: 1 S: 9	H: 4 LOB: 2 BB: 0 P: 9	R: 0 E: 0 K: 2 S: 7	H: 0 LOB: 0 BB: 0 P: 7	R: 1 E: 1 K: 0 S: 4	H: 1 LOB: 2 BB: 2 P: 12	R: 0 E: 0 K: 0 S: 3	H: 0 LOB: 0 BB: 0 P: 3	R: 1 E: 0 K: 0 S: 4	H: 1 LOB: 1 BB: 1 P: 8	R: 0 E: 0 K: 0 S: 3	H: 0 LOB: 0 BB: 0 P: 3	1B: 6 2B: 1 3B: 0 HR: 1	SF: 1 SAC: 2 DP: 0 HBP: 0	WP: 0 PB: 0 SB: 1 CS: 0	PA: 36	
PITCHER	IP	WLS	BF	H	R	ER	SO	BB	IBB	HBP	BLK	WP	HR	S	P	ERA	WHIP				
Mudcat Grant, R ERA: 4.24 (8, 1)	0.1	L	2	0	1	1	0	1	0	0	0	0	0	1	5	27.00	3.000				
Mike Garcia, R ERA: 4.0 (8, 1)	0.2		3	1	0	0	0	0	0	0	0	0	0	3	3	0.00	1.500				

Batter	1	2	3	4	5	6	7	8	9	AB	R	H	RBI	BB	SO	LOB	TOP																					
Vic Power, R OBP: 0.334, SLG: 0.421 (1, 4)	F5		6-3		6-3	F3			F9	5	0	0	0	0	0	1																						
Chuck Tanner, L OBP: 0.384, SLG: 0.455 Jim Piersall, R OBP: 0.291, SLG: 0.319 (1, 8) (9, 8)	5-3		2-3		K				P4	5	0	2	1	0	1	0																						
Minnie Minoso, R OBP: 0.372, SLG: 0.452 (1, 7)	6-3		3-H 6-3		5-3				6-3	4	0	0	0	1	1	1																						
Tito Francona, L OBP: 0.419, SLG: 0.594 (1, 3)					F7				F7	3	1	1	0	1	0	2																						
Rocky Colavito, R OBP: 0.348, SLG: 0.540 (1, 9)	F9				4-3				G4-6-3	3	2	2	2	0	0	1																						
Russ Nixon, L OBP: 0.284, SLG: 0.295 (1, 2)	4-3				4-3				G4-6-3	4	1	1	0	0	0	5																						
Jim Baxes, R OBP: 0.306, SLG: 0.468 (1, 5)	F8				3B				P6	4	1	1	1	0	1	2																						
Woodie Held, R OBP: 0.321, SLG: 0.492 (1, 6)			6-3		SH1-4				K	4	2	3	3	0	1	0																						
Gary Bell, R OBP: 0.257, SLG: 0.254 (1, 1)			SH1-4		1-3				L7	3	0	0	0	0	0	1																						
Inning Stats	R: 0 E: 0 K: 0 S: 3	H: 0 LOB: 0 BB: 0 P: 3	R: 0 E: 0 K: 0 S: 4	H: 1 LOB: 1 BB: 0 P: 4	R: 1 E: 0 K: 1 S: 7	H: 2 LOB: 1 BB: 0 P: 7	R: 2 E: 0 K: 0 S: 6	H: 3 LOB: 1 BB: 0 P: 6	R: 0 E: 0 K: 1 S: 5	H: 0 LOB: 0 BB: 0 P: 5	R: 4 E: 0 K: 1 S: 8	H: 3 LOB: 0 BB: 1 P: 12	R: 0 E: 0 K: 0 S: 3	H: 1 LOB: 2 BB: 1 P: 8	R: 0 E: 0 K: 1 S: 5	H: 0 LOB: 0 BB: 0 P: 5	R: 0 E: 0 K: 0 S: 3	H: 0 LOB: 0 BB: 0 P: 3	1B: 4 2B: 3 3B: 1 HR: 2	SF: 0 SAC: 1 DP: 1 HBP: 1	WP: 0 PB: 0 CS: 0	PA: 39																
PITCHER	IP	WLS	BF	H	R	ER	SO	BB	IBB	HBP	BLK	WP	HR	S	P	ERA	WHIP	PITCHER				IP	WLS	BF	H	R	ER	SO	BB	IBB	HBP	BLK	WP	HR	S	P	ERA	WHIP
Russ Kemmerer, R ERA: 4.48 (1, 1)	6.0	L	28	9	7	5	3	1	0	0	0	0	2	33	37	7.50	1.667																					
Hal Griggs, R ERA: 5.23 (7, 1)	1.0		5	1	0	0	0	1	0	1	0	0	0	3	8	0.00	2.000																					
Chuck Stobbs, L ERA: 3.0 (8, 1)	2.0		6	0	0	0	1	0	0	0	0	0	0	8	8	0.00	0.000																					

Cleveland Indians @ Washington Senators
Griffith Stadium, Washington, DC
Sat Sep 12 1959, 3:33 AM EDT
Att: 6,409 - Unknown


AB 35
R 7
H 10
RBI 7
BB 2
SO 4
LOB 13



Batter	1	2	3	4	5	6	7	8	9	AB	R	H	RBI	BB	SO	LOB	BOTTOM																					
Billy Consoles, R OBP: 0.319, SLG: 0.242 Zolo Versailles, R OBP: 0.217, SLG: 0.214 Faye Throneberry, L OBP: 0.324, SLG: 0.393 Reno Bertola, R OBP: 0.303, SLG: 0.349 (1, 6) (7, 6) (8, PH) (9, 6)	5-3		K			K		4-3		3	0	0	0	0	2	1																						
Lenny Green, L OBP: 0.317, SLG: 0.330 (1, 8)	F7				F9			G3		3	1	0	0	1	0	0																						
Harmon Killebrew, R OBP: 0.356, SLG: 0.527 (1, 5)	K				F7			P3		4	0	0	0	0	2	1																						
Jim Lemon, R OBP: 0.332, SLG: 0.509 (1, 7)					P4			P5		4	1	1	2	0	0	0																						
Roy Sievers, R OBP: 0.322, SLG: 0.448 (1, 3)	6-3				P6			F9		3	0	0	0	1	0	0																						
Dan Dobbek, L OBP: 0.071, SLG: 0.071 (1, 9)	K				4-3			K		3	0	0	0	0	2	1																						
Johnny Schaive, R OBP: 0.214, SLG: 0.286 (1, 4)					F7			1B		3	0	1	0	0	1	0																						
Steve Korcheck, R OBP: 0.212, SLG: 0.138 Hal Griggs, R OBP: 0.056, SLG: 0.056 Julio Becquer, L OBP: 0.295, SLG: 0.370 Chuck Stobbs, L OBP: 0.105, SLG: 0.105 (1, 2) (7, 1) (7, PH) (8, 1)					6-3			P6		2	0	0	0	0	0	0																						
Russ Kemmerer, R OBP: 0.212, SLG: 0.150 Clint Courtney, L OBP: 0.314, SLG: 0.314 (1, 1) (7, 2)					G3			4-3		1	0	1	0	0	0	0																						
Inning Stats	R: 0 E: 0 K: 1 S: 5	H: 0 LOB: 0 BB: 0 P: 5	R: 0 E: 0 K: 1 S: 5	H: 0 LOB: 0 BB: 0 P: 5	R: 0 E: 0 K: 1 S: 6	H: 1 LOB: 1 BB: 0 P: 6	R: 0 E: 0 K: 0 S: 3	H: 0 LOB: 0 BB: 0 P: 3	R: 0 E: 0 K: 1 S: 5	H: 0 LOB: 0 BB: 0 P: 5	R: 2 E: 0 K: 2 S: 9	H: 2 LOB: 2 BB: 2 P: 17	R: 0 E: 0 K: 0 S: 3	H: 0 LOB: 0 BB: 0 P: 3	R: 0 E: 0 K: 0 S: 3	H: 0 LOB: 0 BB: 0 P: 3	1B: 2 2B: 0 3B: 0 HR: 1	SF: 0 SAC: 0 DP: 0 HBP: 0	WP: 0 PB: 0 CS: 0	PA: 32																		
PITCHER	IP	WLS	BF	H	R	ER	SO	BB	IBB	HBP	BLK	WP	HR	S	P	ERA	WHIP	PITCHER				IP	WLS	BF	H	R	ER	SO	BB	IBB	HBP	BLK	WP	HR	S	P	ERA	WHIP
Gary Bell, R ERA: 3.87 (1, 1)	9.0	W	32	3	2	2	7	2	0	0	0	0	1	44	52	2.00	0.556																					

Cleveland Indians @ Washington Senators
Griffith Stadium, Washington, DC
Sat Sep 12 1959, 3:33 AM EDT
Att: 6,409 - Unknown

AB 30
R 2
H 3
RBI 2
BB 2
SO 7
LOB 5



Batter	1	2	3	4	5	6	7	8	9	AB	R	H	RBI	BB	SO	LOB	TOP								
Eddie Yost, R OBP: 0.433, SLG: 0.439 (1, 5)										4	1	1	0	0	0	1									
Gail Harris, L OBP: 0.299, SLG: 0.348 (1, 3)										3	0	2	0	1	0	1									
Harvey Kuenn, R OBP: 0.401, SLG: 0.491 (1, 9)										4	0	1	0	0	0	3									
Al Kaline, R OBP: 0.406, SLG: 0.522 (1, 8)										3	0	1	1	1	0	2									
Charlie Maxwell, L OBP: 0.365, SLG: 0.474 (1, 7)										4	0	0	0	0	1	8									
Frank Bolling, R OBP: 0.345, SLG: 0.413 (1, 4)										4	0	1	0	0	1	1									
Red Wilson, R OBP: 0.301, SLG: 0.414 (1, 2)										4	0	0	0	0	0	1									
Ted Lepcio, R OBP: 0.333, SLG: 0.418 (1, 6)										4	0	0	0	0	2	1									
Jim Bunning, R OBP: 0.222, SLG: 0.235 (1, 1)										3	0	1	0	0	0	0									
Tom Morgan, R OBP: 0.364, SLG: 0.636 (8, 1)										0	0	0	0	0	0	0									
Steve Demeter, R OBP: 0.125, SLG: 0.250 (9, PH)										1	0	0	0	0	0	1									
Inning Stats	R: 1 E: 0 K: 0 S: 5	H: 2 LOB: 1 BB: 0 P: 5	R: 0 E: 0 K: 1 S: 5	H: 0 LOB: 0 BB: 0 P: 5	R: 0 E: 0 K: 0 S: 3	H: 1 LOB: 1 BB: 0 P: 3	R: 0 E: 0 K: 0 S: 4	H: 1 LOB: 1 BB: 0 P: 4	R: 0 E: 0 K: 0 S: 3	H: 0 LOB: 0 BB: 0 P: 3	R: 0 E: 1 K: 0 S: 5	H: 1 LOB: 2 BB: 0 P: 5	R: 0 E: 0 K: 1 S: 5	H: 0 LOB: 0 BB: 0 P: 5	R: 0 E: 0 K: 1 S: 6	H: 1 LOB: 3 BB: 2 P: 14	R: 0 E: 0 K: 1 S: 6	H: 1 LOB: 1 BB: 0 P: 6	1B: 7 2B: 0 3B: 0 HR: 0	SF: 0 SAC: 0 DP: 2 HBP: 0	WP: 0 PB: 1 SB: 0 CS: 0	PA: 36			
PITCHER	IP	WLS	BF	H	R	ER	SO	BB	IBB	HBP	BLK	WP	HR	S	P	ERA	WHIP								
Bill Fischer, R ERA: 4.29 (1, 1)	7.0		26	5	1	1	2	0	0	0	0	0	0	30	30	1.29	0.714								
Dick Hyde, R ERA: 4.85 (8, 1)	0.2		5	1	0	0	0	2	0	0	0	0	0	3	11	0.00	4.500								
Hal Woodeshick, L ERA: 3.95 (8, 1)	1.1	W	5	1	0	0	2	0	0	0	0	0	0	9	9	0.00	0.750								

Detroit Tigers @ Washington Senators
 Griffith Stadium, Washington, DC
 Sun Sep 13 1959, 3:33 AM EDT
 Att: 4,940 - Unknown

AB 34
 R 1
 H 7
 RBI 1
 BB 2
 SO 4
 LOB 19



Batter	1	2	3	4	5	6	7	8	9	AB	R	H	RBI	BB	SO	LOB	BOTTOM								
Johnny Schaive, R OBP: 0.263, SLG: 0.278 (1, 4)										4	0	1	0	0	1	4									
Lenny Green, L OBP: 0.314, SLG: 0.327 (1, 8)										5	0	1	1	0	1	3									
Harmon Killebrew, R OBP: 0.354, SLG: 0.523 (1, 5)										4	0	0	0	0	0	2									
Jim Lemon, R OBP: 0.333, SLG: 0.515 (1, 7)										4	1	2	1	0	2	1									
Julio Becquer, L OBP: 0.299, SLG: 0.382 (1, 3)										4	1	2	0	0	0	0									
Clint Courtney, L OBP: 0.313, SLG: 0.313 (1, 2)										4	0	1	1	0	0	2									
Pedro Ramos, S OBP: 0.197, SLG: 0.236 (8, FR)										0	1	0	0	0	0	0									
Steve Korcheck, R OBP: 0.212, SLG: 0.138 (9, 2)										0	0	0	0	0	0	0									
Dan Dobbek, L OBP: 0.167, SLG: 0.278 (1, 9)										4	1	2	1	0	2	2									
Billy Consolo, R OBP: 0.321, SLG: 0.245 (1, 6)										2	0	1	0	0	1	0									
Roy Stevens, R OBP: 0.321, SLG: 0.446 (7, PH)										1	0	0	0	0	1	0									
Zoilo Versalles, R OBP: 0.217, SLG: 0.214 (8, 6)										0	0	0	0	0	0	0									
Bob Allison, R OBP: 0.332, SLG: 0.493 (8, PH)										1	0	0	1	0	1	0									
Ron Samford, R OBP: 0.262, SLG: 0.342 (9, 6)										0	0	0	0	0	0	0									
Bill Fischer, R OBP: 0.160, SLG: 0.109 (1, 1)										1	0	1	0	1	0	0									
Faye Throneberry, L OBP: 0.339, SLG: 0.364 (7, PH)										1	1	1	0	0	0	0									
Dick Hyde, R (8, 1)										0	0	0	0	0	0	0									
Hal Woodeshick, R (8, 1)										1	0	0	0	0	1	1									
Inning Stats	R: 0 E: 0 K: 2 S: 8	H: 1 LOB: 1 BB: 0 P: 8	R: 0 E: 0 K: 0 S: 5	H: 2 LOB: 3 BB: 1 P: 9	R: 0 E: 0 K: 1 S: 5	H: 0 LOB: 0 BB: 0 P: 5	R: 0 E: 0 K: 1 S: 5	H: 0 LOB: 0 BB: 0 P: 5	R: 0 E: 0 K: 2 S: 8	H: 1 LOB: 1 BB: 0 P: 8	R: 0 E: 0 K: 1 S: 7	H: 2 LOB: 2 BB: 0 P: 7	R: 1 E: 0 K: 1 S: 7	H: 2 LOB: 1 BB: 0 P: 7	R: 4 E: 0 K: 1 S: 9	H: 4 LOB: 1 BB: 0 P: 10	1B: 9 2B: 0 3B: 2 HR: 1	SF: 0 SAC: 0 DP: 0 HBP: 1	WP: 0 PB: 0 SB: 2 CS: 0	PA: 38					
PITCHER	IP	WLS	BF	H	R	ER	SO	BB	IBB	HBP	BLK	WP	HR	S	P	ERA	WHIP								
Jim Bunning, R ERA: 4.0 (1, 1)	7.0	L	33	11	4	4	8	1	0	0	0	0	0	6	7	9.00	1.714								
Tom Morgan, R ERA: 4.26 (8, 1)	1.0		5	1	1	1	1	0	0	1	0	0	0	6	7	9.00	1.000								

Detroit Tigers @ Washington Senators
 Griffith Stadium, Washington, DC
 Sun Sep 13 1959, 3:33 AM EDT
 Att: 4,940 - Unknown


AB 36
 R 5
 H 12
 RBI 5
 BB 1
 SO 9
 LOB 16



Batter	1	2	3	4	5	6	7	8	9	AB	R	H	RBI	BB	SO	LOB	TOP										
Eddie Yost, R OBP: 0.434, SLG: 0.439 Bob Bruce, R (8, 1)	0-0 4-3			0-0 1-3		4-0 BB		0-0 2-3 1B		3	0	1	0	1	0	0											
Gail Harris, L OBP: 0.296, SLG: 0.344 (1, 3)	0-3 K			0-0 F7		0-0 4-3		0-0 F3		4	0	0	0	0	0	1											
Harvey Kuenn, R OBP: 0.402, SLG: 0.490 (1, 9)	0-0 1-3			0-0 1B			4-0 1-3 BB		0-0 6-3	3	0	1	0	1	0	0											
Al Kaline, R OBP: 0.404, SLG: 0.520 (1, 8)		0-0 L1-3		0-3 K			0-0 L9		0-0 1B	4	0	1	0	0	1	2											
Charlie Maxwell, L OBP: 0.363, SLG: 0.471 (1, 7)		0-0 P6			0-0 F5		0-0 1-3		0-0 F8	4	0	0	0	0	0	2											
Frank Bolling, R OBP: 0.342, SLG: 0.409 (1, 4)		0-0 1-3			0-0 P4		0-0 6-3		0-0 4-3	4	0	0	0	0	0	2											
Lou Berberet, L OBP: 0.290, SLG: 0.384 (1, 2)			4-0 G6-4-3 BB		0-3 K			0-0 1B 4-3 1B		2	0	1	0	1	1	0											
Ted Lepcio, R OBP: 0.328, SLG: 0.411 (1, 6)			0-3 K		0-0 F8			0-0 F5		3	0	0	0	0	1	2											
Ray Narleski, R OBP: 0.095, SLG: 0.190 (6, PH) Neil Chrisley, L OBP: 0.220, SLG: 0.333 Jim Proctor, R (6, 1) Steve Demeter, R OBP: 0.111, SLG: 0.222 (8, PH) (8, 5)			0-0 G6-4-3 1-2		0-0 G3			0-0 4-3 1-2		1	0	0	0	0	0	1											
Inning Stats	R: 0 E: 0 K: 1 S: 5	H: 0 LOB: 0 BB: 0 P: 5	R: 0 E: 0 K: 0 S: 3	H: 0 LOB: 0 BB: 0 P: 3	R: 0 E: 0 K: 1 S: 4	H: 0 LOB: 0 BB: 1 P: 8	R: 0 E: 0 K: 1 S: 6	H: 1 LOB: 1 BB: 0 P: 6	R: 0 E: 0 K: 1 S: 5	H: 0 LOB: 0 BB: 0 P: 5	R: 0 E: 0 K: 0 S: 3	H: 0 LOB: 1 BB: 1 P: 7	R: 0 E: 0 K: 0 S: 3	H: 0 LOB: 1 BB: 1 P: 7	R: 0 E: 0 K: 0 S: 5	H: 2 LOB: 2 BB: 0 P: 5	R: 0 E: 0 K: 0 S: 4	H: 1 LOB: 1 BB: 0 P: 4	1B: 4 2B: 0 3B: 0 HR: 0	SF: 0 SAC: 0 DP: 1 HBP: 0	WP: 0 PB: 0 SB: 0 CS: 0	PA: 33					
PITCHER Tex Clevenger, R ERA: 3.62 (1, 1)	IP 9.0	WLS W	BF 33	H 4	R 0	ER 0	SO 4	BB 3	IBB 0	HBP 0	BLK 0	WP 0	HR 0	S 38	P 50	ERA 0.00	WHIP 0.778										

Detroit Tigers @ Washington Senators
 Griffith Stadium, Washington, DC
 Mon Sep 14 1959, 7:05 PM EDT
 Att: 2,151 - Unknown


AB	30
R	0
H	4
RBI	0
BB	3
SO	4
LOB	13



Batter	1	2	3	4	5	6	7	8	9	AB	R	H	RBI	BB	SO	LOB	BOTTOM										
Johnny Schaive, R OBP: 0.304, SLG: 0.318 (1, 4)	0-0 FC4-6 1B		0-3 K	0-0 P4		0-0 BB 1B		0-0 SH3-4 1-2		4	0	2	1	0	1	2											
Dan Dobbek, L OBP: 0.304, SLG: 0.455 (1, 9)	0-0 FC4-6 1-2 BB		0-0 1B 3B		0-0 HR 1B	0-0 1-2 BB 1B		4-0 BB BB		4	2	3	1	1	0	1											
Harmon Killebrew, R OBP: 0.353, SLG: 0.519 (1, 5)	0-0 F9		0-0 L6		0-3 K	4-0 1-2 2-3 BB		0-0 L5-4 2-3		4	0	0	0	1	1	5											
Jim Lemon, R OBP: 0.336, SLG: 0.521 (1, 7)	4-0 1-2 BB		4-0 1B BB		0-0 HR	0-0 F7				2	1	1	2	2	0	3											
Julio Becquer, L OBP: 0.303, SLG: 0.394 (1, 3)	0-0 1-3		0-0 1-2 3H 1B		0-3 K		0-0 3B			4	0	2	1	0	1	2											
Bob Allison, R OBP: 0.330, SLG: 0.490 (1, 8)		0-0 6-3	0-0 P4		0-0 5-3		0-0 F7			4	0	0	0	0	0	3											
Clint Courtney, L OBP: 0.312, SLG: 0.311 (1, 2)		0-0 L8		0-0 4-3		0-0 SH1-3 1B 1B		0-0 4-3		4	1	1	0	0	0	1											
Billy Consolo, R OBP: 0.317, SLG: 0.241 (1, 6)		0-0 F9		0-0 6-3		0-0 SH1-3 1-2		0-0 P4		3	0	0	0	0	0	1											
Tex Clevenger, R OBP: 0.308, SLG: 0.238 (1, 1)			4-0 3B BB		4-0 BB		0-0 G3		4-0 L5-4 SH3-4 BB	1	1	0	0	3	0	1											
Inning Stats	R: 0 E: 0 K: 0 S: 4	H: 1 LOB: 2 BB: 1 P: 8	R: 0 E: 0 K: 0 S: 3	H: 0 LOB: 0 BB: 0 P: 3	R: 2 E: 0 K: 1 S: 7	H: 2 LOB: 2 BB: 2 P: 15	R: 0 E: 0 K: 0 S: 3	H: 0 LOB: 1 BB: 1 P: 7	R: 2 E: 0 K: 2 S: 9	H: 2 LOB: 0 BB: 0 P: 9	R: 1 E: 0 K: 0 S: 6	H: 3 LOB: 3 BB: 1 P: 10	R: 0 E: 0 K: 0 S: 4	H: 1 LOB: 1 BB: 0 P: 4	R: 0 E: 0 K: 0 S: 2	H: 0 LOB: 1 BB: 2 P: 10	1B: 6 2B: 1 3B: 2 HR: 1	SF: 0 SAC: 2 DP: 1 HBP: 0	WP: 0 PB: 0 SB: 0 CS: 0	PA: 39							
PITCHER Ray Narleski, R ERA: 5.71 Jim Proctor, R ERA: 4.5 Bob Bruce, R ERA: (1, 1) (6, 1) (8, 1)	IP 5.0	WLS L	BF 24	H 5	R 4	ER 4	SO 3	BB 4	IBB 0	HBP 0	BLK 0	WP 0	HR 1	S 26	P 42	ERA 7.20	WHIP 1.800										

Detroit Tigers @ Washington Senators
 Griffith Stadium, Washington, DC
 Mon Sep 14 1959, 7:05 PM EDT
 Att: 2,151 - Unknown

AB	30
R	5
H	9
RBI	5
BB	7
SO	3
LOB	19



Batter	1	2	3	4	5	6	7	8	9	AB	R	H	RBI	BB	SO	LOB	TOP				
Russ Snyder, L (1, 8) OBP: 0.363, SLG: 0.400	5-3		1-3			4-3		K2-3		4	0	0	0	0	1	0					
Jerry Lumpe, L (1, 6) OBP: 0.306, SLG: 0.296	P3			F7		F9			F6	4	0	0	0	0	0	0					
Dick Williams, R (1, 5) OBP: 0.315, SLG: 0.445	E5			K		K			5-3	4	0	0	0	0	2	0					
Bob Cerv, R (1, 7) OBP: 0.339, SLG: 0.482	2-3			1B					K	4	0	1	0	0	2	1					
Roger Maris, L (1, 9) OBP: 0.356, SLG: 0.462		F8				4-3				3	0	1	0	0	0	0					
Kent Hadley, L (1, 3) OBP: 0.311, SLG: 0.426		4-3								3	0	1	0	0	1	2					
Hal Smith, R (1, 2) OBP: 0.365, SLG: 0.364		4-3					F7			3	0	0	0	0	1	1					
Lou Klimchok, L (1, 4) OBP: 0.208, SLG: 0.375			F9			G3			G3	3	0	0	0	0	0	0					
John Tsitouris, R (1, 1) OBP: 0.158, SLG: 0.158										2	0	0	0	0	1	0					
Joe Morgan, L (8, PH) OBP: 0.325, SLG: 0.314										1	0	0	0	0	1	0					
Bob Grim, R (8, 1) OBP: 0.156, SLG: 0.207			K			6-3			K	0	0	0	0	0	0	0					
Inning Stats	R: 0 E: 1 K: 0 S: 4	H: 0 LOB: 1 BB: 0 P: 4	R: 0 E: 0 K: 0 S: 3	H: 0 LOB: 0 BB: 0 P: 3	R: 0 E: 0 K: 1 S: 5	H: 0 LOB: 0 BB: 0 P: 5	R: 0 E: 0 K: 2 S: 9	H: 2 LOB: 2 BB: 0 P: 9	R: 0 E: 0 K: 0 S: 3	H: 0 LOB: 0 BB: 0 P: 3	R: 0 E: 0 K: 1 S: 5	H: 0 LOB: 0 BB: 0 P: 5	R: 0 E: 0 K: 2 S: 8	H: 1 LOB: 1 BB: 0 P: 8	R: 0 E: 0 K: 2 S: 7	H: 0 LOB: 0 BB: 0 P: 7	R: 0 E: 0 K: 1 S: 5	H: 0 LOB: 0 BB: 0 P: 5	1B: 3 2B: 0 3B: 0 HR: 0	SF: 0 SAC: 0 DP: 0 HBP: 0	WP: 0 PA: 31
PITCHER Camilo Pascual, R (1, 1) ERA: 2.68	IP: 9.0 WLS: W BF: 31 H: 3 R: 0 ER: 0 SO: 9 BB: 0 IBB: 0 HBP: 0 BLK: 0 WP: 0 HR: 0 S: 49 P: 49 ERA: 0.00 WHIP: 0.333											PITCHER	IP: 9.0 WLS: W BF: 31 H: 3 R: 0 ER: 0 SO: 9 BB: 0 IBB: 0 HBP: 0 BLK: 0 WP: 0 HR: 0 S: 49 P: 49 ERA: 0.00 WHIP: 0.333								

Kansas City Athletics @ Washington Senators
Griffith Stadium, Washington, DC
Tue Sep 15 1959, 7:05 PM EDT
Unknown

AB	31
R	0
H	3
RBI	0
BB	0
SO	9
LOB	4



Batter	1	2	3	4	5	6	7	8	9	AB	R	H	RBI	BB	SO	LOB	BOTTOM		
Johnny Schaive, R (1, 4) OBP: 0.259, SLG: 0.269	P6	F9			1-3				K	4	0	0	0	0	1	5			
Dan Dobbek, L (1, 9) OBP: 0.296, SLG: 0.462	P4		K		K					4	0	1	1	0	2	1			
Harmon Killebrew, R (1, 5) OBP: 0.352, SLG: 0.517	1B		K		F2				F2	4	0	1	0	0	1	3			
Jim Lemon, R (1, 7) OBP: 0.336, SLG: 0.519	1B		6-3			P3			K	4	0	1	0	0	1	0			
Julio Becquer, L (1, 3) OBP: 0.302, SLG: 0.392	FC6-4			F7		6-3				4	0	1	0	0	0	2			
Bob Allison, R (1, 8) OBP: 0.328, SLG: 0.486		6-3		E8		6-3			K	4	0	0	0	0	1	0			
Billy Consolo, R (1, 6) OBP: 0.318, SLG: 0.239					5-3				1-3	1	0	0	0	1	0	1			
Lenny Green, L (7, PH) OBP: 0.313, SLG: 0.325										1	0	0	0	0	0	0			
Zolio Versalles, R (8, 6) OBP: 0.217, SLG: 0.214		1B								0	0	0	0	0	0	0			
Steve Korceck, R (1, 2) OBP: 0.222, SLG: 0.156		K			F3				1B	3	1	1	0	0	1	2			
Camilo Pascual, R (1, 1) OBP: 0.357, SLG: 0.342									2B	2	0	2	0	1	0	0			
Inning Stats	R: 0 E: 0 K: 0 S: 5	H: 2 LOB: 2 BB: 0 P: 5	R: 0 E: 0 K: 1 S: 6	H: 1 LOB: 1 BB: 1 P: 10	R: 0 E: 0 K: 2 S: 7	H: 0 LOB: 0 BB: 0 P: 7	R: 0 E: 0 K: 0 S: 4	H: 0 LOB: 0 BB: 0 P: 4	R: 0 E: 0 K: 1 S: 5	H: 0 LOB: 1 BB: 1 P: 9	R: 0 E: 0 K: 0 S: 3	H: 0 LOB: 0 BB: 0 P: 3	R: 1 E: 0 K: 1 S: 8	H: 3 LOB: 2 BB: 0 P: 8	R: 0 E: 0 K: 2 S: 7	H: 1 LOB: 0 BB: 0 P: 7	1B: 6 2B: 1 3B: 0 HR: 0	SF: 0 SAC: 0 DP: 0 HBP: 0	WP: 1 PA: 33
PITCHER John Tsitouris, R (1, 1) ERA: 4.72	IP: 7.0 WLS: L BF: 30 H: 6 R: 1 ER: 1 SO: 5 BB: 2 IBB: 0 HBP: 0 BLK: 0 WP: 1 HR: 0 S: 38 P: 46 ERA: 1.29 WHIP: 1.143											PITCHER Bob Grim, R (8, 1) ERA: 4.06	IP: 1.0 WLS: L BF: 3 H: 1 R: 0 ER: 0 SO: 2 BB: 0 IBB: 0 HBP: 0 BLK: 0 WP: 0 HR: 0 S: 7 P: 7 ERA: 0.00 WHIP: 1.000						

Kansas City Athletics @ Washington Senators
Griffith Stadium, Washington, DC
Tue Sep 15 1959, 7:05 PM EDT
Unknown

AB	31
R	1
H	7
RBI	1
BB	2
SO	7
LOB	14



Batter	1	2	3	4	5	6	7	8	9	AB	R	H	RBI	BB	SO	LOB	TOP					
Billy Klaus, L OBP: 0.354, SLG: 0.319 (1, 6)	0-0 1-3		0-0 P6		0-0 5-3			0-0 4-3		4	0	0	0	0	0	0	Baltimore Orioles @ Washington Senators Griffith Stadium, Washington, DC Fri Sep 18 1959, 7:05 PM EDT Att: 2,241 - Unknown					
Al Pilarcik, L OBP: 0.352, SLG: 0.351 (1, 9)	0-0 3-1		0-0 F8			4-0 FC6-4 BB		0-0 2B		3	0	1	0	1	0	0						
Bob Nieman, R OBP: 0.374, SLG: 0.547 (1, 7)	4-0 BB 1B BB		0-0 F2			0-0 P6		0-0 1-3		3	1	0	0	1	0	2						
Bob Boyd, L OBP: 0.309, SLG: 0.344 (1, 3)	4-0 1B 1-2 BB			4-0 FC4-6 BB		0-0 1-2 FC6-4			0-0 2B 4-3 1B	2	1	1	0	2	0	1						
Brooks Robinson, R OBP: 0.320, SLG: 0.384 (1, 5)	0-0 1-3 2-H 1B		0-0 F7			0-0 P6			0-0 4-3 1B 2B	4	1	2	1	0	0	2						
Barry Shetrone, L OBP: 0.227, SLG: 0.217 (1, 8)	0-0 1-3		0-0 FC4-6				0-0 G3		0-0 4-3	4	0	0	1	0	0	4						
Gus Triandos, R OBP: 0.330, SLG: 0.436 (1, 2)		0-0 5-3		0-3 K			0-0 F2		0-0 5-3	4	0	0	0	0	1	2						
Jerry Adair, R OBP: 0.400, SLG: 0.357 (1, 4)		0-0 5-3			0-0 4-3			0-0 4-3		2	0	0	0	0	0	0						
Bob Hale, L OBP: 0.213, SLG: 0.222 (7, PH)										1	0	0	0	0	0	0						
Billy Gardner, R OBP: 0.284, SLG: 0.301 (7, 4)										1	0	1	1	0	0	0						
Jerry Walker, S OBP: 0.188, SLG: 0.222 (1, 1)										2	0	0	0	0	0	0						
Albie Pearson, L OBP: 0.308, SLG: 0.263 (8, PH)										1	0	0	0	0	0	0						
Hal Brown, R OBP: 0.130, SLG: 0.095 (8, 1)										0	0	0	0	0	0	0						
Walt Dropo, R OBP: 0.304, SLG: 0.409 (9, PH)										1	0	0	0	0	1	1						
Inning Stats	R: 1 E: 0 K: 0 S: 4	H: 1 LOB: 2 BB: 2 P: 12	R: 0 E: 0 K: 0 S: 3	H: 0 LOB: 0 BB: 0 P: 3	R: 0 E: 0 K: 1 S: 3	H: 0 LOB: 0 BB: 0 P: 3	R: 0 E: 0 K: 1 S: 5	H: 0 LOB: 1 BB: 1 P: 9	R: 0 E: 0 K: 0 S: 3	H: 0 LOB: 0 BB: 0 P: 3	R: 0 E: 0 K: 0 S: 3	H: 0 LOB: 1 BB: 1 P: 7	R: 0 E: 0 K: 0 S: 3	H: 0 LOB: 0 BB: 0 P: 3	R: 0 E: 0 K: 0 S: 4	H: 1 LOB: 1 BB: 0 P: 4	R: 2 E: 0 K: 1 S: 8	H: 3 LOB: 1 BB: 0 P: 8	1B: 3 2B: 2 3B: 0 HR: 0	SF: 0 SAC: 0 DP: 0 HBP: 0	WP: 0 PB: 0 SB: 0 CS: 0	PA: 36
PITCHER Bill Fischer, R ERA: 4.22 (1, 1)	IP: 9.0 WLS: W BF: 36 H: 5 R: 3 ER: 3 SO: 2 BB: 4 IBB: 0 HBP: 0 BLK: 0 WP: 0 HR: 0 S: 36 P: 52 ERA: 3.00 WHIP: 1.000															PITCHER						

AB	32
R	3
H	5
RBI	3
BB	4
SO	2
LOB	12



Batter	1	2	3	4	5	6	7	8	9	AB	R	H	RBI	BB	SO	LOB	BOTTOM
Johnny Schaive, R OBP: 0.235, SLG: 0.273 (1, 4)	0-0 F3	0-0 FC6-4		0-0 F8			0-0 P4			4	0	0	0	0	0	3	Baltimore Orioles @ Washington Senators Griffith Stadium, Washington, DC Fri Sep 18 1959, 7:05 PM EDT Att: 2,241 - Unknown
Dan Dobbek, L OBP: 0.286, SLG: 0.412 (1, 9)	0-0 G3		0-0 FC5 BB 1B	0-0 F5			0-0 1-3			4	0	1	0	0	0	0	
Harmon Killebrew, R OBP: 0.351, SLG: 0.511 (1, 5)	0-0 6-3		4-0 FC5 1B BB	0-0 F5			0-0 F7			3	1	0	0	1	0	0	
Jim Lemon, R OBP: 0.336, SLG: 0.523 (1, 7)		0-0 1B F5 1B	0-0 FC5 1B WP	0-3 K				0-0 HR		4	3	2	1	0	1	2	
Roy Sievers, R OBP: 0.325, SLG: 0.450 (1, 3)		0-0 E F5 1B	0-0 WP E 1B		0-0 5-3			0-0 1B SH3-4 1B		4	1	3	1	0	0	0	
Julio Becquer, L OBP: 0.301, SLG: 0.389 (9, 3)		1-3 E 1B	1-3 2-H E 1B							0	0	0	0	0	0	0	
Clint Courtney, L OBP: 0.301, SLG: 0.299 (1, 2)		0-3 K	0-3 K	1-2 3-H 0-0		0-0 4-3		0-0 SH3-4 1B		3	0	0	0	0	2	3	
Bob Allison, R OBP: 0.325, SLG: 0.481 (1, 8)		0-0 F5 1-2 3-H	0-0 E4 2-H 1B		0-0 6-3			0-0 5-3		4	0	1	2	0	0	2	
Billy Consolo, R OBP: 0.326, SLG: 0.247 (1, 6)		4-0 E BB	0-0 4-3			0-0 1B		0-0 1B		3	0	2	0	1	0	1	
Bill Fischer, R OBP: 0.148, SLG: 0.100 (1, 1)		0-0 E3 1-2 2-3		0-0 F9		0-0 1-3		0-0 6-3		4	0	0	0	0	0	5	
Inning Stats	R: 0 E: 0 K: 0 S: 3	H: 2 LOB: 3 BB: 1 P: 12	R: 3 E: 1 K: 1 S: 8	H: 3 LOB: 1 BB: 1 P: 12	R: 0 E: 0 K: 0 S: 3	H: 0 LOB: 0 BB: 0 P: 3	R: 0 E: 0 K: 0 S: 4	H: 1 LOB: 1 BB: 0 P: 4	R: 0 E: 0 K: 0 S: 3	H: 0 LOB: 0 BB: 0 P: 3	R: 1 E: 0 K: 0 S: 6	H: 3 LOB: 2 BB: 0 P: 6	1B: 8 2B: 0 3B: 0 HR: 1	SF: 0 SAC: 1 DP: 0 HBP: 0	WP: 1 PB: 0 SB: 0 CS: 0	PA: 36	
PITCHER Jerry Walker, R ERA: 2.76 (1, 1)	IP: 7.0 WLS: L BF: 30 H: 6 R: 4 ER: 4 SO: 3 BB: 2 IBB: 0 HBP: 0 BLK: 0 WP: 1 HR: 0 S: 34 P: 42 ERA: 5.14 WHIP: 1.143															PITCHER	
Hal Brown, R ERA: 3.85 (8, 1)	IP: 1.0 WLS: L BF: 6 H: 3 R: 1 ER: 1 SO: 0 BB: 0 IBB: 0 HBP: 0 BLK: 0 WP: 0 HR: 1 S: 6 P: 6 ERA: 9.00 WHIP: 3.000															PITCHER	



Batter	1	2	3	4	5	6	7	8	9	AB	R	H	RBI	BB	SO	LOB	TOP				
Billy Klaus, L OBP: 0.358, SLG: 0.322 (1, 6)										3	2	1	0	2	1	1	Baltimore Orioles @ Washington Senators Griffith Stadium, Washington, DC Sat Sep 19 1959, 3:33 AM EDT Att: 2,447 - Unknown				
Al Pilarcik, L OBP: 0.358, SLG: 0.357 (1, 8) (7, 9)										4	1	3	0	0	0	0					
Gene Woodling, L OBP: 0.399, SLG: 0.457 (1, 9) (7, 7)										4	0	0	1	1	0	4					
Fred Valentine, S OBP: 0.429, SLG: 0.333 (9, 7)										0	0	0	0	0	0	0					
Bob Nieman, R OBP: 0.372, SLG: 0.542 Willie Tasby, R OBP: 0.300, SLG: 0.381 (1, 7) (7, 8)										3	1	0	0	0	0	5					
Bob Boyd, L OBP: 0.310, SLG: 0.343 Wall Drogo, R OBP: 0.304, SLG: 0.409 (1, 3) (9, 3)										4	0	1	2	1	0	3					
Brooks Robinson, R OBP: 0.319, SLG: 0.382 (1, 5)										4	0	1	1	0	3						
Joe Ginsberg, L OBP: 0.270, SLG: 0.212 Bob Hale, L OBP: 0.208, SLG: 0.217 Gus Triandos, R OBP: 0.330, SLG: 0.436 (1, 2) (7, PH) (7, 2)										3	0	0	0	0	0	0					
Jerry Adair, R OBP: 0.368, SLG: 0.333 (1, 4)										4	0	1	0	0	0	0					
Mitt Pappas, R OBP: 0.165, SLG: 0.156 (1, 1)										4	0	1	0	0	1	1					
Inning Stats	R: 0 E: 1 K: 0 S: 4	H: 0 LOB: 2 BB: 1 P: 8	R: 0 E: 0 K: 0 S: 3	H: 0 LOB: 0 BB: 0 P: 3	R: 1 E: 0 K: 0 S: 4	H: 2 LOB: 3 BB: 2 P: 13	R: 0 E: 0 K: 1 S: 5	H: 0 LOB: 0 BB: 0 P: 5	R: 1 E: 0 K: 0 S: 5	H: 2 LOB: 1 BB: 0 P: 5	R: 0 E: 0 K: 0 S: 4	H: 1 LOB: 1 BB: 0 P: 4	R: 2 E: 0 K: 0 S: 6	H: 3 LOB: 2 BB: 1 P: 10	R: 0 E: 0 K: 1 S: 5	H: 0 LOB: 0 BB: 0 P: 5	R: 1 E: 0 K: 0 S: 4	H: 1 LOB: 0 BB: 0 P: 4	1B: 7 2B: 1 3B: 0 HR: 1	SF: 0 SAC: 1 DP: 1 HBP: 1	WP: 0 PA: 41 SB: 0 CS: 1
PITCHER	IP	WLS	BF	H	R	ER	SO	BB	IBB	HBP	BLK	WP	HR	S	P	ERA	WHIP				
Tex Clevenger, R ERA: 3.71 Chuck Stobbs, L ERA: 3.03	(1, 1) (8, 1)	7.0 2.0	L 7	34 1	8 1	4 1	1 1	1 1	4 0	0 0	1 0	0 0	0 1	31 9	48 9	5.14 4.50	1.714 0.500				


Batter	1	2	3	4	5	6	7	8	9	AB	R	H	RBI	BB	SO	LOB	BOTTOM				
Johnny Schaive, R OBP: 0.211, SLG: 0.243 (1, 4)										4	0	0	0	0	0	2	Baltimore Orioles @ Washington Senators Griffith Stadium, Washington, DC Sat Sep 19 1959, 3:33 AM EDT Att: 2,447 - Unknown				
Dan Dobbek, L OBP: 0.308, SLG: 0.405 (1, 9)										3	1	1	0	1	1	0					
Harmon Killebrew, R OBP: 0.349, SLG: 0.597 (1, 5)										4	0	0	0	0	0	2					
Jim Lemon, R OBP: 0.336, SLG: 0.521 (1, 7)										4	0	1	1	0	1	1					
Roy Sievers, R OBP: 0.325, SLG: 0.446 (1, 3)										3	0	0	0	0	1	1					
Bob Allison, R OBP: 0.326, SLG: 0.480 (1, 8)										3	1	1	0	1	0	1					
Billy Consolo, R OBP: 0.339, SLG: 0.259 Faye Throneberry, L OBP: 0.324, SLG: 0.392 (1, 6) (9, PH)										3	1	1	1	0	1	1					
Steve Koricheck, R OBP: 0.231, SLG: 0.290 Clint Courtney, L OBP: 0.300, SLG: 0.298 (1, 2) (9, PH)										3	0	1	1	0	0	2					
Tex Clevenger, R OBP: 0.321, SLG: 0.227 Lenny Green, L OBP: 0.315, SLG: 0.324 Chuck Stobbs, L OBP: 0.105, SLG: 0.105 Julio Becquer, L OBP: 0.300, SLG: 0.387 (1, 1) (7, PH) (8, 1) (9, PH)										1	0	0	0	1	0	1					
Inning Stats	R: 1 E: 0 K: 0 S: 5	H: 2 LOB: 1 BB: 0 P: 5	R: 0 E: 1 K: 0 S: 4	H: 0 LOB: 1 BB: 0 P: 4	R: 0 E: 0 K: 0 S: 3	H: 0 LOB: 0 BB: 0 P: 3	R: 2 E: 0 K: 0 S: 5	H: 2 LOB: 2 BB: 2 P: 13	R: 0 E: 0 K: 0 S: 2	H: 0 LOB: 0 BB: 1 P: 6	R: 0 E: 0 K: 2 S: 8	H: 1 LOB: 1 BB: 0 P: 8	R: 0 E: 0 K: 1 S: 5	H: 0 LOB: 0 BB: 0 P: 5	R: 0 E: 0 K: 1 S: 5	H: 0 LOB: 1 BB: 0 P: 6		R: 0 E: 0 K: 2 S: 7	H: 0 LOB: 0 BB: 0 P: 7	1B: 3 2B: 1 3B: 1 HR: 0	SF: 0 SAC: 0 DP: 1 HBP: 1
PITCHER	IP	WLS	BF	H	R	ER	SO	BB	IBB	HBP	BLK	WP	HR	S	P	ERA	WHIP				
Mitt Pappas, R ERA: 3.28	(1, 1)	9.0	W	36	5	3	3	6	3	0	1	0	0	44	57	3.00	0.889				


Batter	1	2	3	4	5	6	7	8	9	AB	R	H	RBI	BB	SO	LOB	TOP			
Billy Klaus, L OBP: 0.357, SLG: 0.321 (1, 6)	0-3 K		0-0 S 1B		0-3 K 1-2			0-0 6-3		4	0	1	0	0	2	1	Baltimore Orioles @ Washington Senators Griffith Stadium, Washington, DC Sun Sep 20 1959, 3:33 AM EDT Att: 4,214 - Unknown livebaseballscorecards.com			
Al Pilarcik, L OBP: 0.356, SLG: 0.359 (1, 8) (3, 9)	0-0 P4		0-0 F8			0-0 4-3 2B		0-0 1-3		4	0	1	0	0	0	1				
Gene Woodling, L OBP: 0.400, SLG: 0.456 Albie Pearson, L OBP: 0.305, SLG: 0.261 (1, 9) (3, 8)	4-0 BB		0-3 K2-3 1-2			0-0 4-3 2-3		0-0 L4	1 0 0 0 1 1 1 2 0 0 0 0 0 1	1	0	0	0	1	1	1				
Bob Nieman, R OBP: 0.371, SLG: 0.538 (1, 7)	0-3 K			0-0 1-3		0-0 5-3		0-0 1B	4 0 1 0 0 1 2	4	0	1	0	0	1	2				
Bob Boyd, L OBP: 0.310, SLG: 0.342 (1, 3)		0-0 G6-4-3 1B		0-0 6-3		0-3 K		0-0 F9	4 0 1 0 0 1 2	4	0	1	0	0	1	2				
Brooks Robinson, R OBP: 0.318, SLG: 0.380 (1, 5)		0-0 G6-4-3 1B		0-3 K			0-3 K	0-0 P4	4 0 1 0 0 2 1	4	0	1	0	0	2	1				
Joe Ginsberg, L OBP: 0.265, SLG: 0.208 (1, 2)		0-0 G6-4-3 1-2			0-0 4-3		0-0 4-3		3 0 0 0 0 0 2	3	0	0	0	0	0	2				
Jerry Adair, R OBP: 0.318, SLG: 0.286 (1, 4)		0-0 F9			0-0 6-3		0-3 K		3 0 0 0 0 1 1	3	0	0	0	0	1	1				
Billy O'Dell, S OBP: 0.150, SLG: 0.143 Bob Hale, L OBP: 0.204, SLG: 0.213 Billy Loes, R OBP: 0.125, SLG: 0.125 Jack Fisher, R OBP: 0.182, SLG: 0.190 (1, 1) (8, PH) (8, 1) (8, 1)			0-0 5-3					0-0 1-3	2 0 1 0 0 0 0 1 0	2	0	1	0	0	0	0				
Inning Stats	R: 0 E: 0 K: 2 S: 7	H: 0 LOB: 1 BB: 1 P: 11	R: 0 E: 0 K: 0 S: 4	H: 2 LOB: 1 BB: 0 P: 4	R: 0 E: 0 K: 1 S: 6	H: 1 LOB: 1 BB: 0 P: 6	R: 0 E: 0 K: 1 S: 5	H: 0 LOB: 0 BB: 0 P: 5	R: 0 E: 0 K: 1 S: 6	H: 1 LOB: 1 BB: 0 P: 6	R: 0 E: 0 K: 2 S: 6	H: 0 LOB: 0 BB: 0 P: 7	R: 0 E: 0 K: 0 S: 3	H: 0 LOB: 0 BB: 0 P: 3	R: 0 E: 0 K: 0 S: 4	H: 1 LOB: 1 BB: 0 P: 4		1B: 5 2B: 1 3B: 0 HR: 0	SF: 0 SAC: 0 DP: 1 HBP: 0	WP: 0 PB: 0 SB: 2 CS: 0
PITCHER Camilo Pascual, R ERA: 2.58 (1, 1)	IP: 9.0 WLS: W BF: 33 H: 6 R: 0 ER: 0 SO: 8 BB: 1 IBB: 0 HBP: 0 BLK: 0 WP: 0 HR: 0 S: 48 P: 52 ERA: 0.00 WHIP: 0.778																			

Batter	1	2	3	4	5	6	7	8	9	AB	R	H	RBI	BB	SO	LOB	BOTTOM
Johnny Schaive, R OBP: 0.214, SLG: 0.244 (1, 4)	0-0 6-3		0-0 E6		0-0 4-3			0-0 SH3-4 E 1B		4	1	1	0	0	0	1	Baltimore Orioles @ Washington Senators Griffith Stadium, Washington, DC Sun Sep 20 1959, 3:33 AM EDT Att: 4,214 - Unknown livebaseballscorecards.com
Dan Dobbek, L OBP: 0.310, SLG: 0.475 (1, 9)	0-0 HR		0-0 F8			0-0 P4		0-0 SH3-4 1-2	3 1 1 1 0 0 1	3	1	1	1	0	0	1	
Harmon Killebrew, R OBP: 0.349, SLG: 0.595 (1, 5)	0-0 6-3			0-0 5-3		0-0 F8		0-0 E7 1B 2H	4 1 1 1 1 0 0 0	4	1	1	1	1	0	0	
Jim Lemon, R OBP: 0.337, SLG: 0.522 (1, 7)	0-0 F8			0-0 6-3		0-0 2B		0-0 1B 2H	4 1 2 1 0 0 0	4	1	2	1	0	0	0	
Roy Sievers, R OBP: 0.329, SLG: 0.448 Julio Becquer, L OBP: 0.300, SLG: 0.387 (1, 3) (8, PR) (9, 3)		0-0 6-3		0-0 1B		0-0 FC5-4 BB		0-0 1B 1-2 BLK 1B	3 0 2 0 1 0 0 0 1 0 0 0 0 0	3	0	2	0	1	0	0	
Bob Allison, R OBP: 0.326, SLG: 0.478 (1, 8)		0-0 5-3		0-0 P4		0-0 FC5-4 1-2		0-0 BLK 1-3 2H 1B	4 0 1 1 0 0 3	4	0	1	1	0	0	3	
Billy Consolo, R OBP: 0.329, SLG: 0.260 (1, 6)		0-3 K			0-0 B1-5-4 SH 1B		0-0 P3	4-0 BLK BB	3 0 1 0 1 1 0	3	0	1	0	1	1	0	
Steve Korcheck, R OBP: 0.238, SLG: 0.211 (1, 2)			0-0 6-3		0-0 SH B1-5-4		0-0 G4-6-3 1B	0-3 K 2H	3 0 1 0 0 1 3	3	0	1	0	0	1	3	
Camilo Pascual, R OBP: 0.341, SLG: 0.325 (1, 1)			0-0 1-3		0-0 B1-5-4 1-2		0-0 G4-6-3 1-2	0-3 K 2-3 3H	4 0 0 0 0 1 5	4	0	0	0	0	1	5	
Inning Stats	R: 1 E: 0 K: 0 S: 4	H: 1 LOB: 0 BB: 0 P: 4	R: 0 E: 1 K: 1 S: 5	H: 0 LOB: 0 BB: 0 P: 5	R: 0 E: 0 K: 0 S: 4	H: 1 LOB: 1 BB: 0 P: 4	R: 0 E: 0 K: 0 S: 4	H: 1 LOB: 2 BB: 1 P: 8	R: 0 E: 1 K: 2 S: 12	H: 5 LOB: 3 BB: 1 P: 16	1B: 8 2B: 1 3B: 0 HR: 1	SF: 0 SAC: 2 DP: 2 HBP: 0	WP: 0 PB: 0 SB: 0 CS: 0	PA: 36			
PITCHER Billy O'Dell, L ERA: 3.06 Billy Loes, R ERA: 4.06 Jack Fisher, R ERA: 3.01 (1, 1) (8, 1) (8, 1)	IP: 7.0 WLS: L BF: 27 H: 5 R: 1 ER: 1 SO: 1 BB: 1 IBB: 0 HBP: 0 BLK: 0 WP: 0 HR: 1 S: 28 P: 32 ERA: 1.29 WHIP: 0.857																

Batter	1	2	3	4	5	6	7	8	9	AB	R	H	RBI	BB	SO	LOB	TOP					
Bobby Richardson, R OBP: 0.332, SLG: 0.376 (1, 4)										5	1	3	1	0	0	1	New York Yankees @ Washington Senators Griffith Stadium, Washington, DC Wed Sep 23 1959, 7:05 PM EDT Att: 6,440 - Unknown livebaseballscorecards.com					
Tony Kubek, L OBP: 0.313, SLG: 0.388 (1, 6)										5	0	0	0	0	1	3						
Norm Siebern, L OBP: 0.342, SLG: 0.405 (1, 8)										5	1	3	1	0	1	2						
Yogi Berra, L OBP: 0.348, SLG: 0.464 (1, 2)										5	0	2	0	0	1	2						
Elston Howard, R OBP: 0.309, SLG: 0.482 (1, 3)										5	0	1	1	0	1	4						
Hector Lopez, R OBP: 0.335, SLG: 0.474 (1, 7)										4	2	2	1	0	0	2						
Hank Bauer, R OBP: 0.307, SLG: 0.375 (1, 9)										4	0	1	0	0	1	0						
Gil McDougald, R OBP: 0.308, SLG: 0.350 (1, 5)										4	1	2	1	0	0	0						
Ralph Terry, R OBP: 0.156, SLG: 0.121 Mary Thronberry, L OBP: 0.322, SLG: 0.355 John Gabler, S Duke Maas, R OBP: 0.182, SLG: 0.125 (1, 1)										1	0	0	0	0	0	0						
Inning Stats	R: 1 E: 0 K: 1 S: 7	H: 2 LOB: 1 BB: 0 P: 7	R: 0 E: 0 K: 0 S: 3	H: 0 LOB: 0 BB: 0 P: 3	R: 0 E: 1 K: 1 S: 6	H: 0 LOB: 1 BB: 0 P: 6	R: 1 E: 0 K: 1 S: 8	H: 3 LOB: 2 BB: 0 P: 8	R: 0 E: 0 K: 0 S: 5	H: 2 LOB: 0 BB: 0 P: 5	R: 1 E: 0 K: 1 S: 4	H: 1 LOB: 0 BB: 0 P: 4	R: 1 E: 0 K: 1 S: 8	H: 3 LOB: 2 BB: 0 P: 8	R: 1 E: 0 K: 1 S: 6	H: 2 LOB: 1 BB: 0 P: 6		R: 0 E: 0 K: 1 S: 6	H: 1 LOB: 1 BB: 0 P: 6	1B: 13 2B: 0 3B: 0 HR: 1	SF: 0 SAC: 0 DP: 0 HBP: 0	WP: 0 PB: 1 SB: 0 CS: 0
PITCHER	IP WLS BF H R ER SO BB IBB HBP BLK WP HR S P ERA WHIP	IP WLS BF H R ER SO BB IBB HBP BLK WP HR S P ERA WHIP																				
Bill Fischer, R ERA: 4.28 Chuck Stobbs, L ERA: 3.0	(1, 1) 8.0 L 37 13 5 5 5 0 0 0 0 0 1 47 47 5.62 1.625	(9, 1) 1.0 4 1 0 0 1 0 0 0 0 0 0 0 6 6 0.00 1.000																				

Batter	1	2	3	4	5	6	7	8	9	AB	R	H	RBI	BB	SO	LOB	BOTTOM					
Billy Consolo, R OBP: 0.328, SLG: 0.257 Faye Thronberry, L OBP: 0.322, SLG: 0.350 Zolio Versailles, R OBP: 0.217, SLG: 0.214 (1, 6)										4	1	1	0	0	1	1	New York Yankees @ Washington Senators Griffith Stadium, Washington, DC Wed Sep 23 1959, 7:05 PM EDT Att: 6,440 - Unknown livebaseballscorecards.com					
Dan Dobbs, L OBP: 0.314, SLG: 0.438 (1, 9)										4	1	2	0	1	1	0						
Harmon Killebrew, R OBP: 0.349, SLG: 0.591 (1, 5)										5	0	2	0	0	1	1						
Jim Lemon, R OBP: 0.340, SLG: 0.521 (1, 7)										4	1	2	1	1	0	3						
Roy Sievers, R OBP: 0.329, SLG: 0.444 (1, 3)										4	0	1	0	1	0	2						
Bob Allison, R OBP: 0.330, SLG: 0.487 (1, 8)										3	1	2	1	1	0	2						
Clint Courtney, L OBP: 0.308, SLG: 0.296 Pedro Ramos, S OBP: 0.190, SLG: 0.227 Chuck Stobbs, L OBP: 0.105, SLG: 0.105 (1, 2)										1	0	0	1	3	0	2						
Johnny Schaive, R OBP: 0.188, SLG: 0.213 Julio Bequer, L OBP: 0.297, SLG: 0.384 Ron Samford, R OBP: 0.262, SLG: 0.342 (1, 4)										2	0	0	0	0	0	5						
Bill Fischer, R OBP: 0.158, SLG: 0.113 Lenny Green, L OBP: 0.321, SLG: 0.330 Hal Naragon, L OBP: 0.285, SLG: 0.304 (1, 1)										1	0	1	0	0	0	0						
Inning Stats	R: 2 E: 1 K: 0 S: 7	H: 4 LOB: 3 BB: 1 P: 11	R: 0 E: 0 K: 1 S: 5	H: 0 LOB: 0 BB: 0 P: 5	R: 1 E: 0 K: 1 S: 6	H: 1 LOB: 2 BB: 2 P: 14	R: 0 E: 0 K: 1 S: 6	H: 1 LOB: 2 BB: 1 P: 10	R: 0 E: 0 K: 0 S: 2	H: 0 LOB: 0 BB: 2 P: 10	R: 0 E: 0 K: 0 S: 3	H: 2 LOB: 0 BB: 0 P: 3	R: 0 E: 0 K: 0 S: 3	H: 1 LOB: 0 BB: 0 P: 3	R: 1 E: 0 K: 0 S: 4	H: 2 LOB: 2 BB: 1 P: 8		R: 0 E: 0 K: 1 S: 6	H: 1 LOB: 1 BB: 0 P: 6	1B: 11 2B: 0 3B: 0 HR: 1	SF: 0 SAC: 1 DP: 4 HBP: 0	WP: 0 PB: 0 SB: 0 CS: 0
PITCHER	IP WLS BF H R ER SO BB IBB HBP BLK WP HR S P ERA WHIP	IP WLS BF H R ER SO BB IBB HBP BLK WP HR S P ERA WHIP																				
Ralph Terry, R ERA: 3.89 John Gabler, R ERA: 2.31 Duke Maas, R ERA: 4.43	(1, 1) 3.0 W 17 5 1 1 1 4 0 0 0 0 1 15 31 2.25 2.250	(8, 1) 2.0 S 7 2 0 0 1 0 0 0 0 0 0 9 9 0.00 1.000																				

Batter	1	2	3	4	5	6	7	8	9	AB	R	H	RBI	BB	SO	LOB	TOP										
Billy Consolo, R OBP: 0.333, SLG: 0.270 (1, 6)	0-3 K		0-3 K	0-0 2B		0-0 1B			0-0 1B	5	0	3	2	0	2	0	Washington Senators @ Boston Red Sox Fenway Park, Boston, MA Fri Sep 25 1959, 7:05 PM EDT Att: 9,089 - Unknown 										
Dan Dobbek, L OBP: 0.304, SLG: 0.404 (1, 9)	0-0 F7		0-0 F8	0-3 K		4-0 1B			0-3 K	4	0	0	0	1	2	3											
Harmon Killebrew, R OBP: 0.350, SLG: 0.500 (1, 5)	4-0 BB		4-0 BB	0-0 6-3		0-0 L6			0-0 1B	3	0	1	0	2	0	4											
Jim Lemon, R OBP: 0.337, SLG: 0.516 (1, 7)	0-0 6-3		0-0 6-3			0-0 F8			0-0 F9	5	0	0	0	0	0	4											
Roy Sievers, R OBP: 0.327, SLG: 0.440 (1, 3)		0-3 K		0-0 E1 FC1-5 1B		0-0 6-3			0-0 F8	5	0	1	0	0	1	2											
Bob Allison, R OBP: 0.332, SLG: 0.487 (1, 8)		0-0 1-3 1B		4-0 BB FC1-5 SH BB		4-0 BB			0-0 6-3	2	2	1	0	2	0	0											
Johnny Schaive, R OBP: 0.173, SLG: 0.196 (1, 4)		0-0 1-3		0-0 FC1-5 SH BB 2B		0-0 4-3			0-0 F8	4	1	0	0	0	0	4											
Steve Korcheck, R OBP: 0.265, SLG: 0.233 (1, 2)		0-0 2H 1B		4-0 SH 2B BB		0-0 4-3			0-0 5-3	3	1	1	1	1	0	0											
Tex Clevenger, R Dick Hyde, R Hal Griggs, R Frank Williams, L Hal Woodeshick, L Chuck Stobbs, L Jim Kaat, L Julio Becerra, L Ralph Lumentli, L (1, 1)	0-3 K		0-3 K	0-0 SH 2B		0-0 1-3			0-0 F7	1	0	0	0	0	0	1											
Inning Stats	R: 0 E: 0 K: 1 S: 5	H: 0 LOB: 1 BB: 1 P: 9	R: 1 E: 0 K: 2 S: 9	H: 2 LOB: 1 BB: 0 P: 9	R: 0 E: 0 K: 1 S: 5	H: 0 LOB: 1 BB: 1 P: 9	R: 3 E: 2 K: 1 S: 8	H: 2 LOB: 2 BB: 2 P: 16	R: 0 E: 0 K: 0 S: 4	H: 1 LOB: 2 BB: 1 P: 8	R: 0 E: 0 K: 0 S: 3	H: 0 LOB: 0 BB: 0 P: 3	R: 0 E: 0 K: 0 S: 3	H: 0 LOB: 2 BB: 0 P: 3	R: 0 E: 0 K: 1 S: 7	H: 2 LOB: 2 BB: 0 P: 7		1B: 6 2B: 1 3B: 0 HR: 0	SF: 0 SAC: 1 DP: 0 HBP: 0	WP: 0 PB: 0 SB: 0 CS: 0	PA: 41						
PITCHER	IP	WLS	BF	H	R	ER	SO	BB	IBB	HBP	BLK	WP	HR	S	P	ERA	WHIP										
Earl Wilson, R ERA: 6.08 (1, 1)	3.1		19	4	4	4	4	4	0	0	0	0	0	23	39	10.80	2.400										
Tom Brewer, R ERA: 3.75 (4, 1)	0.2		2	0	0	0	1	0	0	0	0	0	0	4	4	0.00	0.000										
Mike Fomiele, R ERA: 3.07 (5, 1)	5.0	W	20	3	0	0	1	2	0	0	0	0	0	20	28	0.00	1.000										

Batter	1	2	3	4	5	6	7	8	9	AB	R	H	RBI	BB	SO	LOB	BOTTOM										
Don Buddin, R OBP: 0.365, SLG: 0.347 (1, 6)	4-0 BB G3		0-0 2B	0-0 SF7		0-0 1B			0-3 K	3	1	2	1	1	1	0	Washington Senators @ Boston Red Sox Fenway Park, Boston, MA Fri Sep 25 1959, 7:05 PM EDT Att: 9,089 - Unknown 										
Pete Runnels, L OBP: 0.414, SLG: 0.426 (1, 4)	0-0 G3		0-0 E6	0-0 2B		4-0 1B			0-0 F9	3	1	1	2	1	0	2											
Pumpsie Green, S OBP: 0.350, SLG: 0.320 (7, 4)	1-2 1B		0-0 G4-6-3	0-0 2B		1-2 BB			0-0 K	1	0	0	0	0	0	0											
Gene Stephens, L OBP: 0.351, SLG: 0.372 (1, 7)	0-3 K		0-0 G4-6-3	0-0 F9		4-0 BB			0-3 K	4	1	0	0	1	2	5											
Vic Wertz, L OBP: 0.341, SLG: 0.418 (1, 3)	0-0 F7			0-0 1B		0-0 SF			0-0 1B	2	1	1	0	0	0	1											
Don Gile, R OBP: 0.333, SLG: 0.500 (5, 2)	0-0 F7			0-0 2B		0-0 K			0-0 1B	2	0	1	1	0	1	0											
Jackie Jensen, R OBP: 0.369, SLG: 0.482 (1, 9)		0-0 S 1B		0-0 1B		0-0 6-3			0-0 1B	4	2	3	1	1	0	0											
Frank Malzone, R OBP: 0.324, SLG: 0.441 (1, 5)	0-3 K		0-0 1B	0-0 1B		0-0 K			0-0 F8	5	2	2	0	0	2	5											
Jerry Mallett, R OBP: 0.429, SLG: 0.429 (1, 8)	0-0 1B		0-0 1B	0-0 1B		0-3 K			0-0 K	4	0	2	1	0	1	4											
Sammy White, R OBP: 0.328, SLG: 0.347 (1, 2)	0-0 G6-4-3		0-0 1B	4-0 1B		0-0 IBB			0-0 P3	1	0	0	0	0	0	1											
Earl Wilson, R OBP: 0.500, SLG: 0.750 (1, 1)			0-0 F3	0-0 2B		0-0 1B			0-0 4-3	1	0	0	0	0	0	0											
Inning Stats	R: 0 E: 0 K: 1 S: 5	H: 0 LOB: 1 BB: 1 P: 9	R: 1 E: 0 K: 1 S: 6	H: 2 LOB: 0 BB: 0 P: 6	R: 0 E: 1 K: 0 S: 4	H: 1 LOB: 1 BB: 0 P: 4	R: 5 E: 0 K: 0 S: 8	H: 5 LOB: 2 BB: 1 P: 12	R: 1 E: 0 K: 1 S: 7	H: 2 LOB: 1 BB: 0 P: 7	R: 3 E: 1 K: 2 S: 9	H: 1 LOB: 2 BB: 3 P: 21	R: 0 E: 0 K: 1 S: 5	H: 0 LOB: 0 BB: 0 P: 5	R: 0 E: 0 K: 1 S: 7	H: 2 LOB: 2 BB: 0 P: 7	1B: 10 2B: 3 3B: 0 HR: 0	SF: 2 SAC: 0 DP: 2 HBP: 0	WP: 1 PB: 0 SB: 1 CS: 0	PA: 42							
PITCHER	IP	WLS	BF	H	R	ER	SO	BB	IBB	HBP	BLK	WP	HR	S	P	ERA	WHIP										
Tex Clevenger, R ERA: 3.91 (1, 1)	3.1		16	6	4	4	2	1	0	0	0	0	0	3	7	54.00	6.000										
Dick Hyde, R ERA: 4.97 (4, 1)	0.1	L	4	2	2	2	0	0	1	0	0	0	0	3	7	54.00	6.000										
Hal Griggs, R ERA: 5.25 (4, 1)	1.1		6	2	1	1	1	0	0	0	0	0	0	8	8	6.75	1.500										
Hal Woodeshick, L ERA: 3.69 (6, 1)	0.1		6	1	3	1	0	3	0	0	0	0	0	3	15	27.00	12.000										
Chuck Stobbs, L ERA: 2.98 (6, 1)	0.2		2	0	0	0	2	0	0	0	0	0	0	6	6	0.00	0.000										
Jim Kaat, L ERA: 2.45 (7, 1)	1.0		3	0	0	0	1	0	0	0	0	0	0	5	5	0.00	0.000										
Ralph Lumentli, L ERA: (8, 1)	1.0		5	2	0	0	1	0	0	0	0	0	0	7	7	0.00	2.000										

Batter	1	2	3	4	5	6	7	8	9	10	11	AB	R	H	RBI	BB	SO	LOB	TOP	
Billy Conso , R OBP: 0.332, SLG: 0.270 (1, 6)	L6			1B HR	K		FC4-6			SH1-4		4	1	1	0	0	1	1		
Dan Dobbek , L OBP: 0.328, SLG: 0.411 (1, 9)	F9			1B HR			F9		L6-4 1B	G4-6-3 1B		4	1	2	0	1	0	0		
Harmon Killebrew , R OBP: 0.351, SLG: 0.506 (1, 5)	K			HR			FC4-6 1B		1B	G4-6-3 1B		5	1	3	3	0	1	2		
Jim Lemon , R OBP: 0.336, SLG: 0.513 (6, PR)			F9	6-3			FC4-6 2B		F5			3	0	0	0	0	0	1		
Lenny Green , L OBP: 0.319, SLG: 0.327 (6, 8) (11, 7)							1-2r					2	1	0	0	0	1	2		
Roy Slevers , R OBP: 0.330, SLG: 0.444 (1, 3)	K			FC6-4 1B			1B		L6-4			4	0	2	1	1	1	2		
Bob Allison , R OBP: 0.331, SLG: 0.484 (6, 7) (11, 8)	K			FC6-4 1B			F2					5	0	1	0	0	1	4		
Johnny Schaive , R OBP: 0.161, SLG: 0.182 (1, 4)					F8		G3		P6			4	0	0	0	0	0	2		
Steve Korcheck , R OBP: 0.245, SLG: 0.213 (1, 2)					P3					8-6		4	0	0	0	0	0	1		
Camilo Pascual , R OBP: 0.341, SLG: 0.326 (9, 1)					4-3							3	0	1	0	0	0	0		
Bill Fischer , R OBP: 0.172, SLG: 0.130 (9, 1)					4-3					SH1-4 1B		1	0	1	0	0	0	0		
Inning Stats	R: 0 E: 0 K: 1 S: 5	H: 0 LOB: 0 BB: 0 P: 5	R: 0 E: 0 K: 2 S: 7	H: 0 LOB: 0 BB: 0 P: 7	R: 0 E: 0 K: 0 S: 3	H: 0 LOB: 0 BB: 0 P: 3	R: 3 E: 0 K: 0 S: 7	H: 4 LOB: 1 BB: 0 P: 7	R: 0 E: 0 K: 1 S: 5	H: 2 LOB: 2 BB: 0 P: 5	R: 0 E: 0 K: 0 S: 4	H: 1 LOB: 1 BB: 0 P: 4	R: 0 E: 0 K: 0 S: 3	H: 1 LOB: 1 BB: 1 P: 7	R: 0 E: 0 K: 1 S: 4	H: 0 LOB: 0 BB: 1 P: 8	1B: 9 2B: 4 3B: 0 HR: 1	SF: 0 SAC: 1 DP: 4 HBP: 0	WP: 0 PB: 0 SB: 2 CS: 0	PA: 42
PITCHER	IP ERA WLS BF H R ER SO BB IBB HBP BLK WP HR S P ERA WHIP	IP ERA WLS BF H R ER SO BB IBB HBP BLK WP HR S P ERA WHIP																		
Bill Monbouquette , R ERA: 4.15 (1, 1)	9.0	35	10	4	4	4	10	1	1	0	0	0	0	0	0	7	15	0.00	1.111	
Nelson Chittum , R ERA: 1.19 (10, 1)	2.0	7	1	0	0	1	1	1	0	0	0	0	0	0	0	0	0	0.00	1.000	

Washington Senators @ Boston Red Sox
Fenway Park, Boston, MA
Sat Sep 26 1959, 3:33 AM EDT
Att: 5,428 - Unknown

livebaseballscores.com

AB 39
R 4
H 11
RBI 4
BB 2
SO 5
LOB 15





Batter	1	2	3	4	5	6	7	8	9	10	11	AB	R	H	RBI	BB	SO	LOB	BOTTOM							
Pete Runnels , L OBP: 0.415, SLG: 0.427 (1, 4)	1-3		5-3		1B		FC4-6 1B			SH1-4 2B 1B	5-3	6	1	3	1	0	0	0								
Marty Keough , L OBP: 0.315, SLG: 0.416 (1, 3)	FC1-6-5 2B		1B				FC4-6 1B			SH1-4		5	0	2	0	0	1	2								
Ted Williams , L OBP: 0.370, SLG: 0.414 (6, PR)	FC1-6-5 2-3		P4				1B FC5-4 2B			2B		3	0	1	0	0	0	2								
Gene Stephens , L OBP: 0.351, SLG: 0.369 (7, 7)							K			2B		2	1	0	0	1	1	1								
Jackie Jensen , R OBP: 0.372, SLG: 0.492 (1, 9)	K		F8				FC5-4 1B			FC5-4 2B		6	1	4	3	0	1	2								
Frank Malzone , R OBP: 0.325, SLG: 0.439 (1, 5)					F9		FC5-4 1B			F9		4	0	1	1	1	0	3								
Jerry Maltett , R OBP: 0.106, SLG: 0.065 (6, PH)			G6-4-3 1B				1-2r 3H			1B		5	0	1	0	0	2	5								
Jerry Maltett , R OBP: 0.333, SLG: 0.333 (1, 8)			G6-4-3 1B		K		1-2			F9		5	0	1	0	0	2	5								
Don Gile , R OBP: 0.250, SLG: 0.429 (1, 2)					P4		K			FC5-4		5	0	1	0	0	1	6								
Jim Mahoney , R OBP: 0.217, SLG: 0.286 (6, PH)							K			FC5		1	0	0	0	1	1	0								
Vic Wertz , L OBP: 0.339, SLG: 0.416 (7, 6)							K			1B 2B		1	0	0	0	0	1	2								
Don Buddin , R OBP: 0.366, SLG: 0.349 (10, 1)							K			1B 2B		2	1	1	0	0	0	0								
Bill Monbouquette , R OBP: 0.106, SLG: 0.065 (9, PH)							K			SH1-4 2B 1B		3	0	0	0	0	3	2								
Dick Gemert , R OBP: 0.366, SLG: 0.428 (10, 1)							K			4-3		1	1	1	0	0	0	0								
Nelson Chittum , R OBP: 0.200, SLG: 0.400 (10, 1)							K					1	0	0	0	0	0	0								
Inning Stats	R: 0 E: 0 K: 1 S: 6	H: 1 LOB: 1 BB: 0 P: 6	R: 0 E: 0 K: 1 S: 6	H: 2 LOB: 2 BB: 1 P: 10	R: 0 E: 0 K: 0 S: 4	H: 1 LOB: 1 BB: 0 P: 4	R: 0 E: 0 K: 1 S: 5	H: 0 LOB: 0 BB: 0 P: 5	R: 0 E: 0 K: 3 S: 10	H: 1 LOB: 1 BB: 0 P: 10	R: 1 E: 0 K: 2 S: 8	H: 3 LOB: 2 BB: 0 P: 10	R: 0 E: 0 K: 2 S: 8	H: 1 LOB: 1 BB: 0 P: 8	R: 0 E: 0 K: 0 S: 4	H: 1 LOB: 1 BB: 0 P: 4	R: 3 E: 0 K: 1 S: 9	H: 4 LOB: 3 BB: 2 P: 17	R: 0 E: 0 K: 0 S: 3	H: 0 LOB: 0 BB: 0 P: 3	R: 1 E: 0 K: 0 S: 3	H: 1 LOB: 0 BB: 0 P: 3	1B: 9 2B: 5 3B: 0 HR: 1	SF: 0 SAC: 1 DP: 1 HBP: 0	WP: 0 PB: 0 SB: 0 CS: 0	PA: 49
PITCHER	IP ERA WLS BF H R ER SO BB IBB HBP BLK WP HR S P ERA WHIP	IP ERA WLS BF H R ER SO BB IBB HBP BLK WP HR S P ERA WHIP																								
Camilo Pascual , R ERA: 2.64 (1, 1)	8.1	40	14	4	4	10	2	0	0	0	0	0	0	0	1	10	14	4.32	1.920							
Bill Fischer , R ERA: 4.28 (9, 1)	2.1	9	1	1	1	1	0	1	0	0	0	0	0	0	0	0	0	3.86	0.429							


Washington Senators @ Boston Red Sox
Fenway Park, Boston, MA
Sat Sep 26 1959, 3:33 AM EDT
Att: 5,428 - Unknown

livebaseballscores.com

AB 45
R 5
H 15
RBI 5
BB 3
SO 11
LOB 25



Batter	1	2	3	4	5	6	7	8	9	AB	R	H	RBI	BB	SO	LOB	TOP			
Harmon Killebrew, R OBP: 0.355, SLG: 0.516 (1, 5)	0-0 BB 1B		0-0 2B		0-0 HR		0-0 1B		0-0 6-3	5	1	4	1	0	0	0	Washington Senators @ Boston Red Sox Fenway Park, Boston, MA Sun Sep 27 1959, 3:33 AM EDT Att: 9,110 - Unknown 			
Bob Allison, R OBP: 0.332, SLG: 0.482 (1, 8)	4-0 BB		0-0 5-3		0-3 K		0-0 1B		0-0 5-3	4	0	1	0	1	1	1				
Jim Lemon, R OBP: 0.335, SLG: 0.510 (1, 7)	0-0 P2		4-0 BB		0-0 F7		0-3 K			3	0	0	0	1	1	4				
Dan Dobbek, L OBP: 0.308, SLG: 0.383 (1, 9)	0-0 F9		0-0 P4			0-0 F8			0-0 F9	4	0	0	0	0	0	4				
Roy Sievers, R OBP: 0.332, SLG: 0.455 (1, 3)	0-0 2-3			0-0 HR		0-0 2B			0-0 4-3	4	1	2	1	0	0	2				
Johnny Schaive, R OBP: 0.167, SLG: 0.186 (1, 4)		0-3 K		0-0 F8		0-0 5-3			0-0 BB 1B	4	0	1	0	0	1	1				
Zolo Versailles, R OBP: 0.219, SLG: 0.203 (1, 6)	0-0 P2		0-3 K			0-3 K			4-0 BB	3	0	0	0	1	2	1				
Steve Korcheck, R OBP: 0.228, SLG: 0.196 (1, 2)	0-0 L6		0-0 6-3				0-3 K		0-0 P6	4	0	0	0	0	1	2				
Jim Kaat, L Tom McAvoy, L Hal Naragon, L Jack Kralick, L Reno Bertola, R Ralph Lumentli, L Billy Consolo, R (1, 1) (2, 1) (5, PH) (5, 1) (7, PH) (7, 1) (9, PH)			0-0 F9		0-0 F9		0-0 3-1		0-3 K	0	0	0	0	0	0	0				
Inning Stats	R: 0 E: 0 K: 0 S: 4	H: 1 LOB: 2 BB: 1 P: 8	R: 0 E: 0 K: 1 S: 5	H: 0 LOB: 0 BB: 0 P: 5	R: 0 E: 0 K: 0 S: 4	H: 1 LOB: 2 BB: 1 P: 8	R: 1 E: 0 K: 1 S: 6	H: 1 LOB: 0 BB: 0 P: 6	R: 1 E: 0 K: 1 S: 6	H: 1 LOB: 1 BB: 0 P: 6	R: 0 E: 0 K: 1 S: 9	H: 2 LOB: 2 BB: 0 P: 9	R: 0 E: 0 K: 0 S: 4	H: 1 LOB: 2 BB: 1 P: 8	R: 0 E: 0 K: 1 S: 5	H: 0 LOB: 0 BB: 0 P: 5		1B: 4 2B: 2 3B: 0 HR: 2	SF: 0 SAC: 0 DP: 0 HBP: 0	WP: 0 PB: 0 SB: 0 CS: 0
PITCHER	IP WLS BF H R ER SO BB IBB HBP BLK WP HR S P ERA WHIP	5.0 W 21 4 2 2 3 2 0 0 0 0 2 25 33 3.60 1.200	6.1 S 17 4 0 0 4 1 0 0 0 0 0 24 28 0.00 1.250	PITCHER														ERA WHIP		

Batter	1	2	3	4	5	6	7	8	9	AB	R	H	RBI	BB	SO	LOB	BOTTOM			
Don Buddin, R OBP: 0.366, SLG: 0.357 (1, 4)	0-0 1B E	0-0 HR	0-0 F7			0-0 F8				4	2	3	0	0	1	Washington Senators @ Boston Red Sox Fenway Park, Boston, MA Sun Sep 27 1959, 3:33 AM EDT Att: 9,110 - Unknown 				
Marty Keough, L OBP: 0.320, SLG: 0.418 Vic Wertz, L OBP: 0.337, SLG: 0.413 (1, 3) (2, FR) (3, 3)	0-0 1B E	1-0 HR		0-0 L6		0-0 F7				1	1	1	0	0	0					
Ted Williams, L OBP: 0.372, SLG: 0.419 Dick Gernert, R OBP: 0.366, SLG: 0.426 (1, 7) (6, 7)	0-0 1B E	0-0 HBP		0-0 L6		0-0 F7				2	1	0	0	0	0					
Gene Stephens, L OBP: 0.353, SLG: 0.367 (1, 9)	0-3 K	4-0 2B		0-0 4-3		0-0 P5				4	0	2	2	0	0					
Frank Matzone, R OBP: 0.323, SLG: 0.437 (1, 5)	0-0 SF7	0-0 F8		0-0 4-3		0-0 F8				0	0	0	0	0	0					
Jerry Mallett, R OBP: 0.313, SLG: 0.267 (1, 8)	0-0 6-3	0-0 F9		0-0 PO BB		0-0 F8				2	0	0	0	2	1					
Don Gile, R OBP: 0.250, SLG: 0.300 (1, 2)		1-0 SH5-4 HR HBP	0-0 P4		0-0 F8		0-3 K		0-0 G4-6-3 BB	3	0	0	0	1	1					
Jim Mahoney, R OBP: 0.231, SLG: 0.261 (1, 6)		4-0 SH5-4 HR BB	0-0 1-3		0-0 F7		0-0 1-3			2	1	0	0	1	0					
Jerry Casale, R OBP: 0.234, SLG: 0.356 Frank Baumann, L OBP: 0.258, SLG: 0.276 (1, 1) (6, 1)		0-0 SH5-4	0-0 1B		0-0 K		0-3 K			1	0	1	0	0	0					
Inning Stats	R: 2 E: 1 K: 1 S: 8	H: 3 LOB: 1 BB: 0 P: 8	R: 4 E: 0 K: 0 S: 5	H: 2 LOB: 2 BB: 2 P: 15	R: 0 E: 0 K: 0 S: 4	H: 1 LOB: 1 BB: 0 P: 4	R: 0 E: 0 K: 0 S: 2	H: 0 LOB: 0 BB: 1 P: 6	R: 0 E: 0 K: 1 S: 5	H: 0 LOB: 0 BB: 0 P: 5	R: 0 E: 0 K: 1 S: 3	H: 0 LOB: 0 BB: 0 P: 3	R: 0 E: 0 K: 1 S: 4	H: 0 LOB: 0 BB: 1 P: 8	R: 0 E: 0 K: 1 S: 4		H: 0 LOB: 0 BB: 1 P: 8	1B: 4 2B: 1 3B: 0 HR: 1	SF: 1 SAC: 1 DP: 1 HBP: 2	WP: 0 PB: 0 SB: 0 CS: 0
PITCHER	IP WLS BF H R ER SO BB IBB HBP BLK WP HR S P ERA WHIP	1.1 L 12 1 0 0 0 2 0 0 0 0 0 8 16 0.00 1.125	2.0 6 0 0 0 2 0 0 0 0 0 0 0 10 10 0.00 0.000	2.0 6 0 0 0 1 1 0 0 0 0 0 0 7 11 0.00 0.500	PITCHER														ERA WHIP	