Washington Senators - 1960

Batter	1	2	3	4	5	6	7	8	9	AB	R	H	RBI	BB	SO	LOB
Pumpsie Green, S (1, 4) OBP: 0.250, SLG: 0.250	SSS 0-3 ① K		x 0-0 ② F7			SSS 0-3 ① K		x 0-0 BB 1B		4	0	1	0	0	2	0
Pete Runnels, L (1, 3)	x 0-0 ② 5-3		x 0-0 ③ 1-3			x 0-0 ② F6		BBBB 4-0 1-2 BB		3	0	0	0	1	0	0
Frank Malzone, R (1, 5)	x 0-0 ③ L9			SSS 0-3 ① K		SSS 0-3 ③ K		SSS 0-3 ③ K		4	0	0	0	0	3	2
Gene Stephens, L (1, 9)		SSS 0-3 ① K2-3		SSS 0-3 ② K			BBBB 4-0 E S BB		SSS 0-3 ① K	3	0	0	0	1	3	0
Ted Williams, L (1, 7) OBP: 0.667, SLG: 2.000 Marty Keough, L (7, 7)		x 0-0 HR		BBBB 4-0 BB			x 0-0 ① F2		x 0-0 ② F8	2 1	1 0	1 0	1 0	1 0	0 0	1 0
Gary Geiger, L (1, 8) OBP: 0.250, SLG: 0.500		x 0-0 2B		SSS 0-3 ③ K			SSS 0-3 ② K 1-3		x 0-0 ③ 4-3	4	0	1	0	0	2	2
Don Buddin, R (1, 6)		SSS 0-3 ② K			x 0-0 ① F7		x 0-0 ③ 5-3			3	0	0	0	0	1	2
Haywood Sullivan, R (1, 2)		SSS 0-3 ③ K			x 0-0 ② F7			x 0-0 ① F3		3	0	0	0	0	1	1
Tom Sturdivant, L (1, 1) Al Worthington, R (4, 1) Ron Jackson, R (8, PH) Nelson Chittum, R (8, 1)			SSS 0-3 ① K		SSS 0-3 ③ K			SSS 0-3 ② K		1 1 1 0	0 0 0 0	0 0 0 0	0 0 0 0	0 0 0 0	1 1 1 0	0 0 0 0
Inning Stats	R: 0 E: 0 K: 1 S: 5 H: 0 LOB: 0 BB: 0 P: 5	R: 1 E: 0 K: 3 S: 11 H: 2 LOB: 1 BB: 0 P: 11	R: 0 E: 0 K: 1 S: 5 H: 0 LOB: 0 BB: 0 P: 5	R: 0 E: 0 K: 3 S: 9 H: 0 LOB: 1 BB: 1 P: 13	R: 0 E: 0 K: 1 S: 5 H: 0 LOB: 0 BB: 0 P: 5	R: 0 E: 0 K: 2 S: 7 H: 0 LOB: 0 BB: 0 P: 7	R: 0 E: 0 K: 1 S: 5 H: 0 LOB: 1 BB: 1 P: 9	R: 0 E: 0 K: 2 S: 8 H: 1 LOB: 2 BB: 1 P: 12	R: 0 E: 0 K: 1 S: 5 H: 0 LOB: 0 BB: 0 P: 5	1B: 1 2B: 1 3B: 0 HR: 1		SF: 0 SAC: 0 DP: 0 HBP: 0			WP: 0 PB: 0 SB: 1 CS: 0	PA: 33

PITCHER	IP	WLS	BF	H	R	ER	SO	BB	IBB	HBP	BLK	WP	HR	S	P	ERA	WHIP
Camilo Pascual, R (1, 1) ERA: 1.0	9.0	W	33	3	1	1	15	3	0	0	0	0	1	60	72	1.00	0.667

PITCHER	IP	WLS	BF	H	R	ER	SO	BB	IBB	HBP	BLK	WP	HR	S	P	ERA	WHIP

TOP

Boston Red Sox @ Washington Senators

Griffith Stadium, Washington, DC

Mon Apr 18 1960, 3:33 AM EST

Att. 28,327 - Unknown

livebaseballscorecards.com

AB	30
R	1
H	3
RBI	1
BB	3
SO	15
LOB	8

Batter	1	2	3	4	5	6	7	8	9	AB	R	H	RBI	BB	SO	LOB
Billy Gardner, R (1, 4)	F6	F7		2B E BB		5-3		G4-6-3 BB		3	1	0	0	2	0	1
Lenny Green, L (1, 8) OBP: 0.200, SLG: 0.400	F6		F3	E 1-3 2B		F9		G4-6-3 1-2f		5	0	1	0	0	0	1
Harmon Killebrew, R (1, 5) OBP: 0.400, SLG: 0.250	5-3		L6	E5 G4-6-3 2-3 3-H			2B 1B 1B	BB		4	1	1	1	1	0	1
Don Mincher, L (1, 3)		BB HR BB	1-3	G4-6-3 1-2f			L7	4-3		4	1	0	0	1	0	4
Bob Allison, R (1, 9) OBP: 0.500, SLG: 1.500		F8		HR	K		1-3 1B 2B			4	2	2	1	0	1	1
Jim Lemon, R (1, 7) OBP: 1.000, SLG: 3.000		1-H HR		HR 2B	FC3 BB		1B 2-3 IBB			2	2	2	2	2	0	0
Earl Battey, R (1, 2) OBP: 0.500, SLG: 1.250		K		2-H HR	FC3 1-2f		1-3 2-H 3-H 1B			4	1	2	4	0	1	1
Billy Consolo, R (1, 6) OBP: 0.750, SLG: 1.667		2B 1B		HR	K		IBB			3	2	2	1	1	1	1
Camilo Pascual, R (1, 1) OBP: 0.250, SLG: 0.500		1-H 2B		3-1		G3	2-3 3-H			4	0	1	1	0	0	3
Inning Stats	R: 0 E: 0 K: 0 S: 3 H: 0 LOB: 0 BB: 0 P: 3	R: 3 E: 0 K: 1 S: 8 H: 3 LOB: 1 BB: 1 P: 12	R: 0 E: 0 K: 0 S: 3 H: 0 LOB: 0 BB: 0 P: 3	R: 5 E: 1 K: 0 S: 8 H: 5 LOB: 1 BB: 1 P: 12	R: 0 E: 0 K: 2 S: 7 H: 0 LOB: 1 BB: 1 P: 11	R: 0 E: 0 K: 0 S: 3 H: 0 LOB: 0 BB: 0 P: 3	R: 2 E: 0 K: 0 S: 5 H: 3 LOB: 2 BB: 2 P: 13	R: 0 E: 0 K: 0 S: 2 H: 0 LOB: 1 BB: 2 P: 10		1B: 3 2B: 4 3B: 0 HR: 4	SF: 0 SAC: 0 DP: 2 HBP: 0						

PITCHER		IP	WLS	BF	H	R	ER	SO	BB	IBB	HBP	BLK	WP	HR	S	P	ERA	WHIP
Tom Sturdivant, R ERA: 15.0	(1, 1)	3.0	L	16	6	6	5	1	1	0	0	0	0	3	17	21	15.00	2.333
Al Worthington, R ERA: 9.0	(4, 1)	4.0		20	5	4	4	2	2	2	0	0	0	1	20	36	9.00	1.750
Nelson Chittum, R ERA:	(8, 1)	1.0		4	0	0	0	0	2	0	0	0	0	0	2	10	0.00	2.000

PITCHER	IP	WLS	BF	H	R	ER	SO	BB	IBB	HBP	BLK	WP	HR	S	P	ERA	WHIP

BOTTOM

Boston Red Sox @ Washington Senators

Griffith Stadium, Washington, DC

Mon Apr 18 1960, 3:33 AM EST

Att. 28,327 - Unknown

livebaseballscorecards.com

AB	33
R	10
H	11
RBI	10
BB	7
SO	3
LOB	13

1B: 3	SF: 0	WP: 0	PA: 40
2B: 4	SAC: 0	PB: 0	
3B: 0	DP: 2	SB: 0	
HR: 4	HBP: 0	CS: 0	

Batter	1	2	3	4	5	6	7	8	9	AB	R	H	RBI	BB	SO	LOB
Billy Gardner, R (1, 4) OBP: 0.444, SLG: 0.500	SSS 0-3 ① K		x 0-0 3B 3B		BBB 4-0 G4-6-3 BB		x 0-0 ① SH3-4 1-2		SSS 0-3 ③ K	3	1	1	0	1	2	1
Lenny Green, L (1, 8) OBP: 0.222, SLG: 0.556	x 0-0 ② F5		x 0-0 3-H 3B		x 0-0 ②③ G4-6-3 1-2f		x 0-0 ② F5			4	0	1	1	0	0	2
Harmon Killebrew, R (1, 5) OBP: 0.556, SLG: 0.333	BBBB 4-0 BB BB		BBBB 4-0 BB			x 0-0 BB 1B 1B	x 0-0 ③ 1-3			2	1	1	0	2	0	1
Don Mincher, L (1, 3)	BBBB 4-0 1-2 BB		SSS 0-3 ② K			BBBB 4-0 BB 1B 1-2 G3-2-3 BB		x 0-0 ① F7		2	0	0	0	2	1	2
Bob Allison, R (1, 9) OBP: 0.500, SLG: 1.000	x 0-0 ③ F9		x 0-0 ③ 5-3			x 0-0 BB 1-2 2-H 1B		x 0-0 G6-4-3 1B		4	0	2	1	0	0	4
Jim Lemon, R (1, 7) OBP: 0.625, SLG: 1.167		SSS 0-3 ① K		x 0-0 G4-6-3 1B		x 0-0 ① P2		x 0-0 ②③ G6-4-3 1-2f		4	0	1	0	0	1	3
Earl Battey, R (1, 2) OBP: 0.375, SLG: 0.714		x 0-0 ② F3		x 0-0 ①② G4-6-3 1-2f		BBBB 4-0 1-2 2-3 BB			x 0-0 ① F7	3	0	0	0	1	0	1
Billy Consolo, R (1, 6) OBP: 0.500, SLG: 1.000 Julio Becquer, L (6, PH) Jose Valdivielso, R (6, 6) Dan Dobbek, L (9, PH)		x 0-0 ③ F5		x 0-0 ③ P5		x 0-0 ②③ G3-2-3 3-Hf			x 0-0 ② F5	2 1 0 1	0 0 0 0	0 0 0 0	0 0 0 0	0 0 0 0	0 0 0 0	0 3 0 0
Pedro Ramos, S (1, 1) OBP: 0.333, SLG: 0.333 Faye Throneberry, L (9, PH) OBP: 1.000, SLG: 1.000			x 0-0 ① F8		x 0-0 ① F8		x 0-0 SH3-4 1B		x 0-0 1B	3 1	0 0	1 1	0 0	0 0	0 0	0 0
Inning Stats	R: 0 E: 0 K: 1 S: 5 H: 0 LOB: 2 BB: 2 P: 13	R: 0 E: 0 K: 1 S: 5 H: 0 LOB: 0 BB: 0 P: 5	R: 1 E: 0 K: 1 S: 7 H: 2 LOB: 2 BB: 1 P: 11	R: 0 E: 0 K: 0 S: 3 H: 1 LOB: 0 BB: 0 P: 3	R: 0 E: 0 K: 0 S: 2 H: 0 LOB: 0 BB: 1 P: 6	R: 1 E: 0 K: 0 S: 4 H: 2 LOB: 2 BB: 2 P: 12	R: 0 E: 0 K: 0 S: 4 H: 1 LOB: 1 BB: 0 P: 4	R: 0 E: 0 K: 0 S: 3 H: 1 LOB: 0 BB: 0 P: 3	R: 0 E: 0 K: 1 S: 6 H: 1 LOB: 1 BB: 0 P: 6	1B: 6 2B: 0 3B: 2 HR: 0 SF: 0 SAC: 1 DP: 4 HBP: 0						

PITCHER		IP	WLS	BF	H	R	ER	SO	BB	IBB	HBP	BLK	WP	HR	S	P	ERA	WHIP
Jerry Walker, R ERA: 3.38	(1, 1)	5.1		25	5	2	2	3	6	0	0	0	0	0	25	49	3.38	2.062
Jack Fisher, R ERA:	(6, 1)	3.2	W	12	3	0	0	1	0	0	0	0	0	0	14	14	0.00	0.818

PITCHER		IP	WLS	BF	H	R	ER	SO	BB	IBB	HBP	BLK	WP	HR	S	P	ERA	WHIP

TOP

Washington Senators @ Baltimore Orioles

Memorial Stadium, Baltimore, MD

Tue Apr 19 1960, 3:33 AM EST

Att. 32,747 - Unknown

livebaseballscorecards.com

AB	30
R	2
H	8
RBI	2
BB	6
SO	4
LOB	17

WP: 0 PA: 37
PB: 0
SB: 0
CS: 0

BOTTOM

Washington Senators @ Baltimore Orioles

Memorial Stadium, Baltimore, MD

Tue Apr 19 1960, 3:33 AM EST

Att. 32,747 - Unknown

livebaseballscorecards.com

Batter	1	2	3	4	5	6	7	8	9	AB	R	H	RBI	BB	SO	LOB
Marv Breeding, R (1, 4) OBP: 0.500, SLG: 1.000	S S S 0-3 K ①		x 0-0 3B		H 1-0 E HBP		x 0-0 4-3 ①			3	0	1	0	0	1	0
John Powers, L (1, 9) Al Pilarcik, L (8, 9)	S S S 0-3 K ②		x 0-0 F8 ③		x 0-0 E6 1-3		x 0-0 4-3 ②			4 0	0 0	0 0	0 0	0 0	1 0	2 0
Jackie Brandt, R (1, 8) OBP: 0.500, SLG: 0.333	x 0-0 F9 ③			x 0-0 9-5 E 1B	x 0-0 1-3 ②		B B B 4-0 2B BB			3	1	1	0	1	0	2
Gene Woodling, L (1, 7) OBP: 0.500, SLG: 0.667		x 0-0 F9 ①		x 0-0 E3 1-2 HR	4-0 IBB		x 0-0 1-H 2B			3	1	1	1	1	0	1
Gus Triandos, R (1, 2)		x 0-0 P6 ②		x 0-0 ①② 9-5 2-3f	x 0-0 F8 ③		x 0-0 F8 ③			4	0	0	0	0	0	6
Brooks Robinson, R (1, 5) OBP: 0.250, SLG: 1.000		x 0-0 E5		x 0-0 1-H HR		x 0-0 ① 6-3		x 0-0 ① 6-3		4	1	1	2	0	0	0
Jim Gentile, L (1, 3) OBP: 0.250, SLG: 0.500		x 0-0 4-3 ③		x 0-0 2B		x 0-0 ② 6-3		x 0-0 ② G3		4	0	1	0	0	0	1
Ron Hansen, R (1, 6) OBP: 0.250, SLG: 0.250			S S S 0-3 K ①	x 0-0 F9 ③		x 0-0 1B		x 0-0 ③ 6-3		4	0	1	0	0	1	1
Jerry Walker, S (1, 1) Jack Fisher, R (6, 1)			x 0-0 5-3 ②		S S S 0-3 K ①	S S S 0-3 K ③				2 1	0 0	0 0	0 0	0 0	1 1	0 1
Inning Stats	R: 0 H: 0 E: 0 LOB: 0 K: 2 BB: 0 S: 7 P: 7	R: 0 H: 0 E: 1 LOB: 1 K: 0 BB: 0 S: 4 P: 4	R: 0 H: 1 E: 0 LOB: 1 K: 1 BB: 0 S: 6 P: 6	R: 2 H: 3 E: 1 LOB: 1 K: 0 BB: 0 S: 6 P: 6	R: 0 H: 0 E: 1 LOB: 3 K: 1 BB: 1 S: 6 P: 11	R: 0 H: 1 E: 0 LOB: 1 K: 1 BB: 0 S: 6 P: 6	R: 1 H: 1 E: 0 LOB: 1 K: 0 BB: 1 S: 4 P: 8	R: 0 H: 0 E: 0 LOB: 0 K: 0 BB: 0 S: 3 P: 3		1B: 2 SF: 0 2B: 3 SAC: 0 3B: 1 DP: 1 HR: 1 HBP: 1					WP: 0 PA: 35 PB: 0 SB: 0 CS: 0	

	AB	32
	R	3
	H	6
	RBI	3
	BB	2
	SO	5
	LOB	14

PITCHER	IP	WLS	BF	H	R	ER	SO	BB	IBB	HBP	BLK	WP	HR	S	P	ERA	WHIP
Pedro Ramos, R (1, 1) ERA: 3.38	8.0	L	35	6	3	3	5	1	1	1	0	0	1	42	51	3.38	0.875

PITCHER	IP	WLS	BF	H	R	ER	SO	BB	IBB	HBP	BLK	WP	HR	S	P	ERA	WHIP

Batter	1	2	3	4	5	6	7	8	9	AB	R	H	RBI	BB	SO	LOB
Billy Gardner, R (1, 4) OBP: 0.429, SLG: 0.545	F9	1-3 2-H 2B		5-3			5-3	HBP 1-2 3-H 1B		5	0	2	2	0	0	0
Lenny Green, L (1, 8) OBP: 0.286, SLG: 0.462	CS 1B	K		G3			G3	G4-6-3 HBP 1-2 2-3		4	0	1	0	0	1	2
Faye Throneberry, L (1, 7) OBP: 0.500, SLG: 0.600	F7		1B 2B		F7		2B 1B BB	G4-6-3 1-2f		4	2	1	0	1	0	4
Bob Allison, R (1, 9) OBP: 0.615, SLG: 1.000	CS 1-2	2B 1B BB	1B 2-H 1B		K		1B 1-3 2B		G5-4-3 1B	4	2	3	1	1	1	0
Harmon Killebrew, R (1, 5) OBP: 0.500, SLG: 0.636		K	F9		HR		1B 2-H 3-H		G5-4-3 1-2f	5	1	2	3	0	1	3
Don Mincher, L (1, 3) OBP: 0.357, SLG: 0.273		1B 1-3 2B	F8		2-3		4-3		1B	5	1	2	0	0	0	2
Earl Battey, R (1, 2) OBP: 0.308, SLG: 0.500		5-3	1B 1-3			L5		1-3	F9	5	0	1	0	0	0	3
Billy Consolo, R (1, 6) OBP: 0.500, SLG: 1.000		BB 2B 1B 2-H 3-H	P5			5-3		1B 3B		4	2	2	2	0	0	2
Russ Kemmerer, R (1, 1) Tex Clevenger, R (6, 1) Jim Lemon, R (8, PH) OBP: 0.667, SLG: 1.167 Pedro Ramos, S (8, PR) OBP: 0.333, SLG: 0.333 Dick Hyde, R (8, 1) Jack Kralick, L (9, 1)		2B 1-2 BB		5-3		1-3		HBP 1B IBB		2 0 0 0 0 0	0 0 0 0 0 0	0 0 0 0 0 0	0 0 0 0 0 0	1 0 1 0 0 0	0 0 0 0 0 0	0 0 0 0 0 0
Inning Stats	R: 0 E: 0 K: 0 S: 3 H: 1 LOB: 0 BB: 0 P: 3	R: 3 E: 0 K: 2 S: 10 H: 3 LOB: 2 BB: 2 P: 18	R: 1 E: 0 K: 0 S: 6 H: 3 LOB: 2 BB: 0 P: 6	R: 0 E: 0 K: 0 S: 3 H: 0 LOB: 0 BB: 0 P: 3	R: 1 E: 0 K: 1 S: 6 H: 1 LOB: 0 BB: 0 P: 6	R: 0 E: 0 K: 0 S: 3 H: 0 LOB: 0 BB: 0 P: 3	R: 2 E: 0 K: 0 S: 5 H: 2 LOB: 1 BB: 1 P: 9	R: 1 E: 0 K: 0 S: 4 H: 2 LOB: 3 BB: 1 P: 9	R: 0 E: 0 K: 0 S: 4 H: 2 LOB: 1 BB: 0 P: 4	1B: 8 2B: 4 3B: 1 HR: 1 SF: 0 SAC: 0 DP: 2 HBP: 1						

PITCHER		IP	WLS	BF	H	R	ER	SO	BB	IBB	HBP	BLK	WP	HR	S	P	ERA	WHIP
Milt Pappas, R ERA: 9.45	(1, 1)	6.2		32	10	7	7	3	3	0	0	0	0	1	35	47	9.45	1.950
Rip Coleman, L ERA: 6.75	(7, 1)	1.1	L	7	2	1	1	0	0	1	1	0	0	0	5	10	6.75	1.500
John Anderson, R ERA:	(9, 1)	1.0		4	2	0	0	0	0	0	0	0	0	0	4	4	0.00	2.000

PITCHER	IP	WLS	BF	H	R	ER	SO	BB	IBB	HBP	BLK	WP	HR	S	P	ERA	WHIP

TOP

Washington Senators @ Baltimore Orioles

Memorial Stadium, Baltimore, MD

Wed Apr 20 1960, 6:05 PM EST
Att. 11,087 - Unknown

livebaseballscorecards.com

AB	38
R	8
H	14
RBI	8
BB	4
SO	3
LOB	16

WP: 0 PA: 44
PB: 0
SB: 0
CS: 1

Batter	1	2	3	4	5	6	7	8	9	AB	R	H	RBI	BB	SO	LOB
Marv Breeding, R (1, 4) OBP: 0.444, SLG: 0.625	0-0 1B 1B 1B	0-3 K			0-0 6-3	0-0 1-2 1B		0-0 F9		5	1	2	0	0	1	2
John Powers, L (1, 9) OBP: 0.111, SLG: 0.111	0-0 F8 1B WP 1-3 1B	0-0 G3			0-0 4-3	0-0 FC5 2-3f		0-0 P6		5	1	1	0	0	0	4
Jackie Brandt, R (1, 8) OBP: 0.444, SLG: 0.286	0-0 P5		0-0 1-3		0-0 5-3		0-0 G3 1B		BBBB 4-0 5-3 BB	4	0	1	0	1	0	2
Gene Woodling, L (1, 7) OBP: 0.444, SLG: 0.429	0-0 WP BB 1-2 1B 3-H 1B		0-0 F8			BBBB 4-0 2B E BB	0-0 G3 1-2		0-0 5-3 1-2	4	2	1	1	1	0	2
Gus Triandos, R (1, 2) OBP: 0.111, SLG: 0.222	0-0 F8 2-3		0-0 F8			0-0 E 1-3 2B	SSS 0-3 K		SSS 0-3 K	5	1	1	0	0	2	4
Brooks Robinson, R (1, 5) OBP: 0.222, SLG: 0.500	BBBB 4-0 WP 1B 1-2 BB			0-0 F7		SSS 0-3 K	0-0 F9		0-0 F8	4	1	0	0	1	1	4
Jim Gentile, L (1, 3) OBP: 0.375, SLG: 0.500	0-0 1-H 2-H 3-H 1B			SSS 0-3 K		0-0 E3 1B 2-H 3-H 1B		SSS 0-3 K		4	1	2	4	0	2	0
Ron Hansen, R (1, 6) OBP: 0.429, SLG: 0.429 Albie Pearson, L (8, PH) OBP: 1.000, SLG: 1.000 Billy Klaus, L (9, 6)	0-0 L3			0-0 PB 1B		0-0 FC1-6 2-H 1B		0-0 1B 1B		3 1 0	0 0 0	2 1 0	1 0 0	0 0 0	0 0 0	1 0 0
Milt Pappas, R (1, 1) Rip Coleman, L (7, 1) Al Pilarcik, L (8, PH) OBP: 1.000, SLG: 1.000 John Anderson, R (9, 1)		SSS 0-3 K		SSS 0-3 K 1-2		0-0 FC1-6 FC5 1B 1-2f		0-0 1-2 1B		3 0 1 0	0 0 0 0	0 0 1 0	0 0 0 0	2 0 0 0	2 0 0 0	2 0 0 0
Inning Stats	R: 4 H: 4 E: 0 LOB: 1 K: 0 BB: 1 S: 7 P: 11	R: 0 H: 0 E: 0 LOB: 0 K: 2 BB: 0 S: 7 P: 7	R: 0 H: 0 E: 0 LOB: 0 K: 0 BB: 0 S: 3 P: 3	R: 0 H: 1 E: 0 LOB: 1 K: 2 BB: 0 S: 8 P: 8	R: 0 H: 0 E: 0 LOB: 0 K: 0 BB: 0 S: 3 P: 3	R: 3 H: 4 E: 1 LOB: 2 K: 1 BB: 1 S: 9 P: 13	R: 0 H: 1 E: 0 LOB: 1 K: 1 BB: 0 S: 6 P: 6	R: 0 H: 2 E: 0 LOB: 2 K: 1 BB: 0 S: 7 P: 7	R: 0 H: 0 E: 0 LOB: 1 K: 1 BB: 1 S: 5 P: 9	1B: 11 SF: 0 2B: 1 SAC: 0 3B: 0 DP: 0 HR: 0 HBP: 0						

PITCHER		IP	WLS	BF	H	R	ER	SO	BB	IBB	HBP	BLK	WP	HR	S	P	ERA	WHIP
Russ Kemmerer, R ERA: 11.81	(1, 1)	5.1		25	7	7	7	5	2	0	0	0	1	0	33	41	11.81	1.688
Tex Clevenger, R ERA:	(6, 1)	1.2	W	8	3	0	0	1	0	0	0	0	0	0	10	10	0.00	1.800
Dick Hyde, R ERA:	(8, 1)	1.0		6	2	0	0	1	1	0	0	0	0	0	7	11	0.00	3.000
Jack Kralick, L ERA:	(9, 1)	1.0	S	3	0	0	0	1	0	0	0	0	0	0	5	5	0.00	0.000

PITCHER	IP	WLS	BF	H	R	ER	SO	BB	IBB	HBP	BLK	WP	HR	S	P	ERA	WHIP

BOTTOM

Washington Senators @ Baltimore Orioles

Memorial Stadium, Baltimore, MD

Wed Apr 20 1960, 6:05 PM EST

Att. 11,087 - Unknown

livebaseballscorecards.com

AB	39
R	7
H	12
RBI	6
BB	3
SO	8
LOB	21

WP: 1 PA: 42
PB: 1
SB: 0
CS: 0

Washington Senators @ Baltimore Orioles

Memorial Stadium, Baltimore, MD

Thu Apr 21 1960, 6:05 PM EST

Att. 9,377 - Unknown

TOP

livebaseballscorecards.com

Batter	1	2	3	4	5	6	7	8	9	AB	R	H	RBI	BB	SO	LOB
Billy Gardner, R (1, 4) OBP: 0.421, SLG: 0.533	1-3		BB		E1 BB 2B	2B			K	4	1	1	0	1	1	1
Lenny Green, L (1, 8) OBP: 0.316, SLG: 0.375	K		F7		2B BB	K			BB HR	3	1	0	0	2	2	2
Bob Allison, R (1, 9) OBP: 0.556, SLG: 0.882	FC6-4 1B		FC6-4		2B		6-3		F6	5	0	2	2	0	0	2
Harmon Killebrew, R (1, 5) OBP: 0.421, SLG: 0.467	FC6-4			4-3	K		5-3		HR BB	4	1	0	0	1	1	3
Jim Lemon, R (1, 7) OBP: 0.538, SLG: 0.900 Dan Dobbek, L (7, PR) OBP: 0.500, SLG: 2.000 (7, 7)		K		K	K	2B			HR	4 1	0 1	1 1	0 3	0 0	3 0	2 0
Earl Battey, R (1, 2) OBP: 0.444, SLG: 0.500		F9 PB BB		2B E 1B	HBP		F7		1B HBP	2	1	1	0	1	0	1
Billy Consolo, R (1, 6) OBP: 0.533, SLG: 0.929		F9		E9	F7			G4-6-3 1B		5	0	3	0	0	0	4
Don Mincher, L (1, 3) OBP: 0.263, SLG: 0.188		K		G3		K		G4-6-3	3-4-1	5	0	0	0	0	2	5
Don Lee, R (1, 1) OBP: 0.333, SLG: 0.333 Jack Kralick, L (6, 1) Tex Clevenger, R (7, 1) Julio Becquer, L (8, PH) Ted Abernathy, R (8, 1) Chuck Stobbs, L (8, 1)			K		BB E 2B 1B	K		K		3 0 0 1 0 0	1 0 0 0 0 0	1 0 0 0 0 0	0 0 0 0 0 0	0 0 0 0 0 0	2 0 0 1 0 0	0 0 0 0 0 0

	AB	37
	R	6
	H	10
	RBI	5
	BB	5
	SO	12
	LOB	20

Inning Stats										
	R: 0 E: 0 K: 1 S: 6	H: 1 LOB: 1 BB: 0 P: 6	R: 0 E: 0 K: 2 S: 7	H: 0 LOB: 1 BB: 1 P: 11	R: 0 E: 0 K: 1 S: 5	H: 0 LOB: 1 BB: 1 P: 9	R: 1 E: 1 K: 1 S: 7	H: 2 LOB: 1 BB: 0 P: 7	R: 2 E: 1 K: 2 S: 10	H: 2 LOB: 3 BB: 1 P: 15
	R: 0 E: 0 K: 3 S: 10	H: 1 LOB: 1 BB: 0 P: 10	R: 0 E: 0 K: 0 S: 4	H: 1 LOB: 1 BB: 0 P: 4	R: 0 E: 0 K: 1 S: 5	H: 1 LOB: 0 BB: 0 P: 5	R: 3 E: 0 K: 1 S: 7	H: 2 LOB: 2 BB: 2 P: 16	1B: 5 2B: 4 3B: 0 HR: 1	SF: 0 SAC: 0 DP: 1 HBP: 2	WP: 0 PB: 1 SB: 0 CS: 0	PA: 44

PITCHER		IP	WLS	BF	H	R	ER	SO	BB	IBB	HBP	BLK	WP	HR	S	P	ERA	WHIP
Steve Barber, L ERA: 2.25	(1, 1)	4.0		21	5	3	1	5	3	0	0	0	0	0	28	40	2.25	2.000
Chuck Estrada, R ERA:	(5, 1)	2.0		8	1	0	0	5	0	0	1	0	0	0	17	18	0.00	0.500
Gordon Jones, R ERA:	(7, 1)	1.0		4	1	0	0	0	0	0	0	0	0	0	4	4	0.00	1.000
Jack Fisher, R ERA: 4.76	(8, 1)	2.0	L	11	3	3	3	2	2	0	1	0	0	1	12	21	13.50	2.500

PITCHER	IP	WLS	BF	H	R	ER	SO	BB	IBB	HBP	BLK	WP	HR	S	P	ERA	WHIP

BOTTOM

Washington Senators @ Baltimore Orioles

Memorial Stadium, Baltimore, MD

Thu Apr 21 1960, 6:05 PM EST

Att. 9,377 - Unknown

livebaseballscorecards.com

Batter	1	2	3	4	5	6	7	8	9	AB	R	H	RBI	BB	SO	LOB
Marv Breeding, R (1, 4) OBP: 0.357, SLG: 0.462	S S S 0-3 K ①	x 0-0 FC6-4 ③ 1-2f		x 0-0 FC5 ③ 2-3f		x 0-0 F2 ②		x 0-0 SH1-4 1B SF9 1B		5	1	1	0	0	1	7
John Powers, L (1, 9) OBP: 0.083, SLG: 0.083	x 0-0 F5 ②		x 0-0 L5 ①		x 0-0 F8 ①	x 0-0 F8 ③		x 0-0 SH1-4 1-2 1B		3	0	0	0	0	0	0
Walt Dropo, R (6, PH) (7, 3)										1	0	0	0	0	0	2
Bob Boyd, L (8, PH) OBP: 1.000, SLG: 1.000 (9, 3)										1	0	1	0	0	0	0
Jackie Brandt, R (1, 8) OBP: 0.455, SLG: 0.333	x 0-0 1-3 ③		x 0-0 1B		x 0-0 6-3 ②		x 0-0 HR 1B	x 0-0 SH1-4 ① 1-2 2-3		2	0	1	0	0	0	0
Willie Tasby, R (3, PR) OBP: 0.500, SLG: 0.500 (4, 8)										2	1	1	0	0	0	0
Gene Woodling, L (1, 7) OBP: 0.571, SLG: 0.800		B B B B 4-0 1B 1B BB BB	x 0-0 F9 ②		x 0-0 BB 1B		x 0-0 1-H HR	4-0 IBB		3	2	2	2	2	0	1
Gus Triandos, R (1, 2) OBP: 0.250, SLG: 0.273	x 0-0 BB 1B 1-2 1B	x 0-0 L8 ③		B B B B 4-0 1-2 BB			x 0-0 4-3 SH5-4 WP 1B	x 0-0 SF9 ② 3-H		2	0	1	0	1	0	1
Albie Pearson, L (7, 9) OBP: 0.667, SLG: 1.000										1	1	1	1	0	0	0
Brooks Robinson, R (1, 5) OBP: 0.154, SLG: 0.333	x 0-0 F9 ①	x 0-0 5-3 ①	x 0-0 L4 ③				x 0-0 SH5-4 ① 1-2	x 0-0 F4 ③		4	0	0	0	0	0	6
Jim Gentile, L (1, 3) OBP: 0.545, SLG: 0.556	x 0-0 BB 1-2 2-3 1B	B B B B 4-0 FC1-5 1B BB		B B B B 4-0 1B BB		x 0-0 4-3 ② 2-3		S S S 0-3 K ①		1	0	1	0	2	0	0
Gordon Jones, R (7, 1)										0	0	0	0	0	0	0
Clint Courtney, L (7, PH)										1	0	0	0	0	0	1
Jack Fisher, R (8, 1)										0	0	0	0	0	0	0
Billy Klaus, L (9, PH)										1	0	0	0	0	1	0
Ron Hansen, R (1, 6) OBP: 0.500, SLG: 0.400		B B B B 4-0 FC6-4 1-2 2-3 3-H BB		x 0-0 FC5 FC1-5 1-2 1B		S S S 0-3 ① B B B B 4-0 3-H BB			x 0-0 F2 ②	3	0	1	1	2	1	1
Steve Barber, L (1, 1)	S S S 0-3 K ②			x 0-0 FC1-5 ② 1-2 2-3		x 0-0 1-2 1B	x 0-0 F7 ③		x 0-0 F6 ③	2	0	0	0	0	1	5
Chuck Estrada, R (5, 1)										0	0	0	0	0	0	0
Al Pilarcik, L (6, PH) OBP: 1.000, SLG: 1.000										1	0	1	0	0	0	0
Joe Ginsberg, L (7, 2)										2	0	0	0	0	0	1
Inning Stats	R: 0 H: 0 E: 0 LOB: 0 K: 1 BB: 0 S: 5 P: 5	R: 1 H: 2 E: 0 LOB: 3 K: 1 BB: 2 S: 7 P: 15	R: 0 H: 1 E: 0 LOB: 1 K: 0 BB: 0 S: 4 P: 4	R: 0 H: 1 E: 0 LOB: 2 K: 0 BB: 1 S: 4 P: 8	R: 0 H: 1 E: 0 LOB: 2 K: 0 BB: 1 S: 4 P: 8	R: 0 H: 1 E: 0 LOB: 2 K: 1 BB: 1 S: 6 P: 10	R: 3 H: 3 E: 0 LOB: 1 K: 0 BB: 1 S: 6 P: 10	R: 1 H: 2 E: 0 LOB: 2 K: 0 BB: 1 S: 5 P: 9	R: 0 H: 0 E: 0 LOB: 0 K: 1 BB: 0 S: 5 P: 5	1B: 10 SF: 1 2B: 0 SAC: 2 3B: 0 DP: 0 HR: 1 HBP: 0						

AB	35
R	5
H	11
RBI	4
BB	7
SO	4
LOB	25

WP: 1 PA: 45
PB: 0
SB: 0
CS: 0

PITCHER		IP	WLS	BF	H	R	ER	SO	BB	IBB	HBP	BLK	WP	HR	S	P	ERA	WHIP
Don Lee, R ERA: 1.69	(1, 1)	5.1		27	6	1	1	3	5	0	0	0	0	0	28	48	1.69	2.062
Jack Kralick, L ERA: 16.2	(6, 1)	0.2		5	3	3	3	0	0	0	0	0	0	1	5	5	40.50	4.500
Tex Clevenger, R ERA:	(7, 1)	1.0		4	0	0	0	0	1	0	0	0	1	0	3	7	0.00	1.000
Ted Abernathy, R ERA:	(8, 1)	0.0		1	1	1	1	0	0	0	0	0	0	0	1	1	∞	∞
Chuck Stobbs, L ERA:	(8, 1)	2.0	W	8	1	0	0	1	0	1	0	0	0	0	9	13	0.00	0.500

PITCHER	IP	WLS	BF	H	R	ER	SO	BB	IBB	HBP	BLK	WP	HR	S	P	ERA	WHIP

Batter	1	2	3	4	5	6	7	8	9	10	11	AB	R	H	RBI	BB	SO	LOB
Don Buddin, R (1, 6) OBP: 0.364, SLG: 0.500	G5-4-3 2B		1-3		F5			HR 2B		5-3		5	1	2	1	0	0	0
Pumpsie Green, S (1, 4) OBP: 0.286, SLG: 0.167	G5-4-3 HBP		4-3			6-3		F7		L5		2	0	0	0	0	0	0
Don Gile, R (8, PH) (8, 2)												2	0	0	0	0	0	1
Frank Malzone, R (1, 5) OBP: 0.273, SLG: 0.400	F9		F4			G6-4-3 BB		F7 HR		6-3		4	1	1	2	1	0	2
Bobby Thomson, R (1, 7) OBP: 0.118, SLG: 0.063	G5-4-3 1-2f 2-3			F3		G6-4-3 1-2f		F8			K	5	0	0	0	0	1	3
Ron Jackson, R (1, 3) OBP: 0.250, SLG: 0.333		L9		5-3			K		F7		HR	3	0	0	0	0	1	0
Vic Wertz, L (9, PH) OBP: 0.500, SLG: 1.250												2	1	1	1	0	0	0
(9, 3)																		
Lou Clinton, R (1, 9) OBP: 0.600, SLG: 0.800		WP 1B		2B			F9		1B SF8 1B		5-3	5	1	3	0	0	0	0
Gary Geiger, L (1, 8) OBP: 0.273, SLG: 0.364		K		4-3			F9		1-3 1B		4-3	5	0	1	0	0	1	2
Ed Sadowski, R (1, 2) OBP: 0.500, SLG: 0.429		1-2 BB		5-3			F7		SF8 3-H			1	0	0	0	1	0	0
Ted Williams, L (8, PH) OBP: 0.375, SLG: 1.143												1	0	0	0	0	0	0
Ray Webster, R (8, 4)												0	0	0	1	0	0	0
Frank Sullivan, R (1, 1)												2	0	0	0	0	0	2
Pete Runnels, L (8, PH) OBP: 0.316, SLG: 0.333		4-3		4-3			2B 2B		F2			1	1	1	0	0	0	0
Al Worthington, R (8, 1)												0	0	0	0	0	0	0
Ted Bowsfield, R (8, 1)												0	0	0	0	0	0	0
Mike Fornieles, R (8, 1)												0	0	0	0	0	0	0
Haywood Sullivan, R (9, PH) OBP: 0.125, SLG: 0.125												1	0	0	0	0	0	1
Nelson Chittum, R (9, 1)												0	0	0	0	0	0	0
Bill Monbouquette, R (10, 1)												0	0	0	0	0	0	0
Inning Stats	R: 0 E: 0 K: 0 S: 3 H: 1 LOB: 1 BB: 0 P: 4	R: 0 E: 0 K: 1 S: 6 H: 1 LOB: 2 BB: 1 P: 10	R: 0 E: 0 K: 0 S: 3 H: 0 LOB: 0 BB: 0 P: 3	R: 0 E: 0 K: 0 S: 4 H: 1 LOB: 1 BB: 0 P: 4	R: 0 E: 0 K: 0 S: 3 H: 0 LOB: 0 BB: 0 P: 3	R: 0 E: 0 K: 0 S: 2 H: 0 LOB: 0 BB: 1 P: 6	R: 0 E: 0 K: 1 S: 5 H: 0 LOB: 0 BB: 0 P: 5	R: 3 E: 0 K: 0 S: 6 H: 3 LOB: 0 BB: 0 P: 6	R: 1 E: 0 K: 0 S: 5 H: 2 LOB: 1 BB: 0 P: 5	R: 0 E: 0 K: 0 S: 3 H: 0 LOB: 0 BB: 0 P: 3	R: 1 E: 0 K: 1 S: 6 H: 1 LOB: 0 BB: 0 P: 6							

PITCHER		IP	WLS	BF	H	R	ER	SO	BB	IBB	HBP	BLK	WP	HR	S	P	ERA	WHIP
Jim Kaat, L ERA: 3.38	(1, 1)	8.0		31	6	3	3	2	2	0	1	0	1	1	32	41	3.38	1.000
Tex Clevenger, R ERA: 3.0	(9, 1)	0.1		2	1	1	1	0	0	0	0	0	0	0	2	2	27.00	3.000
Chuck Stobbs, L ERA:	(9, 1)	1.2		6	1	0	0	0	0	0	0	0	0	0	6	6	0.00	0.600
Dick Hyde, R ERA: 4.5	(11, 1)	1.0	L	4	1	1	1	1	0	0	0	0	0	1	6	6	9.00	1.000

PITCHER	IP	WLS	BF	H	R	ER	SO	BB	IBB	HBP	BLK	WP	HR	S	P	ERA	WHIP

TOP

Boston Red Sox @ Washington Senators

Griffith Stadium, Washington, DC

Fri Apr 22 1960, 6:05 PM EST
Att. 16,707 - Unknown

livebaseballscorecards.com

AB	39
R	5
H	9
RBI	5
BB	2
SO	3
LOB	11

1B: 3	SF: 1	WP: 1	PA: 43		
2B: 4	SAC: 0	PB: 0			
3B: 0	DP: 2	SB: 0			
HR: 2	HBP: 1	CS: 0			

Batter	1	2	3	4	5	6	7	8	9	10	11	AB	R	H	RBI	BB	SO	LOB
Billy Gardner, R (1, 4) OBP: 0.400, SLG: 0.476	HBP 1B 1B		4-3 1B 1B	6-3		K		FC5 2-3f		5-3 1-2 2-3		6	2	2	0	0	1	5
Lenny Green, L (1, 8) OBP: 0.280, SLG: 0.286	G6-4-3 1B 1-2 HBP		4-3 1-2		4-3		F7		F7	F7		5	0	0	0	0	0	3
Bob Allison, R (1, 9) OBP: 0.625, SLG: 0.864	G6-4-3 1-2 2-H 1B		BB 1B 2-H 1B		1B FC1-2 1B		F7		5-3 BB		WP 1B	5	1	4	2	1	0	0
Harmon Killebrew, R (1, 5) OBP: 0.400, SLG: 0.400	G6-4-3 1-2f 2-3		1B 1-2 BB		FC1-2 1-3 1B	K	K		5-3 1-2		K	5	0	1	0	1	2	4
Jim Lemon, R (1, 7) OBP: 0.563, SLG: 0.833 Dan Dobbek, L (5, PR) OBP: 0.600, SLG: 1.333 (6, 7)	K		1-2 2-H 1B		FC1-2 IBB			E3 SH3-4 1B	IBB		G4-6-3 1-2 IBB	2 1	0 1	1 0	1 0	1 2	1 0	1 0
Earl Battey, R (1, 2) OBP: 0.364, SLG: 0.389 Julio Becquer, L (11, PH)		6-3	K		FC1-2 1-2 2-3 3-H			SH3-4 1-2	K		G4-6-3 1-2f	4 1	0 0	0 0	0 0	2 0	7 2	
Don Mincher, L (1, 3) OBP: 0.292, SLG: 0.200		6-3		1-3 BB	F8			FC5 2-H 1B 1B		F8		4	0	1	1	1	0	3
Billy Consolo, R (1, 6) OBP: 0.450, SLG: 0.737		6-3		1-3 1-2		L5		1-2 1B		E6 5-3 BB		5	0	1	0	0	0	1
Jim Kaat, L (1, 1) Ken Aspromonte, R (8, PH) Tex Clevenger, R (9, 1) Chuck Stobbs, L (9, 1) Faye Throneberry, L (10, PH) OBP: 0.571, SLG: 0.600 Dick Hyde, R (11, 1)			K	K		F7		K		5-3 1-2 BB		3 1 0 0 0 0	0 0 0 0 0 0	0 0 0 0 0 0	0 0 0 0 0 0	2 1 0 0 1 0	1 2 0 0 0 0	
Inning Stats	R: 1 E: 0 K: 1 S: 6 H: 2 LOB: 1 BB: 0 P: 7	R: 0 E: 0 K: 0 S: 3 H: 0 LOB: 0 BB: 0 P: 3	R: 2 E: 0 K: 2 S: 10 H: 3 LOB: 2 BB: 1 P: 14	R: 0 E: 0 K: 1 S: 5 H: 0 LOB: 1 BB: 1 P: 9	R: 0 E: 0 K: 0 S: 5 H: 2 LOB: 3 BB: 1 P: 9	R: 0 E: 0 K: 1 S: 5 H: 0 LOB: 0 BB: 0 P: 5	R: 0 E: 0 K: 1 S: 5 H: 0 LOB: 0 BB: 0 P: 5	R: 1 E: 1 K: 1 S: 8 H: 2 LOB: 2 BB: 0 P: 8	R: 0 E: 0 K: 1 S: 5 H: 0 LOB: 2 BB: 2 P: 13	R: 0 E: 1 K: 0 S: 4 H: 0 LOB: 2 BB: 1 P: 8	R: 0 E: 0 K: 1 S: 5 H: 1 LOB: 1 BB: 1 P: 9	1B: 10 2B: 0 3B: 0 HR: 0	SF: 0 SAC: 1 DP: 2 HBP: 1	WP: 1 PB: 0 SB: 0 CS: 0	PA: 51			

PITCHER		IP	WLS	BF	H	R	ER	SO	BB	IBB	HBP	BLK	WP	HR	S	P	ERA	WHIP
Frank Sullivan, R ERA: 3.68	(1, 1)	7.0		31	7	3	3	6	2	1	1	0	0	0	39	52	3.86	1.286
Al Worthington, R ERA: 6.35	(8, 1)	0.1		4	2	1	0	0	0	0	0	0	0	0	4	4	0.00	6.000
Ted Bowsfield, L ERA: 9.0	(8, 1)	0.1		1	0	0	0	1	0	0	0	0	0	0	3	3	0.00	0.000
Mike Fornieles, R ERA:	(8, 1)	0.1		1	0	0	0	0	0	0	0	0	0	0	1	1	0.00	0.000
Nelson Chittum, R ERA: 2.08	(9, 1)	1.1		8	0	0	0	1	2	1	0	0	0	0	7	19	0.00	1.500

PITCHER		IP	WLS	BF	H	R	ER	SO	BB	IBB	HBP	BLK	WP	HR	S	P	ERA	WHIP
Bill Monbouquette, R ERA: 5.4	(10, 1)	1.2	W	6	1	0	0	1	0	1	0	0	1	0	7	11	0.00	0.600

BOTTOM

Boston Red Sox @ Washington Senators

Griffith Stadium, Washington, DC

Fri Apr 22 1960, 6:05 PM EST

Att. 16,707 - Unknown

livebaseballscorecards.com

AB	42
R	4
H	10
RBI	4
BB	7
SO	9
LOB	29

Batter	1	2	3	4	5	6	7	8	9	AB	R	H	RBI	BB	SO	LOB
Don Buddin, R (1, 6) OBP: 0.370, SLG: 0.522	5-3		5-3 2-3		HR 2B		F8		2-H 1B	5	1	2	1	0	0	1
Pete Runnels, L (1, 4) (5, 3) OBP: 0.304, SLG: 0.364	2-3		1B 3-H 2B		6-3			6-3		4	1	1	1	0	0	1
Frank Malzone, R (1, 5) OBP: 0.308, SLG: 0.542	5-3		FC6 2-H 1B		2-H HR			5-3		4	1	2	3	0	0	0
Vic Wertz, L (1, 3) OBP: 0.286, SLG: 0.714 Pumpsie Green, S (5, 4) OBP: 0.375, SLG: 0.571		S S S K	FC6 1-2f		S S S K			HR 3B		3 1	0 1	0 1	0 0	0 0	2 0	1 0
Bobby Thomson, R (1, 7) OBP: 0.190, SLG: 0.300		1B FC6-4 1B		5-3		6-3		3-H HR		4	2	2	2	0	0	0
Gary Geiger, L (1, 8) OBP: 0.333, SLG: 0.357		FC6-4 1-3 1B		B B B B CS BB		F6		6-3		3	0	1	0	1	0	0
Lou Clinton, R (1, 9) OBP: 0.444, SLG: 0.500		FC6-4 1-2f CS 3-H		B B B B S 1-2 BB		F4			F5	3	0	0	1	1	0	1
Ed Sadowski, R (1, 2) OBP: 0.429, SLG: 0.364	CS 1-2	S S S K		F2 1-2			F7		SH1-4 1B	4	1	1	0	0	1	1
Tom Brewer, R (1, 1) OBP: 0.333, SLG: 0.667 Mike Fornieles, R (5, 1) Ted Bowsfield, R (7, 1)			5-3 2B 2B		6-3		5-3		SH1-4 1-2	2 1 0	1 0 0	1 0 0	0 0 0	0 0 0	0 0 0	0 0 0
Inning Stats	R: 0 E: 0 K: 0 S: 3 H: 0 LOB: 0 BB: 0 P: 3	R: 1 E: 0 K: 1 S: 6 H: 2 LOB: 0 BB: 0 P: 6	R: 2 E: 0 K: 1 S: 8 H: 3 LOB: 1 BB: 0 P: 8	R: 0 E: 0 K: 0 S: 2 H: 0 LOB: 1 BB: 2 P: 10	R: 2 E: 0 K: 1 S: 7 H: 2 LOB: 0 BB: 0 P: 7	R: 0 E: 0 K: 0 S: 3 H: 0 LOB: 0 BB: 0 P: 3	R: 0 E: 0 K: 0 S: 3 H: 0 LOB: 0 BB: 0 P: 3	R: 2 E: 0 K: 0 S: 5 H: 2 LOB: 0 BB: 0 P: 5	R: 1 E: 0 K: 0 S: 4 H: 2 LOB: 1 BB: 0 P: 4	1B: 5 2B: 3 3B: 1 HR: 2 SF: 0 SAC: 1 DP: 0 HBP: 0						

PITCHER		IP	WLS	BF	H	R	ER	SO	BB	IBB	HBP	BLK	WP	HR	S	P	ERA	WHIP
Camilo Pascual, R ERA: 3.86	(1, 1)	5.0	L	22	7	5	5	3	2	0	0	0	0	1	26	34	9.00	1.800
Don Lee, R ERA: 3.24	(6, 1)	3.0		11	2	2	2	0	0	0	0	0	0	1	11	11	6.00	0.667
Hal Woodeshick, L ERA: 9.0	(9, 1)	1.0		4	2	1	1	0	0	0	0	0	0	0	4	4	9.00	2.000

PITCHER	IP	WLS	BF	H	R	ER	SO	BB	IBB	HBP	BLK	WP	HR	S	P	ERA	WHIP

TOP

Boston Red Sox @ Washington Senators

Griffith Stadium, Washington, DC

Sat Apr 23 1960, 3:33 AM EST

Att. 6,588 - Unknown

livebaseballscorecards.com

AB	34
R	8
H	11
RBI	8
BB	2
SO	3
LOB	5

Boston Red Sox @ Washington Senators

Griffith Stadium, Washington, DC

Sat Apr 23 1960, 3:33 AM EST

Att. 6,588 - Unknown

livebaseballscorecards.com

BOTTOM

Batter	1	2	3	4	5	6	7	8	9	AB	R	H	RBI	BB	SO	LOB
Billy Gardner, R (1, 4) OBP: 0.400, SLG: 0.462	L4		L6		FC1-4 1-2f 2-3		BB BB 1B		FC6-4 1B	5	1	2	0	0	0	2
Dan Dobbek, L (1, 9) OBP: 0.500, SLG: 0.714	F5			F8	2B 1B 1-2 3-H		BBBB 4-0 BB 1-2		SSS 0-3 K	4	1	1	1	1	1	1
Bob Allison, R (1, 8) OBP: 0.621, SLG: 0.846	CS 1B			BBBB 4-0 FC1-6 1B BB	E 2B 1-H 2-H		F8		FC6-4 1-2f	4	0	2	2	1	0	3
Harmon Killebrew, R (1, 5) OBP: 0.414, SLG: 0.391	CS 1-2	F4		FC1-6 1-2 1B	E5 2-3		BBBB 4-0 G6-4-3 1-2 2-3 BB			3	0	1	0	1	0	1
Faye Throneberry, L (1, 7) OBP: 0.400, SLG: 0.375 Jim Lemon, R (7, PH) OBP: 0.529, SLG: 0.769 (8, 7)		SSS 0-3 K		FC1-6 1-2f 2-3	F7		G6-4-3 1-2f			3 1	0 0	0 0	0 0	0 0	1 0	4 3
Don Mincher, L (1, 3) OBP: 0.286, SLG: 0.208	1B			F7		F7		F9		4	0	1	0	0	0	2
Billy Consolo, R (1, 6) OBP: 0.458, SLG: 0.682	SSS 0-3 K				FC1-4 BB 1B 1B	H 1-0 HBP		1-3		3	1	1	0	0	1	1
Earl Battey, R (1, 2) OBP: 0.346, SLG: 0.333			F7		BBBB 4-0 FC1-4 1-2 BB	F7		F4		3	0	0	0	1	0	1
Camilo Pascual, R (1, 1) OBP: 0.200, SLG: 0.400 Lenny Green, L (5, PH) OBP: 0.269, SLG: 0.273 Don Lee, R (6, 1) OBP: 0.250, SLG: 0.250 Hal Woodeshick, R (9, 1) Ken Aspromonte, R (9, PH)			F9		F7	1-3			F7	1 1 1 0 1	0 0 0 0 0	0 0 0 0 0	0 0 0 0 0	0 0 0 0 0	0 0 0 0 0	0 2 1 0 0
Inning Stats	R: 0 E: 0 K: 0 S: 3 H: 1 LOB: 0 BB: 0 P: 3	R: 0 E: 0 K: 2 S: 8 H: 1 LOB: 1 BB: 0 P: 8	R: 0 E: 0 K: 0 S: 3 H: 0 LOB: 0 BB: 0 P: 3	R: 0 E: 0 K: 0 S: 4 H: 1 LOB: 2 BB: 1 P: 8	R: 3 E: 1 K: 0 S: 7 H: 3 LOB: 2 BB: 1 P: 11	R: 0 E: 0 K: 0 S: 3 H: 0 LOB: 1 BB: 0 P: 4	R: 0 E: 0 K: 0 S: 3 H: 1 LOB: 2 BB: 2 P: 11	R: 0 E: 0 K: 0 S: 3 H: 0 LOB: 0 BB: 0 P: 3	R: 0 E: 0 K: 1 S: 6 H: 1 LOB: 1 BB: 0 P: 6	1B: 7 2B: 1 3B: 0 HR: 0	SF: 0 SAC: 0 DP: 1 HBP: 1						

	AB	34
	R	3
	H	8
	RBI	3
	BB	4
	SO	3
	LOB	21

WP: 0 PB: 0 SB: 0 CS: 1 PA: 40

PITCHER		IP	WLS	BF	H	R	ER	SO	BB	IBB	HBP	BLK	WP	HR	S	P	ERA	WHIP
Tom Brewer, R ERA: 6.75	(1, 1)	4.2		21	6	3	3	2	2	0	0	0	0	0	23	31	5.79	1.714
Mike Fornieles, R ERA:	(5, 1)	1.2	W	10	1	0	0	0	2	0	1	0	0	0	7	16	0.00	1.800
Ted Bowsfield, L ERA: 2.45	(7, 1)	2.2	S	8	1	0	0	1	0	0	0	0	0	0	10	10	0.00	0.375

PITCHER	IP	WLS	BF	H	R	ER	SO	BB	IBB	HBP	BLK	WP	HR	S	P	ERA	WHIP

Boston Red Sox @ Washington Senators

Griffith Stadium, Washington, DC

Sun Apr 24 1960, 3:33 AM EDT

Att. 9,682 - Unknown

TOP

livebaseballscorecards.com

Batter	1	2	3	4	5	6	7	8	9	AB	R	H	RBI	BB	SO	LOB
Don Buddin, R (1, 6) OBP: 0.424, SLG: 0.536	F7	1B 2-3 1B		1-2 1B		G6-4-3 1B HR 2-H 1B		6-3	BBBB 1-2 BB	5	1	3	1	1	0	0
Pete Runnels, L (1, 4) (6, 3) Tom Brewer, R (8, PR) OBP: 0.333, SLG: 0.667 Ron Jackson, R (8, 3) OBP: 0.235, SLG: 0.313	3-4-1 1B 3B 1B	1-2 3-H 1B		F7		G6-4-3 1-2 1B		H 1-0 G6-4-3 HBP	SSS K	4 0 1	1 0 0	3 0 0	1 0 0	0 0 1	0 0 1	2 0 2
Frank Malzone, R (1, 5) OBP: 0.290, SLG: 0.483	3-4-1 3B 1-2 1B	F8		2-3		G6-4-3 1-2f 2-3		G6-4-3 1-2f		5	1	1	0	0	0	7
Vic Wertz, L (1, 3) OBP: 0.364, SLG: 0.909 Bill Monbouquette, R (6, 1) Ted Bowsfield, R (6, 1) Al Worthington, R (6, 1) Ray Webster, R (9, PH)	3-4-1 1-2 2-3	4-3			FC2-5 1B 1B	HR 3-H			E3 HR	4 0 0 0 1	1 0 0 0 1	2 0 0 0 0	2 0 0 0 0	0 0 0 0 0	0 0 0 0 0	4 0 0 0 0
Bobby Thomson, R (1, 7) OBP: 0.308, SLG: 0.600	2-H 3-H 3B		5-3		FC2-5 1-2 1B	1B			1-H HR	5	1	4	4	0	0	0
Gary Geiger, L (1, 8) OBP: 0.300, SLG: 0.278	F2		BBBB G5-4-3 BB		FC2-5 1-2 2-3		F2		L3	4	0	0	0	1	0	3
Lou Clinton, R (1, 9) OBP: 0.429, SLG: 0.769		1B SF8 2B	G5-4-3 1-2f		SSS K		F8		HR	5	2	2	1	0	1	3
Ed Sadowski, R (1, 2) OBP: 0.438, SLG: 0.385 Ted Williams, L (5, PH) OBP: 0.333, SLG: 1.000 Don Gile, R (5, 2) OBP: 0.250, SLG: 0.250	1B SF8 1B 2-3 1B			F7	SSS K		1B		SSS K	2 1 2	1 0 0	1 0 1	0 0 0	0 1 1	0 2 0	0 2 0
Tom Sturdivant, L (1, 1) OBP: 0.333, SLG: 0.500 Marty Keough, L (6, PH) OBP: 0.364, SLG: 0.333 Pumpsie Green, S (6, 4) OBP: 0.333, SLG: 0.500 Gene Stephens, L (9, PH) OBP: 0.294, SLG: 0.154	SF8 1-2 3-H			1B 1B		1B 2B		6-3	BB 1B	1 1 1 1	0 1 0 0	1 1 0 1	1 0 0 0	0 0 0 0	0 0 0 0	0 0 1 0
Inning Stats	R: 2 E: 0 K: 0 S: 6 H: 3 LOB: 1 BB: 0 P: 6	R: 2 E: 0 K: 0 S: 7 H: 4 LOB: 2 BB: 0 P: 7	R: 0 E: 0 K: 0 S: 2 H: 0 LOB: 0 BB: 1 P: 6	R: 0 E: 0 K: 0 S: 5 H: 2 LOB: 2 BB: 0 P: 5	R: 0 E: 0 K: 2 S: 9 H: 2 LOB: 2 BB: 0 P: 9	R: 3 E: 0 K: 0 S: 6 H: 5 LOB: 1 BB: 0 P: 6	R: 0 E: 0 K: 0 S: 4 H: 1 LOB: 1 BB: 0 P: 4	R: 0 E: 0 K: 0 S: 2 H: 0 LOB: 1 BB: 0 P: 3	R: 3 E: 1 K: 2 S: 11 H: 3 LOB: 2 BB: 1 P: 15	1B: 14 2B: 2 3B: 1 HR: 3 SF: 1 SAC: 0 DP: 3 HBP: 1	WP: 0 PB: 0 SB: 0 CS: 0 PA: 47					

	AB	43
	R	10
	H	20
	RBI	10
	BB	2
	SO	4
	LOB	24

PITCHER	IP	WLS	BF	H	R	ER	SO	BB	IBB	HBP	BLK	WP	HR	S	P	ERA	WHIP
Pedro Ramos, R (1, 1) ERA: 7.0	1.0		8	5	4	4	0	0	0	0	0	0	0	8	8	36.00	5.000
Tex Clevenger, R (2, 1) ERA: 3.86	4.0		21	9	3	3	2	1	0	0	0	0	0	24	28	6.75	2.500
Dick Hyde, R (6, 1) ERA: 6.0	1.0		3	2	0	0	0	0	0	0	0	0	1	3	3	0.00	2.000
Jack Kralick, L (7, 1) ERA: 9.82	2.0	W	9	2	2	1	0	0	0	1	0	0	1	8	9	4.50	1.000
Camilo Pascual, R (9, 1) ERA: 4.2	1.0	S	6	2	1	1	2	1	0	0	0	0	1	9	13	9.00	3.000

PITCHER	IP	WLS	BF	H	R	ER	SO	BB	IBB	HBP	BLK	WP	HR	S	P	ERA	WHIP

BOTTOM

Boston Red Sox @ Washington Senators

Griffith Stadium, Washington, DC

Sun Apr 24 1960, 3:33 AM EDT

Att. 9,682 - Unknown

livebaseballscorecards.com

Batter	1	2	3	4	5	6	7	8	9	AB	R	H	RBI	BB	SO	LOB
Billy Gardner, R (1, 4) OBP: 0.400, SLG: 0.484	5-3		FC6-4 (1-2f 2B)		G5-4-3 1B	K (1-2 2-3)		2B (1-H) 2B		5	2	2	1	0	1	3
Dan Dobbek, L (1, 9) (9, 7) OBP: 0.467, SLG: 0.500	F6		K		F5	BB		2B IBB		3	1	0	0	2	1	2
Bob Allison, R (1, 8) (9, 9) OBP: 0.618, SLG: 0.867	BB		1B (1-H) 2B		G5-4-3 (1-2f)	1-3		1B (1-H 2-H) 2B		4	2	2	3	1	0	3
Harmon Killebrew, R (1, 5) OBP: 0.412, SLG: 0.393	5-3		1B (2-H)			E 2B 1B	F8	K		5	1	2	1	0	1	2
Jim Lemon, R (1, 7) OBP: 0.455, SLG: 0.611		F7	F7			E4 (2B E 1-2)	F9	CS 1B (3-H)		5	1	1	1	0	0	2
Lenny Green, L (8, PR) (9, 8) OBP: 0.269, SLG: 0.273										0	0	0	0	0	0	0
Don Mincher, L (1, 3) OBP: 0.313, SLG: 0.286		F9		F7		E 1B (1-3 2-H) 2B	FC6-4 1B	CS (1-2)		4	1	2	1	0	0	0
Billy Consolo, R (1, 6) OBP: 0.429, SLG: 0.600		BB		F2		E6 HBP 1B (2-3 3-H)	FC6-4 (1-2f)			3	1	0	1	1	0	2
Earl Battey, R (1, 2) OBP: 0.367, SLG: 0.458		F7		HR		CS 1B (1-2) HBP		F8		3	1	1	1	0	0	1
Pedro Ramos, S (1, 1) OBP: 0.333, SLG: 0.333										0	0	0	0	0	0	0
Tex Clevenger, R (2, 1) OBP: 0.500, SLG: 0.500										2	0	1	0	0	0	0
Dick Hyde, R (6, 1)										0	0	0	0	0	0	0
Julio Becquer, L (6, PH)										0	0	0	0	0	0	0
Reno Bertoia, R (6, PH) OBP: 1.000, SLG: 1.000										1	0	1	2	0	0	0
Jack Krallick, L (7, 1) OBP: 1.000, SLG: 1.000										1	1	1	0	0	0	0
Camilo Pascual, R (9, 1) OBP: 0.200, SLG: 0.400			FC6-4 1B	F8		CS 1B (1-2 2-H 3-H)		WP 2B 1B		0	0	0	0	0	0	0
Inning Stats	R: 0 E: 0 K: 0 S: 3 H: 0 LOB: 1 BB: 1 P: 7	R: 0 E: 0 K: 0 S: 3 H: 0 LOB: 1 BB: 1 P: 7	R: 2 E: 0 K: 1 S: 8 H: 3 LOB: 1 BB: 0 P: 8	R: 1 E: 0 K: 0 S: 4 H: 1 LOB: 0 BB: 0 P: 4	R: 0 E: 0 K: 0 S: 3 H: 1 LOB: 0 BB: 0 P: 3	R: 4 E: 2 K: 1 S: 9 H: 3 LOB: 2 BB: 1 P: 14	R: 0 E: 0 K: 0 S: 4 H: 1 LOB: 1 BB: 0 P: 4	R: 4 E: 0 K: 1 S: 8 H: 4 LOB: 1 BB: 1 P: 12		1B: 8 2B: 5 3B: 0 HR: 1	SF: 0 SAC: 0 DP: 2 HBP: 1					

PITCHER		IP	WLS	BF	H	R	ER	SO	BB	IBB	HBP	BLK	WP	HR	S	P	ERA	WHIP
Tom Sturdivant, R ERA: 9.0	(1, 1)	5.0		21	5	3	3	1	2	0	0	0	0	1	21	29	5.40	1.400
Bill Monbouquette, R ERA: 8.1	(6, 1)	0.0		5	2	4	2	0	0	0	1	0	0	0	4	5	∞	∞
Ted Bowsfield, L ERA: 2.08	(6, 1)	0.2		3	1	0	0	1	1	0	0	0	0	0	4	8	0.00	3.000
Al Worthington, R ERA: 9.0	(6, 1)	2.1	L	12	5	4	4	1	0	1	0	0	1	0	13	17	15.43	2.143

PITCHER	IP	WLS	BF	H	R	ER	SO	BB	IBB	HBP	BLK	WP	HR	S	P	ERA	WHIP

AB	36
R	11
H	13
RBI	11
BB	4
SO	3
LOB	15

WP: 1 PA: 42
PB: 0
SB: 0
CS: 3

Baltimore Orioles @ Washington Senators

Griffith Stadium, Washington, DC

Mon Apr 25 1960, 7:05 PM EDT

Att. 8,459 - Unknown

TOP

livebaseballscorecards.com

Batter	1	2	3	4	5	6	7	8	9	AB	R	H	RBI	BB	SO	LOB
Marv Breeding, R (1, 4) OBP: 0.379, SLG: 0.400	BBBB 4-0 FC6-4 BB	x 0-0 ③ 6-3			H 1-0 BB HBP		x 0-0 ② 4-3		x 0-0 FC4-6 1-2 1B	3	0	1	0	1	0	0
Al Pilarcik, L (1, 8) (7, 9) OBP: 0.429, SLG: 0.615	x 0-0 ① FC6-4 4-3 1-2f HR	x 0-0 ① 5-3			BBBB 4-0 G6-3 1-2 BB		x 0-0 1B		x 0-0 ② FC4-6 1-2f 2-3	4	1	1	0	1	0	3
Albie Pearson, L (1, 9) OBP: 0.333, SLG: 0.600 Willie Tasby, R (7, 8) OBP: 0.273, SLG: 0.273	x 0-0 ② 4-3 1-2	x 0-0 ② 4-3			x 0-0 ② ③ G6-3 1-2f		x 0-0 ③ G3		x 0-0 ③ F2	4 1	0 0	0 0	0 0	0 0	0 0	4 2
Gene Woodling, L (1, 7) OBP: 0.500, SLG: 0.500 Jackie Brandt, R (8, 7) OBP: 0.360, SLG: 0.158	BBBB 4-0 HR BB	x 0-0 ③ 6-3				BBBB 4-0 2B 9-2 BB		x 0-0 ① F6		2 0	1 0	0 0	0 0	2 0	0 0	0 0
Jim Gentile, L (1, 3) OBP: 0.429, SLG: 0.611	x 0-0 1-H 2-H HR			x 0-0 ① 4-3		x 0-0 1-3 2B		BBBB 4-0 BB		3	1	2	3	1	0	0
Brooks Robinson, R (1, 5) OBP: 0.200, SLG: 0.310	x 0-0 E5			x 0-0 ② F8		x 0-0 ① 1-3		x 0-0 ② F4		4	0	0	0	0	0	3
Gus Triandos, R (1, 2) OBP: 0.273, SLG: 0.250	x 0-0 ③ F8			x 0-0 1B		4-0 IBB		x 0-0 ③ F8		3	0	1	0	1	0	2
Ron Hansen, R (1, 6) OBP: 0.417, SLG: 0.368 John Powers, L (6, PH) OBP: 0.133, SLG: 0.071 Billy Klaus, L (6, 6) OBP: 0.400, SLG: 1.000		SSS 0-3 ① K		x 0-0 ③ 6-3		x 0-0 ② ③ 9-2 3-Hf			BBBB 4-0 FC4-6 1B BB	2 1 0	0 0 0	0 0 0	0 0 0	0 0 1	1 3 0	1 3 0
Milt Pappas, R (1, 1)		SSS 0-3 ② K			x 0-0 ① 5-3		SSS 0-3 ① K		SSS 0-3 ① K	4	0	0	0	0	3	1
Inning Stats	R: 3 E: 1 K: 0 S: 5 H: 1 LOB: 1 BB: 2 P: 13	R: 0 E: 0 K: 2 S: 7 H: 0 LOB: 0 BB: 0 P: 7	R: 0 E: 0 K: 0 S: 3 H: 0 LOB: 0 BB: 0 P: 3	R: 0 E: 0 K: 0 S: 4 H: 1 LOB: 1 BB: 0 P: 4	R: 0 E: 0 K: 0 S: 2 H: 0 LOB: 1 BB: 1 P: 7	R: 0 E: 0 K: 0 S: 3 H: 1 LOB: 2 BB: 2 P: 11	R: 0 E: 0 K: 1 S: 6 H: 1 LOB: 1 BB: 0 P: 6	R: 0 E: 0 K: 0 S: 3 H: 0 LOB: 1 BB: 1 P: 7	R: 0 E: 0 K: 1 S: 6 H: 1 LOB: 2 BB: 1 P: 10	1B: 3 2B: 2 3B: 0 HR: 1 SF: 0 SAC: 0 DP: 2 HBP: 1							

	AB	31
	R	3
	H	5
	RBI	3
	BB	7
	SO	4
	LOB	19

WP: 0 PB: 0 SB: 0 CS: 0 PA: 39

PITCHER		IP	WLS	BF	H	R	ER	SO	BB	IBB	HBP	BLK	WP	HR	S	P	ERA	WHIP
Russ Kemmerer, R ERA: 8.71	(1, 1)	5.0	L	23	3	3	3	2	4	0	1	0	0	1	22	39	5.40	1.400
Pedro Ramos, R ERA: 4.85	(6, 1)	4.0		16	2	0	0	2	2	1	0	0	0	0	17	29	0.00	1.000

PITCHER	IP	WLS	BF	H	R	ER	SO	BB	IBB	HBP	BLK	WP	HR	S	P	ERA	WHIP

Baltimore Orioles @ Washington Senators

Griffith Stadium, Washington, DC

Mon Apr 25 1960, 7:05 PM EDT

Att. 8,459 - Unknown

livebaseballscorecards.com

BOTTOM

Batter	1	2	3	4	5	6	7	8	9	AB	R	H	RBI	BB	SO	LOB
Billy Gardner, R (1, 4) OBP: 0.410, SLG: 0.471	K		K		3B 1B		BB			3	1	1	0	1	2	1
Dan Dobbek, L (1, 8) OBP: 0.474, SLG: 0.615	F7		1-2 HBP		1-H 3B		F5			3	0	1	1	0	0	1
Bob Allison, R (1, 9) OBP: 0.553, SLG: 0.765	6-3		F9		F8			F2		4	0	0	0	0	0	3
Harmon Killebrew, R (1, 5) OBP: 0.368, SLG: 0.344		F9	F8			F4		6-3		4	0	0	0	0	0	2
Jim Lemon, R (1, 7) OBP: 0.385, SLG: 0.500		F3		6-3		6-3		K		4	0	0	0	0	1	0
Don Mincher, L (1, 3) OBP: 0.333, SLG: 0.406		E 1B		F7		HR			F7	4	1	2	1	0	0	0
Billy Consolo, R (1, 6) OBP: 0.387, SLG: 0.536 Faye Throneberry, L (9, PH) OBP: 0.455, SLG: 0.444		E6 FC5-4 1-2		4-3		6-3			1B	3 1	0 0	0 1	0 0	0 0	0 0	1 0
Earl Battey, R (1, 2) OBP: 0.333, SLG: 0.407 Lenny Green, L (9, PH) OBP: 0.259, SLG: 0.261		FC5-4 1-2f			K2-3		K		F8	3 1	0 0	0 0	0 0	0 0	2 0	2 1
Russ Kemmerer, R (1, 1) Pedro Ramos, S (6, 1) OBP: 0.250, SLG: 0.250 Julio Becquer, L (9, PH)			HBP BB		K		K		G3	1 1 1	0 0 0	0 0 0	0 0 0	1 0 0	1 0 0	0 0 1
Inning Stats	R: 0 E: 0 K: 1 S: 5 H: 0 LOB: 0 BB: 0 P: 5	R: 0 E: 1 K: 0 S: 5 H: 1 LOB: 2 BB: 0 P: 5	R: 0 E: 0 K: 1 S: 5 H: 0 LOB: 2 BB: 1 P: 10	R: 0 E: 0 K: 0 S: 3 H: 0 LOB: 0 BB: 0 P: 3	R: 1 E: 0 K: 2 S: 9 H: 2 LOB: 1 BB: 0 P: 9	R: 1 E: 0 K: 0 S: 4 H: 1 LOB: 0 BB: 0 P: 4	R: 0 E: 0 K: 2 S: 7 H: 0 LOB: 1 BB: 1 P: 11	R: 0 E: 0 K: 1 S: 5 H: 0 LOB: 0 BB: 0 P: 5	R: 0 E: 0 K: 0 S: 4 H: 1 LOB: 1 BB: 0 P: 4	1B: 3 2B: 0 3B: 1 HR: 1	SF: 0 SAC: 0 DP: 0 HBP: 1			WP: 0 PB: 0 SB: 0 CS: 0		PA: 36	

	AB	33
	R	2
	H	5
	RBI	2
	BB	2
	SO	7
	LOB	12

PITCHER	IP	WLS	BF	H	R	ER	SO	BB	IBB	HBP	BLK	WP	HR	S	P	ERA	WHIP
Milt Pappas, R (1, 1) ERA: 5.17	9.0	W	36	5	2	2	7	2	0	1	0	0	1	47	56	2.00	0.778

PITCHER	IP	WLS	BF	H	R	ER	SO	BB	IBB	HBP	BLK	WP	HR	S	P	ERA	WHIP

Baltimore Orioles @ Washington Senators

Griffith Stadium, Washington, DC

Tue Apr 26 1960, 3:33 AM EDT

Att. 2,343 - Unknown

TOP

livebaseballscorecards.com

Batter	1	2	3	4	5	6	7	8	9	AB	R	H	RBI	BB	SO	LOB
Marv Breeding, R (1, 4) OBP: 0.371, SLG: 0.367	5-3	6-3		FC5-4, 1B, BB BB	F3		1-2 1B		F5	5	1	1	0	1	0	0
Al Pilarcik, L (1, 9) OBP: 0.500, SLG: 0.722	WP 3B	1-3		1-2 FC5-4 1B	1B		F8		H HBP	5	1	3	0	0	0	2
Jackie Brandt, R (1, 8) OBP: 0.355, SLG: 0.167	K 3-H	S 1B		FC5-4 BB, BB 1-2f 2-3 1B	F3			BB 4-0 1B HR BB	L4	5	2	1	0	1	1	4
Gene Woodling, L (1, 7) OBP: 0.545, SLG: 0.652 Willie Tasby, R (9, 7) OBP: 0.273, SLG: 0.273	HR	1-2 BB		BB 1-2 1B BB		F8		0-0 1-2 HR 1B		3 0	3 0	2 0	1 0	2 0	0 0	0 0
Jim Gentile, L (1, 3) OBP: 0.462, SLG: 0.727	BB, BB 3B 1B	4-3		BB, 1B 1-2 2-3 3-H BB	F8	F8		1-H 2-H HR		4	2	2	4	1	0	2
Brooks Robinson, R (1, 5) OBP: 0.257, SLG: 0.333	BB 1-2 3B BB	6-3	BB 1-2 2-H 3-H 1B	6-3		G5-4-3 1B			4	1	2	2	1	0	0	
Gus Triandos, R (1, 2) OBP: 0.296, SLG: 0.217	1-2 2-3 3B BB	F3	1-2 2-3 BB	F7	G5-4-3 1-2f				3	1	0	0	2	0	1	
Ron Hansen, R (1, 6) OBP: 0.379, SLG: 0.417	1-H 2-H 3-H 3B	K	K	5-3	K				5	0	1	3	0	3	3	
Jerry Walker, S (1, 1) Hoyt Wilhelm, R (3, 1) John Powers, L (7, PH) OBP: 0.188, SLG: 0.071 Chuck Estrada, R (7, 1)	4-3			1-3	3-1		1B BB		F3	1 2 0 1	0 0 0 0	0 0 0 0	0 0 0 0	0 0 1 0	0 0 0 0	1 0 0 0
Inning Stats	R: 5 E: 0 K: 1 S: 9 H: 4 LOB: 1 BB: 2 P: 17	R: 0 E: 0 K: 0 S: 4 H: 1 LOB: 2 BB: 1 P: 8	R: 0 E: 0 K: 1 S: 5 H: 0 LOB: 0 BB: 0 P: 5	R: 3 E: 0 K: 1 S: 7 H: 2 LOB: 3 BB: 4 P: 23	R: 0 E: 0 K: 0 S: 4 H: 1 LOB: 1 BB: 0 P: 4	R: 0 E: 0 K: 0 S: 3 H: 0 LOB: 0 BB: 0 P: 3	R: 0 E: 0 K: 0 S: 4 H: 1 LOB: 2 BB: 1 P: 8	R: 3 E: 0 K: 1 S: 7 H: 3 LOB: 0 BB: 1 P: 11	R: 0 E: 0 K: 0 S: 3 H: 0 LOB: 1 BB: 0 P: 4	1B: 8 2B: 0 3B: 2 HR: 2 SF: 0 SAC: 0 DP: 1 HBP: 1						

AB	38
R	11
H	12
RBI	10
BB	9
SO	4
LOB	13

WP: 1 PB: 0 SB: 1 CS: 0 PA: 48

PITCHER		IP	WLS	BF	H	R	ER	SO	BB	IBB	HBP	BLK	WP	HR	S	P	ERA	WHIP
Don Lee, R ERA: 8.0	(1, 1)	0.2		8	4	5	5	1	2	0	0	0	1	1	8	16	67.50	9.000
Ted Abernathy, R ERA: 12.0	(1, 1)	3.0		16	3	3	3	1	4	0	0	0	0	0	14	30	9.00	2.333
Dick Hyde, R ERA: 5.4	(4, 1)	0.1		2	0	0	0	1	1	0	0	0	0	0	3	7	0.00	3.000
Bill Fischer, R ERA: 3.0	(5, 1)	3.0		13	2	1	1	0	2	0	0	0	0	0	11	19	3.00	1.333
Camilo Pascual, R ERA: 5.06	(8, 1)	1.0	L	5	3	2	2	1	0	0	0	0	0	1	7	7	18.00	3.000

PITCHER		IP	WLS	BF	H	R	ER	SO	BB	IBB	HBP	BLK	WP	HR	S	P	ERA	WHIP
Tex Clevenger, R ERA: 3.38	(9, 1)	1.0		4	0	0	0	0	0	0	1	0	0	0	3	4	0.00	0.000

Batter	1	2	3	4	5	6	7	8	9	AB	R	H	RBI	BB	SO	LOB
Billy Gardner, R (1, 4) OBP: 0.386, SLG: 0.436	F5		F7		6-3	K			1B SF7 1B	5	1	1	0	0	1	1
Dan Dobbek, L (1, 8) OBP: 0.500, SLG: 0.778	K		1-H HR		4-3		G5-4-3 1B		1-3 FC4 1B	5	1	3	2	0	1	0
Bob Allison, R (1, 9) OBP: 0.512, SLG: 0.703	5-3		HR BB		K		G5-4-3 1-2f		SF7 3-H	3	1	0	1	1	1	1
Harmon Killebrew, R (1, 5) OBP: 0.375, SLG: 0.441 Reno Bertoia, R (4, 5) OBP: 0.500, SLG: 0.500		F4	1-H HR			1B PB HR 1B	F4		F8	2 3	1 1	1 1	2 0	0 0	0 0	0 1
Jim Lemon, R (1, 7) OBP: 0.355, SLG: 0.556		HR	F8			K 1-2		K	FC4 1-2f	5	1	1	1	0	2	2
Don Mincher, L (1, 3) OBP: 0.350, SLG: 0.400		L5-4 BB BB	F5			BB HR 2-3 1B		K		3	1	1	0	1	1	0
Billy Consolo, R (1, 6) OBP: 0.457, SLG: 0.567		1-2 BB		G1-6-3 1B		1-2 HR BB		2B 1B		2	1	2	0	2	0	0
Earl Battey, R (1, 2) OBP: 0.351, SLG: 0.548		L5-4 2-3		K		1-H 2-H 3-H HR		1-3 2B		4	1	2	4	0	1	3
Don Lee, R (1, 1) OBP: 0.250, SLG: 0.250 Ted Abernathy, R (1, 1) OBP: 1.000, SLG: 1.000 Dick Hyde, R (4, 1) Faye Throneberry, L (4, PH) OBP: 0.417, SLG: 0.400 Bill Fischer, R (5, 1) Camilo Pascual, R (8, 1) OBP: 0.200, SLG: 0.400 Lenny Green, L (8, PH) OBP: 0.250, SLG: 0.250 Tex Clevenger, R (9, 1) OBP: 0.500, SLG: 0.500			HR 1B	G1-6-3 1-2f		1-3		K		0 1 0 1 1 0 0 1 0	0 1 0 0 0 0 0 0 0	0 1 0 0 0 0 0 1 0	0 0 0 0 0 0 0 1 1	0 0 0 0 0 0 0 0 0	0 0 0 0 0 0 0 1 0	0 0 0 0 0 0 0 2 0
Inning Stats	R: 0 E: 0 K: 1 S: 5 H: 0 LOB: 0 BB: 0 P: 5	R: 1 E: 0 K: 0 S: 3 H: 1 LOB: 1 BB: 2 P: 11	R: 4 E: 0 K: 0 S: 6 H: 3 LOB: 0 BB: 1 P: 10	R: 0 E: 0 K: 1 S: 5 H: 1 LOB: 0 BB: 0 P: 5	R: 0 E: 0 K: 1 S: 5 H: 0 LOB: 0 BB: 0 P: 5	R: 4 E: 0 K: 2 S: 10 H: 3 LOB: 0 BB: 1 P: 14	R: 0 E: 0 K: 0 S: 3 H: 1 LOB: 0 BB: 0 P: 3	R: 0 E: 0 K: 3 S: 11 H: 2 LOB: 2 BB: 0 P: 11	R: 1 E: 0 K: 0 S: 5 H: 2 LOB: 1 BB: 0 P: 5	1B: 8 2B: 2 3B: 0 HR: 4 SF: 1 SAC: 0 DP: 3 HBP: 0						

PITCHER		IP	WLS	BF	H	R	ER	SO	BB	IBB	HBP	BLK	WP	HR	S	P	ERA	WHIP
Jerry Walker, R ERA: 6.23	(1, 1)	2.1		12	3	4	4	1	3	0	0	0	0	2	11	23	15.43	2.571
Hoyt Wilhelm, R ERA: 8.38	(3, 1)	3.2		16	5	5	5	4	1	0	0	0	0	2	23	27	12.27	1.636
Chuck Estrada, R ERA: 1.29	(7, 1)	3.0	W	13	5	1	1	3	0	0	0	0	0	0	19	19	3.00	1.667

PITCHER	IP	WLS	BF	H	R	ER	SO	BB	IBB	HBP	BLK	WP	HR	S	P	ERA	WHIP

BOTTOM

Baltimore Orioles @ Washington Senators

Griffith Stadium, Washington, DC

Tue Apr 26 1960, 3:33 AM EDT

Att. 2,343 - Unknown

livebaseballscorecards.com

AB	36
R	10
H	13
RBI	10
BB	4
SO	8
LOB	11

WP: 0 PA: 41
PB: 1
SB: 0
CS: 0

Batter	1	2	3	4	5	6	7	8	9	AB	R	H	RBI	BB	SO	LOB
Billy Gardner, R (1, 4) OBP: 0.367, SLG: 0.409	3-1		6-3			6-3		1B	5-3	5	1	1	0	0	0	0
Dan Dobbek, L (1, 8) (9, 7) OBP: 0.464, SLG: 0.682	F5		L9			3-1		1-2 HR 1B		4	1	1	0	0	0	0
Bob Allison, R (1, 9) OBP: 0.489, SLG: 0.659	1-3			6-3		6-3		1-2 2-H HR		4	1	1	1	0	0	0
Jim Lemon, R (1, 7) OBP: 0.343, SLG: 0.613 Lenny Green, L (9, 8) OBP: 0.250, SLG: 0.250		F7		S S S K			F7	1-H 2-H HR		4 0	1 0	1 0	3 0	0 0	1 0	0 0
Reno Bertoia, R (1, 5) OBP: 0.250, SLG: 0.250		6-3		S S S K			E5 1B	S S S K		4	0	0	0	0	2	0
Billy Consolo, R (1, 6) OBP: 0.462, SLG: 0.531		B B B B BB			6-3		L9	B B B B BB		2	0	0	0	2	0	1
Earl Battey, R (1, 2) OBP: 0.366, SLG: 0.543		F9			FC3-6 1B		1-3 1B	S S S K		4	0	2	0	0	1	2
Don Mincher, L (1, 3) OBP: 0.341, SLG: 0.462			HR		1-2f FC3-6		3-1		S S S K	4	1	1	1	0	1	3
Jim Kaat, L (1, 1) Ken Aspromonte, R (8, PH) Pedro Ramos, S (8, 1) OBP: 0.200, SLG: 0.200			5-3		4-3			L7	S S S K	2 1 1	0 0 0	0 0 0	0 0 0	0 0 0	0 0 1	1 0 0
Inning Stats	R: 0 E: 0 K: 0 S: 3 / H: 0 LOB: 0 BB: 0 P: 3	R: 0 E: 0 K: 0 S: 3 / H: 0 LOB: 1 BB: 1 P: 7	R: 1 E: 0 K: 0 S: 4 / H: 1 LOB: 0 BB: 0 P: 4	R: 0 E: 0 K: 2 S: 7 / H: 0 LOB: 0 BB: 0 P: 7	R: 0 E: 0 K: 0 S: 4 / H: 1 LOB: 1 BB: 0 P: 4	R: 0 E: 0 K: 0 S: 3 / H: 0 LOB: 0 BB: 0 P: 3	R: 0 E: 1 K: 0 S: 5 / H: 1 LOB: 2 BB: 0 P: 5	R: 4 E: 0 K: 2 S: 11 / H: 4 LOB: 1 BB: 1 P: 15	R: 0 E: 0 K: 2 S: 7 / H: 0 LOB: 0 BB: 0 P: 7	1B: 5 2B: 0 3B: 0 HR: 2 / SF: 0 SAC: 0 DP: 0 HBP: 0							

PITCHER	IP	WLS	BF	H	R	ER	SO	BB	IBB	HBP	BLK	WP	HR	S	P	ERA	WHIP
Whitey Ford, L (1, 1) ERA: 3.14	7.1	L	31	7	5	5	2	1	0	0	0	0	2	34	38	6.14	1.091
Ryne Duren, R (8, 1) ERA:	0.2		3	0	0	0	2	1	0	0	0	0	0	6	10	0.00	1.500
Fred Kipp, L (9, 1) ERA:	1.0		3	0	0	0	2	0	0	0	0	0	0	7	7	0.00	0.000

PITCHER	IP	WLS	BF	H	R	ER	SO	BB	IBB	HBP	BLK	WP	HR	S	P	ERA	WHIP

TOP

Washington Senators @ New York Yankees

Yankee Stadium, Bronx, NY

Wed Apr 27 1960, 3:33 AM EDT

Att. 3,745 - Overcast - 59 F

livebaseballscorecards.com

AB	35
R	5
H	7
RBI	5
BB	2
SO	6
LOB	7

WP: 0 PB: 0 SB: 0 CS: 0 PA: 37

Batter	1	2	3	4	5	6	7	8	9	AB	R	H	RBI	BB	SO	LOB
Bobby Richardson, R (1, 4) OBP: 0.182, SLG: 0.161	6-3			F4	K			4-3		4	0	0	0	0	1	0
Gil McDougald, R (1, 5) OBP: 0.280, SLG: 0.440	5-3			BB, E, WP, 1B		1-3		1B, 1B		4	1	2	0	0	0	0
Mickey Mantle, S (1, 8) OBP: 0.485, SLG: 0.600	6-3			E4, WP, BB, 1-2, SF9		F9		1-3, 1B		4	1	1	0	0	0	1
Yogi Berra, L (1, 9) OBP: 0.583, SLG: 0.909		1-3		B B B B, WP, 1-2, 2-3, 1B, BB		S S S, K		F5		3	1	0	0	1	1	2
Bill Skowron, R (1, 3) OBP: 0.471, SLG: 0.813		1-3		I I I, 1B, 1-2, 2-3, 3-H, IBB			HR		F7	3	1	1	1	1	0	0
Elston Howard, R (1, 2) OBP: 0.212, SLG: 0.400		S S S, K		SF9, 3-H			1-3		S S S, K	3	0	0	1	0	2	0
Tony Kubek, L (1, 6) OBP: 0.258, SLG: 0.500			1-3	1-3, 2-H, 1B			S S S, K		G3	4	0	1	1	0	1	0
Ken Hunt, R (1, 7) OBP: 0.200, SLG: 0.200			5-3		F7		F2			3	0	0	0	0	0	0
Whitey Ford, L (1, 1) OBP: 0.250, SLG: 0.250			1-3		F5			5-3		2	0	0	0	0	0	0
Ryne Duren, R (8, 1)										0	0	0	0	0	0	0
Hector Lopez, R (8, PH) OBP: 0.333, SLG: 0.346										1	0	0	0	0	0	0
Fred Kipp, L (9, 1)										0	0	0	0	0	0	0
Inning Stats	R: 0 E: 0 K: 0 S: 3 H: 0 LOB: 0 BB: 0 P: 3	R: 0 E: 0 K: 1 S: 5 H: 0 LOB: 0 BB: 0 P: 5	R: 0 E: 0 K: 0 S: 3 H: 0 LOB: 0 BB: 0 P: 3	R: 3 E: 1 K: 0 S: 5 H: 2 LOB: 2 BB: 2 P: 13	R: 0 E: 0 K: 1 S: 5 H: 0 LOB: 0 BB: 0 P: 5	R: 0 E: 0 K: 1 S: 5 H: 0 LOB: 0 BB: 0 P: 5	R: 1 E: 0 K: 1 S: 6 H: 1 LOB: 0 BB: 0 P: 6	R: 0 E: 0 K: 0 S: 5 H: 2 LOB: 2 BB: 0 P: 5	R: 0 E: 0 K: 1 S: 5 H: 0 LOB: 0 BB: 0 P: 5	1B: 4 2B: 0 3B: 0 HR: 1 SF: 1 SAC: 0 DP: 0 HBP: 0						

PITCHER		IP	WLS	BF	H	R	ER	SO	BB	IBB	HBP	BLK	WP	HR	S	P	ERA	WHIP
Jim Kaat, L ERA: 2.4	(1, 1)	7.0	W	26	3	4	1	4	1	1	0	0	1	1	32	40	1.29	0.571
Pedro Ramos, R ERA: 4.2	(8, 1)	2.0	S	8	2	0	0	1	0	0	0	0	0	0	10	10	0.00	1.000

PITCHER	IP	WLS	BF	H	R	ER	SO	BB	IBB	HBP	BLK	WP	HR	S	P	ERA	WHIP

BOTTOM

Washington Senators @ New York Yankees

Yankee Stadium, Bronx, NY

Wed Apr 27 1960, 3:33 AM EDT
Att. 3,745 - Overcast - 59 F

livebaseballscorecards.com

AB	31
R	4
H	5
RBI	3
BB	2
SO	5
LOB	3

WP: 1	PA: 34								
PB: 0									
SB: 0									
CS: 0									

Washington Senators @ Boston Red Sox

Fenway Park, Boston, MA

Sat Apr 30 1960, 3:33 AM EDT

Att. 8,126 - Unknown

livebaseballscorecards.com

Batter	1	2	3	4	5	6	7	8	9	AB	R	H	RBI	BB	SO	LOB
Billy Gardner, R (1, 4) OBP: 0.340, SLG: 0.375	6-3		K			6-3		6-3		4	0	0	0	0	1	2
Dan Dobbek, L (1, 8) OBP: 0.406, SLG: 0.577	F6		F5			K		3-1		4	0	0	0	0	1	2
Bob Allison, R (1, 9) OBP: 0.471, SLG: 0.622	K			F7		1B		6-3		4	0	1	0	0	1	0
Jim Lemon, R (1, 7) OBP: 0.333, SLG: 0.559		F7		F8		F5			G3-6-3 BB	3	0	0	0	1	0	1
Pedro Ramos, S (9, PR) OBP: 0.200, SLG: 0.200										0	0	0	0	0	0	0
Don Mincher, L (1, 3) OBP: 0.333, SLG: 0.465		K		K			2B		G3-6-3 1-2f	4	0	1	0	0	2	1
Reno Bertoia, R (1, 5) OBP: 0.333, SLG: 0.273		1B			K		F7		BB BB	3	0	1	0	1	1	1
Billy Consolo, R (1, 6) OBP: 0.465, SLG: 0.600		K			HR		F9		BB 1-2	3	1	1	1	1	1	2
Earl Battey, R (1, 2) OBP: 0.381, SLG: 0.543			SH1-4 HBP		F8		IBB		4-3	0	0	0	0	0	0	0
Hal Naragon, L (3, PR) (3, 2)										2	0	0	0	1	0	2
Camilo Pascual, R (1, 1) OBP: 0.143, SLG: 0.286			SH1-4 1-2		K		F9			2	0	0	0	0	1	2

Inning Stats	1	2	3	4	5	6	7	8	9		
	R: 0 H: 0	R: 0 H: 1	R: 0 H: 0	R: 0 H: 0	R: 1 H: 1	R: 0 H: 1	R: 0 H: 1	R: 0 H: 0	R: 0 H: 0	1B: 2 SF: 0	WP: 0 PA: 35
	E: 0 LOB: 0	E: 0 LOB: 1	E: 0 LOB: 2	E: 0 LOB: 0	E: 0 LOB: 0	E: 0 LOB: 1	E: 0 LOB: 2	E: 0 LOB: 0	E: 0 LOB: 2	2B: 1 SAC: 1	PB: 0
	K: 1 BB: 0	K: 2 BB: 0	K: 1 BB: 0	K: 1 BB: 0	K: 2 BB: 0	K: 1 BB: 0	K: 0 BB: 1	K: 0 BB: 0	K: 0 BB: 3	3B: 0 DP: 1	SB: 0
	S: 5 P: 5	S: 8 P: 8	S: 5 P: 6	S: 5 P: 5	S: 8 P: 8	S: 6 P: 6	S: 4 P: 8	S: 3 P: 3	S: 2 P: 14	HR: 1 HBP: 1	CS: 0

PITCHER		IP	WLS	BF	H	R	ER	SO	BB	IBB	HBP	BLK	WP	HR	S	P	ERA	WHIP
Tom Sturdivant, R ERA: 5.4	(1, 1)	7.0		27	4	1	1	8	0	1	1	0	0	1	41	46	1.29	0.571
Mike Fornieles, R ERA: 1.59	(8, 1)	1.2	W	7	0	0	0	0	3	0	0	0	0	0	4	16	0.00	1.800
Ted Bowsfield, L ERA: 1.5	(9, 1)	0.1	S	1	0	0	0	0	0	0	0	0	0	0	1	1	0.00	0.000

PITCHER	IP	WLS	BF	H	R	ER	SO	BB	IBB	HBP	BLK	WP	HR	S	P	ERA	WHIP

Batter	1	2	3	4	5	6	7	8	9	AB	R	H	RBI	BB	SO	LOB
Don Buddin, R (1, 6) OBP: 0.420, SLG: 0.476	S S S 0-3 K ①		x 0-0 BB BB 1B		x 0-0 6-3 ③			S S S 0-3 K ①		4	0	1	0	0	2	0
Pete Runnels, L (1, 4) (9, 3) OBP: 0.400, SLG: 0.444	x 0-0 5-3 ②		B B B B 4-0 1-2 BB BB			x 0-0 6-3 ①		B B B B 4-0 5-3 1B BB		2	1	0	0	2	0	0
Frank Malzone, R (1, 5) OBP: 0.271, SLG: 0.357	x 0-0 1B		B B B B 4-0 1-2 2-3 BB			x 0-0 5-3 ②		x 0-0 5-3 ② 1-2		3	0	1	0	1	0	1
Gene Stephens, L (1, 8) (8, 9) OBP: 0.280, SLG: 0.150	S S S 0-3 K ③		x 0-0 3-1 ③			x 0-0 G3 ③		B B B B 4-0 1B 1B BB		3	1	0	0	1	1	4
Vic Wertz, L (1, 3) OBP: 0.348, SLG: 0.619		S S S 0-3 K ①		x 0-0 G3 ①			x 0-0 F5 ①	x 0-0 1B 1-3 2-H 1B		4	0	1	1	0	1	0
Pumpsie Green, S (8, PR) (9, 4) OBP: 0.400, SLG: 0.571										0	0	0	0	0	0	0
Bobby Thomson, R (1, 7) OBP: 0.350, SLG: 0.514		S S S 0-3 K ②		S S S 0-3 K ②			x 0-0 4-3 1B	x 0-0 1-2 3-H 1B		4	0	2	1	0	2	0
Lou Clinton, R (1, 9) OBP: 0.292, SLG: 0.522		S S S 0-3 K ③		x 0-0 6-3 ③			x 0-0 4-3 ② 1-2	x 0-0 4-3 ③		2	0	0	0	0	1	0
Gary Geiger, L (7, PH) (8, 8) OBP: 0.265, SLG: 0.290										2	0	0	0	0	0	3
Haywood Sullivan, R (1, 2) OBP: 0.071, SLG: 0.071			x 0-0 F5 ①		S S S 0-3 K ①		B B B B 4-0 BB			2	0	0	0	0	1	0
Ted Williams, L (7, PH) OBP: 0.364, SLG: 0.889										0	0	0	0	1	0	0
Tom Brewer, R (7, PR) OBP: 0.250, SLG: 0.500										0	0	0	0	0	0	0
Don Gile, R (8, 2) OBP: 0.200, SLG: 0.200										0	0	0	0	0	0	0
Tom Sturdivant, L (1, 1) OBP: 0.200, SLG: 0.250			x 0-0 6-3 ②		S S S 0-3 K ②		S S S 0-3 K ③			2	0	0	0	0	1	0
Marty Keough, L (7, PH) OBP: 0.333, SLG: 0.308										1	0	0	0	0	1	2
Mike Fornieles, R (8, 1)										0	0	0	0	0	0	0
Ted Bowsfield, R (9, 1)										0	0	0	0	0	0	0
Inning Stats	R: 0 E: 0 K: 2 S: 8 H: 1 LOB: 1 BB: 0 P: 8	R: 0 E: 0 K: 3 S: 9 H: 0 LOB: 0 BB: 0 P: 9	R: 0 E: 0 K: 0 S: 4 H: 1 LOB: 3 BB: 2 P: 12	R: 0 E: 0 K: 1 S: 5 H: 0 LOB: 0 BB: 0 P: 5	R: 0 E: 0 K: 2 S: 7 H: 0 LOB: 0 BB: 0 P: 7	R: 0 E: 0 K: 0 S: 3 H: 0 LOB: 0 BB: 0 P: 3	R: 0 E: 0 K: 1 S: 6 H: 1 LOB: 2 BB: 1 P: 10	R: 2 E: 0 K: 1 S: 7 H: 2 LOB: 2 BB: 2 P: 15		1B: 5 2B: 0 3B: 0 HR: 0	SF: 0 SAC: 0 DP: 0 HBP: 0						

BOTTOM

Washington Senators @ Boston Red Sox

Fenway Park, Boston, MA

Sat Apr 30 1960, 3:33 AM EDT

Att. 8,126 - Unknown

livebaseballscorecards.com

AB	29
R	2
H	5
RBI	2
BB	5
SO	10
LOB	10

WP: 0 PB: 0 SB: 0 CS: 0 PA: 34

PITCHER		IP	WLS	BF	H	R	ER	SO	BB	IBB	HBP	BLK	WP	HR	S	P	ERA	WHIP
Camilo Pascual, R ERA: 4.13	(1, 1)	8.0	L	34	5	2	2	10	5	0	0	0	0	0	49	69	2.25	1.250

PITCHER	IP	WLS	BF	H	R	ER	SO	BB	IBB	HBP	BLK	WP	HR	S	P	ERA	WHIP

Batter	1	2	3	4	5	6	7	8	9	AB	R	H	RBI	BB	SO	LOB
Vic Power, R (1, 3) OBP: 0.345, SLG: 0.481	G3		E 1B		6-3		1B		G6-4-3 1B	5	0	3	2	0	0	1
Johnny Temple, R (1, 4) OBP: 0.259, SLG: 0.220	5-3		G2 1-2			F8	1-2 3-H 1B		F1	5	0	1	1	0	0	2
Harvey Kuenn, R (1, 9) OBP: 0.324, SLG: 0.241	6-3		F9			2-3	4-3		G6-4-3 1-2f	5	0	0	0	0	0	4
Tito Francona, L (1, 7) OBP: 0.340, SLG: 0.238		K		G6-4-3 1B		F4		FC2-6 BB		3	0	1	0	1	1	0
Russ Nixon, L (1, 2) OBP: 0.300, SLG: 0.306		4-3		F9			1B 5-3 1B	FC2-6 WP BB 1-2f		4	1	1	0	0	0	2
Woodie Held, R (1, 6) OBP: 0.388, SLG: 0.705		1B 1B		G6-4-3 1-2f			5-3 1-2	WP 1-2 BB		3	0	1	0	1	0	2
Walt Bond, L (1, 8) OBP: 0.317, SLG: 0.343		1-3 1B			FC6 1B		BB 1B	F8 1-2 2-3		2	1	2	0	1	0	0
Jim Piersall, R (8, PH) OBP: 0.344, SLG: 0.333 (8, 8)										1	0	0	0	0	0	2
Bubba Phillips, R (1, 5) OBP: 0.325, SLG: 0.429		K			FC6 SH2-4 1-2f		1B 1B 1-2 2-3 1B	IBB		2	0	0	0	0	1	3
Bob Hale, L (7, PH) OBP: 0.500, SLG: 0.250										1	1	1	0	0	0	0
George Strickland, R (7, 5)										0	0	0	0	1	0	0
Gary Bell, R (1, 1) OBP: 0.154, SLG: 0.083			6-3		SH2-4 1-2		K		F5	3	0	0	0	0	1	6
Inning Stats	R: 0 E: 0 K: 0 S: 3 H: 0 LOB: 0 BB: 0 P: 3	R: 0 E: 0 K: 2 S: 9 H: 2 LOB: 2 BB: 0 P: 9	R: 0 E: 1 K: 0 S: 4 H: 1 LOB: 1 BB: 0 P: 4	R: 0 E: 0 K: 0 S: 3 H: 1 LOB: 0 BB: 0 P: 3	R: 0 E: 0 K: 0 S: 4 H: 1 LOB: 1 BB: 0 P: 4	R: 0 E: 0 K: 0 S: 3 H: 0 LOB: 0 BB: 0 P: 3	R: 3 E: 0 K: 1 S: 9 H: 4 LOB: 2 BB: 1 P: 13	R: 0 E: 0 K: 0 S: 3 H: 0 LOB: 3 BB: 3 P: 15	R: 0 E: 0 K: 0 S: 3 H: 1 LOB: 0 BB: 0 P: 3	1B: 10 2B: 0 3B: 0 HR: 0 SF: 0 SAC: 1 DP: 2 HBP: 0						

TOP

Cleveland Indians @ Washington Senators

Griffith Stadium, Washington, DC

Mon May 02 1960, 7:05 PM EDT

Att. 8,702 - Unknown

livebaseballscorecards.com

AB	34
R	3
H	10
RBI	3
BB	4
SO	3
LOB	22

WP: 1 PB: 0 SB: 0 CS: 0 PA: 39

PITCHER	IP	WLS	BF	H	R	ER	SO	BB	IBB	HBP	BLK	WP	HR	S	P	ERA	WHIP
Pedro Ramos, R (1, 1) ERA: 4.09	7.0	L	30	9	3	3	3	1	0	0	0	0	0	35	39	3.86	1.429
Chuck Stobbs, L (8, 1) ERA:	0.1		3	0	0	0	0	2	0	0	0	0	0	1	9	0.00	6.000
Tex Clevenger, R (8, 1) ERA: 2.79	1.2		6	1	0	0	0	0	1	0	0	1	0	5	9	0.00	0.600

PITCHER	IP	WLS	BF	H	R	ER	SO	BB	IBB	HBP	BLK	WP	HR	S	P	ERA	WHIP

Batter	1	2	3	4	5	6	7	8	9	AB	R	H	RBI	BB	SO	LOB
Billy Consolo, R (1, 6) OBP: 0.426, SLG: 0.538	1-3		L4			K		5-3		4	0	0	0	0	1	0
Billy Gardner, R (1, 4) OBP: 0.333, SLG: 0.385	E5			5-3		F8		2B		4	0	1	0	0	0	0
Dan Dobbek, L (1, 8) OBP: 0.389, SLG: 0.517	F8			5-3 BB		K		1-3		3	0	0	0	1	1	2
Bob Allison, R (1, 9) OBP: 0.455, SLG: 0.592	4-3			5-3 1-2			1B 2B 1B	1-3		4	1	1	0	0	0	3
Jim Lemon, R (1, 7) OBP: 0.372, SLG: 0.568		G1-6-3 1B		BB			1-2 2B 1B		F5	3	1	2	0	1	0	0
Don Mincher, L (1, 3) OBP: 0.327, SLG: 0.468		F8		F8			F9		2B	4	0	1	0	0	0	5
Reno Bertoia, R (1, 5) OBP: 0.286, SLG: 0.231 Julio Becquer, L (7, PH) OBP: 0.200, SLG: 0.400 Jose Valdivielso, R (8, 5) Harmon Killebrew, R (9, PH) OBP: 0.390, SLG: 0.441 Ken Aspromonte, R (9, PR)	G1-6-3 1-2f		K				1-H 2-H 2B		BB	2 1 0 0 0	0 0 0 0 0	0 1 0 0 0	0 2 0 0 0	0 0 0 1 0	1 0 0 0 0	1 0 0 0 0
Hal Naragon, L (1, 2)			3-1	F8			K		F8	4	0	0	0	0	1	3
Pedro Ramos, S (1, 1) OBP: 0.143, SLG: 0.143 Faye Throneberry, L (7, PH) OBP: 0.385, SLG: 0.364 Chuck Stobbs, L (8, 1) Tex Clevenger, R (8, 1) OBP: 0.500, SLG: 0.500 Lenny Green, L (9, PH) OBP: 0.241, SLG: 0.240			K	F5			1-3		K	2 1 0 0 1	0 0 0 0 0	0 0 0 0 0	0 0 0 0 0	1 0 0 0 0	0 1 0 0 1	0 1 0 0 2
Inning Stats	R: 0 H: 0 E: 1 LOB: 1 K: 0 BB: 0 S: 4 P: 4	R: 0 H: 1 E: 0 LOB: 0 K: 0 BB: 0 S: 3 P: 3	R: 0 H: 0 E: 0 LOB: 0 K: 1 BB: 0 S: 5 P: 5	R: 0 H: 0 E: 0 LOB: 2 K: 0 BB: 2 S: 3 P: 11	R: 0 H: 0 E: 0 LOB: 0 K: 1 BB: 0 S: 5 P: 5	R: 0 H: 0 E: 0 LOB: 0 K: 2 BB: 0 S: 7 P: 7	R: 2 H: 3 E: 0 LOB: 1 K: 1 BB: 0 S: 8 P: 8	R: 0 H: 1 E: 0 LOB: 1 K: 0 BB: 0 S: 4 P: 4	R: 0 H: 1 E: 0 LOB: 2 K: 1 BB: 1 S: 6 P: 10	1B: 3 SF: 0 2B: 3 SAC: 0 3B: 0 DP: 1 HR: 0 HBP: 0						

PITCHER		IP	WLS	BF	H	R	ER	SO	BB	IBB	HBP	BLK	WP	HR	S	P	ERA	WHIP
Gary Bell, R ERA: 1.83	(1, 1)	9.0	W	36	6	2	2	6	3	0	0	0	0	0	45	57	2.00	1.000

PITCHER	IP	WLS	BF	H	R	ER	SO	BB	IBB	HBP	BLK	WP	HR	S	P	ERA	WHIP

BOTTOM

Cleveland Indians @ Washington Senators

Griffith Stadium, Washington, DC

Mon May 02 1960, 7:05 PM EDT

Att. 8,702 - Unknown

livebaseballscorecards.com

AB	33
R	2
H	6
RBI	2
BB	3
SO	6
LOB	17

Cleveland Indians @ Washington Senators

Griffith Stadium, Washington, DC

Tue May 03 1960, 7:05 PM EDT

Att. 7,256 - Unknown

TOP

livebaseballscorecards.com

Batter	1	2	3	4	5	6	7	8	9	AB	R	H	RBI	BB	SO	LOB
Johnny Temple, R (1, 4) OBP: 0.254, SLG: 0.218	6-3	F2			F7		1B S 1B 1B		5-3	5	1	1	0	0	0	2
Harvey Kuenn, R (1, 9) OBP: 0.333, SLG: 0.265	4-3		BB 1B SF7 1B		FC6-4 1B		P1 1-2		4-3	5	1	2	0	0	0	1
Vic Power, R (1, 3) OBP: 0.367, SLG: 0.491	4-3		1-2 BB 1B		FC6-4 1-2f		1B 2-3 1B		1B 2B 1B	5	0	3	0	0	0	1
Carroll Hardy, R (9, PR) OBP: 0.333, SLG: 0.200 (9, 7)										0	1	0	0	0	0	0
Woodie Held, R (1, 6) OBP: 0.377, SLG: 0.660	K		1-2 2-3 G6-4-3 BB		5-3		K		2B 1-2 1B	3	0	0	0	1	2	3
Bob Hale, L (9, PH) OBP: 0.571, SLG: 0.400										1	0	1	0	0	0	0
Gary Bell, R (9, PR) OBP: 0.154, SLG: 0.083										0	0	0	0	0	0	0
Steve Demeter, R (9, 5)										0	0	0	0	0	0	0
John Romano, R (1, 2) OBP: 0.538, SLG: 0.333		BB 1B BB	3-H SF7			1B 2B	1-2 3-H 1B		1-3 2-H 2B	0	1	0	0	1	0	0
Tito Francona, L (3, PH) OBP: 0.370, SLG: 0.333										3	1	3	3	0	0	0
(3, 7)																
(9, 3)																
Pete Whisenant, R (1, 7)		F7	1-2f G6-4-3			F9	G3		5-3	1	0	0	0	0	0	1
Russ Nixon, L (3, PH) OBP: 0.273, SLG: 0.275										4	0	0	0	0	0	8
(3, 2)																
Jim Piersall, R (1, 8) OBP: 0.361, SLG: 0.333		1-2 1B BB		6-3		2-H 4-3 1B		1-3		3	1	1	1	1	0	0
Bubba Phillips, R (1, 5) OBP: 0.318, SLG: 0.410		1-3 2-H 1B		F5		1-2 4-3		6-3		4	0	1	1	0	0	1
(9, 6)																
Jim Perry, S (1, 1) OBP: 0.200, SLG: 0.200		1-2 3-H 1B		4-3		K		1-3		0	0	0	0	0	0	0
George Strickland, R (2, PH) OBP: 0.500, SLG: 0.333										1	0	1	1	0	0	0
Mudcat Grant, R (2, 1)										1	0	0	0	0	0	0
Don Dillard, L (6, PH) OBP: 0.286, SLG: 0.167										1	0	0	0	0	1	1
Carl Thomas, R (6, 1)										1	0	0	0	0	0	0
Dick Stigman, R (8, 1) OBP: 0.667, SLG: 0.500										0	0	0	0	0	0	0
Bobby Tiefenauer, R (9, 1)										0	0	0	0	0	0	0
Inning Stats	R: 0 E: 0 K: 0 S: 3 H: 0 LOB: 0 BB: 0 P: 3	R: 2 E: 0 K: 1 S: 7 H: 2 LOB: 2 BB: 2 P: 15	R: 1 E: 0 K: 0 S: 4 H: 2 LOB: 1 BB: 1 P: 8	R: 0 E: 0 K: 0 S: 3 H: 0 LOB: 0 BB: 0 P: 3	R: 0 E: 0 K: 0 S: 4 H: 1 LOB: 1 BB: 0 P: 4	R: 1 E: 0 K: 1 S: 7 H: 2 LOB: 1 BB: 0 P: 7	R: 1 E: 0 K: 1 S: 8 H: 3 LOB: 2 BB: 0 P: 8	R: 0 E: 0 K: 0 S: 3 H: 0 LOB: 0 BB: 0 P: 3	R: 1 E: 0 K: 0 S: 6 H: 3 LOB: 3 BB: 0 P: 6	1B: 11 2B: 2 3B: 0 HR: 0	SF: 1 SAC: 0 DP: 1 HBP: 0						

	AB	38
	R	6
	H	13
	RBI	6
	BB	3
	SO	3
	LOB	18

WP: 0 PB: 0 SB: 1 CS: 0 PA: 42

PITCHER		IP	WLS	BF	H	R	ER	SO	BB	IBB	HBP	BLK	WP	HR	S	P	ERA	WHIP
Jim Kaat, L ERA: 3.71	(1, 1)	2.0		13	4	3	3	1	3	0	0	0	0	0	12	24	13.50	3.500
Bill Fischer, R ERA: 3.0	(3, 1)	6.0		23	6	2	2	2	0	0	0	0	0	0	27	27	3.00	1.000
Dick Hyde, R ERA: 6.75	(9, 1)	0.2		4	2	1	1	0	0	0	0	0	0	0	4	4	13.50	3.000
Jack Kralick, L ERA: 9.0	(9, 1)	0.1	W	2	1	0	0	0	0	0	0	0	0	0	2	2	0.00	3.000

PITCHER	IP	WLS	BF	H	R	ER	SO	BB	IBB	HBP	BLK	WP	HR	S	P	ERA	WHIP

BOTTOM

Cleveland Indians @ Washington Senators

Griffith Stadium, Washington, DC

Tue May 03 1960, 7:05 PM EDT

Att. 7,256 - Unknown

livebaseballscorecards.com

Batter	1	2	3	4	5	6	7	8	9	AB	R	H	RBI	BB	SO	LOB
Billy Consolo, R (1, 6)	BBBB 4-0 F8 1B 1B BB	x 0-0 F6 ①	x 0-0 F8 ③			SSS 0-3 K ②		SSS 0-3 K ②		3	1	0	0	1	1	3
Harmon Killebrew, R (8, PH)										1	0	0	0	0	1	2
OBP: 0.381, SLG: 0.429																
Jose Valdivielso, R (9, 6)										0	0	0	0	0	0	0
Billy Gardner, R (1, 4)	x 0-0 E SF8 1B 1-2 1B	SSS 0-3 K ②		x 0-0 F7 ①		x 0-0 1-3 ③		x 0-0 1B 3-H 1B		5	1	2	1	0	1	1
OBP: 0.339, SLG: 0.386																
Dan Dobbek, L (1, 8)	x 0-0 F8 ① 2-3	BBBB 4-0 BB 1-2 BB		x 0-0 4-3 ②			BBBB 4-0 BB	x 0-0 1-2 1B		3	0	1	0	2	0	2
OBP: 0.415, SLG: 0.500 (9, 7)																
Bob Allison, R (1, 9)	x 0-0 E E 1-2 3-H 1B	BBBB 4-0 1-2 2-3 BB		x 0-0 2B			x 0-0 F5 ①	SSS 0-3 K ③		4	1	2	1	1	1	3
OBP: 0.467, SLG: 0.604																
Jim Lemon, R (1, 7)	x 0-0 E4 E 1-2 2-3 1B	x 0-0 F7 ③		x 0-0 F8 ③			SSS 0-3 K ②		x 0-0 FC3-5 SH 1B	4	1	0	0	0	1	7
OBP: 0.340, SLG: 0.512																
Earl Battey, R (9, 2)										1	0	1	0	0	0	0
OBP: 0.395, SLG: 0.556																
Don Mincher, L (1, 3)	x 0-0 SF8 ② 1-2 2-H 3-H		x 0-0 FC1-5 1B 1B		BBBB 4-0 G4-6-3 BB		x 0-0 F9 ③		x 0-0 SH FC3-5 1-2 1B	2	1	1	1	1	0	1
OBP: 0.339, SLG: 0.469																
Reno Bertoia, R (1, 5)	x 0-0 2-H 1B		x 0-0 FC1-5 1-2 1B		x 0-0 G4-6-3 ① ② 1-2f			x 0-0 F9 ①	x 0-0 FC3-5 ① 1B 1-2 2-3f	5	0	2	1	0	0	3
OBP: 0.316, SLG: 0.278																
Hal Naragon, L (1, 2)	x 0-0 F6 ③		SSS 0-3 K ①		x 0-0 F5 ③			x 0-0 3B 1B	x 0-0 1-2 2-H 1B	4	0	1	0	0	1	3
OBP: 0.182, SLG: 0.100																
Lenny Green, L (8, PR)										1	1	1	1	0	0	0
OBP: 0.267, SLG: 0.269 (9, 8)																
Jim Kaat, L (1, 1)		x 0-0 BB BB 1B	x 0-0 FC1-5 ② 1-2 2-3			SSS 0-3 K ①		x 0-0 1-H 1B 3B		1	0	1	0	0	0	0
OBP: 0.167, SLG: 0.167																
Bill Fischer, R (3, 1)										2	0	0	0	0	1	2
Julio Becquer, L (8, PH)										1	1	1	1	0	0	0
OBP: 0.333, SLG: 0.833																
Dick Hyde, R (9, 1)										0	0	0	0	0	0	0
Jack Kralick, L (9, 1)										0	0	0	0	0	0	0
OBP: 1.000, SLG: 1.000																
Inning Stats	R: 4 E: 2 K: 0 S: 7 H: 3 LOB: 1 BB: 1 P: 11	R: 0 E: 0 K: 1 S: 6 H: 1 LOB: 3 BB: 2 P: 14	R: 0 E: 0 K: 1 S: 7 H: 2 LOB: 2 BB: 0 P: 7	R: 0 E: 0 K: 0 S: 4 H: 1 LOB: 1 BB: 0 P: 4	R: 0 E: 0 K: 0 S: 2 H: 0 LOB: 0 BB: 1 P: 6	R: 0 E: 0 K: 2 S: 7 H: 0 LOB: 0 BB: 0 P: 7	R: 0 E: 0 K: 1 S: 5 H: 0 LOB: 1 BB: 1 P: 9	R: 2 E: 0 K: 2 S: 11 H: 4 LOB: 2 BB: 0 P: 11	R: 1 E: 0 K: 0 S: 4 H: 2 LOB: 2 BB: 0 P: 4	1B: 11 2B: 1 3B: 1 HR: 0 SF: 1 SAC: 1 DP: 1 HBP: 0							

AB	37
R	7
H	13
RBI	6
BB	5
SO	7
LOB	27

WP: 0 PB: 0 SB: 0 CS: 0 PA: 44

PITCHER		IP	WLS	BF	H	R	ER	SO	BB	IBB	HBP	BLK	WP	HR	S	P	ERA	WHIP
Jim Perry, R (1, 1)		1.0		8	3	4	1	0	1	0	0	0	0	0	7	11	9.00	4.000
ERA: 5.21																		
Mudcat Grant, R (2, 1)		4.0		18	4	0	0	2	3	0	0	0	0	0	19	31	0.00	1.750
ERA: 2.16																		
Carl Thomas, R (6, 1)		2.1		10	2	2	2	3	1	0	0	0	0	0	15	19	7.71	1.286
ERA: 5.4																		
Dick Stigman, L (8, 1)		0.2		4	2	0	0	2	0	0	0	0	0	0	8	8	0.00	3.000
ERA: 0.75																		
Bobby Tiefenauer, R (9, 1)		0.1	L	4	2	1	1	0	0	0	0	0	0	0	4	4	27.00	6.000
ERA: 3.0																		

PITCHER	IP	WLS	BF	H	R	ER	SO	BB	IBB	HBP	BLK	WP	HR	S	P	ERA	WHIP

Batter	1	2	3	4	5	6	7	8	9	AB	R	H	RBI	BB	SO	LOB
Johnny Temple, R (1, 4) OBP: 0.281, SLG: 0.250	L4-3 1B		BB 1B 1B		1-3 HR 1B	F9		K		5	2	3	0	0	1	1
Harvey Kuenn, R (1, 9) OBP: 0.341, SLG: 0.243	L4-3 1-2		1B 1-2 BB		1-3 1-2	BB		FC6-4 1-2f		3	0	0	0	2	0	3
Walt Bond, L (1, 8) OBP: 0.356, SLG: 0.538 Jim Piersall, R (9, PH) OBP: 0.351, SLG: 0.324	HR		1-3 2-H 1B		2-H HR	K			6-3	4 1	2 0	3 0	4 0	0 0	1 0	1 0
Tito Francona, L (1, 7) OBP: 0.373, SLG: 0.340	K		F6		2B 1B 1B		3-1 1B		K	5	1	2	0	0	2	2
Vic Power, R (1, 3) OBP: 0.385, SLG: 0.516		PB 1B	F6		1-3 1B 2B		F6		FC4 1B	5	1	3	0	0	0	3
John Romano, R (1, 2) OBP: 0.444, SLG: 0.286		K 1-2		K	5-3 2-H 3-H 1B		3-1 1-2		FC4 1-2f	5	0	1	2	0	2	3
Woodie Held, R (1, 6) OBP: 0.351, SLG: 0.608		F3		K	5-3 1-2		K			4	0	0	0	0	2	3
Bubba Phillips, R (1, 5) OBP: 0.292, SLG: 0.372		1-3		E3 WP	F9			F7		4	0	0	0	0	0	2
Barry Latman, R (1, 1) John Briggs, R (5, 1) Jim Perry, S (7, 1) OBP: 0.200, SLG: 0.200 Pete Whisenant, R (8, PH) OBP: 0.250, SLG: 0.250 Carroll Hardy, R (8, PR) OBP: 0.333, SLG: 0.200 Johnny Klippstein, R (8, 1)			6-3	4-3 1-2		G3		FC6-4 1B		2 1 0 1 0 0	0 0 0 0 0 0	0 0 0 1 0 0	0 0 0 0 0 0	0 0 0 0 0 0	0 0 0 0 0 0	1 0 0 0 0 0
Inning Stats	R: 1 E: 0 K: 1 S: 6 H: 2 LOB: 0 BB: 0 P: 6	R: 0 E: 0 K: 1 S: 6 H: 1 LOB: 1 BB: 0 P: 6	R: 1 E: 0 K: 0 S: 5 H: 2 LOB: 2 BB: 1 P: 9	R: 0 E: 1 K: 2 S: 8 H: 0 LOB: 1 BB: 0 P: 8	R: 4 E: 0 K: 0 S: 8 H: 5 LOB: 1 BB: 0 P: 8	R: 0 E: 0 K: 1 S: 5 H: 0 LOB: 1 BB: 1 P: 9	R: 0 E: 0 K: 1 S: 6 H: 1 LOB: 1 BB: 0 P: 6	R: 0 E: 0 K: 1 S: 6 H: 1 LOB: 1 BB: 0 P: 6	R: 0 E: 0 K: 1 S: 6 H: 1 LOB: 1 BB: 0 P: 6	1B: 10 2B: 2 3B: 0 HR: 2 SF: 0 SAC: 0 DP: 1 HBP: 0						

PITCHER		IP	WLS	BF	H	R	ER	SO	BB	IBB	HBP	BLK	WP	HR	S	P	ERA	WHIP
Don Lee, R ERA: 8.78	(1, 1)	4.1		22	8	5	5	4	1	0	0	0	1	2	29	33	10.38	2.077
Hal Woodeshick, L ERA: 3.18	(5, 1)	4.2	W	20	5	1	1	4	1	0	0	0	0	0	27	31	1.93	1.286

PITCHER	IP	WLS	BF	H	R	ER	SO	BB	IBB	HBP	BLK	WP	HR	S	P	ERA	WHIP

TOP

Cleveland Indians @ Washington Senators

Griffith Stadium, Washington, DC

Wed May 04 1960, 7:05 PM EDT

Att. 7,130 - Unknown

livebaseballscorecards.com

AB	40
R	6
H	13
RBI	6
BB	2
SO	8
LOB	19

WP: 1 PB: 1 SB: 0 CS: 0 PA: 42

BOTTOM

Cleveland Indians @ Washington Senators

Griffith Stadium, Washington, DC

Wed May 04 1960, 7:05 PM EDT

Att. 7,130 - Unknown

livebaseballscorecards.com

Batter	1	2	3	4	5	6	7	8	9	AB	R	H	RBI	BB	SO	LOB
Billy Gardner, R (1, 4) OBP: 0.343, SLG: 0.387	F8 1-2 2-H 3-H 1B				F8	CS 1B		F6		5	0	2	2	0	0	0
Dan Dobbek, L (1, 8) OBP: 0.391, SLG: 0.459 Lenny Green, L (9, 8) OBP: 0.267, SLG: 0.269	3-1 K				WP BB 1B 1B	CS 1-2	K	K		5 0	1 0	1 0	0 0	0 0	3 0	2 0
Bob Allison, R (1, 9) OBP: 0.484, SLG: 0.593	PO BB	1-3			WP 1-2 1B BB		S HR BB			1	2	0	0	3	0	0
Harmon Killebrew, R (1, 5) OBP: 0.370, SLG: 0.436 Reno Bertoia, R (8, 5) OBP: 0.316, SLG: 0.278	PO 1-2	FC6-5 2B	F7		L5 1-2 2-3		K 1-2			4 0	0 0	1 0	0 0	0 0	1 0	3 0
Jim Lemon, R (1, 7) OBP: 0.353, SLG: 0.578		FC6-5 BB 1B 2-3	K		BB 2-H 3-H 1B		2-H HR			4	2	2	4	0	1	1
Don Mincher, L (1, 3) OBP: 0.367, SLG: 0.460		BB 1B 1B 1-2 BB		4-3	1-2 BB		1B BB			1	1	0	0	3	0	0
Billy Consolo, R (1, 6) OBP: 0.418, SLG: 0.500		BB 1B 1-2 2-H 1B		F3	F3		1-2 1B			4	1	2	1	0	0	2
Earl Battey, R (1, 2) OBP: 0.383, SLG: 0.513		K		BB		F7	F9			3	0	0	0	1	1	4
Don Lee, R (1, 1) OBP: 0.333, SLG: 0.200 Hal Woodeshick, R (5, 1)		1B 1-2 2-3 BB		4-3		F4		K		1 2	0 0	0 0	0 0	1 0	0 1	1 0
Inning Stats	R: 0 E: 0 K: 0 S: 2 H: 0 LOB: 0 BB: 1 P: 6	R: 3 E: 0 K: 2 S: 10 H: 3 LOB: 2 BB: 2 P: 18	R: 0 E: 0 K: 1 S: 5 H: 0 LOB: 0 BB: 0 P: 5	R: 0 E: 0 K: 0 S: 3 H: 0 LOB: 1 BB: 1 P: 7	R: 2 E: 0 K: 0 S: 5 H: 2 LOB: 2 BB: 2 P: 13	R: 0 E: 0 K: 0 S: 3 H: 1 LOB: 0 BB: 0 P: 3	R: 2 E: 0 K: 2 S: 9 H: 2 LOB: 2 BB: 2 P: 17	R: 0 E: 0 K: 2 S: 7 H: 0 LOB: 0 BB: 0 P: 7		1B: 6 2B: 1 3B: 0 HR: 1	SF: 0 SAC: 0 DP: 0 HBP: 0			WP: 1 PB: 0 SB: 1 CS: 1	PA: 40		

	AB	30
	R	7
	H	8
	RBI	7
	BB	8
	SO	7
	LOB	13

PITCHER	IP	WLS	BF	H	R	ER	SO	BB	IBB	HBP	BLK	WP	HR	S	P	ERA	WHIP
Barry Latman, R (1, 1) ERA: 4.58	4.2		24	5	5	5	3	6	0	0	0	1	0	24	48	9.64	2.357
John Briggs, R (5, 1) ERA: 3.6	2.0	L	10	3	2	2	2	2	0	0	0	0	1	12	20	9.00	2.500
Jim Perry, R (7, 1) ERA: 5.12	0.1		1	0	0	0	0	0	0	0	0	0	0	1	1	0.00	0.000
Johnny Klippstein, R (8, 1) ERA:	1.0		3	0	0	0	2	0	0	0	0	0	0	7	7	0.00	0.000

PITCHER	IP	WLS	BF	H	R	ER	SO	BB	IBB	HBP	BLK	WP	HR	S	P	ERA	WHIP

Batter	1	2	3	4	5	6	7	8	9	AB	R	H	RBI	BB	SO	LOB
Luis Aparicio, R (1, 6) OBP: 0.328, SLG: 0.328	S S S 0-3 ① K		x 0-0 ② 1-3		x 0-0 ② S 1-2 1B		B B B 4-0 1B 1-2 2-3 BB		x 0-0 ② 4-3 2-3	4	0	1	0	1	1	1
Nellie Fox, L (1, 4) OBP: 0.412, SLG: 0.482	x 0-0 ② 1-3		x 0-0 ③ G1		B B B 4-0 1-2 BB		x 0-0 ② SF7 3-H		B B B 4-0 FC6-4 BB	2	0	0	1	2	0	0
Minnie Minoso, R (1, 7) OBP: 0.338, SLG: 0.517	B B B B 4-0 HR BB			x 0-0 ① G1	x 0-0 ③ F3		x 0-0 FC5-4 1-3 2-H 1B		x 0-0 ③ FC6-4 1-2f	4	1	1	1	1	0	4
Roy Sievers, R (1, 3) OBP: 0.324, SLG: 0.344	x 0-0 1-H HR			x 0-0 ② F8		x 0-0 ① F2	x 0-0 ③ FC5-4 1-2f			4	1	1	2	0	0	2
Sherm Lollar, R (1, 2) OBP: 0.377, SLG: 0.467	x 0-0 ③ F8			x 0-0 1B 2B		x 0-0 ② 5-3		x 0-0 FC4-6 1B		4	1	2	0	0	0	0
Al Smith, R (1, 9) OBP: 0.290, SLG: 0.417		x 0-0 ① F2		x 0-0 BB 2-H 1B		x 0-0 ③ F8		x 0-0 ① FC4-6 CS 1-2f		4	0	1	1	0	0	1
Billy Goodman, L (1, 5) OBP: 0.455, SLG: 0.579		x 0-0 ② 1-3		B B B 4-0 PO 1-2 BB			x 0-0 BB 1B SF7 1B	S S S 0-3 ② ③ K 1-2		2	0	1	0	1	0	0
Sammy Esposito, R (7, PR) OBP: 0.125, SLG: 0.286 (7, 5)										1	1	0	0	0	1	1
Jim Landis, R (1, 8) OBP: 0.382, SLG: 0.340	S S S 0-3 ③ K			0-0 ③ PO 1-2	x 0-0 1B 1B		x 0-0 BB 1B 1-2 1B		H 1-0 4-3 SH1-4 HBP	3	1	2	0	0	1	0
Bob Shaw, R (1, 1) OBP: 0.222, SLG: 0.125			x 0-0 ① 6-3		S S S 0-3 ① K		x 0-0 ① B1		x 0-0 ① SH1-4 1-2	3	0	0	0	0	1	3
Turk Lown, R (8, 1)										0	0	0	0	0	0	0
Inning Stats	R: 2 E: 0 K: 1 S: 6 H: 1 LOB: 0 BB: 1 P: 10	R: 0 E: 0 K: 1 S: 5 H: 0 LOB: 0 BB: 0 P: 5	R: 0 E: 0 K: 0 S: 3 H: 0 LOB: 0 BB: 0 P: 3	R: 1 E: 0 K: 0 S: 4 H: 2 LOB: 1 BB: 1 P: 8	R: 0 E: 0 K: 1 S: 6 H: 2 LOB: 2 BB: 1 P: 10	R: 0 E: 0 K: 0 S: 3 H: 0 LOB: 0 BB: 0 P: 3	R: 2 E: 0 K: 0 S: 6 H: 3 LOB: 2 BB: 1 P: 10	R: 0 E: 0 K: 1 S: 5 H: 1 LOB: 0 BB: 0 P: 5	R: 0 E: 0 K: 0 S: 3 H: 0 LOB: 2 BB: 1 P: 8	1B: 7 2B: 1 3B: 0 HR: 1 SF: 1 SAC: 1 DP: 0 HBP: 1						

TOP

Chicago White Sox @ Washington Senators

Griffith Stadium, Washington, DC

Thu May 05 1960, 7:05 PM EDT

Att. 8,256 - Unknown

livebaseballscorecards.com

AB	31
R	5
H	9
RBI	5
BB	5
SO	4
LOB	12

WP: 0 PB: 0 SB: 1 CS: 1 PA: 40

PITCHER		IP	WLS	BF	H	R	ER	SO	BB	IBB	HBP	BLK	WP	HR	S	P	ERA	WHIP
Russ Kemmerer, R ERA: 7.79	(1, 1)	7.0	L	31	8	5	5	3	4	0	0	0	0	1	33	49	6.43	1.714
Dick Hyde, R ERA: 4.5	(8, 1)	2.0		8	1	0	0	1	1	0	1	0	0	0	8	13	0.00	1.000

PITCHER	IP	WLS	BF	H	R	ER	SO	BB	IBB	HBP	BLK	WP	HR	S	P	ERA	WHIP

Batter	1	2	3	4	5	6	7	8	9	AB	R	H	RBI	BB	SO	LOB
Billy Gardner, R (1, 4) OBP: 0.333, SLG: 0.373	5-3		4-3		FC1-5-4-1			FC6-4 1B	6-3	5	0	1	0	0	0	1
Lenny Green, L (1, 8) OBP: 0.294, SLG: 0.276	4-3		4-3		BB			1-2 FC6-4		3	0	1	0	1	0	0
Bob Allison, R (1, 9) OBP: 0.456, SLG: 0.552	5-3		K		G3			FC6-4 BB 1-2f 2-3		4	0	0	0	0	1	4
Jim Lemon, R (1, 7) OBP: 0.345, SLG: 0.542		F3		1B BB		F7		K		3	1	0	0	1	1	2
Don Mincher, L (1, 3) OBP: 0.375, SLG: 0.453		F6		1-3 1B		3-1		1-2 BB		3	0	1	0	1	0	0
Reno Bertoia, R (1, 5) OBP: 0.348, SLG: 0.318		BB 1B		CS 3-H 1B		F7		F6		4	1	2	1	0	0	3
Billy Consolo, R (1, 6) OBP: 0.407, SLG: 0.469		1B 1-2 BB		K			6-3		K	3	0	0	0	1	2	1
Earl Battey, R (1, 2) OBP: 0.412, SLG: 0.605		FC6-4 1-3 2-H 1B		CS 1-2		SH1-4 1B	G3		HR	4	1	3	2	0	0	0
Russ Kemmerer, R (1, 1) Dan Dobbek, L (7, PH) OBP: 0.383, SLG: 0.447 Dick Hyde, R (8, 1) Julio Becquer, L (9, PH) OBP: 0.286, SLG: 0.714		FC6-4 1-2f				SH1-4 1-2	F9		K	1 1 0 1	0 0 0 0	0 0 0 0	0 0 0 0	0 0 0 0	0 0 0 1	2 0 0 0
Inning Stats	R: 0 E: 0 K: 0 S: 3 H: 0 LOB: 0 BB: 0 P: 3	R: 1 E: 0 K: 0 S: 5 H: 2 LOB: 2 BB: 1 P: 9	R: 0 E: 0 K: 1 S: 5 H: 0 LOB: 0 BB: 0 P: 5	R: 1 E: 0 K: 1 S: 5 H: 2 LOB: 0 BB: 1 P: 9	R: 0 E: 0 K: 0 S: 4 H: 1 LOB: 2 BB: 1 P: 8	R: 0 E: 0 K: 0 S: 3 H: 0 LOB: 0 BB: 0 P: 3	R: 0 E: 0 K: 0 S: 3 H: 0 LOB: 0 BB: 0 P: 3	R: 0 E: 0 K: 1 S: 7 H: 2 LOB: 3 BB: 1 P: 11	R: 1 E: 0 K: 2 S: 8 H: 1 LOB: 0 BB: 0 P: 8	1B: 7 2B: 0 3B: 0 HR: 1 SF: 0 SAC: 1 DP: 0 HBP: 0						

PITCHER		IP	WLS	BF	H	R	ER	SO	BB	IBB	HBP	BLK	WP	HR	S	P	ERA	WHIP
Bob Shaw, R ERA: 3.65	(1, 1)	7.0	W	29	7	2	2	2	3	0	0	0	0	0	30	42	2.57	1.429
Turk Lown, R ERA: 1.84	(8, 1)	2.0	S	8	1	1	1	3	1	0	0	0	0	1	13	17	4.50	1.000

PITCHER	IP	WLS	BF	H	R	ER	SO	BB	IBB	HBP	BLK	WP	HR	S	P	ERA	WHIP

BOTTOM

Chicago White Sox @ Washington Senators

Griffith Stadium, Washington, DC

Thu May 05 1960, 7:05 PM EDT

Att. 8,256 - Unknown

livebaseballscorecards.com

AB	32
R	3
H	8
RBI	3
BB	4
SO	5
LOB	13

Batter	1	2	3	4	5	6	7	8	9	AB	R	H	RBI	BB	SO	LOB
Luis Aparicio, R (1, 6) OBP: 0.313, SLG: 0.313	6-3		SH1-4 1-2			K	F7			3	0	0	0	0	1	1
Nellie Fox, L (1, 4) OBP: 0.389, SLG: 0.450	G3		F6			K		1-3		4	0	0	0	0	1	1
Minnie Minoso, R (1, 7) OBP: 0.333, SLG: 0.516	2B			6-3		K		5-3		4	0	1	0	0	1	0
Roy Sievers, R (1, 3) OBP: 0.317, SLG: 0.314	F7			FC5-4 BB			6-3	K		3	0	0	0	1	1	1
Billy Goodman, L (1, 5) OBP: 0.400, SLG: 0.500		4-3		F7			F3		1-3	3	0	0	0	0	0	1
Sherm Lollar, R (7, 2) OBP: 0.370, SLG: 0.457										1	0	0	0	0	0	0
Al Smith, R (1, 9) OBP: 0.303, SLG: 0.438		6-3		FC5-4 1-2f			1B 2B		1B	4	1	2	0	0	0	1
Jim Landis, R (1, 8) OBP: 0.390, SLG: 0.327		CS BB			6-3		1B BB		K	2	1	0	0	2	1	1
Dick Brown, R (1, 2) OBP: 0.143, SLG: 0.143		CS 1-2	4-3		K		1-3 2-H 1B		1-3	2	0	0	0	0	1	0
Ted Kluszewski, L (7, PH) OBP: 0.379, SLG: 0.320										1	0	1	1	0	0	0
Sammy Esposito, R (7, PR) OBP: 0.111, SLG: 0.250										1	1	0	0	0	0	1
(7, 5)																
Herb Score, L (1, 1)										1	0	0	0	1	1	0
Earl Torgeson, L (7, PH) OBP: 0.833, SLG: 0.667			SH1-4 BB		K		2-H 3-H 1B			1	0	1	2	0	0	0
Gerry Staley, R (7, 1)										0	0	0	0	0	0	0
Inning Stats	R: 0 E: 0 K: 0 S: 4 H: 1 LOB: 1 BB: 0 P: 4	R: 0 E: 0 K: 0 S: 2 H: 0 LOB: 0 BB: 1 P: 6	R: 0 E: 0 K: 0 S: 3 H: 0 LOB: 1 BB: 1 P: 7	R: 0 E: 0 K: 0 S: 3 H: 0 LOB: 1 BB: 1 P: 7	R: 0 E: 0 K: 2 S: 7 H: 0 LOB: 0 BB: 0 P: 7	R: 0 E: 0 K: 3 S: 9 H: 0 LOB: 0 BB: 0 P: 9	R: 3 E: 0 K: 0 S: 6 H: 3 LOB: 1 BB: 1 P: 10	R: 0 E: 0 K: 1 S: 5 H: 0 LOB: 0 BB: 0 P: 5	R: 0 E: 0 K: 1 S: 6 H: 1 LOB: 1 BB: 0 P: 6	1B: 3 2B: 2 3B: 0 HR: 0 SF: 0 SAC: 1 DP: 0 HBP: 0	WP: 0 PB: 0 SB: 0 CS: 1 PA: 36					

PITCHER		IP	WLS	BF	H	R	ER	SO	BB	IBB	HBP	BLK	WP	HR	S	P	ERA	WHIP
Pedro Ramos, R ERA: 3.9	(1, 1)	8.0	L	31	4	3	3	6	4	0	0	0	0	0	39	55	3.38	1.000
Tex Clevenger, R ERA: 2.53	(9, 1)	1.0		4	1	0	0	1	0	0	0	0	0	0	6	6	0.00	1.000

PITCHER	IP	WLS	BF	H	R	ER	SO	BB	IBB	HBP	BLK	WP	HR	S	P	ERA	WHIP

TOP

Chicago White Sox @ Washington Senators

Griffith Stadium, Washington, DC

Fri May 06 1960, 7:05 PM EDT
Att. 13,238 - Unknown

livebaseballscorecards.com

AB	30
R	3
H	5
RBI	3
BB	4
SO	7
LOB	7

Batter	1	2	3	4	5	6	7	8	9	AB	R	H	RBI	BB	SO	LOB
Lenny Green, L (1, 8) OBP: 0.289, SLG: 0.250	SSS 0-3 ① K		x 0-0 ② 4-3			x 0-0 ① F7		BBBB 4-0 G6-4-3 1-2 BB		3	0	0	0	1	1	0
Billy Gardner, R (1, 4) OBP: 0.329, SLG: 0.380	x 0-0 F8 2B		x 0-0 ③ 6-3			x 0-0 ② 6-3		x 0-0 ①② G6-4-3 1-2f 2-3		4	0	1	0	0	0	2
Bob Allison, R (1, 9) OBP: 0.444, SLG: 0.532	x 0-0 ② F8 2-3			x 0-0 ① F3		x 0-0 BB 1B		SSS 0-3 ③ K		4	0	1	0	0	1	2
Jim Lemon, R (1, 7) OBP: 0.339, SLG: 0.510	x 0-0 ③ F9			x 0-0 ② 6-3		BBBB 4-0 1-2 BB			x 0-0 ① 5-3	3	0	0	0	1	0	1
Reno Bertoia, R (1, 5) OBP: 0.296, SLG: 0.269		x 0-0 ① 6-3		SSS 0-3 ③ K		x 0-0 ③ F5			x 0-0 ② 6-3	4	0	0	0	0	1	2
Earl Battey, R (1, 2) OBP: 0.418, SLG: 0.587		BBBB 4-0 BB			x 0-0 FC4-6 1B		SSS 0-3 ① K		x 0-0 ③ 6-3	3	0	1	0	1	1	0
Billy Consolo, R (1, 6) OBP: 0.387, SLG: 0.442		SSS 0-3 ② K			x 0-0 ① F3		SSS 0-3 ② K			3	0	0	0	0	2	2
Don Mincher, L (1, 3) OBP: 0.358, SLG: 0.429		x 0-0 ③ F8			x 0-0 ② FC4-6 1-2f		x 0-0 ③ G3			3	0	0	0	0	0	2
Pedro Ramos, S (1, 1) OBP: 0.111, SLG: 0.111 Dan Dobbek, L (8, PH) OBP: 0.396, SLG: 0.447 Tex Clevenger, R (9, 1) OBP: 0.500, SLG: 0.500			SSS 0-3 ① K		x 0-0 ③ L6			BBBB 4-0 G6-4-3 BB BB		2 0 0	0 0 0	0 0 0	0 0 0	0 1 0	1 0 0	1 0 0
Inning Stats	R: 0 H: 1 E: 0 LOB: 1 K: 1 BB: 0 S: 6 P: 6	R: 0 H: 0 E: 0 LOB: 1 K: 1 BB: 1 S: 5 P: 9	R: 0 H: 0 E: 0 LOB: 0 K: 1 BB: 0 S: 5 P: 5	R: 0 H: 0 E: 0 LOB: 0 K: 1 BB: 0 S: 5 P: 5	R: 0 H: 1 E: 1 LOB: 1 K: 0 BB: 0 S: 4 P: 4	R: 0 H: 1 E: 0 LOB: 2 K: 0 BB: 1 S: 4 P: 8	R: 0 H: 0 E: 0 LOB: 0 K: 2 BB: 0 S: 7 P: 7	R: 0 H: 0 E: 0 LOB: 1 K: 1 BB: 2 S: 4 P: 12	R: 0 H: 0 E: 0 LOB: 0 K: 0 BB: 0 S: 3 P: 3	1B: 2 SF: 0 2B: 1 SAC: 0 3B: 0 DP: 1 HR: 0 HBP: 0						WP: 0 PA: 33 PB: 0 SB: 0 CS: 0

PITCHER		IP	WLS	BF	H	R	ER	SO	BB	IBB	HBP	BLK	WP	HR	S	P	ERA	WHIP
Herb Score, L ERA: 4.22	(1, 1)	6.0	W	23	3	0	0	4	2	0	0	0	0	0	29	37	0.00	0.833
Gerry Staley, R ERA:	(7, 1)	3.0	S	10	0	0	0	3	2	0	0	0	0	0	14	22	0.00	0.667

PITCHER	IP	WLS	BF	H	R	ER	SO	BB	IBB	HBP	BLK	WP	HR	S	P	ERA	WHIP

BOTTOM

Chicago White Sox @ Washington Senators

Griffith Stadium, Washington, DC

Fri May 06 1960, 7:05 PM EDT

Att. 13,238 - Unknown

livebaseballscorecards.com

AB	29
R	0
H	3
RBI	0
BB	4
SO	7
LOB	12

Batter	1	2	3	4	5	6	7	8	9	AB	R	H	RBI	BB	SO	LOB
Luis Aparicio, R (1, 6) OBP: 0.306, SLG: 0.294	BBBB; 4-0; FC6-4; BB	x; 0-0; ① F4		x; 0-0; ②③ G4-3; 1-2f		x; 0-0; ② F4			x; 0-0; ① 6-3	4	0	0	0	1	0	1
Nellie Fox, L (1, 4) OBP: 0.377, SLG: 0.431	x; 0-0; ① FC6-4; HBP, BB; 1-2f; 1B	x; 0-0; ② F7			x; 0-0; FC6-4; 1B	x; 0-0; ③ 4-3			x; 0-0; ② 6-3	5	1	1	0	0	0	1
Minnie Minoso, R (1, 7) OBP: 0.324, SLG: 0.485	BBBB; 4-0; 1B, HBP; 1-2; 1B; BB	x; 0-0; ③ F8			x; 0-0; ① FC6-4; 1B; 1-2f; E		x; 0-0; ① F8		x; 0-0; ③ 4-3	4	2	0	0	1	0	1
Roy Sievers, R (1, 3) OBP: 0.356, SLG: 0.421	H; 1-0; 1B; 1B; 1-2, 2-3; HBP		x; 0-0; HR		x; 0-0; E; 1-2; 1B		x; 0-0; ② F9			3	3	2	1	0	0	0
Sherm Lollar, R (1, 2) OBP: 0.379, SLG: 0.449	x; 0-0; BB; 1B; 1-2, 2-3, 3-H; 1B		x; 0-0; ① L9		x; 0-0; ② F3		BBBB; 4-0; FC4; BB			3	0	1	1	1	0	2
Al Smith, R (1, 9) OBP: 0.300, SLG: 0.426	x; 0-0; BB; 1-2, 2-H, 3-H; 1B		SSS; 0-3; ② K		x; 0-0; E6; 1B; 1-3, 2-H		x; 0-0; ③ FC4; 1-2f			4	0	1	2	0	1	2
Jim Landis, R (1, 8) OBP: 0.381, SLG: 0.321	SSS; 0-3; ② K		x; 0-0; ③ 1-3		x; 0-0; 1-2; 3-H; 1B			x; 0-0; ① F9		4	0	1	1	0	1	2
Sammy Esposito, R (1, 5) OBP: 0.231, SLG: 0.273	BBBB; 4-0; 1-2, 2-3; BB			x; 0-0; G4-3; 1B	x; 0-0; ③ L7			SSS; 0-3; ② K		3	0	1	0	1	1	2
Dick Donovan, L (1, 1) OBP: 0.200, SLG: 0.200 Frank Baumann, L (6, 1) Turk Lown, R (7, 1)	SSS; 0-3; ③ K			SSS; 0-3; ① K		SSS; 0-3; ① K		x; 0-0; ③ L8		3 0 1	0 0 0	0 0 0	0 0 0	0 0 0	3 0 0	4 0 0
Inning Stats	R: 3 E: 0 K: 2 S: 9 H: 2 LOB: 3 BB: 3 P: 22	R: 0 E: 0 K: 0 S: 3 H: 0 LOB: 0 BB: 0 P: 3	R: 1 E: 0 K: 1 S: 6 H: 1 LOB: 0 BB: 0 P: 6	R: 0 E: 0 K: 1 S: 5 H: 1 LOB: 0 BB: 0 P: 5	R: 2 E: 1 K: 0 S: 7 H: 3 LOB: 2 BB: 0 P: 7	R: 0 E: 0 K: 1 S: 5 H: 0 LOB: 0 BB: 0 P: 5	R: 0 E: 0 K: 0 S: 3 H: 0 LOB: 1 BB: 1 P: 7	R: 0 E: 0 K: 1 S: 5 H: 0 LOB: 0 BB: 0 P: 5	R: 0 E: 0 K: 0 S: 3 H: 0 LOB: 0 BB: 0 P: 3	1B: 6 2B: 0 3B: 0 HR: 1 SF: 0 SAC: 0 DP: 1 HBP: 1						

PITCHER		IP	WLS	BF	H	R	ER	SO	BB	IBB	HBP	BLK	WP	HR	S	P	ERA	WHIP
Jim Kaat, L ERA: 4.5	(1, 1)	5.0	L	26	7	6	4	4	3	0	1	0	0	1	30	43	7.20	2.000
Don Lee, R ERA: 8.16	(6, 1)	1.0		3	0	0	0	1	0	0	0	0	0	0	5	5	0.00	0.000
Bill Fischer, R ERA: 2.45	(7, 1)	2.0		7	0	0	0	1	1	0	0	0	0	0	8	12	0.00	0.500
Dick Hyde, R ERA: 3.86	(9, 1)	1.0		3	0	0	0	0	0	0	0	0	0	0	3	3	0.00	0.000

PITCHER	IP	WLS	BF	H	R	ER	SO	BB	IBB	HBP	BLK	WP	HR	S	P	ERA	WHIP

TOP

Chicago White Sox @ Washington Senators

Griffith Stadium, Washington, DC

Sat May 07 1960, 3:33 AM EDT

Att. 5,043 - Unknown

livebaseballscorecards.com

AB	34
R	6
H	7
RBI	5
BB	4
SO	6
LOB	15

WP: 0 PB: 0 SB: 0 CS: 0 PA: 39

Batter	1	2	3	4	5	6	7	8	9	AB	R	H	RBI	BB	SO	LOB
Reno Bertoia, R (1, 5) OBP: 0.281, SLG: 0.233	F8		BBB 4-0 1B BB		FC6-4 1-2f 2-3		6-3		1-3	4	0	0	0	1	0	2
Billy Gardner, R (1, 4) OBP: 0.346, SLG: 0.387	G4-6-3 1B		1-2 2-H 1B		SSS 0-3 K		BBBB 4-0 2B BB		6-3	4	0	2	1	1	1	2
Don Mincher, L (1, 3) OBP: 0.361, SLG: 0.459	G4-6-3 1-2f		4-3			1B HR 1B	F8		3B	5	1	2	0	0	0	4
Bob Allison, R (1, 9) OBP: 0.455, SLG: 0.545		1-3		SSS 0-3 K		1-2 HR 1B	1-3 2B		BBBB 4-0 BB	4	1	2	0	1	1	0
Jim Lemon, R (1, 7) OBP: 0.328, SLG: 0.536		6-3		1-3		1-H 2-H HR	SSS 0-3 K		SSS 0-3 K	5	1	1	3	0	2	4
Dan Dobbek, L (1, 8) OBP: 0.385, SLG: 0.429		F4		SSS 0-3 K		4-3 WP 1B		F6		4	0	1	0	0	1	0
Earl Battey, R (1, 2) OBP: 0.390, SLG: 0.540			E3 1-3 1B		1-3	SSS 0-3 K 1-2		6-3		4	1	0	0	0	1	1
Billy Consolo, R (1, 6) OBP: 0.394, SLG: 0.436			F8		E6 FC6-4 1B	4-3 2-3		BBBB 4-0 BB		3	0	1	0	1	0	2
Jim Kaat, L (1, 1) OBP: 0.143, SLG: 0.143 Faye Throneberry, L (5, PH) OBP: 0.429, SLG: 0.364 Don Lee, R (6, 1) OBP: 0.333, SLG: 0.200 Lenny Green, L (6, PH) OBP: 0.282, SLG: 0.242 Bill Fischer, R (7, 1) Julio Becquer, L (8, PH) OBP: 0.250, SLG: 0.625 Dick Hyde, R (9, 1)		1-3 1-2		BBBB 4-0 FC6-4 BB		SSS 0-3 K		0-0 F7		1 0 0 1 0 0 1 0	0 0 0 0 0 0 0 0	0 0 0 0 0 0 0 0	0 1 0 0 0 0 1 0	0 0 0 0 1 0 0 0	0 0 0 1 0 0 1 0	1 0 0 1 0 0 1 0
Inning Stats	R: 0 E: 0 K: 0 S: 3 H: 1 LOB: 0 BB: 0 P: 3	R: 0 E: 0 K: 0 S: 3 H: 0 LOB: 0 BB: 0 P: 3	R: 1 E: 1 K: 0 S: 5 H: 1 LOB: 2 BB: 1 P: 9	R: 0 E: 0 K: 2 S: 7 H: 0 LOB: 0 BB: 0 P: 7	R: 0 E: 1 K: 1 S: 6 H: 1 LOB: 2 BB: 1 P: 10	R: 3 E: 0 K: 2 S: 11 H: 4 LOB: 1 BB: 0 P: 11	R: 0 E: 0 K: 1 S: 6 H: 1 LOB: 2 BB: 1 P: 10	R: 0 E: 0 K: 0 S: 3 H: 0 LOB: 1 BB: 1 P: 7	R: 0 E: 0 K: 1 S: 6 H: 1 LOB: 2 BB: 1 P: 10	1B: 6 2B: 1 3B: 1 HR: 1	SF: 0 SAC: 0 DP: 1 HBP: 0					

PITCHER		IP	WLS	BF	H	R	ER	SO	BB	IBB	HBP	BLK	WP	HR	S	P	ERA	WHIP
Dick Donovan, R ERA: 8.1	(1, 1)	5.2	W	26	7	4	3	4	2	0	0	0	1	1	32	40	4.76	1.588
Frank Baumann, L ERA: 1.29	(6, 1)	1.0		5	1	0	0	1	1	0	0	0	0	0	6	10	0.00	2.000
Turk Lown, R ERA: 1.59	(7, 1)	2.1	S	10	1	0	0	2	2	0	0	0	0	0	12	20	0.00	1.286

PITCHER	IP	WLS	BF	H	R	ER	SO	BB	IBB	HBP	BLK	WP	HR	S	P	ERA	WHIP

BOTTOM

Chicago White Sox @ Washington Senators

Griffith Stadium, Washington, DC

Sat May 07 1960, 3:33 AM EDT

Att. 5,043 - Unknown

livebaseballscorecards.com

AB	36
R	4
H	9
RBI	4
BB	5
SO	7
LOB	18

WP: 1	PA: 41					
PB: 0						
SB: 0						
CS: 0						

Batter	1	2	3	4	5	6	7	8	9	AB	R	H	RBI	BB	SO	LOB
Ken Hamlin, R (1, 6) OBP: 0.213, SLG: 0.200	4-3		E6 3-H			F8		E6 G4-6-3 1B		4	0	0	0	0	0	0
Jerry Lumpe, L (1, 4) OBP: 0.423, SLG: 0.389	6-3		K			K		G4-6-3 1-2 1B		4	0	1	0	0	2	1
Whitey Herzog, L (1, 9) OBP: 0.528, SLG: 0.630	K			BB		BB		G4-6-3 1-2f 2-3		2	0	0	0	2	1	2
Norm Siebern, L (1, 7) OBP: 0.423, SLG: 0.650		K		F7		1-3		5-3		4	0	0	0	0	1	3
Marv Throneberry, L (1, 3) OBP: 0.313, SLG: 0.154		K		K			K		K	4	0	0	0	0	4	1
Bill Tuttle, R (1, 8) OBP: 0.289, SLG: 0.299		1-3		5-3			1-3		L4	4	0	0	0	0	0	1
Dick Williams, R (1, 5) OBP: 0.310, SLG: 0.315			1-3 PB E 1B		6-3		BB 1B		5-3	4	1	2	0	0	0	0
Harry Chiti, R (1, 2) OBP: 0.362, SLG: 0.377			K 1-2		K		BB 1-2			2	0	0	0	1	2	1
Ray Herbert, R (1, 1) Ken Johnson, R (1, 1) OBP: 0.333, SLG: 0.333 Russ Snyder, L (5, PH) OBP: 0.111, SLG: 0.222 Leo Kiely, L (5, 1) Hank Bauer, R (7, PH) OBP: 0.234, SLG: 0.279 Don Larsen, R (7, 1)			1-3 2-3		F7		K			0 1 1 0 1 0	0 0 0 0 0 0	0 0 0 0 0 0	0 0 0 0 0 0	0 0 0 0 0 0	0 1 0 0 1 0	0 1 0 0 2 0
Inning Stats	R: 0 E: 0 K: 1 S: 5 H: 0 LOB: 0 BB: 0 P: 5	R: 0 E: 0 K: 2 S: 7 H: 0 LOB: 0 BB: 0 P: 7	R: 1 E: 1 K: 2 S: 9 H: 1 LOB: 1 BB: 0 P: 9	R: 0 E: 0 K: 1 S: 5 H: 0 LOB: 1 BB: 1 P: 9	R: 0 E: 0 K: 1 S: 5 H: 0 LOB: 0 BB: 0 P: 5	R: 0 E: 0 K: 1 S: 5 H: 0 LOB: 1 BB: 1 P: 9	R: 0 E: 0 K: 2 S: 8 H: 1 LOB: 2 BB: 1 P: 12	R: 0 E: 1 K: 0 S: 4 H: 1 LOB: 1 BB: 0 P: 4	R: 0 E: 0 K: 1 S: 5 H: 0 LOB: 0 BB: 0 P: 5	1B: 3 2B: 0 3B: 0 HR: 0	SF: 0 SAC: 0 DP: 1 HBP: 0					

PITCHER	IP	WLS	BF	H	R	ER	SO	BB	IBB	HBP	BLK	WP	HR	S	P	ERA	WHIP
Camilo Pascual, R (1, 1) ERA: 3.0	9.0	W	34	3	1	0	11	3	0	0	0	0	0	53	65	0.00	0.667

PITCHER	IP	WLS	BF	H	R	ER	SO	BB	IBB	HBP	BLK	WP	HR	S	P	ERA	WHIP

TOP

Kansas City Athletics @ Washington Senators

Griffith Stadium, Washington, DC

Mon May 09 1960, 7:05 PM EDT

Att. 2,536 - Unknown

livebaseballscorecards.com

AB	31
R	1
H	3
RBI	0
BB	3
SO	11
LOB	12

WP: 0	PA: 34
PB: 1	
SB: 0	
CS: 0	

Batter	1	2	3	4	5	6	7	8	9	AB	R	H	RBI	BB	SO	LOB
Billy Gardner, R (1, 4) OBP: 0.349, SLG: 0.380	1-3	K		2B HBP		6-3	1-2 3-H 1B			4	1	1	1	0	1	0
Dan Dobbek, L (1, 8) OBP: 0.404, SLG: 0.457	BB BB 1B 1B	2B BB		1-H 2B		F6	4-3			4	2	2	1	1	0	2
Bob Allison, R (1, 9) OBP: 0.476, SLG: 0.614	BB 1-2 1B BB	1-H 2B		K		1B 1B		HR		4	2	3	2	1	1	1
Jim Lemon, R (1, 7) OBP: 0.348, SLG: 0.583	1B 1-2 2-3 1B BB	HR		K		1-2 1B		F5		4	2	2	1	1	1	1
Don Mincher, L (1, 3) OBP: 0.364, SLG: 0.446	K	1-3		BB		F7		CS 1B		4	0	1	0	1	1	5
Earl Battey, R (1, 2) OBP: 0.406, SLG: 0.537	1B 1-3 2-H 3-H 1B		CS BB	F6			F9 G3 1B 1B	K 1-2		4	1	2	2	1	1	3
Reno Bertoia, R (1, 5) OBP: 0.306, SLG: 0.265	BB 1-3 3-H 1B	K 1-2			G6-4-3 1B		G3 1-2			4	0	2	1	0	1	2
Billy Consolo, R (1, 6) OBP: 0.414, SLG: 0.429	1-2 BB	BB			G6-4-3 1-2f		1B BB			1	0	0	0	3	0	1
Camilo Pascual, R (1, 1) OBP: 0.091, SLG: 0.182	F9	K			4-3		F9 2-3			4	0	0	0	0	1	6
Inning Stats	R: 3 E: 0 K: 1 S: 8 H: 3 LOB: 3 BB: 3 P: 20	R: 2 E: 0 K: 1 S: 6 H: 2 LOB: 0 BB: 1 P: 10	R: 0 E: 0 K: 2 S: 6 H: 0 LOB: 1 BB: 2 P: 14	R: 1 E: 0 K: 2 S: 8 H: 1 LOB: 2 BB: 1 P: 13	R: 0 E: 0 K: 0 S: 3 H: 1 LOB: 0 BB: 0 P: 3	R: 0 E: 0 K: 0 S: 5 H: 2 LOB: 2 BB: 0 P: 5	R: 1 E: 0 K: 0 S: 5 H: 2 LOB: 2 BB: 1 P: 9	R: 1 E: 0 K: 1 S: 6 H: 2 LOB: 1 BB: 0 P: 6		1B: 9 2B: 3 3B: 0 HR: 2	SF: 0 SAC: 0 DP: 2 HBP: 1					

PITCHER		IP	WLS	BF	H	R	ER	SO	BB	IBB	HBP	BLK	WP	HR	S	P	ERA	WHIP
Ray Herbert, R ERA: 2.81	(1, 1)	0.2	L	7	3	3	3	1	2	0	0	0	0	0	7	15	40.50	7.500
Ken Johnson, R ERA: 2.0	(1, 1)	3.1		17	3	3	3	5	5	0	1	0	0	1	21	42	8.10	2.400
Leo Kiely, L ERA:	(5, 1)	2.0		8	3	0	0	0	0	0	0	0	0	0	8	8	0.00	1.500
Don Larsen, R ERA: 5.54	(7, 1)	2.0		10	4	2	2	1	1	0	0	0	0	1	11	15	9.00	2.500

PITCHER		IP	WLS	BF	H	R	ER	SO	BB	IBB	HBP	BLK	WP	HR	S	P	ERA	WHIP

BOTTOM

Kansas City Athletics @ Washington Senators
Griffith Stadium, Washington, DC
Mon May 09 1960, 7:05 PM EDT
Att. 2,536 - Unknown

livebaseballscorecards.com

AB	33
R	8
H	13
RBI	8
BB	8
SO	7
LOB	21

Batter	1	2	3	4	5	6	7	8	9	AB	R	H	RBI	BB	SO	LOB
Eddie Yost, R (1, 5) OBP: 0.391, SLG: 0.321	6-3		BB			K		1B		3	0	1	0	1	1	0
Casey Wise, S (1, 4) OBP: 0.211, SLG: 0.405	4-3		F6			4-3		F7		4	0	0	0	0	0	2
Charlie Maxwell, L (1, 7) OBP: 0.244, SLG: 0.114	1B			F8		4-3			F6	4	0	1	0	0	0	0
Al Kaline, R (1, 8) OBP: 0.369, SLG: 0.377	K			K			L6-3		L4	4	0	0	0	0	2	1
Rocky Colavito, R (1, 9) OBP: 0.275, SLG: 0.403		6-3		K			F2		HR	4	1	1	1	0	1	0
Norm Cash, L (1, 3) OBP: 0.333, SLG: 0.450		4-3			F4		1B		E7	4	0	2	0	0	0	0
Lou Berberet, L (1, 2) OBP: 0.364, SLG: 0.389		G3			FC6-4		F8		F7	3	0	0	0	1	0	2
Chico Fernandez, R (1, 6) OBP: 0.339, SLG: 0.278			K		F7			F8		3	0	0	0	0	1	1
Don Mossi, L (1, 1)			K		FC6-4			4-3		3	0	0	0	0	1	1
Inning Stats	R: 0 E: 0 K: 1 S: 6 H: 1 LOB: 1 BB: 0 P: 6	R: 0 E: 0 K: 0 S: 3 H: 0 LOB: 0 BB: 0 P: 3	R: 0 E: 0 K: 2 S: 7 H: 0 LOB: 1 BB: 1 P: 11	R: 0 E: 0 K: 2 S: 7 H: 0 LOB: 0 BB: 0 P: 7	R: 0 E: 0 K: 0 S: 3 H: 0 LOB: 1 BB: 1 P: 7	R: 0 E: 0 K: 1 S: 5 H: 0 LOB: 0 BB: 0 P: 5	R: 0 E: 0 K: 0 S: 4 H: 1 LOB: 1 BB: 0 P: 4	R: 0 E: 0 K: 0 S: 4 H: 1 LOB: 1 BB: 0 P: 4	R: 1 E: 1 K: 0 S: 5 H: 2 LOB: 1 BB: 0 P: 5	1B: 4 2B: 0 3B: 0 HR: 1	SF: 0 SAC: 0 DP: 0 HBP: 0						

TOP

Detroit Tigers @ Washington Senators

Griffith Stadium, Washington, DC

Tue May 10 1960, 7:05 PM EDT

Att. 4,460 - Unknown

livebaseballscorecards.com

AB	32
R	1
H	5
RBI	1
BB	2
SO	6
LOB	7

WP: 0 PB: 0 SB: 0 CS: 0 PA: 34

PITCHER	IP	WLS	BF	H	R	ER	SO	BB	IBB	HBP	BLK	WP	HR	S	P	ERA	WHIP
Tex Clevenger, R (1, 1) ERA: 1.83	9.0	L	34	5	1	1	6	2	0	0	0	0	1	44	52	1.00	0.778

PITCHER	IP	WLS	BF	H	R	ER	SO	BB	IBB	HBP	BLK	WP	HR	S	P	ERA	WHIP

Batter	1	2	3	4	5	6	7	8	9	AB	R	H	RBI	BB	SO	LOB
Billy Gardner, R (1, 4) OBP: 0.344, SLG: 0.373	F7		G3			F7			G4-6-3, 1B	4	0	1	0	0	0	0
Dan Dobbek, L (1, 8) OBP: 0.377, SLG: 0.420	K			F5		4-3			F2	4	0	0	0	0	1	1
Bob Allison, R (1, 9) OBP: 0.465, SLG: 0.622	K			3B			F4		G4-6-3, 1-2f	4	0	1	0	0	1	1
Jim Lemon, R (1, 7) OBP: 0.333, SLG: 0.556		K		5-3			F7			3	0	0	0	0	1	1
Earl Battey, R (1, 2) OBP: 0.403, SLG: 0.518		BB		G3			F5			2	0	0	0	1	0	1
Reno Bertoia, R (1, 5) OBP: 0.308, SLG: 0.270		F3			F7			FC1-6, 1B		3	0	1	0	0	0	1
Billy Consolo, R (1, 6) OBP: 0.397, SLG: 0.407		3-4-3			K			FC1-6, 1-2f		3	0	0	0	0	1	2
Don Mincher, L (1, 3) OBP: 0.350, SLG: 0.426			6-3		F2			L8		3	0	0	0	0	0	1
Tex Clevenger, R (1, 1) OBP: 0.200, SLG: 0.200			K			K		K		3	0	0	0	0	3	1
Inning Stats	R: 0 E: 0 K: 2 S: 7 H: 0 LOB: 0 BB: 0 P: 7	R: 0 E: 0 K: 1 S: 5 H: 0 LOB: 1 BB: 1 P: 9	R: 0 E: 0 K: 1 S: 5 H: 0 LOB: 0 BB: 0 P: 5	R: 0 E: 0 K: 0 S: 4 H: 1 LOB: 1 BB: 0 P: 4	R: 0 E: 0 K: 1 S: 5 H: 0 LOB: 0 BB: 0 P: 5	R: 0 E: 0 K: 1 S: 5 H: 0 LOB: 0 BB: 0 P: 5	R: 0 E: 0 K: 0 S: 3 H: 0 LOB: 0 BB: 0 P: 3	R: 0 E: 0 K: 1 S: 6 H: 1 LOB: 1 BB: 0 P: 6	R: 0 E: 0 K: 0 S: 3 H: 1 LOB: 0 BB: 0 P: 3	1B: 2 2B: 0 3B: 1 HR: 0 SF: 0 SAC: 0 DP: 1 HBP: 0						

PITCHER	IP	WLS	BF	H	R	ER	SO	BB	IBB	HBP	BLK	WP	HR	S	P	ERA	WHIP
Don Mossi, L (1, 1) ERA: 3.25	9.0	W	30	3	0	0	7	1	0	0	0	0	0	43	47	0.00	0.444

PITCHER	IP	WLS	BF	H	R	ER	SO	BB	IBB	HBP	BLK	WP	HR	S	P	ERA	WHIP

BOTTOM

Detroit Tigers @ Washington Senators

Griffith Stadium, Washington, DC

Tue May 10 1960, 7:05 PM EDT

Att. 4,460 - Unknown

livebaseballscorecards.com

AB	29
R	0
H	3
RBI	0
BB	1
SO	7
LOB	9

Batter	1	2	3	4	5	6	7	8	9	10	11	AB	R	H	RBI	BB	SO	LOB
Eddie Yost, R (1, 5) OBP: 0.405, SLG: 0.333	F2		1B			F9		BB G4-6-3		CS 1B		4	0	2	0	1	0	0
Casey Wise, S (1, 4) OBP: 0.186, SLG: 0.357	F5		F7			4-3		G4-6-3 1-2f		CS 1-2	4-3	5	0	0	0	0	0	2
Charlie Maxwell, L (1, 7) OBP: 0.261, SLG: 0.128	BB FC6-4			F2		1B		1-3			F3	4	0	1	0	1	0	0
Al Kaline, R (1, 8) OBP: 0.357, SLG: 0.414	FC6-4 1-2f			L8		K			L9		HR	5	1	1	1	0	1	2
Rocky Colavito, R (1, 9) OBP: 0.284, SLG: 0.385		K		BB			K		BB G3		F5	3	0	0	0	2	2	0
Norm Cash, L (1, 3) OBP: 0.320, SLG: 0.417		4-3		F9			PB 1B		G3 1-2			4	0	1	0	0	0	2
Lou Berberet, L (1, 2) OBP: 0.333, SLG: 0.350		F8			L6		F8		K			4	0	0	0	0	1	2
Chico Fernandez, R (1, 6) OBP: 0.333, SLG: 0.263			F7		6-3		BB 1-2			K		3	0	0	0	1	1	0
Frank Lary, R (1, 1) OBP: 0.125, SLG: 0.067			4-3		K		3-1			4-3		4	0	0	0	0	1	2
Inning Stats	R: 0 E: 0 K: 0 S: 3 H: 0 LOB: 1 BB: 1 P: 7	R: 0 E: 0 K: 1 S: 5 H: 0 LOB: 0 BB: 0 P: 5	R: 0 E: 0 K: 0 S: 4 H: 1 LOB: 1 BB: 0 P: 4	R: 0 E: 0 K: 0 S: 3 H: 0 LOB: 1 BB: 1 P: 7	R: 0 E: 0 K: 1 S: 5 H: 0 LOB: 0 BB: 0 P: 5	R: 0 E: 0 K: 1 S: 6 H: 1 LOB: 1 BB: 0 P: 6	R: 0 E: 0 K: 1 S: 6 H: 1 LOB: 2 BB: 1 P: 10	R: 0 E: 0 K: 0 S: 2 H: 0 LOB: 0 BB: 1 P: 6	R: 0 E: 0 K: 1 S: 5 H: 0 LOB: 1 BB: 1 P: 9	R: 0 E: 0 K: 1 S: 5 H: 1 LOB: 0 BB: 0 P: 5	R: 1 E: 0 K: 0 S: 4 H: 1 LOB: 0 BB: 0 P: 4	1B: 4 2B: 0 3B: 0 HR: 1 SF: 0 SAC: 0 DP: 1 HBP: 0				WP: 0 PB: 1 SB: 0 CS: 1	PA: 42	

PITCHER	IP	WLS	BF	H	R	ER	SO	BB	IBB	HBP	BLK	WP	HR	S	P	ERA	WHIP
Pedro Ramos, R (1, 1) ERA: 3.07	11.0	L	41	5	1	1	6	5	0	0	0	0	1	48	68	0.82	0.909

TOP

Detroit Tigers @ Washington Senators

Griffith Stadium, Washington, DC

Wed May 11 1960, 7:05 PM EDT

Att. 3,287 - Unknown

livebaseballscorecards.com

AB	36
R	1
H	5
RBI	1
BB	5
SO	6
LOB	10

Detroit Tigers @ Washington Senators

Griffith Stadium, Washington, DC

Wed May 11 1960, 7:05 PM EDT

Att. 3,287 - Unknown

livebaseballscorecards.com

Batter	1	2	3	4	5	6	7	8	9	10	11	AB	R	H	RBI	BB	SO	LOB
Billy Gardner, R (1, 4) OBP: 0.347, SLG: 0.375	K			6-3		1-3 G4-6-3 1B		F9			1B	5	0	2	0	0	1	1
Dan Dobbek, L (1, 8) OBP: 0.348, SLG: 0.382	1-3			F2		G4-6-3 1-2f			F5		F5	5	0	0	0	0	0	3
Bob Allison, R (1, 9) OBP: 0.456, SLG: 0.603	K			1B			K		4-3			4	0	1	0	0	2	0
Jim Lemon, R (1, 7) OBP: 0.329, SLG: 0.530		L8		F4			BB		K			3	0	0	0	1	1	1
Don Mincher, L (1, 3) OBP: 0.333, SLG: 0.403		4-3			K		F6			L8		4	0	0	0	0	1	1
Earl Battey, R (1, 2) OBP: 0.380, SLG: 0.483		K			F6		F9			K		4	0	0	0	0	2	1
Reno Bertoia, R (1, 5) OBP: 0.326, SLG: 0.275			HBP		F4			SH1 1B		4-3		3	0	1	0	0	0	0
Billy Consolo, R (1, 6) OBP: 0.387, SLG: 0.393			G4-6-3 1-2f			6-3		SH1 1-2			L8	2	0	0	0	0	0	1
Faye Throneberry, L (11, PH) OBP: 0.400, SLG: 0.333												1	0	0	0	0	0	0
Pedro Ramos, S (1, 1) OBP: 0.167, SLG: 0.167			F7			1B		6-3			4-3	3	0	1	0	0	0	1
Julio Becquer, L (11, PH) OBP: 0.222, SLG: 0.556												1	0	0	0	0	0	0
Inning Stats	R: 0 E: 0 K: 2 S: 7 / H: 0 LOB: 0 BB: 0 P: 7	R: 0 E: 0 K: 1 S: 5 / H: 0 LOB: 0 BB: 0 P: 5	R: 0 E: 0 K: 0 S: 2 / H: 0 LOB: 0 BB: 0 P: 3	R: 0 E: 0 K: 0 S: 4 / H: 1 LOB: 1 BB: 0 P: 4	R: 0 E: 0 K: 1 S: 5 / H: 0 LOB: 0 BB: 0 P: 5	R: 0 E: 0 K: 0 S: 4 / H: 2 LOB: 1 BB: 0 P: 4	R: 0 E: 0 K: 1 S: 5 / H: 0 LOB: 1 BB: 1 P: 9	R: 0 E: 0 K: 0 S: 4 / H: 1 LOB: 1 BB: 0 P: 4	R: 0 E: 0 K: 1 S: 5 / H: 0 LOB: 0 BB: 0 P: 5	R: 0 E: 0 K: 1 S: 5 / H: 0 LOB: 0 BB: 0 P: 5	R: 0 E: 0 K: 0 S: 4 / H: 1 LOB: 1 BB: 0 P: 4	1B: 5 2B: 0 3B: 0 HR: 0	SF: 0 SAC: 1 DP: 2 HBP: 1		WP: 0 PB: 0 SB: 0 CS: 0	PA: 38		

PITCHER	IP	WLS	BF	H	R	ER	SO	BB	IBB	HBP	BLK	WP	HR	S	P	ERA	WHIP
Frank Lary, R (1, 1) ERA: 2.05	11.0	W	38	5	0	0	7	1	0	1	0	0	0	50	55	0.00	0.545

PITCHER	IP	WLS	BF	H	R	ER	SO	BB	IBB	HBP	BLK	WP	HR	S	P	ERA	WHIP

AB	35
R	0
H	5
RBI	0
BB	1
SO	7
LOB	9

Batter	1	2	3	4	5	6	7	8	9	AB	R	H	RBI	BB	SO	LOB
Tony Kubek, L (1, 6) OBP: 0.321, SLG: 0.476	G3	1-3			4-3			FC3-6, BB 2B 1B	2B	5	2	2	0	0	0	0
Mickey Mantle, S (1, 8) OBP: 0.435, SLG: 0.485	HR	K			5-3			BBBB 1-2 FC3-6 BB	2-H 1B 2B	3	1	1	1	1	1	0
Ken Hunt, R (8, 8) OBP: 0.429, SLG: 0.412										1	1	1	1	0	0	0
Yogi Berra, L (1, 7) OBP: 0.375, SLG: 0.511	BB, BB 1B 1B		G4-6-3 1B		F3			FC3-6 1-2f 2-3 2B	2-H 1B	5	2	3	1	0	0	2
Roger Maris, L (1, 9) OBP: 0.437, SLG: 0.700	1B, BB 1-2 SF8 BB		F8			SSS K		SSS K	1-3	4	1	0	0	1	2	4
Bill Skowron, R (1, 3) OBP: 0.383, SLG: 0.662	1B 1-2 2-3 BB		G4-6-3 1-2f			F2		1-H 3-H 2B		3	0	1	2	1	0	1
Elston Howard, R (1, 2) OBP: 0.297, SLG: 0.537	1-2 2-3 3-H 1B			5-3		6-3		IBB		3	0	1	1	1	0	0
Gil McDougald, R (1, 5) OBP: 0.286, SLG: 0.333	SF8 3-H			BBBB BB			6-3	F6		2	0	0	1	1	0	2
Bobby Richardson, R (1, 4) OBP: 0.276, SLG: 0.286	L9			F2			F7		F8	4	0	0	0	0	0	3
Whitey Ford, L (1, 1) OBP: 0.143, SLG: 0.143		1-4-3		SSS K			4-3		F5	3	0	0	0	0	1	1
Bob Turley, R (7, 1) OBP: 0.333, SLG: 0.667										1	0	0	0	0	0	0
Inning Stats	R: 3 E: 0 K: 0 S: 6 H: 3 LOB: 2 BB: 2 P: 14	R: 0 E: 0 K: 1 S: 5 H: 0 LOB: 0 BB: 0 P: 5	R: 0 E: 0 K: 0 S: 3 H: 1 LOB: 0 BB: 0 P: 3	R: 0 E: 0 K: 1 S: 5 H: 0 LOB: 1 BB: 1 P: 9	R: 0 E: 0 K: 0 S: 3 H: 0 LOB: 0 BB: 0 P: 3	R: 0 E: 0 K: 1 S: 5 H: 0 LOB: 0 BB: 0 P: 5	R: 0 E: 0 K: 0 S: 3 H: 0 LOB: 0 BB: 0 P: 3	R: 2 E: 0 K: 1 S: 7 H: 2 LOB: 2 BB: 2 P: 15	R: 2 E: 0 K: 0 S: 6 H: 3 LOB: 1 BB: 0 P: 6	1B: 5 2B: 3 3B: 0 HR: 1 SF: 1 SAC: 0 DP: 1 HBP: 0						

PITCHER		IP	WLS	BF	H	R	ER	SO	BB	IBB	HBP	BLK	WP	HR	S	P	ERA	WHIP
Jim Kaat, L ERA: 4.85	(1, 1)	7.2	L	32	6	5	5	4	4	0	0	0	0	1	36	52	5.87	1.304
Bill Fischer, R ERA: 3.65	(8, 1)	1.1		8	3	2	2	0	0	1	0	0	0	0	7	11	13.50	2.250

PITCHER	IP	WLS	BF	H	R	ER	SO	BB	IBB	HBP	BLK	WP	HR	S	P	ERA	WHIP

TOP

New York Yankees @ Washington Senators

Griffith Stadium, Washington, DC

Fri May 13 1960, 7:05 PM EDT

Att. 14,205 - Cloudy

livebaseballscorecards.com

AB	34
R	7
H	9
RBI	7
BB	5
SO	4
LOB	13

WP: 0 PA: 40
PB: 0
SB: 0
CS: 0

Batter	1	2	3	4	5	6	7	8	9	AB	R	H	RBI	BB	SO	LOB
Billy Gardner, R (1, 4) OBP: 0.350, SLG: 0.391	0-0 1B 3B	0-0 ③ F7			0-0 ② 6-3		B B B B 4-0 SH2-3 BB		0-0 ② F5	4	1	1	0	1	0	1
Reno Bertoia, R (1, 5) OBP: 0.340, SLG: 0.279	0-0 1B 3-H 1B		0-0 ① F2		0-0 ③ 4-3		x 0-0 ① SH2-3 1-2		B B B B 4-0 BB BB	3	0	1	1	1	0	0
Bob Allison, R (1, 8) OBP: 0.474, SLG: 0.595	0-0 ① F2		B B B B 4-0 FC6-4 BB			B B B B 4-0 HR BB	B B B B 4-0 G5-4-3 BB		B B B B 4-0 1-2 BB	1	1	0	0	4	0	1
Jim Lemon, R (1, 7) OBP: 0.321, SLG: 0.549	S S S 0-3 ② K		0-0 ② FC6-4 1-2f			0-0 1-H HR	0-0 ②③ G5-4-3 1-2f		S S S 0-3 ③ K	5	1	1	2	0	2	6
Earl Battey, R (1, 2) OBP: 0.387, SLG: 0.476	0-0 1-2 1B		0-0 ③ F9			0-0 ① F4		B B B B 4-0 FC4-6 BB		3	0	1	0	1	0	1
Julio Becquer, L (1, 3) OBP: 0.231, SLG: 0.538	0-0 ③ F8			0-0 E4 G6-4-3		0-0 2B		0-0 ① FC4-6 1-2f		4	0	1	0	0	0	3
Billy Consolo, R (1, 6) OBP: 0.372, SLG: 0.375 Lenny Green, L (8, PH) OBP: 0.275, SLG: 0.235 Jose Valdivielso, R (9, 6)		0-0 ① F9		0-0 ①② G6-4-3 1-2f		0-0 ② F5		S S S 0-3 ② K		3 1 0	0 0 0	0 0 0	0 0 0	0 1 0	0 1 0	2 1 0
Faye Throneberry, L (1, 9) OBP: 0.368, SLG: 0.267		0-0 ② G3		0-0 ③ 4-3		4-0 IBB		S S S 0-3 ③ K		3	0	0	0	1	1	1
Jim Kaat, L (1, 1) OBP: 0.200, SLG: 0.200 Bill Fischer, R (8, 1) Don Mincher, L (9, PH) OBP: 0.329, SLG: 0.397		0-0 1B			0-0 ① F4	S S S 0-3 ③ K			0-0 ① F3	3 0 1	0 0 0	1 0 0	0 0 0	0 0 0	1 0 0	2 0 0
Inning Stats	R: 1 E: 0 K: 1 S: 8 H: 3 LOB: 2 BB: 0 P: 8	R: 0 E: 0 K: 0 S: 4 H: 1 LOB: 1 BB: 0 P: 4	R: 0 E: 0 K: 0 S: 3 H: 0 LOB: 1 BB: 1 P: 7	R: 0 E: 1 K: 0 S: 3 H: 0 LOB: 0 BB: 0 P: 3	R: 0 E: 0 K: 0 S: 3 H: 0 LOB: 0 BB: 0 P: 3	R: 2 E: 0 K: 1 S: 7 H: 2 LOB: 2 BB: 2 P: 15	R: 0 E: 0 K: 0 S: 2 H: 0 LOB: 1 BB: 2 P: 10	R: 0 E: 0 K: 2 S: 7 H: 0 LOB: 1 BB: 1 P: 11	R: 0 E: 0 K: 1 S: 5 H: 0 LOB: 2 BB: 2 P: 13	1B: 3 2B: 1 3B: 1 HR: 1	SF: 0 SAC: 1 DP: 2 HBP: 0					

PITCHER		IP	WLS	BF	H	R	ER	SO	BB	IBB	HBP	BLK	WP	HR	S	P	ERA	WHIP
Whitey Ford, L ERA: 4.22	(1, 1)	6.0		28	6	3	3	2	3	1	0	0	0	1	28	44	4.50	1.500
Bob Turley, R ERA: 2.89	(7, 1)	3.0	W	12	0	0	0	3	4	0	0	0	0	0	14	30	0.00	1.333

PITCHER	IP	WLS	BF	H	R	ER	SO	BB	IBB	HBP	BLK	WP	HR	S	P	ERA	WHIP

BOTTOM

New York Yankees @ Washington Senators

Griffith Stadium, Washington, DC

Fri May 13 1960, 7:05 PM EDT

Att. 14,205 - Cloudy

livebaseballscorecards.com

AB	31
R	3
H	6
RBI	3
BB	8
SO	5
LOB	18

Batter	1	2	3	4	5	6	7	8	9	AB	R	H	RBI	BB	SO	LOB
Tony Kubek, L (1, 6) OBP: 0.307, SLG: 0.453	S S S 0-3 ① K		x 0-0 ② 4-1 1-3			x 0-0 ① G3		S S S 0-3 ③ K		4	0	0	0	0	2	1
Mickey Mantle, S (1, 8) OBP: 0.416, SLG: 0.457	S S S 0-3 ② K		S S S 0-3 ③ K			x 0-0 ② F9			S S S 0-3 ① K	4	0	0	0	0	3	1
Yogi Berra, L (1, 7) OBP: 0.365, SLG: 0.490	x 0-0 ③ 4-3			S S S 0-3 ① K		x 0-0 E6			x 0-0 1B 1B	4	0	1	0	0	1	0
Roger Maris, L (1, 9) OBP: 0.440, SLG: 0.714		B B B B 4-0 5-3 BB		x 0-0 3B		x 0-0 ③ 2-3			x 0-0 ② F3	3	0	1	0	1	0	2
Bill Skowron, R (1, 3) OBP: 0.376, SLG: 0.642		x 0-0 ① 5-3 1-2		S S S 0-3 ② K			S S S 0-3 ① K		x 0-0 1B 1-2	4	0	1	0	0	2	2
Elston Howard, R (1, 2) OBP: 0.282, SLG: 0.507		x 0-0 ② 6-3		S S S 0-3 ③ K			x 0-0 ② 6-3		x 0-0 ③ F2	4	0	0	0	0	1	4
Gil McDougald, R (1, 5) OBP: 0.288, SLG: 0.333		x 0-0 ③ 5-3			x 0-0 G6-4-3 1B		S S S 0-3 ③ K			3	0	1	0	0	1	1
Bobby Richardson, R (1, 4) OBP: 0.266, SLG: 0.274			x 0-0 ① 6-3		x 0-0 ① ② G6-4-3 1-2f			x 0-0 ① 6-3		3	0	0	0	0	0	1
John Gabler, S (1, 1) OBP: 0.333, SLG: 0.200 Kent Hadley, L (8, PH) OBP: 0.333, SLG: 0.833 Johnny James, L (8, 1)			B B B B 4-0 4-1 PB BB		x 0-0 ③ F8			S S S 0-3 ② K		1 1 0	0 0 0	0 0 0	0 0 0	1 0 0	0 1 0	0 0 0
Inning Stats	R: 0 E: 0 K: 2 S: 7 H: 0 LOB: 0 BB: 0 P: 7	R: 0 E: 0 K: 0 S: 3 H: 0 LOB: 1 BB: 1 P: 7	R: 0 E: 0 K: 1 S: 5 H: 0 LOB: 1 BB: 1 P: 9	R: 0 E: 0 K: 3 S: 10 H: 1 LOB: 1 BB: 0 P: 10	R: 0 E: 0 K: 0 S: 3 H: 1 LOB: 0 BB: 0 P: 3	R: 0 E: 1 K: 0 S: 4 H: 0 LOB: 1 BB: 0 P: 4	R: 0 E: 0 K: 2 S: 7 H: 0 LOB: 0 BB: 0 P: 7	R: 0 E: 0 K: 2 S: 7 H: 0 LOB: 0 BB: 0 P: 7	R: 0 E: 0 K: 1 S: 7 H: 2 LOB: 2 BB: 0 P: 7	1B: 3 2B: 0 3B: 1 HR: 0	SF: 0 SAC: 0 DP: 1 HBP: 0					

PITCHER	IP	WLS	BF	H	R	ER	SO	BB	IBB	HBP	BLK	WP	HR	S	P	ERA	WHIP
Camilo Pascual, R (1, 1) ERA: 2.36	9.0	W	33	4	0	0	11	2	0	0	0	0	0	53	61	0.00	0.667

PITCHER	IP	WLS	BF	H	R	ER	SO	BB	IBB	HBP	BLK	WP	HR	S	P	ERA	WHIP

TOP

New York Yankees @ Washington Senators

Griffith Stadium, Washington, DC

Sat May 14 1960, 3:33 AM EDT

Att. 7,592 - Unknown

livebaseballscorecards.com

AB	31
R	0
H	4
RBI	0
BB	2
SO	11
LOB	12

WP: 0 PA: 33
PB: 1
SB: 0
CS: 0

Batter	1	2	3	4	5	6	7	8	9	AB	R	H	RBI	BB	SO	LOB
Billy Gardner, R (1, 4) OBP: 0.346, SLG: 0.385	S S S 0-3 ① K		x 0-0 2B 1B 1-2 2-3 1B	x 0-0 ③ F3			x 0-0 ② 5-3			4	1	1	0	0	1	0
Faye Throneberry, L (1, 9) OBP: 0.391, SLG: 0.368	x 0-0 PB 1B		x 0-0 1B 1-3 2-H 3-H 2B		S S S 0-3 ① K		x 0-0 ③ 4-3			4	1	2	2	0	1	0
Bob Allison, R (1, 8) OBP: 0.465, SLG: 0.573	S S S 0-3 ② K 1-2		x 0-0 ① 5-3		x 0-0 ② 5-3			B B B 4-0 CS BB		3	0	0	0	1	1	3
Jim Lemon, R (1, 7) OBP: 0.318, SLG: 0.527	x 0-0 ③ 6-3		B B B 4-0 FC6-4 1B BB		x 0-0 ③ F8			S S S 0-3 ① ② K 1-2		3	0	0	0	1	1	2
Julio Becquer, L (1, 3) OBP: 0.353, SLG: 0.588		x 0-0 ① F5	x 0-0 FC6-4 1-2 2-H 3-H 1B			x 0-0 FC6-5 SH1 1B		x 0-0 CS 1B		4	0	3	2	0	0	0
Reno Bertoia, R (1, 5) OBP: 0.327, SLG: 0.267		x 0-0 ② L9	x 0-0 ② FC6-4 1-2f 2-3			x 0-0 ① SH1 1-2		0-0 ③ CS 1-2		2	0	0	0	0	0	2
Earl Battey, R (1, 2) OBP: 0.372, SLG: 0.455		x 0-0 ③ 4-3	x 0-0 ③ F2			x 0-0 ② FC6-5 2-3				3	0	0	0	0	0	3
Billy Consolo, R (1, 6) OBP: 0.370, SLG: 0.373			x 0-0 1B S 2B 1B	x 0-0 ① 4-3		x 0-0 ③ 5-3				3	1	1	0	0	0	1
Camilo Pascual, R (1, 1) OBP: 0.143, SLG: 0.154			B B B 4-0 1B 1-2 2B BB	x 0-0 ② G3			x 0-0 ① 6-3			2	1	0	0	1	0	0
Inning Stats	R: 0 H: 1 E: 0 LOB: 1 K: 2 BB: 0 S: 8 P: 8	R: 0 H: 0 E: 0 LOB: 0 K: 0 BB: 0 S: 3 P: 3	R: 4 H: 4 E: 0 LOB: 2 K: 0 BB: 2 S: 7 P: 15	R: 0 H: 0 E: 0 LOB: 0 K: 0 BB: 0 S: 3 P: 3	R: 0 H: 0 E: 0 LOB: 0 K: 1 BB: 0 S: 5 P: 5	R: 0 H: 1 E: 0 LOB: 1 K: 0 BB: 0 S: 4 P: 4	R: 0 H: 0 E: 0 LOB: 0 K: 0 BB: 0 S: 3 P: 3	R: 0 H: 1 E: 0 LOB: 0 K: 1 BB: 1 S: 4 P: 8		1B: 6 2B: 2 3B: 0 HR: 0	SF: 0 SAC: 1 DP: 1 HBP: 0			WP: 0 PB: 1 SB: 1 CS: 2	PA: 33	

PITCHER		IP	WLS	BF	H	R	ER	SO	BB	IBB	HBP	BLK	WP	HR	S	P	ERA	WHIP
John Gabler, R ERA: 4.82	(1, 1)	7.0	L	29	6	4	4	3	2	0	0	0	0	0	33	41	5.14	1.143
Johnny James, R ERA: 7.2	(8, 1)	1.0		3	1	0	0	1	1	0	0	0	0	0	4	8	0.00	2.000

PITCHER	IP	WLS	BF	H	R	ER	SO	BB	IBB	HBP	BLK	WP	HR	S	P	ERA	WHIP

BOTTOM

New York Yankees @ Washington Senators

Griffith Stadium, Washington, DC

Sat May 14 1960, 3:33 AM EDT

Att. 7,592 - Unknown

livebaseballscorecards.com

AB	28
R	4
H	7
RBI	4
BB	3
SO	4
LOB	11

Batter	1	2	3	4	5	6	7	8	9	AB	R	H	RBI	BB	SO	LOB
Tony Kubek, L (1, 6) OBP: 0.312, SLG: 0.484	BB BB 1B 1B	F4	G1-6-3 1-2f			HR		F8		5	2	2	1	0	0	1
Mickey Mantle, S (1, 8) OBP: 0.426, SLG: 0.479	1B BB 3B 1-2 BB	2B BB		1B 3B		F9			K	3	3	1	0	2	1	0
Yogi Berra, L (1, 7) OBP: 0.404, SLG: 0.491	1B 3B 1-2 2-3 BB	2B 1-2 BB		3-H 1B		3-1			2B E BB	2	2	1	1	3	0	0
Roger Maris, L (1, 9) OBP: 0.438, SLG: 0.706 Ken Hunt, R (9, 9) OBP: 0.429, SLG: 0.412	3B 1-2 2-3 3-H 1B	F6		F2		F3			E SF8 1-3 2B	5 0	2 0	2 0	1 0	0 0	0 0	3 0
Bill Skowron, R (1, 3) OBP: 0.371, SLG: 0.635 Kent Hadley, L (8, 3) OBP: 0.286, SLG: 0.714	K	2B 1-3 2-H		F3			F9		E3 2-3 3-H	4 1	0 0	1 0	1 1	0 0	1 0	4 1
Elston Howard, R (1, 2) OBP: 0.277, SLG: 0.520	1B 1-H 2-H 3-H 3B	4-3		L8			F3		SF8 3-H	4	1	1	4	0	0	3
Gil McDougald, R (1, 5) OBP: 0.294, SLG: 0.368	1B CS HBP		HR		L8		K		F8	4	1	1	1	0	1	1
Bobby Richardson, R (1, 4) OBP: 0.277, SLG: 0.286	1-3 3-H 1B		G1-6-3 1B		5-3			E6 G1-6-3		4	0	2	1	0	0	0
Art Ditmar, R (1, 1) OBP: 0.111, SLG: 0.222	1-3 3-H		F8		K			G1-6-3 1-2f		4	0	0	0	0	1	4
Inning Stats	R: 5 E: 0 K: 1 S: 8 H: 4 LOB: 1 BB: 2 P: 17	R: 1 E: 0 K: 0 S: 4 H: 1 LOB: 2 BB: 2 P: 12	R: 1 E: 0 K: 0 S: 4 H: 2 LOB: 0 BB: 0 P: 4	R: 1 E: 0 K: 0 S: 5 H: 2 LOB: 1 BB: 0 P: 5	R: 0 E: 0 K: 1 S: 5 H: 0 LOB: 0 BB: 0 P: 5	R: 1 E: 0 K: 0 S: 4 H: 1 LOB: 0 BB: 0 P: 4	R: 0 E: 0 K: 1 S: 5 H: 0 LOB: 0 BB: 0 P: 5	R: 0 E: 1 K: 0 S: 3 H: 0 LOB: 0 BB: 0 P: 3	R: 2 E: 1 K: 1 S: 7 H: 1 LOB: 1 BB: 1 P: 11	1B: 5 2B: 2 3B: 2 HR: 2 SF: 1 SAC: 0 DP: 2 HBP: 1						

TOP

New York Yankees @ Washington Senators

Griffith Stadium, Washington, DC

Sun May 15 1960, 3:33 AM EDT

Att. 17,637 - Sunny

livebaseballscorecards.com

AB	36
R	11
H	11
RBI	11
BB	5
SO	4
LOB	17

WP: 0 PB: 0 SB: 0 CS: 1 PA: 43

PITCHER		IP	WLS	BF	H	R	ER	SO	BB	IBB	HBP	BLK	WP	HR	S	P	ERA	WHIP
Tex Clevenger, R ERA: 4.05	(1, 1)	0.1	L	7	3	5	5	1	2	0	1	0	0	0	6	15	135.00	15.000
Don Lee, R ERA: 7.58	(1, 1)	4.2		20	6	3	3	1	2	0	0	0	0	1	20	28	5.79	1.714
Jack Kralick, L ERA: 7.5	(6, 1)	2.0		7	1	1	1	1	0	0	0	0	0	1	9	9	4.50	0.500
Bill Fischer, R ERA: 3.77	(8, 1)	2.0		9	1	2	1	1	1	0	0	0	0	0	10	14	4.50	1.000

PITCHER	IP	WLS	BF	H	R	ER	SO	BB	IBB	HBP	BLK	WP	HR	S	P	ERA	WHIP

Batter	1	2	3	4	5	6	7	8	9	AB	R	H	RBI	BB	SO	LOB
Billy Gardner, R (1, 4) OBP: 0.343, SLG: 0.380	G6-4-3 BB 1B		5-3			F8		3-1		4	0	1	0	0	0	0
Faye Throneberry, L (1, 9) OBP: 0.407, SLG: 0.364	BBBB 1-2 G6-4-3 BB		K			1B		4-3		3	0	1	0	1	1	0
Bob Allison, R (1, 8) OBP: 0.456, SLG: 0.558	G6-4-3 1-2f 2-3			G4-6-3 1B 1B		F9		6-3		4	0	1	0	0	0	3
Jim Lemon, R (1, 7) OBP: 0.326, SLG: 0.564	3-1			G4-6-3 1-2 1B		F8			HR	4	1	2	1	0	0	2
Julio Becquer, L (1, 3) OBP: 0.286, SLG: 0.476		F7		G4-6-3 1-2f 2-3			3-1		4-3	4	0	0	0	0	0	2
Reno Bertoia, R (1, 5) OBP: 0.302, SLG: 0.245		6-3		K			K		F4	4	0	0	0	0	2	1
Earl Battey, R (1, 2) OBP: 0.378, SLG: 0.493		BBBB BB			6-3		HR		5-3	3	1	1	1	1	0	0
Billy Consolo, R (1, 6) OBP: 0.369, SLG: 0.362		L4			BBBB G4-6-3 BB		E5			2	0	0	0	1	0	1
Tex Clevenger, R (1, 1) OBP: 0.200, SLG: 0.200 Don Lee, R (1, 1) OBP: 0.286, SLG: 0.167 Don Mincher, L (5, PH) OBP: 0.326, SLG: 0.392 Jack Kralick, L (6, 1) OBP: 1.000, SLG: 1.000 Dan Dobbek, L (7, PH) OBP: 0.343, SLG: 0.375 Bill Fischer, R (8, 1)			K		G4-6-3 1-2f		F7			0 0 0 0 0 0 0 1 0 0 0 0 1 0 1 0 0 0 0 0 1 0 0 0 0 0 0 0 1 0 0 0 0 0 1 0 0 0 0 0 0 0						
Inning Stats	R: 0 H: 1 E: 0 LOB: 1 K: 0 BB: 1 S: 3 P: 7	R: 0 H: 0 E: 0 LOB: 1 K: 0 BB: 1 S: 3 P: 7	R: 0 H: 0 E: 0 LOB: 0 K: 2 BB: 0 S: 7 P: 7	R: 0 H: 2 E: 0 LOB: 1 K: 1 BB: 0 S: 6 P: 6	R: 0 H: 0 E: 0 LOB: 0 K: 0 BB: 1 S: 2 P: 6	R: 0 H: 1 E: 0 LOB: 1 K: 0 BB: 0 S: 4 P: 4	R: 1 H: 1 E: 1 LOB: 1 K: 1 BB: 0 S: 7 P: 7	R: 0 H: 0 E: 0 LOB: 0 K: 0 BB: 0 S: 3 P: 3	R: 1 H: 1 E: 0 LOB: 0 K: 0 BB: 0 S: 4 P: 4	1B: 4 SF: 0 2B: 0 SAC: 0 3B: 0 DP: 3 HR: 2 HBP: 0						WP: 0 PA: 34 PB: 0 SB: 0 CS: 0	

PITCHER	IP	WLS	BF	H	R	ER	SO	BB	IBB	HBP	BLK	WP	HR	S	P	ERA	WHIP
Art Ditmar, R (1, 1) ERA: 2.83	9.0	W	34	6	2	2	4	3	0	0	0	0	2	39	51	2.00	1.000

PITCHER	IP	WLS	BF	H	R	ER	SO	BB	IBB	HBP	BLK	WP	HR	S	P	ERA	WHIP

BOTTOM

New York Yankees @ Washington Senators

Griffith Stadium, Washington, DC

Sun May 15 1960, 3:33 AM EDT
Att. 17,637 - Sunny

livebaseballscorecards.com

AB	31
R	2
H	6
RBI	2
BB	3
SO	4
LOB	11

Batter	1	2	3	4	5	6	7	8	9	AB	R	H	RBI	BB	SO	LOB
Billy Gardner, R (1, 4) OBP: 0.339, SLG: 0.375	CS 1B		F9		F3		F7			4	0	1	0	0	0	0
Faye Throneberry, L (1, 9) OBP: 0.419, SLG: 0.385	K		2B F3 1B		1B			1-3		4	1	2	0	0	1	1
Bob Allison, R (1, 8) OBP: 0.449, SLG: 0.556	L8 1-2		1-3 2B		P6			K		4	0	1	0	0	1	2
Jim Lemon, R (1, 7) OBP: 0.333, SLG: 0.561		BB 1B 1B	F3 3-H			3-1 1B		P6		4	0	2	1	0	0	1
Julio Becquer, L (1, 3) OBP: 0.240, SLG: 0.400		F7	L8			3-1 1-2			F9	4	0	0	0	0	0	3
Reno Bertoia, R (1, 5) OBP: 0.298, SLG: 0.245		BB 1-2 1B		F3		K			1-3	4	0	1	0	0	1	1
Earl Battey, R (1, 2) OBP: 0.372, SLG: 0.472		BB 1-2 2-3		4-3		P4			K	3	0	0	0	1	1	1
Billy Consolo, R (1, 6) OBP: 0.360, SLG: 0.352		K		L8			P4			2	0	0	0	0	1	3
Dan Dobbek, L (7, PH) OBP: 0.338, SLG: 0.368										1	0	0	0	0	0	0
Jose Valdivielso, R (7, 6)										0	0	0	0	0	0	0
Pedro Ramos, S (1, 1) OBP: 0.133, SLG: 0.133		K			P6		P6			3	0	0	0	0	1	3
Inning Stats	R: 0 E: 0 K: 1 S: 5 H: 1 LOB: 0 BB: 0 P: 5	R: 0 E: 0 K: 2 S: 9 H: 2 LOB: 3 BB: 1 P: 13	R: 1 E: 0 K: 0 S: 5 H: 2 LOB: 1 BB: 0 P: 5	R: 0 E: 0 K: 0 S: 3 H: 0 LOB: 0 BB: 0 P: 3	R: 0 E: 0 K: 0 S: 4 H: 1 LOB: 1 BB: 0 P: 4	R: 0 E: 0 K: 1 S: 6 H: 1 LOB: 1 BB: 0 P: 6	R: 0 E: 0 K: 0 S: 3 H: 0 LOB: 0 BB: 0 P: 3	R: 0 E: 0 K: 1 S: 5 H: 0 LOB: 0 BB: 0 P: 5	R: 0 E: 0 K: 1 S: 5 H: 0 LOB: 0 BB: 0 P: 5	1B: 6 2B: 1 3B: 0 HR: 0 SF: 0 SAC: 0 DP: 0 HBP: 0						

PITCHER	IP	WLS	BF	H	R	ER	SO	BB	IBB	HBP	BLK	WP	HR	S	P	ERA	WHIP
Frank Lary, R (1, 1) ERA: 1.87	9.0	W	34	7	1	1	6	1	0	0	0	0	0	45	49	1.00	0.889

PITCHER	IP	WLS	BF	H	R	ER	SO	BB	IBB	HBP	BLK	WP	HR	S	P	ERA	WHIP

TOP

Washington Senators @ Detroit Tigers

Briggs Stadium, Detroit, MI

Tue May 17 1960, 7:05 PM EDT

Att. 7,669 - Unknown

livebaseballscorecards.com

AB	33
R	1
H	7
RBI	1
BB	1
SO	6
LOB	15

PA: 34

WP: 0
PB: 0
SB: 0
CS: 1

Batter	1	2	3	4	5	6	7	8	9	AB	R	H	RBI	BB	SO	LOB
Eddie Yost, R (1, 5) OBP: 0.384, SLG: 0.338	0-0 1B L6-4-3 1B		BBBB 4-0 1B BB		0-0 ① P3	0-0 ③ F2				3	1	1	0	1	0	0
Neil Chrisley, L (1, 7) OBP: 0.283, SLG: 0.511	0-0 L6-4-3 1-3 1B		0-0 ① F8		0-0 BB 1B 1B		0-0 ① 5-3			4	1	2	0	0	0	1
Al Kaline, R (1, 8) OBP: 0.356, SLG: 0.413	0-0 ① ② L6-4-3 1-2 3-H		0-0 ② L8		BBBB 4-0 1B 1-2 BB		0-0 ② L6-3			3	0	0	0	1	0	2
Rocky Colavito, R (1, 9) OBP: 0.289, SLG: 0.333	0-0 ③ F9		0-0 1-2 1B		0-0 ② F5		0-0 ③ P3			4	0	1	0	0	0	2
Norm Cash, L (1, 3) OBP: 0.364, SLG: 0.524		0-0 3B 2B	0-0 ③ F8		0-0 BB 1-3 2-H 1B			0-0 ① F8		4	1	2	1	0	0	2
Frank Bolling, R (1, 4) OBP: 0.294, SLG: 0.333		0-0 ① 1-3		0-0 ① 5-3	BBBB 4-0 1-2 BB			0-0 ② P6		3	0	0	0	1	0	1
Lou Berberet, L (1, 2) OBP: 0.328, SLG: 0.309		0-0 ② P5		0-0 ② 4-3	0-0 ③ 4-3			BBBB 4-0 BB BB		3	0	0	0	1	0	4
Chico Fernandez, R (1, 6) OBP: 0.333, SLG: 0.278		0-0 2-H 3B		0-0 1B		SSS 0-3 ① K		BBBB 4-0 1-2 BB		3	0	2	1	1	1	0
Frank Lary, R (1, 1) OBP: 0.100, SLG: 0.053		SSS 0-3 ③ K		SSS 0-3 ③ K		SSS 0-3 ② K		0-0 ③ F8		4	0	0	0	0	3	4
Inning Stats	R: 1 H: 2 E: 0 LOB: 0 K: 0 BB: 0 S: 4 P: 4	R: 1 H: 2 E: 0 LOB: 1 K: 1 BB: 0 S: 7 P: 7	R: 0 H: 1 E: 0 LOB: 2 K: 0 BB: 1 S: 4 P: 8	R: 0 H: 1 E: 0 LOB: 1 K: 1 BB: 0 S: 6 P: 6	R: 1 H: 2 E: 0 LOB: 3 K: 0 BB: 2 S: 5 P: 13	R: 0 H: 0 E: 0 LOB: 0 K: 2 BB: 0 S: 7 P: 7	R: 0 H: 0 E: 0 LOB: 0 K: 0 BB: 0 S: 3 P: 3	R: 0 H: 0 E: 0 LOB: 2 K: 0 BB: 2 S: 3 P: 11		1B: 6 SF: 0 2B: 1 SAC: 0 3B: 1 DP: 1 HR: 0 HBP: 0						

PITCHER	IP	WLS	BF	H	R	ER	SO	BB	IBB	HBP	BLK	WP	HR	S	P	ERA	WHIP
Pedro Ramos, R (1, 1) ERA: 3.12	8.0	L	36	8	3	3	4	5	0	0	0	0	0	39	59	3.38	1.625

PITCHER	IP	WLS	BF	H	R	ER	SO	BB	IBB	HBP	BLK	WP	HR	S	P	ERA	WHIP

BOTTOM

Washington Senators @ Detroit Tigers

Briggs Stadium, Detroit, MI

Tue May 17 1960, 7:05 PM EDT

Att. 7,669 - Unknown

livebaseballscorecards.com

AB	31
R	3
H	8
RBI	2
BB	5
SO	4
LOB	16

WP: 0 PA: 36
PB: 0
SB: 0
CS: 0

Batter	1	2	3	4	5	6	7	8	9	10	11	AB	R	H	RBI	BB	SO	LOB
Billy Gardner, R (1, 4) OBP: 0.322, SLG: 0.355	F9		F9		6-3			K		K	K	6	0	0	0	0	3	5
Lenny Green, L (1, 8) OBP: 0.289, SLG: 0.237	S BB		6-3			SH1-4 1B		F5		4-3		4	0	1	0	1	0	1
Bob Allison, R (1, 3) OBP: 0.450, SLG: 0.548	K			K		SH1-4 1-2		FC6-4 1B			HR BB	3	1	1	0	1	2	1
Jim Lemon, R (1, 7) OBP: 0.327, SLG: 0.575	K2-3 1-2			P6		K		FC6-4 1-2f			1-H HR	5	1	1	2	0	2	3
Faye Throneberry, L (1, 9) OBP: 0.361, SLG: 0.323		1-3		K		4-3			L8		K	5	0	0	0	0	2	1
Reno Bertoia, R (1, 5) OBP: 0.323, SLG: 0.263		K			FC6-4 1B		SH5-4 1B		1-3		1B BB	4	1	2	0	1	1	0
Earl Battey, R (1, 2) OBP: 0.378, SLG: 0.467		BB			F3		SH5-4 1-2		K		1B 1-3 1B	3	0	1	0	1	1	1
Jose Valdivielso, R (1, 6) Julio Becquer, L (7, PH) OBP: 0.231, SLG: 0.385 Billy Consolo, R (7, 6) OBP: 0.375, SLG: 0.370	F5				FC6-4 E 1B 1-2f		P5			1B	1-2 1B 3-H	2 1 2	0 0 0	0 0 2	0 0 1	0 0 0	0 1 0	2 1 0
Camilo Pascual, R (1, 1) OBP: 0.158, SLG: 0.167		1-3			E8 1-3 1B		6-3			K	F9	5	0	1	0	0	1	4
Inning Stats	R: 0 H: 0 E: 0 LOB: 1 K: 2 BB: 1 S: 7 P: 11	R: 0 H: 0 E: 0 LOB: 1 K: 1 BB: 1 S: 5 P: 9	R: 0 H: 0 E: 0 LOB: 0 K: 0 BB: 0 S: 3 P: 3	R: 0 H: 0 E: 0 LOB: 0 K: 2 BB: 0 S: 7 P: 7	R: 0 H: 2 E: 1 LOB: 2 K: 0 BB: 0 S: 5 P: 5	R: 0 H: 1 E: 0 LOB: 1 K: 1 BB: 0 S: 6 P: 6	R: 0 H: 1 E: 0 LOB: 1 K: 0 BB: 0 S: 4 P: 4	R: 0 H: 1 E: 0 LOB: 1 K: 1 BB: 0 S: 6 P: 6	R: 0 H: 0 E: 0 LOB: 0 K: 1 BB: 0 S: 5 P: 5	R: 0 H: 1 E: 0 LOB: 1 K: 2 BB: 0 S: 8 P: 8	R: 3 H: 3 E: 0 LOB: 2 K: 2 BB: 2 S: 10 P: 18	1B: 8 SF: 0 2B: 0 SAC: 2 3B: 0 DP: 0 HR: 1 HBP: 0						WP: 0 PA: 46 PB: 0 SB: 1 CS: 0

PITCHER		IP	WLS	BF	H	R	ER	SO	BB	IBB	HBP	BLK	WP	HR	S	P	ERA	WHIP
Jim Bunning, R ERA: 2.74	(1, 1)	10.0		38	6	0	0	10	2	0	0	0	0	0	56	64	0.00	0.800
Dave Sisler, R ERA: 5.06	(11, 1)	0.0	L	2	1	2	2	0	1	0	0	0	0	1	1	5	∞	∞
Ray Semproch, R ERA: 1.35	(11, 1)	1.0		6	2	1	1	2	1	0	0	0	0	0	9	13	9.00	3.000

PITCHER	IP	WLS	BF	H	R	ER	SO	BB	IBB	HBP	BLK	WP	HR	S	P	ERA	WHIP

Washington Senators @ Detroit Tigers

Briggs Stadium, Detroit, MI

Wed May 18 1960, 4:33 AM EDT

Att. 4,904 - Unknown

TOP

livebaseballscorecards.com

AB	40
R	3
H	9
RBI	3
BB	4
SO	12
LOB	19

Batter	1	2	3	4	5	6	7	8	9	10	11	AB	R	H	RBI	BB	SO	LOB
Eddie Yost, R (1, 5) OBP: 0.385, SLG: 0.341	0-0 CS 1B		0-0 F9		0-0 5-3			0-0 F9			0-0 FC3-6 1B	5	0	2	0	0	0	0
Neil Chrisley, L (1, 7) OBP: 0.293, SLG: 0.490	0-3 K 1-2		0-0 1B			4-0 F7 BB		0-0 F7			0-0 FC3-6 FC6-4 1B 1-2f	4	0	1	0	1	1	2
Al Kaline, R (1, 8) OBP: 0.358, SLG: 0.413	0-0 L1-3		0-3 K			0-0 F7 1-2			0-0 G5-4-3 1B		0-0 FC6-4 1-2 1B	5	0	2	0	0	1	2
Rocky Colavito, R (1, 9) OBP: 0.284, SLG: 0.318		4-0 BB BB		0-0 F5		0-3 K			0-0 G5-4-3 1-2f		0-0 FC6-4 1-2f 2-3	4	0	0	0	1	1	4
Norm Cash, L (1, 3) OBP: 0.327, SLG: 0.468		0-0 F8		0-0 5-3		0-0 F7			0-0 1-3		0-0 F7	5	0	0	0	0	0	4
Frank Bolling, R (1, 4) OBP: 0.309, SLG: 0.319	0-0 F3			4-0 BB			0-0 5-3			4-0 FC5-4 BB		2	0	0	0	2	0	1
Lou Berberet, L (1, 2) OBP: 0.329, SLG: 0.298 Casey Wise, S (10, PH) OBP: 0.188, SLG: 0.340 (11, 6)	4-0 1-2 BB			0-3 K			0-0 F9			0-3 K		2 1	0 0	0 0	0 0	1 0	1 1	1 1
Chico Fernandez, R (1, 6) OBP: 0.322, SLG: 0.267 Sandy Amoros, L (10, PH) OBP: 0.238, SLG: 0.111 Red Wilson, R (11, 2) OBP: 0.333, SLG: 0.250	0-0 L5				0-3 K		0-0 5-3			0-0 F8		3 1 0	0 0 0	0 0 0	0 0 0	0 0 0	1 0 0	2 1 0
Jim Bunning, R (1, 1) OBP: 0.231, SLG: 0.308 Steve Bilko, R (10, PH) OBP: 0.182, SLG: 0.288 Dave Sisler, R (11, 1) Ray Semproch, R (11, 1)			0-3 K		0-0 F2			0-3 K		0-0 FC5-4 1-2f		3 1 0 0	0 0 0 0	0 0 0 0	0 0 0 0	2 0 0 0	0 1 0 0	0 0 0 0
Inning Stats	R: 0 H: 1 E: 0 LOB: 0 K: 1 BB: 0 S: 5 P: 5	R: 0 H: 0 E: 0 LOB: 2 K: 0 BB: 2 S: 3 P: 11	R: 0 H: 1 E: 0 LOB: 1 K: 2 BB: 0 S: 8 P: 8	R: 0 H: 0 E: 0 LOB: 1 K: 1 BB: 1 S: 5 P: 9	R: 0 H: 0 E: 0 LOB: 1 K: 1 BB: 0 S: 5 P: 5	R: 0 H: 0 E: 0 LOB: 1 K: 1 BB: 1 S: 5 P: 9	R: 0 H: 0 E: 0 LOB: 0 K: 0 BB: 0 S: 3 P: 3	R: 0 H: 0 E: 0 LOB: 0 K: 1 BB: 0 S: 5 P: 5	R: 0 H: 1 E: 0 LOB: 0 K: 0 BB: 0 S: 3 P: 3	R: 0 H: 0 E: 0 LOB: 1 K: 1 BB: 1 S: 5 P: 9	R: 0 H: 2 E: 0 LOB: 2 K: 0 BB: 0 S: 5 P: 5	1B: 5 SF: 0 2B: 0 SAC: 0 3B: 0 DP: 1 HR: 0 HBP: 0						

PITCHER	IP	WLS	BF	H	R	ER	SO	BB	IBB	HBP	BLK	WP	HR	S	P	ERA	WHIP
Camilo Pascual, R (1, 1) ERA: 1.87	11.0	W	41	5	0	0	8	5	0	0	0	0	0	52	72	0.00	0.909

PITCHER	IP	WLS	BF	H	R	ER	SO	BB	IBB	HBP	BLK	WP	HR	S	P	ERA	WHIP

BOTTOM

Washington Senators @ Detroit Tigers

Briggs Stadium, Detroit, MI

Wed May 18 1960, 4:33 AM EDT

Att. 4,904 - Unknown

livebaseballscorecards.com

AB	36
R	0
H	5
RBI	0
BB	5
SO	8
LOB	19

WP: 0 PA: 41
PB: 0
SB: 0
CS: 1

Batter	1	2	3	4	5	6	7	8	9	AB	R	H	RBI	BB	SO	LOB
Pete Whisenant, R (1, 8) OBP: 0.091, SLG: 0.091	6-3	P5			6-3			1-3		4	0	0	0	0	0	3
Billy Consolo, R (8, 6) OBP: 0.375, SLG: 0.370										0	0	0	0	0	0	0
Billy Gardner, R (1, 4) OBP: 0.320, SLG: 0.351	K		F8			G6-4-3 1B		F7		4	0	1	0	0	1	1
Bob Allison, R (1, 3) OBP: 0.435, SLG: 0.526	K		6-3			G6-4-3 1-2f			1-3	4	0	0	0	0	1	1
Jim Lemon, R (1, 7) OBP: 0.314, SLG: 0.549		F7	P4			K			K	4	0	0	0	0	2	0
Harmon Killebrew, R (1, 5) OBP: 0.380, SLG: 0.442		E 1B 1B		5-3			F7		1B	4	1	2	0	0	0	0
Faye Throneberry, L (1, 9) OBP: 0.325, SLG: 0.286		E4 1B 1-3 1B		P3			K		4-3	4	1	0	0	0	1	2
Earl Battey, R (1, 2) OBP: 0.376, SLG: 0.462		1B 1-2 3-H 1B		F3			F7			3	0	1	1	0	0	0
Jose Valdivielso, R (1, 6) OBP: 0.250, SLG: 0.250					4-3			G3 2B		2	0	1	1	0	0	0
Lenny Green, L (8, PH) OBP: 0.304, SLG: 0.282		1-2 2-H 1B								1	0	1	0	0	0	0
Jim Kaat, L (8, 8) OBP: 0.200, SLG: 0.200										0	0	0	0	0	0	0
Dan Dobbek, L (1, 1) OBP: 0.333, SLG: 0.362		F9			K			G3 2-3		1	0	0	0	0	0	2
Don Lee, R (2, PH) OBP: 0.250, SLG: 0.143										1	0	0	0	0	1	0
Julio Becquer, L (2, 1) OBP: 0.250, SLG: 0.143										1	0	0	0	0	0	1
Chuck Stobbs, L (8, PH) OBP: 0.222, SLG: 0.370										0	0	0	0	0	0	0
Chuck Stobbs, L (8, 1)																
Inning Stats	R: 0 E: 0 K: 2 S: 7 H: 0 LOB: 0 BB: 0 P: 7	R: 2 E: 1 K: 0 S: 7 H: 3 LOB: 2 BB: 0 P: 7	R: 0 E: 0 K: 0 S: 3 H: 0 LOB: 0 BB: 0 P: 3	R: 0 E: 0 K: 0 S: 3 H: 0 LOB: 0 BB: 0 P: 3	R: 0 E: 0 K: 1 S: 5 H: 0 LOB: 0 BB: 0 P: 3	R: 0 E: 0 K: 1 S: 5 H: 1 LOB: 0 BB: 0 P: 5	R: 0 E: 0 K: 1 S: 5 H: 0 LOB: 0 BB: 0 P: 5	R: 0 E: 0 K: 0 S: 4 H: 1 LOB: 1 BB: 0 P: 4	R: 0 E: 0 K: 1 S: 6 H: 1 LOB: 1 BB: 0 P: 6	1B: 5 2B: 1 3B: 0 HR: 0	SF: 0 SAC: 0 DP: 1 HBP: 0			WP: 0 PB: 0 SB: 0 CS: 0	PA: 33		

PITCHER	IP	WLS	BF	H	R	ER	SO	BB	IBB	HBP	BLK	WP	HR	S	P	ERA	WHIP
Dick Hall, R (1, 1) ERA: 1.56	9.0	W	33	6	2	1	6	0	0	0	0	0	0	45	45	1.00	0.667

PITCHER	IP	WLS	BF	H	R	ER	SO	BB	IBB	HBP	BLK	WP	HR	S	P	ERA	WHIP

TOP

Washington Senators @ Kansas City Athletics

Municipal Stadium, Kansas City, MO

Sat May 21 1960, 4:33 AM EDT

Att. 7,805 - Unknown

livebaseballscorecards.com

AB	33
R	2
H	6
RBI	2
BB	0
SO	6
LOB	10

Batter	1	2	3	4	5	6	7	8	9	AB	R	H	RBI	BB	SO	LOB
Ken Hamlin, R (1, 6) OBP: 0.272, SLG: 0.220	BBBB 4-0 FC6 E BB	BBBB 4-0 1-6 WP BB		x 0-0 ② F8		SSS 0-3 ② K		x 0-0 ② F8		3	1	0	0	2	1	1
Jerry Lumpe, L (1, 4) OBP: 0.362, SLG: 0.333	x 0-0 FC6 FC3-6 1-H	BBBB 4-0 FC6 1-2 BB		x 0-0 2-H 2B		x 0-0 2B		SSS 0-3 ③ K		4	1	2	1	1	1	0
Hank Bauer, R (1, 9) OBP: 0.276, SLG: 0.269	BBBB 4-0 FC3-6 BB	x 0-0 ①② 1-6 2-3f		x 0-0 ③ F8		SSS 0-3 ③ K				3	0	0	0	1	1	4
Norm Siebern, L (1, 3) OBP: 0.403, SLG: 0.515	x 0-0 ① FC3-6 2B 1-2f 3-H	x 0-0 ③ FC6 1-2f			SSS 0-3 ① K		BBBB 4-0 G3 SH1-3 BB			3	1	0	1	1	1	2
Harry Chiti, R (1, 2) OBP: 0.343, SLG: 0.385	x 0-0 BB 1-H 2B		x 0-0 ① 6-3		x 0-0 ② 5-3		x 0-0 ① SH1-3 1-2			3	0	1	1	0	0	0
Andy Carey, R (1, 5) OBP: 0.333, SLG: 0.375	BBBB 4-0 BB BB		x 0-0 ② 1-3		x 0-0 2B		x 0-0 ② G3 2-3			3	0	1	0	1	0	1
Bill Tuttle, R (1, 8) OBP: 0.298, SLG: 0.274	BBBB 4-0 1-2 2-3 BB		x 0-0 ③ 4-3		x 0-0 ③ P4		BBBB 4-0 FC6 BB			2	0	0	0	2	0	1
Russ Snyder, L (1, 7) OBP: 0.350, SLG: 0.528	x 0-0 ② F7			x 0-0 SH3 2B 1B		x 0-0 4-3 3B	x 0-0 ③ FC6 1-2f			4	2	2	0	0	0	5
Dick Hall, R (1, 1) OBP: 0.125, SLG: 0.067	SSS 0-3 ③ K			x 0-0 ① SH3 1-2		x 0-0 ① 4-3 3-H		x 0-0 ① 5-3		3	0	0	1	0	1	3
Inning Stats	R: 3 E: 1 K: 1 S: 7 H: 1 LOB: 3 BB: 4 P: 23	R: 0 E: 0 K: 0 S: 2 H: 0 LOB: 1 BB: 2 P: 10	R: 0 E: 0 K: 0 S: 3 H: 0 LOB: 0 BB: 0 P: 3	R: 1 E: 0 K: 0 S: 5 H: 2 LOB: 1 BB: 0 P: 5	R: 0 E: 0 K: 1 S: 6 H: 1 LOB: 1 BB: 0 P: 6	R: 1 E: 0 K: 2 S: 9 H: 2 LOB: 1 BB: 0 P: 9	R: 0 E: 0 K: 0 S: 3 H: 0 LOB: 2 BB: 2 P: 11	R: 0 E: 0 K: 1 S: 5 H: 0 LOB: 0 BB: 0 P: 5		1B: 1 2B: 5 3B: 1 HR: 0 SF: 0 SAC: 2 DP: 1 HBP: 0						

PITCHER		IP	WLS	BF	H	R	ER	SO	BB	IBB	HBP	BLK	WP	HR	S	P	ERA	WHIP
Jim Kaat, L ERA: 5.28	(1, 1)	1.0	L	9	1	3	2	1	4	0	0	0	0	0	7	23	18.00	5.000
Don Lee, R ERA: 6.48	(2, 1)	6.0		26	5	2	2	3	4	0	0	0	1	0	28	44	3.00	1.500
Chuck Stobbs, L ERA:	(8, 1)	1.0		3	0	0	0	1	0	0	0	0	0	0	5	5	0.00	0.000

PITCHER	IP	WLS	BF	H	R	ER	SO	BB	IBB	HBP	BLK	WP	HR	S	P	ERA	WHIP

BOTTOM

Washington Senators @ Kansas City Athletics
Municipal Stadium, Kansas City, MO
Sat May 21 1960, 4:33 AM EDT
Att. 7,805 - Unknown

livebaseballscorecards.com

AB	28
R	5
H	6
RBI	4
BB	8
SO	5
LOB	17

WP: 1 PB: 0 SB: 0 CS: 0 PA: 38

Batter	1	2	3	4	5	6	7	8	9	AB	R	H	RBI	BB	SO	LOB
Billy Gardner, R (1, 4) OBP: 0.341, SLG: 0.368	0-0 1B	0-0 2-3 1B		BBBB 4-0 G6-4-3 1-2 1B BB	0-0 1-2 1B		0-0 2-H FC4-6 1B			3	2	3	0	1	0	0
Billy Consolo, R (6, 4) OBP: 0.382, SLG: 0.378										1	0	1	1	0	0	0
Lenny Green, L (1, 8) OBP: 0.314, SLG: 0.295	0-0 1-2 1B	0-0 ③ L4		0-0 1-2 2-3 G6-4-3 1B	0-0 ③ F8		0-0 1-2f FC4-6 ③			5	0	2	0	0	0	5
Bob Allison, R (1, 9) OBP: 0.433, SLG: 0.515	0-0 1-2 2-H FC4-6 1B	0-0 ① 5-3	0-0 ① ② 1-2f 2-3 3-H G6-4-3	BBBB 4-0 S BB	0-0 ① F9	0-0 ② F8		0-0 ① F5	0-0 ② 5-3	4	0	1	1	1	0	2
Jim Lemon, R (1, 7) OBP: 0.308, SLG: 0.531	0-0 ① F8	0-0 ② F7	0-0 3-H 1B							5	0	1	1	0	0	3
Harmon Killebrew, R (1, 5) OBP: 0.364, SLG: 0.417	S S S 0-3 ② K	0-0 1B E 1B	0-0 ③ 6-3							5	1	1	0	0	1	4
Julio Becquer, L (1, 3) OBP: 0.250, SLG: 0.375	0-0 ③ FC4-6 1-2f	0-0 1-2 E 1B			0-0 1B FC 1B	0-0 ③ F6 1-2			S S S 0-3 ① K	5	2	2	0	0	1	3
Earl Battey, R (1, 2) OBP: 0.367, SLG: 0.446		0-0 1B SH1-4 1B	0-0 1-H 2-H E8		0-0 ① F8		0-0 ① F4		0-0 ② 6-3	5	0	1	0	0	0	1
Jose Valdivielso, R (1, 6) OBP: 0.250, SLG: 0.250		0-0 ① 1-2 SH1-4	0-0 ③ F7		0-0 1-3 FC 1B		0-0 ② 4-3		0-0 ③ F9	4	0	1	0	0	0	1
Camilo Pascual, R (1, 1) OBP: 0.227, SLG: 0.250		0-0 ② 2-3		BBBB 4-0 1B BB G6-4-3 BB	0-0 ② FC 1-3 3-H 1B		0-0 1B 2B			3	2	1	1	1	0	2
Tex Clevenger, R (8, 1) OBP: 0.200, SLG: 0.200										0	0	0	0	0	0	0
Inning Stats	R: 1 E: 0 K: 1 S: 8 H: 3 LOB: 2 BB: 0 P: 8	R: 0 E: 0 K: 0 S: 5 H: 2 LOB: 2 BB: 0 P: 5	R: 2 E: 1 K: 0 S: 6 H: 2 LOB: 1 BB: 0 P: 6	R: 2 E: 0 K: 0 S: 4 H: 2 LOB: 1 BB: 2 P: 12	R: 1 E: 0 K: 0 S: 6 H: 3 LOB: 2 BB: 0 P: 6	R: 0 E: 0 K: 0 S: 3 H: 0 LOB: 1 BB: 1 P: 7	R: 1 E: 0 K: 0 S: 5 H: 2 LOB: 1 BB: 0 P: 5	R: 0 E: 0 K: 0 S: 3 H: 0 LOB: 0 BB: 0 P: 3	R: 0 E: 0 K: 1 S: 5 H: 0 LOB: 0 BB: 0 P: 5	1B: 13 2B: 1 3B: 0 HR: 0 SF: 0 SAC: 2 DP: 1 HBP: 0						

PITCHER	IP	WLS	BF	H	R	ER	SO	BB	IBB	HBP	BLK	WP	HR	S	P	ERA	WHIP
Bob Shaw, R (1, 1) ERA: 3.48	3.0	L	17	7	3	1	1	0	0	0	0	0	0	19	19	3.00	2.333
Frank Baumann, L (4, 1) ERA: 3.2	1.1		9	4	3	3	0	2	0	0	0	0	0	7	15	20.25	4.500
Ray Moore, R (5, 1) ERA: 4.05	0.0		0	0	0	0	0	0	0	0	0	0	0	0	0	∞	∞
Dick Donovan, R (7, 1) ERA: 7.04	1.0		5	2	1	1	0	0	0	0	0	0	0	5	5	9.00	2.000
Turk Lown, R (8, 1) ERA: 2.19	2.0		6	0	0	0	1	0	0	0	0	0	0	8	8	0.00	0.000

PITCHER	IP	WLS	BF	H	R	ER	SO	BB	IBB	HBP	BLK	WP	HR	S	P	ERA	WHIP

TOP

Washington Senators @ Chicago White Sox

Comiskey Park, Chicago, IL

Sun May 22 1960, 4:33 AM EDT

Unknown

livebaseballscorecards.com

AB	40
R	7
H	14
RBI	4
BB	3
SO	2
LOB	21

WP: 0	PA: 44		
PB: 0			
SB: 1			
CS: 0			

Batter	1	2	3	4	5	6	7	8	9	AB	R	H	RBI	BB	SO	LOB
Luis Aparicio, R (1, 6) OBP: 0.271, SLG: 0.261	5-3		6-3			K		1-3	4-3	5	0	0	0	0	1	1
Nellie Fox, L (1, 4) OBP: 0.343, SLG: 0.362	F5			1B		F7		HR BB		3	1	1	0	1	0	1
Minnie Minoso, R (1, 7) OBP: 0.383, SLG: 0.543	5-3			K		1-2 2B 1B		1-H HR		4	2	2	2	0	1	1
Ted Kluszewski, L (1, 3) OBP: 0.433, SLG: 0.557		1-3		1-3 G6-4-3 1B		1-H 2-H 2B		HR		4	1	3	3	0	0	0
Sherm Lollar, R (1, 2) OBP: 0.382, SLG: 0.434		BB		G6-4-3 1-2f		F5		6-3		3	0	0	0	1	0	3
Al Smith, R (1, 9) OBP: 0.355, SLG: 0.459		K			F8		F4	FC4-6 BB		3	0	0	0	1	1	1
Billy Goodman, L (1, 5) OBP: 0.367, SLG: 0.357		3-1			K		BB	FC4-6 1-2f		3	0	0	0	1	1	2
Jim Landis, R (1, 8) OBP: 0.413, SLG: 0.313			K		F8		K		K	4	0	0	0	0	3	1
Bob Shaw, R (1, 1) OBP: 0.125, SLG: 0.071 Joe Hicks, L (3, PH) OBP: 0.429, SLG: 0.429 Frank Baumann, L (4, 1) Ray Moore, R (5, 1) Earl Torgeson, L (6, PH) OBP: 0.357, SLG: 0.500 Dick Donovan, L (7, 1) OBP: 0.105, SLG: 0.105 Gene Freese, R (7, PH) OBP: 0.182, SLG: 0.188 Turk Lown, R (8, 1) Roy Sievers, R (9, PH) OBP: 0.317, SLG: 0.407			3-1			1B 2B BB		K	K	0 1 0 0 0 0 1 0 1 0	0 0 0 0 0 1 0 0 0 0	0 0 0 0 0 0 0 0 0 0	0 0 0 0 1 0 0 0 1 0	0 0 0 0 0 0 0 0 1 0	0 0 0 0 0 0 0 0 1 0	0 0 0 0 0 0 0 0 1 0	0 0 0 0 0 0 0 0 1 0
Inning Stats	R: 0 E: 0 K: 0 S: 3 H: 0 LOB: 0 BB: 0 P: 3	R: 0 E: 0 K: 1 S: 5 H: 0 LOB: 1 BB: 1 P: 9	R: 0 E: 0 K: 1 S: 5 H: 0 LOB: 0 BB: 0 P: 5	R: 0 E: 0 K: 1 S: 6 H: 2 LOB: 1 BB: 0 P: 6	R: 0 E: 0 K: 1 S: 5 H: 0 LOB: 0 BB: 0 P: 5	R: 2 E: 0 K: 1 S: 7 H: 2 LOB: 1 BB: 1 P: 11	R: 0 E: 0 K: 2 S: 7 H: 0 LOB: 1 BB: 1 P: 11	R: 3 E: 0 K: 0 S: 5 H: 2 LOB: 1 BB: 2 P: 13	R: 0 E: 0 K: 2 S: 7 H: 0 LOB: 0 BB: 0 P: 7	1B: 3 2B: 1 3B: 0 HR: 2 SF: 0 SAC: 0 DP: 1 HBP: 0						

PITCHER	IP	WLS	BF	H	R	ER	SO	BB	IBB	HBP	BLK	WP	HR	S	P	ERA	WHIP
Camilo Pascual, R (1, 1) ERA: 2.39	7.1	W	31	6	5	5	7	4	0	0	0	0	2	41	57	6.14	1.364
Tex Clevenger, R (8, 1) ERA: 3.74	1.2	S	6	0	0	0	2	1	0	0	0	0	0	9	13	0.00	0.600

PITCHER	IP	WLS	BF	H	R	ER	SO	BB	IBB	HBP	BLK	WP	HR	S	P	ERA	WHIP

BOTTOM

Washington Senators @ Chicago White Sox

Comiskey Park, Chicago, IL

Sun May 22 1960, 4:33 AM EDT

Unknown

livebaseballscorecards.com

AB	32
R	5
H	6
RBI	5
BB	5
SO	9
LOB	11

WP: 0	PB: 0	SB: 0	CS: 0
PA: 37			

Batter	1	2	3	4	5	6	7	8	9	AB	R	H	RBI	BB	SO	LOB
Pete Whisenant, R (1, 8) (8, 7) OBP: 0.067, SLG: 0.067	F4		6-3		K		F4			4	0	0	0	0	1	0
Billy Gardner, R (1, 4) OBP: 0.346, SLG: 0.372	F4		2-3 1B			1B 1B	6-3			4	1	2	0	0	0	0
Bob Allison, R (1, 9) OBP: 0.435, SLG: 0.510	1B BB		2-3 1-2			E 1B 1-2 1B		K		3	1	1	0	1	1	1
Jim Lemon, R (1, 7) OBP: 0.315, SLG: 0.530	1-2 1B		K			E 1-2 2-H 1B		6-3		4	1	2	1	0	1	1
Lenny Green, L (8, 8) OBP: 0.314, SLG: 0.295										0	0	0	0	0	0	0
Harmon Killebrew, R (1, 5) OBP: 0.339, SLG: 0.385	K			K		F8		5-3		4	0	0	0	0	2	4
Earl Battey, R (1, 2) OBP: 0.363, SLG: 0.437		1-6-3 1B		4-3		E1 1B 1-2 2-3			F7	4	0	1	0	0	0	2
Julio Becquer, L (1, 3) OBP: 0.250, SLG: 0.361		1-6-3 1-2		1-3		G4-6-3 1B 1-2 2-H 3-H			F7	4	0	1	2	0	0	1
Billy Consolo, R (1, 6) OBP: 0.366, SLG: 0.359		F7			K	G4-6-3 1-2f			6-3	4	0	0	0	0	1	3
Pedro Ramos, S (1, 1) OBP: 0.111, SLG: 0.111		K			F5		F5			3	0	0	0	0	1	1
Inning Stats	R: 0 E: 0 K: 1 S: 6 H: 1 LOB: 2 BB: 1 P: 10	R: 0 E: 0 K: 1 S: 6 H: 1 LOB: 1 BB: 0 P: 6	R: 0 E: 0 K: 1 S: 6 H: 1 LOB: 1 BB: 0 P: 6	R: 0 E: 0 K: 1 S: 5 H: 0 LOB: 0 BB: 0 P: 5	R: 0 E: 0 K: 2 S: 7 H: 0 LOB: 0 BB: 0 P: 7	R: 3 E: 1 K: 0 S: 7 H: 4 LOB: 1 BB: 0 P: 7	R: 0 E: 0 K: 0 S: 3 H: 0 LOB: 0 BB: 0 P: 3	R: 0 E: 0 K: 1 S: 5 H: 0 LOB: 0 BB: 0 P: 5	R: 0 E: 0 K: 0 S: 3 H: 0 LOB: 0 BB: 0 P: 3	1B: 7 2B: 0 3B: 0 HR: 0 SF: 0 SAC: 0 DP: 1 HBP: 0							WP: 0 PB: 0 SB: 0 CS: 0 PA: 35

PITCHER		IP	WLS	BF	H	R	ER	SO	BB	IBB	HBP	BLK	WP	HR	S	P	ERA	WHIP
Billy Pierce, L ERA: 3.4	(1, 1)	7.0	L	29	7	3	3	6	1	0	0	0	0	0	40	44	3.86	1.143
Gerry Staley, R ERA: 0.63	(8, 1)	2.0		6	0	0	0	1	0	0	0	0	0	0	8	8	0.00	0.000

PITCHER	IP	WLS	BF	H	R	ER	SO	BB	IBB	HBP	BLK	WP	HR	S	P	ERA	WHIP

TOP

Washington Senators @ Chicago White Sox

Comiskey Park, Chicago, IL

Sun May 22 1960, 4:38 AM EDT

Att. 24,459 - Unknown

livebaseballscorecards.com

AB	34
R	3
H	7
RBI	3
BB	1
SO	7
LOB	13

Batter	1	2	3	4	5	6	7	8	9	AB	R	H	RBI	BB	SO	LOB
Luis Aparicio, R (1, 6) OBP: 0.269, SLG: 0.252	4-3		FC3-6 1-2f		5-3			BBBB 4-0 F8 S 1B BB	P4	4	2	0	0	1	0	2
Nellie Fox, L (1, 4) OBP: 0.355, SLG: 0.375	BB 1B		0-0 FC1-6 1-H 1B			G4-6-3 1B		1-3 1-2		4	0	3	1	0	0	1
Minnie Minoso, R (1, 7) OBP: 0.371, SLG: 0.525	F8		FC1-6 1-2f 2B			G4-6-3 1-2f		F8 2-3		4	0	0	0	0	0	4
Ted Kluszewski, L (1, 3) OBP: 0.465, SLG: 0.594 Earl Torgeson, L (8, PR) OBP: 0.818, SLG: 0.500 (9, 3)	BBBB 4-0 1-2 BB		0-0 1-H 2B			FC6-4 1B		0-0 1B 3-H 1B		3 0	0 0	3 0	1 0	1 0	0 0	0 0
Al Smith, R (1, 9) OBP: 0.352, SLG: 0.452	SSS 0-3 K			0-0 F8		FC6-4 1-2f		0-0 1-2 1B		4	0	1	0	0	1	3
Jim Landis, R (1, 8) OBP: 0.402, SLG: 0.302 Joe Hicks, L (8, PH) OBP: 0.353, SLG: 0.400 (9, 8)		0-0 F3		0-0 F7			0-0 F5	0-0 F8		3 1	0 0	0 0	0 0	0 0	0 0	0 2
Sammy Esposito, R (1, 5) OBP: 0.293, SLG: 0.235 Billy Goodman, L (7, PH) OBP: 0.353, SLG: 0.341 (8, 5)		0-0 F7		SSS 0-3 K			0-0 F7		0-0 6-3	2 2	0 0	0 0	0 0	0 0	1 0	0 0
Dick Brown, R (1, 2) OBP: 0.176, SLG: 0.313 Sherm Lollar, R (9, PH) OBP: 0.379, SLG: 0.429	SSS 0-3 K				0-0 F2		BBBB 4-0 BB		0-0 6-3	2 1	0 0	0 0	0 0	1 0	1 0	0 0
Billy Pierce, L (1, 1) OBP: 0.250, SLG: 0.200 Roy Sievers, R (7, PH) OBP: 0.313, SLG: 0.400 Gerry Staley, R (8, 1) Gene Freese, R (9, PH) OBP: 0.206, SLG: 0.242 Jim Rivera, L (9, PR)			0-0 FC3-6 1B		SSS 0-3 K		0-0 P2		0-0 2B	2 1 0 1 0	0 0 0 0 0	1 0 0 1 0	0 0 0 0 0	0 0 0 0 0	1 0 0 0 0	0 1 0 0 0
Inning Stats	R: 0 E: 0 K: 1 S: 6 H: 1 LOB: 2 BB: 1 P: 10	R: 0 E: 0 K: 1 S: 5 H: 0 LOB: 0 BB: 0 P: 5	R: 1 E: 0 K: 0 S: 5 H: 3 LOB: 2 BB: 0 P: 5	R: 0 E: 0 K: 1 S: 5 H: 0 LOB: 0 BB: 0 P: 5	R: 0 E: 0 K: 1 S: 5 H: 0 LOB: 0 BB: 0 P: 5	R: 0 E: 0 K: 0 S: 4 H: 2 LOB: 1 BB: 0 P: 4	R: 0 E: 0 K: 0 S: 3 H: 0 LOB: 1 BB: 1 P: 7	R: 1 E: 0 K: 0 S: 5 H: 2 LOB: 2 BB: 1 P: 9	R: 0 E: 0 K: 0 S: 4 H: 1 LOB: 1 BB: 0 P: 4	1B: 7 2B: 2 3B: 0 HR: 0	SF: 0 SAC: 0 DP: 1 HBP: 0						

PITCHER	IP	WLS	BF	H	R	ER	SO	BB	IBB	HBP	BLK	WP	HR	S	P	ERA	WHIP
Pedro Ramos, R (1, 1) ERA: 2.95	9.0	W	37	9	2	2	4	3	0	0	0	0	0	42	54	2.00	1.333

PITCHER	IP	WLS	BF	H	R	ER	SO	BB	IBB	HBP	BLK	WP	HR	S	P	ERA	WHIP

BOTTOM

Washington Senators @ Chicago White Sox

Comiskey Park, Chicago, IL

Sun May 22 1960, 4:38 AM EDT

Att. 24,459 - Unknown

livebaseballscorecards.com

AB	34
R	2
H	9
RBI	2
BB	3
SO	4
LOB	13

WP: 0	PB: 0	SB: 2	CS: 0
PA: 37			

Washington Senators @ Cleveland Indians

Cleveland Municipal Stadium, Cleveland, OH

Tue May 24 1960, 7:05 PM EDT

Att. 6,144 - Unknown

TOP

livebaseballscorecards.com

Batter	1	2	3	4	5	6	7	8	9	AB	R	H	RBI	BB	SO	LOB
Billy Gardner, R (1, 4) OBP: 0.343, SLG: 0.363	BBBB 4-0 CS BB		x 0-0 P3 ②			x 0-0 F8 ①		x 0-0 5-3 ③		3	0	0	0	1	0	0
Lenny Green, L (1, 8) OBP: 0.327, SLG: 0.298	x 0-0 F9 ①② 1-2		x 0-0 G3 ③			x 0-0 S 1B			BBBB 4-0 FC6-4 BB	3	0	1	0	1	0	1
Bob Allison, R (1, 9) OBP: 0.438, SLG: 0.500	BBBB 4-0 HBP BB			x 0-0 F9 ①		BBBB 4-0 G6-4-3 1-2 BB			x 0-0 FC6-4 HR 1-2f	2	1	0	0	2	0	1
Jim Lemon, R (1, 7) OBP: 0.322, SLG: 0.553	H 1-0 FC6-4 1-2 HBP			SSS 0-3 K ②		x 0-0 G6-4-3 ②③ 1-2f			x 0-0 1-H HR	3	1	1	2	0	1	2
Harmon Killebrew, R (1, 5) OBP: 0.333, SLG: 0.393	x 0-0 FC6-4 ③ 1-2f			SSS 0-3 K ③			x 0-0 F7 ①		x 0-0 G1 2B	4	0	1	0	0	1	2
Julio Becquer, L (1, 3) OBP: 0.225, SLG: 0.325		x 0-0 P5 ①			x 0-0 F9 ①		x 0-0 F8 ②		x 0-0 G1 ② 2-3	4	0	0	0	0	0	1
Earl Battey, R (1, 2) OBP: 0.358, SLG: 0.422		x 0-0 5-3 ②			BBBB 4-0 4-3 WP BB		x 0-0 3-1 ③		x 0-0 F9 ③	3	0	0	0	1	0	1
Billy Consolo, R (1, 6) OBP: 0.358, SLG: 0.350 Faye Throneberry, L (8, PH) OBP: 0.341, SLG: 0.306 Hal Woodeshick, R (8, 1)		x 0-0 F8 ③			x 0-0 4-3 ② 1-3			x 0-0 G3-6-1 1B		2 1 0	0 0 0	0 1 0	0 0 0	0 0 0	0 0 0	1 0 0
Chuck Stobbs, L (1, 1) Tex Clevenger, R (7, 1) OBP: 0.200, SLG: 0.200 Elmer Valo, L (8, PH) Jose Valdivielso, R (8, 6) OBP: 0.250, SLG: 0.250			SSS 0-3 K ①		x 0-0 6-3 ③			x 0-0 G3-6-1 ①② 1-2f		2 0 1 0	0 0 0 0	0 0 0 0	0 0 0 0	0 0 0 0	1 0 0 0	1 0 1 0

Inning Stats	1	2	3	4	5	6	7	8	9
R	0	0	0	0	0	0	0	0	2
E	0	0	0	0	0	0	0	0	0
K	0	0	1	2	0	0	0	0	0
S	2	3	5	7	3	3	3	3	5
H	0	0	0	0	0	1	0	1	2
LOB	2	0	0	0	1	1	0	1	1
BB	2	0	0	0	1	1	0	0	1
P	11	3	5	7	7	7	3	3	9

1B	2
2B	1
3B	0
HR	1
SF	0
SAC	0
DP	2
HBP	1

WP	1
PB	0
SB	1
CS	1
PA	34

AB	28
R	2
H	4
RBI	2
BB	5
SO	3
LOB	11

PITCHER	IP	WLS	BF	H	R	ER	SO	BB	IBB	HBP	BLK	WP	HR	S	P	ERA	WHIP
Mudcat Grant, R (1, 1) ERA: 1.42	9.0	W	34	4	2	2	3	5	0	1	0	1	1	34	55	2.00	1.000

PITCHER	IP	WLS	BF	H	R	ER	SO	BB	IBB	HBP	BLK	WP	HR	S	P	ERA	WHIP

Batter	1	2	3	4	5	6	7	8	9	AB	R	H	RBI	BB	SO	LOB
Jim Piersall, R (1, 8) OBP: 0.376, SLG: 0.506	F9		CS 1B			F9	F9	FC6-4 1-2f		5	0	1	0	0	0	4
Ken Aspromonte, R (1, 4) OBP: 0.421, SLG: 0.313	F6		CS 1-2	5-3		F8		BB 1B 1-3		3	1	0	0	1	0	0
Harvey Kuenn, R (1, 9) OBP: 0.409, SLG: 0.370 Carroll Hardy, R (8, PR) OBP: 0.167, SLG: 0.091 (9, 9)	BB			BB E		6-3		1-3 1B 1-2 1B		1 0	1 1	0 0	0 0	3 0	0 0	0 0
Tito Francona, L (1, 7) OBP: 0.391, SLG: 0.417	K			FC5-4 1-2			F9	1-3 1-2 2-3 1B		3	1	1	0	1	1	1
Vic Power, R (1, 3) OBP: 0.363, SLG: 0.452		F7		FC5-4 1-2f 2-H			HR 1B	K		4	1	1	0	0	1	4
John Romano, R (1, 2) OBP: 0.340, SLG: 0.385		F3		F5			1-H HR	1-3 1-2 2-3 3-H		4	1	1	3	0	0	3
Woodie Held, R (1, 6) OBP: 0.371, SLG: 0.554		4-3	K				6-3	1B IBB		3	1	0	0	1	1	0
Bubba Phillips, R (1, 5) OBP: 0.259, SLG: 0.311			F5	F9			1B 1B	1B 1-2 2-H 3-H		4	0	2	2	0	0	0
Mudcat Grant, R (1, 1) OBP: 0.222, SLG: 0.222			L1	F8			1-2 1B	FC6-4 1-2 2-H 1B		4	0	2	1	0	0	0
Inning Stats	R: 0 H: 0 E: 0 LOB: 1 K: 1 BB: 1 S: 5 P: 9	R: 0 H: 0 E: 0 LOB: 0 K: 0 BB: 0 S: 3 P: 3	R: 0 H: 1 E: 0 LOB: 0 K: 0 BB: 0 S: 3 P: 3	R: 1 H: 0 E: 1 LOB: 1 K: 0 BB: 2 S: 3 P: 11	R: 0 H: 0 E: 0 LOB: 0 K: 1 BB: 0 S: 5 P: 5	R: 0 H: 0 E: 0 LOB: 0 K: 0 BB: 0 S: 3 P: 3	R: 2 H: 4 E: 0 LOB: 2 K: 0 BB: 0 S: 7 P: 7	R: 4 H: 3 E: 0 LOB: 2 K: 1 BB: 3 S: 8 P: 20		1B: 7 SF: 0 2B: 0 SAC: 0 3B: 0 DP: 0 HR: 1 HBP: 0						

PITCHER		IP	WLS	BF	H	R	ER	SO	BB	IBB	HBP	BLK	WP	HR	S	P	ERA	WHIP
Chuck Stobbs, L ERA: 1.54	(1, 1)	6.2	L	27	5	3	2	2	3	0	0	0	0	1	28	40	2.70	1.200
Tex Clevenger, R ERA: 3.68	(7, 1)	0.1		1	0	0	0	0	0	0	0	0	0	0	1	1	0.00	0.000
Hal Woodeshick, L ERA: 8.1	(8, 1)	1.0		9	3	4	4	1	2	1	0	0	0	0	8	20	36.00	5.000

PITCHER	IP	WLS	BF	H	R	ER	SO	BB	IBB	HBP	BLK	WP	HR	S	P	ERA	WHIP

BOTTOM

Washington Senators @ Cleveland Indians

Cleveland Municipal Stadium, Cleveland, OH

Tue May 24 1960, 7:05 PM EDT

Att. 6,144 - Unknown

livebaseballscorecards.com

AB	31
R	7
H	8
RBI	6
BB	6
SO	3
LOB	12

Batter	1	2	3	4	5	6	7	8	9	10	11	AB	R	H	RBI	BB	SO	LOB
Billy Gardner, R (1, 4) OBP: 0.353, SLG: 0.372	P4		1-2 1B			1B		6-3		1-2 2-H 1B		5	0	3	0	0	0	2
Lenny Green, L (1, 8) OBP: 0.300, SLG: 0.269	F8		F8			F2		F9		4-3		5	0	0	0	0	0	7
Bob Allison, R (1, 9) OBP: 0.429, SLG: 0.486	CS 1B			F7		P6			6-3		F3	5	0	1	0	0	0	1
Jim Lemon, R (1, 7) OBP: 0.317, SLG: 0.537	CS 1-2	F7		F3			1B		P6		K	5	0	1	0	0	1	0
Harmon Killebrew, R (1, 5) OBP: 0.324, SLG: 0.377		1-3		F8			K		1B		K	5	0	1	0	0	2	1
Julio Becquer, L (1, 3) OBP: 0.205, SLG: 0.295		4-3			F9		K		K			4	0	0	0	0	2	2
Earl Battey, R (1, 2) OBP: 0.345, SLG: 0.404			K		P4		K			P4		4	0	0	0	0	2	1
Billy Consolo, R (1, 6) OBP: 0.351, SLG: 0.341 Faye Throneberry, L (8, PH) OBP: 0.357, SLG: 0.306 Jose Valdivielso, R (8, PR) OBP: 0.333, SLG: 0.333 (8, 6)			4-3		6-3			SH1-3 BB		1B 1B 1B		2 0 1	0 0 0	0 0 1	0 0 0	0 1 0	0 0 0	0 0 0
Bill Fischer, R (1, 1) OBP: 0.333, SLG: 0.200			1B BB			K	SH1-3 1-2			1B 1-2 1B		2	0	1	0	1	1	0
Inning Stats	R: 0 E: 0 K: 0 S: 3 H: 1 LOB: 0 BB: 0 P: 3	R: 0 E: 0 K: 0 S: 3 H: 0 LOB: 0 BB: 0 P: 3	R: 0 E: 0 K: 1 S: 6 H: 1 LOB: 2 BB: 1 P: 10	R: 0 E: 0 K: 0 S: 3 H: 0 LOB: 0 BB: 0 P: 3	R: 0 E: 0 K: 0 S: 3 H: 0 LOB: 0 BB: 0 P: 3	R: 0 E: 0 K: 1 S: 6 H: 1 LOB: 1 BB: 0 P: 6	R: 0 E: 0 K: 3 S: 10 H: 1 LOB: 1 BB: 0 P: 10	R: 0 E: 0 K: 0 S: 3 H: 0 LOB: 2 BB: 1 P: 7	R: 0 E: 0 K: 1 S: 6 H: 1 LOB: 1 BB: 0 P: 6	R: 0 E: 0 K: 0 S: 5 H: 3 LOB: 2 BB: 0 P: 5	R: 0 E: 0 K: 2 S: 7 H: 0 LOB: 0 BB: 0 P: 7	1B: 8 2B: 0 3B: 0 HR: 0	SF: 0 SAC: 1 DP: 0 HBP: 0					

PITCHER	IP	WLS	BF	H	R	ER	SO	BB	IBB	HBP	BLK	WP	HR	S	P	ERA	WHIP
Jim Perry, R (1, 1) ERA: 2.89	11.0	W	41	8	0	0	8	2	0	0	0	0	0	55	63	0.00	0.909

PITCHER	IP	WLS	BF	H	R	ER	SO	BB	IBB	HBP	BLK	WP	HR	S	P	ERA	WHIP

TOP

Washington Senators @ Cleveland Indians

Cleveland Municipal Stadium, Cleveland, OH

Wed May 25 1960, 7:05 PM EDT

Att. 6,427 - Unknown

livebaseballscorecards.com

AB	38
R	0
H	8
RBI	0
BB	2
SO	8
LOB	14

WP: 0	PA: 42		
PB: 0			
SB: 0			
CS: 1			

Batter	1	2	3	4	5	6	7	8	9	10	11	AB	R	H	RBI	BB	SO	LOB
Jim Piersall, R (1, 8) OBP: 0.367, SLG: 0.488	E6 G5-3-6			L4		6-3		F9			4-3 1B 1B 1B	5	1	1	0	0	0	1
Ken Aspromonte, R (1, 4) OBP: 0.375, SLG: 0.286	G5-3-6 1-3f			F9		P4			F7		1B 4-3 1-2 1B	5	0	1	0	0	0	1
Harvey Kuenn, R (1, 9) OBP: 0.391, SLG: 0.351	4-3			F9			4-3		5-3		4-3 1-2 2-3	5	0	0	0	0	0	2
Tito Francona, L (1, 7) OBP: 0.383, SLG: 0.406		4-3			L3		4-3		4-3		2-3 3-H 1B	5	0	1	1	0	0	0
Vic Power, R (1, 3) OBP: 0.375, SLG: 0.462		6-3			FC5 1B 1B		FC6-4 1B			1B		4	0	3	0	0	0	0
John Romano, R (1, 2) OBP: 0.333, SLG: 0.372		6-3			1-2 1B		FC6-4 1-2f			F2		4	0	1	0	0	0	2
Woodie Held, R (1, 6) OBP: 0.358, SLG: 0.533			4-3		F7			1-3		K		4	0	0	0	0	1	3
Bubba Phillips, R (1, 5) OBP: 0.259, SLG: 0.299			F8		FC5 2-3f			SH1-3 BB		5-3		3	0	0	0	1	0	3
Jim Perry, S (1, 1) OBP: 0.294, SLG: 0.294			K			K		SH1-3 1-2			6-3	3	0	0	0	0	2	0
Inning Stats	R: 0 H: 0 E: 1 LOB: 0 K: 0 BB: 0 S: 3 P: 3	R: 0 H: 0 E: 0 LOB: 0 K: 0 BB: 0 S: 3 P: 3	R: 0 H: 0 E: 0 LOB: 0 K: 1 BB: 0 S: 5 P: 5	R: 0 H: 0 E: 0 LOB: 0 K: 0 BB: 0 S: 3 P: 3	R: 0 H: 2 E: 0 LOB: 2 K: 0 BB: 0 S: 5 P: 5	R: 0 H: 0 E: 0 LOB: 0 K: 1 BB: 0 S: 5 P: 5	R: 0 H: 1 E: 0 LOB: 1 K: 0 BB: 0 S: 4 P: 4	R: 0 H: 0 E: 0 LOB: 1 K: 0 BB: 1 S: 3 P: 7	R: 0 H: 0 E: 0 LOB: 0 K: 0 BB: 0 S: 3 P: 3	R: 0 H: 1 E: 0 LOB: 1 K: 1 BB: 0 S: 6 P: 6	R: 1 H: 3 E: 0 LOB: 2 K: 0 BB: 0 S: 5 P: 5						

PITCHER	IP	WLS	BF	H	R	ER	SO	BB	IBB	HBP	BLK	WP	HR	S	P	ERA	WHIP
Bill Fischer, R (1, 1) ERA: 2.52	10.2	L	40	7	1	1	3	1	0	0	0	0	0	45	49	0.84	0.750

PITCHER	IP	WLS	BF	H	R	ER	SO	BB	IBB	HBP	BLK	WP	HR	S	P	ERA	WHIP

BOTTOM

Washington Senators @ Cleveland Indians

Cleveland Municipal Stadium, Cleveland, OH

Wed May 25 1960, 7:05 PM EDT

Att. 6,427 - Unknown

livebaseballscorecards.com

AB	38
R	1
H	7
RBI	1
BB	1
SO	3
LOB	12

1B: 7	SF: 0	WP: 0	PA: 40
2B: 1	SAC: 1	PB: 0	
3B: 0	DP: 1	SB: 0	
HR: 0	HBP: 0	CS: 0	

Batter	1	2	3	4	5	6	7	8	9	AB	R	H	RBI	BB	SO	LOB
Marty Keough, L (1, 8) OBP: 0.267, SLG: 0.220	x 0-0 BB 1B		x 0-0 FC 1B 1B	x 0-0 ② F6		x 0-0 ② F4		x 0-0 ②③ G4-6-3 1-2f		5	1	2	0	0	0	4
Pete Runnels, L (1, 4) OBP: 0.439, SLG: 0.463	x 0-0 ① F7		x 0-0 FC 1B 1-2	x 0-0 1-3 3-H 1B		x 0-0 E3 1-2			x 0-0 ① 6-3	5	0	1	1	0	0	3
Gary Geiger, L (1, 9) OBP: 0.283, SLG: 0.277	B B B B 4-0 1-2 BB		S S S 0-3 ① K	x 0-0 ③ F5		S S S 0-3 ③ K			x 0-0 ② 4-3	4	0	0	0	1	2	6
Vic Wertz, L (1, 3) OBP: 0.346, SLG: 0.456	S S S 0-3 ② K		x 0-0 FC6-4 1-3 2-H 1B		x 0-0 ① 3-1		x 0-0 ① 3-1		x 0-0 ③ 6-3	5	0	1	1	0	1	2
Gene Stephens, L (1, 7) OBP: 0.265, SLG: 0.267	x 0-0 ③ 4-3		S S S 0-3 ② K		x 0-0 ② G3		x 0-0 ② F9			4	0	0	0	0	1	4
Frank Malzone, R (1, 5) OBP: 0.313, SLG: 0.372		x 0-0 ① 1-3	x 0-0 ③ FC6-4 1-2f		x 0-0 E 1B		H 1-0 HBP			3	0	1	0	0	0	2
Don Buddin, R (1, 6) OBP: 0.359, SLG: 0.360		x 0-0 ② 1-3		x 0-0 ① F8	S S S 0-3 ③ K 1-2		x 0-0 ③ L5			4	0	0	0	0	1	2
Haywood Sullivan, R (1, 2) OBP: 0.266, SLG: 0.218 Pumpsie Green, S (8, PH) OBP: 0.393, SLG: 0.391 Don Gile, R (8, 2) OBP: 0.250, SLG: 0.182		x 0-0 E5		B B B B 4-0 E 1B BB		B B B B 4-0 FC3-6 BB		B B B B 4-0 G4-6-3 BB		1 0 0	1 0 0	0 0 0	0 0 0	2 1 0	0 0 0	0 0 0
Jerry Casale, R (1, 1) OBP: 0.316, SLG: 0.333 Tom Sturdivant, L (5, 1) OBP: 0.143, SLG: 0.167 Mike Fornieles, R (5, 1) Ted Bowsfield, R (7, 1) Dave Hillman, R (7, 1) Rip Repulski, R (8, PH) OBP: 0.400, SLG: 0.480 Tom Borland, L (8, 1)		x 0-0 ③ F8		x 0-0 E4 1B 1-3		x 0-0 ① FC3-6 E 1-2f		x 0-0 ① F9		2 0 1 0 0 1 0	0 0 0 0 0 0 0	0 0 0 0 0 0 0	0 0 0 0 0 0 0	0 0 0 0 0 0 0	0 0 0 0 0 0 0	2 0 1 0 0 1 0
Inning Stats	R: 0 H: 1 E: 0 LOB: 2 K: 1 BB: 1 S: 6 P: 10	R: 0 H: 0 E: 1 LOB: 1 K: 0 BB: 0 S: 4 P: 4	R: 1 H: 2 E: 0 LOB: 2 K: 2 BB: 0 S: 10 P: 10	R: 1 H: 1 E: 1 LOB: 2 K: 0 BB: 1 S: 5 P: 9	R: 0 H: 1 E: 1 LOB: 1 K: 1 BB: 0 S: 6 P: 6	R: 0 H: 0 E: 1 LOB: 2 K: 1 BB: 1 S: 6 P: 10	R: 0 H: 0 E: 0 LOB: 1 K: 0 BB: 0 S: 3 P: 4	R: 0 H: 0 E: 0 LOB: 0 K: 0 BB: 1 S: 2 P: 6	R: 0 H: 0 E: 0 LOB: 0 K: 0 BB: 0 S: 3 P: 3	1B: 5 SF: 0 2B: 0 SAC: 0 3B: 0 DP: 1 HR: 0 HBP: 1						WP: 0 PA: 40 PB: 0 SB: 0 CS: 0

TOP

Boston Red Sox @ Washington Senators

Griffith Stadium, Washington, DC

Thu May 26 1960, 7:05 PM EDT

Att. 4,863 - Unknown

livebaseballscorecards.com

AB	35
R	2
H	5
RBI	2
BB	4
SO	5
LOB	27

PITCHER		IP	WLS	BF	H	R	ER	SO	BB	IBB	HBP	BLK	WP	HR	S	P	ERA	WHIP
Pedro Ramos, R ERA: 2.69	(1, 1)	9.0	W	40	5	2	1	5	4	0	1	0	0	0	45	62	1.00	1.000

PITCHER	IP	WLS	BF	H	R	ER	SO	BB	IBB	HBP	BLK	WP	HR	S	P	ERA	WHIP

Batter	1	2	3	4	5	6	7	8	9	AB	R	H	RBI	BB	SO	LOB
Billy Gardner, R (1, 4) OBP: 0.354, SLG: 0.376	S S S 0-3 ① K		B B B B 4-0 FC5-4 BB		x 0-0 BB 1-H 1B 2B	x 0-0 ② F7		x 0-0 ② 6-3		4	1	1	1	1	1	1
Bob Allison, R (1, 9) OBP: 0.428, SLG: 0.478	B B B B 4-0 FC5-4 BB		x 0-0 ② F5		x 0-0 ② F7	x 0-0 ③ F3		x 0-0 BB 1B		4	0	1	0	1	0	3
Harmon Killebrew, R (1, 5) OBP: 0.342, SLG: 0.375	x 0-0 ② FC5-4 BB 1-2f		x 0-0 ③ FC5-4 1-2f		B B B B 4-0 BB 1B BB		x 0-0 E BB SF8 1B	B B B B 4-0 1-2 BB		3	2	1	0	2	0	2
Jim Lemon, R (1, 7) OBP: 0.328, SLG: 0.527	B B B B 4-0 1-2 BB			x 0-0 ① F2	B B B B 4-0 BB 1B 1-2 2-3 BB		B B B B 4-0 SF8 E 1B 1-2 BB	x 0-0 ③ L7		2	1	0	0	3	0	2
Julio Becquer, L (1, 3) OBP: 0.229, SLG: 0.333	x 0-0 ③ F6			x 0-0 1B 2B	x 0-0 BB 1-2 2-H 3-H 1B		x 0-0 E5 L4-6 1B 1-2 2-3			4	0	2	2	0	0	4
Dan Dobbek, L (1, 8) OBP: 0.347, SLG: 0.367 Pete Whisenant, R (7, PH) OBP: 0.067, SLG: 0.067 Faye Throneberry, L (7, PH) OBP: 0.349, SLG: 0.306 Lenny Green, L (8, 8) OBP: 0.300, SLG: 0.269		x 0-0 ① 3-1		x 0-0 ② 2-H 1B	B B B B 4-0 FC4 1-2 2-3 BB		x 0-0 ① SF8 2-3 3-H			2 0 0 0 0	0 0 0 0 0	1 0 0 1 0	0 0 0 0 0	1 0 0 0 0	0 0 0 0 0	0 0 0 0 0
Earl Battey, R (1, 2) OBP: 0.342, SLG: 0.398		x 0-0 ② F8	S S S 0-3 ③ K		x 0-0 ③ FC4 1-2f		x 0-0 1-2 3-H 1B			4	0	1	1	0	1	4
Billy Consolo, R (1, 6) OBP: 0.347, SLG: 0.329		x 0-0 ③ F9			x 0-0 ① F4	B B B B 4-0 SH3-4 BB	x 0-0 ② ③ L4-6 2-3			3	0	0	0	1	0	2
Pedro Ramos, S (1, 1) OBP: 0.143, SLG: 0.100			S S S 0-3 ① K		B B B B 4-0 2B BB	x 0-0 ① SH3-4 1-2		x 0-0 ① 5-3		2	1	0	0	1	1	0
Inning Stats	R: 0 H: 0 E: 0 LOB: 2 K: 1 BB: 2 S: 5 P: 13	R: 0 H: 0 E: 0 LOB: 0 K: 0 BB: 0 S: 3 P: 3	R: 0 H: 0 E: 0 LOB: 1 K: 1 BB: 1 S: 5 P: 9	R: 0 H: 2 E: 0 LOB: 1 K: 1 BB: 0 S: 6 P: 6	R: 3 H: 2 E: 0 LOB: 3 K: 0 BB: 4 S: 5 P: 21	R: 0 H: 0 E: 0 LOB: 1 K: 0 BB: 1 S: 3 P: 7	R: 2 H: 2 E: 1 LOB: 1 K: 0 BB: 1 S: 5 P: 9	R: 0 H: 1 E: 0 LOB: 2 K: 0 BB: 1 S: 4 P: 8		1B: 5 SF: 1 2B: 3 SAC: 1 3B: 0 DP: 1 HR: 0 HBP: 0						

PITCHER		IP	WLS	BF	H	R	ER	SO	BB	IBB	HBP	BLK	WP	HR	S	P	ERA	WHIP
Jerry Casale, R ERA: 4.39	(1, 1)	4.2	L	22	3	3	3	3	6	0	0	0	0	0	22	46	5.79	1.929
Tom Sturdivant, R ERA: 4.84	(5, 1)	0.0		2	1	0	0	0	1	0	0	0	0	0	1	5	∞	∞
Mike Fornieles, R ERA: 2.37	(5, 1)	1.1		7	1	2	1	0	2	0	0	0	0	0	5	13	6.75	2.250
Ted Bowsfield, L ERA: 4.5	(7, 1)	0.0		1	0	0	0	0	0	0	0	0	0	0	1	1	∞	∞
Dave Hillman, R ERA: 3.72	(7, 1)	1.0		3	1	0	0	0	0	0	0	0	0	0	3	3	0.00	1.000

PITCHER		IP	WLS	BF	H	R	ER	SO	BB	IBB	HBP	BLK	WP	HR	S	P	ERA	WHIP
Tom Borland, L ERA: 2.03	(8, 1)	1.0		5	1	0	0	0	1	0	0	0	0	0	4	8	0.00	2.000

BOTTOM

Boston Red Sox @ Washington Senators

Griffith Stadium, Washington, DC

Thu May 26 1960, 7:05 PM EDT

Att. 4,863 - Unknown

livebaseballscorecards.com

AB	28
R	5
H	7
RBI	5
BB	10
SO	3
LOB	18

Batter	1	2	3	4	5	6	7	8	9	AB	R	H	RBI	BB	SO	LOB
Marty Keough, L (1, 8) OBP: 0.300, SLG: 0.261	F6		2B 1B 1B		CS 1B		K 1-2		S 1B	5	1	3	0	0	1	1
Pete Runnels, L (1, 4) OBP: 0.437, SLG: 0.468	1-3		1B 1-3 2B		K			4-3	K	3	0	1	0	0	1	1
Pumpsie Green, S (5, 4) OBP: 0.367, SLG: 0.360										2	0	0	0	0	1	1
Gary Geiger, L (1, 9) OBP: 0.310, SLG: 0.280	S 1B BB		FC5 BB 2-3 3-H 1B		4-1 1-2			1B 1B BB	K 1-2	3	2	1	1	2	1	2
Vic Wertz, L (1, 3) OBP: 0.354, SLG: 0.458	1-H 1B		F2			F8		1B 1-3 1B		4	0	2	1	0	0	2
Lou Clinton, R (8, PR) OBP: 0.303, SLG: 0.435										0	1	0	0	0	0	0
Ray Boone, R (8, 3) OBP: 0.370, SLG: 0.200										0	0	0	0	0	0	0
Gene Stephens, L (1, 7) OBP: 0.276, SLG: 0.269	K		1-2 BB			K		1B 1-2 3-H 1B		3	0	1	1	1	2	1
Frank Malzone, R (1, 5) OBP: 0.318, SLG: 0.371		5-3	FC5 2-3f			BB		1-2 2-H 1B		3	0	1	1	1	0	3
Don Buddin, R (1, 6) OBP: 0.356, SLG: 0.351		CS BB		5-3		5-3		K		3	0	0	0	1	1	3
Haywood Sullivan, R (1, 2) OBP: 0.250, SLG: 0.203		K 1-2		4-3			K	K		4	0	0	0	0	3	3
Tom Brewer, R (1, 1) OBP: 0.313, SLG: 0.333			K	K			CS 1B		K	4	0	1	0	0	3	0
Inning Stats	R: 1 H: 1 E: 0 LOB: 1 K: 1 BB: 1 S: 6 P: 10	R: 0 H: 0 E: 0 LOB: 0 K: 1 BB: 1 S: 4 P: 8	R: 1 H: 3 E: 0 LOB: 3 K: 1 BB: 1 S: 8 P: 12	R: 0 H: 0 E: 0 LOB: 0 K: 1 BB: 0 S: 5 P: 5	R: 0 H: 1 E: 0 LOB: 0 K: 1 BB: 0 S: 5 P: 5	R: 0 H: 0 E: 0 LOB: 1 K: 1 BB: 1 S: 5 P: 9	R: 0 H: 1 E: 0 LOB: 0 K: 2 BB: 0 S: 7 P: 7	R: 2 H: 3 E: 0 LOB: 2 K: 2 BB: 1 S: 10 P: 14	R: 0 H: 1 E: 0 LOB: 1 K: 3 BB: 0 S: 10 P: 10	1B: 9 SF: 0 2B: 1 SAC: 0 3B: 0 DP: 0 HR: 0 HBP: 0						

TOP

Boston Red Sox @ Washington Senators

Griffith Stadium, Washington, DC

Fri May 27 1960, 7:05 PM EDT

Att. 5,208 - Unknown

livebaseballscorecards.com

AB	34
R	4
H	10
RBI	4
BB	5
SO	13
LOB	17

PITCHER	IP	WLS	BF	H	R	ER	SO	BB	IBB	HBP	BLK	WP	HR	S	P	ERA	WHIP
Camilo Pascual, R (1, 1) ERA: 2.6	9.0	L	39	10	4	4	13	5	0	0	0	0	0	60	80	4.00	1.667

PITCHER	IP	WLS	BF	H	R	ER	SO	BB	IBB	HBP	BLK	WP	HR	S	P	ERA	WHIP

WP: 0 PA: 39
PB: 0
SB: 2
CS: 3

BOTTOM

Batter	1	2	3	4	5	6	7	8	9	AB	R	H	RBI	BB	SO	LOB
Billy Gardner, R (1, 4) OBP: 0.356, SLG: 0.380	0-3 K		0-0 2B		0-0 3-1		4-0 SH1-4 BB		0-0 5-3	4	0	1	0	1	1	0
Bob Allison, R (1, 9) OBP: 0.415, SLG: 0.462	0-0 F8		0-0 5-3		0-0 E6		0-0 SH1-4 1-2		0-0 F7	4	0	0	0	0	0	1
Harmon Killebrew, R (1, 5) OBP: 0.338, SLG: 0.368	0-0 1B		0-0 F8		0-3 K		0-3 K			4	0	1	0	0	2	3
Jim Lemon, R (1, 7) OBP: 0.326, SLG: 0.518	0-3 K			0-0 G1-6-3 1B		0-0 5-3	0-3 K			4	0	1	0	0	2	2
Julio Becquer, L (1, 3) OBP: 0.250, SLG: 0.346		0-3 K		0-0 G1-6-3 1-2 1B		0-0 2B 1B 1B		0-0 F7		4	1	2	0	0	1	0
Dan Dobbek, L (1, 8) OBP: 0.342, SLG: 0.375		0-0 4-3		0-0 G1-6-3 1-2f 2-3		0-0 1B 1-3 2B		0-0 4-3		4	1	1	0	0	0	2
Hal Naragon, L (1, 2) OBP: 0.267, SLG: 0.083		4-0 BB		4-0 BB		0-0 1-3		0-0 4-3		2	0	0	0	2	0	2
Billy Consolo, R (1, 6) OBP: 0.340, SLG: 0.322 Elmer Valo, L (6, PH) OBP: 0.333, SLG: 0.143 Jose Valdivielso, R (6, PR) OBP: 0.333, SLG: 0.333 (7, 6) Faye Throneberry, L (9, PH) OBP: 0.341, SLG: 0.297		0-0 4-3		0-0 5-3		0-0 2-H 3-H 1B			0-3 K	2 1 0 1	0 0 0 0	0 1 0 0	0 2 0 0	0 0 0 0	0 0 0 1	3 0 0 0
Camilo Pascual, R (1, 1) OBP: 0.200, SLG: 0.217 Lenny Green, L (9, PH) OBP: 0.311, SLG: 0.340			0-0 4-3		0-3 K	0-0 4-3			0-0 HR	3 1	0 1	0 1	0 1	0 0	1 0	1 0

Inning Stats	1	2	3	4	5	6	7	8	9
	R: 0 H: 1 E: 0 LOB: 1 K: 2 BB: 0 S: 8 P: 8	R: 0 H: 0 E: 0 LOB: 1 K: 1 BB: 1 S: 5 P: 9	R: 0 H: 1 E: 0 LOB: 1 K: 0 BB: 0 S: 4 P: 4	R: 0 H: 2 E: 0 LOB: 2 K: 0 BB: 1 S: 4 P: 8	R: 0 H: 0 E: 1 LOB: 1 K: 2 BB: 0 S: 8 P: 8	R: 2 H: 3 E: 0 LOB: 1 K: 0 BB: 0 S: 6 P: 6	R: 0 H: 0 E: 0 LOB: 1 K: 2 BB: 1 S: 7 P: 11	R: 0 H: 0 E: 0 LOB: 0 K: 0 BB: 0 S: 3 P: 3	R: 1 H: 1 E: 0 LOB: 0 K: 1 BB: 0 S: 6 P: 6

1B: 5 SF: 0 WP: 0 PA: 38
2B: 2 SAC: 1 PB: 0
3B: 0 DP: 1 SB: 0
HR: 1 HBP: 0 CS: 0

PITCHER	IP	WLS	BF	H	R	ER	SO	BB	IBB	HBP	BLK	WP	HR	S	P	ERA	WHIP
Tom Brewer, R (1, 1) ERA: 4.78	9.0	W	38	8	3	3	8	3	0	0	0	0	1	51	63	3.00	1.222

PITCHER	IP	WLS	BF	H	R	ER	SO	BB	IBB	HBP	BLK	WP	HR	S	P	ERA	WHIP

Boston Red Sox @ Washington Senators

Griffith Stadium, Washington, DC

Fri May 27 1960, 7:05 PM EDT

Att. 5,208 - Unknown

livebaseballscorecards.com

AB	34
R	3
H	8
RBI	3
BB	3
SO	8
LOB	14

Batter	1	2	3	4	5	6	7	8	9	AB	R	H	RBI	BB	SO	LOB
Billy Gardner, R (1, 4) OBP: 0.359, SLG: 0.379	F7		FC6-4 HBP		1B 1B		F2			3	0	1	0	0	0	0
Bob Allison, R (1, 9) OBP: 0.425, SLG: 0.467	G1-6-3 1B		FC6-4 1-2f		G3-6-3 1B			BBBB 2B SF8 BB		3	1	2	0	1	0	1
Julio Becquer, L (1, 3) OBP: 0.250, SLG: 0.357	G1-6-3 1-2f			SSS K	G3-6-3 1-2f			SF8 1-3 2B		4	0	1	0	0	1	4
Jim Lemon, R (1, 7) OBP: 0.323, SLG: 0.513		L7		F5	G4-6-3 BB 1B			SF8 2-3 3-H		3	0	1	1	0	0	0
Harmon Killebrew, R (1, 5) OBP: 0.358, SLG: 0.386		2B		BBBB 1B BB	BBBB G4-6-3 1-2 BB			SSS K		2	0	1	0	2	1	1
Dan Dobbek, L (1, 8) OBP: 0.338, SLG: 0.368		F8		1-2 1B	G4-6-3 1-2f 2-3			L7		4	0	1	0	0	0	4
Earl Battey, R (1, 2) OBP: 0.331, SLG: 0.382		F7		F5	F6				6-3	4	0	0	0	0	0	4
Jose Valdivielso, R (1, 6) OBP: 0.333, SLG: 0.333 Elmer Valo, L (9, PH) OBP: 0.300, SLG: 0.125			5-3		1B 1B		L9		F8	3 1	0 0	1 0	0 0	0 0	0 0	0 0
Jim Kaat, L (1, 1) OBP: 0.167, SLG: 0.167 Faye Throneberry, L (7, PH) OBP: 0.333, SLG: 0.289 Jack Kralick, L (7, 1) OBP: 1.000, SLG: 1.000 Lenny Green, L (9, PH) OBP: 0.306, SLG: 0.333			SSS K		SSS K		SSS K		F7	2 1 0 1	0 0 0 0	0 0 0 0	0 0 0 0	0 0 0 0	2 1 0 0	1 0 0 0
Inning Stats	R: 0 E: 0 K: 0 S: 3 H: 1 LOB: 0 BB: 0 P: 3	R: 0 E: 0 K: 0 S: 4 H: 1 LOB: 1 BB: 0 P: 4	R: 0 E: 0 K: 1 S: 5 H: 0 LOB: 1 BB: 0 P: 6	R: 0 E: 0 K: 1 S: 6 H: 1 LOB: 2 BB: 1 P: 10	R: 0 E: 0 K: 1 S: 7 H: 3 LOB: 2 BB: 0 P: 7	R: 0 E: 0 K: 0 S: 3 H: 1 LOB: 1 BB: 1 P: 7	R: 0 E: 0 K: 1 S: 5 H: 0 LOB: 0 BB: 0 P: 5	R: 1 E: 0 K: 1 S: 6 H: 1 LOB: 1 BB: 1 P: 10	R: 0 E: 0 K: 0 S: 3 H: 0 LOB: 0 BB: 0 P: 3	1B: 6 2B: 2 3B: 0 HR: 0	SF: 1 SAC: 0 DP: 3 HBP: 1						

TOP

Washington Senators @ New York Yankees

Yankee Stadium, Bronx, NY

Sat May 28 1960, 7:05 PM EDT

Att. 27,508 - Unknown - 64 F

livebaseballscorecards.com

AB	31
R	1
H	8
RBI	1
BB	3
SO	5
LOB	15

WP: 0 PB: 0 SB: 0 CS: 0 PA: 36

PITCHER	IP	WLS	BF	H	R	ER	SO	BB	IBB	HBP	BLK	WP	HR	S	P	ERA	WHIP
Jim Coates, R (1, 1) ERA: 4.08	9.0	W	36	8	1	1	5	3	0	1	0	0	0	42	55	1.00	1.222

PITCHER	IP	WLS	BF	H	R	ER	SO	BB	IBB	HBP	BLK	WP	HR	S	P	ERA	WHIP

Batter	1	2	3	4	5	6	7	8	9	AB	R	H	RBI	BB	SO	LOB
Tony Kubek, L (1, 6) OBP: 0.343, SLG: 0.485	6-4-3 1B		F8		4-3	1-2 2-3 3-H HBP		K		4	0	1	1	0	1	2
Mickey Mantle, S (1, 8) OBP: 0.408, SLG: 0.463	6-4-3 1-2		FC6 1-2f			HR K				4	1	1	1	0	1	5
Roger Maris, L (1, 9) OBP: 0.376, SLG: 0.700	K			5-3		L8 HR				4	1	1	1	0	1	1
Elston Howard, R (1, 2) OBP: 0.299, SLG: 0.500	F9			6-3		F9 BB 3B BB		K		3	1	0	0	1	1	1
Bob Cerv, R (1, 7) OBP: 0.346, SLG: 0.509		4-3		1B 1B		1-2 3B BB		4-3		3	1	1	0	1	0	0
Bill Skowron, R (1, 3) OBP: 0.299, SLG: 0.473		L4		1-2 1B		F9 2-3		K		4	0	1	0	0	1	2
Gil McDougald, R (1, 5) OBP: 0.310, SLG: 0.431		K		F9		1-H HBP 3-H 3B		F6		4	1	1	2	0	1	2
Bobby Richardson, R (1, 4) OBP: 0.285, SLG: 0.278			6-3		6-3	HBP HBP IBB		K		3	0	0	0	1	1	0
Jim Coates, R (1, 1) OBP: 0.333, SLG: 0.267			FC6 BB		K	1-2 HBP HBP		1B		2	0	1	0	1	1	0
Inning Stats	R: 0 E: 0 K: 1 S: 6 H: 1 LOB: 1 BB: 0 P: 6	R: 0 E: 0 K: 1 S: 5 H: 0 LOB: 0 BB: 0 P: 5	R: 0 E: 0 K: 0 S: 3 H: 0 LOB: 1 BB: 1 P: 7	R: 0 E: 0 K: 0 S: 5 H: 2 LOB: 2 BB: 0 P: 5	R: 0 E: 0 K: 1 S: 5 H: 0 LOB: 0 BB: 0 P: 5	R: 4 E: 0 K: 1 S: 7 H: 2 LOB: 3 BB: 3 P: 21	R: 1 E: 0 K: 2 S: 8 H: 1 LOB: 0 BB: 0 P: 8	R: 0 E: 0 K: 2 S: 8 H: 1 LOB: 1 BB: 0 P: 8		1B: 4 2B: 0 3B: 1 HR: 2	SF: 0 SAC: 0 DP: 0 HBP: 2						

PITCHER		IP	WLS	BF	H	R	ER	SO	BB	IBB	HBP	BLK	WP	HR	S	P	ERA	WHIP
Jim Kaat, L ERA: 5.15	(1, 1)	6.0	L	29	5	4	3	4	3	1	2	0	0	1	31	49	4.50	1.333
Jack Kralick, L ERA: 6.75	(7, 1)	2.0		8	2	1	1	4	0	0	0	0	0	1	16	16	4.50	1.000

PITCHER	IP	WLS	BF	H	R	ER	SO	BB	IBB	HBP	BLK	WP	HR	S	P	ERA	WHIP

BOTTOM

Washington Senators @ New York Yankees

Yankee Stadium, Bronx, NY

Sat May 28 1960, 7:05 PM EDT
Att. 27,508 - Unknown - 64 F

livebaseballscorecards.com

AB	31
R	5
H	7
RBI	5
BB	4
SO	8
LOB	13

1B: 4	SF: 0	WP: 0	PA: 37
2B: 0	SAC: 0	PB: 0	
3B: 1	DP: 0	SB: 0	
HR: 2	HBP: 2	CS: 0	

Batter	1	2	3	4	5	6	7	8	9	10	11	AB	R	H	RBI	BB	SO	LOB
Billy Gardner, R (1, 4) OBP: 0.371, SLG: 0.389	BBBB 4-0 BB BB BB		x 0-0 2B		x 0-0 ② F7		x 0-0 ③ 5-3		BBBB 4-0 G5-3 IBB 1-2 2-3 BB		x 0-0 1B	4	0	2	0	2	0	0
Dan Dobbek, L (1, 8) OBP: 0.345, SLG: 0.357 Reno Bertoia, R (9, PH) OBP: 0.317, SLG: 0.263 Don Lee, R (9, 1) OBP: 0.222, SLG: 0.125	BBBB 4-0 BB 1-2 BB		x 0-0 ① F7		BBBB 4-0 CS BB			x 0-0 ① F7	x 0-0 ① SF9 3-H		x 0-0 ① B5	2 0 1	0 0 0	0 0 0	0 1 0	2 0 0	0 0 0	1 0 1
Bob Allison, R (1, 9) OBP: 0.414, SLG: 0.449 (9, 8)	SSS 0-3 ① K		x 0-0 ② F8		0-0 ③ CS 1-2	x 0-0 ① L7		x 0-0 ② F6	IIII 4-0 1-2 2-3 IBB		x 0-0 ② F5	5	0	0	0	1	1	4
Jim Lemon, R (1, 7) OBP: 0.317, SLG: 0.496	SSS 0-3 ② K		x 0-0 ③ P4			x 0-0 ② F7		x 0-0 FC6-4 1B	x 0-0 ② ③ G5-3 2-3f		SSS 0-3 ③ K	6	0	1	0	0	2	7
Harmon Killebrew, R (1, 5) OBP: 0.384, SLG: 0.380	BBBB 4-0 1-2 2-3 BB			H 1-0 G4-6-3 HBP		BBB 4-0 1B BB		x 0-0 ③ FC6-4 1-2f		BBBB 4-0 4-3 SH3-4 2B BB		1	1	0	0	3	0	1
Julio Becquer, L (1, 3) OBP: 0.267, SLG: 0.417	x 0-0 ③ L7			x 0-0 ① ② G4-6-3 1-2f		x 0-0 1-3 1B			x 0-0 HR	x 0-0 ① SH3-4 1-2		4	1	2	1	0	0	4
Earl Battey, R (1, 2) OBP: 0.331, SLG: 0.381 Hal Naragon, L (9, PH) OBP: 0.294, SLG: 0.077 (9, 2)		x 0-0 ① F8		x 0-0 1B		SSS 0-3 ③ K			BBBB 4-0 BB 1B BB	x 0-0 ② 4-3 2-3		3 1	0 1	1 0	0 0	0 1	1 0	2 1
Jose Valdivielso, R (1, 6) OBP: 0.267, SLG: 0.267 Faye Throneberry, L (9, PH) OBP: 0.362, SLG: 0.333 (9, 9)		x 0-0 ② 6-3		x 0-0 ③ F8			x 0-0 ① L8		BBBB 4-0 BB 1B 1-2 SF9 BB	x 0-0 3-H 2B		3 1	0 1	0 1	0 1	0 1	0 0	1 0
Hal Woodeshick, R (1, 1) Dick Hyde, R (6, 1) Lenny Green, L (7, PH) OBP: 0.302, SLG: 0.327 Tex Clevenger, R (7, 1) OBP: 0.205, SLG: 0.200 Elmer Valo, L (9, PH) OBP: 0.364, SLG: 0.222 Billy Consolo, R (9, PR) OBP: 0.337, SLG: 0.318 (9, 6)		SSS 0-3 ③ K			x 0-0 ① 6-3		x 0-0 ② F9		x 0-0 IBB BB 1-2 2-H 1B	x 0-0 ③ 6-3		2 0 1 0 1 1	0 0 0 0 0 0	0 0 0 0 1 0	0 0 0 0 1 0	0 0 0 0 0 0	1 0 0 0 0 0	0 0 0 0 0 1
Inning Stats	R: 0 H: 0 E: 0 LOB: 3 K: 2 BB: 3 S: 7 P: 19	R: 0 H: 0 E: 0 LOB: 0 K: 1 BB: 0 S: 5 P: 5	R: 0 H: 1 E: 0 LOB: 1 K: 0 BB: 0 S: 4 P: 4	R: 0 H: 1 E: 0 LOB: 1 K: 0 BB: 0 S: 3 P: 4	R: 0 H: 0 E: 0 LOB: 0 K: 0 BB: 1 S: 2 P: 6	R: 0 H: 1 E: 0 LOB: 2 K: 1 BB: 1 S: 6 P: 10	R: 0 H: 0 E: 0 LOB: 0 K: 0 BB: 0 S: 3 P: 3	R: 0 H: 1 E: 0 LOB: 1 K: 0 BB: 0 S: 4 P: 4	R: 3 H: 2 E: 0 LOB: 2 K: 0 BB: 4 S: 4 P: 20	R: 1 H: 1 E: 0 LOB: 1 K: 0 BB: 1 S: 4 P: 8	R: 0 H: 1 E: 0 LOB: 1 K: 1 BB: 0 S: 6 P: 6						

PITCHER		IP	WLS	BF	H	R	ER	SO	BB	IBB	HBP	BLK	WP	HR	S	P	ERA	WHIP
Bob Turley, R ERA: 2.66	(1, 1)	8.0		33	5	1	1	4	5	0	1	0	0	1	35	56	1.12	1.250
Ryne Duren, R ERA: 5.93	(9, 1)	0.0		4	1	1	1	0	3	0	0	0	0	0	1	13	∞	∞
Bobby Shantz, L ERA: 5.54	(9, 1)	0.1		2	0	1	1	0	0	1	0	0	0	0	1	5	27.00	0.000
Johnny James, R ERA: 3.94	(9, 1)	2.2	W	10	2	1	1	1	1	0	0	0	0	0	11	15	3.38	1.125

PITCHER		IP	WLS	BF	H	R	ER	SO	BB	IBB	HBP	BLK	WP	HR	S	P	ERA	WHIP

TOP

Washington Senators @ New York Yankees

Yankee Stadium, Bronx, NY

Sun May 29 1960, 3:33 AM EDT

Att. 21,516 - Overcast - 66 F

livebaseballscorecards.com

AB	36
R	4
H	8
RBI	4
BB	10
SO	5
LOB	23

1B: 5	SF: 1	WP: 0	PA: 50
2B: 2	SAC: 1	PB: 0	
3B: 0	DP: 2	SB: 0	
HR: 1	HBP: 1	CS: 1	

BOTTOM

Batter	1	2	3	4	5	6	7	8	9	10	11	AB	R	H	RBI	BB	SO	LOB
Tony Kubek, L (1, 6) OBP: 0.342, SLG: 0.475	1B		BB		3-1		F4		F9		G3	5	0	1	0	1	0	0
Mickey Mantle, S (1, 8) OBP: 0.412, SLG: 0.491	1B		K			HR	F9			4-3	HR	6	2	3	1	0	1	1
Roger Maris, L (1, 9) OBP: 0.370, SLG: 0.688	K		K			2B		BB		1B	HR	2	0	0	0	0	2	2
Hector Lopez, R (6, 9) OBP: 0.318, SLG: 0.410												3	2	3	2	1	0	0
Elston Howard, R (1, 2) OBP: 0.304, SLG: 0.495	1B		5-3			6-3		E6		1B		5	1	2	0	0	0	3
Bob Cerv, R (1, 7) OBP: 0.341, SLG: 0.504	FC6-4			K		2B		K		FC5-2		5	1	1	1	0	2	6
Bill Skowron, R (1, 3) OBP: 0.299, SLG: 0.485		5-3		4-3		3B		F7		E4		3	0	1	1	0	0	0
Yogi Berra, L (8, PH) OBP: 0.409, SLG: 0.481												1	0	0	0	0	0	2
Kent Hadley, L (9, 3) OBP: 0.182, SLG: 0.455												1	0	0	0	0	0	2
Gil McDougald, R (1, 5) OBP: 0.321, SLG: 0.424			FC5-4 BB	5-3		FC5-4 BB		L9		BB		2	0	0	1	3	0	2
Bobby Richardson, R (1, 4) OBP: 0.273, SLG: 0.267		FC5-4			F6	FC5-4			P6	FC5		5	0	0	0	0	0	5
Bob Turley, R (1, 1) OBP: 0.250, SLG: 0.375		1-3			1-3		F4		4-3		G3	3	0	0	0	0	0	1
Ryne Duren, R (9, 1)												0	0	0	0	0	0	0
Bobby Shantz, R (9, 1)												0	0	0	0	0	0	0
Johnny James, L (9, 1)												1	0	0	0	0	0	0
Johnny Blanchard, L (11, PH)												1	0	0	0	0	0	0
Inning Stats	R: 0 E: 0 K: 1 S: 7 H: 3 LOB: 2 BB: 0 P: 7	R: 0 E: 0 K: 0 S: 3 H: 0 LOB: 1 BB: 1 P: 7	R: 0 E: 1 K: 2 S: 7 H: 0 LOB: 1 BB: 1 P: 11	R: 0 E: 0 K: 1 S: 5 H: 0 LOB: 0 BB: 0 P: 5	R: 0 E: 0 K: 0 S: 3 H: 0 LOB: 0 BB: 0 P: 3	R: 3 E: 0 K: 0 S: 6 H: 4 LOB: 1 BB: 1 P: 10	R: 0 E: 0 K: 0 S: 3 H: 0 LOB: 0 BB: 0 P: 3	R: 0 E: 1 K: 1 S: 6 H: 0 LOB: 2 BB: 1 P: 10	R: 0 E: 0 K: 0 S: 3 H: 0 LOB: 0 BB: 0 P: 3	R: 1 E: 1 K: 0 S: 6 H: 2 LOB: 3 BB: 1 P: 10	R: 2 E: 0 K: 0 S: 4 H: 2 LOB: 0 BB: 0 P: 4	1B: 6 2B: 2 3B: 1 HR: 2	SF: 0 SAC: 0 DP: 0 HBP: 0					

PITCHER	IP	WLS	BF	H	R	ER	SO	BB	IBB	HBP	BLK	WP	HR	S	P	ERA	WHIP
Hal Woodeshick, L (1, 1) ERA: 6.75	5.1		23	6	3	3	4	2	0	0	0	0	1	29	37	5.06	1.500
Dick Hyde, R (6, 1) ERA: 3.52	0.2		3	1	0	0	0	1	0	0	0	1	0	2	6	0.00	3.000
Tex Clevenger, R (7, 1) ERA: 3.38	2.0		8	0	0	0	1	1	0	0	0	0	0	9	13	0.00	0.500
Don Lee, R (9, 1) ERA: 6.51	2.2	L	14	4	3	2	0	1	0	0	0	0	1	13	17	6.75	1.875

PITCHER	IP	WLS	BF	H	R	ER	SO	BB	IBB	HBP	BLK	WP	HR	S	P	ERA	WHIP

Washington Senators @ New York Yankees

Yankee Stadium, Bronx, NY

Sun May 29 1960, 3:33 AM EDT

Att. 21,516 - Overcast - 66 F

livebaseballscorecards.com

AB	43
R	6
H	11
RBI	6
BB	5
SO	5
LOB	24

WP: 1	PA: 48
PB: 1	
SB: 0	
CS: 0	

Batter	1	2	3	4	5	6	7	8	9	AB	R	H	RBI	BB	SO	LOB
Bob Allison, R (1, 9) OBP: 0.417, SLG: 0.473	L7		F8			HR		E 2-H 1B		4	1	2	2	0	0	0
Dan Dobbek, L (1, 8) (8, 7) OBP: 0.341, SLG: 0.351	6-3 1B		G3			F8		E3 1-3		4	0	1	0	0	0	1
Billy Gardner, R (1, 4) OBP: 0.362, SLG: 0.378	6-3 1-2		F6			6-3		L7		4	0	0	0	0	0	3
Jim Lemon, R (1, 7) OBP: 0.310, SLG: 0.484	5-3		5-3				F6		6-3	3	0	0	0	0	0	1
Billy Consolo, R (8, 6) OBP: 0.333, SLG: 0.315										1	0	0	0	0	0	0
Harmon Killebrew, R (1, 5) OBP: 0.367, SLG: 0.360		5-3			F4		F5		F5	4	0	0	0	0	0	0
Julio Becquer, L (1, 3) OBP: 0.266, SLG: 0.422		4-3			1-3 2B		4-3		1-3	4	0	1	0	0	0	0
Hal Naragon, L (1, 2) OBP: 0.250, SLG: 0.063		4-3			1-3 2-3			1-3		3	0	0	0	0	0	1
Jose Valdivielso, R (1, 6) OBP: 0.278, SLG: 0.235			6-3		6-3			H 1-0 SH2-4 1B HBP		2	0	0	0	0	0	1
Lenny Green, L (8, PR) (8, 8) OBP: 0.302, SLG: 0.327										0	1	0	0	0	0	0
Chuck Stobbs, L (1, 1)			4-3			F9		SH2-4 1-2		2	0	0	0	0	0	0
Tex Clevenger, R (7, 1) OBP: 0.200, SLG: 0.200										0	0	0	0	0	0	0
Inning Stats	R: 0 E: 0 K: 0 S: 4 H: 1 LOB: 1 BB: 0 P: 4	R: 0 E: 0 K: 0 S: 3 H: 0 LOB: 0 BB: 0 P: 3	R: 0 E: 0 K: 0 S: 3 H: 0 LOB: 0 BB: 0 P: 3	R: 0 E: 0 K: 0 S: 3 H: 0 LOB: 0 BB: 0 P: 3	R: 0 E: 0 K: 0 S: 4 H: 1 LOB: 1 BB: 0 P: 4	R: 1 E: 0 K: 0 S: 4 H: 1 LOB: 0 BB: 0 P: 4	R: 0 E: 0 K: 0 S: 3 H: 0 LOB: 0 BB: 0 P: 3	R: 1 E: 1 K: 0 S: 5 H: 1 LOB: 2 BB: 0 P: 6	R: 0 E: 0 K: 0 S: 3 H: 0 LOB: 0 BB: 0 P: 3	1B: 2 2B: 1 3B: 0 HR: 1	SF: 0 SAC: 1 DP: 0 HBP: 1						

PITCHER	IP	WLS	BF	H	R	ER	SO	BB	IBB	HBP	BLK	WP	HR	S	P	ERA	WHIP
Art Ditmar, R (1, 1) ERA: 2.95	7.0	L	24	3	1	1	0	0	0	0	0	0	1	24	24	1.29	0.429
Johnny James, R (8, 1) ERA: 4.0	2.0		9	1	1	1	0	0	0	1	0	0	0	8	9	4.50	0.500

PITCHER	IP	WLS	BF	H	R	ER	SO	BB	IBB	HBP	BLK	WP	HR	S	P	ERA	WHIP

TOP

Washington Senators @ New York Yankees

Yankee Stadium, Bronx, NY

Mon May 30 1960, 3:33 AM EDT

Unknown - 70 F

livebaseballscorecards.com

AB	31
R	2
H	4
RBI	2
BB	0
SO	0
LOB	7

1B: 2	SF: 0	WP: 0	PA: 33
2B: 1	SAC: 1	PB: 0	
3B: 0	DP: 0	SB: 0	
HR: 1	HBP: 1	CS: 0	

Batter	1	2	3	4	5	6	7	8	9	AB	R	H	RBI	BB	SO	LOB
Tony Kubek, L (1, 6) OBP: 0.338, SLG: 0.466	F3		L9		4-3		G3		1-3 DI 1B	5	0	1	0	0	0	5
Hector Lopez, R (1, 9) OBP: 0.286, SLG: 0.364	K		FC6-4 1-2f			F4		1-3	K	5	0	0	0	0	2	3
Mickey Mantle, S (1, 8) OBP: 0.412, SLG: 0.483	F7		F5			F7		1B 1B 1B	1-2 IBB	4	1	1	0	1	0	1
Elston Howard, R (1, 2) OBP: 0.299, SLG: 0.481		F9		F3		6-3		1B 1-2 1B	4-3	5	0	1	0	0	0	3
Bob Cerv, R (1, 7) OBP: 0.338, SLG: 0.496		F8		K			2B 1B	K		4	0	1	0	0	2	2
Bill Skowron, R (1, 3) OBP: 0.312, SLG: 0.507		WP 2B		F3			1-3 2B	1-3 2-H 1B		4	0	3	1	0	0	0
Gil McDougald, R (1, 5) OBP: 0.326, SLG: 0.421		2-3 BB			1B		K	K		3	0	1	0	1	2	4
Bobby Richardson, R (1, 4) OBP: 0.277, SLG: 0.279		L8			4-3 2B		F9		4-3	2	0	1	0	0	0	2
Johnny Blanchard, L (7, PH)										1	0	0	0	0	0	2
Joe Demaestri, R (8, 4)										0	0	0	0	0	0	0
Kent Hadley, L (9, PH) OBP: 0.167, SLG: 0.417										1	0	0	0	0	0	0
Art Ditmar, R (1, 1) OBP: 0.154, SLG: 0.231			FC6-4 1B		4-3 2-3		IBB		1B BB	2	0	1	0	0	0	1
Yogi Berra, L (7, PH) OBP: 0.415, SLG: 0.481										0	0	0	0	1	0	0
Johnny James, L (8, 1)										0	0	0	0	0	0	0
Roger Maris, L (9, PH) OBP: 0.375, SLG: 0.688										0	0	0	0	1	0	0
Inning Stats	R: 0 H: 0 E: 0 LOB: 0 K: 1 BB: 0 S: 5 P: 5	R: 0 H: 1 E: 0 LOB: 2 K: 0 BB: 1 S: 4 P: 8	R: 0 H: 1 E: 0 LOB: 1 K: 0 BB: 0 S: 4 P: 4	R: 0 H: 0 E: 0 LOB: 0 K: 1 BB: 0 S: 5 P: 5	R: 0 H: 2 E: 0 LOB: 1 K: 0 BB: 0 S: 4 P: 4	R: 0 H: 0 E: 0 LOB: 0 K: 0 BB: 0 S: 3 P: 3	R: 0 H: 2 E: 0 LOB: 3 K: 1 BB: 1 S: 7 P: 11	R: 1 H: 3 E: 0 LOB: 2 K: 2 BB: 0 S: 10 P: 10	R: 0 H: 1 E: 0 LOB: 3 K: 1 BB: 2 S: 6 P: 14	1B: 7 SF: 0 2B: 3 SAC: 0 3B: 0 DP: 0 HR: 0 HBP: 0						

PITCHER		IP	WLS	BF	H	R	ER	SO	BB	IBB	HBP	BLK	WP	HR	S	P	ERA	WHIP
Chuck Stobbs, L ERA: 1.02	(1, 1)	6.0	W	23	5	0	0	2	1	0	0	0	1	0	26	30	0.00	1.000
Tex Clevenger, R ERA: 3.33	(7, 1)	3.0	S	17	5	1	1	4	1	2	0	0	0	0	22	34	3.00	2.000

PITCHER		IP	WLS	BF	H	R	ER	SO	BB	IBB	HBP	BLK	WP	HR	S	P	ERA	WHIP

BOTTOM

Washington Senators @ New York Yankees

Yankee Stadium, Bronx, NY

Mon May 30 1960, 3:33 AM EDT

Unknown - 70 F

livebaseballscorecards.com

AB	36
R	1
H	10
RBI	1
BB	4
SO	6
LOB	23

WP: 1	PA: 40		
PB: 0			
SB: 0			
CS: 0			

Batter	1	2	3	4	5	6	7	8	9	AB	R	H	RBI	BB	SO	LOB
Bob Allison, R (1, 9) OBP: 0.416, SLG: 0.485	6-3		4-3 3B		F8	1-3 1B			F6	5	1	2	0	0	0	1
Lenny Green, L (1, 8) OBP: 0.299, SLG: 0.339	F8		4-3 3-H		L9 2B	F3			K	4	0	1	1	0	0	2
Reno Bertoia, R (9, PH) OBP: 0.313, SLG: 0.259										1	0	0	0	0	1	1
Billy Gardner, R (1, 4) OBP: 0.375, SLG: 0.384	BB 1B 1B		BBBB 1B BB		BBBB L9 BB		F7		1-2 1B	3	1	2	0	2	0	0
Julio Becquer, L (1, 3) OBP: 0.275, SLG: 0.412	BBBB 1B 1-2 BB		1-2 1B		L9 1-2 2-3		K		F8	4	0	1	0	1	1	4
Harmon Killebrew, R (1, 5) OBP: 0.372, SLG: 0.359	1-2 2-H 1B		K		BBBB BB		1-3			3	0	1	1	1	1	2
Dan Dobbek, L (1, 7) OBP: 0.330, SLG: 0.338	K		F9		F9			K		3	0	0	0	0	1	7
Jim Lemon, R (8, PH) OBP: 0.308, SLG: 0.480										1	0	0	0	0	1	0
Pete Whisenant, R (8, 7) OBP: 0.067, SLG: 0.067										0	0	0	0	0	0	0
Earl Battey, R (1, 2) OBP: 0.328, SLG: 0.376		F5		L7		CS 1B		F4		4	0	1	0	0	0	0
Billy Consolo, R (1, 6) OBP: 0.330, SLG: 0.304		K		F2		BBBB 1B 1-2 BB		1-3		3	0	0	0	1	1	0
Pedro Ramos, S (1, 1) OBP: 0.125, SLG: 0.087		K		K		F2			BBBB 1B BB	3	0	0	0	0	2	1
Elmer Valo, L (9, PH) OBP: 0.417, SLG: 0.222										0	0	0	0	1	0	0
Jose Valdivielso, R (9, PR) OBP: 0.278, SLG: 0.235										0	0	0	0	0	0	0
Inning Stats	R: 1 E: 0 K: 1 S: 7 H: 2 LOB: 2 BB: 1 P: 11	R: 0 E: 0 K: 2 S: 7 H: 0 LOB: 0 BB: 0 P: 7	R: 1 E: 0 K: 1 S: 7 H: 2 LOB: 2 BB: 1 P: 11	R: 0 E: 0 K: 1 S: 5 H: 0 LOB: 0 BB: 0 P: 5	R: 0 E: 0 K: 0 S: 4 H: 1 LOB: 3 BB: 2 P: 12	R: 0 E: 0 K: 0 S: 4 H: 2 LOB: 2 BB: 1 P: 8	R: 0 E: 0 K: 1 S: 5 H: 0 LOB: 0 BB: 0 P: 5	R: 0 E: 0 K: 1 S: 5 H: 0 LOB: 0 BB: 0 P: 5	R: 0 E: 0 K: 1 S: 6 H: 1 LOB: 2 BB: 1 P: 10	1B: 6 2B: 1 3B: 1 HR: 0 SF: 0 SAC: 0 DP: 0 HBP: 0						

PITCHER		IP	WLS	BF	H	R	ER	SO	BB	IBB	HBP	BLK	WP	HR	S	P	ERA	WHIP
Ralph Terry, R ERA: 3.09	(1, 1)	7.0		32	7	2	2	6	5	0	0	0	0	0	39	59	2.57	1.714
Bobby Shantz, L ERA: 4.8	(8, 1)	2.0	W	8	1	0	0	2	1	0	0	0	0	0	11	15	0.00	1.000

PITCHER	IP	WLS	BF	H	R	ER	SO	BB	IBB	HBP	BLK	WP	HR	S	P	ERA	WHIP

TOP

Washington Senators @ New York Yankees

Yankee Stadium, Bronx, NY

Mon May 30 1960, 3:38 AM EDT

Att. 43,669 - Unknown - 70 F

livebaseballscorecards.com

AB	34
R	2
H	8
RBI	2
BB	6
SO	8
LOB	18

WP: 0 PA: 40
PB: 0
SB: 0
CS: 1

Batter	1	2	3	4	5	6	7	8	9	AB	R	H	RBI	BB	SO	LOB
Tony Kubek, L (1, 6) OBP: 0.335, SLG: 0.460	1B 1B		F8			1-3	F7			4	0	1	0	0	0	1
Hector Lopez, R (1, 7) OBP: 0.283, SLG: 0.354	F8		4-3			1B BB 1B		5-3		4	0	1	0	0	0	1
Mickey Mantle, S (1, 8) OBP: 0.414, SLG: 0.475	F9			4-3		BBBB 4-0 1B 1-2 BB		BBBB 4-0 HR BB		2	1	0	0	2	0	1
Yogi Berra, L (1, 2) OBP: 0.429, SLG: 0.529	1-3 1B			G3		1-2 2-3 1B		1-H HR		4	1	3	2	0	0	0
Roger Maris, L (1, 9) OBP: 0.379, SLG: 0.716	F9			HR		F5		2B		4	1	2	1	0	0	5
Bill Skowron, R (1, 3) OBP: 0.303, SLG: 0.493		6-3		4-3		G1		5-3		4	0	0	0	0	0	4
Gil McDougald, R (1, 5) OBP: 0.324, SLG: 0.416		G6-4-3 1B			6-3		5-3	F9		4	0	1	0	0	0	1
Bobby Richardson, R (1, 4) OBP: 0.271, SLG: 0.272		G6-4-3 1-2f			F2		E5 FC4-6			3	0	0	0	0	0	1
Ralph Terry, R (1, 1) Johnny Blanchard, L (7, PH) Joe Demaestri, R (7, PR) Bobby Shantz, R (8, 1)			L6		SSS K		FC4-6 1-2f			2 1 0 0	0 0 0 0	0 0 0 0	0 0 0 0	1 0 0 0	0 0 0 0	0 1 0 0
Inning Stats	R: 0 H: 2 E: 0 LOB: 2 K: 0 BB: 0 S: 5 P: 5	R: 0 H: 1 E: 0 LOB: 0 K: 0 BB: 0 S: 3 P: 3	R: 0 H: 0 E: 0 LOB: 0 K: 0 BB: 0 S: 3 P: 3	R: 1 H: 1 E: 0 LOB: 0 K: 0 BB: 0 S: 4 P: 4	R: 0 H: 0 E: 0 LOB: 0 K: 1 BB: 0 S: 5 P: 5	R: 0 H: 2 E: 0 LOB: 3 K: 0 BB: 1 S: 5 P: 9	R: 0 H: 0 E: 1 LOB: 1 K: 0 BB: 0 S: 4 P: 4	R: 2 H: 2 E: 0 LOB: 1 K: 0 BB: 1 S: 5 P: 9		1B: 5 SF: 0 2B: 1 SAC: 0 3B: 0 DP: 1 HR: 2 HBP: 0						

PITCHER	IP	WLS	BF	H	R	ER	SO	BB	IBB	HBP	BLK	WP	HR	S	P	ERA	WHIP
Pedro Ramos, R (1, 1) ERA: 2.76	8.0	L	34	8	3	3	1	2	0	0	0	0	2	34	42	3.38	1.250

PITCHER	IP	WLS	BF	H	R	ER	SO	BB	IBB	HBP	BLK	WP	HR	S	P	ERA	WHIP

BOTTOM

Washington Senators @ New York Yankees

Yankee Stadium, Bronx, NY

Mon May 30 1960, 3:38 AM EDT

Att. 43,669 - Unknown - 70 F

livebaseballscorecards.com

AB	32
R	3
H	8
RBI	3
BB	2
SO	1
LOB	15

WP: 0 PA: 34
PB: 0
SB: 0
CS: 0

Batter	1	2	3	4	5	6	7	8	9	AB	R	H	RBI	BB	SO	LOB
Bob Allison, R (1, 9) OBP: 0.406, SLG: 0.471	S S S 0-3 ① K		S S S 0-3 ③ K			x 0-0 ① 6-3		x 0-0 ② 2-3		4	0	0	0	0	2	1
Billy Gardner, R (1, 4) OBP: 0.366, SLG: 0.374	S S S 0-3 ② K			x 0-0 ① 6-3		x 0-0 ② F3		x 0-0 ③ 5-3		4	0	0	0	0	1	0
Harmon Killebrew, R (1, 5) OBP: 0.378, SLG: 0.378	x 0-0 ③ F9			x 0-0 PB 2B		x 0-0 WP 1B 1B			S S S 0-3 ① K	4	1	2	0	0	1	0
Jim Lemon, R (1, 7) OBP: 0.306, SLG: 0.473		x 0-0 ① 5-3		x 0-0 ② F9 2-3		x 0-0 FC4-6 1-H 1B			x 0-0 ② 5-3	4	0	1	1	0	0	1
Julio Becquer, L (1, 3) OBP: 0.274, SLG: 0.394		x 0-0 ② 1-3		B B B B 4-0 BB		x 0-0 ③ FC4-6 1-2f			x 0-0 ③ F8	3	0	0	0	1	0	1
Dan Dobbek, L (1, 8) OBP: 0.319, SLG: 0.325		x 0-0 ③ 4-3		x 0-0 ③ 4-3			x 0-0 ① 3-1			3	0	0	0	0	0	2
Earl Battey, R (1, 2) OBP: 0.328, SLG: 0.384			x 0-0 F9 2B		S S S 0-3 ① K		x 0-0 ② F9			3	0	1	0	0	1	0
Jose Valdivielso, R (1, 6) OBP: 0.238, SLG: 0.200			x 0-0 ① F9 2-3		S S S 0-3 ② K		x 0-0 ③ F9			3	0	0	0	0	1	1
Bill Fischer, R (1, 1) OBP: 0.250, SLG: 0.143			x 0-0 ② G3		x 0-0 ③ G3			x 0-0 ① 1-3		2	0	0	0	0	0	1
Jack Kralick, L (7, 1) OBP: 1.000, SLG: 1.000										0	0	0	0	0	0	0
Lenny Green, L (8, PH) OBP: 0.294, SLG: 0.333										1	0	0	0	0	0	0
Dick Hyde, R (8, 1)										0	0	0	0	0	0	0
Inning Stats	R: 0 E: 0 K: 2 S: 7 H: 0 LOB: 0 BB: 0 P: 7	R: 0 E: 0 K: 0 S: 3 H: 0 LOB: 0 BB: 0 P: 3	R: 0 E: 0 K: 1 S: 6 H: 1 LOB: 1 BB: 0 P: 6	R: 0 E: 0 K: 0 S: 4 H: 1 LOB: 2 BB: 1 P: 8	R: 0 E: 0 K: 2 S: 7 H: 0 LOB: 0 BB: 0 P: 7	R: 1 E: 0 K: 0 S: 5 H: 2 LOB: 1 BB: 0 P: 5	R: 0 E: 0 K: 0 S: 3 H: 0 LOB: 0 BB: 0 P: 3	R: 0 E: 0 K: 0 S: 3 H: 0 LOB: 0 BB: 0 P: 3	R: 0 E: 0 K: 1 S: 5 H: 0 LOB: 0 BB: 0 P: 5	1B: 2 2B: 2 3B: 0 HR: 0 SF: 0 SAC: 0 DP: 0 HBP: 0						

PITCHER	IP	WLS	BF	H	R	ER	SO	BB	IBB	HBP	BLK	WP	HR	S	P	ERA	WHIP
Tom Brewer, R (1, 1) ERA: 4.19	9.0	W	32	4	1	1	6	1	0	0	0	1	0	43	47	1.00	0.556

PITCHER	IP	WLS	BF	H	R	ER	SO	BB	IBB	HBP	BLK	WP	HR	S	P	ERA	WHIP

Washington Senators @ Boston Red Sox

Fenway Park, Boston, MA

Tue May 31 1960, 7:05 PM EDT

Att. 7,320 - Unknown

TOP

livebaseballscorecards.com

AB	31
R	1
H	4
RBI	1
BB	1
SO	6
LOB	7

WP: 1 PB: 1 SB: 0 CS: 0 PA: 32

Batter	1	2	3	4	5	6	7	8	9	AB	R	H	RBI	BB	SO	LOB
Marty Keough, L (1, 8) OBP: 0.304, SLG: 0.339	3-1	FC4-6 1-2f 2-3			6-3 2B	1B E 2B	1B E 2B	4-3 1-2 2-3		5	1	2	0	0	0	4
Pete Runnels, L (1, 4) (8, 3) OBP: 0.426, SLG: 0.450	4-3	F7			6-3 2-3		E 2-3 1B			4	0	1	0	0	0	3
Gary Geiger, L (1, 9) OBP: 0.324, SLG: 0.364	2B 2B		L4			1B FC4-6 1B	F8 1-2 3-H			4	2	2	0	0	0	1
Vic Wertz, L (1, 3) OBP: 0.358, SLG: 0.464 Pumpsie Green, S (8, 4) OBP: 0.325, SLG: 0.314	2B 2-H		1-3			FC4-6 1-3 1B	K			4 0	0 0	2 0	1 0	0 0	1 0	1 0
Gene Stephens, L (1, 7) OBP: 0.308, SLG: 0.308	K		F8			FC4-6 1B S 1-2f 3-H		SH2-4 1B 1B		4	1	1	1	0	1	2
Frank Malzone, R (1, 5) OBP: 0.322, SLG: 0.373		4-3 WP 1B 1B		K		F3		SH2-4 1-2		3	1	1	0	0	1	1
Don Buddin, R (1, 6) OBP: 0.348, SLG: 0.328		4-3 1-3		K		S 1-3 1B		6-3		4	0	1	0	0	1	2
Ed Sadowski, R (1, 2) OBP: 0.351, SLG: 0.485 Haywood Sullivan, R (4, 2) OBP: 0.257, SLG: 0.250		FC4-6 SH 3-H 1B		F8		K 1-2		WP 1B IBB		1 2	0 0	1 0	1 0	0 1	0 1	0 2
Tom Brewer, R (1, 1) OBP: 0.316, SLG: 0.333		SH FC4-6 1-2			F8		6-3	WP 1-2 2-H 1B		3	0	1	1	0	0	0
Inning Stats	R: 1 H: 2 E: 0 LOB: 1 K: 1 BB: 0 S: 7 P: 7	R: 1 H: 2 E: 1 LOB: 2 K: 0 BB: 0 S: 6 P: 6	R: 0 H: 0 E: 0 LOB: 0 K: 0 BB: 0 S: 3 P: 3	R: 0 H: 0 E: 0 LOB: 0 K: 2 BB: 0 S: 7 P: 7	R: 0 H: 1 E: 0 LOB: 0 K: 0 BB: 0 S: 3 P: 3	R: 1 H: 3 E: 0 LOB: 2 K: 1 BB: 0 S: 8 P: 8	R: 1 H: 2 E: 1 LOB: 1 K: 1 BB: 0 S: 7 P: 7	R: 1 H: 2 E: 0 LOB: 2 K: 0 BB: 1 S: 5 P: 9		1B: 8 SF: 0 2B: 4 SAC: 2 3B: 0 DP: 0 HR: 0 HBP: 0						

BOTTOM

Washington Senators @ Boston Red Sox

Fenway Park, Boston, MA

Tue May 31 1960, 7:05 PM EDT

Att. 7,320 - Unknown

livebaseballscorecards.com

AB	34
R	5
H	12
RBI	4
BB	1
SO	5
LOB	16

WP: 2 PA: 37
PB: 0
SB: 2
CS: 0

PITCHER		IP	WLS	BF	H	R	ER	SO	BB	IBB	HBP	BLK	WP	HR	S	P	ERA	WHIP
Bill Fischer, R ERA: 2.87	(1, 1)	6.1	L	28	9	4	3	4	0	0	0	0	1	0	36	36	4.26	1.421
Jack Kralick, L ERA: 6.23	(7, 1)	0.2		3	1	0	0	1	0	0	0	0	0	0	5	5	0.00	1.500
Dick Hyde, R ERA: 4.15	(8, 1)	1.0		6	2	1	1	0	0	1	0	0	1	0	5	9	9.00	2.000

PITCHER	IP	WLS	BF	H	R	ER	SO	BB	IBB	HBP	BLK	WP	HR	S	P	ERA	WHIP

Batter	1	2	3	4	5	6	7	8	9	AB	R	H	RBI	BB	SO	LOB
Billy Gardner, R (1, 4) OBP: 0.373, SLG: 0.403	HR F5			F9			SH1-4 1B BB		WP 1B 2B	4	3	2	1	1	0	3
Dan Dobbek, L (1, 8) (7, 7) OBP: 0.316, SLG: 0.321	K	F9		K			SH1-4 1-2		2-H 1B	4	0	1	1	0	2	0
Bob Allison, R (1, 9) OBP: 0.418, SLG: 0.497	BB 1B BB	S BB			F7		2-H 1B		HR	3	2	2	2	2	0	0
Jim Lemon, R (1, 7) OBP: 0.311, SLG: 0.496 Lenny Green, L (7, 8) OBP: 0.290, SLG: 0.328	BB 1-2 1B 1B	F9			HR		K		F7	4 1	2 0	2 0	1 0	0 0	1 0	2 0
Harmon Killebrew, R (1, 5) OBP: 0.373, SLG: 0.365	1B 1-2 2-3 BB BB	6-3 1-2			F9		6-3			3	1	0	0	1	0	2
Julio Becquer, L (1, 3) OBP: 0.273, SLG: 0.387	BB HBP 1-3 2-H 3-H 1B		K		F7			F7		4	0	1	2	0	1	0
Earl Battey, R (1, 2) OBP: 0.326, SLG: 0.374	BB 1-2 HBP		F5			F2		6-3		3	0	0	0	0	0	0
Jose Valdivielso, R (1, 6) OBP: 0.200, SLG: 0.167	F9		F2			K		K		4	0	0	0	0	2	3
Don Lee, R (1, 1) OBP: 0.250, SLG: 0.100 Tex Clevenger, R (8, 1) OBP: 0.167, SLG: 0.167	1-2 2-3 3-H BB			F8		K			K	2 1	0 0	0 0	1 0	1 0	1 1	0 0
Inning Stats	R: 4 E: 0 K: 1 S: 8 H: 3 LOB: 3 BB: 3 P: 21	R: 0 E: 0 K: 0 S: 3 H: 0 LOB: 1 BB: 1 P: 7	R: 0 E: 0 K: 1 S: 5 H: 0 LOB: 0 BB: 0 P: 5	R: 0 E: 0 K: 1 S: 5 H: 0 LOB: 0 BB: 0 P: 5	R: 1 E: 0 K: 0 S: 4 H: 1 LOB: 0 BB: 0 P: 4	R: 0 E: 0 K: 2 S: 7 H: 0 LOB: 0 BB: 0 P: 7	R: 1 E: 0 K: 1 S: 6 H: 1 LOB: 1 BB: 1 P: 10	R: 0 E: 0 K: 1 S: 5 H: 0 LOB: 0 BB: 0 P: 5	R: 2 E: 0 K: 1 S: 7 H: 3 LOB: 0 BB: 0 P: 7	1B: 4 2B: 1 3B: 0 HR: 3 SF: 0 SAC: 1 DP: 0 HBP: 1						

PITCHER		IP	WLS	BF	H	R	ER	SO	BB	IBB	HBP	BLK	WP	HR	S	P	ERA	WHIP
Ike Delock, R ERA: 108.0	(1, 1)	0.1	L	7	3	4	4	1	2	0	1	0	0	1	6	15	108.00	15.000
Frank Sullivan, R ERA: 6.6	(1, 1)	4.2		17	1	1	1	2	2	0	0	0	0	1	19	27	1.93	0.643
Tom Sturdivant, R ERA: 5.06	(6, 1)	4.0		16	4	3	3	5	1	0	0	0	1	1	25	29	6.75	1.250

PITCHER	IP	WLS	BF	H	R	ER	SO	BB	IBB	HBP	BLK	WP	HR	S	P	ERA	WHIP

Washington Senators @ Boston Red Sox

Fenway Park, Boston, MA

Thu Jun 02 1960, 3:33 AM EDT

Unknown

TOP

livebaseballscorecards.com

AB	33
R	8
H	8
RBI	8
BB	5
SO	8
LOB	10

WP: 1 PA: 40
PB: 0
SB: 1
CS: 0

Batter	1	2	3	4	5	6	7	8	9	AB	R	H	RBI	BB	SO	LOB
Marty Keough, L (1, 8) OBP: 0.297, SLG: 0.328	F8		F8		FC3-6 1-2f			K	G3, 1B	5	0	1	0	0	1	1
Pete Runnels, L (1, 4) OBP: 0.431, SLG: 0.452	L5		1B		F9			HR, 1B BB	G3 1-2	4	1	2	0	1	0	1
Gary Geiger, L (1, 9) OBP: 0.329, SLG: 0.366	1B		L9			K		HR 1-2	G3 1-2 2-3	5	1	2	0	0	1	3
Vic Wertz, L (1, 3) OBP: 0.350, SLG: 0.483	K			2-3		F8		HR 1-H 2-H	F9	5	1	1	3	0	1	3
Gene Stephens, L (1, 7) OBP: 0.315, SLG: 0.316		K		F6		1B		1B		4	0	2	0	0	1	0
Frank Malzone, R (1, 5) OBP: 0.321, SLG: 0.370		6-3		E4		F7		1-2 1B		4	0	1	0	0	0	1
Pumpsie Green, S (1, 6) OBP: 0.341, SLG: 0.333		1B		1-3			G6-4-3 1B	K		4	0	2	0	0	1	3
Ed Sadowski, R (1, 2) OBP: 0.350, SLG: 0.457 Ted Williams, L (8, PH) OBP: 0.429, SLG: 0.619 Haywood Sullivan, R (9, 2) OBP: 0.257, SLG: 0.250		F6			FC3-6 BB		G6-4-3 1-2f	F8		2 1 0	0 0 0	0 0 0	0 0 0	1 0 0	0 0 0	2 2 0
Ike Delock, R (1, 1) Frank Sullivan, R (1, 1) Bobby Thomson, R (5, PH) OBP: 0.295, SLG: 0.432 Tom Sturdivant, L (6, 1) OBP: 0.125, SLG: 0.143 Rip Repulski, R (9, PH) OBP: 0.400, SLG: 0.500			K		L3		6-3		6-3	0 1 1 1 1	0 0 0 0 0	0 0 0 0 0	0 0 0 0 0	0 1 0 0 0	0 0 0 0 0	0 0 1 0 0
Inning Stats	R: 0 E: 0 K: 1 S: 6 H: 1 LOB: 1 BB: 0 P: 6	R: 0 E: 0 K: 1 S: 6 H: 1 LOB: 1 BB: 0 P: 6	R: 0 E: 0 K: 1 S: 6 H: 1 LOB: 1 BB: 0 P: 6	R: 0 E: 1 K: 0 S: 4 H: 0 LOB: 1 BB: 0 P: 4	R: 0 E: 0 K: 0 S: 3 H: 0 LOB: 1 BB: 1 P: 7	R: 0 E: 0 K: 1 S: 6 H: 1 LOB: 1 BB: 0 P: 6	R: 0 E: 0 K: 0 S: 3 H: 1 LOB: 0 BB: 0 P: 3	R: 3 E: 0 K: 2 S: 11 H: 4 LOB: 2 BB: 1 P: 15	R: 0 E: 0 K: 0 S: 5 H: 2 LOB: 2 BB: 0 P: 5	1B: 10 2B: 0 3B: 0 HR: 1	SF: 0 SAC: 0 DP: 1 HBP: 0			WP: 0 PB: 0 SB: 0 CS: 0	PA: 40	

PITCHER	IP	WLS	BF	H	R	ER	SO	BB	IBB	HBP	BLK	WP	HR	S	P	ERA	WHIP
Don Lee, R (1, 1) ERA: 5.91	7.1	W	33	9	3	3	5	2	0	0	0	0	1	41	49	3.68	1.500
Tex Clevenger, R (8, 1) ERA: 3.14	1.2	S	7	2	0	0	1	0	0	0	0	0	0	9	9	0.00	1.200

PITCHER	IP	WLS	BF	H	R	ER	SO	BB	IBB	HBP	BLK	WP	HR	S	P	ERA	WHIP

BOTTOM

Washington Senators @ Boston Red Sox

Fenway Park, Boston, MA

Thu Jun 02 1960, 3:33 AM EDT

Unknown

livebaseballscorecards.com

AB	38
R	3
H	11
RBI	3
BB	2
SO	6
LOB	17

TOP

Washington Senators @ Boston Red Sox

Fenway Park, Boston, MA

Thu Jun 02 1960, 3:38 AM EDT

Att. 4,924 - Unknown

livebaseballscorecards.com

Batter	1	2	3	4	5	6	7	8	9	10	AB	R	H	RBI	BB	SO	LOB
Billy Gardner, R (1, 4) OBP: 0.372, SLG: 0.420	F9 ①	HR 1-H 2-H 3-H		F8 ③ 1-2			BB HBP	K ③		K ②	3	1	1	4	0	0	1
Bill Fischer, R (4, 1) OBP: 0.250, SLG: 0.143											0	0	0	0	0	0	0
Don Lee, R (5, 1) OBP: 0.250, SLG: 0.100											0	0	0	0	0	0	0
Pete Whisenant, R (7, PH) OBP: 0.125, SLG: 0.067											0	0	0	0	1	0	0
Chuck Stobbs, L (7, 1)											0	0	0	0	0	0	0
Earl Battey, R (8, PH) OBP: 0.323, SLG: 0.371											1	0	0	0	0	1	1
Jack Kralick, L (8, 1) OBP: 1.000, SLG: 1.000											0	0	0	0	0	0	0
Pedro Ramos, S (9, 1) OBP: 0.120, SLG: 0.083											1	0	0	0	0	1	1
Dan Dobbek, L (1, 8) OBP: 0.313, SLG: 0.318	L7 ②	F8 ③			4-3 ①		F8 ①		E3 2B SF8	3B 1-H	1	0	0	0	0	0	0
Faye Throneberry, L (2, PH) OBP: 0.346, SLG: 0.364											5	1	1	1	0	0	1
(2, 8)																	
Bob Allison, R (1, 9) OBP: 0.426, SLG: 0.507	1B		K ①		S HR 1B		HBP 1-2 BB		SF8 1-3 FC4-2 2B	K ③	5	1	3	0	1	2	1
Jim Lemon, R (1, 7) OBP: 0.321, SLG: 0.489	K ③		BB		K ② 1-2		1-2 2-3 HBP		FC4-2 IBB		2	0	0	0	2	2	2
Harmon Killebrew, R (1, 5) OBP: 0.374, SLG: 0.416		E FC1-2 2B	K ②		2-H HR		K ②		SF8 ① 2-3 3-H		4	1	2	3	0	2	4
Julio Becquer, L (1, 3) OBP: 0.256, SLG: 0.363		E3 FC1-2 2-3 HR	1-3 ③		6-3 ③		K ③		FC4-2 ② 1-2 3-H		5	1	0	0	0	1	7
Hal Naragon, L (1, 2) OBP: 0.280, SLG: 0.100		FC1-2 HR IBB		BLK 1B		3-1 ①		4-3 ①	P6 ③		4	1	1	0	1	0	2
Billy Consolo, R (1, 6) OBP: 0.321, SLG: 0.295	P6 ①			F8 ①		6-3 ②		BB 4-0	3B 1B		3	0	0	0	0	0	4
Elmer Valo, L (8, PH) OBP: 0.462, SLG: 0.222											0	0	0	0	1	0	0
Jose Valdivielso, R (8, PR) OBP: 0.231, SLG: 0.200											1	1	1	0	0	0	0
(8, 6)																	
Jim Kaat, L (1, 1) OBP: 0.154, SLG: 0.154	FC1-2 ② 1-2 2-3 3-H HR			L8 ②		6-3 ③		F8 ②	F7 ①		1	1	0	0	0	0	3
Lenny Green, L (4, PH) OBP: 0.286, SLG: 0.323											1	0	0	0	0	0	1
Reno Bertoia, R (4, 4) OBP: 0.299, SLG: 0.246											3	0	0	0	0	0	2
Inning Stats	R: 0 E: 0 K: 1 S: 6 H: 1 LOB: 1 BB: 0 P: 6	R: 4 E: 1 K: 0 S: 6 H: 2 LOB: 0 BB: 1 P: 10	R: 0 E: 0 K: 2 S: 7 H: 0 LOB: 1 BB: 1 P: 11	R: 0 E: 0 K: 0 S: 4 H: 1 LOB: 1 BB: 0 P: 4	R: 2 E: 0 K: 1 S: 7 H: 2 LOB: 0 BB: 0 P: 7	R: 0 E: 0 K: 0 S: 3 H: 0 LOB: 0 BB: 0 P: 3	R: 0 E: 0 K: 2 S: 7 H: 0 LOB: 3 BB: 2 P: 16	R: 0 E: 0 K: 1 S: 5 H: 0 LOB: 1 BB: 1 P: 9	R: 1 E: 1 K: 0 S: 5 H: 1 LOB: 2 BB: 1 P: 9	R: 1 E: 0 K: 2 S: 9 H: 2 LOB: 1 BB: 0 P: 9	1B: 4 2B: 2 3B: 1 HR: 2 SF: 1 SAC: 0 DP: 0 HBP: 1	WP: 0 PB: 0 SB: 1 CS: 0 PA: 48					

	AB	40
	R	8
	H	9
	RBI	8
	BB	6
	SO	9
	LOB	30

PITCHER	IP	WLS	BF	H	R	ER	SO	BB	IBB	HBP	BLK	WP	HR	S	P	ERA	WHIP
Dave Hillman, R (1, 1) ERA: 3.68	5.0		24	6	6	2	4	1	1	0	1	0	2	30	38	3.60	1.400
Mike Fornieles, R (6, 1) ERA: 1.9	3.1		17	1	1	0	3	3	1	1	0	0	0	18	35	0.00	1.200
Tom Borland, L (9, 1) ERA: 3.27	0.2		2	0	0	0	0	0	0	0	0	0	0	2	2	0.00	0.000
Frank Sullivan, R (10, 1) ERA: 6.65	1.0	L	5	2	1	1	2	0	0	0	0	0	0	9	9	9.00	2.000

PITCHER	IP	WLS	BF	H	R	ER	SO	BB	IBB	HBP	BLK	WP	HR	S	P	ERA	WHIP

Batter	1	2	3	4	5	6	7	8	9	10	AB	R	H	RBI	BB	SO	LOB
Pumpsie Green, S (1, 6) OBP: 0.320, SLG: 0.311	BB, BB, SF8, 1B	F8		K	F8		K			4-3	6	1	1	0	0	2	6
Pete Runnels, L (1, 4) OBP: 0.440, SLG: 0.457	SF8, BB, 1B; 1-2; BB	FC6-4; 1-2f			1B, 2B; 1B	1B		G5-4-3; 1B		F7	5	2	3	0	1	0	1
Vic Wertz, L (1, 3) OBP: 0.340, SLG: 0.463	F7		F5		2B, 1B; 1-3; 1B	F7		F8		4-3	6	1	1	0	0	0	4
Rip Repulski, R (1, 7) OBP: 0.400, SLG: 0.500	1B; 1-2, 2-3; BB		L9		1B; 1-3, 3-H; 2B	F7		G5-4-3; 1-2f			4	1	1	1	1	0	2
Bobby Thomson, R (1, 8) OBP: 0.303, SLG: 0.433 Marty Keough, L (9, 8) OBP: 0.307, SLG: 0.338	SF8; 2-3, 3-H		HR; BB		1B, FC3-2; 2-H, 3-H; 1B	6-3			SH3-4; 1B		2 1	1 0	1 1	3 0	1 0	0 0	1 0
Frank Malzone, R (1, 5) OBP: 0.331, SLG: 0.401	1-2; 3-H; 1B		1-H; HR		F5		FC5-4; 1B		SH3-4; 1-2		4	1	3	3	0	0	1
Lou Clinton, R (1, 9) OBP: 0.318, SLG: 0.421	K		F9		FC3-2, BB; 1-3; 1B		FC5-4; 1B; 1-2f		IBB		4	0	1	0	1	1	3
Haywood Sullivan, R (1, 2) OBP: 0.250, SLG: 0.242 Ted Williams, L (5, PH) OBP: 0.448, SLG: 0.619 Tom Brewer, R (5, PR) OBP: 0.316, SLG: 0.333 Ed Sadowski, R (6, 2) OBP: 0.333, SLG: 0.432		F9		P6	FC3-2; 1-2; BB		K		F8		2 0 0 2	0 0 0 0	0 0 0 0	0 0 0 0	0 1 0 0	0 0 0 1	0 0 0 3
Dave Hillman, R (1, 1) Gary Geiger, L (5, PH) OBP: 0.325, SLG: 0.361 Mike Fornieles, R (6, 1) OBP: 0.333, SLG: 0.333 Tom Borland, L (9, 1) Gene Stephens, L (9, PH) OBP: 0.512, SLG: 0.313 Frank Sullivan, R (10, 1)		FC6-4; BB		K	FC3-2; 1-2, 2-3, 3-H		1-3; 1B			4-3	1 1 1 0 1 0	0 0 1 0 0 0	0 0 0 0 0 0	1 0 0 0 0 0	1 0 0 0 0 0	0 3 0 0 2 0	0 0 0 0 0 0
Inning Stats	R: 2, E: 0, K: 1, S: 7; H: 2, LOB: 2, BB: 2, P: 15	R: 0, E: 0, K: 0, S: 3; H: 0, LOB: 1, BB: 1, P: 7	R: 2, E: 0, K: 0, S: 4; H: 1, LOB: 0, BB: 1, P: 8	R: 0, E: 0, K: 2, S: 7; H: 0, LOB: 0, BB: 0, P: 7	R: 3, E: 0, K: 0, S: 8; H: 5, LOB: 3, BB: 1, P: 12	R: 0, E: 0, K: 0, S: 4; H: 1, LOB: 1, BB: 0, P: 4	R: 0, E: 0, K: 2, S: 9; H: 2, LOB: 2, BB: 0, P: 9	R: 0, E: 0, K: 0, S: 3; H: 1, LOB: 0, BB: 0, P: 3	R: 0, E: 0, K: 0, S: 4; H: 1, LOB: 2, BB: 1, P: 8	R: 0, E: 0, K: 0, S: 3; H: 0, LOB: 0, BB: 0, P: 3	1B: 11, 2B: 1, 3B: 0, HR: 1	SF: 1, SAC: 1, DP: 1, HBP: 0					

PITCHER		IP	WLS	BF	H	R	ER	SO	BB	IBB	HBP	BLK	WP	HR	S	P	ERA	WHIP
Jim Kaat, L ERA: 5.67	(1, 1)	3.0		16	3	4	4	1	4	0	0	0	0	1	14	30	12.00	2.333
Bill Fischer, R ERA: 3.62	(4, 1)	1.0		7	4	3	3	2	0	0	0	0	0	0	11	11	27.00	4.000
Don Lee, R ERA: 5.59	(5, 1)	2.0		9	2	0	0	0	1	0	0	0	0	0	8	12	0.00	1.500
Chuck Stobbs, L ERA: 0.96	(7, 1)	1.0		5	2	0	0	2	0	0	0	0	0	0	9	9	0.00	2.000
Jack Kralick, L ERA: 5.59	(8, 1)	1.0		3	1	0	0	0	0	0	0	0	0	0	3	3	0.00	1.000

PITCHER		IP	WLS	BF	H	R	ER	SO	BB	IBB	HBP	BLK	WP	HR	S	P	ERA	WHIP
Pedro Ramos, R ERA: 2.69	(9, 1)	2.0	W	8	1	0	0	0	0	1	0	0	0	0	7	11	0.00	0.500

BOTTOM

Washington Senators @ Boston Red Sox

Fenway Park, Boston, MA

Thu Jun 02 1960, 3:38 AM EDT

Att. 4,924 - Unknown

livebaseballscorecards.com

AB	40
R	7
H	13
RBI	7
BB	6
SO	5
LOB	26

1B: 11, 2B: 1, 3B: 0, HR: 1; SF: 1, SAC: 1, DP: 1, HBP: 0

WP: 0, PB: 0, SB: 0, CS: 0; PA: 48

Batter	1	2	3	4	5	6	7	8	9	AB	R	H	RBI	BB	SO	LOB
Marv Breeding, R (1, 4) OBP: 0.332, SLG: 0.359	SSS 0-3 ① K		x 0-0 ① SH5-3 1-2		x 0-0 5-3 1B		x 0-0 ② 1-3		x 0-0 ③ F8	4	0	1	0	0	1	1
Gene Woodling, L (1, 7) OBP: 0.470, SLG: 0.441	SSS 0-3 ② K		BBBB 4-0 1B BB		x 0-0 ① 5-3 1-2		x 0-0 ③ 1-3			3	0	0	0	1	1	1
Jackie Brandt, R (1, 8) OBP: 0.404, SLG: 0.473	x 0-0 E5		x 0-0 ② 1B 1-3 2-H 1B		x 0-0 ② 6-3			x 0-0 E5 G6-4-3 1B		4	0	1	1	0	0	1
Walt Dropo, R (1, 3) OBP: 0.321, SLG: 0.367	x 0-0 ③ 5-3		x 0-0 FC5-4 1-3 1B		SSS 0-3 ③ K			x 0-0 G6-4-3 1-2 1B		4	0	2	0	0	1	2
Brooks Robinson, R (1, 5) OBP: 0.285, SLG: 0.331		x 0-0 ① L9	x 0-0 ③ FC5-4 1-2f			BBBB 4-0 FC4 BB		x 0-0 ①② G6-4-3 1-2f 2-3		3	0	0	0	1	0	4
Ron Hansen, R (1, 6) OBP: 0.364, SLG: 0.479		x 0-0 5-3 1B		BBBB 4-0 3-1 WP BB		x 0-0 ① FC4 FC6-4 1-2f		x 0-0 ③ 5-3		3	0	1	0	1	0	2
Willie Tasby, R (1, 9) OBP: 0.308, SLG: 0.296		x 0-0 ② 5-3 1-2		SSS 0-3 ① K 1-2		SSS 0-3 ② K			x 0-0 ① F4	4	0	0	0	0	2	3
Clint Courtney, L (1, 2) OBP: 0.333, SLG: 0.270		x 0-0 ③ 1-3		x 0-0 ② 3-1 2-3		x 0-0 ③ FC6-4 1-2f			x 0-0 ② 1-3	2	0	0	0	0	0	2
Dave Nicholson, R (6, PH) OBP: 0.176, SLG: 0.067										1	0	0	0	0	0	1
Valmy Thomas, R (6, 2)										1	0	0	0	0	0	0
Milt Pappas, R (1, 1)			BBBB 4-0 SH5-3 1B BB	SSS 0-3 ③ K			x 0-0 ① 1-3		BBBB 4-0 BB	1	1	0	0	1	1	1
Albie Pearson, L (7, PH) OBP: 0.366, SLG: 0.328										1	0	0	0	0	0	0
Arnie Portocarrero, R (7, 1)										0	0	0	0	0	0	0
Jim Gentile, L (9, PH) OBP: 0.467, SLG: 0.543										0	0	0	0	1	0	0

TOP

Baltimore Orioles @ Washington Senators

Griffith Stadium, Washington, DC

Fri Jun 03 1960, 7:05 PM EDT

Att. 11,668 - Unknown

livebaseballscorecards.com

AB	31
R	1
H	5
RBI	1
BB	5
SO	6
LOB	18

Inning Stats	1	2	3	4	5	6	7	8	9
	R: 0 E: 1 K: 2 S: 8	R: 0 E: 0 K: 0 S: 4	R: 1 E: 0 K: 0 S: 4	R: 0 E: 0 K: 2 S: 7	R: 0 E: 0 K: 1 S: 6	R: 0 E: 0 K: 1 S: 5	R: 0 E: 0 K: 0 S: 3	R: 0 E: 1 K: 0 S: 4	R: 0 E: 0 K: 0 S: 3
	H: 0 LOB: 1 BB: 0 P: 8	H: 1 LOB: 1 BB: 0 P: 4	H: 2 LOB: 2 BB: 2 P: 12	H: 0 LOB: 1 BB: 1 P: 11	H: 1 LOB: 1 BB: 0 P: 6	H: 0 LOB: 1 BB: 1 P: 9	H: 0 LOB: 0 BB: 0 P: 3	H: 1 LOB: 1 BB: 0 P: 4	H: 0 LOB: 1 BB: 1 P: 7

1B: 5	SF: 0
2B: 0	SAC: 1
3B: 0	DP: 1
HR: 0	HBP: 0

WP: 1	PA: 37
PB: 0	
SB: 0	
CS: 0	

PITCHER	IP	WLS	BF	H	R	ER	SO	BB	IBB	HBP	BLK	WP	HR	S	P	ERA	WHIP
Hal Woodeshick, L (1, 1) ERA: 4.29	9.0	W	37	5	1	1	6	5	0	0	0	1	0	44	64	1.00	1.111

PITCHER	IP	WLS	BF	H	R	ER	SO	BB	IBB	HBP	BLK	WP	HR	S	P	ERA	WHIP

Batter	1	2	3	4	5	6	7	8	9	AB	R	H	RBI	BB	SO	LOB
Billy Gardner, R (1, 4) OBP: 0.373, SLG: 0.416	BBBB 4-0 G3 3B BB	x 0-0 ③ 5-3		x 0-0 ② 6-3 2-3		x 0-0 SH1-4 1B		x 0-0 ① F3		4	1	1	0	1	0	4
Faye Throneberry, L (1, 8) OBP: 0.345, SLG: 0.383 Lenny Green, L (7, 8) OBP: 0.282, SLG: 0.317	x 0-0 ① G3 1-2		x 0-0 ① 4-3	x 0-0 HR 3-H 2B		x 0-0 ① SH1-4 1-2		x 0-0 ② F9		3 1	1 0	1 0	1 0	0 0	0 0	1 1
Bob Allison, R (1, 9) OBP: 0.431, SLG: 0.539	x 0-0 2-H 3B		BBBB 4-0 1B 1B BB	x 0-0 2-H HR		x 0-0 ② 5-3		x 0-0 ③ 5-3 1-2		4	1	2	3	1	0	2
Jim Lemon, R (1, 7) OBP: 0.331, SLG: 0.489	x 0-0 ② 5-3		x 0-0 1B 1-2 1B	BBBB 4-0 FC5-4 BB		BBBB 4-0 BB				2	0	1	0	2	0	1
Harmon Killebrew, R (1, 5) OBP: 0.369, SLG: 0.409	SSS 0-3 ③ K		x 0-0 1-2 2-3 1B	x 0-0 ③ FC5-4 1-2f		x 0-0 ③ F6				4	0	1	0	0	1	4
Julio Becquer, L (1, 3) OBP: 0.256, SLG: 0.357		x 0-0 ① F5	SSS 0-3 ② K		x 0-0 CS 1B		x 0-0 ① F5			4	0	1	0	0	1	3
Earl Battey, R (1, 2) OBP: 0.328, SLG: 0.375		x 0-0 S 1B	SSS 0-3 ③ K		x 0-0 ① 1-2 1B		x 0-0 ② F8			4	0	2	0	0	1	3
Jose Valdivielso, R (1, 6) OBP: 0.267, SLG: 0.214		BBBB 4-0 1-2 BB		x 0-0 WP SH3-4 2B 1B	SSS 0-3 ② K		x 0-0 ③ 4-3			3	1	1	0	1	1	1
Hal Woodeshick, R (1, 1) OBP: 0.143, SLG: 0.143		SSS 0-3 ② K		x 0-0 ① SH3-4 1-2	SSS 0-3 ③ K			x 0-0 WP 1B		3	0	1	0	0	2	3
Inning Stats	R: 1 H: 1 E: 0 LOB: 1 K: 1 BB: 1 S: 6 P: 10	R: 0 H: 1 E: 0 LOB: 2 K: 1 BB: 1 S: 6 P: 10	R: 0 H: 2 E: 0 LOB: 3 K: 2 BB: 1 S: 9 P: 13	R: 3 H: 3 E: 0 LOB: 1 K: 0 BB: 1 S: 6 P: 10	R: 0 H: 2 E: 0 LOB: 1 K: 2 BB: 0 S: 8 P: 8	R: 0 H: 1 E: 0 LOB: 2 K: 0 BB: 1 S: 4 P: 8	R: 0 H: 0 E: 0 LOB: 0 K: 0 BB: 0 S: 3 P: 3	R: 0 H: 1 E: 0 LOB: 1 K: 0 BB: 0 S: 4 P: 4		1B: 8 SF: 0 2B: 1 SAC: 2 3B: 1 DP: 0 HR: 1 HBP: 0						WP: 2 PA: 39 PB: 0 SB: 1 CS: 1

PITCHER		IP	WLS	BF	H	R	ER	SO	BB	IBB	HBP	BLK	WP	HR	S	P	ERA	WHIP
Milt Pappas, R ERA: 6.16	(1, 1)	6.0	L	32	10	4	4	6	5	0	0	0	1	1	39	59	6.00	2.500
Arnie Portocarrero, R ERA: 3.82	(7, 1)	2.0		7	1	0	0	0	0	0	0	0	1	0	7	7	0.00	0.500

PITCHER	IP	WLS	BF	H	R	ER	SO	BB	IBB	HBP	BLK	WP	HR	S	P	ERA	WHIP

BOTTOM

Baltimore Orioles @ Washington Senators

Griffith Stadium, Washington, DC

Fri Jun 03 1960, 7:05 PM EDT

Att. 11,668 - Unknown

livebaseballscorecards.com

AB	32
R	4
H	11
RBI	4
BB	5
SO	6
LOB	23

Batter	1	2	3	4	5	6	7	8	9	AB	R	H	RBI	BB	SO	LOB
Billy Gardner, R (1, 4) OBP: 0.368, SLG: 0.406	K	5-3	BB			K		F9		4	0	0	1	1	2	0
Jose Valdivielso, R (1, 6) OBP: 0.257, SLG: 0.212	4-3	4-3	4-3			CS 1B		K		5	0	1	0	0	1	3
Bob Allison, R (1, 9) OBP: 0.446, SLG: 0.549	HR BB		1B 2B	CS BB		2B BB		BB		1	3	1	0	4	0	0
Jim Lemon, R (1, 7) OBP: 0.333, SLG: 0.514 Lenny Green, L (8, 8) OBP: 0.282, SLG: 0.317	HR		F6	K		2B		4-3		5 0	1 0	2 0	3 0	0 0	1 0	3 0
Harmon Killebrew, R (1, 5) OBP: 0.379, SLG: 0.423	BB BB		6-3 BB 1B	2B		L5			F8	4	1	2	1	1	0	1
Pete Whisenant, R (1, 8) (8, 7) OBP: 0.238, SLG: 0.059	BB		BB 6-3 BB	F8			K		1B BB	2	1	0	0	3	1	1
Julio Becquer, L (1, 3) OBP: 0.242, SLG: 0.337	F5		6-3		F7		4-3		K	5	0	0	0	0	1	5
Earl Battey, R (1, 2) OBP: 0.345, SLG: 0.407		HR	BB BB IBB		G3		BB		1-3 1B	3	1	2	1	2	0	0
Chuck Stobbs, L (1, 1) Tex Clevenger, R (8, 1) OBP: 0.167, SLG: 0.167		K	BB		K		G3			3 0	0 0	0 0	1 0	1 0	2 0	1 0
Inning Stats	R: 2 E: 0 K: 1 S: 6 H: 1 LOB: 2 BB: 3 P: 18	R: 1 E: 0 K: 1 S: 6 H: 1 LOB: 0 BB: 0 P: 6	R: 3 E: 0 K: 0 S: 5 H: 2 LOB: 3 BB: 4 P: 21	R: 0 E: 0 K: 1 S: 5 H: 1 LOB: 1 BB: 1 P: 9	R: 0 E: 0 K: 1 S: 5 H: 0 LOB: 0 BB: 0 P: 5	R: 1 E: 0 K: 1 S: 6 H: 2 LOB: 1 BB: 1 P: 10	R: 0 E: 0 K: 1 S: 5 H: 0 LOB: 1 BB: 1 P: 9	R: 0 E: 0 K: 1 S: 5 H: 0 LOB: 1 BB: 1 P: 9	R: 0 E: 0 K: 1 S: 5 H: 1 LOB: 2 BB: 1 P: 9	1B: 3 2B: 3 3B: 0 HR: 2 SF: 0 SAC: 0 DP: 0 HBP: 0	WP: 0 PB: 0 SB: 0 CS: 2 PA: 44					

PITCHER		IP	WLS	BF	H	R	ER	SO	BB	IBB	HBP	BLK	WP	HR	S	P	ERA	WHIP
Steve Barber, L ERA: 2.3	(1, 1)	2.2	L	16	4	6	6	2	4	0	0	0	0	2	16	32	20.25	3.000
Jack Fisher, R ERA: 5.08	(3, 1)	6.1		28	4	1	1	6	7	1	0	0	0	0	32	64	1.42	1.737

PITCHER	IP	WLS	BF	H	R	ER	SO	BB	IBB	HBP	BLK	WP	HR	S	P	ERA	WHIP

TOP

Washington Senators @ Baltimore Orioles

Memorial Stadium, Baltimore, MD

Sat Jun 04 1960, 7:05 PM EDT

Att. 18,582 - Unknown

livebaseballscorecards.com

AB	32
R	7
H	8
RBI	7
BB	12
SO	8
LOB	14

BOTTOM

Washington Senators @ Baltimore Orioles

Memorial Stadium, Baltimore, MD

Sat Jun 04 1960, 7:05 PM EDT

Att. 18,582 - Unknown

livebaseballscorecards.com

Batter	1	2	3	4	5	6	7	8	9	AB	R	H	RBI	BB	SO	LOB
Marv Breeding, R (1, 4) OBP: 0.335, SLG: 0.359	BBBB 4-0 BB		SSS 0-3 ① K		x 0-0 ② F8		x 0-0 1-2 1B			3	0	1	0	1	1	1
Gene Woodling, L (1, 7) OBP: 0.459, SLG: 0.427	SSS 0-3 ① K		x 0-0 ② F6		x 0-0 ③ F9		x 0-0 ③ G3			4	0	0	0	0	1	4
Jackie Brandt, R (1, 8) OBP: 0.400, SLG: 0.467	x 0-0 ② F9		SSS 0-3 ③ K			x 0-0 ① F9		x 0-0 1B		4	0	1	0	0	1	1
Walt Dropo, R (1, 3) OBP: 0.305, SLG: 0.346 Jim Gentile, L (8, PH) OBP: 0.463, SLG: 0.537 (9, 3)	x 0-0 ③ F6			SSS 0-3 ① K		x 0-0 ② F9		SSS 0-3 ① K		3	0	0	0	0	1	1
										1	0	0	0	0	1	1
Brooks Robinson, R (1, 5) OBP: 0.284, SLG: 0.335		x 0-0 2B		x 0-0 ② 5-3		x 0-0 ③ F6		x 0-0 ② F9		4	0	1	0	0	0	1
Ron Hansen, R (1, 6) OBP: 0.367, SLG: 0.500		x 0-0 ① 6-3		x 0-0 1B			x 0-0 HR	x 0-0 ③ F3		4	1	2	1	0	0	2
Dave Nicholson, R (1, 9) OBP: 0.143, SLG: 0.053		x 0-0 ② F6		SSS 0-3 ③ K			SSS 0-3 ① K		SSS 0-3 ① K	4	0	0	0	0	3	2
Clint Courtney, L (1, 2) OBP: 0.338, SLG: 0.266 Valmy Thomas, R (7, 2) OBP: 0.133, SLG: 0.071 Albie Pearson, L (9, PH) OBP: 0.361, SLG: 0.322		H 1-0 HBP			x 0-0 ① F2		x 0-0 1B		x 0-0 ② 4-3	1	0	0	0	0	0	0
										1	0	1	0	0	0	0
										1	0	0	0	0	0	0
Steve Barber, L (1, 1) OBP: 0.182, SLG: 0.053 Jack Fisher, R (3, 1) OBP: 0.200, SLG: 0.222 Bob Boyd, L (9, PH) OBP: 0.286, SLG: 0.333		SSS 0-3 ③ K			x 0-0 2B		SSS 0-3 ② K		x 0-0 ③ 4-3	1	0	0	0	0	1	2
										2	0	1	0	0	1	1
										1	0	0	0	0	0	0
Inning Stats	R: 0 E: 0 K: 1 S: 5 H: 0 LOB: 1 BB: 1 P: 9	R: 0 E: 0 K: 1 S: 6 H: 1 LOB: 2 BB: 0 P: 7	R: 0 E: 0 K: 2 S: 7 H: 0 LOB: 0 BB: 0 P: 7	R: 0 E: 0 K: 2 S: 8 H: 1 LOB: 1 BB: 0 P: 8	R: 0 E: 0 K: 0 S: 4 H: 1 LOB: 1 BB: 0 P: 4	R: 0 E: 0 K: 0 S: 3 H: 0 LOB: 0 BB: 0 P: 3	R: 1 E: 0 K: 2 S: 10 H: 3 LOB: 2 BB: 0 P: 10	R: 0 E: 0 K: 1 S: 6 H: 1 LOB: 1 BB: 0 P: 6	R: 0 E: 0 K: 1 S: 5 H: 0 LOB: 0 BB: 0 P: 5	1B: 4 2B: 2 3B: 0 HR: 1	SF: 0 SAC: 0 DP: 0 HBP: 1						

	AB	34
	R	1
	H	7
	RBI	1
	BB	1
	SO	10
	LOB	16

WP: 0 PB: 0 SB: 0 CS: 0 PA: 36

PITCHER		IP	WLS	BF	H	R	ER	SO	BB	IBB	HBP	BLK	WP	HR	S	P	ERA	WHIP
Chuck Stobbs, L ERA: 1.05	(1, 1)	7.0	W	29	6	1	1	8	1	0	1	0	0	1	43	48	1.29	1.000
Tex Clevenger, R ERA: 2.93	(8, 1)	2.0	S	7	1	0	0	2	0	0	0	0	0	0	11	11	0.00	0.500

PITCHER	IP	WLS	BF	H	R	ER	SO	BB	IBB	HBP	BLK	WP	HR	S	P	ERA	WHIP

Batter	1	2	3	4	5	6	7	8	9	AB	R	H	RBI	BB	SO	LOB
Marv Breeding, R (1, 4) OBP: 0.337, SLG: 0.360	6-3		K		SH1-3 1B		K		E8 5-3 1B 1-H 2-H	5	0	2	0	0	2	0
Albie Pearson, L (1, 9) OBP: 0.360, SLG: 0.311	F7		BB		SH1-3 1-2		F8		5-3 2-3	2	0	0	0	1	0	0
Walt Dropo, R (9, PH) OBP: 0.300, SLG: 0.340										1	0	0	0	0	0	1
Hoyt Wilhelm, R (9, 1)										0	0	0	0	0	0	0
Ron Hansen, R (1, 6) OBP: 0.363, SLG: 0.490	1B		F8		F8		F3		F9	5	0	1	0	0	0	3
Gene Woodling, L (1, 7) OBP: 0.449, SLG: 0.415	K		F7 1-2		4-3			3-1		4	0	0	0	0	1	3
Jackie Brandt, R (8, 7) OBP: 0.400, SLG: 0.467										0	0	0	0	0	0	0
Jim Gentile, L (1, 3) OBP: 0.472, SLG: 0.586		1B 1B		HR		2B 2B		F8		4	2	3	1	0	0	0
Clint Courtney, L (1, 2) OBP: 0.321, SLG: 0.250		L7		F7		F6		6-3		4	0	0	0	0	0	2
Brooks Robinson, R (1, 5) OBP: 0.294, SLG: 0.370		FC5-4 1B 1-2		HR		1B 2B 2-H			F4	4	2	3	2	0	0	0
Willie Tasby, R (1, 8) OBP: 0.317, SLG: 0.297		FC5-4 FC6 1-2f		6-3		G1-6-3 1B 2-H			1B BB E BB	3	1	1	1	1	0	2
Jerry Walker, S (1, 1) OBP: 0.154, SLG: 0.154										2	0	0	0	0	0	2
Bob Boyd, L (6, PH) OBP: 0.273, SLG: 0.318		FC6 1-2f		F5		G1-6-3 1-2f			E E BB 1-2	1	0	0	0	0	0	1
Hal Brown, R (6, 1) OBP: 0.316, SLG: 0.250										0	0	0	0	0	0	0
Al Pilarcik, L (9, PH) OBP: 0.316, SLG: 0.338										0	1	0	0	1	0	0
(9, 9)																
Inning Stats	R: 0 E: 0 K: 1 S: 6 H: 1 LOB: 1 BB: 0 P: 6	R: 0 E: 0 K: 0 S: 5 H: 2 LOB: 2 BB: 0 P: 5	R: 0 E: 0 K: 1 S: 5 H: 0 LOB: 1 BB: 1 P: 9	R: 2 E: 0 K: 0 S: 5 H: 2 LOB: 0 BB: 0 P: 5	R: 0 E: 0 K: 0 S: 4 H: 1 LOB: 1 BB: 0 P: 4	R: 2 E: 0 K: 0 S: 5 H: 3 LOB: 0 BB: 0 P: 5	R: 0 E: 0 K: 1 S: 5 H: 0 LOB: 0 BB: 0 P: 5	R: 0 E: 0 K: 0 S: 3 H: 0 LOB: 0 BB: 0 P: 3	R: 2 E: 1 K: 0 S: 4 H: 1 LOB: 1 BB: 2 P: 12	1B: 6 2B: 2 3B: 0 HR: 2 SF: 0 SAC: 1 DP: 1 HBP: 0						

PITCHER	IP	WLS	BF	H	R	ER	SO	BB	IBB	HBP	BLK	WP	HR	S	P	ERA	WHIP
Pedro Ramos, R (1, 1) ERA: 2.8	3.1		16	5	2	2	2	1	0	0	0	0	2	19	23	5.40	1.800
Bill Fischer, R (4, 1) ERA: 3.75	3.2		14	4	2	2	1	0	0	0	0	0	0	16	16	4.91	1.091
Jack Kralick, L (8, 1) ERA: 5.06	1.0		3	0	0	0	0	0	0	0	0	0	0	3	3	0.00	0.000
Tex Clevenger, R (9, 1) ERA: 2.9	0.1	L	4	1	2	0	0	2	0	0	0	0	0	2	10	0.00	9.000
Hal Woodeshick, L (9, 1) ERA: 4.15	0.2		2	0	0	0	0	0	0	0	0	0	0	2	2	0.00	0.000

PITCHER	IP	WLS	BF	H	R	ER	SO	BB	IBB	HBP	BLK	WP	HR	S	P	ERA	WHIP

TOP

Baltimore Orioles @ Washington Senators

Griffith Stadium, Washington, DC

Sun Jun 05 1960, 3:33 AM EDT

Att. 10,703 - Unknown

livebaseballscorecards.com

AB	35
R	6
H	10
RBI	4
BB	3
SO	3
LOB	14

WP: 0 PA: 39
PB: 0
SB: 1
CS: 0

Batter	1	2	3	4	5	6	7	8	9	AB	R	H	RBI	BB	SO	LOB
Billy Gardner, R (1, 4) OBP: 0.374, SLG: 0.425	F8		BBBB 4-0 FC6-4 BB		HR		1-2 2-H FC6-4 1B	FC5-4 1-2f		4	1	2	2	1	0	2
Faye Throneberry, L (1, 8) OBP: 0.322, SLG: 0.353 Tex Clevenger, R (9, 1) OBP: 0.167, SLG: 0.167 Hal Woodeshick, R (9, 1) OBP: 0.143, SLG: 0.143 Reno Bertoia, R (9, PH) OBP: 0.309, SLG: 0.258	SSS K		SSS K		G3		SSS K		G5-4-3 1B	4 0 0 1	0 0 0 0	0 0 0 1	0 0 0 0	0 0 0 0	3 0 0 0	3 0 0 0
Bob Allison, R (1, 9) OBP: 0.440, SLG: 0.535	BBBB 1B BB		FC6-4 1-2f		SSS K		FC6-4 1-2f		G5-4-3 1-2f	4	0	0	0	1	1	4
Jim Lemon, R (1, 7) OBP: 0.341, SLG: 0.514	FC5-4 1-2 1B			5-3		5-3		BBBB 4-0 BB 1B 1B		4	1	2	0	1	0	0
Harmon Killebrew, R (1, 5) OBP: 0.372, SLG: 0.422	FC5-4 1-2f			2B		F6		SSS K	F8	5	0	1	0	0	1	4
Julio Becquer, L (1, 3) OBP: 0.242, SLG: 0.333		SSS K		F7		F9		BB 1B 1-2 1B		4	1	1	0	0	1	1
Earl Battey, R (1, 2) OBP: 0.336, SLG: 0.394		4-3	SSS K				3-1	F3		4	0	0	0	0	1	3
Jose Valdivielso, R (1, 6) OBP: 0.289, SLG: 0.333 Elmer Valo, L (8, PH) OBP: 0.500, SLG: 0.222 Billy Consolo, R (8, PR) OBP: 0.321, SLG: 0.295 (9, 6)		L4			HR		E 1B 1B	BBBB 4-0 1B 1-2 2-3 BB		3 0 0	2 0 0	2 0 0	1 0 0	0 1 0	0 0 0	0 0 0
Pedro Ramos, S (1, 1) OBP: 0.115, SLG: 0.080 Bill Fischer, R (4, 1) OBP: 0.222, SLG: 0.125 Dan Dobbek, L (7, PH) OBP: 0.310, SLG: 0.314 Pete Whisenant, R (7, PR) OBP: 0.238, SLG: 0.059 Jack Krallick, L (8, 1) OBP: 1.000, SLG: 1.000 Lenny Green, L (8, PH) OBP: 0.292, SLG: 0.328 (9, 8)			F7		L7		E4 1B 1-2	FC5-4 1-3 2-H 3-H 1B		1 1 1 0 0 1	0 0 0 0 0 0	0 0 0 0 0 1	0 0 0 0 0 2	0 0 1 0 0 0	0 0 0 0 0 0	0 1 1 0 0 0
Inning Stats	R: 0 E: 0 K: 1 S: 6 H: 1 LOB: 2 BB: 1 P: 10	R: 0 E: 0 K: 1 S: 5 H: 0 LOB: 0 BB: 0 P: 5	R: 0 E: 0 K: 1 S: 5 H: 0 LOB: 1 BB: 1 P: 9	R: 0 E: 0 K: 1 S: 6 H: 1 LOB: 1 BB: 0 P: 6	R: 2 E: 0 K: 1 S: 7 H: 2 LOB: 0 BB: 0 P: 7	R: 0 E: 0 K: 0 S: 3 H: 0 LOB: 0 BB: 0 P: 3	R: 1 E: 1 K: 1 S: 8 H: 2 LOB: 2 BB: 0 P: 8	R: 2 E: 0 K: 1 S: 7 H: 2 LOB: 2 BB: 2 P: 15	R: 0 E: 0 K: 0 S: 4 H: 2 LOB: 1 BB: 0 P: 4	1B: 7 2B: 1 3B: 0 HR: 2	SF: 0 SAC: 0 DP: 1 HBP: 0	WP: 0 PB: 0 SB: 0 CS: 0	PA: 41				

PITCHER		IP	WLS	BF	H	R	ER	SO	BB	IBB	HBP	BLK	WP	HR	S	P	ERA	WHIP
Jerry Walker, R ERA: 3.62	(1, 1)	5.0		21	4	2	2	5	2	0	0	0	0	2	29	37	3.60	1.200
Hal Brown, R ERA: 3.12	(6, 1)	3.0	W	16	4	3	3	2	2	0	0	0	0	0	18	26	9.00	2.000
Hoyt Wilhelm, R ERA: 4.98	(9, 1)	1.0	S	4	2	0	0	0	0	0	0	0	0	0	4	4	0.00	2.000

PITCHER	IP	WLS	BF	H	R	ER	SO	BB	IBB	HBP	BLK	WP	HR	S	P	ERA	WHIP

BOTTOM

Baltimore Orioles @ Washington Senators

Griffith Stadium, Washington, DC

Sun Jun 05 1960, 3:33 AM EDT

Att. 10,703 - Unknown

livebaseballscorecards.com

AB	37
R	5
H	10
RBI	5
BB	4
SO	7
LOB	18

Batter	1	2	3	4	5	6	7	8	9	AB	R	H	RBI	BB	SO	LOB
Billy Gardner, R (1, 4) OBP: 0.375, SLG: 0.421	6-3		BB		F9		F9		1B	4	0	1	0	1	0	5
Faye Throneberry, L (1, 8) (7, 7) OBP: 0.313, SLG: 0.339	K		1-3		FC4-6		1B		1-3	5	0	1	1	0	1	4
Bob Allison, R (1, 9) (7, 8) OBP: 0.436, SLG: 0.528	1B			F9		F5	L5			4	0	1	0	0	0	3
Jim Lemon, R (1, 7) OBP: 0.333, SLG: 0.500	F9			K		F6	P6			4	0	0	0	0	1	4
Bill Fischer, R (7, 1) OBP: 0.222, SLG: 0.125										0	0	0	0	0	0	0
Harmon Killebrew, R (1, 5) OBP: 0.376, SLG: 0.413		K		BB		BB		L4		2	0	0	0	2	1	0
Julio Becquer, L (1, 3) OBP: 0.242, SLG: 0.330		1B		4-3		K		F7		4	0	1	0	0	1	2
Hal Naragon, L (1, 2) OBP: 0.310, SLG: 0.130		F9			HBP		1B	F8		3	1	1	0	0	0	1
Jose Valdivielso, R (1, 6) OBP: 0.293, SLG: 0.316		K			FC4-6		BB	6-3		2	0	0	0	1	1	0
Jim Kaat, L (1, 1) OBP: 0.143, SLG: 0.143		K			P1		1B	K		1	0	0	0	0	1	0
Jack Kralick, L (4, 1) OBP: 1.000, SLG: 1.000										0	0	0	0	0	0	0
Dan Dobbek, L (5, PH) OBP: 0.307, SLG: 0.310										1	0	0	0	0	0	2
Don Lee, R (5, 1) OBP: 0.250, SLG: 0.100										0	0	0	0	0	0	0
Elmer Valo, L (7, PH) (7, 9) OBP: 0.500, SLG: 0.273										2	0	1	0	0	1	0
Inning Stats	R: 0 E: 0 K: 1 S: 6 H: 1 LOB: 1 BB: 0 P: 6	R: 0 E: 0 K: 1 S: 5 H: 1 LOB: 0 BB: 0 P: 5	R: 0 E: 0 K: 2 S: 7 H: 0 LOB: 1 BB: 1 P: 11	R: 0 E: 0 K: 1 S: 5 H: 0 LOB: 1 BB: 1 P: 9	R: 0 E: 1 K: 0 S: 4 H: 0 LOB: 2 BB: 0 P: 5	R: 0 E: 0 K: 1 S: 5 H: 0 LOB: 1 BB: 1 P: 9	R: 1 E: 0 K: 0 S: 6 H: 3 LOB: 3 BB: 1 P: 10	R: 0 E: 0 K: 0 S: 3 H: 0 LOB: 0 BB: 0 P: 3	R: 0 E: 0 K: 1 S: 6 H: 1 LOB: 1 BB: 0 P: 6	1B: 6 2B: 0 3B: 0 HR: 0	SF: 0 SAC: 0 DP: 0 HBP: 1					

PITCHER	IP	WLS	BF	H	R	ER	SO	BB	IBB	HBP	BLK	WP	HR	S	P	ERA	WHIP
Chuck Estrada, R (1, 1) ERA: 2.83	9.0	W	38	6	1	1	7	4	0	1	0	0	0	47	64	1.00	1.111

PITCHER	IP	WLS	BF	H	R	ER	SO	BB	IBB	HBP	BLK	WP	HR	S	P	ERA	WHIP

TOP

Washington Senators @ Baltimore Orioles

Memorial Stadium, Baltimore, MD

Mon Jun 06 1960, 7:05 PM EDT

Att. 9,508 - Unknown

livebaseballscorecards.com

AB	32
R	1
H	6
RBI	1
BB	4
SO	7
LOB	21

WP: 0 PA: 38
PB: 0
SB: 1
CS: 1

Batter	1	2	3	4	5	6	7	8	9	AB	R	H	RBI	BB	SO	LOB
Marv Breeding, R (1, 4) OBP: 0.348, SLG: 0.369	E9 1B		FC6-4 1B	BB HBP BB		S 1B		S 1B		4	1	3	0	1	0	0
Gene Woodling, L (1, 7) Albie Pearson, L (4, PR) (5, 7) OBP: 0.453, SLG: 0.416 OBP: 0.364, SLG: 0.306	1B 1B 1-2		FC6-4 BB 2B 1-2f	BB HBP 1-2		BB 1-2		L3 1-2		2 1	1 0	1 0	0 0	0 1	0 0	1 1
Ron Hansen, R (1, 6) OBP: 0.371, SLG: 0.490	G6-4-3 1B 1-2 2-H		2B BB 1-2	BB 1-2 2-3 3-H		F8				2	1	1	2	2	0	2
Jim Gentile, L (1, 3) OBP: 0.473, SLG: 0.621	K		1B 2B 1-H 2-H	F9			HR			4	2	2	3	0	1	5
Brooks Robinson, R (1, 5) OBP: 0.293, SLG: 0.367	G6-4-3 1-2f		FC6-4 1B 2-H		P6		6-3			4	0	1	1	0	0	2
Jackie Brandt, R (1, 8) OBP: 0.396, SLG: 0.475		3B	FC6-4 1-2f		L9		F8			4	0	1	0	0	0	1
Willie Tasby, R (1, 9) OBP: 0.314, SLG: 0.286		6-3		SH2-3 S BB BB	6-3		1-3			3	1	0	0	1	0	0
Clint Courtney, L (1, 2) OBP: 0.307, SLG: 0.236		F6		P3 1-2		3-1		4-3		4	0	0	0	0	0	1
Chuck Estrada, R (1, 1) OBP: 0.176, SLG: 0.294			4-3	SH2-3 2-3		G3		K		3	0	0	0	0	1	0
Inning Stats	R: 1 E: 1 K: 1 S: 7 H: 2 LOB: 1 BB: 0 P: 7	R: 0 E: 0 K: 0 S: 3 H: 1 LOB: 0 BB: 0 P: 3	R: 3 E: 0 K: 0 S: 6 H: 3 LOB: 1 BB: 1 P: 10	R: 1 E: 0 K: 0 S: 3 H: 0 LOB: 3 BB: 3 P: 16	R: 0 E: 0 K: 0 S: 3 H: 0 LOB: 0 BB: 0 P: 3	R: 0 E: 0 K: 0 S: 4 H: 1 LOB: 2 BB: 1 P: 8	R: 1 E: 0 K: 0 S: 4 H: 1 LOB: 0 BB: 0 P: 4	R: 0 E: 0 K: 1 S: 6 H: 1 LOB: 1 BB: 0 P: 6		1B: 6 2B: 1 3B: 1 HR: 1	SF: 0 SAC: 1 DP: 1 HBP: 1					

PITCHER		IP	WLS	BF	H	R	ER	SO	BB	IBB	HBP	BLK	WP	HR	S	P	ERA	WHIP
Jim Kaat, L ERA: 6.02	(1, 1)	3.2	L	21	6	5	4	1	4	0	1	0	0	0	18	35	9.82	2.727
Jack Kralick, L ERA: 4.91	(4, 1)	0.1		1	0	0	0	0	0	0	0	0	0	0	1	1	0.00	0.000
Don Lee, R ERA: 5.31	(5, 1)	2.0		8	1	0	0	0	1	0	0	0	0	0	7	11	0.00	1.000
Bill Fischer, R ERA: 3.79	(7, 1)	2.0		8	2	1	1	1	0	0	0	0	0	1	10	10	4.50	1.000

PITCHER	IP	WLS	BF	H	R	ER	SO	BB	IBB	HBP	BLK	WP	HR	S	P	ERA	WHIP

BOTTOM

Washington Senators @ Baltimore Orioles

Memorial Stadium, Baltimore, MD

Mon Jun 06 1960, 7:05 PM EDT

Att. 9,508 - Unknown

livebaseballscorecards.com

AB	31
R	6
H	9
RBI	6
BB	5
SO	2
LOB	13

WP: 0 PB: 0 SB: 3 CS: 0 PA: 38

Batter	1	2	3	4	5	6	7	8	9	AB	R	H	RBI	BB	SO	LOB
Russ Snyder, L (1, 9) OBP: 0.292, SLG: 0.391	4-3		5-3			HR		1-3		4	1	1	1	0	0	0
Jerry Lumpe, L (1, 4) OBP: 0.333, SLG: 0.351	4-3			4-3		F8		4-3		4	0	0	0	0	0	0
Andy Carey, R (1, 5) OBP: 0.300, SLG: 0.411	E5			5-3		F7			F3	4	0	0	0	0	0	0
Norm Siebern, L (1, 7) OBP: 0.358, SLG: 0.463	F7			HR		F2			1B	4	1	2	1	0	0	1
Marv Throneberry, L (1, 3) OBP: 0.338, SLG: 0.534		1-3		G3			G3		F8	4	0	0	0	0	0	1
Danny Kravitz, L (1, 2) OBP: 0.176, SLG: 0.067		F2			K		BB		4-3	3	0	0	0	1	1	1
Bill Tuttle, R (1, 8) OBP: 0.305, SLG: 0.326		6-3			4-3 2B		K			3	0	1	0	0	1	1
Ken Hamlin, R (1, 6) OBP: 0.306, SLG: 0.275			6-3		4-3 2-3		1-3			3	0	0	0	0	0	2
Ray Herbert, R (1, 1) OBP: 0.348, SLG: 0.211			K		K			1-3		1	0	0	0	0	1	0
Hank Bauer, R (5, PH) OBP: 0.290, SLG: 0.289										1	0	0	0	0	1	1
Johnny Kucks, R (5, 1)										0	0	0	0	0	0	0
Bob Giggie, R (6, 1)										0	0	0	0	0	0	0
Bob Johnson, R (8, PH) OBP: 0.333, SLG: 0.059										1	0	0	0	0	0	0
Leo Kiely, L (8, 1)										0	0	0	0	0	0	0
Inning Stats	R: 0 E: 1 K: 0 S: 4 H: 0 LOB: 1 BB: 0 P: 4	R: 0 E: 0 K: 0 S: 3 H: 0 LOB: 0 BB: 0 P: 3	R: 0 E: 0 K: 1 S: 5 H: 0 LOB: 0 BB: 0 P: 5	R: 1 E: 0 K: 0 S: 4 H: 1 LOB: 0 BB: 0 P: 4	R: 0 E: 0 K: 2 S: 8 H: 1 LOB: 1 BB: 0 P: 8	R: 1 E: 0 K: 0 S: 4 H: 1 LOB: 0 BB: 0 P: 4	R: 0 E: 0 K: 1 S: 5 H: 0 LOB: 1 BB: 1 P: 9	R: 0 E: 0 K: 0 S: 3 H: 0 LOB: 0 BB: 0 P: 3	R: 0 E: 0 K: 0 S: 4 H: 1 LOB: 1 BB: 0 P: 4	1B: 1 2B: 1 3B: 0 HR: 2 SF: 0 SAC: 0 DP: 0 HBP: 0	WP: 0 PB: 0 SB: 0 CS: 0 PA: 33					

PITCHER		IP	WLS	BF	H	R	ER	SO	BB	IBB	HBP	BLK	WP	HR	S	P	ERA	WHIP
Camilo Pascual, R ERA: 2.62	(1, 1)	6.1	W	24	3	2	2	3	1	0	0	0	0	2	29	33	2.84	0.632
Tex Clevenger, R ERA: 2.67	(7, 1)	2.2	S	9	1	0	0	1	0	0	0	0	0	0	11	11	0.00	0.375

PITCHER	IP	WLS	BF	H	R	ER	SO	BB	IBB	HBP	BLK	WP	HR	S	P	ERA	WHIP

TOP

Kansas City Athletics @ Washington Senators

Griffith Stadium, Washington, DC

Tue Jun 07 1960, 7:05 PM EDT

Att. 6,766 - Unknown

livebaseballscorecards.com

AB	32
R	2
H	4
RBI	2
BB	1
SO	4
LOB	7

BOTTOM

Kansas City Athletics @ Washington Senators
Griffith Stadium, Washington, DC
Tue Jun 07 1960, 7:05 PM EDT
Att. 6,766 - Unknown

livebaseballscorecards.com

Batter	1	2	3	4	5	6	7	8	9	AB	R	H	RBI	BB	SO	LOB
Billy Gardner, R (1, 4) OBP: 0.380, SLG: 0.426	L3	2-H 3-H 1B			E9 1B 1B	E1 1-3 1B		FC1-6 CS 1-2f		5	1	3	2	0	0	1
Faye Throneberry, L (1, 8) OBP: 0.338, SLG: 0.356 Lenny Green, L (8, 8) OBP: 0.301, SLG: 0.328	1B		1-3		S 1B 3-H 1B	IBB		1B 1-2 BB		3 0	1 0	2 0	1 0	1 1	0 0	0 0
Bob Allison, R (1, 9) OBP: 0.435, SLG: 0.521	F5		2B BB		K 1-2	K		0-0 1B 1-2		4	0	1	0	1	2	5
Jim Lemon, R (1, 7) OBP: 0.330, SLG: 0.497 Pete Whisenant, R (9, 7) OBP: 0.238, SLG: 0.059	F3		1-3 2B		6-3	5-3		F9		5 0	0 0	1 0	0 0	0 0	0 0	7 0
Harmon Killebrew, R (1, 5) OBP: 0.380, SLG: 0.444		5-3	K		2-H 1B		HR			4	1	2	2	0	1	2
Julio Becquer, L (1, 3) OBP: 0.243, SLG: 0.327		BB 1B G3 1B	L5		K		K			4	1	1	0	0	2	3
Earl Battey, R (1, 2) OBP: 0.347, SLG: 0.412		G3 BB 1-2 1B 1B		L5-3 1B		1B FC4-6 2B	F6			4	2	3	0	0	0	0
Jose Valdivielso, R (1, 6) OBP: 0.311, SLG: 0.317		G3 1-2 2-3 1B BB		L5-3 1-2		FC4-6 2-3 1B	K			3	1	1	0	1	1	1
Camilo Pascual, R (1, 1) OBP: 0.179, SLG: 0.192 Tex Clevenger, R (7, 1) OBP: 0.286, SLG: 0.286	G3 1-2 2-3 3-H		1-3		FC4-6 E 1B 1-2f 3-H			FC1-6 1B		3 1	0 0	0 1	2 0	0 0	0 0	3 0
Inning Stats	R: 0 E: 0 K: 0 S: 4 H: 1 LOB: 1 BB: 0 P: 4	R: 3 E: 0 K: 0 S: 5 H: 3 LOB: 1 BB: 1 P: 9	R: 0 E: 0 K: 1 S: 6 H: 1 LOB: 2 BB: 1 P: 10	R: 0 E: 0 K: 0 S: 3 H: 1 LOB: 0 BB: 0 P: 3	R: 2 E: 1 K: 2 S: 10 H: 3 LOB: 1 BB: 0 P: 10	R: 1 E: 1 K: 1 S: 8 H: 3 LOB: 3 BB: 1 P: 12	R: 1 E: 0 K: 2 S: 8 H: 1 LOB: 0 BB: 0 P: 8	R: 0 E: 0 K: 0 S: 4 H: 2 LOB: 2 BB: 1 P: 8		1B: 12 2B: 3 3B: 0 HR: 1	SF: 0 SAC: 0 DP: 1 HBP: 0						

AB	36
R	7
H	15
RBI	7
BB	4
SO	6
LOB	22

WP: 0 PB: 0 SB: 1 CS: 1 PA: 40

PITCHER		IP	WLS	BF	H	R	ER	SO	BB	IBB	HBP	BLK	WP	HR	S	P	ERA	WHIP
Ray Herbert, R ERA: 4.68	(1, 1)	4.0	L	18	6	3	3	1	2	0	0	0	0	0	18	26	6.75	2.000
Johnny Kucks, R ERA: 7.94	(5, 1)	1.1		10	6	3	3	2	0	0	0	0	0	0	14	14	20.25	4.500
Bob Giggie, R ERA: 3.63	(6, 1)	1.2		7	1	1	1	3	0	1	0	0	0	1	12	16	5.40	0.600
Leo Kiely, L ERA: 0.68	(8, 1)	1.0		5	2	0	0	0	1	0	0	0	0	0	4	8	0.00	3.000

PITCHER	IP	WLS	BF	H	R	ER	SO	BB	IBB	HBP	BLK	WP	HR	S	P	ERA	WHIP

Batter	1	2	3	4	5	6	7	8	9	AB	R	H	RBI	BB	SO	LOB
Bill Tuttle, R (1, 8) OBP: 0.308, SLG: 0.328	2B 1B 1B		5-3			6-3		1B SF8 1B	L9	5	2	2	0	0	0	1
Jerry Lumpe, L (1, 4) OBP: 0.327, SLG: 0.344	F2		1-3			E1 1B		L7		4	1	0	0	0	0	2
Andy Carey, R (1, 5) OBP: 0.321, SLG: 0.434	1B 1-3 2B			5-3		BBBB 1B BB		SF8 1-3 1B		3	1	2	0	1	0	0
Norm Siebern, L (1, 3) OBP: 0.361, SLG: 0.467	L1-6-4 2-H 3-H 1B			L8		1-3 2-H 1B		SF8 1-2 3-H		3	0	2	4	0	0	0
Dick Williams, R (1, 7) OBP: 0.315, SLG: 0.336	L1-6-4 2-3			4-3		4-3		SSS K		4	0	0	0	0	1	4
Hank Bauer, R (1, 9) OBP: 0.288, SLG: 0.319		F3			SSS K		HR		1-3	4	1	1	1	0	1	0
Harry Chiti, R (1, 2) OBP: 0.316, SLG: 0.362		F9			6-3		1-3		F9	4	0	0	0	0	0	0
Ken Hamlin, R (1, 6) OBP: 0.301, SLG: 0.269		1-3			5-3		F7		2B 1B	3	0	0	0	0	0	0
Russ Snyder, L (9, PH) OBP: 0.301, SLG: 0.400										1	1	1	0	0	0	0
Bud Daley, L (1, 1) OBP: 0.310, SLG: 0.174			SSS K			SSS K	1-3		1-H 2B	0	0	0	0	0	0	0
Bob Trowbridge, R (1, 1)										3	0	0	0	0	2	0
Leo Kiely, L (8, 1)										0	0	0	0	0	0	0
Danny Kravitz, L (9, PH) OBP: 0.222, SLG: 0.188										1	0	1	1	0	0	0
Inning Stats	R: 2 E: 0 K: 0 S: 5 H: 3 LOB: 0 BB: 0 P: 5	R: 0 E: 0 K: 0 S: 3 H: 0 LOB: 0 BB: 0 P: 3	R: 0 E: 0 K: 1 S: 5 H: 0 LOB: 0 BB: 0 P: 5	R: 0 E: 0 K: 0 S: 3 H: 0 LOB: 0 BB: 0 P: 3	R: 0 E: 0 K: 1 S: 5 H: 0 LOB: 0 BB: 0 P: 5	R: 1 E: 1 K: 1 S: 7 H: 1 LOB: 2 BB: 1 P: 11	R: 1 E: 0 K: 0 S: 4 H: 1 LOB: 0 BB: 0 P: 4	R: 1 E: 0 K: 1 S: 7 H: 2 LOB: 1 BB: 0 P: 7	R: 1 E: 0 K: 0 S: 5 H: 2 LOB: 1 BB: 0 P: 5	1B: 6 2B: 3 3B: 0 HR: 1 SF: 1 SAC: 0 DP: 1 HBP: 0	WP: 0 PB: 0 SB: 0 CS: 0 PA: 37					

PITCHER		IP	WLS	BF	H	R	ER	SO	BB	IBB	HBP	BLK	WP	HR	S	P	ERA	WHIP
Hal Woodeshick, L ERA: 4.08	(1, 1)	7.0		27	5	4	3	3	1	0	0	0	0	1	32	36	3.86	0.857
Don Lee, R ERA: 5.4	(8, 1)	1.0	W	5	2	1	1	1	0	0	0	0	0	0	7	7	9.00	2.000
Tex Clevenger, R ERA: 2.86	(9, 1)	1.0	S	5	2	1	1	0	0	0	0	0	0	0	5	5	9.00	2.000

PITCHER	IP	WLS	BF	H	R	ER	SO	BB	IBB	HBP	BLK	WP	HR	S	P	ERA	WHIP

TOP

Kansas City Athletics @ Washington Senators

Griffith Stadium, Washington, DC

Wed Jun 08 1960, 7:05 PM EDT

Att. 10,255 - Unknown

livebaseballscorecards.com

AB	35
R	6
H	9
RBI	6
BB	1
SO	4
LOB	7

Batter	1	2	3	4	5	6	7	8	9	AB	R	H	RBI	BB	SO	LOB
Pete Whisenant, R (1, 8) OBP: 0.333, SLG: 0.211	1B 2B	BBBB 1-2 BB			G5-3 1B		SH3-4 ① 1-2 2-3	4-3 ②		2	1	2	0	1	0	0
Faye Throneberry, L (7, PH) OBP: 0.338, SLG: 0.356										0	0	0	0	0	0	0
Don Lee, R (8, 1) OBP: 0.250, SLG: 0.100										0	0	0	0	0	0	0
Elmer Valo, L (8, PH) OBP: 0.471, SLG: 0.250										1	0	0	0	0	0	1
Tex Clevenger, R (9, 1) OBP: 0.286, SLG: 0.286										0	0	0	0	0	0	0
Billy Gardner, R (1, 4) OBP: 0.381, SLG: 0.426	2-H HR 1B	F3 ②			1-2 G5-3 1B		E5 2-3 3-H 2B	6-3 ③		5	1	2	1	0	0	4
Bob Allison, R (1, 9) OBP: 0.436, SLG: 0.544	1-H HR	SSS K ③			G5-3 ① ② 1-2 2-3f		1-H 3-H 2B ②			4	1	2	3	0	1	4
Jim Lemon, R (1, 7) OBP: 0.328, SLG: 0.491	5-3 1B		F3 ①		F8 ③		F9 ③			4	0	1	0	0	0	2
Harmon Killebrew, R (1, 5) OBP: 0.383, SLG: 0.441	5-3 ① 1-2		BBBB G5-4-3 BB			F4 ①		SH1-4 SH 1B 1B		3	1	1	0	1	0	1
Earl Battey, R (1, 2) OBP: 0.340, SLG: 0.403	F8 ②		G5-4-3 ② ③ 1-2f			F8 ②		SH SH1-4 1-2 1B		3	1	0	0	0	0	2
Jose Valdivielso, R (1, 6) OBP: 0.292, SLG: 0.295	L6 ③			F3 ①		SSS K ③		SH1-4 ① 1-2 2-3		3	0	0	0	0	1	1
Julio Becquer, L (1, 3) OBP: 0.252, SLG: 0.333		4-3 ①		F8 ②			SH3-4 HBP E 1B	2-H 3-H 3B 1B		4	2	2	2	0	0	0
Hal Woodeshick, R (1, 1) OBP: 0.222, SLG: 0.125		BBBB BB BB		SSS K ③			H 1-0 E SH3-4 1-2 2B HBP	1-H 3B		1	0	0	0	1	1	0
Lenny Green, L (7, PH) (8, 8) OBP: 0.320, SLG: 0.369										1	1	1	1	0	0	0
Inning Stats	R: 3 E: 0 K: 0 S: 7 H: 4 LOB: 1 BB: 0 P: 7	R: 0 E: 0 K: 1 S: 5 H: 0 LOB: 2 BB: 2 P: 13	R: 0 E: 0 K: 0 S: 2 H: 0 LOB: 0 BB: 1 P: 6	R: 0 E: 0 K: 1 S: 5 H: 0 LOB: 0 BB: 0 P: 5	R: 0 E: 0 K: 0 S: 4 H: 2 LOB: 1 BB: 0 P: 4	R: 0 E: 0 K: 1 S: 5 H: 0 LOB: 0 BB: 0 P: 5	R: 2 E: 1 K: 0 S: 5 H: 2 LOB: 1 BB: 0 P: 6	R: 3 E: 0 K: 0 S: 7 H: 3 LOB: 1 BB: 0 P: 7		1B: 7 2B: 2 3B: 1 HR: 1	SF: 0 SAC: 3 DP: 2 HBP: 1					

PITCHER		IP	WLS	BF	H	R	ER	SO	BB	IBB	HBP	BLK	WP	HR	S	P	ERA	WHIP
Bud Daley, L ERA: 2.88	(1, 1)	0.0		4	4	3	3	0	0	0	0	0	0	1	4	4	∞	∞
Bob Trowbridge, R ERA: 3.38	(1, 1)	7.1	L	32	7	5	4	3	3	0	1	0	0	0	34	47	4.91	1.364
Leo Kiely, L ERA: 0.64	(8, 1)	0.2		2	0	0	0	0	0	0	0	0	0	0	2	2	0.00	0.000

PITCHER	IP	WLS	BF	H	R	ER	SO	BB	IBB	HBP	BLK	WP	HR	S	P	ERA	WHIP

BOTTOM

Kansas City Athletics @ Washington Senators

Griffith Stadium, Washington, DC

Wed Jun 08 1960, 7:05 PM EDT

Att. 10,255 - Unknown

livebaseballscorecards.com

AB	31
R	8
H	11
RBI	7
BB	3
SO	3
LOB	15

Batter	1	2	3	4	5	6	7	8	9	AB	R	H	RBI	BB	SO	LOB
Bill Tuttle, R (1, 8) OBP: 0.320, SLG: 0.333	x 0-0 FC1-6 1B		BBBB 4-0 FC4 BB		x 0-0 CS 1B SSS 0-3 K			BBBB 4-0 FC5-4 BB		3	0	2	0	2	1	1
Jerry Lumpe, L (1, 4) OBP: 0.319, SLG: 0.335	x 0-0 F8		x 0-0 FC4 BB 1-2f		x 0-0 F7 1-2	x 0-0 1-3		x 0-0 FC5-4 1-2f		5	0	0	0	0	0	4
Whitey Herzog, L (1, 9) OBP: 0.460, SLG: 0.533	x 0-0 FC1-6 1-2f		BBBB 4-0 1-2 BB		x 0-0 1B 1B 1B	SSS 0-3 K			x 0-0 F7	4	1	1	0	1	1	1
Norm Siebern, L (1, 7) OBP: 0.357, SLG: 0.459	x 0-0 4-3		x 0-0 4-3		x 0-0 1B 1-3 HR 1B	SSS 0-3 K			x 0-0 F8	5	1	1	0	0	1	3
Marv Throneberry, L (1, 3) OBP: 0.357, SLG: 0.548		BBBB 4-0 5-3 BB		x 0-0 1B 1B 2B	x 0-0 HR 1-2 3-H 1B		SSS 0-3 K		SSS 0-3 K	4	2	2	1	1	2	0
Danny Kravitz, L (1, 2) OBP: 0.227, SLG: 0.350		x 0-0 F8		x 0-0 F4	x 0-0 HR 1-H 2-H		x 0-0 6-3			4	1	1	3	0	0	2
Dick Williams, R (1, 5) OBP: 0.321, SLG: 0.342		x 0-0 5-3 1-2		x 0-0 1B 2-3 1B	x 0-0 1B 1B 1B		x 0-0 F7			4	1	2	0	0	0	1
Ken Hamlin, R (1, 6) OBP: 0.306, SLG: 0.275		x 0-0 F9		x 0-0 G6-4-3 1-2 3-H 1B	x 0-0 1B 1-3 1B			SSS 0-3 K		4	1	2	1	0	1	1
Ken Johnson, R (1, 1) OBP: 0.214, SLG: 0.214		SSS 0-3 K		x 0-0 G6-4-3 1-2f	x 0-0 1B 2-H 3-H			x 0-0 6-3		4	0	1	2	0	1	2
Inning Stats	R: 0 E: 0 K: 0 S: 4 H: 1 LOB: 1 BB: 0 P: 4	R: 0 E: 0 K: 0 S: 3 H: 0 LOB: 1 BB: 1 P: 7	R: 0 E: 0 K: 1 S: 5 H: 0 LOB: 2 BB: 2 P: 13	R: 1 E: 0 K: 0 S: 5 H: 3 LOB: 1 BB: 0 P: 5	R: 6 E: 0 K: 1 S: 12 H: 8 LOB: 1 BB: 0 P: 12	R: 0 E: 0 K: 2 S: 7 H: 0 LOB: 0 BB: 0 P: 7	R: 0 E: 0 K: 1 S: 5 H: 0 LOB: 0 BB: 0 P: 5	R: 0 E: 0 K: 1 S: 5 H: 0 LOB: 1 BB: 1 P: 9	R: 0 E: 0 K: 1 S: 5 H: 0 LOB: 0 BB: 0 P: 5	1B: 10 2B: 1 3B: 0 HR: 1	SF: 0 SAC: 0 DP: 1 HBP: 0						

TOP

Kansas City Athletics @ Washington Senators

Griffith Stadium, Washington, DC

Thu Jun 09 1960, 7:05 PM EDT

Att. 6,487 - Unknown

livebaseballscorecards.com

AB	37
R	7
H	12
RBI	7
BB	4
SO	7
LOB	15

PITCHER		IP	WLS	BF	H	R	ER	SO	BB	IBB	HBP	BLK	WP	HR	S	P	ERA	WHIP
Pedro Ramos, R ERA: 3.39	(1, 1)	4.2	L	27	12	7	7	1	3	0	0	0	0	1	26	38	13.50	3.214
Jack Kralick, L ERA: 4.05	(5, 1)	2.1		7	0	0	0	4	0	0	0	0	0	0	15	15	0.00	0.000
Don Lee, R ERA: 5.14	(8, 1)	2.0		7	0	0	0	2	1	0	0	0	0	0	10	14	0.00	0.500

PITCHER	IP	WLS	BF	H	R	ER	SO	BB	IBB	HBP	BLK	WP	HR	S	P	ERA	WHIP

Batter	1	2	3	4	5	6	7	8	9	AB	R	H	RBI	BB	SO	LOB
Billy Gardner, R (1, 4) OBP: 0.374, SLG: 0.417	5-3		4-3		F9			F7		4	0	0	0	0	0	0
Faye Throneberry, L (1, 8) OBP: 0.333, SLG: 0.349	1B		K			4-3		L9		4	0	1	0	0	1	0
Bob Allison, R (1, 9) OBP: 0.433, SLG: 0.535	K		FC6-4 BB			K		6-3		3	0	0	0	1	2	1
Jim Lemon, R (1, 7) OBP: 0.326, SLG: 0.482	F6		FC6-4 1-2f			BB			5-3	3	0	0	0	1	0	2
Harmon Killebrew, R (1, 5) OBP: 0.380, SLG: 0.443		2B 2B		K		K			K	4	1	1	0	0	3	1
Julio Becquer, L (1, 3) OBP: 0.270, SLG: 0.394		2B 2-H		F3			3B		1B 3B	4	1	3	1	0	0	0
Earl Battey, R (1, 2) OBP: 0.333, SLG: 0.394 Lenny Green, L (9, PH) OBP: 0.329, SLG: 0.379	K		K			F3			1B 3-H	3 1	0 0	0 1	0 1	0 0	2 0	2 0
Jose Valdivielso, R (1, 6) OBP: 0.275, SLG: 0.277 Elmer Valo, L (9, PH) OBP: 0.444, SLG: 0.231	F7				1-3	K			3-1	3 1	0 0	0 0	0 0	0 0	1 0	2 1
Pedro Ramos, S (1, 1) OBP: 0.111, SLG: 0.077 Jack Kralick, L (5, 1) OBP: 0.500, SLG: 0.500 Dan Dobbek, L (7, PH) OBP: 0.304, SLG: 0.307 Don Lee, R (8, 1) OBP: 0.250, SLG: 0.100	F7				F7	K2-3				1 1 1 0	0 0 0 0	0 0 0 0	0 0 0 0	0 0 1 0	0 0 1 0	1 0 1 0
Inning Stats	R: 0 E: 0 K: 1 S: 6 H: 1 LOB: 1 BB: 0 P: 6	R: 1 E: 0 K: 1 S: 7 H: 2 LOB: 1 BB: 0 P: 7	R: 0 E: 0 K: 1 S: 5 H: 0 LOB: 1 BB: 1 P: 9	R: 0 E: 0 K: 2 S: 7 H: 0 LOB: 0 BB: 0 P: 7	R: 0 E: 0 K: 0 S: 3 H: 0 LOB: 0 BB: 0 P: 3	R: 0 E: 0 K: 2 S: 7 H: 0 LOB: 1 BB: 1 P: 11	R: 0 E: 0 K: 2 S: 8 H: 1 LOB: 1 BB: 0 P: 8	R: 0 E: 0 K: 0 S: 3 H: 0 LOB: 0 BB: 0 P: 3	R: 1 E: 0 K: 1 S: 7 H: 2 LOB: 1 BB: 0 P: 7	1B: 2 2B: 2 3B: 2 HR: 0 SF: 0 SAC: 0 DP: 0 HBP: 0						

PITCHER	IP	WLS	BF	H	R	ER	SO	BB	IBB	HBP	BLK	WP	HR	S	P	ERA	WHIP
Ken Johnson, R (1, 1) ERA: 2.68	9.0	W	35	6	2	2	10	2	0	0	0	0	0	53	61	2.00	0.889

PITCHER	IP	WLS	BF	H	R	ER	SO	BB	IBB	HBP	BLK	WP	HR	S	P	ERA	WHIP

BOTTOM

Kansas City Athletics @ Washington Senators

Griffith Stadium, Washington, DC

Thu Jun 09 1960, 7:05 PM EDT

Att. 6,487 - Unknown

livebaseballscorecards.com

AB	33
R	2
H	6
RBI	2
BB	2
SO	10
LOB	11

PA: 35

WP: 0
PB: 0
SB: 0
CS: 0

Detroit Tigers @ Washington Senators

Griffith Stadium, Washington, DC

Fri Jun 10 1960, 7:05 PM EDT

Att. 9,392 - Unknown

TOP

livebaseballscorecards.com

Batter	1	2	3	4	5	6	7	8	9	AB	R	H	RBI	BB	SO	LOB
Eddie Yost, R (1, 5) OBP: 0.429, SLG: 0.346	1B	1B		BBBB 4-0 1B BB	CS 1-2	F8			2-3	4	2	2	0	1	0	0
Frank Bolling, R (1, 4) OBP: 0.276, SLG: 0.333	SSS 0-3 K	F8		1B E 1-2		5-3			6-3	5	1	1	0	0	1	2
Charlie Maxwell, L (1, 7) OBP: 0.331, SLG: 0.472	1B HR 1-2	F8		BB E 1-3 2-H		F7			SSS 0-3 K	5	1	2	1	0	1	1
Al Kaline, R (1, 8) OBP: 0.344, SLG: 0.406	HR 1-2 2-H		1B FC4	L5 BB 1-2 3-H			L9			4	2	2	2	0	0	1
Steve Bilko, R (1, 3) OBP: 0.225, SLG: 0.385	HR 1-H 2-H		FC4 1-3	BBBB 4-0 G6-4-3 1-2 2-3			F8			3	1	2	3	1	0	0
Rocky Colavito, R (1, 9) OBP: 0.310, SLG: 0.393	F7		SSS 0-3 K	G6-4-3 1-2f			F7			4	0	0	0	0	1	5
Red Wilson, R (1, 2) OBP: 0.310, SLG: 0.253	BBBB 4-0 BB		FC4 G6-3 1-2 3-H		4-3			5-3		3	0	0	1	1	0	1
Chico Fernandez, R (1, 6) OBP: 0.347, SLG: 0.367	1-3		G6-3 1-2f		F8			4-3		1	0	0	0	0	0	1
Casey Wise, S (2, 6) OBP: 0.173, SLG: 0.314										3	0	0	0	0	0	2
Jim Bunning, R (1, 1) OBP: 0.138, SLG: 0.172		6-3		SSS 0-3 K	CS 1B				F8	4	0	1	0	0	1	0
Hank Aguirre, R (8, 1)										0	0	0	0	0	0	0

Inning Stats	1	2	3	4	5	6	7	8	9
R	4	0	1	2	0	0	0	0	0
E	0	0	0	1	0	0	0	0	0
K	1	0	1	1	0	0	0	0	1
S	9	4	7	7	3	3	3	3	5
H	4	1	2	2	1	0	0	0	0
LOB	1	1	0	2	0	0	0	0	0
BB	1	0	0	2	0	0	0	0	0
P	13	4	7	15	3	3	3	3	5

	AB	36
	R	7
	H	10
	RBI	7
	BB	3
	SO	4
	LOB	13

PITCHER		IP	WLS	BF	H	R	ER	SO	BB	IBB	HBP	BLK	WP	HR	S	P	ERA	WHIP	PITCHER	IP	WLS	BF	H	R	ER	SO	BB	IBB	HBP	BLK	WP	HR	S	P	ERA	WHIP
Chuck Stobbs, L ERA: 2.39	(1, 1)	0.2	L	7	4	4	4	1	1	0	0	0	0	1	8	12	54.00	7.500																	
Don Lee, R ERA: 5.08	(1, 1)	2.1		10	3	1	1	1	0	0	0	0	0	0	12	12	3.86	1.286																	
Jack Kralick, L ERA: 4.7	(4, 1)	2.0		10	3	2	2	1	2	0	0	0	0	0	10	18	9.00	2.500																	
Jim Kaat, L ERA: 5.76	(6, 1)	2.0		6	0	0	0	0	0	0	0	0	0	0	6	6	0.00	0.000																	
Tex Clevenger, R ERA: 2.7	(8, 1)	2.0		6	0	0	0	1	0	0	0	0	0	0	8	8	0.00	0.000																	

1B: 9	SF: 0	WP: 0	PA: 40
2B: 0	SAC: 0	PB: 0	
3B: 0	DP: 2	SB: 0	
HR: 1	HBP: 0	CS: 1	

BOTTOM

Detroit Tigers @ Washington Senators

Griffith Stadium, Washington, DC

Fri Jun 10 1960, 7:05 PM EDT

Att. 9,392 - Unknown

livebaseballscorecards.com

Batter	1	2	3	4	5	6	7	8	9	AB	R	H	RBI	BB	SO	LOB
Billy Gardner, R (1, 4) OBP: 0.379, SLG: 0.418	F6		1B		BB		L8		1B	4	1	2	0	1	0	0
Lenny Green, L (1, 8) OBP: 0.333, SLG: 0.386	K		K		2B		L9		BB	4	1	1	1	1	2	2
Bob Allison, R (1, 9) OBP: 0.441, SLG: 0.557	1B		K		1B			HR	BB	4	1	3	3	1	1	2
Julio Becquer, L (1, 3) OBP: 0.276, SLG: 0.412	K			1B	L8			3B	F7	5	0	2	0	0	1	5
Faye Throneberry, L (1, 7) OBP: 0.320, SLG: 0.333 Jim Lemon, R (8, PH) OBP: 0.324, SLG: 0.479 (9, 7)		4-3		K	L8			K		3 1	0 0	0 0	0 0	0 0	1 1	2 1
Harmon Killebrew, R (1, 5) OBP: 0.369, SLG: 0.429		K		K	6-3			K		4	0	0	0	0	3	2
Hal Naragon, L (1, 2) OBP: 0.313, SLG: 0.154 Earl Battey, R (8, PH) OBP: 0.331, SLG: 0.391 (9, 2)		1-3		F7	G6-4-3			5-3		3 1	0 0	1 0	0 0	0 0	0 0	1 1
Jose Valdivielso, R (1, 6) OBP: 0.273, SLG: 0.260			BB		F9	G6-4-3			F9	3	0	0	0	1	0	1
Chuck Stobbs, L (1, 1) Don Lee, R (1, 1) OBP: 0.000, SLG: 0.100 Dan Dobbek, L (3, PH) OBP: 0.261, SLG: 0.303 Jack Krallick, L (4, 1) OBP: 0.000, SLG: 0.000 Reno Bertoia, R (5, PH) OBP: 0.214, SLG: 0.270 Jim Kaat (6, 1) OBP: 0.143, SLG: 0.143 Pete Whisenant, R (7, PH) OBP: 0.000, SLG: 0.200 Tex Clevenger, R (8, 1) OBP: 0.000, SLG: 0.286 Billy Consolo, R (9, PH) OBP: 0.818, SLG: 0.292			L8		BB		K		F4	0 0 1 0 1 0 0 1	0 0 0 0 1 0 0 0	0 0 0 0 0 0 0 1	0 0 0 0 0 0 1 0	0 0 0 0 0 0 0 0	0 0 1 0 0 0 0 0	0 0 0 0 0 0 0 0
Inning Stats	R: 0 E: 0 K: 2 S: 8 H: 1 LOB: 1 BB: 0 P: 8	R: 0 E: 0 K: 1 S: 5 H: 0 LOB: 0 BB: 0 P: 5	R: 0 E: 0 K: 2 S: 8 H: 1 LOB: 2 BB: 1 P: 12	R: 0 E: 0 K: 2 S: 8 H: 1 LOB: 1 BB: 0 P: 8	R: 3 E: 0 K: 0 S: 6 H: 3 LOB: 1 BB: 1 P: 10	R: 0 E: 0 K: 0 S: 3 H: 1 LOB: 0 BB: 0 P: 3	R: 0 E: 0 K: 1 S: 5 H: 0 LOB: 0 BB: 0 P: 5	R: 1 E: 0 K: 2 S: 9 H: 2 LOB: 1 BB: 0 P: 9	R: 0 E: 0 K: 0 S: 4 H: 1 LOB: 3 BB: 2 P: 12	1B: 7 2B: 1 3B: 1 HR: 1 SF: 0 SAC: 0 DP: 1 HBP: 0			WP: 0 PB: 0 SB: 0 CS: 0		PA: 40	

	AB	36
	R	4
	H	10
	RBI	4
	BB	4
	SO	10
	LOB	18

PITCHER	IP	WLS	BF	H	R	ER	SO	BB	IBB	HBP	BLK	WP	HR	S	P	ERA	WHIP
Jim Bunning, R (1, 1) ERA: 2.67	7.0	W	31	9	4	4	8	2	0	0	0	0	1	45	53	5.14	1.571
Hank Aguirre, L (8, 1) ERA: 2.43	2.0	S	9	1	0	0	2	2	0	0	0	0	0	11	19	0.00	1.500

PITCHER	IP	WLS	BF	H	R	ER	SO	BB	IBB	HBP	BLK	WP	HR	S	P	ERA	WHIP

Batter	1	2	3	4	5	6	7	8	9	AB	R	H	RBI	BB	SO	LOB
Eddie Yost, R (1, 5) OBP: 0.428, SLG: 0.353	G5-4-3 1B		5-3			1B 2B	F9 2-3		K	5	1	2	0	0	1	2
Frank Bolling, R (1, 4) OBP: 0.274, SLG: 0.329	G5-4-3 1-2f			5-3		L6-4-3 BB 1B 2-H 1B	4-3 3-H		5-3	5	1	1	2	0	0	1
Charlie Maxwell, L (1, 7) OBP: 0.333, SLG: 0.462	3-1			L3		BBBB L6-4-3 1-2 BB	G3		BBBB BB	3	0	0	0	2	0	0
Al Kaline, R (1, 8) OBP: 0.340, SLG: 0.397		L6-3		BBBB 1B BB		L6-4-3 1-2 2-3		L1-3	F3	4	0	0	0	1	0	3
Steve Bilko, R (1, 3) OBP: 0.236, SLG: 0.390		5-3		1-2 1B		HR 3-H 1B		F8		4	1	2	1	0	0	0
Rocky Colavito, R (1, 9) OBP: 0.314, SLG: 0.417		SSS K		F6		1-H HR		1B E 1B		4	2	2	2	0	1	2
Red Wilson, R (1, 2) OBP: 0.319, SLG: 0.266			F5 1B		5-3	S 1B		1-2 E 1B		4	1	2	0	0	0	0
Chico Fernandez, R (1, 6) OBP: 0.349, SLG: 0.368 Casey Wise, S (5, 6) OBP: 0.170, SLG: 0.308 Sandy Amoros, L (8, PH) OBP: 0.310, SLG: 0.320 Rocky Bridges, R (8, 6)			1B	F7		F7 1-2		E6 1-H 2-H		2 1 1 0	0 0 0 0	1 0 0 0	0 0 0 0	0 0 0 0	0 0 0 0	0 1 0 0
Don Mossi, L (1, 1) OBP: 0.182, SLG: 0.053 Ray Semproch, R (4, 1) Neil Chrisley, L (7, PH) OBP: 0.316, SLG: 0.441 Bob Bruce, R (7, 1) OBP: 0.800, SLG: 0.667 Norm Cash, L (8, PH) OBP: 0.314, SLG: 0.400 Paul Foytack, R (8, 1) OBP: 0.308, SLG: 0.333			F7	SSS K			F9 4-3 2B	F7		1 1 1 0 1 0	0 0 1 0 0 0	0 0 1 0 0 0	0 0 0 0 0 0	0 1 0 0 0 0	0 0 0 0 0 0	1 0 0 0 1 0
Inning Stats	R: 0 E: 0 K: 0 S: 3 H: 1 LOB: 0 BB: 0 P: 3	R: 0 E: 0 K: 1 S: 5 H: 0 LOB: 0 BB: 0 P: 5	R: 0 E: 0 K: 0 S: 4 H: 1 LOB: 1 BB: 0 P: 4	R: 0 E: 0 K: 0 S: 4 H: 1 LOB: 2 BB: 1 P: 8	R: 0 E: 0 K: 1 S: 5 H: 0 LOB: 0 BB: 0 P: 5	R: 4 E: 0 K: 0 S: 7 H: 5 LOB: 1 BB: 1 P: 11	R: 1 E: 0 K: 0 S: 4 H: 1 LOB: 0 BB: 0 P: 4	R: 2 E: 1 K: 0 S: 6 H: 2 LOB: 1 BB: 0 P: 6	R: 0 E: 0 K: 1 S: 5 H: 0 LOB: 1 BB: 1 P: 9	1B: 8 2B: 2 3B: 0 HR: 1 SF: 0 SAC: 0 DP: 2 HBP: 0						

PITCHER	IP	WLS	BF	H	R	ER	SO	BB	IBB	HBP	BLK	WP	HR	S	P	ERA	WHIP
Bill Fischer, R (1, 1) ERA: 4.12	5.2	W	24	7	4	4	2	2	0	0	0	0	1	26	34	6.35	1.588
Pedro Ramos, R (6, 1) ERA: 3.3	2.1		12	4	3	0	0	0	0	0	0	0	0	12	12	0.00	1.714
Tex Clevenger, R (9, 1) ERA: 2.63	1.0	S	4	0	0	0	1	1	0	0	0	0	0	5	9	0.00	1.000

PITCHER	IP	WLS	BF	H	R	ER	SO	BB	IBB	HBP	BLK	WP	HR	S	P	ERA	WHIP

TOP

Detroit Tigers @ Washington Senators

Griffith Stadium, Washington, DC

Sat Jun 11 1960, 3:33 AM EDT

Att. 4,793 - Unknown

livebaseballscorecards.com

AB	37
R	7
H	11
RBI	5
BB	3
SO	3
LOB	11

WP: 0 PA: 40
PB: 0
SB: 1
CS: 0

Batter	1	2	3	4	5	6	7	8	9	AB	R	H	RBI	BB	SO	LOB
Pete Whisenant, R (1, 8) (8, 7) OBP: 0.400, SLG: 0.273	L6		2B	FC6-4 1-2 BB		FC5 1B BB		BB		2	1	1	0	3	0	0
Billy Gardner, R (1, 4) OBP: 0.379, SLG: 0.423	6-3		F9 HR 2-H 2B	FC6-4 E' 1-2f 2-3 2B		1-2 1B		F2		5	2	2	1	0	0	3
Bob Allison, R (1, 9) OBP: 0.438, SLG: 0.556	K		F9 2-3	1-H 3-H 2B		FC5 2-3f				4	0	1	1	0	1	3
Jim Lemon, R (1, 7) OBP: 0.323, SLG: 0.491 Lenny Green, L (8, 8) OBP: 0.333, SLG: 0.386		E5 1B	HR 3-H	1-3			5-3			4 0	2 0	1 0	2 0	0 0	0 0	1 0
Harmon Killebrew, R (1, 5) OBP: 0.366, SLG: 0.418		K	HR BB		6-3		F7			3	1	0	0	1	1	1
Earl Battey, R (1, 2) OBP: 0.342, SLG: 0.423		1B 2-H 1B	HR 1-H		G4-6-3 1B		E5			4	1	3	3	0	0	0
Julio Becquer, L (1, 3) OBP: 0.275, SLG: 0.407		9-3 1-3 1B	F4		G4-6-3 1-2f		L8			4	0	1	0	0	0	2
Jose Valdivielso, R (1, 6) OBP: 0.254, SLG: 0.241		9-3 1-2f		1-3		6-3		6-3		4	0	0	0	0	0	2
Bill Fischer, R (1, 1) OBP: 0.273, SLG: 0.111 Pedro Ramos, S (6, 1) OBP: 0.107, SLG: 0.074 Dan Dobbek, L (8, PH) OBP: 0.298, SLG: 0.300 Tex Clevenger, R (9, 1) OBP: 0.286, SLG: 0.286			G3	FC6-4 WP BB		1-6-3		4-3		1 1 1 0	1 0 0 0	0 0 0 0	0 0 0 0	1 0 0 0	0 0 0 0	0 0 0 0
Inning Stats	R: 0 E: 0 K: 1 S: 5 H: 0 LOB: 0 BB: 0 P: 5	R: 1 E: 1 K: 1 S: 7 H: 2 LOB: 1 BB: 0 P: 7	R: 5 E: 0 K: 0 S: 7 H: 4 LOB: 0 BB: 1 P: 11	R: 2 E: 0 K: 0 S: 4 H: 1 LOB: 1 BB: 2 P: 12	R: 0 E: 0 K: 0 S: 3 H: 1 LOB: 0 BB: 0 P: 3	R: 0 E: 0 K: 0 S: 4 H: 1 LOB: 2 BB: 1 P: 8	R: 0 E: 1 K: 0 S: 4 H: 0 LOB: 1 BB: 0 P: 4	R: 0 E: 0 K: 0 S: 3 H: 0 LOB: 1 BB: 1 P: 7		1B: 4 2B: 4 3B: 0 HR: 2	SF: 0 SAC: 0 DP: 2 HBP: 0						

PITCHER		IP	WLS	BF	H	R	ER	SO	BB	IBB	HBP	BLK	WP	HR	S	P	ERA	WHIP
Don Mossi, L ERA: 3.77	(1, 1)	3.0	L	16	6	6	5	2	1	0	0	0	0	2	19	23	15.00	2.333
Ray Semproch, R ERA: 4.43	(4, 1)	3.0		14	3	2	2	0	3	0	0	0	1	0	11	23	6.00	2.000
Bob Bruce, R ERA: 4.05	(7, 1)	1.0		4	0	0	0	0	0	0	0	0	0	0	4	4	0.00	0.000
Paul Foytack, R ERA: 6.86	(8, 1)	1.0		4	0	0	0	0	1	0	0	0	0	0	3	7	0.00	1.000

PITCHER	IP	WLS	BF	H	R	ER	SO	BB	IBB	HBP	BLK	WP	HR	S	P	ERA	WHIP

BOTTOM

Detroit Tigers @ Washington Senators

Griffith Stadium, Washington, DC

Sat Jun 11 1960, 3:33 AM EDT

Att. 4,793 - Unknown

livebaseballscorecards.com

AB	33
R	8
H	9
RBI	7
BB	5
SO	2
LOB	12

2B:	4	SAC:	0
3B:	0	DP:	2
HR:	2	HBP:	0

WP:	1	PA:	38
PB:	0		
SB:	0		
CS:	0		

Batter	1	2	3	4	5	6	7	8	9	AB	R	H	RBI	BB	SO	LOB
Eddie Yost, R (1, 5) OBP: 0.423, SLG: 0.366	6-3		5-3		HR	F9		F7		5	1	1	1	0	0	4
Bob Bruce, R (8, 1) OBP: 0.800, SLG: 0.667										0	0	0	0	0	0	0
Frank Bolling, R (1, 4) OBP: 0.265, SLG: 0.318	K		5-3		F4		F7		F9	5	0	0	0	0	1	0
Charlie Maxwell, L (1, 7) OBP: 0.329, SLG: 0.459	K		2B		6-3		4-3		F4	5	0	1	0	0	1	0
Al Kaline, R (1, 8) OBP: 0.337, SLG: 0.392		L5-3	K		L4		6-3		6-3	2	0	0	0	0	1	1
Sandy Amoros, L (3, 8) OBP: 0.281, SLG: 0.286										3	0	0	0	0	0	0
Steve Bilko, R (1, 3) OBP: 0.255, SLG: 0.413		F8		FC6-4 1B		1B 2B		FC6-4 2B 1B		4	2	3	0	0	0	0
Rocky Colavito, R (1, 9) OBP: 0.325, SLG: 0.423		BB E BB		FC6-4 1B 1-2f		1B 2-H 1B		FC6-4 1-2 1B		3	0	2	1	1	0	1
Lou Berberet, L (1, 2) OBP: 0.301, SLG: 0.259		E4 BB 1-2		K		1-2 1B		F5		4	0	1	0	0	1	4
Chico Fernandez, R (1, 6) OBP: 0.353, SLG: 0.368		1-2 2-3 BB		1-2 1B		L8		FC6-4 2B 1-2f 2-3		3	0	1	0	1	0	4
Hank Aguirre, R (1, 1)						F8				2	0	0	0	0	2	5
Tom Morgan, R (5, 1)										0	0	0	0	0	0	0
Neil Chrisley, L (6, PH) OBP: 0.313, SLG: 0.437										1	0	0	0	0	0	2
Ray Semproch, R (6, 1)										0	0	0	0	0	0	0
Dave Sisler, R (7, 1)										0	0	0	0	0	0	0
Norm Cash, L (8, PH) OBP: 0.321, SLG: 0.417								1-3 3-H 2B		1	0	1	1	0	0	0
Rocky Bridges, R (8, 5)										0	0	0	0	0	0	0
Inning Stats	R: 0 E: 0 K: 2 S: 7 H: 0 LOB: 0 BB: 0 P: 7	R: 0 E: 1 K: 1 S: 6 H: 0 LOB: 3 BB: 2 P: 14	R: 0 E: 0 K: 1 S: 6 H: 1 LOB: 1 BB: 0 P: 6	R: 0 E: 0 K: 2 S: 9 H: 2 LOB: 2 BB: 0 P: 9	R: 1 E: 0 K: 0 S: 4 H: 1 LOB: 0 BB: 0 P: 4	R: 1 E: 0 K: 0 S: 6 H: 3 LOB: 2 BB: 0 P: 6	R: 0 E: 0 K: 0 S: 3 H: 0 LOB: 0 BB: 0 P: 3	R: 1 E: 0 K: 0 S: 6 H: 3 LOB: 2 BB: 0 P: 6	R: 0 E: 0 K: 0 S: 3 H: 0 LOB: 0 BB: 0 P: 3	1B: 6 2B: 3 3B: 0 HR: 1 SF: 0 SAC: 0 DP: 0 HBP: 0						

PITCHER		IP	W/L/S	BF	H	R	ER	SO	BB	IBB	HBP	BLK	WP	HR	S	P	ERA	WHIP
Camilo Pascual, R ERA: 2.68	(1, 1)	5.0	W	25	7	2	2	6	2	0	0	0	0	1	35	43	3.60	1.800
Don Lee, R ERA: 4.84	(6, 1)	4.0	S	15	3	1	1	0	0	0	0	0	0	0	15	15	2.25	0.750

PITCHER	IP	W/L/S	BF	H	R	ER	SO	BB	IBB	HBP	BLK	WP	HR	S	P	ERA	WHIP

TOP

Detroit Tigers @ Washington Senators

Griffith Stadium, Washington, DC

Sun Jun 12 1960, 3:33 AM EDT

Unknown

livebaseballscorecards.com

AB	38
R	3
H	10
RBI	3
BB	2
SO	6
LOB	21

PA: 40

WP: 0
PB: 0
SB: 0
CS: 0

BOTTOM

Detroit Tigers @ Washington Senators

Griffith Stadium, Washington, DC

Sun Jun 12 1960, 3:33 AM EDT

Unknown

livebaseballscorecards.com

Batter	1	2	3	4	5	6	7	8	9	AB	R	H	RBI	BB	SO	LOB
Pete Whisenant, R (1, 8) (8, 7) OBP: 0.457, SLG: 0.320	BBBB 4-0 G5-4-3 BB		BBBB 4-0 FC3-6 BB	x 0-0 2-H 1B			x 0-0 E BB 1B 1B	x 0-0 ① F9		3	1	2	1	2	0	2
Billy Gardner, R (1, 4) OBP: 0.376, SLG: 0.415	x 0-0 ①② G5-4-3 1-2f		x 0-0 ① FC3-6 WP 1-2f	x 0-0 ③ F7			BBBB 4-0 E 1B 1-2 BB	SSS 0-3 ② K		4	1	0	0	1	1	5
Bob Allison, R (1, 9) OBP: 0.437, SLG: 0.551	x 0-0 HR 1B		x 0-0 ② F7		SSS 0-3 ① K		x 0-0 E5 1B 1-2 2-3 SF8	x 0-0 1-2 2-3 1B		5	2	2	0	0	1	3
Jim Lemon, R (1, 7) OBP: 0.332, SLG: 0.512 Lenny Green, L (7, PR) (8, 8) OBP: 0.329, SLG: 0.380	x 0-0 1-H HR		x 0-0 ③ F8 1-2		BBBB 4-0 BB		x 0-0 SF8 BB 1-3 2-H 3-H 1B	x 0-0 ③ F3		3	1	2	4	1	0	1
										1	0	0	0	0	0	3
Harmon Killebrew, R (1, 5) OBP: 0.369, SLG: 0.416	x 0-0 ③ L5			x 0-0 HR 1B	x 0-0 ② F9		BBBB 4-0 G6-3 1-2 BB			3	1	1	0	1	0	1
Earl Battey, R (1, 2) OBP: 0.333, SLG: 0.414		x 0-0 ① L8	x 0-0 ① F9	x 0-0 ③ 1-3			x 0-0 ① SF8 2-3 3-H			3	0	0	1	0	0	2
Julio Becquer, L (1, 3) OBP: 0.266, SLG: 0.393		x 0-0 ② F7	x 0-0 ② F8			x 0-0 ① 4-3	x 0-0 ②③ G6-3 1-2f			4	0	0	0	0	0	3
Jose Valdivielso, R (1, 6) OBP: 0.286, SLG: 0.304		H 1-0 HBP	x 0-0 1-H HR			x 0-0 ② 1-4-3		BBBB 4-0 1B BB BB		2	1	1	2	1	0	0
Camilo Pascual, R (1, 1) OBP: 0.200, SLG: 0.250 Don Lee, R (6, 1) OBP: 0.286, SLG: 0.091		x 0-0 ③ 4-3		x 0-0 1B 2B		SSS 0-3 ③ K		BBBB 4-0 1B 1-2 BB		2	1	1	0	0	0	1
										1	0	0	0	1	1	0
Inning Stats	R: 2 E: 0 K: 0 S: 4 H: 2 LOB: 0 BB: 1 P: 8	R: 0 E: 0 K: 0 S: 3 H: 0 LOB: 1 BB: 0 P: 4	R: 0 E: 0 K: 0 S: 3 H: 0 LOB: 1 BB: 1 P: 7	R: 3 E: 0 K: 0 S: 7 H: 4 LOB: 1 BB: 0 P: 7	R: 0 E: 0 K: 1 S: 5 H: 0 LOB: 1 BB: 1 P: 9	R: 0 E: 0 K: 1 S: 5 H: 0 LOB: 0 BB: 0 P: 5	R: 3 E: 1 K: 0 S: 5 H: 2 LOB: 2 BB: 2 P: 13	R: 0 E: 0 K: 1 S: 6 H: 1 LOB: 3 BB: 2 P: 14		1B: 6 2B: 1 3B: 0 HR: 2	SF: 1 SAC: 0 DP: 2 HBP: 1					

	AB	31
	R	8
	H	9
	RBI	8
	BB	7
	SO	3
	LOB	21

PITCHER		IP	WLS	BF	H	R	ER	SO	BB	IBB	HBP	BLK	WP	HR	S	P	ERA	WHIP
Hank Aguirre, L ERA: 3.38	(1, 1)	4.0	L	20	6	5	5	0	2	0	1	0	1	2	17	26	11.25	2.000
Tom Morgan, R ERA: 3.52	(5, 1)	1.0		4	0	0	0	1	1	0	0	0	0	0	5	9	0.00	1.000
Ray Semproch, R ERA: 5.06	(6, 1)	1.0		7	2	3	2	1	1	0	0	0	0	0	8	12	18.00	3.000
Dave Sisler, R ERA: 3.57	(7, 1)	1.0		3	0	0	0	0	1	0	0	0	0	0	2	6	0.00	1.000
Bob Bruce, R ERA: 3.86	(8, 1)	1.0		6	1	0	0	1	2	0	0	0	0	0	6	14	0.00	3.000

PITCHER	IP	WLS	BF	H	R	ER	SO	BB	IBB	HBP	BLK	WP	HR	S	P	ERA	WHIP

WP: 1	PB: 0	SB: 0	CS: 0
PA: 40			

Detroit Tigers @ Washington Senators

Griffith Stadium, Washington, DC

Sun Jun 12 1960, 3:38 AM EDT

Att. 15,225 - Unknown

TOP

livebaseballscorecards.com

Batter	1	2	3	4	5	6	7	8	9	AB	R	H	RBI	BB	SO	LOB
Eddie Yost, R (1, 5) OBP: 0.436, SLG: 0.370	S 1B	HR BB		1-2 BB		G6-4-3 BB		E BB	F2	1	1	1	0	4	0	0
Rocky Bridges, R (8, PR) (8, 5)										1	0	0	0	0	0	1
Frank Bolling, R (1, 4) OBP: 0.263, SLG: 0.333	K 1-2	1-H 2-H HR		F8		G6-4-3 1-2f		E7 1-3		5	1	1	3	0	1	5
Paul Foytack, R (8, PR) OBP: 0.308, SLG: 0.333										0	0	0	0	0	0	0
Tom Morgan, R (8, 1)										0	0	0	0	0	0	0
Charlie Maxwell, L (1, 7) OBP: 0.331, SLG: 0.453	L6-3 BB	F8			K	1B		F8		4	0	1	0	1	1	3
Al Kaline, R (1, 8) OBP: 0.329, SLG: 0.381	L6-3 1-2		F3		L8	L9		F3		5	0	0	0	0	0	6
Steve Bilko, R (1, 3) OBP: 0.243, SLG: 0.394		F9	F6		L5		F3	F4		5	0	0	0	0	0	3
Rocky Colavito, R (1, 9) OBP: 0.339, SLG: 0.479		1B SF8 2B	6-3			1B 1B BB	HR		HR	4	4	3	2	1	0	0
Red Wilson, R (1, 2) OBP: 0.333, SLG: 0.277		2-3 2B 1B		F4		1B 1-3 HR 1B	K		BB	4	2	2	0	1	1	0
Chico Fernandez, R (1, 6) OBP: 0.354, SLG: 0.390		SF8 3-H		G3		1-3 3-H HR 1B	HR		F6	4	2	2	3	0	0	1
Frank Lary, R (1, 1) OBP: 0.250, SLG: 0.313		1-H HR 2B		BB BB		1-H 3-H HR	F3		K	3	2	2	4	1	0	0
Casey Wise, S (8, 4) OBP: 0.167, SLG: 0.302										1	0	0	0	0	1	1
Inning Stats	R: 0 H: 1 E: 0 LOB: 1 K: 1 BB: 1 S: 5 P: 9	R: 5 H: 4 E: 0 LOB: 0 K: 0 BB: 1 S: 7 P: 11	R: 0 H: 0 E: 0 LOB: 0 K: 0 BB: 0 S: 3 P: 3	R: 0 H: 0 E: 0 LOB: 2 K: 0 BB: 2 S: 3 P: 11	R: 0 H: 0 E: 0 LOB: 0 K: 1 BB: 0 S: 5 P: 5	R: 4 H: 4 E: 0 LOB: 1 K: 0 BB: 2 S: 6 P: 14	R: 2 H: 2 E: 0 LOB: 0 K: 1 BB: 0 S: 7 P: 7	R: 0 H: 0 E: 1 LOB: 3 K: 0 BB: 1 S: 4 P: 8	R: 1 H: 1 E: 0 LOB: 1 K: 1 BB: 1 S: 6 P: 10	1B: 5 SF: 1 2B: 2 SAC: 0 3B: 0 DP: 2 HR: 5 HBP: 0						WP: 0 PA: 46 PB: 0 SB: 1 CS: 0	

	AB	37
	R	12
	H	12
	RBI	12
	BB	8
	SO	4
	LOB	20

PITCHER	IP	WLS	BF	H	R	ER	SO	BB	IBB	HBP	BLK	WP	HR	S	P	ERA	WHIP
Hal Woodeshick, L (1, 1) ERA: 5.04	1.2	L	10	4	4	4	1	2	0	0	0	0	0	10	18	21.60	3.600
Jack Kralick, L (2, 1) ERA: 4.34	3.1		13	1	1	1	1	2	0	0	0	0	1	13	21	2.70	0.900
Bill Fischer, R (6, 1) ERA: 4.95	0.0		5	3	4	4	0	2	0	0	0	0	1	3	11	∞	∞
Jim Kaat, L (6, 1) ERA: 5.89	2.0		8	3	2	2	1	0	0	0	0	0	2	10	10	9.00	1.500
Chuck Stobbs, L (8, 1) ERA: 2.54	2.0		10	1	1	1	1	2	0	0	0	0	1	10	18	4.50	1.500

PITCHER	IP	WLS	BF	H	R	ER	SO	BB	IBB	HBP	BLK	WP	HR	S	P	ERA	WHIP

Batter	1	2	3	4	5	6	7	8	9	AB	R	H	RBI	BB	SO	LOB
Billy Gardner, R (1, 4) OBP: 0.368, SLG: 0.405	S S S 0-3 K ①			x 0-0 F7 ①		x 0-0 F9 ①	S S S 0-3 K ②		x 0-0 6-3 ③	5	0	0	0	0	2	1
Lenny Green, L (1, 8) OBP: 0.326, SLG: 0.373	x 0-0 G3 ②			x 0-0 G3 ②		x 0-0 6-3 ②	x 0-0 FC5-4 1-3 1B			4	0	1	0	0	0	0
Bob Allison, R (1, 9) OBP: 0.434, SLG: 0.561 Chuck Stobbs, L (8, 1)	x 0-0 1-3 ③			x 0-0 F4 ③		x 0-0 HR	x 0-0 FC5-4 ③ 1-2f			4	1	1	1	0	0	2
										0	0	0	0	0	0	0
Jim Lemon, R (1, 7) OBP: 0.340, SLG: 0.551		x 0-0 F2 ①			x 0-0 HR	x 0-0 1B		x 0-0 HR		4	2	3	2	0	0	0
Julio Becquer, L (1, 3) OBP: 0.258, SLG: 0.381		x 0-0 F7 ②			x 0-0 F5 ①	S S S 0-3 K ③		S S S 0-3 K ①		4	0	0	0	0	2	1
Harmon Killebrew, R (1, 5) OBP: 0.375, SLG: 0.430 Reno Bertoia, R (8, PH) OBP: 0.314, SLG: 0.266 (9, 5)		x 0-0 L6 ③			x 0-0 1B 1B		x 0-0 1B 2B	x 0-0 4-3 ②		3	1	2	0	0	0	0
										1	0	0	0	0	0	0
Hal Naragon, L (1, 2) OBP: 0.333, SLG: 0.200			x 0-0 L8 ①		x 0-0 1-2 1B		x 0-0 WP 2-H 1B	x 0-0 4-3 ③		4	1	2	1	0	0	0
Jose Valdivielso, R (1, 6) OBP: 0.269, SLG: 0.283			x 0-0 F9 ②		x 0-0 F4 ②		x 0-0 F9 ① 1-2		x 0-0 5-3 ①	4	0	0	0	0	0	3
Hal Woodeshick, R (1, 1) OBP: 0.222, SLG: 0.125 Jack Kralick, L (2, 1) OBP: 0.333, SLG: 0.333 Faye Throneberry, L (5, PH) OBP: 0.316, SLG: 0.328 Bill Fischer, R (6, 1) OBP: 0.273, SLG: 0.111 Jim Kaat, L (6, 1) OBP: 0.143, SLG: 0.143 Dan Dobbek, L (7, PH) OBP: 0.302, SLG: 0.304 (8, 9)			x 0-0 F9 ③		x 0-0 2-3 ③		x 0-0 1B 2-H 1B		x 0-0 4-3 ②	0	0	0	0	0	0	0
										1	0	0	0	0	0	0
										1	0	0	0	0	0	2
										0	0	0	0	0	0	0
										0	0	0	0	0	0	0
										2	0	1	1	0	0	0
Inning Stats	R: 0 E: 0 K: 1 S: 5 H: 0 LOB: 0 BB: 0 P: 5	R: 0 E: 0 K: 0 S: 3 H: 0 LOB: 0 BB: 0 P: 3	R: 0 E: 0 K: 0 S: 3 H: 0 LOB: 0 BB: 0 P: 3	R: 0 E: 0 K: 0 S: 3 H: 0 LOB: 0 BB: 0 P: 3	R: 1 E: 0 K: 0 S: 6 H: 3 LOB: 2 BB: 0 P: 6	R: 1 E: 0 K: 1 S: 7 H: 2 LOB: 1 BB: 0 P: 7	R: 2 E: 0 K: 1 S: 9 H: 4 LOB: 2 BB: 0 P: 9	R: 1 E: 0 K: 1 S: 6 H: 1 LOB: 0 BB: 0 P: 6	R: 0 E: 0 K: 0 S: 3 H: 0 LOB: 0 BB: 0 P: 3	1B: 6 2B: 1 3B: 0 HR: 3	SF: 0 SAC: 0 DP: 0 HBP: 0			WP: 1 PB: 0 SB: 0 CS: 0	PA: 37			

PITCHER		IP	WLS	BF	H	R	ER	SO	BB	IBB	HBP	BLK	WP	HR	S	P	ERA	WHIP
Frank Lary, R ERA: 2.7	(1, 1)	7.0	W	30	9	4	4	3	0	0	0	0	1	2	36	36	5.14	1.286
Tom Morgan, R ERA: 3.63	(8, 1)	2.0	S	7	1	1	1	1	0	0	0	0	0	1	9	9	4.50	0.500

PITCHER	IP	WLS	BF	H	R	ER	SO	BB	IBB	HBP	BLK	WP	HR	S	P	ERA	WHIP

Detroit Tigers @ Washington Senators

Griffith Stadium, Washington, DC

Sun Jun 12 1960, 3:38 AM EDT

Att. 15,225 - Unknown

BOTTOM

livebaseballscorecards.com

AB	37
R	5
H	10
RBI	5
BB	0
SO	4
LOB	9

Batter	1	2	3	4	5	6	7	8	9	AB	R	H	RBI	BB	SO	LOB
Billy Gardner, R (1, 4) OBP: 0.364, SLG: 0.405	F8		L5		4-3		1-3		DI 2B	5	0	1	0	0	0	1
Lenny Green, L (1, 8) OBP: 0.330, SLG: 0.388	G3 2B			F7		BB 1B 1B	F7		6-3 2-3	5	1	2	0	0	0	1
Bob Allison, R (1, 9) OBP: 0.430, SLG: 0.552	G3 2-3			G3		1-2 1B 2B BB	K			3	1	0	0	1	1	1
Jim Lemon, R (1, 7) OBP: 0.348, SLG: 0.556	K			BB 1B		1-2 2-H 2B 1B 1B		1B		4	1	3	1	0	1	1
Harmon Killebrew, R (1, 5) OBP: 0.378, SLG: 0.423		G5-6-3 BB		1-2 BB		K		F9		2	0	0	0	2	1	3
Julio Becquer, L (1, 3) OBP: 0.258, SLG: 0.385		G5-6-3 1-2f		F8		1-3 2-H 1B 2B		K		4	1	1	1	0	1	4
Earl Battey, R (1, 2) OBP: 0.325, SLG: 0.403		6-3			4-3	K		L5		4	0	0	0	0	1	3
Jose Valdivielso, R (1, 6) OBP: 0.261, SLG: 0.274			K		6-3	2-H 3-H 1B			2-3	2	0	0	0	0	1	0
Faye Throneberry, L (6, PH) OBP: 0.325, SLG: 0.338										1	0	1	2	0	0	0
Billy Consolo, R (6, 6) OBP: 0.319, SLG: 0.292										0	0	0	0	0	0	0
Elmer Valo, L (9, PH) OBP: 0.421, SLG: 0.214										1	0	0	0	0	0	0
Pedro Ramos, S (1, 1) OBP: 0.129, SLG: 0.133			F8		2B	K			K	3	0	1	0	0	1	1
Don Lee, R (8, 1) OBP: 0.286, SLG: 0.091										0	0	0	0	0	0	0
Dan Dobbek, L (9, PH) OBP: 0.299, SLG: 0.301										1	0	0	0	0	1	0
Inning Stats	R: 0 E: 0 K: 1 S: 6 H: 1 LOB: 1 BB: 0 P: 6	R: 0 E: 0 K: 0 S: 2 H: 0 LOB: 0 BB: 1 P: 6	R: 0 E: 0 K: 1 S: 5 H: 0 LOB: 0 BB: 0 P: 5	R: 0 E: 0 K: 0 S: 4 H: 1 LOB: 2 BB: 1 P: 8	R: 0 E: 0 K: 0 S: 4 H: 1 LOB: 1 BB: 0 P: 4	R: 4 E: 0 K: 3 S: 13 H: 4 LOB: 1 BB: 1 P: 17	R: 0 E: 0 K: 1 S: 5 H: 0 LOB: 0 BB: 0 P: 5	R: 0 E: 0 K: 1 S: 6 H: 1 LOB: 1 BB: 0 P: 6	R: 0 E: 0 K: 1 S: 6 H: 1 LOB: 1 BB: 0 P: 6	1B: 5 2B: 4 3B: 0 HR: 0 SF: 0 SAC: 0 DP: 1 HBP: 0	WP: 0 PB: 0 SB: 0 CS: 0 PA: 38					

PITCHER		IP	WLS	BF	H	R	ER	SO	BB	IBB	HBP	BLK	WP	HR	S	P	ERA	WHIP
Russ Kemmerer, R ERA: 3.92	(1, 1)	5.1		24	6	4	4	3	3	0	0	0	0	0	27	39	6.75	1.688
Turk Lown, R ERA: 1.85	(6, 1)	0.2		3	1	0	0	2	0	0	0	0	0	0	7	7	0.00	1.500
Gerry Staley, R ERA: 1.43	(7, 1)	3.0	W	11	2	0	0	3	0	0	0	0	0	0	17	17	0.00	0.667

PITCHER	IP	WLS	BF	H	R	ER	SO	BB	IBB	HBP	BLK	WP	HR	S	P	ERA	WHIP

TOP

Washington Senators @ Chicago White Sox

Comiskey Park, Chicago, IL

Wed Jun 15 1960, 8:05 PM EDT

Att. 13,692 - Unknown

livebaseballscorecards.com

AB	35
R	4
H	9
RBI	4
BB	3
SO	8
LOB	15

Batter	1	2	3	4	5	6	7	8	9	AB	R	H	RBI	BB	SO	LOB
Luis Aparicio, R (1, 6) OBP: 0.291, SLG: 0.310	F8		4-3		FC1-6, 1B 1B	F9		K		5	1	1	0	0	1	1
Nellie Fox, L (1, 4) OBP: 0.354, SLG: 0.374	4-3 HR 2B		F7		FC1-6 1-2 1B		F7			4	1	2	0	0	0	0
Minnie Minoso, R (1, 7) OBP: 0.373, SLG: 0.471	4-3 2-3			2B 1B	FC1-6 1-2f 2-3 1B		HR BB			3	2	1	0	1	0	3
Roy Sievers, R (1, 3) OBP: 0.312, SLG: 0.404	HR 3-H			K	F3		HR 1-H			4	2	2	4	0	1	3
Gene Freese, R (1, 5) OBP: 0.295, SLG: 0.443	F7			1B 2B 1-3	1B 1-2 3-H		5-3			4	0	2	1	0	0	0
Al Smith, R (1, 9) OBP: 0.359, SLG: 0.451		4-3		1B 2-3 3-H	F9		1B			4	0	2	1	0	0	2
Sherm Lollar, R (1, 2) OBP: 0.367, SLG: 0.424		F2		IBB		FC8-4 BB	F9			2	0	0	0	2	0	1
Jim Landis, R (1, 8) OBP: 0.379, SLG: 0.309		F6		F9	FC8-4 S 1-2f			F8		4	0	0	0	0	0	4
Russ Kemmerer, R (1, 1) Turk Lown, R (6, 1) Earl Torgeson, L (6, PH) OBP: 0.474, SLG: 0.556 Gerry Staley, R (7, 1)			K	6-3	6-3 1-2			6-3		2 0 1 1	0 0 0 0	0 0 0 0	0 0 0 0	0 0 0 0	1 0 0 0	3 0 1 0
Inning Stats	R: 2 E: 0 K: 0 S: 5 H: 2 LOB: 0 BB: 0 P: 5	R: 0 E: 0 K: 0 S: 3 H: 0 LOB: 0 BB: 0 P: 3	R: 0 E: 0 K: 1 S: 5 H: 0 LOB: 0 BB: 0 P: 5	R: 1 E: 0 K: 1 S: 8 H: 3 LOB: 3 BB: 1 P: 12	R: 1 E: 0 K: 0 S: 6 H: 3 LOB: 2 BB: 0 P: 6	R: 0 E: 0 K: 0 S: 3 H: 0 LOB: 1 BB: 1 P: 7	R: 2 E: 0 K: 0 S: 5 H: 2 LOB: 1 BB: 1 P: 9	R: 0 E: 0 K: 1 S: 5 H: 0 LOB: 0 BB: 0 P: 5		1B: 6 2B: 2 3B: 0 HR: 2 SF: 0 SAC: 0 DP: 0 HBP: 0				WP: 0 PB: 0 SB: 1 CS: 0 PA: 37		

PITCHER	IP	WLS	BF	H	R	ER	SO	BB	IBB	HBP	BLK	WP	HR	S	P	ERA	WHIP
Pedro Ramos, R (1, 1) ERA: 3.63	7.0	L	34	10	6	6	2	2	1	0	0	0	2	35	47	7.71	1.714
Don Lee, R (8, 1) ERA: 4.74	1.0		3	0	0	0	1	0	0	0	0	0	0	5	5	0.00	0.000

PITCHER	IP	WLS	BF	H	R	ER	SO	BB	IBB	HBP	BLK	WP	HR	S	P	ERA	WHIP

BOTTOM

Washington Senators @ Chicago White Sox

Comiskey Park, Chicago, IL

Wed Jun 15 1960, 8:05 PM EDT

Att. 13,692 - Unknown

livebaseballscorecards.com

AB	34
R	6
H	10
RBI	6
BB	3
SO	3
LOB	18

Batter	1	2	3	4	5	6	7	8	9	AB	R	H	RBI	BB	SO	LOB
Pete Whisenant, R (1, 8) OBP: 0.432, SLG: 0.296 Lenny Green, L (4, PH) OBP: 0.319, SLG: 0.373 (4, 8)	x 0-0 ① 5-3		x 0-0 ① L6	x 0-0 ③ 6-3			x 0-0 ① G3		x 0-0 ③ G3	2 3	0 0	0 0	0 0	0 0	0 0	0 2
Billy Gardner, R (1, 4) OBP: 0.366, SLG: 0.411	x 0-0 ② 5-3		x 0-0 BB 2B		x 0-0 HR 1B		x 0-0 ② 6-3			4	1	2	0	0	0	0
Bob Allison, R (1, 9) OBP: 0.427, SLG: 0.561	x 0-0 ③ F3		x 0-0 ② P3		x 0-0 1-H HR		x 0-0 ③ G3			4	1	1	2	0	0	1
Jim Lemon, R (1, 7) OBP: 0.351, SLG: 0.557		x 0-0 HR 2B	I I I I 4-0 BB IBB		S S S 0-3 ① K			x 0-0 ① 5-3		3	1	1	0	1	1	0
Reno Bertoia, R (1, 5) OBP: 0.311, SLG: 0.254		S S S 0-3 ① K	B B B B 4-0 1-2 2-3 BB		x 0-0 ② 6-3			x 0-0 ② 1-3		3	0	0	0	1	1	1
Earl Battey, R (1, 2) OBP: 0.324, SLG: 0.418		x 0-0 2-H HR	x 0-0 ③ F9		x 0-0 ③ 6-3			x 0-0 ③ 5-3		4	1	1	2	0	0	3
Julio Becquer, L (1, 3) OBP: 0.257, SLG: 0.376		B B B B 4-0 FC1-4 BB		x 0-0 ① 1-3		x 0-0 ① P6			x 0-0 ① 4-3	3	0	0	0	1	0	0
Jose Valdivielso, R (1, 6) OBP: 0.264, SLG: 0.308 Faye Throneberry, L (9, PH) OBP: 0.321, SLG: 0.333		S S S 0-3 ② K		x 0-0 3B		x 0-0 ② 5-3			S S S 0-3 ② K	3 1	0 0	1 0	0 0	0 0	1 1	1 0
Chuck Stobbs, L (1, 1) Ray Moore, R (3, 1) Tex Clevenger, R (6, 1) OBP: 0.286, SLG: 0.286 Elmer Valo, L (9, PH) OBP: 0.450, SLG: 0.214		x 0-0 ③ FC1-4 1-2f		x 0-0 ② F2		x 0-0 ③ F9			B B B B 4-0 BB	1 0 0 0	0 0 0 0	0 0 0 0	0 0 0 0	0 0 0 1	0 0 0 0	1 0 0 0
Inning Stats	R: 0 E: 0 K: 0 S: 3 H: 0 LOB: 0 BB: 0 P: 3	R: 2 E: 0 K: 2 S: 9 H: 2 LOB: 1 BB: 1 P: 13	R: 0 E: 0 K: 0 S: 4 H: 1 LOB: 3 BB: 2 P: 12	R: 0 E: 0 K: 0 S: 4 H: 1 LOB: 1 BB: 0 P: 4	R: 2 E: 0 K: 1 S: 7 H: 2 LOB: 0 BB: 0 P: 7	R: 0 E: 0 K: 0 S: 3 H: 0 LOB: 0 BB: 0 P: 3	R: 0 E: 0 K: 0 S: 3 H: 0 LOB: 0 BB: 0 P: 3	R: 0 E: 0 K: 0 S: 3 H: 0 LOB: 0 BB: 0 P: 3	R: 0 E: 0 K: 1 S: 5 H: 0 LOB: 1 BB: 1 P: 9	1B: 1 2B: 2 3B: 1 HR: 2 SF: 0 SAC: 0 DP: 0 HBP: 0						

PITCHER		IP	WLS	BF	H	R	ER	SO	BB	IBB	HBP	BLK	WP	HR	S	P	ERA	WHIP
Frank Baumann, L ERA: 2.47	(1, 1)	2.2		14	3	2	2	2	2	1	0	0	0	1	15	27	6.75	1.875
Dick Donovan, R ERA: 6.6	(3, 1)	3.1	W	13	3	2	2	1	0	0	0	0	0	1	15	15	5.40	0.900
Gerry Staley, R ERA: 1.35	(7, 1)	3.0	S	10	0	0	0	1	1	0	0	0	0	0	11	15	0.00	0.333

PITCHER	IP	WLS	BF	H	R	ER	SO	BB	IBB	HBP	BLK	WP	HR	S	P	ERA	WHIP

TOP

Washington Senators @ Chicago White Sox

Comiskey Park, Chicago, IL

Thu Jun 16 1960, 8:05 PM EDT

Att. 9,461 - Unknown

livebaseballscorecards.com

AB	31
R	4
H	6
RBI	4
BB	4
SO	4
LOB	9

WP: 0	PA: 37
PB: 0	
SB: 0	
CS: 0	

Batter	1	2	3	4	5	6	7	8	9	AB	R	H	RBI	BB	SO	LOB
Luis Aparicio, R (1, 6) OBP: 0.302, SLG: 0.323	4-3 SH5-3 1B		FC6-2 E 2B 1-3	F8		BBB 1B BB 1-2	1-2 1B 3-H			4	1	3	1	1	0	1
Nellie Fox, L (1, 4) OBP: 0.352, SLG: 0.372	SH5-3 1-2		FC6-2 E 2-3 3-H		6-3	FC6-4 1-3 2-H 1B	L6			4	1	1	1	0	0	4
Minnie Minoso, R (1, 7) OBP: 0.373, SLG: 0.474	4-3 2-3		E7 BB 1B 1-H 3-H		2B	FC6-4 1-2f		1B 1B		5	2	2	0	0	0	3
Roy Sievers, R (1, 3) OBP: 0.331, SLG: 0.405	P5		BBB 1B PB BB 1-2		BBB FC6-4 BB		BBB 1B 1B BB	E 1B SF7 1B 1-3		2	3	1	0	3	0	1
Gene Freese, R (1, 5) OBP: 0.299, SLG: 0.441		CS 1B	E 1B 1-3 2-H		F9		SSS K	P6		5	0	2	1	0	1	5
Al Smith, R (1, 9) OBP: 0.360, SLG: 0.450		F8	4-3 1-3 3-H		FC6-4 1-2f		BB 1B 1-3 1B	E9 PB 1-3 3-H 1B		5	1	2	1	0	0	4
Sherm Lollar, R (1, 2) OBP: 0.357, SLG: 0.413		P4		5-3		5-3	P4	SF7 1-2 3-H		4	0	0	1	0	0	3
Jim Landis, R (1, 8) OBP: 0.379, SLG: 0.303		CS 1-2	P4	BBB S BB	SSS K	1B 1B 1-2 BB	F7			3	1	0	0	2	1	1
Frank Baumann, L (1, 1) OBP: 0.286, SLG: 0.167			H 2B FC6-2 HBP	SSS K 1-2	BBB 1B BB		1-3 2-H 3-H 1B			0	0	0	0	0	0	0
Dick Donovan, L (3, 1) OBP: 0.133, SLG: 0.071										1	0	0	0	0	1	1
Ted Kluszewski, L (6, PH) OBP: 0.355, SLG: 0.404										0	0	0	0	1	0	0
Jim Rivera, L (6, PR)										0	1	0	0	0	0	0
Gerry Staley, R (7, 1) OBP: 0.200, SLG: 0.125										1	0	1	2	0	0	0
Inning Stats	R: 0 E: 0 K: 0 S: 4 H: 1 LOB: 1 BB: 0 P: 4	R: 0 E: 0 K: 0 S: 3 H: 1 LOB: 0 BB: 0 P: 3	R: 4 E: 1 K: 0 S: 6 H: 2 LOB: 1 BB: 1 P: 11	R: 0 E: 0 K: 1 S: 5 H: 0 LOB: 1 BB: 1 P: 9	R: 0 E: 0 K: 0 S: 4 H: 1 LOB: 2 BB: 1 P: 8	R: 1 E: 0 K: 1 S: 6 H: 1 LOB: 2 BB: 2 P: 14	R: 3 E: 0 K: 1 S: 8 H: 3 LOB: 2 BB: 2 P: 16	R: 2 E: 1 K: 0 S: 6 H: 3 LOB: 1 BB: 0 P: 6		1B: 10 2B: 2 3B: 0 HR: 0 SF: 1 SAC: 1 DP: 0 HBP: 1						

PITCHER		IP	WLS	BF	H	R	ER	SO	BB	IBB	HBP	BLK	WP	HR	S	P	ERA	WHIP
Chuck Stobbs, L ERA: 2.32	(1, 1)	2.2		14	4	4	0	0	1	0	1	0	0	0	12	17	0.00	1.875
Ray Moore, R ERA: 5.32	(3, 1)	3.0	L	15	2	1	1	2	4	0	0	0	0	0	15	31	3.00	2.000
Tex Clevenger, R ERA: 3.38	(6, 1)	2.1		15	6	5	4	1	2	0	0	0	0	0	15	23	15.43	3.429

PITCHER	IP	WLS	BF	H	R	ER	SO	BB	IBB	HBP	BLK	WP	HR	S	P	ERA	WHIP

BOTTOM

Washington Senators @ Chicago White Sox

Comiskey Park, Chicago, IL

Thu Jun 16 1960, 8:05 PM EDT

Att. 9,461 - Unknown

livebaseballscorecards.com

AB	34
R	10
H	12
RBI	7
BB	7
SO	3
LOB	23

WP: 0	PA: 45				
PB: 2					
SB: 1					
CS: 1					

Batter	1	2	3	4	5	6	7	8	9	AB	R	H	RBI	BB	SO	LOB
Reno Bertoia, R (1, 5) OBP: 0.295, SLG: 0.239	5-3			E5 2B	FC1 G6-4-3 1-2		FC1-4 1-2f			4	1	0	0	0	0	2
Billy Gardner, R (1, 4) OBP: 0.368, SLG: 0.417	G5-4-3 1B			BB FC2 2B 2-H	G6-4-3 1-2f 2-3		K			4	0	2	1	0	1	3
Bob Allison, R (1, 9) OBP: 0.424, SLG: 0.553	G5-4-3 1-2f			FC2 BB 1B BB	5-3			F2		3	1	0	0	1	0	2
Jim Lemon, R (1, 7) OBP: 0.354, SLG: 0.554 Pete Whisenant, R (8, 7) OBP: 0.432, SLG: 0.296		K		1B FC2 1-2 2-3 BB		4-3 PB 1B		K		3 0	0 0	1 0	0 0	1 0	2 0	0 0
Julio Becquer, L (1, 3) OBP: 0.250, SLG: 0.365		3-1		FC2 1B 1-2 2-3 3-H		K		F7		4	0	0	0	0	1	4
Dan Dobbek, L (1, 8) OBP: 0.306, SLG: 0.340		G3		1B 1-2 2-3 3-H		4-3 1-3			HR	4	1	2	2	0	0	1
Hal Naragon, L (1, 2) OBP: 0.300, SLG: 0.176			4-3	P6		1-3			P5	4	0	0	0	0	0	4
Jose Valdivielso, R (1, 6) OBP: 0.263, SLG: 0.304			1-3	F7			FC1-4 1B		6-3	4	0	1	0	0	0	3
Camilo Pascual, R (1, 1) OBP: 0.194, SLG: 0.241 Jack Kralick, L (3, 1) OBP: 0.333, SLG: 0.333 Bill Fischer, R (4, 1) OBP: 0.286, SLG: 0.167			K		G6-4-3 E 1B		K		6-3	1 0 3	0 0 0	0 0 1	0 0 0	0 0 1	1 0 1	0 0 1
Inning Stats	R: 0 E: 0 K: 0 S: 3 H: 1 LOB: 0 BB: 0 P: 3	R: 0 E: 0 K: 1 S: 5 H: 0 LOB: 0 BB: 0 P: 5	R: 0 E: 0 K: 1 S: 5 H: 0 LOB: 0 BB: 0 P: 5	R: 2 E: 1 K: 0 S: 6 H: 2 LOB: 3 BB: 2 P: 14	R: 0 E: 1 K: 0 S: 4 H: 1 LOB: 1 BB: 0 P: 4	R: 0 E: 0 K: 1 S: 6 H: 1 LOB: 1 BB: 0 P: 6	R: 0 E: 0 K: 2 S: 8 H: 1 LOB: 1 BB: 0 P: 8	R: 0 E: 0 K: 1 S: 5 H: 0 LOB: 0 BB: 0 P: 5	R: 1 E: 0 K: 0 S: 4 H: 1 LOB: 0 BB: 0 P: 4	1B: 5 2B: 1 3B: 0 HR: 1	SF: 0 SAC: 0 DP: 2 HBP: 0						

TOP

Washington Senators @ Kansas City Athletics

Municipal Stadium, Kansas City, MO

Fri Jun 17 1960, 8:05 PM EDT

Att. 7,527 - Unknown

livebaseballscorecards.com

AB	34
R	3
H	7
RBI	3
BB	2
SO	6
LOB	20

WP: 0 PB: 1 SB: 0 CS: 0 PA: 36

PITCHER		IP	WLS	BF	H	R	ER	SO	BB	IBB	HBP	BLK	WP	HR	S	P	ERA	WHIP
Ray Herbert, R ERA: 4.14	(1, 1)	6.0	L	25	5	2	1	3	2	0	0	0	0	0	29	37	1.50	1.167
Don Larsen, R ERA: 3.32	(7, 1)	3.0		11	2	1	1	3	0	0	0	0	0	1	17	17	3.00	0.667

PITCHER	IP	WLS	BF	H	R	ER	SO	BB	IBB	HBP	BLK	WP	HR	S	P	ERA	WHIP

BOTTOM

Washington Senators @ Kansas City Athletics

Municipal Stadium, Kansas City, MO

Fri Jun 17 1960, 8:05 PM EDT

Att. 7,527 - Unknown

Batter	1	2	3	4	5	6	7	8	9	AB	R	H	RBI	BB	SO	LOB
Bill Tuttle, R (1, 8) OBP: 0.321, SLG: 0.312	F8		2-3		BB		6-3			3	0	0	0	1	0	1
Jerry Lumpe, L (1, 4) OBP: 0.333, SLG: 0.367	3-1			SF8, 2B	1-3, 1B		6-3			4	1	2	0	0	0	0
Russ Snyder, L (1, 9) OBP: 0.288, SLG: 0.406	F8			BB, BB, 2-3, 1B	1-3		F7			4	0	1	0	0	0	2
Norm Siebern, L (1, 3) OBP: 0.381, SLG: 0.481		G4-6-3, 1B		BB, 1-2		G6-3, 1B		F8		3	0	2	0	1	0	0
Whitey Herzog, L (1, 7) OBP: 0.409, SLG: 0.472		G4-6-3, 1-2f		SF8, 3-H		G6-3, 1-2f		F7		3	0	0	1	0	0	2
Dick Williams, R (1, 5) OBP: 0.341, SLG: 0.407		F3		G4-6-3, BB, 1-2, 2-3		BB, 1B		P3		3	0	1	0	1	0	0
Harry Chiti, R (1, 2) OBP: 0.297, SLG: 0.335		K	G4-6-3, 1-2f			BB, 1-2		L4		4	0	1	0	0	1	3
Bob Johnson, R (1, 6) OBP: 0.380, SLG: 0.293		SH3-4, 1B			K	BB, 1-2, 2-3		K		3	0	1	0	1	2	0
Ray Herbert, R (1, 1) OBP: 0.296, SLG: 0.174		SH3-4, 1-2			L6	G3		F7		1	0	0	0	0	0	0
Danny Kravitz, L (6, PH) OBP: 0.286, SLG: 0.433										1	0	0	0	0	0	3
Don Larsen, R (7, 1) OBP: 0.071, SLG: 0.071										0	0	0	0	0	0	0
Marv Throneberry, L (9, PH) OBP: 0.316, SLG: 0.479										1	0	0	0	0	0	0
Inning Stats	R: 0 E: 0 K: 0 S: 3 H: 0 LOB: 0 BB: 0 P: 3	R: 0 E: 0 K: 0 S: 3 H: 1 LOB: 0 BB: 0 P: 3	R: 0 E: 0 K: 1 S: 6 H: 1 LOB: 1 BB: 0 P: 6	R: 1 E: 0 K: 0 S: 4 H: 2 LOB: 2 BB: 2 P: 12	R: 0 E: 0 K: 1 S: 6 H: 1 LOB: 2 BB: 1 P: 10	R: 0 E: 0 K: 0 S: 5 H: 3 LOB: 3 BB: 1 P: 9	R: 0 E: 0 K: 0 S: 3 H: 0 LOB: 0 BB: 0 P: 3	R: 0 E: 0 K: 0 S: 3 H: 0 LOB: 0 BB: 0 P: 3	R: 0 E: 0 K: 1 S: 5 H: 0 LOB: 0 BB: 0 P: 5	1B: 7 2B: 1 3B: 0 HR: 0 SF: 1 SAC: 1 DP: 3 HBP: 0						

livebaseballscorecards.com

	AB	30
	R	1
	H	8
	RBI	1
	BB	4
	SO	3
	LOB	11

PITCHER		IP	WLS	BF	H	R	ER	SO	BB	IBB	HBP	BLK	WP	HR	S	P	ERA	WHIP
Camilo Pascual, R ERA: 2.6	(1, 1)	2.1		7	1	0	0	1	0	0	0	0	0	0	9	9	0.00	0.429
Jack Kralick, L ERA: 4.58	(3, 1)	1.0		8	3	1	1	0	2	0	0	0	0	0	6	14	9.00	5.000
Bill Fischer, R ERA: 4.38	(4, 1)	5.2	W	21	4	0	0	2	2	0	0	0	0	0	23	31	0.00	1.059

PITCHER		IP	WLS	BF	H	R	ER	SO	BB	IBB	HBP	BLK	WP	HR	S	P	ERA	WHIP

Batter	1	2	3	4	5	6	7	8	9	AB	R	H	RBI	BB	SO	LOB
Reno Bertoia, R (1, 5) OBP: 0.313, SLG: 0.276	CS 1B		1B PB 2B	P4		F8			G6-4-3 1B 3-H	5	1	3	1	0	0	1
Billy Gardner, R (1, 4) OBP: 0.369, SLG: 0.417	6-3 1-2		PB E 1B 2-3		FC5-4 1B		F3		G6-4-3 1-2f	5	1	2	0	0	0	2
Bob Allison, R (1, 9) OBP: 0.417, SLG: 0.542	K		E5 HR 1-H 3-H		FC5-4 2B 1-2f		F9			4	1	0	0	0	1	1
Jim Lemon, R (1, 7) OBP: 0.356, SLG: 0.574 Pete Whisenant, R (7, 7) OBP: 0.432, SLG: 0.296		K 1-H	HR 1-H		2B 1-3		5-3			4 0	1 0	2 0	2 0	0 0	1 0	0 0
Julio Becquer, L (1, 3) OBP: 0.243, SLG: 0.355		6-3	4-3		4-3			4-3		4	0	0	0	0	0	2
Dan Dobbek, L (1, 8) OBP: 0.322, SLG: 0.410		HR		HR	IBB			1-3		3	2	2	2	1	0	0
Hal Naragon, L (1, 2) OBP: 0.273, SLG: 0.158		F8		3-1	L8			F7		4	0	0	0	0	0	3
Jose Valdivielso, R (1, 6) OBP: 0.275, SLG: 0.329			K	SH3-4 1B		1-3			BLK 1B 2B	4	1	2	0	0	1	0
Hal Woodeshick, R (1, 1) OBP: 0.182, SLG: 0.100 Tex Clevenger, R (6, 1) OBP: 0.286, SLG: 0.286 Chuck Stobbs, L (8, 1)			1-3	SH3-4 1-2		6-3			F8 2-3	2 0 1	0 0 0	0 0 0	0 0 0	0 0 0	0 0 0	0 0 1
Inning Stats	R: 0 H: 1 E: 0 LOB: 0 K: 1 BB: 0 S: 5 P: 5	R: 1 H: 1 E: 0 LOB: 0 K: 1 BB: 0 S: 6 P: 6	R: 4 H: 3 E: 1 LOB: 0 K: 1 BB: 0 S: 9 P: 9	R: 1 H: 2 E: 0 LOB: 1 K: 0 BB: 0 S: 5 P: 5	R: 0 H: 2 E: 0 LOB: 3 K: 0 BB: 1 S: 5 P: 9	R: 0 H: 0 E: 0 LOB: 0 K: 0 BB: 0 S: 3 P: 3	R: 0 H: 0 E: 0 LOB: 0 K: 0 BB: 0 S: 3 P: 3	R: 0 H: 0 E: 0 LOB: 0 K: 0 BB: 0 S: 3 P: 3	R: 1 H: 2 E: 0 LOB: 0 K: 0 BB: 0 S: 4 P: 4	1B: 5 SF: 0 2B: 3 SAC: 1 3B: 0 DP: 1 HR: 3 HBP: 0						

PITCHER	IP	WLS	BF	H	R	ER	SO	BB	IBB	HBP	BLK	WP	HR	S	P	ERA	WHIP
Ken Johnson, R (1, 1) ERA: 3.67	4.0	L	19	7	6	2	3	0	0	0	0	0	3	25	25	4.50	1.750
Bob Giggie, R (5, 1) ERA: 4.43	2.0		9	2	0	0	0	0	1	0	0	0	0	8	12	0.00	1.000
Ned Garver, R (7, 1) ERA: 7.5	2.0		6	0	0	0	0	0	0	0	0	0	0	6	6	0.00	0.000
Marty Kutyna, R (9, 1) ERA: 2.4	1.0		4	2	1	1	0	0	0	0	1	0	0	4	4	9.00	2.000

PITCHER IP WLS BF H R ER SO BB IBB HBP BLK WP HR S P ERA WHIP

TOP

Washington Senators @ Kansas City Athletics

Municipal Stadium, Kansas City, MO

Sat Jun 18 1960, 8:05 PM EDT

Att. 6,751 - Unknown

livebaseballscorecards.com

AB	36
R	7
H	11
RBI	5
BB	1
SO	3
LOB	10

WP: 0 PA: 38
PB: 1
SB: 0
CS: 1

BOTTOM

Washington Senators @ Kansas City Athletics
Municipal Stadium, Kansas City, MO
Sat Jun 18 1960, 8:05 PM EDT
Att. 6,751 - Unknown

livebaseballscorecards.com

Batter	1	2	3	4	5	6	7	8	9	AB	R	H	RBI	BB	SO	LOB
Bill Tuttle, R (1, 8) OBP: 0.328, SLG: 0.313	6-3			6-3 1B 1B		FC5-2 BB 5-3 BB		1-2 BB		2	2	1	0	2	0	0
Jerry Lumpe, L (1, 4) OBP: 0.336, SLG: 0.367	G6-4-3 1B			6-3 1-2		5-3 FC5-2 1-2 2-3 BB		F7		3	0	1	0	1	0	3
Hank Bauer, R (1, 9) OBP: 0.308, SLG: 0.343	G6-4-3 1-2f					FC5-2 5-3 1-2 2-3 3-H		P4		2	0	1	1	0	0	1
Russ Snyder, L (6, PH) (7, 9) OBP: 0.283, SLG: 0.398				2-H 1B						2	0	0	0	0	0	5
Dick Williams, R (1, 5) OBP: 0.333, SLG: 0.396		6-3		F3		5-3 1-2 2-3 3-H		F7		4	0	0	1	0	0	5
Norm Siebern, L (1, 3) OBP: 0.374, SLG: 0.472		F7		G3		F8			4-3	4	0	0	0	0	0	3
Pete Daley, R (1, 2) OBP: 0.258, SLG: 0.433		2-3			F2		5-3		K	4	0	0	0	0	1	0
Whitey Herzog, L (1, 7) OBP: 0.405, SLG: 0.466			F7		5-3		G6-3 1B		P4	4	0	1	0	0	0	0
Bob Johnson, R (1, 6) OBP: 0.358, SLG: 0.273			4-3		F8		G6-3 1-2f			3	0	0	0	0	0	1
Ken Johnson, R (1, 1) OBP: 0.200, SLG: 0.200 Bob Giggie, R (5, 1) Marv Throneberry, L (6, PH) OBP: 0.325, SLG: 0.500 Ned Garver, R (7, 1) OBP: 0.167, SLG: 0.333 Ken Hamlin, R (8, PH) OBP: 0.302, SLG: 0.271 Marty Kutyna, R (9, 1) OBP: 0.333, SLG: 0.333			6-3			BB FC5-2 2B		BB 1B		1 0 1 0 1 0	0 0 0 0 0 0	0 0 1 0 1 0	0 0 0 0 0 0	0 0 0 0 0 0	0 0 0 0 0 0	0 0 0 0 0 0
Inning Stats	R: 0 H: 1 E: 0 LOB: 0 K: 0 BB: 0 S: 3 P: 3	R: 0 H: 0 E: 0 LOB: 0 K: 0 BB: 0 S: 3 P: 3	R: 0 H: 0 E: 0 LOB: 0 K: 0 BB: 0 S: 3 P: 3	R: 1 H: 2 E: 0 LOB: 1 K: 0 BB: 0 S: 5 P: 5	R: 0 H: 0 E: 0 LOB: 0 K: 0 BB: 0 S: 3 P: 3	R: 1 H: 1 E: 0 LOB: 2 K: 0 BB: 2 S: 4 P: 12	R: 0 H: 1 E: 0 LOB: 0 K: 0 BB: 0 S: 3 P: 3	R: 0 H: 1 E: 0 LOB: 2 K: 0 BB: 1 S: 4 P: 8	R: 0 H: 0 E: 0 LOB: 0 K: 1 BB: 0 S: 5 P: 5	1B: 5 SF: 0 2B: 1 SAC: 0 3B: 0 DP: 2 HR: 0 HBP: 0						

	AB	31
	R	2
	H	6
	RBI	2
	BB	3
	SO	1
	LOB	18

WP: 0 PA: 34
PB: 0
SB: 0
CS: 0

PITCHER		IP	WLS	BF	H	R	ER	SO	BB	IBB	HBP	BLK	WP	HR	S	P	ERA	WHIP
Hal Woodeshick, L ERA: 4.84	(1, 1)	5.0	W	20	4	2	2	0	2	0	0	0	0	0	18	26	3.60	1.200
Tex Clevenger, R ERA: 3.21	(6, 1)	2.0		8	2	0	0	0	1	0	0	0	0	0	7	11	0.00	1.500
Chuck Stobbs, L ERA: 2.18	(8, 1)	2.0	S	6	0	0	0	1	0	0	0	0	0	0	8	8	0.00	0.000

PITCHER	IP	WLS	BF	H	R	ER	SO	BB	IBB	HBP	BLK	WP	HR	S	P	ERA	WHIP

Batter	1	2	3	4	5	6	7	8	9	AB	R	H	RBI	BB	SO	LOB
Reno Bertoia, R (1, 5) OBP: 0.330, SLG: 0.300	BBBB 4-0 1B SF8 BB	x 0-0 ③ P4		x 0-0 2-H 1B		x 0-0 2B			x 0-0 ① 3-1	4	1	2	1	1	0	0
Billy Gardner, R (1, 4) OBP: 0.366, SLG: 0.412	x 0-0 4-1 BB 1-3 1B 1B	x 0-0 ① F8	x 0-0 ③ P5		x 0-0 ③ 6-3			x 0-0 ② 2-3	5	1	1	0	0	0	2
Bob Allison, R (1, 9) OBP: 0.409, SLG: 0.531	x 0-0 ① SF8 3-H	x 0-0 ② F7		x 0-0 ① 5-3		x 0-0 ① 5-3		SSS 0-3 ③ K	4	0	0	1	0	1	0
Jim Lemon, R (1, 7) OBP: 0.364, SLG: 0.571 Pete Whisenant, R (7, PR) OBP: 0.432, SLG: 0.296 (7, 7)	BBBB 4-0 4-1 1-2 1B BB	x 0-0 ③ 6-3		BBBB 4-0 WP BB		BBBB 4-0 BB				1 0	1 0	0 0	0 0	3 0	0 0	0 0
Julio Becquer, L (1, 3) OBP: 0.236, SLG: 0.345	x 0-0 ② 4-1 1-2 2-3		x 0-0 ① 1-3	x 0-0 ② F8 1-2			SSS 0-3 ② K		4	0	0	0	0	1	4
Dan Dobbek, L (1, 8) OBP: 0.336, SLG: 0.417	x 0-0 2-H 3-H 1B		x 0-0 1B SH1 1B	4-0 IBB			x 0-0 ③ P3			3	1	2	2	1	0	1
Earl Battey, R (1, 2) OBP: 0.322, SLG: 0.414	x 0-0 ③ F8		x 0-0 SH1 1-3 2B 1B	x 0-0 ③ F3				x 0-0 ① F2		4	1	1	0	0	0	3
Jose Valdivielso, R (1, 6) OBP: 0.265, SLG: 0.316		x 0-0 ① G3	x 0-0 ② SH1 1-2 3-H		x 0-0 ① 5-3			x 0-0 ② 6-3		3	0	0	1	0	0	0
Don Lee, R (1, 1) OBP: 0.294, SLG: 0.214 Ray Moore, R (6, 1) Tex Clevenger, R (8, 1) OBP: 0.286, SLG: 0.286 Chuck Stobbs, L (8, 1) Pedro Ramos, S (9, 1) OBP: 0.129, SLG: 0.133		x 0-0 ② P6	x 0-0 1B 2-H 2B		SSS 0-3 ② K			x 0-0 ③ 6-3		3 1 0 0 0	1 0 0 0 0	1 0 0 0 0	1 0 0 0 0	0 0 0 0 0	1 0 0 0 0	0 0 0 0 0
Inning Stats	R: 3 H: 2 E: 0 LOB: 1 K: 0 BB: 2 S: 5 P: 13	R: 0 H: 0 E: 0 LOB: 0 K: 0 BB: 0 S: 3 P: 3	R: 0 H: 0 E: 0 LOB: 0 K: 0 BB: 0 S: 3 P: 3	R: 3 H: 4 E: 0 LOB: 1 K: 0 BB: 0 S: 7 P: 7	R: 0 H: 0 E: 0 LOB: 2 K: 0 BB: 2 S: 3 P: 11	R: 0 H: 1 E: 0 LOB: 1 K: 1 BB: 0 S: 6 P: 6	R: 0 H: 0 E: 0 LOB: 1 K: 1 BB: 1 S: 5 P: 9	R: 0 H: 0 E: 0 LOB: 0 K: 0 BB: 0 S: 3 P: 3	R: 0 H: 0 E: 0 LOB: 0 K: 1 BB: 0 S: 5 P: 5	1B: 5 SF: 1 2B: 2 SAC: 1 3B: 0 DP: 0 HR: 0 HBP: 0						

TOP

Washington Senators @ Kansas City Athletics

Municipal Stadium, Kansas City, MO

Sun Jun 19 1960, 4:33 AM EDT

Att. 8,688 - Unknown

livebaseballscorecards.com

AB	32
R	6
H	7
RBI	6
BB	5
SO	3
LOB	10

WP: 1 PA: 39
PB: 0
SB: 0
CS: 0

PITCHER		IP	WLS	BF	H	R	ER	SO	BB	IBB	HBP	BLK	WP	HR	S	P	ERA	WHIP
Johnny Kucks, R ERA: 7.99	(1, 1)	1.0	L	7	2	3	3	0	2	0	0	0	0	0	5	13	27.00	4.000
Bob Trowbridge, R ERA: 3.62	(2, 1)	4.0		18	4	3	3	0	1	1	0	0	1	0	16	24	6.75	1.250
Leo Kiely, L ERA: 1.35	(6, 1)	1.0		4	1	0	0	1	0	0	0	0	0	0	6	6	0.00	1.000
Don Larsen, R ERA: 3.15	(7, 1)	2.0		7	0	0	0	1	1	0	0	0	0	0	8	12	0.00	0.500
Ray Herbert, R ERA: 4.08	(9, 1)	1.0		3	0	0	0	1	0	0	0	0	0	0	5	5	0.00	0.000

PITCHER	IP	WLS	BF	H	R	ER	SO	BB	IBB	HBP	BLK	WP	HR	S	P	ERA	WHIP

Batter	1	2	3	4	5	6	7	8	9	AB	R	H	RBI	BB	SO	LOB
Bill Tuttle, R (1, 8) OBP: 0.325, SLG: 0.311	F9		F8		6-3		4-3	1B 1-2 2-H		5	0	1	1	0	0	0
Jerry Lumpe, L (1, 4) OBP: 0.331, SLG: 0.360	F2		F8		F8		F8	F8		4	0	0	0	0	0	0
Harry Chiti, R (8, PH) OBP: 0.296, SLG: 0.333										1	0	0	0	0	0	2
Ray Herbert, R (9, 1) OBP: 0.296, SLG: 0.174										0	0	0	0	0	0	0
Russ Snyder, L (1, 9) OBP: 0.297, SLG: 0.402	BBBB E 1B BB		BB 1B			P6	F5		G3 SH1-3-4 1B	4	0	2	0	1	0	0
Norm Siebern, L (1, 3) OBP: 0.380, SLG: 0.480	E8 1-3 1B		BBBB 1-2 BB			1B 2B		4-3	SH1-3-4 1-2	3	1	2	0	1	0	0
Whitey Herzog, L (1, 7) OBP: 0.405, SLG: 0.463	SSS K		F7			HBP 1B 2-H 1B		BB BB 1B 1B	G3 2-3	5	2	2	1	0	1	5
Dick Williams, R (1, 5) OBP: 0.341, SLG: 0.391		BBBB BB	SSS K			H 1B 1-2 HBP		BBBB BB 1-2 1B BB	F8	2	1	0	0	2	1	1
Danny Kravitz, L (1, 2) OBP: 0.282, SLG: 0.412		F8	6-3			1B 1-2 2-H		F4		4	0	1	1	0	0	3
Bob Johnson, R (1, 6) OBP: 0.351, SLG: 0.255 (9, 4)		F9	1-3			SSS K		BBBB 1B 1-2 2-3 BB		3	1	0	0	1	1	3
Johnny Kucks, R (1, 1) Bob Trowbridge, R (2, 1) OBP: 0.063, SLG: 0.125 Pete Daley, R (5, PH) OBP: 0.250, SLG: 0.419 Leo Kiely, L (6, 1) Marv Throneberry, L (6, PH) OBP: 0.321, SLG: 0.493 Don Larsen, R (7, 1) OBP: 0.071, SLG: 0.071 Hank Bauer, R (8, PH) OBP: 0.314, SLG: 0.349 Ken Hamlin, R (9, 6) OBP: 0.302, SLG: 0.271	SSS K				F7	G3		1B 1-2 2-H 3-H		0 1 1 0 1 0 1 0	0 0 0 0 0 0 1 0	0 0 0 0 0 0 2 0	0 1 0 0 1 0 0 1	0 1 0 0 0 0 2 2	0 0 0 0 0 0 0 0	0 0 0 0 2 0 0 0
Inning Stats	R: 0 E: 1 K: 1 S: 6 H: 1 LOB: 2 BB: 1 P: 10	R: 0 E: 0 K: 1 S: 5 H: 0 LOB: 1 BB: 1 P: 9	R: 0 E: 0 K: 0 S: 4 H: 1 LOB: 2 BB: 1 P: 8	R: 0 E: 0 K: 1 S: 5 H: 0 LOB: 0 BB: 0 P: 5	R: 0 E: 0 K: 0 S: 3 H: 0 LOB: 0 BB: 0 P: 3	R: 2 E: 0 K: 1 S: 8 H: 3 LOB: 2 BB: 0 P: 9	R: 0 E: 0 K: 0 S: 3 H: 0 LOB: 0 BB: 0 P: 3	R: 3 E: 0 K: 0 S: 6 H: 3 LOB: 2 BB: 2 P: 14	R: 0 E: 0 K: 0 S: 4 H: 1 LOB: 1 BB: 0 P: 4	1B: 8 2B: 1 3B: 0 HR: 0 SF: 0 SAC: 1 DP: 0 HBP: 1						

PITCHER		IP	WLS	BF	H	R	ER	SO	BB	IBB	HBP	BLK	WP	HR	S	P	ERA	WHIP
Don Lee, R ERA: 4.61	(1, 1)	5.1	W	25	5	2	2	3	3	0	1	0	0	0	27	40	3.38	1.500
Ray Moore, R ERA: 5.88	(6, 1)	2.1		10	1	3	3	1	2	0	0	0	0	0	10	18	11.57	1.286
Tex Clevenger, R ERA: 3.21	(8, 1)	0.0		2	2	0	0	0	0	0	0	0	0	0	2	2	∞	∞
Chuck Stobbs, L ERA: 2.12	(8, 1)	1.0		4	1	0	0	0	0	0	0	0	0	0	4	4	0.00	1.000
Pedro Ramos, R ERA: 3.61	(9, 1)	0.1	S	1	0	0	0	0	0	0	0	0	0	0	1	1	0.00	0.000

PITCHER	IP	WLS	BF	H	R	ER	SO	BB	IBB	HBP	BLK	WP	HR	S	P	ERA	WHIP

BOTTOM

Washington Senators @ Kansas City Athletics

Municipal Stadium, Kansas City, MO

Sun Jun 19 1960, 4:33 AM EDT

Att. 8,688 - Unknown

livebaseballscorecards.com

AB	35
R	5
H	9
RBI	5
BB	5
SO	4
LOB	17

Washington Senators @ Cleveland Indians

Cleveland Municipal Stadium, Cleveland, OH

Tue Jun 21 1960, 7:05 PM EDT

Att. 7,049 - Unknown

TOP

livebaseballscorecards.com

Batter	1	2	3	4	5	6	7	8	9	AB	R	H	RBI	BB	SO	LOB
Reno Bertoia, R (1, 5) OBP: 0.330, SLG: 0.301 Julio Becquer, L (9, PH) OBP: 0.235, SLG: 0.342	F8		E4 1B		F8		SH3 1-2		1-3 1-2	3 1	0 0	1 0	0 0	0 0	0 0	0 1
Billy Gardner, R (1, 4) OBP: 0.359, SLG: 0.403	F8		K		L6		5-3		F3	5	0	0	0	0	1	4
Bob Allison, R (1, 9) OBP: 0.402, SLG: 0.521	K		3-1		F9		K			4	0	0	0	0	2	2
Jim Lemon, R (1, 7) OBP: 0.371, SLG: 0.574		F3		FC3-6 BB 1B		HR 1B		FC3-6 1B		4	1	3	0	0	0	0
Dan Dobbek, L (1, 8) OBP: 0.333, SLG: 0.439		HR		F3		F9		FC3-6 1-2f		4	1	1	1	0	0	3
Harmon Killebrew, R (1, 3) OBP: 0.381, SLG: 0.417		FC6-4 WP BB		FC3-6 1-2 BB		F7		F3		2	0	0	0	2	0	2
Earl Battey, R (1, 2) OBP: 0.320, SLG: 0.429		FC6-4 1-3		FC3-6 1-2f 2-3		HR 1-H		K		4	1	1	2	0	1	4
Jose Valdivielso, R (1, 6) OBP: 0.256, SLG: 0.304 Elmer Valo, L (9, PH) OBP: 0.476, SLG: 0.267 Billy Consolo, R (9, PR) OBP: 0.319, SLG: 0.292		1-3		4-3		5-3			1-3 1B	3 1 0	0 0 0	0 1 0	0 0 0	0 0 0	0 0 0	3 0 0
Pedro Ramos, S (1, 1) OBP: 0.152, SLG: 0.250 Faye Throneberry, L (7, PH) OBP: 0.329, SLG: 0.343 Tex Clevenger, R (7, 1) OBP: 0.286, SLG: 0.286 Lenny Green, L (9, PH) OBP: 0.316, SLG: 0.369			5-3		HR		SH3 1B		F8	2 1 0 1	1 0 0 0	1 1 0 0	1 0 0 0	0 0 0 0	0 0 0 1	0 0 0 1
Inning Stats	R: 0 E: 0 K: 1 S: 5 H: 0 LOB: 0 BB: 0 P: 5	R: 1 E: 0 K: 0 S: 4 H: 1 LOB: 1 BB: 1 P: 8	R: 0 E: 1 K: 1 S: 6 H: 1 LOB: 1 BB: 0 P: 6	R: 0 E: 0 K: 0 S: 4 H: 1 LOB: 2 BB: 1 P: 8	R: 1 E: 0 K: 0 S: 4 H: 1 LOB: 0 BB: 0 P: 4	R: 2 E: 0 K: 0 S: 5 H: 2 LOB: 0 BB: 0 P: 5	R: 0 E: 0 K: 1 S: 6 H: 1 LOB: 1 BB: 0 P: 6	R: 0 E: 0 K: 1 S: 6 H: 1 LOB: 1 BB: 0 P: 6	R: 0 E: 0 K: 0 S: 4 H: 1 LOB: 2 BB: 0 P: 4	1B: 6 2B: 0 3B: 0 HR: 3 SF: 0 SAC: 1 DP: 0 HBP: 0						

	AB	35
	R	4
	H	9
	RBI	4
	BB	2
	SO	4
	LOB	20

WP: 1 PB: 0 SB: 0 CS: 0 PA: 38

PITCHER		IP	WLS	BF	H	R	ER	SO	BB	IBB	HBP	BLK	WP	HR	S	P	ERA	WHIP
Mudcat Grant, R ERA: 4.19	(1, 1)	6.0	W	26	6	4	4	2	2	0	0	0	1	3	28	36	6.00	1.333
Johnny Klippstein, R ERA: 0.78	(7, 1)	3.0	S	12	3	0	0	2	0	0	0	0	0	0	16	16	0.00	1.000

PITCHER	IP	WLS	BF	H	R	ER	SO	BB	IBB	HBP	BLK	WP	HR	S	P	ERA	WHIP

BOTTOM

Washington Senators @ Cleveland Indians

Cleveland Municipal Stadium, Cleveland, OH

Tue Jun 21 1960, 7:05 PM EDT

Att. 7,049 - Unknown

livebaseballscorecards.com

Batter	1	2	3	4	5	6	7	8	9	AB	R	H	RBI	BB	SO	LOB
Johnny Temple, R (1, 4) OBP: 0.338, SLG: 0.321	HR 1B	K		G6-4-3 1-2f		2-H 3-H 2B		F9		5	1	2	2	0	1	6
Jim Piersall, R (1, 8) OBP: 0.340, SLG: 0.495	F4	K			F4	6-3		4-3		5	0	0	0	0	1	6
Harvey Kuenn, R (1, 9) OBP: 0.361, SLG: 0.381	1-H HR		F8		E S 1B		L6-3 1B			4	1	3	2	0	0	0
Tito Francona, L (1, 7) OBP: 0.390, SLG: 0.418	1-3		F7		K 1-3		L6-3 1-2			4	0	0	0	0	1	2
Vic Power, R (1, 3) OBP: 0.325, SLG: 0.393	F9		6-3		4-3		1B BB			3	0	0	0	1	0	1
John Romano, R (1, 2) OBP: 0.333, SLG: 0.481		BB BB 1B		SH 1B SF8 1B		4-3 1B 2B BB	1-3 1B			3	2	3	0	1	0	0
Woodie Held, R (1, 6) OBP: 0.321, SLG: 0.482		BB 1-2 BB		SF8 SH 1-2 1B		4-3 1-2 2B 1B	K			3	1	2	0	1	1	2
Bubba Phillips, R (1, 5) OBP: 0.289, SLG: 0.314		K		SH G6-4-3 1-2 2-3		K		5-3 1B		3	0	0	0	0	2	4
Mudcat Grant, R (1, 1) OBP: 0.208, SLG: 0.182		1-2 2-3 BB		SF8 2-3 3-H		4-3 1-2 2-3		1B		0	0	0	1	1	0	0
Bob Hale, L (6, PH) OBP: 0.258, SLG: 0.231										1	0	0	0	0	0	2
Johnny Klippstein, R (7, 1) OBP: 0.286, SLG: 0.167										1	0	1	0	0	0	0
Inning Stats	R: 2 E: 0 K: 0 S: 5 H: 2 LOB: 0 BB: 0 P: 5	R: 0 E: 0 K: 3 S: 10 H: 1 LOB: 3 BB: 2 P: 18	R: 0 E: 0 K: 0 S: 3 H: 0 LOB: 0 BB: 0 P: 3	R: 1 E: 1 K: 0 S: 5 H: 2 LOB: 1 BB: 0 P: 5	R: 0 E: 0 K: 1 S: 6 H: 1 LOB: 1 BB: 0 P: 6	R: 2 E: 0 K: 1 S: 7 H: 2 LOB: 1 BB: 1 P: 11	R: 0 E: 0 K: 1 S: 6 H: 2 LOB: 2 BB: 1 P: 10	R: 0 E: 0 K: 0 S: 4 H: 1 LOB: 1 BB: 0 P: 4		1B: 9 2B: 2 3B: 0 HR: 1 SF: 1 SAC: 1 DP: 2 HBP: 0					

	AB	32
	R	5
	H	11
	RBI	5
	BB	4
	SO	6
	LOB	23

WP: 0 PB: 0 SB: 1 CS: 0 PA: 38

PITCHER		IP	WLS	BF	H	R	ER	SO	BB	IBB	HBP	BLK	WP	HR	S	P	ERA	WHIP
Pedro Ramos, R ERA: 3.84	(1, 1)	6.0	L	29	8	5	5	5	3	0	0	0	0	1	36	48	7.50	1.833
Tex Clevenger, R ERA: 3.07	(7, 1)	2.0		9	3	0	0	1	1	0	0	0	0	0	10	14	0.00	2.000

PITCHER	IP	WLS	BF	H	R	ER	SO	BB	IBB	HBP	BLK	WP	HR	S	P	ERA	WHIP

Washington Senators @ Cleveland Indians

Cleveland Municipal Stadium, Cleveland, OH

Wed Jun 22 1960, 7:05 PM EDT

Att. 6,799 - Unknown

livebaseballscorecards.com

TOP

Batter	1	2	3	4	5	6	7	8	9	AB	R	H	RBI	BB	SO	LOB
Reno Bertoia, R (1, 5) OBP: 0.316, SLG: 0.287	F9		6-3			F7		5-3		4	0	0	0	0	0	1
Billy Gardner, R (1, 4) OBP: 0.357, SLG: 0.398	6-3		6-3			F9 BB		F3		3	0	0	0	1	0	1
Bob Allison, R (1, 9) OBP: 0.404, SLG: 0.523	K			2B		F9 1-2			F8	3	0	1	0	1	1	0
Jim Lemon, R (1, 7) OBP: 0.373, SLG: 0.573 Lenny Green, L (9, PR) OBP: 0.316, SLG: 0.369		G3 1B		6-3		F9 1-2 2-3			1B	4 0	0 0	2 0	0 0	0 0	0 0	3 0
Pete Whisenant, R (1, 8) OBP: 0.390, SLG: 0.258		G3 1-2		6-3		F8			F7	4	0	0	0	0	0	5
Earl Battey, R (1, 2) OBP: 0.319, SLG: 0.421		F2		F9			G4-6-3 BB		5-3	3	0	0	0	1	0	3
Jose Valdivielso, R (1, 6) OBP: 0.258, SLG: 0.305		1-3			G1-6-3 1B		F9			3	0	1	0	0	0	2
Julio Becquer, L (1, 3) OBP: 0.237, SLG: 0.342			SH3-4 1B		G1-6-3 1-2f		G4-6-3 1-2f			3	0	1	0	0	0	2
Bill Fischer, R (1, 1) OBP: 0.267, SLG: 0.154 Dan Dobbek, L (8, PH) OBP: 0.331, SLG: 0.435 Tex Clevenger, R (8, 1) OBP: 0.286, SLG: 0.286			SH3-4 1-2		K			K		1 1 0	0 0 0	0 0 0	0 0 0	0 0 0	1 1 0	0 0 0

	AB	29
	R	0
	H	5
	RBI	0
	BB	3
	SO	3
	LOB	17

Inning Stats	1	2	3	4	5	6	7	8	9								
	R: 0 E: 0 K: 1 S: 5	H: 0 LOB: 0 BB: 0 P: 5	R: 0 E: 0 K: 0 S: 4	H: 1 LOB: 1 BB: 0 P: 4	R: 0 E: 0 K: 0 S: 4	H: 1 LOB: 1 BB: 0 P: 4	R: 0 E: 0 K: 0 S: 4	H: 1 LOB: 1 BB: 0 P: 4	R: 0 E: 0 K: 1 S: 5	H: 1 LOB: 0 BB: 0 P: 5	R: 0 E: 0 K: 0 S: 3	H: 0 LOB: 2 BB: 2 P: 11	R: 0 E: 0 K: 0 S: 2	H: 0 LOB: 0 BB: 1 P: 6	R: 0 E: 0 K: 1 S: 5	H: 0 LOB: 0 BB: 0 P: 5	R: 0 E: 0 K: 0 S: 4	H: 1 LOB: 1 BB: 0 P: 4

	1B: 4	SF: 0	WP: 0	PA: 33
	2B: 1	SAC: 1	PB: 0	
	3B: 0	DP: 2	SB: 0	
	HR: 0	HBP: 0	CS: 0	

PITCHER	IP	WLS	BF	H	R	ER	SO	BB	IBB	HBP	BLK	WP	HR	S	P	ERA	WHIP
Ted Bowsfield, L (1, 1) ERA: 3.23	9.0	W	33	5	0	0	3	3	0	0	0	0	0	36	48	0.00	0.889

PITCHER	IP	WLS	BF	H	R	ER	SO	BB	IBB	HBP	BLK	WP	HR	S	P	ERA	WHIP

Batter	1	2	3	4	5	6	7	8	9	AB	R	H	RBI	BB	SO	LOB
Johnny Temple, R (1, 4) OBP: 0.329, SLG: 0.313	5-3		F8			1-3		6-3		4	0	0	0	0	0	0
Jim Piersall, R (1, 8) OBP: 0.340, SLG: 0.503	1B 3B		4-3			K				3	1	1	0	0	1	0
Harvey Kuenn, R (1, 9) OBP: 0.365, SLG: 0.385	FC4-6 1B 3-H			F7		1B				3	0	2	1	0	0	0
Tito Francona, L (1, 7) OBP: 0.385, SLG: 0.412	FC4-6 1-2f			F8		4-3				3	0	0	0	0	0	2
Vic Power, R (1, 3) OBP: 0.321, SLG: 0.387	F6			F7			6-3			3	0	0	0	0	0	1
John Romano, R (1, 2) OBP: 0.333, SLG: 0.477		G5-4-3 1B			F5		K			3	0	1	0	0	1	0
Woodie Held, R (1, 6) OBP: 0.321, SLG: 0.479		G5-4-3 1-2f			FC6-4 1B		4-3			3	0	1	0	0	0	1
Bubba Phillips, R (1, 5) OBP: 0.283, SLG: 0.307		F7			FC6-4 1-2f			F6		3	0	0	0	0	0	1
Ted Bowsfield, R (1, 1) OBP: 0.100, SLG: 0.100			K		K			1-6-3		3	0	0	0	0	2	1
Inning Stats	R: 1 E: 1 K: 0 S: 5 / H: 2 LOB: 1 BB: 0 P: 5	R: 0 E: 0 K: 0 S: 3 / H: 1 LOB: 0 BB: 0 P: 3	R: 0 E: 0 K: 1 S: 5 / H: 0 LOB: 0 BB: 0 P: 5	R: 0 E: 0 K: 0 S: 3 / H: 0 LOB: 0 BB: 0 P: 3	R: 0 E: 0 K: 1 S: 6 / H: 1 LOB: 1 BB: 0 P: 6	R: 0 E: 0 K: 1 S: 6 / H: 1 LOB: 1 BB: 0 P: 6	R: 0 E: 0 K: 1 S: 5 / H: 0 LOB: 0 BB: 0 P: 5	R: 0 E: 0 K: 0 S: 3 / H: 0 LOB: 0 BB: 0 P: 3		1B: 4 2B: 0 3B: 1 HR: 0	SF: 0 SAC: 0 DP: 1 HBP: 0					

BOTTOM

Washington Senators @ Cleveland Indians

Cleveland Municipal Stadium, Cleveland, OH

Wed Jun 22 1960, 7:05 PM EDT

Att. 6,799 - Unknown

livebaseballscorecards.com

AB	28
R	1
H	5
RBI	1
BB	0
SO	4
LOB	6

WP: 0 PA: 28
PB: 0
SB: 0
CS: 0

PITCHER		IP	WLS	BF	H	R	ER	SO	BB	IBB	HBP	BLK	WP	HR	S	P	ERA	WHIP
Bill Fischer, R ERA: 3.99	(1, 1)	7.0	L	25	5	1	1	4	0	0	0	0	0	0	33	33	1.29	0.714
Tex Clevenger, R ERA: 3.0	(8, 1)	1.0		3	0	0	0	0	0	0	0	0	0	0	3	3	0.00	0.000

PITCHER	IP	WLS	BF	H	R	ER	SO	BB	IBB	HBP	BLK	WP	HR	S	P	ERA	WHIP

Washington Senators @ Cleveland Indians

Cleveland Municipal Stadium, Cleveland, OH

Thu Jun 23 1960, 3:33 AM EDT

Att. 3,481 - Unknown

TOP

livebaseballscorecards.com

Batter	1	2	3	4	5	6	7	8	9	AB	R	H	RBI	BB	SO	LOB
Reno Bertoia, R (1, 5) OBP: 0.330, SLG: 0.297	K	L5-3 1B			L5	WP 1B		BB G3-6-4		4	0	2	1	1	1	0
Billy Gardner, R (1, 4) OBP: 0.358, SLG: 0.398	E BB BB 1B	L5-3			BB 1B 1B	4-3		G3-6-4		5	1	2	0	0	0	3
Bob Allison, R (1, 9) OBP: 0.404, SLG: 0.518	BB E 1B BB		F2		F6		2B SF9 1B	K		4	2	1	0	1	1	1
Jim Lemon, R (1, 7) OBP: 0.375, SLG: 0.576	E5 1B BB SF9		F6		BB 1B		1B 6-3 2B		G4-6-3 1B	4	2	2	0	0	0	2
Pete Whisenant, R (7, 7) OBP: 0.405, SLG: 0.281										1	0	1	0	0	0	0
Dan Dobbek, L (1, 8) OBP: 0.341, SLG: 0.431	SF9 1B BB		BB		BB		SF9		K	1	0	0	2	3	1	1
Julio Becquer, L (1, 3) OBP: 0.242, SLG: 0.344	SF9 1B		F7		F8		6-3 1B		G4-6-3	5	0	2	1	0	0	5
Earl Battey, R (1, 2) OBP: 0.317, SLG: 0.419	SF9			F3		SH3-4 1B 1B	6-3			3	1	1	2	0	0	1
Jose Valdivielso, R (1, 6) OBP: 0.261, SLG: 0.298	L8			6-3		SH3-4	FC6-4 BB			2	0	0	0	1	0	2
Chuck Stobbs, L (1, 1)		K		F8		K	FC6-4			3	0	0	0	0	2	1
Ray Moore, R (6, 1)										1	0	0	0	0	0	2
Hal Woodeshick, R (7, 1) OBP: 0.182, SLG: 0.100										0	0	0	0	0	0	0
Tex Clevenger, R (7, 1) OBP: 0.286, SLG: 0.286										0	0	0	0	0	0	0
Inning Stats	R: 3 E: 1 K: 1 S: 8 / H: 2 LOB: 2 BB: 2 P: 16	R: 0 E: 0 K: 1 S: 5 / H: 1 LOB: 0 BB: 0 P: 5	R: 0 E: 0 K: 0 S: 3 / H: 0 LOB: 1 BB: 1 P: 7	R: 0 E: 0 K: 0 S: 3 / H: 0 LOB: 0 BB: 0 P: 3	R: 0 E: 0 K: 0 S: 5 / H: 2 LOB: 3 BB: 1 P: 9	R: 1 E: 0 K: 1 S: 7 / H: 2 LOB: 1 BB: 0 P: 7	R: 2 E: 0 K: 0 S: 6 / H: 3 LOB: 2 BB: 1 P: 10	R: 0 E: 0 K: 1 S: 4 / H: 0 LOB: 0 BB: 1 P: 8	R: 0 E: 0 K: 1 S: 5 / H: 1 LOB: 0 BB: 0 P: 5							

AB	33
R	6
H	11
RBI	6
BB	6
SO	5
LOB	18

1B: 10 SF: 2
2B: 2 SAC: 1
3B: 0 DP: 3
HR: 0 HBP: 0

WP: 1 PA: 42
PB: 0
SB: 0
CS: 0

PITCHER		IP	WLS	BF	H	R	ER	SO	BB	IBB	HBP	BLK	WP	HR	S	P	ERA	WHIP
Barry Latman, R ERA: 5.03	(1, 1)	5.0		24	5	3	1	2	4	0	0	0	0	0	24	40	1.80	1.800
Gary Bell, R ERA: 3.58	(6, 1)	1.0		7	4	3	3	1	0	0	0	0	1	0	9	9	27.00	4.000
Johnny Klippstein, R ERA: 0.76	(7, 1)	1.0		5	1	0	0	0	1	0	0	0	0	0	4	8	0.00	2.000
John Briggs, R ERA: 1.93	(8, 1)	1.0	W	3	0	0	0	1	1	0	0	0	0	0	4	8	0.00	1.000
Dick Stigman, L ERA: 3.86	(9, 1)	1.0	S	3	1	0	0	1	0	0	0	0	0	0	5	5	0.00	1.000

PITCHER	IP	WLS	BF	H	R	ER	SO	BB	IBB	HBP	BLK	WP	HR	S	P	ERA	WHIP

BOTTOM

Washington Senators @ Cleveland Indians

Cleveland Municipal Stadium, Cleveland, OH

Thu Jun 23 1960, 3:33 AM EDT

Att. 3,481 - Unknown

livebaseballscorecards.com

Batter	1	2	3	4	5	6	7	8	9	AB	R	H	RBI	BB	SO	LOB
Johnny Temple, R (1, 4) OBP: 0.343, SLG: 0.324	F7		BBBB 4-0 1B 1-2 BB		G6-4-3 1B		1B 1B	E9 1-H 1B		4	1	3	0	1	0	0
Jim Piersall, R (1, 8) OBP: 0.336, SLG: 0.495	F9		F7 2-3		G6-4-3 1-2f		1B BB 1-3 1B	6-3		5	1	1	0	0	0	5
Harvey Kuenn, R (1, 9) OBP: 0.376, SLG: 0.394	1B		1-3 3-H 1B			2B 1B	BBBB 4-0 1B 1-2 1B BB			3	2	3	1	1	0	0
Tito Francona, L (1, 7) OBP: 0.387, SLG: 0.419	F9		L8			6-3 1-H 1B 2B	1B 1-2 2-3 3-H 1B			4	1	2	2	0	0	3
Vic Power, R (1, 3) OBP: 0.324, SLG: 0.389		6-3		FC6-4 1B		6-3 2-3	1-3 2-H 3-H 1B			4	0	2	2	0	0	1
John Romano, R (1, 2) OBP: 0.331, SLG: 0.469		F8		F6		G4-6-3 3-H 1B	F8			4	0	1	1	0	0	3
Woodie Held, R (1, 6) OBP: 0.315, SLG: 0.470		5-3	SSS 0-3 K			G4-6-3 1-2f		1-3		4	0	0	0	0	1	2
Bubba Phillips, R (1, 5) OBP: 0.279, SLG: 0.303			F9	FC6-4 1-2f			SSS 4-3	SSS 0-3 K		2	0	0	0	0	0	1
Bob Hale, L (7, PH) OBP: 0.250, SLG: 0.222										1	0	0	0	0	0	0
George Strickland, R (8, 5) OBP: 0.219, SLG: 0.214			F7 BB 1B 1B		F3		F8	BBBB 4-0 1B E BB		1	0	0	0	1	0	0
Barry Latman, R (1, 1) ERA: 0.00, SLG: 0.182										1	1	1	0	0	0	0
Ken Aspromonte, R (5, PH) OBP: 0.250, SLG: 0.500										1	0	0	0	0	0	0
Gary Bell, R (6, 1) OBP: 0.200, SLG: 0.188										0	0	0	0	0	0	0
Johnny Klippstein, R (7, 1) ERA: 0.00, SLG: 0.167										0	0	0	0	0	0	0
Marty Kutyna, L (7, PH) OBP: 0.000, SLG: 0.000										1	0	0	0	0	0	0
John Briggs, R (8, 1) OBP: 0.333, SLG: 0.333										0	0	0	0	0	0	0
Chuck Tanner, L (8, PH) OBP: 0.667, SLG: 0.667										0	0	0	0	1	0	0
Jim Perry, S (8, PR) ERA: 0.00, SLG: 0.313										0	1	0	0	0	0	0
Dick Stigman, R (8, 1) OBP: 0.000, SLG: 0.125										0	0	0	0	0	0	0
Inning Stats	R: 0 E: 0 K: 0 S: 4 H: 1 LOB: 1 BB: 0 P: 4	R: 0 E: 0 K: 0 S: 3 H: 0 LOB: 0 BB: 0 P: 3	R: 1 E: 0 K: 0 S: 5 H: 2 LOB: 2 BB: 1 P: 9	R: 0 E: 0 K: 1 S: 6 H: 1 LOB: 1 BB: 0 P: 6	R: 0 E: 0 K: 0 S: 3 H: 1 LOB: 0 BB: 0 P: 3	R: 2 E: 0 K: 0 S: 5 H: 3 LOB: 0 BB: 0 P: 5	R: 3 E: 0 K: 0 S: 7 H: 4 LOB: 2 BB: 1 P: 11	R: 1 E: 1 K: 1 S: 6 H: 1 LOB: 2 BB: 1 P: 10		1B: 12 2B: 1 3B: 0 HR: 0	SF: 0 SAC: 0 DP: 2 HBP: 0						

AB	35
R	7
H	13
RBI	6
BB	3
SO	2
LOB	15

WP: 0 PB: 0 SB: 0 CS: 0 PA: 38

PITCHER		IP	WLS	BF	H	R	ER	SO	BB	IBB	HBP	BLK	WP	HR	S	P	ERA	WHIP
Chuck Stobbs, L ERA: 2.52	(1, 1)	5.1		24	8	3	3	1	1	0	0	0	0	0	25	29	5.06	1.688
Ray Moore, R ERA: 6.59	(6, 1)	1.1		6	2	3	3	0	1	0	0	0	0	0	5	9	20.25	2.250
Hal Woodeshick, L ERA: 4.84	(7, 1)	0.0		2	2	0	0	0	0	0	0	0	0	0	2	2	∞	∞
Tex Clevenger, R ERA: 2.91	(7, 1)	1.1	L	6	1	1	0	1	1	0	0	0	0	0	7	11	0.00	1.500

PITCHER	IP	WLS	BF	H	R	ER	SO	BB	IBB	HBP	BLK	WP	HR	S	P	ERA	WHIP

Washington Senators @ Detroit Tigers

Briggs Stadium, Detroit, MI

Fri Jun 24 1960, 7:05 PM EDT

Att. 15,343 - Unknown

TOP

livebaseballscorecards.com

Batter	1	2	3	4	5	6	7	8	9	AB	R	H	RBI	BB	SO	LOB
Reno Bertoia, R (1, 5) OBP: 0.330, SLG: 0.298 Faye Throneberry, L (9, PH) OBP: 0.325, SLG: 0.338	E5 1B		6-3			6-3			G3	3 1	0 0	1 0	0 0	0 0	0 0	0 0
Bob Allison, R (1, 9) OBP: 0.402, SLG: 0.514	P6		L5			1B			F7	4	0	1	0	0	0	1
Dan Dobbek, L (1, 8) OBP: 0.331, SLG: 0.416	P6			K		K			4-3	4	0	0	0	0	2	2
Jim Lemon, R (1, 7) OBP: 0.370, SLG: 0.568	P5			F7			5-3			3	0	0	0	0	0	1
Julio Becquer, L (1, 3) OBP: 0.238, SLG: 0.338		K		K			4-3			3	0	0	0	0	2	0
Billy Gardner, R (1, 4) OBP: 0.354, SLG: 0.394		P4			L4		F7			3	0	0	0	0	0	0
Hal Naragon, L (1, 2) OBP: 0.277, SLG: 0.171		1B			F9			G3		3	0	1	0	0	0	0
Jose Valdivielso, R (1, 6) OBP: 0.255, SLG: 0.291 Elmer Valo, L (8, PH) OBP: 0.455, SLG: 0.250 Billy Consolo, R (8, 6) OBP: 0.319, SLG: 0.292		K			G3			K		2 1 0	0 0 0	0 0 0	0 0 0	0 0 0	1 1 0	1 0 0
Don Lee, R (1, 1) OBP: 0.294, SLG: 0.214 Jack Kralick, L (2, 1) OBP: 0.200, SLG: 0.200 Lenny Green, L (8, PH) OBP: 0.313, SLG: 0.365 Ray Moore, R (8, 1)			P3			P4		P4		0 2 1 0	0 0 0 0	0 0 0 0	0 0 0 0	0 0 0 0	0 0 0 0	0 0 0 0
Inning Stats	R: 0 E: 1 K: 0 S: 4 H: 1 LOB: 1 BB: 0 P: 4	R: 0 E: 0 K: 2 S: 8 H: 1 LOB: 1 BB: 0 P: 8	R: 0 E: 0 K: 0 S: 3 H: 0 LOB: 0 BB: 0 P: 3	R: 0 E: 0 K: 2 S: 7 H: 0 LOB: 0 BB: 0 P: 7	R: 0 E: 0 K: 0 S: 3 H: 0 LOB: 0 BB: 0 P: 3	R: 0 E: 0 K: 1 S: 6 H: 1 LOB: 1 BB: 0 P: 6	R: 0 E: 0 K: 0 S: 3 H: 0 LOB: 0 BB: 0 P: 3	R: 0 E: 0 K: 1 S: 5 H: 0 LOB: 0 BB: 0 P: 5	R: 0 E: 0 K: 0 S: 3 H: 0 LOB: 0 BB: 0 P: 3	1B: 3 2B: 0 3B: 0 HR: 0	SF: 0 SAC: 0 DP: 0 HBP: 0	WP: 0 PB: 0 SB: 0 CS: 0	PA: 30			

	AB	30
	R	0
	H	3
	RBI	0
	BB	0
	SO	6
	LOB	5

PITCHER		IP	WLS	BF	H	R	ER	SO	BB	IBB	HBP	BLK	WP	HR	S	P	ERA	WHIP
Jim Bunning, R ERA: 2.28	(1, 1)	9.0	W	30	3	0	0	6	0	0	0	0	0	0	42	42	0.00	0.333

PITCHER		IP	WLS	BF	H	R	ER	SO	BB	IBB	HBP	BLK	WP	HR	S	P	ERA	WHIP

Batter	1	2	3	4	5	6	7	8	9	AB	R	H	RBI	BB	SO	LOB
Eddie Yost, R (1, 5) OBP: 0.422, SLG: 0.344	0-0 1B 1B 1B	0-3 K		0-0 G4-6-3 1-2f		0-0 E 4-1 1B	4-0 1-2 2-3 BB			4	1	2	0	1	1	1
Chico Fernandez, R (1, 6) OBP: 0.348, SLG: 0.378	0-0 1B L5-3 1-2 1B	4-0 BB BB BB		1-0 HBP		0-0 4-1 1-2	0-0 5-3			3	1	1	0	1	0	4
Charlie Maxwell, L (1, 7) OBP: 0.329, SLG: 0.444	0-0 3-1 1B 1-3 2-H 1B	4-0 BB 1-2 BB		0-0 F9		0-0 E3 2-3		0-0 4-3		4	1	1	1	1	0	2
Al Kaline, R (1, 8) OBP: 0.314, SLG: 0.370	0-0 L5-3 3-H	4-0 1-2 2-3 BB			0-0 L9	0-0 L9		0-0 L6-3		4	0	0	1	1	0	3
Norm Cash, L (1, 3) OBP: 0.325, SLG: 0.441	0-0 3-1 2-3	0-0 F7			0-0 2B		0-0 F9	0-0 2B 1B		5	0	2	0	0	0	4
Rocky Colavito, R (1, 9) OBP: 0.319, SLG: 0.448	0-0 1B 3-H 1B		0-3 K		0-0 F7		0-0 F7	0-0 1-3 2B		5	0	2	1	0	1	1
Frank Bolling, R (1, 4) OBP: 0.284, SLG: 0.337	0-0 1-2 1B		0-0 5-3		4-0 BB		0-0 1B 2B	0-0 5-3		4	1	2	0	1	0	2
Lou Berberet, L (1, 2) OBP: 0.286, SLG: 0.229	0-0 G3		0-3 K		0-0 1-3		4-0 BB 1B BB			3	0	0	0	1	1	4
Jim Bunning, R (1, 1) OBP: 0.162, SLG: 0.189		0-3 K		0-0 E6 G4-6-3		0-0 4-3	0-0 1-2 2-H BB 1B			4	0	1	1	0	1	0
Inning Stats	R: 3 E: 0 K: 0 S: 8 H: 5 LOB: 2 BB: 0 P: 8	R: 0 E: 0 K: 2 S: 7 H: 0 LOB: 3 BB: 3 P: 19	R: 0 E: 0 K: 2 S: 7 H: 0 LOB: 0 BB: 0 P: 7	R: 0 E: 1 K: 0 S: 3 H: 0 LOB: 1 BB: 0 P: 4	R: 0 E: 0 K: 0 S: 4 H: 1 LOB: 2 BB: 1 P: 8	R: 0 E: 1 K: 0 S: 5 H: 1 LOB: 2 BB: 0 P: 5	R: 1 E: 0 K: 0 S: 5 H: 2 LOB: 3 BB: 2 P: 13	R: 0 E: 0 K: 0 S: 5 H: 2 LOB: 2 BB: 0 P: 5		1B: 8 2B: 3 3B: 0 HR: 0 SF: 0 SAC: 0 DP: 1 HBP: 1						

PITCHER		IP	WLS	BF	H	R	ER	SO	BB	IBB	HBP	BLK	WP	HR	S	P	ERA	WHIP
Don Lee, R ERA: 4.95	(1, 1)	1.2	L	13	5	3	3	2	3	0	0	0	0	0	14	26	16.20	4.800
Jack Kralick, L ERA: 3.96	(2, 1)	5.1		25	4	1	1	2	3	0	1	0	0	0	25	38	1.69	1.312
Ray Moore, R ERA: 6.35	(8, 1)	1.0		5	2	0	0	0	0	0	0	0	0	0	5	5	0.00	2.000

PITCHER	IP	WLS	BF	H	R	ER	SO	BB	IBB	HBP	BLK	WP	HR	S	P	ERA	WHIP

BOTTOM

Washington Senators @ Detroit Tigers

Briggs Stadium, Detroit, MI

Fri Jun 24 1960, 7:05 PM EDT

Att. 15,343 - Unknown

livebaseballscorecards.com

AB	36
R	4
H	11
RBI	4
BB	6
SO	4
LOB	21

TOP

Washington Senators @ Detroit Tigers

Briggs Stadium, Detroit, MI

Sat Jun 25 1960, 4:33 AM EDT

Att. 9,071 - Unknown

livebaseballscorecards.com

Batter	1	2	3	4	5	6	7	8	9	10	11	12	13	14	AB	R	H	RBI	BB	SO	LOB
Reno Bertoia, R (1, 5) OBP: 0.336, SLG: 0.299	H 1-0 WP BB HBP		x 0-0 G6-3-6 1B			x 0-0 ② L8		x 0-0 ② F5	x 0-0 ③ 6-3			SSS 0-3 ① K		x 0-0 F9 1B 2B 2-H	3	0	1	0	0	0	0
Elmer Valo, L (9, PH) OBP: 0.435, SLG: 0.235															1	0	0	0	0	0	1
Harmon Killebrew, R (9, 5) OBP: 0.379, SLG: 0.414															1	0	0	0	0	1	0
Billy Consolo, R (14, PH) OBP: 0.325, SLG: 0.309															1	1	1	1	0	0	0
(14, 5)																					
Dan Dobbek, L (1, 8) OBP: 0.336, SLG: 0.420	x 0-0 ① L8		x 0-0 ② ③ G6-3-6 1-2f					x 0-0 ② S 1B 2B		x 0-0 ① G3		x 0-0 1B		x 0-0 ② F9 2-3	6	1	2	0	1	0	3
Bob Allison, R (1, 9) OBP: 0.406, SLG: 0.509	BBBB 4-0 WP BB 1-2			BBBB 4-0 CS BB			SSS 0-3 ③ K 1-3	BBBB 4-0 1B BB 2-3		x 0-0 ② 6-3		x 0-0 ② L8		x 0-0 CS 1B 3-H	4	0	1	1	3	1	2
Jim Lemon, R (1, 7) OBP: 0.368, SLG: 0.560	SSS 0-3 ② K 1-2 2-3			SSS 0-3 ① K			SSS 0-3 ① K	BBBB 4-0 1B BB 1-2		x 0-0 ③ 4-3		x 0-0 ③ 4-3		x 0-0 ③ CS 1-2	3	0	0	0	1	3	3
Lenny Green, L (8, PR) OBP: 0.309, SLG: 0.360															1	0	0	0	0	0	0
(8, 7)																					
Pete Whisenant, R (12, PH) OBP: 0.395, SLG: 0.273															1	0	0	0	0	0	1
(12, 7)																					
Billy Gardner, R (1, 4) OBP: 0.354, SLG: 0.392	x 0-0 ③ 3-1			x 0-0 ② L3		x 0-0 HR 1B		x 0-0 1-2 2-3 3-H 1B			x 0-0 ① L8		x 0-0 ① 1-3		6	1	2	1	0	0	3
Julio Becquer, L (1, 3) OBP: 0.241, SLG: 0.356		x 0-0 ① G3		x 0-0 ③ CS 1-2	x 0-0 ① L8	x 0-0 1-H HR		x 0-0 ③ F7			x 0-0 2B 1B		x 0-0 ② L8		6	2	2	2	0	0	3
Hal Naragon, L (1, 2) OBP: 0.275, SLG: 0.178		x 0-0 G6-4-3 1B			x 0-0 ② G3	x 0-0 ② F9			x 0-0 ① 4-3		x 0-0 1-H 2B		x 0-0 ③ F2		4	0	1	0	0	0	0
Earl Battey, R (11, PH) OBP: 0.319, SLG: 0.426															2	0	1	1	0	0	0
(11, 2)																					
Jose Valdivielso, R (1, 6) OBP: 0.260, SLG: 0.286		x 0-0 ② ③ G6-4-3 1-2f			x 0-0 ③ L4		x 0-0 ③ F7		BBBB 4-0 SH3-4 BB		x 0-0 ② L9			x 0-0 SH3-4 2B 1B	5	1	1	0	1	0	2
Hal Woodeshick, R (1, 1) OBP: 0.143, SLG: 0.077			x 0-0 ① 4-3			SSS 0-3 ① K		x 0-0 ① 6-3	x 0-0 ② SH3-4 1-2		x 0-0 ③ P3			x 0-0 ③ SH3-4 1-2	3	0	0	0	0	1	0
Tex Clevenger, R (8, 1) OBP: 0.286, SLG: 0.286															0	0	0	0	0	0	0
Chuck Stobbs, L (10, 1)															1	0	0	0	0	0	1
Camilo Pascual, R (14, PH) OBP: 0.194, SLG: 0.241															0	0	0	0	0	0	0
Ray Moore, R (14, 1)															0	0	0	0	0	0	0
Inning Stats	R: 0 E: 0 K: 1 S: 5 H: 0 LOB: 2 BB: 1 P: 10	R: 0 E: 0 K: 0 S: 3 H: 1 LOB: 0 BB: 0 P: 3	R: 0 E: 0 K: 0 S: 3 H: 1 LOB: 0 BB: 0 P: 3	R: 0 E: 0 K: 1 S: 4 H: 0 LOB: 0 BB: 1 P: 8	R: 0 E: 0 K: 0 S: 3 H: 0 LOB: 0 BB: 0 P: 3	R: 0 E: 0 K: 2 S: 7 H: 0 LOB: 1 BB: 1 P: 11	R: 2 E: 0 K: 1 S: 7 H: 2 LOB: 0 BB: 0 P: 7	R: 1 E: 0 K: 0 S: 5 H: 2 LOB: 3 BB: 2 P: 13	R: 0 E: 0 K: 0 S: 3 H: 0 LOB: 1 BB: 1 P: 7	R: 0 E: 0 K: 0 S: 3 H: 0 LOB: 0 BB: 0 P: 3	R: 1 E: 0 K: 0 S: 5 H: 2 LOB: 1 BB: 0 P: 5	R: 0 E: 0 K: 1 S: 6 H: 1 LOB: 1 BB: 0 P: 6	R: 0 E: 0 K: 0 S: 3 H: 0 LOB: 0 BB: 0 P: 3	R: 2 E: 0 K: 0 S: 5 H: 3 LOB: 0 BB: 0 P: 5	1B: 8 2B: 3 3B: 0 HR: 1	SF: 0 SAC: 2 DP: 2 HBP: 1	WP: 1 PB: 0 SB: 2 CS: 2	PA: 59		

	AB	48
	R	6
	H	12
	RBI	6
	BB	6
	SO	6
	LOB	19

PITCHER		IP	WLS	BF	H	R	ER	SO	BB	IBB	HBP	BLK	WP	HR	S	P	ERA	WHIP
Bob Bruce, R ERA: 3.45	(1, 1)	7.2		31	5	3	3	5	5	0	1	0	1	1	35	56	3.52	1.304
Dave Sisler, R ERA: 3.05	(8, 1)	0.1		2	1	0	0	0	0	0	0	0	0	0	2	2	0.00	3.000
Clem Labine, R ERA: 5.21	(9, 1)	2.0		7	0	0	0	0	1	0	0	0	0	0	6	10	0.00	0.500
Pete Burnside, L ERA: 3.45	(11, 1)	4.0	L	17	6	3	3	1	0	0	0	0	0	0	19	19	6.75	1.500

PITCHER	IP	WLS	BF	H	R	ER	SO	BB	IBB	HBP	BLK	WP	HR	S	P	ERA	WHIP

Washington Senators @ Detroit Tigers

Briggs Stadium, Detroit, MI

Sat Jun 25 1960, 4:33 AM EDT

Att. 9,071 - Unknown

livebaseballscorecards.com

BOTTOM

Batter	1	2	3	4	5	6	7	8	9	10	11	12	13	14	AB	R	H	RBI	BB	SO	LOB
Eddie Yost, R (1, 5) OBP: 0.423, SLG: 0.341	BBBB 4-0 G4-6-3 BB		BBBB 4-0 SH1-3 BB	0-0 6-3			0-0 6-3	0-0 4-3		0-0 F9			SSS 0-3 K		2	0	0	0	2	0	3
Norm Cash, L (8, PH) OBP: 0.323, SLG: 0.438															1	0	0	0	0	0	2
Clem Labine, R (9, 1) OBP: 0.500, SLG: 1.000															0	0	0	0	0	0	0
Casey Wise, S (10, PH) OBP: 0.188, SLG: 0.303															2	0	0	0	0	1	2
(11, 5)																					
Chico Fernandez, R (1, 6) OBP: 0.338, SLG: 0.366	0-0 G4-6-3 1-2f		0-0 SH1-3 1-2		0-0 1-3		0-0 5-3		0-0 P5		0-0 F2		SSS 0-3 K		6	0	0	0	0	1	1
Charlie Maxwell, L (1, 7) OBP: 0.341, SLG: 0.475	H 1-0 1B HBP		BBBB 4-0 BB		0-0 BB 1B		0-0 F7		0-0 SF8 3B		0-0 HR		0-0 F3		5	2	3	1	1	0	0
Al Kaline, R (1, 8) OBP: 0.313, SLG: 0.374	0-0 FC6-4 1-2 1B		0-0 L5-3		0-0 L8			0-0 1B 2B	0-0 SF8 3-H		0-0 L8			0-0 L6	6	1	2	1	0	0	3
Rocky Colavito, R (1, 9) OBP: 0.327, SLG: 0.444	0-0 FC6-4 1-2f			0-0 FC1-5 1B 1B	BBBB 4-0 1-2 BB			BBBB 4-0 FC5-4 1B 1B BB	0-0 L4		BBBB 4-0 BB			0-0 F9	4	1	1	0	3	0	2
Steve Bilko, R (1, 3) OBP: 0.269, SLG: 0.373		0-0 F7		0-0 BB FC1-5 1-2 FC2 1B	0-0 F9			0-0 F8		0-0 F8	0-0 P6			0-0 5-3	7	0	1	0	0	0	5
Frank Bolling, R (1, 4) OBP: 0.285, SLG: 0.342		0-0 F9		0-0 FC1-5 FC2 BB 1-2 2-3f		0-0 F7		0-0 FC5-4 1-2 2-H 1B		0-0 2B		0-0 P6			6	0	2	1	0	0	2
Red Wilson, R (1, 2) OBP: 0.321, SLG: 0.253		0-0 L8		BBBB 4-0 FC2 1-2 2-3 BB		0-0 5-3		0-0 FC5-4 1-2f 2-3 1B		4-0 IBB		SSS 0-3 K			3	0	0	0	1	0	2
Sandy Amoros, L (10, PH) OBP: 0.275, SLG: 0.209															0	0	0	0	1	0	0
Lou Berberet, L (11, 2) OBP: 0.284, SLG: 0.227															1	0	0	0	0	1	0
Bob Bruce, R (1, 1) OBP: 0.500, SLG: 0.333			0-0 2-3	0-0 FC2 1-2 2-3 3-H		0-0 4-3		0-0 1-2 3-H 1B		0-0 F8		SSS 0-3 K			3	0	0	0	0	0	3
Dave Sisler, R (8, 1)															0	0	0	0	0	0	0
Johnny Groth, R (8, PH) OBP: 0.333, SLG: 0.273															1	0	1	1	0	0	0
Rocky Bridges, R (9, 5)															0	0	0	0	0	0	0
Neil Chrisley, L (10, PH) OBP: 0.316, SLG: 0.416															1	0	0	0	0	0	2
Pete Burnside, R (11, 1) OBP: 0.300, SLG: 0.125															1	0	0	0	0	1	0

Inning Stats	1	2	3	4	5	6	7	8	9	10	11	12	13	14
	R: 0 E: 0 K: 0 S: 3	H: 1 LOB: 2 BB: 1 P: 8	R: 0 E: 0 K: 0 S: 3	H: 0 LOB: 0 BB: 0 P: 3	R: 0 E: 0 K: 0 S: 3	H: 0 LOB: 2 BB: 2 P: 11	R: 0 E: 0 K: 0 S: 5	H: 2 LOB: 3 BB: 1 P: 9	R: 0 E: 0 K: 0 S: 4	H: 1 LOB: 2 BB: 1 P: 8	R: 0 E: 0 K: 0 S: 3	H: 0 LOB: 0 BB: 0 P: 3	R: 0 E: 0 K: 0 S: 3	H: 0 LOB: 0 BB: 0 P: 3
	R: 2 E: 0 K: 0 S: 6	H: 3 LOB: 2 BB: 1 P: 10	R: 1 E: 0 K: 0 S: 4	H: 1 LOB: 0 BB: 0 P: 4	R: 0 E: 0 K: 0 S: 4	H: 1 LOB: 2 BB: 1 P: 8	R: 1 E: 0 K: 0 S: 4	H: 1 LOB: 1 BB: 1 P: 8	R: 0 E: 0 K: 2 S: 7	H: 0 LOB: 0 BB: 0 P: 7	R: 0 E: 0 K: 2 S: 7	H: 0 LOB: 0 BB: 0 P: 7	R: 0 E: 0 K: 0 S: 3	H: 0 LOB: 0 BB: 0 P: 3

	1B: 6 2B: 2 3B: 1 HR: 1	SF: 1 SAC: 1 DP: 1 HBP: 1	WP: 0 PB: 0 SB: 0 CS: 0	PA: 60

	AB	49
	R	4
	H	10
	RBI	4
	BB	8
	SO	4
	LOB	27

PITCHER		IP	WLS	BF	H	R	ER	SO	BB	IBB	HBP	BLK	WP	HR	S	P	ERA	WHIP
Hal Woodeshick, L ERA: 4.4	(1, 1)	7.2		36	7	2	2	0	6	0	1	0	0	0	29	54	2.35	1.696
Tex Clevenger, R ERA: 3.0	(8, 1)	1.2		8	2	1	1	0	0	1	0	0	0	0	7	11	5.40	1.200
Chuck Stobbs, L ERA: 2.51	(10, 1)	3.2	W	13	1	1	1	4	1	0	0	0	0	1	20	24	2.46	0.545
Ray Moore, R ERA: 6.14	(14, 1)	1.0	S	3	0	0	0	0	0	0	0	0	0	0	3	3	0.00	0.000

PITCHER	IP	WLS	BF	H	R	ER	SO	BB	IBB	HBP	BLK	WP	HR	S	P	ERA	WHIP

Batter	1	2	3	4	5	6	7	8	9	AB	R	H	RBI	BB	SO	LOB
Reno Bertoia, R (1, 5) OBP: 0.342, SLG: 0.317	F9		1B G6-4-3 2B		L5		WP 1B 1-2 2-3		SH2-3 1-2	4	1	2	0	0	0	0
Dan Dobbek, L (1, 8) OBP: 0.331, SLG: 0.411	4-3		G6-4-3 HBP 1B 2-3		P6		K 1-2 2-3 3-H		L3	5	0	1	0	0	1	3
Bob Allison, R (1, 9) OBP: 0.404, SLG: 0.502	6-3		G6-4-3 HBP 1-2		L8		K			3	0	0	0	0	1	2
Jim Lemon, R (1, 7) OBP: 0.362, SLG: 0.549 Lenny Green, L (8, 7) OBP: 0.309, SLG: 0.360		L8	G6-4-3 1-2f 2-3 3-H			5-3		K		4 0	0 0	0 0	0 0	0 0	1 0	2 0
Julio Becquer, L (1, 3) OBP: 0.247, SLG: 0.359		1B 1B	4-3			F7		4-3 S		4	1	2	0	0	0	1
Billy Gardner, R (1, 4) OBP: 0.353, SLG: 0.399 Billy Consolo, R (6, 4) OBP: 0.322, SLG: 0.306		L8		SF9 3B		6-3		4-3 1-3		3 1	1 0	1 0	0 0	0 0	0 0	1 1
Hal Naragon, L (1, 2) OBP: 0.273, SLG: 0.184		1B 1-3		G3			F7	4-3		4	0	1	0	0	0	2
Jose Valdivielso, R (1, 6) OBP: 0.279, SLG: 0.309		1-2 3-H		SF9 3-H			1B E WP 1B		SH2-3 1B	3	1	3	2	0	0	0
Pedro Ramos, S (1, 1) OBP: 0.143, SLG: 0.235 Don Lee, R (6, 1) OBP: 0.263, SLG: 0.188		L8		4-3			E3 WP 1B 1-2		K	2 2	0 0	0 0	0 0	0 0	0 1	2 2
Inning Stats	R: 0 E: 0 K: 0 S: 3 H: 0 LOB: 0 BB: 0 P: 3	R: 1 E: 0 K: 0 S: 6 H: 3 LOB: 2 BB: 0 P: 6	R: 1 E: 0 K: 0 S: 4 H: 2 LOB: 1 BB: 0 P: 5	R: 1 E: 0 K: 0 S: 4 H: 1 LOB: 0 BB: 0 P: 4	R: 0 E: 0 K: 0 S: 3 H: 0 LOB: 0 BB: 0 P: 3	R: 0 E: 0 K: 0 S: 3 H: 0 LOB: 0 BB: 0 P: 3	R: 1 E: 1 K: 2 S: 10 H: 2 LOB: 2 BB: 0 P: 10	R: 0 E: 0 K: 1 S: 6 H: 1 LOB: 1 BB: 0 P: 6	R: 0 E: 0 K: 1 S: 6 H: 1 LOB: 1 BB: 0 P: 6	1B: 8 2B: 1 3B: 1 HR: 0	SF: 1 SAC: 1 DP: 1 HBP: 1					

TOP

Washington Senators @ Detroit Tigers

Briggs Stadium, Detroit, MI

Sun Jun 26 1960, 4:33 AM EDT

Unknown

livebaseballscorecards.com

AB	35
R	4
H	10
RBI	2
BB	0
SO	4
LOB	16

PITCHER		IP	WLS	BF	H	R	ER	SO	BB	IBB	HBP	BLK	WP	HR	S	P	ERA	WHIP
Frank Lary, R ERA: 3.09	(1, 1)	7.0	L	30	8	4	3	2	0	0	1	0	1	0	33	34	3.86	1.143
Tom Morgan, R ERA: 3.12	(8, 1)	0.0		0	0	0	0	0	0	0	0	0	0	0	0	0	∞	∞

PITCHER		IP	WLS	BF	H	R	ER	SO	BB	IBB	HBP	BLK	WP	HR	S	P	ERA	WHIP

BOTTOM

Washington Senators @ Detroit Tigers

Briggs Stadium, Detroit, MI

Sun Jun 26 1960, 4:33 AM EDT

Unknown

livebaseballscorecards.com

Batter	1	2	3	4	5	6	7	8	9	AB	R	H	RBI	BB	SO	LOB
Eddie Yost, R (1, 5) OBP: 0.426, SLG: 0.338	F8		BB		BB		1-3		BB	2	0	0	0	3	0	1
Chico Fernandez, R (1, 6) OBP: 0.344, SLG: 0.369	E S 1B		F8		FC6-4 1B		BB		P5	4	0	2	0	1	0	2
Charlie Maxwell, L (1, 7) OBP: 0.333, SLG: 0.463	F8		K		P5		P6		P3	5	0	0	0	0	1	7
Al Kaline, R (1, 8) OBP: 0.308, SLG: 0.367	K		F2		FC6-4		L4			4	0	0	0	0	1	6
Norm Cash, L (1, 3) OBP: 0.328, SLG: 0.435		BB	K		FC6-4 1B			4-3		3	1	1	0	1	1	0
Rocky Colavito, R (1, 9) OBP: 0.326, SLG: 0.450		1-H 3B	G3		FC6-4			5-3		4	0	1	1	0	0	1
Frank Bolling, R (1, 4) OBP: 0.289, SLG: 0.355		F3	1B		F9			E8 3B		4	1	2	0	0	0	2
Red Wilson, R (1, 2) OBP: 0.309, SLG: 0.242		K	5-3		F5			6-3		4	0	0	0	0	1	3
Frank Lary, R (1, 1) OBP: 0.244, SLG: 0.297 Sandy Amoros, L (7, PH) OBP: 0.288, SLG: 0.227 Tom Morgan, R (8, 1) Neil Chrisley, L (9, PH) OBP: 0.307, SLG: 0.412		1-3			K		1-3 1B		F7	2 1 0 1	0 0 0 0	0 1 0 0	0 0 0 0	0 0 0 0	1 0 0 0	1 0 0 0
Inning Stats	R: 0 H: 1 E: 0 LOB: 1 K: 1 BB: 0 S: 6 P: 6	R: 1 H: 1 E: 0 LOB: 1 K: 1 BB: 1 S: 6 P: 10	R: 0 H: 0 E: 1 LOB: 1 K: 1 BB: 1 S: 5 P: 9	R: 0 H: 1 E: 0 LOB: 1 K: 1 BB: 0 S: 6 P: 6	R: 0 H: 1 E: 0 LOB: 2 K: 1 BB: 1 S: 6 P: 10	R: 0 H: 1 E: 0 LOB: 1 K: 0 BB: 0 S: 4 P: 4	R: 0 H: 1 E: 0 LOB: 2 K: 0 BB: 1 S: 4 P: 8	R: 1 H: 1 E: 1 LOB: 0 K: 0 BB: 0 S: 4 P: 4	R: 0 H: 0 E: 0 LOB: 1 K: 0 BB: 1 S: 3 P: 7	1B: 5 SF: 0 2B: 0 SAC: 0 3B: 2 DP: 0 HR: 0 HBP: 0						WP: 0 PA: 39 PB: 0 SB: 1 CS: 0	

	AB	34
	R	2
	H	7
	RBI	1
	BB	5
	SO	5
	LOB	23

PITCHER		IP	WLS	BF	H	R	ER	SO	BB	IBB	HBP	BLK	WP	HR	S	P	ERA	WHIP
Pedro Ramos, R ERA: 3.75	(1, 1)	5.0	W	22	4	1	1	5	3	0	0	0	0	0	29	41	1.80	1.400
Don Lee, R ERA: 4.62	(6, 1)	4.0	S	17	3	1	0	0	2	0	0	0	0	0	15	23	0.00	1.250

PITCHER	IP	WLS	BF	H	R	ER	SO	BB	IBB	HBP	BLK	WP	HR	S	P	ERA	WHIP

Batter	1	2	3	4	5	6	7	8	9	AB	R	H	RBI	BB	SO	LOB
Jose Valdivielso, R (1, 6) OBP: 0.294, SLG: 0.316	0-0 E 1B 1B	1-0 HBP		0-0 6-3 ③			0-0 6-3 ②		0-0 BB 1B	4	1	2	0	0	0	0
Dan Dobbek, L (1, 8) OBP: 0.327, SLG: 0.398	0-0 F7 ① SSS	0-3 K ①			0-0 F7 ①		0-0 F9 ③		BBBB 4-0 1-2 BB	4	0	0	0	1	1	2
Bob Allison, R (1, 9) OBP: 0.400, SLG: 0.496	0-0 E3 1B 2B 1B 1-H	0-0 F3 ②			0-0 P3 ②			0-0 6-3 ①	0-0 L5 ③	5	1	1	0	0	0	3
Jim Lemon, R (1, 7) OBP: 0.364, SLG: 0.548 Lenny Green, L (8, 7) OBP: 0.309, SLG: 0.360	0-0 2B 1B 1B 1-2	0-0 P6 ③			0-0 FC6-4 1B			0-0 6-3 ②		4 0	1 0	2 0	0 0	0 0	0 0	1 0
Julio Becquer, L (1, 3) OBP: 0.253, SLG: 0.365	0-0 1B 2B 1-3 2-H		0-0 L6 ①		0-0 FC6-4 ③ 1-2f			BBBB 4-0 HR BB		3	2	1	1	1	0	1
Reno Bertoia, R (1, 5) OBP: 0.348, SLG: 0.352	0-0 1B 2-H 3-H		0-0 F9 ②			0-0 P3 ①		0-0 HR 1-H		4	1	2	4	0	0	0
Earl Battey, R (1, 2) OBP: 0.313, SLG: 0.416	0-0 F9 ②		0-0 6-3 ③			0-0 F9 ②		0-0 G3 ③		4	0	0	0	0	0	1
Billy Consolo, R (1, 4) OBP: 0.311, SLG: 0.294	0-0 4-3 ③			0-0 L8 ①		0-0 6-3 ③			0-0 L8 ①	4	0	0	0	0	0	1
Bill Fischer, R (1, 1) OBP: 0.278, SLG: 0.375 Ray Moore, R (7, 1)		0-0 HR		SSS 0-3 K ②			SSS 0-3 K ①		0-0 F5 ②	3 1	1 0	1 0	1 0	0 0	2 0	0 0
Inning Stats	R: 4 E: 1 K: 0 S: 8 H: 5 LOB: 1 BB: 0 P: 8	R: 1 E: 0 K: 1 S: 6 H: 1 LOB: 1 BB: 0 P: 7	R: 0 E: 0 K: 0 S: 3 H: 0 LOB: 0 BB: 0 P: 3	R: 0 E: 0 K: 1 S: 5 H: 0 LOB: 0 BB: 0 P: 5	R: 0 E: 0 K: 0 S: 4 H: 1 LOB: 1 BB: 0 P: 4	R: 0 E: 0 K: 0 S: 3 H: 0 LOB: 0 BB: 0 P: 3	R: 0 E: 0 K: 1 S: 5 H: 0 LOB: 0 BB: 0 P: 5	R: 2 E: 0 K: 0 S: 4 H: 1 LOB: 0 BB: 1 P: 8	R: 0 E: 0 K: 0 S: 4 H: 1 LOB: 2 BB: 1 P: 8	1B: 6 2B: 1 3B: 0 HR: 2	SF: 0 SAC: 0 DP: 0 HBP: 1						

Washington Senators @ Detroit Tigers

Briggs Stadium, Detroit, MI

Sun Jun 26 1960, 4:38 AM EDT

Att. 21,873 - Unknown

TOP

livebaseballscorecards.com

AB	36
R	7
H	9
RBI	6
BB	2
SO	3
LOB	9

PITCHER		IP	WLS	BF	H	R	ER	SO	BB	IBB	HBP	BLK	WP	HR	S	P	ERA	WHIP
Paul Foytack, R ERA: 7.06	(1, 1)	0.1	L	6	5	4	4	0	0	0	0	0	0	0	6	6	108.00	15.000
Hank Aguirre, L ERA: 3.62	(1, 1)	6.2		23	2	1	1	3	0	0	1	0	0	1	28	29	1.35	0.300
Dave Sisler, R ERA: 3.57	(8, 1)	2.0		10	2	2	2	0	2	0	0	0	0	1	8	16	9.00	2.000

PITCHER	IP	WLS	BF	H	R	ER	SO	BB	IBB	HBP	BLK	WP	HR	S	P	ERA	WHIP

1B: 6	SF: 0	WP: 0	PA: 39
2B: 1	SAC: 0	PB: 0	
3B: 0	DP: 0	SB: 0	
HR: 2	HBP: 1	CS: 0	

Washington Senators @ Detroit Tigers

Briggs Stadium, Detroit, MI

Sun Jun 26 1960, 4:38 AM EDT

Att. 21,873 - Unknown

livebaseballscorecards.com

Batter	1	2	3	4	5	6	7	8	9	AB	R	H	RBI	BB	SO	LOB
Eddie Yost, R (1, 5) OBP: 0.419, SLG: 0.330	F2		F9		K		K		F8	5	0	0	0	0	2	2
Chico Fernandez, R (1, 6) OBP: 0.338, SLG: 0.361	6-3		4-3			F7	P6 1-2			4	0	0	0	0	0	1
Charlie Maxwell, L (1, 7) OBP: 0.332, SLG: 0.458	1-3		E8 1B			F8		E3		4	0	1	0	0	0	0
Norm Cash, L (1, 3) OBP: 0.318, SLG: 0.420		K	G3			4-3		F7		4	0	0	0	0	1	2
Rocky Colavito, R (1, 9) OBP: 0.320, SLG: 0.441		6-3		6-3			K	L9		4	0	0	0	0	1	1
Al Kaline, R (1, 8) OBP: 0.311, SLG: 0.374		1B 2B		L8			1B HR 1B	L8		4	2	2	0	0	0	1
Frank Bolling, R (1, 4) OBP: 0.293, SLG: 0.358		1B 2-H 1B		P4			1-3 HR 1B		L6	4	1	2	1	0	0	0
Lou Berberet, L (1, 2) OBP: 0.290, SLG: 0.260		1-2 1B			F9		1-H 3-H HR		F7	4	1	2	3	0	0	0
Paul Foytack, R (1, 1) OBP: 0.313, SLG: 0.333		F7			K		WP 1B		BB	0	0	0	0	0	0	0
Hank Aguirre, R (1, 1)										2	0	0	0	0	1	2
Neil Chrisley, L (7, PH) OBP: 0.313, SLG: 0.417										1	0	1	0	0	0	0
Dave Sisler, R (8, 1)										0	0	0	0	0	0	0
Sandy Amoros, L (9, PH) OBP: 0.302, SLG: 0.227										0	0	0	0	1	0	0

Inning Stats	1	2	3	4	5	6	7	8	9						
	R: 0 H: 0	R: 1 H: 3	R: 0 H: 1	R: 0 H: 0	R: 0 H: 0	R: 0 H: 0	R: 3 H: 4	R: 0 H: 0	R: 0 H: 0	1B: 6	SF: 0	WP: 1	PA: 37
	E: 0 LOB: 0	E: 0 LOB: 2	E: 1 LOB: 1	E: 0 LOB: 0	E: 0 LOB: 0	E: 0 LOB: 0	E: 0 LOB: 1	E: 1 LOB: 1	E: 0 LOB: 1	2B: 1	SAC: 0	PB: 0	
	K: 0 BB: 0	K: 1 BB: 0	K: 0 BB: 0	K: 0 BB: 0	K: 2 BB: 0	K: 0 BB: 0	K: 2 BB: 0	K: 0 BB: 1	K: 0 BB: 1	3B: 0	DP: 0	SB: 0	
	S: 3 P: 3	S: 8 P: 8	S: 4 P: 4	S: 3 P: 3	S: 7 P: 7	S: 3 P: 3	S: 11 P: 11	S: 4 P: 4	S: 3 P: 7	HR: 1	HBP: 0	CS: 0	

PITCHER		IP	WLS	BF	H	R	ER	SO	BB	IBB	HBP	BLK	WP	HR	S	P	ERA	WHIP
Bill Fischer, R ERA: 4.16	(1, 1)	6.1	W	27	8	4	4	4	0	0	0	0	0	1	35	35	5.68	1.263
Ray Moore, R ERA: 5.63	(7, 1)	2.2	S	10	0	0	0	1	1	0	0	0	1	0	11	15	0.00	0.375

PITCHER	IP	WLS	BF	H	R	ER	SO	BB	IBB	HBP	BLK	WP	HR	S	P	ERA	WHIP

AB	36
R	4
H	8
RBI	4
BB	1
SO	5
LOB	9

Batter	1	2	3	4	5	6	7	8	9	10	AB	R	H	RBI	BB	SO	LOB
Reno Bertoia, R (1, 5) OBP: 0.353, SLG: 0.376	x 0-0 CS 1B		x 0-0 2B 3B		S S S 0-3 ② K		x 0-0 ① SH1-4 1-2		S S S 0-3 ② K		4	1	2	0	0	2	1
Dan Dobbek, L (1, 8) OBP: 0.323, SLG: 0.386	x 0-0 ① F5		x 0-0 ② 4-3		B B B B 4-0 S BB		x 0-0 ② 4-3 2-3		S S S 0-3 ③ K2-3		4	0	0	0	1	1	4
Bob Allison, R (1, 9) OBP: 0.407, SLG: 0.500	B B B B 4-0 ② BB 1-2 BB		x 0-0 2B 3-H		B B B B 4-0 BB 1-2		S S S 0-3 ③ K			B B B B 4-0 S 1B E BB	2	1	1	1	3	1	1
Jim Lemon, R (1, 7) OBP: 0.367, SLG: 0.545 Lenny Green, L (8, PR) (8, 7) OBP: 0.316, SLG: 0.368	B B B B 4-0 BB 1-2		S S S 0-3 ③ K		x 0-0 ③ F9			x 0-0 PB SH1-4 5-3 1B		x 0-0 E E 1-2 E 1B	3 1	0 2	1 1	0 0	1 0	1 0	3 0
Julio Becquer, L (1, 3) OBP: 0.247, SLG: 0.356	x 0-0 ③ G3			x 0-0 ① G2-3		x 0-0 ① 4-1		x 0-0 ① SH1-4 1-2		x 0-0 FC4 1B 1-H 2-H G4-6-3	4	1	0	0	0	0	2
Billy Gardner, R (1, 4) OBP: 0.354, SLG: 0.399		S S S 0-3 ① K		S S S 0-3 ② K		x 0-0 ② 1B		x 0-0 ② 5-3 2-H		x 0-0 G4-6-3 2-3 1B	5	0	2	1	0	2	1
Hal Naragon, L (1, 2) OBP: 0.283, SLG: 0.222		x 0-0 ② F8		x 0-0 1B		x 0-0 2B		x 0-0 ③ 4-3		x 0-0 ① ② G4-6-3 1-2f 3-H	5	0	2	0	0	0	2
Jose Valdivielso, R (1, 6) OBP: 0.289, SLG: 0.304		x 0-0 ③ 1-3		S S S 0-3 ③ K		x 0-0 ③ 1-3			B B B B 4-0 SH1-4 BB	x 0-0 ③ 5-3	4	0	0	0	1	1	2
Jack Kralick, L (1, 1) OBP: 0.250, SLG: 0.143			S S S 0-3 ① K		x 0-0 ① F9		B B B B 4-0 4-3 SH1-4 BB		x 0-0 ① SH1-4 1-2		2	0	0	0	1	1	0
Inning Stats	R: 0 E: 0 K: 0 S: 3 H: 1 LOB: 2 BB: 2 P: 11	R: 0 E: 0 K: 1 S: 5 H: 0 LOB: 0 BB: 0 P: 5	R: 1 E: 0 K: 2 S: 9 H: 2 LOB: 1 BB: 0 P: 9	R: 0 E: 0 K: 2 S: 8 H: 1 LOB: 1 BB: 0 P: 8	R: 0 E: 0 K: 1 S: 5 H: 0 LOB: 2 BB: 2 P: 13	R: 0 E: 0 K: 0 S: 4 H: 2 LOB: 1 BB: 0 P: 4	R: 0 E: 0 K: 1 S: 5 H: 0 LOB: 1 BB: 1 P: 9	R: 1 E: 0 K: 0 S: 4 H: 1 LOB: 1 BB: 0 P: 4	R: 0 E: 0 K: 2 S: 7 H: 0 LOB: 1 BB: 1 P: 11	R: 3 E: 1 K: 0 S: 5 H: 2 LOB: 0 BB: 1 P: 9	1B: 6 2B: 2 3B: 1 HR: 0 SF: 0 SAC: 3 DP: 1 HBP: 0						

PITCHER	IP	WLS	BF	H	R	ER	SO	BB	IBB	HBP	BLK	WP	HR	S	P	ERA	WHIP
Jack Fisher, R (1, 1) ERA: 3.59	8.1		36	7	2	1	7	6	0	0	0	0	0	44	68	1.08	1.560
Hoyt Wilhelm, R (9, 1) ERA: 3.87	1.2	L	8	2	3	0	2	1	0	0	0	0	0	11	15	0.00	1.800

PITCHER	IP	WLS	BF	H	R	ER	SO	BB	IBB	HBP	BLK	WP	HR	S	P	ERA	WHIP

TOP

Washington Senators @ Baltimore Orioles

Memorial Stadium, Baltimore, MD

Mon Jun 27 1960, 7:05 PM EDT

Att. 13,286 - Unknown

livebaseballscorecards.com

AB	34
R	5
H	9
RBI	2
BB	7
SO	9
LOB	16

WP: 0	PB: 1	SB: 2	CS: 1
PA: 44			

Batter	1	2	3	4	5	6	7	8	9	10	AB	R	H	RBI	BB	SO	LOB
Marv Breeding, R (1, 4) OBP: 0.328, SLG: 0.344	F9		K		G1-4-3 1-2 2-3 1B		F3		5-3		5	0	1	0	0	1	1
Gene Woodling, L (1, 7) OBP: 0.417, SLG: 0.394	K		1-3		SF9 3-H		1-3		4-3		4	0	0	1	0	1	1
Ron Hansen, R (1, 6) OBP: 0.332, SLG: 0.456	6-3			F9	G1-4-3 1-2f		BB		1-3		4	0	0	0	1	0	2
Jim Gentile, L (1, 3) OBP: 0.485, SLG: 0.601		G6-4-3 BB		G3		SH1-4 BB	1-3			F8	3	0	0	0	2	0	1
Gus Triandos, R (1, 2) OBP: 0.350, SLG: 0.362 Al Pilarcik, L (8, PR) OBP: 0.322, SLG: 0.358 Clint Courtney, L (9, 2) OBP: 0.336, SLG: 0.260		G6-4-3 1-2f		E BB		SH1-4 1-2 BB		FC6-4 1B		F6	2 0 1	0 0 0	1 0 0	0 0 0	2 0 0	0 0 0	1 0 0
Brooks Robinson, R (1, 5) OBP: 0.323, SLG: 0.395		PB 1B		E9 1-3 1B		SH1-4 1-2 2-3		FC6-4 1-2f 3B		1B 1B	4	1	3	0	0	0	1
Jackie Brandt, R (1, 9) OBP: 0.380, SLG: 0.472		1-3 1-2		F5		IBB		1-H 3B		1-2 1B	4	0	2	1	1	0	3
Jim Busby, R (1, 8) OBP: 0.340, SLG: 0.378			G3		1B SH SF9 1B	F9		5-3		F9	5	1	1	0	0	0	7
Jack Fisher, R (1, 1) OBP: 0.208, SLG: 0.182 Hoyt Wilhelm, R (9, 1) OBP: 0.074, SLG: 0.040			1B		SH 1-2 1B	K		F9			3 0	0 0	1 0	0 0	0 0	1 0	5 0

Inning Stats	1	2	3	4	5	6	7	8	9	10
	R: 0 H: 0 E: 0 LOB: 0 K: 1 BB: 0 S: 5 P: 5	R: 0 H: 1 E: 0 LOB: 1 K: 0 BB: 1 S: 3 P: 7	R: 0 H: 1 E: 0 LOB: 1 K: 1 BB: 0 S: 6 P: 6	R: 0 H: 1 E: 1 LOB: 2 K: 0 BB: 1 S: 4 P: 8	R: 1 H: 2 E: 0 LOB: 1 K: 0 BB: 0 S: 5 P: 5	R: 0 H: 0 E: 0 LOB: 3 K: 1 BB: 3 S: 5 P: 17	R: 0 H: 0 E: 0 LOB: 1 K: 0 BB: 1 S: 3 P: 7	R: 1 H: 2 E: 0 LOB: 2 K: 0 BB: 0 S: 5 P: 5	R: 0 H: 0 E: 0 LOB: 0 K: 0 BB: 0 S: 3 P: 3	R: 0 H: 2 E: 0 LOB: 2 K: 0 BB: 0 S: 5 P: 5

PITCHER	IP	WLS	BF	H	R	ER	SO	BB	IBB	HBP	BLK	WP	HR	S	P	ERA	WHIP
Jack Kralick, L (1, 1) ERA: 3.34	10.0	W	44	9	2	2	3	5	1	0	0	0	0	44	68	1.80	1.400

PITCHER	IP	WLS	BF	H	R	ER	SO	BB	IBB	HBP	BLK	WP	HR	S	P	ERA	WHIP

BOTTOM

Washington Senators @ Baltimore Orioles

Memorial Stadium, Baltimore, MD

Mon Jun 27 1960, 7:05 PM EDT
Att. 13,286 - Unknown

livebaseballscorecards.com

AB	35
R	2
H	9
RBI	2
BB	6
SO	3
LOB	22

1B: 8	SF: 1	WP: 0	PA: 44
2B: 0	SAC: 2	PB: 1	
3B: 1	DP: 2	SB: 0	
HR: 0	HBP: 0	CS: 0	

TOP

Chicago White Sox @ Washington Senators

Griffith Stadium, Washington, DC

Tue Jun 28 1960, 7:05 PM EDT

Att. 12,694 - Unknown

livebaseballscorecards.com

Batter	1	2	3	4	5	6	7	8	9	10	11	12	13	14	AB	R	H	RBI	BB	SO	LOB
Luis Aparicio, R (1, 6) OBP: 0.287, SLG: 0.328	6-3	FC6-4 1-2f		6-3			E6 SH5-3 FC4		F9		FC6-4 1-2f			F3	7	1	0	0	0	0	6
Nellie Fox, L (1, 4) OBP: 0.336, SLG: 0.358	6-3		F8		G3		SH5-3 2-3		4-3			F3		F8	6	0	0	0	0	0	1
Minnie Minoso, R (1, 7) OBP: 0.403, SLG: 0.514	FC5-4 1B		BBB 1B BB		1-3		FC4 FC6-4 3-H		F9			E5 CS			5	0	1	1	1	0	0
Roy Sievers, R (1, 3) OBP: 0.341, SLG: 0.429	FC5-4 1-2f		F9		1B		FC6-4 1B 1-2f			F7		F4			6	0	1	0	0	0	4
Al Smith, R (1, 9) OBP: 0.370, SLG: 0.456		BB 1-3 1B	1-2 1B		G3		1-2 1B			6-3		CS 1-2	6-3		6	0	3	0	0	0	1
Gene Freese, R (1, 5) OBP: 0.297, SLG: 0.463		1-3 1-2	F8			F8	F7			F2			F6		6	0	0	0	0	0	5
Sherm Lollar, R (1, 2) OBP: 0.338, SLG: 0.379		BBBB BB BB		F4		1B		F8			6-3		F5		5	0	1	0	1	0	0
Jim Landis, R (1, 8) OBP: 0.383, SLG: 0.373		SSS K		2B		SSS K		BBBB CS BB			SSS K			5-3	5	0	1	0	1	3	3
Frank Baumann, L (1, 1) OBP: 0.250, SLG: 0.118		BBBB FC6-4 1-2 2-3 BB		5-3		5-3		SSS K 1-2			FC6-4 1B			2B	3	0	0	0	1	1	3
Ted Kluszewski, L (11, PH) OBP: 0.338, SLG: 0.381															1	0	1	0	0	0	0
Jim Rivera, L (11, PR) OBP: 0.400, SLG: 0.667															0	0	0	0	0	0	0
Turk Lown, R (11, 1) OBP: 0.400, SLG: 0.500															1	0	1	0	0	0	0
Gerry Staley, R (14, 1) OBP: 0.273, SLG: 0.125															0	0	0	0	0	0	0
Inning Stats	R: 0 E: 0 K: 0 S: 4 H: 1 LOB: 1 BB: 0 P: 4	R: 0 E: 0 K: 1 S: 6 H: 1 LOB: 3 BB: 2 P: 14	R: 0 E: 0 K: 0 S: 4 H: 1 LOB: 2 BB: 1 P: 8	R: 0 E: 0 K: 0 S: 4 H: 1 LOB: 1 BB: 0 P: 4	R: 0 E: 0 K: 0 S: 4 H: 1 LOB: 1 BB: 0 P: 4	R: 0 E: 0 K: 1 S: 6 H: 1 LOB: 1 BB: 0 P: 6	R: 1 E: 1 K: 0 S: 6 H: 1 LOB: 2 BB: 0 P: 6	R: 0 E: 0 K: 1 S: 4 H: 0 LOB: 1 BB: 1 P: 8	R: 0 E: 0 K: 0 S: 3 H: 0 LOB: 0 BB: 0 P: 3	R: 0 E: 0 K: 0 S: 3 H: 0 LOB: 0 BB: 0 P: 3	R: 0 E: 0 K: 1 S: 6 H: 1 LOB: 1 BB: 0 P: 6	R: 0 E: 1 K: 0 S: 3 H: 0 LOB: 0 BB: 0 P: 3	R: 0 E: 0 K: 0 S: 3 H: 0 LOB: 0 BB: 0 P: 3	R: 0 E: 0 K: 0 S: 4 H: 1 LOB: 0 BB: 0 P: 4	1B: 7 2B: 3 3B: 0 HR: 0	SF: 0 SAC: 1 DP: 1 HBP: 0					

	AB	51
	R	1
	H	9
	RBI	1
	BB	4
	SO	4
	LOB	23

WP: 0 PB: 0 SB: 0 CS: 2 PA: 57

PITCHER		IP	WLS	BF	H	R	ER	SO	BB	IBB	HBP	BLK	WP	HR	S	P	ERA	WHIP
Hal Woodeshick, L ERA: 3.57	(1, 1)	10.0		42	7	1	0	3	4	0	0	0	0	0	44	60	0.00	1.100
Ray Moore, R ERA: 5.14	(11, 1)	0.0		0	0	0	0	0	0	0	0	0	0	0	0	0	∞	∞
Chuck Stobbs, L ERA: 2.45	(14, 1)	1.0	W	4	1	0	0	0	0	0	0	0	0	0	4	4	0.00	1.000

PITCHER	IP	WLS	BF	H	R	ER	SO	BB	IBB	HBP	BLK	WP	HR	S	P	ERA	WHIP

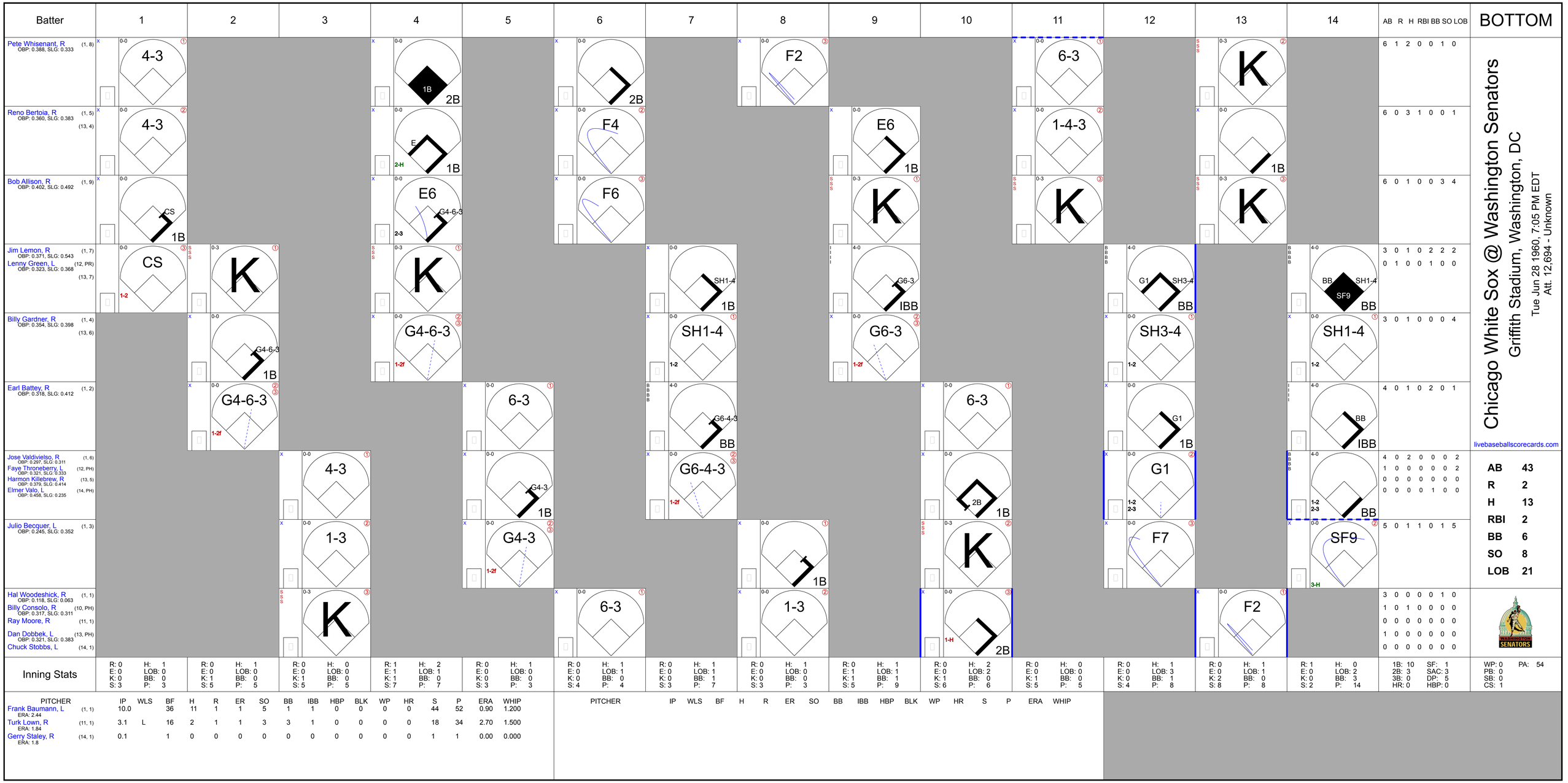
Batter
1
2
3
4
5
6
7
8
9
10
11
12
13
14
AB R H RBI BB SO LOB
BOTTOM
Pete Whisenant, R (1, 8) OBP: 0.388, SLG: 0.333
4-3
4-3
1B
2B
F2
6-3
K
Reno Bertoia, R (1, 5) OBP: 0.360, SLG: 0.383 (13, 4)
F4
E6
1-4-3
1B
E
2-H
Bob Allison, R (1, 9) OBP: 0.402, SLG: 0.492
CS
1B
F6
K
E6
G4-6-3
2-3
Jim Lemon, R (1, 7) OBP: 0.371, SLG: 0.543
CS
1-2
K
SH1-4
G6-3
IBB
G1
SH3-4
BB
BB
SF9
Lenny Green, L (12, PR) OBP: 0.323, SLG: 0.368 (13, 7)
Billy Gardner, R (1, 4) OBP: 0.354, SLG: 0.398 (13, 6)
G4-6-3
1B
SH1-4
1-2
G6-3
1-2f
SH3-4
1-2
Earl Battey, R (1, 2) OBP: 0.318, SLG: 0.412
G4-6-3
1-2f
6-3
G6-4-3
BB
G1
1B
IBB
Jose Valdivielso, R (1, 6) OBP: 0.297, SLG: 0.311
Faye Throneberry, L (12, PH) OBP: 0.321, SLG: 0.333
Harmon Killebrew, R (13, 5) OBP: 0.379, SLG: 0.414
Elmer Valo, L (14, PH) OBP: 0.458, SLG: 0.235
4-3
G4-3
1B
G6-4-3
1-2f
6-3
2B
1B
G1
1-2
2-3
Julio Becquer, L (1, 3) OBP: 0.245, SLG: 0.352
1-3
G4-3
1-2f
1B
K
F7
SF9
3-H
Hal Woodeshick, R (1, 1) OBP: 0.118, SLG: 0.063
Billy Consolo, R (10, PH) OBP: 0.317, SLG: 0.311
Ray Moore, R (11, 1)
Dan Dobbek, L (13, PH) OBP: 0.321, SLG: 0.383
Chuck Stobbs, L (14, 1)
K
6-3
1-3
2B
1-H
F2
Inning Stats
R: 0 E: 0 K: 0 S: 3 H: 1 LOB: 0 BB: 0 P: 3
R: 0 E: 0 K: 5 S: 5 H: 1 LOB: 0 BB: 0 P: 5
R: 0 E: 0 K: 1 S: 5 H: 0 LOB: 0 BB: 0 P: 5
R: 1 E: 1 K: 1 S: 7 H: 2 LOB: 1 BB: 0 P: 7
R: 0 E: 0 K: 0 S: 3 H: 1 LOB: 0 BB: 0 P: 3
R: 0 E: 0 K: 0 S: 4 H: 1 LOB: 1 BB: 0 P: 4
R: 0 E: 0 K: 0 S: 3 H: 1 LOB: 1 BB: 1 P: 7
R: 0 E: 0 K: 0 S: 3 H: 1 LOB: 0 BB: 0 P: 3
R: 0 E: 1 K: 1 S: 5 H: 1 LOB: 1 BB: 1 P: 9
R: 0 E: 0 K: 1 S: 6 H: 2 LOB: 2 BB: 0 P: 6
R: 0 E: 0 K: 1 S: 5 H: 0 LOB: 0 BB: 0 P: 5
R: 0 E: 0 K: 0 S: 4 H: 1 LOB: 3 BB: 1 P: 8
R: 0 E: 0 K: 2 S: 8 H: 1 LOB: 1 BB: 0 P: 8
R: 1 E: 0 K: 0 S: 2 H: 0 LOB: 2 BB: 3 P: 14
1B: 10 2B: 3 3B: 0 HR: 0 SF: 1 SAC: 3 DP: 5 HBP: 0
PITCHER IP WLS BF H R ER SO BB IBB HBP BLK WP HR S P ERA WHIP
Frank Baumann, L (1, 1) ERA: 2.44 10.0 36 11 1 1 5 1 1 0 0 0 0 44 52 0.90 1.200
Turk Lown, R (11, 1) ERA: 1.84 3.1 L 16 2 1 1 3 3 1 0 0 0 0 18 34 2.70 1.500
Gerry Staley, R (14, 1) ERA: 1.8 0.1 1 0 0 0 0 0 0 0 0 0 0 1 1 0.00 0.000
PITCHER IP WLS BF H R ER SO BB IBB HBP BLK WP HR S P ERA WHIP
Chicago White Sox @ Washington Senators
Griffith Stadium, Washington, DC
Tue Jun 28 1960, 7:05 PM EDT
Att. 12,694 - Unknown
livebaseballscorecards.com
AB 43
R 2
H 13
RBI 2
BB 6
SO 8
LOB 21
WP: 0 PB: 0 SB: 0 CS: 1
PA: 54

Chicago White Sox @ Washington Senators

Griffith Stadium, Washington, DC

Thu Jun 30 1960, 7:05 PM EDT

Att. 11,952 - Unknown

livebaseballscorecards.com

TOP

Batter	1	2	3	4	5	6	7	8	9	10	AB	R	H	RBI	BB	SO	LOB
Jim Landis, R (1, 8) OBP: 0.376, SLG: 0.365	L6		K			F8			4-3	SF8 3-H	4	0	0	1	0	1	0
Nellie Fox, L (1, 4) OBP: 0.330, SLG: 0.351	F9		F7			F9			F9	F8	5	0	0	0	0	0	2
Minnie Minoso, R (1, 7) OBP: 0.405, SLG: 0.512	F9			FC1-5 1B, 1B		4-3			BB		3	0	1	0	1	0	0
Roy Sievers, R (1, 3) OBP: 0.344, SLG: 0.428		HR, BB		FC1-5, 1-2, 1B			5-3		F3		3	1	1	0	1	0	1
Al Smith, R (1, 9) OBP: 0.371, SLG: 0.473		HR, 1-H		FC1-5, G6-4-3, 1-2, 2-3			4-3			1B, 2B	4	2	2	2	0	0	2
Gene Freese, R (1, 5) OBP: 0.302, SLG: 0.461		BB, 8-3		G6-4-3, 1-2f			F8			SF8, 2-3, 1B	3	0	1	0	1	0	2
Sammy Esposito, R (10, PR) OBP: 0.292, SLG: 0.225 (10, 5)											0	1	0	0	0	0	0
Joe Ginsberg, L (1, 2) OBP: 0.439, SLG: 0.356		8-3, 1-2f			BB, G6-4-3			F6		2B, 1-3, 3-H	3	0	1	1	1	0	1
Luis Aparicio, R (1, 6) OBP: 0.283, SLG: 0.324		K			G6-4-3, 1-2f			5-3		6-3	4	0	0	0	0	1	4
Bob Shaw, R (1, 1) OBP: 0.121, SLG: 0.067			4-3		F3			L8		IBB	2	0	0	0	0	0	0
Russ Kemmerer, R (6, 1)											1	0	0	0	0	0	0
Ted Kluszewski, L (10, PH) OBP: 0.344, SLG: 0.381											0	0	0	1	0	0	
Jim Rivera, L (10, PR) OBP: 0.400, SLG: 0.667											0	0	0	0	0	0	0
Gerry Staley, R (10, 1) OBP: 0.273, SLG: 0.125											0	0	0	0	0	0	0
Dick Donovan, L (10, 1) OBP: 0.125, SLG: 0.067											0	0	0	0	0	0	0
Inning Stats	R: 0 E: 0 K: 0 S: 3 / H: 0 LOB: 0 BB: 0 P: 3	R: 2 E: 0 K: 1 S: 5 / H: 1 LOB: 0 BB: 2 P: 13	R: 0 E: 0 K: 1 S: 5 / H: 0 LOB: 0 BB: 0 P: 5	R: 0 E: 0 K: 0 S: 4 / H: 2 LOB: 1 BB: 0 P: 4	R: 0 E: 0 K: 0 S: 2 / H: 0 LOB: 0 BB: 1 P: 6	R: 0 E: 0 K: 0 S: 3 / H: 0 LOB: 0 BB: 0 P: 3	R: 0 E: 0 K: 0 S: 3 / H: 0 LOB: 0 BB: 0 P: 3	R: 0 E: 0 K: 0 S: 3 / H: 0 LOB: 0 BB: 0 P: 3	R: 0 E: 0 K: 0 S: 3 / H: 0 LOB: 1 BB: 1 P: 7	R: 2 E: 0 K: 0 S: 6 / H: 3 LOB: 2 BB: 1 P: 10	1B: 3 2B: 3 3B: 0 HR: 1	SF: 1 SAC: 0 DP: 3 HBP: 0	WP: 0 PB: 0 SB: 0 CS: 0	PA: 38				

	AB	32
	R	4
	H	6
	RBI	4
	BB	5
	SO	2
	LOB	12

PITCHER		IP	WLS	BF	H	R	ER	SO	BB	IBB	HBP	BLK	WP	HR	S	P	ERA	WHIP
Pedro Ramos, R ERA: 3.64	(1, 1)	8.0		27	3	2	2	2	3	0	0	0	0	1	28	40	2.25	0.750
Tex Clevenger, R ERA: 3.24	(9, 1)	2.0	L	11	3	2	2	0	1	1	0	0	0	0	9	17	9.00	2.000

PITCHER	IP	WLS	BF	H	R	ER	SO	BB	IBB	HBP	BLK	WP	HR	S	P	ERA	WHIP

Batter	1	2	3	4	5	6	7	8	9	10	AB	R	H	RBI	BB	SO	LOB
Reno Bertoia, R (1, 5) (9, 4) OBP: 0.369, SLG: 0.387	E 1B		FC3-6 1B		FC6-4 BB	K			6-3		4	0	2	0	1	1	2
Dan Dobbek, L (1, 8) OBP: 0.311, SLG: 0.370	F4 1-2		FC3-6 BB 1-2f		F3		4-3		K		5	0	0	0	0	1	3
Bob Allison, R (1, 9) OBP: 0.402, SLG: 0.486	BB		BB 1-2		FC6-4 1-2f		K		F2		3	0	0	0	2	1	1
Jim Lemon, R (1, 7) OBP: 0.368, SLG: 0.548	F9		F7			HR	6-3			K	5	1	1	1	0	1	4
Julio Becquer, L (1, 3) OBP: 0.254, SLG: 0.359	4-3			1B		1B SH3-4 SF9 1B		K		BB 1B	5	1	3	0	0	1	2
Billy Gardner, R (1, 4) (9, 6) OBP: 0.353, SLG: 0.394		F3		F8		SH3-4 1-2		F8		G6-3 1-2 BB	3	0	0	0	1	0	1
Earl Battey, R (1, 2) OBP: 0.320, SLG: 0.418		6-3		F8		2B 2-3 1B		2B		G6-3 1-2f	5	0	2	0	0	0	3
Jose Valdivielso, R (1, 6) OBP: 0.292, SLG: 0.306		1-3		L1		SF9 3-H		IBB			2	0	0	0	0	0	1
Elmer Valo, L (6, PH) OBP: 0.440, SLG: 0.235											0	0	0	1	0	0	0
Billy Consolo, R (7, 6) OBP: 0.317, SLG: 0.311											0	0	0	0	0	0	0
Faye Throneberry, L (8, PH) OBP: 0.329, SLG: 0.333											0	0	0	0	1	0	0
Harmon Killebrew, R (9, 5) OBP: 0.379, SLG: 0.414											0	0	0	0	0	0	0
Pedro Ramos, S (1, 1) OBP: 0.158, SLG: 0.270			1-3		5-3	1-3 2B		F7			3	0	1	0	0	0	0
Lenny Green, L (8, PH) OBP: 0.320, SLG: 0.364											1	0	0	0	0	0	2
Tex Clevenger, R (9, 1) OBP: 0.286, SLG: 0.286											0	0	0	0	0	0	0
Inning Stats	R: 0 E: 1 K: 0 S: 4 H: 1 LOB: 2 BB: 1 P: 8	R: 0 E: 0 K: 0 S: 3 H: 0 LOB: 0 BB: 0 P: 3	R: 0 E: 0 K: 0 S: 4 H: 1 LOB: 2 BB: 1 P: 8	R: 0 E: 0 K: 0 S: 4 H: 1 LOB: 1 BB: 0 P: 4	R: 0 E: 0 K: 0 S: 3 H: 0 LOB: 1 BB: 1 P: 7	R: 2 E: 0 K: 1 S: 9 H: 4 LOB: 2 BB: 0 P: 9	R: 0 E: 0 K: 1 S: 5 H: 0 LOB: 0 BB: 0 P: 5	R: 0 E: 0 K: 1 S: 6 H: 1 LOB: 2 BB: 1 P: 10	R: 0 E: 0 K: 1 S: 5 H: 0 LOB: 0 BB: 0 P: 5	R: 0 E: 0 K: 1 S: 5 H: 1 LOB: 1 BB: 1 P: 9	1B: 6 2B: 2 3B: 0 HR: 1	SF: 1 SAC: 1 DP: 1 HBP: 0					

PITCHER		IP	WLS	BF	H	R	ER	SO	BB	IBB	HBP	BLK	WP	HR	S	P	ERA	WHIP
Bob Shaw, R ERA: 3.48	(1, 1)	5.2		27	7	2	2	0	3	0	0	0	0	1	24	36	3.18	1.765
Russ Kemmerer, R ERA: 4.06	(6, 1)	3.1	W	12	1	0	0	4	0	1	0	0	0	0	19	23	0.00	0.300
Gerry Staley, R ERA: 1.79	(10, 1)	0.1		3	1	0	0	1	1	0	0	0	0	0	4	8	0.00	6.000
Dick Donovan, R ERA: 6.33	(10, 1)	0.2	S	1	0	0	0	0	0	0	0	0	0	0	1	1	0.00	0.000

PITCHER	IP	WLS	BF	H	R	ER	SO	BB	IBB	HBP	BLK	WP	HR	S	P	ERA	WHIP

BOTTOM

Chicago White Sox @ Washington Senators

Griffith Stadium, Washington, DC

Thu Jun 30 1960, 7:05 PM EDT

Att. 11,952 - Unknown

livebaseballscorecards.com

AB	36
R	2
H	9
RBI	2
BB	5
SO	5
LOB	19

WP: 0 PB: 0 SB: 0 CS: 0 PA: 43

Cleveland Indians @ Washington Senators

Griffith Stadium, Washington, DC

Sat Jul 02 1960, 3:33 AM EDT

Att. 11,331 - Unknown

TOP

livebaseballscorecards.com

Batter	1	2	3	4	5	6	7	8	9	AB	R	H	RBI	BB	SO	LOB
Johnny Temple, R (1, 4) OBP: 0.343, SLG: 0.339	E5		F3	S HBP 1B	F2		F8	F8		6	0	1	1	0	0	4
Ken Aspromonte, R (1, 5) OBP: 0.367, SLG: 0.379	BB 1B		1B	HBP	F6		L9	L9		5	0	2	0	0	0	4
Marty Keough, L (1, 8) OBP: 0.297, SLG: 0.315	F5		F7	4-3		S 1B 1B	1B		3-1	6	1	2	0	0	0	4
Harvey Kuenn, R (1, 9) OBP: 0.384, SLG: 0.415	BB		F8		1B 1B 1B 1B	1-H 3B 1B	L5		5-3	5	2	2	1	1	0	2
Vic Power, R (1, 3) OBP: 0.321, SLG: 0.408	K			1B 1B 2B	1B 1B 1B 1B	L9		HR 2B	L7	6	3	3	0	0	1	3
Tito Francona, L (1, 7) OBP: 0.385, SLG: 0.427		F7		SH5-3 1B SF8 1B	1B 1B 1B	1-H SF8 3B		2-H HR		4	2	3	1	0	0	0
Bubba Phillips, R (6, PR) (6, 7) OBP: 0.256, SLG: 0.299										1	2	1	2	0	0	0
Hank Foiles, R (1, 2) OBP: 0.442, SLG: 0.444		BB E 1B		SF8 SH5-3 1B 1B	1B 1B	BB		F8 BB BB		2	2	2	2	3	0	0
Woodie Held, R (1, 6) OBP: 0.324, SLG: 0.464		FC5-4 1B		SH5-3	F3	SF8		BB		2	0	1	1	1	0	3
Mudcat Grant, R (1, 1) OBP: 0.194, SLG: 0.179		FC5-4		SF8	1B	F8		K		4	0	1	3	0	1	5

Inning Stats	1	2	3	4	5	6	7	8	9
	R: 0 E: 1 K: 1 S: 6	H: 1 LOB: 2 BB: 1 P: 10	R: 1 E: 1 K: 0 S: 3	H: 1 LOB: 2 BB: 1 P: 7	R: 0 E: 0 K: 0 S: 4	H: 1 LOB: 1 BB: 0 P: 4	R: 3 E: 0 K: 0 S: 7	H: 4 LOB: 2 BB: 0 P: 8	R: 3 E: 0 K: 0 S: 8	H: 5 LOB: 2 BB: 0 P: 8	R: 3 E: 0 K: 0 S: 6	H: 3 LOB: 2 BB: 1 P: 10	R: 0 E: 0 K: 0 S: 4	H: 1 LOB: 1 BB: 0 P: 4	R: 2 E: 0 K: 1 S: 7	H: 2 LOB: 2 BB: 2 P: 15	R: 0 E: 0 K: 0 S: 3	H: 0 LOB: 0 BB: 0 P: 3

	1B	SF	SAC	DP	HBP
	14	2	1	0	1
2B	2				
3B	1				
HR	1				

WP	0
PB	0
SB	3
CS	0
PA	50

AB	41
R	12
H	18
RBI	11
BB	5
SO	2
LOB	25

PITCHER		IP	WLS	BF	H	R	ER	SO	BB	IBB	HBP	BLK	WP	HR	S	P	ERA	WHIP
Camilo Pascual, R ERA: 3.09	(1, 1)	4.1	L	27	12	7	6	1	2	0	1	0	0	0	26	35	12.46	3.231
Tex Clevenger, R ERA: 3.66	(5, 1)	1.2		9	3	3	3	0	1	0	0	0	0	0	8	12	16.20	2.400
Chuck Stobbs, L ERA: 2.68	(7, 1)	3.0		14	3	2	2	1	2	0	0	0	0	1	14	22	6.00	1.667

PITCHER	IP	WLS	BF	H	R	ER	SO	BB	IBB	HBP	BLK	WP	HR	S	P	ERA	WHIP

Batter	1	2	3	4	5	6	7	8	9	AB	R	H	RBI	BB	SO	LOB
Reno Bertoia, R (1, 5) OBP: 0.366, SLG: 0.382	G3-6-3 1B			5-3		F6		6-3		4	0	1	0	0	0	2
Lenny Green, L (1, 8) OBP: 0.308, SLG: 0.348	G3-6-3 1-2f			3-1		F9			F9	4	0	0	0	0	0	2
Faye Throneberry, L (1, 9) OBP: 0.321, SLG: 0.324 Dan Dobbek, L (5, 9) OBP: 0.313, SLG: 0.367	1-3			F6			F9		BB HR	2 1	0 1	0 0	0 0	0 1	0 0	0 0
Jim Lemon, R (1, 7) OBP: 0.366, SLG: 0.541		K			BB		5-3		K	3	0	0	0	1	2	1
Julio Becquer, L (1, 3) OBP: 0.259, SLG: 0.378		4-3			F2		1B		HR 1-H	4	1	2	2	0	0	1
Billy Gardner, R (1, 4) OBP: 0.348, SLG: 0.388		K			L8		F3		F7	4	0	0	0	0	1	2
Hal Naragon, L (1, 2) OBP: 0.270, SLG: 0.211			F8		L1			F7		3	0	0	0	0	0	1
Jose Valdivielso, R (1, 6) OBP: 0.301, SLG: 0.309			G4-6-3 1B			G3		G3 BB		2	0	1	0	1	0	0
Camilo Pascual, R (1, 1) OBP: 0.188, SLG: 0.233 Tex Clevenger, R (5, 1) OBP: 0.286, SLG: 0.286 Harmon Killebrew, R (6, PH) OBP: 0.383, SLG: 0.433 Chuck Stobbs, L (7, 1)			G4-6-3 1-2f				3B		G3 1-2	1 0 1 1	0 0 0 0	0 0 1 0	0 0 0 0	0 0 0 0	0 0 0 0	1 0 0 1
Inning Stats	R: 0 E: 0 K: 0 S: 3 H: 1 LOB: 0 BB: 0 P: 3	R: 0 E: 0 K: 2 S: 7 H: 0 LOB: 0 BB: 0 P: 7	R: 0 E: 0 K: 0 S: 3 H: 1 LOB: 0 BB: 0 P: 3	R: 0 E: 0 K: 0 S: 3 H: 0 LOB: 0 BB: 0 P: 3	R: 0 E: 0 K: 0 S: 3 H: 0 LOB: 1 BB: 1 P: 7	R: 0 E: 0 K: 0 S: 4 H: 1 LOB: 1 BB: 0 P: 4	R: 0 E: 0 K: 0 S: 4 H: 1 LOB: 1 BB: 0 P: 4	R: 0 E: 0 K: 0 S: 3 H: 0 LOB: 1 BB: 1 P: 7	R: 2 E: 0 K: 1 S: 6 H: 1 LOB: 0 BB: 1 P: 10	1B: 3 2B: 0 3B: 1 HR: 1 SF: 0 SAC: 0 DP: 2 HBP: 0				WP: 0 PB: 0 SB: 0 CS: 0	PA: 33	

PITCHER	IP	WLS	BF	H	R	ER	SO	BB	IBB	HBP	BLK	WP	HR	S	P	ERA	WHIP
Mudcat Grant, R (1, 1) ERA: 4.16	9.0	W	33	5	2	2	3	3	0	0	0	0	1	36	48	2.00	0.889

PITCHER	IP	WLS	BF	H	R	ER	SO	BB	IBB	HBP	BLK	WP	HR	S	P	ERA	WHIP

BOTTOM

Cleveland Indians @ Washington Senators

Griffith Stadium, Washington, DC

Sat Jul 02 1960, 3:33 AM EDT

Att. 11,331 - Unknown

livebaseballscorecards.com

AB	30
R	2
H	5
RBI	2
BB	3
SO	3
LOB	11

Cleveland Indians @ Washington Senators

Griffith Stadium, Washington, DC

Sun Jul 03 1960, 3:33 AM EDT

Unknown

TOP

livebaseballscorecards.com

Batter	1	2	3	4	5	6	7	8	9	AB	R	H	RBI	BB	SO	LOB
Johnny Temple, R (1, 4) OBP: 0.340, SLG: 0.335	4-3		G6-3, 1B		5-3		F8		5-3	5	0	1	0	0	0	0
Ken Aspromonte, R (1, 5) OBP: 0.371, SLG: 0.391	WP, 1B, 1B		G6-3, 1-2f		1B, 2B		F8			4	2	2	0	0	0	1
Marty Keough, L (1, 8) OBP: 0.302, SLG: 0.320	5-3, BB, 1-H, 1B		4-3		HR, 2-H, 1B		F8			4	1	2	2	0	0	0
Harvey Kuenn, R (1, 9) OBP: 0.385, SLG: 0.426	BBBB, 5-3, 1-2, BB			6-3	1-H, HR			L8		3	1	1	2	1	0	0
Vic Power, R (1, 3) OBP: 0.320, SLG: 0.405	5-3, 1-2, 2-3			F8	F7			1B		4	0	1	0	0	0	2
Chuck Tanner, L (1, 7) OBP: 0.455, SLG: 0.400	4-3			1B		4-3		SSS, K		3	0	1	0	0	0	2
Bubba Phillips, R (7, 7) OBP: 0.254, SLG: 0.298										1	0	0	0	0	1	1
Hank Foiles, R (1, 2) OBP: 0.411, SLG: 0.408		E3, G1-6-3		L5		F8		5-3		4	0	0	0	0	0	2
Woodie Held, R (1, 6) OBP: 0.327, SLG: 0.476		G1-6-3, 1-2f			HR	BBBB, BB			F3	3	1	1	1	1	0	1
Jim Perry, S (1, 1) OBP: 0.237, SLG: 0.263		3-1			5-3	SSS, K			6-3	3	0	0	0	0	1	1
Johnny Klippstein, R (7, 1) OBP: 0.222, SLG: 0.125										1	0	0	0	0	0	0

	AB	35
	R	5
	H	9
	RBI	5
	BB	2
	SO	2
	LOB	10

Inning Stats	1	2	3	4	5	6	7	8	9	1B: 6	SF: 0	WP: 1	PA: 37
R	1	0	0	0	4	0	0	0	0	2B: 1	SAC: 0	PB: 0	
E	0	1	0	0	0	0	0	0	0	3B: 0	DP: 2	SB: 0	
K	0	0	3	0	0	1	0	1	0	HR: 2	HBP: 0	CS: 0	
S	5	3		4	7	5	3	6	3				
H	2	0	1	1	4	0	0	1	0				
LOB	2	0	0	1	0	1	0	1	0				
BB	1	0	0	0	0	1	0	0	0				
P	9	3	3	4	7	9	3	6	3				

PITCHER		IP	WLS	BF	H	R	ER	SO	BB	IBB	HBP	BLK	WP	HR	S	P	ERA	WHIP
Bill Fischer, R	(1, 1)	5.0	L	23	8	5	5	0	1	0	0	0	1	2	22	26	9.00	1.800
ERA: 4.52																		
Rudy Hernandez, R	(6, 1)	3.0		11	1	0	0	2	1	0	0	0	0	0	14	18	0.00	0.667
ERA:																		
Tex Clevenger, R	(9, 1)	1.0		3	0	0	0	0	0	0	0	0	0	0	3	3	0.00	0.000
ERA: 3.59																		

PITCHER	IP	WLS	BF	H	R	ER	SO	BB	IBB	HBP	BLK	WP	HR	S	P	ERA	WHIP

BOTTOM

Cleveland Indians @ Washington Senators

Griffith Stadium, Washington, DC

Sun Jul 03 1960, 3:33 AM EDT

Unknown

livebaseballscorecards.com

Batter	1	2	3	4	5	6	7	8	9	AB	R	H	RBI	BB	SO	LOB
Reno Bertoia, R (1, 5) OBP: 0.355, SLG: 0.370	K		K			G3		K		4	0	0	0	0	3	0
Lenny Green, L (1, 8) OBP: 0.315, SLG: 0.347	1B		F3			F1		S		3	0	1	0	1	0	0
Bob Allison, R (1, 9) OBP: 0.400, SLG: 0.482	1-2 1B			K		K		4-3 1-2		4	0	1	0	0	2	1
Jim Lemon, R (1, 7) OBP: 0.368, SLG: 0.553	F3			HR			BB 1B		K	4	1	2	1	0	1	2
Harmon Killebrew, R (1, 3) OBP: 0.380, SLG: 0.428	F8			6-3			1-2 BB 1B		F2	4	0	1	0	0	0	2
Billy Gardner, R (1, 4) OBP: 0.347, SLG: 0.397		F2		L6			K		HR	4	1	1	1	0	1	2
Earl Battey, R (1, 2) OBP: 0.324, SLG: 0.413		K			G4-6-3 BB		1-2 2-3 G6-4-3 BB		L7	2	0	0	0	2	1	0
Jose Valdivielso, R (1, 6) OBP: 0.296, SLG: 0.304		K			K		G6-4-3 1-2f			2	0	0	0	0	2	1
Julio Becquer, L (7, PH) OBP: 0.258, SLG: 0.376										1	0	0	0	0	0	3
Billy Consolo, R (8, 6) OBP: 0.317, SLG: 0.311										0	0	0	0	0	0	0
Bill Fischer, R (1, 1) OBP: 0.263, SLG: 0.353			1-3		G4-6-3 1-2f			G3		1	0	0	0	0	0	0
Elmer Valo, L (5, PH) OBP: 0.423, SLG: 0.222										1	0	0	0	0	0	1
Rudy Hernandez, R (6, 1)										0	0	0	0	0	0	0
Dan Dobbek, L (8, PH) OBP: 0.311, SLG: 0.364										1	0	0	0	0	0	0
Tex Clevenger, R (9, 1) OBP: 0.286, SLG: 0.286										0	0	0	0	0	0	0
Inning Stats	R: 0 E: 0 K: 1 S: 7 H: 2 LOB: 2 BB: 0 P: 7	R: 0 E: 0 K: 2 S: 7 H: 0 LOB: 0 BB: 0 P: 7	R: 0 E: 0 K: 1 S: 5 H: 0 LOB: 0 BB: 0 P: 5	R: 1 E: 0 K: 1 S: 6 H: 1 LOB: 0 BB: 0 P: 6	R: 0 E: 0 K: 1 S: 4 H: 0 LOB: 0 BB: 1 P: 8	R: 0 E: 0 K: 1 S: 5 H: 0 LOB: 0 BB: 0 P: 5	R: 0 E: 0 K: 1 S: 6 H: 2 LOB: 2 BB: 1 P: 10	R: 0 E: 0 K: 1 S: 5 H: 0 LOB: 1 BB: 1 P: 9	R: 1 E: 0 K: 1 S: 6 H: 1 LOB: 0 BB: 0 P: 6	1B: 4 2B: 0 3B: 0 HR: 2 SF: 0 SAC: 0 DP: 2 HBP: 0			WP: 0 PB: 0 SB: 1 CS: 0	PA: 34		

	AB	31
	R	2
	H	6
	RBI	2
	BB	3
	SO	10
	LOB	12

PITCHER		IP	WLS	BF	H	R	ER	SO	BB	IBB	HBP	BLK	WP	HR	S	P	ERA	WHIP
Jim Perry, R ERA: 3.04	(1, 1)	6.1	W	25	5	1	1	8	2	0	0	0	0	1	39	47	1.42	1.105
Johnny Klippstein, R ERA: 1.22	(7, 1)	2.2	S	9	1	1	1	2	1	0	0	0	0	1	12	16	3.38	0.750

PITCHER	IP	WLS	BF	H	R	ER	SO	BB	IBB	HBP	BLK	WP	HR	S	P	ERA	WHIP

Cleveland Indians @ Washington Senators

Griffith Stadium, Washington, DC

Sun Jul 03 1960, 3:38 AM EDT

Att. 12,545 - Unknown

TOP

livebaseballscorecards.com

Batter	1	2	3	4	5	6	7	8	9	AB	R	H	RBI	BB	SO	LOB
Johnny Temple, R (1, 4) OBP: 0.336, SLG: 0.332	6-3		FC6-4 1B	F7		F6	G5-4-3 1-2f			5	0	1	0	0	0	1
Ken Aspromonte, R (1, 5) OBP: 0.365, SLG: 0.383	K		FC6-4 WP 1B 1-2f 1B	4-3		1B 1B 1B	F2			5	2	1	0	0	1	1
Marty Keough, L (1, 8) OBP: 0.311, SLG: 0.329	K		WP 1-2 1B 1B	CS 1B		1B 1-2 1B 1B		F9		5	2	3	0	0	1	0
Harvey Kuenn, R (1, 9) OBP: 0.393, SLG: 0.429		6-3	1B 1-2 2-3 1B IBB	CS 1-2	SH5-3 1B BB	1B 1-2 2-3 1B 1B		1B		3	3	2	0	2	0	0
Vic Power, R (1, 3) OBP: 0.331, SLG: 0.412		2B 1B	1B 1-3 2-H 3-H HR 1B		SH5-3 1-2	1B 1-3 2-H 3-H 1B		BB		3	2	3	4	1	0	0
Chuck Tanner, L (1, 7) OBP: 0.500, SLG: 0.500 Bubba Phillips, R (8, 7) OBP: 0.254, SLG: 0.298		1-H 2B	1-3 3-H HR 1B		1B BB	K		F7		4 0	1 0	2 0	2 0	1 0	1 0	3 0
John Romano, R (1, 2) OBP: 0.318, SLG: 0.440	K	1-H 3-H HR	F7	1-2 1B			F2			5	1	2	4	0	1	3
Woodie Held, R (1, 6) OBP: 0.328, SLG: 0.478	K	2B	1-2 2-H 1B	K			K			5	0	2	1	0	3	3
John Briggs, R (1, 1) OBP: 0.143, SLG: 0.143 Bobby Locke, R (7, 1) OBP: 0.500, SLG: 0.500	F8 F3			K			E5 G5-4-3		4-3	4 1	0 0	0 0	0 0	0 0	1 0	3 0

	AB	40
	R	11
	H	16
	RBI	11
	BB	4
	SO	8
	LOB	14

Inning Stats	1	2	3	4	5	6	7	8	9
	R: 0 E: 0 K: 2 S: 7	H: 0 LOB: 0 BB: 0 P: 7	R: 1 E: 0 K: 2 S: 9	H: 2 LOB: 1 BB: 0 P: 9	R: 6 E: 0 K: 0 S: 9	H: 6 LOB: 1 BB: 1 P: 13	R: 0 E: 0 K: 0 S: 3	H: 1 LOB: 0 BB: 0 P: 3	R: 1 E: 0 K: 1 S: 6	H: 1 LOB: 2 BB: 2 P: 14	R: 3 E: 0 K: 2 S: 12	H: 5 LOB: 2 BB: 0 P: 12	R: 0 E: 1 K: 0 S: 3	H: 0 LOB: 0 BB: 0 P: 3	R: 0 E: 0 K: 0 S: 3	H: 1 LOB: 1 BB: 1 P: 7	R: 0 E: 0 K: 1 S: 5	H: 0 LOB: 0 BB: 0 P: 5

1B: 13	SF: 0	WP: 1	PA: 46
2B: 2	SAC: 1	PB: 0	
3B: 0	DP: 1	SB: 0	
HR: 1	HBP: 0	CS: 1	

PITCHER		IP	WLS	BF	H	R	ER	SO	BB	IBB	HBP	BLK	WP	HR	S	P	ERA	WHIP
Don Lee, R ERA: 5.43	(1, 1)	2.2	L	17	8	7	7	4	0	1	0	0	1	1	24	28	23.62	3.000
Ray Moore, R ERA: 5.06	(3, 1)	2.1		10	2	1	1	1	2	0	0	0	0	0	10	18	3.86	1.714
Chuck Stobbs, L ERA: 3.19	(6, 1)	1.0		8	5	3	3	2	0	0	0	0	0	0	12	12	27.00	5.000
Bill Fischer, R ERA: 4.46	(7, 1)	1.0		3	0	0	0	0	0	0	0	0	0	0	3	3	0.00	0.000
Tex Clevenger, R ERA: 3.46	(8, 1)	2.0		7	1	0	0	1	1	0	0	0	0	0	8	12	0.00	1.000

PITCHER	IP	WLS	BF	H	R	ER	SO	BB	IBB	HBP	BLK	WP	HR	S	P	ERA	WHIP

BOTTOM

Cleveland Indians @ Washington Senators

Griffith Stadium, Washington, DC

Sun Jul 03 1960, 3:38 AM EDT

Att. 12,545 - Unknown

livebaseballscorecards.com

Batter	1	2	3	4	5	6	7	8	9	AB	R	H	RBI	BB	SO	LOB
Reno Bertoia, R (1, 5) OBP: 0.364, SLG: 0.397	F4		BB		1B		HR		4-3	4	1	2	2	1	0	1
Lenny Green, L (1, 8) OBP: 0.315, SLG: 0.347	6-3		K		G6-4-3		F9		F7	3	0	1	1	0	1	1
Chuck Stobbs, L (6, 1)										0	0	0	0	0	0	0
Bill Fischer, R (7, 1) OBP: 0.263, SLG: 0.353										0	0	0	0	0	0	0
Pete Whisenant, R (7, PH) OBP: 0.380, SLG: 0.325										1	0	0	0	0	0	0
Tex Clevenger, R (8, 1) OBP: 0.286, SLG: 0.286										0	0	0	0	0	0	0
Julio Becquer, L (9, PH) OBP: 0.256, SLG: 0.374										1	0	0	0	0	0	1
Harmon Killebrew, R (1, 3) OBP: 0.374, SLG: 0.415	F2			6-3	G6-4-3		BB		6-3	4	0	0	0	1	0	3
Jim Lemon, R (1, 7) OBP: 0.366, SLG: 0.548		F6		BB		F4	F7			4	0	1	0	0	0	1
Billy Gardner, R (1, 4) OBP: 0.345, SLG: 0.395		1B		F3		F6		E6		4	1	1	0	0	0	1
Dan Dobbek, L (1, 9) OBP: 0.315, SLG: 0.364		K		BB		F8		G6-4-3		3	0	1	0	1	1	1
(6, 8)																
Earl Battey, R (1, 2) OBP: 0.322, SLG: 0.420		F8		K			6-3	G6-4-3		4	1	1	0	0	1	4
Jose Valdivielso, R (1, 6) OBP: 0.295, SLG: 0.302			F9		1B		6-3	F9		4	1	1	1	0	0	0
Don Lee, R (1, 1) OBP: 0.263, SLG: 0.188			1-3		F9		HR		4-3	0	0	0	0	0	0	0
Ray Moore, R (3, 1)										1	0	0	0	0	0	0
Elmer Valo, L (5, PH) OBP: 0.448, SLG: 0.381										3	1	2	0	0	0	1
(6, 9)																

	AB	36
	R	5
	H	10
	RBI	4
	BB	3
	SO	3
	LOB	14

Inning Stats	1	2	3	4	5	6	7	8	9	1B: 6	SF: 0	WP: 0	PA: 39
R:	0	0	0	0	1	0	3	1	0	2B: 2	SAC: 0	PB: 0	
E:	0	0	0	0	0	0	0	0	0	3B: 1	DP: 2	SB: 0	
K:	0	1	1	1	0	0	1	0	0	HR: 1	HBP: 0	CS: 0	
S:	3	6	5	6	5	3	6	4	4				
H:	0	1	0	1	3	0	3	1	1				
LOB:	0	1	1	2	1	0	1	0	1				
BB:	0	0	1	1	0	0	1	0	0				
P:	3	6	9	10	5	3	10	4	4				

PITCHER		IP	WLS	BF	H	R	ER	SO	BB	IBB	HBP	BLK	WP	HR	S	P	ERA	WHIP
John Briggs, R ERA: 3.49	(1, 1)	6.2	W	30	8	4	4	3	3	0	0	0	0	1	33	45	5.40	1.650
Bobby Locke, R ERA: 2.39	(7, 1)	2.1	S	9	2	1	0	0	0	0	0	0	0	0	9	9	0.00	0.857

PITCHER	IP	WLS	BF	H	R	ER	SO	BB	IBB	HBP	BLK	WP	HR	S	P	ERA	WHIP

New York Yankees @ Washington Senators

Griffith Stadium, Washington, DC

Mon Jul 04 1960, 3:33 AM EDT

Att. 16,913 - Unknown

TOP

livebaseballscorecards.com

Batter	1	2	3	4	5	6	7	8	9	AB	R	H	RBI	BB	SO	LOB
Bobby Richardson, R (1, 4) OBP: 0.296, SLG: 0.302	5-3	E3 1B		1-3	1-H 3B		F5 1-2			5	0	1	1	0	0	1
Hector Lopez, R (1, 9) OBP: 0.395, SLG: 0.452	BB HR HBP	1-2 1B		HR	L8			5-3		4	2	2	1	0	0	1
Bob Cerv, R (1, 7) OBP: 0.351, SLG: 0.453	1-2 HR BB	1-3		BB		HR		1-3		3	2	1	1	2	0	2
Mickey Mantle, S (1, 8) OBP: 0.428, SLG: 0.602	1-H 2-H HR		6-3	F9		F8		BB		4	1	1	3	1	0	1
Bill Skowron, R (1, 3) OBP: 0.345, SLG: 0.539	4-3		F8		HR 1B	6-3		K		5	1	1	0	0	1	1
Elston Howard, R (1, 2) OBP: 0.303, SLG: 0.404	1B		1B		F8	1B			F8	4	0	3	0	0	0	1
Yogi Berra, L (9, PH) OBP: 0.367, SLG: 0.452 (9, 2)										1	0	0	0	0	0	0
Gil McDougald, R (1, 5) OBP: 0.319, SLG: 0.440	L8		1-2 1B		1-H HR	5-3			F9	5	1	2	2	0	0	2
Clete Boyer, R (1, 6) OBP: 0.283, SLG: 0.407		F6	6-3		E6 3B		BB CS		K	4	1	0	0	1	1	2
Jim Coates, R (1, 1) OBP: 0.368, SLG: 0.400		K		K	P3		K			3	0	0	0	0	2	1
Eli Grba, R (6, 1) OBP: 0.143, SLG: 0.143										0	0	0	0	0	0	0
John Gabler, S (6, 1) OBP: 0.200, SLG: 0.111										1	0	0	0	0	1	1
Ryne Duren, R (8, 1)										0	0	0	0	0	0	0
Inning Stats	R: 3 E: 0 K: 0 S: 5 H: 2 LOB: 1 BB: 1 P: 10	R: 0 E: 1 K: 1 S: 7 H: 1 LOB: 2 BB: 0 P: 7	R: 0 E: 0 K: 0 S: 5 H: 2 LOB: 2 BB: 0 P: 5	R: 1 E: 0 K: 1 S: 6 H: 1 LOB: 1 BB: 1 P: 10	R: 3 E: 1 K: 0 S: 7 H: 3 LOB: 1 BB: 0 P: 7	R: 1 E: 0 K: 0 S: 5 H: 2 LOB: 1 BB: 0 P: 5	R: 0 E: 0 K: 1 S: 4 H: 0 LOB: 0 BB: 1 P: 8	R: 0 E: 0 K: 1 S: 5 H: 0 LOB: 1 BB: 1 P: 9	R: 0 E: 0 K: 1 S: 5 H: 0 LOB: 0 BB: 0 P: 5	1B: 6 2B: 0 3B: 1 HR: 4 SF: 0 SAC: 0 DP: 0 HBP: 1							

	AB	39
	R	8
	H	11
	RBI	8
	BB	4
	SO	5
	LOB	13

WP: 0 PB: 0 SB: 0 CS: 1 PA: 44

PITCHER		IP	WLS	BF	H	R	ER	SO	BB	IBB	HBP	BLK	WP	HR	S	P	ERA	WHIP
Hal Woodeshick, L ERA: 4.24	(1, 1)	4.1		25	8	6	6	2	2	0	1	0	0	3	26	35	12.46	2.308
Ray Moore, R ERA: 5.08	(5, 1)	1.2		9	3	2	1	0	0	0	0	0	0	1	9	9	5.40	1.800
Rudy Hernandez, R ERA:	(7, 1)	1.0		3	0	0	0	1	1	0	0	0	0	0	4	8	0.00	1.000
Don Lee, R ERA: 5.26	(8, 1)	2.0	W	7	0	0	0	2	1	0	0	0	0	0	10	14	0.00	0.500

PITCHER	IP	WLS	BF	H	R	ER	SO	BB	IBB	HBP	BLK	WP	HR	S	P	ERA	WHIP

Batter	1	2	3	4	5	6	7	8	9	AB	R	H	RBI	BB	SO	LOB
Pete Whisenant, R (1, 8) OBP: 0.411, SLG: 0.444	F8	PO 2B 1-H 3-H		1B		HR 1-H	PO 2-3	SH1-4 1B BB	K	5	2	3	3	1	1	3
Reno Bertoia, R (1, 5) OBP: 0.372, SLG: 0.400	SH5-3 1B 1B	PO 2-3	F8		F6	WP PB 1B		SH1-4 1-2	BB 1-2 2-3 3-H	4	1	2	1	1	0	0
Bob Allison, R (1, 9) OBP: 0.408, SLG: 0.486	SH5-3 1-2		BB 1B 1B		HR BB	BB 1-3 BB		1B 2-H		2	2	2	1	2	0	0
Jim Lemon, R (1, 7) OBP: 0.374, SLG: 0.560	1B BB		1B 1-2 BB		1-H HR	1-2 BB		F8		2	1	1	2	3	0	1
Harmon Killebrew, R (1, 3) OBP: 0.369, SLG: 0.408	1-3 2-H 1B	L7			5-3	F5		4-3		5	0	1	1	0	0	6
Billy Gardner, R (1, 4) OBP: 0.349, SLG: 0.402 Pedro Ramos, S (9, PR) OBP: 0.158, SLG: 0.270	5-3	1-2 2-H 1B		1B	6-3				1B FC4-2 2B	5 0	0 0	3 0	1 0	0 0	0 0	5 0
Earl Battey, R (1, 2) OBP: 0.324, SLG: 0.417		FC3-5 1B 1B	F4		F9		K	FC4-2 1B BB HBP		4	1	1	0	0	1	3
Jose Valdivielso, R (1, 6) OBP: 0.308, SLG: 0.311 Dan Dobbek, L (9, PH) OBP: 0.320, SLG: 0.368	E 1-2 2B 1B		F6	HR BB		PO 1-3 1B			BB FC4-2 1-2 2-3 1B	3 1	2 0	2 1	0 0	1 0	0 0	0 0
Hal Woodeshick, R (1, 1) OBP: 0.105, SLG: 0.056 Ray Moore, R (5, 1) Lenny Green, L (6, PH) OBP: 0.313, SLG: 0.343 Rudy Hernandez, R (7, 1) Elmer Valo, L (7, PH) OBP: 0.433, SLG: 0.364 Don Lee, R (8, 1) OBP: 0.263, SLG: 0.188 Julio Becquer, L (9, PH) OBP: 0.255, SLG: 0.372	FC3-5 1-3 2-3 2B		K		K	1-3 1-2			FC4-2 BB 1-2 2-3 3-H	2 0 1 0 1 0 0 1	0 0 0 0 0 0 0 0	0 0 0 0 0 0 0 0	0 0 0 0 0 0 0 0	1 0 1 0 0 0 0 0	2 0 1 0 1 0 1 3
Inning Stats	R: 1 E: 0 K: 0 S: 5 H: 2 LOB: 2 BB: 1 P: 9	R: 1 E: 1 K: 0 S: 4 H: 3 LOB: 0 BB: 0 P: 4	R: 1 E: 0 K: 0 S: 5 H: 2 LOB: 2 BB: 1 P: 9	R: 0 E: 0 K: 1 S: 5 H: 1 LOB: 1 BB: 0 P: 5	R: 2 E: 0 K: 0 S: 5 H: 2 LOB: 1 BB: 1 P: 9	R: 2 E: 0 K: 1 S: 7 H: 2 LOB: 3 BB: 3 P: 19	R: 0 E: 0 K: 1 S: 5 H: 1 LOB: 0 BB: 0 P: 5	R: 1 E: 0 K: 0 S: 4 H: 1 LOB: 1 BB: 1 P: 8	R: 1 E: 0 K: 1 S: 6 H: 2 LOB: 3 BB: 1 P: 11	1B: 12 2B: 2 3B: 0 HR: 2	SF: 0 SAC: 2 DP: 0 HBP: 1						

PITCHER		IP	WLS	BF	H	R	ER	SO	BB	IBB	HBP	BLK	WP	HR	S	P	ERA	WHIP
Jim Coates, R ERA: 4.11	(1, 1)	5.0		26	10	6	6	1	4	0	0	0	0	1	24	40	10.80	2.800
Eli Grba, R ERA: 3.24	(6, 1)	0.1		3	2	1	1	1	0	0	0	0	0	1	5	5	27.00	6.000
John Gabler, R ERA: 3.83	(6, 1)	2.0		10	2	1	1	1	3	0	0	0	1	0	9	21	4.50	2.500
Ryne Duren, R ERA: 5.82	(8, 1)	1.1	L	8	2	1	1	1	1	0	1	0	0	0	8	13	6.75	2.250

PITCHER	IP	WLS	BF	H	R	ER	SO	BB	IBB	HBP	BLK	WP	HR	S	P	ERA	WHIP

BOTTOM

New York Yankees @ Washington Senators

Griffith Stadium, Washington, DC

Mon Jul 04 1960, 3:33 AM EDT

Att. 16,913 - Unknown

livebaseballscorecards.com

AB	36
R	9
H	16
RBI	9
BB	8
SO	4
LOB	25

WP: 1 PA: 49
PB: 1
SB: 0
CS: 0

Batter	1	2	3	4	5	6	7	8	9	10	AB	R	H	RBI	BB	SO	LOB
Tony Kubek, L (1, 6) OBP: 0.328, SLG: 0.450	0-0 G3 SH3 HR 1B		0-0 L7		4-0 BB			0-0 F7			3	1	1	0	1	0	0
Hector Lopez, R (1, 7) OBP: 0.389, SLG: 0.444	0-0 SH3 1-2		0-3 K		0-0 L8			0-0 5-3			3	0	0	0	0	1	2
Mickey Mantle, S (1, 8) OBP: 0.425, SLG: 0.594	0-0 G3 2-3			1-0 F8 1-3 PB HBP		0-0 F7			0-0 F6		3	1	0	0	0	0	1
Roger Maris, L (1, 9) OBP: 0.394, SLG: 0.718	0-0 HR 3-H			0-0 1-3 1-2		0-0 G3			1-0 HBP		3	1	1	2	0	0	1
Yogi Berra, L (1, 2) OBP: 0.359, SLG: 0.441	0-0 F8			0-0 F8 2-3		0-0 F7			0-0 L7		4	0	0	0	0	0	2
Kent Hadley, L (1, 3) OBP: 0.273, SLG: 0.500 Bill Skowron, R (9, PH) OBP: 0.344, SLG: 0.537 (9, 3)		0-3 K		0-3 K 3-H			0-0 F6		0-0 F9		3 1	0 0	0 0	0 0	0 0	2 0	0 1
Clete Boyer, R (1, 5) OBP: 0.282, SLG: 0.402		0-0 4-3			0-0 6-3 1B		0-0 F7			0-0 F3	4	0	1	0	0	0	0
Bobby Richardson, R (1, 4) OBP: 0.292, SLG: 0.298		0-0 1-3			0-0 6-3 1-2		0-0 F9			0-0 1-3	4	0	0	0	0	0	1
Ralph Terry, R (1, 1) OBP: 0.065, SLG: 0.033 Bob Turley, R (9, 1) OBP: 0.160, SLG: 0.200 Bob Cerv, R (10, PH) OBP: 0.349, SLG: 0.450 Art Ditmar, R (10, 1) OBP: 0.258, SLG: 0.300			0-3 K		0-3 K			0-3 K		0-0 F9	3 0 1 0	0 0 0 0	0 0 0 0	0 0 0 0	3 0 0 0	1 0 0 0
Inning Stats	R: 2 H: 2 E: 0 LOB: 0 K: 0 BB: 0 S: 5 P: 5	R: 0 H: 0 E: 0 LOB: 0 K: 1 BB: 0 S: 5 P: 5	R: 0 H: 0 E: 0 LOB: 0 K: 2 BB: 0 S: 7 P: 7	R: 1 H: 0 E: 0 LOB: 0 K: 1 BB: 0 S: 5 P: 6	R: 0 H: 1 E: 0 LOB: 2 K: 1 BB: 1 S: 6 P: 10	R: 0 H: 0 E: 0 LOB: 0 K: 0 BB: 0 S: 3 P: 3	R: 0 H: 0 E: 0 LOB: 0 K: 0 BB: 0 S: 3 P: 3	R: 0 H: 0 E: 0 LOB: 0 K: 1 BB: 0 S: 5 P: 5	R: 0 H: 0 E: 0 LOB: 1 K: 0 BB: 0 S: 3 P: 4	R: 0 H: 0 E: 0 LOB: 0 K: 0 BB: 0 S: 3 P: 3	1B: 2 SF: 0 2B: 0 SAC: 1 3B: 0 DP: 0 HR: 1 HBP: 2						

PITCHER	IP	WLS	BF	H	R	ER	SO	BB	IBB	HBP	BLK	WP	HR	S	P	ERA	WHIP
Pedro Ramos, R (1, 1) ERA: 3.55	8.0		29	3	3	2	6	1	0	1	0	0	1	39	44	2.25	0.500
Chuck Stobbs, L (9, 1) ERA: 3.06	2.0	W	7	0	0	0	0	0	0	1	0	0	0	6	7	0.00	0.000

PITCHER	IP	WLS	BF	H	R	ER	SO	BB	IBB	HBP	BLK	WP	HR	S	P	ERA	WHIP

TOP

New York Yankees @ Washington Senators

Griffith Stadium, Washington, DC

Tue Jul 05 1960, 7:05 PM EDT
Att. 20,139 - Unknown

livebaseballscorecards.com

AB	32
R	3
H	3
RBI	2
BB	1
SO	6
LOB	9

WP: 0 PA: 36
PB: 1
SB: 0
CS: 0

Batter	1	2	3	4	5	6	7	8	9	10	AB	R	H	RBI	BB	SO	LOB
Pete Whisenant, R (1, 8) OBP: 0.393, SLG: 0.420	S S S 0-3 K ①		x 0-0 1-3 ③			S S S 0-3 K ②		x 0-0 3B 1B		x 0-0 F4 ②	5	1	1	0	0	2	0
Reno Bertoia, R (1, 5) (10, 4) OBP: 0.379, SLG: 0.421	S S S 0-3 K ②			x 0-0 1-3 1B		x 0-0 5-3 ③		x 0-0 1-H 3B		x 0-0 HR 1B	5	1	3	1	0	1	0
Bob Allison, R (1, 9) (10, 3) OBP: 0.408, SLG: 0.494	x 0-0 1-3 ③			x 0-0 1-3 ① 1-2			B B B B 4-0 1B 1B BB	x 0-0 4-3 ②		x 0-0 1-H HR	4	2	1	2	1	0	2
Jim Lemon, R (1, 7) OBP: 0.372, SLG: 0.555		x 0-0 F7 ①		x 0-0 F8 ②			x 0-0 1-2 1B 1B	x 0-0 5-3 ③			4	0	1	0	0	0	2
Harmon Killebrew, R (1, 3) (10, 5) OBP: 0.361, SLG: 0.397		S S S 0-3 K ②		x 0-0 F8 ③			x 0-0 F5 ①		x 0-0 5-3 ①		4	0	0	0	0	1	3
Billy Gardner, R (1, 4) (10, 6) OBP: 0.354, SLG: 0.408		H 1-0 HBP	x 0-0 6-3 ①				x 0-0 1-2 2-H 1B		x 0-0 1B 2B		3	1	2	1	0	0	0
Earl Battey, R (1, 2) OBP: 0.321, SLG: 0.412 Elmer Valo, L (7, PH) OBP: 0.419, SLG: 0.348 Billy Consolo, R (8, 6) OBP: 0.317, SLG: 0.311 Faye Throneberry, L (9, PH) OBP: 0.329, SLG: 0.333 Rudy Hernandez, R (9, PR) Dan Dobbek, L (10, 9) OBP: 0.320, SLG: 0.368	S S S 0-3 K ③		S S S 0-3 K ②				x 0-0 F8 ②		x 0-0 G3-6 2-H 1B		2 1 0 1 0 0	0 0 0 0 0 0	0 0 0 1 0 0	0 0 0 1 0 0	0 0 0 0 0 0	2 0 0 0 0 0	1 2 0 0 0 0
Jose Valdivielso, R (1, 6) OBP: 0.304, SLG: 0.306 Julio Becquer, L (7, PH) OBP: 0.254, SLG: 0.370 Hal Naragon, L (8, 2) OBP: 0.266, SLG: 0.207			S S S 0-3 K ①		x 0-0 L8 ③		x 0-0 4-3 ③		x 0-0 G3-6 ② ③ 1-2f		2 1 1	0 0 0	0 0 0	0 0 0	1 0 0	0 0 0	0 2 1
Pedro Ramos, S (1, 1) OBP: 0.150, SLG: 0.256 Lenny Green, L (8, PH) OBP: 0.310, SLG: 0.340 Chuck Stobbs, L (9, 1)			S S S 0-3 K ②			S S S 0-3 K ①		x 0-0 F2 ①		x 0-0 F9 ①	2 1 1	0 0 0	0 0 0	0 0 0	2 0 0	0 0 0	0 0 0
Inning Stats	R: 0 E: 0 K: 2 S: 7 H: 0 LOB: 0 BB: 0 P: 7	R: 0 E: 0 K: 2 S: 7 H: 0 LOB: 1 BB: 0 P: 8	R: 0 E: 0 K: 2 S: 7 H: 0 LOB: 0 BB: 0 P: 7	R: 0 E: 0 K: 0 S: 4 H: 1 LOB: 1 BB: 0 P: 4	R: 0 E: 0 K: 1 S: 5 H: 0 LOB: 0 BB: 0 P: 5	R: 0 E: 0 K: 2 S: 7 H: 0 LOB: 0 BB: 0 P: 7	R: 1 E: 0 K: 0 S: 5 H: 2 LOB: 2 BB: 1 P: 9	R: 1 E: 0 K: 0 S: 5 H: 2 LOB: 1 BB: 0 P: 5	R: 1 E: 0 K: 0 S: 4 H: 2 LOB: 1 BB: 0 P: 4	R: 2 E: 0 K: 0 S: 4 H: 2 LOB: 0 BB: 0 P: 4	1B: 6 2B: 1 3B: 1 HR: 1	SF: 0 SAC: 0 DP: 1 HBP: 1					

PITCHER		IP	WLS	BF	H	R	ER	SO	BB	IBB	HBP	BLK	WP	HR	S	P	ERA	WHIP
Ralph Terry, R ERA: 3.2	(1, 1)	8.1		33	6	3	3	9	1	0	1	0	0	0	49	54	3.24	0.840
Bob Turley, R ERA: 2.92	(9, 1)	0.2		2	1	0	0	0	0	0	0	0	0	0	2	2	0.00	1.500
Art Ditmar, R ERA: 3.09	(10, 1)	0.2	L	4	2	2	2	0	0	0	0	0	0	1	4	4	27.00	3.000

PITCHER	IP	WLS	BF	H	R	ER	SO	BB	IBB	HBP	BLK	WP	HR	S	P	ERA	WHIP

BOTTOM

New York Yankees @ Washington Senators

Griffith Stadium, Washington, DC

Tue Jul 05 1960, 7:05 PM EDT
Att. 20,139 - Unknown

livebaseballscorecards.com

AB	37
R	5
H	9
RBI	5
BB	1
SO	9
LOB	13

1B: 6	SF: 0	WP: 0	PA: 39
2B: 1	SAC: 0	PB: 0	
3B: 1	DP: 1	SB: 0	
HR: 1	HBP: 1	CS: 0	

Batter	1	2	3	4	5	6	7	8	9	AB	R	H	RBI	BB	SO	LOB
Pete Whisenant, R (1, 8) OBP: 0.385, SLG: 0.407	0-0 FC5-2 1B	0-0 F2		0-0 L3 1-2			0-0 F3			4	0	1	0	0	0	1
Reno Bertoia, R (1, 5) OBP: 0.376, SLG: 0.417	0-0 FC5-2 BB BB BB 1-H	0-0 5-3			0-0 G6-4-3 1B		0-0 4-3			4	1	1	0	0	0	1
Bob Allison, R (1, 9) OBP: 0.409, SLG: 0.492	4-0 BB BB BB 1-2 BB	0-0 1B			0-0 G6-4-3 1-2f			0-0 1-3		3	1	1	0	1	0	1
Jim Lemon, R (1, 7) OBP: 0.374, SLG: 0.551 Dan Dobbek, L (8, 7) OBP: 0.320, SLG: 0.368	4-0 BB BB 1B 1-2 2-3 BB	0-3 K			4-0 FC6-4 BB			0-0 F9		2 0	1 0	0 0	0 0	2 0	1 0	1 0
Harmon Killebrew, R (1, 3) OBP: 0.359, SLG: 0.390	4-0 BB 1B 1-2 2-3 3-H BB		0-0 F8		0-0 FC6-4 1-2f			0-3 K		3	1	0	1	1	1	1
Billy Gardner, R (1, 4) OBP: 0.350, SLG: 0.403	0-3 K		0-0 6-3			0-0 P4			0-3 K	4	0	0	0	0	2	3
Earl Battey, R (1, 2) OBP: 0.324, SLG: 0.411	4-0 1B 1-2 2-3 3-H BB		0-3 K			0-0 P5			0-0 4-3 1B	3	0	1	1	1	1	0
Jose Valdivielso, R (1, 6) OBP: 0.302, SLG: 0.304	0-0 1-2 2-H 3-H 1B			0-0 1-3		0-0 F8			0-0 4-3 1-2	4	0	1	2	0	0	1
Jack Kralick, L (1, 1) OBP: 0.250, SLG: 0.100	0-0 6-3			4-0 L3 BB			0-3 K		0-0 4-1	3	0	0	0	1	1	3

Inning Stats	1	2	3	4	5	6	7	8	9
	R: 4 E: 0 K: 1 S: 7	H: 2 LOB: 2 BB: 4 P: 23	R: 0 E: 0 K: 1 S: 6	H: 1 LOB: 1 BB: 0 P: 6	R: 0 E: 0 K: 1 S: 5	H: 0 LOB: 0 BB: 0 P: 5	R: 0 E: 0 K: 0 S: 2	H: 0 LOB: 0 BB: 1 P: 6	R: 0 E: 0 K: 0 S: 3	H: 1 LOB: 1 BB: 1 P: 7	R: 0 E: 0 K: 0 S: 3	H: 0 LOB: 0 BB: 0 P: 3	R: 0 E: 0 K: 1 S: 5	H: 0 LOB: 0 BB: 0 P: 5	R: 0 E: 0 K: 1 S: 5	H: 0 LOB: 0 BB: 0 P: 5	R: 0 E: 0 K: 1 S: 6	H: 1 LOB: 1 BB: 0 P: 6

1B: 5	SF: 0	WP: 0	PA: 36
2B: 1	SAC: 0	PB: 0	
3B: 0	DP: 2	SB: 1	
HR: 0	HBP: 0	CS: 0	

PITCHER		IP	WLS	BF	H	R	ER	SO	BB	IBB	HBP	BLK	WP	HR	S	P	ERA	WHIP
Jerry Casale, R ERA: 6.89	(1, 1)	0.1	L	5	1	4	4	0	3	0	0	0	0	0	2	14	108.00	12.000
Tom Sturdivant, R ERA: 4.31	(1, 1)	5.2		21	3	0	0	3	3	0	0	0	0	0	24	36	0.00	1.059
Mike Fornieles, R ERA: 2.79	(7, 1)	2.0		6	0	0	0	2	0	0	0	0	0	0	10	10	0.00	0.000
Tom Borland, L ERA: 5.87	(9, 1)	1.0		4	1	0	0	1	0	0	0	0	0	0	6	6	0.00	1.000

PITCHER	IP	WLS	BF	H	R	ER	SO	BB	IBB	HBP	BLK	WP	HR	S	P	ERA	WHIP

TOP

Washington Senators @ Boston Red Sox

Fenway Park, Boston, MA

Wed Jul 06 1960, 7:05 PM EDT

Att. 11,093 - Unknown

livebaseballscorecards.com

AB	30
R	4
H	5
RBI	4
BB	6
SO	6
LOB	12

Batter	1	2	3	4	5	6	7	8	9	AB	R	H	RBI	BB	SO	LOB
Don Buddin, R (1, 6) OBP: 0.359, SLG: 0.392	F9			6-3		P4		K		3	0	0	0	0	0	1
Mike Fornieles, R (7, 1) OBP: 0.333, SLG: 0.333										0	0	0	0	0	0	0
Carroll Hardy, R (8, PH) OBP: 0.167, SLG: 0.152										1	0	0	0	0	1	0
Tom Borland, L (9, 1)										0	0	0	0	0	0	0
Pete Runnels, L (1, 4) OBP: 0.407, SLG: 0.429	K			K		FC4-6 1-2f		1B		4	0	1	0	0	2	1
Vic Wertz, L (1, 3) OBP: 0.341, SLG: 0.460	L4			FC4-6 1B		P6		F2		4	0	1	0	0	0	2
Rip Repulski, R (1, 7) OBP: 0.294, SLG: 0.392		6-3		FC4-6 1-2f			K		P6	4	0	0	0	0	1	1
Frank Malzone, R (1, 5) OBP: 0.317, SLG: 0.383		F9			6-3		P6		L5	4	0	0	0	0	0	0
Willie Tasby, R (1, 8) OBP: 0.349, SLG: 0.311		F9			F9		BB 1B		P1	3	0	0	0	1	0	0
Gary Geiger, L (1, 9) OBP: 0.360, SLG: 0.465			4-3		1B		1-3 1B			3	0	2	0	0	0	0
Ed Sadowski, R (1, 2) OBP: 0.286, SLG: 0.337			6-3		K		3-1			2	0	0	0	0	1	1
Ted Williams, L (7, PH) OBP: 0.462, SLG: 0.759										1	0	0	0	0	0	2
Russ Nixon, L (8, 2) OBP: 0.331, SLG: 0.386										0	0	0	0	0	0	0
Jerry Casale, R (1, 1) OBP: 0.333, SLG: 0.360			K			FC4-6 BB		F8		0	0	0	0	0	0	0
Tom Sturdivant, L (1, 1) OBP: 0.188, SLG: 0.200										1	0	0	0	0	1	0
Pumpsie Green, S (6, PH) OBP: 0.339, SLG: 0.355										1	0	0	0	1	0	0
(7, 6)																
Inning Stats	R: 0 E: 0 K: 1 S: 5 H: 0 LOB: 0 BB: 0 P: 5	R: 0 E: 0 K: 0 S: 3 H: 0 LOB: 0 BB: 0 P: 3	R: 0 E: 0 K: 1 S: 5 H: 0 LOB: 0 BB: 0 P: 5	R: 0 E: 0 K: 1 S: 6 H: 1 LOB: 1 BB: 0 P: 6	R: 0 E: 0 K: 1 S: 6 H: 1 LOB: 1 BB: 0 P: 6	R: 0 E: 0 K: 0 S: 3 H: 0 LOB: 1 BB: 1 P: 7	R: 0 E: 0 K: 1 S: 6 H: 1 LOB: 2 BB: 1 P: 10	R: 0 E: 0 K: 1 S: 6 H: 1 LOB: 1 BB: 0 P: 6	R: 0 E: 0 K: 0 S: 3 H: 0 LOB: 0 BB: 0 P: 3	1B: 4 2B: 0 3B: 0 HR: 0	SF: 0 SAC: 0 DP: 0 HBP: 0			WP: 0 PB: 0 SB: 0 CS: 0	PA: 33		

PITCHER	IP	WLS	BF	H	R	ER	SO	BB	IBB	HBP	BLK	WP	HR	S	P	ERA	WHIP
Jack Kralick, L (1, 1) ERA: 2.66	9.0	W	33	4	0	0	6	2	0	0	0	0	0	43	51	0.00	0.667

PITCHER	IP	WLS	BF	H	R	ER	SO	BB	IBB	HBP	BLK	WP	HR	S	P	ERA	WHIP

BOTTOM

Washington Senators @ Boston Red Sox

Fenway Park, Boston, MA

Wed Jul 06 1960, 7:05 PM EDT

Att. 11,093 - Unknown

livebaseballscorecards.com

AB	31
R	0
H	4
RBI	0
BB	2
SO	6
LOB	8

Batter	1	2	3	4	5	6	7	8	9	AB	R	H	RBI	BB	SO	LOB
Pete Whisenant, R (1, 8) OBP: 0.414, SLG: 0.466	FC1 1B 2B	1-2 1B			4-3 1B 2B	BBB 4-0 BB		G5-4-3 1-2f		4	2	3	0	1	0	1
Reno Bertoia, R (1, 5) OBP: 0.370, SLG: 0.405	BBBB 4-0 FC1 1B BB	SSS 0-3 K			0-0 4-3 2-3	0-0 G3		SSS 0-3 K		4	1	0	0	1	2	5
Bob Allison, R (1, 9) OBP: 0.409, SLG: 0.489	0-0 FC1 E 1B 6-3 1-2 2-3	0-0 FC5 2-3f			0-0 WP 1B 3-H 1B		0-0 F5		BBBB 4-0 G5-4-3 BB	4	1	1	1	1	0	4
Jim Lemon, R (1, 7) OBP: 0.378, SLG: 0.552 Don Lee, R (9, 1) OBP: 0.263, SLG: 0.188 Hal Woodeshick, R (9, 1) OBP: 0.105, SLG: 0.056	0-0 E8 1-3 2-H 3-H 1B		0-0 P4		0-0 WP 1-2 1B		0-0 2B PB 1B		0-0 F9	5 0 0	1 0 0	3 0 0	2 0 0	0 0 0	0 0 0	1 0 0
Harmon Killebrew, R (1, 3) OBP: 0.354, SLG: 0.390	SSS 0-3 K		0-0 5-3		SSS 0-3 K 1-2 2-3		0-0 PB 1-3 3B 2B		0-0 G5-4-3 1-2f	5	1	1	0	0	2	5
Billy Gardner, R (1, 4) OBP: 0.349, SLG: 0.407	0-0 6-3 3-H		0-0 P6		0-0 5-3		0-0 2-H 3-H 3B			4	0	1	2	0	0	3
Earl Battey, R (1, 2) OBP: 0.323, SLG: 0.408	0-0 4-3			0-0 P6		0-0 4-3 SH1-4 1B	0-0 5-3			4	0	1	0	0	0	2
Jose Valdivielso, R (1, 6) OBP: 0.296, SLG: 0.297		0-0 F8		0-0 6-3		0-0 SH1-4 1-2	0-0 3-1			3	0	0	0	0	0	1
Camilo Pascual, R (1, 1) OBP: 0.200, SLG: 0.242 Chuck Stobbs, L (6, 1) Dan Dobbek, L (9, 7) OBP: 0.320, SLG: 0.368		0-0 FC5 1B 1B		0-0 4-3		0-0 4-3 2-3		BBBB 4-0 G5-4-3 BB		3 0 0	0 0 0	1 0 0	0 0 0	0 1 0	0 0 0	1 0 0
Inning Stats	R: 3 E: 1 K: 1 S: 8 H: 2 LOB: 1 BB: 1 P: 12	R: 0 E: 0 K: 1 S: 7 H: 2 LOB: 2 BB: 0 P: 7	R: 0 E: 0 K: 0 S: 3 H: 0 LOB: 0 BB: 0 P: 3	R: 0 E: 0 K: 0 S: 3 H: 0 LOB: 0 BB: 0 P: 3	R: 1 E: 0 K: 1 S: 8 H: 3 LOB: 2 BB: 0 P: 8	R: 0 E: 0 K: 0 S: 4 H: 1 LOB: 2 BB: 1 P: 8	R: 2 E: 0 K: 0 S: 6 H: 3 LOB: 1 BB: 0 P: 6	R: 0 E: 0 K: 1 S: 4 H: 0 LOB: 0 BB: 1 P: 8	R: 0 E: 0 K: 0 S: 2 H: 0 LOB: 0 BB: 1 P: 6	1B: 7 2B: 3 3B: 1 HR: 0	SF: 0 SAC: 1 DP: 2 HBP: 0			WP: 1 PB: 1 SB: 0 CS: 0	PA: 41		

PITCHER		IP	WLS	BF	H	R	ER	SO	BB	IBB	HBP	BLK	WP	HR	S	P	ERA	WHIP
Frank Sullivan, R ERA: 4.96	(1, 1)	5.0	L	24	7	4	3	3	1	0	0	0	1	0	29	33	5.40	1.600
Earl Wilson, R ERA: 9.0	(6, 1)	2.0		11	4	2	2	0	1	0	0	0	0	0	10	14	9.00	2.500
Mike Fornieles, R ERA: 2.68	(8, 1)	2.0		6	0	0	0	1	2	0	0	0	0	0	6	14	0.00	1.000

PITCHER	IP	WLS	BF	H	R	ER	SO	BB	IBB	HBP	BLK	WP	HR	S	P	ERA	WHIP

Washington Senators @ Boston Red Sox

Fenway Park, Boston, MA

Thu Jul 07 1960, 7:05 PM EDT

Unknown

TOP

livebaseballscorecards.com

AB	36
R	6
H	11
RBI	5
BB	4
SO	4
LOB	23

BOTTOM

Batter	1	2	3	4	5	6	7	8	9	AB	R	H	RBI	BB	SO	LOB
Willie Tasby, R (1, 8) OBP: 0.346, SLG: 0.314	E5 G4-6-3		6-3		P6 1-2		K		1-3 2B	5	0	1	0	0	1	1
Pete Runnels, L (1, 4) OBP: 0.404, SLG: 0.425	G4-6-3 1-2f			F7		2B SF7 1B		F8	6-3	5	1	1	0	0	0	4
Ted Williams, L (1, 7) OBP: 0.469, SLG: 0.767	1B			F7		1-3 2B		1B		4	0	3	0	0	0	0
Vic Wertz, L (1, 3) OBP: 0.340, SLG: 0.463	F7			2B 2B		SF7 3-H		F9		3	1	1	1	0	0	2
Gary Geiger, L (1, 9) OBP: 0.357, SLG: 0.466		K		2-H 2B		K		K		4	0	1	1	0	3	2
Frank Malzone, R (1, 5) OBP: 0.313, SLG: 0.378		6-3		5-3		P6			4-3	4	0	0	0	0	0	2
Don Buddin, R (1, 6) OBP: 0.364, SLG: 0.409		L7			1B 3B		1B G4-6-3 2B		WP 1B BB	3	3	2	0	1	0	0
Ed Sadowski, R (1, 2) OBP: 0.284, SLG: 0.333			F5		F8		G4-6-3 2-3 1B		P5	4	0	1	0	0	0	2
Frank Sullivan, R (1, 1) OBP: 0.179, SLG: 0.080 Pumpsie Green, S (5, PH) OBP: 0.344, SLG: 0.361 Earl Wilson, R (6, 1) Rip Repulski, R (7, PH) OBP: 0.291, SLG: 0.387 Mike Fornieles, R (8, 1) OBP: 0.333, SLG: 0.333 Ray Boone, R (9, PH) OBP: 0.319, SLG: 0.262 Carroll Hardy, R (9, PR) OBP: 0.167, SLG: 0.152			K		CS 1B		G4-6-3 1-2f 3-H		2B 1B	1 1 0 1 0 1	0 0 0 0 0 0	0 1 0 0 0 0	0 1 0 0 0 0	0 0 0 0 0 0	1 0 0 0 0 1	0 0 0 0 0 0
Inning Stats	R: 0 E: 1 K: 0 S: 4 H: 1 LOB: 1 BB: 0 P: 4	R: 0 E: 0 K: 1 S: 5 H: 0 LOB: 0 BB: 0 P: 5	R: 0 E: 0 K: 1 S: 5 H: 0 LOB: 0 BB: 0 P: 5	R: 1 E: 0 K: 0 S: 5 H: 2 LOB: 1 BB: 0 P: 5	R: 1 E: 0 K: 0 S: 4 H: 2 LOB: 0 BB: 0 P: 4	R: 1 E: 0 K: 1 S: 7 H: 2 LOB: 1 BB: 0 P: 7	R: 1 E: 0 K: 1 S: 6 H: 2 LOB: 0 BB: 0 P: 6	R: 0 E: 0 K: 1 S: 6 H: 1 LOB: 1 BB: 0 P: 6	R: 1 E: 0 K: 0 S: 5 H: 2 LOB: 3 BB: 1 P: 9	1B: 6 2B: 5 3B: 1 HR: 0	SF: 1 SAC: 0 DP: 2 HBP: 0					

PITCHER		IP	WLS	BF	H	R	ER	SO	BB	IBB	HBP	BLK	WP	HR	S	P	ERA	WHIP
Camilo Pascual, R ERA: 3.22	(1, 1)	5.0	W	21	7	3	3	2	0	0	0	0	0	0	25	25	5.40	1.400
Chuck Stobbs, L ERA: 3.06	(6, 1)	3.0		11	3	1	1	3	0	0	0	0	0	0	17	17	3.00	1.000
Don Lee, R ERA: 5.35	(9, 1)	0.2		5	2	1	1	0	1	0	0	0	1	0	4	8	13.50	4.500
Hal Woodeshick, L ERA: 4.21	(9, 1)	0.1	S	1	0	0	0	0	0	0	0	0	0	0	1	1	0.00	0.000

PITCHER	IP	WLS	BF	H	R	ER	SO	BB	IBB	HBP	BLK	WP	HR	S	P	ERA	WHIP

Washington Senators @ Boston Red Sox

Fenway Park, Boston, MA

Thu Jul 07 1960, 7:05 PM EDT

Unknown

livebaseballscorecards.com

AB	36
R	5
H	12
RBI	4
BB	1
SO	5
LOB	14

WP: 1	PA: 38		
PB: 0			
SB: 0			
CS: 1			

Batter	1	2	3	4	5	6	7	8	9	AB	R	H	RBI	BB	SO	LOB
Pete Whisenant, R (1, 8) OBP: 0.392, SLG: 0.435	F8		6-3		F8			K		4	0	0	0	0	1	0
Reno Bertoia, R (1, 5) OBP: 0.361, SLG: 0.395	3-1		4-3		P4			F8		4	0	0	0	0	0	0
Bob Allison, R (1, 9) OBP: 0.404, SLG: 0.481	K		E6			P4			1-3	4	0	0	0	0	1	0
Jim Lemon, R (1, 7) OBP: 0.380, SLG: 0.549		E 1B 1B	5-3			3-1			FC6-4 HBP	3	1	1	0	0	0	1
Billy Gardner, R (1, 4) OBP: 0.353, SLG: 0.411		E8 1-H 1B 1B		1B		P4			P5	2	1	2	0	0	0	0
Billy Consolo, R (4, PR) OBP: 0.314, SLG: 0.308										1	0	0	0	0	0	0
(4, 4)																
Elmer Valo, L (9, PH) OBP: 0.406, SLG: 0.333										1	0	0	0	0	0	1
Harmon Killebrew, R (1, 3) OBP: 0.347, SLG: 0.380		P6		P4			K		FC6-4 1-2f	4	0	0	0	0	1	3
Earl Battey, R (1, 2) OBP: 0.323, SLG: 0.407		2-H 1B		F7			K			3	0	1	1	0	1	1
Jose Valdivielso, R (1, 6) OBP: 0.290, SLG: 0.290		K		K			4-3			3	0	0	0	0	2	2
Bill Fischer, R (1, 1) OBP: 0.250, SLG: 0.333		F8			L3			3-1		1	0	0	0	0	0	1
Dan Dobbek, L (5, PH) OBP: 0.318, SLG: 0.366										1	0	0	0	0	0	0
Tex Clevenger, R (5, 1) OBP: 0.286, SLG: 0.286										0	0	0	0	0	0	0
Lenny Green, L (8, PH) OBP: 0.307, SLG: 0.337										1	0	0	0	0	0	0
Don Lee, R (8, 1) OBP: 0.263, SLG: 0.188										0	0	0	0	0	0	0
Inning Stats	R: 0 E: 0 K: 1 S: 5 H: 0 LOB: 0 BB: 0 P: 5	R: 2 E: 1 K: 1 S: 8 H: 3 LOB: 1 BB: 0 P: 8	R: 0 E: 1 K: 0 S: 4 H: 0 LOB: 1 BB: 0 P: 4	R: 0 E: 0 K: 1 S: 6 H: 1 LOB: 1 BB: 0 P: 6	R: 0 E: 0 K: 0 S: 3 H: 0 LOB: 0 BB: 0 P: 3	R: 0 E: 0 K: 0 S: 3 H: 0 LOB: 0 BB: 0 P: 3	R: 0 E: 0 K: 2 S: 7 H: 0 LOB: 0 BB: 0 P: 7	R: 0 E: 0 K: 1 S: 5 H: 0 LOB: 0 BB: 0 P: 5	R: 0 E: 0 K: 0 S: 3 H: 0 LOB: 1 BB: 0 P: 4	1B: 4 2B: 0 3B: 0 HR: 0 SF: 0 SAC: 0 DP: 0 HBP: 1						

PITCHER		IP	WLS	BF	H	R	ER	SO	BB	IBB	HBP	BLK	WP	HR	S	P	ERA	WHIP
Billy Muffett, R ERA: 4.79	(1, 1)	9.0	W	33	4	2	1	6	0	0	1	0	0	0	44	45	1.00	0.444

PITCHER	IP	WLS	BF	H	R	ER	SO	BB	IBB	HBP	BLK	WP	HR	S	P	ERA	WHIP

TOP

Washington Senators @ Boston Red Sox

Fenway Park, Boston, MA

Thu Jul 07 1960, 7:05 PM EDT

Att. 10,932 - Unknown

livebaseballscorecards.com

AB	32
R	2
H	4
RBI	1
BB	0
SO	6
LOB	9

WP: 0 PA: 33
PB: 0
SB: 0
CS: 0

Batter	1	2	3	4	5	6	7	8	9	AB	R	H	RBI	BB	SO	LOB
Willie Tasby, R (1, 8) OBP: 0.353, SLG: 0.323	1B FC3 1B		E3 1B 1B	2-H 3-H 1B		4-3				4	2	3	2	0	0	0
Pete Runnels, L (1, 4) (9, 3) OBP: 0.402, SLG: 0.422	F7		PB 1B 2-H 1B	L4			6-3			4	0	1	1	0	0	2
Vic Wertz, L (1, 3) OBP: 0.352, SLG: 0.474 Pumpsie Green, S (9, 4) OBP: 0.344, SLG: 0.361	FC3 1-3 1B		PB 1-2 1B		SH2-4 1B 1B		FC4-6 1B			4 0	0 0	4 0	0 0	0 0	0 0	0 0
Gary Geiger, L (1, 9) OBP: 0.355, SLG: 0.461	FC3 G6-4-3 1-2 3-H		S S S K		SH2-4 1-2 1B		FC4-6 CS 1-2f			4	0	1	1	0	1	4
Rip Repulski, R (1, 7) OBP: 0.281, SLG: 0.372 Carroll Hardy, R (9, 7) OBP: 0.167, SLG: 0.152	G6-4-3 1-2f		F2 1-2 2-3		SH2-4 1-2 2-3		CS 1-2	6-3		3 0	0 0	0 0	0 0	0 0	0 0	4 0
Frank Malzone, R (1, 5) OBP: 0.315, SLG: 0.377		S S S K		6-3	G4-6-3 IBB			G3 1B		3	0	1	0	1	1	0
Don Buddin, R (1, 6) OBP: 0.363, SLG: 0.406		4-3	1-3 BB 1B 1B		G4-6-3 1-2f			G3 1-2		4	1	1	0	0	0	4
Haywood Sullivan, R (1, 2) OBP: 0.247, SLG: 0.222		6-3	B B B 1-3 1-2 1B BB			B1-6-4 1B		P4		3	1	1	0	1	0	1
Billy Muffett, R (1, 1)		S S S K	1-3 1-2 2-3			B1-6-4 1-2f				3	0	0	0	0	1	3
Inning Stats	R: 1 H: 2 E: 0 LOB: 1 K: 0 BB: 0 S: 5 P: 5	R: 0 H: 0 E: 0 LOB: 0 K: 1 BB: 0 S: 5 P: 5	R: 1 H: 3 E: 1 LOB: 2 K: 2 BB: 0 S: 10 P: 10	R: 2 H: 2 E: 0 LOB: 1 K: 0 BB: 1 S: 5 P: 9	R: 0 H: 2 E: 0 LOB: 2 K: 0 BB: 1 S: 4 P: 8	R: 0 H: 1 E: 0 LOB: 0 K: 0 BB: 0 S: 3 P: 3	R: 0 H: 1 E: 0 LOB: 0 K: 0 BB: 0 S: 3 P: 3	R: 0 H: 1 E: 0 LOB: 1 K: 0 BB: 0 S: 4 P: 4		1B: 12 SF: 0 2B: 0 SAC: 1 3B: 0 DP: 3 HR: 0 HBP: 0						

BOTTOM

Washington Senators @ Boston Red Sox

Fenway Park, Boston, MA

Thu Jul 07 1960, 7:05 PM EDT

Att. 10,932 - Unknown

livebaseballscorecards.com

AB	32
R	4
H	12
RBI	4
BB	2
SO	3
LOB	18

WP: 0 PB: 1 SB: 0 CS: 1 PA: 36

PITCHER		IP	WLS	BF	H	R	ER	SO	BB	IBB	HBP	BLK	WP	HR	S	P	ERA	WHIP
Bill Fischer, R ERA: 4.71	(1, 1)	4.0	L	20	7	4	4	3	1	0	0	0	0	0	25	29	9.00	2.000
Tex Clevenger, R ERA: 3.28	(5, 1)	3.0		11	4	0	0	0	0	1	0	0	0	0	10	14	0.00	1.333
Don Lee, R ERA: 5.27	(8, 1)	1.0		4	1	0	0	0	0	0	0	0	0	0	4	4	0.00	1.000

PITCHER	IP	WLS	BF	H	R	ER	SO	BB	IBB	HBP	BLK	WP	HR	S	P	ERA	WHIP

Batter	1	2	3	4	5	6	7	8	9	AB	R	H	RBI	BB	SO	LOB
Reno Bertoia, R (1, 5) OBP: 0.359, SLG: 0.391	F9	FC5-4 FC4-6 1-2f 2-3			SH BB 2B 1B	SH3-4 1-2 2-3		4-3 2-3		4	1	1	0	0	0	3
Lenny Green, L (1, 8) OBP: 0.311, SLG: 0.327	3-1	FC4-6 1-2f			BBBB SH 1-2 2B BB	BBBB FC1-2 BB		F7 3-H		3	1	0	0	2	0	2
Dan Dobbek, L (1, 9) OBP: 0.316, SLG: 0.383	G3		F6		SH 2B E 1-2 2-3	FC1-2 1-2 2-3 3-H			HR	4	2	1	1	0	0	3
Jim Lemon, R (1, 7) OBP: 0.377, SLG: 0.542 Pete Whisenant, R (9, 7) OBP: 0.392, SLG: 0.435		1B E 1B	6-3		SSS K	F3			SSS K	5 0	1 0	1 0	0 0	0 0	2 0	6 0
Julio Becquer, L (1, 3) OBP: 0.262, SLG: 0.386		E E 1-3 1B	4-3		E6 SF7 1-H 2-H 3-H 2B		F7		4-3 2B	5	2	3	2	0	0	0
Billy Gardner, R (1, 4) OBP: 0.350, SLG: 0.413 Billy Consolo, R (9, 4) OBP: 0.314, SLG: 0.308	FC1 SH 1-H 3-H			4-3 2B	SF7 3-H		F5		4-3 2-3	4 0	1 0	1 0	1 0	0 0	0 0	1 0
Hal Naragon, L (1, 2) OBP: 0.261, SLG: 0.194	BBBB FC1-5 SH BB			4-3 2-3	F8		4-1		SSS K	4	0	0	0	1	1	2
Jose Valdivielso, R (1, 6) OBP: 0.297, SLG: 0.288	SH FC5-4 FC1-5 1-2 3-H		6-3		BBBB SH3-4 SH FC1-2 BB			BBBB 4-3 SH3-4 BLK BB		1	1	0	1	2	0	1
Pedro Ramos, S (1, 1) OBP: 0.143, SLG: 0.244	FC1-5 FC5-4 1-2 2-3		6-3			SH FC1-2 SH3-4 1-2		SH3-4 1-2		2	0	0	0	0	0	3

Inning Stats										
	R: 0 E: 0 K: 0 S: 3	H: 0 LOB: 0 BB: 0 P: 3	R: 3 E: 1 K: 0 S: 7	H: 2 LOB: 2 BB: 1 P: 11	R: 0 E: 0 K: 0 S: 3	H: 0 LOB: 0 BB: 0 P: 3	R: 0 E: 0 K: 0 S: 4	H: 1 LOB: 1 BB: 0 P: 4	R: 4 E: 2 K: 1 S: 8	H: 2 LOB: 0 BB: 1 P: 12
	R: 0 E: 1 K: 0 S: 4	H: 0 LOB: 3 BB: 2 P: 12	R: 0 E: 0 K: 0 S: 3	H: 0 LOB: 0 BB: 0 P: 3	R: 1 E: 0 K: 0 S: 3	H: 0 LOB: 0 BB: 1 P: 7	R: 1 E: 0 K: 2 S: 9	H: 2 LOB: 1 BB: 0 P: 9	1B: 3 2B: 3 3B: 0 HR: 1	SF: 1 SAC: 5 DP: 0 HBP: 0
	WP: 0 PB: 0 SB: 0 CS: 0	PA: 43								

PITCHER		IP	WLS	BF	H	R	ER	SO	BB	IBB	HBP	BLK	WP	HR	S	P	ERA	WHIP
Jack Fisher, R ERA: 3.29	(1, 1)	7.0	L	34	5	7	3	1	4	0	0	0	0	0	32	48	3.86	1.286
Gordon Jones, R ERA: 4.5	(8, 1)	2.0		9	2	2	2	2	1	0	0	1	0	1	12	16	9.00	1.500

PITCHER	IP	WLS	BF	H	R	ER	SO	BB	IBB	HBP	BLK	WP	HR	S	P	ERA	WHIP

Washington Senators @ Baltimore Orioles

Memorial Stadium, Baltimore, MD

Fri Jul 08 1960, 7:05 PM EDT

Att. 7,926 - Unknown

TOP

livebaseballscorecards.com

AB	32
R	9
H	7
RBI	5
BB	5
SO	3
LOB	21

Batter	1	2	3	4	5	6	7	8	9	AB	R	H	RBI	BB	SO	LOB
Al Pilarcik, L (1, 9) OBP: 0.326, SLG: 0.364	F8		F8	G3			5-3		SF7 3-H	4	0	0	1	0	0	1
Gene Stephens, L (1, 8) Jim Busby, R (9, PR) OBP: 0.351, SLG: 0.362	F2		BB, E, 1-3, 2B		G4-6-3, 1B		K		1B	5 0	1 0	3 0	0 0	0 0	1 0	0 0
Gene Woodling, L (1, 7) OBP: 0.421, SLG: 0.407	F9		BB, E, 1B		F2			F9	F8	4	1	0	0	1	0	2
Jim Gentile, L (1, 3) OBP: 0.466, SLG: 0.582		F8	BB, E, 1B, 1-2, 2-3, 3-H		G4-6-3, 1-2f			1B		3	1	1	1	1	0	1
Gus Triandos, R (1, 2) OBP: 0.335, SLG: 0.371		G3	E6, 1B, 1-2, 2-3, 3-H			K		F2		4	0	0	1	0	1	3
Brooks Robinson, R (1, 5) OBP: 0.331, SLG: 0.401		BB	G5-4-3, 1B, 1-2, 2-H, 3-H			FC5-4, 1B, 1-2f		1B, 1-2		3	0	3	2	1	0	0
Ron Hansen, R (1, 6) OBP: 0.339, SLG: 0.433		BB, 1-2	G5-4-3, 1-2f			FC5-4, 1-2f		3-1		3	0	0	0	1	0	5
Marv Breeding, R (1, 4) OBP: 0.329, SLG: 0.354		F9		F8		F8			3-1, SF7, 2B	4	1	1	0	0	0	3
Jack Fisher, R (1, 1) Bob Boyd, L (7, PH) Gordon Jones, R (8, 1) Clint Courtney, L (9, PH) OBP: 0.276, SLG: 0.200 OBP: 0.333, SLG: 0.391 OBP: 0.400, SLG: 0.400 OBP: 0.348, SLG: 0.252			2B, BB, 1B	K			4-3		3-1, 2-3	2 1 0 1	1 0 0 0	1 0 0 0	0 0 0 0	0 0 0 0	1 0 0 0	0 0 0 1

Inning Stats									
	R: 0 E: 0 K: 0 S: 3	H: 0 LOB: 0 BB: 0 P: 3	R: 0 E: 0 K: 0 S: 3	H: 0 LOB: 2 BB: 2 P: 11	R: 4 E: 1 K: 0 S: 6	H: 3 LOB: 1 BB: 2 P: 14	R: 0 E: 0 K: 1 S: 5	H: 0 LOB: 0 BB: 0 P: 5	R: 0 E: 0 K: 0 S: 3	H: 1 LOB: 0 BB: 0 P: 3
	R: 0 E: 0 K: 1 S: 6	H: 1 LOB: 1 BB: 0 P: 6	R: 0 E: 0 K: 1 S: 5	H: 0 LOB: 0 BB: 0 P: 5	R: 0 E: 0 K: 0 S: 5	H: 2 LOB: 2 BB: 0 P: 5	R: 1 E: 0 K: 0 S: 5	H: 2 LOB: 1 BB: 0 P: 5	1B: 7 2B: 2 3B: 0 HR: 0	SF: 1 SAC: 0 DP: 2 HBP: 0	WP: 0 PB: 0 SB: 0 CS: 0	PA: 39

PITCHER	IP	WLS	BF	H	R	ER	SO	BB	IBB	HBP	BLK	WP	HR	S	P	ERA	WHIP
Pedro Ramos, R (1, 1) ERA: 3.58	9.0	W	39	9	5	4	3	4	0	0	0	0	0	41	57	4.00	1.444

PITCHER	IP	WLS	BF	H	R	ER	SO	BB	IBB	HBP	BLK	WP	HR	S	P	ERA	WHIP

BOTTOM

Washington Senators @ Baltimore Orioles

Memorial Stadium, Baltimore, MD

Fri Jul 08 1960, 7:05 PM EDT

Att. 7,926 - Unknown

livebaseballscorecards.com

AB	34
R	5
H	9
RBI	5
BB	4
SO	3
LOB	16

Washington Senators @ Baltimore Orioles

Memorial Stadium, Baltimore, MD

Sat Jul 09 1960, 3:33 AM EDT

Att. 7,319 - Unknown

TOP

livebaseballscorecards.com

Batter	1	2	3	4	5	6	7	8	9	AB	R	H	RBI	BB	SO	LOB
Pete Whisenant, R (1, 8) OBP: 0.377, SLG: 0.415	SSS 0-3 ① K	X 0-0 ③ FC5-4 1-2f			SSS 0-3 ② K		BBBB 4-0 BB	X 0-0 2B 2-H 3B		3	0	0	0	0	2	3
Elmer Valo, L (7, PH) OBP: 0.424, SLG: 0.333										0	0	0	0	1	0	0
Lenny Green, L (7, 8) OBP: 0.317, SLG: 0.352										1	1	1	1	0	0	0
Reno Bertoia, R (1, 4) OBP: 0.360, SLG: 0.404	X 0-0 ② F9		X 0-0 ① F7		X 0-0 2B 2-H		X 0-0 ② F9	X 0-0 2B 3-H		5	0	2	2	0	0	2
Bob Allison, R (1, 9) OBP: 0.401, SLG: 0.474	BBBB 4-0 BB 1B		X 0-0 ② 5-3		SSS 0-3 ③ K2-3		SSS 0-3 ③ K	X 0-0 ③ G3		4	0	0	0	1	2	4
Jim Lemon, R (1, 7) OBP: 0.380, SLG: 0.545	X 0-0 S 1-3 1B		SSS 0-3 ③ K			BBBB 4-0 L3 BB		X 0-0 1B 2B	X 0-0 ① F8	4	1	2	0	1	1	0
Julio Becquer, L (1, 3) OBP: 0.261, SLG: 0.381	X 0-0 ③ F8 1-2			X 0-0 ① F8		X 0-0 ①② L3 1-2		X 0-0 HR 2-H 1B	X 0-0 ② F7	5	1	1	1	0	0	3
Harmon Killebrew, R (1, 5) OBP: 0.359, SLG: 0.425		X 0-0 1B 1B		BBBB 4-0 G4-6-3 BB		X 0-0 HR		X 0-0 HR 1-H	X 0-0 ③ F8	4	2	3	3	1	0	0
Earl Battey, R (1, 2) OBP: 0.322, SLG: 0.404		X 0-0 FC5-4 1-2 1B		X 0-0 ②③ G4-6-3 1-2f		SSS 0-3 ③ K		X 0-0 ① F9		4	0	1	0	0	1	1
Jose Valdivielso, R (1, 6) OBP: 0.309, SLG: 0.291		X 0-0 ① F9			X 0-0 SH3-4 2B 1B		BBBB 4-0 SH1-4 BB	BBBB 4-0 SH3-4 3B BB		2	2	1	0	2	0	2
Hal Woodeshick, R (1, 1) OBP: 0.100, SLG: 0.053		X 0-0 ② F5			X 0-0 ① SH3-4 1-2		X 0-0 ① SH1-4 1-2	X 0-0 ② SH3-4 1-2		1	0	0	0	0	0	2
Rudy Hernandez, R (7, 1)										0	0	0	0	0	0	0
Inning Stats	R: 0 H: 1 E: 0 LOB: 2 K: 1 BB: 1 S: 6 P: 10	R: 0 H: 2 E: 0 LOB: 2 K: 0 BB: 0 S: 5 P: 5	R: 0 H: 0 E: 0 LOB: 0 K: 1 BB: 0 S: 5 P: 5	R: 0 H: 0 E: 0 LOB: 0 K: 0 BB: 1 S: 2 P: 6	R: 1 H: 2 E: 0 LOB: 1 K: 2 BB: 0 S: 9 P: 9	R: 1 H: 1 E: 0 LOB: 0 K: 1 BB: 1 S: 5 P: 9	R: 0 H: 0 E: 0 LOB: 2 K: 1 BB: 2 S: 5 P: 13	R: 5 H: 5 E: 0 LOB: 1 K: 0 BB: 1 S: 8 P: 12	R: 0 H: 0 E: 0 LOB: 0 K: 0 BB: 0 S: 3 P: 3	1B: 5 SF: 0 2B: 4 SAC: 3 3B: 1 DP: 2 HR: 2 HBP: 0						

AB	33
R	7
H	11
RBI	7
BB	6
SO	6
LOB	17

WP: 0 PA: 42
PB: 0
SB: 1
CS: 0

PITCHER		IP	WLS	BF	H	R	ER	SO	BB	IBB	HBP	BLK	WP	HR	S	P	ERA	WHIP
Hoyt Wilhelm, R ERA: 3.98	(1, 1)	6.0		25	6	2	2	5	3	0	0	0	0	1	32	44	3.00	1.500
Chuck Estrada, R ERA: 4.24	(7, 1)	1.1	L	10	3	4	4	1	3	0	0	0	0	1	9	21	27.00	4.500
Hal Brown, R ERA: 3.44	(8, 1)	1.2		7	2	1	1	0	0	0	0	0	0	0	7	7	5.40	1.200

PITCHER	IP	WLS	BF	H	R	ER	SO	BB	IBB	HBP	BLK	WP	HR	S	P	ERA	WHIP

Batter	1	2	3	4	5	6	7	8	9	AB	R	H	RBI	BB	SO	LOB
Jackie Brandt, R (1, 9) (8, 5) OBP: 0.362, SLG: 0.427	F8	1-3			BB F9 SH2-4	BB 1-2 2-3		L6		3	0	0	0	2	0	2
Jim Busby, R (1, 8) OBP: 0.346, SLG: 0.356	5-3		6-3 WP 1B		SH2-4 1-2	FC5 2-3f		F2		4	0	1	0	0	0	4
Brooks Robinson, R (1, 5) (8, 4) OBP: 0.332, SLG: 0.401	BB 1B 1B		6-3 1-3		F9 2-3		SH1-3 1B 1B	K		5	1	2	0	0	1	3
Walt Dropo, R (1, 3) OBP: 0.391, SLG: 0.419 Jerry Walker, S (7, PR) OBP: 0.320, SLG: 0.304 Billy Klaus, L (8, 6) OBP: 0.333, SLG: 0.625	1B 1-2 BB		BB		BB		SH1-3 1-2 1B	6-3		1 0 1	0 0 0	1 0 0	0 0 0	3 0 0	0 0 0	0 0 0
Gus Triandos, R (1, 2) OBP: 0.333, SLG: 0.367	1-3 2-H 1B		F8		K		SH1-3 1-2 2-3	K		4	0	1	1	0	2	4
Ron Hansen, R (1, 6) OBP: 0.339, SLG: 0.430 Bob Boyd, L (7, PH) (8, 3) OBP: 0.340, SLG: 0.383		FC1 E 1B BB	1-3			1-3	IBB		G3	2 1	1 0	0 0	0 0	1 1	0 0	2 0
Dave Nicholson, R (1, 7) OBP: 0.313, SLG: 0.296 Gene Woodling, L (7, PH) (8, 7) OBP: 0.420, SLG: 0.405	SH1-3 E 1-2 1B			5-3		BB 1B 1B	F3			3 1	0 0	2 0	0 0	0 0	0 0	0 3
Marv Breeding, R (1, 4) OBP: 0.329, SLG: 0.354 Gene Stephens, L (7, PH) (8, 9) OBP: 0.328, SLG: 0.377 Hal Brown, R (8, 1) OBP: 0.355, SLG: 0.296	FC1 SH1-3 1-2 2-H			5-3		FC5 BB 1-2 1B	K			3 1 0	0 0 0	1 0 0	0 0 0	0 1 0	0 3 0	1 3 0
Hoyt Wilhelm, R (1, 1) OBP: 0.103, SLG: 0.074 Jim Gentile, L (6, PH) OBP: 0.464, SLG: 0.578 Chuck Estrada, R (7, 1) OBP: 0.185, SLG: 0.231 Al Pilarcik, L (8, 9) OBP: 0.331, SLG: 0.377	SH1-3 1-2 2-3			K		F7		2B		1 1 0 1	0 0 0 0	0 0 0 1	0 0 0 0	0 0 0 0	1 0 0 0	0 2 0 0
Inning Stats	R: 1 H: 2 E: 0 LOB: 2 K: 0 BB: 1 S: 4 P: 8	R: 1 H: 1 E: 1 LOB: 1 K: 0 BB: 1 S: 4 P: 8	R: 0 H: 1 E: 0 LOB: 2 K: 0 BB: 1 S: 4 P: 8	R: 0 H: 0 E: 0 LOB: 0 K: 1 BB: 0 S: 5 P: 5	R: 0 H: 0 E: 0 LOB: 2 K: 1 BB: 2 S: 5 P: 13	R: 0 H: 2 E: 0 LOB: 3 K: 0 BB: 1 S: 5 P: 9	R: 0 H: 2 E: 0 LOB: 3 K: 1 BB: 1 S: 7 P: 11	R: 0 H: 1 E: 0 LOB: 1 K: 1 BB: 0 S: 6 P: 6	R: 0 H: 0 E: 0 LOB: 0 K: 1 BB: 0 S: 5 P: 5	1B: 8 SF: 0 2B: 1 SAC: 3 3B: 0 DP: 0 HR: 0 HBP: 0						WP: 1 PA: 42 PB: 0 SB: 0 CS: 0

PITCHER		IP	WLS	BF	H	R	ER	SO	BB	IBB	HBP	BLK	WP	HR	S	P	ERA	WHIP
Hal Woodeshick, L ERA: 3.96	(1, 1)	6.0		31	8	2	1	2	6	0	0	0	1	0	29	53	1.50	2.333
Rudy Hernandez, R ERA:	(7, 1)	3.0	W	11	1	0	0	3	0	1	0	0	0	0	16	20	0.00	0.333

PITCHER	IP	WLS	BF	H	R	ER	SO	BB	IBB	HBP	BLK	WP	HR	S	P	ERA	WHIP

BOTTOM

Washington Senators @ Baltimore Orioles

Memorial Stadium, Baltimore, MD

Sat Jul 09 1960, 3:33 AM EDT

Att. 7,319 - Unknown

livebaseballscorecards.com

AB	32
R	2
H	9
RBI	1
BB	7
SO	5
LOB	24

Batter	1	2	3	4	5	6	7	8	9	AB	R	H	RBI	BB	SO	LOB
Reno Bertoia, R (1, 4) OBP: 0.352, SLG: 0.394	5-3		4-3			4-3		F6		4	0	0	0	0	0	1
Dan Dobbek, L (1, 8) OBP: 0.320, SLG: 0.401	4-3		HR			BBBB 4-0 CS BB			SSS 0-3 K	3	1	1	1	1	1	0
Bob Allison, R (1, 9) OBP: 0.396, SLG: 0.467	F7		5-3			0-0 F8 1-2			F5	4	0	0	0	0	0	1
Jim Lemon, R (1, 7) OBP: 0.382, SLG: 0.556 Pete Whisenant, R (9, 7) OBP: 0.377, SLG: 0.415		1B 1B		F8			5-3		HR	4 0	1 0	2 0	1 0	0 0	0 0	0 0
Julio Becquer, L (1, 3) OBP: 0.261, SLG: 0.379		E 1-2 1B		G3			F7		F9	4	0	1	0	0	0	0
Harmon Killebrew, R (1, 5) OBP: 0.353, SLG: 0.418		E6 1-2		F8			F8			3	0	0	0	0	0	1
Earl Battey, R (1, 2) OBP: 0.322, SLG: 0.403		SSS 0-3 K			F7			FC1-6 1B		3	0	1	0	0	1	2
Jose Valdivielso, R (1, 6) OBP: 0.310, SLG: 0.287		F9			H 1-0 1-4 HBP			1-2f FC1-6 SH1-4		2	0	0	0	0	0	3
Jack Kralick, L (1, 1) OBP: 0.214, SLG: 0.083 Tex Clevenger, R (8, 1) OBP: 0.286, SLG: 0.286			4-3		1-2f 1-4			1-2 SH1-4		2 0	0 0	0 0	0 0	0 0	0 0	1 0
Inning Stats	R: 0 E: 0 K: 0 S: 3 H: 0 LOB: 0 BB: 0 P: 3	R: 0 E: 1 K: 1 S: 7 H: 2 LOB: 2 BB: 0 P: 7	R: 1 E: 0 K: 0 S: 4 H: 1 LOB: 0 BB: 0 P: 4	R: 0 E: 0 K: 0 S: 3 H: 0 LOB: 0 BB: 0 P: 3	R: 0 E: 0 K: 0 S: 2 H: 0 LOB: 0 BB: 0 P: 3	R: 0 E: 0 K: 0 S: 2 H: 0 LOB: 0 BB: 1 P: 6	R: 0 E: 0 K: 0 S: 3 H: 0 LOB: 0 BB: 0 P: 3	R: 0 E: 0 K: 0 S: 4 H: 1 LOB: 1 BB: 0 P: 4	R: 1 E: 0 K: 1 S: 6 H: 1 LOB: 0 BB: 0 P: 6	1B: 3 2B: 1 3B: 0 HR: 2 SF: 0 SAC: 1 DP: 1 HBP: 1						

PITCHER	IP	WLS	BF	H	R	ER	SO	BB	IBB	HBP	BLK	WP	HR	S	P	ERA	WHIP
Jerry Walker, R (1, 1) ERA: 3.57	9.0	L	32	5	2	2	2	1	0	1	0	0	2	34	39	2.00	0.667

PITCHER	IP	WLS	BF	H	R	ER	SO	BB	IBB	HBP	BLK	WP	HR	S	P	ERA	WHIP

TOP

Washington Senators @ Baltimore Orioles

Memorial Stadium, Baltimore, MD

Sun Jul 10 1960, 3:33 AM EDT

Att. 6,166 - Unknown

livebaseballscorecards.com

AB	29
R	2
H	5
RBI	2
BB	1
SO	2
LOB	9

WP: 0 PA: 32
PB: 0
SB: 0
CS: 1

BOTTOM

Washington Senators @ Baltimore Orioles

Memorial Stadium, Baltimore, MD

Sun Jul 10 1960, 3:33 AM EDT

Att. 6,166 - Unknown

livebaseballscorecards.com

Batter	1	2	3	4	5	6	7	8	9	AB	R	H	RBI	BB	SO	LOB
Jackie Brandt, R (1, 9) (9, 8) OBP: 0.360, SLG: 0.429	6-3		F3			SH1-4 (1-2)		1B 2B	L7	4	0	1	0	0	0	3
Jim Busby, R (1, 8) Gene Stephens, L (8, PR) OBP: 0.328, SLG: 0.377 (9, 9) OBP: 0.341, SLG: 0.342	K			F3		F8		BB 1B		3 0	0 0	0 0	0 0	1 0	1 0	1 0
Brooks Robinson, R (1, 5) OBP: 0.337, SLG: 0.415	K			2B		3B (2-H)		1B (1-2 2-3)		4	0	3	1	0	1	0
Walt Dropo, R (1, 3) Jim Gentile, L (8, PH) OBP: 0.389, SLG: 0.417 (9, 3) OBP: 0.462, SLG: 0.575		G4-6-3 1B		F8		F9		K		3 1	0 0	1 0	0 0	0 0	0 1	2 3
Gus Triandos, R (1, 2) Gene Woodling, L (8, PH) OBP: 0.327, SLG: 0.360 (9, 2) Clint Courtney, L OBP: 0.418, SLG: 0.403 OBP: 0.348, SLG: 0.252		F9		F3			6-3	F5		3 1 0	0 0 0	0 0 0	0 0 0	0 0 0	0 0 0	2 3 0
Ron Hansen, R (1, 6) OBP: 0.335, SLG: 0.424	G4-6-3 (1-2f)				6-3		F4		6-3	4	0	0	0	0	0	1
Dave Nicholson, R (1, 7) Al Pilarcik, L (9, PH) OBP: 0.328, SLG: 0.291 OBP: 0.328, SLG: 0.374			K		G4-6-3 BB		BB		1-3	1 1	0 0	0 0	0 0	2 0	1 0	0 0
Marv Breeding, R (1, 4) OBP: 0.328, SLG: 0.353			F8		G4-6-3 (1-2f)		F8		2B 1B	4	0	1	0	0	0	2
Jerry Walker, S (1, 1) Bob Boyd, L (9, PH) OBP: 0.357, SLG: 0.346 OBP: 0.353, SLG: 0.417			1B			SH1-4 3B 1B		K	1-3 2B	3 1	1 0	2 1	0 0	0 0	1 0	0 0

	AB	33
	R	1
	H	9
	RBI	1
	BB	3
	SO	5
	LOB	17

Inning Stats									
	R: 0 E: 0 K: 2 S: 7	H: 0 LOB: 0 BB: 0 P: 7	R: 0 E: 0 K: 0 S: 3	H: 1 LOB: 0 BB: 0 P: 3	R: 0 E: 0 K: 1 S: 6	H: 1 LOB: 1 BB: 0 P: 6	R: 0 E: 0 K: 0 S: 4	H: 1 LOB: 1 BB: 0 P: 4	R: 0 E: 0 K: 0 S: 2	H: 0 LOB: 0 BB: 1 P: 6
	R: 1 E: 0 K: 0 S: 5	H: 2 LOB: 1 BB: 0 P: 5	R: 0 E: 0 K: 0 S: 3	H: 0 LOB: 1 BB: 1 P: 7	R: 0 E: 0 K: 2 S: 9	H: 2 LOB: 3 BB: 1 P: 13	R: 0 E: 0 K: 0 S: 5	H: 2 LOB: 2 BB: 0 P: 5		

	1B: 5	SF: 0	WP: 0	PA: 37
	2B: 3	SAC: 1	PB: 0	
	3B: 1	DP: 2	SB: 0	
	HR: 0	HBP: 0	CS: 0	

PITCHER		IP	WLS	BF	H	R	ER	SO	BB	IBB	HBP	BLK	WP	HR	S	P	ERA	WHIP
Jack Kralick, L ERA: 2.45	(1, 1)	7.1		29	6	1	1	4	3	0	0	0	0	0	34	46	1.23	1.227
Tex Clevenger, R ERA: 3.19	(8, 1)	1.2	W	8	3	0	0	1	0	0	0	0	0	0	10	10	0.00	1.800

PITCHER	IP	WLS	BF	H	R	ER	SO	BB	IBB	HBP	BLK	WP	HR	S	P	ERA	WHIP

Batter	1	2	3	4	5	6	7	8	9	AB	R	H	RBI	BB	SO	LOB
Reno Bertoia, R (1, 5) OBP: 0.350, SLG: 0.402	0-0 3B		0-0 4-3 ③		0-0 5-3 ③			0-0 4-3 ②		4	0	1	0	0	0	1
Dan Dobbek, L (1, 8) OBP: 0.313, SLG: 0.391	0-0 F6 ①			0-0 F6 ①		SSS 0-3 K ①		0-0 F8 ③		4	0	0	0	0	1	1
Bob Allison, R (1, 9) OBP: 0.394, SLG: 0.464	0-0 F5 ②			0-0 F7 ②		0-0 1B			0-0 F7 ①	4	0	1	0	0	0	1
Jim Lemon, R (1, 7) OBP: 0.380, SLG: 0.550	0-0 L8 ③			BBB 4-0 1B BB		0-0 F9 ②			0-0 F5 ②	3	0	0	0	1	0	2
Billy Gardner, R (1, 4) OBP: 0.349, SLG: 0.410		0-0 3-1 ①		0-0 1-2 1B		0-0 F8 ③			0-0 6-3 ③	4	0	1	0	0	0	1
Harmon Killebrew, R (1, 3) OBP: 0.348, SLG: 0.410		0-0 F5 ②		0-0 1-3 ③			0-0 6-3 ①			3	0	0	0	0	0	2
Earl Battey, R (1, 2) OBP: 0.322, SLG: 0.402		0-0 F2 ③			0-0 1B		0-0 F7 ②			3	0	1	0	0	0	0
Jose Valdivielso, R (1, 6) OBP: 0.304, SLG: 0.281			0-0 4-3 ①		0-0 F9 ①		0-0 F7 ③			3	0	0	0	0	0	1
Pedro Ramos, S (1, 1) OBP: 0.136, SLG: 0.233			0-0 1-3 ②		0-0 F9 ②			0-0 3-1 ①		2	0	0	0	0	0	1
Lenny Green, L (8, PH) OBP: 0.314, SLG: 0.349										1	0	0	0	0	0	0
Don Lee, R (8, 1) OBP: 0.263, SLG: 0.188										0	0	0	0	0	0	0

TOP

Washington Senators @ Cleveland Indians

Cleveland Municipal Stadium, Cleveland, OH

Fri Jul 15 1960, 7:05 PM EDT
Att. 14,878 - Unknown

livebaseballscorecards.com

AB	31
R	0
H	4
RBI	0
BB	1
SO	1
LOB	10

Inning Stats	1	2	3	4	5	6	7	8	9
	R: 0 H: 1 E: 0 LOB: 1 K: 0 BB: 0 S: 4 P: 4	R: 0 H: 0 E: 0 LOB: 0 K: 0 BB: 0 S: 3 P: 3	R: 0 H: 0 E: 0 LOB: 0 K: 0 BB: 0 S: 3 P: 3	R: 0 H: 1 E: 0 LOB: 2 K: 0 BB: 1 S: 4 P: 8	R: 0 H: 1 E: 0 LOB: 1 K: 0 BB: 0 S: 4 P: 4	R: 0 H: 1 E: 0 LOB: 1 K: 1 BB: 0 S: 6 P: 6	R: 0 H: 0 E: 0 LOB: 0 K: 0 BB: 0 S: 3 P: 3	R: 0 H: 0 E: 0 LOB: 0 K: 0 BB: 0 S: 3 P: 3	R: 0 H: 0 E: 0 LOB: 0 K: 0 BB: 0 S: 3 P: 3

1B: 3 SF: 0 WP: 0 PA: 32
2B: 0 SAC: 0 PB: 0
3B: 1 DP: 0 SB: 0
HR: 0 HBP: 0 CS: 0

PITCHER	IP	WLS	BF	H	R	ER	SO	BB	IBB	HBP	BLK	WP	HR	S	P	ERA	WHIP
Jim Perry, R (1, 1) ERA: 3.26	9.0	W	32	4	0	0	1	1	0	0	0	0	0	33	37	0.00	0.556

PITCHER	IP	WLS	BF	H	R	ER	SO	BB	IBB	HBP	BLK	WP	HR	S	P	ERA	WHIP

BOTTOM

Washington Senators @ Cleveland Indians

Cleveland Municipal Stadium, Cleveland, OH

Fri Jul 15 1960, 7:05 PM EDT

Att. 14,878 - Unknown

livebaseballscorecards.com

Batter	1	2	3	4	5	6	7	8	9	AB	R	H	RBI	BB	SO	LOB
Johnny Temple, R (1, 4) OBP: 0.347, SLG: 0.339	0-0 SH 1B 1B	0-0 CS 1B 2-H			0-0 SH3-4 ① 1-2		0-0 F8 ②			3	1	2	1	0	0	1
Ken Aspromonte, R (1, 5) OBP: 0.359, SLG: 0.411	0-0 SH 1B 1-2	0-0 CS ③ 1-2	0-0 F5 ①		0-0 F9 ②		0-0 PB 3B 1-H			3	1	1	1	0	0	1
Harvey Kuenn, R (1, 9) OBP: 0.381, SLG: 0.414	0-0 F4 ①		0-0 4-3 ②		0-0 F9 ③		BBB 4-0 BB 3-H			3	0	0	0	1	0	3
Tito Francona, L (1, 7) OBP: 0.374, SLG: 0.409	0-0 FC6 1B 1-2 2-H		0-0 G3 ③			0-0 SH5-3 2B	0-0 L7 ③			4	0	2	1	0	0	1
Vic Power, R (1, 3) OBP: 0.339, SLG: 0.419	0-0 L8 ②			0-0 FC5-4 1B		0-0 SH5-3 ① 2-3		0-0 F9 ①		3	0	1	0	0	0	2
Jim Piersall, R (1, 8) OBP: 0.335, SLG: 0.467	0-0 FC6 ③ 1-2f			0-0 FC5-4 ① 1-2f S		0-0 L6 ②		0-0 1-3 ②		4	0	0	0	0	0	4
John Romano, R (1, 2) OBP: 0.322, SLG: 0.449		BBB 4-0 BB FC5-4		0-0 F9 ②		SSS 0-3 K ③		BBB 4-0 BB		2	0	0	0	2	1	2
Woodie Held, R (1, 6) OBP: 0.327, SLG: 0.467		0-0 FC5-4 ① 1-2f SH1-4 1B		0-0 F8 ③ 1-2			SSS 0-3 K ① B	BBB 4-0 BB 1-2		3	1	0	0	1	1	2
Jim Perry, S (1, 1) OBP: 0.256, SLG: 0.279		0-0 SH1-4 ② 1-2			0-0 SH3-4 1B		0-0 3B 1B	0-0 F8 ③		3	1	2	0	0	0	2
Inning Stats	R: 1 H: 2 E: 1 LOB: 2 K: 0 BB: 0 S: 6 P: 6	R: 1 H: 1 E: 0 LOB: 0 K: 0 BB: 1 S: 3 P: 7	R: 0 H: 0 E: 0 LOB: 0 K: 0 BB: 0 S: 3 P: 3	R: 0 H: 1 E: 0 LOB: 1 K: 0 BB: 0 S: 4 P: 4	R: 0 H: 1 E: 0 LOB: 1 K: 0 BB: 1 S: 4 P: 4	R: 0 H: 1 E: 0 LOB: 1 K: 1 BB: 0 S: 6 P: 6	R: 2 H: 2 E: 0 LOB: 1 K: 1 BB: 1 S: 7 P: 11	R: 0 H: 0 E: 0 LOB: 2 K: 0 BB: 2 S: 3 P: 11		1B: 6 SF: 0 2B: 1 SAC: 4 3B: 1 DP: 0 HR: 0 HBP: 0						

	AB	28
	R	4
	H	8
	RBI	3
	BB	4
	SO	2
	LOB	18

PITCHER		IP	WLS	BF	H	R	ER	SO	BB	IBB	HBP	BLK	WP	HR	S	P	ERA	WHIP
Pedro Ramos, R ERA: 3.6	(1, 1)	7.0	L	31	8	4	3	2	2	0	0	0	0	0	33	41	3.86	1.429
Don Lee, R ERA: 5.19	(8, 1)	1.0		5	0	0	0	0	2	0	0	0	0	0	3	11	0.00	2.000

PITCHER	IP	WLS	BF	H	R	ER	SO	BB	IBB	HBP	BLK	WP	HR	S	P	ERA	WHIP

Washington Senators @ Cleveland Indians

Cleveland Municipal Stadium, Cleveland, OH

Sat Jul 16 1960, 3:33 AM EDT

Att. 7,902 - Unknown

TOP

livebaseballscorecards.com

Batter	1	2	3	4	5	6	7	8	9	AB	R	H	RBI	BB	SO	LOB
Reno Bertoia, R (1, 5) (6, 4) OBP: 0.356, SLG: 0.401	E SF8 E HBP	BB 2-H 1B		F8 ①		BBB 4-0 BB WP BB	FC4-6 ③ 1-2f			3	1	1	1	1	0	2
Dan Dobbek, L (1, 8) OBP: 0.314, SLG: 0.396 Don Lee, R (4, 1) OBP: 0.263, SLG: 0.188 Faye Throneberry, L (6, PH) OBP: 0.337, SLG: 0.333 Rudy Hernandez, R (6, 1) Hal Naragon, L (8, PH) OBP: 0.257, SLG: 0.190 Chuck Stobbs, L (8, 1)	0-0 E4 BB E 1-2	SSS 0-3 ② K		0-0 1-3 2B		H 1-0 BB 1-2 HBP		0-0 ① 1-3		3 0 0 0 1 0	0 0 0 0 0 0	1 0 0 0 0 0	0 0 0 0 0 0	0 0 0 0 0 0	1 0 0 0 0 0	2 0 0 0 0 0
Bob Allison, R (1, 9) (4, 8) OBP: 0.394, SLG: 0.461	0-0 E5 BB 1-2 2-3	BBB 4-0 FC6-4 1-2 BB		0-0 SF7 ② 3-H		BBB 4-0 1-2 2-3 BB		0-0 ② 6-3		2	0	0	1	2	0	2
Jim Lemon, R (1, 7) OBP: 0.374, SLG: 0.542	0-0 SF8 ① 3-H	0-0 FC6-4 ③ 1-2f		0-0 5-3 ③		SSS 0-3 ② K		SSS 0-3 ③ K2-3		4	0	0	1	0	2	6
Billy Gardner, R (1, 4) OBP: 0.349, SLG: 0.408 Julio Becquer, L (6, PH) (6, 3) OBP: 0.263, SLG: 0.380	BBB 4-0 1-2 2-3 BB	0-0 ① F7		0-0 ① F2		0-0 ③ F8			0-0 1B	2 2	0 0	0 1	0 0	1 0	0 0	0 3
Harmon Killebrew, R (1, 3) (6, 5) OBP: 0.349, SLG: 0.407	SSS 0-3 ② K	0-0 ② 5-3		0-0 1B		BBB 4-0 G4-3 BB 1B BB			0-0 ① F3	4	1	1	0	1	1	4
Earl Battey, R (1, 2) OBP: 0.324, SLG: 0.396	0-0 ③ 6-3	BBB 4-0 BB		0-0 ② F9			BBB 4-0 G4-3 1-2 BB		0-0 ② F8	3	0	0	0	2	0	5
Jose Valdivielso, R (1, 6) OBP: 0.301, SLG: 0.278	0-0 SH5-3 1B 1B	SSS 0-3 ③ K		0-0 ③ F9			0-0 ① ② G4-3 1-2f 2-3		0-0 ③ 1-3	5	1	1	0	0	1	5
Hal Woodeshick, R (1, 1) OBP: 0.100, SLG: 0.053 Bill Fischer, R (1, 1) OBP: 0.250, SLG: 0.333 Lenny Green, L (2, PH) OBP: 0.314, SLG: 0.349 Ray Moore, R (2, 1) Elmer Valo, L (4, PH) OBP: 0.444, SLG: 0.346 (4, 9)	0-0 ① SH5-3 1-2	BBB 4-0 2B SF7 BB				0-0 ① F6	0-0 FC4-6 3-H 1B			0 0 0 0 2	0 0 0 0 1	0 0 0 0 1	0 0 0 0 1	0 0 0 0 1	0 0 0 0 0	0 0 0 0 0

AB	31	1B: 5	SF: 2	WP: 1	PA: 44	R: 1	H: 0	LOB: 3	BB: 1
R	4	2B: 1	SAC: 1	PB: 0		E: 2	K: 1		P: 12
H	6	3B: 0	DP: 1	SB: 0		S: 7			
RBI	4	HR: 0	HBP: 2	CS: 0					
BB	8								
SO	5								
LOB	29								

Inning Stats

1	2	3	4	5	6	7	8	9
R: 1 H: 0 E: 2 LOB: 3 K: 1 BB: 1 S: 7 P: 12	R: 1 H: 2 E: 0 LOB: 2 K: 1 BB: 1 S: 7 P: 11	R: 0 H: 0 E: 0 LOB: 1 K: 1 BB: 1 S: 5 P: 9	R: 1 H: 1 E: 0 LOB: 1 K: 0 BB: 1 S: 4 P: 8	R: 0 H: 1 E: 0 LOB: 1 K: 0 BB: 0 S: 4 P: 4	R: 0 H: 0 E: 0 LOB: 3 K: 1 BB: 2 S: 5 P: 14	R: 1 H: 1 E: 0 LOB: 1 K: 0 BB: 2 S: 3 P: 11	R: 0 H: 0 E: 0 LOB: 0 K: 1 BB: 0 S: 5 P: 5	R: 0 H: 1 E: 0 LOB: 1 K: 0 BB: 0 S: 4 P: 4

PITCHER		IP	WLS	BF	H	R	ER	SO	BB	IBB	HBP	BLK	WP	HR	S	P	ERA	WHIP
Gary Bell, R ERA: 3.28	(1, 1)	5.1	W	28	4	3	2	3	5	0	1	0	0	0	28	49	3.38	1.688
Johnny Klippstein, R ERA: 1.42	(6, 1)	0.2		6	0	1	1	1	3	0	1	0	1	0	4	17	13.50	4.500
Bobby Locke, R ERA: 2.63	(7, 1)	3.0	S	10	2	0	0	1	0	0	0	0	0	0	12	12	0.00	0.667

PITCHER	IP	WLS	BF	H	R	ER	SO	BB	IBB	HBP	BLK	WP	HR	S	P	ERA	WHIP

Batter	1	2	3	4	5	6	7	8	9	AB	R	H	RBI	BB	SO	LOB
Johnny Temple, R (1, 4) OBP: 0.352, SLG: 0.342	BBBB 4-0 2B BB x 0-0 ③ L5			x 0-0 ① F2		x 0-0 1B S 2B 1B		x 0-0 2B 1B 1B		4	3	2	0	1	0	2
Ken Aspromonte, R (1, 5) OBP: 0.365, SLG: 0.424	x 0-0 1-H 1B 2B	BBBB 4-0 BB BB		x 0-0 ② 3-1		SSS 0-3 ② K		x 0-0 1-3 1B 2B		4	2	2	1	1	1	1
Harvey Kuenn, R (1, 9) OBP: 0.384, SLG: 0.413	x 0-0 ① L7	x 0-0 ① F2		BBBB 4-0 BB		x 0-0 1-3 2B 1B		IIII 4-0 1B IBB		3	1	1	0	2	0	2
Tito Francona, L (1, 7) OBP: 0.378, SLG: 0.414	x 0-0 2-H E 1B 1B	BBBB 4-0 1-2 BB		x 0-0 ③ G3		x 0-0 1-H 3-H 2B		SSS 0-3 ② K		4	1	2	3	1	1	4
Vic Power, R (1, 3) OBP: 0.340, SLG: 0.418	x 0-0 E 1-2 1B 1B	x 0-0 ② F7			x 0-0 ① F3	x 0-0 ③ L4		x 0-0 1-2 2-H 3-H 1B		5	1	2	2	0	0	3
Jim Piersall, R (1, 8) OBP: 0.335, SLG: 0.467 Marty Keough, L (1, PH) OBP: 0.315, SLG: 0.329 (2, 8)	x 0-0 E9 1-3 2-H 1B 1B	x 0-0 ③ F5			x 0-0 1-3 1B		x 0-0 ① F5	x 0-0 ③ 6-3		0 5	0 1	0 2	0 1	0 0	0 0	0 4
John Romano, R (1, 2) OBP: 0.322, SLG: 0.443 Hank Foiles, R (7, 2) OBP: 0.382, SLG: 0.367	IIII 4-0 1B IBB		x 0-0 ① 6-3		x 0-0 ② 1-3 1-2		x 0-0 ② F4			2 1	0 0	0 0	0 0	1 0	0 0	1 0
Woodie Held, R (1, 6) OBP: 0.326, SLG: 0.462	x 0-0 ② F3		BBBB 4-0 F1 BB		x 0-0 ③ F3		x 0-0 ③ F6			3	0	0	0	1	0	4
Gary Bell, R (1, 1) OBP: 0.227, SLG: 0.195 Johnny Klippstein, R (6, 1) OBP: 0.167, SLG: 0.091 Bobby Locke, R (7, 1) OBP: 0.429, SLG: 0.417	x 0-0 1-2 2-H 3-H 1B		x 0-0 ②③ F1 1-2			SSS 0-3 ① K		x 0-0 ① F8		2 1 1	0 0 0	1 0 0	2 0 0	0 0 0	0 1 0	1 0 0
Inning Stats	R: 5 E: 1 K: 0 S: 8 H: 5 LOB: 2 BB: 2 P: 16	R: 0 E: 0 K: 0 S: 3 H: 0 LOB: 2 BB: 2 P: 11	R: 0 E: 0 K: 0 S: 2 H: 0 LOB: 0 BB: 1 P: 6	R: 0 E: 0 K: 0 S: 3 H: 0 LOB: 1 BB: 1 P: 7	R: 0 E: 0 K: 0 S: 4 H: 1 LOB: 1 BB: 0 P: 4	R: 2 E: 0 K: 2 S: 10 H: 3 LOB: 1 BB: 0 P: 10	R: 0 E: 0 K: 0 S: 3 H: 0 LOB: 0 BB: 0 P: 3	R: 2 E: 0 K: 1 S: 8 H: 3 LOB: 2 BB: 1 P: 12		1B: 9 2B: 3 3B: 0 HR: 0 SF: 0 SAC: 0 DP: 0 HBP: 0					

BOTTOM

Washington Senators @ Cleveland Indians

Cleveland Municipal Stadium, Cleveland, OH

Sat Jul 16 1960, 3:33 AM EDT

Att. 7,902 - Unknown

livebaseballscorecards.com

AB	35
R	9
H	12
RBI	9
BB	7
SO	3
LOB	22

WP: 0 PA: 42
PB: 0
SB: 1
CS: 0

PITCHER		IP	WLS	BF	H	R	ER	SO	BB	IBB	HBP	BLK	WP	HR	S	P	ERA	WHIP
Hal Woodeshick, L ERA: 4.64	(1, 1)	0.1	L	6	4	5	5	0	1	0	0	0	0	0	5	9	135.00	15.000
Bill Fischer, R ERA: 4.66	(1, 1)	0.2		4	1	0	0	0	0	1	0	0	0	0	3	7	0.00	1.500
Ray Moore, R ERA: 4.83	(2, 1)	2.0		8	0	0	0	0	3	0	0	0	0	0	5	17	0.00	1.500
Don Lee, R ERA: 5.04	(4, 1)	2.0		8	1	0	0	0	1	0	0	0	0	0	7	11	0.00	1.000
Rudy Hernandez, R ERA: 2.0	(6, 1)	2.0		9	3	2	2	2	0	0	0	0	0	0	13	13	9.00	1.500

PITCHER		IP	WLS	BF	H	R	ER	SO	BB	IBB	HBP	BLK	WP	HR	S	P	ERA	WHIP
Chuck Stobbs, L ERA: 3.33	(8, 1)	1.0		7	3	2	2	1	0	1	0	0	0	0	8	12	18.00	3.000

Batter	1	2	3	4	5	6	7	8	9	AB	R	H	RBI	BB	SO	LOB
Reno Bertoia, R (1, 5) OBP: 0.358, SLG: 0.398	L8	BB			F4		1B		4-3	4	0	1	0	1	0	0
Dan Dobbek, L (1, 8) OBP: 0.316, SLG: 0.393	F7	1-2 BB			F5		1-3 2-H 1B		F5	4	0	1	1	1	0	0
Faye Throneberry, L (1, 9) OBP: 0.333, SLG: 0.329 Don Lee, R (7, 1) OBP: 0.263, SLG: 0.188	1B	3-1			F6		L1			4 0	0 0	1 0	0 0	0 0	0 0	5 0
Julio Becquer, L (1, 3) OBP: 0.258, SLG: 0.373	3-1		6-3			F6		4-3		4	0	0	0	0	0	1
Elmer Valo, L (1, 7) OBP: 0.410, SLG: 0.310 Hal Naragon, L (7, 2) OBP: 0.254, SLG: 0.188		E5 1B 1B PB	F8			F5		F9		3 1	1 0	0 0	0 0	0 0	0 0	0 0
Billy Gardner, R (1, 4) OBP: 0.348, SLG: 0.406		F3	5-3			1B		E5 BB		4	0	1	0	0	0	1
Earl Battey, R (1, 2) OBP: 0.324, SLG: 0.395 Bob Allison, R (7, 9) OBP: 0.396, SLG: 0.461		PB 1B 1-2 6-3 1B		F8		F4		1-2 BB		3 0	1 0	1 0	0 0	0 1	0 0	1 0
Jose Valdivielso, R (1, 6) OBP: 0.299, SLG: 0.277		BB PB 1-2 2-3 1B		6-3			F6	3-1		4	0	1	0	0	0	2
Tex Clevenger, R (1, 1) OBP: 0.222, SLG: 0.222 Harmon Killebrew, R (7, PH) OBP: 0.352, SLG: 0.410 Pedro Ramos, S (7, PR) OBP: 0.136, SLG: 0.233 Pete Whisenant, R (7, 7) OBP: 0.372, SLG: 0.409		6-3 1-2 2-H 3-H		L4			1B 1B 1B		F3	2 1 0 1	0 0 1 0	0 1 0 0	1 0 0 0	0 0 0 0	0 0 0 0	1 0 0 0

TOP

Washington Senators @ Cleveland Indians

Cleveland Municipal Stadium, Cleveland, OH

Sun Jul 17 1960, 3:33 AM EDT

Unknown

livebaseballscorecards.com

AB	35
R	3
H	7
RBI	2
BB	3
SO	0
LOB	11

Inning Stats									
	R: 0 E: 0 K: 0 S: 4	H: 1 LOB: 1 BB: 0 P: 4	R: 2 E: 1 K: 0 S: 6	H: 2 LOB: 3 BB: 2 P: 14	R: 0 E: 0 K: 0 S: 3	H: 0 LOB: 0 BB: 0 P: 3	R: 0 E: 0 K: 0 S: 3	H: 0 LOB: 0 BB: 0 P: 3	R: 0 E: 0 K: 0 S: 3	H: 1 LOB: 1 BB: 0 P: 4	R: 1 E: 0 K: 0 S: 5	H: 3 LOB: 2 BB: 0 P: 5	R: 0 E: 1 K: 0 S: 4	H: 0 LOB: 2 BB: 1 P: 8	R: 0 E: 0 K: 0 S: 3	H: 0 LOB: 0 BB: 0 P: 3

1B: 7	SF: 0	WP: 0	PA: 38
2B: 0	SAC: 0	PB: 1	
3B: 0	DP: 0	SB: 0	
HR: 0	HBP: 0	CS: 0	

PITCHER		IP	WLS	BF	H	R	ER	SO	BB	IBB	HBP	BLK	WP	HR	S	P	ERA	WHIP
Mudcat Grant, R ERA: 4.04	(1, 1)	9.0	L	38	7	3	1	0	3	0	0	0	0	0	35	47	1.00	1.111

PITCHER		IP	WLS	BF	H	R	ER	SO	BB	IBB	HBP	BLK	WP	HR	S	P	ERA	WHIP

BOTTOM

Washington Senators @ Cleveland Indians

Cleveland Municipal Stadium, Cleveland, OH

Sun Jul 17 1960, 3:33 AM EDT

Unknown

livebaseballscorecards.com

Batter	1	2	3	4	5	6	7	8	9	AB	R	H	RBI	BB	SO	LOB
Johnny Temple, R (1, 4) OBP: 0.352, SLG: 0.347	F3		1B 2B	G3			F7		1B	5	1	2	0	0	0	1
Ken Aspromonte, R (1, 5) OBP: 0.371, SLG: 0.426	BB		FC5-4 1B 2-H		F7		F6		G4-3 1B 1-2	4	0	2	1	1	0	0
Harvey Kuenn, R (1, 9) OBP: 0.381, SLG: 0.407	F5		FC5-4 1-2f		F7		BB		G4-3 1-2f	4	0	0	0	1	0	4
Tito Francona, L (1, 7) (7, 3) OBP: 0.376, SLG: 0.412	1B 1-3		F8		F9		F7			4	0	1	0	0	0	2
Vic Power, R (1, 3) OBP: 0.340, SLG: 0.418 Bubba Phillips, R (7, 7) OBP: 0.259, SLG: 0.302 Jim Piersall, R (8, PH) OBP: 0.333, SLG: 0.465 (9, 7)	L5		F7			1B 1B		K		3 0 1	0 0 0	1 0 0	0 0 0	0 0 0	0 0 1	3 0 0
Marty Keough, L (1, 8) OBP: 0.319, SLG: 0.345		6-3 2B		SH3 1B 2B		L5		F4		4	1	2	0	0	0	1
Woodie Held, R (1, 6) OBP: 0.329, SLG: 0.464		F7	SH3 2-3			1B 1-2		1B		3	0	2	0	0	0	1
Hank Foiles, R (1, 2) OBP: 0.380, SLG: 0.365 Bob Hale, L (8, PH) OBP: 0.275, SLG: 0.314 John Romano, R (9, 2) OBP: 0.322, SLG: 0.443		6-3 2-3	FC3-6 1B 3-H			F3		G3		3 1 0	0 0 0	1 0 0	1 0 0	0 0 0	0 0 0	3 1 0
Mudcat Grant, R (1, 1) OBP: 0.206, SLG: 0.194 Chuck Tanner, L (9, PH) OBP: 0.435, SLG: 0.421		K	FC3-6 1-2f			1B 1-2 2-H			4-3	3 1	0 0	1 0	0 0	0 0	1 0	2 0

	AB	36
	R	2
	H	12
	RBI	2
	BB	2
	SO	2
	LOB	18

Inning Stats	1	2	3	4	5	6	7	8	9
	R: 0 H: 1 E: 0 LOB: 2 K: 0 BB: 1 S: 4 P: 8	R: 0 H: 1 E: 0 LOB: 1 K: 1 BB: 0 S: 6 P: 6	R: 1 H: 2 E: 0 LOB: 1 K: 0 BB: 0 S: 5 P: 5	R: 1 H: 2 E: 0 LOB: 1 K: 0 BB: 0 S: 5 P: 5	R: 0 H: 0 E: 0 LOB: 0 K: 0 BB: 0 S: 3 P: 3	R: 0 H: 3 E: 0 LOB: 2 K: 0 BB: 0 S: 5 P: 5	R: 0 H: 0 E: 0 LOB: 1 K: 0 BB: 1 S: 3 P: 7	R: 0 H: 1 E: 0 LOB: 1 K: 1 BB: 0 S: 6 P: 6	R: 0 H: 2 E: 0 LOB: 1 K: 0 BB: 0 S: 4 P: 4

1B: 9	SF: 0	WP: 0	PA: 39
2B: 3	SAC: 1	PB: 0	
3B: 0	DP: 1	SB: 0	
HR: 0	HBP: 0	CS: 0	

PITCHER		IP	WLS	BF	H	R	ER	SO	BB	IBB	HBP	BLK	WP	HR	S	P	ERA	WHIP
Tex Clevenger, R ERA: 3.17	(1, 1)	6.0	W	27	9	2	2	1	1	0	0	0	0	0	28	32	3.00	1.667
Don Lee, R ERA: 4.83	(7, 1)	3.0	S	12	3	0	0	1	1	0	0	0	0	0	13	17	0.00	1.333

PITCHER	IP	WLS	BF	H	R	ER	SO	BB	IBB	HBP	BLK	WP	HR	S	P	ERA	WHIP

Washington Senators @ Cleveland Indians

Cleveland Municipal Stadium, Cleveland, OH

Sun Jul 17 1960, 3:38 AM EDT

Att. 15,843 - Unknown

TOP

livebaseballscorecards.com

Batter	1	2	3	4	5	6	7	8	9	AB	R	H	RBI	BB	SO	LOB
Reno Bertoia, R (1, 5) OBP: 0.354, SLG: 0.392	F7		3B 1B		4-3 2-3 3-H		F4		FC6-4 1-2f	5	1	1	1	0	0	2
Lenny Green, L (1, 8) (5, 7) Pete Whisenant, R (9, 7) OBP: 0.372, SLG: 0.409	S 1B		1-H 3B		S 2B IBB		BBBB CS BB			2	1	2	1	2	0	0
										0	0	0	0	0	0	0
Bob Allison, R (1, 9) OBP: 0.394, SLG: 0.461	SSS K 1-2		F5		3-1 1-H 3-H 1B 2B		F8			4	1	1	2	0	1	3
Julio Becquer, L (1, 3) OBP: 0.253, SLG: 0.366	4-3			4-3	3-1 2-3		CS 1-2	3-1		4	0	0	0	0	0	2
Faye Throneberry, L (1, 7) OBP: 0.333, SLG: 0.329 Ray Moore, R (5, 1)		SSS K		4-3	FC6-4 3-H 1B			F9		3	0	1	1	0	1	0
										1	0	0	0	0	0	0
Billy Gardner, R (1, 4) OBP: 0.347, SLG: 0.402		SSS K2-3		H HBP	FC6-4 1-2f			1-3		3	0	0	0	0	1	1
Hal Naragon, L (1, 2) OBP: 0.253, SLG: 0.179 Pedro Ramos, S (9, PR) OBP: 0.136, SLG: 0.233 Earl Battey, R (9, 2) OBP: 0.324, SLG: 0.395		F7		F5		F8			BBBB FC1-6 BB	3	0	0	0	1	0	1
										0	0	0	0	0	0	0
										0	0	0	0	0	0	0
Jose Valdivielso, R (1, 6) OBP: 0.298, SLG: 0.276			6-3	E 4-3 1B		SSS K			FC1-6 FC6-4 1-2f	4	1	1	0	0	1	1
Jack Kralick, L (1, 1) OBP: 0.200, SLG: 0.077 Dan Dobbek, L (5, PH) OBP: 0.316, SLG: 0.392 (5, 8)			F7	E8 4-3 1-3 2B 1B		6-3			L6	1	0	0	0	0	0	0
										3	1	1	0	0	0	1

Inning Stats																						
	R: 0	H: 1	R: 0	H: 0	R: 1	H: 2	R: 0	H: 0	R: 4	H: 4	R: 0	H: 0	R: 0	H: 0	R: 0	H: 0	R: 0	H: 0	1B: 5	SF: 0	WP: 0	PA: 38
	E: 0	LOB: 1	E: 0	LOB: 0	E: 0	LOB: 1	E: 0	LOB: 1	E: 1	LOB: 1	E: 0	LOB: 0	E: 0	LOB: 0	E: 0	LOB: 0	E: 0	LOB: 1	2B: 1	SAC: 0	PB: 0	
	K: 1	BB: 0	K: 2	BB: 0	K: 0	BB: 0	K: 0	BB: 0	K: 0	BB: 1	K: 1	BB: 0	K: 0	BB: 1	K: 0	BB: 0	K: 0	BB: 1	3B: 1	DP: 0	SB: 2	
	S: 6	P: 6	S: 7	P: 7	S: 5	P: 5	S: 3	P: 4	S: 7	P: 11	S: 5	P: 5	S: 2	P: 6	S: 3	P: 3	S: 3	P: 7	HR: 0	HBP: 1	CS: 1	

PITCHER		IP	WLS	BF	H	R	ER	SO	BB	IBB	HBP	BLK	WP	HR	S	P	ERA	WHIP
John Briggs, R ERA: 3.57	(1, 1)	4.0	L	18	5	3	3	3	0	0	1	0	0	0	23	24	6.75	1.250
Bobby Locke, R ERA: 3.03	(5, 1)	1.0		6	2	2	2	0	0	1	0	0	0	0	5	9	18.00	2.000
Barry Latman, R ERA: 4.38	(6, 1)	1.0		3	0	0	0	1	0	0	0	0	0	0	5	5	0.00	0.000
Ted Bowsfield, L ERA: 4.91	(7, 1)	3.0		10	0	0	0	0	2	0	0	0	0	0	8	16	0.00	0.667

PITCHER	IP	WLS	BF	H	R	ER	SO	BB	IBB	HBP	BLK	WP	HR	S	P	ERA	WHIP

AB	33
R	5
H	7
RBI	5
BB	3
SO	4
LOB	11

Batter	1	2	3	4	5	6	7	8	9	AB	R	H	RBI	BB	SO	LOB
Johnny Temple, R (1, 4) OBP: 0.347, SLG: 0.342	5-3		F9		G6-4-3 1-2f		4-3 2-3			4	0	0	0	0	0	2
Ken Aspromonte, R (1, 5) OBP: 0.369, SLG: 0.422	G3		6-3			1B 1B 1B	6-3			4	1	1	0	0	0	1
Harvey Kuenn, R (1, 9) OBP: 0.380, SLG: 0.405	6-3		4-3			1B 1-2 1B		F9		4	0	1	0	0	0	0
Vic Power, R (1, 3) (6, 6) OBP: 0.342, SLG: 0.422		F9	1B 2B			F8		FC6-4 1B		4	1	2	0	0	0	2
Hank Foiles, R (1, 2) OBP: 0.392, SLG: 0.379 John Romano, R (8, PH) (9, 2) OBP: 0.320, SLG: 0.440		E7 1B	2-H E 1B			F5		FC6-4 1-2f		3 1	1 0	2 0	1 0	0 0	0 0	2 1
Tito Francona, L (1, 7) OBP: 0.375, SLG: 0.410		F8	2-H E4 FC5-4			1-3 2-H 1B		F7		4	0	1	1	0	0	2
George Strickland, R (1, 6) OBP: 0.200, SLG: 0.194 Barry Latman, R (6, 1) OBP: 0.231, SLG: 0.167 Chuck Tanner, L (6, PH) OBP: 0.417, SLG: 0.400 Ted Bowsfield, R (7, 1) OBP: 0.200, SLG: 0.143 Jim Piersall, R (9, PH) OBP: 0.332, SLG: 0.463		F8	FC5-4 1-2f			F9			F8	2 0 1 0 1	0 0 0 0 0	0 0 0 0 0	0 0 0 0 0	0 0 0 0 0	0 0 0 0 0	2 0 2 0 0
Bubba Phillips, R (1, 8) OBP: 0.258, SLG: 0.301 Marty Keough, L (5, PH) (6, 8) OBP: 0.319, SLG: 0.341			5-3		G6-4-3 BB		F6		F6	1 2	0 0	0 0	0 0	0 1	0 0	0 0
John Briggs, R (1, 1) OBP: 0.125, SLG: 0.125 Bobby Locke, R (5, 1) OBP: 0.429, SLG: 0.417 Bob Hale, L (5, PH) (6, 3) OBP: 0.279, SLG: 0.342			5-3		F9		4-3 2B		F8	1 0 3	0 0 0	0 0 1	0 0 0	0 0 0	0 0 1	0 0 1
Inning Stats	R: 0 H: 0 E: 0 LOB: 0 K: 0 BB: 0 S: 3 P: 3	R: 0 H: 1 E: 1 LOB: 1 K: 0 BB: 0 S: 4 P: 4	R: 0 H: 0 E: 0 LOB: 0 K: 0 BB: 0 S: 3 P: 3	R: 2 H: 2 E: 1 LOB: 1 K: 0 BB: 0 S: 6 P: 6	R: 0 H: 0 E: 0 LOB: 0 K: 0 BB: 1 S: 2 P: 6	R: 1 H: 3 E: 0 LOB: 2 K: 0 BB: 0 S: 6 P: 6	R: 0 H: 1 E: 0 LOB: 1 K: 0 BB: 0 S: 4 P: 4	R: 0 H: 1 E: 0 LOB: 1 K: 0 BB: 0 S: 4 P: 4	R: 0 H: 0 E: 0 LOB: 0 K: 0 BB: 0 S: 3 P: 3	1B: 6 2B: 2 3B: 0 HR: 0	SF: 0 SAC: 0 DP: 1 HBP: 0			WP: 0 PB: 0 SB: 0 CS: 0		PA: 36	

PITCHER	IP	WLS	BF	H	R	ER	SO	BB	IBB	HBP	BLK	WP	HR	S	P	ERA	WHIP
Jack Kralick, L (1, 1) ERA: 2.44	4.0		16	3	2	1	0	0	0	0	0	0	0	16	16	2.25	0.750
Ray Moore, R (5, 1) ERA: 4.5	5.0	W	20	5	1	1	0	1	0	0	0	0	0	19	23	1.80	1.200

PITCHER	IP	WLS	BF	H	R	ER	SO	BB	IBB	HBP	BLK	WP	HR	S	P	ERA	WHIP

BOTTOM

Washington Senators @ Cleveland Indians

Cleveland Municipal Stadium, Cleveland, OH

Sun Jul 17 1960, 3:38 AM EDT

Att. 15,843 - Unknown

livebaseballscorecards.com

AB	35
R	3
H	8
RBI	2
BB	1
SO	0
LOB	15

Batter	1	2	3	4	5	6	7	8	9	AB	R	H	RBI	BB	SO	LOB
Pete Whisenant, R (1, 8) (8, 7) OBP: 0.354, SLG: 0.386	F3		F9	G6-4-3 1-2f			6-3			4	0	0	0	0	0	3
Reno Bertoia, R (1, 5) OBP: 0.351, SLG: 0.395	4-3		1-3 1B 2B		F7		F7			4	1	1	0	0	0	0
Bob Allison, R (1, 9) OBP: 0.393, SLG: 0.458	5-3		1B 2-H 3-H 1B		L8			K		4	0	1	2	0	1	0
Jim Lemon, R (1, 7) OBP: 0.376, SLG: 0.541		F7	1-3 1B		P4			CS 1B		4	0	2	0	0	0	0
Dan Dobbek, L (8, PR) (8, 7) (8, 8) OBP: 0.316, SLG: 0.392										0	0	0	0	0	0	0
Billy Gardner, R (1, 4) OBP: 0.346, SLG: 0.409		HR	4-3			F9		L4		4	1	1	1	0	0	3
Harmon Killebrew, R (1, 3) OBP: 0.355, SLG: 0.429		K		2B FC 1B		HR		CS 1-2	P4	4	2	2	1	0	1	0
Earl Battey, R (1, 2) OBP: 0.323, SLG: 0.397		4-3		1-3 2B		L8			4-3	4	0	1	0	0	0	0
Jose Valdivielso, R (1, 6) OBP: 0.297, SLG: 0.276			2B 1B 1B	FC 3-H G6-4-3		L8			4-3	4	1	1	1	0	0	1
Pedro Ramos, S (1, 1) OBP: 0.128, SLG: 0.217			F3	K			K			3	0	0	0	0	2	3
Inning Stats	R: 0 E: 0 K: 0 S: 3 H: 0 LOB: 0 BB: 0 P: 3	R: 1 E: 0 K: 1 S: 6 H: 1 LOB: 0 BB: 0 P: 6	R: 2 E: 0 K: 0 S: 7 H: 4 LOB: 2 BB: 0 P: 7	R: 1 E: 0 K: 1 S: 7 H: 2 LOB: 1 BB: 0 P: 7	R: 0 E: 0 K: 0 S: 3 H: 0 LOB: 0 BB: 0 P: 3	R: 1 E: 0 K: 0 S: 4 H: 1 LOB: 0 BB: 0 P: 4	R: 0 E: 0 K: 1 S: 5 H: 0 LOB: 0 BB: 0 P: 5	R: 0 E: 0 K: 1 S: 5 H: 1 LOB: 1 BB: 0 P: 5	R: 0 E: 0 K: 0 S: 3 H: 0 LOB: 0 BB: 0 P: 3	1B: 5 2B: 2 3B: 0 HR: 2 SF: 0 SAC: 0 DP: 1 HBP: 0						

TOP

Washington Senators @ Detroit Tigers

Briggs Stadium, Detroit, MI

Tue Jul 19 1960, 7:05 PM EDT

Att. 29,022 - Unknown

livebaseballscorecards.com

AB	35
R	5
H	9
RBI	5
BB	0
SO	4
LOB	10

PITCHER		IP	WLS	BF	H	R	ER	SO	BB	IBB	HBP	BLK	WP	HR	S	P	ERA	WHIP
Don Mossi, L ERA: 3.27	(1, 1)	3.0	L	16	7	4	4	1	0	0	0	0	0	1	18	18	12.00	2.333
Phil Regan, R ERA: 1.8	(4, 1)	5.0		16	2	1	1	3	0	0	0	0	0	1	22	22	1.80	0.400
Clem Labine, R ERA: 6.2	(9, 1)	1.0		3	0	0	0	0	0	0	0	0	0	0	3	3	0.00	0.000

PITCHER	IP	WLS	BF	H	R	ER	SO	BB	IBB	HBP	BLK	WP	HR	S	P	ERA	WHIP

Batter	1	2	3	4	5	6	7	8	9	AB	R	H	RBI	BB	SO	LOB
Eddie Yost, R (1, 5) OBP: 0.417, SLG: 0.372	K			F9		K		P5		4	0	0	0	0	2	3
Frank Bolling, R (1, 4) OBP: 0.299, SLG: 0.351	CS BB			6-3			P4		K	3	0	0	0	1	1	0
Charlie Maxwell, L (1, 7) OBP: 0.326, SLG: 0.450	P6			4-3			FC4-6 BB		G3	3	0	0	0	1	0	1
Norm Cash, L (1, 3) OBP: 0.384, SLG: 0.482		L8			K		FC4-6		F9	4	0	0	0	0	1	1
Al Kaline, R (1, 8) OBP: 0.327, SLG: 0.387		K			L4		K			3	0	0	0	0	2	1
Rocky Colavito, R (1, 9) OBP: 0.337, SLG: 0.515		F7			K			F8 BB 1B		3	0	1	0	0	1	0
Lou Berberet, L (1, 2) OBP: 0.302, SLG: 0.255			G6-4-3 HBP			4-3		BB		1	0	0	0	1	0	0
Chico Fernandez, R (1, 6) OBP: 0.321, SLG: 0.339			G6-4-3			K		F8		3	0	0	0	0	1	3
Don Mossi, L (1, 1) OBP: 0.277, SLG: 0.128			K			BB		F8		1	0	0	0	0	1	0
Phil Regan, R (4, 1)										0	0	0	0	1	0	0
Neil Chrisley, L (8, PH) OBP: 0.307, SLG: 0.415										1	0	0	0	0	0	2
Clem Labine, R (9, 1) OBP: 0.500, SLG: 1.000										0	0	0	0	0	0	0
Inning Stats	R: 0 E: 0 K: 1 S: 4 H: 0 LOB: 0 BB: 1 P: 8	R: 0 E: 0 K: 1 S: 5 H: 0 LOB: 0 BB: 0 P: 5	R: 0 E: 0 K: 1 S: 4 H: 0 LOB: 0 BB: 0 P: 5	R: 0 E: 0 K: 0 S: 3 H: 0 LOB: 0 BB: 0 P: 3	R: 0 E: 0 K: 2 S: 7 H: 0 LOB: 0 BB: 0 P: 7	R: 0 E: 0 K: 2 S: 7 H: 0 LOB: 1 BB: 1 P: 11	R: 0 E: 0 K: 1 S: 5 H: 0 LOB: 1 BB: 1 P: 9	R: 0 E: 0 K: 0 S: 4 H: 1 LOB: 2 BB: 1 P: 8	R: 0 E: 0 K: 1 S: 5 H: 0 LOB: 0 BB: 0 P: 5	1B: 1 2B: 0 3B: 0 HR: 0	SF: 0 SAC: 0 DP: 1 HBP: 1						

PITCHER	IP	WLS	BF	H	R	ER	SO	BB	IBB	HBP	BLK	WP	HR	S	P	ERA	WHIP
Pedro Ramos, R (1, 1) ERA: 3.38	9.0	W	31	1	0	0	9	4	0	1	0	0	0	44	61	0.00	0.556

PITCHER	IP	WLS	BF	H	R	ER	SO	BB	IBB	HBP	BLK	WP	HR	S	P	ERA	WHIP

BOTTOM

Washington Senators @ Detroit Tigers

Briggs Stadium, Detroit, MI

Tue Jul 19 1960, 7:05 PM EDT

Att. 29,022 - Unknown

livebaseballscorecards.com

AB	26
R	0
H	1
RBI	0
BB	4
SO	9
LOB	11

Washington Senators @ Detroit Tigers

Briggs Stadium, Detroit, MI
Wed Jul 20 1960, 4:33 AM EDT
Att. 7,584 - Unknown

TOP

Batter	1	2	3	4	5	6	7	8	9	AB	R	H	RBI	BB	SO	LOB
Reno Bertoia, R (1, 5) OBP: 0.353, SLG: 0.392	H 1-0 BB BB FC3-2 HBP	x 0-0 ③ 1-3			S S S 0-3 ② K		x 0-0 SH 3B 1B	x 0-0 ② ③ G3-6 1-2f		4	1	1	0	0	1	1
Lenny Green, L (1, 7) OBP: 0.333, SLG: 0.369	B B B B 4-0 FC3-2 BB 1-2 2B BB	S S S 0-3 ① K			x 0-0 ③ 6-3		x 0-0 SH 1-3 3B		x 0-0 ① L8	3	2	0	0	1	1	0
Dan Dobbek, L (1, 8) OBP: 0.323, SLG: 0.402	B B B B 4-0 FC3-2 1-2 2-3 2B BB	x 0-0 ② L8				B B B B 4-0 2B BB	x 0-0 1B 2-H 3-H 3B		x 0-0 ② F9	3	3	1	2	2	0	0
Julio Becquer, L (1, 3) OBP: 0.257, SLG: 0.371	x 0-0 ① FC3-2 1-2 2-3 3-H 2B	x 0-0 FC6 1B				x 0-0 1-H 1B 2B	x 0-0 ① G3		x 0-0 ③ G3	5	2	2	1	0	0	4
Faye Throneberry, L (1, 9) OBP: 0.351, SLG: 0.360 Bob Allison, R (7, PR) OBP: 0.393, SLG: 0.458 (7, 9)	x 0-0 1-H 2-H 3-H 2B	x 0-0 ③ FC6 1-2f				x 0-0 FC6-4 BB 3-H 1B	x 0-0 FC9-6 3-H 1B			4 0	0 0	3 0	5 0	0 0	0 0	1 0
Billy Gardner, R (1, 4) OBP: 0.345, SLG: 0.406	S S S 0-3 ② K			x 0-0 ① F3		B B B B 4-0 FC6-4 1-2 BB	x 0-0 ② FC9-6 FC5-4 1-2f			3	0	0	0	1	1	2
Earl Battey, R (1, 2) OBP: 0.318, SLG: 0.390	S S S 0-3 ③ K			x 0-0 ② F9		x 0-0 ① F7	x 0-0 ③ FC5-4 1-2f			4	0	0	0	0	1	4
Jose Valdivielso, R (1, 6) OBP: 0.291, SLG: 0.269		x 0-0 ① 6-3		x 0-0 ③ F2		x 0-0 ② FC6-4 1-2f 2-3		x 0-0 ① 5-3		4	0	0	0	0	0	2
Hal Woodeshick, R (1, 1) OBP: 0.095, SLG: 0.050 Don Lee, R (4, 1) OBP: 0.238, SLG: 0.167 Ray Moore, R (7, 1) OBP: 0.100, SLG: 0.100		x 0-0 ② 6-3			S S S 0-3 ① K	S S S 0-3 ③ K		x 0-0 G3-6 1B		1 2 1	0 0 0	0 0 1	0 0 0	0 2 0	0 2 0	0 2 0
Inning Stats	R: 3 E: 0 K: 2 S: 8 H: 1 LOB: 1 BB: 2 P: 17	R: 0 E: 0 K: 0 S: 3 H: 0 LOB: 0 BB: 0 P: 3	R: 0 E: 0 K: 1 S: 6 H: 1 LOB: 1 BB: 0 P: 6	R: 0 E: 0 K: 0 S: 3 H: 0 LOB: 0 BB: 0 P: 3	R: 0 E: 0 K: 2 S: 7 H: 0 LOB: 0 BB: 0 P: 7	R: 2 E: 0 K: 1 S: 7 H: 2 LOB: 2 BB: 2 P: 15	R: 3 E: 1 K: 0 S: 7 H: 3 LOB: 1 BB: 0 P: 7	R: 0 E: 0 K: 0 S: 3 H: 1 LOB: 0 BB: 0 P: 3	R: 0 E: 0 K: 0 S: 3 H: 0 LOB: 0 BB: 0 P: 3	1B: 5 2B: 2 3B: 1 HR: 0	SF: 0 SAC: 1 DP: 1 HBP: 1					

livebaseballscorecards.com

AB	34
R	8
H	8
RBI	8
BB	4
SO	6
LOB	16

WP: 0 PB: 0 SB: 0 CS: 0 PA: 40

PITCHER		IP	WLS	BF	H	R	ER	SO	BB	IBB	HBP	BLK	WP	HR	S	P	ERA	WHIP
Jim Bunning, R ERA: 3.08	(1, 1)	6.0	L	30	6	8	7	6	4	0	1	0	0	0	37	54	10.50	1.667
Tom Morgan, R ERA: 4.66	(7, 1)	0.0		0	0	0	0	0	0	0	0	0	0	0	0	0	∞	∞
Bob Bruce, R ERA: 4.09	(8, 1)	2.0		6	1	0	0	0	0	0	0	0	0	0	6	6	0.00	0.500

PITCHER	IP	WLS	BF	H	R	ER	SO	BB	IBB	HBP	BLK	WP	HR	S	P	ERA	WHIP

Washington Senators @ Detroit Tigers

Briggs Stadium, Detroit, MI

Wed Jul 20 1960, 4:33 AM EDT

Att. 7,584 - Unknown

BOTTOM

Batter	1	2	3	4	5	6	7	8	9	AB	R	H	RBI	BB	SO	LOB
Eddie Yost, R (1, 5) OBP: 0.417, SLG: 0.386	F7		1B 2B	FC6 1-2f			HR		F7	5	2	2	1	0	0	2
Frank Bolling, R (1, 4) OBP: 0.298, SLG: 0.349	6-3		F8		E9 1B		K		F7	5	0	1	0	0	1	2
Charlie Maxwell, L (1, 7) OBP: 0.328, SLG: 0.462	K		2-H 1B		F7		HR			4	1	2	2	0	1	1
Rocky Colavito, R (1, 9) OBP: 0.339, SLG: 0.513		3B 1B	1-3		L6-4-3 HBP		P6			3	1	1	0	0	0	1
Al Kaline, R (1, 8) OBP: 0.323, SLG: 0.381		L9		L6-3	L6-4-3 1-2			L8		4	0	0	0	0	0	3
Steve Bilko, R (1, 3) OBP: 0.276, SLG: 0.376		1-H 3B		B B B 4-0 2B 1B BB		S S S 0-3 K		P5		2	1	1	1	1	1	0
Norm Cash, L (8, PH) OBP: 0.382, SLG: 0.479 (9, 3)										1	0	0	0	0	0	0
Chico Fernandez, R (1, 6) OBP: 0.320, SLG: 0.341		6-3		1-3 E 2B		5-3		F2		4	1	1	0	0	0	1
Red Wilson, R (1, 2) OBP: 0.304, SLG: 0.275		5-3		S S S 0-3 K		S S S 0-3 K			B B B B 4-0 BB	3	0	0	0	0	2	3
Lou Berberet, L (9, PH) OBP: 0.306, SLG: 0.255										0	0	0	0	1	0	0
Jim Bunning, R (1, 1) OBP: 0.217, SLG: 0.222			1-3	E3 FC6 2-H 3-H 1B			F5		S S S 0-3 K	2	0	1	1	0	0	0
Tom Morgan, R (7, 1)										0	0	0	0	0	0	0
Sandy Amoros, L (7, PH) OBP: 0.283, SLG: 0.200										1	0	0	0	0	0	0
Bob Bruce, R (8, 1) OBP: 0.500, SLG: 0.300										0	0	0	0	0	0	0
Neil Chrisley, L (9, PH) OBP: 0.304, SLG: 0.411										1	0	0	0	0	1	1

Inning Stats	1	2	3	4	5	6	7	8	9
	R: 0 H: 0 E: 0 LOB: 0 K: 1 BB: 0 S: 5 P: 5	R: 1 H: 2 E: 0 LOB: 1 K: 0 BB: 0 S: 5 P: 5	R: 1 H: 2 E: 0 LOB: 1 K: 0 BB: 0 S: 5 P: 5	R: 2 H: 2 E: 1 LOB: 1 K: 1 BB: 1 S: 7 P: 11	R: 0 H: 1 E: 1 LOB: 1 K: 0 BB: 0 S: 3 P: 4	R: 0 H: 0 E: 0 LOB: 0 K: 2 BB: 0 S: 7 P: 7	R: 2 H: 2 E: 0 LOB: 0 K: 1 BB: 0 S: 7 P: 7	R: 0 H: 0 E: 0 LOB: 0 K: 0 BB: 0 S: 3 P: 3	R: 0 H: 0 E: 0 LOB: 1 K: 1 BB: 1 S: 5 P: 9

1B: 4	SF: 0
2B: 2	SAC: 0
3B: 1	DP: 1
HR: 2	HBP: 1

WP: 0	PA: 38
PB: 0	
SB: 0	
CS: 0	

AB	**35**
R	**6**
H	**9**
RBI	**5**
BB	**2**
SO	**6**
LOB	**14**

PITCHER		IP	WLS	BF	H	R	ER	SO	BB	IBB	HBP	BLK	WP	HR	S	P	ERA	WHIP
Hal Woodeshick, L ERA: 4.7	(1, 1)	3.0		13	4	2	2	1	0	0	0	0	0	0	15	15	6.00	1.333
Don Lee, R ERA: 4.95	(4, 1)	3.2	W	17	5	4	3	4	1	0	1	0	0	2	23	28	7.36	1.636
Ray Moore, R ERA: 4.28	(7, 1)	2.1	S	8	0	0	0	1	1	0	0	0	0	0	9	13	0.00	0.429

PITCHER		IP	WLS	BF	H	R	ER	SO	BB	IBB	HBP	BLK	WP	HR	S	P	ERA	WHIP

livebaseballscorecards.com

Washington Senators @ Detroit Tigers

Briggs Stadium, Detroit, MI

Thu Jul 21 1960, 4:33 AM EDT

Att. 6,251 - Unknown

TOP

livebaseballscorecards.com

Batter	1	2	3	4	5	6	7	8	9	AB	R	H	RBI	BB	SO	LOB
Reno Bertoia, R (1, 5) OBP: 0.355, SLG: 0.387	F3		F3		S HBP		4-3 HBP	3-1		2	0	0	0	0	0	1
Rudy Hernandez, R (7, PR) (7, 1)										0	0	0	0	0	0	0
Faye Throneberry, L (8, PH) OBP: 0.347, SLG: 0.356										1	0	0	0	0	0	1
Chuck Stobbs, L (8, 1)										0	0	0	0	0	0	0
Dan Dobbek, L (1, 8) OBP: 0.320, SLG: 0.397	4-3		FC4-6 1-2f		P4 1-2		4-3 1-2 2-3 3-H		1B 1B	5	0	1	1	0	0	4
Bob Allison, R (1, 9) OBP: 0.391, SLG: 0.454	HBP			6-3		K	4-3		G6-4-3 1-2	3	0	0	0	0	1	3
Billy Consolo, R (7, 6) OBP: 0.314, SLG: 0.308										0	0	0	0	0	0	0
Lenny Green, L (9, PH) OBP: 0.338, SLG: 0.375										1	0	1	0	0	0	0
Jim Lemon, R (1, 7) OBP: 0.376, SLG: 0.560	P4			K		HR		HR	F8	5	2	2	2	0	1	3
Billy Gardner, R (1, 4) OBP: 0.345, SLG: 0.405		F7		1B 1B		1-3		HR 1B	G6-4-3 1-2f	5	1	2	0	0	0	2
Harmon Killebrew, R (1, 3) (7, 5) OBP: 0.358, SLG: 0.446		P3		1-3 1B		K		1-H HR		4	1	2	2	0	1	0
Earl Battey, R (1, 2) OBP: 0.317, SLG: 0.385		5-3		P3			5-3	BBB FC6-4 BB		3	0	0	0	1	0	2
Jose Valdivielso, R (1, 6) OBP: 0.293, SLG: 0.272			FC1-6 1B		L4		E4 HBP HBP 4-3	FC6-4 1-2f FC4-6		2	0	1	0	0	0	0
Elmer Valo, L (7, PH) (7, 9) OBP: 0.390, SLG: 0.290										2	1	0	0	0	0	1
Tex Clevenger, R (1, 1) OBP: 0.200, SLG: 0.200			FC1-6 1-2f FC4-6		1-3		4-3 HBP 1-2 HBP	FC4-6 1-2f		1	0	0	0	0	0	1
Bill Fischer, R (3, 1) OBP: 0.238, SLG: 0.316										1	0	0	0	0	0	0
Julio Becquer, L (7, PH) (7, 3) OBP: 0.259, SLG: 0.369										1	0	0	0	0	0	1

	AB	36
	R	5
	H	9
	RBI	5
	BB	1
	SO	3
	LOB	19

Inning Stats	1	2	3	4	5	6	7	8	9
	R: 0 E: 0 K: 0 S: 3	H: 0 LOB: 1 BB: 0 P: 4	R: 0 E: 0 K: 0 S: 3	H: 0 LOB: 0 BB: 0 P: 3	R: 0 E: 0 K: 0 S: 4	H: 1 LOB: 1 BB: 0 P: 4	R: 0 E: 0 K: 1 S: 7	H: 2 LOB: 2 BB: 0 P: 7	R: 0 E: 0 K: 0 S: 3	H: 0 LOB: 1 BB: 0 P: 4
	R: 1 E: 0 K: 2 S: 8	H: 1 LOB: 0 BB: 0 P: 8	R: 1 E: 1 K: 0 S: 4	H: 0 LOB: 3 BB: 0 P: 6	R: 3 E: 0 K: 0 S: 6	H: 3 LOB: 1 BB: 1 P: 10	R: 0 E: 0 K: 0 S: 4	H: 2 LOB: 1 BB: 0 P: 4	1B: 6 2B: 0 3B: 0 HR: 3	SF: 0 SAC: 0 DP: 1 HBP: 4	WP: 0 PB: 0 SB: 1 CS: 0	PA: 41

PITCHER		IP	WLS	BF	H	R	ER	SO	BB	IBB	HBP	BLK	WP	HR	S	P	ERA	WHIP
Frank Lary, R ERA: 3.56	(1, 1)	7.0	W	33	7	5	4	3	0	0	4	0	0	3	35	39	5.14	1.000
Dave Sisler, R ERA: 2.58	(8, 1)	2.0	S	8	2	0	0	0	1	0	0	0	0	0	7	11	0.00	1.500

PITCHER		IP	WLS	BF	H	R	ER	SO	BB	IBB	HBP	BLK	WP	HR	S	P	ERA	WHIP

Batter	1	2	3	4	5	6	7	8	9	AB	R	H	RBI	BB	SO	LOB
Eddie Yost, R (1, 5) OBP: 0.418, SLG: 0.386	L8		BBB E 1B BB		SSS K	L5-4-3 1B 2-H		F8		3	1	1	1	1	1	0
Ozzie Virgil, R (8, 5) OBP: 0.176, SLG: 0.235										1	0	0	0	0	0	0
Al Kaline, R (1, 8) OBP: 0.325, SLG: 0.381	L5		E9 1B 1-3 2-H 1B		BBBB 1B 1B BB	L5-4-3 1-2		F8		3	2	1	0	1	0	1
Steve Bilko, R (8, PH) OBP: 0.274, SLG: 0.373										1	0	0	0	0	0	0
Sandy Amoros, L (9, 8) OBP: 0.283, SLG: 0.200										0	0	0	0	0	0	0
Charlie Maxwell, L (1, 7) OBP: 0.330, SLG: 0.463	SSS K		G3 BB 2-H 3-H 1B		HR 1B 1-3 1B		SSS K			4	1	2	2	0	2	0
Norm Cash, L (1, 3) OBP: 0.394, SLG: 0.485		2B 1B	BBBB G3 1-2 BB		HR 1B 1-2 3-H 1B		BBBB S WP 1B BB			2	2	2	1	2	0	0
Rocky Colavito, R (1, 9) OBP: 0.341, SLG: 0.522		P3	G3 1-2 2-3		HR 1-H 2-H HR		PB 1B 1-3 IBB			3	1	1	3	1	0	3
Frank Bolling, R (1, 4) OBP: 0.300, SLG: 0.354		2B 1-H	F9		6-3		PB 1B 1-2 3-H			4	0	2	1	0	0	2
Lou Berberet, L (1, 2) OBP: 0.299, SLG: 0.248		4-3	4-3		P3		F7			4	0	0	0	0	0	3
Chico Fernandez, R (1, 6) OBP: 0.319, SLG: 0.337			SSS K	6-3		BBBB SH1-4 1B BB	5-3 1-2 2-3			3	1	0	0	1	1	2
Frank Lary, R (1, 1) OBP: 0.222, SLG: 0.265			1B E 2B	4-3		SH1-4 1-2		F5		2	1	1	0	0	0	0
Dave Sisler, R (8, 1) OBP: 0.125, SLG: 0.125										1	0	0	0	0	0	0
Inning Stats	R: 0 E: 0 K: 1 S: 5 H: 0 LOB: 0 BB: 0 P: 5	R: 0 E: 0 K: 0 S: 4 H: 2 LOB: 1 BB: 0 P: 4	R: 3 E: 1 K: 1 S: 8 H: 3 LOB: 2 BB: 2 P: 16	R: 0 E: 0 K: 0 S: 3 H: 0 LOB: 0 BB: 0 P: 3	R: 4 E: 0 K: 1 S: 8 H: 3 LOB: 0 BB: 1 P: 12	R: 1 E: 0 K: 0 S: 3 H: 1 LOB: 0 BB: 1 P: 7	R: 1 E: 0 K: 1 S: 6 H: 1 LOB: 2 BB: 2 P: 14	R: 0 E: 0 K: 0 S: 3 H: 0 LOB: 0 BB: 0 P: 3		1B: 7 2B: 2 3B: 0 HR: 1 SF: 0 SAC: 1 DP: 1 HBP: 0						

PITCHER		IP	WLS	BF	H	R	ER	SO	BB	IBB	HBP	BLK	WP	HR	S	P	ERA	WHIP
Tex Clevenger, R ERA: 3.33	(1, 1)	2.1	L	13	5	3	2	2	2	0	0	0	0	0	15	23	7.71	3.000
Bill Fischer, R ERA: 4.91	(3, 1)	3.2		16	4	5	4	1	2	0	0	0	0	1	16	24	9.82	1.636
Rudy Hernandez, R ERA: 2.7	(7, 1)	1.0		6	1	1	1	1	1	1	0	0	1	0	6	14	9.00	2.000
Chuck Stobbs, L ERA: 3.27	(8, 1)	1.0		3	0	0	0	0	0	0	0	0	0	0	3	3	0.00	0.000

PITCHER	IP	WLS	BF	H	R	ER	SO	BB	IBB	HBP	BLK	WP	HR	S	P	ERA	WHIP

BOTTOM

Washington Senators @ Detroit Tigers

Briggs Stadium, Detroit, MI

Thu Jul 21 1960, 4:33 AM EDT

Att. 6,251 - Unknown

livebaseballscorecards.com

AB	31
R	9
H	10
RBI	8
BB	6
SO	4
LOB	11

WP: 1 PB: 1 SB: 1 CS: 0 PA: 38

Batter	1	2	3	4	5	6	7	8	9	AB	R	H	RBI	BB	SO	LOB
Russ Snyder, L (1, 9) OBP: 0.331, SLG: 0.393	4-3		SH G6-3 2B 1-3		2B 1B	E BB		SH1-4 1B BB		2	4	1	0	2	0	0
Jerry Lumpe, L (1, 4) OBP: 0.329, SLG: 0.375	FC5-4 BB		FC5 G6-3		PB E 2B 1-H	E7 2B 1-H 2-H		SH1-4 1-2		3	2	1	1	1	0	2
Bill Tuttle, R (1, 8) OBP: 0.319, SLG: 0.307	F9		G6-3 1-2f 2-3 3-H		E6 FC1-6 1B 2-H	1B 2B 2-H		F8		5	1	1	2	0	0	4
Dick Williams, R (1, 3) OBP: 0.333, SLG: 0.381	FC5-4 1-2f		2B 3-H		FC1-6 1B 1-2	1B BB		1B 2-H		4	0	3	2	1	0	1
Norm Siebern, L (1, 7) OBP: 0.381, SLG: 0.486		2B	K		FC1-6 1-2f 2-3	1B 1-3 2-H		F9		5	0	2	1	0	1	4
Pete Daley, R (1, 2) OBP: 0.289, SLG: 0.442		F8 BB	0-3 BB		L6	F5			6-3	3	0	0	0	2	0	4
Bob Johnson, R (1, 5) OBP: 0.333, SLG: 0.231		F8 1-2	9-3 1-2f			SH3-4 E BB	G3		K	4	1	0	0	1	1	3
Ken Hamlin, R (1, 6) OBP: 0.268, SLG: 0.242		6-3	1-3			SH3-4 1-2	F9		1-3	4	0	0	0	0	0	1
Dick Hall, R (1, 1) OBP: 0.147, SLG: 0.094			E SH G6-3 1B		5-3	K	F3			3	1	1	0	0	1	1
Ken Johnson, R (6, 1) OBP: 0.211, SLG: 0.211										1	0	0	0	0	0	0
Inning Stats	R: 0 E: 0 K: 0 S: 3 H: 0 LOB: 1 BB: 1 P: 7	R: 0 E: 0 K: 0 S: 3 H: 1 LOB: 1 BB: 1 P: 7	R: 2 E: 1 K: 1 S: 8 H: 2 LOB: 1 BB: 0 P: 8	R: 0 E: 0 K: 0 S: 2 H: 0 LOB: 0 BB: 1 P: 6	R: 2 E: 1 K: 0 S: 7 H: 3 LOB: 2 BB: 0 P: 7	R: 4 E: 1 K: 1 S: 8 H: 2 LOB: 2 BB: 3 P: 20	R: 0 E: 0 K: 0 S: 3 H: 0 LOB: 0 BB: 0 P: 3	R: 1 E: 0 K: 0 S: 4 H: 1 LOB: 1 BB: 1 P: 8	R: 0 E: 0 K: 1 S: 5 H: 0 LOB: 0 BB: 0 P: 5	1B: 5 2B: 5 3B: 0 HR: 0	SF: 0 SAC: 3 DP: 2 HBP: 0						

PITCHER	IP	WLS	BF	H	R	ER	SO	BB	IBB	HBP	BLK	WP	HR	S	P	ERA	WHIP
Hal Woodeshick, L (1, 1) ERA: 4.65	4.2	L	23	6	4	2	1	3	0	0	0	0	0	22	34	3.86	1.929
Rudy Hernandez, R (5, 1) ERA: 2.45	1.0		9	2	4	0	1	3	0	0	0	0	0	8	20	0.00	5.000
Don Lee, R (6, 1) ERA: 4.87	1.1		4	0	0	0	0	0	0	0	0	0	0	4	4	0.00	0.000
Chuck Stobbs, L (8, 1) ERA: 3.38	1.0		5	1	1	1	0	1	0	0	0	0	0	4	8	9.00	2.000
Ray Moore, R (9, 1) ERA: 4.2	1.0		3	0	0	0	1	0	0	0	0	0	0	5	5	0.00	0.000

PITCHER	IP	WLS	BF	H	R	ER	SO	BB	IBB	HBP	BLK	WP	HR	S	P	ERA	WHIP

TOP

Kansas City Athletics @ Washington Senators
Griffith Stadium, Washington, DC
Fri Jul 22 1960, 7:05 PM EDT
Att. 11,012 - Unknown

livebaseballscorecards.com

AB	34
R	9
H	9
RBI	6
BB	7
SO	3
LOB	20

WP: 0 PB: 1 SB: 0 CS: 0 PA: 44

Batter	1	2	3	4	5	6	7	8	9	AB	R	H	RBI	BB	SO	LOB
Billy Gardner, R (1, 4) OBP: 0.346, SLG: 0.405	F8		1B		F6		BB 1B		5-3	5	0	2	0	0	0	0
Dan Dobbek, L (1, 8) OBP: 0.313, SLG: 0.385	F9		F5		3-1		F5		P2	5	0	0	0	0	0	2
Bob Allison, R (1, 9) OBP: 0.397, SLG: 0.459	2B			E1 SF8 1B		BBBB HR BB	1-2 BB		4-3	3	2	2	0	2	0	0
Jim Lemon, R (1, 7) OBP: 0.375, SLG: 0.568	P4			SF8 3-H		1-H HR	P6			3	1	1	3	0	0	3
Julio Becquer, L (1, 3) OBP: 0.259, SLG: 0.364		4-3		F9		F8		BBBB FC5-4 BB		3	0	0	0	1	0	0
Harmon Killebrew, R (1, 5) OBP: 0.360, SLG: 0.450		SSS K		1B 2B		BBBB FC4-6 BB		FC5-4 BB 1-2f		3	1	1	0	1	1	1
Earl Battey, R (1, 2) OBP: 0.316, SLG: 0.383		F8		FC4-6 2-H 1B		FC4-6 1-2f		F7		4	0	1	1	0	0	2
Jose Valdivielso, R (1, 6) OBP: 0.288, SLG: 0.267 Elmer Valo, L (8, PH) OBP: 0.405, SLG: 0.290 Ray Moore, R (9, 1) OBP: 0.100, SLG: 0.100			4-3	FC4-6 1-2f		4-3		BBBB 1-2 BB		3 0 0	0 0 0	0 0 0	0 0 0	0 1 0	0 0 0	2 0 0
Hal Woodeshick, R (1, 1) OBP: 0.091, SLG: 0.048 Rudy Hernandez, R (5, 1) Don Lee, R (6, 1) OBP: 0.238, SLG: 0.167 Lenny Green, L (7, PH) OBP: 0.336, SLG: 0.372 Chuck Stobbs, L (8, 1) Faye Throneberry, L (8, PH) OBP: 0.343, SLG: 0.352 Billy Consolo, R (9, 6) OBP: 0.314, SLG: 0.308			SSS K		F9		5-3		F9	1 1 0 1 0 1 0	0 0 0 0 0 0 0	0 0 0 0 0 0 0	0 0 0 0 0 0 0	1 0 0 0 0 0 0	0 0 0 0 0 0 0	0 0 0 0 0 0 2
Inning Stats	R: 0 E: 0 K: 0 S: 4 H: 1 LOB: 1 BB: 0 P: 4	R: 0 E: 0 K: 1 S: 5 H: 0 LOB: 0 BB: 0 P: 5	R: 0 E: 0 K: 1 S: 6 H: 1 LOB: 1 BB: 0 P: 6	R: 2 E: 1 K: 0 S: 6 H: 3 LOB: 1 BB: 0 P: 6	R: 0 E: 0 K: 0 S: 3 H: 0 LOB: 0 BB: 0 P: 3	R: 2 E: 0 K: 0 S: 4 H: 1 LOB: 1 BB: 2 P: 12	R: 0 E: 0 K: 0 S: 4 H: 1 LOB: 2 BB: 1 P: 8	R: 0 E: 0 K: 0 S: 3 H: 0 LOB: 2 BB: 2 P: 11	R: 0 E: 0 K: 0 S: 3 H: 0 LOB: 0 BB: 0 P: 3	1B: 4 2B: 2 3B: 0 HR: 1 SF: 1 SAC: 0 DP: 0 HBP: 0			WP: 0 PB: 0 SB: 0 CS: 0		PA: 39	

PITCHER		IP	WLS	BF	H	R	ER	SO	BB	IBB	HBP	BLK	WP	HR	S	P	ERA	WHIP
Dick Hall, R ERA: 4.02	(1, 1)	5.1	W	24	6	4	4	2	2	0	0	0	0	1	26	34	6.75	1.500
Ken Johnson, R ERA: 4.08	(6, 1)	3.2	S	15	1	0	0	0	3	0	0	0	0	0	12	24	0.00	1.091

PITCHER	IP	WLS	BF	H	R	ER	SO	BB	IBB	HBP	BLK	WP	HR	S	P	ERA	WHIP

BOTTOM

Kansas City Athletics @ Washington Senators
Griffith Stadium, Washington, DC
Fri Jul 22 1960, 7:05 PM EDT
Att. 11,012 - Unknown

livebaseballscorecards.com

AB	33
R	4
H	7
RBI	4
BB	5
SO	2
LOB	12

Batter	1	2	3	4	5	6	7	8	9	AB	R	H	RBI	BB	SO	LOB
Bill Tuttle, R (1, 8) OBP: 0.324, SLG: 0.313	0-0 1B 1B 1B		0-0 L1-3-6 1B 1B		0-0 G3-6 1B		0-3 K			4	1	3	0	0	1	0
Jerry Lumpe, L (1, 4) OBP: 0.328, SLG: 0.374	0-0 F8		0-0 L1-3-6 1-2 1B		0-0 G3-6 1-2f		0-0 P5			4	0	1	0	0	0	2
Whitey Herzog, L (1, 9) OBP: 0.374, SLG: 0.439	0-0 F7		0-0 L1-3-6 1-2 2-3		0-0 6-3			0-0 HR		4	1	1	1	0	0	3
Norm Siebern, L (1, 7) OBP: 0.385, SLG: 0.500	0-0 1B 1-3 1B			0-0 HR		0-0 1B 1B		0-0 F9		4	1	3	1	0	0	0
Dick Williams, R (1, 5) (7, 3) OBP: 0.341, SLG: 0.394	0-0 1-2 3-H 1B			0-0 2B		0-0 1-2 1B		0-0 F7		4	0	3	1	0	0	0
Marv Throneberry, L (1, 3) OBP: 0.274, SLG: 0.423	S S S 0-3 K			S S S 0-3 K		0-0 F9		0-0 F8		3	0	0	0	0	2	5
Bob Trowbridge, R (7, 1) OBP: 0.056, SLG: 0.111										0	0	0	0	0	0	0
Harry Chiti, R (8, PH) OBP: 0.288, SLG: 0.337										1	0	0	0	0	0	0
Marty Kutyna, R (8, 1) OBP: 0.250, SLG: 0.250										0	0	0	0	0	0	0
Pete Daley, R (1, 2) OBP: 0.276, SLG: 0.420		0-0 F7		0-0 F7		0-0 P3			0-0 6-3	4	0	0	0	0	0	3
Ken Hamlin, R (1, 6) OBP: 0.269, SLG: 0.240		0-0 F3		B B B B 4-0 BB		0-0 F9			S S S 0-3 K	2	0	0	0	1	0	2
Danny Kravitz, L (9, PH) OBP: 0.293, SLG: 0.388										1	0	0	0	0	1	0
Bud Daley, L (1, 1) OBP: 0.237, SLG: 0.173										1	0	0	0	0	0	0
Hank Bauer, R (4, PH) OBP: 0.336, SLG: 0.409										1	0	0	0	0	0	2
John Tsitouris, R (4, 1)										0	0	0	0	0	0	0
Bob Davis, R (5, 1)										0	0	0	0	0	0	0
Bob Johnson, R (7, PH) OBP: 0.325, SLG: 0.224										2	0	0	0	0	0	0
(7, 5)		0-0 1-3		0-0 P6			0-0 F7		0-0 P4							

TOP

Kansas City Athletics @ Washington Senators
Griffith Stadium, Washington, DC
Sat Jul 23 1960, 3:33 AM EDT
Att. 3,598 - Unknown

livebaseballscorecards.com

	AB	35
	R	3
	H	11
	RBI	3
	BB	1
	SO	4
	LOB	17

Inning Stats	1	2	3	4	5	6	7	8	9
	R: 1 E: 0 K: 1 S: 8 H: 3 LOB: 2 BB: 0 P: 8	R: 0 E: 0 K: 0 S: 3 H: 0 LOB: 0 BB: 0 P: 3	R: 0 E: 0 K: 0 S: 3 H: 2 LOB: 0 BB: 0 P: 3	R: 1 E: 0 K: 1 S: 7 H: 2 LOB: 2 BB: 1 P: 11	R: 0 E: 0 K: 0 S: 3 H: 1 LOB: 0 BB: 0 P: 3	R: 0 E: 0 K: 0 S: 5 H: 2 LOB: 2 BB: 0 P: 5	R: 0 E: 0 K: 1 S: 5 H: 0 LOB: 0 BB: 0 P: 5	R: 1 E: 0 K: 0 S: 4 H: 1 LOB: 0 BB: 0 P: 4	R: 0 E: 0 K: 1 S: 5 H: 0 LOB: 0 BB: 0 P: 5

	1B: 8	SF: 0	WP: 0	PA: 36
	2B: 1	SAC: 0	PB: 0	
	3B: 1	DP: 1	SB: 0	
	HR: 2	HBP: 0	CS: 0	

PITCHER		IP	WLS	BF	H	R	ER	SO	BB	IBB	HBP	BLK	WP	HR	S	P	ERA	WHIP
Pedro Ramos, R ERA: 3.43	(1, 1)	3.0		14	7	2	2	1	0	0	0	0	0	1	16	16	6.00	2.333
Chuck Stobbs, L ERA: 3.25	(4, 1)	5.0	W	19	4	1	1	2	1	0	0	0	0	1	22	26	1.80	1.000
Ray Moore, R ERA: 4.11	(9, 1)	1.0	S	3	0	0	0	1	0	0	0	0	0	0	5	5	0.00	0.000

PITCHER	IP	WLS	BF	H	R	ER	SO	BB	IBB	HBP	BLK	WP	HR	S	P	ERA	WHIP

Batter	1	2	3	4	5	6	7	8	9	AB	R	H	RBI	BB	SO	LOB
Pete Whisenant, R (1, 8) (7, 7) OBP: 0.345, SLG: 0.365	F5		1B G6-4-3 BB	FC4-6 1-2f	FC5-4 1-2f			F7		4	1	0	0	1	0	3
Billy Gardner, R (1, 4) OBP: 0.347, SLG: 0.405	F3		G6-4-3 1-3 1B	F8 1-2		SH1-4 1B		6-3		5	0	2	0	0	0	1
Bob Allison, R (1, 9) OBP: 0.392, SLG: 0.453	K		G6-4-3 1-2f 3-H		P6	SH1-4 1-2		5-3		4	0	0	0	0	1	1
Jim Lemon, R (1, 7) OBP: 0.376, SLG: 0.564		E6 S 2B	1B BB HBP		HR BB	1-3				2	3	0	0	1	0	1
Dan Dobbek, L (7, 8) OBP: 0.313, SLG: 0.385										0	0	0	0	0	0	0
Harmon Killebrew, R (1, 5) OBP: 0.363, SLG: 0.464		K 1-2	1B 1-2 BB		1-H HR	K				3	1	1	2	1	2	2
Earl Battey, R (1, 2) OBP: 0.326, SLG: 0.392		3B 2-H 2B	1-2 2-H 1B		FC4-6 1B 1B HBP					2	2	2	2	1	0	0
Julio Becquer, L (1, 3) OBP: 0.263, SLG: 0.376		SH4-3 2-H 3B	K		FC4-6 1-2 1B			FC3-6 4-3 1-2f		4	1	2	1	0	1	3
Jose Valdivielso, R (1, 6) OBP: 0.283, SLG: 0.262		SH4-3 3-H		4-3	FC4-6 1B 1-2f 2-3			4-3 2-3		3	0	0	1	0	0	3
Pedro Ramos, S (1, 1) OBP: 0.125, SLG: 0.213										1	0	0	0	0	1	0
Chuck Stobbs, L (4, 1) OBP: 0.200, SLG: 0.059		K		FC4-6 BB	FC5-4 1-3 3-H 1B			4-3		2	0	1	1	1	0	1
Ray Moore, R (9, 1) OBP: 0.100, SLG: 0.100										0	0	0	0	0	0	0
Inning Stats	R: 0 E: 0 K: 1 S: 5 H: 0 LOB: 0 BB: 0 P: 5	R: 3 E: 1 K: 2 S: 10 H: 2 LOB: 0 BB: 0 P: 10	R: 2 E: 0 K: 1 S: 6 H: 2 LOB: 2 BB: 2 P: 15	R: 0 E: 0 K: 0 S: 3 H: 0 LOB: 1 BB: 1 P: 7	R: 3 E: 0 K: 0 S: 6 H: 3 LOB: 2 BB: 1 P: 11	R: 0 E: 0 K: 1 S: 6 H: 1 LOB: 1 BB: 0 P: 6	R: 0 E: 1 K: 0 S: 3 H: 0 LOB: 1 BB: 1 P: 7	R: 0 E: 0 K: 0 S: 3 H: 0 LOB: 0 BB: 0 P: 3		1B: 5 2B: 1 3B: 1 HR: 1	SF: 0 SAC: 2 DP: 1 HBP: 2					

PITCHER		IP	WLS	BF	H	R	ER	SO	BB	IBB	HBP	BLK	WP	HR	S	P	ERA	WHIP
Bud Daley, L ERA: 4.07	(1, 1)	3.0	L	16	4	5	3	4	2	0	1	0	0	0	21	30	9.00	2.000
John Tsitouris, R ERA: 6.35	(4, 1)	1.2		11	3	3	3	0	2	0	1	0	0	1	8	17	16.20	3.000
Bob Davis, R ERA:	(5, 1)	1.1		5	1	0	0	1	0	0	0	0	0	0	7	7	0.00	0.750
Bob Trowbridge, R ERA: 4.68	(7, 1)	1.0		4	0	0	0	0	1	0	0	0	0	0	3	7	0.00	1.000
Marty Kutyna, R ERA: 3.21	(8, 1)	1.0		3	0	0	0	0	0	0	0	0	0	0	3	3	0.00	0.000

PITCHER	IP	WLS	BF	H	R	ER	SO	BB	IBB	HBP	BLK	WP	HR	S	P	ERA	WHIP

BOTTOM

Kansas City Athletics @ Washington Senators

Griffith Stadium, Washington, DC

Sat Jul 23 1960, 3:33 AM EDT

Att. 3,598 - Unknown

livebaseballscorecards.com

AB	30
R	8
H	8
RBI	7
BB	5
SO	5
LOB	15

WP: 0	PA: 39		
PB: 0			
SB: 2			
CS: 0			

Batter	1	2	3	4	5	6	7	8	9	AB	R	H	RBI	BB	SO	LOB
Bill Tuttle, R (1, 8) OBP: 0.322, SLG: 0.311	F3		6-3			6-3	E9 1-3 E 1B		K	5	1	1	0	0	1	0
Jerry Lumpe, L (1, 4) OBP: 0.327, SLG: 0.370	5-3		4-3			F8	FC6-4 IBB			3	0	0	0	1	0	0
Whitey Herzog, L (1, 9) OBP: 0.369, SLG: 0.433 Hank Bauer, R (7, PH) OBP: 0.333, SLG: 0.406 Ken Hamlin, R (7, PR) OBP: 0.269, SLG: 0.240 (7, 6)	F7			L4		6-3	FC6-4 PO BB 1-2f 2-H 3-H			3 1 0	0 0 0	0 1 0	0 1 0	0 0 0	0 0 0	0 1 0
Norm Siebern, L (1, 7) OBP: 0.389, SLG: 0.505		1B 1B		K			E 1B 2B 1-2 BB			3	1	2	0	1	1	0
Dick Williams, R (1, 5) OBP: 0.339, SLG: 0.391		1-2 1B		6-3			E6 1B E 2-3 PO 2-3	P4		4	1	1	0	0	0	1
Marv Throneberry, L (1, 3) OBP: 0.266, SLG: 0.409	P3				4-3		P5	F8		4	0	0	0	0	0	4
Pete Daley, R (1, 2) OBP: 0.270, SLG: 0.410 Danny Kravitz, L (7, PH) OBP: 0.299, SLG: 0.391 (7, 2)	K				K		FC4 E 1-2 3-H 1B	K		2 2	0 1	0 1	0 1	0 0	2 1	2 0
Bob Johnson, R (1, 6) OBP: 0.329, SLG: 0.232 Russ Snyder, L (7, PH) OBP: 0.328, SLG: 0.388 (7, 9)	F8				1B	FC4 1B 1-H 2-H			F8	2 2	0 1	1 0	0 0	0 0	0 0	2 0
Ray Herbert, R (1, 1) OBP: 0.261, SLG: 0.150 Ken Johnson, R (8, 1) OBP: 0.200, SLG: 0.200			K		F7		E FC6-4 3-H 1B		K	3 1	1 0	1 0	1 0	0 0	1 0	1 0
Inning Stats	R: 0 E: 0 K: 0 S: 3 H: 0 LOB: 0 BB: 0 P: 3	R: 0 E: 0 K: 1 S: 7 H: 2 LOB: 2 BB: 0 P: 7	R: 0 E: 0 K: 1 S: 5 H: 0 LOB: 0 BB: 0 P: 5	R: 0 E: 0 K: 1 S: 5 H: 0 LOB: 0 BB: 0 P: 5	R: 0 E: 0 K: 1 S: 6 H: 1 LOB: 1 BB: 0 P: 6	R: 0 E: 0 K: 0 S: 3 H: 0 LOB: 0 BB: 0 P: 3	R: 6 E: 4 K: 0 S: 8 H: 4 LOB: 1 BB: 2 P: 16	R: 0 E: 0 K: 1 S: 5 H: 0 LOB: 0 BB: 0 P: 5	R: 0 E: 0 K: 2 S: 7 H: 0 LOB: 0 BB: 0 P: 7	1B: 6 2B: 1 3B: 0 HR: 0 SF: 0 SAC: 0 DP: 0 HBP: 0						

PITCHER		IP	WLS	BF	H	R	ER	SO	BB	IBB	HBP	BLK	WP	HR	S	P	ERA	WHIP
Tex Clevenger, R ERA: 3.04	(1, 1)	6.1	L	28	7	6	0	4	0	0	0	0	0	0	36	36	0.00	1.105
Jack Kralick, L ERA: 2.37	(7, 1)	1.2		6	0	0	0	1	1	1	0	0	0	0	6	14	0.00	0.600
Rudy Hernandez, R ERA: 2.25	(9, 1)	1.0		3	0	0	0	2	0	0	0	0	0	0	7	7	0.00	0.000

PITCHER	IP	WLS	BF	H	R	ER	SO	BB	IBB	HBP	BLK	WP	HR	S	P	ERA	WHIP

TOP

Kansas City Athletics @ Washington Senators

Griffith Stadium, Washington, DC

Sun Jul 24 1960, 3:33 AM EDT

Unknown

livebaseballscorecards.com

AB	35
R	6
H	7
RBI	3
BB	2
SO	7
LOB	11

WP: 0 PA: 38
PB: 0
SB: 0
CS: 0

BOTTOM

Kansas City Athletics @ Washington Senators
Griffith Stadium, Washington, DC
Sun Jul 24 1960, 3:33 AM EDT
Unknown

livebaseballscorecards.com

Batter	1	2	3	4	5	6	7	8	9	AB	R	H	RBI	BB	SO	LOB
Billy Gardner, R (1, 4) OBP: 0.346, SLG: 0.404	F7		4-3			P6		1B 1-2		4	0	1	0	0	0	1
Lenny Green, L (1, 8) OBP: 0.348, SLG: 0.379 Rudy Hernandez, R (9, 1)	4-3			BB CS B B B			1B	1B 1-2 2-3		3 0	0 0	2 0	0 0	1 0	0 0	0 0
Dan Dobbek, L (1, 9) OBP: 0.307, SLG: 0.377 Billy Consolo, R (9, 6) OBP: 0.314, SLG: 0.308	F7			L7 1-2			P6	K S S S		4 0	0 0	0 0	0 0	0 0	1 0	5 0
Julio Becquer, L (1, 3) OBP: 0.258, SLG: 0.369		K S S S		F8			F8	4-3		4	0	0	0	0	1	4
Faye Throneberry, L (1, 7) OBP: 0.330, SLG: 0.337 (9, 8)		F7			F7		K S S S		G3	4	0	0	0	0	1	1
Harmon Killebrew, R (1, 5) OBP: 0.365, SLG: 0.469		K S S S			F9			2B 1B	4-3 1B	4	2	2	0	0	1	0
Earl Battey, R (1, 2) OBP: 0.325, SLG: 0.394			4-3		6-3			1B 1-3	4-3 2-3	4	1	1	0	0	0	1
Jose Valdivielso, R (1, 6) OBP: 0.280, SLG: 0.259 Elmer Valo, L (8, PH) OBP: 0.409, SLG: 0.303 (9, 9)			6-3			F7		5-3	FC6-4 3-H	2 2	0 0	0 1	0 1	0 0	0 0	0 2
Tex Clevenger, R (1, 1) OBP: 0.250, SLG: 0.182 Jack Kralick, L (7, 1) OBP: 0.200, SLG: 0.077 Jim Lemon, R (8, PH) OBP: 0.377, SLG: 0.564 (9, 7)			BB B B B			K S S S		1B 1B 2-H 3-H	FC6-4 1-2f	1 0 2	0 0 0	0 0 1	0 0 2	1 0 0	1 0 0	0 0 1
Inning Stats	R: 0 E: 0 K: 0 S: 3 H: 0 LOB: 0 BB: 0 P: 3	R: 0 E: 0 K: 2 S: 7 H: 0 LOB: 0 BB: 0 P: 7	R: 0 E: 0 K: 0 S: 3 H: 0 LOB: 1 BB: 1 P: 7	R: 0 E: 0 K: 0 S: 2 H: 0 LOB: 0 BB: 1 P: 6	R: 0 E: 0 K: 0 S: 3 H: 0 LOB: 0 BB: 0 P: 3	R: 0 E: 0 K: 1 S: 5 H: 0 LOB: 0 BB: 0 P: 5	R: 0 E: 0 K: 1 S: 6 H: 1 LOB: 1 BB: 0 P: 6	R: 2 E: 0 K: 1 S: 10 H: 5 LOB: 3 BB: 0 P: 10	R: 1 E: 0 K: 0 S: 5 H: 2 LOB: 1 BB: 0 P: 5	1B: 6 2B: 2 3B: 0 HR: 0 SF: 0 SAC: 0 DP: 0 HBP: 0						

	AB	34
	R	3
	H	8
	RBI	3
	BB	2
	SO	5
	LOB	15

WP: 0 PA: 36
PB: 0
SB: 0
CS: 1

PITCHER		IP	WLS	BF	H	R	ER	SO	BB	IBB	HBP	BLK	WP	HR	S	P	ERA	WHIP
Ray Herbert, R ERA: 3.5	(1, 1)	7.1	W	29	6	2	2	4	2	0	0	0	0	0	35	43	2.46	1.091
Ken Johnson, R ERA: 4.11	(8, 1)	1.2	S	7	2	1	1	1	0	0	0	0	0	0	9	9	5.40	1.200

PITCHER	IP	WLS	BF	H	R	ER	SO	BB	IBB	HBP	BLK	WP	HR	S	P	ERA	WHIP

Batter	1	2	3	4	5	6	7	8	9	AB	R	H	RBI	BB	SO	LOB
Bill Tuttle, R (1, 8) OBP: 0.318, SLG: 0.307	K		K			6-3		G6-4-3 1-2f		4	0	0	0	0	2	2
Jerry Lumpe, L (1, 4) OBP: 0.323, SLG: 0.366	4-3			L8		K			L6	4	0	0	0	0	1	0
Russ Snyder, L (1, 9) OBP: 0.337, SLG: 0.402	1B			G3			FC6 1B		3B 2B	4	1	3	0	0	0	0
Norm Siebern, L (1, 7) OBP: 0.388, SLG: 0.508	4-3			3-1			F9		SF7 2-H 3B	4	1	1	1	0	0	2
Dick Williams, R (1, 5) OBP: 0.338, SLG: 0.390		G4-6-3 1B			K		K		SF7 3-H	3	0	1	1	0	2	1
Danny Kravitz, L (1, 2) OBP: 0.284, SLG: 0.370		G4-6-3 1-2f			K		FC6 1-2f		F9	4	0	0	0	0	1	2
Marv Throneberry, L (1, 3) OBP: 0.275, SLG: 0.411		4-3			PB BB			1B 1B		2	0	1	0	1	0	0
Bob Johnson, R (1, 6) OBP: 0.329, SLG: 0.236			1-3		P3 1-2			G6-4-3 1-2 1B		3	0	1	0	0	0	1
Ned Garver, R (1, 1) OBP: 0.091, SLG: 0.182										0	0	0	0	0	0	0
Bob Davis, R (2, 1)										1	0	0	0	0	0	0
Lou Klimchock, L (6, PH) OBP: 0.375, SLG: 0.375										1	0	0	0	0	0	0
Bob Trowbridge, R (6, 1) OBP: 0.056, SLG: 0.111										0	0	0	0	0	0	0
John Tsitouris, R (7, 1)										0	0	0	0	0	0	0
Whitey Herzog, L (8, PH) OBP: 0.368, SLG: 0.431										1	0	0	0	0	0	2
Marty Kutyna, R (8, 1) OBP: 0.250, SLG: 0.250										0	0	0	0	0	0	0
Inning Stats	R: 0 E: 0 K: 1 S: 6 H: 1 LOB: 1 BB: 0 P: 6	R: 0 E: 0 K: 0 S: 3 H: 1 LOB: 0 BB: 0 P: 3	R: 0 E: 0 K: 1 S: 5 H: 0 LOB: 0 BB: 0 P: 5	R: 0 E: 0 K: 0 S: 3 H: 0 LOB: 0 BB: 0 P: 3	R: 0 E: 0 K: 2 S: 7 H: 0 LOB: 1 BB: 1 P: 11	R: 0 E: 0 K: 1 S: 5 H: 0 LOB: 0 BB: 0 P: 5	R: 0 E: 0 K: 1 S: 6 H: 1 LOB: 1 BB: 0 P: 6	R: 0 E: 0 K: 0 S: 4 H: 2 LOB: 1 BB: 0 P: 4	R: 2 E: 0 K: 0 S: 5 H: 2 LOB: 0 BB: 0 P: 5	1B: 5 2B: 1 3B: 1 HR: 0 SF: 1 SAC: 0 DP: 2 HBP: 0	WP: 0 PB: 1 SB: 0 CS: 0 PA: 33					

PITCHER		IP	WLS	BF	H	R	ER	SO	BB	IBB	HBP	BLK	WP	HR	S	P	ERA	WHIP
Camilo Pascual, R ERA: 2.99	(1, 1)	7.0	W	26	5	0	0	6	1	0	0	0	0	0	37	41	0.00	0.857
Ray Moore, R ERA: 4.3	(8, 1)	2.0	S	7	2	2	2	0	0	0	0	0	0	0	7	7	9.00	1.000

PITCHER	IP	WLS	BF	H	R	ER	SO	BB	IBB	HBP	BLK	WP	HR	S	P	ERA	WHIP

TOP

Kansas City Athletics @ Washington Senators
Griffith Stadium, Washington, DC
Sun Jul 24 1960, 3:38 AM EDT
Att. 13,668 - Unknown

livebaseballscorecards.com

AB	31
R	2
H	7
RBI	2
BB	1
SO	6
LOB	10

Batter	1	2	3	4	5	6	7	8	9	AB	R	H	RBI	BB	SO	LOB
Billy Gardner, R (1, 4) OBP: 0.344, SLG: 0.401	6-3	2B 1B 2-H	K			E6 1B 1B	P4			5	2	1	1	0	1	3
Lenny Green, L (1, 8) OBP: 0.364, SLG: 0.405	2B 1B	FC5-4 2B 2-H		4-3		1B SF7 1B 1-3		2B 1B 1B		5	3	4	1	0	0	0
Bob Allison, R (1, 9) OBP: 0.398, SLG: 0.464	1B SF7 2B 1-H	FC5-4 BB		K		WP HR 1B 1-3 3-H		1-3 1B 2B		4	2	3	2	1	1	0
Jim Lemon, R (1, 7) OBP: 0.377, SLG: 0.563	1B 2-3	FC5-4 WP 1-2f 2-3		K2-3		SF7 3-H		1B 2-H 3-H		4	0	2	2	0	1	2
Pete Whisenant, R (8, PR) (9, 7) OBP: 0.345, SLG: 0.365										0	0	0	0	0	0	0
Julio Becquer, L (1, 3) OBP: 0.265, SLG: 0.392	FC6-4 IBB	4-3 1-2			1B 3B	1B HR 1-H		K		4	2	2	2	1	1	3
Harmon Killebrew, R (1, 5) OBP: 0.362, SLG: 0.465	SF7 3-H		K		G4-6-3 1B 3-H	F8		P6		4	0	1	2	0	1	1
Earl Battey, R (1, 2) OBP: 0.324, SLG: 0.389	FC6-4 1-2f		K		G4-6-3 1-2f		SH1-4 BB			3	0	0	0	1	1	3
Jose Valdivielso, R (1, 6) OBP: 0.286, SLG: 0.266		SH1-4 1B 1B	1B 1B		6-3		SH1-4 1-2			3	1	2	0	0	0	0
Camilo Pascual, R (1, 1) OBP: 0.211, SLG: 0.250		SH1-4 1-2	1B 1-2			4-3	K			3	0	1	0	0	1	1
Ray Moore, R (8, 1) OBP: 0.100, SLG: 0.100										0	0	0	0	0	0	0
Inning Stats	R: 2 E: 0 K: 0 S: 6 H: 3 LOB: 2 BB: 1 P: 10	R: 2 E: 0 K: 0 S: 6 H: 3 LOB: 2 BB: 1 P: 10	R: 0 E: 0 K: 3 S: 11 H: 2 LOB: 2 BB: 0 P: 11	R: 0 E: 0 K: 2 S: 7 H: 0 LOB: 0 BB: 0 P: 7	R: 1 E: 0 K: 0 S: 4 H: 2 LOB: 0 BB: 0 P: 4	R: 4 E: 1 K: 0 S: 7 H: 3 LOB: 0 BB: 0 P: 7	R: 0 E: 0 K: 1 S: 5 H: 0 LOB: 1 BB: 1 P: 9	R: 1 E: 0 K: 1 S: 7 H: 3 LOB: 1 BB: 0 P: 7		1B: 11 2B: 3 3B: 1 HR: 1 SF: 2 SAC: 2 DP: 1 HBP: 0						

PITCHER		IP	WLS	BF	H	R	ER	SO	BB	IBB	HBP	BLK	WP	HR	S	P	ERA	WHIP
Ned Garver, R ERA: 6.5	(1, 1)	1.1	L	10	5	4	4	0	0	1	0	0	0	0	9	13	27.00	3.750
Bob Davis, R ERA: 1.8	(2, 1)	3.2		16	5	1	1	5	1	0	0	0	1	0	25	29	2.46	1.636
Bob Trowbridge, R ERA: 4.61	(6, 1)	1.0		7	3	4	0	0	0	0	0	0	1	1	7	7	0.00	3.000
John Tsitouris, R ERA: 5.4	(7, 1)	1.0		4	0	0	0	1	1	0	0	0	0	0	5	9	0.00	1.000
Marty Kutyna, R ERA: 3.35	(8, 1)	1.0		5	3	1	1	1	0	0	0	0	0	0	7	7	9.00	3.000

PITCHER	IP	WLS	BF	H	R	ER	SO	BB	IBB	HBP	BLK	WP	HR	S	P	ERA	WHIP

BOTTOM

Kansas City Athletics @ Washington Senators

Griffith Stadium, Washington, DC

Sun Jul 24 1960, 3:38 AM EDT

Att. 13,668 - Unknown

livebaseballscorecards.com

AB	35
R	10
H	16
RBI	10
BB	3
SO	7
LOB	13

WP: 2 PA: 42
PB: 0
SB: 0
CS: 0

Batter	1	2	3	4	5	6	7	8	9	AB	R	H	RBI	BB	SO	LOB
Eddie Yost, R (1, 5) OBP: 0.415, SLG: 0.391	P6		P6		5-3		K	BB		4	0	0	0	1	1	0
Neil Chrisley, L (1, 7) OBP: 0.295, SLG: 0.407	3-1			HR 1B	1-3		P6	L8		5	1	1	0	0	0	3
Sandy Amoros, L (1, 8) OBP: 0.277, SLG: 0.200	L1			F7		6-3	2B 1B		FC4-6 1B	4	0	1	0	0	0	1
Johnny Groth, R (9, PH) OBP: 0.438, SLG: 0.357 (9, 8)									L6	1	0	1	0	0	0	0
Rocky Colavito, R (1, 9) OBP: 0.343, SLG: 0.526		F8		1-H HR		1B E 1B	1-H 2B			5	2	3	2	0	0	1
Norm Cash, L (1, 3) OBP: 0.383, SLG: 0.451		BB		4-3 BB		1B E 1-3 SF7 1B		F8	FC4-6 CS 1-2f	3	1	1	0	2	0	1
Frank Bolling, R (1, 4) OBP: 0.309, SLG: 0.368		F9		4-3 1-2		E5 1B 1-2 3-H		1B 1B 1B	CS 1-2	4	1	1	1	0	0	3
Lou Berberet, L (1, 2) OBP: 0.310, SLG: 0.259		F7		IBB		1-2 2-3 1B		SH1-4 1B 1-3 1B		3	0	2	0	1	0	1
Chico Fernandez, R (1, 6) OBP: 0.316, SLG: 0.343			K	K		SF7 3-H		SH1-4 1-2 3-H 1B		3	0	1	2	0	2	2
Frank Lary, R (1, 1) OBP: 0.211, SLG: 0.250			F8		K	K		SH1-4 1-2 2-3		3	0	0	0	0	2	2
Clem Labine, R (9, 1) OBP: 0.500, SLG: 1.000										0	0	0	0	0	0	0
Inning Stats	R: 0 H: 0 E: 0 LOB: 0 K: 0 BB: 0 S: 3 P: 3	R: 0 H: 0 E: 0 LOB: 1 K: 0 BB: 1 S: 3 P: 7	R: 0 H: 0 E: 0 LOB: 0 K: 1 BB: 0 S: 5 P: 5	R: 2 H: 2 E: 0 LOB: 2 K: 1 BB: 2 S: 7 P: 15	R: 0 H: 0 E: 0 LOB: 0 K: 1 BB: 0 S: 5 P: 5	R: 2 H: 3 E: 1 LOB: 2 K: 1 BB: 0 S: 9 P: 9	R: 0 H: 2 E: 0 LOB: 2 K: 1 BB: 0 S: 6 P: 6	R: 1 H: 3 E: 0 LOB: 3 K: 0 BB: 1 S: 6 P: 10	R: 0 H: 1 E: 0 LOB: 0 K: 0 BB: 0 S: 3 P: 3	1B: 9 SF: 1 2B: 1 SAC: 1 3B: 0 DP: 0 HR: 1 HBP: 0						

PITCHER	IP	WLS	BF	H	R	ER	SO	BB	IBB	HBP	BLK	WP	HR	S	P	ERA	WHIP
Pedro Ramos, R (1, 1) ERA: 3.5	7.1	L	35	10	5	4	5	2	1	0	0	0	1	42	54	4.91	1.636
Don Lee, R (8, 1) ERA: 4.83	0.2		3	0	0	0	0	1	0	0	0	0	0	2	6	0.00	1.500
Hal Woodeshick, L (9, 1) ERA: 4.58	1.0		3	1	0	0	0	0	0	0	0	0	0	3	3	0.00	1.000

PITCHER	IP	WLS	BF	H	R	ER	SO	BB	IBB	HBP	BLK	WP	HR	S	P	ERA	WHIP

TOP

Detroit Tigers @ Washington Senators

Griffith Stadium, Washington, DC

Tue Jul 26 1960, 7:05 PM EDT

Att. 11,613 - Unknown

livebaseballscorecards.com

AB	35
R	5
H	11
RBI	5
BB	4
SO	5
LOB	14

Detroit Tigers @ Washington Senators

Griffith Stadium, Washington, DC

Tue Jul 26 1960, 7:05 PM EDT

Att. 11,613 - Unknown

livebaseballscorecards.com

BOTTOM

Batter	1	2	3	4	5	6	7	8	9	AB	R	H	RBI	BB	SO	LOB
Reno Bertoia, R (1, 5) OBP: 0.353, SLG: 0.395	SF7 3B	F3			F9			K		4	1	1	0	0	1	1
Lenny Green, L (1, 8) OBP: 0.354, SLG: 0.395	SF7 3-H		4-3			5-3		F7		3	0	0	1	0	0	1
Bob Allison, R (1, 9) OBP: 0.394, SLG: 0.458 Hal Woodeshick, R (9, 1) OBP: 0.091, SLG: 0.048	E6 HR		K			K		6-3		4 0	1 0	0 0	0 0	0 0	2 0	1 0
Jim Lemon, R (1, 7) OBP: 0.376, SLG: 0.559	F5		K			F2			4-3 1B	4	0	1	0	0	1	1
Billy Gardner, R (1, 4) OBP: 0.348, SLG: 0.411	1-H HR			6-3			BBBB G6-4-3 BB		1-2 4-3 1B	3	1	2	2	1	0	0
Harmon Killebrew, R (1, 3) OBP: 0.364, SLG: 0.463	BBBB BB			G6-4-3 1B			G6-4-3 1-2f		K	3	0	1	0	1	1	3
Earl Battey, R (1, 2) OBP: 0.324, SLG: 0.389 Julio Becquer, L (9, PH) OBP: 0.264, SLG: 0.391	4-3			G6-4-3 1-2f			1B		4-3 1-2 2-3	3 1	0 0	1 0	0 0	0 0	0 0	2 2
Jose Valdivielso, R (1, 6) OBP: 0.284, SLG: 0.263 Dan Dobbek, L (7, PH) OBP: 0.305, SLG: 0.375 Billy Consolo, R (8, 6) OBP: 0.314, SLG: 0.308 Elmer Valo, L (9, PH) OBP: 0.400, SLG: 0.294		5-3			K		F5		4-3	2 1 0 1	0 0 0 0	0 0 0 0	0 0 0 0	1 0 0 0	0 0 0 0	0 1 0 2
Pedro Ramos, S (1, 1) OBP: 0.120, SLG: 0.204 Don Lee, R (8, 1) OBP: 0.238, SLG: 0.167 Faye Throneberry, L (8, PH) OBP: 0.337, SLG: 0.344 (9, 9)		P4			K2-3			1B		2 0 1	0 0 0	0 0 1	0 0 0	1 0 0	0 0 0	0 0 0
Inning Stats	R: 3 E: 1 K: 0 S: 6 H: 2 LOB: 1 BB: 1 P: 10	R: 0 E: 0 K: 0 S: 3 H: 0 LOB: 0 BB: 0 P: 3	R: 0 E: 0 K: 2 S: 7 H: 0 LOB: 0 BB: 0 P: 7	R: 0 E: 0 K: 0 S: 3 H: 1 LOB: 0 BB: 0 P: 3	R: 0 E: 0 K: 2 S: 7 H: 0 LOB: 0 BB: 0 P: 7	R: 0 E: 0 K: 1 S: 5 H: 0 LOB: 0 BB: 0 P: 5	R: 0 E: 0 K: 0 S: 3 H: 1 LOB: 1 BB: 1 P: 7	R: 0 E: 0 K: 1 S: 6 H: 1 LOB: 1 BB: 0 P: 6	R: 0 E: 0 K: 1 S: 7 H: 2 LOB: 2 BB: 0 P: 7	1B: 5 2B: 0 3B: 1 HR: 1	SF: 1 SAC: 0 DP: 2 HBP: 0						

	AB	32
	R	3
	H	7
	RBI	3
	BB	2
	SO	7
	LOB	14

WP: 0 PB: 0 SB: 0 CS: 0 PA: 35

PITCHER		IP	WLS	BF	H	R	ER	SO	BB	IBB	HBP	BLK	WP	HR	S	P	ERA	WHIP
Frank Lary, R ERA: 3.43	(1, 1)	8.0	W	32	7	3	1	6	2	0	0	0	0	1	42	50	1.12	1.125
Clem Labine, R ERA: 5.53	(9, 1)	1.0	S	3	0	0	0	1	0	0	0	0	0	0	5	5	0.00	0.000

PITCHER	IP	WLS	BF	H	R	ER	SO	BB	IBB	HBP	BLK	WP	HR	S	P	ERA	WHIP

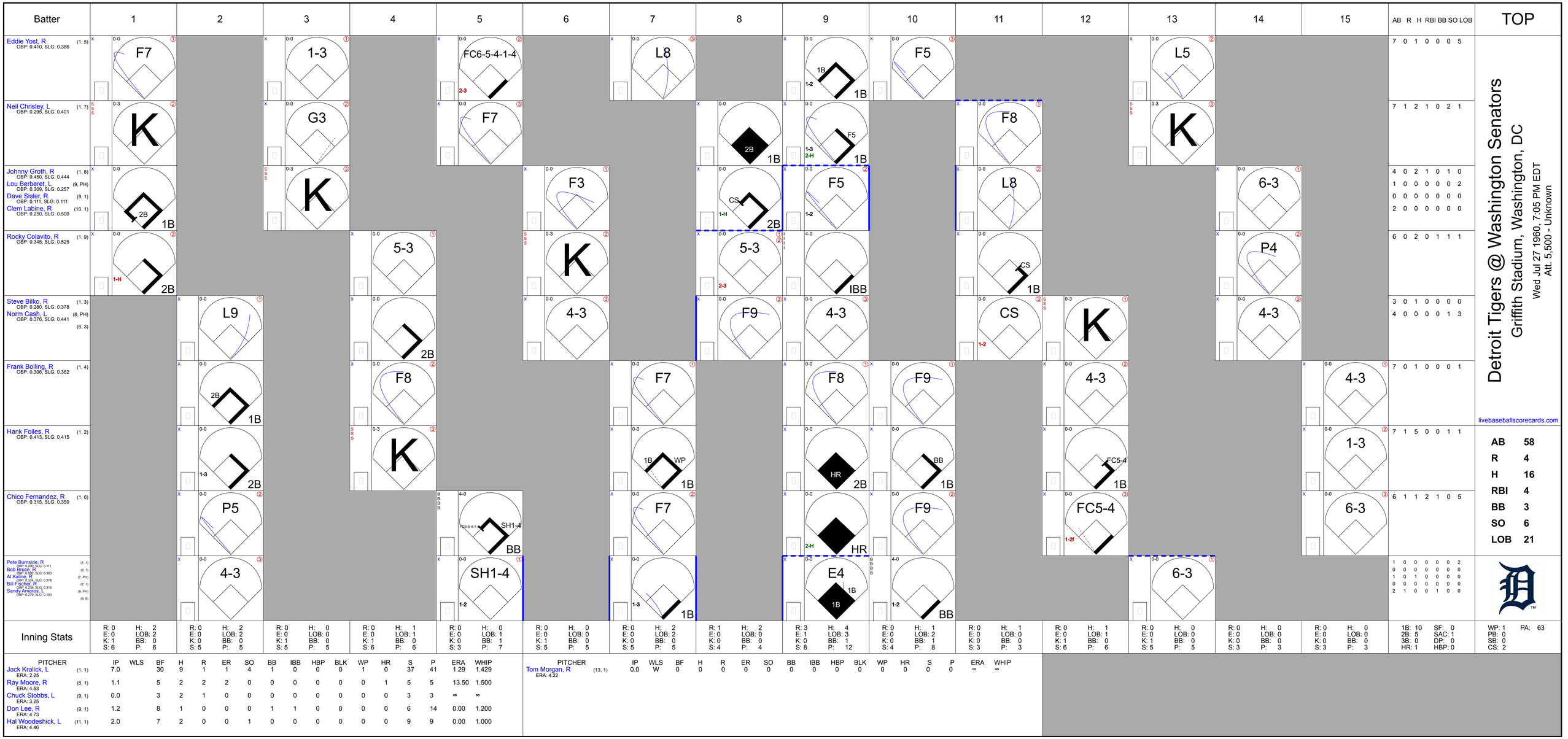
Batter
1
2
3
4
5
6
7
8
9
10
11
12
13
14
15
AB R H RBI BB SO LOB
TOP
Eddie Yost, R (1, 5) OBP: 0.410, SLG: 0.386
F7
7 0 1 0 0 0 5
Neil Chrisley, L (1, 7) OBP: 0.295, SLG: 0.401
K
1-3
G3
2-3
FC6-5-4-1-4
F7
L8
1B
F5
F8
L5
K
7 1 2 1 0 2 1
Johnny Groth, R (1, 8) OBP: 0.450, SLG: 0.444
Lou Berberet, L (9, PH) OBP: 0.309, SLG: 0.257
Dave Sisler, R (9, 1) OBP: 0.111, SLG: 0.111
Clem Labine, R (10, 1) OBP: 0.250, SLG: 0.500
2B
1B
K
F3
CS
1-H
F5
L8
6-3
4 0 2 1 0 1 0
1 0 0 0 0 0 2
0 0 0 0 0 0 0
2 0 0 0 0 0 0
Rocky Colavito, R (1, 9) OBP: 0.345, SLG: 0.525
1-H
2B
5-3
K
5-3
IBB
CS
1B
P4
6 0 2 0 1 1 1
Steve Bilko, R (1, 3) OBP: 0.280, SLG: 0.378
Norm Cash, L (8, PH) (8, 3) OBP: 0.376, SLG: 0.441
L9
2B
4-3
F9
4-3
CS
K
4-3
3 0 1 0 0 0 0
4 0 0 0 0 1 3
Frank Bolling, R (1, 4) OBP: 0.306, SLG: 0.362
2B
1B
F8
F7
F8
F9
4-3
4-3
7 0 1 0 0 0 1
Hank Foiles, R (1, 2) OBP: 0.413, SLG: 0.415
1-3
2B
K
1B
WP
1B
HR
2B
BB
1B
FC5-4
1B
1-3
7 1 5 0 0 1 1
Chico Fernandez, R (1, 6) OBP: 0.315, SLG: 0.350
P5
SH1-4
BB
F7
F9
FC5-4
1-2f
6-3
6 1 1 2 1 0 5
Pete Burnside, R (1, 1) OBP: 0.200, SLG: 0.111
Bob Bruce, R (5, 1) OBP: 0.500, SLG: 0.300
Al Kaline, R (7, PH) OBP: 0.333, SLG: 0.378
Bill Fischer, L (7, 1) OBP: 0.238, SLG: 0.316
Sandy Amoros, L (9, PH) OBP: 0.279, SLG: 0.193
(9, 8)
4-3
SH1-4
1-2
F7
1-3
E4
1B
1B
BB
1 0 0 0 0 0 2
0 0 0 0 0 0 0
1 0 1 0 0 0 0
0 0 0 0 0 0 0
2 1 0 0 1 0 0
Inning Stats
R: 0 H: 2 E: 0 LOB: 2 K: 1 BB: 0 S: 6 P: 6
R: 0 H: 2 E: 0 LOB: 2 K: 0 BB: 0 S: 5 P: 5
R: 0 H: 0 E: 0 LOB: 0 K: 1 BB: 0 S: 5 P: 5
R: 0 H: 1 E: 0 LOB: 1 K: 1 BB: 0 S: 6 P: 6
R: 0 H: 0 E: 0 LOB: 1 K: 0 BB: 1 S: 3 P: 7
R: 0 H: 0 E: 0 LOB: 0 K: 1 BB: 0 S: 5 P: 5
R: 0 H: 2 E: 0 LOB: 2 K: 0 BB: 0 S: 5 P: 5
R: 1 H: 2 E: 0 LOB: 0 K: 0 BB: 0 S: 4 P: 4
R: 3 H: 4 E: 1 LOB: 3 K: 0 BB: 1 S: 8 P: 12
R: 0 H: 1 E: 0 LOB: 2 K: 0 BB: 1 S: 4 P: 8
R: 0 H: 1 E: 0 LOB: 0 K: 0 BB: 0 S: 3 P: 3
R: 0 H: 1 E: 0 LOB: 1 K: 1 BB: 0 S: 6 P: 6
R: 0 H: 0 E: 0 LOB: 0 K: 1 BB: 0 S: 5 P: 5
R: 0 H: 0 E: 0 LOB: 0 K: 0 BB: 0 S: 3 P: 3
R: 0 H: 0 E: 0 LOB: 0 K: 0 BB: 0 S: 3 P: 3
1B: 10 2B: 5 3B: 0 HR: 1
SF: 0 SAC: 1 DP: 0 HBP: 0
WP: 1 PB: 0 SB: 0 CS: 2
PA: 63
PITCHER IP WLS BF H R ER SO BB IBB HBP BLK WP HR S P ERA WHIP
Jack Kralick, L (1, 1) ERA: 2.25 7.0 30 9 1 1 4 1 0 0 0 1 0 37 41 1.29 1.429
Ray Moore, R (8, 1) ERA: 4.53 1.1 5 2 2 2 0 0 0 0 0 0 1 5 5 13.50 1.500
Chuck Stobbs, L (9, 1) ERA: 3.25 0.0 3 2 1 0 0 0 0 0 0 0 0 3 3 ∞ ∞
Don Lee, R (9, 1) ERA: 4.73 1.2 8 1 0 0 0 1 1 0 0 0 0 6 14 0.00 1.200
Hal Woodeshick, L (11, 1) ERA: 4.46 2.0 7 2 0 0 1 0 0 0 0 0 0 9 9 0.00 1.000
PITCHER IP WLS BF H R ER SO BB IBB HBP BLK WP HR S P ERA WHIP
Tom Morgan, R (13, 1) ERA: 4.22 0.0 0 0 0 0 0 0 0 0 0 0 0 0 0 0 ∞ ∞
Detroit Tigers @ Washington Senators
Griffith Stadium, Washington, DC
Wed Jul 27 1960, 7:05 PM EDT
Att. 5,500 - Unknown
livebaseballscorecards.com
AB 58
R 4
H 16
RBI 4
BB 3
SO 6
LOB 21

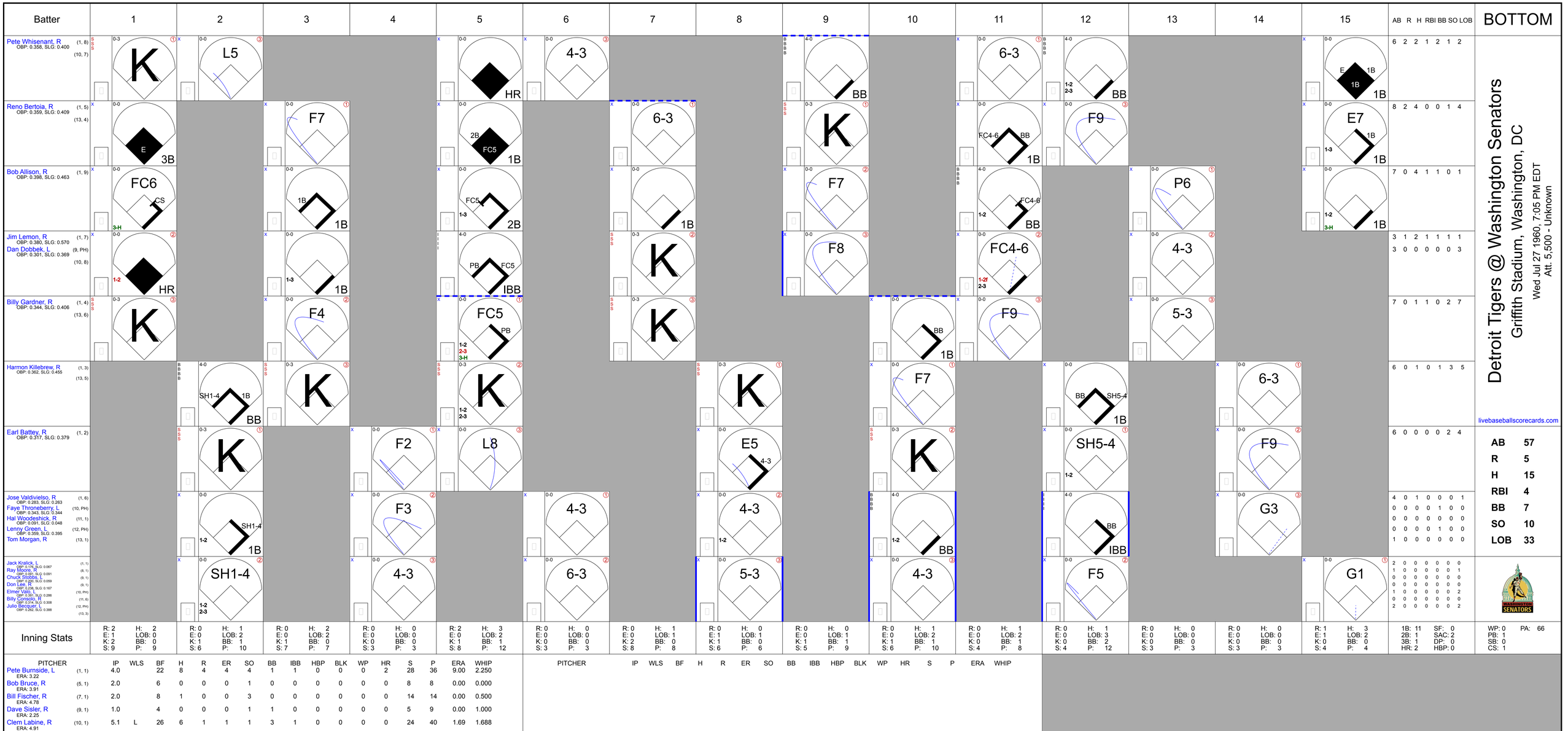
Batter
1
2
3
4
5
6
7
8
9
10
11
12
13
14
15
AB R H RBI BB SO LOB
BOTTOM
Pete Whisenant, R (1, 8) (10, 7) OBP: 0.358, SLG: 0.400
K
L5
HR
4-3
BB
6-3
1-2 2-3 BB
1B
6 2 2 1 2 1 2
Reno Bertoia, R (1, 5) (13, 4) OBP: 0.359, SLG: 0.409
E 3B
F7
2B FC5 1B
6-3
K
FC4-6 BB 1B
F9
E7 1B 1-3 1B
8 2 4 0 0 1 4
Bob Allison, R (1, 9) OBP: 0.398, SLG: 0.463
FC6 CS 3-H
1B 1B
FC5 1-3 2B
1B
F7
FC4-6 1-2 BB
P6
1B 1-2 1B 3-H
7 0 4 1 1 0 1
Jim Lemon, R (1, 7) OBP: 0.380, SLG: 0.570
Dan Dobbek, L (9, PH) OBP: 0.301, SLG: 0.369 (10, 8)
1-2 HR
1-3 1B
PB FC5 IBB
F8
FC4-6 1-2f 2-3
4-3
3 1 2 1 1 1 1
3 0 0 0 0 0 3
Billy Gardner, R (1, 4) (13, 6) OBP: 0.344, SLG: 0.406
K
F4
FC5 PB 1-2 2-3 3-H
K
BB 1B
F9
5-3
7 0 1 1 0 2 7
Harmon Killebrew, R (1, 3) (13, 5) OBP: 0.362, SLG: 0.455
SH1-4 1B BB
K
K
F7
BB SH5-4 1B
6-3
6 0 1 0 1 3 5
Earl Battey, R (1, 2) OBP: 0.317, SLG: 0.379
K
F2
L8
K
E5 4-3
K
SH5-4 1-2
F9
6 0 0 0 0 2 4
Jose Valdivielso, R (1, 6) OBP: 0.283, SLG: 0.263
Faye Throneberry, L (10, PH) OBP: 0.343, SLG: 0.344
Hal Woodeshick, R (11, 1) OBP: 0.091, SLG: 0.048
Lenny Green, L (12, PH) OBP: 0.359, SLG: 0.395
Tom Morgan, R (13, 1)
SH1-4 1-2 1B
F3
4-3
4-3 1-2
4-3 1-2 BB
BB IBB
G3
4 0 1 0 0 0 1
0 0 0 0 1 0 0
0 0 0 0 0 0 0
0 0 0 0 1 0 0
1 0 0 0 0 0 0
Jack Krallick, L (1, 1) OBP: 0.176, SLG: 0.067
Ray Moore, R (8, 1) OBP: 0.091, SLG: 0.091
Chuck Stobbs, L (9, 1) OBP: 0.000, SLG: 0.059
Don Lee, R (9, 1) OBP: 0.238, SLG: 0.167
Elmer Valo, L (10, PH) OBP: 0.391, SLG: 0.286
Billy Consolo, R (11, 6) OBP: 0.214, SLG: 0.308
Julio Becquer, R (12, PH) OBP: 0.282, SLG: 0.398 (13, 3)
SH1-4 1-2 2-3
4-3
6-3
5-3
4-3
F5
G1
2 0 0 0 0 0 0
1 0 0 0 0 0 1
0 0 0 0 0 0 0
0 0 0 0 0 0 0
1 0 0 0 0 0 2
0 0 0 0 0 0 0
2 0 0 0 0 0 2
Inning Stats
R: 2 H: 2 E: 1 LOB: 0 K: 2 BB: 0 S: 9 P: 9
R: 0 H: 1 E: 0 LOB: 2 K: 1 BB: 1 S: 6 P: 10
R: 0 H: 2 E: 0 LOB: 2 K: 1 BB: 0 S: 7 P: 7
R: 0 H: 0 E: 0 LOB: 0 K: 0 BB: 0 S: 3 P: 3
R: 2 H: 3 E: 0 LOB: 2 K: 1 BB: 1 S: 8 P: 12
R: 0 H: 0 E: 0 LOB: 0 K: 0 BB: 0 S: 3 P: 3
R: 0 H: 1 E: 0 LOB: 1 K: 2 BB: 0 S: 8 P: 8
R: 0 H: 0 E: 1 LOB: 1 K: 1 BB: 0 S: 6 P: 6
R: 0 H: 0 E: 0 LOB: 1 K: 1 BB: 1 S: 5 P: 9
R: 0 H: 1 E: 0 LOB: 2 K: 1 BB: 1 S: 6 P: 10
R: 0 H: 1 E: 0 LOB: 2 K: 0 BB: 1 S: 4 P: 8
R: 0 H: 1 E: 0 LOB: 3 K: 0 BB: 2 S: 4 P: 12
R: 0 H: 0 E: 0 LOB: 0 K: 0 BB: 0 S: 3 P: 3
R: 0 H: 0 E: 0 LOB: 0 K: 0 BB: 0 S: 3 P: 3
R: 1 H: 3 E: 1 LOB: 2 K: 0 BB: 0 S: 4 P: 4
1B: 11 SF: 0 2B: 1 SAC: 2 3B: 1 DP: 0 HR: 2 HBP: 0
WP: 0 PA: 66 PB: 1 SB: 0 CS: 1
PITCHER IP WLS BF H R ER SO BB IBB HBP BLK WP HR S P ERA WHIP
Pete Burnside, L (1, 1) ERA: 3.22 4.0 22 8 4 4 4 1 1 0 0 0 2 28 36 9.00 2.250
Bob Bruce, R (5, 1) ERA: 3.91 2.0 6 0 0 0 1 0 0 0 0 0 0 8 8 0.00 0.000
Bill Fischer, R (7, 1) ERA: 4.78 2.0 8 1 0 0 3 0 0 0 0 0 0 14 14 0.00 0.500
Dave Sisler, R (9, 1) ERA: 2.25 1.0 4 0 0 0 1 1 0 0 0 0 0 5 9 0.00 1.000
Clem Labine, R (10, 1) ERA: 4.91 5.1 L 26 6 1 1 1 3 1 0 0 0 0 24 40 1.69 1.688
PITCHER IP WLS BF H R ER SO BB IBB HBP BLK WP HR S P ERA WHIP
Detroit Tigers @ Washington Senators
Griffith Stadium, Washington, DC
Wed Jul 27 1960, 7:05 PM EDT
Att. 5,500 - Unknown
livebaseballscorecards.com
AB 57
R 5
H 15
RBI 4
BB 7
SO 10
LOB 33
WASHINGTON SENATORS

Detroit Tigers @ Washington Senators

Griffith Stadium, Washington, DC

Thu Jul 28 1960, 7:05 PM EDT

Att. 7,749 - Unknown

TOP

livebaseballscorecards.com

Batter	1	2	3	4	5	6	7	8	9	AB	R	H	RBI	BB	SO	LOB
Eddie Yost, R (1, 5) OBP: 0.405, SLG: 0.380	L7	P3			K		6-3		F8	5	0	0	0	0	1	3
Neil Chrisley, L (1, 7) OBP: 0.288, SLG: 0.390	1-3		F8		F8			P4		4	0	0	0	0	0	0
Sandy Amoros, L (1, 8) OBP: 0.286, SLG: 0.190	K		BB			F8		2B BB		1	0	0	0	1	1	0
Johnny Groth, R (6, PH) OBP: 0.455, SLG: 0.421 (6, 8)										1	1	0	0	1	0	0
Rocky Colavito, R (1, 9) OBP: 0.344, SLG: 0.520		1B 1B BB	F7			6-3		F8		3	1	0	0	1	0	2
Norm Cash, L (1, 3) OBP: 0.378, SLG: 0.440		1-2 1B 1B	4-3			4-3		1-2 2B BB		3	2	1	0	1	0	1
Frank Bolling, R (1, 4) OBP: 0.308, SLG: 0.367		1-2 2-H E 1B 6-3 1B		K			F7	1-H 2-H 2B		4	1	2	3	0	1	0
Hank Foiles, R (1, 2) OBP: 0.417, SLG: 0.419		1-3 2-H E8 6-3 1B		6-3			FC6-4 1B	K		4	0	2	1	0	1	1
Chico Fernandez, R (1, 6) OBP: 0.314, SLG: 0.348		5-3		5-3			1-2 FC6-4 1B		F7	4	0	1	0	0	0	2
Phil Regan, R (1, 1)		2-3 3-H 6-3			6-3		1-2f 2-3 FC6-4		F9	2	0	0	1	0	0	1
Al Kaline, R (7, PH) OBP: 0.323, SLG: 0.377										1	0	0	0	0	0	2
Bob Bruce, R (7, 1) OBP: 0.467, SLG: 0.273										1	0	0	0	0	0	0
Bill Fischer, R (9, 1) OBP: 0.238, SLG: 0.316										0	0	0	0	0	0	0

	AB	33
	R	5
	H	6
	RBI	5
	BB	4
	SO	4
	LOB	12

Inning Stats	1	2	3	4	5	6	7	8	9	1B: 5	SF: 0	WP: 0	PA: 37
R:	0	3	0	0	0	0	0	2	0	2B: 1	SAC: 0	PB: 0	
E:	0	1	0	0	0	0	0	0	0	3B: 0	DP: 0	SB: 0	
K:	1	0	0	1	1	0	0	1	0	HR: 0	HBP: 0	CS: 0	
S:	5	6	3	5	5	3	5	6	3				
H:	0	3	0	0	0	0	2	1	0				
LOB:	0	1	1	0	0	0	2	1	0				
BB:	0	1	1	0	0	0	0	2	0				
P:	5	10	7	5	5	3	5	14	3				

PITCHER		IP	WLS	BF	H	R	ER	SO	BB	IBB	HBP	BLK	WP	HR	S	P	ERA	WHIP
Tex Clevenger, R ERA: 3.24	(1, 1)	1.0		7	3	3	2	1	1	0	0	0	0	0	8	12	18.00	4.000
Hal Woodeshick, L ERA: 4.32	(2, 1)	6.2		26	3	2	2	2	3	0	0	0	0	0	27	39	2.70	0.900
Ray Moore, R ERA: 4.5	(8, 1)	0.1		1	0	0	0	1	0	0	0	0	0	0	3	3	0.00	0.000
Chuck Stobbs, L ERA: 3.19	(9, 1)	1.0	W	3	0	0	0	0	0	0	0	0	0	0	3	3	0.00	0.000

PITCHER	IP	WLS	BF	H	R	ER	SO	BB	IBB	HBP	BLK	WP	HR	S	P	ERA	WHIP

BOTTOM

Batter	1	2	3	4	5	6	7	8	9	AB	R	H	RBI	BB	SO	LOB
Harmon Killebrew, R (1, 3) OBP: 0.367, SLG: 0.469	HR	BB		1B		K		K		4	1	2	1	1	2	1
Lenny Green, L (1, 8) OBP: 0.360, SLG: 0.386	K	1-2 2-3 3-H BB		F7			4-3		BB 1B	3	1	0	1	2	1	2
Bob Allison, R (1, 9) OBP: 0.396, SLG: 0.457	P4	P6			6-3		E6 1B		1B SF9 1-2	4	1	0	0	1	0	3
Jim Lemon, R (1, 7) OBP: 0.383, SLG: 0.578	BB		F9		HR		1-2		F9	4	1	2	1	1	0	2
Reno Bertoia, R (1, 5) OBP: 0.360, SLG: 0.409	1-3		CS 1B		F2		K		SF9 BB E 1-3 2-H	5	1	2	1	0	1	3
Billy Gardner, R (1, 4) OBP: 0.345, SLG: 0.403		K	K		BB		K		E DI 1-2	3	0	0	0	2	3	3
Hal Naragon, L (1, 2) OBP: 0.266, SLG: 0.197	SH5-4 BB 1B	CS 1-2		FC1-6 1B	F8			4-3	SF9 2-3 3-H	4	1	2	0	0	0	1
Elmer Valo, L (9, PH) OBP: 0.383, SLG: 0.286										0	0	0	1	0	0	0
Jose Valdivielso, R (1, 6) OBP: 0.284, SLG: 0.264	BB SH5-4 1-2 1B			K		1-3		K	E 1-2 IBB	3	0	1	0	0	1	1
Faye Throneberry, L (8, PH) OBP: 0.340, SLG: 0.340										1	0	0	0	0	1	0
Billy Consolo, R (9, 6) OBP: 0.314, SLG: 0.308										0	0	0	0	0	0	0
Julio Becquer, L (9, PH) OBP: 0.265, SLG: 0.388										0	0	0	0	1	0	0
Tex Clevenger, R (1, 1) OBP: 0.250, SLG: 0.182	SH5-4 1-2 2-3			FC1-6 1B 1-2f		K		2B	E4 1-2 2-3 3-H	0	0	0	0	0	0	0
Hal Woodeshick, R (2, 1) OBP: 0.083, SLG: 0.043										2	0	0	0	0	1	1
Ray Moore, R (8, 1) OBP: 0.091, SLG: 0.091										0	0	0	0	0	0	0
Dan Dobbek, L (8, PH) OBP: 0.304, SLG: 0.378										1	0	1	0	0	0	0
Chuck Stobbs, L (9, 1) OBP: 0.200, SLG: 0.059										0	0	0	0	0	0	0
Pete Whisenant, R (9, PH) OBP: 0.354, SLG: 0.395										1	0	0	0	0	0	2
Inning Stats	R: 1 E: 0 K: 1 S: 6 H: 1 LOB: 1 BB: 1 P: 10	R: 1 E: 0 K: 1 S: 7 H: 2 LOB: 3 BB: 2 P: 15	R: 0 E: 0 K: 1 S: 5 H: 1 LOB: 0 BB: 0 P: 5	R: 0 E: 0 K: 1 S: 7 H: 2 LOB: 2 BB: 0 P: 7	R: 1 E: 0 K: 0 S: 4 H: 1 LOB: 1 BB: 1 P: 8	R: 0 E: 0 K: 2 S: 7 H: 0 LOB: 0 BB: 0 P: 7	R: 0 E: 1 K: 2 S: 9 H: 1 LOB: 2 BB: 0 P: 9	R: 0 E: 0 K: 2 S: 8 H: 1 LOB: 1 BB: 0 P: 8	R: 3 E: 1 K: 0 S: 4 H: 1 LOB: 3 BB: 4 P: 20	1B: 7 2B: 1 3B: 0 HR: 2	SF: 1 SAC: 1 DP: 0 HBP: 0						

PITCHER		IP	WLS	BF	H	R	ER	SO	BB	IBB	HBP	BLK	WP	HR	S	P	ERA	WHIP
Phil Regan, R ERA: 3.2	(1, 1)	6.0		28	7	3	3	6	4	0	0	0	0	2	36	52	4.50	1.833
Bob Bruce, R ERA: 4.13	(7, 1)	2.0		11	2	2	2	4	2	0	0	0	0	0	17	25	9.00	2.000
Bill Fischer, R ERA: 4.74	(9, 1)	0.2	L	6	1	1	0	0	1	1	0	0	0	0	4	12	0.00	3.000

PITCHER	IP	WLS	BF	H	R	ER	SO	BB	IBB	HBP	BLK	WP	HR	S	P	ERA	WHIP

Detroit Tigers @ Washington Senators

Griffith Stadium, Washington, DC

Thu Jul 28 1960, 7:05 PM EDT

Att. 7,749 - Unknown

livebaseballscorecards.com

AB	35
R	6
H	10
RBI	5
BB	8
SO	10
LOB	19

WP: 0 PA: 46
PB: 0
SB: 0
CS: 1

Batter	1	2	3	4	5	6	7	8	9	AB	R	H	RBI	BB	SO	LOB
Jim Landis, R (1, 8) OBP: 0.373, SLG: 0.369	F7 1B 2B 1B	F9		K		FC4-6 CS 1-2f 3-H		FC3-6 G4-3 1-2f		5	1	1	1	0	1	6
Nellie Fox, L (1, 4) OBP: 0.340, SLG: 0.346	2B 1-2 1B		G3		F9	CS 1-2	F9	G4-3 1-2f		5	0	1	0	0	0	1
Minnie Minoso, R (1, 7) OBP: 0.385, SLG: 0.475	F7 2-3		K		F3		1-3		K	5	0	0	0	0	2	2
Roy Sievers, R (1, 3) OBP: 0.429, SLG: 0.579	F9		5-3		1B		HR		F6	5	1	2	1	0	0	2
Sherm Lollar, R (1, 2) OBP: 0.353, SLG: 0.400	1-3 3-H 2B			PB 1B 1B	5-3		HR		F6	5	1	3	2	0	0	1
Al Smith, R (1, 9) OBP: 0.385, SLG: 0.466	F9			K		FC6-4 E 1B 1B	BB 1B			4	1	2	0	0	1	3
Gene Freese, R (1, 5) OBP: 0.322, SLG: 0.491		K2-3		PB 1-2 1B		E6 FC6-4 1-2	4-0 1-2 BB			3	0	1	0	1	1	1
Luis Aparicio, R (1, 6) OBP: 0.307, SLG: 0.329		S 1B		K 1-2 2-3		FC6-4 1B FC4-6 1-2f 2-3	6-3			4	1	1	0	0	1	6
Dick Donovan, L (1, 1) OBP: 0.136, SLG: 0.050 Russ Kemmerer, R (4, 1) Ted Kluszewski, L (6, PH) OBP: 0.340, SLG: 0.364 Jim Rivera, L (6, PR) OBP: 0.400, SLG: 0.667 Turk Lown, R (6, 1) OBP: 0.333, SLG: 0.400 Gerry Staley, R (7, 1) OBP: 0.357, SLG: 0.273 Earl Torgeson, L (8, PH) OBP: 0.527, SLG: 0.550 Bob Rush, R (8, 1) OBP: 0.600, SLG: 0.500		K 1-2		BB		FC4-6 1-3 3-H		BB		1 0 1 0 0 0 0 0 0	0 0 0 0 0 0 0 0 0	0 0 1 0 0 0 0 0 0	0 0 1 0 0 0 0 1 0	1 0 0 0 0 0 0 0 0	1 0 0 0 0 0 0 0 0	1 0 0 0 0 0 0 0 0
Inning Stats	R: 1 E: 0 K: 0 S: 6 H: 3 LOB: 2 BB: 0 P: 6	R: 0 E: 0 K: 2 S: 8 H: 1 LOB: 1 BB: 0 P: 8	R: 0 E: 0 K: 1 S: 5 H: 0 LOB: 0 BB: 0 P: 5	R: 0 E: 0 K: 3 S: 11 H: 2 LOB: 3 BB: 1 P: 15	R: 0 E: 0 K: 0 S: 4 H: 1 LOB: 1 BB: 0 P: 4	R: 2 E: 1 K: 0 S: 5 H: 2 LOB: 1 BB: 0 P: 5	R: 2 E: 0 K: 0 S: 6 H: 3 LOB: 2 BB: 1 P: 10	R: 0 E: 0 K: 0 S: 2 H: 0 LOB: 0 BB: 1 P: 6	R: 0 E: 0 K: 1 S: 5 H: 0 LOB: 0 BB: 0 P: 5	1B: 9 2B: 1 3B: 0 HR: 2 SF: 0 SAC: 0 DP: 1 HBP: 0						

PITCHER		IP	WLS	BF	H	R	ER	SO	BB	IBB	HBP	BLK	WP	HR	S	P	ERA	WHIP
Camilo Pascual, R ERA: 2.91	(1, 1)	6.0		28	9	3	1	6	1	0	0	0	0	0	39	43	1.50	1.667
Tom Morgan, R ERA: 4.68	(7, 1)	0.2		5	3	2	2	0	0	0	0	0	0	2	5	5	27.00	4.500
Rudy Hernandez, R ERA: 2.19	(7, 1)	0.1	W	2	0	0	0	0	1	0	0	0	0	0	1	5	0.00	3.000
Tex Clevenger, R ERA: 3.2	(8, 1)	1.0		3	0	0	0	0	1	0	0	0	0	0	2	6	0.00	1.000
Ray Moore, R ERA: 4.42	(9, 1)	0.0	S	0	0	0	0	0	0	0	0	0	0	0	0	0	∞	∞

PITCHER	IP	WLS	BF	H	R	ER	SO	BB	IBB	HBP	BLK	WP	HR	S	P	ERA	WHIP

TOP

Chicago White Sox @ Washington Senators

Griffith Stadium, Washington, DC

Fri Jul 29 1960, 7:05 PM EDT

Att. 9,982 - Unknown

livebaseballscorecards.com

AB	38
R	5
H	12
RBI	5
BB	3
SO	7
LOB	23

WP: 0 PB: 1 SB: 1 CS: 1 PA: 42

BOTTOM

Chicago White Sox @ Washington Senators

Griffith Stadium, Washington, DC

Fri Jul 29 1960, 7:05 PM EDT

Att. 9,982 - Unknown

livebaseballscorecards.com

Batter	1	2	3	4	5	6	7	8	9	AB	R	H	RBI	BB	SO	LOB
Lenny Green, L (1, 8) OBP: 0.368, SLG: 0.389	1B		G6-4-3 1-2f		1-3		1B 1-2 1B	IBB		4	1	2	0	1	0	1
Harmon Killebrew, R (1, 5) OBP: 0.368, SLG: 0.470 Billy Consolo, R (4, PR) (5, 5) OBP: 0.323, SLG: 0.318	F3			BB E 1B	1B		1B SF8 1-2 2-3 1B	K		2 3	0 2	1 2	0 0	0 0	0 1	1 2
Bob Allison, R (1, 9) OBP: 0.397, SLG: 0.456	L7			E 1-2 E BB	K2-3		1-3 2-H 3-H 1B			3	1	1	2	1	1	2
Jim Lemon, R (1, 7) OBP: 0.382, SLG: 0.576	6-3			E7 1-H 2-H 1B		F2	SF8 3-H			3	1	1	2	0	0	1
Julio Becquer, L (1, 3) OBP: 0.265, SLG: 0.385		4-3		4-3		1B	G3			4	0	1	0	0	0	2
Billy Gardner, R (1, 4) OBP: 0.347, SLG: 0.407		5-3		WP 1B		F8		E 2B		4	1	2	0	0	0	1
Earl Battey, R (1, 2) OBP: 0.316, SLG: 0.377		4-3		6-3 1-2		K		E4 4-3 2-H 1B		4	0	1	1	0	1	2
Jose Valdivielso, R (1, 6) OBP: 0.278, SLG: 0.258			L9	4-3			K	K		4	0	0	0	0	2	3
Camilo Pascual, R (1, 1) OBP: 0.225, SLG: 0.243 Tom Morgan, R (7, 1) Rudy Hernandez, R (7, 1) Faye Throneberry, L (7, PH) OBP: 0.346, SLG: 0.347 Tex Clevenger, R (8, 1) OBP: 0.250, SLG: 0.182 Elmer Valo, L (8, PH) OBP: 0.375, SLG: 0.278 Ray Moore, R (9, 1) OBP: 0.091, SLG: 0.091			G6-4-3 BB		K		1B 1B 1B	4-3 2-3		1 0 0 1 0 0 1 0	0 0 0 1 0 0 0 0	0 0 0 1 0 0 1 0	0 0 0 0 0 0 0 0	1 0 0 1 0 0 0 0	1 0 0 0 0 0 1 0	0 0 0 0 0 0 1 0
Inning Stats	R: 0 E: 0 K: 0 S: 4 H: 1 LOB: 1 BB: 0 P: 4	R: 0 E: 0 K: 0 S: 3 H: 0 LOB: 0 BB: 0 P: 3	R: 0 E: 0 K: 0 S: 2 H: 0 LOB: 0 BB: 1 P: 6	R: 3 E: 1 K: 0 S: 6 H: 3 LOB: 2 BB: 1 P: 10	R: 0 E: 0 K: 2 S: 8 H: 1 LOB: 1 BB: 0 P: 8	R: 0 E: 0 K: 1 S: 6 H: 1 LOB: 1 BB: 0 P: 6	R: 3 E: 0 K: 1 S: 9 H: 4 LOB: 1 BB: 0 P: 9	R: 1 E: 1 K: 2 S: 9 H: 2 LOB: 2 BB: 1 P: 13		1B: 11 2B: 1 3B: 0 HR: 0 SF: 1 SAC: 0 DP: 1 HBP: 0						

	AB	34
	R	7
	H	12
	RBI	5
	BB	3
	SO	6
	LOB	16

WP: 1 PB: 0 SB: 0 CS: 0 PA: 38

PITCHER		IP	WLS	BF	H	R	ER	SO	BB	IBB	HBP	BLK	WP	HR	S	P	ERA	WHIP
Dick Donovan, R ERA: 5.74	(1, 1)	3.1		15	4	3	3	0	2	0	0	0	0	0	13	21	8.10	1.800
Russ Kemmerer, R ERA: 3.86	(4, 1)	1.2		6	1	0	0	2	0	0	0	0	1	0	10	10	0.00	0.600
Turk Lown, R ERA: 2.35	(6, 1)	1.1		7	3	2	2	2	0	0	0	0	0	0	11	11	13.50	2.250
Gerry Staley, R ERA: 1.71	(7, 1)	0.2	L	4	2	1	1	0	0	0	0	0	0	0	4	4	13.50	3.000
Bob Rush, R ERA: 5.4	(8, 1)	1.0		6	2	1	1	2	0	1	0	0	0	0	9	13	9.00	2.000

PITCHER	IP	WLS	BF	H	R	ER	SO	BB	IBB	HBP	BLK	WP	HR	S	P	ERA	WHIP

Chicago White Sox @ Washington Senators

Griffith Stadium, Washington, DC

Sat Jul 30 1960, 3:33 AM EDT

Att. 6,508 - Unknown

TOP

livebaseballscorecards.com

Batter	1	2	3	4	5	6	7	8	9	10	11	AB	R	H	RBI	BB	SO	LOB
Luis Aparicio, R (1, 6) OBP: 0.306, SLG: 0.330	P3		F3			6-3		5-3			2B	5	1	1	0	0	0	0
Nellie Fox, L (1, 4) OBP: 0.343, SLG: 0.351	2B			F7		HR BB		G3			SH3-4 E 2-3 1B	4	1	2	0	1	0	0
Roy Sievers, R (1, 3) OBP: 0.428, SLG: 0.586	K			K		1-H HR			BB 1B		E5 SH3-4 1-2 3-H	4	1	1	2	1	2	2
Sherm Lollar, R (1, 2) OBP: 0.355, SLG: 0.401	P4			E 1B		6-3			G6-4-3 1-3 1B		SH3-4 1-2 2-3	4	0	2	0	0	0	1
Minnie Minoso, R (1, 7) OBP: 0.382, SLG: 0.470		E5		E6 FC6-4 1-3		P4			K		IBB	4	0	0	0	1	1	3
Al Smith, R (1, 9) OBP: 0.380, SLG: 0.460		F3		FC6-4 1-2f			F8		G6-4-3 1-2f		P4	5	0	0	0	0	0	7
Gene Freese, R (1, 5) OBP: 0.320, SLG: 0.486		CS 1B			K		K			K	K	5	0	1	0	0	4	3
Jim Landis, R (1, 8) OBP: 0.369, SLG: 0.364		CS 1-2	G3		K		K			F2		4	0	0	0	0	2	0
Frank Baumann, L (1, 1) OBP: 0.242, SLG: 0.107			K		4-3			F8		6-3		3	0	0	0	0	1	0
Ted Kluszewski, L (10, PH) OBP: 0.338, SLG: 0.362												1	0	0	0	0	0	0
Billy Pierce, L (10, 1) OBP: 0.286, SLG: 0.227												0	0	0	0	0	0	0

	AB	39
	R	3
	H	7
	RBI	2
	BB	3
	SO	10
	LOB	16

Inning Stats	1	2	3	4	5	6	7	8	9	10	11
	R: 0 E: 0 K: 1 S: 6	H: 1 LOB: 1 BB: 0 P: 6	R: 0 E: 1 K: 0 S: 3	H: 1 LOB: 0 BB: 0 P: 3	R: 0 E: 0 K: 1 S: 5	H: 0 LOB: 0 BB: 0 P: 5	R: 0 E: 1 K: 1 S: 7	H: 1 LOB: 2 BB: 0 P: 7	R: 0 E: 0 K: 2 S: 7	H: 0 LOB: 0 BB: 0 P: 7	R: 2 E: 0 K: 0 S: 4	H: 1 LOB: 0 BB: 1 P: 8	R: 0 E: 0 K: 2 S: 7	H: 0 LOB: 0 BB: 0 P: 7	R: 0 E: 0 K: 0 S: 3	H: 0 LOB: 0 BB: 0 P: 3	R: 0 E: 0 K: 1 S: 5	H: 1 LOB: 1 BB: 1 P: 9	R: 0 E: 0 K: 1 S: 5	H: 0 LOB: 0 BB: 0 P: 5	R: 1 E: 1 K: 1 S: 8	H: 2 LOB: 3 BB: 1 P: 12

| | | | | | | | | | | | |

BOTTOM

Chicago White Sox @ Washington Senators

Griffith Stadium, Washington, DC

Sat Jul 30 1960, 3:33 AM EDT

Att. 6,508 - Unknown

livebaseballscorecards.com

Batter	1	2	3	4	5	6	7	8	9	10	11	AB	R	H	RBI	BB	SO	LOB
Pete Whisenant, R (1, 8) (10, 7) OBP: 0.337, SLG: 0.372	L8		F7		P6			F7		K		5	0	0	0	0	1	1
Reno Bertoia, R (1, 5) OBP: 0.356, SLG: 0.404	4-3 1B		5-3			5-3		F9		F7		5	0	1	0	0	0	1
Bob Allison, R (1, 9) OBP: 0.392, SLG: 0.449	4-3 1-2		5-3			F7			P6		P6	5	0	0	0	0	0	1
Jim Lemon, R (1, 7) Pedro Ramos, S (9, PR) OBP: 0.120, SLG: 0.204 Dan Dobbek, L (10, 8) OBP: 0.304, SLG: 0.378 Billy Consolo, R (11, PH) OBP: 0.320, SLG: 0.315	IBB			1-5-3 1B		L5			SF8 1B		K	3 0 0 1	0 1 0 0	2 0 0 0	0 0 0 0	1 0 0 0	0 0 0 1	0 0 0 0
Billy Gardner, R (1, 4) OBP: 0.347, SLG: 0.407	L7			1-5-3 1-2			6-3		1-3 1B		1B	5	0	2	0	0	0	3
Earl Battey, R (1, 2) OBP: 0.314, SLG: 0.375		5-3		L8			1B		SF8 3-H		K	4	0	1	1	0	1	2
Julio Becquer, L (1, 3) OBP: 0.265, SLG: 0.383		E 6-3 1B		F8			F7		F7			4	1	1	0	0	0	3
Jose Valdivielso, R (1, 6) OBP: 0.278, SLG: 0.258		6-3 1-H			1-3		F8			1B		4	0	1	1	0	0	1
Don Lee, R (1, 1) Harmon Killebrew, R (8, PH) OBP: 0.366, SLG: 0.468 Ray Moore, R (9, 1) OBP: 0.083, SLG: 0.083		6-3			K			6-3		K		2 1 1	0 0 0	0 0 0	0 0 0	0 0 0	1 0 1	0 0 1
Inning Stats	R: 0 H: 1 E: 0 LOB: 2 K: 0 BB: 1 S: 4 P: 8	R: 1 H: 1 E: 1 LOB: 0 K: 0 BB: 0 S: 4 P: 4	R: 0 H: 0 E: 0 LOB: 0 K: 0 BB: 0 S: 3 P: 3	R: 0 H: 1 E: 0 LOB: 1 K: 0 BB: 0 S: 4 P: 4	R: 0 H: 0 E: 0 LOB: 0 K: 1 BB: 0 S: 5 P: 5	R: 0 H: 0 E: 0 LOB: 0 K: 0 BB: 0 S: 3 P: 3	R: 0 H: 1 E: 0 LOB: 1 K: 0 BB: 0 S: 4 P: 4	R: 0 H: 0 E: 0 LOB: 0 K: 0 BB: 0 S: 3 P: 3	R: 1 H: 2 E: 0 LOB: 1 K: 0 BB: 0 S: 5 P: 5	R: 0 H: 1 E: 0 LOB: 1 K: 2 BB: 0 S: 8 P: 8	R: 0 H: 1 E: 0 LOB: 1 K: 2 BB: 0 S: 8 P: 8	1B: 8 SF: 1 2B: 0 SAC: 0 3B: 0 DP: 0 HR: 0 HBP: 0						

PITCHER		IP	WLS	BF	H	R	ER	SO	BB	IBB	HBP	BLK	WP	HR	S	P	ERA	WHIP
Frank Baumann, L ERA: 2.06	(1, 1)	9.0		34	6	2	1	1	0	1	0	0	0	0	35	39	1.00	0.667
Billy Pierce, L ERA: 3.38	(10, 1)	2.0	W	8	2	0	0	4	0	0	0	0	0	0	16	16	0.00	1.000

PITCHER	IP	WLS	BF	H	R	ER	SO	BB	IBB	HBP	BLK	WP	HR	S	P	ERA	WHIP

AB	40
R	2
H	8
RBI	2
BB	1
SO	5
LOB	13

Chicago White Sox @ Washington Senators

Griffith Stadium, Washington, DC

Sun Jul 31 1960, 3:33 AM EDT

Unknown

TOP

livebaseballscorecards.com

Batter	1	2	3	4	5	6	7	8	9	AB	R	H	RBI	BB	SO	LOB
Luis Aparicio, R (1, 6) OBP: 0.310, SLG: 0.332	0-0 L5-3 1B		0-0 FC6-4 1-2f 2B		0-0 F9		BBB 4-0 BB		0-0 2-H 1B	4	1	2	1	1	0	1
Nellie Fox, L (1, 4) OBP: 0.341, SLG: 0.351	0-0 L5-3 1-2		0-0 1-H HR 2B		0-0 5-3		0-0 F6		0-0 L6	5	1	1	1	0	0	4
Minnie Minoso, R (1, 7) OBP: 0.381, SLG: 0.476	0-0 F7		0-0 2-H HR		0-0 F9			0-0 F9		4	1	1	2	0	0	0
Roy Sievers, R (1, 3) OBP: 0.429, SLG: 0.583		0-0 2B SF7 1B	0-0 F9			0-0 F3		BBB 4-0 BB		3	1	1	0	1	0	0
Al Smith, R (1, 9) OBP: 0.376, SLG: 0.455		SSS 0-3 K	0-0 L4			SSS 0-3 K		0-0 F5		4	0	0	0	0	2	2
Gene Freese, R (1, 5) OBP: 0.319, SLG: 0.486		0-0 1-3 2B		SSS 0-3 K		0-0 1-3		0-0 F6		4	0	1	0	0	1	1
Joe Ginsberg, L (1, 2) OBP: 0.391, SLG: 0.342		0-0 SF7 3-H		0-0 1B 1B			SSS 0-3 K		0-0 F9	3	0	1	1	0	1	0
Jim Landis, R (1, 8) OBP: 0.370, SLG: 0.366		SSS 0-3 K		0-0 1-2 1B			0-0 E6 SH3-4		0-0 S 1B	4	1	2	0	0	1	1
Early Wynn, S (1, 1) OBP: 0.315, SLG: 0.244			0-0 FC6-4 1B	0-0 F9			0-0 SH3-4 1-2		SSS 0-3 K 1-2	3	0	1	0	0	1	2

	AB	34
	R	5
	H	10
	RBI	5
	BB	2
	SO	6
	LOB	11

Inning Stats										
	R: 0 E: 0 K: 0 S: 3	H: 1 LOB: 0 BB: 0 P: 3	R: 1 E: 0 K: 2 S: 9	H: 2 LOB: 1 BB: 0 P: 9	R: 3 E: 0 K: 0 S: 6	H: 3 LOB: 0 BB: 0 P: 6	R: 0 E: 0 K: 1 S: 6	H: 2 LOB: 1 BB: 0 P: 6	R: 0 E: 0 K: 0 S: 3	H: 0 LOB: 0 BB: 0 P: 3
	R: 0 E: 0 K: 1 S: 5	H: 0 LOB: 0 BB: 0 P: 5	R: 0 E: 1 K: 1 S: 6	H: 0 LOB: 2 BB: 1 P: 10	R: 0 E: 0 K: 0 S: 3	H: 0 LOB: 1 BB: 1 P: 7	R: 1 E: 0 K: 1 S: 7	H: 2 LOB: 1 BB: 0 P: 7	1B: 7 2B: 3 3B: 0 HR: 1	SF: 1 SAC: 1 DP: 1 HBP: 0
	WP: 0 PB: 0 SB: 1 CS: 0	PA: 38								

PITCHER		IP	WLS	BF	H	R	ER	SO	BB	IBB	HBP	BLK	WP	HR	S	P	ERA	WHIP
Pedro Ramos, R ERA: 3.67	(1, 1)	2.1	L	12	6	4	4	2	0	0	0	0	0	1	16	16	15.43	2.571
Chuck Stobbs, L ERA: 2.93	(3, 1)	5.2		21	2	0	0	3	2	0	0	0	0	0	25	33	0.00	0.706
Tex Clevenger, R ERA: 3.27	(9, 1)	1.0		5	2	1	1	1	0	0	0	0	0	0	7	7	9.00	2.000

PITCHER	IP	WLS	BF	H	R	ER	SO	BB	IBB	HBP	BLK	WP	HR	S	P	ERA	WHIP

Batter	1	2	3	4	5	6	7	8	9	AB	R	H	RBI	BB	SO	LOB
Reno Bertoia, R (1, 5) OBP: 0.354, SLG: 0.401	F7		F8			G4-6-3 1B		F8		4	0	1	0	0	0	1
Lenny Green, L (1, 8) OBP: 0.365, SLG: 0.385	4-3		K			K			1B	4	0	1	0	0	2	1
Faye Throneberry, L (1, 9) OBP: 0.333, SLG: 0.333	F7			K		G4-6-3 1-2f			F8	4	0	0	0	0	1	2
Jim Lemon, R (1, 7) OBP: 0.381, SLG: 0.570		K		5-3			F6		K	4	0	0	0	0	2	1
Julio Becquer, L (1, 3) OBP: 0.264, SLG: 0.385		HR 2B		E3			K		K	4	1	1	0	0	2	1
Billy Gardner, R (1, 4) OBP: 0.347, SLG: 0.414		2-H HR		K			6-3			3	1	1	2	0	1	1
Earl Battey, R (1, 2) OBP: 0.314, SLG: 0.373		K			F8			1-4-3 BB		2	0	0	0	1	1	0
Jose Valdivielso, R (1, 6) OBP: 0.275, SLG: 0.255 Elmer Valo, L (8, PH) OBP: 0.367, SLG: 0.270 Tex Clevenger, R (9, 1) OBP: 0.250, SLG: 0.182		K			F3			1-4-3 1-2		2 1 0	0 0 0	0 0 0	0 0 0	0 0 0	1 0 0	0 1 0
Pedro Ramos, S (1, 1) OBP: 0.120, SLG: 0.204 Chuck Stobbs, L (3, 1) OBP: 0.182, SLG: 0.053 Dan Dobbek, L (8, PH) OBP: 0.303, SLG: 0.376 Billy Consolo, R (9, 6) OBP: 0.320, SLG: 0.315			F5		1-4-3			K		0 2 1 0	0 0 0 0	0 0 0 0	0 0 0 0	0 0 1 0	0 0 1 0	0 0 1 0
Inning Stats	R: 0 E: 0 K: 0 S: 3 H: 0 LOB: 0 BB: 0 P: 3	R: 2 E: 0 K: 3 S: 11 H: 2 LOB: 0 BB: 0 P: 11	R: 0 E: 0 K: 1 S: 5 H: 0 LOB: 0 BB: 0 P: 5	R: 0 E: 1 K: 2 S: 8 H: 0 LOB: 1 BB: 0 P: 8	R: 0 E: 0 K: 0 S: 3 H: 0 LOB: 0 BB: 0 P: 3	R: 0 E: 0 K: 1 S: 5 H: 1 LOB: 0 BB: 0 P: 5	R: 0 E: 0 K: 1 S: 5 H: 0 LOB: 0 BB: 0 P: 5	R: 0 E: 0 K: 1 S: 5 H: 0 LOB: 1 BB: 1 P: 9	R: 0 E: 0 K: 2 S: 8 H: 1 LOB: 1 BB: 0 P: 8	1B: 2 2B: 1 3B: 0 HR: 1 SF: 0 SAC: 0 DP: 1 HBP: 0						

PITCHER	IP	WLS	BF	H	R	ER	SO	BB	IBB	HBP	BLK	WP	HR	S	P	ERA	WHIP
Early Wynn, R (1, 1) ERA: 4.6	9.0	W	32	4	2	2	11	1	0	0	0	0	1	53	57	2.00	0.556

PITCHER	IP	WLS	BF	H	R	ER	SO	BB	IBB	HBP	BLK	WP	HR	S	P	ERA	WHIP

BOTTOM

Chicago White Sox @ Washington Senators

Griffith Stadium, Washington, DC

Sun Jul 31 1960, 3:33 AM EDT

Unknown

livebaseballscorecards.com

AB	31
R	2
H	4
RBI	2
BB	1
SO	11
LOB	9

PA: 32

Batter	1	2	3	4	5	6	7	8	9	AB	R	H	RBI	BB	SO	LOB
Luis Aparicio, R (1, 6) OBP: 0.311, SLG: 0.332	F8	2-3 1-2 2-H 1B		S 1B 1B	6-3			FC4-6 1-2f		5	1	2	1	0	0	1
Nellie Fox, L (1, 4) OBP: 0.339, SLG: 0.349	6-3	2-3 1-2 2-3		F7 1-H HR 1B		4-3		F7		5	1	1	1	0	0	3
Roy Sievers, R (1, 3) OBP: 0.432, SLG: 0.592	HR	IBB		BBBB HR BB		F9			6-3	3	2	1	1	2	0	0
Sherm Lollar, R (1, 2) OBP: 0.349, SLG: 0.394	6-3	6-3		F7 2-3		5-3			F9	5	0	0	0	0	0	5
Minnie Minoso, R (1, 7) OBP: 0.387, SLG: 0.488 Gerry Staley, R (7, 1) OBP: 0.400, SLG: 0.273		1B SH HBP	E SF7 1B	1-H 3-H HR			CS 1B		BBBB BB	3 0	3 0	3 0	3 0	0 1	0 0	0 0
Al Smith, R (1, 9) OBP: 0.377, SLG: 0.454		1-3 1B	E9 F9 1-3 1B	SSS K			SSS K		SSS K	5	0	2	0	0	3	2
Gene Freese, R (1, 5) OBP: 0.316, SLG: 0.483		SH 1B 1B 3-H	SF7 3-H	G3			SSS K 1-2			2	1	0	2	0	1	1
Jim Landis, R (1, 8) OBP: 0.372, SLG: 0.367		1B 1-3 1B 1B	F9 2-3		G1-6-4 1B			5-3		4	1	2	0	0	0	1
Bob Shaw, R (1, 1) OBP: 0.146, SLG: 0.091 Jim Rivera, L (7, 7) OBP: 0.455, SLG: 0.700		2-3 1B 1-2 3-H 1B	1-3	G1-6-4 1-2f				FC4-6 1B		3 1	0 0	1 1	1 0	0 0	0 0	2 0
Inning Stats	R: 1 E: 0 K: 0 S: 4 H: 1 LOB: 0 BB: 0 P: 4	R: 3 E: 0 K: 0 S: 7 H: 4 LOB: 3 BB: 1 P: 12	R: 1 E: 1 K: 0 S: 5 H: 2 LOB: 1 BB: 0 P: 5	R: 4 E: 0 K: 1 S: 8 H: 3 LOB: 0 BB: 1 P: 12	R: 0 E: 0 K: 0 S: 3 H: 1 LOB: 0 BB: 0 P: 3	R: 0 E: 0 K: 0 S: 3 H: 0 LOB: 0 BB: 0 P: 3	R: 0 E: 0 K: 2 S: 7 H: 1 LOB: 0 BB: 0 P: 7	R: 0 E: 0 K: 0 S: 4 H: 1 LOB: 1 BB: 0 P: 4	R: 0 E: 0 K: 1 S: 5 H: 0 LOB: 1 BB: 1 P: 9	1B: 11 2B: 0 3B: 0 HR: 2 SF: 1 SAC: 1 DP: 1 HBP: 1						

TOP

Chicago White Sox @ Washington Senators

Griffith Stadium, Washington, DC

Sun Jul 31 1960, 3:38 AM EDT
Att. 25,501 - Unknown

livebaseballscorecards.com

AB	36
R	9
H	13
RBI	9
BB	3
SO	4
LOB	15

WP: 0 PB: 0 SB: 1 CS: 1 PA: 42

PITCHER		IP	WLS	BF	H	R	ER	SO	BB	IBB	HBP	BLK	WP	HR	S	P	ERA	WHIP
Jack Kralick, L ERA: 2.76	(1, 1)	1.1	L	8	3	4	4	0	0	0	1	0	0	1	7	8	27.00	2.250
Tom Morgan, R ERA: 4.59	(2, 1)	0.2		5	2	0	0	0	0	1	0	0	0	0	4	8	0.00	3.000
Tex Clevenger, R ERA: 3.71	(3, 1)	3.0		15	6	5	5	1	1	0	0	0	0	1	16	20	15.00	2.333
Rudy Hernandez, R ERA: 2.03	(6, 1)	1.0		3	0	0	0	0	0	0	0	0	0	0	3	3	0.00	0.000
Pedro Ramos, R ERA: 3.6	(7, 1)	3.0		11	2	0	0	3	1	0	0	0	0	0	16	20	0.00	1.000

PITCHER	IP	WLS	BF	H	R	ER	SO	BB	IBB	HBP	BLK	WP	HR	S	P	ERA	WHIP

Batter	1	2	3	4	5	6	7	8	9	AB	R	H	RBI	BB	SO	LOB
Reno Bertoia, R (1, 5) OBP: 0.351, SLG: 0.396	4-3	FC4 1-2f			1B 1B		F8		5-3	5	0	1	0	0	0	1
Lenny Green, L (1, 8) OBP: 0.366, SLG: 0.393	2B		4-3		FC5-4 1-3 1B		3-1		4-3	5	0	2	0	0	0	0
Bob Allison, R (1, 9) OBP: 0.388, SLG: 0.444	5-3		F6		FC5-4 1-2f		6-3			4	0	0	0	0	0	3
Jim Lemon, R (1, 7) OBP: 0.380, SLG: 0.569	F7		S S S K			5-3		3-1 1B 2B		4	1	1	0	0	1	1
Julio Becquer, L (1, 3) OBP: 0.268, SLG: 0.391		5-3 1B 1B 1B		F8		2B 2B		3-1 2-3		4	2	2	0	0	0	1
Billy Gardner, R (1, 4) OBP: 0.346, SLG: 0.412		F4		S S S K		5-3		3-H 1B		4	0	1	1	0	1	2
Earl Battey, R (1, 2) OBP: 0.317, SLG: 0.378		5-3 1-2 1B 1B		F8		2-H 1B 2B		S S S K		4	2	2	1	0	1	1
Jose Valdivielso, R (1, 6) OBP: 0.274, SLG: 0.255		5-3 1-2 2-3			B3	2-H 1B		1-3		4	0	1	1	0	0	3
Jack Kralick, L (1, 1) OBP: 0.176, SLG: 0.067 Tom Morgan, R (2, 1) OBP: 0.000, SLG: 0.000 Elmer Valo, L (2, PH) OBP: 0.360, SLG: 0.289 Tex Clevenger, R (3, 1) OBP: 0.263, SLG: 0.342 Pete Whisenant, R (4, PH) OBP: 0.143, SLG: 0.143 Rudy Hernandez, R (6, 1) Faye Throneberry, L (6, PH) OBP: 0.185, SLG: 0.259 Pedro Ramos, S (7, 1) OBP: 0.176, SLG: 0.294 Dan Dobbek, L (9, PH) OBP: 0.360, SLG: 0.374		FC4 2-H 3-H 1B			F3	F8			F3	0 0 1 0 1 0 1 0 1	0 0 0 1 0 0 0 0 0	0 0 1 2 0 0 0 0 0	0 0 0 0 0 0 0 0 0	0 0 0 0 0 0 0 0 0	0 0 0 0 0 0 0 0 0	0 0 0 0 0 0 0 1 0
Inning Stats	R: 0 E: 0 K: 0 S: 4 H: 1 LOB: 1 BB: 0 P: 4	R: 2 E: 0 K: 0 S: 6 H: 3 LOB: 1 BB: 0 P: 6	R: 0 E: 0 K: 1 S: 5 H: 0 LOB: 0 BB: 0 P: 5	R: 0 E: 0 K: 1 S: 5 H: 0 LOB: 0 BB: 0 P: 5	R: 0 E: 0 K: 0 S: 5 H: 2 LOB: 2 BB: 0 P: 5	R: 2 E: 0 K: 0 S: 6 H: 3 LOB: 1 BB: 0 P: 6	R: 0 E: 0 K: 0 S: 3 H: 0 LOB: 0 BB: 0 P: 3	R: 1 E: 0 K: 1 S: 7 H: 2 LOB: 1 BB: 0 P: 7	R: 0 E: 0 K: 0 S: 3 H: 0 LOB: 0 BB: 0 P: 3	1B: 7 2B: 4 3B: 0 HR: 0 SF: 0 SAC: 0 DP: 0 HBP: 0						

PITCHER		IP	WLS	BF	H	R	ER	SO	BB	IBB	HBP	BLK	WP	HR	S	P	ERA	WHIP
Bob Shaw, R ERA: 3.64	(1, 1)	6.0	W	27	9	4	4	2	0	0	0	0	0	0	31	31	6.00	1.500
Gerry Staley, R ERA: 1.76	(7, 1)	3.0	S	11	2	1	1	1	0	0	0	0	0	0	13	13	3.00	0.667

PITCHER	IP	WLS	BF	H	R	ER	SO	BB	IBB	HBP	BLK	WP	HR	S	P	ERA	WHIP

BOTTOM

Chicago White Sox @ Washington Senators

Griffith Stadium, Washington, DC

Sun Jul 31 1960, 3:38 AM EDT

Att. 25,501 - Unknown

livebaseballscorecards.com

AB	38
R	5
H	11
RBI	5
BB	0
SO	3
LOB	13

WP: 0	PA: 38		
PB: 0			
SB: 0			
CS: 0			

Batter	1	2	3	4	5	6	7	8	9	AB	R	H	RBI	BB	SO	LOB
Johnny Temple, R (1, 5) OBP: 0.349, SLG: 0.349	6-3		6-3		F8		F8		FC6-4 1-2f	5	0	0	0	0	0	3
Ken Aspromonte, R (1, 4) OBP: 0.371, SLG: 0.391	5-3		FC5-4 HBP		P5			G4-6-3 BB 1B		3	0	1	0	0	0	1
Harvey Kuenn, R (1, 9) OBP: 0.375, SLG: 0.412	5-3		FC5-4 FC6-4 1-2f			K		BBBB 4-0 G4-6-3 BB 1-2		3	0	0	0	1	1	1
Vic Power, R (1, 3) OBP: 0.338, SLG: 0.409		G3	FC6-4 1-2f			5-3		G4-6-3 1-2f 2-3		4	0	0	0	0	0	3
Jim Piersall, R (1, 8) OBP: 0.325, SLG: 0.475		PB 1B 1B		F9		S 1B 1B		F3		4	2	2	0	0	0	1
Miguel de la Hoz, R (1, 6) OBP: 0.400, SLG: 0.643		PB 1-2 1B 1B		5-3		1-H 1B			6-3	4	1	2	1	0	0	0
John Romano, R (1, 2) OBP: 0.306, SLG: 0.431		K 1-2 2-3		K		F7			E5 1B	4	0	0	0	0	2	3
Bubba Phillips, R (1, 7) OBP: 0.253, SLG: 0.293		FC5-4 2-H 3-H 1B			5-3 1B		F7		F7	4	0	1	2	0	0	1
Jim Perry, S (1, 1) OBP: 0.268, SLG: 0.291		FC5-4 1-2f					4-1		FC6-4 1-2 1B	4	0	2	0	0	0	1
Inning Stats	R: 0 E: 0 K: 0 S: 3 H: 0 LOB: 0 BB: 0 P: 3	R: 2 E: 0 K: 1 S: 8 H: 3 LOB: 1 BB: 0 P: 8	R: 0 E: 0 K: 0 S: 3 H: 0 LOB: 1 BB: 0 P: 4	R: 0 E: 0 K: 1 S: 5 H: 0 LOB: 0 BB: 0 P: 5	R: 0 E: 0 K: 0 S: 4 H: 1 LOB: 1 BB: 0 P: 4	R: 1 E: 0 K: 1 S: 7 H: 2 LOB: 1 BB: 0 P: 7	R: 0 E: 0 K: 0 S: 3 H: 0 LOB: 0 BB: 0 P: 3	R: 0 E: 0 K: 0 S: 3 H: 1 LOB: 1 BB: 1 P: 7	R: 0 E: 1 K: 0 S: 5 H: 1 LOB: 2 BB: 0 P: 5	1B: 8 2B: 0 3B: 0 HR: 0 SF: 0 SAC: 0 DP: 1 HBP: 1						

PITCHER		IP	WLS	BF	H	R	ER	SO	BB	IBB	HBP	BLK	WP	HR	S	P	ERA	WHIP
Hal Woodeshick, L ERA: 4.17	(1, 1)	5.0	L	20	4	2	1	2	0	0	1	0	0	0	23	24	1.80	0.800
Ray Moore, R ERA: 4.13	(6, 1)	3.0		12	3	1	1	1	1	0	0	0	0	0	13	17	3.00	1.333
Rudy Hernandez, R ERA: 1.88	(9, 1)	1.0		5	1	0	0	0	0	0	0	0	0	0	5	5	0.00	1.000

PITCHER	IP	WLS	BF	H	R	ER	SO	BB	IBB	HBP	BLK	WP	HR	S	P	ERA	WHIP

TOP

Cleveland Indians @ Washington Senators

Griffith Stadium, Washington, DC

Mon Aug 01 1960, 7:05 PM EDT

Att. 8,201 - Unknown

livebaseballscorecards.com

AB	35
R	3
H	8
RBI	3
BB	1
SO	3
LOB	14

WP: 0 PB: 1 SB: 1 CS: 0 PA: 37

Batter	1	2	3	4	5	6	7	8	9	AB	R	H	RBI	BB	SO	LOB
Lenny Green, L (1, 8) OBP: 0.357, SLG: 0.382	4-3		4-3			4-3		F5		4	0	0	0	0	0	1
Reno Bertoia, R (1, 5) OBP: 0.350, SLG: 0.394	F8			L7		G5-4-3 1B		4-3		4	0	1	0	0	0	0
Bob Allison, R (1, 9) OBP: 0.384, SLG: 0.438	K			F3		G5-4-3 1-2f			F7	4	0	0	0	0	1	1
Jim Lemon, R (1, 7) OBP: 0.376, SLG: 0.562		F8		6-3			L5		F8	4	0	0	0	0	0	0
Julio Becquer, L (1, 3) OBP: 0.268, SLG: 0.388		3-1			E1 1B		2B 1B		G3	4	0	1	0	0	0	0
Billy Gardner, R (1, 4) OBP: 0.346, SLG: 0.414		6-3			F8		1-3 2B			3	0	1	0	0	0	1
Earl Battey, R (1, 2) OBP: 0.320, SLG: 0.385			2B		1-2 1B		F3			3	0	2	0	0	0	2
Billy Consolo, R (1, 6) OBP: 0.315, SLG: 0.309 Faye Throneberry, L (7, PH) OBP: 0.327, SLG: 0.327 Jose Valdivielso, R (8, 6) OBP: 0.274, SLG: 0.255			K		F9		K			2 1 0	0 0 0	0 0 0	0 0 0	0 0 0	1 1 0	3 2 0
Hal Woodeshick, R (1, 1) OBP: 0.080, SLG: 0.042 Elmer Valo, L (5, PH) OBP: 0.373, SLG: 0.282 Ray Moore, R (6, 1) OBP: 0.083, SLG: 0.083 Dan Dobbek, L (8, PH) OBP: 0.300, SLG: 0.372 Rudy Hernandez, R (9, 1)			K		3-1			F5		1 1 0 1 0	0 0 0 0 0	0 0 0 0 0	0 0 0 0 0	0 0 0 0 0	1 0 0 0 0	1 2 0 0 0
Inning Stats	R: 0 E: 0 K: 1 S: 5 H: 0 LOB: 0 BB: 0 P: 5	R: 0 E: 0 K: 0 S: 3 H: 0 LOB: 0 BB: 0 P: 3	R: 0 E: 0 K: 2 S: 8 H: 1 LOB: 1 BB: 0 P: 8	R: 0 E: 0 K: 0 S: 3 H: 0 LOB: 0 BB: 0 P: 3	R: 0 E: 1 K: 0 S: 5 H: 1 LOB: 2 BB: 0 P: 5	R: 0 E: 0 K: 0 S: 3 H: 1 LOB: 0 BB: 0 P: 3	R: 0 E: 0 K: 1 S: 7 H: 2 LOB: 2 BB: 0 P: 7	R: 0 E: 0 K: 0 S: 3 H: 0 LOB: 0 BB: 0 P: 3	R: 0 E: 0 K: 0 S: 3 H: 0 LOB: 0 BB: 0 P: 3	1B: 3 2B: 2 3B: 0 HR: 0 SF: 0 SAC: 0 DP: 1 HBP: 0						

PITCHER	IP	WLS	BF	H	R	ER	SO	BB	IBB	HBP	BLK	WP	HR	S	P	ERA	WHIP
Jim Perry, R (1, 1) ERA: 3.13	9.0	W	32	5	0	0	4	0	0	0	0	0	0	40	40	0.00	0.556

PITCHER	IP	WLS	BF	H	R	ER	SO	BB	IBB	HBP	BLK	WP	HR	S	P	ERA	WHIP

BOTTOM

Cleveland Indians @ Washington Senators

Griffith Stadium, Washington, DC

Mon Aug 01 1960, 7:05 PM EDT

Att. 8,201 - Unknown

livebaseballscorecards.com

AB	32
R	0
H	5
RBI	0
BB	0
SO	4
LOB	13

WP: 0 PA: 32
PB: 0
SB: 0
CS: 0

Batter	1	2	3	4	5	6	7	8	9	AB	R	H	RBI	BB	SO	LOB
Johnny Temple, R (1, 5) OBP: 0.351, SLG: 0.351	4-3			F8		BB, 1B		FC6-4, 1B 1-2		4	0	2	0	0	0	0
Ken Aspromonte, R (1, 4) OBP: 0.365, SLG: 0.384	L7			K		K		FC6-4 1-2f 2-3		4	0	0	0	0	2	3
Harvey Kuenn, R (1, 9) OBP: 0.376, SLG: 0.411	K			1B		FC6-4 1-2 BB		K		3	0	1	0	1	2	2
Vic Power, R (1, 3) OBP: 0.334, SLG: 0.405		F8		1-6-4		FC6-4 1-2f			F9	4	0	0	0	0	0	3
Jim Piersall, R (1, 8) OBP: 0.324, SLG: 0.470		K			FC1-6 BB		P6		F8	3	0	0	0	1	1	0
Tito Francona, L (1, 7) OBP: 0.377, SLG: 0.421		K			FC1-6 1-2f		E6 G5-4-3		2B	4	0	1	0	0	1	1
Miguel de la Hoz, R (1, 6) OBP: 0.353, SLG: 0.563			K		K		G5-4-3 1-2f		F9	4	0	0	0	0	2	3
John Romano, R (1, 2) OBP: 0.307, SLG: 0.429 Red Wilson, R (8, PR) OBP: 0.310, SLG: 0.280 (8, 2)			F9		K			FC6-4, 1B 1B		3 0	0 0	1 0	0 0	0 0	1 0	1 0
Don Newcombe, L (1, 1) OBP: 0.200, SLG: 0.162 Barry Latman, R (2, 1) OBP: 0.176, SLG: 0.125 Marty Keough, L (8, PH) OBP: 0.312, SLG: 0.359 Bobby Locke, R (8, 1) OBP: 0.375, SLG: 0.357 Jack Harshman, L (8, 1)			K			K		P4		0 2 1 0 0	0 0 0 0 0	0 0 0 0 0	0 0 0 0 0	0 0 0 0 0	0 2 0 0 0	0 0 1 0 0
Inning Stats	R: 0 E: 0 K: 1 S: 5 H: 0 LOB: 0 BB: 0 P: 5	R: 0 E: 0 K: 2 S: 7 H: 0 LOB: 0 BB: 0 P: 7	R: 0 E: 0 K: 2 S: 7 H: 0 LOB: 0 BB: 0 P: 7	R: 0 E: 0 K: 1 S: 6 H: 1 LOB: 1 BB: 0 P: 6	R: 0 E: 0 K: 2 S: 7 H: 0 LOB: 1 BB: 1 P: 11	R: 0 E: 0 K: 2 S: 8 H: 1 LOB: 2 BB: 1 P: 12	R: 0 E: 1 K: 0 S: 3 H: 0 LOB: 0 BB: 0 P: 3	R: 0 E: 0 K: 1 S: 7 H: 2 LOB: 2 BB: 0 P: 7	R: 0 E: 0 K: 0 S: 4 H: 1 LOB: 1 BB: 0 P: 4	1B: 4 2B: 1 3B: 0 HR: 0	SF: 0 SAC: 0 DP: 1 HBP: 0					

PITCHER	IP	WLS	BF	H	R	ER	SO	BB	IBB	HBP	BLK	WP	HR	S	P	ERA	WHIP
Camilo Pascual, R (1, 1) ERA: 2.68	9.0	W	34	5	0	0	11	2	0	0	0	0	0	54	62	0.00	0.778

PITCHER	IP	WLS	BF	H	R	ER	SO	BB	IBB	HBP	BLK	WP	HR	S	P	ERA	WHIP

TOP

Cleveland Indians @ Washington Senators

Griffith Stadium, Washington, DC

Tue Aug 02 1960, 7:05 PM EDT

Att. 14,830 - Unknown

livebaseballscorecards.com

AB	32
R	0
H	5
RBI	0
BB	2
SO	11
LOB	14

WP: 0 PA: 34
PB: 0
SB: 0
CS: 0

Cleveland Indians @ Washington Senators

Griffith Stadium, Washington, DC

Tue Aug 02 1960, 7:05 PM EDT

Att. 14,830 - Unknown

livebaseballscorecards.com

BOTTOM

Batter	1	2	3	4	5	6	7	8	9	AB	R	H	RBI	BB	SO	LOB
Reno Bertoia, R (1, 5) OBP: 0.351, SLG: 0.391	BBB 4-0 FC5-4 BB	x 0-0 1-2 2-H 3-H 1B		SSS 0-3 ③ K			x 0-0 ① F2	x 0-0 FC6 1B 2B 1-3 2-H 3-H		4	1	1	2	1	1	2
Lenny Green, L (1, 8) OBP: 0.353, SLG: 0.376	x 0-0 ① FC5-4 1-2f HR	x 0-0 ② L8			SSS 0-3 ① K		x 0-0 ② L9	x 0-0 2B 1-3 3-H 1B		5	1	1	1	0	1	3
Harmon Killebrew, R (1, 3) OBP: 0.375, SLG: 0.505 Julio Becquer, L (9, 3) OBP: 0.268, SLG: 0.388	x 0-0 1-H HR	x 0-0 ③ P4			BBB 4-0 FC4-6 BB		x 0-0 HR	x 0-0 1-3 3-H 2B		4 0	2 0	3 0	4 0	1 0	0 0	2 0
Jim Lemon, R (1, 7) OBP: 0.376, SLG: 0.558 Pete Whisenant, R (8, PR) (9, 7) OBP: 0.333, SLG: 0.368	SSS 0-3 ② K		x 0-0 ① 1-3		x 0-0 ② P5		x 0-0 1B	4-0 IBB		4 0	0 0	1 0	0 0	1 0	1 0	1 0
Faye Throneberry, L (1, 9) OBP: 0.316, SLG: 0.314 Bob Allison, R (8, PH) (9, 9) OBP: 0.383, SLG: 0.437	x 0-0 ③ 4-3		x 0-0 ② 1-3		x 0-0 ③ FC4-6 1-2f		x 0-0 ③ F8	SSS 0-3 ② K		4 1	0 0	0 0	0 0	0 0	0 1	2 3
Billy Gardner, R (1, 4) OBP: 0.342, SLG: 0.409		x 0-0 ① F3	x 0-0 ③ 5-3			SSS 0-3 ① K		x L4 P5		5	0	0	0	0	1	3
Earl Battey, R (1, 2) OBP: 0.326, SLG: 0.388		x 0-0 1B 1B 1B 1B		BBB 4-0 FC1-6 BB		x 0-0 ② 6-3		x 0-0 BB 1B E 1B		3	2	2	0	1	0	0
Billy Consolo, R (1, 6) OBP: 0.328, SLG: 0.325		x 0-0 1-2 1B 1B 1B		x 0-0 ① FC1-6 1-2f		x 0-0 1B		x 0-0 BB 1-2 E 1B		4	2	3	0	0	0	1
Camilo Pascual, R (1, 1) OBP: 0.250, SLG: 0.250		x 0-0 1-2 2-3 1B 1B		SSS 0-3 ② K		x 0-0 ③ G3		BBBB 4-0 E 1-2 2-3 1B BB		3	1	1	0	1	1	2
Inning Stats	R: 2 E: 0 K: 1 S: 6 H: 1 LOB: 0 BB: 1 P: 10	R: 2 E: 0 K: 0 S: 7 H: 4 LOB: 2 BB: 0 P: 7	R: 0 E: 0 K: 0 S: 3 H: 0 LOB: 0 BB: 0 P: 3	R: 0 E: 0 K: 2 S: 7 H: 0 LOB: 1 BB: 1 P: 11	R: 0 E: 0 K: 1 S: 5 H: 0 LOB: 1 BB: 1 P: 9	R: 0 E: 0 K: 1 S: 6 H: 1 LOB: 1 BB: 0 P: 6	R: 1 E: 0 K: 0 S: 5 H: 2 LOB: 1 BB: 0 P: 5	R: 4 E: 1 K: 1 S: 10 H: 4 LOB: 3 BB: 2 P: 18		1B: 9 2B: 1 3B: 0 HR: 2 SF: 0 SAC: 0 DP: 0 HBP: 0						

PITCHER		IP	WLS	BF	H	R	ER	SO	BB	IBB	HBP	BLK	WP	HR	S	P	ERA	WHIP
Don Newcombe, R ERA: 4.91	(1, 1)	1.2	L	11	5	4	4	1	1	0	0	0	0	1	12	16	21.60	3.600
Barry Latman, R ERA: 4.57	(2, 1)	5.1		21	3	1	1	4	2	0	0	0	0	1	27	35	1.69	0.938
Bobby Locke, R ERA: 3.56	(8, 1)	0.1		7	4	4	3	0	1	0	0	0	0	0	6	10	81.00	15.000
Jack Harshman, L ERA: 3.09	(8, 1)	0.2		3	0	0	0	1	0	1	0	0	0	0	4	8	0.00	0.000

PITCHER	IP	WLS	BF	H	R	ER	SO	BB	IBB	HBP	BLK	WP	HR	S	P	ERA	WHIP

AB	37
R	9
H	12
RBI	7
BB	5
SO	6
LOB	19

WP: 0 PB: 0 SB: 0 CS: 0 PA: 42

Batter	1	2	3	4	5	6	7	8	9	AB	R	H	RBI	BB	SO	LOB
Johnny Temple, R (1, 5) OBP: 0.352, SLG: 0.353	HR 1B		SH5-3 1-2		E9 CS 1B		E6 E 1B 2-H	K2-3		4	2	2	0	0	1	1
Ken Aspromonte, R (1, 4) OBP: 0.366, SLG: 0.401	1-H HR		WP 2-H 2B		6-3		E6 1B 1B 1-2		E5 6-3 SH1-3	5	2	2	3	0	0	2
Harvey Kuenn, R (1, 9) OBP: 0.378, SLG: 0.411	BB G5-4-3		L3 2-3		G1 2-3		1B 1-3 2-H 1B		SH1-3 1-2	3	0	1	1	1	0	2
Vic Power, R (1, 3) OBP: 0.332, SLG: 0.402	G5-4-3 1-2f		6-3			4-3	1B 1-2 3-H 1B		6-3 2-3	5	0	1	1	0	0	3
Jim Piersall, R (1, 8) OBP: 0.319, SLG: 0.463	F3			F8		6-3	5-3		F8	5	0	0	0	0	0	3
Miguel de la Hoz, R (1, 6) OBP: 0.368, SLG: 0.556		6-3		1B 1B		1-3		6-3 SH5-3 1B 1B		4	1	2	0	0	0	0
Bubba Phillips, R (1, 7) OBP: 0.251, SLG: 0.291		F8		1-2 1B			6-3 E 1B	SH5-3 1-2		1	0	0	0	0	0	0
Tito Francona, L (3, 7) OBP: 0.380, SLG: 0.425										2	1	2	0	0	0	0
Red Wilson, R (1, 2) OBP: 0.302, SLG: 0.273		L4		F9			F8	6-3 2-3		4	0	0	0	0	0	4
Mudcat Grant, R (1, 1) OBP: 0.273, SLG: 0.268			SH5-3 2B 1B	4-3			6-3 1-2	3-H 1B		4	1	2	1	0	0	3

Inning Stats										
	R: 2 E: 0 K: 0 S: 4	H: 2 LOB: 0 BB: 1 P: 8	R: 0 E: 0 K: 0 S: 3	H: 0 LOB: 0 BB: 0 P: 3	R: 1 E: 0 K: 0 S: 5	H: 2 LOB: 1 BB: 0 P: 5	R: 0 E: 0 K: 0 S: 5	H: 2 LOB: 2 BB: 0 P: 5	R: 0 E: 1 K: 0 S: 3	H: 1 LOB: 0 BB: 0 P: 3
	R: 0 E: 0 K: 0 S: 3	H: 0 LOB: 0 BB: 0 P: 3	R: 3 E: 2 K: 0 S: 8	H: 3 LOB: 2 BB: 0 P: 8	R: 1 E: 0 K: 1 S: 7	H: 2 LOB: 1 BB: 0 P: 7	R: 0 E: 1 K: 0 S: 4	H: 0 LOB: 1 BB: 0 P: 4	1B: 10 2B: 1 3B: 0 HR: 1	SF: 0 SAC: 3 DP: 1 HBP: 0	WP: 1 PB: 0 SB: 0 CS: 1	PA: 41

PITCHER		IP	WLS	BF	H	R	ER	SO	BB	IBB	HBP	BLK	WP	HR	S	P	ERA	WHIP
Jack Kralick, L ERA: 3.03	(1, 1)	3.0		13	4	3	3	0	1	0	0	0	1	1	12	16	9.00	1.667
Tom Morgan, R ERA: 4.14	(4, 1)	3.2	L	18	6	3	0	0	0	0	0	0	0	0	18	18	0.00	1.636
Ray Moore, R ERA: 4.11	(7, 1)	0.1		1	0	0	0	0	0	0	0	0	0	0	1	1	0.00	0.000
Rudy Hernandez, R ERA: 2.2	(8, 1)	2.0		9	2	1	1	1	0	0	0	0	0	0	11	11	4.50	1.000

PITCHER	IP	WLS	BF	H	R	ER	SO	BB	IBB	HBP	BLK	WP	HR	S	P	ERA	WHIP

TOP

Cleveland Indians @ Washington Senators

Griffith Stadium, Washington, DC

Wed Aug 03 1960, 7:05 PM EDT

Att. 8,259 - Unknown

livebaseballscorecards.com

AB	37
R	7
H	12
RBI	6
BB	1
SO	1
LOB	18

BOTTOM

Cleveland Indians @ Washington Senators

Griffith Stadium, Washington, DC

Wed Aug 03 1960, 7:05 PM EDT

Att. 8,259 - Unknown

livebaseballscorecards.com

Batter	1	2	3	4	5	6	7	8	9	AB	R	H	RBI	BB	SO	LOB
Reno Bertoia, R (1, 5) OBP: 0.345, SLG: 0.385	F7		F7		P3			E3 FC6-4 1B		4	0	0	0	0	0	2
Lenny Green, L (1, 8) OBP: 0.362, SLG: 0.405	WP 3B		1-H 2B			HR 1B		F9		4	2	3	1	0	0	1
Harmon Killebrew, R (1, 3) OBP: 0.373, SLG: 0.500	K		K			K		FC6-4 1-2 1B		4	0	1	0	0	3	3
Jim Lemon, R (1, 7) OBP: 0.372, SLG: 0.551	F9 3-H			P6		F9		FC6-4 1-2f 2-3		4	0	0	0	0	0	3
Faye Throneberry, L (1, 9) OBP: 0.322, SLG: 0.343		CS BB		F8		HR 1-H		F8		3	1	1	2	1	0	2
Billy Gardner, R (1, 4) OBP: 0.339, SLG: 0.405		K		K		F8			L9	4	0	0	0	0	2	1
Earl Battey, R (1, 2) OBP: 0.322, SLG: 0.383		L7 1-2			F8		P5		F2	4	0	0	0	0	0	1
Billy Consolo, R (1, 6) OBP: 0.336, SLG: 0.328			2B 1B		FC1-6 BB		4-3		P6	2	1	1	0	1	0	0
Elmer Valo, L (9, PH) OBP: 0.365, SLG: 0.275										1	0	0	0	0	0	0
Jack Kralick, L (1, 1) OBP: 0.176, SLG: 0.067			F8		FC1-6 1-2f		K			0	0	0	0	0	0	0
Dan Dobbek, L (3, PH) OBP: 0.299, SLG: 0.370										1	0	0	0	0	0	1
Tom Morgan, R (4, 1)										1	0	0	0	0	0	1
Ray Moore, R (7, 1) OBP: 0.083, SLG: 0.083										0	0	0	0	0	0	0
Bob Allison, R (7, PH) OBP: 0.362, SLG: 0.436										1	0	0	0	0	1	0
Rudy Hernandez, R (8, 1)										0	0	0	0	0	0	0
Inning Stats	R: 1 E: 0 K: 1 S: 6 H: 1 LOB: 0 BB: 0 P: 6	R: 0 E: 0 K: 1 S: 4 H: 0 LOB: 0 BB: 1 P: 8	R: 1 E: 0 K: 1 S: 7 H: 2 LOB: 1 BB: 0 P: 7	R: 0 E: 0 K: 1 S: 5 H: 0 LOB: 0 BB: 0 P: 5	R: 0 E: 0 K: 0 S: 3 H: 0 LOB: 1 BB: 1 P: 7	R: 2 E: 0 K: 1 S: 7 H: 2 LOB: 0 BB: 0 P: 7	R: 0 E: 0 K: 1 S: 5 H: 0 LOB: 0 BB: 0 P: 5	R: 0 E: 1 K: 0 S: 5 H: 1 LOB: 2 BB: 0 P: 5	R: 0 E: 0 K: 0 S: 3 H: 0 LOB: 0 BB: 0 P: 3							

AB	33
R	4
H	6
RBI	3
BB	2
SO	6
LOB	15

1B: 3 SF: 0 WP: 1 PA: 35
2B: 1 SAC: 0 PB: 0
3B: 1 DP: 0 SB: 0
HR: 1 HBP: 0 CS: 1

PITCHER	IP	WLS	BF	H	R	ER	SO	BB	IBB	HBP	BLK	WP	HR	S	P	ERA	WHIP
Mudcat Grant, R (1, 1) ERA: 4.17	9.0	W	35	6	4	4	6	2	0	0	0	1	1	45	53	4.00	0.889

PITCHER	IP	WLS	BF	H	R	ER	SO	BB	IBB	HBP	BLK	WP	HR	S	P	ERA	WHIP

Batter	1	2	3	4	5	6	7	8	9	AB	R	H	RBI	BB	SO	LOB
Reno Bertoia, R (1, 5) OBP: 0.342, SLG: 0.381	SSS 0-3 ① K		SSS 0-3 ② K		x 0-0 ① L5		x 0-0 ① P4		x 0-0 FC5-4 1B 1B	5	0	1	0	0	2	0
Lenny Green, L (1, 8) OBP: 0.363, SLG: 0.401	x 0-0 ② 6-3		BBBB 4-0 S BB		x 0-0 ② F6		x 0-0 ② 4-3		x 0-0 1-2 FC5-4 1B	4	0	1	0	1	0	0
Harmon Killebrew, R (1, 3) OBP: 0.369, SLG: 0.491	x 0-0 ③ F7		BBBB 4-0 1-2 BB		x 0-0 ③ F3		SSS 0-3 ③ K		x 0-0 ② FC5-4 FC6-4 1-2f 2-3	4	0	0	0	1	1	2
Jim Lemon, R (1, 7) OBP: 0.368, SLG: 0.543		x 0-0 ① F2	SSS 0-3 ③ K			x 0-0 ① P4		SSS 0-3 ① K	x 0-0 ③ FC6-4 1-2f	5	0	0	0	0	2	4
Faye Throneberry, L (1, 9) OBP: 0.320, SLG: 0.333 Bob Allison, R (8, 9) OBP: 0.382, SLG: 0.436		x 0-0 ② 4-1		x 0-0 ① P6		x 0-0 ② 4-3		BBBB 4-0 HR BB		3 0	1 0	0 0	0 0	1 0	0 0	0 0
Billy Gardner, R (1, 4) OBP: 0.340, SLG: 0.404		BBBB 4-0 BB BB		x 0-0 ② P4		x 0-0 BB 1B 1B		x 0-0 ② F9		3	0	1	0	1	0	1
Earl Battey, R (1, 2) OBP: 0.330, SLG: 0.400		BBBB 4-0 1-2 BB		x 0-0 1B 1B		x 0-0 1-2 BB 1B		x 0-0 1-H HR		3	1	3	2	1	0	0
Jose Valdivielso, R (1, 6) OBP: 0.276, SLG: 0.258 Elmer Valo, L (6, PH) OBP: 0.377, SLG: 0.275 Billy Consolo, R (6, PR) OBP: 0.333, SLG: 0.325 (6, 6)		x 0-0 ③ P6		x 0-0 1-2 1B		BBBB 4-0 1-2 2-3 BB		SSS 0-3 ③ K		2 0 1	0 0 0	1 0 0	0 0 0	0 1 0	0 0 1	2 0 0
Don Lee, R (1, 1) OBP: 0.200, SLG: 0.136 Julio Becquer, L (6, PH) OBP: 0.267, SLG: 0.387 Ray Moore, R (6, 1) OBP: 0.083, SLG: 0.083 Hal Woodeshick, R (8, 1) OBP: 0.077, SLG: 0.040			SSS 0-3 ① K	x 0-0 ③ F8		x 0-0 ③ F7			SSS 0-3 ① K	2 1 0 1	0 0 0 0	0 0 0 0	0 0 0 0	1 0 0 1	2 0 0 0	2 3 0 0
Inning Stats	R: 0 E: 0 K: 1 S: 5 H: 0 LOB: 0 BB: 0 P: 5	R: 0 E: 0 K: 0 S: 3 H: 0 LOB: 2 BB: 2 P: 11	R: 0 E: 0 K: 3 S: 9 H: 0 LOB: 2 BB: 2 P: 17	R: 0 E: 0 K: 0 S: 5 H: 2 LOB: 2 BB: 0 P: 5	R: 0 E: 0 K: 0 S: 3 H: 0 LOB: 0 BB: 0 P: 3	R: 0 E: 0 K: 0 S: 5 H: 2 LOB: 3 BB: 1 P: 9	R: 0 E: 0 K: 1 S: 5 H: 0 LOB: 0 BB: 0 P: 5	R: 2 E: 0 K: 2 S: 8 H: 1 LOB: 0 BB: 1 P: 12	R: 0 E: 0 K: 1 S: 7 H: 2 LOB: 2 BB: 0 P: 7	1B: 6 2B: 0 3B: 0 HR: 1 SF: 0 SAC: 0 DP: 0 HBP: 0						

PITCHER		IP	WLS	BF	H	R	ER	SO	BB	IBB	HBP	BLK	WP	HR	S	P	ERA	WHIP
Early Wynn, R ERA: 4.47	(1, 1)	8.0	L	35	5	2	2	7	6	0	0	0	0	1	43	67	2.25	1.375
Gerry Staley, R ERA: 1.89	(9, 1)	1.0		5	2	0	0	1	0	0	0	0	0	0	7	7	0.00	2.000

PITCHER	IP	WLS	BF	H	R	ER	SO	BB	IBB	HBP	BLK	WP	HR	S	P	ERA	WHIP

TOP

Washington Senators @ Chicago White Sox

Comiskey Park, Chicago, IL

Thu Aug 04 1960, 8:05 PM EDT

Att. 28,676 - Unknown

livebaseballscorecards.com

AB	34
R	2
H	7
RBI	2
BB	6
SO	8
LOB	14

WP: 0 PB: 0 SB: 1 CS: 0 PA: 40

Batter	1	2	3	4	5	6	7	8	9	AB	R	H	RBI	BB	SO	LOB
Luis Aparicio, R (1, 6) OBP: 0.312, SLG: 0.332	K2-6-3 1B		6-3			P4		BB 1-2		3	0	1	0	1	0	0
Nellie Fox, L (1, 4) OBP: 0.341, SLG: 0.354	K2-6-3 1-2f			SH5-3 E 1B		F7		6-3		4	1	1	0	0	1	3
Minnie Minoso, R (1, 7) OBP: 0.384, SLG: 0.481	1B			SH5-3 1-2		6-3			4-3	3	0	1	0	0	0	0
Roy Sievers, R (1, 3) OBP: 0.422, SLG: 0.581	K			E6 G3 2-H			P6		CS 1B	4	0	1	0	0	1	1
Jim Rivera, L (9, PR) OBP: 0.455, SLG: 0.700										0	0	0	0	0	0	0
Joe Ginsberg, L (1, 2) OBP: 0.378, SLG: 0.329		4-3		G3 2-3			G3		K 1-2	3	0	0	0	0	0	1
Sherm Lollar, R (9, PH) OBP: 0.343, SLG: 0.396										1	0	0	0	0	1	1
Al Smith, R (1, 9) OBP: 0.379, SLG: 0.459		K		P4			CS 1B			3	0	1	0	0	1	1
Gene Freese, R (1, 5) OBP: 0.314, SLG: 0.483		1-3			F7		CS 1-2		5-3	3	0	0	0	0	0	0
Joe Hicks, L (1, 8) OBP: 0.283, SLG: 0.217			1-3		K			BB BB		2	0	0	0	0	1	0
Earl Torgeson, L (8, PH) OBP: 0.517, SLG: 0.524										0	0	0	0	1	0	0
Jim Landis, R (9, 8) OBP: 0.365, SLG: 0.355										0	0	0	0	0	0	0
Early Wynn, S (1, 1) OBP: 0.304, SLG: 0.234			2-3		4-3			K		2	0	0	0	0	0	0
Ted Kluszewski, L (8, PH) OBP: 0.345, SLG: 0.391										1	0	0	0	0	1	1
Gerry Staley, R (9, 1) OBP: 0.375, SLG: 0.250										0	0	0	0	0	0	0
Inning Stats	R: 0 E: 0 K: 2 S: 8 H: 2 LOB: 1 BB: 0 P: 8	R: 0 E: 0 K: 1 S: 5 H: 0 LOB: 0 BB: 0 P: 5	R: 0 E: 0 K: 0 S: 3 H: 0 LOB: 0 BB: 0 P: 3	R: 1 E: 1 K: 0 S: 5 H: 1 LOB: 1 BB: 0 P: 5	R: 0 E: 0 K: 1 S: 5 H: 0 LOB: 0 BB: 0 P: 5	R: 0 E: 0 K: 0 S: 3 H: 0 LOB: 0 BB: 0 P: 3	R: 0 E: 0 K: 0 S: 3 H: 1 LOB: 0 BB: 0 P: 3	R: 0 E: 0 K: 1 S: 5 H: 0 LOB: 2 BB: 2 P: 13	R: 0 E: 0 K: 1 S: 5 H: 1 LOB: 1 BB: 0 P: 5	1B: 5 2B: 2 3B: 0 HR: 0 SF: 0 SAC: 1 DP: 2 HBP: 0						

PITCHER		IP	WLS	BF	H	R	ER	SO	BB	IBB	HBP	BLK	WP	HR	S	P	ERA	WHIP
Don Lee, R ERA: 4.26	(1, 1)	5.0		18	3	1	0	4	0	0	0	0	0	0	26	26	0.00	0.600
Ray Moore, R ERA: 3.94	(6, 1)	2.2	W	10	1	0	0	1	2	0	0	0	0	0	10	18	0.00	1.125
Hal Woodeshick, L ERA: 4.11	(8, 1)	1.1	S	4	1	0	0	1	0	0	0	0	0	0	6	6	0.00	0.750

PITCHER	IP	WLS	BF	H	R	ER	SO	BB	IBB	HBP	BLK	WP	HR	S	P	ERA	WHIP

BOTTOM

Washington Senators @ Chicago White Sox

Comiskey Park, Chicago, IL

Thu Aug 04 1960, 8:05 PM EDT

Att. 28,676 - Unknown

livebaseballscorecards.com

AB	29
R	1
H	5
RBI	0
BB	2
SO	6
LOB	8

WP: 0 PB: 0 SB: 0 CS: 2 PA: 33

Batter	1	2	3	4	5	6	7	8	9	AB	R	H	RBI	BB	SO	LOB
Reno Bertoia, R (1, 5) OBP: 0.340, SLG: 0.377	F8	F8			CS 1B	6-3			K	5	0	1	0	0	1	1
Lenny Green, L (1, 8) (9, 7) OBP: 0.364, SLG: 0.398	4-3	F7			1B 1-2 1B		BBBB S 1B BB		4-3	4	2	1	0	1	0	0
Harmon Killebrew, R (1, 3) OBP: 0.370, SLG: 0.487	BB 1B BB		F2		BB 1-H 1B		SSS 0-3 K 1-2		6-3	4	1	1	1	1	1	1
Jim Lemon, R (1, 7) OBP: 0.372, SLG: 0.543 Pete Whisenant, R (9, 8) OBP: 0.333, SLG: 0.368	1B 1-2 1B BB		F3		BB		2-H 1B			2 0	1 0	1 0	1 0	2 0	0 0	0 0
Faye Throneberry, L (1, 9) OBP: 0.326, SLG: 0.333 Bob Allison, R (7, 9) OBP: 0.382, SLG: 0.436	E 1B 1-3 2-H 1B		F6		1-2 2-3 BB		F5			3 0	1 0	1 0	1 0	1 0	0 0	1 0
Billy Gardner, R (1, 4) OBP: 0.340, SLG: 0.403	E8 1-3 3-H 1B			5-3	6-3		F9			4	1	1	1	0	0	4
Earl Battey, R (1, 2) OBP: 0.329, SLG: 0.398	FC6-4 2-H 3-H 1B			P4		6-3		P3		4	0	1	2	0	0	0
Jose Valdivielso, R (1, 6) OBP: 0.276, SLG: 0.254	FC6-4 1-2f			3-1		BBBB SH3-4 BB		6-3		3	0	0	0	1	0	1
Pedro Ramos, S (1, 1) OBP: 0.113, SLG: 0.192		SSS 0-3 K			6-3	SH3-4 1-2		SSS 0-3 K		3	0	0	0	0	2	0
Inning Stats	R: 4 E: 1 K: 0 S: 6 H: 3 LOB: 1 BB: 2 P: 14	R: 0 E: 0 K: 1 S: 5 H: 0 LOB: 0 BB: 0 P: 5	R: 0 E: 0 K: 0 S: 3 H: 0 LOB: 0 BB: 0 P: 3	R: 0 E: 0 K: 0 S: 3 H: 0 LOB: 0 BB: 0 P: 3	R: 1 E: 0 K: 0 S: 5 H: 3 LOB: 3 BB: 2 P: 13	R: 0 E: 0 K: 0 S: 3 H: 0 LOB: 1 BB: 1 P: 7	R: 1 E: 0 K: 1 S: 6 H: 1 LOB: 1 BB: 1 P: 10	R: 0 E: 0 K: 1 S: 5 H: 0 LOB: 0 BB: 0 P: 5	R: 0 E: 0 K: 1 S: 5 H: 0 LOB: 0 BB: 0 P: 5	1B: 7 2B: 0 3B: 0 HR: 0 SF: 0 SAC: 1 DP: 0 HBP: 0							

PITCHER	IP	WLS	BF	H	R	ER	SO	BB	IBB	HBP	BLK	WP	HR	S	P	ERA	WHIP
Bob Shaw, R (1, 1) ERA: 3.81	1.0	L	8	3	4	3	0	2	0	0	0	0	0	6	14	27.00	5.000
Russ Kemmerer, R (2, 1) ERA: 3.75	4.0		16	3	1	1	1	2	0	0	0	0	0	16	24	2.25	1.250
Turk Lown, R (6, 1) ERA: 3.02	3.0		12	1	1	1	2	2	0	0	0	0	0	14	22	3.00	1.000
Dick Donovan, R (9, 1) ERA: 5.54	1.0		3	0	0	0	1	0	0	0	0	0	0	5	5	0.00	0.000

PITCHER	IP	WLS	BF	H	R	ER	SO	BB	IBB	HBP	BLK	WP	HR	S	P	ERA	WHIP

TOP

Washington Senators @ Chicago White Sox

Comiskey Park, Chicago, IL

Fri Aug 05 1960, 8:05 PM EDT

Att. 30,112 - Unknown

livebaseballscorecards.com

AB	32
R	6
H	7
RBI	6
BB	6
SO	4
LOB	8

1B: 7	SF: 0	WP: 0	PA: 39
2B: 0	SAC: 1	PB: 0	
3B: 0	DP: 0	SB: 1	
HR: 0	HBP: 0	CS: 1	

Batter	1	2	3	4	5	6	7	8	9	AB	R	H	RBI	BB	SO	LOB
Luis Aparicio, R (1, 6) OBP: 0.309, SLG: 0.329	F8		FC1-4-5 2-3			5-3		6-3 1-2		4	0	0	0	0	0	2
Nellie Fox, L (1, 4) OBP: 0.343, SLG: 0.359	1-3		BB			1B 3B		F5		3	1	1	0	1	0	1
Minnie Minoso, R (1, 7) OBP: 0.383, SLG: 0.478	F7		F2			CS 1B 3-H			5-3	4	0	1	1	0	0	2
Roy Sievers, R (1, 3) OBP: 0.417, SLG: 0.572		K		K		K 1-2			F8	4	0	0	0	0	3	1
Sherm Lollar, R (1, 2) OBP: 0.345, SLG: 0.395		6-3		G1-6-3 1B			G5-4-3 HBP		F7	3	0	1	0	0	0	0
Al Smith, R (1, 9) OBP: 0.379, SLG: 0.456		FC6-4 BB		G1-6-3 1-2f			G5-4-3 1-2f			2	0	0	0	1	0	2
Gene Freese, R (1, 5) OBP: 0.311, SLG: 0.479		FC6-4 1-2f		F8			6-3			3	0	0	0	0	0	1
Jim Landis, R (1, 8) OBP: 0.368, SLG: 0.356			FC1-4-5 SH3 1B	F9				6-3 BB		2	0	1	0	1	0	0
Bob Shaw, R (1, 1) OBP: 0.146, SLG: 0.091 Russ Kemmerer, R (2, 1) Joe Hicks, L (5, PH) OBP: 0.278, SLG: 0.213 Turk Lown, R (6, 1) OBP: 0.333, SLG: 0.400 Earl Torgeson, L (8, PH) OBP: 0.508, SLG: 0.512 Dick Donovan, L (9, 1) OBP: 0.136, SLG: 0.050			SH3 1-2	4-3				F8		0 0 1 0 1 0	0 0 0 0 0 0	0 0 0 0 0 0	0 0 0 0 0 0	0 0 0 0 0 0	0 0 0 0 0 0	0 0 0 0 1 0
Inning Stats	R: 0 E: 0 K: 0 S: 3 H: 0 LOB: 0 BB: 0 P: 3	R: 0 E: 0 K: 1 S: 5 H: 0 LOB: 1 BB: 1 P: 9	R: 0 E: 0 K: 0 S: 4 H: 1 LOB: 2 BB: 1 P: 8	R: 0 E: 0 K: 1 S: 5 H: 1 LOB: 0 BB: 0 P: 5	R: 0 E: 0 K: 0 S: 3 H: 0 LOB: 0 BB: 0 P: 3	R: 1 E: 0 K: 1 S: 6 H: 2 LOB: 1 BB: 0 P: 6	R: 0 E: 0 K: 0 S: 2 H: 0 LOB: 0 BB: 0 P: 3	R: 0 E: 0 K: 0 S: 3 H: 0 LOB: 1 BB: 1 P: 7	R: 0 E: 0 K: 0 S: 3 H: 0 LOB: 0 BB: 0 P: 3	1B: 3 2B: 1 3B: 1 HR: 0 SF: 0 SAC: 1 DP: 3 HBP: 1				WP: 0 PB: 0 SB: 0 CS: 1	PA: 32	

PITCHER		IP	WLS	BF	H	R	ER	SO	BB	IBB	HBP	BLK	WP	HR	S	P	ERA	WHIP
Pedro Ramos, R ERA: 3.47	(1, 1)	9.0	W	32	4	1	1	3	3	0	1	0	0	0	34	47	1.00	0.778

PITCHER	IP	WLS	BF	H	R	ER	SO	BB	IBB	HBP	BLK	WP	HR	S	P	ERA	WHIP

BOTTOM

Washington Senators @ Chicago White Sox

Comiskey Park, Chicago, IL

Fri Aug 05 1960, 8:05 PM EDT

Att. 30,112 - Unknown

livebaseballscorecards.com

AB	27
R	1
H	4
RBI	1
BB	3
SO	3
LOB	10

Batter	1	2	3	4	5	6	7	8	9	AB	R	H	RBI	BB	SO	LOB
Bob Allison, R (1, 9) OBP: 0.380, SLG: 0.431	K		F9	K			K		BB	4	0	0	0	1	3	0
Reno Bertoia, R (1, 5) OBP: 0.344, SLG: 0.377	1B BB		P5		FC5-4 1B BB		FC5 1B		F7	3	0	1	0	2	0	1
Harmon Killebrew, R (1, 3) OBP: 0.378, SLG: 0.506	1-2 1B		HR		1-2 FC5-4 1B		1-2 1B		F6	5	1	4	1	0	0	1
Jim Lemon, R (1, 7) OBP: 0.369, SLG: 0.536	F9		BB BB BB		FC5-4 G5-4-3 1-2f 2-3		K		K	4	0	0	0	1	2	7
Billy Gardner, R (1, 4) OBP: 0.339, SLG: 0.399	F9		1-2 BB BB		G5-4-3 1-2f		FC5 2-3f			3	0	0	0	1	0	6
Earl Battey, R (1, 2) OBP: 0.337, SLG: 0.411		2B	1-2 2-3 BB BB			G6-4-3 1B		F8 SF9 2B		3	1	3	0	1	0	0
Pete Whisenant, R (1, 8) OBP: 0.321, SLG: 0.352		K	6-3			G6-4-3 1-2f		F8 2-3		4	0	0	0	0	1	6
Jose Valdivielso, R (1, 6) OBP: 0.276, SLG: 0.255		K	P6			1B		SF9 3-H		3	0	1	1	0	1	1
Chuck Stobbs, L (1, 1) OBP: 0.167, SLG: 0.048		K	F8			L4		K		2	0	0	0	0	1	1
Tom Morgan, R (4, 1)										0	0	0	0	0	0	0
Lenny Green, L (6, PH) OBP: 0.362, SLG: 0.395										1	0	0	0	0	0	1
Rudy Hernandez, R (6, 1)										1	0	0	0	0	1	0
Inning Stats	R: 0 E: 0 K: 1 S: 6 H: 1 LOB: 2 BB: 1 P: 10	R: 0 E: 0 K: 3 S: 10 H: 1 LOB: 1 BB: 0 P: 10	R: 1 E: 0 K: 0 S: 4 H: 1 LOB: 3 BB: 3 P: 16	R: 0 E: 0 K: 1 S: 5 H: 0 LOB: 0 BB: 0 P: 5	R: 0 E: 0 K: 0 S: 3 H: 1 LOB: 1 BB: 1 P: 7	R: 0 E: 0 K: 0 S: 4 H: 2 LOB: 1 BB: 0 P: 4	R: 0 E: 0 K: 2 S: 9 H: 2 LOB: 2 BB: 0 P: 9	R: 1 E: 0 K: 1 S: 6 H: 1 LOB: 0 BB: 0 P: 6	R: 0 E: 0 K: 1 S: 5 H: 0 LOB: 1 BB: 1 P: 9	1B: 6 2B: 2 3B: 0 HR: 1 SF: 1 SAC: 0 DP: 2 HBP: 0	WP: 0 PB: 0 SB: 0 CS: 0 PA: 40					

PITCHER	IP	WLS	BF	H	R	ER	SO	BB	IBB	HBP	BLK	WP	HR	S	P	ERA	WHIP
Herb Score, L (1, 1) ERA: 4.27	9.0	W	40	9	2	2	9	6	0	0	0	0	1	52	76	2.00	1.667

PITCHER	IP	WLS	BF	H	R	ER	SO	BB	IBB	HBP	BLK	WP	HR	S	P	ERA	WHIP

TOP

Washington Senators @ Chicago White Sox

Comiskey Park, Chicago, IL

Sat Aug 06 1960, 4:33 AM EDT

Att. 12,801 - Unknown

livebaseballscorecards.com

AB	33
R	2
H	9
RBI	2
BB	6
SO	9
LOB	24

Batter	1	2	3	4	5	6	7	8	9	AB	R	H	RBI	BB	SO	LOB
Jim Landis, R (1, 8) OBP: 0.368, SLG: 0.373	5-3	HR 2-H		E4 1-H 3-H 3B		P6		F8		5	2	2	4	0	0	1
Nellie Fox, L (1, 4) OBP: 0.344, SLG: 0.367	1B 2B	F7		1B 3B		F7				4	2	2	0	0	0	0
Roy Sievers, R (1, 3) OBP: 0.418, SLG: 0.571	BB 2-H 1B		F7	1B 3-H 1B			P6			4	0	2	2	0	0	0
Minnie Minoso, R (1, 7) OBP: 0.380, SLG: 0.474	F9		6-3	F9			F8			4	0	0	0	0	0	2
Sherm Lollar, R (1, 2) OBP: 0.344, SLG: 0.391	BB 1-2		F7		P4		6-3			3	0	0	0	1	0	0
Al Smith, R (1, 9) OBP: 0.380, SLG: 0.455	3-1			BB 1B WP E	F2			BB BB G3-6-3 1B		3	2	1	0	1	0	2
Gene Freese, R (1, 5) OBP: 0.313, SLG: 0.487		P5		K	HR			BB G3-6-3 1-2		3	1	1	1	1	1	1
Luis Aparicio, R (1, 6) OBP: 0.314, SLG: 0.332		HR SH1-3 1B		E 1-3 1B	K			G3-6-3 1-2 2-3 BB		3	2	2	0	1	1	0
Herb Score, L (1, 1) OBP: 0.263, SLG: 0.294		SH1-3 1-2		K		F8		G3-6-3 1-2f 2-3 3-H		3	0	0	0	0	1	4
Inning Stats	R: 1 H: 2 E: 0 LOB: 2 K: 0 BB: 1 S: 5 P: 9	R: 2 H: 2 E: 0 LOB: 0 K: 0 BB: 0 S: 5 P: 5	R: 0 H: 0 E: 0 LOB: 0 K: 0 BB: 0 S: 3 P: 3	R: 4 H: 4 E: 1 LOB: 1 K: 2 BB: 1 S: 11 P: 15	R: 1 H: 1 E: 0 LOB: 0 K: 1 BB: 0 S: 6 P: 6	R: 0 H: 0 E: 0 LOB: 0 K: 0 BB: 0 S: 3 P: 3	R: 0 H: 0 E: 0 LOB: 0 K: 0 BB: 0 S: 3 P: 3	R: 1 H: 1 E: 0 LOB: 1 K: 0 BB: 2 S: 3 P: 11		1B: 5 SF: 0 2B: 1 SAC: 1 3B: 2 DP: 1 HR: 2 HBP: 0						

PITCHER		IP	WLS	BF	H	R	ER	SO	BB	IBB	HBP	BLK	WP	HR	S	P	ERA	WHIP
Chuck Stobbs, L ERA: 3.66	(1, 1)	3.2	L	20	7	7	7	2	2	0	0	0	1	1	22	30	17.18	2.455
Tom Morgan, R ERA: 4.23	(4, 1)	1.1		6	2	1	1	1	0	0	0	0	0	1	8	8	6.75	1.500
Rudy Hernandez, R ERA: 2.33	(6, 1)	3.0		11	1	1	1	0	2	0	0	0	0	0	9	17	3.00	1.000

PITCHER	IP	WLS	BF	H	R	ER	SO	BB	IBB	HBP	BLK	WP	HR	S	P	ERA	WHIP

BOTTOM

Washington Senators @ Chicago White Sox

Comiskey Park, Chicago, IL

Sat Aug 06 1960, 4:33 AM EDT

Att. 12,801 - Unknown

livebaseballscorecards.com

AB	32
R	9
H	10
RBI	7
BB	4
SO	3
LOB	10

Batter	1	2	3	4	5	6	7	8	9	AB	R	H	RBI	BB	SO	LOB
Pete Whisenant, R (1, 8) OBP: 0.309, SLG: 0.337 Lenny Green, L (9, PH) OBP: 0.365, SLG: 0.399 (9, 8)	K		F9		5-3		5-3		FC6-4 1-2, FC3-5, 1B, 1B	4 1	0 1	0 1	0 1	0 0	1 0	0 0
Reno Bertoia, R (1, 5) OBP: 0.342, SLG: 0.377 (8, 4)	5-3			K		1B, 2B	1-3		FC3-5, FC6-4, 1-2, 2-3f	5	1	1	0	0	1	2
Harmon Killebrew, R (1, 3) OBP: 0.378, SLG: 0.502 (8, 5)	5-3			BB, E, 1-3		1B, E, 2-H, 1B	5-3		FC6-4, 1B, 1-2f, 2-3	4	2	1	1	1	0	2
Jim Lemon, R (1, 7) OBP: 0.370, SLG: 0.534		5-3		1-3, 1-2		G6-4-3, E, HR, 1-3, 1B		F7	1B, 3-H	5	1	2	1	0	0	1
Billy Gardner, R (1, 4) OBP: 0.339, SLG: 0.400 (8, 6)		1B		E9, 1B, 2-H, 1B		E1, G6-4-3, 1-2, 3-H		5-3	1-3	5	1	2	2	0	0	3
Earl Battey, R (1, 2) OBP: 0.339, SLG: 0.416		F5		FC6-4, 1B, 2-H		G6-4-3, 1-2f, 2-3		2B		4	0	2	1	0	0	3
Bob Allison, R (1, 9) OBP: 0.381, SLG: 0.439		F8		FC6-4, 1-2f		HR, 3-H		IBB		3	1	1	2	1	0	2
Jose Valdivielso, R (1, 6) OBP: 0.274, SLG: 0.254 Billy Consolo, R (3, 6) OBP: 0.336, SLG: 0.322 Julio Becquer, L (8, PH) OBP: 0.266, SLG: 0.385 (8, 3)			4-6-3		F7	BB, 4-0		4-3		1 1 1	0 0 0	0 0 0	0 0 0	0 1 0	0 0 0	0 0 2
Camilo Pascual, R (1, 1) OBP: 0.244, SLG: 0.244 Jack Kralick, L (3, 1) OBP: 0.167, SLG: 0.063 Elmer Valo, L (6, PH) OBP: 0.370, SLG: 0.268 Ray Moore, R (6, 1) OBP: 0.083, SLG: 0.083 Faye Throneberry, L (9, PH) OBP: 0.331, SLG: 0.339 Pedro Ramos, S (9, PR) OBP: 0.113, SLG: 0.192 (9, 1)			F9		4-3	L4			FC3-5, 1B, 1B	1 1 1 0 1 0	0 0 0 0 0 0	0 0 0 0 1 0	0 0 0 0 0 0	0 0 0 0 0 0	0 0 0 0 0 0	0 0 1 0 0 0
Inning Stats	R: 0 E: 0 K: 1 S: 5 H: 0 LOB: 0 BB: 0 P: 5	R: 0 E: 0 K: 0 S: 4 H: 1 LOB: 1 BB: 0 P: 4	R: 0 E: 0 K: 0 S: 3 H: 0 LOB: 0 BB: 0 P: 3	R: 2 E: 1 K: 1 S: 7 H: 2 LOB: 1 BB: 1 P: 11	R: 0 E: 0 K: 0 S: 3 H: 0 LOB: 0 BB: 0 P: 3	R: 4 E: 1 K: 0 S: 7 H: 4 LOB: 1 BB: 1 P: 11	R: 0 E: 0 K: 0 S: 3 H: 0 LOB: 0 BB: 0 P: 3	R: 0 E: 0 K: 0 S: 4 H: 1 LOB: 2 BB: 1 P: 8	R: 1 E: 0 K: 0 S: 6 H: 3 LOB: 2 BB: 0 P: 6	1B: 8 2B: 2 3B: 0 HR: 1	SF: 0 SAC: 0 DP: 1 HBP: 0					

PITCHER		IP	WLS	BF	H	R	ER	SO	BB	IBB	HBP	BLK	WP	HR	S	P	ERA	WHIP
Frank Baumann, L ERA: 2.41	(1, 1)	5.0		21	5	4	4	2	1	0	0	0	0	0	24	28	7.20	1.200
Turk Lown, R ERA: 3.02	(6, 1)	0.0		2	1	0	0	0	0	0	0	0	0	0	2	2	∞	∞
Bob Rush, R ERA: 4.91	(6, 1)	0.2		3	1	2	0	0	1	0	0	0	0	1	2	6	0.00	3.000
Gerry Staley, R ERA: 1.92	(6, 1)	3.1	W	15	4	1	1	0	0	1	0	0	0	0	14	18	2.70	1.200

PITCHER	IP	WLS	BF	H	R	ER	SO	BB	IBB	HBP	BLK	WP	HR	S	P	ERA	WHIP

TOP

Washington Senators @ Chicago White Sox

Comiskey Park, Chicago, IL

Sun Aug 07 1960, 4:33 AM EDT

Unknown

livebaseballscorecards.com

AB	38
R	7
H	11
RBI	7
BB	3
SO	2
LOB	16

WP: 0 PA: 41
PB: 0
SB: 0
CS: 0

Batter	1	2	3	4	5	6	7	8	9	AB	R	H	RBI	BB	SO	LOB
Jim Landis, R (1, 8) OBP: 0.364, SLG: 0.368	P4	SH3 1-2	K		F7			P3		4	0	0	0	0	1	4
Nellie Fox, L (1, 4) OBP: 0.345, SLG: 0.370	HR 1B	F7		3-1		K		G1 2B		5	2	2	0	0	1	1
Roy Sievers, R (1, 3) OBP: 0.417, SLG: 0.577	1-H HR	F7		BBBB E BB		K		G1 2-H		4	1	1	3	1	1	1
Minnie Minoso, R (1, 7) OBP: 0.380, SLG: 0.474	1B 2B		BBBB FC1-6 BB	E6 G6-4-3 1-2		F8		K		4	1	1	0	1	1	1
Sherm Lollar, R (1, 2) OBP: 0.342, SLG: 0.391	5-3		F9	G6-4-3 1-2f			F8		2B	5	0	1	0	0	0	4
Al Smith, R (1, 9) OBP: 0.380, SLG: 0.453	2-H 3B 1B		FC1-6 IBB BB BB 1-2f		F9		6-3		BBBB HR BB	4	3	1	1	1	0	1
Gene Freese, R (1, 5) OBP: 0.323, SLG: 0.508	1-H 3B		BBBB BB IBB 1-2 BB		2B 1B		BBBB 1B BB		1-H HR	3	2	3	3	2	0	0
Luis Aparicio, R (1, 6) OBP: 0.317, SLG: 0.337	6-3		IIII BB 1-2 2-3 IBB		1-H 2B		S 1-3 1B			3	0	2	1	1	0	1
Frank Baumann, L (1, 1) OBP: 0.263, SLG: 0.125			BBBB							2	0	1	1	1	0	1
Turk Lown, R (6, 1) OBP: 0.333, SLG: 0.400										0	0	0	0	0	0	0
Bob Rush, R (6, 1) OBP: 0.600, SLG: 0.500										0	0	0	0	0	0	0
Gerry Staley, R (6, 1) OBP: 0.353, SLG: 0.231		SH3 1B	1-2 2-3 3-H BB		F2		F7 1-2			1	0	0	0	0	0	2
Inning Stats	R: 4 E: 0 K: 0 S: 8 H: 5 LOB: 1 BB: 0 P: 8	R: 0 E: 0 K: 0 S: 4 H: 1 LOB: 1 BB: 0 P: 4	R: 1 E: 0 K: 1 S: 5 H: 0 LOB: 3 BB: 4 P: 21	R: 0 E: 1 K: 0 S: 3 H: 0 LOB: 1 BB: 1 P: 7	R: 1 E: 0 K: 0 S: 5 H: 2 LOB: 1 BB: 0 P: 5	R: 0 E: 0 K: 2 S: 7 H: 0 LOB: 0 BB: 0 P: 7	R: 0 E: 0 K: 0 S: 4 H: 1 LOB: 2 BB: 1 P: 8	R: 1 E: 0 K: 1 S: 6 H: 1 LOB: 0 BB: 0 P: 6	R: 2 E: 0 K: 0 S: 2 H: 2 LOB: 0 BB: 1 P: 6	1B: 5 2B: 4 3B: 1 HR: 2 SF: 0 SAC: 1 DP: 1 HBP: 0						

PITCHER		IP	WLS	BF	H	R	ER	SO	BB	IBB	HBP	BLK	WP	HR	S	P	ERA	WHIP
Camilo Pascual, R ERA: 3.0	(1, 1)	2.2		17	6	5	5	0	2	1	0	0	0	1	14	26	16.88	3.000
Jack Kralick, L ERA: 3.06	(3, 1)	2.1		11	2	1	1	1	2	0	0	0	0	0	11	19	3.86	1.714
Ray Moore, R ERA: 3.9	(6, 1)	3.0		12	2	1	1	3	1	0	0	0	0	0	17	21	3.00	1.000
Pedro Ramos, R ERA: 3.57	(9, 1)	0.1	L	3	2	2	2	0	1	0	0	0	0	1	2	6	54.00	9.000

PITCHER	IP	WLS	BF	H	R	ER	SO	BB	IBB	HBP	BLK	WP	HR	S	P	ERA	WHIP

BOTTOM

Washington Senators @ Chicago White Sox

Comiskey Park, Chicago, IL

Sun Aug 07 1960, 4:33 AM EDT

Unknown

livebaseballscorecards.com

AB	35
R	9
H	12
RBI	9
BB	7
SO	4
LOB	16

WP: 0 PA: 43
PB: 0
SB: 1
CS: 0

Batter	1	2	3	4	5	6	7	8	9	AB	R	H	RBI	BB	SO	LOB
Reno Bertoia, R (1, 5) (9, 4) OBP: 0.346, SLG: 0.380	0-0 ① 1B		4-0 BBBB 1-2 BB		0-0 ③ FC5-4 1-2f		0-0 1-3 2-H 1B		0-0 ② SF8 3-H	3	0	2	2	1	0	1
Lenny Green, L (1, 8) OBP: 0.361, SLG: 0.393	0-0 ② P6		0-0 ③ 1-3			0-0 5-3 1B 1B	0-0 ③ F3		0-0 ③ F8	5	0	1	0	0	0	5
Harmon Killebrew, R (1, 3) (9, 5) OBP: 0.376, SLG: 0.498	0-3 SSS ③ K			0-0 ① 5-3		0-0 ① 5-3 1-2		0-0 1B		4	0	1	0	0	1	1
Jim Lemon, R (1, 7) OBP: 0.371, SLG: 0.534		0-0 ① F3		0-0 F9 1B		0-0 ② 2-H 1B		0-0 ① L7		4	0	2	0	0	0	1
Billy Gardner, R (1, 4) (9, 6) OBP: 0.336, SLG: 0.396		0-0 ② 5-3		0-0 ② F9 1-2		0-0 ③ F9		0-0 ② P4		4	0	0	0	0	0	3
Bob Allison, R (1, 9) OBP: 0.377, SLG: 0.434		0-0 ③ L5		0-0 ③ 1-3			0-0 ① 6-3	0-0 ③ 1-3		4	0	0	0	0	0	2
Earl Battey, R (1, 2) OBP: 0.341, SLG: 0.418			SSS 0-3 ① K		x 0-0 FC6-5 2B		BBBB 4-0 6-3 1B BB		x 0-0 ① F2	3	1	1	0	1	1	0
Billy Consolo, R (1, 6) OBP: 0.338, SLG: 0.319			BBBB 4-0 FC1-6 BB		x 0-0 ① FC6-5 CS 2-3		x 0-0 ② 6-3 1-2		x 0-0 1B SF8 1B	1	0	0	0	1	0	1
Faye Throneberry, L (7, PH) OBP: 0.328, SLG: 0.336										1	0	0	0	0	0	1
Jose Valdivielso, R (7, 6) OBP: 0.274, SLG: 0.254										0	0	0	0	0	0	0
Julio Becquer, L (9, PH) OBP: 0.268, SLG: 0.388										1	1	1	0	0	0	0
Tex Clevenger, R (1, 1) OBP: 0.286, SLG: 0.167			x 0-0 ② FC1-6 BB 1-2f		BBBB 4-0 ② FC5-4 1-2 BB		BBBB 4-0 1B BB		x 0-0 1-3 1B	1	0	0	0	1	0	1
Elmer Valo, L (7, PH) OBP: 0.362, SLG: 0.268										0	0	0	0	1	0	0
Pedro Ramos, S (7, PR) OBP: 0.113, SLG: 0.192										0	0	0	0	0	0	0
Camilo Pascual, R (7, 1) OBP: 0.244, SLG: 0.244										0	0	0	0	0	0	0
Dan Dobbek, L (9, PH) OBP: 0.382, SLG: 0.373										1	0	1	0	0	0	0
Chuck Stobbs, L (9, 1) OBP: 0.167, SLG: 0.048										0	0	0	0	0	0	0
Inning Stats	R: 0 E: 0 K: 1 S: 5 H: 1 LOB: 0 BB: 0 P: 5	R: 0 E: 0 K: 0 S: 3 H: 0 LOB: 0 BB: 0 P: 3	R: 0 E: 0 K: 1 S: 5 H: 0 LOB: 2 BB: 2 P: 13	R: 0 E: 0 K: 0 S: 4 H: 1 LOB: 1 BB: 0 P: 4	R: 0 E: 0 K: 0 S: 3 H: 1 LOB: 1 BB: 1 P: 7	R: 0 E: 0 K: 0 S: 4 H: 2 LOB: 1 BB: 0 P: 4	R: 1 E: 0 K: 0 S: 4 H: 1 LOB: 2 BB: 2 P: 12	R: 0 E: 0 K: 0 S: 4 H: 1 LOB: 1 BB: 0 P: 4	R: 1 E: 0 K: 0 S: 5 H: 2 LOB: 1 BB: 0 P: 5	1B: 8 2B: 1 3B: 0 HR: 0 SF: 1 SAC: 0 DP: 0 HBP: 0						

TOP

Washington Senators @ Chicago White Sox

Comiskey Park, Chicago, IL

Sun Aug 07 1960, 4:38 AM EDT

Att. 25,843 - Unknown

livebaseballscorecards.com

AB	32
R	2
H	9
RBI	2
BB	5
SO	2
LOB	16

WP: 0 PB: 0 SB: 0 CS: 1 PA: 38

PITCHER		IP	WLS	BF	H	R	ER	SO	BB	IBB	HBP	BLK	WP	HR	S	P	ERA	WHIP
Bob Shaw, R ERA: 3.71	(1, 1)	8.1		36	9	2	2	2	5	0	0	0	0	0	35	55	2.16	1.680
Gerry Staley, R ERA: 1.91	(9, 1)	0.2	W	2	0	0	0	0	0	0	0	0	0	0	2	2	0.00	0.000

PITCHER	IP	WLS	BF	H	R	ER	SO	BB	IBB	HBP	BLK	WP	HR	S	P	ERA	WHIP

Batter	1	2	3	4	5	6	7	8	9	AB	R	H	RBI	BB	SO	LOB
Jim Landis, R (1, 8) OBP: 0.370, SLG: 0.374	x 0-0 G4-6-3 1B		H 1-0 1B 1-2 HBP		x 0-0 2B		H 1-0 S HBP		x 0-0 ① F9	3	0	2	0	0	0	1
Nellie Fox, L (1, 4) OBP: 0.343, SLG: 0.368	x 0-0 ① F9		x 0-0 ② 1-3 2-H 1B		x 0-0 ③ P6		S S S 0-3 ② K 1-2		x 0-0 ② F8	5	0	1	1	0	1	4
Roy Sievers, R (1, 3) OBP: 0.417, SLG: 0.573	x 0-0 ②③ G4-6-3 1-2f		x 0-0 ③ F7			x 0-0 ① F2	B B B B 4-0 BB		x 0-0 1B 1-3 1B	4	0	1	0	1	0	2
Minnie Minoso, R (1, 7) OBP: 0.382, SLG: 0.474		x 0-0 ① 6-3		x 0-0 1B 1B		B B B B 4-0 1B WP BB	x 0-0 ③ 1-3		x 0-0 ① 1-2 3-H 1B	4	1	2	1	1	0	2
Gene Freese, R (1, 5) OBP: 0.328, SLG: 0.510		B B B B 4-0 WP BB		x 0-0 ① 1-3 5-3 1B		x 0-0 ② P6		x 0-0 FC1-5 SH1-4 1B		3	0	2	0	1	0	1
Al Smith, R (1, 9) OBP: 0.380, SLG: 0.452		S S S 0-3 ② K 1-2		x 0-0 ② 1-2 5-3		x 0-0 BB 1-3 1B		x 0-0 ① 1-2 SH1-4		3	0	1	0	0	1	2
Joe Ginsberg, L (1, 2) OBP: 0.372, SLG: 0.316		x 0-0 ③ 4-3		x 0-0 ③ 4-3		B B B B 4-0 1-2 3-H FC5-4 BB		x 0-0 ② 2-3 FC1-5 FC6		3	0	0	0	1	0	3
Luis Aparicio, R (1, 6) OBP: 0.315, SLG: 0.333			x 0-0 ① F9		x 0-0 ① F9	x 0-0 ③ 1-2f FC5-4		x 0-0 ③ 1-2f FC6		4	0	0	0	0	0	3
Bob Shaw, R (1, 1) OBP: 0.157, SLG: 0.087 Gerry Staley, R (9, 1) OBP: 0.353, SLG: 0.231 Sherm Lollar, R (9, PH) OBP: 0.344, SLG: 0.393 Jim Rivera, L (9, PR) OBP: 0.455, SLG: 0.700			B B B B 4-0 HBP 1B BB		x 0-0 ② 5-3		x 0-0 ① F8		x 0-0 1B 1B	2 0 1 0	1 0 0 1	0 0 1 0	0 0 0 0	1 0 0 0	0 0 0 0	0 0 0 0
Inning Stats	R: 0 E: 0 K: 0 S: 3 H: 1 LOB: 0 BB: 0 P: 3	R: 0 E: 0 K: 1 S: 5 H: 0 LOB: 1 BB: 1 P: 9	R: 1 E: 0 K: 0 S: 3 H: 1 LOB: 1 BB: 1 P: 8	R: 0 E: 0 K: 0 S: 4 H: 2 LOB: 1 BB: 0 P: 4	R: 0 E: 0 K: 0 S: 4 H: 1 LOB: 1 BB: 0 P: 4	R: 1 E: 0 K: 0 S: 4 H: 1 LOB: 2 BB: 2 P: 12	R: 0 E: 0 K: 1 S: 5 H: 0 LOB: 2 BB: 1 P: 10	R: 0 E: 0 K: 0 S: 4 H: 1 LOB: 1 BB: 0 P: 4	R: 1 E: 0 K: 0 S: 5 H: 3 LOB: 2 BB: 0 P: 5	1B: 9 2B: 1 3B: 0 HR: 0	SF: 0 SAC: 1 DP: 1 HBP: 2						

PITCHER		IP	WLS	BF	H	R	ER	SO	BB	IBB	HBP	BLK	WP	HR	S	P	ERA	WHIP
Tex Clevenger, R ERA: 3.66	(1, 1)	6.0		26	6	2	2	1	4	0	1	0	2	0	23	40	3.00	1.667
Camilo Pascual, R ERA: 2.95	(7, 1)	2.0		9	1	0	0	1	1	0	1	0	0	0	9	14	0.00	1.000
Chuck Stobbs, L ERA: 3.75	(9, 1)	0.2	L	5	3	1	1	0	0	0	0	0	0	0	5	5	13.50	4.500

PITCHER	IP	WLS	BF	H	R	ER	SO	BB	IBB	HBP	BLK	WP	HR	S	P	ERA	WHIP

BOTTOM

Washington Senators @ Chicago White Sox

Comiskey Park, Chicago, IL

Sun Aug 07 1960, 4:38 AM EDT

Att. 25,843 - Unknown

livebaseballscorecards.com

AB	32
R	3
H	10
RBI	2
BB	5
SO	2
LOB	18

WP: 2 PB: 0 SB: 1 CS: 0 PA: 40

Batter	1	2	3	4	5	6	7	8	9	AB	R	H	RBI	BB	SO	LOB
Reno Bertoia, R (1, 5) OBP: 0.350, SLG: 0.378	BBBB 4-0 1B SH1-3 BB	x 0-0 FC4-6 1-2 2-H 1B		x 0-0 ③ F8	SSS 0-3 ③ K		BBB 4-0 S BB		x 0-0 ① P5	4	0	1	1	2	1	3
Lenny Green, L (1, 8) OBP: 0.357, SLG: 0.387	x 0-0 ① SH1-3 1-2	x 0-0 ② FC4-6 FC5-4 1-2f 2-3			x 0-0 ① F9	x 0-0 HR 1B	x 0-0 ② F8 1-2		x 0-0 ② 3-1	5	1	1	0	0	0	3
Harmon Killebrew, R (1, 3) OBP: 0.382, SLG: 0.514	x 0-0 BB 2-3 1B	x 0-0 ③ FC5-4 1-2f			x 0-0 BB WP 2B 1B	x 0-0 1-H HR	x 0-0 ③ F8		x 0-0 1B	6	2	4	2	0	0	3
Jim Lemon, R (1, 7) OBP: 0.368, SLG: 0.527	SSS 0-3 ② K	SSS 0-3 ① K			H 1-0 BB 2B 1-2 HBP	x 0-0 ① F9		SSS 0-3 ① K	SSS 0-3 ③ K	5	1	0	0	0	4	3
Billy Gardner, R (1, 4) OBP: 0.337, SLG: 0.393	BBBB 4-0 1-2 BB	x 0-0 ② F9			x 0-0 ② F3	x 0-0 ② 6-3		BBBB 4-0 1B E BB		3	1	0	0	2	0	2
Bob Allison, R (1, 9) OBP: 0.378, SLG: 0.430	x 0-0 ③ 5-3	SSS 0-3 ③ K			BBBB 4-0 1-2 2-3 2B BB	BBBB 4-0 1B 1B BB		SSS 0-3 ② K		3	2	0	0	2	2	4
Earl Battey, R (1, 2) OBP: 0.348, SLG: 0.428		x 0-0 ① F8		x 0-0 4-3 SH5-3 1B	x 0-0 1B 2B 1-H 2-H 3-H	x 0-0 1-H 1B		x 0-0 1-3 E 1B		5	2	4	4	0	0	0
Billy Consolo, R (1, 6) OBP: 0.343, SLG: 0.325		x 0-0 SH 1B 1B		x 0-0 ① SH5-3 1-2	x 0-0 BB 2-H 1B	SSS 0-3 ③ K		x 0-0 E9 1-H 3-H		4	1	2	1	0	1	1
Hal Woodeshick, R (1, 1) OBP: 0.107, SLG: 0.038		x 0-0 SH FC4-6 1B 1-2		x 0-0 ② 4-3 2-3	BBBB 4-0 1-2 BB		x 0-0 ① P3	x 0-0 ③ F9		1	0	0	0	1	0	1
Rudy Hernandez, R (5, 1)										2	0	0	0	0	0	1
Ray Moore, R (9, 1) OBP: 0.083, SLG: 0.083										0	0	0	0	0	0	0
Inning Stats	R: 0 E: 0 K: 1 S: 6 / H: 1 LOB: 3 BB: 2 P: 14	R: 1 E: 1 K: 0 S: 6 / H: 2 LOB: 2 BB: 0 P: 6	R: 0 E: 0 K: 2 S: 7 / H: 0 LOB: 0 BB: 0 P: 7	R: 0 E: 0 K: 0 S: 4 / H: 1 LOB: 1 BB: 0 P: 4	R: 4 E: 0 K: 1 S: 8 / H: 3 LOB: 2 BB: 2 P: 17	R: 3 E: 0 K: 1 S: 8 / H: 3 LOB: 1 BB: 1 P: 12	R: 0 E: 0 K: 0 S: 3 / H: 0 LOB: 1 BB: 1 P: 7	R: 2 E: 1 K: 2 S: 9 / H: 1 LOB: 1 BB: 1 P: 13	R: 0 E: 0 K: 1 S: 6 / H: 1 LOB: 1 BB: 0 P: 6	1B: 10 2B: 1 3B: 0 HR: 1 / SF: 0 SAC: 3 DP: 0 HBP: 1						

TOP

Washington Senators @ Kansas City Athletics

Municipal Stadium, Kansas City, MO

Mon Aug 08 1960, 8:05 PM EDT

Att. 6,651 - Unknown

livebaseballscorecards.com

AB	38
R	10
H	12
RBI	8
BB	7
SO	8
LOB	21

WP: 1 PB: 0 SB: 1 CS: 0 / PA: 49

PITCHER		IP	WLS	BF	H	R	ER	SO	BB	IBB	HBP	BLK	WP	HR	S	P	ERA	WHIP
John Tsitouris, R ERA: 5.19	(1, 1)	4.2	L	25	6	5	5	3	3	0	1	0	1	0	27	40	9.64	1.929
Bob Davis, R ERA: 2.31	(5, 1)	0.1		5	3	2	2	1	1	0	0	0	0	1	6	10	54.00	12.000
Marty Kutyna, R ERA: 3.16	(6, 1)	3.0		15	2	3	1	3	3	0	0	0	0	0	18	30	3.00	1.667
Ken Johnson, R ERA: 4.15	(9, 1)	1.0		4	1	0	0	1	0	0	0	0	0	0	6	6	0.00	1.000

PITCHER		IP	WLS	BF	H	R	ER	SO	BB	IBB	HBP	BLK	WP	HR	S	P	ERA	WHIP

Batter	1	2	3	4	5	6	7	8	9	AB	R	H	RBI	BB	SO	LOB
Bill Tuttle, R (1, 8) OBP: 0.325, SLG: 0.331	5-3	E6 1-3 1B		5-3		1B		G1-6-3 1-2f		5	0	2	0	0	0	1
Jerry Lumpe, L (1, 4) OBP: 0.325, SLG: 0.371	6-3	1-3 2-3			1B 2B BB	4-3			4-3	4	1	0	0	1	0	2
Hank Bauer, R (1, 9) OBP: 0.346, SLG: 0.394 Whitey Herzog, L (9, PH) OBP: 0.366, SLG: 0.432	1B 1B 1B	F9			F9		6-3		1B 2B	4 1	1 1	1 1	0 0	0 0	0 0	2 0
Norm Siebern, L (1, 7) OBP: 0.384, SLG: 0.504	1B 1-2 BB 1B		P6		2B 1-2 1B 1B		2B 3B		1B 2-H 1B 1B	5	4	4	1	0	0	0
Dick Williams, R (1, 3) OBP: 0.336, SLG: 0.376 (6, 5)	BB BB 1-3 2-H 1B		1B 1B		1B 1-3 2-H 2B		F8 3-H 2B		1B 1-2 1B	5	0	5	3	0	0	0
Ray Jablonski, R (1, 5) OBP: 0.308, SLG: 0.200 Marv Throneberry, L (5, PH) OBP: 0.321, SLG: 0.474 (6, 3)	BB 1-2 BB	G6-4-3 1-2 1B			2-3 3-H 1B	F8 2-3			1-2 2-H 1B	1 3	0 0	1 2	0 2	1 2	0 0	0 1
Pete Daley, R (1, 2) OBP: 0.299, SLG: 0.407 Danny Kravitz, L (9, PH) OBP: 0.252, SLG: 0.347	1-2 2-3 3-H BB	G6-4-3 1-2f			K	F3			F8	3 1	0 0	0 0	1 0	1 0	1 0	4 2
Ken Hamlin, R (1, 6) OBP: 0.280, SLG: 0.234 Andy Carey, R (9, PH) OBP: 0.285, SLG: 0.461	F9			F8		F7		P2	L7	4 1	0 0	0 0	0 0	0 0	0 0	3 2
John Tsitouris, R (1, 1) Bob Davis, R (5, 1) Marty Kutyna, R (6, 1) OBP: 0.200, SLG: 0.200 Russ Snyder, L (8, PH) OBP: 0.311, SLG: 0.372 Ken Johnson, R (9, 1) OBP: 0.174, SLG: 0.174		6-3		5-3		P3		G1-6-3 BB		2 0 1 0 0	0 0 0 0 0	0 0 0 0 0	0 0 0 0 0	0 0 0 1 0	0 0 0 0 0	0 0 0 0 0
Inning Stats	R: 2 E: 0 K: 0 S: 6 H: 3 LOB: 3 BB: 2 P: 14	R: 0 E: 1 K: 0 S: 4 H: 1 LOB: 1 BB: 0 P: 4	R: 0 E: 0 K: 0 S: 4 H: 2 LOB: 1 BB: 0 P: 4	R: 0 E: 0 K: 0 S: 3 H: 0 LOB: 0 BB: 0 P: 3	R: 2 E: 0 K: 1 S: 7 H: 3 LOB: 1 BB: 1 P: 11	R: 0 E: 0 K: 0 S: 4 H: 1 LOB: 1 BB: 0 P: 4	R: 1 E: 0 K: 0 S: 5 H: 2 LOB: 1 BB: 0 P: 5	R: 0 E: 0 K: 0 S: 2 H: 0 LOB: 0 BB: 1 P: 6	R: 2 E: 0 K: 0 S: 7 H: 4 LOB: 2 BB: 0 P: 7	1B: 12 2B: 3 3B: 1 HR: 0 SF: 0 SAC: 0 DP: 2 HBP: 0						

PITCHER		IP	WLS	BF	H	R	ER	SO	BB	IBB	HBP	BLK	WP	HR	S	P	ERA	WHIP
Hal Woodeshick, L ERA: 4.3	(1, 1)	4.1		23	8	4	4	0	3	0	0	0	0	0	20	32	8.31	2.538
Rudy Hernandez, R ERA: 3.09	(5, 1)	4.0	W	18	7	3	3	1	1	0	0	0	0	0	19	23	6.75	2.000
Ray Moore, R ERA: 3.86	(9, 1)	0.2	S	3	1	0	0	0	0	0	0	0	0	0	3	3	0.00	1.500

PITCHER	IP	WLS	BF	H	R	ER	SO	BB	IBB	HBP	BLK	WP	HR	S	P	ERA	WHIP

BOTTOM

Washington Senators @ Kansas City Athletics
Municipal Stadium, Kansas City, MO
Mon Aug 08 1960, 8:05 PM EDT
Att. 6,651 - Unknown

livebaseballscorecards.com

AB	40
R	7
H	16
RBI	7
BB	4
SO	1
LOB	17

WP: 0 PA: 44
PB: 0
SB: 0
CS: 0

Batter	1	2	3	4	5	6	7	8	9	10	11	12	AB	R	H	RBI	BB	SO	LOB
Reno Bertoia, R (1, 5) OBP: 0.347, SLG: 0.375	0-0 SH5-3 1B		0-0 F9			0-0 5-3		0-0 F7			0-0 L7		5	0	1	0	0	0	0
Lenny Green, L (1, 8) OBP: 0.360, SLG: 0.386 (12, 7)	0-0 SH5-3 1-2		0-0 F7			BBBB 4-0 BB			0-0 F9 SH1-4 1B		0-0 F9		3	0	1	0	1	0	0
Dan Dobbek, L (1, 9) OBP: 0.305, SLG: 0.372	BBBB 4-0 G5-4-3 BB			0-0 F8		0-0 F3			0-0 SH1-4 1-2			0-0 HR 1B	3	1	1	0	1	0	1
Harmon Killebrew, R (1, 3) OBP: 0.379, SLG: 0.520	0-0 G5-4-3 1-2f			SSS 0-3 K			SSS 0-3 K		0-0 F9 2-3			0-0 HR 1-H	5	1	1	2	0	2	3
Faye Throneberry, L (1, 7) OBP: 0.324, SLG: 0.331 Pete Whisenant, R (12, 8) OBP: 0.309, SLG: 0.337		0-0 4-3		0-0 4-3			0-0 1B		SSS 0-3 K			0-0 4-3	5	0	1	0	0	1	1
													0	0	0	0	0	0	0
Billy Gardner, R (1, 4) OBP: 0.336, SLG: 0.390		0-0 5-3			0-0 6-3		0-0 F9			0-0 F8		0-0 G6-4-3 1B	5	0	1	0	0	0	1
Earl Battey, R (1, 2) OBP: 0.346, SLG: 0.424		0-0 F9			0-0 G5-4-3 1B		0-0 L5			0-0 5-3		0-0 G6-4-3 1-2f	5	0	1	0	0	0	2
Billy Consolo, R (1, 6) OBP: 0.338, SLG: 0.320 Elmer Valo, L (8, PH) OBP: 0.375, SLG: 0.262 Jose Valdivielso, R (8, 6) OBP: 0.273, SLG: 0.252			0-0 5-3		0-0 G5-4-3 1-2f			0-0 4-3		0-0 F2			2	0	0	0	0	0	1
													1	0	0	0	0	0	0
													1	0	0	0	0	0	0
Don Lee, R (1, 1) OBP: 0.214, SLG: 0.280 Jim Lemon, R (11, PH) OBP: 0.367, SLG: 0.525 Hal Woodeshick, R (11, 1) OBP: 0.107, SLG: 0.038 Ray Moore, R (11, 1) OBP: 0.083, SLG: 0.083			0-0 HR			0-0 6-3		SSS 0-3 K			0-0 F8		3	1	1	1	0	1	0
													1	0	0	0	0	0	0
													0	0	0	0	0	0	0
													0	0	0	0	0	0	0
Inning Stats	R: 0 E: 0 K: 0 S: 3 H: 1 LOB: 1 BB: 1 P: 7	R: 0 E: 0 K: 0 S: 3 H: 0 LOB: 0 BB: 0 P: 3	R: 1 E: 0 K: 0 S: 4 H: 1 LOB: 0 BB: 0 P: 4	R: 0 E: 0 K: 1 S: 5 H: 0 LOB: 0 BB: 0 P: 5	R: 0 E: 0 K: 0 S: 3 H: 1 LOB: 0 BB: 0 P: 3	R: 0 E: 0 K: 0 S: 3 H: 0 LOB: 1 BB: 1 P: 7	R: 0 E: 0 K: 1 S: 6 H: 1 LOB: 1 BB: 0 P: 6	R: 0 E: 0 K: 1 S: 5 H: 0 LOB: 0 BB: 0 P: 5	R: 0 E: 0 K: 1 S: 6 H: 1 LOB: 1 BB: 0 P: 6	R: 0 E: 0 K: 0 S: 3 H: 0 LOB: 0 BB: 0 P: 3	R: 0 E: 0 K: 0 S: 3 H: 0 LOB: 0 BB: 0 P: 3	R: 2 E: 0 K: 0 S: 5 H: 3 LOB: 0 BB: 0 P: 5	1B: 6 2B: 0 3B: 0 HR: 2	SF: 0 SAC: 2 DP: 3 HBP: 0					

PITCHER	IP	WLS	BF	H	R	ER	SO	BB	IBB	HBP	BLK	WP	HR	S	P	ERA	WHIP
Johnny Kucks, R (1, 1) ERA: 5.59	11.1	L	42	8	3	3	4	2	0	0	0	0	2	48	56	2.38	0.882
Ken Johnson, R (12, 1) ERA: 4.12	0.2		1	0	0	0	0	0	0	0	0	0	0	1	1	0.00	0.000

PITCHER	IP	WLS	BF	H	R	ER	SO	BB	IBB	HBP	BLK	WP	HR	S	P	ERA	WHIP

TOP

Washington Senators @ Kansas City Athletics

Municipal Stadium, Kansas City, MO

Tue Aug 09 1960, 8:05 PM EDT

Unknown

AB	39
R	3
H	8
RBI	3
BB	2
SO	4
LOB	9

livebaseballscorecards.com

Batter	1	2	3	4	5	6	7	8	9	10	11	12	AB	R	H	RBI	BB	SO	LOB
Bill Tuttle, R (1, 8) OBP: 0.323, SLG: 0.329	4-3		G3		K			FC3-6 1B		F9		4-3	6	0	1	0	0	1	2
Jerry Lumpe, L (1, 4) OBP: 0.326, SLG: 0.370	1B		BB		G6-4-3 1-2f			FC3-6 1-2f		4-3			4	0	1	0	1	0	3
Whitey Herzog, L (1, 9) OBP: 0.363, SLG: 0.425	F7		1-3			L1		BB			6-3		4	0	0	0	1	0	2
Norm Siebern, L (1, 7) OBP: 0.384, SLG: 0.511	F8			HR		G3		K			E 1B		5	1	2	1	0	1	3
Marv Throneberry, L (1, 3) OBP: 0.313, SLG: 0.461		L4		F7		K			G3		E4 1-2		5	0	0	0	0	1	1
Dick Williams, R (1, 5) OBP: 0.337, SLG: 0.376		K		FC4-6 1B			K		L4-3 1B		F5		5	0	2	0	0	2	2
Danny Kravitz, L (1, 2) OBP: 0.259, SLG: 0.343		BB		FC4-6 1-2f			G6-3 1B		L4-3 1-2		4-3		4	0	1	0	1	0	4
Ken Hamlin, R (1, 6) OBP: 0.280, SLG: 0.234		1-3		K			G6-4-3 1-2f			1B		1-3	4	0	1	0	0	1	3
Russ Snyder, L (12, PH) OBP: 0.310, SLG: 0.370													1	0	0	0	0	0	0
Johnny Kucks, R (1, 1) OBP: 0.222, SLG: 0.176			K		G6-4-3 1B			1-3		K		K	4	0	1	0	0	2	1
Ken Johnson, R (12, 1) OBP: 0.174, SLG: 0.174													0	0	0	0	0	0	0
Andy Carey, R (12, PH) OBP: 0.284, SLG: 0.458													1	0	0	0	0	1	0
Inning Stats	R: 0 E: 0 K: 0 S: 4 H: 1 LOB: 1 BB: 0 P: 4	R: 0 E: 0 K: 1 S: 5 H: 0 LOB: 1 BB: 1 P: 9	R: 0 E: 0 K: 1 S: 5 H: 0 LOB: 1 BB: 1 P: 9	R: 1 E: 0 K: 1 S: 7 H: 2 LOB: 1 BB: 0 P: 7	R: 0 E: 0 K: 1 S: 5 H: 1 LOB: 1 BB: 0 P: 5	R: 0 E: 0 K: 1 S: 5 H: 0 LOB: 0 BB: 0 P: 5	R: 0 E: 0 K: 1 S: 5 H: 1 LOB: 0 BB: 0 P: 5	R: 0 E: 1 K: 1 S: 6 H: 1 LOB: 2 BB: 1 P: 10	R: 0 E: 0 K: 0 S: 3 H: 1 LOB: 0 BB: 0 P: 3	R: 0 E: 0 K: 1 S: 6 H: 1 LOB: 1 BB: 0 P: 6	R: 0 E: 1 K: 0 S: 5 H: 1 LOB: 2 BB: 0 P: 5	R: 0 E: 0 K: 1 S: 5 H: 0 LOB: 0 BB: 0 P: 5	1B: 8 2B: 1 3B: 0 HR: 1	SF: 0 SAC: 0 DP: 3 HBP: 0	WP: 0 PB: 0 SB: 0 CS: 0	PA: 46			

PITCHER		IP	WLS	BF	H	R	ER	SO	BB	IBB	HBP	BLK	WP	HR	S	P	ERA	WHIP
Don Lee, R ERA: 3.93	(1, 1)	10.0		38	8	1	1	8	3	0	0	0	0	1	51	63	0.90	1.100
Hal Woodeshick, L ERA: 4.29	(11, 1)	0.1		3	1	0	0	0	0	0	0	0	0	0	3	3	0.00	3.000
Ray Moore, R ERA: 3.76	(11, 1)	1.2	W	5	0	0	0	1	0	0	0	0	0	0	7	7	0.00	0.000

PITCHER	IP	WLS	BF	H	R	ER	SO	BB	IBB	HBP	BLK	WP	HR	S	P	ERA	WHIP

BOTTOM

Washington Senators @ Kansas City Athletics

Municipal Stadium, Kansas City, MO

Tue Aug 09 1960, 8:05 PM EDT

Unknown

livebaseballscorecards.com

AB	43
R	1
H	9
RBI	1
BB	3
SO	9
LOB	21

Batter	1	2	3	4	5	6	7	8	9	AB	R	H	RBI	BB	SO	LOB
Reno Bertoia, R (1, 5) OBP: 0.349, SLG: 0.381	S S S 0-3 ① K			x 0-0 2B 1B		x 0-0 ② 6-3		x 0-0 2-H 2B		4	1	2	1	0	1	0
Lenny Green, L (1, 8) OBP: 0.357, SLG: 0.389	x 0-0 ② 4-3			x 0-0 ① 1-H 2B		x 0-0 ③ G3		x 0-0 ② F7		4	0	1	1	0	0	1
Harmon Killebrew, R (1, 3) OBP: 0.374, SLG: 0.512	x 0-0 ③ G3			x 0-0 ② F9			x 0-0 ① 6-3	S S S 0-3 ③ K		4	0	0	0	0	1	1
Jim Lemon, R (1, 7) OBP: 0.364, SLG: 0.519		S S S 0-3 ① K		x 0-0 ③ 1-3			x 0-0 ② F8		S S S 0-3 ① K	4	0	0	0	0	2	0
Billy Gardner, R (1, 4) OBP: 0.339, SLG: 0.396		x 0-0 ② 4-3			x 0-0 FC5-4 1B		x 0-0 2B		x 0-0 1B	4	0	3	0	0	0	0
Earl Battey, R (1, 2) OBP: 0.342, SLG: 0.419		x 0-0 ③ F3			S S S 0-3 ① K		x 0-0 ③ 5-3		x 0-0 ② P4	4	0	0	0	0	1	3
Bob Allison, R (1, 9) OBP: 0.376, SLG: 0.427			x 0-0 ① 5-3		x 0-0 ② P5			x 0-0 2B 1B	x 0-0 ③ F8	2	0	0	0	0	0	1
Dan Dobbek, L (6, 9) OBP: 0.307, SLG: 0.374										2	1	1	0	0	0	1
Billy Consolo, R (1, 6) OBP: 0.338, SLG: 0.328			S S S 0-3 ② K		x 0-0 ③ FC5-4 1-2f			x 0-0 1-H 2B 2B		3	1	1	1	0	1	1
Jack Kralick, L (1, 1) OBP: 0.158, SLG: 0.059			x 0-0 ③ 4-3			S S S 0-3 ① K		x 0-0 ① F8		1	0	0	0	0	0	0
Tom Morgan, R (5, 1)										1	0	0	0	0	1	0
Elmer Valo, L (8, PH) OBP: 0.368, SLG: 0.256										1	0	0	0	0	0	1
Julio Becquer, L (8, 1) OBP: 0.268, SLG: 0.388										0	0	0	0	0	0	0
Inning Stats	R: 0 E: 0 K: 1 S: 5 H: 0 LOB: 0 BB: 0 P: 5	R: 0 E: 0 K: 1 S: 5 H: 0 LOB: 0 BB: 0 P: 5	R: 0 E: 0 K: 1 S: 5 H: 0 LOB: 0 BB: 0 P: 5	R: 1 E: 0 K: 0 S: 4 H: 2 LOB: 0 BB: 0 P: 4	R: 0 E: 0 K: 1 S: 6 H: 1 LOB: 1 BB: 0 P: 6	R: 0 E: 0 K: 1 S: 5 H: 0 LOB: 0 BB: 0 P: 5	R: 0 E: 0 K: 0 S: 4 H: 1 LOB: 1 BB: 0 P: 4	R: 2 E: 0 K: 1 S: 8 H: 3 LOB: 1 BB: 0 P: 8	R: 0 E: 0 K: 1 S: 6 H: 1 LOB: 1 BB: 0 P: 6	1B: 4 2B: 4 3B: 0 HR: 0 SF: 0 SAC: 0 DP: 0 HBP: 0						

PITCHER	IP	WLS	BF	H	R	ER	SO	BB	IBB	HBP	BLK	WP	HR	S	P	ERA	WHIP
Don Larsen, R (1, 1) ERA: 5.34	7.1	W	28	7	3	3	5	0	0	0	0	0	0	38	38	3.68	0.955
Ken Johnson, R (8, 1) ERA: 4.04	1.2	S	6	1	0	0	2	0	0	0	0	0	0	10	10	0.00	0.600

PITCHER	IP	WLS	BF	H	R	ER	SO	BB	IBB	HBP	BLK	WP	HR	S	P	ERA	WHIP

TOP

Washington Senators @ Kansas City Athletics

Municipal Stadium, Kansas City, MO

Tue Aug 09 1960, 8:05 PM EDT

Att. 11,535 - Unknown

livebaseballscorecards.com

AB	34
R	3
H	8
RBI	3
BB	0
SO	7
LOB	9

WP: 0 PA: 34
PB: 0
SB: 0
CS: 0

Batter	1	2	3	4	5	6	7	8	9	AB	R	H	RBI	BB	SO	LOB
Russ Snyder, L (1, 9) OBP: 0.312, SLG: 0.371	0-0 G6-4-3 1B		0-0 1B F9 1B	0-0 ② G3 1-2 2-3	0-0 ③ F7		x 0-0 ② FC4-6 1-2f 2-3			5	1	2	0	0	0	6
Jerry Lumpe, L (1, 4) OBP: 0.327, SLG: 0.370	0-0 ① ② G6-4-3 1-2f		0-0 1-3 1B	0-0 E9 2-H 3-H 1B		S S S 0-3 ① K	x 0-0 ③ G3			5	0	2	2	0	1	3
Bill Tuttle, R (1, 8) OBP: 0.321, SLG: 0.325	B B B B 4-0 1B BB		0-0 ① F9 3-H	0-0 ③ F9		S S S 0-3 ② K		x 0-0 ① F9		4	0	0	1	1	1	2
Norm Siebern, L (1, 7) OBP: 0.385, SLG: 0.518	0-0 1-2 1B		0-0 ② F5		0-0 ① F9	x 0-0 HR		x 0-0 ② 4-3		5	1	2	1	0	0	1
Dick Williams, R (1, 3) OBP: 0.341, SLG: 0.396	0-0 ③ F9		0-0 ③ F8		0-0 FC6 E 2B	x 0-0 FC5-4 1B		x 0-0 HR		5	2	3	1	0	0	3
Ray Jablonski, R (1, 5) OBP: 0.333, SLG: 0.154		x 0-0 ① F7		B B B 4-0 1B BLK 1B BB	B B B 4-0 E FC5-4 BB	x 0-0 ③ FC5-4 1-2f		x 0-0 ③ F5		3	2	0	0	2	0	1
Pete Daley, R (1, 2) OBP: 0.305, SLG: 0.418		x 0-0 1B 2B	S S S 0-3 ① K	x 0-0 FC6 FC5-4 1B 1-3 2-H		x 0-0 FC4-6 1B				4	0	2	0	0	1	2
Ken Hamlin, R (1, 6) OBP: 0.289, SLG: 0.245		x 0-0 G4-6-3 2-3 1B	x 0-0 G3 1B E 1-3 1B	x 0-0 FC5-4 1-2 1B		x 0-0 FC4-6 1-2 1B				4	1	4	0	0	0	0
Don Larsen, R (1, 1) OBP: 0.130, SLG: 0.174 Ken Johnson, R (8, 1) OBP: 0.174, SLG: 0.174		x 0-0 ② ③ G4-6-3 1-2f	x 0-0 G3 E 1-2 3-H 1B	x 0-0 FC5-4 1-2f 2-3 3-H		S S S 0-3 ① K				4 0	1 0	1 0	2 0	0 0	1 0	6 0
Inning Stats	R: 0 E: 0 K: 0 S: 4 H: 2 LOB: 2 BB: 1 P: 8	R: 0 E: 0 K: 0 S: 4 H: 2 LOB: 1 BB: 0 P: 4	R: 1 E: 0 K: 0 S: 5 H: 2 LOB: 0 BB: 0 P: 5	R: 3 E: 1 K: 1 S: 8 H: 3 LOB: 1 BB: 1 P: 12	R: 2 E: 1 K: 0 S: 6 H: 2 LOB: 2 BB: 1 P: 10	R: 1 E: 0 K: 2 S: 9 H: 2 LOB: 1 BB: 0 P: 9	R: 0 E: 0 K: 1 S: 7 H: 2 LOB: 2 BB: 0 P: 7	R: 1 E: 0 K: 0 S: 4 H: 1 LOB: 0 BB: 0 P: 4		1B: 12 2B: 2 3B: 0 HR: 2		SF: 0 SAC: 0 DP: 2 HBP: 0		WP: 0 PB: 0 SB: 0 CS: 0		PA: 42

PITCHER		IP	WLS	BF	H	R	ER	SO	BB	IBB	HBP	BLK	WP	HR	S	P	ERA	WHIP
Jack Kralick, L ERA: 3.38	(1, 1)	4.0	L	21	9	4	4	1	2	0	0	1	0	0	21	29	9.00	2.750
Tom Morgan, R ERA: 4.14	(5, 1)	3.0		17	6	3	1	3	1	0	0	0	0	1	22	26	3.00	2.333
Julio Becquer, L ERA: 9.0	(8, 1)	1.0		4	1	1	1	0	0	0	0	0	0	1	4	4	9.00	1.000

PITCHER	IP	WLS	BF	H	R	ER	SO	BB	IBB	HBP	BLK	WP	HR	S	P	ERA	WHIP

BOTTOM

Washington Senators @ Kansas City Athletics
Municipal Stadium, Kansas City, MO
Tue Aug 09 1960, 8:05 PM EDT
Att. 11,535 - Unknown

livebaseballscorecards.com

AB	39
R	8
H	16
RBI	7
BB	3
SO	4
LOB	24

Batter	1	2	3	4	5	6	7	8	9	AB	R	H	RBI	BB	SO	LOB
Reno Bertoia, R (1, 5) (5, 4) OBP: 0.344, SLG: 0.375	F7		6-3			G6-4-3 1-2f		FC6-4 1-2f 2-3		4	0	0	0	0	0	4
Lenny Green, L (1, 8) OBP: 0.355, SLG: 0.383	F5			4-3			BB	F5		3	0	0	0	1	0	2
Dan Dobbek, L (1, 9) OBP: 0.306, SLG: 0.371	F2			3-1			F5		G5-4-3 1B	4	0	1	0	0	0	1
Harmon Killebrew, R (1, 3) (5, 5) OBP: 0.369, SLG: 0.504		F9		K			K		G5-4-3 1-2f	4	0	0	0	0	2	2
Faye Throneberry, L (1, 7) OBP: 0.314, SLG: 0.320		6-3			F8		1-3		F7	4	0	0	0	0	0	1
Billy Gardner, R (1, 4) OBP: 0.338, SLG: 0.394 Julio Becquer, L (5, 3) OBP: 0.271, SLG: 0.394		K			1-3			1B 2B		2 1	0 1	0 1	0 0	0 0	1 0	0 0
Earl Battey, R (1, 2) OBP: 0.339, SLG: 0.415			F8		P4			F9		3	0	0	0	0	0	1
Billy Consolo, R (1, 6) OBP: 0.344, SLG: 0.331			5-3			G6-4-3 BB		FC6-4 E 2-H		2	0	1	1	1	0	0
Camilo Pascual, R (1, 1) OBP: 0.261, SLG: 0.310 Rudy Hernandez, R (3, 1) Tom Morgan, R (5, 1)			3B			F7		E4 FC6-4 1-2		1 0 2	0 0 0	1 0 0	0 0 0	0 0 0	0 0 0	0 0 2
Inning Stats	R: 0 H: 0 E: 0 LOB: 0 K: 0 BB: 0 S: 3 P: 3	R: 0 H: 0 E: 0 LOB: 0 K: 1 BB: 0 S: 5 P: 5	R: 0 H: 1 E: 0 LOB: 1 K: 0 BB: 0 S: 4 P: 4	R: 0 H: 0 E: 0 LOB: 0 K: 1 BB: 0 S: 5 P: 5	R: 0 H: 0 E: 0 LOB: 0 K: 0 BB: 0 S: 3 P: 3	R: 0 H: 0 E: 0 LOB: 0 K: 0 BB: 1 S: 2 P: 6	R: 0 H: 0 E: 0 LOB: 1 K: 1 BB: 1 S: 5 P: 9	R: 1 H: 2 E: 1 LOB: 2 K: 0 BB: 0 S: 6 P: 6	R: 0 H: 1 E: 0 LOB: 0 K: 0 BB: 0 S: 3 P: 3	1B: 2 2B: 1 3B: 1 HR: 0	SF: 0 SAC: 0 DP: 2 HBP: 0						

PITCHER	IP	WLS	BF	H	R	ER	SO	BB	IBB	HBP	BLK	WP	HR	S	P	ERA	WHIP
Dick Hall, R (1, 1) ERA: 4.14	9.0	W	32	4	1	1	3	2	0	0	0	0	0	36	44	1.00	0.667

PITCHER	IP	WLS	BF	H	R	ER	SO	BB	IBB	HBP	BLK	WP	HR	S	P	ERA	WHIP

TOP

Washington Senators @ Kansas City Athletics

Municipal Stadium, Kansas City, MO

Wed Aug 10 1960, 8:05 PM EDT

Att. 21,892 - Unknown

livebaseballscorecards.com

AB	30
R	1
H	4
RBI	1
BB	2
SO	3
LOB	13

Batter	1	2	3	4	5	6	7	8	9	AB	R	H	RBI	BB	SO	LOB
Bill Tuttle, R (1, 8) OBP: 0.320, SLG: 0.323	4-3		E WP 1B; 5-3		K		L4			5	1	1	0	0	1	3
Jerry Lumpe, L (1, 4) OBP: 0.325, SLG: 0.367	6-3		FC4 WP 4-3; WP BB G3-2 BB		4-3		L3			4	1	0	0	1	0	2
Whitey Herzog, L (1, 9) OBP: 0.365, SLG: 0.421 Russ Snyder, L (7, 9) OBP: 0.310, SLG: 0.369	K		4-3 E BB; G3-2 WP 1B BB			1-3		F7		2 1	2 0	0 0	0 0	2 0	1 0	0 0
Norm Siebern, L (1, 7) OBP: 0.380, SLG: 0.511		F8	4-3; G3-2			K		K		5	0	0	1	0	2	3
Marv Throneberry, L (1, 3) OBP: 0.320, SLG: 0.481		K	E6 BB BB 1B; HR 1B			2B		3B		5	2	3	1	0	1	0
Dick Williams, R (1, 5) OBP: 0.342, SLG: 0.404		P4	BB 1B BB			5-3		5-3		4	2	1	2	1	0	2
Danny Kravitz, L (1, 2) OBP: 0.286, SLG: 0.412			4-3 1B 2B; 1B BB	HR			1B 2B			3	4	3	1	1	0	0
Ken Hamlin, R (1, 6) OBP: 0.291, SLG: 0.248			4-3; 1B	6-3			SH3-4			4	0	2	3	0	0	1
Dick Hall, R (1, 1) OBP: 0.175, SLG: 0.132			FC4 E 1B; S 1B		K		SH3-4			3	1	2	2	0	1	0
Inning Stats	R: 0 E: 0 K: 1 S: 5 H: 0 LOB: 0 BB: 0 P: 5	R: 0 E: 0 K: 1 S: 5 H: 0 LOB: 0 BB: 0 P: 5	R: 8 E: 2 K: 0 S: 10 H: 5 LOB: 2 BB: 3 P: 22	R: 4 E: 0 K: 0 S: 5 H: 3 LOB: 0 BB: 2 P: 13	R: 0 E: 0 K: 2 S: 7 H: 0 LOB: 0 BB: 0 P: 7	R: 0 E: 0 K: 1 S: 6 H: 1 LOB: 1 BB: 0 P: 6	R: 1 E: 0 K: 0 S: 5 H: 2 LOB: 1 BB: 0 P: 5	R: 0 E: 0 K: 1 S: 6 H: 1 LOB: 1 BB: 0 P: 6		1B: 6 2B: 4 3B: 1 HR: 2	SF: 0 SAC: 1 DP: 1 HBP: 0						

PITCHER		IP	WLS	BF	H	R	ER	SO	BB	IBB	HBP	BLK	WP	HR	S	P	ERA	WHIP
Camilo Pascual, R ERA: 3.03	(1, 1)	2.2	L	17	4	8	2	2	3	0	0	0	1	0	18	30	6.75	2.625
Rudy Hernandez, R ERA: 4.38	(3, 1)	1.1		9	4	4	4	0	2	0	0	0	1	2	7	15	27.00	4.500
Tom Morgan, R ERA: 3.97	(5, 1)	4.0		16	4	1	1	4	0	0	0	0	0	0	24	24	2.25	1.000

PITCHER	IP	WLS	BF	H	R	ER	SO	BB	IBB	HBP	BLK	WP	HR	S	P	ERA	WHIP

BOTTOM

Washington Senators @ Kansas City Athletics

Municipal Stadium, Kansas City, MO

Wed Aug 10 1960, 8:05 PM EDT

Att. 21,892 - Unknown

livebaseballscorecards.com

AB	36
R	13
H	12
RBI	10
BB	5
SO	6
LOB	11

WP: 2	PA: 42		
PB: 0			
SB: 1			
CS: 0			

Batter	1	2	3	4	5	6	7	8	9	AB	R	H	RBI	BB	SO	LOB
Bob Allison, R (1, 9) OBP: 0.374, SLG: 0.427	P6	6-3		F8		2B			K	5	0	1	0	0	1	0
Lenny Green, L (1, 8) OBP: 0.352, SLG: 0.378	HR, HBP, 1B	F5		4-3		6-3			P5	5	1	1	0	0	0	1
Reno Bertoia, R (1, 5) OBP: 0.342, SLG: 0.370	1-2 HR, HBP	F9		1-3			5-3		P4	4	1	0	0	0	0	0
Harmon Killebrew, R (1, 3) OBP: 0.374, SLG: 0.530	1-H, 2-H HR		G6-4-3, 1B, 1B		K		HR			4	3	3	4	0	1	0
Faye Throneberry, L (1, 7) OBP: 0.326, SLG: 0.333 Pete Whisenant, R (9, 7) OBP: 0.309, SLG: 0.337	1B, 1B		1-2 G6-4-3, 1B		FC6-4, 1B		F7			4 0	0 0	3 0	0 0	0 0	0 0	0 0
Billy Gardner, R (1, 4) OBP: 0.335, SLG: 0.391	F9		G6-4-3 1-2f, 2-3		FC6-4 1-2f		F7			4	0	0	0	0	0	4
Hal Naragon, L (1, 2) OBP: 0.277, SLG: 0.203	1-3 BB, 1B		BBBB 1B, BB		F7			F7		3	0	1	0	1	0	1
Jose Valdivielso, R (1, 6) OBP: 0.277, SLG: 0.254	BBBB 1-2 BB		1-2 3-H 1B			5-3		F7		3	0	1	1	1	0	0
Tex Clevenger, R (1, 1) OBP: 0.222, SLG: 0.125 Hal Woodeshick, R (8, 1) OBP: 0.107, SLG: 0.038 Ray Moore, R (9, 1) OBP: 0.083, SLG: 0.083	4-3		K			K		K		4 0 0	0 0 0	0 0 0	0 0 0	0 0 0	3 0 0	5 0 0
Inning Stats	R: 3 E: 0 K: 0 S: 7 H: 4 LOB: 3 BB: 1 P: 12	R: 0 E: 0 K: 0 S: 3 H: 0 LOB: 0 BB: 0 P: 3	R: 1 E: 0 K: 1 S: 7 H: 3 LOB: 2 BB: 1 P: 11	R: 0 E: 0 K: 0 S: 3 H: 0 LOB: 0 BB: 0 P: 3	R: 0 E: 1 K: 1 S: 6 H: 1 LOB: 1 BB: 0 P: 6	R: 0 E: 0 K: 1 S: 6 H: 1 LOB: 1 BB: 0 P: 6	R: 1 E: 0 K: 0 S: 4 H: 1 LOB: 0 BB: 0 P: 4	R: 0 E: 0 K: 1 S: 5 H: 0 LOB: 0 BB: 0 P: 5	R: 0 E: 0 K: 1 S: 5 H: 0 LOB: 0 BB: 0 P: 5	1B: 7 2B: 1 3B: 0 HR: 2 SF: 0 SAC: 0 DP: 1 HBP: 1						

TOP

Washington Senators @ Kansas City Athletics

Municipal Stadium, Kansas City, MO

Thu Aug 11 1960, 4:33 AM EDT

Att. 10,141 - Unknown

livebaseballscorecards.com

AB	36
R	5
H	10
RBI	5
BB	2
SO	5
LOB	11

WP: 0 PB: 0 SB: 0 CS: 0 PA: 39

PITCHER		IP	WLS	BF	H	R	ER	SO	BB	IBB	HBP	BLK	WP	HR	S	P	ERA	WHIP
Ray Herbert, R ERA: 3.44	(1, 1)	7.0	L	33	10	5	5	3	2	0	1	0	0	2	36	45	6.43	1.714
Ken Johnson, R ERA: 3.95	(8, 1)	2.0		6	0	0	0	2	0	0	0	0	0	0	10	10	0.00	0.000

PITCHER	IP	WLS	BF	H	R	ER	SO	BB	IBB	HBP	BLK	WP	HR	S	P	ERA	WHIP

BOTTOM

Washington Senators @ Kansas City Athletics

Municipal Stadium, Kansas City, MO

Thu Aug 11 1960, 4:33 AM EDT

Att. 10,141 - Unknown

livebaseballscorecards.com

Batter	1	2	3	4	5	6	7	8	9	AB	R	H	RBI	BB	SO	LOB
Bill Tuttle, R (1, 8) OBP: 0.318, SLG: 0.322	FC6-4 1B	FC5-4 1-2f			6-3		FC6-4 1-2f		K	5	0	1	0	0	1	5
Jerry Lumpe, L (1, 4) OBP: 0.324, SLG: 0.365	FC6-4 1-2f 2B		FC4-6 1B		4-3		F8		F8	5	1	1	0	0	0	4
Russ Snyder, L (1, 9) OBP: 0.309, SLG: 0.372	F8 1-H 2B		FC4-6 1B 1-2f SF8		4-3			F5		4	1	1	1	0	0	1
Norm Siebern, L (1, 7) OBP: 0.384, SLG: 0.516	F8 2-3		1-3 1B			F9 1B 2B		G4-6-3 1B		4	1	3	0	0	0	1
Marv Throneberry, L (1, 3) OBP: 0.314, SLG: 0.473	4-3		SF8 3-H			F9 2-3		G4-6-3 1-2f		3	0	0	1	0	0	3
Dick Williams, R (1, 5) OBP: 0.344, SLG: 0.409		5-3	F8			1B 3-H			1B 2B	4	1	2	1	0	0	1
Danny Kravitz, L (1, 2) OBP: 0.287, SLG: 0.410 Pete Daley, R (9, PH) OBP: 0.311, SLG: 0.423	FC5-4 BB 1B			F8	F8				SH1-4 2-H 1B	3 1	0 0	1 1	0 1	0 0	0 0	0 0
Ken Hamlin, R (1, 6) OBP: 0.292, SLG: 0.247	FC5-4 1-2 BB			K			F2		SH1-4 1-2	2	0	0	0	1	1	0
Ray Herbert, R (1, 1) OBP: 0.250, SLG: 0.200 Ray Jablonski, R (7, PH) OBP: 0.368, SLG: 0.214 Ken Johnson, R (8, 1) OBP: 0.174, SLG: 0.174 Whitey Herzog, L (9, PH) OBP: 0.367, SLG: 0.421		FC5-4 1-2f 2-3 FC5-4		P5			FC6-4 1B		BB	2 1 0 0	0 0 0 0	0 1 0 0	0 0 0 0	0 0 0 1	0 0 0 0	2 0 0 0
Inning Stats	R: 1 H: 2 E: 0 LOB: 1 K: 0 BB: 0 S: 5 P: 5	R: 0 H: 1 E: 0 LOB: 2 K: 0 BB: 1 S: 4 P: 8	R: 1 H: 2 E: 0 LOB: 1 K: 0 BB: 0 S: 5 P: 5	R: 0 H: 0 E: 0 LOB: 0 K: 1 BB: 0 S: 5 P: 5	R: 0 H: 0 E: 0 LOB: 0 K: 0 BB: 0 S: 3 P: 3	R: 1 H: 2 E: 0 LOB: 0 K: 0 BB: 0 S: 4 P: 4	R: 0 H: 1 E: 0 LOB: 1 K: 0 BB: 0 S: 4 P: 4	R: 0 H: 1 E: 0 LOB: 0 K: 0 BB: 0 S: 3 P: 3	R: 1 H: 2 E: 0 LOB: 2 K: 1 BB: 1 S: 7 P: 11	1B: 8 2B: 3 3B: 0 HR: 0	SF: 1 SAC: 1 DP: 1 HBP: 0					WP: 0 PB: 0 SB: 0 CS: 0	PA: 38

	AB	34
	R	4
	H	11
	RBI	4
	BB	2
	SO	2
	LOB	17

PITCHER		IP	WLS	BF	H	R	ER	SO	BB	IBB	HBP	BLK	WP	HR	S	P	ERA	WHIP
Tex Clevenger, R ERA: 3.66	(1, 1)	7.1	W	31	9	3	3	1	1	0	0	0	0	0	32	36	3.68	1.364
Hal Woodeshick, L ERA: 4.35	(8, 1)	0.2		2	1	1	1	0	0	0	0	0	0	0	2	2	13.50	1.500
Ray Moore, R ERA: 3.71	(9, 1)	1.0	S	5	1	0	0	1	1	0	0	0	0	0	6	10	0.00	2.000

PITCHER		IP	WLS	BF	H	R	ER	SO	BB	IBB	HBP	BLK	WP	HR	S	P	ERA	WHIP

Batter	1	2	3	4	5	6	7	8	9	AB	R	H	RBI	BB	SO	LOB
Bob Allison, R (1, 9) OBP: 0.376, SLG: 0.433	HR	F3		1-3	BB		BB 1B BB		FC1-6 SH5-3 1-2f 1B	4	3	1	1	2	0	2
Reno Bertoia, R (1, 5) OBP: 0.343, SLG: 0.368	F2	4-3		G6-4-3 1B	K		1B E 1-2 2-3 BB		SH5-3 1-2	4	1	1	0	1	1	4
Harmon Killebrew, R (1, 3) OBP: 0.380, SLG: 0.542	3B BB		HR	G6-4-3 1-2f	K		E4 HR 1-H 2-H 3-H 1B		1B 2-H 1B	5	3	3	4	1	1	4
Jim Lemon, R (1, 7) OBP: 0.370, SLG: 0.529	L9		FC1-4 1B BB		E 1B BB	G4-6-3 BB	HR 1-H		FC6-4 1-2 1B	3	2	2	2	3	0	1
Billy Gardner, R (1, 4) OBP: 0.333, SLG: 0.392	3B 1-H		K	F8		K	5-3		FC6-4 1-2f	6	0	1	1	0	2	5
Earl Battey, R (1, 2) OBP: 0.340, SLG: 0.413	BB		FC1-4 1-2 1B	E7 1-3 1B		G4-6-3 1-2f		6-3		4	1	1	0	1	0	2
Pete Whisenant, R (1, 8) OBP: 0.304, SLG: 0.330 Lenny Green, L (5, PH) OBP: 0.356, SLG: 0.376 (5, 8)	4-3		FC1-4 BB 1-2f 2-3	1B 1B IBB			BB S 1B BB	4-3		2 1	0 2	0 0	0 0	0 2	0 0	4 0
Jose Valdivielso, R (1, 6) OBP: 0.283, SLG: 0.257 Elmer Valo, L (5, PH) OBP: 0.379, SLG: 0.273 Billy Consolo, R (5, PR) OBP: 0.340, SLG: 0.326 (5, 6)		SH3-4 1B	1-2 BB	BB 1B 1-3 2-H 3-H 1B			K 1-2	K		1 1 2	0 0 0	1 1 0	0 2 0	1 0 0	0 0 2	0 0 1
Pedro Ramos, S (1, 1) OBP: 0.125, SLG: 0.200 Hal Woodeshick, R (7, 1) OBP: 0.138, SLG: 0.074		SH3-4 1-2	K	BB 1-2 3-H 1B			K		FC1-6 1B	3 1	0 0	1 1	1 0	0 0	2 0	4 0
Inning Stats	R: 2 E: 0 K: 0 S: 5 H: 2 LOB: 2 BB: 2 P: 13	R: 0 E: 0 K: 0 S: 4 H: 1 LOB: 1 BB: 0 P: 4	R: 1 E: 0 K: 2 S: 9 H: 2 LOB: 2 BB: 2 P: 17	R: 0 E: 0 K: 0 S: 3 H: 1 LOB: 0 BB: 0 P: 3	R: 3 E: 1 K: 2 S: 10 H: 2 LOB: 3 BB: 3 P: 22	R: 0 E: 0 K: 1 S: 4 H: 0 LOB: 0 BB: 1 P: 8	R: 5 E: 1 K: 2 S: 9 H: 2 LOB: 0 BB: 3 P: 21	R: 0 E: 0 K: 1 S: 5 H: 0 LOB: 0 BB: 0 P: 5	R: 1 E: 0 K: 0 S: 6 H: 3 LOB: 2 BB: 0 P: 6	1B: 9 2B: 0 3B: 1 HR: 3 SF: 0 SAC: 2 DP: 2 HBP: 0						

PITCHER		IP	WLS	BF	H	R	ER	SO	BB	IBB	HBP	BLK	WP	HR	S	P	ERA	WHIP
Bill Short, L ERA: 4.79	(1, 1)	2.0	L	13	4	3	3	0	3	0	0	0	0	2	10	22	13.50	3.500
Jim Coates, R ERA: 4.88	(3, 1)	2.1		15	4	3	2	2	3	1	0	0	0	0	15	31	7.71	3.000
Ryne Duren, R ERA: 5.08	(5, 1)	2.1		10	0	3	3	5	4	0	0	0	0	0	16	32	11.57	1.714
Ralph Terry, R ERA: 4.54	(7, 1)	1.1		6	2	2	2	1	0	0	0	0	0	1	8	8	13.50	1.500
Luis Arroyo, L ERA: 1.93	(9, 1)	1.0		6	3	1	1	0	0	0	0	0	0	0	6	6	9.00	3.000

PITCHER	IP	WLS	BF	H	R	ER	SO	BB	IBB	HBP	BLK	WP	HR	S	P	ERA	WHIP

TOP

Washington Senators @ New York Yankees

Yankee Stadium, Bronx, NY

Fri Aug 12 1960, 7:05 PM EDT
Att. 20,776 - Unknown - 74 F

livebaseballscorecards.com

AB	37
R	12
H	13
RBI	11
BB	11
SO	8
LOB	27

WP: 0 PA: 50
PB: 0
SB: 1
CS: 0

BOTTOM

Washington Senators @ New York Yankees

Yankee Stadium, Bronx, NY

Fri Aug 12 1960, 7:05 PM EDT
Att. 20,776 - Unknown - 74 F

livebaseballscorecards.com

Batter	1	2	3	4	5	6	7	8	9	AB	R	H	RBI	BB	SO	LOB
Tony Kubek, L (1, 6) OBP: 0.327, SLG: 0.429	L4		5-3		F9		K	FC4-6 (1-2f)		4	0	0	0	0	1	0
Hector Lopez, R (8, PH) OBP: 0.355, SLG: 0.388										1	0	0	0	0	0	1
Joe Demaestri, R (9, 6) OBP: 0.211, SLG: 0.263										0	0	0	0	0	0	0
Clete Boyer, R (1, 5) OBP: 0.317, SLG: 0.430	BB		1B		HR		3B	FC4-6 (1-2f)		3	2	2	0	2	0	1
Yogi Berra, L (1, 7) OBP: 0.381, SLG: 0.507	F6		1-3 1B		1-H HR		1-2 3B		F8	5	2	3	2	0	0	1
Roger Maris, L (1, 9) OBP: 0.377, SLG: 0.640	4-3		F7				1-H 2-H 1B		L4 1B BB	4	1	2	2	1	0	3
Mickey Mantle, S (1, 8) OBP: 0.404, SLG: 0.566		K2-3		HR BB	L8		K		1-2 1B	4	1	1	0	1	2	2
Bill Skowron, R (1, 3) OBP: 0.349, SLG: 0.581		1B		1-H HR	F8		3-H 1B		2-3 L4	5	1	3	3	0	0	3
Johnny Blanchard, L (1, 2) OBP: 0.279, SLG: 0.415		L8		G3		F2	F9			3	0	0	0	0	0	1
Elston Howard, R (7, PH) OBP: 0.304, SLG: 0.380 (8, 2)										1	0	0	0	0	0	1
Bobby Richardson, R (1, 4) OBP: 0.299, SLG: 0.301		L7		4-3		1-3		FC4-6 1B		3	0	0	0	0	0	1
Gil McDougald, R (8, PH) OBP: 0.324, SLG: 0.396 (9, 4)										1	0	1	0	0	0	0
Bill Short, L (1, 1) OBP: 0.250, SLG: 0.267			K	K		K		L8		0	0	0	0	0	0	0
Jim Coates, R (3, 1) OBP: 0.318, SLG: 0.341										2	0	0	0	0	2	0
Ryne Duren, R (5, 1)										1	0	0	0	0	1	0
Ralph Terry, R (7, 1) OBP: 0.091, SLG: 0.063										0	0	0	0	0	0	0
Bob Cerv, R (8, PH) OBP: 0.333, SLG: 0.437										1	0	0	0	0	0	1
Luis Arroyo, L (9, 1)										0	0	0	0	0	0	0
Inning Stats	R: 0 E: 0 K: 0 S: 3 H: 0 LOB: 1 BB: 1 P: 7	R: 0 E: 0 K: 1 S: 6 H: 1 LOB: 1 BB: 0 P: 6	R: 0 E: 0 K: 1 S: 7 H: 2 LOB: 2 BB: 0 P: 7	R: 2 E: 0 K: 1 S: 6 H: 1 LOB: 0 BB: 1 P: 10	R: 2 E: 0 K: 0 S: 6 H: 3 LOB: 1 BB: 0 P: 6	R: 0 E: 0 K: 1 S: 5 H: 0 LOB: 0 BB: 0 P: 5	R: 3 E: 0 K: 2 S: 10 H: 3 LOB: 1 BB: 1 P: 14	R: 0 E: 0 K: 0 S: 4 H: 1 LOB: 1 BB: 0 P: 4	R: 0 E: 0 K: 0 S: 3 H: 1 LOB: 1 BB: 1 P: 7	1B: 9 2B: 1 3B: 1 HR: 2 SF: 0 SAC: 0 DP: 1 HBP: 0						

AB	38
R	7
H	12
RBI	7
BB	4
SO	6
LOB	15

WP: 0 PA: 42
PB: 0
SB: 0
CS: 0

PITCHER		IP	WLS	BF	H	R	ER	SO	BB	IBB	HBP	BLK	WP	HR	S	P	ERA	WHIP
Pedro Ramos, R ERA: 3.79	(1, 1)	6.1	W	31	9	7	7	5	3	0	0	0	0	2	38	50	9.95	1.895
Hal Woodeshick, L ERA: 4.23	(7, 1)	2.2	S	11	3	0	0	1	1	0	0	0	0	0	12	16	0.00	1.500

Batter	1	2	3	4	5	6	7	8	9	AB	R	H	RBI	BB	SO	LOB
Bob Allison, R (1, 9) OBP: 0.377, SLG: 0.437	x 0-0 ① G3			x 0-0 ① 3-1		x 0-0 1-3 1B			x 0-0 2B	4	0	2	0	0	0	0
Reno Bertoia, R (1, 5) OBP: 0.339, SLG: 0.363	S S S 0-3 ② K			S S S 0-3 ② K		x 0-0 ③ F6			x 0-0 ① F5	4	0	0	0	0	2	3
Harmon Killebrew, R (1, 3) OBP: 0.378, SLG: 0.536	x 0-0 ③ F9			x 0-0 ③ 6-3			x 0-0 ① 6-3		B B B B 4-0 BB	3	0	0	0	1	0	0
Jim Lemon, R (1, 7) OBP: 0.367, SLG: 0.523		S S S 0-3 ① K			x 0-0 ① 5-3		S S S 0-3 ② K		S S S 0-3 ② K	4	0	0	0	0	3	2
Billy Gardner, R (1, 4) OBP: 0.332, SLG: 0.391		x 0-0 ② 5-3			x 0-0 ② 5-3		x 0-0 1B		x 0-0 ③ G3	4	0	1	0	0	0	2
Earl Battey, R (1, 2) OBP: 0.337, SLG: 0.409		x 0-0 ③ 5-3			S S S 0-3 ③ K		x 0-0 ③ F3			3	0	0	0	0	1	1
Pete Whisenant, R (1, 8) OBP: 0.304, SLG: 0.323			x 0-0 ① G3			x 0-0 ① 5-3		B B B B 4-0 CS BB		2	0	0	0	1	0	0
Jose Valdivielso, R (1, 6) OBP: 0.284, SLG: 0.255			B B B B 4-0 CS BB			x 0-0 ② 6-3		x 0-0 ① F9		2	0	0	0	1	0	1
Don Lee, R (1, 1) OBP: 0.233, SLG: 0.269			x 0-0 ② ③ 6-3 1-2			B B B B 4-0 1B BB		S S S 0-3 ② ③ K 1-2		1	0	0	0	1	0	1
Elmer Valo, L (8, PH) OBP: 0.373, SLG: 0.267										1	0	0	0	0	1	1
Ray Moore, R (8, 1) OBP: 0.083, SLG: 0.083										0	0	0	0	0	0	0
Inning Stats	R: 0 H: 0 E: 0 LOB: 0 K: 1 BB: 0 S: 5 P: 5	R: 0 H: 0 E: 0 LOB: 0 K: 1 BB: 0 S: 5 P: 5	R: 0 H: 0 E: 0 LOB: 0 K: 0 BB: 1 S: 2 P: 6	R: 0 H: 0 E: 0 LOB: 0 K: 1 BB: 0 S: 5 P: 5	R: 0 H: 0 E: 0 LOB: 0 K: 1 BB: 0 S: 5 P: 5	R: 0 H: 1 E: 0 LOB: 2 K: 0 BB: 1 S: 4 P: 8	R: 0 H: 1 E: 0 LOB: 1 K: 1 BB: 0 S: 6 P: 6	R: 0 H: 0 E: 0 LOB: 1 K: 1 BB: 1 S: 4 P: 8	R: 0 H: 1 E: 0 LOB: 2 K: 1 BB: 1 S: 6 P: 10	1B: 2 SF: 0 2B: 2 SAC: 0 3B: 0 DP: 1 HR: 0 HBP: 0						

PITCHER	IP	WLS	BF	H	R	ER	SO	BB	IBB	HBP	BLK	WP	HR	S	P	ERA	WHIP
Whitey Ford, L (1, 1) ERA: 2.78	9.0	W	32	3	0	0	7	4	0	0	0	0	0	42	58	0.00	0.778

PITCHER	IP	WLS	BF	H	R	ER	SO	BB	IBB	HBP	BLK	WP	HR	S	P	ERA	WHIP

TOP

Washington Senators @ New York Yankees

Yankee Stadium, Bronx, NY

Sat Aug 13 1960, 3:33 AM EDT

Att. 45,040 - Unknown - 74 F

livebaseballscorecards.com

AB	28
R	0
H	3
RBI	0
BB	4
SO	7
LOB	11

WP: 0 PA: 32
PB: 0
SB: 0
CS: 2

Batter	1	2	3	4	5	6	7	8	9	AB	R	H	RBI	BB	SO	LOB
Clete Boyer, R (1, 5) OBP: 0.312, SLG: 0.423	L3		6-3			K		6-3 2-3		4	0	0	0	0	1	1
Hector Lopez, R (1, 7) OBP: 0.356, SLG: 0.388	6-3		BB FC4-6			G3-6-3 1B		F9		3	0	1	0	1	0	1
Joe Demaestri, R (9, 6) OBP: 0.211, SLG: 0.263										0	0	0	0	0	0	0
Yogi Berra, L (1, 2) OBP: 0.380, SLG: 0.504	1B		FC4-6 1-2f			G3-6-3 1-2f				3	0	1	0	0	0	2
Roger Maris, L (1, 9) OBP: 0.377, SLG: 0.643	4-3			6-3			SF9 3B			3	1	1	0	0	0	1
Mickey Mantle, S (1, 8) OBP: 0.401, SLG: 0.563		F8		F5			SF9 3-H			2	0	0	1	0	0	0
Bill Skowron, R (1, 3) OBP: 0.349, SLG: 0.579		FC4-6 1B		K			4-3			3	0	1	0	0	1	0
Tony Kubek, L (1, 6) (9, 7) OBP: 0.324, SLG: 0.426		FC4-6 1-2f			1-3		L9			3	0	0	0	0	0	1
Bobby Richardson, R (1, 4) OBP: 0.299, SLG: 0.301		6-3			6-3			6-3 SH2-4 1B		3	0	1	0	0	0	1
Whitey Ford, L (1, 1) OBP: 0.283, SLG: 0.132			1-3		5-3			SH2-4 1-2		2	0	0	0	0	0	0
Inning Stats	R: 0 E: 0 K: 0 S: 4 H: 1 LOB: 1 BB: 0 P: 4	R: 0 E: 0 K: 0 S: 4 H: 1 LOB: 1 BB: 0 P: 4	R: 0 E: 0 K: 0 S: 3 H: 0 LOB: 1 BB: 1 P: 7	R: 0 E: 0 K: 1 S: 5 H: 0 LOB: 0 BB: 0 P: 5	R: 0 E: 0 K: 0 S: 3 H: 0 LOB: 0 BB: 0 P: 3	R: 0 E: 0 K: 1 S: 5 H: 1 LOB: 0 BB: 0 P: 5	R: 1 E: 0 K: 0 S: 4 H: 1 LOB: 0 BB: 0 P: 4	R: 0 E: 0 K: 0 S: 4 H: 1 LOB: 1 BB: 0 P: 4		1B: 4 2B: 0 3B: 1 HR: 0	SF: 1 SAC: 1 DP: 1 HBP: 0					

PITCHER		IP	WLS	BF	H	R	ER	SO	BB	IBB	HBP	BLK	WP	HR	S	P	ERA	WHIP
Don Lee, R ERA: 3.76	(1, 1)	7.0	L	25	4	1	1	2	1	0	0	0	0	0	28	32	1.29	0.714
Ray Moore, R ERA: 3.66	(8, 1)	1.0		4	1	0	0	0	0	0	0	0	0	0	4	4	0.00	1.000

PITCHER	IP	WLS	BF	H	R	ER	SO	BB	IBB	HBP	BLK	WP	HR	S	P	ERA	WHIP

BOTTOM

Washington Senators @ New York Yankees

Yankee Stadium, Bronx, NY

Sat Aug 13 1960, 3:33 AM EDT
Att. 45,040 - Unknown - 74 F

livebaseballscorecards.com

AB	26
R	1
H	5
RBI	1
BB	1
SO	2
LOB	7

PA: 29

Batter	1	2	3	4	5	6	7	8	9	AB	R	H	RBI	BB	SO	LOB
Reno Bertoia, R (1, 5) (6, 4) OBP: 0.343, SLG: 0.365	K		1B		BB	F4			1B	4	0	2	0	1	1	0
Lenny Green, L (1, 8) OBP: 0.353, SLG: 0.368	F9		F5		L9		L9		BB	4	0	0	0	1	0	4
Harmon Killebrew, R (1, 3) (6, 5) OBP: 0.375, SLG: 0.529	1-6-3			K		K	6-3		FC4 BB	4	0	0	0	1	2	0
Jim Lemon, R (1, 7) OBP: 0.367, SLG: 0.519		F2		CS BB		2B BB	5-3		FC4	3	1	0	0	2	0	3
Billy Gardner, R (1, 4) (6, 6) OBP: 0.329, SLG: 0.387		F2		K		F5		4-3		4	0	0	0	0	1	2
Bob Allison, R (1, 9) OBP: 0.380, SLG: 0.444		BB			FC3-6 FC3-2 2B	BB HR 2B		F4		3	1	2	0	1	0	0
Earl Battey, R (1, 2) OBP: 0.339, SLG: 0.406		F9			FC3-6 BB	HR IBB		F3		2	1	0	0	2	0	1
Jose Valdivielso, R (1, 6) OBP: 0.283, SLG: 0.254			4-3		FC3-6 BB FC3-2	HR BB			F4	1	0	0	0	0	0	0
Elmer Valo, L (5, PH) OBP: 0.367, SLG: 0.261										1	0	0	0	0	0	2
Billy Consolo, R (5, PR) (5, 6) OBP: 0.340, SLG: 0.326										0	0	0	0	0	0	0
Julio Becquer, L (6, PH) (6, 3) OBP: 0.273, SLG: 0.392										1	1	0	1	1	0	0
Camilo Pascual, R (1, 1) OBP: 0.265, SLG: 0.378			K		FC3-2 BB	HR			K	3	1	1	4	0	1	2
Ray Moore, R (8, 1) OBP: 0.077, SLG: 0.077										1	0	0	0	0	1	0
Inning Stats	R: 0 E: 0 K: 1 S: 5 H: 0 LOB: 0 BB: 0 P: 5	R: 0 E: 0 K: 0 S: 3 H: 0 LOB: 1 BB: 1 P: 7	R: 0 E: 0 K: 1 S: 6 H: 1 LOB: 1 BB: 0 P: 6	R: 0 E: 0 K: 2 S: 6 H: 0 LOB: 1 BB: 1 P: 10	R: 0 E: 0 K: 0 S: 4 H: 1 LOB: 3 BB: 2 P: 12	R: 5 E: 0 K: 1 S: 7 H: 2 LOB: 0 BB: 3 P: 19	R: 0 E: 0 K: 0 S: 3 H: 0 LOB: 0 BB: 0 P: 3	R: 0 E: 0 K: 0 S: 3 H: 0 LOB: 0 BB: 0 P: 3	R: 0 E: 0 K: 1 S: 6 H: 1 LOB: 3 BB: 2 P: 14	1B: 2 2B: 3 3B: 0 HR: 1	SF: 0 SAC: 0 DP: 1 HBP: 0						

TOP

Washington Senators @ New York Yankees

Yankee Stadium, Bronx, NY

Sun Aug 14 1960, 3:33 AM EDT

Unknown - 81 F

livebaseballscorecards.com

AB	31
R	5
H	5
RBI	5
BB	9
SO	6
LOB	14

WP: 0 PB: 0 SB: 0 CS: 1 PA: 40

PITCHER		IP	WLS	BF	H	R	ER	SO	BB	IBB	HBP	BLK	WP	HR	S	P	ERA	WHIP
Bob Turley, R ERA: 3.57	(1, 1)	7.0	L	31	4	5	5	5	6	1	0	0	0	1	34	62	6.43	1.429
Ryne Duren, R ERA: 4.93	(8, 1)	1.0		3	0	0	0	0	0	0	0	0	0	0	3	3	0.00	0.000
Luis Arroyo, L ERA: 1.8	(9, 1)	1.0		6	1	0	0	1	2	0	0	0	0	0	6	14	0.00	3.000

PITCHER		IP	WLS	BF	H	R	ER	SO	BB	IBB	HBP	BLK	WP	HR	S	P	ERA	WHIP

BOTTOM

Washington Senators @ New York Yankees

Yankee Stadium, Bronx, NY

Sun Aug 14 1960, 3:33 AM EDT

Unknown - 81 F

livebaseballscorecards.com

Batter	1	2	3	4	5	6	7	8	9	AB	R	H	RBI	BB	SO	LOB
Clete Boyer, R (1, 5) OBP: 0.312, SLG: 0.422	0-0 BB 1B 1B	0-0 L3			0-0 G3		0-0 F8	0-0 L7		3	1	1	0	0	0	0
Bob Cerv, R (7, PH) OBP: 0.332, SLG: 0.435										1	0	0	0	0	0	2
Ryne Duren, R (8, 1)										0	0	0	0	0	0	0
Elston Howard, R (8, PH) OBP: 0.303, SLG: 0.378 (9, 7)										1	0	0	0	0	0	2
Tony Kubek, L (1, 6) OBP: 0.328, SLG: 0.430	0-0 L8		0-0 G1-6-3 1B		0-3 K		1-3 2-H 0-0 1B		0-0 G3 FC5-2 2B	5	0	3	1	0	1	1
Yogi Berra, L (1, 2) OBP: 0.377, SLG: 0.496	B B B B 4-0 1B 1-2 BB		0-0 G1-6-3 1-2f		0-0 F4		0-0 G3		0-0 G3 2-3	4	0	0	0	1	0	5
Roger Maris, L (1, 9) OBP: 0.375, SLG: 0.637	0-0 BB 1-3 2-H 1B		S S S 0-3 K			0-0 6-3		0-0 F9	0-0 FC5-2 3-H	5	0	1	1	0	1	1
Mickey Mantle, S (1, 8) OBP: 0.401, SLG: 0.559	B B B B 4-0 1-2 BB			S S S 0-3 K		0-0 L3		0-0 1B 1B 1B	S S S 0-3 K	4	1	1	0	1	2	1
Bill Skowron, R (1, 3) OBP: 0.348, SLG: 0.575	S S S 0-3 K			B B B B 4-0 FC4-6 BB		S S S 0-3 K		0-0 F8		3	0	0	0	1	2	4
Hector Lopez, R (1, 7) (9, 4) OBP: 0.355, SLG: 0.386	0-0 6-3			0-0 FC4-6 1-2f			S S S 0-3 K	0-0 1B 1-2 1B		4	1	1	0	0	1	4
Bobby Richardson, R (1, 4) OBP: 0.300, SLG: 0.303 Kent Hadley, L (7, PH) OBP: 0.266, SLG: 0.424 Joe Demaestri, R (8, 4) OBP: 0.211, SLG: 0.263 Johnny Blanchard, L (8, PH) OBP: 0.295, SLG: 0.429 Bobby Shantz, R (8, PR) OBP: 0.222, SLG: 0.125 Luis Arroyo, L (9, 1)		0-0 CS 1B		0-0 F8			0-0 1B 1B 1B	0-0 1B 1-3 2-H 1B		2	0	1	0	0	0	1
										1	1	1	0	0	0	0
										0	0	0	0	0	0	0
										1	0	1	1	0	0	0
										0	0	0	0	0	0	0
										0	0	0	0	0	0	0
Bob Turley, R (1, 1) OBP: 0.125, SLG: 0.128 Gil McDougald, R (7, PH) OBP: 0.329, SLG: 0.401 (8, 5)	S S S 0-3 K 1-2				S S S 0-3 K		0-0 1B 1-2 1B	0-0 1-2 3-H 1B		2	0	0	0	0	2	1
										2	0	2	1	0	0	0
Inning Stats	R: 1 E: 0 K: 1 S: 7 H: 2 LOB: 3 BB: 2 P: 15	R: 0 E: 0 K: 1 S: 5 H: 1 LOB: 0 BB: 0 P: 5	R: 0 E: 0 K: 1 S: 5 H: 1 LOB: 0 BB: 0 P: 5	R: 0 E: 0 K: 1 S: 5 H: 0 LOB: 1 BB: 1 P: 9	R: 0 E: 0 K: 2 S: 8 H: 0 LOB: 1 BB: 0 P: 8	R: 0 E: 0 K: 1 S: 5 H: 0 LOB: 0 BB: 0 P: 5	R: 1 E: 0 K: 1 S: 8 H: 3 LOB: 2 BB: 0 P: 8	R: 2 E: 0 K: 0 S: 7 H: 4 LOB: 2 BB: 0 P: 7	R: 0 E: 0 K: 1 S: 6 H: 1 LOB: 1 BB: 0 P: 6	1B: 11 2B: 2 3B: 0 HR: 0	SF: 0 SAC: 0 DP: 2 HBP: 0						

	AB	38
	R	4
	H	12
	RBI	4
	BB	3
	SO	9
	LOB	22

WP: 1 PB: 0 SB: 0 CS: 1 PA: 41

PITCHER		IP	WLS	BF	H	R	ER	SO	BB	IBB	HBP	BLK	WP	HR	S	P	ERA	WHIP
Camilo Pascual, R ERA: 3.13	(1, 1)	7.2	W	36	11	4	4	8	3	0	0	0	1	0	49	61	4.70	1.826
Ray Moore, R ERA: 3.59	(8, 1)	1.1	S	5	1	0	0	1	0	0	0	0	0	0	7	7	0.00	0.750

PITCHER	IP	WLS	BF	H	R	ER	SO	BB	IBB	HBP	BLK	WP	HR	S	P	ERA	WHIP

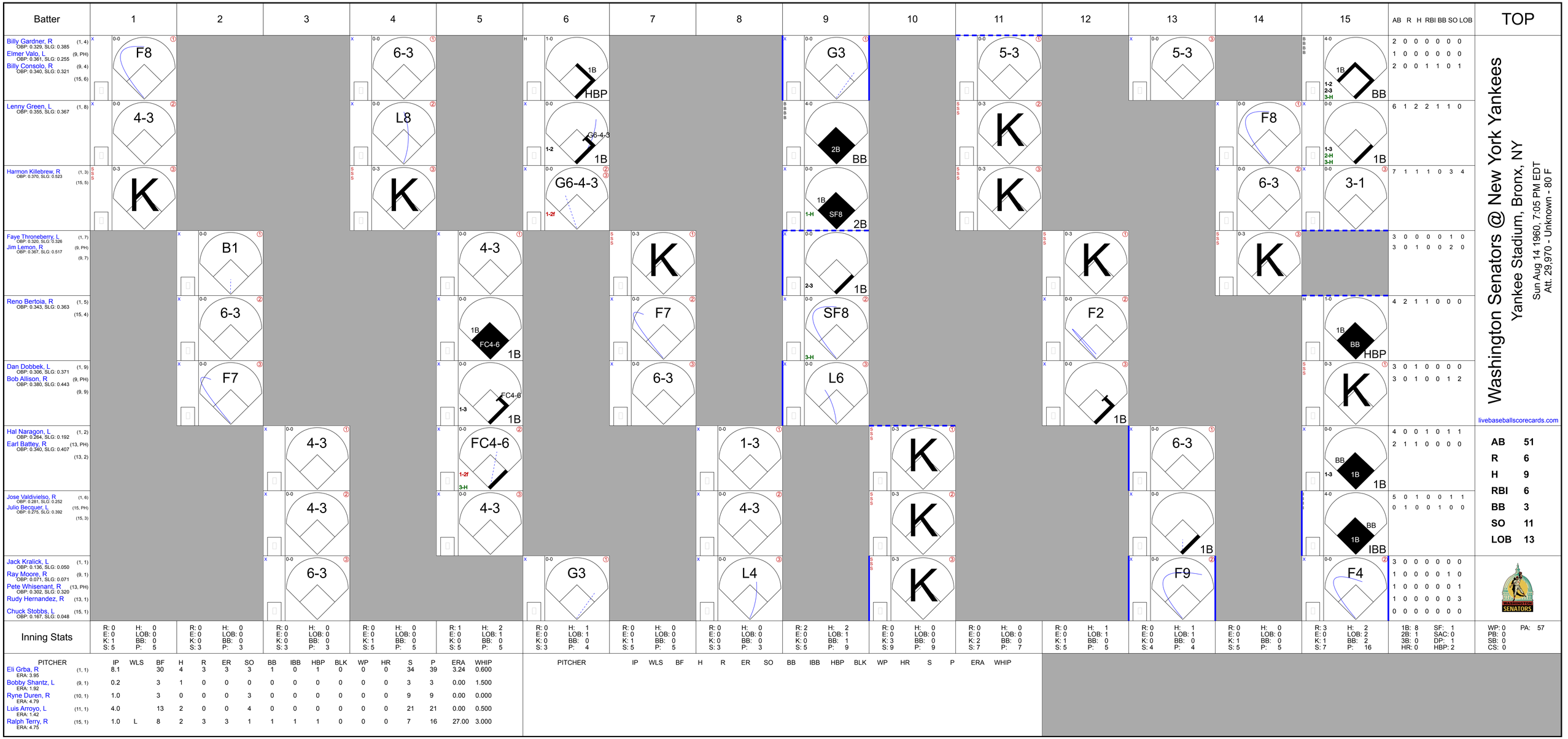
Batter
1
2
3
4
5
6
7
8
9
10
11
12
13
14
15
AB R H RBI BB SO LOB
TOP
Billy Gardner, R (1, 4)
OBP: 0.329, SLG: 0.385
Elmer Valo, L (9, PH)
OBP: 0.361, SLG: 0.255
Billy Consolo, R (9, 4)
OBP: 0.340, SLG: 0.321 (15, 6)
F8
6-3
HBP
G3
5-3
5-3
BB
2 0 0 0 0 0 0
1 0 0 0 0 0 0
2 0 0 1 1 0 1
Lenny Green, L (1, 8)
OBP: 0.355, SLG: 0.367
4-3
L8
G6-4-3
2B
BB
K
F8
6-3
1B
6 1 2 2 1 1 0
Harmon Killebrew, R (1, 3)
OBP: 0.370, SLG: 0.523 (15, 5)
K
K
G6-4-3
SF8
2B
K
6-3
3-1
7 1 1 1 0 3 4
Faye Throneberry, L (1, 7)
OBP: 0.320, SLG: 0.326
Jim Lemon, R (9, PH)
OBP: 0.307, SLG: 0.517 (9, 7)
B1
4-3
K
1B
K
K
3 0 0 0 0 1 0
3 0 1 0 0 2 0
Reno Bertoia, R (1, 5)
OBP: 0.343, SLG: 0.363 (15, 4)
6-3
FC4-6
F7
SF8
F2
BB
HBP
4 2 1 1 0 0 0
Dan Dobbek, L (1, 9)
OBP: 0.306, SLG: 0.371
Bob Allison, R (9, PH)
OBP: 0.380, SLG: 0.443 (9, 9)
F7
FC4-6
6-3
L6
1B
K
3 0 1 0 0 0 0
3 0 1 0 0 1 2
Hal Naragon, L (1, 2)
OBP: 0.264, SLG: 0.192
Earl Battey, R (13, PH)
OBP: 0.340, SLG: 0.407 (13, 2)
4-3
FC4-6
1-3
K
6-3
BB
1B
4 0 0 1 0 1 1
2 1 1 0 0 0 0
Jose Valdivielso, R (1, 6)
OBP: 0.281, SLG: 0.252
Julio Becquer, L (15, PH)
OBP: 0.275, SLG: 0.392 (15, 3)
4-3
4-3
4-3
K
1B
BB
IBB
5 0 1 0 0 1 1
0 1 0 0 1 0 0
Jack Kralick, L (1, 1)
OBP: 0.136, SLG: 0.050
Ray Moore, R (9, 1)
OBP: 0.071, SLG: 0.071
Pete Whisenant, R (13, PH)
OBP: 0.302, SLG: 0.320
Rudy Hernandez, R (13, 1)
Chuck Stobbs, L (15, 1)
OBP: 0.167, SLG: 0.048
6-3
G3
L4
K
F9
F4
3 0 0 0 0 0 0
1 0 0 0 0 1 0
1 0 0 0 0 0 1
1 0 0 0 0 0 3
0 0 0 0 0 0 0
Washington Senators @ New York Yankees
Yankee Stadium, Bronx, NY
Sun Aug 14 1960, 7:05 PM EDT
Att. 29,970 - Unknown - 80 F
livebaseballscorecards.com
AB 51
R 6
H 9
RBI 6
BB 3
SO 11
LOB 13
Inning Stats
R: 0 H: 0 E: 0 LOB: 0 K: 1 BB: 0 S: 5 P: 5
R: 0 H: 0 E: 0 LOB: 0 K: 0 BB: 0 S: 3 P: 3
R: 0 H: 0 E: 0 LOB: 0 K: 0 BB: 0 S: 3 P: 3
R: 0 H: 0 E: 0 LOB: 0 K: 1 BB: 0 S: 5 P: 5
R: 1 H: 2 E: 0 LOB: 1 K: 0 BB: 0 S: 5 P: 5
R: 0 H: 1 E: 0 LOB: 1 K: 0 BB: 0 S: 3 P: 4
R: 0 H: 0 E: 0 LOB: 0 K: 1 BB: 0 S: 5 P: 5
R: 0 H: 0 E: 0 LOB: 0 K: 3 BB: 0 S: 3 P: 3
R: 2 H: 2 E: 0 LOB: 1 K: 0 BB: 1 S: 5 P: 9
R: 0 H: 0 E: 0 LOB: 0 K: 3 BB: 0 S: 9 P: 9
R: 0 H: 0 E: 0 LOB: 0 K: 2 BB: 0 S: 7 P: 7
R: 0 H: 1 E: 0 LOB: 1 K: 1 BB: 0 S: 5 P: 5
R: 0 H: 1 E: 0 LOB: 1 K: 0 BB: 0 S: 4 P: 4
R: 0 H: 0 E: 0 LOB: 0 K: 1 BB: 0 S: 5 P: 5
R: 3 H: 2 E: 0 LOB: 2 K: 1 BB: 2 S: 7 P: 16
1B: 8 SF: 1 2B: 1 SAC: 0 3B: 0 DP: 1 HR: 0 HBP: 2
WP: 0 PA: 57 PB: 0 SB: 0 CS: 0
PITCHER IP WLS BF H R ER SO BB IBB HBP BLK WP HR S P ERA WHIP
Eli Grba, R (1, 1) ERA: 3.95 8.1 30 4 3 3 3 1 0 1 0 0 0 0 34 39 3.24 0.600
Bobby Shantz, L (9, 1) ERA: 1.92 0.2 3 1 0 0 0 0 0 0 0 0 0 0 3 3 0.00 1.500
Ryne Duren, R (10, 1) ERA: 4.79 1.0 3 0 0 0 3 0 0 0 0 0 0 0 9 9 0.00 0.000
Luis Arroyo, L (11, 1) ERA: 1.42 4.0 13 2 0 0 4 0 0 0 0 0 0 0 21 21 0.00 0.500
Ralph Terry, R (15, 1) ERA: 4.75 1.0 L 8 2 3 3 1 1 1 1 0 0 0 7 16 27.00 3.000
PITCHER IP WLS BF H R ER SO BB IBB HBP BLK WP HR S P ERA WHIP

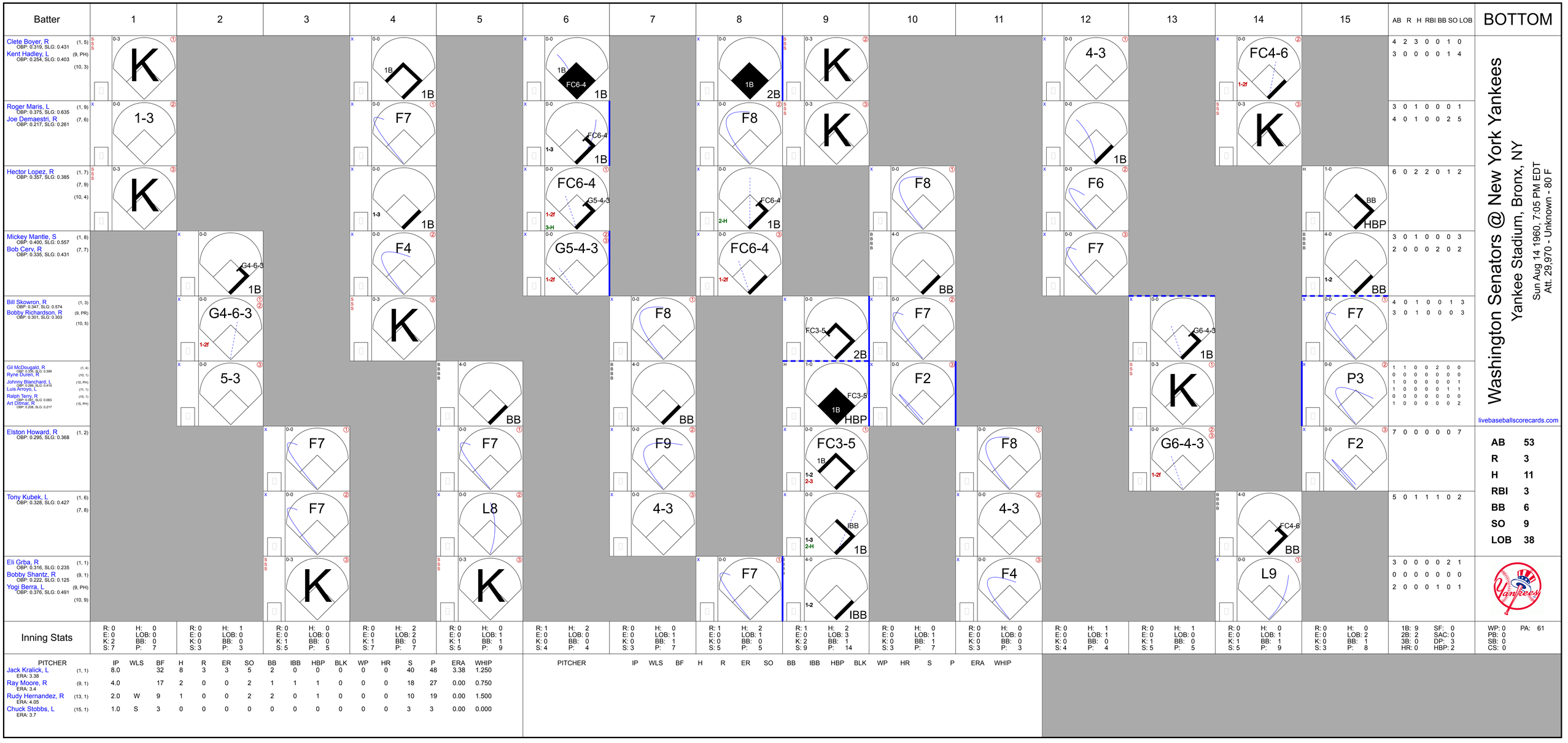
Batter
1
2
3
4
5
6
7
8
9
10
11
12
13
14
15
AB R H RBI BB SO LOB
BOTTOM
Clete Boyer, R (1, 5)
OBP: 0.319, SLG: 0.431
Kent Hadley, L (9, PH)
OBP: 0.254, SLG: 0.403 (10, 3)
Roger Maris, L (1, 9)
OBP: 0.375, SLG: 0.635
Joe Demaestri, R (7, 6)
OBP: 0.217, SLG: 0.261
Hector Lopez, R (1, 7) (7, 9) (10, 4)
OBP: 0.357, SLG: 0.385
Mickey Mantle, S (1, 8)
OBP: 0.400, SLG: 0.557
Bob Cerv, R (7, 7)
OBP: 0.335, SLG: 0.431
Bill Skowron, R (1, 3)
OBP: 0.347, SLG: 0.574
Bobby Richardson, R (9, PR) (10, 5)
OBP: 0.301, SLG: 0.303
Gil McDougald, R (1, 4)
OBP: 0.339, SLG: 0.399
Ryne Duren, R (10, 1)
Johnny Blanchard, L (10, PH)
OBP: 0.289, SLG: 0.419
Luis Arroyo, L (11, 1)
Ralph Terry, R (15, 1)
OBP: 0.063, SLG: 0.063
Art Ditmar, R (15, PH)
OBP: 0.208, SLG: 0.217
Elston Howard, R (1, 2)
OBP: 0.295, SLG: 0.368
Tony Kubek, L (1, 6) (7, 8)
OBP: 0.328, SLG: 0.427
Eli Grba, R (1, 1)
OBP: 0.316, SLG: 0.235
Bobby Shantz, R (9, 1)
OBP: 0.222, SLG: 0.125
Yogi Berra, L (9, PH) (10, 9)
OBP: 0.376, SLG: 0.491
Inning Stats
R: 0 H: 0 E: 0 LOB: 0 K: 2 BB: 0 S: 7 P: 7
R: 0 H: 1 E: 0 LOB: 0 K: 0 BB: 0 S: 3 P: 3
R: 0 H: 0 E: 0 LOB: 0 K: 1 BB: 0 S: 5 P: 5
R: 0 H: 2 E: 0 LOB: 2 K: 1 BB: 0 S: 7 P: 7
R: 0 H: 0 E: 0 LOB: 1 K: 1 BB: 1 S: 5 P: 9
R: 1 H: 2 E: 0 LOB: 0 K: 0 BB: 0 S: 4 P: 4
R: 0 H: 0 E: 0 LOB: 0 K: 0 BB: 1 S: 3 P: 7
R: 1 H: 2 E: 0 LOB: 1 K: 0 BB: 0 S: 5 P: 5
R: 1 H: 2 E: 0 LOB: 3 K: 2 BB: 1 S: 9 P: 14
R: 0 H: 0 E: 0 LOB: 1 K: 0 BB: 1 S: 3 P: 7
R: 0 H: 0 E: 0 LOB: 0 K: 0 BB: 0 S: 3 P: 3
R: 0 H: 1 E: 0 LOB: 1 K: 0 BB: 0 S: 4 P: 4
R: 0 H: 1 E: 0 LOB: 0 K: 1 BB: 0 S: 5 P: 5
R: 0 H: 0 E: 0 LOB: 1 K: 1 BB: 1 S: 5 P: 9
R: 0 H: 0 E: 0 LOB: 2 K: 0 BB: 1 S: 3 P: 8
1B: 9 SF: 0 2B: 2 SAC: 0 3B: 0 DP: 3 HR: 0 HBP: 2
WP: 0 PA: 61 PB: 0 SB: 0 CS: 0
Washington Senators @ New York Yankees
Yankee Stadium, Bronx, NY
Sun Aug 14 1960, 7:05 PM EDT
Att. 29,970 - Unknown - 80 F
livebaseballscorecards.com
AB 53
R 3
H 11
RBI 3
BB 6
SO 9
LOB 38
PITCHER IP WLS BF H R ER SO BB IBB HBP BLK P ERA WHIP
Jack Kralick, L (1, 1) ERA: 3.38 8.0 32 8 3 3 5 2 0 0 0 0 40 48 3.38 1.250
Ray Moore, R (9, 1) ERA: 3.4 4.0 17 2 0 0 2 1 1 1 0 0 0 18 27 0.00 0.750
Rudy Hernandez, R (13, 1) ERA: 4.05 2.0 W 9 1 0 0 2 2 0 1 0 0 0 10 19 0.00 1.500
Chuck Stobbs, L (15, 1) ERA: 3.7 1.0 S 3 0 0 0 0 0 0 0 0 0 0 3 3 0.00 0.000
PITCHER IP WLS BF H R ER SO BB IBB HBP BLK WP HR S P ERA WHIP

Batter	1	2	3	4	5	6	7	8	9	AB	R	H	RBI	BB	SO	LOB
Pete Runnels, L (1, 4) (7, 3) OBP: 0.380, SLG: 0.388	4-3		1B		4-3	BB	1B		K	5	0	2	1	1	1	1
Willie Tasby, R (1, 8) OBP: 0.365, SLG: 0.349	4-3		F8		G1-6-3	1B	P4			5	0	2	2	0	0	4
Ted Williams, L (1, 7) OBP: 0.455, SLG: 0.665	6-3			FC1-4 HR	G1-6-3	F9		1B FC4-6		5	1	2	0	0	0	3
Carroll Hardy, R (8, PR) (8, 7) OBP: 0.206, SLG: 0.211				1B				1B		0	1	0	0	0	0	0
Vic Wertz, L (1, 3) OBP: 0.343, SLG: 0.495		4-3		L9		2B SF7 BB	SH SH1-3 1B	FC4-6 1B		3	1	1	0	1	0	1
Pumpsie Green, S (7, PR) (7, 4) OBP: 0.329, SLG: 0.313										1	1	1	0	0	0	0
Russ Nixon, L (1, 2) OBP: 0.331, SLG: 0.419		K		FC1-4 1B		1B 2B	SH SH1-3 1B	FC4-6 G3-6-3		4	2	2	1	0	1	1
Frank Malzone, R (1, 5) OBP: 0.341, SLG: 0.432		P6		FC1-4 HR		6-3	P4	G3-6-3		5	1	0	0	0	0	7
Lou Clinton, R (1, 9) OBP: 0.277, SLG: 0.374			E6 1B	HR		SF7	SH1-3		P6	3	1	1	5	0	0	0
Don Buddin, R (1, 6) OBP: 0.340, SLG: 0.355			F7	BB		1B 1B IBB	1B 1B IBB		1B	2	2	1	0	3	0	1
Earl Wilson, R (1, 1) OBP: 0.167, SLG: 0.091			K	FC6-4		BB 1B	1B		K	2	0	0	0	0	1	2
Frank Sullivan, R (5, 1) OBP: 0.212, SLG: 0.133										3	1	2	2	0	1	1
Inning Stats	R: 0 E: 0 K: 0 S: 3 H: 0 LOB: 0 BB: 0 P: 3	R: 0 E: 0 K: 1 S: 5 H: 0 LOB: 0 BB: 0 P: 5	R: 0 E: 1 K: 1 S: 7 H: 1 LOB: 2 BB: 0 P: 7	R: 3 E: 0 K: 0 S: 6 H: 3 LOB: 1 BB: 1 P: 10	R: 0 E: 0 K: 0 S: 3 H: 1 LOB: 0 BB: 0 P: 3	R: 4 E: 0 K: 0 S: 6 H: 3 LOB: 2 BB: 3 P: 18	R: 3 E: 1 K: 0 S: 7 H: 3 LOB: 2 BB: 1 P: 11	R: 1 E: 0 K: 0 S: 4 H: 2 LOB: 1 BB: 0 P: 4	R: 0 E: 0 K: 2 S: 8 H: 1 LOB: 1 BB: 0 P: 8	1B: 12 2B: 1 3B: 0 HR: 1 SF: 1 SAC: 2 DP: 2 HBP: 0							

TOP

Boston Red Sox @ Washington Senators

Griffith Stadium, Washington, DC

Mon Aug 15 1960, 7:05 PM EDT

Att. 13,751 - Unknown

livebaseballscorecards.com

AB	38
R	11
H	14
RBI	11
BB	5
SO	4
LOB	21

WP: 0 PB: 0 SB: 0 CS: 0 PA: 46

PITCHER	IP	WLS	BF	H	R	ER	SO	BB	IBB	HBP	BLK	WP	HR	S	P	ERA	WHIP
Tex Clevenger, R (1, 1) ERA: 4.09	5.2	L	27	7	7	7	2	2	1	0	0	0	1	28	40	11.12	1.588
Tom Morgan, R (6, 1) ERA: 3.94	0.1		3	1	0	0	0	1	0	0	0	0	0	2	6	0.00	6.000
Chuck Stobbs, L (7, 1) ERA: 4.08	2.0		12	5	4	4	0	0	1	0	0	0	0	11	15	18.00	2.500
Rudy Hernandez, R (9, 1) ERA: 3.9	1.0		4	1	0	0	2	0	0	0	0	0	0	8	8	0.00	1.000

Batter	1	2	3	4	5	6	7	8	9	AB	R	H	RBI	BB	SO	LOB
Billy Gardner, R (1, 4) OBP: 0.326, SLG: 0.381	S S S 0-3 ① K	S S S 0-3 ② K		x 0-0 ① P3		x 0-0 ② 1-3		x 0-0 ③ F9		5	0	0	0	0	2	4
Lenny Green, L (1, 8) OBP: 0.356, SLG: 0.361	x 0-0 E3 2B	B B B B 4-0 BB		B B B B 4-0 L3-6 S BB		x 0-0 ③ 4-3			x 0-0 ① F7	3	1	0	0	2	0	0
Reno Bertoia, R (1, 5) OBP: 0.343, SLG: 0.370	x 0-0 1-H 1B 2B	x 0-0 ③ F8		x 0-0 ② ③ L3-6 1-3			x 0-0 ① 5-3		x 0-0 2B	5	1	2	1	0	0	4
Harmon Killebrew, R (1, 3) OBP: 0.371, SLG: 0.519	x 0-0 FC6-4 2-H 1B		B B B B 4-0 3B BB		S S S 0-3 ① K		S S S 0-3 ② K2-3		x 0-0 ② 5-3	4	1	1	1	1	2	1
Jim Lemon, R (1, 7) OBP: 0.367, SLG: 0.520	x 0-0 ② FC6-4 1-2f		x 0-0 1-H FC4-2-5 3B		B B B B 4-0 BB BB		x 0-0 ③ P6		x 0-0 ③ G3	4	0	1	1	1	0	2
Bob Allison, R (1, 9) OBP: 0.379, SLG: 0.440	x 0-0 ③ F3		x 0-0 ① 6-3		B B B B 4-0 1-2 BB			x 0-0 ① 6-3		3	0	0	0	1	0	2
Earl Battey, R (1, 2) OBP: 0.339, SLG: 0.403		B B B B 4-0 SH1-4 E BB	x 0-0 ② FC4-2-5 1B 3-H		x 0-0 ② F9			x 0-0 ② F2		3	0	0	0	1	0	3
Jose Valdivielso, R (1, 6) OBP: 0.285, SLG: 0.257		x 0-0 E6 SH1-4 1-2	x 0-0 S 1-3 1B		x 0-0 ③ 6-3			x 0-0 PB 1B		4	0	2	0	0	0	3
Tex Clevenger, R (1, 1) Tom Morgan, R (6, 1) Dan Dobbek, L (6, PH) OBP: 0.305, SLG: 0.369 Chuck Stobbs, L (7, 1) OBP: 0.167, SLG: 0.048 Elmer Valo, L (8, PH) OBP: 0.371, SLG: 0.255 Rudy Hernandez, R (9, 1)		x 0-0 ① SH1-4 1-2 2-3	S S S 0-3 ③ K 1-2			x 0-0 ① 4-3		B B B B 4-0 1-2 BB		1 0 1 0 0 0	0 0 0 0 0 0	0 0 0 0 1 0	0 0 0 0 0 0	0 0 0 0 0 0	1 0 0 0 0 0	2 0 0 0 0 0
Inning Stats	R: 2 E: 1 K: 1 S: 8 H: 2 LOB: 1 BB: 0 P: 8	R: 0 E: 1 K: 1 S: 6 H: 0 LOB: 3 BB: 2 P: 14	R: 1 E: 0 K: 1 S: 7 H: 2 LOB: 2 BB: 1 P: 11	R: 0 E: 0 K: 0 S: 2 H: 0 LOB: 0 BB: 1 P: 6	R: 0 E: 0 K: 1 S: 5 H: 0 LOB: 2 BB: 2 P: 13	R: 0 E: 0 K: 0 S: 3 H: 0 LOB: 0 BB: 0 P: 3	R: 0 E: 0 K: 1 S: 5 H: 0 LOB: 0 BB: 0 P: 5	R: 0 E: 0 K: 0 S: 4 H: 1 LOB: 2 BB: 1 P: 8	R: 0 E: 0 K: 0 S: 4 H: 1 LOB: 1 BB: 0 P: 4	1B: 3 2B: 3 3B: 1 HR: 0	SF: 0 SAC: 1 DP: 1 HBP: 0					

PITCHER		IP	WLS	BF	H	R	ER	SO	BB	IBB	HBP	BLK	WP	HR	S	P	ERA	WHIP
Earl Wilson, R ERA: 2.45	(1, 1)	4.1		24	4	3	2	4	6	0	0	0	0	0	26	50	4.15	2.308
Frank Sullivan, R ERA: 5.64	(5, 1)	4.2	W	17	2	0	0	1	1	0	0	0	0	0	18	22	0.00	0.643

PITCHER	IP	WLS	BF	H	R	ER	SO	BB	IBB	HBP	BLK	WP	HR	S	P	ERA	WHIP

BOTTOM

Boston Red Sox @ Washington Senators

Griffith Stadium, Washington, DC

Mon Aug 15 1960, 7:05 PM EDT

Att. 13,751 - Unknown

livebaseballscorecards.com

AB	33
R	3
H	6
RBI	3
BB	7
SO	5
LOB	21

Boston Red Sox @ Washington Senators

Griffith Stadium, Washington, DC

Tue Aug 16 1960, 3:33 AM EDT

Att. 5,477 - Unknown

TOP

livebaseballscorecards.com

Batter	1	2	3	4	5	6	7	8	9	AB	R	H	RBI	BB	SO	LOB
Pete Runnels, L (1, 4) OBP: 0.383, SLG: 0.390	B B B B 4-0 4-3 BB		x 0-0 1B		S S S 0-3 ② K		x 0-0 ① SH1-4 1-2		x 0-0 2-3 WP 2B 1B	3	1	2	0	1	1	1
Willie Tasby, R (1, 8) OBP: 0.366, SLG: 0.348	S S S 0-3 ① K		x 0-0 ③ P6		x 0-0 BB 3-H 1B		x 0-0 ② 6-3		B B B B 4-0 2-3 1-2 2B BB	4	1	1	1	1	1	3
Ted Williams, L (1, 7) OBP: 0.454, SLG: 0.656	x 0-0 ② 4-3 1-2			B B B B 4-0 FC5-6 BB	B B B B 4-0 1-2 BB		S S S 0-3 ③ K		x 0-0 ② 2-3 1-2 2-3	3	0	0	0	2	1	4
Vic Wertz, L (1, 3) OBP: 0.344, SLG: 0.495	S S S 0-3 ③ K			x 0-0 ① FC5-6 1B 1-2f	x 0-0 ③ F8			H 1-0 2B HBP	x 0-0 2-H 3-H 2B	4	1	1	2	0	1	4
Russ Nixon, L (1, 2) OBP: 0.333, SLG: 0.434 Tom Brewer, R (8, PR) OBP: 0.244, SLG: 0.318 Jim Pagliaroni, R (8, 2) OBP: 0.423, SLG: 0.667		x 0-0 ① 6-3		S S S 0-3 ② K		x 0-0 SF8 3B		x 0-0 1-H 2B	B B B B 4-0 BB	4 0 0	1 0 0	2 0 0	1 0 0	0 0 1	1 0 0	1 0 0
Frank Malzone, R (1, 5) OBP: 0.340, SLG: 0.430		x 0-0 ② 6-3		x 0-0 1-3 1B		x 0-0 ① 1-3		S S S 0-3 ① K	x 0-0 ③ F7	5	0	1	0	0	1	4
Lou Clinton, R (1, 9) OBP: 0.270, SLG: 0.366		S S S 0-3 ③ K		x 0-0 ③ F2		x 0-0 ② SF8 3-H		x 0-0 ② 5-3		3	0	0	1	0	1	3
Don Buddin, R (1, 6) OBP: 0.339, SLG: 0.360			x 0-0 ① 5-3		x 0-0 1B 3B	x 0-0 ③ 6-3		x 0-0 ③ F2		4	1	1	0	0	0	1
Ike Delock, R (1, 1) OBP: 0.103, SLG: 0.103 Tom Sturdivant, L (7, 1) OBP: 0.190, SLG: 0.200 Ted Wills, L (8, 1) OBP: 0.600, SLG: 0.750 Pumpsie Green, S (9, PH) OBP: 0.327, SLG: 0.310			x 0-0 ② P5		x 0-0 ① 5-3		x 0-0 SH1-4 1B		x 0-0 ① G3	3 0 0 1	0 0 0 0	1 0 0 0	0 0 0 0	0 0 0 0	0 0 0 0	1 0 0 0
Inning Stats	R: 0 E: 0 K: 2 S: 7 H: 0 LOB: 1 BB: 1 P: 11	R: 0 E: 0 K: 1 S: 5 H: 0 LOB: 0 BB: 0 P: 5	R: 0 E: 0 K: 0 S: 4 H: 1 LOB: 1 BB: 0 P: 4	R: 0 E: 0 K: 1 S: 6 H: 1 LOB: 2 BB: 1 P: 10	R: 1 E: 0 K: 1 S: 7 H: 2 LOB: 2 BB: 1 P: 11	R: 1 E: 0 K: 0 S: 4 H: 1 LOB: 0 BB: 0 P: 4	R: 0 E: 0 K: 1 S: 6 H: 1 LOB: 1 BB: 0 P: 6	R: 1 E: 0 K: 1 S: 6 H: 1 LOB: 1 BB: 0 P: 7	R: 2 E: 0 K: 0 S: 5 H: 2 LOB: 2 BB: 2 P: 13	1B: 5 2B: 2 3B: 2 HR: 0 SF: 1 SAC: 1 DP: 0 HBP: 1						

AB	34
R	5
H	9
RBI	5
BB	5
SO	7
LOB	22

WP: 1 PB: 0 SB: 0 CS: 0 PA: 42

PITCHER		IP	WLS	BF	H	R	ER	SO	BB	IBB	HBP	BLK	WP	HR	S	P	ERA	WHIP
Pedro Ramos, R ERA: 3.86	(1, 1)	8.1	W	38	8	5	5	7	4	0	1	0	1	0	47	64	5.40	1.440
Hal Woodeshick, L ERA: 4.22	(9, 1)	0.1		3	1	0	0	0	1	0	0	0	0	0	2	6	0.00	6.000
Ray Moore, R ERA: 3.39	(9, 1)	0.1	S	1	0	0	0	0	0	0	0	0	0	0	1	1	0.00	0.000

PITCHER	IP	WLS	BF	H	R	ER	SO	BB	IBB	HBP	BLK	WP	HR	S	P	ERA	WHIP

Batter	1	2	3	4	5	6	7	8	9	AB	R	H	RBI	BB	SO	LOB
Billy Consolo, R (1, 4) OBP: 0.348, SLG: 0.343	L4		4-3 BB		6-3		HR	PB BB 1-2		3	1	1	1	2	0	0
Lenny Green, L (1, 8) (9, 7) OBP: 0.353, SLG: 0.362	P5		4-3 1-2		F9		1B 2B	K		5	1	1	0	0	1	4
Harmon Killebrew, R (1, 3) OBP: 0.371, SLG: 0.515	F8		F8		K		FC4-6 1B 2-H	IBB 1-2 2-3 3-H		4	0	1	1	1	1	1
Faye Throneberry, L (1, 7) OBP: 0.318, SLG: 0.324 Bob Allison, R (8, PH) (9, 9) OBP: 0.378, SLG: 0.439		4-3 1B 1B		4-3		4-3	FC4-6 FC5-4 1-2f	K		4 1	1 0	1 0	0 0	0 0	0 1	1 3
Reno Bertoia, R (1, 5) OBP: 0.344, SLG: 0.381		4-3 1-2		1B 3B		PB BB 2B	FC5-4 1-2f	F8		5	1	2	0	0	0	5
Dan Dobbek, L (1, 9) (9, 8) OBP: 0.313, SLG: 0.378		F5		FC4-6 1B 3-H 1B		BB 2-H		WP 2B 2B		3	1	2	1	1	0	1
Hal Naragon, L (1, 2) OBP: 0.286, SLG: 0.232		1B 2-H 1B		FC4-6 1-2 1B		4-3		1B 1B 2-H 2B		4	1	3	2	0	0	1
Jose Valdivielso, R (1, 6) OBP: 0.284, SLG: 0.257		F8		FC4-6 1-2f 2-3			G3	1B PB 2-3 1B		4	1	1	0	0	0	3
Pedro Ramos, S (1, 1) OBP: 0.150, SLG: 0.271 Hal Woodeshick, R (9, 1) OBP: 0.138, SLG: 0.074 Ray Moore, R (9, 1) OBP: 0.071, SLG: 0.071			K	K			HR	PB BB 1-3 3-H 1B		4 0 0	1 0 0	2 0 0	2 0 0	0 0 0	2 0 0	2 0 0
Inning Stats	R: 0 E: 0 K: 0 S: 3 H: 0 LOB: 0 BB: 0 P: 3	R: 1 E: 0 K: 0 S: 5 H: 2 LOB: 1 BB: 0 P: 5	R: 0 E: 0 K: 1 S: 5 H: 0 LOB: 1 BB: 1 P: 9	R: 1 E: 0 K: 1 S: 8 H: 3 LOB: 2 BB: 0 P: 8	R: 0 E: 0 K: 1 S: 5 H: 0 LOB: 0 BB: 0 P: 5	R: 0 E: 0 K: 0 S: 3 H: 1 LOB: 1 BB: 1 P: 7	R: 3 E: 0 K: 0 S: 7 H: 4 LOB: 1 BB: 0 P: 7	R: 3 E: 0 K: 2 S: 11 H: 4 LOB: 3 BB: 2 P: 19		1B: 7 2B: 4 3B: 1 HR: 2	SF: 0 SAC: 0 DP: 0 HBP: 0						

BOTTOM

Boston Red Sox @ Washington Senators

Griffith Stadium, Washington, DC

Tue Aug 16 1960, 3:33 AM EDT

Att. 5,477 - Unknown

livebaseballscorecards.com

AB	37
R	8
H	14
RBI	7
BB	4
SO	5
LOB	21

WP: 1 PB: 2 SB: 0 CS: 0 PA: 41

PITCHER		IP	WLS	BF	H	R	ER	SO	BB	IBB	HBP	BLK	WP	HR	S	P	ERA	WHIP
Ike Delock, R ERA: 5.1	(1, 1)	6.1	L	29	9	5	5	3	2	0	0	0	0	2	33	41	7.11	1.737
Tom Sturdivant, R ERA: 5.31	(7, 1)	0.2		8	5	3	3	0	1	0	0	0	1	0	7	11	40.50	9.000
Ted Wills, L ERA: 6.3	(8, 1)	1.0		4	0	0	0	2	0	1	0	0	0	0	7	11	0.00	0.000

PITCHER	IP	WLS	BF	H	R	ER	SO	BB	IBB	HBP	BLK	WP	HR	S	P	ERA	WHIP

Batter	1	2	3	4	5	6	7	8	9	10	11	12	AB	R	H	RBI	BB	SO	LOB
Billy Gardner, R (1, 4) (12, 6) OBP: 0.325, SLG: 0.380	4-3		F5			F8	2B 1B 1B 1-2 3-H		K		F9 2-H 3-H	1B	7	1	2	3	0	1	0
Lenny Green, L (1, 8) OBP: 0.355, SLG: 0.380	K			IHR		F9	1B 2B 1-3 2-H		3-1		S BB	4-3	6	1	2	2	1	1	2
Harmon Killebrew, R (1, 3) (12, 5) OBP: 0.374, SLG: 0.510	BB			6-3		6-3	1B IBB		BB		F7 1-2		3	0	0	0	3	0	1
Jim Lemon, R (1, 7) OBP: 0.371, SLG: 0.521 Pete Whisenant, R (12, PR) OBP: 0.302, SLG: 0.320 (12, 7)	F9			5-3 1B			E BB 1B G6-4-3 1B		F8			BB SH1-4 1B BB	5 0	1 1	3 0	1 0	1 0	0 0	2 0
Reno Bertoia, R (1, 5) (12, 4) OBP: 0.339, SLG: 0.375		F5		5-3 1-2			E4 G6-4-3			K		SH1-4 1-2	5	1	0	0	0	1	5
Bob Allison, R (1, 9) OBP: 0.378, SLG: 0.435 Dan Dobbek, L (10, 9) OBP: 0.315, SLG: 0.378		L6		6-3			1B BB 1-2 2-3	4-3 BB		K		BB 1B IBB	3 0	1 1	0 0	0 0	2 1	1 0	1 0
Earl Battey, R (1, 2) OBP: 0.341, SLG: 0.404		5-3			CS BB		F3	4-3 1-2		2B		1B 1B BB 1-2 2-3	4	1	1	0	2	0	4
Jose Valdivielso, R (1, 6) OBP: 0.282, SLG: 0.254 Elmer Valo, L (7, PH) OBP: 0.381, SLG: 0.255 Billy Consolo, R (7, PR) OBP: 0.344, SLG: 0.338 (7, 6) Julio Becquer, L (12, PH) OBP: 0.278, SLG: 0.395 (12, 3)			6-3		6-3 1-2		1B 1B BB 1-2 2-3 3-H	F9		K		SH3-4 1B 1-3 2-H 3-H	2 0 2 1	0 0 1 1	0 0 0 2	0 1 0 0	0 1 0 0	0 0 1 0	1 0 2 0
Don Lee, R (1, 1) OBP: 0.219, SLG: 0.250 Faye Throneberry, L (7, PH) OBP: 0.322, SLG: 0.328 Chuck Stobbs, L (7, 1) OBP: 0.167, SLG: 0.048 Ray Moore, R (7, 1) OBP: 0.067, SLG: 0.067 Hal Woodeshick, R (8, 1) OBP: 0.138, SLG: 0.074 Tex Clevenger, R (8, 1) OBP: 0.200, SLG: 0.111			6-3	K			1B 2B 1B 1-3 2-H 3-H	6-3		K		SH3-4 1-2	2 1 0 1 0	0 1 0 0 0	0 1 0 0 0	0 2 0 0 0	1 0 0 0 0	0 0 0 1 0	0 0 0 1 0
Inning Stats	R: 0 E: 0 K: 1 S: 5 / H: 0 LOB: 1 BB: 1 P: 9	R: 0 E: 0 K: 0 S: 3 / H: 0 LOB: 0 BB: 0 P: 3	R: 0 E: 0 K: 0 S: 3 / H: 0 LOB: 0 BB: 0 P: 3	R: 1 E: 0 K: 0 S: 5 / H: 2 LOB: 1 BB: 0 P: 5	R: 0 E: 0 K: 1 S: 4 / H: 0 LOB: 0 BB: 1 P: 8	R: 0 E: 0 K: 0 S: 3 / H: 0 LOB: 0 BB: 0 P: 3	R: 6 E: 1 K: 0 S: 8 / H: 5 LOB: 3 BB: 3 P: 20	R: 0 E: 0 K: 0 S: 3 / H: 0 LOB: 1 BB: 1 P: 7	R: 0 E: 0 K: 1 S: 5 / H: 0 LOB: 1 BB: 1 P: 9	R: 0 E: 0 K: 3 S: 10 / H: 1 LOB: 1 BB: 0 P: 10	R: 0 E: 0 K: 1 S: 5 / H: 0 LOB: 1 BB: 1 P: 9	R: 4 E: 0 K: 0 S: 5 / H: 2 LOB: 2 BB: 3 P: 17	1B: 7 2B: 2 3B: 0 HR: 1	SF: 0 SAC: 2 DP: 1 HBP: 0					

PITCHER		IP	WLS	BF	H	R	ER	SO	BB	IBB	HBP	BLK	WP	HR	S	P	ERA	WHIP
Jack Fisher, R ERA: 3.59	(1, 1)	6.1		28	5	7	6	2	4	0	0	0	0	0	28	44	8.53	1.421
Gordon Jones, R ERA: 3.97	(7, 1)	0.2		4	2	0	0	0	0	1	0	0	0	0	3	7	0.00	3.000
Jerry Walker, R ERA: 3.49	(8, 1)	1.0		4	0	0	0	0	1	0	0	0	0	0	3	7	0.00	1.000
Wes Stock, R ERA: 3.47	(9, 1)	4.0	L	20	3	4	4	5	4	1	0	0	0	0	25	45	9.00	1.750

PITCHER		IP	WLS	BF	H	R	ER	SO	BB	IBB	HBP	BLK	WP	HR	S	P	ERA	WHIP

TOP

Washington Senators @ Baltimore Orioles

Memorial Stadium, Baltimore, MD

Wed Aug 17 1960, 7:05 PM EDT

Att. 18,280 - Unknown

livebaseballscorecards.com

AB	43
R	11
H	10
RBI	11
BB	11
SO	7
LOB	19

WP: 0 PB: 0 SB: 1 CS: 1 PA: 56

Batter	1	2	3	4	5	6	7	8	9	10	11	12	AB	R	H	RBI	BB	SO	LOB
Jackie Brandt, R (1, 8) OBP: 0.329, SLG: 0.440	K		6-3			HR	E7	F2			6-3		6	1	2	1	0	1	2
Al Pilarcik, L (1, 9) OBP: 0.325, SLG: 0.374	L9		F8			HR	BB		G3		G3		5	1	1	1	1	0	0
Gene Woodling, L (1, 7) OBP: 0.392, SLG: 0.393	F6			F9		1B	4-1		G3			F7	6	0	1	0	0	0	2
Jim Gentile, L (1, 3) OBP: 0.426, SLG: 0.546		2B SF8 1B		F9		F2		HR	4-3			G3	6	2	2	1	0	0	1
Brooks Robinson, R (1, 5) OBP: 0.342, SLG: 0.452		4-3 1-3 2B		F2		F7		6-3		SH1 FC4-2 1B		2B 1B	6	0	3	0	0	0	1
Gus Triandos, R (1, 2) OBP: 0.336, SLG: 0.394		SF8 3-H			4-3 1B	K		HR		SH1 1-2		1-3 2B	4	1	3	2	0	1	1
Ron Hansen, R (1, 6) OBP: 0.336, SLG: 0.456		4-3 2-3			F9	HR		K		FC4-2 IBB		F3	5	1	1	1	1	1	4
Marv Breeding, R (1, 4) OBP: 0.315, SLG: 0.335		4-3			4-3 1-2	F7		2B BB		FC4-2 1-2 2-H			3	0	0	0	0	0	2
Clint Courtney, L (8, PH) OBP: 0.374, SLG: 0.266													0	0	0	0	1	0	0
Jim Busby, R (8, PR) OBP: 0.331, SLG: 0.304													0	1	0	0	0	0	0
Billy Klaus, L (9, 4) OBP: 0.344, SLG: 0.429													1	0	0	0	0	0	2
Jack Fisher, R (1, 1) OBP: 0.278, SLG: 0.308			1-3		6-3		F8	1-H 2B			1-3		2	0	0	0	0	0	1
Gordon Jones, R (7, 1) OBP: 0.400, SLG: 0.400													0	0	0	0	0	0	0
Dave Nicholson, R (7, PH) OBP: 0.265, SLG: 0.383													1	0	0	0	0	0	0
Jerry Walker, R (8, 1) OBP: 0.308, SLG: 0.412													0	0	0	0	0	0	0
Walt Dropo, R (8, PH) OBP: 0.333, SLG: 0.380													1	0	1	1	0	0	0
Gene Stephens, L (8, PR) OBP: 0.375, SLG: 0.359													0	0	0	0	0	0	0
Wes Stock, R (9, 1)													1	0	0	0	0	0	0
Inning Stats	R: 0 E: 0 K: 1 S: 5 H: 0 LOB: 0 BB: 0 P: 5	R: 1 E: 0 K: 0 S: 5 H: 2 LOB: 1 BB: 0 P: 5	R: 0 E: 0 K: 0 S: 3 H: 0 LOB: 0 BB: 0 P: 3	R: 0 E: 0 K: 0 S: 3 H: 0 LOB: 0 BB: 0 P: 3	R: 0 E: 0 K: 0 S: 4 H: 1 LOB: 1 BB: 0 P: 4	R: 2 E: 0 K: 1 S: 8 H: 3 LOB: 1 BB: 0 P: 8	R: 1 E: 1 K: 0 S: 5 H: 2 LOB: 2 BB: 1 P: 9	R: 3 E: 0 K: 1 S: 8 H: 3 LOB: 2 BB: 1 P: 12	R: 0 E: 0 K: 0 S: 3 H: 0 LOB: 0 BB: 0 P: 3	R: 0 E: 0 K: 0 S: 3 H: 1 LOB: 1 BB: 0 P: 7	R: 0 E: 0 K: 0 S: 3 H: 0 LOB: 0 BB: 0 P: 3	R: 0 E: 0 K: 0 S: 5 H: 2 LOB: 2 BB: 0 P: 5	1B: 5 2B: 5 3B: 0 HR: 5 SF: 1 SAC: 1 DP: 1 HBP: 0						WP: 0 PB: 0 SB: 0 CS: 0 PA: 52

PITCHER		IP	WLS	BF	H	R	ER	SO	BB	IBB	HBP	BLK	WP	HR	S	P	ERA	WHIP
Don Lee, R ERA: 3.8	(1, 1)	6.0		24	6	3	3	2	0	0	0	0	0	2	28	28	4.50	1.000
Chuck Stobbs, L ERA: 4.16	(7, 1)	0.2		5	2	1	1	0	1	0	0	0	0	1	4	8	13.50	4.500
Ray Moore, R ERA: 3.69	(7, 1)	1.0		6	2	3	3	1	1	0	0	0	0	2	7	11	27.00	3.000
Hal Woodeshick, L ERA: 4.22	(8, 1)	0.0		1	1	0	0	0	0	0	0	0	0	0	1	1	∞	∞
Tex Clevenger, R ERA: 3.92	(8, 1)	4.1	W	16	3	0	0	0	0	1	0	0	0	0	15	19	0.00	0.692

PITCHER	IP	WLS	BF	H	R	ER	SO	BB	IBB	HBP	BLK	WP	HR	S	P	ERA	WHIP

BOTTOM

Washington Senators @ Baltimore Orioles

Memorial Stadium, Baltimore, MD

Wed Aug 17 1960, 7:05 PM EDT

Att. 18,280 - Unknown

livebaseballscorecards.com

AB	47
R	7
H	14
RBI	7
BB	3
SO	3
LOB	16

Washington Senators @ Baltimore Orioles

Memorial Stadium, Baltimore, MD

Thu Aug 18 1960, 7:05 PM EDT

Att. 12,374 - Unknown

TOP

livebaseballscorecards.com

Batter	1	2	3	4	5	6	7	8	9	AB	R	H	RBI	BB	SO	LOB
Billy Gardner, R (1, 4) OBP: 0.326, SLG: 0.380	S S S 0-3 ① K	x 0-0 ③ 1-3			x 0-0 ① ② G4-6-3 1-2f		x 0-0 G6-4-3 1-2 2-3 3-H 1B		x 0-0 1B 1-3 HR 1B	5	1	2	1	0	1	2
Lenny Green, L (1, 8) OBP: 0.356, SLG: 0.382	x 0-0 S 1B		x 0-0 ① F8		x 0-0 ③ F8		x 0-0 ① SF9 3-H		x 0-0 HR 1-2 3-H 1B	4	1	2	2	0	0	0
Harmon Killebrew, R (1, 3) OBP: 0.371, SLG: 0.515	S S S 0-3 ② K		x 0-0 ② F9			x 0-0 ① F6	x 0-0 ② ③ G6-4-3 1-2f		x 0-0 1-H 2-H HR	5	1	1	3	0	1	3
Jim Lemon, R (1, 7) OBP: 0.371, SLG: 0.519 Dan Dobbek, L (6, 7) OBP: 0.313, SLG: 0.374	x 0-0 ③ F9 1-2		x 0-0 ③ 1B			S S S 0-3 ② K		x 0-0 ① 1-3	x 0-0 ② F8	3 2	0 0	1 0	0 0	0 0	1 0	1 0
Reno Bertoia, R (1, 5) OBP: 0.340, SLG: 0.378		S S S 0-3 ① K		x 0-0 ① F3		x 0-0 WP 1B		x 0-0 WP 2B	x 0-0 ③ 5-3	5	0	2	0	0	1	0
Bob Allison, R (1, 9) OBP: 0.377, SLG: 0.432		B B B B 4-0 WP E BB		x 0-0 ② F7		x 0-0 ③ 1-3 1-2		x 0-0 ② F7 2-3		3	1	0	0	1	0	2
Earl Battey, R (1, 2) OBP: 0.343, SLG: 0.407	x 0-0 ② F4 1-2			B B B B 4-0 BB			x 0-0 BB 1B 2B	x 0-0 ③ F8		3	1	1	0	1	0	2
Jose Valdivielso, R (1, 6) OBP: 0.283, SLG: 0.257 Elmer Valo, L (7, PH) OBP: 0.391, SLG: 0.255 Billy Consolo, R (7, 6) OBP: 0.341, SLG: 0.336	x 0-0 E7 1B 2-H 1B			S S S 0-3 ③ K			B B B B 4-0 1B BB SF9 BB		S S S 0-3 ① K	2 0 1	1 1 0	1 0 0	1 0 0	0 1 0	1 0 1	1 0 0
Jack Kralick, L (1, 1) OBP: 0.174, SLG: 0.095 Rudy Hernandez, R (3, 1) OBP: 0.167, SLG: 0.167 Faye Throneberry, L (7, PH) OBP: 0.327, SLG: 0.328 Tom Morgan, R (7, 1) Julio Becquer, L (9, PH) OBP: 0.281, SLG: 0.397	x 0-0 3-H 1B				x 0-0 G4-6-3 1B		B B B B 4-0 1B 1-2 2-3 BB		x 0-0 1B 1B 1B	1 1 0 0 1	0 0 0 0 1	1 1 0 0 1	1 0 0 0 0	0 0 1 0 0	0 0 0 0 0	0 0 0 0 0
Inning Stats	R: 0 E: 0 K: 2 S: 8 H: 1 LOB: 1 BB: 0 P: 8	R: 2 E: 1 K: 1 S: 7 H: 2 LOB: 1 BB: 1 P: 11	R: 0 E: 0 K: 0 S: 3 H: 1 LOB: 1 BB: 0 P: 3	R: 0 E: 0 K: 1 S: 5 H: 0 LOB: 1 BB: 1 P: 9	R: 0 E: 0 K: 0 S: 3 H: 1 LOB: 0 BB: 0 P: 3	R: 0 E: 0 K: 1 S: 6 H: 1 LOB: 1 BB: 0 P: 6	R: 2 E: 0 K: 0 S: 4 H: 2 LOB: 1 BB: 2 P: 12	R: 0 E: 0 K: 0 S: 4 H: 1 LOB: 1 BB: 0 P: 4	R: 4 E: 0 K: 1 S: 9 H: 4 LOB: 0 BB: 0 P: 9	1B: 10 2B: 2 3B: 0 HR: 1	SF: 1 SAC: 0 DP: 2 HBP: 0			WP: 3 PB: 0 SB: 1 CS: 0		PA: 41	

	AB	36
	R	8
	H	13
	RBI	8
	BB	4
	SO	6
	LOB	11

PITCHER		IP	WLS	BF	H	R	ER	SO	BB	IBB	HBP	BLK	WP	HR	S	P	ERA	WHIP
Milt Pappas, R ERA: 4.02	(1, 1)	8.1	W	38	12	7	6	6	4	0	0	0	3	0	46	62	6.48	1.920
Jerry Walker, R ERA: 3.55	(9, 1)	0.2	S	3	1	1	1	0	0	0	0	0	0	1	3	3	13.50	1.500

PITCHER	IP	WLS	BF	H	R	ER	SO	BB	IBB	HBP	BLK	WP	HR	S	P	ERA	WHIP

BOTTOM

Washington Senators @ Baltimore Orioles

Memorial Stadium, Baltimore, MD

Thu Aug 18 1960, 7:05 PM EDT

Att. 12,374 - Unknown

livebaseballscorecards.com

Batter	1	2	3	4	5	6	7	8	9	AB	R	H	RBI	BB	SO	LOB
Jackie Brandt, R (1, 9) OBP: 0.330, SLG: 0.440	K		E 1B 2-H 3-H 1B	F3		SF8 2-3 3-H		FC5-4 1B		4	1	2	3	0	1	0
Jim Busby, R (1, 8) OBP: 0.319, SLG: 0.292	6-3		E6 BB 1B 1B 1-2	K		F3		FC5-4 1-2f		5	1	0	0	0	1	3
Brooks Robinson, R (1, 5) OBP: 0.344, SLG: 0.452	F8		BB 1B 1-2 2-H 1B	F8			1B			4	1	2	1	0	0	0
Jim Gentile, L (1, 3) OBP: 0.424, SLG: 0.540		3-1	1B 1B 1-2 2-3 BB		F8		L8			3	1	0	0	1	0	1
Ron Hansen, R (1, 6) OBP: 0.335, SLG: 0.454		K	1B WP 1-2 2-H 3-H 1B		F7		F7			4	1	1	2	0	1	1
Gus Triandos, R (1, 2) OBP: 0.335, SLG: 0.392 Gene Woodling, L (3, PH) OBP: 0.393, SLG: 0.394 Clint Courtney, L (4, 2) OBP: 0.370, SLG: 0.262		F8	WP 1B 1-3 2-H 1B		3-1		F9			1 1 2	0 1 0	0 1 0	0 1 0	0 0 0	0 0 0	0 0 1
Dave Nicholson, R (1, 7) OBP: 0.309, SLG: 0.389 Gene Stephens, L (3, PH) OBP: 0.316, SLG: 0.372 (4, 7)			SH2-4 BB 1B 1B F9 1-2 3-H			E1 SH3-4 BB SF8		HR		1 3	1 2	1 1	0 1	0 0	0 0	0 1
Marv Breeding, R (1, 4) OBP: 0.319, SLG: 0.336			SH2-4 1-2 1B BB 1B 2-H			SF8 SH3-4 1-2 BB		4-3		2	1	1	1	2	0	0
Milt Pappas, R (1, 1) OBP: 0.115, SLG: 0.104 Jerry Walker, S (9, 1) OBP: 0.389, SLG: 0.412			SH2-4 1-2 2-3 5-3			SH3-4 1-2 2-3		K		2 0	0 0	0 0	0 0	0 0	1 0	1 0
Inning Stats	R: 0 H: 0 E: 0 LOB: 0 K: 1 BB: 0 S: 5 P: 5	R: 0 H: 0 E: 0 LOB: 0 K: 1 BB: 0 S: 5 P: 5	R: 8 H: 6 E: 1 LOB: 1 K: 0 BB: 2 S: 10 P: 18	R: 0 H: 0 E: 0 LOB: 0 K: 1 BB: 0 S: 5 P: 5	R: 0 H: 0 E: 0 LOB: 0 K: 0 BB: 0 S: 3 P: 3	R: 1 H: 0 E: 1 LOB: 1 K: 0 BB: 1 S: 4 P: 8	R: 0 H: 1 E: 0 LOB: 1 K: 0 BB: 0 S: 4 P: 4	R: 1 H: 2 E: 0 LOB: 1 K: 1 BB: 0 S: 7 P: 7		1B: 8 SF: 1 2B: 0 SAC: 2 3B: 0 DP: 0 HR: 1 HBP: 0						

AB	32
R	10
H	9
RBI	9
BB	3
SO	4
LOB	8

PITCHER		IP	WLS	BF	H	R	ER	SO	BB	IBB	HBP	BLK	WP	HR	S	P	ERA	WHIP
Jack Kralick, L ERA: 3.92	(1, 1)	2.1	L	14	4	7	6	2	2	0	0	0	0	0	16	24	23.14	2.571
Rudy Hernandez, R ERA: 3.45	(3, 1)	3.2		15	2	2	0	1	1	0	0	0	1	0	16	20	0.00	0.818
Tom Morgan, R ERA: 3.97	(7, 1)	2.0		9	3	1	1	1	0	0	0	0	0	1	11	11	4.50	1.500

PITCHER	IP	WLS	BF	H	R	ER	SO	BB	IBB	HBP	BLK	WP	HR	S	P	ERA	WHIP

Batter	1	2	3	4	5	6	7	8	9	AB	R	H	RBI	BB	SO	LOB
Clete Boyer, R (1, 5) OBP: 0.313, SLG: 0.429	F9		5-3			4-3 2B		6-3		4	0	1	0	0	0	0
Tony Kubek, L (1, 6) OBP: 0.326, SLG: 0.419	4-3		F9			4-3 2-3		BB		3	0	0	0	1	0	1
Yogi Berra, L (1, 9) OBP: 0.372, SLG: 0.478	K			F2		4-3		6-3		4	0	0	0	0	1	2
Mickey Mantle, S (1, 8) OBP: 0.394, SLG: 0.555		F7		P6			G6-4-3 1B 1B		K	4	1	1	0	0	1	0
Bill Skowron, R (1, 3) OBP: 0.343, SLG: 0.559		K		K			1-2 G6-4-3 1B		4-3	4	0	1	0	0	2	0
Bob Cerv, R (1, 7) OBP: 0.342, SLG: 0.448		HR			P4		G6-4-3 1-2f 2-3		1-3	4	1	1	1	0	0	2
Johnny Blanchard, L (1, 2) OBP: 0.321, SLG: 0.415		BB			F8		3-H 1B			2	0	1	1	1	0	0
Bobby Richardson, R (1, 4) OBP: 0.300, SLG: 0.296 Gil McDougald, R (7, PH) OBP: 0.335, SLG: 0.396 (7, 4)	K2-3				6-3		L9			2 1	0 0	0 0	0 0	0 0	1 0	1 1
Art Ditmar, R (1, 1) OBP: 0.208, SLG: 0.216 Hector Lopez, R (8, PH) OBP: 0.355, SLG: 0.380 Ryne Duren, R (8, 1) Ralph Terry, R (8, 1) OBP: 0.088, SLG: 0.061			G3			K		F9		2 1 0 0	0 0 0 0	0 0 0 0	0 0 0 0	0 0 0 0	1 0 0 0	0 0 0 0
Inning Stats	R: 0 E: 0 K: 1 S: 5 H: 0 LOB: 0 BB: 0 P: 5	R: 1 E: 0 K: 2 S: 8 H: 1 LOB: 1 BB: 1 P: 12	R: 0 E: 0 K: 0 S: 3 H: 0 LOB: 0 BB: 0 P: 3	R: 0 E: 0 K: 1 S: 5 H: 0 LOB: 0 BB: 0 P: 5	R: 0 E: 0 K: 0 S: 3 H: 0 LOB: 0 BB: 0 P: 3	R: 0 E: 0 K: 1 S: 6 H: 1 LOB: 1 BB: 0 P: 6	R: 1 E: 0 K: 0 S: 5 H: 3 LOB: 1 BB: 0 P: 5	R: 0 E: 0 K: 0 S: 3 H: 0 LOB: 1 BB: 1 P: 7	R: 0 E: 0 K: 1 S: 5 H: 0 LOB: 0 BB: 0 P: 5	1B: 3 2B: 1 3B: 0 HR: 1	SF: 0 SAC: 0 DP: 1 HBP: 0					

PITCHER	IP	WLS	BF	H	R	ER	SO	BB	IBB	HBP	BLK	WP	HR	S	P	ERA	WHIP
Camilo Pascual, R (1, 1) ERA: 3.06	9.0	W	33	5	2	2	6	2	0	0	0	0	1	43	51	2.00	0.778

PITCHER	IP	WLS	BF	H	R	ER	SO	BB	IBB	HBP	BLK	WP	HR	S	P	ERA	WHIP

TOP

New York Yankees @ Washington Senators

Griffith Stadium, Washington, DC

Fri Aug 19 1960, 7:05 PM EDT
Att. 27,261 - Unknown

livebaseballscorecards.com

AB	31
R	2
H	5
RBI	2
BB	2
SO	6
LOB	7

PA: 33

WP: 0
PB: 0
SB: 0
CS: 0

BOTTOM

New York Yankees @ Washington Senators

Griffith Stadium, Washington, DC

Fri Aug 19 1960, 7:05 PM EDT

Att. 27,261 - Unknown

livebaseballscorecards.com

Batter	1	2	3	4	5	6	7	8	9	AB	R	H	RBI	BB	SO	LOB
Billy Gardner, R (1, 4) OBP: 0.327, SLG: 0.378	BBBB 4-0 1B BB		x 0-0 ① 4-3		SSS 0-3 ② K			BBBB 4-0 BB 1B FC6-2 BB		2	0	0	0	2	1	1
Lenny Green, L (1, 8) (9, 7) OBP: 0.358, SLG: 0.385	x 0-0 G1-4-3 1B 1-2		x 0-0 ② L4		x 0-0 ③ L9			x 0-0 FC6-2 BB 1B 1-2 1B		4	1	2	0	0	0	1
Harmon Killebrew, R (1, 3) OBP: 0.373, SLG: 0.523	SSS 0-3 ① K		x 0-0 ③ P4			x 0-0 HR		BBBB 4-0 FC6-2 1B 1-2 2-3 BB		3	2	1	1	1	1	2
Jim Lemon, R (1, 7) OBP: 0.370, SLG: 0.524 Dan Dobbek, L (9, 8) OBP: 0.313, SLG: 0.374	x 0-0 ②③ G1-4-3 1-2f			x 0-0 HR	SSS 0-3 ① K			x 0-0 ① FC6-2 1B 1-2 2-3 3-H		4	1	1	1	0	1	5
										0	0	0	0	0	0	0
Reno Bertoia, R (1, 5) OBP: 0.336, SLG: 0.373		x 0-0 ① 5-3		x 0-0 ① 5-3		x 0-0 ② 5-3		x 0-0 ② P4		4	0	0	0	0	0	3
Bob Allison, R (1, 9) OBP: 0.378, SLG: 0.431		BBBB 4-0 1B BB		SSS 0-3 ② K		x 0-0 ③ 5-3		x 0-0 1-2 2-H 3-H 1B		3	0	1	2	1	1	0
Earl Battey, R (1, 2) OBP: 0.342, SLG: 0.405		x 0-0 FC6 1B 1-3		x 0-0 ③ 6-3			x 0-0 ① L8	x 0-0 ③ F8		4	0	1	0	0	0	2
Jose Valdivielso, R (1, 6) OBP: 0.281, SLG: 0.254 Elmer Valo, L (7, PH) OBP: 0.385, SLG: 0.250 Billy Consolo, R (8, 6) OBP: 0.341, SLG: 0.336		x 0-0 ② F8			x 0-0 ① L8		x 0-0 ② G3			2	0	0	0	0	0	2
										1	0	0	0	0	0	0
										0	0	0	0	0	0	0
Camilo Pascual, R (1, 1) OBP: 0.269, SLG: 0.362		x 0-0 ③ FC6 1-2f			BBBB 4-0 BB		SSS 0-3 ③ K			2	0	0	0	1	1	2
Inning Stats	R: 0 H: 1 E: 0 LOB: 1 K: 1 BB: 1 S: 5 P: 9	R: 0 H: 1 E: 0 LOB: 2 K: 0 BB: 1 S: 4 P: 8	R: 0 H: 0 E: 0 LOB: 0 K: 0 BB: 0 S: 3 P: 3	R: 1 H: 1 E: 0 LOB: 0 K: 1 BB: 0 S: 6 P: 6	R: 0 H: 0 E: 0 LOB: 1 K: 1 BB: 1 S: 5 P: 9	R: 1 H: 1 E: 0 LOB: 0 K: 1 BB: 0 S: 6 P: 6	R: 0 H: 0 E: 0 LOB: 0 K: 1 BB: 0 S: 5 P: 5	R: 2 H: 2 E: 0 LOB: 2 K: 0 BB: 2 S: 5 P: 13		1B: 4 SF: 0 2B: 0 SAC: 0 3B: 0 DP: 1 HR: 2 HBP: 0						

	AB	29
	R	4
	H	6
	RBI	4
	BB	5
	SO	5
	LOB	18

WP: 0 PA: 34
PB: 0
SB: 0
CS: 0

PITCHER		IP	WLS	BF	H	R	ER	SO	BB	IBB	HBP	BLK	WP	HR	S	P	ERA	WHIP
Art Ditmar, R ERA: 3.05	(1, 1)	7.0		27	4	2	2	5	3	0	0	0	0	2	34	46	2.57	1.000
Ryne Duren, R ERA: 5.06	(8, 1)	0.0	L	2	1	2	2	0	1	0	0	0	0	0	1	5	∞	∞
Ralph Terry, R ERA: 4.58	(8, 1)	1.0		5	1	0	0	0	1	0	0	0	0	0	4	8	0.00	2.000

PITCHER	IP	WLS	BF	H	R	ER	SO	BB	IBB	HBP	BLK	WP	HR	S	P	ERA	WHIP

Batter	1	2	3	4	5	6	7	8	9	10	11	AB	R	H	RBI	BB	SO	LOB
Bob Cerv, R (1, 7) OBP: 0.338, SLG: 0.441	F9			F6		1B			F7	6-3	6-3	6	0	1	0	0	0	0
Tony Kubek, L (1, 6) OBP: 0.325, SLG: 0.416	L7			F8		F7			F5	1B		5	0	1	0	0	0	1
Yogi Berra, L (1, 9) OBP: 0.372, SLG: 0.477	K			1B			1-3		1B E	L9		5	1	2	0	0	1	1
Mickey Mantle, S (1, 8) OBP: 0.396, SLG: 0.557		BBB 4-0 CS BB		F2			K		E 1-3 2B 1B		HR 2B	4	2	2	0	1	1	1
Bill Skowron, R (1, 3) OBP: 0.342, SLG: 0.562		L9			F9		F9		E6 2B 1-3 E 3-H		HR 2-H	5	2	1	2	0	0	2
Johnny Blanchard, L (1, 2) OBP: 0.322, SLG: 0.411 Joe Demaestri, R (8, PR) OBP: 0.208, SLG: 0.250 Elston Howard, R (8, 2) OBP: 0.308, SLG: 0.384		L9			K	1B		1B	E6 1-H HR 2B 3-H		BB 2B 1B	3 0 2	0 0 2	1 0 2	0 0 1	1 0 0	0 0 0	1 0 0
Clete Boyer, R (1, 5) OBP: 0.311, SLG: 0.436		CS 1-2	F8		4-3			B1	HR 2-H		F9	5	1	1	2	0	0	2
Bobby Richardson, R (1, 4) OBP: 0.299, SLG: 0.295 Gil McDougald, R (8, PH) OBP: 0.338, SLG: 0.397 (8, 4)			6-3			G1		G5-4-3 1-3 1B	5-3		BBBB 2B 1-2 BB	2 2	0 1	0 1	0 0	0 1	0 0	0 0
Bob Turley, R (1, 1) OBP: 0.119, SLG: 0.122 Hector Lopez, R (8, PH) OBP: 0.304, SLG: 0.379 Bill Stafford, R (8, 1) Bobby Shantz, R (9, 1) OBP: 0.200, SLG: 0.111 Eli Grba, R (9, 1) OBP: 0.300, SLG: 0.222 Kent Hadley, L (11, PH) OBP: 0.271, SLG: 0.422 Duke Maas, R (11, 1)			K			K		G5-4-3 1-2f		F7	2B 1-H 2-H	2 1 0 0 1 1 0	0 0 0 0 0 0 0	0 0 0 0 0 1 0	0 0 0 0 0 2 0	0 0 0 0 0 0 0	2 0 0 0 0 0 0	0 2 0 0 0 0 0
Inning Stats	R: 0 H: 0 E: 0 LOB: 0 K: 1 BB: 0 S: 5 P: 5	R: 0 H: 0 E: 0 LOB: 0 K: 0 BB: 1 S: 2 P: 6	R: 0 H: 0 E: 0 LOB: 0 K: 1 BB: 0 S: 5 P: 5	R: 0 H: 1 E: 0 LOB: 1 K: 0 BB: 0 S: 4 P: 4	R: 0 H: 0 E: 0 LOB: 0 K: 1 BB: 0 S: 5 P: 5	R: 0 H: 1 E: 0 LOB: 1 K: 1 BB: 0 S: 6 P: 6	R: 0 H: 0 E: 0 LOB: 0 K: 1 BB: 0 S: 5 P: 5	R: 0 H: 2 E: 0 LOB: 2 K: 0 BB: 0 S: 4 P: 4	R: 5 H: 4 E: 2 LOB: 0 K: 0 BB: 0 S: 8 P: 8	R: 0 H: 1 E: 0 LOB: 0 K: 0 BB: 0 S: 4 P: 4	R: 4 H: 4 E: 0 LOB: 0 K: 0 BB: 1 S: 6 P: 10	1B: 8 SF: 0 2B: 3 SAC: 0 3B: 0 DP: 1 HR: 2 HBP: 0						

PITCHER		IP	WLS	BF	H	R	ER	SO	BB	IBB	HBP	BLK	WP	HR	S	P	ERA	WHIP
Pedro Ramos, R ERA: 3.69	(1, 1)	8.2		33	7	4	0	5	1	0	0	0	0	0	42	46	0.00	0.923
Ray Moore, R ERA: 3.68	(9, 1)	0.1		2	1	1	0	0	0	0	0	0	0	1	2	2	0.00	3.000
Chuck Stobbs, L ERA: 4.46	(10, 1)	1.0	L	7	4	3	3	0	0	0	0	0	0	1	7	7	27.00	4.000
Tex Clevenger, R ERA: 3.97	(11, 1)	1.0		4	1	1	1	0	1	0	0	0	0	0	3	7	9.00	2.000

PITCHER	IP	WLS	BF	H	R	ER	SO	BB	IBB	HBP	BLK	WP	HR	S	P	ERA	WHIP

TOP

New York Yankees @ Washington Senators

Griffith Stadium, Washington, DC

Sat Aug 20 1960, 3:33 AM EDT
Att. 21,704 - Unknown

livebaseballscorecards.com

AB	44
R	9
H	13
RBI	7
BB	2
SO	5
LOB	10

WP: 0 PA: 47
PB: 0
SB: 0
CS: 1

New York Yankees @ Washington Senators

Griffith Stadium, Washington, DC

Sat Aug 20 1960, 3:33 AM EDT

Att. 21,704 - Unknown

livebaseballscorecards.com

BOTTOM

Batter	1	2	3	4	5	6	7	8	9	10	11	AB	R	H	RBI	BB	SO	LOB
Billy Gardner, R (1, 4) OBP: 0.329, SLG: 0.385	K		K			HR		6-3	WP 1B		1-2 BB	5	1	2	1	1	2	0
Lenny Green, L (1, 8) (9, 7) OBP: 0.365, SLG: 0.398	3B			S 1B		4-3		PB 1B	1-2 BB		G3	5	0	3	0	1	0	2
Harmon Killebrew, R (1, 3) OBP: 0.370, SLG: 0.516	K			K		BB		K	F9			4	0	0	0	1	3	5
Jim Lemon, R (1, 7) OBP: 0.367, SLG: 0.519	K			6-3 1-3		K		5-3 1-2		4-3		4	0	0	0	0	2	4
Dan Dobbek, L (9, 8) OBP: 0.311, SLG: 0.373												1	0	0	0	0	0	0
Bob Allison, R (1, 9) OBP: 0.376, SLG: 0.428		K		2-3		5-3			4-3 1B 1B	K		5	1	1	0	0	2	2
Reno Bertoia, R (1, 5) OBP: 0.334, SLG: 0.371		5-3			F8		1B		4-3 1-2	F9		5	0	1	0	0	0	1
Earl Battey, R (1, 2) OBP: 0.345, SLG: 0.415		K			HR		FC4-6 BB		HR 2-H 1B		4-3	4	2	2	2	1	1	0
Jose Valdivielso, R (1, 6) OBP: 0.278, SLG: 0.251			K		4-3		FC4-6 1-2f		F5		BB 1B	3	0	0	0	0	1	1
Elmer Valo, L (9, PH) OBP: 0.379, SLG: 0.245												1	0	0	0	0	0	1
Chuck Stobbs, L (10, 1) OBP: 0.167, SLG: 0.048												0	0	0	0	0	0	0
Tex Clevenger, R (11, 1) OBP: 0.200, SLG: 0.111												0	0	0	0	0	0	0
Julio Becquer, L (11, PH) OBP: 0.283, SLG: 0.399												1	0	1	0	0	0	0
Pedro Ramos, S (1, 1) OBP: 0.143, SLG: 0.258			K		K		F7		1-H HR		K	3	0	0	0	0	2	1
Ray Moore, R (9, 1) OBP: 0.067, SLG: 0.067												0	0	0	0	0	0	0
Pete Whisenant, R (9, PH) OBP: 0.308, SLG: 0.356												1	1	1	2	0	0	0
Billy Consolo, R (10, 6) OBP: 0.341, SLG: 0.336												0	0	0	0	0	0	0
Faye Throneberry, L (11, PH) OBP: 0.325, SLG: 0.326												1	0	0	0	1	1	
Inning Stats	R: 0 H: 1 E: 0 LOB: 1 K: 3 BB: 0 S: 10 P: 10	R: 0 H: 0 E: 0 LOB: 0 K: 2 BB: 0 S: 7 P: 7	R: 0 H: 0 E: 0 LOB: 0 K: 3 BB: 0 S: 9 P: 9	R: 0 H: 1 E: 0 LOB: 1 K: 1 BB: 0 S: 6 P: 6	R: 1 H: 0 E: 0 LOB: 0 K: 1 BB: 0 S: 6 P: 6	R: 1 H: 1 E: 0 LOB: 1 K: 1 BB: 1 S: 6 P: 10	R: 0 H: 1 E: 0 LOB: 1 K: 0 BB: 1 S: 3 P: 7	R: 0 H: 1 E: 0 LOB: 1 K: 1 BB: 0 S: 6 P: 6	R: 3 H: 4 E: 0 LOB: 2 K: 0 BB: 1 S: 7 P: 11	R: 0 H: 0 E: 0 LOB: 0 K: 1 BB: 0 S: 5 P: 5	R: 0 H: 1 E: 0 LOB: 2 K: 1 BB: 1 S: 6 P: 10	1B: 7 SF: 0 2B: 0 SAC: 0 3B: 1 DP: 0 HR: 3 HBP: 0						

	AB	43
	R	5
	H	11
	RBI	5
	BB	4
	SO	14
	LOB	18

WP: 1 PA: 47
PB: 1
SB: 2
CS: 0

PITCHER		IP	WLS	BF	H	R	ER	SO	BB	IBB	HBP	BLK	WP	HR	S	P	ERA	WHIP
Bob Turley, R ERA: 3.52	(1, 1)	7.0		27	5	2	2	11	2	0	0	0	0	2	47	55	2.57	1.000
Bill Stafford, R ERA: 4.7	(8, 1)	1.1		7	3	2	2	1	0	0	0	0	0	0	9	9	13.50	2.250
Bobby Shantz, L ERA: 2.03	(9, 1)	0.1		2	1	1	1	0	0	0	0	0	0	1	2	2	27.00	3.000
Eli Grba, R ERA: 3.9	(9, 1)	1.1	W	6	1	0	0	1	1	0	0	0	1	0	7	11	0.00	1.500
Duke Maas, R ERA: 4.56	(11, 1)	1.0	S	5	1	0	0	1	1	0	0	0	0	0	6	10	0.00	2.000

PITCHER	IP	WLS	BF	H	R	ER	SO	BB	IBB	HBP	BLK	WP	HR	S	P	ERA	WHIP

Batter	1	2	3	4	5	6	7	8	9	AB	R	H	RBI	BB	SO	LOB
Bob Cery, R (1, 7) OBP: 0.340, SLG: 0.446	F9		SF8 3B		F4		FC6-4 1-2 2-3 BB		6-3	4	1	1	0	1	0	1
Tony Kubek, L (1, 6) OBP: 0.324, SLG: 0.416	2B 2B		F9		F8		FC6-4 G6-4-3 1-2f 2-3 3-H		4-3	5	1	1	1	0	0	4
Yogi Berra, L (1, 9) OBP: 0.371, SLG: 0.479	4-3 2-H 2B		SF8 3-H			F7	G6-4-3 1-2f			3	0	1	2	0	0	2
Mickey Mantle, S (1, 8) OBP: 0.397, SLG: 0.556	4-3 2-3		K			FC5-4 BB		G5-4-3 1B		3	0	1	0	1	1	1
Bill Skowron, R (1, 3) OBP: 0.343, SLG: 0.560	BB			1B 1B		FC5-4 1-2f 2B		G5-4-3 1-2f		3	1	1	0	1	0	2
Johnny Blanchard, L (1, 2) OBP: 0.323, SLG: 0.424	4-3			F8		2B 1-H		1B		3	0	1	1	0	0	3
Elston Howard, R (8, PH) (8, 2) OBP: 0.311, SLG: 0.386										1	0	1	0	0	0	0
Clete Boyer, R (1, 5) OBP: 0.310, SLG: 0.433		K		G1-6-3 1-3 1B		5-3		F4		4	0	1	0	0	1	2
Bobby Richardson, R (1, 4) OBP: 0.300, SLG: 0.295		F3		G1-6-3 1-2f			BB SH FC6-4 1B		5-3 BB	3	1	1	0	1	0	2
Whitey Ford, L (1, 1) OBP: 0.275, SLG: 0.163		L8			K		SH FC6-4 BB 1-2		5-3 1-2	2	0	0	0	0	1	0
Jim Coates, R (6, 1) OBP: 0.318, SLG: 0.341										0	0	0	0	0	0	0
Luis Arroyo, L (6, 1)										0	0	0	0	0	0	0
Kent Hadley, L (7, PH) OBP: 0.271, SLG: 0.422										0	0	0	0	0	0	0
Hector Lopez, R (7, PH) OBP: 0.354, SLG: 0.379										0	0	0	0	0	0	0
Bobby Shantz, R (7, 1) OBP: 0.200, SLG: 0.111										0	0	0	0	0	0	0
Gil McDougald, R (9, PH) OBP: 0.337, SLG: 0.395										1	0	0	0	0	0	1

TOP

New York Yankees @ Washington Senators

Griffith Stadium, Washington, DC

Sun Aug 21 1960, 3:33 AM EDT

Att. 22,664 - Unknown

livebaseballscorecards.com

AB	32
R	4
H	9
RBI	4
BB	4
SO	3
LOB	18

Inning Stats	1	2	3	4	5	6	7	8	9	1B: 5	SF: 1	WP: 0	PA: 38
R:	1	0	1	0	0	1	1	0	0	2B: 3	SAC: 1	PB: 0	
E:	0	0	0	0	0	1	1	0	0	3B: 1	DP: 3	SB: 0	
K:	0	1	1	0	1	0	0	0	0	HR: 0	HBP: 0	CS: 0	
S:	5	5	6	4	5	4	4	4	3				
H:	2	0	1	2	0	1	1	2	0				
LOB:	2	0	0	1	0	1	1	1	1				
BB:	1	0	0	0	0	1	1	0	1				
P:	9	5	6	4	5	8	8	4	7				

PITCHER		IP	WLS	BF	H	R	ER	SO	BB	IBB	HBP	BLK	WP	HR	S	P	ERA	WHIP
Don Lee, R ERA: 3.84	(1, 1)	6.0		26	7	4	3	3	2	0	0	0	0	0	30	38	4.50	1.500
Hal Woodeshick, L ERA: 4.13	(7, 1)	2.0	W	9	2	0	0	0	2	0	0	0	0	0	7	15	0.00	2.000
Camilo Pascual, R ERA: 3.04	(9, 1)	1.0	S	3	0	0	0	0	0	0	0	0	0	0	3	3	0.00	0.000

PITCHER	IP	WLS	BF	H	R	ER	SO	BB	IBB	HBP	BLK	WP	HR	S	P	ERA	WHIP

Batter	1	2	3	4	5	6	7	8	9	AB	R	H	RBI	BB	SO	LOB
Pete Whisenant, R (1, 8) OBP: 0.314, SLG: 0.365	F9		PO 2B 2-H			BBBB 4-0 BB HR BB		6-3		3	1	1	1	1	0	0
Billy Gardner, R (1, 4) OBP: 0.331, SLG: 0.385	5-3		PO 2-3	BB 1B		BBBB 4-0 HR BB 1-2		6-3		3	1	1	0	1	0	0
Harmon Killebrew, R (1, 3) OBP: 0.372, SLG: 0.524	5-3			SSS 0-3 K		0-0 HR BB 1-H 2-H		BBBB 4-0 HR BB		3	2	1	3	1	1	1
Jim Lemon, R (1, 7) OBP: 0.368, SLG: 0.526 Lenny Green, L (9, 7) OBP: 0.365, SLG: 0.398		G6-4-3 1B		SSS 0-3 K		SSS 0-3 K		0-0 HR 1-H		4 0	1 0	2 0	2 0	0 0	2 0	1 0
Bob Allison, R (1, 9) OBP: 0.377, SLG: 0.435		SSS 0-3 K		BBBB 4-0 BB 1-2		0-0 F5		0-0 HR		3	1	1	1	1	1	1
Reno Bertoia, R (1, 5) OBP: 0.331, SLG: 0.366		G6-4-3 1-2f		0-0 F8		0-0 5-3		SSS 0-3 K		4	0	0	0	0	1	3
Earl Battey, R (1, 2) OBP: 0.345, SLG: 0.414			4-3		G4-6-3 1B		F7			3	0	1	0	0	0	0
Jose Valdivielso, R (1, 6) OBP: 0.282, SLG: 0.253			BBBB 4-0 SH1-4 2B BB		G4-6-3 1-2f		G1-6-4 1B			2	1	1	0	1	0	1
Don Lee, R (1, 1) OBP: 0.212, SLG: 0.241 Hal Woodeshick, R (7, 1) OBP: 0.133, SLG: 0.071 Camilo Pascual, R (9, 1) OBP: 0.269, SLG: 0.362			SH1-4 1-2		F7		G1-6-4 1-2f			1 1 0	0 0 0	0 0 0	0 0 0	0 0 0	0 0 0	0 1 0
Inning Stats	R: 0 H: 0 E: 0 LOB: 0 K: 0 BB: 0 S: 3 P: 3	R: 0 H: 1 E: 0 LOB: 0 K: 1 BB: 0 S: 5 P: 5	R: 1 H: 1 E: 0 LOB: 0 K: 0 BB: 1 S: 3 P: 7	R: 0 H: 1 E: 0 LOB: 2 K: 2 BB: 1 S: 8 P: 12	R: 0 H: 1 E: 0 LOB: 0 K: 0 BB: 0 S: 3 P: 3	R: 3 H: 1 E: 0 LOB: 0 K: 1 BB: 2 S: 6 P: 14	R: 0 H: 1 E: 0 LOB: 0 K: 0 BB: 0 S: 3 P: 3	R: 3 H: 2 E: 0 LOB: 0 K: 1 BB: 1 S: 7 P: 11		1B: 4 SF: 0 2B: 1 SAC: 1 3B: 0 DP: 3 HR: 3 HBP: 0						WP: 0 PA: 34 PB: 0 SB: 0 CS: 0

PITCHER		IP	WLS	BF	H	R	ER	SO	BB	IBB	HBP	BLK	WP	HR	S	P	ERA	WHIP
Whitey Ford, L ERA: 2.59	(1, 1)	5.0		18	4	1	1	3	2	0	0	0	0	0	22	30	1.80	1.200
Jim Coates, R ERA: 5.18	(6, 1)	0.0		2	0	2	2	0	2	0	0	0	0	0	0	8	∞	∞
Luis Arroyo, L ERA: 1.71	(6, 1)	1.0		4	1	1	1	1	0	0	0	0	0	1	6	6	9.00	1.000
Bobby Shantz, L ERA: 2.44	(7, 1)	2.0	L	9	3	3	3	1	1	0	0	0	0	2	10	14	13.50	2.000

PITCHER	IP	WLS	BF	H	R	ER	SO	BB	IBB	HBP	BLK	WP	HR	S	P	ERA	WHIP

BOTTOM

New York Yankees @ Washington Senators

Griffith Stadium, Washington, DC

Sun Aug 21 1960, 3:33 AM EDT

Att. 22,664 - Unknown

livebaseballscorecards.com

AB	27
R	7
H	8
RBI	7
BB	5
SO	5
LOB	8

Batter	1	2	3	4	5	6	7	8	9	AB	R	H	RBI	BB	SO	LOB
Bill Tuttle, R (1, 8) OBP: 0.321, SLG: 0.329	6-3		FC6-4 2-H 1B		F8			F8		4	0	1	1	0	0	1
Jerry Lumpe, L (1, 4) OBP: 0.315, SLG: 0.352	P2		FC6-4 1-2f		K			4-3		4	0	0	0	0	1	2
Andy Carey, R (1, 5) OBP: 0.286, SLG: 0.442	F3			P6		F7		F8		4	0	0	0	0	0	0
Dick Williams, R (1, 3) OBP: 0.343, SLG: 0.426		6-3		E4 2B FC6-2		F8			1B	4	0	1	0	0	0	0
Norm Siebern, L (1, 7) OBP: 0.379, SLG: 0.508		F7		FC6-2 1-3 2B		F7			F7	4	0	1	0	0	0	1
Hank Bauer, R (1, 9) OBP: 0.324, SLG: 0.366		6-3		FC6-2 2-3 3-H			G5-4-3 1B		F7	4	0	1	0	0	0	3
Pete Daley, R (1, 2) OBP: 0.286, SLG: 0.375			4-3	L8			G5-4-3 1-2f		P4	4	0	0	0	0	0	4
Ken Hamlin, R (1, 6) OBP: 0.307, SLG: 0.272			1B 2B		F9					3	1	2	0	0	0	0
Dick Hall, R (1, 1) OBP: 0.174, SLG: 0.136			F8		1B		K			3	0	1	0	0	1	2
Inning Stats	R: 0 E: 0 K: 0 S: 3 H: 0 LOB: 0 BB: 0 P: 3	R: 0 E: 0 K: 0 S: 3 H: 0 LOB: 0 BB: 0 P: 3	R: 1 E: 0 K: 0 S: 5 H: 2 LOB: 1 BB: 0 P: 5	R: 0 E: 1 K: 0 S: 5 H: 1 LOB: 2 BB: 0 P: 5	R: 0 E: 0 K: 1 S: 6 H: 1 LOB: 1 BB: 0 P: 6	R: 0 E: 0 K: 0 S: 3 H: 0 LOB: 0 BB: 0 P: 3	R: 0 E: 0 K: 1 S: 6 H: 2 LOB: 1 BB: 0 P: 6	R: 0 E: 0 K: 0 S: 3 H: 0 LOB: 0 BB: 0 P: 3	R: 0 E: 0 K: 0 S: 4 H: 1 LOB: 1 BB: 0 P: 4	1B: 5 2B: 2 3B: 0 HR: 0 SF: 0 SAC: 0 DP: 1 HBP: 0						

PITCHER	IP	WLS	BF	H	R	ER	SO	BB	IBB	HBP	BLK	WP	HR	S	P	ERA	WHIP
Jack Kralick, L (1, 1) ERA: 3.64	9.0	W	34	7	1	1	2	0	0	0	0	0	0	38	38	1.00	0.778

PITCHER	IP	WLS	BF	H	R	ER	SO	BB	IBB	HBP	BLK	WP	HR	S	P	ERA	WHIP

TOP

Kansas City Athletics @ Washington Senators
Griffith Stadium, Washington, DC
Tue Aug 23 1960, 7:05 PM EDT
Att. 8,591 - Unknown

livebaseballscorecards.com

AB	34
R	1
H	7
RBI	1
BB	0
SO	2
LOB	13

Batter	1	2	3	4	5	6	7	8	9	AB	R	H	RBI	BB	SO	LOB
Billy Gardner, R (1, 4) OBP: 0.328, SLG: 0.381	F7		K		F2		FC3-6 (1-2f)			4	0	0	0	0	1	5
Lenny Green, L (1, 8) OBP: 0.360, SLG: 0.391	F5		P4			E4 HR	P6			4	1	0	0	0	0	3
Harmon Killebrew, R (1, 3) OBP: 0.370, SLG: 0.530	F2			K		1-H HR	F8			4	1	1	2	0	1	1
Jim Lemon, R (1, 7) OBP: 0.365, SLG: 0.521		K		K		K		F8		4	0	0	0	0	3	0
Bob Allison, R (1, 9) OBP: 0.376, SLG: 0.431		F7		6-3		4-0 1B BB		K		3	0	0	0	1	1	0
Reno Bertoia, R (1, 5) OBP: 0.332, SLG: 0.377		F9			F9	1-2 1B		IHR		4	1	2	1	0	0	0
Earl Battey, R (1, 2) OBP: 0.347, SLG: 0.415			1B SH3 1B		2B 1B	F8		K		4	0	2	0	0	1	2
Jose Valdivielso, R (1, 6) OBP: 0.282, SLG: 0.253			SH3 (1-2)		2B (1-3)	K				0	0	0	0	0	0	0
Elmer Valo, L (5, PH) OBP: 0.388, SLG: 0.280										1	0	1	0	0	0	0
Billy Consolo, R (5, PR) OBP: 0.339, SLG: 0.333										1	0	0	0	0	1	2
(6, 6)																
Jack Kralick, L (1, 1) OBP: 0.231, SLG: 0.130			1B (2-3)		F7		BB FC3-6			2	0	1	0	1	0	2
Inning Stats	R: 0 E: 0 K: 0 S: 3 H: 0 LOB: 0 BB: 0 P: 3	R: 0 E: 0 K: 1 S: 5 H: 0 LOB: 0 BB: 0 P: 5	R: 0 E: 0 K: 1 S: 7 H: 2 LOB: 2 BB: 0 P: 7	R: 0 E: 0 K: 2 S: 7 H: 0 LOB: 0 BB: 0 P: 7	R: 0 E: 0 K: 0 S: 5 H: 2 LOB: 2 BB: 0 P: 5	R: 2 E: 1 K: 2 S: 10 H: 2 LOB: 2 BB: 1 P: 14	R: 0 E: 0 K: 0 S: 3 H: 0 LOB: 1 BB: 1 P: 7	R: 1 E: 0 K: 2 S: 8 H: 1 LOB: 0 BB: 0 P: 8		1B: 4 2B: 1 3B: 0 HR: 2	SF: 0 SAC: 1 DP: 0 HBP: 0						

PITCHER	IP	WLS	BF	H	R	ER	SO	BB	IBB	HBP	BLK	WP	HR	S	P	ERA	WHIP
Dick Hall, R (1, 1) ERA: 4.03	8.0	L	34	7	3	2	8	2	0	0	0	0	1	48	56	2.25	1.125

PITCHER	IP	WLS	BF	H	R	ER	SO	BB	IBB	HBP	BLK	WP	HR	S	P	ERA	WHIP

BOTTOM

Kansas City Athletics @ Washington Senators
Griffith Stadium, Washington, DC
Tue Aug 23 1960, 7:05 PM EDT
Att. 8,591 - Unknown

livebaseballscorecards.com

AB	31
R	3
H	7
RBI	3
BB	2
SO	8
LOB	15

WASHINGTON SENATORS

1B: 4	SF: 0	WP: 0	PA: 34
2B: 1	SAC: 1	PB: 0	
3B: 0	DP: 0	SB: 0	
HR: 2	HBP: 0	CS: 0	

Batter	1	2	3	4	5	6	7	8	9	AB	R	H	RBI	BB	SO	LOB
Russ Snyder, L (1, 9) OBP: 0.310, SLG: 0.363	4-3		5-3		E7 1-H 3-H		1B 1-2 2-3		F8	5	1	2	1	0	0	0
Jerry Lumpe, L (1, 4) Hank Bauer, R (7, PH) Bob Johnson, R (7, 4) OBP: 0.315, SLG: 0.352 OBP: 0.327, SLG: 0.369 OBP: 0.317, SLG: 0.221	K			4-3	1B 3-H		1B 1-3 2-H 3-H		BB	3 1 0	0 0 0	1 1 0	1 2 0	0 0 1	1 0 0	0 0 0
Andy Carey, R (1, 5) OBP: 0.284, SLG: 0.433	BB			6-3	K		K		F2	4	0	0	0	1	2	4
Norm Siebern, L (1, 7) OBP: 0.376, SLG: 0.504	4-3			4-3		4-3	P4			4	0	0	0	0	0	3
Marv Throneberry, L (1, 3) OBP: 0.308, SLG: 0.448		FC6-4 BB			1B E	4-3		K		3	1	1	0	1	1	0
Danny Kravitz, L (1, 2) OBP: 0.281, SLG: 0.395		FC6-4 G4-6-3 1-2f			E 1B 1-3	F9		K		4	1	1	0	0	1	1
Bill Tuttle, R (1, 8) OBP: 0.323, SLG: 0.331		G4-6-3 1-2f			K		FC3-5 1B	FC6-4		4	0	2	0	0	1	3
Ken Hamlin, R (1, 6) OBP: 0.307, SLG: 0.272			K		K		1B FC3-5 1B 1-2	FC6-4 1-2f		4	1	1	0	0	2	3
Johnny Kucks, R (1, 1) Ray Herbert, R (8, 1) OBP: 0.174, SLG: 0.136 OBP: 0.274, SLG: 0.250			L9		E5 1B 1-3 E 3-H		FC3-5 1B 1-2 2-3		K	3 1	2 0	0 0	0 0	0 0	0 1	3 0
Inning Stats	R: 0 E: 0 K: 1 S: 5 H: 0 LOB: 1 BB: 1 P: 9	R: 0 E: 0 K: 0 S: 2 H: 0 LOB: 0 BB: 1 P: 6	R: 0 E: 0 K: 1 S: 5 H: 0 LOB: 0 BB: 0 P: 5	R: 0 E: 0 K: 0 S: 3 H: 0 LOB: 0 BB: 0 P: 3	R: 4 E: 2 K: 3 S: 14 H: 4 LOB: 1 BB: 0 P: 14	R: 0 E: 0 K: 0 S: 3 H: 0 LOB: 0 BB: 0 P: 3	R: 2 E: 0 K: 1 S: 9 H: 4 LOB: 2 BB: 0 P: 9	R: 0 E: 0 K: 2 S: 8 H: 1 LOB: 1 BB: 0 P: 8	R: 0 E: 0 K: 1 S: 5 H: 0 LOB: 1 BB: 1 P: 9	1B: 9 2B: 0 3B: 0 HR: 0 SF: 0 SAC: 0 DP: 1 HBP: 0						

TOP

Kansas City Athletics @ Washington Senators
Griffith Stadium, Washington, DC
Wed Aug 24 1960, 7:05 PM EDT
Att. 10,046 - Unknown

livebaseballscorecards.com

AB	36
R	6
H	9
RBI	4
BB	3
SO	9
LOB	17

PITCHER		IP	WLS	BF	H	R	ER	SO	BB	IBB	HBP	BLK	WP	HR	S	P	ERA	WHIP
Camilo Pascual, R ERA: 3.03	(1, 1)	6.1	L	28	7	6	2	5	2	0	0	0	0	0	36	44	2.84	1.421
Hal Woodeshick, L ERA: 4.06	(7, 1)	1.2		7	2	0	0	3	0	0	0	0	0	0	13	13	0.00	1.200
Tex Clevenger, R ERA: 3.93	(9, 1)	1.0		4	0	0	0	1	1	0	0	0	0	0	5	9	0.00	1.000

PITCHER	IP	WLS	BF	H	R	ER	SO	BB	IBB	HBP	BLK	WP	HR	S	P	ERA	WHIP

BOTTOM

Kansas City Athletics @ Washington Senators

Griffith Stadium, Washington, DC

Wed Aug 24 1960, 7:05 PM EDT

Att. 10,046 - Unknown

Batter	1	2	3	4	5	6	7	8	9	AB	R	H	RBI	BB	SO	LOB
Billy Gardner, R (1, 4) OBP: 0.331, SLG: 0.384	BBBB 4-0 2B BB		x 0-0 ② F2			x 0-0 G3 1B 2B		BBBB 4-0 BB		2	2	1	0	2	0	0
Lenny Green, L (1, 8) OBP: 0.358, SLG: 0.393	x 0-0 S 1-H 1B 2B		x 0-0 ③ L9			x 0-0 ② G3 2-3		x 0-0 ② P5		4	1	1	1	0	0	3
Harmon Killebrew, R (1, 3) OBP: 0.374, SLG: 0.531	x 0-0 G6-4-3 2-H 1B			BBBB 4-0 G5-4-3 BB		x 0-0 PB 3-H 1B		x 0-0 ③ F9		3	0	2	2	1	0	2
Jim Lemon, R (1, 7) OBP: 0.364, SLG: 0.518	x 0-0 ①② G6-4-3 1-2f			x 0-0 ① L5		x 0-0 ③ F8 1-2			x 0-0 4-3 E 1B 1B	4	1	1	0	0	0	3
Bob Allison, R (1, 9) OBP: 0.373, SLG: 0.427	x 0-0 ③ 6-3			x 0-0 ②③ G5-4-3 1-2f			x 0-0 ① 5-3		x 0-0 ① F8	4	0	0	0	0	0	2
Reno Bertoia, R (1, 5) OBP: 0.332, SLG: 0.375		x 0-0 ① 5-3			SSS 0-3 ① K		x 0-0 ② 4-3		x 0-0 E 4-3 1-2 1B	4	0	1	0	0	1	0
Earl Battey, R (1, 2) OBP: 0.343, SLG: 0.410		x 0-0 ② 1-3			x 0-0 ② P2		x 0-0 ③ F2		x 0-0 ② 4-3 1-2 2-3	4	0	0	0	0	0	2
Jose Valdivielso, R (1, 6) OBP: 0.280, SLG: 0.251 Elmer Valo, L (8, PH) OBP: 0.397, SLG: 0.280 Pedro Ramos, S (8, PR) OBP: 0.143, SLG: 0.258 Tex Clevenger, R (9, 1) OBP: 0.200, SLG: 0.111 Julio Becquer, L (9, PH) OBP: 0.282, SLG: 0.398		x 0-0 ③ F3			x 0-0 ③ 6-3			BBBB 4-0 4-3 BB	x 0-0 E3 2-3 3-H	2 0 0 0 1	0 0 0 0 0	0 0 0 0 0	0 1 0 0 0	0 0 0 0 0	0 0 0 0 0	0 0 0 0 1
Camilo Pascual, R (1, 1) OBP: 0.259, SLG: 0.347 Hal Woodeshick, R (7, 1) OBP: 0.133, SLG: 0.071 Faye Throneberry, L (8, PH) OBP: 0.323, SLG: 0.324 Billy Consolo, R (9, 6) OBP: 0.339, SLG: 0.333 Dan Dobbek, L (9, PH) OBP: 0.310, SLG: 0.371			x 0-0 ① 1-3			x 0-0 ① L8		x 0-0 ① 4-3 1-2	SSS 0-3 ③ K	2 0 1 0 1	0 0 0 0 0	0 0 0 0 1	0 0 0 0 2	0 0 0 0 0	0 0 1 0 1	0 0 1 0 2
Inning Stats	R: 2 E: 0 K: 0 S: 4 — H: 2 LOB: 0 BB: 1 P: 8	R: 0 E: 0 K: 0 S: 3 — H: 0 LOB: 0 BB: 0 P: 3	R: 0 E: 0 K: 0 S: 3 — H: 0 LOB: 0 BB: 0 P: 3	R: 0 E: 0 K: 0 S: 2 — H: 0 LOB: 0 BB: 1 P: 6	R: 0 E: 0 K: 1 S: 5 — H: 0 LOB: 0 BB: 0 P: 5	R: 1 E: 0 K: 0 S: 5 — H: 2 LOB: 1 BB: 0 P: 5	R: 0 E: 0 K: 0 S: 3 — H: 0 LOB: 0 BB: 0 P: 3	R: 0 E: 0 K: 0 S: 3 — H: 0 LOB: 2 BB: 2 P: 11	R: 1 E: 1 K: 1 S: 8 — H: 2 LOB: 2 BB: 0 P: 8	1B: 4 2B: 2 3B: 0 HR: 0	SF: 0 SAC: 0 DP: 2 HBP: 0						

PITCHER		IP	WLS	BF	H	R	ER	SO	BB	IBB	HBP	BLK	WP	HR	S	P	ERA	WHIP
Johnny Kucks, R ERA: 5.74	(1, 1)	7.1	W	28	4	3	3	1	4	0	0	0	0	0	26	42	3.68	1.091
Ray Herbert, R ERA: 3.33	(8, 1)	1.2	S	8	2	1	0	1	0	0	0	0	0	0	10	10	0.00	1.200

PITCHER	IP	WLS	BF	H	R	ER	SO	BB	IBB	HBP	BLK	WP	HR	S	P	ERA	WHIP

AB	32
R	4
H	6
RBI	3
BB	4
SO	2
LOB	16

WP: 0 PB: 1 SB: 1 CS: 0 — PA: 36

livebaseballscorecards.com

Batter	1	2	3	4	5	6	7	8	9	AB	R	H	RBI	BB	SO	LOB
Bill Tuttle, R (1, 8) OBP: 0.320, SLG: 0.328	F9		F8			F8		K		4	0	0	0	0	1	2
Jerry Lumpe, L (1, 4) OBP: 0.312, SLG: 0.349	F9			K			1-3		F7	4	0	0	0	0	1	0
Andy Carey, R (1, 5) OBP: 0.283, SLG: 0.430	F9			5-3			1B		F8	4	0	1	0	0	0	0
Dick Williams, R (1, 3) OBP: 0.339, SLG: 0.421		P5		K			P2		F8	4	0	0	0	0	1	1
Norm Siebern, L (1, 7) OBP: 0.374, SLG: 0.500		4-3			G3		F3			3	0	0	0	0	0	1
Hank Bauer, R (1, 9) OBP: 0.332, SLG: 0.379		2B			F9			1B		3	0	2	0	0	0	0
Pete Daley, R (1, 2) OBP: 0.280, SLG: 0.367		F7			P4			L6		3	0	0	0	0	0	2
Ken Hamlin, R (1, 6) OBP: 0.307, SLG: 0.273			F7			K		1-2 1B		3	0	1	0	0	1	0
Don Larsen, R (1, 1) OBP: 0.148, SLG: 0.185 Ken Johnson, R (7, 1) OBP: 0.160, SLG: 0.160 Bob Davis, R (7, 1) OBP: 0.500, SLG: 0.500 Marty Kutyna, R (7, 1) OBP: 0.200, SLG: 0.200 Russ Snyder, L (8, PH) OBP: 0.309, SLG: 0.361 John Briggs, R (8, 1) OBP: 0.100, SLG: 0.100			F8			K		L8		2 0 0 0 1 0	0 0 0 0 0 0	0 0 0 0 0 0	0 0 0 0 0 0	0 0 0 0 0 0	1 0 0 0 0 0	0 0 0 0 2 0
Inning Stats	R: 0 E: 0 K: 0 S: 3 H: 0 LOB: 0 BB: 0 P: 3	R: 0 E: 0 K: 0 S: 4 H: 1 LOB: 1 BB: 0 P: 4	R: 0 E: 0 K: 0 S: 3 H: 0 LOB: 0 BB: 0 P: 3	R: 0 E: 0 K: 2 S: 7 H: 0 LOB: 0 BB: 0 P: 7	R: 0 E: 0 K: 0 S: 3 H: 0 LOB: 0 BB: 0 P: 3	R: 0 E: 0 K: 2 S: 7 H: 0 LOB: 0 BB: 0 P: 7	R: 0 E: 0 K: 0 S: 4 H: 1 LOB: 1 BB: 0 P: 4	R: 0 E: 0 K: 1 S: 7 H: 2 LOB: 2 BB: 0 P: 7	R: 0 E: 0 K: 0 S: 3 H: 0 LOB: 0 BB: 0 P: 3	1B: 3 2B: 1 3B: 0 HR: 0 SF: 0 SAC: 0 DP: 0 HBP: 0						

PITCHER		IP	WLS	BF	H	R	ER	SO	BB	IBB	HBP	BLK	WP	HR	S	P	ERA	WHIP
Chuck Stobbs, L ERA: 4.09	(1, 1)	7.0	W	23	2	0	0	4	0	0	0	0	0	0	31	31	0.00	0.286
Ray Moore, R ERA: 3.59	(8, 1)	2.0	S	8	2	0	0	1	0	0	0	0	0	0	10	10	0.00	1.000

PITCHER	IP	WLS	BF	H	R	ER	SO	BB	IBB	HBP	BLK	WP	HR	S	P	ERA	WHIP

TOP

Kansas City Athletics @ Washington Senators
Griffith Stadium, Washington, DC
Thu Aug 25 1960, 7:05 PM EDT
Att. 7,348 - Unknown

livebaseballscorecards.com

AB	31
R	0
H	4
RBI	0
BB	0
SO	5
LOB	8

PA: 31

WP: 0
PB: 0
SB: 0
CS: 0

BOTTOM

Kansas City Athletics @ Washington Senators
Griffith Stadium, Washington, DC
Thu Aug 25 1960, 7:05 PM EDT
Att. 7,348 - Unknown

livebaseballscorecards.com

Batter	1	2	3	4	5	6	7	8	9	AB	R	H	RBI	BB	SO	LOB
Billy Gardner, R (1, 4) OBP: 0.332, SLG: 0.383	K	F3			F8		BB FC4-6 1B			4	1	1	2	1	1	2
Lenny Green, L (1, 8) (9, 7) OBP: 0.359, SLG: 0.393	F8		2B SF9 1B		4-3		G4 1B FC4-6			5	2	2	1	0	0	1
Harmon Killebrew, R (1, 3) OBP: 0.380, SLG: 0.536	1B 1B		SF9 1-3 2B		BB		HBP G4 1B IBB 6-3			3	1	2	0	2	0	1
Jim Lemon, R (1, 7) OBP: 0.366, SLG: 0.521 Dan Dobbek, L (8, PR) (9, 8) OBP: 0.310, SLG: 0.371	1-2 1B		SF9 2-3 3-H		5-3		HBP G4 1B 1-2 2-3 3-H 1B	S 1B		4 0	1 0	3 0	2 0	0 0	0 0	1 0
Reno Bertoia, R (1, 5) OBP: 0.330, SLG: 0.373	F9		L6			BB 1B	G4 1-2 2-3 3-H	F4		5	0	1	1	0	0	6
Bob Allison, R (1, 9) OBP: 0.371, SLG: 0.423		5-3	5-3			F3	HBP 1B IBB	K 1-2		4	1	0	0	1	1	3
Earl Battey, R (1, 2) OBP: 0.344, SLG: 0.408		1-3		CS 1B		F9	1B 1B 1-2 2-3 3-H HBP	P4		4	1	1	1	0	0	3
Jose Valdivielso, R (1, 6) OBP: 0.285, SLG: 0.253 Elmer Valo, L (7, PH) OBP: 0.406, SLG: 0.294 Billy Consolo, R (7, PR) OBP: 0.339, SLG: 0.333 (8, 6)	1B 1B			K		1-2 BB	BB 1-3 2-H 3-H 1B			2 1 0	0 0 1	1 1 0	0 2 0	1 0 0	1 0 0	1 0 0
Chuck Stobbs, L (1, 1) OBP: 0.185, SLG: 0.083 Faye Throneberry, L (7, PH) OBP: 0.327, SLG: 0.324 Ray Moore, R (8, 1) OBP: 0.067, SLG: 0.067	1-3 1B			1-2 K		P6	1B 1-2 FC4-6 BB			3 0 0	0 1 0	1 0 0	0 0 0	0 1 0	1 0 0	3 0 0
Inning Stats	R: 0 E: 0 K: 1 S: 7 H: 2 LOB: 2 BB: 0 P: 7	R: 0 E: 0 K: 0 S: 5 H: 2 LOB: 2 BB: 0 P: 5	R: 1 E: 0 K: 0 S: 5 H: 2 LOB: 1 BB: 0 P: 5	R: 0 E: 0 K: 2 S: 7 H: 1 LOB: 0 BB: 0 P: 7	R: 0 E: 0 K: 0 S: 3 H: 0 LOB: 1 BB: 1 P: 7	R: 0 E: 0 K: 0 S: 4 H: 1 LOB: 2 BB: 1 P: 8	R: 8 E: 0 K: 0 S: 7 H: 4 LOB: 1 BB: 4 P: 24	R: 0 E: 0 K: 1 S: 6 H: 1 LOB: 2 BB: 0 P: 6		1B: 12 2B: 1 3B: 0 HR: 0 SF: 1 SAC: 0 DP: 0 HBP: 1						

	AB	35
	R	9
	H	13
	RBI	9
	BB	6
	SO	4
	LOB	21

WP: 0 PB: 0 SB: 1 CS: 1 PA: 43

PITCHER		IP	WLS	BF	H	R	ER	SO	BB	IBB	HBP	BLK	WP	HR	S	P	ERA	WHIP
Don Larsen, R ERA: 5.13	(1, 1)	6.0	L	29	9	3	3	3	3	0	0	0	0	0	32	44	4.50	2.000
Ken Johnson, R ERA: 4.72	(7, 1)	0.1		5	1	1	1	0	0	2	1	0	0	0	2	11	27.00	3.000
Bob Davis, R ERA: 5.19	(7, 1)	0.0		3	2	4	4	0	1	0	0	0	0	0	2	6	∞	∞
Marty Kutyna, R ERA: 3.9	(7, 1)	0.2		2	0	1	1	0	0	0	0	0	0	0	2	2	13.50	0.000
John Briggs, R ERA: 6.29	(8, 1)	1.0		4	1	0	0	1	0	0	0	0	0	0	6	6	0.00	1.000

PITCHER	IP	WLS	BF	H	R	ER	SO	BB	IBB	HBP	BLK	WP	HR	S	P	ERA	WHIP

Batter	1	2	3	4	5	6	7	8	9	AB	R	H	RBI	BB	SO	LOB
Ozzie Virgil, R (1, 5) OBP: 0.256, SLG: 0.361	1B 2B	BBB 3B BB		L6-4-3 1B		0-0 ② FC1-6 WP 1-2f		0-0 ③ 5-3		4	2	2	0	1	0	1
Norm Cash, L (1, 3) OBP: 0.402, SLG: 0.511	0-0 ① P3	0-0 1-H 2B 3B		0-0 ① P5		BBBB 4-0 1-2 BB			0-0 ① F8	4	1	1	1	1	0	2
Al Kaline, R (1, 8) OBP: 0.330, SLG: 0.382	BBBB 4-0 1B 1B BB	SSS 0-3 ② K		0-0 ②③ L6-4-3 1-2		SSS 0-3 ③ K			0-0 ② L8	4	1	0	0	1	2	4
Charlie Maxwell, L (1, 7) OBP: 0.336, SLG: 0.468	0-0 BB 1B 1-3 2-H 1B	0-0 3-H 2B			0-0 1B		0-0 ① 3-1		0-0 ③ 4-3	5	0	3	2	0	0	0
Frank Bolling, R (1, 4) OBP: 0.317, SLG: 0.380	0-0 BB 1-2 3-H 1B	0-0 ③ 4-3			0-0 ① F7		0-0 2B			4	0	2	1	0	0	2
Rocky Colavito, R (1, 9) OBP: 0.335, SLG: 0.480	0-0 ② L8		0-0 1-3 1B		0-0 ② F8		0-0 ② F8			4	0	1	0	0	0	4
Lou Berberet, L (1, 2) OBP: 0.311, SLG: 0.251	BBBB 4-0 1-2 2-3 BB		0-0 ① 1-3 1-2		0-0 ③ F9		0-0 ③ F9			3	0	0	0	1	0	3
Coot Veal, R (1, 6) OBP: 0.429, SLG: 0.483 Sandy Amoros, L (8, PH) OBP: 0.284, SLG: 0.179 Chico Fernandez, R (8, 6) OBP: 0.307, SLG: 0.319	0-0 ③ 4-3		0-0 ② 1-3			SSS 0-3 ① K		0-0 ① P4		3 1 0	0 0 0	0 0 0	0 0 0	0 0 0	1 0 0	4 0 0
Jim Bunning, R (1, 1) OBP: 0.212, SLG: 0.190 Neil Chrisley, L (8, PH) OBP: 0.313, SLG: 0.419 Dave Sisler, R (8, 1) OBP: 0.214, SLG: 0.083		0-0 ① F8	SSS 0-3 ③ K			0-0 FC1-6 1B		0-0 ② 6-3		3 1 0	0 0 0	1 0 0	0 0 0	0 0 0	1 0 0	1 0 0
Inning Stats	R: 2 E: 0 K: 0 S: 6 H: 3 LOB: 3 BB: 2 P: 14	R: 2 E: 0 K: 1 S: 7 H: 2 LOB: 1 BB: 1 P: 11	R: 0 E: 0 K: 1 S: 6 H: 1 LOB: 1 BB: 0 P: 6	R: 0 E: 0 K: 0 S: 3 H: 1 LOB: 0 BB: 0 P: 3	R: 0 E: 0 K: 0 S: 4 H: 1 LOB: 1 BB: 0 P: 4	R: 0 E: 0 K: 2 S: 8 H: 1 LOB: 2 BB: 1 P: 12	R: 0 E: 0 K: 0 S: 4 H: 1 LOB: 1 BB: 0 P: 4	R: 0 E: 0 K: 0 S: 3 H: 0 LOB: 0 BB: 0 P: 3	R: 0 E: 0 K: 0 S: 3 H: 0 LOB: 0 BB: 0 P: 3	1B: 6 2B: 3 3B: 1 HR: 0	SF: 0 SAC: 0 DP: 1 HBP: 0						

PITCHER	IP	WLS	BF	H	R	ER	SO	BB	IBB	HBP	BLK	WP	HR	S	P	ERA	WHIP
Pedro Ramos, R (1, 1) ERA: 3.71	9.0	W	40	10	4	4	4	4	0	0	0	1	0	44	60	4.00	1.556

PITCHER	IP	WLS	BF	H	R	ER	SO	BB	IBB	HBP	BLK	WP	HR	S	P	ERA	WHIP

TOP

Detroit Tigers @ Washington Senators

Griffith Stadium, Washington, DC

Fri Aug 26 1960, 7:05 PM EDT

Att. 11,626 - Unknown

livebaseballscorecards.com

AB	36
R	4
H	10
RBI	4
BB	4
SO	4
LOB	21

1B: 6	SF: 0	WP: 1	PA: 40
2B: 3	SAC: 0	PB: 0	
3B: 1	DP: 1	SB: 0	
HR: 0	HBP: 0	CS: 0	

Batter	1	2	3	4	5	6	7	8	9	AB	R	H	RBI	BB	SO	LOB
Billy Gardner, R (1, 4) OBP: 0.331, SLG: 0.382	E SF9 1B	P5			4-3 2-3		G5-4-3 1-2f			4	1	1	0	0	0	3
Lenny Green, L (1, 8) (9, 7) OBP: 0.357, SLG: 0.391	E3 BB 1-3 E	L8			CS 1B 3-H			L8		4	1	1	1	0	0	2
Harmon Killebrew, R (1, 3) OBP: 0.376, SLG: 0.531	SF9 3-H		F3		K 1-2			K		3	0	0	1	0	2	1
Jim Lemon, R (1, 7) OBP: 0.370, SLG: 0.528	BBBB 1-2 E BB		K			HR		HBP		2	2	1	1	1	1	0
Bob Allison, R (8, PR) (9, 9) OBP: 0.371, SLG: 0.423								S		0	0	0	0	0	0	0
Reno Bertoia, R (1, 5) OBP: 0.326, SLG: 0.368	K		5-3		K			3-1 1-2		4	0	0	0	0	2	3
Dan Dobbek, L (1, 9) (9, 8) OBP: 0.310, SLG: 0.375	E9 1-H 2-H 2B			K		4-3				3	0	1	2	0	1	0
Earl Battey, R (1, 2) OBP: 0.344, SLG: 0.408	P4			G5-4-3 1B		K				3	0	1	0	0	1	1
Jose Valdivielso, R (1, 6) OBP: 0.289, SLG: 0.258		SH3-4 1B		G5-4-3 1-2f			G5-4-3 1B			3	0	2	0	0	0	1
Pedro Ramos, S (1, 1) OBP: 0.154, SLG: 0.281		SH3-4 1-2			4-3 1B 2B		P3			2	1	1	0	0	0	1
Inning Stats	R: 3 H: 2 E: 2 LOB: 1 K: 1 BB: 1 S: 8 P: 12	R: 0 H: 1 E: 0 LOB: 1 K: 0 BB: 0 S: 4 P: 4	R: 0 H: 0 E: 0 LOB: 0 K: 1 BB: 0 S: 5 P: 5	R: 0 H: 1 E: 0 LOB: 0 K: 1 BB: 0 S: 5 P: 5	R: 1 H: 2 E: 0 LOB: 0 K: 1 BB: 0 S: 6 P: 6	R: 1 H: 1 E: 0 LOB: 0 K: 2 BB: 0 S: 8 P: 8	R: 0 H: 1 E: 0 LOB: 0 K: 0 BB: 0 S: 3 P: 3	R: 0 H: 0 E: 0 LOB: 2 K: 1 BB: 0 S: 5 P: 6		1B: 5 SF: 1 2B: 2 SAC: 1 3B: 0 DP: 2 HR: 1 HBP: 1						

PITCHER	IP	WLS	BF	H	R	ER	SO	BB	IBB	HBP	BLK	WP	HR	S	P	ERA	WHIP
Jim Bunning, R (1, 1) ERA: 2.75	7.0	L	28	8	5	2	6	1	0	0	0	0	1	39	43	2.57	1.286
Dave Sisler, R (8, 1) ERA: 2.28	1.0		4	0	0	0	1	0	0	1	0	0	0	5	6	0.00	0.000

PITCHER	IP	WLS	BF	H	R	ER	SO	BB	IBB	HBP	BLK	WP	HR	S	P	ERA	WHIP

BOTTOM

Detroit Tigers @ Washington Senators

Griffith Stadium, Washington, DC

Fri Aug 26 1960, 7:05 PM EDT

Att. 11,626 - Unknown

livebaseballscorecards.com

AB	28
R	5
H	8
RBI	5
BB	1
SO	7
LOB	12

Detroit Tigers @ Washington Senators

Griffith Stadium, Washington, DC

Sat Aug 27 1960, 3:33 AM EDT

Att. 6,686 - Unknown

TOP

Batter	1	2	3	4	5	6	7	8	9	AB	R	H	RBI	BB	SO	LOB
Ozzie Virgil, R (1, 5) OBP: 0.267, SLG: 0.360	F3		BBBB 4-0 F8 1B BB		L4-3 3-H 1B			5-3		3	0	1	1	1	0	0
Al Kaline, R (1, 8) OBP: 0.331, SLG: 0.383	CS 1B		F8 1-2 1B		L4-3 1-2			SSS 0-3 K		4	0	2	0	0	1	1
Norm Cash, L (1, 3) OBP: 0.400, SLG: 0.507	SSS 0-3 K 1-2		F8 1-2 2-3			P5		1B 1B		4	0	1	0	0	1	3
Charlie Maxwell, L (1, 7) OBP: 0.336, SLG: 0.466		P6	L6			F8		1-2 1B		4	0	1	0	0	0	2
Frank Bolling, R (1, 4) OBP: 0.316, SLG: 0.381		2B		SSS 0-3 K		F8		SSS 0-3 K		4	0	1	0	0	2	2
Rocky Colavito, R (1, 9) OBP: 0.332, SLG: 0.475		6-3		F7			SSS 0-3 K		F9	4	0	0	0	0	1	1
Lou Berberet, L (1, 2) OBP: 0.315, SLG: 0.250		BBBB 4-0 BB		SSS 0-3 K			BBBB 4-0 4-3 BB		P3	1	0	0	0	2	1	0
Hank Foiles, R (7, PR) OBP: 0.350, SLG: 0.345 (7, 2)										1	0	0	0	0	0	0
Chico Fernandez, R (1, 6) OBP: 0.308, SLG: 0.323		1-3			SH1-4 1B 2B		4-3 1-2		F8	2	1	1	0	0	0	2
Neil Chrisley, L (7, PH) OBP: 0.311, SLG: 0.417										1	0	0	0	0	0	1
Coot Veal, R (7, 6) OBP: 0.429, SLG: 0.483										0	0	0	0	0	0	0
Steve Bilko, R (9, PH) OBP: 0.267, SLG: 0.371										1	0	0	0	0	0	0
Bob Bruce, R (1, 1) OBP: 0.308, SLG: 0.182			L4		SH1-4 2-3		F8			1	0	0	0	0	0	0
Sandy Amoros, L (7, PH) OBP: 0.280, SLG: 0.176										1	0	0	0	0	0	2
Paul Foytack, R (7, 1) OBP: 0.318, SLG: 0.263										0	0	0	0	0	0	0

Inning Stats	1	2	3	4	5	6	7	8	9
R	0	0	0	0	1	0	0	0	0
H	1	1	1	0	2	0	0	0	0
E	0	0	0	0	0	0	0	0	0
LOB	0	2	2	0	0	0	2	2	0
K	1	0	0	2	0	0	1	0	0
BB	0	1	1	0	0	0	1	0	0
S	5	4	4	7	4	3	5	9	3
P	5	8	8	7	4	3	9	9	3

1B	5
2B	2
3B	0
HR	0
SF	0
SAC	1
DP	1
HBP	0
WP	0
PB	0
SB	0
CS	1
PA	35

AB	31
R	1
H	7
RBI	1
BB	3
SO	6
LOB	14

livebaseballscorecards.com

PITCHER		IP	WLS	BF	H	R	ER	SO	BB	IBB	HBP	BLK	WP	HR	S	P	ERA	WHIP
Don Lee, R (1, 1) ERA: 3.72		6.1	W	25	5	1	1	4	3	0	0	0	0	0	30	42	1.42	1.263
Ray Moore, R (7, 1) ERA: 3.47		2.2	S	10	2	0	0	2	0	0	0	0	0	0	14	14	0.00	0.750

Batter	1	2	3	4	5	6	7	8	9	AB	R	H	RBI	BB	SO	LOB
Billy Gardner, R (1, 4) OBP: 0.331, SLG: 0.381	F9		K		FC5-4 1-2f		2-H 1B			4	0	1	1	0	1	1
Lenny Green, L (1, 8) (9, 7) OBP: 0.359, SLG: 0.393	F7			1B G2 2B 1B		F9 BB 1B	L9			4	1	2	0	0	0	1
Harmon Killebrew, R (1, 3) OBP: 0.377, SLG: 0.538	HR			G2 1-2		G6-4-3 1-2 BB		K		3	1	1	1	1	1	1
Jim Lemon, R (1, 7) OBP: 0.371, SLG: 0.526 Dan Dobbek, L (8, PR) OBP: 0.310, SLG: 0.375 (9, 8)	4-3			2B 2-3 1B		F9 2-3		9-4-3 BB		3 0	0 0	1 0	0 0	1 0	0 0	2 0
Reno Bertoia, R (1, 5) OBP: 0.325, SLG: 0.370		6-3		2B 1-3 3-H		G6-4-3 1-2f		9-4-3 1-2f		4	0	1	1	0	0	3
Bob Allison, R (1, 9) OBP: 0.371, SLG: 0.422		K		4-3			1B SF9 1B			3	1	1	0	0	1	1
Earl Battey, R (1, 2) OBP: 0.344, SLG: 0.407		F9			P5		SF9 1-3 1B 1B			3	1	1	0	0	0	0
Billy Consolo, R (1, 6) OBP: 0.335, SLG: 0.329 Elmer Valo, L (7, PH) OBP: 0.400, SLG: 0.294 Jose Valdivielso, R (8, 6) OBP: 0.289, SLG: 0.258			K		K		SF9 1-2 3-H			2 0 0	0 0 0	0 0 0	0 1 0	0 0 0	2 0 0	0 0 0
Don Lee, R (1, 1) OBP: 0.200, SLG: 0.226 Ray Moore, R (7, 1) OBP: 0.063, SLG: 0.063			K		E6 FC5-4		K			2 1	0 0	0 0	0 0	0 0	1 1	0 1
Inning Stats	R: 1 E: 0 K: 0 S: 4 H: 1 LOB: 0 BB: 0 P: 4	R: 0 E: 0 K: 1 S: 5 H: 0 LOB: 0 BB: 0 P: 5	R: 0 E: 0 K: 3 S: 9 H: 0 LOB: 0 BB: 0 P: 9	R: 1 E: 0 K: 0 S: 5 H: 3 LOB: 1 BB: 0 P: 5	R: 0 E: 1 K: 1 S: 6 H: 0 LOB: 1 BB: 0 P: 6	R: 0 E: 0 K: 0 S: 3 H: 1 LOB: 1 BB: 1 P: 7	R: 2 E: 0 K: 1 S: 8 H: 3 LOB: 1 BB: 0 P: 8	R: 0 E: 0 K: 1 S: 4 H: 0 LOB: 1 BB: 1 P: 8		1B: 6 2B: 2 3B: 0 HR: 1 SF: 1 SAC: 0 DP: 2 HBP: 0				WP: 0 PB: 0 SB: 0 CS: 0 PA: 32		

PITCHER	IP	WLS	BF	H	R	ER	SO	BB	IBB	HBP	BLK	WP	HR	S	P	ERA	WHIP
Bob Bruce, R (1, 1) ERA: 3.54	6.0	L	23	5	2	2	5	1	0	0	0	0	1	32	36	3.00	1.000
Paul Foytack, R (7, 1) ERA: 6.38	2.0		9	3	2	2	2	1	0	0	0	0	0	12	16	9.00	2.000

PITCHER	IP	WLS	BF	H	R	ER	SO	BB	IBB	HBP	BLK	WP	HR	S	P	ERA	WHIP

BOTTOM

Detroit Tigers @ Washington Senators

Griffith Stadium, Washington, DC

Sat Aug 27 1960, 3:33 AM EDT

Att. 6,686 - Unknown

livebaseballscorecards.com

AB	29
R	4
H	8
RBI	4
BB	2
SO	7
LOB	10

Cleveland Indians @ Washington Senators

Griffith Stadium, Washington, DC

Sun Aug 28 1960, 3:33 AM EDT

Att. 12,698 - Unknown

TOP

livebaseballscorecards.com

Batter	1	2	3	4	5	6	7	8	9	AB	R	H	RBI	BB	SO	LOB
Johnny Temple, R (1, 4) OBP: 0.328, SLG: 0.324	1B	F8		FC6-5 CS 2-3			K		F9	5	0	1	0	0	1	4
Joe Morgan, L (1, 5) OBP: 0.198, SLG: 0.194	1-3 1B		E7 1B	CS 1-2	4-3		FC5-4 1B		BBBB FC5-4 1-2 BB	4	1	2	0	0	0	0
Ken Aspromonte, R (9, PH) OBP: 0.374, SLG: 0.413										0	0	0	0	1	0	0
Marty Keough, L (9, PR) OBP: 0.295, SLG: 0.339										0	0	0	0	0	0	0
(9, 9)																
Bubba Phillips, R (1, 9) OBP: 0.248, SLG: 0.292	K	5-3			F7		FC5-4 1-2f		FC5-4 HR 1-2f 2-3	5	1	0	0	0	1	6
(9, 5)																
Vic Power, R (1, 3) OBP: 0.322, SLG: 0.403	L6		HR 1B 3-H		F8			S BB 1B	1-H HR 3-H	5	2	3	4	0	0	2
Tito Francona, L (1, 7) OBP: 0.377, SLG: 0.454	L5		F7			HR		BBBB S BB 1-2 BB	2B 1B BB	3	2	1	1	2	0	3
Jim Piersall, R (1, 8) OBP: 0.329, SLG: 0.462		6-3	HR 1-H			L6		G2	1B 1-3	5	2	2	2	0	0	2
Rocky Bridges, R (1, 6) OBP: 0.308, SLG: 0.280		SH5-3 1B	5-3			F9		G6-4-3 IBB 1-2 2-3	FC5-4 1B 2-H 3-H	4	0	2	2	1	0	0
John Romano, R (1, 2) OBP: 0.325, SLG: 0.464		SH5-3 1-2		FC6-5 SH3-4 1-2		P3		G6-4-3 1-2f	FC5-4 1-2f	3	0	2	0	0	0	0
Red Wilson, R (7, 2) OBP: 0.281, SLG: 0.252										2	0	0	0	0	0	4
Barry Latman, R (1, 1) OBP: 0.240, SLG: 0.208		SH5-3 1-2 2-3		SH3-4 1-2			K		FC5-4 BB HR 1B	1	0	0	0	0	1	0
Johnny Klippstein, R (8, 1) OBP: 0.214, SLG: 0.154										1	1	1	0	0	0	0

	AB	38
	R	9
	H	14
	RBI	9
	BB	4
	SO	3
	LOB	21

Inning Stats																												
	R: 0	H: 2	R: 0	H: 2	R: 3	H: 2	R: 0	H: 1	R: 0	H: 0	R: 1	H: 1	R: 0	H: 1	R: 0	H: 1	R: 5	H: 4	1B: 10	SF: 0	WP: 0	PA: 45						
	E: 0	LOB: 2	E: 0	LOB: 2	E: 1	LOB: 0	E: 0	LOB: 0	E: 0	LOB: 0	E: 0	LOB: 1	E: 0	LOB: 2	E: 0	LOB: 2	E: 0	LOB: 1	2B: 1	SAC: 2	PB: 0							
	K: 1	BB: 0	K: 0	BB: 0	K: 0	BB: 0	K: 0	BB: 0	K: 0	BB: 0	K: 0	BB: 0	K: 2	BB: 0	K: 0	BB: 2	K: 0	BB: 2	3B: 0	DP: 1	SB: 2							
	S: 7	P: 7	S: 5	P: 5	S: 6	P: 6	S: 3	P: 3	S: 3	P: 3	S: 4	P: 4	S: 8	P: 8	S: 3	P: 11	S: 7	P: 15	HR: 3	HBP: 0	CS: 1							

PITCHER		IP	WLS	BF	H	R	ER	SO	BB	IBB	HBP	BLK	WP	HR	S	P	ERA	WHIP
Tex Clevenger, R ERA: 3.8	(1, 1)	6.0	L	26	8	4	1	1	0	0	0	0	0	2	28	28	1.50	1.333
Rudy Hernandez, R ERA: 3.31	(7, 1)	1.1		8	2	0	0	2	1	1	0	0	0	0	10	18	0.00	2.250
Tom Morgan, R ERA: 3.91	(8, 1)	0.2		1	0	0	0	0	0	0	0	0	0	0	1	1	0.00	0.000
Hal Woodeshick, L ERA: 4.47	(9, 1)	1.0		9	4	5	5	0	2	0	0	0	0	1	7	15	45.00	6.000

PITCHER	IP	WLS	BF	H	R	ER	SO	BB	IBB	HBP	BLK	WP	HR	S	P	ERA	WHIP

Batter	1	2	3	4	5	6	7	8	9	AB	R	H	RBI	BB	SO	LOB
Billy Gardner, R (1, 4) OBP: 0.328, SLG: 0.377	F8		P5			F9		E5 1B 1B	K	5	1	0	0	0	1	3
Lenny Green, L (1, 8) OBP: 0.361, SLG: 0.392	F3			K		BB		FC5 1B 1-2 1B		3	0	1	0	1	1	0
Harmon Killebrew, R (1, 3) OBP: 0.376, SLG: 0.535	5-3			K		F7		E 1-2 2-H 1B		4	0	1	1	0	1	2
Jim Lemon, R (1, 7) OBP: 0.370, SLG: 0.523		6-3		5-3		BB 1-2 2-3		FC5 1-3 2-3f		3	0	0	0	1	0	2
Reno Bertoia, R (1, 5) OBP: 0.325, SLG: 0.369		6-3			E9 1B	F8		K		4	0	1	0	0	1	5
Bob Allison, R (1, 9) OBP: 0.370, SLG: 0.419		S BB			5-3		P6		F3	3	0	0	0	1	0	1
Earl Battey, R (1, 2) OBP: 0.345, SLG: 0.407		K 1-2			5-3		G3-6-3 BB		S 1B	3	0	1	0	1	1	2
Jose Valdivielso, R (1, 6) OBP: 0.287, SLG: 0.256			F7		F7		G3-6-3 1-2f		F7	2	0	0	0	0	0	1
Dan Dobbek, L (7, PH) OBP: 0.309, SLG: 0.373										1	0	0	0	0	0	1
Billy Consolo, R (8, 6) OBP: 0.333, SLG: 0.326										1	0	0	0	0	0	1
Tex Clevenger, R (1, 1) OBP: 0.182, SLG: 0.105										1	0	0	0	0	0	0
Faye Throneberry, L (6, PH) OBP: 0.331, SLG: 0.336										1	0	1	0	0	0	0
Rudy Hernandez, R (7, 1) OBP: 0.167, SLG: 0.167										0	0	0	0	0	0	0
Tom Morgan, R (8, 1)										0	0	0	0	0	0	0
Hal Naragon, L (8, PH) OBP: 0.283, SLG: 0.229										1	0	0	0	0	0	0
Hal Woodeshick, R (9, 1) OBP: 0.133, SLG: 0.071										0	0	0	0	0	0	0
Elmer Valo, L (9, PH) OBP: 0.408, SLG: 0.294						BB 2B		4-3	BB 1-2	0	0	0	0	1	0	0
Inning Stats	R: 0 E: 0 K: 0 S: 3 H: 0 LOB: 0 BB: 0 P: 3	R: 0 E: 0 K: 1 S: 5 H: 0 LOB: 1 BB: 1 P: 9	R: 0 E: 0 K: 0 S: 3 H: 0 LOB: 0 BB: 0 P: 3	R: 0 E: 0 K: 2 S: 7 H: 0 LOB: 0 BB: 0 P: 7	R: 0 E: 1 K: 0 S: 4 H: 1 LOB: 1 BB: 0 P: 4	R: 0 E: 0 K: 0 S: 4 H: 1 LOB: 3 BB: 2 P: 12	R: 0 E: 0 K: 0 S: 2 H: 0 LOB: 0 BB: 1 P: 6	R: 1 E: 2 K: 1 S: 8 H: 2 LOB: 2 BB: 0 P: 8	R: 0 E: 0 K: 1 S: 6 H: 1 LOB: 2 BB: 1 P: 10	1B: 4 2B: 1 3B: 0 HR: 0 SF: 0 SAC: 0 DP: 1 HBP: 0						

PITCHER		IP	WLS	BF	H	R	ER	SO	BB	IBB	HBP	BLK	WP	HR	S	P	ERA	WHIP
Barry Latman, R ERA: 3.86	(1, 1)	7.1	W	30	4	1	0	3	4	0	0	0	0	0	32	48	0.00	1.091
Johnny Klippstein, R ERA: 2.78	(8, 1)	1.2	S	7	1	0	0	2	1	0	0	0	0	0	10	14	0.00	1.200

PITCHER	IP	WLS	BF	H	R	ER	SO	BB	IBB	HBP	BLK	WP	HR	S	P	ERA	WHIP

BOTTOM

Cleveland Indians @ Washington Senators

Griffith Stadium, Washington, DC

Sun Aug 28 1960, 3:33 AM EDT

Att. 12,698 - Unknown

livebaseballscorecards.com

AB	32
R	1
H	5
RBI	1
BB	5
SO	5
LOB	18

1B: 4	SF: 0	WP: 0	PA: 37
2B: 1	SAC: 0	PB: 0	
3B: 0	DP: 1	SB: 2	
HR: 0	HBP: 0	CS: 0	

Batter	1	2	3	4	5	6	7	8	9	AB	R	H	RBI	BB	SO	LOB
Johnny Temple, R (1, 4) OBP: 0.326, SLG: 0.323	5-3		F8		6-3		K		2B 1B 1-2 1B	5	1	1	0	0	1	5
Joe Morgan, L (1, 5) OBP: 0.198, SLG: 0.204	4-3			F8	K		5-3-6 1-3f 3-H		1B 1-3 2-H 2B	5	0	1	2	0	1	3
Bubba Phillips, R (1, 9) OBP: 0.251, SLG: 0.304 Marty Keough, L (9, 9) OBP: 0.295, SLG: 0.339	F7			L5		K		SF9 3B	G4-3 2-3 3-H 1B	5 0	1 0	2 0	1 0	0 0	1 0	0 0
Vic Power, R (1, 3) OBP: 0.323, SLG: 0.406		F7		2B 1B		1B 2B		SF9 3-H	G4-3 1-2f	4	2	2	1	0	0	2
Tito Francona, L (1, 7) OBP: 0.378, SLG: 0.459		F7		1-H 2B		K		S 2B		4	0	2	1	0	1	1
Jim Piersall, R (1, 8) OBP: 0.330, SLG: 0.461		L7		F8		FC6-4 2-H 1B		G5-4-3 IBB		3	0	1	1	1	0	1
Rocky Bridges, R (1, 6) OBP: 0.333, SLG: 0.310			G3-6 1B 1B		2B 1B	FC6-4 1-2f		G5-4-3 1-2f 2-3		4	0	2	0	0	0	3
John Romano, R (1, 2) OBP: 0.332, SLG: 0.478			G3-6 1-2 1B		1-3 2B	1B 5-3-6 2B			K	4	1	3	0	0	1	0
Mudcat Grant, R (1, 1) OBP: 0.286, SLG: 0.302 Johnny Klippstein, R (9, 1) OBP: 0.214, SLG: 0.154			G3-6 1-2f 2-3		K	5-3-6 2-3 1B			1B 2B 1B	4 0	1 0	2 0	0 0	0 0	1 0	4 0
Inning Stats	R: 0 E: 0 K: 0 S: 3 H: 0 LOB: 0 BB: 0 P: 3	R: 0 E: 0 K: 0 S: 3 H: 0 LOB: 0 BB: 0 P: 3	R: 0 E: 0 K: 0 S: 4 H: 2 LOB: 1 BB: 0 P: 4	R: 1 E: 0 K: 0 S: 5 H: 2 LOB: 1 BB: 0 P: 5	R: 0 E: 0 K: 2 S: 9 H: 2 LOB: 2 BB: 0 P: 9	R: 1 E: 0 K: 2 S: 9 H: 2 LOB: 1 BB: 0 P: 9	R: 1 E: 0 K: 1 S: 6 H: 2 LOB: 0 BB: 0 P: 6	R: 1 E: 0 K: 0 S: 4 H: 2 LOB: 1 BB: 1 P: 8	R: 2 E: 0 K: 1 S: 8 H: 4 LOB: 1 BB: 0 P: 8	1B: 9 2B: 7 3B: 1 HR: 0	SF: 1 SAC: 0 DP: 4 HBP: 0						

PITCHER	IP	WLS	BF	H	R	ER	SO	BB	IBB	HBP	BLK	WP	HR	S	P	ERA	WHIP
Camilo Pascual, R (1, 1) ERA: 3.03	6.0	L	25	8	2	2	4	0	0	0	0	0	0	33	33	3.00	1.333
Ray Moore, R (7, 1) ERA: 3.6	2.0		9	4	2	2	1	0	1	0	0	0	0	10	14	9.00	2.000
Tom Morgan, R (9, 1) ERA: 4.2	1.0		6	4	2	2	1	0	0	0	0	0	0	8	8	18.00	4.000

PITCHER	IP	WLS	BF	H	R	ER	SO	BB	IBB	HBP	BLK	WP	HR	S	P	ERA	WHIP

Cleveland Indians @ Washington Senators

Griffith Stadium, Washington, DC

Mon Aug 29 1960, 7:05 PM EDT

Att. 13,239 - Unknown

TOP

livebaseballscorecards.com

AB	38
R	6
H	16
RBI	6
BB	1
SO	6
LOB	19

WP: 0 PB: 0 SB: 1 CS: 0 PA: 40

BOTTOM

Cleveland Indians @ Washington Senators

Griffith Stadium, Washington, DC

Mon Aug 29 1960, 7:05 PM EDT

Att. 13,239 - Unknown

livebaseballscorecards.com

Batter	1	2	3	4	5	6	7	8	9	AB	R	H	RBI	BB	SO	LOB
Billy Gardner, R (1, 4) (8, 6) OBP: 0.327, SLG: 0.375	4-3		5-3		F9			P6	1-2 1B	5	0	1	0	0	0	0
Lenny Green, L (1, 8) OBP: 0.362, SLG: 0.394	BB		3-1		F7			1B 2B	G1	4	1	1	0	1	0	2
Harmon Killebrew, R (1, 3) (8, 5) OBP: 0.377, SLG: 0.533	K		BB			K		2-H 1B		3	0	1	1	1	2	1
Jim Lemon, R (1, 7) OBP: 0.367, SLG: 0.518	P6		P4			F7		K		4	0	0	0	0	1	3
Dan Dobbek, L (1, 9) OBP: 0.308, SLG: 0.371		E3 1B FC5-2 1B		F9		K			K	4	0	1	0	0	2	0
Reno Bertoia, R (1, 5) (8, 4) OBP: 0.324, SLG: 0.367		FC5-2 1B 2-3 1B		F8			K		3-1	4	1	1	0	0	1	0
Earl Battey, R (1, 2) OBP: 0.347, SLG: 0.406		FC5-2 1B 2-3 3-H		1B			6-3		2B BB	3	1	1	0	1	0	2
Jose Valdivielso, R (1, 6) OBP: 0.289, SLG: 0.259		G6-4-3 1-2 3-H 1B		4-3			4-3		1-H 1B 2B	1	0	1	1	0	0	0
Billy Consolo, R (3, 6) OBP: 0.331, SLG: 0.324										1	0	0	0	0	0	1
Julio Becquer, L (7, PH) (8, 3) OBP: 0.284, SLG: 0.402										2	1	1	1	0	0	0
Camilo Pascual, R (1, 1) OBP: 0.250, SLG: 0.333		G6-4-3 1-2f			6-3			P6	2-H 1B	2	0	0	0	0	0	2
Ray Moore, R (7, 1) OBP: 0.063, SLG: 0.063										0	0	0	0	0	0	0
Faye Throneberry, L (8, PH) OBP: 0.329, SLG: 0.333										1	0	0	0	0	0	0
Tom Morgan, R (9, 1)										0	0	0	0	0	0	0
Elmer Valo, L (9, PH) OBP: 0.417, SLG: 0.308										1	0	1	1	0	0	0
Rudy Hernandez, R (9, PR) OBP: 0.167, SLG: 0.167										0	0	0	0	0	0	0
Inning Stats	R: 0 E: 0 K: 1 S: 5 H: 0 LOB: 1 BB: 1 P: 9	R: 1 E: 1 K: 0 S: 5 H: 3 LOB: 1 BB: 0 P: 5	R: 0 E: 0 K: 0 S: 3 H: 0 LOB: 1 BB: 1 P: 7	R: 0 E: 0 K: 0 S: 4 H: 1 LOB: 1 BB: 0 P: 4	R: 0 E: 0 K: 0 S: 3 H: 0 LOB: 0 BB: 0 P: 3	R: 0 E: 0 K: 2 S: 7 H: 0 LOB: 0 BB: 0 P: 7	R: 0 E: 0 K: 1 S: 5 H: 0 LOB: 0 BB: 0 P: 5	R: 1 E: 0 K: 1 S: 7 H: 2 LOB: 1 BB: 0 P: 7	R: 2 E: 0 K: 1 S: 8 H: 3 LOB: 2 BB: 1 P: 12	1B: 7 2B: 2 3B: 0 HR: 0	SF: 0 SAC: 0 DP: 1 HBP: 0						

	AB	35
	R	4
	H	9
	RBI	4
	BB	3
	SO	6
	LOB	11

WP: 0 PB: 0 SB: 0 CS: 0 PA: 38

PITCHER		IP	WLS	BF	H	R	ER	SO	BB	IBB	HBP	BLK	WP	HR	S	P	ERA	WHIP
Mudcat Grant, R ERA: 4.29	(1, 1)	8.2	W	36	8	4	4	6	3	0	0	0	0	0	45	57	4.15	1.269
Johnny Klippstein, R ERA: 2.77	(9, 1)	0.1	S	2	1	0	0	0	0	0	0	0	0	0	2	2	0.00	3.000

PITCHER	IP	WLS	BF	H	R	ER	SO	BB	IBB	HBP	BLK	WP	HR	S	P	ERA	WHIP

Batter	1	2	3	4	5	6	7	8	9	10	AB	R	H	RBI	BB	SO	LOB
Luis Aparicio, R (1, 6) OBP: 0.325, SLG: 0.349	SSS 0-3 K		x 0-0 6-3		x 0-0 1B			x 0-0 SH3-4 1-2	x 0-0 SH1-3 HR 1B 1-2 3-H	x 0-0 2B E 1B 1-2 2-3	5	2	3	1	0	1	0
Nellie Fox, L (1, 4) OBP: 0.340, SLG: 0.366	x 0-0 BB 1B		x 0-0 2B		x 0-0 F7			x 0-0 F6	x 0-0 SH1-3 1-2 2-3	x 0-0 E 2B 1-3 2-H 3-H	5	1	3	2	0	0	3
Roy Sievers, R (1, 3) OBP: 0.424, SLG: 0.586 Sammy Esposito, R (9, PR) OBP: 0.286, SLG: 0.196 (9, 5) Billy Goodman, L (10, PH) OBP: 0.313, SLG: 0.276 (10, 5)	SSS 0-3 K		x 0-0 F4			x 0-0 G1-4-3 1B		x 0-0 BB 1B 1B 2-H	x 4-0 HR IBB	x 0-0 E4 2-H 3-H	4 0 1	1 1 0	2 0 0	1 0 1	1 0 0	1 0 0	2 0 0
Al Smith, R (1, 9) OBP: 0.382, SLG: 0.466	BBBB 4-0 BB 1-2		x 0-0 4-3			x 0-0 G1-4-3 1-2f		BBBB 4-0 BB 1B BB 1-2	x 0-0 SF7 3-H	SSS 0-3 K	3	0	0	1	2	1	3
Minnie Minoso, R (1, 7) OBP: 0.374, SLG: 0.458	x 0-0 G1			BBBB 4-0 G6-4-3 BB		x 0-0 CS 1B		x 0-0 BB 1B 1-2 2-H	x 0-0 HR 1-H 2-H	x 0-0 5-3	5	1	3	4	1	0	3
Sherm Lollar, R (1, 2) OBP: 0.336, SLG: 0.373		x 0-0 1B		x 0-0 G6-4-3 1-2f		0-0 CS 1-2	x 0-0 1-3	BBBB 4-0 BB 1-2 2-3	x 0-0 4-3		4	0	1	0	1	0	2
Gene Freese, R (1, 5) OBP: 0.310, SLG: 0.479 Dick Donovan, L (9, 1) OBP: 0.200, SLG: 0.174 Floyd Robinson, L (10, PH) Early Wynn, S (10, 1) OBP: 0.315, SLG: 0.279		x 0-0 F7		x 0-0 6-3			SSS 0-3 K	SSS 0-3 K		x 0-0 4-3	4 0 1 0	0 0 0 0	0 0 0 0	0 0 0 0	0 0 0 0	2 0 0 0	4 0 0 0
Jim Landis, R (1, 8) OBP: 0.371, SLG: 0.392		SSS 0-3 K			x 0-0 F9		SSS 0-3 K		x 0-0 1B 1B	x 0-0 1B S 2B	5	2	2	0	0	2	1
Frank Baumann, L (1, 1) OBP: 0.234, SLG: 0.122 Ted Kluszewski, L (8, PH) OBP: 0.346, SLG: 0.381 Jim Rivera, L (8, PR) OBP: 0.455, SLG: 0.700 Gerry Staley, R (8, 1) OBP: 0.365, SLG: 0.267 Turk Lown, R (8, 1) OBP: 0.333, SLG: 0.400 Earl Torgeson, L (9, PH) OBP: 0.478, SLG: 0.460 (9, 3)		x 0-0 G3			SSS 0-3 K			x 0-0 SH3-4 1B 1B	x 0-0 SH1-3 1B SF7 1B 1-3	BBBB 4-0 1B 2B BB 1-2	2 1 0 0 0 1	0 0 1 0 0 2	0 1 0 0 0 1	0 0 0 0 0 0	1 0 0 0 0 1	1 0 0 0 0 0	1 0 0 0 0 0
Inning Stats	R: 0 H: 1 E: 0 LOB: 2 K: 2 BB: 1 S: 8 P: 12	R: 0 H: 1 E: 0 LOB: 1 K: 1 BB: 0 S: 6 P: 6	R: 0 H: 1 E: 0 LOB: 1 K: 0 BB: 0 S: 4 P: 4	R: 0 H: 0 E: 0 LOB: 0 K: 0 BB: 1 S: 2 P: 6	R: 0 H: 1 E: 0 LOB: 1 K: 1 BB: 0 S: 6 P: 6	R: 0 H: 2 E: 0 LOB: 0 K: 0 BB: 0 S: 3 P: 3	R: 0 H: 0 E: 0 LOB: 0 K: 2 BB: 0 S: 7 P: 7	R: 2 H: 3 E: 0 LOB: 3 K: 1 BB: 2 S: 8 P: 16	R: 5 H: 4 E: 0 LOB: 1 K: 0 BB: 1 S: 7 P: 11	R: 4 H: 3 E: 1 LOB: 1 K: 1 BB: 1 S: 9 P: 13	1B: 13 SF: 1 2B: 2 SAC: 2 3B: 0 DP: 2 HR: 1 HBP: 0						

TOP

Chicago White Sox @ Washington Senators

Griffith Stadium, Washington, DC

Tue Aug 30 1960, 7:05 PM EDT
Att. 10,979 - Unknown

livebaseballscorecards.com

AB	41
R	11
H	16
RBI	10
BB	6
SO	8
LOB	19

WP: 0 PA: 51
PB: 0
SB: 1
CS: 1

PITCHER		IP	WLS	BF	H	R	ER	SO	BB	IBB	HBP	BLK	WP	HR	S	P	ERA	WHIP
Pedro Ramos, R ERA: 3.74	(1, 1)	8.0		36	11	4	4	7	4	0	0	0	0	0	46	62	4.50	1.875
Tex Clevenger, R ERA: 4.01	(9, 1)	1.0		6	2	3	3	0	0	1	0	0	0	1	5	9	27.00	2.000
Rudy Hernandez, R ERA: 4.01	(10, 1)	1.0	L	8	3	4	3	1	1	0	0	0	0	0	9	13	27.00	4.000

PITCHER	IP	WLS	BF	H	R	ER	SO	BB	IBB	HBP	BLK	WP	HR	S	P	ERA	WHIP

Batter	1	2	3	4	5	6	7	8	9	10	AB	R	H	RBI	BB	SO	LOB
Pete Whisenant, R (1, 8) OBP: 0.315, SLG: 0.364 Lenny Green, L (8, PH) OBP: 0.368, SLG: 0.412 (9, 7)	F8		E9		FC6-4 1B			HR SH3 1B	HR 1B	HR	3 3	0 3	1 3	0 1	0 0	0 0	0 0
Billy Gardner, R (1, 4) OBP: 0.327, SLG: 0.383	5-3 2B		K		FC6-4 1-2f			SH3 1-2	1-H HR	6-3	5	1	2	2	0	1	2
Harmon Killebrew, R (1, 3) OBP: 0.375, SLG: 0.526	5-3 2-3			F9		F9		HR BB	E3 G3		4	1	0	0	1	0	1
Jim Lemon, R (1, 7) OBP: 0.366, SLG: 0.522 Dan Dobbek, L (9, 8) OBP: 0.307, SLG: 0.369	F8			F9		F8		1-H 2-H HR	G3 2-3		4 1	1 0	1 0	3 0	0 0	0 0	1 1
Reno Bertoia, R (1, 5) OBP: 0.325, SLG: 0.366		F8		BB 2B		1B		F9	1-3		4	1	1	0	1	0	1
Bob Allison, R (1, 9) OBP: 0.372, SLG: 0.426	K			1-H 2B		F8		E 1B 1B		3B 2B	5	2	3	1	0	1	1
Earl Battey, R (1, 2) OBP: 0.345, SLG: 0.403	G3			4-3			F2	1-H E7 1B		F8	5	0	1	0	0	0	2
Billy Consolo, R (1, 6) OBP: 0.324, SLG: 0.315 Julio Becquer, L (10, PH) OBP: 0.286, SLG: 0.412			F8		F9		F3	6-3		2-H SF8 3B	4 1	0 1	0 1	0 1	0 0	1 0	1 0
Pedro Ramos, S (1, 1) OBP: 0.147, SLG: 0.269 Tex Clevenger, R (9, 1) OBP: 0.190, SLG: 0.105 Elmer Valo, L (9, PH) OBP: 0.411, SLG: 0.302 Rudy Hernandez, R (10, 1) OBP: 0.167, SLG: 0.167 Faye Throneberry, L (10, PH) OBP: 0.327, SLG: 0.333			K		K		K		F4	3-H SF8	3 0 1 0 0	0 0 0 0 0	0 0 0 0 0	0 0 0 0 1	3 0 0 0 0	0 0 0 0 0	0 0 0 0 0
Inning Stats	R: 0 E: 0 K: 0 S: 4 H: 1 LOB: 1 BB: 0 P: 4	R: 0 E: 0 K: 1 S: 5 H: 0 LOB: 0 BB: 0 P: 5	R: 0 E: 1 K: 2 S: 8 H: 0 LOB: 1 BB: 0 P: 8	R: 1 E: 0 K: 0 S: 4 H: 1 LOB: 1 BB: 1 P: 8	R: 0 E: 0 K: 1 S: 6 H: 1 LOB: 1 BB: 0 P: 6	R: 0 E: 0 K: 0 S: 4 H: 1 LOB: 1 BB: 0 P: 4	R: 0 E: 0 K: 1 S: 5 H: 0 LOB: 0 BB: 0 P: 5	R: 4 E: 1 K: 0 S: 7 H: 4 LOB: 1 BB: 1 P: 11	R: 2 E: 1 K: 0 S: 6 H: 2 LOB: 1 BB: 0 P: 6	R: 3 E: 0 K: 0 S: 6 H: 3 LOB: 0 BB: 0 P: 6	1B: 6 2B: 3 3B: 1 HR: 3	SF: 1 SAC: 1 DP: 0 HBP: 0					

PITCHER	IP	WLS	BF	H	R	ER	SO	BB	IBB	HBP	BLK	WP	HR	S	P	ERA	WHIP
Frank Baumann, L (1, 1) ERA: 2.48	7.0		27	4	1	1	5	1	0	0	0	0	0	36	40	1.29	0.714
Gerry Staley, R (8, 1) ERA: 2.27	0.2		7	4	4	3	0	1	0	0	0	0	1	6	10	40.50	7.500
Turk Lown, R (8, 1) ERA: 3.45	0.1		1	0	0	0	0	0	0	0	0	0	0	1	1	0.00	0.000
Dick Donovan, R (9, 1) ERA: 5.38	1.0	W	6	2	2	2	0	0	0	0	0	0	1	6	6	18.00	2.000
Early Wynn, R (10, 1) ERA: 4.0	1.0	S	6	3	3	3	0	0	0	0	0	0	1	6	6	27.00	3.000

PITCHER	IP	WLS	BF	H	R	ER	SO	BB	IBB	HBP	BLK	WP	HR	S	P	ERA	WHIP

BOTTOM

Chicago White Sox @ Washington Senators

Griffith Stadium, Washington, DC

Tue Aug 30 1960, 7:05 PM EDT
Att. 10,979 - Unknown

livebaseballscorecards.com

AB	43
R	10
H	13
RBI	9
BB	2
SO	5
LOB	10

WP: 0 PB: 0 SB: 0 CS: 0 PA: 47

Chicago White Sox @ Washington Senators

Griffith Stadium, Washington, DC

Wed Aug 31 1960, 7:05 PM EDT

Att. 7,798 - Unknown

TOP

livebaseballscorecards.com

Batter	1	2	3	4	5	6	7	8	9	AB	R	H	RBI	BB	SO	LOB
Luis Aparicio, R (1, 6) OBP: 0.325, SLG: 0.349	K			6-3		FC3-6 1B		SH5-4		3	0	1	0	0	1	0
Nellie Fox, L (1, 4) OBP: 0.340, SLG: 0.365	CS 1B			1-3		FC3-6		G3		4	0	1	1	0	0	4
Roy Sievers, R (1, 3) OBP: 0.422, SLG: 0.583	K			FC5-4 1B		K		F3		4	0	1	0	0	2	5
Al Smith, R (1, 9) OBP: 0.381, SLG: 0.466		K		FC5-4			F9 2B		K	4	0	1	0	0	2	1
Minnie Minoso, R (1, 7) OBP: 0.372, SLG: 0.454		K			6-3		F9		F8	4	0	0	0	0	1	1
Jim Landis, R (1, 8) OBP: 0.370, SLG: 0.389		K			F3		1-3		BB	3	0	0	0	1	1	1
Gene Freese, R (1, 5) OBP: 0.307, SLG: 0.474			5-3		5-3		K		K	4	0	0	0	0	2	2
Earl Averill, R (1, 2) OBP: 0.308, SLG: 0.302		F9				F4		SH5-4 BB G3 1B		3	0	1	0	0	0	0
Jim Rivera, L (8, PR) OBP: 0.455, SLG: 0.700										0	1	0	0	0	0	0
Sherm Lollar, R (8, 2) OBP: 0.336, SLG: 0.373										0	0	0	0	0	0	0
Bob Shaw, R (1, 1) OBP: 0.210, SLG: 0.127		F8				FC3-6 1B		G3 SH5-4 BB		2	0	1	0	1	0	0

Inning Stats	R: 0	H: 1	R: 0	H: 0	R: 0	H: 0	R: 0	H: 1	R: 0	H: 0	R: 0	H: 2	R: 0	H: 1	R: 1	H: 1	R: 0	H: 0	1B: 5	SF: 0	WP: 0	PA: 34
	E: 0	LOB: 1	E: 0	LOB: 0	E: 0	LOB: 0	E: 0	LOB: 1	E: 0	LOB: 0	E: 0	LOB: 2	E: 0	LOB: 1	E: 0	LOB: 2	E: 0	LOB: 1	2B: 2	SAC: 1	PB: 0	
	K: 2	BB: 0	K: 3	BB: 0	K: 0	BB: 0	K: 0	BB: 0	K: 1	BB: 0	K: 1	BB: 0	S: 6	BB: 1	K: 0	BB: 1	K: 2	BB: 1	3B: 0	DP: 1	SB: 0	
	S: 7	P: 7	S: 9	P: 9	S: 3	P: 3	S: 4	P: 4	S: 3	P: 3	S: 7	P: 7		P: 6	S: 4	P: 8	S: 7	P: 11	HR: 0	HBP: 0	CS: 1	

PITCHER	IP	WLS	BF	H	R	ER	SO	BB	IBB	HBP	BLK	WP	HR	S	P	ERA	WHIP
Jack Kralick, L (1, 1) ERA: 3.41	9.0	W	34	6	1	1	9	2	0	0	0	0	0	50	58	1.00	0.889

PITCHER	IP	WLS	BF	H	R	ER	SO	BB	IBB	HBP	BLK	WP	HR	S	P	ERA	WHIP

AB	31
R	1
H	6
RBI	1
BB	2
SO	9
LOB	14

Batter	1	2	3	4	5	6	7	8	9	AB	R	H	RBI	BB	SO	LOB
Billy Gardner, R (1, 4) OBP: 0.328, SLG: 0.384	G6-3 1B		6-3			4-1		1B		4	0	2	0	0	0	0
Lenny Green, L (1, 8) OBP: 0.370, SLG: 0.414	G6-3 1-2f			CS 1B		1B		4-3		4	0	2	0	0	0	2
Julio Becquer, L (1, 3) OBP: 0.289, SLG: 0.411	FC5-4 BB			F9 1-2		F8			1B FC4-2 1B	3	0	1	0	1	0	2
Jim Lemon, R (1, 7) OBP: 0.369, SLG: 0.522	FC5-4 1-2f			FC4-6 BB			PB SH1-3 SF7 BB		FC4-2 IBB SF7 1-3 1B	2	2	1	0	2	0	1
Reno Bertoia, R (1, 5) OBP: 0.325, SLG: 0.364		F3		FC4-6 1-2f			SH1-3 1-2		FC4-2 1-2 IBB	2	0	0	0	1	0	1
Bob Allison, R (1, 9) OBP: 0.372, SLG: 0.427 Elmer Valo, L (9, PH) OBP: 0.405, SLG: 0.296		F9			G5-4-3 1B		SF7 2-H		FC4-2 1-2 2-3 3-H	2 1	0 0	1 0	1 0	0 0	0 0	0 3
Earl Battey, R (1, 2) OBP: 0.342, SLG: 0.400		F7			G5-4-3 1-2f		6-3		SF7 3-H	3	0	0	1	0	0	1
Billy Consolo, R (1, 6) OBP: 0.320, SLG: 0.311 Faye Throneberry, L (8, PH) OBP: 0.325, SLG: 0.331 Jose Valdivielso, R (9, 6) OBP: 0.289, SLG: 0.259			4-3		K			K		2 1 0	0 0 0	0 0 0	0 0 0	1 1 0	0 0 0	0 0 0
Jack Kralick, L (1, 1) OBP: 0.207, SLG: 0.115			K			K		1-3		3	0	0	0	0	2	0
Inning Stats	R: 0 E: 0 K: 0 S: 3 H: 1 LOB: 1 BB: 1 P: 7	R: 0 E: 0 K: 0 S: 3 H: 0 LOB: 0 BB: 0 P: 3	R: 0 E: 0 K: 1 S: 5 H: 0 LOB: 0 BB: 0 P: 5	R: 0 E: 0 K: 0 S: 3 H: 1 LOB: 1 BB: 1 P: 7	R: 0 E: 0 K: 1 S: 5 H: 1 LOB: 0 BB: 0 P: 5	R: 0 E: 0 K: 1 S: 6 H: 1 LOB: 1 BB: 0 P: 6	R: 1 E: 0 K: 0 S: 3 H: 0 LOB: 0 BB: 1 P: 7	R: 0 E: 0 K: 1 S: 6 H: 1 LOB: 1 BB: 0 P: 6	R: 1 E: 0 K: 0 S: 4 H: 2 LOB: 2 BB: 1 P: 8	1B: 7 2B: 0 3B: 0 HR: 0 SF: 2 SAC: 1 DP: 2 HBP: 0						

PITCHER	IP	WLS	BF	H	R	ER	SO	BB	IBB	HBP	BLK	WP	HR	S	P	ERA	WHIP
Bob Shaw, R (1, 1) ERA: 3.71	8.2	L	34	7	2	1	4	3	1	0	0	0	0	38	54	1.04	1.154

PITCHER	IP	WLS	BF	H	R	ER	SO	BB	IBB	HBP	BLK	WP	HR	S	P	ERA	WHIP

BOTTOM

Chicago White Sox @ Washington Senators

Griffith Stadium, Washington, DC

Wed Aug 31 1960, 7:05 PM EDT

Att. 7,798 - Unknown

livebaseballscorecards.com

AB	27
R	2
H	7
RBI	2
BB	4
SO	4
LOB	10

WP: 0 PA: 34
PB: 1
SB: 0
CS: 1

Washington Senators @ Boston Red Sox

Fenway Park, Boston, MA

Fri Sep 02 1960, 7:05 PM EDT

Unknown

livebaseballscorecards.com

Batter	1	2	3	4	5	6	7	8	9	AB	R	H	RBI	BB	SO	LOB
Billy Gardner, R (1, 4) OBP: 0.327, SLG: 0.382	G3		3-1		F8		F8		1B 1-3 1B	5	0	1	0	0	0	1
Dan Dobbek, L (1, 8) OBP: 0.317, SLG: 0.392	HR		2B 1B		5-3 1B		P4		1-3 3-H 1B	5	2	4	2	0	0	1
Harmon Killebrew, R (1, 3) OBP: 0.373, SLG: 0.525	L7		1-H 2B		5-3 1-2			K	1-3	5	0	1	1	0	1	3
Jim Lemon, R (1, 7) OBP: 0.368, SLG: 0.527	HR		K		L5			K		4	1	1	1	0	2	2
Bob Allison, R (1, 9) OBP: 0.371, SLG: 0.423	K			5-3		K2-3		FC6-4 BB		3	0	0	0	1	2	0
Reno Bertoia, R (1, 5) OBP: 0.324, SLG: 0.363		F9		E S WP 1B		F8		FC6-4 1-2f		4	1	1	0	0	0	1
Earl Battey, R (1, 2) OBP: 0.339, SLG: 0.396		K		F9		F9			1-3	4	0	0	0	0	1	1
Billy Consolo, R (1, 6) OBP: 0.324, SLG: 0.312		5-3		1-H BB			F3		1B 1B 1B	3	1	1	0	1	0	0
Don Lee, R (1, 1) OBP: 0.205, SLG: 0.229			K	6-3			1B		K	4	0	1	0	0	2	2

Inning Stats	1	2	3	4	5	6	7	8	9	AB	R	H	RBI	BB	SO	LOB
	R: 2 E: 0 K: 1 S: 7	H: 2 LOB: 0 BB: 0 P: 7	R: 0 E: 0 K: 1 S: 5	H: 0 LOB: 0 BB: 0 P: 5	R: 1 E: 0 K: 2 S: 9	H: 2 LOB: 1 BB: 0 P: 9	R: 1 E: 0 K: 0 S: 4	H: 1 LOB: 1 BB: 1 P: 8	R: 0 E: 0 K: 0 S: 4	H: 1 LOB: 1 BB: 0 P: 4	R: 0 E: 0 K: 1 S: 5	H: 0 LOB: 0 BB: 0 P: 5	R: 0 E: 0 K: 0 S: 4	H: 1 LOB: 1 BB: 0 P: 4	R: 0 E: 0 K: 2 S: 7	H: 0 LOB: 1 BB: 1 P: 11	R: 1 E: 0 K: 1 S: 8	H: 3 LOB: 2 BB: 0 P: 8

1B: 7	SF: 0	WP: 1	PA: 39
2B: 1	SAC: 0	PB: 0	
3B: 0	DP: 0	SB: 1	
HR: 2	HBP: 0	CS: 0	

PITCHER		IP	WLS	BF	H	R	ER	SO	BB	IBB	HBP	BLK	WP	HR	S	P	ERA	WHIP
Frank Sullivan, R ERA: 5.18	(1, 1)	5.0	L	22	6	4	3	4	1	0	0	0	1	2	29	33	5.40	1.400
Jerry Casale, R ERA: 6.39	(6, 1)	2.0		7	1	0	0	1	0	0	0	0	0	0	9	9	0.00	0.500
Chet Nichols, L ERA: 4.5	(8, 1)	2.0		10	3	1	1	3	1	0	0	0	0	0	15	19	4.50	2.000

PITCHER	IP	WLS	BF	H	R	ER	SO	BB	IBB	HBP	BLK	WP	HR	S	P	ERA	WHIP

BOTTOM

Batter	1	2	3	4	5	6	7	8	9	AB	R	H	RBI	BB	SO	LOB
Pumpsie Green, S (1, 6) OBP: 0.338, SLG: 0.314	S S S 0-3 K ①		S S S 0-3 K ②		x 0-0 FC6-4 1B		x 0-0 F8 ③		S S S 0-3 K ③	5	0	1	0	0	3	3
Carroll Hardy, R (1, 8) OBP: 0.271, SLG: 0.291	S S S 0-3 K ②		x 0-0 5-3 ③		x 0-0 FC6-4 ③ 1-2f			x 0-0 5-3 ①		4	0	0	0	0	1	1
Ted Williams, L (1, 7) OBP: 0.450, SLG: 0.652	x 0-0 G3 ③			x 0-0 F9 ①		x 0-0 P4 ①		x 0-0 HR		4	1	1	1	0	0	0
Vic Wertz, L (1, 3) OBP: 0.339, SLG: 0.476		B B B B 4-0 E 1B BB		x 0-0 1B 1B 1B		S S S 0-3 K ②		x 0-0 L8 ②		3	0	1	0	1	1	0
Russ Nixon, L (1, 2) OBP: 0.327, SLG: 0.404		x 0-0 F7 ①		x 0-0 1B 1-2 1B		x 0-0 G3 ③		x 0-0 1B		4	0	2	0	0	0	1
Frank Malzone, R (1, 5) OBP: 0.331, SLG: 0.421		x 0-0 F7 ②		x 0-0 ② 1-2 2-3 1B			x 0-0 FC1-4 1B	x 0-0 1-3 ③		4	0	2	0	0	0	2
Pete Runnels, L (1, 4) OBP: 0.397, SLG: 0.402		x 0-0 E5 FC6-4 1-3 1B		x 0-0 F8 ③			x 0-0 F8 ①		x 0-0 1B	4	0	2	0	0	0	3
Lou Clinton, R (1, 9) OBP: 0.271, SLG: 0.381		x 0-0 FC6-4 ③ 1-2f			x 0-0 5-3 ①		x 0-0 FC1-4 ② BB 1-2f		x 0-0 F8 ①	4	0	0	0	0	0	4
Frank Sullivan, R (1, 1) OBP: 0.195, SLG: 0.108 Willie Tasby, R (5, PH) OBP: 0.350, SLG: 0.356 Jerry Casale, R (6, 1) OBP: 0.294, SLG: 0.344 Rip Repulski, R (7, PH) OBP: 0.288, SLG: 0.378 Chet Nichols, S (8, 1) Don Gile, R (9, PH) OBP: 0.207, SLG: 0.179			x 0-0 5-3 ①		x 0-0 F9 ②		B B B B 4-0 1-2 BB		x 0-0 P4 ②	1 1 0 0 0 1	0 0 0 0 0 0	0 0 0 0 1 0	0 0 0 0 0 0	0 0 0 0 0 0	0 0 0 0 0 0	0 0 0 0 0 1
Inning Stats	R: 0 E: 0 K: 2 S: 7 H: 0 LOB: 0 BB: 0 P: 7	R: 0 E: 1 K: 0 S: 4 H: 1 LOB: 2 BB: 1 P: 8	R: 0 E: 0 K: 1 S: 5 H: 0 LOB: 0 BB: 0 P: 5	R: 0 E: 0 K: 0 S: 5 H: 3 LOB: 2 BB: 0 P: 5	R: 0 E: 0 K: 0 S: 4 H: 1 LOB: 1 BB: 0 P: 4	R: 0 E: 0 K: 1 S: 5 H: 0 LOB: 0 BB: 0 P: 5	R: 0 E: 0 K: 0 S: 4 H: 1 LOB: 2 BB: 1 P: 8	R: 1 E: 0 K: 0 S: 5 H: 2 LOB: 1 BB: 0 P: 5	R: 0 E: 0 K: 1 S: 6 H: 1 LOB: 1 BB: 0 P: 6	1B: 8 2B: 0 3B: 0 HR: 1	SF: 0 SAC: 0 DP: 0 HBP: 0						

PITCHER	IP	WLS	BF	H	R	ER	SO	BB	IBB	HBP	BLK	WP	HR	S	P	ERA	WHIP
Don Lee, R (1, 1) ERA: 3.54	9.0	W	37	9	1	1	5	2	0	0	0	0	1	45	53	1.00	1.222

PITCHER	IP	WLS	BF	H	R	ER	SO	BB	IBB	HBP	BLK	WP	HR	S	P	ERA	WHIP

Washington Senators @ Boston Red Sox

Fenway Park, Boston, MA

Fri Sep 02 1960, 7:05 PM EDT

Unknown

livebaseballscorecards.com

AB	35
R	1
H	9
RBI	1
BB	2
SO	5
LOB	15

WP: 0	PB: 0	SB: 0	CS: 0
PA: 37			

Batter	1	2	3	4	5	6	7	8	9	AB	R	H	RBI	BB	SO	LOB
Billy Gardner, R (1, 4) OBP: 0.326, SLG: 0.383	F7		5-3		3-1			HR 2B	5-3	5	1	1	0	0	0	1
Dan Dobbek, L (1, 8) OBP: 0.316, SLG: 0.387	F8		BBBB 4-0 7-4-3 BB			P6		SSS 0-3 K		3	0	0	0	1	1	1
Harmon Killebrew, R (1, 3) OBP: 0.369, SLG: 0.519	L8		7-4-3 1-1f			F8		SSS K		4	0	0	0	0	1	2
Jim Lemon, R (1, 7) OBP: 0.367, SLG: 0.531		SSS 0-3 K		6-3		E5		2-H HR		4	1	1	2	0	1	0
Bob Allison, R (1, 9) OBP: 0.374, SLG: 0.426		BBBB 4-0 WP 2B BB		BBBB 4-0 BB		F8		2B		2	1	1	0	2	0	1
Reno Bertoia, R (1, 5) OBP: 0.323, SLG: 0.361		5-3 1-2		F3			1B 1B	SSS K		4	0	1	0	0	1	3
Earl Battey, R (1, 2) OBP: 0.340, SLG: 0.399		2-H 2B		L7			SSS K		FC1-6 1B	4	0	2	1	0	1	2
Billy Consolo, R (1, 6) OBP: 0.326, SLG: 0.310 Elmer Valo, L (7, PH) OBP: 0.413, SLG: 0.309 Jose Valdivielso, R (7, PR) OBP: 0.288, SLG: 0.258 (7, 6)		BBBB 4-0 BB			5-3		1-2 G6-3 1B		SSS 0-3 K	1 1 1	0 0 0	0 1 0	0 0 0	1 0 0	0 0 1	0 0 1
Pedro Ramos, S (1, 1) OBP: 0.143, SLG: 0.261 Julio Becquer, L (7, PH) OBP: 0.288, SLG: 0.409 Ted Sadowski, R (7, 1)		SSS 0-3 K			SSS 0-3 K		1-2f G6-3		1-2f FC1-6	2 1 1	0 0 0	0 0 0	0 0 0	0 0 0	2 0 0	2 2 1
Inning Stats	R: 0 E: 0 K: 0 S: 3 H: 0 LOB: 0 BB: 0 P: 3	R: 1 E: 0 K: 2 S: 8 H: 1 LOB: 2 BB: 2 P: 16	R: 0 E: 0 K: 0 S: 2 H: 0 LOB: 0 BB: 1 P: 6	R: 0 E: 0 K: 0 S: 3 H: 0 LOB: 1 BB: 1 P: 7	R: 0 E: 0 K: 1 S: 5 H: 0 LOB: 0 BB: 0 P: 5	R: 0 E: 1 K: 0 S: 4 H: 0 LOB: 1 BB: 0 P: 4	R: 0 E: 0 K: 1 S: 6 H: 2 LOB: 2 BB: 0 P: 6	R: 2 E: 0 K: 3 S: 12 H: 3 LOB: 1 BB: 0 P: 12	R: 0 E: 0 K: 1 S: 6 H: 1 LOB: 1 BB: 0 P: 6	1B: 3 2B: 4 3B: 0 HR: 1 SF: 0 SAC: 0 DP: 2 HBP: 0						

PITCHER	IP	WLS	BF	H	R	ER	SO	BB	IBB	HBP	BLK	WP	HR	S	P	ERA	WHIP
Billy Muffett, R (1, 1) ERA: 3.74	7.0		28	4	2	2	4	4	0	0	0	1	0	32	48	2.57	1.143
Mike Fornieles, R (8, 1) ERA: 2.59	2.0	L	9	3	1	1	4	0	0	0	0	0	1	17	17	4.50	1.500

PITCHER	IP	WLS	BF	H	R	ER	SO	BB	IBB	HBP	BLK	WP	HR	S	P	ERA	WHIP

TOP

Washington Senators @ Boston Red Sox

Fenway Park, Boston, MA

Fri Sep 02 1960, 7:05 PM EDT

Att. 26,817 - Unknown

livebaseballscorecards.com

AB	33
R	3
H	7
RBI	3
BB	4
SO	8
LOB	16

WP: 1 PA: 37
PB: 0
SB: 0
CS: 0

Batter	1	2	3	4	5	6	7	8	9	AB	R	H	RBI	BB	SO	LOB
Pumpsie Green, S (1, 6) OBP: 0.341, SLG: 0.318	1B SF9 1B	1B 1-3 1B			F5 ①			F7 ①		4	1	2	0	0	0	0
Carroll Hardy, R (1, 7) OBP: 0.280, SLG: 0.300	SSS 0-3 K ①	1-3 3-H 1B			CS 1B			SSS 0-3 K ②		4	0	2	1	0	2	1
Vic Wertz, L (1, 3) OBP: 0.341, SLG: 0.475 Marlan Coughtry, L (8, PR) (9, 4)	E 1-3 1B	4-3 ③			F9 ②			BBB 4-0 BB		3 0	0 0	1 0	0 0	1 0	0 0	3 0
Russ Nixon, L (1, 2) OBP: 0.322, SLG: 0.400	SF9 ② 3-H	6-3 ①			CS ③ 1-2	F5 ①		P5 ③		3	0	0	1	0	0	1
Frank Malzone, R (1, 5) OBP: 0.329, SLG: 0.418	E7 1-3	5-3 ②				6-3 ②			F7 ①	4	0	0	0	0	0	1
Pete Runnels, L (1, 4) OBP: 0.396, SLG: 0.400 (9, 3)	F9 ③	4-3 ③				F7 ③			1B FC6-4	4	0	1	0	0	0	2
Willie Tasby, R (1, 8) OBP: 0.358, SLG: 0.353 Ted Williams, L (9, PH) OBP: 0.449, SLG: 0.650		6-3 ①		F5 ①		6-3 ①			SSS 0-3 K ②	3 1	0 0	0 0	0 0	0 1	0 1	0 1
Lou Clinton, R (1, 9) OBP: 0.271, SLG: 0.379		F2 ②		SSS 0-3 K ②		1B			FC6-4 ③ 1-2f	4	0	1	0	0	1	1
Billy Muffett, R (1, 1) OBP: 0.323, SLG: 0.310 Mike Fornieles, R (8, 1) OBP: 0.462, SLG: 0.462		BBB 4-0 1B 1B BB		SSS 0-3 K ③		6-3 ③				2 0	1 0	0 0	0 0	1 0	1 0	0 0
Inning Stats	R: 1 E: 1 K: 1 S: 8 H: 2 LOB: 2 BB: 0 P: 8	R: 1 E: 0 K: 0 S: 5 H: 2 LOB: 2 BB: 1 P: 9	R: 0 E: 0 K: 0 S: 3 H: 0 LOB: 0 BB: 0 P: 3	R: 0 E: 0 K: 2 S: 7 H: 0 LOB: 0 BB: 0 P: 7	R: 0 E: 0 K: 0 S: 3 H: 1 LOB: 0 BB: 0 P: 3	R: 0 E: 0 K: 0 S: 3 H: 0 LOB: 0 BB: 0 P: 3	R: 0 E: 0 K: 0 S: 3 H: 1 LOB: 0 BB: 0 P: 3	R: 0 E: 0 K: 1 S: 5 H: 0 LOB: 1 BB: 1 P: 9	R: 0 E: 0 K: 1 S: 6 H: 1 LOB: 1 BB: 0 P: 6	1B: 7 2B: 0 3B: 0 HR: 0 SF: 1 SAC: 0 DP: 0 HBP: 0							

PITCHER	IP	WLS	BF	H	R	ER	SO	BB	IBB	HBP	BLK	WP	HR	S	P	ERA	WHIP
Pedro Ramos, R (1, 1) ERA: 3.72	6.0		24	5	2	2	3	1	0	0	0	0	0	29	33	3.00	1.000
Ted Sadowski, R (7, 1) ERA:	3.0	W	11	2	0	0	2	1	0	0	0	0	0	14	18	0.00	1.000

PITCHER	IP	WLS	BF	H	R	ER	SO	BB	IBB	HBP	BLK	WP	HR	S	P	ERA	WHIP

BOTTOM

Washington Senators @ Boston Red Sox

Fenway Park, Boston, MA

Fri Sep 02 1960, 7:05 PM EDT

Att. 26,817 - Unknown

livebaseballscorecards.com

AB	32
R	2
H	7
RBI	2
BB	2
SO	5
LOB	10

1B: 7	SF: 1	WP: 0	PA: 36
2B: 0	SAC: 0	PB: 0	
3B: 0	DP: 0	SB: 0	
HR: 0	HBP: 0	CS: 1	

Batter	1	2	3	4	5	6	7	8	9	AB	R	H	RBI	BB	SO	LOB
Billy Gardner, R (1, 4) OBP: 0.325, SLG: 0.383	6-3		6-3		F3		2B		F2	5	0	1	0	0	0	0
Dan Dobbek, L (1, 8) OBP: 0.325, SLG: 0.403	K2-3			FC5 1B 1B		2B SF8 BB	BB		HR	3	2	2	1	2	1	0
Harmon Killebrew, R (1, 3) OBP: 0.370, SLG: 0.520	5-3			FC5 1-2 1B		SF8 1-3 1B	F2		F7	5	2	2	0	0	0	2
Jim Lemon, R (1, 7) OBP: 0.364, SLG: 0.527		F8		FC5 FC4-6 1B 1-2 2-3f		SF8 2-3 3-H	F8			3	0	0	1	0	0	4
Bob Allison, R (1, 9) OBP: 0.373, SLG: 0.425		5-3		FC4-6 1-2 2-H 1B		1-3		6-3		4	0	1	1	0	0	1
Reno Bertoia, R (1, 5) OBP: 0.328, SLG: 0.368		FC6-4 1B		FC4-6 1-2f 2-3		1B 3-H 1B		4-3 2B		4	0	3	1	0	0	2
Earl Battey, R (1, 2) OBP: 0.339, SLG: 0.398		FC6-4 1-2f		F8		S 1-3 1B		4-3 2-3		4	0	1	0	0	0	4
Billy Consolo, R (1, 6) OBP: 0.321, SLG: 0.304			6-3		G3	P4 1-2		P5		3	0	0	0	0	0	2
Elmer Valo, L (8, PH) OBP: 0.408, SLG: 0.304										1	0	0	0	0	0	1
Jose Valdivielso, R (8, 6) OBP: 0.288, SLG: 0.258										0	0	0	0	0	0	0
Tex Clevenger, R (1, 1) OBP: 0.167, SLG: 0.091			K		1-3		F9		4-3	3	0	0	0	0	1	0
Hal Woodeshick, R (7, 1) OBP: 0.133, SLG: 0.071										0	0	0	0	0	0	0
Faye Throneberry, L (9, PH) OBP: 0.323, SLG: 0.329										1	0	0	0	0	0	0
Inning Stats	R: 0 H: 0 E: 0 LOB: 0 K: 1 BB: 0 S: 5 P: 5	R: 0 H: 1 E: 0 LOB: 1 K: 0 BB: 0 S: 4 P: 4	R: 0 H: 0 E: 0 LOB: 0 K: 1 BB: 0 S: 5 P: 5	R: 1 H: 3 E: 0 LOB: 2 K: 0 BB: 0 S: 6 P: 6	R: 0 H: 0 E: 0 LOB: 0 K: 0 BB: 0 S: 3 P: 3	R: 2 H: 3 E: 0 LOB: 2 K: 0 BB: 1 S: 6 P: 10	R: 0 H: 1 E: 0 LOB: 2 K: 0 BB: 1 S: 4 P: 8	R: 0 H: 1 E: 0 LOB: 1 K: 0 BB: 0 S: 4 P: 4	R: 1 H: 1 E: 0 LOB: 0 K: 0 BB: 0 S: 4 P: 4	1B: 6 SF: 1 2B: 3 SAC: 0 3B: 0 DP: 0 HR: 1 HBP: 0						

PITCHER	IP	WLS	BF	H	R	ER	SO	BB	IBB	HBP	BLK	WP	HR	S	P	ERA	WHIP
Tom Brewer, R (1, 1) ERA: 4.87	9.0	W	39	10	4	4	2	2	0	0	0	0	1	41	49	4.00	1.333

PITCHER	IP	WLS	BF	H	R	ER	SO	BB	IBB	HBP	BLK	WP	HR	S	P	ERA	WHIP

TOP

Washington Senators @ Boston Red Sox

Fenway Park, Boston, MA

Sat Sep 03 1960, 3:33 AM EDT

Att. 13,599 - Unknown

livebaseballscorecards.com

AB	36
R	4
H	10
RBI	4
BB	2
SO	2
LOB	16

WP: 0	PA: 39
PB: 0	
SB: 1	
CS: 0	

Batter	1	2	3	4	5	6	7	8	9	AB	R	H	RBI	BB	SO	LOB
Pumpsie Green, S (1, 6) OBP: 0.344, SLG: 0.315	B B B B 4-0 HR BB BB	x 0-0 ③ 4-3			S S S 0-3 ③ K		B B B B 4-0 1-2 BB BB			2	1	0	0	2	1	1
Carroll Hardy, R (1, 8) OBP: 0.279, SLG: 0.290	x 0-0 ① P6	x 0-0 ① F2				x 0-0 ① F7	B B B B 4-0 1-2 2-3 3-H BB			3	0	0	1	1	0	1
Ted Williams, L (1, 7) OBP: 0.446, SLG: 0.642	B B B B 4-0 1-2 HR BB	x 0-0 ② 4-3				x 0-0 ② F8	S S S 0-3 ② K			3	1	0	0	1	1	3
Vic Wertz, L (1, 3) OBP: 0.342, SLG: 0.484	x 0-0 1-H 2-H HR	x 0-0 ③ 4-3				x 0-0 1B	S S S 0-3 ③ K			4	1	2	3	0	1	3
Russ Nixon, L (1, 2) OBP: 0.318, SLG: 0.394	x 0-0 ② 6-3			x 0-0 ① 4-3		x 0-0 ③ 4-3		x 0-0 ① 4-3		4	0	0	0	0	0	1
Frank Malzone, R (1, 5) OBP: 0.328, SLG: 0.422	x 0-0 ③ 5-3			x 0-0 E5 G6-3			x 0-0 HR	S S S 0-3 ② K		4	1	1	1	0	1	0
Pete Runnels, L (1, 4) OBP: 0.395, SLG: 0.401		x 0-0 SH5-3 CS 2B		x 0-0 ② ③ G6-3 1-2f			x 0-0 ① 4-3	x 0-0 ③ 1-3		4	0	1	0	0	0	1
Lou Clinton, R (1, 9) OBP: 0.273, SLG: 0.380		x 0-0 ① SH5-3 2-3			S S S 0-3 ① K		x 0-0 1B BB 1B			2	1	1	0	0	1	0
Tom Brewer, R (1, 1) OBP: 0.241, SLG: 0.302		x 0-0 ② 3-H 1B			x 0-0 ② 5-3		x 0-0 BB BB 1-3 1B			3	0	2	0	0	0	0
Inning Stats	R: 3 H: 1 E: 0 LOB: 0 K: 0 BB: 2 S: 4 P: 12	R: 0 H: 2 E: 0 LOB: 1 K: 0 BB: 0 S: 4 P: 4	R: 0 H: 0 E: 0 LOB: 0 K: 0 BB: 0 S: 3 P: 3	R: 0 H: 0 E: 1 LOB: 0 K: 0 BB: 0 S: 3 P: 3	R: 0 H: 0 E: 0 LOB: 0 K: 2 BB: 0 S: 7 P: 7	R: 0 H: 1 E: 0 LOB: 1 K: 0 BB: 0 S: 4 P: 4	R: 2 H: 3 E: 0 LOB: 3 K: 2 BB: 2 S: 10 P: 18	R: 0 H: 0 E: 0 LOB: 0 K: 1 BB: 0 S: 5 P: 5		1B: 4 SF: 0 2B: 1 SAC: 1 3B: 0 DP: 1 HR: 2 HBP: 0				WP: 0 PA: 34 PB: 0 SB: 0 CS: 1		

PITCHER		IP	WLS	BF	H	R	ER	SO	BB	IBB	HBP	BLK	WP	HR	S	P	ERA	WHIP
Tex Clevenger, R ERA: 4.17	(1, 1)	6.1	L	29	7	5	5	2	4	0	0	0	0	2	29	45	7.11	1.737
Hal Woodeshick, L ERA: 4.4	(7, 1)	1.2		5	0	0	0	3	0	0	0	0	0	0	11	11	0.00	0.000

PITCHER	IP	WLS	BF	H	R	ER	SO	BB	IBB	HBP	BLK	WP	HR	S	P	ERA	WHIP

BOTTOM

Washington Senators @ Boston Red Sox

Fenway Park, Boston, MA

Sat Sep 03 1960, 3:33 AM EDT

Att. 13,599 - Unknown

livebaseballscorecards.com

AB	29
R	5
H	7
RBI	5
BB	4
SO	5
LOB	10

Washington Senators @ Boston Red Sox

Fenway Park, Boston, MA

Sun Sep 04 1960, 3:33 AM EDT

Att. 10,321 - Unknown

TOP

Batter	1	2	3	4	5	6	7	8	9	AB	R	H	RBI	BB	SO	LOB
Reno Bertoia, R (1, 5) (6, 4) OBP: 0.324, SLG: 0.363	F9	K			F2		FC5-4 BB HR 1-2f	F9		5	1	0	0	0	1	5
Billy Gardner, R (1, 4) (6, 6) OBP: 0.322, SLG: 0.379	5-3	4-3			4-1		P6	F7		5	0	0	0	0	0	5
Harmon Killebrew, R (1, 3) (6, 5) OBP: 0.375, SLG: 0.529	BLK BB BB		F8		1B		HR 1-2 BB		HR	3	2	2	1	2	0	0
Jim Lemon, R (1, 7) OBP: 0.364, SLG: 0.532	BLK 1-2 BB		5-3		F8		HR 1-H 2-H		K	4	1	1	3	1	1	1
Dan Dobbek, L (1, 8) OBP: 0.326, SLG: 0.405	1-2 2-3 BB		K		K		2B		G3	4	0	1	0	1	2	0
Bob Allison, R (1, 9) OBP: 0.371, SLG: 0.422	K			F8	1B		L7		E6 FC6-4	5	0	1	0	0	1	4
Earl Battey, R (1, 2) OBP: 0.340, SLG: 0.401		BB 1B		2B	K			F8	FC6-4 1-2f	5	0	2	0	0	1	2
Billy Consolo, R (1, 6) OBP: 0.317, SLG: 0.300	K			F9	F7			1B		2	0	0	0	0	1	2
Julio Becquer, L (6, PH) (6, 3) OBP: 0.290, SLG: 0.410										2	0	1	0	0	0	1
Jack Kralick, L (1, 1) OBP: 0.226, SLG: 0.111		1-2 BB		4-3			FC5-4 BB	1-3 1B		1	0	0	0	1	0	1
Faye Throneberry, L (7, PH) OBP: 0.327, SLG: 0.329										0	0	0	0	1	0	0
Tom Morgan, R (7, 1)										0	0	0	0	0	0	0
Elmer Valo, L (8, PH) OBP: 0.416, SLG: 0.316										1	0	1	0	0	0	0
Pedro Ramos, S (8, PR) OBP: 0.143, SLG: 0.261										0	0	0	0	0	0	0
Ted Sadowski, R (8, 1)										0	0	0	0	0	0	0

livebaseballscorecards.com

	AB	37
	R	4
	H	9
	RBI	4
	BB	6
	SO	7
	LOB	21

Inning Stats	1	2	3	4	5	6	7	8	9	1B: 5	SF: 0	WP: 0	PA: 43
R:	0	0	0	0	0	0	3	0	1	2B: 2	SAC: 0	PB: 0	
E:	0	0	0	0	0	0	0	0	1	3B: 0	DP: 0	SB: 0	
K:	1	2	1	0	0	2	0	0	1	HR: 2	HBP: 0	CS: 0	
S:	5	8	5	4	4	8	5	5	7				
H:	0	1	0	1	1	1	2	2	1				
LOB:	3	2	0	1	1	1	1	2	1				
BB:	3	1	0	0	0	0	2	0	0				
P:	17	12	5	4	4	8	13	5	7				

PITCHER		IP	WLS	BF	H	R	ER	SO	BB	IBB	HBP	BLK	WP	HR	S	P	ERA	WHIP
Earl Wilson, R ERA: 4.07	(1, 1)	6.2	W	32	6	3	3	6	6	0	0	1	0	1	38	62	4.05	1.800
Mike Fornieles, R ERA: 2.62	(7, 1)	2.1	S	11	3	1	1	1	0	0	0	0	0	1	13	13	3.86	1.286

PITCHER		IP	WLS	BF	H	R	ER	SO	BB	IBB	HBP	BLK	WP	HR	S	P	ERA	WHIP

Batter	1	2	3	4	5	6	7	8	9	AB	R	H	RBI	BB	SO	LOB
Pumpsie Green, S (1, 6) OBP: 0.347, SLG: 0.330	3B	G6-4-3 1B 1-2			P5 ①		6-3 ②			4	1	2	0	0	0	0
Carroll Hardy, R (1, 7) OBP: 0.278, SLG: 0.309	2B 3-H	G6-4-3 ②③ 1-2f			K ②		P6 ③			4	1	1	1	0	1	2
Frank Malzone, R (1, 5) OBP: 0.326, SLG: 0.419	5-3 ①		5-3 ①		F8 ③			F7 ①		4	0	0	0	0	0	1
Jim Pagliaroni, R (1, 2) OBP: 0.413, SLG: 0.667	E 2B 3-H		F9 ②			HR		3B 2B		4	2	3	2	0	0	0
Don Gile, R (1, 3) OBP: 0.212, SLG: 0.250	F8 ② 2-3		K ③			K ①		3B 2-H		4	0	1	1	0	2	1
Willie Tasby, R (1, 8) OBP: 0.359, SLG: 0.360	BB			HR		4-3 ②		K ②		3	1	1	1	1	1	1
Pete Runnels, L (1, 4) OBP: 0.397, SLG: 0.402	K ③			G6-4-3 1B		BB		IBB		2	0	1	0	2	1	2
Lou Clinton, R (1, 9) OBP: 0.272, SLG: 0.374		FC1-4 BB		G6-4-3 ①② 1-2f		F8 ③		F7 ③		3	0	0	0	1	0	4
Earl Wilson, R (1, 1) OBP: 0.200, SLG: 0.211 Mike Fornieles, R (7, 1) OBP: 0.429, SLG: 0.429		FC1-4 ① 1-2f		F9 ③			P6 ①			2 1	0 0	0 0	0 0	0 0	0 0	1 0
Inning Stats	R: 2 E: 1 K: 1 S: 8 H: 3 LOB: 2 BB: 1 P: 12	R: 0 E: 0 K: 0 S: 3 H: 1 LOB: 1 BB: 1 P: 7	R: 0 E: 0 K: 1 S: 5 H: 0 LOB: 0 BB: 0 P: 5	R: 1 E: 0 K: 0 S: 4 H: 2 LOB: 0 BB: 0 P: 4	R: 0 E: 0 K: 1 S: 5 H: 0 LOB: 0 BB: 0 P: 5	R: 1 E: 0 K: 1 S: 6 H: 1 LOB: 1 BB: 1 P: 10	R: 0 E: 0 K: 0 S: 3 H: 0 LOB: 0 BB: 0 P: 3	R: 1 E: 0 K: 1 S: 7 H: 2 LOB: 2 BB: 1 P: 11		1B: 2 2B: 2 3B: 3 HR: 2	SF: 0 SAC: 0 DP: 2 HBP: 0						WP: 0 PB: 0 SB: 0 CS: 0	PA: 35

PITCHER		IP	WLS	BF	H	R	ER	SO	BB	IBB	HBP	BLK	WP	HR	S	P	ERA	WHIP
Jack Kralick, L ERA: 3.55	(1, 1)	6.0	L	26	7	4	4	4	3	0	0	0	0	2	31	43	6.00	1.667
Tom Morgan, R ERA: 4.11	(7, 1)	1.0		3	0	0	0	0	0	0	0	0	0	0	3	3	0.00	0.000
Ted Sadowski, R ERA: 2.25	(8, 1)	1.0		6	2	1	1	1	0	1	0	0	0	0	7	11	9.00	2.000

PITCHER	IP	WLS	BF	H	R	ER	SO	BB	IBB	HBP	BLK	WP	HR	S	P	ERA	WHIP

BOTTOM

Washington Senators @ Boston Red Sox

Fenway Park, Boston, MA

Sun Sep 04 1960, 3:33 AM EDT

Att. 10,321 - Unknown

livebaseballscorecards.com

AB	31
R	5
H	9
RBI	5
BB	4
SO	5
LOB	12

Batter	1	2	3	4	5	6	7	8	9	AB	R	H	RBI	BB	SO	LOB
Jackie Brandt, R (1, 9) OBP: 0.326, SLG: 0.422	F8		K		5-3			G4-3 1-2f		4	0	0	0	0	1	2
Marv Breeding, R (1, 4) OBP: 0.323, SLG: 0.346	K		F2			P3		1B		4	0	1	0	0	1	1
Ron Hansen, R (1, 6) OBP: 0.335, SLG: 0.441	F9			F3		L6		1-3		4	0	0	0	0	0	1
Walt Dropo, R (1, 3) (7, 5) OBP: 0.349, SLG: 0.404		F5		BB 1B		F7			F8	4	0	1	0	0	0	0
Gus Triandos, R (1, 2) OBP: 0.337, SLG: 0.392		2B		1-2 BB			L6		K	3	0	1	0	1	1	0
Dave Nicholson, R (1, 7) Gene Woodling, L (7, PH) (7, 7) OBP: 0.311, SLG: 0.366 OBP: 0.402, SLG: 0.425		L1-3 BB		K			F9		6-3	1 2	0 0	0 0	0 0	1 0	1 0	2 0
Jim Busby, R (1, 8) OBP: 0.318, SLG: 0.302		L1-3 1-2		P4			3B			3	0	1	0	0	0	4
Billy Klaus, L (1, 5) Jim Gentile, L (7, PH) (7, 3) OBP: 0.297, SLG: 0.364 OBP: 0.420, SLG: 0.526			F7		4-3		4-3			2 1	0 0	0 0	0 0	0 0	0 0	0 1
Steve Barber, L (1, 1) Dave Philley, S (8, PH) Gordon Jones, R (8, 1) OBP: 0.137, SLG: 0.064 OBP: 0.287, SLG: 0.269 OBP: 0.400, SLG: 0.400			BB		K			G4-3 1B		1 1 0	0 0 0	0 1 0	0 0 0	1 0 0	1 0 0	0 0 0
Inning Stats	R: 0 E: 0 K: 1 S: 5 H: 0 LOB: 0 BB: 0 P: 5	R: 0 E: 0 K: 0 S: 3 H: 1 LOB: 1 BB: 1 P: 7	R: 0 E: 0 K: 1 S: 5 H: 0 LOB: 1 BB: 1 P: 9	R: 0 E: 0 K: 1 S: 6 H: 1 LOB: 2 BB: 1 P: 10	R: 0 E: 0 K: 1 S: 5 H: 0 LOB: 0 BB: 0 P: 5	R: 0 E: 0 K: 0 S: 3 H: 0 LOB: 0 BB: 0 P: 3	R: 0 E: 0 K: 0 S: 4 H: 1 LOB: 1 BB: 0 P: 4	R: 0 E: 0 K: 0 S: 4 H: 2 LOB: 1 BB: 0 P: 4	R: 0 E: 0 K: 1 S: 5 H: 0 LOB: 0 BB: 0 P: 5	1B: 3 2B: 2 3B: 1 HR: 0	SF: 0 SAC: 0 DP: 2 HBP: 0					

PITCHER		IP	WLS	BF	H	R	ER	SO	BB	IBB	HBP	BLK	WP	HR	S	P	ERA	WHIP
Chuck Stobbs, L ERA: 3.77	(1, 1)	7.0	W	26	3	0	0	4	3	0	0	0	0	0	31	43	0.00	0.857
Hal Woodeshick, L ERA: 4.31	(8, 1)	2.0	S	7	2	0	0	1	0	0	0	0	0	0	9	9	0.00	1.000

PITCHER	IP	WLS	BF	H	R	ER	SO	BB	IBB	HBP	BLK	WP	HR	S	P	ERA	WHIP

TOP

Baltimore Orioles @ Washington Senators

Griffith Stadium, Washington, DC

Mon Sep 05 1960, 3:33 AM EDT

Unknown

livebaseballscorecards.com

AB	30
R	0
H	5
RBI	0
BB	3
SO	5
LOB	11

1B: 3	SF: 0
2B: 2	SAC: 0
3B: 1	DP: 2
HR: 0	HBP: 0

WP: 0	PA: 33
PB: 0	
SB: 0	
CS: 0	

Baltimore Orioles @ Washington Senators

Griffith Stadium, Washington, DC

Mon Sep 05 1960, 3:33 AM EDT

Unknown

livebaseballscorecards.com

BOTTOM

Batter	1	2	3	4	5	6	7	8	9	AB	R	H	RBI	BB	SO	LOB
Pete Whisenant, R (1, 8) OBP: 0.328, SLG: 0.378	FC5-4 1B	6-3			1B 1B		CS 1B			4	0	3	0	0	0	2
Billy Gardner, R (1, 4) OBP: 0.320, SLG: 0.376	FC5-4 HR 1-2f		F8		K		K 1-2			4	1	0	0	0	2	3
Harmon Killebrew, R (1, 3) OBP: 0.376, SLG: 0.537	HR 1-H		F8		1B 1-2			K		4	1	2	2	0	1	0
Jim Lemon, R (1, 7) OBP: 0.362, SLG: 0.527	5-3		F7		F7			6-3		4	0	0	0	0	0	2
Bob Allison, R (1, 9) OBP: 0.370, SLG: 0.420	5-3			1-3	L7			HR 1B		4	1	1	0	0	0	2
Reno Bertoia, R (1, 5) OBP: 0.325, SLG: 0.373		2B 1B		K		5-3		HR 1-H		4	1	2	2	0	1	0
Earl Battey, R (1, 2) OBP: 0.342, SLG: 0.404		2B 1-3		1B 1B		F9		K		4	0	2	0	0	1	0
Jose Valdivielso, R (1, 6) OBP: 0.289, SLG: 0.259		K		1B 1-2		K2-3				3	0	1	0	0	2	2
Chuck Stobbs, L (1, 1) OBP: 0.172, SLG: 0.077		K		F8			F9			2	0	0	0	0	1	4
Billy Consolo, R (7, PH) OBP: 0.316, SLG: 0.298										1	0	0	0	0	0	0
Hal Woodeshick, R (8, 1) OBP: 0.133, SLG: 0.071										0	0	0	0	0	0	0
Inning Stats	R: 2 H: 2 E: 0 LOB: 0 K: 0 BB: 0 S: 5 P: 5	R: 0 H: 2 E: 0 LOB: 2 K: 2 BB: 0 S: 9 P: 9	R: 0 H: 0 E: 0 LOB: 0 K: 0 BB: 0 S: 3 P: 3	R: 0 H: 2 E: 0 LOB: 2 K: 1 BB: 0 S: 7 P: 7	R: 0 H: 2 E: 0 LOB: 2 K: 1 BB: 0 S: 7 P: 7	R: 0 H: 0 E: 0 LOB: 0 K: 1 BB: 0 S: 5 P: 5	R: 0 H: 1 E: 0 LOB: 0 K: 1 BB: 0 S: 5 P: 5	R: 2 H: 2 E: 0 LOB: 0 K: 2 BB: 0 S: 9 P: 9		1B: 8 SF: 0 2B: 1 SAC: 0 3B: 0 DP: 0 HR: 2 HBP: 0						

	AB	34
	R	4
	H	11
	RBI	4
	BB	0
	SO	8
	LOB	15

WP: 0 PB: 0 SB: 0 CS: 1 PA: 34

PITCHER		IP	WLS	BF	H	R	ER	SO	BB	IBB	HBP	BLK	WP	HR	S	P	ERA	WHIP
Steve Barber, L ERA: 3.21	(1, 1)	7.0	L	29	9	2	2	6	0	0	0	0	0	1	41	41	2.57	1.286
Gordon Jones, R ERA: 4.01	(8, 1)	1.0		5	2	2	2	2	0	0	0	0	0	1	9	9	18.00	2.000

PITCHER	IP	WLS	BF	H	R	ER	SO	BB	IBB	HBP	BLK	WP	HR	S	P	ERA	WHIP

Batter	1	2	3	4	5	6	7	8	9	AB	R	H	RBI	BB	SO	LOB
Jackie Brandt, R (1, 8) (9, 9) OBP: 0.325, SLG: 0.420	F2		K		1B (2-H)		E5 FC5-6 (1-2)		F8	5	0	1	1	0	1	3
Gene Woodling, L (1, 7) OBP: 0.399, SLG: 0.422	K		K		1-3		FC5-6 (1-2 2-3)		1B	3	0	0	0	0	2	3
Al Pilarcik, L (6, 9) OBP: 0.339, SLG: 0.373										1	0	0	0	0	0	2
Bob Boyd, L (9, PH) OBP: 0.395, SLG: 0.443										1	0	1	0	0	0	0
Jim Busby, R (9, PR) (9, 8) OBP: 0.318, SLG: 0.302										0	0	0	0	0	0	0
Gene Stephens, L (1, 9) (6, 7) OBP: 0.316, SLG: 0.365	1-3			P4		K	F7		1-3	5	0	0	0	0	1	3
Jim Gentile, L (1, 3) OBP: 0.415, SLG: 0.520		6-3		4-3		F7	K			4	0	0	0	0	1	2
Gus Triandos, R (1, 2) OBP: 0.336, SLG: 0.394		6-3		F9		1B 2B		K		4	1	1	0	0	1	0
Ron Hansen, R (1, 6) OBP: 0.338, SLG: 0.448		K			HR	1B BB		BB		2	1	1	1	2	1	0
Billy Klaus, L (1, 5) OBP: 0.341, SLG: 0.371			K		1B SH1-3 BB	1-3 (2-H) 1B		BB G6-3 (1-2)		2	1	1	1	2	1	0
Marv Breeding, R (1, 4) OBP: 0.323, SLG: 0.345			HBP 1B		F4	L1		G6-3 (1-2f)		4	0	1	0	0	0	5
Hal Brown, R (1, 1) OBP: 0.364, SLG: 0.229			1-2 HBP		SH1-3 (1-2)		FC5-6 E BB		K	1	0	0	0	1	1	0
Inning Stats	R: 0 E: 0 K: 1 S: 5 H: 0 LOB: 0 BB: 0 P: 5	R: 0 E: 0 K: 1 S: 5 H: 0 LOB: 0 BB: 0 P: 5	R: 0 E: 0 K: 3 S: 10 H: 1 LOB: 2 BB: 0 P: 11	R: 0 E: 0 K: 0 S: 3 H: 0 LOB: 0 BB: 0 P: 3	R: 2 E: 0 K: 0 S: 5 H: 2 LOB: 1 BB: 1 P: 9	R: 1 E: 0 K: 1 S: 7 H: 2 LOB: 2 BB: 1 P: 11	R: 0 E: 1 K: 1 S: 6 H: 0 LOB: 2 BB: 1 P: 10	R: 0 E: 0 K: 1 S: 4 H: 0 LOB: 1 BB: 2 P: 12	R: 0 E: 0 K: 1 S: 6 H: 1 LOB: 1 BB: 0 P: 6	1B: 4 2B: 1 3B: 0 HR: 1		SF: 0 SAC: 1 DP: 1 HBP: 1		WP: 0 PB: 0 SB: 0 CS: 0	PA: 39	

PITCHER	IP	WLS	BF	H	R	ER	SO	BB	IBB	HBP	BLK	WP	HR	S	P	ERA	WHIP
Pedro Ramos, R (1, 1) ERA: 3.69	9.0	L	39	6	3	3	9	5	0	1	0	0	1	51	72	3.00	1.222

PITCHER	IP	WLS	BF	H	R	ER	SO	BB	IBB	HBP	BLK	WP	HR	S	P	ERA	WHIP

TOP

Baltimore Orioles @ Washington Senators

Griffith Stadium, Washington, DC

Mon Sep 05 1960, 3:38 AM EDT

Att. 26,568 - Unknown

livebaseballscorecards.com

AB	32
R	3
H	6
RBI	3
BB	5
SO	9
LOB	18

BOTTOM

Baltimore Orioles @ Washington Senators

Griffith Stadium, Washington, DC

Mon Sep 05 1960, 3:38 AM EDT

Att. 26,568 - Unknown

livebaseballscorecards.com

Batter	1	2	3	4	5	6	7	8	9	AB	R	H	RBI	BB	SO	LOB
Bob Allison, R (1, 9) OBP: 0.368, SLG: 0.417 Lenny Green, L (9, PH) OBP: 0.369, SLG: 0.412	K			F8		K			F8	3 1	0 0	0 0	0 0	0 0	2 0	0 1
Reno Bertoia, R (1, 5) OBP: 0.327, SLG: 0.379 (7, 4)	6-3			F7			3B		FC6-4 PB 1-2 1B	4	0	2	0	0	0	0
Harmon Killebrew, R (1, 3) OBP: 0.377, SLG: 0.538 (7, 5)	6-3			2B			K		FC6-4 1-2 2-3 BB	3	0	1	0	1	1	1
Jim Lemon, R (1, 7) OBP: 0.359, SLG: 0.522		K		F8			K		FC6-4 1-2f 2-3 3-H	4	0	0	1	0	2	4
Dan Dobbek, L (1, 8) OBP: 0.321, SLG: 0.398		K			K		1-3		G3	4	0	0	0	0	2	3
Billy Gardner, R (1, 4) OBP: 0.318, SLG: 0.374 (7, 6)		K			6-3			6-3		3	0	0	0	0	1	0
Earl Battey, R (1, 2) OBP: 0.339, SLG: 0.401			P3		F9			K		3	0	0	0	0	1	0
Jose Valdivielso, R (1, 6) OBP: 0.288, SLG: 0.258 Julio Becquer, L (6, PH) OBP: 0.288, SLG: 0.407 (7, 3)			4-3			6-3		K2-3		1 2	0 0	0 0	0 0	0 0	0 1	0 0
Pedro Ramos, S (1, 1) OBP: 0.139, SLG: 0.254 Elmer Valo, L (9, PH) OBP: 0.423, SLG: 0.316			6-3			K			PB 1B FC6-4 HBP	2 0	0 1	0 0	0 0	0 0	1 0	0 0
Inning Stats	R: 0 E: 0 K: 1 S: 5 H: 0 LOB: 0 BB: 0 P: 5	R: 0 E: 0 K: 3 S: 9 H: 0 LOB: 0 BB: 0 P: 9	R: 0 E: 0 K: 0 S: 3 H: 0 LOB: 0 BB: 0 P: 3	R: 0 E: 0 K: 0 S: 4 H: 1 LOB: 1 BB: 0 P: 4	R: 0 E: 0 K: 1 S: 5 H: 0 LOB: 0 BB: 0 P: 5	R: 0 E: 0 K: 2 S: 7 H: 0 LOB: 0 BB: 0 P: 7	R: 0 E: 0 K: 2 S: 8 H: 1 LOB: 1 BB: 0 P: 8	R: 0 E: 0 K: 2 S: 7 H: 0 LOB: 0 BB: 0 P: 7	R: 1 E: 0 K: 0 S: 4 H: 1 LOB: 2 BB: 1 P: 9	1B: 1 2B: 1 3B: 1 HR: 0 SF: 0 SAC: 0 DP: 0 HBP: 1						

	AB	30
	R	1
	H	3
	RBI	1
	BB	1
	SO	11
	LOB	9

WP: 0 PA: 32
PB: 1
SB: 0
CS: 0

PITCHER	IP	WLS	BF	H	R	ER	SO	BB	IBB	HBP	BLK	WP	HR	S	P	ERA	WHIP
Hal Brown, R (1, 1) ERA: 3.18	9.0	W	32	3	1	1	11	1	0	1	0	0	0	52	57	1.00	0.444

PITCHER	IP	WLS	BF	H	R	ER	SO	BB	IBB	HBP	BLK	WP	HR	S	P	ERA	WHIP

Batter	1	2	3	4	5	6	7	8	9	AB	R	H	RBI	BB	SO	LOB
Billy Gardner, R (1, 4) OBP: 0.316, SLG: 0.371	S S S 0-3 ① K	x 0-0 ③ F7			x 0-0 ① 5-3	x 0-0 ③ 6-3			x 0-0 ② F8	5	0	0	0	0	1	3
Lenny Green, L (1, 8) OBP: 0.369, SLG: 0.416	x 0-0 ② F7		x 0-0 ① 1-3		x 0-0 6-3 S 1B 1B		x 0-0 CS 2B		x 0-0 ③ 3-1	5	1	2	0	0	0	0
Harmon Killebrew, R (1, 3) OBP: 0.374, SLG: 0.533	S S S 0-3 ③ K		x 0-0 ② F7		x 0-0 ② 6-3 1-3		x 0-0 ① ② 6-3 2-3			4	0	0	0	0	1	2
Jim Lemon, R (1, 7) OBP: 0.362, SLG: 0.523		B B B B 4-0 1B 1B 1B BB	x 0-0 ③ F2		x 0-0 2B 1B 3-H		x 0-0 1B			3	2	2	1	1	0	0
Reno Bertoia, R (1, 5) OBP: 0.331, SLG: 0.386		x 0-0 1B 1B E 1B 1-2		x 0-0 1B 1B	x 0-0 ③ 1B 2B 1-H		x 0-0 ③ P4			4	1	3	1	0	0	1
Earl Battey, R (1, 2) OBP: 0.341, SLG: 0.409		x 0-0 E 1B 1-2 2-3		x 0-0 ① F8		x 0-0 HR		x 0-0 ① F3		4	1	2	1	0	0	1
Bob Allison, R (1, 9) OBP: 0.371, SLG: 0.419		x 0-0 E6 1B 1-3 2-H 3-H		x 0-0 ② L6		x 0-0 G3 1B		B B B B 4-0 G6-4-3 BB		3	0	2	1	1	0	1
Jose Valdivielso, R (1, 6) OBP: 0.287, SLG: 0.258		x 0-0 ① F5		x 0-0 1-3 1B		x 0-0 ① F9		x 0-0 ② ③ G6-4-3 1-2f		4	0	1	0	0	0	4
Don Lee, R (1, 1) OBP: 0.195, SLG: 0.216		S S S 0-3 ② K		x 0-0 ③ 6-3		x 0-0 ② G3 1-2			x 0-0 ① 4-3	2	0	0	0	0	1	4
Elmer Valo, L (6, PH) OBP: 0.418, SLG: 0.310										1	0	0	0	0	0	1
Hal Woodeshick, R (6, 1) OBP: 0.129, SLG: 0.069										1	0	0	0	0	0	0
Ted Sadowski, R (9, 1)										0	0	0	0	0	0	0
Inning Stats	R: 0 H: 0 E: 0 LOB: 0 K: 2 BB: 0 S: 7 P: 7	R: 2 H: 3 E: 1 LOB: 2 K: 1 BB: 1 S: 8 P: 12	R: 0 H: 0 E: 0 LOB: 0 K: 0 BB: 0 S: 3 P: 3	R: 0 H: 2 E: 0 LOB: 2 K: 0 BB: 0 S: 5 P: 5	R: 2 H: 3 E: 0 LOB: 1 K: 0 BB: 0 S: 5 P: 5	R: 1 H: 2 E: 0 LOB: 1 K: 0 BB: 0 S: 5 P: 5	R: 0 H: 2 E: 0 LOB: 1 K: 0 BB: 0 S: 4 P: 4	R: 0 H: 0 E: 0 LOB: 0 K: 0 BB: 1 S: 2 P: 6	R: 0 H: 0 E: 0 LOB: 0 K: 0 BB: 0 S: 3 P: 3	1B: 9 SF: 0 2B: 2 SAC: 0 3B: 0 DP: 1 HR: 1 HBP: 0						

TOP

Washington Senators @ Kansas City Athletics

Municipal Stadium, Kansas City, MO

Wed Sep 07 1960, 8:05 PM EDT

Att. 4,603 - Unknown

livebaseballscorecards.com

AB	36
R	5
H	12
RBI	4
BB	2
SO	3
LOB	17

WP: 0 PA: 38
PB: 0
SB: 1
CS: 1

PITCHER		IP	WLS	BF	H	R	ER	SO	BB	IBB	HBP	BLK	WP	HR	S	P	ERA	WHIP
Johnny Kucks, R ERA: 5.81	(1, 1)	6.0	L	28	10	5	4	3	1	0	0	0	0	1	33	37	6.00	1.833
Don Larsen, R ERA: 5.23	(7, 1)	1.0		4	2	0	0	0	0	0	0	0	0	0	4	4	0.00	2.000
Marty Kutyna, R ERA: 4.07	(8, 1)	1.0		3	0	0	0	0	1	0	0	0	0	0	2	6	0.00	1.000
Bob Davis, R ERA: 4.0	(9, 1)	1.0		3	0	0	0	0	0	0	0	0	0	0	3	3	0.00	0.000

PITCHER	IP	WLS	BF	H	R	ER	SO	BB	IBB	HBP	BLK	WP	HR	S	P	ERA	WHIP

Batter	1	2	3	4	5	6	7	8	9	AB	R	H	RBI	BB	SO	LOB
Ken Hamlin, R (1, 6) OBP: 0.302, SLG: 0.270	F7		4-3		P4		K		P4	3	0	0	0	0	0	0
Ray Jablonski, R (7, PH) OBP: 0.294, SLG: 0.241										1	0	0	0	0	1	2
Bob Johnson, R (8, 6) OBP: 0.352, SLG: 0.272										1	0	0	0	0	0	1
Jerry Lumpe, L (1, 4) OBP: 0.323, SLG: 0.354	1B		G3		F7		P4		1-2 1B 1B	5	1	2	0	0	0	2
Russ Snyder, L (1, 9) OBP: 0.313, SLG: 0.366 (8, 7)	F8		2B		G3			K	K	5	0	1	0	0	2	3
Norm Siebern, L (1, 3) OBP: 0.363, SLG: 0.482	K		F9			L8		1B WP 1B	1-2 2-3 1B 1B	5	1	2	0	0	1	2
Jim Delsing, L (1, 7) OBP: 0.310, SLG: 0.357		4-3		4-3		4-3		FC5 WP 1-3 1B	1-2 2-H 3-H FC6-4 1B	3	0	0	0	0	0	0
Marty Kutyna, R (8, 1) OBP: 0.200, SLG: 0.200										0	0	0	0	0	0	0
Dick Williams, R (8, PH) OBP: 0.344, SLG: 0.419										1	0	1	0	0	0	0
Bob Davis, R (9, 1) OBP: 0.250, SLG: 0.250										0	0	0	0	0	0	0
Marv Throneberry, L (9, PH) OBP: 0.292, SLG: 0.414										1	0	1	2	0	0	0
Andy Carey, R (1, 5) OBP: 0.287, SLG: 0.417		BBBB 4-0 1B BB		1B		L4		1-2 3-H BB	1-2f FC6-4	3	0	1	0	2	0	2
Bill Tuttle, R (1, 8) OBP: 0.330, SLG: 0.335		1-2 1B		1-2 1B			FC6-4 1B	L6		4	0	3	0	0	0	2
Danny Kravitz, L (1, 2) OBP: 0.278, SLG: 0.367		K		P6						2	0	0	0	0	1	4
Pete Daley, R (5, 2) OBP: 0.279, SLG: 0.357							1-2 FC6-4 1B	2-3f FC5		2	0	1	0	0	0	2
Johnny Kucks, R (1, 1) OBP: 0.179, SLG: 0.148		4-3		4-3			1-2f 2-3 FC6-4		BBBB 1B 1B 1B BB	2	0	0	0	0	0	4
Don Larsen, R (7, 1) OBP: 0.207, SLG: 0.241										0	0	0	0	0	0	0
Hank Bauer, R (7, PH) (8, 9) OBP: 0.313, SLG: 0.351										1	1	0	0	1	0	2
Inning Stats	R: 0 E: 0 K: 1 S: 6 H: 1 LOB: 1 BB: 0 P: 6	R: 0 E: 0 K: 1 S: 6 H: 1 LOB: 2 BB: 1 P: 10	R: 0 E: 0 K: 0 S: 4 H: 1 LOB: 1 BB: 0 P: 4	R: 0 E: 0 K: 0 S: 5 H: 2 LOB: 2 BB: 0 P: 5	R: 0 E: 0 K: 0 S: 3 H: 0 LOB: 0 BB: 0 P: 3	R: 0 E: 0 K: 0 S: 3 H: 0 LOB: 0 BB: 0 P: 3	R: 0 E: 0 K: 1 S: 7 H: 2 LOB: 2 BB: 0 P: 7	R: 1 E: 0 K: 1 S: 7 H: 2 LOB: 2 BB: 1 P: 11	R: 2 E: 0 K: 1 S: 8 H: 3 LOB: 2 BB: 1 P: 12	1B: 11 2B: 1 3B: 0 HR: 0 SF: 0 SAC: 0 DP: 0 HBP: 0							

PITCHER	IP	WLS	BF	H	R	ER	SO	BB	IBB	HBP	BLK	WP	HR	S	P	ERA	WHIP
Don Lee, R (1, 1) ERA: 3.41	5.0	W	21	5	0	0	2	1	0	0	0	0	0	24	28	0.00	1.200
Hal Woodeshick, L (6, 1) ERA: 4.42	3.2		20	7	3	3	3	2	0	0	0	1	0	24	32	7.36	2.455
Ted Sadowski, R (9, 1) ERA: 2.08	0.1	S	1	0	0	0	0	0	0	0	0	0	0	1	1	0.00	0.000

PITCHER	IP	WLS	BF	H	R	ER	SO	BB	IBB	HBP	BLK	WP	HR	S	P	ERA	WHIP

BOTTOM

Washington Senators @ Kansas City Athletics
Municipal Stadium, Kansas City, MO
Wed Sep 07 1960, 8:05 PM EDT
Att. 4,603 - Unknown

livebaseballscorecards.com

AB	39
R	3
H	12
RBI	2
BB	3
SO	5
LOB	26

WP: 1 PA: 42
PB: 0
SB: 0
CS: 0

Batter	1	2	3	4	5	6	7	8	9	AB	R	H	RBI	BB	SO	LOB
Billy Gardner, R (1, 4) OBP: 0.315, SLG: 0.369	F8			L8	G6-3 1-2f			1B HBP		3	0	0	0	0	0	1
Lenny Green, L (1, 8) OBP: 0.374, SLG: 0.432	P4			E SF8 S 1B		HR		1-2 HR S 1B		4	3	3	1	0	0	0
Harmon Killebrew, R (1, 3) OBP: 0.375, SLG: 0.530	P4			E5 BB 1-3 2B		BBBB G4-3 BB		BBBB 1-2 HR BB		2	2	0	0	2	0	1
Jim Lemon, R (1, 7) OBP: 0.361, SLG: 0.528		F3		SF8 3-H		F7		1-H 2-H HR		3	1	1	4	0	0	1
Reno Bertoia, R (1, 5) OBP: 0.330, SLG: 0.383		F7		BBBB 1-2 2B BB		G4-3 1-2f		6-3		3	1	0	0	1	0	1
Earl Battey, R (1, 2) OBP: 0.340, SLG: 0.410		G3		1-H 2-H 2B			F5		6-3	4	0	1	2	0	0	0
Bob Allison, R (1, 9) OBP: 0.370, SLG: 0.416			F2	F3			6-3		BBBB 6-3 BB	3	0	0	0	1	0	1
Jose Valdivielso, R (1, 6) OBP: 0.283, SLG: 0.254			P4		F7		P6		1-2 6-3	4	0	0	0	0	0	1
Jack Kralick, L (1, 1) OBP: 0.229, SLG: 0.129			P6		G6-3 1B			SSS 4-3	K2-3	4	0	1	0	0	1	1
Inning Stats	R: 0 E: 0 K: 0 S: 3 H: 0 LOB: 0 BB: 0 P: 3	R: 0 E: 0 K: 0 S: 3 H: 0 LOB: 0 BB: 0 P: 3	R: 0 E: 0 K: 0 S: 3 H: 0 LOB: 0 BB: 0 P: 3	R: 3 E: 1 K: 0 S: 6 H: 2 LOB: 1 BB: 1 P: 10	R: 0 E: 0 K: 0 S: 3 H: 1 LOB: 0 BB: 0 P: 3	R: 1 E: 0 K: 0 S: 3 H: 1 LOB: 0 BB: 1 P: 7	R: 0 E: 0 K: 0 S: 3 H: 0 LOB: 0 BB: 0 P: 3	R: 3 E: 0 K: 0 S: 4 H: 2 LOB: 0 BB: 1 P: 9	R: 0 E: 0 K: 1 S: 5 H: 0 LOB: 1 BB: 1 P: 9	1B: 3 2B: 1 3B: 0 HR: 2 SF: 1 SAC: 0 DP: 2 HBP: 1						

TOP

Washington Senators @ Kansas City Athletics

Municipal Stadium, Kansas City, MO

Thu Sep 08 1960, 8:05 PM EDT

Att. 5,187 - Unknown

livebaseballscorecards.com

AB	30
R	7
H	6
RBI	7
BB	4
SO	1
LOB	7

WP: 0 PB: 0 SB: 2 CS: 0 PA: 36

PITCHER		IP	WLS	BF	H	R	ER	SO	BB	IBB	HBP	BLK	WP	HR	S	P	ERA	WHIP
Dick Hall, R ERA: 4.08	(1, 1)	8.0	L	32	6	7	4	0	3	0	1	0	0	2	28	41	4.50	1.125
Marty Kutyna, R ERA: 4.01	(9, 1)	1.0		4	0	0	0	1	1	0	0	0	0	0	5	9	0.00	1.000

PITCHER	IP	WLS	BF	H	R	ER	SO	BB	IBB	HBP	BLK	WP	HR	S	P	ERA	WHIP

Batter	1	2	3	4	5	6	7	8	9	AB	R	H	RBI	BB	SO	LOB
Bill Tuttle, R (1, 8) OBP: 0.329, SLG: 0.332	BBBB 4-0 1B BB		x 0-0 ① 4-3	x 0-0 ③ 4-3			x 0-0 ① L8		SSS 0-3 ② K	4	0	0	0	1	1	4
Jerry Lumpe, L (1, 4) OBP: 0.322, SLG: 0.352	x 0-0 ① F8		x 0-0 FC6-4 1B		x 0-0 ① 6-3		x 0-0 ② F8		x 0-0 ③ L4	5	0	1	0	0	0	2
Hank Bauer, R (1, 9) OBP: 0.308, SLG: 0.345	x 0-0 ② F7		x 0-0 ② FC6-4 1-2f		x 0-0 ② 6-3		x 0-0 ③ F9			4	0	0	0	0	0	2
Norm Siebern, L (1, 3) OBP: 0.362, SLG: 0.480	x 0-0 FC6-4 1-2 1B		x 0-0 ③ 5-3		x 0-0 E9			x 0-0 ① P6		4	0	1	0	0	0	1
Andy Carey, R (1, 5) OBP: 0.283, SLG: 0.411	x 0-0 ③ FC6-4 1-2f			x 0-0 ① F3	x 0-0 ③ F3			x 0-0 ② F8		4	0	0	0	0	0	3
Jim Delsing, L (1, 7) OBP: 0.333, SLG: 0.406		x 0-0 ① P6		x 0-0 BB 1B 1B		SSS 0-3 ① K		x 0-0 2B		4	0	2	0	0	1	0
Pete Daley, R (1, 2) OBP: 0.284, SLG: 0.360		x 0-0 ② 6-3		x 0-0 BB 1-2 1B		x 0-0 1B		x 0-0 ③ P6		4	0	2	0	0	0	1
Ken Hamlin, R (1, 6) OBP: 0.303, SLG: 0.271		x 0-0 FC5-4 1B		x 0-0 ② F8		x 0-0 ② F9			BBBB 4-0 BB	3	0	1	0	1	0	3
Dick Hall, R (1, 1) OBP: 0.170, SLG: 0.120 Marty Kutyna, R (9, 1) OBP: 0.200, SLG: 0.200 Ray Jablonski, R (9, PH) OBP: 0.286, SLG: 0.233		x 0-0 ③ FC5-4 1-2f		BBBB 4-0 1-2 2-3 BB		x 0-0 ③ P6			x 0-0 ① F8	2 0 1	0 0 0	0 0 0	0 0 0	1 0 0	0 0 0	2 0 1
Inning Stats	R: 0 H: 1 E: 0 LOB: 2 K: 0 BB: 1 S: 4 P: 8	R: 0 H: 1 E: 0 LOB: 1 K: 0 BB: 0 S: 4 P: 4	R: 0 H: 1 E: 0 LOB: 1 K: 0 BB: 0 S: 4 P: 4	R: 0 H: 2 E: 0 LOB: 3 K: 0 BB: 1 S: 5 P: 9	R: 0 H: 0 E: 1 LOB: 1 K: 0 BB: 0 S: 4 P: 4	R: 0 H: 1 E: 0 LOB: 1 K: 1 BB: 0 S: 6 P: 6	R: 0 H: 0 E: 0 LOB: 0 K: 0 BB: 0 S: 3 P: 3	R: 0 H: 1 E: 0 LOB: 1 K: 0 BB: 0 S: 4 P: 4	R: 0 H: 0 E: 0 LOB: 1 K: 1 BB: 1 S: 5 P: 9	1B: 6 SF: 0 2B: 1 SAC: 0 3B: 0 DP: 0 HR: 0 HBP: 0						

PITCHER		IP	WLS	BF	H	R	ER	SO	BB	IBB	HBP	BLK	WP	HR	S	P	ERA	WHIP
Jack Kralick, L ERA: 3.28	(1, 1)	9.0	W	38	7	0	0	2	3	0	0	0	0	0	39	51	0.00	1.111

PITCHER	IP	WLS	BF	H	R	ER	SO	BB	IBB	HBP	BLK	WP	HR	S	P	ERA	WHIP

BOTTOM

Washington Senators @ Kansas City Athletics
Municipal Stadium, Kansas City, MO
Thu Sep 08 1960, 8:05 PM EDT
Att. 5,187 - Unknown

livebaseballscorecards.com

AB	35
R	0
H	7
RBI	0
BB	3
SO	2
LOB	19

Batter	1	2	3	4	5	6	7	8	9	AB	R	H	RBI	BB	SO	LOB
Billy Gardner, R (1, 4) OBP: 0.314, SLG: 0.369	6-3		F7		K		4-3		1B 2B	5	1	1	0	0	1	1
Lenny Green, L (1, 8) (9, 7) OBP: 0.384, SLG: 0.447	3B			HR 1B		1B HR BB	S HR 1B		1B 2-H 1B	4	3	4	1	1	0	0
Harmon Killebrew, R (1, 3) OBP: 0.377, SLG: 0.537	G6-4-3 BB			1-H HR		1-3 HR 1B	1-2 K		F8	4	2	2	2	1	1	2
Jim Lemon, R (1, 7) OBP: 0.363, SLG: 0.542 Dan Dobbek, L (9, 8) OBP: 0.321, SLG: 0.398	G6-4-3 1-2f			3-1		1-H 3-H HR	2-H HR		1-2 1B	5 0	2 0	3 0	5 0	0 0	0 0	2 0
Reno Bertoia, R (1, 5) OBP: 0.326, SLG: 0.378		5-3		F3		L9	K		F8	5	0	0	0	0	1	2
Earl Battey, R (1, 2) OBP: 0.341, SLG: 0.413		F8		F8		BB 1B		F8 2B	4-3	5	0	2	0	0	0	2
Bob Allison, R (1, 9) OBP: 0.371, SLG: 0.416		K			SH1-3 1B	1-2 BB		F8 2-3		3	0	1	0	1	1	1
Jose Valdivielso, R (1, 6) OBP: 0.279, SLG: 0.250			4-3		F4	F9		K		4	0	0	0	0	1	4
Pedro Ramos, S (1, 1) OBP: 0.133, SLG: 0.243			K		SH1-3 1-2	L4		F5		3	0	0	0	0	1	3
Inning Stats	R: 0 E: 0 K: 0 S: 3 H: 1 LOB: 1 BB: 1 P: 7	R: 0 E: 0 K: 1 S: 5 H: 0 LOB: 0 BB: 0 P: 5	R: 0 E: 0 K: 1 S: 5 H: 0 LOB: 0 BB: 0 P: 5	R: 2 E: 0 K: 0 S: 5 H: 2 LOB: 0 BB: 0 P: 5	R: 0 E: 0 K: 1 S: 6 H: 1 LOB: 1 BB: 0 P: 6	R: 3 E: 0 K: 0 S: 6 H: 3 LOB: 2 BB: 2 P: 14	R: 2 E: 0 K: 2 S: 9 H: 2 LOB: 0 BB: 0 P: 9	R: 0 E: 0 K: 1 S: 6 H: 1 LOB: 1 BB: 0 P: 6	R: 1 E: 0 K: 0 S: 6 H: 3 LOB: 2 BB: 0 P: 6	1B: 7 2B: 2 3B: 1 HR: 3	SF: 0 SAC: 1 DP: 1 HBP: 0						

TOP

Washington Senators @ Cleveland Indians

Cleveland Municipal Stadium, Cleveland, OH

Fri Sep 09 1960, 7:05 PM EDT

Att. 9,474 - Unknown

livebaseballscorecards.com

AB	38
R	8
H	13
RBI	8
BB	3
SO	6
LOB	17

WP: 0 PB: 0 SB: 1 CS: 0 PA: 42

PITCHER		IP	WLS	BF	H	R	ER	SO	BB	IBB	HBP	BLK	WP	HR	S	P	ERA	WHIP
Mudcat Grant, R ERA: 4.45	(1, 1)	6.0	L	27	7	5	5	3	3	0	0	0	0	2	30	42	7.50	1.667
Don Newcombe, R ERA: 4.88	(7, 1)	3.0		15	6	3	3	3	0	0	0	0	0	1	21	21	9.00	2.000

PITCHER	IP	WLS	BF	H	R	ER	SO	BB	IBB	HBP	BLK	WP	HR	S	P	ERA	WHIP

BOTTOM

Washington Senators @ Cleveland Indians

Cleveland Municipal Stadium, Cleveland, OH

Fri Sep 09 1960, 7:05 PM EDT

Att. 9,474 - Unknown

livebaseballscorecards.com

Batter	1	2	3	4	5	6	7	8	9	AB	R	H	RBI	BB	SO	LOB
Ken Aspromonte, R (1, 4) OBP: 0.371, SLG: 0.408	F7		K			F5		PB 1B		4	0	1	0	0	1	1
Tito Francona, L (1, 7) OBP: 0.380, SLG: 0.461	F8			E 4-3 BB		F7		L5-6		3	0	0	0	1	0	2
Harvey Kuenn, R (1, 9) OBP: 0.382, SLG: 0.421	F9			F7		E 1B		4-3		4	0	1	0	0	0	2
Woodie Held, R (1, 6) OBP: 0.333, SLG: 0.497		F7		4-3		F4			4-3	4	0	0	0	0	0	2
Vic Power, R (1, 3) OBP: 0.317, SLG: 0.399		F7		E5			1B		HR	4	1	2	1	0	0	1
Jim Piersall, R (1, 8) OBP: 0.318, SLG: 0.442		F9		K			K		K	3	0	0	0	0	2	3
Marty Keough, L (9, PH) OBP: 0.297, SLG: 0.349										1	0	0	0	0	1	0
Bubba Phillips, R (1, 5) OBP: 0.247, SLG: 0.297			K		K		K		2B 1B	3	0	0	0	0	3	1
Joe Morgan, L (9, PH) OBP: 0.214, SLG: 0.248										1	1	1	0	0	0	0
John Romano, R (1, 2) OBP: 0.340, SLG: 0.485			E3		K		F6		DI 2B	4	0	1	1	0	1	1
Mudcat Grant, R (1, 1) OBP: 0.283, SLG: 0.316			F8		K			L5-6 1B	5-3	2	0	0	0	0	1	1
Don Newcombe, L (7, 1) OBP: 0.259, SLG: 0.240										1	0	1	0	0	0	0
Bob Hale, L (9, PH) OBP: 0.290, SLG: 0.375										1	0	0	0	0	0	1
Inning Stats	R: 0 H: 0 E: 0 LOB: 0 K: 0 BB: 0 S: 3 P: 3	R: 0 H: 0 E: 0 LOB: 0 K: 0 BB: 0 S: 3 P: 3	R: 0 H: 0 E: 1 LOB: 1 K: 2 BB: 0 S: 8 P: 8	R: 0 H: 0 E: 1 LOB: 2 K: 1 BB: 1 S: 6 P: 10	R: 0 H: 0 E: 0 LOB: 0 K: 3 BB: 0 S: 9 P: 9	R: 0 H: 1 E: 1 LOB: 1 K: 0 BB: 0 S: 4 P: 4	R: 0 H: 1 E: 0 LOB: 1 K: 2 BB: 0 S: 8 P: 8	R: 0 H: 2 E: 0 LOB: 1 K: 0 BB: 0 S: 4 P: 4	R: 2 H: 3 E: 0 LOB: 1 K: 1 BB: 0 S: 8 P: 8	1B: 5 SF: 0 2B: 2 SAC: 0 3B: 0 DP: 1 HR: 1 HBP: 0						

PITCHER	IP	WLS	BF	H	R	ER	SO	BB	IBB	HBP	BLK	WP	HR	S	P	ERA	WHIP
Pedro Ramos, R (1, 1) ERA: 3.62	9.0	W	36	7	2	2	9	1	0	0	0	0	1	53	57	2.00	0.889

PITCHER	IP	WLS	BF	H	R	ER	SO	BB	IBB	HBP	BLK	WP	HR	S	P	ERA	WHIP

AB	35
R	2
H	7
RBI	2
BB	1
SO	9
LOB	15

WP: 0 PA: 36
PB: 1
SB: 0
CS: 0

Batter	1	2	3	4	5	6	7	8	9	AB	R	H	RBI	BB	SO	LOB
Billy Gardner, R (1, 4) OBP: 0.315, SLG: 0.367	BBBB 4-0 FC4-6 BB	BBBB 4-0 BB 1-2 BB		x 0-0 ③ L6		x 0-0 ② 6-3		x 0-0 ③ F5		3	0	0	0	2	0	1
Lenny Green, L (1, 8) OBP: 0.384, SLG: 0.442	x 0-0 ① FC4-6 S SF9 1-2f	BBBB 4-0 1-2 2-3 BB			x 0-0 ① F5	x 0-0 ③ 4-3			BBBB 4-0 BB	3	1	0	0	2	0	1
Harmon Killebrew, R (1, 3) OBP: 0.378, SLG: 0.534	BBBB 4-0 HBP E 1-3 BB	x 0-0 ③ 5-3			x 0-0 E6 1B 1B		x 0-0 F9 S 1B		x 0-0 ① F8	4	2	1	0	1	0	4
Jim Lemon, R (1, 7) OBP: 0.364, SLG: 0.541 Faye Throneberry, L (4, 7) OBP: 0.327, SLG: 0.329	H 1-0 E 1-2 HBP		x 0-0 ① F5		x 0-0 BB 1B FC5 1-3 1B		SSS 0-3 ① K 1-2		x 0-0 ② F8	1 3	0 1	0 1	0 0	0 0	0 1	0 2
Reno Bertoia, R (1, 5) OBP: 0.327, SLG: 0.379	x 0-0 ② SF9 1-2 2-H 3-H		x 0-0 G4-6-3 1B		x 0-0 FC5 BB 1-2 3-H 1B		x 0-0 ② F9 2-3		x 0-0 ③ F9	4	0	2	2	0	0	2
Earl Battey, R (1, 2) OBP: 0.342, SLG: 0.411	x 0-0 ③ 4-3		x 0-0 ② ③ G4-6-3 1-2f		BBBB 4-0 FC5 1-2 2-3 BB		BBBB 4-0 FC5-4 BB			2	0	0	0	2	0	2
Bob Allison, R (1, 9) OBP: 0.370, SLG: 0.413		x 0-0 ① 6-3		BBBB 4-0 FC6-4 BB	x 0-0 ② FC5 FC3-6 1-2 2-3f 3-H		x 0-0 ③ FC5-4 1-2f			3	0	0	1	1	0	4
Jose Valdivielso, R (1, 6) OBP: 0.277, SLG: 0.248 Elmer Valo, L (5, PH) OBP: 0.413, SLG: 0.305 Billy Consolo, R (5, 6) OBP: 0.314, SLG: 0.296		x 0-0 ② 5-3		x 0-0 ① FC6-4 1-2f	x 0-0 ③ FC3-6 1-2f			x 0-0 ① F9		2 1 1	0 0 0	0 0 0	0 0 0	0 0 0	0 0 0	1 2 0
Ted Sadowski, R (1, 1) Hal Naragon, L (6, PH) OBP: 0.280, SLG: 0.226 Tex Clevenger, R (6, 1) OBP: 0.167, SLG: 0.091 Dan Dobbek, L (8, PH) OBP: 0.320, SLG: 0.397 Tom Morgan, R (8, 1)		BBBB 4-0 BB BB BB		x 0-0 ② F8		x 0-0 ① F7		x 0-0 ② F3		1 1 0 1 0	0 0 0 0 0	0 0 0 0 0	0 0 0 0 0	1 0 0 0 0	0 0 0 0 0	1 0 0 0 0
Inning Stats	R: 2 E: 1 K: 0 S: 3 H: 0 LOB: 1 BB: 2 P: 12	R: 0 E: 0 K: 0 S: 3 H: 0 LOB: 3 BB: 3 P: 15	R: 0 E: 0 K: 0 S: 3 H: 1 LOB: 0 BB: 0 P: 3	R: 0 E: 0 K: 0 S: 3 H: 0 LOB: 1 BB: 1 P: 7	R: 2 E: 1 K: 0 S: 6 H: 2 LOB: 2 BB: 1 P: 10	R: 0 E: 0 K: 0 S: 3 H: 0 LOB: 0 BB: 0 P: 3	R: 0 E: 0 K: 1 S: 6 H: 1 LOB: 2 BB: 1 P: 10	R: 0 E: 0 K: 0 S: 3 H: 0 LOB: 0 BB: 0 P: 3	R: 0 E: 0 K: 0 S: 3 H: 0 LOB: 1 BB: 1 P: 7	1B: 4 2B: 0 3B: 0 HR: 0 SF: 1 SAC: 0 DP: 1 HBP: 1						

PITCHER		IP	WLS	BF	H	R	ER	SO	BB	IBB	HBP	BLK	WP	HR	S	P	ERA	WHIP
Barry Latman, R ERA: 3.58	(1, 1)	5.0		26	3	4	1	0	7	0	1	0	0	0	18	47	1.80	2.000
Frank Funk, R ERA:	(6, 1)	4.0	W	15	1	0	0	1	2	0	0	0	0	0	15	23	0.00	0.750

PITCHER	IP	WLS	BF	H	R	ER	SO	BB	IBB	HBP	BLK	WP	HR	S	P	ERA	WHIP

TOP

Washington Senators @ Cleveland Indians

Cleveland Municipal Stadium, Cleveland, OH

Sat Sep 10 1960, 3:33 AM EDT
Att. 4,432 - Unknown

livebaseballscorecards.com

AB	30
R	4
H	4
RBI	3
BB	9
SO	1
LOB	20

WP: 0 PB: 0 SB: 3 CS: 0 PA: 41

Batter	1	2	3	4	5	6	7	8	9	AB	R	H	RBI	BB	SO	LOB
Ken Aspromonte, R (1, 4) OBP: 0.373, SLG: 0.406	5-3	BB		BB			F7			2	0	0	0	2	0	0
Tito Francona, L (1, 7) OBP: 0.377, SLG: 0.457	F7	K		K			F8			4	0	0	0	0	2	5
Harvey Kuenn, R (1, 9) OBP: 0.379, SLG: 0.417	L4		4-3	F3			5-3			4	0	0	0	0	0	3
Woodie Held, R (1, 6) OBP: 0.332, SLG: 0.503		HR	4-3		5-3			5-3		4	1	1	1	0	0	0
Vic Power, R (1, 3) OBP: 0.318, SLG: 0.398		BB	6-3		F9			1B SF8		3	2	1	0	1	0	0
Joe Morgan, L (1, 5) OBP: 0.231, SLG: 0.301		1-3 1B		HR	4-3			SF8 1-3		4	2	3	1	0	0	0
Marty Keough, L (1, 8) OBP: 0.293, SLG: 0.345		F6		1-3			6-3	SF8 1-2 3-H		3	0	0	0	0	0	2
Bob Hale, L (8, PH) OBP: 0.286, SLG: 0.375										0	0	0	1	0	0	0
Jim Piersall, R (9, 8) OBP: 0.318, SLG: 0.442										0	0	0	0	0	0	0
John Romano, R (1, 2) OBP: 0.346, SLG: 0.485		4-3 PB 2-H 3-H 1B		2B HBP			5-3	IBB		2	0	1	2	1	0	0
Barry Latman, R (1, 1) OBP: 0.265, SLG: 0.250		4-3 1-3		1-3 2B			K	5-3		2	0	1	0	0	0	1
Frank Funk, R (6, 1) OBP: 0.500, SLG: 0.333										2	0	0	0	0	1	2
Inning Stats	R: 0 E: 0 K: 0 S: 3 H: 0 LOB: 0 BB: 0 P: 3	R: 3 E: 0 K: 1 S: 8 H: 3 LOB: 2 BB: 2 P: 16	R: 0 E: 0 K: 0 S: 3 H: 0 LOB: 0 BB: 0 P: 3	R: 1 E: 0 K: 1 S: 7 H: 2 LOB: 3 BB: 1 P: 12	R: 0 E: 0 K: 0 S: 3 H: 0 LOB: 0 BB: 0 P: 3	R: 0 E: 0 K: 1 S: 5 H: 0 LOB: 0 BB: 0 P: 5	R: 0 E: 0 K: 0 S: 3 H: 0 LOB: 0 BB: 0 P: 3	R: 1 E: 0 K: 0 S: 5 H: 2 LOB: 2 BB: 1 P: 9		1B: 3 2B: 2 3B: 0 HR: 2	SF: 1 SAC: 0 DP: 0 HBP: 1					WP: 0 PB: 1 SB: 0 CS: 0	PA: 36

PITCHER		IP	WLS	BF	H	R	ER	SO	BB	IBB	HBP	BLK	WP	HR	S	P	ERA	WHIP
Ted Sadowski, R ERA: 4.82	(1, 1)	5.0		24	5	4	4	2	3	0	1	0	0	2	24	37	7.20	1.600
Tex Clevenger, R ERA: 4.1	(6, 1)	2.0		6	0	0	0	1	0	0	0	0	0	0	8	8	0.00	0.000
Tom Morgan, R ERA: 4.21	(8, 1)	1.0	L	6	2	1	1	0	0	1	0	0	0	0	5	9	9.00	2.000

PITCHER	IP	WLS	BF	H	R	ER	SO	BB	IBB	HBP	BLK	WP	HR	S	P	ERA	WHIP

BOTTOM

Washington Senators @ Cleveland Indians

Cleveland Municipal Stadium, Cleveland, OH

Sat Sep 10 1960, 3:33 AM EDT

Att. 4,432 - Unknown

livebaseballscorecards.com

AB	30
R	5
H	7
RBI	5
BB	4
SO	3
LOB	13

Washington Senators @ Detroit Tigers

Briggs Stadium, Detroit, MI

Sun Sep 11 1960, 4:33 AM EDT

Unknown

TOP

livebaseballscorecards.com

Batter	1	2	3	4	5	6	7	8	9	AB	R	H	RBI	BB	SO	LOB
Billy Gardner, R (1, 4) (8, 6) OBP: 0.312, SLG: 0.363	K	K		F7			F9		K	5	0	0	0	0	3	1
Lenny Green, L (1, 8) OBP: 0.388, SLG: 0.454	HR	6-3			G3		6-3 HBP		2B 1B	4	1	2	1	0	0	1
Harmon Killebrew, R (1, 3) (8, 5) OBP: 0.380, SLG: 0.546	1B 1B 1B		1-3		HR		6-3 1-2		1-3 2B	5	2	3	1	0	0	1
Jim Lemon, R (1, 7) OBP: 0.362, SLG: 0.537	1B 1-2 1B		F7		5-3		6-3		5-3	5	0	1	0	0	0	3
Reno Bertoia, R (1, 5) (8, 4) OBP: 0.327, SLG: 0.378	F9		BB 1B		5-3			F9		4	0	1	0	0	0	2
Earl Battey, R (1, 2) OBP: 0.345, SLG: 0.412	1-3 2-H 1B		1-2 BB			K		1B		3	0	2	1	1	1	0
Bob Allison, R (1, 9) OBP: 0.369, SLG: 0.412	L8		L9			1B		F7		4	0	1	0	0	0	5
Billy Consolo, R (1, 6) OBP: 0.316, SLG: 0.299		SH1-4 1B		5-3		K		F9		2	0	1	0	0	0	0
Elmer Valo, L (6, PH) OBP: 0.407, SLG: 0.300										1	0	0	0	0	1	1
Jose Valdivielso, R (6, 6) OBP: 0.277, SLG: 0.248										0	0	0	0	0	0	0
Julio Becquer, L (8, PH) (8, 3) OBP: 0.287, SLG: 0.406										1	0	0	0	0	0	1
Chuck Stobbs, L (1, 1) OBP: 0.167, SLG: 0.074		SH1-4 1-2		5-3		K			3-1	1	0	0	0	0	0	0
Faye Throneberry, L (6, PH) OBP: 0.325, SLG: 0.327										1	0	0	0	0	1	1
Hal Woodeshick, R (6, 1) OBP: 0.129, SLG: 0.069										0	0	0	0	0	0	0
Dan Dobbek, L (9, PH) OBP: 0.319, SLG: 0.395										1	0	0	0	0	0	0
Inning Stats	R: 2 E: 0 K: 1 S: 9 H: 4 LOB: 2 BB: 0 P: 9	R: 0 E: 0 K: 1 S: 6 H: 1 LOB: 1 BB: 0 P: 6	R: 0 E: 0 K: 0 S: 4 H: 1 LOB: 2 BB: 1 P: 8	R: 0 E: 0 K: 0 S: 3 H: 0 LOB: 0 BB: 0 P: 3	R: 1 E: 0 K: 0 S: 4 H: 1 LOB: 0 BB: 0 P: 4	R: 0 E: 0 K: 3 S: 10 H: 1 LOB: 1 BB: 0 P: 10	R: 0 E: 0 K: 0 S: 3 H: 0 LOB: 1 BB: 0 P: 4	R: 0 E: 0 K: 0 S: 4 H: 1 LOB: 1 BB: 0 P: 4	R: 0 E: 0 K: 1 S: 7 H: 2 LOB: 2 BB: 0 P: 7	1B: 8 2B: 1 3B: 0 HR: 2	SF: 0 SAC: 1 DP: 0 HBP: 1					

	AB	37
	R	3
	H	11
	RBI	3
	BB	1
	SO	6
	LOB	16

WP: 0 PB: 0 SB: 0 CS: 0 PA: 40

PITCHER	IP	WLS	BF	H	R	ER	SO	BB	IBB	HBP	BLK	WP	HR	S	P	ERA	WHIP
Frank Lary, R (1, 1) ERA: 3.69	9.0	W	40	11	3	3	6	1	0	1	0	0	2	50	55	3.00	1.333

PITCHER	IP	WLS	BF	H	R	ER	SO	BB	IBB	HBP	BLK	WP	HR	S	P	ERA	WHIP

Batter	1	2	3	4	5	6	7	8	9	AB	R	H	RBI	BB	SO	LOB
Eddie Yost, R (1, 5) OBP: 0.404, SLG: 0.366	F7		2B BB		K	FC5-4 1-2f		HR 3-H		3	1	0	0	1	1	1
Ozzie Virgil, R (7, 5) OBP: 0.246, SLG: 0.359										1	1	1	2	0	0	0
Chico Fernandez, R (1, 6) OBP: 0.304, SLG: 0.312	F8		CS 2B 1-H		S 1B 1B BB		5-3	BB		3	1	1	1	2	0	0
Al Kaline, R (1, 8) OBP: 0.350, SLG: 0.411	3B		L9 2-3		S 1B 1-2		L6-3	K		5	1	2	0	0	1	2
Rocky Colavito, R (1, 9) OBP: 0.318, SLG: 0.452	K			K	K 1-2 2-3		5-3			4	0	0	0	0	3	3
Dick Gernert, R (1, 3) OBP: 0.322, SLG: 0.287		F8		E3 1B 1B	1B 2-H 3-H			4-3 SH1-4 3B 1B		4	2	2	2	0	0	0
Frank Bolling, R (1, 4) OBP: 0.309, SLG: 0.364		1B		1B 1-2 1B	F5			SH1-4 1-2		3	0	2	0	0	0	1
Charlie Maxwell, L (1, 7) OBP: 0.327, SLG: 0.444		K		P4	FC5-4 1B			4-3 2-3		4	0	1	0	0	1	4
Hank Foiles, R (1, 2) OBP: 0.338, SLG: 0.336		K		1-2 2-H 1B	P4			3B IBB		3	1	1	1	1	1	2
Frank Lary, R (1, 1) OBP: 0.253, SLG: 0.338			K	F7	F2			1-H HR 3-H 3B		4	1	1	2	0	1	3
Inning Stats	R: 0 E: 0 K: 1 S: 6 H: 1 LOB: 1 BB: 0 P: 6	R: 0 E: 0 K: 2 S: 8 H: 1 LOB: 1 BB: 0 P: 8	R: 1 E: 0 K: 1 S: 5 H: 1 LOB: 0 BB: 1 P: 9	R: 1 E: 1 K: 1 S: 8 H: 2 LOB: 2 BB: 0 P: 8	R: 2 E: 0 K: 2 S: 9 H: 2 LOB: 1 BB: 1 P: 13	R: 0 E: 0 K: 0 S: 4 H: 1 LOB: 1 BB: 0 P: 4	R: 0 E: 0 K: 0 S: 3 H: 0 LOB: 0 BB: 0 P: 3	R: 4 E: 0 K: 1 S: 8 H: 3 LOB: 1 BB: 2 P: 16		1B: 7 2B: 1 3B: 2 HR: 1	SF: 0 SAC: 1 DP: 0 HBP: 0						

PITCHER		IP	WLS	BF	H	R	ER	SO	BB	IBB	HBP	BLK	WP	HR	S	P	ERA	WHIP
Chuck Stobbs, L ERA: 3.86	(1, 1)	5.0	L	24	7	4	3	7	2	0	0	0	0	0	36	44	5.40	1.800
Hal Woodeshick, L ERA: 4.62	(6, 1)	3.0		15	4	4	4	1	1	1	0	0	0	1	15	23	12.00	1.667

PITCHER	IP	WLS	BF	H	R	ER	SO	BB	IBB	HBP	BLK	WP	HR	S	P	ERA	WHIP

BOTTOM

Washington Senators @ Detroit Tigers

Briggs Stadium, Detroit, MI

Sun Sep 11 1960, 4:33 AM EDT

Unknown

livebaseballscorecards.com

AB	34
R	8
H	11
RBI	8
BB	4
SO	8
LOB	16

WP: 0	PB: 0	SB: 2	CS: 1
PA: 39			

Washington Senators @ Detroit Tigers

Briggs Stadium, Detroit, MI

Sun Sep 11 1960, 4:38 AM EDT

Att. 9,270 - Unknown

TOP

livebaseballscorecards.com

Batter	1	2	3	4	5	6	7	8	9	AB	R	H	RBI	BB	SO	LOB
Billy Gardner, R (1, 4) (5, 6) OBP: 0.312, SLG: 0.363	4-3			F9		1B HR 1B		3-1		4	1	1	0	0	0	0
Lenny Green, L (1, 8) OBP: 0.392, SLG: 0.458	L8			1B		1-3 HR 1B		HR 1B		4	2	3	0	0	0	0
Harmon Killebrew, R (1, 3) (5, 5) OBP: 0.381, SLG: 0.561	K			F7		1-H 3-H HR		1-H HR		4	2	2	5	0	1	1
Jim Lemon, R (1, 7) OBP: 0.359, SLG: 0.533		L8		4-3		K		6-3		4	0	0	0	0	1	1
Reno Bertoia, R (1, 5) (5, 4) OBP: 0.326, SLG: 0.377		F7			K	L4			G6-4-3 1B	4	0	1	0	0	1	0
Dan Dobbek, L (1, 9) OBP: 0.316, SLG: 0.390		K			P4		K		G6-4-3 1-2f	3	0	0	0	0	2	0
Billy Consolo, R (9, PH) OBP: 0.314, SLG: 0.297										1	0	0	0	0	0	1
Hal Naragon, L (1, 2) OBP: 0.281, SLG: 0.230			4-3		FC4-6 1B		3-1		BB	3	0	1	0	0	0	0
Bob Allison, R (9, PH) OBP: 0.371, SLG: 0.412										0	0	0	0	1	0	0
Jose Valdivielso, R (1, 6) OBP: 0.276, SLG: 0.247			K		FC4-6 1-2f		L8		K	1	0	0	0	0	1	0
Julio Becquer, L (5, PH) (5, 3) OBP: 0.284, SLG: 0.401										3	0	0	0	0	1	2
Don Lee, R (1, 1) OBP: 0.190, SLG: 0.211			4-3			P6		G3		1	0	0	0	0	0	0
Pete Whisenant, R (6, PH) OBP: 0.326, SLG: 0.375										1	0	0	0	0	0	0
Tex Clevenger, R (6, 1) OBP: 0.167, SLG: 0.091										0	0	0	0	0	0	0
Elmer Valo, L (8, PH) OBP: 0.402, SLG: 0.295										1	0	0	0	0	0	0
Rudy Hernandez, R (8, 1) OBP: 0.167, SLG: 0.167										0	0	0	0	0	0	0

	AB	34
	R	5
	H	8
	RBI	5
	BB	1
	SO	7
	LOB	5

Inning Stats	1	2	3	4	5	6	7	8	9
	R: 0 E: 0 K: 1 S: 5 H: 0 LOB: 0 BB: 0 P: 5	R: 0 E: 0 K: 1 S: 5 H: 0 LOB: 0 BB: 0 P: 5	R: 0 E: 0 K: 1 S: 5 H: 0 LOB: 0 BB: 0 P: 5	R: 0 E: 0 K: 0 S: 4 H: 1 LOB: 1 BB: 0 P: 4	R: 0 E: 0 K: 1 S: 6 H: 1 LOB: 1 BB: 0 P: 6	R: 3 E: 0 K: 1 S: 8 H: 3 LOB: 0 BB: 0 P: 8	R: 0 E: 0 K: 1 S: 5 H: 0 LOB: 0 BB: 0 P: 5	R: 2 E: 0 K: 0 S: 5 H: 2 LOB: 0 BB: 0 P: 5	R: 0 E: 0 K: 1 S: 5 H: 1 LOB: 1 BB: 1 P: 9

	1B: 6	SF: 0	WP: 0	PA: 35
	2B: 0	SAC: 0	PB: 0	
	3B: 0	DP: 1	SB: 0	
	HR: 2	HBP: 0	CS: 0	

PITCHER		IP	WLS	BF	H	R	ER	SO	BB	IBB	HBP	BLK	WP	HR	S	P	ERA	WHIP
Bill Fischer, R ERA: 3.85	(1, 1)	8.0	W	32	8	5	5	6	0	0	0	0	0	2	44	44	5.62	1.000
Hank Aguirre, L ERA: 2.68	(9, 1)	1.0	S	3	0	0	0	1	1	0	0	0	0	0	4	8	0.00	1.000

PITCHER	IP	WLS	BF	H	R	ER	SO	BB	IBB	HBP	BLK	WP	HR	S	P	ERA	WHIP

BOTTOM

Washington Senators @ Detroit Tigers

Briggs Stadium, Detroit, MI

Sun Sep 11 1960, 4:38 AM EDT

Att. 9,270 - Unknown

livebaseballscorecards.com

Batter	1	2	3	4	5	6	7	8	9	AB	R	H	RBI	BB	SO	LOB
Eddie Yost, R (1, 5) OBP: 0.404, SLG: 0.376	5-3	2-H: 1B 2B		F3			HR	L4		4	2	2	2	0	0	1
Ozzie Virgil, R (8, 5) OBP: 0.244, SLG: 0.356										1	0	0	0	0	0	0
Chico Fernandez, R (1, 6) OBP: 0.308, SLG: 0.316	F7	2-H: 1B		1-3: 1B			E 1B HR 1B	6-3		5	1	3	1	0	0	0
Norm Cash, L (1, 3) OBP: 0.396, SLG: 0.491	1B BB	F8			K		1-2: E HR 1B			2	0	0	0	1	1	1
Dick Gernert, R (6, 3) OBP: 0.328, SLG: 0.294										1	1	1	0	0	0	0
Charlie Maxwell, L (1, 7) OBP: 0.333, SLG: 0.446	1-3: 1B		FC5-4 BB		L6-4-3 BB		1-2 2-3: HR IBB			1	1	1	0	3	0	0
Al Kaline, R (1, 8) OBP: 0.350, SLG: 0.416	L9		FC5-4 1-2f		L6-4-3 1-2		1-H 2-H 3-H: HR			4	1	1	4	0	0	4
Frank Bolling, R (1, 4) OBP: 0.308, SLG: 0.363		E6 2B	P4			F9	FC6-4 1B			4	1	1	0	0	0	1
Rocky Colavito, R (1, 9) OBP: 0.315, SLG: 0.449		K	P6			F9	FC6-4 1-2f			4	0	0	0	0	1	3
Harry Chiti, R (1, 2) OBP: 0.266, SLG: 0.289		K		P4		K	F8			4	0	0	0	0	2	2
Bill Fischer, R (1, 1) OBP: 0.353, SLG: 0.379		2-H: 2B		1B BB			1-3	1-3		3	1	1	1	1	0	0
Hank Aguirre, R (9, 1) OBP: 0.038, SLG: 0.038										0	0	0	0	0	0	0
Inning Stats	R: 0 E: 0 K: 0 S: 4 H: 1 LOB: 2 BB: 1 P: 8	R: 3 E: 1 K: 2 S: 11 H: 3 LOB: 1 BB: 0 P: 11	R: 0 E: 0 K: 0 S: 3 H: 0 LOB: 1 BB: 1 P: 7	R: 0 E: 0 K: 0 S: 3 H: 1 LOB: 2 BB: 1 P: 7	R: 0 E: 0 K: 1 S: 4 H: 0 LOB: 0 BB: 0 P: 8	R: 0 E: 0 K: 1 S: 5 H: 0 LOB: 0 BB: 0 P: 5	R: 5 E: 2 K: 0 S: 8 H: 5 LOB: 1 BB: 1 P: 12	R: 0 E: 0 K: 0 S: 3 H: 0 LOB: 0 BB: 0 P: 3		1B: 6 2B: 2 3B: 0 HR: 2 SF: 0 SAC: 0 DP: 1 HBP: 0						

AB	33
R	8
H	10
RBI	8
BB	5
SO	4
LOB	12

WP: 0 PB: 0 SB: 0 CS: 0 PA: 38

PITCHER		IP	WLS	BF	H	R	ER	SO	BB	IBB	HBP	BLK	WP	HR	S	P	ERA	WHIP
Don Lee, R ERA: 3.3	(1, 1)	5.0		23	5	3	0	3	4	0	0	0	0	0	25	41	0.00	1.800
Tex Clevenger, R ERA: 4.4	(6, 1)	2.0	L	12	5	5	5	1	0	1	0	0	0	2	13	17	22.50	2.500
Rudy Hernandez, R ERA: 3.89	(8, 1)	1.0		3	0	0	0	0	0	0	0	0	0	0	3	3	0.00	0.000

PITCHER	IP	WLS	BF	H	R	ER	SO	BB	IBB	HBP	BLK	WP	HR	S	P	ERA	WHIP

Batter	1	2	3	4	5	6	7	8	9	10	11	AB	R	H	RBI	BB	SO	LOB
Zoilo Versalles, R (1, 6) OBP: 0.333, SLG: 0.333 Faye Throneberry, L (7, PH) OBP: 0.323, SLG: 0.324 Hal Woodeshick, R (7, 1) OBP: 0.129, SLG: 0.069 Ray Moore, R (7, 1) OBP: 0.063, SLG: 0.063 Billy Consolo, R (8, PH) OBP: 0.311, SLG: 0.293 (8, 6)	F7	1-3			FC6-4 SH5-3 1B		K	6-3			K	3	0	1	0	0	0	2
												1	0	0	0	0	1	1
												0	0	0	0	0	0	0
												0	0	0	0	0	0	0
												2	0	0	0	0	1	2
Lenny Green, L (1, 8) OBP: 0.386, SLG: 0.450	F8		4-3		SH5-3 1-2		FC4-6 1-2f HR		5-3		6-3	5	1	0	0	0	0	1
Harmon Killebrew, R (1, 3) OBP: 0.386, SLG: 0.570	FC5-4 1B		1B G4-3-6-2 1B		BBBB FC6-4 BB		1-H HR		F9			4	1	3	2	1	0	0
Jim Lemon, R (1, 7) OBP: 0.358, SLG: 0.529	FC5-4 1-2f		1-2 1B		FC6-4 FC6-4 1-2f 2-3		SSS K		F2			5	0	1	0	0	1	4
Reno Bertoia, R (1, 5) OBP: 0.324, SLG: 0.374		F8	G4-3-6-2 2-Hf		FC6-4 1-2f			SH5-4 1B SF7 1B		E4 G5-3 SH1-4		5	1	1	0	0	0	4
Billy Gardner, R (1, 4) OBP: 0.313, SLG: 0.365		1B 2B		F9		F9		SH5-4 1-2 1B		SH1-4 1-2		4	1	2	0	0	0	0
Bob Allison, R (1, 9) OBP: 0.373, SLG: 0.420		1B FC2 2-H 1B		HR		F9		SH5-4 1-2 2-3		IBB		3	1	2	2	1	0	0
Earl Battey, R (1, 2) OBP: 0.345, SLG: 0.412 Jose Valdivielso, R (7, 6) OBP: 0.276, SLG: 0.247 Julio Becquer, L (8, PH) OBP: 0.284, SLG: 0.401 Pete Whisenant, R (8, PH) OBP: 0.331, SLG: 0.375 Ted Sadowski, R (8, 1) Jake Jacobs, R (10, PH) Tom Morgan, R (10, 1)	FC2 1-3 1B		L5		F9		BBBB BB	G5-3 2-3f				3	0	1	0	0	0	0
												0	0	0	0	0	0	0
												0	0	0	0	0	0	0
												0	0	0	0	1	0	0
												0	0	0	0	0	0	0
												1	0	0	0	0	0	2
												0	0	0	0	0	0	0
Pedro Ramos, S (1, 1) OBP: 0.130, SLG: 0.237 Elmer Valo, L (7, PH) OBP: 0.410, SLG: 0.295 Rudy Hernandez, R (7, PR) OBP: 0.167, SLG: 0.167 Hal Naragon, L (7, 2) OBP: 0.276, SLG: 0.227	FC2 1-2 3-H	SSS K				BBBB FC4-6 BB		SF7 3-H			1-3	2	0	0	0	0	1	2
												0	0	0	0	1	0	0
												0	0	0	0	0	0	0
												1	0	0	1	0	0	0
Inning Stats	R: 0 E: 0 K: 0 S: 4 H: 1 LOB: 1 BB: 0 P: 4	R: 1 E: 0 K: 0 S: 6 H: 3 LOB: 2 BB: 0 P: 6	R: 0 E: 0 K: 0 S: 4 H: 2 LOB: 1 BB: 0 P: 4	R: 1 E: 0 K: 1 S: 6 H: 1 LOB: 0 BB: 0 P: 6	R: 0 E: 0 K: 0 S: 4 H: 1 LOB: 2 BB: 1 P: 8	R: 0 E: 0 K: 0 S: 3 H: 0 LOB: 0 BB: 0 P: 3	R: 2 E: 0 K: 2 S: 8 H: 1 LOB: 1 BB: 1 P: 12	R: 1 E: 0 K: 0 S: 5 H: 2 LOB: 2 BB: 1 P: 9	R: 0 E: 0 K: 0 S: 3 H: 0 LOB: 0 BB: 0 P: 3	R: 0 E: 1 K: 0 S: 3 H: 0 LOB: 1 BB: 1 P: 7	R: 0 E: 0 K: 1 S: 5 H: 0 LOB: 0 BB: 0 P: 5	1B: 8 2B: 2 3B: 0 HR: 2	SF: 1 SAC: 3 DP: 2 HBP: 0		WP: 0 PB: 0 SB: 0 CS: 0		PA: 47	

PITCHER		IP	WLS	BF	H	R	ER	SO	BB	IBB	HBP	BLK	WP	HR	S	P	ERA	WHIP
Bob Shaw, R ERA: 3.91	(1, 1)	4.0		19	8	2	2	1	0	0	0	0	0	1	21	21	4.50	2.000
Russ Kemmerer, R ERA: 3.57	(5, 1)	3.0		12	1	2	2	2	2	0	0	0	0	1	14	22	6.00	1.000
Mike Garcia, R ERA: 6.55	(8, 1)	0.1		3	2	1	1	0	0	0	0	0	0	0	3	3	27.00	6.000
Frank Baumann, L ERA: 2.55	(8, 1)	3.2	W	13	0	0	0	1	1	1	0	0	0	0	13	21	0.00	0.273

PITCHER	IP	WLS	BF	H	R	ER	SO	BB	IBB	HBP	BLK	WP	HR	S	P	ERA	WHIP

TOP

Washington Senators @ Chicago White Sox

Comiskey Park, Chicago, IL

Tue Sep 13 1960, 8:05 PM EDT

Att. 17,135 - Unknown

livebaseballscorecards.com

AB	39
R	5
H	11
RBI	5
BB	4
SO	4
LOB	18

Batter	1	2	3	4	5	6	7	8	9	10	11	AB	R	H	RBI	BB	SO	LOB
Luis Aparicio, R (1, 6) OBP: 0.324, SLG: 0.352	4-3			L9		4-3	SH5-4 1-2 2-3		2B		F9	5	0	1	0	0	0	0
Nellie Fox, L (1, 4) OBP: 0.347, SLG: 0.375	P5			BB 1B 1B		BB BB WP 1B	G5-4-3 IBB		4-3		HR	5	3	3	1	1	0	1
Al Smith, R (1, 9) OBP: 0.373, SLG: 0.451	6-3			1B 1-2 BB		WP BB SF7-5-4 1-2 BB	G5-4-3 1-2f			HBP 1B G3-2-3 1B		3	1	1	0	2	0	3
Roy Sievers, R (1, 3) OBP: 0.414, SLG: 0.557		F9		FC6-4 1-2 2-H 1B		SF7-5-4 1-2 2-3 BB		K		G3-2-3 HBP 1-2 1B		4	0	2	1	1	1	0
Minnie Minoso, R (1, 7) OBP: 0.369, SLG: 0.458		L3 BB		K		SF7-5-4 1-2 2-H 3-H		F8		G3-2-3 1-2 2-3 HBP		2	0	0	1	1	1	2
Sherm Lollar, R (1, 2) OBP: 0.331, SLG: 0.366 Jim Rivera, L (7, PR) OBP: 0.429, SLG: 0.583 Joe Ginsberg, L (8, 2) OBP: 0.347, SLG: 0.291		L3 1-2		FC6-4 1-2f			E 1B BB	1B		G3-2-3 1-2 2-3 3-Hf		2 0 2	0 1 0	0 0 1	0 0 0	1 0 0	0 0 0	3 0 3
Sammy Esposito, R (1, 5) OBP: 0.282, SLG: 0.284 Earl Torgeson, L (10, PH) OBP: 0.479, SLG: 0.434 Gene Freese, R (11, 5) OBP: 0.303, SLG: 0.468		K	K				E1 1-3 1B	1-3			IBB	4 0 0	1 0 0	0 0 0	0 0 0	0 1 0	2 0 0	2 0 0
Jim Landis, R (1, 8) OBP: 0.366, SLG: 0.389		F8	K				SH5-4 1B BB		P6	F7		4	0	0	0	1	1	3
Bob Shaw, R (1, 1) OBP: 0.219, SLG: 0.158 Russ Kemmerer, R (5, 1) Ted Kluszewski, L (7, PH) OBP: 0.352, SLG: 0.388 Joe Hicks, L (7, PR) OBP: 0.278, SLG: 0.213 Mike Garcia, R (8, 1) Frank Baumann, L (8, 1) OBP: 0.220, SLG: 0.114		6-3	K		K		SH5-4 1-2 2-H 3-H 1B		K		6-3	1 1 1 0 0 2	0 0 0 0 0 0	0 0 1 0 0 0	0 0 2 0 0 0	0 1 0 0 0 1	0 0 0 0 0 0	0 0 0 0 0 0
Inning Stats	R: 0 E: 0 K: 0 S: 3 H: 0 LOB: 0 BB: 0 P: 3	R: 0 E: 0 K: 0 S: 2 H: 0 LOB: 0 BB: 1 P: 6	R: 0 E: 0 K: 1 S: 5 H: 0 LOB: 0 BB: 0 P: 5	R: 1 E: 0 K: 1 S: 7 H: 2 LOB: 2 BB: 1 P: 11	R: 0 E: 0 K: 3 S: 9 H: 0 LOB: 0 BB: 0 P: 9	R: 2 E: 0 K: 0 S: 3 H: 1 LOB: 0 BB: 2 P: 11	R: 2 E: 1 K: 0 S: 4 H: 1 LOB: 3 BB: 3 P: 16	R: 0 E: 0 K: 1 S: 6 H: 1 LOB: 1 BB: 0 P: 6	R: 0 E: 0 K: 1 S: 6 H: 1 LOB: 1 BB: 0 P: 6	R: 0 E: 0 K: 0 S: 4 H: 2 LOB: 3 BB: 1 P: 9	R: 1 E: 0 K: 0 S: 3 H: 1 LOB: 0 BB: 0 P: 3	1B: 7 2B: 3 3B: 0 HR: 1 SF: 1 SAC: 1 DP: 4 HBP: 1	WP: 1 PB: 0 SB: 0 CS: 0 PA: 47					

PITCHER	IP	WLS	BF	H	R	ER	SO	BB	IBB	HBP	BLK	WP	HR	S	P	ERA	WHIP
Pedro Ramos, R (1, 1) ERA: 3.64	6.0		23	3	3	3	5	4	0	0	0	1	0	29	45	4.50	1.167
Hal Woodeshick, L (7, 1) ERA: 4.7	0.0		3	0	2	1	0	2	0	0	0	0	0	1	9	∞	∞
Ray Moore, R (7, 1) ERA: 3.56	1.0		4	1	0	0	0	0	1	0	0	0	0	3	7	0.00	1.000
Ted Sadowski, R (8, 1) ERA: 3.97	2.0		8	2	0	0	2	0	0	0	0	0	0	12	12	0.00	1.000
Tom Morgan, R (10, 1) ERA: 4.25	1.2	L	9	3	1	1	0	0	1	1	0	0	1	7	12	5.40	1.800

PITCHER	IP	WLS	BF	H	R	ER	SO	BB	IBB	HBP	BLK	WP	HR	S	P	ERA	WHIP

BOTTOM

Washington Senators @ Chicago White Sox

Comiskey Park, Chicago, IL

Tue Sep 13 1960, 8:05 PM EDT

Att. 17,135 - Unknown

livebaseballscorecards.com

AB	36
R	6
H	9
RBI	5
BB	8
SO	7
LOB	17

Batter	1	2	3	4	5	6	7	8	9	AB	R	H	RBI	BB	SO	LOB
Zoilo Versalles, R (1, 6) OBP: 0.250, SLG: 0.500	6-3	5-3		P6		3B 1-H 2-H		5-3		5	0	1	2	0	0	2
Billy Gardner, R (1, 4) OBP: 0.312, SLG: 0.363	P4		F2		K	BB			5-3	4	0	0	0	1	1	0
Harmon Killebrew, R (1, 3) OBP: 0.386, SLG: 0.567	BB 1B		BB		F9	K			K	4	0	1	0	1	2	2
Jim Lemon, R (1, 7) OBP: 0.360, SLG: 0.528	1-2 BB		1-2 G6-3 BB		G3		FC3-6 1B		F8	3	0	1	0	2	0	0
Reno Bertoia, R (1, 5) OBP: 0.322, SLG: 0.371	P4		1-2f G6-3			K	F2			4	0	0	0	0	1	5
Bob Allison, R (1, 9) OBP: 0.373, SLG: 0.418		6-3		E S 1B		P5	1-2f FC3-6 CS			4	0	1	0	0	0	1
Pete Whisenant, R (1, 8) OBP: 0.338, SLG: 0.386 Lenny Green, L (8, PH) OBP: 0.388, SLG: 0.455 (8, 8)		HR BB		F3		1B 2B	1-2 CS	WP 2B		2 1	2 1	1 1	0 0	1 0	0 0	1 0
Earl Battey, R (1, 2) OBP: 0.349, SLG: 0.419	1-H HR			1-3 S IBB		3B 1B IBB		3-H K		2	2	1	2	2	1	0
Jack Kralick, L (1, 1) OBP: 0.231, SLG: 0.143		P3		4-3		1-2 2-H 3B 1B		K		4	1	1	1	0	1	2
Inning Stats	R: 0 E: 0 K: 0 S: 4 H: 1 LOB: 2 BB: 1 P: 8	R: 2 E: 0 K: 0 S: 4 H: 1 LOB: 0 BB: 1 P: 8	R: 0 E: 0 K: 0 S: 2 H: 0 LOB: 1 BB: 2 P: 10	R: 0 E: 0 K: 0 S: 4 H: 1 LOB: 2 BB: 1 P: 8	R: 0 E: 0 K: 1 S: 5 H: 0 LOB: 0 BB: 0 P: 5	R: 3 E: 0 K: 2 S: 10 H: 3 LOB: 2 BB: 2 P: 18	R: 0 E: 0 K: 0 S: 3 H: 1 LOB: 0 BB: 0 P: 3	R: 1 E: 1 K: 2 S: 8 H: 1 LOB: 0 BB: 0 P: 8	R: 0 E: 0 K: 1 S: 5 H: 0 LOB: 0 BB: 0 P: 5	1B: 4 2B: 2 3B: 1 HR: 1 SF: 0 SAC: 0 DP: 1 HBP: 0						

PITCHER	IP	WLS	BF	H	R	ER	SO	BB	IBB	HBP	BLK	WP	HR	S	P	ERA	WHIP
Herb Score, L (1, 1) ERA: 3.75	2.1	L	13	2	2	2	0	4	0	0	0	0	1	9	25	7.71	2.571
Dick Donovan, R (3, 1) ERA: 5.38	1.2		6	1	0	0	0	0	1	0	0	0	0	5	9	0.00	0.600
Turk Lown, R (5, 1) ERA: 3.68	3.0		14	4	3	3	3	1	1	0	0	0	0	18	26	9.00	1.667
Gerry Staley, R (8, 1) ERA: 2.26	2.0		7	1	1	0	3	0	0	0	0	1	0	13	13	0.00	0.500

PITCHER	IP	WLS	BF	H	R	ER	SO	BB	IBB	HBP	BLK	WP	HR	S	P	ERA	WHIP

TOP

Washington Senators @ Chicago White Sox

Comiskey Park, Chicago, IL

Wed Sep 14 1960, 8:05 PM EDT

Att. 21,747 - Unknown

livebaseballscorecards.com

AB	33
R	6
H	8
RBI	5
BB	7
SO	6
LOB	13

WP: 1 PB: 0 SB: 2 CS: 1 PA: 41

Batter	1	2	3	4	5	6	7	8	9	AB	R	H	RBI	BB	SO	LOB
Luis Aparicio, R (1, 6) OBP: 0.322, SLG: 0.349	F7	FC6-4 1-2f			6-3		1-3			4	0	0	0	0	0	2
Nellie Fox, L (1, 4) OBP: 0.348, SLG: 0.376	E 1B 1B		G4-6-3 1B 1B		1-3			4-3		4	0	2	0	0	0	0
Al Smith, R (1, 9) OBP: 0.374, SLG: 0.452	E7 1-3 1B		G4-6-3 1-2 1B		4-3			5-3		4	0	2	0	0	0	0
Roy Sievers, R (1, 3) OBP: 0.414, SLG: 0.564	5-3		G4-6-3 1-2f 2-3			HR		FC5-4 1B		4	1	2	1	0	0	4
Minnie Minoso, R (1, 7) OBP: 0.366, SLG: 0.455	F7		5-3			5-3		FC5-4 1-2f		4	0	0	0	0	0	4
Sherm Lollar, R (1, 2) OBP: 0.330, SLG: 0.365		E 1B		P6		F7			5-3	4	0	1	0	0	0	0
Sammy Esposito, R (1, 5) OBP: 0.280, SLG: 0.296		F7		2B		F6			F3	4	0	1	0	0	0	1
Jim Landis, R (1, 8) OBP: 0.365, SLG: 0.388		F2		F8			6-3		1B	4	0	1	0	0	0	2
Herb Score, L (1, 1) OBP: 0.161, SLG: 0.172 Dick Donovan, L (3, 1) OBP: 0.200, SLG: 0.174 Gene Freese, R (4, PH) OBP: 0.303, SLG: 0.467 Turk Lown, R (5, 1) OBP: 0.333, SLG: 0.400 Earl Averill, R (7, PH) OBP: 0.318, SLG: 0.296 Gerry Staley, R (8, 1) OBP: 0.350, SLG: 0.250 Cam Carreon, R (9, PH)		E6 FC6-4 1-2		K			P6		P4	1 0 1 0 1 0 1	0 0 0 0 0 0 0	0 0 0 0 0 0 0	0 0 0 0 0 0 0	0 0 0 0 0 0 0	0 0 1 0 0 0 0	1 0 1 0 0 0 1
Inning Stats	R: 0 E: 1 K: 0 S: 5 H: 2 LOB: 2 BB: 0 P: 5	R: 0 E: 1 K: 0 S: 5 H: 1 LOB: 2 BB: 0 P: 5	R: 0 E: 0 K: 0 S: 4 H: 2 LOB: 1 BB: 0 P: 4	R: 0 E: 0 K: 1 S: 6 H: 1 LOB: 1 BB: 0 P: 6	R: 0 E: 0 K: 0 S: 3 H: 0 LOB: 0 BB: 0 P: 3	R: 1 E: 0 K: 0 S: 4 H: 1 LOB: 0 BB: 0 P: 4	R: 0 E: 0 K: 0 S: 3 H: 0 LOB: 0 BB: 0 P: 3	R: 0 E: 0 K: 0 S: 4 H: 1 LOB: 1 BB: 0 P: 4	R: 0 E: 0 K: 0 S: 4 H: 1 LOB: 1 BB: 0 P: 4	1B: 7 2B: 1 3B: 0 HR: 1	SF: 0 SAC: 0 DP: 1 HBP: 0			WP: 0 PB: 0 SB: 0 CS: 0	PA: 36		

PITCHER	IP	WLS	BF	H	R	ER	SO	BB	IBB	HBP	BLK	WP	HR	S	P	ERA	WHIP
Jack Kralick, L (1, 1) ERA: 3.12	9.0	W	36	9	1	1	1	0	0	0	0	0	1	38	38	1.00	1.000

PITCHER	IP	WLS	BF	H	R	ER	SO	BB	IBB	HBP	BLK	WP	HR	S	P	ERA	WHIP

BOTTOM

Washington Senators @ Chicago White Sox

Comiskey Park, Chicago, IL

Wed Sep 14 1960, 8:05 PM EDT

Att. 21,747 - Unknown

livebaseballscorecards.com

AB	36
R	1
H	9
RBI	1
BB	0
SO	1
LOB	16

Batter	1	2	3	4	5	6	7	8	9	AB	R	H	RBI	BB	SO	LOB
Pumpsie Green, S (1, 4) OBP: 0.352, SLG: 0.341	F3		BB		F5		1B		BB	3	0	1	0	2	0	0
Willie Tasby, R (1, 8) OBP: 0.361, SLG: 0.356	4-3		1-2 BB		F8		1-2 1B		F5	3	0	1	0	1	0	0
Russ Nixon, L (9, PH) OBP: 0.319, SLG: 0.404										1	0	0	0	0	0	2
Ted Williams, L (1, 7) OBP: 0.448, SLG: 0.641	G3		K		4-3		K			4	0	0	0	0	2	4
Vic Wertz, L (1, 3) OBP: 0.331, SLG: 0.463		CS BB 1B		K		F3		4-3		4	0	1	0	0	1	0
Jim Pagliaroni, R (1, 2) OBP: 0.446, SLG: 0.630		1-2 BB		1B BB		1B		P6		2	0	1	0	2	0	0
Frank Malzone, R (1, 5) OBP: 0.320, SLG: 0.403		K 2-3		1-3 1B		K		F7		4	0	1	0	0	2	3
Lou Clinton, R (1, 9) OBP: 0.293, SLG: 0.409		F8		F5		F9			FC1-4 1B	4	0	1	0	0	0	4
Don Buddin, R (1, 6) OBP: 0.347, SLG: 0.374			F8	IBB			5-3		FC1-4 BB 1-2f	3	0	0	0	1	0	1
Ike Delock, R (1, 1) OBP: 0.100, SLG: 0.100			P6	5-3			P3		K	2	0	0	0	0	0	3
Rip Repulski, R (7, PH) OBP: 0.286, SLG: 0.370										1	0	0	0	0	0	0
Mike Fornieles, R (7, 1) OBP: 0.429, SLG: 0.429										0	0	0	0	0	0	0
Carroll Hardy, R (9, PH) OBP: 0.294, SLG: 0.329										1	0	0	0	0	1	1
Inning Stats	R: 0 H: 0 E: 0 LOB: 0 K: 0 BB: 0 S: 3 P: 3	R: 0 H: 1 E: 0 LOB: 1 K: 1 BB: 1 S: 5 P: 9	R: 0 H: 0 E: 0 LOB: 2 K: 1 BB: 2 S: 5 P: 13	R: 0 H: 1 E: 0 LOB: 3 K: 1 BB: 2 S: 6 P: 14	R: 0 H: 0 E: 0 LOB: 0 K: 0 BB: 0 S: 3 P: 3	R: 0 H: 1 E: 0 LOB: 1 K: 1 BB: 0 S: 6 P: 6	R: 0 H: 2 E: 0 LOB: 2 K: 1 BB: 0 S: 7 P: 7	R: 0 H: 0 E: 0 LOB: 0 K: 0 BB: 0 S: 3 P: 3	R: 0 H: 1 E: 0 LOB: 2 K: 1 BB: 1 S: 6 P: 10	1B: 6 SF: 0 2B: 1 SAC: 0 3B: 0 DP: 1 HR: 0 HBP: 0						

PITCHER		IP	WLS	BF	H	R	ER	SO	BB	IBB	HBP	BLK	WP	HR	S	P	ERA	WHIP
Chuck Stobbs, L ERA: 3.54	(1, 1)	8.2	W	37	6	0	0	6	5	1	0	0	0	0	43	67	0.00	1.269
Ray Moore, R ERA: 3.54	(9, 1)	0.1	S	1	0	0	0	0	0	0	0	0	0	0	1	1	0.00	0.000

PITCHER	IP	WLS	BF	H	R	ER	SO	BB	IBB	HBP	BLK	WP	HR	S	P	ERA	WHIP

TOP

Boston Red Sox @ Washington Senators

Griffith Stadium, Washington, DC

Fri Sep 16 1960, 7:05 PM EDT

Att. 10,423 - Unknown

livebaseballscorecards.com

AB	32
R	0
H	6
RBI	0
BB	6
SO	6
LOB	18

WP: 0 PA: 38
PB: 0
SB: 0
CS: 1

BOTTOM

Boston Red Sox @ Washington Senators

Griffith Stadium, Washington, DC

Fri Sep 16 1960, 7:05 PM EDT

Att. 10,423 - Unknown

Batter	1	2	3	4	5	6	7	8	9	AB	R	H	RBI	BB	SO	LOB
Zoilo Versalles, R (1, 6) OBP: 0.333, SLG: 0.750	0-0 2B		0-0 3B		0-0 ② F9		0-0 ② 6-3			4	0	2	0	0	0	0
Lenny Green, L (1, 8) (9, 7) OBP: 0.386, SLG: 0.453	0-3 ① K		0-0 ③ 4-3		0-0 ③ F2		0-0 S 1B			4	0	1	0	0	1	2
Harmon Killebrew, R (1, 3) OBP: 0.385, SLG: 0.563	0-0 ② F7			4-0 E 1B E BB		0-3 ① K	0-0 ③ F9 1-2			3	1	0	0	1	1	2
Jim Lemon, R (1, 7) OBP: 0.358, SLG: 0.524 Dan Dobbek, L (9, 8) OBP: 0.316, SLG: 0.390	0-3 ③ K			0-0 ① F7		0-3 ② K		0-0 ① F9		4 0	0 0	0 0	0 0	0 0	2 0	2 0
Earl Battey, R (1, 2) OBP: 0.350, SLG: 0.420		0-0 ① 4-3		0-0 ② F7		0-0 BB 1B 1B		0-0 1B SH3 1B		4	2	2	0	0	0	1
Bob Allison, R (1, 9) OBP: 0.375, SLG: 0.420		0-0 ② P6		0-0 E 1-2 1B		4-0 1B 1-2 BB		0-0 SH3 1-3 1B		3	0	2	0	1	0	0
Reno Bertoia, R (1, 5) OBP: 0.322, SLG: 0.371		0-0 ③ F2		0-0 E6 1-2 2-H		0-0 1-3 2-H 1B		0-0 ② SH3 1-2 3-H		3	0	1	2	0	0	1
Billy Gardner, R (1, 4) OBP: 0.310, SLG: 0.360			0-0 ① F9	0-0 ③ F9		0-0 ③ F9		0-0 ③ 1-3		4	0	0	0	0	0	5
Chuck Stobbs, L (1, 1) OBP: 0.152, SLG: 0.067 Ray Moore, R (9, 1) OBP: 0.063, SLG: 0.063			0-3 ② K		0-0 ① F2		0-0 ① P5			3 0	0 0	0 0	0 0	0 0	1 0	0 0
Inning Stats	R: 0 H: 1 E: 0 LOB: 1 K: 2 BB: 0 S: 8 P: 8	R: 0 H: 0 E: 0 LOB: 0 K: 0 BB: 0 S: 3 P: 3	R: 0 H: 1 E: 0 LOB: 1 K: 1 BB: 0 S: 6 P: 6	R: 1 H: 1 E: 1 LOB: 2 K: 0 BB: 1 S: 5 P: 9	R: 0 H: 0 E: 0 LOB: 0 K: 0 BB: 0 S: 3 P: 3	R: 1 H: 2 E: 0 LOB: 2 K: 2 BB: 1 S: 9 P: 13	R: 0 H: 1 E: 0 LOB: 1 K: 0 BB: 0 S: 4 P: 4	R: 1 H: 2 E: 0 LOB: 1 K: 0 BB: 0 S: 5 P: 5		1B: 6 SF: 0 2B: 1 SAC: 1 3B: 1 DP: 0 HR: 0 HBP: 0						

livebaseballscorecards.com

AB	32
R	3
H	8
RBI	2
BB	2
SO	5
LOB	13

WP: 0 PA: 35
PB: 0
SB: 1
CS: 0

PITCHER		IP	WLS	BF	H	R	ER	SO	BB	IBB	HBP	BLK	WP	HR	S	P	ERA	WHIP
Ike Delock, R ERA: 5.01	(1, 1)	6.0	L	26	5	2	1	5	2	0	0	0	0	0	34	42	1.50	1.167
Mike Fornieles, R ERA: 2.59	(7, 1)	2.0		9	3	1	1	0	0	0	0	0	0	0	9	9	4.50	1.500

PITCHER	IP	WLS	BF	H	R	ER	SO	BB	IBB	HBP	BLK	WP	HR	S	P	ERA	WHIP

Batter	1	2	3	4	5	6	7	8	9	AB	R	H	RBI	BB	SO	LOB
Pete Runnels, L (1, 4) (9, 3) OBP: 0.400, SLG: 0.398	F7		F8			F7		F7		4	0	0	0	0	0	0
Willie Tasby, R (1, 8) OBP: 0.360, SLG: 0.355	E6 FC4-6		F7			HR 1B		F9		4	1	1	0	0	0	0
Ted Williams, L (1, 7) OBP: 0.448, SLG: 0.649	FC4-6 1-2f			G4-6-3 1B		1-H HR			F7	4	1	2	2	0	0	1
Marlan Coughtry, L (9, 4)										0	0	0	0	0	0	0
Vic Wertz, L (1, 3) OBP: 0.328, SLG: 0.459	F9			G4-6-3 1-2f		K			P4	4	0	0	0	0	1	2
Carroll Hardy, R (9, 7) OBP: 0.294, SLG: 0.329										0	0	0	0	0	0	0
Russ Nixon, L (1, 2) OBP: 0.318, SLG: 0.405		4-3		2B		F8			F8	4	0	1	0	0	0	0
Frank Malzone, R (1, 5) OBP: 0.320, SLG: 0.404		2B		P4			F7			3	0	1	0	0	0	1
Lou Clinton, R (1, 9) OBP: 0.290, SLG: 0.404		5-3			K		F7			3	0	0	0	0	1	1
Don Buddin, R (1, 6) OBP: 0.344, SLG: 0.371		P4			F7		4-3			3	0	0	0	0	0	1
Billy Muffett, R (1, 1) OBP: 0.350, SLG: 0.324			6-3		4-3			6-3		3	0	0	0	0	0	0
Inning Stats	R: 0 E: 1 K: 0 S: 4 H: 0 LOB: 1 BB: 0 P: 4	R: 0 E: 0 K: 0 S: 4 H: 1 LOB: 1 BB: 0 P: 4	R: 0 E: 0 K: 0 S: 3 H: 0 LOB: 0 BB: 0 P: 3	R: 0 E: 0 K: 0 S: 4 H: 2 LOB: 1 BB: 0 P: 4	R: 0 E: 0 K: 1 S: 5 H: 0 LOB: 0 BB: 0 P: 5	R: 2 E: 0 K: 1 S: 7 H: 2 LOB: 0 BB: 0 P: 7	R: 0 E: 0 K: 0 S: 3 H: 0 LOB: 0 BB: 0 P: 3	R: 0 E: 0 K: 0 S: 3 H: 0 LOB: 0 BB: 0 P: 3	R: 0 E: 0 K: 0 S: 3 H: 0 LOB: 0 BB: 0 P: 3	1B: 2 2B: 2 3B: 0 HR: 1	SF: 0 SAC: 0 DP: 1 HBP: 0					

TOP

Boston Red Sox @ Washington Senators

Griffith Stadium, Washington, DC

Sat Sep 17 1960, 3:33 AM EDT

Att. 5,264 - Unknown

livebaseballscorecards.com

AB	32
R	2
H	5
RBI	2
BB	0
SO	2
LOB	6

WP: 0 PB: 0 SB: 0 CS: 0 PA: 32

PITCHER		IP	WLS	BF	H	R	ER	SO	BB	IBB	HBP	BLK	WP	HR	S	P	ERA	WHIP
Pedro Ramos, R ERA: 3.6	(1, 1)	8.0	L	29	5	2	2	2	0	0	0	0	0	1	33	33	2.25	0.625
Hal Woodeshick, L ERA: 4.66	(9, 1)	1.0		3	0	0	0	0	0	0	0	0	0	0	3	3	0.00	0.000

PITCHER	IP	WLS	BF	H	R	ER	SO	BB	IBB	HBP	BLK	WP	HR	S	P	ERA	WHIP

BOTTOM

Boston Red Sox @ Washington Senators

Griffith Stadium, Washington, DC

Sat Sep 17 1960, 3:33 AM EDT

Att. 5,264 - Unknown

Batter	1	2	3	4	5	6	7	8	9	AB	R	H	RBI	BB	SO	LOB
Zoilo Versalles, R (1, 6) OBP: 0.267, SLG: 0.600	F8		F3			4-3		F8		3	0	0	0	0	0	0
Elmer Valo, L (8, PH) OBP: 0.405, SLG: 0.290										1	0	0	0	0	0	1
Jose Valdivielso, R (9, 6) OBP: 0.276, SLG: 0.247										0	0	0	0	0	0	0
Lenny Green, L (1, 8) OBP: 0.385, SLG: 0.448	BBBB, CS, BB			6-3		F9			F8	3	0	0	0	1	0	0
Harmon Killebrew, R (1, 3) OBP: 0.386, SLG: 0.561	BBBB, 1-2, BB			1-3, 1B			F7		F8	3	0	1	0	1	0	0
Jim Lemon, R (1, 7) OBP: 0.357, SLG: 0.528	F8			1-3, 1-2			HR		F2	4	1	1	1	0	0	2
Earl Battey, R (1, 2) OBP: 0.348, SLG: 0.417		F9		1-3			L4			3	0	0	0	0	0	1
Bob Allison, R (1, 9) OBP: 0.377, SLG: 0.420		BBBB, G3-6, BB			CS, 1B		5-3			2	0	1	0	1	0	0
Reno Bertoia, R (1, 5) OBP: 0.322, SLG: 0.369		G3-6, 1-2f			SSS, K			BBBB, 4-3, 4-3, BB		2	0	0	0	1	1	2
Billy Gardner, R (1, 4) OBP: 0.309, SLG: 0.359			6-3		SSS, K, 1-2			4-3, 1-2		2	0	0	0	0	1	1
Julio Becquer, L (8, PH) OBP: 0.283, SLG: 0.400										1	0	0	0	0	0	1
Billy Consolo, R (9, 4) OBP: 0.311, SLG: 0.293			SSS, K							0	0	0	0	0	0	0
Pedro Ramos, S (1, 1) OBP: 0.127, SLG: 0.231						6-3		4-3, 2-3		2	0	0	0	0	1	0
Faye Throneberry, L (8, PH) OBP: 0.321, SLG: 0.322										1	0	0	0	0	0	1
Hal Woodeshick, R (9, 1) OBP: 0.129, SLG: 0.069										0	0	0	0	0	0	0
Inning Stats	R: 0 E: 0 K: 0 S: 2 H: 0 LOB: 1 BB: 2 P: 10	R: 0 E: 0 K: 0 S: 2 H: 0 LOB: 0 BB: 1 P: 6	R: 0 E: 0 K: 1 S: 5 H: 0 LOB: 0 BB: 0 P: 5	R: 0 E: 0 K: 0 S: 4 H: 1 LOB: 1 BB: 0 P: 4	R: 0 E: 0 K: 2 S: 7 H: 1 LOB: 1 BB: 0 P: 7	R: 0 E: 0 K: 0 S: 3 H: 0 LOB: 0 BB: 0 P: 3	R: 1 E: 0 K: 0 S: 4 H: 1 LOB: 0 BB: 0 P: 4	R: 0 E: 0 K: 0 S: 3 H: 0 LOB: 1 BB: 1 P: 7	R: 0 E: 0 K: 0 S: 3 H: 0 LOB: 0 BB: 0 P: 3	1B: 2 2B: 1 3B: 0 HR: 1 SF: 0 SAC: 0 DP: 2 HBP: 0			WP: 0 PB: 0 SB: 0 CS: 2		PA: 31	

livebaseballscorecards.com

AB	27
R	1
H	3
RBI	1
BB	4
SO	3
LOB	9

PITCHER		IP	WLS	BF	H	R	ER	SO	BB	IBB	HBP	BLK	WP	HR	S	P	ERA	WHIP
Billy Muffett, R ERA: 3.17	(1, 1)	9.0	W	31	3	1	1	3	4	0	0	0	0	1	33	49	1.00	0.778

PITCHER	IP	WLS	BF	H	R	ER	SO	BB	IBB	HBP	BLK	WP	HR	S	P	ERA	WHIP

Boston Red Sox @ Washington Senators

Griffith Stadium, Washington, DC

Sun Sep 18 1960, 3:33 AM EDT

Att. 6,231 - Unknown

TOP

livebaseballscorecards.com

Batter	1	2	3	4	5	6	7	8	9	AB	R	H	RBI	BB	SO	LOB
Pete Runnels, L (1, 4) (8, 3) OBP: 0.401, SLG: 0.399	6-3		CS 1B		1B		6-3			4	0	2	0	0	0	0
Willie Tasby, R (1, 8) OBP: 0.359, SLG: 0.362	1-3		CS 1-2	HR	F3		F3			4	1	1	1	0	0	1
Ted Williams, L (1, 7) OBP: 0.449, SLG: 0.646	4-3			WP 1B 1B		BBBB 4-3 1B 1B BB		L7		3	1	1	0	1	0	0
Marlan Coughtry, L (8, 4)										0	0	0	0	0	0	0
Vic Wertz, L (1, 3) OBP: 0.332, SLG: 0.461		FC6-4 1B 1B		F8		4-3 1-2 1B 1B		CS 1B		4	1	3	0	0	0	1
Carroll Hardy, R (8, PR) (8, 7) OBP: 0.294, SLG: 0.329										0	0	0	0	0	0	0
Russ Nixon, L (1, 2) OBP: 0.320, SLG: 0.406		FC6-4 1-2 1B		WP 1-2 1B		4-3 1-2 2-3		F7		4	0	2	0	0	0	3
Frank Malzone, R (1, 5) OBP: 0.318, SLG: 0.401		FC6-4 G4-6-3 1-2f 2-3		5-3 1-2 2-3		F8		CS 1-2	1-3	4	0	0	0	0	0	6
Lou Clinton, R (1, 9) OBP: 0.289, SLG: 0.402		G4-6-3 1-2f		5-3		FC4-6 2-H 3-H 1B			F9	4	0	1	2	0	0	4
Don Buddin, R (1, 6) OBP: 0.344, SLG: 0.368			F8		5-3	FC4-6 1-2f			BB	3	0	0	0	1	0	1
Bill Monbouquette, R (1, 1) OBP: 0.179, SLG: 0.083			K		G3		K		K	3	0	0	0	0	2	0
Mike Fornieles, R (8, 1) OBP: 0.400, SLG: 0.400										1	0	0	0	0	1	1
Inning Stats	R: 0 E: 0 K: 0 S: 3 H: 0 LOB: 0 BB: 0 P: 3	R: 0 E: 0 K: 0 S: 4 H: 2 LOB: 1 BB: 0 P: 4	R: 0 E: 0 K: 1 S: 5 H: 1 LOB: 0 BB: 0 P: 5	R: 1 E: 0 K: 0 S: 6 H: 3 LOB: 2 BB: 0 P: 6	R: 0 E: 0 K: 0 S: 4 H: 1 LOB: 1 BB: 0 P: 4	R: 2 E: 0 K: 0 S: 5 H: 2 LOB: 1 BB: 1 P: 9	R: 0 E: 0 K: 1 S: 5 H: 0 LOB: 0 BB: 0 P: 5	R: 0 E: 0 K: 0 S: 3 H: 1 LOB: 1 BB: 0 P: 3	R: 0 E: 0 K: 1 S: 5 H: 0 LOB: 1 BB: 1 P: 9	1B: 9 2B: 0 3B: 0 HR: 1	SF: 0 SAC: 0 DP: 1 HBP: 0						

	AB	34
	R	3
	H	10
	RBI	3
	BB	2
	SO	3
	LOB	17

WP: 1 PB: 0 SB: 0 CS: 2 PA: 38

PITCHER		IP	WLS	BF	H	R	ER	SO	BB	IBB	HBP	BLK	WP	HR	S	P	ERA	WHIP
Don Lee, R ERA: 3.3	(1, 1)	8.0	L	32	10	3	3	2	1	0	0	0	1	1	35	39	3.38	1.375
Ted Sadowski, R ERA: 3.65	(9, 1)	1.0		4	0	0	0	1	1	0	0	0	0	0	5	9	0.00	1.000

PITCHER	IP	WLS	BF	H	R	ER	SO	BB	IBB	HBP	BLK	WP	HR	S	P	ERA	WHIP

Batter	1	2	3	4	5	6	7	8	9	AB	R	H	RBI	BB	SO	LOB
Zoilo Versalles, R (1, 6) OBP: 0.263, SLG: 0.500	BBBB 4-0 E BB		x 0-0 ① F8		x 0-0 ③ F9			x 0-0 ② 5-3		3	1	0	0	1	0	1
Lenny Green, L (1, 8) OBP: 0.386, SLG: 0.447	x 0-0 ① FC3 1-H		x 0-0 CS 1B			x 0-0 ① 3-1		BBBB 4-0 1B BB BB		3	0	1	0	1	0	0
Harmon Killebrew, R (1, 3) OBP: 0.384, SLG: 0.557	SSS 0-3 ② K		SSS 0-3 ② ③ K 1-2			x 0-0 ② F7		BBBB 4-0 1B 1-2 BB		3	0	0	0	1	2	1
Jim Lemon, R (1, 7) OBP: 0.360, SLG: 0.527	BBBB 4-0 BB			BBBB 4-0 G5-4-3 BB		x 0-0 ③ 6-3		x 0-0 1-2 2-3 1B		2	0	1	0	2	0	0
Earl Battey, R (1, 2) OBP: 0.345, SLG: 0.413	SSS 0-3 ③ K			x 0-0 ① ② G5-4-3 1-2f			x 0-0 ① F3	SSS 0-3 ③ K		4	0	0	0	0	2	5
Bob Allison, R (1, 9) OBP: 0.374, SLG: 0.417		x 0-0 ① 5-3		x 0-0 ③ F7			x 0-0 ② P6		SSS 0-3 ① K	4	0	0	0	0	1	0
Reno Bertoia, R (1, 5) OBP: 0.321, SLG: 0.368		x 0-0 ② 5-3			x 0-0 ① P6		x 0-0 1B		x 0-0 ② 1-3	4	0	1	0	0	0	0
Johnny Schaive, R (1, 4) OBP: 0.250, SLG: 0.250		x 0-0 1B			x 0-0 ② P3		x 0-0 ③ L8		x 0-0 ③ F9	4	0	1	0	0	0	1
Don Lee, R (1, 1) OBP: 0.205, SLG: 0.225 Don Mincher, L (8, PH) OBP: 0.322, SLG: 0.387 Ted Sadowski, R (9, 1)		x 0-0 ③ F9			x 0-0 1B			x 0-0 ① G3		2 1 0	0 0 0	1 0 0	0 0 0	0 0 0	0 0 0	1 0 0
Inning Stats	R: 1 E: 1 K: 2 S: 7 H: 0 LOB: 1 BB: 2 P: 15	R: 0 E: 0 K: 0 S: 4 H: 1 LOB: 1 BB: 0 P: 4	R: 0 E: 0 K: 1 S: 5 H: 1 LOB: 0 BB: 0 P: 5	R: 0 E: 0 K: 0 S: 2 H: 0 LOB: 0 BB: 1 P: 6	R: 0 E: 0 K: 0 S: 4 H: 1 LOB: 1 BB: 0 P: 4	R: 0 E: 0 K: 0 S: 3 H: 0 LOB: 0 BB: 0 P: 3	R: 0 E: 0 K: 0 S: 4 H: 1 LOB: 1 BB: 0 P: 4	R: 0 E: 0 K: 1 S: 6 H: 1 LOB: 3 BB: 2 P: 14	R: 0 E: 0 K: 1 S: 5 H: 0 LOB: 0 BB: 0 P: 5	1B: 5 2B: 0 3B: 0 HR: 0	SF: 0 SAC: 0 DP: 1 HBP: 0						

PITCHER	IP	WLS	BF	H	R	ER	SO	BB	IBB	HBP	BLK	WP	HR	S	P	ERA	WHIP
Bill Monbouquette, R (1, 1) ERA: 3.59	7.2	W	30	4	1	0	3	5	0	0	0	0	0	31	51	0.00	1.174
Mike Fornieles, R (8, 1) ERA: 2.56	1.1	S	5	1	0	0	2	0	0	0	0	0	0	9	9	0.00	0.750

PITCHER	IP	WLS	BF	H	R	ER	SO	BB	IBB	HBP	BLK	WP	HR	S	P	ERA	WHIP

BOTTOM

Boston Red Sox @ Washington Senators

Griffith Stadium, Washington, DC

Sun Sep 18 1960, 3:33 AM EDT

Att. 6,231 - Unknown

livebaseballscorecards.com

AB	30
R	1
H	5
RBI	0
BB	5
SO	5
LOB	9

1B: 5	SF: 0	WP: 0	PA: 35
2B: 0	SAC: 0	PB: 0	
3B: 0	DP: 1	SB: 0	
HR: 0	HBP: 0	CS: 1	

Batter	1	2	3	4	5	6	7	8	9	10	11	AB	R	H	RBI	BB	SO	LOB
Zoilo Versalles, R (1, 6) OBP: 0.227, SLG: 0.429	SSS 0-3 ① K		x 0-0 ③ L7			x 0-0 ① F7		x 0-0 1B		x 0-0 ① 1-3		3	0	0	0	0	1	0
Don Mincher, L (8, PH) OBP: 0.330, SLG: 0.395												1	0	1	0	0	0	0
Jake Jacobs, R (8, PR)												0	0	0	0	0	0	0
Jose Valdivielso, R (8, 6) OBP: 0.276, SLG: 0.246												1	0	0	0	0	0	0
Lenny Green, L (1, 8) OBP: 0.384, SLG: 0.441	x 0-0 ② 3-1			x 0-0 ① 1-3		BBB 4-0 CS BB		x 0-0 ③ 4-3		x 0-0 ② 6-3		4	0	0	0	1	0	1
Harmon Killebrew, R (1, 3) (9, 5) OBP: 0.383, SLG: 0.553	SSS 0-3 ③ K			SSS 0-3 ② K		x 0-0 ②③ 6-3 1-2			x 0-0 BB 1B WP 1B	x 0-0 ③ 5-3		5	1	1	0	0	2	1
Jim Lemon, R (1, 7) OBP: 0.358, SLG: 0.523		SSS 0-3 ① K		BBBB 4-0 BB			x 0-0 ① F5		x 0-0 ① F8		x 0-0 ① F8	4	0	0	0	1	1	1
Earl Battey, R (1, 2) OBP: 0.347, SLG: 0.416		x 0-0 2B		x 0-0 ③ F9			SSS 0-3 ② K		x 0-0 WP BB 1-2 1B		BBBB 4-0 G6-3 BB	4	0	2	0	1	1	1
Reno Bertoia, R (1, 5) OBP: 0.321, SLG: 0.370		x 0-0 ② 6-3			x 0-0 ① 6-3		x 0-0 2B		BBBB 4-0 WP BB 1-2 2-3		x 0-0 ②③ G6-3 1-2f	3	0	1	0	0	0	1
Elmer Valo, L (9, PH) OBP: 0.412, SLG: 0.290												0	0	0	0	1	0	0
Hal Woodeshick, R (9, 1) OBP: 0.129, SLG: 0.069												0	0	0	0	0	0	0
Hal Naragon, L (11, PH) OBP: 0.273, SLG: 0.225												1	0	0	0	0	0	1
Don Lee, R (11, 1) OBP: 0.205, SLG: 0.225												0	0	0	0	0	0	0
Bob Allison, R (1, 9) (9, 3) OBP: 0.375, SLG: 0.416		x 0-0 ③ 4-3			x 0-0 1B		SSS 0-3 ③ K		BBBB 4-0 1-2 2-3 3-H BB			3	0	1	0	1	1	2
Billy Gardner, R (1, 4) OBP: 0.308, SLG: 0.358			x 0-0 ① 4-3		x 0-0 ② F9			SSS 0-3 ① K	x 0-0 ② F7			2	0	0	0	0	0	1
Faye Throneberry, L (8, PH) OBP: 0.320, SLG: 0.320												1	0	0	0	0	1	0
Billy Consolo, R (8, 4) OBP: 0.311, SLG: 0.293												0	0	0	0	0	0	0
Dan Dobbek, L (9, PH) OBP: 0.316, SLG: 0.390												0	0	0	0	0	0	0
Pete Whisenant, R (9, PH) (9, 9) OBP: 0.336, SLG: 0.383												1	0	0	0	0	0	3
Jack Kralick, L (1, 1) OBP: 0.220, SLG: 0.135			x 0-0 ② 4-3		x 0-0 ③ F9		SSS 0-3 ② K		SSS 0-3 ③ K			2	0	0	0	0	0	1
Julio Becquer, L (8, PH) OBP: 0.282, SLG: 0.399												1	0	0	0	0	1	0
Ted Sadowski, R (8, 1)												0	0	0	0	0	0	0
Johnny Schaive, R (9, PH) (9, 4) OBP: 0.200, SLG: 0.200												1	0	0	0	0	1	3
Inning Stats	R: 0 E: 0 K: 2 S: 7 H: 0 LOB: 0 BB: 0 P: 7	R: 0 E: 0 K: 1 S: 6 H: 1 LOB: 1 BB: 0 P: 6	R: 0 E: 0 K: 0 S: 3 H: 0 LOB: 0 BB: 0 P: 3	R: 0 E: 0 K: 1 S: 5 H: 0 LOB: 1 BB: 1 P: 9	R: 0 E: 0 K: 0 S: 4 H: 1 LOB: 1 BB: 0 P: 4	R: 0 E: 0 K: 0 S: 2 H: 0 LOB: 0 BB: 1 P: 6	R: 0 E: 0 K: 2 S: 8 H: 1 LOB: 1 BB: 0 P: 8	R: 0 E: 0 K: 2 S: 8 H: 1 LOB: 1 BB: 0 P: 8	R: 1 E: 0 K: 1 S: 7 H: 2 LOB: 3 BB: 2 P: 15	R: 0 E: 0 K: 0 S: 3 H: 0 LOB: 0 BB: 0 P: 3	R: 0 E: 0 K: 0 S: 2 H: 0 LOB: 0 BB: 1 P: 6	1B: 4 2B: 2 3B: 0 HR: 0	SF: 0 SAC: 0 DP: 1 HBP: 0					

PITCHER		IP	WLS	BF	H	R	ER	SO	BB	IBB	HBP	BLK	WP	HR	S	P	ERA	WHIP
Bill Stafford, R ERA: 2.39	(1, 1)	8.1		33	6	1	1	8	3	0	0	0	0	0	46	58	1.08	1.080
Jim Coates, R ERA: 4.4	(9, 1)	0.0		1	0	0	0	0	1	0	0	0	1	0	0	4	∞	∞
Luis Arroyo, L ERA: 3.06	(9, 1)	1.2		5	0	0	0	1	0	0	0	0	0	0	7	7	0.00	0.000
Eli Grba, R ERA: 3.87	(11, 1)	1.0	W	3	0	0	0	0	1	0	0	0	0	0	2	6	0.00	1.000

PITCHER	IP	WLS	BF	H	R	ER	SO	BB	IBB	HBP	BLK	WP	HR	S	P	ERA	WHIP

TOP

Washington Senators @ New York Yankees

Yankee Stadium, Bronx, NY

Tue Sep 20 1960, 7:05 PM EDT

Att. 13,129 - Unknown - 64 F

livebaseballscorecards.com

AB	37
R	1
H	6
RBI	0
BB	5
SO	9
LOB	16

1B: 4	SF: 0	WP: 1	PA: 42
2B: 2	SAC: 0	PB: 0	
3B: 0	DP: 1	SB: 0	
HR: 0	HBP: 0	CS: 1	

Batter	1	2	3	4	5	6	7	8	9	10	11	AB	R	H	RBI	BB	SO	LOB
Bobby Richardson, R (1, 4) (10, 5) OBP: 0.306, SLG: 0.300	6-3		F9			F7		G3-6-3 1B		FC3-6 1B 1-2f		5	0	1	0	0	0	1
Roger Maris, L (1, 9) OBP: 0.363, SLG: 0.588	G4-3 HBP		4-3			FC6-4 BB		G3-6-3 1-2f		1-3 1B		3	0	1	0	1	0	1
Mickey Mantle, S (1, 8) OBP: 0.404, SLG: 0.553	G4-3 1-2f			HR		F9			F9	4-3		5	1	1	1	0	0	4
Bill Skowron, R (1, 3) OBP: 0.350, SLG: 0.531 Joe Demaestri, R (11, PR) OBP: 0.250, SLG: 0.286		FC5-4 1B		F4		FC6-4 1-2f			F8 2B		BB SH3 E 1B	5 0	0 1	3 0	0 0	0 0	0 0	1 0
Hector Lopez, R (1, 7) OBP: 0.361, SLG: 0.409 Jim Pisoni, R (8, 7) Deron Johnson, R (9, PH) Ken Hunt, R (10, 7) OBP: 0.429, SLG: 0.412		FC5-4 1B 1-2f		F9			F9		F8 2-3		SH3 1-2	3 0 1 0	0 0 0 0	0 0 0 0	0 0 0 0	0 0 0 0	0 0 0 0	1 0 1 0
Elston Howard, R (1, 2) OBP: 0.306, SLG: 0.363 Yogi Berra, L (11, PH) OBP: 0.354, SLG: 0.462		1-2 1B		6-3			BB		IBB		E BB IBB	2 0	0 0	1 0	0 0	2 0	0 0	0 0
Clete Boyer, R (1, 5) OBP: 0.281, SLG: 0.393 Gil McDougald, R (9, PH) OBP: 0.336, SLG: 0.396 (10, 4)	K				4-3		F7		L4		1-2 2-3 BB	3 1	0 0	0 0	0 0	1 1	3 2	
Tony Kubek, L (1, 6) OBP: 0.316, SLG: 0.406	K				G3		F6			BB 2B	FC5 1-2 2-3 3-H	5	0	1	0	0	1	5
Bill Stafford, R (1, 1) OBP: 0.056, SLG: 0.056 Jim Coates, R (9, 1) OBP: 0.300, SLG: 0.340 Luis Arroyo, L (9, 1) Bob Cerv, R (10, PH) OBP: 0.342, SLG: 0.453 Eli Grba, R (11, 1) OBP: 0.304, SLG: 0.381			L9		6-3			6-3		FC3-6 2-3 BB		3 0 0 0 0	0 0 0 0 0	0 0 0 0 0	0 0 0 0 0	0 0 0 1 0	0 0 0 0 0	0 0 0 0 0
Inning Stats	R: 0 H: 0 E: 0 LOB: 0 K: 0 BB: 0 S: 2 P: 3	R: 0 H: 2 E: 0 LOB: 2 K: 2 BB: 0 S: 9 P: 9	R: 0 H: 0 E: 0 LOB: 0 K: 0 BB: 0 S: 3 P: 3	R: 1 H: 1 E: 0 LOB: 0 K: 0 BB: 0 S: 4 P: 4	R: 0 H: 0 E: 0 LOB: 0 K: 0 BB: 0 S: 3 P: 3	R: 0 H: 0 E: 0 LOB: 1 K: 0 BB: 1 S: 3 P: 7	R: 0 H: 0 E: 0 LOB: 1 K: 0 BB: 1 S: 3 P: 7	R: 0 H: 1 E: 0 LOB: 0 K: 0 BB: 0 S: 3 P: 3	R: 0 H: 1 E: 0 LOB: 2 K: 0 BB: 1 S: 4 P: 8	R: 0 H: 2 E: 0 LOB: 2 K: 0 BB: 1 S: 4 P: 8	R: 1 H: 1 E: 1 LOB: 3 K: 0 BB: 2 S: 3 P: 11	1B: 5 SF: 0 2B: 2 SAC: 1 3B: 0 DP: 2 HR: 1 HBP: 1						WP: 0 PA: 44 PB: 0 SB: 0 CS: 0

PITCHER		IP	WLS	BF	H	R	ER	SO	BB	IBB	HBP	BLK	WP	HR	S	P	ERA	WHIP
Jack Kralick, L ERA: 3.02	(1, 1)	7.0		26	3	1	1	2	2	0	1	0	0	1	27	36	1.29	0.714
Ted Sadowski, R ERA: 3.38	(8, 1)	1.0		3	1	0	0	0	0	0	0	0	0	0	3	3	0.00	1.000
Hal Woodeshick, L ERA: 4.58	(9, 1)	2.0		10	3	0	0	0	1	1	0	0	0	0	8	16	0.00	2.000
Don Lee, R ERA: 3.3	(11, 1)	0.1	L	5	1	1	0	0	1	1	0	0	0	0	3	11	0.00	6.000

PITCHER	IP	WLS	BF	H	R	ER	SO	BB	IBB	HBP	BLK	WP	HR	S	P	ERA	WHIP

BOTTOM

Washington Senators @ New York Yankees

Yankee Stadium, Bronx, NY

Tue Sep 20 1960, 7:05 PM EDT

Att. 13,129 - Unknown - 64 F

livebaseballscorecards.com

AB	36
R	2
H	8
RBI	1
BB	6
SO	2
LOB	19

Batter	1	2	3	4	5	6	7	8	9	AB	R	H	RBI	BB	SO	LOB
Zoilo Versalles, R (1, 6) OBP: 0.231, SLG: 0.400 Julia Becquer, L (9, PH) OBP: 0.281, SLG: 0.397	E6 FC6-4 SH2-3	2-H 1B		1-3			4-3		F2	4 1	0 0	1 0	1 0	0 0	0 0	1 1
Reno Bertoia, R (1, 5) OBP: 0.321, SLG: 0.371	SH2-3 1-2	F9			F4		2B		F7	4	0	1	0	0	0	2
Harmon Killebrew, R (1, 3) OBP: 0.381, SLG: 0.549	B B B B FC6-4 BB		6-3		F3		S S S K			3	0	0	0	1	1	1
Jim Lemon, R (1, 7) OBP: 0.358, SLG: 0.521	FC6-4 1-2f 2-3		S S S K		1B 1B		F7			4	0	1	0	0	1	3
Earl Battey, R (1, 2) OBP: 0.349, SLG: 0.424	F4		HR		FC6-4 1-3 1B			F7		4	1	2	1	0	0	2
Bob Allison, R (1, 9) OBP: 0.374, SLG: 0.415		E7 1B 1B	F8		FC6-4 1-2f			F5		4	1	1	0	0	0	2
Pete Whisenant, R (1, 8) OBP: 0.333, SLG: 0.378		2-H 1B 1B		G3		F9		F8		4	1	1	1	0	0	0
Billy Gardner, R (1, 4) OBP: 0.308, SLG: 0.357		5-3		FC3-6 1B		6-3			6-3 1B	4	0	1	0	0	0	1
Pedro Ramos, S (1, 1) OBP: 0.123, SLG: 0.225 Faye Throneberry, L (6, PH) OBP: 0.318, SLG: 0.318 Tex Clevenger, R (6, 1) OBP: 0.167, SLG: 0.091 Elmer Valo, L (9, PH) OBP: 0.419, SLG: 0.302		S S S K		FC3-6 1-2f		L8				2 1 0 1	0 0 0 0	0 0 0 1	0 0 0 0	0 0 0 0	1 0 0 0	2 0 0 0
Inning Stats	R: 0 E: 1 K: 0 S: 4 H: 0 LOB: 2 BB: 1 P: 8	R: 2 E: 1 K: 1 S: 8 H: 3 LOB: 1 BB: 0 P: 8	R: 1 E: 0 K: 1 S: 6 H: 1 LOB: 0 BB: 0 P: 6	R: 0 E: 0 K: 0 S: 4 H: 1 LOB: 1 BB: 0 P: 4	R: 0 E: 0 K: 0 S: 5 H: 2 LOB: 2 BB: 0 P: 5	R: 0 E: 0 K: 0 S: 3 H: 0 LOB: 0 BB: 0 P: 3	R: 0 E: 0 K: 1 S: 6 H: 1 LOB: 1 BB: 0 P: 6	R: 0 E: 0 K: 0 S: 3 H: 0 LOB: 0 BB: 0 P: 3	R: 0 E: 0 K: 0 S: 4 H: 1 LOB: 1 BB: 0 P: 4	1B: 7 2B: 1 3B: 0 HR: 1 SF: 0 SAC: 1 DP: 0 HBP: 0						

PITCHER	IP	WLS	BF	H	R	ER	SO	BB	IBB	HBP	BLK	WP	HR	S	P	ERA	WHIP
Whitey Ford, L (1, 1) ERA: 3.1	5.0	W	24	7	3	2	2	1	0	0	0	0	1	27	31	3.60	1.600
Duke Maas, R (6, 1) ERA: 4.27	4.0	S	14	2	0	0	1	0	0	0	0	0	0	16	16	0.00	0.500

PITCHER	IP	WLS	BF	H	R	ER	SO	BB	IBB	HBP	BLK	WP	HR	S	P	ERA	WHIP

TOP

Washington Senators @ New York Yankees

Yankee Stadium, Bronx, NY

Wed Sep 21 1960, 3:33 AM EDT

Att. 6,868 - Cloudy - 70 F

livebaseballscorecards.com

AB	36
R	3
H	9
RBI	3
BB	1
SO	3
LOB	15

WP: 0 PA: 38
PB: 0
SB: 0
CS: 0

BOTTOM

Washington Senators @ New York Yankees

Yankee Stadium, Bronx, NY

Wed Sep 21 1960, 3:33 AM EDT

Att. 6,868 - Cloudy - 70 F

livebaseballscorecards.com

Batter	1	2	3	4	5	6	7	8	9	AB	R	H	RBI	BB	SO	LOB
Tony Kubek, L (1, 6) OBP: 0.314, SLG: 0.403	E7		F7		F9	E4 3B				4	1	0	0	0	0	2
Hector Lopez, R (1, 7) OBP: 0.363, SLG: 0.415	K			K	E 1B 1-2 2-3 1B	WP 3B 1-H				4	2	2	1	0	2	1
Jim Pisoni, R (8, 7)										0	0	0	0	0	0	0
Roger Maris, L (1, 9) OBP: 0.360, SLG: 0.583	L9			3-1	E4 1B 1B 1-3 2-H 3-H	F9 3-H				4	1	0	0	0	0	2
Mickey Mantle, S (1, 8) OBP: 0.407, SLG: 0.560	K			HR	1B BB		G6-3 1B			3	2	2	1	1	1	1
Yogi Berra, L (1, 2) OBP: 0.353, SLG: 0.460		F7		F4	1B 1B 1B 1-2 2-3 3-H		G6-3 1-2f			4	1	1	1	0	0	1
Dale Long, L (1, 3) OBP: 0.333, SLG: 0.443		F4			E 1B		5-3			3	1	2	3	0	0	0
Bill Stafford, R (5, PR) OBP: 0.056, SLG: 0.056					1B 1-H 2-H 3-H					0	0	0	0	0	0	0
Duke Maas, R (6, 1)										1	0	0	0	0	0	0
Clete Boyer, R (1, 5) OBP: 0.280, SLG: 0.392	K				E9 1B 1B 1-2			6-3		1	0	0	0	0	1	0
Johnny Blanchard, L (5, PH) OBP: 0.302, SLG: 0.422					K					1	0	0	0	0	0	1
Joe Demaestri, R (5, PR) OBP: 0.233, SLG: 0.267										2	1	0	0	0	1	1
(6, 4)																
Bobby Richardson, R (1, 4) OBP: 0.305, SLG: 0.300			6-3		K	6-3		P6		1	0	0	0	0	0	0
Bill Skowron, R (5, PH) OBP: 0.348, SLG: 0.527										3	0	0	0	0	1	2
(6, 3)																
Whitey Ford, L (1, 1) OBP: 0.283, SLG: 0.196			K		1B E 1B 1-2 2-H	F6		P6		1	0	0	0	0	1	0
Gil McDougald, R (5, PH) OBP: 0.336, SLG: 0.395										3	1	1	1	0	0	0
(6, 5)																
Inning Stats	R: 0 H: 0 E: 1 LOB: 1 K: 2 BB: 0 S: 8 P: 8	R: 0 H: 0 E: 0 LOB: 0 K: 1 BB: 0 S: 5 P: 5	R: 0 H: 0 E: 0 LOB: 0 K: 1 BB: 0 S: 5 P: 5	R: 1 H: 1 E: 0 LOB: 0 K: 1 BB: 0 S: 6 P: 6	R: 7 H: 5 E: 2 LOB: 1 K: 2 BB: 1 S: 14 P: 18	R: 2 H: 1 E: 1 LOB: 0 K: 0 BB: 0 S: 5 P: 5	R: 0 H: 1 E: 0 LOB: 0 K: 0 BB: 0 S: 3 P: 3	R: 0 H: 0 E: 0 LOB: 0 K: 0 BB: 0 S: 3 P: 3		1B: 6 SF: 0 2B: 0 SAC: 0 3B: 1 DP: 1 HR: 1 HBP: 0						

	AB	35
	R	10
	H	8
	RBI	7
	BB	1
	SO	7
	LOB	11

WP: 1 PA: 36
PB: 0
SB: 0
CS: 0

PITCHER		IP	WLS	BF	H	R	ER	SO	BB	IBB	HBP	BLK	WP	HR	S	P	ERA	WHIP
Pedro Ramos, R ERA: 3.56	(1, 1)	5.0	L	25	6	8	1	7	1	0	0	0	0	1	38	42	1.80	1.400
Tex Clevenger, R ERA: 4.3	(6, 1)	3.0		11	2	2	0	0	0	0	0	0	1	0	11	11	0.00	0.667

PITCHER	IP	WLS	BF	H	R	ER	SO	BB	IBB	HBP	BLK	WP	HR	S	P	ERA	WHIP

Batter	1	2	3	4	5	6	7	8	9	AB	R	H	RBI	BB	SO	LOB
Jackie Brandt, R (1, 8) OBP: 0.322, SLG: 0.412	S S S 0-3 K ①		x 0-0 F8 ③		x 0-0 P4 ③			x 0-0 E7 F9 1B		4	0	1	0	0	1	2
Brooks Robinson, R (1, 5) OBP: 0.327, SLG: 0.428	x 0-0 F7 ②			x 0-0 2-3 ①		x 0-0 6-3 ①		x 0-0 F9 ② 2-3		4	0	0	0	0	0	1
Ron Hansen, R (1, 6) OBP: 0.343, SLG: 0.442	S S S 0-3 K ③			S S S 0-3 K ②		S S S 0-3 K ②		S S S 0-3 K ③		4	0	0	0	0	4	1
Walt Dropo, R (1, 3) OBP: 0.349, SLG: 0.392		x 0-0 1B		x 0-0 1B		x 0-0 F7 ③			x 0-0 5-3 ①	4	0	2	0	0	0	0
Gus Triandos, R (1, 2) OBP: 0.339, SLG: 0.399		x 0-0 P6 ①		S S S 0-3 K ③			x 0-0 F9 ①		x 0-0 1B	4	0	1	0	0	1	2
Dave Nicholson, R (1, 7) OBP: 0.298, SLG: 0.349		x 0-0 F8 ②			x 0-0 F7 ①		x 0-0 F5 ②		S S S 0-3 K ②	4	0	0	0	0	1	2
Gene Green, R (1, 9) OBP: 0.250, SLG: 0.250		x 0-0 G3 ③			x 0-0 P4 ②		x 0-0 FC5-4 1B		x 0-0 P2 ③	4	0	1	0	0	0	2
Marv Breeding, R (1, 4) OBP: 0.310, SLG: 0.331 Wes Stock, R (7, 1)			S S S 0-3 K ①		B B B B 4-0 E BB		x 0-0 FC5-4 ③ 1-2f			2	0	0	0	1	1	1
										0	0	0	0	0	0	0
Chuck Estrada, R (1, 1) OBP: 0.212, SLG: 0.197 Jerry Adair, R (7, 4)			x 0-0 F9 ②		x 0-0 E6 1-2			x 0-0 F9 ①		2	0	0	0	0	0	1
										1	0	0	0	0	0	0
Inning Stats	R: 0 E: 0 K: 2 S: 7 H: 0 LOB: 0 BB: 0 P: 7	R: 0 E: 0 K: 0 S: 4 H: 1 LOB: 1 BB: 0 P: 4	R: 0 E: 0 K: 1 S: 5 H: 0 LOB: 0 BB: 0 P: 5	R: 0 E: 0 K: 2 S: 8 H: 1 LOB: 1 BB: 0 P: 8	R: 0 E: 1 K: 0 S: 4 H: 0 LOB: 2 BB: 1 P: 8	R: 0 E: 0 K: 1 S: 5 H: 0 LOB: 0 BB: 0 P: 5	R: 0 E: 0 K: 0 S: 4 H: 1 LOB: 1 BB: 0 P: 4	R: 0 E: 1 K: 1 S: 6 H: 1 LOB: 1 BB: 0 P: 6	R: 0 E: 0 K: 1 S: 6 H: 1 LOB: 1 BB: 0 P: 6	1B: 5 2B: 0 3B: 0 HR: 0 SF: 0 SAC: 0 DP: 0 HBP: 0							

TOP

Baltimore Orioles @ Washington Senators

Griffith Stadium, Washington, DC

Fri Sep 23 1960, 7:05 PM EDT

Att. 9,233 - Unknown

livebaseballscorecards.com

AB	33
R	0
H	5
RBI	0
BB	1
SO	8
LOB	12

WP: 0 PA: 34
PB: 0
SB: 0
CS: 0

PITCHER	IP	WLS	BF	H	R	ER	SO	BB	IBB	HBP	BLK	WP	HR	S	P	ERA	WHIP
Chuck Stobbs, L (1, 1) ERA: 3.26	9.0	W	34	5	0	0	8	1	0	0	0	0	0	49	53	0.00	0.667

PITCHER	IP	WLS	BF	H	R	ER	SO	BB	IBB	HBP	BLK	WP	HR	S	P	ERA	WHIP

Batter	1	2	3	4	5	6	7	8	9	AB	R	H	RBI	BB	SO	LOB
Zoilo Versalles, R (1, 6) OBP: 0.200, SLG: 0.345	K2-3		6-3	K		F7				4	0	0	0	0	2	2
Lenny Green, L (1, 8) (9, 7) OBP: 0.385, SLG: 0.438	P3		F8		1B, SF7-2-4, HBP		1-3, BB			2	1	0	0	1	0	0
Harmon Killebrew, R (1, 3) OBP: 0.382, SLG: 0.548	F8		BB, 1B		1-3, SF7-2-4, 1B		1-2, 1-3			4	0	2	0	0	0	1
Jim Lemon, R (1, 7) OBP: 0.357, SLG: 0.519		5-3	1-2, BB		1-2, 3-H, SF7-2-4		F8			2	0	0	1	1	0	1
Dan Dobbek, L (9, 8) OBP: 0.316, SLG: 0.390										0	0	0	0	0	0	0
Earl Battey, R (1, 2) OBP: 0.346, SLG: 0.420		K	K		1-3		K			4	0	0	0	0	3	3
Bob Allison, R (1, 9) OBP: 0.375, SLG: 0.414		1B, S, 1B	E, S, 1B, BB			K		F8		3	2	1	0	1	1	0
Reno Bertoia, R (1, 5) OBP: 0.320, SLG: 0.370		1B, 1-3, 1B	1-3, K			K		K		4	0	1	0	0	3	1
Billy Gardner, R (1, 4) OBP: 0.312, SLG: 0.363		1-3, 3-H, 1B	3-H, 1B			1B, 2B		1B		4	1	4	2	0	0	0
Chuck Stobbs, L (1, 1) OBP: 0.167, SLG: 0.091		K	K			2-H, 1B				3	0	1	1	0	2	3
Inning Stats	R: 0 H: 0 E: 0 LOB: 0 K: 1 BB: 0 S: 5 P: 5	R: 1 H: 3 E: 0 LOB: 2 K: 2 BB: 0 S: 10 P: 10	R: 0 H: 1 E: 0 LOB: 2 K: 1 BB: 1 S: 6 P: 10	R: 1 H: 1 E: 0 LOB: 1 K: 3 BB: 1 S: 10 P: 14	R: 1 H: 1 E: 0 LOB: 0 K: 0 BB: 0 S: 3 P: 4	R: 1 H: 2 E: 0 LOB: 1 K: 2 BB: 0 S: 9 P: 9	R: 0 H: 0 E: 0 LOB: 1 K: 1 BB: 1 S: 5 P: 9	R: 0 H: 1 E: 0 LOB: 1 K: 1 BB: 0 S: 5 P: 5		1B: 8 SF: 1 2B: 2 SAC: 0 3B: 0 DP: 1 HR: 0 HBP: 1						

PITCHER	IP	WLS	BF	H	R	ER	SO	BB	IBB	HBP	BLK	WP	HR	S	P	ERA	WHIP
Chuck Estrada, R (1, 1) ERA: 3.65	6.0	L	28	8	4	4	9	2	0	1	0	0	0	43	52	6.00	1.667
Wes Stock, R (7, 1) ERA: 3.0	2.0		7	1	0	0	2	1	0	0	0	0	0	10	14	0.00	1.000

PITCHER	IP	WLS	BF	H	R	ER	SO	BB	IBB	HBP	BLK	WP	HR	S	P	ERA	WHIP

BOTTOM

Baltimore Orioles @ Washington Senators

Griffith Stadium, Washington, DC

Fri Sep 23 1960, 7:05 PM EDT

Att. 9,233 - Unknown

livebaseballscorecards.com

AB	30
R	4
H	9
RBI	4
BB	3
SO	11
LOB	11

Batter	1	2	3	4	5	6	7	8	9	AB	R	H	RBI	BB	SO	LOB
Gene Stephens, L (1, 8) OBP: 0.316, SLG: 0.353 (5, 7) Jim Busby, R (6, 8) OBP: 0.335, SLG: 0.305	F7		BBB 4-0 HBP 1B 1-2 2-3 BB	4-3		SSS 0-3 K	P6			3 1	1 0	0 0	0 0	1 0	1 0	1 1
Al Pilarcik, L (1, 9) OBP: 0.314, SLG: 0.347	4-3		H 1-0 BB 1B SF8 1-2 2-3 3-H HBP		6-3	F9		E6 1B		4	1	0	1	0	0	0
Gene Woodling, L (1, 7) OBP: 0.397, SLG: 0.414 Jackie Brandt, R (5, 8) OBP: 0.322, SLG: 0.412 Albie Pearson, L (6, 7) OBP: 0.364, SLG: 0.296	P6		0-0 BB 1B 1-2 2-H 3-H		G3		BBB 4-0 BB 2B BB	0-0 1-3 1B		3 0 1	0 0 1	1 0 1	2 0 1	0 0 0	0 0 0	0 0 0
Jim Gentile, L (1, 3) OBP: 0.404, SLG: 0.503		F9	BBB 4-0 1-2 2-3 BB		HR 1B		BBB 4-0 2B 1-2 2B BB	BBB 4-0 G6-4-3 BB		2	2	1	0	3	0	0
Brooks Robinson, R (1, 5) OBP: 0.328, SLG: 0.436		P3	0-0 SF8 3-H		1-H HR		0-0 1-3 2-H 2B	0-0 G6-4-3 1-2f		4	2	2	4	0	0	2
Ron Hansen, R (1, 6) OBP: 0.345, SLG: 0.441		SSS 0-3 K	SSS 0-3 K		BBB 4-0 1B BB		BBB 4-0 2B BB		0-0 BB 1B	3	1	1	0	2	2	2
Gus Triandos, R (1, 2) OBP: 0.339, SLG: 0.402			0-0 F9	SSS 0-3 K	0-0 FC4-6 1-2 1B		0-0 1-H 2-H 3-H 2B		SSS 0-3 K	5	0	2	3	0	2	1
Billy Klaus, L (1, 4) OBP: 0.353, SLG: 0.333 Walt Dropo, R (9, PH) OBP: 0.352, SLG: 0.392 Marv Breeding, R (9, PR) OBP: 0.310, SLG: 0.331 (9, 4)			BBB 4-0 BB 1B HBP BB	BBB 4-0 FC3-6 BB	0-0 FC4-6 1-2f		0-0 F9		BBB 4-0 B3-6-4 1-2 BB	2 0 0	1 0 0	0 0 0	0 1 0	2 0 0	0 0 0	3 0 0
Jack Fisher, R (1, 1) OBP: 0.274, SLG: 0.268 Hoyt Wilhelm, R (6, 1) OBP: 0.111, SLG: 0.071			0-0 HBP BB 1B 1-2 1B	0-0 FC3-6 1-2f		SSS 0-3 K	0-3 K		0-0 B3-6-4 1-2f	3 2	1 0	1 0	0 0	0 0	1 1	1 3
Inning Stats	R: 0 E: 0 K: 0 S: 3 H: 0 LOB: 0 BB: 0 P: 3	R: 0 E: 0 K: 1 S: 5 H: 0 LOB: 0 BB: 0 P: 5	R: 4 E: 0 K: 1 S: 7 H: 2 LOB: 2 BB: 3 P: 20	R: 0 E: 0 K: 1 S: 5 H: 0 LOB: 1 BB: 1 P: 9	R: 2 E: 0 K: 0 S: 6 H: 3 LOB: 2 BB: 1 P: 10	R: 0 E: 0 K: 2 S: 7 H: 0 LOB: 0 BB: 0 P: 7	R: 4 E: 0 K: 1 S: 7 H: 2 LOB: 1 BB: 3 P: 19	R: 0 E: 1 K: 0 S: 3 H: 1 LOB: 1 BB: 1 P: 7	R: 0 E: 0 K: 1 S: 5 H: 1 LOB: 2 BB: 1 P: 9	1B: 6 2B: 2 3B: 0 HR: 1	SF: 1 SAC: 0 DP: 2 HBP: 1						

TOP

Baltimore Orioles @ Washington Senators

Griffith Stadium, Washington, DC

Sat Sep 24 1960, 3:33 AM EDT

Att. 4,618 - Unknown

livebaseballscorecards.com

AB	33
R	10
H	9
RBI	10
BB	10
SO	7
LOB	14

WP: 0 PB: 0 SB: 0 CS: 0 PA: 45

PITCHER		IP	WLS	BF	H	R	ER	SO	BB	IBB	HBP	BLK	WP	HR	S	P	ERA	WHIP
Don Lee, R ERA: 3.47	(1, 1)	2.1		13	2	4	4	1	3	0	1	0	0	0	11	24	15.43	2.143
Ted Sadowski, R ERA: 3.71	(3, 1)	3.2		16	3	2	2	4	2	0	0	0	0	1	22	30	4.91	1.364
Hal Woodeshick, L ERA: 4.74	(7, 1)	0.0	L	2	0	2	2	0	2	0	0	0	0	0	0	8	∞	∞
Rudy Hernandez, R ERA: 4.41	(7, 1)	0.0		3	2	2	2	0	1	0	0	0	0	0	2	6	∞	∞
Hector Maestri, R ERA:	(7, 1)	2.0		7	1	0	0	1	1	0	0	0	0	0	8	12	0.00	1.000

PITCHER		IP	WLS	BF	H	R	ER	SO	BB	IBB	HBP	BLK	WP	HR	S	P	ERA	WHIP
Jim Kaat, L ERA: 5.77	(9, 1)	1.0		4	1	0	0	1	1	0	0	0	0	0	5	9	0.00	2.000

BOTTOM

Baltimore Orioles @ Washington Senators

Griffith Stadium, Washington, DC

Sat Sep 24 1960, 3:33 AM EDT

Att. 4,618 - Unknown

livebaseballscorecards.com

Batter	1	2	3	4	5	6	7	8	9	AB	R	H	RBI	BB	SO	LOB
Billy Gardner, R (1, 4) OBP: 0.316, SLG: 0.366	0-0 2B E 1B	0-0 ① L4		0-0 ③ P4		0-0 1B 1-2 2-H 1B		0-0 PB 1B 2-3 1B	0-0 2-H 1B	6	2	4	2	0	0	0
Jake Jacobs, R (9, PR)										0	0	0	0	0	0	0
Lenny Green, L (1, 8) OBP: 0.390, SLG: 0.444	0-0 E2 WP 1-H 2B	1-0 HBP			0-0 ① L9	0-0 1-2 2-H 1B		0-0 1B PB 1-2 3-H 1B	0-0 ③ G3	5	1	3	2	0	0	1
Harmon Killebrew, R (1, 3) OBP: 0.383, SLG: 0.545	0-0 2B BB 1B 3-H	0-3 ② K			B B B 4-0 2B 6-3 BB	S S S 0-3 ② K		S S S 0-3 ① K		4	2	1	0	1	3	5
Jim Lemon, R (1, 7) OBP: 0.357, SLG: 0.520	S S S 0-3 ① K	0-0 ③ P4			0-0 1-3 2B	S S S 0-3 ③ K		0-0 1-3 2-H 1B		5	0	2	1	0	2	4
Bob Allison, R (1, 9) OBP: 0.373, SLG: 0.414	0-0 BB 1-3 2B		0-0 ① 4-3		0-0 ② 6-3 3-H		0-0 ① 5-3	S S S 0-3 ② K		5	0	1	1	0	1	3
Earl Battey, R (1, 2) OBP: 0.343, SLG: 0.416	0-0 ② 1-3		0-0 ② F3		0-0 ③ F8		0-0 ② 5-3	0-0 ③ F2		4	0	0	0	0	0	3
Elmer Valo, L (8, PH) OBP: 0.414, SLG: 0.297										1	0	0	0	0	0	2
Jim Kaat, L (9, 1) OBP: 0.143, SLG: 0.143										0	0	0	0	0	0	0
Reno Bertoia, R (1, 5) OBP: 0.321, SLG: 0.369	I I I I 4-0 BB IBB		0-0 ③ F9			0-0 ① 5-3	0-0 1B		0-0 ① 6-3	4	0	1	0	1	0	0
Zoilo Versalles, R (1, 6) OBP: 0.219, SLG: 0.333	B B B B 4-0 1-2 2-3 3-H BB			0-0 ① 5-3		0-0 BB 1B 1B	0-0 ③ P6		0-0 1-3 1B 1B	1	0	0	1	1	0	0
Don Mincher, L (6, PH) OBP: 0.337, SLG: 0.403										1	1	1	0	0	0	0
Jose Valdivielso, R (7, 6) OBP: 0.276, SLG: 0.246										0	0	0	0	0	0	0
Dan Dobbek, L (7, PH) OBP: 0.314, SLG: 0.389										1	0	0	0	0	0	1
Billy Consolo, R (8, 6) OBP: 0.311, SLG: 0.293										0	0	0	0	0	0	0
Julio Becquer, L (9, PH) OBP: 0.283, SLG: 0.399										1	1	1	0	0	0	0
Don Lee, R (1, 1) OBP: 0.200, SLG: 0.220	0-0 ③ 4-3			0-0 ② 5-3		B B B B 4-0 1B 1-2 1B BB		0-0 1B 1B 2B	0-0 ② 1-3 1-2	1	0	0	0	0	0	3
Ted Sadowski, R (3, 1)										1	0	0	0	0	0	0
Faye Throneberry, L (6, PH) OBP: 0.322, SLG: 0.318										0	1	0	0	1	0	0
Hal Woodeshick, R (7, 1) OBP: 0.129, SLG: 0.069										0	0	0	0	0	0	0
Rudy Hernandez, R (7, 1) OBP: 0.167, SLG: 0.167										0	0	0	0	0	0	0
Hector Maestri, R (7, 1)										0	0	0	0	0	0	0
Johnny Schaive, R (8, PH) OBP: 0.333, SLG: 0.500										1	1	1	0	0	0	0
Hal Naragon, L (9, 2) OBP: 0.270, SLG: 0.222										1	0	0	0	0	0	1
Inning Stats	R: 3 E: 1 K: 1 S: 9 — H: 4 LOB: 3 BB: 2 P: 17	R: 0 E: 0 K: 1 S: 5 — H: 0 LOB: 1 BB: 0 P: 6	R: 0 E: 0 K: 0 S: 3 — H: 0 LOB: 0 BB: 0 P: 3	R: 0 E: 0 K: 0 S: 3 — H: 0 LOB: 0 BB: 0 P: 3	R: 1 E: 0 K: 0 S: 4 — H: 1 LOB: 1 BB: 1 P: 8	R: 2 E: 0 K: 2 S: 10 — H: 3 LOB: 2 BB: 1 P: 14	R: 0 E: 0 K: 0 S: 4 — H: 1 LOB: 1 BB: 0 P: 4	R: 2 E: 0 K: 2 S: 11 — H: 4 LOB: 2 BB: 0 P: 11	R: 1 E: 0 K: 0 S: 5 — H: 2 LOB: 1 BB: 0 P: 5	1B: 11 2B: 4 3B: 0 HR: 0 — SF: 0 SAC: 0 DP: 0 HBP: 1						

	AB	42
	R	9
	H	15
	RBI	7
	BB	4
	SO	6
	LOB	23

	WP: 1	PA: 47
	PB: 1	
	SB: 0	
	CS: 0	

PITCHER		IP	WLS	BF	H	R	ER	SO	BB	IBB	HBP	BLK	WP	HR	S	P	ERA	WHIP
Jack Fisher, R ERA: 3.47	(1, 1)	5.1		29	8	6	4	2	3	1	1	0	1	0	28	45	6.75	2.062
Hoyt Wilhelm, R ERA: 3.31	(6, 1)	3.2	W	18	7	3	3	4	0	0	0	0	0	0	26	26	7.36	1.909

PITCHER	IP	WLS	BF	H	R	ER	SO	BB	IBB	HBP	BLK	WP	HR	S	P	ERA	WHIP

Batter	1	2	3	4	5	6	7	8	9	AB	R	H	RBI	BB	SO	LOB
Jackie Brandt, R (1, 9) (8, 7) OBP: 0.320, SLG: 0.409	E6 1B		1-3		F8			F7		4	0	0	0	0	0	3
Brooks Robinson, R (1, 5) OBP: 0.329, SLG: 0.441	1-2 G1-4-3 1B		F3			6-3		1-H 3-H HR		4	1	2	3	0	0	0
Dave Nicholson, R (1, 7) OBP: 0.289, SLG: 0.336	K			K		K		K		4	0	0	0	0	4	3
Wes Stock, R (8, 1)										0	0	0	0	0	0	0
Steve Barber, L (9, 1) OBP: 0.136, SLG: 0.056										0	0	0	0	0	0	0
Walt Dropo, R (1, 3) OBP: 0.345, SLG: 0.383	1-2f G1-4-3			F7		P6		5-3		4	0	0	0	0	0	3
Ron Hansen, R (1, 6) OBP: 0.344, SLG: 0.440		F8		1B			5-3		K	4	0	1	0	0	1	0
Jim Busby, R (1, 8) OBP: 0.333, SLG: 0.310		1B 2B		F9			F8		F6	4	0	1	0	0	0	1
Marv Breeding, R (1, 4) OBP: 0.312, SLG: 0.333		2-3 G6-4-3 1B			E6		L6		FC5-4 1B	4	0	2	0	0	0	0
Valmy Thomas, R (1, 2) OBP: 0.118, SLG: 0.063		G6-4-3			F9			1B HR 1B	1-2f FC5-4	2	0	0	0	0	0	3
Dave Philley, S (8, PH) OBP: 0.297, SLG: 0.311		1-2f								1	0	1	0	0	0	0
Gene Stephens, L (8, PR) OBP: 0.316, SLG: 0.353										0	1	0	0	0	0	0
Gus Triandos, R (8, 2) OBP: 0.338, SLG: 0.401										1	0	0	0	0	0	1
Milt Pappas, R (1, 1) OBP: 0.099, SLG: 0.090			F7		F8			1-3 HR 1B		2	0	0	0	0	0	1
Gene Woodling, L (8, PH) OBP: 0.398, SLG: 0.415										1	0	1	0	0	0	0
Al Pilarcik, L (8, PR) OBP: 0.314, SLG: 0.347										0	1	0	0	0	0	0
(8, 9)																
Inning Stats	R: 0 E: 1 K: 1 S: 6 H: 1 LOB: 1 BB: 0 P: 6	R: 0 E: 0 K: 0 S: 4 H: 2 LOB: 1 BB: 0 P: 4	R: 0 E: 0 K: 0 S: 3 H: 0 LOB: 0 BB: 0 P: 3	R: 0 E: 0 K: 1 S: 6 H: 1 LOB: 1 BB: 0 P: 6	R: 0 E: 1 K: 0 S: 4 H: 0 LOB: 1 BB: 0 P: 4	R: 0 E: 0 K: 1 S: 5 H: 0 LOB: 0 BB: 0 P: 5	R: 0 E: 0 K: 0 S: 3 H: 0 LOB: 0 BB: 0 P: 3	R: 3 E: 0 K: 1 S: 8 H: 3 LOB: 1 BB: 0 P: 8	R: 0 E: 0 K: 1 S: 6 H: 1 LOB: 1 BB: 0 P: 6	1B: 6 2B: 1 3B: 0 HR: 1	SF: 0 SAC: 0 DP: 2 HBP: 0						

PITCHER	IP	WLS	BF	H	R	ER	SO	BB	IBB	HBP	BLK	WP	HR	S	P	ERA	WHIP
Jack Kralick, L (1, 1) ERA: 3.02	9.0	L	35	8	3	3	5	0	0	0	0	0	1	45	45	3.00	0.889

PITCHER	IP	WLS	BF	H	R	ER	SO	BB	IBB	HBP	BLK	WP	HR	S	P	ERA	WHIP

TOP

Baltimore Orioles @ Washington Senators

Griffith Stadium, Washington, DC

Sun Sep 25 1960, 3:33 AM EDT

Att. 6,448 - Unknown

livebaseballscorecards.com

AB	35
R	3
H	8
RBI	3
BB	0
SO	5
LOB	15

WP: 0 PB: 0 SB: 0 CS: 0 PA: 35

Batter	1	2	3	4	5	6	7	8	9	AB	R	H	RBI	BB	SO	LOB
Billy Gardner, R (1, 4) OBP: 0.314, SLG: 0.364	S S S 0-3 ① K		S S S 0-3 ① K		x 0-0 ③ 5-3			x 0-0 ① 4-3		4	0	0	0	0	2	0
Lenny Green, L (1, 8) OBP: 0.388, SLG: 0.440	B B B B 4-0 CS 1B BB		x 0-0 ② 4-3			x 0-0 ① 3-1		x 0-0 ② P6		3	0	0	0	1	0	0
Harmon Killebrew, R (1, 3) OBP: 0.384, SLG: 0.545	x 0-0 CS 1B 1-2		x 0-0 ③ 5-3			x 0-0 1B		x 0-0 ③ F2		4	0	2	0	0	0	0
Jim Lemon, R (1, 7) OBP: 0.356, SLG: 0.517	B B B B 4-0 ② 1-2 2-3 BB			x 0-0 ① F8		x 0-0 ② P4			S S S 0-3 ① K	3	0	0	0	1	1	1
Bob Allison, R (1, 9) OBP: 0.372, SLG: 0.412 Elmer Valo, L (9, PH) OBP: 0.420, SLG: 0.308 Jake Jacobs, R (9, PR)	x 0-0 ③ L1			x 0-0 ② G3		x 0-0 ③ 5-3			x 0-0 G3-6-3 1B	3 1 0	0 0 0	0 1 0	0 0 0	0 0 0	0 0 0	3 0 0
Reno Bertoia, R (1, 5) OBP: 0.319, SLG: 0.366 Julio Becquer, L (9, PH) OBP: 0.283, SLG: 0.399 Johnny Schaive, R (9, PH) OBP: 0.286, SLG: 0.429		x 0-0 ① 5-3		x 0-0 ③ F8			x 0-0 ① 4-3		x 0-0 ② ③ G3-6-3 1-2f	3 0 1	0 0 0	0 0 0	0 0 0	0 0 0	0 0 0	0 0 1
Earl Battey, R (1, 2) OBP: 0.347, SLG: 0.427		x 0-0 1B			x 0-0 HR		x 0-0 FC1-6 1B			3	1	3	1	0	0	0
Zoilo Versalles, R (1, 6) OBP: 0.200, SLG: 0.303		x 0-0 ② F2			x 0-0 ① 5-3		x 0-0 ② FC1-6 1-2f			3	0	0	0	0	0	2
Jack Kralick, L (1, 1) OBP: 0.205, SLG: 0.125		S S S 0-3 ③ K			x 0-0 ② 4-3		S S S 0-3 ③ K			3	0	0	0	0	2	2
Inning Stats	R: 0 H: 1 E: 0 LOB: 2 K: 1 BB: 2 S: 5 P: 13	R: 0 H: 1 E: 0 LOB: 1 K: 1 BB: 0 S: 6 P: 6	R: 0 H: 0 E: 0 LOB: 0 K: 1 BB: 0 S: 5 P: 5	R: 0 H: 0 E: 0 LOB: 0 K: 0 BB: 0 S: 3 P: 3	R: 1 H: 1 E: 0 LOB: 0 K: 0 BB: 0 S: 4 P: 4	R: 0 H: 1 E: 0 LOB: 1 K: 0 BB: 0 S: 4 P: 4	R: 0 H: 1 E: 0 LOB: 1 K: 1 BB: 0 S: 6 P: 6	R: 0 H: 0 E: 0 LOB: 0 K: 0 BB: 0 S: 3 P: 3	R: 0 H: 1 E: 0 LOB: 1 K: 1 BB: 0 S: 5 P: 5	1B: 5 SF: 0 2B: 0 SAC: 0 3B: 0 DP: 1 HR: 1 HBP: 0							WP: 0 PA: 33 PB: 0 SB: 0 CS: 2

PITCHER		IP	WLS	BF	H	R	ER	SO	BB	IBB	HBP	BLK	WP	HR	S	P	ERA	WHIP
Milt Pappas, R ERA: 3.48	(1, 1)	7.0	W	27	5	1	1	4	2	0	0	0	0	1	33	41	1.29	1.000
Wes Stock, R ERA: 2.88	(8, 1)	1.1		5	1	0	0	1	0	0	0	0	0	0	7	7	0.00	0.750
Steve Barber, L ERA: 3.13	(9, 1)	0.2	S	1	0	0	0	0	0	0	0	0	0	0	1	1	0.00	0.000

PITCHER	IP	WLS	BF	H	R	ER	SO	BB	IBB	HBP	BLK	WP	HR	S	P	ERA	WHIP

BOTTOM

Baltimore Orioles @ Washington Senators

Griffith Stadium, Washington, DC

Sun Sep 25 1960, 3:33 AM EDT

Att. 6,448 - Unknown

livebaseballscorecards.com

AB	31
R	1
H	6
RBI	1
BB	2
SO	5
LOB	9

Batter	1	2	3	4	5	6	7	8	9	10	AB	R	H	RBI	BB	SO	LOB
Bob Cerv, R (1, 7) OBP: 0.348, SLG: 0.455	4-0 FC3-6 BB		0-0 4-3			0-3 K	0-0 F8			0-0 F8 1B 2B	4	1	1	0	1	1	1
Tony Kubek, L (1, 6) (10, 8) OBP: 0.311, SLG: 0.399	0-0 F2		0-0 F9			0-0 E 1B 1B		0-0 1B 1B		0-0 F8 2-3	5	1	2	0	0	0	2
Roger Maris, L (1, 9) OBP: 0.367, SLG: 0.583	0-0 FC3-6 1-2f			0-0 L7		0-0 E9 1-H 1B		0-0 G4-6-3 1-2 1B		4-0 1B 1B IBB	4	1	2	0	1	0	1
Mickey Mantle, S (1, 8) OBP: 0.402, SLG: 0.553 Ken Hunt, R (4, 8) OBP: 0.435, SLG: 0.389 Yogi Berra, L (8, PH) OBP: 0.350, SLG: 0.454 Jim Pisoni, R (8, 8) Hector Lopez, R (10, PH) OBP: 0.362, SLG: 0.416 Joe Demaestri, R (10, 6) OBP: 0.233, SLG: 0.267	0-0 4-3			0-3 K		0-3 K		0-0 F8		0-0 1B 1B 1-3 3-H 1B	2 1 1 0 1	0 0 0 0 0	0 0 0 0 1	0 0 0 0 1	0 1 0 0 0	1 1 0 0 0	1 1 2 0 0
Dale Long, L (1, 3) OBP: 0.347, SLG: 0.477		0-0 HR		0-0 L9		4-0 IBB		0-0 G4-6-3 1-2f		0-0 1B 1-2 3-H 1B	4	1	2	2	1	0	2
Gil McDougald, R (1, 4) OBP: 0.342, SLG: 0.403		0-0 F4			0-0 5-3	0-0 P5			0-3 K	0-0 1-2 2-3 1B	5	0	1	0	0	1	2
Elston Howard, R (1, 2) OBP: 0.300, SLG: 0.355		0-3 K			0-0 6-3		0-0 F5		0-0 L6	0-0 F6	5	0	0	0	0	1	3
Bobby Richardson, R (1, 5) OBP: 0.304, SLG: 0.299 Jesse Gonder, L (9, PH) Clete Boyer, R (9, 5) OBP: 0.279, SLG: 0.390 Bill Skowron, R (10, PH) OBP: 0.351, SLG: 0.524 Deron Johnson, R (10, 5)		0-0 4-3			0-0 1B		0-0 FC1-6 1B		0-0 E6	0-0 F4	3 1 0 1 0	0 0 0 0 0	2 0 0 0 0	0 0 0 0 0	0 0 0 0 0	0 0 0 3 0	0 0 0 0 0
Bill Stafford, R (1, 1) OBP: 0.048, SLG: 0.048 Johnny Blanchard, L (9, PH) OBP: 0.303, SLG: 0.413 Duke Maas, R (9, 1)			0-0 F2		0-0 F2		0-0 FC1-6 1-2f		0-0 F5		3 1 0	0 0 0	0 0 0	0 0 0	0 0 0	0 0 0	2 1 0
Inning Stats	R: 0 E: 0 K: 0 S: 3 H: 0 LOB: 1 BB: 1 P: 7	R: 1 E: 0 K: 1 S: 6 H: 1 LOB: 0 BB: 0 P: 6	R: 0 E: 0 K: 0 S: 3 H: 0 LOB: 0 BB: 0 P: 3	R: 0 E: 0 K: 1 S: 5 H: 0 LOB: 0 BB: 0 P: 5	R: 0 E: 0 K: 0 S: 4 H: 1 LOB: 1 BB: 0 P: 4	R: 1 E: 1 K: 2 S: 9 H: 2 LOB: 2 BB: 1 P: 13	R: 0 E: 0 K: 0 S: 4 H: 1 LOB: 1 BB: 0 P: 4	R: 0 E: 0 K: 0 S: 4 H: 2 LOB: 1 BB: 0 P: 4	R: 0 E: 1 K: 1 S: 6 H: 0 LOB: 1 BB: 0 P: 6	R: 2 E: 0 K: 0 S: 7 H: 4 LOB: 3 BB: 1 P: 11	1B: 9 2B: 1 3B: 0 HR: 1 SF: 0 SAC: 0 DP: 1 HBP: 0						

PITCHER	IP	WLS	BF	H	R	ER	SO	BB	IBB	HBP	BLK	WP	HR	S	P	ERA	WHIP
Pedro Ramos, R (1, 1) ERA: 3.53	10.0	L	44	11	4	3	5	1	2	0	0	0	1	51	63	2.70	1.200

PITCHER	IP	WLS	BF	H	R	ER	SO	BB	IBB	HBP	BLK	WP	HR	S	P	ERA	WHIP

TOP

New York Yankees @ Washington Senators

Griffith Stadium, Washington, DC

Mon Sep 26 1960, 7:05 PM EDT

Att. 6,508 - Unknown

livebaseballscorecards.com

AB	41
R	4
H	11
RBI	3
BB	3
SO	5
LOB	21

WP: 0 PA: 44
PB: 0
SB: 0
CS: 0

Batter	1	2	3	4	5	6	7	8	9	10	AB	R	H	RBI	BB	SO	LOB
Billy Gardner, R (1, 4) OBP: 0.313, SLG: 0.363	6-3			6-3		F5		FC6-4 1B (1-2)		K	1	0	0	0	0	0	0
Johnny Schaive, R (4, 4) OBP: 0.273, SLG: 0.364											4	0	1	0	0	1	1
Lenny Green, L (1, 8) OBP: 0.389, SLG: 0.441	F7			2-3 1B			HR 1B	F9			4	1	2	0	0	0	2
Harmon Killebrew, R (1, 3) OBP: 0.382, SLG: 0.549	L9			2-3 (1-2)			HR (1-H)	FC6-4 (1-2f)			4	1	1	2	0	0	3
Jim Lemon, R (1, 7) OBP: 0.354, SLG: 0.513		F9		F3			K		K		4	0	0	0	0	2	1
Bob Allison, R (1, 9) OBP: 0.371, SLG: 0.409		K	K				BB		5-3		3	0	0	0	1	2	0
Earl Battey, R (1, 2) OBP: 0.346, SLG: 0.425		K	G1-4-3 1B				F3		6-3		4	0	1	0	0	1	1
Reno Bertoia, R (1, 5) OBP: 0.316, SLG: 0.363			F7	G1-4-3 (1-2f)			F8			P2	4	0	0	0	0	0	2
Zoilo Versalles, R (1, 6) OBP: 0.194, SLG: 0.294 Don Mincher, L (6, PH) OBP: 0.333, SLG: 0.397 Jose Valdivielso, R (7, 6) OBP: 0.276, SLG: 0.246 Elmer Valo, L (8, PH) OBP: 0.416, SLG: 0.303 Billy Consolo, R (9, 6) OBP: 0.311, SLG: 0.293 Faye Throneberry, L (10, PH) OBP: 0.326, SLG: 0.329		F8			K			F6		4-3 2B	1 1 0 1 0 1	0 0 0 0 0 0	0 0 0 0 0 1	0 0 0 0 0 0	0 1 0 0 0 0	0 0 0 0 0 0	0 0 0 0 0 0
Pedro Ramos, S (1, 1) OBP: 0.131, SLG: 0.229 Julio Becquer, L (10, PH) OBP: 0.282, SLG: 0.398		6-3			F5			1B 1B		4-3 (2-3)	3 1	0 0	1 0	0 0	0 0	0 0	0 1
Inning Stats	R: 0 E: 0 K: 0 S: 3 H: 0 LOB: 0 BB: 0 P: 3	R: 0 E: 0 K: 2 S: 7 H: 0 LOB: 0 BB: 0 P: 7	R: 0 E: 0 K: 0 S: 3 H: 0 LOB: 0 BB: 0 P: 3	R: 0 E: 0 K: 0 S: 4 H: 1 LOB: 1 BB: 0 P: 4	R: 0 E: 0 K: 1 S: 5 H: 1 LOB: 0 BB: 0 P: 5	R: 0 E: 0 K: 1 S: 5 H: 0 LOB: 0 BB: 0 P: 5	R: 2 E: 0 K: 1 S: 7 H: 2 LOB: 1 BB: 1 P: 11	R: 0 E: 0 K: 0 S: 5 H: 2 LOB: 2 BB: 0 P: 5	R: 0 E: 0 K: 1 S: 5 H: 0 LOB: 0 BB: 0 P: 5	R: 0 E: 0 K: 1 S: 6 H: 1 LOB: 1 BB: 0 P: 6	1B: 5 2B: 1 3B: 0 HR: 1	SF: 0 SAC: 0 DP: 1 HBP: 0					

PITCHER	IP	WLS	BF	H	R	ER	SO	BB	IBB	HBP	BLK	WP	HR	S	P	ERA	WHIP
Bill Stafford, R (1, 1) ERA: 2.37	8.0		30	6	2	2	5	1	0	0	0	0	1	39	43	2.25	0.875
Duke Maas, R (9, 1) ERA: 4.14	2.0	W	7	1	0	0	2	0	0	0	0	0	0	11	11	0.00	0.500

PITCHER	IP	WLS	BF	H	R	ER	SO	BB	IBB	HBP	BLK	WP	HR	S	P	ERA	WHIP

BOTTOM

New York Yankees @ Washington Senators

Griffith Stadium, Washington, DC

Mon Sep 26 1960, 7:05 PM EDT

Att. 6,508 - Unknown

livebaseballscorecards.com

AB	36
R	2
H	7
RBI	2
BB	1
SO	7
LOB	11

WP: 0	PB: 0	SB: 0	CS: 0
PA: 37			

New York Yankees @ Washington Senators

Griffith Stadium, Washington, DC

Tue Sep 27 1960, 7:05 PM EDT

Att. 6,589 - Unknown

TOP

livebaseballscorecards.com

Batter	1	2	3	4	5	6	7	8	9	AB	R	H	RBI	BB	SO	LOB
Tony Kubek, L (1, 6) OBP: 0.311, SLG: 0.398	G3		K			F7		BB, 1B		4	1	1	0	0	1	0
Hector Lopez, R (1, 7) OBP: 0.361, SLG: 0.413	5-3		L6			K		BB, 1B, 1-2		3	1	0	0	1	1	0
Roger Maris, L (1, 9) OBP: 0.370, SLG: 0.583	BB		L4			BB		1B, 1-2, 2-H		2	0	1	1	2	0	0
Mickey Mantle, S (1, 8) OBP: 0.401, SLG: 0.551	3-1			K		4-3		G1-6-3, 1-2, 2-H		2	0	0	0	0	1	1
Jim Pisoni, R (5, 8) OBP: 0.333, SLG: 0.200										2	0	1	1	0	0	1
Dale Long, L (1, 3) OBP: 0.343, SLG: 0.478		E, 2B		K			L9	G1-6-3, 1-2f		4	1	1	0	0	1	2
Johnny Blanchard, L (1, 2) OBP: 0.304, SLG: 0.432		E4, 2-H, 3B	K				F9		6-3	3	1	1	1	0	1	0
Elston Howard, R (8, 2) OBP: 0.299, SLG: 0.354										1	0	0	0	0	0	0
Gil McDougald, R (1, 4) OBP: 0.339, SLG: 0.398	6-3				F9		4-3		K	4	0	0	0	0	1	0
Bobby Richardson, R (1, 5) OBP: 0.303, SLG: 0.298	6-3				4-3			HR	2B	2	0	0	0	0	0	0
Bill Skowron, R (8, PH) OBP: 0.352, SLG: 0.530										1	1	1	1	0	0	0
Clete Boyer, R (8, 5) OBP: 0.281, SLG: 0.394										1	0	1	0	0	0	0
Ryne Duren, R (1, 1)		K			6-3			F8	1-3	1	0	0	0	0	1	0
Jesse Gonder, L (5, PH)										1	0	0	0	0	0	0
Eli Grba, R (5, 1) OBP: 0.304, SLG: 0.381										0	0	0	0	0	0	0
Yogi Berra, L (8, PH) OBP: 0.349, SLG: 0.453										1	0	0	0	0	0	0
Bob Turley, R (8, 1) OBP: 0.107, SLG: 0.093										1	0	0	0	0	0	1
Inning Stats	R: 0 E: 0 K: 0 S: 3 H: 0 LOB: 1 BB: 1 P: 7	R: 2 E: 1 K: 1 S: 7 H: 2 LOB: 0 BB: 0 P: 7	R: 0 E: 0 K: 1 S: 5 H: 0 LOB: 0 BB: 0 P: 5	R: 0 E: 0 K: 3 S: 9 H: 0 LOB: 0 BB: 0 P: 9	R: 0 E: 0 K: 0 S: 3 H: 0 LOB: 0 BB: 0 P: 3	R: 0 E: 0 K: 1 S: 5 H: 0 LOB: 1 BB: 1 P: 9	R: 0 E: 0 K: 0 S: 3 H: 0 LOB: 0 BB: 0 P: 3	R: 3 E: 0 K: 0 S: 6 H: 4 LOB: 1 BB: 1 P: 10	R: 0 E: 0 K: 1 S: 6 H: 1 LOB: 1 BB: 0 P: 6	1B: 3 2B: 2 3B: 1 HR: 1 SF: 0 SAC: 0 DP: 1 HBP: 0						

	AB	33
	R	5
	H	7
	RBI	4
	BB	3
	SO	7
	LOB	5

WP: 0 PB: 0 SB: 0 CS: 0 PA: 36

PITCHER		IP	WLS	BF	H	R	ER	SO	BB	IBB	HBP	BLK	WP	HR	S	P	ERA	WHIP
Don Lee, R ERA: 3.44	(1, 1)	7.0	L	25	2	2	2	6	2	0	0	0	0	0	35	43	2.57	0.571
Ted Sadowski, R ERA: 5.19	(8, 1)	0.1		4	2	3	3	0	1	0	0	0	0	1	3	7	81.00	9.000
Jim Kaat, L ERA: 5.58	(8, 1)	1.2		7	3	0	0	1	0	0	0	0	0	0	9	9	0.00	1.800

PITCHER		IP	WLS	BF	H	R	ER	SO	BB	IBB	HBP	BLK	WP	HR	S	P	ERA	WHIP

Batter	1	2	3	4	5	6	7	8	9	AB	R	H	RBI	BB	SO	LOB
Reno Bertoia, R (1, 5) (8, 4) OBP: 0.316, SLG: 0.362	K			1B BB 1B	6-3			K		4	1	1	0	0	2	0
Lenny Green, L (1, 8) OBP: 0.388, SLG: 0.437	K			L8		BB		F2		3	0	0	0	1	1	1
Harmon Killebrew, R (1, 3) (8, 5) OBP: 0.379, SLG: 0.544	K			K		F9		F7		4	0	0	0	0	2	2
Jim Lemon, R (1, 7) OBP: 0.353, SLG: 0.511		K		BB BB 1-3 1B		K			P4	4	0	1	0	0	2	1
Faye Throneberry, L (1, 9) OBP: 0.330, SLG: 0.329		K		BB 1-2 BB		K			1B	3	0	1	0	1	2	1
Earl Battey, R (1, 2) OBP: 0.347, SLG: 0.424		6-3		1-2 2-3 3-H BB			SH5-4 BB		K	2	0	0	1	2	1	1
Johnny Schaive, R (1, 4) OBP: 0.250, SLG: 0.333			K CS	F3			SH5-4 1-2		K	1	0	0	0	0	1	0
Billy Consolo, R (4, 4) OBP: 0.309, SLG: 0.292										1	0	0	0	0	0	3
(8, 6)																
Don Mincher, L (9, PH) OBP: 0.330, SLG: 0.392										1	0	0	0	0	1	1
Zoilo Versalles, R (1, 6) OBP: 0.184, SLG: 0.278			P4 1-2		5-3		F8			2	0	0	0	0	0	1
Julio Becquer, L (7, PH) OBP: 0.281, SLG: 0.397										1	0	0	0	0	0	1
(8, 3)																
Don Lee, R (1, 1) OBP: 0.191, SLG: 0.209			P5		P4		6-3			2	0	0	0	0	0	0
Elmer Valo, L (7, PH) OBP: 0.411, SLG: 0.299										1	0	0	0	0	0	1
Ted Sadowski, R (8, 1)										0	0	0	0	0	0	0
Jim Kaat, L (8, 1) OBP: 0.143, SLG: 0.143										0	0	0	0	0	0	0
Inning Stats	R: 0 E: 0 K: 3 S: 9 H: 0 LOB: 0 BB: 0 P: 9	R: 0 E: 0 K: 2 S: 7 H: 0 LOB: 0 BB: 0 P: 7	R: 0 E: 0 K: 1 S: 5 H: 0 LOB: 0 BB: 0 P: 5	R: 1 E: 0 K: 1 S: 7 H: 2 LOB: 3 BB: 2 P: 15	R: 0 E: 0 K: 0 S: 3 H: 0 LOB: 0 BB: 0 P: 3	R: 0 E: 0 K: 2 S: 7 H: 0 LOB: 1 BB: 1 P: 11	R: 0 E: 0 K: 0 S: 3 H: 0 LOB: 1 BB: 1 P: 7	R: 0 E: 0 K: 1 S: 5 H: 0 LOB: 0 BB: 0 P: 5	R: 0 E: 0 K: 2 S: 8 H: 1 LOB: 1 BB: 0 P: 8	1B: 3 2B: 0 3B: 0 HR: 0	SF: 0 SAC: 1 DP: 0 HBP: 0						

PITCHER		IP	WLS	BF	H	R	ER	SO	BB	IBB	HBP	BLK	WP	HR	S	P	ERA	WHIP
Ryne Duren, R ERA: 4.5	(1, 1)	4.0		16	2	1	1	7	2	0	0	0	0	0	28	36	2.25	1.000
Eli Grba, R ERA: 3.68	(5, 1)	3.0	W	11	0	0	0	2	2	0	0	0	0	0	13	21	0.00	0.667
Bob Turley, R ERA: 3.3	(8, 1)	2.0	S	7	1	0	0	3	0	0	0	0	0	0	13	13	0.00	0.500

PITCHER	IP	WLS	BF	H	R	ER	SO	BB	IBB	HBP	BLK	WP	HR	S	P	ERA	WHIP

BOTTOM

New York Yankees @ Washington Senators

Griffith Stadium, Washington, DC

Tue Sep 27 1960, 7:05 PM EDT

Att. 6,589 - Unknown

livebaseballscorecards.com

AB	29
R	1
H	3
RBI	1
BB	4
SO	12
LOB	13

WP: 0	PA: 34		
PB: 1			
SB: 0			
CS: 1			

Batter	1	2	3	4	5	6	7	8	9	AB	R	H	RBI	BB	SO	LOB
Bob Cerv, R (1, 7) OBP: 0.346, SLG: 0.451	HR 1B		K		E3 HR		3-1		6-3	5	2	1	0	0	1	0
Ken Hunt, R (9, 7) OBP: 0.435, SLG: 0.389										0	0	0	0	0	0	0
Clete Boyer, R (1, 6) OBP: 0.285, SLG: 0.405	K		BB E 1B		1-H HR		L9		1B	5	2	3	2	0	1	1
Roger Maris, L (1, 9) OBP: 0.370, SLG: 0.580	K		FC6-4 1-2 BB		F8		1B		F7	4	0	1	0	1	1	2
Mickey Mantle, S (1, 8) OBP: 0.401, SLG: 0.562	1-H HR		FC6-4 1-2f 2-H		HR		4-3		4-3	4	2	2	3	0	0	2
Jim Pisoni, R (7, 8) OBP: 0.286, SLG: 0.167										1	0	0	0	0	0	1
Bill Skowron, R (1, 3) OBP: 0.350, SLG: 0.526	F7		4-3		P3			F9		4	0	0	0	0	0	1
Dale Long, L (9, 3) OBP: 0.343, SLG: 0.478										0	0	0	0	0	0	0
Gil McDougald, R (1, 4) OBP: 0.335, SLG: 0.393		6-3		P4		F9		4-3		4	0	0	0	0	0	0
Elston Howard, R (1, 2) OBP: 0.299, SLG: 0.354										0	0	0	0	0	0	0
Yogi Berra, L (1, 2) OBP: 0.349, SLG: 0.452		FC5-4 1B		4-3		4-3		1B		3	0	1	0	0	0	0
Jim Coates, R (6, 1) OBP: 0.300, SLG: 0.340										0	0	0	0	0	0	0
Tony Kubek, L (8, PH) OBP: 0.312, SLG: 0.399										1	0	1	0	0	0	0
Luis Arroyo, L (8, 1)										0	0	0	0	0	0	0
Bobby Richardson, R (1, 5) OBP: 0.305, SLG: 0.299		FC5-4 1-2f		P6		1B		1-2 1B		4	0	2	0	0	0	1
Whitey Ford, L (1, 1) OBP: 0.274, SLG: 0.189		K			P6	F7		L9		2	0	0	0	0	1	1
Johnny Blanchard, L (6, PH) OBP: 0.298, SLG: 0.423										2	0	0	0	0	0	3
(6, 2)																

TOP

New York Yankees @ Washington Senators

Griffith Stadium, Washington, DC

Wed Sep 28 1960, 7:05 PM EDT

Att. 5,519 - Unknown

livebaseballscorecards.com

AB	39
R	6
H	11
RBI	5
BB	1
SO	4
LOB	12

Inning Stats	1	2	3	4	5	6	7	8	9
	R: 2 E: 0 K: 2 S: 9	R: 0 E: 0 K: 1 S: 6	R: 1 E: 1 K: 1 S: 6	R: 0 E: 0 K: 0 S: 3	R: 3 E: 1 K: 0 S: 6	R: 0 E: 0 K: 0 S: 4	R: 0 E: 0 K: 0 S: 4	R: 0 E: 0 K: 0 S: 5	R: 0 E: 0 K: 0 S: 4
	H: 2 LOB: 0 BB: 0 P: 9	H: 1 LOB: 1 BB: 0 P: 6	H: 1 LOB: 1 BB: 1 P: 10	H: 0 LOB: 0 BB: 0 P: 3	H: 2 LOB: 0 BB: 0 P: 6	H: 1 LOB: 1 BB: 0 P: 4	H: 1 LOB: 1 BB: 0 P: 4	H: 2 LOB: 2 BB: 0 P: 5	H: 1 LOB: 1 BB: 0 P: 4

1B: 8 SF: 0
2B: 0 SAC: 0
3B: 0 DP: 0
HR: 3 HBP: 0

WP: 0 PA: 40
PB: 0
SB: 0
CS: 0

PITCHER		IP	WLS	BF	H	R	ER	SO	BB	IBB	HBP	BLK	WP	HR	S	P	ERA	WHIP
Chuck Stobbs, L ERA: 3.35	(1, 1)	5.0	L	23	6	6	3	4	1	0	0	0	0	3	30	34	5.40	1.400
Tex Clevenger, R ERA: 4.2	(6, 1)	3.0		13	4	0	0	0	0	0	0	0	0	0	13	13	0.00	1.333
Hal Woodeshick, L ERA: 4.7	(9, 1)	1.0		4	1	0	0	0	0	0	0	0	0	0	4	4	0.00	1.000

PITCHER	IP	WLS	BF	H	R	ER	SO	BB	IBB	HBP	BLK	WP	HR	S	P	ERA	WHIP

Batter	1	2	3	4	5	6	7	8	9	AB	R	H	RBI	BB	SO	LOB
Zoilo Versalles, R (1, 6) OBP: 0.190, SLG: 0.300	K		1B 2B			K		5-3		4	1	1	0	0	2	0
Reno Bertoia, R (1, 5) OBP: 0.315, SLG: 0.361	K		2-H 1B			F9			5-3	4	0	1	1	0	1	0
Harmon Killebrew, R (1, 3) OBP: 0.378, SLG: 0.540	P6		F9			P6			3B BB	3	1	0	0	1	0	1
Jim Lemon, R (1, 7) OBP: 0.353, SLG: 0.509		G4-6-3 1B		5-3			P4		F9	4	0	1	0	0	0	1
Earl Battey, R (1, 2) OBP: 0.349, SLG: 0.431		G4-6-3 1-2f		6-3			2B		1-H 3B	4	0	2	1	0	0	1
Bob Allison, R (1, 9) OBP: 0.370, SLG: 0.414		HR		K			K		F9	4	1	1	1	0	2	2
Pete Whisenant, R (1, 8) OBP: 0.326, SLG: 0.369		6-3		F7			5-3			3	0	0	0	0	0	1
Billy Consolo, R (1, 4) OBP: 0.310, SLG: 0.292			5-3	G6-3 1B				K		3	0	1	0	0	1	0
Chuck Stobbs, L (1, 1) OBP: 0.162, SLG: 0.088			3-1	G6-3 1-2f				G3		1	0	0	0	0	0	0
Jake Jacobs, R (5, PH)										1	0	0	0	0	0	1
Tex Clevenger, R (6, 1) OBP: 0.167, SLG: 0.091										0	0	0	0	0	0	0
Elmer Valo, L (8, PH) OBP: 0.407, SLG: 0.294										1	0	0	0	0	0	0
Hal Woodeshick, R (9, 1) OBP: 0.129, SLG: 0.069										0	0	0	0	0	0	0
Inning Stats	R: 0 E: 0 K: 2 S: 7 H: 0 LOB: 0 BB: 0 P: 7	R: 1 E: 0 K: 0 S: 4 H: 2 LOB: 0 BB: 0 P: 4	R: 1 E: 0 K: 0 S: 5 H: 2 LOB: 1 BB: 0 P: 5	R: 0 E: 0 K: 1 S: 5 H: 0 LOB: 0 BB: 0 P: 5	R: 0 E: 0 K: 0 S: 3 H: 1 LOB: 0 BB: 0 P: 3	R: 0 E: 0 K: 1 S: 5 H: 0 LOB: 0 BB: 0 P: 5	R: 0 E: 0 K: 1 S: 6 H: 1 LOB: 1 BB: 0 P: 6	R: 0 E: 0 K: 1 S: 5 H: 0 LOB: 0 BB: 0 P: 5	R: 1 E: 0 K: 0 S: 4 H: 1 LOB: 1 BB: 1 P: 8	1B: 3 2B: 2 3B: 1 HR: 1	SF: 0 SAC: 0 DP: 2 HBP: 0						

PITCHER	IP	WLS	BF	H	R	ER	SO	BB	IBB	HBP	BLK	WP	HR	S	P	ERA	WHIP
Whitey Ford, L (1, 1) ERA: 3.12	5.0	W	18	5	2	2	3	0	0	0	0	0	1	24	24	3.60	1.000
Jim Coates, R (6, 1) ERA: 4.34	2.0		7	1	0	0	2	0	0	0	0	0	0	11	11	0.00	0.500
Luis Arroyo, L (8, 1) ERA: 2.95	2.0	S	8	1	1	1	1	1	0	0	0	0	0	9	13	4.50	1.000

PITCHER	IP	WLS	BF	H	R	ER	SO	BB	IBB	HBP	BLK	WP	HR	S	P	ERA	WHIP

BOTTOM

New York Yankees @ Washington Senators

Griffith Stadium, Washington, DC

Wed Sep 28 1960, 7:05 PM EDT

Att. 5,519 - Unknown

livebaseballscorecards.com

AB	32
R	3
H	7
RBI	3
BB	1
SO	6
LOB	7

WP: 0 PB: 0 SB: 0 CS: 0 PA: 33

Batter	1	2	3	4	5	6	7	8	9	AB	R	H	RBI	BB	SO	LOB
Jackie Brandt, R (1, 9) (9, 7) OBP: 0.318, SLG: 0.408	F9		6-3		K		FC5-4 BB		K	4	0	0	0	1	2	1
Dave Philley, S (1, 7) OBP: 0.301, SLG: 0.327	1-3			1B 3B	FC4-6 BB		FC5-4 1B 1-2f		P4	4	1	1	0	1	0	2
Al Pilarcik, L (9, 9) OBP: 0.313, SLG: 0.345										0	0	0	0	0	0	0
Brooks Robinson, R (1, 5) OBP: 0.330, SLG: 0.440	5-3			1B 1B 1B 3-H	K		FC5-4 1B 1-2			4	1	2	1	0	1	1
Walt Dropo, R (1, 3) OBP: 0.343, SLG: 0.380		FC6-4 1B		P4	FC4-6 1-2f		FC5-4 1-2f			4	0	1	0	0	0	4
Gus Triandos, R (1, 2) OBP: 0.342, SLG: 0.419		FC6-4 1-2f		1B 1B 1B 1-3		6-3		G6-4-3 1B		4	1	2	0	0	0	1
Ron Hansen, R (1, 6) OBP: 0.346, SLG: 0.443		F8		1B 1B 1-2 3-H		5-3		F9		4	0	1	1	0	0	2
Jim Busby, R (1, 8) OBP: 0.341, SLG: 0.314		F9		L4-6 1B 1-3 2-H		1B		G6-4-3 1-2f 2 3		4	0	2	1	0	0	2
Marv Breeding, R (1, 4) OBP: 0.314, SLG: 0.337		6-3		IBB		K			SH1-4 1B	3	0	1	0	1	1	1
Chuck Estrada, R (1, 1) OBP: 0.203, SLG: 0.188		K		L4-6 2-3 2 3			1-3		SH1-4 1-2	3	0	0	0	0	1	3
Inning Stats	R: 0 E: 0 K: 0 S: 3 H: 0 LOB: 0 BB: 0 P: 3	R: 0 E: 1 K: 0 S: 4 H: 1 LOB: 1 BB: 0 P: 4	R: 0 E: 0 K: 1 S: 5 H: 0 LOB: 0 BB: 0 P: 5	R: 3 E: 0 K: 0 S: 7 H: 5 LOB: 2 BB: 1 P: 11	R: 0 E: 0 K: 2 S: 7 H: 0 LOB: 1 BB: 1 P: 11	R: 0 E: 0 K: 1 S: 6 H: 1 LOB: 1 BB: 0 P: 6	R: 0 E: 0 K: 0 S: 4 H: 1 LOB: 2 BB: 1 P: 8	R: 0 E: 0 K: 0 S: 3 H: 1 LOB: 0 BB: 0 P: 3	R: 0 E: 0 K: 1 S: 6 H: 1 LOB: 1 BB: 0 P: 6	1B: 9 2B: 1 3B: 1 HR: 0 SF: 0 SAC: 1 DP: 2 HBP: 0						

PITCHER	IP	WLS	BF	H	R	ER	SO	BB	IBB	HBP	BLK	WP	HR	S	P	ERA	WHIP
Jack Kralick, L (1, 1) ERA: 3.04	8.0	L	34	9	3	3	4	2	1	0	0	0	0	39	51	3.38	1.375
Chuck Stobbs, L (9, 1) ERA: 3.32	1.0		4	1	0	0	1	0	0	0	0	0	0	6	6	0.00	1.000

PITCHER	IP	WLS	BF	H	R	ER	SO	BB	IBB	HBP	BLK	WP	HR	S	P	ERA	WHIP

TOP

Baltimore Orioles @ Washington Senators

Griffith Stadium, Washington, DC

Sat Oct 01 1960, 3:33 AM EDT

Att. 2,641 - Unknown

livebaseballscorecards.com

AB	34
R	3
H	10
RBI	3
BB	3
SO	5
LOB	17

WP: 0	PA: 38								
PB: 0									
SB: 0									
CS: 0									

BOTTOM

Baltimore Orioles @ Washington Senators

Griffith Stadium, Washington, DC

Sat Oct 01 1960, 3:33 AM EDT

Att. 2,641 - Unknown

livebaseballscorecards.com

Batter	1	2	3	4	5	6	7	8	9	AB	R	H	RBI	BB	SO	LOB
Reno Bertoia, R (1, 4) OBP: 0.313, SLG: 0.359	F9		F9		P5			SH SH1-4 1-2		3	0	0	0	0	0	1
Lenny Green, L (1, 8) OBP: 0.387, SLG: 0.436	L6			F9		1B		SH1-4 1-2 2-3		3	0	1	0	0	0	0
Harmon Killebrew, R (1, 5) OBP: 0.377, SLG: 0.537	F7			BB 2B BB		K		P4		3	1	0	0	1	1	4
Jim Lemon, R (1, 7) OBP: 0.354, SLG: 0.508		G6-4-3 1B		2B BB 1-2		F9		F7		3	1	1	0	1	0	4
Julio Becquer, L (1, 3) OBP: 0.281, SLG: 0.395		F7		F5		4-3			FC4-6 1B	4	0	1	0	0	0	4
Bob Allison, R (1, 9) OBP: 0.369, SLG: 0.414		G6-4-3 1-2f		2B 1-H 2-H			5-3		P1	4	0	1	2	0	0	2
Earl Battey, R (1, 2) OBP: 0.346, SLG: 0.427 Pedro Ramos, S (9, PR) OBP: 0.131, SLG: 0.229			K	6-3			F9		FC4-6 1-2f	4 0	0	0	0	0	1	2 0
Zoilo Versalles, R (1, 6) OBP: 0.182, SLG: 0.286 Dan Dobbek, L (7, PH) OBP: 0.313, SLG: 0.387 Jose Valdivielso, R (8, 6) OBP: 0.276, SLG: 0.246 Faye Throneberry, L (9, PH) OBP: 0.328, SLG: 0.327			5-3	F8			K		K	2 1 0 1	0	0	0	0	0	0 0 0 1
Jack Kralick, L (1, 1) OBP: 0.217, SLG: 0.122 Elmer Valo, L (8, PH) OBP: 0.413, SLG: 0.304 Jake Jacobs, R (8, PR) Chuck Stobbs, L (9, 1) OBP: 0.162, SLG: 0.088			BB	K				SH1-4 SH 1B		1 1 0 0	0	0 1 0 0	0 0 0 0	1 0 0 0	1 0 0 0	0 0 0 0

Inning Stats										
	R: 0	H: 0	R: 0	H: 1	R: 0	H: 0	R: 2	H: 1	R: 0	H: 0
	E: 0	LOB: 0	E: 0	LOB: 0	E: 0	LOB: 1	E: 0	LOB: 1	E: 0	LOB: 0
	K: 0	BB: 0	K: 0	BB: 0	K: 1	BB: 1	K: 0	BB: 2	K: 1	BB: 0
	S: 3	P: 3	S: 3	P: 3	S: 5	P: 9	S: 4	P: 12	S: 5	P: 5

Inning Stats										
	R: 0	H: 1	R: 0	H: 0	R: 0	H: 1	R: 0	H: 1	1B: 4	SF: 0
	E: 0	LOB: 1	E: 0	LOB: 3	E: 0	LOB: 1	E: 0	LOB: 1	2B: 1	SAC: 2
	K: 1	BB: 0	K: 0	BB: 0	K: 1	BB: 0	K: 1	BB: 0	3B: 0	DP: 1
	S: 6	P: 6	S: 5	P: 5	S: 6	P: 6	HR: 0	HBP: 0	WP: 0	PA: 35
									PB: 0	
									SB: 0	
									CS: 0	

PITCHER	IP	WLS	BF	H	R	ER	SO	BB	IBB	HBP	BLK	WP	HR	S	P	ERA	WHIP
Chuck Estrada, R (1, 1) ERA: 3.58	9.0	W	35	5	2	2	5	3	0	0	0	0	0	42	54	2.00	0.889

PITCHER	IP	WLS	BF	H	R	ER	SO	BB	IBB	HBP	BLK	WP	HR	S	P	ERA	WHIP

AB	30
R	2
H	5
RBI	2
BB	3
SO	5
LOB	18

Batter	1	2	3	4	5	6	7	8	9	AB	R	H	RBI	BB	SO	LOB
Jackie Brandt, R (1, 8) (8, 9) OBP: 0.317, SLG: 0.413	F7		F9			P6		HR		4	1	1	1	0	0	0
Gene Stephens, L (1, 9) (8, 7) OBP: 0.318, SLG: 0.354	E4 FC3-6 2B		5-3			6-3		BB 1B		3	1	0	0	1	0	0
Gene Woodling, L (1, 7) OBP: 0.400, SLG: 0.414	BB FC3-6		F9			4-3		1B 1-3		3	0	1	0	1	0	0
Jim Busby, R (8, PR) (8, 8) OBP: 0.341, SLG: 0.314										0	0	0	0	0	0	0
Jim Gentile, L (1, 3) OBP: 0.403, SLG: 0.500	FC3-6 2B 1-2f 2-3			F8			F7	BB FC6-4 1-2		3	0	0	0	1	0	2
Brooks Robinson, R (1, 5) OBP: 0.329, SLG: 0.440	2B 1-3 3-H			F8			L5	FC6-4 1-2f		4	0	1	1	0	0	3
Gus Triandos, R (1, 2) OBP: 0.342, SLG: 0.418	K			K			1B		L6	4	0	1	0	0	2	2
Ron Hansen, R (1, 6) OBP: 0.344, SLG: 0.440		G3			6-3		1-3		F8	4	0	0	0	0	0	1
Marv Breeding, R (1, 4) OBP: 0.313, SLG: 0.336		F2			K			6-3	P3	2	0	0	0	0	1	0
Bob Boyd, L (8, PH) OBP: 0.364, SLG: 0.427										1	0	0	0	0	0	0
Jerry Adair, R (8, 4) OBP: 0.200, SLG: 0.800										1	0	0	0	0	0	0
Milt Pappas, R (1, 1) OBP: 0.095, SLG: 0.086		F8			4-3			K		3	0	0	0	0	1	0
Inning Stats	R: 1 E: 1 K: 1 S: 7 H: 1 LOB: 2 BB: 1 P: 11	R: 0 E: 0 K: 0 S: 3 H: 0 LOB: 0 BB: 0 P: 3	R: 0 E: 0 K: 0 S: 3 H: 0 LOB: 0 BB: 0 P: 3	R: 0 E: 0 K: 1 S: 5 H: 0 LOB: 0 BB: 0 P: 5	R: 0 E: 0 K: 1 S: 5 H: 0 LOB: 0 BB: 0 P: 5	R: 0 E: 0 K: 0 S: 3 H: 0 LOB: 0 BB: 0 P: 3	R: 0 E: 0 K: 0 S: 4 H: 1 LOB: 1 BB: 0 P: 4	R: 1 E: 0 K: 1 S: 7 H: 2 LOB: 3 BB: 2 P: 15	R: 0 E: 0 K: 0 S: 3 H: 0 LOB: 0 BB: 0 P: 3	1B: 2 2B: 1 3B: 0 HR: 1 SF: 0 SAC: 0 DP: 0 HBP: 0							

TOP

Baltimore Orioles @ Washington Senators

Griffith Stadium, Washington, DC

Sun Oct 02 1960, 3:33 AM EDT

Att. 4,768 - Unknown

livebaseballscorecards.com

AB	32
R	2
H	4
RBI	2
BB	3
SO	4
LOB	8

WP: 0 PB: 0 SB: 0 CS: 0 PA: 35

PITCHER	IP	WLS	BF	H	R	ER	SO	BB	IBB	HBP	BLK	WP	HR	S	P	ERA	WHIP
Pedro Ramos, R (1, 1) ERA: 3.45	9.0	L	35	4	2	1	4	3	0	0	0	0	1	40	52	1.00	0.778

BOTTOM

Baltimore Orioles @ Washington Senators

Griffith Stadium, Washington, DC

Sun Oct 02 1960, 3:33 AM EDT

Att. 4,768 - Unknown

livebaseballscorecards.com

Batter	1	2	3	4	5	6	7	8	9	AB	R	H	RBI	BB	SO	LOB
Zoilo Versalles, R (1, 6) OBP: 0.170, SLG: 0.267	P4		6-3		6-3			F8		3	0	0	0	0	0	1
Faye Throneberry, L (8, PH) OBP: 0.326, SLG: 0.325										1	0	0	0	0	0	0
Jose Valdivielso, R (9, 6) OBP: 0.276, SLG: 0.246										0	0	0	0	0	0	0
Lenny Green, L (1, 8) OBP: 0.383, SLG: 0.430	F7			4-3		F9		3-1		4	0	0	0	0	0	0
Harmon Killebrew, R (1, 5) OBP: 0.376, SLG: 0.534	1B			P3		K		K		4	0	1	0	0	2	0
Jim Lemon, R (1, 7) OBP: 0.355, SLG: 0.508	K			1B		1B			6-3	4	0	2	0	0	1	1
Julio Becquer, L (1, 3) OBP: 0.277, SLG: 0.389		K		F8		6-3			F7	4	0	0	0	0	1	2
Bob Allison, R (1, 9) OBP: 0.368, SLG: 0.413		5-3			5-3		SH3-4 1B		5-3	4	0	1	0	0	0	0
Hal Naragon, L (1, 2) OBP: 0.275, SLG: 0.228		3-1			3B 1B		SH3-4 1-2			2	1	1	0	0	0	0
Billy Consolo, R (1, 4) OBP: 0.310, SLG: 0.305			F9		1-H 3B		F1			3	0	1	1	0	0	1
Pedro Ramos, S (1, 1) OBP: 0.126, SLG: 0.221			6-3		4-3		K			3	0	0	0	0	1	2
Inning Stats	R: 0 H: 1 E: 0 LOB: 1 K: 1 BB: 0 S: 6 P: 6	R: 0 H: 0 E: 0 LOB: 0 K: 1 BB: 0 S: 5 P: 5	R: 0 H: 0 E: 0 LOB: 0 K: 0 BB: 0 S: 3 P: 3	R: 0 H: 1 E: 0 LOB: 1 K: 0 BB: 0 S: 4 P: 4	R: 1 H: 2 E: 0 LOB: 1 K: 0 BB: 0 S: 5 P: 5	R: 0 H: 1 E: 0 LOB: 1 K: 1 BB: 0 S: 6 P: 6	R: 0 H: 1 E: 0 LOB: 1 K: 1 BB: 0 S: 6 P: 6	R: 0 H: 0 E: 0 LOB: 0 K: 1 BB: 0 S: 5 P: 5	R: 0 H: 0 E: 0 LOB: 0 K: 0 BB: 0 S: 3 P: 3	1B: 5 SF: 0 2B: 0 SAC: 1 3B: 1 DP: 0 HR: 0 HBP: 0						

	AB	32
	R	1
	H	6
	RBI	1
	BB	0
	SO	5
	LOB	7

WP: 0 PB: 0 SB: 0 CS: 0 PA: 33

PITCHER	IP	WLS	BF	H	R	ER	SO	BB	IBB	HBP	BLK	WP	HR	S	P	ERA	WHIP
Milt Pappas, R (1, 1) ERA: 3.37	9.0	W	33	6	1	1	5	0	0	0	0	0	0	43	43	1.00	0.667

PITCHER	IP	WLS	BF	H	R	ER	SO	BB	IBB	HBP	BLK	WP	HR	S	P	ERA	WHIP