

# Washington Senators - 1960

Batter	1	2	3	4	5	6	7	8	9	AB	R	H	RBI	BB	SO	LOB	TOP			
Pumpsie Green, S OBP: 0.250, SLG: 0.250	(1,4) 0-3 K		(2) 0-0 F7			(1) 0-3 K				4	0	1	0	0	2	0	<b>Boston Red Sox @ Washington Senators</b> Griffith Stadium, Washington, DC Mon Apr 18 1960, 3:33 AM EST Att: 28,327 - Unknown			
Pete Runnels, L (1,3)	0-0 5-3		(3) 0-0 1-3			(2) 0-0 F6				3	0	0	0	1	0					
Frank Malzone, R (1,5)	0-0 L9					(6) 0-3 K				4	0	0	0	0	3	2				
Gene Stephens, L (1,9)			(1) 0-3 K2-3			(2) 0-3 K				3	0	0	0	1	3	0				
Ted Williams, L Marty Keough, L (1,7) (7,7)			0-0 HR			4-0 BB				2	1	1	1	1	0	1				
Gary Geiger, L OBP: 0.250, SLG: 0.500	(1,8)		0-0 2B			(2) 0-3 K				4	0	1	0	0	2	2				
Don Buddin, R (1,6)			(2) 0-3 K			(1) 0-0 F7				3	0	0	0	0	1	2				
Haywood Sullivan, R (1,2)			(3) 0-3 K			(2) 0-0 F7				3	0	0	0	0	1	1				
Tom Sturdivant, L Al Worthington, R Ron Jackson, R Nelson Chittum, R (1,1) (4,1) (8,PH) (8,1)			(1) 0-3 K			(3) 0-3 K				1	0	0	0	0	1	0				
										1	0	0	0	0	1	0				
										1	0	0	0	0	1	0				
										0	0	0	0	0	0	0				
<b>Inning Stats</b>	R: 0 E: 0 K: 1 S: 5	H: 0 LOB: 0 BB: 0 P: 5	R: 1 E: 0 K: 3 S: 11	H: 2 LOB: 1 BB: 0 P: 11	R: 0 E: 0 K: 1 S: 5	H: 0 LOB: 0 BB: 0 P: 5	R: 0 E: 0 K: 3 S: 9	H: 0 LOB: 1 BB: 1 P: 13	R: 0 E: 0 K: 2 S: 7	H: 0 LOB: 0 BB: 0 P: 7	R: 0 E: 0 K: 1 S: 5	H: 0 LOB: 1 BB: 1 P: 9	R: 0 E: 0 K: 2 S: 8	H: 1 LOB: 2 BB: 1 P: 12	R: 0 E: 0 K: 1 S: 5	H: 0 LOB: 0 BB: 0 P: 5	1B: 1 2B: 1 3B: 0 HR: 1	SF: 0 SAC: 0 DP: 0 HBP: 0	WP: 0 PB: 0 SB: 1 CS: 0	PA: 33
<b>PITCHER</b> Camilo Pascual, R ERA: 1.0	IP: 9.0 WLS: W BF: 33	H: 3 R: 1 ER: 1 SO: 15	BB: 3 IBB: 0 HBP: 0 BLK: 0	WP: 0 HR: 1 S: 60 P: 72	ERA: 1.00 WHIP: 0.667															

Batter	1	2	3	4	5	6	7	8	9	AB	R	H	RBI	BB	SO	LOB	BOTTOM			
Billy Gardner, R (1,4)	0-0 F6	0-0 F7		4-0 2B E BB		0-0 5-3		4-0 G4-6-3 BB		3	1	0	0	2	0	1	<b>Boston Red Sox @ Washington Senators</b> Griffith Stadium, Washington, DC Mon Apr 18 1960, 3:33 AM EST Att: 28,327 - Unknown			
Lenny Green, L OBP: 0.200, SLG: 0.400	0-0 F6		0-0 F3	0-0 E 1-3 2B		0-0 F9		0-0 G4-6-3 1-2		5	0	1	0	0	0	1				
Harmon Killebrew, R OBP: 0.400, SLG: 0.250	0-0 5-3		0-0 L6	0-0 E5 G4-6-3		0-0	0-0 2B 1B	4-0 BB		4	1	1	1	1	0	1				
Don Mincher, L (1,3)		4-0 HR BB	0-0 1-3	0-0 G4-6-3 1-2		0-0 L7		0-0 4-3		4	1	0	0	1	0	4				
Bob Allison, R OBP: 0.500, SLG: 1.500		0-0 F8		0-0 HR	0-3 K		0-0 1B 2B			4	2	2	1	0	1	1				
Jim Lemon, R OBP: 1.000, SLG: 3.000		0-0 HR 1-H		0-0 HR 2B	4-0 FC3 BB		4-0 1B 2-3 IBB			2	2	2	2	2	0	0				
Earl Batley, R OBP: 0.500, SLG: 1.250		0-3 K		0-0 HR 2B	0-0 FC3		0-0 1B			4	1	2	4	0	1	1				
Billy Consolo, R OBP: 0.750, SLG: 1.667		0-0 2B 1B		0-0 HR	0-3 K		1-3 2-H 3-H 4-0 1B			3	2	2	1	1	1	1				
Camilo Pascual, R OBP: 0.250, SLG: 0.500		0-0 2B 1-H		0-0 3-1		0-0 G3	0-0 2-3			4	0	1	1	0	0	3				
										1B: 3 2B: 4 3B: 0 HR: 4	SF: 0 SAC: 0 DP: 2 HBP: 0	WP: 0 PB: 0 SB: 0 CS: 0	PA: 40							
<b>Inning Stats</b>	R: 0 E: 0 K: 0 S: 3	H: 0 LOB: 0 BB: 0 P: 3	R: 3 E: 0 K: 1 S: 8	H: 3 LOB: 1 BB: 1 P: 12	R: 0 E: 0 K: 0 S: 3	H: 0 LOB: 0 BB: 0 P: 3	R: 5 E: 1 K: 0 S: 8	H: 5 LOB: 1 BB: 1 P: 12	R: 0 E: 0 K: 2 S: 7	H: 0 LOB: 1 BB: 1 P: 11	R: 0 E: 0 K: 0 S: 3	H: 0 LOB: 0 BB: 0 P: 3	R: 2 E: 0 K: 0 S: 5	H: 3 LOB: 2 BB: 2 P: 13	R: 0 E: 0 K: 0 S: 2	H: 0 LOB: 1 BB: 2 P: 10	1B: 3 2B: 4 3B: 0 HR: 4	SF: 0 SAC: 0 DP: 2 HBP: 0	WP: 0 PB: 0 SB: 0 CS: 0	PA: 40
<b>PITCHER</b> Tom Sturdivant, R ERA: 15.0	IP: 3.0 WLS: L BF: 16	H: 6 R: 6 ER: 5 SO: 1	BB: 1 IBB: 0 HBP: 0 BLK: 0	WP: 0 HR: 3 S: 17 P: 21	ERA: 15.00 WHIP: 2.333															
<b>PITCHER</b> Al Worthington, R ERA: 9.0	IP: 4.0 WLS: L BF: 20	H: 5 R: 4 ER: 4 SO: 2	BB: 2 IBB: 2 HBP: 0 BLK: 0	WP: 0 HR: 1 S: 20 P: 36	ERA: 9.00 WHIP: 1.750															
<b>PITCHER</b> Nelson Chittum, R ERA:	IP: 1.0 WLS: L BF: 4	H: 0 R: 0 ER: 0 SO: 0	BB: 2 IBB: 0 HBP: 0 BLK: 0	WP: 0 HR: 0 S: 2 P: 10	ERA: 0.00 WHIP: 2.000															



Batter	1	2	3	4	5	6	7	8	9	AB	R	H	RBI	BB	SO	LOB	TOP					
<b>Billy Gardner, R</b> OBP: 0.444, SLG: 0.500 (1, 4)										3	1	1	0	1	2	1	<b>Washington Senators @ Baltimore Orioles</b> <b>Memorial Stadium, Baltimore, MD</b> Tue Apr 19 1960, 3:33 AM EST Att: 32,747 - Unknown <a href="http://livebaseballscorecards.com">livebaseballscorecards.com</a>					
<b>Lenny Green, L</b> OBP: 0.222, SLG: 0.556 (1, 8)										4	0	1	1	0	0	2						
<b>Harmon Killebrew, R</b> OBP: 0.556, SLG: 0.333 (1, 5)										2	1	1	0	2	0	1						
<b>Don Mincher, L</b> (1, 3)										2	0	0	0	2	1	2						
<b>Bob Allison, R</b> OBP: 0.500, SLG: 1.000 (1, 9)										4	0	2	1	0	0	4						
<b>Jim Lemon, R</b> OBP: 0.625, SLG: 1.167 (1, 7)										4	0	1	0	0	1	3						
<b>Earl Batley, R</b> OBP: 0.375, SLG: 0.714 (1, 2)										3	0	0	0	1	0	1						
<b>Billy Consolo, R</b> OBP: 0.500, SLG: 1.000 (6, PH)										2	0	0	0	0	0	0						
<b>Julio Becquer, L</b> (6, PH)										1	0	0	0	0	0	3						
<b>Jose Valdivielso, R</b> (6, PH)										0	0	0	0	0	0	0						
<b>Dan Dobbek, L</b> (9, PH)										1	0	0	0	0	0	0						
<b>Pedro Ramos, S</b> OBP: 0.333, SLG: 0.333 (1, 1)										3	0	1	0	0	0	0						
<b>Faye Throneberry, L</b> OBP: 1.000, SLG: 1.000 (9, PH)										1	0	1	0	0	0	0						
<b>Inning Stats</b>	R: 0 E: 0 K: 1 S: 5	H: 0 LOB: 2 BB: 2 P: 13	R: 0 E: 0 K: 1 S: 5	H: 0 LOB: 0 BB: 0 P: 5	R: 1 E: 0 K: 1 S: 7	H: 2 LOB: 2 BB: 1 P: 11	R: 0 E: 0 K: 0 S: 3	H: 1 LOB: 0 BB: 0 P: 3	R: 0 E: 0 K: 0 S: 2	H: 0 LOB: 0 BB: 1 P: 6	R: 1 E: 0 K: 0 S: 4	H: 2 LOB: 2 BB: 2 P: 12	R: 0 E: 0 K: 0 S: 4	H: 1 LOB: 0 BB: 0 P: 4	R: 0 E: 0 K: 0 S: 3	H: 1 LOB: 0 BB: 0 P: 3	R: 0 E: 0 K: 1 S: 6	H: 1 LOB: 1 BB: 0 P: 6	1B: 6 2B: 0 3B: 2 HR: 0	SF: 0 SAC: 1 DP: 4 HBP: 0	WP: 0 PB: 0 CS: 0	PA: 37
<b>PITCHER</b>	IP	WLS	BF	H	R	ER	SO	BB	IBB	HBP	BLK	WP	HR	S	P	ERA	WHIP					
<b>Jerry Walker, R</b> ERA: 3.38 (1, 1)	5.1		25	5	2	2	3	6	0	0	0	0	0	25	49	3.38	2.062					
<b>Jack Fisher, R</b> ERA: (6, 1)	3.2	W	12	3	0	0	1	0	0	0	0	0	0	14	14	0.00	0.818					

Batter	1	2	3	4	5	6	7	8	9	AB	R	H	RBI	BB	SO	LOB	BOTTOM					
<b>Mary Breeding, R</b> OBP: 0.500, SLG: 1.000 (1, 4)										3	0	1	0	0	1	0	<b>Washington Senators @ Baltimore Orioles</b> <b>Memorial Stadium, Baltimore, MD</b> Tue Apr 19 1960, 3:33 AM EST Att: 32,747 - Unknown <a href="http://livebaseballscorecards.com">livebaseballscorecards.com</a>					
<b>John Powers, L</b> (1, 9)										4	0	0	0	0	1	2						
<b>Al Pilarcik, L</b> (8, 9)										0	0	0	0	0	0	0						
<b>Jackie Brandt, R</b> OBP: 0.500, SLG: 0.333 (1, 8)										3	1	1	0	1	0	2						
<b>Gene Woodling, L</b> OBP: 0.500, SLG: 0.667 (1, 7)										3	1	1	1	1	0	1						
<b>Gus Triandos, R</b> (1, 2)										4	0	0	0	0	0	6						
<b>Brooks Robinson, R</b> OBP: 0.250, SLG: 1.000 (1, 5)										4	1	1	2	0	0	0						
<b>Jim Gentile, L</b> OBP: 0.250, SLG: 0.500 (1, 3)										4	0	1	0	0	0	1						
<b>Ron Hansen, R</b> OBP: 0.250, SLG: 0.250 (1, 6)										4	0	1	0	0	1	1						
<b>Jerry Walker, S</b> (1, 1)										2	0	0	0	0	1	0						
<b>Jack Fisher, R</b> (6, 1)										1	0	0	0	0	1	1						
<b>Inning Stats</b>	R: 0 E: 0 K: 2 S: 7	H: 0 LOB: 0 BB: 0 P: 7	R: 0 E: 1 K: 0 S: 4	H: 0 LOB: 0 BB: 0 P: 4	R: 0 E: 0 K: 1 S: 6	H: 1 LOB: 1 BB: 0 P: 6	R: 2 E: 1 K: 0 S: 6	H: 3 LOB: 1 BB: 0 P: 6	R: 0 E: 1 K: 1 S: 6	H: 0 LOB: 3 BB: 1 P: 11	R: 0 E: 0 K: 1 S: 6	H: 1 LOB: 0 BB: 0 P: 6	R: 1 E: 0 K: 0 S: 4	H: 1 LOB: 1 BB: 1 P: 8	R: 0 E: 0 K: 0 S: 3	H: 0 LOB: 0 BB: 0 P: 3	R: 0 E: 0 K: 1 S: 6	H: 0 LOB: 0 BB: 0 P: 6	1B: 2 2B: 3 3B: 1 HR: 1	SF: 0 SAC: 0 DP: 1 HBP: 1	WP: 0 PB: 0 CS: 0	PA: 35
<b>PITCHER</b>	IP	WLS	BF	H	R	ER	SO	BB	IBB	HBP	BLK	WP	HR	S	P	ERA	WHIP					
<b>Pedro Ramos, R</b> ERA: 3.38 (1, 1)	8.0	L	35	6	3	3	5	1	1	1	0	0	1	42	51	3.38	0.875					







Batter	1	2	3	4	5	6	7	8	9	AB	R	H	RBI	BB	SO	LOB	TOP				
<b>Billy Gardner, R</b> OBP: 0.421, SLG: 0.533 (1, 4)	0-0 1-3		4-0 FC6-4 BB		0-0 E1 2B	0-0 2B			0-3 K	4	1	1	0	1	1	1	<b>Washington Senators @ Baltimore Orioles</b> Memorial Stadium, Baltimore, MD Thu Apr 21 1960, 6:05 PM EST Att: 9,377 - Unknown				
<b>Lenny Green, L</b> OBP: 0.316, SLG: 0.375 (1, 8)	0-3 K		0-0 F7		4-0 2B BB	0-3 K			4-0 BB HR BB	3	1	0	0	2	2						
<b>Bob Allison, R</b> OBP: 0.556, SLG: 0.882 (1, 9)	0-0 FC6-4 1B		0-0 FC6-4 1-2		0-0 2B		0-0 6-3		0-0 F6	5	0	2	2	0	0	2					
<b>Harmon Killebrew, R</b> OBP: 0.421, SLG: 0.467 (1, 5)	0-0 FC6-4 1-2			0-0 4-3	0-0 K		0-0 5-3		4-0 1-2 HR BB	4	1	0	0	1	1	3					
<b>Jim Lemon, R</b> OBP: 0.538, SLG: 0.900 <b>Dan Dobbek, L</b> OBP: 0.500, SLG: 2.000 (7, PR) (7, 7)		0-3 K		0-3 K	0-3 K		0-0 2B		0-0 1-1 2-H HR	4	0	1	0	0	3	2					
<b>Earl Battey, R</b> OBP: 0.444, SLG: 0.500 (1, 2)		4-0 F9 PB BB		0-0 2B E 1B	1-0 HBP		0-0 F7		1-0 1B HBP	2	1	1	0	1	0	1					
<b>Billy Conzolo, R</b> OBP: 0.533, SLG: 0.929 (1, 6)		0-0 F9		0-0 E9 1-H 2B	0-0 F7			0-0 G4-6-3 1B	0-0 1-2 1B	5	0	3	0	0	0	4					
<b>Don Mincher, L</b> OBP: 0.263, SLG: 0.188 (1, 3)		0-3 K		0-0 G3		0-3 K		0-0 G4-6-3 1-2	0-0 3-4-1	5	0	0	0	0	2	5					
<b>Don Lee, R</b> OBP: 0.332, SLG: 0.333 <b>Jack Kratlick, L</b> OBP: 0.333, SLG: 0.333 <b>Tex Clevenger, R</b> <b>Julio Becquer, L</b> <b>Ted Abernathy, R</b> <b>Chuck Stobbs, L</b> (1, 1) (6, 1) (7, 1) (8, PH) (8, 1) (8, 1)			0-3 K		0-0 BB E 2B 1B		0-3 K		0-3 K	3	1	1	0	0	0	2					
<b>Inning Stats</b>	R: 0 E: 0 K: 1 S: 6	H: 1 LOB: 1 BB: 0 P: 6	R: 0 E: 0 K: 2 S: 7	H: 0 LOB: 1 BB: 1 P: 11	R: 0 E: 0 K: 1 S: 5	H: 0 LOB: 1 BB: 1 P: 9	R: 1 E: 1 K: 1 S: 7	H: 2 LOB: 1 BB: 0 P: 7	R: 2 E: 1 K: 2 S: 10	H: 2 LOB: 3 BB: 1 P: 15	R: 0 E: 0 K: 3 S: 10	H: 1 LOB: 1 BB: 0 P: 10	R: 0 E: 0 K: 0 S: 4	H: 1 LOB: 1 BB: 0 P: 4	R: 0 E: 0 K: 1 S: 5	H: 1 LOB: 2 BB: 2 P: 16		1B: 5 2B: 4 3B: 0 HR: 1	SF: 0 SAC: 0 DP: 1 HBP: 2	WP: 0 PB: 1 CS: 0	PA: 44
<b>PITCHER</b>	IP	WLS	BF	H	R	ER	SO	BB	IBB	HBP	BLK	WP	HR	S	P	ERA	WHIP				
<b>Steve Barber, L</b> ERA: 2.25 <b>Chuck Estrada, R</b> ERA: <b>Gordon Jones, R</b> ERA: <b>Jack Fisher, R</b> ERA: 4.76	(1, 1) (5, 1) (7, 1) (8, 1)	4.0 2.0 1.0 2.0	21 8 4 11	5 1 1 3	3 0 0 3	1 0 0 3	5 5 2 2	3 0 0 2	0 0 0 0	0 1 0 1	0 0 0 0	0 0 0 1	0 0 1 12	28 17 4 21	40 18 4 21	2.25 0.00 0.00 13.50	2.000 0.500 1.000 2.500				

AB 37  
R 6  
H 10  
RBI 5  
BB 5  
SO 12  
LOB 20



Batter	1	2	3	4	5	6	7	8	9	AB	R	H	RBI	BB	SO	LOB	BOTTOM				
<b>Mary Breeding, R</b> OBP: 0.357, SLG: 0.462 (1, 4)	0-3 K	0-0 FC6-4 1-2		0-0 FC5 2-3		0-0 F2		0-0 SH1-4 1B SF9 1B		5	1	1	0	0	1	7	<b>Washington Senators @ Baltimore Orioles</b> Memorial Stadium, Baltimore, MD Thu Apr 21 1960, 6:05 PM EST Att: 9,377 - Unknown				
<b>John Powers, L</b> OBP: 0.083, SLG: 0.083 <b>Walt Dropo, R</b> (6, PH) (7, 3)	0-0 F5		0-0 L5		0-0 F8	0-0 F8		0-0 SH1-4 1B		3	0	0	0	0	0	0					
<b>Bob Boyd, L</b> OBP: 1.000, SLG: 1.000 (8, PH) (9, 3)			0-0 1B		0-0 6-3		0-0 SH1-4 1B		0-0 SH1-4 1-2 2-3	2	0	1	0	0	0	0					
<b>Jackie Brandt, R</b> OBP: 0.455, SLG: 0.333 <b>Willie Tasby, R</b> OBP: 0.500, SLG: 0.500 (3, PR) (4, 8)	0-0 1-3		0-0 1B		0-0 6-3		0-0 SH1-4		0-0 SH1-4 1-2 2-3	2	1	1	0	0	0	0					
<b>Gene Woodling, L</b> OBP: 0.571, SLG: 0.800 (1, 7)		4-0 1B BB 1B BB		0-0 F9		0-0 BB 1B		4-0 1-H HR	4-0 IBB	3	2	2	2	2	0	1					
<b>Gus Triandos, R</b> OBP: 0.250, SLG: 0.273 <b>Albie Pearson, L</b> OBP: 0.667, SLG: 1.000 (1, 2) (7, 9)		0-0 BB 1B 1-2 1B		0-0 L8		4-0 1-2 BB		0-0 4-3 SH5-4 WP 1B	0-0 SF9	2	0	1	0	1	0	1					
<b>Brooks Robinson, R</b> OBP: 0.154, SLG: 0.333 (1, 5)		0-0 F9		0-0 5-3	0-0 L4		0-0 SH5-4		0-0 F4	4	0	0	0	0	0	6					
<b>Jim Gentile, L</b> OBP: 0.545, SLG: 0.556 <b>Gordon Jones, R</b> (7, 1) <b>Clint Courtney, L</b> (7, PH) <b>Jack Fisher, R</b> <b>Billy Klaus, L</b> (8, 1) (8, PH)		0-0 BB 1B		4-0 FC1-5 BB		4-0 1B BB		0-0 2-3 K	0-3 K	1	0	1	0	2	0	0					
<b>Ron Hansen, R</b> OBP: 0.500, SLG: 0.400 (1, 6)		4-0 FC6-4 1-2 2-3 3-H BB		0-0 FC5 FC1-5 1B		0-3 K		4-0 3-H BB	0-0 F2	3	0	1	1	2	1	1					
<b>Steve Barber, L</b> <b>Chuck Estrada, R</b> <b>Al Pilarcik, L</b> <b>Joe Ginsberg, L</b> (1, 1) (5, 1) (6, PH) (7, 2)		0-0 K		0-0 FC1-5		0-0 1-2 1B		0-0 3-H F7	0-0 F6	2	0	0	0	0	1	5					
<b>Inning Stats</b>	R: 0 E: 0 K: 1 S: 5	H: 0 LOB: 0 BB: 0 P: 5	R: 1 E: 0 K: 1 S: 7	H: 2 LOB: 2 BB: 2 P: 15	R: 0 E: 0 K: 0 S: 4	H: 1 LOB: 1 BB: 0 P: 4	R: 0 E: 0 K: 0 S: 4	H: 1 LOB: 2 BB: 1 P: 8	R: 0 E: 0 K: 1 S: 6	H: 1 LOB: 2 BB: 1 P: 10	R: 3 E: 0 K: 0 S: 6	H: 3 LOB: 1 BB: 1 P: 10	R: 1 E: 0 K: 0 S: 5	H: 2 LOB: 2 BB: 1 P: 9	R: 0 E: 0 K: 1 S: 5	H: 0 LOB: 0 BB: 0 P: 5	1B: 10 2B: 0 3B: 0 HR: 1	SF: 1 SAC: 2 DP: 0 HBP: 0	WP: 1 PB: 0 CS: 0	PA: 45	
<b>PITCHER</b>	IP	WLS	BF	H	R	ER	SO	BB	IBB	HBP	BLK	WP	HR	S	P	ERA	WHIP				
<b>Don Lee, R</b> ERA: 1.69 <b>Jack Kratlick, L</b> ERA: 16.2 <b>Tex Clevenger, R</b> ERA: <b>Ted Abernathy, R</b> ERA: <b>Chuck Stobbs, L</b> ERA:	(1, 1) (6, 1) (7, 1) (8, 1) (8, 1)	5.1 0.2 1.0 0.0 2.0	27 5 4 1 8	6 3 1 1 0	1 3 1 1 0	1 3 1 1 0	3 0 0 1 1	5 0 0 0 1	0 0 1 0 0	0 0 0 0 0	0 0 0 0 0	0 0 0 0 0	0 1 0 0 9	28 5 3 1 13	4 5 7 1 13	1.69 40.50 0.00 ∞ 0.00	2.062 4.500 1.000 ∞ 0.500				

AB 35  
R 5  
H 11  
RBI 4  
BB 7  
SO 4  
LOB 25






Batter	1	2	3	4	5	6	7	8	9	10	11	AB	R	H	RBI	BB	SO	LOB	TOP							
Don Buddin, R OBP: 0.364, SLG: 0.500 (1, 6)	G5-4-3 2B		1-3		F5			HR 2B		5-3		5	1	2	1	0	0	0								
Pumpsie Green, S OBP: 0.266, SLG: 0.167 Don Gile, R (8, PH) (8, 2)	G5-4-3 HBP		4-3		6-3			F7		L5		2	0	0	0	0	0	0								
Frank Matzone, R OBP: 0.273, SLG: 0.400 (1, 5)	F9		F4		G6-4-3 BB			HR 2H		6-3		4	1	1	2	1	0	2								
Bobby Thomson, R OBP: 0.118, SLG: 0.063 (1, 7)	G5-4-3 1-2 2-3		F3		G6-4-3 1-2			F8				5	0	0	0	0	1	3								
Ron Jackson, R OBP: 0.500, SLG: 0.333 Vic Wertz, L OBP: 0.500, SLG: 1.250 (9, PH) (9, 3)	L9		5-3		K			F7		HR		3	0	0	0	0	1	0								
Lou Clinton, R OBP: 0.600, SLG: 0.800 (1, 9)	WP 1B		2B		F9			1B SF8 1B		5-3		5	1	3	0	0	0	0								
Gary Geiger, L OBP: 0.273, SLG: 0.364 (1, 8)	K		4-3		F9			1B		4-3		5	0	1	0	0	1	2								
Ed Sadowski, R OBP: 0.500, SLG: 0.429 Ted Williams, L OBP: 0.375, SLG: 1.143 Ray Webster, R (8, 4)	BB 1-2		5-3		F7			SF8				1	0	0	0	1	0	0								
Frank Sullivan, R Pete Runnels, L Al Worthington, R Ted Bowsefield, R Mike Fornieles, R Haywood Sullivan, R Nelson Chittum, R Bill Monbouquette, R (8, PH) (8, PH) (8, PH) (8, PH) (8, PH) (8, PH) (8, PH) (8, PH) (8, PH) (8, PH) (8, PH)	4-3		4-3		2B			F2				2	0	0	0	0	0	2								
<b>Inning Stats</b>	R: 0 E: 0 K: 0 S: 3	H: 1 LOB: 1 BB: 0 P: 4	R: 0 E: 0 K: 1 S: 6	H: 1 LOB: 2 BB: 1 P: 10	R: 0 E: 0 K: 0 S: 3	H: 0 LOB: 0 BB: 0 P: 3	R: 0 E: 0 K: 0 S: 4	H: 1 LOB: 1 BB: 0 P: 4	R: 0 E: 0 K: 0 S: 2	H: 0 LOB: 0 BB: 1 P: 6	R: 0 E: 0 K: 1 S: 5	H: 0 LOB: 0 BB: 0 P: 5	R: 3 E: 0 K: 0 S: 6	H: 3 LOB: 0 BB: 0 P: 6	R: 1 E: 0 K: 0 S: 5	H: 2 LOB: 1 BB: 0 P: 5	R: 0 E: 0 K: 0 S: 3	H: 0 LOB: 0 BB: 0 P: 3	R: 1 E: 0 K: 1 S: 6	H: 1 LOB: 0 BB: 0 P: 6	1B: 3 2B: 4 3B: 0 HR: 2	SF: 1 SAC: 0 DP: 2 HBP: 1	WP: 1 PB: 0 SB: 0 CS: 0	PA: 43		
<b>PITCHER</b>	IP ERA WLS BF H R ER SO BB IBB HBP BLK WP HR S P ERA WHIP	8.0 3.38 0.1 2 1 1 1 0 0 0 0 0 0 0 0 2 2 27.00 3.000	0.1 2 1 0 0 0 0 0 0 0 0 0 0 0 0 0 0 0.00 0.600	1.0 L 4 1 1 1 1 0 0 0 0 0 0 0 1 6 6 9.00 1.000																						

**Boston Red Sox @ Washington Senators**  
Griffith Stadium, Washington, DC  
Fri Apr 22 1960, 6:05 PM EST  
Att: 16,707 - Unknown

livebaseballscorecards.com

AB 39  
R 5  
H 9  
RBI 5  
BB 2  
SO 3  
LOB 11




Batter	1	2	3	4	5	6	7	8	9	10	11	AB	R	H	RBI	BB	SO	LOB	BOTTOM							
Billy Gardner, R OBP: 0.400, SLG: 0.476 (1, 4)	HBP 1B		4-3 1B	6-3		K		FC5 2-3F		5-3 1-2 2-3		6	2	2	0	0	1	5								
Lenny Green, L OBP: 0.280, SLG: 0.286 (1, 8)	G6-4-3 HBP 1B		4-3 1-2		4-3			F7		F7		5	0	0	0	0	0	3								
Bob Allison, R OBP: 0.625, SLG: 0.864 (1, 9)	G6-4-3 1B		BB 1B		1B FC1-2 1B			F7		5-3 BB		5	1	4	2	1	0	0								
Harmon Killebrew, R OBP: 0.400, SLG: 0.400 (1, 5)	G6-4-3 1-2 2-3		1B BB		FC1-2 1B			K		5-3		5	0	1	0	1	2	4								
Jim Lemon, R OBP: 0.663, SLG: 0.833 Dan Dobbek, L OBP: 0.600, SLG: 1.333 (6, 7)	K		1B		FC1-2 1B			E3 SH3-4 1B				2	0	1	1	1	1	1								
Earl Battay, R OBP: 0.364, SLG: 0.389 Julio Becquer, L (11, PH)		6-3	K		FC1-2 1-2 2-3 3H			SH3-4 K				4	0	0	0	0	2	7								
Don Mincher, L OBP: 0.292, SLG: 0.200 (1, 3)		6-3			1-3 BB			FC5 1B				4	0	1	1	1	0	3								
Billy Consolo, R OBP: 0.450, SLG: 0.737 (1, 6)		6-3			1-3			L5		E6 5-3 BB		5	0	1	0	0	0	1								
Jim Kaat, L Ken Aspromonte, R Tex Clevenger, R Chuck Stobbs, L Faye Throneberry, L Dick Hyde, R (8, PH) (8, PH) (8, PH) (8, PH) (8, PH) (8, PH)	K		K		K			F7		K		3	0	0	0	0	2	1								
<b>Inning Stats</b>	R: 1 E: 0 K: 1 S: 6	H: 2 LOB: 1 BB: 0 P: 7	R: 0 E: 0 K: 0 S: 3	H: 0 LOB: 0 BB: 0 P: 3	R: 2 E: 0 K: 2 S: 10	H: 3 LOB: 2 BB: 1 P: 14	R: 0 E: 0 K: 1 S: 5	H: 0 LOB: 1 BB: 1 P: 9	R: 0 E: 0 K: 0 S: 5	H: 0 LOB: 0 BB: 0 P: 5	R: 1 E: 1 K: 1 S: 8	H: 2 LOB: 2 BB: 0 P: 8	R: 0 E: 0 K: 1 S: 5	H: 0 LOB: 2 BB: 2 P: 13	R: 0 E: 1 K: 0 S: 4	H: 0 LOB: 2 BB: 1 P: 8	R: 0 E: 0 K: 1 S: 5	H: 1 LOB: 1 BB: 1 P: 9	1B: 10 2B: 0 3B: 0 HR: 0	SF: 0 SAC: 1 DP: 2 HBP: 1	WP: 1 PB: 0 SB: 0 CS: 0	PA: 51				
<b>PITCHER</b>	IP ERA WLS BF H R ER SO BB IBB HBP BLK WP HR S P ERA WHIP	7.0 3.68 0.1 4 2 1 0 0 0 0 0 0 0 0 0 3 3 0.00 6.000	0.1 1 0 0 0 0 0 0 0 0 0 0 0 0 0 0 0 0.00 0.000	0.1 1 0 0 0 0 0 0 0 0 0 0 0 0 0 0 0 0.00 0.000	1.1 8 0 0 0 1 2 1 0 0 0 0 0 0 7 19 0.00 1.500																					

**Boston Red Sox @ Washington Senators**  
Griffith Stadium, Washington, DC  
Fri Apr 22 1960, 6:05 PM EST  
Att: 16,707 - Unknown

livebaseballscorecards.com

AB 42  
R 4  
H 10  
RBI 4  
BB 7  
SO 9  
LOB 29





Batter	1	2	3	4	5	6	7	8	9	AB	R	H	RBI	BB	SO	LOB	TOP										
Don Buddin, R OBP: 0.370, SLG: 0.522 (1, 6)	5-3		5-3				F8			5	1	2	1	0	0	1	<b>Boston Red Sox @ Washington Senators</b> Griffith Stadium, Washington, DC Sat Apr 23 1960, 3:33 AM EST Att: 6,588 - Unknown										
Pete Runnels, L OBP: 0.304, SLG: 0.364 (1, 4) (5, 3)	2-3		1B	2B			6-3			4	1	1	1	0	0	1											
Frank Malzone, R OBP: 0.308, SLG: 0.542 (1, 5)	5-3		3H	FC6	1B		5-3			4	1	2	3	0	0	0											
Vic Wertz, L OBP: 0.286, SLG: 0.714 Pumpsie Green, S OBP: 0.375, SLG: 0.571 (1, 3) (5, 4)		K	FC6				K			3	0	0	0	0	2	1											
Bobby Thomson, R OBP: 0.190, SLG: 0.300 (1, 7)	1B	FC6-4	1B				6-3			4	2	2	2	0	0	0											
Gary Geiger, L OBP: 0.333, SLG: 0.357 (1, 8)		FC6-4	1B				F6			3	0	1	0	1	0	0											
Lou Clinton, R OBP: 0.444, SLG: 0.500 (1, 9)		FC6-4	CS	1B			F4			3	0	0	1	1	0	1											
Ed Sadowski, R OBP: 0.429, SLG: 0.364 (1, 2)		CS	K	F2			F7			4	1	1	0	0	1	1											
Tom Brewer, R OBP: 0.333, SLG: 0.667 Mike Fomiele, R (5, 1) Ted Bowsfield, R (7, 1)			5-3	2B			6-3			2	1	1	0	0	0	0											
							5-3			1	0	0	0	0	0	0											
<b>Inning Stats</b>	R: 0 E: 0 K: 0 S: 3	H: 0 LOB: 0 BB: 0 P: 3	R: 1 E: 0 K: 1 S: 6	H: 2 LOB: 0 BB: 0 P: 6	R: 2 E: 0 K: 1 S: 8	H: 3 LOB: 1 BB: 0 P: 8	R: 0 E: 0 K: 0 S: 2	H: 0 LOB: 1 BB: 2 P: 10	R: 2 E: 0 K: 1 S: 7	H: 2 LOB: 0 BB: 0 P: 7	R: 0 E: 0 K: 0 S: 3	H: 0 LOB: 0 BB: 0 P: 3	R: 0 E: 0 K: 0 S: 3	H: 0 LOB: 0 BB: 0 P: 3	R: 2 E: 0 K: 0 S: 5	H: 2 LOB: 0 BB: 0 P: 5	R: 1 E: 0 K: 0 S: 4	H: 2 LOB: 1 BB: 0 P: 4	1B: 5 2B: 3 3B: 1 HR: 2	SF: 0 SAC: 1 DP: 0 HBP: 0	WP: 0 PB: 0 SB: 1 CS: 2	PA: 38					
<b>PITCHER</b>	IP	WLS	BF	H	R	ER	SO	BB	IBB	HBP	BLK	WP	HR	S	P	ERA	WHIP										
Camilo Pascual, R ERA: 3.86 (1, 1)	5.0	L	22	7	5	5	3	2	0	0	0	0	1	26	34	9.00	1.800										
Don Lee, R ERA: 3.24 (6, 1)	3.0		11	2	2	2	0	0	0	0	0	0	1	11	11	6.00	0.667										
Hal Woodeshick, L ERA: 9.0 (9, 1)	1.0		4	2	1	1	0	0	0	0	0	0	0	4	4	9.00	2.000										

Batter	1	2	3	4	5	6	7	8	9	AB	R	H	RBI	BB	SO	LOB	BOTTOM										
Billy Gardner, R OBP: 0.400, SLG: 0.462 (1, 4)	L4		L6				FC1-4			5	1	2	0	0	0	2	<b>Boston Red Sox @ Washington Senators</b> Griffith Stadium, Washington, DC Sat Apr 23 1960, 3:33 AM EST Att: 6,588 - Unknown										
Dan Dobbek, L OBP: 0.500, SLG: 0.714 (1, 9)	F5						F8			4	1	1	1	1	1	1											
Bob Allison, R OBP: 0.621, SLG: 0.846 (1, 8)							FC1-6	1B		4	0	2	2	1	0	3											
Harmon Killebrew, R OBP: 0.414, SLG: 0.391 (1, 5)	CS						F4			3	0	1	0	1	0	1											
Faye Throneberry, L OBP: 0.400, SLG: 0.375 Jim Lemon, R OBP: 0.269, SLG: 0.769 (7, PH) (8, 7)		K					FC1-6	1B		3	0	0	0	0	1	4											
Don Mincher, L OBP: 0.286, SLG: 0.208 (1, 3)							F7			4	0	1	0	0	0	2											
Billy Conzolo, R OBP: 0.456, SLG: 0.682 (1, 6)							F7			3	1	1	0	0	1	1											
Earl Batley, R OBP: 0.346, SLG: 0.333 (1, 2)							F7			3	0	0	0	1	0	1											
Camilo Pascual, R OBP: 0.200, SLG: 0.400 Lenny Green, L OBP: 0.269, SLG: 0.273 Don Lee, R OBP: 0.250, SLG: 0.250 Hal Woodeshick, R (9, PH) Ken Aspromonte, R (9, PH)							F9			1	0	0	0	0	0	0											
							F7			1	0	0	0	0	0	2											
<b>Inning Stats</b>	R: 0 E: 0 K: 0 S: 3	H: 1 LOB: 0 BB: 0 P: 3	R: 0 E: 0 K: 2 S: 8	H: 1 LOB: 0 BB: 0 P: 8	R: 0 E: 0 K: 0 S: 3	H: 0 LOB: 0 BB: 0 P: 3	R: 0 E: 0 K: 0 S: 4	H: 1 LOB: 2 BB: 1 P: 8	R: 3 E: 1 K: 0 S: 7	H: 3 LOB: 2 BB: 1 P: 11	R: 0 E: 0 K: 0 S: 3	H: 0 LOB: 1 BB: 0 P: 4	R: 0 E: 0 K: 0 S: 3	H: 1 LOB: 2 BB: 2 P: 11	R: 0 E: 0 K: 0 S: 3	H: 0 LOB: 0 BB: 0 P: 3	R: 0 E: 0 K: 1 S: 6	H: 1 LOB: 1 BB: 0 P: 6	1B: 7 2B: 1 3B: 0 HR: 0	SF: 0 SAC: 0 DP: 1 HBP: 1	WP: 0 PB: 0 SB: 0 CS: 1	PA: 40					
<b>PITCHER</b>	IP	WLS	BF	H	R	ER	SO	BB	IBB	HBP	BLK	WP	HR	S	P	ERA	WHIP										
Tom Brewer, R ERA: 6.75 (1, 1)	4.2		21	6	3	3	2	2	0	0	0	0	0	23	31	5.79	1.714										
Mike Fomiele, R ERA: (5, 1)	1.2	W	10	1	0	0	0	2	0	1	0	0	0	7	16	0.00	1.800										
Ted Bowsfield, L ERA: 2.45 (7, 1)	2.2	S	8	1	0	0	1	0	0	0	0	0	0	10	10	0.00	0.375										







Batter	1	2	3	4	5	6	7	8	9	AB	R	H	RBI	BB	SO	LOB	TOP
Mary Breeding, R OBP: 0.379, SLG: 0.400 (1, 4)										3	0	1	0	1	0	0	<b>Baltimore Orioles @ Washington Senators</b> Griffith Stadium, Washington, DC Mon Apr 25 1960, 7:05 PM EDT Att: 8,459 - Unknown
Al Pilarcik, L OBP: 0.429, SLG: 0.615 (1, 8) (7, 9)										4	1	1	0	1	0	3	
Albie Pearson, L OBP: 0.500, SLG: 0.600 Willie Tasby, R OBP: 0.273, SLG: 0.273 (1, 9) (7, 8)										4	0	0	0	0	0	4	
Gene Woodling, L OBP: 0.333, SLG: 0.500 Jackie Brandt, R OBP: 0.350, SLG: 0.158 (1, 7) (8, 7)										2	1	0	0	2	0	0	
Jim Gentile, L OBP: 0.429, SLG: 0.611 (1, 3)										3	1	2	3	1	0	0	
Brooks Robinson, R OBP: 0.200, SLG: 0.310 (1, 5)										4	0	0	0	0	0	3	
Gus Triandos, R OBP: 0.273, SLG: 0.250 (1, 2)										3	0	1	0	1	0	2	
Ron Hansen, R OBP: 0.417, SLG: 0.368 John Powers, L OBP: 0.133, SLG: 0.071 Billy Klaus, L OBP: 0.400, SLG: 1.000 (1, 6) (6, PH) (6, 6)										2	0	0	0	0	1	1	
Milt Pappas, R (1, 1)										4	0	0	0	0	3	1	
<b>Inning Stats</b>	R: 3 E: 1 K: 0 S: 5	H: 1 LOB: 1 BB: 2 P: 13	R: 0 E: 0 K: 2 S: 7	H: 0 LOB: 0 BB: 0 P: 7	R: 0 E: 0 K: 0 S: 3	H: 0 LOB: 1 BB: 0 P: 4	R: 0 E: 0 K: 0 S: 4	H: 1 LOB: 2 BB: 1 P: 7	R: 0 E: 0 K: 1 S: 6	H: 1 LOB: 1 BB: 2 P: 6	R: 0 E: 0 K: 0 S: 3	H: 0 LOB: 1 BB: 1 P: 7	R: 0 E: 0 K: 1 S: 6	H: 1 LOB: 2 BB: 1 P: 10	1B: 3 2B: 2 3B: 0 HR: 1	SF: 0 SAC: 0 DP: 2 HBP: 1	
<b>PITCHER</b>	IP WLS BF H R ER SO BB IBB HBP BLK WP HR S P ERA WHIP																
Russ Kemmerer, R ERA: 8.71 Pedro Ramos, R ERA: 4.85 (1, 1) (6, 1)	5.0 L 23 3 3 3 2 4 0 1 0 0 0 1 22 39 5.40 1.400																

Batter	1	2	3	4	5	6	7	8	9	AB	R	H	RBI	BB	SO	LOB	BOTTOM				
Billy Gardner, R OBP: 0.410, SLG: 0.471 (1, 4)										3	1	1	0	1	2	1	<b>Baltimore Orioles @ Washington Senators</b> Griffith Stadium, Washington, DC Mon Apr 25 1960, 7:05 PM EDT Att: 8,459 - Unknown				
Dan Dobbek, L OBP: 0.474, SLG: 0.615 (1, 8)										3	0	1	1	0	0	1					
Bob Allison, R OBP: 0.553, SLG: 0.765 (1, 9)										4	0	0	0	0	0	3					
Harmon Killebrew, R OBP: 0.368, SLG: 0.344 (1, 5)										4	0	0	0	0	0	2					
Jim Lemon, R OBP: 0.385, SLG: 0.500 (1, 7)										4	0	0	0	0	1	0					
Don Mincher, L OBP: 0.333, SLG: 0.406 (1, 3)										4	1	2	1	0	0	0					
Billy Consolo, R OBP: 0.397, SLG: 0.536 Faye Throneberry, L OBP: 0.455, SLG: 0.444 (1, 6) (9, PH)										3	0	0	0	0	0	1					
Earl Batley, R OBP: 0.333, SLG: 0.407 Lenny Green, L OBP: 0.259, SLG: 0.261 (1, 2) (9, PH)										3	0	0	0	0	2	2					
Russ Kemmerer, R Pedro Ramos, S Julio Becquer, L (1, 1) (6, 1) (9, PH)										1	0	0	0	1	1	0					
<b>Inning Stats</b>	R: 0 E: 0 K: 1 S: 5	H: 0 LOB: 0 BB: 0 P: 5	R: 0 E: 1 K: 0 S: 5	H: 1 LOB: 2 BB: 0 P: 5	R: 0 E: 0 K: 1 S: 5	H: 0 LOB: 2 BB: 1 P: 10	R: 0 E: 0 K: 0 S: 3	H: 0 LOB: 0 BB: 0 P: 3	R: 1 E: 0 K: 2 S: 9	H: 2 LOB: 1 BB: 0 P: 9	R: 1 E: 0 K: 0 S: 4	H: 1 LOB: 0 BB: 0 P: 4	R: 0 E: 0 K: 2 S: 7	H: 0 LOB: 1 BB: 1 P: 11	R: 0 E: 0 K: 1 S: 5	H: 0 LOB: 0 BB: 0 P: 5		R: 0 E: 0 K: 0 S: 4	H: 1 LOB: 1 BB: 0 P: 4	1B: 3 2B: 0 3B: 1 HR: 1	SF: 0 SAC: 0 DP: 0 HBP: 1
<b>PITCHER</b>	IP WLS BF H R ER SO BB IBB HBP BLK WP HR S P ERA WHIP																				
Milt Pappas, R ERA: 5.17 (1, 1)	9.0 W 36 5 2 2 7 2 0 1 0 0 1 47 56 2.00 0.778																				







Batter	1	2	3	4	5	6	7	8	9	AB	R	H	RBI	BB	SO	LOB	TOP								
<b>Billy Gardner, R</b> (1,4) OBP: 0.367, SLG: 0.409	0-0 3-1		0-0 6-3			0-0 6-3		0-0 1B 1B	0-0 5-3	5	1	1	0	0	0	0									
<b>Dan Dobbek, L</b> (1,8) OBP: 0.464, SLG: 0.682	0-0 F5		0-0 L9			0-0 3-1		0-0 1B HR 1B		4	1	1	0	0	0	0									
<b>Bob Allison, R</b> (1,9) OBP: 0.489, SLG: 0.659	0-0 1-3			0-0 6-3		0-0 6-3		0-0 1B HR 1B		4	1	1	1	0	0	0									
<b>Jim Lemon, R</b> (1,7) OBP: 0.343, SLG: 0.613 <b>Lenny Green, L</b> (9,8) OBP: 0.250, SLG: 0.250		0-0 F7		0-3 K			0-0 F7	0-0 1B HR 1B		4	1	1	3	0	1	0									
<b>Reno Bertoia, R</b> (1,5) OBP: 0.250, SLG: 0.250		0-0 6-3		0-3 K			0-0 E5 1B	0-3 K		4	0	0	0	0	2	0									
<b>Billy Console, R</b> (1,6) OBP: 0.482, SLG: 0.531		4-0 BB			0-0 6-3		0-0 L9	4-0 BB		2	0	0	0	2	0	1									
<b>Earl Batley, R</b> (1,2) OBP: 0.366, SLG: 0.543		0-0 F9			0-0 FC3-6 1B		0-0 1-3 1B	0-3 K		4	0	2	0	0	1	2									
<b>Don Mincher, L</b> (1,3) OBP: 0.341, SLG: 0.462			0-0 HR		0-0 FC3-6 1-2		0-0 3-1		0-3 K	4	1	1	1	0	1	3									
<b>Jim Kaat, L</b> (1,1) <b>Ken Aspromonte, R</b> (8,PH) <b>Pedro Ramos, S</b> (8,1) OBP: 0.200, SLG: 0.200			0-0 5-3		0-0 4-3			0-0 L7	0-3 K	2	0	0	0	0	0	1									
<b>Inning Stats</b>	R: 0 E: 0 K: 0 S: 3	H: 0 LOB: 0 BB: 0 P: 3	R: 0 E: 0 K: 0 S: 3	H: 0 LOB: 1 BB: 1 P: 7	R: 1 E: 0 K: 0 S: 4	H: 1 LOB: 0 BB: 0 P: 4	R: 0 E: 0 K: 2 S: 7	H: 0 LOB: 0 BB: 0 P: 7	R: 0 E: 0 K: 0 S: 4	H: 1 LOB: 1 BB: 0 P: 4	R: 0 E: 0 K: 0 S: 3	H: 0 LOB: 0 BB: 0 P: 3	R: 0 E: 1 K: 0 S: 5	H: 1 LOB: 2 BB: 0 P: 5	R: 4 E: 0 K: 2 S: 11	H: 4 LOB: 1 BB: 1 P: 15	R: 0 E: 0 K: 2 S: 7	H: 0 LOB: 0 BB: 0 P: 7	1B: 5 2B: 0 3B: 0 HR: 2	SF: 0 SAC: 0 DP: 0 HBP: 0	WP: 0 PB: 0 CS: 0	PA: 37			
<b>PITCHER</b>	IP	WLS	BF	H	R	ER	SO	BB	IBB	HBP	BLK	WP	HR	S	P	ERA	WHIP								
<b>Whitey Ford, L</b> (1,1) ERA: 3.14	7.1	L	31	7	5	5	2	1	0	0	0	0	2	34	38	6.14	1.091								
<b>Ryne Duren, R</b> (8,1) ERA:	0.2		3	0	0	0	2	1	0	0	0	0	0	6	10	0.00	1.500								
<b>Fred Kipp, L</b> (9,1) ERA:	1.0		3	0	0	0	2	0	0	0	0	0	0	7	7	0.00	0.000								

Washington Senators @ New York Yankees  
 Yankee Stadium, Bronx, NY  
 Wed Apr 27 1960, 3:33 AM EDT  
 Att. 3,745 - Overcast - 59 F

AB 35  
 R 5  
 H 7  
 RBI 5  
 BB 2  
 SO 6  
 LOB 7



Batter	1	2	3	4	5	6	7	8	9	AB	R	H	RBI	BB	SO	LOB	BOTTOM								
<b>Bobby Richardson, R</b> (1,4) OBP: 0.182, SLG: 0.181	0-0 6-3			0-0 F4	0-3 K			0-0 4-3		4	0	0	0	0	1	0									
<b>Gil McDougald, R</b> (1,5) OBP: 0.280, SLG: 0.440	0-0 5-3			0-0 BB WP E 1B		0-0 1-3		0-0 1B 1B		4	1	2	0	0	0	0									
<b>Mickey Mantle, S</b> (1,8) OBP: 0.485, SLG: 0.600	0-0 6-3			0-0 E4 WP BB SF9		0-0 F9		0-0 1B 1B		4	1	1	0	0	0	1									
<b>Yogi Berra, L</b> (1,9) OBP: 0.583, SLG: 0.909		0-0 1-3		4-0 1B WP BB		0-3 K		0-0 F5		3	1	0	0	1	1	2									
<b>Bill Skowron, R</b> (1,3) OBP: 0.471, SLG: 0.813		0-0 1-3		4-0 1B 1B IBB			0-0 HR		0-0 F7	3	1	1	1	1	0	0									
<b>Elston Howard, R</b> (1,2) OBP: 0.212, SLG: 0.400		0-3 K		0-0 SF9		0-0 1-3		0-0 K	0-3 K	3	0	0	1	0	2	0									
<b>Tony Kubek, L</b> (1,6) OBP: 0.258, SLG: 0.500			0-0 1-3	3-H 0-0 1-3 2-H 1B		0-3 K		0-0 G3		4	0	1	1	0	1	0									
<b>Ken Hunt, R</b> (1,7) OBP: 0.200, SLG: 0.200			0-0 5-3		0-0 F7		0-0 F2			3	0	0	0	0	0	0									
<b>Whitey Ford, L</b> (1,1) OBP: 0.250, SLG: 0.250 <b>Ryne Duren, R</b> (8,1) <b>Hector Lopez, R</b> (8,PH) OBP: 0.333, SLG: 0.346 <b>Fred Kipp, L</b> (9,1)			0-0 1-3		0-0 F5			0-0 5-3		2	0	0	0	0	0	0									
<b>Inning Stats</b>	R: 0 E: 0 K: 0 S: 3	H: 0 LOB: 0 BB: 0 P: 3	R: 0 E: 0 K: 1 S: 5	H: 0 LOB: 0 BB: 0 P: 5	R: 0 E: 0 K: 0 S: 3	H: 0 LOB: 0 BB: 0 P: 3	R: 3 E: 1 K: 0 S: 5	H: 2 LOB: 2 BB: 2 P: 13	R: 0 E: 0 K: 1 S: 5	H: 0 LOB: 0 BB: 0 P: 5	R: 0 E: 0 K: 1 S: 5	H: 0 LOB: 0 BB: 0 P: 5	R: 1 E: 0 K: 1 S: 6	H: 1 LOB: 0 BB: 0 P: 6	R: 0 E: 0 K: 0 S: 5	H: 2 LOB: 2 BB: 0 P: 5	R: 0 E: 0 K: 1 S: 5	H: 0 LOB: 0 BB: 0 P: 5	1B: 4 2B: 0 3B: 0 HR: 1	SF: 1 SAC: 0 DP: 0 HBP: 0	WP: 1 PB: 0 CS: 0	PA: 34			
<b>PITCHER</b>	IP	WLS	BF	H	R	ER	SO	BB	IBB	HBP	BLK	WP	HR	S	P	ERA	WHIP								
<b>Jim Kaat, L</b> (1,1) ERA: 2.4	7.0	W	26	3	4	1	4	1	0	0	0	0	0	32	40	1.29	0.571								
<b>Pedro Ramos, R</b> (8,1) ERA: 4.2	2.0	S	8	2	0	0	1	0	0	0	0	0	0	10	10	0.00	1.000								

Washington Senators @ New York Yankees  
 Yankee Stadium, Bronx, NY  
 Wed Apr 27 1960, 3:33 AM EDT  
 Att. 3,745 - Overcast - 59 F

AB 31  
 R 4  
 H 5  
 RBI 3  
 BB 2  
 SO 5  
 LOB 3





Batter	1	2	3	4	5	6	7	8	9	AB	R	H	RBI	BB	SO	LOB	TOP										
<b>Billy Gardner, R</b> OBP: 0.340, SLG: 0.375 (1, 4)	0-0 6-3		0-3 K			0-0 6-3		0-0 6-3		4	0	0	0	0	1	2											
<b>Dan Dobbek, L</b> OBP: 0.405, SLG: 0.577 (1, 8)	0-0 F6		0-0 F5			0-3 K		0-0 3-1		4	0	0	0	0	1	2											
<b>Bob Allison, R</b> OBP: 0.471, SLG: 0.622 (1, 9)	0-3 K			0-0 F7		0-0 1B		0-0 6-3		4	0	1	0	0	1	0											
<b>Jim Lemon, R</b> OBP: 0.333, SLG: 0.559 <b>Pedro Ramos, S</b> OBP: 0.200, SLG: 0.200 (9, PR)		0-0 F7		0-0 F8		0-0 F5			4-0 G3-6-3 BB	3	0	0	0	1	0	1											
<b>Don Mincher, L</b> OBP: 0.333, SLG: 0.465 (1, 3)		0-3 K		0-3 K					0-0 G3-6-3 BB	4	0	1	0	0	2	1											
<b>Reno Bertoia, R</b> OBP: 0.333, SLG: 0.273 (1, 5)		0-0 1B			0-3 K		0-0 F7		4-0 BB BB	3	0	1	0	1	1	1											
<b>Billy Console, R</b> OBP: 0.405, SLG: 0.600 (1, 6)		0-3 K			0-0 HR		0-0 F9		4-0 BB BB	3	1	1	1	1	1	2											
<b>Earl Batley, R</b> OBP: 0.381, SLG: 0.543 (3, PR)				1-0 SH1-4 HBP		0-0 F8		4-0 IBB		0	0	0	0	0	0	0											
<b>Hal Naragon, L</b> (3, 2)					0-0 F8			0-0 4-3		2	0	0	0	1	0	2											
<b>Camilo Pascual, R</b> OBP: 0.143, SLG: 0.286 (1, 1)			0-0 SH1-4		0-3 K		0-0 F9			2	0	0	0	0	1	2											
<b>Inning Stats</b>	R: 0 E: 0 K: 1 S: 5	H: 0 LOB: 0 BB: 0 P: 5	R: 0 E: 0 K: 2 S: 8	H: 1 LOB: 1 BB: 0 P: 8	R: 0 E: 0 K: 1 S: 5	H: 0 LOB: 0 BB: 0 P: 6	R: 0 E: 0 K: 1 S: 5	H: 0 LOB: 0 BB: 0 P: 5	R: 1 E: 0 K: 2 S: 8	H: 1 LOB: 0 BB: 0 P: 8	R: 0 E: 0 K: 0 S: 4	H: 1 LOB: 2 BB: 1 P: 8	R: 0 E: 0 K: 0 S: 3	H: 0 LOB: 0 BB: 0 P: 3	R: 0 E: 0 K: 0 S: 2	H: 0 LOB: 2 BB: 3 P: 14	1B: 2 2B: 1 3B: 0 HR: 1	SF: 0 SAC: 1 DP: 1 HBP: 1	WP: 0 PB: 0 SB: 0 CS: 0	PA: 35							
<b>PITCHER</b>	IP	WLS	BF	H	R	ER	SO	BB	IBB	HBP	BLK	WP	HR	S	P	ERA	WHIP										
<b>Tom Sturdivant, R</b> ERA: 5.4 (1, 1)	7.0		27	4	1	1	8	0	1	1	0	0	1	41	46	1.29	0.571										
<b>Mike Fomiele, R</b> ERA: 1.59 (8, 1)	1.2	W	7	0	0	0	0	3	0	0	0	0	0	4	16	0.00	1.800										
<b>Ted Bowsfield, L</b> ERA: 1.5 (9, 1)	0.1	S	1	0	0	0	0	0	0	0	0	0	0	1	1	0.00	0.000										

Washington Senators @ Boston Red Sox  
Fenway Park, Boston, MA  
Sat Apr 30 1960, 3:33 AM EDT  
Att: 8,126 - Unknown

AB	29
R	1
H	4
RBI	1
BB	4
SO	8
LOB	13



Batter	1	2	3	4	5	6	7	8	9	AB	R	H	RBI	BB	SO	LOB	BOTTOM										
<b>Don Buddin, R</b> OBP: 0.420, SLG: 0.476 (1, 6)	0-3 K		0-0 BB 1B		0-0 6-3			0-3 K		4	0	1	0	0	2	0											
<b>Pete Runnels, L</b> OBP: 0.400, SLG: 0.444 (1, 4)	0-0 5-3		4-0 BB 1-2 BB			0-0 6-3		4-0 5-3 BB		2	1	0	0	2	0	0											
<b>Frank Malzone, R</b> OBP: 0.271, SLG: 0.357 (1, 5)	0-0 1B		4-0 1-2 2-3 BB			0-0 5-3		0-0 5-3		3	0	1	0	1	0	1											
<b>Gene Stephens, L</b> OBP: 0.280, SLG: 0.150 (1, 8)	0-3 K		0-0 3-1			0-0 G3		4-0 1B 1B BB		3	1	0	0	1	1	4											
<b>Vic Wertz, L</b> OBP: 0.348, SLG: 0.619 <b>Pumpsie Green, S</b> OBP: 0.400, SLG: 0.571 (8, PR)		0-3 K			0-0 G3		0-0 F5	0-0 1-3 2-H 1B 1B		4	0	1	1	0	1	0											
<b>Bobby Thomson, R</b> OBP: 0.390, SLG: 0.514 (1, 7)		0-3 K			0-3 K		0-0 4-3 1B	0-0 1-2 3-H 1B		4	0	2	1	0	2	0											
<b>Lou Clinton, R</b> OBP: 0.333, SLG: 0.522 <b>Gary Geiger, L</b> OBP: 0.265, SLG: 0.290 (7, PH)		0-3 K			0-0 6-3		0-0 4-3	0-0 4-3		2	0	0	0	0	1	0											
<b>Haywood Sullivan, R</b> OBP: 0.071, SLG: 0.071 <b>Ted Williams, L</b> OBP: 0.364, SLG: 0.889 <b>Tom Brewer, R</b> OBP: 0.250, SLG: 0.500 <b>Don Gile, R</b> OBP: 0.200, SLG: 0.200 (8, 2)			0-0 F5			0-3 K		4-0 BB		2	0	0	0	0	1	0											
<b>Tom Sturdivant, L</b> OBP: 0.200, SLG: 0.250 <b>Marty Keough, L</b> OBP: 0.333, SLG: 0.308 <b>Mike Fomiele, R</b> <b>Ted Bowsfield, R</b> (9, 1)			0-0 6-3			0-3 K		0-3 K		2	0	0	0	0	1	0											
<b>Inning Stats</b>	R: 0 E: 0 K: 2 S: 8	H: 1 LOB: 1 BB: 0 P: 8	R: 0 E: 0 K: 3 S: 9	H: 0 LOB: 0 BB: 0 P: 9	R: 0 E: 0 K: 0 S: 4	H: 1 LOB: 3 BB: 2 P: 12	R: 0 E: 0 K: 1 S: 5	H: 0 LOB: 0 BB: 0 P: 5	R: 0 E: 0 K: 2 S: 7	H: 0 LOB: 0 BB: 0 P: 7	R: 0 E: 0 K: 0 S: 3	H: 0 LOB: 0 BB: 0 P: 3	R: 0 E: 0 K: 1 S: 6	H: 1 LOB: 2 BB: 1 P: 10	R: 2 E: 0 K: 1 S: 7	H: 2 LOB: 2 BB: 2 P: 15	1B: 5 2B: 0 3B: 0 HR: 0	SF: 0 SAC: 0 DP: 0 HBP: 0	WP: 0 PB: 0 SB: 0 CS: 0	PA: 34							
<b>PITCHER</b>	IP	WLS	BF	H	R	ER	SO	BB	IBB	HBP	BLK	WP	HR	S	P	ERA	WHIP										
<b>Camilo Pascual, R</b> ERA: 4.13 (1, 1)	8.0	L	34	5	2	2	10	5	0	0	0	0	0	49	69	2.25	1.250										

Washington Senators @ Boston Red Sox  
Fenway Park, Boston, MA  
Sat Apr 30 1960, 3:33 AM EDT  
Att: 8,126 - Unknown

AB	29
R	2
H	5
RBI	2
BB	5
SO	10
LOB	10

















Batter	1	2	3	4	5	6	7	8	9	AB	R	H	RBI	BB	SO	LOB	TOP					
Luis Aparicio, R (1, 6) OBP: 0.328, SLG: 0.328										4	0	1	0	1	1	1	<b>Chicago White Sox @ Washington Senators</b> Griffith Stadium, Washington, DC Thu May 05 1960, 7:05 PM EDT Att: 8,256 - Unknown <a href="http://livebaseballscorecards.com">livebaseballscorecards.com</a>					
Nelle Fox, L (1, 4) OBP: 0.412, SLG: 0.482										2	0	0	1	2	0	0						
Minnie Minoso, R (1, 7) OBP: 0.338, SLG: 0.517										4	1	1	1	1	0	4						
Roy Sievers, R (1, 3) OBP: 0.324, SLG: 0.344										4	1	1	2	0	0	2						
Sherm Lollar, R (1, 2) OBP: 0.377, SLG: 0.467										4	1	2	0	0	0	0						
Al Smith, R (1, 9) OBP: 0.290, SLG: 0.417										4	0	1	1	0	0	1						
Billy Goodman, L (1, 5) OBP: 0.455, SLG: 0.579										2	0	1	0	1	0	0						
Sammy Esposito, R (7, PR) OBP: 0.125, SLG: 0.286										1	1	0	0	0	1	1						
Jim Landis, R (1, 8) OBP: 0.382, SLG: 0.340										3	1	2	0	0	1	0						
Bob Shaw, R (1, 1) OBP: 0.222, SLG: 0.125										3	0	0	0	0	1	3						
Turk Lown, R (8, 1)										0	0	0	0	0	0	0						
<b>Inning Stats</b>	R: 2 E: 0 K: 1 S: 6	H: 1 LOB: 0 BB: 1 P: 10	R: 0 E: 0 K: 1 S: 5	H: 0 LOB: 0 BB: 0 P: 5	R: 0 E: 0 K: 0 S: 3	H: 0 LOB: 0 BB: 0 P: 3	R: 1 E: 0 K: 0 S: 4	H: 2 LOB: 1 BB: 1 P: 8	R: 0 E: 0 K: 1 S: 6	H: 2 LOB: 2 BB: 1 P: 10	R: 0 E: 0 K: 0 S: 3	H: 0 LOB: 0 BB: 0 P: 3	R: 2 E: 0 K: 0 S: 6	H: 3 LOB: 2 BB: 1 P: 10	R: 0 E: 0 K: 1 S: 5	H: 1 LOB: 0 BB: 1 P: 5	R: 0 E: 0 K: 0 S: 3	H: 0 LOB: 2 BB: 1 P: 8	1B: 7 2B: 1 3B: 0 HR: 1	SF: 1 SAC: 1 DP: 0 HBP: 1	WP: 0 PB: 0 SB: 0 CS: 1	PA: 40
<b>PITCHER</b>	IP WLS BF H R ER SO BB IBB HBP BLK WP HR S P ERA WHIP																					
Russ Kemmerer, R (1, 1) ERA: 7.79	7.0 L 31 8 5 5 3 4 0 0 0 0 0 1 33 49 6.43 1.714																					
Dick Hyde, R (8, 1) ERA: 4.5	2.0 8 1 0 0 1 1 0 1 0 0 0 0 8 13 0.00 1.000																					

Batter	1	2	3	4	5	6	7	8	9	AB	R	H	RBI	BB	SO	LOB	BOTTOM					
Billy Gardner, R (1, 4) OBP: 0.333, SLG: 0.373										5	0	1	0	0	0	1	<b>Chicago White Sox @ Washington Senators</b> Griffith Stadium, Washington, DC Thu May 05 1960, 7:05 PM EDT Att: 8,256 - Unknown <a href="http://livebaseballscorecards.com">livebaseballscorecards.com</a>					
Lenny Green, L (1, 8) OBP: 0.294, SLG: 0.276										3	0	1	0	1	0	0						
Bob Allison, R (1, 9) OBP: 0.456, SLG: 0.552										4	0	0	0	0	1	4						
Jim Lemon, R (1, 7) OBP: 0.345, SLG: 0.542										3	1	0	0	1	1	2						
Don Mincher, L (1, 3) OBP: 0.375, SLG: 0.453										3	0	1	0	1	0	0						
Reno Bertoia, R (1, 5) OBP: 0.348, SLG: 0.318										4	1	2	1	0	0	3						
Billy Consono, R (1, 6) OBP: 0.407, SLG: 0.469										3	0	0	0	1	2	1						
Earl Batley, R (1, 2) OBP: 0.412, SLG: 0.605										4	1	3	2	0	0	0						
Russ Kemmerer, R (1, 1)										1	0	0	0	0	0	2						
Dan Dobbek, L (7, PH) OBP: 0.383, SLG: 0.447										1	0	0	0	0	0	0						
Dick Hyde, R (8, 1)										0	0	0	0	0	0	0						
Julio Becquer, L (8, PH) OBP: 0.286, SLG: 0.714										1	0	0	0	0	1	0						
<b>Inning Stats</b>	R: 0 E: 0 K: 0 S: 3	H: 0 LOB: 0 BB: 1 P: 3	R: 1 E: 0 K: 0 S: 5	H: 2 LOB: 2 BB: 1 P: 9	R: 0 E: 0 K: 1 S: 5	H: 0 LOB: 0 BB: 0 P: 5	R: 1 E: 0 K: 1 S: 5	H: 2 LOB: 0 BB: 1 P: 9	R: 0 E: 0 K: 0 S: 4	H: 1 LOB: 2 BB: 1 P: 8	R: 0 E: 0 K: 0 S: 3	H: 0 LOB: 0 BB: 0 P: 3	R: 0 E: 0 K: 0 S: 3	H: 0 LOB: 0 BB: 0 P: 3	R: 0 E: 0 K: 1 S: 7	H: 2 LOB: 3 BB: 1 P: 11	R: 1 E: 0 K: 2 S: 8	H: 1 LOB: 0 BB: 0 P: 8	1B: 7 2B: 0 3B: 0 HR: 1	SF: 0 SAC: 1 DP: 0 HBP: 0	WP: 0 PB: 0 SB: 0 CS: 1	PA: 38
<b>PITCHER</b>	IP WLS BF H R ER SO BB IBB HBP BLK WP HR S P ERA WHIP																					
Bob Shaw, R (1, 1) ERA: 3.65	7.0 W 29 7 2 2 2 3 0 0 0 0 0 1 30 42 2.57 1.429																					
Turk Lown, R (8, 1) ERA: 1.84	2.0 S 8 1 1 1 3 1 0 0 0 0 0 1 13 17 4.50 1.000																					



Batter	1	2	3	4	5	6	7	8	9	AB	R	H	RBI	BB	SO	LOB	TOP			
Luis Aparicio, R OBP: 0.313, SLG: 0.313 (1, 6)	6-3		SH1-4			K	F7			3	0	0	0	0	1	1	<b>Chicago White Sox @ Washington Senators</b> Griffith Stadium, Washington, DC Fri May 06 1960, 7:05 PM EDT Att: 13,238 - Unknown			
Nelle Fox, L OBP: 0.389, SLG: 0.450 (1, 4)	G3		F6			K		1-3		4	0	0	0	0	1	1				
Minnie Minoso, R OBP: 0.333, SLG: 0.516 (1, 7)	2B			6-3		K		5-3		4	0	1	0	0	1	0				
Roy Sievers, R OBP: 0.317, SLG: 0.314 (1, 3)	F7			FC5-4 BB			6-3	K		3	0	0	0	1	1	1				
Billy Goodman, L OBP: 0.400, SLG: 0.500 Sherm Lollar, R OBP: 0.370, SLG: 0.457 (7, 2)	4-3			F7			F3		1-3	3	0	0	0	0	0	1				
Al Smith, R OBP: 0.303, SLG: 0.438 (1, 9)	6-3			FC5-4			1B 2B			4	1	2	0	0	0	1				
Jim Landis, R OBP: 0.390, SLG: 0.327 (1, 8)	CS BB			6-3			1B 1B BB		K	2	1	0	0	2	1	1				
Dick Brown, R OBP: 0.143, SLG: 0.143 Ted Kluszewski, L OBP: 0.370, SLG: 0.320 Sammy Esposito, R OBP: 0.111, SLG: 0.250 (7, 5)	CS		4-3	K			1B 1B		1-3	2	0	0	0	0	1	0				
Herb Score, L (1, 1) Earl Torgeson, L OBP: 0.833, SLG: 0.667 Gerry Staley, R (7, 1)			SH1-4 BB	K			1B 1B			1	0	0	0	1	1	0				
<b>Inning Stats</b>	R: 0 E: 0 K: 0 S: 4	H: 1 LOB: 1 BB: 0 P: 4	R: 0 E: 0 K: 0 S: 2	H: 0 LOB: 0 BB: 1 P: 6	R: 0 E: 0 K: 0 S: 3	H: 0 LOB: 1 BB: 1 P: 7	R: 0 E: 0 K: 0 S: 3	H: 0 LOB: 0 BB: 0 P: 7	R: 0 E: 0 K: 3 S: 9	H: 0 LOB: 1 BB: 1 P: 9	R: 3 E: 0 K: 0 S: 6	H: 3 LOB: 1 BB: 1 P: 10	R: 0 E: 0 K: 1 S: 5	H: 0 LOB: 0 BB: 0 P: 5	R: 0 E: 0 K: 1 S: 6	H: 1 LOB: 1 BB: 0 P: 6		1B: 3 2B: 2 3B: 0 HR: 0	SF: 0 SAC: 1 DP: 0 HBP: 0	WP: 0 PA: 36 CS: 1
<b>PITCHER</b>	IP	WLS	BF	H	R	ER	SO	BB	IBB	HBP	BLK	WP	HR	S	P	ERA	WHIP			
Pedro Ramos, R ERA: 3.9 Tex Clevenger, R ERA: 2.53 (9, 1)	8.0	L	31	4	3	3	6	4	0	0	0	0	0	0	39	55	3.38	1.000		

Batter	1	2	3	4	5	6	7	8	9	AB	R	H	RBI	BB	SO	LOB	BOTTOM			
Lenny Green, L OBP: 0.289, SLG: 0.250 (1, 8)	K		4-3			F7		G6-4-3 BB		3	0	0	0	1	1	0	<b>Chicago White Sox @ Washington Senators</b> Griffith Stadium, Washington, DC Fri May 06 1960, 7:05 PM EDT Att: 13,238 - Unknown			
Billy Gardner, R OBP: 0.329, SLG: 0.380 (1, 4)	F8 2B		6-3			6-3		G6-4-3		4	0	1	0	0	0	2				
Bob Allison, R OBP: 0.444, SLG: 0.532 (1, 9)	F8			F3		BB 1B		K		4	0	1	0	0	1	2				
Jim Lemon, R OBP: 0.339, SLG: 0.510 (1, 7)	F9			6-3		BB 1B			5-3	3	0	0	0	1	0	1				
Reno Bertoia, R OBP: 0.296, SLG: 0.269 (1, 5)		6-3		K		F5			6-3	4	0	0	0	0	1	2				
Earl Battey, R OBP: 0.418, SLG: 0.587 (1, 2)		BB			FC4-6 1B		K		6-3	3	0	1	0	1	1	0				
Billy Conzolo, R OBP: 0.387, SLG: 0.442 (1, 6)		K			F3		K			3	0	0	0	0	2	2				
Don Mincher, L OBP: 0.358, SLG: 0.429 (1, 3)		F8			FC4-6		G3			3	0	0	0	0	0	2				
Pedro Ramos, S OBP: 0.111, SLG: 0.111 Dan Dobbek, L OBP: 0.396, SLG: 0.447 Tex Clevenger, R OBP: 0.500, SLG: 0.500 (8, PH)			K		L6		G6-4-3 BB			2	0	0	0	0	1	1				
<b>Inning Stats</b>	R: 0 E: 0 K: 1 S: 6	H: 1 LOB: 0 BB: 0 P: 6	R: 0 E: 0 K: 1 S: 5	H: 0 LOB: 1 BB: 1 P: 9	R: 0 E: 0 K: 1 S: 5	H: 0 LOB: 0 BB: 0 P: 5	R: 0 E: 0 K: 1 S: 5	H: 0 LOB: 0 BB: 0 P: 5	R: 0 E: 0 K: 2 S: 7	H: 1 LOB: 2 BB: 1 P: 8	R: 0 E: 0 K: 2 S: 7	H: 0 LOB: 0 BB: 0 P: 7	R: 0 E: 0 K: 1 S: 4	H: 0 LOB: 1 BB: 2 P: 12	R: 0 E: 0 K: 0 S: 3	H: 0 LOB: 0 BB: 0 P: 3		1B: 2 2B: 1 3B: 0 HR: 0	SF: 0 SAC: 0 DP: 1 HBP: 0	WP: 0 PA: 33 CS: 0
<b>PITCHER</b>	IP	WLS	BF	H	R	ER	SO	BB	IBB	HBP	BLK	WP	HR	S	P	ERA	WHIP			
Herb Score, L ERA: 4.22 Gerry Staley, R ERA: (7, 1)	6.0	W	23	3	0	0	4	2	0	0	0	0	0	0	29	37	0.00	0.833		



Batter	1	2	3	4	5	6	7	8	9	AB R H RBI BB SO LOB	TOP											
Luis Aparicio, R (1, 6) OBP: 0.306, SLG: 0.294	4-0 FC6-4 BB	0-0 F4		0-0 G4-3		0-0 F4			0-0 6-3	4 0 0 0 1 0 1	<b>Chicago White Sox @ Washington Senators</b> Griffith Stadium, Washington, DC Sat May 07 1960, 3:33 AM EDT Att: 5,043 - Unknown <a href="http://livebaseballscorecards.com">livebaseballscorecards.com</a>											
Nellie Fox, L (1, 4) OBP: 0.377, SLG: 0.431	0-0 FC6-4 HBP BB 1B	0-0 F7			0-0 FC6-4 1B	0-0 4-3			0-0 6-3	5 1 1 0 0 0 1												
Minnie Minoso, R (1, 7) OBP: 0.324, SLG: 0.485	4-0 1B HBP BB 1-2	0-0 F8			0-0 FC6-4 1B E		0-0 F8		0-0 4-3	4 2 0 0 1 0 1												
Roy Sievers, R (1, 3) OBP: 0.356, SLG: 0.421	1-0 1B HBP 1-2 2-3		0-0 HR		0-0 1B 1B E		0-0 F9			3 3 2 1 0 0 0												
Sherm Lollar, R (1, 2) OBP: 0.379, SLG: 0.449	0-0 BB 1B 1-2 2-3 3-H		0-0 L9		0-0 F3		4-0 FC4 BB			3 0 1 1 1 0 2												
Al Smith, R (1, 9) OBP: 0.300, SLG: 0.426	0-0 BB 1-2 2-H 3-H		0-3 K		0-0 E6 1B 1-3 2-H		0-0 FC4 1-2			4 0 1 2 0 1 2												
Jim Landis, R (1, 8) OBP: 0.381, SLG: 0.321	0-3 K		0-0 1-3		0-0 1B 1-2 3-H			0-0 F9		4 0 1 1 0 1 2												
Sammy Esposito, R (1, 5) OBP: 0.231, SLG: 0.273	4-0 BB 1-2 2-3			0-0 G4-3 1B	0-0 L7			0-3 K		3 0 1 0 1 1 2												
Dick Donovan, L (1, 1) OBP: 0.200, SLG: 0.200	0-3 K			0-3 K		0-3 K		0-0 L8		3 0 0 0 0 3 4												
Frank Baumann, L (6, 1)										0 0 0 0 0 0 0												
Turk Lown, R (7, 1)										1 0 0 0 0 0 0												
<b>Inning Stats</b>	R: 3 E: 0 K: 2 S: 9	H: 2 LOB: 3 BB: 3 P: 22	R: 0 E: 0 K: 0 S: 3	H: 0 LOB: 0 BB: 0 P: 3	R: 1 E: 0 K: 1 S: 6	H: 1 LOB: 0 BB: 0 P: 6	R: 0 E: 0 K: 1 S: 5	H: 1 LOB: 0 BB: 0 P: 5	R: 2 E: 1 K: 0 S: 7	H: 3 LOB: 2 BB: 0 P: 7	R: 0 E: 0 K: 0 S: 3	H: 0 LOB: 1 BB: 1 P: 7	R: 0 E: 0 K: 1 S: 5	H: 0 LOB: 0 BB: 0 P: 5	R: 0 E: 0 K: 0 S: 3	H: 0 LOB: 0 BB: 0 P: 3	R: 0 E: 0 K: 0 S: 3	H: 0 LOB: 0 BB: 0 P: 3	1B: 6 2B: 0 3B: 0 HR: 1	SF: 0 SAC: 0 DP: 1 HBP: 1	WP: 0 PB: 0 CS: 0	PA: 39
<b>PITCHER</b>	IP WLS BF H R ER SO BB IBB HBP BLK WP HR S P ERA WHIP											IP WLS BF H R ER SO BB IBB HBP BLK WP HR S P ERA WHIP										
Jim Kaat, L (1, 1) ERA: 4.5	5.0 L 26 7 6 4 4 3 0 0 0 0 0 1 30 43 7.20 2.000																					
Don Lee, R (6, 1) ERA: 8.16	1.0 3 0 0 0 1 0 0 0 0 0 0 0 5 5 0.00 0.000																					
Bill Fischer, R (7, 1) ERA: 2.45	2.0 7 0 0 0 1 1 0 0 0 0 0 0 8 12 0.00 0.500																					
Dick Hyde, R (9, 1) ERA: 3.86	1.0 3 0 0 0 0 0 0 0 0 0 0 0 3 3 0.00 0.000																					

Batter	1	2	3	4	5	6	7	8	9	AB R H RBI BB SO LOB	BOTTOM											
Reno Bertoia, R (1, 5) OBP: 0.281, SLG: 0.233	0-0 F8		4-0 1B BB		0-0 FC6-4 1-2 2-3		0-0 6-3		0-0 1-3	4 0 0 0 1 0 2	<b>Chicago White Sox @ Washington Senators</b> Griffith Stadium, Washington, DC Sat May 07 1960, 3:33 AM EDT Att: 5,043 - Unknown <a href="http://livebaseballscorecards.com">livebaseballscorecards.com</a>											
Billy Gardner, R (1, 4) OBP: 0.346, SLG: 0.387	0-0 G4-6-3 1B		0-0 1-2 2-H		0-3 K	4-0 2B BB		0-0 6-3		4 0 2 1 1 1 2												
Don Mincher, L (1, 3) OBP: 0.361, SLG: 0.459	0-0 G4-6-3 1-2		0-0 4-3			0-0 1B HR 1B	0-0 F8		0-0 3B	5 1 2 0 0 0 4												
Bob Allison, R (1, 9) OBP: 0.455, SLG: 0.545		0-0 1-3		0-3 K		0-0 1B HR 1B	0-0 2B		4-0 BB	4 1 2 0 1 1 0												
Jim Lemon, R (1, 7) OBP: 0.328, SLG: 0.536		0-0 6-3		0-0 1-3		0-0 1B HR 1-H 2-H	0-3 K		0-3 K	5 1 1 3 0 2 4												
Dan Dobbek, L (1, 8) OBP: 0.385, SLG: 0.429		0-0 F4		0-3 K		0-0 4-3 WP 1B		0-0 F6		4 0 1 0 0 1 0												
Earl Batley, R (1, 2) OBP: 0.390, SLG: 0.540			0-0 E3 1B 1-3		0-0 1-3	0-3 K		0-0 6-3		4 1 0 0 0 1 1												
Billy Consolo, R (1, 6) OBP: 0.394, SLG: 0.436			0-0 F8		0-0 E6 FC6-4 1B	0-0 4-3		4-0 BB		3 0 1 0 1 0 2												
Jim Kaat, L (1, 1) OBP: 0.143, SLG: 0.143										1 0 0 0 0 0 1												
Faye Throneberry, L (5, PH) OBP: 0.229, SLG: 0.304										0 0 0 0 0 1 0 0												
Don Lee, R (6, 1) OBP: 0.333, SLG: 0.290										0 0 0 0 0 0 0 0												
Lenny Green, L (6, PH) OBP: 0.282, SLG: 0.242										1 0 0 0 0 0 1 1												
Bill Fischer, R (7, 1) OBP: 0.309, SLG: 0.625										0 0 0 0 0 0 0 0												
Julio Bacquer, L (8, PH) OBP: 0.309, SLG: 0.625										1 0 0 0 0 0 0 1												
Dick Hyde, R (9, 1)										0 0 0 0 0 0 0 0												
<b>Inning Stats</b>	R: 0 E: 0 K: 0 S: 3	H: 1 LOB: 0 BB: 0 P: 3	R: 0 E: 0 K: 0 S: 3	H: 0 LOB: 0 BB: 0 P: 3	R: 1 E: 1 K: 0 S: 5	H: 1 LOB: 2 BB: 1 P: 9	R: 0 E: 0 K: 2 S: 7	H: 0 LOB: 0 BB: 0 P: 7	R: 0 E: 0 K: 1 S: 6	H: 1 LOB: 1 BB: 0 P: 10	R: 3 E: 0 K: 2 S: 11	H: 4 LOB: 1 BB: 0 P: 11	R: 0 E: 0 K: 1 S: 6	H: 1 LOB: 2 BB: 1 P: 10	R: 0 E: 0 K: 0 S: 3	H: 0 LOB: 1 BB: 1 P: 7	R: 0 E: 0 K: 1 S: 6	H: 1 LOB: 2 BB: 1 P: 10	1B: 6 2B: 1 3B: 1 HR: 1	SF: 0 SAC: 0 DP: 1 HBP: 0	WP: 1 PB: 0 CS: 0	PA: 41
<b>PITCHER</b>	IP WLS BF H R ER SO BB IBB HBP BLK WP HR S P ERA WHIP											IP WLS BF H R ER SO BB IBB HBP BLK WP HR S P ERA WHIP										
Dick Donovan, R (1, 1) ERA: 8.1	5.2 W 26 7 4 3 4 2 0 0 0 0 0 1 32 40 4.76 1.588																					
Frank Baumann, L (6, 1) ERA: 1.29	1.0 5 1 0 0 1 1 0 0 0 0 0 0 6 10 0.00 2.000																					
Turk Lown, R (7, 1) ERA: 1.59	2.1 S 10 1 0 0 2 2 0 0 0 0 0 0 12 20 0.00 1.286																					







Batter	1	2	3	4	5	6	7	8	9	AB	R	H	RBI	BB	SO	LOB	TOP				
Ken Hamlin, R OBP: 0.213, SLG: 0.200 (1, 6)	0-0 4-3		0-0 E6			0-0 F8		0-0 E6		4	0	0	0	0	0	0	Kansas City Athletics @ Washington Senators Griffith Stadium, Washington, DC Mon May 09 1960, 7:05 PM EDT Att: 2,536 - Unknown				
Jerry Lumpe, L OBP: 0.423, SLG: 0.389 (1, 4)	0-0 6-3		0-3 K			0-3 K		0-0 G4-6-3 1B		4	0	1	0	0	2	1					
Whitey Herzog, L OBP: 0.528, SLG: 0.630 (1, 9)	0-3 K			4-0 BB		4-0 BB		0-0 G4-6-3 1-2 2-3		2	0	0	0	2	1	2					
Norm Siebern, L OBP: 0.423, SLG: 0.650 (1, 7)		0-3 K		0-0 F7		0-0 1-3		0-0 5-3		4	0	0	0	0	1	3					
Mary Throneberry, L OBP: 0.313, SLG: 0.154 (1, 3)		0-3 K		0-3 K			0-3 K		0-3 K	4	0	0	0	0	4	1					
Bill Tuttle, R OBP: 0.289, SLG: 0.299 (1, 8)		0-0 1-3		0-0 5-3			0-0 1-3		0-0 L4	4	0	0	0	0	0	1					
Dick Williams, R OBP: 0.310, SLG: 0.315 (1, 5)			0-0 1-3 PB E 1B		0-0 6-3		0-0 BB 1B		0-0 5-3	4	1	2	0	0	0	0					
Harry Chiti, R OBP: 0.362, SLG: 0.377 (1, 2)			0-3 K 1-2		0-3 K		4-0 BB			2	0	0	0	1	2	1					
Ray Herbert, R Ken Johnson, R Russ Snyder, L Leo Kiely, L Hank Bauer, R Don Larsen, R (1, 1) (1, 1) (5, PH) (5, 1) (7, PH) (7, 1)			0-0 1-3 2-3		0-0 F7		0-3 K			0	0	0	0	0	0	0					
<b>Inning Stats</b>	R: 0 E: 0 K: 1 S: 5	H: 0 LOB: 0 BB: 0 P: 5	R: 0 E: 0 K: 2 S: 7	H: 0 LOB: 0 BB: 0 P: 7	R: 1 E: 1 K: 2 S: 9	H: 1 LOB: 1 BB: 0 P: 9	R: 0 E: 0 K: 1 S: 5	H: 0 LOB: 0 BB: 0 P: 5	R: 0 E: 0 K: 1 S: 5	H: 0 LOB: 1 BB: 1 P: 9	R: 0 E: 0 K: 2 S: 8	H: 1 LOB: 2 BB: 1 P: 12	R: 0 E: 1 K: 0 S: 4	H: 1 LOB: 1 BB: 0 P: 4	R: 0 E: 0 K: 1 S: 5	H: 0 LOB: 0 BB: 0 P: 5		1B: 3 2B: 0 3B: 0 HR: 0	SF: 0 SAC: 0 DP: 1 HBP: 0	WP: 0 PB: 1 SB: 0 CS: 0	PA: 34
<b>PITCHER</b> Camilo Pascual, R ERA: 3.0 (1, 1)	IP 9.0	WLS W	BF 34	H 3	R 1	ER 0	SO 11	BB 3	IBB 0	HBP 0	BLK 0	WP 0	HR 0	S 53	P 65	ERA 0.00	WHIP 0.667				

Batter	1	2	3	4	5	6	7	8	9	AB	R	H	RBI	BB	SO	LOB	BOTTOM				
Billy Gardner, R OBP: 0.349, SLG: 0.380 (1, 4)	0-0 1-3			1-0 2B HBP		0-0 6-3		0-0 1-2 3-H 1B		4	1	1	1	0	1	0	Kansas City Athletics @ Washington Senators Griffith Stadium, Washington, DC Mon May 09 1960, 7:05 PM EDT Att: 2,536 - Unknown				
Dan Dobbek, L OBP: 0.404, SLG: 0.457 (1, 8)	0-0 BB 1B	4-0 2B BB		0-0 1-H 2B		0-0 F6		0-0 4-3		4	2	2	1	1	0	2					
Bob Allison, R OBP: 0.476, SLG: 0.614 (1, 9)	4-0 1-2 1B BB	0-0 1-H 2B		0-3 K		0-0 1B		0-0 HR		4	2	3	2	1	1	1					
Jim Lemon, R OBP: 0.348, SLG: 0.583 (1, 7)	4-0 1-2 2-3 1B BB	0-0 HR		0-3 K		0-0 1B		0-0 F5		4	2	2	1	1	1	1					
Don Mincher, L OBP: 0.364, SLG: 0.446 (1, 3)	0-3 K	0-0 1-3		4-0 BB		0-0 F7		0-0 CS 1B		4	0	1	0	1	1	5					
Earl Batters, R OBP: 0.406, SLG: 0.537 (1, 2)	0-0 1B		4-0 CS BB	0-0 F6		0-0 F9 G3 1B		0-3 K		4	1	2	2	1	1	3					
Reno Bertoia, R OBP: 0.306, SLG: 0.265 (1, 5)	0-0 1-3 3-H 1B		0-3 K		0-0 G6-4-3 1B		0-0 G3		0-0 1-2	4	0	2	1	0	1	2					
Billy Consolo, R OBP: 0.414, SLG: 0.429 (1, 6)	0-0 1-2 BB		4-0 BB		0-0 G6-4-3 1-2		4-0 1B BB		0-0 BB	1	0	0	0	3	0	1					
Camilo Pascual, R OBP: 0.091, SLG: 0.182 (1, 1)	0-0 F9		0-3 K		0-0 4-3		0-0 F9		0-0 2-3	4	0	0	0	0	1	6					
<b>Inning Stats</b>	R: 3 E: 0 K: 1 S: 8	H: 3 LOB: 3 BB: 3 P: 20	R: 2 E: 0 K: 1 S: 6	H: 2 LOB: 1 BB: 1 P: 10	R: 0 E: 0 K: 2 S: 6	H: 0 LOB: 1 BB: 2 P: 14	R: 1 E: 0 K: 2 S: 8	H: 1 LOB: 2 BB: 1 P: 13	R: 0 E: 0 K: 0 S: 5	H: 2 LOB: 0 BB: 0 P: 5	R: 1 E: 0 K: 0 S: 5	H: 2 LOB: 2 BB: 1 P: 9	R: 1 E: 0 K: 1 S: 6	H: 2 LOB: 1 BB: 0 P: 6	R: 1 E: 0 K: 1 S: 6	H: 2 LOB: 0 BB: 0 P: 6		1B: 9 2B: 3 3B: 0 HR: 2	SF: 0 SAC: 0 DP: 2 HBP: 1	WP: 0 PB: 0 SB: 0 CS: 2	PA: 42
<b>PITCHER</b> Ray Herbert, R ERA: 2.81 Ken Johnson, R ERA: 2.0 Leo Kiely, L ERA: Don Larsen, R ERA: 5.54 (1, 1) (1, 1) (5, 1) (7, 1)	IP 0.2 3.1 2.0 2.0	WLS L	BF 7 17 8 10	H 3 3 3 4	R 3 3 0 2	ER 3 3 0 2	SO 3 5 0 1	BB 3 0 0 0	IBB 3 0 0 0	HBP 3 1 0 0	BLK 0 0 0 0	WP 0 1 0 1	HR 0 21 8 11	S 7 42 8 15	P 15 42 8 15	ERA 40.50 8.10 0.00 9.00	WHIP 7.500 2.400 1.500 2.500				



Batter	1	2	3	4	5	6	7	8	9	AB	R	H	RBI	BB	SO	LOB	TOP										
<b>Eddie Yost, R</b> OBP: 0.391, SLG: 0.321 (1, 5)	0-0 6-3 ①		4-0 BB ④			0-3 K ①		0-0 1B ③		3	0	1	0	1	1	0	<b>Detroit Tigers @ Washington Senators</b> Griffith Stadium, Washington, DC Tue May 10 1960, 7:05 PM EDT Att. 4,460 - Unknown  <b>AB 32</b> <b>R 1</b> <b>H 5</b> <b>RBI 1</b> <b>BB 2</b> <b>SO 6</b> <b>LOB 7</b> 										
<b>Casey Wise, S</b> OBP: 0.211, SLG: 0.405 (1, 4)	0-0 4-3 ②		0-0 F6 ③			0-0 4-3 ②		0-0 F7 ③		4	0	0	0	0	0	2											
<b>Charlie Maxwell, L</b> OBP: 0.244, SLG: 0.114 (1, 7)	0-0 1B ③			0-0 F8 ①		0-0 4-3 ③			0-0 F6 ①	4	0	1	0	0	0	0											
<b>Al Kaline, R</b> OBP: 0.369, SLG: 0.377 (1, 8)	0-3 K ③			0-3 K ②			0-0 L6-3 ①		0-0 L4 ②	4	0	0	0	0	2	1											
<b>Rocky Colavito, R</b> OBP: 0.275, SLG: 0.403 (1, 9)		0-0 6-3 ①		0-3 K ③			0-0 F2 ②		0-0 HR ④	4	1	1	1	0	1	0											
<b>Norm Cash, L</b> OBP: 0.333, SLG: 0.450 (1, 3)		0-0 4-3 ②			0-0 F4 ①		0-0 1B ③		0-0 E7 ④	4	0	2	0	0	0	0											
<b>Lou Berberet, L</b> OBP: 0.364, SLG: 0.389 (1, 2)		0-0 G3 ③		4-0 FC6-4 BB ④		0-0 F8 ③			0-0 F7 ③	3	0	0	0	1	0	2											
<b>Chico Fernandez, R</b> OBP: 0.339, SLG: 0.278 (1, 6)			0-3 K ①		0-0 F7 ②			0-0 F8 ①		3	0	0	0	0	1	1											
<b>Don Mossi, L</b> (1, 1)			0-3 K ②		0-0 FC6-4 1-2 ③			0-0 4-3 ②		3	0	0	0	0	1	1											
<b>Inning Stats</b>	R: 0 E: 0 K: 1 S: 6	H: 1 LOB: 1 BB: 0 P: 6	R: 0 E: 0 K: 0 S: 3	H: 0 LOB: 0 BB: 0 P: 3	R: 0 E: 0 K: 2 S: 7	H: 0 LOB: 1 BB: 1 P: 11	R: 0 E: 0 K: 2 S: 7	H: 0 LOB: 0 BB: 0 P: 7	R: 0 E: 0 K: 1 S: 5	H: 0 LOB: 1 BB: 0 P: 5	R: 0 E: 0 K: 0 S: 4	H: 1 LOB: 1 BB: 0 P: 4	R: 0 E: 0 K: 0 S: 4	H: 1 LOB: 1 BB: 0 P: 4	R: 1 E: 1 K: 0 S: 5	H: 2 LOB: 1 BB: 0 P: 5	1B: 4 2B: 0 3B: 0 HR: 1	SF: 0 SAC: 0 DP: 0 HBP: 0	WP: 0 PB: 0 SB: 0 CS: 0	PA: 34							
<b>PITCHER</b> <b>Tex Clevenger, R</b> ERA: 1.83 (1, 1)	IP 9.0	WLS L	BF 34	H 5	R 1	ER 1	SO 6	BB 2	IBB 0	HBP 0	BLK 0	WP 0	HR 1	S 44	P 52	ERA 1.00	WHIP 0.778										


Batter	1	2	3	4	5	6	7	8	9	AB	R	H	RBI	BB	SO	LOB	BOTTOM											
<b>Billy Gardner, R</b> OBP: 0.344, SLG: 0.373 (1, 4)	0-0 F7 ①		0-0 G3 ③			0-0 F7 ②			0-0 G4-6-3 1B ④	4	0	1	0	0	0	0	<b>Detroit Tigers @ Washington Senators</b> Griffith Stadium, Washington, DC Tue May 10 1960, 7:05 PM EDT Att. 4,460 - Unknown  <b>AB 29</b> <b>R 0</b> <b>H 3</b> <b>RBI 0</b> <b>BB 1</b> <b>SO 7</b> <b>LOB 9</b> 											
<b>Dan Dobbek, L</b> OBP: 0.377, SLG: 0.420 (1, 8)	0-3 K ②			0-0 F5 ①		0-0 4-3 ③			0-0 F2 ①	4	0	0	0	0	1	1												
<b>Bob Allison, R</b> OBP: 0.465, SLG: 0.622 (1, 9)	0-3 K ③			0-0 3B ④		0-0 F4 ①			0-0 G4-6-3 1-2 ②	4	0	1	0	0	1	1												
<b>Jim Lemon, R</b> OBP: 0.333, SLG: 0.556 (1, 7)		0-3 K ①		0-0 5-3 ②		0-0 F7 ②				3	0	0	0	0	1	1												
<b>Earl Battey, R</b> OBP: 0.403, SLG: 0.518 (1, 2)		4-0 BB ④		0-0 G3 ③		0-0 F5 ③				2	0	0	0	1	0	1												
<b>Reno Bertoia, R</b> OBP: 0.308, SLG: 0.270 (1, 5)		0-0 F3 ②			0-0 F7 ①			0-0 FC1-6 1B ④		3	0	1	0	0	0	1												
<b>Billy Console, R</b> OBP: 0.397, SLG: 0.407 (1, 6)		0-0 3-4-3 ③			0-3 K ②			0-0 FC1-6 1-2 ①		3	0	0	0	0	1	2												
<b>Don Mincher, L</b> OBP: 0.350, SLG: 0.426 (1, 3)			0-0 6-3 ①		0-0 F2 ③			0-0 L8 ②		3	0	0	0	0	0	1												
<b>Tex Clevenger, R</b> OBP: 0.200, SLG: 0.200 (1, 1)			0-3 K ②			0-3 K ①		0-3 K ③		3	0	0	0	0	3	1												
<b>Inning Stats</b>	R: 0 E: 0 K: 2 S: 7	H: 0 LOB: 0 BB: 0 P: 7	R: 0 E: 0 K: 1 S: 5	H: 0 LOB: 0 BB: 1 P: 9	R: 0 E: 0 K: 1 S: 5	H: 0 LOB: 0 BB: 0 P: 5	R: 0 E: 0 K: 0 S: 4	H: 1 LOB: 0 BB: 0 P: 4	R: 0 E: 0 K: 1 S: 5	H: 0 LOB: 0 BB: 0 P: 5	R: 0 E: 0 K: 0 S: 3	H: 0 LOB: 0 BB: 0 P: 3	R: 0 E: 0 K: 1 S: 6	H: 1 LOB: 1 BB: 0 P: 6	R: 0 E: 0 K: 0 S: 3	H: 1 LOB: 0 BB: 0 P: 3		1B: 2 2B: 0 3B: 1 HR: 0	SF: 0 SAC: 0 DP: 1 HBP: 0	WP: 0 PB: 0 SB: 0 CS: 0	PA: 30							
<b>PITCHER</b> <b>Don Mossi, L</b> ERA: 3.25 (1, 1)	IP 9.0	WLS W	BF 30	H 3	R 0	ER 0	SO 7	BB 1	IBB 0	HBP 0	BLK 0	WP 0	HR 0	S 43	P 47	ERA 0.00		WHIP 0.444										



Batter	1	2	3	4	5	6	7	8	9	10	11	AB	R	H	RBI	BB	SO	LOB	TOP					
<b>Eddie Yost, R</b> OBP: 0.405, SLG: 0.333 (1, 5)	F2		1B			F9		G4-6-3 BB		CS 1B		4	0	2	0	1	0	0						
<b>Casey Wise, S</b> OBP: 0.166, SLG: 0.357 (1, 4)	F5		F7			4-3		G4-6-3 1-2r		CS 1-2	4-3	5	0	0	0	0	0	2						
<b>Charlie Maxwell, L</b> OBP: 0.281, SLG: 0.128 (1, 7)	FC6-4 BB					F2		1B			F3	4	0	1	0	1	0	0						
<b>Al Kaline, R</b> OBP: 0.357, SLG: 0.414 (1, 8)	FC6-4 1-2r					L8		K			HR	5	1	1	1	0	1	2						
<b>Rocky Colavito, R</b> OBP: 0.284, SLG: 0.385 (1, 9)											F5	3	0	0	0	2	2	0						
<b>Norm Cash, L</b> OBP: 0.320, SLG: 0.417 (1, 3)												4	0	1	0	0	0	2						
<b>Lou Berberet, L</b> OBP: 0.333, SLG: 0.350 (1, 2)												4	0	0	0	0	1	2						
<b>Chico Fernandez, R</b> OBP: 0.333, SLG: 0.263 (1, 6)												3	0	0	0	1	1	0						
<b>Frank Lary, R</b> OBP: 0.125, SLG: 0.067 (1, 1)												4	0	0	0	0	1	2						
<b>Inning Stats</b>	R: 0 E: 0 K: 0 S: 3	H: 0 LOB: 1 BB: 1 P: 7	R: 0 E: 0 K: 1 S: 5	H: 0 LOB: 0 BB: 0 P: 5	R: 0 E: 0 K: 0 S: 4	H: 1 LOB: 1 BB: 0 P: 4	R: 0 E: 0 K: 0 S: 3	H: 0 LOB: 1 BB: 1 P: 7	R: 0 E: 0 K: 1 S: 5	H: 0 LOB: 0 BB: 0 P: 5	R: 0 E: 0 K: 0 S: 6	H: 1 LOB: 1 BB: 0 P: 6	R: 0 E: 0 K: 0 S: 2	H: 0 LOB: 0 BB: 1 P: 6	R: 0 E: 0 K: 1 S: 5	H: 0 LOB: 1 BB: 1 P: 9	R: 0 E: 0 K: 1 S: 5	H: 1 LOB: 0 BB: 0 P: 5	R: 1 E: 0 K: 0 S: 4	H: 1 LOB: 0 BB: 0 P: 4	1B: 4 2B: 0 3B: 0 HR: 1	SF: 0 SAC: 0 DP: 1 HBP: 0	WP: 0 PB: 1 SB: 0 CS: 1	PA: 42
<b>PITCHER</b> <b>Pedro Ramos, R</b> ERA: 3.07 (1, 1)	IP: 11.0 WLS: 1 BF: 41 H: 5 R: 1 ER: 1 SO: 6 BB: 5 IBB: 0 HBP: 0 BLK: 0 WP: 0 HR: 1 S: 48 P: 68 ERA: 0.82 WHIP: 0.909																							

Detroit Tigers @ Washington Senators  
Griffith Stadium, Washington, DC  
Wed May 11 1960, 7:05 PM EDT  
Att. 3,287 - Unknown


AB	36
R	1
H	5
RBI	1
BB	5
SO	6
LOB	10



Batter	1	2	3	4	5	6	7	8	9	10	11	AB	R	H	RBI	BB	SO	LOB	BOTTOM			
<b>Billy Gardner, R</b> OBP: 0.347, SLG: 0.375 (1, 4)	K					6-3		G4-6-3 1-3 1B			F9	5	0	2	0	0	1	1				
<b>Dan Dobbek, L</b> OBP: 0.348, SLG: 0.382 (1, 8)	1-3					F2		G4-6-3 1-2r			F5	5	0	0	0	0	0	3				
<b>Bob Allison, R</b> OBP: 0.456, SLG: 0.603 (1, 9)	K										F5	4	0	1	0	0	2	0				
<b>Jim Lemon, R</b> OBP: 0.329, SLG: 0.530 (1, 7)												3	0	0	0	1	1	1				
<b>Don Mincher, L</b> OBP: 0.333, SLG: 0.403 (1, 3)												4	0	0	0	0	1	1				
<b>Earl Battay, R</b> OBP: 0.380, SLG: 0.483 (1, 2)												4	0	0	0	0	2	1				
<b>Reno Bertoia, R</b> OBP: 0.326, SLG: 0.275 (1, 5)												3	0	1	0	0	0	0				
<b>Billy Console, R</b> OBP: 0.397, SLG: 0.393 (1, 6)												2	0	0	0	0	0	1				
<b>Faye Throneberry, L</b> OBP: 0.400, SLG: 0.333 (11, PH)												1	0	0	0	0	0	0				
<b>Pedro Ramos, S</b> OBP: 0.107, SLG: 0.167 (1, 1)												3	0	1	0	0	0	1				
<b>Julio Becquer, L</b> OBP: 0.222, SLG: 0.556 (11, PH)												1	0	0	0	0	0	0				
<b>Inning Stats</b>	R: 0 E: 0 K: 2 S: 7	H: 0 LOB: 0 BB: 0 P: 7	R: 0 E: 0 K: 1 S: 5	H: 0 LOB: 0 BB: 0 P: 5	R: 0 E: 0 K: 0 S: 2	H: 0 LOB: 0 BB: 0 P: 3	R: 0 E: 0 K: 0 S: 4	H: 1 LOB: 1 BB: 1 P: 4	R: 0 E: 0 K: 0 S: 5	H: 0 LOB: 1 BB: 1 P: 4	R: 0 E: 0 K: 1 S: 5	H: 0 LOB: 0 BB: 0 P: 5	R: 0 E: 0 K: 1 S: 5	H: 0 LOB: 0 BB: 0 P: 5	R: 0 E: 0 K: 1 S: 5	H: 0 LOB: 0 BB: 0 P: 5	R: 0 E: 0 K: 0 S: 4	H: 1 LOB: 1 BB: 0 P: 4	1B: 5 2B: 0 3B: 0 HR: 0	SF: 0 SAC: 1 DP: 2 HBP: 1	WP: 0 PB: 0 SB: 0 CS: 0	PA: 38
<b>PITCHER</b> <b>Frank Lary, R</b> ERA: 2.05 (1, 1)	IP: 11.0 WLS: 1 BF: 38 H: 5 R: 0 ER: 0 SO: 7 BB: 1 IBB: 0 HBP: 1 BLK: 0 WP: 0 HR: 0 S: 50 P: 55 ERA: 0.00 WHIP: 0.545																					

Detroit Tigers @ Washington Senators  
Griffith Stadium, Washington, DC  
Wed May 11 1960, 7:05 PM EDT  
Att. 3,287 - Unknown

AB	35
R	0
H	5
RBI	0
BB	1
SO	7
LOB	9





Batter	1	2	3	4	5	6	7	8	9	AB	R	H	RBI	BB	SO	LOB	TOP					
Tony Kubek, L (1, 6) OBP: 0.321, SLG: 0.476	G3	1-3			4-3			FC3-6 2B	2B	5	2	2	0	0	0	0						
Mickey Mantle, S (1, 8) OBP: 0.435, SLG: 0.485 Ken Hunt, R (8, 8) OBP: 0.429, SLG: 0.412	HR	K			5-3			FC3-6 1B	1B	3	1	1	1	1	1	0						
Yogi Berra, L (1, 7) OBP: 0.375, SLG: 0.511	BB 1B				F3			FC3-6 2B	1B	5	2	3	1	0	0	2						
Roger Maris, L (1, 9) OBP: 0.437, SLG: 0.700	1B BB				F8			K	1-3	4	1	0	0	1	2	4						
Bill Skowron, R (1, 3) OBP: 0.383, SLG: 0.662	1B BB				G4-6-3			K		3	0	1	2	1	0	1						
Elston Howard, R (1, 2) OBP: 0.297, SLG: 0.537	1B				5-3			2B		3	0	1	1	1	0	0						
Gil McDougald, R (1, 5) OBP: 0.286, SLG: 0.333	SF8				6-3			F6		2	0	0	1	1	0	2						
Bobby Richardson, R (1, 4) OBP: 0.276, SLG: 0.286	L9				F2			F7	F8	4	0	0	0	0	0	3						
Whitey Ford, L (1, 1) OBP: 0.143, SLG: 0.143 Bob Turley, R (7, 1) OBP: 0.333, SLG: 0.667	1-4-3				K			4-3	F5	3	0	0	0	0	1	1						
<b>Inning Stats</b>	R: 3 E: 0 K: 0 S: 6	H: 3 LOB: 2 BB: 2 P: 14	R: 0 E: 0 K: 1 S: 5	H: 0 LOB: 0 BB: 0 P: 5	R: 0 E: 0 K: 0 S: 3	H: 1 LOB: 0 BB: 0 P: 3	R: 0 E: 0 K: 1 S: 5	H: 0 LOB: 1 BB: 1 P: 9	R: 0 E: 0 K: 0 S: 3	H: 0 LOB: 0 BB: 0 P: 3	R: 0 E: 0 K: 1 S: 5	H: 0 LOB: 0 BB: 0 P: 5	R: 0 E: 0 K: 0 S: 3	H: 0 LOB: 0 BB: 0 P: 3	R: 2 E: 0 K: 1 S: 7	H: 2 LOB: 2 BB: 2 P: 15	R: 2 E: 0 K: 0 S: 6	H: 3 LOB: 1 BB: 0 P: 6	1B: 5 2B: 3 3B: 0 HR: 1	SF: 1 SAC: 0 DP: 1 HBP: 0	WP: 0 PB: 0 SB: 0 CS: 0	PA: 40
<b>PITCHER</b>	IP WLS BF H R ER SO BB IBB HBP BLK WP HR S P ERA WHIP																					
Jim Kaat, L (1, 1) ERA: 4.85 Bill Fischer, R (8, 1) ERA: 3.65	7.2 L 32 6 5 5 4 4 0 0 0 0 0 1 36 52 5.87 1.304																					

**New York Yankees @ Washington Senators**  
 Griffith Stadium, Washington, DC  
 Fri May 13 1960, 7:05 PM EDT  
 Att. 14,205 - Cloudy

AB	34
R	7
H	9
RBI	7
BB	5
SO	4
LOB	13



Batter	1	2	3	4	5	6	7	8	9	AB	R	H	RBI	BB	SO	LOB	BOTTOM			
Billy Gardner, R (1, 4) OBP: 0.350, SLG: 0.391	1B	F7			6-3			SH2-3 BB	F5	4	1	1	0	1	0	1				
Reno Bertoia, R (1, 5) OBP: 0.340, SLG: 0.279	1B				F2			SH2-3 BB	BB	3	0	1	1	1	0	0				
Bob Allison, R (1, 8) OBP: 0.474, SLG: 0.595	F2				FC6-4 BB			HR BB	G5-4-3 BB	1	1	0	0	4	0	1				
Jim Lemon, R (1, 7) OBP: 0.321, SLG: 0.549	K				FC6-4			HR	G5-4-3	5	1	1	2	0	2	6				
Earl Battey, R (1, 2) OBP: 0.387, SLG: 0.476	1B				F9			F4	FC4-6 BB	3	0	1	0	1	0	1				
Julio Becquer, L (1, 3) OBP: 0.231, SLG: 0.538	F8				E4			2B	FC4-6	4	0	1	0	0	0	3				
Billy Conso, R (1, 6) OBP: 0.372, SLG: 0.375 Lenny Green, L (8, PH) OBP: 0.275, SLG: 0.235 Jose Valdivielso, R (9, 6)	F9				G6-4-3			F5	K	3	0	0	0	0	0	2				
Faye Throneberry, L (1, 9) OBP: 0.368, SLG: 0.267	G3				4-3			IBB	K	3	0	0	0	1	1	1				
Jim Kaat, L (1, 1) OBP: 0.200, SLG: 0.200 Bill Fischer, R (8, 1) Don Mincher, L (9, PH) OBP: 0.328, SLG: 0.397	1B				F4			K	F3	3	0	1	0	0	1	2				
<b>Inning Stats</b>	R: 1 E: 0 K: 1 S: 8	H: 3 LOB: 0 BB: 0 P: 8	R: 0 E: 0 K: 0 S: 4	H: 1 LOB: 1 BB: 0 P: 4	R: 0 E: 0 K: 0 S: 3	H: 0 LOB: 1 BB: 1 P: 7	R: 0 E: 1 K: 0 S: 3	H: 0 LOB: 0 BB: 0 P: 3	R: 0 E: 0 K: 1 S: 7	H: 2 LOB: 2 BB: 2 P: 15	R: 0 E: 0 K: 0 S: 2	H: 0 LOB: 1 BB: 2 P: 10	R: 0 E: 0 K: 2 S: 7	H: 0 LOB: 1 BB: 1 P: 11	R: 0 E: 0 K: 1 S: 5	H: 0 LOB: 2 BB: 2 P: 13	1B: 3 2B: 1 3B: 1 HR: 1	SF: 0 SAC: 1 DP: 2 HBP: 0	WP: 0 PB: 0 SB: 0 CS: 0	PA: 40
<b>PITCHER</b>	IP WLS BF H R ER SO BB IBB HBP BLK WP HR S P ERA WHIP																			
Whitey Ford, L (1, 1) ERA: 4.22 Bob Turley, R (7, 1) ERA: 2.89	6.0 W 12 0 0 0 3 4 0 0 0 0 0 0 14 30 0.00 1.333																			

**New York Yankees @ Washington Senators**  
 Griffith Stadium, Washington, DC  
 Fri May 13 1960, 7:05 PM EDT  
 Att. 14,205 - Cloudy

AB	31
R	3
H	6
RBI	3
BB	8
SO	5
LOB	18





Batter	1	2	3	4	5	6	7	8	9	AB	R	H	RBI	BB	SO	LOB	TOP			
Tony Kubek, L (1,6) OBP: 0.307, SLG: 0.453	0-3 K		0-0 4-1			0-0 G3		0-3 K		4	0	0	0	0	2	1				
Mickey Mantle, S (1,8) OBP: 0.416, SLG: 0.457	0-3 K		0-3 K			0-0 F9			0-3 K	4	0	0	0	0	3	1				
Yogi Berra, L (1,7) OBP: 0.365, SLG: 0.490	0-0 4-3					0-0 E6			0-0 1B	4	0	1	0	0	1	0				
Roger Maris, L (1,9) OBP: 0.440, SLG: 0.714		4-0 5-3 BB				0-0 3B			0-0 F3	3	0	1	0	1	0	2				
Bill Skowron, R (1,3) OBP: 0.376, SLG: 0.642		0-0 5-3				0-3 K			0-0 1B	4	0	1	0	0	2	2				
Elston Howard, R (1,2) OBP: 0.282, SLG: 0.507		0-0 6-3				0-3 K			0-0 F2	4	0	0	0	0	1	4				
Gil McDougald, R (1,5) OBP: 0.288, SLG: 0.333		0-0 5-3				0-0 G6-4-3 1B				3	0	1	0	0	1	1				
Bobby Richardson, R (1,4) OBP: 0.266, SLG: 0.274			0-0 6-3			0-0 G6-4-3 1-2			0-0 6-3	3	0	0	0	0	0	1				
John Gabler, S (1,1) OBP: 0.333, SLG: 0.200			4-0 4-1 PB BB			0-0 F8			0-3 K	1	0	0	0	1	0	0				
Kent Hadley, L (8, PH) OBP: 0.333, SLG: 0.833										1	0	0	0	0	1	0				
Johnny James, L (8, 1)										0	0	0	0	0	0	0				
<b>Inning Stats</b>	R: 0 E: 0 K: 2 S: 7	H: 0 LOB: 0 BB: 0 P: 7	R: 0 E: 0 K: 0 S: 3	H: 0 LOB: 1 BB: 1 P: 7	R: 0 E: 0 K: 1 S: 5	H: 0 LOB: 1 BB: 1 P: 9	R: 0 E: 0 K: 3 S: 10	H: 1 LOB: 1 BB: 0 P: 10	R: 0 E: 0 K: 0 S: 4	H: 0 LOB: 1 BB: 0 P: 4	R: 0 E: 0 K: 2 S: 7	H: 0 LOB: 0 BB: 0 P: 7	R: 0 E: 0 K: 1 S: 7	H: 0 LOB: 0 BB: 0 P: 7	R: 0 E: 0 K: 1 S: 7	H: 2 LOB: 2 BB: 0 P: 7	1B: 3 2B: 0 3B: 1 HR: 0	SF: 0 SAC: 0 DP: 1 HBP: 0	WP: 0 PB: 1 SB: 0 CS: 0	PA: 33
<b>PITCHER</b> Camilo Pascual, R (1,1) ERA: 2.36	IP: 9.0 WLS: W BF: 33 H: 4 R: 0 ER: 0 SO: 11 BB: 2 IBB: 0 HBP: 0 BLK: 0 WP: 0 HR: 0 S: 53 P: 61 ERA: 0.00 WHIP: 0.667															<b>PITCHER</b> Camilo Pascual, R (1,1) ERA: 2.36	IP: 9.0 WLS: W BF: 33 H: 4 R: 0 ER: 0 SO: 11 BB: 2 IBB: 0 HBP: 0 BLK: 0 WP: 0 HR: 0 S: 53 P: 61 ERA: 0.00 WHIP: 0.667			

New York Yankees @ Washington Senators  
Griffith Stadium, Washington, DC  
Sat May 14 1960, 3:33 AM EDT  
Att: 7,592 - Unknown

AB	31
R	0
H	4
RBI	0
BB	2
SO	11
LOB	12



Batter	1	2	3	4	5	6	7	8	9	AB	R	H	RBI	BB	SO	LOB	BOTTOM	
Billy Gardner, R (1,4) OBP: 0.346, SLG: 0.385	0-3 K		0-0 2B 1B	0-0 F3			0-0 5-3			4	1	1	0	0	1	0		
Faye Throneberry, L (1,9) OBP: 0.391, SLG: 0.368	0-0 PB 1B		0-0 1B			0-3 K			0-0 4-3	4	1	2	2	0	1	0		
Bob Allison, R (1,8) OBP: 0.465, SLG: 0.573	0-3 K		0-0 5-3			0-0 5-3			4-0 CS BB	3	0	0	0	1	1	3		
Jim Lemon, R (1,7) OBP: 0.318, SLG: 0.527	0-0 6-3		4-0 FC6-4 1B BB			0-0 F8			0-3 K	3	0	0	0	1	1	2		
Julio Becquer, L (1,3) OBP: 0.353, SLG: 0.588		0-0 F5	0-0 FC6-4 1B			0-0 FC6-5 SH1 1B			0-0 CS 1B	4	0	3	2	0	0	0		
Reno Bertoia, R (1,5) OBP: 0.327, SLG: 0.267		0-0 L9	0-0 FC6-4			0-0 SH1			0-0 CS	2	0	0	0	0	0	2		
Earl Batley, R (1,2) OBP: 0.372, SLG: 0.455		0-0 4-3	0-0 F2			0-0 FC6-5			0-0 FC6-5	3	0	0	0	0	0	3		
Billy Consolo, R (1,6) OBP: 0.370, SLG: 0.373			0-0 1B 2B	0-0 4-3		0-0 5-3			0-0 5-3	3	1	1	0	0	0	1		
Camilo Pascual, R (1,1) OBP: 0.143, SLG: 0.154			4-0 1B 2B BB	0-0 G3		0-0 6-3				2	1	0	0	1	0	0		
<b>Inning Stats</b>	R: 0 E: 0 K: 2 S: 8	H: 1 LOB: 1 BB: 0 P: 8	R: 0 E: 0 K: 0 S: 3	H: 0 LOB: 0 BB: 0 P: 3	R: 4 E: 0 K: 0 S: 7	H: 4 LOB: 2 BB: 2 P: 15	R: 0 E: 0 K: 0 S: 3	H: 0 LOB: 0 BB: 0 P: 3	R: 0 E: 0 K: 0 S: 4	H: 1 LOB: 1 BB: 0 P: 4	R: 0 E: 0 K: 0 S: 3	H: 0 LOB: 0 BB: 0 P: 3	R: 0 E: 0 K: 1 S: 4	H: 1 LOB: 0 BB: 1 P: 8	1B: 6 2B: 2 3B: 0 HR: 0	SF: 0 SAC: 1 DP: 1 HBP: 0	WP: 0 PB: 1 SB: 1 CS: 2	PA: 33
<b>PITCHER</b> John Gabler, R (1,1) ERA: 4.82	IP: 7.0 WLS: L BF: 29 H: 6 R: 4 ER: 4 SO: 3 BB: 2 IBB: 0 HBP: 0 BLK: 0 WP: 0 HR: 0 S: 33 P: 41 ERA: 5.14 WHIP: 1.143															<b>PITCHER</b> John Gabler, R (1,1) ERA: 4.82	IP: 7.0 WLS: L BF: 29 H: 6 R: 4 ER: 4 SO: 3 BB: 2 IBB: 0 HBP: 0 BLK: 0 WP: 0 HR: 0 S: 33 P: 41 ERA: 5.14 WHIP: 1.143	
<b>PITCHER</b> Johnny James, R (8, 1) ERA: 7.2	IP: 1.0 WLS: L BF: 3 H: 1 R: 0 ER: 0 SO: 1 BB: 1 IBB: 0 HBP: 0 BLK: 0 WP: 0 HR: 0 S: 4 P: 8 ERA: 0.00 WHIP: 2.000															<b>PITCHER</b> Johnny James, R (8, 1) ERA: 7.2	IP: 1.0 WLS: L BF: 3 H: 1 R: 0 ER: 0 SO: 1 BB: 1 IBB: 0 HBP: 0 BLK: 0 WP: 0 HR: 0 S: 4 P: 8 ERA: 0.00 WHIP: 2.000	

New York Yankees @ Washington Senators  
Griffith Stadium, Washington, DC  
Sat May 14 1960, 3:33 AM EDT  
Att: 7,592 - Unknown

AB	28
R	4
H	7
RBI	4
BB	3
SO	4
LOB	11









Batter	1	2	3	4	5	6	7	8	9	AB	R	H	RBI	BB	SO	LOB	TOP			
<b>Billy Gardner, R</b> OBP: 0.339, SLG: 0.375 (1.4)										4	0	1	0	0	0	0	<b>Washington Senators @ Detroit Tigers</b> Briggs Stadium, Detroit, MI Tue May 17 1960, 7:05 PM EDT Att: 7,669 - Unknown			
<b>Faye Throneberry, L</b> OBP: 0.419, SLG: 0.385 (1.9)										4	1	2	0	0	1	1				
<b>Bob Allison, R</b> OBP: 0.449, SLG: 0.556 (1.8)										4	0	1	0	0	1	2				
<b>Jim Lemon, R</b> OBP: 0.333, SLG: 0.561 (1.7)										4	0	2	1	0	0	1				
<b>Julio Becquer, L</b> OBP: 0.240, SLG: 0.400 (1.3)										4	0	0	0	0	0	3				
<b>Reno Bertoia, R</b> OBP: 0.298, SLG: 0.245 (1.5)										4	0	1	0	0	1	1				
<b>Earl Batley, R</b> OBP: 0.372, SLG: 0.472 (1.2)										3	0	0	0	1	1	1				
<b>Billy Conso, R</b> OBP: 0.360, SLG: 0.352 (1.6)										2	0	0	0	0	1	3				
<b>Dan Dobbek, L</b> OBP: 0.338, SLG: 0.368 (7. PH)										1	0	0	0	0	0	0				
<b>Jose Valdivielso, R</b> (7. 6)										0	0	0	0	0	0	0				
<b>Pedro Ramos, S</b> OBP: 0.133, SLG: 0.133 (1.1)										3	0	0	0	0	1	3				
<b>Inning Stats</b>	R: 0 E: 0 K: 1 S: 5	H: 1 LOB: 0 BB: 0 P: 5	R: 0 E: 0 K: 2 S: 9	H: 2 LOB: 3 BB: 1 P: 13	R: 1 E: 0 K: 0 S: 5	H: 2 LOB: 1 BB: 0 P: 5	R: 0 E: 0 K: 0 S: 3	H: 0 LOB: 0 BB: 0 P: 3	R: 0 E: 0 K: 1 S: 4	H: 1 LOB: 1 BB: 0 P: 4	R: 0 E: 0 K: 0 S: 6	H: 0 LOB: 0 BB: 0 P: 3	R: 0 E: 0 K: 1 S: 5	H: 0 LOB: 0 BB: 0 P: 5	R: 0 E: 0 K: 1 S: 5	H: 0 LOB: 0 BB: 0 P: 5	1B: 6 2B: 1 3B: 0 HR: 0	SF: 0 SAC: 0 DP: 0 HBP: 0	WP: 0 PB: 0 SB: 0 CS: 1	PA: 34
<b>PITCHER</b> <b>Frank Lary, R</b> ERA: 1.87 (1.1)	IP: 9.0 WLS: W BF: 34 H: 7 R: 1 ER: 1 SO: 6 BB: 1 IBB: 0 HBP: 0 BLK: 0 WP: 0 HR: 0 S: 45 P: 49 ERA: 1.00 WHIP: 0.889																			

Batter	1	2	3	4	5	6	7	8	9	AB	R	H	RBI	BB	SO	LOB	BOTTOM			
<b>Eddie Yost, R</b> OBP: 0.384, SLG: 0.338 (1.5)										3	1	1	0	1	0	0	<b>Washington Senators @ Detroit Tigers</b> Briggs Stadium, Detroit, MI Tue May 17 1960, 7:05 PM EDT Att: 7,669 - Unknown			
<b>Neil Christley, L</b> OBP: 0.283, SLG: 0.511 (1.7)										4	1	2	0	0	0	1				
<b>Al Kaline, R</b> OBP: 0.356, SLG: 0.413 (1.8)										3	0	0	0	1	0	2				
<b>Rocky Colavito, R</b> OBP: 0.289, SLG: 0.333 (1.9)										4	0	1	0	0	0	2				
<b>Norm Cash, L</b> OBP: 0.364, SLG: 0.524 (1.3)										4	1	2	1	0	0	2				
<b>Frank Bolling, R</b> OBP: 0.294, SLG: 0.333 (1.4)										3	0	0	0	1	0	1				
<b>Lou Berberet, L</b> OBP: 0.328, SLG: 0.309 (1.2)										3	0	0	0	1	0	4				
<b>Chico Fernandez, R</b> OBP: 0.333, SLG: 0.278 (1.6)										3	0	2	1	1	1	0				
<b>Frank Lary, R</b> OBP: 0.100, SLG: 0.053 (1.1)										4	0	0	0	0	3	4				
<b>Inning Stats</b>	R: 1 E: 0 K: 0 S: 4	H: 2 LOB: 0 BB: 0 P: 4	R: 1 E: 0 K: 1 S: 7	H: 2 LOB: 1 BB: 0 P: 7	R: 0 E: 0 K: 0 S: 4	H: 1 LOB: 2 BB: 1 P: 8	R: 0 E: 0 K: 1 S: 6	H: 1 LOB: 1 BB: 0 P: 6	R: 1 E: 0 K: 0 S: 5	H: 2 LOB: 3 BB: 2 P: 13	R: 0 E: 0 K: 2 S: 7	H: 0 LOB: 0 BB: 0 P: 7	R: 0 E: 0 K: 0 S: 3	H: 0 LOB: 0 BB: 0 P: 3	R: 0 E: 0 K: 0 S: 3	H: 0 LOB: 2 BB: 2 P: 11		1B: 6 2B: 1 3B: 1 HR: 0	SF: 0 SAC: 0 DP: 1 HBP: 0	WP: 0 PB: 0 SB: 0 CS: 0
<b>PITCHER</b> <b>Pedro Ramos, R</b> ERA: 3.12 (1.1)	IP: 8.0 WLS: L BF: 36 H: 8 R: 3 ER: 3 SO: 4 BB: 5 IBB: 0 HBP: 0 BLK: 0 WP: 0 HR: 0 S: 39 P: 59 ERA: 3.38 WHIP: 1.625																			




Batter	1	2	3	4	5	6	7	8	9	10	11	AB	R	H	RBI	BB	SO	LOB																		
<b>Billy Gardner, R</b> OBP: 0.322, SLG: 0.355 (1, 4)	F9		F9		6-3			K		K	K	6	0	0	0	0	3	5																		
<b>Lenny Green, L</b> OBP: 0.289, SLG: 0.237 (1, 8)	BB		6-3			SH1-4 1B		F5		4-3		4	0	1	0	1	0	1																		
<b>Bob Allison, R</b> OBP: 0.450, SLG: 0.548 (1, 3)	K				K	SH1-4 1-2		FC6-4 1B			HR BB	3	1	1	0	1	2	1																		
<b>Jim Lemon, R</b> OBP: 0.327, SLG: 0.575 (1, 7)	K2-3				P6	K		FC6-4 1-2			HR 1H	5	1	1	2	0	2	3																		
<b>Faye Throneberry, L</b> OBP: 0.361, SLG: 0.323 (1, 9)		1-3			K	4-3				L8	K	5	0	0	0	0	2	1																		
<b>Reno Bertoia, R</b> OBP: 0.323, SLG: 0.263 (1, 5)	K					FC6-4 1B		SH5-4 1B		1-3	1B BB	4	1	2	0	1	1	0																		
<b>Earl Battey, R</b> OBP: 0.378, SLG: 0.467 (1, 2)		BB				F3		SH5-4 1-2		K	1B	3	0	1	0	1	1	1																		
<b>Jose Valdivielso, R</b> (1, 6)						FC6-4 1B		P5			1B	2	0	0	0	0	0	2																		
<b>Julio Becquer, L</b> OBP: 0.231, SLG: 0.385 (7, PH)						E 1-2					1-2	1	0	0	0	0	0	1																		
<b>Billy Coniselo, R</b> OBP: 0.375, SLG: 0.370 (7, 6)	F5					1-2					3H 1B	2	0	2	1	0	0	0																		
<b>Camilo Pascual, R</b> OBP: 0.198, SLG: 0.167 (1, 1)			1-3			E8 1-3		6-3		K	F9	5	0	1	0	0	1	4																		
<b>Inning Stats</b>	R: 0 E: 0 K: 2 S: 7	H: 0 LOB: 1 BB: 1 P: 11	R: 0 E: 0 K: 1 S: 5	H: 0 LOB: 1 BB: 1 P: 9	R: 0 E: 0 K: 0 S: 3	H: 0 LOB: 0 BB: 0 P: 3	R: 0 E: 0 K: 2 S: 7	H: 0 LOB: 0 BB: 0 P: 7	R: 0 E: 1 K: 0 S: 5	H: 2 LOB: 2 BB: 0 P: 5	R: 0 E: 0 K: 1 S: 6	H: 1 LOB: 1 BB: 0 P: 6	R: 0 E: 0 K: 0 S: 4	H: 1 LOB: 1 BB: 0 P: 4	R: 0 E: 0 K: 1 S: 6	H: 1 LOB: 1 BB: 0 P: 6	R: 0 E: 0 K: 1 S: 5	H: 0 LOB: 0 BB: 0 P: 5	R: 0 E: 0 K: 2 S: 8	H: 1 LOB: 1 BB: 0 P: 8	R: 0 E: 0 K: 2 S: 10	H: 3 LOB: 2 BB: 2 P: 18	R: 3 E: 0 K: 2 S: 10	H: 3 LOB: 2 BB: 2 P: 18	1B: 8 2B: 0 3B: 0 HR: 1	SF: 0 SAC: 2 DP: 0 HBP: 0	WP: 0 PB: 0 SB: 1 CS: 0	PA: 46								
<b>PITCHER</b>	IP 10.0	WLS L	BF 2	H 1	R 2	ER 2	SO 0	BB 1	IBB 0	HBP 0	BLK 0	WP 0	HR 1	S 5	P 64	ERA 0.00	WHIP 0.800																			
<b>Jim Bunning, R</b> ERA: 2.74 (1, 1)																																				
<b>Dave Sisler, R</b> ERA: 5.06 (11, 1)	0.0	L	2	1	2	2	0	1	0	0	0	0	0	1	1	5	∞	∞																		
<b>Ray Semproch, R</b> ERA: 1.35 (11, 1)	1.0		6	2	1	1	2	1	0	0	0	0	0	0	9	13	9.00	3.000																		

**Washington Senators @ Detroit Tigers**  
Briggs Stadium, Detroit, MI  
Wed May 18 1960, 4:33 AM EDT  
Att. 4,904 - Unknown

livebaseballscores.com

AB 40  
R 3  
H 9  
RBI 3  
BB 4  
SO 12  
LOB 19




Batter	1	2	3	4	5	6	7	8	9	10	11	AB	R	H	RBI	BB	SO	LOB																	
<b>Eddie Yost, R</b> OBP: 0.385, SLG: 0.341 (1, 5)	CS 1B		F9		5-3			F9			FC3-6 1B	5	0	2	0	0	0	0																	
<b>Neil Christley, L</b> OBP: 0.293, SLG: 0.490 (1, 7)	K					F7 BB		F7			FC3-6 FC6-4 1B	4	0	1	0	1	1	2																	
<b>Al Kaline, R</b> OBP: 0.398, SLG: 0.413 (1, 8)	L1-3					F7 1-2				G5-4-3 1B	FC6-4 1B	5	0	2	0	0	1	2																	
<b>Rocky Colavito, R</b> OBP: 0.284, SLG: 0.318 (1, 9)		BB BB			F5	K				G5-4-3 1-2	FC6-4 1B	4	0	0	0	1	1	4																	
<b>Norm Cash, L</b> OBP: 0.327, SLG: 0.468 (1, 3)		F8			5-3	F7				1-3	F7	5	0	0	0	0	0	4																	
<b>Frank Bolling, R</b> OBP: 0.369, SLG: 0.319 (1, 4)		F3						5-3			FC5-4 BB	2	0	0	0	2	0	1																	
<b>Lou Berberet, L</b> OBP: 0.329, SLG: 0.298 (1, 2)						K		F9			K	2	0	0	0	1	1	1																	
<b>Casey Wise, S</b> OBP: 0.198, SLG: 0.340 (10, PH)												1	0	0	0	0	1	1																	
<b>Chico Fernandez, R</b> OBP: 0.322, SLG: 0.267 (1, 6)											F8	3	0	0	0	0	1	2																	
<b>Sandy Amoros, L</b> OBP: 0.238, SLG: 0.111 (10, PH)												1	0	0	0	0	0	1																	
<b>Red Wilson, R</b> OBP: 0.333, SLG: 0.250 (11, 2)												0	0	0	0	0	0	0																	
<b>Jim Bunning, R</b> OBP: 0.231, SLG: 0.308 (1, 1)											FC5-4	3	0	0	0	0	2	0																	
<b>Steve Bilko, R</b> OBP: 0.182, SLG: 0.288 (10, PH)											1-2	1	0	0	0	0	0	1																	
<b>Dave Sisler, R</b> (11, 1)												0	0	0	0	0	0	0																	
<b>Ray Semproch, R</b> (11, 1)												0	0	0	0	0	0	0																	
<b>Inning Stats</b>	R: 0 E: 0 K: 1 S: 5	H: 1 LOB: 0 BB: 0 P: 5	R: 0 E: 0 K: 0 S: 3	H: 0 LOB: 2 BB: 2 P: 11	R: 0 E: 0 K: 2 S: 8	H: 1 LOB: 1 BB: 0 P: 8	R: 0 E: 0 K: 1 S: 5	H: 0 LOB: 1 BB: 1 P: 9	R: 0 E: 0 K: 1 S: 5	H: 0 LOB: 0 BB: 0 P: 5	R: 0 E: 0 K: 0 S: 3	H: 0 LOB: 0 BB: 0 P: 5	R: 0 E: 0 K: 1 S: 5	H: 1 LOB: 1 BB: 0 P: 3	R: 0 E: 0 K: 0 S: 3	H: 0 LOB: 0 BB: 0 P: 3	R: 0 E: 0 K: 1 S: 5	H: 0 LOB: 1 BB: 1 P: 9	R: 0 E: 0 K: 0 S: 5	H: 0 LOB: 1 BB: 1 P: 9	R: 0 E: 0 K: 1 S: 5	H: 0 LOB: 1 BB: 1 P: 9	R: 0 E: 0 K: 0 S: 5	H: 2 LOB: 2 BB: 0 P: 5	R: 0 E: 0 K: 0 S: 5	H: 2 LOB: 2 BB: 0 P: 5	1B: 5 2B: 0 3B: 0 HR: 0	SF: 0 SAC: 0 DP: 1 HBP: 0	WP: 0 PB: 0 SB: 0 CS: 1	PA: 41					
<b>PITCHER</b>	IP 11.0	WLS W	BF 41	H 5	R 0	ER 0	SO 8	BB 5	IBB 0	HBP 0	BLK 0	WP 0	HR 0	S 52	P 72	ERA 0.00	WHIP 0.909																		
<b>Camilo Pascual, R</b> ERA: 1.87 (1, 1)																																			

**Washington Senators @ Detroit Tigers**  
Briggs Stadium, Detroit, MI  
Wed May 18 1960, 4:33 AM EDT  
Att. 4,904 - Unknown

livebaseballscores.com

AB 36  
R 0  
H 5  
RBI 0  
BB 5  
SO 8  
LOB 19






Batter	1	2	3	4	5	6	7	8	9	AB	R	H	RBI	BB	SO	LOB	TOP			
Pete Whisenant, R (1, 8) OBP: 0.091, SLG: 0.091 Billy Consolo, R (8, 6) OBP: 0.375, SLG: 0.370	0-0 6-3	0-0 P5			0-0 6-3			0-0 1-3		4	0	0	0	0	0	3				
Billy Gardner, R (1, 4) OBP: 0.320, SLG: 0.351	0-3 K		0-0 F8			0-0 G6-4-3 1B		0-0 F7		4	0	1	0	0	1	1				
Bob Allison, R (1, 3) OBP: 0.435, SLG: 0.526	0-3 K		0-0 6-3			0-0 G6-4-3 1-2		0-0 1-3		4	0	0	0	0	1	1				
Jim Lemon, R (1, 7) OBP: 0.314, SLG: 0.549		0-0 F7	0-0 P4			0-3 K		0-3 K		4	0	0	0	0	2	0				
Harmon Killebrew, R (1, 5) OBP: 0.380, SLG: 0.442		0-0 E 1B		0-0 5-3				0-0 F7		4	1	2	0	0	0	0				
Faye Throneberry, L (1, 9) OBP: 0.353, SLG: 0.286		0-0 E4 1B		0-0 P3				0-3 K		4	1	0	0	0	1	2				
Earl Batley, R (1, 2) OBP: 0.376, SLG: 0.462		0-0 1B		0-0 F3				0-0 F7		3	0	1	1	0	0	0				
Jose Valdivielso, R (1, 6) OBP: 0.250, SLG: 0.250 Lenny Green, L (8, PH) OBP: 0.304, SLG: 0.282		0-0 1B		0-0 4-3				0-0 G3 2B		2	0	1	1	0	0	0				
Jim Kaat, L (1, 1) OBP: 0.200, SLG: 0.200 Dan Dobbek, L (2, PH) OBP: 0.333, SLG: 0.362 Don Lee, R (2, 1) OBP: 0.250, SLG: 0.143 Julio Becquer, L (8, PH) OBP: 0.222, SLG: 0.370 Chuck Stobbs, L (8, 1)		0-0 1B		0-0 K				0-0 G3		1	0	0	0	0	0	0				
<b>Inning Stats</b>	R: 0 E: 0 K: 2 S: 7	H: 0 LOB: 0 BB: 0 P: 7	R: 2 E: 1 K: 0 S: 7	H: 3 LOB: 2 BB: 0 P: 7	R: 0 E: 0 K: 0 S: 3	H: 0 LOB: 0 BB: 0 P: 3	R: 0 E: 0 K: 0 S: 3	H: 0 LOB: 0 BB: 0 P: 3	R: 0 E: 0 K: 1 S: 5	H: 1 LOB: 0 BB: 0 P: 5	R: 0 E: 0 K: 1 S: 5	H: 0 LOB: 0 BB: 0 P: 5	R: 0 E: 0 K: 0 S: 4	H: 1 LOB: 1 BB: 0 P: 4	R: 0 E: 0 K: 1 S: 6	H: 1 LOB: 1 BB: 0 P: 6	1B: 5 2B: 1 3B: 0 HR: 0	SF: 0 SAC: 0 DP: 1 HBP: 0	WP: 0 PB: 0 SB: 0 CS: 0	PA: 33
<b>PITCHER</b> Dick Hall, R (1, 1) ERA: 1.56	IP: 9.0 WLS: W BF: 33 H: 6 R: 2 ER: 1 SO: 6 BB: 0 IBB: 0 HBP: 0 BLK: 0 WP: 0 HR: 0 S: 45 P: 45 ERA: 1.00 WHIP: 0.667															<b>PITCHER</b>				

Washington Senators @ Kansas City Athletics  
Municipal Stadium, Kansas City, MO  
Sat May 21 1960, 4:33 AM EDT  
Att: 7,805 - Unknown


AB 33  
R 2  
H 6  
RBI 2  
BB 0  
SO 6  
LOB 10



Batter	1	2	3	4	5	6	7	8	9	AB	R	H	RBI	BB	SO	LOB	BOTTOM			
Ken Hamlin, R (1, 6) OBP: 0.272, SLG: 0.220	4-0 FC6 E BB	4-0 WP BB		0-0 F8		0-3 K		0-0 F8		3	1	0	0	2	1	1				
Jerry Lumpe, L (1, 4) OBP: 0.382, SLG: 0.333	0-0 FC6 1-H FC3-6 BB	4-0 FC6 1-2 BB		0-0 2B		0-0 2B		0-3 K		4	1	2	1	1	1	0				
Hank Bauer, R (1, 9) OBP: 0.276, SLG: 0.269	4-0 FC3-6 BB	0-0 1-6 2-3F		0-0 F8		0-3 K				3	0	0	0	1	1	4				
Norm Siebern, L (1, 3) OBP: 0.403, SLG: 0.515	0-0 FC3-6 2B	0-0 FC6 1-2 2B			0-3 K			4-0 G3 SH1-3 BB		3	1	0	1	1	1	2				
Harry Chiti, R (1, 2) OBP: 0.343, SLG: 0.385	0-0 BB 1-H 2B		0-0 6-3		0-0 5-3			0-0 SH1-3 1-2		3	0	1	1	0	0	0				
Andy Carey, R (1, 5) OBP: 0.333, SLG: 0.375	4-0 BB BB		0-0 1-3		0-0 2B			0-0 G3 2-3		3	0	1	0	1	0	1				
Bill Tuttle, R (1, 8) OBP: 0.298, SLG: 0.274	4-0 1-2 2-3 BB		0-0 4-3		0-0 P4			4-0 FC6 BB		2	0	0	0	2	0	1				
Russ Snyder, L (1, 7) OBP: 0.350, SLG: 0.528	0-0 F7			0-0 SH3 2B 1B		0-0 4-3 3B		0-0 FC6 1-2		4	2	2	0	0	0	5				
Dick Hall, R (1, 1) OBP: 0.125, SLG: 0.067	0-3 K			0-0 SH3 1-2		0-0 4-3 3H		0-0 5-3		3	0	0	1	0	1	3				
<b>Inning Stats</b>	R: 3 E: 1 K: 1 S: 7	H: 1 LOB: 3 BB: 4 P: 23	R: 0 E: 0 K: 0 S: 2	H: 0 LOB: 1 BB: 2 P: 10	R: 0 E: 0 K: 0 S: 3	H: 0 LOB: 0 BB: 0 P: 3	R: 1 E: 0 K: 0 S: 5	H: 2 LOB: 1 BB: 0 P: 5	R: 0 E: 0 K: 1 S: 6	H: 1 LOB: 1 BB: 0 P: 6	R: 1 E: 0 K: 2 S: 9	H: 2 LOB: 1 BB: 0 P: 9	R: 0 E: 0 K: 0 S: 3	H: 0 LOB: 2 BB: 2 P: 11	R: 0 E: 0 K: 1 S: 5	H: 0 LOB: 0 BB: 0 P: 5	1B: 1 2B: 5 3B: 1 HR: 0	SF: 0 SAC: 2 DP: 1 HBP: 0	WP: 1 PB: 0 SB: 0 CS: 0	PA: 38
<b>PITCHER</b> Jim Kaat, L (1, 1) ERA: 5.28 Don Lee, R (2, 1) ERA: 6.4 Chuck Stobbs, L (8, 1) ERA:	IP: 1.0 WLS: L BF: 9 H: 1 R: 3 ER: 2 SO: 3 BB: 4 IBB: 0 HBP: 0 BLK: 0 WP: 1 HR: 0 S: 7 P: 23 ERA: 18.00 WHIP: 5.000															<b>PITCHER</b>				

Washington Senators @ Kansas City Athletics  
Municipal Stadium, Kansas City, MO  
Sat May 21 1960, 4:33 AM EDT  
Att: 7,805 - Unknown

AB 28  
R 5  
H 6  
RBI 4  
BB 8  
SO 5  
LOB 17





Batter	1	2	3	4	5	6	7	8	9	AB	R	H	RBI	BB	SO	LOB	TOP										
<b>Billy Gardner, R</b> (1,4) OBP: 0.341, SLG: 0.368										3	2	3	0	1	0	0	<b>Washington Senators @ Chicago White Sox</b> Comiskey Park, Chicago, IL Sun May 22 1960, 4:33 AM EDT Unknown <a href="http://livebaseballscorecards.com">livebaseballscorecards.com</a>										
<b>Billy Conso, R</b> (6,4) OBP: 0.382, SLG: 0.378										1	0	1	1	0	0	0											
<b>Lenny Green, L</b> (1,8) OBP: 0.314, SLG: 0.295										5	0	2	0	0	0	5											
<b>Bob Allison, R</b> (1,9) OBP: 0.433, SLG: 0.515										4	0	1	1	1	0	2											
<b>Jim Lemon, R</b> (1,7) OBP: 0.308, SLG: 0.531										5	0	1	1	0	0	3											
<b>Harmon Killebrew, R</b> (1,5) OBP: 0.364, SLG: 0.417										5	1	1	0	0	1	4											
<b>Julio Becquer, L</b> (1,3) OBP: 0.250, SLG: 0.375										5	2	2	0	0	1	3											
<b>Earl Batley, R</b> (1,2) OBP: 0.367, SLG: 0.446										5	0	1	0	0	0	1											
<b>Jose Valdivieso, R</b> (1,6) OBP: 0.250, SLG: 0.250										4	0	1	0	0	0	1											
<b>Camilo Pascual, R</b> (1,1) OBP: 0.227, SLG: 0.250										3	2	1	1	1	0	2											
<b>Tex Clevenger, R</b> (8,1) OBP: 0.200, SLG: 0.200										0	0	0	0	0	0	0											
<b>Inning Stats</b>	R: 1 E: 0 K: 1 S: 8	H: 3 LOB: 2 BB: 0 P: 8	R: 0 E: 0 K: 0 S: 5	H: 2 LOB: 2 BB: 0 P: 5	R: 2 E: 1 K: 0 S: 6	H: 2 LOB: 1 BB: 0 P: 6	R: 2 E: 0 K: 0 S: 4	H: 2 LOB: 1 BB: 2 P: 12	R: 1 E: 0 K: 0 S: 6	H: 3 LOB: 2 BB: 0 P: 6	R: 0 E: 0 K: 0 S: 3	H: 0 LOB: 1 BB: 1 P: 7	R: 1 E: 0 K: 0 S: 5	H: 2 LOB: 1 BB: 0 P: 5	R: 0 E: 0 K: 1 S: 3	H: 0 LOB: 0 BB: 0 P: 3	R: 0 E: 0 K: 1 S: 5	H: 0 LOB: 0 BB: 0 P: 5	1B: 13 2B: 1 3B: 0 HR: 0	SF: 0 SAC: 2 DP: 1 HBP: 0	WP: 0 PB: 0 CS: 1	PA: 44					
<b>PITCHER</b>	IP	WLS	BF	H	R	ER	SO	BB	IBB	HBP	BLK	WP	HR	S	P	ERA	WHIP										
<b>Bob Shaw, R</b> (1,1) ERA: 3.48	3.0	L	17	7	3	1	1	0	0	0	0	0	0	19	19	3.00	2.333										
<b>Frank Baumann, L</b> (4,1) ERA: 3.2	1.1		9	4	3	3	0	2	0	0	0	0	0	7	15	20.25	4.500										
<b>Ray Moore, R</b> (5,1) ERA: 4.05	0.0		0	0	0	0	0	0	0	0	0	0	0	0	0	∞	∞										
<b>Dick Donovan, R</b> (7,1) ERA: 7.04	1.0		5	2	1	1	0	0	0	0	0	0	0	5	5	9.00	2.000										
<b>Turk Lown, R</b> (8,1) ERA: 2.19	2.0		6	0	0	0	1	0	0	0	0	0	0	8	8	0.00	0.000										

Batter	1	2	3	4	5	6	7	8	9	AB	R	H	RBI	BB	SO	LOB	BOTTOM										
<b>Luis Aparicio, R</b> (1,6) OBP: 0.271, SLG: 0.261										5	0	0	0	0	1	1	<b>Washington Senators @ Chicago White Sox</b> Comiskey Park, Chicago, IL Sun May 22 1960, 4:33 AM EDT Unknown <a href="http://livebaseballscorecards.com">livebaseballscorecards.com</a>										
<b>Nellie Fox, L</b> (1,4) OBP: 0.343, SLG: 0.362										3	1	1	0	1	0	1											
<b>Minnie Minoso, R</b> (1,7) OBP: 0.383, SLG: 0.543										4	2	2	2	0	1	1											
<b>Ted Kluszewski, L</b> (1,3) OBP: 0.433, SLG: 0.557										4	1	3	3	0	0	0											
<b>Sherm Lollar, R</b> (1,2) OBP: 0.382, SLG: 0.434										3	0	0	0	1	0	3											
<b>Al Smith, R</b> (1,9) OBP: 0.355, SLG: 0.459										3	0	0	0	1	1	1											
<b>Billy Goodman, L</b> (1,5) OBP: 0.367, SLG: 0.357										3	0	0	0	1	1	2											
<b>Jim Landis, R</b> (1,8) OBP: 0.413, SLG: 0.313										4	0	0	0	0	3	1											
<b>Bob Shaw, R</b> (1,1) ERA: 3.48										0	0	0	0	0	0	0											
<b>Frank Baumann, L</b> (4,1) ERA: 3.2										0	0	0	0	0	0	0											
<b>Ray Moore, R</b> (5,1) ERA: 4.05										0	0	0	0	0	0	0											
<b>Dick Donovan, R</b> (7,1) ERA: 7.04										0	0	0	0	0	0	0											
<b>Turk Lown, R</b> (8,1) ERA: 2.19										0	0	0	0	0	0	0											
<b>Inning Stats</b>	R: 0 E: 0 K: 0 S: 3	H: 0 LOB: 0 BB: 0 P: 3	R: 0 E: 0 K: 1 S: 5	H: 0 LOB: 1 BB: 1 P: 9	R: 0 E: 0 K: 1 S: 5	H: 2 LOB: 1 BB: 0 P: 6	R: 0 E: 0 K: 1 S: 6	H: 2 LOB: 1 BB: 0 P: 6	R: 2 E: 0 K: 1 S: 7	H: 2 LOB: 1 BB: 1 P: 11	R: 0 E: 0 K: 2 S: 7	H: 0 LOB: 1 BB: 1 P: 11	R: 3 E: 0 K: 0 S: 5	H: 2 LOB: 1 BB: 2 P: 13	R: 0 E: 0 K: 2 S: 7	H: 0 LOB: 0 BB: 0 P: 7	1B: 3 2B: 1 3B: 0 HR: 2	SF: 0 SAC: 0 DP: 1 HBP: 0	WP: 0 PB: 0 CS: 0	PA: 37							
<b>PITCHER</b>	IP	WLS	BF	H	R	ER	SO	BB	IBB	HBP	BLK	WP	HR	S	P	ERA	WHIP										
<b>Camilo Pascual, R</b> (1,1) ERA: 2.39	7.1	W	31	6	5	5	7	4	0	0	0	0	0	41	57	6.14	1.364										
<b>Tex Clevenger, R</b> (8,1) ERA: 3.74	1.2	S	6	0	0	0	2	1	0	0	0	0	0	9	13	0.00	0.600										



Batter	1	2	3	4	5	6	7	8	9	AB	R	H	RBI	BB	SO	LOB	TOP					
<b>Pete Whisenant, R</b> OBP: 0.067, SLG: 0.067 (1, 8)	F4		6-3		K		F4			4	0	0	0	0	1	0						
<b>Billy Gardner, R</b> OBP: 0.346, SLG: 0.372 (1, 4)	F4		2-3 1B			1B 1B	6-3			4	1	2	0	0	0	0						
<b>Bob Allison, R</b> OBP: 0.435, SLG: 0.510 (1, 9)	1B BB		2-3			E 1B 1B		K		3	1	1	0	1	1	1						
<b>Jim Lemon, R</b> OBP: 0.315, SLG: 0.530 <b>Lenny Green, L</b> OBP: 0.314, SLG: 0.295 (8, 8)	1-2 1B		K			E 1B 1B		6-3		4	1	2	1	0	1	1						
<b>Harmon Killebrew, R</b> OBP: 0.339, SLG: 0.385 (1, 5)	K				K			5-3		4	0	0	0	0	2	4						
<b>Earl Battey, R</b> OBP: 0.363, SLG: 0.437 (1, 2)		1-6-3 1B		4-3		E1 1B			F7	4	0	1	0	0	0	2						
<b>Julio Becquer, L</b> OBP: 0.250, SLG: 0.361 (1, 3)		1-6-3		1-3					F7	4	0	1	2	0	0	1						
<b>Billy Consolo, R</b> OBP: 0.366, SLG: 0.359 (1, 6)		F7			K		G4-6-3		6-3	4	0	0	0	0	1	3						
<b>Pedro Ramos, S</b> OBP: 0.111, SLG: 0.111 (1, 1)		K			F5				F5	3	0	0	0	0	1	1						
<b>Inning Stats</b>	R: 0 E: 0 K: 1 S: 6	H: 1 LOB: 2 BB: 1 P: 10	R: 0 E: 0 K: 1 S: 6	H: 1 LOB: 1 BB: 0 P: 6	R: 0 E: 0 K: 1 S: 6	H: 1 LOB: 1 BB: 0 P: 6	R: 0 E: 0 K: 1 S: 5	H: 0 LOB: 0 BB: 0 P: 5	R: 0 E: 0 K: 2 S: 7	H: 0 LOB: 0 BB: 0 P: 7	R: 3 E: 1 K: 0 S: 7	H: 4 LOB: 1 BB: 0 P: 7	R: 0 E: 0 K: 0 S: 3	H: 0 LOB: 0 BB: 0 P: 3	R: 0 E: 0 K: 0 S: 5	H: 0 LOB: 0 BB: 0 P: 3	R: 0 E: 0 K: 0 S: 3	H: 0 LOB: 0 BB: 0 P: 3	1B: 7 2B: 0 3B: 0 HR: 0	SF: 0 SAC: 0 DP: 1 HBP: 0	WP: 0 PB: 0 CS: 0	PA: 35
<b>PITCHER</b>	IP	WLS	BF	H	R	ER	SO	BB	IBB	HBP	BLK	WP	HR	S	P	ERA	WHIP					
<b>Billy Pierce, L</b> ERA: 3.4 (1, 1)	7.0	L	29	7	3	3	6	1	0	0	0	0	0	40	44	3.86	1.143					
<b>Gerry Staley, R</b> ERA: 0.63 (8, 1)	2.0		6	0	0	0	1	0	0	0	0	0	0	8	8	0.00	0.000					

**Washington Senators @ Chicago White Sox**  
Comiskey Park, Chicago, IL  
Sun May 22 1960, 4:38 AM EDT  
Att: 24,459 - Unknown


AB 34  
R 3  
H 7  
RBI 3  
BB 1  
SO 7  
LOB 13



Batter	1	2	3	4	5	6	7	8	9	AB	R	H	RBI	BB	SO	LOB	BOTTOM					
<b>Luis Aparicio, R</b> OBP: 0.269, SLG: 0.252 (1, 6)	4-3		FC3-6 S 1B		5-3			F8 S 1B BB	P4	4	2	0	0	1	0	2						
<b>Nellie Fox, L</b> OBP: 0.355, SLG: 0.375 (1, 4)	BB 1B		FC1-6 1B			G4-6-3 1B		1-3		4	0	3	1	0	0	1						
<b>Minnie Minoso, R</b> OBP: 0.371, SLG: 0.525 (1, 7)	F8		FC1-6 2B			G4-6-3		F8		4	0	0	0	0	0	4						
<b>Ted Kluszewski, L</b> OBP: 0.465, SLG: 0.594 <b>Earl Torgeson, L</b> OBP: 0.313, SLG: 0.500 (8, PR) (9, 3)	1-2 BB		1-H 2B			FC6-4 1B		1B 1B		3	0	3	1	1	0	0						
<b>Al Smith, R</b> OBP: 0.352, SLG: 0.452 (1, 9)	K				F8		FC6-4		1B	4	0	1	0	0	1	3						
<b>Jim Landis, R</b> OBP: 0.402, SLG: 0.302 <b>Joe Hicks, L</b> OBP: 0.353, SLG: 0.400 (8, PH) (9, 8)		F3			F7			F5	F8	3	0	0	0	0	0	0						
<b>Sammy Esposito, R</b> OBP: 0.293, SLG: 0.235 <b>Billy Goodman, L</b> OBP: 0.353, SLG: 0.341 (7, PH) (8, 5)		F7			K			F7	6-3	2	0	0	0	0	1	0						
<b>Dick Brown, R</b> OBP: 0.176, SLG: 0.313 <b>Sherm Lollar, R</b> OBP: 0.379, SLG: 0.429 (1, 2) (9, PH)		K			F2			BB	6-3	2	0	0	0	1	1	0						
<b>Billy Pierce, L</b> OBP: 0.250, SLG: 0.200 <b>Roy Sievers, R</b> OBP: 0.313, SLG: 0.400 <b>Gerry Staley, R</b> (8, 1) <b>Gene Freese, R</b> OBP: 0.206, SLG: 0.242 <b>Jim Rivera, L</b> (9, PR)			FC3-6 1B		K			P2		2	0	1	0	0	1	0						
<b>Inning Stats</b>	R: 0 E: 0 K: 1 S: 6	H: 0 LOB: 0 BB: 0 P: 5	R: 1 E: 0 K: 0 S: 5	H: 3 LOB: 2 BB: 0 P: 5	R: 0 E: 0 K: 1 S: 5	H: 0 LOB: 0 BB: 0 P: 5	R: 0 E: 0 K: 0 S: 4	H: 2 LOB: 1 BB: 0 P: 4	R: 0 E: 0 K: 0 S: 3	H: 0 LOB: 1 BB: 1 P: 7	R: 1 E: 0 K: 0 S: 5	H: 2 LOB: 2 BB: 1 P: 9	R: 0 E: 0 K: 0 S: 4	H: 1 LOB: 1 BB: 0 P: 4	R: 0 E: 0 K: 0 S: 4	H: 1 LOB: 0 BB: 0 P: 4	1B: 7 2B: 2 3B: 0 HR: 0	SF: 0 SAC: 0 DP: 1 HBP: 0	WP: 0 PB: 0 CS: 0	PA: 37		
<b>PITCHER</b>	IP	WLS	BF	H	R	ER	SO	BB	IBB	HBP	BLK	WP	HR	S	P	ERA	WHIP					
<b>Pedro Ramos, R</b> ERA: 2.95 (1, 1)	9.0	W	37	9	2	2	4	3	0	0	0	0	0	42	54	2.00	1.333					

**Washington Senators @ Chicago White Sox**  
Comiskey Park, Chicago, IL  
Sun May 22 1960, 4:38 AM EDT  
Att: 24,459 - Unknown

AB 34  
R 2  
H 9  
RBI 2  
BB 3  
SO 4  
LOB 13





Batter	1	2	3	4	5	6	7	8	9	AB	R	H	RBI	BB	SO	LOB	TOP					
<b>Billy Gardner, R</b> (1.4) OBP: 0.343, SLG: 0.363	4-0 CS BB		0-0 P3			0-0 F8		0-0 5-3		3	0	0	0	1	0	0	<b>Washington Senators @ Cleveland Indians</b> Cleveland Municipal Stadium, Cleveland, OH Tue May 24 1960, 7:05 PM EDT Att: 6,144 - Unknown <a href="http://livebaseballscores.com">livebaseballscores.com</a>					
<b>Lenny Green, L</b> (1.8) OBP: 0.327, SLG: 0.298	0-0 F9		0-0 G3			0-0 S 1B		4-0 FC6-4 BB	3	0	1	0	1	0	1							
<b>Bob Allison, R</b> (1.9) OBP: 0.438, SLG: 0.500	4-0 HBP BB			0-0 F9		4-0 G6-4-3 BB		0-0 FC6-4 HR	2	1	0	0	2	0	1							
<b>Jim Lemon, R</b> (1.7) OBP: 0.322, SLG: 0.553	1-0 FC6-4 HBP			0-3 K		0-0 G6-4-3		0-0 HR	3	1	1	2	0	1	2							
<b>Harmon Killebrew, R</b> (1.5) OBP: 0.333, SLG: 0.393	0-0 FC6-4			0-3 K			0-0 F7	0-0 G1 2B	4	0	1	0	0	1	2							
<b>Julio Becquer, L</b> (1.3) OBP: 0.225, SLG: 0.325		0-0 P5			0-0 F9		0-0 F8	0-0 G1	4	0	0	0	0	0	1							
<b>Earl Batley, R</b> (1.2) OBP: 0.358, SLG: 0.422		0-0 5-3			4-0 4-3 WP BB		0-0 3-1	0-0 F9	3	0	0	0	1	0	1							
<b>Billy Consolo, R</b> (1.6) OBP: 0.358, SLG: 0.350 <b>Faye Throneberry, L</b> (8. PH) OBP: 0.341, SLG: 0.306 <b>Hal Woodeshick, R</b> (8.1)		0-0 F8			0-0 4-3			0-0 G3-6-1 1B	2	0	0	0	0	0	1							
<b>Chuck Stobbs, L</b> (1.1) <b>Tex Clevenger, R</b> (7.1) <b>Elmer Valo, L</b> (8. PH) <b>Jose Valdivielso, R</b> (8.6) OBP: 0.250, SLG: 0.250			0-3 K		0-0 6-3			0-0 G3-6-1 1-2	2	0	0	0	0	1	1							
<b>Inning Stats</b>	R: 0 E: 0 K: 0 S: 2	H: 0 LOB: 2 BB: 2 P: 11	R: 0 E: 0 K: 0 S: 3	H: 0 LOB: 0 BB: 0 P: 3	R: 0 E: 0 K: 1 S: 5	H: 0 LOB: 0 BB: 0 P: 5	R: 0 E: 0 K: 2 S: 7	H: 0 LOB: 0 BB: 0 P: 7	R: 0 E: 0 K: 0 S: 3	H: 0 LOB: 1 BB: 1 P: 7	R: 0 E: 0 K: 0 S: 3	H: 0 LOB: 0 BB: 0 P: 3	R: 0 E: 0 K: 0 S: 3	H: 1 LOB: 1 BB: 1 P: 7	R: 0 E: 0 K: 0 S: 3	H: 1 LOB: 0 BB: 0 P: 3		R: 2 E: 0 K: 0 S: 5	H: 2 LOB: 1 BB: 1 P: 9	1B: 2 2B: 1 3B: 0 HR: 1	SF: 0 SAC: 0 DP: 2 HBP: 1	WP: 1 PB: 0 SB: 1 CS: 1
<b>PITCHER</b> <b>Mudcat Grant, R</b> (1.1) ERA: 1.42	IP: 9.0 WLS: W BF: 34 H: 4 R: 2 ER: 2 SO: 3 BB: 5 IBB: 0 HBP: 1 BLK: 0 WP: 1 HR: 1 S: 34 P: 55 ERA: 2.00 WHIP: 1.000															<b>PITCHER</b>						

Batter	1	2	3	4	5	6	7	8	9	AB	R	H	RBI	BB	SO	LOB	BOTTOM			
<b>Jim Piersall, R</b> (1.8) OBP: 0.376, SLG: 0.506	0-0 F9		0-0 CS 1B			0-0 F9	0-0 F9	0-0 FC6-4		5	0	1	0	0	0	4	<b>Washington Senators @ Cleveland Indians</b> Cleveland Municipal Stadium, Cleveland, OH Tue May 24 1960, 7:05 PM EDT Att: 6,144 - Unknown <a href="http://livebaseballscores.com">livebaseballscores.com</a>			
<b>Ken Aspromonte, R</b> (1.4) OBP: 0.421, SLG: 0.313	0-0 F6		0-0 CS	0-0 5-3		0-0 F8		4-0 1B BB 1-3 BB	3	1	0	0	1	0	0					
<b>Harvey Kuenn, R</b> (1.9) OBP: 0.409, SLG: 0.370 <b>Carroll Hardy, R</b> (8. PR) OBP: 0.167, SLG: 0.091 (9.9)	4-0 BB			4-0 BB E BB		0-0 6-3		4-0 1-3 1B BB	1	1	0	0	3	0	0					
<b>Tito Francona, L</b> (1.7) OBP: 0.391, SLG: 0.417	0-3 K			4-0 FC5-4 BB		0-0 F9		0-0 1-3 1B	3	1	1	0	1	1	1					
<b>Vic Power, R</b> (1.3) OBP: 0.363, SLG: 0.452		0-0 F7		0-0 FC5-4		0-0 HR 1B		0-3 K	4	1	1	0	0	1	4					
<b>John Romano, R</b> (1.2) OBP: 0.340, SLG: 0.385		0-0 F3		0-0 F5		0-0 HR		0-0 1-3	4	1	1	3	0	0	3					
<b>Woodie Held, R</b> (1.6) OBP: 0.371, SLG: 0.554		0-0 4-3			0-3 K		0-0 6-3	4-0 1B IBB	3	1	0	0	1	1	0					
<b>Bubba Phillips, R</b> (1.5) OBP: 0.259, SLG: 0.311			0-0 F5		0-0 F9		0-0 1B	0-0 1B	4	0	2	2	0	0	0					
<b>Mudcat Grant, R</b> (1.1) OBP: 0.222, SLG: 0.222			0-0 L1		0-0 F8		0-0 1B	0-0 FC6-4	4	0	2	1	0	0	0					
<b>Inning Stats</b>	R: 0 E: 0 K: 1 S: 5	H: 0 LOB: 1 BB: 1 P: 9	R: 0 E: 0 K: 0 S: 3	H: 0 LOB: 0 BB: 0 P: 3	R: 0 E: 0 K: 0 S: 3	H: 1 LOB: 0 BB: 0 P: 3	R: 1 E: 1 K: 0 S: 3	H: 0 LOB: 1 BB: 2 P: 11	R: 0 E: 0 K: 1 S: 5	H: 0 LOB: 0 BB: 0 P: 5	R: 0 E: 0 K: 0 S: 3	H: 0 LOB: 0 BB: 0 P: 3	R: 2 E: 0 K: 0 S: 7	H: 4 LOB: 2 BB: 0 P: 7	R: 4 E: 0 K: 1 S: 8	H: 3 LOB: 2 BB: 3 P: 20		1B: 7 2B: 0 3B: 0 HR: 1	SF: 0 SAC: 0 DP: 0 HBP: 0	WP: 0 PB: 0 SB: 0 CS: 1
<b>PITCHER</b> <b>Chuck Stobbs, L</b> (1.1) ERA: 1.54 <b>Tex Clevenger, R</b> (7.1) ERA: 3.69 <b>Hal Woodeshick, L</b> (8.1) ERA: 8.1	IP: 6.2 WLS: L BF: 27 H: 5 R: 3 ER: 2 SO: 2 BB: 3 IBB: 0 HBP: 0 BLK: 0 WP: 0 HR: 1 S: 28 P: 40 ERA: 2.70 WHIP: 1.200															<b>PITCHER</b>				



Batter	1	2	3	4	5	6	7	8	9	10	11	AB	R	H	RBI	BB	SO	LOB						
Billy Gardner, R OBP: 0.353, SLG: 0.372 (1, 4)												5	0	3	0	0	0	2						
Lenny Green, L OBP: 0.300, SLG: 0.269 (1, 8)												5	0	0	0	0	0	7						
Bob Allison, R OBP: 0.429, SLG: 0.486 (1, 9)													5	0	1	0	0	1						
Jim Lemon, R OBP: 0.317, SLG: 0.537 (1, 7)													5	0	1	0	0	1						
Harmon Killebrew, R OBP: 0.324, SLG: 0.377 (1, 5)													5	0	1	0	0	2						
Julio Becquer, L OBP: 0.265, SLG: 0.295 (1, 3)													4	0	0	0	0	2						
Earl Battey, R OBP: 0.345, SLG: 0.404 (1, 2)												4	0	0	0	0	2	1						
Billy Conzolo, R OBP: 0.351, SLG: 0.341 (8, PH)												2	0	0	0	0	0	0						
Faye Throneberry, L OBP: 0.357, SLG: 0.308 (8, PR)												0	0	0	0	1	0	0						
Jose Valdivielso, R OBP: 0.333, SLG: 0.333 (8, 6)												1	0	1	0	0	0	0						
Bill Fischer, R OBP: 0.333, SLG: 0.200 (1, 1)												2	0	1	0	1	1	0						
<b>Inning Stats</b>	R: 0 E: 0 K: 0 S: 3	H: 1 LOB: 0 BB: 0 P: 3	R: 0 E: 0 K: 0 S: 3	H: 0 LOB: 0 BB: 0 P: 3	R: 0 E: 0 K: 1 S: 6	H: 1 LOB: 2 BB: 1 P: 10	R: 0 E: 0 K: 0 S: 3	H: 0 LOB: 0 BB: 0 P: 3	R: 0 E: 0 K: 0 S: 3	H: 1 LOB: 1 BB: 0 P: 6	R: 0 E: 0 K: 3 S: 10	H: 1 LOB: 1 BB: 0 P: 10	R: 0 E: 0 K: 0 S: 3	H: 0 LOB: 2 BB: 1 P: 7	R: 0 E: 0 K: 1 S: 6	H: 1 LOB: 0 BB: 0 P: 6	R: 0 E: 0 K: 0 S: 5	H: 3 LOB: 2 BB: 0 P: 5	R: 0 E: 0 K: 2 S: 7	H: 0 LOB: 0 BB: 0 P: 7	1B: 8 2B: 0 3B: 0 HR: 0	SF: 0 SAC: 1 DP: 0 HBP: 0	WP: 0 PB: 0 SB: 0 CS: 1	PA: 42
<b>PITCHER</b> Jim Perry, R ERA: 2.89 (1, 1)	IP: 11.0 WLS: 7 BF: 41 H: 8 R: 0 ER: 0 SO: 8 BB: 2 IBB: 0 HBP: 0 BLK: 0 WP: 0 HR: 0 S: 55 P: 63 ERA: 2.89 WHIP: 0.909																							

**Washington Senators @ Cleveland Indians**  
Cleveland Municipal Stadium, Cleveland, OH  
Wed May 25 1960, 7:05 PM EDT  
Att: 6,427 - Unknown

livebaseballscorecards.com

AB 38  
R 0  
H 8  
RBI 0  
BB 2  
SO 8  
LOB 14

Batter	1	2	3	4	5	6	7	8	9	10	11	AB	R	H	RBI	BB	SO	LOB				
Jim Piersall, R OBP: 0.367, SLG: 0.488 (1, 8)												5	1	1	0	0	0	1				
Ken Aspromonte, R OBP: 0.375, SLG: 0.286 (1, 4)												5	0	1	0	0	0	1				
Harvey Kuenn, R OBP: 0.391, SLG: 0.351 (1, 9)												5	0	0	0	0	0	2				
Tito Francona, L OBP: 0.383, SLG: 0.406 (1, 7)												5	0	1	1	0	0	0				
Vic Power, R OBP: 0.375, SLG: 0.462 (1, 3)												4	0	3	0	0	0	0				
John Romano, R OBP: 0.333, SLG: 0.372 (1, 2)												4	0	1	0	0	0	2				
Woodie Held, R OBP: 0.388, SLG: 0.533 (1, 6)												4	0	0	0	0	1	3				
Bubba Phillips, R OBP: 0.299, SLG: 0.299 (1, 5)												3	0	0	0	1	0	3				
Jim Perry, S OBP: 0.294, SLG: 0.294 (1, 1)												3	0	0	0	0	2	0				
<b>Inning Stats</b>	R: 0 E: 1 K: 0 S: 3	H: 0 LOB: 0 BB: 0 P: 3	R: 0 E: 0 K: 0 S: 3	H: 0 LOB: 0 BB: 0 P: 3	R: 0 E: 0 K: 1 S: 5	H: 0 LOB: 0 BB: 0 P: 5	R: 0 E: 0 K: 0 S: 5	H: 0 LOB: 0 BB: 0 P: 5	R: 0 E: 0 K: 0 S: 4	H: 1 LOB: 1 BB: 0 P: 4	R: 0 E: 0 K: 0 S: 3	H: 0 LOB: 1 BB: 1 P: 7	R: 0 E: 0 K: 1 S: 6	H: 0 LOB: 0 BB: 0 P: 3	R: 0 E: 0 K: 1 S: 6	H: 1 LOB: 1 BB: 0 P: 6	R: 1 E: 0 K: 0 S: 5	H: 3 LOB: 2 BB: 0 P: 5	1B: 7 2B: 1 3B: 0 HR: 0	SF: 0 SAC: 1 DP: 1 HBP: 0	WP: 0 PB: 0 SB: 0 CS: 0	PA: 40
<b>PITCHER</b> Bill Fischer, R ERA: 2.52 (1, 1)	IP: 10.2 WLS: 7 BF: 40 H: 7 R: 1 ER: 1 SO: 3 BB: 1 IBB: 0 HBP: 0 BLK: 0 WP: 0 HR: 0 S: 45 P: 49 ERA: 2.52 WHIP: 0.750																					

**Washington Senators @ Cleveland Indians**  
Cleveland Municipal Stadium, Cleveland, OH  
Wed May 25 1960, 7:05 PM EDT  
Att: 6,427 - Unknown

livebaseballscorecards.com

AB 38  
R 1  
H 7  
RBI 1  
BB 1  
SO 3  
LOB 12



Batter	1	2	3	4	5	6	7	8	9	AB	R	H	RBI	BB	SO	LOB	TOP			
Marty Keough, L (1.8) OBP: 0.267, SLG: 0.220	0-0 BB 1B		0-0 FC 1B 1B	0-0 F6		0-0 F4		0-0 G4-6-3		5	1	2	0	0	0	4	<b>Boston Red Sox @ Washington Senators</b> Griffith Stadium, Washington, DC Thu May 26 1960, 7:05 PM EDT Att: 4,863 - Unknown  <b>livebaseballscorecards.com</b>			
Pete Runnels, L (1.4) OBP: 0.439, SLG: 0.463	0-0 F7		0-0 FC 1B 1-2	0-0 1B 1-3 3H 0-0		0-0 E3		0-0 6-3		5	0	1	1	0	0	3				
Gary Geiger, L (1.9) OBP: 0.283, SLG: 0.277	4-0 1-2 BB		0-3 K	0-0 F5		0-3 K		0-0 4-3		4	0	0	0	1	2	6				
Vic Wertz, L (1.3) OBP: 0.346, SLG: 0.456	0-3 K		0-0 FC6-4 1B 1-3 2H	0-0 3-1		0-0 3-1		0-0 6-3		5	0	1	1	0	1	2				
Gene Stephens, L (1.7) OBP: 0.265, SLG: 0.267	0-0 4-3		0-3 K	0-0 G3		0-0 F9				4	0	0	0	0	1	4				
Frank Malzone, R (1.5) OBP: 0.313, SLG: 0.372		0-0 1-3	0-0 FC6-4 1-2	0-0 E 1B		1-0 HBP				3	0	1	0	0	0	2				
Don Buddin, R (1.6) OBP: 0.359, SLG: 0.360		0-0 1-3		0-0 F8 1-2		0-3 K		0-0 L5		4	0	0	0	0	1	2				
Haywood Sullivan, R (1.2) OBP: 0.286, SLG: 0.218 (8. PH) Pumpsie Green, S (8. PH) OBP: 0.393, SLG: 0.391 Don Gile, R (8. 2) OBP: 0.250, SLG: 0.182	0-0 E5		4-0 E 1B BB	4-0 E 1B BB		4-0 FC3-6 BB		4-0 G4-6-3 BB		1	1	0	0	2	0	0				
Jerry Casale, R (1.1) OBP: 0.316, SLG: 0.333 Tom Sturdivant, L (5. 1) OBP: 0.143, SLG: 0.167 Mike Fornieles, R (5. 1) OBP: 0.237, SLG: 0.237 Ted Bowsfield, L (7. 1) OBP: 0.237, SLG: 0.237 Dave Hillman, R (7. 1) OBP: 0.237, SLG: 0.237 Rip Repulski, R (8. PH) OBP: 0.237, SLG: 0.237 Tom Borland, L (8. 1) OBP: 0.237, SLG: 0.237	0-0 F8		0-0 E4 1B 1-3	0-0 E4 1B 1-3		0-0 FC3-6 E 1-2		0-0 F9		2	0	0	0	0	0	2				
<b>Inning Stats</b>	R: 0 E: 0 K: 1 S: 6	H: 1 LOB: 2 BB: 1 P: 10	R: 0 E: 1 K: 0 S: 4	H: 0 LOB: 1 BB: 0 P: 4	R: 1 E: 0 K: 2 S: 10	H: 2 LOB: 0 BB: 0 P: 10	R: 1 E: 1 K: 0 S: 5	H: 1 LOB: 2 BB: 1 P: 9	R: 0 E: 1 K: 1 S: 6	H: 0 LOB: 1 BB: 0 P: 6	R: 0 E: 0 K: 0 S: 3	H: 0 LOB: 1 BB: 0 P: 4	R: 0 E: 0 K: 0 S: 2	H: 0 LOB: 0 BB: 1 P: 6	R: 0 E: 0 K: 0 S: 3	H: 0 LOB: 0 BB: 0 P: 3		1B: 5 2B: 0 3B: 0 HR: 0	SF: 0 SAC: 0 DP: 1 HBP: 1	WP: 0 PB: 0 SB: 0 CS: 0
<b>PITCHER</b> Pedro Ramos, R (1.1) ERA: 2.69	IP: 9.0 WLS: W BF: 40 H: 5 R: 2 ER: 1 SO: 5 BB: 4 IBB: 0 HBP: 1 BLK: 0 WP: 0 HR: 0 S: 45 P: 62 ERA: 1.00 WHIP: 1.000															<b>PITCHER</b>				

Batter	1	2	3	4	5	6	7	8	9	AB	R	H	RBI	BB	SO	LOB	BOTTOM	
Billy Gardner, R (1.4) OBP: 0.354, SLG: 0.376	0-3 K		4-0 FC5-4 BB		0-0 BB 1B 2B		0-0 F7		0-0 6-3		4	1	1	1	1	1	<b>Boston Red Sox @ Washington Senators</b> Griffith Stadium, Washington, DC Thu May 26 1960, 7:05 PM EDT Att: 4,863 - Unknown  <b>livebaseballscorecards.com</b>	
Bob Allison, R (1.9) OBP: 0.428, SLG: 0.478	4-0 FC5-4 BB		0-0 F5		0-0 F7		0-0 F3		0-0 BB 1B		4	0	1	0	1	0		3
Harmon Killebrew, R (1.5) OBP: 0.342, SLG: 0.375	0-0 FC5-4 BB 1-2		0-0 FC5-4 1-2		4-0 BB 1B BB		0-0 E BB SF8 1B		4-0 BB 1B BB		3	2	1	0	2	0		2
Jim Lemon, R (1.7) OBP: 0.328, SLG: 0.527	4-0 1-2 BB		0-0 F2		4-0 BB 1B BB		4-0 SF8 E 1B BB		0-0 L7		2	1	0	0	3	0		2
Julio Becquer, L (1.3) OBP: 0.229, SLG: 0.333	0-0 F6		0-0 1B 2B		0-0 BB 1B		0-0 E5 L4-6 1B				4	0	2	2	0	0		4
Dan Dobbek, L (1.8) OBP: 0.347, SLG: 0.367 Pete Whisenant, R (7. PH) OBP: 0.087, SLG: 0.087 Faye Throneberry, L (7. PH) OBP: 0.349, SLG: 0.306 Lenny Green, L (8. 8) OBP: 0.300, SLG: 0.289		0-0 3-1		0-0 1B 2H		4-0 FC4 BB 1-2 2-3		0-0 SF8		0-0 2-3 3H		2	0	1	0	0		0
Earl Batley, R (1.2) OBP: 0.342, SLG: 0.398		0-0 F8		0-3 K		0-0 FC4 1-2		0-0 1B		4	0	1	1	0	1	4		
Billy Consolo, R (1.6) OBP: 0.347, SLG: 0.329		0-0 F9		0-0 F4		4-0 SH3-4 BB		4-0 L4-6 2-3		3	0	0	0	1	0	2		
Pedro Ramos, S (1.1) OBP: 0.143, SLG: 0.100			0-3 K		4-0 2B BB		0-0 SH3-4		0-0 5-3		2	1	0	0	1	0		
<b>Inning Stats</b>	R: 0 E: 0 K: 1 S: 5	H: 0 LOB: 2 BB: 1 P: 13	R: 0 E: 0 K: 0 S: 3	H: 0 LOB: 0 BB: 0 P: 3	R: 0 E: 0 K: 1 S: 5	H: 2 LOB: 1 BB: 0 P: 6	R: 3 E: 0 K: 0 S: 5	H: 2 LOB: 3 BB: 4 P: 21	R: 0 E: 0 K: 0 S: 3	H: 0 LOB: 1 BB: 1 P: 7	R: 2 E: 1 K: 0 S: 5	H: 2 LOB: 1 BB: 1 P: 9	R: 0 E: 0 K: 0 S: 4	H: 1 LOB: 2 BB: 1 P: 8	1B: 5 2B: 3 3B: 0 HR: 0	SF: 1 SAC: 1 DP: 1 HBP: 0		WP: 0 PB: 0 SB: 0 CS: 0
<b>PITCHER</b> Jerry Casale, R (1.1) ERA: 4.39 Tom Sturdivant, R (5. 1) ERA: 4.64 Mike Fornieles, R (5. 1) ERA: 2.37 Ted Bowsfield, L (7. 1) ERA: 4.5 Dave Hillman, R (7. 1) ERA: 3.72	IP: 4.2 WLS: L BF: 22 H: 3 R: 3 ER: 3 SO: 3 BB: 6 IBB: 0 HBP: 0 BLK: 0 WP: 0 HR: 0 S: 22 P: 46 ERA: 5.79 WHIP: 1.929															<b>PITCHER</b> Tom Borland, L (8. 1) ERA: 2.03		



Batter	1	2	3	4	5	6	7	8	9	AB R H RBI BB SO LOB	TOP									
Marty Keough, L (1, 8) OBP: 0.300, SLG: 0.261	F6		2B 1B		CS 1B		K		S 1B	5 1 3 0 0 1 1	<b>Boston Red Sox @ Washington Senators</b> Griffith Stadium, Washington, DC Fri May 27 1960, 7:05 PM EDT Att: 5,208 - Unknown <a href="http://livebaseballscorecards.com">livebaseballscorecards.com</a>									
Pete Runnels, L (1, 4) OBP: 0.437, SLG: 0.468 Pumpsie Green, S (5, 4) OBP: 0.367, SLG: 0.360	1-3		1B 1-3 2B		K		4-3		K	3 0 1 0 0 1 1 2 0 0 0 0 1 1										
Gary Geiger, L (1, 9) OBP: 0.310, SLG: 0.280	S 1B BB		FC5 BB 1B		4-1		1B BB		K	3 2 1 1 2 1 2										
Vic Wertz, L (1, 3) OBP: 0.354, SLG: 0.458 Lou Clinton, R (8, PR) OBP: 0.303, SLG: 0.435 Ray Boone, R (8, 3) OBP: 0.370, SLG: 0.200	1-H 1B		F2		F8		1B 1B			4 0 2 1 0 0 2 0 1 0 0 0 0 0 0 0 0 0 0 0 0										
Gene Stephens, L (1, 7) OBP: 0.276, SLG: 0.269	K		1-2 BB		K		1B		1B	3 0 1 1 1 2 1										
Frank Malzone, R (1, 5) OBP: 0.318, SLG: 0.371		5-3	FC5		BB					3 0 1 1 1 0 3										
Don Buddin, R (1, 6) OBP: 0.356, SLG: 0.351		CS BB			5-3				K	3 0 0 0 1 1 3										
Haywood Sullivan, R (1, 2) OBP: 0.250, SLG: 0.203					4-3		K		K	4 0 0 0 0 3 3										
Tom Brewer, R (1, 1) OBP: 0.313, SLG: 0.333					K		CS 1B		K	4 0 1 0 0 3 0										
<b>Inning Stats</b>	R: 1 E: 0 K: 1 S: 6	H: 1 LOB: 1 BB: 1 P: 10	R: 0 E: 0 K: 1 S: 4	H: 0 LOB: 0 BB: 1 P: 8	R: 1 E: 0 K: 1 S: 8	H: 3 LOB: 3 BB: 1 P: 12	R: 0 E: 0 K: 1 S: 5	H: 0 LOB: 0 BB: 0 P: 5	R: 0 E: 0 K: 1 S: 5	H: 1 LOB: 1 BB: 1 P: 9		R: 0 E: 0 K: 2 S: 7	H: 1 LOB: 0 BB: 0 P: 7	R: 2 E: 0 K: 2 S: 10	H: 3 LOB: 2 BB: 1 P: 14	R: 0 E: 0 K: 3 S: 10	H: 1 LOB: 1 BB: 0 P: 10	1B: 9 2B: 1 3B: 0 HR: 0	SF: 0 SAC: 0 DP: 0 HBP: 0	WP: 0 PB: 0 SB: 2 CS: 3
<b>PITCHER</b> Camilo Pascual, R (1, 1) ERA: 2.6	IP: 9.0 WLS: L BF: 39	H: 10 R: 4 ER: 4 SO: 13	BB: 5 IBB: 0 HBP: 0 BLK: 0	WP: 0 HR: 0 S: 60 P: 80	ERA: 4.00 WHIP: 1.667	<b>PITCHER</b>	IP: 9.0 WLS: L BF: 39	H: 10 R: 4 ER: 4 SO: 13	BB: 5 IBB: 0 HBP: 0 BLK: 0	WP: 0 HR: 0 S: 60 P: 80	ERA: 4.00 WHIP: 1.667									

Batter	1	2	3	4	5	6	7	8	9	AB R H RBI BB SO LOB	BOTTOM											
Billy Gardner, R (1, 4) OBP: 0.356, SLG: 0.380	K		2B		3-1		SH1-4 BB		5-3	4 0 1 0 1 1 0	<b>Boston Red Sox @ Washington Senators</b> Griffith Stadium, Washington, DC Fri May 27 1960, 7:05 PM EDT Att: 5,208 - Unknown <a href="http://livebaseballscorecards.com">livebaseballscorecards.com</a>											
Bob Allison, R (1, 9) OBP: 0.415, SLG: 0.462	F8		5-3		E6		SH1-4		F7	4 0 0 0 0 0 1												
Harmon Killebrew, R (1, 5) OBP: 0.330, SLG: 0.366	1B		F8		K		K			4 0 1 0 0 2 3												
Jim Lemon, R (1, 7) OBP: 0.326, SLG: 0.518	K			G1-6-3 1B	5-3		K			4 0 1 0 0 2 2												
Julio Becquer, L (1, 3) OBP: 0.250, SLG: 0.346		K		G1-6-3 1B	2B 1B		F7			4 1 2 0 0 1 0												
Dan Dobbek, L (1, 8) OBP: 0.342, SLG: 0.375		4-3		G1-6-3	1-2 2-3		4-3			4 1 1 0 0 0 2												
Hal Naragon, L (1, 2) OBP: 0.267, SLG: 0.083		BB		BB	1-3 2B		4-3			2 0 0 0 2 0 2												
Billy Consolo, R (1, 6) OBP: 0.340, SLG: 0.322 Elmer Vallo, L (6, PH) OBP: 0.333, SLG: 0.143 Jose Valdivielso, R (6, PR) OBP: 0.333, SLG: 0.333 Faye Throneberry, L (8, PH) OBP: 0.341, SLG: 0.297		4-3		5-3		2-H 3-H 1B			K	2 0 0 0 0 0 3 1 0 1 2 0 0 0 0 0 0 0 0 0 0												
Camilo Pascual, R (1, 1) OBP: 0.200, SLG: 0.217 Lenny Green, L (8, PH) OBP: 0.311, SLG: 0.340			4-3		K		4-3		HR	3 0 0 0 0 1 1 1 1 1 1 0 0 0												
<b>Inning Stats</b>	R: 0 E: 0 K: 2 S: 8	H: 1 LOB: 1 BB: 0 P: 8	R: 0 E: 0 K: 1 S: 5	H: 0 LOB: 1 BB: 1 P: 9	R: 0 E: 0 K: 0 S: 4	H: 1 LOB: 1 BB: 0 P: 4	R: 0 E: 0 K: 0 S: 4	H: 2 LOB: 2 BB: 1 P: 8	R: 0 E: 1 K: 2 S: 8	H: 0 LOB: 1 BB: 0 P: 8		R: 2 E: 0 K: 0 S: 6	H: 3 LOB: 1 BB: 0 P: 6	R: 0 E: 0 K: 2 S: 7	H: 0 LOB: 1 BB: 1 P: 11	R: 0 E: 0 K: 0 S: 3	H: 0 LOB: 0 BB: 0 P: 3	R: 1 E: 0 K: 1 S: 6	H: 1 LOB: 0 BB: 0 P: 6	1B: 5 2B: 2 3B: 0 HR: 1	SF: 0 SAC: 1 DP: 1 HBP: 0	WP: 0 PB: 0 SB: 0 CS: 0
<b>PITCHER</b> Tom Brewer, R (1, 1) ERA: 4.78	IP: 9.0 WLS: W BF: 38	H: 8 R: 3 ER: 3 SO: 8	BB: 3 IBB: 0 HBP: 0 BLK: 0	WP: 0 HR: 1 S: 51 P: 63	ERA: 3.00 WHIP: 1.222	<b>PITCHER</b>	IP: 9.0 WLS: W BF: 38	H: 8 R: 3 ER: 3 SO: 8	BB: 3 IBB: 0 HBP: 0 BLK: 0	WP: 0 HR: 1 S: 51 P: 63	ERA: 3.00 WHIP: 1.222											



Batter	1	2	3	4	5	6	7	8	9	AB	R	H	RBI	BB	SO	LOB	TOP			
<b>Billy Gardner, R</b> OBP: 0.359, SLG: 0.379 (1.4)										3	0	1	0	0	0	0	<b>Washington Senators @ New York Yankees</b> Yankee Stadium, Bronx, NY Sat May 28 1960, 7:05 PM EDT Att: 27,508 - Unknown - 64 F			
<b>Bob Allison, R</b> OBP: 0.425, SLG: 0.467 (1.9)										3	1	2	0	1	0	1				
<b>Julio Becquer, L</b> OBP: 0.250, SLG: 0.357 (1.3)										4	0	1	0	0	1	4				
<b>Jim Lemon, R</b> OBP: 0.323, SLG: 0.513 (1.7)										3	0	1	1	0	0	0				
<b>Harmon Killebrew, R</b> OBP: 0.359, SLG: 0.386 (1.5)										2	0	1	0	2	1	1				
<b>Dan Dobbek, L</b> OBP: 0.338, SLG: 0.368 (1.8)										4	0	1	0	0	0	4				
<b>Earl Batley, R</b> OBP: 0.331, SLG: 0.382 (1.2)										4	0	0	0	0	0	4				
<b>Jose Valdivielso, R</b> OBP: 0.333, SLG: 0.333 (1.6)										3	0	1	0	0	0	0				
<b>Elmer Valo, L</b> OBP: 0.300, SLG: 0.125 (9. PH)										1	0	0	0	0	0	0				
<b>Jim Kaat, L</b> OBP: 0.167, SLG: 0.167 (1.1)										2	0	0	0	0	2	1				
<b>Faye Throneberry, L</b> OBP: 0.333, SLG: 0.259 (7. PH)										1	0	0	0	0	1	0				
<b>Jack Kralick, L</b> OBP: 1.000, SLG: 1.000 (7. 1)										0	0	0	0	0	0	0				
<b>Lenny Green, L</b> OBP: 0.306, SLG: 0.333 (9. PH)										1	0	0	0	0	0	0				
<b>Inning Stats</b>	R: 0 E: 0 K: 0 S: 3	H: 1 LOB: 0 BB: 0 P: 3	R: 0 E: 0 K: 0 S: 4	H: 1 LOB: 1 BB: 0 P: 4	R: 0 E: 0 K: 1 S: 5	H: 0 LOB: 1 BB: 0 P: 6	R: 0 E: 0 K: 1 S: 6	H: 1 LOB: 2 BB: 1 P: 10	R: 0 E: 0 K: 1 S: 7	H: 3 LOB: 2 BB: 0 P: 7	R: 0 E: 0 K: 0 S: 3	H: 1 LOB: 0 BB: 0 P: 5	R: 1 E: 0 K: 1 S: 6	H: 1 LOB: 1 BB: 1 P: 10	R: 0 E: 0 K: 0 S: 3	H: 0 LOB: 0 BB: 0 P: 3	1B: 6 2B: 2 3B: 0 HR: 0	SF: 1 SAC: 0 DP: 3 HBP: 1	WP: 0 PB: 0 SB: 0 CS: 0	PA: 36
<b>PITCHER</b> <b>Jim Coates, R</b> ERA: 4.08 (1.1)	IP: 9.0 WLS: W BF: 36 H: 8 R: 1 ER: 1 SO: 5 BB: 3 IBB: 0 HBP: 1 BLK: 0 WP: 0 HR: 0 S: 42 P: 55 ERA: 1.00 WHIP: 1.222																			

Batter	1	2	3	4	5	6	7	8	9	AB	R	H	RBI	BB	SO	LOB	BOTTOM	
<b>Tony Kubek, L</b> OBP: 0.343, SLG: 0.485 (1.6)										4	0	1	1	0	1	2	<b>Washington Senators @ New York Yankees</b> Yankee Stadium, Bronx, NY Sat May 28 1960, 7:05 PM EDT Att: 27,508 - Unknown - 64 F	
<b>Mickey Mantle, S</b> OBP: 0.408, SLG: 0.463 (1.8)										4	1	1	1	0	1	5		
<b>Roger Maris, L</b> OBP: 0.376, SLG: 0.700 (1.9)										4	1	1	1	0	1	1		
<b>Elston Howard, R</b> OBP: 0.299, SLG: 0.500 (1.2)										3	1	0	0	1	1	1		
<b>Bob Cerv, R</b> OBP: 0.346, SLG: 0.509 (1.7)										3	1	1	0	1	0	0		
<b>Bill Skowron, R</b> OBP: 0.299, SLG: 0.473 (1.3)										4	0	1	0	0	1	2		
<b>Gil McDougald, R</b> OBP: 0.310, SLG: 0.431 (1.5)										4	1	1	2	0	1	2		
<b>Bobby Richardson, R</b> OBP: 0.285, SLG: 0.278 (1.4)										3	0	0	0	1	1	0		
<b>Jim Coates, R</b> OBP: 0.333, SLG: 0.267 (1.1)										2	0	1	0	1	1	0		
<b>Inning Stats</b>	R: 0 E: 0 K: 1 S: 6	H: 1 LOB: 0 BB: 0 P: 6	R: 0 E: 0 K: 1 S: 5	H: 0 LOB: 0 BB: 0 P: 5	R: 0 E: 0 K: 0 S: 5	H: 2 LOB: 2 BB: 0 P: 5	R: 0 E: 0 K: 1 S: 5	H: 0 LOB: 0 BB: 0 P: 5	R: 4 E: 0 K: 1 S: 7	H: 2 LOB: 3 BB: 3 P: 21	R: 1 E: 0 K: 2 S: 8	H: 1 LOB: 0 BB: 0 P: 8	R: 0 E: 0 K: 2 S: 8	H: 1 LOB: 1 BB: 0 P: 8	1B: 4 2B: 0 3B: 1 HR: 2	SF: 0 SAC: 0 DP: 0 HBP: 2		WP: 0 PB: 0 SB: 0 CS: 0
<b>PITCHER</b> <b>Jim Kaat, L</b> ERA: 5.15 (1.1)	IP: 6.0 WLS: L BF: 29 H: 5 R: 4 ER: 3 SO: 4 BB: 3 IBB: 1 HBP: 2 BLK: 0 WP: 0 HR: 1 S: 31 P: 49 ERA: 4.50 WHIP: 1.333																	
<b>Jack Kralick, L</b> ERA: 6.75 (7. 1)	IP: 2.0 WLS: L BF: 8 H: 2 R: 1 ER: 1 SO: 4 BB: 0 IBB: 0 HBP: 0 BLK: 0 WP: 0 HR: 1 S: 16 P: 16 ERA: 4.50 WHIP: 1.000																	



Batter	1	2	3	4	5	6	7	8	9	10	11	AB	R	H	RBI	BB	SO	LOB	TOP	
Billy Gardner, R OBP: 0.371, SLG: 0.389 (1, 4)	4-0 BB BB BB		0-0 2B		0-0 F7		0-0 5-3		4-0 G5-3 1-2 2-3 BB		0-0 1B	4	0	2	0	2	0	0		
Dan Dobbek, L OBP: 0.345, SLG: 0.357 (9, PH)	4-0 BB BB BB		0-0 F7		4-0 CS BB			0-0 F7	0-0 SF9		0-0 B5	2	0	0	0	2	0	1		
Reno Bertoia, R OBP: 0.317, SLG: 0.263 (9, PH)	1-2 BB											0	0	0	1	0	0	0		
Don Lee, R OBP: 0.222, SLG: 0.125 (9, 1)	0-3 BB											1	0	0	0	0	0	1		
Bob Allison, R OBP: 0.414, SLG: 0.449 (9, 8)	K		0-0 F8		0-0 CS	0-0 L7		0-0 F6	4-0 3-H 1-2 2-3 IBB		0-0 F5	5	0	0	0	1	1	4		
Jim Lemon, R OBP: 0.317, SLG: 0.496 (1, 7)	K		0-0 P4					0-0 F7	0-0 FC6-4 1B	0-0 G5-3 2-3F	0-3 K	6	0	1	0	0	2	7		
Harmon Killebrew, R OBP: 0.384, SLG: 0.380 (1, 5)	1-2 2-3 BB			1-0 G4-6-3 HBP		4-0 1B BB			0-0 FC6-4 1-2F		4-0 4-3 SH3-4 2B BB	1	1	0	0	3	0	1		
Julio Becquer, L OBP: 0.267, SLG: 0.417 (1, 3)	0-0 L7		0-0 G4-6-3 1-2F		0-0 1-3 1B						0-0 SH3-4 1-2	4	1	2	1	0	0	4		
Earl Battey, R OBP: 0.331, SLG: 0.381 (9, PH)												3	0	1	0	0	1	2		
Hal Naragon, L OBP: 0.294, SLG: 0.077 (9, 2)												1	1	0	0	1	0	1		
Jose Valdivielso, R OBP: 0.267, SLG: 0.267 (9, PH)												3	0	0	0	0	0	1		
Faye Throneberry, L OBP: 0.362, SLG: 0.333 (9, 9)												1	1	1	1	1	0	0		
Hal Woodeshick, R (1, 1)												2	0	0	0	0	1	0		
Dick Hyde, R (6, 1)												0	0	0	0	0	0	0		
Lenny Green, L OBP: 0.362, SLG: 0.327 (7, PH)												1	0	0	0	0	0	0		
Tex Clevenger, R OBP: 0.248, SLG: 0.200 (7, 1)												0	0	0	0	0	0	0		
Elmer Valby, L OBP: 0.134, SLG: 0.222 (9, PH)												1	0	0	0	0	0	0		
Billy Gonzales, R OBP: 0.257, SLG: 0.318 (6, 6)												1	0	0	0	0	0	1		
Billy Gonzales, R OBP: 0.257, SLG: 0.318 (6, 6)												1	0	0	0	0	0	1		
<b>Inning Stats</b>	R: 0 E: 0 K: 2 S: 7	H: 0 LOB: 3 BB: 3 P: 19	R: 0 E: 0 K: 1 S: 5	H: 0 LOB: 0 BB: 0 P: 5	R: 0 E: 1 K: 2 S: 4	H: 1 LOB: 1 BB: 0 P: 4	R: 0 E: 0 K: 0 S: 3	H: 1 LOB: 1 BB: 0 P: 4	R: 0 E: 0 K: 1 S: 6	H: 0 LOB: 0 BB: 0 P: 3	R: 0 E: 0 K: 0 S: 4	H: 1 LOB: 2 BB: 4 P: 20	R: 1 E: 0 K: 0 S: 4	H: 1 LOB: 1 BB: 1 P: 8	R: 0 E: 0 K: 1 S: 6	H: 1 LOB: 0 BB: 0 P: 6	1B: 5 2B: 2 3B: 0 HR: 1	SF: 1 SAC: 1 DP: 2 HBP: 1	WP: 0 PB: 0 SB: 0 CS: 1	PA: 50
<b>PITCHER</b>	IP ERA WLS BF H R ER SO BB IBB HBP BLK WP HR S P ERA WHIP	8.0 2.66 0.0 4 1 1 1 0 3 0 0 0 0 0 1 13 ∞ ∞	0.0 5.93 0.1 2 0 1 1 0 0 1 0 0 0 0 1 5 27.00 0.000	2.2 3.94 W 10 2 1 1 1 1 0 0 0 0 0 0 11 15 3.38 1.125	<b>PITCHER</b>															

Washington Senators @ New York Yankees  
Yankee Stadium, Bronx, NY  
Sun May 29 1960, 3:33 AM EDT  
Alt. 21,516' - Overcast - 66 F

AB	36
R	4
H	8
RBI	4
BB	10
SO	5
LOB	23

WP	0	PA	50
PB	0		
SB	0		
CS	1		

Batter	1	2	3	4	5	6	7	8	9	10	11	AB	R	H	RBI	BB	SO	LOB	BOTTOM			
Tony Kubek, L OBP: 0.342, SLG: 0.475 (1, 6)	0-0 1B		4-0 E BB		0-0 3-1		0-0 F4		0-0 F9		0-0 G3	5	0	1	0	1	0	0				
Mickey Mantle, S OBP: 0.412, SLG: 0.491 (1, 8)	0-0 1B		0-3 K		0-0 F9		0-0 F9			0-0 4-3	0-0 HR 1B	6	2	3	1	0	1	1				
Roger Maris, L OBP: 0.370, SLG: 0.688 (1, 9)	0-3 K		0-3 K					0-0 HR				2	0	0	0	0	2	2				
Hector Lopez, R OBP: 0.318, SLG: 0.410 (6, 9)								0-0 PB 2B 2B				3	2	3	2	1	0	0				
Elston Howard, R OBP: 0.304, SLG: 0.485 (1, 2)	0-0 FC6-4 1B		0-0 5-3					0-0 E6 1-2 BB		0-0 E FC5-2 1B	0-0 1H HR	5	1	2	0	0	0	3				
Bob Cerv, R OBP: 0.341, SLG: 0.504 (1, 7)	0-0 FC6-4 1-2F				0-3 K			0-0 WP 3B 2B		0-0 FC5-2 BB E	0-0 1-2 2-3 3-H	5	1	1	1	0	2	6				
Bill Skowron, R OBP: 0.289, SLG: 0.485 (6, PH)								3-H 2B				3	0	1	1	0	0	0				
Yogi Berra, L OBP: 0.409, SLG: 0.481 (9, 3)								0-0 F7		0-0 E4 FC5 BB		1	0	0	0	0	2					
Kent Hader, L OBP: 0.182, SLG: 0.455 (9, 3)								2-H 3B		0-0 1-2 2-3 3-H		1	0	0	0	0	2					
Gil McDougald, R OBP: 0.321, SLG: 0.424 (1, 5)								0-0 L9		0-0 1-2 2-3 3-H		2	0	0	1	3	0	2				
Bobby Richardson, R OBP: 0.273, SLG: 0.267 (1, 4)								0-0 F6	0-0 FC5-4		0-0 P6	5	0	0	0	0	0	5				
Bob Turley, R OBP: 0.256, SLG: 0.375 (1, 1)								0-0 1-3				3	0	0	0	0	0	1				
Ryne Duren, R (9, 1)												0	0	0	0	0	0	0				
Bobby Shantz, R (9, 1)												0	0	0	0	0	0	0				
Johnny James, L (9, 1)												1	0	0	0	0	0	0				
Johnny Blanchard, L (11, PH)												1	0	0	0	0	0	0				
<b>Inning Stats</b>	R: 0 E: 0 K: 1 S: 7	H: 3 LOB: 2 BB: 0 P: 7	R: 0 E: 0 K: 0 S: 3	H: 0 LOB: 1 BB: 1 P: 7	R: 0 E: 1 K: 2 S: 7	H: 0 LOB: 1 BB: 1 P: 11	R: 0 E: 0 K: 1 S: 5	H: 0 LOB: 0 BB: 0 P: 5	R: 0 E: 0 K: 0 S: 3	H: 0 LOB: 0 BB: 0 P: 3	R: 3 E: 0 K: 0 S: 6	H: 4 LOB: 1 BB: 1 P: 10	R: 0 E: 0 K: 0 S: 3	H: 0 LOB: 0 BB: 0 P: 3	R: 1 E: 1 K: 0 S: 6	H: 2 LOB: 3 BB: 1 P: 10	R: 2 E: 0 K: 0 S: 4	H: 2 LOB: 0 BB: 0 P: 4	1B: 6 2B: 2 3B: 1 HR: 2	SF: 0 SAC: 0 DP: 0 HBP: 0	WP: 1 PB: 1 SB: 0 CS: 0	PA: 48
<b>PITCHER</b>	IP ERA WLS BF H R ER SO BB IBB HBP BLK WP HR S P ERA WHIP	5.1 6.75 0.2 3 1 0 0 0 1 1 0 0 0 0 9 13 0.00 0.500	2.0 3.52 2.0 8 0 0 0 1 1 0 0 0 0 0 9 13 0.00 0.500	2.2 6.51 L 14 4 3 2 0 1 0 0 0 0 1 13 17 6.75 1.875	<b>PITCHER</b>																	

Washington Senators @ New York Yankees  
Yankee Stadium, Bronx, NY  
Sun May 29 1960, 3:33 AM EDT  
Alt. 21,516' - Overcast - 66 F

AB	43
R	6
H	11
RBI	6
BB	5
SO	5
LOB	24

WP	1	PA	48
PB	1		
SB	0		
CS	0		



Batter	1	2	3	4	5	6	7	8	9	AB	R	H	RBI	BB	SO	LOB	TOP																					
Bob Allison, R OBP: 0.417, SLG: 0.473 (1, 9)	L7		F8			HR		E 2H 1B		4	1	2	2	0	0	0																						
Dan Dobbek, L OBP: 0.341, SLG: 0.351 (1, 8) (8, 7)	6-3 1B			G3		F8		E3		4	0	1	0	0	0	1																						
Billy Gardner, R OBP: 0.362, SLG: 0.378 (1, 4)	6-3 1-2			F6		6-3		L7		4	0	0	0	0	0	3																						
Jim Lemon, R OBP: 0.310, SLG: 0.484 Billy Consolo, R OBP: 0.333, SLG: 0.315 (1, 7) (8, 6)	5-3			5-3			F6		6-3	3	0	0	0	0	0	1																						
Harmon Killebrew, R OBP: 0.367, SLG: 0.360 (1, 5)		5-3			F4		F5		F5	4	0	0	0	0	0	0																						
Julio Becquer, L OBP: 0.266, SLG: 0.422 (1, 3)		4-3				1-3 2B		4-3		4	0	1	0	0	0	0																						
Hal Naragon, L OBP: 0.250, SLG: 0.063 (1, 2)		4-3			1-3 2-3			1-3		3	0	0	0	0	0	1																						
Jose Valdivielso, R OBP: 0.278, SLG: 0.235 Lenny Green, L OBP: 0.302, SLG: 0.327 (1, 6) (8, PR) (8, 8)			6-3			6-3			SH2-4 1B HBP	2	0	0	0	0	0	1																						
Chuck Stobbs, L OBP: 0.200, SLG: 0.200 (1, 1) Tex Clevenger, R OBP: 0.200, SLG: 0.200 (7, 1)			4-3			F9		SH2-4 1-2		2	0	0	0	0	0	0																						
<b>Inning Stats</b>	R: 0 E: 0 K: 0 S: 4	H: 1 LOB: 1 BB: 0 P: 4	R: 0 E: 0 K: 0 S: 3	H: 0 LOB: 0 BB: 0 P: 3	R: 0 E: 0 K: 0 S: 3	H: 0 LOB: 0 BB: 0 P: 3	R: 0 E: 0 K: 0 S: 4	H: 1 LOB: 1 BB: 0 P: 4	R: 1 E: 0 K: 0 S: 4	H: 1 LOB: 0 BB: 0 P: 4	R: 0 E: 0 K: 0 S: 3	H: 0 LOB: 0 BB: 0 P: 3	R: 1 E: 1 K: 0 S: 5	H: 1 LOB: 2 BB: 0 P: 6	R: 0 E: 0 K: 0 S: 3	H: 0 LOB: 0 BB: 0 P: 3	1B: 2 2B: 1 3B: 0 HR: 1	SF: 0 SAC: 1 DP: 0 HBP: 1	WP: 0 PB: 0 CS: 0	PA: 33																		
<b>PITCHER</b>	IP	WLS	BF	H	R	ER	SO	BB	IBB	HBP	BLK	WP	HR	S	P	ERA	WHIP	<b>PITCHER</b>				IP	WLS	BF	H	R	ER	SO	BB	IBB	HBP	BLK	WP	HR	S	P	ERA	WHIP
Art Ditmar, R ERA: 2.95 Johnny James, R ERA: 4.0 (1, 1) (8, 1)	7.0	L	24	3	1	1	0	0	0	0	0	0	1	24	24	1.29	0.429																					

Washington Senators @ New York Yankees  
Yankee Stadium, Bronx, NY  
Mon May 30 1960, 3:33 AM EDT  
Unknown - 70 F

AB	31
R	2
H	4
RBI	2
BB	0
SO	0
LOB	7




Batter	1	2	3	4	5	6	7	8	9	AB	R	H	RBI	BB	SO	LOB	BOTTOM																					
Tony Kubek, L OBP: 0.338, SLG: 0.466 (1, 6)	F3		L9		4-3		G3		DI 1-3 1B	5	0	1	0	0	0	5																						
Hector Lopez, R OBP: 0.286, SLG: 0.364 (1, 9)	K		FC6-4 1-2			F4		1-3	K	5	0	0	0	0	2	3																						
Mickey Mantle, S OBP: 0.412, SLG: 0.483 (1, 8)	F7		F5			F7		1B 1B	1-2 IBB	4	1	1	0	1	0	1																						
Elston Howard, R OBP: 0.299, SLG: 0.481 (1, 2)		F9		F3		6-3		1B 1-2 1B	4-3	5	0	1	0	0	0	3																						
Bob Cerv, R OBP: 0.338, SLG: 0.496 (1, 7)		F8		K			2B 1B	K		4	0	1	0	0	2	2																						
Bill Skowron, R OBP: 0.312, SLG: 0.507 (1, 3)		WP 2B		F3			1-3 2B	1-3 2H 1B		4	0	3	1	0	0	0																						
Gil McDougald, R OBP: 0.326, SLG: 0.421 (1, 5)		2-3 BB					K	K		3	0	1	0	1	2	4																						
Bobby Richardson, R OBP: 0.277, SLG: 0.279 Johnny Blanchard, L Joe Demaestri, R Kent Hadley, L OBP: 0.167, SLG: 0.417 (1, 4) (7, PH) (8, 4) (9, PH)		L8			4-3 2B		F9		4-3	2	0	1	0	0	0	2																						
Art Ditmar, R OBP: 0.154, SLG: 0.231 Yogi Berra, L OBP: 0.415, SLG: 0.481 Johnny James, L Roger Maris, L OBP: 0.375, SLG: 0.688 (1, 1) (7, PH) (8, 1) (9, PH)				FC6-4 1B		4-3 2-3		IBB	1B BB	2	0	1	0	0	0	0																						
<b>Inning Stats</b>	R: 0 E: 0 K: 1 S: 5	H: 0 LOB: 0 BB: 0 P: 5	R: 0 E: 0 K: 0 S: 4	H: 1 LOB: 2 BB: 1 P: 8	R: 0 E: 0 K: 0 S: 4	H: 1 LOB: 1 BB: 0 P: 4	R: 0 E: 0 K: 1 S: 5	H: 0 LOB: 0 BB: 0 P: 5	R: 0 E: 0 K: 0 S: 4	H: 2 LOB: 1 BB: 0 P: 4	R: 0 E: 0 K: 0 S: 3	H: 0 LOB: 0 BB: 0 P: 3	R: 0 E: 0 K: 1 S: 7	H: 2 LOB: 3 BB: 1 P: 11	R: 1 E: 0 K: 2 S: 10	H: 3 LOB: 2 BB: 0 P: 10	R: 0 E: 0 K: 1 S: 6	H: 1 LOB: 3 BB: 2 P: 14	1B: 7 2B: 3 3B: 0 HR: 0	SF: 0 SAC: 0 DP: 0 HBP: 0	WP: 1 PB: 0 CS: 0	PA: 40																
<b>PITCHER</b>	IP	WLS	BF	H	R	ER	SO	BB	IBB	HBP	BLK	WP	HR	S	P	ERA	WHIP	<b>PITCHER</b>				IP	WLS	BF	H	R	ER	SO	BB	IBB	HBP	BLK	WP	HR	S	P	ERA	WHIP
Chuck Stobbs, L ERA: 1.02 Tex Clevenger, R ERA: 3.33 (1, 1) (7, 1)	6.0	W	23	5	0	0	2	1	0	0	0	0	0	26	30	0.00	1.000																					


Washington Senators @ New York Yankees  
Yankee Stadium, Bronx, NY  
Mon May 30 1960, 3:33 AM EDT  
Unknown - 70 F

AB	36
R	1
H	10
RBI	1
BB	4
SO	6
LOB	23

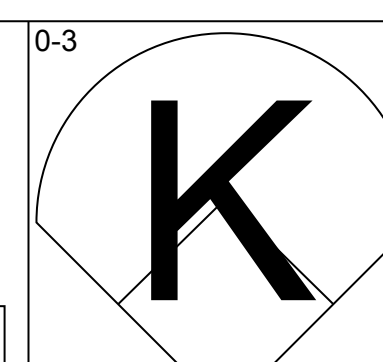
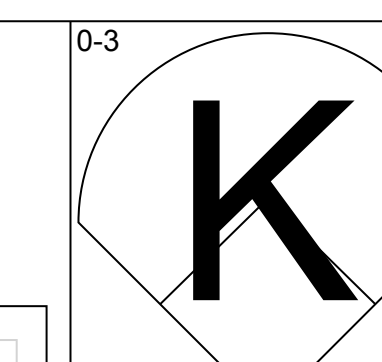
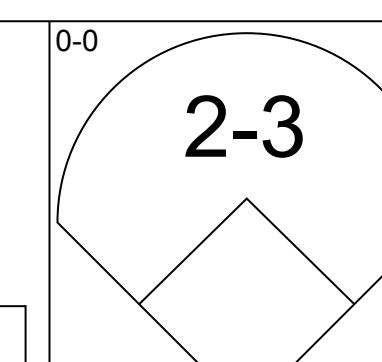
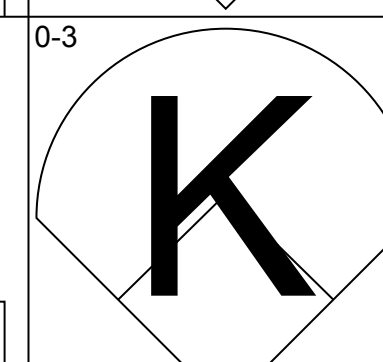
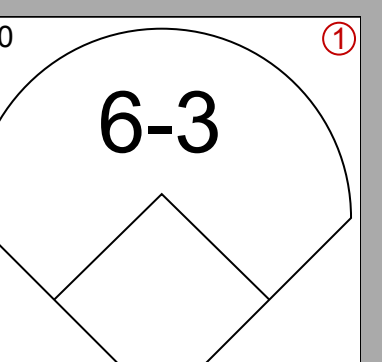
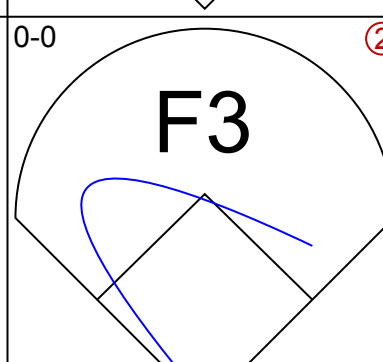
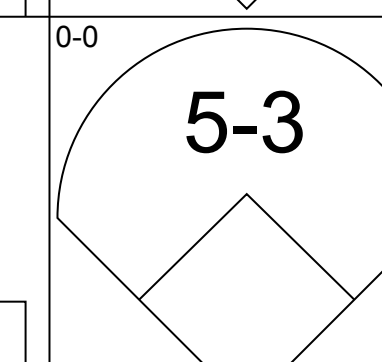
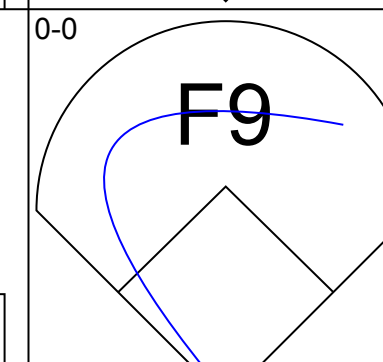
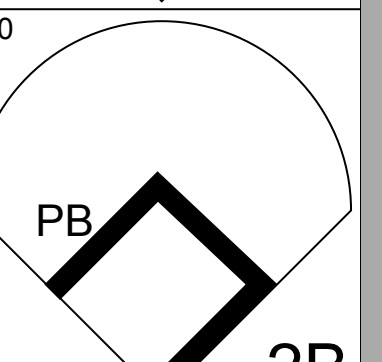
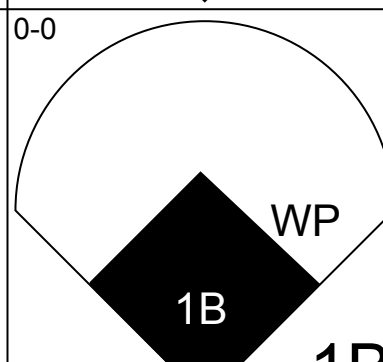
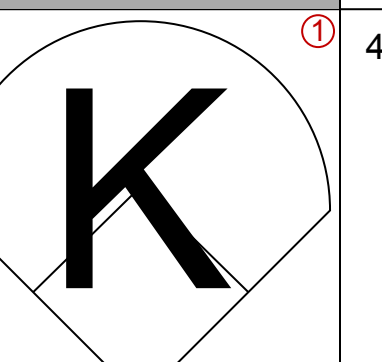
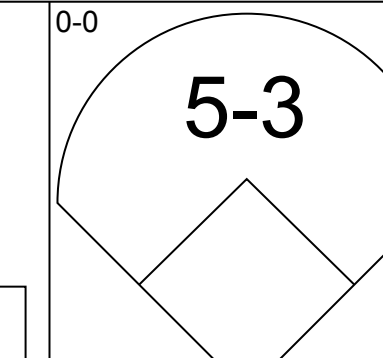
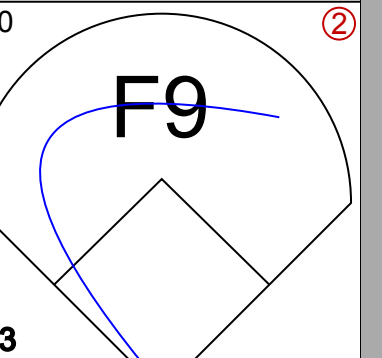
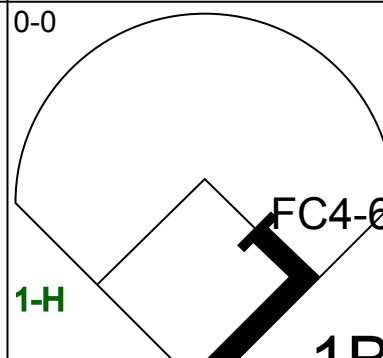
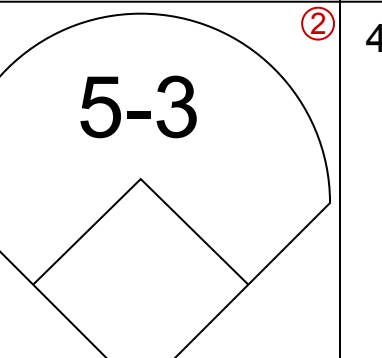
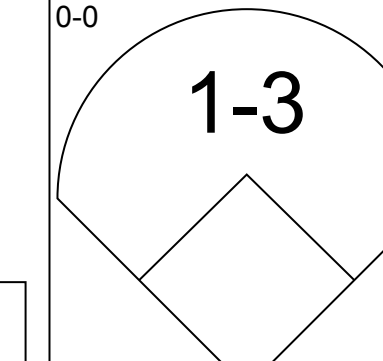
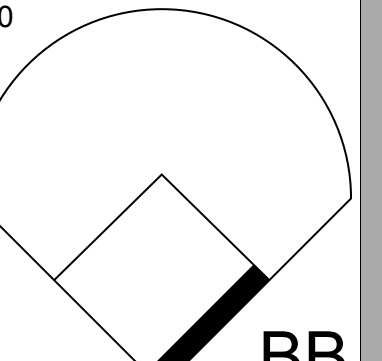
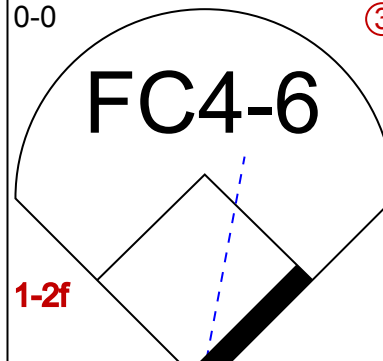
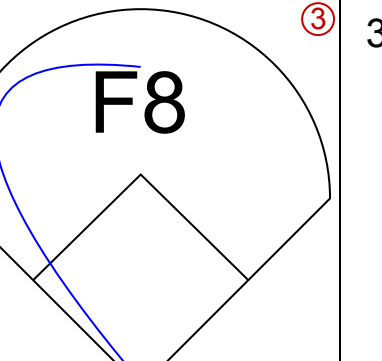
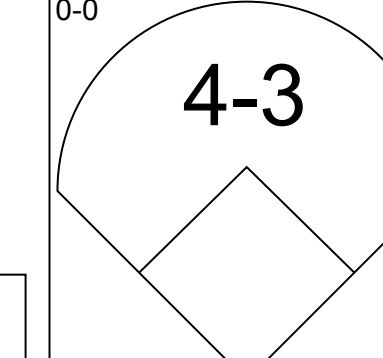
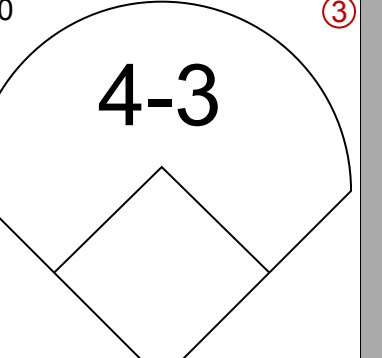
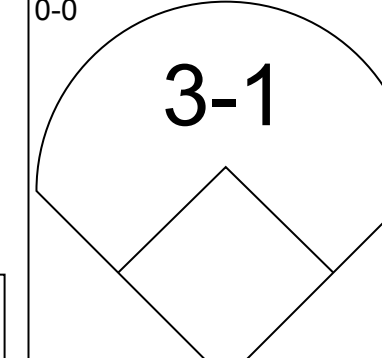
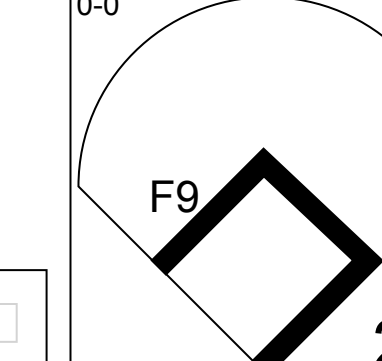
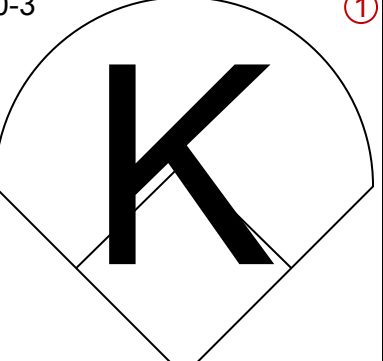
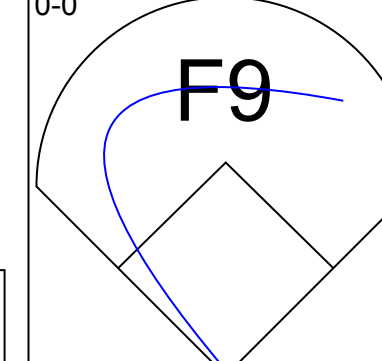
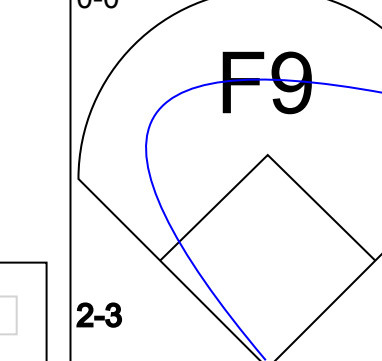
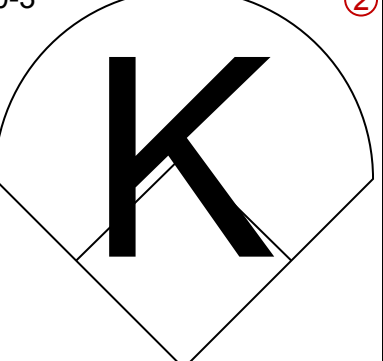
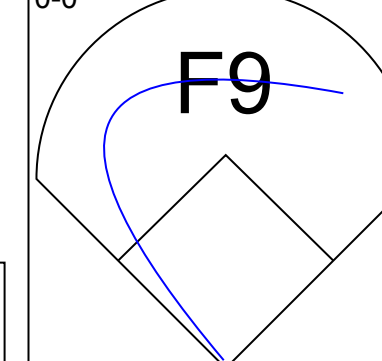
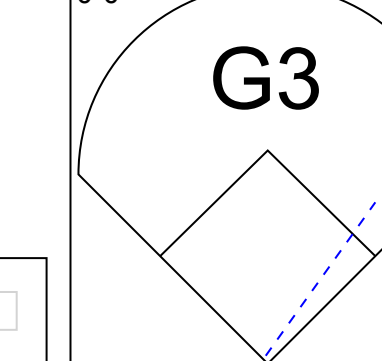
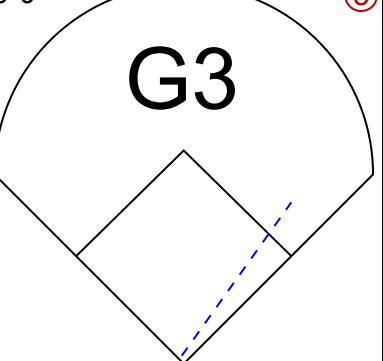
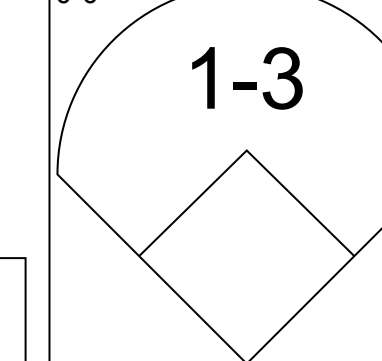




Batter	1	2	3	4	5	6	7	8	9	AB	R	H	RBI	BB	SO	LOB	TOP																	
Bob Allison, R (1, 9) OBP: 0.416, SLG: 0.485	6-3		4-3 3B			F8			F6	5	1	2	0	0	0	1	<p>Washington Senators @ New York Yankees Yankee Stadium, Bronx, NY</p> <p>Mon May 30 1960, 3:38 AM EDT Att: 43,669 - Unknown - 70 F</p> <p>AB 34 R 2 H 8 RBI 2 BB 6 SO 8 LOB 18</p> 																	
Lenny Green, L (1, 8) OBP: 0.299, SLG: 0.339 Reno Bertioia, R (9, PH) OBP: 0.313, SLG: 0.259	F8		4-3			L9 2B			K	4	0	1	1	0	0	2																		
Billy Gardner, R (1, 4) OBP: 0.375, SLG: 0.384	BB 1B		1B BB			L9 BB			1-2 1B	3	1	2	0	2	0	0																		
Julio Becquer, L (1, 3) OBP: 0.275, SLG: 0.412	1B BB		1-2 1B			L9 1-2 2-3			F8	4	0	1	0	1	1	4																		
Harmon Killebrew, R (1, 5) OBP: 0.372, SLG: 0.359	1-2 2-H 1B		K			BB			1-3	3	0	1	1	1	1	2																		
Dan Dobbek, L (1, 7) OBP: 0.330, SLG: 0.338 Jim Lemon, R (8, PH) OBP: 0.308, SLG: 0.480 Pete Whisenant, R (8, 7) OBP: 0.097, SLG: 0.067	K		F9			F9			K	3	0	0	0	0	1	7																		
Earl Batley, R (1, 2) OBP: 0.328, SLG: 0.376			F5			L7			F4	4	0	1	0	0	0	0																		
Billy Consono, R (1, 6) OBP: 0.330, SLG: 0.304			K			F2			1-3	3	0	0	0	1	1	0																		
Pedro Ramos, S (1, 1) OBP: 0.125, SLG: 0.087 Elmer Valo, L (9, PH) OBP: 0.417, SLG: 0.222 Jose Valdivielso, R (9, PR) OBP: 0.279, SLG: 0.235			K			K			F2	3	0	0	0	0	2	1																		
<b>Inning Stats</b>	R: 1 E: 0 K: 1 S: 7	H: 2 LOB: 2 BB: 1 P: 11	R: 0 E: 0 K: 2 S: 7	H: 0 LOB: 0 BB: 0 P: 7	R: 1 E: 0 K: 1 S: 7	H: 2 LOB: 2 BB: 1 P: 11	R: 0 E: 0 K: 1 S: 5	H: 0 LOB: 0 BB: 0 P: 5	R: 0 E: 0 K: 0 S: 4	H: 1 LOB: 3 BB: 2 P: 12	R: 0 E: 0 K: 0 S: 5	H: 0 LOB: 0 BB: 0 P: 5	R: 0 E: 0 K: 1 S: 5	H: 0 LOB: 0 BB: 1 P: 5	R: 0 E: 0 K: 1 S: 6	H: 1 LOB: 2 BB: 1 P: 10		1B: 6 2B: 1 3B: 1 HR: 0	SF: 0 SAC: 0 DP: 0 HBP: 0	WP: 0 PB: 0 SB: 0 CS: 1	PA: 40													
<b>PITCHER</b>	IP WLS BF H R ER SO BB IBB HBP BLK WP HR S P ERA WHIP																																	
Ralph Terry, R (1, 1) ERA: 3.09	7.0	32	7	2	2	6	5	0	0	0	0	0	0	0	39	59		2.57	1.714															
Bobby Shantz, L (8, 1) ERA: 4.8	2.0	W 8	1	0	0	2	1	0	0	0	0	0	0	0	11	15	0.00	1.000																

Batter	1	2	3	4	5	6	7	8	9	AB	R	H	RBI	BB	SO	LOB	BOTTOM															
Tony Kubek, L (1, 6) OBP: 0.335, SLG: 0.460	1B 1B		F8			1-3			F7	4	0	1	0	0	0	1	<p>Washington Senators @ New York Yankees Yankee Stadium, Bronx, NY</p> <p>Mon May 30 1960, 3:38 AM EDT Att: 43,669 - Unknown - 70 F</p> <p>AB 32 R 3 H 8 RBI 3 BB 2 SO 1 LOB 15</p> 															
Hector Lopez, R (1, 7) OBP: 0.283, SLG: 0.354	F8		4-3			1B BB 1B			5-3	4	0	1	0	0	0	1																
Mickey Mantle, S (1, 8) OBP: 0.414, SLG: 0.475	F9		4-3			1B BB			HR BB	2	1	0	0	2	0	1																
Yogi Berra, L (1, 2) OBP: 0.429, SLG: 0.529	1-3 1B		G3			1-2 2-3 1B			1-H HR	4	1	3	2	0	0	0																
Roger Maris, L (1, 9) OBP: 0.379, SLG: 0.716	F9		HR			F5			2B	4	1	2	1	0	0	5																
Bill Skowron, R (1, 3) OBP: 0.303, SLG: 0.493	6-3		4-3			G1			5-3	4	0	0	0	0	0	4																
Gil McDougald, R (1, 5) OBP: 0.324, SLG: 0.416	G6-4-3 1B		6-3			5-3			F9	4	0	1	0	0	0	1																
Bobby Richardson, R (1, 4) OBP: 0.271, SLG: 0.272	G6-4-3 1-2		F2			E5 FC4-8			FC4-6	3	0	0	0	0	0	1																
Ralph Terry, R (1, 1) Johnny Blanchard, L (7, PH) Joe Demaestri, R (7, PR) Bobby Shantz, R (8, 1)	L6		K			1-2				2	0	0	0	0	1	0																
<b>Inning Stats</b>	R: 0 E: 0 K: 0 S: 5	H: 2 LOB: 2 BB: 0 P: 5	R: 0 E: 0 K: 0 S: 3	H: 1 LOB: 0 BB: 0 P: 3	R: 0 E: 0 K: 0 S: 3	H: 0 LOB: 0 BB: 0 P: 3	R: 1 E: 0 K: 0 S: 4	H: 1 LOB: 0 BB: 0 P: 4	R: 0 E: 0 K: 1 S: 5	H: 0 LOB: 0 BB: 0 P: 5	R: 0 E: 0 K: 0 S: 5	H: 2 LOB: 3 BB: 1 P: 9	R: 0 E: 1 K: 0 S: 4	H: 0 LOB: 1 BB: 0 P: 4	R: 2 E: 0 K: 0 S: 5	H: 2 LOB: 1 BB: 1 P: 9		1B: 5 2B: 1 3B: 0 HR: 2	SF: 0 SAC: 0 DP: 1 HBP: 0	WP: 0 PB: 0 SB: 0 CS: 0	PA: 34											
<b>PITCHER</b>	IP WLS BF H R ER SO BB IBB HBP BLK WP HR S P ERA WHIP																															
Pedro Ramos, R (1, 1) ERA: 2.76	8.0	L 34	8	3	3	1	2	0	0	0	0	2	34	42	3.38	1.250																

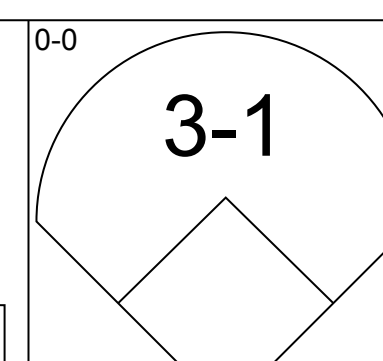
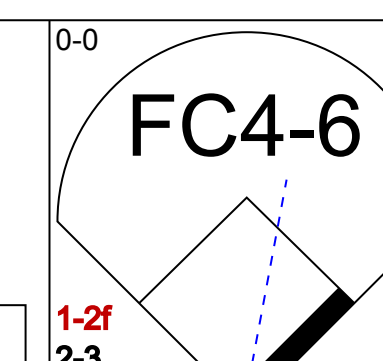
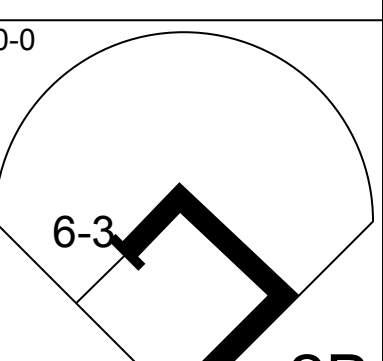
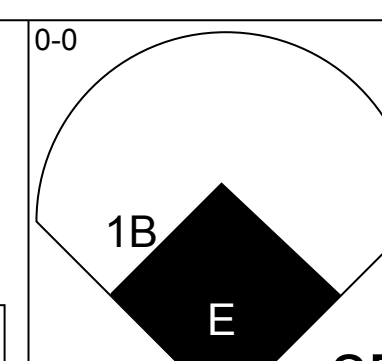
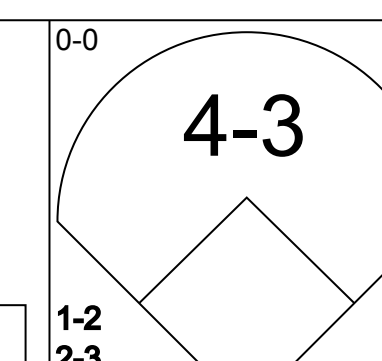
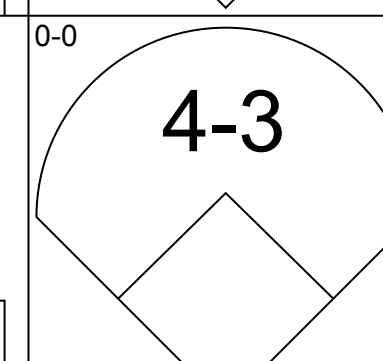
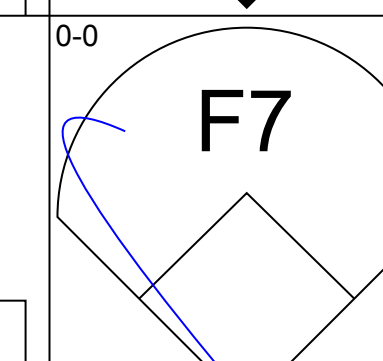
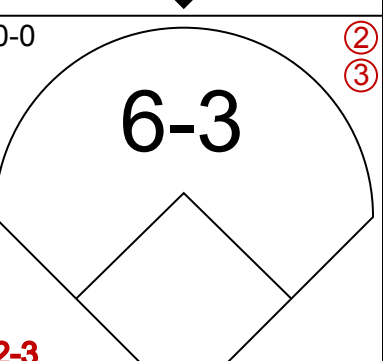
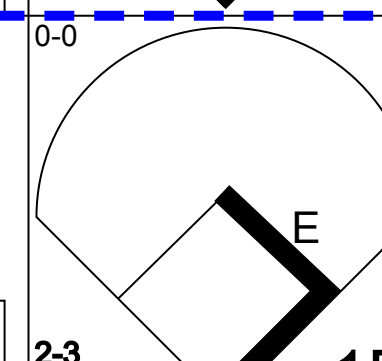
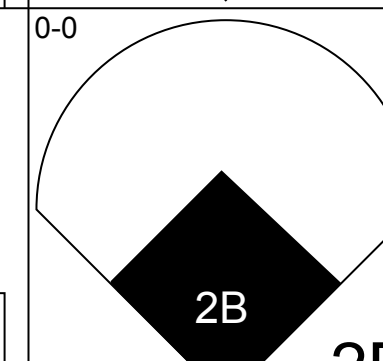
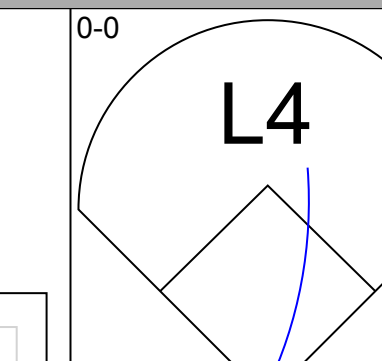
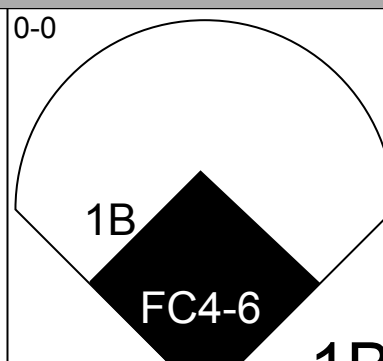
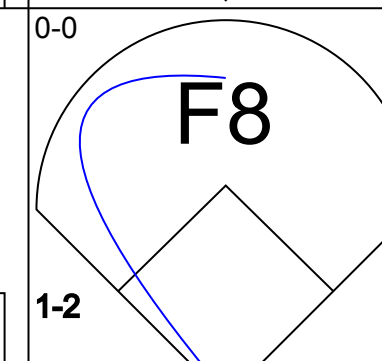
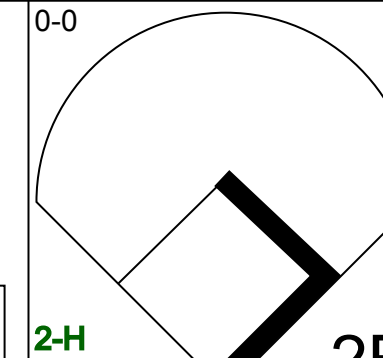
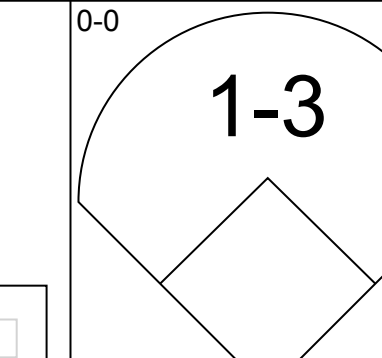
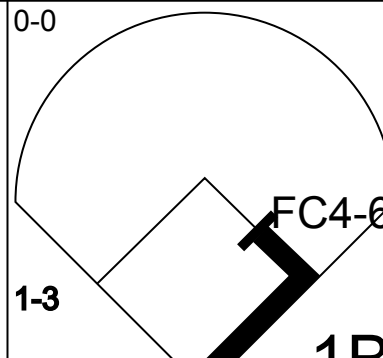
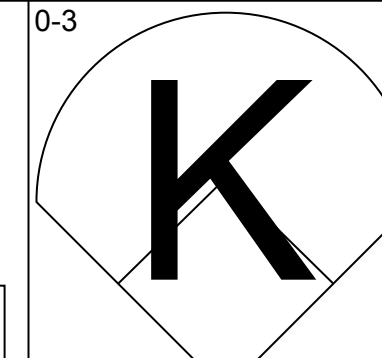
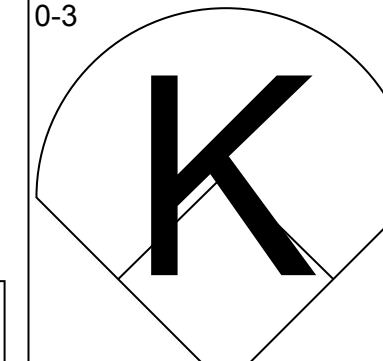
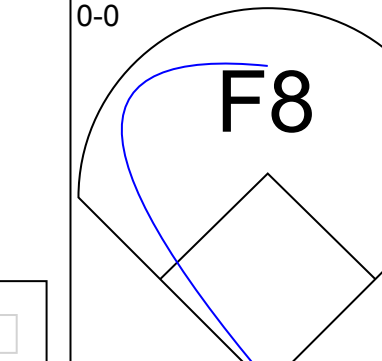
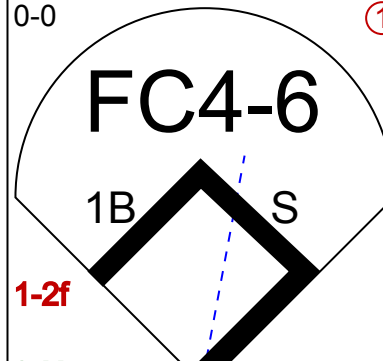



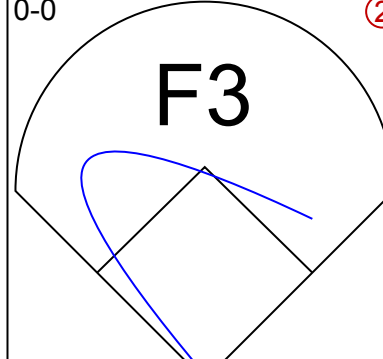
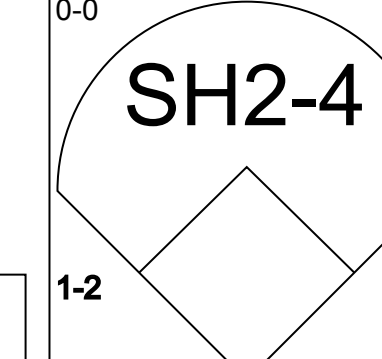
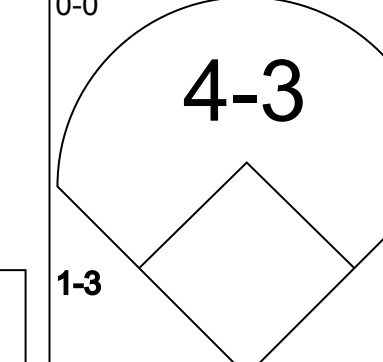

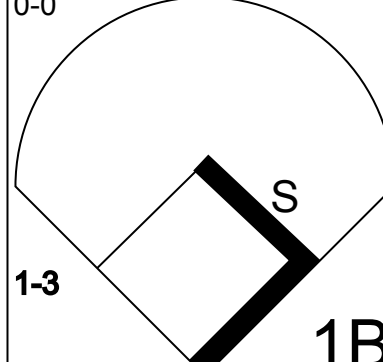
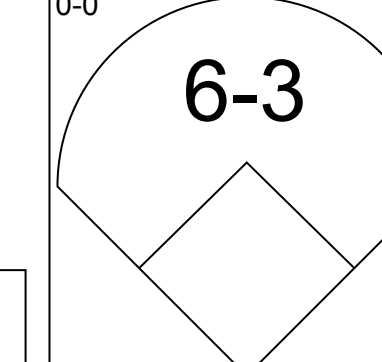
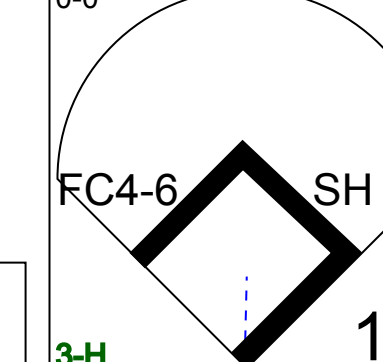
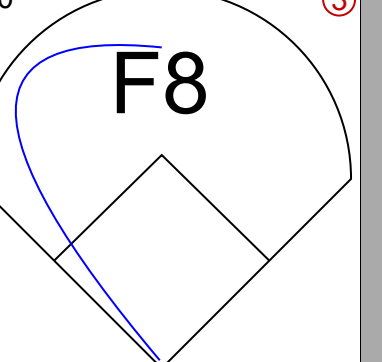
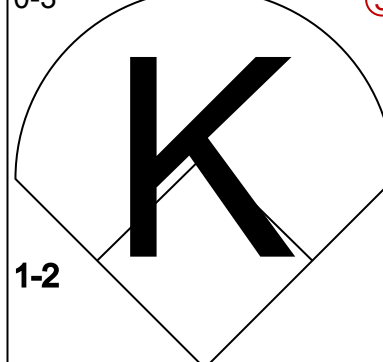
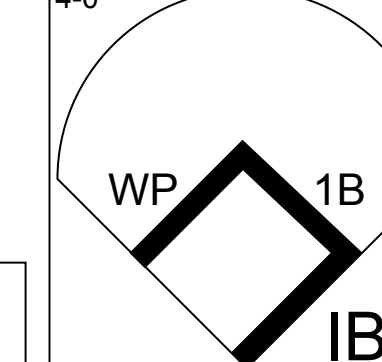
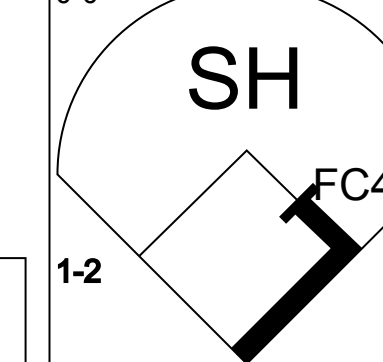


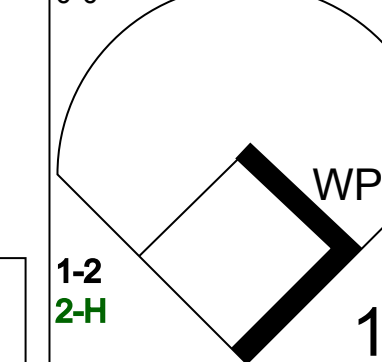
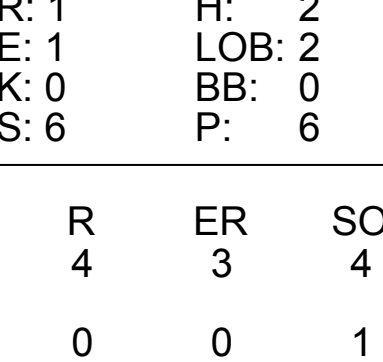
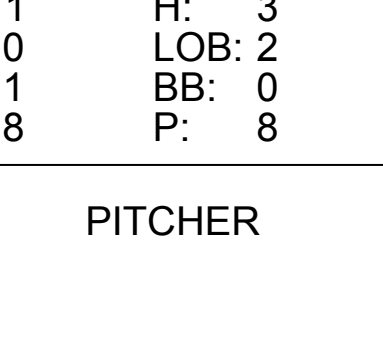
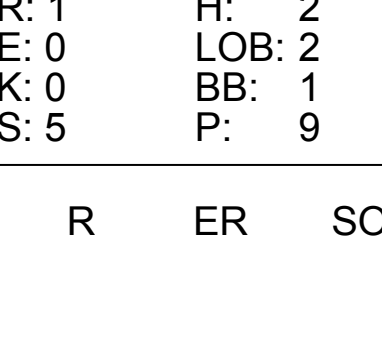






Batter	1	2	3	4	5	6	7	8	9	AB	R	H	RBI	BB	SO	LOB	TOP			
<b>Bob Allison, R</b> OBP: 0.406, SLG: 0.471 (1, 9)										4	0	0	0	0	2	1				
<b>Billy Gardner, R</b> OBP: 0.386, SLG: 0.374 (1, 4)										4	0	0	0	0	1	0				
<b>Harmon Killebrew, R</b> OBP: 0.379, SLG: 0.378 (1, 5)										4	1	2	0	0	1	0				
<b>Jim Lemon, R</b> OBP: 0.306, SLG: 0.473 (1, 7)										4	0	1	1	0	0	1				
<b>Julio Becquer, L</b> OBP: 0.274, SLG: 0.394 (1, 3)										3	0	0	0	1	0	1				
<b>Dan Dobbek, L</b> OBP: 0.319, SLG: 0.325 (1, 8)										3	0	0	0	0	0	2				
<b>Earl Batley, R</b> OBP: 0.328, SLG: 0.384 (1, 2)										3	0	1	0	0	1	0				
<b>Jose Valdivielso, R</b> OBP: 0.238, SLG: 0.200 (1, 6)										3	0	0	0	0	1	1				
<b>Bill Fischer, R</b> OBP: 0.250, SLG: 0.143 (1, 1)										2	0	0	0	0	0	1				
<b>Jack Kralick, L</b> OBP: 1.000, SLG: 1.000 (7, 1)										0	0	0	0	0	0	0				
<b>Lenny Green, L</b> OBP: 0.294, SLG: 0.333 (8, PH)										1	0	0	0	0	0	0				
<b>Dick Hyde, R</b> (8, 1)										0	0	0	0	0	0	0				
<b>Inning Stats</b>	R: 0 E: 0 K: 2 S: 7	H: 0 LOB: 0 BB: 0 P: 7	R: 0 E: 0 K: 0 S: 3	H: 0 LOB: 0 BB: 0 P: 3	R: 0 E: 0 K: 1 S: 6	H: 1 LOB: 1 BB: 0 P: 6	R: 0 E: 0 K: 0 S: 4	H: 1 LOB: 2 BB: 1 P: 8	R: 0 E: 0 K: 2 S: 7	H: 0 LOB: 0 BB: 0 P: 7	R: 1 E: 0 K: 0 S: 5	H: 2 LOB: 1 BB: 0 P: 5	R: 0 E: 0 K: 0 S: 3	H: 0 LOB: 0 BB: 0 P: 3	R: 0 E: 0 K: 1 S: 5	H: 0 LOB: 0 BB: 0 P: 5	1B: 2 2B: 2 3B: 0 HR: 0	SF: 0 SAC: 0 DP: 0 HBP: 0	WP: 1 PB: 1 SB: 0 CS: 0	PA: 32
<b>PITCHER</b> <b>Tom Brewer, R</b> ERA: 4.19 (1, 1)	IP: 9.0 WLS: W BF: 32 H: 4 R: 1 ER: 1 SO: 6 BB: 1 IBB: 0 HBP: 0 BLK: 0 WP: 1 HR: 0 S: 43 P: 47 ERA: 1.00 WHIP: 0.556																			

Washington Senators @ Boston Red Sox  
Fenway Park, Boston, MA  
Tue May 31 1960, 7:05 PM EDT  
Att: 7,320 - Unknown

AB	31
R	1
H	4
RBI	1
BB	1
SO	6
LOB	7



Batter	1	2	3	4	5	6	7	8	9	AB	R	H	RBI	BB	SO	LOB	BOTTOM	
<b>Marty Keough, L</b> OBP: 0.304, SLG: 0.339 (1, 8)										5	1	2	0	0	0	4		
<b>Pete Runnels, L</b> OBP: 0.426, SLG: 0.450 (1, 4) (8, 3)										4	0	1	0	0	0	3		
<b>Gary Geiger, L</b> OBP: 0.324, SLG: 0.364 (1, 9)										4	2	2	0	0	0	1		
<b>Vic Wertz, L</b> OBP: 0.358, SLG: 0.464 (1, 3)										4	0	2	1	0	1	1		
<b>Pumpsie Green, S</b> OBP: 0.325, SLG: 0.314 (8, 4)										0	0	0	0	0	0	0		
<b>Gene Stephens, L</b> OBP: 0.308, SLG: 0.308 (1, 7)										4	1	1	1	0	1	2		
<b>Frank Malzone, R</b> OBP: 0.322, SLG: 0.373 (1, 5)										3	1	1	0	0	1	1		
<b>Don Buddin, R</b> OBP: 0.348, SLG: 0.328 (1, 6)										4	0	1	0	0	1	2		
<b>Ed Sadowski, R</b> OBP: 0.351, SLG: 0.485 (1, 2)										1	0	1	1	0	0	0		
<b>Haywood Sullivan, R</b> OBP: 0.257, SLG: 0.250 (4, 2)										2	0	0	0	1	1	2		
<b>Tom Brewer, R</b> OBP: 0.316, SLG: 0.333 (1, 1)										3	0	1	1	0	0	0		
<b>Inning Stats</b>	R: 1 E: 0 K: 1 S: 7	H: 2 LOB: 1 BB: 0 P: 7	R: 1 E: 1 K: 0 S: 6	H: 2 LOB: 2 BB: 0 P: 6	R: 0 E: 0 K: 2 S: 7	H: 0 LOB: 0 BB: 0 P: 7	R: 0 E: 0 K: 0 S: 3	H: 1 LOB: 0 BB: 0 P: 3	R: 1 E: 0 K: 1 S: 8	H: 3 LOB: 2 BB: 0 P: 8	R: 1 E: 1 K: 1 S: 7	H: 2 LOB: 1 BB: 0 P: 7	R: 1 E: 0 K: 0 S: 5	H: 2 LOB: 2 BB: 1 P: 9	1B: 8 2B: 4 3B: 0 HR: 0	SF: 0 SAC: 2 DP: 0 HBP: 0	WP: 2 PB: 0 SB: 2 CS: 0	PA: 37
<b>PITCHER</b> <b>Bill Fischer, R</b> ERA: 2.87 (1, 1)	IP: 0.2 WLS: L BF: 3 H: 1 R: 0 ER: 0 SO: 1 BB: 0 IBB: 0 HBP: 0 BLK: 0 WP: 0 HR: 0 S: 5 P: 5 ERA: 0.00 WHIP: 1.500																	
<b>Jack Kralick, L</b> ERA: 6.23 (7, 1)	IP: 0.2 WLS: L BF: 3 H: 1 R: 0 ER: 0 SO: 1 BB: 0 IBB: 0 HBP: 0 BLK: 0 WP: 0 HR: 0 S: 5 P: 5 ERA: 0.00 WHIP: 1.500																	
<b>Dick Hyde, R</b> ERA: 4.15 (8, 1)	IP: 1.0 WLS: L BF: 6 H: 2 R: 1 ER: 1 SO: 0 BB: 1 IBB: 0 HBP: 0 BLK: 0 WP: 1 HR: 0 S: 9 P: 9 ERA: 9.00 WHIP: 2.000																	

Washington Senators @ Boston Red Sox  
Fenway Park, Boston, MA  
Tue May 31 1960, 7:05 PM EDT  
Att: 7,320 - Unknown

AB	34
R	5
H	12
RBI	4
BB	1
SO	5
LOB	16





Batter	1	2	3	4	5	6	7	8	9	AB	R	H	RBI	BB	SO	LOB	TOP	
<b>Billy Gardner, R</b> OBP: 0.373, SLG: 0.403 (1, 4)										4	3	2	1	1	0	3	<b>Washington Senators @ Boston Red Sox</b> Fenway Park, Boston, MA Thu Jun 02 1960, 3:33 AM EDT Unknown	
<b>Dan Dobbek, L</b> OBP: 0.316, SLG: 0.321 (1, 8) (7, 7)										4	0	1	1	0	2	0		
<b>Bob Allison, R</b> OBP: 0.418, SLG: 0.497 (1, 9)										3	2	2	2	2	0	0		
<b>Jim Lemon, R</b> OBP: 0.311, SLG: 0.496 (1, 7)										4	2	2	1	0	1	2		
<b>Lenny Green, L</b> OBP: 0.290, SLG: 0.328 (7, 8)										1	0	0	0	0	0	0		
<b>Harmon Killebrew, R</b> OBP: 0.373, SLG: 0.365 (1, 5)										3	1	0	0	1	0	2		
<b>Julio Becquer, L</b> OBP: 0.273, SLG: 0.387 (1, 3)										4	0	1	2	0	1	0		
<b>Earl Batley, R</b> OBP: 0.326, SLG: 0.374 (1, 2)										3	0	0	0	0	0	0		
<b>Jose Valdivielso, R</b> OBP: 0.200, SLG: 0.167 (1, 6)										4	0	0	0	0	2	3		
<b>Don Lee, R</b> OBP: 0.250, SLG: 0.100 (1, 1)										2	0	0	1	1	1	0		
<b>Tex Clevenger, R</b> OBP: 0.167, SLG: 0.167 (8, 1)										1	0	0	0	0	1	0		
<b>Inning Stats</b>	R: 4 E: 0 K: 1 S: 8	H: 3 LOB: 3 BB: 3 P: 21	R: 0 E: 0 K: 0 S: 3	H: 0 LOB: 1 BB: 1 P: 7	R: 0 E: 0 K: 1 S: 5	H: 0 LOB: 0 BB: 0 P: 5	R: 0 E: 0 K: 0 S: 4	H: 0 LOB: 0 BB: 0 P: 4	R: 1 E: 0 K: 0 S: 6	H: 1 LOB: 1 BB: 1 P: 10	R: 0 E: 0 K: 1 S: 5	H: 0 LOB: 0 BB: 0 P: 5	R: 2 E: 0 K: 1 S: 7	H: 3 LOB: 0 BB: 0 P: 7	1B: 4 2B: 1 3B: 0 HR: 3	SF: 0 SAC: 1 DP: 0 HBP: 1	WP: 1 PB: 0 SB: 1 CS: 0	PA: 40
<b>PITCHER</b>	IP WLS BF H R ER SO BB IBB HBP BLK WP HR S P ERA WHIP																	
<b>Ike Delock, R</b> ERA: 108.0 (1, 1)	0.1 L 7 3 4 4 1 2 0 0 1 0 0 1 6 15 108.00 15.000																	
<b>Frank Sullivan, R</b> ERA: 6.5 (1, 1)	4.2 17 1 1 1 2 2 0 0 0 0 1 19 27 1.93 0.643																	
<b>Tom Sturdivant, R</b> ERA: 5.06 (6, 1)	4.0 16 4 3 3 5 1 0 0 0 1 1 25 29 6.75 1.250																	

Batter	1	2	3	4	5	6	7	8	9	AB	R	H	RBI	BB	SO	LOB	BOTTOM			
<b>Marty Keough, L</b> OBP: 0.297, SLG: 0.328 (1, 8)										5	0	1	0	0	1	1	<b>Washington Senators @ Boston Red Sox</b> Fenway Park, Boston, MA Thu Jun 02 1960, 3:33 AM EDT Unknown			
<b>Pete Runnels, L</b> OBP: 0.431, SLG: 0.452 (1, 4)										4	1	2	0	1	0	1				
<b>Gary Geiger, L</b> OBP: 0.329, SLG: 0.366 (1, 9)										5	1	2	0	0	1	3				
<b>Vic Wertz, L</b> OBP: 0.350, SLG: 0.483 (1, 3)										5	1	1	3	0	1	3				
<b>Gene Stephens, L</b> OBP: 0.315, SLG: 0.316 (1, 7)										4	0	2	0	0	1	0				
<b>Frank Malzone, R</b> OBP: 0.321, SLG: 0.370 (1, 5)										4	0	1	0	0	0	1				
<b>Pumpsie Green, S</b> OBP: 0.341, SLG: 0.333 (1, 6)										4	0	2	0	0	1	3				
<b>Ed Sadowski, R</b> OBP: 0.350, SLG: 0.457 (1, 2)										2	0	0	0	1	0	2				
<b>Ike Delock, R</b> (1, 1)										0	0	0	0	0	0	0				
<b>Frank Sullivan, R</b> (1, 1)										1	0	0	0	0	1	0				
<b>Bobby Thomson, R</b> OBP: 0.295, SLG: 0.432 (5, PH)										1	0	0	0	0	0	1				
<b>Tom Sturdivant, L</b> OBP: 0.125, SLG: 0.143 (6, 1)										1	0	0	0	0	0	0				
<b>Rip Repulski, R</b> OBP: 0.350, SLG: 0.500 (9, PH)										1	0	0	0	0	0	0				
<b>Inning Stats</b>	R: 0 E: 0 K: 1 S: 6	H: 1 LOB: 1 BB: 0 P: 6	R: 0 E: 0 K: 1 S: 6	H: 1 LOB: 0 BB: 0 P: 6	R: 0 E: 0 K: 0 S: 4	H: 0 LOB: 1 BB: 0 P: 4	R: 0 E: 0 K: 0 S: 3	H: 0 LOB: 1 BB: 1 P: 7	R: 0 E: 0 K: 1 S: 6	H: 1 LOB: 1 BB: 0 P: 6	R: 0 E: 0 K: 0 S: 3	H: 1 LOB: 1 BB: 0 P: 3	R: 3 E: 0 K: 2 S: 11	H: 4 LOB: 2 BB: 1 P: 15	R: 0 E: 0 K: 0 S: 5	H: 2 LOB: 2 BB: 0 P: 5	1B: 10 2B: 0 3B: 0 HR: 1	SF: 0 SAC: 0 DP: 1 HBP: 0	WP: 0 PB: 0 SB: 0 CS: 0	PA: 40
<b>PITCHER</b>	IP WLS BF H R ER SO BB IBB HBP BLK WP HR S P ERA WHIP																			
<b>Don Lee, R</b> ERA: 5.91 (1, 1)	7.1 W 33 9 3 3 3 2 0 0 0 0 0 1 41 49 3.68 1.500																			
<b>Tex Clevenger, R</b> ERA: 3.14 (8, 1)	1.2 S 7 2 0 0 1 0 0 0 0 0 0 0 9 9 0.00 1.200																			







Batter	1	2	3	4	5	6	7	8	9	AB	R	H	RBI	BB	SO	LOB	TOP			
Mary Breeding, R OBP: 0.332, SLG: 0.359	0-3 K		0-0 SH5-3		0-0 5-3 1B		0-0 1-3		0-0 F8	4	0	1	0	0	1	1	<b>Baltimore Orioles @ Washington Senators</b> Griffith Stadium, Washington, DC Fri Jun 03 1960, 7:05 PM EDT Att: 11,668 - Unknown			
Gene Woodling, L OBP: 0.470, SLG: 0.441	0-3 K		4-0 1B BB		0-0 5-3 1-2		0-0 1-3			3	0	0	0	1	1					
Jackie Brandt, R OBP: 0.404, SLG: 0.473	0-0 E5		0-0 1B 1-3 2-H		0-0 6-3			0-0 E5 G6-4-3 1B		4	0	1	1	0	0	1				
Walt Dropo, R OBP: 0.321, SLG: 0.367	0-0 5-3		0-0 FC5-4 1B		0-3 K			0-0 G6-4-3 1B		4	0	2	0	0	1	2				
Brooks Robinson, R OBP: 0.285, SLG: 0.331		0-0 L9	0-0 FC5-4 1-2			4-0 FC4 BB		0-0 G6-4-3 1-2 2-3		3	0	0	0	1	0	4				
Ron Hansen, R OBP: 0.384, SLG: 0.479		0-0 5-3 1B		4-0 3-1 WP BB		0-0 FC4 1-2 FC6-4		0-0 5-3		3	0	1	0	1	0	2				
Willie Tasby, R OBP: 0.306, SLG: 0.296		0-0 5-3 1-2		0-3 K		0-3 K		0-0 F4		4	0	0	0	0	2	3				
Clint Courtney, L OBP: 0.333, SLG: 0.270		0-0 1-3		0-0 3-1		0-0 FC6-4 1-2		0-0 1-3		2	0	0	0	0	0	2				
Dave Nicholson, R OBP: 0.176, SLG: 0.067				0-0 3-1						1	0	0	0	0	0	1				
Valmy Thomas, R (6, 2)				2-3						1	0	0	0	0	0	0				
Mitt Pappas, R (1, 1)			4-0 SH5-3 1B BB		0-3 K			4-0 1-3		1	1	0	0	1	1	1				
Albie Pearson, L OBP: 0.356, SLG: 0.328										1	0	0	0	0	0	0				
Amie Portocarrero, R (7, 1)										0	0	0	0	0	0	0				
Jim Gentile, L OBP: 0.467, SLG: 0.543										0	0	0	0	1	0	0				
<b>Inning Stats</b>	R: 0 E: 1 K: 2 S: 8	H: 0 LOB: 1 BB: 0 P: 8	R: 0 E: 0 K: 0 S: 4	H: 1 LOB: 1 BB: 0 P: 4	R: 1 E: 0 K: 0 S: 4	H: 2 LOB: 2 BB: 2 P: 12	R: 0 E: 0 K: 2 S: 7	H: 0 LOB: 1 BB: 1 P: 11	R: 0 E: 0 K: 1 S: 6	H: 1 LOB: 1 BB: 0 P: 6	R: 0 E: 0 K: 0 S: 3	H: 0 LOB: 0 BB: 0 P: 3	R: 0 E: 1 K: 0 S: 4	H: 1 LOB: 1 BB: 1 P: 4	R: 0 E: 0 K: 0 S: 3	H: 0 LOB: 1 BB: 1 P: 7	1B: 5 2B: 0 3B: 0 HR: 0	SF: 0 SAC: 1 DP: 1 HBP: 0	WP: 1 PB: 0 SB: 0 CS: 0	PA: 37
<b>PITCHER</b> Hal Woodeshick, L ERA: 4.29	IP: 9.0 WLS: W BF: 37 H: 5 R: 1 ER: 1 SO: 6 BB: 5 IBB: 0 HBP: 0 BLK: 0 WP: 1 HR: 0 S: 44 P: 64 ERA: 1.00 WHIP: 1.111																			

AB	31
R	1
H	5
RBI	1
BB	5
SO	6
LOB	18



Batter	1	2	3	4	5	6	7	8	9	AB	R	H	RBI	BB	SO	LOB	BOTTOM	
Billy Gardner, R OBP: 0.373, SLG: 0.416	4-0 G3 3B BB		0-0 5-3		0-0 6-3 2-3		0-0 SH1-4 1B		0-0 F3	4	1	1	0	1	0	4	<b>Baltimore Orioles @ Washington Senators</b> Griffith Stadium, Washington, DC Fri Jun 03 1960, 7:05 PM EDT Att: 11,668 - Unknown	
Faye Throneberry, L OBP: 0.345, SLG: 0.383	0-0 G3		0-0 4-3		0-0 HR		0-0 SH1-4 1-2		0-0 F9	3	1	1	1	0	0	1		
Lenny Green, L OBP: 0.282, SLG: 0.317	0-0 1-2			4-0 3-H 2B		0-0 HR		0-0 F9	1	0	0	0	0	0	1			
Bob Allison, R OBP: 0.431, SLG: 0.539	0-0 2-H 3B		4-0 1B BB	4-0 2-H HR		0-0 HR		0-0 5-3		4	1	2	3	1	0	2		
Jim Lemon, R OBP: 0.331, SLG: 0.489	0-0 5-3		0-0 1B BB	4-0 2-H HR		0-0 HR		0-0 5-3		2	0	1	0	2	0	1		
Harmon Killebrew, R OBP: 0.369, SLG: 0.409	0-3 K		0-0 1B BB	4-0 2-H HR		0-0 HR		0-0 5-3		4	0	1	0	0	1	4		
Julio Becquer, L OBP: 0.256, SLG: 0.357		0-0 F5	0-3 K		0-0 CS 1B		0-0 F5		0-0 F5	4	0	1	0	0	1	3		
Earl Batley, R OBP: 0.326, SLG: 0.375		0-0 S 1B	0-3 K		0-0 1-2 1B		0-0 1-2 1B		0-0 F8	4	0	2	0	0	1	3		
Jose Valdivielso, R OBP: 0.267, SLG: 0.214		4-0 1-2 BB		0-0 WP SH3-4 2B 1B		0-3 K		0-0 4-3		3	1	1	0	1	1	1		
Hal Woodeshick, R OBP: 0.143, SLG: 0.143		0-3 K		0-0 SH3-4 1-2		0-3 K		0-0 WP 1B		3	0	1	0	0	2	3		
<b>Inning Stats</b>	R: 1 E: 0 K: 1 S: 6	H: 1 LOB: 1 BB: 1 P: 10	R: 0 E: 0 K: 1 S: 6	H: 1 LOB: 2 BB: 1 P: 10	R: 0 E: 0 K: 2 S: 9	H: 2 LOB: 3 BB: 1 P: 13	R: 3 E: 0 K: 0 S: 6	H: 3 LOB: 1 BB: 1 P: 10	R: 0 E: 0 K: 0 S: 4	H: 2 LOB: 1 BB: 0 P: 8	R: 0 E: 0 K: 0 S: 3	H: 0 LOB: 0 BB: 0 P: 3	R: 0 E: 0 K: 0 S: 4	H: 1 LOB: 1 BB: 0 P: 4	1B: 8 2B: 1 3B: 1 HR: 1	SF: 0 SAC: 2 DP: 0 HBP: 0	WP: 2 PB: 0 SB: 1 CS: 1	PA: 39
<b>PITCHER</b> Mitt Pappas, R ERA: 6.18	IP: 6.0 WLS: L BF: 32 H: 10 R: 4 ER: 4 SO: 6 BB: 5 IBB: 0 HBP: 0 BLK: 0 WP: 1 HR: 1 S: 39 P: 59 ERA: 6.00 WHIP: 2.500																	
<b>PITCHER</b> Amie Portocarrero, R ERA: 3.82	IP: 2.0 WLS: L BF: 7 H: 1 R: 0 ER: 0 SO: 0 BB: 0 IBB: 0 HBP: 0 BLK: 0 WP: 1 HR: 0 S: 7 P: 7 ERA: 0.00 WHIP: 0.500																	


AB	32
R	4
H	11
RBI	4
BB	5
SO	6
LOB	23










Batter	1	2	3	4	5	6	7	8	9	AB	R	H	RBI	BB	SO	LOB	TOP												
Mary Breeding, R OBP: 0.337, SLG: 0.360 (1, 4)	0-0 6-3		0-3 K		0-0 SH1-3 1B		0-3 K		0-0 E8 5-3 1B	5	0	2	0	0	2	0	<p><b>Baltimore Orioles @ Washington Senators</b> Griffith Stadium, Washington, DC</p> <p>Sun Jun 05 1960, 3:33 AM EDT Att: 10,703 - Unknown</p> <p>livebaseballscorecards.com</p> <p>AB 35 R 6 H 10 RBI 4 BB 3 SO 3 LOB 14</p> 												
Albie Pearson, L OBP: 0.380, SLG: 0.311 Walt Dropp, R OBP: 0.300, SLG: 0.340 Hoyt Wilhelm, R (9, 1)	0-0 F7		4-0 S BB		0-0 SH1-3 1-2		0-0 F8		0-0 5-3 1-1H 2-H 1B	2	0	0	0	1	0	0													
Ron Hansen, R OBP: 0.363, SLG: 0.490 (1, 6)	0-0 1B		0-0 F8		0-0 F8		0-0 F3		0-0 F9	5	0	1	0	0	0	3													
Gene Woodling, L OBP: 0.449, SLG: 0.415 Jackie Brandt, R OBP: 0.400, SLG: 0.467 (8, 7)	0-3 K		0-0 F7 1-2		0-0 4-3				0-0 3-1	4	0	0	0	0	1	3													
Jim Gentile, L OBP: 0.472, SLG: 0.586 (1, 3)									0-0 F8	4	2	3	1	0	0	0													
Clint Courtney, L OBP: 0.321, SLG: 0.250 (1, 2)									0-0 F8 6-3	4	0	0	0	0	0	2													
Brooks Robinson, R OBP: 0.294, SLG: 0.370 (1, 5)									0-0 F4	4	2	3	2	0	0	0													
Willie Tasby, R OBP: 0.317, SLG: 0.297 (1, 8)									4-0 1B BB E BB	3	1	1	1	1	0	2													
Jerry Walker, S OBP: 0.154, SLG: 0.154 Bob Boyd, L OBP: 0.273, SLG: 0.318 Hal Brown, R OBP: 0.316, SLG: 0.250 Al Pilarcik, L OBP: 0.316, SLG: 0.338 (9, 9)									4-0 E BB	2	0	0	0	0	0	2													
<b>Inning Stats</b>	R: 0 E: 0 K: 1 S: 6	H: 1 LOB: 1 BB: 0 P: 6	R: 0 E: 0 K: 0 S: 5	H: 2 LOB: 2 BB: 0 P: 5	R: 0 E: 0 K: 1 S: 5	H: 0 LOB: 1 BB: 1 P: 9	R: 2 E: 0 K: 0 S: 5	H: 2 LOB: 0 BB: 0 P: 5	R: 0 E: 0 K: 0 S: 4	H: 1 LOB: 1 BB: 0 P: 4	R: 2 E: 0 K: 0 S: 5	H: 3 LOB: 0 BB: 0 P: 5	R: 0 E: 0 K: 1 S: 5	H: 0 LOB: 0 BB: 0 P: 5	R: 0 E: 0 K: 0 S: 3	H: 0 LOB: 0 BB: 0 P: 3		R: 2 E: 1 K: 0 S: 4	H: 1 LOB: 1 BB: 2 P: 12	1B: 6 2B: 2 3B: 0 HR: 2	SF: 0 SAC: 1 DP: 1 HBP: 0	WP: 0 PB: 0 SB: 1 CS: 0	PA: 39						
<b>PITCHER</b>	IP	WLS	BF	H	R	ER	SO	BB	IBB	HBP	BLK	WP	HR	S	P	ERA		WHIP											
Pedro Ramos, R ERA: 2.8 (1, 1)	3.1		16	5	2	2	2	1	0	0	0	0	0	2	19	23		5.40	1.800										
Bill Fischer, R ERA: 3.75 (4, 1)	3.2		14	4	2	2	1	0	0	0	0	0	0	0	16	16		4.91	1.091										
Jack Kralick, L ERA: 5.06 (8, 1)	1.0		3	0	0	0	0	0	0	0	0	0	0	3	3	0.00	0.000												
Tex Clevenger, R ERA: 2.9 (9, 1)	0.1	L	4	1	2	0	0	2	0	0	0	0	0	2	10	0.00	9.000												
Hal Woodeshick, L ERA: 4.15 (9, 1)	0.2		2	0	0	0	0	0	0	0	0	0	0	2	2	0.00	0.000												

Batter	1	2	3	4	5	6	7	8	9	AB	R	H	RBI	BB	SO	LOB	BOTTOM												
Billy Gardner, R OBP: 0.374, SLG: 0.425 (1, 4)	0-0 F8		4-0 FC6-4 BB		0-0 HR		0-0 1-2 2-H 1B		0-0 FC5-4 1-2	4	1	2	2	1	0	2	<p><b>Baltimore Orioles @ Washington Senators</b> Griffith Stadium, Washington, DC</p> <p>Sun Jun 05 1960, 3:33 AM EDT Att: 10,703 - Unknown</p> <p>livebaseballscorecards.com</p> <p>AB 37 R 5 H 10 RBI 5 BB 4 SO 7 LOB 18</p> 												
Faye Throneberry, L OBP: 0.352, SLG: 0.353 Tex Clevenger, R OBP: 0.167, SLG: 0.167 Hal Woodeshick, R OBP: 0.143, SLG: 0.143 Reno Bartoia, R OBP: 0.309, SLG: 0.258 (1, 8)	0-3 K		0-3 K		0-0 G3		0-3 K		0-0 G5-4-3 1B	4	0	0	0	0	3	3													
Bob Allison, R OBP: 0.440, SLG: 0.535 (1, 9)	4-0 1B BB		0-0 FC6-4 1-2		0-3 K		0-0 FC6-4 1-2		0-0 G5-4-3 1-2	4	0	0	0	1	1	4													
Jim Lemon, R OBP: 0.341, SLG: 0.514 (1, 7)	0-0 FC5-4 1B				0-0 5-3		0-0 5-3		4-0 BB 1B BB	4	1	2	0	1	0	0													
Harmon Killebrew, R OBP: 0.372, SLG: 0.422 (1, 5)	0-0 FC5-4 1-2				0-0 2B		0-0 F6		0-3 K	5	0	1	0	0	1	4													
Julio Becquer, L OBP: 0.242, SLG: 0.333 (1, 3)			0-3 K		0-0 F7		0-0 F9		0-0 BB 1B	4	1	1	0	0	1	1													
Earl Batley, R OBP: 0.336, SLG: 0.394 (1, 2)			0-0 4-3		0-3 K		0-0 3-1		0-0 F3	4	0	0	0	0	1	3													
Jose Valdivielso, R OBP: 0.289, SLG: 0.333 Elmer Valo, L OBP: 0.500, SLG: 0.222 Billy Consolo, R OBP: 0.321, SLG: 0.295 (8, 6)			0-0 L4				0-0 HR		4-0 1B BB	3	2	2	1	0	0	0													
Pedro Ramos, S OBP: 0.115, SLG: 0.080 Bill Fischer, R OBP: 0.322, SLG: 0.125 Dan Gooden, L OBP: 0.310, SLG: 0.294 Pete Whisenant, R OBP: 0.100, SLG: 0.059 Jack Kralick, L OBP: 0.316, SLG: 0.338 Lenny Green, L OBP: 0.302, SLG: 0.320 (8, 8)			0-0 F7		0-0 L7		0-0 E4 1B		0-0 FC5-4 1B	1	0	0	0	0	0	0													
<b>Inning Stats</b>	R: 0 E: 0 K: 1 S: 6	H: 1 LOB: 2 BB: 1 P: 10	R: 0 E: 0 K: 1 S: 5	H: 0 LOB: 0 BB: 0 P: 5	R: 0 E: 0 K: 1 S: 5	H: 0 LOB: 1 BB: 1 P: 9	R: 0 E: 0 K: 1 S: 6	H: 1 LOB: 0 BB: 0 P: 6	R: 2 E: 0 K: 1 S: 7	H: 2 LOB: 0 BB: 0 P: 7	R: 0 E: 0 K: 0 S: 3	H: 0 LOB: 0 BB: 0 P: 3	R: 1 E: 1 K: 1 S: 8	H: 2 LOB: 2 BB: 0 P: 8	R: 2 E: 0 K: 1 S: 7	H: 2 LOB: 2 BB: 2 P: 15		R: 0 E: 0 K: 0 S: 4	H: 2 LOB: 1 BB: 0 P: 4	1B: 7 2B: 1 3B: 0 HR: 2	SF: 0 SAC: 0 DP: 1 HBP: 0	WP: 0 PB: 0 SB: 0 CS: 0	PA: 41						
<b>PITCHER</b>	IP	WLS	BF	H	R	ER	SO	BB	IBB	HBP	BLK	WP	HR	S	P	ERA		WHIP											
Jerry Walker, R ERA: 3.62 (1, 1)	5.0		21	4	2	2	5	2	0	0	0	0	0	2	29	37		3.60	1.200										
Hal Brown, R ERA: 3.12 (6, 1)	3.0	W	16	4	3	3	2	2	0	0	0	0	0	18	26	9.00		2.000											
Hoyt Wilhelm, R ERA: 4.98 (9, 1)	1.0	S	4	2	0	0	0	0	0	0	0	0	0	4	4	0.00	2.000												



Batter	1	2	3	4	5	6	7	8	9	AB	R	H	RBI	BB	SO	LOB	TOP			
<b>Billy Gardner, R</b> OBP: 0.375, SLG: 0.421 (1, 4)	0-0 6-3		4-0 BB		0-0 F9		0-0 F9		0-0 1B	4	0	1	0	1	0	5	<b>Washington Senators @ Baltimore Orioles</b> Memorial Stadium, Baltimore, MD Mon Jun 06 1960, 7:05 PM EDT Att: 9,508 - Unknown <a href="http://livebaseballscorecards.com">livebaseballscorecards.com</a>			
<b>Faye Throneberry, L</b> OBP: 0.313, SLG: 0.339 (1, 8) (7, 7)	0-3 K		0-0 1-3		0-0 FC4-6		0-0 1B		0-0 1-3	5	0	1	1	0	1	4				
<b>Bob Allison, R</b> OBP: 0.436, SLG: 0.528 (1, 9) (7, 8)	0-0 1B				0-0 F9		0-0 F5		0-0 L5	4	0	1	0	0	0	3				
<b>Jim Lemon, R</b> OBP: 0.333, SLG: 0.500 <b>Bill Fischer, R</b> OBP: 0.222, SLG: 0.125 (1, 7) (7, 1)	0-0 F9				0-3 K		0-0 F6		0-0 P6	4	0	0	0	0	1	4				
<b>Harmon Killebrew, R</b> OBP: 0.376, SLG: 0.413 (1, 5)		0-3 K			4-0 BB		4-0 BB		0-0 L4	2	0	0	0	2	1	0				
<b>Julio Becquer, L</b> OBP: 0.242, SLG: 0.330 (1, 3)		0-0 CS 1B			0-0 4-3		0-3 K		0-0 F7	4	0	1	0	0	1	2				
<b>Hal Naragon, L</b> OBP: 0.310, SLG: 0.130 (1, 2)		0-0 F9					1-0 CI HBP		0-0 F8	3	1	1	0	0	0	1				
<b>Jose Valdivielso, R</b> OBP: 0.293, SLG: 0.316 (1, 6)			0-3 K		0-1 CI FC4-6		4-0 1B 1B BB		0-0 6-3	2	0	0	0	1	1	0				
<b>Jim Kaat, L</b> OBP: 0.142, SLG: 0.143 <b>Jack Kralick, L</b> OBP: 0.009, SLG: 1.000 <b>Don Lee, R</b> OBP: 0.207, SLG: 0.310 <b>Don Lee, R</b> OBP: 0.25, SLG: 0.108 <b>Elmer Valo, L</b> OBP: 0.500, SLG: 0.273 (1, 1) (4, 1) (5, PH) (5, 1) (7, PH) (7, 9)			0-3 K		0-0 P1		0-0 1-2 2-3 1B		0-3 K	1	0	0	0	0	1	0				
<b>Inning Stats</b>	R: 0 E: 0 K: 1 S: 6	H: 1 LOB: 1 BB: 0 P: 6	R: 0 E: 0 K: 1 S: 5	H: 1 LOB: 0 BB: 0 P: 5	R: 0 E: 0 K: 2 S: 7	H: 0 LOB: 1 BB: 1 P: 11	R: 0 E: 0 K: 1 S: 5	H: 0 LOB: 1 BB: 1 P: 9	R: 0 E: 0 K: 0 S: 4	H: 0 LOB: 2 BB: 0 P: 5	R: 0 E: 0 K: 0 S: 5	H: 0 LOB: 3 BB: 1 P: 10	R: 0 E: 0 K: 0 S: 3	H: 0 LOB: 0 BB: 0 P: 3	R: 0 E: 0 K: 1 S: 6	H: 1 LOB: 1 BB: 0 P: 6		1B: 6 2B: 0 3B: 0 HR: 0	SF: 0 SAC: 0 DP: 0 HBP: 1	WP: 0 PB: 0 CS: 1
<b>PITCHER</b> <b>Chuck Estrada, R</b> ERA: 2.83 (1, 1)	IP: 9.0 WLS: W BF: 38 H: 6 R: 1 ER: 1 SO: 7 BB: 4 IBB: 0 HBP: 1 BLK: 0 WP: 0 HR: 0 S: 47 P: 64 ERA: 1.00 WHIP: 1.111															<b>PITCHER</b>				

Batter	1	2	3	4	5	6	7	8	9	AB	R	H	RBI	BB	SO	LOB	BOTTOM	
<b>Mary Breeding, R</b> OBP: 0.348, SLG: 0.369 (1, 4)	0-0 E9 1B		0-0 FC6-4 1B	4-0 BB HBP		0-0 S 1B		0-0 S 1B		4	1	3	0	1	0	0	<b>Washington Senators @ Baltimore Orioles</b> Memorial Stadium, Baltimore, MD Mon Jun 06 1960, 7:05 PM EDT Att: 9,508 - Unknown <a href="http://livebaseballscorecards.com">livebaseballscorecards.com</a>	
<b>Gene Woodling, L</b> OBP: 0.453, SLG: 0.416 <b>Albie Pearson, L</b> OBP: 0.364, SLG: 0.306 (1, 7) (4, FR) (5, 7)	0-0 1B		0-0 FC6-4 2B	1-0 BB HBP		4-0 BB		0-0 L3		2	1	1	0	0	0	1		
<b>Ron Hansen, R</b> OBP: 0.371, SLG: 0.490 (1, 6)	0-0 G6-4-3 1B		4-0 2B BB	4-0 BB HBP		0-0 F8				2	1	1	2	2	0	2		
<b>Jim Gentile, L</b> OBP: 0.473, SLG: 0.621 (1, 3)	0-3 K		0-0 1B 2B	0-0 F9		0-0 HR				4	2	2	3	0	1	5		
<b>Brooks Robinson, R</b> OBP: 0.293, SLG: 0.367 (1, 5)	0-0 G6-4-3		0-0 FC6-4 1B		0-0 P6		0-0 6-3			4	0	1	1	0	0	2		
<b>Jackie Brandt, R</b> OBP: 0.396, SLG: 0.475 (1, 8)		0-0 3B	0-0 FC6-4		0-0 L9		0-0 F8			4	0	1	0	0	0	1		
<b>Willie Tasby, R</b> OBP: 0.314, SLG: 0.286 (1, 9)	0-0 6-3		0-0 SH2-3 BB BB	4-0 SH2-3 S BB		0-0 6-3		0-0 1-3		3	1	0	0	1	0	0		
<b>Clint Courtney, L</b> OBP: 0.307, SLG: 0.236 (1, 2)	0-0 F6		0-0 P3		0-0 3-1		0-0 4-3			4	0	0	0	0	0	1		
<b>Chuck Estrada, R</b> OBP: 0.176, SLG: 0.294 (1, 1)			0-0 4-3	0-0 SH2-3		0-0 G3		0-3 K		3	0	0	0	0	1	0		
<b>Inning Stats</b>	R: 1 E: 1 K: 1 S: 7	H: 2 LOB: 1 BB: 0 P: 7	R: 0 E: 0 K: 0 S: 3	H: 1 LOB: 0 BB: 0 P: 3	R: 3 E: 0 K: 0 S: 6	H: 3 LOB: 1 BB: 1 P: 10	R: 1 E: 0 K: 0 S: 3	H: 0 LOB: 3 BB: 3 P: 16	R: 0 E: 0 K: 0 S: 4	H: 1 LOB: 2 BB: 1 P: 8	R: 1 E: 0 K: 0 S: 4	H: 1 LOB: 0 BB: 0 P: 4	R: 0 E: 0 K: 1 S: 6	H: 1 LOB: 1 BB: 0 P: 6	1B: 6 2B: 1 3B: 1 HR: 1	SF: 0 SAC: 1 DP: 1 HBP: 1		WP: 0 PB: 0 CS: 0
<b>PITCHER</b> <b>Jim Kaat, L</b> ERA: 6.02 <b>Jack Kralick, L</b> ERA: 4.91 <b>Don Lee, R</b> ERA: 5.31 <b>Bill Fischer, R</b> ERA: 3.79 (1, 1) (4, 1) (5, 1) (7, 1)	IP: 3.2 WLS: L BF: 21 H: 4 R: 5 ER: 4 SO: 1 BB: 4 IBB: 1 HBP: 0 BLK: 0 WP: 0 HR: 0 S: 18 P: 35 ERA: 9.82 WHIP: 2.727															<b>PITCHER</b>		







Batter	1	2	3	4	5	6	7	8	9	AB	R	H	RBI	BB	SO	LOB	TOP			
Bill Tuttle, R OBP: 0.308, SLG: 0.328 (1, 8)			5-3			6-3		1B, SF8, 1B	L9	5	2	2	0	0	0	1				
Jerry Lumpe, L OBP: 0.327, SLG: 0.344 (1, 4)	F2		1-3			E1, 1B		L7		4	1	0	0	0	0	2				
Andy Carey, R OBP: 0.321, SLG: 0.434 (1, 5)	1B, 2B			5-3		1B, BB		SF8, 1B		3	1	2	0	1	0	0				
Norm Siebern, L OBP: 0.361, SLG: 0.467 (1, 3)	L1-6-4, 2H, 3H, 1B			L8		1B		SF8		3	0	2	4	0	0	0				
Dick Williams, R OBP: 0.315, SLG: 0.336 (1, 7)	L1-6-4, 2-3, 1B			4-3		4-3		K		4	0	0	0	0	1	4				
Hank Bauer, R OBP: 0.288, SLG: 0.319 (1, 9)		F3			K		HR		1-3	4	1	1	1	0	1	0				
Harry Chiti, R OBP: 0.316, SLG: 0.362 (1, 2)		F9			6-3				F9	4	0	0	0	0	0	0				
Ken Hamlin, R OBP: 0.301, SLG: 0.269 (9, PH)					5-3					3	0	0	0	0	0	0				
Russ Snyder, L OBP: 0.301, SLG: 0.400 (9, PH)					1-3				2B, 1B	1	1	1	0	0	0	0				
Bud Daley, L OBP: 0.310, SLG: 0.174 (1, 1)										0	0	0	0	0	0	0				
Bob Trowbridge, R (1, 1)										3	0	0	0	0	2	0				
Leo Kiely, L (8, 1)										0	0	0	0	0	0	0				
Danny Kravitz, L OBP: 0.222, SLG: 0.188 (9, PH)									1-H, 2B	1	0	1	1	0	0	0				
<b>Inning Stats</b>	R: 2, E: 0, K: 0, S: 5	H: 3, LOB: 0, BB: 0, P: 5	R: 0, E: 0, K: 0, S: 3	H: 0, LOB: 0, BB: 0, P: 3	R: 0, E: 0, K: 1, S: 5	H: 0, LOB: 0, BB: 0, P: 5	R: 0, E: 0, K: 0, S: 3	H: 0, LOB: 0, BB: 0, P: 3	R: 1, E: 1, K: 1, S: 7	H: 1, LOB: 2, BB: 1, P: 11	R: 1, E: 0, K: 0, S: 4	H: 1, LOB: 0, BB: 0, P: 4	R: 1, E: 0, K: 0, S: 7	H: 2, LOB: 1, BB: 0, P: 7	R: 1, E: 0, K: 0, S: 5	H: 2, LOB: 1, BB: 0, P: 5	1B: 6, 2B: 3, 3B: 0, HR: 1	SF: 1, SAC: 0, DP: 1, HBP: 0	WP: 0, PB: 0, SB: 0, CS: 0	PA: 37
<b>PITCHER</b>	IP, WLS, BF, H, R, ER, SO, BB, IBB, HBP, BLK, WP, HR, S, P, ERA, WHIP																			
Hal Woodeshick, L ERA: 4.08 (1, 1)	7.0, 0, 0, 0, 0, 0, 0, 0, 0, 0, 0, 0, 0, 0, 0, 0, 0, 3.86, 0.857																			
Don Lee, R ERA: 5.4 (8, 1)	1.0, W, 5, 2, 1, 1, 1, 0, 0, 0, 0, 0, 0, 0, 0, 0, 0, 9.00, 2.000																			
Tex Clevenger, R ERA: 2.86 (9, 1)	1.0, S, 5, 2, 1, 1, 0, 0, 0, 0, 0, 0, 0, 0, 0, 0, 0, 9.00, 2.000																			

Kansas City Athletics @ Washington Senators  
Griffith Stadium, Washington, DC  
Wed Jun 08 1960, 7:05 PM EDT  
Att: 10,255 - Unknown

AB 35  
R 6  
H 9  
RBI 6  
BB 1  
SO 4  
LOB 7



Batter	1	2	3	4	5	6	7	8	9	AB	R	H	RBI	BB	SO	LOB	BOTTOM			
Pete Whisenant, R OBP: 0.333, SLG: 0.211 (1, 8)							SH3-4	4-3		2	1	2	0	1	0	0				
Faye Throneberry, L OBP: 0.329, SLG: 0.356 (7, PH)										0	0	0	0	0	0	0				
Don Lee, R OBP: 0.260, SLG: 0.100 (8, 1)	1B, 2B									0	0	0	0	0	0	0				
Elmer Valo, L OBP: 0.471, SLG: 0.250 (8, PH)										1	0	0	0	0	0	1				
Tex Clevenger, R OBP: 0.296, SLG: 0.296 (9, 1)										0	0	0	0	0	0	0				
Billy Gardner, R OBP: 0.381, SLG: 0.426 (1, 4)	HR	F3					E5	6-3		5	1	2	1	0	0	4				
Bob Allison, R OBP: 0.436, SLG: 0.544 (1, 9)	HR									4	1	2	3	0	1	4				
Jim Lemon, R OBP: 0.328, SLG: 0.491 (1, 7)	5-3, 1B						F3			4	0	1	0	0	0	2				
Harmon Killebrew, R OBP: 0.383, SLG: 0.441 (1, 5)	5-3						F4			3	1	1	0	1	0	1				
Earl Battey, R OBP: 0.340, SLG: 0.403 (1, 2)	F8						F8			3	1	0	0	0	0	2				
Jose Valdivieso, R OBP: 0.292, SLG: 0.295 (1, 6)	L6									3	0	0	0	0	1	1				
Julio Becquer, L OBP: 0.262, SLG: 0.333 (1, 3)										4	2	2	2	0	0	0				
Hal Woodeshick, R OBP: 0.222, SLG: 0.125 (1, 1)										1	0	0	0	1	1	0				
Lenny Green, L OBP: 0.320, SLG: 0.369 (7, PH)										1	1	1	1	0	0	0				
<b>Inning Stats</b>	R: 3, E: 0, K: 0, S: 7	H: 4, LOB: 1, BB: 0, P: 7	R: 0, E: 0, K: 1, S: 5	H: 0, LOB: 2, BB: 2, P: 13	R: 0, E: 0, K: 0, S: 2	H: 0, LOB: 0, BB: 1, P: 6	R: 0, E: 0, K: 1, S: 5	H: 0, LOB: 0, BB: 0, P: 5	R: 0, E: 0, K: 0, S: 4	H: 2, LOB: 1, BB: 0, P: 4	R: 0, E: 0, K: 1, S: 5	H: 0, LOB: 0, BB: 0, P: 5	R: 2, E: 1, K: 0, S: 5	H: 2, LOB: 1, BB: 0, P: 6	R: 3, E: 0, K: 0, S: 7	H: 3, LOB: 1, BB: 0, P: 7	1B: 7, 2B: 2, 3B: 1, HR: 1	SF: 0, SAC: 3, DP: 2, HBP: 1	WP: 0, PB: 0, SB: 0, CS: 0	PA: 38
<b>PITCHER</b>	IP, WLS, BF, H, R, ER, SO, BB, IBB, HBP, BLK, WP, HR, S, P, ERA, WHIP																			
Bud Daley, L ERA: 2.88 (1, 1)	0.0, 0, 0, 0, 0, 0, 0, 0, 0, 0, 0, 0, 0, 0, 0, 0, 0, ∞, ∞																			
Bob Trowbridge, R ERA: 3.39 (1, 1)	7.1, L, 32, 7, 5, 4, 3, 3, 0, 1, 0, 0, 0, 0, 0, 0, 0, 4.91, 1.364																			
Leo Kiely, L ERA: 0.64 (8, 1)	0.2, 0, 0, 0, 0, 0, 0, 0, 0, 0, 0, 0, 0, 0, 0, 0, 0, 0.00, 0.000																			

Kansas City Athletics @ Washington Senators  
Griffith Stadium, Washington, DC  
Wed Jun 08 1960, 7:05 PM EDT  
Att: 10,255 - Unknown

AB 31  
R 8  
H 11  
RBI 7  
BB 3  
SO 3  
LOB 15





Batter	1	2	3	4	5	6	7	8	9	AB	R	H	RBI	BB	SO	LOB	TOP					
Bill Tuttle, R (1, 8)										3	0	2	0	2	1	1	Kansas City Athletics @ Washington Senators Griffith Stadium, Washington, DC Thu Jun 09 1960, 7:05 PM EDT Att: 6,487 - Unknown					
Jerry Lumpe, L (1, 4)										5	0	0	0	0	0	4						
Whitey Herzog, L (1, 9)										4	1	1	0	1	1							
Norm Siebern, L (1, 7)										5	1	1	0	0	1	3						
Mary Throneberry, L (1, 3)										4	2	2	1	1	2	0						
Danny Kravitz, L (1, 2)										4	1	1	3	0	0	2						
Dick Williams, R (1, 5)										4	1	2	0	0	0	1						
Ken Hamlin, R (1, 6)										4	1	2	1	0	1	1						
Ken Johnson, R (1, 1)										4	0	1	2	0	1	2						
<b>Inning Stats</b>	R: 0 E: 0 K: 0 S: 4	H: 1 LOB: 1 BB: 0 P: 4	R: 0 E: 0 K: 0 S: 3	H: 0 LOB: 1 BB: 1 P: 7	R: 0 E: 0 K: 1 S: 5	H: 0 LOB: 2 BB: 2 P: 13	R: 1 E: 0 K: 0 S: 5	H: 3 LOB: 1 BB: 0 P: 5	R: 6 E: 0 K: 2 S: 12	H: 8 LOB: 1 BB: 0 P: 12	R: 0 E: 0 K: 1 S: 5	H: 0 LOB: 0 BB: 0 P: 5	R: 0 E: 0 K: 1 S: 5	H: 0 LOB: 1 BB: 1 P: 9	R: 0 E: 0 K: 1 S: 5	H: 0 LOB: 0 BB: 0 P: 5	1B: 10 2B: 1 3B: 0 HR: 1	SF: 0 SAC: 0 DP: 1 HBP: 0	WP: 0 PB: 0 CS: 1	PA: 41		
<b>PITCHER</b>	IP WLS BF H R ER SO BB IBB HBP BLK WP HR S P ERA WHIP																					
Pedro Ramos, R (1, 1)	4.2 L 27 12 7 7 1 3 0 0 0 0 0 1 26 38 13.50 3.214																					
Jack Kralick, L (5, 1)	2.1 7 0 0 0 4 0 0 0 0 0 0 0 15 15 0.00 0.000																					
Don Lee, R (8, 1)	2.0 7 0 0 0 2 1 0 0 0 0 0 0 10 14 0.00 0.500																					
<b>Batter</b>	<b>1</b>	<b>2</b>	<b>3</b>	<b>4</b>	<b>5</b>	<b>6</b>	<b>7</b>	<b>8</b>	<b>9</b>	<b>AB</b>	<b>R</b>	<b>H</b>	<b>RBI</b>	<b>BB</b>	<b>SO</b>	<b>LOB</b>	<b>BOTTOM</b>					
Billy Gardner, R (1, 4)										4	0	0	0	0	0	0	Kansas City Athletics @ Washington Senators Griffith Stadium, Washington, DC Thu Jun 09 1960, 7:05 PM EDT Att: 6,487 - Unknown					
Faye Throneberry, L (1, 8)									4	0	1	0	0	1	0							
Bob Allison, R (1, 9)									3	0	0	0	1	2	1							
Jim Lemon, R (1, 7)									3	0	0	0	1	0	2							
Harmon Killebrew, R (1, 5)										4	1	1	0	0	3	1						
Julio Becquer, L (1, 3)										4	1	3	1	0	0	0						
Earl Batley, R (1, 2)										3	0	0	0	0	2	2						
Lenny Green, L (9, PH)										1	0	1	1	0	0	0						
Jose Valdivielso, R (1, 6)										3	0	0	0	0	1	2						
Elmer Valo, L (8, PH)										1	0	0	0	0	0	1						
Pedro Ramos, S (1, 1)										1	0	0	0	0	0	1						
Jack Kralick, L (5, 1)										1	0	0	0	0	0	0						
Dan Dobbek, L (7, PH)										1	0	0	0	0	1	1						
Don Lee, R (8, 1)										0	0	0	0	0	0	0						
<b>Inning Stats</b>	R: 0 E: 0 K: 1 S: 6	H: 1 LOB: 1 BB: 0 P: 6	R: 1 E: 0 K: 1 S: 7	H: 2 LOB: 1 BB: 0 P: 7	R: 0 E: 0 K: 1 S: 5	H: 0 LOB: 0 BB: 1 P: 9	R: 0 E: 0 K: 2 S: 7	H: 0 LOB: 0 BB: 0 P: 7	R: 0 E: 0 K: 0 S: 3	H: 0 LOB: 0 BB: 0 P: 3	R: 0 E: 0 K: 2 S: 7	H: 0 LOB: 1 BB: 1 P: 11	R: 0 E: 0 K: 2 S: 8	H: 1 LOB: 1 BB: 0 P: 8	R: 0 E: 0 K: 0 S: 3	H: 0 LOB: 0 BB: 0 P: 3	R: 1 E: 0 K: 1 S: 7	H: 2 LOB: 1 BB: 0 P: 7	1B: 2 2B: 2 3B: 2 HR: 0	SF: 0 SAC: 0 DP: 0 HBP: 0	WP: 0 PB: 0 CS: 0	PA: 35
<b>PITCHER</b>	IP WLS BF H R ER SO BB IBB HBP BLK WP HR S P ERA WHIP																					
Ken Johnson, R (1, 1)	9.0 W 35 6 2 2 10 2 0 0 0 0 0 0 53 61 2.00 0.889																					



Batter	1	2	3	4	5	6	7	8	9	AB	R	H	RBI	BB	SO	LOB	TOP										
<b>Eddie Yost, R</b> OBP: 0.429, SLG: 0.346 (1, 5)										4	2	2	0	1	0	0	<b>Detroit Tigers @ Washington Senators</b> Griffith Stadium, Washington, DC Fri Jun 10 1960, 7:05 PM EDT Att: 9,392 - Unknown										
<b>Frank Bolling, R</b> OBP: 0.276, SLG: 0.333 (1, 4)										5	1	1	0	0	1	2											
<b>Charlie Maxwell, L</b> OBP: 0.331, SLG: 0.472 (1, 7)										5	1	2	1	0	1	1											
<b>Al Kaline, R</b> OBP: 0.344, SLG: 0.406 (1, 8)										4	2	2	2	0	0	1											
<b>Steve Bilko, R</b> OBP: 0.225, SLG: 0.385 (1, 3)										3	1	2	3	1	0	0											
<b>Rocky Colavito, R</b> OBP: 0.310, SLG: 0.393 (1, 9)										4	0	0	0	0	1	5											
<b>Red Wilson, R</b> OBP: 0.310, SLG: 0.253 (1, 2)										3	0	0	1	1	0	1											
<b>Chico Fernandez, R</b> OBP: 0.347, SLG: 0.367 <b>Casey Wise, S</b> OBP: 0.173, SLG: 0.314 (1, 6) (2, 6)										1	0	0	0	0	0	1											
<b>Jim Bunning, R</b> OBP: 0.138, SLG: 0.172 <b>Hank Aguirre, R</b> (8, 1)										0	0	0	0	0	0	0											
<b>Inning Stats</b>	R: 4 E: 0 K: 1 S: 9	H: 4 LOB: 1 BB: 1 P: 13	R: 0 E: 0 K: 0 S: 4	H: 1 LOB: 1 BB: 0 P: 4	R: 1 E: 0 K: 1 S: 7	H: 2 LOB: 2 BB: 1 P: 7	R: 2 E: 1 K: 1 S: 7	H: 2 LOB: 2 BB: 2 P: 15	R: 0 E: 0 K: 0 S: 3	H: 1 LOB: 0 BB: 0 P: 3	R: 0 E: 0 K: 0 S: 3	H: 0 LOB: 0 BB: 0 P: 3	R: 0 E: 0 K: 0 S: 3	H: 0 LOB: 0 BB: 0 P: 3	R: 0 E: 0 K: 1 S: 5	H: 0 LOB: 0 BB: 0 P: 5		1B: 9 2B: 0 3B: 0 HR: 1	SF: 0 SAC: 0 DP: 2 HBP: 0	WP: 0 PB: 0 SB: 0 CS: 1	PA: 40						
<b>PITCHER</b>	IP	WLS	BF	H	R	ER	SO	BB	IBB	HBP	BLK	WP	HR	S	P	ERA	WHIP										
<b>Chuck Stobbs, L</b> ERA: 2.39	(1, 1)	0.2	L	7	4	4	1	1	0	0	0	0	1	8	12	54.00	7.500										
<b>Don Lee, R</b> ERA: 5.09	(1, 1)	2.1		10	3	1	1	0	0	0	0	0	0	12	12	3.86	1.286										
<b>Jack Kralick, L</b> ERA: 4.7	(4, 1)	2.0		10	3	2	2	1	2	0	0	0	0	10	18	9.00	2.500										
<b>Jim Kaat, L</b> ERA: 5.76	(6, 1)	2.0		6	0	0	0	0	0	0	0	0	0	6	6	0.00	0.000										
<b>Tex Clevenger, R</b> ERA: 2.7	(8, 1)	2.0		6	0	0	1	0	0	0	0	0	0	8	8	0.00	0.000										
Batter	1	2	3	4	5	6	7	8	9	AB	R	H	RBI	BB	SO	LOB	BOTTOM										
<b>Billy Gardner, R</b> OBP: 0.379, SLG: 0.418 (1, 4)										4	1	2	0	1	0	0	<b>Detroit Tigers @ Washington Senators</b> Griffith Stadium, Washington, DC Fri Jun 10 1960, 7:05 PM EDT Att: 9,392 - Unknown										
<b>Lenny Green, L</b> OBP: 0.333, SLG: 0.386 (1, 8)										4	1	1	1	1	2	2											
<b>Bob Allison, R</b> OBP: 0.441, SLG: 0.557 (1, 9)										4	1	3	3	1	1	2											
<b>Julio Becquer, L</b> OBP: 0.276, SLG: 0.412 (1, 3)										5	0	2	0	0	1	5											
<b>Faye Throneberry, L</b> OBP: 0.320, SLG: 0.333 <b>Jim Lemon, R</b> OBP: 0.324, SLG: 0.479 (1, 7) (8, PH) (9, 7)										3	0	0	0	0	1	2											
<b>Harmon Killebrew, R</b> OBP: 0.369, SLG: 0.429 (1, 5)										4	0	0	0	0	3	2											
<b>Hal Naragon, L</b> OBP: 0.313, SLG: 0.154 <b>Earl Battey, R</b> OBP: 0.331, SLG: 0.391 (1, 2) (8, PH) (9, 2)										3	0	1	0	0	0	1											
<b>Jose Valdivielso, R</b> OBP: 0.273, SLG: 0.260 (1, 6)										3	0	0	0	1	0	1											
<b>Chuck Shiels, L</b> Don Lee, R Dino DeGennaro, L Jack Kralick, L Reno Robinson, R Jim Kaat, L Pete Wilkerson, R Tex Clevenger, R Bryce Courtenay, L										0	0	0	0	0	0	0											
<b>Inning Stats</b>	R: 0 E: 0 K: 2 S: 8	H: 1 LOB: 0 BB: 0 P: 8	R: 0 E: 0 K: 1 S: 5	H: 0 LOB: 0 BB: 0 P: 5	R: 0 E: 0 K: 2 S: 8	H: 1 LOB: 2 BB: 1 P: 12	R: 0 E: 0 K: 2 S: 8	H: 1 LOB: 1 BB: 0 P: 8	R: 3 E: 0 K: 0 S: 6	H: 3 LOB: 1 BB: 1 P: 10	R: 0 E: 0 K: 0 S: 3	H: 1 LOB: 0 BB: 0 P: 3	R: 0 E: 0 K: 1 S: 5	H: 0 LOB: 0 BB: 0 P: 5	R: 1 E: 0 K: 2 S: 9	H: 2 LOB: 1 BB: 0 P: 9		R: 0 E: 0 K: 0 S: 4	H: 1 LOB: 3 BB: 2 P: 12	1B: 7 2B: 1 3B: 1 HR: 1	SF: 0 SAC: 0 DP: 1 HBP: 0	WP: 0 PB: 0 SB: 0 CS: 0	PA: 40				
<b>PITCHER</b>	IP	WLS	BF	H	R	ER	SO	BB	IBB	HBP	BLK	WP	HR	S	P	ERA	WHIP										
<b>Jim Bunning, R</b> ERA: 2.67	(1, 1)	7.0	W	31	9	4	4	8	2	0	0	0	0	45	53	5.14	1.571										
<b>Hank Aguirre, L</b> ERA: 2.43	(8, 1)	2.0	S	9	1	0	0	2	2	0	0	0	0	11	19	0.00	1.500										



Batter	1	2	3	4	5	6	7	8	9	AB	R	H	RBI	BB	SO	LOB	TOP					
<b>Eddie Yost, R</b> OBP: 0.428, SLG: 0.353 (1, 5)										5	1	2	0	0	1	2						
<b>Frank Bolling, R</b> OBP: 0.274, SLG: 0.329 (1, 4)										5	1	1	2	0	0	1						
<b>Charlie Maxwell, L</b> OBP: 0.333, SLG: 0.462 (1, 7)										3	0	0	0	2	0	0						
<b>Al Kaline, R</b> OBP: 0.340, SLG: 0.397 (1, 8)										4	0	0	0	1	0	3						
<b>Steve Bilko, R</b> OBP: 0.236, SLG: 0.390 (1, 3)										4	1	2	1	0	0	0						
<b>Rocky Colavito, R</b> OBP: 0.314, SLG: 0.417 (1, 9)										4	2	2	2	0	1	2						
<b>Red Wilson, R</b> OBP: 0.319, SLG: 0.266 (1, 2)										4	1	2	0	0	0	0						
<b>Chico Fernandez, R</b> OBP: 0.349, SLG: 0.368 (1, 6)										2	0	1	0	0	0	0						
<b>Casey Wise, S</b> OBP: 0.170, SLG: 0.308 (5, 6)										1	0	0	0	0	0	1						
<b>Sandy Amoros, L</b> OBP: 0.310, SLG: 0.320 (8, PH)										1	0	0	0	0	0	0						
<b>Rocky Bridges, R</b> (8, 6)										0	0	0	0	0	0	0						
<b>Don Mossi, L</b> OBP: 0.182, SLG: 0.093 (4, 1)										1	0	0	0	0	0	1						
<b>Ray Semproch, R</b> (4, 1)										1	0	0	0	0	0	0						
<b>Neil Chrstley, L</b> OBP: 0.042, SLG: 0.041 (7, PH)										1	1	1	0	0	0	0						
<b>Bob Bruce, R</b> OBP: 0.107, SLG: 0.067 (7, 1)										0	0	0	0	0	0	0						
<b>Norm Cash, L</b> OBP: 0.114, SLG: 0.040 (8, PH)										1	0	0	0	0	0	1						
<b>Paul Foytack, R</b> OBP: 0.208, SLG: 0.333 (8, 1)										0	0	0	0	0	0	0						
<b>Inning Stats</b>	R: 0 E: 0 K: 0 S: 3	H: 1 LOB: 0 BB: 0 P: 3	R: 0 E: 0 K: 1 S: 5	H: 0 LOB: 0 BB: 0 P: 5	R: 0 E: 0 K: 0 S: 4	H: 1 LOB: 1 BB: 0 P: 4	R: 0 E: 0 K: 0 S: 4	H: 1 LOB: 2 BB: 1 P: 8	R: 0 E: 0 K: 1 S: 5	H: 0 LOB: 0 BB: 0 P: 5	R: 4 E: 0 K: 0 S: 7	H: 5 LOB: 1 BB: 1 P: 11	R: 1 E: 0 K: 0 S: 4	H: 1 LOB: 0 BB: 0 P: 4	R: 2 E: 1 K: 0 S: 6	H: 2 LOB: 1 BB: 0 P: 6	R: 0 E: 0 K: 1 S: 5	H: 0 LOB: 1 BB: 1 P: 9	1B: 8 2B: 2 3B: 0 HR: 1	SF: 0 SAC: 0 DP: 2 HBP: 0	WP: 0 PB: 0 SB: 1 CS: 0	PA: 40
<b>PITCHER</b>	IP	WLS	BF	H	R	ER	SO	BB	IBB	HBP	BLK	WP	HR	S	P	ERA	WHIP					
<b>Bill Fischer, R</b> ERA: 4.12 (1, 1)	5.2	W	24	7	4	4	2	2	0	0	0	0	1	26	34	6.35	1.588					
<b>Pedro Ramos, R</b> ERA: 3.3 (6, 1)	2.1		12	4	3	0	0	0	0	0	0	0	0	12	12	0.00	1.714					
<b>Tex Clevenger, R</b> ERA: 2.63 (9, 1)	1.0	S	4	0	0	0	1	1	0	0	0	0	0	5	9	0.00	1.000					
Batter	1	2	3	4	5	6	7	8	9	AB	R	H	RBI	BB	SO	LOB	BOTTOM					
<b>Pete Whisenant, R</b> OBP: 0.400, SLG: 0.273 (1, 8)										2	1	1	0	3	0	0						
<b>Billy Gardner, R</b> OBP: 0.379, SLG: 0.423 (1, 4)										5	2	2	1	0	0	3						
<b>Bob Allison, R</b> OBP: 0.438, SLG: 0.556 (1, 9)										4	0	1	1	0	1	3						
<b>Jim Lemon, R</b> OBP: 0.323, SLG: 0.491 (1, 7)										4	2	1	2	0	0	1						
<b>Lenny Green, L</b> OBP: 0.333, SLG: 0.386 (8, 8)										0	0	0	0	0	0	0						
<b>Harmon Killebrew, R</b> OBP: 0.366, SLG: 0.418 (1, 5)										3	1	0	0	1	1	1						
<b>Earl Battey, R</b> OBP: 0.342, SLG: 0.423 (1, 2)										4	1	3	3	0	0	0						
<b>Julio Becquer, L</b> OBP: 0.275, SLG: 0.407 (1, 3)										4	0	1	0	0	0	2						
<b>Jose Valdivielso, R</b> OBP: 0.254, SLG: 0.241 (1, 6)										4	0	0	0	0	0	2						
<b>Bill Fischer, R</b> OBP: 0.273, SLG: 0.111 (1, 1)										1	1	0	0	1	0	0						
<b>Pedro Ramos, S</b> OBP: 0.107, SLG: 0.074 (6, 1)										1	0	0	0	0	0	0						
<b>Dan Dobbek, L</b> OBP: 0.298, SLG: 0.300 (8, PH)										1	0	0	0	0	0	0						
<b>Tex Clevenger, R</b> OBP: 0.286, SLG: 0.286 (9, 1)										0	0	0	0	0	0	0						
<b>Inning Stats</b>	R: 0 E: 0 K: 1 S: 5	H: 0 LOB: 0 BB: 0 P: 5	R: 1 E: 1 K: 1 S: 7	H: 2 LOB: 1 BB: 0 P: 7	R: 5 E: 0 K: 0 S: 7	H: 4 LOB: 0 BB: 1 P: 11	R: 2 E: 0 K: 0 S: 4	H: 1 LOB: 1 BB: 2 P: 12	R: 0 E: 0 K: 0 S: 3	H: 1 LOB: 0 BB: 0 P: 3	R: 0 E: 0 K: 0 S: 4	H: 1 LOB: 2 BB: 1 P: 8	R: 0 E: 1 K: 0 S: 4	H: 0 LOB: 1 BB: 0 P: 4	R: 0 E: 0 K: 0 S: 3	H: 0 LOB: 1 BB: 1 P: 7	R: 0 E: 0 K: 1 S: 5	H: 0 LOB: 1 BB: 1 P: 9	1B: 4 2B: 4 3B: 0 HR: 2	SF: 0 SAC: 0 DP: 2 HBP: 0	WP: 1 PB: 0 SB: 0 CS: 0	PA: 38
<b>PITCHER</b>	IP	WLS	BF	H	R	ER	SO	BB	IBB	HBP	BLK	WP	HR	S	P	ERA	WHIP					
<b>Don Mossi, L</b> ERA: 3.77 (1, 1)	3.0	L	16	6	6	5	2	1	0	0	0	1	0	11	23	6.00	2.333					
<b>Ray Semproch, R</b> ERA: 4.43 (4, 1)	3.0		14	3	2	2	0	3	0	0	0	0	0	11	23	6.00	2.000					
<b>Bob Bruce, R</b> ERA: 4.05 (7, 1)	1.0		4	0	0	0	0	0	0	0	0	0	0	4	4	0.00	0.000					
<b>Paul Foytack, R</b> ERA: 6.86 (8, 1)	1.0		4	0	0	0	0	1	0	0	0	0	0	3	7	0.00	1.000					

Detroit Tigers @ Washington Senators  
 Griffith Stadium, Washington, DC  
 Sat Jun 11 1960, 3:33 AM EDT  
 Att: 4,793 - Unknown

AB	37
R	7
H	11
RBI	5
BB	3
SO	3
LOB	11



Detroit Tigers @ Washington Senators  
 Griffith Stadium, Washington, DC  
 Sat Jun 11 1960, 3:33 AM EDT  
 Att: 4,793 - Unknown

AB	33
R	8
H	9
RBI	7
BB	5
SO	2
LOB	12





Batter	1	2	3	4	5	6	7	8	9	AB	R	H	RBI	BB	SO	LOB	TOP		
Eddie Yost, R OBP: 0.423, SLG: 0.366 Bob Bruce, R OBP: 0.800, SLG: 0.667	0-0 6-3		0-0 5-3		0-0 HR	0-0 F9		0-0 F7		5	1	1	1	0	0	4	<b>Detroit Tigers @ Washington Senators</b> Griffith Stadium, Washington, DC Sun Jun 12 1960, 3:33 AM EDT Unknown		
Frank Bolling, R OBP: 0.265, SLG: 0.318	0-3 K		0-0 5-3		0-0 F4		0-0 F7		0-0 F9	5	0	0	0	0	1	0			
Charlie Maxwell, L OBP: 0.329, SLG: 0.459	0-3 K		0-0 2B		0-0 6-3		0-0 4-3		0-0 F4	5	0	1	0	0	1	0			
Al Kaline, R OBP: 0.337, SLG: 0.392 Sandy Amoros, L OBP: 0.291, SLG: 0.286		0-0 L5-3	0-3 K		0-0 L4		0-0 6-3		0-0 6-3	2	0	0	0	0	1	1			
Steve Bilko, R OBP: 0.255, SLG: 0.413		0-0 F8		0-0 FC6-4 1B		0-0 1B 2B		0-0 FC6-4 1B 2B		4	2	3	0	0	0	0			
Rocky Colavito, R OBP: 0.325, SLG: 0.423		4-0 BB E BB		0-0 FC6-4 1B 1-2f		0-0 1B 2H		0-0 FC6-4 1B 1-2		3	0	2	1	1	0	1			
Lou Berberet, L OBP: 0.301, SLG: 0.259		0-0 E4 BB 1-2		0-3 K		0-0 1B 1-2		0-0 F5		4	0	1	0	0	1	4			
Chico Fernandez, R OBP: 0.353, SLG: 0.368		4-0 1-2 2-3 BB		0-0 1B 1-2		0-0 L8		0-0 FC6-4 2B 1-2 2-3		3	0	1	0	1	0	4			
Hank Aguirre, R Tom Morgan, R Neil Christley, L Ray Semproch, R Dave Sisler, R Norm Cash, L Rocky Bridges, R	0-3 K		0-3 K		0-0 F8		0-0 2B		0-0 1-3 3H	2	0	0	0	0	2	5			
<b>Inning Stats</b>	R: 0 E: 0 K: 2 S: 7	H: 0 LOB: 0 BB: 0 P: 7	R: 0 E: 1 K: 1 S: 6	H: 0 LOB: 3 BB: 2 P: 14	R: 0 E: 0 K: 1 S: 6	H: 1 LOB: 1 BB: 0 P: 6	R: 0 E: 0 K: 2 S: 9	H: 2 LOB: 2 BB: 0 P: 9	R: 1 E: 0 K: 0 S: 4	H: 1 LOB: 0 BB: 0 P: 4	R: 1 E: 0 K: 0 S: 6	H: 3 LOB: 2 BB: 0 P: 6	R: 0 E: 0 K: 0 S: 3	H: 0 LOB: 0 BB: 0 P: 3	R: 0 E: 0 K: 0 S: 6	H: 0 LOB: 2 BB: 0 P: 6		1B: 6 2B: 3 3B: 0 HR: 1	SF: 0 SAC: 0 DP: 0 HBP: 0
<b>PITCHER</b>	IP WLS BF H R ER SO BB IBB HBP BLK WP HR S P ERA WHIP	IP WLS BF H R ER SO BB IBB HBP BLK WP HR S P ERA WHIP																	
Camilo Pascual, R ERA: 2.88 Don Lee, R ERA: 4.84	(1, 1) 5.0 W 25 7 2 2 6 2 0 0 0 0 1 35 43 3.60 1.800	(6, 1) 4.0 S 15 3 1 1 0 0 0 0 0 0 0 0 15 15 2.25 0.750																	

Batter	1	2	3	4	5	6	7	8	9	AB	R	H	RBI	BB	SO	LOB	BOTTOM				
Pete Whisenant, R OBP: 0.457, SLG: 0.320	4-0 G5-4-3 BB		4-0 FC3-6 BB		0-0 2H 1B		0-0 E BB 1B		0-0 F9	3	1	2	1	2	0	2	<b>Detroit Tigers @ Washington Senators</b> Griffith Stadium, Washington, DC Sun Jun 12 1960, 3:33 AM EDT Unknown				
Billy Gardner, R OBP: 0.376, SLG: 0.415	0-0 G5-4-3 1-2f		0-0 FC3-6 WP 1-2f		0-0 F7		4-0 1B BB		0-3 K	4	1	0	0	1	1	5					
Bob Allison, R OBP: 0.437, SLG: 0.551	0-0 HR 1B		0-0 F7		0-3 K		0-0 E5 1B SF8 1-2 2-3		0-0 1B 1-2 2-3	5	2	2	0	0	1	3					
Jim Lemon, R OBP: 0.332, SLG: 0.512 Lenny Green, L OBP: 0.329, SLG: 0.380	0-0 1H HR		0-0 F8 1-2		4-0 BB		0-0 SF8 BB 1B 1-3 2H 3H 4-0		0-0 F3	3	1	2	4	1	0	1					
Harmon Killebrew, R OBP: 0.389, SLG: 0.416	0-0 L5		0-0 HR 1B		0-0 F9		0-0 G6-3 BB 1-2		0-0 SF8	3	0	0	1	0	0	2					
Earl Battey, R OBP: 0.333, SLG: 0.414		0-0 L8		0-0 F9		0-0 1-3		0-0 SF8 2-3 3H		4	0	0	0	0	0	3					
Julio Becquer, L OBP: 0.286, SLG: 0.393		0-0 F7		0-0 F8		0-0 4-3		0-0 G6-3 1-2f		4	0	0	0	0	0	3					
Jose Valdivielso, R OBP: 0.286, SLG: 0.304		1-0 HBP		0-0 HR		0-0 1-4-3		4-0 1B BB BB		2	1	1	2	1	0	0					
Camilo Pascual, R OBP: 0.200, SLG: 0.250 Don Lee, R OBP: 0.286, SLG: 0.091	0-0 4-3		0-0 HR 1B 2B		0-3 K		4-0 1B BB		0-0 1B BB	2	1	1	0	0	0	1					
<b>Inning Stats</b>	R: 2 E: 0 K: 0 S: 4	H: 2 LOB: 0 BB: 1 P: 8	R: 0 E: 0 K: 0 S: 3	H: 0 LOB: 1 BB: 0 P: 4	R: 0 E: 0 K: 0 S: 3	H: 0 LOB: 1 BB: 1 P: 7	R: 3 E: 0 K: 0 S: 7	H: 4 LOB: 1 BB: 0 P: 7	R: 0 E: 0 K: 1 S: 5	H: 0 LOB: 0 BB: 0 P: 5	R: 3 E: 1 K: 0 S: 5	H: 2 LOB: 2 BB: 2 P: 13	R: 0 E: 0 K: 1 S: 6	H: 1 LOB: 3 BB: 2 P: 14	1B: 6 2B: 1 3B: 0 HR: 2	SF: 1 SAC: 0 DP: 2 HBP: 1		WP: 1 PA: 40 PB: 0 SB: 0 CS: 0			
<b>PITCHER</b>	IP WLS BF H R ER SO BB IBB HBP BLK WP HR S P ERA WHIP	IP WLS BF H R ER SO BB IBB HBP BLK WP HR S P ERA WHIP																			
Hank Aguirre, L ERA: 3.38 Tom Morgan, R ERA: 3.52 Ray Semproch, R ERA: 5.06 Dave Sisler, R ERA: 3.57 Bob Bruce, R ERA: 3.88	(1, 1) 4.0 L 20 6 5 0 1 1 0 0 0 0 0 5 9 0.00 1.000	(5, 1) 1.0 4 0 0 0 1 1 0 0 0 0 0 0 8 12 18.00 3.000	(6, 1) 1.0 7 2 3 2 1 1 0 0 0 0 0 0 2 6 0.00 1.000	(7, 1) 1.0 3 0 0 0 0 1 0 0 0 0 0 0 2 6 0.00 1.000	(8, 1) 1.0 6 1 0 0 1 2 0 0 0 0 0 0 6 14 0.00 3.000																







Batter	1	2	3	4	5	6	7	8	9	AB	R	H	RBI	BB	SO	LOB	TOP										
<b>Billy Gardner, R</b> OBP: 0.364, SLG: 0.405 (1.4)	F8		L5		4-3		1-3		DJ 2B	5	0	1	0	0	0	1	<b>Washington Senators @ Chicago White Sox</b> Comiskey Park, Chicago, IL Wed Jun 15 1960, 8:05 PM EDT Att: 13,692 - Unknown <a href="http://livebaseballscorecards.com">livebaseballscorecards.com</a>										
<b>Lenny Green, L</b> OBP: 0.330, SLG: 0.388 (1.8)	G3 2B			F7		BB 1B	F7		6-3 2-3	5	1	2	0	0	0	1											
<b>Bob Allison, R</b> OBP: 0.430, SLG: 0.552 (1.9)	G3 2-3			G3		BB 1B	K			3	1	0	0	1	1												
<b>Jim Lemon, R</b> OBP: 0.348, SLG: 0.556 (1.7)	K			BB 1B		BB 1B				4	1	3	1	0	1												
<b>Harmon Killebrew, R</b> OBP: 0.378, SLG: 0.423 (1.5)		G5-6-3 BB		BB 1B		BB 1B	K		F9	2	0	0	0	2	1												
<b>Julio Becquer, L</b> OBP: 0.236, SLG: 0.385 (1.3)		G5-6-3 1-2		BB		BB	K		K	4	1	1	1	0	1												
<b>Earl Batley, R</b> OBP: 0.325, SLG: 0.403 (1.2)		6-3			4-3		K		L5	4	0	0	0	0	1												
<b>Jose Valdivielso, R</b> OBP: 0.261, SLG: 0.274 (6. PH)			K		6-3				2-3	2	0	0	0	0	0												
<b>Faye Throneberry, L</b> OBP: 0.325, SLG: 0.338 (6. PH)										1	0	1	2	0	0												
<b>Billy Consolo, R</b> OBP: 0.319, SLG: 0.292 (6.6)										0	0	0	0	0	0												
<b>Elmer Valo, L</b> OBP: 0.421, SLG: 0.214 (9. PH)										1	0	0	0	0	0												
<b>Pedro Ramos, S</b> OBP: 0.129, SLG: 0.133 (1.1)										3	0	1	0	0	1												
<b>Don Lee, R</b> OBP: 0.296, SLG: 0.091 (8.1)			F8						K	0	0	0	0	0	0												
<b>Dan Dobbek, L</b> OBP: 0.299, SLG: 0.301 (9. PH)										1	0	0	0	0	1												
<b>Inning Stats</b>	R: 0 E: 0 K: 1 S: 6	H: 1 LOB: 1 BB: 0 P: 6	R: 0 E: 0 K: 0 S: 2	H: 0 LOB: 0 BB: 1 P: 6	R: 0 E: 0 K: 1 S: 5	H: 0 LOB: 0 BB: 0 P: 5	R: 0 E: 0 K: 0 S: 4	H: 1 LOB: 2 BB: 1 P: 8	R: 0 E: 0 K: 0 S: 4	H: 1 LOB: 4 BB: 0 P: 4	R: 4 E: 0 K: 3 S: 13	H: 4 LOB: 1 BB: 1 P: 17	R: 0 E: 0 K: 1 S: 5	H: 0 LOB: 0 BB: 0 P: 5	R: 0 E: 0 K: 1 S: 6	H: 1 LOB: 1 BB: 0 P: 6	R: 0 E: 0 K: 1 S: 6	H: 1 LOB: 1 BB: 0 P: 6	1B: 5 2B: 4 3B: 0 HR: 0	SF: 0 SAC: 0 DP: 1 HBP: 0	WP: 0 SB: 0 CS: 0	PA: 38					
<b>PITCHER</b>	IP	WLS	BF	H	R	ER	SO	BB	IBB	HBP	BLK	WP	HR	S	P	ERA	WHIP										
<b>Russ Kemmerer, R</b> ERA: 3.92 (1.1)	5.1		24	6	4	4	3	3	0	0	0	0	0	27	39	6.75	1.688										
<b>Turk Lown, R</b> ERA: 1.55 (6.1)	0.2		3	1	0	0	2	0	0	0	0	0	0	7	7	0.00	1.500										
<b>Gerry Staley, R</b> ERA: 1.43 (7.1)	3.0	W	11	2	0	0	3	0	0	0	0	0	0	17	17	0.00	0.667										

Batter	1	2	3	4	5	6	7	8	9	AB	R	H	RBI	BB	SO	LOB	BOTTOM										
<b>Luis Aparicio, R</b> OBP: 0.291, SLG: 0.310 (1.6)	F8		4-3		FC1-6 1B	F9		K		5	1	1	0	0	1	<b>Washington Senators @ Chicago White Sox</b> Comiskey Park, Chicago, IL Wed Jun 15 1960, 8:05 PM EDT Att: 13,692 - Unknown <a href="http://livebaseballscorecards.com">livebaseballscorecards.com</a>											
<b>Nellie Fox, L</b> OBP: 0.354, SLG: 0.374 (1.4)	4-3 HR		F7		FC1-6 1B	F7				4	1	2	0	0	0												
<b>Minnie Minoso, R</b> OBP: 0.373, SLG: 0.471 (1.7)	4-3			2B 1B	FC1-6 1B	HR				3	2	1	0	1	0												
<b>Roy Sievers, R</b> OBP: 0.312, SLG: 0.404 (1.3)	HR			K	F3	HR				4	2	2	4	0	1												
<b>Gene Freese, R</b> OBP: 0.295, SLG: 0.443 (1.5)	F7			1B 2B	1-2 3-H 1B	5-3				4	0	2	1	0	0												
<b>Al Smith, R</b> OBP: 0.359, SLG: 0.451 (1.9)		4-3		1B	F9					4	0	2	1	0	0												
<b>Sherm Lollar, R</b> OBP: 0.367, SLG: 0.424 (1.2)		F2		IBB		FC8-4 BB		F9		2	0	0	0	2	0												
<b>Jim Landis, R</b> OBP: 0.379, SLG: 0.309 (1.8)		F6		F9	FC8-4 S			F8		4	0	0	0	0	4												
<b>Russ Kemmerer, R</b> ERA: 3.63 (1.1)										2	0	0	0	0	1												
<b>Turk Lown, R</b> ERA: 1.55 (6.1)										0	0	0	0	0	0												
<b>Earl Torgeson, L</b> OBP: 0.474, SLG: 0.556 (6. PH)			K							1	0	0	0	0	0												
<b>Gerry Staley, R</b> ERA: 1.43 (7.1)										1	0	0	0	0	0												
<b>Inning Stats</b>	R: 2 E: 0 K: 0 S: 5	H: 2 LOB: 0 BB: 0 P: 5	R: 0 E: 0 K: 0 S: 3	H: 0 LOB: 0 BB: 0 P: 3	R: 0 E: 0 K: 1 S: 5	H: 0 LOB: 0 BB: 0 P: 5	R: 1 E: 0 K: 1 S: 8	H: 3 LOB: 3 BB: 1 P: 12	R: 1 E: 0 K: 0 S: 6	H: 3 LOB: 2 BB: 0 P: 6	R: 0 E: 0 K: 0 S: 3	H: 0 LOB: 1 BB: 1 P: 7	R: 2 E: 0 K: 0 S: 5	H: 2 LOB: 1 BB: 1 P: 9	R: 0 E: 0 K: 1 S: 5	H: 0 LOB: 0 BB: 0 P: 5	1B: 6 2B: 2 3B: 0 HR: 2	SF: 0 SAC: 0 DP: 0 HBP: 0	WP: 0 SB: 1 CS: 0	PA: 37							
<b>PITCHER</b>	IP	WLS	BF	H	R	ER	SO	BB	IBB	HBP	BLK	WP	HR	S	P	ERA	WHIP										
<b>Pedro Ramos, R</b> ERA: 3.63 (1.1)	7.0	L	34	10	6	6	2	2	1	0	0	0	0	35	47	7.71	1.714										
<b>Don Lee, R</b> ERA: 4.74 (8.1)	1.0		3	0	0	0	1	0	0	0	0	0	0	5	5	0.00	0.000										



Batter	1	2	3	4	5	6	7	8	9	AB	R	H	RBI	BB	SO	LOB	TOP			
<b>Pete Whisenant, R</b> (1, 8) OBP: 0.432, SLG: 0.296 <b>Lenny Green, L</b> (4, FH) OBP: 0.319, SLG: 0.373	5-3		L6	6-3			G3		G3	2	0	0	0	0	0	0				
<b>Billy Gardner, R</b> (1, 4) OBP: 0.366, SLG: 0.411	5-3		BB				6-3			4	1	2	0	0	0	0				
<b>Bob Allison, R</b> (1, 9) OBP: 0.427, SLG: 0.561	F3		P3				G3			4	1	1	2	0	0	1				
<b>Jim Lemon, R</b> (1, 7) OBP: 0.351, SLG: 0.557										3	1	1	0	1	1	0				
<b>Reno Bertioia, R</b> (1, 5) OBP: 0.311, SLG: 0.254										3	0	0	0	1	1	1				
<b>Earl Batters, R</b> (1, 2) OBP: 0.324, SLG: 0.418										4	1	1	2	0	0	3				
<b>Julio Becquer, L</b> (1, 3) OBP: 0.257, SLG: 0.376										3	0	0	0	1	0	0				
<b>Jose Valdivielso, R</b> (1, 6) OBP: 0.264, SLG: 0.308 <b>Faye Throneberry, L</b> (9, FH) OBP: 0.321, SLG: 0.333										3	0	1	0	0	1	1				
<b>Chuck Stobbs, L</b> (1, 1) <b>Ray Moore, R</b> (3, 1) <b>Tex Clevenger, R</b> (6, 1) OBP: 0.286, SLG: 0.286 <b>Elmer Valo, L</b> (9, FH) OBP: 0.450, SLG: 0.214										1	0	0	0	0	0	1				
<b>Inning Stats</b>	R: 0 E: 0 K: 0 S: 3	H: 0 LOB: 0 BB: 0 P: 3	R: 2 E: 0 K: 2 S: 9	H: 2 LOB: 1 BB: 1 P: 13	R: 0 E: 0 K: 0 S: 4	H: 1 LOB: 3 BB: 2 P: 12	R: 0 E: 0 K: 0 S: 4	H: 1 LOB: 1 BB: 0 P: 4	R: 2 E: 0 K: 1 S: 7	H: 2 LOB: 0 BB: 0 P: 7	R: 0 E: 0 K: 0 S: 3	H: 0 LOB: 0 BB: 0 P: 3	R: 0 E: 0 K: 0 S: 3	H: 0 LOB: 0 BB: 0 P: 3	R: 0 E: 0 K: 1 S: 5	H: 0 LOB: 1 BB: 1 P: 9	1B: 1 2B: 2 3B: 1 HR: 2	SF: 0 SAC: 0 DP: 0 HBP: 0	WP: 0 PB: 0 CS: 0	PA: 37
<b>PITCHER</b>	IP	WLS	BF	H	R	ER	SO	BB	IBB	HBP	BLK	WP	HR	S	P	ERA	WHIP			
<b>Frank Baumann, L</b> (1, 1) ERA: 2.47	2.2		14	3	2	2	2	2	1	0	0	0	1	15	27	6.75	1.875			
<b>Dick Donovan, R</b> (3, 1) ERA: 6.5	3.1	W	13	3	2	2	1	0	0	0	0	0	1	15	15	5.40	0.900			
<b>Gerry Staley, R</b> (7, 1) ERA: 1.35	3.0	S	10	0	0	0	1	1	0	0	0	0	0	11	15	0.00	0.333			

Washington Senators @ Chicago White Sox  
Comiskey Park, Chicago, IL  
Thu Jun 16 1960, 8:05 PM EDT  
Att: 9,461 - Unknown

AB	31
R	4
H	6
RBI	4
BB	4
SO	4
LOB	9



Batter	1	2	3	4	5	6	7	8	9	AB	R	H	RBI	BB	SO	LOB	BOTTOM			
<b>Luis Aparicio, R</b> (1, 6) OBP: 0.302, SLG: 0.323	4-3		FC6-2	F8		1B				4	1	3	1	1	0	1				
<b>Nellie Fox, L</b> (1, 4) OBP: 0.352, SLG: 0.372	SH5-3		FC6-2			BB				4	1	1	1	0	0	4				
<b>Minnie Minoso, R</b> (1, 7) OBP: 0.373, SLG: 0.474	4-3		E7							5	2	2	0	0	0	3				
<b>Roy Sievers, R</b> (1, 3) OBP: 0.331, SLG: 0.405	P5		1B							2	3	1	0	3	0	1				
<b>Gene Freese, R</b> (1, 5) OBP: 0.299, SLG: 0.441										5	0	2	1	0	1	5				
<b>Al Smith, R</b> (1, 9) OBP: 0.360, SLG: 0.450										5	1	2	1	0	0	4				
<b>Sherm Lollar, R</b> (1, 2) OBP: 0.357, SLG: 0.413										4	0	0	1	0	0	3				
<b>Jim Landis, R</b> (1, 8) OBP: 0.379, SLG: 0.303										3	1	0	0	2	1	1				
<b>Frank Baumann, L</b> (1, 1) OBP: 0.286, SLG: 0.167 <b>Dick Donovan, L</b> (3, 1) OBP: 0.133, SLG: 0.071 <b>Ted Kluszewski, L</b> (6, FH) OBP: 0.355, SLG: 0.404 <b>Jim Rivera, L</b> (6, FR) <b>Gerry Staley, R</b> (7, 1) OBP: 0.200, SLG: 0.125										0	0	0	0	0	0	0				
<b>Inning Stats</b>	R: 0 E: 0 K: 0 S: 4	H: 1 LOB: 1 BB: 0 P: 4	R: 0 E: 0 K: 0 S: 3	H: 1 LOB: 0 BB: 0 P: 3	R: 4 E: 1 K: 0 S: 6	H: 2 LOB: 1 BB: 1 P: 11	R: 0 E: 0 K: 1 S: 5	H: 0 LOB: 1 BB: 1 P: 9	R: 0 E: 0 K: 0 S: 4	H: 1 LOB: 2 BB: 1 P: 8	R: 1 E: 0 K: 0 S: 6	H: 1 LOB: 2 BB: 2 P: 14	R: 3 E: 0 K: 1 S: 8	H: 3 LOB: 2 BB: 2 P: 16	R: 2 E: 1 K: 0 S: 6	H: 3 LOB: 1 BB: 0 P: 6	1B: 10 2B: 2 3B: 0 HR: 0	SF: 1 SAC: 1 DP: 0 HBP: 1	WP: 0 PB: 2 CS: 1	PA: 45
<b>PITCHER</b>	IP	WLS	BF	H	R	ER	SO	BB	IBB	HBP	BLK	WP	HR	S	P	ERA	WHIP			
<b>Chuck Stobbs, L</b> (1, 1) ERA: 2.32	2.2		14	4	4	0	0	1	0	0	0	0	0	12	17	0.00	1.875			
<b>Ray Moore, R</b> (3, 1) ERA: 5.32	3.0	L	15	2	1	1	2	4	0	0	0	0	0	15	31	3.00	2.000			
<b>Tex Clevenger, R</b> (6, 1) ERA: 3.38	2.1		15	6	5	4	1	2	0	0	0	0	0	15	23	15.43	3.429			

Washington Senators @ Chicago White Sox  
Comiskey Park, Chicago, IL  
Thu Jun 16 1960, 8:05 PM EDT  
Att: 9,461 - Unknown

AB	34
R	10
H	12
RBI	7
BB	7
SO	3
LOB	23





Batter	1	2	3	4	5	6	7	8	9	AB	R	H	RBI	BB	SO	LOB	TOP								
<b>Reno Bertioia, R</b> OBP: 0.295, SLG: 0.239 (1, 5)	5-3			E5 2B	FC1 G6-4-3		FC1-4			4	1	0	0	0	0	2	<b>Washington Senators @ Kansas City Athletics</b> <b>Municipal Stadium, Kansas City, MO</b> Fri Jun 17 1960, 8:05 PM EDT Att: 7,527 - Unknown								
<b>Billy Gardner, R</b> OBP: 0.368, SLG: 0.417 (1, 4)	G5-4-3 1B			BB FC2 2B	G6-4-3		K			4	0	2	1	0	1	3									
<b>Bob Allison, R</b> OBP: 0.424, SLG: 0.553 (1, 9)	G5-4-3			FC2 BB 1B BB	5-3			F2		3	1	0	0	1	0	2									
<b>Jim Lemon, R</b> OBP: 0.354, SLG: 0.554 <b>Pete Whisenant, R</b> OBP: 0.432, SLG: 0.296 (1, 7) (8, 7)		K		1B FC2 BB			4-3 PB 1B	K		3	0	1	0	1	2	0									
<b>Julio Becquer, L</b> OBP: 0.250, SLG: 0.365 (1, 3)	3-1			FC2 1B			K	F7		4	0	0	0	0	1	4									
<b>Dan Dobbek, L</b> OBP: 0.306, SLG: 0.340 (1, 8)	G3			1-2 2-3 3-H 1B			4-3			4	1	2	2	0	0	1									
<b>Hal Naragon, L</b> OBP: 0.300, SLG: 0.176 (1, 2)			4-3	P6			1-3		HR	4	0	0	0	0	0	4									
<b>Jose Valdivielso, R</b> OBP: 0.263, SLG: 0.304 (1, 6)			1-3	F7				FC1-4 1B	6-3	4	0	1	0	0	0	3									
<b>Camilo Pascual, R</b> OBP: 0.194, SLG: 0.241 <b>Jack Kralick, L</b> OBP: 0.333, SLG: 0.333 <b>Bill Fischer, R</b> OBP: 0.286, SLG: 0.167 (1, 1) (3, 1) (4, 1)			K		G6-4-3 1B		K	6-3	6-3	1	0	0	0	0	1	0									
<b>Inning Stats</b>	R: 0 E: 0 K: 0 S: 3	H: 1 LOB: 0 BB: 0 P: 3	R: 0 E: 0 K: 1 S: 5	H: 0 LOB: 0 BB: 0 P: 5	R: 0 E: 0 K: 1 S: 5	H: 0 LOB: 0 BB: 0 P: 5	R: 2 E: 1 K: 0 S: 6	H: 2 LOB: 3 BB: 2 P: 14	R: 0 E: 1 K: 0 S: 4	H: 1 LOB: 1 BB: 0 P: 4	R: 0 E: 0 K: 1 S: 6	H: 1 LOB: 1 BB: 0 P: 6	R: 0 E: 0 K: 2 S: 8	H: 1 LOB: 1 BB: 0 P: 8	R: 0 E: 0 K: 1 S: 5	H: 0 LOB: 0 BB: 0 P: 5		R: 1 E: 0 K: 0 S: 4	H: 1 LOB: 0 BB: 0 P: 4	1B: 5 2B: 1 3B: 0 HR: 1	SF: 0 SAC: 0 DP: 2 HBP: 0	WP: 0 PB: 1 SB: 0 CS: 0	PA: 36		
<b>PITCHER</b>	IP	WLS	BF	H	R	ER	SO	BB	IBB	HBP	BLK	WP	HR	S	P	ERA	WHIP								
<b>Ray Herbert, R</b> ERA: 4.14 <b>Don Larsen, R</b> ERA: 3.32	(1, 1) (7, 1)	6.0 L	25	5	2	1	3	2	0	0	0	0	0	29	37	1.50	1.167								

Batter	1	2	3	4	5	6	7	8	9	AB	R	H	RBI	BB	SO	LOB	BOTTOM								
<b>Bill Tuttle, R</b> OBP: 0.321, SLG: 0.312 (1, 8)	F8		2-3		1B BB		6-3			3	0	0	0	1	0	1	<b>Washington Senators @ Kansas City Athletics</b> <b>Municipal Stadium, Kansas City, MO</b> Fri Jun 17 1960, 8:05 PM EDT Att: 7,527 - Unknown								
<b>Jerry Lumpe, L</b> OBP: 0.333, SLG: 0.367 (1, 4)	3-1			1B SF8 2B	1-3 1B		6-3			4	1	2	0	0	0	0									
<b>Russ Snyder, L</b> OBP: 0.288, SLG: 0.406 (1, 9)	F8			BB BB 1B	1-3		F7			4	0	1	0	0	0	2									
<b>Norm Siebern, L</b> OBP: 0.381, SLG: 0.481 (1, 3)		G4-6-3 1B		BB BB	1-2 BB		G6-3 1B		F8	3	0	2	0	1	0	0									
<b>Whitey Herzog, L</b> OBP: 0.409, SLG: 0.472 (1, 7)	G4-6-3			SF8			G6-3		F7	3	0	0	1	0	0	2									
<b>Dick Williams, R</b> OBP: 0.341, SLG: 0.407 (1, 5)	F3			BB BB 1B	G4-6-3 BB		BB 1B 1B		P3	3	0	1	0	1	0	0									
<b>Harry Chiti, R</b> OBP: 0.297, SLG: 0.335 (1, 2)			K	G4-6-3			BB 1B		L4	4	0	1	0	0	1	3									
<b>Bob Johnson, R</b> OBP: 0.380, SLG: 0.293 (1, 6)			SH3-4 1B		K		1-2 BB		K	3	0	1	0	1	2	0									
<b>Ray Herbert, R</b> OBP: 0.296, SLG: 0.174 <b>Danny Kravitz, L</b> OBP: 0.236, SLG: 0.433 <b>Don Larsen, R</b> OBP: 0.071, SLG: 0.071 <b>Mary Throneberry, L</b> OBP: 0.316, SLG: 0.479 (1, 1) (6, PH) (7, 1) (8, PH)			SH3-4		L6		G3		F7	1	0	0	0	0	0	0									
<b>Inning Stats</b>	R: 0 E: 0 K: 0 S: 3	H: 0 LOB: 0 BB: 0 P: 3	R: 0 E: 0 K: 0 S: 3	H: 1 LOB: 0 BB: 0 P: 3	R: 0 E: 0 K: 1 S: 6	H: 1 LOB: 1 BB: 0 P: 6	R: 1 E: 0 K: 0 S: 4	H: 2 LOB: 2 BB: 2 P: 12	R: 0 E: 0 K: 1 S: 6	H: 1 LOB: 2 BB: 1 P: 10	R: 0 E: 0 K: 0 S: 5	H: 3 LOB: 3 BB: 1 P: 9	R: 0 E: 0 K: 0 S: 3	H: 0 LOB: 0 BB: 0 P: 3	R: 0 E: 0 K: 0 S: 3	H: 0 LOB: 0 BB: 0 P: 3		R: 0 E: 0 K: 1 S: 5	H: 0 LOB: 0 BB: 0 P: 5	1B: 7 2B: 1 3B: 0 HR: 0	SF: 1 SAC: 1 DP: 3 HBP: 0	WP: 0 PB: 0 SB: 0 CS: 0	PA: 36		
<b>PITCHER</b>	IP	WLS	BF	H	R	ER	SO	BB	IBB	HBP	BLK	WP	HR	S	P	ERA	WHIP								
<b>Camilo Pascual, R</b> ERA: 2.6 <b>Jack Kralick, L</b> ERA: 4.58 <b>Bill Fischer, R</b> ERA: 4.38	(1, 1) (3, 1) (4, 1)	2.1 8	7	3	1	1	0	2	0	0	0	0	0	6	14	9.00	5.000								



Batter	1	2	3	4	5	6	7	8	9	AB	R	H	RBI	BB	SO	LOB	TOP										
<b>Reno Bertioia, R</b> OBP: 0.313, SLG: 0.276 (1.5)										5	1	3	1	0	0	1											
<b>Billy Gardner, R</b> OBP: 0.369, SLG: 0.417 (1.4)										5	1	2	0	0	0	2											
<b>Bob Allison, R</b> OBP: 0.417, SLG: 0.542 (1.9)										4	1	0	0	0	1	1											
<b>Jim Lemon, R</b> OBP: 0.356, SLG: 0.574 <b>Pete Whisenant, R</b> OBP: 0.432, SLG: 0.296 (7.7)										4	1	2	2	0	1	0											
<b>Julio Becquer, L</b> OBP: 0.243, SLG: 0.355 (1.3)										4	0	0	0	0	0	2											
<b>Dan Dobbek, L</b> OBP: 0.322, SLG: 0.410 (1.8)										3	2	2	2	1	0	0											
<b>Hal Naragon, L</b> OBP: 0.273, SLG: 0.158 (1.2)										4	0	0	0	0	0	3											
<b>Jose Valdivielso, R</b> OBP: 0.275, SLG: 0.329 (1.6)										4	1	2	0	0	1	0											
<b>Hal Woodeshick, R</b> OBP: 0.182, SLG: 0.100 <b>Tex Clevenger, R</b> OBP: 0.286, SLG: 0.286 <b>Chuck Stobbs, L</b> (8.1)										2	0	0	0	0	0	0											
<b>Inning Stats</b>	R: 0 E: 0 K: 1 S: 5	H: 1 LOB: 0 BB: 0 P: 5	R: 1 E: 0 K: 1 S: 6	H: 1 LOB: 0 BB: 0 P: 6	R: 4 E: 1 K: 1 S: 9	H: 3 LOB: 0 BB: 0 P: 9	R: 1 E: 0 K: 0 S: 5	H: 2 LOB: 1 BB: 0 P: 5	R: 0 E: 0 K: 0 S: 3	H: 0 LOB: 0 BB: 0 P: 3	R: 0 E: 0 K: 0 S: 3	H: 0 LOB: 0 BB: 0 P: 3	R: 0 E: 0 K: 0 S: 3	H: 0 LOB: 0 BB: 0 P: 3	R: 1 E: 0 K: 0 S: 4	H: 2 LOB: 0 BB: 0 P: 4	1B: 5 2B: 3 3B: 0 HR: 3	SF: 0 SAC: 1 DP: 1 HBP: 0	WP: 0 PB: 1 SB: 0 CS: 1	PA: 38							
<b>PITCHER</b>	IP	WLS	BF	H	R	ER	SO	BB	IBB	HBP	BLK	WP	HR	S	P	ERA	WHIP										
<b>Ken Johnson, R</b> ERA: 3.67 <b>Bob Giggie, R</b> ERA: 4.43 <b>Ned Garver, R</b> ERA: 7.5 <b>Marty Kutyna, R</b> ERA: 2.4	4.0	L	19	7	6	2	3	0	0	0	0	0	3	25	25	4.50	1.750										

Washington Senators @ Kansas City Athletics  
Municipal Stadium, Kansas City, MO  
Sat Jun 18 1960, 8:05 PM EDT  
Att: 6,751 - Unknown

AB	36
R	7
H	11
RBI	5
BB	1
SO	3
LOB	10



Batter	1	2	3	4	5	6	7	8	9	AB	R	H	RBI	BB	SO	LOB	BOTTOM										
<b>Bill Tuttle, R</b> OBP: 0.328, SLG: 0.313 (1.8)										2	2	1	0	2	0	0											
<b>Jerry Lumpe, L</b> OBP: 0.336, SLG: 0.367 (1.4)										3	0	1	0	1	0	3											
<b>Hank Bauer, R</b> OBP: 0.308, SLG: 0.343 <b>Russ Snyder, L</b> OBP: 0.283, SLG: 0.398 (7.9)										2	0	1	1	0	0	1											
<b>Dick Williams, R</b> OBP: 0.333, SLG: 0.396 (1.5)										4	0	0	1	0	0	5											
<b>Norm Siebern, L</b> OBP: 0.374, SLG: 0.472 (1.3)										4	0	0	0	0	0	3											
<b>Pete Daley, R</b> OBP: 0.258, SLG: 0.433 (1.2)										4	0	0	0	0	1	0											
<b>Whitey Herzog, L</b> OBP: 0.405, SLG: 0.466 (1.7)										4	0	1	0	0	0	0											
<b>Bob Johnson, R</b> OBP: 0.358, SLG: 0.273 (1.6)										3	0	0	0	0	0	1											
<b>Ken Johnson, R</b> OBP: 0.200, SLG: 0.200 <b>Bob Giggie, R</b> <b>Mary Throneberry, L</b> OBP: 0.225, SLG: 0.333 <b>Ned Garver, R</b> OBP: 0.197, SLG: 0.333 <b>Ken Hamlin, R</b> OBP: 0.302, SLG: 0.271 <b>Marty Kutyna, R</b> OBP: 0.333, SLG: 0.333 (9.1)										1	0	0	0	0	0	0											
<b>Inning Stats</b>	R: 0 E: 0 K: 0 S: 3	H: 1 LOB: 0 BB: 0 P: 3	R: 0 E: 0 K: 0 S: 3	H: 0 LOB: 0 BB: 0 P: 3	R: 0 E: 0 K: 0 S: 3	H: 0 LOB: 0 BB: 0 P: 3	R: 1 E: 0 K: 0 S: 4	H: 1 LOB: 2 BB: 2 P: 12	R: 0 E: 0 K: 0 S: 3	H: 1 LOB: 2 BB: 1 P: 8	R: 0 E: 0 K: 1 S: 5	H: 0 LOB: 0 BB: 0 P: 5	1B: 5 2B: 1 3B: 0 HR: 0	SF: 0 SAC: 0 DP: 2 HBP: 0	WP: 0 PB: 0 SB: 0 CS: 0	PA: 34											
<b>PITCHER</b>	IP	WLS	BF	H	R	ER	SO	BB	IBB	HBP	BLK	WP	HR	S	P	ERA	WHIP										
<b>Hal Woodeshick, L</b> ERA: 4.84 <b>Tex Clevenger, R</b> ERA: 3.21 <b>Chuck Stobbs, L</b> ERA: 2.18	5.0	W	20	4	2	2	0	2	0	0	0	0	0	18	26	3.60	1.200										

Washington Senators @ Kansas City Athletics  
Municipal Stadium, Kansas City, MO  
Sat Jun 18 1960, 8:05 PM EDT  
Att: 6,751 - Unknown

AB	31
R	2
H	6
RBI	2
BB	3
SO	1
LOB	18

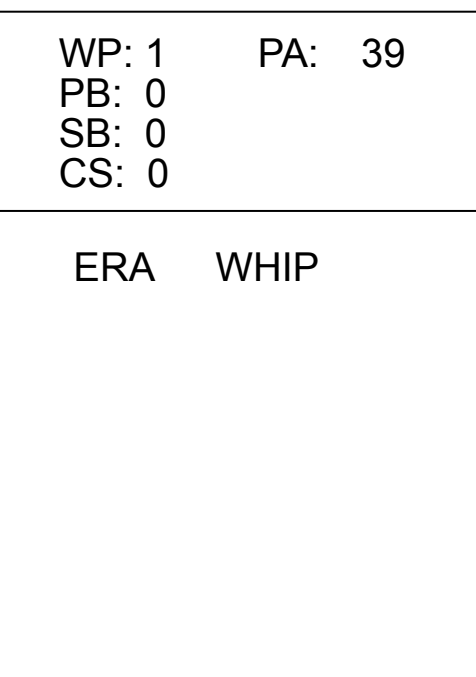




Batter	1	2	3	4	5	6	7	8	9	AB	R	H	RBI	BB	SO	LOB	TOP					
<b>Reno Bertioia, R</b> OBP: 0.330, SLG: 0.300										4	1	2	1	1	0	0						
<b>Billy Gardner, R</b> OBP: 0.366, SLG: 0.412										5	1	1	0	0	0	2						
<b>Bob Allison, R</b> OBP: 0.409, SLG: 0.531										4	0	0	1	0	1	0						
<b>Jim Lemon, R</b> OBP: 0.364, SLG: 0.571										1	1	0	0	3	0	0						
<b>Pete Whisenant, R</b> OBP: 0.432, SLG: 0.295										0	0	0	0	0	0	0						
<b>Julio Becquer, L</b> OBP: 0.236, SLG: 0.345										4	0	0	0	0	1	4						
<b>Dan Dobbek, L</b> OBP: 0.336, SLG: 0.417										3	1	2	2	1	0	1						
<b>Earl Batley, R</b> OBP: 0.322, SLG: 0.414										4	1	1	0	0	0	3						
<b>Jose Valdivielso, R</b> OBP: 0.265, SLG: 0.316										3	0	0	1	0	0	0						
<b>Don Lee, R</b> OBP: 0.294, SLG: 0.214										3	1	1	1	0	1	0						
<b>Ray Moore, R</b>										1	0	0	0	0	0	0						
<b>Tex Clevenger, R</b> OBP: 0.286, SLG: 0.286										0	0	0	0	0	0	0						
<b>Chuck Stobbs, L</b>										0	0	0	0	0	0	0						
<b>Pedro Ramos, S</b> OBP: 0.125, SLG: 0.133										0	0	0	0	0	0	0						
<b>Inning Stats</b>	R: 3 E: 0 K: 0 S: 5	H: 2 LOB: 1 BB: 2 P: 13	R: 0 E: 0 K: 0 S: 3	H: 0 LOB: 0 BB: 0 P: 3	R: 0 E: 0 K: 0 S: 3	H: 0 LOB: 0 BB: 0 P: 3	R: 3 E: 0 K: 0 S: 7	H: 4 LOB: 1 BB: 0 P: 7	R: 0 E: 0 K: 0 S: 3	H: 0 LOB: 2 BB: 2 P: 11	R: 0 E: 0 K: 1 S: 6	H: 1 LOB: 1 BB: 0 P: 6	R: 0 E: 0 K: 1 S: 5	H: 0 LOB: 1 BB: 1 P: 9	R: 0 E: 0 K: 0 S: 3	H: 0 LOB: 0 BB: 0 P: 3	R: 0 E: 0 K: 1 S: 5	H: 0 LOB: 0 BB: 0 P: 5	1B: 5 2B: 2 3B: 0 HR: 0	SF: 1 SAC: 1 DP: 0 HBP: 0	WP: 1 PB: 0 SB: 0 CS: 0	PA: 39
<b>PITCHER</b>	IP WLS BF H R ER SO BB IBB HBP BLK WP HR S P ERA WHIP																					
<b>Johnny Kucks, R</b> ERA: 7.99	1.0 L 7 2 3 3 0 2 0 0 0 0 0 0 5 13 27.00 4.000																					
<b>Bob Trowbridge, R</b> ERA: 3.62	4.0 18 4 3 3 0 1 1 0 0 0 1 0 16 24 6.75 1.250																					
<b>Leo Kiely, L</b> ERA: 1.35	1.0 4 1 0 0 1 0 0 0 0 0 0 0 6 6 0.00 1.000																					
<b>Don Larsen, R</b> ERA: 3.15	2.0 7 0 0 0 1 1 0 0 0 0 0 0 8 12 0.00 0.500																					
<b>Ray Herbert, R</b> ERA: 4.09	1.0 3 0 0 0 1 0 0 0 0 0 0 0 5 5 0.00 0.000																					
Batter	1	2	3	4	5	6	7	8	9	AB	R	H	RBI	BB	SO	LOB	BOTTOM					
<b>Bill Tuttle, R</b> OBP: 0.325, SLG: 0.311										5	0	1	1	0	0	0						
<b>Jerry Lumpe, L</b> OBP: 0.331, SLG: 0.360										4	0	0	0	0	0	0						
<b>Harry Chiti, R</b> OBP: 0.296, SLG: 0.333										1	0	0	0	0	0	2						
<b>Ray Herbert, R</b> OBP: 0.296, SLG: 0.174										0	0	0	0	0	0	0						
<b>Russ Snyder, L</b> OBP: 0.297, SLG: 0.402										4	0	2	0	1	0	0						
<b>Norm Siebern, L</b> OBP: 0.380, SLG: 0.480										3	1	2	0	1	0	0						
<b>Whitey Herzog, L</b> OBP: 0.405, SLG: 0.463										5	2	2	1	0	1	5						
<b>Dick Williams, R</b> OBP: 0.341, SLG: 0.391										2	1	0	0	2	1	1						
<b>Danny Kravitz, L</b> OBP: 0.282, SLG: 0.412										4	0	1	1	0	0	3						
<b>Bob Johnson, R</b> OBP: 0.351, SLG: 0.255										3	1	0	0	1	1	3						
<b>Johnny Kucks, R</b> ERA: 4.61										0	0	0	0	0	0	0						
<b>Bob Trowbridge, R</b> ERA: 5.88										1	0	0	0	0	1	1						
<b>Pete Whisenant, R</b> ERA: 5.88										1	0	0	0	0	0	0						
<b>Leo Kiely, L</b> ERA: 3.21										0	0	0	0	0	0	0						
<b>Marv Throneberry, L</b> ERA: 2.12										1	0	0	0	0	0	2						
<b>Don Larsen, R</b> ERA: 3.61										1	0	1	2	0	0	0						
<b>Hank Bauer, R</b> ERA: 3.61										1	0	1	2	0	0	0						
<b>Ken Hamlin, R</b> ERA: 3.61										0	0	0	0	0	0	0						
<b>Inning Stats</b>	R: 0 E: 1 K: 1 S: 6	H: 1 LOB: 2 BB: 1 P: 10	R: 0 E: 0 K: 1 S: 5	H: 0 LOB: 1 BB: 1 P: 9	R: 0 E: 0 K: 0 S: 4	H: 1 LOB: 2 BB: 1 P: 8	R: 0 E: 0 K: 1 S: 5	H: 0 LOB: 0 BB: 0 P: 5	R: 0 E: 0 K: 0 S: 3	H: 0 LOB: 0 BB: 0 P: 3	R: 2 E: 0 K: 1 S: 8	H: 3 LOB: 2 BB: 0 P: 9	R: 0 E: 0 K: 0 S: 3	H: 0 LOB: 0 BB: 0 P: 3	R: 0 E: 0 K: 0 S: 6	H: 3 LOB: 2 BB: 2 P: 14	R: 0 E: 0 K: 0 S: 4	H: 1 LOB: 1 BB: 0 P: 4	1B: 8 2B: 1 3B: 0 HR: 0	SF: 0 SAC: 1 DP: 0 HBP: 1	WP: 0 PB: 0 SB: 0 CS: 0	PA: 42
<b>PITCHER</b>	IP WLS BF H R ER SO BB IBB HBP BLK WP HR S P ERA WHIP																					
<b>Don Lee, R</b> ERA: 4.61	5.1 W 25 5 2 2 3 3 0 1 0 0 0 0 27 40 3.38 1.500																					
<b>Ray Moore, R</b> ERA: 5.88	2.1 10 1 3 3 1 2 0 0 0 0 0 0 10 18 11.57 1.286																					
<b>Tex Clevenger, R</b> ERA: 3.21	0.0 2 2 0 0 0 0 0 0 0 0 0 0 2 2 ∞ ∞																					
<b>Chuck Stobbs, L</b> ERA: 2.12	1.0 S 4 1 0 0 0 0 0 0 0 0 0 0 4 4 0.00 1.000																					
<b>Pedro Ramos, R</b> ERA: 3.61	0.1 1 0 0 0 0 0 0 0 0 0 0 0 1 1 0.00 0.000																					

Washington Senators @ Kansas City Athletics  
Municipal Stadium, Kansas City, MO  
Sun Jun 19 1960, 4:33 AM EDT  
Att: 8,688 - Unknown

AB 32  
R 6  
H 7  
RBI 6  
BB 5  
SO 3  
LOB 10



Washington Senators @ Kansas City Athletics  
Municipal Stadium, Kansas City, MO  
Sun Jun 19 1960, 4:33 AM EDT  
Att: 8,688 - Unknown

AB 35  
R 5  
H 9  
RBI 5  
BB 5  
SO 4  
LOB 17





Batter	1	2	3	4	5	6	7	8	9	AB	R	H	RBI	BB	SO	LOB	TOP											
<b>Reno Bertioia, R</b> OBP: 0.330, SLG: 0.301 <b>Julio Becquer, L</b> OBP: 0.235, SLG: 0.342	F8		E4 1B		F8		SH3		1-3	3	0	1	0	0	0	0	<b>Washington Senators @ Cleveland Indians</b> Cleveland Municipal Stadium, Cleveland, OH Tue Jun 21 1960, 7:05 PM EDT Att: 7,049 - Unknown <a href="http://livebaseballscorecards.com">livebaseballscorecards.com</a>											
<b>Billy Gardner, R</b> OBP: 0.359, SLG: 0.403	F8		K		L6		5-3		F3	5	0	0	0	0	1	4												
<b>Bob Allison, R</b> OBP: 0.402, SLG: 0.521	K		3-1		F9		K			4	0	0	0	0	2	2												
<b>Jim Lemon, R</b> OBP: 0.371, SLG: 0.574		F3		FC3-6 1B		HR		FC3-6 1B		4	1	3	0	0	0	0												
<b>Dan Dobbek, L</b> OBP: 0.333, SLG: 0.439		HR		F3		F9		FC3-6		4	1	1	1	0	0	3												
<b>Harmon Killebrew, R</b> OBP: 0.381, SLG: 0.417		FC6-4 WP BB		FC3-6 BB		F7		F3		2	0	0	0	2	0	2												
<b>Earl Batley, R</b> OBP: 0.320, SLG: 0.429		FC6-4		FC3-6		HR		K		4	1	1	2	0	1	4												
<b>Jose Valdivielso, R</b> OBP: 0.256, SLG: 0.304 <b>Elmer Valo, L</b> OBP: 0.476, SLG: 0.267 <b>Billy Consolo, R</b> OBP: 0.319, SLG: 0.292		1-3		4-3		5-3			1-3 1B	3	0	0	0	0	0	3												
<b>Pedro Ramos, S</b> OBP: 0.152, SLG: 0.250 <b>Faye Throneberry, L</b> OBP: 0.329, SLG: 0.343 <b>Tex Clevenger, R</b> OBP: 0.288, SLG: 0.286 <b>Lenny Green, L</b> OBP: 0.316, SLG: 0.369			5-3			HR		SH3 1B		2	1	1	1	0	0	0												
<b>Inning Stats</b>	R: 0 E: 0 K: 1 S: 5	H: 0 LOB: 0 BB: 0 P: 5	R: 1 E: 0 K: 0 S: 4	H: 1 LOB: 1 BB: 1 P: 8	R: 0 E: 1 K: 1 S: 6	H: 1 LOB: 1 BB: 0 P: 6	R: 0 E: 0 K: 0 S: 4	H: 1 LOB: 2 BB: 1 P: 8	R: 1 E: 0 K: 0 S: 4	H: 1 LOB: 0 BB: 0 P: 4	R: 2 E: 0 K: 0 S: 5	H: 2 LOB: 0 BB: 0 P: 5	R: 0 E: 0 K: 1 S: 6	H: 1 LOB: 1 BB: 0 P: 6	R: 0 E: 0 K: 1 S: 6	H: 1 LOB: 1 BB: 0 P: 6		R: 0 E: 0 K: 0 S: 4	H: 1 LOB: 2 BB: 0 P: 4	1B: 6 2B: 0 3B: 0 HR: 3	SF: 0 SAC: 1 DP: 0 HBP: 0	WP: 1 PB: 0 SB: 0 CS: 0	PA: 38					
<b>PITCHER</b>	IP	WLS	BF	H	R	ER	SO	BB	IBB	HBP	BLK	WP	HR	S	P	ERA	WHIP											
<b>Mudcat Grant, R</b> ERA: 4.18 <b>Johnny Klippstein, R</b> ERA: 0.78	(1, 1)	6.0	W	26	6	4	4	2	2	0	0	0	1	3	28	36	6.00	1.333										
<b>Johnny Klippstein, R</b> ERA: 0.78	(7, 1)	3.0	S	12	3	0	0	2	0	0	0	0	0	0	16	16	0.00	1.000										

Batter	1	2	3	4	5	6	7	8	9	AB	R	H	RBI	BB	SO	LOB	BOTTOM											
<b>Johnny Temple, R</b> OBP: 0.338, SLG: 0.321	HR			G6-4-3				F9		5	1	2	2	0	1	6	<b>Washington Senators @ Cleveland Indians</b> Cleveland Municipal Stadium, Cleveland, OH Tue Jun 21 1960, 7:05 PM EDT Att: 7,049 - Unknown <a href="http://livebaseballscorecards.com">livebaseballscorecards.com</a>											
<b>Jim Piersall, R</b> OBP: 0.340, SLG: 0.495	F4					F4		4-3		5	0	0	0	0	1	6												
<b>Harvey Kuenn, R</b> OBP: 0.361, SLG: 0.381	HR			F8		E S 1B		L6-3 1B		4	1	3	2	0	0	0												
<b>Tito Francona, L</b> OBP: 0.390, SLG: 0.418	1-3			F7		K		L6-3		4	0	0	0	0	1	2												
<b>Vic Power, R</b> OBP: 0.325, SLG: 0.393	F9			6-3		4-3		1B BB		3	0	0	0	1	0	1												
<b>John Romano, R</b> OBP: 0.333, SLG: 0.481		BB BB 1B		SH 1B SF8 1B		4-3 2B BB		1-3 1B		3	2	3	0	1	0	0												
<b>Woodie Held, R</b> OBP: 0.321, SLG: 0.482		BB BB BB		SF8 SH 1B		4-3 2B 1B		K		3	1	2	0	1	1	2												
<b>Bubba Phillips, R</b> OBP: 0.289, SLG: 0.314		K		SH G6-4-3		K		5-3		3	0	0	0	0	2	4												
<b>Mudcat Grant, R</b> OBP: 0.208, SLG: 0.182 <b>Bob Hale, L</b> OBP: 0.258, SLG: 0.231 <b>Johnny Klippstein, R</b> OBP: 0.289, SLG: 0.167				SF8		4-3				0	0	0	1	1	0	0												
<b>Inning Stats</b>	R: 2 E: 0 K: 0 S: 5	H: 2 LOB: 0 BB: 0 P: 5	R: 0 E: 0 K: 3 S: 10	H: 1 LOB: 3 BB: 2 P: 18	R: 0 E: 0 K: 0 S: 3	H: 0 LOB: 0 BB: 0 P: 3	R: 1 E: 1 K: 0 S: 5	H: 2 LOB: 1 BB: 0 P: 5	R: 0 E: 0 K: 1 S: 6	H: 1 LOB: 1 BB: 0 P: 6	R: 2 E: 0 K: 1 S: 7	H: 2 LOB: 1 BB: 1 P: 11	R: 0 E: 0 K: 1 S: 6	H: 2 LOB: 2 BB: 1 P: 10	R: 0 E: 0 K: 0 S: 4	H: 1 LOB: 1 BB: 0 P: 4		1B: 9 2B: 2 3B: 0 HR: 1	SF: 1 SAC: 1 DP: 2 HBP: 0	WP: 0 PB: 0 SB: 1 CS: 0	PA: 38							
<b>PITCHER</b>	IP	WLS	BF	H	R	ER	SO	BB	IBB	HBP	BLK	WP	HR	S	P	ERA	WHIP											
<b>Pedro Ramos, R</b> ERA: 3.84 <b>Tex Clevenger, R</b> ERA: 3.07	(1, 1)	6.0	L	29	8	5	5	0	3	0	0	0	0	1	36	48	7.50	1.833										
<b>Tex Clevenger, R</b> ERA: 3.07	(7, 1)	2.0		9	3	0	0	1	1	0	0	0	0	10	14	0.00	2.000											





Batter	1	2	3	4	5	6	7	8	9	AB	R	H	RBI	BB	SO	LOB	TOP			
<b>Reno Bertioia, R</b> OBP: 0.316, SLG: 0.287 (1, 5)	F9		6-3			F7		5-3		4	0	0	0	0	0	1	<b>Washington Senators @ Cleveland Indians</b> Cleveland Municipal Stadium, Cleveland, OH Wed Jun 22 1960, 7:05 PM EDT Att: 6,799 - Unknown <a href="http://livebaseballscorecards.com">livebaseballscorecards.com</a>			
<b>Billy Gardner, R</b> OBP: 0.357, SLG: 0.398 (1, 4)	6-3		6-3			F9 BB		F3		3	0	0	0	1	0					
<b>Bob Allison, R</b> OBP: 0.404, SLG: 0.523 (1, 9)	K					F9 BB		F8		3	0	1	0	1	1	0				
<b>Jim Lemon, R</b> OBP: 0.373, SLG: 0.573 (1, 7)						F9 BB				4	0	2	0	0	0	3				
<b>Lenny Green, L</b> OBP: 0.316, SLG: 0.369 (9, PR)						F9				0	0	0	0	0	0	0				
<b>Pete Whisenant, R</b> OBP: 0.390, SLG: 0.258 (1, 8)						F8				4	0	0	0	0	0	5				
<b>Earl Battey, R</b> OBP: 0.319, SLG: 0.421 (1, 2)						F9				3	0	0	0	1	0	3				
<b>Jose Vaidiuelo, R</b> OBP: 0.259, SLG: 0.305 (1, 6)						F9 BB				3	0	1	0	0	0	2				
<b>Julio Becquer, L</b> OBP: 0.237, SLG: 0.342 (1, 3)						G1-6-3		G4-6-3		3	0	1	0	0	0	2				
<b>Bill Fischer, R</b> OBP: 0.267, SLG: 0.154 (1, 1)						K				1	0	0	0	0	1	0				
<b>Dan Dobbek, L</b> OBP: 0.331, SLG: 0.435 (8, PH)										1	0	0	0	0	1	0				
<b>Tex Clevenger, R</b> OBP: 0.286, SLG: 0.286 (8, 1)										0	0	0	0	0	0	0				
<b>Inning Stats</b>	R: 0 E: 0 K: 1 S: 5	H: 0 LOB: 0 BB: 0 P: 5	R: 0 E: 0 K: 0 S: 4	H: 1 LOB: 1 BB: 0 P: 4	R: 0 E: 0 K: 0 S: 4	H: 1 LOB: 1 BB: 0 P: 4	R: 0 E: 0 K: 0 S: 4	H: 1 LOB: 1 BB: 0 P: 4	R: 0 E: 0 K: 1 S: 5	H: 0 LOB: 0 BB: 1 P: 6	R: 0 E: 0 K: 0 S: 4	H: 1 LOB: 1 BB: 0 P: 4	R: 0 E: 0 K: 0 S: 3	H: 0 LOB: 0 BB: 0 P: 5	R: 0 E: 0 K: 0 S: 4	H: 1 LOB: 1 BB: 0 P: 4	1B: 4 2B: 1 3B: 0 HR: 0	SF: 0 SAC: 1 DP: 2 HBP: 0	WP: 0 PB: 0 SB: 0 CS: 0	PA: 33
<b>PITCHER</b> <b>Ted Bowsfield, L</b> ERA: 3.23 (1, 1)	IP: 9.0 WLS: W BF: 33 H: 5 R: 0 ER: 0 SO: 3 BB: 3 IBB: 0 HBP: 0 BLK: 0 WP: 0 HR: 0 S: 36 P: 48 ERA: 0.00 WHIP: 0.889																			

Batter	1	2	3	4	5	6	7	8	9	AB	R	H	RBI	BB	SO	LOB	BOTTOM			
<b>Johnny Temple, R</b> OBP: 0.329, SLG: 0.313 (1, 4)	5-3		F8			1-3		6-3		4	0	0	0	0	0	0	<b>Washington Senators @ Cleveland Indians</b> Cleveland Municipal Stadium, Cleveland, OH Wed Jun 22 1960, 7:05 PM EDT Att: 6,799 - Unknown <a href="http://livebaseballscorecards.com">livebaseballscorecards.com</a>			
<b>Jim Piersall, R</b> OBP: 0.340, SLG: 0.503 (1, 8)			4-3			K				3	1	1	0	0	1	0				
<b>Harvey Kuenn, R</b> OBP: 0.365, SLG: 0.385 (1, 9)						F7				3	0	2	1	0	0	0				
<b>Tito Francona, L</b> OBP: 0.385, SLG: 0.412 (1, 7)						F8				3	0	0	0	0	0	2				
<b>Vic Power, R</b> OBP: 0.321, SLG: 0.387 (1, 3)						F7				3	0	0	0	0	0	1				
<b>John Romano, R</b> OBP: 0.333, SLG: 0.477 (1, 2)						F5				3	0	1	0	0	1	0				
<b>Woodie Held, R</b> OBP: 0.321, SLG: 0.479 (1, 6)						F6-4				3	0	1	0	0	0	1				
<b>Bubba Phillips, R</b> OBP: 0.283, SLG: 0.307 (1, 5)						F7				3	0	0	0	0	0	1				
<b>Ted Bowsfield, R</b> OBP: 0.100, SLG: 0.100 (1, 1)						K				3	0	0	0	0	2	1				
<b>Inning Stats</b>	R: 1 E: 1 K: 0 S: 5	H: 2 LOB: 1 BB: 0 P: 5	R: 0 E: 0 K: 0 S: 3	H: 1 LOB: 0 BB: 0 P: 3	R: 0 E: 0 K: 1 S: 5	H: 0 LOB: 0 BB: 0 P: 5	R: 0 E: 0 K: 0 S: 3	H: 0 LOB: 0 BB: 0 P: 3	R: 0 E: 0 K: 1 S: 6	H: 1 LOB: 1 BB: 0 P: 6	R: 0 E: 0 K: 1 S: 5	H: 0 LOB: 0 BB: 0 P: 5	R: 0 E: 0 K: 0 S: 3	H: 0 LOB: 0 BB: 0 P: 3	R: 0 E: 0 K: 0 S: 3	H: 0 LOB: 0 BB: 0 P: 3	1B: 4 2B: 0 3B: 1 HR: 0	SF: 0 SAC: 0 DP: 1 HBP: 0	WP: 0 PB: 0 SB: 0 CS: 0	PA: 28
<b>PITCHER</b> <b>Bill Fischer, R</b> ERA: 3.99 (1, 1)	IP: 7.0 WLS: L BF: 25 H: 5 R: 1 ER: 1 SO: 1 BB: 0 IBB: 0 HBP: 0 BLK: 0 WP: 0 HR: 0 S: 33 P: 33 ERA: 1.29 WHIP: 0.714																			
<b>Tex Clevenger, R</b> ERA: 3.0 (8, 1)	IP: 1.0 WLS: L BF: 3 H: 0 R: 0 ER: 0 SO: 0 BB: 0 IBB: 0 HBP: 0 BLK: 0 WP: 0 HR: 0 S: 3 P: 3 ERA: 0.00 WHIP: 0.000																			







Batter	1	2	3	4	5	6	7	8	9	AB	R	H	RBI	BB	SO	LOB	TOP					
Reno Bertola, R (1.5) OBP: 0.330, SLG: 0.298 Faye Throneberry, L (9. PH) OBP: 0.325, SLG: 0.338	0-0 E5 1B		0-0 6-3			0-0 6-3			0-0 G3	3	0	1	0	0	0	0						
Bob Allison, R (1.9) OBP: 0.402, SLG: 0.514	0-0 P6		0-0 L5			0-0 1B			0-0 F7	4	0	1	0	0	0	1						
Dan Dobbek, L (1.8) OBP: 0.331, SLG: 0.416	0-0 P6			0-3 K		0-3 K			0-0 4-3	4	0	0	0	0	2	2						
Jim Lemon, R (1.7) OBP: 0.370, SLG: 0.568	0-0 P5			0-0 F7					0-0 5-3	3	0	0	0	0	0	1						
Julio Becquer, L (1.3) OBP: 0.238, SLG: 0.338		0-3 K		0-3 K					0-0 4-3	3	0	0	0	0	2	0						
Billy Gardner, R (1.4) OBP: 0.354, SLG: 0.394	0-0 P4				0-0 L4				0-0 F7	3	0	0	0	0	0	0						
Hal Naragon, L (1.2) OBP: 0.277, SLG: 0.171	0-0 1B				0-0 F9				0-0 G3	3	0	1	0	0	0	0						
Jose Valdivielso, R (1.6) OBP: 0.255, SLG: 0.291 Elmer Valo, L (8. PH) OBP: 0.455, SLG: 0.250 Billy Consolo, R (8.6) OBP: 0.319, SLG: 0.292	0-3 K				0-0 G3				0-3 K	2	0	0	0	0	1	1						
Don Lee, R (1.1) OBP: 0.294, SLG: 0.214 Jack Kralick, L (2.1) OBP: 0.200, SLG: 0.200 Lenny Green, L (8. PH) OBP: 0.313, SLG: 0.365 Ray Moore, R (8.1)			0-0 P3			0-0 P4			0-0 P4	0	0	0	0	0	0	0						
<b>Inning Stats</b>	R: 0 E: 1 K: 0 S: 4	H: 1 LOB: 1 BB: 0 P: 4	R: 0 E: 0 K: 2 S: 8	H: 1 LOB: 1 BB: 0 P: 8	R: 0 E: 0 K: 0 S: 3	H: 0 LOB: 0 BB: 0 P: 3	R: 0 E: 0 K: 0 S: 7	H: 0 LOB: 0 BB: 0 P: 7	R: 0 E: 0 K: 0 S: 3	H: 0 LOB: 0 BB: 0 P: 3	R: 0 E: 0 K: 1 S: 6	H: 1 LOB: 1 BB: 0 P: 6	R: 0 E: 0 K: 0 S: 3	H: 0 LOB: 0 BB: 0 P: 3	R: 0 E: 0 K: 1 S: 5	H: 0 LOB: 0 BB: 0 P: 5	R: 0 E: 0 K: 0 S: 3	H: 0 LOB: 0 BB: 0 P: 3	1B: 3 2B: 0 3B: 0 HR: 0	SF: 0 SAC: 0 DP: 0 HBP: 0	WP: 0 PB: 0 CS: 0	PA: 30
<b>PITCHER</b> Jim Bunning, R (1.1) ERA: 2.28	IP: 9.0 WLS: W BF: 30 H: 3 R: 0 ER: 0 SO: 6 BB: 0 IBB: 0 HBP: 0 BLK: 0 WP: 0 HR: 0 S: 42 P: 42 ERA: 0.00 WHIP: 0.333															<b>PITCHER</b>	IP: 9.0 WLS: W BF: 30 H: 3 R: 0 ER: 0 SO: 6 BB: 0 IBB: 0 HBP: 0 BLK: 0 WP: 0 HR: 0 S: 42 P: 42 ERA: 0.00 WHIP: 0.333					

Washington Senators @ Detroit Tigers  
Briggs Stadium, Detroit, MI  
Fri Jun 24 1960, 7:05 PM EDT  
Att: 15,343 - Unknown

AB	30
R	0
H	3
RBI	0
BB	0
SO	6
LOB	5



Batter	1	2	3	4	5	6	7	8	9	AB	R	H	RBI	BB	SO	LOB	BOTTOM			
Eddie Yost, R (1.5) OBP: 0.422, SLG: 0.344	0-0 1B 1B	0-3 K		0-0 G4-6-3 1-2		0-0 E 4-1 1B	4-0 BB BB BB BB			4	1	2	0	1	1	1				
Chico Fernandez, R (1.6) OBP: 0.348, SLG: 0.378	0-0 1B 1-2 L5-3 1B	4-0 BB BB BB BB		1-0 HBP		0-0 4-1 1-2 1B	0-0 5-3 2-3 BB			3	1	1	0	1	0	4				
Charlie Maxwell, L (1.7) OBP: 0.329, SLG: 0.444	0-0 3-1 1-3 2-H 1B	4-0 BB BB BB BB		0-0 F9		0-0 E3 2-3 1B	0-0 4-3			4	1	1	1	1	0	2				
Al Kaline, R (1.8) OBP: 0.314, SLG: 0.370	0-0 L5-3 3-H 1B	4-0 BB BB BB BB		0-0 L9		0-0 L9	0-0 L6-3			4	0	0	1	1	0	3				
Norm Cash, L (1.3) OBP: 0.325, SLG: 0.441	0-0 3-1 2-3 1B	0-0 F7		0-0 2B		0-0 F9	0-0 2B 1B			5	0	2	0	0	0	4				
Rocky Colavito, R (1.9) OBP: 0.319, SLG: 0.448	0-0 1B 3-H 1B		0-3 K		0-0 F7		0-0 F7		0-0 2B	5	0	2	1	0	1	1				
Frank Bolling, R (1.4) OBP: 0.284, SLG: 0.337	0-0 1-2 1B		0-0 5-3		4-0 BB BB BB BB	0-0 BB	0-0 5-3			4	1	2	0	1	0	2				
Lou Berberet, L (1.2) OBP: 0.286, SLG: 0.229	0-0 G3		0-3 K		0-0 1-3		4-0 BB 1B BB			3	0	0	0	1	1	4				
Jim Bunning, R (1.1) OBP: 0.162, SLG: 0.189		0-3 K		0-0 E6 G4-6-3		0-0 4-3	0-0 1-2 2-H 1B			4	0	1	1	0	1	0				
<b>Inning Stats</b>	R: 3 E: 0 K: 0 S: 8	H: 5 LOB: 2 BB: 0 P: 8	R: 0 E: 0 K: 2 S: 7	H: 0 LOB: 3 BB: 3 P: 19	R: 0 E: 0 K: 2 S: 7	H: 0 LOB: 0 BB: 0 P: 7	R: 0 E: 1 K: 0 S: 3	H: 0 LOB: 1 BB: 0 P: 4	R: 0 E: 0 K: 0 S: 4	H: 1 LOB: 2 BB: 1 P: 8	R: 0 E: 1 K: 0 S: 5	H: 1 LOB: 2 BB: 0 P: 5	R: 1 E: 0 K: 0 S: 5	H: 2 LOB: 3 BB: 2 P: 13	R: 0 E: 0 K: 0 S: 5	H: 2 LOB: 2 BB: 0 P: 5	1B: 8 2B: 3 3B: 0 HR: 0	SF: 0 SAC: 0 DP: 1 HBP: 1	WP: 0 PB: 0 CS: 0	PA: 43
<b>PITCHER</b> Don Lee, R (1.1) ERA: 4.95 Jack Kralick, L (2.1) ERA: 3.95 Ray Moore, R (8.1) ERA: 6.35	IP: 1.2 WLS: L BF: 13 H: 5 R: 3 ER: 3 SO: 3 BB: 3 IBB: 0 HBP: 0 BLK: 0 WP: 0 HR: 0 S: 14 P: 26 ERA: 16.20 WHIP: 4.800															<b>PITCHER</b>	IP: 1.2 WLS: L BF: 13 H: 5 R: 3 ER: 3 SO: 3 BB: 3 IBB: 0 HBP: 0 BLK: 0 WP: 0 HR: 0 S: 14 P: 26 ERA: 16.20 WHIP: 4.800			

Washington Senators @ Detroit Tigers  
Briggs Stadium, Detroit, MI  
Fri Jun 24 1960, 7:05 PM EDT  
Att: 15,343 - Unknown

AB	36
R	4
H	11
RBI	4
BB	6
SO	4
LOB	21





Batter	1	2	3	4	5	6	7	8	9	10	11	12	13	14	AB	R	H	RBI	BB	SO	LOB	TOP								
<b>Reno Bertoia, R</b> OBP: 0.336, SLG: 0.299 <b>Elmer Valo, L</b> OBP: 0.336, SLG: 0.235 <b>Harmon Killebrew, R</b> OBP: 0.378, SLG: 0.454 <b>Billy Conzolo, R</b> OBP: 0.325, SLG: 0.309	WP BB HBP		G6-3-6 1B			L8		F5	6-3			K		F9 1B 2B	3	0	1	0	0	0	0	0								
<b>Dan Dobbek, L</b> OBP: 0.336, SLG: 0.420	L8		G6-3-6			E S BB		S 1B 2B		G3		1B		F9 2B	6	1	2	0	1	0	3									
<b>Bob Allison, R</b> OBP: 0.406, SLG: 0.509	WP BB					CS BB		1B BB BB		6-3		L8		CS 1B	4	0	1	1	3	1	2									
<b>Jim Lemon, R</b> OBP: 0.368, SLG: 0.560 <b>Lenny Green, L</b> OBP: 0.395, SLG: 0.360	K					K		1B BB		4-3		4-3		CS	3	0	0	0	1	3	3									
<b>Pete Whisenant, R</b> OBP: 0.395, SLG: 0.273	1-2 2-3					K		1-2 BB						CS	1	0	0	0	0	0	1									
<b>Billy Gardner, R</b> OBP: 0.354, SLG: 0.392	3-1					L3		HR 1B				L8		1-3	6	1	2	1	0	0	3									
<b>Julio Becquer, L</b> OBP: 0.241, SLG: 0.356			G3			CS		F7				2B 1B		L8	6	2	2	2	0	0	3									
<b>Hal Naragon, L</b> OBP: 0.275, SLG: 0.178 <b>Earl Battey, R</b> OBP: 0.319, SLG: 0.426			G6-4-3 1B			G3		F9				4-3		F2	4	0	1	0	0	0	0									
<b>Jose Valdivielso, R</b> OBP: 0.269, SLG: 0.266			G6-4-3			L4		F7				L9		SH3-4 2B 1B	5	1	1	0	1	0	2									
<b>Hal Woodeshick, R</b> OBP: 0.143, SLG: 0.077 <b>Tex Clevenger, R</b> OBP: 0.286, SLG: 0.286 <b>Chuck Stobbs, L</b>			4-3			K		6-3		SH3-4 BB		P3		SH3-4 2B 1B	3	0	0	0	0	0	1									
<b>Camilo Pascual, R</b> OBP: 0.194, SLG: 0.241 <b>Ray Moore, R</b>						K		6-3		1-2				SH3-4 1B	0	0	0	0	0	0	0									
<b>Inning Stats</b>	R: 0 E: 0 K: 1 S: 5	H: 0 LOB: 2 BB: 1 P: 10	R: 0 E: 0 K: 0 S: 3	H: 1 LOB: 0 BB: 0 P: 3	R: 0 E: 0 K: 0 S: 3	H: 1 LOB: 0 BB: 0 P: 3	R: 0 E: 0 K: 1 S: 4	H: 0 LOB: 1 BB: 1 P: 8	R: 0 E: 0 K: 2 S: 7	H: 0 LOB: 0 BB: 1 P: 11	R: 2 E: 0 K: 1 S: 7	H: 2 LOB: 0 BB: 0 P: 7	R: 1 E: 0 K: 0 S: 5	H: 2 LOB: 3 BB: 2 P: 13	R: 0 E: 0 K: 0 S: 3	H: 0 LOB: 1 BB: 1 P: 7	R: 0 E: 0 K: 0 S: 3	H: 0 LOB: 0 BB: 0 P: 3	R: 1 E: 0 K: 0 S: 5	H: 2 LOB: 1 BB: 0 P: 5	R: 0 E: 0 K: 0 S: 6	H: 1 LOB: 1 BB: 0 P: 6	R: 0 E: 0 K: 0 S: 3	H: 0 LOB: 0 BB: 0 P: 3	R: 2 E: 0 K: 0 S: 5	H: 3 LOB: 0 BB: 0 P: 5	1B: 8 2B: 3 3B: 0 HR: 1	SF: 0 SAC: 2 DP: 2 HBP: 1	WP: 1 PB: 0 SB: 2 CS: 2	PA: 59
<b>PITCHER</b>	IP	WLS	BF	H	R	ER	SO	BB	IBB	HBP	BLK	WP	HR	S	P	ERA	WHIP													
<b>Bob Bruce, R</b> ERA: 3.45	7.2		31	5	3	5	5	5	0	0	0	0	0	2	2	0.00	3.000													
<b>Dave Sisler, R</b> ERA: 3.05	0.1	2	1	0	0	0	0	0	0	0	0	0	0	2	2	0.00	3.000													
<b>Clem Labine, R</b> ERA: 5.21	2.0	7	0	0	0	0	0	1	0	0	0	0	0	6	10	0.00	0.500													
<b>Pete Burnside, L</b> ERA: 3.45	4.0	L	17	6	3	3	1	0	0	0	0	0	0	19	19	6.75	1.500													

Washington Senators @ Detroit Tigers  
Briggs Stadium, Detroit, MI  
Sat Jun 25 1960, 4:33 AM EDT  
Att. 9,071 - Unknown

AB 48  
R 6  
H 12  
RBI 6  
BB 6  
SO 6  
LOB 19



Batter	1	2	3	4	5	6	7	8	9	10	11	12	13	14	AB	R	H	RBI	BB	SO	LOB	BOTTOM								
<b>Eddie Yost, R</b> OBP: 0.423, SLG: 0.341 <b>Norm Cash, L</b> OBP: 0.323, SLG: 0.438 <b>Clem Labine, R</b> OBP: 0.500, SLG: 1.000 <b>Casey Wise, S</b> OBP: 0.188, SLG: 0.303	G4-6-3 BB		SH1-3 BB	6-3			6-3	4-3		F9			K		2	0	0	0	2	0	3									
<b>Chico Fernandez, R</b> OBP: 0.338, SLG: 0.366	G4-6-3 1-2		SH1-3 BB			1-3	5-3	4-3		P5			F2		6	0	0	0	0	1	1									
<b>Charlie Maxwell, L</b> OBP: 0.341, SLG: 0.475	1B HBP		BB BB			F7		BB 1B		SF8 3B			HR		5	2	3	1	1	0	0									
<b>Al Kaline, R</b> OBP: 0.313, SLG: 0.374	FC6-4 1B		L5-3			L8		1B 2B		SF8			L8		6	1	2	1	0	0	3									
<b>Rocky Colavito, R</b> OBP: 0.327, SLG: 0.444	FC6-4		FC1-5 1B			FC1-5 1B		FC5-4 1B BB		L4			BB		4	1	1	0	3	0	2									
<b>Steve Bilko, R</b> OBP: 0.269, SLG: 0.373			F7			F9		F8		F8			P6		7	0	1	0	0	0	5									
<b>Frank Bolling, R</b> OBP: 0.285, SLG: 0.342			F9			FC1-5 BB		F7		F7			P6		6	0	2	1	0	0	2									
<b>Red Wilson, R</b> OBP: 0.321, SLG: 0.253 <b>Sandy Amoros, L</b> OBP: 0.275, SLG: 0.209 <b>Lou Barberis, L</b> OBP: 0.285, SLG: 0.227			L8			FC2 BB		5-3		FC5-4 1B			K		3	0	0	0	1	0	2									
<b>Bob Bruce, R</b> ERA: 3.05 <b>Dave Sisler, R</b> ERA: 3.05 <b>Johnny Grant, R</b> ERA: 3.05 <b>Rocky Colavito, R</b> ERA: 3.05 <b>Neil Chrastley, L</b> ERA: 3.05 <b>Pete Burnside, L</b> ERA: 3.05			2-3			FC2		4-3		1-2 2-3 3-H			F8		3	0	0	0	0	0	3									
<b>Inning Stats</b>	R: 0 E: 0 K: 0 S: 3	H: 1 LOB: 2 BB: 1 P: 8	R: 0 E: 0 K: 0 S: 3	H: 0 LOB: 0 BB: 0 P: 3	R: 0 E: 0 K: 0 S: 3	H: 0 LOB: 0 BB: 0 P: 3	R: 0 E: 0 K: 0 S: 3	H: 2 LOB: 3 BB: 1 P: 9	R: 0 E: 0 K: 0 S: 4	H: 1 LOB: 2 BB: 1 P: 8	R: 0 E: 0 K: 0 S: 3	H: 0 LOB: 0 BB: 0 P: 3	R: 2 E: 0 K: 0 S: 6	H: 3 LOB: 2 BB: 1 P: 10	R: 1 E: 0 K: 0 S: 4	H: 1 LOB: 0 BB: 1 P: 4	R: 0 E: 0 K: 0 S: 4	H: 1 LOB: 1 BB: 1 P: 8	R: 1 E: 0 K: 0 S: 4	H: 1 LOB: 1 BB: 1 P: 8	R: 0 E: 0 K: 2 S: 7	H: 0 LOB: 0 BB: 0 P: 7	R: 0 E: 0 K: 2 S: 7	H: 0 LOB: 0 BB: 0 P: 7	R: 0 E: 0 K: 0 S: 3	H: 0 LOB: 0 BB: 0 P: 3	1B: 6 2B: 2 3B: 1 HR: 1	SF: -1 SAC: 1 DP: -1 HBP: 1	WP: 0 PB: 0 SB: 0 CS: 0	PA: 60
<b>PITCHER</b>	IP	WLS	BF	H	R	ER	SO	BB	IBB	HBP	BLK	WP	HR	S	P	ERA	WHIP													
<b>Hal Woodeshick, L</b> ERA: 4.4	7.2		36	7	2	2	0	6	0	0	0	0	0	7	11	5.40	1.200													
<b>Tex Clevenger, R</b> ERA: 3.0	1.2	8	2	1	1	0	0	0	0	0	0	0	0	7	11	5.40	1.200													
<b>Chuck Stobbs, L</b> ERA: 2.51	3.2	W	13	1	1	1	4	1	0	0	0	0	0	1	20	2.46	0.545													
<b>Ray Moore, R</b> ERA: 6.14	1.0	S	3	0	0	0	0	0	0	0	0	0	0	3	3	0.00	0.000													

Washington Senators @ Detroit Tigers  
Briggs Stadium, Detroit, MI  
Sat Jun 25 1960, 4:33 AM EDT  
Att. 9,071 - Unknown

AB 49  
R 4  
H 10  
RBI 4  
BB 8  
SO 4  
LOB 27





Batter	1	2	3	4	5	6	7	8	9	AB	R	H	RBI	BB	SO	LOB	TOP										
<b>Reno Bertoia, R</b> OBP: 0.342, SLG: 0.317 (1, 5)	F9		1B G6-4-3		L5		WP 1B		SH2-3	4	1	2	0	0	0	0	<b>Washington Senators @ Detroit Tigers</b> Briggs Stadium, Detroit, MI Sun Jun 26 1960, 4:33 AM EDT Unknown										
<b>Dan Dobbek, L</b> OBP: 0.331, SLG: 0.411 (1, 8)	4-3		G6-4-3 HBP 1B		P6		K		L3	5	0	1	0	0	1	3											
<b>Bob Allison, R</b> OBP: 0.404, SLG: 0.502 (1, 9)	6-3		G6-4-3 HBP		L8		K			3	0	0	0	0	1	2											
<b>Jim Lemon, R</b> OBP: 0.362, SLG: 0.549 <b>Lenny Green, L</b> OBP: 0.309, SLG: 0.360 (8, 7)		L8	G6-4-3		5-3				K	4	0	0	0	0	1	2											
<b>Julio Becquer, L</b> OBP: 0.247, SLG: 0.359 (1, 3)		1B 1B	4-3		F7				4-3 S 1B	4	1	2	0	0	0	1											
<b>Billy Gardner, R</b> OBP: 0.353, SLG: 0.399 <b>Billy Consolo, R</b> OBP: 0.322, SLG: 0.306 (6, 4)		L8			SF9 3B				4-3	3	1	1	0	0	0	1											
<b>Hal Naragon, L</b> OBP: 0.273, SLG: 0.184 (1, 2)		1B 1B			G3				4-3	4	0	1	0	0	0	2											
<b>Jose Valdivielso, R</b> OBP: 0.279, SLG: 0.309 (1, 6)		1B			SF9				1B E WP 1B	3	1	3	2	0	0	0											
<b>Pedro Ramos, S</b> OBP: 0.143, SLG: 0.235 <b>Don Lee, R</b> OBP: 0.263, SLG: 0.168 (6, 1)		1B			4-3				E3 WP 1B	2	0	0	0	0	0	2											
<b>Don Lee, R</b> OBP: 0.263, SLG: 0.168 (6, 1)		L8			4-3				K	2	0	0	0	0	1	2											
<b>Inning Stats</b>	R: 0 E: 0 K: 0 S: 3	H: 0 LOB: 0 BB: 0 P: 3	R: 1 E: 0 K: 0 S: 6	H: 3 LOB: 2 BB: 0 P: 6	R: 1 E: 0 K: 0 S: 4	H: 2 LOB: 1 BB: 0 P: 5	R: 1 E: 0 K: 0 S: 4	H: 1 LOB: 0 BB: 0 P: 4	R: 0 E: 0 K: 0 S: 3	H: 0 LOB: 0 BB: 0 P: 3	R: 0 E: 0 K: 0 S: 10	H: 2 LOB: 2 BB: 0 P: 10	R: 0 E: 0 K: 1 S: 6	H: 1 LOB: 1 BB: 0 P: 6	R: 0 E: 0 K: 1 S: 6	H: 1 LOB: 1 BB: 0 P: 6	1B: 8 2B: 1 3B: 1 HR: 0	SF: 1 SAC: 1 DP: 1 HBP: 1	WP: 1 PB: 0 SB: 1 CS: 0	PA: 38							
<b>PITCHER</b>	IP	WLS	BF	H	R	ER	SO	BB	IBB	HBP	BLK	WP	HR	S	P	ERA	WHIP										
<b>Frank Lary, R</b> ERA: 3.09 <b>Tom Morgan, R</b> ERA: 3.12	(1, 1)	7.0	L 30	8	4	3	2	0	0	1	0	1	0	33	34	3.86	1.143										

Batter	1	2	3	4	5	6	7	8	9	AB	R	H	RBI	BB	SO	LOB	BOTTOM										
<b>Eddie Yost, R</b> OBP: 0.426, SLG: 0.338 (1, 5)	F8		E BB		1B BB		1-3		BB BB BB	2	0	0	0	3	0	1	<b>Washington Senators @ Detroit Tigers</b> Briggs Stadium, Detroit, MI Sun Jun 26 1960, 4:33 AM EDT Unknown										
<b>Chico Fernandez, R</b> OBP: 0.344, SLG: 0.359 (1, 6)	E S 1B		F8		FC6-4 1B		BB		P5	4	0	2	0	1	0	2											
<b>Charlie Maxwell, L</b> OBP: 0.333, SLG: 0.463 (1, 7)	F8		K		P5		BB		P6	5	0	0	0	0	1	7											
<b>Al Kaline, R</b> OBP: 0.308, SLG: 0.367 (1, 8)	K		F2		FC6-4		L4			4	0	0	0	0	1	6											
<b>Norm Cash, L</b> OBP: 0.328, SLG: 0.435 (1, 3)		3B BB			K		FC6-4 1B		4-3	3	1	1	0	1	1	0											
<b>Rocky Colavito, R</b> OBP: 0.326, SLG: 0.450 (1, 9)		1H 3B			G3		FC6-4 1-2		5-3	4	0	1	1	0	0	1											
<b>Frank Bolling, R</b> OBP: 0.289, SLG: 0.355 (1, 4)		F3			1B		F9		E8 3B	4	1	2	0	0	0	2											
<b>Red Wilson, R</b> OBP: 0.309, SLG: 0.242 (1, 2)		K			5-3		F5		6-3	4	0	0	0	0	1	3											
<b>Frank Lary, R</b> OBP: 0.244, SLG: 0.297 <b>Sandy Amoros, L</b> OBP: 0.288, SLG: 0.227 <b>Tom Morgan, R</b> <b>Neil Chrisley, L</b> OBP: 0.307, SLG: 0.412 (8, PH)		1-3			K		1-3 1B		F7	2	0	0	0	0	1	1											
<b>Inning Stats</b>	R: 0 E: 0 K: 1 S: 6	H: 1 LOB: 1 BB: 0 P: 6	R: 1 E: 0 K: 1 S: 6	H: 1 LOB: 1 BB: 1 P: 10	R: 0 E: 1 K: 1 S: 5	H: 0 LOB: 1 BB: 1 P: 9	R: 0 E: 0 K: 1 S: 6	H: 1 LOB: 1 BB: 0 P: 6	R: 0 E: 0 K: 0 S: 4	H: 1 LOB: 2 BB: 1 P: 10	R: 0 E: 0 K: 0 S: 4	H: 1 LOB: 2 BB: 1 P: 8	R: 0 E: 1 K: 0 S: 4	H: 1 LOB: 0 BB: 0 P: 4	R: 0 E: 0 K: 0 S: 3	H: 0 LOB: 1 BB: 1 P: 7		1B: 5 2B: 0 3B: 2 HR: 0	SF: 0 SAC: 0 DP: 0 HBP: 0	WP: 0 PB: 0 SB: 1 CS: 0	PA: 39						
<b>PITCHER</b>	IP	WLS	BF	H	R	ER	SO	BB	IBB	HBP	BLK	WP	HR	S	P	ERA	WHIP										
<b>Pedro Ramos, R</b> ERA: 3.75 <b>Don Lee, R</b> ERA: 4.62	(1, 1)	5.0	W 22	4	1	1	5	3	0	0	0	0	0	29	41	1.80	1.400										
<b>Don Lee, R</b> ERA: 4.62 (6, 1)	4.0	S 17	3	1	0	0	0	2	0	0	0	0	0	15	23	0.00	1.250										

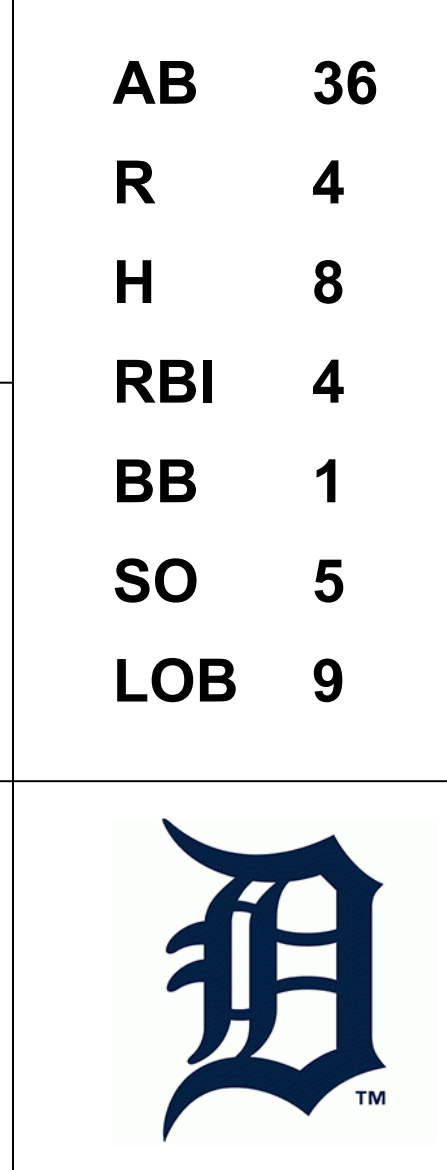




Batter	1	2	3	4	5	6	7	8	9	AB	R	H	RBI	BB	SO	LOB	TOP					
Jose Valdivieso, R OBP: 0.294, SLG: 0.316										4	1	2	0	0	0	0	<b>Washington Senators @ Detroit Tigers</b> Briggs Stadium, Detroit, MI Sun Jun 26 1960, 4:38 AM EDT Att: 21,873 - Unknown					
Dan Dobbek, L OBP: 0.327, SLG: 0.398										4	0	0	0	1	1	2						
Bob Allison, R OBP: 0.400, SLG: 0.496										5	1	1	0	0	0	3						
Jim Lemon, R OBP: 0.364, SLG: 0.548										4	1	2	0	0	0	1						
Lenny Green, L OBP: 0.309, SLG: 0.360										0	0	0	0	0	0	0						
Julio Becquer, L OBP: 0.253, SLG: 0.365										3	2	1	1	1	0	1						
Reno Bertoia, R OBP: 0.348, SLG: 0.352										4	1	2	4	0	0	0						
Earl Batley, R OBP: 0.313, SLG: 0.416										4	0	0	0	0	0	1						
Billy Consolo, R OBP: 0.311, SLG: 0.294										4	0	0	0	0	0	1						
Bill Fischer, R OBP: 0.278, SLG: 0.375										3	1	1	1	0	2	0						
Ray Moore, R (7, 1)										1	0	0	0	0	0	0						
<b>Inning Stats</b>	R: 4 E: 1 K: 0 S: 8	H: 5 LOB: 1 BB: 0 P: 8	R: 1 E: 0 K: 1 S: 6	H: 1 LOB: 1 BB: 0 P: 7	R: 0 E: 0 K: 0 S: 3	H: 0 LOB: 0 BB: 0 P: 3	R: 0 E: 0 K: 1 S: 5	H: 0 LOB: 0 BB: 0 P: 5	R: 0 E: 0 K: 0 S: 4	H: 1 LOB: 1 BB: 0 P: 4	R: 0 E: 0 K: 0 S: 3	H: 0 LOB: 0 BB: 0 P: 3	R: 0 E: 0 K: 1 S: 5	H: 0 LOB: 0 BB: 0 P: 5	R: 2 E: 0 K: 0 S: 4	H: 1 LOB: 0 BB: 1 P: 8	R: 0 E: 0 K: 0 S: 4	H: 1 LOB: 2 BB: 1 P: 8	1B: 6 2B: 1 3B: 0 HR: 2	SF: 0 SAC: 0 DP: 0 HBP: 1	WP: 0 PB: 0 SB: 0 CS: 0	PA: 39
<b>PITCHER</b>	IP WLS BF H R ER SO BB IBB HBP BLK WP HR S P ERA WHIP																					
Paul Foytack, R ERA: 7.06	(1, 1) 0.1 L 6 5 4 4 0 0 0 0 0 0 0 0 6 6 108.00 15.000																					
Hank Aguirre, L ERA: 3.82	(1, 1) 6.2 23 2 1 1 3 0 0 1 0 0 1 28 29 1.35 0.300																					
Dave Sisler, R ERA: 3.57	(8, 1) 2.0 10 2 2 2 0 2 0 0 0 0 1 8 16 9.00 2.000																					

Batter	1	2	3	4	5	6	7	8	9	AB	R	H	RBI	BB	SO	LOB	BOTTOM					
Eddie Yost, R OBP: 0.419, SLG: 0.330										5	0	0	0	0	2	2	<b>Washington Senators @ Detroit Tigers</b> Briggs Stadium, Detroit, MI Sun Jun 26 1960, 4:38 AM EDT Att: 21,873 - Unknown					
Chico Fernandez, R OBP: 0.338, SLG: 0.361										4	0	0	0	0	1							
Charlie Maxwell, L OBP: 0.332, SLG: 0.458										4	0	1	0	0	0	0						
Norm Cash, L OBP: 0.318, SLG: 0.420										4	0	0	0	1	2							
Rocky Colavito, R OBP: 0.320, SLG: 0.441										4	0	0	0	0	1	1						
Al Kaline, R OBP: 0.311, SLG: 0.374										4	2	2	0	0	1							
Frank Bolling, R OBP: 0.293, SLG: 0.358										4	1	2	1	0	0	0						
Lou Berberet, L OBP: 0.290, SLG: 0.260										4	1	2	3	0	0	0						
Paul Foytack, R OBP: 0.313, SLG: 0.333										0	0	0	0	0	0	0						
Hank Aguirre, R (1, 1)										2	0	0	0	0	1	2						
Neil Christley, L OBP: 0.313, SLG: 0.417										1	0	1	0	0	0	0						
Dave Sisler, R (8, 1)										0	0	0	0	0	0	0						
Sandy Amoros, L OBP: 0.302, SLG: 0.227										0	0	0	0	1	0	0						
<b>Inning Stats</b>	R: 0 E: 0 K: 0 S: 3	H: 0 LOB: 0 BB: 0 P: 3	R: 1 E: 0 K: 1 S: 8	H: 3 LOB: 2 BB: 0 P: 8	R: 0 E: 1 K: 0 S: 4	H: 1 LOB: 1 BB: 0 P: 4	R: 0 E: 0 K: 0 S: 3	H: 0 LOB: 0 BB: 0 P: 3	R: 0 E: 0 K: 2 S: 7	H: 0 LOB: 0 BB: 0 P: 7	R: 0 E: 0 K: 0 S: 3	H: 0 LOB: 0 BB: 0 P: 3	R: 3 E: 0 K: 2 S: 11	H: 4 LOB: 1 BB: 0 P: 11	R: 0 E: 1 K: 0 S: 4	H: 0 LOB: 1 BB: 0 P: 4	R: 0 E: 0 K: 0 S: 3	H: 0 LOB: 1 BB: 1 P: 7	1B: 6 2B: 1 3B: 0 HR: 1	SF: 0 SAC: 0 DP: 0 HBP: 0	WP: 1 PB: 0 SB: 0 CS: 0	PA: 37
<b>PITCHER</b>	IP WLS BF H R ER SO BB IBB HBP BLK WP HR S P ERA WHIP																					
Bill Fischer, R ERA: 4.16	(1, 1) 6.1 W 27 6 4 4 4 0 0 0 0 0 1 35 35 5.68 1.263																					
Ray Moore, R ERA: 5.63	(7, 1) 2.2 S 10 0 0 0 1 1 0 0 0 0 1 0 11 15 0.00 0.375																					

AB	36
R	7
H	9
RBI	6
BB	2
SO	3
LOB	9






Batter	1	2	3	4	5	6	7	8	9	10	AB	R	H	RBI	BB	SO	LOB									
<b>Reno Bertoia, R</b> OBP: 0.353, SLG: 0.376 (1,5)											4	1	2	0	0	2	1									
<b>Dan Dobbek, L</b> OBP: 0.323, SLG: 0.386 (1,8)											4	0	0	0	1	1	4									
<b>Bob Allison, R</b> OBP: 0.407, SLG: 0.500 (1,9)											2	1	1	1	3	1	1									
<b>Jim Lemon, R</b> OBP: 0.307, SLG: 0.545 (8, PR)											3	0	1	0	1	1	3									
<b>Lenny Green, L</b> OBP: 0.316, SLG: 0.388 (8, 7)											1	2	1	0	0	0	0									
<b>Julio Becquer, L</b> OBP: 0.247, SLG: 0.356 (1,3)											4	1	0	0	0	0	2									
<b>Billy Gardner, R</b> OBP: 0.324, SLG: 0.399 (1,4)												5	0	2	1	0	2									
<b>Hal Naragon, L</b> OBP: 0.283, SLG: 0.222 (1,2)											5	0	2	0	0	0	2									
<b>Jose Valdivielso, R</b> OBP: 0.289, SLG: 0.304 (1,6)											4	0	0	0	1	1	2									
<b>Jack Kralick, L</b> OBP: 0.250, SLG: 0.143 (1,1)											2	0	0	0	1	1	0									
<b>Inning Stats</b>	R: 0 E: 0 K: 0 S: 3	H: 1 LOB: 2 BB: 2 P: 11	R: 0 E: 0 K: 1 S: 5	H: 0 LOB: 0 BB: 0 P: 5	R: 1 E: 0 K: 2 S: 9	H: 2 LOB: 1 BB: 0 P: 9	R: 0 E: 0 K: 2 S: 8	H: 1 LOB: 1 BB: 0 P: 8	R: 0 E: 0 K: 1 S: 5	H: 0 LOB: 2 BB: 2 P: 13	R: 0 E: 0 K: 0 S: 4	H: 2 LOB: 1 BB: 1 P: 4	R: 0 E: 0 K: 1 S: 5	H: 0 LOB: 1 BB: 1 P: 9	R: 1 E: 0 K: 0 S: 4	H: 1 LOB: 1 BB: 0 P: 4	R: 0 E: 0 K: 2 S: 7	H: 0 LOB: 1 BB: 1 P: 11	R: 3 E: 1 K: 0 S: 5	H: 2 LOB: 0 BB: 1 P: 9	1B: 6 2B: 2 3B: 1 HR: 0	SF: 0 SAC: 3 DP: 1 HBP: 0	WP: 0 PB: 1 SB: 2 CS: 1	PA: 44		
<b>PITCHER</b>	IP	WLS	BF	H	R	ER	SO	BB	IBB	HBP	BLK	WP	HR	S	P	ERA	WHIP									
<b>Jack Fisher, R</b> ERA: 3.59 (1,1)	8.1		36	7	2	1	7	6	0	0	0	0	0	0	44	68	1.08	1.560								
<b>Hoyt Wilhelm, R</b> ERA: 3.87 (9,1)	1.2	L	8	2	3	0	2	1	0	0	0	0	0	11	15	0.00	1.800									

**Washington Senators @ Baltimore Orioles**  
Memorial Stadium, Baltimore, MD  
Mon Jun 27 1960, 7:05 PM EDT  
Att: 13,286 - Unknown


AB 34  
R 5  
H 9  
RBI 2  
BB 7  
SO 9  
LOB 16



Batter	1	2	3	4	5	6	7	8	9	10	AB	R	H	RBI	BB	SO	LOB								
<b>Mary Breeding, R</b> OBP: 0.328, SLG: 0.344 (1,4)											5	0	1	0	0	1	1								
<b>Gene Woodling, L</b> OBP: 0.417, SLG: 0.394 (1,7)											4	0	0	1	0	1	1								
<b>Ron Hansen, R</b> OBP: 0.332, SLG: 0.456 (1,6)											4	0	0	0	1	0	2								
<b>Jim Gentile, L</b> OBP: 0.485, SLG: 0.601 (1,3)												3	0	0	0	2	0								
<b>Gus Triandos, R</b> OBP: 0.350, SLG: 0.362 (1,2)												2	0	1	0	2	0								
<b>Al Pilarcik, L</b> OBP: 0.322, SLG: 0.358 (8, PR)												0	0	0	0	0	0								
<b>Clint Courtney, L</b> OBP: 0.336, SLG: 0.260 (9,2)												1	0	0	0	0	0								
<b>Brooks Robinson, R</b> OBP: 0.323, SLG: 0.395 (1,5)												4	1	3	0	0	1								
<b>Jackie Brandt, R</b> OBP: 0.380, SLG: 0.472 (1,9)												4	0	2	1	1	0								
<b>Jim Busby, R</b> OBP: 0.340, SLG: 0.378 (1,8)											5	1	1	0	0	0	7								
<b>Jack Fisher, R</b> OBP: 0.208, SLG: 0.182 (1,1)											3	0	1	0	0	1	5								
<b>Hoyt Wilhelm, R</b> OBP: 0.074, SLG: 0.040 (9,1)											0	0	0	0	0	0	0								
<b>Inning Stats</b>	R: 0 E: 0 K: 1 S: 5	H: 0 LOB: 0 BB: 0 P: 5	R: 0 E: 0 K: 0 S: 3	H: 1 LOB: 1 BB: 1 P: 7	R: 0 E: 0 K: 1 S: 6	H: 1 LOB: 1 BB: 0 P: 6	R: 0 E: 1 K: 0 S: 4	H: 1 LOB: 2 BB: 1 P: 8	R: 1 E: 0 K: 0 S: 5	H: 2 LOB: 1 BB: 0 P: 5	R: 0 E: 0 K: 1 S: 5	H: 0 LOB: 3 BB: 3 P: 17	R: 0 E: 0 K: 0 S: 3	H: 0 LOB: 1 BB: 1 P: 7	R: 1 E: 0 K: 0 S: 5	H: 2 LOB: 2 BB: 0 P: 5	R: 0 E: 0 K: 0 S: 3	H: 0 LOB: 0 BB: 0 P: 3	R: 0 E: 0 K: 0 S: 5	H: 2 LOB: 2 BB: 0 P: 5	1B: 8 2B: 0 3B: 1 HR: 0	SF: 1 SAC: 2 DP: 2 HBP: 0	WP: 0 PB: 1 SB: 0 CS: 0	PA: 44	
<b>PITCHER</b>	IP	WLS	BF	H	R	ER	SO	BB	IBB	HBP	BLK	WP	HR	S	P	ERA	WHIP								
<b>Jack Kralick, L</b> ERA: 3.34 (1,1)	10.0	W	44	9	2	2	3	5	1	0	0	0	0	44	68	1.80	1.400								

**Washington Senators @ Baltimore Orioles**  
Memorial Stadium, Baltimore, MD  
Mon Jun 27 1960, 7:05 PM EDT  
Att: 13,286 - Unknown

AB 35  
R 2  
H 9  
RBI 2  
BB 6  
SO 3  
LOB 22





Batter	1	2	3	4	5	6	7	8	9	10	11	12	13	14	AB	R	H	RBI	BB	SO	LOB	TOP		
Luis Aparicio, R OBP: 0.287, SLG: 0.328 (1, 6)	6-3	FC6-4		6-3			E6 SH5-3 FC4		F9		FC6-4			F3	7	1	0	0	0	0	6			
Nellie Fox, L OBP: 0.336, SLG: 0.358 (1, 4)	6-3			F8			SH5-3		4-3			F3		F8	6	0	0	0	0	0	1			
Minnie Minoso, R OBP: 0.403, SLG: 0.514 (1, 7)				FC5-4 1B			FC4 FC6-4		F9			E5 CS			5	0	1	1	1	0	0			
Roy Sievers, R OBP: 0.341, SLG: 0.429 (1, 3)	FC5-4			F9			FC6-4 1B					F4			6	0	1	0	0	0	4			
Al Smith, R OBP: 0.370, SLG: 0.456 (1, 9)															6	0	3	0	0	0	1			
Gene Freese, R OBP: 0.297, SLG: 0.463 (1, 5)				1-3 1B								CS		6-3	6	0	0	0	0	0	5			
Sherm Lollar, R OBP: 0.338, SLG: 0.379 (1, 2)															5	0	1	0	1	0	0			
Jim Landis, R OBP: 0.383, SLG: 0.373 (1, 8)															5	0	1	0	1	3	3			
Frank Baumann, L OBP: 0.299, SLG: 0.118 (1, 1)															3	0	0	0	1	1	3			
Ted Kluszewski, L OBP: 0.338, SLG: 0.381 (11, PH)															1	0	1	0	0	0	0			
Jim Rivera, L OBP: 0.400, SLG: 0.667 (11, PR)															0	0	0	0	0	0	0			
Turk Lown, R OBP: 0.400, SLG: 0.500 (11, 1)															1	0	1	0	0	0	0			
Gerry Staley, R OBP: 0.275, SLG: 0.125 (14, 1)															0	0	0	0	0	0	0			
<b>Inning Stats</b>	R: 0 E: 0 K: 0 S: 4	H: 1 LOB: 1 BB: 0 P: 4	R: 0 E: 0 K: 1 S: 6	H: 1 LOB: 3 BB: 2 P: 14	R: 0 E: 0 K: 0 S: 4	H: 1 LOB: 2 BB: 1 P: 8	R: 0 E: 0 K: 0 S: 4	H: 1 LOB: 1 BB: 0 P: 4	R: 0 E: 0 K: 1 S: 6	H: 1 LOB: 2 BB: 0 P: 6	R: 0 E: 0 K: 0 S: 3	H: 0 LOB: 0 BB: 0 P: 3	R: 0 E: 0 K: 1 S: 6	H: 1 LOB: 1 BB: 0 P: 6	R: 0 E: 0 K: 0 S: 3	H: 0 LOB: 0 BB: 0 P: 3	R: 0 E: 0 K: 0 S: 3	H: 0 LOB: 0 BB: 0 P: 3	R: 0 E: 0 K: 0 S: 4	H: 1 LOB: 1 BB: 0 P: 4	1B: 7 2B: 3 3B: 0 HR: 0	SF: 0 SAC: 1 DP: 1 HBP: 0	WP: 0 PB: 0 CS: 2	PA: 57
<b>PITCHER</b>	IP	WLS	BF	H	R	ER	SO	BB	IBB	HBP	BLK	WP	HR	S	P	ERA	WHIP							
Hal Woodeshick, L ERA: 3.57	10.0		42	7	1	0	3							44	60	0.00	1.100							
Ray Moore, R ERA: 5.14	0.0		0	0	0	0	0							0	0	∞	∞							
Chuck Stobbs, L ERA: 2.45	1.0	W	4	1	0	0	0							4	4	0.00	1.000							

**Chicago White Sox @ Washington Senators**  
Griffith Stadium, Washington, DC  
Tue Jun 28 1960, 7:05 PM EDT  
Att. 12,694 - Unknown

livebaseballscorecards.com

**AB** 51  
**R** 1  
**H** 9  
**RBI** 1  
**BB** 4  
**SO** 4  
**LOB** 23



Batter	1	2	3	4	5	6	7	8	9	10	11	12	13	14	AB	R	H	RBI	BB	SO	LOB	BOTTOM						
Pete Whisenant, R OBP: 0.388, SLG: 0.333 (1, 8)	4-3			1B 2B				F2			6-3				6	1	2	0	0	1	0							
Reno Bertola, R OBP: 0.360, SLG: 0.383 (1, 5)	4-3			E 2H 1B							1-4-3				6	0	3	1	0	0	1							
Bob Allison, R OBP: 0.402, SLG: 0.492 (1, 9)				E6 G4-6-3 2-3							K				6	0	1	0	0	3	4							
Jim Lemon, R OBP: 0.371, SLG: 0.543 (1, 7)															3	0	1	0	2	2	2							
Lenny Green, L OBP: 0.323, SLG: 0.368 (13, 7)	CS			K											0	1	0	0	1	0	0							
Billy Gardner, R OBP: 0.354, SLG: 0.398 (13, 6)															3	0	1	0	0	0	4							
Earl Battey, R OBP: 0.318, SLG: 0.412 (1, 2)				G4-6-3 1B											4	0	1	0	2	0	1							
Jose Valdivielso, R OBP: 0.297, SLG: 0.311 (12, PH)															4	0	2	0	0	0	2							
Faye Throneberry, L OBP: 0.321, SLG: 0.333 (13, 5)															1	0	0	0	0	0	2							
Harmon Killebrew, R OBP: 0.379, SLG: 0.414 (14, PH)															0	0	0	0	0	0	0							
Elmer Valo, L OBP: 0.458, SLG: 0.235 (14, PH)															0	0	0	0	1	0	0							
Julio Becquer, L OBP: 0.245, SLG: 0.352 (1, 3)															5	0	1	1	0	1	5							
Hal Woodeshick, R OBP: 0.118, SLG: 0.083 (1, 1)															3	0	0	0	0	1	0							
Billy Consolo, R OBP: 0.317, SLG: 0.311 (10, PH)															1	0	1	0	0	0	0							
Ray Moore, R OBP: 0.379, SLG: 0.414 (11, 1)															0	0	0	0	0	0	0							
Dan Dobbek, L OBP: 0.321, SLG: 0.383 (13, PH)															1	0	0	0	0	0	0							
Chuck Stobbs, L ERA: 1.8															0	0	0	0	0	0	0							
<b>Inning Stats</b>	R: 0 E: 0 K: 0 S: 3	H: 1 LOB: 0 BB: 0 P: 3	R: 0 E: 0 K: 1 S: 5	H: 1 LOB: 0 BB: 0 P: 5	R: 0 E: 0 K: 1 S: 5	H: 0 LOB: 0 BB: 0 P: 5	R: 1 E: 0 K: 1 S: 7	H: 2 LOB: 1 BB: 0 P: 7	R: 0 E: 0 K: 0 S: 3	H: 1 LOB: 1 BB: 0 P: 3	R: 0 E: 0 K: 0 S: 4	H: 1 LOB: 1 BB: 0 P: 4	R: 0 E: 0 K: 0 S: 3	H: 1 LOB: 1 BB: 0 P: 3	R: 0 E: 0 K: 1 S: 5	H: 1 LOB: 2 BB: 0 P: 6	R: 0 E: 0 K: 1 S: 5	H: 0 LOB: 0 BB: 0 P: 5	R: 0 E: 0 K: 0 S: 4	H: 1 LOB: 3 BB: 1 P: 8	R: 0 E: 0 K: 0 S: 8	H: 1 LOB: 1 BB: 0 P: 8	R: 1 E: 0 K: 0 S: 2	H: 0 LOB: 2 BB: 3 P: 14	1B: 10 2B: 3 3B: 0 HR: 0	SF: 1 SAC: 3 DP: 5 HBP: 0	WP: 0 PB: 0 CS: 1	PA: 54
<b>PITCHER</b>	IP	WLS	BF	H	R	ER	SO	BB	IBB	HBP	BLK	WP	HR	S	P	ERA	WHIP											
Frank Baumann, L ERA: 2.44	10.0		36	11	1	1	5							44	52	0.90	1.200											
Turk Lown, R ERA: 1.84	3.1	L	16	2	1	1	3	3	1	0	0			18	34	2.70	1.500											
Gerry Staley, R ERA: 1.8	0.1		1	0	0	0	0							1	1	0.00	0.000											

**Chicago White Sox @ Washington Senators**  
Griffith Stadium, Washington, DC  
Tue Jun 28 1960, 7:05 PM EDT  
Att. 12,694 - Unknown

livebaseballscorecards.com

**AB** 43  
**R** 2  
**H** 13  
**RBI** 2  
**BB** 6  
**SO** 8  
**LOB** 21









Batter	1	2	3	4	5	6	7	8	9	AB	R	H	RBI	BB	SO	LOB	TOP		
<b>Johnny Temple, R</b> OBP: 0.343, SLG: 0.339 (1, 4)										6	0	1	1	0	0	4	<b>Cleveland Indians @ Washington Senators</b> Griffith Stadium, Washington, DC Sat Jul 02 1960, 3:33 AM EDT Att: 11,331 - Unknown <a href="http://livebaseballscorecards.com">livebaseballscorecards.com</a>		
<b>Ken Aspromonte, R</b> OBP: 0.367, SLG: 0.379 (1, 5)										5	0	2	0	0	0	4			
<b>Marty Keough, L</b> OBP: 0.297, SLG: 0.315 (1, 8)										6	1	2	0	0	0	4			
<b>Harvey Kuenn, R</b> OBP: 0.384, SLG: 0.415 (1, 9)										5	2	2	1	1	0	2			
<b>Vic Power, R</b> OBP: 0.321, SLG: 0.408 (1, 3)										6	3	3	0	0	1	3			
<b>Tito Francona, L</b> OBP: 0.385, SLG: 0.427 <b>Bubba Phillips, R</b> OBP: 0.256, SLG: 0.299 (6, 7)										4	2	3	1	0	0	0			
<b>Hank Foiles, R</b> OBP: 0.442, SLG: 0.444 (1, 2)										2	2	2	2	3	0	0			
<b>Woodie Held, R</b> OBP: 0.324, SLG: 0.464 (1, 6)										2	0	1	1	1	0	3			
<b>Mudcat Grant, R</b> OBP: 0.194, SLG: 0.179 (1, 1)										4	0	1	3	0	1	5			
<b>Inning Stats</b>	R: 0 E: 1 K: 1 S: 6	H: 1 LOB: 2 BB: 1 P: 10	R: 1 E: 1 K: 0 S: 3	H: 1 LOB: 2 BB: 1 P: 7	R: 0 E: 0 K: 0 S: 4	H: 1 LOB: 1 BB: 0 P: 4	R: 3 E: 0 K: 0 S: 7	H: 4 LOB: 2 BB: 0 P: 8	R: 3 E: 0 K: 0 S: 8	H: 5 LOB: 2 BB: 0 P: 8	R: 0 E: 0 K: 0 S: 4	H: 1 LOB: 1 BB: 0 P: 4	R: 2 E: 0 K: 1 S: 7	H: 2 LOB: 2 BB: 2 P: 15	R: 0 E: 0 K: 0 S: 3	H: 0 LOB: 0 BB: 0 P: 3		1B: 14 2B: 2 3B: 1 HR: 1	SF: 2 SAC: 1 DP: 0 HBP: 1
<b>PITCHER</b>	IP WLS BF H R ER SO BB IBB HBP BLK WP HR S P ERA WHIP																		
<b>Camilo Pascual, R</b> ERA: 3.09 (1, 1)	4.1 L 27 12 7 6 1 2 0 1 0 0 0 0 26 35 12.46 3.231																		
<b>Tex Clevenger, R</b> ERA: 3.66 (5, 1)	1.2 9 3 3 3 0 1 0 0 0 0 0 0 8 12 16.20 2.400																		
<b>Chuck Stobbs, L</b> ERA: 2.68 (7, 1)	3.0 14 3 2 2 1 2 0 0 0 0 0 1 14 22 6.00 1.667																		

Batter	1	2	3	4	5	6	7	8	9	AB	R	H	RBI	BB	SO	LOB	BOTTOM		
<b>Reno Bertoia, R</b> OBP: 0.366, SLG: 0.382 (1, 5)										4	0	1	0	0	0	2	<b>Cleveland Indians @ Washington Senators</b> Griffith Stadium, Washington, DC Sat Jul 02 1960, 3:33 AM EDT Att: 11,331 - Unknown <a href="http://livebaseballscorecards.com">livebaseballscorecards.com</a>		
<b>Lenny Green, L</b> OBP: 0.308, SLG: 0.348 (1, 8)										4	0	0	0	0	0	2			
<b>Faye Throneberry, L</b> OBP: 0.321, SLG: 0.324 <b>Dan Dobbek, L</b> OBP: 0.313, SLG: 0.367 (1, 9)										2	0	0	0	0	0	0			
<b>Jim Lemon, R</b> OBP: 0.366, SLG: 0.541 (1, 7)										3	0	0	0	1	2	1			
<b>Julio Becquer, L</b> OBP: 0.259, SLG: 0.378 (1, 3)										4	1	2	2	0	0	1			
<b>Billy Gardner, R</b> OBP: 0.348, SLG: 0.388 (1, 4)										4	0	0	0	0	1	2			
<b>Hal Naragon, L</b> OBP: 0.270, SLG: 0.211 (1, 2)										3	0	0	0	0	0	1			
<b>Jose Valdivielso, R</b> OBP: 0.301, SLG: 0.309 (1, 6)										2	0	1	0	1	0	0			
<b>Camilo Pascual, R</b> OBP: 0.188, SLG: 0.233 <b>Tex Clevenger, R</b> OBP: 0.259, SLG: 0.286 <b>Harmon Killebrew, R</b> OBP: 0.383, SLG: 0.433 <b>Chuck Stobbs, L</b> (7, 1)										1	0	0	0	0	0	1			
<b>Inning Stats</b>	R: 0 E: 0 K: 0 S: 3	H: 0 LOB: 0 BB: 0 P: 7	R: 0 E: 0 K: 2 S: 7	H: 0 LOB: 0 BB: 0 P: 7	R: 0 E: 0 K: 0 S: 3	H: 0 LOB: 0 BB: 0 P: 3	R: 0 E: 0 K: 0 S: 3	H: 0 LOB: 1 BB: 1 P: 7	R: 0 E: 0 K: 0 S: 4	H: 1 LOB: 1 BB: 0 P: 4	R: 0 E: 0 K: 0 S: 4	H: 1 LOB: 1 BB: 0 P: 4	R: 0 E: 0 K: 0 S: 3	H: 0 LOB: 1 BB: 1 P: 7	R: 2 E: 0 K: 1 S: 6	H: 1 LOB: 0 BB: 1 P: 10		1B: 3 2B: 0 3B: 1 HR: 1	SF: 0 SAC: 0 DP: 2 HBP: 0
<b>PITCHER</b>	IP WLS BF H R ER SO BB IBB HBP BLK WP HR S P ERA WHIP																		
<b>Mudcat Grant, R</b> ERA: 4.16 (1, 1)	9.0 W 33 5 2 2 3 3 0 0 0 0 0 1 36 48 2.00 0.889																		



Batter	1	2	3	4	5	6	7	8	9	AB	R	H	RBI	BB	SO	LOB	TOP			
Johnny Temple, R OBP: 0.340, SLG: 0.335	0-0 4-3		0-0 G6-3 1B		0-0 5-3		0-0 F8		0-0 5-3	5	0	1	0	0	0	0	<b>Cleveland Indians @ Washington Senators</b> Griffith Stadium, Washington, DC Sun Jul 03 1960, 3:33 AM EDT Unknown			
Ken Aspromonte, R OBP: 0.371, SLG: 0.391	0-0 WP 1B		0-0 G6-3 1-2		0-0 1B 2B		0-0 F8			4	2	2	0	0	0	1				
Marty Keough, L OBP: 0.302, SLG: 0.320	0-0 5-3 1-H 1B		0-0 4-3		0-0 2-H 1B		0-0 F8			4	1	2	2	0	0	0				
Harvey Kuenn, R OBP: 0.385, SLG: 0.426	4-0 1-2 5-3 BB			0-0 6-3	0-0 1-H HR			0-0 L8		3	1	1	2	1	0	0				
Vic Power, R OBP: 0.320, SLG: 0.405	0-0 5-3			0-0 F8	0-0 F7			0-0 1B		4	0	1	0	0	0	2				
Chuck Tanner, L OBP: 0.455, SLG: 0.400 Bubba Phillips, R OBP: 0.254, SLG: 0.298	0-0 4-3			0-0 1B		0-0 4-3		0-3 K		3	0	1	0	0	0	2				
Hank Foiles, R OBP: 0.411, SLG: 0.408		0-0 E3 G1-6-3		0-0 L5		0-0 F8		0-0 5-3		4	0	0	0	0	0	2				
Woodie Held, R OBP: 0.327, SLG: 0.476		0-0 G1-6-3 1-2			0-0 HR	4-0 BB		0-0 F3		3	1	1	1	1	0	1				
Jim Perry, S OBP: 0.237, SLG: 0.263 Johnny Klippstein, R OBP: 0.222, SLG: 0.155		0-0 3-1			0-0 5-3	0-3 K		0-0 6-3		3	0	0	0	0	1	1				
<b>Inning Stats</b>	R: 1 E: 0 K: 0 S: 5	H: 2 LOB: 2 BB: 1 P: 9	R: 0 E: 1 K: 0 S: 3	H: 0 LOB: 0 BB: 0 P: 3	R: 0 E: 0 K: 0 S: 3	H: 1 LOB: 1 BB: 0 P: 4	R: 0 E: 0 K: 0 S: 4	H: 1 LOB: 1 BB: 0 P: 4	R: 4 E: 0 K: 1 S: 7	H: 4 LOB: 0 BB: 0 P: 7	R: 0 E: 0 K: 0 S: 3	H: 0 LOB: 0 BB: 0 P: 3	R: 0 E: 0 K: 1 S: 6	H: 1 LOB: 1 BB: 0 P: 6	R: 0 E: 0 K: 0 S: 3	H: 0 LOB: 0 BB: 0 P: 3	1B: 6 2B: 1 3B: 0 HR: 2	SF: 0 SAC: 0 DP: 2 HBP: 0	WP: 1 PB: 0 CS: 0	PA: 37
<b>PITCHER</b>	IP WLS BF H R ER SO BB IBB HBP BLK WP HR S P ERA WHIP	IP WLS BF H R ER SO BB IBB HBP BLK WP HR S P ERA WHIP																		
Bill Fischer, R ERA: 4.52	(1, 1)	5.0	L	23	8	5	5	0	1	0	0	0	0	1	2	22	26	9.00	1.800	
Rudy Hernandez, R ERA:	(6, 1)	3.0		11	1	0	0	2	1	0	0	0	0	0	0	14	18	0.00	0.667	
Tex Clevenger, R ERA: 3.59	(9, 1)	1.0		3	0	0	0	0	0	0	0	0	0	0	0	3	3	0.00	0.000	

Batter	1	2	3	4	5	6	7	8	9	AB	R	H	RBI	BB	SO	LOB	BOTTOM			
Reno Bertoia, R OBP: 0.355, SLG: 0.370	0-3 K		0-3 K			0-0 G3		0-3 K		4	0	0	0	0	3	0	<b>Cleveland Indians @ Washington Senators</b> Griffith Stadium, Washington, DC Sun Jul 03 1960, 3:33 AM EDT Unknown			
Lenny Green, L OBP: 0.315, SLG: 0.347	0-0 1B		0-0 F3			0-0 F1		4-0 S BB		3	0	1	0	1	0	0				
Bob Allison, R OBP: 0.400, SLG: 0.482	0-0 1-2 1B			0-3 K		0-3 K		0-0 4-3		4	0	1	0	0	2	1				
Jim Lemon, R OBP: 0.368, SLG: 0.553	0-0 F3			0-0 HR			0-0 BB 1B		0-3 K	4	1	2	1	0	1	2				
Harmon Killebrew, R OBP: 0.380, SLG: 0.428	0-0 F8			0-0 6-3			0-0 BB 1B		0-0 F2	4	0	1	0	0	0	2				
Billy Gardner, R OBP: 0.347, SLG: 0.397		0-0 F2		0-0 L6			0-3 K		0-0 HR	4	1	1	1	0	1	2				
Earl Batley, R OBP: 0.324, SLG: 0.413		0-3 K			4-0 G4-6-3 BB		4-0 G6-4-3 BB		0-0 L7	2	0	0	0	2	1	0				
Jose Valdivielso, R OBP: 0.296, SLG: 0.304 Julio Becquer, L OBP: 0.258, SLG: 0.376 Billy Consolo, R OBP: 0.317, SLG: 0.311		0-3 K			0-3 K		0-0 G6-4-3			2	0	0	0	0	2	1				
Bill Fischer, R OBP: 0.263, SLG: 0.353 Elmer Valo, L OBP: 0.423, SLG: 0.222 Rudy Hernandez, R OBP: 0.311, SLG: 0.364 Dan Dobbek, L OBP: 0.311, SLG: 0.364 Tex Clevenger, R OBP: 0.328, SLG: 0.286			0-0 1-3		0-0 G4-6-3			0-0 G3		1	0	0	0	0	0	0				
<b>Inning Stats</b>	R: 0 E: 0 K: 1 S: 7	H: 2 LOB: 2 BB: 0 P: 7	R: 0 E: 0 K: 2 S: 7	H: 0 LOB: 0 BB: 0 P: 7	R: 0 E: 0 K: 1 S: 5	H: 0 LOB: 0 BB: 0 P: 5	R: 1 E: 0 K: 1 S: 6	H: 1 LOB: 0 BB: 0 P: 6	R: 0 E: 0 K: 1 S: 5	H: 0 LOB: 0 BB: 1 P: 5	R: 0 E: 0 K: 1 S: 6	H: 2 LOB: 2 BB: 1 P: 10	R: 0 E: 0 K: 1 S: 5	H: 0 LOB: 1 BB: 1 P: 9	R: 1 E: 0 K: 1 S: 6	H: 1 LOB: 0 BB: 0 P: 6	1B: 4 2B: 0 3B: 0 HR: 2	SF: 0 SAC: 0 DP: 2 HBP: 0	WP: 0 PB: 0 CS: 0	PA: 34
<b>PITCHER</b>	IP WLS BF H R ER SO BB IBB HBP BLK WP HR S P ERA WHIP	IP WLS BF H R ER SO BB IBB HBP BLK WP HR S P ERA WHIP																		
Jim Perry, R ERA: 3.04	(1, 1)	6.1	W	25	5	1	1	8	2	0	0	0	0	0	1	39	47	1.42	1.105	
Johnny Klippstein, R ERA: 1.22	(7, 1)	2.2	S	9	1	1	1	2	1	0	0	0	0	0	1	12	16	3.38	0.750	



Batter	1	2	3	4	5	6	7	8	9	AB	R	H	RBI	BB	SO	LOB	TOP								
Johnny Temple, R OBP: 0.336, SLG: 0.332	6-3			F7		F6	G5-4-3			5	0	1	0	0	0	1									
Ken Aspromonte, R OBP: 0.365, SLG: 0.383	K		FC6-4 1B	4-3		1B 1B	F2			5	2	1	0	0	1	1									
Marty Keough, L OBP: 0.311, SLG: 0.329	K		1B 1B	CS 1B		1B 1B		F9		5	2	3	0	0	1	0									
Harvey Kuenn, R OBP: 0.393, SLG: 0.429		6-3	1B 1B 1B	CS	SH5-3 1B	1B 1B				3	3	2	0	2	0	0									
Vic Power, R OBP: 0.331, SLG: 0.412		2B 1B	1B HR 1B		SH5-3	1B 1B				3	2	3	4	1	0	0									
Chuck Tanner, L OBP: 0.500, SLG: 0.500		1B	1B HR 1B		1B BB	K				4	1	2	2	1	1	3									
Bubba Phillips, R OBP: 0.254, SLG: 0.298		2B	1B HR 1B		1B BB	K		F7		0	0	0	0	0	0	0									
John Romano, R OBP: 0.318, SLG: 0.440	K		1B HR		F7	1B			F2	5	1	2	4	0	1	3	AB 40								
Woodie Held, R OBP: 0.328, SLG: 0.478	K		2B		1B	K			K	5	0	2	1	0	3	3	R 11								
John Briggs, R OBP: 0.143, SLG: 0.143			F8		K				4-3	4	0	0	0	0	1	3	H 16								
Bobby Locke, R OBP: 0.500, SLG: 0.500			F3		K		E5 G5-4-3		1	0	0	0	0	0	0	0	RBI 11								
<b>Inning Stats</b>	R: 0 E: 0 K: 2 S: 7	H: 0 LOB: 0 BB: 0 P: 7	R: 1 E: 0 K: 2 S: 9	H: 2 LOB: 1 BB: 0 P: 9	R: 6 E: 0 K: 0 S: 9	H: 6 LOB: 1 BB: 1 P: 13	R: 0 E: 0 K: 0 S: 3	H: 1 LOB: 0 BB: 0 P: 3	R: 1 E: 0 K: 1 S: 6	H: 1 LOB: 2 BB: 0 P: 14	R: 3 E: 0 K: 2 S: 12	H: 5 LOB: 2 BB: 0 P: 12	R: 0 E: 1 K: 0 S: 3	H: 0 LOB: 0 BB: 0 P: 3	R: 0 E: 0 K: 0 S: 3	H: 1 LOB: 1 BB: 1 P: 7	R: 0 E: 0 K: 1 S: 5	H: 0 LOB: 0 BB: 0 P: 5	1B: 13 2B: 2 3B: 0 HR: 1	SF: 0 SAC: 1 DP: 1 HBP: 0	WP: 1 PB: 0 SB: 0 CS: 1	PA: 46			
<b>PITCHER</b>	IP	WLS	BF	H	R	ER	SO	BB	IBB	HBP	BLK	WP	HR	S	P	ERA	WHIP								
Don Lee, R ERA: 5.43	2.2	L	17	8	7	7	4	0	1	0	0	1	1	24	28	23.62	3.000								
Ray Moore, R ERA: 5.99	3.1		10	2	1	1	1	2	0	0	0	0	0	10	18	3.86	1.714								
Chuck Stobbs, L ERA: 3.19	1.0		8	5	3	3	2	0	0	0	0	0	0	12	12	27.00	5.000								
Bill Fischer, R ERA: 4.46	1.0		3	0	0	0	0	0	0	0	0	0	0	3	3	0.00	0.000								
Tex Clevenger, R ERA: 3.46	2.0		7	1	0	0	1	1	0	0	0	0	0	8	12	0.00	1.000								

Cleveland Indians @ Washington Senators  
Griffith Stadium, Washington, DC  
Sun Jul 03 1960, 3:38 AM EDT  
Att: 12,545 - Unknown


AB 40  
R 11  
H 16  
RBI 11  
BB 4  
SO 8  
LOB 14



Batter	1	2	3	4	5	6	7	8	9	AB	R	H	RBI	BB	SO	LOB	BOTTOM								
Reno Bertoia, R OBP: 0.364, SLG: 0.397	F4		BB		1B 1B		HR		4-3	4	1	2	2	1	0	1									
Lenny Green, L OBP: 0.347, SLG: 0.347	6-3		K		G6-4-3 1B		F9		F7	3	0	1	1	0	1	1									
Bill Fischer, R ERA: 5.99					1B 1B					0	0	0	0	0	0	0									
Harmon Killebrew, R OBP: 0.374, SLG: 0.415	F2			6-3	G6-4-3				6-3	4	0	0	0	1	0	3									
Jim Lemon, R OBP: 0.366, SLG: 0.548		F6			BB 1B		F4 F7			4	0	1	0	0	0	1									
Billy Gardner, R OBP: 0.345, SLG: 0.395		1B		F3		F6		E6 G6-4-3		4	1	1	0	0	0	1									
Dan Dobbek, L OBP: 0.315, SLG: 0.364	K				BB	F8		G6-4-3 1B		3	0	1	0	1	1	1									
Earl Batley, R OBP: 0.322, SLG: 0.420	F8			K				G6-4-3		4	1	1	0	0	1	4									
Jose Valdivielso, R OBP: 0.295, SLG: 0.302			F9		1B 1B		6-3	F9		4	1	1	1	0	0	0									
Don Lee, R OBP: 0.263, SLG: 0.188					F9					0	0	0	0	0	0	0									
Ray Moore, R ERA: 3.49			1-3		F9					1	0	0	0	0	0	0									
Elmer Valo, L OBP: 0.448, SLG: 0.381						HR		4-3		3	1	2	0	0	0	1									
<b>Inning Stats</b>	R: 0 E: 0 K: 0 S: 3	H: 0 LOB: 0 BB: 0 P: 3	R: 0 E: 0 K: 1 S: 6	H: 1 LOB: 0 BB: 0 P: 6	R: 0 E: 0 K: 1 S: 6	H: 0 LOB: 1 BB: 1 P: 9	R: 0 E: 0 K: 1 S: 6	H: 1 LOB: 2 BB: 1 P: 10	R: 1 E: 0 K: 0 S: 5	H: 3 LOB: 1 BB: 0 P: 5	R: 0 E: 0 K: 0 S: 3	H: 0 LOB: 0 BB: 0 P: 3	R: 3 E: 1 K: 0 S: 6	H: 3 LOB: 1 BB: 1 P: 10	R: 1 E: 1 K: 0 S: 4	H: 1 LOB: 0 BB: 0 P: 4	R: 0 E: 0 K: 0 S: 4	H: 1 LOB: 1 BB: 0 P: 4	1B: 6 2B: 2 3B: 1 HR: 1	SF: 0 SAC: 0 DP: 2 HBP: 0	WP: 0 PB: 0 SB: 0 CS: 0	PA: 39			
<b>PITCHER</b>	IP	WLS	BF	H	R	ER	SO	BB	IBB	HBP	BLK	WP	HR	S	P	ERA	WHIP								
John Briggs, R ERA: 3.49	6.2	W	30	8	4	4	3	3	0	0	0	0	1	33	45	5.40	1.650								
Bobby Locke, R ERA: 2.39	2.1	S	9	2	1	0	0	0	0	0	0	0	0	9	9	0.00	0.857								

Cleveland Indians @ Washington Senators  
Griffith Stadium, Washington, DC  
Sun Jul 03 1960, 3:38 AM EDT  
Att: 12,545 - Unknown

AB 36  
R 5  
H 10  
RBI 4  
BB 3  
SO 3  
LOB 14





Batter	1	2	3	4	5	6	7	8	9	AB	R	H	RBI	BB	SO	LOB	TOP										
<b>Bobby Richardson, R</b> OBP: 0.296, SLG: 0.302	5-3	E3		1-3	3B		F5			5	0	1	1	0	0	1	<b>New York Yankees @ Washington Senators</b> Griffith Stadium, Washington, DC Mon Jul 04 1960, 3:33 AM EDT Att: 16,913 - Unknown <a href="http://livebaseballscorecards.com">livebaseballscorecards.com</a>										
<b>Hector Lopez, R</b> OBP: 0.395, SLG: 0.452	HR	1B		HR	L8			5-3		4	2	2	1	0	0	1											
<b>Bob Cerv, R</b> OBP: 0.351, SLG: 0.453	HR	1-3						1-3		3	2	1	1	2	0	2											
<b>Mickey Mantle, S</b> OBP: 0.428, SLG: 0.602	HR			6-3	F9					4	1	1	3	1	0	1											
<b>Bill Skowron, R</b> OBP: 0.345, SLG: 0.539	4-3			F8				6-3		5	1	1	0	0	1	1											
<b>Elston Howard, R</b> OBP: 0.303, SLG: 0.404					F8					4	0	3	0	0	0	1											
<b>Yogi Berra, L</b> OBP: 0.367, SLG: 0.452	1B			1B						1	0	0	0	0	0	0											
<b>Gil McDougald, R</b> OBP: 0.319, SLG: 0.440	L8									5	1	2	2	0	0	2											
<b>Clete Boyer, R</b> OBP: 0.283, SLG: 0.407				6-3						4	1	0	0	1	1	2											
<b>Jim Coates, R</b> OBP: 0.368, SLG: 0.400										3	0	0	0	0	2	1											
<b>Eli Grba, R</b> OBP: 0.143, SLG: 0.143										0	0	0	0	0	0	0											
<b>John Gabler, S</b> OBP: 0.200, SLG: 0.111										1	0	0	0	0	1	1											
<b>Ryne Duren, R</b> OBP: 0.200, SLG: 0.111										0	0	0	0	0	0	0											
<b>Inning Stats</b>	R: 3 E: 0 K: 0 S: 5	H: 2 LOB: 1 BB: 1 P: 10	R: 0 E: 1 K: 1 S: 7	H: 1 LOB: 2 BB: 0 P: 7	R: 0 E: 0 K: 0 S: 5	H: 2 LOB: 2 BB: 0 P: 5	R: 1 E: 0 K: 1 S: 6	H: 1 LOB: 1 BB: 1 P: 10	R: 3 E: 1 K: 0 S: 7	H: 3 LOB: 1 BB: 0 P: 7	R: 1 E: 0 K: 0 S: 5	H: 2 LOB: 1 BB: 1 P: 5	R: 0 E: 0 K: 1 S: 4	H: 0 LOB: 0 BB: 1 P: 8	R: 0 E: 0 K: 1 S: 5	H: 0 LOB: 0 BB: 1 P: 9	R: 0 E: 0 K: 1 S: 5	H: 0 LOB: 0 BB: 0 P: 5	1B: 6 2B: 0 3B: 1 HR: 4	SF: 0 SAC: 0 DP: 0 HBP: 1	WP: 0 PB: 0 SB: 0 CS: 1	PA: 44					
<b>PITCHER</b>	IP	WLS	BF	H	R	ER	SO	BB	IBB	HBP	BLK	WP	HR	S	P	ERA	WHIP										
<b>Hal Woodeshick, L</b> ERA: 4.24	4.1		25	8	6	6	2	2	0	1	0	0	3	26	35	12.46	2.308										
<b>Ray Moore, R</b> ERA: 5.08	1.2		9	3	2	1	0	0	0	0	0	0	1	9	9	5.40	1.800										
<b>Rudy Hernandez, R</b> ERA: 5.08	1.0		3	0	0	0	1	1	0	0	0	0	0	4	8	0.00	1.000										
<b>Don Lee, R</b> ERA: 5.26	2.0	W	7	0	0	0	2	1	0	0	0	0	0	10	14	0.00	0.500										

Batter	1	2	3	4	5	6	7	8	9	AB	R	H	RBI	BB	SO	LOB	BOTTOM										
<b>Pete Whisenant, R</b> OBP: 0.411, SLG: 0.444	F8	PO					PO			5	2	3	3	1	1	3	<b>New York Yankees @ Washington Senators</b> Griffith Stadium, Washington, DC Mon Jul 04 1960, 3:33 AM EDT Att: 16,913 - Unknown <a href="http://livebaseballscorecards.com">livebaseballscorecards.com</a>										
<b>Reno Bertoia, R</b> OBP: 0.372, SLG: 0.400	SH5-3	PO						SH1-4		4	1	2	1	1	0	0											
<b>Bob Allison, R</b> OBP: 0.408, SLG: 0.486	SH5-3									2	2	2	1	2	0	0											
<b>Jim Lemon, R</b> OBP: 0.374, SLG: 0.560	1B									2	1	1	2	3	0	1											
<b>Harmon Killebrew, R</b> OBP: 0.389, SLG: 0.408	1B									5	0	1	1	0	0	6											
<b>Billy Gardner, R</b> OBP: 0.348, SLG: 0.402	5-3									5	0	3	1	0	0	5											
<b>Pedro Ramos, S</b> OBP: 0.158, SLG: 0.270	5-3									0	0	0	0	0	0	0											
<b>Earl Batley, R</b> OBP: 0.324, SLG: 0.417										4	1	1	0	0	1	3											
<b>Jose Valdivielso, R</b> OBP: 0.308, SLG: 0.311										3	2	2	0	1	0	0											
<b>Dan Dobbek, L</b> OBP: 0.320, SLG: 0.388										1	0	1	0	0	0	0											
<b>Hal Woodeshick, R</b> ERA: 4.11	5.0		26	10	6	6	1	4	0	0	0	0	0	24	40	10.80	2.800										
<b>Eli Grba, R</b> ERA: 3.24	0.1		3	2	1	1	1	0	0	0	0	0	1	5	5	27.00	6.000										
<b>John Gabler, R</b> ERA: 3.83	2.0		10	2	1	1	1	3	0	0	0	1	0	9	21	4.50	2.500										
<b>Ryne Duren, R</b> ERA: 5.82	1.1	L	8	2	1	1	1	1	0	1	0	0	0	8	13	6.75	2.250										
<b>Inning Stats</b>	R: 1 E: 0 K: 0 S: 5	H: 2 LOB: 2 BB: 1 P: 9	R: 1 E: 1 K: 0 S: 4	H: 3 LOB: 0 BB: 0 P: 4	R: 1 E: 0 K: 0 S: 5	H: 2 LOB: 2 BB: 1 P: 9	R: 0 E: 0 K: 1 S: 5	H: 1 LOB: 1 BB: 0 P: 5	R: 2 E: 0 K: 0 S: 7	H: 2 LOB: 3 BB: 3 P: 19	R: 0 E: 0 K: 1 S: 5	H: 1 LOB: 0 BB: 0 P: 5	R: 0 E: 0 K: 0 S: 4	H: 1 LOB: 1 BB: 1 P: 8	R: 1 E: 0 K: 1 S: 6	H: 2 LOB: 3 BB: 1 P: 11	R: 1 E: 0 K: 1 S: 6	H: 2 LOB: 3 BB: 1 P: 11	1B: 12 2B: 2 3B: 0 HR: 2	SF: 0 SAC: 2 DP: 0 HBP: 1	WP: 1 PB: 1 SB: 0 CS: 0	PA: 49					
<b>PITCHER</b>	IP	WLS	BF	H	R	ER	SO	BB	IBB	HBP	BLK	WP	HR	S	P	ERA	WHIP										



Batter	1	2	3	4	5	6	7	8	9	10	AB	R	H	RBI	BB	SO	LOB	TOP						
Tony Kubek, L OBP: 0.328, SLG: 0.450 (1, 6)											3	1	1	0	1	0	0	<b>New York Yankees @ Washington Senators</b> Griffith Stadium, Washington, DC Tue Jul 05 1960, 7:05 PM EDT Att: 20,139 - Unknown <a href="http://livebaseballscorecards.com">livebaseballscorecards.com</a>						
Hector Lopez, R OBP: 0.389, SLG: 0.444 (1, 7)											3	0	0	0	0	1	2							
Mickey Mantle, S OBP: 0.425, SLG: 0.594 (1, 8)											3	1	0	0	0	0	1							
Roger Maris, L OBP: 0.394, SLG: 0.718 (1, 9)											3	1	1	2	0	0	1							
Yogi Berra, L OBP: 0.359, SLG: 0.441 (1, 2)											4	0	0	0	0	0	2							
Kent Hadley, L OBP: 0.273, SLG: 0.500 Bill Skowron, R OBP: 0.344, SLG: 0.537 (9, PH) (9, 3)											3	0	0	0	0	2	0							
Clete Boyer, R OBP: 0.282, SLG: 0.402 (1, 5)											4	0	1	0	0	0	0							
Bobby Richardson, R OBP: 0.292, SLG: 0.298 (1, 4)											4	0	0	0	0	0	1							
Ralph Terry, R OBP: 0.065, SLG: 0.033 Bob Turley, R OBP: 0.160, SLG: 0.200 Bob Cerv, R OBP: 0.349, SLG: 0.450 Art Ditmar, R OBP: 0.258, SLG: 0.300 (1, 1) (9, 1) (10, PH) (10, 1)											3	0	0	0	0	3	1							
<b>Inning Stats</b>	R: 2 E: 0 K: 0 S: 5	H: 2 LOB: 0 BB: 0 P: 5	R: 0 E: 0 K: 1 S: 5	H: 0 LOB: 0 BB: 0 P: 5	R: 0 E: 0 K: 2 S: 7	H: 0 LOB: 0 BB: 0 P: 7	R: 1 E: 0 K: 1 S: 5	H: 0 LOB: 0 BB: 0 P: 6	R: 0 E: 0 K: 1 S: 6	H: 1 LOB: 2 BB: 1 P: 10	R: 0 E: 0 K: 0 S: 3	H: 0 LOB: 0 BB: 0 P: 3	R: 0 E: 0 K: 0 S: 3	H: 0 LOB: 0 BB: 0 P: 3	R: 0 E: 0 K: 1 S: 5	H: 0 LOB: 0 BB: 0 P: 5	R: 0 E: 0 K: 0 S: 3		H: 0 LOB: 1 BB: 0 P: 4	R: 0 E: 0 K: 0 S: 3	H: 0 LOB: 0 BB: 0 P: 3	1B: 2 2B: 0 3B: 0 HR: 1	SF: 0 SAC: 1 DP: 0 HBP: 2	WP: 0 PB: 1 SB: 0 CS: 0
<b>PITCHER</b>	IP WLS BF H R ER SO BB IBB HBP BLK WP HR S P ERA WHIP	IP WLS BF H R ER SO BB IBB HBP BLK WP HR S P ERA WHIP																						
Pedro Ramos, R ERA: 3.55 Chuck Stobbs, L ERA: 3.06 (1, 1) (9, 1)	8.0 W 29 3 3 2 6 1 0 1 0 0 0 6 7 2.25 0.500	2.0 W 7 0 0 0 0 0 0 1 0 0 0 6 7 0.00 0.000																						

Batter	1	2	3	4	5	6	7	8	9	10	AB	R	H	RBI	BB	SO	LOB	BOTTOM						
Pete Whisenant, R OBP: 0.393, SLG: 0.420 (1, 8)											5	1	1	0	0	2	0	<b>New York Yankees @ Washington Senators</b> Griffith Stadium, Washington, DC Tue Jul 05 1960, 7:05 PM EDT Att: 20,139 - Unknown <a href="http://livebaseballscorecards.com">livebaseballscorecards.com</a>						
Reno Bertoia, R OBP: 0.379, SLG: 0.421 (1, 5) (10, 4)											5	1	3	1	0	1	0							
Bob Allison, R OBP: 0.408, SLG: 0.494 (1, 9) (10, 3)											4	2	1	2	1	0	2							
Jim Lemon, R OBP: 0.372, SLG: 0.555 (1, 7)											4	0	1	0	0	0	2							
Harmon Killebrew, R OBP: 0.391, SLG: 0.537 (1, 3) (10, 5)											4	0	0	0	0	1	3							
Billy Gardner, R OBP: 0.354, SLG: 0.408 (1, 4) (10, 6)											3	1	2	1	0	0	0							
Earl Battey, R OBP: 0.201, SLG: 0.412 (1, 3) (1, PH) Billy Gonzales, R OBP: 0.019, SLG: 0.348 Faye Trumbull, L OBP: 0.017, SLG: 0.311 Rudy Hernandez, R OBP: 0.000, SLG: 0.368 (10, 9)											2	0	0	0	0	2	1							
Jose Valdivielso, R OBP: 0.304, SLG: 0.306 Julio Becquer, L OBP: 0.254, SLG: 0.370 Hal Naragon, L OBP: 0.266, SLG: 0.207 (1, 6) (7, PH) (8, 2)											2	0	0	0	0	1	0							
Pedro Ramos, S OBP: 0.150, SLG: 0.256 Lenny Green, L OBP: 0.310, SLG: 0.340 Chuck Stobbs, L (1, 1) (8, PH) (9, 1)												2	0	0	0	0	2		0					
<b>Inning Stats</b>	R: 0 E: 0 K: 2 S: 7	H: 0 LOB: 0 BB: 0 P: 7	R: 0 E: 0 K: 2 S: 7	H: 0 LOB: 1 BB: 0 P: 8	R: 0 E: 0 K: 2 S: 7	H: 0 LOB: 0 BB: 0 P: 7	R: 0 E: 0 K: 0 S: 4	H: 1 LOB: 1 BB: 0 P: 4	R: 0 E: 0 K: 1 S: 5	H: 0 LOB: 0 BB: 0 P: 5	R: 0 E: 0 K: 2 S: 7	H: 0 LOB: 0 BB: 0 P: 7	R: 1 E: 0 K: 0 S: 5	H: 2 LOB: 2 BB: 1 P: 9	R: 1 E: 0 K: 0 S: 5	H: 2 LOB: 1 BB: 0 P: 5	R: 1 E: 0 K: 0 S: 4		H: 2 LOB: 1 BB: 0 P: 4	R: 2 E: 0 K: 0 S: 4	H: 2 LOB: 0 BB: 0 P: 4	1B: 6 2B: 1 3B: 1 HR: 1	SF: 0 SAC: 0 DP: 1 HBP: 1	WP: 0 PB: 0 SB: 0 CS: 0
<b>PITCHER</b>	IP WLS BF H R ER SO BB IBB HBP BLK WP HR S P ERA WHIP	IP WLS BF H R ER SO BB IBB HBP BLK WP HR S P ERA WHIP																						
Ralph Terry, R ERA: 3.2 Bob Turley, R ERA: 2.92 Art Ditmar, R ERA: 3.09 (1, 1) (9, 1) (10, 1)	8.1 L 33 6 3 3 9 1 0 0 0 0 0 4 54 3.24 0.840	0.2 L 4 2 2 0 0 0 0 0 0 0 1 4 4 27.00 3.000																						



Batter	1	2	3	4	5	6	7	8	9	AB	R	H	RBI	BB	SO	LOB	TOP										
<b>Pete Whisenant, R</b> OBP: 0.385, SLG: 0.407 (1, 8)										4	0	1	0	0	0	1											
<b>Reno Bertola, R</b> OBP: 0.376, SLG: 0.417 (1, 5)										4	1	1	0	0	0	1											
<b>Bob Allison, R</b> OBP: 0.409, SLG: 0.492 (1, 9)										3	1	1	0	1	0	1											
<b>Jim Lemon, R</b> OBP: 0.374, SLG: 0.551 <b>Dan Dobbek, L</b> OBP: 0.320, SLG: 0.368 (8, 7)										2	1	0	0	2	1	1											
<b>Harmon Killebrew, R</b> OBP: 0.359, SLG: 0.390 (1, 3)										3	1	0	1	1	1	1											
<b>Billy Gardner, R</b> OBP: 0.350, SLG: 0.403 (1, 4)										4	0	0	0	0	2	3											
<b>Earl Batley, R</b> OBP: 0.324, SLG: 0.411 (1, 2)										3	0	1	1	1	1	0											
<b>Jose Valdivielso, R</b> OBP: 0.302, SLG: 0.304 (1, 6)										4	0	1	2	0	0	1											
<b>Jack Kralick, L</b> OBP: 0.250, SLG: 0.100 (1, 1)										3	0	0	0	1	1	3											
<b>Inning Stats</b>	R: 4 E: 0 K: 1 S: 7	H: 2 LOB: 2 BB: 4 P: 23	R: 0 E: 0 K: 1 S: 6	H: 1 LOB: 1 BB: 0 P: 6	R: 0 E: 0 K: 1 S: 5	H: 0 LOB: 0 BB: 1 P: 5	R: 0 E: 0 K: 0 S: 2	H: 0 LOB: 0 BB: 1 P: 6	R: 0 E: 0 K: 0 S: 3	H: 1 LOB: 1 BB: 1 P: 7	R: 0 E: 0 K: 0 S: 3	H: 0 LOB: 0 BB: 0 P: 3	R: 0 E: 0 K: 1 S: 5	H: 0 LOB: 0 BB: 0 P: 5	R: 0 E: 0 K: 1 S: 6	H: 1 LOB: 1 BB: 0 P: 6	1B: 5 2B: 1 3B: 0 HR: 0	SF: 0 SAC: 0 DP: 2 HBP: 0	WP: 0 PB: 0 SB: 1 CS: 0	PA: 36							
<b>PITCHER</b>	IP	WLS	BF	H	R	ER	SO	BB	IBB	HBP	BLK	WP	HR	S	P	ERA	WHIP										
<b>Jerry Casale, R</b> ERA: 6.89 (1, 1)	0.1	L	5	1	4	4	0	3	0	0	0	0	0	2	14	108.00	12.000										
<b>Tom Sturdivant, R</b> ERA: 4.31 (1, 1)	5.2		21	3	0	0	3	3	0	0	0	0	0	24	36	0.00	1.059										
<b>Mike Fomiesles, R</b> ERA: 2.79 (7, 1)	2.0		6	0	0	0	2	0	0	0	0	0	0	10	10	0.00	0.000										
<b>Tom Borland, L</b> ERA: 5.87 (9, 1)	1.0		4	1	0	0	1	0	0	0	0	0	0	6	6	0.00	1.000										

Washington Senators @ Boston Red Sox  
Fenway Park, Boston, MA  
Wed Jul 06 1960, 7:05 PM EDT  
Att: 11,093 - Unknown

AB 30  
R 4  
H 5  
RBI 4  
BB 6  
SO 6  
LOB 12



Batter	1	2	3	4	5	6	7	8	9	AB	R	H	RBI	BB	SO	LOB	BOTTOM										
<b>Don Buddin, R</b> OBP: 0.359, SLG: 0.392 (1, 6)										3	0	0	0	0	0	1											
<b>Mike Fomiesles, R</b> OBP: 0.333, SLG: 0.333 (7, 1)										0	0	0	0	0	0	0											
<b>Carroll Hardy, R</b> OBP: 0.167, SLG: 0.152 <b>Tom Borland, L</b> (9, 1)										1	0	0	0	0	1	0											
<b>Pete Runnels, L</b> OBP: 0.407, SLG: 0.429 (1, 4)										4	0	1	0	0	2	1											
<b>Vic Wertz, L</b> OBP: 0.341, SLG: 0.460 (1, 3)										4	0	1	0	0	0	2											
<b>Rip Repulski, R</b> OBP: 0.294, SLG: 0.392 (1, 7)										4	0	0	0	0	1	1											
<b>Frank Matzone, R</b> OBP: 0.317, SLG: 0.383 (1, 5)										4	0	0	0	0	0	0											
<b>Willie Tasby, R</b> OBP: 0.346, SLG: 0.311 (1, 8)										3	0	0	0	1	0	0											
<b>Gary Geiger, L</b> OBP: 0.360, SLG: 0.465 (1, 9)										3	0	2	0	0	0	0											
<b>Ed Sadowski, R</b> OBP: 0.286, SLG: 0.337 <b>Ted Williams, L</b> OBP: 0.462, SLG: 0.759 <b>Russ Nixon, L</b> OBP: 0.331, SLG: 0.386 (8, 2)										2	0	0	0	0	1	1											
<b>Jerry Casale, R</b> OBP: 0.333, SLG: 0.360 <b>Tom Sturdivant, L</b> OBP: 0.188, SLG: 0.200 <b>Pumpsie Green, S</b> OBP: 0.339, SLG: 0.355 (7, 6)										1	0	0	0	0	1	0											
<b>Inning Stats</b>	R: 0 E: 0 K: 1 S: 5	H: 0 LOB: 0 BB: 0 P: 5	R: 0 E: 0 K: 0 S: 3	H: 0 LOB: 0 BB: 0 P: 3	R: 0 E: 0 K: 1 S: 5	H: 0 LOB: 0 BB: 0 P: 5	R: 0 E: 0 K: 1 S: 6	H: 1 LOB: 1 BB: 0 P: 6	R: 0 E: 0 K: 0 S: 3	H: 1 LOB: 1 BB: 1 P: 7	R: 0 E: 0 K: 0 S: 6	H: 1 LOB: 2 BB: 1 P: 10	R: 0 E: 0 K: 1 S: 6	H: 1 LOB: 1 BB: 0 P: 6	R: 0 E: 0 K: 0 S: 3	H: 0 LOB: 0 BB: 0 P: 3	1B: 4 2B: 0 3B: 0 HR: 0	SF: 0 SAC: 0 DP: 0 HBP: 0	WP: 0 PB: 0 SB: 0 CS: 0	PA: 33							
<b>PITCHER</b>	IP	WLS	BF	H	R	ER	SO	BB	IBB	HBP	BLK	WP	HR	S	P	ERA	WHIP										
<b>Jack Kralick, L</b> ERA: 2.66 (1, 1)	9.0	W	33	4	0	0	6	2	0	0	0	0	0	43	51	0.00	0.667										

Washington Senators @ Boston Red Sox  
Fenway Park, Boston, MA  
Wed Jul 06 1960, 7:05 PM EDT  
Att: 11,093 - Unknown

AB 31  
R 0  
H 4  
RBI 0  
BB 2  
SO 6  
LOB 8






Batter	1	2	3	4	5	6	7	8	9	AB	R	H	RBI	BB	SO	LOB	TOP					
<b>Pete Whisenant, R</b> OBP: 0.414, SLG: 0.466 (1, 8)										4	2	3	0	1	0	1						
<b>Reno Bertola, R</b> OBP: 0.370, SLG: 0.405 (1, 5)										4	1	0	0	1	2	5						
<b>Bob Allison, R</b> OBP: 0.409, SLG: 0.489 (1, 9)										4	1	1	1	1	0	4						
<b>Jim Lemon, R</b> OBP: 0.378, SLG: 0.552 (1, 7)										5	1	3	2	0	0	1						
<b>Don Lee, R</b> OBP: 0.283, SLG: 0.188 (9, 1)										0	0	0	0	0	0	0						
<b>Hal Woodeshick, R</b> OBP: 0.105, SLG: 0.056 (9, 1)										0	0	0	0	0	0	0						
<b>Harmon Killebrew, R</b> OBP: 0.354, SLG: 0.390 (1, 3)										5	1	1	0	0	2	5						
<b>Billy Gardner, R</b> OBP: 0.349, SLG: 0.407 (1, 4)										4	0	1	2	0	0	3						
<b>Earl Batley, R</b> OBP: 0.323, SLG: 0.408 (1, 2)										4	0	1	0	0	0	2						
<b>Jose Valdivielso, R</b> OBP: 0.296, SLG: 0.297 (1, 6)										3	0	0	0	0	0	1						
<b>Camilo Pascual, R</b> OBP: 0.200, SLG: 0.242 (1, 1)										3	0	1	0	0	0	1						
<b>Chuck Stobbs, L</b> (6, 1)										0	0	0	0	1	0	0						
<b>Dan Dobbek, L</b> OBP: 0.320, SLG: 0.368 (9, 7)										0	0	0	0	0	0	0						
<b>Inning Stats</b>	R: 3 E: 1 K: 1 S: 8	H: 2 LOB: 1 BB: 1 P: 12	R: 0 E: 0 K: 1 S: 7	H: 2 LOB: 2 BB: 0 P: 7	R: 0 E: 0 K: 0 S: 3	H: 0 LOB: 0 BB: 0 P: 3	R: 0 E: 0 K: 0 S: 3	H: 0 LOB: 0 BB: 0 P: 3	R: 1 E: 0 K: 1 S: 8	H: 3 LOB: 2 BB: 0 P: 8	R: 0 E: 0 K: 0 S: 4	H: 1 LOB: 2 BB: 1 P: 8	R: 2 E: 0 K: 0 S: 6	H: 3 LOB: 1 BB: 0 P: 6	R: 0 E: 0 K: 1 S: 4	H: 0 LOB: 0 BB: 1 P: 8	R: 0 E: 0 K: 0 S: 2	H: 0 LOB: 0 BB: 1 P: 6	1B: 7 2B: 3 3B: 1 HR: 0	SF: 0 SAC: 1 DP: 2 HBP: 0	WP: 1 PB: 1 SB: 0 CS: 0	PA: 41
<b>PITCHER</b>	IP	WLS	BF	H	R	ER	SO	BB	IBB	HBP	BLK	WP	HR	S	P	ERA	WHIP					
<b>Frank Sullivan, R</b> ERA: 4.96 (1, 1)	5.0	L	24	7	4	3	3	1	0	0	0	1	0	29	33	5.40	1.600					
<b>Earl Wilson, R</b> ERA: 9.0 (6, 1)	2.0		11	4	2	2	0	1	0	0	0	0	0	10	14	9.00	2.500					
<b>Mike Fornieles, R</b> ERA: 2.68 (8, 1)	2.0		6	0	0	0	1	2	0	0	0	0	0	6	14	0.00	1.000					

Washington Senators @ Boston Red Sox  
Fenway Park, Boston, MA  
Thu Jul 07 1960, 7:05 PM EDT  
Unknown

AB	36
R	6
H	11
RBI	5
BB	4
SO	4
LOB	23



Batter	1	2	3	4	5	6	7	8	9	AB	R	H	RBI	BB	SO	LOB	BOTTOM				
<b>Willie Tasby, R</b> OBP: 0.346, SLG: 0.314 (1, 8)										5	0	1	0	0	1	1					
<b>Pete Runnels, L</b> OBP: 0.404, SLG: 0.425 (1, 4)										5	1	1	0	0	0	4					
<b>Ted Williams, L</b> OBP: 0.469, SLG: 0.767 (1, 7)										4	0	3	0	0	0	0					
<b>Vic Wertz, L</b> OBP: 0.340, SLG: 0.463 (1, 3)										3	1	1	1	0	0	2					
<b>Gary Geiger, L</b> OBP: 0.357, SLG: 0.466 (1, 9)										4	0	1	1	0	3	2					
<b>Frank Malzone, R</b> OBP: 0.313, SLG: 0.378 (1, 5)										4	0	0	0	0	0	2					
<b>Don Buddin, R</b> OBP: 0.364, SLG: 0.409 (1, 6)										3	3	2	0	1	0	0					
<b>Ed Sadowski, R</b> OBP: 0.284, SLG: 0.333 (1, 2)										4	0	1	0	0	0	2					
<b>Frank Sullivan, R</b> OBP: 0.379, SLG: 0.580 (5, PH) <b>Pumpkin Green, S</b> OBP: 0.344, SLG: 0.361 (8, 1) <b>Earl Wilson, R</b> (8, 1) <b>Rip Repulski, R</b> OBP: 0.291, SLG: 0.387 (7, PH) <b>Mike Fornieles, R</b> OBP: 0.329, SLG: 0.333 (9, 1) <b>Ray Boone, R</b> OBP: 0.319, SLG: 0.262 (9, PH) <b>Carroll Hardy, R</b> OBP: 0.167, SLG: 0.152 (9, PH)										1	0	0	0	0	1	0					
<b>Inning Stats</b>	R: 0 E: 1 K: 0 S: 4	H: 1 LOB: 1 BB: 0 P: 4	R: 0 E: 0 K: 1 S: 5	H: 0 LOB: 0 BB: 0 P: 5	R: 0 E: 0 K: 1 S: 5	H: 0 LOB: 0 BB: 0 P: 5	R: 1 E: 0 K: 0 S: 5	H: 2 LOB: 1 BB: 0 P: 5	R: 1 E: 0 K: 1 S: 7	H: 2 LOB: 1 BB: 0 P: 7	R: 1 E: 0 K: 1 S: 6	H: 2 LOB: 0 BB: 0 P: 6	R: 0 E: 0 K: 1 S: 6	H: 1 LOB: 1 BB: 0 P: 6	R: 1 E: 0 K: 0 S: 5	H: 2 LOB: 3 BB: 1 P: 9	1B: 6 2B: 5 3B: 1 HR: 0	SF: 1 SAC: 0 DP: 2 HBP: 0	WP: 1 PB: 0 SB: 0 CS: 1	PA: 38	
<b>PITCHER</b>	IP	WLS	BF	H	R	ER	SO	BB	IBB	HBP	BLK	WP	HR	S	P	ERA	WHIP				
<b>Camilo Pascual, R</b> ERA: 3.22 (1, 1)	5.0	W	21	7	3	3	2	0	0	0	0	0	0	25	25	5.40	1.400				
<b>Chuck Stobbs, L</b> ERA: 3.00 (6, 1)	3.0		11	3	1	1	3	0	0	0	0	0	0	17	17	3.00	1.000				
<b>Don Lee, R</b> ERA: 5.35 (9, 1)	0.2		5	2	1	1	0	1	0	0	0	1	0	4	8	13.50	4.500				
<b>Hal Woodeshick, L</b> ERA: 4.21 (9, 1)	0.1	S	1	0	0	0	0	0	0	0	0	0	0	1	1	0.00	0.000				

Washington Senators @ Boston Red Sox  
Fenway Park, Boston, MA  
Thu Jul 07 1960, 7:05 PM EDT  
Unknown

AB	36
R	5
H	12
RBI	4
BB	1
SO	5
LOB	14









Batter	1	2	3	4	5	6	7	8	9	AB	R	H	RBI	BB	SO	LOB	TOP					
<b>Reno Bertoia, R</b> OBP: 0.359, SLG: 0.391 (1, 5)	F9	FC5-4				SH 2B BB	SH3-4	4-3		4	1	1	0	0	0	3	<b>Washington Senators @ Baltimore Orioles</b> Memorial Stadium, Baltimore, MD Fri Jul 08 1960, 7:05 PM EDT Att: 7,926 - Unknown					
<b>Lenny Green, L</b> OBP: 0.311, SLG: 0.327 (1, 8)	3-1	FC4-6				SH 2B BB	FC1-2 BB	F7		3	1	0	0	2	0	2						
<b>Dan Dobbek, L</b> OBP: 0.316, SLG: 0.383 (1, 9)	G3		F6			SH 2B E	FC1-2			4	2	1	1	0	0	3						
<b>Jim Lemon, R</b> OBP: 0.377, SLG: 0.542 <b>Pete Whisenant, R</b> OBP: 0.392, SLG: 0.435 (9, 7)		1B E 1B	6-3			K	F3			5	1	1	0	0	2	6						
<b>Julio Becquer, L</b> OBP: 0.262, SLG: 0.386 (1, 3)		1B E 1B	4-3			E6 SF7 2B		F7		5	2	3	2	0	0	0						
<b>Billy Gardner, R</b> OBP: 0.350, SLG: 0.413 <b>Billy Consolo, R</b> OBP: 0.314, SLG: 0.308 (9, 4)		FC1 SH		4-3		SF7		F5		4	1	1	1	0	0	1						
<b>Hal Naragon, L</b> OBP: 0.261, SLG: 0.194 (1, 2)		FC1-5 SH BB	4-3			F8		4-1		4	0	0	0	1	1	2						
<b>Jose Valdivielso, R</b> OBP: 0.297, SLG: 0.288 (1, 6)		SH FC5-4 FC1-5	6-3			SH3-4 FC1-2 BB		4-3 SH3-4 BLK BB		1	1	0	1	2	0	1						
<b>Pedro Ramos, S</b> OBP: 0.143, SLG: 0.244 (1, 1)		FC1-5	6-3			SH FC1-2 SH3-4		SH3-4		2	0	0	0	0	0	3						
<b>Inning Stats</b>	R: 0 E: 0 K: 0 S: 3	H: 0 LOB: 0 BB: 0 P: 3	R: 3 E: 1 K: 0 S: 7	H: 2 LOB: 2 BB: 1 P: 11	R: 0 E: 0 K: 0 S: 3	H: 0 LOB: 0 BB: 0 P: 3	R: 0 E: 0 K: 0 S: 4	H: 1 LOB: 1 BB: 0 P: 4	R: 4 E: 2 K: 1 S: 8	H: 2 LOB: 0 BB: 1 P: 12	R: 0 E: 1 K: 0 S: 4	H: 0 LOB: 3 BB: 2 P: 12	R: 0 E: 0 K: 0 S: 3	H: 0 LOB: 0 BB: 0 P: 3	R: 1 E: 0 K: 0 S: 3	H: 0 LOB: 0 BB: 1 P: 7		R: 1 E: 0 K: 2 S: 9	H: 2 LOB: 1 BB: 0 P: 9	1B: 3 2B: 3 3B: 0 HR: 1	SF: 1 SAC: 5 DP: 0 HBP: 0	WP: 0 PB: 0 CS: 0
<b>PITCHER</b>	IP	WLS	BF	H	R	ER	SO	BB	IBB	HBP	BLK	WP	HR	S	P	ERA	WHIP					
<b>Jack Fisher, R</b> ERA: 3.29 <b>Gordon Jones, R</b> ERA: 4.5	(1, 1)	7.0	L	34	5	7	3	1	4	0	0	0	0	0	32	48	3.86	1.286				
<b>PITCHER</b>	IP	WLS	BF	H	R	ER	SO	BB	IBB	HBP	BLK	WP	HR	S	P	ERA	WHIP					

Batter	1	2	3	4	5	6	7	8	9	AB	R	H	RBI	BB	SO	LOB	BOTTOM				
<b>Al Pilarcik, L</b> OBP: 0.326, SLG: 0.364 (1, 9)	F8		F8	G3			5-3		SF7	4	0	0	1	0	0	1	<b>Washington Senators @ Baltimore Orioles</b> Memorial Stadium, Baltimore, MD Fri Jul 08 1960, 7:05 PM EDT Att: 7,926 - Unknown				
<b>Gene Stephens, L</b> OBP: 0.330, SLG: 0.380 <b>Jim Busby, R</b> OBP: 0.351, SLG: 0.362 (9, FR)	F2		BB E 2B			G4-6-3 1B	K		1B	5	1	3	0	0	1	0					
<b>Gene Woodling, L</b> OBP: 0.421, SLG: 0.407 (1, 7)	F9		E BB 1B BB			F2		F9	F8	4	1	0	0	1	0	2					
<b>Jim Gentile, L</b> OBP: 0.466, SLG: 0.582 (1, 3)		F8	4-0 E 1B BB			G4-6-3 1-2 2-3 3-H		1B 1B		3	1	1	1	1	0	1					
<b>Gus Triandos, R</b> OBP: 0.335, SLG: 0.371 (1, 2)		G3	1-2 2-3 3-H	E6 1B		K		F2		4	0	0	1	0	1	3					
<b>Brooks Robinson, R</b> OBP: 0.331, SLG: 0.401 (1, 5)		BB BB	1-2 2-3 3-H	G5-4-3 1B		FC5-4 1B		1B		3	0	3	2	1	0	0					
<b>Ron Hansen, R</b> OBP: 0.339, SLG: 0.433 (1, 6)		BB BB	1-2 2-3 3-H	G5-4-3 BB		FC5-4 1-2		3-1		3	0	0	0	1	0	5					
<b>Mary Breeding, R</b> OBP: 0.329, SLG: 0.354 (1, 4)	F9			F8		F8			3-1 SF7 2B	4	1	1	0	0	0	3					
<b>Jack Fisher, R</b> OBP: 0.276, SLG: 0.200 <b>Bob Boyd, L</b> OBP: 0.333, SLG: 0.391 <b>Gordon Jones, R</b> OBP: 0.400, SLG: 0.400 <b>Clint Courtney, L</b> OBP: 0.348, SLG: 0.252 (7, PH)			2B BB 1B	K		4-3		3-1		2	1	1	0	0	1	0					
<b>Inning Stats</b>	R: 0 E: 0 K: 0 S: 3	H: 0 LOB: 0 BB: 0 P: 3	R: 0 E: 0 K: 0 S: 3	H: 0 LOB: 2 BB: 2 P: 11	R: 4 E: 1 K: 0 S: 6	H: 3 LOB: 1 BB: 2 P: 14	R: 0 E: 0 K: 1 S: 5	H: 0 LOB: 0 BB: 0 P: 5	R: 0 E: 0 K: 1 S: 6	H: 1 LOB: 1 BB: 0 P: 6	R: 0 E: 0 K: 1 S: 5	H: 0 LOB: 0 BB: 0 P: 5	R: 0 E: 0 K: 0 S: 5	H: 2 LOB: 2 BB: 0 P: 5	R: 1 E: 0 K: 0 S: 5	H: 2 LOB: 1 BB: 0 P: 5		1B: 7 2B: 2 3B: 0 HR: 0	SF: 1 SAC: 0 DP: 2 HBP: 0	WP: 0 PB: 0 CS: 0	PA: 39
<b>PITCHER</b>	IP	WLS	BF	H	R	ER	SO	BB	IBB	HBP	BLK	WP	HR	S	P	ERA	WHIP				
<b>Pedro Ramos, R</b> ERA: 3.58	(1, 1)	9.0	W	39	9	5	4	3	4	0	0	0	0	41	57	4.00	1.444				



Batter	1	2	3	4	5	6	7	8	9	AB	R	H	RBI	BB	SO	LOB	TOP										
<b>Pete Whisenant, R</b> OBP: 0.377, SLG: 0.415 <b>Elmer Valo, L</b> OBP: 0.424, SLG: 0.333 <b>Lenny Green, L</b> OBP: 0.317, SLG: 0.352	0-3 K	0-0 FC5-4			0-3 K		4-0 BB	0-0 2B 3B		3	0	0	0	0	2	3	<b>Washington Senators @ Baltimore Orioles</b> <b>Memorial Stadium, Baltimore, MD</b> Sat Jul 09 1960, 3:33 AM EDT Att: 7,319 - Unknown <a href="http://livebaseballscorecards.com">livebaseballscorecards.com</a>										
<b>Reno Bertola, R</b> OBP: 0.350, SLG: 0.404	0-0 F9		0-0 F7		0-0 2B		0-0 F9	0-0 2B		5	0	2	2	0	0	2											
<b>Bob Allison, R</b> OBP: 0.401, SLG: 0.474	4-0 1B BB		0-0 5-3		0-3 K2-3		0-3 K	0-0 G3		4	0	0	0	1	2	4											
<b>Jim Lemon, R</b> OBP: 0.380, SLG: 0.545	0-0 S 1B		0-3 K		4-0 L3 BB		0-0 1B 2B	0-0 F8		4	1	2	0	1	1	0											
<b>Julio Becquer, L</b> OBP: 0.261, SLG: 0.381	0-0 F8			0-0 F8		0-0 L3		0-0 HR 1B	0-0 F7	5	1	1	1	0	0	3											
<b>Harmon Killebrew, R</b> OBP: 0.359, SLG: 0.425		0-0 1B		4-0 G4-6-3 BB		0-0 HR		0-0 HR	0-0 F8	4	2	3	3	1	0	0											
<b>Earl Batley, R</b> OBP: 0.322, SLG: 0.404		0-0 FC5-4 1B		0-0 G4-6-3		0-3 K		0-0 F9		4	0	1	0	0	1	1											
<b>Jose Valdivielso, R</b> OBP: 0.309, SLG: 0.291		0-0 F9			0-0 SH3-4 2B 1B		4-0 SH1-4 BB	4-0 SH3-4 3B BB		2	2	1	0	2	0	2											
<b>Hal Woodeshick, R</b> OBP: 0.100, SLG: 0.053 <b>Rudy Hernandez, R</b> OBP: 0.100, SLG: 0.053		0-0 F5			0-0 SH3-4		0-0 SH1-4	0-0 SH3-4		1	0	0	0	0	0	2											
<b>Inning Stats</b>	R: 0 E: 0 K: 1 S: 6	H: 1 LOB: 2 BB: 1 P: 10	R: 0 E: 0 K: 0 S: 5	H: 2 LOB: 2 BB: 0 P: 5	R: 0 E: 0 K: 1 S: 5	H: 0 LOB: 0 BB: 0 P: 5	R: 0 E: 0 K: 0 S: 2	H: 0 LOB: 0 BB: 1 P: 6	R: 1 E: 0 K: 2 S: 9	H: 2 LOB: 1 BB: 0 P: 9	R: 1 E: 0 K: 1 S: 5	H: 1 LOB: 0 BB: 1 P: 9	R: 0 E: 0 K: 1 S: 5	H: 0 LOB: 2 BB: 2 P: 13	R: 5 E: 0 K: 0 S: 8	H: 5 LOB: 1 BB: 1 P: 12		R: 0 E: 0 K: 0 S: 3	H: 0 LOB: 0 BB: 0 P: 3	1B: 5 2B: 4 3B: 1 HR: 2	SF: 0 SAC: 3 DP: 2 HBP: 0	WP: 0 PB: 0 CS: 1	PA: 42				
<b>PITCHER</b>	IP	WLS	BF	H	R	ER	SO	BB	IBB	HBP	BLK	WP	HR	S	P	ERA	WHIP										
<b>Hoyt Wilhelm, R</b> ERA: 3.98	6.0		25	6	2	2	5	3	0	0	0	0	1	32	44	3.00	1.500										
<b>Chuck Estrada, R</b> ERA: 4.24	1.1	L	10	3	4	4	1	3	0	0	0	0	1	9	21	27.00	4.500										
<b>Hal Brown, R</b> ERA: 3.44	1.2		7	2	1	1	0	0	0	0	0	0	0	7	7	5.40	1.200										

Batter	1	2	3	4	5	6	7	8	9	AB	R	H	RBI	BB	SO	LOB	BOTTOM										
<b>Jackie Brandt, R</b> OBP: 0.362, SLG: 0.427	0-0 F8	0-0 1-3			4-0 F9 SH2-4 BB	4-0 1-2 2-3 BB		0-0 L6		3	0	0	0	2	0	2	<b>Washington Senators @ Baltimore Orioles</b> <b>Memorial Stadium, Baltimore, MD</b> Sat Jul 09 1960, 3:33 AM EDT Att: 7,319 - Unknown <a href="http://livebaseballscorecards.com">livebaseballscorecards.com</a>										
<b>Jim Busby, R</b> OBP: 0.346, SLG: 0.356	0-0 5-3		0-0 6-3 WP 1B		0-0 SH2-4	0-0 FC5		0-0 F2		4	0	1	0	0	0	4											
<b>Brooks Robinson, R</b> OBP: 0.332, SLG: 0.401	0-0 BB 1B		0-0 6-3		0-0 F9		0-0 SH1-3 1B	0-3 K		5	1	2	0	0	1	3											
<b>Walt Dropo, R</b> OBP: 0.391, SLG: 0.419 <b>Jerry Walker, S</b> OBP: 0.320, SLG: 0.304 <b>Billy Klaus, L</b> OBP: 0.333, SLG: 0.625	4-0 1B BB		4-0 1-3 BB		4-0 BB		0-0 SH1-3 1B		0-0 6-3	1	0	1	0	3	0	0											
<b>Gus Triandos, R</b> OBP: 0.333, SLG: 0.367	0-0 1-3 2-H 1B		0-0 F8		0-3 K		0-0 SH1-3		0-3 K	4	0	1	1	0	2	4											
<b>Ron Hansen, R</b> OBP: 0.339, SLG: 0.430 <b>Bob Boyd, L</b> OBP: 0.340, SLG: 0.383		4-0 FC1 E BB		0-0 1-3		0-0 1-3		0-0 IBB	0-0 G3	2	1	0	0	1	0	2											
<b>Dave Nicholson, R</b> OBP: 0.313, SLG: 0.296 <b>Gene Woodling, L</b> OBP: 0.420, SLG: 0.405		0-0 SH1-3 E 1B		0-0 5-3		0-0 5-3		0-0 F3		3	0	2	0	0	0	0											
<b>Mary Breeding, R</b> OBP: 0.329, SLG: 0.354 <b>Gene Stephens, L</b> OBP: 0.326, SLG: 0.377		0-0 FC1 SH1-3		0-0 5-3		0-0 FC5 BB 1B		0-3 K		3	0	1	0	0	0	1											
<b>Hal Brown, R</b> OBP: 0.355, SLG: 0.296		1-2 2-H 1B		0-0 5-3		0-0 F7		0-0 2B		0	0	0	0	0	0	0											
<b>Hoyt Wilhelm, R</b> OBP: 0.103, SLG: 0.074 <b>Jim Gentile, L</b> OBP: 0.454, SLG: 0.578 <b>Chuck Estrada, R</b> OBP: 0.185, SLG: 0.231 <b>Al Pilarcik, L</b> OBP: 0.331, SLG: 0.377		0-0 SH1-3		0-3 K		0-0 F7				1	0	0	0	0	0	0											
<b>Inning Stats</b>	R: 1 E: 0 K: 0 S: 4	H: 2 LOB: 2 BB: 1 P: 8	R: 1 E: 1 K: 0 S: 4	H: 1 LOB: 1 BB: 1 P: 8	R: 0 E: 0 K: 1 S: 5	H: 1 LOB: 2 BB: 0 P: 5	R: 0 E: 0 K: 1 S: 5	H: 0 LOB: 0 BB: 0 P: 5	R: 0 E: 0 K: 0 S: 7	H: 2 LOB: 3 BB: 1 P: 9	R: 0 E: 0 K: 1 S: 7	H: 2 LOB: 3 BB: 1 P: 11	R: 0 E: 0 K: 1 S: 6	H: 1 LOB: 1 BB: 0 P: 6	R: 0 E: 0 K: 1 S: 5	H: 0 LOB: 0 BB: 0 P: 5	1B: 8 2B: 1 3B: 0 HR: 0	SF: 0 SAC: 3 DP: 0 HBP: 0	WP: 1 PB: 0 CS: 0	PA: 42							
<b>PITCHER</b>	IP	WLS	BF	H	R	ER	SO	BB	IBB	HBP	BLK	WP	HR	S	P	ERA	WHIP										
<b>Hal Woodeshick, L</b> ERA: 3.96	6.0		31	8	2	1	2	6	0	0	0	0	0	29	53	1.50	2.333										
<b>Rudy Hernandez, R</b> ERA:	3.0	W	11	1	0	0	3	0	1	0	0	0	0	16	20	0.00	0.333										



Batter	1	2	3	4	5	6	7	8	9	AB	R	H	RBI	BB	SO	LOB	TOP			
<b>Reno Bertioia, R</b> (1,4) OBP: 0.352, SLG: 0.394	5-3		4-3			4-3		F6		4	0	0	0	0	0	1				
<b>Dan Dobbek, L</b> (1,8) OBP: 0.320, SLG: 0.401	4-3		HR			CS BB			K	3	1	1	1	1	1	0				
<b>Bob Allison, R</b> (1,9) OBP: 0.396, SLG: 0.467	F7		5-3			F8			F5	4	0	0	0	0	0	1				
<b>Jim Lemon, R</b> (1,7) OBP: 0.382, SLG: 0.556										4	1	2	1	0	0	0				
<b>Pete Whisenant, R</b> (9,7) OBP: 0.377, SLG: 0.415									HR	0	0	0	0	0	0	0				
<b>Julio Becquer, L</b> (1,3) OBP: 0.261, SLG: 0.379										4	0	1	0	0	0	0				
<b>Harmon Killebrew, R</b> (1,5) OBP: 0.353, SLG: 0.478										3	0	0	0	0	0	1				
<b>Earl Batley, R</b> (1,2) OBP: 0.322, SLG: 0.403										3	0	1	0	0	1	2				
<b>Jose Valdivielso, R</b> (1,6) OBP: 0.310, SLG: 0.287										2	0	0	0	0	0	3				
<b>Jack Kralick, L</b> (1,1) OBP: 0.214, SLG: 0.083										2	0	0	0	0	0	1				
<b>Tex Clevenger, R</b> (8,1) OBP: 0.286, SLG: 0.286										0	0	0	0	0	0	0				
<b>Inning Stats</b>	R: 0 E: 0 K: 0 S: 3	H: 0 LOB: 0 BB: 0 P: 3	R: 0 E: 1 K: 1 S: 7	H: 2 LOB: 2 BB: 0 P: 7	R: 1 E: 0 K: 0 S: 4	H: 1 LOB: 0 BB: 0 P: 4	R: 0 E: 0 K: 0 S: 3	H: 0 LOB: 0 BB: 0 P: 3	R: 0 E: 0 K: 0 S: 2	H: 0 LOB: 0 BB: 1 P: 6	R: 0 E: 0 K: 0 S: 3	H: 0 LOB: 0 BB: 0 P: 3	R: 0 E: 0 K: 0 S: 4	H: 1 LOB: 1 BB: 0 P: 4	R: 1 E: 0 K: 1 S: 6	H: 1 LOB: 0 BB: 0 P: 6	1B: 3 2B: 1 3B: 0 HR: 2	SF: 0 SAC: 1 DP: 1 HBP: 1	WP: 0 PB: 0 CS: 1	PA: 32
<b>PITCHER</b> <b>Jerry Walker, R</b> (1,1) ERA: 3.57	IP: 9.0 WLS: L BF: 32 H: 5 R: 2 ER: 2 SO: 2 BB: 1 IBB: 0 HBP: 1 BLK: 0 WP: 0 HR: 2 S: 34 P: 39 ERA: 2.00 WHIP: 0.667															<b>PITCHER</b> <b>Jerry Walker, R</b> (1,1) ERA: 3.57	IP: 9.0 WLS: L BF: 32 H: 5 R: 2 ER: 2 SO: 2 BB: 1 IBB: 0 HBP: 1 BLK: 0 WP: 0 HR: 2 S: 34 P: 39 ERA: 2.00 WHIP: 0.667			

Washington Senators @ Baltimore Orioles  
Memorial Stadium, Baltimore, MD  
Sun Jul 10 1960, 3:33 AM EDT  
Att: 6,166 - Unknown

AB 29  
R 2  
H 5  
RBI 2  
BB 1  
SO 2  
LOB 9



Batter	1	2	3	4	5	6	7	8	9	AB	R	H	RBI	BB	SO	LOB	BOTTOM			
<b>Jackie Brandt, R</b> (1,9) OBP: 0.360, SLG: 0.429	6-3		F3			SH1-4			L7	4	0	1	0	0	0	3				
<b>Jim Busby, R</b> (1,8) OBP: 0.341, SLG: 0.342										3	0	0	0	1	1	1				
<b>Gene Stephens, L</b> (8,FR) OBP: 0.328, SLG: 0.377	K									0	0	0	0	0	0	0				
<b>Brooks Robinson, R</b> (1,5) OBP: 0.337, SLG: 0.415	K									4	0	3	1	0	1	0				
<b>Walt Dropo, R</b> (1,3) OBP: 0.389, SLG: 0.417										3	0	1	0	0	0	2				
<b>Jim Gentile, L</b> (8,PH) OBP: 0.462, SLG: 0.575										1	0	0	0	0	1	3				
<b>Gus Triandos, R</b> (1,2) OBP: 0.327, SLG: 0.360										3	0	0	0	0	0	2				
<b>Gene Woodling, L</b> (8,PH) OBP: 0.418, SLG: 0.403										1	0	0	0	0	0	3				
<b>Clint Courtney, L</b> (9,2) OBP: 0.348, SLG: 0.252										0	0	0	0	0	0	0				
<b>Ron Hansen, R</b> (1,6) OBP: 0.335, SLG: 0.424										4	0	0	0	0	0	1				
<b>Dave Nicholson, R</b> (1,7) OBP: 0.328, SLG: 0.291										1	0	0	0	2	1	0				
<b>Al Pilarcik, L</b> (9,PH) OBP: 0.328, SLG: 0.374										1	0	0	0	0	0	0				
<b>Mary Breeding, R</b> (1,4) OBP: 0.328, SLG: 0.353										4	0	1	0	0	0	2				
<b>Jerry Walker, S</b> (1,1) OBP: 0.357, SLG: 0.346										3	1	2	0	0	1	0				
<b>Bob Boyd, L</b> (9,PH) OBP: 0.353, SLG: 0.417										1	0	1	0	0	0	0				
<b>Inning Stats</b>	R: 0 E: 0 K: 2 S: 7	H: 1 LOB: 0 BB: 0 P: 7	R: 0 E: 0 K: 0 S: 3	H: 1 LOB: 0 BB: 0 P: 3	R: 0 E: 0 K: 1 S: 6	H: 1 LOB: 1 BB: 0 P: 6	R: 0 E: 0 K: 0 S: 4	H: 1 LOB: 1 BB: 0 P: 4	R: 0 E: 0 K: 0 S: 2	H: 0 LOB: 0 BB: 1 P: 6	R: 1 E: 0 K: 0 S: 5	H: 2 LOB: 1 BB: 0 P: 5	R: 0 E: 0 K: 0 S: 3	H: 2 LOB: 3 BB: 1 P: 13	R: 0 E: 0 K: 2 S: 9	H: 2 LOB: 2 BB: 0 P: 5	1B: 5 2B: 3 3B: 1 HR: 0	SF: 0 SAC: 1 DP: 2 HBP: 0	WP: 0 PB: 0 CS: 0	PA: 37
<b>PITCHER</b> <b>Jack Kralick, L</b> (1,1) ERA: 2.45	IP: 7.1 WLS: W BF: 29 H: 6 R: 1 ER: 1 SO: 4 BB: 3 IBB: 0 HBP: 0 BLK: 0 WP: 0 HR: 0 S: 34 P: 46 ERA: 1.23 WHIP: 1.227															<b>PITCHER</b> <b>Tex Clevenger, R</b> (8,1) ERA: 3.19	IP: 1.2 WLS: W BF: 8 H: 3 R: 0 ER: 0 SO: 1 BB: 0 IBB: 0 HBP: 0 BLK: 0 WP: 0 HR: 10 S: 10 P: 10 ERA: 0.00 WHIP: 1.800			

Washington Senators @ Baltimore Orioles  
Memorial Stadium, Baltimore, MD  
Sun Jul 10 1960, 3:33 AM EDT  
Att: 6,166 - Unknown

AB 33  
R 1  
H 9  
RBI 1  
BB 3  
SO 5  
LOB 17





Batter	1	2	3	4	5	6	7	8	9	AB	R	H	RBI	BB	SO	LOB	TOP										
<b>Reno Bertoia, R</b> (1,5) OBP: 0.350, SLG: 0.402										4	0	1	0	0	0	1	<b>Washington Senators @ Cleveland Indians</b> Cleveland Municipal Stadium, Cleveland, OH Fri Jul 15 1960, 7:05 PM EDT Att: 14,878 - Unknown 										
<b>Dan Dobbek, L</b> (1,8) OBP: 0.313, SLG: 0.391										4	0	0	0	0	1	1											
<b>Bob Allison, R</b> (1,9) OBP: 0.394, SLG: 0.464										4	0	1	0	0	0	1											
<b>Jim Lemon, R</b> (1,7) OBP: 0.380, SLG: 0.550										3	0	0	0	1	0	2											
<b>Billy Gardner, R</b> (1,4) OBP: 0.349, SLG: 0.410										4	0	1	0	0	0	1											
<b>Harmon Killebrew, R</b> (1,3) OBP: 0.349, SLG: 0.470										3	0	0	0	0	0	2											
<b>Earl Batley, R</b> (1,2) OBP: 0.322, SLG: 0.402										3	0	1	0	0	0	0											
<b>Jose Valdivielso, R</b> (1,6) OBP: 0.304, SLG: 0.281										3	0	0	0	0	0	1											
<b>Pedro Ramos, S</b> (1,1) OBP: 0.136, SLG: 0.233										2	0	0	0	0	0	1											
<b>Lenny Green, L</b> (8, PH) OBP: 0.314, SLG: 0.349										1	0	0	0	0	0	0											
<b>Don Lee, R</b> (8, 1) OBP: 0.263, SLG: 0.188										0	0	0	0	0	0	0											
<b>Inning Stats</b>	R: 0 E: 0 K: 0 S: 4	H: 1 LOB: 1 BB: 0 P: 4	R: 0 E: 0 K: 0 S: 3	H: 0 LOB: 0 BB: 0 P: 3	R: 0 E: 0 K: 0 S: 3	H: 0 LOB: 0 BB: 0 P: 3	R: 0 E: 0 K: 0 S: 4	H: 1 LOB: 2 BB: 0 P: 8	R: 0 E: 0 K: 1 S: 6	H: 1 LOB: 1 BB: 0 P: 6	R: 0 E: 0 K: 0 S: 3	H: 0 LOB: 0 BB: 0 P: 3	R: 0 E: 0 K: 0 S: 3	H: 0 LOB: 0 BB: 0 P: 3	R: 0 E: 0 K: 0 S: 3	H: 0 LOB: 0 BB: 0 P: 3	1B: 3 2B: 0 3B: 1 HR: 0	SF: 0 SAC: 0 DP: 0 HBP: 0	WP: 0 PB: 0 SB: 0 CS: 0	PA: 32							
<b>PITCHER</b>	IP	WLS	BF	H	R	ER	SO	BB	IBB	HBP	BLK	WP	HR	S	P	ERA	WHIP										
<b>Jim Perry, R</b> (1,1) ERA: 3.26	9.0	W	32	4	0	0	1	1	0	0	0	0	0	33	37	0.00	0.556										

Batter	1	2	3	4	5	6	7	8	9	AB	R	H	RBI	BB	SO	LOB	BOTTOM										
<b>Johnny Temple, R</b> (1,4) OBP: 0.347, SLG: 0.339										3	1	2	1	0	0	1	<b>Washington Senators @ Cleveland Indians</b> Cleveland Municipal Stadium, Cleveland, OH Fri Jul 15 1960, 7:05 PM EDT Att: 14,878 - Unknown 										
<b>Ken Aspromonte, R</b> (1,5) OBP: 0.359, SLG: 0.411										3	1	1	1	0	0	1											
<b>Harvey Kuenn, R</b> (1,9) OBP: 0.381, SLG: 0.414										3	0	0	0	1	0	3											
<b>Tito Francona, L</b> (1,7) OBP: 0.374, SLG: 0.409										4	0	2	1	0	0	1											
<b>Vic Power, R</b> (1,3) OBP: 0.339, SLG: 0.419										3	0	1	0	0	0	2											
<b>Jim Piersall, R</b> (1,8) OBP: 0.335, SLG: 0.467										4	0	0	0	0	0	4											
<b>John Romano, R</b> (1,2) OBP: 0.322, SLG: 0.449										2	0	0	0	2	1	2											
<b>Woodie Held, R</b> (1,6) OBP: 0.327, SLG: 0.467										3	1	0	0	1	1	2											
<b>Jim Perry, S</b> (1,1) OBP: 0.256, SLG: 0.279										3	1	2	0	0	0	2											
<b>Inning Stats</b>	R: 1 E: 1 K: 0 S: 6	H: 2 LOB: 2 BB: 0 P: 6	R: 1 E: 0 K: 0 S: 3	H: 1 LOB: 0 BB: 1 P: 7	R: 0 E: 0 K: 0 S: 3	H: 0 LOB: 0 BB: 0 P: 3	R: 0 E: 0 K: 0 S: 4	H: 1 LOB: 1 BB: 0 P: 4	R: 0 E: 0 K: 1 S: 6	H: 1 LOB: 1 BB: 0 P: 6	R: 2 E: 0 K: 1 S: 7	H: 2 LOB: 1 BB: 1 P: 11	R: 0 E: 0 K: 0 S: 3	H: 0 LOB: 2 BB: 2 P: 11	R: 0 E: 0 K: 0 S: 3	H: 0 LOB: 2 BB: 2 P: 11		1B: 6 2B: 1 3B: 1 HR: 0	SF: 0 SAC: 4 DP: 0 HBP: 0	WP: 0 PB: 1 SB: 1 CS: 1	PA: 37						
<b>PITCHER</b>	IP	WLS	BF	H	R	ER	SO	BB	IBB	HBP	BLK	WP	HR	S	P	ERA	WHIP										
<b>Pedro Ramos, R</b> (1,1) ERA: 3.6	7.0	L	31	8	4	3	2	2	0	0	0	0	0	33	41	3.86	1.429										
<b>Don Lee, R</b> (8, 1) ERA: 5.19	1.0		5	0	0	0	0	2	0	0	0	0	0	3	11	0.00	2.000										







Batter	1	2	3	4	5	6	7	8	9	AB	R	H	RBI	BB	SO	LOB	TOP			
<b>Reno Bertioia, R</b> OBP: 0.358, SLG: 0.398 (1, 5)	L8						F4		4-3	4	0	1	0	1	0	0	<b>Washington Senators @ Cleveland Indians</b> Cleveland Municipal Stadium, Cleveland, OH Sun Jul 17 1960, 3:33 AM EDT Unknown <a href="http://livebaseballscorecards.com">livebaseballscorecards.com</a>			
<b>Dan Dobbek, L</b> OBP: 0.316, SLG: 0.393 (1, 8)	F7						F5		F5	4	0	1	1	1	0	0				
<b>Faye Throneberry, L</b> OBP: 0.333, SLG: 0.329 <b>Don Lee, R</b> OBP: 0.263, SLG: 0.188 (1, 9) (7, 1)		3-1					F6		L1	4	0	1	0	0	0	5				
<b>Julio Becquer, L</b> OBP: 0.258, SLG: 0.373 (1, 3)	3-1						F6		4-3	4	0	0	0	0	0	1				
<b>Elmer Valo, L</b> OBP: 0.410, SLG: 0.310 <b>Hal Naragon, L</b> OBP: 0.254, SLG: 0.188 (1, 7) (7, 2)		E5					F5		F9	3	1	0	0	0	0	0				
<b>Billy Gardner, R</b> OBP: 0.348, SLG: 0.406 (1, 4)		F3							E5	4	0	1	0	0	0	1				
<b>Earl Battey, R</b> OBP: 0.395, SLG: 0.395 <b>Bob Allison, R</b> OBP: 0.396, SLG: 0.461 (1, 2) (7, 9)		PB					F8		F4	3	1	1	0	0	0	1				
<b>Jose Valdivielso, R</b> OBP: 0.299, SLG: 0.277 (1, 6)									F6	4	0	1	0	0	0	2				
<b>Tex Clevenger, R</b> OBP: 0.222, SLG: 0.222 <b>Harmon Killebrew, R</b> OBP: 0.352, SLG: 0.410 <b>Pedro Ramos, S</b> OBP: 0.196, SLG: 0.233 <b>Pete Whisenant, R</b> OBP: 0.372, SLG: 0.409 (1, 1) (7, PH) (7, PH) (7, 7)		6-3							F3	2	0	0	1	0	0	1				
<b>Inning Stats</b>	R: 0 E: 0 K: 0 S: 4	H: 1 LOB: 1 BB: 0 P: 4	R: 2 E: 1 K: 0 S: 6	H: 2 LOB: 3 BB: 2 P: 14	R: 0 E: 0 K: 0 S: 3	H: 0 LOB: 0 BB: 0 P: 3	R: 0 E: 0 K: 0 S: 3	H: 0 LOB: 0 BB: 0 P: 3	R: 0 E: 0 K: 0 S: 4	H: 1 LOB: 1 BB: 0 P: 4	R: 1 E: 0 K: 0 S: 5	H: 3 LOB: 2 BB: 0 P: 5	R: 0 E: 1 K: 0 S: 4	H: 0 LOB: 2 BB: 1 P: 8	R: 0 E: 0 K: 0 S: 3	H: 0 LOB: 0 BB: 0 P: 3		1B: 7 2B: 0 3B: 0 HR: 0	SF: 0 SAC: 0 DP: 0 HBP: 0	WP: 0 PB: 1 SB: 0 CS: 0
<b>PITCHER</b> <b>Mudcat Grant, R</b> ERA: 4.04 (1, 1)	IP: 9.0 WLS: L BF: 38 H: 7 R: 3 ER: 1 SO: 0 BB: 3 IBB: 0 HBP: 0 BLK: 0 WP: 0 HR: 0 S: 35 P: 47 ERA: 1.00 WHIP: 1.111															<b>PITCHER</b>				

Batter	1	2	3	4	5	6	7	8	9	AB	R	H	RBI	BB	SO	LOB	BOTTOM			
<b>Johnny Temple, R</b> OBP: 0.352, SLG: 0.347 (1, 4)	F3						F7			5	1	2	0	0	0	1	<b>Washington Senators @ Cleveland Indians</b> Cleveland Municipal Stadium, Cleveland, OH Sun Jul 17 1960, 3:33 AM EDT Unknown <a href="http://livebaseballscorecards.com">livebaseballscorecards.com</a>			
<b>Ken Aspromonte, R</b> OBP: 0.371, SLG: 0.426 (1, 5)	1B						F6			4	0	2	1	1	0	0				
<b>Harvey Kuenn, R</b> OBP: 0.381, SLG: 0.407 (1, 9)	F5						F7		G4-3	4	0	0	0	1	0	4				
<b>Tito Francona, L</b> OBP: 0.376, SLG: 0.412 (1, 7) (7, 3)							F8		F7	4	0	1	0	0	0	2				
<b>Vic Power, R</b> OBP: 0.340, SLG: 0.418 <b>Bubba Phillips, R</b> OBP: 0.259, SLG: 0.302 <b>Jim Piersall, R</b> OBP: 0.333, SLG: 0.465 (1, 3) (7, 7) (8, PH) (9, 7)	L5								K	3	0	1	0	0	0	3				
<b>Marty Keough, L</b> OBP: 0.319, SLG: 0.345 (1, 8)									F4	4	1	2	0	0	0	1				
<b>Woodie Held, R</b> OBP: 0.329, SLG: 0.464 (1, 6)										3	0	2	0	0	0	1				
<b>Hank Foiles, R</b> OBP: 0.380, SLG: 0.365 <b>Bob Hale, L</b> OBP: 0.275, SLG: 0.314 <b>John Romano, R</b> OBP: 0.322, SLG: 0.443 (1, 2) (8, PH) (9, 2)		6-3							G3	3	0	1	1	0	0	3				
<b>Mudcat Grant, R</b> OBP: 0.206, SLG: 0.194 <b>Chuck Tanner, L</b> OBP: 0.435, SLG: 0.421 (1, 1) (8, PH)	K								4-3	1	0	0	0	0	0	0				
<b>Inning Stats</b>	R: 0 E: 0 K: 0 S: 4	H: 1 LOB: 2 BB: 1 P: 8	R: 0 E: 0 K: 1 S: 6	H: 1 LOB: 1 BB: 0 P: 6	R: 1 E: 0 K: 0 S: 5	H: 2 LOB: 1 BB: 0 P: 5	R: 1 E: 0 K: 0 S: 5	H: 2 LOB: 1 BB: 0 P: 5	R: 0 E: 0 K: 0 S: 3	H: 0 LOB: 0 BB: 0 P: 3	R: 0 E: 0 K: 0 S: 5	H: 3 LOB: 2 BB: 0 P: 5	R: 0 E: 0 K: 1 S: 6	H: 1 LOB: 1 BB: 0 P: 6	R: 0 E: 0 K: 0 S: 4	H: 2 LOB: 1 BB: 0 P: 4		1B: 9 2B: 3 3B: 0 HR: 0	SF: 0 SAC: 1 DP: 1 HBP: 0	WP: 0 PB: 0 SB: 0 CS: 0
<b>PITCHER</b> <b>Tex Clevenger, R</b> ERA: 3.17 <b>Don Lee, R</b> ERA: 4.83 (1, 1) (7, 1)	IP: 6.0 WLS: W BF: 27 H: 9 R: 2 ER: 2 SO: 1 BB: 1 IBB: 0 HBP: 0 BLK: 0 WP: 0 HR: 0 S: 28 P: 32 ERA: 3.00 WHIP: 1.667															<b>PITCHER</b>				



Batter	1	2	3	4	5	6	7	8	9	AB	R	H	RBI	BB	SO	LOB	TOP											
Reno Bertioia, R OBP: 0.354, SLG: 0.392 (1, 5)	F7		3B 1B		4-3		F4		FC6-4	5	1	1	1	0	0	2	<b>Washington Senators @ Cleveland Indians</b> Cleveland Municipal Stadium, Cleveland, OH Sun Jul 17 1960, 3:38 AM EDT Att: 15,843 - Unknown <a href="http://livebaseballscorecards.com">livebaseballscorecards.com</a>											
Lenny Green, L OBP: 0.336, SLG: 0.380 (1, 8) (5, 7)										2	1	2	1	2	0	0												
Pete Whisenant, R OBP: 0.372, SLG: 0.409 (9, 7)										0	0	0	0	0	0	0												
Bob Allison, R OBP: 0.394, SLG: 0.461 (1, 9)	K		F5				F8			4	1	1	2	0	1	3												
Julio Becquer, L OBP: 0.253, SLG: 0.366 (1, 3)	4-3									4	0	0	0	0	0	2												
Faye Throneberry, L OBP: 0.333, SLG: 0.329 Ray Moore, R (5, 1)		K								3	0	1	1	0	1	0												
Billy Gardner, R OBP: 0.347, SLG: 0.402 (1, 4)										1	0	0	0	0	0	0												
Hal Naragon, L OBP: 0.179 Pedro Ramos, S OBP: 0.136, SLG: 0.233 Earl Batley, R OBP: 0.324, SLG: 0.395 (1, 2) (9, PR) (9, 2)										3	0	0	0	1	0	1												
Jose Valdivielso, R OBP: 0.298, SLG: 0.276 (1, 6)										0	0	0	0	0	0	0												
Jack Kralick, L OBP: 0.200, SLG: 0.077 Dan Dobbek, L OBP: 0.316, SLG: 0.392 (1, 1) (5, PH) (5, 8)										0	0	0	0	0	0	0												
<b>Inning Stats</b>	R: 0 E: 0 K: 1 S: 6	H: 1 LOB: 1 P: 6	R: 0 E: 0 K: 2 S: 7	H: 0 LOB: 0 BB: 0 P: 7	R: 1 E: 0 K: 0 S: 5	H: 2 LOB: 1 BB: 0 P: 5	R: 0 E: 0 K: 0 S: 3	H: 0 LOB: 0 BB: 0 P: 4	R: 4 E: 1 K: 0 S: 7	H: 4 LOB: 1 BB: 1 P: 11	R: 0 E: 0 K: 1 S: 5	H: 0 LOB: 0 BB: 0 P: 5	R: 0 E: 0 K: 0 S: 2	H: 0 LOB: 0 BB: 1 P: 6	R: 0 E: 0 K: 0 S: 3	H: 0 LOB: 0 BB: 0 P: 3	R: 0 E: 0 K: 0 S: 3	H: 0 LOB: 1 P: 7	1B: 5 2B: 1 3B: 1 HR: 0	SF: 0 SAC: 0 DP: 0 HBP: 1	WP: 0 PB: 0 SB: 2 CS: 1	PA: 38						
<b>PITCHER</b>	IP	WLS	BF	H	R	ER	SO	BB	IBB	HBP	BLK	WP	HR	S	P	ERA	WHIP											
John Briggs, R ERA: 3.57 (1, 1)	4.0	L	18	5	3	3	3	0	0	1	0	0	0	0	23	24	6.75	1.250										
Bobby Locke, R ERA: 3.03 (5, 1)	1.0		6	2	2	2	0	0	1	0	0	0	0	5	9	18.00	2.000											
Barry Latman, R ERA: 4.38 (6, 1)	1.0		3	0	0	0	1	0	0	0	0	0	0	5	5	0.00	0.000											
Ted Bowsfield, L ERA: 4.91 (7, 1)	3.0		10	0	0	0	0	2	0	0	0	0	0	8	16	0.00	0.667											
<b>Batter</b>	<b>1</b>	<b>2</b>	<b>3</b>	<b>4</b>	<b>5</b>	<b>6</b>	<b>7</b>	<b>8</b>	<b>9</b>	<b>AB</b>	<b>R</b>	<b>H</b>	<b>RBI</b>	<b>BB</b>	<b>SO</b>	<b>LOB</b>	<b>BOTTOM</b>											
Johnny Temple, R OBP: 0.347, SLG: 0.342 (1, 4)	5-3		F9		G6-4-3		4-3			4	0	0	0	0	0	2	<b>Washington Senators @ Cleveland Indians</b> Cleveland Municipal Stadium, Cleveland, OH Sun Jul 17 1960, 3:38 AM EDT Att: 15,843 - Unknown <a href="http://livebaseballscorecards.com">livebaseballscorecards.com</a>											
Ken Aspromonte, R OBP: 0.369, SLG: 0.422 (1, 5)	G3									4	1	1	0	0	0	1												
Harvey Kuenn, R OBP: 0.380, SLG: 0.405 (1, 9)	6-3									4	0	1	0	0	0	0												
Vic Power, R OBP: 0.342, SLG: 0.422 (1, 3) (6, 6)										4	1	2	0	0	0	2												
Hank Foiles, R OBP: 0.392, SLG: 0.379 John Romano, R OBP: 0.320, SLG: 0.440 (1, 2) (8, PH) (9, 2)										3	1	2	1	0	0	2												
Tito Francona, L OBP: 0.375, SLG: 0.410 (1, 7)										1	0	0	0	0	0	1												
George Strickland, R OBP: 0.200, SLG: 0.194 Barry Latman, R OBP: 0.231, SLG: 0.167 Chuck Tanner, L OBP: 0.417, SLG: 0.400 Ted Bowsfield, R OBP: 0.200, SLG: 0.143 Jim Piersall, R OBP: 0.332, SLG: 0.463 (1, 6) (6, 1) (6, PH) (7, 1) (9, PH)										2	0	0	0	0	0	2												
Bubba Phillips, R OBP: 0.258, SLG: 0.301 Marty Keough, L OBP: 0.315, SLG: 0.341 (1, 8) (5, PH) (6, 8)										1	0	0	0	0	0	0												
John Briggs, R OBP: 0.125, SLG: 0.125 Bobby Locke, R OBP: 0.429, SLG: 0.417 Bob Hale, L OBP: 0.279, SLG: 0.342 (1, 1) (5, 1) (5, PH) (6, 3)										0	0	0	0	0	0	0												
<b>Inning Stats</b>	R: 0 E: 0 K: 0 S: 3	H: 0 LOB: 0 P: 3	R: 0 E: 1 K: 0 S: 4	H: 1 LOB: 1 BB: 0 P: 4	R: 0 E: 0 K: 0 S: 3	H: 0 LOB: 0 BB: 0 P: 3	R: 2 E: 1 K: 0 S: 6	H: 2 LOB: 1 BB: 0 P: 6	R: 0 E: 0 K: 0 S: 2	H: 0 LOB: 0 BB: 1 P: 6	R: 1 E: 0 K: 0 S: 6	H: 3 LOB: 2 BB: 0 P: 6	R: 0 E: 0 K: 0 S: 4	H: 1 LOB: 1 BB: 0 P: 4	R: 0 E: 0 K: 0 S: 4	H: 0 LOB: 0 BB: 0 P: 4		R: 0 E: 0 K: 0 S: 3	H: 0 LOB: 0 BB: 0 P: 3	1B: 6 2B: 2 3B: 0 HR: 0	SF: 0 SAC: 0 DP: 1 HBP: 0	WP: 0 PB: 0 SB: 0 CS: 0	PA: 36					
<b>PITCHER</b>	IP	WLS	BF	H	R	ER	SO	BB	IBB	HBP	BLK	WP	HR	S	P	ERA	WHIP											
Jack Kralick, L ERA: 2.44 Ray Moore, R ERA: 4.5 (1, 1) (5, 1)	4.0	W	20	5	1	1	0	1	0	0	0	0	0	19	23	1.80	1.200											



Batter	1	2	3	4	5	6	7	8	9	AB	R	H	RBI	BB	SO	LOB	TOP				
<b>Pete Whisenant, R</b> OBP: 0.354, SLG: 0.386 (1, 8) (8, 7)										4	0	0	0	0	0	3	<b>Washington Senators @ Detroit Tigers</b> Briggs Stadium, Detroit, MI Tue Jul 19 1960, 7:05 PM EDT Att: 29,022 - Unknown				
<b>Reno Bertoia, R</b> OBP: 0.351, SLG: 0.395 (1, 5) (8, 7)										4	1	1	0	0	0	0					
<b>Bob Allison, R</b> OBP: 0.393, SLG: 0.458 (1, 9) (8, 8)										4	0	1	2	0	1	0					
<b>Jim Lemon, R</b> OBP: 0.376, SLG: 0.541 (8, PR) (8, 7)										4	0	2	0	0	0	0					
<b>Dan Dobbek, L</b> OBP: 0.316, SLG: 0.392 (8, 7)										0	0	0	0	0	0	0					
<b>Billy Gardner, R</b> OBP: 0.346, SLG: 0.409 (1, 4) (8, 8)										4	1	1	1	0	0	3					
<b>Harmon Killebrew, R</b> OBP: 0.355, SLG: 0.429 (1, 3) (8, 7)										4	2	2	1	0	1	0					
<b>Earl Batley, R</b> OBP: 0.323, SLG: 0.397 (1, 2) (8, 7)										4	0	1	0	0	0	0					
<b>Jose Valdivielso, R</b> OBP: 0.297, SLG: 0.276 (1, 6) (8, 7)										4	1	1	1	0	0	1					
<b>Pedro Ramos, S</b> OBP: 0.128, SLG: 0.217 (1, 1) (8, 7)										3	0	0	0	0	2	3					
<b>Inning Stats</b>	R: 0 E: 0 K: 0 S: 3	H: 0 LOB: 0 BB: 0 P: 3	R: 1 E: 0 K: 1 S: 6	H: 1 LOB: 0 BB: 0 P: 6	R: 2 E: 0 K: 0 S: 7	H: 4 LOB: 2 BB: 0 P: 7	R: 1 E: 0 K: 1 S: 7	H: 2 LOB: 1 BB: 0 P: 7	R: 0 E: 0 K: 0 S: 3	H: 0 LOB: 0 BB: 0 P: 3	R: 1 E: 0 K: 1 S: 4	H: 1 LOB: 0 BB: 0 P: 4	R: 0 E: 0 K: 1 S: 5	H: 0 LOB: 1 BB: 0 P: 5	R: 0 E: 0 K: 0 S: 3	H: 0 LOB: 0 BB: 0 P: 3	1B: 5 2B: 2 3B: 0 HR: 2	SF: 0 SAC: 0 DP: 1 HBP: 0	WP: 0 PB: 0 CS: 1	PA: 36	
<b>PITCHER</b>	IP	WLS	BF	H	R	ER	SO	BB	IBB	HBP	BLK	WP	HR	S	P	ERA	WHIP				
<b>Don Mossi, L</b> ERA: 3.27 (1, 1)	3.0	L	16	7	4	4	1	0	0	0	0	0	1	18	18	12.00	2.3333				
<b>Phil Regan, R</b> ERA: 1.8 (4, 1)	5.0		16	2	1	1	3	0	0	0	0	0	1	22	22	1.80	0.4000				
<b>Clem Labine, R</b> ERA: 6.2 (9, 1)	1.0		3	0	0	0	0	0	0	0	0	0	0	3	3	0.00	0.0000				

Batter	1	2	3	4	5	6	7	8	9	AB	R	H	RBI	BB	SO	LOB	BOTTOM				
<b>Eddie Yost, R</b> OBP: 0.417, SLG: 0.372 (1, 5) (8, 7)										4	0	0	0	0	2	3	<b>Washington Senators @ Detroit Tigers</b> Briggs Stadium, Detroit, MI Tue Jul 19 1960, 7:05 PM EDT Att: 29,022 - Unknown				
<b>Frank Bolling, R</b> OBP: 0.299, SLG: 0.351 (1, 4) (8, 7)										3	0	0	0	1	1	0					
<b>Charlie Maxwell, L</b> OBP: 0.326, SLG: 0.450 (1, 7) (8, 7)										3	0	0	0	1	0	1					
<b>Norm Cash, L</b> OBP: 0.384, SLG: 0.482 (1, 3) (8, 7)										4	0	0	0	0	1	1					
<b>Al Kaline, R</b> OBP: 0.327, SLG: 0.387 (1, 8) (8, 7)										3	0	0	0	0	2	1					
<b>Rocky Colavito, R</b> OBP: 0.337, SLG: 0.515 (1, 9) (8, 7)										3	0	1	0	0	1	0					
<b>Lou Berberet, L</b> OBP: 0.302, SLG: 0.255 (1, 2) (8, 7)										1	0	0	0	1	0	0					
<b>Chico Fernandez, R</b> OBP: 0.321, SLG: 0.339 (1, 6) (8, 7)										3	0	0	0	0	1	3					
<b>Don Mossi, L</b> OBP: 0.277, SLG: 0.128 (1, 1) (8, 7)										1	0	0	0	0	1	0					
<b>Neil Christley, L</b> OBP: 0.307, SLG: 0.415 (8, PH) (8, 7)										1	0	0	0	0	0	2					
<b>Clem Labine, R</b> OBP: 0.500, SLG: 1.000 (9, 1) (8, 7)										0	0	0	0	0	0	0					
<b>Inning Stats</b>	R: 0 E: 0 K: 1 S: 4	H: 0 LOB: 1 BB: 1 P: 8	R: 0 E: 0 K: 1 S: 5	H: 0 LOB: 0 BB: 0 P: 5	R: 0 E: 0 K: 1 S: 4	H: 0 LOB: 0 BB: 0 P: 5	R: 0 E: 0 K: 2 S: 3	H: 0 LOB: 0 BB: 0 P: 3	R: 0 E: 0 K: 2 S: 7	H: 0 LOB: 1 BB: 1 P: 7	R: 0 E: 0 K: 2 S: 7	H: 0 LOB: 1 BB: 1 P: 11	R: 0 E: 0 K: 1 S: 5	H: 1 LOB: 2 BB: 1 P: 8	R: 0 E: 0 K: 1 S: 5	H: 0 LOB: 0 BB: 0 P: 5	1B: 1 2B: 0 3B: 0 HR: 0	SF: 0 SAC: 0 DP: 1 HBP: 1	WP: 0 PB: 0 CS: 1	PA: 31	
<b>PITCHER</b>	IP	WLS	BF	H	R	ER	SO	BB	IBB	HBP	BLK	WP	HR	S	P	ERA	WHIP				
<b>Pedro Ramos, R</b> ERA: 3.38 (1, 1)	9.0	W	31	1	0	0	9	4	0	1	0	0	0	44	61	0.00	0.556				






Batter	1	2	3	4	5	6	7	8	9	AB	R	H	RBI	BB	SO	LOB	TOP									
<b>Reno Bertoia, R</b> OBP: 0.353, SLG: 0.392	1-0 BB FC3-2 HBP	0-0 1-3			0-3 K		0-0 SH 3B	0-0 G3-6		4	1	1	0	0	1	1										
<b>Lenny Green, L</b> OBP: 0.333, SLG: 0.369	4-0 FC3-2 2B BB		0-3 K		0-0 6-3		0-0 SH 3B		0-0 L8	3	2	0	0	1	1	0										
<b>Dan Dobbek, L</b> OBP: 0.323, SLG: 0.402	4-0 FC3-2 2B BB		0-0 L8			4-0 2B BB	0-0 1B 3B		0-0 F9	3	3	1	2	2	0	0										
<b>Julio Becquer, L</b> OBP: 0.257, SLG: 0.371	0-0 FC3-2 2B		0-0 FC6 1B			0-0 1B 2B	0-0 G3		0-0 G3	5	2	2	1	0	0	4										
<b>Faye Throneberry, L</b> OBP: 0.351, SLG: 0.360	0-0		0-0 FC6			0-0 FC6-4 BB 1B	0-0 FC9-6 1B			4	0	3	5	0	0	1										
<b>Bob Allison, R</b> OBP: 0.350, SLG: 0.458	1-1 2-H 2-H 3-H 2B		1-2			3-H 1B	3-H 1B			0	0	0	0	0	0	0										
<b>Billy Gardner, R</b> OBP: 0.345, SLG: 0.406	0-3 K				0-0 F3		0-0 FC9-6 BB			3	0	0	0	1	1	2										
<b>Earl Batley, R</b> OBP: 0.318, SLG: 0.390	0-3 K				0-0 F9		0-0 F7		0-0 FC5-4	4	0	0	0	0	1	4										
<b>Jose Valdivieso, R</b> OBP: 0.291, SLG: 0.269		0-0 6-3			0-0 F2		0-0 FC6-4		0-0 5-3	4	0	0	0	0	0	2										
<b>Hal Woodeshick, R</b> OBP: 0.095, SLG: 0.050		0-0 6-3					0-3 K		0-0	1	0	0	0	0	0	0										
<b>Don Lee, R</b> OBP: 0.238, SLG: 0.167		0-0 6-3					0-3 K			2	0	0	0	0	2	2										
<b>Ray Moore, R</b> OBP: 0.100, SLG: 0.100									0-0 G3-6 1B	1	0	1	0	0	0	0										
<b>Inning Stats</b>	R: 3 E: 0 K: 2 S: 8	H: 1 LOB: 1 BB: 2 P: 17	R: 0 E: 0 K: 0 S: 3	H: 0 LOB: 0 BB: 0 P: 3	R: 0 E: 0 K: 1 S: 6	H: 1 LOB: 1 BB: 0 P: 6	R: 0 E: 0 K: 0 S: 3	H: 0 LOB: 0 BB: 0 P: 3	R: 0 E: 0 K: 2 S: 7	H: 0 LOB: 0 BB: 0 P: 7	R: 2 E: 0 K: 1 S: 7	H: 2 LOB: 2 BB: 2 P: 15	R: 3 E: 1 K: 0 S: 7	H: 3 LOB: 1 BB: 0 P: 7	R: 0 E: 0 K: 0 S: 3	H: 1 LOB: 0 BB: 0 P: 3	R: 0 E: 0 K: 0 S: 3	H: 0 LOB: 0 BB: 0 P: 3	1B: 5 2B: 2 3B: 1 HR: 0	SF: 0 SAC: 1 DP: 1 HBP: 1	WP: 0 PB: 0 SB: 0 CS: 0	PA: 40				
<b>PITCHER</b>	IP	WLS	BF	H	R	ER	SO	BB	IBB	HBP	BLK	WP	HR	S	P	ERA	WHIP									
<b>Jim Bunning, R</b> ERA: 3.08	(1, 1)	6.0	L	30	6	8	7	6	4	0	1	0	0	0	37	54	10.50	1.667								
<b>Tom Morgan, R</b> ERA: 4.56	(7, 1)	0.0		0	0	0	0	0	0	0	0	0	0	0	0	0	∞	∞								
<b>Bob Bruce, R</b> ERA: 4.09	(8, 1)	2.0		6	1	0	0	0	0	0	0	0	0	6	6	0.00	0.500									

Washington Senators @ Detroit Tigers  
Briggs Stadium, Detroit, MI  
Wed Jul 20 1960, 4:33 AM EDT  
Att: 7,584 - Unknown


AB 34  
R 8  
H 8  
RBI 8  
BB 4  
SO 6  
LOB 16



Batter	1	2	3	4	5	6	7	8	9	AB	R	H	RBI	BB	SO	LOB	BOTTOM								
<b>Eddie Yost, R</b> OBP: 0.417, SLG: 0.386	0-0 F7		0-0 1B 2B	0-0 FC6			0-0 HR		0-0 F7	5	2	2	1	0	0	2									
<b>Frank Bolling, R</b> OBP: 0.298, SLG: 0.349	0-0 6-3		0-0 F8		0-0 E9 1B		0-3 K		0-0 F7	5	0	1	0	0	1	2									
<b>Charlie Maxwell, L</b> OBP: 0.328, SLG: 0.462	0-3 K		0-0 1B		0-0 F7		0-0 HR			4	1	2	2	0	1	1									
<b>Rocky Colavito, R</b> OBP: 0.339, SLG: 0.513		0-0 3B 1B	0-0 1-3		1-0 L6-4-3 HBP		0-0 P6			3	1	1	0	0	0	1									
<b>Al Kaline, R</b> OBP: 0.323, SLG: 0.381		0-0 L9		0-0 L6-3	0-0 L6-4-3			0-0 L8		4	0	0	0	0	0	3									
<b>Steve Bilko, R</b> OBP: 0.276, SLG: 0.376		0-0		4-0 2B 1B BB		0-3 K		0-0 P5		2	1	1	1	1	1	0									
<b>Norm Cash, L</b> OBP: 0.382, SLG: 0.479		1-H 3B		0-0 2B 1B BB		0-0 K		0-0 F2		1	0	0	0	0	0	0									
<b>Chico Fernandez, R</b> OBP: 0.320, SLG: 0.341		0-0 6-3		0-0 E 2B		0-0 5-3		0-0 F2		4	1	1	0	0	0	1									
<b>Red Wilson, R</b> OBP: 0.304, SLG: 0.275		0-0 5-3		0-3 K		0-3 K		4-0		3	0	0	0	0	2	3									
<b>Lou Berberet, L</b> OBP: 0.306, SLG: 0.255				0-0 K		0-0 K		0-0 BB		0	0	0	0	1	0	0									
<b>Jim Bunning, R</b> OBP: 0.217, SLG: 0.222	(1, 1)		0-0 1-3		0-0 E3		0-0 F5		0-3 K	2	0	1	1	0	0	0									
<b>Tom Morgan, R</b>	(7, 1)									0	0	0	0	0	0	0									
<b>Sandy Amoroso, L</b> OBP: 0.283, SLG: 0.200	(7, PH)				0-0 FC6 1B					1	0	0	0	0	0	0									
<b>Bob Bruce, R</b> OBP: 0.500, SLG: 0.300	(8, 1)				2-H 3-H					0	0	0	0	0	0	0									
<b>Neil Christley, L</b> OBP: 0.304, SLG: 0.411	(9, PH)									1	0	0	0	0	1	1									
<b>Inning Stats</b>	R: 0 E: 0 K: 1 S: 5	H: 0 LOB: 0 BB: 0 P: 5	R: 1 E: 0 K: 0 S: 5	H: 2 LOB: 1 BB: 0 P: 5	R: 1 E: 0 K: 0 S: 5	H: 2 LOB: 1 BB: 0 P: 5	R: 2 E: 1 K: 1 S: 7	H: 2 LOB: 1 BB: 1 P: 11	R: 0 E: 0 K: 2 S: 7	H: 0 LOB: 0 BB: 0 P: 7	R: 2 E: 0 K: 1 S: 7	H: 2 LOB: 0 BB: 0 P: 7	R: 0 E: 0 K: 0 S: 3	H: 0 LOB: 0 BB: 0 P: 3	R: 0 E: 0 K: 1 S: 5	H: 0 LOB: 1 BB: 1 P: 9	1B: 4 2B: 2 3B: 1 HR: 2	SF: 0 SAC: 0 DP: 1 HBP: 1	WP: 0 PB: 0 SB: 0 CS: 0	PA: 38					
<b>PITCHER</b>	IP	WLS	BF	H	R	ER	SO	BB	IBB	HBP	BLK	WP	HR	S	P	ERA	WHIP								
<b>Hal Woodeshick, L</b> ERA: 4.7	(1, 1)	3.0	W	13	4	2	2	1	0	0	0	0	0	15	15	6.00	1.333								
<b>Don Lee, R</b> ERA: 4.95	(4, 1)	3.2		5	4	3	4	1	0	1	0	0	2	23	28	7.36	1.636								
<b>Ray Moore, R</b> ERA: 4.28	(7, 1)	2.1	S	8	0	0	0	1	1	0	0	0	0	9	13	0.00	0.429								

Washington Senators @ Detroit Tigers  
Briggs Stadium, Detroit, MI  
Wed Jul 20 1960, 4:33 AM EDT  
Att: 7,584 - Unknown

AB 35  
R 6  
H 9  
RBI 5  
BB 2  
SO 6  
LOB 14





Batter	1	2	3	4	5	6	7	8	9	AB	R	H	RBI	BB	SO	LOB	TOP					
Reno Bertola, R OBP: 0.355, SLG: 0.387 Rudy Hernandez, R (7, PH)	F3		F3					3-1		2	0	0	0	0	0	1	<b>Washington Senators @ Detroit Tigers</b> Briggs Stadium, Detroit, MI Thu Jul 21 1960, 4:33 AM EDT Att: 6,251 - Unknown					
Faye Throneberry, L OBP: 0.347, SLG: 0.356 Chuck Stobbs, L (8, PH)							HBP			1	0	0	0	0	0	1						
Dan Dobbek, L OBP: 0.320, SLG: 0.397 (1, 8)	4-3		FC4-6				4-3			5	0	1	1	0	0	4						
Bob Allison, R OBP: 0.391, SLG: 0.454 Billy Conzolo, R OBP: 0.314, SLG: 0.308 Lenny Green, L OBP: 0.338, SLG: 0.375 (9, PH)				6-3			K			3	0	0	0	0	1	3						
Jim Lemon, R OBP: 0.376, SLG: 0.560 (1, 7)										5	2	2	2	0	1	3						
Billy Gardner, R OBP: 0.345, SLG: 0.405 (1, 4)		F7								5	1	2	0	0	0	2						
Harmon Killebrew, R OBP: 0.359, SLG: 0.446 (1, 3) (7, 5)		P3								4	1	2	2	0	1	0						
Earl Batley, R OBP: 0.317, SLG: 0.385 (1, 2)										3	0	0	0	1	0	2						
Jose Valdivielso, R OBP: 0.293, SLG: 0.272 Elmer Valo, L OBP: 0.390, SLG: 0.290 (7, PH) (7, 9)										2	0	1	0	0	0	0						
Tex Clevenger, R OBP: 0.200, SLG: 0.200 Bill Fischer, R OBP: 0.238, SLG: 0.316 Julio Becquer, L OBP: 0.259, SLG: 0.369 (7, PH) (7, 3)										1	0	0	0	0	0	1						
<b>Inning Stats</b>	R: 0 E: 0 K: 0 S: 3	H: 0 LOB: 1 BB: 0 P: 4	R: 0 E: 0 K: 0 S: 3	H: 0 LOB: 0 BB: 0 P: 3	R: 0 E: 0 K: 1 S: 4	H: 1 LOB: 1 BB: 0 P: 4	R: 0 E: 0 K: 1 S: 7	H: 2 LOB: 2 BB: 0 P: 7	R: 0 E: 0 K: 0 S: 3	H: 0 LOB: 0 BB: 0 P: 4	R: 1 E: 0 K: 2 S: 8	H: 1 LOB: 0 BB: 0 P: 8	R: 1 E: 1 K: 0 S: 4	H: 0 LOB: 3 BB: 0 P: 6	R: 3 E: 0 K: 0 S: 6	H: 3 LOB: 1 BB: 0 P: 10	R: 0 E: 0 K: 0 S: 4	H: 2 LOB: 1 BB: 0 P: 4	1B: 6 2B: 0 3B: 0 HR: 3	SF: 0 SAC: 0 DP: 1 HBP: 4	WP: 0 PB: 0 SB: 1 CS: 0	PA: 41
<b>PITCHER</b>	IP	WLS	BF	H	R	ER	SO	BB	IBB	HBP	BLK	WP	HR	S	P	ERA	WHIP					
Frank Lary, R ERA: 3.56 Dave Sisler, R ERA: 2.99	7.0	W	33	7	5	4	3	0	0	4	0	0	3	35	39	5.14	1.000					

Batter	1	2	3	4	5	6	7	8	9	AB	R	H	RBI	BB	SO	LOB	BOTTOM				
Eddie Yost, R OBP: 0.418, SLG: 0.386 Ozzie Virgil, R OBP: 0.176, SLG: 0.235 (1, 5) (8, 5)	L8									3	1	1	1	1	1	0	<b>Washington Senators @ Detroit Tigers</b> Briggs Stadium, Detroit, MI Thu Jul 21 1960, 4:33 AM EDT Att: 6,251 - Unknown				
Al Kaline, R OBP: 0.325, SLG: 0.381 Steve Bilko, R OBP: 0.274, SLG: 0.373 Sandy Amoros, L OBP: 0.283, SLG: 0.200 (1, 8) (8, PH) (9, 8)										3	2	1	0	1	0	1					
Charlie Maxwell, L OBP: 0.330, SLG: 0.463 (1, 7)										4	1	2	2	0	2	0					
Norm Cash, L OBP: 0.394, SLG: 0.485 (1, 3)										2	2	2	1	2	0	0					
Rocky Colavito, R OBP: 0.341, SLG: 0.522 (1, 9)										3	1	1	3	1	0	3					
Frank Bolling, R OBP: 0.300, SLG: 0.354 (1, 4)										4	0	2	1	0	0	2					
Lou Berberet, L OBP: 0.299, SLG: 0.248 (1, 2)										4	0	0	0	0	0	3					
Chico Fernandez, R OBP: 0.319, SLG: 0.337 (1, 6)										3	1	0	0	1	1	2					
Frank Lary, R OBP: 0.222, SLG: 0.265 Dave Sisler, R OBP: 0.125, SLG: 0.125 (1, 1) (8, 1)										2	1	1	0	0	0	0					
<b>Inning Stats</b>	R: 0 E: 0 K: 1 S: 5	H: 0 LOB: 0 BB: 0 P: 5	R: 0 E: 0 K: 0 S: 4	H: 2 LOB: 1 BB: 0 P: 4	R: 3 E: 1 K: 1 S: 8	H: 3 LOB: 2 BB: 2 P: 16	R: 0 E: 0 K: 0 S: 3	H: 0 LOB: 0 BB: 0 P: 3	R: 4 E: 0 K: 1 S: 8	H: 3 LOB: 0 BB: 1 P: 12	R: 1 E: 0 K: 0 S: 3	H: 1 LOB: 0 BB: 1 P: 7	R: 1 E: 0 K: 1 S: 6	H: 1 LOB: 2 BB: 2 P: 14	R: 0 E: 0 K: 0 S: 3	H: 0 LOB: 0 BB: 0 P: 3		1B: 7 2B: 2 3B: 0 HR: 1	SF: 0 SAC: 1 DP: 1 HBP: 0	WP: 1 PB: 1 SB: 1 CS: 0	PA: 38
<b>PITCHER</b>	IP	WLS	BF	H	R	ER	SO	BB	IBB	HBP	BLK	WP	HR	S	P	ERA	WHIP				
Tex Clevenger, R ERA: 3.33 Bill Fischer, R ERA: 4.91 Rudy Hernandez, R ERA: 2.7 Chuck Stobbs, L ERA: 3.27	2.1	L	13	5	3	2	2	2	0	0	0	0	1	16	24	9.82	1.636				









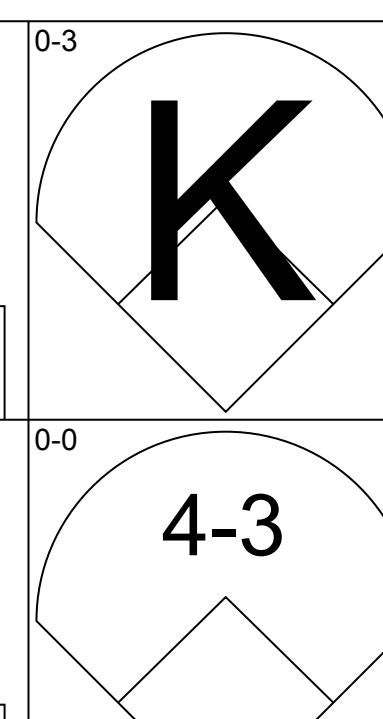
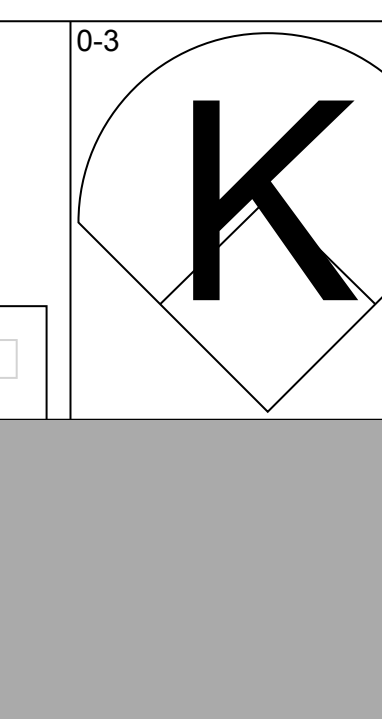
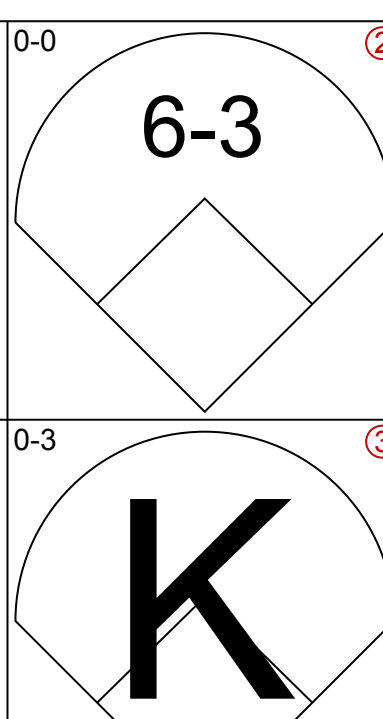
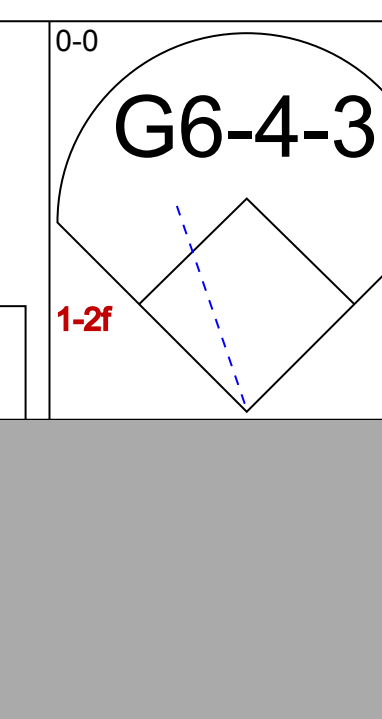
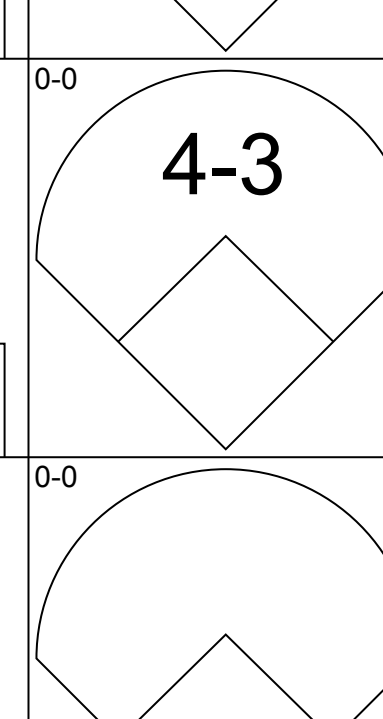
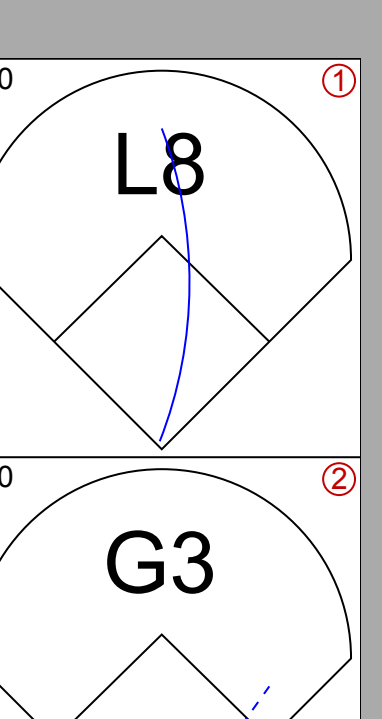

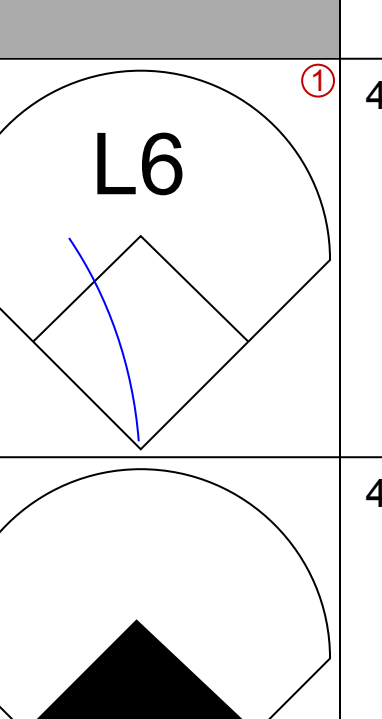
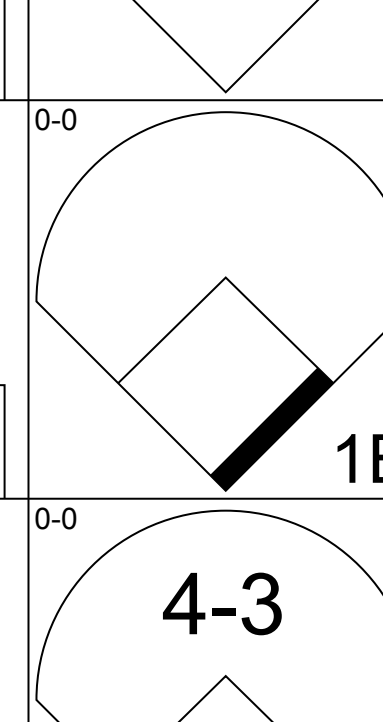
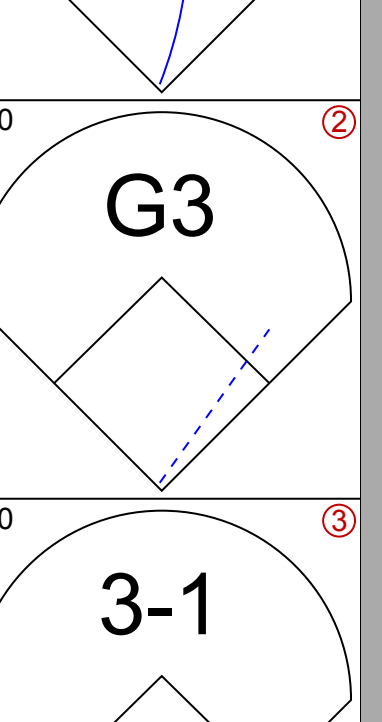
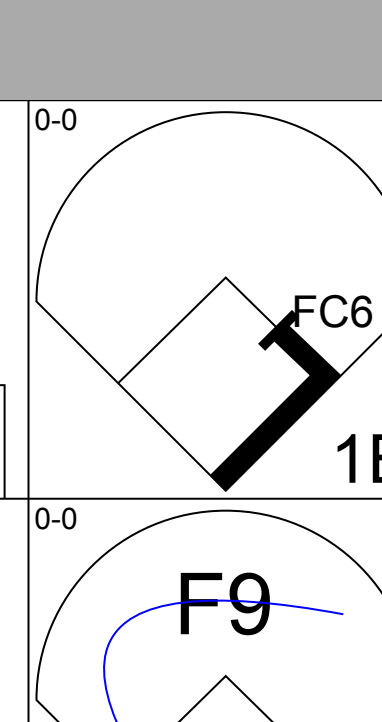
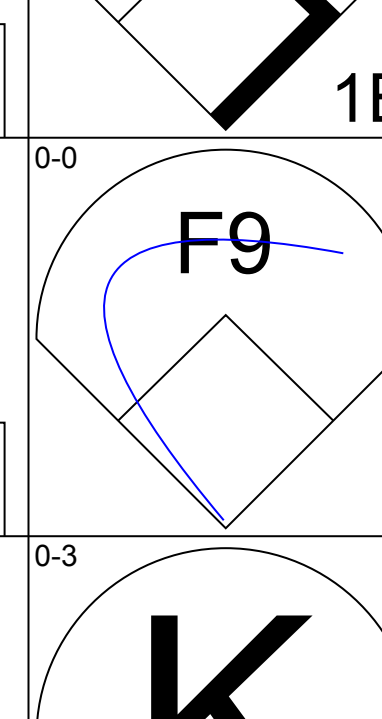
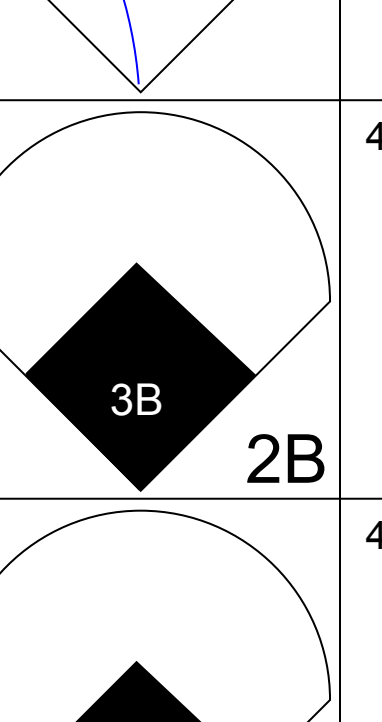
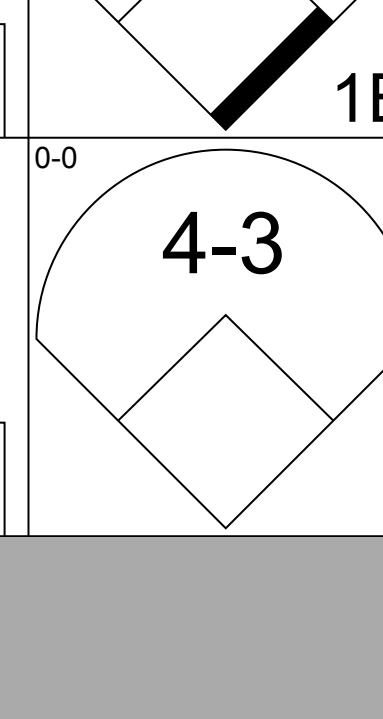
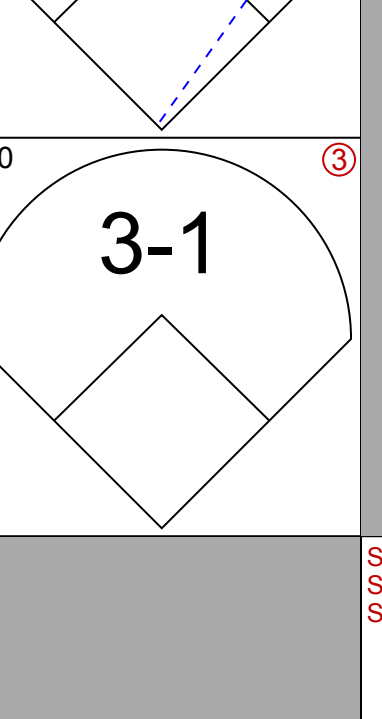
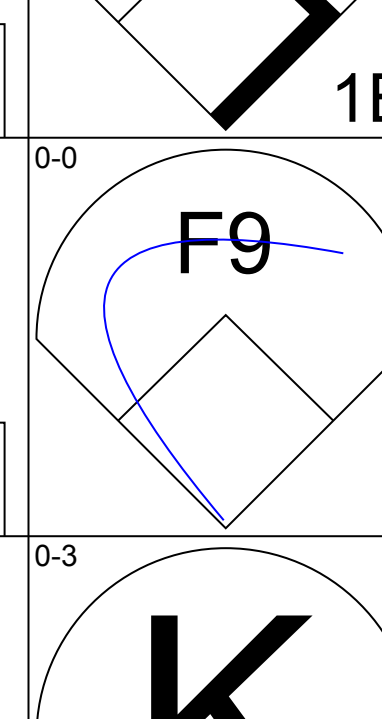
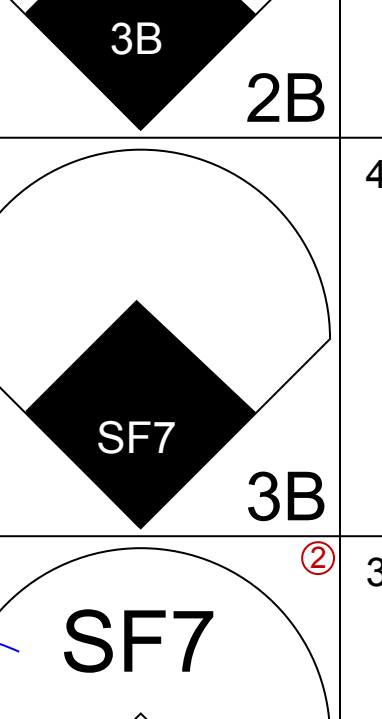
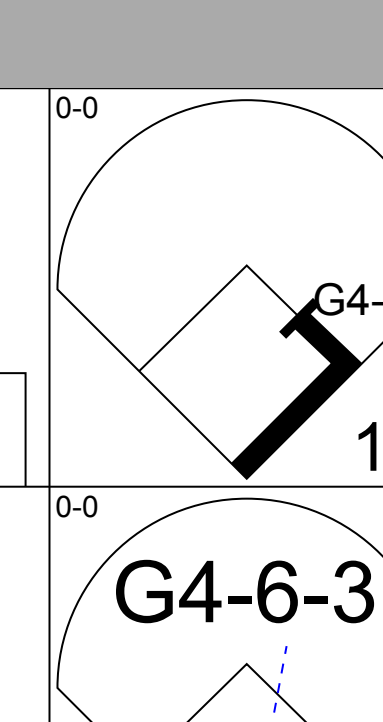
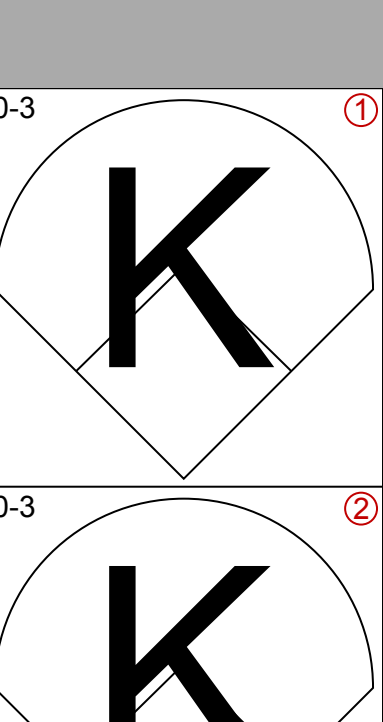
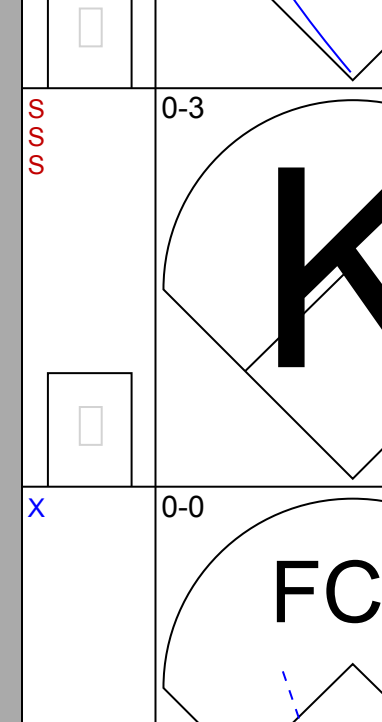
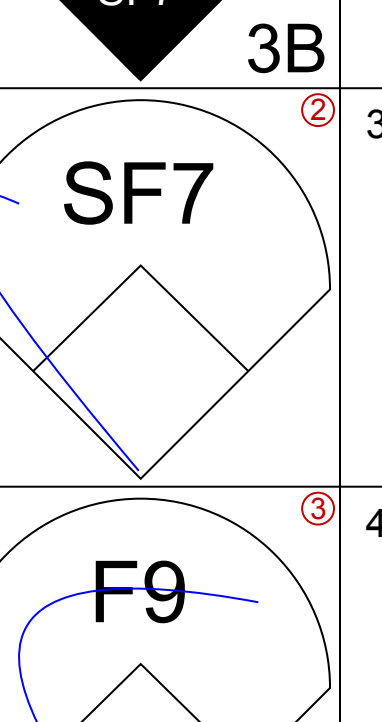
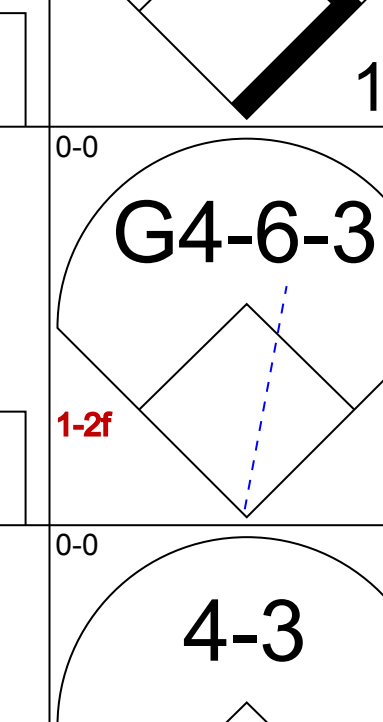
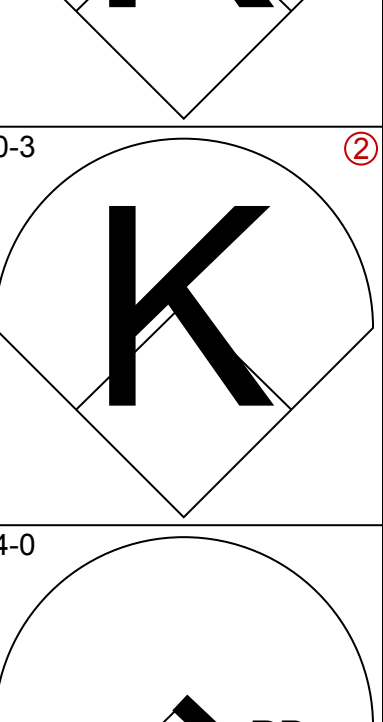
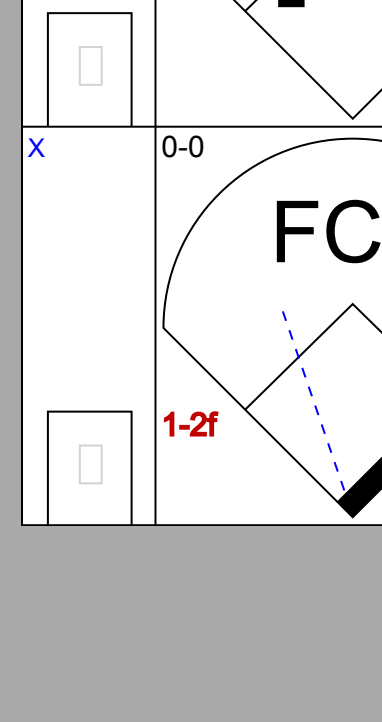
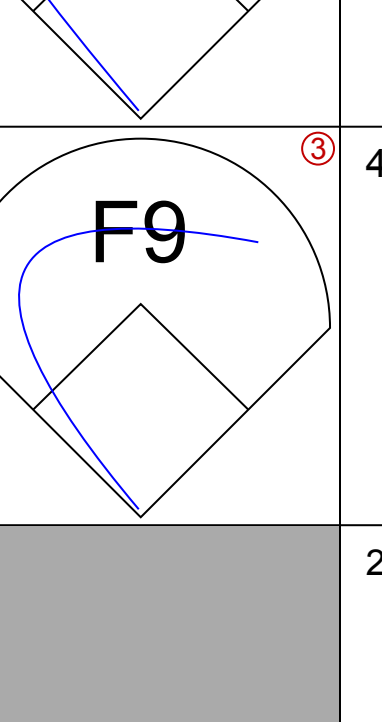
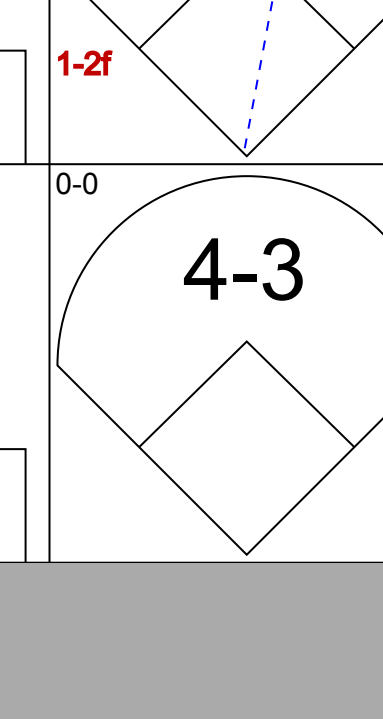
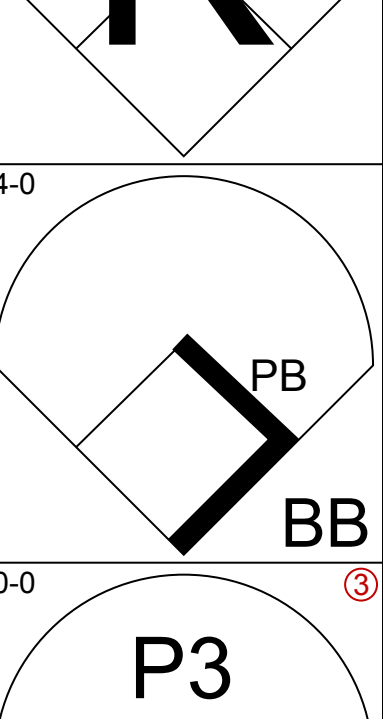
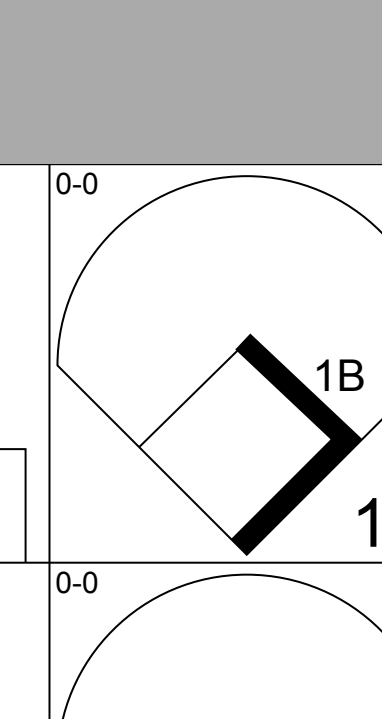
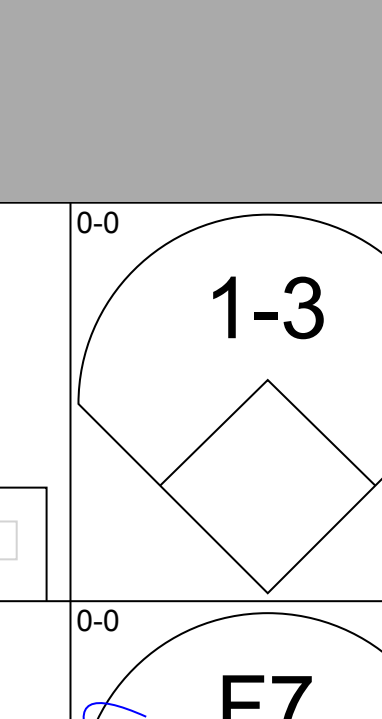
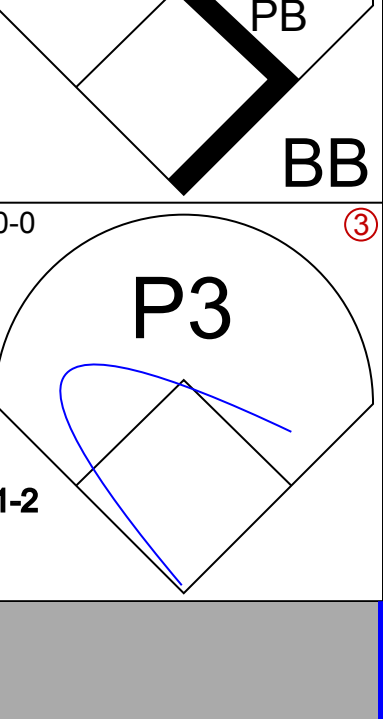
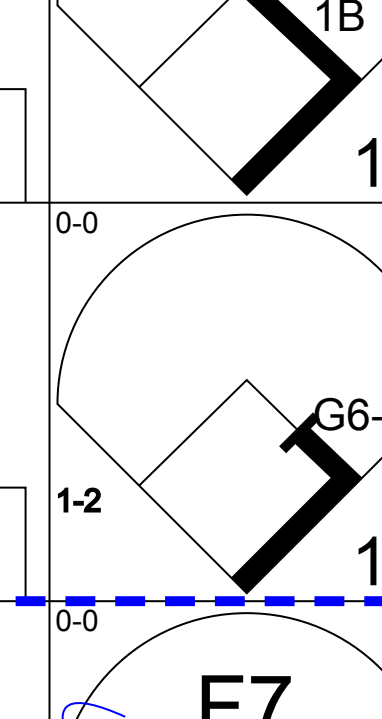
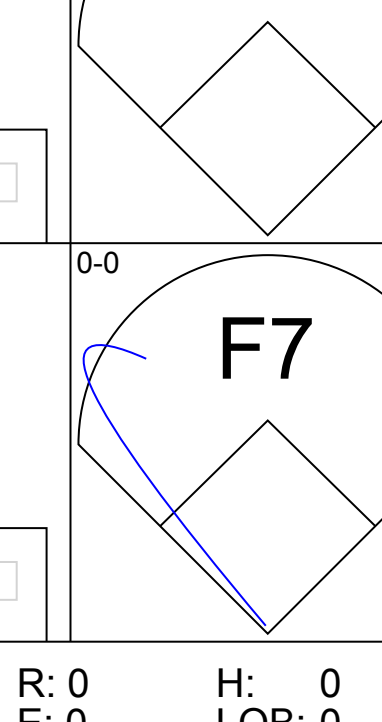
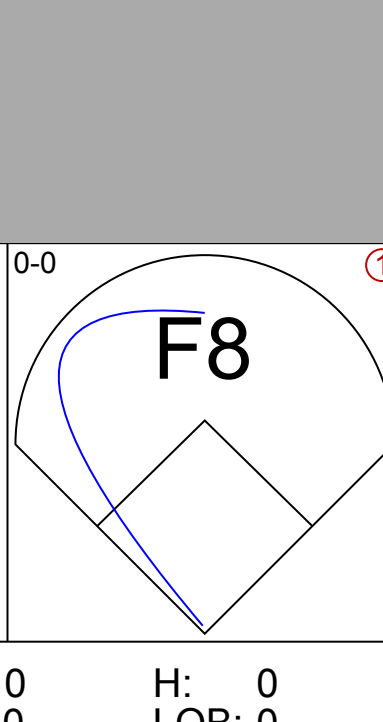
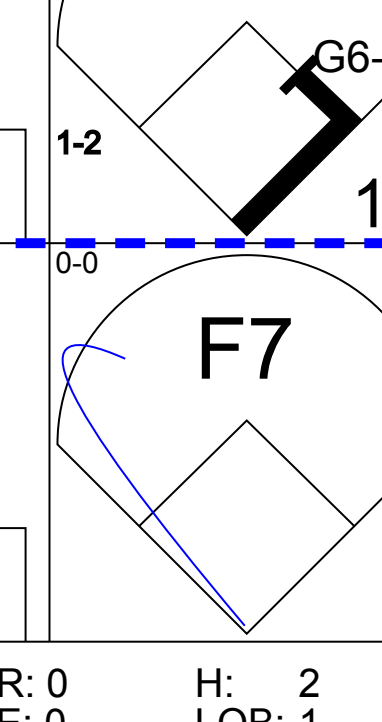


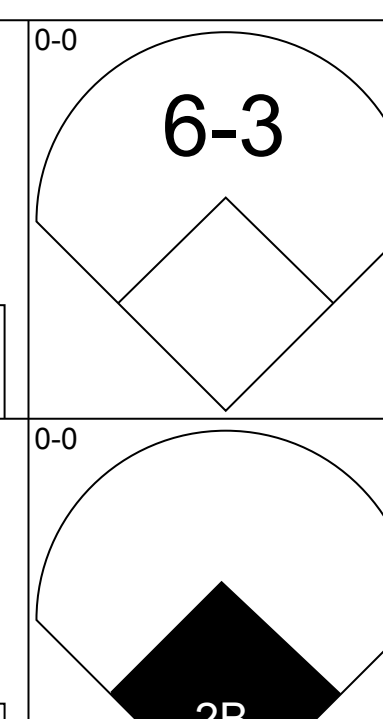
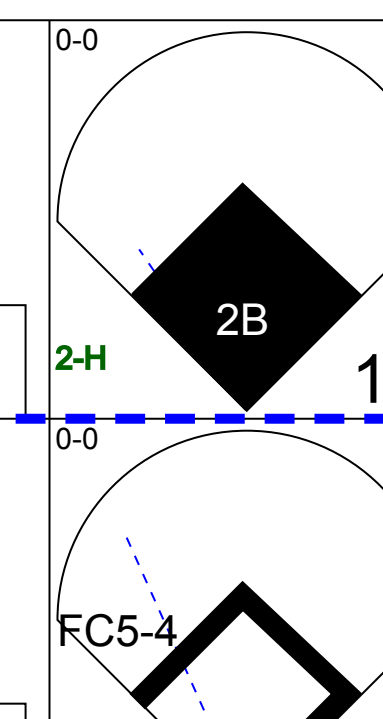
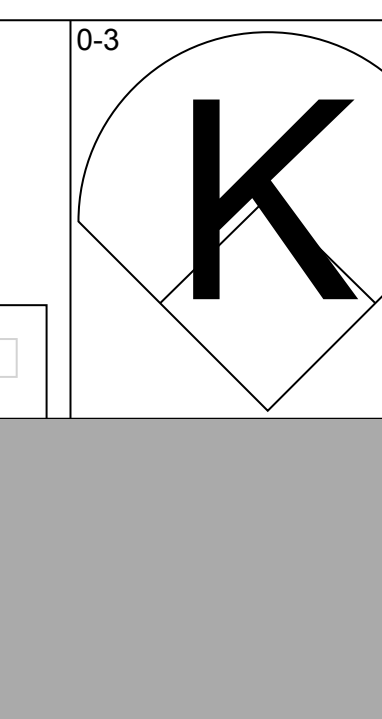
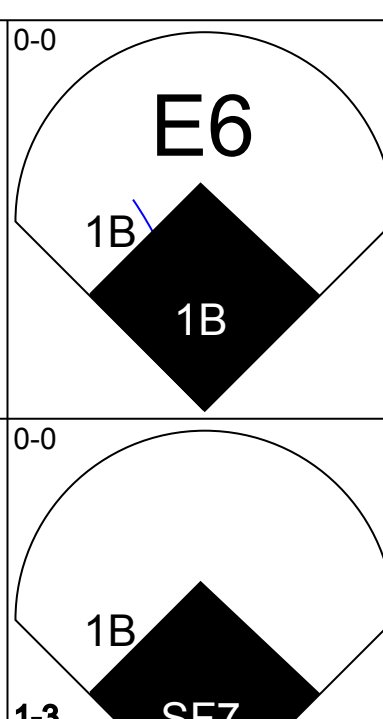
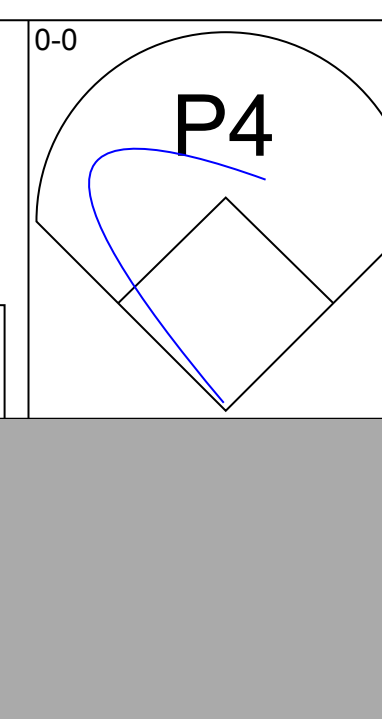
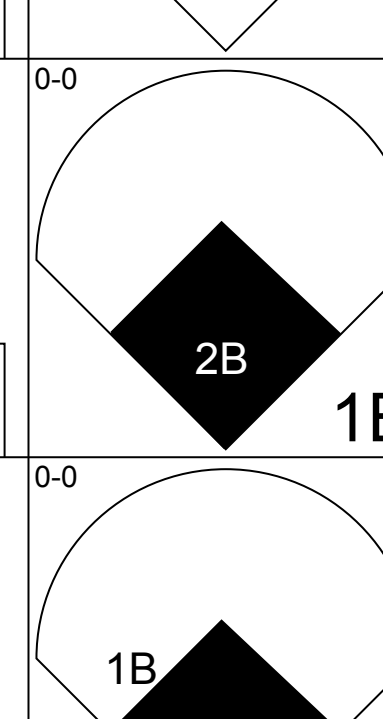
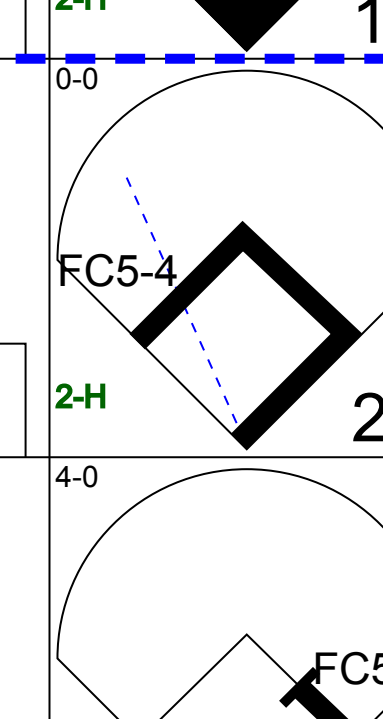
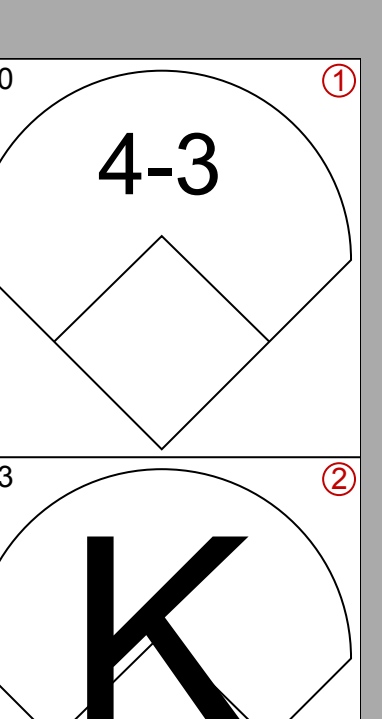
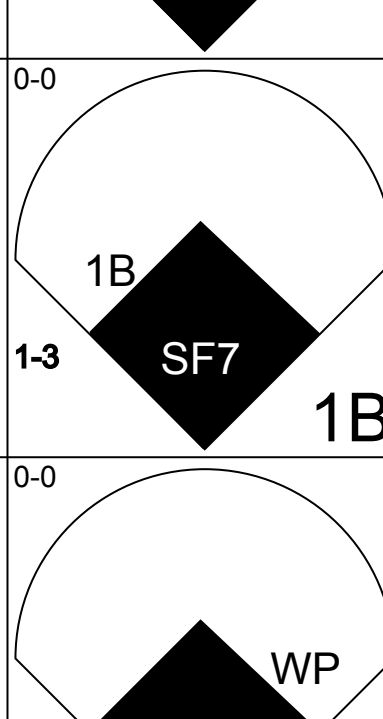

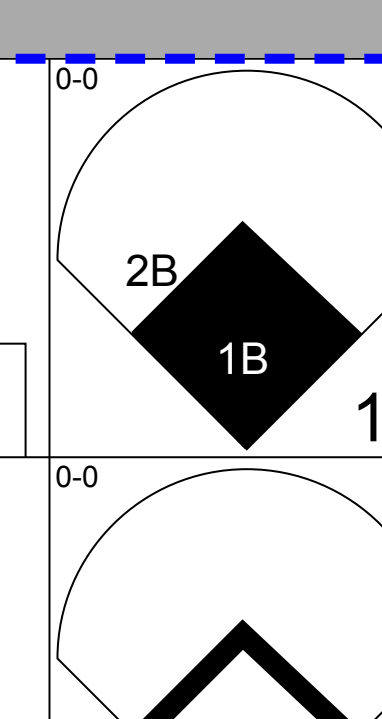
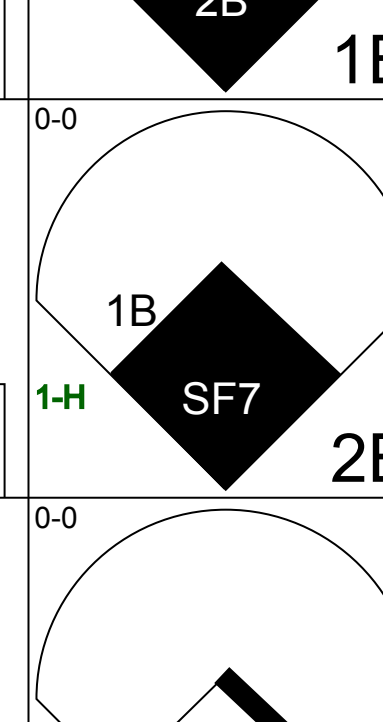
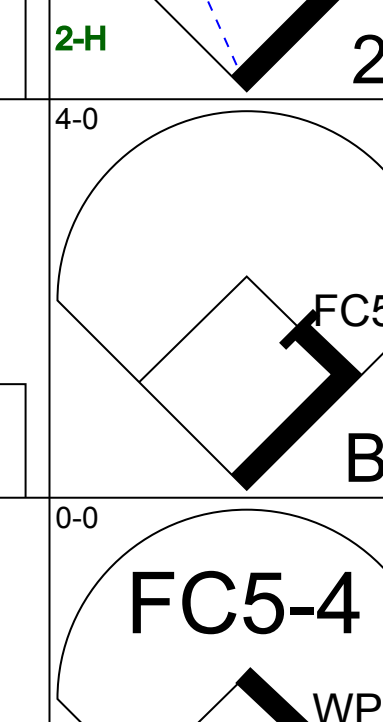
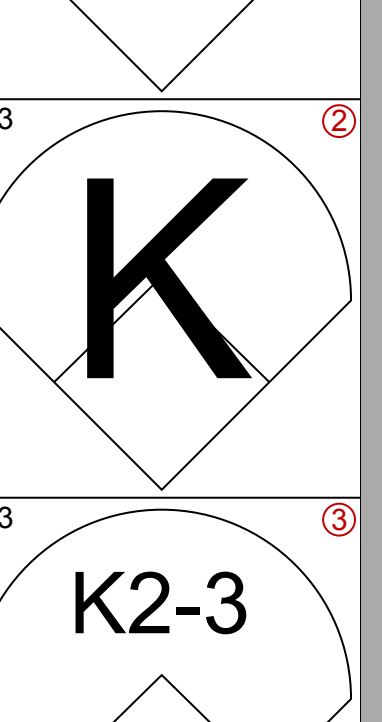
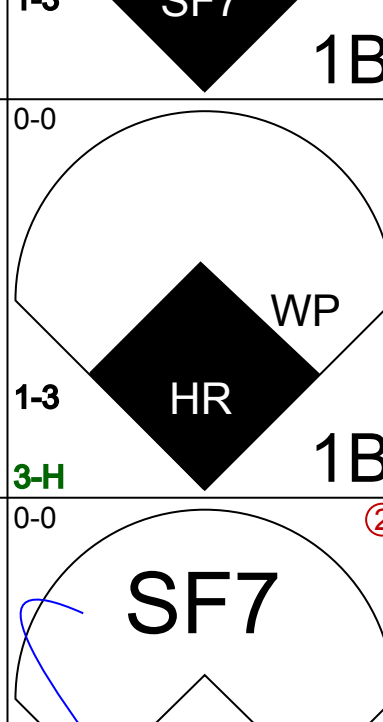

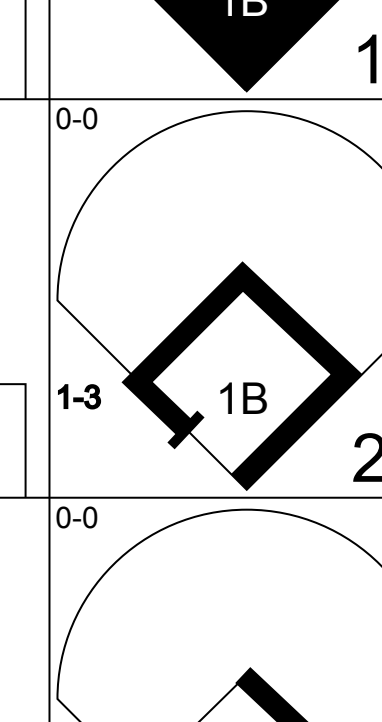
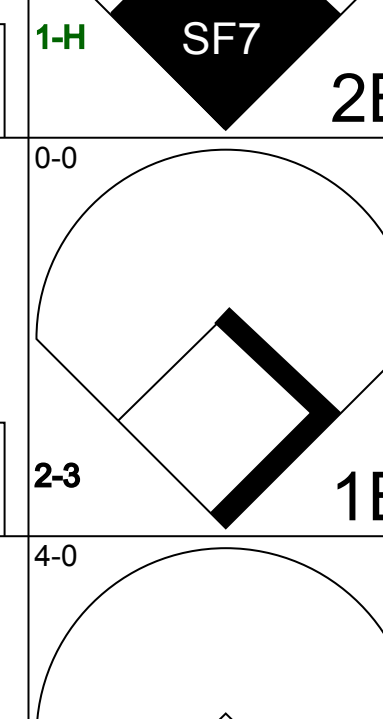
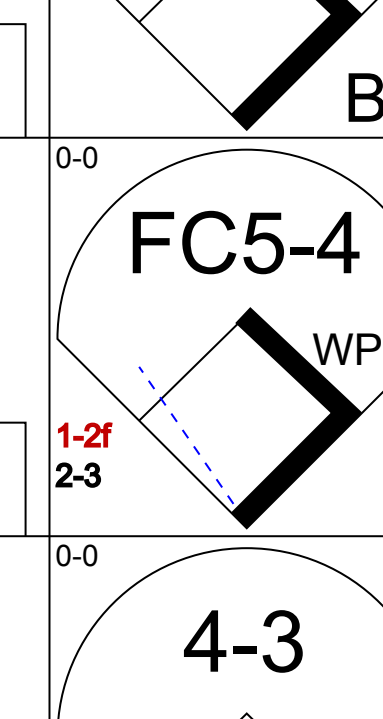
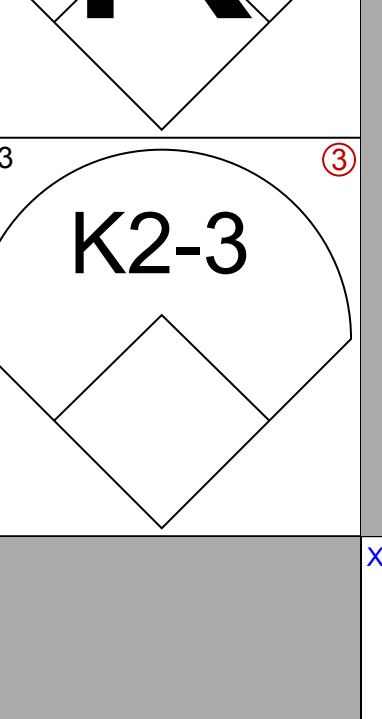
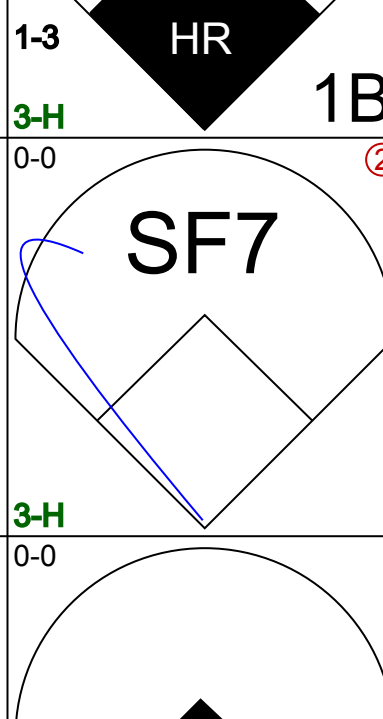
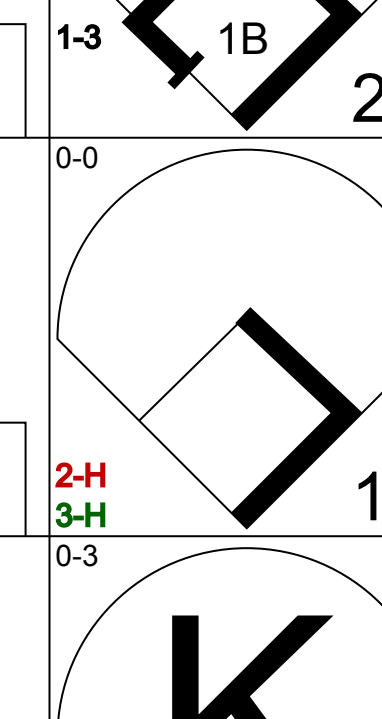
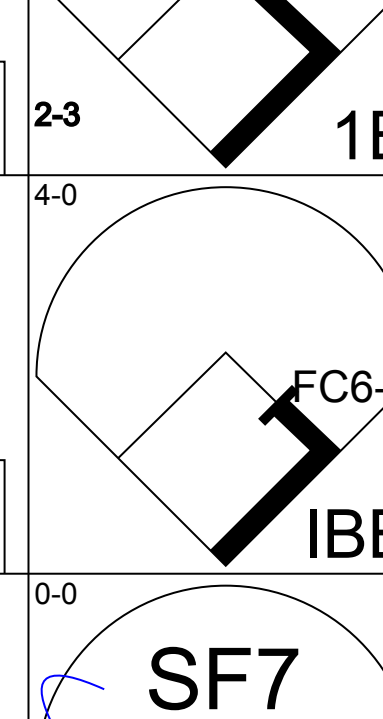
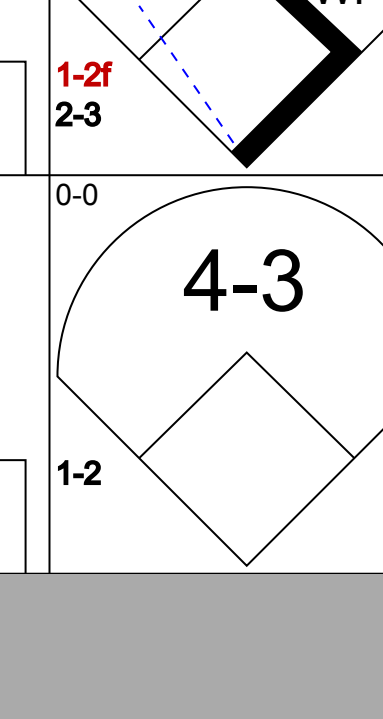
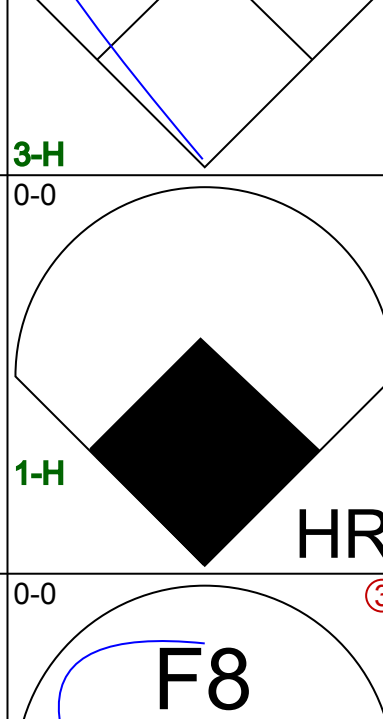
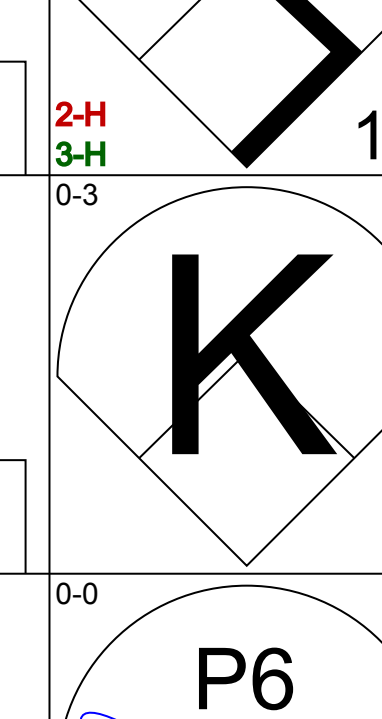
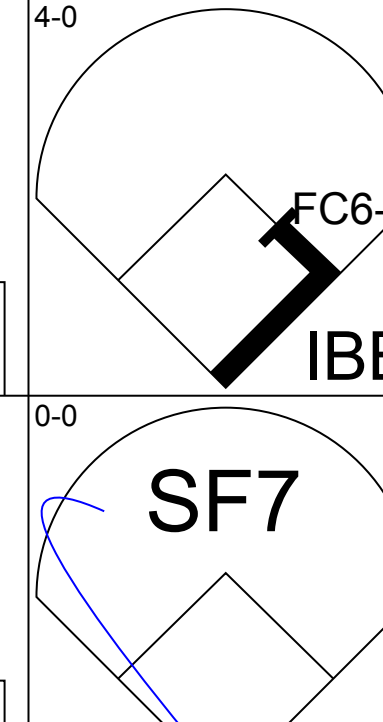
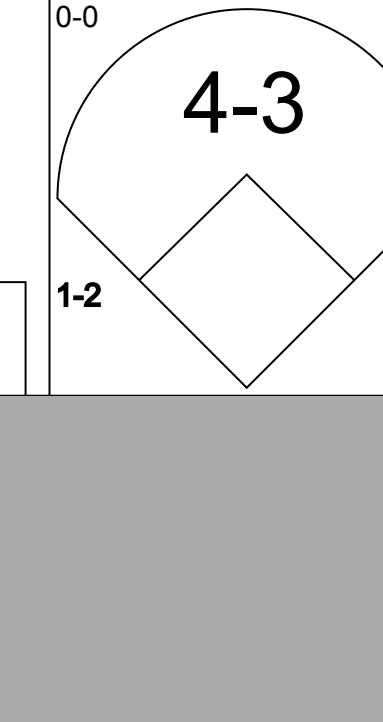
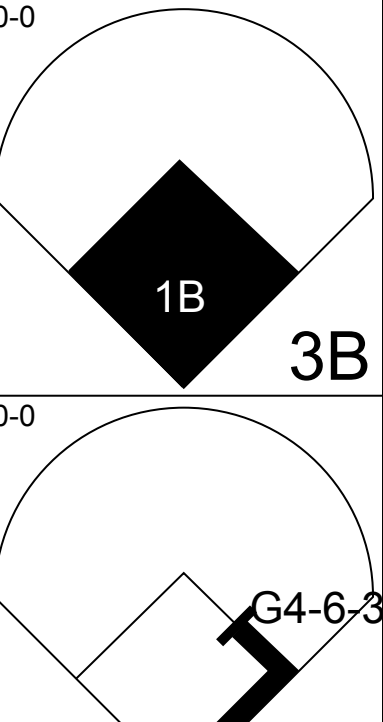
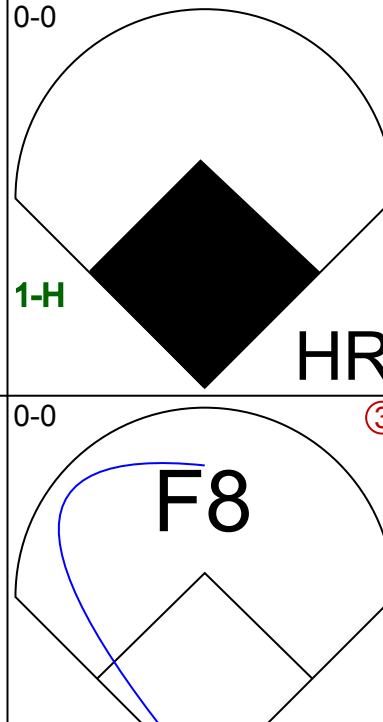
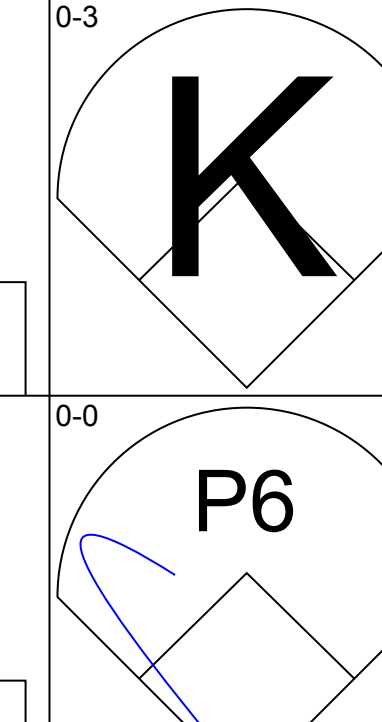
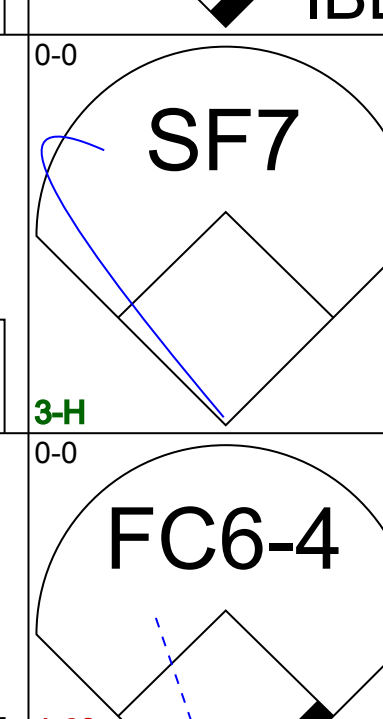
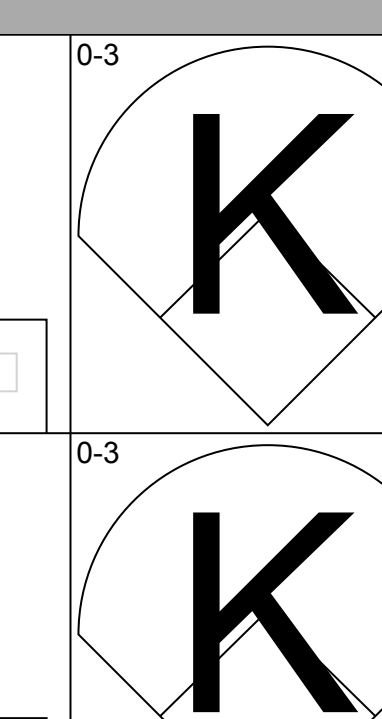
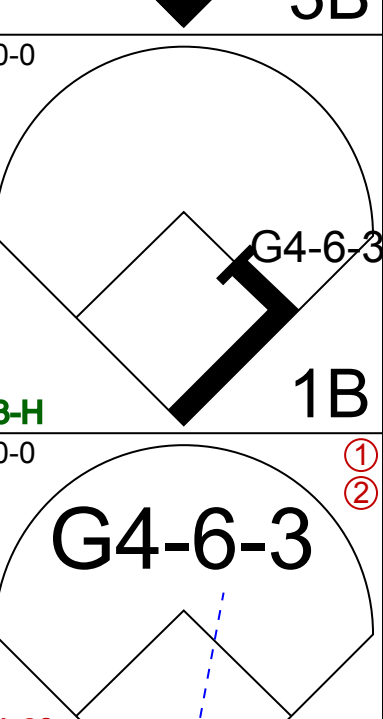
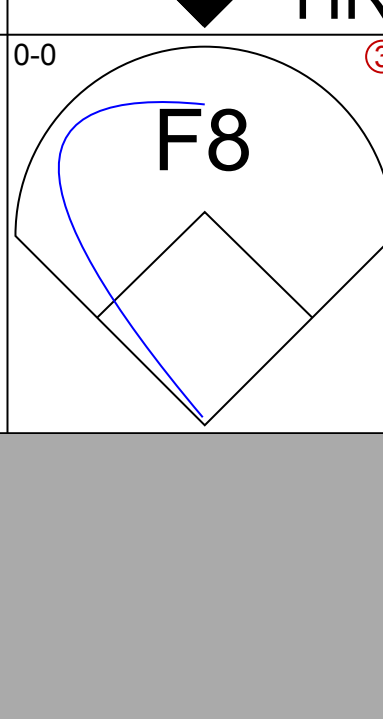
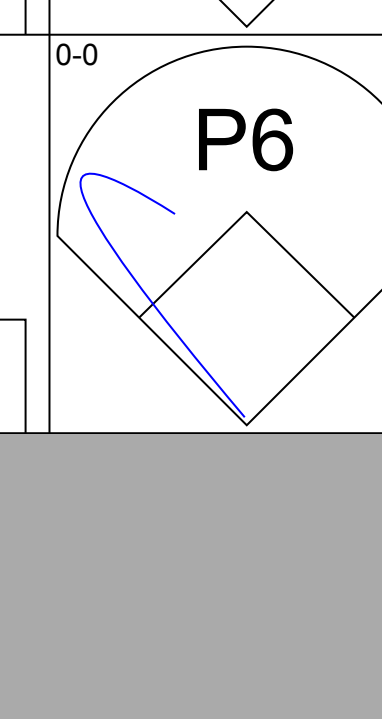
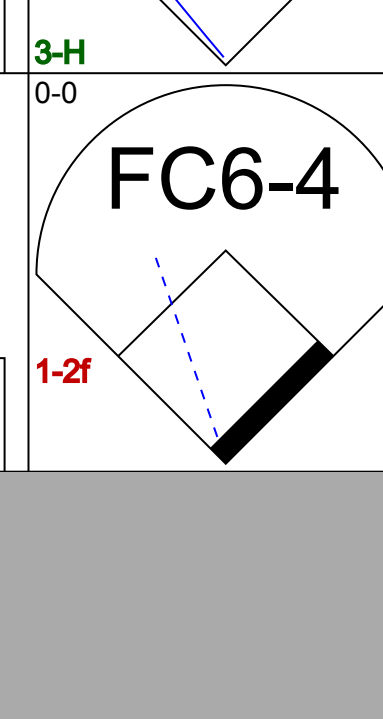
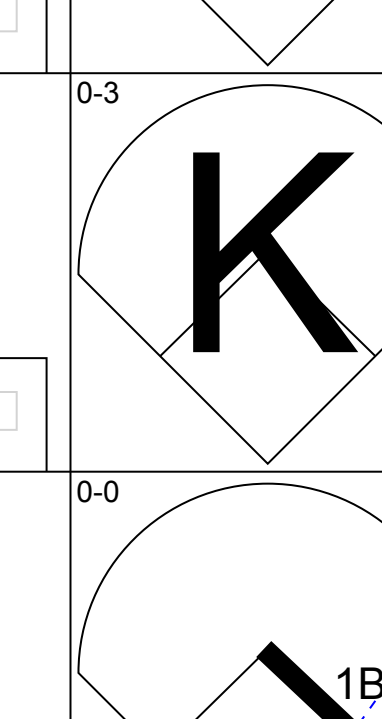
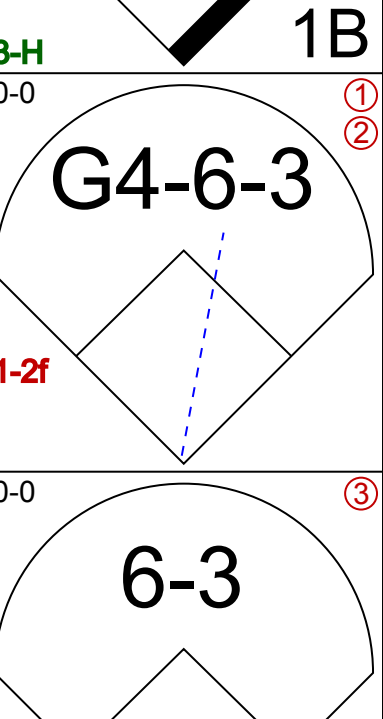
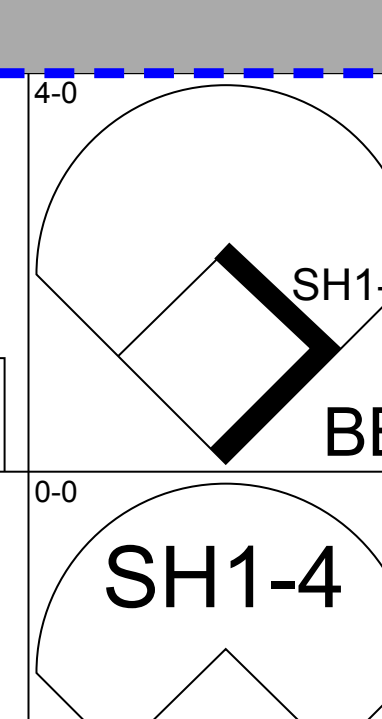
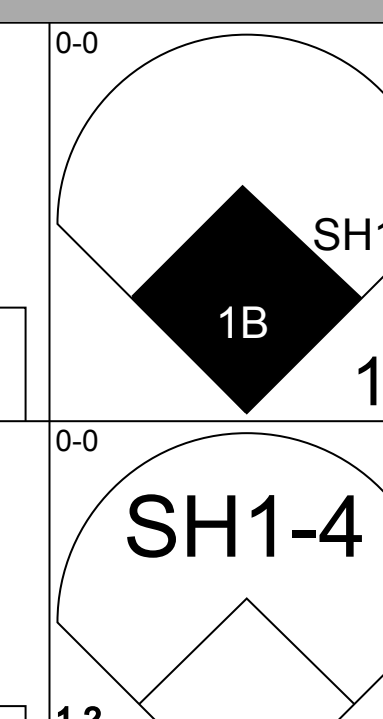
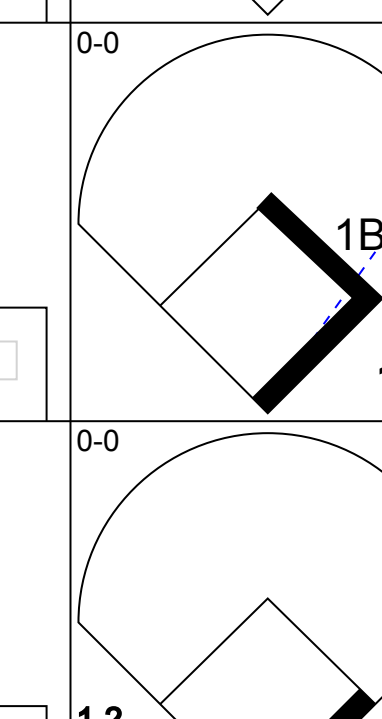
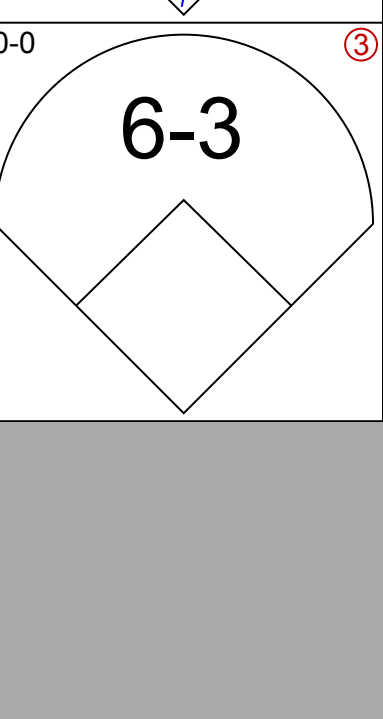
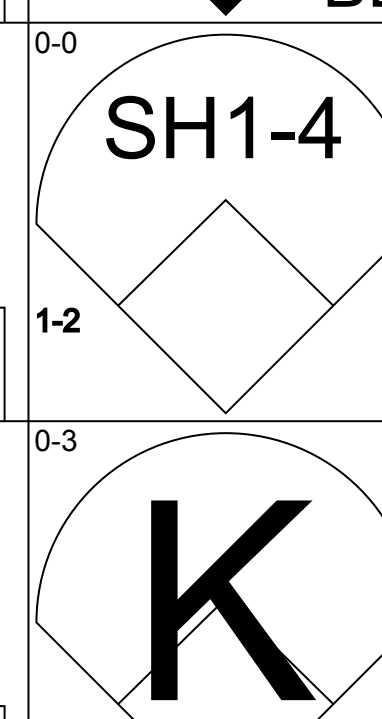
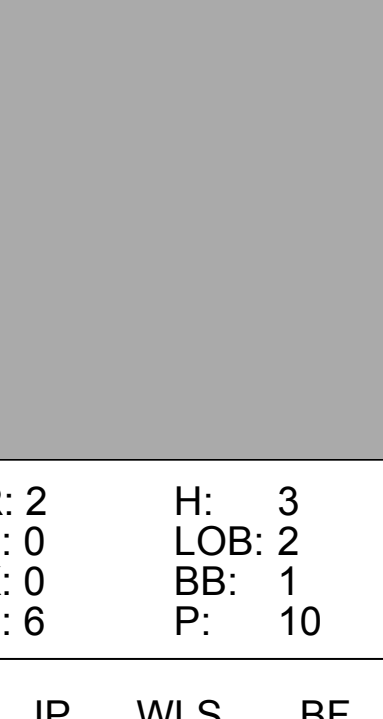
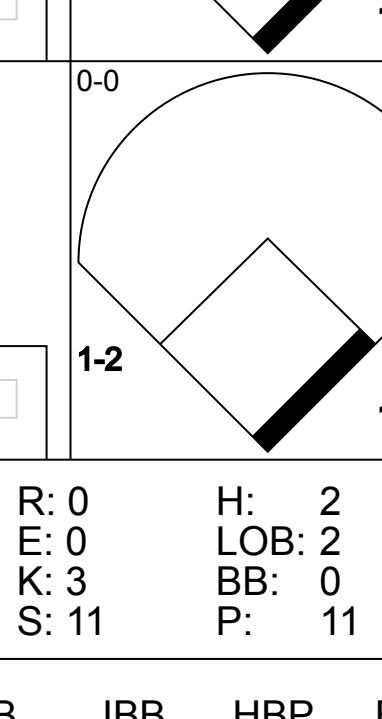
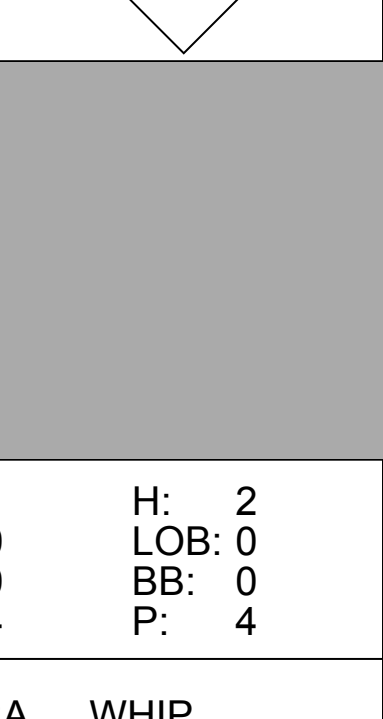
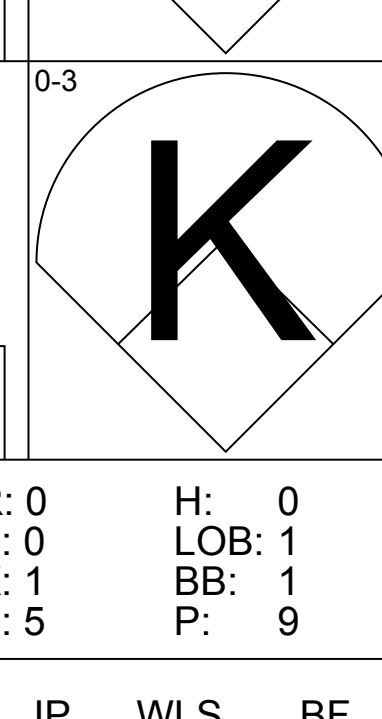


Batter	1	2	3	4	5	6	7	8	9	AB	R	H	RBI	BB	SO	LOB	TOP										
Bill Tuttle, R OBP: 0.322, SLG: 0.311 (1, 8)										5	1	1	0	0	1	0	<b>Kansas City Athletics @ Washington Senators</b> <b>Griffith Stadium, Washington, DC</b> Sun Jul 24 1960, 3:33 AM EDT Unknown										
Jerry Lumpe, L OBP: 0.327, SLG: 0.370 (1, 4)										3	0	0	0	1	0	0											
Whitey Herzog, L OBP: 0.369, SLG: 0.433 Hank Bauer, R OBP: 0.333, SLG: 0.406 Ken Hamlin, R OBP: 0.269, SLG: 0.240 (1, 9) (7, PH) (7, FR) (7, 6)										3	0	0	0	0	0	0											
Norm Siebern, L OBP: 0.389, SLG: 0.505 (1, 7)										3	1	2	0	1	1	0											
Dick Williams, R OBP: 0.339, SLG: 0.391 (1, 5)										4	1	1	0	0	0	1											
Mary Throneberry, L OBP: 0.269, SLG: 0.409 (1, 3)										4	0	0	0	0	0	4											
Pete Daley, R OBP: 0.329, SLG: 0.410 Danny Kravitz, L OBP: 0.299, SLG: 0.391 (1, 2) (7, PH) (7, 2)										2	0	0	0	0	2	2											
Bob Johnson, R OBP: 0.329, SLG: 0.232 Russ Snyder, L OBP: 0.326, SLG: 0.388 (1, 6) (7, PH) (7, 9)										2	0	1	0	0	0	2											
Ray Herbert, R OBP: 0.261, SLG: 0.150 Ken Johnson, R OBP: 0.200, SLG: 0.200 (1, 1) (8, 1)										3	1	1	1	0	1	1											
<b>Inning Stats</b>	R: 0 E: 0 K: 0 S: 3	H: 0 LOB: 0 BB: 0 P: 3	R: 0 E: 0 K: 1 S: 7	H: 2 LOB: 2 BB: 0 P: 7	R: 0 E: 0 K: 1 S: 5	H: 0 LOB: 0 BB: 0 P: 5	R: 0 E: 0 K: 1 S: 5	H: 0 LOB: 0 BB: 0 P: 5	R: 0 E: 0 K: 1 S: 6	H: 1 LOB: 1 BB: 0 P: 6	R: 0 E: 0 K: 0 S: 3	H: 0 LOB: 0 BB: 0 P: 3	R: 6 E: 4 K: 0 S: 8	H: 4 LOB: 1 BB: 2 P: 16	R: 0 E: 0 K: 1 S: 5	H: 0 LOB: 0 BB: 0 P: 5		R: 0 E: 0 K: 2 S: 7	H: 0 LOB: 0 BB: 0 P: 7	1B: 6 2B: 1 3B: 0 HR: 0	SF: 0 SAC: 0 DP: 0 HBP: 0	WP: 0 PB: 0 SB: 0 CS: 0	PA: 38				
<b>PITCHER</b>	IP	WLS	BF	H	R	ER	SO	BB	IBB	HBP	BLK	WP	HR	S	P	ERA	WHIP										
Tex Clevenger, R ERA: 3.04 (1, 1)	6.1	L	28	7	6	0	4	0	0	0	0	0	0	36	36	0.00	1.105										
Jack Kratlick, L ERA: 2.37 (7, 1)	1.2		6	0	0	0	1	1	1	0	0	0	0	6	14	0.00	0.600										
Rudy Hernandez, R ERA: 2.25 (9, 1)	1.0	S	3	0	0	0	2	0	0	0	0	0	0	7	7	0.00	0.000										

Batter	1	2	3	4	5	6	7	8	9	AB	R	H	RBI	BB	SO	LOB	BOTTOM										
Billy Gardner, R OBP: 0.346, SLG: 0.404 (1, 4)										4	0	1	0	0	0	1	<b>Kansas City Athletics @ Washington Senators</b> <b>Griffith Stadium, Washington, DC</b> Sun Jul 24 1960, 3:33 AM EDT Unknown										
Lenny Green, L OBP: 0.348, SLG: 0.379 Rudy Hernandez, R (1, 8) (9, 1)										3	0	2	0	1	0	0											
Dan Dobbek, L OBP: 0.307, SLG: 0.377 Billy Conzolo, R OBP: 0.314, SLG: 0.308 (1, 9) (9, 6)										4	0	0	0	0	1	5											
Julio Becquer, L OBP: 0.258, SLG: 0.369 (1, 3)										4	0	0	0	0	1	4											
Faye Throneberry, L OBP: 0.330, SLG: 0.337 (1, 7) (9, 8)										4	0	0	0	0	1	1											
Harmon Killebrew, R OBP: 0.365, SLG: 0.469 (1, 5)										4	2	2	0	0	1	0											
Earl Batley, R OBP: 0.325, SLG: 0.394 (1, 2)										4	1	1	0	0	0	1											
Jose Valdivielso, R OBP: 0.280, SLG: 0.259 Elmer Valo, L OBP: 0.409, SLG: 0.303 (1, 6) (8, PH) (9, 9)										2	0	0	0	0	0	0											
Tex Clevenger, R OBP: 0.250, SLG: 0.182 Jack Kratlick, L OBP: 0.200, SLG: 0.077 Jim Lemon, R OBP: 0.377, SLG: 0.564 (1, 1) (7, 1) (8, PH) (9, 7)										1	0	0	0	1	1	0											
<b>Inning Stats</b>	R: 0 E: 0 K: 0 S: 3	H: 0 LOB: 0 BB: 0 P: 3	R: 0 E: 0 K: 2 S: 7	H: 0 LOB: 0 BB: 0 P: 7	R: 0 E: 0 K: 0 S: 3	H: 0 LOB: 1 BB: 1 P: 7	R: 0 E: 0 K: 0 S: 2	H: 0 LOB: 0 BB: 1 P: 6	R: 0 E: 0 K: 0 S: 3	H: 0 LOB: 0 BB: 0 P: 3	R: 0 E: 0 K: 1 S: 5	H: 0 LOB: 0 BB: 0 P: 5	R: 0 E: 0 K: 1 S: 6	H: 1 LOB: 1 BB: 0 P: 6	R: 2 E: 0 K: 1 S: 10	H: 5 LOB: 3 BB: 0 P: 10		R: 1 E: 0 K: 0 S: 5	H: 2 LOB: 1 BB: 0 P: 5	1B: 6 2B: 2 3B: 0 HR: 0	SF: 0 SAC: 0 DP: 0 HBP: 0	WP: 0 PB: 0 SB: 0 CS: 1	PA: 36				
<b>PITCHER</b>	IP	WLS	BF	H	R	ER	SO	BB	IBB	HBP	BLK	WP	HR	S	P	ERA	WHIP										
Ray Herbert, R ERA: 3.5 (1, 1)	7.1	W	29	6	2	2	4	2	0	0	0	0	0	35	43	2.46	1.091										
Ken Johnson, R ERA: 4.11 (8, 1)	1.2	S	7	2	1	1	1	0	0	0	0	0	0	9	9	5.40	1.200										



Batter	1	2	3	4	5	6	7	8	9	AB	R	H	RBI	BB	SO	LOB	TOP															
Bill Tuttle, R OBP: 0.318, SLG: 0.307 (1, 8)										4	0	0	0	0	2	2	Kansas City Athletics @ Washington Senators Griffith Stadium, Washington, DC Sun Jul 24 1960, 3:38 AM EDT Att: 13,668 - Unknown															
Jerry Lumpe, L OBP: 0.323, SLG: 0.366 (1, 4)										4	0	0	0	0	1	0																
Russ Snyder, L OBP: 0.337, SLG: 0.402 (1, 9)										4	1	3	0	0	0	0																
Norm Siebern, L OBP: 0.388, SLG: 0.508 (1, 7)										4	1	1	1	0	0	2																
Dick Williams, R OBP: 0.338, SLG: 0.390 (1, 5)										3	0	1	1	0	2	1																
Danny Kravitz, L OBP: 0.284, SLG: 0.370 (1, 2)										4	0	0	0	0	1	2																
Mary Throneberry, L OBP: 0.275, SLG: 0.411 (1, 3)										2	0	1	0	1	0	0																
Bob Johnson, R OBP: 0.329, SLG: 0.236 (1, 6)										3	0	1	0	0	0	1																
Ned Garver, R OBP: 0.291, SLG: 0.182 (2, 1)										0	0	0	0	0	0	0																
Bob Davis, R OBP: 0.295, SLG: 0.225 (6, PH)										1	0	0	0	0	0	0																
Lou Kimchick, L OBP: 0.225, SLG: 0.111 (6, PH)										0	0	0	0	0	0	0																
Bob Trowbridge, R OBP: 0.215, SLG: 0.111 (7, 1)										0	0	0	0	0	0	0																
John Tsitouris, R OBP: 0.265, SLG: 0.431 (8, PH)										1	0	0	0	0	2	0																
Whitey Herzog, L OBP: 0.225, SLG: 0.250 (8, 1)										0	0	0	0	0	0	0																
Marty Kutyna, R OBP: 0.225, SLG: 0.250 (8, 1)										0	0	0	0	0	0	0																
<b>Inning Stats</b>	R: 0 E: 0 K: 1 S: 6	H: 1 LOB: 1 BB: 0 P: 6	R: 0 E: 0 K: 0 S: 3	H: 1 LOB: 0 BB: 0 P: 3	R: 0 E: 0 K: 1 S: 5	H: 0 LOB: 0 BB: 0 P: 5	R: 0 E: 0 K: 0 S: 3	H: 0 LOB: 1 BB: 0 P: 3	R: 0 E: 0 K: 2 S: 7	H: 0 LOB: 1 BB: 1 P: 11	R: 0 E: 0 K: 1 S: 5	H: 1 LOB: 1 BB: 0 P: 6	R: 0 E: 0 K: 0 S: 4	H: 2 LOB: 1 BB: 0 P: 4	R: 2 E: 0 K: 0 S: 5	H: 2 LOB: 0 BB: 0 P: 5	1B: 5 2B: 1 3B: 1 HR: 0	SF: 1 SAC: 0 DP: 2 HBP: 0	WP: 0 PB: 1 CS: 0	PA: 33												
<b>PITCHER</b>	IP WLS BF H R ER SO BB IBB HBP BLK WP HR S P ERA WHIP																															
Camilo Pascual, R ERA: 2.99 Ray Moore, R ERA: 4.3	(1, 1) (8, 1)	7.0 S	26 7	5 2	0 2	0 2	6 0	1 0	0 0	0 0	0 0	0 0	0 7	0 7	0.00 9.00	0.857 1.000																

Batter	1	2	3	4	5	6	7	8	9	AB	R	H	RBI	BB	SO	LOB	BOTTOM														
Billy Gardner, R OBP: 0.344, SLG: 0.401 (1, 4)										5	2	1	1	0	1	3	Kansas City Athletics @ Washington Senators Griffith Stadium, Washington, DC Sun Jul 24 1960, 3:38 AM EDT Att: 13,668 - Unknown														
Lenny Green, L OBP: 0.384, SLG: 0.405 (1, 8)										5	3	4	1	0	0	0															
Bob Allison, R OBP: 0.398, SLG: 0.464 (1, 9)										4	2	3	2	1	1	0															
Jim Lemon, R OBP: 0.377, SLG: 0.563 (8, PR)										4	0	2	2	0	1	2															
Pete Whisenant, R OBP: 0.345, SLG: 0.365 (9, 7)										0	0	0	0	0	0	0															
Julio Becquer, L OBP: 0.265, SLG: 0.392 (1, 3)										4	2	2	2	1	1	3															
Harmon Killebrew, R OBP: 0.362, SLG: 0.465 (1, 5)										4	0	1	2	0	1	1															
Earl Batley, R OBP: 0.324, SLG: 0.389 (1, 2)										3	0	0	0	1	1	3															
Jose Valdivielso, R OBP: 0.286, SLG: 0.266 (1, 6)										3	1	2	0	0	0	0															
Camilo Pascual, R OBP: 0.211, SLG: 0.250 Ray Moore, R OBP: 0.100, SLG: 0.100 (8, 1)										3	0	1	0	0	1	1															
<b>Inning Stats</b>	R: 2 E: 0 K: 0 S: 6	H: 3 LOB: 2 BB: 1 P: 10	R: 2 E: 0 K: 0 S: 6	H: 3 LOB: 1 BB: 1 P: 10	R: 0 E: 0 K: 3 S: 11	H: 2 LOB: 0 BB: 0 P: 11	R: 0 E: 0 K: 2 S: 7	H: 0 LOB: 0 BB: 0 P: 7	R: 1 E: 0 K: 0 S: 4	H: 2 LOB: 0 BB: 0 P: 4	R: 4 E: 1 K: 0 S: 7	H: 3 LOB: 0 BB: 0 P: 7	R: 0 E: 0 K: 1 S: 5	H: 0 LOB: 1 BB: 1 P: 9	R: 1 E: 0 K: 1 S: 7	H: 3 LOB: 1 BB: 0 P: 7	1B: 11 2B: 3 3B: 1 HR: 1	SF: 2 SAC: 2 DP: 1 HBP: 0	WP: 2 PB: 0 CS: 0	PA: 42											
<b>PITCHER</b>	IP WLS BF H R ER SO BB IBB HBP BLK WP HR S P ERA WHIP																														
Ned Garver, R ERA: 6.5 Bob Davis, R ERA: 1.8 Bob Trowbridge, R ERA: 4.61 John Tsitouris, R ERA: 5.4 Marty Kutyna, R ERA: 3.35	(1, 1) (2, 1) (6, 1) (7, 1) (8, 1)	1.1 3.2 1.0 1.0 1.0	10 16 7 4 5	5 1 3 0 4	4 1 4 0 1	4 1 0 0 1	0 1 0 0 0	0 0 0 0 0	0 1 1 0 0	0 0 0 0 0	0 1 1 0 0	0 25 7 7 9	0 29 7 9 7	0.00 2.46 0.00 0.00 9.00	3.750 1.636 3.000 1.000 3.000																



Batter	1	2	3	4	5	6	7	8	9	AB	R	H	RBI	BB	SO	LOB	TOP										
<b>Eddie Yost, R</b> OBP: 0.415, SLG: 0.391 (1, 5)										4	0	0	0	1	1	0	<b>Detroit Tigers @ Washington Senators</b> Griffith Stadium, Washington, DC Tue Jul 26 1960, 7:05 PM EDT Att: 11,613 - Unknown										
<b>Neil Christley, L</b> OBP: 0.295, SLG: 0.407 (1, 7)										5	1	1	0	0	0	3											
<b>Sandy Amoros, L</b> OBP: 0.277, SLG: 0.200 (9, PH)										4	0	1	0	0	0	1											
<b>Johnny Groth, R</b> OBP: 0.438, SLG: 0.357 (9, 8)										1	0	1	0	0	0	0											
<b>Rocky Colavito, R</b> OBP: 0.343, SLG: 0.526 (1, 9)										5	2	3	2	0	0	1											
<b>Norm Cash, L</b> OBP: 0.383, SLG: 0.451 (1, 3)										3	1	1	0	2	0	1											
<b>Frank Bolling, R</b> OBP: 0.309, SLG: 0.368 (1, 4)										4	1	1	1	0	0	3											
<b>Lou Berberet, L</b> OBP: 0.310, SLG: 0.259 (1, 2)										3	0	2	0	1	0	1											
<b>Chico Fernandez, R</b> OBP: 0.316, SLG: 0.343 (1, 6)										3	0	1	2	0	2	2											
<b>Frank Lary, R</b> OBP: 0.211, SLG: 0.250 (1, 1)										3	0	0	0	0	2	2											
<b>Clem Labine, R</b> OBP: 0.500, SLG: 1.000 (9, 1)										0	0	0	0	0	0	0											
<b>Inning Stats</b>	R: 0 E: 0 K: 0 S: 3	H: 0 LOB: 0 BB: 0 P: 3	R: 0 E: 0 K: 0 S: 3	H: 0 LOB: 1 BB: 1 P: 7	R: 0 E: 0 K: 1 S: 5	H: 0 LOB: 0 BB: 0 P: 5	R: 2 E: 0 K: 1 S: 7	H: 2 LOB: 2 BB: 2 P: 15	R: 0 E: 0 K: 1 S: 5	H: 0 LOB: 0 BB: 0 P: 5	R: 2 E: 1 K: 1 S: 9	H: 3 LOB: 2 BB: 0 P: 9	R: 0 E: 0 K: 1 S: 6	H: 2 LOB: 2 BB: 0 P: 6	R: 1 E: 0 K: 0 S: 6	H: 3 LOB: 3 BB: 1 P: 10	R: 0 E: 0 K: 0 S: 3	H: 1 LOB: 0 BB: 0 P: 3	1B: 9 2B: 1 3B: 0 HR: 1	SF: 1 SAC: 1 DP: 0 HBP: 0	WP: 0 PA: 42 PB: 0 SB: 0 CS: 1						
<b>PITCHER</b>	IP	WLS	BF	H	R	ER	SO	BB	IBB	HBP	BLK	WP	HR	S	P	ERA	WHIP										
<b>Pedro Ramos, R</b> ERA: 3.5 (1, 1)	7.1	L	35	10	5	4	5	2	1	0	0	0	1	42	54	4.91	1.636										
<b>Don Lee, R</b> ERA: 4.53 (8, 1)	0.2		3	0	0	0	0	1	0	0	0	0	0	2	6	0.00	1.500										
<b>Hal Woodeshick, L</b> ERA: 4.58 (9, 1)	1.0		3	1	0	0	0	0	0	0	0	0	0	3	3	0.00	1.000										

Batter	1	2	3	4	5	6	7	8	9	AB	R	H	RBI	BB	SO	LOB	BOTTOM										
<b>Reno Bertoia, R</b> OBP: 0.353, SLG: 0.395 (1, 5)										4	1	1	0	0	1	1	<b>Detroit Tigers @ Washington Senators</b> Griffith Stadium, Washington, DC Tue Jul 26 1960, 7:05 PM EDT Att: 11,613 - Unknown										
<b>Lenny Green, L</b> OBP: 0.354, SLG: 0.395 (1, 8)										3	0	0	1	0	0	1											
<b>Bob Allison, R</b> OBP: 0.324, SLG: 0.458 (1, 9)										4	1	0	0	0	2	1											
<b>Hal Woodeshick, R</b> OBP: 0.091, SLG: 0.048 (9, 1)										0	0	0	0	0	0	0											
<b>Jim Lemon, R</b> OBP: 0.376, SLG: 0.559 (1, 7)										4	0	1	0	0	1	1											
<b>Billy Gardner, R</b> OBP: 0.348, SLG: 0.411 (1, 4)										3	1	2	2	1	0	0											
<b>Harmon Killebrew, R</b> OBP: 0.364, SLG: 0.463 (1, 3)										3	0	1	0	1	1	3											
<b>Earl Batley, R</b> OBP: 0.324, SLG: 0.389 (1, 2)										3	0	1	0	0	0	2											
<b>Julio Becquer, L</b> OBP: 0.264, SLG: 0.391 (9, PH)										1	0	0	0	0	0	2											
<b>Jose Valdivielso, R</b> OBP: 0.284, SLG: 0.263 (1, 6)										2	0	0	0	0	1	0											
<b>Dan Dobbek, L</b> OBP: 0.305, SLG: 0.375 (7, PH)										1	0	0	0	0	0	1											
<b>Billy Consoletto, R</b> OBP: 0.314, SLG: 0.308 (8, 6)										0	0	0	0	0	0	0											
<b>Elmer Valo, L</b> OBP: 0.400, SLG: 0.294 (9, PH)										1	0	0	0	0	0	2											
<b>Pedro Ramos, S</b> OBP: 0.120, SLG: 0.204 (1, 1)										2	0	0	0	0	1	0											
<b>Don Lee, R</b> OBP: 0.238, SLG: 0.167 (8, 1)										0	0	0	0	0	0	0											
<b>Faye Throneberry, L</b> OBP: 0.337, SLG: 0.344 (8, PH)										1	0	1	0	0	0	0											
<b>Inning Stats</b>	R: 3 E: 1 K: 0 S: 6	H: 2 LOB: 1 BB: 1 P: 10	R: 0 E: 0 K: 0 S: 3	H: 0 LOB: 0 BB: 0 P: 3	R: 0 E: 0 K: 2 S: 7	H: 0 LOB: 0 BB: 0 P: 7	R: 0 E: 0 K: 0 S: 3	H: 1 LOB: 0 BB: 0 P: 3	R: 0 E: 0 K: 2 S: 7	H: 0 LOB: 0 BB: 0 P: 7	R: 0 E: 0 K: 1 S: 5	H: 0 LOB: 0 BB: 0 P: 5	R: 0 E: 0 K: 0 S: 3	H: 1 LOB: 1 BB: 1 P: 7	R: 0 E: 0 K: 1 S: 6	H: 1 LOB: 1 BB: 0 P: 6	R: 0 E: 0 K: 1 S: 7	H: 2 LOB: 2 BB: 0 P: 7	1B: 5 2B: 0 3B: 1 HR: 1	SF: 1 SAC: 0 DP: 2 HBP: 0	WP: 0 PA: 35 PB: 0 SB: 0 CS: 0						
<b>PITCHER</b>	IP	WLS	BF	H	R	ER	SO	BB	IBB	HBP	BLK	WP	HR	S	P	ERA	WHIP										
<b>Frank Lary, R</b> ERA: 3.43 (1, 1)	8.0	W	32	7	3	1	6	2	0	0	0	0	1	42	50	1.12	1.125										
<b>Clem Labine, R</b> ERA: 5.53 (9, 1)	1.0	S	3	0	0	0	1	0	0	0	0	0	0	5	5	0.00	0.000										



Batter	1	2	3	4	5	6	7	8	9	10	11	12	13	14	15	AB	R	H	RBI	BB	SO	LOB	TOP												
Eddie Yost, R OBP: 0.410, SLG: 0.386 (1.9)	F7		1-3		FC6-5-4-1-4		L8		1B	F5			L5			7	0	1	0	0	0	5													
Neil Chrisley, L OBP: 0.295, SLG: 0.401 (1.7)	K		G3		F7			2B	1B	F8			K			7	1	2	1	0	2	1													
Johnny Groth, R OBP: 0.450, SLG: 0.444 (9. PH)						F3			F5							4	0	2	1	0	1	0													
Lou Berberet, L OBP: 0.309, SLG: 0.257 (9. PH)																1	0	0	0	0	0	2													
Dave Stiel, R OBP: 0.111, SLG: 0.111 (10.1)	2B		K													0	0	0	0	0	0	0													
Clem Labine, R OBP: 0.250, SLG: 0.500 (1.9)	1B															6	0	2	0	1	1	1													
Rocky Colavito, R OBP: 0.345, SLG: 0.525 (1.9)	2B				5-3																														
Steve Bilko, R OBP: 0.280, SLG: 0.378 (8. PH)		L9																																	
Norm Cash, L OBP: 0.376, SLG: 0.441 (8.3)						4-3																													
Frank Bolling, R OBP: 0.306, SLG: 0.362 (1.4)		2B				F8																													
Hank Folles, R OBP: 0.413, SLG: 0.415 (1.2)																																			
Chico Fernandez, R OBP: 0.315, SLG: 0.350 (1.6)			P5																																
Pete Burnside, R OBP: 0.292, SLG: 0.311 (8.1)																																			
Bob Bruce, R OBP: 0.301, SLG: 0.388 (7. PH)																																			
Al Kaline, R OBP: 0.300, SLG: 0.378 (7. PH)																																			
Bill Fischer, R OBP: 0.254, SLG: 0.314 (8. PH)																																			
Sam Rice, R OBP: 0.279, SLG: 0.193 (8.8)																																			
<b>Inning Stats</b>	R: 0 E: 0 K: 1 S: 6	H: 2 LOB: 2 BB: 0 P: 6	R: 0 E: 0 K: 0 S: 5	H: 2 LOB: 2 BB: 0 P: 5	R: 0 E: 0 K: 1 S: 5	H: 0 LOB: 0 BB: 0 P: 5	R: 0 E: 0 K: 1 S: 6	H: 1 LOB: 1 BB: 0 P: 6	R: 0 E: 0 K: 0 S: 3	H: 0 LOB: 1 BB: 1 P: 7	R: 0 E: 0 K: 1 S: 5	H: 0 LOB: 0 BB: 0 P: 5	R: 0 E: 0 K: 0 S: 4	H: 2 LOB: 2 BB: 0 P: 5	R: 0 E: 0 K: 0 S: 5	H: 0 LOB: 0 BB: 0 P: 5	R: 0 E: 0 K: 0 S: 4	H: 0 LOB: 0 BB: 0 P: 4	R: 3 E: 1 K: 0 S: 8	H: 4 LOB: 3 BB: 1 P: 12	R: 0 E: 0 K: 0 S: 4	H: 1 LOB: 2 BB: 1 P: 8	R: 0 E: 0 K: 0 S: 3	H: 1 LOB: 0 BB: 0 P: 3	R: 0 E: 0 K: 1 S: 6	H: 1 LOB: 1 BB: 0 P: 6	R: 0 E: 0 K: 0 S: 5	H: 0 LOB: 0 BB: 0 P: 3	R: 0 E: 0 K: 0 S: 3	H: 0 LOB: 0 BB: 0 P: 3	R: 0 E: 0 K: 0 S: 3	H: 0 LOB: 0 BB: 0 P: 3	1B: 10 2B: 5 3B: 0 HR: 1	SF: 0 SAC: 1 DP: 0 HBP: 0	WP: 1 PA: 63
<b>PITCHER</b>	IP 7.0	WLS 7.0	BF 30	H 9	R 1	ER 1	SO 4	BB 1	IBB 0	HBP 0	BLK 0	WP 1	HR 0	S 37	P 41	ERA 2.25	WHIP 1.429																		
Jack Krackel, L ERA: 2.25 (1.1)																																			
Ray Moore, R ERA: 4.53 (8.1)																																			
Chuck Stobbs, L ERA: 3.25 (9.1)																																			
Don Lee, R ERA: 4.73 (9.1)																																			
Hal Woodeshick, L ERA: 4.46 (11.1)																																			

**Detroit Tigers @ Washington Senators**  
Griffith Stadium, Washington, DC  
Wed Jul 27 1960, 7:05 PM EDT  
Att: 5,500 - Unknown

AB 58  
R 4  
H 16  
RBI 4  
BB 3  
SO 6  
LOB 21



Batter	1	2	3	4	5	6	7	8	9	10	11	12	13	14	15	AB	R	H	RBI	BB	SO	LOB	BOTTOM						
Pete Whisenant, R OBP: 0.358, SLG: 0.400 (10.7)	K	L5			HR	4-3			BB		6-3					6	2	2	1	2	1	2							
Reno Bertoia, R OBP: 0.359, SLG: 0.409 (13.4)																													
Bob Allison, R OBP: 0.398, SLG: 0.483 (1.9)																													
Jim Lemon, R OBP: 0.380, SLG: 0.570 (1.7)																													
Dan Dobbek, L OBP: 0.301, SLG: 0.389 (10.8)																													
Billy Gardner, R OBP: 0.344, SLG: 0.406 (13.6)																													
Harmon Killebrew, R OBP: 0.362, SLG: 0.455 (13.5)																													
Earl Bately, R OBP: 0.517, SLG: 0.379 (1.2)																													
Jose Valdivieso, R OBP: 0.288, SLG: 0.263 (1.6)																													
Faye Throneberry, L OBP: 0.248, SLG: 0.344 (11.1)																													
Hal Woodeshick, R OBP: 0.309, SLG: 0.345 (12. PH)																													
Lenny Green, L OBP: 0.309, SLG: 0.395 (13.1)																													
Tom Morgan, R (11.1)																													
Jack Krackel, L OBP: 0.376, SLG: 0.487 (8.1)																													
Ray Moore, R OBP: 0.301, SLG: 0.388 (8.1)																													
Chuck Stobbs, L OBP: 0.300, SLG: 0.378 (7. PH)																													
Don Lee, R OBP: 0.300, SLG: 0.378 (7. PH)																													
Al Kaline, R OBP: 0.300, SLG: 0.378 (7. PH)																													
Bill Fischer, R OBP: 0.254, SLG: 0.314 (8. PH)																													
Billy Gardner, R OBP: 0.344, SLG: 0.406 (13.6)																													
Julio Becerra, L OBP: 0.300, SLG: 0.388 (12. PH)																													
Julio Becerra, L OBP: 0.300, SLG: 0.388 (13.5)																													
<b>Inning Stats</b>	R: 2 E: 1 K: 2 S: 9	H: 2 LOB: 0 BB: 0 P: 9	R: 0 E: 0 K: 1 S: 8	H: 1 LOB: 1 BB: 1 P: 10	R: 0 E: 0 K: 1 S: 7	H: 2 LOB: 2 BB: 0 P: 7	R: 0 E: 0 K: 0 S: 3	H: 0 LOB: 0 BB: 0 P: 3	R: 0 E: 0 K: 0 S: 8	H: 3 LOB: 2 BB: 1 P: 12	R: 0 E: 0 K: 1 S: 5	H: 0 LOB: 1 BB: 1 P: 9	R: 0 E: 0 K: 0 S: 6	H: 0 LOB: 0 BB: 0 P: 8	R: 0 E: 0 K: 0 S: 4	H: 1 LOB: 2 BB: 1 P: 10	R: 0 E: 0 K: 0 S: 4	H: 1 LOB: 3 BB: 2 P: 12	R: 0 E: 0 K: 0 S: 3	H: 0 LOB: 0 BB: 0 P: 3	R: 0 E: 0 K: 0 S: 3	H: 0 LOB: 0 BB: 0 P: 3	R: 0 E: 0 K: 0 S: 3	H: 0 LOB: 0 BB: 0 P: 3	R: 1 E: 1 K: 0 S: 4	H: 3 LOB: 2 BB: 0 P: 4	1B: 11 2B: 1 3B: 1 HR: 2	SF: 0 SAC: 2 DP: 0 HBP: 0	WP: 0 PA: 66
<b>PITCHER</b>	IP 4.0	WLS 4.0	BF 22	H 8	R 4	ER 4	SO 4	BB 1	IBB 0	HBP 0	BLK 0	WP 0	HR 2	S 28	P 36	ERA 9.00	WHIP 2.250												
Pete Burnside, L ERA: 3.22 (1.1)																													
Bob Bruce, R ERA: 3.91 (5.1)																													
Bill Fischer, R ERA: 4.78 (7.1)																													
Dave Stiel, R ERA: 2.25 (9.1)																													
Clem Labine, R ERA: 4.91 (10.1)																													

**Detroit Tigers @ Washington Senators**  
Griffith Stadium, Washington, DC  
Wed Jul 27 1960, 7:05 PM EDT  
Att: 5,500 - Unknown

AB 57  
R 5  
H 15  
RBI 4  
BB 7  
SO 10  
LOB 33





Batter	1	2	3	4	5	6	7	8	9	AB	R	H	RBI	BB	SO	LOB	TOP										
<b>Eddie Yost, R</b> OBP: 0.495, SLG: 0.380 (1, 5)	L7	P3			K		6-3		F8	5	0	0	0	0	1	3	<b>Detroit Tigers @ Washington Senators</b> Griffith Stadium, Washington, DC Thu Jul 28, 1960, 7:05 PM EDT Att: 7,749 - Unknown										
<b>Neil Christley, L</b> OBP: 0.286, SLG: 0.390 (1, 7)	1-3		F8		F8			P4		4	0	0	0	0	0												
<b>Sandy Amoros, L</b> OBP: 0.286, SLG: 0.190 (6, PH)										1	0	0	0	1	1												
<b>Johnny Groth, R</b> OBP: 0.455, SLG: 0.421 (6, B)	K							BB	BB	1	1	0	0	1	0												
<b>Rocky Colavito, R</b> OBP: 0.344, SLG: 0.520 (1, 9)										3	1	0	0	1	0												
<b>Norm Cash, L</b> OBP: 0.378, SLG: 0.440 (1, 3)										3	2	1	0	1	0												
<b>Frank Bolling, R</b> OBP: 0.308, SLG: 0.367 (1, 4)										4	1	2	3	0	1												
<b>Hank Foiles, R</b> OBP: 0.417, SLG: 0.419 (1, 2)										4	0	2	1	0	1												
<b>Chico Fernandez, R</b> OBP: 0.314, SLG: 0.348 (1, 6)										4	0	1	0	0	0												
<b>Phil Regan, R</b> (7, PH)										2	0	0	1	0	0												
<b>Al Kaline, R</b> OBP: 0.323, SLG: 0.377 (7, PH)										1	0	0	0	0	0												
<b>Bob Bruce, R</b> OBP: 0.467, SLG: 0.273 (9, 1)										1	0	0	0	0	0												
<b>Bill Fischer, R</b> OBP: 0.238, SLG: 0.316 (9, 1)										0	0	0	0	0	0												
<b>Inning Stats</b>	R: 0 E: 0 K: 1 S: 5	H: 0 LOB: 0 BB: 0 P: 5	R: 3 E: 1 K: 0 S: 6	H: 3 LOB: 1 BB: 1 P: 10	R: 0 E: 0 K: 0 S: 3	H: 0 LOB: 1 BB: 1 P: 7	R: 0 E: 0 K: 1 S: 5	H: 0 LOB: 0 BB: 0 P: 5	R: 0 E: 0 K: 0 S: 3	H: 0 LOB: 0 BB: 0 P: 3	R: 0 E: 0 K: 0 S: 3	H: 2 LOB: 2 BB: 0 P: 5	R: 2 E: 0 K: 1 S: 6	H: 1 LOB: 1 BB: 2 P: 14	R: 0 E: 0 K: 0 S: 3	H: 0 LOB: 0 BB: 0 P: 3	1B: 5 2B: 1 3B: 0 HR: 0	SF: 0 SAC: 0 DP: 0 HBP: 0	WP: 0 PB: 0 SB: 0 CS: 0	PA: 37							
<b>PITCHER</b>	IP	WLS	BF	H	R	ER	SO	BB	IBB	HBP	BLK	WP	HR	S	P	ERA	WHIP										
<b>Tex Clevenger, R</b> ERA: 3.24 (1, 1)	1.0		7	3	3	2	1	1	0	0	0	0	0	8	12	18.00	4.000										
<b>Hal Woodeshick, L</b> ERA: 4.32 (2, 1)	6.2		26	3	2	2	2	3	0	0	0	0	0	27	39	2.70	0.900										
<b>Ray Moore, R</b> ERA: 4.5 (8, 1)	0.1		1	0	0	0	1	0	0	0	0	0	0	3	3	0.00	0.000										
<b>Chuck Stobbs, L</b> ERA: 3.19 (9, 1)	1.0	W	3	0	0	0	0	0	0	0	0	0	0	3	3	0.00	0.000										

Batter	1	2	3	4	5	6	7	8	9	AB	R	H	RBI	BB	SO	LOB	BOTTOM										
<b>Harmon Killebrew, R</b> OBP: 0.387, SLG: 0.469 (1, 3)										4	1	2	1	1	2	1	<b>Detroit Tigers @ Washington Senators</b> Griffith Stadium, Washington, DC Thu Jul 28, 1960, 7:05 PM EDT Att: 7,749 - Unknown										
<b>Lenny Green, L</b> OBP: 0.380, SLG: 0.386 (1, 8)										3	1	0	1	2	1												
<b>Bob Allison, R</b> OBP: 0.396, SLG: 0.457 (1, 9)										4	1	0	0	1	0												
<b>Jim Lemon, R</b> OBP: 0.383, SLG: 0.578 (1, 7)										4	1	2	1	1	0												
<b>Reno Bertoia, R</b> OBP: 0.360, SLG: 0.409 (1, 5)										5	1	2	1	0	1												
<b>Billy Gardner, R</b> OBP: 0.345, SLG: 0.403 (1, 4)										3	0	0	0	2	3												
<b>Hal Naragon, L</b> OBP: 0.286, SLG: 0.197 (9, PH)										4	1	2	0	0	0												
<b>Elmer Valo, L</b> OBP: 0.383, SLG: 0.286 (9, PH)										0	0	0	1	0	0												
<b>Jose Valdivielso, R</b> OBP: 0.284, SLG: 0.264 (8, PH)										3	0	1	0	0	1												
<b>Faye Throneberry, L</b> OBP: 0.340, SLG: 0.340 (8, PH)										1	0	0	0	0	1												
<b>Billy Consoletto, R</b> OBP: 0.314, SLG: 0.308 (9, PH)										0	0	0	0	0	0												
<b>Julio Becquer, L</b> OBP: 0.265, SLG: 0.388 (9, PH)										0	0	0	0	1	0												
<b>Tex Clevenger, R</b> OBP: 0.286, SLG: 0.352 (2, 1)										0	0	0	0	0	0												
<b>Hal Woodeshick, R</b> OBP: 0.287, SLG: 0.343 (8, 1)										2	0	0	0	0	1												
<b>Ray Moore, R</b> OBP: 0.409, SLG: 0.398 (8, PH)										0	0	0	0	0	0												
<b>Dan Dobson, R</b> OBP: 0.292, SLG: 0.378 (8, PH)										1	0	1	0	0	0												
<b>Chuck Stobbs, L</b> OBP: 0.300, SLG: 0.299 (9, 1)										0	0	0	0	0	0												
<b>Pete Whisenant, R</b> OBP: 0.304, SLG: 0.395 (8, PH)										1	0	0	0	0	0												
<b>Inning Stats</b>	R: 1 E: 0 K: 1 S: 6	H: 1 LOB: 1 BB: 1 P: 10	R: 1 E: 0 K: 1 S: 7	H: 2 LOB: 3 BB: 2 P: 15	R: 0 E: 0 K: 1 S: 5	H: 1 LOB: 0 BB: 0 P: 5	R: 0 E: 0 K: 1 S: 7	H: 2 LOB: 2 BB: 0 P: 7	R: 1 E: 0 K: 0 S: 4	H: 1 LOB: 1 BB: 1 P: 8	R: 0 E: 0 K: 2 S: 7	H: 0 LOB: 0 BB: 0 P: 7	R: 0 E: 1 K: 2 S: 9	H: 1 LOB: 2 BB: 0 P: 9	R: 0 E: 0 K: 2 S: 8	H: 1 LOB: 0 BB: 0 P: 8	R: 3 E: 1 K: 0 S: 4	H: 1 LOB: 3 BB: 4 P: 20	1B: 7 2B: 1 3B: 0 HR: 2	SF: 1 SAC: 1 DP: 0 HBP: 0	WP: 0 PB: 0 SB: 0 CS: 1	PA: 46					
<b>PITCHER</b>	IP	WLS	BF	H	R	ER	SO	BB	IBB	HBP	BLK	WP	HR	S	P	ERA	WHIP										
<b>Phil Regan, R</b> ERA: 3.2 (1, 1)	6.0		28	7	3	3	6	4	0	0	0	0	0	36	52	4.50	1.833										
<b>Bob Bruce, R</b> ERA: 4.13 (7, 1)	2.0		11	2	2	2	4	2	0	0	0	0	0	17	25	9.00	2.000										
<b>Bill Fischer, R</b> ERA: 4.74 (9, 1)	0.2	L	6	1	1	0	0	1	1	0	0	0	0	4	12	0.00	3.000										



Batter	1	2	3	4	5	6	7	8	9	AB	R	H	RBI	BB	SO	LOB	TOP					
<b>Jim Landis, R</b> OBP: 0.373, SLG: 0.369 (1, 8)										5	1	1	1	0	1	6	<b>Chicago White Sox @ Washington Senators</b> Griffith Stadium, Washington, DC Fri Jul 29 1960, 7:05 PM EDT Att: 9,982 - Unknown <a href="http://livebaseballscorecards.com">livebaseballscorecards.com</a>					
<b>Nellie Fox, L</b> OBP: 0.340, SLG: 0.346 (1, 4)										5	0	1	0	0	0	1						
<b>Minnie Minoso, R</b> OBP: 0.385, SLG: 0.475 (1, 7)										5	0	0	0	0	2	2						
<b>Roy Sievers, R</b> OBP: 0.429, SLG: 0.579 (1, 3)										5	1	2	1	0	0	2						
<b>Sherm Lollar, R</b> OBP: 0.353, SLG: 0.400 (1, 2)										5	1	3	2	0	0	1						
<b>Al Smith, R</b> OBP: 0.385, SLG: 0.466 (1, 9)										4	1	2	0	0	1	3						
<b>Gene Freese, R</b> OBP: 0.322, SLG: 0.491 (1, 5)										3	0	1	0	1	1	1						
<b>Luis Aparicio, R</b> OBP: 0.307, SLG: 0.329 (1, 6)										4	1	1	0	0	1	6						
<b>Dick Donovan, L</b> OBP: 0.136, SLG: 0.200 (4, 1)										1	0	0	0	1	1	1						
<b>Russ Kemmerer, R</b> OBP: 0.340, SLG: 0.341 (4, 1)										0	0	0	0	0	0	0						
<b>Ted Kluszewski, L</b> OBP: 0.340, SLG: 0.341 (4, 1)										0	0	0	0	0	0	0						
<b>Jim Rivera, L</b> OBP: 0.323, SLG: 0.318 (4, 5)										0	0	0	0	0	0	0						
<b>Turk Lown, R</b> OBP: 0.323, SLG: 0.318 (4, 5)										0	0	0	0	0	0	0						
<b>Gerry Staley, R</b> OBP: 0.323, SLG: 0.318 (4, 5)										0	0	0	0	0	0	0						
<b>Earl Torgerson, L</b> OBP: 0.323, SLG: 0.318 (4, 5)										0	0	0	0	0	0	0						
<b>Bob Rush, R</b> OBP: 0.323, SLG: 0.318 (4, 5)										0	0	0	0	0	0	0						
<b>Inning Stats</b>	R: 1 E: 0 K: 0 S: 6	H: 3 LOB: 2 BB: 0 P: 6	R: 0 E: 0 K: 2 S: 8	H: 1 LOB: 1 BB: 0 P: 8	R: 0 E: 0 K: 1 S: 5	H: 0 LOB: 0 BB: 0 P: 5	R: 0 E: 0 K: 3 S: 11	H: 2 LOB: 3 BB: 1 P: 15	R: 0 E: 0 K: 0 S: 4	H: 1 LOB: 1 BB: 0 P: 4	R: 2 E: 1 K: 0 S: 5	H: 2 LOB: 1 BB: 0 P: 5	R: 2 E: 0 K: 0 S: 6	H: 3 LOB: 2 BB: 1 P: 10	R: 0 E: 0 K: 0 S: 2	H: 0 LOB: 0 BB: 0 P: 6	R: 0 E: 0 K: 1 S: 5	H: 0 LOB: 0 BB: 0 P: 5	1B: 9 2B: 1 3B: 0 HR: 2	SF: 0 SAC: 0 DP: 1 HBP: 0	WP: 0 PB: 1 SB: 1 CS: 1	PA: 42
<b>PITCHER</b>	IP WLS BF H R ER SO BB IBB HBP BLK WP HR S P ERA WHIP																					
<b>Camilo Pascual, R</b> ERA: 2.91 (1, 1)	6.0	28	9	3	1	6	1	0	0	0	0	0	0	0	39	43	1.50	1.667				
<b>Tom Morgan, R</b> ERA: 4.59 (7, 1)	0.2	5	3	2	2	0	0	0	0	0	0	2	5	5	27.00	4.500						
<b>Rudy Hernandez, R</b> ERA: 2.19 (7, 1)	0.1	W	2	0	0	0	1	0	0	0	0	0	1	5	0.00	3.000						
<b>Tex Clevenger, R</b> ERA: 3.2 (8, 1)	1.0	S	3	0	0	0	1	0	0	0	0	0	2	6	0.00	1.000						
<b>Ray Moore, R</b> ERA: 4.42 (9, 1)	0.0	S	0	0	0	0	0	0	0	0	0	0	0	0	∞	∞						

Batter	1	2	3	4	5	6	7	8	9	AB	R	H	RBI	BB	SO	LOB	BOTTOM			
<b>Lenny Green, L</b> OBP: 0.368, SLG: 0.389 (1, 8)										4	1	2	0	1	0	1	<b>Chicago White Sox @ Washington Senators</b> Griffith Stadium, Washington, DC Fri Jul 29 1960, 7:05 PM EDT Att: 9,982 - Unknown <a href="http://livebaseballscorecards.com">livebaseballscorecards.com</a>			
<b>Harmon Killebrew, R</b> OBP: 0.368, SLG: 0.470 (1, 5)										2	0	1	0	0	0	1				
<b>Billy Consolo, R</b> OBP: 0.323, SLG: 0.318 (4, 5)										3	2	2	0	0	1	2				
<b>Bob Allison, R</b> OBP: 0.397, SLG: 0.456 (1, 9)										3	1	1	2	1	1	2				
<b>Jim Lemon, R</b> OBP: 0.382, SLG: 0.576 (1, 7)										3	1	1	2	0	0	1				
<b>Julio Becquer, L</b> OBP: 0.265, SLG: 0.385 (1, 3)										4	0	1	0	0	0	2				
<b>Billy Gardner, R</b> OBP: 0.347, SLG: 0.407 (1, 4)										4	1	2	0	0	0	1				
<b>Earl Batley, R</b> OBP: 0.316, SLG: 0.377 (1, 2)										4	0	1	1	0	1	2				
<b>Jose Valdivielso, R</b> OBP: 0.278, SLG: 0.258 (1, 6)										4	0	0	0	0	2	3				
<b>Camilo Pascual, R</b> ERA: 2.91 (1, 1)	3.1	15	4	3	3	0	2	0	0	0	0	0	0	0	0	0				
<b>Tom Morgan, R</b> ERA: 4.59 (7, 1)	1.2	6	1	0	0	2	0	0	0	0	0	0	0	0	0	0				
<b>Rudy Hernandez, R</b> ERA: 2.19 (7, 1)	0.1	W	2	0	0	0	1	0	0	0	0	0	0	0	0	0				
<b>Faye Throneberry, L</b> ERA: 2.35 (7, 1)	1.1	7	3	2	2	2	0	0	0	0	0	1	1	1	0	0				
<b>Tex Clevenger, R</b> ERA: 3.2 (8, 1)	0.2	L	4	2	1	1	0	0	0	0	0	0	0	0	0	0				
<b>Elmer Valo, L</b> OBP: 0.323, SLG: 0.278 (8, 1)	1.7	6	2	1	1	2	0	0	0	0	0	0	0	0	0	1				
<b>Bob Rush, R</b> ERA: 5.4 (8, 1)	1.0	6	2	1	1	2	0	1	0	0	0	0	0	0	0	0				
<b>Inning Stats</b>	R: 0 E: 0 K: 0 S: 4	H: 1 LOB: 1 BB: 0 P: 4	R: 0 E: 0 K: 0 S: 3	H: 0 LOB: 0 BB: 0 P: 3	R: 0 E: 0 K: 0 S: 2	H: 0 LOB: 0 BB: 1 P: 6	R: 3 E: 1 K: 0 S: 6	H: 3 LOB: 2 BB: 1 P: 10	R: 0 E: 0 K: 2 S: 8	H: 1 LOB: 1 BB: 0 P: 8	R: 0 E: 0 K: 1 S: 6	H: 1 LOB: 1 BB: 0 P: 6	R: 3 E: 0 K: 1 S: 9	H: 4 LOB: 1 BB: 0 P: 9	R: 1 E: 1 K: 2 S: 9	H: 2 LOB: 2 BB: 1 P: 13	1B: 11 2B: 1 3B: 0 HR: 0	SF: 1 SAC: 0 DP: 1 HBP: 0	WP: 1 PB: 0 SB: 0 CS: 0	PA: 38
<b>PITCHER</b>	IP WLS BF H R ER SO BB IBB HBP BLK WP HR S P ERA WHIP																			
<b>Dick Donovan, R</b> ERA: 5.74 (1, 1)	3.1	15	4	3	3	0	2	0	0	0	0	0	0	0	0	0				
<b>Russ Kemmerer, R</b> ERA: 3.95 (4, 1)	1.2	6	1	0	0	2	0	0	0	0	1	0	10	10	0.00	0.600				
<b>Turk Lown, R</b> ERA: 2.35 (6, 1)	1.1	7	3	2	2	2	0	0	0	0	0	0	11	11	13.50	2.250				
<b>Gerry Staley, R</b> ERA: 1.71 (7, 1)	0.2	L	4	2	1	1	0	0	0	0	0	0	4	4	13.50	3.000				
<b>Bob Rush, R</b> ERA: 5.4 (8, 1)	1.0	6	2	1	1	2	0	1	0	0	0	0	9	13	9.00	2.000				



Batter	1	2	3	4	5	6	7	8	9	10	11	AB	R	H	RBI	BB	SO	LOB	TOP								
Luis Aparicio, R OBP: 0.306, SLG: 0.330 (1, 6)	P3		F3			6-3		5-3			1B E 2B	5	1	1	0	0	0	0									
Nellie Fox, L OBP: 0.343, SLG: 0.351 (1, 4)				F7		HR BB		G3			SH3-4 E 1B	4	1	2	0	1	0	0									
Roy Sievers, R OBP: 0.428, SLG: 0.586 (1, 3)	K			K		HR			1B BB		E5 SH3-4	4	1	1	2	1	2	2									
Sherm Lollar, R OBP: 0.355, SLG: 0.401 (1, 2)	P4			1B		6-3					SH3-4	4	0	2	0	0	0	1									
Minnie Minoso, R OBP: 0.362, SLG: 0.470 (1, 7)		E5		E6 FC6-4		P4					1B BB	4	0	0	0	1	1	3									
Al Smith, R OBP: 0.380, SLG: 0.460 (1, 9)	F3			FC6-4				F8			P4	5	0	0	0	0	0	7									
Gene Freese, R OBP: 0.320, SLG: 0.486 (1, 5)		CS 1B				K		K			K	5	0	1	0	0	4	3									
Jim Landis, R OBP: 0.369, SLG: 0.364 (1, 8)	CS		G3			K		K			F2	4	0	0	0	0	2	0									
Frank Baumann, L OBP: 0.242, SLG: 0.107 (1, 1)																											
Ted Kluszewski, L OBP: 0.338, SLG: 0.362 (10, PH)			K			4-3																					
Billy Pierce, L OBP: 0.285, SLG: 0.227 (10, 1)								F8			6-3	3	0	0	0	0	1	0									
												1	0	0	0	0	0	0									
												0	0	0	0	0	0	0									
<b>Inning Stats</b>	R: 0 E: 0 K: 1 S: 6	H: 1 LOB: 1 BB: 0 P: 6	R: 0 E: 1 K: 0 S: 3	H: 1 LOB: 0 BB: 0 P: 3	R: 0 E: 0 K: 1 S: 5	H: 0 LOB: 0 BB: 0 P: 5	R: 0 E: 1 K: 1 S: 7	H: 1 LOB: 2 BB: 0 P: 7	R: 0 E: 0 K: 2 S: 7	H: 0 LOB: 0 BB: 0 P: 7	R: 2 E: 0 K: 0 S: 4	H: 1 LOB: 0 BB: 1 P: 8	R: 0 E: 0 K: 2 S: 7	H: 0 LOB: 0 BB: 0 P: 7	R: 0 E: 0 K: 0 S: 3	H: 0 LOB: 0 BB: 0 P: 3	R: 0 E: 0 K: 1 S: 5	H: 1 LOB: 1 BB: 1 P: 9	R: 0 E: 0 K: 1 S: 5	H: 0 LOB: 0 BB: 0 P: 5	R: 0 E: 0 K: 1 S: 8	H: 2 LOB: 3 BB: 1 P: 12	1B: 4 2B: 2 3B: 0 HR: 1	SF: 0 SAC: 1 DP: 1 HBP: 0	WP: 0 PB: 0 SB: 0 CS: 1	PA: 44	
<b>PITCHER</b>	IP ERA: 4.5	WLS L	BF 0	H 0	R 0	ER 0	SO 0	BB 0	IBB 0	HBP 0	BLK 0	WP 0	HR 0	S 42	P 46	ERA 2.25	WHIP 0.625										
Don Lee, R ERA: 4.5 (1, 1)																											
Ray Moore, R ERA: 4.19 (9, 1)																											

Chicago White Sox @ Washington Senators  
Griffith Stadium, Washington, DC  
Sat Jul 30 1960, 3:33 AM EDT  
Att: 6,508 - Unknown


AB 39  
R 3  
H 7  
RBI 2  
BB 3  
SO 10  
LOB 16



Batter	1	2	3	4	5	6	7	8	9	10	11	AB	R	H	RBI	BB	SO	LOB	BOTTOM								
Pete Whisenant, R OBP: 0.337, SLG: 0.372 (1, 8) (10, 7)	L8		F7		P6			F7			K	5	0	0	0	0	1	1									
Reno Bertoia, R OBP: 0.356, SLG: 0.404 (1, 5)	4-3 1B		5-3			5-3		F9			F7	5	0	1	0	0	0	1									
Bob Allison, R OBP: 0.392, SLG: 0.449 (1, 9)	4-3		5-3			F7			P6		P6	5	0	0	0	0	0	1									
Jim Lemon, R OBP: 0.386, SLG: 0.577 (1, 7)						L5					K	3	0	2	0	1	0	0									
Pedro Ramos, S OBP: 0.120, SLG: 0.204 (9, PR)											K	0	1	0	0	0	0	0									
Dan Dobbek, L OBP: 0.304, SLG: 0.378 (10, 8)						1B SF8 1B					K	0	0	0	0	0	0	0									
Billy Consolo, R OBP: 0.320, SLG: 0.315 (11, PH)	1B IBB										K	1	0	0	0	0	1	0									
Billy Gardner, R OBP: 0.347, SLG: 0.407 (1, 4)	L7					1-5-3 1B						5	0	2	0	0	0	3									
Earl Battey, R OBP: 0.314, SLG: 0.375 (1, 2)		5-3				L8					K	4	0	1	1	0	1	2									
Julio Becquer, L OBP: 0.265, SLG: 0.383 (1, 3)			6-3 1B			F8					K	4	1	1	0	0	0	3									
Jose Valdivielso, R OBP: 0.278, SLG: 0.258 (1, 6)			6-3									4	0	1	1	0	0	1									
Don Lee, R OBP: 0.217, SLG: 0.150 (1, 1)						1-3																					
Harmon Killebrew, R OBP: 0.366, SLG: 0.468 (8, PH)																											
Ray Moore, R OBP: 0.083, SLG: 0.083 (9, 1)						K					K	2	0	0	0	0	1	1									
												2	0	0	0	0	1	0									
												1	0	0	0	0	0	0									
												1	0	0	0	0	1	1									
<b>Inning Stats</b>	R: 0 E: 0 K: 0 S: 4	H: 1 LOB: 2 BB: 1 P: 8	R: 1 E: 1 K: 0 S: 4	H: 1 LOB: 0 BB: 0 P: 4	R: 0 E: 0 K: 0 S: 3	H: 0 LOB: 0 BB: 0 P: 3	R: 0 E: 0 K: 0 S: 4	H: 1 LOB: 1 BB: 0 P: 4	R: 0 E: 0 K: 1 S: 5	H: 0 LOB: 0 BB: 0 P: 5	R: 0 E: 0 K: 0 S: 3	H: 1 LOB: 1 BB: 0 P: 4	R: 0 E: 0 K: 0 S: 3	H: 0 LOB: 0 BB: 0 P: 3	R: 1 E: 0 K: 0 S: 5	H: 2 LOB: 1 BB: 0 P: 5	R: 0 E: 0 K: 2 S: 8	H: 1 LOB: 1 BB: 0 P: 8	R: 0 E: 0 K: 2 S: 8	H: 1 LOB: 1 BB: 0 P: 8	1B: 8 2B: 0 3B: 0 HR: 0	SF: 1 SAC: 0 DP: 0 HBP: 0	WP: 0 PB: 0 SB: 0 CS: 0	PA: 42			
<b>PITCHER</b>	IP ERA: 2.06	WLS W	BF 8	H 2	R 0	ER 0	SO 4	BB 0	IBB 0	HBP 0	BLK 0	WP 0	HR 0	S 16	P 16	ERA 0.00	WHIP 1.000										
Frank Baumann, L ERA: 2.06 (1, 1)																											
Billy Pierce, L ERA: 3.38 (10, 1)																											

Chicago White Sox @ Washington Senators  
Griffith Stadium, Washington, DC  
Sat Jul 30 1960, 3:33 AM EDT  
Att: 6,508 - Unknown

AB 40  
R 2  
H 8  
RBI 2  
BB 1  
SO 5  
LOB 13





Batter	1	2	3	4	5	6	7	8	9	AB	R	H	RBI	BB	SO	LOB	TOP								
Luis Aparicio, R OBP: 0.310, SLG: 0.332	L5-3 1B		FC6-4 2B		F9		BB		L6	4	1	2	1	1	0	1	<b>Chicago White Sox @ Washington Senators</b> Griffith Stadium, Washington, DC Sun Jul 31 1960, 3:33 AM EDT Unknown								
Nellie Fox, L OBP: 0.341, SLG: 0.351	L5-3		HR 2B		5-3		F6		L6	5	1	1	1	0	0	4									
Minnie Minoso, R OBP: 0.381, SLG: 0.476	F7		HR		F9				F9	4	1	1	2	0	0	0									
Roy Sievers, R OBP: 0.429, SLG: 0.583		2B SF7 1B	F9			F3			BB	3	1	1	0	1	0	0									
Al Smith, R OBP: 0.376, SLG: 0.455		K	L4			K			F5	4	0	0	0	0	2	2									
Gene Freese, R OBP: 0.319, SLG: 0.486		2B			K		1-3		F6	4	0	1	0	0	1	1									
Joe Ginsberg, L OBP: 0.391, SLG: 0.342	SF7						K		F9	3	0	1	1	0	1	0									
Jim Landis, R OBP: 0.370, SLG: 0.366	K						E6 SH3-4		S 1B	4	1	2	0	0	1	1									
Early Wynn, S OBP: 0.315, SLG: 0.244					F9		SH3-4		K	3	0	1	0	0	1	2									
			FC6-4 1B				1-2		1-2																
<b>Inning Stats</b>	R: 0 E: 0 K: 0 S: 3	H: 1 LOB: 0 BB: 0 P: 3	R: 1 E: 0 K: 2 S: 9	H: 2 LOB: 1 BB: 0 P: 9	R: 3 E: 0 K: 0 S: 6	H: 3 LOB: 0 BB: 0 P: 6	R: 0 E: 0 K: 1 S: 6	H: 2 LOB: 1 BB: 0 P: 6	R: 0 E: 0 K: 0 S: 3	H: 0 LOB: 0 BB: 0 P: 3	R: 0 E: 0 K: 1 S: 5	H: 0 LOB: 0 BB: 0 P: 5	R: 0 E: 1 K: 1 S: 6	H: 0 LOB: 2 BB: 1 P: 10	R: 0 E: 0 K: 0 S: 3	H: 0 LOB: 1 BB: 1 P: 7	R: 1 E: 0 K: 1 S: 7	H: 2 LOB: 1 BB: 0 P: 7	1B: 7 2B: 3 3B: 0 HR: 1	SF: 1 SAC: 1 DP: 1 HBP: 0	WP: 0 PB: 0 SB: 1 CS: 0	PA: 38			
<b>PITCHER</b>	IP	WLS	BF	H	R	ER	SO	BB	IBB	HBP	BLK	WP	HR	S	P	ERA	WHIP								
Pedro Ramos, R ERA: 3.67	2.1	L	12	6	4	4	2	0	0	0	0	0	1	16	16	15.43	2.571								
Chuck Stobbs, L ERA: 2.93	5.2		21	2	0	0	3	2	0	0	0	0	0	25	33	0.00	0.706								
Tex Clevenger, R ERA: 3.27	1.0		5	2	1	1	1	0	0	0	0	0	0	7	7	9.00	2.000								

Batter	1	2	3	4	5	6	7	8	9	AB	R	H	RBI	BB	SO	LOB	BOTTOM								
Reno Bertoia, R OBP: 0.354, SLG: 0.401	F7		F8			G4-6-3 1B		F8		4	0	1	0	0	0	1	<b>Chicago White Sox @ Washington Senators</b> Griffith Stadium, Washington, DC Sun Jul 31 1960, 3:33 AM EDT Unknown								
Lenny Green, L OBP: 0.385, SLG: 0.385	4-3		K			K				4	0	1	0	0	2	1									
Faye Throneberry, L OBP: 0.333, SLG: 0.333	F7				K	G4-6-3			F8	4	0	0	0	0	1	2									
Jim Lemon, R OBP: 0.381, SLG: 0.570		K			5-3			F6		4	0	0	0	0	2	1									
Julio Becquer, L OBP: 0.264, SLG: 0.385		HR 2B			E3			K		4	1	1	0	0	2	1									
Billy Gardner, R OBP: 0.347, SLG: 0.414		HR			K			6-3		3	1	1	2	0	1	1									
Earl Batley, R OBP: 0.314, SLG: 0.373		K				F8		1-4-3 BB		2	0	0	0	1	1	0									
Jose Valdivielso, R OBP: 0.275, SLG: 0.255								1-4-3		2	0	0	0	0	1	0									
Elmer Valo, L OBP: 0.367, SLG: 0.270						F3				1	0	0	0	0	0	1									
Tex Clevenger, R OBP: 0.250, SLG: 0.182								1-2		0	0	0	0	0	0	0									
Pedro Ramos, S OBP: 0.120, SLG: 0.204										0	0	0	0	0	0	0									
Chuck Stobbs, L OBP: 0.182, SLG: 0.053										2	0	0	0	0	0	0									
Dan Dobbek, L OBP: 0.303, SLG: 0.376										1	0	0	0	0	1	1									
Billy Consono, R OBP: 0.320, SLG: 0.315										0	0	0	0	0	0	0									
<b>Inning Stats</b>	R: 0 E: 0 K: 0 S: 3	H: 0 LOB: 0 BB: 0 P: 3	R: 2 E: 0 K: 3 S: 11	H: 2 LOB: 0 BB: 0 P: 11	R: 0 E: 0 K: 1 S: 5	H: 0 LOB: 0 BB: 0 P: 5	R: 0 E: 1 K: 2 S: 8	H: 0 LOB: 1 BB: 0 P: 8	R: 0 E: 0 K: 0 S: 3	H: 0 LOB: 0 BB: 0 P: 3	R: 0 E: 0 K: 1 S: 5	H: 1 LOB: 0 BB: 0 P: 5	R: 0 E: 0 K: 1 S: 5	H: 0 LOB: 0 BB: 0 P: 5	R: 0 E: 0 K: 1 S: 5	H: 0 LOB: 1 BB: 1 P: 9	R: 0 E: 0 K: 2 S: 8	H: 1 LOB: 1 BB: 0 P: 8	1B: 2 2B: 1 3B: 0 HR: 1	SF: 0 SAC: 0 DP: 1 HBP: 0	WP: 0 PB: 0 SB: 0 CS: 0	PA: 32			
<b>PITCHER</b>	IP	WLS	BF	H	R	ER	SO	BB	IBB	HBP	BLK	WP	HR	S	P	ERA	WHIP								
Early Wynn, R ERA: 4.6	9.0	W	32	4	2	2	11	1	0	0	0	0	1	53	57	2.00	0.556								



Batter	1	2	3	4	5	6	7	8	9	AB	R	H	RBI	BB	SO	LOB	TOP										
Luis Aparicio, R OBP: 0.311, SLG: 0.332	F8	2-3 1B		1B	6-3			FC4-6		5	1	2	1	0	0	1											
Nellie Fox, L OBP: 0.339, SLG: 0.349	6-3	2-3		F7 HR			4-3	F7		5	1	1	1	0	0	3											
Roy Sievers, R OBP: 0.432, SLG: 0.592	HR	IBB		HR			F9		6-3	3	2	1	1	2	0	0											
Sherm Lollar, R OBP: 0.349, SLG: 0.394	6-3	6-3		F7			5-3		F9	5	0	0	0	0	0	5											
Minnie Minoso, R OBP: 0.387, SLG: 0.488		1B SH		E SF7						3	3	3	3	0	0	0											
Gerry Staley, R OBP: 0.400, SLG: 0.273				1B HR						0	0	0	0	1	0	0											
Al Smith, R OBP: 0.377, SLG: 0.454				F9 1B			K		K	5	0	2	0	0	3	2											
Gene Freese, R OBP: 0.316, SLG: 0.483		SH 1B		SF7			G3			2	1	0	2	0	1	1											
Jim Landis, R OBP: 0.372, SLG: 0.367		1B		F9			G1-6-4 1B		5-3	4	1	2	0	0	0	1											
Bob Shaw, R OBP: 0.146, SLG: 0.091				1-3						3	0	1	1	0	0	2											
Jim Rivera, L OBP: 0.455, SLG: 0.700	2-3 1B			1-3			G1-6-4		FC4-6 1B	1	0	1	0	0	0	0											
<b>Inning Stats</b>	R: 1 E: 0 K: 0 S: 4	H: 1 LOB: 0 BB: 0 P: 4	R: 3 E: 0 K: 0 S: 7	H: 4 LOB: 3 BB: 1 P: 12	R: 1 E: 1 K: 0 S: 5	H: 2 LOB: 1 BB: 0 P: 5	R: 4 E: 0 K: 1 S: 8	H: 3 LOB: 0 BB: 1 P: 12	R: 0 E: 0 K: 0 S: 3	H: 1 LOB: 0 BB: 0 P: 3	R: 0 E: 0 K: 2 S: 7	H: 1 LOB: 0 BB: 0 P: 7	R: 0 E: 0 K: 0 S: 4	H: 1 LOB: 1 BB: 0 P: 4	R: 0 E: 0 K: 1 S: 5	H: 0 LOB: 1 BB: 1 P: 9	1B: 11 2B: 0 3B: 0 HR: 2	SF: 1 SAC: 1 DP: 1 HBP: 1	WP: 0 PB: 0 SB: 1 CS: 1	PA: 42							
<b>PITCHER</b>	IP	WLS	BF	H	R	ER	SO	BB	IBB	HBP	BLK	WP	HR	S	P	ERA	WHIP										
Jack Kralick, L ERA: 2.76	1.1	L	8	3	4	4	0	0	0	1	0	0	1	7	8	27.00	2.250										
Tom Morgan, R ERA: 4.59	0.2		5	2	0	0	0	1	0	0	0	0	0	4	8	0.00	3.000										
Tex Clevenger, R ERA: 3.71	3.0		15	6	5	5	1	1	0	0	0	0	1	16	20	15.00	2.333										
Rudy Hernandez, R ERA: 2.03	1.0		3	0	0	0	0	0	0	0	0	0	0	3	3	0.00	0.000										
Pedro Ramos, R ERA: 3.6	3.0		11	2	0	0	3	1	0	0	0	0	0	16	20	0.00	1.000										
<b>Batter</b>	<b>1</b>	<b>2</b>	<b>3</b>	<b>4</b>	<b>5</b>	<b>6</b>	<b>7</b>	<b>8</b>	<b>9</b>	<b>AB</b>	<b>R</b>	<b>H</b>	<b>RBI</b>	<b>BB</b>	<b>SO</b>	<b>LOB</b>	<b>BOTTOM</b>										
Reno Bertoia, R OBP: 0.351, SLG: 0.396	4-3	FC4						F8		5	0	1	0	0	0	1											
Lenny Green, L OBP: 0.386, SLG: 0.393		2B		4-3			FC5-4 1B	3-1		5	0	2	0	0	0	0											
Bob Allison, R OBP: 0.388, SLG: 0.444	5-3			F6			FC5-4	6-3		4	0	0	0	0	0	3											
Jim Lemon, R OBP: 0.380, SLG: 0.569	F7			K				5-3		4	1	1	0	0	1	1											
Julio Becquer, L OBP: 0.268, SLG: 0.391				5-3 1B			F8	3-1		4	2	2	0	0	0	1											
Billy Gardner, R OBP: 0.346, SLG: 0.412		F4		K				5-3		4	0	1	1	0	1	2											
Earl Batley, R OBP: 0.317, SLG: 0.378		5-3 1B		F8				1B		4	2	2	1	0	1	1											
Jose Valdivielso, R OBP: 0.274, SLG: 0.255		5-3					B3	1-3		4	0	1	1	0	0	3											
Jack Kralick, L ERA: 2.76										0	0	0	0	0	0	0											
Tom Morgan, R ERA: 4.59										0	0	0	0	0	0	0											
Tex Clevenger, R ERA: 3.71										0	0	0	0	0	0	0											
Rudy Hernandez, R ERA: 2.03										0	0	0	0	0	0	0											
Pedro Ramos, R ERA: 3.6										0	0	0	0	0	0	0											
<b>Inning Stats</b>	R: 0 E: 0 K: 0 S: 4	H: 1 LOB: 1 BB: 0 P: 4	R: 2 E: 0 K: 0 S: 6	H: 3 LOB: 1 BB: 0 P: 6	R: 0 E: 0 K: 1 S: 5	H: 0 LOB: 0 BB: 0 P: 5	R: 0 E: 0 K: 1 S: 5	H: 0 LOB: 0 BB: 0 P: 5	R: 0 E: 0 K: 0 S: 6	H: 2 LOB: 2 BB: 0 P: 6	R: 2 E: 0 K: 0 S: 3	H: 3 LOB: 1 BB: 0 P: 3	R: 0 E: 0 K: 1 S: 7	H: 2 LOB: 1 BB: 0 P: 7	R: 0 E: 0 K: 0 S: 3	H: 0 LOB: 0 BB: 0 P: 3	1B: 7 2B: 4 3B: 0 HR: 0	SF: 0 SAC: 0 DP: 0 HBP: 0	WP: 0 PB: 0 SB: 0 CS: 0	PA: 38							
<b>PITCHER</b>	IP	WLS	BF	H	R	ER	SO	BB	IBB	HBP	BLK	WP	HR	S	P	ERA	WHIP										
Bob Shaw, R ERA: 3.64	6.0	W	27	9	4	4	2	0	0	0	0	0	0	31	31	6.00	1.500										
Gerry Staley, R ERA: 1.76	3.0	S	11	2	1	1	1	0	0	0	0	0	0	13	13	3.00	0.667										

Chicago White Sox @ Washington Senators  
Griffith Stadium, Washington, DC  
Sun Jul 31 1960, 3:38 AM EDT  
Att: 25,501 - Unknown

AB	36
R	9
H	13
RBI	9
BB	3
SO	4
LOB	15



Chicago White Sox @ Washington Senators  
Griffith Stadium, Washington, DC  
Sun Jul 31 1960, 3:38 AM EDT  
Att: 25,501 - Unknown


AB	38
R	5
H	11
RBI	5
BB	0
SO	3
LOB	13











Batter	1	2	3	4	5	6	7	8	9	AB	R	H	RBI	BB	SO	LOB	TOP					
<b>Johnny Temple, R</b> OBP: 0.351, SLG: 0.351 (1, 5)	4-3			F8		BB 1B		FC6-4 1B		4	0	2	0	0	0	0	<b>Cleveland Indians @ Washington Senators</b> Griffith Stadium, Washington, DC Tue Aug 02 1960, 7:05 PM EDT Att: 14,830 - Unknown  <b>AB 32</b> <b>R 0</b> <b>H 5</b> <b>RBI 0</b> <b>BB 2</b> <b>SO 11</b> <b>LOB 14</b>  					
<b>Ken Aspromonte, R</b> OBP: 0.365, SLG: 0.384 (1, 4)	L7			K		K		FC6-4 1-2 2-3		4	0	0	0	0	2	3						
<b>Harvey Kuenn, R</b> OBP: 0.376, SLG: 0.411 (1, 9)	K					FC6-4 1B		K		3	0	1	0	1	2	2						
<b>Vic Power, R</b> OBP: 0.334, SLG: 0.405 (1, 3)				1-6-4		FC6-4 1-2				4	0	0	0	0	3							
<b>Jim Piersall, R</b> OBP: 0.324, SLG: 0.470 (1, 8)						FC1-6 BB		F8		3	0	0	0	1	1	0						
<b>Tito Francona, L</b> OBP: 0.377, SLG: 0.421 (1, 7)						FC1-6 1-2		E6 G5-4-3		4	0	1	0	0	1	1						
<b>Miguel de la Hoz, R</b> OBP: 0.353, SLG: 0.563 (1, 6)				K		K		G5-4-3 1-2		4	0	0	0	0	2	3						
<b>John Romano, R</b> OBP: 0.307, SLG: 0.429 (8, PR)				F9		K				3	0	1	0	0	1	1						
<b>Red Wilson, R</b> OBP: 0.310, SLG: 0.280 (8, 2)								FC6-4 1B		0	0	0	0	0	0	0						
<b>Don Newcombe, L</b> OBP: 0.200, SLG: 0.162 (1, 1)				K		K		P4		0	0	0	0	0	0	0						
<b>Barry Latman, R</b> OBP: 0.176, SLG: 0.125 (8, PH)										2	0	0	0	0	2	0						
<b>Marty Keough, L</b> OBP: 0.312, SLG: 0.359 (8, 1)										1	0	0	0	0	1	0						
<b>Bobby Locke, R</b> OBP: 0.375, SLG: 0.357 (8, 1)										0	0	0	0	0	0	0						
<b>Jack Harshman, L</b> OBP: 0.375, SLG: 0.357 (8, 1)										0	0	0	0	0	0	0						
<b>Inning Stats</b>	R: 0 E: 0 K: 1 S: 5	H: 0 LOB: 0 BB: 0 P: 5	R: 0 E: 0 K: 2 S: 7	H: 0 LOB: 0 BB: 0 P: 7	R: 0 E: 0 K: 2 S: 7	H: 0 LOB: 0 BB: 0 P: 7	R: 0 E: 0 K: 1 S: 6	H: 1 LOB: 1 BB: 0 P: 6	R: 0 E: 0 K: 2 S: 7	H: 0 LOB: 1 BB: 1 P: 11	R: 0 E: 0 K: 2 S: 8	H: 1 LOB: 2 BB: 1 P: 12	R: 0 E: 1 K: 0 S: 3	H: 0 LOB: 0 BB: 0 P: 3	R: 0 E: 0 K: 1 S: 7	H: 2 LOB: 2 BB: 0 P: 7	R: 0 E: 0 K: 0 S: 4	H: 1 LOB: 1 BB: 0 P: 4	1B: 4 2B: 1 3B: 0 HR: 0	SF: 0 SAC: 0 DP: 1 HBP: 0	WP: 0 PB: 0 SB: 0 CS: 0	PA: 34
<b>PITCHER</b> <b>Camilo Pascual, R</b> ERA: 2.88 (1, 1)	IP: 9.0 WLS: W BF: 34 H: 5 R: 0 ER: 0 SO: 11 BB: 2 IBB: 0 HBP: 0 BLK: 0 WP: 0 HR: 0 S: 54 P: 62 ERA: 0.00 WHIP: 0.778															<b>PITCHER</b>						


Batter	1	2	3	4	5	6	7	8	9	AB	R	H	RBI	BB	SO	LOB	BOTTOM			
<b>Reno Bertoia, R</b> OBP: 0.351, SLG: 0.391 (1, 5)	FC5-4 BB	1-2 2-H 1B		K				F2	FC6 1B 2B	4	1	1	2	1	1	2	<b>Cleveland Indians @ Washington Senators</b> Griffith Stadium, Washington, DC Tue Aug 02 1960, 7:05 PM EDT Att: 14,830 - Unknown  <b>AB 37</b> <b>R 9</b> <b>H 12</b> <b>RBI 7</b> <b>BB 5</b> <b>SO 6</b> <b>LOB 19</b>  			
<b>Lenny Green, L</b> OBP: 0.353, SLG: 0.376 (1, 8)	FC5-4 1-2 HR	L8			K			L9	2B 1B	5	1	1	1	0	1	3				
<b>Harmon Killebrew, R</b> OBP: 0.375, SLG: 0.595 (1, 3)										4	2	3	4	1	0	2				
<b>Julio Becquer, L</b> OBP: 0.268, SLG: 0.388 (9, 3)	1-H HR	P4			FC4-6 BB			HR	1-3 3-H 2B	0	0	0	0	0	0	0				
<b>Jim Lemon, R</b> OBP: 0.376, SLG: 0.558 (1, 7)				1-3						4	0	1	0	1	1	1				
<b>Pete Whisenant, R</b> OBP: 0.333, SLG: 0.368 (8, PR)	K				P5					0	0	0	0	0	0	0				
<b>Faye Throneberry, L</b> OBP: 0.316, SLG: 0.314 (1, 9)										4	0	0	0	0	0	2				
<b>Bob Allison, R</b> OBP: 0.363, SLG: 0.437 (8, PH)	4-3			1-3		FC4-6 1-2		F8	K	1	0	0	0	0	1	3				
<b>Billy Gardner, R</b> OBP: 0.342, SLG: 0.409 (1, 4)									L4 P5	5	0	0	0	0	1	3				
<b>Earl Batley, R</b> OBP: 0.326, SLG: 0.388 (1, 2)						FC1-6 BB		6-3	BB 1B E 1B	3	2	2	0	1	0	0				
<b>Billy Consolo, R</b> OBP: 0.328, SLG: 0.325 (1, 6)						FC1-6 1-2			BB E 1B	4	2	3	0	0	0	1				
<b>Camilo Pascual, R</b> OBP: 0.250, SLG: 0.250 (1, 1)						K		G3	E 1B BB	3	1	1	0	1	1	2				
<b>Inning Stats</b>	R: 2 E: 0 K: 1 S: 6	H: 1 LOB: 1 BB: 1 P: 10	R: 2 E: 0 K: 0 S: 7	H: 4 LOB: 2 BB: 0 P: 7	R: 0 E: 0 K: 0 S: 3	H: 0 LOB: 0 BB: 0 P: 3	R: 0 E: 0 K: 2 S: 7	H: 0 LOB: 1 BB: 1 P: 11	R: 0 E: 0 K: 1 S: 5	H: 0 LOB: 1 BB: 1 P: 9	R: 0 E: 0 K: 1 S: 6	H: 1 LOB: 1 BB: 0 P: 6	R: 1 E: 0 K: 0 S: 5	H: 2 LOB: 1 BB: 0 P: 5	R: 4 E: 1 K: 1 S: 10	H: 4 LOB: 3 BB: 2 P: 18	1B: 9 2B: 1 3B: 0 HR: 2	SF: 0 SAC: 0 DP: 0 HBP: 0	WP: 0 PB: 0 SB: 0 CS: 0	PA: 42
<b>PITCHER</b> <b>Don Newcombe, R</b> ERA: 4.91 (1, 1)	IP: 1.2 WLS: L BF: 11 H: 5 R: 4 ER: 4 SO: 4 BB: 1 IBB: 0 HBP: 0 BLK: 0 WP: 0 HR: 1 S: 27 P: 35 ERA: 1.69 WHIP: 0.938															<b>PITCHER</b>				
<b>Barry Latman, R</b> ERA: 4.57 (2, 1)	5.1 7 4 0	21 4 1 0	3 4 1 0	1 4 1 0	4 4 3 0	1 0 0 0	0 0 0 0	0 0 6 4	0 0 10 8	0 0 10 8	0 0 10 8	0 0 10 8	0 0 10 8	0 0 10 8	0 0 10 8	0 0 10 8	0.00 0.000			
<b>Bobby Locke, R</b> ERA: 3.56 (8, 1)	0.1	7	4	4	3	0	1	0	0	0	0	6	10	81.00	15.000					
<b>Jack Harshman, L</b> ERA: 3.09 (8, 1)	0.2	3	0	0	0	1	0	1	0	0	0	4	8	0.00	0.000					









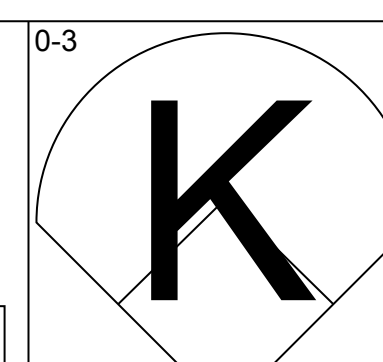
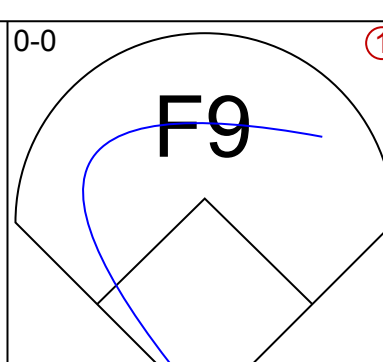
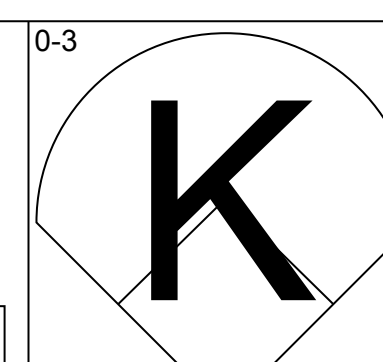
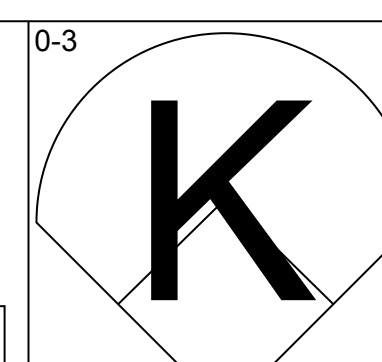
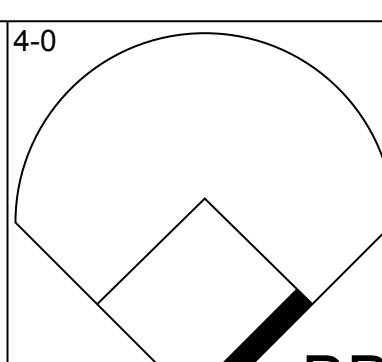
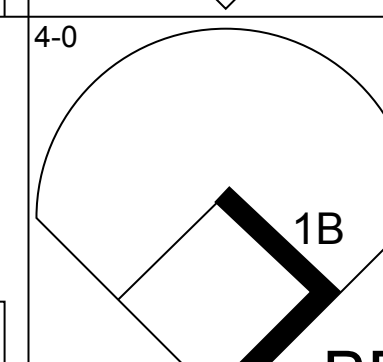
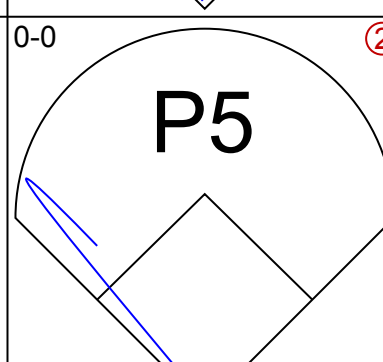
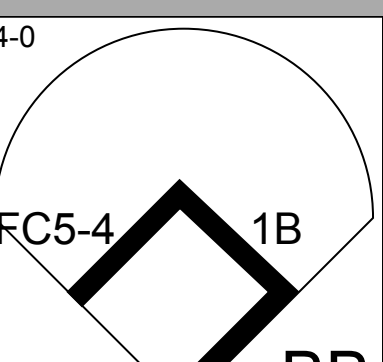
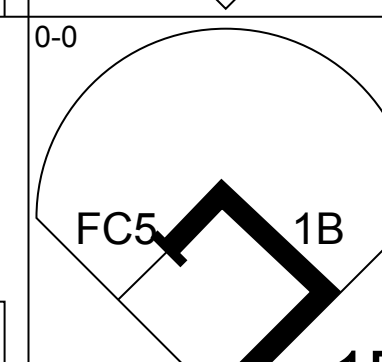
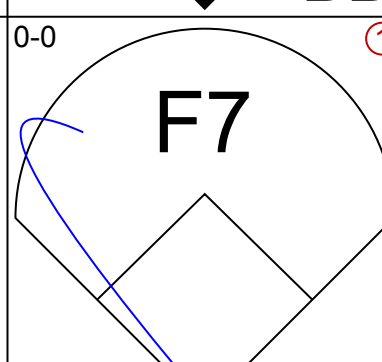
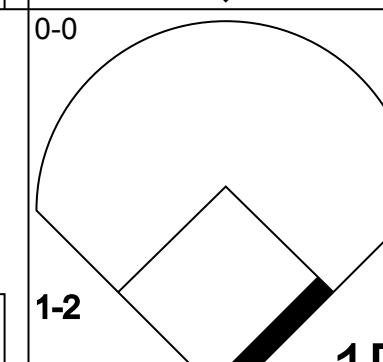
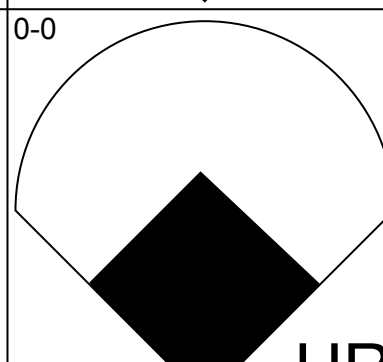
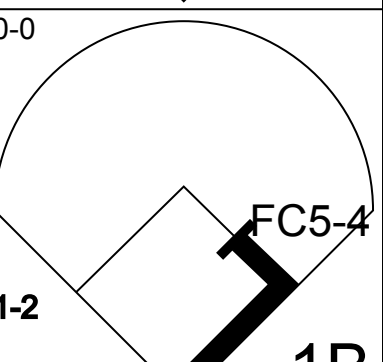
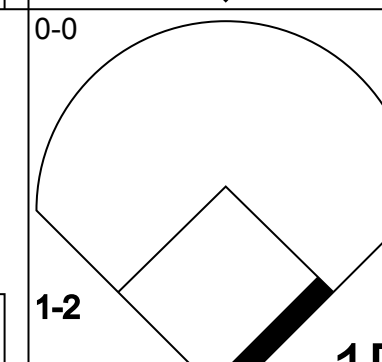
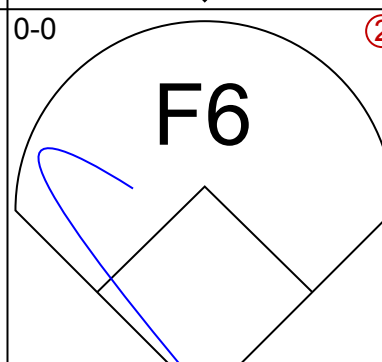
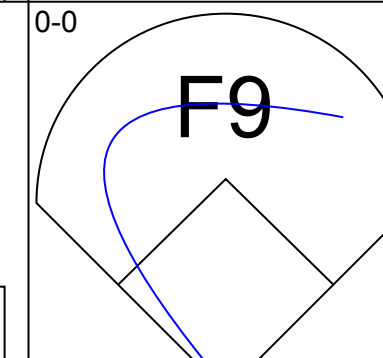
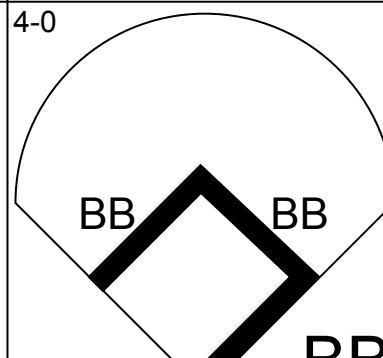
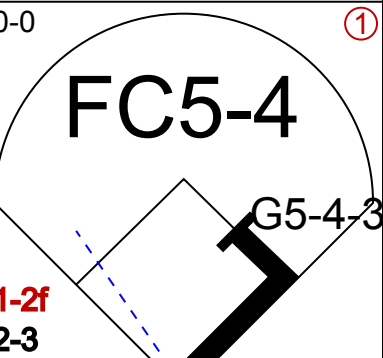
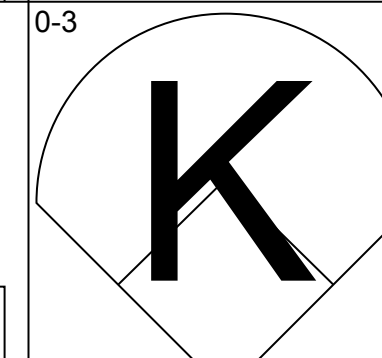
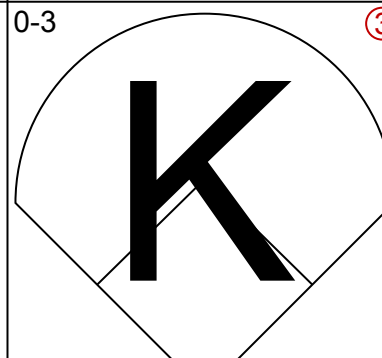
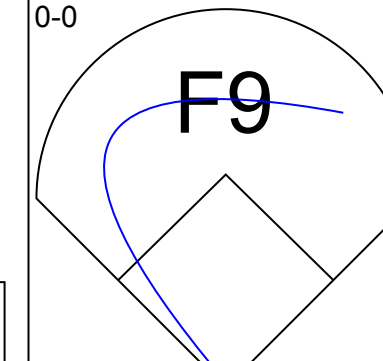
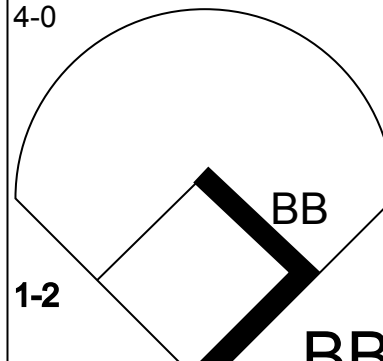
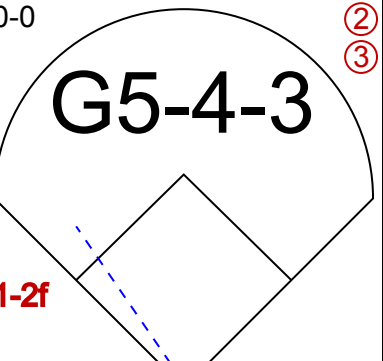
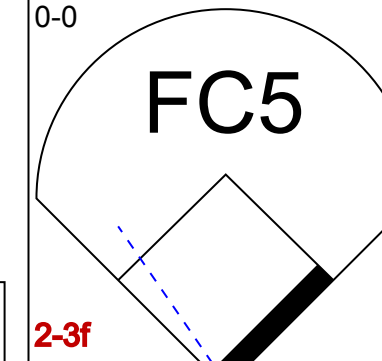
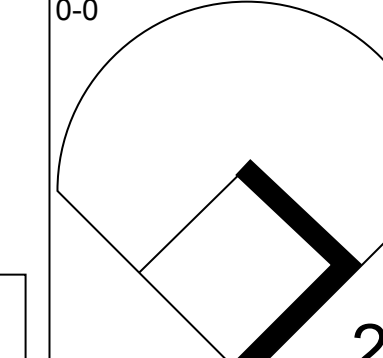
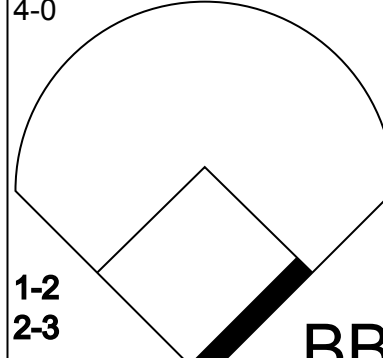
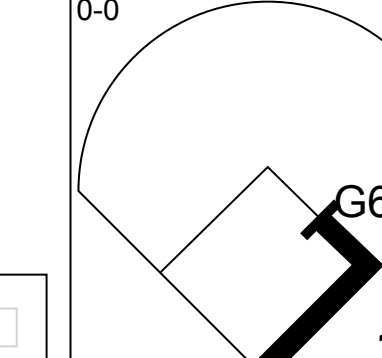
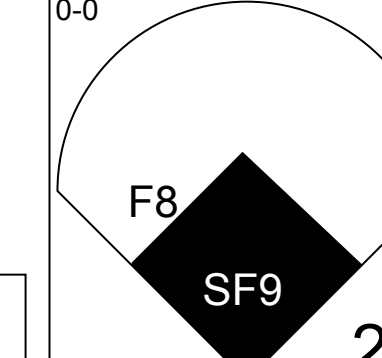
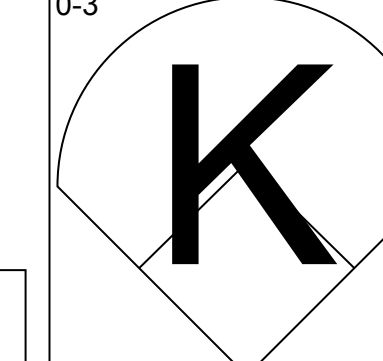
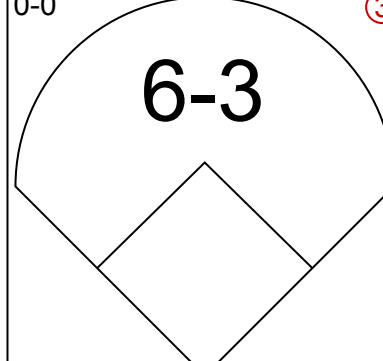
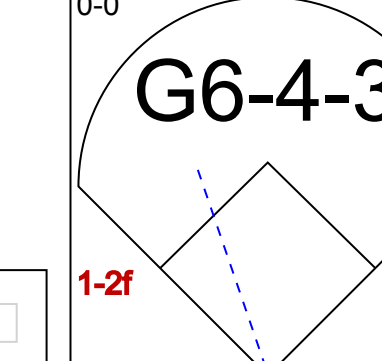
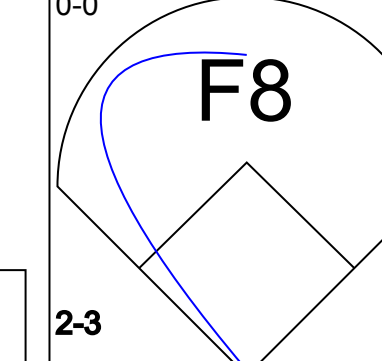
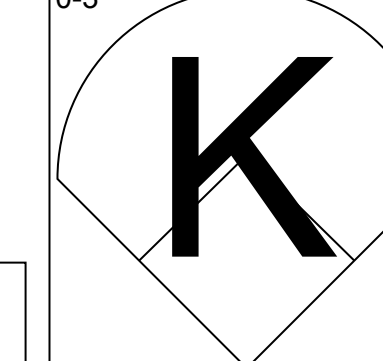
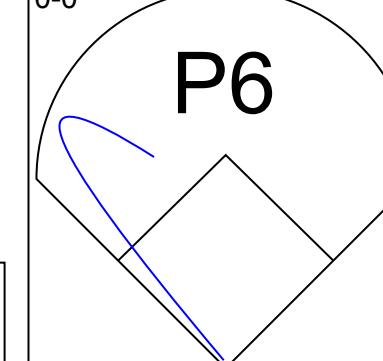
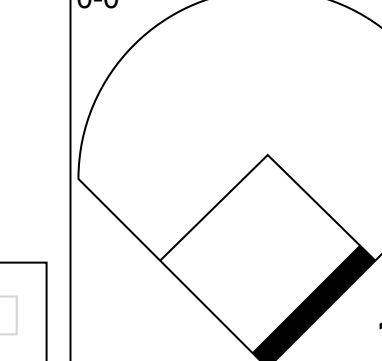
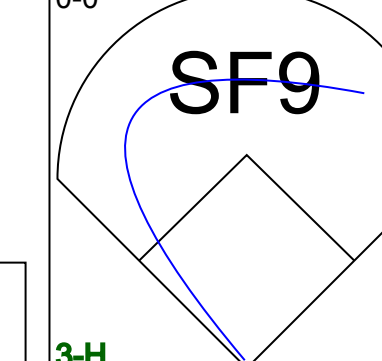
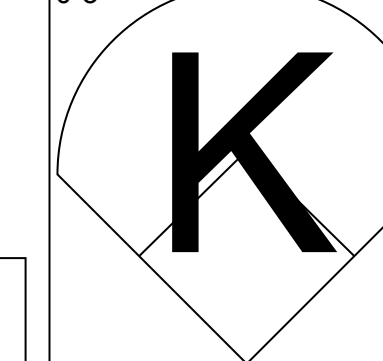
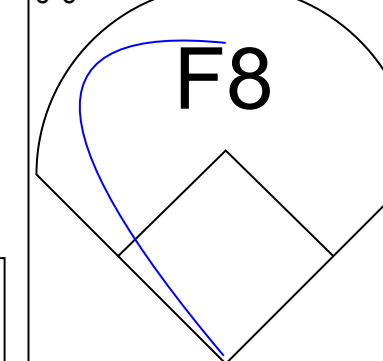
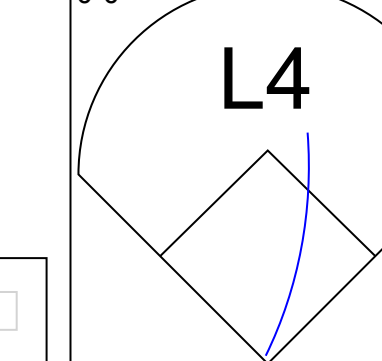
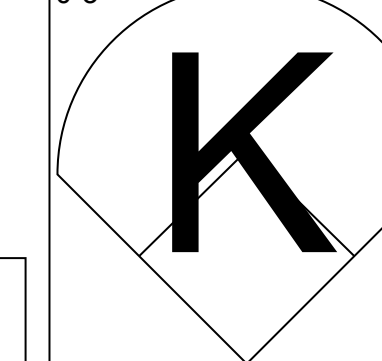
Batter	1	2	3	4	5	6	7	8	9	AB	R	H	RBI	BB	SO	LOB	TOP				
<b>Reno Bertoia, R</b> OBP: 0.342, SLG: 0.381 (1, 5)	0-3 K		0-3 K		0-0 L5		0-0 P4		0-0 FC5-4 1B	5	0	1	0	0	2	0	<b>Washington Senators @ Chicago White Sox</b> Comiskey Park, Chicago, IL Thu Aug 04 1960, 8:05 PM EDT Att: 28,676 - Unknown 				
<b>Lenny Green, L</b> OBP: 0.363, SLG: 0.401 (1, 8)	0-0 6-3		4-0 S BB		0-0 F6		0-0 4-3		0-0 FC5-4 1B	4	0	1	0	1	0	0					
<b>Harmon Killebrew, R</b> OBP: 0.369, SLG: 0.491 (1, 3)	0-0 F7		4-0 1-2 BB		0-0 F3		0-3 K		0-0 FC5-4 FC6-4	4	0	0	0	1	1	2					
<b>Jim Lemon, R</b> OBP: 0.368, SLG: 0.543 (1, 7)		0-0 F2	0-3 K		0-0 P4			0-3 K	0-0 FC6-4	5	0	0	0	0	2	4					
<b>Faye Throneberry, L</b> OBP: 0.320, SLG: 0.333 <b>Bob Allison, R</b> OBP: 0.362, SLG: 0.436 (1, 9) (8, 9)		0-0 4-1		0-0 P6		0-0 4-3		4-0 HR BB		3	1	0	0	1	0	0					
<b>Billy Gardner, R</b> OBP: 0.340, SLG: 0.404 (1, 4)		4-0 BB BB		0-0 P4		0-0 BB 1B		0-0 F9		3	0	1	0	1	0	1					
<b>Earl Batley, R</b> OBP: 0.330, SLG: 0.400 (1, 2)		4-0 1-2 BB		0-0 1B		0-0 1B		0-0 1B		3	1	3	2	1	0	0					
<b>Jose Valdivielso, R</b> OBP: 0.276, SLG: 0.258 <b>Elmer Valo, L</b> OBP: 0.377, SLG: 0.275 <b>Billy Consolo, R</b> OBP: 0.333, SLG: 0.325 (1, 6) (6, PH) (6, PR) (6, 6)		0-0 P6		0-0 1B		4-0 1-2 2-3 BB		0-3 K		2	0	1	0	0	0	2					
<b>Don Lee, R</b> OBP: 0.200, SLG: 0.136 <b>Julio Becquer, L</b> OBP: 0.267, SLG: 0.387 <b>Ray Moore, R</b> OBP: 0.083, SLG: 0.083 <b>Hal Woodeshick, R</b> OBP: 0.077, SLG: 0.040 (1, 1) (6, PH) (6, 1) (8, 1)			0-3 K		0-0 F8		0-0 F7		0-3 K	2	0	0	0	0	1	2					
<b>Inning Stats</b>	R: 0 E: 0 K: 1 S: 5	H: 0 LOB: 0 BB: 0 P: 5	R: 0 E: 0 K: 0 S: 3	H: 0 LOB: 2 BB: 11	R: 0 E: 0 K: 3 S: 9	H: 2 LOB: 2 BB: 2 P: 17	R: 0 E: 0 K: 0 S: 5	H: 2 LOB: 0 BB: 0 P: 5	R: 0 E: 0 K: 0 S: 3	H: 2 LOB: 0 BB: 0 P: 3	R: 0 E: 0 K: 1 S: 5	H: 0 LOB: 0 BB: 0 P: 5	R: 2 E: 0 K: 2 S: 8	H: 1 LOB: 0 BB: 1 P: 12	R: 0 E: 0 K: 1 S: 7	H: 2 LOB: 2 BB: 0 P: 7		1B: 6 2B: 0 3B: 0 HR: 1	SF: 0 SAC: 0 DP: 0 HBP: 0	WP: 0 PB: 0 CS: 1	PA: 40
<b>PITCHER</b>	IP WLS BF H R ER SO BB IBB HBP BLK WP HR S P ERA WHIP	IP WLS BF H R ER SO BB IBB HBP BLK WP HR S P ERA WHIP																			
<b>Early Wynn, R</b> ERA: 4.47 <b>Gerry Staley, R</b> ERA: 1.89 (1, 1) (9, 1)	8.0 L 35 5 2 2 7 6 0 0 0 0 1 43 67 2.25 1.375	1.0 5 2 0 0 1 0 0 0 0 0 0 0 7 7 0.00 2.000																			

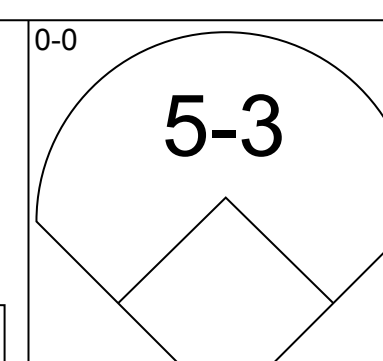
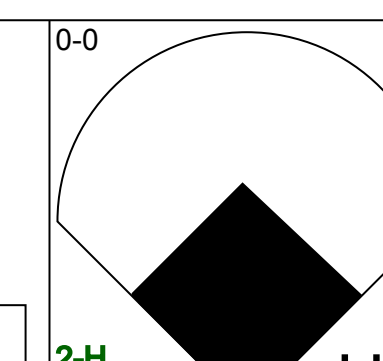
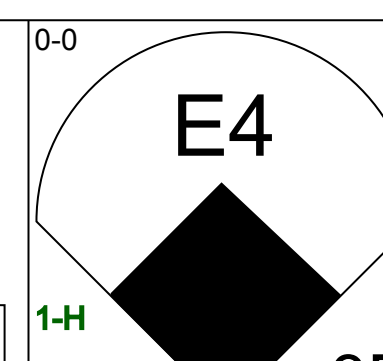
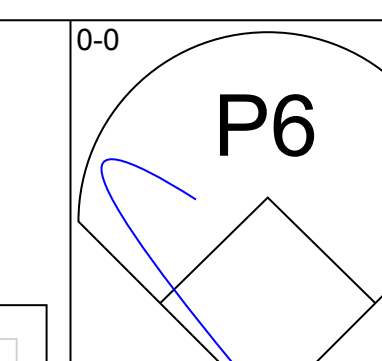
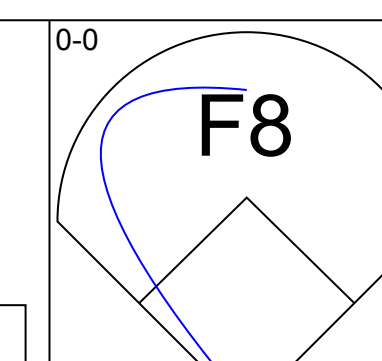
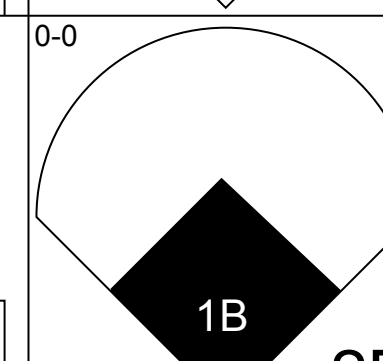
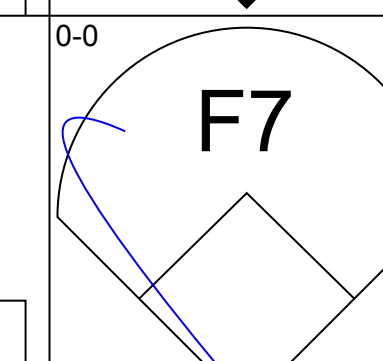
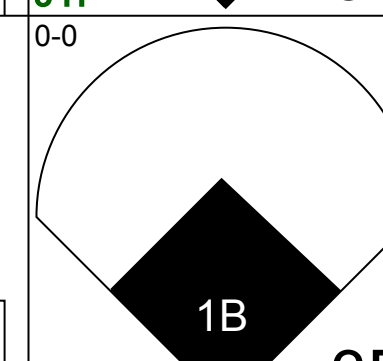
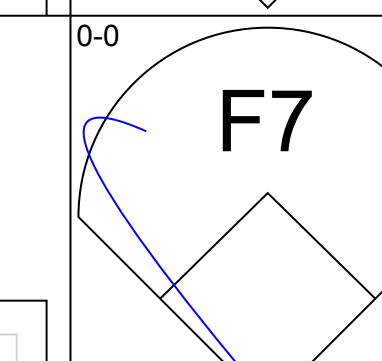
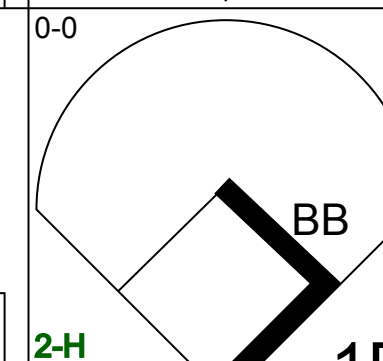
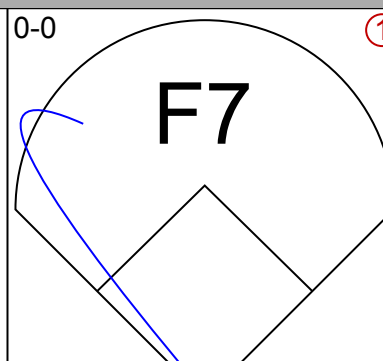
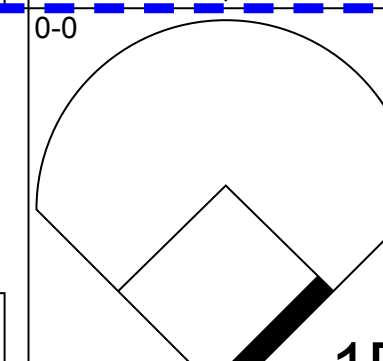

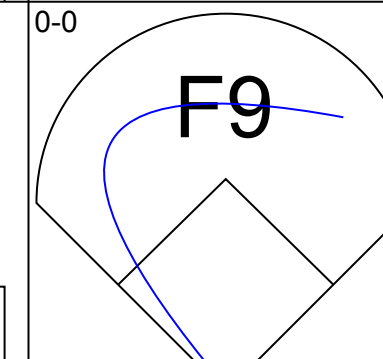
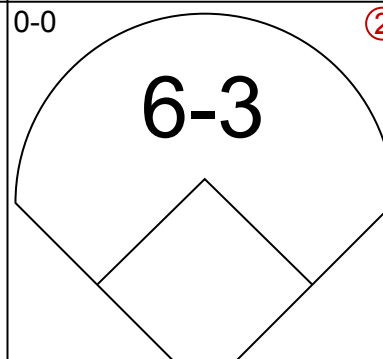
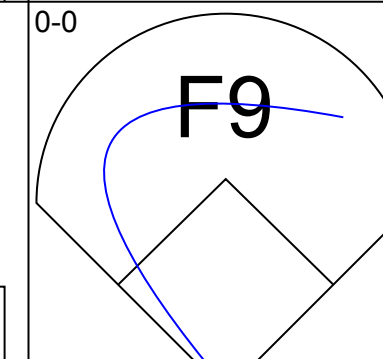

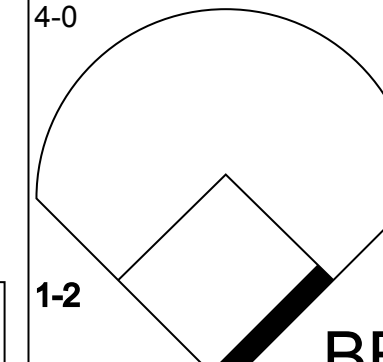
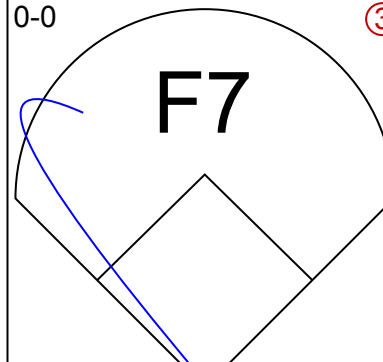
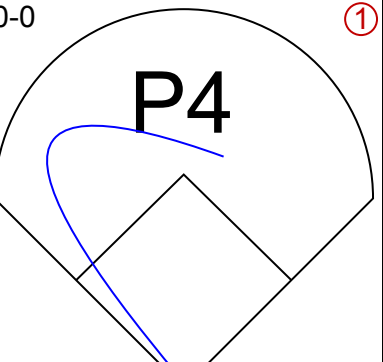

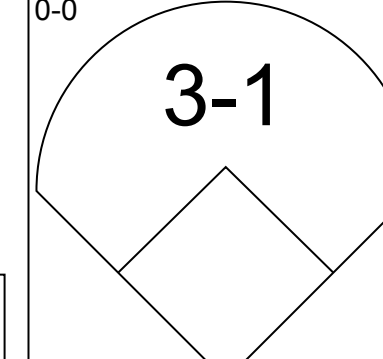
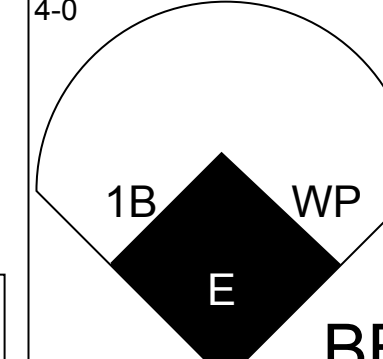
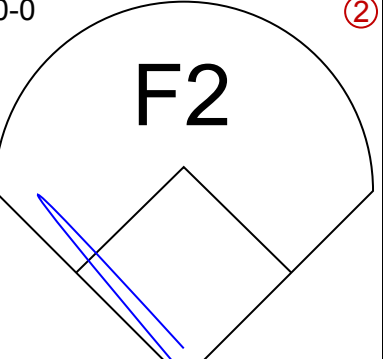
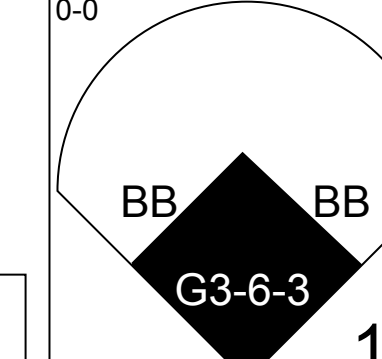
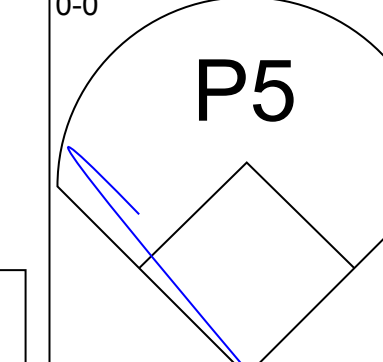
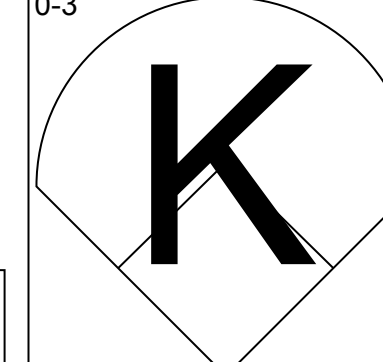
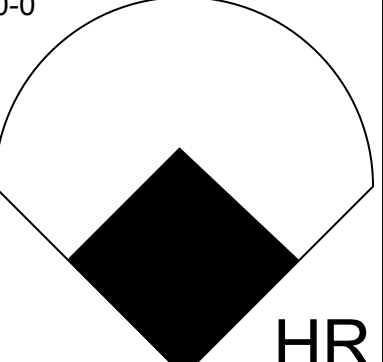
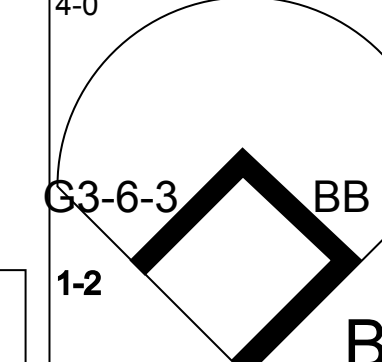
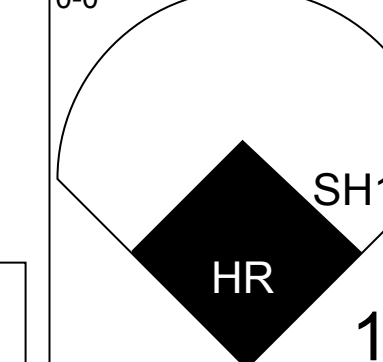
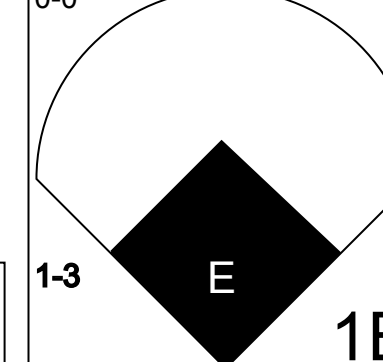
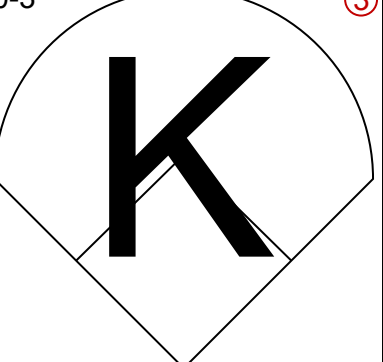
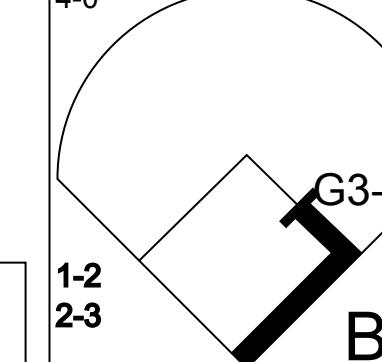
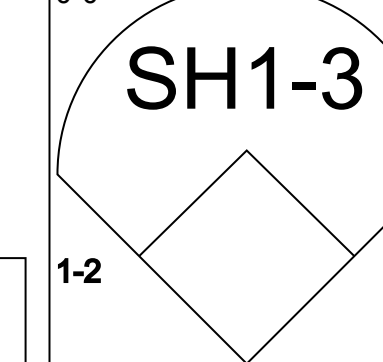
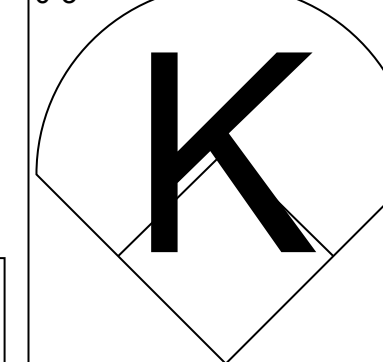
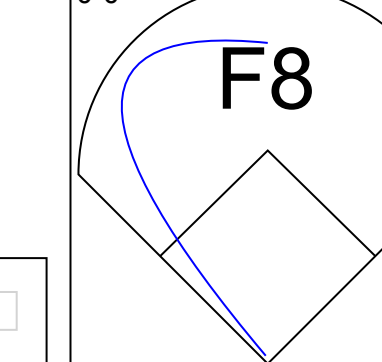
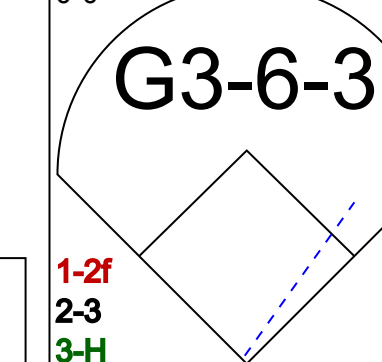
Batter	1	2	3	4	5	6	7	8	9	AB	R	H	RBI	BB	SO	LOB	BOTTOM				
<b>Luis Aparicio, R</b> OBP: 0.312, SLG: 0.332 (1, 6)	0-0 K2-6-3 1B		0-0 6-3			0-0 P4		4-0 1-2 BB		3	0	1	0	1	0	0	<b>Washington Senators @ Chicago White Sox</b> Comiskey Park, Chicago, IL Thu Aug 04 1960, 8:05 PM EDT Att: 28,676 - Unknown 				
<b>Nellie Fox, L</b> OBP: 0.341, SLG: 0.354 (1, 4)	0-3 K2-6-3 1-2			0-0 SH5-3 E 1B		0-0 F7		0-0 6-3		4	1	1	0	0	1	3					
<b>Minnie Minoso, R</b> OBP: 0.384, SLG: 0.481 (1, 7)	0-0 1B			0-0 SH5-3		0-0 6-3			0-0 4-3	3	0	1	0	0	0	0					
<b>Roy Sievers, R</b> OBP: 0.422, SLG: 0.581 <b>Jim Rivera, L</b> OBP: 0.455, SLG: 0.700 (1, 3) (9, PR)	0-3 K			0-0 E6 G3		0-0 P6		0-0 G3		4	0	1	0	0	1	1					
<b>Joe Ginsberg, L</b> OBP: 0.378, SLG: 0.329 <b>Sherm Lollar, R</b> OBP: 0.343, SLG: 0.396 (1, 2) (9, PH)		0-0 4-3		0-0 G3		0-0 G3		0-3 K		3	0	0	0	0	0	1					
<b>Al Smith, R</b> OBP: 0.379, SLG: 0.459 (1, 9)		0-3 K		0-0 P4		0-0 CS 1B				3	0	1	0	0	1	1					
<b>Gene Freese, R</b> OBP: 0.314, SLG: 0.483 (1, 5)		0-0 1-3			0-0 F7		0-0 CS	0-0 5-3		3	0	0	0	0	0	0					
<b>Joe Hicks, L</b> OBP: 0.283, SLG: 0.217 <b>Earl Torgeson, L</b> OBP: 0.517, SLG: 0.524 <b>Jim Landis, R</b> OBP: 0.365, SLG: 0.355 (1, 8) (8, PH) (9, 8)			0-0 1-3		0-3 K			4-0 BB BB		2	0	0	0	0	1	0					
<b>Early Wynn, S</b> OBP: 0.304, SLG: 0.234 <b>Ted Kluszewski, L</b> OBP: 0.345, SLG: 0.391 <b>Gerry Staley, R</b> OBP: 0.375, SLG: 0.250 (1, 1) (8, PH) (9, 1)			0-0 2-3		0-0 4-3			0-3 K		2	0	0	0	0	0	0					
<b>Inning Stats</b>	R: 0 E: 0 K: 2 S: 8	H: 2 LOB: 1 BB: 0 P: 8	R: 0 E: 0 K: 1 S: 5	H: 0 LOB: 0 BB: 0 P: 5	R: 0 E: 0 K: 0 S: 3	H: 0 LOB: 0 BB: 0 P: 3	R: 1 E: 1 K: 0 S: 5	H: 1 LOB: 1 BB: 0 P: 5	R: 0 E: 0 K: 1 S: 5	H: 0 LOB: 0 BB: 0 P: 5	R: 0 E: 0 K: 0 S: 3	H: 0 LOB: 0 BB: 0 P: 3	R: 0 E: 0 K: 1 S: 5	H: 1 LOB: 2 BB: 2 P: 13	R: 0 E: 0 K: 1 S: 5	H: 1 LOB: 1 BB: 0 P: 5		1B: 5 2B: 2 3B: 0 HR: 0	SF: 0 SAC: 1 DP: 2 HBP: 0	WP: 0 PB: 0 CS: 2	PA: 33
<b>PITCHER</b>	IP WLS BF H R ER SO BB IBB HBP BLK WP HR S P ERA WHIP	IP WLS BF H R ER SO BB IBB HBP BLK WP HR S P ERA WHIP																			
<b>Don Lee, R</b> ERA: 4.26 <b>Ray Moore, R</b> ERA: 3.94 <b>Hal Woodeshick, L</b> ERA: 4.11 (1, 1) (6, 1) (8, 1)	5.0 W 18 1 0 0 1 2 0 0 0 0 0 10 18 0.00 1.125	1.1 S 4 1 0 0 1 0 0 0 0 0 0 6 6 0.00 0.750																			



Batter	1	2	3	4	5	6	7	8	9	AB	R	H	RBI	BB	SO	LOB	TOP										
<b>Reno Bertoia, R</b> OBP: 0.340, SLG: 0.377 (1, 5)	F8	F8				6-3			K	5	0	1	0	0	1	1	<b>Washington Senators @ Chicago White Sox</b> Comiskey Park, Chicago, IL Fri Aug 05 1960, 8:05 PM EDT Att: 30,112 - Unknown 										
<b>Lenny Green, L</b> OBP: 0.394, SLG: 0.398 (1, 8) (9, 7)	4-3	F7				1B			4-3	4	2	1	0	1	0	0											
<b>Harmon Killebrew, R</b> OBP: 0.370, SLG: 0.487 (1, 3)	BB					1B			6-3	4	1	1	1	1	1	1											
<b>Jim Lemon, R</b> OBP: 0.372, SLG: 0.543 <b>Pete Whisenant, R</b> OBP: 0.333, SLG: 0.368 (9, 8)	1B					1B				2	1	1	1	2	0	0											
<b>Faye Throneberry, L</b> OBP: 0.326, SLG: 0.333 <b>Bob Allison, R</b> OBP: 0.352, SLG: 0.436 (7, 9)	1B					BB				0	0	0	0	0	0	0											
<b>Billy Gardner, R</b> OBP: 0.340, SLG: 0.403 (1, 4)	E8					1B				3	1	1	1	1	0	1											
<b>Earl Batley, R</b> OBP: 0.329, SLG: 0.398 (1, 2)	FC6-4					1B				0	0	1	2	0	0	0											
<b>Jose Valdivielso, R</b> OBP: 0.276, SLG: 0.254 (1, 6)	FC6-4					1B				3	0	0	0	1	0	1											
<b>Pedro Ramos, S</b> OBP: 0.113, SLG: 0.192 (1, 1)	K					6-3			K	3	0	0	0	0	2	0											
<b>Inning Stats</b>	R: 4 E: 1 K: 0 S: 6	H: 3 LOB: 1 BB: 2 P: 14	R: 0 E: 0 K: 1 S: 5	H: 0 LOB: 0 BB: 0 P: 5	R: 0 E: 0 K: 0 S: 3	H: 0 LOB: 0 BB: 0 P: 3	R: 0 E: 0 K: 0 S: 3	H: 0 LOB: 0 BB: 0 P: 3	R: 1 E: 0 K: 0 S: 5	H: 3 LOB: 3 BB: 2 P: 13	R: 0 E: 0 K: 0 S: 3	H: 0 LOB: 1 BB: 1 P: 7	R: 1 E: 0 K: 1 S: 6	H: 1 LOB: 1 BB: 1 P: 10	R: 0 E: 0 K: 1 S: 5	H: 0 LOB: 0 BB: 0 P: 5		R: 0 E: 0 K: 1 S: 5	H: 0 LOB: 0 BB: 0 P: 5	1B: 7 2B: 0 3B: 0 HR: 0	SF: 0 SAC: 1 DP: 0 HBP: 0	WP: 0 PB: 0 CS: 1	PA: 39				
<b>PITCHER</b>	IP	WLS	BF	H	R	ER	SO	BB	IBB	HBP	BLK	WP	HR	S	P	ERA	WHIP										
<b>Bob Shaw, R</b> ERA: 3.81 (1, 1)	1.0	L	8	3	4	3	0	2	0	0	0	0	0	6	14	27.00	5.000										
<b>Russ Kemmerer, R</b> ERA: 3.75 (2, 1)	4.0		16	3	1	1	1	2	0	0	0	0	0	16	24	2.25	1.250										
<b>Turk Lown, R</b> ERA: 3.02 (6, 1)	3.0		12	1	1	1	2	2	0	0	0	0	0	14	22	3.00	1.000										
<b>Dick Donovan, R</b> ERA: 5.54 (9, 1)	1.0		3	0	0	0	1	0	0	0	0	0	0	5	5	0.00	0.000										
Batter	1	2	3	4	5	6	7	8	9	AB	R	H	RBI	BB	SO	LOB	BOTTOM										
<b>Luis Aparicio, R</b> OBP: 0.309, SLG: 0.329 (1, 6)	F8		FC1-4-5			5-3			6-3	4	0	0	0	0	0	2	<b>Washington Senators @ Chicago White Sox</b> Comiskey Park, Chicago, IL Fri Aug 05 1960, 8:05 PM EDT Att: 30,112 - Unknown 										
<b>Nellie Fox, L</b> OBP: 0.343, SLG: 0.359 (1, 4)	1-3					1B			F5	3	1	1	0	1	0	1											
<b>Minnie Minoso, R</b> OBP: 0.383, SLG: 0.478 (1, 7)	F7		F2			3B			5-3	4	0	1	1	0	0	2											
<b>Roy Sievers, R</b> OBP: 0.417, SLG: 0.572 (1, 3)		K				K			F8	4	0	0	0	0	3	1											
<b>Sherm Lollar, R</b> OBP: 0.345, SLG: 0.395 (1, 2)		6-3				G1-6-3			F7	3	0	1	0	0	0	0											
<b>Al Smith, R</b> OBP: 0.379, SLG: 0.456 (1, 9)		FC6-4				G1-6-3			G5-4-3	2	0	0	0	1	0	2											
<b>Gene Freese, R</b> OBP: 0.311, SLG: 0.479 (1, 5)		FC6-4				F8			6-3	3	0	0	0	0	0	1											
<b>Jim Landis, R</b> OBP: 0.368, SLG: 0.356 (1, 8)			SH3			F9			6-3	2	0	1	0	1	0	0											
<b>Bob Shaw, R</b> OBP: 0.146, SLG: 0.291 <b>Russ Kemmerer, R</b> OBP: 0.333, SLG: 0.403 <b>Joe Hicks, L</b> OBP: 0.275, SLG: 0.213 <b>Turk Lown, R</b> OBP: 0.333, SLG: 0.403 <b>Earl Ferguson, L</b> OBP: 0.192, SLG: 0.192 <b>Dick Donovan, L</b> OBP: 0.156, SLG: 0.200 (1, 1)			SH3			4-3			F8	0	0	0	0	0	0	0											
<b>Inning Stats</b>	R: 0 E: 0 K: 0 S: 3	H: 0 LOB: 0 BB: 0 P: 3	R: 0 E: 0 K: 1 S: 5	H: 0 LOB: 1 BB: 1 P: 9	R: 0 E: 0 K: 0 S: 4	H: 1 LOB: 2 BB: 1 P: 8	R: 0 E: 0 K: 1 S: 5	H: 1 LOB: 0 BB: 0 P: 5	R: 0 E: 0 K: 0 S: 3	H: 0 LOB: 0 BB: 0 P: 3	R: 1 E: 0 K: 1 S: 6	H: 2 LOB: 1 BB: 0 P: 6	R: 0 E: 0 K: 0 S: 2	H: 0 LOB: 0 BB: 0 P: 3	R: 0 E: 0 K: 0 S: 3	H: 0 LOB: 1 BB: 1 P: 7		R: 0 E: 0 K: 0 S: 3	H: 0 LOB: 0 BB: 0 P: 3	1B: 3 2B: 1 3B: 1 HR: 0	SF: 0 SAC: 1 DP: 3 HBP: 1	WP: 0 PB: 0 CS: 1	PA: 32				
<b>PITCHER</b>	IP	WLS	BF	H	R	ER	SO	BB	IBB	HBP	BLK	WP	HR	S	P	ERA	WHIP										
<b>Pedro Ramos, R</b> ERA: 3.47 (1, 1)	9.0	W	32	4	1	1	3	3	0	1	0	0	0	34	47	1.00	0.778										



Batter	1	2	3	4	5	6	7	8	9	AB	R	H	RBI	BB	SO	LOB	TOP			
Bob Allison, R OBP: 0.380, SLG: 0.431 (1, 9)										4	0	0	0	1	3	0	<p>Washington Senators @ Chicago White Sox</p> <p>Comiskey Park, Chicago, IL</p> <p>Sat Aug 06 1960, 4:33 AM EDT</p> <p>Att: 12,801 - Unknown</p>			
Reno Bertoia, R OBP: 0.344, SLG: 0.377 (1, 5)										3	0	1	0	2	0	1				
Harmon Killebrew, R OBP: 0.379, SLG: 0.596 (1, 3)										5	1	4	1	0	0	1				
Jim Lemon, R OBP: 0.369, SLG: 0.536 (1, 7)										4	0	0	0	1	2	7				
Billy Gardner, R OBP: 0.339, SLG: 0.399 (1, 4)										3	0	0	0	1	0	6				
Earl Batters, R OBP: 0.337, SLG: 0.411 (1, 2)										3	1	3	0	1	0	0				
Pete Whisenant, R OBP: 0.321, SLG: 0.352 (1, 8)										4	0	0	0	0	1	6				
Jose Valdivieso, R OBP: 0.276, SLG: 0.255 (1, 6)										3	0	1	1	0	1	1				
Chuck Stobbs, L OBP: 0.167, SLG: 0.048 Tom Morgan, R (4, 1)										2	0	0	0	0	1	1				
Lenny Green, L OBP: 0.362, SLG: 0.395 Rudy Hernandez, R (6, 1)										0	0	0	0	0	0	0				
										1	0	0	0	0	1	0				
										1	0	0	0	0	1	0				
<b>Inning Stats</b>	R: 0 E: 0 K: 1 S: 6	H: 1 LOB: 2 BB: 1 P: 10	R: 0 E: 0 K: 3 S: 10	H: 1 LOB: 0 BB: 0 P: 10	R: 1 E: 0 K: 0 S: 4	H: 1 LOB: 3 BB: 3 P: 16	R: 0 E: 0 K: 1 S: 5	H: 0 LOB: 0 BB: 0 P: 5	R: 0 E: 0 K: 0 S: 3	H: 2 LOB: 1 BB: 0 P: 7	R: 0 E: 0 K: 2 S: 9	H: 2 LOB: 2 BB: 0 P: 9	R: 1 E: 0 K: 1 S: 6	H: 1 LOB: 0 BB: 0 P: 6	R: 0 E: 0 K: 1 S: 5	H: 0 LOB: 1 BB: 1 P: 9	1B: 6 2B: 2 3B: 0 HR: 1	SF: 1 SAC: 0 DP: 2 HBP: 0	WP: 0 PB: 0 CS: 0	PA: 40
<b>PITCHER</b> Herb Score, L ERA: 4.27 (1, 1)	IP: 9.0 WLS: W BF: 40	H: 9 R: 2 ER: 2 SO: 9	BB: 6 IBB: 0 HBP: 0 BLK: 0	WP: 0 HR: 1 S: 52 P: 76	ERA: 2.00 WHIP: 1.667	<b>PITCHER</b>										IP: WLS: BF: H: R: ER: SO: BB: IBB: HBP: BLK: WP: HR: S: P: ERA: WHIP				

Batter	1	2	3	4	5	6	7	8	9	AB	R	H	RBI	BB	SO	LOB	BOTTOM			
Jim Landis, R OBP: 0.368, SLG: 0.373 (1, 8)										5	2	2	4	0	0	1	<p>Washington Senators @ Chicago White Sox</p> <p>Comiskey Park, Chicago, IL</p> <p>Sat Aug 06 1960, 4:33 AM EDT</p> <p>Att: 12,801 - Unknown</p>			
Nellie Fox, L OBP: 0.344, SLG: 0.367 (1, 4)										4	2	2	0	0	0	0				
Roy Sievers, R OBP: 0.418, SLG: 0.571 (1, 3)										4	0	2	2	0	0	0				
Minnie Minoso, R OBP: 0.380, SLG: 0.474 (1, 7)										4	0	0	0	0	0	2				
Sherm Lollar, R OBP: 0.344, SLG: 0.391 (1, 2)										3	0	0	0	1	0	0				
Al Smith, R OBP: 0.380, SLG: 0.455 (1, 9)										3	2	1	0	1	0	2				
Gene Freese, R OBP: 0.313, SLG: 0.487 (1, 5)										3	1	1	1	1	1	1				
Luis Aparicio, R OBP: 0.314, SLG: 0.332 (1, 6)										3	2	2	0	1	1	0				
Herb Score, L OBP: 0.263, SLG: 0.294 (1, 1)										3	0	0	0	0	1	4				
<b>Inning Stats</b>	R: 1 E: 0 K: 0 S: 5	H: 2 LOB: 2 BB: 1 P: 9	R: 2 E: 0 K: 0 S: 5	H: 2 LOB: 0 BB: 0 P: 5	R: 0 E: 0 K: 0 S: 3	H: 0 LOB: 0 BB: 0 P: 3	R: 4 E: 1 K: 2 S: 11	H: 4 LOB: 1 BB: 1 P: 15	R: 1 E: 0 K: 1 S: 6	H: 1 LOB: 0 BB: 0 P: 6	R: 0 E: 0 K: 0 S: 3	H: 0 LOB: 0 BB: 0 P: 3	R: 0 E: 0 K: 0 S: 3	H: 1 LOB: 1 BB: 2 P: 11	R: 1 E: 0 K: 0 S: 3	H: 1 LOB: 2 BB: 2 P: 11		1B: 5 2B: 1 3B: 2 HR: 2	SF: 0 SAC: 1 DP: 1 HBP: 0	WP: 1 PB: 0 CS: 0
<b>PITCHER</b> Chuck Stobbs, L ERA: 3.66 Tom Morgan, R ERA: 4.23 Rudy Hernandez, R ERA: 2.33 (1, 1)	IP: 3.2 WLS: L BF: 20	H: 7 R: 7 ER: 7 SO: 2	BB: 2 IBB: 0 HBP: 0 BLK: 0	WP: 1 HR: 1 S: 22 P: 30	ERA: 17.18 WHIP: 2.455	<b>PITCHER</b>										IP: WLS: BF: H: R: ER: SO: BB: IBB: HBP: BLK: WP: HR: S: P: ERA: WHIP				



Batter	1	2	3	4	5	6	7	8	9	AB	R	H	RBI	BB	SO	LOB	TOP								
<b>Pete Whisenant, R</b> OBP: 0.309, SLG: 0.337 <b>Lenny Green, L</b> OBP: 0.365, SLG: 0.399	0-3 K		0-0 F9		0-0 5-3		0-0 5-3		0-0 FC6-4 FC3-5 1B	4	0	0	0	0	1	0									
<b>Reno Bertoia, R</b> OBP: 0.342, SLG: 0.377	0-0 5-3			0-3 K		0-0 1B 2B	0-0 1-3		0-0 FC3-5 FC6-4 1B	5	1	1	0	0	1	2									
<b>Harmon Killebrew, R</b> OBP: 0.379, SLG: 0.592	0-0 5-3			4-0 1-3 BB		0-0 1B E 1B	0-0 5-3		0-0 FC6-4 1B	4	2	1	1	1	0	2									
<b>Jim Lemon, R</b> OBP: 0.370, SLG: 0.534		0-0 5-3		0-0 1-3		0-0 G6-4-3 E HR 1B		0-0 F7	0-0 1B	5	1	2	1	0	0	1									
<b>Billy Gardner, R</b> OBP: 0.339, SLG: 0.400		0-0 1B		0-0 E9 1B 1B		0-0 E1 G6-4-3		0-0 5-3	0-0 1-3	5	1	2	2	0	0	3									
<b>Earl Battey, R</b> OBP: 0.339, SLG: 0.416		0-0 F5		0-0 FC6-4 1B		0-0 G6-4-3				4	0	2	1	0	0	3									
<b>Bob Allison, R</b> OBP: 0.381, SLG: 0.439		0-0 F8		0-0 FC6-4		0-0 HR				3	1	1	2	1	0	2									
<b>Jose Valdivielso, R</b> OBP: 0.274, SLG: 0.254 <b>Billy Conzolo, R</b> OBP: 0.336, SLG: 0.322 <b>Julio Becquer, L</b> OBP: 0.266, SLG: 0.385			0-0 4-6-3		0-0 F7		0-0 F7		0-0 4-3	1	0	0	0	0	0	0									
<b>Camilo Pascual, R</b> OBP: 0.244, SLG: 0.344 <b>Jack Kralick, L</b> OBP: 0.197, SLG: 0.093 <b>Elmer Valo, L</b> OBP: 0.271, SLG: 0.288 <b>Ray Moore, R</b> OBP: 0.316, SLG: 0.499 <b>Faye Throneberry, L</b> OBP: 0.291, SLG: 0.329 <b>Pedro Ramos, S</b> OBP: 0.113, SLG: 0.192			0-0 F9		0-0 4-3		0-0 L4		0-0 FC3-5 1B	1	0	0	0	0	0	0									
<b>Inning Stats</b>	R: 0 E: 0 K: 1 S: 5	H: 0 LOB: 0 BB: 0 P: 5	R: 0 E: 0 K: 0 S: 4	H: 1 LOB: 1 BB: 0 P: 4	R: 0 E: 0 K: 0 S: 3	H: 0 LOB: 0 BB: 0 P: 3	R: 2 E: 1 K: 1 S: 7	H: 2 LOB: 1 BB: 1 P: 11	R: 0 E: 0 K: 0 S: 3	H: 0 LOB: 0 BB: 0 P: 3	R: 4 E: 1 K: 0 S: 7	H: 4 LOB: 1 BB: 1 P: 11	R: 0 E: 0 K: 0 S: 3	H: 0 LOB: 0 BB: 0 P: 3	R: 0 E: 0 K: 0 S: 4	H: 1 LOB: 2 BB: 1 P: 8	R: 1 E: 0 K: 0 S: 6	H: 3 LOB: 2 BB: 0 P: 6	1B: 8 2B: 2 3B: 0 HR: 1	SF: 0 SAC: 0 DP: 1 HBP: 0	WP: 0 PB: 0 CS: 0	PA: 41			
<b>PITCHER</b>	IP	WLS	BF	H	R	ER	SO	BB	IBB	HBP	BLK	WP	HR	S	P	ERA	WHIP								
<b>Frank Baumann, L</b> ERA: 2.41	5.0		21	5	4	4	2	1	0	0	0	0	0	24	28	7.20	1.200								
<b>Turk Lowm, R</b> ERA: 3.02	0.0		2	1	0	0	0	0	0	0	0	0	0	2	2	∞	∞								
<b>Bob Rush, R</b> ERA: 4.91	0.2		3	1	2	0	0	1	0	0	0	0	1	2	6	0.00	3.000								
<b>Gerry Staley, R</b> ERA: 1.92	3.1	W	15	4	1	1	0	0	1	0	0	0	0	14	18	2.70	1.200								

Washington Senators @ Chicago White Sox  
Comiskey Park, Chicago, IL  
Sun Aug 07 1960, 4:33 AM EDT  
Unknown

AB	38
R	7
H	11
RBI	7
BB	3
SO	2
LOB	16



Batter	1	2	3	4	5	6	7	8	9	AB	R	H	RBI	BB	SO	LOB	BOTTOM								
<b>Jim Landis, R</b> OBP: 0.364, SLG: 0.368	0-0 P4	0-0 SH3	0-3 K		0-0 F7			0-0 P3		4	0	0	0	0	1	4									
<b>Nellie Fox, L</b> OBP: 0.345, SLG: 0.370	0-0 HR	0-0 F7		0-0 3-1		0-3 K		0-0 G1 2B		5	2	2	0	0	1	1									
<b>Roy Sievers, R</b> OBP: 0.417, SLG: 0.577	0-0 1H HR	0-0 F7		4-0 E BB		0-3 K		0-0 G1 2H		4	1	1	3	1	1	1									
<b>Minnie Minoso, R</b> OBP: 0.380, SLG: 0.474	0-0 1B 2B		4-0 FC1-6 BB	0-0 E6 G6-4-3		0-0 F8		0-3 K		4	1	1	0	1	1	1									
<b>Sherm Lollar, R</b> OBP: 0.342, SLG: 0.391	0-0 5-3		0-0 F9	0-0 G6-4-3			0-0 F8		0-0 2B	5	0	1	0	0	0	4									
<b>Al Smith, R</b> OBP: 0.380, SLG: 0.453	0-0 3B 1B		0-0 FC1-6 IBB BB		0-0 F9		0-0 6-3		4-0 HR BB	4	3	1	1	1	0	1									
<b>Gene Freese, R</b> OBP: 0.323, SLG: 0.508	0-0 1H 3B		4-0 BB IBB BB		0-0 2B 1B		4-0 1B BB		0-0 HR	3	2	3	3	2	0	0									
<b>Luis Aparicio, R</b> OBP: 0.317, SLG: 0.337	0-0 6-3		4-0 BB IBB		0-0 2B		0-0 S 1B			3	0	2	1	1	0	1									
<b>Frank Baumann, L</b> OBP: 0.263, SLG: 0.125 <b>Turk Lowm, R</b> OBP: 0.333, SLG: 0.400 <b>Bob Rush, R</b> OBP: 0.600, SLG: 0.500 <b>Gerry Staley, R</b> OBP: 0.353, SLG: 0.231		0-0 SH3 1B	4-0 1-2 2-3 3H BB		0-0 F2		0-0 F7			2	0	1	1	1	0	1									
<b>Inning Stats</b>	R: 4 E: 0 K: 0 S: 8	H: 5 LOB: 1 BB: 0 P: 8	R: 0 E: 0 K: 0 S: 4	H: 1 LOB: 1 BB: 0 P: 4	R: 1 E: 0 K: 1 S: 5	H: 2 LOB: 3 BB: 4 P: 21	R: 0 E: 1 K: 0 S: 3	H: 0 LOB: 1 BB: 1 P: 7	R: 1 E: 0 K: 0 S: 5	H: 2 LOB: 1 BB: 0 P: 5	R: 0 E: 0 K: 2 S: 7	H: 0 LOB: 0 BB: 0 P: 7	R: 0 E: 0 K: 0 S: 4	H: 1 LOB: 2 BB: 1 P: 8	R: 1 E: 0 K: 1 S: 6	H: 1 LOB: 0 BB: 0 P: 6	R: 2 E: 0 K: 0 S: 2	H: 2 LOB: 0 BB: 1 P: 6	1B: 5 2B: 4 3B: 1 HR: 2	SF: 0 SAC: 1 DP: 1 HBP: 0	WP: 0 PB: 1 CS: 0	PA: 43			
<b>PITCHER</b>	IP	WLS	BF	H	R	ER	SO	BB	IBB	HBP	BLK	WP	HR	S	P	ERA	WHIP								
<b>Camilo Pascual, R</b> ERA: 3.0	2.2		17	6	5	5	0	2	1	0	0	0	0	11	19	3.86	1.714								
<b>Jack Kralick, L</b> ERA: 3.09	2.1		11	2	1	1	1	2	0	0	0	0	0	11	19	3.86	1.714								
<b>Ray Moore, R</b> ERA: 3.9	3.0		12	2	1	1	3	1	0	0	0	0	0	17	21	3.00	1.000								
<b>Pedro Ramos, R</b> ERA: 3.57	0.1	L	3	2	2	2	0	1	0	0	0	0	1	2	6	54.00	9.000								

Washington Senators @ Chicago White Sox  
Comiskey Park, Chicago, IL  
Sun Aug 07 1960, 4:33 AM EDT  
Unknown

AB	35
R	9
H	12
RBI	9
BB	7
SO	4
LOB	16





Batter	1	2	3	4	5	6	7	8	9	AB	R	H	RBI	BB	SO	LOB	TOP					
<b>Reno Bertoia, R</b> OBP: 0.346, SLG: 0.380 (1, 5)	0-0 1B		4-0 BB		0-0 FC5-4		0-0 1B		0-0 SF8	3	0	2	2	1	0	1						
<b>Lenny Green, L</b> OBP: 0.361, SLG: 0.393 (1, 8)	0-0 P6		0-0 1-3			0-0 1B	0-0 F3		0-0 F8	5	0	1	0	0	0	5						
<b>Harmon Killebrew, R</b> OBP: 0.376, SLG: 0.496 (1, 3)	0-3 K			0-0 5-3		0-0 5-3		0-0 1B		4	0	1	0	0	1	1						
<b>Jim Lemon, R</b> OBP: 0.371, SLG: 0.534 (1, 7)		0-0 F3		0-0 F9		0-0 1B		0-0 L7		4	0	2	0	0	0	1						
<b>Billy Gardner, R</b> OBP: 0.336, SLG: 0.396 (1, 4)		0-0 5-3		0-0 F9		0-0 F9		0-0 P4		4	0	0	0	0	0	3						
<b>Bob Allison, R</b> OBP: 0.377, SLG: 0.434 (1, 9)		0-0 L5		0-0 1-3			0-0 6-3	0-0 1-3		4	0	0	0	0	0	2						
<b>Earl Batley, R</b> OBP: 0.341, SLG: 0.418 (1, 2)			0-3 K		0-0 FC6-5		4-0 6-3	0-0 F2		3	1	1	0	1	1	0						
<b>Billy Consolo, R</b> OBP: 0.338, SLG: 0.319 (1, 6)			4-0 BB		0-0 FC6-5		0-0 6-3	0-0 1B		1	0	0	0	1	0	1						
<b>Faye Throneberry, L</b> OBP: 0.328, SLG: 0.336 (7, PH)										1	0	0	0	0	0	1						
<b>Jose Valdivielso, R</b> OBP: 0.274, SLG: 0.254 (7, 6)										0	0	0	0	0	0	0						
<b>Julio Becquer, L</b> OBP: 0.268, SLG: 0.388 (9, PH)										1	1	1	0	0	0	0						
<b>Tex Clevenger, R</b> OBP: 0.286, SLG: 0.167 (1, 1)										1	0	0	0	1	0	1						
<b>Elmer Valo, L</b> OBP: 0.302, SLG: 0.286 (7, PH)										0	0	0	0	1	0	0						
<b>Pedro Ramos, S</b> OBP: 0.113, SLG: 0.042 (7, 1)										0	0	0	0	0	0	0						
<b>Camilo Pascual, R</b> OBP: 0.262, SLG: 0.254 (7, 1)										0	0	0	0	0	0	0						
<b>Dan Dobbek, L</b> OBP: 0.302, SLG: 0.373 (9, PH)										1	1	1	0	0	0	0						
<b>Chuck Stobbs, L</b> OBP: 0.167, SLG: 0.048 (9, 1)										0	0	0	0	0	0	0						
<b>Inning Stats</b>	R: 0 E: 0 K: 1 S: 5	H: 1 LOB: 0 BB: 0 P: 5	R: 0 E: 0 K: 0 S: 3	H: 0 LOB: 0 BB: 0 P: 3	R: 0 E: 0 K: 1 S: 5	H: 0 LOB: 2 BB: 2 P: 13	R: 0 E: 0 K: 0 S: 4	H: 1 LOB: 1 BB: 0 P: 4	R: 0 E: 0 K: 0 S: 3	H: 1 LOB: 1 BB: 1 P: 7	R: 0 E: 0 K: 0 S: 4	H: 2 LOB: 1 BB: 0 P: 4	R: 1 E: 0 K: 0 S: 4	H: 1 LOB: 2 BB: 2 P: 12	R: 0 E: 0 K: 0 S: 4	H: 1 LOB: 1 BB: 0 P: 4	R: 1 E: 0 K: 0 S: 5	H: 2 LOB: 1 BB: 0 P: 5	1B: 8 2B: 1 3B: 0 HR: 0	SF: 1 SAC: 0 DP: 0 HBP: 0	WP: 0 PB: 0 CS: 1	PA: 38
<b>PITCHER</b>	IP	WLS	BF	H	R	ER	SO	BB	IBB	HBP	BLK	WP	HR	S	P	ERA	WHIP					
<b>Bob Shaw, R</b> ERA: 3.71 (1, 1)	8.1		36	9	2	2	2	5	0	0	0	0	0	35	55	2.16	1.680					
<b>Gerry Staley, R</b> ERA: 1.91 (9, 1)	0.2	W	2	0	0	0	0	0	0	0	0	0	0	2	2	0.00	0.000					

Washington Senators @ Chicago White Sox  
Comiskey Park, Chicago, IL  
Sun Aug 07 1960, 4:38 AM EDT  
Att: 25,843 - Unknown

AB 32  
R 2  
H 9  
RBI 2  
BB 5  
SO 2  
LOB 16



Batter	1	2	3	4	5	6	7	8	9	AB	R	H	RBI	BB	SO	LOB	BOTTOM					
<b>Jim Landis, R</b> OBP: 0.370, SLG: 0.374 (1, 8)	0-0 1B		1-0 1B		0-0 2B		1-0 HBP		0-0 F9	3	0	2	0	0	0	1						
<b>Nellie Fox, L</b> OBP: 0.343, SLG: 0.368 (1, 4)	0-0 F9		0-0 HBP		0-0 P6		0-3 K		0-0 F8	5	0	1	1	0	1	4						
<b>Roy Sievers, R</b> OBP: 0.417, SLG: 0.573 (1, 3)	0-0 G4-6-3		0-0 F7		0-0 F2		4-0 BB		0-0 1B	4	0	1	0	1	0	2						
<b>Minnie Minoso, R</b> OBP: 0.382, SLG: 0.474 (1, 7)		0-0 6-3		0-0 1B		4-0 1B	0-0 1-3	0-0 1B		4	1	2	1	1	0	2						
<b>Gene Freese, R</b> OBP: 0.328, SLG: 0.510 (1, 5)		4-0 WP		0-0 BB		0-0 5-3		0-0 1B		3	0	2	0	1	0	1						
<b>Al Smith, R</b> OBP: 0.380, SLG: 0.452 (1, 9)		0-3 K		0-0 5-3		0-0 1B		0-0 SH1-4		3	0	1	0	0	1	2						
<b>Joe Ginsberg, L</b> OBP: 0.372, SLG: 0.316 (1, 2)		0-0 4-3		0-0 4-3		4-0 FC5-4		0-0 FC1-5		3	0	0	0	1	0	3						
<b>Luis Aparicio, R</b> OBP: 0.315, SLG: 0.333 (1, 6)			0-0 F9		0-0 F9		0-0 FC5-4		0-0 FC6	4	0	0	0	0	0	3						
<b>Bob Shaw, R</b> OBP: 0.157, SLG: 0.087 (1, 1)			4-0 HBP		0-0 5-3		0-0 F8		0-0 1B	2	1	0	0	1	0	0						
<b>Gerry Staley, R</b> OBP: 0.353, SLG: 0.231 (9, 1)										0	0	0	0	0	0	0						
<b>Sherm Lollar, R</b> OBP: 0.344, SLG: 0.393 (9, PH)										1	0	1	0	0	0	0						
<b>Jim Rivera, L</b> OBP: 0.455, SLG: 0.700 (9, PR)										0	1	0	0	0	0	0						
<b>Inning Stats</b>	R: 0 E: 0 K: 0 S: 3	H: 1 LOB: 0 BB: 0 P: 3	R: 0 E: 0 K: 1 S: 5	H: 0 LOB: 1 BB: 1 P: 9	R: 1 E: 0 K: 0 S: 3	H: 1 LOB: 1 BB: 1 P: 8	R: 0 E: 0 K: 0 S: 4	H: 2 LOB: 1 BB: 0 P: 4	R: 0 E: 0 K: 0 S: 4	H: 1 LOB: 1 BB: 0 P: 4	R: 1 E: 0 K: 0 S: 4	H: 1 LOB: 2 BB: 2 P: 12	R: 0 E: 0 K: 1 S: 5	H: 0 LOB: 1 BB: 1 P: 10	R: 0 E: 0 K: 0 S: 4	H: 1 LOB: 1 BB: 0 P: 4	R: 1 E: 0 K: 0 S: 5	H: 3 LOB: 2 BB: 0 P: 5	1B: 9 2B: 1 3B: 0 HR: 0	SF: 0 SAC: 1 DP: 1 HBP: 2	WP: 2 PB: 0 CS: 0	PA: 40
<b>PITCHER</b>	IP	WLS	BF	H	R	ER	SO	BB	IBB	HBP	BLK	WP	HR	S	P	ERA	WHIP					
<b>Tex Clevenger, R</b> ERA: 3.66 (1, 1)	6.0		26	6	2	2	1	4	0	1	0	0	0	23	40	3.00	1.667					
<b>Camilo Pascual, R</b> ERA: 2.95 (7, 1)	2.0		9	1	0	0	1	1	0	1	0	0	0	9	14	0.00	1.000					
<b>Chuck Stobbs, L</b> ERA: 3.75 (9, 1)	0.2	L	5	3	1	1	0	0	0	0	0	0	0	5	5	13.50	4.500					

Washington Senators @ Chicago White Sox  
Comiskey Park, Chicago, IL  
Sun Aug 07 1960, 4:38 AM EDT  
Att: 25,843 - Unknown

AB 32  
R 3  
H 10  
RBI 2  
BB 5  
SO 2  
LOB 18





Batter	1	2	3	4	5	6	7	8	9	AB	R	H	RBI	BB	SO	LOB	TOP										
<b>Reno Bertoia, R</b> OBP: 0.350, SLG: 0.378 (1, 5)	4-0 1B SH1-3 BB	0-0 FC4-6 1B		0-0 F8	0-3 K		4-0 S BB		0-0 P5	4	0	1	1	2	1	3											
<b>Lenny Green, L</b> OBP: 0.357, SLG: 0.387 (1, 8)	0-0 SH1-3	0-0 FC4-6 FC5-4			0-0 F9	0-0 HR 1B	0-0 F8		0-0 3-1	5	1	1	0	0	0	3											
<b>Harmon Killebrew, R</b> OBP: 0.382, SLG: 0.514 (1, 3)	0-0 BB 1B	0-0 FC5-4			0-0 BB WP 2B 1B	0-0 HR 1B	0-0 F8			6	2	4	2	0	0	3											
<b>Jim Lemon, R</b> OBP: 0.368, SLG: 0.527 (1, 7)	0-3 K		0-3 K		1-0 BB 2B HBP	0-0 F9		0-3 K	0-3 K	5	1	0	0	0	4	3											
<b>Billy Gardner, R</b> OBP: 0.337, SLG: 0.393 (1, 4)	4-0 1-2 BB		0-0 F9		0-0 F3	0-0 6-3		4-0 1B E BB		3	1	0	0	2	0	2											
<b>Bob Allison, R</b> OBP: 0.378, SLG: 0.430 (1, 9)	0-0 5-3		0-3 K		4-0 1-2 2-3 2B BB	4-0 1B BB		0-3 K		3	2	0	0	2	2	4											
<b>Earl Batley, R</b> OBP: 0.348, SLG: 0.428 (1, 2)		0-0 F8		0-0 4-3 SH5-3 1B	0-0 1B 2B	0-0 1B		0-0 E 1B		5	2	4	4	0	0	0											
<b>Billy Consolo, R</b> OBP: 0.343, SLG: 0.325 (1, 6)		0-0 SH 1B		0-0 SH5-3	0-0 BB 1B	0-3 K		0-0 E9		4	1	2	1	0	1	1											
<b>Hal Woodeshick, R</b> OBP: 0.107, SLG: 0.038 <b>Rudy Hernandez, R</b> ERA: 2.31 (5, 1)		0-0 SH 1B		0-0 4-3	4-0 1-2 BB		0-0 P3	0-0 F9		1	0	0	0	1	0	1											
<b>Ray Moore, R</b> OBP: 0.083, SLG: 0.083 (9, 1)		0-0 FC4-6 1B		0-0 2-3	1-2 BB					2	0	0	0	0	0	0											
<b>Inning Stats</b>	R: 0 E: 0 K: 1 S: 6	H: 1 LOB: 3 BB: 2 P: 14	R: 1 E: 1 K: 0 S: 6	H: 2 LOB: 0 BB: 0 P: 6	R: 0 E: 0 K: 2 S: 7	H: 0 LOB: 0 BB: 0 P: 7	R: 0 E: 0 K: 0 S: 4	H: 1 LOB: 1 BB: 0 P: 4	R: 4 E: 0 K: 1 S: 8	H: 3 LOB: 2 BB: 2 P: 17	R: 3 E: 0 K: 1 S: 8	H: 3 LOB: 1 BB: 1 P: 12	R: 0 E: 0 K: 0 S: 3	H: 1 LOB: 1 BB: 1 P: 7	R: 2 E: 1 K: 2 S: 9	H: 1 LOB: 1 BB: 1 P: 13	R: 0 E: 0 K: 1 S: 6	H: 1 LOB: 1 BB: 0 P: 6	1B: 10 2B: 1 3B: 0 HR: 1	SF: 0 SAC: 3 DP: 0 HBP: 1	WP: 1 PB: 0 SB: 1 CS: 0	PA: 49					
<b>PITCHER</b>	IP	WLS	BF	H	R	ER	SO	BB	IBB	HBP	BLK	WP	HR	S	P	ERA	WHIP										
<b>John Tsitouris, R</b> ERA: 5.19	4.2	L	25	6	5	5	3	3	0	1	0	1	0	27	40	9.64	1.929										
<b>Bob Davis, R</b> ERA: 2.31	0.1	5	3	2	2	1	1	1	0	0	0	0	1	6	10	54.00	12.000										
<b>Marty Kutyna, R</b> ERA: 3.16	3.0	15	2	3	1	3	3	0	0	0	0	0	0	18	30	3.00	1.667										
<b>Ken Johnson, R</b> ERA: 4.15	1.0	4	1	0	0	1	0	0	0	0	0	0	0	6	6	0.00	1.000										

Washington Senators @ Kansas City Athletics  
Municipal Stadium, Kansas City, MO  
Mon Aug 08 1960, 8:05 PM EDT  
Att: 6,651 - Unknown

AB 38  
R 10  
H 12  
RBI 8  
BB 7  
SO 8  
LOB 21



Batter	1	2	3	4	5	6	7	8	9	AB	R	H	RBI	BB	SO	LOB	BOTTOM										
<b>Bill Tuttle, R</b> OBP: 0.325, SLG: 0.331 (1, 8)	0-0 5-3	0-0 E6 1-3 1B		0-0 5-3		0-0 1B		0-0 G1-6-3		5	0	2	0	0	0	1											
<b>Jerry Lumpe, L</b> OBP: 0.325, SLG: 0.371 (1, 4)	0-0 6-3	0-0 1-3			4-0 1B 2B BB	0-0 4-3			0-0 4-3	4	1	0	0	1	0	2											
<b>Hank Bauer, R</b> OBP: 0.394, SLG: 0.394 <b>Whitey Herzog, L</b> OBP: 0.366, SLG: 0.432 (9, PH)	0-0 1B 1B	0-0 F9			0-0 F9		0-0 6-3		0-0 1B 2B	4	1	1	0	0	0	2											
<b>Norm Siebern, L</b> OBP: 0.384, SLG: 0.504 (1, 7)	0-0 1B BB 1B		0-0 P6		0-0 2B 1B	0-0 2B 3B		0-0 1B 1B	0-0 2B 1B	5	4	4	1	0	0	0											
<b>Dick Williams, R</b> OBP: 0.336, SLG: 0.376 (6, 5)	0-0 BB BB 1B		0-0 1B 1B		0-0 1B 2B	0-0 F8 2B		0-0 1B 1B	0-0 1B	5	0	5	3	0	0	0											
<b>Ray Jablonski, R</b> OBP: 0.308, SLG: 0.200 <b>Mary Throneberry, L</b> OBP: 0.321, SLG: 0.474 (5, PH)	4-0 BB BB		0-0 G6-4-3 1B		0-0 1B 1B	0-0 F8		0-0 F8	0-0 1B	1	0	1	0	1	0	0											
<b>Pete Daley, R</b> OBP: 0.299, SLG: 0.407 <b>Danny Kravitz, L</b> OBP: 0.252, SLG: 0.347 (9, PH)	4-0 BB BB		0-0 G6-4-3		0-0 K	0-0 F3		0-0 F8	0-0 F8	3	0	0	1	1	1	4											
<b>Ken Hamlin, R</b> OBP: 0.280, SLG: 0.234 <b>Andy Carey, R</b> OBP: 0.265, SLG: 0.461 (9, PH)	0-0 F9		0-0 F8		0-0 F7		0-0 P2	0-0 L7		4	0	0	0	0	0	3											
<b>John Tsitouris, R</b> (1, 1)		0-0 6-3		0-0 5-3		0-0 P3		4-0 BB		2	0	0	0	0	0	0											
<b>Bob Davis, R</b> (5, 1)										0	0	0	0	0	0	0											
<b>Marty Kutyna, R</b> OBP: 0.200, SLG: 0.200 <b>Russ Snyder, L</b> OBP: 0.311, SLG: 0.372 <b>Ken Johnson, R</b> OBP: 0.374, SLG: 0.174 (9, 1)										1	0	0	0	0	0	0											
<b>Inning Stats</b>	R: 2 E: 0 K: 0 S: 6	H: 3 LOB: 3 BB: 2 P: 14	R: 0 E: 1 K: 0 S: 4	H: 1 LOB: 1 BB: 0 P: 4	R: 0 E: 0 K: 0 S: 4	H: 2 LOB: 1 BB: 0 P: 4	R: 0 E: 0 K: 0 S: 3	H: 0 LOB: 0 BB: 0 P: 3	R: 2 E: 0 K: 1 S: 7	H: 3 LOB: 1 BB: 1 P: 11	R: 0 E: 0 K: 0 S: 4	H: 1 LOB: 1 BB: 0 P: 4	R: 1 E: 0 K: 0 S: 5	H: 2 LOB: 1 BB: 0 P: 5	R: 0 E: 0 K: 0 S: 2	H: 0 LOB: 0 BB: 1 P: 6	R: 2 E: 0 K: 0 S: 7	H: 4 LOB: 2 BB: 0 P: 7	1B: 12 2B: 3 3B: 1 HR: 0	SF: 0 SAC: 0 DP: 2 HBP: 0	WP: 0 PB: 0 SB: 0 CS: 0	PA: 44					
<b>PITCHER</b>	IP	WLS	BF	H	R	ER	SO	BB	IBB	HBP	BLK	WP	HR	S	P	ERA	WHIP										
<b>Hal Woodeshick, L</b> ERA: 4.3	4.1	23	8	4	4	4	4	3	0	0	0	0	0	20	32	8.31	2.538										
<b>Rudy Hernandez, R</b> ERA: 3.09	4.0	W	18	7	3	3	1	1	0	0	0	0	0	19	23	6.75	2.000										
<b>Ray Moore, R</b> ERA: 3.86	0.2	S	3	1	0	0	0	0	0	0	0	0	0	3	3	0.00	1.500										

Washington Senators @ Kansas City Athletics  
Municipal Stadium, Kansas City, MO  
Mon Aug 08 1960, 8:05 PM EDT  
Att: 6,651 - Unknown

AB 40  
R 7  
H 16  
RBI 7  
BB 4  
SO 1  
LOB 17





Batter	1	2	3	4	5	6	7	8	9	10	11	12	AB	R	H	RBI	BB	SO	LOB	TOP	
<b>Reno Bertoia, R</b> OBP: 0.347, SLG: 0.375 (1, 5)	0-0 SH5-3 1B		0-0 F9			0-0 5-3		0-0 F7			0-0 L7		5	0	1	0	0	0	0		
<b>Lenny Green, L</b> OBP: 0.360, SLG: 0.386 (1, 8) (12, 7)	0-0 SH5-3		0-0 F7							0-0 F9 SH1-4 1B			3	0	1	0	1	0	0		
<b>Dan Dobbek, L</b> OBP: 0.305, SLG: 0.372 (1, 9)	4-0 G5-4-3 BB					0-0 F8		0-0 F3		0-0 SH1-4			3	1	1	0	1	0	1		
<b>Harmon Killebrew, R</b> OBP: 0.379, SLG: 0.520 (1, 3)	0-0 G5-4-3				0-3 K					0-0 F9		0-0 HR 1B	5	1	1	2	0	2	3		
<b>Faye Throneberry, L</b> OBP: 0.324, SLG: 0.331 <b>Pete Winsenator, R</b> OBP: 0.309, SLG: 0.337 (1, 7) (12, 8)		0-0 4-3								0-0 K		0-0 4-3	5	0	1	0	0	1	1		
<b>Billy Gardner, R</b> OBP: 0.336, SLG: 0.390 (1, 4)		0-0 5-3				0-0 6-3		0-0 F9		0-0 F8		0-0 G6-4-3 1B	5	0	1	0	0	0	1		
<b>Earl Battey, R</b> OBP: 0.346, SLG: 0.424 (1, 2)		0-0 F9				0-0 G5-4-3 1B		0-0 L5		0-0 5-3		0-0 G6-4-3 1B	5	0	1	0	0	0	2		
<b>Billy Conzolo, R</b> OBP: 0.338, SLG: 0.320 <b>Elmer Valo, L</b> OBP: 0.375, SLG: 0.262 <b>Jose Valdivielso, R</b> OBP: 0.373, SLG: 0.252 (1, 8) (8, PH) (8, 6)			0-0 5-3			0-0 G5-4-3				0-0 4-3			2	0	0	0	0	0	1		
<b>Don Lee, R</b> OBP: 0.284, SLG: 0.280 <b>Jim Lemon, R</b> OBP: 0.387, SLG: 0.525 <b>Hal Woodeshick, R</b> OBP: 0.107, SLG: 0.038 <b>Ray Moore, R</b> OBP: 0.083, SLG: 0.083 (1, 1) (11, PH) (11, 1) (11, 1)				0-0 5-3				0-0 6-3		0-3 K		0-0 F8	3	1	1	1	0	1	0		
<b>Inning Stats</b>	R: 0 E: 0 K: 0 S: 3	H: 1 LOB: 1 BB: 1 P: 7	R: 0 E: 0 K: 0 S: 3	H: 0 LOB: 0 BB: 0 P: 3	R: 1 E: 0 K: 0 S: 4	H: 1 LOB: 0 BB: 0 P: 4	R: 0 E: 0 K: 1 S: 5	H: 0 LOB: 0 BB: 0 P: 6	R: 0 E: 0 K: 1 S: 6	H: 1 LOB: 1 BB: 0 P: 6	R: 0 E: 0 K: 1 S: 6	H: 1 LOB: 0 BB: 0 P: 3	R: 0 E: 0 K: 0 S: 3	H: 0 LOB: 0 BB: 0 P: 3	R: 0 E: 0 K: 0 S: 6	H: 3 LOB: 0 BB: 0 P: 6	1B: 6 2B: 0 3B: 0 HR: 2	SF: 0 SAC: 2 DP: 3 HBP: 0	WP: 0 PB: 0 SB: 0 CS: 0	PA: 43	
<b>PITCHER</b>	IP	WLS	BF	H	R	ER	SO	BB	IBB	HBP	BLK	WP	HR	S	P	ERA	WHIP				
<b>Johnny Kucks, R</b> ERA: 3.59 <b>Ken Johnson, R</b> ERA: 4.12 (1, 1) (12, 1)	11.1	0.2	42	8	3	3	4	0	0	0	0	0	0	1	1	0.00	0.000				

Washington Senators @ Kansas City Athletics  
Municipal Stadium, Kansas City, MO  
Tue Aug 09 1960, 8:05 PM EDT  
Unknown

AB	39
R	3
H	8
RBI	3
BB	2
SO	4
LOB	9



Batter	1	2	3	4	5	6	7	8	9	10	11	12	AB	R	H	RBI	BB	SO	LOB	BOTTOM		
<b>Bill Tuttle, R</b> OBP: 0.323, SLG: 0.329 (1, 8)	0-0 4-3		0-0 G3		0-3 K			0-0 FC3-6 1B		0-0 F9		0-0 4-3	6	0	1	0	0	1	2			
<b>Jerry Lumpe, L</b> OBP: 0.326, SLG: 0.370 (1, 4)	0-0 1B		4-0 BB		0-0 G6-4-3			0-0 FC3-6		0-0 4-3			4	0	1	0	1	0	3			
<b>Whitey Herzog, L</b> OBP: 0.363, SLG: 0.425 (1, 9)	0-0 F7		0-0 1-3			0-0 L1		0-0 BB			0-0 6-3		4	0	0	0	1	0	2			
<b>Norm Siebern, L</b> OBP: 0.384, SLG: 0.511 (1, 7)	0-0 F8				0-0 HR		0-0 G3	0-3 K		0-0 K		0-0 E 1B	5	1	2	1	0	1	3			
<b>Mary Throneberry, L</b> OBP: 0.313, SLG: 0.461 (1, 3)		0-0 L4		0-0 F7		0-3 K		0-0 G3		0-0 G3		0-0 E4	5	0	0	0	0	1	1			
<b>Dick Williams, R</b> OBP: 0.337, SLG: 0.376 (1, 5)		0-3 K		0-0 FC4-6 1B			0-3 K		0-0 K		0-0 F5		5	0	2	0	0	2	2			
<b>Danny Kravitz, L</b> OBP: 0.259, SLG: 0.343 (1, 2)		4-0 BB		0-0 FC4-6 1B			0-0 FC4-6 1B		0-0 L4-3 1B		0-0 4-3		4	0	1	0	1	0	4			
<b>Ken Hamlin, R</b> OBP: 0.280, SLG: 0.234 <b>Russ Snyder, L</b> OBP: 0.310, SLG: 0.370 (1, 8) (12, PH)		0-0 1-3			0-3 K			0-0 G6-3 1B		0-0 G6-3		0-0 1-3	4	0	1	0	0	1	3			
<b>Johnny Kucks, R</b> OBP: 0.222, SLG: 0.176 <b>Ken Johnson, R</b> OBP: 0.174, SLG: 0.174 <b>Andy Carey, R</b> OBP: 0.284, SLG: 0.458 (1, 1) (12, 1) (12, PH)			0-3 K			0-0 G6-4-3 1B		0-0 1-3		0-0 K		0-3 K	4	0	1	0	0	2	1			
<b>Inning Stats</b>	R: 0 E: 0 K: 0 S: 4	H: 1 LOB: 1 BB: 0 P: 7	R: 0 E: 0 K: 1 S: 5	H: 0 LOB: 1 BB: 1 P: 9	R: 0 E: 0 K: 1 S: 5	H: 0 LOB: 1 BB: 1 P: 9	R: 1 E: 0 K: 1 S: 7	H: 2 LOB: 1 BB: 0 P: 7	R: 0 E: 0 K: 1 S: 5	H: 1 LOB: 0 BB: 0 P: 5	R: 0 E: 1 K: 1 S: 6	H: 1 LOB: 2 BB: 1 P: 10	R: 0 E: 0 K: 0 S: 3	H: 1 LOB: 1 BB: 0 P: 6	R: 0 E: 1 K: 0 S: 5	H: 1 LOB: 2 BB: 0 P: 5	1B: 8 2B: 1 3B: 0 HR: 1	SF: 0 SAC: 0 DP: 3 HBP: 0	WP: 0 PB: 0 SB: 0 CS: 0	PA: 46		
<b>PITCHER</b>	IP	WLS	BF	H	R	ER	SO	BB	IBB	HBP	BLK	WP	HR	S	P	ERA	WHIP					
<b>Don Lee, R</b> ERA: 3.93 <b>Hal Woodeshick, L</b> ERA: 4.29 <b>Ray Moore, R</b> ERA: 3.76 (1, 1) (11, 1) (11, 1)	10.0	0.1	38	8	1	1	8	3	0	0	0	0	0	1	51	63	0.90	1.100				

Washington Senators @ Kansas City Athletics  
Municipal Stadium, Kansas City, MO  
Tue Aug 09 1960, 8:05 PM EDT  
Unknown

AB	43
R	1
H	9
RBI	1
BB	3
SO	9
LOB	21





Batter	1	2	3	4	5	6	7	8	9	AB	R	H	RBI	BB	SO	LOB	TOP										
<b>Reno Bertoia, R</b> OBP: 0.349, SLG: 0.381 (1, 5)										4	1	2	1	0	1	0	<b>Washington Senators @ Kansas City Athletics</b> <b>Municipal Stadium, Kansas City, MO</b> Tue Aug 09 1960, 8:05 PM EDT Att: 11,535 - Unknown										
<b>Lenny Green, L</b> OBP: 0.357, SLG: 0.389 (1, 8)										4	0	1	1	0	0	1											
<b>Harmon Killebrew, R</b> OBP: 0.374, SLG: 0.512 (1, 3)										4	0	0	0	0	1	1											
<b>Jim Lemon, R</b> OBP: 0.364, SLG: 0.519 (1, 7)										4	0	0	0	0	2	0											
<b>Billy Gardner, R</b> OBP: 0.339, SLG: 0.396 (1, 4)										4	0	3	0	0	0	0											
<b>Earl Battey, R</b> OBP: 0.342, SLG: 0.419 (1, 2)										4	0	0	0	0	1	3											
<b>Bob Allison, R</b> OBP: 0.376, SLG: 0.427 <b>Dan Dobbek, L</b> OBP: 0.307, SLG: 0.374 (6, 9)										2	0	0	0	0	0	1											
<b>Billy Consono, R</b> OBP: 0.338, SLG: 0.328 (1, 6)										3	1	1	1	0	1	1											
<b>Jack Kralick, L</b> OBP: 0.158, SLG: 0.059 <b>Tom Morgan, R</b> (5, 1)										1	0	0	0	0	0	0											
<b>Elmer Valo, L</b> OBP: 0.368, SLG: 0.256 <b>Julio Becquer, L</b> OBP: 0.268, SLG: 0.388 (8, 1)										1	0	0	0	0	1	0											
<b>Inning Stats</b>	R: 0 E: 0 K: 1 S: 5	H: 0 LOB: 0 BB: 0 P: 5	R: 0 E: 0 K: 1 S: 5	H: 0 LOB: 0 BB: 0 P: 5	R: 0 E: 0 K: 1 S: 5	H: 0 LOB: 0 BB: 0 P: 5	R: 1 E: 0 K: 0 S: 4	H: 2 LOB: 0 BB: 0 P: 4	R: 0 E: 0 K: 1 S: 6	H: 1 LOB: 1 BB: 0 P: 6	R: 0 E: 0 K: 1 S: 5	H: 0 LOB: 0 BB: 0 P: 5	R: 0 E: 0 K: 0 S: 4	H: 1 LOB: 1 BB: 0 P: 4	R: 2 E: 0 K: 1 S: 8	H: 3 LOB: 1 BB: 0 P: 8	R: 0 E: 0 K: 1 S: 6	H: 1 LOB: 1 BB: 0 P: 6	1B: 4 2B: 4 3B: 0 HR: 0	SF: 0 SAC: 0 DP: 0 HBP: 0	WP: 0 PB: 0 SB: 0 CS: 0	PA: 34					
<b>PITCHER</b>	IP	WLS	BF	H	R	ER	SO	BB	IBB	HBP	BLK	WP	HR	S	P	ERA	WHIP										
<b>Don Larsen, R</b> ERA: 5.34 <b>Ken Johnson, R</b> ERA: 4.04	(1, 1)	7.1	W	28	7	3	3	5	0	0	0	0	0	38	38	3.68	0.955										
	(8, 1)	1.2	S	6	1	0	0	2	0	0	0	0	0	10	10	0.00	0.600										

Batter	1	2	3	4	5	6	7	8	9	AB	R	H	RBI	BB	SO	LOB	BOTTOM											
<b>Russ Snyder, L</b> OBP: 0.312, SLG: 0.371 (1, 9)										5	1	2	0	0	0	6	<b>Washington Senators @ Kansas City Athletics</b> <b>Municipal Stadium, Kansas City, MO</b> Tue Aug 09 1960, 8:05 PM EDT Att: 11,535 - Unknown											
<b>Jerry Lumpe, L</b> OBP: 0.327, SLG: 0.370 (1, 4)										5	0	2	2	0	1	3												
<b>Bill Tuttle, R</b> OBP: 0.321, SLG: 0.325 (1, 8)										4	0	0	1	1	1	2												
<b>Norm Siebern, L</b> OBP: 0.385, SLG: 0.518 (1, 7)										5	1	2	1	0	0	1												
<b>Dick Williams, R</b> OBP: 0.341, SLG: 0.396 (1, 3)										5	2	3	1	0	0	3												
<b>Ray Jablonski, R</b> OBP: 0.333, SLG: 0.154 (1, 5)										3	2	0	0	2	0	1												
<b>Pete Daley, R</b> OBP: 0.305, SLG: 0.418 (1, 2)										4	0	2	0	0	1	2												
<b>Ken Hamlin, R</b> OBP: 0.289, SLG: 0.245 (1, 6)										4	1	4	0	0	0	0												
<b>Don Larsen, R</b> OBP: 0.130, SLG: 0.174 <b>Ken Johnson, R</b> OBP: 0.174, SLG: 0.174 (8, 1)										4	1	1	2	0	1	6												
<b>Inning Stats</b>	R: 0 E: 0 K: 0 S: 4	H: 2 LOB: 2 BB: 1 P: 8	R: 0 E: 0 K: 0 S: 4	H: 2 LOB: 1 BB: 0 P: 4	R: 1 E: 0 K: 0 S: 5	H: 2 LOB: 1 BB: 0 P: 5	R: 3 E: 1 K: 1 S: 8	H: 3 LOB: 1 BB: 1 P: 12	R: 2 E: 1 K: 0 S: 6	H: 2 LOB: 2 BB: 1 P: 10	R: 1 E: 0 K: 2 S: 9	H: 2 LOB: 1 BB: 0 P: 9	R: 0 E: 0 K: 1 S: 7	H: 2 LOB: 2 BB: 0 P: 7	R: 1 E: 0 K: 0 S: 4	H: 1 LOB: 0 BB: 0 P: 4		1B: 12 2B: 2 3B: 0 HR: 2	SF: 0 SAC: 0 DP: 2 HBP: 0	WP: 0 PB: 0 SB: 0 CS: 0	PA: 42							
<b>PITCHER</b>	IP	WLS	BF	H	R	ER	SO	BB	IBB	HBP	BLK	WP	HR	S	P	ERA	WHIP											
<b>Jack Kralick, L</b> ERA: 3.38 <b>Tom Morgan, R</b> ERA: 4.14 <b>Julio Becquer, L</b> ERA: 9.0	(1, 1)	4.0	L	21	9	4	4	4	2	0	0	1	0	21	29	9.00	2.750											
	(5, 1)	3.0		17	6	3	1	3	1	0	0	0	0	1	22	26	3.00	2.333										
	(8, 1)	1.0		4	1	1	1	0	0	0	0	0	0	1	4	4	9.00	1.000										



Batter	1	2	3	4	5	6	7	8	9	AB	R	H	RBI	BB	SO	LOB	TOP			
Reno Bertioia, R OBP: 0.344, SLG: 0.375 (1, 5)	F7		6-3			G6-4-3		FC6-4		4	0	0	0	0	0	4	Washington Senators @ Kansas City Athletics Municipal Stadium, Kansas City, MO Wed Aug 10 1960, 8:05 PM EDT Att: 21,892 - Unknown			
Lenny Green, L OBP: 0.355, SLG: 0.383 (1, 8)	F5			4-3			BB	F5		3	0	0	0	1	0	2				
Dan Dobbek, L OBP: 0.306, SLG: 0.371 (1, 9)	F2			3-1				F5		4	0	1	0	0	0	1				
Harmon Killebrew, R OBP: 0.369, SLG: 0.504 (1, 3)		F9		K				K		4	0	0	0	0	2	2				
Faye Throneberry, L OBP: 0.314, SLG: 0.320 (1, 7)		6-3			F8			1-3		4	0	0	0	0	0	1				
Billy Gardner, R OBP: 0.338, SLG: 0.394 Julio Becquer, L OBP: 0.271, SLG: 0.394 (5, 3)			K		1-3					2	0	0	0	0	1	0				
Earl Batley, R OBP: 0.339, SLG: 0.415 (1, 2)			F8		P4			F9		3	0	0	0	0	0	1				
Billy Consolo, R OBP: 0.344, SLG: 0.331 (1, 6)			5-3			G6-4-3 BB		FC6-4 E 2H 1B		2	0	1	1	1	0	0				
Camilo Pascual, R OBP: 0.261, SLG: 0.310 Rudy Hernandez, R (3, 1) Tom Morgan, R (5, 1)						F7		E4 FC6-4 1-2		1	0	1	0	0	0	0				
										0	0	0	0	0	0	0				
										2	0	0	0	0	0	2				
<b>Inning Stats</b>	R: 0 E: 0 K: 0 S: 3	H: 0 LOB: 0 BB: 0 P: 3	R: 0 E: 0 K: 1 S: 5	H: 0 LOB: 0 BB: 0 P: 5	R: 0 E: 0 K: 0 S: 4	H: 1 LOB: 0 BB: 0 P: 4	R: 0 E: 0 K: 1 S: 5	H: 0 LOB: 0 BB: 0 P: 5	R: 0 E: 0 K: 0 S: 2	H: 0 LOB: 0 BB: 1 P: 6	R: 0 E: 0 K: 1 S: 5	H: 0 LOB: 1 BB: 1 P: 9	R: 1 E: 1 K: 0 S: 6	H: 2 LOB: 2 BB: 0 P: 6	R: 0 E: 0 K: 0 S: 3	H: 1 LOB: 0 BB: 0 P: 3	1B: 2 2B: 1 3B: 1 HR: 0	SF: 0 SAC: 0 DP: 2 HBP: 0	WP: 0 PB: 0 SB: 0 CS: 0	PA: 32
<b>PITCHER</b> Dick Hall, R ERA: 4.14 (1, 1)	IP: 9.0 WLS: W BF: 32 H: 4 R: 1 ER: 1 SO: 3 BB: 2 IBB: 0 HBP: 0 BLK: 0 WP: 0 HR: 0 S: 36 P: 44 ERA: 1.00 WHIP: 0.667															<b>PITCHER</b>				

Batter	1	2	3	4	5	6	7	8	9	AB	R	H	RBI	BB	SO	LOB	BOTTOM			
Bill Tuttle, R OBP: 0.320, SLG: 0.323 (1, 8)	4-3				K			L4		5	1	1	0	0	1	3	Washington Senators @ Kansas City Athletics Municipal Stadium, Kansas City, MO Wed Aug 10 1960, 8:05 PM EDT Att: 21,892 - Unknown			
Jerry Lumpe, L OBP: 0.325, SLG: 0.367 (1, 4)	6-3		FC4 WP 4-3 1-3 2H	G3-2 BB	4-3		L3		4	1	0	0	1	0	2					
Whitey Herzog, L OBP: 0.365, SLG: 0.421 Russ Snyder, L OBP: 0.310, SLG: 0.369 (7, 9)	K		4-3 E BB	G3-2 WP 1B BB		1-3		F7		2	2	0	0	2	1					
Norm Siebern, L OBP: 0.380, SLG: 0.511 (1, 7)		F8	4-3	G3-2		K		K		5	0	0	1	0	2					
Mary Throneberry, L OBP: 0.320, SLG: 0.481 (1, 3)		K	E6 BB 1B	HR 1B						5	2	3	1	0	1					
Dick Williams, R OBP: 0.342, SLG: 0.404 (1, 5)		P4	1B BB	HR				3B		4	2	1	2	1	0					
Danny Kravitz, L OBP: 0.286, SLG: 0.412 (1, 2)										3	4	3	1	1	0					
Ken Hamlin, R OBP: 0.291, SLG: 0.248 (1, 6)					6-3					4	0	2	3	0	0					
Dick Hall, R OBP: 0.175, SLG: 0.132 (1, 1)					K			SH3-4		3	1	2	2	0	1					
										1	0	0	0	0	0					
<b>Inning Stats</b>	R: 0 E: 0 K: 1 S: 5	H: 0 LOB: 0 BB: 0 P: 5	R: 0 E: 0 K: 1 S: 5	H: 0 LOB: 0 BB: 0 P: 5	R: 8 E: 2 K: 0 S: 10	H: 5 LOB: 2 BB: 3 P: 22	R: 4 E: 0 K: 0 S: 5	H: 3 LOB: 0 BB: 2 P: 13	R: 0 E: 0 K: 2 S: 7	H: 0 LOB: 0 BB: 0 P: 7	R: 0 E: 0 K: 1 S: 6	H: 1 LOB: 1 BB: 0 P: 6	R: 1 E: 0 K: 0 S: 5	H: 2 LOB: 1 BB: 0 P: 5	R: 0 E: 0 K: 1 S: 6	H: 1 LOB: 1 BB: 0 P: 6	1B: 6 2B: 4 3B: 1 HR: 2	SF: 0 SAC: 1 DP: 1 HBP: 0	WP: 2 PB: 0 SB: 1 CS: 0	PA: 42
<b>PITCHER</b> Camilo Pascual, R ERA: 3.03 Rudy Hernandez, R ERA: 4.38 Tom Morgan, R ERA: 3.97 (1, 1)	IP: 2.2 WLS: L BF: 17 H: 4 R: 8 ER: 2 SO: 2 BB: 3 IBB: 0 HBP: 0 BLK: 0 WP: 1 HR: 0 S: 18 P: 30 ERA: 6.75 WHIP: 2.625															<b>PITCHER</b>				







Batter	1	2	3	4	5	6	7	8	9	AB	R	H	RBI	BB	SO	LOB	TOP					
<b>Bob Allison, R</b> OBP: 0.376, SLG: 0.433 (1, 9)										4	3	1	1	2	0	2	<b>Washington Senators @ New York Yankees</b> Yankee Stadium, Bronx, NY Fri Aug 12 1960, 7:05 PM EDT Att: 20,776 - Unknown - 74 F <a href="http://livebaseballscorecards.com">livebaseballscorecards.com</a>					
<b>Reno Bertoia, R</b> OBP: 0.343, SLG: 0.368 (1, 5)										4	1	1	0	1	1	4						
<b>Harmon Killebrew, R</b> OBP: 0.380, SLG: 0.542 (1, 3)										5	3	3	4	1	1	4						
<b>Jim Lemon, R</b> OBP: 0.370, SLG: 0.529 (1, 7)										3	2	2	2	3	0	1						
<b>Billy Gardner, R</b> OBP: 0.333, SLG: 0.392 (1, 4)										6	0	1	1	0	2	5						
<b>Earl Battey, R</b> OBP: 0.340, SLG: 0.413 (1, 2)										4	1	1	0	1	0	2						
<b>Pete Whisenant, R</b> OBP: 0.283, SLG: 0.330 <b>Lenny Green, L</b> OBP: 0.379, SLG: 0.273 (5, PH)										2	0	0	0	0	0	4						
<b>Jose Valdivielso, R</b> OBP: 0.283, SLG: 0.257 <b>Elmer Valo, L</b> OBP: 0.379, SLG: 0.273 <b>Billy Consolo, R</b> OBP: 0.340, SLG: 0.326 (5, PH)										1	0	1	0	1	0	0						
<b>Pedro Ramos, S</b> OBP: 0.125, SLG: 0.200 <b>Hal Woodeshick, R</b> OBP: 0.138, SLG: 0.074 (7, 1)										3	0	1	1	0	2	4						
<b>Inning Stats</b>	R: 2 E: 0 K: 0 S: 5	H: 2 LOB: 2 BB: 2 P: 13	R: 0 E: 0 K: 0 S: 4	H: 1 LOB: 1 BB: 0 P: 4	R: 1 E: 0 K: 2 S: 9	H: 2 LOB: 2 BB: 2 P: 17	R: 0 E: 0 K: 0 S: 3	H: 1 LOB: 0 BB: 0 P: 3	R: 3 E: 1 K: 2 S: 10	H: 2 LOB: 3 BB: 3 P: 22	R: 0 E: 0 K: 1 S: 4	H: 0 LOB: 0 BB: 1 P: 8	R: 5 E: 1 K: 2 S: 9	H: 2 LOB: 0 BB: 3 P: 21	R: 0 E: 0 K: 1 S: 5	H: 0 LOB: 0 BB: 0 P: 5		R: 1 E: 0 K: 0 S: 6	H: 3 LOB: 2 BB: 0 P: 6	1B: 9 2B: 0 3B: 1 HR: 3	SF: 0 SAC: 2 DP: 2 HBP: 0	WP: 0 PB: 0 SB: 1 CS: 0
<b>PITCHER</b>	IP WLS BF H R ER SO BB IBB HBP BLK WP HR S P ERA WHIP																					
<b>Bill Short, L</b> ERA: 4.79	2.0 L 13 4 3 3 0 3 0 0 0 0 2 10 22 13.50 3.500																					
<b>Jim Coates, R</b> ERA: 4.88	2.1 15 4 3 2 2 3 1 0 0 0 0 15 31 7.71 3.000																					
<b>Ryne Duren, R</b> ERA: 5.08	2.1 10 0 3 3 3 4 0 0 0 0 0 16 32 11.57 1.714																					
<b>Ralph Terry, R</b> ERA: 4.54	1.1 6 2 2 2 1 0 0 0 0 0 1 8 8 13.50 1.500																					
<b>Luis Arroyo, L</b> ERA: 1.93	1.0 6 3 1 1 0 0 0 0 0 0 0 6 6 9.00 3.000																					
Batter	1	2	3	4	5	6	7	8	9	AB	R	H	RBI	BB	SO	LOB	BOTTOM					
<b>Tony Kubek, L</b> OBP: 0.327, SLG: 0.429 <b>Hector Lopez, R</b> OBP: 0.355, SLG: 0.388 <b>Joe Demasestri, R</b> OBP: 0.211, SLG: 0.263 (8, PH)										4	0	0	0	0	1	0	<b>Washington Senators @ New York Yankees</b> Yankee Stadium, Bronx, NY Fri Aug 12 1960, 7:05 PM EDT Att: 20,776 - Unknown - 74 F <a href="http://livebaseballscorecards.com">livebaseballscorecards.com</a>					
<b>Clete Boyer, R</b> OBP: 0.317, SLG: 0.430 (1, 5)										3	2	2	0	2	0	1						
<b>Yogi Berra, L</b> OBP: 0.381, SLG: 0.507 (1, 7)										5	2	3	2	0	0	1						
<b>Roger Maris, L</b> OBP: 0.377, SLG: 0.640 (1, 9)										4	1	2	2	1	0	3						
<b>Mickey Mantle, S</b> OBP: 0.404, SLG: 0.566 (1, 8)										4	1	1	0	1	2	2						
<b>Bill Skowron, R</b> OBP: 0.348, SLG: 0.581 (1, 3)										5	1	3	3	0	0	3						
<b>Johnny Blanchard, L</b> OBP: 0.279, SLG: 0.415 <b>Elston Howard, R</b> OBP: 0.304, SLG: 0.380 (7, PH)										3	0	0	0	0	0	1						
<b>Bobby Richardson, R</b> OBP: 0.299, SLG: 0.301 <b>Gil McDougald, R</b> OBP: 0.324, SLG: 0.396 (8, PH)										3	0	0	0	0	0	1						
<b>Bill Short, L</b> OBP: 0.286, SLG: 0.287 <b>Jim Coates, R</b> OBP: 0.318, SLG: 0.341 <b>Ryne Duren, R</b> ERA: 5.08 <b>Ralph Terry, R</b> ERA: 4.54 <b>Bob Cerv, R</b> OBP: 0.333, SLG: 0.437 <b>Luis Arroyo, L</b> ERA: 1.93 (9, 1)										0	0	0	0	0	0	0						
<b>Inning Stats</b>	R: 0 E: 0 K: 0 S: 3	H: 0 LOB: 1 BB: 1 P: 7	R: 0 E: 0 K: 1 S: 6	H: 1 LOB: 0 BB: 0 P: 6	R: 0 E: 0 K: 1 S: 7	H: 2 LOB: 2 BB: 0 P: 7	R: 2 E: 0 K: 1 S: 6	H: 1 LOB: 0 BB: 1 P: 10	R: 2 E: 0 K: 0 S: 6	H: 3 LOB: 1 BB: 0 P: 6	R: 0 E: 0 K: 1 S: 5	H: 0 LOB: 0 BB: 0 P: 5	R: 3 E: 0 K: 2 S: 10	H: 3 LOB: 1 BB: 1 P: 14	R: 0 E: 0 K: 0 S: 4	H: 1 LOB: 1 BB: 0 P: 4		R: 0 E: 0 K: 0 S: 3	H: 1 LOB: 1 BB: 1 P: 7	1B: 9 2B: 1 3B: 1 HR: 2	SF: 0 SAC: 0 DP: 1 HBP: 0	WP: 0 PB: 0 SB: 0 CS: 0
<b>PITCHER</b>	IP WLS BF H R ER SO BB IBB HBP BLK WP HR S P ERA WHIP																					
<b>Pedro Ramos, R</b> ERA: 3.79	6.1 W 31 3 0 0 1 3 0 0 0 0 0 12 16 0.00 1.500																					
<b>Hal Woodeshick, L</b> ERA: 4.23	2.2 S 11 3 0 0 1 1 0 0 0 0 0 0 12 16 0.00 1.500																					



Batter	1	2	3	4	5	6	7	8	9	AB	R	H	RBI	BB	SO	LOB	TOP			
Bob Allison, R OBP: 0.377, SLG: 0.437 (1,9)	G3			3-1		1-3 1B			2B	4	0	2	0	0	0	0				
Reno Bertoia, R OBP: 0.339, SLG: 0.363 (1,5)	K			K		F6			F5	4	0	0	0	0	2	3				
Harmon Killebrew, R OBP: 0.379, SLG: 0.536 (1,3)	F9			6-3					BB	3	0	0	0	1	0	0				
Jim Lemon, R OBP: 0.367, SLG: 0.523 (1,7)		K			5-3				K	4	0	0	0	0	3	2				
Billy Gardner, R OBP: 0.332, SLG: 0.391 (1,4)		5-3			5-3				G3	4	0	1	0	0	0	2				
Earl Battey, R OBP: 0.337, SLG: 0.409 (1,2)		5-3			K				1B	3	0	0	0	0	1	1				
Pete Whisenant, R OBP: 0.304, SLG: 0.323 (1,8)				G3		5-3			CS BB	2	0	0	0	1	0	0				
Jose Valdivielso, R OBP: 0.284, SLG: 0.255 (1,6)				CS BB		6-3			F9	2	0	0	0	1	0	1				
Don Lee, R OBP: 0.233, SLG: 0.269 (1,1)				6-3		1B BB			K	1	0	0	0	1	0	1				
Elmer Valo, L OBP: 0.370, SLG: 0.267 (8, PH)										1	0	0	0	0	1	1				
Ray Moore, R OBP: 0.083, SLG: 0.083 (8, 1)										0	0	0	0	0	0	0				
<b>Inning Stats</b>	R: 0 E: 0 K: 1 S: 5	H: 0 LOB: 0 BB: 0 P: 5	R: 0 E: 0 K: 1 S: 5	H: 0 LOB: 0 BB: 0 P: 5	R: 0 E: 0 K: 0 S: 2	H: 0 LOB: 0 BB: 1 P: 6	R: 0 E: 0 K: 1 S: 5	H: 0 LOB: 0 BB: 0 P: 5	R: 0 E: 0 K: 1 S: 5	H: 1 LOB: 2 BB: 1 P: 8	R: 0 E: 0 K: 1 S: 6	H: 1 LOB: 1 BB: 0 P: 6	R: 0 E: 0 K: 1 S: 4	H: 0 LOB: 1 BB: 1 P: 8	R: 0 E: 0 K: 1 S: 6	H: 1 LOB: 2 BB: 1 P: 10	1B: 2 2B: 2 3B: 0 HR: 0	SF: 0 SAC: 0 DP: 1 HBP: 0	WP: 0 PB: 0 CS: 2	PA: 32
<b>PITCHER</b> Whitey Ford, L ERA: 2.78 (1,1)	IP: 9.0 WLS: W BF: 32 H: 3 R: 0 ER: 0 SO: 7 BB: 4 IBB: 0 HBP: 0 BLK: 0 WP: 0 HR: 0 S: 42 P: 58 ERA: 0.00 WHIP: 0.778															<b>PITCHER</b>				

Washington Senators @ New York Yankees  
Yankee Stadium, Bronx, NY  
Sat Aug 13 1960, 3:33 AM EDT  
Att: 45,040 - Unknown - 74 F

AB	28
R	0
H	3
RBI	0
BB	4
SO	7
LOB	11



Batter	1	2	3	4	5	6	7	8	9	AB	R	H	RBI	BB	SO	LOB	BOTTOM			
Clete Boyer, R OBP: 0.312, SLG: 0.423 (1,5)	L3		6-3			K		6-3		4	0	0	0	0	1	1				
Hector Lopez, R OBP: 0.356, SLG: 0.388 (1,7)	6-3		FC4-6 BB			G3-6-3 1B		F9		3	0	1	0	1	0	1				
Joe Demaestri, R OBP: 0.211, SLG: 0.263 (9,6)										0	0	0	0	0	0	0				
Yogi Berra, L OBP: 0.380, SLG: 0.504 (1,2)	1B		FC4-6			G3-6-3				3	0	1	0	0	0	2				
Roger Maris, L OBP: 0.377, SLG: 0.643 (1,9)	4-3			6-3		SF9 3B				3	1	1	0	0	0	1				
Mickey Mantle, S OBP: 0.401, SLG: 0.563 (1,8)		F8		F5		SF9				2	0	0	1	0	0	0				
Bill Skowron, R OBP: 0.348, SLG: 0.579 (1,3)		FC4-6 1B		K		4-3				3	0	1	0	0	1	0				
Tony Kubek, L OBP: 0.324, SLG: 0.426 (9,7)		FC4-6			1-3			L9		3	0	0	0	0	0	1				
Bobby Richardson, R OBP: 0.299, SLG: 0.301 (1,4)		6-3			6-3			SH2-4 1B		3	0	1	0	0	0	1				
Whitey Ford, L OBP: 0.283, SLG: 0.132 (1,1)			1-3		5-3			SH2-4		2	0	0	0	0	0	0				
<b>Inning Stats</b>	R: 0 E: 0 K: 0 S: 4	H: 1 LOB: 1 BB: 0 P: 4	R: 0 E: 0 K: 0 S: 4	H: 1 LOB: 1 BB: 0 P: 4	R: 0 E: 0 K: 0 S: 3	H: 0 LOB: 1 BB: 1 P: 7	R: 0 E: 0 K: 1 S: 5	H: 0 LOB: 0 BB: 0 P: 5	R: 0 E: 0 K: 0 S: 3	H: 0 LOB: 0 BB: 0 P: 3	R: 0 E: 0 K: 1 S: 5	H: 1 LOB: 0 BB: 0 P: 5	R: 1 E: 0 K: 0 S: 4	H: 1 LOB: 0 BB: 0 P: 4	R: 0 E: 0 K: 0 S: 4	H: 1 LOB: 1 BB: 0 P: 4	1B: 4 2B: 0 3B: 1 HR: 0	SF: 1 SAC: 1 DP: 1 HBP: 0	WP: 0 PB: 0 CS: 0	PA: 29
<b>PITCHER</b> Don Lee, R ERA: 3.76 (1,1)	IP: 7.0 WLS: L BF: 25 H: 4 R: 1 ER: 1 SO: 2 BB: 1 IBB: 0 HBP: 0 BLK: 0 WP: 0 HR: 0 S: 28 P: 32 ERA: 1.29 WHIP: 0.714															<b>PITCHER</b>				
Ray Moore, R ERA: 3.66 (8,1)	IP: 1.0 WLS: L BF: 4 H: 1 R: 0 ER: 0 SO: 0 BB: 0 IBB: 0 HBP: 0 BLK: 0 WP: 0 HR: 0 S: 4 P: 4 ERA: 0.00 WHIP: 1.000															<b>PITCHER</b>				

Washington Senators @ New York Yankees  
Yankee Stadium, Bronx, NY  
Sat Aug 13 1960, 3:33 AM EDT  
Att: 45,040 - Unknown - 74 F

AB	26
R	1
H	5
RBI	1
BB	1
SO	2
LOB	7





Batter	1	2	3	4	5	6	7	8	9	AB	R	H	RBI	BB	SO	LOB	TOP										
<b>Reno Bertoia, R</b> OBP: 0.343, SLG: 0.365 (1, 5) (6, 4)	0-3 K		0-0 1B		4-0 BB	0-0 F4		0-0 BB	4-0 BB	4	0	2	0	1	1	0	<b>Washington Senators @ New York Yankees</b> Yankee Stadium, Bronx, NY Sun Aug 14 1960, 3:33 AM EDT Unknown - 81 F <a href="http://livebaseballscorecards.com">livebaseballscorecards.com</a>										
<b>Lenny Green, L</b> OBP: 0.353, SLG: 0.368 (1, 8) (6, 6)	0-0 F9		0-0 F5		0-0 L9		0-0 L9	4-0 BB	4-0 BB	4	0	0	0	1	0	4											
<b>Harmon Killebrew, R</b> OBP: 0.375, SLG: 0.529 (1, 3) (6, 5)	0-0 1-6-3			0-3 K		0-3 K		0-0 6-3	4-0 FC4	4	0	0	0	1	2	0											
<b>Jim Lemon, R</b> OBP: 0.367, SLG: 0.519 (1, 7) (6, 6)		0-0 F2		4-0 CS		4-0 2B		0-0 5-3	0-0 FC4	3	1	0	0	2	0	3											
<b>Billy Gardner, R</b> OBP: 0.329, SLG: 0.387 (1, 4) (6, 6)		0-0 F2		0-3 K		0-0 F5		0-0 4-3		4	0	0	0	0	1	2											
<b>Bob Allison, R</b> OBP: 0.380, SLG: 0.444 (1, 9) (6, 6)		4-0 BB			0-0 FC3-6	0-0 BB		0-0 F4		3	1	2	0	1	0	0											
<b>Earl Batley, R</b> OBP: 0.339, SLG: 0.406 (1, 2) (6, 3)		0-0 F9			4-0 FC3-6	4-0 BB		0-0 F3		2	1	0	0	2	0	1											
<b>Jose Valdivieso, R</b> OBP: 0.285, SLG: 0.294 (5, PH) <b>Elmer Vao, L</b> OBP: 0.307, SLG: 0.281 (5, PH) <b>Billy Conzolo, R</b> OBP: 0.340, SLG: 0.326 (5, PH) <b>Julio Becquer, L</b> OBP: 0.373, SLG: 0.392 (6, 3)		0-0 4-3			0-0 FC3-6	4-0 BB		0-0 F4		1	0	0	0	0	0	0											
<b>Camilo Pascual, R</b> OBP: 0.265, SLG: 0.378 (1, 1) <b>Ray Moore, R</b> OBP: 0.077, SLG: 0.077 (8, 1)		0-3 K			0-0 FC3-2	0-0 HR		0-3 K		3	1	1	4	0	1	2											
<b>Inning Stats</b>	R: 0 E: 0 K: 1 S: 5	H: 0 LOB: 0 BB: 0 P: 5	R: 0 E: 0 K: 0 S: 3	H: 0 LOB: 1 BB: 1 P: 7	R: 0 E: 0 K: 1 S: 6	H: 1 LOB: 1 BB: 0 P: 6	R: 0 E: 0 K: 2 S: 6	H: 0 LOB: 1 BB: 1 P: 10	R: 0 E: 0 K: 0 S: 4	H: 1 LOB: 1 BB: 2 P: 12	R: 5 E: 0 K: 1 S: 7	H: 2 LOB: 0 BB: 3 P: 19	R: 0 E: 0 K: 0 S: 3	H: 0 LOB: 0 BB: 0 P: 3	R: 0 E: 0 K: 0 S: 3	H: 0 LOB: 0 BB: 0 P: 3		R: 0 E: 0 K: 1 S: 6	H: 1 LOB: 3 BB: 2 P: 14	1B: 2 2B: 3 3B: 0 HR: 1	SF: 0 SAC: 0 DP: 1 HBP: 0	WP: 0 PB: 0 SB: 0 CS: 1	PA: 40				
<b>PITCHER</b>	IP	WLS	BF	H	R	ER	SO	BB	IBB	HBP	BLK	WP	HR	S	P	ERA	WHIP										
<b>Bob Turley, R</b> ERA: 3.57 (1, 1)	7.0	L	31	4	5	5	5	6	1	0	0	0	1	34	62	6.43	1.429										
<b>Ryne Duren, R</b> ERA: 4.53 (8, 1)	1.0		3	0	0	0	0	0	0	0	0	0	0	3	3	0.00	0.000										
<b>Luis Arroyo, L</b> ERA: 1.8 (9, 1)	1.0		6	1	0	0	1	2	0	0	0	0	0	6	14	0.00	3.000										


Batter	1	2	3	4	5	6	7	8	9	AB	R	H	RBI	BB	SO	LOB	BOTTOM										
<b>Clete Boyer, R</b> OBP: 0.312, SLG: 0.422 (1, 5) (7, PH)	0-0 BB							0-0 F8	0-0 L7	3	1	1	0	0	0	0	<b>Washington Senators @ New York Yankees</b> Yankee Stadium, Bronx, NY Sun Aug 14 1960, 3:33 AM EDT Unknown - 81 F <a href="http://livebaseballscorecards.com">livebaseballscorecards.com</a>										
<b>Bob Cerv, R</b> OBP: 0.332, SLG: 0.435 (8, 1) (9, 7)	0-0 1B	0-0 L3			0-0 G3		0-0 F8	0-0 L7		1	0	0	0	0	0	2											
<b>Ryne Duren, R</b> (8, PH)										0	0	0	0	0	0	0											
<b>Elston Howard, R</b> OBP: 0.303, SLG: 0.378 (8, PH)										1	0	0	0	0	0	2											
<b>Tony Kubek, L</b> OBP: 0.328, SLG: 0.430 (1, 6) (6, 6)	0-0 L8		0-0 G1-6-3		0-3 K		0-0 K		0-0 G3	5	0	3	1	0	1	1											
<b>Yogi Berra, L</b> OBP: 0.377, SLG: 0.496 (1, 2) (6, 6)	4-0 1B		0-0 G1-6-3		0-0 F4		0-0 G3		0-0 G3	4	0	0	0	1	0	5											
<b>Roger Maris, L</b> OBP: 0.375, SLG: 0.637 (1, 9) (6, 6)	0-0 BB		0-3 K			0-0 6-3		0-0 F9	0-0 FC5-2	5	0	1	1	0	1	1											
<b>Mickey Mantle, S</b> OBP: 0.401, SLG: 0.559 (1, 8) (6, 6)	4-0 1-2			0-3 K		0-0 L3		0-0 BB	0-3 K	4	1	1	0	1	2	1											
<b>Bill Skowron, R</b> OBP: 0.348, SLG: 0.575 (1, 3) (6, 6)	0-3 K			4-0 FC4-6		0-3 K		0-0 F8		3	0	0	0	1	2	4											
<b>Hector Lopez, R</b> OBP: 0.355, SLG: 0.386 (1, 7) (9, 4)	0-0 6-3			0-0 FC4-6			0-3 K	0-0 BB	0-0 BB	4	1	1	0	0	1	4											
<b>Bobby Richardson, R</b> OBP: 0.306, SLG: 0.350 (7, PH) <b>Kent Hadley, L</b> OBP: 0.211, SLG: 0.034 (8, 4) <b>Joe Demasesti, R</b> OBP: 0.211, SLG: 0.270 (8, PH) <b>Johnny Blanchard, L</b> OBP: 0.225, SLG: 0.143 (8, PH) <b>Bobby Shantz, R</b> OBP: 0.225, SLG: 0.125 (8, 5) <b>Luis Arroyo, L</b> (8, 5)		0-0 CS			0-0 F8		0-0 BB	0-0 BB	0-0 BB	2	0	1	0	0	0	1											
<b>Bob Turley, R</b> OBP: 0.125, SLG: 0.128 (1, 1) <b>Gil McDougald, R</b> OBP: 0.329, SLG: 0.401 (7, PH) (8, 5)		0-3 K			0-3 K		0-0 K	0-0 BB	0-0 BB	2	0	0	0	0	2	1											
<b>Inning Stats</b>	R: 1 E: 0 K: 1 S: 7	H: 2 LOB: 3 BB: 2 P: 15	R: 0 E: 0 K: 1 S: 5	H: 1 LOB: 0 BB: 0 P: 5	R: 0 E: 0 K: 1 S: 5	H: 1 LOB: 0 BB: 0 P: 5	R: 0 E: 0 K: 2 S: 8	H: 0 LOB: 1 BB: 0 P: 8	R: 0 E: 0 K: 1 S: 5	H: 0 LOB: 0 BB: 0 P: 5	R: 1 E: 0 K: 1 S: 8	H: 3 LOB: 2 BB: 0 P: 8	R: 2 E: 0 K: 0 S: 7	H: 4 LOB: 2 BB: 0 P: 7	R: 0 E: 0 K: 1 S: 6	H: 1 LOB: 1 BB: 0 P: 6	1B: 11 2B: 2 3B: 0 HR: 0	SF: 0 SAC: 0 DP: 2 HBP: 0	WP: 1 PB: 0 SB: 0 CS: 1	PA: 41							
<b>PITCHER</b>	IP	WLS	BF	H	R	ER	SO	BB	IBB	HBP	BLK	WP	HR	S	P	ERA	WHIP										
<b>Camilo Pascual, R</b> ERA: 3.13 (1, 1)	7.2		36	11	4	4	8	3	0	0	0	0	0	49	61	4.70	1.826										
<b>Ray Moore, R</b> ERA: 3.59 (8, 1)	1.1	S	5	1	0	0	1	0	0	0	0	0	0	7	7	0.00	0.750										



Batter	1	2	3	4	5	6	7	8	9	10	11	12	13	14	15	AB	R	H	RBI	BB	SO	LOB	TOP			
<b>Billy Gardner, R</b> OBP: 0.328, SLG: 0.385 (9, PH) <b>Elmer Valo, L</b> OBP: 0.361, SLG: 0.255 (9, 4) <b>Billy Conzolo, R</b> OBP: 0.340, SLG: 0.321 (15, 6)	F8			6-3		HBP			G3		5-3		5-3		1B BB	2	0	0	0	0	0	0				
<b>Lenny Green, L</b> OBP: 0.355, SLG: 0.367 (1, 8)	4-3			L8		G6-4-3			2B BB		K		F8		1B	6	1	2	2	1	1	0				
<b>Harmon Killebrew, R</b> OBP: 0.370, SLG: 0.523 (1, 3) (15, 5)	K			K		G6-4-3			1B SF8		K		6-3		3-1	7	1	1	1	0	3	4				
<b>Faye Throneberry, L</b> OBP: 0.264, SLG: 0.326 (9, PH) <b>Jim Lemon, R</b> OBP: 0.367, SLG: 0.517 (9, 7)			B1		4-3				1B				K			3	0	0	0	0	1	0				
<b>Reno Bertola, R</b> OBP: 0.343, SLG: 0.363 (1, 5) (15, 4)	6-3					1B FC4-6			SF8				F2		1B BB	4	2	1	1	0	0	0				
<b>Dan Dobbek, L</b> OBP: 0.306, SLG: 0.371 (9, PH) <b>Bob Allison, R</b> OBP: 0.380, SLG: 0.443 (9, 9)	F7					1B			L6						K	3	0	1	0	0	0	0				
<b>Hal Naragon, L</b> OBP: 0.264, SLG: 0.192 (13, PH) <b>Earl Battey, R</b> OBP: 0.340, SLG: 0.407 (13, 2)			4-3			FC4-6			1-3		K				BB 1B	4	0	0	1	0	1	1				
<b>Jose Valdivieso, R</b> OBP: 0.281, SLG: 0.352 <b>Julio Becouer, L</b> OBP: 0.302, SLG: 0.320 (15, 3) (15, 3)	4-3			4-3		1B			4-3		K				BB 1B	5	0	1	0	0	1	1				
<b>Jack Kralick, L</b> OBP: 0.136, SLG: 0.050 <b>Ray Moore, R</b> OBP: 0.071, SLG: 0.071 <b>Pete Whisenant, R</b> OBP: 0.202, SLG: 0.320 <b>Rudy Hernandez, R</b> OBP: 0.202, SLG: 0.320 <b>Chuck Stobbs, L</b> OBP: 0.167, SLG: 0.048 (1, 1) (9, 1) (13, PH) (13, 1) (15, 1)	6-3					1B			G3		K				F4	3	0	0	0	0	0	0				
<b>Inning Stats</b>	R: 0 E: 0 K: 1 S: 5	H: 0 LOB: 0 BB: 0 P: 5	R: 0 E: 0 K: 0 S: 3	H: 0 LOB: 0 BB: 0 P: 3	R: 0 E: 0 K: 0 S: 3	H: 0 LOB: 0 BB: 0 P: 3	R: 0 E: 0 K: 1 S: 5	H: 0 LOB: 0 BB: 0 P: 4	R: 0 E: 0 K: 1 S: 5	H: 0 LOB: 0 BB: 0 P: 5	R: 0 E: 0 K: 0 S: 3	H: 0 LOB: 0 BB: 0 P: 7	R: 0 E: 0 K: 0 S: 5	H: 1 LOB: 1 BB: 0 P: 5	R: 0 E: 0 K: 1 S: 7	H: 0 LOB: 0 BB: 0 P: 5	R: 0 E: 0 K: 1 S: 7	H: 0 LOB: 0 BB: 0 P: 5	R: 0 E: 0 K: 1 S: 7	H: 2 LOB: 1 BB: 0 P: 16	1B: 8 2B: 1 3B: 0 HR: 0	SF: 1 SAC: 0 DP: 1 HBP: 2	WP: 0 PB: 0 SB: 0 CS: 0	PA: 57		
<b>PITCHER</b>	IP ERA WLS BF H R ER SO BB IBB HBP BLK WP HR S P ERA WHIP	8.1 3.85 0.2 3 1 0 0 3 0 0 0 0 0 0 0 3 3 0.00 1.500	1.0 1.92 0.0 3 0 0 0 3 0 0 0 0 0 0 9 9 0.00 0.000	4.0 4.79 1.1 13 2 0 0 4 0 0 0 0 0 0 21 21 0.00 0.500	1.0 4.75 1.0 8 2 3 3 1 1 1 1 0 0 0 7 16 27.00 3.000																					

**Washington Senators @ New York Yankees**  
Yankee Stadium, Bronx, NY  
Sun Aug 14 1960, 7:05 PM EDT  
Att. 29,970 - Unknown - 80 F


**AB 51**  
**R 6**  
**H 9**  
**RBI 6**  
**BB 3**  
**SO 11**  
**LOB 13**



Batter	1	2	3	4	5	6	7	8	9	10	11	12	13	14	15	AB	R	H	RBI	BB	SO	LOB	BOTTOM	
<b>Clete Boyer, R</b> OBP: 0.319, SLG: 0.431 (9, PH) <b>Kent Hadley, L</b> OBP: 0.254, SLG: 0.403 (10, 3)	K			1B		1B FC6-4			K			4-3		FC4-6		4	2	3	0	0	1	0		
<b>Roger Maris, L</b> OBP: 0.375, SLG: 0.635 <b>Joe DiMasi, R</b> OBP: 0.217, SLG: 0.281 (1, 9) (7, 6)	1-3			F7		FC6-4			F8		K			K		3	0	1	0	0	0	1		
<b>Hector Lopez, R</b> OBP: 0.357, SLG: 0.385 (1, 7) (7, 9) (10, 4)	K					FC6-4			FC6-4			F8		F6		6	0	2	2	0	1	2		
<b>Mickey Mantle, S</b> OBP: 0.400, SLG: 0.557 <b>Bob Cerv, R</b> OBP: 0.335, SLG: 0.431 (1, 8) (7, 7)				F4		G5-4-3			FC6-4					F7		3	0	1	0	0	0	3		
<b>Bill Skowron, R</b> OBP: 0.347, SLG: 0.574 <b>Bobby Richardson, R</b> OBP: 0.301, SLG: 0.303 (9, 9) (10, 5)	G4-6-3			K					F8						F7	4	0	1	0	0	1	3		
<b>Gil McDougald, R</b> OBP: 0.288, SLG: 0.344 <b>Ryne Duren, R</b> OBP: 0.222, SLG: 0.125 <b>Yogi Berra, L</b> OBP: 0.376, SLG: 0.491 (1, 4) (10, 1) (9, PH) (10, 9)	5-3					BB			FC3-5					K		1	1	0	0	2	0	0		
<b>Elston Howard, R</b> OBP: 0.295, SLG: 0.368 (1, 2)	F7			F7		F7			FC3-5					G6-4-3		7	0	0	0	0	0	7		
<b>Tony Kubek, L</b> OBP: 0.308, SLG: 0.427 (1, 6) (7, 8)	F7			L8					1B					FC4-6		5	0	1	1	1	0	2		
<b>Eli Grba, R</b> OBP: 0.316, SLG: 0.235 <b>Bobby Shantz, R</b> OBP: 0.222, SLG: 0.125 <b>Yogi Berra, L</b> OBP: 0.376, SLG: 0.491 (1, 1) (9, 1) (9, PH) (10, 9)	K			K					F7					L9		3	0	0	0	0	2	1		
<b>Inning Stats</b>	R: 0 E: 0 K: 2 S: 7	H: 0 LOB: 0 BB: 0 P: 7	R: 0 E: 0 K: 0 S: 3	H: 1 LOB: 0 BB: 0 P: 3	R: 0 E: 0 K: 1 S: 5	H: 2 LOB: 2 BB: 0 P: 7	R: 0 E: 0 K: 1 S: 4	H: 0 LOB: 1 BB: 0 P: 7	R: 1 H: 2 LOB: 1 BB: 1 S: 5	R: 0 E: 0 K: 0 S: 3	H: 0 LOB: 1 BB: 0 P: 7	R: 0 E: 0 K: 0 S: 3	H: 1 LOB: 1 BB: 0 P: 4	R: 0 E: 0 K: 0 S: 5	H: 1 LOB: 0 BB: 1 P: 9	R: 0 E: 0 K: 1 S: 7	H: 0 LOB: 2 BB: 1 P: 8	1B: 9 2B: 2 3B: 0 HR: 0	SF: 0 SAC: 0 DP: 3 HBP: 2	WP: 0 PB: 0 SB: 0 CS: 0	PA: 61			
<b>PITCHER</b>	IP ERA WLS BF H R ER SO BB IBB HBP BLK WP HR S P ERA WHIP	8.0 3.38 4.0 17 2 0 0 2 1 1 1 0 0 0 18 27 0.00 0.750	2.0 3.4 2.0 9 1 0 0 2 2 0 1 0 0 0 10 19 0.00 1.500	4.0 4.05 1.0 3 0 0 0 0 0 0 0 0 0 0 3 3 0.00 0.000																				

**Washington Senators @ New York Yankees**  
Yankee Stadium, Bronx, NY  
Sun Aug 14 1960, 7:05 PM EDT  
Att. 29,970 - Unknown - 80 F

**AB 53**  
**R 3**  
**H 11**  
**RBI 3**  
**BB 9**  
**SO 6**  
**LOB 38**






Batter	1	2	3	4	5	6	7	8	9	AB	R	H	RBI	BB	SO	LOB	TOP																									
<b>Pete Runnels, L</b> OBP: 0.380, SLG: 0.388 (1, 4)	0-0 4-3		0-0 1-3 1B		0-0 4-3	4-0 1-2 BB	0-0 1-2 2H 1B		0-3 K	5	0	2	1	1	1	1																										
<b>Willie Tasby, R</b> OBP: 0.365, SLG: 0.349 (1, 8)	0-0 4-3		0-0 F8		0-0 G1-6-3 1B	0-0 1-2 2H 3H 1B	0-0 P4			5	0	2	2	0	0	4																										
<b>Ted Williams, L</b> OBP: 0.455, SLG: 0.665 <b>Carroll Hardy, R</b> OBP: 0.206, SLG: 0.211 (6, PR) (8, 7)	0-0 6-3			0-0 FC1-4 1B HR 1B	0-0 G1-6-3 1-2	0-0 F9		0-0 1B FC4-6 1B		5	1	2	0	0	0	3																										
<b>Vic Wertz, L</b> OBP: 0.343, SLG: 0.495 <b>Pumpsie Green, S</b> OBP: 0.329, SLG: 0.313 (7, PR) (7, 4)		0-0 4-3		0-0 L9		4-0 2B SF7 BB	0-0 SH SH1-3 1B	0-0 FC4-6 1-3 1B		3	1	1	0	1	0	1																										
<b>Russ Nixon, L</b> OBP: 0.331, SLG: 0.419 (1, 2)		0-3 K		0-0 FC1-4 1-2 1B		0-0 1-3 1B 2B	0-0 SH SH1-3 1B	0-0 FC4-6 G3-6-3 1-2		4	2	2	1	0	1	1																										
<b>Frank Malzone, R</b> OBP: 0.341, SLG: 0.432 (1, 5)		0-0 P6		0-0 FC1-4 1-2 HR		0-0 6-3	0-0 P4	0-0 G3-6-3 1-2		5	1	0	0	0	0	7																										
<b>Lou Clinton, R</b> OBP: 0.277, SLG: 0.374 (1, 9)			0-0 E6 1B	0-0 HR		0-0 SF7	0-0 SH1-3		0-0 P6	3	1	1	5	0	0	0																										
<b>Don Buddin, R</b> OBP: 0.340, SLG: 0.355 (1, 6)			0-0 F7	0-0 FC6-4 BB		0-0 1B 1B IBB	0-0 1B 1B IBB		0-0 1B	2	2	1	0	3	0	1																										
<b>Earl Wilson, R</b> OBP: 0.167, SLG: 0.091 <b>Frank Sullivan, R</b> OBP: 0.212, SLG: 0.133 (5, 1)			0-3 K	0-0 FC6-4 1-2		0-0 1-3 2H 1B 1B	0-0 1-2 2H 1B		0-3 K	2	0	0	0	0	1	2																										
<b>Inning Stats</b>	R: 0 E: 0 K: 0 S: 3	H: 0 LOB: 0 BB: 0 P: 3	R: 0 E: 0 K: 1 S: 5	H: 0 LOB: 0 BB: 0 P: 5	R: 0 E: 1 K: 1 S: 7	H: 1 LOB: 2 BB: 0 P: 7	R: 3 E: 0 K: 0 S: 6	H: 3 LOB: 1 BB: 1 P: 10	R: 0 E: 0 K: 0 S: 3	H: 1 LOB: 0 BB: 0 P: 3	R: 4 E: 0 K: 0 S: 6	H: 3 LOB: 2 BB: 3 P: 18	R: 3 E: 1 K: 0 S: 7	H: 3 LOB: 2 BB: 1 P: 11	R: 1 E: 0 K: 0 S: 4	H: 2 LOB: 1 BB: 0 P: 4	R: 0 E: 0 K: 2 S: 8	H: 1 LOB: 1 BB: 0 P: 8	1B: 12 2B: 1 3B: 0 HR: 1	SF: 1 SAC: 2 DP: 2 HBP: 0	WP: 0 PB: 0 SB: 0 CS: 0	PA: 46																				
<b>PITCHER</b>	IP	WLS	BF	H	R	ER	SO	BB	IBB	HBP	BLK	WP	HR	S	P	ERA	WHIP	<b>PITCHER</b>								IP	WLS	BF	H	R	ER	SO	BB	IBB	HBP	BLK	WP	HR	S	P	ERA	WHIP
<b>Tex Clevenger, R</b> ERA: 4.09 (1, 1)	5.2	L	27	7	7	0	2	2	1	0	0	0	1	28	40	11.12	1.588																									
<b>Tom Morgan, R</b> ERA: 3.94 (6, 1)	0.1		3	1	0	0	0	1	0	0	0	0	0	2	6	0.00	6.000																									
<b>Chuck Stobbs, L</b> ERA: 4.08 (7, 1)	2.0		12	5	4	4	0	0	1	0	0	0	0	11	15	18.00	2.500																									
<b>Rudy Hernandez, R</b> ERA: 3.9 (9, 1)	1.0		4	1	0	0	2	0	0	0	0	0	0	8	8	0.00	1.000																									

**Boston Red Sox @ Washington Senators**  
Griffith Stadium, Washington, DC  
Mon Aug 15 1960, 7:05 PM EDT  
Att: 13,751 - Unknown


**AB 38**  
**R 11**  
**H 14**  
**RBI 11**  
**BB 5**  
**SO 4**  
**LOB 21**



Batter	1	2	3	4	5	6	7	8	9	AB	R	H	RBI	BB	SO	LOB	BOTTOM																											
<b>Billy Gardner, R</b> OBP: 0.326, SLG: 0.381 (1, 4)	0-3 K			0-0 P3		0-0 1-3		0-0 F9		5	0	0	0	0	2	4																												
<b>Lenny Green, L</b> OBP: 0.356, SLG: 0.361 (1, 8)	0-0 E3 2B	4-0 BB		4-0 L3-6 S BB		0-0 4-3			0-0 F7	3	1	0	0	2	0	0																												
<b>Reno Bertoia, R</b> OBP: 0.343, SLG: 0.370 (1, 5)	0-0 1H 1B 2B	0-0 F8		0-0 L3-6 1-3			0-0 5-3		0-0 2B	5	1	2	1	0	0	4																												
<b>Harmon Killebrew, R</b> OBP: 0.371, SLG: 0.519 (1, 3)	0-0 FC6-4 2H 1B		4-0 3B BB		0-3 K		0-3 K2-3		0-0 5-3	4	1	1	1	1	2	1																												
<b>Jim Lemon, R</b> OBP: 0.367, SLG: 0.520 (1, 7)	0-0 FC6-4 1-2		0-0 1H FC2-5 3B		4-0 BB BB		0-0 P6		0-0 G3	4	0	1	1	1	0	2																												
<b>Bob Allison, R</b> OBP: 0.379, SLG: 0.440 (1, 9)	0-0 F3		0-0 6-3		4-0 1-2 BB			0-0 6-3		3	0	0	0	1	0	2																												
<b>Earl Batley, R</b> OBP: 0.339, SLG: 0.403 (1, 2)		4-0 SH1-4 E BB		0-0 FC4-2-5 1B		0-0 F9		0-0 F2		3	0	0	0	1	0	3																												
<b>Jose Valdivielso, R</b> OBP: 0.285, SLG: 0.257 (1, 6)		0-0 E6 SH1-4		0-0 S 1-3 1B		0-0 6-3		0-0 PB 1B		4	0	2	0	0	0	3																												
<b>Tex Clevenger, R</b> OBP: 0.241, SLG: 0.115 (5, 1) <b>Tom Morgan, R</b> OBP: 0.245, SLG: 0.369 (6, PR) <b>Dan Dobbek, L</b> OBP: 0.247, SLG: 0.348 (7, 1) <b>Chuck Stobbs, L</b> OBP: 0.247, SLG: 0.348 (7, 1) <b>Elmer Valo, L</b> OBP: 0.247, SLG: 0.348 (7, 1) <b>Rudy Hernandez, R</b> OBP: 0.247, SLG: 0.348 (7, 1)		0-0 SH1-4		0-3 K		0-0 4-3		4-0 1-2 BB		1	0	0	0	0	1	2																												
<b>Inning Stats</b>	R: 2 E: 1 K: 1 S: 8	H: 2 LOB: 1 BB: 0 P: 8	R: 0 E: 1 K: 1 S: 6	H: 0 LOB: 2 BB: 2 P: 14	R: 1 E: 0 K: 1 S: 7	H: 2 LOB: 2 BB: 1 P: 11	R: 0 E: 0 K: 0 S: 2	H: 0 LOB: 0 BB: 1 P: 6	R: 0 E: 0 K: 0 S: 5	H: 0 LOB: 2 BB: 2 P: 13	R: 0 E: 0 K: 0 S: 3	H: 0 LOB: 0 BB: 0 P: 3	R: 0 E: 0 K: 1 S: 5	H: 0 LOB: 0 BB: 0 P: 5	R: 0 E: 0 K: 0 S: 4	H: 1 LOB: 2 BB: 1 P: 8	R: 0 E: 0 K: 0 S: 4	H: 1 LOB: 1 BB: 0 P: 4	1B: 3 2B: 3 3B: 1 HR: 0	SF: 0 SAC: 1 DP: 1 HBP: 0	WP: 0 PB: 1 SB: 2 CS: 0	PA: 41																						
<b>PITCHER</b>	IP	WLS	BF	H	R	ER	SO	BB	IBB	HBP	BLK	WP	HR	S	P	ERA	WHIP	<b>PITCHER</b>								IP	WLS	BF	H	R	ER	SO	BB	IBB	HBP	BLK	WP	HR	S	P	ERA	WHIP		
<b>Earl Wilson, R</b> ERA: 2.45 (1, 1)	4.1		24	4	3	2	4	6	0	0	0	0	0	26	50	4.15	2.308																											
<b>Frank Sullivan, R</b> ERA: 5.64 (5, 1)	4.2	W	17	2	0	0	1	1	0	0	0	0	0	18	22	0.00	0.643																											

**Boston Red Sox @ Washington Senators**  
Griffith Stadium, Washington, DC  
Mon Aug 15 1960, 7:05 PM EDT  
Att: 13,751 - Unknown

**AB 33**  
**R 3**  
**H 6**  
**RBI 3**  
**BB 7**  
**SO 5**  
**LOB 21**





Batter	1	2	3	4	5	6	7	8	9	AB	R	H	RBI	BB	SO	LOB	TOP					
<b>Pete Runnels, L</b> (1,4) OBP: 0.393, SLG: 0.390	4-0 BB		0-0 1B		0-3 K		0-0 SH1-4		0-0 2B WP	3	1	2	0	1	1	1	<b>Boston Red Sox @ Washington Senators</b> Griffith Stadium, Washington, DC Tue Aug 16 1960, 3:33 AM EDT Att: 5,477 - Unknown					
<b>Willie Tasby, R</b> (1,8) OBP: 0.396, SLG: 0.348	0-3 K		0-0 P6		0-0 BB		0-0 6-3		4-0 2B	4	1	1	1	1	1	3						
<b>Ted Williams, L</b> (1,7) OBP: 0.454, SLG: 0.656	0-0 4-3				4-0 FC5-6 BB		0-3 K		0-0 2-3	3	0	0	0	2	1	4						
<b>Vic Wertz, L</b> (1,3) OBP: 0.344, SLG: 0.495	0-3 K				0-0 FC5-6 1B		0-0 F8		0-0 2B HBP	4	1	1	2	0	1	4						
<b>Russ Nixon, L</b> (1,2) OBP: 0.333, SLG: 0.434		0-0 6-3			0-3 K		0-0 SF8		0-0 2B	4	1	2	1	0	1	1						
<b>Tom Brewer, R</b> (8, PR) OBP: 0.244, SLG: 0.318									0-0 BB	0	0	0	0	0	0	0						
<b>Jim Pagliaroni, R</b> (8, 2) OBP: 0.423, SLG: 0.667									0-0 BB	0	0	0	0	1	0	0						
<b>Frank Malzone, R</b> (1,5) OBP: 0.340, SLG: 0.430		0-0 6-3			0-0 1-3		0-0 1-3		0-3 K	5	0	1	0	0	1	4						
<b>Lou Clinton, R</b> (1,9) OBP: 0.270, SLG: 0.366		0-3 K			0-0 F2		0-0 SF8		0-0 5-3	3	0	0	1	0	1	3						
<b>Don Buddin, R</b> (1,6) OBP: 0.339, SLG: 0.360			0-0 5-3		0-0 1B		0-0 6-3		0-0 F2	4	1	1	0	0	0	1						
<b>Ike Delock, R</b> (1,1) OBP: 0.103, SLG: 0.103			0-0 P5		0-0 5-3		0-0 SH1-4		0-0 G3	3	0	1	0	0	0	1						
<b>Tom Sturdivant, L</b> (7, 1) OBP: 0.190, SLG: 0.200										0	0	0	0	0	0	0						
<b>Ted Wills, L</b> (8, 1) OBP: 0.600, SLG: 0.750										0	0	0	0	0	0	0						
<b>Pumpsie Green, S</b> (9, PH) OBP: 0.327, SLG: 0.310										1	0	0	0	0	0	0						
<b>Inning Stats</b>	R: 0 E: 0 K: 2 S: 7	H: 0 LOB: 1 BB: 1 P: 11	R: 0 E: 0 K: 1 S: 5	H: 0 LOB: 0 BB: 0 P: 5	R: 0 E: 0 K: 1 S: 4	H: 1 LOB: 1 BB: 0 P: 4	R: 0 E: 0 K: 1 S: 6	H: 1 LOB: 2 BB: 1 P: 10	R: 1 E: 0 K: 1 S: 7	H: 2 LOB: 2 BB: 1 P: 11	R: 1 E: 0 K: 0 S: 4	H: 1 LOB: 0 BB: 0 P: 4	R: 0 E: 0 K: 1 S: 6	H: 1 LOB: 1 BB: 0 P: 6	R: 1 E: 0 K: 1 S: 6	H: 1 LOB: 1 BB: 0 P: 7	R: 2 E: 0 K: 0 S: 5	H: 2 LOB: 2 BB: 2 P: 13	1B: 5 2B: 2 3B: 2 HR: 0	SF: 1 SAC: 1 DP: 0 HBP: 1	WP: 1 PB: 0 SB: 0 CS: 0	PA: 42
<b>PITCHER</b>	IP	WLS	BF	H	R	ER	SO	BB	IBB	HBP	BLK	WP	HR	S	P	ERA	WHIP					
<b>Pedro Ramos, R</b> (1, 1) ERA: 3.86	8.1	W	38	8	5	5	7	4	0	1	0	1	0	47	64	5.40	1.440					
<b>Hal Woodeshick, L</b> (9, 1) ERA: 4.22	0.1		3	1	0	0	0	1	0	0	0	0	0	2	6	0.00	6.000					
<b>Ray Moore, R</b> (9, 1) ERA: 3.39	0.1	S	1	0	0	0	0	0	0	0	0	0	0	1	1	0.00	0.000					

AB	34
R	5
H	9
RBI	5
BB	5
SO	7
LOB	22



Batter	1	2	3	4	5	6	7	8	9	AB	R	H	RBI	BB	SO	LOB	BOTTOM				
<b>Billy Consoletto, R</b> (1,4) OBP: 0.348, SLG: 0.343	0-0 L4		4-0 BB		0-0 6-3		0-0 HR		4-0 PB BB	3	1	1	1	2	0	0	<b>Boston Red Sox @ Washington Senators</b> Griffith Stadium, Washington, DC Tue Aug 16 1960, 3:33 AM EDT Att: 5,477 - Unknown				
<b>Lenny Green, L</b> (1,8) OBP: 0.353, SLG: 0.362	0-0 P5		4-3 1-2		0-0 F9		0-0 1B		0-3 K	5	1	1	0	0	1	4					
<b>Harmon Killebrew, R</b> (1,3) OBP: 0.371, SLG: 0.515	0-0 F8		0-0 F8		0-3 K		0-0 FC4-6 1B		4-0 IBB	4	0	1	1	1	1	1					
<b>Faye Throneberry, L</b> (1,7) OBP: 0.318, SLG: 0.324		0-0 4-3			0-0 4-3		0-0 FC4-6		0-3 K	4	1	1	0	0	0	1					
<b>Bob Allison, R</b> (8, PH) OBP: 0.378, SLG: 0.439		0-0 1B					0-0 FC5-4		0-0 K	1	0	0	0	0	1	3					
<b>Reno Bertoia, R</b> (1,5) OBP: 0.344, SLG: 0.381		0-0 4-3			0-0 4-3		0-0 PB BB		0-0 F8	5	1	2	0	0	0	5					
<b>Dan Dobbek, L</b> (1,9) OBP: 0.313, SLG: 0.378		0-0 F5			0-0 FC4-6 1B		4-0 BB		0-0 WP	3	1	2	1	1	0	1					
<b>Hal Naragon, L</b> (1,2) OBP: 0.286, SLG: 0.232		0-0 1B			0-0 FC4-6 1-2		0-0 4-3		0-0 1B	4	1	3	2	0	0	1					
<b>Jose Valdivielso, R</b> (1,6) OBP: 0.284, SLG: 0.257		0-0 F8			0-0 FC4-6 1-2		0-0 G3		0-0 1B	4	1	1	0	0	0	3					
<b>Pedro Ramos, S</b> (1,1) OBP: 0.150, SLG: 0.271									0-0 1B	4	1	2	2	0	2	2					
<b>Hal Woodeshick, R</b> (9, 1) OBP: 0.138, SLG: 0.074									0-0 PB BB	0	0	0	0	0	0	0					
<b>Ray Moore, R</b> (9, 1) OBP: 0.071, SLG: 0.071									0-0 1-3	0	0	0	0	0	0	0					
<b>Inning Stats</b>	R: 0 E: 0 K: 0 S: 3	H: 0 LOB: 0 BB: 0 P: 3	R: 1 E: 0 K: 0 S: 5	H: 2 LOB: 1 BB: 0 P: 5	R: 0 E: 0 K: 1 S: 5	H: 0 LOB: 1 BB: 1 P: 9	R: 1 E: 0 K: 1 S: 8	H: 3 LOB: 2 BB: 0 P: 8	R: 0 E: 0 K: 1 S: 5	H: 0 LOB: 0 BB: 0 P: 5	R: 0 E: 0 K: 0 S: 3	H: 1 LOB: 1 BB: 1 P: 7	R: 3 E: 0 K: 0 S: 7	H: 4 LOB: 1 BB: 0 P: 7	R: 3 E: 0 K: 2 S: 11	H: 4 LOB: 3 BB: 2 P: 19	1B: 7 2B: 4 3B: 1 HR: 2	SF: 0 SAC: 0 DP: 0 HBP: 0	WP: 1 PB: 2 SB: 0 CS: 0	PA: 41	
<b>PITCHER</b>	IP	WLS	BF	H	R	ER	SO	BB	IBB	HBP	BLK	WP	HR	S	P	ERA	WHIP				
<b>Ike Delock, R</b> (1, 1) ERA: 5.1	6.1	L	29	9	5	5	3	2	0	0	0	1	0	7	11	40.50	9.000				
<b>Tom Sturdivant, R</b> (7, 1) ERA: 5.31	0.2		8	5	3	3	0	1	0	0	0	1	0	7	11	40.50	9.000				
<b>Ted Wills, L</b> (8, 1) ERA: 6.3	1.0		4	0	0	0	2	0	1	0	0	0	0	7	11	0.00	0.000				

AB	37
R	8
H	14
RBI	7
BB	4
SO	5
LOB	21













Batter	1	2	3	4	5	6	7	8	9	AB	R	H	RBI	BB	SO	LOB	TOP					
<b>Clete Boyer, R</b> OBP: 0.313, SLG: 0.429 (1, 5)	F9		5-3			4-3 2B		6-3		4	0	1	0	0	0	0	<b>New York Yankees @ Washington Senators</b> Griffith Stadium, Washington, DC Fri Aug 19 1960, 7:05 PM EDT Att: 27,261 - Unknown <a href="http://livebaseballscores.com">livebaseballscores.com</a>					
<b>Tony Kubek, L</b> OBP: 0.326, SLG: 0.419 (1, 6)	4-3		F9			4-3		BB		3	0	0	0	1	0							
<b>Yogi Berra, L</b> OBP: 0.372, SLG: 0.478 (1, 9)	K			F2		4-3		6-3		4	0	0	0	0	1	2						
<b>Mickey Mantle, S</b> OBP: 0.394, SLG: 0.555 (1, 8)		F7		P6			G6-4-3 1B 1B		K	4	1	1	0	0	1	0						
<b>Bill Skowron, R</b> OBP: 0.343, SLG: 0.559 (1, 3)		K		K			G6-4-3 1-2 1B		4-3	4	0	1	0	0	2	0						
<b>Bob Cerv, R</b> OBP: 0.342, SLG: 0.448 (1, 7)					P4		G6-4-3 1-2 2-3		1-3	4	1	1	1	0	0	2						
<b>Johnny Blanchard, L</b> OBP: 0.321, SLG: 0.415 (1, 2)					F8			1B		2	0	1	1	1	0	0						
<b>Bobby Richardson, R</b> OBP: 0.300, SLG: 0.296 (1, 4)					6-3			L9		2	0	0	0	0	1	1						
<b>Gil McDougald, R</b> OBP: 0.335, SLG: 0.396 (7, PH) (7, 4)		K2-3								1	0	0	0	0	0	1						
<b>Art Ditmar, R</b> OBP: 0.208, SLG: 0.216 (1, 1)				G3						2	0	0	0	0	1	0						
<b>Hector Lopez, R</b> OBP: 0.355, SLG: 0.380 (8, PH)						K		F9		1	0	0	0	0	0	0						
<b>Ryne Duren, R</b> OBP: 0.088, SLG: 0.061 (8, 1)										0	0	0	0	0	0	0						
<b>Ralph Terry, R</b> OBP: 0.088, SLG: 0.061 (8, 1)										0	0	0	0	0	0	0						
<b>Inning Stats</b>	R: 0 E: 0 K: 1 S: 5	H: 0 LOB: 0 BB: 0 P: 5	R: 1 E: 0 K: 2 S: 8	H: 1 LOB: 1 BB: 1 P: 12	R: 0 E: 0 K: 0 S: 3	H: 0 LOB: 0 BB: 0 P: 3	R: 0 E: 0 K: 1 S: 5	H: 0 LOB: 0 BB: 0 P: 5	R: 0 E: 0 K: 0 S: 3	H: 0 LOB: 0 BB: 0 P: 3	R: 0 E: 0 K: 1 S: 6	H: 1 LOB: 1 BB: 0 P: 6	R: 1 E: 0 K: 0 S: 5	H: 3 LOB: 1 BB: 0 P: 5	R: 0 E: 0 K: 0 S: 3	H: 0 LOB: 1 BB: 1 P: 7	R: 0 E: 0 K: 1 S: 5	H: 0 LOB: 0 BB: 0 P: 5	1B: 3 2B: 1 3B: 0 HR: 1	SF: 0 SAC: 0 DP: 1 HBP: 0	WP: 0 PB: 0 SB: 0 CS: 0	PA: 33
<b>PITCHER</b> <b>Camilo Pascual, R</b> ERA: 3.06 (1, 1)	IP: 9.0 WLS: W BF: 33 H: 5 R: 2 ER: 2 SO: 6 BB: 2 IBB: 0 HBP: 0 BLK: 0 WP: 0 HR: 1 S: 43 P: 51 ERA: 2.00 WHIP: 0.778															<b>PITCHER</b>						

Batter	1	2	3	4	5	6	7	8	9	AB	R	H	RBI	BB	SO	LOB	BOTTOM			
<b>Billy Gardner, R</b> OBP: 0.327, SLG: 0.378 (1, 4)	1B BB		4-3					BB 1B FC6-2 BB		2	0	0	0	2	1	1	<b>New York Yankees @ Washington Senators</b> Griffith Stadium, Washington, DC Fri Aug 19 1960, 7:05 PM EDT Att: 27,261 - Unknown <a href="http://livebaseballscores.com">livebaseballscores.com</a>			
<b>Lenny Green, L</b> OBP: 0.358, SLG: 0.385 (1, 8) (9, 7)	G1-4-3 1-2 1B		L4		L9			FC6-2 1-2 1B		4	1	2	0	0	0	1				
<b>Harmon Killebrew, R</b> OBP: 0.373, SLG: 0.523 (1, 3)	K		P4			HR		FC6-2 1-2 2-3 1B BB		3	2	1	1	1	1	2				
<b>Jim Lemon, R</b> OBP: 0.370, SLG: 0.524 (1, 7)								FC6-2 1B		4	1	1	1	0	1	5				
<b>Dan Dobbek, L</b> OBP: 0.313, SLG: 0.374 (9, 8)	G1-4-3 1-2					K		FC6-2 1-2 2-3 3-H		0	0	0	0	0	0	0				
<b>Reno Bertoia, R</b> OBP: 0.336, SLG: 0.373 (1, 5)		5-3		5-3		5-3		P4		4	0	0	0	0	0	3				
<b>Bob Allison, R</b> OBP: 0.378, SLG: 0.431 (1, 9)		1B BB		K		5-3		1-2 2-H 3-H 1B		3	0	1	2	1	1	0				
<b>Earl Batley, R</b> OBP: 0.342, SLG: 0.405 (1, 2)					6-3			L8 F8		4	0	1	0	0	0	2				
<b>Jose Valdivielso, R</b> OBP: 0.281, SLG: 0.254 (1, 6)										2	0	0	0	0	0	2				
<b>Elmer Vallo, L</b> OBP: 0.385, SLG: 0.250 (7, PH)		F8			L8			G3		1	0	0	0	0	0	0				
<b>Billy Consolo, R</b> OBP: 0.341, SLG: 0.336 (8, 6)										0	0	0	0	0	0	0				
<b>Camilo Pascual, R</b> OBP: 0.269, SLG: 0.362 (1, 1)								K		2	0	0	0	1	1	2				
<b>Inning Stats</b>	R: 0 E: 0 K: 1 S: 5	H: 1 LOB: 1 BB: 1 P: 9	R: 0 E: 0 K: 0 S: 4	H: 1 LOB: 2 BB: 1 P: 8	R: 0 E: 0 K: 0 S: 3	H: 0 LOB: 0 BB: 0 P: 3	R: 1 E: 0 K: 1 S: 6	H: 1 LOB: 0 BB: 0 P: 6	R: 0 E: 0 K: 1 S: 5	H: 0 LOB: 0 BB: 0 P: 5	R: 2 E: 0 K: 0 S: 5	H: 2 LOB: 2 BB: 2 P: 13	R: 0 E: 0 K: 0 S: 5	H: 0 LOB: 0 BB: 0 P: 5	R: 0 E: 0 K: 0 S: 5	H: 0 LOB: 0 BB: 0 P: 5	1B: 4 2B: 0 3B: 0 HR: 2	SF: 0 SAC: 0 DP: 1 HBP: 0	WP: 0 PB: 0 SB: 0 CS: 0	PA: 34
<b>PITCHER</b> <b>Art Ditmar, R</b> ERA: 3.05 (1, 1)	IP: 7.0 WLS: L BF: 27 H: 4 R: 2 ER: 2 SO: 5 BB: 3 IBB: 0 HBP: 0 BLK: 0 WP: 0 HR: 2 S: 34 P: 46 ERA: 2.57 WHIP: 1.000															<b>PITCHER</b>				
<b>Ryne Duren, R</b> ERA: 5.05 (8, 1)	0.0 L 2 1 2 2 0 1 0 0 0 0 0 0 1 5 ∞ ∞																			
<b>Ralph Terry, R</b> ERA: 4.58 (8, 1)	1.0 5 1 0 0 0 1 0 0 0 0 0 0 4 8 0.00 2.000																			







Batter	1	2	3	4	5	6	7	8	9	AB	R	H	RBI	BB	SO	LOB	TOP					
<b>Bob Cerv, R</b> OBP: 0.340, SLG: 0.446 (1, 7)										4	1	1	0	1	0	1	<b>New York Yankees @ Washington Senators</b> Griffith Stadium, Washington, DC Sun Aug 21 1960, 3:33 AM EDT Att: 22,664 - Unknown					
<b>Tony Kubek, L</b> OBP: 0.324, SLG: 0.416 (1, 6)										5	1	1	1	0	0	4						
<b>Yogi Berra, L</b> OBP: 0.371, SLG: 0.479 (1, 9)										3	0	1	2	0	0	2						
<b>Mickey Mantle, S</b> OBP: 0.397, SLG: 0.556 (1, 8)										3	0	1	0	1	1	1						
<b>Bill Skowron, R</b> OBP: 0.343, SLG: 0.560 (1, 3)										3	1	1	0	1	0	2						
<b>Johnny Blanchard, L</b> OBP: 0.323, SLG: 0.424 (8, PH)										3	0	1	1	0	0	3						
<b>Elston Howard, R</b> OBP: 0.311, SLG: 0.386 (8, 2)										1	0	1	0	0	0	0						
<b>Clete Boyer, R</b> OBP: 0.310, SLG: 0.433 (1, 5)										4	0	1	0	0	1	2						
<b>Bobby Richardson, R</b> OBP: 0.300, SLG: 0.295 (1, 4)										3	1	1	0	1	0	2						
<b>Whitey Ford, L</b> OBP: 0.275, SLG: 0.163 (6, 1)										2	0	0	0	0	0	1						
<b>Inning Stats</b>	R: 1 E: 0 K: 0 S: 5	H: 2 LOB: 2 BB: 1 P: 9	R: 0 E: 0 K: 1 S: 5	H: 0 LOB: 0 BB: 0 P: 5	R: 1 E: 0 K: 1 S: 6	H: 1 LOB: 1 BB: 0 P: 6	R: 0 E: 0 K: 0 S: 4	H: 2 LOB: 1 BB: 0 P: 4	R: 0 E: 0 K: 1 S: 5	H: 0 LOB: 0 BB: 0 P: 5	R: 1 E: 0 K: 0 S: 4	H: 1 LOB: 1 BB: 1 P: 8	R: 1 E: 1 K: 0 S: 4	H: 1 LOB: 1 BB: 1 P: 8	R: 0 E: 0 K: 0 S: 4	H: 2 LOB: 1 BB: 0 P: 4	R: 0 E: 0 K: 0 S: 3	H: 0 LOB: 1 BB: 1 P: 7	1B: 5 2B: 3 3B: 1 HR: 0	SF: 1 SAC: 1 DP: 3 HBP: 0	WP: 0 PB: 0 SB: 0 CS: 0	PA: 38
<b>PITCHER</b>	IP WLS BF H R ER SO BB IBB HBP BLK WP HR S P ERA WHIP																					
<b>Don Lee, R</b> ERA: 3.84 (1, 1)	6.0	W 26	7	4	3	3	2	0	0	0	0	0	0	0	30	38	4.50	1.500				
<b>Hal Woodeshick, L</b> ERA: 4.13 (7, 1)	2.0	W 9	2	0	0	0	2	0	0	0	0	0	0	0	7	15	0.00	2.000				
<b>Camilo Pascual, R</b> ERA: 3.04 (9, 1)	1.0	S 3	0	0	0	0	0	0	0	0	0	0	0	3	3	0.00	0.000					

Batter	1	2	3	4	5	6	7	8	9	AB	R	H	RBI	BB	SO	LOB	BOTTOM			
<b>Pete Whisenant, R</b> OBP: 0.314, SLG: 0.365 (1, 8)										3	1	1	1	1	0	0	<b>New York Yankees @ Washington Senators</b> Griffith Stadium, Washington, DC Sun Aug 21 1960, 3:33 AM EDT Att: 22,664 - Unknown			
<b>Billy Gardner, R</b> OBP: 0.331, SLG: 0.385 (1, 4)										3	1	1	0	1	0	0				
<b>Harmon Killebrew, R</b> OBP: 0.372, SLG: 0.524 (1, 3)										3	2	1	3	1	1	1				
<b>Jim Lemon, R</b> OBP: 0.368, SLG: 0.526 (1, 7)										4	1	2	2	0	2	1				
<b>Lenny Green, L</b> OBP: 0.365, SLG: 0.398 (9, 7)										0	0	0	0	0	0	0				
<b>Bob Allison, R</b> OBP: 0.377, SLG: 0.435 (1, 9)										3	1	1	1	1	1	1				
<b>Reno Bertoia, R</b> OBP: 0.331, SLG: 0.366 (1, 5)										4	0	0	0	0	1	3				
<b>Earl Batley, R</b> OBP: 0.345, SLG: 0.414 (1, 2)										3	0	1	0	0	0	0				
<b>Jose Valdivielso, R</b> OBP: 0.282, SLG: 0.253 (1, 6)										2	1	1	0	1	0	1				
<b>Don Lee, R</b> OBP: 0.212, SLG: 0.241 (7, 1)										1	0	0	0	0	0	0				
<b>Inning Stats</b>	R: 0 E: 0 K: 0 S: 3	H: 0 LOB: 0 BB: 0 P: 3	R: 0 E: 0 K: 1 S: 5	H: 1 LOB: 0 BB: 0 P: 5	R: 1 E: 0 K: 0 S: 3	H: 1 LOB: 1 BB: 1 P: 7	R: 0 E: 0 K: 2 S: 8	H: 1 LOB: 2 BB: 1 P: 12	R: 0 E: 0 K: 0 S: 3	H: 1 LOB: 0 BB: 0 P: 3	R: 3 E: 0 K: 1 S: 6	H: 1 LOB: 2 BB: 2 P: 14	R: 0 E: 0 K: 0 S: 3	H: 1 LOB: 0 BB: 0 P: 3	R: 3 E: 0 K: 1 S: 7	H: 2 LOB: 0 BB: 1 P: 11	1B: 4 2B: 1 3B: 0 HR: 3	SF: 0 SAC: 1 DP: 3 HBP: 0	WP: 0 PB: 0 SB: 0 CS: 0	PA: 34
<b>PITCHER</b>	IP WLS BF H R ER SO BB IBB HBP BLK WP HR S P ERA WHIP																			
<b>Whitey Ford, L</b> ERA: 2.59 (6, 1)	5.0	W 18	4	1	1	3	2	0	0	0	0	0	0	0	8	22	1.80	1.200		
<b>Jim Coates, R</b> ERA: 5.18 (6, 1)	0.0	W 2	0	2	2	0	2	0	0	0	0	0	0	0	8	8	∞	∞		
<b>Luis Arroyo, L</b> ERA: 1.71 (7, 1)	1.0	L 9	3	3	3	1	1	0	0	0	0	1	6	6	9.00	1.000				
<b>Bobby Shantz, L</b> ERA: 2.44 (7, 1)	2.0	L 9	3	3	3	1	1	0	0	0	0	2	10	14	13.50	2.000				



Batter	1	2	3	4	5	6	7	8	9	AB	R	H	RBI	BB	SO	LOB	TOP			
Bill Tuttle, R OBP: 0.321, SLG: 0.329 (1, 8)	0-0 6-3		0-0 FC6-4 2H 1B		0-0 F8			0-0 F8		4	0	1	1	0	0	1	Kansas City Athletics @ Washington Senators Griffith Stadium, Washington, DC Tue Aug 23 1960, 7:05 PM EDT Att: 8,591 - Unknown			
Jerry Lumpe, L OBP: 0.315, SLG: 0.352 (1, 4)	0-0 P2		0-0 FC6-4 1-2		0-3 K			0-0 4-3		4	0	0	0	0	1	2				
Andy Carey, R OBP: 0.286, SLG: 0.442 (1, 5)	0-0 F3			0-0 P6				0-0 F7		4	0	0	0	0	0	0				
Dick Williams, R OBP: 0.343, SLG: 0.426 (1, 3)		0-0 6-3		0-0 E4 2B FC6-2				0-0 F8		4	0	1	0	0	0	0				
Norm Siebern, L OBP: 0.379, SLG: 0.508 (1, 7)		0-0 F7		0-0 FC6-2 1-3 2B				0-0 F7		4	0	1	0	0	0	1				
Hank Bauer, R OBP: 0.324, SLG: 0.366 (1, 9)		0-0 6-3		0-0 FC6-2 2-3 3H 0-0				0-0 F7		4	0	1	0	0	0	3				
Pete Daley, R OBP: 0.286, SLG: 0.375 (1, 2)			0-0 4-3	0-0 L8				0-0 G5-4-3 1B 1-2		4	0	0	0	0	0	4				
Ken Hamlin, R OBP: 0.307, SLG: 0.272 (1, 6)			0-0 1B 2B		0-0 F9			0-0 1B		3	1	2	0	0	0	0				
Dick Hall, R OBP: 0.174, SLG: 0.136 (1, 1)			0-0 F8		0-0 1B			0-3 K		3	0	1	0	0	1	2				
<b>Inning Stats</b>	R: 0 E: 0 K: 0 S: 3	H: 0 LOB: 0 BB: 0 P: 3	R: 0 E: 0 K: 0 S: 3	H: 0 LOB: 0 BB: 0 P: 3	R: 1 E: 0 K: 0 S: 5	H: 2 LOB: 1 BB: 0 P: 5	R: 0 E: 1 K: 0 S: 5	H: 1 LOB: 2 BB: 0 P: 5	R: 0 E: 0 K: 1 S: 6	H: 0 LOB: 0 BB: 0 P: 3	R: 0 E: 0 K: 1 S: 6	H: 2 LOB: 1 BB: 0 P: 6	R: 0 E: 0 K: 0 S: 3	H: 0 LOB: 0 BB: 0 P: 3	R: 0 E: 0 K: 0 S: 4	H: 1 LOB: 1 BB: 0 P: 4	1B: 5 2B: 2 3B: 0 HR: 0	SF: 0 SAC: 0 DP: 1 HBP: 0	WP: 0 PB: 0 CS: 0	PA: 34
<b>PITCHER</b> Jack Kralick, L ERA: 3.64 (1, 1)	IP: 9.0 WLS: W BF: 34 H: 7 R: 1 ER: 1 SO: 2 BB: 0 IBB: 0 HBP: 0 BLK: 0 WP: 0 HR: 0 S: 38 P: 38 ERA: 1.00 WHIP: 0.778															<b>PITCHER</b>				

AB	34
R	1
H	7
RBI	1
BB	0
SO	2
LOB	13



Batter	1	2	3	4	5	6	7	8	9	AB	R	H	RBI	BB	SO	LOB	BOTTOM			
Billy Gardner, R OBP: 0.328, SLG: 0.381 (1, 4)	0-0 F7		0-3 K		0-0 F2			0-0 FC3-6 1-2		4	0	0	0	0	1	5	Kansas City Athletics @ Washington Senators Griffith Stadium, Washington, DC Tue Aug 23 1960, 7:05 PM EDT Att: 8,591 - Unknown			
Lenny Green, L OBP: 0.380, SLG: 0.391 (1, 8)	0-0 F5		0-0 P4			0-0 E4 HR		0-0 P6		4	1	0	0	0	0	3				
Harmon Killebrew, R OBP: 0.370, SLG: 0.530 (1, 3)	0-0 F2			0-3 K		0-0 K HR		0-0 F8		4	1	1	2	0	1	1				
Jim Lemon, R OBP: 0.365, SLG: 0.521 (1, 7)		0-3 K		0-3 K		0-3 K		0-0 F8		4	0	0	0	0	3	0				
Bob Allison, R OBP: 0.376, SLG: 0.431 (1, 9)		0-0 F7		0-0 6-3		4-0 1B BB		0-3 K		3	0	0	0	1	1	0				
Reno Bertoia, R OBP: 0.332, SLG: 0.377 (1, 5)		0-0 F9			0-0 F9		0-0 1B	0-0 K IHR		4	1	2	1	0	0	0				
Earl Batley, R OBP: 0.347, SLG: 0.415 (1, 2)			0-0 1B SH3 1B		0-0 2B 1B		0-0 F8	0-3 K		4	0	2	0	0	1	2				
Jose Valdivielso, R OBP: 0.282, SLG: 0.253 (1, 6) Elmer Vallo, L OBP: 0.388, SLG: 0.280 (5, PH) Billy Consolo, R OBP: 0.339, SLG: 0.333 (6, 6)			0-0 SH3		0-0 2B		0-3 K			0	0	0	0	0	0	0				
Jack Kralick, L OBP: 0.231, SLG: 0.130 (1, 1)			0-0 1B		0-0 F7		4-0 FC3-6 BB			2	0	1	0	1	0	2				
<b>Inning Stats</b>	R: 0 E: 0 K: 0 S: 3	H: 0 LOB: 0 BB: 0 P: 3	R: 0 E: 0 K: 1 S: 5	H: 0 LOB: 0 BB: 0 P: 5	R: 0 E: 0 K: 1 S: 7	H: 2 LOB: 2 BB: 0 P: 7	R: 0 E: 0 K: 2 S: 7	H: 0 LOB: 0 BB: 0 P: 7	R: 0 E: 0 K: 2 S: 10	H: 2 LOB: 2 BB: 1 P: 14	R: 0 E: 0 K: 0 S: 3	H: 0 LOB: 1 BB: 1 P: 7	R: 0 E: 0 K: 2 S: 8	H: 0 LOB: 0 BB: 0 P: 8	R: 1 E: 0 K: 2 S: 8	H: 1 LOB: 0 BB: 0 P: 8	1B: 4 2B: 1 3B: 0 HR: 2	SF: 0 SAC: 1 DP: 0 HBP: 0	WP: 0 PB: 0 CS: 0	PA: 34
<b>PITCHER</b> Dick Hall, R ERA: 4.03 (1, 1)	IP: 8.0 WLS: L BF: 34 H: 7 R: 3 ER: 2 SO: 8 BB: 2 IBB: 0 HBP: 0 BLK: 0 WP: 0 HR: 1 S: 48 P: 56 ERA: 2.25 WHIP: 1.125															<b>PITCHER</b>				

AB	31
R	3
H	7
RBI	3
BB	2
SO	8
LOB	15









Batter	1	2	3	4	5	6	7	8	9	AB	R	H	RBI	BB	SO	LOB	TOP										
<b>Bill Tuttle, R</b> OBP: 0.320, SLG: 0.328 (1, 8)	F9		F8			F8		K		4	0	0	0	0	1	2											
<b>Jerry Lumpe, L</b> OBP: 0.312, SLG: 0.349 (1, 4)	F9			K			1-3		F7	4	0	0	0	0	1	0											
<b>Andy Carey, R</b> OBP: 0.283, SLG: 0.430 (1, 5)	F9			5-3			1B		F8	4	0	1	0	0	0	0											
<b>Dick Williams, R</b> OBP: 0.339, SLG: 0.421 (1, 3)		P5		K			P2		F8	4	0	0	0	0	1	1											
<b>Norm Siebern, L</b> OBP: 0.374, SLG: 0.500 (1, 7)		4-3			G3		F3			3	0	0	0	0	0	1											
<b>Hank Bauer, R</b> OBP: 0.332, SLG: 0.379 (1, 9)					F9			1B		3	0	2	0	0	0	0											
<b>Pete Daley, R</b> OBP: 0.280, SLG: 0.367 (1, 2)			F7		P4			L6		3	0	0	0	0	0	2											
<b>Ken Hamlin, R</b> OBP: 0.307, SLG: 0.273 (1, 6)			F7			K			1B	3	0	1	0	0	1	0											
<b>Don Larsen, R</b> OBP: 0.148, SLG: 0.185 (7, 1)			F8			K			L8	2	0	0	0	0	0	1											
<b>Ken Johnson, R</b> OBP: 0.169, SLG: 0.160 (7, 1)										0	0	0	0	0	0	0											
<b>Bob Davis, R</b> OBP: 0.200, SLG: 0.200 (7, 1)										0	0	0	0	0	0	0											
<b>Marty Kutyna, R</b> OBP: 0.356, SLG: 0.361 (8, PH)										1	0	0	0	0	0	2											
<b>Russ Snyder, L</b> OBP: 0.100, SLG: 0.100 (8, 1)										0	0	0	0	0	0	0											
<b>Inning Stats</b>	R: 0 E: 0 K: 0 S: 3	H: 0 LOB: 0 BB: 0 P: 3	R: 0 E: 0 K: 0 S: 4	H: 1 LOB: 1 BB: 0 P: 4	R: 0 E: 0 K: 0 S: 3	H: 0 LOB: 0 BB: 0 P: 3	R: 0 E: 0 K: 2 S: 7	H: 0 LOB: 0 BB: 0 P: 7	R: 0 E: 0 K: 0 S: 3	H: 0 LOB: 0 BB: 0 P: 3	R: 0 E: 0 K: 0 S: 7	H: 1 LOB: 1 BB: 0 P: 4	R: 0 E: 0 K: 1 S: 7	H: 2 LOB: 2 BB: 0 P: 7	R: 0 E: 0 K: 0 S: 3	H: 0 LOB: 0 BB: 0 P: 3	1B: 3 2B: 1 3B: 0 HR: 0	SF: 0 SAC: 0 DP: 0 HBP: 0	WP: 0 PB: 0 SB: 0 CS: 0	PA: 31							
<b>PITCHER</b>	IP	WLS	BF	H	R	ER	SO	BB	IBB	HBP	BLK	WP	HR	S	P	ERA	WHIP										
<b>Chuck Stobbs, L</b> ERA: 4.09	(1, 1)	7.0	W	23	2	0	0	4	0	0	0	0	0	31	31	0.00	0.286										
<b>Ray Moore, R</b> ERA: 3.59	(8, 1)	2.0	S	8	2	0	0	1	0	0	0	0	0	10	10	0.00	1.000										

Kansas City Athletics @ Washington Senators  
Griffith Stadium, Washington, DC  
Thu Aug 25 1960, 7:05 PM EDT  
Att: 7,348 - Unknown

AB 31  
R 0  
H 4  
RBI 0  
BB 0  
SO 5  
LOB 8



Batter	1	2	3	4	5	6	7	8	9	AB	R	H	RBI	BB	SO	LOB	BOTTOM										
<b>Billy Gardner, R</b> OBP: 0.332, SLG: 0.383 (1, 4)	K	F3			F8					4	1	1	2	1	1	2											
<b>Lenny Green, L</b> OBP: 0.359, SLG: 0.393 (1, 8)	F8			2B	4-3					5	2	2	1	0	0	1											
<b>Harmon Killebrew, R</b> OBP: 0.380, SLG: 0.536 (1, 3)	1B			SF9	1B					3	1	2	0	2	0	1											
<b>Jim Lemon, R</b> OBP: 0.366, SLG: 0.521 (1, 7)	1B			SF9	2B					4	1	3	2	0	0	1											
<b>Dan Dobbek, L</b> OBP: 0.310, SLG: 0.371 (8, PR)	1B			SF9	5-3					0	0	0	0	0	0	0											
<b>Reno Bertoia, R</b> OBP: 0.330, SLG: 0.373 (1, 5)	F9			L6						5	0	1	1	0	0	6											
<b>Bob Allison, R</b> OBP: 0.371, SLG: 0.423 (1, 9)				5-3	5-3					4	1	0	0	1	1	3											
<b>Earl Batley, R</b> OBP: 0.344, SLG: 0.408 (1, 2)				1-3						4	1	1	1	0	0	3											
<b>Jose Valdivielso, R</b> OBP: 0.285, SLG: 0.253 (1, 6)										2	0	1	0	1	1	1											
<b>Elmer Vallo, L</b> OBP: 0.406, SLG: 0.294 (7, PH)										1	0	1	2	0	0	0											
<b>Billy Conso, R</b> OBP: 0.339, SLG: 0.333 (8, 6)										0	1	0	0	0	0	0											
<b>Chuck Stobbs, L</b> OBP: 0.185, SLG: 0.083 (1, 1)										3	0	1	0	0	1	3											
<b>Faye Throneberry, L</b> OBP: 0.327, SLG: 0.324 (7, PH)										0	1	0	0	1	0	0											
<b>Ray Moore, R</b> OBP: 0.087, SLG: 0.087 (8, 1)										0	0	0	0	0	0	0											
<b>Inning Stats</b>	R: 0 E: 0 K: 1 S: 7	H: 2 LOB: 2 BB: 0 P: 7	R: 0 E: 0 K: 0 S: 5	H: 2 LOB: 0 BB: 0 P: 5	R: 1 E: 0 K: 0 S: 5	H: 2 LOB: 1 BB: 0 P: 5	R: 0 E: 0 K: 2 S: 7	H: 1 LOB: 0 BB: 0 P: 7	R: 0 E: 0 K: 0 S: 3	H: 0 LOB: 1 BB: 1 P: 7	R: 0 E: 0 K: 0 S: 4	H: 1 LOB: 2 BB: 1 P: 8	R: 8 E: 0 K: 0 S: 7	H: 4 LOB: 1 BB: 4 P: 24	R: 0 E: 0 K: 1 S: 6	H: 1 LOB: 2 BB: 0 P: 6	1B: 12 2B: 1 3B: 0 HR: 0	SF: 1 SAC: 0 DP: 0 HBP: 1	WP: 0 PB: 0 SB: 1 CS: 1	PA: 43							
<b>PITCHER</b>	IP	WLS	BF	H	R	ER	SO	BB	IBB	HBP	BLK	WP	HR	S	P	ERA	WHIP										
<b>Don Larsen, R</b> ERA: 5.13	(1, 1)	6.0	L	29	6	0	3	3	3	0	0	0	0	32	44	4.50	2.000										
<b>Ken Johnson, R</b> ERA: 4.72	(7, 1)	0.1		5	1	1	1	0	0	2	1	0	0	2	11	27.00	3.000										
<b>Bob Davis, R</b> ERA: 5.19	(7, 1)	0.0		3	2	4	4	0	1	0	0	0	0	2	6	∞	∞										
<b>Marty Kutyna, R</b> ERA: 3.9	(7, 1)	0.2		2	0	1	1	0	0	0	0	0	0	2	2	13.50	0.000										
<b>John Briggs, R</b> ERA: 6.29	(8, 1)	1.0		4	1	0	0	1	0	0	0	0	0	6	6	0.00	1.000										

Kansas City Athletics @ Washington Senators  
Griffith Stadium, Washington, DC  
Thu Aug 25 1960, 7:05 PM EDT  
Att: 7,348 - Unknown

AB 35  
R 9  
H 13  
RBI 9  
BB 6  
SO 4  
LOB 21






Batter	1	2	3	4	5	6	7	8	9	AB	R	H	RBI	BB	SO	LOB	TOP				
Ozzie Virgil, R OBP: 0.256, SLG: 0.361 (1, 5)	0-0 1B 2B	4-0 3B BB		0-0 L6-4-3 1B		0-0 FC1-6 WP 1-2		0-0 5-3		4	2	2	0	1	0	1					
Norm Cash, L OBP: 0.402, SLG: 0.511 (1, 3)	0-0 P3	0-0 2B 3B		0-0 P5		4-0 BB		0-0 F8		4	1	1	1	1	0	2					
Al Kaline, R OBP: 0.330, SLG: 0.382 (1, 8)	4-0 1B BB	0-3 K		0-0 L6-4-3 1-2		0-3 K		0-0 L8		4	1	0	0	1	2	4					
Charlie Maxwell, L OBP: 0.336, SLG: 0.468 (1, 7)	0-0 BB 1B	0-0 2B			0-0 1B			0-0 3-1		5	0	3	2	0	0	0					
Frank Bolling, R OBP: 0.317, SLG: 0.380 (1, 4)	0-0 1-2 2H 1B	0-0 3-H 2B		0-0 4-3		0-0 F7		0-0 2B		4	0	2	1	0	0	2					
Rocky Colavito, R OBP: 0.335, SLG: 0.480 (1, 9)	0-0 L8			0-0 1-3 1B		0-0 F8		0-0 F8		4	0	1	0	0	0	4					
Lou Berberet, L OBP: 0.311, SLG: 0.251 (1, 2)	4-0 1-2 2-3 BB			0-0 1-3		0-0 F9		0-0 F9		3	0	0	0	1	0	3					
Coot Veal, R OBP: 0.429, SLG: 0.483 (8, PH)	0-0 4-3			0-0 1-3		0-3 K		0-0 P4		3	0	0	0	0	1	4					
Sandy Amoros, L OBP: 0.294, SLG: 0.179 (8, PH)				0-0 1-3						1	0	0	0	0	0	0					
Chico Fernandez, R OBP: 0.307, SLG: 0.319 (8, 6)										0	0	0	0	0	0	0					
Jim Bunning, R OBP: 0.212, SLG: 0.190 (8, PH)				0-0 F8		0-0 FC1-6 1B		0-0 6-3		3	0	1	0	0	1	1					
Neil Christley, L OBP: 0.313, SLG: 0.419 (8, 1)				0-3 K						1	0	0	0	0	0	0					
Dave Sisler, R OBP: 0.214, SLG: 0.083 (8, 1)										0	0	0	0	0	0	0					
<b>Inning Stats</b>	R: 2 E: 0 K: 0 S: 6	H: 3 LOB: 3 BB: 2 P: 14	R: 2 E: 0 K: 1 S: 7	H: 2 LOB: 1 BB: 1 P: 11	R: 0 E: 0 K: 1 S: 6	H: 1 LOB: 1 BB: 0 P: 6	R: 0 E: 0 K: 0 S: 3	H: 1 LOB: 0 BB: 0 P: 3	R: 0 E: 0 K: 2 S: 4	H: 1 LOB: 1 BB: 1 P: 12	R: 0 E: 0 K: 0 S: 4	H: 1 LOB: 1 BB: 0 P: 4	R: 0 E: 0 K: 0 S: 3	H: 0 LOB: 0 BB: 0 P: 3	R: 0 E: 0 K: 0 S: 3	H: 0 LOB: 0 BB: 0 P: 3	1B: 6 2B: 3 3B: 1 HR: 0	SF: 0 SAC: 0 DP: 1 HBP: 0	WP: 1 PB: 0 SB: 0 CS: 0	PA: 40	
<b>PITCHER</b>	IP WLS BF H R ER SO BB IBB HBP BLK WP HR S P ERA WHIP	<b>PITCHER</b>														ERA WHIP					
Pedro Ramos, R ERA: 3.71 (1, 1)	9.0 W 40	10 4 4 4	4 0 0 0	0 0 0 0	1 0 44 60	4.00 1.556															ERA WHIP
Batter	1	2	3	4	5	6	7	8	9	AB	R	H	RBI	BB	SO	LOB	BOTTOM				
Billy Gardner, R OBP: 0.331, SLG: 0.382 (1, 4)	0-0 E SF9 1B				0-0 4-3		0-0 G5-4-3 1-2			4	1	1	0	0	0	3					
Lenny Green, L OBP: 0.357, SLG: 0.391 (1, 8)	0-0 E3 BB E	0-0 L8			0-0 2-3 CS 1B		0-0 L8			4	1	1	1	0	0	2					
Harmon Killebrew, R OBP: 0.376, SLG: 0.531 (1, 3)	0-0 SF9			0-0 F3		0-3 K		0-3 K		3	0	0	1	0	2	1					
Jim Lemon, R OBP: 0.370, SLG: 0.528 (8, PR)	4-0 E BB			0-3 K		0-0 HR		1-0 HBP		2	2	1	1	1	1	0					
Bob Allison, R OBP: 0.371, SLG: 0.423 (9, 9)	1-2 E BB									0	0	0	0	0	0	0					
Reno Bertoia, R OBP: 0.326, SLG: 0.368 (1, 5)	0-3 K			0-0 5-3		0-3 K		0-0 3-1		4	0	0	0	0	2	3					
Dan Dobbek, L OBP: 0.310, SLG: 0.375 (1, 9)	0-0 E9 1H 2H 2B			0-3 K		0-0 4-3		0-0 1-2		3	0	1	2	0	1	0					
Earl Batley, R OBP: 0.344, SLG: 0.498 (1, 2)	0-0 P4			0-0 G5-4-3 1B		0-3 K		0-3 K		3	0	1	0	0	1	1					
Jose Valdivielso, R OBP: 0.289, SLG: 0.258 (1, 6)				0-0 SH3-4 1B		0-0 G5-4-3 1-2		0-0 G5-4-3 1B		3	0	2	0	0	0	1					
Pedro Ramos, S OBP: 0.154, SLG: 0.281 (1, 1)				0-0 SH3-4		0-0 4-3 1B 2B		0-0 P3		2	1	1	0	0	0	1					
<b>Inning Stats</b>	R: 3 E: 2 K: 1 S: 8	H: 2 LOB: 1 BB: 1 P: 12	R: 0 E: 0 K: 0 S: 4	H: 1 LOB: 0 BB: 0 P: 4	R: 0 E: 0 K: 1 S: 5	H: 0 LOB: 0 BB: 0 P: 5	R: 0 E: 0 K: 1 S: 5	H: 1 LOB: 0 BB: 0 P: 5	R: 1 E: 0 K: 1 S: 6	H: 2 LOB: 0 BB: 0 P: 6	R: 1 E: 0 K: 2 S: 8	H: 1 LOB: 0 BB: 0 P: 8	R: 0 E: 0 K: 0 S: 3	H: 1 LOB: 0 BB: 0 P: 3	R: 0 E: 0 K: 1 S: 5	H: 0 LOB: 2 BB: 0 P: 6	1B: 5 2B: 2 3B: 0 HR: 1	SF: 1 SAC: 1 DP: 2 HBP: 1	WP: 0 PB: 0 SB: 1 CS: 1	PA: 32	
<b>PITCHER</b>	IP WLS BF H R ER SO BB IBB HBP BLK WP HR S P ERA WHIP	<b>PITCHER</b>														ERA WHIP					
Jim Bunning, R ERA: 2.75 (8, 1)	7.0 L 28	8 5 2 6	0 0 0 1	0 0 0 0	0 0 1 39	2.57 1.286															ERA WHIP
Dave Sisler, R ERA: 2.28 (8, 1)	1.0 4	0 0 0 1	0 0 0 0	0 0 1 0	0 0 5 6	0.00 0.000															ERA WHIP


Detroit Tigers @ Washington Senators  
 Griffith Stadium, Washington, DC  
 Fri Aug 26 1960, 7:05 PM EDT  
 Att: 11,626 - Unknown

AB	36
R	4
H	10
RBI	4
BB	4
SO	4
LOB	21



Detroit Tigers @ Washington Senators  
 Griffith Stadium, Washington, DC  
 Fri Aug 26 1960, 7:05 PM EDT  
 Att: 11,626 - Unknown

AB	28
R	5
H	8
RBI	5
BB	1
SO	7
LOB	12






Batter	1	2	3	4	5	6	7	8	9	AB	R	H	RBI	BB	SO	LOB	TOP					
Ozzie Virgil, R OBP: 0.267, SLG: 0.360 (1, 5)	F3		F8 1B BB		L4-3 1B			5-3		3	0	1	1	1	0	0	<b>Detroit Tigers @ Washington Senators</b> Griffith Stadium, Washington, DC Sat Aug 27 1960, 3:33 AM EDT Att: 6,686 - Unknown					
Al Kaline, R OBP: 0.331, SLG: 0.383 (1, 8)	CS 1B		F8 1B		L4-3 1B			K		4	0	2	0	0	1	1						
Norm Cash, L OBP: 0.400, SLG: 0.507 (1, 3)	K		F8 1-2 2-3				P5	1B 1B		4	0	1	0	0	1	3						
Charlie Maxwell, L OBP: 0.336, SLG: 0.466 (1, 7)		P6 L6					F8	1B 1B		4	0	1	0	0	0	2						
Frank Bolling, R OBP: 0.316, SLG: 0.381 (1, 4)				K			F8	K		4	0	1	0	0	2	2						
Rocky Colavito, R OBP: 0.332, SLG: 0.475 (1, 9)		2B			F7			K		4	0	0	0	0	1	1						
Lou Berberet, L OBP: 0.315, SLG: 0.250 (7, PR)										1	0	0	0	2	1	0						
Hank Foiles, R OBP: 0.350, SLG: 0.345 (7, 2)		BB						4-3 BB		1	0	0	0	0	0	0						
Chico Fernandez, R OBP: 0.308, SLG: 0.323 (7, PH)										2	1	1	0	0	0	2						
Neil Christley, L OBP: 0.311, SLG: 0.417 (7, 6)	1-3									1	0	0	0	0	0	1						
Coot Veal, R OBP: 0.429, SLG: 0.483 (9, PH)					SH1-4 1B 2B					0	0	0	0	0	0	0						
Steve Bilko, R OBP: 0.267, SLG: 0.371 (7, 1)										1	0	0	0	0	0	0						
Bob Bruce, R OBP: 0.308, SLG: 0.182 (7, PH)					L4					1	0	0	0	0	0	0						
Sandy Amoros, L OBP: 0.280, SLG: 0.176 (7, 1)										1	0	0	0	0	0	2						
Paul Foytack, R OBP: 0.318, SLG: 0.263 (7, 1)										0	0	0	0	0	0	0						
<b>Inning Stats</b>	R: 0 E: 0 K: 1 S: 5	H: 1 LOB: 0 BB: 0 P: 5	R: 0 E: 0 K: 0 S: 4	H: 1 LOB: 2 BB: 1 P: 8	R: 0 E: 0 K: 0 S: 4	H: 1 LOB: 2 BB: 1 P: 8	R: 0 E: 0 K: 2 S: 7	H: 0 LOB: 0 BB: 0 P: 7	R: 1 E: 0 K: 0 S: 4	H: 2 LOB: 0 BB: 0 P: 4	R: 0 E: 0 K: 0 S: 3	H: 0 LOB: 0 BB: 0 P: 3	R: 0 E: 0 K: 1 S: 5	H: 0 LOB: 2 BB: 1 P: 9	R: 0 E: 0 K: 2 S: 9	H: 2 LOB: 2 BB: 0 P: 9	R: 0 E: 0 K: 0 S: 3	H: 0 LOB: 0 BB: 0 P: 3	1B: 5 2B: 2 3B: 0 HR: 0	SF: 0 SAC: 1 DP: 1 HBP: 0	WP: 0 PB: 0 SB: 0 CS: 1	PA: 35
<b>PITCHER</b>	IP WLS BF H R ER SO BB IBB HBP BLK WP HR S P ERA WHIP	IP WLS BF H R ER SO BB IBB HBP BLK WP HR S P ERA WHIP																				
Don Lee, R ERA: 3.72 (1, 1)	6.1 W 25 5 1 1 4	2.2 S 10 2 0 0 2																				
Ray Moore, R ERA: 3.47 (7, 1)	2.2 S 10 2 0 0 2																					


Batter	1	2	3	4	5	6	7	8	9	AB	R	H	RBI	BB	SO	LOB	BOTTOM			
Billy Gardner, R OBP: 0.331, SLG: 0.381 (1, 4)	F9		K		FC5-4 1-2					4	0	1	1	0	1	1	<b>Detroit Tigers @ Washington Senators</b> Griffith Stadium, Washington, DC Sat Aug 27 1960, 3:33 AM EDT Att: 6,686 - Unknown			
Lenny Green, L OBP: 0.359, SLG: 0.393 (1, 8)	F7				1B G2 2B 1B		F9 BB 1B	L9		4	1	2	0	0	0	1				
Harmon Killebrew, R OBP: 0.377, SLG: 0.538 (1, 3)					G2			K		3	1	1	1	1	1	1				
Jim Lemon, R OBP: 0.371, SLG: 0.526 (8, PR)										3	0	1	0	1	0	2				
Dan Dobbek, L OBP: 0.310, SLG: 0.375 (9, 8)	4-3				2B 1B		F9	9-4-3 BB		0	0	0	0	0	0	0				
Reno Bertoia, R OBP: 0.325, SLG: 0.370 (1, 5)		6-3								4	0	1	1	0	0	3				
Bob Allison, R OBP: 0.371, SLG: 0.422 (1, 9)										3	1	1	0	0	1	1				
Earl Batley, R OBP: 0.344, SLG: 0.407 (1, 2)										3	1	1	0	0	0	0				
Billy Conzolo, R OBP: 0.335, SLG: 0.329 (7, PH)										2	0	0	0	0	2	0				
Elmer Valo, L OBP: 0.400, SLG: 0.294 (8, 6)										0	0	0	1	0	0	0				
Jose Valdivielso, R OBP: 0.289, SLG: 0.258 (8, 6)										0	0	0	0	0	0	0				
Don Lee, R OBP: 0.200, SLG: 0.226 (1, 1)										2	0	0	0	0	1	0				
Ray Moore, R OBP: 0.063, SLG: 0.063 (7, 1)										1	0	0	0	0	1	1				
<b>Inning Stats</b>	R: 1 E: 0 K: 0 S: 4	H: 1 LOB: 0 BB: 0 P: 4	R: 0 E: 0 K: 1 S: 5	H: 0 LOB: 0 BB: 0 P: 5	R: 0 E: 0 K: 3 S: 9	H: 0 LOB: 0 BB: 0 P: 9	R: 1 E: 0 K: 0 S: 5	H: 3 LOB: 1 BB: 0 P: 5	R: 0 E: 1 K: 1 S: 6	H: 0 LOB: 1 BB: 0 P: 6	R: 0 E: 0 K: 0 S: 3	H: 1 LOB: 1 BB: 1 P: 7	R: 2 E: 0 K: 1 S: 8	H: 3 LOB: 1 BB: 0 P: 8	R: 0 E: 0 K: 1 S: 4	H: 0 LOB: 1 BB: 1 P: 8		1B: 6 2B: 2 3B: 0 HR: 1	SF: 1 SAC: 0 DP: 2 HBP: 0	WP: 0 PB: 0 SB: 0 CS: 0
<b>PITCHER</b>	IP WLS BF H R ER SO BB IBB HBP BLK WP HR S P ERA WHIP	IP WLS BF H R ER SO BB IBB HBP BLK WP HR S P ERA WHIP																		
Bob Bruce, R ERA: 3.54 (1, 1)	6.0 L 23 5 2 2 5	2.0 9 3 2 2 2																		
Paul Foytack, R ERA: 6.39 (7, 1)	2.0 9 3 2 2 2																			







Batter	1	2	3	4	5	6	7	8	9	AB	R	H	RBI	BB	SO	LOB	TOP			
<b>Johnny Temple, R</b> OBP: 0.326, SLG: 0.323 (1, 4)	0-0 5-3		0-0 F8		0-0 6-3		0-3 K		0-0 2B 1B	5	1	1	0	0	1	5	<b>Cleveland Indians @ Washington Senators</b> Griffith Stadium, Washington, DC Mon Aug 29 1960, 7:05 PM EDT Att: 13,239 - Unknown  <b>AB 38</b> <b>R 6</b> <b>H 16</b> <b>RBI 6</b> <b>BB 1</b> <b>SO 6</b> <b>LOB 19</b> 			
<b>Joe Morgan, L</b> OBP: 0.196, SLG: 0.204 (1, 5)	0-0 4-3			0-0 F8	0-3 K		0-0 5-3-6		0-0 1B 2B	5	0	1	2	0	1	3				
<b>Bubba Phillips, R</b> OBP: 0.251, SLG: 0.304 <b>Marty Keough, L</b> OBP: 0.295, SLG: 0.339 (1, 9) (9, 9)	0-0 F7			0-0 L5		0-3 K		0-0 SF9 3B	0-0 G4-3 1B	5	1	2	1	0	1	0				
<b>Vic Power, R</b> OBP: 0.323, SLG: 0.406 (1, 3)		0-0 F7		0-0 2B 1B		0-0 1B 2B		0-0 SF9	0-0 G4-3 1B	4	2	2	1	0	0	2				
<b>Tito Francona, L</b> OBP: 0.378, SLG: 0.459 (1, 7)		0-0 F7		0-0 2B		0-3 K		0-0 S 2B		4	0	2	1	0	1	1				
<b>Jim Piersall, R</b> OBP: 0.330, SLG: 0.461 (1, 8)		0-0 L7		0-0 F8		0-0 FC6-4 1B		4-0 G5-4-3 IBB		3	0	1	1	1	0	1				
<b>Rocky Bridges, R</b> OBP: 0.335, SLG: 0.310 (1, 6)			0-0 G3-6 1B		0-0 2B 1B	0-0 FC6-4 1B		0-0 G5-4-3		4	0	2	0	0	0	3				
<b>John Romano, R</b> OBP: 0.332, SLG: 0.478 (1, 2)			0-0 G3-6 1B		0-0 2B		0-0 1B 5-3-6 2B		0-3 K	4	1	3	0	0	1	0				
<b>Mudcat Grant, R</b> OBP: 0.286, SLG: 0.302 <b>Johnny Klippstein, R</b> OBP: 0.214, SLG: 0.154 (1, 1) (9, 1)			0-0 G3-6		0-3 K		0-0 5-3-6 1B		0-0 1B 2B	4	1	2	0	0	1	4				
<b>Inning Stats</b>	R: 0 E: 0 K: 0 S: 3	H: 0 LOB: 0 BB: 0 P: 3	R: 0 E: 0 K: 0 S: 3	H: 0 LOB: 0 BB: 0 P: 3	R: 0 E: 0 K: 0 S: 4	H: 2 LOB: 1 BB: 0 P: 4	R: 1 E: 0 K: 0 S: 5	H: 2 LOB: 1 BB: 0 P: 5	R: 0 E: 0 K: 2 S: 9	H: 2 LOB: 1 BB: 0 P: 9	R: 1 E: 0 K: 1 S: 6	H: 2 LOB: 0 BB: 0 P: 6	R: 1 E: 0 K: 0 S: 4	H: 2 LOB: 1 BB: 1 P: 8	R: 2 E: 0 K: 1 S: 8	H: 4 LOB: 1 BB: 0 P: 8		1B: 9 2B: 7 3B: 1 HR: 0	SF: 1 SAC: 0 DP: 4 HBP: 0	WP: 0 PB: 0 SB: 1 CS: 0
<b>PITCHER</b>	IP WLS BF H R ER SO BB IBB HBP BLK WP HR S P ERA WHIP																<b>PITCHER</b>	IP WLS BF H R ER SO BB IBB HBP BLK WP HR S P ERA WHIP		
<b>Camilo Pascual, R</b> ERA: 3.03 (1, 1)	6.0 L 25 8 2 2 4 0 0 0 0 0 0 33 33 3.00 1.333																			
<b>Ray Moore, R</b> ERA: 3.8 (7, 1)	2.0 9 4 2 2 1 0 1 0 0 0 0 0 10 14 9.00 2.000																			
<b>Tom Morgan, R</b> ERA: 4.2 (9, 1)	1.0 6 4 2 2 1 0 0 0 0 0 0 0 8 8 18.00 4.000																			

Batter	1	2	3	4	5	6	7	8	9	AB	R	H	RBI	BB	SO	LOB	BOTTOM					
<b>Billy Gardner, R</b> OBP: 0.327, SLG: 0.375 (1, 4) (8, 6)	0-0 4-3		0-0 5-3		0-0 F9			0-0 P6	0-0 1B	5	0	1	0	0	0	0	<b>Cleveland Indians @ Washington Senators</b> Griffith Stadium, Washington, DC Mon Aug 29 1960, 7:05 PM EDT Att: 13,239 - Unknown  <b>AB 35</b> <b>R 4</b> <b>H 9</b> <b>RBI 4</b> <b>BB 3</b> <b>SO 6</b> <b>LOB 11</b> 					
<b>Lenny Green, L</b> OBP: 0.382, SLG: 0.394 (1, 8) BB	4-0 BB		0-0 3-1		0-0 F7			0-0 1B 2B	0-0 G1	4	1	1	0	1	0	2						
<b>Harmon Killebrew, R</b> OBP: 0.377, SLG: 0.533 (1, 3) (8, 5)	0-3 K		4-0 BB			0-3 K		0-0 2B	0-0 1B	3	0	1	1	1	2	1						
<b>Jim Lemon, R</b> OBP: 0.367, SLG: 0.518 (1, 7)	0-0 P6		0-0 P4		0-0 F7		0-3 K			4	0	0	0	0	1	3						
<b>Dan Dobbek, L</b> OBP: 0.308, SLG: 0.371 (1, 9)		0-0 E3 1B FC5-2 1B		0-0 F9		0-3 K			0-3 K	4	0	1	0	0	2	0						
<b>Reno Bertoia, R</b> OBP: 0.324, SLG: 0.367 (1, 5) (8, 4)		0-0 FC5-2 1B		0-0 F8		0-3 K			0-0 3-1	4	1	1	0	0	1	0						
<b>Earl Batley, R</b> OBP: 0.347, SLG: 0.406 (1, 2)		0-0 FC5-2 1B		0-0 1B			0-0 6-3		4-0 2B BB	3	1	1	0	1	0	2						
<b>Jose Valdivielso, R</b> OBP: 0.289, SLG: 0.259 <b>Billy Conzolo, R</b> OBP: 0.331, SLG: 0.324 <b>Julio Becquer, L</b> OBP: 0.284, SLG: 0.402 (1, 6) (3, 6) (7, PH) (8, 3)		0-0 G6-4-3 1B		0-0 4-3			0-0 4-3		0-0 1B 2B	1	0	1	1	0	0	0						
<b>Camilo Pascual, R</b> ERA: 4.25 <b>Ray Moore, R</b> ERA: 3.8 <b>Faye Thompson, L</b> OBP: 0.326, SLG: 0.333 <b>Tom Morgan, R</b> ERA: 4.2 <b>Elmer Valo, L</b> OBP: 0.107, SLG: 0.107 (1, 1) (7, 1) (8, PH) (9, 1) (9, PH) (9, PH)		0-0 G6-4-3		0-0 6-3			0-0 6-3		0-0 P6 1B	2	0	0	0	0	0	2						
<b>Inning Stats</b>	R: 0 E: 0 K: 1 S: 5	H: 0 LOB: 1 BB: 1 P: 9	R: 1 E: 1 K: 0 S: 5	H: 3 LOB: 1 BB: 0 P: 5	R: 0 E: 0 K: 0 S: 3	H: 0 LOB: 1 BB: 1 P: 7	R: 0 E: 0 K: 0 S: 4	H: 1 LOB: 0 BB: 0 P: 4	R: 0 E: 0 K: 0 S: 3	H: 0 LOB: 0 BB: 0 P: 3	R: 0 E: 0 K: 2 S: 7	H: 0 LOB: 0 BB: 0 P: 7	R: 0 E: 0 K: 1 S: 5	H: 0 LOB: 1 BB: 0 P: 5	R: 1 E: 0 K: 1 S: 7	H: 2 LOB: 1 BB: 0 P: 7		R: 2 E: 0 K: 1 S: 8	H: 3 LOB: 2 BB: 1 P: 12	1B: 7 2B: 2 3B: 0 HR: 0	SF: 0 SAC: 0 DP: 1 HBP: 0	WP: 0 PB: 0 SB: 0 CS: 0
<b>PITCHER</b>	IP WLS BF H R ER SO BB IBB HBP BLK WP HR S P ERA WHIP																<b>PITCHER</b>	IP WLS BF H R ER SO BB IBB HBP BLK WP HR S P ERA WHIP				
<b>Mudcat Grant, R</b> ERA: 2.77 (1, 1)	8.2 W 36 8 4 4 6 3 0 0 0 0 0 45 57 4.15 1.269																					
<b>Johnny Klippstein, R</b> ERA: 2.77 (9, 1)	0.1 S 2 1 0 0 0 0 0 0 0 0 0 2 2 0.00 3.000																					



Batter	1	2	3	4	5	6	7	8	9	10	AB	R	H	RBI	BB	SO	LOB	TOP							
<b>Luis Aparicio, R</b> OBP: 0.325, SLG: 0.349 (1.6)	K		6-3		1B			SH3-4	SH1-3 HR	2B E	5	2	3	1	0	1	0								
<b>Nellie Fox, L</b> OBP: 0.340, SLG: 0.366 (1.4)	BB 1B		2B		F7			F6	SH1-3	E	5	1	3	2	0	0	3								
<b>Roy Sievers, R</b> OBP: 0.424, SLG: 0.586 (9, PR)	K		F4					BB 1B	HR	E4	4	1	2	1	1	1	2								
<b>Sammy Esposito, R</b> OBP: 0.286, SLG: 0.196 (9, S)	K		F4					BB 1B	HR	E4	0	1	0	0	0	0	0								
<b>Billy Goodman, L</b> OBP: 0.313, SLG: 0.276 (10, PH)	K		F4					BB 1B	HR	E4	1	0	0	1	0	0	0								
<b>Al Smith, R</b> OBP: 0.362, SLG: 0.466 (1.9)	BB		4-3					BB 1B	HR	K	3	0	0	1	2	1	3								
<b>Minnie Minoso, R</b> OBP: 0.374, SLG: 0.458 (1.7)	G1							BB 1B	HR	5-3	5	1	3	4	1	0	3								
<b>Sherm Lollar, R</b> OBP: 0.336, SLG: 0.373 (1.2)								BB 1B	HR	5-3	4	0	1	0	1	0	2								
<b>Gene Freese, R</b> OBP: 0.310, SLG: 0.479 (9, 1)								BB 1B	HR	5-3	4	0	0	0	0	2	4								
<b>Dick Donovan, L</b> OBP: 0.200, SLG: 0.174 (10, PH)								BB 1B	HR	5-3	0	0	0	0	0	0	0								
<b>Floyd Robinson, L</b> OBP: 0.315, SLG: 0.279 (10, 1)								BB 1B	HR	5-3	1	0	0	0	0	0	0								
<b>Early Wynn, S</b> OBP: 0.315, SLG: 0.279 (10, 1)								BB 1B	HR	5-3	0	0	0	0	0	0	0								
<b>Jim Landis, R</b> OBP: 0.371, SLG: 0.392 (1.8)								BB 1B	HR	5-3	5	2	2	0	0	2	1								
<b>Frank Baumann, L</b> OBP: 0.234, SLG: 0.122 (8, PH)								BB 1B	HR	5-3	2	0	0	0	0	1	1								
<b>Ted Kluszewski, L</b> OBP: 0.345, SLG: 0.381 (8, PH)								BB 1B	HR	5-3	1	0	1	0	0	0	0								
<b>Jim Rivera, L</b> OBP: 0.245, SLG: 0.170 (8, PH)								BB 1B	HR	5-3	0	1	0	0	0	0	0								
<b>Gerry Staley, R</b> OBP: 0.287, SLG: 0.287 (8, 1)								BB 1B	HR	5-3	0	0	0	0	0	0	0								
<b>Turk Lowm, R</b> OBP: 0.233, SLG: 0.400 (8, 1)								BB 1B	HR	5-3	0	0	0	0	0	0	0								
<b>Earl Torgerson, L</b> OBP: 0.248, SLG: 0.460 (8, PH)								BB 1B	HR	5-3	1	2	1	0	1	0	0								
<b>Inning Stats</b>	R: 0 E: 0 K: 2 S: 8	H: 1 LOB: 2 BB: 1 P: 12	R: 0 E: 0 K: 1 S: 6	H: 1 LOB: 1 BB: 0 P: 6	R: 0 E: 0 K: 0 S: 4	H: 1 LOB: 1 BB: 1 P: 4	R: 0 E: 0 K: 0 S: 2	H: 0 LOB: 0 BB: 1 P: 6	R: 0 E: 0 K: 1 S: 6	H: 1 LOB: 1 BB: 0 P: 6	R: 0 E: 0 K: 0 S: 3	H: 2 LOB: 0 BB: 0 P: 3	R: 0 E: 0 K: 2 S: 7	H: 0 LOB: 0 BB: 0 P: 7	R: 2 E: 0 K: 1 S: 8	H: 3 LOB: 3 BB: 2 P: 16	R: 5 E: 0 K: 0 S: 7	H: 4 LOB: 1 BB: 1 P: 11	R: 4 E: 1 K: 1 S: 9	H: 3 LOB: 1 BB: 1 P: 13	1B: 13 2B: 2 3B: 0 HR: 1	SF: 1 SAC: 2 DP: 2 HBP: 0	WP: 0 PA: 51 PB: 0 SB: 1 CS: 1		
<b>PITCHER</b>	IP	WLS	BF	H	R	ER	SO	BB	IBB	HBP	BLK	WP	HR	S	P	ERA	WHIP								
<b>Pedro Ramos, R</b> ERA: 3.74 (1.1)	8.0		36	11	4	4	7	4	0	0	0	0	0	46	62	4.50	1.875								
<b>Tex Clevenger, R</b> ERA: 4.01 (9, 1)	1.0		6	2	3	3	0	0	1	0	0	0	1	5	9	27.00	2.000								
<b>Rudy Hernandez, R</b> ERA: 4.01 (10, 1)	1.0	L	8	3	4	3	1	1	0	0	0	0	0	9	13	27.00	4.000								

**Chicago White Sox @ Washington Senators**  
Griffith Stadium, Washington, DC  
Tue Aug 30 1960, 7:05 PM EDT  
Att: 10,979 - Unknown

AB 41  
R 11  
H 16  
RBI 10  
BB 6  
SO 8  
LOB 19



Batter	1	2	3	4	5	6	7	8	9	10	AB	R	H	RBI	BB	SO	LOB	BOTTOM							
<b>Pete Whisenant, R</b> OBP: 0.315, SLG: 0.364 (1.8)	F8		E9		FC6-4 1B			SH3 HR	HR	HR	3	0	1	0	0	0	0								
<b>Lenny Green, L</b> OBP: 0.308, SLG: 0.412 (8, PH)	F8		E9		FC6-4 1B			SH3	HR	HR	3	3	3	1	0	0	0								
<b>Billy Gardner, R</b> OBP: 0.327, SLG: 0.383 (1.4)	5-3 2B		K		FC6-4 1B			SH3	HR	6-3	5	1	2	2	0	1	2								
<b>Harmon Killebrew, R</b> OBP: 0.375, SLG: 0.526 (1.3)	5-3 2-3				F9			HR	BB	E3	4	1	0	0	1	0	1								
<b>Jim Lemon, R</b> OBP: 0.366, SLG: 0.522 (1.7)	F8				F9			HR	BB	G3	4	1	1	3	0	0	1								
<b>Dan Dobbek, L</b> OBP: 0.307, SLG: 0.369 (9, 8)	F8				F9			HR	BB	G3	1	0	0	0	0	0	1								
<b>Reno Bertoia, R</b> OBP: 0.325, SLG: 0.366 (1.5)	F8				2B BB			F9	1-3	1-3	4	1	1	0	1	0	1								
<b>Bob Allison, R</b> OBP: 0.372, SLG: 0.426 (1.9)	K				1B			F8			5	2	3	1	0	1	1								
<b>Earl Battey, R</b> OBP: 0.345, SLG: 0.403 (1.2)	G3				2B			1B E		3B 2B	5	0	1	0	0	0	2								
<b>Billy Conzolo, R</b> OBP: 0.324, SLG: 0.315 (1.6)					F8			F2	E7	F8	4	0	0	0	0	0	1								
<b>Julio Becquer, L</b> OBP: 0.286, SLG: 0.412 (10, PH)					F8			F3	6-3	SF8	1	1	1	1	0	0	0								
<b>Pedro Ramos, S</b> OBP: 0.147, SLG: 0.269 (9, 1)					K			K		SF8	3	0	0	0	0	3	0								
<b>Tex Clevenger, R</b> OBP: 0.198, SLG: 0.105 (9, PH)					K			K		SF8	0	0	0	0	0	0	0								
<b>Elmer Valo, L</b> OBP: 0.411, SLG: 0.302 (9, PH)					K			K		SF8	1	0	0	0	0	0	0								
<b>Rudy Hernandez, R</b> OBP: 0.167, SLG: 0.167 (10, PH)					K			K		SF8	0	0	0	0	0	0	0								
<b>Faye Throneberry, L</b> OBP: 0.327, SLG: 0.333 (10, PH)					K			K		SF8	0	0	0	1	0	0	0								
<b>Inning Stats</b>	R: 0 E: 0 K: 0 S: 4	H: 1 LOB: 1 BB: 0 P: 4	R: 0 E: 0 K: 1 S: 5	H: 0 LOB: 0 BB: 0 P: 5	R: 0 E: 1 K: 2 S: 8	H: 0 LOB: 1 BB: 0 P: 8	R: 1 E: 0 K: 0 S: 4	H: 1 LOB: 1 BB: 1 P: 8	R: 0 E: 0 K: 1 S: 6	H: 1 LOB: 1 BB: 0 P: 6	R: 0 E: 0 K: 0 S: 4	H: 1 LOB: 1 BB: 0 P: 4	R: 0 E: 0 K: 1 S: 5	H: 0 LOB: 0 BB: 0 P: 5	R: 4 E: 1 K: 0 S: 7	H: 4 LOB: 1 BB: 1 P: 11	R: 2 E: 1 K: 0 S: 6	H: 2 LOB: 1 BB: 0 P: 6	R: 3 E: 0 K: 0 S: 6	H: 3 LOB: 0 BB: 0 P: 6	1B: 6 2B: 3 3B: 1 HR: 3	SF: 1 SAC: 1 DP: 0 HBP: 0	WP: 0 PA: 47 PB: 0 SB: 0 CS: 0		
<b>PITCHER</b>	IP	WLS	BF	H	R	ER	SO	BB	IBB	HBP	BLK	WP	HR	S	P	ERA	WHIP								
<b>Frank Baumann, L</b> ERA: 2.48 (1.1)	7.0		27	4	1	1	5	1	0	0	0	0	0	36	40	1.29	0.714								
<b>Gerry Staley, R</b> ERA: 2.77 (8, 1)	0.2		7	4	4	3	0	1	0	0	0	0	1	6	10	40.50	7.500								
<b>Turk Lowm, R</b> ERA: 3.45 (8, 1)	0.1		1	0	0	0	0	0	0	0	0	0	0	1	1	0.00	0.000								
<b>Dick Donovan, R</b> ERA: 5.38 (9, 1)	1.0	W	6	2	2	2	0	0	0	0	0	0	1	6	6	18.00	2.000								
<b>Early Wynn, R</b> ERA: 4.0 (10, 1)	1.0	S	6	3	3	3	0	0	0	0	0	0	1	6	6	27.00	3.000								

**Chicago White Sox @ Washington Senators**  
Griffith Stadium, Washington, DC  
Tue Aug 30 1960, 7:05 PM EDT  
Att: 10,979 - Unknown

AB 43  
R 10  
H 13  
RBI 9  
BB 2  
SO 5  
LOB 10





Batter	1	2	3	4	5	6	7	8	9	AB	R	H	RBI	BB	SO	LOB	TOP					
Luis Aparicio, R (1, 6) OBP: 0.325, SLG: 0.349										3	0	1	0	0	1	0	<b>Chicago White Sox @ Washington Senators</b> Griffith Stadium, Washington, DC Wed Aug 31 1960, 7:05 PM EDT Att: 7,798 - Unknown <a href="http://livebaseballscorecards.com">livebaseballscorecards.com</a>					
Nellie Fox, L (1, 4) OBP: 0.340, SLG: 0.365										4	0	1	1	0	0	4						
Roy Sievers, R (1, 3) OBP: 0.422, SLG: 0.583										4	0	1	0	0	2	5						
Al Smith, R (1, 9) OBP: 0.381, SLG: 0.466										4	0	1	0	0	2	1						
Minnie Minoso, R (1, 7) OBP: 0.372, SLG: 0.454										4	0	0	0	0	1	1						
Jim Landis, R (1, 8) OBP: 0.370, SLG: 0.389										3	0	0	0	1	1	1						
Gene Freese, R (1, 5) OBP: 0.307, SLG: 0.474										4	0	0	0	0	2	2						
Earl Averill, R (1, 2) OBP: 0.306, SLG: 0.302										3	0	1	0	0	0	0						
Jim Rivera, L (8, PR) OBP: 0.455, SLG: 0.700										0	1	0	0	0	0	0						
Sherm Lollar, R (8, 2) OBP: 0.336, SLG: 0.373										0	0	0	0	0	0	0						
Bob Shaw, R (1, 1) OBP: 0.210, SLG: 0.127										2	0	1	0	1	0	0						
<b>Inning Stats</b>	R: 0 E: 0 K: 2 S: 7	H: 1 LOB: 1 BB: 0 P: 7	R: 0 E: 0 K: 3 S: 9	H: 0 LOB: 0 BB: 0 P: 9	R: 0 E: 0 K: 0 S: 3	H: 0 LOB: 0 BB: 0 P: 3	R: 0 E: 0 K: 0 S: 4	H: 1 LOB: 1 BB: 0 P: 4	R: 0 E: 0 K: 0 S: 3	H: 0 LOB: 0 BB: 0 P: 3	R: 0 E: 0 K: 1 S: 7	H: 2 LOB: 2 BB: 0 P: 7	R: 0 E: 0 K: 1 S: 6	H: 1 LOB: 1 BB: 0 P: 6	R: 1 E: 0 K: 0 S: 4	H: 1 LOB: 2 BB: 1 P: 8	R: 0 E: 0 K: 2 S: 7	H: 0 LOB: 1 BB: 1 P: 11	1B: 5 2B: 2 3B: 0 HR: 0	SF: 0 SAC: 1 DP: 1 HBP: 0	WP: 0 PB: 0 CS: 1	PA: 34
<b>PITCHER</b> Jack Kralick, L (1, 1) ERA: 3.41	IP: 9.0 WLS: W BF: 34 H: 6 R: 1 ER: 1 SO: 9 BB: 2 IBB: 0 HBP: 0 BLK: 0 WP: 0 HR: 0 S: 50 P: 58 ERA: 1.00 WHIP: 0.889															<b>PITCHER</b>						

Batter	1	2	3	4	5	6	7	8	9	AB	R	H	RBI	BB	SO	LOB	BOTTOM			
Billy Gardner, R (1, 4) OBP: 0.328, SLG: 0.384										4	0	2	0	0	0	0	<b>Chicago White Sox @ Washington Senators</b> Griffith Stadium, Washington, DC Wed Aug 31 1960, 7:05 PM EDT Att: 7,798 - Unknown <a href="http://livebaseballscorecards.com">livebaseballscorecards.com</a>			
Lenny Green, L (1, 8) OBP: 0.370, SLG: 0.414										4	0	2	0	0	0	2				
Julio Becquer, L (1, 3) OBP: 0.289, SLG: 0.411										3	0	1	0	1	0	2				
Jim Lemon, R (1, 7) OBP: 0.369, SLG: 0.522										2	2	1	0	2	0	1				
Reno Bertoia, R (1, 5) OBP: 0.325, SLG: 0.364										2	0	0	0	1	0	1				
Bob Allison, R (1, 9) OBP: 0.372, SLG: 0.427										2	0	1	1	0	0	0				
Elmer Valo, L (9, PH) OBP: 0.405, SLG: 0.296										1	0	0	0	0	0	3				
Earl Batley, R (1, 2) OBP: 0.342, SLG: 0.400										3	0	0	1	0	0	1				
Billy Conso, R (1, 6) OBP: 0.320, SLG: 0.311										2	0	0	0	0	1	0				
Faye Throneberry, L (8, PH) OBP: 0.325, SLG: 0.331										1	0	0	0	0	1	0				
Jose Valdivielso, R (9, 6) OBP: 0.259, SLG: 0.259										0	0	0	0	0	0	0				
Jack Kralick, L (1, 1) OBP: 0.207, SLG: 0.115										3	0	0	0	0	2	0				
<b>Inning Stats</b>	R: 0 E: 0 K: 0 S: 3	H: 1 LOB: 1 BB: 1 P: 7	R: 0 E: 0 K: 0 S: 3	H: 0 LOB: 0 BB: 0 P: 3	R: 0 E: 0 K: 1 S: 5	H: 0 LOB: 0 BB: 0 P: 5	R: 0 E: 0 K: 0 S: 3	H: 1 LOB: 1 BB: 1 P: 7	R: 0 E: 0 K: 1 S: 6	H: 1 LOB: 1 BB: 0 P: 6	R: 1 E: 0 K: 0 S: 3	H: 0 LOB: 0 BB: 1 P: 7	R: 0 E: 0 K: 1 S: 6	H: 1 LOB: 1 BB: 0 P: 6	R: 1 E: 0 K: 0 S: 4	H: 2 LOB: 2 BB: 1 P: 8	1B: 7 2B: 0 3B: 0 HR: 0	SF: 2 SAC: 1 DP: 2 HBP: 0	WP: 0 PB: 1 CS: 1	PA: 34
<b>PITCHER</b> Bob Shaw, R (1, 1) ERA: 3.71	IP: 8.2 WLS: L BF: 34 H: 7 R: 2 ER: 1 SO: 4 BB: 3 IBB: 1 HBP: 0 BLK: 0 WP: 0 HR: 0 S: 38 P: 54 ERA: 1.04 WHIP: 1.154															<b>PITCHER</b>				



Batter	1	2	3	4	5	6	7	8	9	AB	R	H	RBI	BB	SO	LOB	TOP																			
<b>Billy Gardner, R</b> OBP: 0.327, SLG: 0.382 (1, 4)	G3		3-1		F8		F8		1B	5	0	1	0	0	0	1	<b>Washington Senators @ Boston Red Sox</b> Fenway Park, Boston, MA Fri Sep 02 1960, 7:05 PM EDT Unknown																			
<b>Dan Dobbek, L</b> OBP: 0.317, SLG: 0.392 (1, 8)	HR		2B	1B	5-3	1B	P4		1B	5	2	4	2	0	0	1																				
<b>Harmon Killebrew, R</b> OBP: 0.373, SLG: 0.525 (1, 3)	L7		1-H	2B	5-3			K	1-3	5	0	1	1	0	0	3																				
<b>Jim Lemon, R</b> OBP: 0.368, SLG: 0.527 (1, 7)	HR		K		L5			K		4	1	1	1	0	2	2																				
<b>Bob Allison, R</b> OBP: 0.371, SLG: 0.423 (1, 9)	K			5-3		K2-3		FC6-4	BB	3	0	0	0	1	2	0																				
<b>Reno Bertoia, R</b> OBP: 0.324, SLG: 0.363 (1, 5)		F9		E	S	WP	1B	FC6-4	BB	4	1	1	0	0	0	1																				
<b>Earl Batley, R</b> OBP: 0.339, SLG: 0.396 (1, 2)	K			F9		F9			1-3	4	0	0	0	0	1	1																				
<b>Billy Conso, R</b> OBP: 0.324, SLG: 0.312 (1, 6)		5-3			4-0			F3		3	1	1	0	1	0	0																				
<b>Don Lee, R</b> OBP: 0.205, SLG: 0.229 (1, 1)			K		6-3				1B	4	0	1	0	0	2	2																				
<b>Inning Stats</b>	R: 2 E: 0 K: 1 S: 7	H: 2 LOB: 0 BB: 0 P: 7	R: 0 E: 0 K: 1 S: 5	H: 0 LOB: 0 BB: 0 P: 5	R: 1 E: 0 K: 2 S: 9	H: 2 LOB: 1 BB: 0 P: 9	R: 1 E: 0 K: 0 S: 4	H: 1 LOB: 1 BB: 1 P: 8	R: 0 E: 0 K: 0 S: 4	H: 0 LOB: 0 BB: 0 P: 5	R: 0 E: 0 K: 0 S: 4	H: 1 LOB: 1 BB: 0 P: 4	R: 0 E: 0 K: 2 S: 7	H: 0 LOB: 1 BB: 0 P: 11	R: 1 E: 0 K: 1 S: 8	H: 3 LOB: 2 BB: 0 P: 8	1B: 7 2B: 1 3B: 0 HR: 2	SF: 0 SAC: 0 DP: 0 HBP: 0	WP: 1 PB: 0 SB: 1 CS: 0	PA: 39																
<b>PITCHER</b>	IP	WLS	BF	H	R	ER	SO	BB	IBB	HBP	BLK	WP	HR	S	P	ERA	WHIP	<b>PITCHER</b>		IP	WLS	BF	H	R	ER	SO	BB	IBB	HBP	BLK	WP	HR	S	P	ERA	WHIP
<b>Frank Sullivan, R</b> ERA: 5.18 (1, 1)	5.0	L	22	6	4	3	4	1	0	0	0	1	2	29	33	5.40	1.400																			
<b>Jerry Casale, R</b> ERA: 8.39 (6, 1)	2.0		7	1	0	0	1	0	0	0	0	0	0	9	9	0.00	0.500																			
<b>Chet Nichols, L</b> ERA: 4.5 (8, 1)	2.0		10	3	1	1	3	1	0	0	0	0	0	15	19	4.50	2.000																			

AB	37
R	5
H	10
RBI	4
BB	2
SO	8
LOB	11



Batter	1	2	3	4	5	6	7	8	9	AB	R	H	RBI	BB	SO	LOB	BOTTOM																			
<b>Pumpsie Green, S</b> OBP: 0.338, SLG: 0.314 (1, 6)	K		K		FC6-4	1B	F8		K	5	0	1	0	0	3	3	<b>Washington Senators @ Boston Red Sox</b> Fenway Park, Boston, MA Fri Sep 02 1960, 7:05 PM EDT Unknown																			
<b>Carroll Hardy, R</b> OBP: 0.271, SLG: 0.291 (1, 8)	K		5-3		FC6-4	1-2		5-3		4	0	0	0	0	1	1																				
<b>Ted Williams, L</b> OBP: 0.450, SLG: 0.652 (1, 7)	G3			F9		P4		HR		4	1	1	1	0	0	0																				
<b>Vic Wertz, L</b> OBP: 0.339, SLG: 0.476 (1, 3)		E	1B	BB	1B	1B	K	L8		3	0	1	0	1	1	0																				
<b>Russ Nixon, L</b> OBP: 0.327, SLG: 0.404 (1, 2)		F7		1-2	1B	G3		1B		4	0	2	0	0	0	1																				
<b>Frank Malzone, R</b> OBP: 0.331, SLG: 0.421 (1, 5)		F7		1-2	2-3	1B	FC1-4	1B	1-3	4	0	2	0	0	0	2																				
<b>Pete Runnels, L</b> OBP: 0.397, SLG: 0.402 (1, 4)		E5	FC6-4	1B	F8		F8		1B	4	0	2	0	0	0	3																				
<b>Lou Clinton, R</b> OBP: 0.271, SLG: 0.381 (1, 9)		FC6-4	1-2		5-3		FC1-4	BB	F8	4	0	0	0	0	0	4																				
<b>Frank Sullivan, R</b> OBP: 0.195, SLG: 0.108 (5, PH)										1	0	0	0	0	0	0																				
<b>Willie Taylor, R</b> OBP: 0.260, SLG: 0.306 (8, 1)										0	0	0	0	0	0	0																				
<b>Jerry Casale, R</b> OBP: 0.296, SLG: 0.344 (7, PH)										0	0	0	0	0	1	0																				
<b>Rip Repulski, R</b> OBP: 0.286, SLG: 0.378 (8, 1)										0	0	0	0	0	0	0																				
<b>Chet Nichols, S</b> OBP: 0.207, SLG: 0.179 (9, PH)										1	0	0	0	0	0	1																				
<b>Inning Stats</b>	R: 0 E: 0 K: 2 S: 7	H: 0 LOB: 0 BB: 0 P: 7	R: 0 E: 1 K: 0 S: 4	H: 1 LOB: 2 BB: 1 P: 8	R: 0 E: 0 K: 1 S: 5	H: 0 LOB: 0 BB: 0 P: 5	R: 0 E: 0 K: 0 S: 5	H: 3 LOB: 2 BB: 0 P: 5	R: 0 E: 0 K: 1 S: 4	H: 0 LOB: 0 BB: 0 P: 5	R: 0 E: 0 K: 0 S: 4	H: 1 LOB: 1 BB: 1 P: 8	R: 1 E: 0 K: 0 S: 5	H: 2 LOB: 1 BB: 0 P: 5	R: 0 E: 0 K: 1 S: 6	H: 1 LOB: 1 BB: 0 P: 6	1B: 8 2B: 0 3B: 0 HR: 1	SF: 0 SAC: 0 DP: 0 HBP: 0	WP: 0 PB: 0 SB: 0 CS: 0	PA: 37																
<b>PITCHER</b>	IP	WLS	BF	H	R	ER	SO	BB	IBB	HBP	BLK	WP	HR	S	P	ERA	WHIP	<b>PITCHER</b>		IP	WLS	BF	H	R	ER	SO	BB	IBB	HBP	BLK	WP	HR	S	P	ERA	WHIP
<b>Don Lee, R</b> ERA: 3.54 (1, 1)	9.0	W	37	9	1	1	5	2	0	0	0	0	1	45	53	1.00	1.222																			





Batter	1	2	3	4	5	6	7	8	9	AB	R	H	RBI	BB	SO	LOB	TOP										
<b>Billy Gardner, R</b> OBP: 0.326, SLG: 0.383 (1, 4)	F7		5-3		3-1			HR	5-3	5	1	1	0	0	0	1	<b>Washington Senators @ Boston Red Sox</b> Fenway Park, Boston, MA Fri Sep 02 1960, 7:05 PM EDT Att: 26,817 - Unknown <a href="http://livebaseballscorecards.com">livebaseballscorecards.com</a>										
<b>Dan Dobbek, L</b> OBP: 0.316, SLG: 0.387 (1, 8)	F8		7-4-3 BB		P6			K		3	0	0	0	1	1												
<b>Harmon Killebrew, R</b> OBP: 0.369, SLG: 0.519 (1, 3)	L8		7-4-3 1-1f		F8			K		4	0	0	0	0	1	2											
<b>Jim Lemon, R</b> OBP: 0.367, SLG: 0.531 (1, 7)					6-3			E5		4	1	1	2	0	1	0											
<b>Bob Allison, R</b> OBP: 0.374, SLG: 0.426 (1, 9)								F8		2	1	1	0	2	0	1											
<b>Reno Bertoia, R</b> OBP: 0.323, SLG: 0.361 (1, 5)					F3					4	0	1	0	0	1	3											
<b>Earl Batley, R</b> OBP: 0.340, SLG: 0.399 (1, 2)					L7			K		4	0	2	1	0	1	2											
<b>Billy Consolo, R</b> OBP: 0.326, SLG: 0.310 (7, PH)					5-3					1	0	0	0	1	0	0											
<b>Elmer Valo, L</b> OBP: 0.413, SLG: 0.309 (7, PR)										1	0	1	0	0	0	0											
<b>Jose Valdivielso, R</b> OBP: 0.286, SLG: 0.258 (7, 6)										1	0	0	0	0	1	1											
<b>Pedro Ramos, S</b> OBP: 0.143, SLG: 0.261 (7, PH)										2	0	0	0	0	2	2											
<b>Julio Becquer, L</b> OBP: 0.288, SLG: 0.409 (7, 1)										1	0	0	0	0	0	2											
<b>Ted Sadowski, R</b> (7, 1)										1	0	0	0	0	0	1											
<b>Inning Stats</b>	R: 0 E: 0 K: 0 S: 3	H: 0 LOB: 0 BB: 0 P: 3	R: 1 E: 0 K: 2 S: 8	H: 1 LOB: 2 BB: 2 P: 16	R: 0 E: 0 K: 0 S: 2	H: 0 LOB: 0 BB: 1 P: 6	R: 0 E: 0 K: 0 S: 3	H: 0 LOB: 1 BB: 1 P: 7	R: 0 E: 1 K: 0 S: 5	H: 0 LOB: 0 BB: 0 P: 5	R: 0 E: 0 K: 1 S: 6	H: 2 LOB: 2 BB: 0 P: 6	R: 2 E: 0 K: 3 S: 12	H: 3 LOB: 1 BB: 0 P: 12	R: 0 E: 0 K: 1 S: 6	H: 1 LOB: 1 BB: 0 P: 6	1B: 3 2B: 4 3B: 0 HR: 1	SF: 0 SAC: 0 DP: 2 HBP: 0	WP: 1 PB: 0 SB: 0 CS: 0	PA: 37							
<b>PITCHER</b>	IP	WLS	BF	H	R	ER	SO	BB	IBB	HBP	BLK	WP	HR	S	P	ERA	WHIP										
<b>Billy Muffett, R</b> ERA: 3.74 (1, 1)	7.0		28	4	2	2	4	4	0	0	0	1	0	32	48	2.57	1.143										
<b>Mike Fomies, R</b> ERA: 2.99 (8, 1)	2.0	L	9	3	1	1	4	0	0	0	0	0	1	17	17	4.50	1.500										

Batter	1	2	3	4	5	6	7	8	9	AB	R	H	RBI	BB	SO	LOB	BOTTOM										
<b>Pumpsie Green, S</b> OBP: 0.341, SLG: 0.318 (1, 6)	1B SF9	1B						F7		4	1	2	0	0	0	0	<b>Washington Senators @ Boston Red Sox</b> Fenway Park, Boston, MA Fri Sep 02 1960, 7:05 PM EDT Att: 26,817 - Unknown <a href="http://livebaseballscorecards.com">livebaseballscorecards.com</a>										
<b>Carroll Hardy, R</b> OBP: 0.280, SLG: 0.300 (1, 7)	K	1B						K		4	0	2	1	0	2	1											
<b>Vic Wertz, L</b> OBP: 0.341, SLG: 0.475 (8, PR)		1B								3	0	1	0	1	0	3											
<b>Marian Coughtry, L</b> (9, 4)	E	4-3								0	0	0	0	0	0	0											
<b>Russ Nixon, L</b> OBP: 0.322, SLG: 0.400 (1, 2)	SF9							P5		3	0	0	1	0	0	1											
<b>Frank Matzone, R</b> OBP: 0.329, SLG: 0.418 (1, 5)	E7									4	0	0	0	0	0	1											
<b>Pete Runnels, L</b> OBP: 0.396, SLG: 0.400 (1, 4)	F9									4	0	1	0	0	0	2											
<b>Willie Tasby, R</b> OBP: 0.356, SLG: 0.353 (9, PH)										3	0	0	0	0	0	0											
<b>Ted Williams, L</b> OBP: 0.449, SLG: 0.650 (9, PH)										1	0	0	0	0	1	1											
<b>Lou Clinton, R</b> OBP: 0.271, SLG: 0.379 (1, 9)										4	0	1	0	0	1	1											
<b>Billy Muffett, R</b> OBP: 0.323, SLG: 0.310 (8, 1)										2	1	0	0	1	1	0											
<b>Mike Fomies, R</b> OBP: 0.462, SLG: 0.462 (8, 1)										0	0	0	0	0	0	0											
<b>Inning Stats</b>	R: 1 E: 1 K: 1 S: 8	H: 2 LOB: 2 BB: 0 P: 8	R: 1 E: 0 K: 0 S: 5	H: 2 LOB: 2 BB: 1 P: 9	R: 0 E: 0 K: 2 S: 7	H: 0 LOB: 0 BB: 0 P: 7	R: 0 E: 0 K: 0 S: 3	H: 0 LOB: 0 BB: 0 P: 3	R: 0 E: 0 K: 1 S: 5	H: 0 LOB: 1 BB: 1 P: 9	R: 0 E: 0 K: 1 S: 6	H: 1 LOB: 1 BB: 0 P: 6	1B: 7 2B: 0 3B: 0 HR: 0	SF: 1 SAC: 0 DP: 0 HBP: 0	WP: 0 PB: 0 SB: 0 CS: 1	PA: 36											
<b>PITCHER</b>	IP	WLS	BF	H	R	ER	SO	BB	IBB	HBP	BLK	WP	HR	S	P	ERA	WHIP										
<b>Pedro Ramos, R</b> ERA: 3.72 (1, 1)	6.0		24	5	2	2	3	1	0	0	0	0	0	29	33	3.00	1.000										
<b>Ted Sadowski, R</b> ERA: (7, 1)	3.0	W	11	2	0	0	2	1	0	0	0	0	0	14	18	0.00	1.000										



Batter	1	2	3	4	5	6	7	8	9	AB	R	H	RBI	BB	SO	LOB	TOP					
<b>Billy Gardner, R</b> (1, 4) OBP: 0.325, SLG: 0.383	6-3		6-3		F3		2B		F2	5	0	1	0	0	0	0	<b>Washington Senators @ Boston Red Sox</b> Fenway Park, Boston, MA Sat Sep 03 1960, 3:33 AM EDT Att: 13,599 - Unknown					
<b>Dan Dobbek, L</b> (1, 8) OBP: 0.325, SLG: 0.403	K2-3			FC5 1B		2B SF8 BB			HR	3	2	2	1	2	1	0						
<b>Harmon Killebrew, R</b> (1, 3) OBP: 0.370, SLG: 0.520	5-3			FC5 1B		SF8 1B 2B			F7	5	2	2	0	0	0	2						
<b>Jim Lemon, R</b> (1, 7) OBP: 0.364, SLG: 0.527		F8		FC5 1B		SF8	F8			3	0	0	1	0	0	4						
<b>Bob Allison, R</b> (1, 9) OBP: 0.373, SLG: 0.425	5-3			FC4-6 1B		1-3		6-3		4	0	1	1	0	0	1						
<b>Reno Bertoia, R</b> (1, 5) OBP: 0.328, SLG: 0.368				FC4-6 1B		1B		4-3		4	0	3	1	0	0	2						
<b>Earl Batley, R</b> (1, 2) OBP: 0.339, SLG: 0.398	FC6-4 1B			F8		1B		4-3		4	0	1	0	0	0	4						
<b>Billy Conso, R</b> (1, 6) OBP: 0.321, SLG: 0.304 <b>Elmer Valo, L</b> (8, PH) OBP: 0.408, SLG: 0.304 <b>Jose Valdivielso, R</b> (8, 6) OBP: 0.288, SLG: 0.258			6-3		G3		P4		P5	3	0	0	0	0	0	2						
<b>Tex Clevenger, R</b> (1, 1) OBP: 0.167, SLG: 0.091 <b>Hal Woodeshick, R</b> (7, 1) OBP: 0.133, SLG: 0.071 <b>Faye Throneberry, L</b> (9, PH) OBP: 0.323, SLG: 0.329			K		1-3				4-3	3	0	0	0	0	1	0						
<b>Inning Stats</b>	R: 0 E: 0 K: 1 S: 5	H: 0 LOB: 0 BB: 0 P: 5	R: 0 E: 0 K: 0 S: 4	H: 1 LOB: 1 BB: 0 P: 4	R: 0 E: 0 K: 1 S: 5	H: 0 LOB: 0 BB: 0 P: 5	R: 1 E: 0 K: 0 S: 6	H: 3 LOB: 2 BB: 0 P: 6	R: 0 E: 0 K: 0 S: 3	H: 0 LOB: 0 BB: 0 P: 3	R: 2 E: 0 K: 0 S: 6	H: 3 LOB: 2 BB: 1 P: 10	R: 0 E: 0 K: 0 S: 4	H: 1 LOB: 2 BB: 1 P: 8	R: 0 E: 0 K: 0 S: 4	H: 1 LOB: 1 BB: 0 P: 4		R: 1 E: 0 K: 0 S: 4	H: 1 LOB: 0 BB: 0 P: 4	1B: 6 2B: 3 3B: 0 HR: 1	SF: 1 SAC: 0 DP: 0 HBP: 0	WP: 0 PB: 0 SB: 1 CS: 0
<b>PITCHER</b> <b>Tom Brewer, R</b> (1, 1) ERA: 4.87	IP: 9.0 WLS: W BF: 39 H: 10 R: 4 ER: 4 SO: 2 BB: 2 IBB: 0 HBP: 0 BLK: 0 WP: 0 HR: 1 S: 41 P: 49 ERA: 4.00 WHIP: 1.333															<b>PITCHER</b>						

Batter	1	2	3	4	5	6	7	8	9	AB	R	H	RBI	BB	SO	LOB	BOTTOM			
<b>Pumpsie Green, S</b> (1, 6) OBP: 0.344, SLG: 0.315	HR BB	4-3			K		BB			2	1	0	0	2	1	1	<b>Washington Senators @ Boston Red Sox</b> Fenway Park, Boston, MA Sat Sep 03 1960, 3:33 AM EDT Att: 13,599 - Unknown			
<b>Carroll Hardy, R</b> (1, 8) OBP: 0.278, SLG: 0.290	P6		F2			F7	BB			3	0	0	1	1	0	1				
<b>Ted Williams, L</b> (1, 7) OBP: 0.446, SLG: 0.642	HR BB		4-3			F8	K			3	1	0	0	1	1	3				
<b>Vic Wertz, L</b> (1, 3) OBP: 0.342, SLG: 0.484	HR		4-3				K			4	1	2	3	0	1	3				
<b>Russ Nixon, L</b> (1, 2) OBP: 0.318, SLG: 0.394	6-3			4-3		4-3		4-3		4	0	0	0	0	0	1				
<b>Frank Malzone, R</b> (1, 5) OBP: 0.328, SLG: 0.422	5-3			E5			HR	K		4	1	1	1	0	1	0				
<b>Pete Runnels, L</b> (1, 4) OBP: 0.395, SLG: 0.401		SH5-3 CS 2B		G6-3		4-3		1-3		4	0	1	0	0	0	1				
<b>Lou Clinton, R</b> (1, 9) OBP: 0.273, SLG: 0.380		SH5-3			K		1B BB 1B			2	1	1	0	0	1	0				
<b>Tom Brewer, R</b> (1, 1) OBP: 0.241, SLG: 0.302				5-3			BB BB 1B			3	0	2	0	0	0	0				
<b>Inning Stats</b>	R: 3 E: 0 K: 0 S: 4	H: 1 LOB: 0 BB: 2 P: 12	R: 0 E: 0 K: 0 S: 4	H: 2 LOB: 1 BB: 0 P: 4	R: 0 E: 0 K: 0 S: 3	H: 0 LOB: 0 BB: 0 P: 3	R: 0 E: 1 K: 0 S: 3	H: 0 LOB: 0 BB: 0 P: 3	R: 0 E: 0 K: 2 S: 7	H: 0 LOB: 0 BB: 0 P: 7	R: 0 E: 0 K: 0 S: 4	H: 1 LOB: 1 BB: 0 P: 4	R: 2 E: 0 K: 2 S: 10	H: 3 LOB: 3 BB: 2 P: 18	R: 0 E: 0 K: 1 S: 5	H: 0 LOB: 0 BB: 0 P: 5		1B: 4 2B: 1 3B: 0 HR: 2	SF: 0 SAC: 1 DP: 1 HBP: 0	WP: 0 PB: 0 SB: 0 CS: 1
<b>PITCHER</b> <b>Tex Clevenger, R</b> (1, 1) ERA: 4.17 <b>Hal Woodeshick, L</b> (7, 1) ERA: 4.4	IP: 6.1 WLS: L BF: 29 H: 7 R: 5 ER: 5 SO: 2 BB: 4 IBB: 0 HBP: 0 BLK: 0 WP: 0 HR: 2 S: 29 P: 45 ERA: 7.11 WHIP: 1.737															<b>PITCHER</b>				













Batter	1	2	3	4	5	6	7	8	9	AB	R	H	RBI	BB	SO	LOB	TOP					
Jackie Brandt, R OBP: 0.325, SLG: 0.420 (1, 8)	F2		K				E5		F8	5	0	1	1	0	1	3	<b>Baltimore Orioles @ Washington Senators</b> Griffith Stadium, Washington, DC Mon Sep 05 1960, 3:38 AM EDT Att: 26,568 - Unknown  <b>AB 32</b> <b>R 3</b> <b>H 6</b> <b>RBI 3</b> <b>BB 5</b> <b>SO 9</b> <b>LOB 18</b>  					
Gene Woodling, L OBP: 0.399, SLG: 0.422 Al Pilarcik, L OBP: 0.339, SLG: 0.373 Bob Boyd, L OBP: 0.395, SLG: 0.443 Jim Busby, R OBP: 0.318, SLG: 0.302 (9, PH)	K		K		1-3		FC5-6			3	0	0	0	0	2	3						
Gene Stephens, L OBP: 0.316, SLG: 0.365 (1, 9)	1-3			P4		K	F7		1-3	5	0	0	0	0	1	3						
Jim Gentile, L OBP: 0.415, SLG: 0.520 (1, 3)		6-3		4-3		F7	K			4	0	0	0	0	1	2						
Gus Triandos, R OBP: 0.336, SLG: 0.394 (1, 2)	6-3			F9		1B	2B		K	4	1	1	0	0	1	0						
Ron Hansen, R OBP: 0.338, SLG: 0.448 (1, 6)	K				HR	1B	BB		BB	2	1	1	1	2	1	0						
Billy Klaus, L OBP: 0.341, SLG: 0.371 (1, 5)			K		SH1-3	1B	BB		G6-3	2	1	1	1	2	1	0						
Mary Breeding, R OBP: 0.323, SLG: 0.345 (1, 4)			HBP	1B	F4	L1			G6-3	4	0	1	0	0	0	5						
Hal Brown, R OBP: 0.364, SLG: 0.229 (1, 1)			1-2	HBP	SH1-3				K	1	0	0	0	1	1	0						
<b>Inning Stats</b>	R: 0 E: 0 K: 1 S: 5	H: 0 LOB: 0 BB: 0 P: 5	R: 0 E: 0 K: 1 S: 5	H: 0 LOB: 0 BB: 0 P: 5	R: 0 E: 0 K: 3 S: 10	H: 1 LOB: 2 BB: 0 P: 11	R: 0 E: 0 K: 0 S: 3	H: 0 LOB: 0 BB: 0 P: 3	R: 2 E: 0 K: 0 S: 5	H: 2 LOB: 1 BB: 1 P: 9	R: 1 E: 0 K: 1 S: 7	H: 2 LOB: 2 BB: 1 P: 11	R: 0 E: 1 K: 1 S: 6	H: 0 LOB: 2 BB: 1 P: 10	R: 0 E: 0 K: 1 S: 4	H: 0 LOB: 1 BB: 2 P: 12		R: 0 E: 0 K: 1 S: 6	H: 1 LOB: 1 BB: 0 P: 6	1B: 4 2B: 1 3B: 0 HR: 1	SF: 0 SAC: 1 DP: 1 HBP: 1	WP: 0 PB: 0 SB: 0 CS: 0
<b>PITCHER</b> Pedro Ramos, R ERA: 3.69 (1, 1)	IP: 9.0 WLS: L BF: 39	H: 6 R: 3 ER: 3 SO: 9	BB: 5 IBB: 0 HBP: 1 BLK: 0	WP: 0 HR: 1 S: 51 P: 72	ERA: 3.00 WHIP: 1.222	<b>PITCHER</b>										ERA: 3.69	WHIP: 1.222					

Batter	1	2	3	4	5	6	7	8	9	AB	R	H	RBI	BB	SO	LOB	BOTTOM					
Bob Allison, R OBP: 0.368, SLG: 0.417 Lenny Green, L OBP: 0.369, SLG: 0.412 (9, PH)	K			F8		K			F8	3	0	0	0	0	2	0	<b>Baltimore Orioles @ Washington Senators</b> Griffith Stadium, Washington, DC Mon Sep 05 1960, 3:38 AM EDT Att: 26,568 - Unknown  <b>AB 30</b> <b>R 1</b> <b>H 3</b> <b>RBI 1</b> <b>BB 1</b> <b>SO 11</b> <b>LOB 9</b>  					
Reno Bertoia, R OBP: 0.327, SLG: 0.379 (7, 4)	6-3			F7					FC6-4	4	0	2	0	0	0	0						
Harmon Killebrew, R OBP: 0.377, SLG: 0.538 (7, 5)	6-3				2B				FC6-4	3	0	1	0	1	1	1						
Jim Lemon, R OBP: 0.359, SLG: 0.522 (1, 7)		K		F8					FC6-4	4	0	0	1	0	2	4						
Dan Dobbek, L OBP: 0.321, SLG: 0.398 (1, 8)	K				K				G3	4	0	0	0	0	2	3						
Billy Gardner, R OBP: 0.318, SLG: 0.374 (7, 6)	K				6-3					3	0	0	0	0	1	0						
Earl Batley, R OBP: 0.339, SLG: 0.401 (1, 2)			P3		F9				K	3	0	0	0	0	1	0						
Jose Valdivielso, R OBP: 0.288, SLG: 0.258 Julio Becquer, L OBP: 0.288, SLG: 0.407 (6, PH)			4-3			6-3			K2-3	1	0	0	0	0	0	0						
Pedro Ramos, S OBP: 0.139, SLG: 0.254 Elmer Valo, L OBP: 0.423, SLG: 0.316 (9, PH)			6-3			K			FC6-4	2	0	0	0	0	1	0						
<b>Inning Stats</b>	R: 0 E: 0 K: 1 S: 5	H: 0 LOB: 0 BB: 0 P: 5	R: 0 E: 0 K: 3 S: 9	H: 0 LOB: 0 BB: 0 P: 9	R: 0 E: 0 K: 0 S: 3	H: 0 LOB: 0 BB: 0 P: 3	R: 0 E: 0 K: 0 S: 4	H: 1 LOB: 0 BB: 0 P: 4	R: 0 E: 0 K: 1 S: 5	H: 0 LOB: 0 BB: 0 P: 5	R: 0 E: 0 K: 2 S: 7	H: 0 LOB: 0 BB: 0 P: 7	R: 0 E: 0 K: 2 S: 8	H: 1 LOB: 1 BB: 0 P: 8	R: 0 E: 0 K: 2 S: 7	H: 0 LOB: 0 BB: 0 P: 7		R: 1 E: 0 K: 0 S: 4	H: 1 LOB: 2 BB: 1 P: 9	1B: 1 2B: 1 3B: 1 HR: 0	SF: 0 SAC: 0 DP: 0 HBP: 1	WP: 0 PB: 1 SB: 0 CS: 0
<b>PITCHER</b> Hal Brown, R ERA: 3.18 (1, 1)	IP: 9.0 WLS: W BF: 32	H: 3 R: 1 ER: 1 SO: 11	BB: 1 IBB: 0 HBP: 1 BLK: 0	WP: 0 HR: 0 S: 52 P: 57	ERA: 1.00 WHIP: 0.444	<b>PITCHER</b>										ERA: 3.18	WHIP: 0.444					



Batter	1	2	3	4	5	6	7	8	9	AB	R	H	RBI	BB	SO	LOB	TOP										
<b>Billy Gardner, R</b> OBP: 0.316, SLG: 0.371 (1, 4)										5	0	0	0	0	1	3	<b>Washington Senators @ Kansas City Athletics</b> <b>Municipal Stadium, Kansas City, MO</b> Wed Sep 07 1960, 8:05 PM EDT Att. - 4,603 - Unknown										
<b>Lenny Green, L</b> OBP: 0.369, SLG: 0.416 (1, 8)										5	1	2	0	0	0	0											
<b>Harmon Killebrew, R</b> OBP: 0.374, SLG: 0.533 (1, 3)										4	0	0	0	0	1	2											
<b>Jim Lemon, R</b> OBP: 0.362, SLG: 0.523 (1, 7)										3	2	2	1	1	0	0											
<b>Reno Bertoia, R</b> OBP: 0.331, SLG: 0.386 (1, 5)										4	1	3	1	0	0	1											
<b>Earl Battey, R</b> OBP: 0.341, SLG: 0.409 (1, 2)										4	1	2	1	0	0	1											
<b>Bob Allison, R</b> OBP: 0.371, SLG: 0.419 (1, 9)										3	0	2	1	1	0	1											
<b>Jose Valdivielso, R</b> OBP: 0.287, SLG: 0.258 (1, 6)										4	0	1	0	0	0	4											
<b>Don Lee, R</b> OBP: 0.195, SLG: 0.216 (1, 1)										2	0	0	0	0	1	4											
<b>Elmer Valo, L</b> OBP: 0.416, SLG: 0.310 (6, PH)										1	0	0	0	0	0	1											
<b>Hal Woodeshick, R</b> OBP: 0.128, SLG: 0.069 (6, 1)										1	0	0	0	0	0	0											
<b>Ted Sadowski, R</b> (9, 1)										0	0	0	0	0	0	0											
<b>Inning Stats</b>	R: 0 E: 0 K: 2 S: 7	H: 0 LOB: 0 BB: 0 P: 7	R: 2 E: 1 K: 1 S: 8	H: 3 LOB: 2 BB: 1 P: 12	R: 0 E: 0 K: 0 S: 3	H: 0 LOB: 0 BB: 0 P: 3	R: 0 E: 0 K: 0 S: 5	H: 2 LOB: 2 BB: 0 P: 5	R: 2 E: 0 K: 0 S: 5	H: 3 LOB: 1 BB: 0 P: 5	R: 1 E: 0 K: 0 S: 5	H: 2 LOB: 1 BB: 0 P: 5	R: 0 E: 0 K: 0 S: 4	H: 2 LOB: 1 BB: 0 P: 4	R: 0 E: 0 K: 0 S: 2	H: 0 LOB: 0 BB: 1 P: 6	R: 0 E: 0 K: 0 S: 3	H: 0 LOB: 0 BB: 0 P: 3	1B: 9 2B: 2 3B: 0 HR: 1	SF: 0 SAC: 0 DP: 1 HBP: 0	WP: 0 PB: 0 SB: 1 CS: 1	PA: 38					
<b>PITCHER</b>	IP	WLS	BF	H	R	ER	SO	BB	IBB	HBP	BLK	WP	HR	S	P	ERA	WHIP										
<b>Johnny Kucks, R</b> ERA: 5.81 (1, 1)	6.0	L	28	10	5	4	3	1	0	0	0	0	1	33	37	6.00	1.833										
<b>Don Larsen, R</b> ERA: 5.23 (7, 1)	1.0		4	2	0	0	0	0	0	0	0	0	0	4	4	0.00	2.000										
<b>Marty Kutyna, R</b> ERA: 4.07 (8, 1)	1.0		3	0	0	0	0	1	0	0	0	0	0	2	6	0.00	1.000										
<b>Bob Davis, R</b> ERA: 4.0 (9, 1)	1.0		3	0	0	0	0	0	0	0	0	0	0	3	3	0.00	0.000										

Batter	1	2	3	4	5	6	7	8	9	AB	R	H	RBI	BB	SO	LOB	BOTTOM										
<b>Ken Hamlin, R</b> OBP: 0.302, SLG: 0.270 (1, 6)										3	0	0	0	0	0	0	<b>Washington Senators @ Kansas City Athletics</b> <b>Municipal Stadium, Kansas City, MO</b> Wed Sep 07 1960, 8:05 PM EDT Att. - 4,603 - Unknown										
<b>Ray Jablonski, R</b> OBP: 0.294, SLG: 0.241 (7, PH)										1	0	0	0	0	1	2											
<b>Bob Johnson, R</b> OBP: 0.352, SLG: 0.272 (8, 6)										1	0	0	0	0	0	1											
<b>Jerry Lumpe, L</b> OBP: 0.323, SLG: 0.354 (1, 4)										5	1	2	0	0	0	2											
<b>Russ Snyder, L</b> OBP: 0.313, SLG: 0.366 (1, 9)										5	0	1	0	0	2	3											
<b>Norm Siebern, L</b> OBP: 0.363, SLG: 0.482 (1, 3)										5	1	2	0	0	1	2											
<b>Jim Delsing, L</b> OBP: 0.370, SLG: 0.357 (1, 7)										3	0	0	0	0	0	0											
<b>Marty Kutyna, R</b> OBP: 0.200, SLG: 0.200 (8, 1)										0	0	0	0	0	0	0											
<b>Dick Williams, R</b> OBP: 0.207, SLG: 0.419 (8, PH)										1	0	1	0	0	0	0											
<b>Bob Davis, R</b> OBP: 0.250, SLG: 0.250 (9, 1)										1	0	1	2	0	0	0											
<b>Mary Throneberry, L</b> OBP: 0.292, SLG: 0.414 (9, PH)										1	0	1	2	0	0	0											
<b>Andy Carey, R</b> OBP: 0.297, SLG: 0.417 (1, 5)										3	0	1	0	2	0	2											
<b>Bill Tuttle, R</b> OBP: 0.330, SLG: 0.335 (1, 8)										4	0	3	0	0	0	2											
<b>Danny Kravitz, L</b> OBP: 0.278, SLG: 0.367 (1, 2)										2	0	0	0	0	1	4											
<b>Pete Daley, R</b> OBP: 0.279, SLG: 0.357 (5, 2)										2	0	1	0	0	0	2											
<b>Johnny Kucks, R</b> OBP: 0.179, SLG: 0.148 (1, 1)										2	0	0	0	0	0	4											
<b>Don Larsen, R</b> OBP: 0.207, SLG: 0.241 (7, 1)										0	0	0	0	0	0	0											
<b>Hank Bauer, R</b> OBP: 0.313, SLG: 0.351 (8, 9)										1	1	0	0	1	0	2											
<b>Inning Stats</b>	R: 0 E: 0 K: 1 S: 6	H: 1 LOB: 1 BB: 0 P: 6	R: 0 E: 0 K: 1 S: 6	H: 1 LOB: 2 BB: 1 P: 10	R: 0 E: 0 K: 0 S: 4	H: 1 LOB: 1 BB: 0 P: 4	R: 0 E: 0 K: 0 S: 5	H: 2 LOB: 2 BB: 0 P: 5	R: 0 E: 0 K: 0 S: 3	H: 0 LOB: 0 BB: 0 P: 3	R: 0 E: 0 K: 1 S: 7	H: 2 LOB: 2 BB: 0 P: 7	R: 1 E: 0 K: 1 S: 7	H: 2 LOB: 2 BB: 1 P: 11	R: 2 E: 0 K: 1 S: 8	H: 3 LOB: 2 BB: 1 P: 12	1B: 11 2B: 1 3B: 0 HR: 0	SF: 0 SAC: 0 DP: 0 HBP: 0	WP: 1 PB: 0 SB: 0 CS: 0	PA: 42							
<b>PITCHER</b>	IP	WLS	BF	H	R	ER	SO	BB	IBB	HBP	BLK	WP	HR	S	P	ERA	WHIP										
<b>Don Lee, R</b> ERA: 3.41 (1, 1)	5.0	W	21	5	0	0	2	1	0	0	0	0	0	24	28	0.00	1.200										
<b>Hal Woodeshick, L</b> ERA: 4.42 (6, 1)	3.2		20	7	3	3	3	2	0	0	0	1	0	24	32	7.36	2.455										
<b>Ted Sadowski, R</b> ERA: 2.08 (9, 1)	0.1	S	1	0	0	0	0	0	0	0	0	0	0	1	1	0.00	0.000										







Batter	1	2	3	4	5	6	7	8	9	AB	R	H	RBI	BB	SO	LOB	TOP										
<b>Billy Gardner, R</b> (1,4) OBP: 0.314, SLG: 0.369	0-0 6-3		0-0 F7		0-3 K		0-0 4-3		0-0 1B 2B	5	1	1	0	0	1	1	<b>Washington Senators @ Cleveland Indians</b> Cleveland Municipal Stadium, Cleveland, OH Fri Sep 09 1960, 7:05 PM EDT Att: 9,474 - Unknown <a href="http://livebaseballscorecards.com">livebaseballscorecards.com</a>										
<b>Lenny Green, L</b> (1,8) OBP: 0.384, SLG: 0.447	0-0 3B			0-0 HR 1B		4-0 1B HR BB	0-0 HR 1B		0-0 1B 2H	4	3	4	1	1	0	0											
<b>Harmon Killebrew, R</b> (1,3) OBP: 0.377, SLG: 0.537	4-0 BB			0-0 HR		0-0 HR 1B	0-3 K		0-0 F8	4	2	2	2	1	1	2											
<b>Jim Lemon, R</b> (1,7) OBP: 0.363, SLG: 0.542 <b>Dan Dobbek, L</b> (9,8) OBP: 0.321, SLG: 0.398	0-0 G6-4-3			0-0 3-1		0-0 HR	0-0 HR		0-0 1B	5	2	3	5	0	0	2											
<b>Reno Bertoia, R</b> (1,5) OBP: 0.326, SLG: 0.378		0-0 5-3		0-0 F3		0-0 L9	0-3 K		0-0 F8	5	0	0	0	0	1	2											
<b>Earl Battey, R</b> (1,2) OBP: 0.341, SLG: 0.413		0-0 F8		0-0 F8		0-0 BB 1B			0-0 4-3	5	0	2	0	0	0	2											
<b>Bob Allison, R</b> (1,9) OBP: 0.371, SLG: 0.416		0-3 K			0-0 SH1-3 1B	4-0 1-2 BB			0-0 F8 2-3	3	0	1	0	1	1	1											
<b>Jose Valdivielso, R</b> (1,6) OBP: 0.279, SLG: 0.250			0-0 4-3		0-0 F4	0-0 F9			0-3 K	4	0	0	0	0	1	4											
<b>Pedro Ramos, S</b> (1,1) OBP: 0.133, SLG: 0.243			0-3 K		0-0 SH1-3	0-0 L4			0-0 F5	3	0	0	0	0	1	3											
<b>Inning Stats</b>	R: 0 E: 0 K: 0 S: 3	H: 1 LOB: 1 BB: 1 P: 7	R: 0 E: 0 K: 1 S: 5	H: 0 LOB: 0 BB: 0 P: 5	R: 0 E: 0 K: 1 S: 5	H: 0 LOB: 0 BB: 0 P: 5	R: 2 E: 0 K: 0 S: 5	H: 2 LOB: 1 BB: 0 P: 6	R: 3 E: 0 K: 0 S: 6	H: 3 LOB: 2 BB: 2 P: 14	R: 2 E: 0 K: 2 S: 9	H: 2 LOB: 0 BB: 0 P: 9	R: 0 E: 0 K: 1 S: 6	H: 1 LOB: 1 BB: 0 P: 6	R: 1 E: 0 K: 0 S: 6	H: 3 LOB: 2 BB: 0 P: 6		1B: 7 2B: 2 3B: 1 HR: 3	SF: 0 SAC: 1 DP: 1 HBP: 0	WP: 0 PB: 0 SB: 1 CS: 0	PA: 42						
<b>PITCHER</b>	IP	WLS	BF	H	R	ER	SO	BB	IBB	HBP	BLK	WP	HR	S	P	ERA	WHIP										
<b>Mudcat Grant, R</b> (1,1) ERA: 4.45	6.0	L	27	7	5	5	3	3	0	0	0	0	2	30	42	7.50	1.667										
<b>Don Newcombe, R</b> (7,1) ERA: 4.88	3.0		15	6	3	3	3	0	0	0	0	0	1	21	21	9.00	2.000										

Batter	1	2	3	4	5	6	7	8	9	AB	R	H	RBI	BB	SO	LOB	BOTTOM										
<b>Ken Aspromonte, R</b> (1,4) OBP: 0.371, SLG: 0.408	0-0 F7		0-3 K			0-0 F5		0-0 PB 1B		4	0	1	0	0	1	1	<b>Washington Senators @ Cleveland Indians</b> Cleveland Municipal Stadium, Cleveland, OH Fri Sep 09 1960, 7:05 PM EDT Att: 9,474 - Unknown <a href="http://livebaseballscorecards.com">livebaseballscorecards.com</a>										
<b>Tito Francona, L</b> (1,7) OBP: 0.380, SLG: 0.461	0-0 F8			4-0 E 4-3 BB		0-0 F7		0-0 L5-6		3	0	0	0	1	0	2											
<b>Harvey Kuenn, R</b> (1,9) OBP: 0.382, SLG: 0.421	0-0 F9			0-0 F7		0-0 E 1B		0-0 4-3		4	0	1	0	0	0	2											
<b>Woodie Held, R</b> (1,6) OBP: 0.333, SLG: 0.497		0-0 F7		0-0 4-3		0-0 F4		0-0 4-3		4	0	0	0	0	0	2											
<b>Vic Power, R</b> (1,3) OBP: 0.317, SLG: 0.399		0-0 F7		0-0 E5				0-0 HR		4	1	2	1	0	0	1											
<b>Jim Piersall, R</b> (1,8) OBP: 0.316, SLG: 0.442 <b>Marty Keough, L</b> (9, FH) OBP: 0.297, SLG: 0.349		0-0 F9		0-3 K		0-3 K		0-3 K		3	0	0	0	0	2	3											
<b>Bubba Phillips, R</b> (1,5) OBP: 0.247, SLG: 0.297 <b>Joe Morgan, L</b> (9, FH) OBP: 0.214, SLG: 0.248			0-3 K		0-3 K		0-3 K		0-0 2B 1B	3	0	0	0	0	0	0											
<b>John Romano, R</b> (1,2) OBP: 0.340, SLG: 0.485			0-0 E3		0-3 K		0-0 F6		0-0 DI 2B	4	0	1	1	0	1	1											
<b>Mudcat Grant, R</b> (1,1) OBP: 0.283, SLG: 0.316 <b>Don Newcombe, L</b> (7,1) OBP: 0.259, SLG: 0.240 <b>Bob Hale, L</b> (9, FH) OBP: 0.290, SLG: 0.375			0-0 F8		0-3 K			0-0 L5-6 1B		2	0	0	0	0	1	1											
<b>Inning Stats</b>	R: 0 E: 0 K: 0 S: 3	H: 0 LOB: 0 BB: 0 P: 3	R: 0 E: 0 K: 2 S: 8	H: 0 LOB: 1 BB: 0 P: 8	R: 0 E: 1 K: 1 S: 6	H: 0 LOB: 2 BB: 1 P: 10	R: 0 E: 0 K: 3 S: 9	H: 0 LOB: 0 BB: 0 P: 9	R: 1 E: 0 K: 0 S: 4	H: 1 LOB: 1 BB: 0 P: 4	R: 0 E: 0 K: 2 S: 8	H: 1 LOB: 1 BB: 0 P: 8	R: 0 E: 0 K: 0 S: 4	H: 2 LOB: 1 BB: 0 P: 4	R: 2 E: 0 K: 1 S: 8	H: 3 LOB: 1 BB: 0 P: 8		1B: 5 2B: 2 3B: 0 HR: 1	SF: 0 SAC: 0 DP: 1 HBP: 0	WP: 0 PB: 1 SB: 0 CS: 0	PA: 36						
<b>PITCHER</b>	IP	WLS	BF	H	R	ER	SO	BB	IBB	HBP	BLK	WP	HR	S	P	ERA	WHIP										
<b>Pedro Ramos, R</b> (1,1) ERA: 3.62	9.0	W	36	7	2	2	9	1	0	0	0	0	1	53	57	2.00	0.889										



Batter	1	2	3	4	5	6	7	8	9	AB	R	H	RBI	BB	SO	LOB	TOP			
<b>Billy Gardner, R</b> OBP: 0.315, SLG: 0.367 (1, 4)	4-0 FC4-6 BB	4-0 BB BB		0-0 L6		0-0 6-3		0-0 F5		3	0	0	0	2	0	1				
<b>Lenny Green, L</b> OBP: 0.384, SLG: 0.442 (1, 8)	0-0 FC4-6 SF9	4-0 BB BB		0-0 F5		0-0 4-3			4-0 BB	3	1	0	0	2	0	1				
<b>Harmon Killebrew, R</b> OBP: 0.379, SLG: 0.534 (1, 3)	4-0 HBP E BB	0-0 5-3		0-0 E6 1B 1B		0-0 F9 S 1B		0-0 F8		4	2	1	0	1	0	4				
<b>Jim Lemon, R</b> OBP: 0.364, SLG: 0.541 <b>Faye Thornberry, L</b> OBP: 0.327, SLG: 0.329 (1, 7) (4, 7)	1-0 E HBP		0-0 F5		0-0 BB 1B FC5 1B		0-3 K		0-0 F8	1	0	0	0	0	0	0				
<b>Reno Bertoia, R</b> OBP: 0.327, SLG: 0.379 (1, 5)	0-0 SF9		0-0 G4-6-3 1B		0-0 FC5 BB 1B		0-0 F9		0-0 F9	4	0	2	2	0	0	2				
<b>Earl Battley, R</b> OBP: 0.342, SLG: 0.411 (1, 2)	0-0 4-3		0-0 G4-6-3 1B		0-0 FC5 BB		0-0 FC5-4 BB			2	0	0	0	2	0	2				
<b>Bob Allison, R</b> OBP: 0.370, SLG: 0.413 (1, 9)		0-0 6-3		4-0 FC6-4 BB		0-0 FC5 FC3-6		0-0 FC5-4		3	0	0	1	1	0	4				
<b>Jose Valdivielso, R</b> OBP: 0.277, SLG: 0.248 <b>Elmer Valo, L</b> OBP: 0.413, SLG: 0.305 <b>Billy Consolo, R</b> OBP: 0.314, SLG: 0.296 (1, 6) (5, PH) (5, 6)		0-0 5-3		0-0 FC6-4 1-2 2-3 3-H		0-0 FC3-6		0-0 F9		2	0	0	0	0	0	1				
<b>Ted Sadowski, R</b> (1, 1)		4-0 BB BB		0-0 F8		0-0 F7		0-0 F3		1	0	0	0	1	0	1				
<b>Hal Naragon, L</b> OBP: 0.280, SLG: 0.226 <b>Tex Clevenger, R</b> OBP: 0.167, SLG: 0.091 <b>Dan Dobbek, L</b> OBP: 0.320, SLG: 0.397 <b>Tom Morgan, R</b> (8, 1)										1	0	0	0	0	0	0				
<b>Inning Stats</b>	R: 2 E: 1 K: 0 S: 3	H: 0 LOB: 1 BB: 2 P: 12	R: 0 E: 0 K: 0 S: 3	H: 0 LOB: 3 BB: 3 P: 15	R: 0 E: 0 K: 0 S: 3	H: 1 LOB: 0 BB: 0 P: 3	R: 0 E: 0 K: 0 S: 3	H: 0 LOB: 1 BB: 1 P: 7	R: 2 E: 1 K: 0 S: 6	H: 2 LOB: 2 BB: 1 P: 10	R: 0 E: 0 K: 0 S: 3	H: 0 LOB: 0 BB: 0 P: 3	R: 0 E: 0 K: 1 S: 6	H: 1 LOB: 2 BB: 1 P: 10	R: 0 E: 0 K: 0 S: 3	H: 0 LOB: 1 BB: 1 P: 7	1B: 4 2B: 0 3B: 0 HR: 0	SF: 1 SAC: 0 DP: 1 HBP: 1	WP: 0 PB: 0 SB: 3 CS: 0	PA: 41
<b>PITCHER</b>	IP	WLS	BF	H	R	ER	SO	BB	IBB	HBP	BLK	WP	HR	S	P	ERA	WHIP			
<b>Barry Latman, R</b> ERA: 3.58 <b>Frank Funk, R</b> ERA:	(1, 1) (6, 1)	5.0 W	26 15	3 1	4 0	1 0	0 1	7 2	0 0	1 0	0 0	0 0	0 0	18 15	47 23	1.80 0.00	2.000 0.750			

Washington Senators @ Cleveland Indians  
Cleveland Municipal Stadium, Cleveland, OH  
Sat Sep 10 1960, 3:33 AM EDT  
Att: 4,432 - Unknown

AB	30
R	4
H	4
RBI	3
BB	9
SO	1
LOB	20



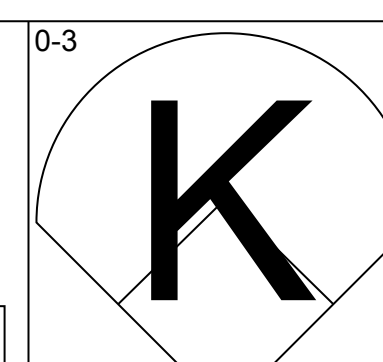
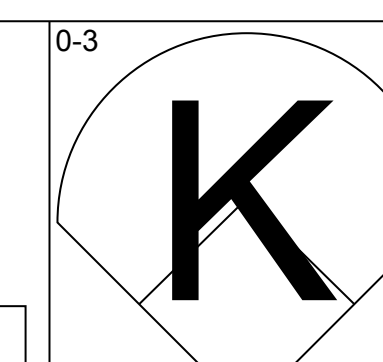
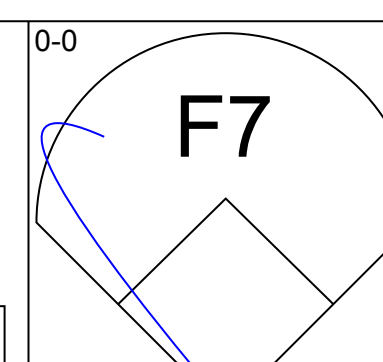
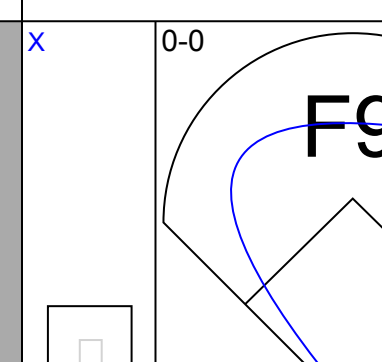
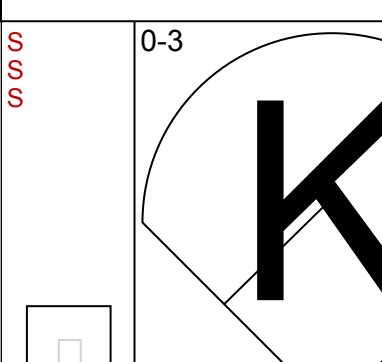
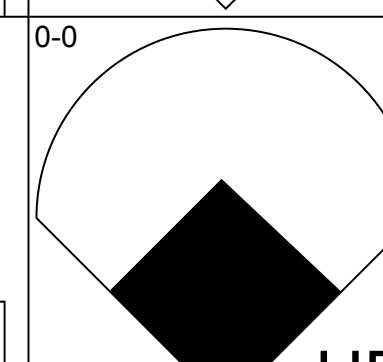
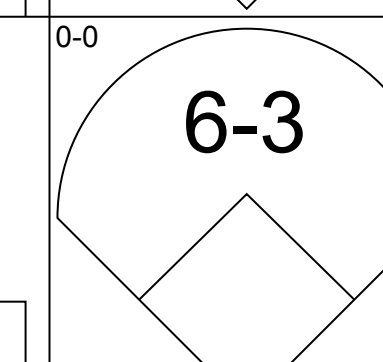
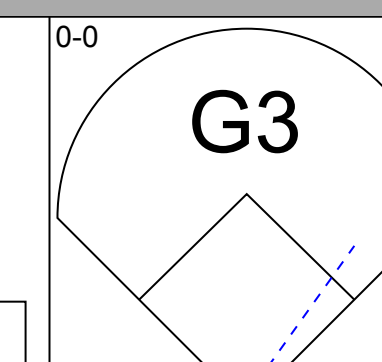
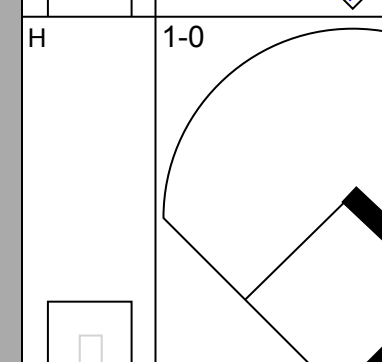
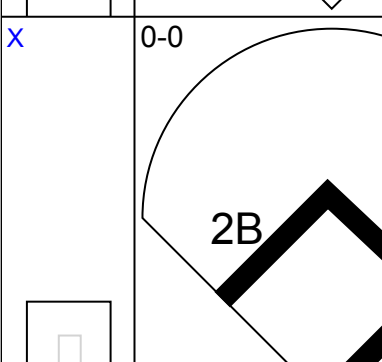
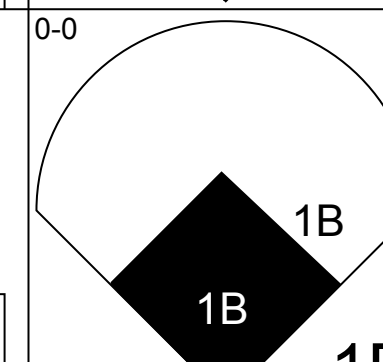
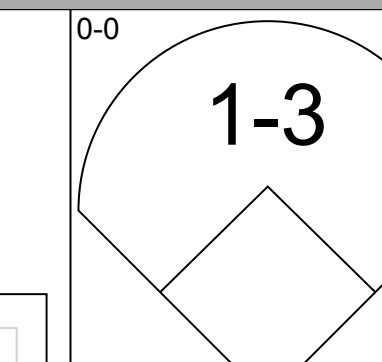
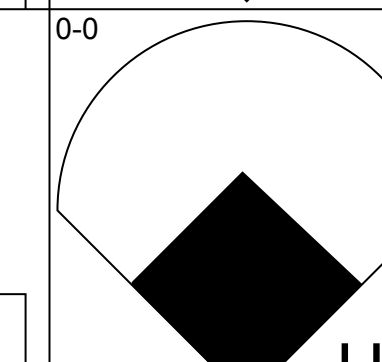
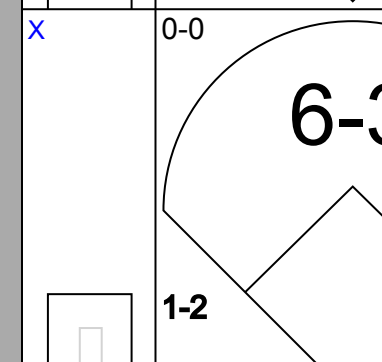
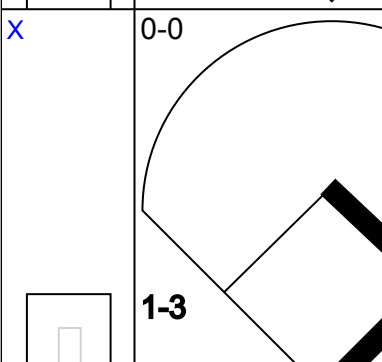
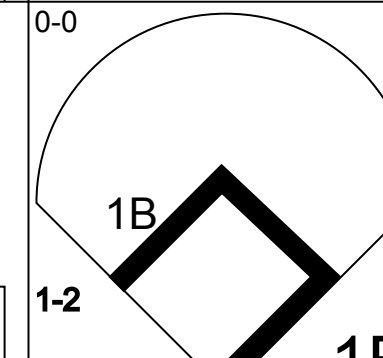
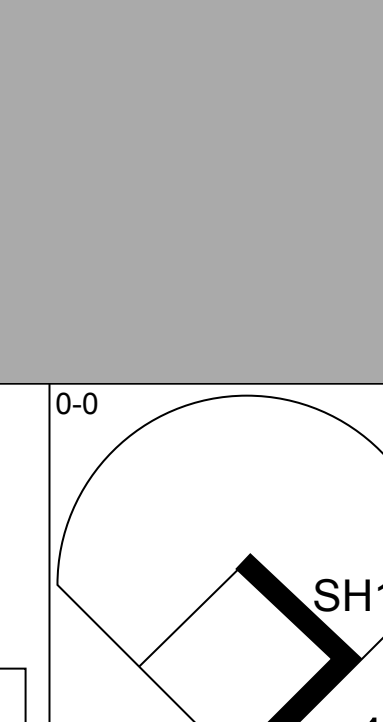
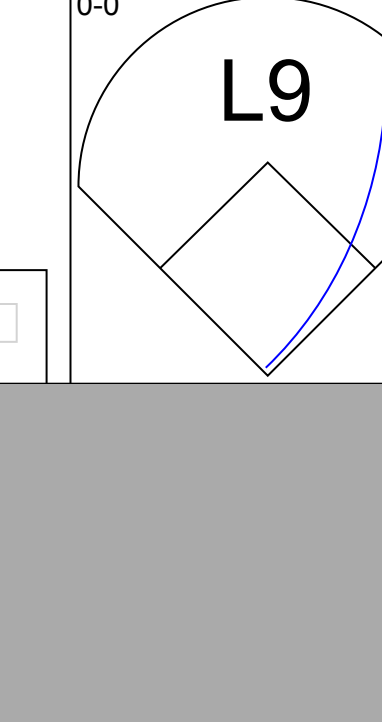
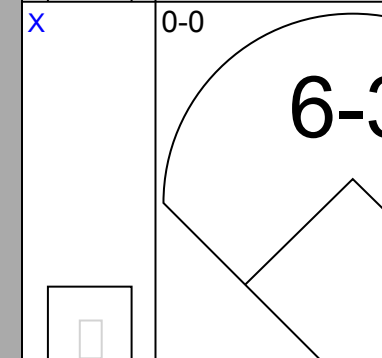
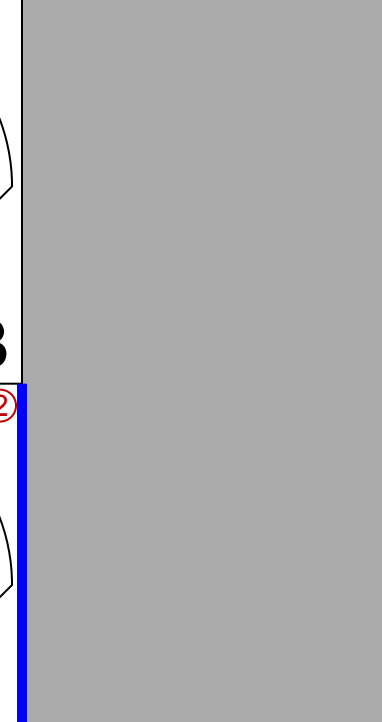

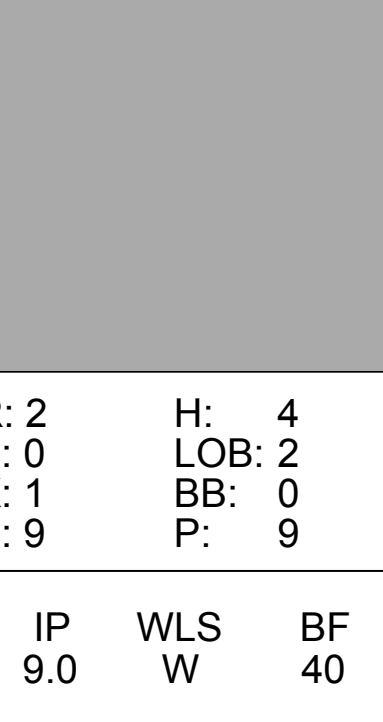
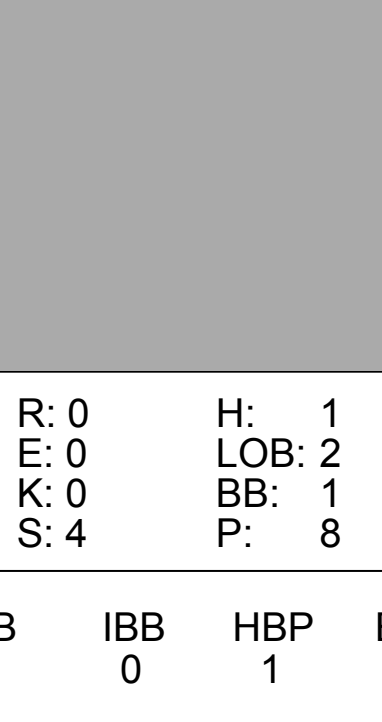
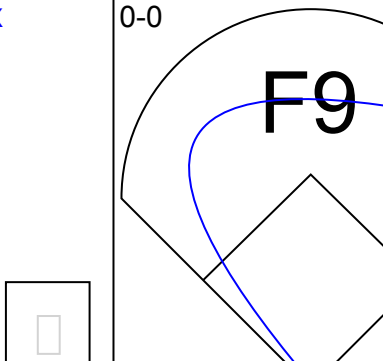
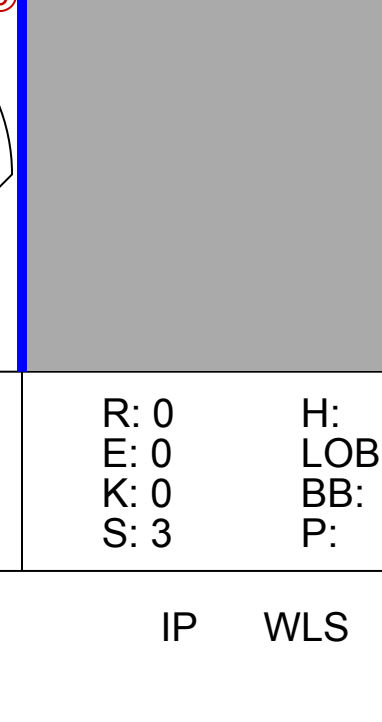
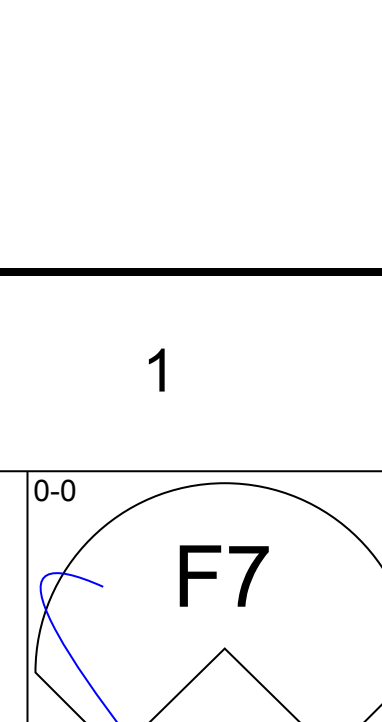
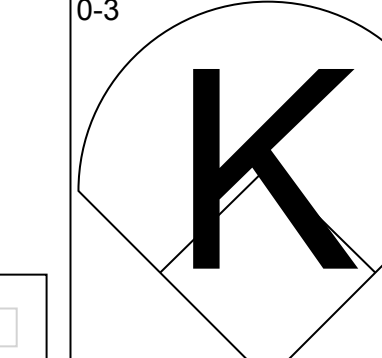
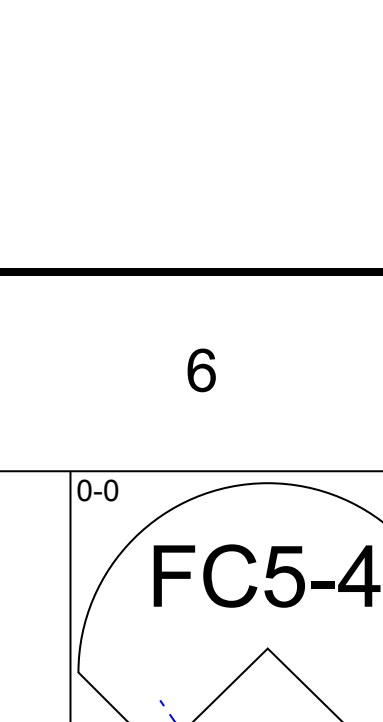
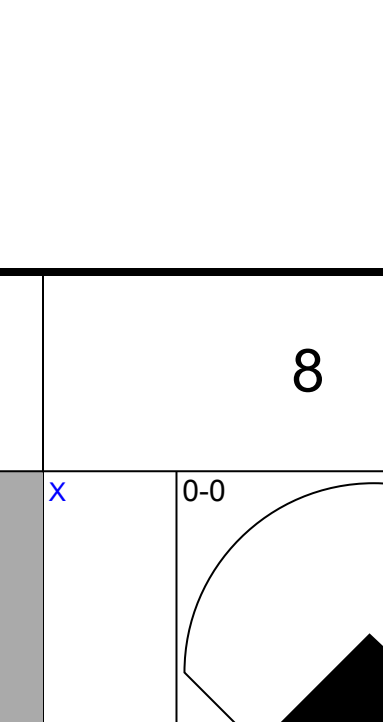
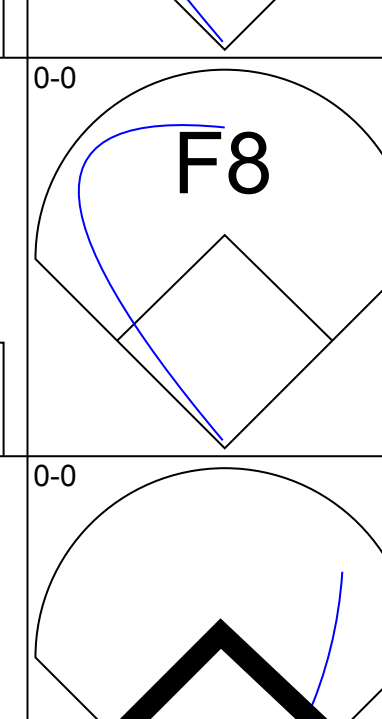
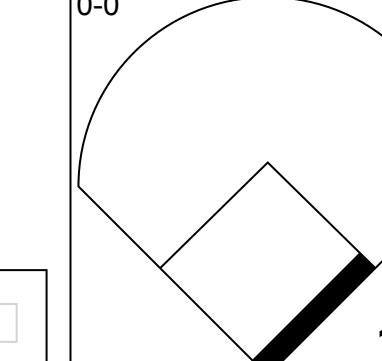

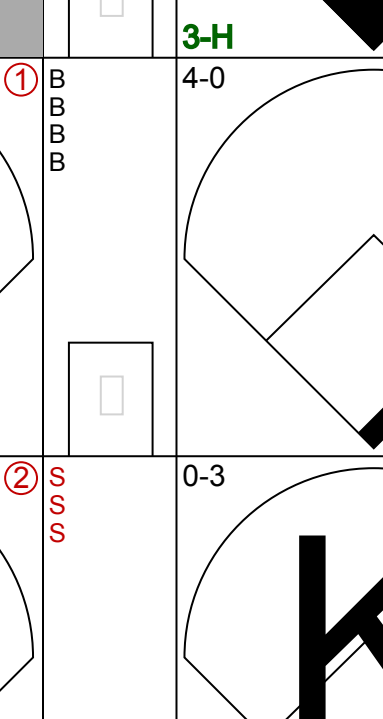
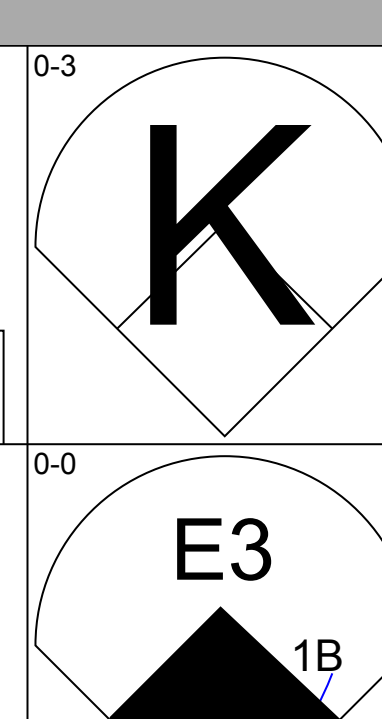

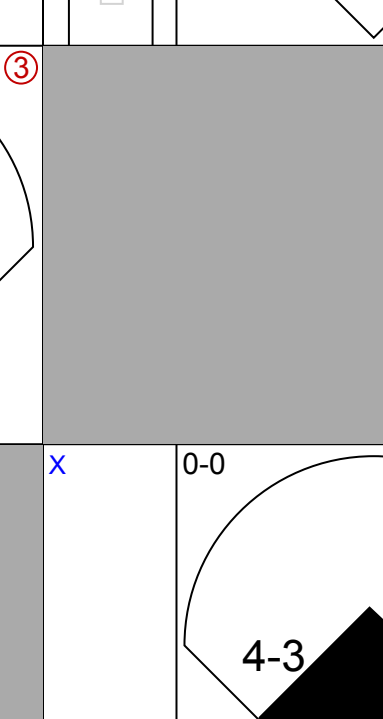
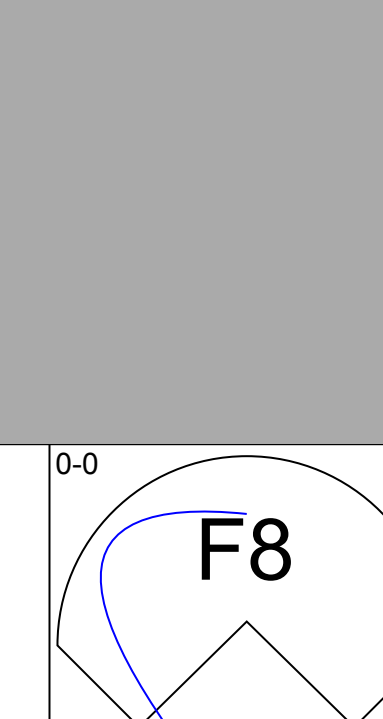
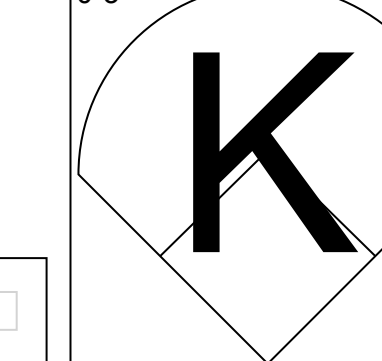

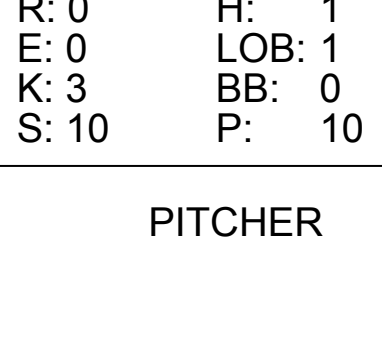
Batter	1	2	3	4	5	6	7	8	9	AB	R	H	RBI	BB	SO	LOB	BOTTOM			
<b>Ken Aspromonte, R</b> OBP: 0.373, SLG: 0.406 (1, 4)	0-0 5-3			4-0 BB			0-0 F7			2	0	0	0	2	0	0				
<b>Tito Francona, L</b> OBP: 0.377, SLG: 0.457 (1, 7)	0-0 F7	0-3 K		0-3 K			0-0 F8			4	0	0	0	0	2	5				
<b>Harvey Kuenn, R</b> OBP: 0.379, SLG: 0.417 (1, 9)	0-0 L4		0-0 4-3		0-0 F3		0-0 5-3			4	0	0	0	0	0	3				
<b>Woodie Held, R</b> OBP: 0.332, SLG: 0.503 (1, 6)		0-0 HR	0-0 4-3		0-0 5-3		0-0 5-3			4	1	1	1	0	0	0				
<b>Vic Power, R</b> OBP: 0.318, SLG: 0.398 (1, 3)		4-0 2B 1B BB	0-0 6-3		0-0 F9		0-0 1B SF8 1B			3	2	1	0	1	0	0				
<b>Joe Morgan, L</b> OBP: 0.231, SLG: 0.301 (1, 5)		0-0 1B 2B		0-0 HR		0-0 4-3		0-0 SF8 1B		4	2	3	1	0	0	0				
<b>Marty Keough, L</b> OBP: 0.293, SLG: 0.345 <b>Bob Hale, L</b> OBP: 0.286, SLG: 0.375 <b>Jim Piersall, R</b> OBP: 0.318, SLG: 0.442 (1, 8) (6, PH) (9, 8)		0-0 F6		0-0 1-3		0-0 1-3		0-0 SF8		3	0	0	0	0	0	2				
<b>John Romano, R</b> OBP: 0.346, SLG: 0.485 (1, 2)		0-0 4-3 PB 1B		1-0 2B HBP		0-0 5-3		0-0 IBB		2	0	1	2	1	0	0				
<b>Barry Latman, R</b> OBP: 0.265, SLG: 0.250 <b>Frank Funk, R</b> OBP: 0.500, SLG: 0.333 (1, 1) (6, 1)		0-0 4-3		0-0 1-3 2B		0-3 K		0-0 5-3		2	0	1	0	0	0	1				
<b>Inning Stats</b>	R: 0 E: 0 K: 0 S: 3	H: 0 LOB: 0 BB: 0 P: 3	R: 3 E: 0 K: 1 S: 8	H: 3 LOB: 2 BB: 2 P: 16	R: 0 E: 0 K: 0 S: 3	H: 0 LOB: 0 BB: 0 P: 3	R: 1 E: 0 K: 1 S: 7	H: 2 LOB: 3 BB: 1 P: 12	R: 0 E: 0 K: 0 S: 3	H: 0 LOB: 0 BB: 0 P: 3	R: 0 E: 0 K: 1 S: 5	H: 0 LOB: 0 BB: 0 P: 5	R: 0 E: 0 K: 0 S: 3	H: 0 LOB: 0 BB: 0 P: 3	R: 1 E: 0 K: 0 S: 5	H: 2 LOB: 2 BB: 1 P: 9	1B: 3 2B: 2 3B: 0 HR: 2	SF: 1 SAC: 0 DP: 0 HBP: 1	WP: 0 PB: 1 SB: 0 CS: 0	PA: 36
<b>PITCHER</b>	IP	WLS	BF	H	R	ER	SO	BB	IBB	HBP	BLK	WP	HR	S	P	ERA	WHIP			
<b>Ted Sadowski, R</b> ERA: 4.82 <b>Tex Clevenger, R</b> ERA: 4.1 <b>Tom Morgan, R</b> ERA: 4.21	(1, 1) (6, 1) (8, 1)	5.0 2.0 1.0	L	24 6 6	4 0 2	4 0 1	4 0 0	3 0 1	0 0 1	0 0 0	0 0 0	0 0 0	0 0 0	8 8 5	8 8 9	0.00 0.00 9.00	0.000 0.000 2.000			

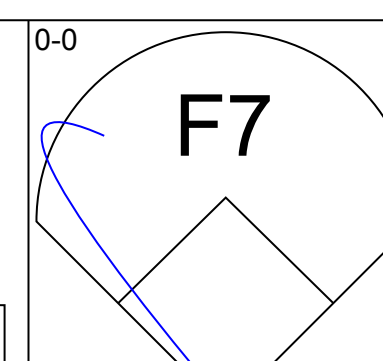
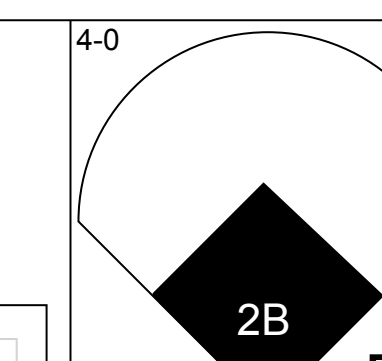
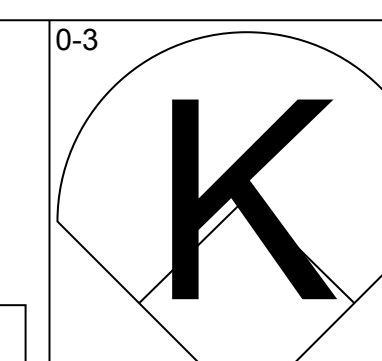
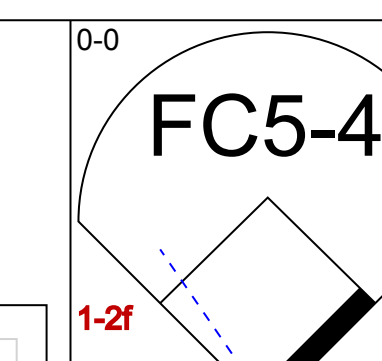
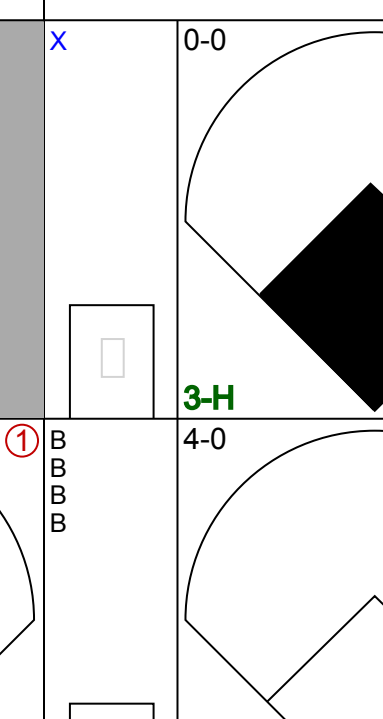
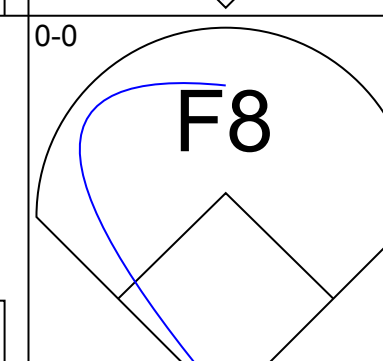
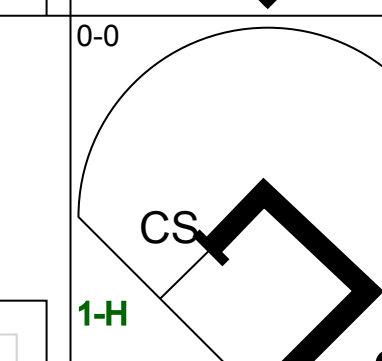
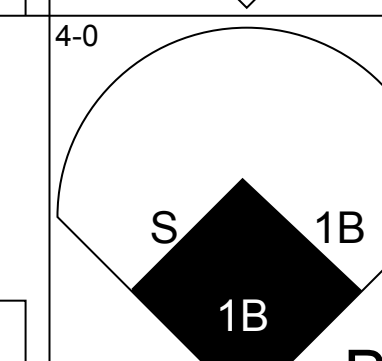
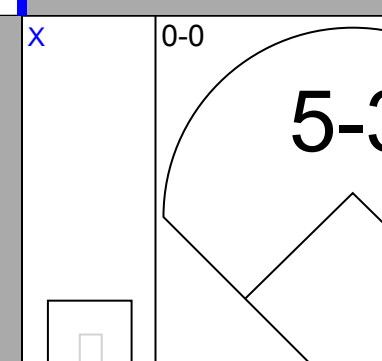
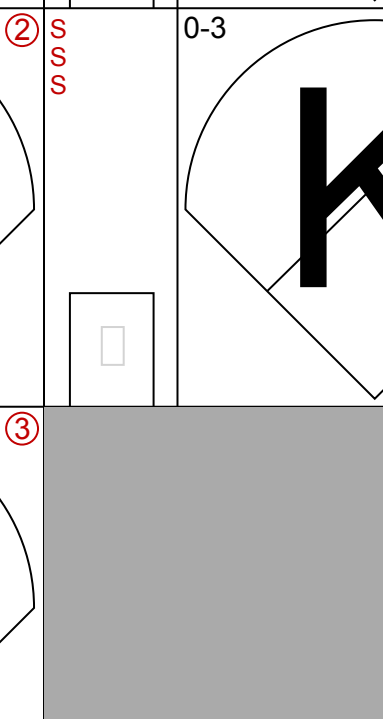
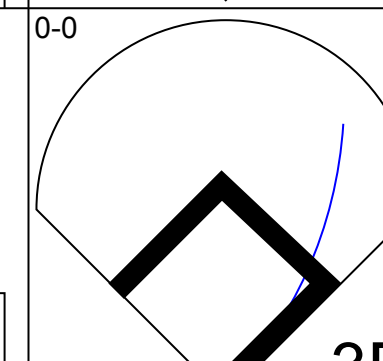
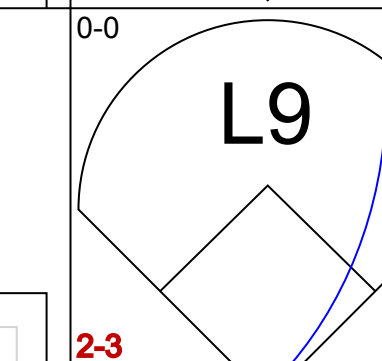
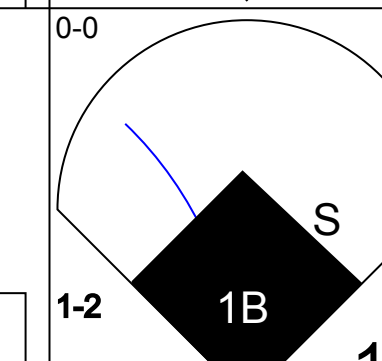
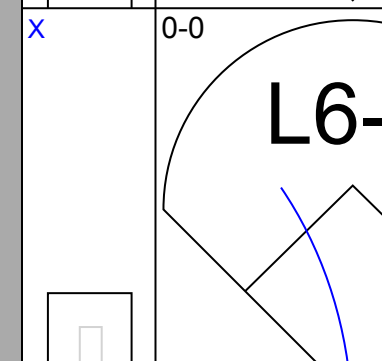
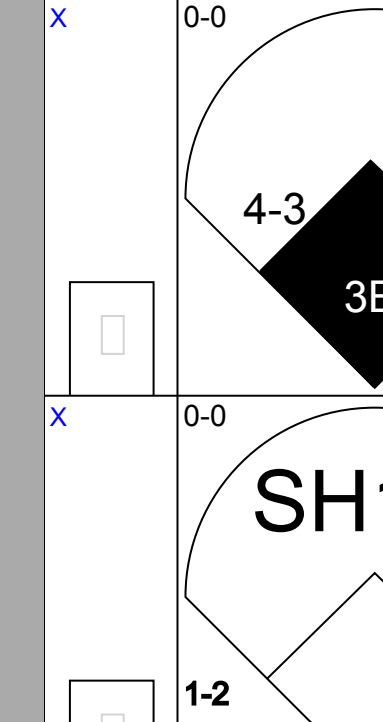
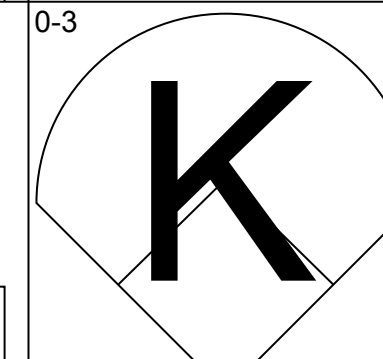
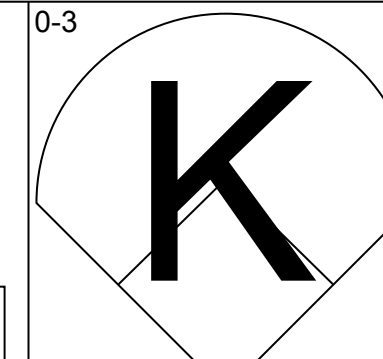
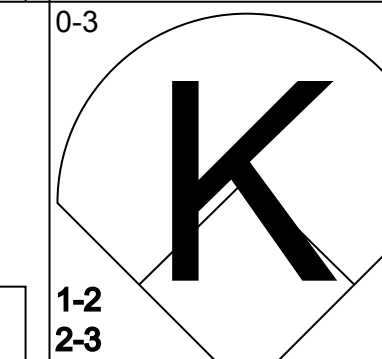
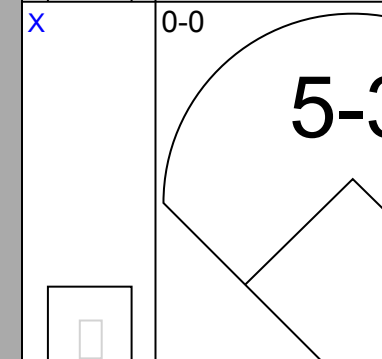
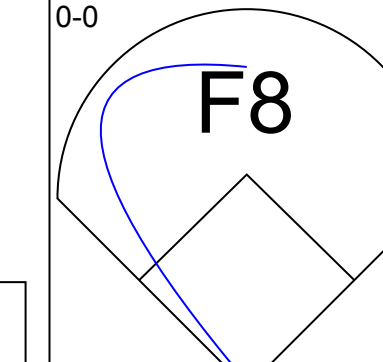
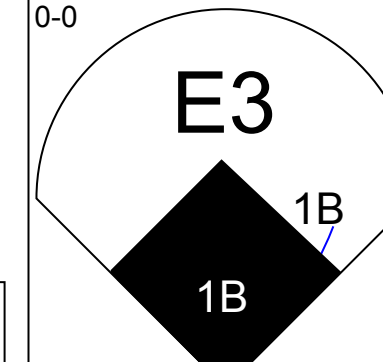
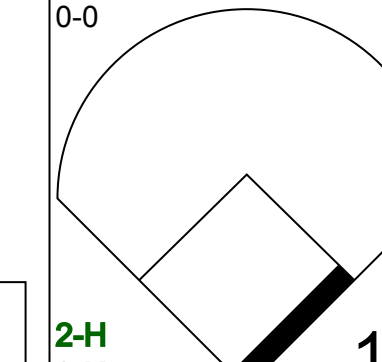
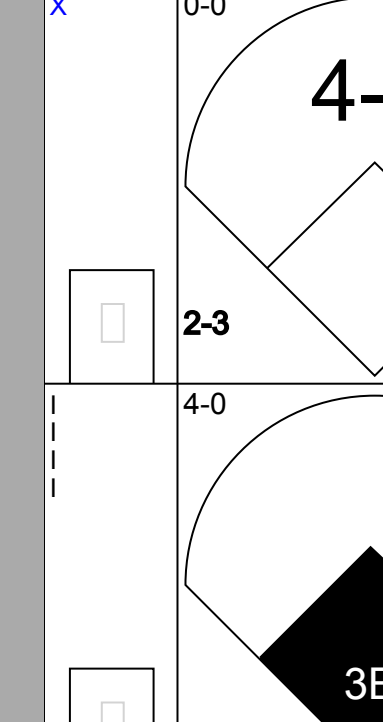

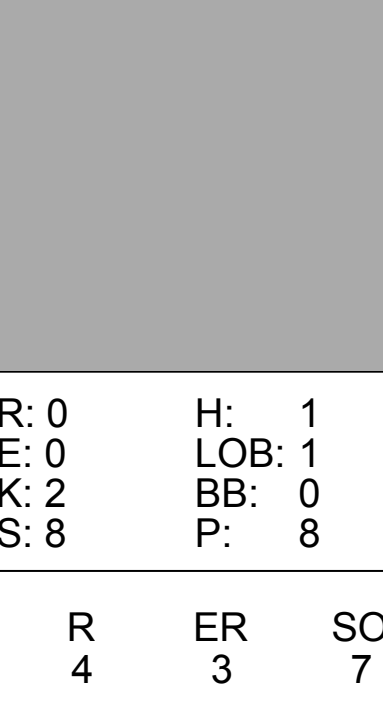
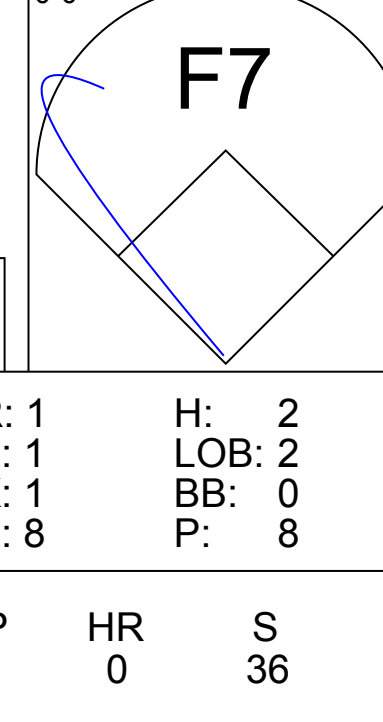
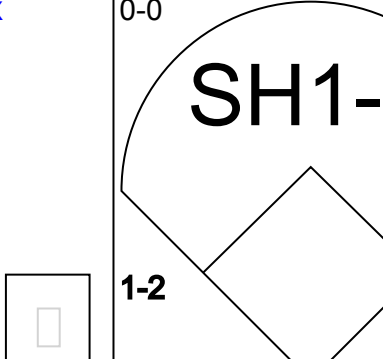
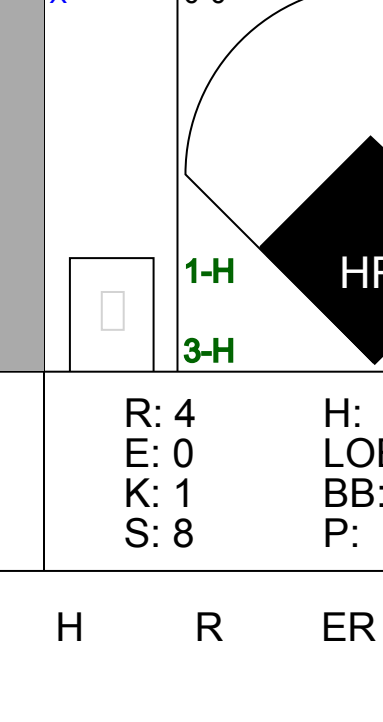
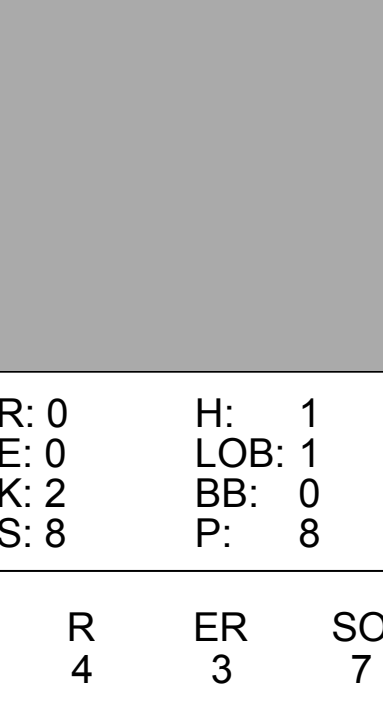
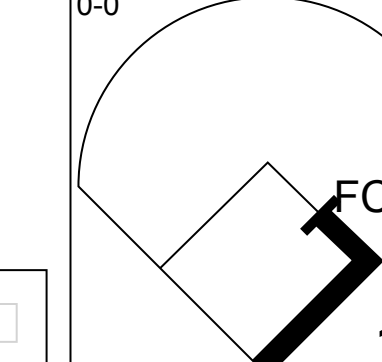
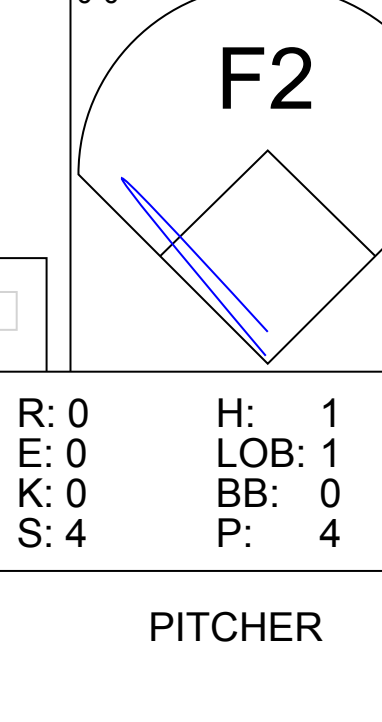
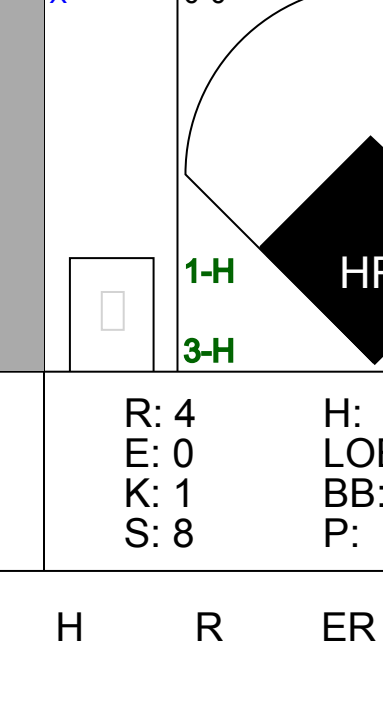

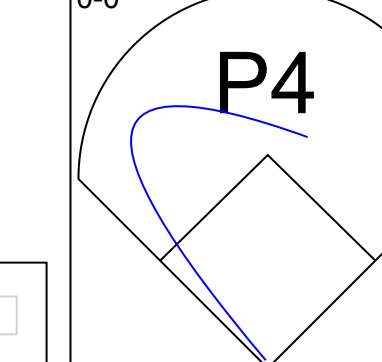



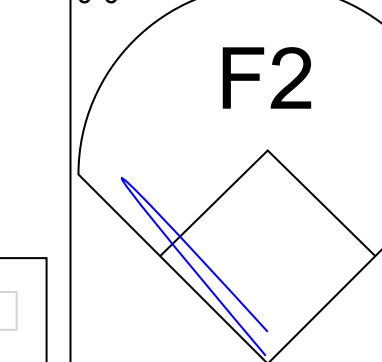



Washington Senators @ Cleveland Indians  
Cleveland Municipal Stadium, Cleveland, OH  
Sat Sep 10 1960, 3:33 AM EDT  
Att: 4,432 - Unknown

AB	30
R	5
H	7
RBI	5
BB	4
SO	3
LOB	13





Batter	1	2	3	4	5	6	7	8	9	AB	R	H	RBI	BB	SO	LOB	TOP			
<b>Billy Gardner, R</b> OBP: 0.312, SLG: 0.363 (1, 4)										5	0	0	0	0	3	1	<b>Washington Senators @ Detroit Tigers</b> Briggs Stadium, Detroit, MI Sun Sep 11 1960, 4:33 AM EDT Unknown			
<b>Lenny Green, L</b> OBP: 0.388, SLG: 0.454 (1, 8)									 1B	4	1	2	1	0	0	1				
<b>Harmon Killebrew, R</b> OBP: 0.380, SLG: 0.546 (1, 3)	 1B							 1-2	 1-3	5	2	3	1	0	0	1				
<b>Jim Lemon, R</b> OBP: 0.362, SLG: 0.537 (1, 7)	 1-2									5	0	1	0	0	0	3				
<b>Reno Bertoia, R</b> OBP: 0.327, SLG: 0.378 (1, 5)				 BB						4	0	1	0	0	0	2				
<b>Earl Battey, R</b> OBP: 0.345, SLG: 0.412 (1, 2)	 1-3 2-H			 BB						3	0	2	1	1	1	0				
<b>Bob Allison, R</b> OBP: 0.369, SLG: 0.412 (1, 9)										4	0	1	0	0	0	5				
<b>Billy Conso, R</b> OBP: 0.316, SLG: 0.299 (6, PH)										2	0	1	0	0	0	0				
<b>Elmer Valo, L</b> OBP: 0.407, SLG: 0.300 (6, PH)		 1B								1	0	0	0	0	0	1				
<b>Jose Valdivieso, R</b> OBP: 0.277, SLG: 0.248 (8, PH)										0	0	0	0	0	0	0				
<b>Julio Becquer, L</b> OBP: 0.287, SLG: 0.406 (8, PH)										1	0	0	0	0	0	1				
<b>Chuck Stobbs, L</b> OBP: 0.167, SLG: 0.074 (6, PH)										1	0	0	0	0	0	0				
<b>Faye Throneberry, L</b> OBP: 0.323, SLG: 0.327 (6, PH)										1	0	0	0	0	0	1				
<b>Hal Woodeshick, R</b> OBP: 0.129, SLG: 0.069 (6, PH)										0	0	0	0	0	0	0				
<b>Dan Dobbek, L</b> OBP: 0.319, SLG: 0.395 (9, PH)										1	0	0	0	0	0	0				
<b>Inning Stats</b>	R: 2 E: 0 K: 1 S: 9	H: 4 LOB: 2 BB: 0 P: 9	R: 0 E: 0 K: 1 S: 6	H: 1 LOB: 1 BB: 0 P: 6	R: 0 E: 0 K: 0 S: 4	H: 1 LOB: 2 BB: 1 P: 8	R: 0 E: 0 K: 0 S: 3	H: 0 LOB: 0 BB: 0 P: 3	R: 1 E: 0 K: 0 S: 4	H: 1 LOB: 1 BB: 0 P: 4	R: 0 E: 0 K: 0 S: 3	H: 0 LOB: 1 BB: 0 P: 4	R: 0 E: 0 K: 0 S: 4	H: 1 LOB: 1 BB: 0 P: 4	R: 0 E: 0 K: 1 S: 7	H: 2 LOB: 2 BB: 0 P: 7	1B: 8 2B: 1 3B: 0 HR: 2	SF: 0 SAC: 1 DP: 0 HBP: 1	WP: 0 PB: 0 SB: 0 CS: 0	PA: 40
<b>PITCHER</b> <b>Frank Lary, R</b> ERA: 3.69 (1, 1)	IP: 9.0 WLS: W BF: 40	H: 11 R: 3 ER: 3 SO: 6	BB: 1 IBB: 0 HBP: 1 BLK: 0	WP: 0 HR: 2 S: 50 P: 55	ERA: 3.00 WHIP: 1.333	<b>PITCHER</b>										IP: WLS: BF: H: R: ER: SO: BB: IBB: HBP: BLK: WP: HR: S: P: ERA: WHIP				

Batter	1	2	3	4	5	6	7	8	9	AB	R	H	RBI	BB	SO	LOB	BOTTOM			
<b>Eddie Yost, R</b> OBP: 0.404, SLG: 0.366 (1, 5)			 BB			 1-2				3	1	0	0	1	1	1	<b>Washington Senators @ Detroit Tigers</b> Briggs Stadium, Detroit, MI Sun Sep 11 1960, 4:33 AM EDT Unknown			
<b>Ozzie Virgil, R</b> OBP: 0.246, SLG: 0.359 (7, 5)										1	1	1	2	0	0	0				
<b>Chico Fernandez, R</b> OBP: 0.304, SLG: 0.312 (1, 6)			 1-H 2B		 1B BB			 4-0 BB		3	1	1	1	2	0	0				
<b>Al Kaline, R</b> OBP: 0.350, SLG: 0.411 (1, 8)			 2-3		 1-2 1B					5	1	2	0	0	1	2				
<b>Rocky Colavito, R</b> OBP: 0.318, SLG: 0.452 (1, 9)					 1-2 2-3					4	0	0	0	0	3	3				
<b>Dick Gemert, R</b> OBP: 0.322, SLG: 0.287 (1, 3)				 1B	 2-H 3-H			 SH1-4 3B		4	2	2	2	0	0	0				
<b>Frank Bolling, R</b> OBP: 0.309, SLG: 0.364 (1, 4)				 1-2						3	0	2	0	0	0	1				
<b>Charlie Maxwell, L</b> OBP: 0.327, SLG: 0.444 (1, 7)						 1B		 2-3		4	0	1	0	0	1	4				
<b>Hank Foiles, R</b> OBP: 0.338, SLG: 0.336 (1, 2)				 1-2 2-H				 IBB		3	1	1	1	1	1	2				
<b>Frank Lary, R</b> OBP: 0.253, SLG: 0.338 (1, 1)								 3-H HR		4	1	1	2	0	1	3				
<b>Inning Stats</b>	R: 0 E: 0 K: 1 S: 6	H: 1 LOB: 1 BB: 0 P: 6	R: 0 E: 0 K: 2 S: 8	H: 1 LOB: 1 BB: 0 P: 8	R: 1 E: 0 K: 1 S: 5	H: 1 LOB: 0 BB: 1 P: 9	R: 1 E: 1 K: 1 S: 8	H: 2 LOB: 2 BB: 0 P: 8	R: 2 E: 0 K: 2 S: 9	H: 2 LOB: 1 BB: 1 P: 13	R: 0 E: 0 K: 0 S: 4	H: 1 LOB: 1 BB: 0 P: 4	R: 0 E: 0 K: 0 S: 3	H: 0 LOB: 0 BB: 0 P: 3	R: 4 E: 0 K: 1 S: 8	H: 3 LOB: 1 BB: 2 P: 16	1B: 7 2B: 1 3B: 2 HR: 1	SF: 0 SAC: 1 DP: 0 HBP: 0	WP: 0 PB: 0 SB: 0 CS: 1	PA: 39
<b>PITCHER</b> <b>Chuck Stobbs, L</b> ERA: 3.86 (1, 1)	IP: 5.0 WLS: L BF: 24	H: 7 R: 4 ER: 3 SO: 7	BB: 2 IBB: 0 HBP: 0 BLK: 0	WP: 0 HR: 0 S: 36 P: 44	ERA: 5.40 WHIP: 1.800	<b>PITCHER</b>										IP: WLS: BF: H: R: ER: SO: BB: IBB: HBP: BLK: WP: HR: S: P: ERA: WHIP				
<b>Hal Woodeshick, L</b> ERA: 4.62 (6, 1)	IP: 3.0 WLS: 15 BF: 4	H: 4 R: 4 ER: 4 SO: 1	BB: 1 IBB: 1 HBP: 0 BLK: 0	WP: 0 HR: 1 S: 15 P: 23	ERA: 12.00 WHIP: 1.667	<b>PITCHER</b>										IP: WLS: BF: H: R: ER: SO: BB: IBB: HBP: BLK: WP: HR: S: P: ERA: WHIP				







Batter	1	2	3	4	5	6	7	8	9	10	11	AB	R	H	RBI	BB	SO	LOB	TOP			
Zolo Versalles, R OBP: 0.320, SLG: 0.529 Faye Thornberry, L OBP: 0.310, SLG: 0.508 Hal Woodeshick, L OBP: 0.310, SLG: 0.508 Ray Moore, R OBP: 0.310, SLG: 0.508 Billy Gardner, R OBP: 0.310, SLG: 0.508	F7	1-3			FC6-4 SH5-3 1B		K	6-3			K	3 0 1 0 0 0 2 1 0 0 0 0 0 1 1 0 0 0 0 0 0 0 0 0 0 0 0 0 0 0 0 0 0 2 0 0 0 0 0 1 2										
Lenny Green, L OBP: 0.368, SLG: 0.450	F8		4-3		SH5-3 1-2		FC4-6 HR		5-3		6-3	5 1 0 0 0 0 1										
Harmon Killebrew, R OBP: 0.368, SLG: 0.570	FC5-4 1B			1B	FC6-4 BB		HR		F9			4 1 3 2 1 0 0										
Jim Lemon, R OBP: 0.368, SLG: 0.529	FC5-4 1-2f			1B	FC6-4 1-2f 2-3		K		F2			5 0 1 0 0 1 4										
Reno Bertola, R OBP: 0.324, SLG: 0.374		F8	G4-3-6-2 2-H		FC6-4 1-2f			SH5-4 1B SF7		E4 G5-3 SH1-4		5 1 1 0 0 0 4										
Billy Gardner, R OBP: 0.313, SLG: 0.365		1B 2B			F9		F9	SH5-4 1-2 1B		SH1-4 1-2		4 1 2 0 0 0 0										
Bob Allison, R OBP: 0.373, SLG: 0.420		1B FC2 1B 2-H			HR		F9	SH5-4 1-2 2-3		IBB		3 1 2 2 1 0 0										
Earl Battey, R OBP: 0.340, SLG: 0.412 Jose Valdivia, R OBP: 0.340, SLG: 0.412 Julio Becquer, R OBP: 0.340, SLG: 0.412 Pedro Ramos, L OBP: 0.340, SLG: 0.412 Ted Sadowski, R OBP: 0.340, SLG: 0.412 Jake Jacobs, R OBP: 0.340, SLG: 0.412 Tom Morgan, R OBP: 0.340, SLG: 0.412					L5		F9			G5-3 2-3f		3 0 1 0 0 0 0 0 0 0 0 0 0 0 0 0 0 0 0 0 0 0 0 0 0 0 0 0 0 0 0 0 0 0 0 0 0 0 0 0 0 0 0 1 0 0 0 0 0 0 2 0 0 0 0 0 0 0 0										
Pedro Ramos, S OBP: 0.410, SLG: 0.295 Elmer Valo, L OBP: 0.197, SLG: 0.167 Rudy Hernandez, R OBP: 0.276, SLG: 0.227 Hal Naragon, L OBP: 0.276, SLG: 0.227		FC2			K			FC4-6 BB		SF7		2 0 0 0 0 1 2 0 0 0 0 0 1 0 0 0 0 0 0 0 0 0 0 1 0 0 1 0 0 0 0										
<b>Inning Stats</b>	R: 0 E: 0 K: 0 S: 4	H: 1 LOB: 1 BB: 0 P: 4	R: 1 E: 0 K: 0 S: 6	H: 3 LOB: 2 BB: 0 P: 6	R: 0 E: 0 K: 0 S: 4	H: 2 LOB: 1 BB: 0 P: 4	R: 1 E: 0 K: 1 S: 6	H: 1 LOB: 0 BB: 0 P: 6	R: 0 E: 0 K: 0 S: 3	H: 0 LOB: 0 BB: 0 P: 3	R: 2 E: 0 K: 2 S: 8	H: 1 LOB: 1 BB: 1 P: 12	R: 1 E: 0 K: 0 S: 5	H: 2 LOB: 2 BB: 1 P: 9	R: 0 E: 0 K: 0 S: 3	H: 0 LOB: 1 BB: 1 P: 7	R: 0 E: 0 K: 1 S: 5	H: 0 LOB: 0 BB: 0 P: 5	1B: 8 2B: 2 3B: 0 HR: 2	SF: 1 SAC: 3 DP: 2 HBP: 0	WP: 0 PB: 0 SB: 0 CS: 0	PA: 47
<b>PITCHER</b>	IP ERA WLS BF H R ER SO BB IBB HBP BLK WP HR S P ERA WHIP	Bob Shaw, R ERA: 3.91	Russ Kemmerer, R ERA: 3.57	Mike Garcia, R ERA: 6.65	Frank Baumann, L ERA: 2.55	<b>PITCHER</b>																

**Washington Senators @ Chicago White Sox**  
Comiskey Park, Chicago, IL  
Tue Sep 13 1960, 8:05 PM EDT  
Att: 17,135 - Unknown

livebaseballscores.com

AB 39  
R 5  
H 11  
RBI 5  
BB 4  
SO 4  
LOB 18




Batter	1	2	3	4	5	6	7	8	9	10	11	AB	R	H	RBI	BB	SO	LOB	BOTTOM							
Luis Aparicio, R OBP: 0.324, SLG: 0.352	4-3			L9		4-3	SH5-4 1-2 2-3				F9	5 0 1 0 0 0 0														
Nellie Fox, L OBP: 0.347, SLG: 0.375	P5			BB 1B		BB WP 1B	G5-4-3 IBB		4-3		HR	5 3 3 1 1 0 1														
Al Smith, R OBP: 0.373, SLG: 0.451	6-3			1B BB		WP BB SF7-4 BB	G5-4-3 1-2f			HBP G3-2-3 1B		3 1 1 1 0 2 0 3														
Roy Sievers, R OBP: 0.414, SLG: 0.557		F9		FC6-4 1B 1-2 2-H		FC6-4 BB 1-2 2-3		K		G3-2-3 HBP 1B		4 0 2 1 1 1 0														
Minnie Minoso, R OBP: 0.369, SLG: 0.458		BB L3		K		SF7-5-4 1-2 2-H 3-H		F8		G3-2-3 HBP 1B		2 0 0 1 1 1 2														
Sherm Lollar, R OBP: 0.331, SLG: 0.366 Jim Rivera, L OBP: 0.429, SLG: 0.583 Joe Ginsberg, L OBP: 0.347, SLG: 0.291		L3		FC6-4 1-2f			E 1B BB			G3-2-3		2 0 0 0 1 0 3 0 1 0 0 0 0 0 2 0 1 0 0 0 3														
Sammy Esposito, R OBP: 0.282, SLG: 0.284 Earl Torgeson, L OBP: 0.479, SLG: 0.434 Gene Freese, R OBP: 0.303, SLG: 0.468				K		K	E1 1B		1-3		IBB	4 1 0 0 0 2 2 0 0 0 0 1 0 0 0 0 0 0 0 0 0														
Jim Landis, R OBP: 0.366, SLG: 0.389				F8		K	SH5-4 1B BB			P6	F7	4 0 0 0 1 1 3														
Bob Shaw, R OBP: 0.313, SLG: 0.365 Russ Kemmerer, R ERA: 3.57 Ted Kluszewski, L OBP: 0.313, SLG: 0.365 Joe Mauer, L OBP: 0.313, SLG: 0.365 Mike Garcia, R OBP: 0.313, SLG: 0.365 Frank Baumann, L OBP: 0.313, SLG: 0.365				6-3		K	SH5-4 1B 1-2 2-H 3-H			K		1 0 0 0 0 0 0 1 0 0 0 0 0 1 0 1 0 0 1 2 0 0 0 0 0 0 0 0 0 0 0 0 0 0 0 0 0 0 0 2 0 0 0 0 0 1 0														
<b>Inning Stats</b>	R: 0 E: 0 K: 0 S: 3	H: 0 LOB: 0 BB: 0 P: 3	R: 0 E: 0 K: 0 S: 2	H: 0 LOB: 0 BB: 1 P: 6	R: 0 E: 0 K: 1 S: 5	H: 0 LOB: 0 BB: 0 P: 5	R: 1 E: 0 K: 1 S: 7	H: 2 LOB: 2 BB: 1 P: 11	R: 0 E: 0 K: 3 S: 9	H: 0 LOB: 0 BB: 0 P: 9	R: 2 E: 0 K: 0 S: 3	H: 1 LOB: 1 BB: 2 P: 11	R: 2 E: 1 K: 0 S: 4	H: 1 LOB: 3 BB: 3 P: 16	R: 0 E: 0 K: 1 S: 6	H: 1 LOB: 1 BB: 0 P: 6	R: 0 E: 0 K: 0 S: 6	H: 1 LOB: 1 BB: 0 P: 6	R: 0 E: 0 K: 0 S: 4	H: 2 LOB: 3 BB: 1 P: 9	R: 1 E: 0 K: 0 S: 3	H: 1 LOB: 0 BB: 0 P: 3	1B: 7 2B: 3 3B: 0 HR: 1	SF: 1 SAC: 1 DP: 4 HBP: 1	WP: 1 PB: 0 SB: 0 CS: 0	PA: 47
<b>PITCHER</b>	IP ERA WLS BF H R ER SO BB IBB HBP BLK WP HR S P ERA WHIP	Pedro Ramos, R ERA: 3.64	Hal Woodeshick, L ERA: 4.7	Ray Moore, R ERA: 3.97	Ted Sadowski, R ERA: 3.97	Tom Morgan, R ERA: 4.26	<b>PITCHER</b>																			

**Washington Senators @ Chicago White Sox**  
Comiskey Park, Chicago, IL  
Tue Sep 13 1960, 8:05 PM EDT  
Att: 17,135 - Unknown

livebaseballscores.com

AB 36  
R 6  
H 9  
RBI 5  
BB 8  
SO 7  
LOB 17









Batter	1	2	3	4	5	6	7	8	9	AB	R	H	RBI	BB	SO	LOB	TOP					
<b>Pumpsie Green, S</b> (1, 4) OBP: 0.352, SLG: 0.341	F3		BB		F5		1B		BB	3	0	1	0	2	0	0	<b>Boston Red Sox @ Washington Senators</b> Griffith Stadium, Washington, DC Fri Sep 16 1960, 7:05 PM EDT Att: 10,423 - Unknown					
<b>Willie Tasby, R</b> (1, 8) OBP: 0.391, SLG: 0.356 <b>Russ Nixon, L</b> (9, PH) OBP: 0.319, SLG: 0.404	4-3		BB		F8		1B		F5	3	0	1	0	1	0	0						
<b>Ted Williams, L</b> (1, 7) OBP: 0.448, SLG: 0.641	G3		BB		4-3		K			4	0	0	0	0	2	4						
<b>Vic Wertz, L</b> (1, 3) OBP: 0.331, SLG: 0.463		CS			K		F3		4-3	4	0	1	0	0	1	0						
<b>Jim Pagliaroni, R</b> (1, 2) OBP: 0.446, SLG: 0.630		BB			1B				P6	2	0	1	0	2	0	0						
<b>Frank Malzone, R</b> (1, 5) OBP: 0.320, SLG: 0.403		BB			K		K		F7	4	0	1	0	0	2	3						
<b>Lou Clinton, R</b> (1, 9) OBP: 0.293, SLG: 0.409					F8		F5			4	0	1	0	0	0	4						
<b>Don Buddin, R</b> (1, 6) OBP: 0.347, SLG: 0.374					F8		5-3		FC1-4	3	0	0	0	1	0	1						
<b>Ike Delock, R</b> (1, 1) OBP: 0.100, SLG: 0.100 <b>Rip Repulski, R</b> (7, PH) OBP: 0.298, SLG: 0.370 <b>Mike Fomiele, R</b> (7, 1) OBP: 0.429, SLG: 0.429 <b>Carroll Hardy, R</b> (9, PH) OBP: 0.294, SLG: 0.329					P6		5-3		K	2	0	0	0	0	0	3						
<b>Inning Stats</b>	R: 0 E: 0 K: 0 S: 3	H: 0 LOB: 0 BB: 0 P: 3	R: 0 E: 0 K: 1 S: 5	H: 1 LOB: 1 BB: 1 P: 9	R: 0 E: 0 K: 1 S: 5	H: 0 LOB: 2 BB: 2 P: 13	R: 0 E: 0 K: 1 S: 6	H: 1 LOB: 3 BB: 2 P: 14	R: 0 E: 0 K: 0 S: 3	H: 0 LOB: 0 BB: 0 P: 3	R: 0 E: 0 K: 1 S: 6	H: 1 LOB: 1 BB: 0 P: 6	R: 0 E: 0 K: 1 S: 7	H: 2 LOB: 2 BB: 0 P: 7	R: 0 E: 0 K: 0 S: 3	H: 0 LOB: 0 BB: 0 P: 3		R: 0 E: 0 K: 1 S: 6	H: 1 LOB: 2 BB: 1 P: 10	1B: 6 2B: 1 3B: 0 HR: 0	SF: 0 SAC: 0 DP: 1 HBP: 0	WP: 0 PB: 0 SB: 0 CS: 1
<b>PITCHER</b> <b>Chuck Stobbs, L</b> (1, 1) ERA: 3.54 <b>Ray Moore, R</b> (9, 1) ERA: 3.54	IP	WLS	BF	H	R	ER	SO	BB	IBB	HBP	BLK	WP	HR	S	P	ERA	WHIP					

Batter	1	2	3	4	5	6	7	8	9	AB	R	H	RBI	BB	SO	LOB	BOTTOM				
<b>Zoilo Versalles, R</b> (1, 6) OBP: 0.333, SLG: 0.750					F9		6-3			4	0	2	0	0	0	0	<b>Boston Red Sox @ Washington Senators</b> Griffith Stadium, Washington, DC Fri Sep 16 1960, 7:05 PM EDT Att: 10,423 - Unknown				
<b>Lenny Green, L</b> (1, 8) OBP: 0.386, SLG: 0.453 <b>Harmon Killebrew, R</b> (1, 3) OBP: 0.385, SLG: 0.563					4-3				F7	4	0	1	0	0	1	2					
<b>Jim Lemon, R</b> (1, 7) OBP: 0.358, SLG: 0.524 <b>Dan Dobbek, L</b> (9, 8) OBP: 0.316, SLG: 0.390					F7				F9	3	1	0	0	1	1	2					
<b>Earl Battey, R</b> (1, 2) OBP: 0.350, SLG: 0.420					F7				F9	4	0	0	0	0	2	2					
<b>Bob Allison, R</b> (1, 9) OBP: 0.375, SLG: 0.420					F7				F9	0	0	0	0	0	0	0					
<b>Reno Bertoia, R</b> (1, 5) OBP: 0.322, SLG: 0.371					F7				F9	4	2	2	0	0	0	1					
<b>Billy Gardner, R</b> (1, 4) OBP: 0.310, SLG: 0.360					F7				F9	3	0	2	0	1	0	0					
<b>Chuck Stobbs, L</b> (1, 1) OBP: 0.152, SLG: 0.067 <b>Ray Moore, R</b> (9, 1) OBP: 0.063, SLG: 0.063					F7				F9	4	0	0	0	0	0	5					
<b>Inning Stats</b>	R: 0 E: 0 K: 2 S: 8	H: 1 LOB: 1 BB: 0 P: 8	R: 0 E: 0 K: 0 S: 3	H: 0 LOB: 0 BB: 0 P: 3	R: 0 E: 0 K: 1 S: 6	H: 1 LOB: 1 BB: 0 P: 6	R: 1 E: 1 K: 0 S: 5	H: 1 LOB: 2 BB: 1 P: 9	R: 0 E: 0 K: 0 S: 3	H: 0 LOB: 0 BB: 0 P: 3	R: 1 E: 0 K: 2 S: 9	H: 2 LOB: 2 BB: 1 P: 13	R: 0 E: 0 K: 0 S: 4	H: 1 LOB: 1 BB: 0 P: 4	R: 1 E: 0 K: 0 S: 5	H: 2 LOB: 1 BB: 0 P: 5		1B: 6 2B: 1 3B: 1 HR: 0	SF: 0 SAC: 1 DP: 0 HBP: 0	WP: 0 PB: 0 SB: 1 CS: 0	PA: 35
<b>PITCHER</b> <b>Ike Delock, R</b> (1, 1) ERA: 5.01 <b>Mike Fomiele, R</b> (7, 1) ERA: 2.99	IP	WLS	BF	H	R	ER	SO	BB	IBB	HBP	BLK	WP	HR	S	P	ERA		WHIP			



Batter	1	2	3	4	5	6	7	8	9	AB	R	H	RBI	BB	SO	LOB	TOP																			
<b>Pete Runnels, L</b> OBP: 0.400, SLG: 0.398 (1, 4)										4	0	0	0	0	0	0	<b>Boston Red Sox @ Washington Senators</b> Griffith Stadium, Washington, DC Sat Sep 17 1960, 3:33 AM EDT Att: 5,264 - Unknown																			
<b>Willie Tasby, R</b> OBP: 0.350, SLG: 0.355 (1, 8)										4	1	1	0	0	0	0																				
<b>Ted Williams, L</b> OBP: 0.648, SLG: 0.649 <b>Marian Coughtry, L</b> (9, 4)										4	1	2	2	0	0	1																				
<b>Vic Wertz, L</b> OBP: 0.328, SLG: 0.459 <b>Carroll Hardy, R</b> OBP: 0.294, SLG: 0.329 (1, 3)										4	0	0	0	0	1	2																				
<b>Russ Nixon, L</b> OBP: 0.318, SLG: 0.405 (1, 2)										4	0	1	0	0	0	0																				
<b>Frank Malzone, R</b> OBP: 0.320, SLG: 0.404 (1, 5)										3	0	1	0	0	0	1																				
<b>Lou Clinton, R</b> OBP: 0.290, SLG: 0.404 (1, 9)										3	0	0	0	0	1	1																				
<b>Don Buddin, R</b> OBP: 0.344, SLG: 0.371 (1, 6)										3	0	0	0	0	0	1																				
<b>Billy Muffett, R</b> OBP: 0.350, SLG: 0.324 (1, 1)										3	0	0	0	0	0	0																				
<b>Inning Stats</b>	R: 0 E: 1 K: 0 S: 4	H: 0 LOB: 1 BB: 0 P: 4	R: 0 E: 0 K: 0 S: 4	H: 1 LOB: 1 BB: 0 P: 4	R: 0 E: 0 K: 0 S: 3	H: 0 LOB: 0 BB: 0 P: 3	R: 0 E: 0 K: 0 S: 4	H: 2 LOB: 1 BB: 0 P: 4	R: 0 E: 0 K: 1 S: 5	H: 0 LOB: 0 BB: 0 P: 5	R: 2 E: 0 K: 1 S: 7	H: 2 LOB: 0 BB: 0 P: 7	R: 0 E: 0 K: 0 S: 3	H: 0 LOB: 0 BB: 0 P: 3	R: 0 E: 0 K: 0 S: 3	H: 0 LOB: 0 BB: 0 P: 3	1B: 2 2B: 2 3B: 0 HR: 1	SF: 0 SAC: 0 DP: 1 HBP: 0	WP: 0 PB: 0 SB: 0 CS: 0	PA: 32																
<b>PITCHER</b>	IP	WLS	BF	H	R	ER	SO	BB	IBB	HBP	BLK	WP	HR	S	P	ERA	WHIP	<b>PITCHER</b>		IP	WLS	BF	H	R	ER	SO	BB	IBB	HBP	BLK	WP	HR	S	P	ERA	WHIP
<b>Pedro Ramos, R</b> ERA: 3.6 (1, 1)	8.0	L	29	5	2	2	2	0	0	0	0	0	1	33	33	2.25	0.625			8.0	L	29	5	2	2	2	0	0	0	0	0	1	33	33	2.25	0.625
<b>Hal Woodeshick, L</b> ERA: 4.66 (9, 1)	1.0		3	0	0	0	0	0	0	0	0	0	0	3	3	0.00	0.000			1.0		3	0	0	0	0	0	0	0	0	3	3	0.00	0.000		



Batter	1	2	3	4	5	6	7	8	9	AB	R	H	RBI	BB	SO	LOB	BOTTOM																			
<b>Zoilo Versalles, R</b> OBP: 0.287, SLG: 0.600 (1, 6)										3	0	0	0	0	0	0	<b>Boston Red Sox @ Washington Senators</b> Griffith Stadium, Washington, DC Sat Sep 17 1960, 3:33 AM EDT Att: 5,264 - Unknown																			
<b>Elmer Valo, L</b> OBP: 0.456, SLG: 0.290 (8, PH)										1	0	0	0	0	0	1																				
<b>Jose Valdivielso, R</b> OBP: 0.276, SLG: 0.247 (9, 6)										0	0	0	0	0	0	0																				
<b>Lenny Green, L</b> OBP: 0.385, SLG: 0.448 (1, 8)										3	0	0	0	1	0	0																				
<b>Harmon Killebrew, R</b> OBP: 0.386, SLG: 0.561 (1, 3)										3	0	1	0	1	0	0																				
<b>Jim Lemon, R</b> OBP: 0.357, SLG: 0.528 (1, 7)										4	1	1	1	0	0	2																				
<b>Earl Battey, R</b> OBP: 0.348, SLG: 0.417 (1, 2)										3	0	0	0	0	0	1																				
<b>Bob Allison, R</b> OBP: 0.377, SLG: 0.420 (1, 9)										2	0	1	0	1	0	0																				
<b>Reno Bertoia, R</b> OBP: 0.322, SLG: 0.369 (1, 5)										2	0	0	0	1	1	2																				
<b>Billy Gardner, R</b> OBP: 0.309, SLG: 0.359 (1, 4)										2	0	0	0	0	1	1																				
<b>Julio Becquer, L</b> OBP: 0.283, SLG: 0.400 (8, PH)										1	0	0	0	0	0	1																				
<b>Billy Consolo, R</b> OBP: 0.311, SLG: 0.293 (9, 4)										0	0	0	0	0	0	0																				
<b>Pedro Ramos, S</b> OBP: 0.127, SLG: 0.231 (1, 1)										2	0	0	0	0	1	0																				
<b>Faye Throneberry, L</b> OBP: 0.321, SLG: 0.322 (8, PH)										1	0	0	0	0	0	1																				
<b>Hal Woodeshick, R</b> OBP: 0.129, SLG: 0.069 (9, 1)										0	0	0	0	0	0	0																				
<b>Inning Stats</b>	R: 0 E: 0 K: 0 S: 2	H: 0 LOB: 1 BB: 2 P: 10	R: 0 E: 0 K: 0 S: 2	H: 0 LOB: 0 BB: 1 P: 6	R: 0 E: 0 K: 1 S: 5	H: 0 LOB: 0 BB: 0 P: 5	R: 0 E: 0 K: 0 S: 4	H: 1 LOB: 1 BB: 0 P: 4	R: 0 E: 0 K: 2 S: 7	H: 1 LOB: 1 BB: 0 P: 7	R: 1 E: 0 K: 0 S: 4	H: 1 LOB: 0 BB: 0 P: 4	R: 0 E: 0 K: 0 S: 3	H: 0 LOB: 1 BB: 1 P: 7	R: 0 E: 0 K: 0 S: 3	H: 0 LOB: 0 BB: 0 P: 3	1B: 2 2B: 1 3B: 0 HR: 1	SF: 0 SAC: 0 DP: 2 HBP: 0	WP: 0 PB: 0 SB: 0 CS: 2	PA: 31																
<b>PITCHER</b>	IP	WLS	BF	H	R	ER	SO	BB	IBB	HBP	BLK	WP	HR	S	P	ERA	WHIP	<b>PITCHER</b>		IP	WLS	BF	H	R	ER	SO	BB	IBB	HBP	BLK	WP	HR	S	P	ERA	WHIP
<b>Billy Muffett, R</b> ERA: 3.17 (1, 1)	9.0	W	31	3	1	1	3	4	0	0	0	0	1	33	49	1.00	0.778			9.0	W	31	3	1	1	3	4	0	0	0	1	33	49	1.00	0.778	





Batter	1	2	3	4	5	6	7	8	9	AB	R	H	RBI	BB	SO	LOB	TOP										
<b>Pete Runnels, L</b> OBP: 0.401, SLG: 0.399 (1, 4)	6-3		CS 1B				6-3			4	0	2	0	0	0	0	<b>Boston Red Sox @ Washington Senators</b> Griffith Stadium, Washington, DC Sun Sep 18 1960, 3:33 AM EDT Att: 6,231 - Unknown										
<b>Willie Tasby, R</b> OBP: 0.355, SLG: 0.362 (1, 8)	1-3		CS 1-2				F3			4	1	1	1	0	0	1											
<b>Ted Williams, L</b> OBP: 0.449, SLG: 0.646 <b>Marian Coughtry, L</b> (8, 4)	4-3									3	1	1	0	1	0	0											
<b>Vic Wertz, L</b> OBP: 0.332, SLG: 0.461 <b>Carroll Hardy, R</b> OBP: 0.294, SLG: 0.329 (8, 7)		FC6-4 1B								4	1	3	0	0	0	1											
<b>Russ Nixon, L</b> OBP: 0.320, SLG: 0.406 (1, 2)		FC6-4 1B								4	0	2	0	0	0	3											
<b>Frank Malzone, R</b> OBP: 0.318, SLG: 0.401 (1, 5)		FC6-4 G4-6-3 1-2 2-3								4	0	0	0	0	0	6											
<b>Lou Clinton, R</b> OBP: 0.289, SLG: 0.402 (1, 9)		G4-6-3 1-2								4	0	1	2	0	0	4											
<b>Don Buddin, R</b> OBP: 0.344, SLG: 0.368 (1, 6)										3	0	0	0	1	0	1											
<b>Bill Monbouquette, R</b> OBP: 0.179, SLG: 0.083 <b>Mike Fornieles, R</b> OBP: 0.400, SLG: 0.400 (8, 1)										3	0	0	0	0	2	0											
<b>Inning Stats</b>	R: 0 E: 0 K: 0 S: 3	H: 0 LOB: 0 BB: 0 P: 3	R: 0 E: 0 K: 0 S: 4	H: 2 LOB: 1 BB: 0 P: 4	R: 0 E: 0 K: 1 S: 5	H: 1 LOB: 0 BB: 0 P: 5	R: 1 E: 0 K: 0 S: 6	H: 3 LOB: 2 BB: 0 P: 6	R: 0 E: 0 K: 0 S: 4	H: 1 LOB: 1 BB: 0 P: 4	R: 2 E: 0 K: 0 S: 5	H: 2 LOB: 0 BB: 1 P: 9	R: 0 E: 0 K: 1 S: 5	H: 0 LOB: 0 BB: 0 P: 5	R: 0 E: 0 K: 0 S: 3	H: 1 LOB: 1 BB: 0 P: 3		R: 0 E: 0 K: 1 S: 5	H: 0 LOB: 1 BB: 1 P: 9	1B: 9 2B: 0 3B: 0 HR: 1	SF: 0 SAC: 0 DP: 1 HBP: 0	WP: 1 PB: 0 SB: 0 CS: 2	PA: 38				
<b>PITCHER</b>	IP	WLS	BF	H	R	ER	SO	BB	IBB	HBP	BLK	WP	HR	S	P	ERA	WHIP										
<b>Don Lee, R</b> ERA: 3.3 (1, 1)	8.0	L	32	10	3	3	2	1	0	0	0	1	1	35	39	3.38	1.375										
<b>Ted Sadowski, R</b> ERA: 3.65 (9, 1)	1.0		4	0	0	0	1	1	0	0	0	0	0	5	9	0.00	1.000										

Batter	1	2	3	4	5	6	7	8	9	AB	R	H	RBI	BB	SO	LOB	BOTTOM										
<b>Zoilo Versalles, R</b> OBP: 0.263, SLG: 0.500 (1, 6)										3	1	0	0	1	0	1	<b>Boston Red Sox @ Washington Senators</b> Griffith Stadium, Washington, DC Sun Sep 18 1960, 3:33 AM EDT Att: 6,231 - Unknown										
<b>Lenny Green, L</b> OBP: 0.386, SLG: 0.447 (1, 8)	FC3 1-H									3	0	1	0	1	0	0											
<b>Harmon Killebrew, R</b> OBP: 0.384, SLG: 0.557 (1, 3)	K									3	0	0	0	1	2	1											
<b>Jim Lemon, R</b> OBP: 0.360, SLG: 0.527 (1, 7)										2	0	1	0	2	0	0											
<b>Earl Battey, R</b> OBP: 0.345, SLG: 0.413 (1, 2)	K									4	0	0	0	0	2	5											
<b>Bob Allison, R</b> OBP: 0.374, SLG: 0.417 (1, 9)										4	0	0	0	0	1	0											
<b>Reno Bertoia, R</b> OBP: 0.321, SLG: 0.368 (1, 5)										4	0	1	0	0	0	0											
<b>Johnny Schaive, R</b> OBP: 0.250, SLG: 0.250 (1, 4)										4	0	1	0	0	0	1											
<b>Don Lee, R</b> OBP: 0.205, SLG: 0.225 <b>Don Mincher, L</b> OBP: 0.322, SLG: 0.387 <b>Ted Sadowski, R</b> (8, 1)										2	0	1	0	0	0	1											
<b>Inning Stats</b>	R: 1 E: 1 K: 2 S: 7	H: 0 LOB: 1 BB: 2 P: 15	R: 0 E: 0 K: 0 S: 4	H: 1 LOB: 1 BB: 0 P: 4	R: 0 E: 0 K: 1 S: 5	H: 1 LOB: 0 BB: 0 P: 5	R: 0 E: 0 K: 0 S: 2	H: 0 LOB: 1 BB: 1 P: 6	R: 0 E: 0 K: 0 S: 4	H: 1 LOB: 1 BB: 0 P: 4	R: 0 E: 0 K: 0 S: 3	H: 0 LOB: 0 BB: 0 P: 3	R: 0 E: 0 K: 0 S: 4	H: 1 LOB: 1 BB: 0 P: 4	R: 0 E: 0 K: 1 S: 6	H: 1 LOB: 3 BB: 2 P: 14		R: 0 E: 0 K: 1 S: 5	H: 0 LOB: 0 BB: 0 P: 5	1B: 5 2B: 0 3B: 0 HR: 0	SF: 0 SAC: 0 DP: 1 HBP: 0	WP: 0 PB: 0 SB: 0 CS: 1	PA: 35				
<b>PITCHER</b>	IP	WLS	BF	H	R	ER	SO	BB	IBB	HBP	BLK	WP	HR	S	P	ERA	WHIP										
<b>Bill Monbouquette, R</b> ERA: 3.99 (1, 1)	7.2	W	30	4	1	0	3	5	0	0	0	0	0	31	51	0.00	1.174										
<b>Mike Fornieles, R</b> ERA: 2.56 (8, 1)	1.1	S	5	1	0	0	2	0	0	0	0	0	0	9	9	0.00	0.750										







Batter	1	2	3	4	5	6	7	8	9	AB	R	H	RBI	BB	SO	LOB	TOP					
Zoilo Versalles, R (1, 6) OBP: 0.231, SLG: 0.400 Julio Becquer, L (9, PH) OBP: 0.281, SLG: 0.397	E6 FC6-4 SH2-3			1-3			4-3		F2	4	0	1	1	0	0	1	<b>Washington Senators @ New York Yankees</b> Yankee Stadium, Bronx, NY Wed Sep 21 1960, 3:33 AM EDT Att: 6,868 - Cloudy - 70 F					
Reno Bertoia, R (1, 5) OBP: 0.321, SLG: 0.371	SH2-3	F9			F4				F7	4	0	1	0	0	0	2						
Harmon Killebrew, R (1, 3) OBP: 0.381, SLG: 0.549			6-3		F3		K			3	0	0	0	1	1							
Jim Lemon, R (1, 7) OBP: 0.358, SLG: 0.521	FC6-4		K			1B			F7	4	0	1	0	0	1	3						
Earl Battey, R (1, 2) OBP: 0.349, SLG: 0.424	F4					1B			F7	4	1	2	1	0	0	2						
Bob Allison, R (1, 9) OBP: 0.374, SLG: 0.415		E7 1B	F8		FC6-4				F5	4	1	1	0	0	0	2						
Pete Whisenant, R (1, 8) OBP: 0.333, SLG: 0.378				G3					F8	4	1	1	1	0	0	0						
Billy Gardner, R (1, 4) OBP: 0.308, SLG: 0.357		5-3								4	0	1	0	0	0	1						
Pedro Ramos, S (1, 1) OBP: 0.123, SLG: 0.225 Faye Throneberry, L (6, PH) OBP: 0.319, SLG: 0.318 Tex Clevenger, R (6, 1) OBP: 0.167, SLG: 0.091 Elmer Valo, L (9, PH) OBP: 0.419, SLG: 0.302			K		FC3-6					2	0	0	0	0	1	2						
<b>Inning Stats</b>	R: 0 E: 1 K: 0 S: 4	H: 0 LOB: 2 BB: 1 P: 8	R: 2 E: 1 K: 1 S: 8	H: 3 LOB: 1 BB: 0 P: 8	R: 1 E: 0 K: 1 S: 6	H: 1 LOB: 0 BB: 0 P: 6	R: 0 E: 0 K: 0 S: 4	H: 1 LOB: 1 BB: 0 P: 4	R: 0 E: 0 K: 0 S: 5	H: 2 LOB: 2 BB: 0 P: 5	R: 0 E: 0 K: 0 S: 3	H: 0 LOB: 0 BB: 0 P: 3	R: 0 E: 0 K: 1 S: 6	H: 1 LOB: 1 BB: 0 P: 6	R: 0 E: 0 K: 0 S: 3	H: 0 LOB: 0 BB: 0 P: 3		R: 0 E: 0 K: 0 S: 4	H: 1 LOB: 1 BB: 0 P: 4	1B: 7 2B: 1 3B: 0 HR: 1	SF: 0 SAC: 1 DP: 0 HBP: 0	WP: 0 PB: 0 SB: 0 CS: 0
<b>PITCHER</b>	IP WLS BF H R ER SO BB IBB HBP BLK WP HR S P ERA WHIP																					
Whitey Ford, L (1, 1) ERA: 3.1	5.0 W 24 7 3 2 2 1 0 0 0 0 1 27 31 3.60 1.600																					
Duke Maas, R (6, 1) ERA: 4.27	4.0 S 14 2 0 0 1 0 0 0 0 0 0 16 16 0.00 0.500																					

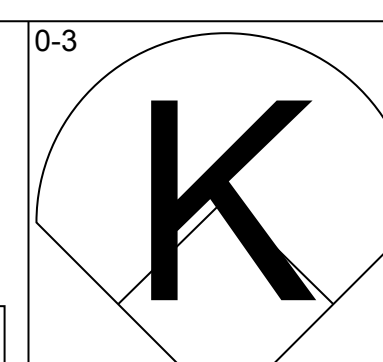
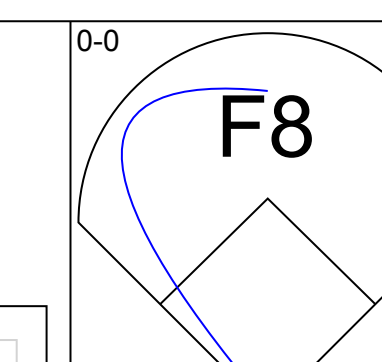
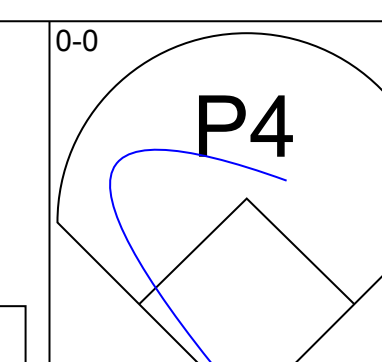
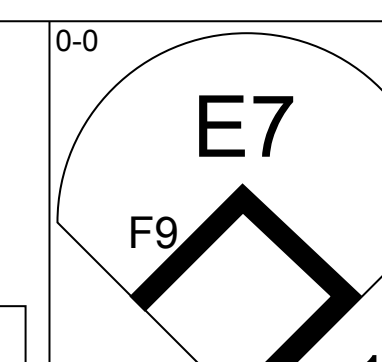

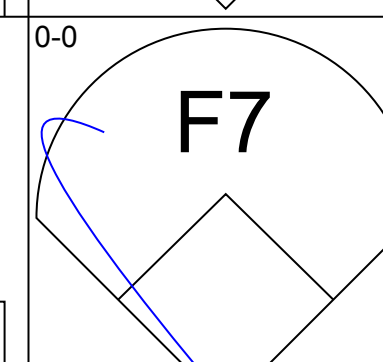
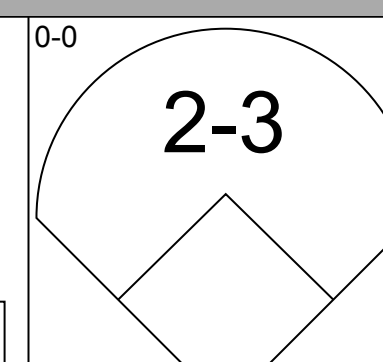
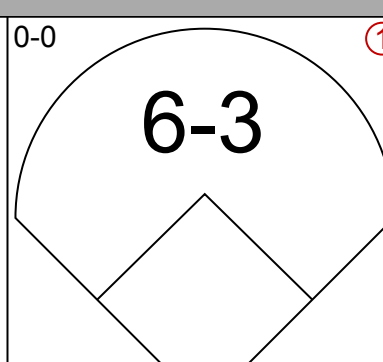
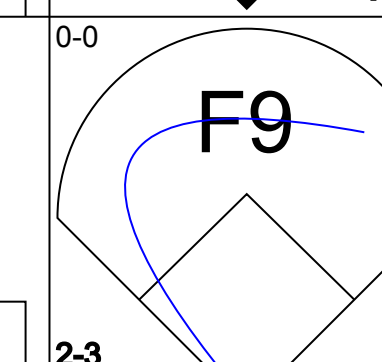
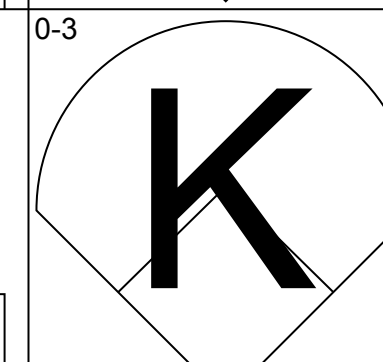
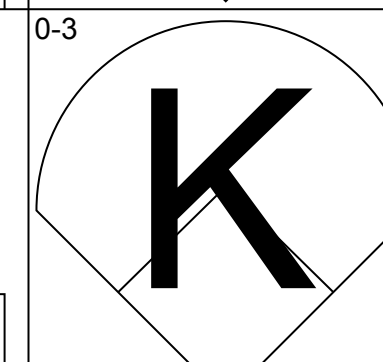
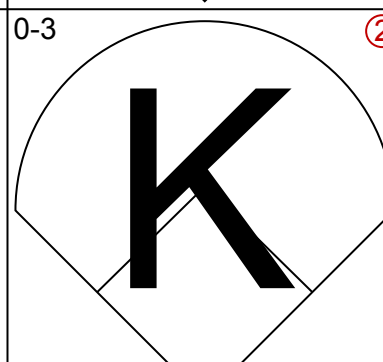
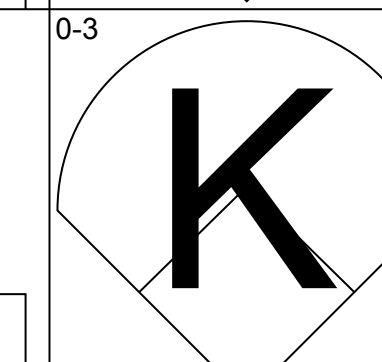
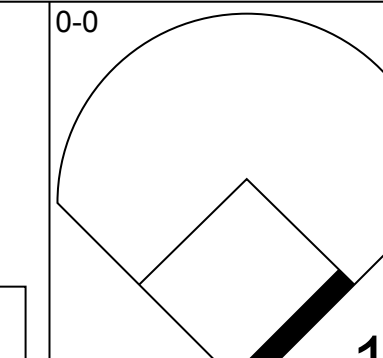
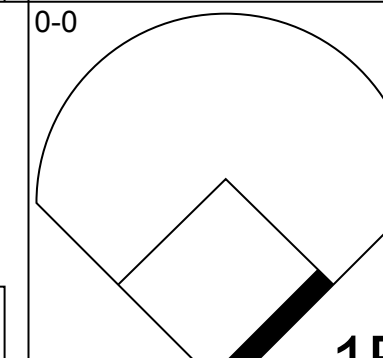
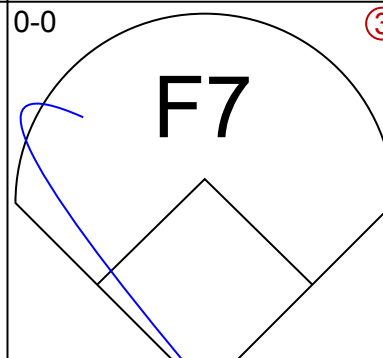
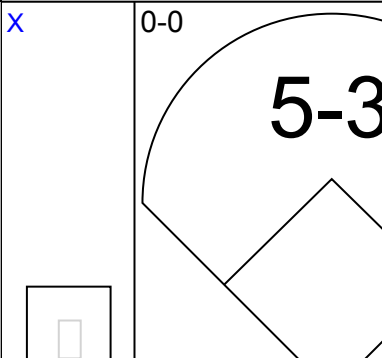
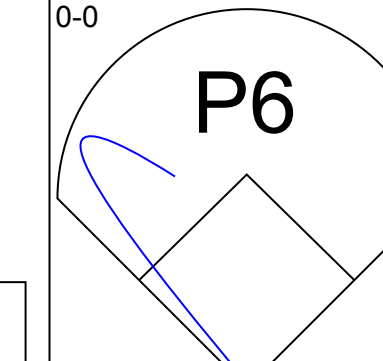
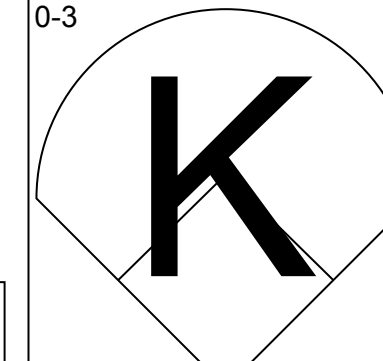
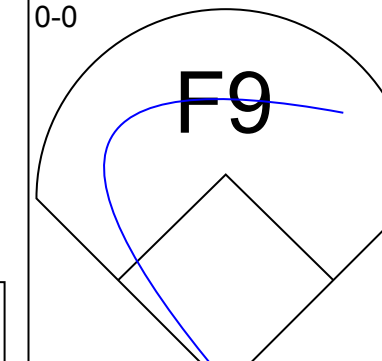
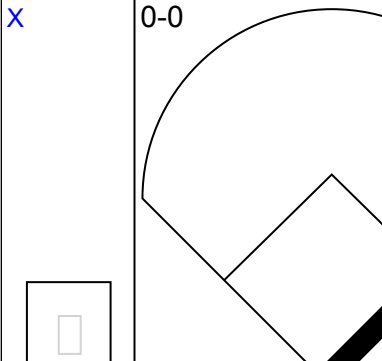
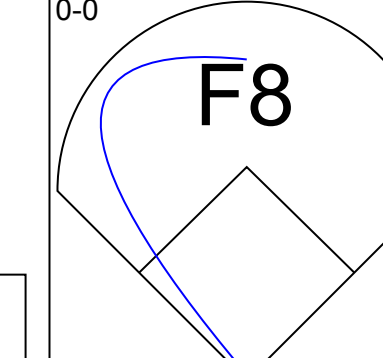
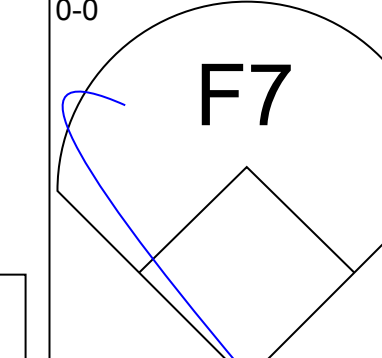
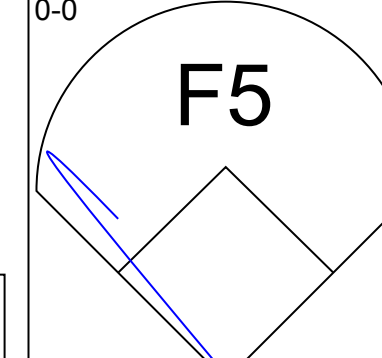
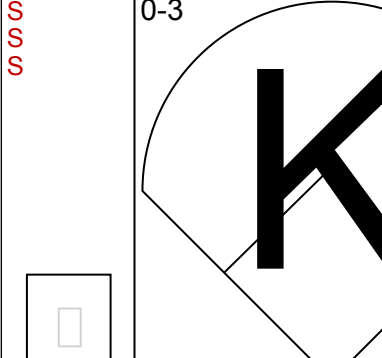
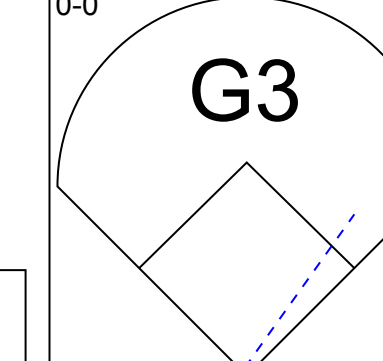
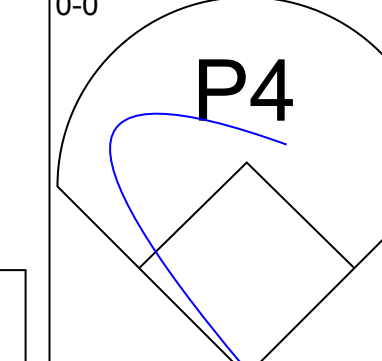
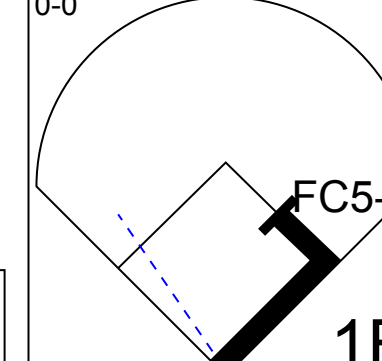
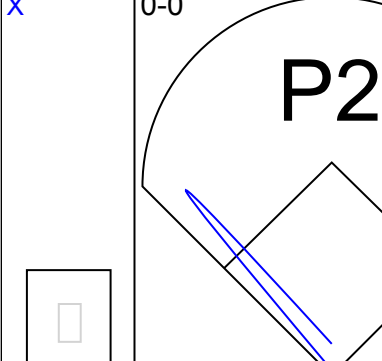
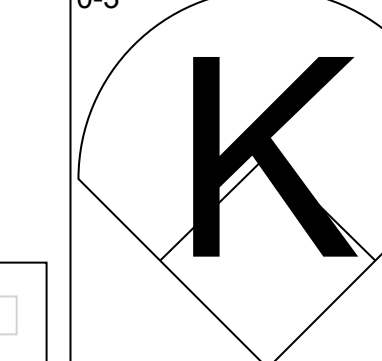
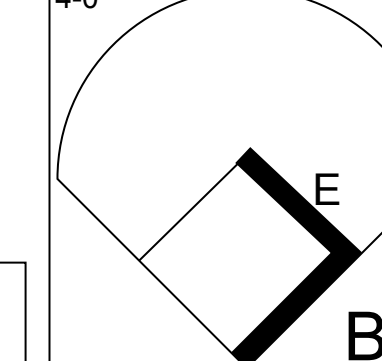
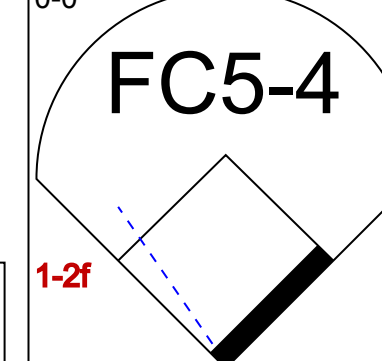
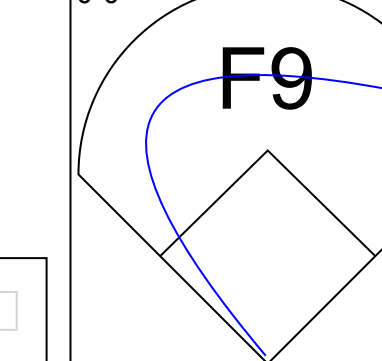
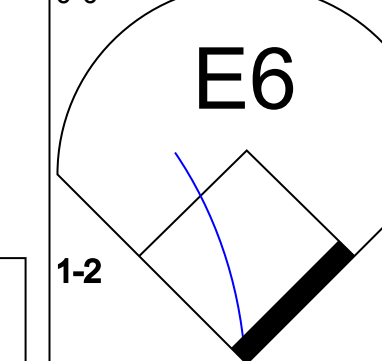
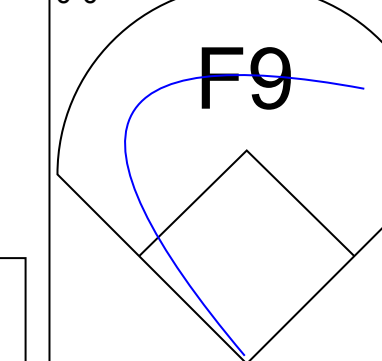
AB	36
R	3
H	9
RBI	3
BB	1
SO	3
LOB	15

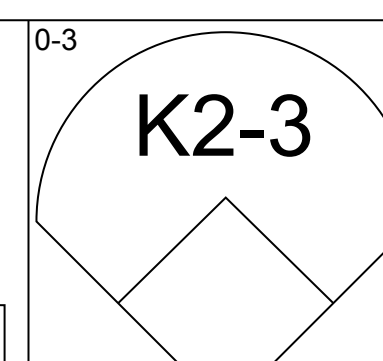
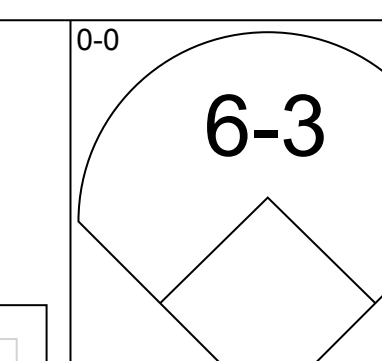
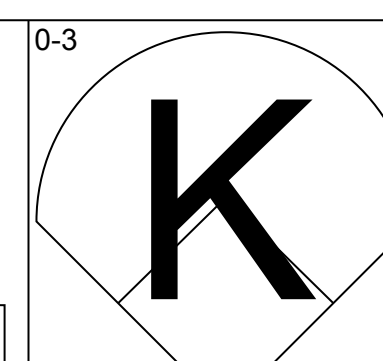
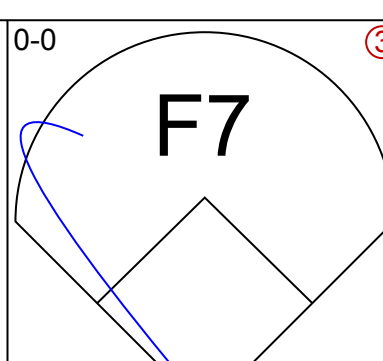

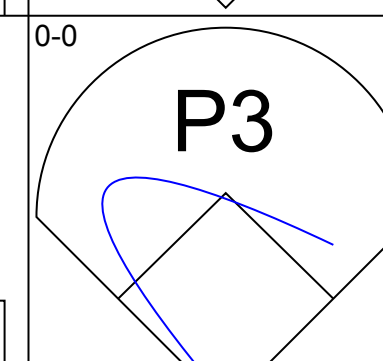
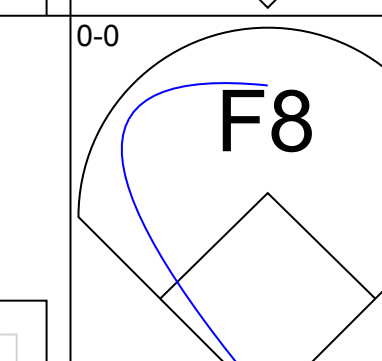
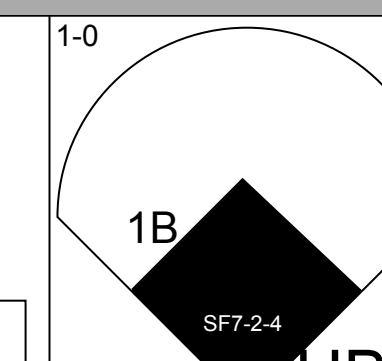
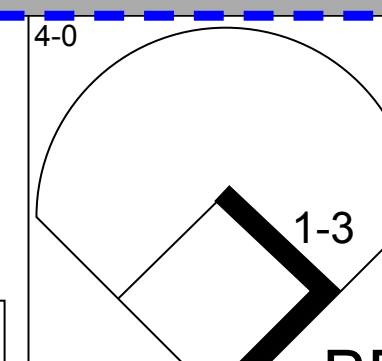
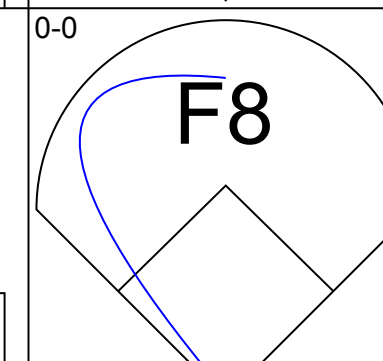
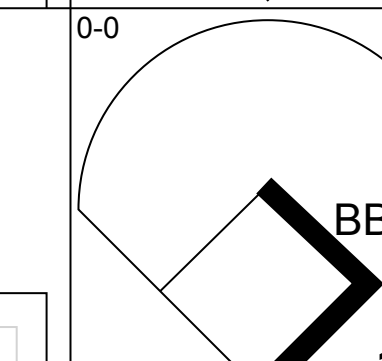
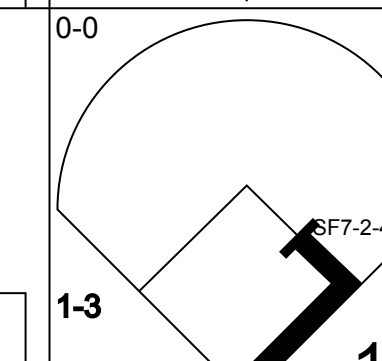
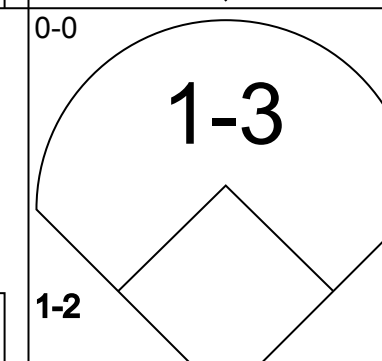

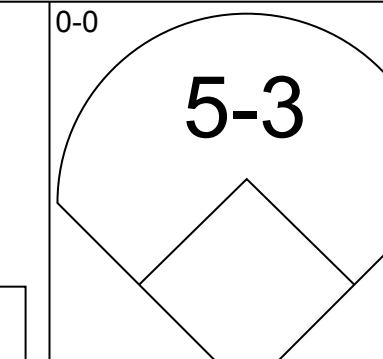
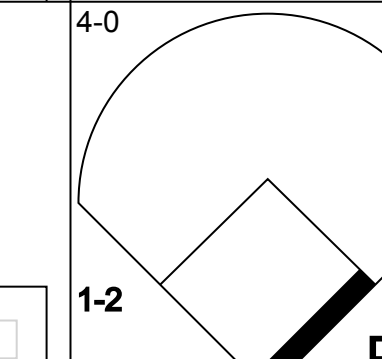
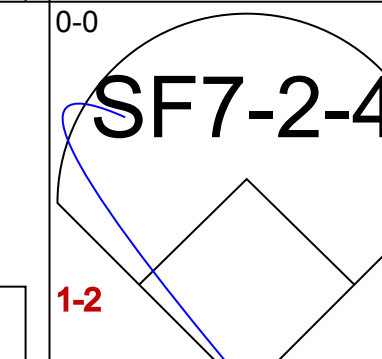
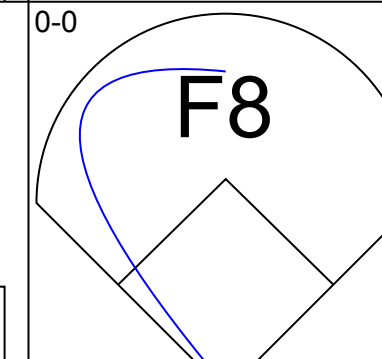
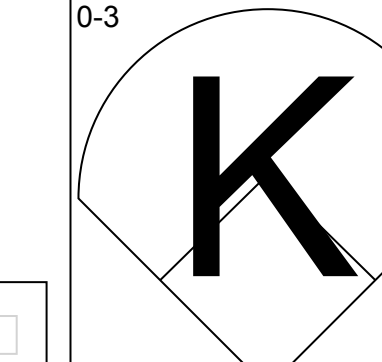
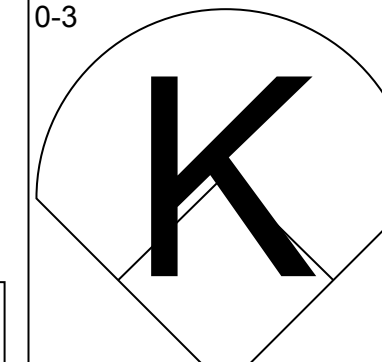
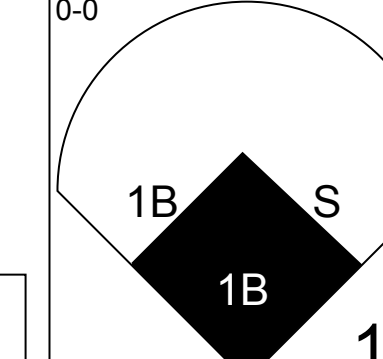



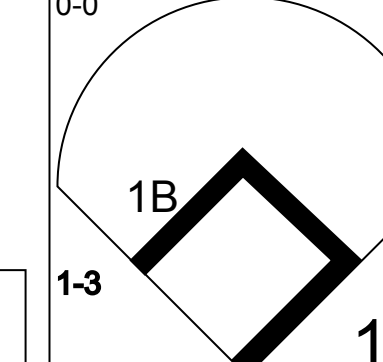
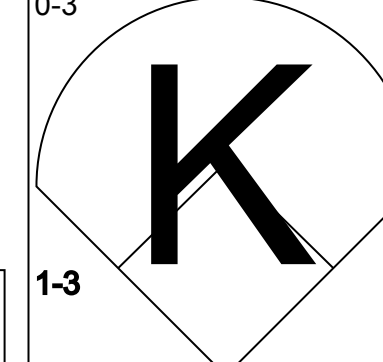
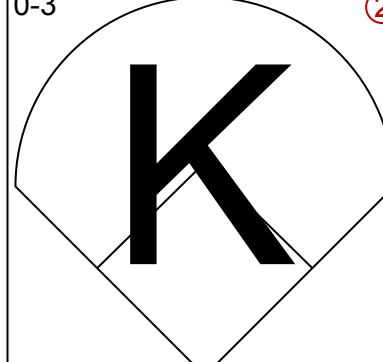
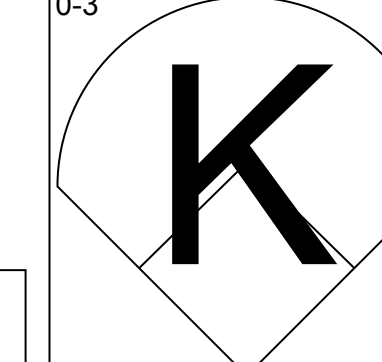
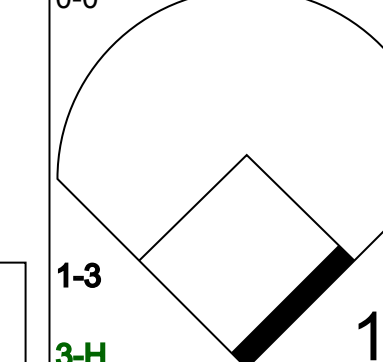
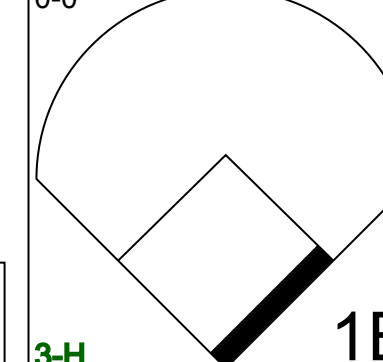
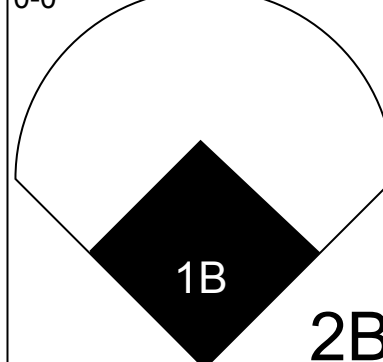
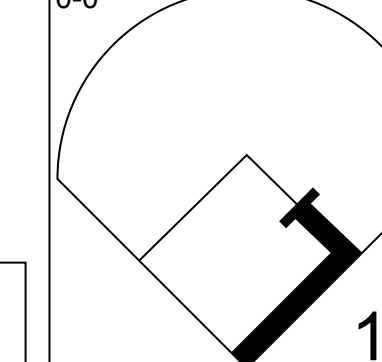
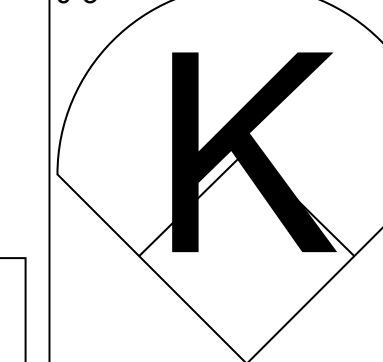
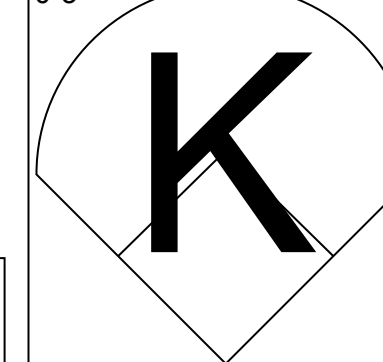
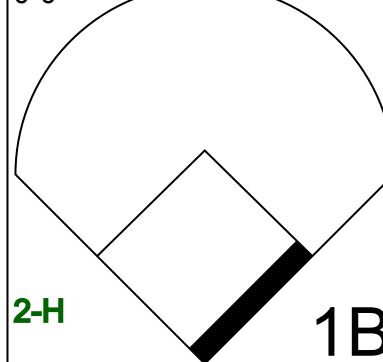

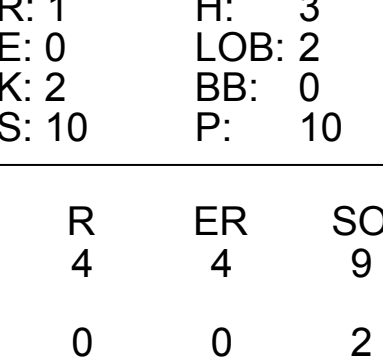
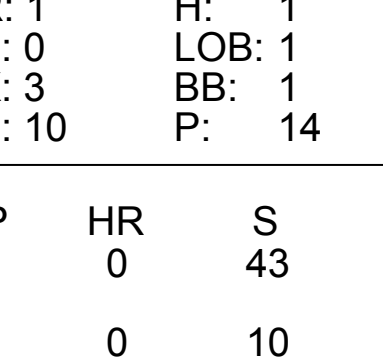
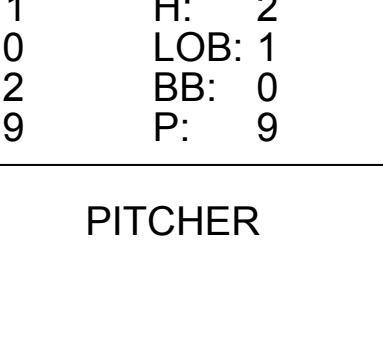


Batter	1	2	3	4	5	6	7	8	9	AB	R	H	RBI	BB	SO	LOB	BOTTOM					
Tony Kubek, L (1, 6) OBP: 0.314, SLG: 0.403	E7		F7			F9			E4 3B	4	1	0	0	0	0	2	<b>Washington Senators @ New York Yankees</b> Yankee Stadium, Bronx, NY Wed Sep 21 1960, 3:33 AM EDT Att: 6,868 - Cloudy - 70 F					
Hector Lopez, R (1, 7) OBP: 0.363, SLG: 0.415 Jim Pisoni, R (8, 7)	K			K		E 1B			WP 3B	4	2	2	1	0	2	1						
Roger Maris, L (1, 9) OBP: 0.360, SLG: 0.583	L9			3-1		E4 1B			F9	4	1	0	0	0	0	2						
Mickey Mantle, S (1, 8) OBP: 0.407, SLG: 0.560	K					HR 1B				3	2	2	1	1	1	1						
Yogi Berra, L (1, 2) OBP: 0.353, SLG: 0.460		F7		F4		1B			G6-3	4	1	1	1	0	0	1						
Dale Long, L (1, 3) OBP: 0.333, SLG: 0.443 Bill Stafford, R (5, FR) OBP: 0.056, SLG: 0.056 Duke Maas, R (6, 1)		F4				1B			5-3	3	1	2	3	0	0	0						
Clete Boyer, R (1, 5) OBP: 0.290, SLG: 0.392 Johnny Blanchard, L (5, PH) OBP: 0.302, SLG: 0.422 Joe Demaestri, R (5, PR) OBP: 0.233, SLG: 0.267			K			E9 1B				1	0	0	0	0	1	0						
Bobby Richardson, R (1, 4) OBP: 0.305, SLG: 0.300 Bill Skowron, R (6, 3) OBP: 0.348, SLG: 0.527				6-3						1	0	0	0	0	0	0						
Whitey Ford, L (1, 1) ERA: 3.56 Gil McDougald, R (5, PH) OBP: 0.336, SLG: 0.395				K						1	0	0	0	0	1	0						
<b>Inning Stats</b>	R: 0 E: 1 K: 2 S: 8	H: 0 LOB: 1 BB: 0 P: 8	R: 0 E: 0 K: 1 S: 5	H: 0 LOB: 0 BB: 0 P: 5	R: 0 E: 0 K: 1 S: 5	H: 0 LOB: 0 BB: 0 P: 5	R: 1 E: 0 K: 1 S: 6	H: 1 LOB: 0 BB: 0 P: 6	R: 7 E: 2 K: 2 S: 14	H: 5 LOB: 1 BB: 1 P: 18	R: 2 E: 1 K: 0 S: 5	H: 1 LOB: 0 BB: 0 P: 5	R: 0 E: 0 K: 0 S: 3	H: 1 LOB: 0 BB: 0 P: 3	R: 0 E: 0 K: 0 S: 3	H: 0 LOB: 0 BB: 0 P: 3		R: 0 E: 0 K: 0 S: 3	H: 0 LOB: 0 BB: 0 P: 3	1B: 6 2B: 0 3B: 1 HR: 1	SF: 0 SAC: 0 DP: 1 HBP: 0	WP: 1 PB: 0 SB: 0 CS: 0
<b>PITCHER</b>	IP WLS BF H R ER SO BB IBB HBP BLK WP HR S P ERA WHIP																					
Pedro Ramos, R (1, 1) ERA: 3.56	5.0 L 25 6 8 1 7 1 0 0 0 0 1 38 42 1.80 1.400																					
Tex Clevenger, R (6, 1) ERA: 4.3	3.0 11 2 2 0 0 0 0 0 0 0 1 0 11 11 0.00 0.667																					





Batter	1	2	3	4	5	6	7	8	9	AB	R	H	RBI	BB	SO	LOB	TOP					
Jackie Brandt, R OBP: 0.322, SLG: 0.412								 F9 1B		4	0	1	0	0	1	2	<p><b>Baltimore Orioles @ Washington Senators</b> Griffith Stadium, Washington, DC</p> <p>Fri Sep 23 1960, 7:05 PM EDT Att: 9,233 - Unknown</p> <p>livebaseballscorecards.com</p> <p>AB 33 R 0 H 5 RBI 0 BB 1 SO 8 LOB 12</p> 					
Brooks Robinson, R OBP: 0.327, SLG: 0.428								 2-3		4	0	0	0	0	0	1						
Ron Hansen, R OBP: 0.343, SLG: 0.442										4	0	0	0	0	4	1						
Walt Dropo, R OBP: 0.349, SLG: 0.392										4	0	2	0	0	0	0						
Gus Triandos, R OBP: 0.339, SLG: 0.399										4	0	1	0	0	1	2						
Dave Nicholson, R OBP: 0.298, SLG: 0.349										4	0	0	0	0	1	2						
Gene Green, R OBP: 0.250, SLG: 0.250								 1B		4	0	1	0	0	0	2						
Mary Breeding, R OBP: 0.310, SLG: 0.331							 BB	 1-2		2	0	0	0	1	1	1						
Wes Stock, R (7, 1)										0	0	0	0	0	0	0						
Chuck Estrada, R OBP: 0.212, SLG: 0.197							 1-2			2	0	0	0	0	0	1						
Jerry Adair, R (7, 4)										1	0	0	0	0	0	0						
<b>Inning Stats</b>	R: 0 E: 0 K: 2 S: 7	H: 0 LOB: 0 BB: 0 P: 7	R: 0 E: 0 K: 0 S: 4	H: 1 LOB: 1 BB: 0 P: 4	R: 0 E: 0 K: 1 S: 5	H: 0 LOB: 0 BB: 0 P: 5	R: 0 E: 0 K: 2 S: 8	H: 1 LOB: 1 BB: 0 P: 8	R: 0 E: 1 K: 0 S: 4	H: 0 LOB: 2 BB: 1 P: 8	R: 0 E: 0 K: 1 S: 5	H: 0 LOB: 0 BB: 0 P: 5	R: 0 E: 0 K: 0 S: 4	H: 1 LOB: 1 BB: 0 P: 4	R: 0 E: 1 K: 1 S: 6	H: 1 LOB: 1 BB: 0 P: 6	R: 0 E: 0 K: 1 S: 6	H: 1 LOB: 1 BB: 0 P: 6	1B: 5 2B: 0 3B: 0 HR: 0	SF: 0 SAC: 0 DP: 0 HBP: 0	WP: 0 PB: 0 CS: 0	PA: 34
<b>PITCHER</b> Chuck Stobbs, L ERA: 3.26	IP: 9.0 WLS: W BF: 34 H: 5 R: 0 ER: 0 SO: 8 BB: 1 IBB: 0 HBP: 0 BLK: 0 WP: 0 HR: 0 S: 49 P: 53 ERA: 0.00 WHIP: 0.667															<b>PITCHER</b>	IP: 9.0 WLS: W BF: 34 H: 5 R: 0 ER: 0 SO: 8 BB: 1 IBB: 0 HBP: 0 BLK: 0 WP: 0 HR: 0 S: 49 P: 53 ERA: 0.00 WHIP: 0.667					

Batter	1	2	3	4	5	6	7	8	9	AB	R	H	RBI	BB	SO	LOB	BOTTOM			
Zoilo Versalles, R OBP: 0.200, SLG: 0.345										4	0	0	0	0	2	2	<p><b>Baltimore Orioles @ Washington Senators</b> Griffith Stadium, Washington, DC</p> <p>Fri Sep 23 1960, 7:05 PM EDT Att: 9,233 - Unknown</p> <p>livebaseballscorecards.com</p> <p>AB 30 R 4 H 9 RBI 4 BB 3 SO 11 LOB 11</p> 			
Lenny Green, L OBP: 0.385, SLG: 0.438						 SF: 2-4 HBP	 BB			2	1	0	0	1	0	0				
Harmon Killebrew, R OBP: 0.382, SLG: 0.548				 1B		 1B	 1-2			4	0	2	0	0	0	1				
Jim Lemon, R OBP: 0.357, SLG: 0.519			 1-2 BB			 1-2 3-H				2	0	0	1	1	0	1				
Dan Dobbek, L OBP: 0.316, SLG: 0.390				 1B						0	0	0	0	0	0	0				
Earl Battey, R OBP: 0.346, SLG: 0.420										4	0	0	0	0	3	3				
Bob Allison, R OBP: 0.375, SLG: 0.414		 S 1B		 S 1B BB						3	2	1	0	1	1	0				
Reno Bertoia, R OBP: 0.320, SLG: 0.370		 1-3 1B		 1-3 1B						4	0	1	0	0	3	1				
Billy Gardner, R OBP: 0.312, SLG: 0.363		 1-3 1B		 1-3 1B				 2B		4	1	4	2	0	0	0				
Chuck Stobbs, L OBP: 0.167, SLG: 0.091		 3-H		 3-H				 2H		3	0	1	1	0	2	3				
<b>Inning Stats</b>	R: 0 E: 0 K: 1 S: 5	H: 0 LOB: 0 BB: 0 P: 5	R: 1 E: 0 K: 2 S: 10	H: 3 LOB: 2 BB: 0 P: 10	R: 0 E: 0 K: 1 S: 6	H: 1 LOB: 2 BB: 1 P: 10	R: 1 E: 0 K: 3 S: 10	H: 1 LOB: 1 BB: 1 P: 14	R: 1 E: 0 K: 0 S: 3	H: 1 LOB: 0 BB: 0 P: 4	R: 1 E: 0 K: 2 S: 9	H: 2 LOB: 1 BB: 0 P: 9	R: 0 E: 0 K: 1 S: 5	H: 0 LOB: 1 BB: 1 P: 9	R: 0 E: 0 K: 1 S: 5	H: 1 LOB: 1 BB: 0 P: 5	1B: 8 2B: 2 3B: 0 HR: 0	SF: 1 SAC: 0 DP: 1 HBP: 1	WP: 0 PB: 0 CS: 0	PA: 35
<b>PITCHER</b> Chuck Estrada, R ERA: 3.65	IP: 6.0 WLS: L BF: 28 H: 8 R: 4 ER: 4 SO: 9 BB: 2 IBB: 0 HBP: 1 BLK: 0 WP: 0 HR: 0 S: 43 P: 52 ERA: 6.00 WHIP: 1.667															<b>PITCHER</b>	IP: 6.0 WLS: L BF: 28 H: 8 R: 4 ER: 4 SO: 9 BB: 2 IBB: 0 HBP: 1 BLK: 0 WP: 0 HR: 0 S: 43 P: 52 ERA: 6.00 WHIP: 1.667			
Wes Stock, R ERA: 3.0	IP: 2.0 WLS: 7 BF: 7 H: 1 R: 0 ER: 0 SO: 2 BB: 1 IBB: 0 HBP: 0 BLK: 0 WP: 0 HR: 0 S: 10 P: 14 ERA: 0.00 WHIP: 1.000															<b>PITCHER</b>	IP: 2.0 WLS: 7 BF: 7 H: 1 R: 0 ER: 0 SO: 2 BB: 1 IBB: 0 HBP: 0 BLK: 0 WP: 0 HR: 0 S: 10 P: 14 ERA: 0.00 WHIP: 1.000			







Batter	1	2	3	4	5	6	7	8	9	AB	R	H	RBI	BB	SO	LOB	TOP			
Jackie Brandt, R OBP: 0.320, SLG: 0.409 (1, 9)	E6 1B		1-3		F8			F7		4	0	0	0	0	0	3	<b>Baltimore Orioles @ Washington Senators</b> Griffith Stadium, Washington, DC Sun Sep 25 1960, 3:33 AM EDT Att: 6,448 - Unknown <a href="http://livebaseballscorecards.com">livebaseballscorecards.com</a>			
Brooks Robinson, R OBP: 0.329, SLG: 0.441 (1, 5)	G1-4-3 1B		F3			6-3		HR		4	1	2	3	0	0	0				
Dave Nicholson, R Wes Stock, R Steve Barber, L OBP: 0.289, SLG: 0.336 (8, 1) (9, 1)	K				K			K		4	0	0	0	0	4	3				
Walt Dropo, R OBP: 0.345, SLG: 0.383 (1, 3)	G1-4-3 1-2				F7			5-3		4	0	0	0	0	3					
Ron Hansen, R OBP: 0.344, SLG: 0.440 (1, 6)		F8							K	4	0	1	0	0	1	0				
Jim Busby, R OBP: 0.333, SLG: 0.310 (1, 8)		1B 2B			F9			F8		4	0	1	0	0	0	1				
Mary Breeding, R OBP: 0.312, SLG: 0.333 (1, 4)		G6-4-3 2-3 1B			E6			L6		4	0	2	0	0	0	0				
Valmy Thomas, R OBP: 0.118, SLG: 0.063 (1, 2)										2	0	0	0	0	0	3				
Dave Philley, S Gene Stephens, L Gus Triandos, R OBP: 0.297, SLG: 0.311 (8, PH) (8, PR) (8, 2)	G6-4-3 1-2				F9			1B HR 1B	FC5-4 1-2	1	0	1	0	0	0	0				
Mitt Pappas, R Gene Woodling, L Al Pilarcik, L OBP: 0.099, SLG: 0.090 (8, PH) (8, PH) (8, 9)					F7			F8		2	0	0	0	0	0	1				
<b>Inning Stats</b>	R: 0 E: 1 K: 1 S: 6	H: 1 LOB: 1 BB: 0 P: 6	R: 0 E: 0 K: 0 S: 4	H: 2 LOB: 1 BB: 0 P: 4	R: 0 E: 0 K: 0 S: 3	H: 0 LOB: 0 BB: 0 P: 3	R: 0 E: 0 K: 1 S: 6	H: 1 LOB: 1 BB: 0 P: 6	R: 0 E: 0 K: 0 S: 5	H: 0 LOB: 0 BB: 0 P: 5	R: 0 E: 0 K: 0 S: 3	H: 0 LOB: 0 BB: 0 P: 3	R: 3 E: 0 K: 1 S: 8	H: 3 LOB: 1 BB: 0 P: 8	R: 0 E: 0 K: 1 S: 6	H: 1 LOB: 1 BB: 0 P: 6	1B: 6 2B: 1 3B: 0 HR: 1	SF: 0 SAC: 0 DP: 2 HBP: 0	WP: 0 PB: 0 SB: 0 CS: 0	PA: 35
<b>PITCHER</b> Jack Kralick, L ERA: 3.02 (1, 1)	IP: 9.0 WLS: L BF: 35 H: 8 R: 3 ER: 3 SO: 5 BB: 0 IBB: 0 HBP: 0 BLK: 0 WP: 0 HR: 1 S: 45 P: 45 ERA: 3.00 WHIP: 0.889											<b>PITCHER</b>	IP: 9.0 WLS: L BF: 35 H: 8 R: 3 ER: 3 SO: 5 BB: 0 IBB: 0 HBP: 0 BLK: 0 WP: 0 HR: 1 S: 45 P: 45 ERA: 3.00 WHIP: 0.889							

Batter	1	2	3	4	5	6	7	8	9	AB	R	H	RBI	BB	SO	LOB	BOTTOM					
Billy Gardner, R OBP: 0.314, SLG: 0.364 (1, 4)	K		K		5-3			4-3		4	0	0	0	0	2	0	<b>Baltimore Orioles @ Washington Senators</b> Griffith Stadium, Washington, DC Sun Sep 25 1960, 3:33 AM EDT Att: 6,448 - Unknown <a href="http://livebaseballscorecards.com">livebaseballscorecards.com</a>					
Lenny Green, L OBP: 0.388, SLG: 0.440 (1, 8)	CS 1B BB		4-3			3-1		P6		3	0	0	0	1	0	0						
Harmon Killebrew, R OBP: 0.364, SLG: 0.545 (1, 3)	CS 1B		5-3					F2		4	0	2	0	0	0	0						
Jim Lemon, R OBP: 0.356, SLG: 0.517 (1, 7)	1-2 2-3 BB				F8		P4		K	3	0	0	0	1	1	1						
Bob Allison, R Elmer Valo, L Jake Jacobs, R OBP: 0.372, SLG: 0.412 (9, PH) (9, PH) (9, PR)	L1				G3		5-3		G3-6-3 1B	3	0	0	0	0	0	3						
Reno Bertoia, R Julio Becquer, L Johnny Schaive, R OBP: 0.319, SLG: 0.366 (9, PH) (9, PH) (9, PH)		5-3			F8			4-3		3	0	0	0	0	0	0						
Earl Batley, R OBP: 0.347, SLG: 0.427 (1, 2)								FC1-6 1B		3	1	3	1	0	0	0						
Zoilo Versalles, R OBP: 0.200, SLG: 0.303 (1, 6)		F2						FC1-6 1-2		3	0	0	0	0	2	2						
Jack Kralick, L OBP: 0.205, SLG: 0.125 (1, 1)					4-3			K		3	0	0	0	0	2	2						
<b>Inning Stats</b>	R: 0 E: 0 K: 1 S: 5	H: 1 LOB: 2 BB: 2 P: 13	R: 0 E: 0 K: 1 S: 6	H: 1 LOB: 1 BB: 0 P: 6	R: 0 E: 0 K: 1 S: 5	H: 0 LOB: 0 BB: 0 P: 5	R: 0 E: 0 K: 0 S: 3	H: 0 LOB: 0 BB: 0 P: 3	R: 1 E: 0 K: 0 S: 4	H: 1 LOB: 0 BB: 0 P: 4	R: 0 E: 0 K: 0 S: 4	H: 1 LOB: 1 BB: 0 P: 4	R: 0 E: 0 K: 1 S: 6	H: 1 LOB: 1 BB: 0 P: 6	R: 0 E: 0 K: 0 S: 3	H: 0 LOB: 0 BB: 0 P: 3		R: 0 E: 0 K: 1 S: 5	H: 1 LOB: 1 BB: 0 P: 5	1B: 5 2B: 0 3B: 0 HR: 1	SF: 0 SAC: 0 DP: 1 HBP: 0	WP: 0 PB: 0 SB: 0 CS: 2
<b>PITCHER</b> Mitt Pappas, R Wes Stock, R Steve Barber, L ERA: 3.48 ERA: 2.88 ERA: 3.13 (1, 1) (8, 1) (9, 1)	IP: 7.0 WLS: W BF: 27 H: 5 R: 1 ER: 1 SO: 4 BB: 0 IBB: 0 HBP: 0 BLK: 0 WP: 0 HR: 1 S: 33 P: 41 ERA: 1.29 WHIP: 1.000											<b>PITCHER</b>	IP: 7.0 WLS: W BF: 27 H: 5 R: 1 ER: 1 SO: 4 BB: 0 IBB: 0 HBP: 0 BLK: 0 WP: 0 HR: 1 S: 33 P: 41 ERA: 1.29 WHIP: 1.000									



Batter	1	2	3	4	5	6	7	8	9	10	AB	R	H	RBI	BB	SO	LOB	TOP				
<b>Bob Cerv, R</b> OBP: 0.348, SLG: 0.455 (1, 7) BB	4-0 FC3-6 BB		0-0 4-3			0-0 K	0-0 F8			0-0 F8 1B 2B	4	1	1	0	1	1	1					
<b>Tony Kubek, L</b> OBP: 0.311, SLG: 0.399 (1, 8) (10, 8)	0-0 F2		0-0 F9			0-0 1B 1B		0-0 1B		0-0 F8	5	1	2	0	0	0	2					
<b>Roger Maris, L</b> OBP: 0.367, SLG: 0.583 (1, 9)	0-0 FC3-6			0-0 L7		0-0 E9 1B		0-0 G4-6-3 1B		4-0 1B 1B IBB	4	1	2	0	1	0	1					
<b>Mickey Mantle, S</b> OBP: 0.502, SLG: 0.553 (4, 8) <b>Ken Hunt, R</b> OBP: 0.332, SLG: 0.389 (8, PH) <b>Yogi Berra, L</b> OBP: 0.352, SLG: 0.454 (8, 8) <b>Hector Lopez, R</b> OBP: 0.351, SLG: 0.416 (10, PH) <b>Joe Judge, R</b> OBP: 0.233, SLG: 0.287 (10, 6)	0-0 4-3			0-0 K		0-0 K		0-0 F8		0-0 1B 1B	2	0	0	0	0	0	1					
<b>Dale Long, L</b> OBP: 0.347, SLG: 0.477 (1, 3)		0-0 HR		0-0 L9		0-0 IBB		0-0 G4-6-3 1-2		0-0 1B	4	1	2	2	1	0	2					
<b>Gil McDougald, R</b> OBP: 0.342, SLG: 0.403 (1, 4)		0-0 F4			0-0 5-3		0-0 P5		0-3 K	0-0 1B	5	0	1	0	0	1	2					
<b>Elston Howard, R</b> OBP: 0.300, SLG: 0.355 (1, 2)		0-3 K			0-0 6-3			0-0 F5		0-0 L6	5	0	0	0	0	1	3					
<b>Bobby Richardson, R</b> OBP: 0.304, SLG: 0.299 (9, PH) <b>Jesse Gonder, L</b> (9, 5) <b>Clete Boyer, R</b> OBP: 0.279, SLG: 0.390 (10, PH) <b>Bill Skowron, R</b> OBP: 0.351, SLG: 0.524 (10, 5) <b>Deron Johnson, R</b> (10, 5)		0-0 4-3			0-0 1B			0-0 FC1-6 1B		0-0 E6	3	0	2	0	0	0	0					
<b>Bill Stafford, R</b> OBP: 0.048, SLG: 0.048 (9, PH) <b>Johnny Blanchard, L</b> OBP: 0.303, SLG: 0.413 (9, 1) <b>Duke Maas, R</b> (9, 1)			0-0 F2		0-0 F2		0-0 FC1-6 1-2		0-0 F5		3	0	0	0	0	0	2					
<b>Inning Stats</b>	R: 0 E: 0 K: 0 S: 3	H: 0 LOB: 1 BB: 1 P: 7	R: 1 E: 0 K: 1 S: 6	H: 1 LOB: 0 BB: 0 P: 6	R: 0 E: 0 K: 0 S: 3	H: 0 LOB: 0 BB: 0 P: 3	R: 0 E: 0 K: 1 S: 5	H: 0 LOB: 0 BB: 0 P: 5	R: 0 E: 0 K: 0 S: 4	H: 1 LOB: 1 BB: 0 P: 4	R: 1 E: 0 K: 2 S: 9	H: 2 LOB: 2 BB: 1 P: 13	R: 0 E: 0 K: 0 S: 4	H: 2 LOB: 1 BB: 0 P: 4	R: 0 E: 1 K: 1 S: 6	H: 0 LOB: 1 BB: 0 P: 6	R: 2 E: 0 K: 0 S: 7	H: 4 LOB: 3 BB: 1 P: 11	1B: 9 2B: 1 3B: 0 HR: 1	SF: 0 SAC: 0 DP: 1 HBP: 0	WP: 0 PA: 44 PB: 0 SB: 0 CS: 0	
<b>PITCHER</b> <b>Pedro Ramos, R</b> ERA: 3.53 (1, 1)	IP 10.0	WLS L	BF 44	H 11	R 4	ER 3	SO 5	BB 1	IBB 2	HBP 0	BLK 0	WP 0	HR 1	S 51	P 63	ERA 2.70	WHIP 1.200					

**New York Yankees @ Washington Senators**  
Griffith Stadium, Washington, DC  
Mon Sep 26 1960, 7:05 PM EDT  
Att: 6,508 - Unknown


AB	41
R	4
H	11
RBI	3
BB	3
SO	5
LOB	21



Batter	1	2	3	4	5	6	7	8	9	10	AB	R	H	RBI	BB	SO	LOB	BOTTOM				
<b>Billy Gardner, R</b> OBP: 0.313, SLG: 0.363 (1, 4) <b>Johnny Schaefer, R</b> OBP: 0.273, SLG: 0.364 (4, 4)	0-0 6-3			0-0 6-3		0-0 F5		0-0 FC6-4 1B		0-3 K	1	0	0	0	0	0	0					
<b>Lenny Green, L</b> OBP: 0.389, SLG: 0.441 (1, 8)	0-0 F7			0-0 2-3 1B			0-0 HR 1B	0-0 F9			4	1	2	0	0	0	2					
<b>Harmon Killebrew, R</b> OBP: 0.382, SLG: 0.549 (1, 3)	0-0 L9			0-0 2-3 1-2			0-0 HR	0-0 FC6-4 1-2			4	1	1	2	0	0	3					
<b>Jim Lemon, R</b> OBP: 0.354, SLG: 0.513 (1, 7)		0-0 F9		0-0 F3			0-3 K		0-3 K		4	0	0	0	0	2	1					
<b>Bob Allison, R</b> OBP: 0.371, SLG: 0.409 (1, 9)		0-3 K			0-3 K		4-0 BB		0-0 5-3		3	0	0	0	1	2	0					
<b>Earl Battey, R</b> OBP: 0.346, SLG: 0.425 (1, 2)		0-3 K			0-0 G1-4-3 1B		0-0 F3		0-0 6-3		4	0	1	0	0	1	1					
<b>Reno Bertoia, R</b> OBP: 0.316, SLG: 0.363 (1, 5)			0-0 F7		0-0 G1-4-3 1-2		0-0 F8			0-0 P2	4	0	0	0	0	0	2					
<b>Zelig Versalles, R</b> OBP: 0.194, SLG: 0.294 (8, PH) <b>Don Mincher, L</b> OBP: 0.203, SLG: 0.287 (7, 6) <b>Jose Valdesano, L</b> OBP: 0.249, SLG: 0.249 (8, PH) <b>Elmer Valz, L</b> OBP: 0.211, SLG: 0.283 (8, 6) <b>Billy Gonzales, R</b> OBP: 0.211, SLG: 0.293 (10, PH) <b>Faye Throneberry, L</b> OBP: 0.208, SLG: 0.329 (10, PH)			0-0 F8			0-3 K		0-0 F6		0-0 4-3 2B	1	0	0	0	0	0	0					
<b>Pedro Ramos, S</b> OBP: 0.131, SLG: 0.229 (1, 1) <b>Julio Becquer, L</b> OBP: 0.282, SLG: 0.398 (10, PH)			0-0 6-3			0-0 F5		0-0 1B 1B		0-0 4-3	3	0	1	0	0	0	0					
<b>Inning Stats</b>	R: 0 E: 0 K: 0 S: 3	H: 0 LOB: 0 BB: 0 P: 3	R: 0 E: 0 K: 2 S: 7	H: 0 LOB: 0 BB: 0 P: 7	R: 0 E: 0 K: 0 S: 3	H: 0 LOB: 0 BB: 0 P: 3	R: 0 E: 0 K: 0 S: 4	H: 1 LOB: 1 BB: 0 P: 4	R: 0 E: 0 K: 1 S: 5	H: 1 LOB: 0 BB: 0 P: 5	R: 2 E: 0 K: 1 S: 7	H: 2 LOB: 1 BB: 1 P: 11	R: 0 E: 0 K: 0 S: 5	H: 2 LOB: 2 BB: 0 P: 5	R: 0 E: 0 K: 1 S: 5	H: 0 LOB: 0 BB: 0 P: 5	R: 0 E: 0 K: 1 S: 6	H: 1 LOB: 1 BB: 0 P: 6	1B: 5 2B: 1 3B: 0 HR: 1	SF: 0 SAC: 0 DP: 1 HBP: 0	WP: 0 PA: 37 PB: 0 SB: 0 CS: 0	
<b>PITCHER</b> <b>Bill Stafford, R</b> ERA: 2.37 (1, 1) <b>Duke Maas, R</b> ERA: 4.14 (9, 1)	IP 8.0	WLS W	BF 30	H 6	R 2	ER 2	SO 5	BB 1	IBB 0	HBP 0	BLK 0	WP 0	HR 1	S 39	P 43	ERA 2.25	WHIP 0.875					

**New York Yankees @ Washington Senators**  
Griffith Stadium, Washington, DC  
Mon Sep 26 1960, 7:05 PM EDT  
Att: 6,508 - Unknown

AB	36
R	2
H	7
RBI	2
BB	1
SO	7
LOB	11









Batter	1	2	3	4	5	6	7	8	9	AB	R	H	RBI	BB	SO	LOB	TOP								
Bob Cerv, R OBP: 0.346, SLG: 0.451 Ken Hunt, R OBP: 0.435, SLG: 0.389	0-0 HR 1B		0-3 K		0-0 E3 HR		0-0 3-1		0-0 6-3	5	2	1	0	0	1	0									
Clete Boyer, R OBP: 0.295, SLG: 0.405	0-3 K		0-0 BB E 1B		0-0 HR		0-0 L9		0-0 1B	5	2	3	2	0	1	1									
Roger Maris, L OBP: 0.370, SLG: 0.580	0-3 K		4-0 FC6-4 1-2 BB		0-0 F8		0-0 1B		0-0 F7	4	0	1	0	1	1	2									
Mickey Mantle, S OBP: 0.401, SLG: 0.562 Jim Pisoni, R OBP: 0.296, SLG: 0.167	0-0 HR		0-0 FC6-4 1-2 2H		0-0 HR		0-0 4-3		0-0 4-3	4	2	2	3	0	0	2									
Bill Skowron, R OBP: 0.350, SLG: 0.526 Dale Long, L OBP: 0.343, SLG: 0.478	0-0 F7		0-0 4-3		0-0 P3				0-0 F9	4	0	0	0	0	0	1									
Gil McDougald, R OBP: 0.335, SLG: 0.393		0-0 6-3		0-0 P4		0-0 F9		0-0 4-3		4	0	0	0	0	0	0									
Elston Howard, R OBP: 0.299, SLG: 0.354 Yogi Berra, L OBP: 0.349, SLG: 0.452 Jim Coates, R OBP: 0.300, SLG: 0.340 Tony Kubek, L OBP: 0.312, SLG: 0.399 Luis Arroyo, L OBP: 0.305, SLG: 0.299		0-0 FC5-4 1B		0-0 4-3		0-0 4-3		0-0 1B		0	0	0	0	0	0	0									
Bobby Richardson, R OBP: 0.305, SLG: 0.299		0-0 FC5-4 1-2		0-0 P6		0-0 1B		0-0 1B		4	0	2	0	0	0	1									
Whitey Ford, L OBP: 0.274, SLG: 0.189 Johnny Blanchard, L OBP: 0.299, SLG: 0.423	0-3 K		0-3 K		0-0 P6		0-0 F7		0-0 L9	2	0	0	0	0	1	1									
										2	0	0	0	0	0	3									
<b>Inning Stats</b>	R: 2 E: 0 K: 2 S: 9	H: 2 LOB: 0 BB: 0 P: 9	R: 0 E: 0 K: 1 S: 6	H: 1 LOB: 1 BB: 0 P: 6	R: 1 E: 1 K: 1 S: 6	H: 1 LOB: 1 BB: 1 P: 10	R: 0 E: 0 K: 0 S: 3	H: 0 LOB: 0 BB: 0 P: 3	R: 3 E: 1 K: 0 S: 6	H: 2 LOB: 0 BB: 0 P: 6	R: 0 E: 0 K: 0 S: 4	H: 1 LOB: 1 BB: 0 P: 4	R: 0 E: 0 K: 0 S: 4	H: 1 LOB: 1 BB: 0 P: 4	R: 0 E: 0 K: 0 S: 5	H: 2 LOB: 2 BB: 0 P: 5	R: 0 E: 0 K: 0 S: 4	H: 1 LOB: 1 BB: 0 P: 4	1B: 8 2B: 0 3B: 0 HR: 3	SF: 0 SAC: 0 DP: 0 HBP: 0	WP: 0 PB: 0 SB: 0 CS: 0	PA: 40			
<b>PITCHER</b>	IP	WLS	BF	H	R	ER	SO	BB	IBB	HBP	BLK	WP	HR	S	P	ERA	WHIP								
Chuck Stobbs, L ERA: 3.35	5.0	L	23	6	6	3	4	1	0	0	0	0	3	30	34	5.40	1.400								
Tex Clevenger, R ERA: 4.2	3.0		13	4	0	0	0	0	0	0	0	0	0	13	13	0.00	1.333								
Hal Woodeshick, L ERA: 4.7	1.0		4	1	0	0	0	0	0	0	0	0	0	4	4	0.00	1.000								

**New York Yankees @ Washington Senators**  
 Griffith Stadium, Washington, DC  
 Wed Sep 28 1960, 7:05 PM EDT  
 Att: 5,519 - Unknown  
[livebaseballscorecards.com](http://livebaseballscorecards.com)

AB	39
R	6
H	11
RBI	5
BB	1
SO	4
LOB	12



Batter	1	2	3	4	5	6	7	8	9	AB	R	H	RBI	BB	SO	LOB	BOTTOM								
Zoilo Versalles, R OBP: 0.190, SLG: 0.300	0-3 K		0-0 1B			0-3 K		0-0 5-3		4	1	1	0	0	2	0									
Reno Bertoia, R OBP: 0.315, SLG: 0.361	0-3 K		0-0 2B			0-0 F9		0-0 5-3		4	0	1	1	0	1	0									
Harmon Killebrew, R OBP: 0.379, SLG: 0.540	0-0 P6		0-0 1B			0-0 F9		4-0 BB 3B		3	1	0	0	1	0	1									
Jim Lemon, R OBP: 0.353, SLG: 0.509		0-0 G4-6-3 1B		0-0 5-3		0-0 P4		0-0 F9		4	0	1	0	0	0	1									
Earl Battey, R OBP: 0.349, SLG: 0.431		0-0 G4-6-3 1-2		0-0 6-3		0-0 2B		0-0 3B		4	0	2	1	0	0	1									
Bob Allison, R OBP: 0.370, SLG: 0.414		0-0 HR		0-3 K		0-3 K		0-0 F9		4	1	1	1	0	2	2									
Pete Whisenant, R OBP: 0.326, SLG: 0.369		0-0 6-3			0-0 F7		0-0 5-3			3	0	0	0	0	0	1									
Billy Consolo, R OBP: 0.310, SLG: 0.292			0-0 5-3		0-0 G6-3 1B		0-3 K			3	0	1	0	0	1	0									
Chuck Stobbs, L OBP: 0.162, SLG: 0.088 Jake Jacobs, R (5, PH) Tex Clevenger, R OBP: 0.167, SLG: 0.091 Elmer Valo, L (8, PH) Hal Woodeshick, R OBP: 0.329, SLG: 0.069			0-0 3-1		0-0 G6-3 1-2		0-0 G3			1	0	0	0	0	0	0									
										1	0	0	0	0	0	0									
										1	0	0	0	0	0	0									
										0	0	0	0	0	0	0									
										0	0	0	0	0	0	0									
<b>Inning Stats</b>	R: 0 E: 0 K: 2 S: 7	H: 0 LOB: 0 BB: 0 P: 7	R: 1 E: 0 K: 0 S: 4	H: 2 LOB: 0 BB: 0 P: 4	R: 1 E: 0 K: 0 S: 5	H: 2 LOB: 1 BB: 0 P: 5	R: 0 E: 0 K: 1 S: 5	H: 0 LOB: 0 BB: 0 P: 5	R: 0 E: 0 K: 1 S: 5	H: 0 LOB: 0 BB: 0 P: 5	R: 0 E: 0 K: 1 S: 6	H: 1 LOB: 1 BB: 0 P: 6	R: 0 E: 0 K: 1 S: 5	H: 0 LOB: 0 BB: 0 P: 5	R: 0 E: 0 K: 1 S: 4	H: 1 LOB: 1 BB: 1 P: 8	1B: 3 2B: 2 3B: 1 HR: 1	SF: 0 SAC: 0 DP: 2 HBP: 0	WP: 0 PB: 0 SB: 0 CS: 0	PA: 33					
<b>PITCHER</b>	IP	WLS	BF	H	R	ER	SO	BB	IBB	HBP	BLK	WP	HR	S	P	ERA	WHIP								
Whitey Ford, L ERA: 3.12	5.0	W	18	5	2	2	3	0	0	0	0	0	1	24	24	3.60	1.000								
Jim Coates, R ERA: 4.34	2.0		7	1	0	0	2	0	0	0	0	0	0	11	11	0.00	0.500								
Luis Arroyo, L ERA: 2.95	2.0	S	8	1	1	1	1	1	0	0	0	0	0	9	13	4.50	1.000								

**New York Yankees @ Washington Senators**  
 Griffith Stadium, Washington, DC  
 Wed Sep 28 1960, 7:05 PM EDT  
 Att: 5,519 - Unknown  
[livebaseballscorecards.com](http://livebaseballscorecards.com)

AB	32
R	3
H	7
RBI	3
BB	1
SO	6
LOB	7





Batter	1	2	3	4	5	6	7	8	9	AB	R	H	RBI	BB	SO	LOB	TOP			
Jackie Brandt, R OBP: 0.318, SLG: 0.408 (1, 9)	F9		6-3		K				K	4	0	0	0	1	2	1	<b>Baltimore Orioles @ Washington Senators</b> Griffith Stadium, Washington, DC Sat Oct 01 1960, 3:33 AM EDT Att: 2,641 - Unknown			
Dave Philley, S OBP: 0.301, SLG: 0.327 Al Pilarcik, L OBP: 0.313, SLG: 0.345 (1, 7) (9, 9)	1-3			1B	FC4-6		FC5-4		P4	4	1	1	0	1	0	2				
Brooks Robinson, R OBP: 0.330, SLG: 0.440 (1, 5)	5-3			1B	K					4	1	2	1	0	1	1				
Walt Dropo, R OBP: 0.343, SLG: 0.380 (1, 3)				P4	FC4-6					4	0	1	0	0	0	4				
Gus Triandos, R OBP: 0.342, SLG: 0.419 (1, 2)	FC6-4			1B			6-3			4	1	2	0	0	0	1				
Ron Hansen, R OBP: 0.346, SLG: 0.443 (1, 6)	F8			1B			5-3		F9	4	0	1	1	0	0	2				
Jim Busby, R OBP: 0.341, SLG: 0.314 (1, 8)	F9			L4-6					G6-4-3	4	0	2	1	0	0	2				
Mary Breeding, R OBP: 0.314, SLG: 0.337 (1, 4)			6-3							3	0	1	0	1	1	1				
Chuck Estrada, R OBP: 0.203, SLG: 0.188 (1, 1)			K	L4-6					SH1-4	3	0	0	0	0	1	3				
<b>Inning Stats</b>	R: 0 E: 0 K: 0 S: 3	H: 0 LOB: 0 BB: 0 P: 3	R: 0 E: 1 K: 0 S: 4	H: 1 LOB: 1 BB: 0 P: 4	R: 0 E: 0 K: 1 S: 5	H: 0 LOB: 0 BB: 0 P: 5	R: 3 E: 0 K: 0 S: 7	H: 5 LOB: 2 BB: 1 P: 11	R: 0 E: 0 K: 1 S: 6	H: 1 LOB: 1 BB: 0 P: 6	R: 0 E: 0 K: 0 S: 4	H: 1 LOB: 2 BB: 1 P: 8	R: 0 E: 0 K: 0 S: 3	H: 1 LOB: 0 BB: 0 P: 3	R: 0 E: 0 K: 1 S: 6	H: 1 LOB: 1 BB: 0 P: 6		1B: 9 2B: 1 3B: 1 HR: 0	SF: 0 SAC: 1 DP: 2 HBP: 0	WP: 0 PB: 0 SB: 0 CS: 0
<b>PITCHER</b>	IP	WLS	BF	H	R	ER	SO	BB	IBB	HBP	BLK	WP	HR	S	P	ERA	WHIP			
Jack Kralick, L ERA: 3.04 Chuck Stobbs, L ERA: 3.32 (1, 1) (9, 1)	8.0	L	34	9	3	3	4	2	1	0	0	0	0	0	39	51	3.38	1.375		

Batter	1	2	3	4	5	6	7	8	9	AB	R	H	RBI	BB	SO	LOB	BOTTOM			
Reno Bertoia, R OBP: 0.313, SLG: 0.359 (1, 4)	F9		F9		P5				SH	3	0	0	0	0	0	1	<b>Baltimore Orioles @ Washington Senators</b> Griffith Stadium, Washington, DC Sat Oct 01 1960, 3:33 AM EDT Att: 2,641 - Unknown			
Lenny Green, L OBP: 0.387, SLG: 0.436 (1, 8)	L6			F9					SH1-4	3	0	1	0	0	0	0				
Harmon Killebrew, R OBP: 0.377, SLG: 0.537 (1, 5)	F7			BB	BB				P4	3	1	0	0	1	1	4				
Jim Lemon, R OBP: 0.354, SLG: 0.508 (1, 7)				BB	BB				F7	3	1	1	0	1	0	4				
Julio Becquer, L OBP: 0.281, SLG: 0.395 (1, 3)	F7			F5					FC4-6	4	0	1	0	0	0	4				
Bob Allison, R OBP: 0.369, SLG: 0.414 (1, 9)	G6-4-3								P1	4	0	1	2	0	0	2				
Earl Batley, R OBP: 0.346, SLG: 0.427 Pedro Ramos, S OBP: 0.131, SLG: 0.229 (1, 2) (9, PR)			K	6-3					FC4-6	4	0	0	0	0	1	2				
Zoilo Versalles, R OBP: 0.182, SLG: 0.286 Dan Dobbek, L OBP: 0.313, SLG: 0.387 Jose Valdivielso, R OBP: 0.276, SLG: 0.246 Faye Throneberry, L OBP: 0.328, SLG: 0.327 (1, 6) (7, PH) (8, 6) (9, PH)	5-3				F8				K	2	0	0	0	0	0	0				
Jack Kralick, L OBP: 0.217, SLG: 0.122 Elmer Valo, L OBP: 0.413, SLG: 0.304 Jake Jacobs, R (8, PR) Chuck Stobbs, L OBP: 0.162, SLG: 0.088 (9, 1)									SH1-4	1	0	0	0	1	1	0				
<b>Inning Stats</b>	R: 0 E: 0 K: 0 S: 3	H: 0 LOB: 0 BB: 0 P: 3	R: 0 E: 0 K: 0 S: 3	H: 1 LOB: 0 BB: 0 P: 3	R: 0 E: 0 K: 1 S: 5	H: 0 LOB: 1 BB: 1 P: 9	R: 2 E: 0 K: 0 S: 4	H: 1 LOB: 1 BB: 2 P: 12	R: 0 E: 0 K: 1 S: 5	H: 0 LOB: 0 BB: 0 P: 5	R: 0 E: 0 K: 1 S: 6	H: 1 LOB: 1 BB: 0 P: 6	R: 0 E: 0 K: 1 S: 5	H: 0 LOB: 3 BB: 0 P: 5	R: 0 E: 0 K: 1 S: 6	H: 1 LOB: 1 BB: 0 P: 6		1B: 4 2B: 1 3B: 0 HR: 0	SF: 0 SAC: 2 DP: 1 HBP: 0	WP: 0 PB: 0 SB: 0 CS: 0
<b>PITCHER</b>	IP	WLS	BF	H	R	ER	SO	BB	IBB	HBP	BLK	WP	HR	S	P	ERA	WHIP			
Chuck Estrada, R ERA: 3.58 (1, 1)	9.0	W	35	5	2	2	5	3	0	0	0	0	0	0	42	54	2.00	0.889		



Batter	1	2	3	4	5	6	7	8	9	AB	R	H	RBI	BB	SO	LOB	TOP
Jackie Brandt, R OBP: 0.317, SLG: 0.413 (1, 8)	F7		F9			P6		HR		4	1	1	1	0	0	0	<b>Baltimore Orioles @ Washington Senators</b> Griffith Stadium, Washington, DC Sun Oct 02 1960, 3:33 AM EDT Att: 4,768 - Unknown <a href="http://livebaseballscorecards.com">livebaseballscorecards.com</a>
Gene Stephens, L OBP: 0.318, SLG: 0.354 (1, 9)	E4 FC3-6 2B		5-3			6-3		1B		3	1	0	0	1	0	0	
Gene Woodling, L OBP: 0.400, SLG: 0.414 Jim Busby, R OBP: 0.341, SLG: 0.314 (8, PR)	FC3-6 BB		F9			4-3		BB		3	0	1	0	1	0	0	
Jim Gentle, L OBP: 0.403, SLG: 0.500 (1, 3)	FC3-6 2B 1-2 2-3		F9			F8		FC6-4 BB		3	0	0	0	1	0	2	
Brooks Robinson, R OBP: 0.329, SLG: 0.440 (1, 5)	1-3 3-H 2B		F8			L5		FC6-4		4	0	1	1	0	0	3	
Gus Triandos, R OBP: 0.342, SLG: 0.418 (1, 2)	K		K			1B		L6		4	0	1	0	0	2	2	
Ron Hansen, R OBP: 0.344, SLG: 0.440 (1, 6)			G3			6-3		F8		4	0	0	0	0	0	1	
Mary Breeding, R OBP: 0.313, SLG: 0.336 Bob Boyd, L OBP: 0.394, SLG: 0.427 Jerry Adair, R OBP: 0.200, SLG: 0.800 (8, PH)	F2		K			K		6-3		2	0	0	0	0	1	0	
Mitt Pappas, R OBP: 0.095, SLG: 0.086 (1, 1)	F8		F8			4-3		K		3	0	0	0	0	1	0	
<b>Inning Stats</b>	R: 1 E: 1 K: 1 S: 7	H: 1 LOB: 2 BB: 1 P: 11	R: 0 E: 0 K: 0 S: 3	H: 0 LOB: 0 BB: 0 P: 3	R: 0 E: 0 K: 1 S: 5	H: 0 LOB: 0 BB: 0 P: 5	R: 0 E: 0 K: 1 S: 5	H: 1 LOB: 1 BB: 0 P: 4	R: 1 E: 0 K: 1 S: 7	H: 2 LOB: 2 BB: 2 P: 15	R: 0 E: 0 K: 0 S: 3	H: 0 LOB: 0 BB: 0 P: 3	1B: 2 2B: 1 3B: 0 HR: 1	SF: 0 SAC: 0 DP: 0 HBP: 0	WP: 0 PB: 0 SB: 0 CS: 0	PA: 35	
<b>PITCHER</b> Pedro Ramos, R ERA: 3.45 (1, 1)	IP: 9.0 WLS: L BF: 35	H: 4 R: 2 ER: 1 SO: 4	BB: 3 IBB: 0 HBP: 0 BLK: 0	WP: 0 HR: 1 S: 40 P: 52	ERA: 1.00 WHIP: 0.778	<b>PITCHER</b>											

Batter	1	2	3	4	5	6	7	8	9	AB	R	H	RBI	BB	SO	LOB	BOTTOM
Zoilo Versalles, R OBP: 0.170, SLG: 0.267 Faye Throneberry, L OBP: 0.329, SLG: 0.325 Jose Valdivielso, R OBP: 0.276, SLG: 0.246 (8, PH)	P4		6-3			6-3		F8		3	0	0	0	0	0	1	<b>Baltimore Orioles @ Washington Senators</b> Griffith Stadium, Washington, DC Sun Oct 02 1960, 3:33 AM EDT Att: 4,768 - Unknown <a href="http://livebaseballscorecards.com">livebaseballscorecards.com</a>
Lenny Green, L OBP: 0.383, SLG: 0.430 (1, 8)	F7		4-3			F9		3-1		4	0	0	0	0	0	0	
Harmon Killebrew, R OBP: 0.376, SLG: 0.534 (1, 5)	1B		P3			K		K		4	0	1	0	0	2	0	
Jim Lemon, R OBP: 0.355, SLG: 0.508 (1, 7)	K		1B			1B		6-3		4	0	2	0	0	1	1	
Julio Becquer, L OBP: 0.277, SLG: 0.389 (1, 3)	K		F8			6-3		F7		4	0	0	0	0	1	2	
Bob Allison, R OBP: 0.368, SLG: 0.413 (1, 9)	5-3		5-3			5-3		5-3		4	0	1	0	0	0	0	
Hal Naragon, L OBP: 0.275, SLG: 0.228 (1, 2)	3-1		SH3-4 3B 1B			SH3-4 1-2		SH3-4		2	1	1	0	0	0	0	
Billy Consolo, R OBP: 0.310, SLG: 0.305 (1, 4)	F9		1-H 3B			F1		F1		3	0	1	1	0	0	1	
Pedro Ramos, S OBP: 0.126, SLG: 0.221 (1, 1)	6-3		4-3			K		K		3	0	0	0	0	1	2	
<b>Inning Stats</b>	R: 0 E: 0 K: 1 S: 6	H: 1 LOB: 0 BB: 0 P: 6	R: 0 E: 0 K: 0 S: 3	H: 0 LOB: 0 BB: 0 P: 3	R: 0 E: 0 K: 0 S: 4	H: 1 LOB: 1 BB: 0 P: 4	R: 1 E: 0 K: 0 S: 5	H: 2 LOB: 1 BB: 0 P: 5	R: 0 E: 0 K: 1 S: 6	H: 1 LOB: 1 BB: 0 P: 6	R: 0 E: 0 K: 1 S: 5	H: 0 LOB: 0 BB: 0 P: 5	1B: 5 2B: 0 3B: 1 HR: 0	SF: 0 SAC: 1 DP: 0 HBP: 0	WP: 0 PB: 0 SB: 0 CS: 0	PA: 33	
<b>PITCHER</b> Mitt Pappas, R ERA: 3.37 (1, 1)	IP: 9.0 WLS: W BF: 33	H: 6 R: 1 ER: 1 SO: 5	BB: 0 IBB: 0 HBP: 0 BLK: 0	WP: 0 HR: 0 S: 43 P: 43	ERA: 1.00 WHIP: 0.667	<b>PITCHER</b>											