

Washington Senators - 1961

Batter	1	2	3	4	5	6	7	8	9	AB R H RBI BB SO LOB	TOP
Luis Aparicio, R (1, 6) OBP: 0.750, SLG: 1.000	4-0 L6-4 3-1 BB		x 0-0 CS 2B		x 0-0 1-2 1B		x 0-0 F8			3 0 2 1 1 0 1	Chicago White Sox @ Washington Senators Griffith Stadium, Washington, DC Mon Apr 10 1961, 3:33 AM EST Att. 26,725 - Overcast - 50 F
Nellie Fox, L (1, 4)	x 0-0 3-1		x 0-0 L8		x 0-0 F7		x 0-0 1-3		4 0 0 0 0 0 4		
Minnie Minoso, R (1, 7)	x 0-0 L6-4			x 0-0 F8		x 0-0 P5		H 1-0 SF7 HBP	3 1 0 0 0 0 1		
Roy Sievers, R (1, 3) OBP: 0.500, SLG: 2.000		x 0-0 HR		B 4-0 3-4-3 BB		x 0-0 5-3		x 0-0 SF7	2 1 1 2 1 0 0		
J.C. Martin, L (1, 5)		x 0-0 1-3		x 0-0 3-4-3		x 0-0 L8		x 0-0 F9	4 0 0 0 0 0 1		
Al Smith, R (1, 9) OBP: 0.250, SLG: 0.500		x 0-0 CS 2B		S 0-3 K		x 0-0 P4		x 0-0 F8	4 0 1 0 0 1 1		
Jim Landis, R (1, 8) OBP: 0.250, SLG: 0.750		x 0-0 F8			x 0-0 5-3		x 0-0 E 3B	S 0-3 K	4 1 1 0 0 1 1		
Sherm Lollar, R (1, 2)			x 0-0 6-3		x 0-0 E8 FC6-5		S 0-3 K	x 0-0 5-3	4 0 0 0 0 1 1		
Early Wynn, S (1, 1)			x 0-0		x 0-0 FC6-5 1B		x 0-0 E3		0 0 0 0 0 0 0		
Floyd Robinson, L (3, PH) OBP: 1.000, SLG: 2.000									1 1 1 0 0 0 0		
Russ Kemmerer, R (3, 1)									1 0 0 0 0 0 1		
Earl Torgeson, L (7, PH)									1 0 0 0 0 0 0		
Frank Baumann, L (7, 1)									0 0 0 0 0 0 0		
Inning Stats	R: 0 H: 0 E: 0 LOB: 0 K: 0 BB: 1 S: 2 P: 6	R: 1 H: 2 E: 0 LOB: 0 K: 0 BB: 0 S: 4 P: 4	R: 1 H: 2 E: 0 LOB: 0 K: 0 BB: 0 S: 4 P: 4	R: 0 H: 0 E: 0 LOB: 1 K: 1 BB: 1 S: 5 P: 9	R: 0 H: 1 E: 1 LOB: 2 K: 0 BB: 0 S: 5 P: 5	R: 0 H: 0 E: 0 LOB: 0 K: 0 BB: 0 S: 3 P: 3	R: 1 H: 1 E: 1 LOB: 1 K: 1 BB: 0 S: 7 P: 7	R: 1 H: 0 E: 0 LOB: 0 K: 0 BB: 0 S: 3 P: 4	R: 0 H: 0 E: 0 LOB: 0 K: 1 BB: 0 S: 5 P: 5	1B: 1 SF: 1 2B: 4 SAC: 0 3B: 1 DP: 1 HR: 1 HBP: 1	WP: 0 PA: 35 PB: 0 SB: 1 CS: 2
PITCHER Dick Donovan, R (1, 1) ERA: 2.0	IP WLS BF H R ER SO BB IBB HBP BLK WP HR S P ERA WHIP										

livebaseballscorecards.com

AB	31
R	4
H	6
RBI	3
BB	2
SO	3
LOB	11



Batter	1	2	3	4	5	6	7	8	9	AB	R	H	RBI	BB	SO	LOB
Coot Veal, R OBP: 0.500, SLG: 0.500 (1, 6)	0-0 1B 3B 1B	0-0 FC6-4 1B			0-0 5-3		0-0 F7			4	1	2	0	0	0	0
Billy Klaus, L (1, 5)	0-0 P5	0-0 SF8			0-0 6-3		0-3 K			3	0	0	1	0	1	1
Marty Keough, L OBP: 0.750, SLG: 0.750 (1, 9)	0-0 3B 1B	0-0 FC6-4			0-0 FC6 1B		0-0 F8 1B			4	1	3	0	0	0	2
Dale Long, L (1, 3)	0-3 K			0-0 4-3		0-0 FC6		0-0 F8		4	0	0	0	0	1	4
Gene Woodling, L OBP: 0.250, SLG: 0.750 (1, 7)	0-0 3B			0-0 4-3		0-0 F7		0-0 F8		4	0	1	2	0	0	0
Willie Tasby, R OBP: 0.250, SLG: 0.500 (1, 8)	0-0 F2			0-0 5-3		0-0 2B		0-3 K		4	0	1	0	0	1	1
Danny O'Connell, R OBP: 0.500, SLG: 0.500 (1, 4) Jim Mahoney, R (9, PR)		0-0 FC6-4 1B			0-0 F7		0-0 P3		0-0 5-3 1B	4	0	2	0	0	0	1
Pete Daley, R R C Stevens, R (9, PH)		0-0 FC6-4 1B SF8 BB			0-0 6-3		0-0 6-3		0-0 5-3	3	1	0	0	0	0	2
Dick Donovan, L Harry Bright, R (9, PH)		4-0 SF8 1B BB			0-3 K2-3		0-0 5-3		0-0 2-3	2	0	0	0	1	1	0
										1	0	0	0	0	0	2

Inning Stats	R: 2	H: 3	E: 0	K: 1	S: 8	H: 3	LOB: 1	BB: 0	P: 8	R: 1	H: 2	E: 0	K: 0	S: 5	H: 2	LOB: 2	BB: 1	P: 9	R: 0	H: 0	E: 0	K: 0	S: 3	R: 0	H: 0	E: 0	K: 1	S: 5	R: 0	H: 1	E: 0	K: 0	S: 4	R: 0	H: 1	E: 0	K: 0	S: 4	R: 0	H: 0	E: 0	K: 1	S: 5	R: 0	H: 1	E: 0	K: 0	S: 4	R: 0	H: 1	E: 0	K: 1	S: 5	R: 0	H: 1	E: 0	K: 1	S: 6	R: 0	H: 1	E: 0	K: 1	S: 6	1B: 7	2B: 1	3B: 1	HR: 0	SF: 1	SAC: 0	DP: 0	HBP: 0	WP: 0	PB: 0	SB: 0	CS: 0	PA: 36
--------------	------	------	------	------	------	------	--------	-------	------	------	------	------	------	------	------	--------	-------	------	------	------	------	------	------	------	------	------	------	------	------	------	------	------	------	------	------	------	------	------	------	------	------	------	------	------	------	------	------	------	------	------	------	------	------	------	------	------	------	------	------	------	------	------	------	-------	-------	-------	-------	-------	--------	-------	--------	-------	-------	-------	-------	--------

PITCHER	IP	WLS	BF	H	R	ER	SO	BB	IBB	HBP	BLK	WP	HR	S	P	ERA	WHIP
Early Wynn, R ERA: 13.5 (1, 1)	2.0		12	5	3	3	1	1	0	0	0	0	0	13	17	13.50	3.000
Russ Kemmerer, R ERA: (3, 1)	4.0		14	2	0	0	1	0	0	0	0	0	0	16	16	0.00	0.500
Frank Baumann, L ERA: (7, 1)	3.0	W	10	2	0	0	2	0	0	0	0	0	0	14	14	0.00	0.667

BOTTOM

Chicago White Sox @ Washington Senators
Griffith Stadium, Washington, DC
Mon Apr 10 1961, 3:33 AM EST
Att. 26,725 - Overcast - 50 F

livebaseballscorecards.com

AB	34
R	3
H	9
RBI	3
BB	1
SO	4
LOB	14



Batter	1	2	3	4	5	6	7	8	9	AB R H RBI BB SO LOB	TOP									
Johnny Temple, R (1, 4) OBP: 0.222, SLG: 0.222	0-0 5-3			0-0 P6		0-0 5-3		0-0 1B		4 0 1 1 0 0 0	Cleveland Indians @ Washington Senators Griffith Stadium, Washington, DC Fri Apr 14 1961, 6:05 PM EST Att: 10,126 - Unknown livebaseballscorecards.com									
Tito Francona, L (1, 7) OBP: 0.100, SLG: 0.100	0-0 L1			0-0 F8		0-0 L7		0-0 F8		4 0 0 0 0 0 1										
Jim Piersall, R (1, 8) OBP: 0.600, SLG: 0.900	0-0 F9			0-0 1-3			0-0 3B	0-0 1B		4 0 2 0 0 0 0										
Willie Kirkland, L (1, 9) OBP: 0.500, SLG: 0.750		0-0 F7		0-0 FC5 1B		0-0 F2	0-0 1B	0-0 1-3		4 0 1 0 0 0 3										
Woodie Held, R (1, 6) OBP: 0.300, SLG: 0.125		0-3 K		0-3 K		0-0 L4		0-0 F7		4 0 0 0 0 2 2										
Vic Power, R (1, 3) OBP: 0.556, SLG: 0.778		0-0 4-3		0-0 1-2		0-0 5-3		0-0 P6		4 0 1 0 0 0 1										
Bubba Phillips, R (1, 5) OBP: 0.444, SLG: 0.875			0-0 6-3		0-0 F7		0-0 2B	0-0 SF7	0-0 F7	4 1 1 0 0 0 2										
John Romano, R (1, 2) OBP: 0.500, SLG: 0.571			0-0 5-3		0-0 FC5		0-0 SF7	0-0 1B		3 1 1 0 0 0 2										
Gary Bell, R (1, 1) Bob Allen, L (7, 1) Bob Hale, L (8, PH) Frank Funk, R (8, 1)			0-0 5-3		0-0 5-3		0-0 SF7			2 0 0 0 0 0 0										
Inning Stats	R: 0 E: 0 K: 0 S: 3	H: 0 LOB: 0 BB: 0 P: 3	R: 0 E: 0 K: 1 S: 5	H: 0 LOB: 0 BB: 0 P: 5	R: 0 E: 0 K: 0 S: 3	H: 0 LOB: 0 BB: 0 P: 3	R: 0 E: 0 K: 1 S: 7	H: 2 LOB: 2 BB: 0 P: 7	R: 0 E: 0 K: 0 S: 3	H: 0 LOB: 0 BB: 0 P: 3	R: 0 E: 0 K: 0 S: 4	H: 1 LOB: 1 BB: 0 P: 4	R: 2 E: 0 K: 0 S: 7	H: 4 LOB: 2 BB: 0 P: 7	R: 0 E: 0 K: 0 S: 3	H: 0 LOB: 0 BB: 0 P: 3	1B: 5 2B: 1 3B: 1 HR: 0	SF: 1 SAC: 0 DP: 0 HBP: 0	WP: 0 PB: 0 SB: 0 CS: 0	PA: 34
PITCHER Joe McClain, R (1, 1) ERA: 2.0	IP: 9.0 WLS: W BF: 34 H: 7 R: 2 ER: 2 SO: 2 BB: 0 IBB: 0 HBP: 0 BLK: 0 WP: 0 HR: 0 S: 38 P: 38 ERA: 2.00 WHIP: 0.778											PITCHER	IP: 9.0 WLS: W BF: 34 H: 7 R: 2 ER: 2 SO: 2 BB: 0 IBB: 0 HBP: 0 BLK: 0 WP: 0 HR: 0 S: 38 P: 38 ERA: 2.00 WHIP: 0.778							



Batter	1	2	3	4	5	6	7	8	9	AB R H RBI BB SO LOB
Coot Veal, R OBP: 0.429, SLG: 0.429 (1, 6)	0-0 FC6 1B		0-0 SH1-3		0-0 5-3		0-3 K			3 0 1 0 0 1 0
Billy Klaus, L (1, 5)	0-0 FC6 1-2f		0-0 6-3		0-0 5-3		0-0 F9			4 0 0 0 0 0 2
Marty Keough, L OBP: 0.500, SLG: 0.500 (1, 7)	0-0 F9		0-0 1B 3-H			0-3 K		0-3 K		4 0 1 1 0 2 1
R C Stevens, R OBP: 0.200, SLG: 0.200 (1, 3)	0-0 5-3		0-0 1-3 S 1B			0-0 5-3		0-3 K		4 0 1 0 0 1 1
Gene Woodling, L OBP: 0.286, SLG: 0.571 Jim King, L (6, PR) (7, 9)		0-3 K	0-3 K 1-2			0-0 BB 1B		0-3 K		3 0 1 0 0 2 2 1 1 0 0 0 1 0
Willie Tasby, R OBP: 0.429, SLG: 0.400 (1, 8)		4-0 CS BB		0-0 P4		4-0 1B 1-2 BB				1 0 0 0 2 0 0
Danny O'Connell, R OBP: 0.429, SLG: 0.429 (1, 4)		0-3 K		0-3 K		0-0 1-3 2-H 1B				3 0 1 1 0 2 1
Pete Daley, R (1, 2)		0-0 CS 1-2	4-0 2B BB	0-3 K		0-3 K				2 1 0 0 1 2 2
Joe McClain, R OBP: 0.333, SLG: 0.667 (1, 1)			0-0 SH1-3 1-H 1B 2B		0-3 K		0-0 L7			3 1 1 1 0 1 0

Inning Stats	R: 0 E: 0 K: 0 S: 4	H: 1 LOB: 1 BB: 0 P: 4	R: 0 E: 0 K: 2 S: 6	H: 0 LOB: 0 BB: 1 P: 10	R: 2 E: 0 K: 1 S: 8	H: 3 LOB: 2 BB: 1 P: 12	R: 0 E: 0 K: 2 S: 7	H: 0 LOB: 0 BB: 0 P: 7	R: 0 E: 0 K: 1 S: 5	H: 0 LOB: 0 BB: 0 P: 5	R: 1 E: 0 K: 2 S: 9	H: 2 LOB: 2 BB: 1 P: 13	R: 0 E: 0 K: 1 S: 5	H: 0 LOB: 0 BB: 0 P: 5	R: 0 E: 0 K: 3 S: 9	H: 0 LOB: 0 BB: 0 P: 9
--------------	------------------------------	---------------------------------	------------------------------	----------------------------------	------------------------------	----------------------------------	------------------------------	---------------------------------	------------------------------	---------------------------------	------------------------------	----------------------------------	------------------------------	---------------------------------	------------------------------	---------------------------------

PITCHER	IP	WLS	BF	H	R	ER	SO	BB	IBB	HBP	BLK	WP	HR	S	P	ERA	WHIP
Gary Bell, R ERA: 4.5 (1, 1)	6.0	L	26	6	3	3	8	3	0	0	0	0	0	39	51	4.50	1.500
Bob Allen, L ERA: (7, 1)	1.0		3	0	0	0	1	0	0	0	0	0	0	5	5	0.00	0.000
Frank Funk, R ERA: (8, 1)	1.0		3	0	0	0	3	0	0	0	0	0	0	9	9	0.00	0.000


BOTTOM

Cleveland Indians @ Washington Senators
Griffith Stadium, Washington, DC

Fri Apr 14 1961, 6:05 PM EST
Att. 10,126 - Unknown

livebaseballscorecards.com

AB	28
R	3
H	6
RBI	3
BB	3
SO	12
LOB	9



WP: 0	PA: 33
PB: 0	
SB: 1	
CS: 1	

Batter	1	2	3	4	5	6	7	8	9	AB R H RBI BB SO LOB	TOP		
Johnny Temple, R (1, 4) OBP: 0.357, SLG: 0.308	0-0 FC3-2 2B 1B		4-0 BB		0-0 1-2 3-H 1B		0-0 5-3		0-0 5-3	4 0 2 1 1 0 0	Cleveland Indians @ Washington Senators Griffith Stadium, Washington, DC Sat Apr 15 1961, 3:33 AM EST Att. 9,616 - Unknown livebaseballscorecards.com		
Tito Francona, L (1, 7) OBP: 0.133, SLG: 0.200	0-0 FC3-2 1-3 2B		0-0 F7		0-0 F9		0-0 6-3		0-0 1-3	5 0 1 0 0 0 3			
Jim Piersall, R (1, 8) OBP: 0.467, SLG: 0.733	0-0 P3		0-0 4-3		0-0 L4			0-0 4-3 FC5-4 2B	0-0 F7	5 1 1 0 0 0 5			
Willie Kirkland, L (1, 9) OBP: 0.429, SLG: 0.583	0-0 FC3-2 2-3 3-H			0-3 K		0-0 5-3 1B		0-0 4-3		4 1 1 0 0 1 3			
Woodie Held, R (1, 6) OBP: 0.286, SLG: 0.091	0-3 K			0-0 F9		0-0 5-3 1-2		4-0 FC5-4 BB		3 0 0 0 1 1 3			
Vic Power, R (1, 3) OBP: 0.385, SLG: 0.538		0-0 F9		0-0 4-3		0-3 K		0-0 FC5-4 1B 1-2f 3-H		4 0 0 1 0 1 2			
Bubba Phillips, R (1, 5) OBP: 0.538, SLG: 0.917		0-0 F8			0-0 PB 1B 2B	0-0 FC6-4 1B 2-H		0-0 BB 1B		4 1 3 1 0 0 0			
John Romano, R (1, 2) OBP: 0.417, SLG: 0.400		0-0 F7			0-3 K	0-0 FC6-4 1-2f		4-0 BB		3 0 0 0 1 1 2			
Mudcat Grant, R (1, 1) Bob Hale, L (8, PH) Frank Funk, R (8, 1)			0-3 K		4-0 1B BB		0-3 K	0-3 K		2 0 0 0 1 2 0 1 0 0 0 0 1 3 0 0 0 0 0 0 0			
Inning Stats	R: 0 H: 2 E: 0 LOB: 2 K: 1 BB: 0 S: 7 P: 7	R: 0 H: 0 E: 0 LOB: 0 K: 0 BB: 0 S: 3 P: 3	R: 0 H: 0 E: 0 LOB: 1 K: 1 BB: 1 S: 5 P: 9	R: 0 H: 0 E: 0 LOB: 0 K: 1 BB: 0 S: 5 P: 5	R: 1 H: 2 E: 0 LOB: 2 K: 1 BB: 1 S: 7 P: 11	R: 1 H: 2 E: 0 LOB: 1 K: 1 BB: 0 S: 7 P: 7	R: 0 H: 0 E: 0 LOB: 0 K: 1 BB: 0 S: 5 P: 5	R: 1 H: 2 E: 0 LOB: 3 K: 1 BB: 2 S: 7 P: 15	R: 0 H: 0 E: 0 LOB: 0 K: 0 BB: 0 S: 3 P: 3	1B: 5 SF: 0 2B: 3 SAC: 0 3B: 0 DP: 0 HR: 0 HBP: 0	WP: 0 PA: 39 PB: 1 SB: 0 CS: 0		
PITCHER	IP WLS BF H R ER SO BB IBB HBP BLK WP HR S P ERA WHIP											PITCHER	IP WLS BF H R ER SO BB IBB HBP BLK WP HR S P ERA WHIP
Bennie Daniels, R (1, 1) ERA: 3.68	7.1 L 32 7 3 3 6 3 0 0 0 0 0 0 41 53 3.68 1.364												
Dave Sisler, R (8, 1) ERA:	1.2 7 1 0 0 1 1 0 0 0 0 0 0 8 12 0.00 1.200												



Batter	1	2	3	4	5	6	7	8	9	AB R H RBI BB SO LOB	TOP	
Johnny Temple, R (1, 4) OBP: 0.444, SLG: 0.412	0-0 FC9-6 1B		0-0 G4-6-3 1B			0-0 F8			0-0 HR 1B	4 1 3 0 0 0 0	Cleveland Indians @ Washington Senators Griffith Stadium, Washington, DC Sun Apr 16 1961, 3:33 AM EST Att. 6,581 - Unknown	
Tito Francona, L (1, 7) OBP: 0.158, SLG: 0.368	0-0 F7		0-0 G4-6-3 1-2f			0-0 4-3			0-0 1-H HR	4 1 1 2 0 0 3		
Jim Piersall, R (1, 8) OBP: 0.421, SLG: 0.632	0-0 FC9-6 1-2f			0-0 6-3			0-3 K		0-0 1B 1B	4 1 1 0 0 1 1		
Willie Kirkland, L (1, 9) OBP: 0.389, SLG: 0.500	0-0 F8			0-0 5-3			0-3 K		0-0 1B FC1-5 1B	4 0 1 0 0 1 1		
Woodie Held, R (1, 6) OBP: 0.278, SLG: 0.133		0-3 K		0-0 F7			0-0 F9		0-0 1-3 3-H 1B	4 0 1 1 0 1 0		
Vic Power, R (1, 3) OBP: 0.353, SLG: 0.471		0-0 F8			0-0 F7			0-0 G5-4-3 1B	0-0 FC1-5	4 0 1 0 0 0 2		
Bubba Phillips, R (1, 5) OBP: 0.471, SLG: 0.750		0-0 6-3			0-0 G5-4-3 1B			0-0 G5-4-3 1-2f	0-3 K	4 0 1 0 0 1 3		
John Romano, R (1, 2) OBP: 0.375, SLG: 0.429			0-0 5-3		0-0 G5-4-3 1-2f			0-0 2B	0-0 L8	4 0 1 0 0 0 3		
Johnny Antonelli, L (1, 1) OBP: 0.500, SLG: 1.000 Walt Bond, L (8, PH) Bob Allen, L (8, 1)			0-0 1B 2B			0-3 K		0-0 1-3		2 0 1 0 0 1 0 1 0 0 0 0 0 1 0 0 0 0 0 0 0		
Inning Stats	R: 0 H: 1 E: 0 LOB: 1 K: 0 BB: 0 S: 4 P: 4	R: 0 H: 0 E: 0 LOB: 0 K: 1 BB: 0 S: 5 P: 5	R: 0 H: 2 E: 0 LOB: 1 K: 0 BB: 0 S: 4 P: 4	R: 0 H: 0 E: 0 LOB: 0 K: 0 BB: 0 S: 3 P: 3	R: 0 H: 1 E: 0 LOB: 0 K: 0 BB: 0 S: 3 P: 3	R: 0 H: 0 E: 0 LOB: 0 K: 1 BB: 0 S: 5 P: 5	R: 0 H: 0 E: 0 LOB: 0 K: 2 BB: 0 S: 7 P: 7	R: 0 H: 2 E: 0 LOB: 1 K: 0 BB: 0 S: 4 P: 4	R: 3 H: 5 E: 0 LOB: 2 K: 1 BB: 0 S: 10 P: 10	1B: 8 SF: 0 2B: 2 SAC: 0 3B: 0 DP: 3 HR: 1 HBP: 0	WP: 0 PA: 35 PB: 0 SB: 0 CS: 0	
PITCHER Dick Donovan, R (1, 1) ERA: 2.65 Rudy Hernandez, R (9, 1) ERA:	IP WLS BF H R ER SO BB IBB HBP BLK WP HR S P ERA WHIP											PITCHER IP WLS BF H R ER SO BB IBB HBP BLK WP HR S P ERA WHIP
	8.0 L 31 10 3 3 4 0 0 0 0 0 0 1 39 39 3.38 1.250											
	1.0 4 1 0 0 1 0 0 0 0 0 0 0 6 6 0.00 1.000											

livebaseballscorecards.com

AB 35
R 3
H 11
RBI 3
BB 0
SO 5
LOB 14



Batter	1	2	3	4	5	6	7	8	9	AB	R	H	RBI	BB	SO	LOB
Marty Keough, L OBP: 0.375, SLG: 0.286 (1, 7)	0-3 K		4-0 BB BB BB 1-2 2-3		0-0 F9		0-0 F5			3	0	0	0	1	1	1
Coot Veal, R OBP: 0.500, SLG: 0.429 (1, 6)	0-0 K 1B		4-0 BB BB BB 1-2 2-3 3-H		0-0 1B			4-0 FC3-6 BB		2	0	2	1	2	0	0
Gene Woodling, L OBP: 0.333, SLG: 0.429 Jim King, L (9, 9)	0-3 K		0-0 4-3		0-0 F8			0-0 FC3-6		4	0	0	1	0	1	5
R C Stevens, R OBP: 0.154, SLG: 0.083 (1, 3)		0-0 1-3	0-0 4-3		0-0 F7			0-0 F8		4	0	0	0	0	0	3
Harry Bright, R (1, 5)		0-0 6-3		0-0 E8		0-0 F8		0-0 4-3		4	0	0	0	0	0	1
Willie Tasby, R OBP: 0.333, SLG: 0.308 (1, 8)		0-0 F9		0-0 5-3		0-0 F9			0-0 6-3	4	0	0	0	0	0	1
Danny O'Connell, R OBP: 0.400, SLG: 0.308 Jim Mahoney, R (9, PR)			0-0 F9	0-0 P4			0-0 S 1B		4-0 BB BB BB 1B	3	0	1	0	1	0	1
Dutch Dotterer, R OBP: 0.500, SLG: 0.500 Billy Klaus, L OBP: 0.083, SLG: 0.364 (9, PR)			0-0 BB BB 1B 1B	0-0 F7			0-3 K 1B		0-0 G6-4-3 1B	4	1	2	0	0	1	2
Dick Donovan, L OBP: 0.333, SLG: 0.200 Rudy Hernandez, R Gene Green, R (9, PH)			0-0 BB BB 1B		0-3 K		0-0 F3		0-0 G6-4-3	3	1	1	0	0	1	1

Inning Stats	R: 0	H: 1	E: 0	LOB: 0	K: 2	S: 7	P: 7	R: 0	H: 0	E: 0	LOB: 0	K: 0	S: 3	R: 2	H: 2	E: 0	LOB: 2	K: 0	S: 5	R: 0	H: 0	E: 1	LOB: 1	K: 0	S: 4	R: 0	H: 1	E: 0	LOB: 1	K: 1	S: 6	R: 0	H: 0	E: 0	LOB: 0	K: 0	S: 3	R: 0	H: 1	E: 0	LOB: 1	K: 1	S: 6	R: 0	H: 0	E: 0	LOB: 1	K: 0	S: 3	R: 0	H: 0	E: 0	LOB: 1	K: 0	S: 3	R: 0	H: 1	E: 0	LOB: 2	K: 0	S: 3	1B: 6	SF: 0	2B: 0	SAC: 0	3B: 0	DP: 1	HR: 0	HBP: 0	WP: 0	PA: 36
--------------	------	------	------	--------	------	------	------	------	------	------	--------	------	------	------	------	------	--------	------	------	------	------	------	--------	------	------	------	------	------	--------	------	------	------	------	------	--------	------	------	------	------	------	--------	------	------	------	------	------	--------	------	------	------	------	------	--------	------	------	------	------	------	--------	------	------	-------	-------	-------	--------	-------	-------	-------	--------	-------	--------

PITCHER	IP	WLS	BF	H	R	ER	SO	BB	IBB	HBP	BLK	WP	HR	S	P	ERA	WHIP
Johnny Antonelli, L ERA: 2.57 (1, 1)	7.0		28	5	2	2	4	2	0	0	0	0	0	34	42	2.57	1.000
Bob Allen, L ERA: (8, 1)	2.0	W	8	1	0	0	0	2	0	0	0	0	0	6	14	0.00	1.500

BOTTOM

Cleveland Indians @ Washington Senators
Griffith Stadium, Washington, DC
 Sun Apr 16 1961, 3:33 AM EST
 Att. 6,581 - Unknown

AB	32
R	2
H	6
RBI	2
BB	4
SO	4
LOB	17



Batter	1	2	3	4	5	6	7	8	9	AB R H RBI BB SO LOB	TOP		
Marty Keough, L (1, 7) OBP: 0.429, SLG: 0.294	4-0 SH 1B BB	0-0 P5		0-0 F5		0-0 1-2 1B		4-0 CS BB		3 1 1 0 2 0 2			
Coot Veal, R (1, 6) OBP: 0.400, SLG: 0.333	0-0 SH 1B 1-2 CS		0-0 5-3		0-0 1-3	0-0 L4-6		0-0 1-3		4 0 0 0 0 0 3			
Gene Woodling, L (1, 9) OBP: 0.350, SLG: 0.421	0-0 CS 1B 1-3 2-H		0-0 4-3		0-0 F6		0-0 2B FC4-6 1B		0-0 1-3	5 2 2 1 0 0 0			
R C Stevens, R (1, 3) OBP: 0.167, SLG: 0.118	0-3 K 1-2 3-H		0-0 6-3		0-0 1B 1B		0-0 F9		0-0 F8	5 1 1 0 0 1 3			
Harry Bright, R (1, 5) OBP: 0.400, SLG: 0.444	0-0 2-H 1B			4-0 2B 1B BB	0-0 1-2 1B		0-0 1-3 FC4-6 2B		0-3 K	4 2 3 1 1 1 0			
Willie Tasby, R (1, 8) OBP: 0.421, SLG: 0.438	0-0 1-3			0-0 1-3 1B 2B	0-0 1-2 2-H 1B		4-0 FC4-6 IBB			3 1 2 1 1 0 1			
Danny O'Connell, R (1, 4) OBP: 0.316, SLG: 0.235		0-0 5-3		0-0 5-3	0-0 1-3		0-0 FC4-6			4 0 0 1 0 0 5			
Dutch Dotterer, R (1, 2) OBP: 0.250, SLG: 0.250		0-0 P5		0-3 K		0-0 F7	0-0 5-3			4 0 0 0 0 1 3			
Ed Hobaugh, R (1, 1) Marty Kutyna, R (3, 1) OBP: 0.667, SLG: 0.667		4-0 BB		0-0 2-H 3-H 1B		0-0 L4-6 1B 1B		0-0 6-3		0 0 0 0 1 0 0 3 0 2 2 0 0 0			
Inning Stats	R: 2 H: 2 E: 1 LOB: 1 K: 1 BB: 1 S: 7 P: 11	R: 0 H: 0 E: 0 LOB: 1 K: 0 BB: 1 S: 3 P: 7	R: 0 H: 0 E: 0 LOB: 0 K: 0 BB: 0 S: 3 P: 3	R: 2 H: 2 E: 0 LOB: 1 K: 1 BB: 1 S: 7 P: 11	R: 1 H: 3 E: 0 LOB: 2 K: 0 BB: 0 S: 6 P: 6	R: 0 H: 2 E: 0 LOB: 1 K: 0 BB: 0 S: 4 P: 4	R: 2 H: 2 E: 1 LOB: 1 K: 0 BB: 1 S: 5 P: 9	R: 0 H: 0 E: 0 LOB: 0 K: 1 BB: 1 S: 2 P: 6	R: 0 H: 0 E: 0 LOB: 0 K: 1 BB: 0 S: 5 P: 5	1B: 9 SF: 0 2B: 4 SAC: 1 3B: 0 DP: 2 HR: 0 HBP: 0	WP: 0 PA: 41 PB: 0 SB: 0 CS: 3		
PITCHER	IP WLS BF H R ER SO BB IBB HBP BLK WP HR S P ERA WHIP											PITCHER	IP WLS BF H R ER SO BB IBB HBP BLK WP HR S P ERA WHIP
Billy Pierce, L (1, 1) ERA: 6.75	4.0 L 19 4 4 3 2 3 0 0 0 0 0 0 20 32 6.75 1.750												
Russ Kemmerer, R (5, 1) ERA: 1.0	2.0 10 5 1 1 0 0 0 0 0 0 0 0 10 10 4.50 2.500												
Frank Baumann, L (7, 1) ERA: 5.14	2.0 9 2 2 1 0 1 1 0 0 0 0 0 7 15 4.50 1.500												
Gerry Staley, R (9, 1) ERA:	1.0 3 0 0 0 0 1 0 0 0 0 0 0 5 5 0.00 0.000												

Washington Senators @ Chicago White Sox
Comiskey Park, Chicago, IL
Wed Apr 19 1961, 4:33 AM EST
Att. 16,637 - Sunny

AB	35
R	7
H	11
RBI	6
BB	5
SO	3
LOB	17



Batter	1	2	3	4	5	6	7	8	9	AB	R	H	RBI	BB	SO	LOB
Luis Aparicio, R OBP: 0.278, SLG: 0.267 (1, 6)	4-0 BB 1B G5-3 BB	0-0 F8		0-0 F9		0-0 F8			0-0 1-6-3	4	1	0	0	1	0	1
Nellie Fox, L OBP: 0.235, SLG: 0.188 (1, 4)	0-0 G5-3 1-2 BB 1B	0-0 G3		0-0 1B		0-0 P4			0-0 F3	5	0	2	0	0	0	1
Jim Landis, R OBP: 0.375, SLG: 0.533 (1, 8)	4-0 WP 1-2 2-3 G5-3 BB		0-0 WP 1B S	0-0 1-3				0-0 F2	0-0 2B	4	1	2	0	1	0	1
Roy Sievers, R OBP: 0.375, SLG: 0.583 (1, 3)	0-0 G5-3 1-2 2-3f 3-H		0-0 P5					0-0 F9	0-0 6-3	5	0	1	0	0	0	4
Minnie Minoso, R OBP: 0.313, SLG: 0.083 (1, 7)	4-0 HBP 2-3 BB		0-3 K			4-0 2B BB		0-0 1-3		2	0	0	0	2	1	1
Al Smith, R OBP: 0.200, SLG: 0.154 (1, 9)	1-0 1-2 HBP		4-0 1B BB			0-0 P4		0-0 L6		2	0	0	0	1	0	2
J.C. Martin, L OBP: 0.200, SLG: 0.143 (1, 5)	0-0 F8		0-0 1-3 3-H 1B			0-0 F7		0-0 FC6-4 1B		4	0	2	1	0	0	5
Sherm Lollar, R (1, 2)		4-0 SH2-4 BB	0-0 F7			0-0 P3		0-0 FC6-4		3	0	0	0	1	0	5
Billy Pierce, L Floyd Robinson, L Russ Kemmerer, R Earl Torgeson, L Frank Baumann, L Billy Goodman, L Gerry Staley, R (1, 1) (4, PH) (5, 1) (6, PH) (7, 1) (8, PH) (9, 1)		0-0 SH2-4 1-2		0-0 2-3		0-3 K		0-0 1-3		0	0	0	0	0	0	0

Inning Stats	R: 1	H: 1	E: 0	K: 0	S: 3	LOB: 3	BB: 3	P: 16	R: 0	H: 0	E: 0	K: 0	S: 3	LOB: 1	BB: 1	P: 7	R: 1	H: 2	E: 0	K: 1	S: 7	LOB: 2	BB: 1	P: 11	R: 0	H: 1	E: 0	K: 0	S: 4	LOB: 1	BB: 0	P: 4	R: 0	H: 1	E: 0	K: 0	S: 4	LOB: 2	BB: 1	P: 8	R: 0	H: 0	E: 0	K: 1	S: 5	LOB: 0	BB: 0	P: 5	R: 0	H: 0	E: 0	K: 0	S: 3	LOB: 0	BB: 0	P: 3	R: 0	H: 1	E: 0	K: 0	S: 4	LOB: 1	BB: 0	P: 4	R: 0	H: 1	E: 0	K: 0	S: 4	LOB: 1	BB: 0	P: 4
1B: 5	SF: 0	2B: 2	SAC: 1	3B: 0	DP: 1	HR: 0	HBP: 1	WP: 2	PA: 40	SB: 1	CS: 0	ERA: 6.75	WHIP: 3.000	ERA: 0.00	WHIP: 0.789																																																									
PITCHER										PITCHER										PITCHER																																																				
Ed Hobaugh, R ERA: 6.75 (1, 1)	IP: 2.2	WLS: 0	BF: 16	H: 3	R: 2	ER: 2	SO: 1	BB: 5	IBB: 0	HBP: 1	BLK: 0	WP: 2	HR: 0	S: 12	P: 33	ERA: 6.75	WHIP: 3.000																																																							
Marty Kutyna, R ERA: (3, 1)	IP: 6.1	WLS: 1	BF: 24	H: 4	R: 0	ER: 0	SO: 1	BB: 1	IBB: 0	HBP: 0	BLK: 0	WP: 0	HR: 0	S: 25	P: 29	ERA: 0.00	WHIP: 0.789																																																							


BOTTOM

Washington Senators @ Chicago White Sox
Comiskey Park, Chicago, IL
Wed Apr 19 1961, 4:33 AM EST
Att. 16,637 - Sunny

livebaseballscorecards.com

AB	32
R	2
H	7
RBI	1
BB	6
SO	2
LOB	21



Batter	1	2	3	4	5	6	7	8	9	AB R H RBI BB SO LOB	TOP														
Marty Keough, L (1, 7) OBP: 0.423, SLG: 0.409	0-0 1B		0-0 SF7 3B		0-0 F7	0-0 P6		0-0 1-3		5 1 2 0 0 0 4	<p>Washington Senators @ Chicago White Sox Comiskey Park, Chicago, IL</p> <p>Thu Apr 20 1961, 4:33 AM EST Att: 2,186 - Cloudy - 57 F</p> <p>livebaseballscorecards.com</p> <table border="1"> <tr><td>AB</td><td>35</td></tr> <tr><td>R</td><td>1</td></tr> <tr><td>H</td><td>9</td></tr> <tr><td>RBI</td><td>1</td></tr> <tr><td>BB</td><td>5</td></tr> <tr><td>SO</td><td>5</td></tr> <tr><td>LOB</td><td>26</td></tr> </table> 	AB	35	R	1	H	9	RBI	1	BB	5	SO	5	LOB	26
AB	35																								
R	1																								
H	9																								
RBI	1																								
BB	5																								
SO	5																								
LOB	26																								
Coot Veal, R (1, 6) OBP: 0.320, SLG: 0.273	0-0 F2		0-0 SF7		0-0 P6	0-0 L7		0-0 6-3	4 0 0 1 0 0 4																
Gene Woodling, L (1, 9) OBP: 0.360, SLG: 0.391	0-0 F7		0-0 3-H 1B		4-0 BB BB		0-0 F9	0-0 6-3	4 0 1 0 1 0 1																
R C Stevens, R (1, 3) OBP: 0.261, SLG: 0.190	0-3 K		0-0 F9		4-0 1-2 BB		0-0 1B	0-0 1B	4 0 2 0 1 1 2																
Harry Bright, R (1, 5) OBP: 0.267, SLG: 0.286		0-0 F8	0-0 P4		0-0 L8		0-0 L7	0-0 F9	5 0 0 0 0 0 5																
Willie Tasby, R (1, 8) OBP: 0.435, SLG: 0.421		4-0 G3 BB		0-0 F9		0-0 BB 1B 1B	0-3 K		3 0 1 0 1 1 1																
Danny O'Connell, R (1, 4) OBP: 0.348, SLG: 0.333		0-0 G3		0-0 2B		0-0 BB 1B		0-0 5-3	4 0 2 0 0 0 1																
Dutch Dotterer, R (1, 2) OBP: 0.417, SLG: 0.300		4-0 BB		0-3 K		4-0 1-2 2-3 BB		0-0 1B	2 0 1 0 2 1 1																
Hal Woodeshick, R (1, 1) Tom Sturdivant, L (6, 1) Jim King, L (8, PH) Johnny Klippstein, R (8, 1)		0-3 K		0-0 4-3		0-3 K		0-0 P6	3 0 0 0 0 2 6 0 0 0 0 0 0 0 1 0 0 0 0 0 1 0 0 0 0 0 0 0																
Inning Stats	R: 0 H: 1 E: 0 LOB: 1 K: 1 BB: 0 S: 6 P: 6	R: 0 H: 0 E: 0 LOB: 2 K: 1 BB: 2 S: 5 P: 13	R: 1 H: 2 E: 0 LOB: 1 K: 0 BB: 0 S: 5 P: 5	R: 0 H: 1 E: 0 LOB: 1 K: 1 BB: 0 S: 6 P: 6	R: 0 H: 0 E: 0 LOB: 2 K: 0 BB: 2 S: 3 P: 11	R: 0 H: 2 E: 0 LOB: 3 K: 1 BB: 1 S: 7 P: 11	R: 0 H: 1 E: 0 LOB: 1 K: 1 BB: 0 S: 6 P: 6	R: 0 H: 1 E: 0 LOB: 1 K: 0 BB: 0 S: 4 P: 4	R: 0 H: 1 E: 0 LOB: 1 K: 0 BB: 0 S: 4 P: 4	1B: 7 SF: 1 2B: 1 SAC: 0 3B: 1 DP: 0 HR: 0 HBP: 0	WP: 0 PA: 41 PB: 0 SB: 0 CS: 0														
PITCHER Early Wynn, R (1, 1) ERA: 3.27	IP WLS BF H R ER SO BB IBB HBP BLK WP HR S P ERA WHIP	9.0 W 41 9 1 1 5 5 0 0 0 0 0 0 46 66 1.00 1.556																							

Batter	1	2	3	4	5	6	7	8	9	AB	R	H	RBI	BB	SO	LOB
Luis Aparicio, R OBP: 0.273, SLG: 0.263 (1, 6)	0-0 1-3	0-0 F8			0-0 F8		0-0 CS 1B			4	0	1	0	0	0	1
Nellie Fox, L OBP: 0.286, SLG: 0.350 (1, 4)	0-0 3-1		0-0 2B		0-0 L6		0-0 1-2 2B			4	0	2	0	0	0	0
Jim Landis, R OBP: 0.400, SLG: 0.737 (1, 8)	0-0 HR 2B		0-3 K			0-0 HR	0-0 F7			4	2	2	1	0	1	2
Roy Sievers, R OBP: 0.400, SLG: 0.733 (1, 3)	0-0 HR		0-0 P4			4-0 2B SF9 BB	0-3 K			3	2	1	2	1	1	2
Minnie Minoso, R OBP: 0.400, SLG: 0.333 (1, 7)	4-0 BB		0-0 4-3			0-0 SF9 1-3 2B		0-0 HR 2B		3	1	2	0	1	0	1
Al Smith, R OBP: 0.211, SLG: 0.353 (1, 9)	0-0 P4			0-0 5-3		0-3 K		0-0 HR		4	1	1	2	0	1	3
J.C. Martin, L OBP: 0.316, SLG: 0.188 (1, 5)		4-0 G6-4-3 1B BB		0-0 G6-4-3 1B		4-0 IBB		0-0 3-1		2	0	1	0	2	0	0
Cam Carreon, R OBP: 0.250, SLG: 0.250 (1, 2)		0-0		0-0 G6-4-3 1B		0-0 SF9		0-0 5-3		2	0	1	0	0	0	1
Earl Torgeson, L (6, PH)				1-2 G6-4-3 1B		2-3 3-H				0	0	0	1	0	0	0
Sherm Lollar, R (7, 2)										1	0	0	0	0	0	0
Early Wynn, S (1, 1)		0-0 G6-4-3 1-2f 2-3			0-0 6-3		0-0 1-3		0-0 2-3	4	0	0	0	0	0	4

Inning Stats	R: 2	H: 2	E: 0	LOB: 1	K: 0	BB: 1	S: 5	P: 9	R: 0	H: 1	E: 0	LOB: 1	K: 1	BB: 0	S: 3	P: 7	R: 0	H: 1	E: 0	LOB: 0	K: 0	BB: 0	S: 3	P: 3	R: 0	H: 0	E: 0	LOB: 0	K: 0	BB: 0	S: 3	P: 3	R: 2	H: 2	E: 0	LOB: 2	K: 1	BB: 2	S: 7	P: 15	R: 0	H: 2	E: 0	LOB: 1	K: 1	BB: 0	S: 6	P: 6	R: 2	H: 2	E: 0	LOB: 0	K: 0	BB: 0	S: 5	P: 5
--------------	------	------	------	--------	------	-------	------	------	------	------	------	--------	------	-------	------	------	------	------	------	--------	------	-------	------	------	------	------	------	--------	------	-------	------	------	------	------	------	--------	------	-------	------	-------	------	------	------	--------	------	-------	------	------	------	------	------	--------	------	-------	------	------


PITCHER	IP	WLS	BF	H	R	ER	SO	BB	IBB	HBP	BLK	WP	HR	S	P	ERA	WHIP
Hal Woodeshick, L (1, 1) ERA: 7.2	5.0	L	23	7	4	4	1	3	0	0	0	0	2	22	34	7.20	2.000
Tom Sturdivant, R (6, 1) ERA:	2.0		8	2	0	0	2	0	1	0	0	0	0	11	15	0.00	1.000
Johnny Klippstein, R (8, 1) ERA: 18.0	1.0		5	2	2	2	0	0	0	0	0	0	1	5	5	18.00	2.000

BOTTOM

Washington Senators @ Chicago White Sox
Comiskey Park, Chicago, IL

Thu Apr 20 1961, 4:33 AM EST
Att. 2,186 - Cloudy - 57 F

AB	31
R	6
H	11
RBI	6
BB	4
SO	3
LOB	14



1B: 3	SF: 1	WP: 0	PA: 36
2B: 5	SAC: 0	PB: 0	
3B: 0	DP: 2	SB: 0	
HR: 3	HBP: 0	CS: 1	

livebaseballscorecards.com

Batter	1	2	3	4	5	6	7	8	9	AB R H RBI BB SO LOB	TOP	
Marty Keough, L (1, 7) OBP: 0.387, SLG: 0.370	0-0 1B G6-4-3 1B		0-0 4-3	0-0 G3			0-0 G4-6-3 1-2f		0-0 F6	5 1 1 0 0 0 4		
Danny O'Connell, R (1, 4) OBP: 0.407, SLG: 0.375	0-0 1-3 1B G6-4-3		4-0 BB BB		0-0 G4-6-3 1B			0-0 1-6-3		3 0 2 0 1 0 0		
Gene Woodling, L (1, 9) Jim King, L (8, 9) OBP: 0.345, SLG: 0.346	0-0 1-2f 3-H G6-4-3		4-0 1-2 BB		0-0 1-2f G4-6-3			0-0 1-3		3 0 0 0 1 0 2 0 0 0 0 0 0 0		
Dale Long, L (1, 3) Jim Mahoney, R (8, PR) R C Stevens, R (8, 3) OBP: 0.222, SLG: 0.556	0-0 HR		0-3 K		0-3 K			0-0 CS 1B		4 1 2 1 0 2 2 0 0 0 0 0 0 0 0 0 0 0 0 0 0		
Billy Klaus, L (1, 5) OBP: 0.188, SLG: 0.308	0-0 L6			4-0 1B BB		0-0 6-3		0-0 CS 1-2	4-0 1B BB	2 2 0 0 2 0 0		
Willie Tasby, R (1, 8) OBP: 0.407, SLG: 0.391		0-0 6-3		0-0 FC9-6 1-2 1B		0-0 F8			0-0 F2	4 0 1 0 0 0 1		
Coot Veal, R (1, 6) OBP: 0.310, SLG: 0.269		0-0 5-3		0-0 B1		0-3 K			0-0 1B SH1-4	4 1 1 0 0 1 2		
Pete Daley, R (1, 2) OBP: 0.250, SLG: 0.182		0-0 1-3		0-0 FC9-6 1-2 2-H 1B			0-0 F9		0-0 SH1-4 1-3 2-H 1B	4 0 2 2 0 0 0		
Joe McClain, R (1, 1) Dave Sisler, R (9, 1) OBP: 0.333, SLG: 0.500			0-3 K	0-0 FC9-6 1-2f 2-3			0-0 G4-6-3 1B		0-0 SH1-4 1-2 3-H	3 0 1 1 0 1 2 0 0 0 0 0 0 0		
Inning Stats	R: 2 E: 0 K: 0 S: 5 H: 3 LOB: 0 BB: 0 P: 5	R: 0 E: 0 K: 0 S: 3 H: 0 LOB: 0 BB: 0 P: 3	R: 0 E: 0 K: 2 S: 7 H: 0 LOB: 2 BB: 2 P: 15	R: 1 E: 0 K: 0 S: 5 H: 2 LOB: 2 BB: 1 P: 9	R: 0 E: 0 K: 1 S: 5 H: 1 LOB: 0 BB: 0 P: 5	R: 0 E: 0 K: 1 S: 5 H: 0 LOB: 0 BB: 0 P: 5	R: 0 E: 0 K: 0 S: 3 H: 1 LOB: 0 BB: 0 P: 3	R: 0 E: 0 K: 0 S: 3 H: 1 LOB: 1 BB: 0 P: 3	R: 2 E: 0 K: 0 S: 5 H: 2 LOB: 1 BB: 1 P: 9	1B: 9 2B: 0 3B: 0 HR: 1 SF: 0 SAC: 1 DP: 3 HBP: 0	WP: 0 PB: 0 SB: 0 CS: 1 PA: 38	
PITCHER Camilo Pascual, R (1, 1) ERA: 2.65 Ray Moore, R (9, 1) ERA: 7.36	IP WLS BF H R ER SO BB IBB HBP BLK WP HR S P ERA WHIP											
	8.0 31 8 3 3 4 3 0 0 0 0 1 36 48 3.38 1.375											
	1.0 L 6 2 2 2 0 1 0 0 0 0 0 5 9 18.00 3.000											

Washington Senators @ Minnesota Twins
 Metropolitan Stadium, Bloomington, MI
 Fri Apr 21 1961, 4:33 AM EST
 Att. 24,606 - Overcast - 63 F

AB	32
R	5
H	10
RBI	4
BB	4
SO	4
LOB	13



BOTTOM

Washington Senators @ Minnesota Twins
Metropolitan Stadium, Bloomington, MI

Fri Apr 21 1961, 4:33 AM EST
Att. 24,606 - Overcast - 63 F

livebaseballscorecards.com

AB	34
R	3
H	7
RBI	3
BB	1
SO	3
LOB	15



WP:	0	PA:	36
PB:	0	SB:	0
CS:	0		

AB R H RBI BB SO LOB

4 0 0 0 0 0 1

3 2 2 1 0 0 0

4 1 1 2 0 0 1

4 0 0 0 0 0 1

4 0 0 0 0 1 1

4 0 2 0 0 0 0

3	0	1	0	0	1	1
0	0	0	0	1	0	0
0	0	0	0	0	0	0

3	0	1	0	0	0	2
1	0	0	0	0	0	3

2	0	0	0	0	0	2
1	0	0	0	0	0	0
0	0	0	0	0	0	0
1	0	0	0	0	1	3

1B:	4	SF:	0
2B:	1	SAC:	0
3B:	0	DP:	1
HR:	2	HBP:	1

Batter	1	2	3	4	5	6	7	8	9
Zoilo Versalles, R OBP: 0.412, SLG: 0.500 (1, 6)	0-0 F3		0-0 L6			0-0 F5		0-0 F9	
Lenny Green, L OBP: 0.469, SLG: 0.615 (1, 8)	0-0 F5			1-0 HR HBP		0-0 F9 2B		0-0 HR	
Don Mincher, L OBP: 0.421, SLG: 0.800 (1, 3)	0-0 F8			0-0 HR 1-H		0-0 F9 2-3		0-0 F4	
Bob Allison, R OBP: 0.355, SLG: 0.679 (1, 9)		0-0 F1		0-0 F4		0-0 F7		0-0 E4 1B	
Jim Lemon, R OBP: 0.269, SLG: 0.480 (1, 7)		0-0 F8		0-0 F4		0-0 F7		0-3 K	
Earl Battey, R OBP: 0.346, SLG: 0.304 (1, 2)		0-0 L9		0-0 F9		0-0 1B		0-0 BB 1B	
Reno Bertoia, R OBP: 0.321, SLG: 0.304 (9, PH)			0-0 1B		0-3 K		0-0 F9	4-0 BB BB BB	
Billy Gardner, R OBP: 0.280, SLG: 0.333 Hal Naragon, L OBP: 0.200, SLG: 0.200 (9, PH)			0-0 F7		0-0 1B G6-4-3		0-0 F2	0-0 F6	
Camilo Pascual, R Dan Dobbek, L Ray Moore, R Pete Whisenant, R (9, PH)			0-0 F7		0-0 G6-4-3 1-2		0-0 G3	0-3 K	

Inning Stats	R: 0	H: 0	E: 0	K: 0	S: 3	R: 0	H: 0	E: 0	K: 0	S: 3	R: 0	H: 1	E: 0	K: 0	S: 4	R: 2	H: 1	E: 0	K: 0	S: 4	R: 0	H: 1	E: 0	K: 1	S: 5	R: 0	H: 1	E: 0	K: 0	S: 4	R: 0	H: 1	E: 0	K: 0	S: 4	R: 1	H: 1	E: 0	K: 0	S: 4	R: 0	H: 1	E: 1	K: 2	S: 9	1B: 4	2B: 1	3B: 0	HR: 2	SF: 0	SAC: 0	DP: 1	HBP: 1	WP: 0	PA: 36
--------------	------	------	------	------	------	------	------	------	------	------	------	------	------	------	------	------	------	------	------	------	------	------	------	------	------	------	------	------	------	------	------	------	------	------	------	------	------	------	------	------	------	------	------	------	------	-------	-------	-------	-------	-------	--------	-------	--------	-------	--------

PITCHER	IP	WLS	BF	H	R	ER	SO	BB	IBB	HBP	BLK	WP	HR	S	P	ERA	WHIP
Joe McClain, R ERA: 2.6 (1, 1)	8.1	W	33	7	3	3	2	0	0	0	0	0	2	36	37	3.24	0.840
Dave Sisler, R ERA: (9, 1)	0.2	S	3	0	0	0	1	1	0	0	0	0	0	4	8	0.00	1.500

TOP

Washington Senators @ Minnesota Twins
Metropolitan Stadium, Bloomington, MI

Sat Apr 22 1961, 4:33 AM EST
Att: 17,445 - Sunny - 64 F

livebaseballscorecards.com

AB 39
R 4
H 9
RBI 4
BB 4
SO 8
LOB 15



WP: 0 PA: 43
PB: 0
SB: 0
CS: 0

AB R H RBI BB SO LOB

5 0 1 0 0 1 1

4 2 1 0 1 0 1

3 0 1 1 1 1 1
0 0 0 0 0 0 0
0 0 0 0 0 0 0
1 0 0 0 0 1 1
0 0 0 0 0 0 0
0 0 0 0 0 0 0

3 1 1 2 1 0 1
1 0 0 0 0 0 0

5 0 1 0 0 2 2

4 1 3 1 1 0 0

5 0 1 0 0 2 4

4 0 0 0 0 0 3

1 0 0 0 0 0 1
1 0 0 0 0 1 0
2 0 0 0 0 0 0
0 0 0 0 0 0 0

1B: 4 SF: 0
2B: 3 SAC: 0
3B: 0 DP: 1
HR: 2 HBP: 0

Batter	1	2	3	4	5	6	7	8	9	10
Marty Keough, L (1, 7) OBP: 0.361, SLG: 0.344	0-3 K		0-0 F8		0-0 F3		0-0 G4-3-6		0-0 4-3 1B	
Danny O'Connell, R (1, 4) OBP: 0.406, SLG: 0.393	0-0 F7		0-0 F6			4-0 HR BB	0-0 2B		0-0 4-3 1-2	
Gene Woodling, L (1, 9) OBP: 0.364, SLG: 0.379 Jim Mahoney, R (7, PR) Tom Sturdivant, L (7, 1) Harry Bright, R (9, PH) Rudy Hernandez, R (9, 1) Dave Sisler, R (10, 1)	4-0 FC4-6 BB		0-0 F7			0-3 K	0-0 2B		0-3 K	
Dale Long, L (1, 3) R C Stevens, R (9, 3) OBP: 0.308, SLG: 0.750 OBP: 0.250, SLG: 0.182	0-0 FC4-6			0-0 3-1		0-0 HR	4-0 IBB			0-0 F3
Billy Klaus, L (1, 5) OBP: 0.190, SLG: 0.278		0-3 K		0-0 F2		0-0 F8 1B	0-3 K			0-0 F9
Willie Tasby, R (1, 8) OBP: 0.469, SLG: 0.556		0-0 HR		0-0 1B		0-0 1B		0-0 5-3		4-0 BB
Coot Veal, R (1, 6) OBP: 0.294, SLG: 0.290		0-0 1-3 2B		0-3 K		0-0 F8		0-3 K		0-0 F3
Pete Daley, R (1, 2) OBP: 0.188, SLG: 0.133		0-0 1-3			0-0 5-3	0-0 F8		0-0 3-1		
Bennie Daniels, L (1, 1) Marty Kutyna, R (3, 1) OBP: 0.500, SLG: 0.500 Joe Hicks, L (7, PH) OBP: 0.333, SLG: 0.333 Jim King, L (10, 9)		0-0 F8			0-3 K		0-0 E1 G4-3-6		0-0 F7	

Inning Stats	R: 0	H: 0	E: 0	K: 1	S: 5	LOB: 1	BB: 1	P: 9
	R: 1	H: 2	E: 0	K: 1	S: 7	LOB: 1	BB: 0	P: 7
	R: 0	H: 0	E: 0	K: 0	S: 3	LOB: 0	BB: 0	P: 3
	R: 0	H: 1	E: 0	K: 1	S: 6	LOB: 1	BB: 0	P: 6
	R: 0	H: 0	E: 0	K: 1	S: 5	LOB: 0	BB: 0	P: 5
	R: 2	H: 3	E: 0	K: 1	S: 8	LOB: 2	BB: 1	P: 12
	R: 1	H: 2	E: 1	K: 1	S: 7	LOB: 2	BB: 1	P: 11
	R: 0	H: 0	E: 0	K: 1	S: 5	LOB: 0	BB: 0	P: 5
	R: 0	H: 1	E: 0	K: 1	S: 6	LOB: 1	BB: 0	P: 6
	R: 0	H: 0	E: 0	K: 0	S: 3	LOB: 1	BB: 1	P: 7

PITCHER	IP	WLS	BF	H	R	ER	SO	BB	IBB	HBP	BLK	WP	HR	S	P	ERA	WHIP
Pedro Ramos, R (1, 1) ERA: 3.04	8.0		35	8	4	4	7	2	1	0	0	0	2	46	58	4.50	1.250
Bill Pleis, L (9, 1) ERA:	2.0	W	8	1	0	0	1	1	0	0	0	0	0	9	13	0.00	1.000

BOTTOM

Washington Senators @ Minnesota Twins
 Metropolitan Stadium, Bloomington , MI

Sat Apr 22 1961, 4:33 AM EST
 Att. 17,445 - Sunny - 64 F

livebaseballscorecards.com

AB	33
R	5
H	7
RBI	5
BB	9
SO	9
LOB	16



WP	0	PA	46
PB	0		
SB	0		
CS	1		

AB R H RBI BB SO LOB

5 0 0 1 0 1 4

4 0 1 1 1 1 0

5 2 2 1 0 0 2

3 1 0 0 1 1 0

5 0 1 1 0 2 1

4 1 2 0 1 1 2

3 0 1 0 2 1 2

2 1 0 0 2 1 3

1 0 0 1 1 0 2

1 0 0 0 0 1 0

0 0 0 0 0 0 0

0 0 0 0 1 0 0

1B: 5 SF: 1
 2B: 1 SAC: 2
 3B: 0 DP: 0
 HR: 1 HBP: 1

Batter	1	2	3	4	5	6	7	8	9	10																				
Zoilo Versalles, R OBP: 0.350, SLG: 0.432 (1, 6)	0-0 1-3	0-0 E5 2B	0-3 K			0-0 6-3		0-0 F6		0-0 SF8 3-H																				
Lenny Green, L OBP: 0.459, SLG: 0.600 (1, 8)	0-0 F7	0-0 2B		0-3 K		4-0 CS BB		0-0 F8																						
Don Mincher, L OBP: 0.417, SLG: 0.850 (1, 3)	0-0 BB 1B	0-0 4-3		0-0 F6		0-0 1-2 HR		0-0 F3																						
Bob Allison, R OBP: 0.361, SLG: 0.613 (1, 9)	4-0 1B BB		1-0 1B BB HBP	0-3 K		0-0 F9		0-0 6-3																						
Jim Lemon, R OBP: 0.258, SLG: 0.433 (1, 7)	0-0 1-3 2-H 1B		0-3 K		0-3 K		0-0 F5		0-0 5-3																					
Earl Battey, R OBP: 0.387, SLG: 0.333 (1, 2)	0-0 F9		0-0 BB 1-3 1B	4-0 1B BB		0-3 K		0-0 SH5-4 BLK SF8 1B																						
Reno Bertoia, R OBP: 0.364, SLG: 0.308 (1, 5)		0-3 K	0-0 L6	0-0 1-3 1B		4-0 BB		4-0 SH5-4 IBB																						
Billy Gardner, R OBP: 0.310, SLG: 0.308 (1, 4)		4-0 E SH1-3 2B BB	4-0 BB IBB	0-3 K		0-0 F8		0-0 SH5-4																						
Pedro Ramos, S OBP: 0.300, SLG: 0.222 (1, 1)		0-0 SH1-3	4-0 BB IBB	0-0 F8		0-3 K		4-0 IBB																						
Elmer Valo, L (8, PH)																														
Bill Pleis, L OBP: 1.000, SLG: 1.000 (9, 1)																														
Dan Dobbek, L (10, PH)																														
Inning Stats	R: 1 E: 0 K: 0 S: 5	H: 2 LOB: 2 BB: 1 P: 9	R: 1 E: 1 K: 1 S: 7	H: 1 LOB: 1 BB: 1 P: 11	R: 1 E: 0 K: 2 S: 8	H: 1 LOB: 3 BB: 2 P: 17	R: 0 E: 0 K: 2 S: 7	H: 0 LOB: 0 BB: 0 P: 7	R: 0 E: 0 K: 2 S: 8	H: 1 LOB: 2 BB: 1 P: 12	R: 1 E: 0 K: 0 S: 3	H: 1 LOB: 0 BB: 1 P: 7	R: 0 E: 0 K: 1 S: 5	H: 0 LOB: 1 BB: 1 P: 9	R: 0 E: 0 K: 1 S: 5	H: 0 LOB: 0 BB: 0 P: 5	R: 0 E: 0 K: 0 S: 3	H: 0 LOB: 0 BB: 0 P: 3	R: 1 E: 0 K: 0 S: 3	H: 1 LOB: 2 BB: 2 P: 11	1B: 5 SF: 1 2B: 1 SAC: 2 3B: 0 DP: 0 HR: 1 HBP: 1									
PITCHER	IP WLS BF H R ER SO BB IBB HBP BLK WP HR S P ERA WHIP																													
Bennie Daniels, R ERA: 4.5 (1, 1)	2.2	18	4	3	2	2	3	1	1	0	0	0	0	17	34	6.75	2.625													
Marty Kutyna, R ERA: 0.93 (3, 1)	3.1	13	2	1	1	5	2	0	0	0	0	0	1	21	29	2.70	1.200													
Tom Sturdivant, R ERA: (7, 1)	2.0	7	0	0	0	2	1	0	0	0	0	0	0	10	14	0.00	0.500													
Rudy Hernandez, R ERA: 4.5 (9, 1)	1.0	L	4	1	1	1	0	0	0	0	0	0	0	4	4	9.00	1.000													
Dave Sisler, R ERA: (10, 1)	0.2	4	0	0	0	0	0	2	0	1	0	0	0	2	10	0.00	0.000													

Batter	1	2	3	4	5	6	7	8	9	AB R H RBI BB SO LOB	TOP									
Marty Keough, L (1, 7) OBP: 0.350, SLG: 0.361	0-3 K			0-0 2B		0-0 5-3			0-0 G3	4 0 1 0 0 1 0	Washington Senators @ Minnesota Twins Metropolitan Stadium, Bloomington, MI Sun Apr 23 1961, 4:33 AM EST Att. 13,408 - Overcast - 43 F livebaseballscorecards.com									
Danny O'Connell, R (1, 4) OBP: 0.361, SLG: 0.344	0-0 F9			0-0 5-3		0-0 F9			0-3 K	4 0 0 0 0 1 1										
Gene Woodling, L (1, 9) OBP: 0.378, SLG: 0.355 Jim Mahoney, R (9, PR)	0-0 6-3			4-0 G6-4-3 BB		0-0 1-3			4-0 BB	2 0 0 0 2 0 0 0 0 0 0 0 0 0										
R C Stevens, R (1, 3) OBP: 0.214, SLG: 0.154		0-0 6-3		0-0 G6-4-3 1-2f				0-3 K	0-3 K	4 0 0 0 0 2 3										
Willie Tasby, R (1, 8) OBP: 0.457, SLG: 0.533		0-0 G6-4-3 1B			0-0 F8			0-0 6-3		3 0 1 0 0 0 0										
Harry Bright, R (1, 5) OBP: 0.211, SLG: 0.222		0-0 G6-4-3 1-2f			0-0 F8			0-0 5-3		3 0 0 0 0 0 1										
Coot Veal, R (1, 6) OBP: 0.324, SLG: 0.303			0-3 K		4-0 1B BB			0-0 CS 1B		2 0 1 0 1 1 0										
Pete Daley, R (1, 2) OBP: 0.211, SLG: 0.167			0-0 F8		0-0 1-2 1B			0-0 F7		3 0 1 0 0 0 1										
Dick Donovan, L (1, 1) OBP: 0.250, SLG: 0.143 Chet Boak, R (8, PH) Johnny Klippstein, R (8, 1)			0-0 4-3		0-0 L4			0-3 K 1-2		2 0 0 0 0 0 2 1 0 0 0 0 1 1 0 0 0 0 0 0 0										
Inning Stats	R: 0 E: 0 K: 1 S: 5	H: 0 LOB: 0 BB: 0 P: 5	R: 0 E: 0 K: 0 S: 3	H: 1 LOB: 0 BB: 0 P: 3	R: 0 E: 0 K: 1 S: 5	H: 0 LOB: 0 BB: 0 P: 5	R: 0 E: 0 K: 0 S: 3	H: 1 LOB: 1 BB: 1 P: 7	R: 0 E: 0 K: 0 S: 4	H: 0 LOB: 2 BB: 1 P: 8	R: 0 E: 0 K: 1 S: 5	H: 0 LOB: 0 BB: 0 P: 3	R: 0 E: 0 K: 1 S: 5	H: 0 LOB: 0 BB: 0 P: 5	R: 0 E: 0 K: 2 S: 7	H: 0 LOB: 1 BB: 1 P: 11	1B: 3 2B: 1 3B: 0 HR: 0	SF: 0 SAC: 0 DP: 2 HBP: 0	WP: 0 PB: 0 SB: 0 CS: 1	PA: 31
PITCHER Jack Kralick, L (1, 1) ERA: 2.08	IP: 9.0 WLS: W BF: 31 H: 4 R: 0 ER: 0 SO: 6 BB: 3 IBB: 0 HBP: 0 BLK: 0 WP: 0 HR: 0 S: 40 P: 52 ERA: 0.00 WHIP: 0.778																			



Batter	1	2	3	4	5	6	7	8	9
Zoilo Versalles, R OBP: 0.341, SLG: 0.439 (1, 6)	0-0 5-3 ①		0-0 2B ③		0-0 F9 ③			0-0 F9 ③	
Lenny Green, L OBP: 0.425, SLG: 0.545 (1, 8)	0-0 3-1 ②		0-0 4-3 ③			0-0 F9 ①			
Don Mincher, L OBP: 0.370, SLG: 0.739 (1, 3)	0-0 F4 ③			0-0 5-3 ①		0-0 F5 ②			
Bob Allison, R OBP: 0.359, SLG: 0.576 (1, 9)		0-0 L7 ①		0-0 5-3 ②		4-0 CS BB ③			
Jim Lemon, R OBP: 0.235, SLG: 0.394 Pete Whisenant, R (8, 7)		0-3 K ②		0-3 K ③		0-0 CS 1-2 ③	0-3 K ①		
Earl Battey, R OBP: 0.382, SLG: 0.333 (1, 2)		0-0 FC6-4 1B ③			0-0 6-3 ①		0-0 F3 ②		
Reno Bertoia, R OBP: 0.333, SLG: 0.276 (1, 5)		0-0 FC6-4 1-2f ③			0-0 1-3 ②		0-0 L6 ③		
Billy Gardner, R OBP: 0.313, SLG: 0.345 (1, 4)			0-0 6-3 ①		0-0 1B 2B ③		0-0 F9 ①		
Jack Kralick, L OBP: 0.286, SLG: 0.286 (1, 1)			0-0 4-3 ②		0-0 2-H 1B ③		0-0 G3 ②		

Inning Stats	R: 0	H: 0	E: 0	K: 0	S: 3	LOB: 0	BB: 0	P: 3
	R: 0	H: 1	E: 0	K: 1	S: 6	LOB: 1	BB: 0	P: 6
	R: 0	H: 1	E: 0	K: 0	S: 4	LOB: 1	BB: 0	P: 4
	R: 0	H: 0	E: 0	K: 1	S: 5	LOB: 0	BB: 0	P: 5
	R: 1	H: 2	E: 0	K: 0	S: 5	LOB: 1	BB: 0	P: 5
	R: 0	H: 0	E: 0	K: 0	S: 2	LOB: 0	BB: 1	P: 6
	R: 0	H: 0	E: 0	K: 1	S: 5	LOB: 0	BB: 0	P: 5
	R: 0	H: 0	E: 0	K: 0	S: 3	LOB: 0	BB: 0	P: 3

PITCHER	IP	WLS	BF	H	R	ER	SO	BB	IBB	HBP	BLK	WP	HR	S	P	ERA	WHIP
Dick Donovan, R ERA: 2.25 (1, 1)	7.0	L	25	4	1	1	3	1	0	0	0	0	0	30	34	1.29	0.714
Johnny Klippstein, R ERA: 9.0 (8, 1)	1.0		3	0	0	0	0	0	0	0	0	0	0	3	3	0.00	0.000

AB R H RBI BB SO LOB

4	0	1	0	0	0	1
3	0	0	0	0	0	1
3	0	0	0	0	0	0
2	0	0	0	1	0	0
3	0	0	0	0	3	0
0	0	0	0	0	0	0
3	0	1	0	0	0	0
3	0	0	0	0	0	1
3	1	1	0	0	0	0
3	0	1	1	0	0	0

AB	27
R	1
H	4
RBI	1
BB	1
SO	3
LOB	3



Washington Senators @ Minnesota Twins
 Metropolitan Stadium, Bloomington, MI
 Sun Apr 23 1961, 4:33 AM EST
 Att. 13,408 - Overcast - 43 F

livebaseballscores.com

WP	HR	S	P	ERA	WHIP
0	0	0	0	0	0

Batter	1	2	3	4	5	6	7	8	9	AB R H RBI BB SO LOB	TOP		
Coot Veal, R (1, 6) OBP: 0.390, SLG: 0.343	4-0 BB CS BB		x 0-0 SH1-3 1B		x 0-0 G1-6-3 1B			BB 4-0 BB BB		2 0 2 0 2 0 0			
Danny O'Connell, R (1, 4) OBP: 0.333, SLG: 0.314	0-3 K 1-2		x 0-0 SH1-3		x 0-0 G1-6-3			x 0-0 F9		3 0 0 0 0 1 4			
Marty Keough, L (1, 9) OBP: 0.341, SLG: 0.375	x 0-0 2B		x 0-0 F9				x 0-0 G3	x 0-0 F8		4 0 1 0 0 0 2			
Dale Long, L (1, 3) OBP: 0.294, SLG: 0.625	x 0-0 F7			x 0-0 P6			x 0-0 F7		x 0-0 1B G5-4-3 1B	4 1 1 0 0 0 1			
Gene Woodling, L (1, 7) OBP: 0.390, SLG: 0.353		BB 4-0 BB		x 0-0 L6			x 0-0 L5		x 0-0 1B G5-4-3 1B	3 0 1 0 1 0 0			
Willie Tasby, R (1, 8) OBP: 0.462, SLG: 0.515		0-3 K		BB 4-0 BB			x 0-0 1B G5-4-3		x 0-0 G5-4-3	3 0 1 0 1 1 2			
Harry Bright, R (1, 5) OBP: 0.174, SLG: 0.182		0-3 K		0-3 K			x 0-0 G5-4-3		x 0-0 P6	4 0 0 0 0 2 3			
Pete Daley, R (1, 2) OBP: 0.182, SLG: 0.143		x 0-0 F8			x 0-0 5-3		x 0-0 4-3			3 0 0 0 0 0 1			
Jim King, L (7, 2)										0 0 0 0 0 0 0			
Pete Burnside, R (1, 1)			x 0-0 F2		x 0-0 1B			x 0-0 F8		0 0 0 0 0 0 0			
Chet Boak, R (3, PH)										1 0 0 0 0 0 0			
John Gabler, S (3, 1) OBP: 1.000, SLG: 1.000										1 0 1 0 0 0 0			
Joe Hicks, L (8, PH) OBP: 0.250, SLG: 0.250										1 0 0 0 0 0 0			
Rudy Hernandez, R (8, 1)										0 0 0 0 0 0 0			
Inning Stats	R: 0 H: 1 E: 0 LOB: 1 K: 1 BB: 1 S: 5 P: 9	R: 0 H: 0 E: 0 LOB: 1 K: 2 BB: 1 S: 7 P: 11	R: 0 H: 1 E: 0 LOB: 1 K: 0 BB: 0 S: 4 P: 4	R: 0 H: 0 E: 0 LOB: 1 K: 1 BB: 1 S: 5 P: 9	R: 0 H: 2 E: 0 LOB: 1 K: 0 BB: 0 S: 4 P: 4	R: 0 H: 0 E: 0 LOB: 0 K: 0 BB: 0 S: 3 P: 3	R: 0 H: 1 E: 0 LOB: 0 K: 0 BB: 0 S: 3 P: 3	R: 0 H: 0 E: 0 LOB: 1 K: 0 BB: 1 S: 3 P: 7	R: 1 H: 2 E: 0 LOB: 0 K: 0 BB: 0 S: 4 P: 4	1B: 6 SF: 0 2B: 1 SAC: 1 3B: 0 DP: 3 HR: 0 HBP: 0	WP: 0 PA: 34 PB: 0 SB: 0 CS: 1		
PITCHER	IP WLS BF H R ER SO BB IBB HBP BLK WP HR S P ERA WHIP											PITCHER	IP WLS BF H R ER SO BB IBB HBP BLK WP HR S P ERA WHIP
Gene Conley, R (1, 1) ERA: 1.13	8.0 W 32 7 1 1 4 4 0 0 0 0 0 0 36 52 1.12 1.375												
Mike Fornieles, R (9, 1) ERA: 5.06	1.0 S 2 0 0 0 0 0 0 0 0 0 0 0 2 2 0.00 0.000												

Washington Senators @ Boston Red Sox
 Fenway Park, Boston, MA
 Tue Apr 25 1961, 3:33 AM EST
 Att. 2,748 - Unknown

AB	29
R	1
H	7
RBI	0
BB	4
SO	4
LOB	13



Batter	1	2	3	4	5	6	7	8	9
Chuck Schilling, R <small>OBP: 0.390, SLG: 0.314</small> (1, 4)	0-0 	0-0 		0-0 		0-3 		0-0 	
Gary Geiger, L <small>OBP: 0.421, SLG: 0.516</small> (1, 8)	0-0 	1-0 		0-0 		0-0 			
Carroll Hardy, R <small>OBP: 0.455, SLG: 0.700</small> (1, 7)	0-0 	0-0 			0-0 	0-0 			
Jackie Jensen, R <small>OBP: 0.184, SLG: 0.114</small> (1, 9)	0-0 	0-0 			0-0 		0-0 		
Jim Pagliaroni, R <small>OBP: 0.400, SLG: 0.333</small> (1, 2)		0-0 	0-0 		4-0 		0-0 		
Billy Harrell, R <small>OBP: 0.333, SLG: 0.412</small> (1, 5)		0-0 	0-0 		0-0 		0-0 		
Pete Runnels, L <small>OBP: 0.378, SLG: 0.471</small> (1, 3)		4-0 	0-0 		0-0 		0-0 		
Pumpsie Green, S <small>OBP: 0.353, SLG: 0.370</small> (1, 6)		0-0 		0-0 	4-0 		0-3 		
Gene Conley, R (1, 1)		0-0 		0-0 	0-0 		4-0 		
Mike Fornieles, R (9, 1)									

AB	R	H	RBI	BB	SO	LOB
5	1	2	1	0	1	2
3	0	0	0	0	0	1
4	1	2	0	0	0	1
4	1	1	0	0	0	3
3	1	1	0	1	0	0
4	1	1	1	0	0	1
3	1	1	0	1	0	1
3	0	1	1	1	1	1
2	0	0	1	1	0	2
0	0	0	0	0	0	0

Washington Senators @ Boston Red Sox
 Fenway Park, Boston, MA
 Tue Apr 25 1961, 3:33 AM EST
 Att. 2,748 - Unknown

livebaseballscorecards.com

AB	31
R	6
H	9
RBI	4
BB	4
SO	2
LOB	12



1B: 7	SF: 1
2B: 2	SAC: 0
3B: 0	DP: 1
HR: 0	HBP: 1

WP: 0	PA: 37
PB: 1	
SB: 1	
CS: 0	

Inning Stats		R: 0	H: 1	E: 0	LOB: 1	K: 0	BB: 0	S: 4	P: 4									
PITCHER		IP	WLS	BF	H	R	ER	SO	BB	IBB	HBP	BLK	WP	HR	S	P	ERA	WHIP
Pete Burnside, L <small>ERA: 13.5</small> (1, 1)		2.0	L	13	5	4	3	0	1	0	1	0	0	0	11	16	13.50	3.000
John Gabler, R <small>ERA: 3.6</small> (3, 1)		5.0		20	3	2	2	1	2	0	0	0	0	0	20	28	3.60	1.000
Rudy Hernandez, R <small>ERA: 3.0</small> (8, 1)		1.0		4	1	0	0	1	1	0	0	0	0	0	5	9	0.00	2.000

Batter	1	2	3	4	5	6	7	8	9	AB R H RBI BB SO LOB	TOP	
Coot Veal, R OBP: 0.356, SLG: 0.308 (1, 6)	0-0 6-3		0-0 1-3		0-0 6-3			0-0 P2		4 0 0 0 0 0 1		
Danny O'Connell, R OBP: 0.372, SLG: 0.385 (1, 4)	0-0 1B			0-0 1-3 BB 4-3 1B	0-0 P4			0-0 WP 2B		4 1 3 0 0 0 1		
Marty Keough, L OBP: 0.333, SLG: 0.349 (1, 9)	0-3 K			4-0 BB BB BB 4-3 1-3 1-2 1B BB		0-0 1-3		0-0 4-3		3 1 0 0 1 1 2		
Dale Long, L OBP: 0.238, SLG: 0.500 R C Stevens, R OBP: 0.214, SLG: 0.154 (1, 3) (8, 3)	0-3 K			0-0 1-3		0-0 1-3		0-0 4-3		4 0 0 0 0 1 4 0 0 0 0 0 0 0		
Gene Woodling, L OBP: 0.356, SLG: 0.316 (1, 7)		0-0 4-3		0-0 4-3		0-0 F5		0-0 P6		4 0 0 1 0 0 1		
Willie Tasby, R OBP: 0.442, SLG: 0.486 (1, 8)		0-3 K		0-0 2B 1B		0-0 4-3		0-0 4-3		4 0 1 1 0 1 0		
Harry Bright, R OBP: 0.185, SLG: 0.231 (1, 5)		0-0 5-3		0-0 2B 1B		0-0 4-3		0-0 P5		4 0 1 0 0 0 0		
Pete Daley, R OBP: 0.240, SLG: 0.208 (1, 2)			0-0 F8		0-0 SH1-4 1B		0-0 FC6-4 1B			3 0 2 0 0 0 0		
Tom Sturdivant, L Dave Sisler, R (1, 1) (8, 1)			0-0 5-3		0-0 SH1-4		0-0 FC6-4			2 0 0 0 0 0 1 0 0 0 0 0 0 0		
Inning Stats	R: 0 H: 1 E: 0 LOB: 1 K: 2 BB: 0 S: 8 P: 8	R: 0 H: 0 E: 0 LOB: 0 K: 1 BB: 0 S: 5 P: 5	R: 0 H: 0 E: 0 LOB: 0 K: 0 BB: 0 S: 3 P: 3	R: 2 H: 3 E: 0 LOB: 2 K: 0 BB: 1 S: 5 P: 9	R: 0 H: 1 E: 0 LOB: 1 K: 0 BB: 0 S: 4 P: 4	R: 0 H: 0 E: 0 LOB: 0 K: 0 BB: 0 S: 3 P: 3	R: 0 H: 1 E: 0 LOB: 1 K: 0 BB: 0 S: 4 P: 4	R: 0 H: 1 E: 0 LOB: 1 K: 0 BB: 0 S: 4 P: 4	R: 0 H: 0 E: 0 LOB: 0 K: 0 BB: 0 S: 3 P: 3	R: 0 H: 0 E: 0 LOB: 0 K: 0 BB: 0 S: 3 P: 3	1B: 5 SF: 0 2B: 2 SAC: 1 3B: 0 DP: 0 HR: 0 HBP: 0	WP: 1 PA: 34 PB: 0 SB: 0 CS: 0
PITCHER Bill Monbouquette, R ERA: 2.53 Ted Willis, L ERA:	IP WLS BF H R ER SO BB IBB HBP BLK WP HR S P ERA WHIP											
	(1, 1) 7.0 L 27 6 2 2 3 1 0 0 0 0 0 0 32 36 2.57 1.000											
	(8, 1) 2.0 7 1 0 0 0 0 0 0 0 0 1 0 7 7 0.00 0.500											

Washington Senators @ Boston Red Sox
Fenway Park, Boston, MA
Wed Apr 26 1961, 3:33 AM EST
Att. 2,133 - Unknown

AB	32
R	2
H	7
RBI	2
BB	1
SO	3
LOB	10



Batter	1	2	3	4	5	6	7	8	9	AB	R	H	RBI	BB	SO	LOB	
Chuck Schilling, R (1, 4) <small>OBP: 0.356, SLG: 0.282</small>	0-0 P6		0-0 6-3		0-0 F5		0-3 K			4	0	0	0	0	1	2	
Gary Geiger, L (1, 8) <small>OBP: 0.381, SLG: 0.457</small>	0-0 E3 <small>WP SF7</small>		0-0 6-3		0-0 F8			0-0 4-3		4	1	0	0	0	0	1	
Carl Yastrzemski, L (1, 7) <small>OBP: 0.242, SLG: 0.276</small>	0-0 SF7 <small>1-H</small>		4-0 BB		0-0 F8			0-0 BB 1B		2	0	1	1	1	0	0	
Vic Wertz, L (1, 3) <small>OBP: 0.333, SLG: 0.200</small> Billy Harrell, R (8, PR) <small>OBP: 0.333, SLG: 0.412</small> (9, 5)	1-0 HBP		0-3 K		0-0 4-3			4-0 G4-6-3 BB		2	0	0	0	1	1	1	
Jackie Jensen, R (1, 9) <small>OBP: 0.190, SLG: 0.128</small>	0-0 L9			0-0 5-3		0-0 1B		0-0 G4-6-3		4	0	1	0	0	0	3	
Pete Runnels, L (1, 5) <small>OBP: 0.341, SLG: 0.421</small> (9, 3)		0-3 K		0-0 F7		0-0 F8		0-0 L4		4	0	0	0	0	1	1	
Russ Nixon, L (1, 2) <small>OBP: 0.300, SLG: 0.263</small>		4-0 BB		0-0 4-3			0-0 4-3		0-0 F7		3	0	0	0	1	0	0
Pumpsie Green, S (1, 6) <small>OBP: 0.368, SLG: 0.367</small>		0-0 P6			0-0 SH1-4 1B		4-0 S BB		0-0 6-3		3	0	1	0	1	0	1
Bill Monbouquette, R (1, 1) <small>OBP: 0.250, SLG: 0.250</small> Jim Pagliaroni, R (7, PH) <small>OBP: 0.381, SLG: 0.316</small> Ted Wills, L (8, 1)		0-0 1-3			0-0 SH1-4		0-3 K			1	0	0	0	0	0	1	

Inning Stats	R: 1	H: 0	E: 1	LOB: 1	K: 0	BB: 0	S: 4	P: 5	R: 0	H: 0	E: 0	LOB: 1	K: 1	BB: 1	S: 5	P: 9	R: 0	H: 0	E: 0	LOB: 1	K: 1	BB: 1	S: 5	P: 9	R: 0	H: 0	E: 0	LOB: 0	K: 0	BB: 0	S: 3	P: 3	R: 0	H: 1	E: 0	LOB: 1	K: 0	BB: 0	S: 4	P: 4	R: 0	H: 1	E: 0	LOB: 1	K: 0	BB: 0	S: 4	P: 4	R: 0	H: 0	E: 0	LOB: 1	K: 2	BB: 1	S: 7	P: 11	R: 0	H: 1	E: 0	LOB: 2	K: 0	BB: 1	S: 3	P: 7	R: 0	H: 0	E: 0	LOB: 0	K: 0	BB: 0	S: 3	P: 3	1B: 3	SF: 1	2B: 0	SAC: 1	3B: 0	DP: 1	HR: 0	HBP: 1	WP: 1	PA: 35
PITCHER Tom Sturdivant, R (1, 1) <small>ERA:</small> Dave Sisler, R (8, 1) <small>ERA:</small>	IP	WLS	BF	H	R	ER	SO	BB	IBB	HBP	BLK	WP	HR	S	P	ERA	WHIP																																																																	
	7.1	W	31	3	1	0	4	4	0	0	0	1	0	34	51	0.00	0.955																																																																	
	1.2	S	4	0	0	0	0	0	0	0	0	0	0	4	4	0.00	0.000																																																																	


BOTTOM

Washington Senators @ Boston Red Sox
 Fenway Park, Boston, MA
 Wed Apr 26 1961, 3:33 AM EST
 Att. 2,133 - Unknown

livebaseballscorecards.com

AB	28
R	1
H	3
RBI	1
BB	4
SO	4
LOB	11



Batter	1	2	3	4	5	6	7	8	9	AB R H RBI BB SO LOB	TOP		
Dick Williams, R (1, 7) OBP: 0.233, SLG: 0.350	0-0 F8		0-0 5-3			0-0 4-3		0-0 1B 1B	0-3 K	5 1 1 0 0 1 1	<p>Baltimore Orioles @ Washington Senators Griffith Stadium, Washington, DC</p> <p>Thu Apr 27 1961, 6:05 PM EST Att. 4,541 - Unknown</p> <p>livebaseballscorecards.com</p> <p>AB 34 R 5 H 9 RBI 5 BB 3 SO 5 LOB 14</p> 		
Whitey Herzog, L (1, 9) OBP: 0.400, SLG: 0.381	0-0 1B		0-0 4-3			0-0 4-3		0-0 1B 1B	0-0 1-3	5 1 2 0 0 0 1			
Brooks Robinson, R (1, 5) OBP: 0.321, SLG: 0.380	0-3 K			0-0 F3			0-0 4-3 SF8 2B	0-0 1B 1B	0-0 4-3	5 2 2 1 0 1 1			
Jim Gentile, L (1, 3) OBP: 0.409, SLG: 0.605	0-3 K2-3			0-3 K			0-0 4-3	0-0 1B 2B		4 1 1 1 0 2 2			
Gus Triandos, R (1, 2) OBP: 0.381, SLG: 0.400		0-0 F5		0-0 6-3			4-0 SF8 BB BB	0-0 2B 1B		3 0 1 1 1 0 0			
Ron Hansen, R (1, 6) OBP: 0.365, SLG: 0.295		0-0 F3			0-0 5-3		4-0 SF8 BB	0-0 F5		3 0 0 0 1 0 2			
Russ Snyder, L (1, 8) OBP: 0.364, SLG: 0.345		0-0 F7			0-0 4-3		0-0 SF8	0-0 2B		3 0 1 2 0 0 0			
Jerry Adair, R (1, 4) OBP: 0.563, SLG: 0.615			0-0 SH2-4 1B		0-0 5-3		4-0 IBB	0-0 6-3		3 0 1 0 1 0 2			
Dick Hall, R (1, 1) OBP: 0.563, SLG: 0.615			0-0 SH2-4		0-0 5-3		0-0 F9	0-3 K		3 0 0 0 0 1 5			
Inning Stats	R: 0 E: 0 K: 2 S: 8 H: 1 LOB: 1 BB: 0 P: 8	R: 0 E: 0 K: 0 S: 3 H: 0 LOB: 0 BB: 0 P: 3	R: 0 E: 0 K: 0 S: 4 H: 1 LOB: 1 BB: 0 P: 4	R: 0 E: 0 K: 1 S: 5 H: 0 LOB: 0 BB: 0 P: 5	R: 0 E: 0 K: 0 S: 3 H: 0 LOB: 0 BB: 0 P: 3	R: 0 E: 0 K: 0 S: 3 H: 0 LOB: 0 BB: 0 P: 3	R: 1 E: 0 K: 0 S: 4 H: 1 LOB: 3 BB: 3 P: 16	R: 4 E: 0 K: 1 S: 11 H: 6 LOB: 2 BB: 0 P: 11	R: 0 E: 0 K: 1 S: 5 H: 0 LOB: 0 BB: 0 P: 5	1B: 7 2B: 2 3B: 0 HR: 0 SF: 1 SAC: 1 DP: 0 HBP: 0		WP: 0 PB: 0 SB: 0 CS: 0 PA: 39	
PITCHER	IP WLS BF H R ER SO BB IBB HBP BLK WP HR S P ERA WHIP											PITCHER	IP WLS BF H R ER SO BB IBB HBP BLK WP HR S P ERA WHIP
Joe McClain, R (1, 1) ERA: 3.33	7.0 L 30 6 4 4 3 2 1 0 0 0 0 0 33 45 5.14 1.143												
Johnny Klippstein, R (8, 1) ERA: 11.57	0.1 4 3 1 1 0 0 0 0 0 0 0 0 4 4 27.00 9.000												
Marty Kutyna, R (8, 1) ERA: 0.79	1.2 5 0 0 0 0 2 0 0 0 0 0 0 9 9 0.00 0.000												

Batter	1	2	3	4	5	6	7	8	9	AB R H RBI BB SO LOB
--------	---	---	---	---	---	---	---	---	---	----------------------

Coot Veal, R OBP: 0.327, SLG: 0.279 (1, 6) X	0-0 F9 ①			X 0-0 F5 ①			X 0-0 P4 ①		X 0-0 E6 ①	4 0 0 0 0 0 1
Danny O'Connell, R OBP: 0.362, SLG: 0.372 (1, 4) S S S	0-3 K ②			X 0-0 G4-6-3 1B ②			X 0-0 P4 ②		X 0-0 1-3 ③	4 0 1 0 0 1 2
Marty Keough, L OBP: 0.314, SLG: 0.326 (1, 7) S S S	0-3 K ③			X 0-0 G4-6-3 1-2f ③			X 0-0 F7 ③			3 0 0 0 0 1 1
Dale Long, L OBP: 0.208, SLG: 0.435 (1, 3)		X 0-0 F8 ①		X 0-0 4-3 ①			X 0-0 4-3 ①			3 0 0 0 0 0 0
Gene Woodling, L OBP: 0.333, SLG: 0.293 (1, 9)		X 0-0 F7 ②		X 0-0 F8 ②			X 0-0 F7 ②			3 0 0 0 0 0 0
Willie Tasby, R OBP: 0.413, SLG: 0.450 (1, 8)		X 0-0 F5 ③		X 0-0 F7 ③			X 0-0 F8 ③			3 0 0 0 0 0 0
Billy Klaus, L OBP: 0.208, SLG: 0.250 (1, 5) S S S			X 0-3 K ①			X 0-0 F8 ①			X 4-0 G5-4-3 BB ①	2 0 0 0 1 1 0
Pete Daley, R OBP: 0.214, SLG: 0.185 (1, 2)			X 0-0 1-3 ②			X 0-0 5-3 ②			X 0-0 G5-4-3 1-2f ②	3 0 0 0 0 0 1
Joe McClain, R OBP: 0.250, SLG: 0.375 (1, 1)			X 0-0 F3 ③			X 0-0 P4 ③			X 0-0 E 1B ③	2 0 0 0 0 0 0
Johnny Klippstein, R (8, 1)										0 0 0 0 0 0 0
Marty Kutyna, R OBP: 0.500, SLG: 0.500 (8, 1)										0 0 0 0 0 0 0
Joe Hicks, L OBP: 0.400, SLG: 0.400 (9, PH)										1 0 1 0 0 0 0

Inning Stats	R: 0	H: 0	E: 0	LOB: 0	K: 2	BB: 0	S: 7	R: 0	H: 0	E: 0	LOB: 0	K: 0	BB: 0	S: 3	R: 0	H: 1	E: 0	LOB: 0	K: 0	BB: 0	S: 3	R: 0	H: 0	E: 0	LOB: 0	K: 0	BB: 0	S: 3	R: 0	H: 0	E: 0	LOB: 0	K: 0	BB: 0	S: 3	R: 0	H: 0	E: 1	LOB: 2	K: 0	BB: 1	S: 4	1B: 2	SF: 0	2B: 0	SAC: 0	3B: 0	DP: 2	HR: 0	HBP: 0	WP: 0	PA: 29
--------------	------	------	------	--------	------	-------	------	------	------	------	--------	------	-------	------	------	------	------	--------	------	-------	------	------	------	------	--------	------	-------	------	------	------	------	--------	------	-------	------	------	------	------	--------	------	-------	------	-------	-------	-------	--------	-------	-------	-------	--------	-------	--------

PITCHER	IP	WLS	BF	H	R	ER	SO	BB	IBB	HBP	BLK	WP	HR	S	P	ERA	WHIP	PITCHER	IP	WLS	BF	H	R	ER	SO	BB	IBB	HBP	BLK	WP	HR	S	P	ERA	WHIP														
Dick Hall, R ERA: 1.35 (1, 1)	9.0	W	29	2	0	0	3	1	0	0	0	0	0	34	38	0.00	0.333																																

BOTTOM

Baltimore Orioles @ Washington Senators
Griffith Stadium, Washington, DC
Thu Apr 27 1961, 6:05 PM EST
Att. 4,541 - Unknown

livebaseballscorecards.com

AB	28
R	0
H	2
RBI	0
BB	1
SO	3
LOB	5



Baltimore Orioles @ Washington Senators
 Griffith Stadium, Washington, DC

Fri Apr 28 1961, 6:05 PM EST
 Att. 4,112 - Unknown


livebaseballscorecards.com

AB	33
R	4
H	8
RBI	3
BB	5
SO	3
LOB	18




Batter	1	2	3	4	5	6	7	8	9	AB R H RBI BB SO LOB			
Dick Williams, R (1, 7) OBP: 0.250, SLG: 0.356 Jim Busby, R (9, 8)	0-0 G4-6-3 1B		0-0 F9			0-0 FC3-6 1B	0-0 6-3		0-0 F7	5 0 2 0 0 0 2 0 0 0 0 0 0 0			
Whitey Herzog, L (1, 9) OBP: 0.433, SLG: 0.375 Gene Stephens, L (9, 7)	0-0 G4-6-3 1-2f		0-0 S 1B			0-0 FC3-6 HBP 1B 1-2f		4-0 G4-6-3 BB	4-0 FC5-4 BB 1-2 2-3	3 0 1 0 2 0 2 0 0 0 0 0 0 0			
Brooks Robinson, R (1, 5) OBP: 0.344, SLG: 0.377	4-0 2B BB		0-0 F3 1-2			0-0 HBP 1B 1-2		4-0 G4-6-3 BB 1-2	0-0 FC5-4 BB 1-2f	3 1 1 0 2 0 4			
Jim Gentile, L (1, 3) OBP: 0.417, SLG: 0.610	0-0 1-H 2B				0-0 F7	1-0 G4-6-3 HBP 1-2 2-3		0-0 G4-6-3 1-2f 2-3		3 0 1 1 0 0 2			
Gus Triandos, R (1, 2) OBP: 0.356, SLG: 0.368	0-0 6-3				0-0 P3	0-0 G4-6-3 1-2f		0-3 K		3 0 0 0 0 0 4			
Ron Hansen, R (1, 6) OBP: 0.357, SLG: 0.277			0-0 P4		0-3 K		0-0 P4		4-0 FC1-5 1B BB	3 0 0 0 1 1 0			
Russ Snyder, L (1, 8) OBP: 0.378, SLG: 0.424			0-0 G3			0-0 4-3			0-0 FC1-5 E 1-2 1B	4 2 2 0 0 0 0			
Jerry Adair, R (1, 4) OBP: 0.500, SLG: 0.706			0-0 F7			0-0 6-3			0-0 FC1-5 BB E 1-2 2-3f	4 1 1 2 0 0 2			
Chuck Estrada, R (1, 1) Hoyt Wilhelm, R (6, 1) Clint Courtney, L (6, 2) OBP: 0.385, SLG: 0.200			0-0 1-3		0-3 K		0-0 4-3		0-0 E4 BB 1-2 2-H	2 0 0 0 0 1 0 1 0 0 0 0 1 1 2 0 0 0 0 0 1			
Inning Stats	R: 1 H: 2 E: 0 LOB: 1 K: 0 BB: 1 S: 4 P: 8	R: 0 H: 0 E: 0 LOB: 0 K: 0 BB: 0 S: 3 P: 3	R: 0 H: 1 E: 0 LOB: 1 K: 0 BB: 0 S: 4 P: 4	R: 0 H: 0 E: 0 LOB: 0 K: 1 BB: 0 S: 5 P: 5	R: 0 H: 0 E: 0 LOB: 0 K: 1 BB: 0 S: 5 P: 5	R: 0 H: 2 E: 0 LOB: 2 K: 0 BB: 0 S: 4 P: 5	R: 2 H: 2 E: 0 LOB: 0 K: 0 BB: 0 S: 5 P: 5	R: 0 H: 0 E: 0 LOB: 1 K: 1 BB: 2 S: 4 P: 12	R: 1 H: 1 E: 1 LOB: 3 K: 0 BB: 2 S: 5 P: 13	1B: 5 SF: 0 2B: 1 SAC: 0 3B: 1 DP: 3 HR: 1 HBP: 1	WP: 0 PA: 39 PB: 0 SB: 1 CS: 0		
PITCHER	IP WLS BF H R ER SO BB IBB HBP BLK WP HR S P ERA WHIP											PITCHER	IP WLS BF H R ER SO BB IBB HBP BLK WP HR S P ERA WHIP
Bennie Daniels, R (1, 1) ERA: 4.24	7.0 L 28 7 3 3 2 1 0 1 0 0 1 30 35 3.86 1.143												
Dave Sisler, R (8, 1) ERA:	2.0 11 1 1 0 1 4 0 0 0 0 0 9 25 0.00 2.500												

Batter	1	2	3	4	5	6	7	8	9	AB R H RBI BB SO LOB
Coot Veal, R OBP: 0.333, SLG: 0.298 (1, 6)	0-0 G3 FC1-5 2B		0-0 P4		4-0 BB		0-0 P4		0-0 F7	4 0 1 0 1 0 1
Danny O'Connell, R OBP: 0.333, SLG: 0.340 (1, 4)	0-0 G3 2-3		0-0 6-3		0-0 F9		0-0 G3			4 0 0 0 0 0 2
Marty Keough, L OBP: 0.345, SLG: 0.396 (1, 7)	4-0 FC1-5 BB		4-0 BB			0-0 HR		0-3 K		2 1 1 1 2 1 0
Gene Woodling, L OBP: 0.346, SLG: 0.341 (1, 9)	0-0 FC1-5 1-2 3-H		0-0 P4			4-0 1B BB		0-0 6-3 3B		3 1 1 0 1 0 3
Willie Tasby, R OBP: 0.400, SLG: 0.432 (1, 8)	0-0 F8			0-3 K		0-0 1-2 1B		0-0 6-3		4 0 1 1 0 1 2
Dale Long, L OBP: 0.179, SLG: 0.370 (1, 3)		0-0 P4		0-0 F8		0-0 P3		0-0 1-3		4 0 0 0 0 0 2
Billy Klaus, L OBP: 0.250, SLG: 0.227 (1, 5)		1-0 WP HBP		4-0 PO BB		0-0 P5		0-0 5-3		2 0 0 0 1 0 2
Dutch Dotterer, R OBP: 0.375, SLG: 0.231 (1, 2) Jim Mahoney, R (9, PR)		0-0 1-3		0-0 PO 1-2	0-0 F7	0-3 K2-3		4-0 BB		3 0 0 0 1 1 3 0 0 0 0 0 0 0
Bennie Daniels, L (1, 1) Chet Boak, R (7, PH) Dave Sisler, R (8, 1) Joe Hicks, L (9, PH) OBP: 0.333, SLG: 0.333		0-3 K			0-3 K		0-0 6-3		0-0 F8	2 0 0 0 0 2 1 1 0 0 0 0 0 0 0 0 0 0 0 0 0 1 0 0 0 0 0 1

BOTTOM	
<p>Baltimore Orioles @ Washington Senators Griffith Stadium, Washington, DC Fri Apr 28 1961, 6:05 PM EST Att. 4,112 - Unknown</p>	
AB 30 R 2 H 4 RBI 2 BB 6 SO 5 LOB 17	
Inning Stats R: 0 H: 1 E: 0 LOB: 2 K: 0 BB: 1 S: 4 P: 8 R: 0 H: 0 E: 0 LOB: 1 K: 1 BB: 0 S: 5 P: 6 R: 0 H: 0 E: 0 LOB: 1 K: 0 BB: 1 S: 3 P: 7 R: 0 H: 0 E: 0 LOB: 0 K: 1 BB: 1 S: 4 P: 8 R: 0 H: 0 E: 0 LOB: 1 K: 1 BB: 1 S: 5 P: 9 R: 1 H: 2 E: 0 LOB: 2 K: 1 BB: 1 S: 7 P: 11 R: 0 H: 0 E: 0 LOB: 0 K: 0 BB: 0 S: 3 P: 3 R: 1 H: 1 E: 0 LOB: 0 K: 1 BB: 0 S: 6 P: 6 R: 0 H: 0 E: 0 LOB: 1 K: 0 BB: 1 S: 3 P: 7	WP: 1 PA: 38 PB: 0 SB: 0 CS: 0
PITCHER Chuck Estrada, R (1, 1) ERA: 5.56 Hoyt Wilhelm, R (6, 1) ERA: 1.26	PITCHER IP WLS BF H R ER SO BB IBB HBP BLK WP HR S P ERA WHIP 5.0 0 23 3 1 1 3 5 0 1 0 1 1 23 44 1.80 1.600 4.0 W 14 1 1 1 2 1 0 0 0 0 0 0 17 21 2.25 0.500

livebaseballscorecards.com



Batter	1	2	3	4	5	6	7	8	9	AB R H RBI BB SO LOB	TOP		
Dick Williams, R (1, 7) OBP: 0.283, SLG: 0.367 Jim Busby, R (9, 8) (9, 8)	0-0 F3		0-0 F7	0-0 1B		4-0 CS BB			0-0 BB 1B 2B 1B	4 0 2 0 1 0 0 0 1 0 0 0 0 0			
Whitey Herzog, L (1, 9) OBP: 0.429, SLG: 0.357 Gene Stephens, L (9, 7) OBP: 0.286, SLG: 0.091	4-0 1B BB		0-0 4-3	0-0 L6		0-0 CS	0-0 4-3		0-0 1-2 2B 1B	4 1 1 0 1 0 2 0 0 0 0 0 0 0			
Brooks Robinson, R (1, 5) OBP: 0.364, SLG: 0.397	0-0 1-3 1B		0-0 BB 1B		0-0 2B 1B		0-0 3-1		0-0 F7	5 2 3 0 0 0 2			
Jim Gentile, L (1, 3) OBP: 0.434, SLG: 0.614	0-3 K		4-0 1B BB		0-0 1-H 2B		0-3 K		4-0 2B BB	3 0 1 1 2 2 2			
Gus Triandos, R (1, 2) OBP: 0.380, SLG: 0.419	0-0 P2		0-0 1-2 2-H 1B		0-0 P4			0-0 1B	0-0 1-3 2-H 3-H 2B	5 0 3 3 0 0 3			
Ron Hansen, R (1, 6) OBP: 0.344, SLG: 0.288		0-0 2B	0-0 F7		0-0 F8			0-3 K	0-3 K	5 0 1 0 0 2 7			
Russ Snyder, L (1, 8) OBP: 0.366, SLG: 0.405 (9, 9)		0-3 K		0-0 1-3 S E 1B		0-0 P6		0-0 L7		4 1 1 0 0 1 3	AB 38 R 5 H 12 RBI 4 BB 4 SO 7 LOB 23		
Jerry Adair, R (1, 4) OBP: 0.417, SLG: 0.571		0-3 K		0-0 1-3		0-0 F9		0-0 F8		4 0 0 0 0 1 3			
Milt Pappas, R (1, 1) OBP: 0.417, SLG: 0.571		0-3 K		0-0 E5 L6 1B 3-H		0-0 5-3			0-0 2-3	4 0 0 0 0 1 1			
Inning Stats	R: 0 H: 1 E: 0 LOB: 2 K: 1 BB: 1 S: 6 P: 10	R: 0 H: 1 E: 0 LOB: 1 K: 3 BB: 0 S: 10 P: 10	R: 1 H: 2 E: 0 LOB: 2 K: 0 BB: 1 S: 5 P: 9	R: 1 H: 2 E: 1 LOB: 1 K: 0 BB: 0 S: 5 P: 5	R: 1 H: 2 E: 0 LOB: 1 K: 0 BB: 0 S: 5 P: 5	R: 0 H: 0 E: 0 LOB: 0 K: 0 BB: 1 S: 2 P: 6	R: 0 H: 0 E: 0 LOB: 0 K: 1 BB: 0 S: 5 P: 5	R: 0 H: 1 E: 0 LOB: 1 K: 1 BB: 0 S: 6 P: 6	R: 2 H: 3 E: 0 LOB: 3 K: 1 BB: 1 S: 8 P: 12	1B: 9 SF: 0 2B: 4 SAC: 0 3B: 0 DP: 1 HR: 0 HBP: 0	WP: 0 PA: 43 PB: 0 SB: 1 CS: 1		
PITCHER	IP WLS BF H R ER SO BB IBB HBP BLK WP HR S P ERA WHIP											PITCHER	IP WLS BF H R ER SO BB IBB HBP BLK WP HR S P ERA WHIP
Ed Hobaugh, R (1, 1) ERA: 4.7	5.0 L 25 8 3 2 4 2 0 0 0 0 0 0 31 39 3.60 2.000												
Rudy Hernandez, R (6, 1) ERA: 1.8	2.0 6 0 0 0 1 1 0 0 0 0 0 0 7 11 0.00 0.500												
Marty Kutyna, R (8, 1) ERA: 2.03	2.0 11 4 2 2 2 1 0 0 0 0 0 0 14 18 9.00 2.500												

Baltimore Orioles @ Washington Senators
Griffith Stadium, Washington, DC
Sat Apr 29 1961, 3:33 AM EST
Att. 3,605 - Unknown

livebaseballscorecards.com

BOTTOM

Baltimore Orioles @ Washington Senators
Griffith Stadium, Washington, DC
Sat Apr 29 1961, 3:33 AM EST
Att. 3,605 - Unknown

livebaseballscorecards.com

AB 33
R 0
H 6
RBI 0
BB 1
SO 5
LOB 18



WP: 0 PA: 34
PB: 0
SB: 1
CS: 1


AB R H RBI BB SO LOB

4	0	1	0	0	1	2
4	0	3	0	0	0	1
4	0	0	0	0	0	3
4	0	1	0	0	1	2
4	0	0	0	0	0	3
4	0	0	0	0	0	2
3	0	0	0	1	0	0
3	0	1	0	0	1	2
1	0	0	0	0	0	1
1	0	0	0	0	1	1
0	0	0	0	0	0	0
1	0	0	0	0	1	1
0	0	0	0	0	0	0

Batter	1	2	3	4	5	6	7	8	9
Jim Mahoney, R (1, 6) OBP: 0.250, SLG: 0.250	0-0 CS 1B		0-3 K		0-0 4-3			0-0 1-3	
Marty Keough, L (1, 7) OBP: 0.373, SLG: 0.442	0-0 F9 1-2			0-0 FC4-6 1B		0-0 1B		0-0 2B	
Joe Hicks, L (1, 9) OBP: 0.200, SLG: 0.200	0-0 F8			0-0 FC4-6 1B 1-2f		0-0 F8		0-0 P4	
R C Stevens, R (1, 3) OBP: 0.219, SLG: 0.167		0-0 6-3		0-0 1-2 1B		0-3 K		0-0 6-3	
Willie Tasby, R (1, 8) OBP: 0.370, SLG: 0.396		0-0 1-3		0-0 P4		0-0 4-3		0-0 F9	
Harry Bright, R (1, 5) OBP: 0.161, SLG: 0.200		0-0 4-3		0-0 F8			0-0 F9	0-0 F9	
Chet Boak, R (1, 4)			4-0 BB BB BB G3 S BB		0-0 F8		0-0 E5	0-0 1-3	
Dutch Dotterer, R (1, 2) OBP: 0.368, SLG: 0.313			0-0 1-3		0-0 2B		0-3 K		0-3 K
Ed Hobaugh, R (1, 1) Billy Klaus, L (5, PH) Rudy Hernandez, R (6, 1) Dale Long, L (7, PH) Marty Kutyna, R (8, 1)			0-0 G3 2-3		0-3 K		0-3 K		

Inning Stats	R: 0	H: 1	E: 0	K: 0	S: 3	R: 0	H: 0	E: 0	K: 0	S: 3	R: 0	H: 0	E: 0	K: 1	S: 5	R: 0	H: 2	E: 0	K: 0	S: 5	R: 0	H: 1	E: 0	K: 1	S: 6	R: 0	H: 1	E: 0	K: 1	S: 6	R: 0	H: 0	E: 1	K: 2	S: 8	R: 0	H: 1	E: 0	K: 0	S: 4	R: 0	H: 0	E: 0	K: 0	S: 3	R: 0	H: 0	E: 0	K: 0	S: 3
	LOB: 0	BB: 0	LOB: 0	BB: 0	P: 3	LOB: 0	BB: 0	LOB: 0	BB: 0	P: 3	LOB: 1	BB: 1	LOB: 1	BB: 0	P: 9	LOB: 2	BB: 0	LOB: 2	BB: 0	P: 5	LOB: 1	BB: 0	LOB: 1	BB: 0	P: 6	LOB: 0	BB: 0	LOB: 1	BB: 0	P: 6	LOB: 0	BB: 0	LOB: 1	BB: 0	P: 8	LOB: 1	BB: 0	LOB: 1	BB: 0	P: 4	LOB: 0	BB: 0	LOB: 0	BB: 0	P: 3					

PITCHER	IP	WLS	BF	H	R	ER	SO	BB	IBB	HBP	BLK	WP	HR	S	P	ERA	WHIP
Milt Pappas, R (1, 1) ERA: 5.4	9.0	W	34	6	0	0	5	1	0	0	0	0	0	43	47	0.00	0.778

Batter	1	2	3	4	5	6	7	8	9	AB R H RBI BB SO LOB	TOP														
Tony Kubek, L (1, 6) OBP: 0.379, SLG: 0.442	0-0 G3-6-1 1B		0-0 1-3		0-0 G3		0-0 FC5-2 1-3 3-H 2B		0-0 SH3-4 1-2	4 0 2 1 0 0 2	<p>New York Yankees @ Washington Senators Griffith Stadium, Washington, DC</p> <p>Sun Apr 30 1961, 3:33 AM EDT Unknown</p> <p>livebaseballscorecards.com</p> <table border="1"> <tr><td>AB</td><td>35</td></tr> <tr><td>R</td><td>4</td></tr> <tr><td>H</td><td>11</td></tr> <tr><td>RBI</td><td>4</td></tr> <tr><td>BB</td><td>2</td></tr> <tr><td>SO</td><td>2</td></tr> <tr><td>LOB</td><td>17</td></tr> </table> 	AB	35	R	4	H	11	RBI	4	BB	2	SO	2	LOB	17
AB	35																								
R	4																								
H	11																								
RBI	4																								
BB	2																								
SO	2																								
LOB	17																								
Hector Lopez, R (1, 7) OBP: 0.267, SLG: 0.236	0-3 K		0-3 K		0-0 G3-6-3 1B		0-0 FC5-2 2-3 3-H		0-0 F8	5 0 1 0 0 2 4															
Roger Maris, L (1, 9) OBP: 0.333, SLG: 0.267	0-0 G3-6-1 1-2f		0-0 FC4-6 1B		0-0 G3-6-3 1-2f		0-0 4-1		0-0 F9	5 0 1 0 0 0 5															
Mickey Mantle, S (1, 8) OBP: 0.431, SLG: 0.833		0-0 4-3		0-0 FC4-6 1-2f 1B		0-0 S 1B		0-0 P6		4 1 1 0 0 0 1															
Yogi Berra, L (1, 2) OBP: 0.314, SLG: 0.364		0-0 P6		0-0 FC6-4 1-H 1B		0-0 1-3 1-2		0-0 F8		4 0 1 1 0 0 1															
Bill Skowron, R (1, 3) OBP: 0.339, SLG: 0.451		0-0 6-3		0-0 FC6-4 1-2f			0-0 SH FC4-6 1B 1B		0-0 1B 2B	4 2 2 0 0 0 1															
Clete Boyer, R (1, 5) OBP: 0.257, SLG: 0.161			0-0 L6		0-0 6-3		0-0 FC4-6 1-2 SH 2B 1B		0-0 E5 2-H 1B	4 1 2 1 0 0 0															
Bobby Richardson, R (1, 4) OBP: 0.246, SLG: 0.218			0-0 G1		0-0 4-3		0-0 SH FC4-6 1-2 2-3 3-H		0-0 E5 1-3	3 0 0 0 0 0 1															
Whitey Ford, L (1, 1) OBP: 0.429, SLG: 0.300			4-0 BB		4-0 BB		0-0 FC4-6 1-2f FC5-2 2B		0-0 SH3-4 1B	0 0 0 0 2 0 0															
Jesse Gonder, L (7, PH) OBP: 0.429, SLG: 0.333										1 0 0 1 0 0 2															
Bill Stafford, R (7, 1)										0 0 0 0 0 0 0															
Luis Arroyo, L (8, 1) OBP: 1.000, SLG: 1.000										1 0 1 0 0 0 0															
Inning Stats	R: 0 E: 0 K: 1 S: 5	H: 1 LOB: 0 BB: 0 P: 5	R: 0 E: 0 K: 0 S: 3	H: 0 LOB: 0 BB: 0 P: 3	R: 0 E: 0 K: 0 S: 3	H: 0 LOB: 1 BB: 1 P: 7	R: 1 E: 0 K: 1 S: 7	H: 2 LOB: 1 BB: 0 P: 7	R: 0 E: 0 K: 0 S: 3	H: 0 LOB: 1 BB: 1 P: 7	R: 0 E: 0 K: 0 S: 4	H: 2 LOB: 1 BB: 0 P: 4	R: 2 E: 1 K: 0 S: 7	H: 3 LOB: 2 BB: 0 P: 7	R: 1 E: 1 K: 0 S: 5	H: 2 LOB: 1 BB: 0 P: 5	R: 0 E: 0 K: 0 S: 4	H: 1 LOB: 1 BB: 0 P: 4	1B: 9 2B: 2 3B: 0 HR: 0	SF: 0 SAC: 2 DP: 2 HBP: 0	WP: 0 PB: 0 SB: 2 CS: 0	PA: 39			
PITCHER	IP WLS BF H R ER SO BB IBB HBP BLK WP HR S P ERA WHIP																								
Dick Donovan, R (1, 1) ERA: 2.67	6.1 L 28 8 3 3 2 2 0 0 0 0 0 0 30 38 4.26 1.579																								
Dave Sisler, R (7, 1) ERA:	0.2 2 0 0 0 0 0 0 0 0 0 0 0 2 2 0.00 0.000																								
Rudy Hernandez, R (8, 1) ERA: 2.57	2.0 9 3 1 1 0 0 0 0 0 0 0 0 9 9 4.50 1.500																								

Batter	1	2	3	4	5	6	7	8	9	AB	R	H	RBI	BB	SO	LOB
Coot Veal, R OBP: 0.328, SLG: 0.294 (1, 6)	0-3 K		0-0 F8		0-0 1-3			0-0 F8 BB SF9 1B		4	1	1	0	0	1	0
Danny O'Connell, R OBP: 0.345, SLG: 0.340 (1, 4)	0-0 1-3		0-0 1B		0-0 4-3			4-0 1-2 BB		3	0	1	0	1	0	0
Marty Keough, L OBP: 0.349, SLG: 0.411 (1, 7)	0-0 E9		0-3 K		0-3 K			0-0 2-3 F8		4	0	0	0	0	2	3
Harry Bright, R OBP: 0.143, SLG: 0.182 (1, 5)	0-0 5-3			0-0 P4				0-0 3-H SF9		3	0	0	1	0	0	1
Gene Woodling, L OBP: 0.321, SLG: 0.313 (1, 9)		0-3 K		0-0 4-3				0-0 0-3 K		4	0	0	0	0	2	1
Willie Tasby, R OBP: 0.379, SLG: 0.392 (1, 8)		0-0 F7		4-0 BB 2B BB				0-0 CS 1B		3	1	1	0	1	1	0
R C Stevens, R OBP: 0.250, SLG: 0.182 (1, 3)		0-0 1B		4-0 1-2 2B BB				0-0 1-2 CS		3	1	1	0	1	1	0
Pete Daley, R OBP: 0.250, SLG: 0.233 (1, 2)		0-3 K		0-0 1-H 2-H 2B				4-0 G3-6 BB		3	0	1	2	1	1	1
Dick Donovan, L OBP: 0.200, SLG: 0.111 (1, 1)			0-0 F9		0-0 4-3			0-0 1-2 G3-6		2	0	0	0	0	0	1
Dave Sisler, R (7, 1)										0	0	0	0	0	0	0
Dale Long, L OBP: 0.167, SLG: 0.345 (7, PH)										1	0	0	0	0	0	1
Rudy Hernandez, R (8, 1)										0	0	0	0	0	0	0

Inning Stats	R: 0	H: 0	E: 1	K: 1	S: 6	H: 0	LOB: 1	BB: 0	P: 6	R: 0	H: 1	E: 0	K: 2	S: 8	H: 1	LOB: 1	BB: 0	P: 8	R: 0	H: 1	E: 0	K: 1	S: 6	R: 2	H: 1	E: 0	K: 0	S: 4	H: 0	LOB: 0	BB: 0	P: 5	R: 0	H: 1	E: 0	K: 0	S: 3	H: 0	LOB: 0	BB: 0	P: 3	R: 0	H: 0	E: 0	K: 0	S: 2	H: 1	LOB: 1	BB: 1	P: 10	R: 0	H: 0	E: 0	K: 2	S: 7	H: 0	LOB: 0	BB: 0	P: 7	1B: 4	SF: 1	2B: 1	3B: 0	HR: 0
--------------	------	------	------	------	------	------	--------	-------	------	------	------	------	------	------	------	--------	-------	------	------	------	------	------	------	------	------	------	------	------	------	--------	-------	------	------	------	------	------	------	------	--------	-------	------	------	------	------	------	------	------	--------	-------	-------	------	------	------	------	------	------	--------	-------	------	-------	-------	-------	-------	-------

PITCHER	IP	WLS	BF	H	R	ER	SO	BB	IBB	HBP	BLK	WP	HR	S	P	ERA	WHIP
Whitey Ford, L ERA: 3.19 (1, 1)	6.0	W	24	4	2	2	5	2	0	0	0	0	0	32	40	3.00	1.000
Bill Stafford, R ERA: 4.66 (7, 1)	1.0		5	1	1	1	0	2	0	0	0	0	0	3	11	9.00	3.000
Luis Arroyo, L ERA: (8, 1)	2.0	S	6	0	0	0	3	0	0	0	0	0	0	12	12	0.00	0.000

BOTTOM

New York Yankees @ Washington Senators
Griffith Stadium, Washington, DC

Sun Apr 30 1961, 3:33 AM EDT
Unknown

AB	30
R	3
H	5
RBI	3
BB	4
SO	8
LOB	8



Batter	1	2	3	4	5	6	7	8	9	AB R H RBI BB SO LOB	TOP											
Bobby Richardson, R OBP: 0.246, SLG: 0.220 (1, 4) X	0-0 G3		0-0 P4			0-0 FC1-6 1B		0-0 FC6-4 1-2f		4 0 1 0 0 0 2												
Tony Kubek, L OBP: 0.387, SLG: 0.446 (1, 6) X	0-0 G4-6-3 1B			0-0 FC5-4 1B		0-0 F8		0-0 4-3		4 0 2 0 0 0 2												
Hector Lopez, R OBP: 0.266, SLG: 0.237 (1, 7) X	0-0 G4-6-3 1-2f			0-0 FC5-4 FC6-4 1-2f		0-0 FC1-6 FC6-4 1-2f			0-0 1B 1B	4 1 1 0 0 0 3												
Mickey Mantle, S OBP: 0.419, SLG: 0.788 (1, 8) X		0-0 5-3		0-0 FC6-4 1B 1-2f		0-0 FC6-4 1-2f			0-0 FC4-6 1B 1B	4 0 1 0 0 0 2												
Bill Skowron, R OBP: 0.367, SLG: 0.473 (1, 3) X		0-0 G6-4-3 1B		0-0 1-3 1B			0-0 F9		0-0 FC4-6 1B	4 0 3 1 0 0 0												
Elston Howard, R OBP: 0.379, SLG: 0.481 (1, 2) X		0-0 G6-4-3 1-2f		0-0 1-3			0-0 5-3		0-0 P1	4 0 0 0 0 0 5												
Roger Maris, L OBP: 0.328, SLG: 0.286 (1, 9) X			0-0 2B		0-0 4-3		0-0 F8		0-0 FC4-6 FC5-4 1-2f 2-3	4 0 1 0 0 0 2												
Clete Boyer, R OBP: 0.256, SLG: 0.171 (1, 5) X			0-0 P3		0-0 F9			0-0 FC6-4 1B	0-0 FC5-4 1-2f	4 0 1 0 0 0 3												
Rollie Sheldon, R (1, 1)			0-3 K		0-3 K			0-3 K		2 0 0 0 0 0 2 1												
Yogi Berra, L OBP: 0.306, SLG: 0.353 (8, PH)										1 0 0 0 0 0 1 1												
Jim Coates, R (8, 1)										0 0 0 0 0 0 0 0												
Inning Stats	R: 0 E: 0 K: 0 S: 3	H: 1 LOB: 0 BB: 0 P: 3	R: 0 E: 0 K: 0 S: 3	H: 1 LOB: 0 BB: 0 P: 3	R: 0 E: 0 K: 1 S: 6	H: 1 LOB: 1 BB: 0 P: 6	R: 0 E: 0 K: 1 S: 5	H: 2 LOB: 2 BB: 0 P: 5	R: 0 E: 0 K: 1 S: 5	H: 0 LOB: 0 BB: 0 P: 5	R: 0 E: 0 K: 0 S: 4	H: 1 LOB: 1 BB: 0 P: 4	R: 0 E: 0 K: 0 S: 3	H: 0 LOB: 0 BB: 0 P: 3	R: 0 E: 1 K: 1 S: 6	H: 1 LOB: 1 BB: 0 P: 6	R: 1 E: 0 K: 0 S: 6	H: 3 LOB: 2 BB: 0 P: 6	1B: 9 2B: 1 3B: 0 HR: 0	SF: 0 SAC: 0 DP: 2 HBP: 0	WP: 0 PB: 0 SB: 0 CS: 0	PA: 35
PITCHER	IP WLS BF H R ER SO BB IBB HBP BLK WP HR S P ERA WHIP																					
Hal Woodeshick, L ERA: 3.46 (1, 1)	8.0 W 30 8 1 1 3 0 0 0 0 0 0 0 36 36 1.12 1.000																					
Dave Sisler, R ERA: (9, 1)	0.1 3 2 0 0 0 0 0 0 0 0 0 0 3 3 0.00 6.000																					
Pete Burnside, L ERA: 10.13 (9, 1)	0.2 S 2 0 0 0 0 0 0 0 0 0 0 0 2 2 0.00 0.000																					

New York Yankees @ Washington Senators
Griffith Stadium, Washington, DC

AB	35
R	1
H	10
RBI	1
BB	0
SO	3
LOB	21



Sun Apr 30 1961, 3:38 AM EDT
Att: 21,904 - Unknown

WP: 0	PA: 35
PB: 0	
SB: 0	
CS: 0	

Batter	1	2	3	4	5	6	7	8	9	AB R H RBI BB SO LOB	TOP											
Jake Wood, R (1, 4) OBP: 0.319, SLG: 0.403	0-0 L9		0-0 SF7 3B		4-0 1B BB		0-3 K		0-0 SF7 3B	4 2 2 0 1 1 0												
Bill Bruton, L (1, 8) OBP: 0.271, SLG: 0.274	0-3 K		0-0 SF7		0-0 1B		0-0 5-3		0-0 G3	4 0 1 2 0 1 1												
Al Kaline, R (1, 9) OBP: 0.368, SLG: 0.443	0-3 K		0-0 L1-3		0-3 K		0-0 L4		0-0 SF7	4 0 0 1 0 2 2												
Rocky Colavito, R (1, 7) OBP: 0.368, SLG: 0.532		4-0 WP HR BB		0-0 F7		4-0 2B BB		0-3 K	0-0 1-3	3 2 0 0 2 1 1												
Norm Cash, L (1, 3) OBP: 0.476, SLG: 0.673		0-0 HR		0-0 F8		0-0 P5		0-0 F7		4 1 1 2 0 0 1												
Steve Boros, R (1, 5) OBP: 0.443, SLG: 0.420		0-0 4-3		0-0 P6		0-0 2B		0-0 1B 1B		4 0 2 1 0 0 0												
Dick Brown, R (1, 2) OBP: 0.327, SLG: 0.489		0-0 6-3		0-0 FC4-6 1B		0-0 6-3		0-3 K		4 0 1 0 0 1 2												
Chico Fernandez, R (1, 6) OBP: 0.327, SLG: 0.314		0-0 F7		0-0 FC4-6 SH1-4 1B		4-0 IBB		0-0 S 1B		3 1 1 0 1 0 1												
Jim Bunning, R (1, 1) OBP: 0.100, SLG: 0.100		0-0 1-3		0-0 SH1-4		0-0 4-3		0-0 5-3		3 0 0 0 0 0 4												
Inning Stats	R: 0 E: 0 K: 2 S: 7	H: 0 LOB: 0 BB: 0 P: 7	R: 2 E: 0 K: 0 S: 4	H: 1 LOB: 0 BB: 1 P: 8	R: 1 E: 0 K: 0 S: 4	H: 1 LOB: 0 BB: 0 P: 4	R: 0 E: 0 K: 0 S: 3	H: 0 LOB: 0 BB: 0 P: 3	R: 1 E: 0 K: 1 S: 7	H: 2 LOB: 2 BB: 1 P: 11	R: 1 E: 0 K: 0 S: 4	H: 1 LOB: 2 BB: 2 P: 12	R: 0 E: 1 K: 2 S: 8	H: 0 LOB: 1 BB: 0 P: 8	R: 0 E: 0 K: 1 S: 7	H: 2 LOB: 2 BB: 0 P: 7	R: 1 E: 0 K: 0 S: 4	H: 1 LOB: 0 BB: 0 P: 4	1B: 4 2B: 1 3B: 2 HR: 1	SF: 2 SAC: 1 DP: 0 HBP: 0	WP: 1 PB: 0 SB: 1 CS: 0	PA: 40
PITCHER	IP WLS BF H R ER SO BB IBB HBP BLK WP HR S P ERA WHIP																					
Tom Sturdivant, R (1, 1) ERA: 2.7	5.1 L 24 5 5 5 3 3 0 0 0 1 1 27 39 8.44 1.500																					
Marty Kutyna, R (6, 1) ERA: 1.93	0.2 3 0 0 0 0 0 1 0 0 0 0 2 6 0.00 0.000																					
John Gabler, R (7, 1) ERA: 2.57	2.0 9 2 0 0 3 0 0 0 0 0 0 15 15 0.00 1.000																					
Rudy Hernandez, R (9, 1) ERA: 3.38	1.0 4 1 1 1 0 0 0 0 0 0 0 4 4 9.00 1.000																					

Detroit Tigers @ Washington Senators
Griffith Stadium, Washington, DC
Tue May 02 1961, 7:05 PM EDT
Att. 4,543 - Unknown

livebaseballscorecards.com

AB	33
R	6
H	8
RBI	6
BB	4
SO	6
LOB	12



Batter	1	2	3	4	5	6	7	8	9	AB	R	H	RBI	BB	SO	LOB
Coot Veal, R OBP: 0.313, SLG: 0.283 (1, 6) X	0-0 F7	0-0 FC5-4		0-3 K		0-0 1B		0-3 K		5	0	1	0	0	2	3
Marty Keough, L OBP: 0.306, SLG: 0.354 (1, 8) X	0-0 F8		0-0 P6	0-0 P4		0-0 F8		0-0 F5		5	0	0	0	0	0	3
Joe Hicks, L OBP: 0.222, SLG: 0.389 (1, 7) X	0-0 E4 1B		0-0 4-3		0-0 1-3		0-0 HR		0-0 F8	5	1	1	1	0	0	0
Dale Long, L OBP: 0.237, SLG: 0.459 (1, 3) X	0-0 BB 1-3 1B		0-0 PB 1B 2B		0-0 1B FC3-6 2B		0-0 L9		0-0 L9	5	2	3	0	0	0	0
Gene Woodling, L OBP: 0.375, SLG: 0.340 (1, 9) B B B B	4-0 BB 1-2 1B		4-0 BB 2-3 1B		0-0 FC3-6 2-3 1B		0-0 FC3-6 1B		0-0 4-3	3	0	2	0	2	0	0
Billy Klaus, L OBP: 0.222, SLG: 0.200 (1, 5) S S S	0-3 K		0-0 1-2 3-H 1B		0-0 FC3-6 1-2 3-H 1B		0-0 FC3-6 1-2			4	0	1	2	0	1	5
Danny O'Connell, R OBP: 0.339, SLG: 0.321 (1, 4) X		0-0 6-3	0-3 K		0-0 F9		0-0 L5			4	0	0	0	0	1	4
Pete Daley, R OBP: 0.250, SLG: 0.265 (1, 2) S S S		0-3 K		0-0 SH5-3 2B		0-3 K		0-0 F3		4	0	1	0	0	2	0
Tom Sturdivant, L OBP: 0.333, SLG: 0.333 (1, 1)		0-0 FC5-4 1B		0-0 SH5-3 2-3		0-3 K		0-0 1B		1	0	1	0	0	0	0
Marty Kulyria, R OBP: 0.500, SLG: 0.500 (6, 1)										0	0	0	0	0	0	0
Harry Bright, R OBP: 0.176, SLG: 0.176 (6, PH)										0	0	0	0	0	1	0
John Gabler, S OBP: 1.000, SLG: 1.000 (7, 1)										0	0	0	0	0	0	0
Gene Green, R OBP: 1.000, SLG: 0.500 (8, PH)										1	0	1	0	0	0	0
Jim Mahoney, R OBP: 0.250, SLG: 0.250 (8, PR)										0	0	0	0	0	0	0
Rudy Hernandez, R (9, 1)										0	0	0	0	0	0	0

Inning Stats	R: 0	H: 1	E: 1	LOB: 3	K: 1	BB: 1	S: 7	P: 11	R: 0	H: 1	E: 0	LOB: 1	K: 1	BB: 0	S: 6	P: 6	R: 1	H: 2	E: 0	LOB: 2	K: 1	BB: 1	S: 7	P: 11	R: 0	H: 1	E: 0	LOB: 1	K: 0	BB: 0	S: 5	P: 5	R: 1	H: 2	E: 0	LOB: 1	K: 2	BB: 0	S: 8	P: 8	R: 1	H: 2	E: 0	LOB: 1	K: 0	BB: 0	S: 5	P: 5	R: 0	H: 1	E: 0	LOB: 1	K: 1	BB: 0	S: 6	P: 6	R: 0	H: 0	E: 0	LOB: 0	K: 0	BB: 0	S: 3	P: 3	1B: 7	SF: 0	2B: 3	SAC: 1	3B: 0	DP: 0	HR: 1	HBP: 0	WP: 0	PA: 41
PITCHER Jim Bunning, R ERA: 2.94 (1, 1)	IP	WLS	BF	H	R	ER	SO	BB	IBB	HBP	BLK	WP	HR	S	P	ERA	WHIP	IP	WLS	BF	H	R	ER	SO	BB	IBB	HBP	BLK	WP	HR	S	P	ERA	WHIP	IP	WLS	BF	H	R	ER	SO	BB	IBB	HBP	BLK	WP	HR	S	P	ERA	WHIP																							

DETROIT TIGERS @ WASHINGTON SENATORS
Griffith Stadium, Washington, DC
Tue May 02 1961, 7:05 PM EDT
Att. 4,543 - Unknown

AB	38
R	3
H	11
RBI	3
BB	2
SO	7
LOB	15



livebaseballscorecards.com

Batter	1	2	3	4	5	6	7	8	9	AB R H RBI BB SO LOB	TOP									
Jake Wood, R (1, 4) OBP: 0.325, SLG: 0.403	0-0 S 1B	0-0 1B 1-2 2-3			0-0 F9		0-3 K		0-3 K	5 0 2 0 0 2 2										
Bill Bruton, L (1, 8) OBP: 0.280, SLG: 0.299	0-0 F7	0-0 1B 1-3 2-H 3-H			0-0 F7		0-0 F7		0-0 2B 1-3	5 0 2 2 0 0 2										
Al Kaline, R (1, 9) OBP: 0.356, SLG: 0.424	0-0 L4	0-0 L8			0-0 L8			0-0 FC4-8 1B	0-0 L5-3	5 0 1 0 0 0 6										
Rocky Colavito, R (1, 7) OBP: 0.344, SLG: 0.490	0-0 F8 1-2		0-0 4-3		0-0 F7			0-0 P6		4 0 0 0 0 0 2										
Norm Cash, L (1, 3) OBP: 0.448, SLG: 0.623		0-0 4-3	0-0 4-3		0-0 6-3			0-0 FC4-6 1B 1-2f		4 0 0 0 0 0 1										
Steve Boros, R (1, 5) OBP: 0.431, SLG: 0.407		0-0 5-3	0-3 K		0-0 F8			0-0 1B 1-2		4 0 1 0 0 1 0										
Dick Brown, R (1, 2) OBP: 0.327, SLG: 0.542		0-0 HR		0-3 K			0-0 6-3	0-0 P6		3 1 1 1 0 1 0	AB 37									
Charlie Maxwell, L (8, PH) OBP: 0.333, SLG: 0.200										1 0 0 0 0 0 2	R 4									
Mike Roarke, R (8, 2) OBP: 0.667, SLG: 0.667										0 0 0 0 0 0 0	H 9									
Chico Fernandez, R (1, 6) OBP: 0.328, SLG: 0.315		0-0 1B 1B		0-3 K			0-0 E5 2B		4-0 2B BB	3 2 1 0 0 1 0	RBI 4									
Phil Regan, R (7, 1) OBP: 0.500, SLG: 1.333										0 0 0 0 0 0 0	BB 2									
Dick Gernert, R (9, PH) OBP: 0.500, SLG: 1.333										0 0 0 0 1 0 0	SO 6									
Ozzie Virgil, R (9, PR) OBP: 1.000, SLG: 1.000										0 0 0 0 0 0 0	LOB 16									
Frank Lary, R (1, 1) OBP: 0.235, SLG: 0.250		4-0 1B BB		0-0 5-3			0-0 2B 1-H		0-3 K	1 1 0 0 1 0 0										
Bobo Osborne, L (7, PH) OBP: 0.500, SLG: 0.600										1 0 1 1 0 0 0										
George Thomas, R (7, PR) OBP: 0.500, SLG: 0.600										0 0 0 0 0 0 0										
Chuck Cottier, R (7, 6) OBP: 0.250, SLG: 0.250										0 0 0 0 0 0 0										
Bubba Morton, R (9, PH) OBP: 0.250, SLG: 0.250										1 0 0 0 0 1 1										
Inning Stats	R: 0 E: 0 K: 0 S: 4	H: 1 LOB: 1 BB: 0 P: 4	R: 3 E: 0 K: 0 S: 7	H: 4 LOB: 2 BB: 1 P: 11	R: 0 E: 0 K: 1 S: 5	H: 0 LOB: 0 BB: 0 P: 5	R: 0 E: 0 K: 2 S: 7	H: 0 LOB: 0 BB: 0 P: 7	R: 0 E: 0 K: 0 S: 3	H: 0 LOB: 0 BB: 0 P: 3	R: 1 E: 1 K: 1 S: 7	H: 1 LOB: 1 BB: 0 P: 7	R: 0 E: 0 K: 0 S: 5	H: 2 LOB: 2 BB: 0 P: 5	R: 0 E: 0 K: 2 S: 8	H: 1 LOB: 3 BB: 1 P: 12	1B: 6 2B: 2 3B: 0 HR: 1	SF: 0 SAC: 0 DP: 0 HBP: 0	WP: 0 PB: 0 SB: 1 CS: 0	PA: 39
PITCHER	IP WLS BF H R ER SO BB IBB HBP BLK WP HR S P ERA WHIP																			
Joe McClain, R (1, 1) ERA: 3.38	7.2 W 33 8 4 3 4 1 0 0 0 0 1 40 44 3.52 1.174																			
Dave Sisler, R (8, 1) ERA:	1.1 S 6 1 0 0 2 1 0 0 0 0 0 0 9 13 0.00 1.500																			

Detroit Tigers @ Washington Senators
 Griffith Stadium, Washington, DC
 Wed May 03 1961, 7:05 PM EDT
 Att. 4,017 - Unknown

livebaseballscorecards.com



Batter	1	2	3	4	5	6	7	8	9	AB	R	H	RBI	BB	SO	LOB
Danny O'Connell, R (1, 4) OBP: 0.318, SLG: 0.300	0-0 4-3		0-0 4-3		0-0 L9		0-0 P4			4	0	0	0	0	0	1
Marty Keough, L (1, 8) OBP: 0.316, SLG: 0.391	0-0 SF8 3B			0-0 4-3		0-0 BB 2B 1B		0-0 4-3		4	2	2	0	0	0	0
Gene Woodling, L (1, 9) OBP: 0.368, SLG: 0.327	0-0 SF8			0-0 1-3		4-0 BB BB BB 2B BB		0-0 F7		2	1	0	1	1	0	0
Dale Long, L (1, 3) OBP: 0.238, SLG: 0.463 R C Stevens, R (9, 3) OBP: 0.250, SLG: 0.182	0-0 3-H F8			0-0 F2		0-0 6-3 1-H 2-H 2B		0-0 4-3		4	0	1	2	0	0	0
Gene Green, R (1, 2) OBP: 0.400, SLG: 0.400		0-0 6-3			0-0 E 2B 1B		0-0 6-3			3	1	1	0	0	0	1
Joe Hicks, L (1, 7) OBP: 0.190, SLG: 0.333		0-3 K			0-0 E4 2B		0-3 K			3	1	0	0	0	2	2
Harry Bright, R (1, 5) OBP: 0.154, SLG: 0.216		0-0 5-3			0-0 CS 1-H 2-H 2B		0-0 6-3			3	0	1	2	0	0	1
Coot Veal, R (1, 6) OBP: 0.300, SLG: 0.270			0-0 6-3		0-0 4-3		0-0 4-3			3	0	0	0	0	0	1
Joe McClain, R (1, 1) OBP: 0.273, SLG: 0.364 Dave Sisler, R (8, 1)			0-3 K		0-0 1B		0-3 K			3	0	1	0	0	2	0
										0	0	0	0	0	0	0
Inning Stats	R: 1 H: 1 E: 0 LOB: 0 K: 0 BB: 0 S: 4 P: 4	R: 0 H: 0 E: 0 LOB: 0 K: 1 BB: 0 S: 5 P: 5	R: 0 H: 0 E: 0 LOB: 0 K: 1 BB: 0 S: 5 P: 5	R: 0 H: 0 E: 0 LOB: 0 K: 0 BB: 0 S: 3 P: 3	R: 2 H: 3 E: 1 LOB: 1 K: 0 BB: 0 S: 6 P: 6	R: 2 H: 2 E: 0 LOB: 1 K: 1 BB: 1 S: 7 P: 11	R: 0 H: 0 E: 0 LOB: 0 K: 1 BB: 0 S: 5 P: 5	R: 0 H: 0 E: 0 LOB: 0 K: 0 BB: 0 S: 3 P: 3	1B: 3 SF: 1 2B: 2 SAC: 0 3B: 1 DP: 0 HR: 0 HBP: 0	WP: 0 PA: 31 PB: 0 SB: 0 CS: 1						
PITCHER	IP WLS BF H R ER SO BB IBB HBP BLK WP HR S P ERA WHIP															
Frank Lary, R (1, 1) ERA: 3.18	6.0 L 25 6 5 4 3 1 0 0 0 0 0 0 0 34 6.00 1.167															
Phil Regan, R (7, 1) ERA: 1.23	2.0 6 0 0 0 1 0 0 0 0 0 0 0 8 8 0.00 0.000															

BOTTOM

Detroit Tigers @ Washington Senators
Griffith Stadium, Washington, DC

Wed May 03 1961, 7:05 PM EDT
Att. 4,017 - Unknown

livebaseballscorecards.com

AB	29
R	5
H	6
RBI	5
BB	1
SO	4
LOB	6



Batter	1	2	3	4	5	6	7	8	9	AB R H RBI BB SO LOB	TOP											
Jake Wood, R (1, 4) OBP: 0.305, SLG: 0.380	0-3 K		0-3 K			0-0 5-3	0-0 SF7		0-0 E2 1B	4 1 0 1 0 2 1												
Bill Bruton, L (1, 8) OBP: 0.288, SLG: 0.333	0-0 G3		0-3 K			0-0 3B	0-0 F7		0-0 1B	5 0 2 2 0 1 2												
Al Kaline, R (1, 9) OBP: 0.372, SLG: 0.457	4-0 BB				0-0 SF9 3B	0-0 L8		0-0 E7 1B	0-0 L1-3	4 2 2 0 1 0 2												
Rocky Colavito, R (1, 7) OBP: 0.323, SLG: 0.463	0-0 L5				0-0 SF9	0-0 F8		0-0 F7		3 0 0 1 0 0 3												
Norm Cash, L (1, 3) OBP: 0.465, SLG: 0.632					0-0 F8		0-0 BB SH3-4 1B	0-0 1B		4 1 3 1 0 0 0												
Steve Boros, R (1, 5) OBP: 0.441, SLG: 0.421					0-0 CS 1B		0-0 SH3-4	0-0 F7		3 0 2 0 0 0 0												
Dick Brown, R (1, 2) OBP: 0.321, SLG: 0.519					0-0 CS	0-0 4-3		0-0 BB SF7 1B	0-3 K	4 1 1 0 0 1 2												
Chico Fernandez, R (1, 6) OBP: 0.323, SLG: 0.298					0-0 4-3	0-0 F9		4-0 BB BB	0-0 6-3	3 0 0 0 1 0 1												
Don Mossi, L (1, 1) OBP: 0.250, SLG: 0.100					0-0 L7	0-3 K		4-0 BB BB	4-0 E 1B BB	2 1 0 1 2 1 0												
Inning Stats	R: 0 E: 0 K: 1 S: 5	H: 0 LOB: 1 BB: 1 P: 9	R: 0 E: 0 K: 0 S: 4	H: 2 LOB: 1 BB: 0 P: 4	R: 0 E: 0 K: 2 S: 7	H: 0 LOB: 0 BB: 0 P: 7	R: 1 E: 0 K: 0 S: 4	H: 2 LOB: 0 BB: 0 P: 4	R: 0 E: 0 K: 1 S: 5	H: 0 LOB: 0 BB: 0 P: 5	R: 0 E: 0 K: 0 S: 4	H: 1 LOB: 1 BB: 0 P: 4	R: 2 E: 0 K: 0 S: 5	H: 2 LOB: 2 BB: 2 P: 13	R: 1 E: 1 K: 0 S: 4	H: 2 LOB: 0 BB: 0 P: 4	R: 2 E: 1 K: 1 S: 7	H: 1 LOB: 1 BB: 1 P: 11	1B: 8 2B: 0 3B: 2 HR: 0	SF: 2 SAC: 1 DP: 1 HBP: 0	WP: 0 PB: 0 SB: 0 CS: 1	PA: 40
PITCHER	IP WLS BF H R ER SO BB IBB HBP BLK WP HR S P ERA WHIP																					
Bennie Daniels, R (1, 1) ERA: 4.24	6.1 L 27 7 3 3 4 3 0 0 0 0 0 0 32 44 4.26 1.579																					
Marty Kutyna, R (7, 1) ERA: 1.72	1.2 6 2 1 0 0 0 0 0 0 0 0 0 6 6 0.00 1.200																					
Rudy Hernandez, R (9, 1) ERA: 3.0	1.0 6 1 2 0 1 1 0 0 0 0 0 0 7 11 0.00 2.000																					

Detroit Tigers @ Washington Senators
Griffith Stadium, Washington, DC
Thu May 04 1961, 7:05 PM EDT
Att. 4,682 - Unknown

AB	32
R	6
H	10
RBI	6
BB	4
SO	5
LOB	11



WP: 0	PA: 40
-------	--------

Batter	1	2	3	4	5	6	7	8	9	AB R H RBI BB SO LOB
Danny O'Connell, R (1, 4) OBP: 0.314, SLG: 0.286	0-0 4-3		0-0 4-3			4-0 BLK BB			0-0 L9	3 0 0 0 1 0 0
Marty Keough, L (1, 7) OBP: 0.300, SLG: 0.370	0-3 K			0-0 P3		0-0 P4			0-3 K	4 0 0 0 0 2 1
Willie Tasby, R (1, 8) OBP: 0.371, SLG: 0.382	0-0 P4			0-0 F3			0-0 P4		0-0 1B	4 0 1 0 0 0 0
R C Stevens, R (1, 3) OBP: 0.250, SLG: 0.167		4-0 FC5-4 BB		0-0 F2		0-0 5-3		0-0 L9	0-0 L9	3 0 0 0 1 0 1
Gene Green, R (1, 2) OBP: 0.375, SLG: 0.375		0-0 FC5-4 FC6-4		0-3 K		0-0 1B				3 0 1 0 0 1 1
Joe Hicks, L (1, 9) OBP: 0.167, SLG: 0.292		0-0 FC6-4		0-0 G3		0-0 4-3				3 0 0 0 0 0 2
Harry Bright, R (1, 5) OBP: 0.143, SLG: 0.200		0-0 F3		0-0 L9			0-0 E4			3 0 0 0 0 0 1
Coot Veal, R (1, 6) OBP: 0.301, SLG: 0.262			0-0 L5			4-0 CS BB		0-0 F7		2 0 0 0 1 0 1
Bennie Daniels, L (1, 1) Marty Kutyna, R (7, 1) Chet Boak, R (8, PH) Rudy Hernandez, R (9, 1)			0-3 K			0-3 K		0-0 G6-4-3		2 0 0 0 0 2 1 0 0 0 0 0 0 0 1 0 0 0 0 0 1 0 0 0 0 0 0 0

Inning Stats	R: 0	H: 0	E: 0	LOB: 0	K: 1	BB: 0	S: 5	R: 0	H: 0	E: 0	LOB: 1	K: 0	BB: 1	S: 3	R: 0	H: 0	E: 0	LOB: 0	K: 1	BB: 0	S: 5	R: 0	H: 0	E: 0	LOB: 0	K: 1	BB: 0	S: 5	R: 0	H: 1	E: 0	LOB: 1	K: 0	BB: 0	S: 3	R: 0	H: 1	E: 0	LOB: 1	K: 1	BB: 0	S: 6	R: 0	H: 1	E: 0	LOB: 1	K: 1	BB: 0	S: 6					
PITCHER Don Mossi, L (1, 1) ERA: 1.93	IP	WLS	BF	H	R	ER	SO	BB	IBB	HBP	BLK	WP	HR	S	P	ERA	WHIP	IP	WLS	BF	H	R	ER	SO	BB	IBB	HBP	BLK	WP	HR	S	P	ERA	WHIP	IP	WLS	BF	H	R	ER	SO	BB	IBB	HBP	BLK	WP	HR	S	P	ERA	WHIP			
	9.0	W	31	2	0	0	5	3	0	0	1	0	0	38	50	0.00	0.556																																					

BOTTOM

Detroit Tigers @ Washington Senators
Griffith Stadium, Washington, DC

Thu May 04 1961, 7:05 PM EDT
Att. 4,682 - Unknown

livebaseballscorecards.com

AB	28
R	0
H	2
RBI	0
BB	3
SO	5
LOB	9



WP: 0	PA: 31
PB: 0	
SB: 0	
CS: 1	

Batter	1	2	3	4	5	6	7	8	9	AB R H RBI BB SO LOB	TOP											
Danny O'Connell, R (1, 4) OBP: 0.324, SLG: 0.288	0-0 G1-6-3 1B		4-0 FC1-5 1B BB		0-0 F8		0-0 PO	0-0 F7		3 1 1 0 1 0 0	Washington Senators @ Cleveland Indians Cleveland Municipal Stadium, Cleveland, OH Fri May 05 1961, 7:05 PM EDT Att. 6,277 - Unknown livebaseballscorecards.com											
Marty Keough, L (1, 7) OBP: 0.298, SLG: 0.377	0-0 F3		0-0 FC1-5 1B E		0-0 F9			0-0 1B 2B		4 2 1 0 0 0 3												
Willie Tasby, R (1, 8) OBP: 0.379, SLG: 0.390	0-0 G1-6-3 1-2f		0-0 E 1B		0-0 5-3			0-0 FC2-4 1B		4 0 2 2 0 0 1												
R C Stevens, R (1, 3) OBP: 0.227, SLG: 0.150		0-0 F7	0-0 E5 G6-4-3		0-3 K			0-0 FC2-4 1-2f		4 0 0 1 0 1 2												
Gene Green, R (1, 2) OBP: 0.417, SLG: 0.417		0-0 HR 1B	0-0 G6-4-3 1-2f		0-0 1B			0-3 K		4 1 2 0 0 1 3												
Harry Bright, R (1, 5) OBP: 0.152, SLG: 0.273		0-0 HR		0-0 L6		0-3 K		0-0 F7		4 1 1 2 0 1 1												
Joe Hicks, L (1, 9) OBP: 0.179, SLG: 0.286		0-0 1-3		0-0 G3			0-0 4-3	0-0 E7 4-3 1B		4 0 1 0 0 0 0												
Coot Veal, R (1, 6) OBP: 0.286, SLG: 0.246		0-0 F7		0-0 F3			0-0 5-3	0-0 4-3		4 0 0 0 0 0 1												
Ed Hobaugh, R (1, 1) OBP: 0.333, SLG: 0.200			0-0 FC1-5 BB 1B		0-3 K		0-0 E1 PO	0-0 4-3		4 0 1 0 0 1 1												
Inning Stats	R: 0 E: 0 K: 0 S: 3	H: 1 LOB: 0 BB: 0 P: 3	R: 2 E: 0 K: 0 S: 5	H: 2 LOB: 0 BB: 0 P: 5	R: 2 E: 1 K: 0 S: 5	H: 2 LOB: 1 BB: 1 P: 9	R: 0 E: 0 K: 0 S: 3	H: 0 LOB: 0 BB: 0 P: 3	R: 0 E: 0 K: 1 S: 5	H: 0 LOB: 0 BB: 0 P: 5	R: 0 E: 0 K: 2 S: 8	H: 1 LOB: 1 BB: 0 P: 8	R: 0 E: 1 K: 0 S: 3	H: 0 LOB: 0 BB: 0 P: 3	R: 1 E: 0 K: 1 S: 7	H: 2 LOB: 1 BB: 0 P: 7	R: 0 E: 1 K: 0 S: 4	H: 1 LOB: 1 BB: 0 P: 4	1B: 7 2B: 1 3B: 0 HR: 1	SF: 0 SAC: 0 DP: 2 HBP: 0	WP: 0 PB: 0 SB: 0 CS: 0	PA: 37
PITCHER	IP WLS BF H R ER SO BB IBB HBP BLK WP HR S P ERA WHIP																					
Johnny Antonelli, L (1, 1) ERA: 5.73	3.0 L 14 5 4 4 0 1 0 0 0 0 1 13 17 12.00 2.000																					
Barry Latman, R (4, 1) ERA: 3.0	5.0 18 3 1 1 4 0 0 0 0 0 0 26 26 1.80 0.600																					
Bobby Locke, R (9, 1) ERA: 9.64	1.0 4 1 0 0 0 0 0 0 0 0 0 4 4 0.00 1.000																					



BOTTOM

Washington Senators @ Cleveland Indians
Cleveland Municipal Stadium, Cleveland, OH

Fri May 05 1961, 7:05 PM EDT
Att. 6,277 - Unknown

livebaseballscorecards.com

AB	32
R	2
H	5
RBI	2
BB	4
SO	2
LOB	15



WP:	1	PA:	36
PB:	0	SB:	0
CS:	0		

AB R H RBI BB SO LOB

4 0 1 0 0 0 1

4 0 0 0 0 1 2

3 1 1 0 1 0 0

3 0 2 2 1 0 0

4 0 1 0 0 0 4

4 0 0 0 0 1 3

4 0 0 0 0 0 3

3 0 0 0 1 0 1

0	0	0	0	0	0	0	0
1	0	0	0	0	0	0	0
1	0	0	0	0	0	0	0
0	1	0	0	1	0	0	0
0	0	0	0	0	0	0	0
1	0	0	0	0	0	0	1

1B:	4	SF:	0
2B:	1	SAC:	0
3B:	0	DP:	0
HR:	0	HBP:	0

Batter	1	2	3	4	5	6	7	8	9
Johnny Temple, R (1, 4) OBP: 0.494, SLG: 0.471	0-0 5-3 		0-0 2B 		0-0 5-3 			0-0 F3 	
Tito Francona, L (1, 7) OBP: 0.351, SLG: 0.443	0-3 K 		0-0 4-3 			0-0 F8 		0-0 F8 	
Jim Piersall, R (1, 8) OBP: 0.346, SLG: 0.429	0-0 F9 			4-0 WP 1B BB 		0-0 5-3 		0-0 1B 1-2 1B 	
Woodie Held, R (1, 6) OBP: 0.291, SLG: 0.301		4-0 FC5-4 BB 		0-0 1B 1-H 		0-0 P3 		0-0 1B 1-2 2-H 	
Vic Power, R (1, 3) OBP: 0.316, SLG: 0.382		0-0 P4 		0-0 P6 			0-0 1B 	0-0 F5 	
Walt Bond, L (1, 9) OBP: 0.143, SLG: 0.042		0-0 FC5-4 1-2 		0-0 P3 		0-0 F8 		0-3 K 	
Bubba Phillips, R (1, 5) OBP: 0.238, SLG: 0.351		0-0 F7 		0-0 F2 			0-0 P6 	0-0 F5 	
John Romano, R (1, 2) OBP: 0.382, SLG: 0.516			0-0 F8 		0-0 6-3 		0-0 F3 	4-0 BB 	
Johnny Antonelli, L (1, 1) Joe Morgan, L (3, PH) Barry Latman, R (4, 1) Don Dillard, L (8, PH) Bobby Locke, R (9, 1) Bob Hale, L (9, PH)			0-0 4-3 		0-0 G3 			4-0 1B 1B BB 	0-0 G3

Inning Stats	R: 0 H: 0 E: 0 LOB: 0 K: 1 BB: 0 S: 5 P: 5	R: 0 H: 0 E: 0 LOB: 1 K: 0 BB: 1 S: 3 P: 7	R: 0 H: 1 E: 0 LOB: 1 K: 0 BB: 0 S: 4 P: 4	R: 1 H: 1 E: 0 LOB: 1 K: 0 BB: 1 S: 4 P: 8	R: 0 H: 0 E: 0 LOB: 0 K: 0 BB: 0 S: 3 P: 3	R: 0 H: 0 E: 0 LOB: 0 K: 0 BB: 0 S: 3 P: 3	R: 0 H: 1 E: 0 LOB: 1 K: 0 BB: 0 S: 4 P: 4	R: 1 H: 2 E: 0 LOB: 2 K: 0 BB: 1 S: 5 P: 9	R: 0 H: 0 E: 0 LOB: 1 K: 1 BB: 1 S: 5 P: 9
--------------	---	---	---	---	---	---	---	---	---

PITCHER	IP	WLS	BF	H	R	ER	SO	BB	IBB	HBP	BLK	WP	HR	S	P	ERA	WHIP
Ed Hobaugh, R (1, 1) ERA: 3.24	9.0	W	36	5	2	2	2	4	0	0	0	1	0	36	52	2.00	1.000

PITCHER	IP	WLS	BF	H	R	ER	SO	BB	IBB	HBP	BLK	WP	HR	S	P	ERA	WHIP
---------	----	-----	----	---	---	----	----	----	-----	-----	-----	----	----	---	---	-----	------

Batter	1	2	3	4	5	6	7	8	9	AB R H RBI BB SO LOB	TOP											
Danny O'Connell, R (1, 4) OBP: 0.308, SLG: 0.271	0-0 F3		0-0 F7		0-0 4-3			0-0 5-3		4 0 0 0 0 0 2	Washington Senators @ Cleveland Indians Cleveland Municipal Stadium, Cleveland, OH Sun May 07 1961, 3:33 AM EDT Unknown livebaseballscorecards.com											
Marty Keough, L (1, 7) OBP: 0.295, SLG: 0.395	0-0 4-3		0-0 3B			0-0 P5		0-0 5-3		4 0 1 1 0 0 0												
Willie Tasby, R (1, 8) OBP: 0.357, SLG: 0.365	0-0 F9		0-0 5-3			0-0 F9		0-0 F9		4 0 0 0 0 0 1												
Dale Long, L (1, 3) OBP: 0.239, SLG: 0.444		0-0 P6		0-0 4-3		0-0 FC5 BB 1B		0-0 3-1		4 0 1 0 0 0 0												
Gene Woodling, L (1, 9) OBP: 0.389, SLG: 0.386		4-0 FC6-4 BB		0-3 K		4-0 1-2 BB		0-0 HR		2 1 1 1 2 1 0												
Harry Bright, R (1, 5) OBP: 0.140, SLG: 0.250		0-0 F9		0-0 F9		0-0 FC5 2-3f		0-0 F9		4 0 0 0 0 0 3												
Coot Veal, R (1, 6) OBP: 0.272, SLG: 0.233		0-0 FC6-4 1-2f			0-0 6-3		0-0 5-3		0-0 F8			4 0 0 0 0 0 1										
Pete Daley, R (1, 2) OBP: 0.256, SLG: 0.270			0-0 3B 1B		0-3 K		0-0 F8			3 1 1 0 0 1 0												
Tom Sturdivant, L (1, 1) OBP: 0.400, SLG: 0.250 Joe Hicks, L (7, PH) OBP: 0.172, SLG: 0.276 Johnny Klippstein, R (7, 1)			0-3 K		4-0 BB		0-0 1-3			1 0 0 0 1 1 1 1 0 0 0 0 0 0 0 0 0 0 0 0 0												
Inning Stats	R: 0 E: 0 K: 0 S: 3	H: 0 LOB: 0 BB: 0 P: 3	R: 0 E: 0 K: 0 S: 3	H: 0 LOB: 1 BB: 1 P: 7	R: 1 E: 0 K: 1 S: 7	H: 2 LOB: 1 BB: 0 P: 7	R: 0 E: 0 K: 1 S: 5	H: 0 LOB: 0 BB: 0 P: 5	R: 0 E: 0 K: 1 S: 5	H: 0 LOB: 1 BB: 1 P: 9	R: 0 E: 0 K: 0 S: 4	H: 1 LOB: 2 BB: 1 P: 8	R: 0 E: 0 K: 0 S: 3	H: 0 LOB: 0 BB: 0 P: 3	R: 0 E: 0 K: 0 S: 3	H: 0 LOB: 0 BB: 0 P: 3	R: 1 E: 0 K: 0 S: 4	H: 1 LOB: 0 BB: 0 P: 4	1B: 2 2B: 0 3B: 1 HR: 1	SF: 0 SAC: 0 DP: 0 HBP: 0	WP: 0 PB: 0 SB: 0 CS: 0	PA: 34
PITCHER Wynn Hawkins, R (1, 1) ERA: 1.17	IP 9.0	WLS W	BF 34	H 4	R 2	ER 2	SO 3	BB 3	IBB 0	HBP 0	BLK 0	WP 0	HR 1	S 37	P 49	ERA 2.00	WHIP 0.778					



Batter	1	2	3	4	5	6	7	8	9	AB	R	H	RBI	BB	SO	LOB						
Johnny Temple, R OBP: 0.482, SLG: 0.451 (1, 4)	4-0 FC1-5 BB BB		0-0 F9		0-0 6-3		0-0 F8			3	0	0	0	1	0	0						
Tito Francona, L OBP: 0.358, SLG: 0.452 (1, 7)	4-0 K2-5-2 FC1-5 1-2 BB		0-0 F8 2B		0-0 1-6-3		0-0 F8			3	0	1	0	1	0	0						
Jim Piersall, R OBP: 0.341, SLG: 0.419 (1, 8)	0-0 FC1-5 1-2 2-3f		0-0 F8 2-3		0-0 F7		0-0 PB S 1B			4	0	1	0	0	0	3						
Woodie Held, R OBP: 0.301, SLG: 0.293 (1, 6)	0-3 K2-5-2 2-3f		0-0 5-3		4-0 FC1-5 1B BB		4-0 1-3 BB			2	0	0	0	2	1	3						
Vic Power, R OBP: 0.313, SLG: 0.375 (1, 3)		0-0 F5		0-0 5-3		0-0 FC1-5 2B 1B		0-0 F3		4	1	1	0	0	0	2						
Don Dillard, L OBP: 0.438, SLG: 0.500 (1, 9)		4-0 1B BB		4-0 2B SF7 BB		0-0 FC1-5 2B		0-3 K		2	2	0	0	2	1	2						
Bubba Phillips, R OBP: 0.262, SLG: 0.395 (1, 5)		0-0 1-3 1B		0-0 1-3 2B		0-0 1-H 2-H 1B 2B		0-0 P4		4	1	3	2	0	0	0						
John Romano, R OBP: 0.375, SLG: 0.508 (1, 2)		0-0 P6		0-0 SF7		0-0 2-H 1B		0-0 F9		3	0	1	2	0	0	2						
Wynn Hawkins, R (1, 1)		0-3 K		0-3 K		0-0 6-3				3	0	0	0	0	2	3						
Inning Stats	R: 0 E: 0 K: 1 S: 4	H: 0 LOB: 2 BB: 2 P: 12	R: 0 E: 0 K: 1 S: 6	H: 1 LOB: 2 BB: 1 P: 10	R: 0 E: 0 K: 0 S: 4	H: 1 LOB: 1 BB: 0 P: 4	R: 1 E: 0 K: 1 S: 6	H: 1 LOB: 1 BB: 1 P: 10	R: 0 E: 0 K: 0 S: 3	H: 0 LOB: 0 BB: 0 P: 3	R: 3 E: 0 K: 0 S: 5	H: 3 LOB: 0 BB: 1 P: 9	R: 0 E: 0 K: 0 S: 4	H: 1 LOB: 2 BB: 1 P: 8	R: 0 E: 0 K: 1 S: 5	H: 0 LOB: 0 BB: 0 P: 5	1B: 4 2B: 4 3B: 0 HR: 0	SF: 1 SAC: 0 DP: 1 HBP: 0	WP: 0 PB: 1 SB: 1 CS: 0	PA: 35		
PITCHER	IP WLS L	WLS BF	H R	ER LOB	SO BB	IBB HBP	BLK WP	HR S	P ERA	WHIP												
Tom Sturdivant, R ERA: 3.57 (1, 1)	6.0	27	6	4	4	3	5	0	28	48	6.00	1.833										
Johnny Klippstein, R ERA: 6.23 (7, 1)	2.0	8	1	0	0	1	1	0	9	13	0.00	1.000										

BOTTOM

Washington Senators @ Cleveland Indians
 Cleveland Municipal Stadium, Cleveland, OH
 Sun May 07 1961, 3:33 AM EDT
 Unknown

livebaseballscorecards.com

AB	28
R	4
H	7
RBI	4
BB	6
SO	4
LOB	15



Batter	1	2	3	4	5	6	7	8	9	AB R H RBI BB SO LOB	TOP																	
Marty Keough, L (1, 7) OBP: 0.301, SLG: 0.407	0-0 F8		0-0 F5			0-0 HR 2B	0-3 K		0-0 G4-6-3 1B	5 1 2 0 0 1 2	Washington Senators @ Cleveland Indians Cleveland Municipal Stadium, Cleveland, OH Sun May 07 1961, 3:38 AM EDT Att. 7,576 - Unknown livebaseballscorecards.com																	
Danny O'Connell, R (1, 4) OBP: 0.313, SLG: 0.260	0-0 F5			0-0 4-3		4-0 HR BB	4-0 BB		0-0 G4-6-3 1-2f	3 1 0 0 2 0 1																		
Gene Woodling, L (1, 9) OBP: 0.382, SLG: 0.426	0-0 F7			0-0 3-1		0-0 HR 1-H 2-H	0-0 F9			4 1 1 3 0 0 2																		
Dale Long, L (1, 3) OBP: 0.260, SLG: 0.449		0-0 F7		0-0 1B		0-0 F9		0-0 WP 1B 1B		4 1 2 0 0 0 0																		
Gene Green, R (1, 2) OBP: 0.313, SLG: 0.313		0-0 F3		0-0 4-3		0-0 L6		0-3 K		4 0 0 0 0 1 2																		
Willie Tasby, R (1, 8) OBP: 0.365, SLG: 0.364		0-0 F5			0-0 5-3	4-0 BB		0-0 CS 1B 1-H 1B		3 0 1 1 1 0 0																		
Harry Bright, R (1, 5) OBP: 0.167, SLG: 0.255			4-0 BB BB		0-0 E6 K2-6-2 1B	0-0 4-3		0-0 PB CS 1-2 1B		3 0 1 0 1 0 1																		
Jim Mahoney, R (1, 6) OBP: 0.500, SLG: 0.333			4-0 1-2 BB		0-0 1-2 1B		4-0 SH2-4 BB	0-3 K 1-3 2-3		2 0 1 0 2 1 2																		
Pete Burnside, R (1, 1) Dave Sisler, R (7, 1) Marty Kutyna, R (9, 1) OBP: 0.500, SLG: 0.500			0-3 K		0-3 K2-6-2 2-2		0-0 SH2-4		0-0 F3	2 0 0 0 0 2 3 1 0 0 0 0 0 0 0 0 0 0 0 0 0																		
Inning Stats	R: 0 E: 0 K: 0 S: 3	H: 0 LOB: 0 BB: 0 P: 3	R: 0 E: 0 K: 1 S: 3	H: 0 LOB: 0 BB: 0 P: 3	R: 0 E: 0 K: 1 S: 4	H: 0 LOB: 1 BB: 2 P: 12	R: 0 E: 0 K: 0 S: 4	H: 1 LOB: 1 BB: 0 P: 4	R: 0 E: 1 K: 1 S: 6	H: 1 LOB: 2 BB: 0 P: 6	R: 3 E: 0 K: 0 S: 5	H: 2 LOB: 1 BB: 2 P: 13	R: 0 E: 0 K: 1 S: 5	H: 0 LOB: 2 BB: 2 P: 13	R: 1 E: 0 K: 2 S: 9	H: 3 LOB: 1 BB: 0 P: 9	R: 0 E: 0 K: 0 S: 3	H: 1 LOB: 0 BB: 0 P: 3	1B: 6 2B: 2 3B: 0 HR: 1	SF: 0 SAC: 1 DP: 2 HBP: 0	WP: 1 PB: 1 SB: 0 CS: 2	PA: 38						
PITCHER	IP WLS BF H R ER SO BB IBB HBP BLK WP HR S P ERA WHIP																											
Mudcat Grant, R (1, 1) ERA: 3.34	6.0		26	4	3	3	2	5	0	0	0	0	0	1	25	45	4.50	1.500										
Bob Allen, L (7, 1) ERA: 0.71	1.0		4	0	0	0	1	1	0	0	0	0	0	5	9	9	0.00	1.000										
Frank Funk, R (8, 1) ERA: 3.29	1.0	L	5	3	1	1	2	0	0	0	0	1	0	9	9	9	9.00	3.000										
Bobby Locke, R (9, 1) ERA: 7.94	1.0		3	1	0	0	0	0	0	0	0	0	0	3	3	3	0.00	1.000										



BOTTOM

Washington Senators @ Cleveland Indians
Cleveland Municipal Stadium, Cleveland, OH

Sun May 07 1961, 3:38 AM EDT
Att. 7,576 - Unknown

livebaseballscorecards.com

AB	36
R	3
H	13
RBI	3
BB	1
SO	5
LOB	23



WP:	1	PA:	40
PB:	0	SB:	0
CS:	0		

AB	R	H	RBI	BB	SO	LOB
5	0	3	1	0	0	1
5	0	1	0	0	1	5
5	1	3	0	0	0	2
4	1	2	0	1	1	2
3	0	1	1	0	0	4
2	0	0	1	0	0	2
1	0	0	0	0	1	0
0	0	0	0	0	0	0
3	0	0	0	0	1	2
4	1	3	0	0	0	1
2	0	0	0	0	1	2
0	0	0	0	0	0	0
1	0	0	0	0	0	1
0	0	0	0	0	0	0

Batter	1	2	3	4	5	6	7	8	9
Johnny Temple, R (1, 4) OBP: 0.489, SLG: 0.461	0-0 G3-6-3 1B		0-0 1-2 1B		0-0 1-2 G3		0-0 2-H FC6-4 1B		0-0 P3
Tito Francona, L (1, 7) OBP: 0.349, SLG: 0.436	0-0 G3-6-3 1-2f		0-3 K		0-0 L6		0-0 1-2f FC6-4 1B		0-0 1B 1B
Jim Piersall, R (1, 8) OBP: 0.356, SLG: 0.430	0-0 L6		0-0 F9			0-0 1B SF9 1B	0-0 1-3 BB 1B		0-0 1-3 G5-4-3 1B
Woodie Held, R (1, 6) OBP: 0.318, SLG: 0.316		0-0 4-3 SF7 2B		0-3 K		0-0 1-3 1B	4-0 1-2 FC5-4 BB		0-0 1-2f G5-4-3
Vic Power, R (1, 3) OBP: 0.310, SLG: 0.373		0-0 4-3		0-0 F8 WP 1B		0-0 3-H SF9	0-0 1-2f FC5-4		
Chuck Essegian, R (1, 9) OBP: 0.273, SLG: 0.333		0-0 SF7		0-0 F8		0-0 F5		0-3 K	
Willie Kirkland, L (8, PH) OBP: 0.333, SLG: 0.315		3-H		1-3					
Walt Bond, L (9, 9) OBP: 0.143, SLG: 0.042									
Bubba Phillips, R (1, 5) OBP: 0.261, SLG: 0.381		0-0 F9		0-0 5-3		0-3 K		1-0 HBP	
John Romano, R (1, 2) OBP: 0.395, SLG: 0.536			0-0 FC5-4 1B		0-0 G3 1B		0-0 1B 2B	0-0 F8	
Mudcat Grant, R (1, 1) OBP: 0.273, SLG: 0.222			0-0 FC5-4 1B		0-3 K		0-0 5-3	0-0 P6	
Bob Allen, L (7, 1)			1-2f						
Jack Kubiszyn, R (7, PH)									
Frank Funk, R (8, 1)									
Don Dillard, L (8, PH)									
Bobby Locke, R (9, 1)									

Inning Stats	R: 0	H: 1	E: 0	LOB: 0	K: 0	P: 3	R: 1	H: 1	E: 0	LOB: 0	K: 0	P: 4	R: 0	H: 2	E: 0	LOB: 2	K: 1	P: 7	R: 0	H: 1	E: 0	LOB: 1	K: 1	P: 6	R: 1	H: 2	E: 0	LOB: 1	K: 1	P: 7	R: 0	H: 0	E: 0	LOB: 1	K: 1	P: 6	R: 0	H: 2	E: 0	LOB: 1	K: 0	P: 4	R: 0	H: 2	E: 0	LOB: 1	K: 0	P: 4
	0	1	0	0	0	3	1	1	0	0	0	4	0	2	0	2	1	7	0	1	0	1	0	6	0	2	0	2	0	1	0	7	0	0	1	6	0	2	0	1	0	4	0	2	0	4		

PITCHER	IP	WLS	BF	H	R	ER	SO	BB	IBB	HBP	BLK	WP	HR	S	P	ERA	WHIP
Pete Burnside, L (1, 1) ERA: 6.0	6.1		27	9	3	3	4	0	0	0	0	1	0	35	35	4.26	1.421
Dave Sisler, R (7, 1) ERA:	2.0	W	12	4	0	0	1	1	0	1	0	0	0	12	17	0.00	2.500
Marty Kutyna, R (9, 1) ERA: 1.65	0.2	S	1	0	0	0	0	0	0	0	0	0	0	1	1	0.00	0.000

1B:	11	SF:	2
2B:	2	SAC:	0
3B:	0	DP:	2
HR:	0	HBP:	1

1B	2B	3B	HR	WP	HR	S	P	ERA	WHIP
11	2	0	0	1	0	35	35	4.26	1.421

Batter	1	2	3	4	5	6	7	8	9	AB R H RBI BB SO LOB	TOP											
Marty Keough, L (1, 7) OBP: 0.289, SLG: 0.389	0-3 K			0-3 K		0-0 L9			0-0 F8	4 0 0 0 0 2 0												
Danny O'Connell, R (1, 4) OBP: 0.322, SLG: 0.276	0-0 3-1-5 2B			0-0 5-3		4-0 BB			0-0 1-3	3 0 1 0 1 0 0												
Willie Tasby, R (1, 8) OBP: 0.372, SLG: 0.414	0-0 3-1-5 2-3f			0-0 HR		0-0 P2			0-0 FC6-4 1B	4 1 2 1 0 0 2												
Gene Green, R (1, 9) OBP: 0.300, SLG: 0.450		0-0 6-3		0-0 HR		0-3 K			0-0 FC6-4 1-2f	4 1 1 1 0 1 1												
R C Stevens, R (1, 3) OBP: 0.213, SLG: 0.140		0-0 F8		0-0 6-3		0-0 L9				3 0 0 0 0 0 0												
Pete Daley, R (1, 2) OBP: 0.238, SLG: 0.250		0-0 F7			0-0 1-3				0-0 F8	3 0 0 0 0 0 0												
Harry Bright, R (1, 5) OBP: 0.175, SLG: 0.245				4-0 G6-4-3 BB		0-0 1-3			0-0 F8	2 0 0 0 1 0 0												
Jim Mahoney, R (1, 6) OBP: 0.364, SLG: 0.222				0-0 G6-4-3 1-2f		0-0 F8			0-0 L4	3 0 0 0 0 0 1												
Joe McClain, R (1, 1) OBP: 0.231, SLG: 0.308 Jim King, L (8, PH) Marty Kutyna, R (8, 1) Johnny Klippstein, R (8, 1)				0-0 6-3		0-0 F8			0-0 1-3	2 0 0 0 0 0 0 1 0												
Inning Stats	R: 0 E: 0 K: 1 S: 5	H: 1 LOB: 0 BB: 0 P: 5	R: 0 E: 0 K: 0 S: 3	H: 0 LOB: 0 BB: 0 P: 3	R: 0 E: 0 K: 0 S: 2	H: 0 LOB: 0 BB: 1 P: 6	R: 2 E: 0 K: 1 S: 7	H: 2 LOB: 0 BB: 0 P: 7	R: 0 E: 0 K: 0 S: 3	H: 0 LOB: 0 BB: 0 P: 3	R: 0 E: 0 K: 1 S: 5	H: 0 LOB: 1 BB: 1 P: 7	R: 0 E: 0 K: 1 S: 5	H: 0 LOB: 0 BB: 0 P: 5	R: 0 E: 0 K: 0 S: 3	H: 0 LOB: 0 BB: 0 P: 3	R: 0 E: 0 K: 0 S: 4	H: 1 LOB: 1 BB: 0 P: 4	1B: 1 2B: 2 3B: 0 HR: 2	SF: 0 SAC: 0 DP: 2 HBP: 0	WP: 0 PB: 0 SB: 0 CS: 0	PA: 31
PITCHER Don Mossi, L (1, 1) ERA: 1.94	IP 9.0	WLS W	BF 31	H 4	R 2	ER 2	SO 3	BB 2	IBB 0	HBP 0	BLK 0	WP 0	HR 2	S 35	P 43	ERA 2.00	WHIP 0.667					

Washington Senators @ Detroit Tigers
Tiger Stadium, Detroit, MI
Tue May 09 1961, 7:05 PM EDT
Unknown

livebaseballscorecards.com

AB 29
R 2
H 4
RBI 2
BB 2
SO 3
LOB 4



Batter	1	2	3	4	5	6	7	8	9
Jake Wood, R OBP: 0.343, SLG: 0.436 (1, 4)	0-0 F5		0-0 1B SF9 1B		0-0 1B		0-0 2-3	0-0 6-3	
Bill Bruton, L OBP: 0.286, SLG: 0.320 (1, 8)	0-0 4-3		0-0 1B		0-0 F8		0-0 F8		
Al Kaline, R OBP: 0.379, SLG: 0.444 (1, 9)	0-3 K		0-0 SF9		4-0 BB		4-0 BB	4-0 2B BB	
Rocky Colavito, R OBP: 0.356, SLG: 0.466 (1, 7)		0-0 1-3	0-0 5-3		0-0 F7			4-0 2B SF7 BB	
Norm Cash, L OBP: 0.474, SLG: 0.579 (1, 3)		0-0 1-3		0-0 6-3		4-0 BB		0-0 3B 2B	
Steve Boros, R OBP: 0.422, SLG: 0.413 (1, 5)		0-0 6-3		0-0 F9 2B		0-0 L5		0-0 SF7	
Dick Brown, R OBP: 0.338, SLG: 0.529 (1, 2)			0-0 1B BB 1B	0-0 F9		0-0 P1		0-0 1B 3B	
Chico Fernandez, R OBP: 0.357, SLG: 0.338 (1, 6)			0-0 F2	4-0 CS IBB		0-0 5-3		0-0 SH5-4 1B	
Don Mossi, L OBP: 0.267, SLG: 0.083 (1, 1)			4-0 1B BB	0-0 CS	0-0 4-3		0-0 F7	0-0 SH5-4	

Inning Stats	R: 0	H: 0	E: 0	LOB: 0	K: 1	BB: 0	S: 5	P: 5
	0	0	0	0	0	0	3	3
	0	0	0	0	0	0	3	3
	3	3	0	1	0	1	6	10
	0	1	0	1	0	1	3	7
	0	0	0	2	0	1	4	8
	0	0	0	0	0	0	3	7
	0	0	0	0	0	0	3	3
	4	3	0	0	0	0	6	14

AB	R	H	RBI	BB	SO	LOB
5	1	2	1	0	0	1
4	0	1	1	0	0	1
1	1	0	1	2	1	0
3	1	0	0	1	0	3
3	1	1	1	1	0	0
3	0	1	1	0	0	1
4	2	2	1	0	0	2
3	0	1	1	1	0	2
2	1	0	0	1	0	0

BOTTOM

Washington Senators @ Detroit Tigers


Tiger Stadium, Detroit, MI

Tue May 09 1961, 7:05 PM EDT

Unknown

livebaseballscorecards.com

AB	28
R	7
H	8
RBI	7
BB	6
SO	1
LOB	10



PITCHER	IP	WLS	BF	H	R	ER	SO	BB	IBB	HBP	BLK	WP	HR	S	P	ERA	WHIP
Joe McClain, R ERA: 3.46 (1, 1)	7.0	L	29	5	3	3	1	3	3	0	0	0	0	27	43	3.86	1.143
Marty Kutyna, R ERA: 3.31 (8, 1)	0.0		3	1	3	3	0	2	0	0	0	0	0	1	9	∞	∞
Johnny Klippstein, R ERA: 6.75 (8, 1)	1.0		5	2	1	1	0	0	0	0	0	0	0	5	5	9.00	2.000

WP	PA	ERA	WHIP
0	38		
0			
2			
1			

Batter	1	2	3	4	5	6	7	8	9	AB R H RBI BB SO LOB	TOP											
Billy Klaus, L (1, 5) OBP: 0.220, SLG: 0.176	0-0 5-3		4-0 S BB		0-0 F7		0-0 G3	0-3 K 1-2 2-3		4 0 0 0 1 1 2												
Danny O'Connell, R (1, 4) OBP: 0.315, SLG: 0.263	0-0 L9		0-0 4-3		4-0 3B BB		0-0 5-3		0-0 P6	4 1 0 0 1 0 1												
Gene Woodling, L (1, 9) OBP: 0.407, SLG: 0.530	0-0 1B			0-0 1B 1B	0-0 3B		0-0 HR		0-0 F8	5 2 4 2 0 0 0												
Dale Long, L (1, 3) OBP: 0.291, SLG: 0.442 R C Stevens, R (9, 3) OBP: 0.213, SLG: 0.140	0-0 G3			0-0 1B 1B	0-0 P6		4-0 BB		4-0 BB	3 1 1 0 2 0 2 0 0 0 0 0 0 0												
Willie Tasby, R (1, 8) OBP: 0.373, SLG: 0.453		0-3 K		0-0 CS 1B 1B		0-0 HR	0-0 5-3		0-0 L9	5 1 2 1 0 1 2												
Gene Green, R (1, 2) OBP: 0.333, SLG: 0.435		0-0 4-3		0-0 CS 1B		0-0 F4		4-0 FC3-5 BB		3 0 1 2 1 0 0												
Marty Keough, L (1, 7) OBP: 0.287, SLG: 0.376		0-0 F3		0-0 F7		0-0 4-3		4-0 PB FC3-5 BB		3 0 0 0 1 0 2												
Jim Mahoney, R (1, 6) OBP: 0.267, SLG: 0.154			0-0 F8	0-3 K		0-0 E6		0-0 FC3-5 PB		4 0 0 0 0 1 3												
Bennie Daniels, L (1, 1) Dave Sisler, R (8, 1)			0-0 F8		0-0 6-3	0-0 L9		0-3 K		4 0 0 0 0 1 3 0 0 0 0 0 0 0												
Inning Stats	R: 0 E: 0 K: 0 S: 4	H: 1 LOB: 1 BB: 0 P: 4	R: 0 E: 0 K: 1 S: 5	H: 0 LOB: 0 BB: 0 P: 5	R: 0 E: 0 K: 0 S: 3	H: 0 LOB: 1 BB: 1 P: 7	R: 2 E: 0 K: 1 S: 8	H: 4 LOB: 1 BB: 0 P: 8	R: 1 E: 0 K: 0 S: 4	H: 1 LOB: 1 BB: 1 P: 8	R: 1 E: 1 K: 0 S: 5	H: 1 LOB: 1 BB: 0 P: 5	R: 1 E: 0 K: 0 S: 4	H: 1 LOB: 1 BB: 1 P: 8	R: 0 E: 0 K: 2 S: 7	H: 0 LOB: 2 BB: 2 P: 15	R: 0 E: 0 K: 0 S: 3	H: 0 LOB: 1 BB: 1 P: 7	1B: 5 2B: 0 3B: 1 HR: 2	SF: 0 SAC: 0 DP: 0 HBP: 0	WP: 0 PB: 1 SB: 1 CS: 2	PA: 41
PITCHER	IP WLS BF H R ER SO BB IBB HBP BLK WP HR S P ERA WHIP																					
Paul Foytack, R (1, 1) ERA: 5.14	5.0 L 22 6 3 3 2 2 0 0 0 0 0 0 24 32 5.40 1.600																					
Joe Grzenda, L (6, 1) ERA: 7.94	1.2 9 2 2 2 0 1 0 0 0 0 0 2 8 12 10.80 1.800																					
Bill Fischer, R (7, 1) ERA: 2.45	0.1 1 0 0 0 0 0 0 0 0 0 0 0 1 1 0.00 0.000																					
Jim Donohue, R (8, 1) ERA: 1.23	2.0 9 0 0 0 0 2 3 0 0 0 0 0 10 22 0.00 1.500																					

Washington Senators @ Detroit Tigers
Tiger Stadium, Detroit, MI
Tue May 09 1961, 7:05 PM EDT
Att. 25,946 - Unknown

livebaseballscorecards.com

AB	35
R	5
H	8
RBI	5
BB	6
SO	4
LOB	15



Batter	1	2	3	4	5	6	7	8	9	AB R H RBI BB SO LOB	TOP																				
Billy Klaus, L (1, 5) OBP: 0.222, SLG: 0.162	0-0 5-3		0-0 F8			4-0 1B BB		0-0 4-3		3 0 0 0 1 0 0	Washington Senators @ Detroit Tigers Tiger Stadium, Detroit, MI Wed May 10 1961, 4:33 AM EDT Att. 5,012 - Unknown																				
Danny O'Connell, R (1, 4) OBP: 0.313, SLG: 0.262	0-0 BB 1B		0-0 1-3			0-3 K		0-0 P4		4 0 1 0 0 1 1																					
Gene Woodling, L (1, 9) OBP: 0.412, SLG: 0.522	4-0 G1-4-3 1-2 BB		0-0 4-3			0-3 K			0-0 7-4 BB 1B	3 0 1 0 1 1 1																					
Gene Green, R (1, 2) OBP: 0.357, SLG: 0.423	0-0 G1-4-3 1-2f			0-3 K		0-0 1-2 1B			4-0 BB 1B BB	3 0 1 0 1 1 2																					
Dale Long, L (1, 3) OBP: 0.271, SLG: 0.411		0-0 E4 1-3 2B		0-0 F8		0-0 F9			0-0 7-4 2-3f	4 1 0 0 0 0 4																					
Willie Tasby, R (1, 8) OBP: 0.368, SLG: 0.443		0-0 1-3 1-2		0-3 K			0-0 F8		0-0 1-2 1B	4 0 1 0 0 1 1																					
Jim King, L (1, 7) OBP: 0.125, SLG: 0.250		0-0 5-3 2-H 2B			0-0 G1		0-3 K		0-0 P4	4 0 1 1 0 1 2																					
Jim Mahoney, R (1, 6) OBP: 0.222, SLG: 0.125		0-0 5-3 2-3			0-0 6-3		0-0 F3			3 0 0 0 0 0 1																					
Ed Hobaugh, R (1, 1) OBP: 0.286, SLG: 0.167 Hal Woodeshick, R (2, 1) Marty Keough, L (8, PH) OBP: 0.284, SLG: 0.372 Johnny Klippstein, R (8, 1)		0-3 K			0-0 1-3			0-3 K		1 0 0 0 0 1 1 1 0 0 0 0 0 0 1 0 0 0 0 1 0 0 0 0 0 0 0 0																					
Inning Stats	R: 0 E: 0 K: 0 S: 3	H: 1 LOB: 1 BB: 1 P: 7	R: 1 E: 1 K: 1 S: 7	H: 1 LOB: 1 BB: 0 P: 7	R: 0 E: 0 K: 0 S: 3	H: 0 LOB: 0 BB: 0 P: 3	R: 0 E: 0 K: 2 S: 7	H: 0 LOB: 0 BB: 0 P: 7	R: 0 E: 0 K: 0 S: 3	H: 0 LOB: 0 BB: 0 P: 3	R: 0 E: 0 K: 2 S: 8	H: 1 LOB: 2 BB: 1 P: 12	R: 0 E: 0 K: 1 S: 5	H: 0 LOB: 0 BB: 0 P: 5	R: 0 E: 0 K: 1 S: 5	H: 0 LOB: 0 BB: 0 P: 5	R: 0 E: 0 K: 0 S: 4	H: 2 LOB: 2 BB: 1 P: 8	1B: 4 2B: 2 3B: 0 HR: 0	SF: 0 SAC: 0 DP: 2 HBP: 0	WP: 0 PB: 0 SB: 0 CS: 0	PA: 34									
PITCHER Jim Bunning, R (1, 1) ERA: 3.28	IP 9.0	WLS W	BF 34	H 5	R 1	ER 0	SO 7	BB 3	IBB 0	HBP 0	BLK 0	WP 0	HR 0	S 45	P 57	ERA 0.00	WHIP 0.889														
											PITCHER	IP	WLS	BF	H	R	ER	SO	BB	IBB	HBP	BLK	WP	HR	S	P	ERA	WHIP			

livebaseballscorecards.com

AB	31
R	1
H	5
RBI	1
BB	3
SO	7
LOB	13



Batter	1	2	3	4	5	6	7	8	9
Jake Wood, R (1, 4) OBP: 0.364, SLG: 0.436	0-0 S 1B	0-0 SF8 E 1-2 2-H 1B		H 1-0 5-3 SH1-3 1B HBP		B B B B 4-0 HBP SH1-4 BB		B B B B 4-0 FC4-8 BB	
Bill Bruton, L (1, 8) OBP: 0.274, SLG: 0.298	0-0 F8	0-0 E1 BB 1-2 2-3		X 0-0 SH1-3 1-2		X 0-0 SH1-4 1-2		X 0-0 FC4-6 S E 1-2f	
Al Kaline, R (1, 9) OBP: 0.385, SLG: 0.448 Bubba Morton, R (2, PH) OBP: 0.300, SLG: 0.375 (3, 7)	0-0 L4-3 1-2	0-0 SF8 2-3 3-H		X 0-0 5-3 2-3		S S S 0-3 K		B B B B 4-0 E2 E S 1B BB 1-H	
Rocky Colavito, R (1, 7) OBP: 0.384, SLG: 0.468 (3, 9)	0-0 F7	0-0 BB 1-2		X 0-0 1B 3-H		B B B B 4-0 HBP BB		S S S 0-3 K 1-3	
Norm Cash, L (1, 3) OBP: 0.462, SLG: 0.554		WP 2B K		X 0-0 3-1		H 1-0 FC6-4 1-2 2-3 HBP		H 1-0 1B HBP	
Steve Boros, R (1, 5) OBP: 0.434, SLG: 0.439		X 0-0 1B 2B 2-H	X 0-0 5-3		X 0-0 P4	X 0-0 FC6-4 1-2f		X 0-0 1B 1-3 3-H	
Dick Brown, R (1, 2) OBP: 0.338, SLG: 0.514		X 0-0 1B 1B 2-3	X 0-0 F9		X 0-0 WP SH1-3 1B		X 0-0 6-3	X 0-3 K	
Chico Fernandez, R (1, 6) OBP: 0.344, SLG: 0.337		S 0-3 K	X 0-0 2B		X 0-0 SH1-3 1-2		X 0-0 F8		
Jim Bunning, R (1, 1) OBP: 0.188, SLG: 0.188		X 0-0 E 1B SF8 1B 1-2 3-H	X 0-0 5-3		X 0-0 1-3 2-3		X 0-0 F7		

AB	R	H	RBI	BB	SO	LOB
2	1	2	1	2	0	0
3	1	0	0	0	0	4
1	0	0	0	0	0	1
2	1	0	1	1	1	2
3	0	1	1	2	1	2
3	1	1	0	0	1	4
5	1	2	2	0	0	3
5	1	2	0	0	1	2
3	0	1	0	0	1	2
4	1	1	1	0	0	2

BOTTOM

Washington Senators @ Detroit Tigers
Tiger Stadium, Detroit, MI
Wed May 10 1961, 4:33 AM EDT
Att. 5,012 - Unknown

livebaseballscorecards.com

AB	31
R	7
H	10
RBI	6
BB	5
SO	5
LOB	22



1B: 7	SF: 1
2B: 3	SAC: 3
3B: 0	DP: 0
HR: 0	HBP: 3

WP: 2	PA: 43
PB: 0	
SB: 4	
CS: 0	

Inning Stats		R: 0	H: 1	E: 0	LOB: 1	K: 0	BB: 0	S: 4	P: 4								
PITCHER	IP	WLS	BF	H	R	ER	SO	BB	IBB	HBP	BLK	WP	HR	S	P	ERA	WHIP
Ed Hobaugh, R (1, 1) ERA: 4.5	1.1	L	10	6	4	3	1	0	0	0	0	1	0	12	12	20.25	4.500
Hal Woodeshick, L (2, 1) ERA: 2.89	5.2		26	3	1	1	2	3	0	2	0	1	0	25	39	1.59	1.059
Johnny Klippstein, R (8, 1) ERA: 8.53	1.0		7	1	2	2	2	2	0	1	0	0	0	8	17	18.00	3.000

Washington Senators @ Detroit Tigers
 Tiger Stadium, Detroit, MI
 Thu May 11 1961, 4:33 AM EDT
 Att. 7,599 - Unknown

livebaseballscorecards.com

AB	35
R	9
H	12
RBI	9
BB	8
SO	4
LOB	18



WP:	0	PA:	44
PB:	0		
SB:	0		
CS:	0		

Batter	1	2	3	4	5	6	7	8	9	AB	R	H	RBI	BB	SO	LOB	TOP								
Billy Klaus, L (1, 5) OBP: 0.220, SLG: 0.238	0-0 6-3		0-0 3-1		0-0 HR	0-0 E3 FC6-4		0-0 1-6-3		5	1	1	4	0	0	3									
Danny O'Connell, R (1, 4) OBP: 0.337, SLG: 0.267	4-0 G6-3 BB			4-0 G6-4-3 1B BB	4-0 HR BB	0-0 FC6-4		0-0 BB 1B		2	1	1	1	3	0	2									
Gene Woodling, L (1, 9) OBP: 0.433, SLG: 0.569	0-0 G6-3 1-2f			0-0 1-2 1B	0-0 1-H HR		4-0 2B BB	4-0 1-2 BB		3	2	2	2	2	0	1									
Willie Tasby, R (1, 8) OBP: 0.348, SLG: 0.417		0-0 1-3		0-0 G6-4-3 1-2f 2-3	0-0 5-3		0-0 4-3 1-2	0-3 K		5	0	0	0	0	1	5									
Jim King, L (1, 7) OBP: 0.231, SLG: 0.385		0-0 3-1		0-0 G3	0-0 4-3		0-0 G5-3 2B 2-H	0-0 4-1 1B		5	0	2	1	0	0	1									
Dale Long, L (1, 3) OBP: 0.281, SLG: 0.450		0-0 3-1			0-0 3-1	0-0 HR	4-0 IBB	0-0 4-1 1-2		4	1	1	1	1	0	1									
Gene Green, R (1, 2) OBP: 0.364, SLG: 0.400			4-0 1B BB		0-0 BB 1B HR 1B	0-3 K	0-0 G5-3 2-3f	0-0 F9		4	1	1	0	1	1	3									
Jim Mahoney, R (1, 6) OBP: 0.304, SLG: 0.238			0-0 1-3 1B		0-0 1-2 HR 1B	0-0 5-3		0-0 1-6-3 1B SH1-4 1B		5	2	3	0	0	1	1									
John Gabler, S (1, 1) OBP: 0.500, SLG: 0.500			0-3 K		4-0 1-2 2-3 HR BB	0-0 E 1B		0-0 SH1-4		1	0	0	0	0	1	1									
Marty Keough, L (5, PH) OBP: 0.291, SLG: 0.372										0	1	0	0	1	0	0									
Marty Kutyna, R (5, 1) OBP: 0.600, SLG: 0.600										1	0	1	0	0	0	0									
Inning Stats	R: 0 E: 0 K: 0 S: 2	H: 0 LOB: 0 BB: 1 P: 6	R: 0 E: 0 K: 0 S: 3	H: 0 LOB: 0 BB: 0 P: 3	R: 0 E: 0 K: 1 S: 5	H: 1 LOB: 1 BB: 1 P: 9	R: 0 E: 0 K: 0 S: 3	H: 1 LOB: 1 BB: 1 P: 7	R: 6 E: 0 K: 0 S: 7	H: 4 LOB: 0 BB: 2 P: 15	R: 1 E: 1 K: 1 S: 8	H: 2 LOB: 2 BB: 0 P: 8	R: 1 E: 0 K: 0 S: 3	H: 1 LOB: 1 BB: 2 P: 11	R: 1 E: 0 K: 1 S: 7	H: 2 LOB: 2 BB: 1 P: 11	R: 0 E: 0 K: 1 S: 6	H: 1 LOB: 1 BB: 0 P: 6	1B: 8 2B: 1 3B: 0 HR: 3	SF: 0 SAC: 1 DP: 3 HBP: 0	WP: 0 PB: 0 SB: 0 CS: 0	PA: 44			
PITCHER	IP	WLS	BF	H	R	ER	SO	BB	IBB	HBP	BLK	WP	HR	S	P	ERA	WHIP								
Bill Fischer, R (1, 1) ERA: 5.4	4.1	L	20	5	5	5	1	5	0	0	0	0	1	17	37	10.38	2.308								
Hank Aguirre, L (5, 1) ERA: 2.92	0.2		3	1	1	1	0	0	0	0	0	0	1	3	3	13.50	1.500								
Jim Donohue, R (6, 1) ERA: 2.89	2.0		11	3	2	2	1	1	1	0	0	0	1	11	19	9.00	2.000								
Terry Fox, R (8, 1) ERA: 0.96	2.0		10	3	1	1	2	1	0	0	0	0	0	13	17	4.50	2.000								

Batter	1	2	3	4	5	6	7	8	9	AB	R	H	RBI	BB	SO	LOB
Jake Wood, R OBP: 0.377, SLG: 0.442 (1, 4)	0-0 1B 1B		4-0 S 1B BB		0-0 FC4-6 1B		0-0 P4			3	2	2	0	1	0	0
Bill Bruton, L OBP: 0.282, SLG: 0.306 (1, 8)	0-0 1B 1-H		0-0 1B 1B		0-0 FC4-6 FC3-6 1-2f		0-0 F8			4	0	2	1	0	0	1
Charlie Maxwell, L OBP: 0.333, SLG: 0.250 (1, 7)	0-0 F7		0-0 1B 1-3		0-0 FC3-6 1-2f		0-0 P3			4	0	1	0	0	0	1
Rocky Colavito, R OBP: 0.369, SLG: 0.446 (1, 9)	0-0 4-3		0-0 F8		0-0 5-6-3			0-0 5-3		4	0	0	0	0	0	3
Norm Cash, L OBP: 0.463, SLG: 0.547 (1, 3)		0-0 1-3		0-0 F8		0-0 1B		4-0 BB BB BB		3	0	1	0	1	0	0
Steve Boros, R OBP: 0.437, SLG: 0.442 (1, 5)		0-0 G6-4-3 1B		0-0 S 2B 1B		0-0 5-3		0-0 F8		4	1	2	0	0	0	1
Dick Brown, R OBP: 0.345, SLG: 0.526 (1, 2)		0-0 G6-4-3 1-2f		0-0 1B 2B		0-0 PB 1B			0-0 5-3	4	0	2	1	0	0	1
Chico Fernandez, R OBP: 0.330, SLG: 0.322 (1, 6)			0-0 F8	0-0 F8		0-0 5-3 1-2			0-0 F8	4	0	0	0	0	0	1
Bill Fischer, R Hank Aguirre, R Ozzie Virgil, R Jim Donohue, R Bubba Morton, R Terry Fox, R Bobo Osborne, L			0-0 P5		0-0 HR		0-3 K		0-0 1-3	1	0	0	0	0	0	0

BOTTOM

Washington Senators @ Detroit Tigers
Tiger Stadium, Detroit, MI
Thu May 11 1961, 4:33 AM EDT
Att. 7,599 - Unknown

livebaseballscorecards.com

AB	34
R	4
H	11
RBI	3
BB	2
SO	1
LOB	8



Inning Stats	R: 1	H: 2	E: 0	LOB: 0	K: 0	BB: 0	S: 4	P: 4	R: 0	H: 1	E: 0	LOB: 0	K: 0	BB: 0	S: 3	P: 3	R: 1	H: 2	E: 0	LOB: 2	K: 0	BB: 1	S: 5	P: 9	R: 1	H: 2	E: 0	LOB: 0	K: 0	BB: 0	S: 4	P: 4	R: 0	H: 2	E: 0	LOB: 1	K: 0	BB: 0	S: 4	P: 4	R: 0	H: 0	E: 0	LOB: 0	K: 1	BB: 0	S: 5	P: 5	R: 0	H: 0	E: 0	LOB: 1	K: 0	BB: 1	S: 3	P: 7	R: 0	H: 0	E: 0	LOB: 0	K: 0	BB: 0	S: 3	P: 3	R: 0	H: 0	E: 0	LOB: 0	K: 0	BB: 0	S: 3	P: 3	1B: 9	SF: 0	2B: 1	SAC: 0	3B: 0	DP: 1	HR: 1	HBP: 0	WP: 0	PA: 36
--------------	------	------	------	--------	------	-------	------	------	------	------	------	--------	------	-------	------	------	------	------	------	--------	------	-------	------	------	------	------	------	--------	------	-------	------	------	------	------	------	--------	------	-------	------	------	------	------	------	--------	------	-------	------	------	------	------	------	--------	------	-------	------	------	------	------	------	--------	------	-------	------	------	------	------	------	--------	------	-------	------	------	-------	-------	-------	--------	-------	-------	-------	--------	-------	--------

PITCHER	IP	WLS	BF	H	R	ER	SO	BB	IBB	HBP	BLK	WP	HR	S	P	ERA	WHIP
John Gabler, R ERA: 4.09 (1, 1)	4.0		17	7	3	3	0	1	0	0	0	0	0	16	20	6.75	2.000
Marty Kutyna, R ERA: 2.95 (5, 1)	5.0	W	19	4	1	1	1	1	0	0	0	0	1	20	24	1.80	1.000

Batter	1	2	3	4	5	6	7	8	9	AB R H RBI BB SO LOB	TOP	
Chuck Schilling, R (1, 4) <small>OBP: 0.340, SLG: 0.348</small>	4-0 		0-0 			0-0 	0-0 			2 0 0 1 1 0 3	Boston Red Sox @ Washington Senators Griffith Stadium, Washington, DC Fri May 12 1961, 7:05 PM EDT Att. 6,594 - Unknown	
Carl Yastrzemski, L (1, 7) <small>OBP: 0.272, SLG: 0.365</small>	0-0 		0-0 			0-0 		0-0 		4 0 0 0 0 0 2		
Frank Malzone, R (1, 5) <small>OBP: 0.162, SLG: 0.139</small>	0-0 			0-0 		0-3 		0-0 		4 0 0 0 0 1 1		
Jackie Jensen, R (1, 9) <small>OBP: 0.284, SLG: 0.250</small>	0-0 			0-0 			0-0 	0-0 		4 0 0 0 0 0 1		
Jim Pagliaroni, R (1, 2) <small>OBP: 0.347, SLG: 0.372</small>		4-0 		0-0 		0-3 		0-3 		3 0 0 0 1 2 0		
Carroll Hardy, R (1, 8) <small>OBP: 0.302, SLG: 0.375</small>		0-0 			0-0 	4-0 		0-0 		3 1 0 0 1 0 1		
Vic Wertz, L (1, 3) <small>OBP: 0.386, SLG: 0.516</small> Pete Runnels, L (7, 3) <small>OBP: 0.387, SLG: 0.429</small>		0-0 			0-0 	0-0 		0-0 		3 0 1 0 0 0 1 1 0 0 0 0 0 0		
Pumpsie Green, S (1, 6) <small>OBP: 0.324, SLG: 0.286</small>			0-0 		4-0 	4-0 				1 1 1 0 2 0 0		
Bill Monbouquette, R (1, 1) <small>OBP: 0.273, SLG: 0.111</small>			0-0 		0-3 	4-0 				1 0 0 1 1 1 1		
Inning Stats	R: 0 H: 0 E: 0 LOB: 1 K: 0 BB: 1 S: 3 P: 7	R: 0 H: 0 E: 0 LOB: 0 K: 0 BB: 1 S: 2 P: 6	R: 1 H: 1 E: 1 LOB: 0 K: 0 BB: 0 S: 4 P: 4	R: 0 H: 0 E: 0 LOB: 0 K: 0 BB: 0 S: 3 P: 3	R: 0 H: 0 E: 0 LOB: 1 K: 1 BB: 1 S: 5 P: 9	R: 0 H: 0 E: 0 LOB: 0 K: 1 BB: 0 S: 5 P: 5	R: 1 H: 1 E: 0 LOB: 3 K: 1 BB: 3 S: 6 P: 18	R: 0 H: 0 E: 0 LOB: 0 K: 0 BB: 0 S: 3 P: 3	R: 0 H: 0 E: 0 LOB: 0 K: 1 BB: 0 S: 5 P: 5	1B: 1 SF: 1 2B: 1 SAC: 1 3B: 0 DP: 2 HR: 0 HBP: 0		WP: 0 PA: 34 PB: 0 SB: 0 CS: 0
PITCHER Pete Burnside, L (1, 1) <small>ERA: 4.5</small> Dave Sisler, R (8, 1) <small>ERA:</small>	IP WLS BF H R ER SO BB IBB HBP BLK WP HR S P ERA WHIP 7.0 L 28 2 2 2 3 6 0 0 0 0 0 0 28 52 2.57 1.143										PITCHER IP WLS BF H R ER SO BB IBB HBP BLK WP HR S P ERA WHIP	

livebaseballscorecards.com

AB	26
R	2
H	2
RBI	2
BB	6
SO	4
LOB	10



Batter	1	2	3	4	5	6	7	8	9	AB R H RBI BB SO LOB
Billy Klaus, L OBP: 0.218, SLG: 0.234 (1, 5) X	0-0 F8 ①		0-3 K ③			0-3 K ①	0-3 K ③		0-0 1B ①	5 0 1 1 0 3 3
Danny O'Connell, R OBP: 0.340, SLG: 0.258 (1, 4) X	0-0 F9 ②			0-0 6-3 ①		4-0 PB BB ①		4-0 WP BB ①	0-0 F9 ③	3 0 0 0 2 0 2
Gene Woodling, L OBP: 0.426, SLG: 0.553 (1, 9) S S	0-3 K ③			0-0 1B ①		0-0 F8 ②		0-0 F8 ①		4 0 1 0 0 1 2
Willie Tasby, R OBP: 0.344, SLG: 0.420 (1, 8) X		0-0 6-3 2B ①		0-3 K ②		0-3 K ③		0-3 K ②		4 0 1 0 0 3 3
Jim King, L OBP: 0.235, SLG: 0.353 (1, 7) X		0-0 6-3 ①		0-3 K ③			0-0 BB E 1B ③	0-0 1-3 ③		4 0 1 0 0 1 3
Dale Long, L OBP: 0.279, SLG: 0.453 (1, 3) S S		0-3 K ②			0-0 2B ①		0-0 E3 BB ①		0-3 K ①	4 0 1 0 0 2 2
Gene Green, R OBP: 0.324, SLG: 0.353 (1, 2) S S		0-3 K ③			0-0 6-3 ①		0-3 K ①		0-0 E5 BB 1B ①	4 1 0 0 0 2 4
Jim Mahoney, R OBP: 0.280, SLG: 0.217 (1, 6) S S			0-3 K ①		0-0 5-3 ②		0-3 K ②		0-3 K ②	2 0 0 0 0 1 1
Marty Keough, L OBP: 0.288, SLG: 0.368 (7, PH) S S									0-3 K ②	1 0 0 0 0 1 2
Coot Veal, R OBP: 0.268, SLG: 0.230 (8, 6) S S									0-3 K ②	1 0 0 0 0 1 1
Pete Burnside, R OBP: 0.190, SLG: 0.245 (7, PH) S S			0-3 K ②		0-3 K ③		4-0 BB ①		4-0 1B BB ①	2 0 0 0 0 2 1
Harry Bright, R OBP: 0.190, SLG: 0.245 (8, 1) S S									1-2 BB ①	0 0 0 0 1 0 0
R C Stevens, R OBP: 0.229, SLG: 0.140 (9, PH) S S							1-2 2-3 BB ①		1-2 BB ①	0 0 0 0 1 0 0

Inning Stats	R: 0	H: 0	E: 0	K: 1	S: 5	R: 0	H: 1	E: 0	K: 2	S: 8	R: 0	H: 0	E: 0	K: 3	S: 9	R: 0	H: 1	E: 0	K: 2	S: 8	R: 0	H: 1	E: 0	K: 1	S: 6	R: 0	H: 0	E: 0	K: 2	S: 7	R: 0	H: 1	E: 1	K: 3	S: 11	R: 0	H: 0	E: 0	K: 1	S: 5	R: 1	H: 1	E: 1	K: 2	S: 9	1B: 3	2B: 2	3B: 0	HR: 0	SF: 0	SAC: 0	DP: 0	HBP: 0	WP: 1	PB: 1	SB: 0	CS: 0	PA: 38
--------------	------	------	------	------	------	------	------	------	------	------	------	------	------	------	------	------	------	------	------	------	------	------	------	------	------	------	------	------	------	------	------	------	------	------	-------	------	------	------	------	------	------	------	------	------	------	-------	-------	-------	-------	-------	--------	-------	--------	-------	-------	-------	-------	--------


PITCHER	IP	WLS	BF	H	R	ER	SO	BB	IBB	HBP	BLK	WP	HR	S	P	ERA	WHIP
Bill Monbouquette, R ERA: 2.32 (1, 1)	9.0	W	38	5	1	0	17	4	0	0	0	1	0	68	84	0.00	1.000

BOTTOM

Boston Red Sox @ Washington Senators
Griffith Stadium, Washington, DC

Fri May 12 1961, 7:05 PM EDT
Att. 6,594 - Unknown

AB	34
R	1
H	5
RBI	1
BB	4
SO	17
LOB	24



Batter	1	2	3	4	5	6	7	8	9	AB R H RBI BB SO LOB	TOP
Chuck Schilling, R (1, 4) <small>OBP: 0.327, SLG: 0.333</small>	0-0 			0-0 		0-0 			0-3 	4 0 0 0 0 1 0	
Gary Geiger, L (1, 8) <small>OBP: 0.281, SLG: 0.316</small>	4-0 			0-0 			0-0 			2 0 0 0 1 0 0	
Carl Yastrzemski, L (1, 7) <small>OBP: 0.262, SLG: 0.351</small>	0-0 			0-0 			0-0 			3 0 0 0 0 0 1	
Vic Wertz, L (1, 3) <small>OBP: 0.384, SLG: 0.523</small>		0-3 			0-0 		0-0 			3 0 1 0 0 1 0	
Jackie Jensen, R (1, 9) <small>OBP: 0.271, SLG: 0.238</small>		0-0 			0-0 		0-0 			3 0 0 0 0 0 1	
Russ Nixon, L (1, 2) <small>OBP: 0.313, SLG: 0.378</small>		0-0 			0-0 		0-0 			3 0 0 0 0 0 1	
Frank Malzone, R (1, 5) <small>OBP: 0.150, SLG: 0.128</small>				0-0 		0-0 		0-0 		3 0 0 0 0 0 1	
Billy Harrell, R (1, 6) <small>OBP: 0.231, SLG: 0.280</small>				0-0 		0-0 		0-3 		3 0 0 0 0 1 0	
Gene Conley, R (1, 1) Ted Wills, L (7, 1) Tracy Stallard, R (7, 1) Pete Runnels, L (9, PH) <small>OBP: 0.381, SLG: 0.421</small>				0-3 		0-3 		0-0 		2 0 0 0 0 2 0 0 0 0 0 0 0 0 0 0 0 0 0 0 0 1 0 0 0 0 0 0	
Inning Stats	R: 0 H: 0 E: 0 LOB: 0 K: 0 BB: 1 S: 2 P: 6	R: 0 H: 0 E: 0 LOB: 0 K: 1 BB: 0 S: 5 P: 5	R: 0 H: 0 E: 0 LOB: 0 K: 1 BB: 0 S: 5 P: 5	R: 0 H: 0 E: 0 LOB: 0 K: 0 BB: 0 S: 3 P: 3	R: 0 H: 1 E: 0 LOB: 1 K: 0 BB: 0 S: 4 P: 4	R: 0 H: 0 E: 0 LOB: 0 K: 1 BB: 0 S: 5 P: 5	R: 0 H: 0 E: 0 LOB: 0 K: 0 BB: 0 S: 3 P: 3	R: 0 H: 0 E: 0 LOB: 0 K: 2 BB: 0 S: 7 P: 7	1B: 0 SF: 0 2B: 1 SAC: 0 3B: 0 DP: 1 HR: 0 HBP: 0	WP: 0 PA: 28 PB: 0 SB: 0 CS: 0	
PITCHER Tom Sturdivant, R (1, 1) <small>ERA: 2.56</small>	IP WLS BF H R ER SO BB IBB HBP BLK WP HR S P ERA WHIP 9.0 W 28 1 0 0 5 1 0 0 0 0 0 0 37 41 0.00 0.222										

Boston Red Sox @ Washington Senators
 Griffith Stadium, Washington, DC
 Sat May 13 1961, 3:33 AM EDT
 Att. 2,114 - Unknown

AB	27
R	0
H	1
RBI	0
BB	1
SO	5
LOB	4



Batter	1	2	3	4	5	6	7	8	9	AB	R	H	RBI	BB	SO	LOB
Billy Klaus, L (1, 5) OBP: 0.224, SLG: 0.240	0-0 F9		0-0 1-3		0-0 6-3 1B		0-0 SH1-4			3	0	1	0	0	0	0
Danny O'Connell, R (1, 4) OBP: 0.336, SLG: 0.269	0-0 5-3		0-3 K		0-0 6-3		0-0 BB FC4-6 2B			4	1	1	0	0	1	1
Gene Woodling, L (1, 9) OBP: 0.439, SLG: 0.545 Marty Keough, L (7, PR) OBP: 0.288, SLG: 0.368 (8, 7)	1-0 HBP		4-0 S HR BB		0-0 F9		4-0 FC4-6 BB IBB			1	1	0	0	2	0	1
Jim King, L (1, 7) OBP: 0.286, SLG: 0.500 (8, 9)	0-0 4-3		0-0 1-H HR		0-3 K		4-0 FC4-6 BB			3	1	1	3	1	1	1
Willie Tasby, R (1, 8) OBP: 0.340, SLG: 0.407		0-0 5-3	0-0 6-3		4-0 FC3-6 BB		0-0 FC4-6 S			3	0	0	1	1	0	2
Dale Long, L (1, 3) OBP: 0.278, SLG: 0.456		0-0 E 2B		0-0 P6		0-0 FC3-6 1B		0-3 K		4	0	1	0	0	1	3
Pete Daley, R (1, 2) OBP: 0.261, SLG: 0.273		0-0 E6 2-3		0-0 6-3		0-0 1-2 1B		0-0 K 1B		4	0	2	0	0	0	1
Jim Mahoney, R (1, 6) OBP: 0.241, SLG: 0.185		0-0 F9		0-0 6-3		0-0 F9		0-3 K 1-2		4	0	0	0	0	1	5
Tom Sturdivant, L (1, 1) OBP: 0.333, SLG: 0.250		0-0 F5		0-0 4-3		0-0 2B SH1-4 BB 1B		0-3 K		4	1	1	0	0	1	2

Inning Stats	R: 0	H: 0	E: 0	K: 0	S: 3	R: 0	H: 1	E: 1	K: 0	S: 5	R: 2	H: 1	E: 0	K: 1	S: 6	R: 0	H: 0	E: 0	K: 0	S: 3	R: 0	H: 1	E: 0	K: 0	S: 4	R: 0	H: 1	E: 0	K: 1	S: 6	R: 2	H: 2	E: 0	K: 1	S: 7	R: 0	H: 1	E: 0	K: 2	S: 7	R: 0	H: 1	E: 0	K: 0	S: 0				
	0	0	0	0	3	0	1	1	0	5	0	0	0	0	3	0	0	0	0	0	3	0	1	0	0	4	0	0	1	1	0	2	15	0	1	7	0	1	0	0	0	0	0	0	0	0	0	0	0

PITCHER	IP	WLS	BF	H	R	ER	SO	BB	IBB	HBP	BLK	WP	HR	S	P	ERA	WHIP
Gene Conley, R (1, 1) ERA: 4.15	6.1	L	30	6	4	4	2	2	1	1	0	0	1	30	43	5.68	1.263
Ted Wills, L ERA:	0.0		1	0	0	0	0	1	0	0	0	0	0	0	4	∞	∞
Tracy Stallard, R (7, 1) ERA: 5.25	1.2		5	1	0	0	3	0	0	0	0	0	0	11	11	0.00	0.600

BOTTOM

Boston Red Sox @ Washington Senators
Griffith Stadium, Washington, DC


Sat May 13 1961, 3:33 AM EDT
Att. 2,114 - Unknown

livebaseballscorecards.com

AB	30
R	4
H	7
RBI	4
BB	4
SO	5
LOB	16



WP: 0	PA: 36
PB: 0	
SB: 2	
CS: 0	

Batter	1	2	3	4	5	6	7	8	9	AB R H RBI BB SO LOB	TOP	
Chuck Schilling, R (1, 4) <small>OBP: 0.318, SLG: 0.323</small> Pete Runnels, L (9, PH) <small>OBP: 0.375, SLG: 0.414</small>	0-0 6-3			0-0 F9		0-0 G3			0-0 1-3	3 0 0 0 0 0 1 1 0 0 0 0 0 1		
Gary Geiger, L (1, 8) <small>OBP: 0.280, SLG: 0.313</small>	0-0 4-3			0-0 F7			0-0 P6		0-0 G4-6-3 1B	4 0 1 0 0 0 0		
Carl Yastrzemski, L (1, 7) <small>OBP: 0.261, SLG: 0.346</small>	0-0 F7			0-0 6-3			0-0 1B		0-0 G4-6-3 1-2f	4 0 1 0 0 0 2		
Vic Wertz, L (1, 3) <small>OBP: 0.368, SLG: 0.500</small>		0-0 F7			0-0 F7			0-0 F9		3 0 0 0 0 0 1		
Jackie Jensen, R (1, 9) <small>OBP: 0.260, SLG: 0.227</small>		0-0 F7			0-0 4-3			0-0 L4		3 0 0 0 0 0 1		
Jim Pagliaroni, R (1, 2) <small>OBP: 0.346, SLG: 0.370</small>		0-0 F9			0-0 5-3			0-0 G6-4-3 1B		3 0 1 0 0 0 0		
Frank Malzone, R (1, 5) <small>OBP: 0.140, SLG: 0.119</small>			0-0 6-3			0-0 F9		0-0 F7		3 0 0 0 0 0 1		
Billy Harrell, R (1, 6) <small>OBP: 0.241, SLG: 0.286</small>			0-3 K			0-0 1B		0-0 G6-4-3 1-2f		3 0 1 0 0 1 1		
Billy Muffett, R (1, 1) <small>OBP: 0.200, SLG: 0.200</small> Russ Nixon, L (9, PH) <small>OBP: 0.327, SLG: 0.413</small>			0-3 K			0-0 F8		0-0 1B 2B		2 0 0 0 0 1 1 1 0 1 0 0 0 0		
Inning Stats	R: 0 H: 0 E: 0 LOB: 0 K: 0 BB: 0 S: 3 P: 3	R: 0 H: 0 E: 0 LOB: 0 K: 0 BB: 0 S: 3 P: 3	R: 0 H: 0 E: 0 LOB: 0 K: 2 BB: 0 S: 7 P: 7	R: 0 H: 0 E: 0 LOB: 0 K: 0 BB: 0 S: 3 P: 3	R: 0 H: 0 E: 0 LOB: 0 K: 0 BB: 0 S: 3 P: 3	R: 0 H: 1 E: 0 LOB: 1 K: 0 BB: 0 S: 4 P: 4	R: 0 H: 1 E: 0 LOB: 1 K: 0 BB: 0 S: 4 P: 4	R: 0 H: 1 E: 0 LOB: 0 K: 0 BB: 0 S: 3 P: 3	R: 0 H: 2 E: 0 LOB: 1 K: 0 BB: 0 S: 4 P: 4	1B: 4 SF: 0 2B: 1 SAC: 0 3B: 0 DP: 2 HR: 0 HBP: 0	WP: 0 PA: 30 PB: 0 SB: 0 CS: 0	
PITCHER Joe McClain, R (1, 1) <small>ERA: 2.81</small>	IP WLS BF H R ER SO BB IBB HBP BLK WP HR S P ERA WHIP 9.0 W 30 5 0 0 2 0 0 0 0 0 0 0 34 34 0.00 0.556											PITCHER IP WLS BF H R ER SO BB IBB HBP BLK WP HR S P ERA WHIP

Boston Red Sox @ Washington Senators
 Griffith Stadium, Washington, DC
 Sun May 14 1961, 3:33 AM EDT
 Unknown

AB	30
R	0
H	5
RBI	0
BB	0
SO	2
LOB	9



Batter	1	2	3	4	5	6	7	8	9	AB	R	H	RBI	BB	SO	LOB
Billy Klaus, L OBP: 0.226, SLG: 0.241 (1, 5) X	0-0 E6 5-3		0-0 FC6-4 2-3 1B		0-0 F3			0-0 3-1		4	0	1	0	0	0	0
Danny O'Connell, R OBP: 0.325, SLG: 0.258 (1, 4) X	0-0 5-3 1-2		0-0 FC6-4 1-2f 3-H G6-4-3			0-0 F7		0-0 4-3		4	0	0	1	0	0	2
Chuck Hinton, R OBP: 0.500, SLG: 0.500 (1, 7) X	0-0 F8		0-0 G6-4-3 1-2f			0-0 1B FC5-4 1B		0-0 S 1B		4	1	2	0	0	0	2
Jim King, L OBP: 0.400, SLG: 0.682 (1, 9) B B B B	4-0 BB			0-0 HR		0-0 1-3 FC5-4 1B		4-0 1-2 BB		2	1	2	1	2	0	0
Willie Tasby, R OBP: 0.327, SLG: 0.389 (1, 8) X	0-0 F8			0-0 1-3		0-0 1-2f 3-H FC5-4		0-0 F8		4	0	0	1	0	0	5
Dale Long, L OBP: 0.267, SLG: 0.437 (1, 3) X		0-0 1-3		0-0 F7		0-0 F8				3	0	0	0	0	0	1
Pete Daley, R OBP: 0.245, SLG: 0.255 (1, 2) X		0-3 K		0-0 1-3			0-0 F7			3	0	0	0	0	1	0
Jim Mahoney, R OBP: 0.219, SLG: 0.167 (1, 6) X		0-0 F9			0-0 G2		0-0 6-3			3	0	0	0	0	0	0
Joe McClain, R OBP: 0.250, SLG: 0.375 (1, 1) X			0-0 1B FC6-4 2B		0-0 F9		0-0 1-3			3	1	1	0	0	0	0

Inning Stats	R: 0	H: 0	R: 0	H: 0	R: 1	H: 2	R: 0	H: 0	R: 1	H: 2	R: 0	H: 0	R: 0	H: 1	R: 0	H: 1
	E: 1	LOB: 2	E: 0	LOB: 0	E: 0	LOB: 0	E: 0	LOB: 0	E: 0	LOB: 1	E: 0	LOB: 0	E: 0	LOB: 2	E: 0	LOB: 2
	K: 0	BB: 1	K: 1	BB: 0	K: 0	BB: 0	K: 0	BB: 0	K: 0	BB: 0	K: 0	BB: 0	K: 0	BB: 1	K: 0	BB: 1
	S: 4	P: 8	S: 5	P: 5	S: 4	P: 4	S: 3	P: 3	S: 5	P: 5	S: 3	P: 3	S: 4	P: 8	S: 4	P: 8

PITCHER	IP	WLS	BF	H	R	ER	SO	BB	IBB	HBP	BLK	WP	HR	S	P	ERA	WHIP
Billy Muffett, R ERA: 6.0 (1, 1)	8.0	L	32	6	3	3	1	2	0	0	0	0	1	32	40	3.38	1.000


BOTTOM

Boston Red Sox @ Washington Senators
Griffith Stadium, Washington, DC

Sun May 14 1961, 3:33 AM EDT
Unknown

livebaseballscorecards.com

AB	30
R	3
H	6
RBI	3
BB	2
SO	1
LOB	10



WP: 0	PA: 32
PB: 0	
SB: 1	
CS: 0	

Batter	1	2	3	4	5	6	7	8	9	AB R H RBI BB SO LOB	TOP	
Chuck Schilling, R (1, 4) <small>OBP: 0.318, SLG: 0.316</small> Jim Pagliaroni, R (8, PH) <small>OBP: 0.340, SLG: 0.362</small> Mike Fornieles, R (8, 1)	4-0 BB		0-0 1-3			0-3 K		0-0 L5		2 0 0 0 1 1 0 1 0 0 0 0 0 2 0 0 0 0 0 0 0		
Gary Geiger, L (1, 8) <small>OBP: 0.278, SLG: 0.302</small>	0-3 K			4-0 BB			0-0 3-1		0-0 G3	3 0 0 0 1 1 1		
Carl Yastrzemski, L (1, 7) <small>OBP: 0.261, SLG: 0.341</small>	0-0 1-3 1B			0-0 F9 1-2			0-0 5-3		0-3 K	4 0 1 0 0 1 1		
Vic Vertz, L (1, 3) <small>OBP: 0.350, SLG: 0.472</small>	0-0 G4-6-3 1-2f			0-0 6-3			0-0 4-3		0-0 F8	4 0 0 0 0 0 2		
Jackie Jensen, R (1, 9) <small>OBP: 0.250, SLG: 0.217</small>		0-0 F8			0-0 F7			0-0 F7		3 0 0 0 0 0 0		
Russ Nixon, L (1, 2) <small>OBP: 0.308, SLG: 0.388</small>		0-0 4-3			0-0 1-3			0-0 3-1		3 0 0 0 0 0 0		
Frank Malzone, R (1, 5) <small>OBP: 0.152, SLG: 0.133</small>		0-0 F7			0-0 5-3			0-0 2B 1B		3 1 1 0 0 0 0		
Don Buddin, R (1, 6) <small>OBP: 0.458, SLG: 0.389</small>			0-0 F7			0-3 K2-3		0-0 1-H 2B		3 0 1 1 0 1 0		
Chet Nichols, S (1, 1) Tracy Stallard, R (5, 1) Carroll Hardy, R (6, PH) <small>OBP: 0.295, SLG: 0.366</small> Dave Hillman, R (6, 1) Pete Runnels, L (8, PH) <small>OBP: 0.385, SLG: 0.414</small> (8, 4)			0-0 1-3			0-3 K		4-0 IBB		1 0 0 0 0 0 0 0 0 0 0 0 0 0 1 0 0 0 0 1 0 0 0 0 0 0 0 0 0 0 0 0 1 0 0		
Inning Stats	R: 0 H: 1 E: 0 LOB: 1 K: 1 BB: 1 S: 5 P: 9	R: 0 H: 0 E: 0 LOB: 0 K: 0 BB: 0 S: 3 P: 3	R: 0 H: 0 E: 0 LOB: 0 K: 0 BB: 0 S: 3 P: 3	R: 0 H: 0 E: 0 LOB: 0 K: 0 BB: 1 S: 2 P: 6	R: 0 H: 0 E: 0 LOB: 0 K: 0 BB: 0 S: 3 P: 3	R: 0 H: 0 E: 0 LOB: 0 K: 3 BB: 0 S: 9 P: 9	R: 0 H: 0 E: 0 LOB: 0 K: 0 BB: 0 S: 3 P: 3	R: 1 H: 2 E: 0 LOB: 2 K: 0 BB: 1 S: 5 P: 9	R: 0 H: 0 E: 0 LOB: 0 K: 1 BB: 0 S: 5 P: 5	1B: 2 SF: 0 2B: 1 SAC: 0 3B: 0 DP: 1 HR: 0 HBP: 0	WP: 0 PA: 31 PB: 0 SB: 1 CS: 1	
PITCHER Bennie Daniels, R (1, 1) <small>ERA: 3.66</small>	IP WLS BF H R ER SO BB IBB HBP BLK WP HR S P ERA WHIP 9.0 W 31 3 1 1 5 2 1 0 0 0 0 0 38 50 1.00 0.556											PITCHER IP WLS BF H R ER SO BB IBB HBP BLK WP HR S P ERA WHIP

Boston Red Sox @ Washington Senators
 Griffith Stadium, Washington, DC
 Sun May 14 1961, 3:38 AM EDT
 Att. 9,993 - Unknown

AB	28
R	1
H	3
RBI	1
BB	3
SO	5
LOB	6



Batter	1	2	3	4	5	6	7	8	9	AB	R	H	RBI	BB	SO	LOB
Jim Mahoney, R (1, 6) <small>OBP: 0.229, SLG: 0.182</small> Billy Klaus, L (9, PH) <small>OBP: 0.236, SLG: 0.241</small>	0-3 K			0-0 1-3	0-0 BB 1B		0-0 SH1-4		4-0 BB IBB	3	0	1	0	0	1	0
Danny O'Connell, R (1, 4) <small>OBP: 0.339, SLG: 0.255</small> Marty Keough, L (9, PH) <small>OBP: 0.295, SLG: 0.368</small>	4-0 BB			4-0 1B BB	4-0 1-2 BB		0-3 K		4-0 BB IBB	1	0	0	0	3	1	1
Chuck Hinton, R (1, 7) <small>OBP: 0.250, SLG: 0.250</small>	0-0 9-3 1-2f			0-0 P4	0-3 K		0-0 F9			4	0	0	0	0	1	6
Jim King, L (1, 9) <small>OBP: 0.379, SLG: 0.615</small>		0-3 K		0-0 1-3 1B		0-0 F3		0-0 3-1		4	0	1	0	0	1	0
Willie Tasby, R (1, 8) <small>OBP: 0.343, SLG: 0.398</small>		4-0 CS BB		0-3 K		0-0 1-3 BB 1B		0-0 G5-4-3 1B		3	0	2	0	1	1	2
R C Stevens, R (1, 3) <small>OBP: 0.231, SLG: 0.130</small>		0-0 6-3 1-2			0-0 5-3		4-0 1-2 BB		0-0 G5-4-3 1-2f	3	0	0	0	1	0	2
Harry Bright, R (1, 5) <small>OBP: 0.194, SLG: 0.298</small>			0-3 K		0-0 HR		0-0 1-3		0-0 F8	4	1	1	1	0	1	2
Pete Daley, R (1, 2) <small>OBP: 0.264, SLG: 0.300</small>			0-0 5-3		4-0 1B BB		0-0 F9		0-0 BB 3B	3	1	1	0	1	0	2
Bennie Daniels, L (1, 1) Dale Long, L (9, PH) <small>OBP: 0.276, SLG: 0.437</small> Coot Veal, R (9, PR) <small>OBP: 0.268, SLG: 0.230</small>			0-0 4-3		0-3 K		0-0 E5 SH1-4		4-0 BB IBB IBB	3	0	0	0	0	1	1

Inning Stats	R: 0	H: 0	E: 0	K: 1	S: 4	LOB: 0	BB: 1	P: 8	R: 0	H: 0	E: 0	K: 1	S: 4	LOB: 0	BB: 1	P: 8	R: 0	H: 0	E: 0	K: 1	S: 5	LOB: 0	BB: 0	P: 5	R: 0	H: 1	E: 0	K: 1	S: 6	LOB: 2	BB: 1	P: 10	R: 1	H: 2	E: 0	K: 2	S: 9	LOB: 3	BB: 2	P: 17	R: 0	H: 1	E: 0	K: 0	S: 4	LOB: 2	BB: 1	P: 8	R: 0	H: 0	E: 1	K: 1	S: 6	LOB: 1	BB: 0	P: 6	R: 0	H: 1	E: 0	K: 0	S: 3	LOB: 0	BB: 0	P: 3	R: 1	H: 1	E: 0	K: 0	S: 2	LOB: 3	BB: 3	P: 14	1B: 4	SF: 0	2B: 1	SAC: 1	3B: 1	DP: 2	HR: 1	HBP: 0	WP: 0	PA: 38
--------------	------	------	------	------	------	--------	-------	------	------	------	------	------	------	--------	-------	------	------	------	------	------	------	--------	-------	------	------	------	------	------	------	--------	-------	-------	------	------	------	------	------	--------	-------	-------	------	------	------	------	------	--------	-------	------	------	------	------	------	------	--------	-------	------	------	------	------	------	------	--------	-------	------	------	------	------	------	------	--------	-------	-------	-------	-------	-------	--------	-------	-------	-------	--------	-------	--------

PITCHER	IP	WLS	BF	H	R	ER	SO	BB	IBB	HBP	BLK	WP	HR	S	P	ERA	WHIP
Chet Nichols, L (1, 1) <small>ERA: 3.09</small>	4.2		19	3	1	1	5	4	0	0	0	0	1	25	41	1.93	1.500
Tracy Stallard, R (5, 1) <small>ERA: 5.11</small>	0.1		2	0	0	0	1	1	0	0	0	0	0	3	7	0.00	3.000
Dave Hillman, R (6, 1) <small>ERA: 0.78</small>	2.0		9	1	0	0	1	1	0	0	0	0	0	10	14	0.00	1.000
Mike Fornieles, R (8, 1) <small>ERA: 7.02</small>	1.1	L	8	2	1	1	0	1	2	0	0	0	0	5	17	6.75	2.250


BOTTOM

Boston Red Sox @ Washington Senators
 Griffith Stadium, Washington, DC

Sun May 14 1961, 3:38 AM EDT
 Att. 9,993 - Unknown

livebaseballscorecards.com

AB	28
R	2
H	6
RBI	2
BB	9
SO	7
LOB	16



Batter	1	2	3	4	5	6	7	8	9	AB R H RBI BB SO LOB	TOP			
Billy Klaus, L (1, 5) OBP: 0.250, SLG: 0.271	0-0 1B		0-3 K	0-0 2B		0-0 F7			0-0 4-3	5 0 2 0 0 1 1	Washington Senators @ New York Yankees Yankee Stadium, Bronx, NY Tue May 16 1961, 7:05 PM EDT Att. 10,050 - Unknown - 66 F			
Danny O'Connell, R (1, 4) OBP: 0.336, SLG: 0.255	0-0 F9		0-0 1B 1B	0-0 F7			0-0 F7			4 1 1 0 0 0 2				
Chuck Hinton, R (1, 7) OBP: 0.250, SLG: 0.250	0-0 F8		0-0 1B 1B		0-0 1-3		0-0 L6			4 1 1 0 0 0 1				
Jim King, L (1, 9) OBP: 0.364, SLG: 0.567	0-0 F3		0-0 1B SF9 1B		0-0 F8		0-0 F8			4 1 1 1 0 0 1				
Willie Tasby, R (1, 8) OBP: 0.357, SLG: 0.412		0-0 5-3 1B 1B	0-0 1-3 2-H 1B		0-0 1B		0-3 K			4 0 3 1 0 1 0				
Dale Long, L (1, 3) OBP: 0.275, SLG: 0.432		0-0 1-2 5-3 1B	0-0 SF9		0-0 F8		0-0 F7			3 0 1 1 0 0 1				
R C Stevens, R (8, 3) OBP: 0.231, SLG: 0.130			3-H							0 0 0 0 0 0 0				
Pete Daley, R (1, 2) OBP: 0.246, SLG: 0.278		0-0 L7	0-0 L5		0-0 L6		0-0 P3			4 0 0 0 0 0 3				
Jim Mahoney, R (1, 6) OBP: 0.231, SLG: 0.189		0-0 5-3 1-2 2-3		0-0 6-3		0-0 1B		0-0 F2		4 0 1 0 0 0 2				
Hal Woodeshick, R (1, 1) Dave Sisler, R (7, 1)		0-3 K	0-3 K		0-3 K			0-0 4-3		3 0 0 0 0 3 3 1 0 0 0 0 0 0				
Inning Stats	R: 0 E: 0 K: 0 S: 4 H: 1 LOB: 1 BB: 0 P: 4	R: 0 E: 0 K: 1 S: 7 H: 2 LOB: 2 BB: 0 P: 7	R: 3 E: 0 K: 1 S: 9 H: 4 LOB: 1 BB: 0 P: 9	R: 0 E: 0 K: 1 S: 6 H: 1 LOB: 1 BB: 0 P: 6	R: 0 E: 0 K: 0 S: 4 H: 1 LOB: 1 BB: 0 P: 4	R: 0 E: 0 K: 1 S: 6 H: 1 LOB: 1 BB: 0 P: 6	R: 0 E: 0 K: 0 S: 3 H: 0 LOB: 0 BB: 0 P: 3	R: 0 E: 0 K: 1 S: 5 H: 0 LOB: 0 BB: 0 P: 5	R: 0 E: 0 K: 0 S: 3 H: 0 LOB: 0 BB: 0 P: 3	1B: 9 2B: 1 3B: 0 HR: 0 SF: 1 SAC: 0 DP: 0 HBP: 0	WP: 0 PB: 0 SB: 0 CS: 0 PA: 37			
PITCHER	IP WLS BF H R ER SO BB IBB HBP BLK WP HR S P ERA WHIP												PITCHER	IP WLS BF H R ER SO BB IBB HBP BLK WP HR S P ERA WHIP
Bill Stafford, R (1, 1) ERA: 5.68	3.0 L 16 7 3 3 2 0 0 0 0 0 0 0 20 20 9.00 2.333													
Rollie Sheldon, R (4, 1) ERA: 1.35	4.0 15 3 0 0 2 0 0 0 0 0 0 0 19 19 0.00 0.750													
Tex Clevenger, R (8, 1) ERA: 1.99	2.0 6 0 0 0 1 0 0 0 0 0 0 0 8 8 0.00 0.000													

livebaseballscorecards.com

AB	36
R	3
H	10
RBI	3
BB	0
SO	5
LOB	14



BOTTOM

Washington Senators @ New York Yankees
 Yankee Stadium, Bronx, NY
 Tue May 16 1961, 7:05 PM EDT
 Att: 10,050 - Unknown - 66 F

livebaseballscorecards.com

AB	27
R	2
H	2
RBI	2
BB	9
SO	7
LOB	11



WP: 2	PA: 37
PB: 0	
SB: 0	
CS: 0	

AB	R	H	RBI	BB	SO	LOB
2	0	0	0	1	0	0
1	0	0	0	0	0	1

2	0	0	0	2	1	0
---	---	---	---	---	---	---

2	0	0	1	1	0	1
1	0	0	0	0	1	3
0	0	0	0	0	0	0

3	1	1	1	1	0	1
---	---	---	---	---	---	---

4	0	1	0	0	1	2
---	---	---	---	---	---	---

3	0	0	0	1	1	1
---	---	---	---	---	---	---

4	0	0	0	0	1	1
---	---	---	---	---	---	---

4	0	0	0	0	1	1
---	---	---	---	---	---	---

0	0	0	0	0	0	0
0	1	0	0	1	0	0
1	0	0	0	0	1	0
0	0	0	0	2	0	0

1B:	1	SF:	0
2B:	0	SAC:	1
3B:	0	DP:	1
HR:	1	HBP:	0

Batter	1	2	3	4	5	6	7	8	9
Bobby Richardson, R (1, 4) OBP: 0.270, SLG: 0.236 Johnny Blanchard, L (9, PH) OBP: 0.333, SLG: 0.462	0-0 6-3		0-0 SH5-3		0-0 5-3		4-0 WP BB		0-0 4-3
Clete Boyer, R (1, 5) OBP: 0.372, SLG: 0.363	0-0 L8		4-0 WP BB		0-3 K		4-0 1-2 2-3 BB		
Bob Cerv, R (1, 7) OBP: 0.191, SLG: 0.354 Yogi Berra, L (7, PH) OBP: 0.313, SLG: 0.419 Tex Clevenger, R (8, 1) OBP: 0.200, SLG: 0.400	4-0 FC6-4 BB		0-0 5-3		0-0 6-3		0-3 K		
Mickey Mantle, S (1, 8) OBP: 0.419, SLG: 0.660	0-0 FC6-4 1-2f		4-0 BB		0-0 HR		0-0 3-1		
Bill Skowron, R (1, 3) OBP: 0.345, SLG: 0.482		0-0 3-1	0-0 4-3		0-3 K		0-0 G6-4-3 1B		
Elston Howard, R (1, 2) OBP: 0.380, SLG: 0.447		4-0 FC4-6 BB		0-0 1-3		0-3 K		0-0 G6-4-3 1-2f	
Roger Maris, L (1, 9) OBP: 0.345, SLG: 0.323		0-0 FC4-6 1-2f		0-3 K		0-0 1-3		0-0 4-3	
Tony Kubek, L (1, 6) OBP: 0.339, SLG: 0.382		0-3 K		0-0 4-3		0-0 F8		0-0 4-3	
Bill Stafford, R (1, 1) Deron Johnson, R (3, PH) OBP: 0.176, SLG: 0.133 Rollie Sheldon, R (4, 1) Hector Lopez, R (7, PH) OBP: 0.278, SLG: 0.242			4-0 WP SH5-3 5-3 BB		0-3 K		4-0 WP BB BB		4-0 BB BB

Inning Stats	R: 0	H: 0	E: 0	LOB: 1	K: 0	S: 3	R: 0	H: 0	E: 0	LOB: 1	K: 1	S: 5	R: 1	H: 0	E: 0	LOB: 2	K: 0	S: 3	R: 0	H: 0	E: 0	LOB: 0	K: 1	S: 5	R: 0	H: 1	E: 0	LOB: 0	K: 2	S: 8	R: 0	H: 0	E: 0	LOB: 3	K: 1	S: 5	R: 0	H: 1	E: 0	LOB: 0	K: 0	S: 3	R: 0	H: 0	E: 0	LOB: 1	K: 0	S: 3	1B: 1	SF: 0	2B: 0	SAC: 1	3B: 0	DP: 1	HR: 1	HBP: 0	WP: 2	PA: 37
--------------	------	------	------	--------	------	------	------	------	------	--------	------	------	------	------	------	--------	------	------	------	------	------	--------	------	------	------	------	------	--------	------	------	------	------	------	--------	------	------	------	------	------	--------	------	------	------	------	------	--------	------	------	-------	-------	-------	--------	-------	-------	-------	--------	-------	--------

PITCHER	IP	WLS	BF	H	R	ER	SO	BB	IBB	HBP	BLK	WP	HR	S	P	ERA	WHIP
Hal Woodeshick, L (1, 1) ERA: 2.84	6.2	W	28	1	2	2	6	7	0	0	0	1	1	33	61	2.70	1.200
Dave Sisler, R (7, 1) ERA:	2.1	S	9	1	0	0	1	2	0	0	0	1	0	9	17	0.00	1.286

Batter	1	2	3	4	5	6	7	8	9	AB R H RBI BB SO LOB	TOP											
Billy Klaus, L (1, 5) OBP: 0.247, SLG: 0.313	0-0 HR		0-0 1-3		0-0 F9	0-0 F8		0-0 F2		5 1 1 1 0 0 2												
Danny O'Connell, R (1, 4) OBP: 0.362, SLG: 0.279	0-0 FC6-5 2B		1-0 HBP		0-0 1B 2B		1-0 BB HBP	4-0 BB		2 2 2 1 1 0 0												
Chuck Hinton, R (1, 7) OBP: 0.294, SLG: 0.250	0-0 FC6-5 S 2-3		0-0 P4		0-0 1B 2B		4-0 BB 2B	0-0 FC5-3-5 1-3 2-3f		4 2 1 0 1 0 4												
Jim King, L (1, 9) OBP: 0.351, SLG: 0.559	0-0 F8		0-0 4-3		0-0 1B 2B		0-0 F8		0-0 3-1	4 1 1 1 0 0 4												
Marty Keough, L (7, 9) OBP: 0.292, SLG: 0.365	1-2									1 0 0 0 0 0 0												
Willie Tasby, R (1, 8) OBP: 0.350, SLG: 0.402	0-0 5-3			0-0 F7	0-0 2B 1B		0-3 K		0-3 K	5 0 1 2 0 2 3												
Dale Long, L (1, 3) OBP: 0.286, SLG: 0.462		0-0 F8		0-0 3-1	0-0 2B		0-0		0-3 K	4 0 2 2 0 0 0												
R C Stevens, R (8, 3) OBP: 0.226, SLG: 0.128					1-H		1-H 2-H			1 0 0 0 0 1 0												
Pete Daley, R (1, 2) OBP: 0.262, SLG: 0.333		0-0 4-3		0-0	HR	0-0 F5		4-0 BB		3 1 1 1 1 0 1												
Jim Mahoney, R (1, 6) OBP: 0.233, SLG: 0.195		0-0		0-3 K		0-3 K	0-0 F9			4 0 1 0 0 2 2												
Pete Burnside, R (1, 1) OBP: 0.600, SLG: 0.600		0-3 K			0-0 E5 F9 PB 1B	0-3 K		4-0 PB BB		3 1 0 0 1 2 1												
Marty Kutyna, R (8, 1) OBP: 0.500, SLG: 0.500										0 0 0 0 0 0 0												
John Gabler, S (9, 1)										0 0 0 0 0 0 0												
Inning Stats	R: 1 E: 0 K: 0 S: 5	H: 2 LOB: 1 BB: 0 P: 5	R: 0 E: 0 K: 1 S: 6	H: 1 LOB: 1 BB: 0 P: 6	R: 0 E: 0 K: 0 S: 3	H: 0 LOB: 1 BB: 0 P: 4	R: 1 E: 0 K: 1 S: 6	H: 1 LOB: 0 BB: 0 P: 6	R: 4 E: 1 K: 0 S: 8	H: 5 LOB: 1 BB: 0 P: 8	R: 0 E: 0 K: 2 S: 7	H: 0 LOB: 0 BB: 0 P: 7	R: 2 E: 0 K: 1 S: 6	H: 1 LOB: 2 BB: 2 P: 15	R: 0 E: 0 K: 0 S: 2	H: 0 LOB: 2 BB: 2 P: 10	R: 0 E: 0 K: 2 S: 7	H: 0 LOB: 0 BB: 0 P: 7	1B: 4 2B: 4 3B: 0 HR: 2	SF: 0 SAC: 0 DP: 0 HBP: 2	WP: 0 PB: 2 SB: 1 CS: 0	PA: 42
PITCHER	IP WLS BF H R ER SO BB IBB HBP BLK WP HR S P ERA WHIP																					
Art Ditmar, R (1, 1) ERA: 4.26	4.1 L 23 8 6 5 2 0 0 1 0 0 2 26 27 10.38 1.846																					
Jim Coates, R (5, 1) ERA: 3.52	2.2 12 2 2 2 3 2 0 1 0 0 0 15 24 6.75 1.500																					
Danny McDevitt, L (8, 1) ERA: 4.7	1.0 4 0 0 0 0 2 0 0 0 0 0 2 10 0.00 2.000																					
Luis Arroyo, L (9, 1) ERA: 1.93	1.0 3 0 0 0 2 0 0 0 0 0 0 7 7 0.00 0.000																					

Washington Senators @ New York Yankees
 Yankee Stadium, Bronx, NY
 Wed May 17 1961, 3:33 AM EDT
 Att: 6,197 - Unknown - 66 F

AB	36
R	8
H	10
RBI	8
BB	4
SO	7
LOB	17



BOTTOM

Washington Senators @ New York Yankees
Yankee Stadium, Bronx, NY
Wed May 17 1961, 3:33 AM EDT
Att. 6,197 - Unknown - 66 F

livebaseballscorecards.com

AB 40
R 7
H 14
RBI 6
BB 4
SO 4
LOB 24



WP: 1 PA: 46
PB: 0
SB: 0
CS: 0

AB	R	H	RBI	BB	SO	LOB
4	0	0	0	0	0	2
0	0	0	1	0	0	0
0	0	0	0	0	0	0
1	0	0	0	0	0	1

4	0	2	0	1	0	0
---	---	---	---	---	---	---

3	0	1	1	2	0	2
---	---	---	---	---	---	---

4	1	1	0	1	1	3
---	---	---	---	---	---	---

5	1	1	0	0	2	7
---	---	---	---	---	---	---

4	2	3	1	0	0	0
---	---	---	---	---	---	---

5	1	2	2	0	0	3
---	---	---	---	---	---	---

5	1	3	0	0	0	2
---	---	---	---	---	---	---

2	0	0	0	0	1	3
0	0	0	0	0	0	0
1	0	0	0	0	0	0
0	0	0	0	0	0	0
0	0	0	0	0	0	0
1	1	1	0	0	0	0
0	0	0	0	0	0	0
1	0	0	1	0	0	1

1B:	11	SF:	1
2B:	2	SAC:	0
3B:	0	DP:	1
HR:	1	HBP:	1

Batter	1	2	3	4	5	6	7	8	9
Bobby Richardson, R (1, 4) Yogi Berra, L (8, PH) Joe Demaestri, R (9, 4) Jesse Gonder, L (9, PH)	0-0 P6	0-0 5-3			0-0 F7		0-0 L8	0-0 SF8	0-0 6-3
Hector Lopez, R (1, 7)	0-0 L3		0-0 1B		0-0 5-3		4-0 FC5-4 BB	0-0 1B 1-3	
Clete Boyer, R (1, 5)	4-0 BB		0-0 F9		4-0 E BB		0-0 FC5-4 1-2f	0-0 FC5 BB 1B	
Mickey Mantle, S (1, 8)	0-3 K2-3		0-0 P6		0-0 E6			WP 1B	
Bill Skowron, R (1, 3)		0-0 HBP E 1B	0-3 K		0-0 1-3			K	
Elston Howard, R (1, 2)		1-0 FC3-6 HBP		0-0 1B		0-0 F9		0-0 HR 1B	0-0 2B 3-1 1B
Roger Maris, L (1, 9)		0-0 FC3-6 2B 1-2f 2-H		0-0 L9		0-0 G6-3 1B		0-0 HR 1B	0-0 F7
Tony Kubek, L (1, 6)		0-0 1-3 2B		0-0 F9		0-0 G6-3 1-2f		0-0 1B SF8 1B	0-0 3-1 2B
Art Ditmar, R (1, 1) Jim Coates, R (5, 1) Deron Johnson, R (7, PH) Danny McDevitt, L (8, 1) Bob Cerv, R (8, PH) Luis Arroyo, L (9, 1) Johnny Blanchard, L (9, PH)		0-0 5-3		0-3 K			0-0 L6	0-0 1B 1B	0-0 3-1 2-3 3-H

Inning Stats	R: 0 H: 0 E: 0 K: 1 S: 5	R: 1 H: 2 E: 1 K: 0 S: 5	R: 0 H: 1 E: 0 K: 1 S: 6	R: 0 H: 1 E: 0 K: 1 S: 6	R: 0 H: 0 E: 1 K: 0 S: 4	R: 0 H: 1 E: 0 K: 0 S: 3	R: 0 H: 0 E: 0 K: 0 S: 7	R: 5 H: 7 E: 0 K: 1 S: 12	R: 1 H: 2 E: 0 K: 0 S: 5
--------------	--------------------------	--------------------------	--------------------------	--------------------------	--------------------------	--------------------------	--------------------------	---------------------------	--------------------------

PITCHER	IP	WLS	BF	H	R	ER	SO	BB	IBB	HBP	BLK	WP	HR	S	P	ERA	WHIP
Pete Burnside, L (1, 1) ERA: 5.4	7.1	W	36	10	6	6	4	3	0	1	0	1	1	40	53	7.36	1.773
Marty Kutyna, R (8, 1) ERA: 3.22	1.0		8	4	1	1	0	1	0	0	0	0	0	7	11	9.00	5.000
John Gabler, R (9, 1) ERA: 3.86	0.2	S	2	0	0	0	0	0	0	0	0	0	0	2	2	0.00	0.000

Batter	1	2	3	4	5	6	7	8	9	AB R H RBI BB SO LOB	TOP																
Marty Keough, L (1, 8) OBP: 0.291, SLG: 0.354	0-0 4-3			0-0 4-3		4-0 FC6-4 BB		0-0 P4		3 0 0 0 1 0 0																	
Danny O'Connell, R (1, 4) OBP: 0.359, SLG: 0.271	0-3 K			0-0 6-3		0-0 F5		4-0 BB		3 0 0 0 1 1 1																	
Chuck Hinton, R (1, 7) OBP: 0.238, SLG: 0.200	0-0 F9			0-0 1-3		0-0 FC6-4 1-2f		0-3 K		4 0 0 0 0 1 2																	
Jim King, L (1, 9) OBP: 0.341, SLG: 0.526		0-0 F2			0-0 F3		0-0 1B 1B		0-0 1-3	4 1 1 0 0 0 0																	
Harry Bright, R (1, 5) OBP: 0.212, SLG: 0.311		0-3 K			0-0 2B 1B		0-0 1B 1-2 9-2 1B		0-0 5-3	4 1 2 0 0 1 0																	
R C Stevens, R (1, 3) OBP: 0.246, SLG: 0.160		0-0 1-3			0-0 1-H 2B		0-0 F7		4-0 PB BB	3 0 1 1 1 0 2																	
Pete Daley, R (1, 2) OBP: 0.266, SLG: 0.333			0-3 K		0-0 P5		0-0 1-3 2-H 1B		0-0 G3	3 0 1 1 0 1 1																	
Dale Long, L (9, PH) OBP: 0.282, SLG: 0.456										1 0 0 0 0 0 1																	
Jim Mahoney, R (1, 6) OBP: 0.217, SLG: 0.182			0-3 K		0-3 K		0-0 9-2			3 0 0 0 0 2 3																	
Tom Sturdivant, L (1, 1) OBP: 0.250, SLG: 0.182				0-0 1-3			0-3 K		0-0 1-3	3 0 0 0 0 1 0																	
Dave Sisler, R (8, 1)										0 0 0 0 0 0 0																	
Marty Kutyna, R (8, 1) OBP: 0.600, SLG: 0.600										0 0 0 0 0 0 0																	
Inning Stats	R: 0 E: 0 K: 1 S: 5	H: 0 LOB: 0 BB: 0 P: 5	R: 0 E: 0 K: 1 S: 5	H: 0 LOB: 0 BB: 0 P: 5	R: 0 E: 0 K: 2 S: 7	H: 0 LOB: 0 BB: 0 P: 7	R: 0 E: 0 K: 0 S: 3	H: 0 LOB: 0 BB: 0 P: 3	R: 1 E: 0 K: 1 S: 7	H: 2 LOB: 1 BB: 0 P: 7	R: 0 E: 0 K: 1 S: 5	H: 0 LOB: 1 BB: 1 P: 9	R: 1 E: 0 K: 0 S: 5	H: 3 LOB: 1 BB: 0 P: 5	R: 0 E: 0 K: 1 S: 5	H: 0 LOB: 1 BB: 1 P: 9	R: 0 E: 0 K: 0 S: 3	H: 0 LOB: 1 BB: 1 P: 7	1B: 4 2B: 2 3B: 0 HR: 0	SF: 0 SAC: 0 DP: 1 HBP: 0	WP: 0 PB: 1 SB: 0 CS: 0	PA: 34					
PITCHER	IP WLS BF H R ER SO BB IBB HBP BLK WP HR S P ERA WHIP																										
Billy Hoelt, L (1, 1) ERA: 1.72	7.0		26	5	2	2	6	1	0	0	0	0	0	37	41	2.57	0.857										
Hoyt Wilhelm, R (8, 1) ERA: 1.46	2.0	W	8	0	0	0	1	2	0	0	0	0	0	8	16	0.00	1.000										

Washington Senators @ Baltimore Orioles
 Memorial Stadium, Baltimore, MD
 Fri May 19 1961, 7:05 PM EDT
 Att. 7,269 - Unknown

AB	31
R	2
H	5
RBI	2
BB	3
SO	7
LOB	10



Batter	1	2	3	4	5	6	7	8	9	AB R H RBI BB SO LOB	TOP											
Billy Klaus, L (1, 5) OBP: 0.247, SLG: 0.309	0-0 F7		0-0 G3		0-0 6-3			0-0 1B		4 0 1 0 0 0 1												
Danny O'Connell, R (1, 4) OBP: 0.356, SLG: 0.270	0-0 F3			0-0 1B		0-3 K		0-0 F9		4 0 1 0 0 1 1												
Chuck Hinton, R (1, 7) OBP: 0.280, SLG: 0.250	0-0 1B			0-0 F9		0-0 F8			0-0 HR 1B	4 1 2 0 0 0 1												
Jim King, L (1, 9) OBP: 0.333, SLG: 0.571		0-0 F8		0-0 F3		0-3 K2-3			0-0 HR 1-H	4 1 1 2 0 1 1												
Dale Long, L (1, 3) OBP: 0.270, SLG: 0.434		0-0 G3		0-0 6-3			0-0 1-3		0-0 P4	4 0 0 0 0 0 1												
Marty Keough, L (1, 8) OBP: 0.269, SLG: 0.343		4-0 BB			0-0 4-3		0-3 K		0-0 4-3	3 0 0 0 1 1 0												
Pete Daley, R (1, 2) OBP: 0.265, SLG: 0.328		0-0 5-3			0-3 K		0-0 1-3		0-0 2B 1B	4 0 1 0 0 1 1												
Jim Mahoney, R (1, 6) OBP: 0.229, SLG: 0.196			0-0 4-3		0-0 2B 1B			0-0 G3	0-0 1-3 2B	2 1 1 0 0 0 0 1 0 0 0 0 0 0 1 0 1 0 0 0 0												
Gene Woodling, L (8, PH) OBP: 0.434, SLG: 0.538																						
Coot Veal, R (8, 6) OBP: 0.277, SLG: 0.253																						
Joe McClain, R (1, 1) OBP: 0.278, SLG: 0.444			0-0 6-3		0-0 1-H 2B			0-0 F3	0-0 5-3	2 0 1 1 0 0 0 1 0 0 0 0 0 0 0 0 0 0 0 0 0 1 0 0 0 0 0 2												
Harry Bright, R (8, PH) OBP: 0.209, SLG: 0.306																						
Johnny Klippstein, R (8, 1)																						
R C Stevens, R (9, PH) OBP: 0.241, SLG: 0.157																						
Inning Stats	R: 0 E: 0 K: 0 S: 3	H: 1 LOB: 1 BB: 0 P: 3	R: 0 E: 0 K: 0 S: 3	H: 0 LOB: 1 BB: 1 P: 7	R: 0 E: 0 K: 0 S: 3	H: 0 LOB: 0 BB: 0 P: 3	R: 0 E: 0 K: 0 S: 4	H: 1 LOB: 1 BB: 0 P: 4	R: 1 E: 0 K: 1 S: 7	H: 2 LOB: 1 BB: 0 P: 7	R: 0 E: 0 K: 2 S: 7	H: 0 LOB: 0 BB: 0 P: 7	R: 0 E: 0 K: 1 S: 5	H: 0 LOB: 0 BB: 0 P: 5	R: 0 E: 0 K: 0 S: 4	H: 1 LOB: 1 BB: 0 P: 4	R: 2 E: 0 K: 0 S: 7	H: 4 LOB: 2 BB: 0 P: 7	1B: 6 2B: 2 3B: 0 HR: 1	SF: 0 SAC: 0 DP: 0 HBP: 0	WP: 0 PB: 0 SB: 0 CS: 0	PA: 36
PITCHER	IP WLS BF H R ER SO BB IBB HBP BLK WP HR S P ERA WHIP																					
Hal Brown, R (1, 1) ERA: 3.96	8.2 W 35 9 3 3 4 1 0 0 0 0 1 42 46 3.12 1.154																					
Hoyt Wilhelm, R (9, 1) ERA: 1.45	0.1 S 1 0 0 0 0 0 0 0 0 0 0 1 1 0.00 0.000																					

Washington Senators @ Baltimore Orioles
 Memorial Stadium, Baltimore, MD
 Sat May 20 1961, 3:33 AM EDT
 Att. 6,738 - Unknown

AB	35
R	3
H	9
RBI	3
BB	1
SO	4
LOB	8



Batter	1	2	3	4	5	6	7	8	9
Dick Williams, R (1, 7) OBP: 0.240, SLG: 0.336 Jim Busby, R (8, 8) OBP: 0.286, SLG: 0.167	0-0 1B SF7 2B	0-0 F8			0-3 K		0-0 F9		
Whitey Herzog, L (1, 9) OBP: 0.391, SLG: 0.397	0-0 HBP 1B 2-3		0-0 F8			0-0 P5		0-0 4-3	
Brooks Robinson, R (1, 5) OBP: 0.412, SLG: 0.470	1-0 1B 1-2 HBP		0-0 5-3			0-0 1B 1B		4-0 HR BB	
Jim Gentile, L (1, 3) OBP: 0.448, SLG: 0.789	0-0 SF7		0-0 4-3			0-0 L5		0-0 HR 1-H	
Gus Triandos, R (1, 2) OBP: 0.386, SLG: 0.510	0-0 1B 1-3 2-H			0-0 P6		0-0 1B 1-2		0-0 F7	
Ron Hansen, R (1, 6) OBP: 0.293, SLG: 0.325	0-0 5-3			0-0 F9		0-0 F7		0-0 6-3	
Gene Stephens, L (1, 8) OBP: 0.313, SLG: 0.220 (8, 7)		0-0 4-3		0-0 L9			0-0 1B		
Jerry Adair, R (1, 4) OBP: 0.364, SLG: 0.462		0-0 E8 1B			0-0 1-3		0-0 F7		
Hal Brown, R (1, 1) Hoyt Wilhelm, R (9, 1)		0-0 F7			0-3 K		0-0 P4		

AB	R	H	RBI	BB	SO	LOB
4	1	1	0	0	1	2
0	0	0	0	0	0	0
4	1	1	0	0	0	0
2	1	1	0	1	0	0
3	1	1	3	0	0	1
4	0	2	1	0	0	0
4	0	0	0	0	0	3
3	0	1	0	0	0	0
3	0	1	0	0	0	1
3	0	0	0	0	1	2
0	0	0	0	0	0	0

BOTTOM

Washington Senators @ Baltimore Orioles
Memorial Stadium, Baltimore, MD
 Sat May 20 1961, 3:33 AM EDT
 Att. 6,738 - Unknown

AB	30
R	4
H	8
RBI	4
BB	1
SO	2
LOB	9



1B: 6	SF: 1
2B: 1	SAC: 0
3B: 0	DP: 0
HR: 1	HBP: 1

WP: 0	PA: 33
PB: 0	
SB: 0	
CS: 0	

Inning	R	H	E	K	S
1	2	3	0	5	6
2	0	1	1	4	4
3	0	0	0	3	3
4	0	0	0	3	3
5	0	0	0	7	7
6	0	2	2	5	5
7	0	1	1	4	4
8	2	1	0	4	8
9	0	0	0	8	8

PITCHER	IP	WLS	BF	H	R	ER	SO	BB	IBB	HBP	BLK	WP	HR	S	P	ERA	WHIP
Joe McClain, R (1, 1) ERA: 2.78	7.0	L	28	7	2	2	2	0	0	1	0	0	0	31	32	2.57	1.000
Johnny Klippstein, R (8, 1) ERA: 9.82	1.0		5	1	2	2	0	1	0	0	0	0	1	4	8	18.00	2.000

PITCHER	IP	WLS	BF	H	R	ER	SO	BB	IBB	HBP	BLK	WP	HR	S	P	ERA	WHIP

livebaseballscores.com

Batter	1	2	3	4	5	6	7	8	9	AB R H RBI BB SO LOB												
Coot Veal, R (1, 6) OBP: 0.284, SLG: 0.244	0-0 6-3		4-0 G4-6-3 BB		0-3 K		4-0 1B BB	0-3 K		3 1 0 0 2 2 1												
Danny O'Connell, R (1, 4) OBP: 0.371, SLG: 0.287	0-0 1B		0-0 G4-6-3 1-2f		0-0 1B S 1B		0-0 1-3 1B 2B 1B	4-0 1B E BB	4 2 3 0 1 0 1													
Chuck Hinton, R (1, 7) OBP: 0.367, SLG: 0.321	0-3 K		4-0 BB		0-0 1-3 S 1B		0-0 1-2 2B 1B	0-0 1-2 E 1B	4 2 3 1 1 1 1													
Jim King, L (1, 9) OBP: 0.320, SLG: 0.522	0-0 4-3		0-0 F2		1-0 HBP		0-0 P4	0-0 4-3 E6 1-H 2-H	4 0 0 0 0 0 4													
Willie Tasby, R (1, 8) OBP: 0.352, SLG: 0.405		4-0 G5-4-3 BB		0-0 F8		0-0 5-3	0-0 1-H 2-H 2B	0-0 4-3	4 0 1 2 1 0 4													
R C Stevens, R (1, 3) OBP: 0.222, SLG: 0.143		0-0 G5-4-3 1-2f		0-3 K2-3		0-3 K	0-0 F9	0-0 6-3	5 0 0 0 0 2 3													
Harry Bright, R (1, 5) OBP: 0.236, SLG: 0.333		0-0 2B		0-0 1B		0-0 6-3		4-0 5-3 BB	4 0 2 0 1 1 1													
Gene Green, R (1, 2) OBP: 0.293, SLG: 0.316		0-0 F9		0-3 K		0-0 5-3		0-0 5-3 1-2	4 0 0 0 0 1 3													
Bennie Daniels, L (1, 1) OBP: 0.056, SLG: 0.222			0-0 HR		0-3 K		0-3 K	0-0 1-3	4 1 1 1 0 2 1													
Dave Sisler, R (8, 1)									0 0 0 0 0 0 0													
Inning Stats	R: 0 E: 0 K: 1 S: 6	H: 1 LOB: 1 BB: 0 P: 6	R: 0 E: 0 K: 0 S: 3	H: 1 LOB: 1 BB: 1 P: 7	R: 1 E: 0 K: 0 S: 3	H: 1 LOB: 1 BB: 2 P: 11	R: 0 E: 0 K: 2 S: 8	H: 1 LOB: 1 BB: 0 P: 8	R: 0 E: 0 K: 2 S: 9	H: 2 LOB: 3 BB: 0 P: 10	R: 0 E: 0 K: 1 S: 5	H: 0 LOB: 0 BB: 0 P: 5	R: 3 E: 0 K: 1 S: 8	H: 3 LOB: 1 BB: 1 P: 12	R: 0 E: 0 K: 1 S: 5	H: 0 LOB: 1 BB: 1 P: 9	R: 2 E: 1 K: 1 S: 7	H: 1 LOB: 1 BB: 1 P: 11	1B: 7 2B: 2 3B: 0 HR: 1	SF: 0 SAC: 0 DP: 2 HBP: 1	WP: 0 PB: 0 SB: 2 CS: 0	PA: 43
PITCHER	IP WLS BF H R ER SO BB IBB HBP BLK WP HR S P ERA WHIP																					
Ron Moeller, L (1, 1) ERA: 4.05	6.2 L 32 9 4 4 7 4 0 1 0 0 1 41 58 5.40 1.950																					
Tom Morgan, R (7, 1) ERA: 3.66	0.1 1 0 0 0 0 0 0 0 0 0 0 1 1 0.00 0.000																					
Johnny James, R (8, 1) ERA: 3.86	2.0 10 1 2 1 2 2 0 0 0 0 0 12 20 4.50 1.500																					

Washington Senators @ Los Angeles Angels
 Wrigley Field, Los Angeles, CA
 Sun May 21 1961, 5:33 AM CDT
 Sunny - 66 F

AB	36
R	6
H	10
RBI	4
BB	6
SO	9
LOB	19



Batter	1	2	3	4	5	6	7	8	9	AB R H RBI BB SO LOB
Albie Pearson, L (1, 8) OBP: 0.424, SLG: 0.396	1-0 G4-6-3 HBP		0-0 FC3-6 1-2f		0-3 K			4-0 G5-4-3 BB		2 0 0 0 1 1 1
Ken Aspromonte, R (1, 4) OBP: 0.321, SLG: 0.281	0-0 F8		0-0 5-3		4-0 BB			0-0 G5-4-3 1-2f		3 0 0 0 1 0 3
Leon Wagner, L (1, 7) OBP: 0.312, SLG: 0.563	0-0 G4-6-3 1-2f			0-0 E1 FC4-6	0-0 F9			0-0 F8		4 0 0 0 0 0 2
Ted Kluszewski, L (1, 3) OBP: 0.333, SLG: 0.547		0-0 FC3-6 1B		0-0 FC4-6 1-2f 1B		0-0 4-3		0-0 6-3		4 0 1 0 0 0 1
Lee Thomas, L (1, 9) OBP: 0.357, SLG: 0.308		0-0 FC3-6 1-2f		0-0 G6-4-3 1-2 1B		0-0 3-1		4-0 L5-3 BB		3 0 1 0 1 0 1
Earl Averill, R (1, 2) OBP: 0.410, SLG: 0.576		0-3 K		0-0 G6-4-3 1-2f		0-0 1-6-3		0-0 L5-3 1-2		4 0 0 0 0 1 4
Gene Leek, R (1, 5) OBP: 0.298, SLG: 0.470		0-0 P6			0-0 HR		0-0 5-3			3 1 1 1 0 0 1
Rocky Bridges, R (1, 6) OBP: 0.438, SLG: 0.250			0-0 5-3		0-0 E PB 6-3 1B		4-0 CS BB			2 1 1 0 1 0 0
Ken Hamlin, R (7, PR) OBP: 0.255, SLG: 0.289 (8, 6)					0-0 6-3 1-H		0-3 K			0 0 0 0 0 0 0
Ron Moeller, L (1, 1) OBP: 0.500, SLG: 0.375			4-0 FC3-6 BB				0-0 K			1 0 0 1 1 0 0
Tom Morgan, R (7, 1)							0-0 K			0 0 0 0 0 0 0
Faye Throneberry, L (7, PH) OBP: 0.320, SLG: 0.238							0-0 K			1 0 0 0 0 1 1
Johnny James, L (8, 1)							0-0 K			0 0 0 0 0 0 0


Inning Stats	R: 0	H: 0	E: 0	K: 0	S: 2	R: 0	H: 1	E: 0	K: 1	S: 6	R: 0	H: 0	E: 0	K: 0	S: 3	R: 0	H: 1	E: 1	K: 0	S: 4	R: 2	H: 2	E: 1	K: 1	S: 7	R: 0	H: 0	E: 0	K: 0	S: 3	R: 0	H: 0	E: 0	K: 0	S: 2	R: 0	H: 0	E: 0	K: 0	S: 2	R: 0	H: 0	E: 0	K: 0	S: 2	R: 0	H: 0	E: 0	K: 0	S: 6	1B: 3	2B: 2	3B: 0	HR: 1	SF: 0	SAC: 0	DP: 5	HBP: 1	WP: 0	PB: 1	SB: 0	CS: 1	PA: 33
--------------	------	------	------	------	------	------	------	------	------	------	------	------	------	------	------	------	------	------	------	------	------	------	------	------	------	------	------	------	------	------	------	------	------	------	------	------	------	------	------	------	------	------	------	------	------	------	------	------	------	------	-------	-------	-------	-------	-------	--------	-------	--------	-------	-------	-------	-------	--------

PITCHER	IP	WLS	BF	H	R	ER	SO	BB	IBB	HBP	BLK	WP	HR	S	P	ERA	WHIP
Bennie Daniels, R (1, 1) ERA: 3.3	7.0	W	28	4	2	1	3	4	0	1	0	0	1	29	46	1.29	1.143
Dave Sisler, R (8, 1) ERA: 0.47	2.0	S	5	0	0	0	0	1	0	0	0	0	0	4	8	0.00	0.500

BOTTOM

Washington Senators @ Los Angeles Angels
 Wrigley Field, Los Angeles, CA
 Sun May 21 1961, 5:33 AM CDT
 Sunny - 66 F

AB	27
R	2
H	4
RBI	2
BB	5
SO	3
LOB	14



PITCHER	IP	WLS	BF	H	R	ER	SO	BB	IBB	HBP	BLK	WP	HR	S	P	ERA	WHIP
---------	----	-----	----	---	---	----	----	----	-----	-----	-----	----	----	---	---	-----	------

Batter	1	2	3	4	5	6	7	8	9	AB R H RBI BB SO LOB	TOP	
Coot Veal, R OBP: 0.290, SLG: 0.253 (1, 6) X	0-0 P3		0-0 HR BLK 1B		0-0 F7		0-0 SH1-4 1B	0-0 F9		5 2 2 0 0 0 3		
Danny O'Connell, R OBP: 0.375, SLG: 0.303 (1, 4) X	0-0 5-3 1B		0-3 K 1-2		0-3 K		0-0 SH1-4 1-2		0-0 1B 2B	4 1 2 0 0 2 2		
Chuck Hinton, R OBP: 0.400, SLG: 0.455 (1, 7) X	0-0 5-3 1-2		0-0 HR 2-H		0-3 K		0-0 2-H 1B		0-0 BB 1B 2-H	5 1 3 4 0 1 2		
Jim King, L OBP: 0.327, SLG: 0.500 (1, 9) X	0-0 6-3		0-0 1B			0-3 K	0-0 F9		4-0 BB 1-2 G6-4-3 BB	4 0 1 0 1 1 1		
Willie Tasby, R OBP: 0.346, SLG: 0.422 (1, 8) X		0-3 K	0-0 4-3			0-0 HR		0-0 6-3	0-0 G6-4-3 1-2f	5 1 1 1 0 1 2		
Dale Long, L OBP: 0.280, SLG: 0.483 (1, 3) X		0-0 HR		0-0 F8		0-0 2B		0-0 P4		4 1 2 1 0 0 0		
Billy Klaus, L OBP: 0.259, SLG: 0.352 (1, 5) X		0-0 F9		0-0 4-3		4-0 BB		0-0 HR		3 1 1 1 1 0 0		
Pete Daley, R OBP: 0.264, SLG: 0.324 (1, 2) X		0-3 K		0-3 K		0-0 F8		0-0 1B 1B		4 0 1 0 0 2 2		
Hal Woodeshick, R OBP: 0.143, SLG: 0.143 (1, 1) X			0-3 K		0-0 1B	0-3 K		0-0 1-3 1B		4 0 2 0 0 2 2		
Inning Stats	R: 0 H: 1 E: 0 LOB: 1 K: 0 BB: 0 S: 4 P: 4	R: 1 H: 1 E: 0 LOB: 0 K: 2 BB: 0 S: 8 P: 8	R: 2 H: 3 E: 0 LOB: 1 K: 2 BB: 0 S: 10 P: 10	R: 0 H: 0 E: 0 LOB: 0 K: 1 BB: 0 S: 5 P: 5	R: 0 H: 1 E: 0 LOB: 1 K: 2 BB: 0 S: 8 P: 8	R: 1 H: 2 E: 0 LOB: 2 K: 2 BB: 1 S: 9 P: 13	R: 1 H: 2 E: 0 LOB: 0 K: 0 BB: 0 S: 4 P: 4	R: 1 H: 3 E: 0 LOB: 2 K: 0 BB: 0 S: 6 P: 6	R: 1 H: 2 E: 0 LOB: 0 K: 0 BB: 1 S: 3 P: 7	1B: 9 SF: 0 2B: 2 SAC: 1 3B: 0 DP: 1 HR: 4 HBP: 0	WP: 0 PA: 41 PB: 0 SB: 0 CS: 0	
PITCHER	IP WLS BF H R ER SO BB IBB HBP BLK WP HR S P ERA WHIP											
Ron Kline, R ERA: 4.57 (1, 1)	6.0 L 27 8 4 4 9 1 0 0 0 0 3 44 48 6.00 1.500											
Ned Garver, R ERA: 4.82 (7, 1)	3.0 14 7 3 3 0 1 0 0 0 0 1 13 17 9.00 2.667											

Washington Senators @ Los Angeles Angels
Wrigley Field, Los Angeles, CA
Sun May 21 1961, 5:38 AM CDT
Att. 7,102 - Unknown

AB	38
R	7
H	15
RBI	7
BB	2
SO	9
LOB	14



livebaseballscores.com

Batter	1	2	3	4	5	6	7	8	9	AB R H RBI BB SO LOB
Ken Aspromonte, R (1, 4) OBP: 0.324, SLG: 0.280	0-0 2B 6-3 1B		4-0 FC5-4 BB		0-0 F2		0-0 F8		0-0 F7	4 1 1 0 1 0 1
Albie Pearson, L (1, 8) OBP: 0.423, SLG: 0.400	0-0 6-3 1-3 2B		0-0 FC5-4 BB BB 1-2f		4-0 G6-4-3 BB		0-0 G3		0-0 4-3 2-3	4 0 1 0 1 0 2
Earl Averill, R (1, 7) OBP: 0.418, SLG: 0.573	0-0 6-3 2-3 3-H		4-0 BB 1-2 BB		0-0 G6-4-3 1-2f		0-0 1B 1B		0-0 1B 1B 3-H	4 0 2 2 1 0 2
Steve Bilko, R (1, 3) OBP: 0.446, SLG: 0.528	4-0 G4-6-3 BB		4-0 1-2 2-3 BB		0-0 4-3		0-0 1-2 1B		0-3 K	3 0 1 0 2 1 1
Gene Leek, R (1, 5) OBP: 0.296, SLG: 0.456	0-0 G4-6-3 1-2f		0-3 K		1-0 BB 1B HBP		0-0 F7			3 0 0 0 0 1 7
Faye Throneberry, L (1, 9) OBP: 0.310, SLG: 0.240		0-3 K		0-0 4-3		0-0 1-2 BB 1B		0-3 K		4 0 1 0 0 2 0
Del Rice, R (1, 2) OBP: 0.290, SLG: 0.280		0-0 3-1		0-3 K		0-3 K		0-0 F9		4 0 0 0 0 2 2
Rocky Bridges, R (1, 6) OBP: 0.450, SLG: 0.267		0-0 1-3		0-0 1B		4-0 1-2 2-3 BB		0-0 F8		3 0 1 0 1 0 0
Ron Kline, R (1, 1) OBP: 0.214, SLG: 0.214			0-3 K		0-0 L4-3		0-3 K		0-0 4-3 1B 2B	2 0 0 0 0 1 1
Ken Hunt, R (6, PH) OBP: 0.370, SLG: 0.568										1 0 0 0 0 1 3
Ned Garver, R (7, 1)										0 0 0 0 0 0 0
Lee Thomas, L (9, PH) OBP: 0.400, SLG: 0.429										1 1 1 0 0 0 0

BOTTOM

Washington Senators @ Los Angeles Angels
 Wrigley Field, Los Angeles, CA
 Sun May 21 1961, 5:38 AM CDT
 Att. 7,102 - Unknown

livebaseballscorecards.com

AB	33
R	2
H	8
RBI	2
BB	6
SO	8
LOB	19



Inning Stats	R: 1	H: 2	E: 0	K: 0	S: 4	H: 2	LOB: 1	BB: 1	P: 8	R: 0	H: 0	E: 0	K: 1	S: 5	R: 0	H: 0	E: 0	K: 2	S: 7	R: 0	H: 0	E: 0	K: 1	S: 6	R: 0	H: 1	E: 0	K: 1	S: 6	R: 0	H: 0	E: 0	K: 0	S: 2	R: 0	H: 1	E: 0	K: 2	S: 8	R: 0	H: 2	E: 0	K: 0	S: 5	R: 0	H: 0	E: 0	K: 1	S: 5	R: 1	H: 2	E: 0	K: 1	S: 7	1B: 6	SF: 0	2B: 2	SAC: 0	3B: 0	DP: 2	HR: 0	HBP: 1	WP: 0	PA: 40
PITCHER Hal Woodeshick, L (1, 1) ERA: 2.62	IP	WLS	BF	H	R	ER	SO	BB	IBB	HBP	BLK	WP	HR	S	P	ERA	WHIP																			PITCHER	IP	WLS	BF	H	R	ER	SO	BB	IBB	HBP	BLK	WP	HR	S	P	ERA	WHIP											

Batter	1	2	3	4	5	6	7	8	9	AB R H RBI BB SO LOB	TOP			
Coot Veal, R OBP: 0.289, SLG: 0.244 (1, 6)	0-0 P6		0-0 1-3			0-0 FC3-6 1-2f		1-0 FC3-6 BB HR HBP		3 1 0 0 0 0 1	<p>Washington Senators @ Los Angeles Angels Wrigley Field, Los Angeles, CA</p> <p>Mon May 22 1961, 9:05 PM CDT Att. 2,687 - Unknown</p> <p>livebaseballscores.com</p>			
Danny O'Connell, R OBP: 0.378, SLG: 0.298 (1, 4)	4-0 G5-4-3 BB		0-0 4-3			0-0 4-3-6 1-2f		4-0 FC3-6 BB		2 0 0 0 2 0 1				
Chuck Hinton, R OBP: 0.385, SLG: 0.486 (1, 7)	0-0 G5-4-3 1-2f							0-0 FC3-6 HR		4 1 1 0 0 0 3				
Jim King, L OBP: 0.356, SLG: 0.566 (1, 9)		4-0 1-3 1B BB		0-0 G6-4-3 1B				0-0 HR		3 1 2 3 1 0 1				
Willie Tasby, R OBP: 0.359, SLG: 0.458 (1, 8)		0-0 1-3 1B		0-0 G6-4-3 1-2f				0-0 E7 1B 1B		4 1 3 1 0 0 1				
Dale Long, L OBP: 0.289, SLG: 0.484 (1, 3)		0-0 1-3 1-2 2-3						0-0 FC5-4 WP 1B 2-H		4 0 2 0 0 0 2				
Billy Klaus, L OBP: 0.271, SLG: 0.342 (1, 5)		4-0 G6-4-3 IBB		0-0 5-3				0-0 3-1		2 0 0 0 2 0 0				
Pete Daley, R OBP: 0.253, SLG: 0.310 Gene Woodling, L OBP: 0.430, SLG: 0.532 (9, PH)		0-0 G6-4-3 1-2f		0-0 5-3				0-0 FC5-4 BB		3 0 0 0 0 0 5 1 0 0 0 0 0 0				
Pete Burnside, R Marty Keough, L Dick Donovan, L Harry Bright, R Marty Kutyna, R Gene Green, R (8, PH) (6, PH) (6, 1) (8, PH) (8, 1) (9, PH)			0-3 K					0-0 4-3		1 0 0 0 0 0 1 0 0 0 0 0 0 1 0 0 0 0 0 0 0 0 0 0 0 0 1 0 0 0 0 0 0 0 0 0 0 0 0 0 0 0 0 0 1 0 0 0 0 0 0 0 0				
Inning Stats	R: 0 E: 0 K: 0 S: 2 H: 0 LOB: 0 BB: 1 P: 6	R: 0 E: 0 K: 0 S: 3 H: 1 LOB: 2 BB: 2 P: 11	R: 0 E: 0 K: 1 S: 5 H: 0 LOB: 0 BB: 0 P: 5	R: 0 E: 0 K: 0 S: 3 H: 1 LOB: 0 BB: 0 P: 3	R: 0 E: 0 K: 0 S: 3 H: 0 LOB: 0 BB: 0 P: 3	R: 0 E: 0 K: 0 S: 2 H: 0 LOB: 0 BB: 1 P: 6	R: 1 E: 0 K: 0 S: 5 H: 3 LOB: 2 BB: 1 P: 9	R: 3 E: 1 K: 0 S: 5 H: 3 LOB: 2 BB: 1 P: 10	R: 0 E: 0 K: 0 S: 3 H: 0 LOB: 0 BB: 0 P: 3	1B: 5 2B: 2 3B: 1 HR: 2 SF: 0 SAC: 0 DP: 5 HBP: 1	WP: 1 PB: 0 SB: 0 CS: 0 PA: 36			
PITCHER	IP WLS BF H R ER SO BB IBB HBP BLK WP HR S P ERA WHIP												PITCHER	IP WLS BF H R ER SO BB IBB HBP BLK WP HR S P ERA WHIP
Eli Grba, R ERA: 5.03 (1, 1)	6.2 W 25 5 1 1 1 4 1 0 0 1 1 22 42 1.35 1.350													
Tom Morgan, R ERA: 4.79 (7, 1)	1.0 7 2 3 3 0 1 0 1 0 0 0 1 5 10 27.00 3.000													
Johnny James, R ERA: 3.72 (8, 1)	0.1 1 1 0 0 0 0 0 0 0 0 0 0 1 1 0.00 3.000													
Jerry Casale, R ERA: 6.0 (9, 1)	1.0 S 3 0 0 0 0 0 0 0 0 0 0 0 3 3 0.00 0.000													



Batter	1	2	3	4	5	6	7	8	9	AB	R	H	RBI	BB	SO	LOB
Rocky Bridges, R OBP: 0.375, SLG: 0.211 (1, 6)	0-0 E5		0-3 K		0-3 K	0-0 F8				4	0	0	0	0	2	1
Lee Thomas, L OBP: 0.368, SLG: 0.444 (1, 9) (8, 7)	0-3 K		0-3 K		0-0 HR 2B		0-0 F9			4	1	1	0	0	2	1
Earl Averill, R OBP: 0.412, SLG: 0.591 Albie Pearson, L OBP: 0.423, SLG: 0.400 (1, 7) (8, 8)	0-0 F8		0-0 P6		0-0 HR		0-3 K			4	1	1	2	0	1	1
Steve Bilko, R OBP: 0.435, SLG: 0.509 (1, 3)	0-0 F9			0-0 E 1B	0-3 K		0-3 K			4	1	1	0	0	2	1
Ken Hunt, R OBP: 0.375, SLG: 0.554 (1, 8) (8, 9)		4-0 FC5-4 BB		0-3 K	0-0 P6			4-0 SH5-4 2B BB		2	1	0	0	2	1	1
Ken Aspromonte, R OBP: 0.324, SLG: 0.281 (1, 4)		0-0 FC5-4 2B SF8		0-0 F7		0-0 SH3 SH4-1 1B		0-0 SH5-4		3	2	1	0	0	0	2
Gene Leek, R OBP: 0.313, SLG: 0.486 (1, 5)		0-0 SF8 2B		0-0 E3 2B		0-0 SH4-1 SH3 1B		0-3 K		4	0	3	1	0	1	1
Del Rice, R OBP: 0.324, SLG: 0.280 (1, 2)		0-0 SF8 2B		4-0 FC5-4 IBB		0-0 SH3		4-0 2B IBB		0	0	0	1	2	0	0
Eli Grba, R OBP: 0.059, SLG: 0.235 Tom Morgan, R Johnny James, L Ted Kluszewski, L Jerry Casale, R OBP: 0.340, SLG: 0.563 OBP: 0.364, SLG: 0.700 (1, 1) (7, 1) (8, 1) (8, PH) (9, 1)		0-0 6-3		0-0 FC5-4		0-0 SH4-1		0-0 2B		2	0	0	1	0	0	3


Inning Stats	R: 0	H: 0	E: 1	K: 1	S: 6	H: 0	LOB: 1	BB: 0	P: 6	R: 1	H: 1	E: 0	K: 0	S: 4	H: 0	LOB: 0	BB: 0	P: 7	R: 0	H: 0	E: 0	K: 2	S: 7	H: 2	LOB: 2	BB: 1	P: 11	R: 2	H: 2	E: 0	K: 2	S: 9	H: 2	LOB: 1	BB: 0	P: 5	R: 0	H: 0	E: 0	K: 2	S: 7	H: 0	LOB: 0	BB: 0	P: 7	R: 1	H: 1	E: 0	K: 1	S: 5	H: 1	LOB: 2	BB: 2	P: 13
--------------	------	------	------	------	------	------	--------	-------	------	------	------	------	------	------	------	--------	-------	------	------	------	------	------	------	------	--------	-------	-------	------	------	------	------	------	------	--------	-------	------	------	------	------	------	------	------	--------	-------	------	------	------	------	------	------	------	--------	-------	-------

PITCHER	IP	WLS	BF	H	R	ER	SO	BB	IBB	HBP	BLK	WP	HR	S	P	ERA	WHIP
Pete Burnside, L ERA: 5.72 (1, 1)	5.0	L	23	5	4	4	6	1	1	0	0	0	1	33	41	7.20	1.200
Dick Donovan, R ERA: 2.78 (6, 1)	2.0		8	2	1	1	2	0	0	0	0	0	0	12	12	4.50	1.000
Marty Kutyna, R ERA: 3.38 (8, 1)	1.0		5	1	1	1	1	1	1	0	0	0	0	5	13	9.00	2.000

BOTTOM

Washington Senators @ Los Angeles Angels
 Wrigley Field, Los Angeles, CA
 Mon May 22 1961, 9:05 PM CDT
 Att. 2,687 - Unknown

AB	28
R	6
H	8
RBI	6
BB	4
SO	9
LOB	11



1B:	3	SF:	1	WP:	0	PA:	36
2B:	4	SAC:	3	PB:	0		
3B:	0	DP:	0	SB:	0		
HR:	1	HBP:	0	CS:	0		

PITCHER	IP	WLS	BF	H	R	ER	SO	BB	IBB	HBP	BLK	WP	HR	S	P	ERA	WHIP
---------	----	-----	----	---	---	----	----	----	-----	-----	-----	----	----	---	---	-----	------

Batter	1	2	3	4	5	6	7	8	9	AB R H RBI BB SO LOB	TOP	
Coot Veal, R (1, 6) OBP: 0.294, SLG: 0.264	0-0 1-3		0-0 SH1-3 BLK 2B 1B		0-0 F8		0-0 P6		0-0 G3 1B 2B	5 2 2 0 0 0 0		
Danny O'Connell, R (1, 4) OBP: 0.375, SLG: 0.296	0-0 1B 4-2 1B		0-0 SH1-3 1-3		0-0 5-3			0-0 E5 4-3 3B	0-0 G3 2-3	4 1 1 0 0 0 1		
Chuck Hinton, R (1, 7) OBP: 0.409, SLG: 0.500	0-0 1-3 1B		0-3 K		0-0 1B			0-0 4-3 2-3	0-0 F8 1B	5 0 3 1 0 1 2		
Jim King, L (1, 9) OBP: 0.365, SLG: 0.571 R C Stevens, R (8, 3) OBP: 0.219, SLG: 0.140	0-0 4-2 1-2 3-Hf		0-0 K 2B		0-3 K			1-0 3B HBP	0-0 F8 1-2	3 1 1 1 0 1 3 1 0 0 0 0 0 1		
Willie Tasby, R (1, 8) OBP: 0.363, SLG: 0.484		0-0 1B 2B	0-0 5-3		0-3 K			0-0 1B 3B		4 2 2 2 0 1 1		
Dale Long, L (1, 3) OBP: 0.307, SLG: 0.505 Marty Keough, L (8, PR) OBP: 0.296, SLG: 0.343		0-0 2-H 1B		0-0 2B		0-0 4-3		0-0 2B 1B		4 0 3 2 0 0 0 0 1 0 0 0 0 0		
Billy Klaus, L (1, 5) OBP: 0.270, SLG: 0.351		0-0 F7		0-0 F9		0-0 F7		0-0 1-H 2B		4 0 1 1 0 0 2		
Pete Daley, R (1, 2) OBP: 0.253, SLG: 0.297		0-0 P6		4-0 G4-6-3 IBB		0-0 F7		0-3 K		3 0 0 0 1 1 3		
Ed Hobaugh, R (1, 1) OBP: 0.182, SLG: 0.100 Marty Kutyna, R (8, 1) OBP: 0.600, SLG: 0.600		0-0 F9		0-0 G4-6-3 1-2f		0-3 K		0-0 6-3		4 0 0 0 0 1 5 0 0 0 0 0 0 0		
Inning Stats	R: 0 H: 2 E: 0 LOB: 1 K: 0 BB: 0 S: 4 P: 4	R: 1 H: 2 E: 0 LOB: 1 K: 0 BB: 0 S: 5 P: 5	R: 1 H: 2 E: 0 LOB: 1 K: 1 BB: 0 S: 7 P: 7	R: 0 H: 1 E: 0 LOB: 1 K: 1 BB: 1 S: 3 P: 7	R: 0 H: 1 E: 0 LOB: 1 K: 1 BB: 0 S: 6 P: 6	R: 0 H: 0 E: 0 LOB: 0 K: 1 BB: 0 S: 5 P: 5	R: 0 H: 0 E: 0 LOB: 0 K: 1 BB: 0 S: 5 P: 5	R: 4 H: 3 E: 1 LOB: 2 K: 1 BB: 0 S: 9 P: 10	R: 1 H: 2 E: 0 LOB: 0 K: 0 BB: 0 S: 4 P: 4	1B: 7 SF: 0 2B: 6 SAC: 1 3B: 1 DP: 2 HR: 0 HBP: 1	WP: 0 PA: 40 PB: 0 SB: 1 CS: 0	
PITCHER Ray Herbert, R (1, 1) ERA: 4.6 Dave Wickersham, R (8, 1) ERA: 6.3	IP WLS BF H R ER SO BB IBB HBP BLK WP HR S P ERA WHIP	7.1 L 34 11 6 5 4 0 1 1 1 0 0 40 45 6.14 1.500	1.2 6 2 1 1 1 0 0 0 0 0 0 8 8 5.40 1.200	PITCHER IP WLS BF H R ER SO BB IBB HBP BLK WP HR S P ERA WHIP								ERA WHIP

Washington Senators @ Kansas City Athletics
Municipal Stadium, Kansas City, MO
Tue May 23 1961, 8:05 PM EDT
Att. 5,842 - Unknown

livebaseballscorecards.com

AB 37
R 7
H 13
RBI 7
BB 1
SO 5
LOB 18



Batter	1	2	3	4	5	6	7	8	9	AB	R	H	RBI	BB	SO	LOB
Dick Howser, R OBP: 0.401, SLG: 0.357 (1, 6)	0-0 L7		0-0 1-3		0-0 1-3 2-H 1B			0-0 1B 2B	4-0 1-2 FC6 BB	4	1	2	1	1	0	0
Jerry Lumpe, L OBP: 0.350, SLG: 0.331 (1, 4)	0-0 F8		0-0 4-3		0-0 4-3			0-0 2B 5-3 1B	0-0 1-2f FC6	5	1	1	1	0	0	4
Lou Klimchok, L OBP: 0.306, SLG: 0.383 (1, 5)	0-3 K			0-0 4-3		0-0 P6		0-0 1-3 2B		4	0	1	0	0	1	0
Don Larsen, R OBP: 0.385, SLG: 0.583 (1, 7)		0-3 K		0-0 F7		0-0 5-3		0-3 K		4	0	0	0	0	2	2
Hank Bauer, R OBP: 0.326, SLG: 0.381 (1, 9)		0-0 P6		0-0 P4		0-0 P5		0-0 5-3		4	0	0	1	0	0	1
Mary Throneberry, L OBP: 0.360, SLG: 0.443 (1, 3)		4-0 BB BB			0-0 1B 1B		0-0 4-3	0-0 L8		3	1	1	0	1	0	1
Haywood Sullivan, R OBP: 0.382, SLG: 0.463 (1, 2)		4-0 1-2 BB		4-0 1B BB			0-0 F8		0-0 4-3	2	0	0	0	2	0	0
Leo Posada, R OBP: 0.323, SLG: 0.360 (1, 8)		0-0 F8		0-3 K		0-0 FC5-4 1B		0-0 K	0-3 K	4	0	1	0	0	2	4
Ray Herbert, R OBP: 0.095, SLG: 0.143 (1, 1)			0-0 5-3		0-0 F8		0-0 FC5-4 1-2f		0-0 BB 1B	3	0	0	0	0	0	3
Dave Wickersham, R OBP: 1.000, SLG: 2.000 (8, 1)										0	0	0	0	0	0	0
Bob Boyd, L OBP: 0.111, SLG: 0.176 (9, PH)										1	0	1	0	0	0	0

Inning Stats	R: 0	H: 0	E: 0	K: 1	S: 5	LOB: 0	BB: 0	P: 5	R: 0	H: 0	E: 0	K: 1	S: 5	LOB: 2	BB: 2	P: 13	R: 0	H: 0	E: 0	K: 0	S: 3	LOB: 0	BB: 0	P: 3	R: 1	H: 2	E: 0	K: 1	S: 7	LOB: 2	BB: 1	P: 11	R: 0	H: 0	E: 0	K: 0	S: 3	LOB: 0	BB: 0	P: 3	R: 0	H: 1	E: 0	K: 0	S: 4	LOB: 1	BB: 0	P: 4	R: 2	H: 3	E: 0	K: 1	S: 8	LOB: 1	BB: 0	P: 8	R: 0	H: 1	E: 0	K: 1	S: 6	LOB: 2	BB: 1	P: 10	1B: 5	SF: 0	2B: 2	SAC: 0	3B: 0	DP: 0	HR: 0	HBP: 0	WP: 0	PA: 38
--------------	------	------	------	------	------	--------	-------	------	------	------	------	------	------	--------	-------	-------	------	------	------	------	------	--------	-------	------	------	------	------	------	------	--------	-------	-------	------	------	------	------	------	--------	-------	------	------	------	------	------	------	--------	-------	------	------	------	------	------	------	--------	-------	------	------	------	------	------	------	--------	-------	-------	-------	-------	-------	--------	-------	-------	-------	--------	-------	--------

PITCHER	IP	WLS	BF	H	R	ER	SO	BB	IBB	HBP	BLK	WP	HR	S	P	ERA	WHIP
Ed Hobaugh, R ERA: 4.32 (1, 1)	7.0	W	30	6	3	3	3	3	3	0	0	0	0	33	45	3.86	1.286
Marty Kutyna, R ERA: 3.12 (8, 1)	2.0	S	8	1	0	0	2	1	0	0	0	0	0	11	15	0.00	1.000


BOTTOM

Washington Senators @ Kansas City Athletics
Municipal Stadium, Kansas City, MO

Tue May 23 1961, 8:05 PM EDT
Att. 5,842 - Unknown

livebaseballscorecards.com

AB	34
R	3
H	7
RBI	3
BB	4
SO	5
LOB	15



Batter	1	2	3	4	5	6	7	8	9	AB R H RBI BB SO LOB	TOP
--------	---	---	---	---	---	---	---	---	---	----------------------	-----

Coot Veal, R OBP: 0.299, SLG: 0.271 (1, 6)	0-3 K	0-0 L5		0-0 1-3			0-0 FC4-6 1B	0-0 1B		5 1 2 1 0 1 2	
Danny O'Connell, R OBP: 0.369, SLG: 0.292 (1, 4)	0-0 6-3		0-0 PB E G3 1B		0-0 4-3		0-0 FC4-6 1-3	0-0 F5		5 1 1 0 0 0 4	
Chuck Hinton, R OBP: 0.388, SLG: 0.457 (1, 7)	0-0 P4		0-3 K		0-0 6-3		4-0 FC4-6 IBB	0-3 K		4 0 0 0 0 1 2 4	

Gene Green, R OBP: 0.283, SLG: 0.326 (1, 9)		0-0 1B 2B	0-0 E5 G3 PB		0-0 5-3		0-0 FC4-6		0-3 K	4 1 1 1 0 0 3 1 0 0 0 0 1 0	
Marty Keough, L OBP: 0.293, SLG: 0.340 (8, 9)			1-2 2-3				1-2f 2-3 3-H				
Willie Tasby, R OBP: 0.371, SLG: 0.480 (1, 8)		0-0 1B E 1B	4-0 G3 IBB			0-0 P4	0-0 P4		4-0 G4-6-3 BB	3 1 1 1 2 0 2	

Dale Long, L OBP: 0.302, SLG: 0.510 (1, 3)		0-0 P6	0-0 G3			0-0 3B		0-0 3-1	0-0 G4-6-3	5 0 1 1 0 0 4	
Harry Bright, R OBP: 0.247, SLG: 0.329 (1, 5)		0-0 F9	0-0 4-3			4-0 G4-6-3 IBB		0-0 1B FC5 1B		3 1 1 0 1 0 3	
Pete Daley, R OBP: 0.253, SLG: 0.295 (1, 2)		0-0 E 1-3 1B		0-0 6-3		0-0 G4-6-3		0-0 FC5 1B 1B		4 0 1 0 0 0 3	

Tom Sturdivant, L OBP: 0.200, SLG: 0.143 (1, 1)		0-0 E5		0-0 6-3		0-0 1-3		0-0 1B		3 0 0 0 0 0 1	
Billy Klaus, L OBP: 0.278, SLG: 0.359 (8, PH)										1 0 1 0 0 0 0	
John Gabler, S OBP: 0.500, SLG: 0.500 (8, 1)		1-3 3-H						1-2 2-3 1B		0 0 0 0 0 0 0	
Pete Burnside, R (9, 1)										0 0 0 0 0 0 0	

Inning Stats	R: 0	H: 0	E: 0	K: 1	S: 5	P: 5	R: 2	H: 3	E: 1	K: 0	S: 7	P: 7	R: 1	H: 1	E: 1	K: 1	S: 7	P: 11	R: 0	H: 0	E: 0	K: 0	S: 3	P: 3	R: 0	H: 1	E: 0	K: 0	S: 3	P: 3	R: 0	H: 1	E: 0	K: 0	S: 3	P: 7	R: 1	H: 1	E: 1	K: 0	S: 5	P: 9	R: 1	H: 3	E: 0	K: 1	S: 9	P: 9	R: 0	H: 0	E: 0	K: 1	S: 4	P: 8	1B: 7	SF: 0	2B: 1	SAC: 0	3B: 1	DP: 2	HR: 0	HBP: 0	WP: 0	PA: 42	PB: 1	SB: 0	CS: 0
--------------	------	------	------	------	------	------	------	------	------	------	------	------	------	------	------	------	------	-------	------	------	------	------	------	------	------	------	------	------	------	------	------	------	------	------	------	------	------	------	------	------	------	------	------	------	------	------	------	------	------	------	------	------	------	------	-------	-------	-------	--------	-------	-------	-------	--------	-------	--------	-------	-------	-------

PITCHER	IP	WLS	BF	H	R	ER	SO	BB	IBB	HBP	BLK	WP	HR	S	P	ERA	WHIP
Jim Archer, L ERA: 1.29 (1, 1)	7.0		32	6	4	1	2	0	3	0	0	0	0	33	45	1.29	0.857
Bill Kunkel, R ERA: 2.76 (8, 1)	2.0	W	10	3	1	1	2	1	0	0	0	0	0	13	17	4.50	2.000

Washington Senators @ Kansas City Athletics
 Municipal Stadium, Kansas City, MO
 Wed May 24 1961, 8:05 PM EDT
 Att. 5,829 - Unknown

livebaseballscorecards.com

AB	38
R	5
H	9
RBI	4
BB	4
SO	4
LOB	26




BOTTOM

Washington Senators @ Kansas City Athletics
Municipal Stadium, Kansas City, MO
Wed May 24 1961, 8:05 PM EDT
Att. 5,829 - Unknown

livebaseballscorecards.com

AB 31
R 6
H 8
RBI 6
BB 6
SO 2
LOB 15



WP: 0 PA: 38
PB: 0
SB: 1
CS: 0

AB R H RBI BB SO LOB

3 1 0 0 2 1 3

4 0 2 3 1 0 1

3 0 1 1 0 0 0

1 0 0 0 0 0 1

3 0 1 0 1 0 2

4 0 0 0 0 0 4

4 0 0 0 0 1 2

3 3 2 1 1 0 0

2 0 1 0 0 0 0

0 1 0 0 1 0 0

1 1 1 1 0 0 0

2 0 0 0 0 0 1

0 0 0 0 0 0 0

0 0 0 0 0 0 0

1 0 0 0 0 0 1

0 0 0 0 0 0 0

1B: 5 SF: 0
2B: 2 SAC: 1
3B: 0 DP: 1
HR: 1 HBP: 0

Batter	1	2	3	4	5	6	7	8	9
Dick Howser, R OBP: 0.401, SLG: 0.347 (1, 6)	4-0 6-3 S G3 BB		0-0 1-3		0-3 K		0-0 P4		4-0 BB 1-2 BB
Jerry Lumpe, L OBP: 0.359, SLG: 0.336 (1, 4)	0-0 6-3 1-3		0-0 F2			0-0 1B FC3-2 1B	0-0 1B 2-H 3-H		4-0 BB 1-2 2-3 3-H BB
Lou Klimchok, L OBP: 0.308, SLG: 0.380 Wayne Causey, L OBP: 0.308, SLG: 0.250 (1, 5) (6, PR) (7, 5)	0-0 G3 3-H			0-0 F9		0-0 FC3-2 1B	0-0 P5		
Norm Siebern, L OBP: 0.341, SLG: 0.318 (1, 7)	0-0 2B			0-0 P4		0-0 P4		4-0 BB G4-6-3	
Mary Throneberry, L OBP: 0.347, SLG: 0.426 (1, 3)	0-0 G3			0-0 4-1		0-0 FC3-2 1-2 3-H		0-0 G4-6-3 1-2f	
Hank Bauer, R OBP: 0.300, SLG: 0.348 (1, 9)		0-3 K			0-0 F9	0-0 P6		0-0 F8	
Leo Posada, R OBP: 0.371, SLG: 0.500 (1, 8)		0-0 F3			0-0 HR		4-0 SH1-4 BB 1B BB		0-0 E7 2B 1B
Joe Pignatano, R OBP: 0.333, SLG: 0.353 Bob Boyd, L OBP: 0.158, SLG: 0.176 Haywood Sullivan, R OBP: 0.389, SLG: 0.481 (1, 2) (7, PH) (8, 2)		0-0 6-3			0-0 FC2-6 1B		4-0 SH1-4 BB 1B BB		0-0 FC6 BB 2B 3-H
Jim Archer, R Al Pilarcik, L OBP: 0.229, SLG: 0.188 Bill Kunkel, R Don Larsen, R OBP: 0.357, SLG: 0.538 Jay Hankins, L OBP: 0.254, SLG: 0.321 (1, 1) (7, PH) (8, 1) (9, PH) (9, PR)		0-0 6-3		0-0 6-3		0-0 FC2-6 1-2f		0-0 SH1-4 1-2 2-3	0-0 FC6 BB BB 2-3

Inning Stats	R: 1	H: 1	E: 0	K: 0	S: 4	H: 1	LOB: 1	BB: 1	P: 8	R: 0	H: 0	E: 0	K: 1	S: 5	H: 0	LOB: 0	BB: 0	P: 5	R: 0	H: 0	E: 0	K: 0	S: 3	H: 0	LOB: 0	BB: 0	P: 3	R: 1	H: 2	E: 0	K: 1	S: 7	H: 2	LOB: 1	BB: 0	P: 7	R: 0	H: 2	E: 0	K: 0	S: 5	H: 2	LOB: 2	BB: 0	P: 5	R: 2	H: 1	E: 0	K: 0	S: 4	H: 1	LOB: 1	BB: 2	P: 12	R: 0	H: 0	E: 0	K: 0	S: 2	H: 0	LOB: 0	BB: 1	P: 6	R: 2	H: 2	E: 1	K: 0	S: 3	H: 2	LOB: 3	BB: 2	P: 11	1B: 5	SF: 0	2B: 2	SAC: 1	3B: 0	DP: 1	HR: 1	HBP: 0	WP: 0	PA: 38
--------------	------	------	------	------	------	------	--------	-------	------	------	------	------	------	------	------	--------	-------	------	------	------	------	------	------	------	--------	-------	------	------	------	------	------	------	------	--------	-------	------	------	------	------	------	------	------	--------	-------	------	------	------	------	------	------	------	--------	-------	-------	------	------	------	------	------	------	--------	-------	------	------	------	------	------	------	------	--------	-------	-------	-------	-------	-------	--------	-------	-------	-------	--------	-------	--------

PITCHER	IP	WLS	BF	H	R	ER	SO	BB	IBB	HBP	BLK	WP	HR	S	P	ERA	WHIP
Tom Sturdivant, R ERA: 3.13 (1, 1)	7.0		30	6	4	4	2	3	0	0	0	0	1	31	43	5.14	1.286
John Gabler, R ERA: 4.97 (8, 1)	1.0	L	7	2	2	2	0	2	0	0	0	0	0	5	13	18.00	4.000
Pete Burnside, L ERA: 5.72 (9, 1)	0.0		1	0	0	0	0	1	0	0	0	0	0	0	4	∞	∞

Batter	1	2	3	4	5	6	7	8	9	AB R H RBI BB SO LOB	TOP											
Coot Veal, R (1, 6) OBP: 0.297, SLG: 0.280	0-0 F2		0-0 FC6-4		0-0 2B			0-0 F5		4 0 1 0 0 0 1												
Danny O'Connell, R (1, 4) OBP: 0.366, SLG: 0.291	0-0 1B		0-0 5-3		0-0 1-3			0-3 K		4 0 1 0 0 1 3												
Chuck Hinton, R (1, 7) OBP: 0.396, SLG: 0.438	4-0 BB			0-3 K		0-3 K		4-0 HR		2 1 0 0 2 2 0												
Gene Green, R (1, 9) OBP: 0.280, SLG: 0.383	0-0 G6-4-3		0-0 5-3		0-0 4-3			0-0 HR		4 1 1 2 0 0 2												
Willie Tasby, R (1, 8) OBP: 0.375, SLG: 0.504		0-0 4-3		0-0 HR		0-0 1B		0-0 F2		4 1 2 1 0 0 0												
Dale Long, L (1, 3) Marty Keough, L (9, PR) OBP: 0.293, SLG: 0.340		0-0 1-3		0-0 L4		0-0 4-3			0-0 SH5-3	4 0 1 0 0 0 1 0 0 0 0 0 0 0												
Harry Bright, R (1, 5) OBP: 0.250, SLG: 0.329		0-3 K			0-0 FC6-4		0-0 5-3		0-0 SH5-3	3 0 1 0 0 1 0												
Pete Daley, R (1, 2) OBP: 0.241, SLG: 0.280			0-0 F9		0-0 FC6-4		0-0 F2		0-0 F7	4 0 0 0 0 0 3												
Dick Donovan, L (1, 1) Billy Klaus, L (7, PH) Johnny Klippstein, R (7, 1) R C Stevens, R (9, PH) OBP: 0.215, SLG: 0.138		4-0 BB		0-3 K		0-0 F9		0-0 5-3		1 0 0 0 1 1 1 1 0 0 0 0 0 0 0 0 0 0 0 0 0 1 0 0 0 0 0 2												
Inning Stats	R: 0 E: 0 K: 0 S: 3	H: 1 LOB: 1 BB: 1 P: 7	R: 0 E: 0 K: 1 S: 5	H: 0 LOB: 0 BB: 0 P: 5	R: 0 E: 0 K: 0 S: 3	H: 0 LOB: 1 BB: 1 P: 7	R: 1 E: 0 K: 1 S: 6	H: 1 LOB: 0 BB: 0 P: 6	R: 0 E: 0 K: 1 S: 7	H: 2 LOB: 2 BB: 0 P: 7	R: 0 E: 0 K: 0 S: 6	H: 1 LOB: 1 BB: 0 P: 6	R: 0 E: 0 K: 0 S: 3	H: 0 LOB: 0 BB: 0 P: 3	R: 2 E: 0 K: 1 S: 6	H: 1 LOB: 0 BB: 1 P: 10	R: 0 E: 0 K: 0 S: 4	H: 1 LOB: 2 BB: 0 P: 4	1B: 4 2B: 1 3B: 0 HR: 2	SF: 0 SAC: 1 DP: 1 HBP: 0	WP: 0 PB: 0 SB: 0 CS: 0	PA: 36
PITCHER Joe Nuxhall, L (1, 1) ERA: 3.08	IP: 9.0 WLS: W BF: 36 H: 7 R: 3 ER: 3 SO: 5 BB: 3 IBB: 0 HBP: 0 BLK: 0 WP: 0 HR: 2 S: 43 P: 55 ERA: 3.00 WHIP: 1.111											PITCHER IP: WLS: BF: H: R: ER: SO: BB: IBB: HBP: BLK: WP: HR: S: P: ERA: WHIP:										

Washington Senators @ Kansas City Athletics
Municipal Stadium, Kansas City, MO
Thu May 25 1961, 4:33 AM EDT
Att. 4,396 - Unknown

livebaseballscorecards.com

AB 32
R 3
H 7
RBI 3
BB 3
SO 5
LOB 13



Batter	1	2	3	4	5	6	7	8	9
Dick Howser, R OBP: 0.404, SLG: 0.361 (1, 6)	0-0 PB S G3 1B		0-0 P6		0-0 1-3 1B 2B		0-0 F2		
Al Pilarcik, L OBP: 0.231, SLG: 0.194 (1, 9)	0-0 G3 1-H			0-0 F8	0-0 G3-6-3 1B			0-0 F8	
Jerry Lumpe, L OBP: 0.362, SLG: 0.341 (1, 4)	0-0 F7			0-0 1B 1B	0-0 G3-6-3 1-2f			0-0 FC4-6 1B	
Norm Siebern, L OBP: 0.346, SLG: 0.318 Hank Bauer, R OBP: 0.300, SLG: 0.348 (1, 7) (9, 7)	0-0 F8			0-0 1-3 1B		4-0 BB 4-3 SH1-3 BB		0-0 FC4-6 1-2f	
Mary Throneberry, L OBP: 0.339, SLG: 0.413 (1, 3)		0-0 1-3		0-3 K		0-0 SH1-3 1-2		0-0 4-3	
Haywood Sullivan, R OBP: 0.376, SLG: 0.464 (1, 2)		0-0 F8		0-0 P6		0-0 4-3 2-3			
Leo Posada, R OBP: 0.378, SLG: 0.483 Jay Hankins, L OBP: 0.250, SLG: 0.315 (1, 8) (5, PR) (6, 8)		0-0 6-3			1-0 SH1-3 1B HBP	0-0 F8			
Wayne Causey, L OBP: 0.267, SLG: 0.214 (1, 5)			0-0 4-3		0-0 SH1-3 1-2		0-0 4-3		
Joe Nuxhall, L OBP: 0.111, SLG: 0.111 (1, 1)			0-0 P4		0-0 2B 1B 1B		0-0 F5		

Inning Stats	R: 1	H: 1	E: 0	K: 0	S: 4	LOB: 0	BB: 0	P: 4	R: 0	H: 0	E: 0	K: 0	S: 3	LOB: 0	BB: 0	P: 3	R: 0	H: 2	E: 0	K: 1	S: 7	LOB: 2	BB: 0	P: 7	R: 3	H: 3	E: 0	K: 0	S: 5	LOB: 1	BB: 0	P: 6	R: 0	H: 0	E: 0	K: 0	S: 3	LOB: 1	BB: 1	P: 7	R: 0	H: 0	E: 0	K: 0	S: 3	LOB: 0	BB: 0	P: 3	R: 0	H: 1	E: 0	K: 0	S: 4	LOB: 1	BB: 0	P: 4
1B: 6	SF: 0	2B: 1	SAC: 2	3B: 0	DP: 1	HR: 0	HBP: 1	WP: 0	PA: 32																																															

PITCHER	IP	WLS	BF	H	R	ER	SO	BB	IBB	HBP	BLK	WP	HR	S	P	ERA	WHIP
Dick Donovan, R ERA: 3.29 (1, 1)	6.0	L	25	6	4	4	1	1	0	1	0	0	0	25	30	6.00	1.167
Johnny Klippstein, R ERA: 7.71 (7, 1)	2.0		7	1	0	0	0	0	0	0	0	0	0	7	7	0.00	0.500

BOTTOM

Washington Senators @ Kansas City Athletics
Municipal Stadium, Kansas City, MO

Thu May 25 1961, 4:33 AM EDT
Att. 4,396 - Unknown

livebaseballscorecards.com

AB 28
R 4
H 7
RBI 4
BB 1
SO 1
LOB 9



WP: 0 PA: 32
PB: 1
SB: 1
CS: 0

Batter	1	2	3	4	5	6	7	8	9	AB R H RBI BB SO LOB	TOP																													
Zoilo Versalles, R (1, 6) OBP: 0.317, SLG: 0.395	0-3 K		0-0 P1		0-0 P6		0-0 L5		0-0 F8	5 0 0 0 0 1 2																														
Lenny Green, L (1, 8) OBP: 0.435, SLG: 0.473	0-0 P6		0-0 5-3 WP 1B		4-0 BB		0-0 P6		0-0 1-3	4 1 1 1 1 0 0																														
Harmon Killebrew, R (1, 3) OBP: 0.450, SLG: 0.698 (6, 5)	4-0 BB		0-0 5-3		0-0 P5		0-0			3 0 1 0 1 0 3																														
Jim Lemon, R (1, 7) OBP: 0.362, SLG: 0.378	0-3 K		0-0 F7		0-3 K		0-0 P4			4 0 0 0 0 2 2																														
Bob Allison, R (1, 9) OBP: 0.325, SLG: 0.435		0-0 F2		0-3 K		0-0 E5 1B FC6-4		0-0 F7		4 1 0 0 0 1 0																														
Earl Battey, R (1, 2) OBP: 0.384, SLG: 0.414		0-0 FC1 2B		0-0 6-3		0-0 FC6-4 BB 1B		0-0 6-3		4 0 2 0 0 0 0																														
Reno Bertoia, R (1, 5) OBP: 0.339, SLG: 0.266 Don Mincher, L (6, PH) OBP: 0.357, SLG: 0.444 (6, 3)		0-0 FC1		0-0 6-3		4-0 BB BB BB 1-2 FC6-4 BB		0-0		2 0 0 0 0 0 1 1 0 1 0 1 0 0																														
Billy Gardner, R (1, 4) OBP: 0.311, SLG: 0.336 Elmer Valo, L (8, PH) OBP: 0.269, SLG: 0.227 Jose Valdivielso, R (8, 4) OBP: 0.143, SLG: 0.053		0-0 F8		0-0 F2		0-0 FC6-4		0-0 F5		3 0 0 1 0 0 3 1 0 0 0 0 0 1 0 0 0 0 0 0 0																														
Jim Kaat, L (1, 1) OBP: 0.231, SLG: 0.333 Dan Dobbek, L (9, PH) OBP: 0.286, SLG: 0.400			0-0 1B 2B		0-0 2B		0-0 F8		0-0 P6	3 1 2 0 0 0 2 1 0 0 0 0 0 0																														
Inning Stats	R: 0 E: 0 K: 2 S: 7	H: 0 LOB: 1 BB: 1 P: 11	R: 0 E: 0 K: 0 S: 4	H: 1 LOB: 1 BB: 0 P: 4	R: 2 E: 0 K: 0 S: 5	H: 2 LOB: 0 BB: 0 P: 5	R: 0 E: 0 K: 1 S: 5	H: 0 LOB: 0 BB: 0 P: 5	R: 0 E: 0 K: 0 S: 4	H: 1 LOB: 2 BB: 1 P: 8	R: 1 E: 1 K: 1 S: 7	H: 1 LOB: 2 BB: 1 P: 11	R: 0 E: 0 K: 0 S: 4	H: 1 LOB: 1 BB: 0 P: 4	R: 0 E: 0 K: 0 S: 4	H: 1 LOB: 1 BB: 0 P: 4	R: 0 E: 0 K: 0 S: 3	H: 0 LOB: 0 BB: 0 P: 3	1B: 3 2B: 4 3B: 0 HR: 0	SF: 0 SAC: 0 DP: 0 HBP: 0	WP: 2 PB: 0 SB: 0 CS: 0	PA: 38																		
PITCHER Joe McClain, R (1, 1) ERA: 2.67	IP 9.0	WLS W	BF 38	H 7	R 3	ER 2	SO 4	BB 3	IBB 0	HBP 0	BLK 0	WP 1	HR 0	S 43	P 55	ERA 2.00	WHIP 1.111						PITCHER	IP 9.0	WLS W	BF 38	H 7	R 3	ER 2	SO 4	BB 3	IBB 0	HBP 0	BLK 0	WP 1	HR 0	S 43	P 55	ERA 2.00	WHIP 1.111

Minnesota Twins @ Washington Senators
Griffith Stadium, Washington, DC
Fri May 26 1961, 7:05 PM EDT
Att. 14,033 - Unknown

livebaseballscorecards.com

AB	35
R	3
H	7
RBI	2
BB	3
SO	4
LOB	14



Batter	1	2	3	4	5	6	7	8	9	AB R H RBI BB SO LOB
Coot Veal, R OBP: 0.287, SLG: 0.269 (1, 6)	0-0 4-3 1B		0-0 FC5-4 WP BB 1B		0-0 1-6-3		0-0 6-3			4 1 0 0 0 0 1
Danny O'Connell, R OBP: 0.370, SLG: 0.292 (1, 4)	0-0 FC6-4 1B		4-0 WP E BB 1-2		0-0 F9		0-0 F9			3 1 1 0 1 0 0
Chuck Hinton, R OBP: 0.386, SLG: 0.423 (1, 7)	0-0 FC6-4 S 1-2f		0-0 E5 1B 1-H 2-H		0-0 5-3		0-0 5-3			4 0 1 1 0 0 1
Jim King, L OBP: 0.364, SLG: 0.559 (1, 9)	0-0 F9		0-0 3-1		0-0 E BB 1B 1B		0-0 4-3			3 1 1 0 0 0 2
Marty Keough, L OBP: 0.291, SLG: 0.337 (8, 9)	1-2									1 0 0 0 0 0 0
Willie Tasby, R OBP: 0.392, SLG: 0.515 (1, 8)		0-0 G5-4-3 1B		4-0 E S BB		0-0 E 1B 1B		0-0 1B		3 1 3 0 1 0 0
Dale Long, L OBP: 0.289, SLG: 0.481 (1, 3)		0-3 K		0-3 K 1-3		0-0 E3 1B		0-0 4-3		4 0 0 0 0 2 5
R C Stevens, R OBP: 0.215, SLG: 0.138 (9, 3)						1-2 2-3				0 0 0 0 0 0 0
Harry Bright, R OBP: 0.253, SLG: 0.329 (1, 5)		0-0 G5-4-3 1-2f		0-3 K		0-0 G4-6-3 1B 1-3 2-H 3-H				3 0 1 2 0 1 2
Gene Green, R OBP: 0.264, SLG: 0.360 (1, 2)			0-0 6-3		0-3 K		0-0 G4-6-3			3 0 0 0 0 1 3
Pete Daley, R OBP: 0.241, SLG: 0.280 (8, 2)						1-2f				0 0 0 0 0 0 0
Joe McClain, R OBP: 0.286, SLG: 0.429 (1, 1)			0-0 FC5-4 1B		0-3 K		0-0 1-3			3 0 1 0 0 1 0

Inning Stats	R: 0	H: 1	E: 0	LOB: 1	K: 0	BB: 0	S: 4	P: 4	R: 0	H: 1	E: 0	LOB: 0	K: 1	BB: 0	S: 5	P: 5	R: 2	H: 2	E: 1	LOB: 1	K: 0	BB: 1	S: 5	P: 9	R: 0	H: 0	E: 0	LOB: 1	K: 3	BB: 1	S: 9	P: 13	R: 0	H: 0	E: 0	LOB: 0	K: 1	BB: 0	S: 5	P: 5	R: 2	H: 3	E: 1	LOB: 1	K: 0	BB: 0	S: 6	P: 6	R: 0	H: 0	E: 0	LOB: 0	K: 0	BB: 0	S: 3	P: 3	R: 0	H: 1	E: 0	LOB: 1	K: 0	BB: 0	S: 4	P: 4
PITCHER Jim Kaat, L ERA: 3.95 (1, 1)	IP	WLS	BF	H	R	ER	SO	BB	IBB	HBP	BLK	WP	HR	S	P	ERA	WHIP	IP	WLS	BF	H	R	ER	SO	BB	IBB	HBP	BLK	WP	HR	S	P	ERA	WHIP	IP	WLS	BF	H	R	ER	SO	BB	IBB	HBP	BLK	WP	HR	S	P	ERA	WHIP													

BOTTOM

Minnesota Twins @ Washington Senators
Griffith Stadium, Washington, DC
Fri May 26 1961, 7:05 PM EDT
Att. 14,033 - Unknown

livebaseballscores.com

AB	31
R	4
H	8
RBI	3
BB	2
SO	5
LOB	14



WP: 1	PA: 33
PB: 0	SB: 2
CS: 0	

Batter	1	2	3	4	5	6	7	8	9	AB R H RBI BB SO LOB	TOP	
Zoilo Versalles, R (1, 6) OBP: 0.337, SLG: 0.427	0-0 4-3 1B 2B		0-0 WP BB 1B	0-0 1B			0-0 1B		0-0 WP 2B	5 2 5 0 0 0 0		
Reno Bertoia, R (1, 5) OBP: 0.333, SLG: 0.263	0-0 4-3 2-3		0-0 BB WP 1B 1B	0-0 1B			0-0 P6		0-0 F9	5 1 1 0 0 0 4		
Harmon Killebrew, R (1, 3) OBP: 0.456, SLG: 0.688	0-0 BB E3 1B		4-0 BB 1B BB				0-3 K		4-0 BB 2-3	3 1 1 1 2 2 1		
Jim Lemon, R (1, 7) OBP: 0.363, SLG: 0.368	4-0 3-H 1-2 BB		4-0 BB 1B BB				0-0 F8		0-0 F3	3 0 0 1 2 0 2		
Bob Allison, R (1, 9) OBP: 0.329, SLG: 0.437	0-0 F7		0-0 G6-3 1B				0-3 K		0-0 FC4-6 1B	4 0 2 2 0 1 2		
Earl Battey, R (1, 2) OBP: 0.381, SLG: 0.409	0-0 E3		0-0 G6-3 1B				0-3 K		0-0 FC4-6 1B	4 0 1 0 0 1 4		
Billy Gardner, R (1, 4) OBP: 0.303, SLG: 0.326			0-0 F7				0-0 1-3		0-0 FC4-6 1B	4 0 0 0 0 0 3		
Dan Dobbek, L (1, 8) OBP: 0.267, SLG: 0.370			0-0 P6				0-0 4-3		0-0 L3	4 0 0 0 0 0 2		
Ed Palmquist, R (1, 1) Paul Giel, R (1, 1) Ted Sadowski, R (3, 1) Don Mincher, L (9, PH) OBP: 0.354, SLG: 0.440			0-3 K				0-3 K		0-0 P6	0 0 0 0 0 0 0 1 0 0 0 0 1 0 2 0 0 0 0 1 0 1 0 0 0 0 0 0		
Inning Stats	R: 1 H: 2 E: 1 LOB: 2 K: 0 BB: 1 S: 5 P: 9	R: 0 H: 0 E: 0 LOB: 0 K: 1 BB: 0 S: 5 P: 5	R: 3 H: 3 E: 0 LOB: 1 K: 0 BB: 2 S: 5 P: 13	R: 0 H: 1 E: 0 LOB: 1 K: 0 BB: 0 S: 4 P: 4	R: 0 H: 0 E: 0 LOB: 0 K: 2 BB: 0 S: 7 P: 7	R: 0 H: 0 E: 0 LOB: 0 K: 1 BB: 0 S: 5 P: 5	R: 0 H: 1 E: 0 LOB: 1 K: 2 BB: 0 S: 8 P: 8	R: 0 H: 2 E: 0 LOB: 2 K: 0 BB: 0 S: 5 P: 5	R: 0 H: 1 E: 0 LOB: 2 K: 0 BB: 1 S: 4 P: 8	1B: 8 SF: 0 2B: 2 SAC: 0 3B: 0 DP: 1 HR: 0 HBP: 0	WP: 2 PA: 40 PB: 0 SB: 0 CS: 0	
PITCHER Hal Woodeshick, L (1, 1) ERA: 3.47 John Gabler, R (3, 1) ERA: 3.2	IP WLS BF H R ER SO BB IBB HBP BLK WP HR S P ERA WHIP	2.0 0 14 5 4 4 1 3 0 0 0 1 0 13 25 18.00 4.000	7.0 W 26 5 0 0 5 1 0 0 0 1 0 35 39 0.00 0.857	PITCHER IP WLS BF H R ER SO BB IBB HBP BLK WP HR S P ERA WHIP								

Minnesota Twins @ Washington Senators
Griffith Stadium, Washington, DC
Sat May 27 1961, 3:33 AM EDT
Att. 9,062 - Unknown

AB	36
R	4
H	10
RBI	4
BB	4
SO	6
LOB	18



Batter	1	2	3	4	5	6	7	8	9	AB R H RBI BB SO LOB	TOP																
Zoilo Versalles, R (1, 6) OBP: 0.339, SLG: 0.429	4-0 SH1-3 HR BB	0-0 F9		0-0 2-H 2B			0-0 5-3	0-0 F5		4 1 1 1 1 0 4																	
Lenny Green, L (1, 8) OBP: 0.431, SLG: 0.467	0-0 SH1-3 1-2	0-0 1-3		0-0 1-3			0-0 BB 1B	0-0 F8		4 0 1 0 0 0 5																	
Harmon Killebrew, R (1, 5) OBP: 0.468, SLG: 0.723	0-0 2-H HR		0-0 E5 1B G6-4-3		0-0 2B		4-0 BB 1-2 BB	4-0 FC5-4 BB		3 2 2 2 2 0 0																	
Jim Lemon, R (1, 7) OBP: 0.357, SLG: 0.361	0-0 F8		0-0 G6-4-3 1B		0-0 F8		0-0 P5	0-0 FC5-4 1-2f		5 0 1 0 0 0 4																	
Bob Allison, R (1, 9) OBP: 0.331, SLG: 0.432	0-0 E7 1B		0-0 G6-4-3 1-2f 3-H		0-3 K		4-0 1-2 2-3 BB	0-0 F7		4 0 1 0 1 1 3																	
Don Mincher, L (1, 3) OBP: 0.339, SLG: 0.417	0-3 K		0-0 F7		0-0 L5		0-0 G3	0-0 F8		5 0 0 0 0 1 6																	
Earl Battey, R (1, 2) OBP: 0.384, SLG: 0.407		0-0 FC1-5 E 1B		0-0 L7		0-0 P4		4-0 1B BB		3 0 1 0 1 0 0																	
Jose Valdivielso, R (1, 4) OBP: 0.167, SLG: 0.091		0-0 E6 FC1-5		0-0 SH1-3 2B 1B		0-3 K		0-3 K		3 1 1 0 0 1 1																	
Elmer Valo, L (8, PH) OBP: 0.259, SLG: 0.217		1-2 FC1-5								1 0 0 0 0 1 1																	
Don Lee, R (8, 1)		0-0 FC1-5								0 0 0 0 0 0 0																	
Jack Kralick, L (1, 1) OBP: 0.208, SLG: 0.174		0-0 FC1-5								1 0 0 0 0 0 2																	
Ed Palmquist, R (5, 1)										1 0 0 0 0 0 0																	
Dan Dobbek, L (8, PH) OBP: 0.279, SLG: 0.382										1 0 1 0 0 0 0																	
Billy Consolo, R (8, 4)		1-2 2-3f								0 0 0 0 0 0 0																	
Inning Stats	R: 2 E: 1 K: 1 S: 7	H: 2 LOB: 1 BB: 1 P: 11	R: 0 E: 1 K: 0 S: 5	H: 1 LOB: 2 BB: 0 P: 5	R: 1 E: 1 K: 0 S: 4	H: 1 LOB: 0 BB: 0 P: 4	R: 1 E: 0 K: 0 S: 5	H: 2 LOB: 1 BB: 0 P: 5	R: 0 E: 0 K: 1 S: 6	H: 1 LOB: 1 BB: 0 P: 6	R: 0 E: 0 K: 1 S: 5	H: 0 LOB: 0 BB: 0 P: 5	R: 0 E: 0 K: 0 S: 4	H: 1 LOB: 3 BB: 2 P: 12	R: 0 E: 0 K: 1 S: 6	H: 1 LOB: 2 BB: 1 P: 10	R: 0 E: 0 K: 0 S: 3	H: 0 LOB: 1 BB: 1 P: 7	1B: 6 2B: 2 3B: 0 HR: 1	SF: 0 SAC: 2 DP: 1 HBP: 0	WP: 0 PB: 0 SB: 0 CS: 0	PA: 42					
PITCHER	IP WLS BF H R ER SO BB IBB HBP BLK WP HR S P ERA WHIP																										
Bennie Daniels, R (1, 1) ERA: 3.58	4.0		21	7	4	3	1	1	0	0	0	0	1	22	26	6.75	2.000										
Marty Kutyna, R (5, 1) ERA: 2.79	3.0	W	13	1	0	0	2	3	0	0	0	0	0	14	26	0.00	1.333										
Dave Sisler, R (8, 1) ERA: 0.42	2.0	S	8	1	0	0	1	1	0	0	0	0	0	9	13	0.00	1.000										

Minnesota Twins @ Washington Senators
Griffith Stadium, Washington, DC
Sun May 28 1961, 3:33 AM EDT
Att. 18,882 - Unknown

AB	35
R	4
H	9
RBI	3
BB	5
SO	4
LOB	26



1B	6	SF	0
2B	2	SAC	2
3B	0	DP	1
HR	1	HBP	0

Batter	1	2	3	4	5	6	7	8	9	AB	R	H	RBI	BB	SO	LOB	BOTTOM	
Coot Veal, R OBP: 0.311, SLG: 0.287 Jim Mahoney, R OBP: 0.231, SLG: 0.200 (1, 6) (2, PH) (3, 6)	4-0 2B 1B BB	0-0 FC6 1-2f			0-0 SH3-4 1B	0-0 P1		0-0 L4		0	1	0	0	1	0	0	4 1 1 0 0 0 3	
Danny O'Connell, R OBP: 0.379, SLG: 0.324 (1, 4)	0-0 1B 1-3 2B		0-0 6-3		0-0 SH3-4 1-2	0-0 2B		0-0 P4		4	0	2	1	0	0	0	4 1 2 2 0 0 2	
Chuck Hinton, R OBP: 0.394, SLG: 0.492 (1, 7)	0-0 5-3 1B		0-0 5-3		0-0 2B 1B	0-0 L6				4	1	2	2	0	0	2	3 0 1 1 1 1 2	
Jim King, L OBP: 0.387, SLG: 0.612 (1, 9)	0-3 K		0-0 F2		0-0 2B	4-0 IBB				3	0	1	1	1	1	2	4 0 0 0 0 0 6	
Willie Tasby, R OBP: 0.382, SLG: 0.493 (1, 8)	0-0 5-3 1-2			0-0 1-3	0-0 F2	0-0 F3				4	0	0	0	0	0	6	2 1 1 0 2 0 2	
Dale Long, L OBP: 0.333, SLG: 0.535 (1, 3)	0-0 4-3			0-0 HR 1B	4-0 IBB		4-0 FC4-6 BB			2	1	1	0	2	0	2	4 0 1 0 0 0 4	
Harry Bright, R OBP: 0.253, SLG: 0.325 (1, 5)		0-0 FC6 1B		0-0 F9	0-0 F7		0-0 FC4-6 G4-3			4	0	1	0	0	0	4	4 2 2 2 0 0 2 0 0 0 0 0 0 0	
Gene Green, R OBP: 0.306, SLG: 0.517 Pete Daley, R OBP: 0.241, SLG: 0.280 (1, 2) (8, 2)		0-0 F9		0-0 HR		0-0 SH 2B 1B		0-0 G4-3		4	2	2	2	0	0	2	2 0 0 0 0 1 1 0 0 0 0 0 0 0 1 0 0 0 0 1 0	
Bennie Daniels, L OBP: 0.050, SLG: 0.200 Marty Kutyna, R OBP: 0.600, SLG: 0.600 Dave Sisler, R (8, 1)		0-3 K		0-0 F8		0-0 SH 2B 1-2		0-3 K		2	0	0	0	0	1	1	1B: 6 SF: 0 2B: 3 SAC: 2 3B: 0 DP: 1 HR: 1 HBP: 0	
Inning Stats	R: 1 H: 2 E: 0 LOB: 2 K: 1 BB: 1 S: 7 P: 11	R: 0 H: 1 E: 0 LOB: 1 K: 1 BB: 0 S: 6 P: 6	R: 0 H: 0 E: 0 LOB: 0 K: 0 BB: 0 S: 3 P: 3	R: 2 H: 2 E: 0 LOB: 0 K: 0 BB: 0 S: 5 P: 5	R: 2 H: 3 E: 0 LOB: 2 K: 0 BB: 1 S: 6 P: 10	R: 1 H: 2 E: 1 LOB: 3 K: 0 BB: 1 S: 6 P: 10	R: 0 H: 0 E: 0 LOB: 0 K: 0 BB: 1 S: 2 P: 6	R: 0 H: 0 E: 0 LOB: 0 K: 1 BB: 0 S: 5 P: 5		1B: 6 SF: 0 2B: 3 SAC: 2 3B: 0 DP: 1 HR: 1 HBP: 0	WP: 0 PA: 38 PB: 0 SB: 0 CS: 0							
PITCHER	IP WLS BF H R ER SO BB IBB HBP BLK WP HR S P ERA WHIP	IP WLS BF H R ER SO BB IBB HBP BLK WP HR S P ERA WHIP	IP WLS BF H R ER SO BB IBB HBP BLK WP HR S P ERA WHIP	IP WLS BF H R ER SO BB IBB HBP BLK WP HR S P ERA WHIP	IP WLS BF H R ER SO BB IBB HBP BLK WP HR S P ERA WHIP	IP WLS BF H R ER SO BB IBB HBP BLK WP HR S P ERA WHIP	IP WLS BF H R ER SO BB IBB HBP BLK WP HR S P ERA WHIP	IP WLS BF H R ER SO BB IBB HBP BLK WP HR S P ERA WHIP	IP WLS BF H R ER SO BB IBB HBP BLK WP HR S P ERA WHIP	Jack Kralick, L ERA: 3.19 Ed Palmquist, R ERA: 6.29 Don Lee, R ERA: 4.73	Jack Kralick, L ERA: 3.19 Ed Palmquist, R ERA: 6.29 Don Lee, R ERA: 4.73							

Minnesota Twins @ Washington Senators
Griffith Stadium, Washington, DC
Sun May 28 1961, 3:33 AM EDT
Att. 18,882 - Unknown

AB 32
R 6
H 10
RBI 6
BB 4
SO 3
LOB 22



Batter	1	2	3	4	5	6	7	8	9	AB R H RBI BB SO LOB	TOP											
Rocky Bridges, R OBP: 0.415, SLG: 0.262 (1, 4) (7, 6)	0-3 K		0-0 P5		4-0 BB			0-0 FC1-6 1B		3 0 1 0 1 1 0												
Lee Thomas, L OBP: 0.320, SLG: 0.468 (1, 9)	0-3 K		0-0 P6		0-0 P5			0-0 F9		4 0 0 0 0 1 3												
Leon Wagner, L OBP: 0.331, SLG: 0.575 (1, 7)	4-0 BB BB		0-0 L9					0-0 FC1-6 1-2f		3 0 0 0 1 0 1												
Ted Kluszewski, L OBP: 0.347, SLG: 0.533 (1, 3)	4-0 1-2 BB				0-0 L3			0-0 L6		3 0 0 0 1 0 1												
Ken Hunt, R OBP: 0.369, SLG: 0.615 (1, 8)	0-3 K				0-3 K			0-0 2B		4 0 2 0 0 2 2												
Earl Averill, R OBP: 0.431, SLG: 0.635 (1, 2)					0-3 K			0-0 6-3 1B		4 1 1 1 0 1 2												
Gene Leek, R OBP: 0.307, SLG: 0.440 (1, 5)								0-0 6-3		4 1 1 1 0 1 2												
Ken Hamlin, R OBP: 0.259, SLG: 0.292 (1, 6)								4-0 BB		3 0 1 0 1 1 0												
Albie Pearson, L OBP: 0.428, SLG: 0.415 (7, PH)																						
Tom Morgan, R (7, 1)																						
Ted Bowsfield, R (7, 1)																						
Steve Bilko, R OBP: 0.403, SLG: 0.477 (9, PH)																						
Ned Garver, R (1, 1)																						
Jerry Casale, R OBP: 0.417, SLG: 0.727 (3, 1)																						
Ken Aspromonte, R OBP: 0.299, SLG: 0.263 (7, PH) (7, 4)																						
Inning Stats	R: 0 E: 0 K: 3 S: 9	H: 0 LOB: 2 BB: 2 P: 17	R: 1 E: 0 K: 1 S: 6	H: 1 LOB: 0 BB: 0 P: 6	R: 0 E: 0 K: 0 S: 3	H: 0 LOB: 0 BB: 0 P: 3	R: 0 E: 0 K: 2 S: 7	H: 0 LOB: 0 BB: 0 P: 7	R: 0 E: 0 K: 0 S: 4	H: 2 LOB: 2 BB: 1 P: 8	R: 0 E: 0 K: 0 S: 4	H: 1 LOB: 1 BB: 0 P: 4	R: 0 E: 0 K: 2 S: 7	H: 0 LOB: 0 BB: 0 P: 7	R: 0 E: 0 K: 0 S: 4	H: 1 LOB: 1 BB: 0 P: 4	R: 0 E: 0 K: 0 S: 4	H: 1 LOB: 2 BB: 1 P: 8	1B: 4 2B: 1 3B: 0 HR: 1	SF: 0 SAC: 0 DP: 1 HBP: 0	WP: 0 PB: 0 SB: 0 CS: 0	PA: 36
PITCHER Ed Hobaugh, R ERA: 3.44 (1, 1)	IP: 9.0 WLS: W BF: 36 H: 6 R: 1 ER: 1 SO: 8 BB: 4 IBB: 0 HBP: 0 BLK: 0 WP: 0 HR: 1 S: 48 P: 64 ERA: 1.00 WHIP: 1.111																				PITCHER IP: WLS: BF: H: R: ER: SO: BB: IBB: HBP: BLK: WP: HR: S: P: ERA: WHIP	

Los Angeles Angels @ Washington Senators
 Griffith Stadium, Washington, DC
 Tue May 30 1961, 3:33 AM EDT
 Att: 14,277 - Unknown

AB	32
R	1
H	6
RBI	1
BB	4
SO	8
LOB	14



Batter	1	2	3	4	5	6	7	8	9	AB	R	H	RBI	BB	SO	LOB
Jim Mahoney, R OBP: 0.228, SLG: 0.200 (1, 6) X	0-0 L6	0-0 F9		0-3 K		0-0 2-H 1B		0-3 K		5	0	1	1	0	2	1
Danny O'Connell, R OBP: 0.385, SLG: 0.320 (1, 4) B	4-0 WP 1B BB		4-0 FC6-4 BB	0-0 1-3		0-0 6-3		4-0 FC5-4 BB		2	0	0	0	3	0	1
Chuck Hinton, R OBP: 0.366, SLG: 0.455 (1, 7) S	0-3 K		0-0 FC6-4 1B	0-0 F9			0-0 1-3	0-0 FC5-4		5	1	0	0	0	1	3
Jim King, L OBP: 0.413, SLG: 0.648 (1, 9) B	4-0 2-3 BB		0-0 BB 1B	1-3 BB 1B	0-0 1B		0-0 1B 3B	0-0 G3		4	2	3	0	1	0	1
Willie Tasby, R OBP: 0.385, SLG: 0.493 (1, 8) X	0-0 1-3		0-0 BB 1B	1-2 BB 1B	0-0 5-3		0-0 1B BB			4	0	2	2	0	0	2
Dale Long, L OBP: 0.331, SLG: 0.521 (1, 3) X		0-0 6-3	0-0 P6		0-0 F5		0-0 1B BB			3	0	0	0	1	0	2
Billy Klaus, L OBP: 0.290, SLG: 0.356 (1, 5) X		0-0 2B 1B	4-0 BB	1-2 2-3 BB		0-3 K	0-0 FC6-4	1-2 2-3 1B		3	1	2	0	1	1	0
Gene Green, R OBP: 0.333, SLG: 0.541 (1, 2) X		0-0 4-3 1-H 2B	4-0 1-2 2-3 3-H BB		0-0 WP 1B		0-3 K			3	1	2	2	1	1	3
Ed Hobaugh, R OBP: 0.133, SLG: 0.071 (1, 1) X		0-0 4-3 2-3	0-3 K		0-3 K	0-3 K	0-0 FC6-4	1-2 1-2f		4	0	0	0	0	2	8

Inning Stats	R: 0	H: 0	E: 0	K: 1	S: 5	R: 1	H: 2	E: 0	K: 0	S: 5	R: 2	H: 2	E: 0	K: 1	S: 7	R: 0	H: 0	E: 0	K: 1	S: 5	R: 0	H: 1	E: 0	K: 0	S: 3	R: 1	H: 2	E: 0	K: 2	S: 9	R: 1	H: 3	E: 0	K: 1	S: 8	R: 0	H: 0	E: 0	K: 1	S: 5
	LOB: 2	BB: 2	P: 13			LOB: 1	BB: 0	P: 5			LOB: 3	BB: 3	P: 19			LOB: 0	BB: 0	P: 5			LOB: 1	BB: 0	P: 9			LOB: 3	BB: 1	P: 12			LOB: 0	BB: 1	P: 9			LOB: 1	BB: 1	P: 9		

PITCHER	IP	WLS	BF	H	R	ER	SO	BB	IBB	HBP	BLK	WP	HR	S	P	ERA	WHIP
Ned Garver, R ERA: 5.88 (1, 1)	2.2	L	16	4	3	3	1	4	0	0	0	1	0	14	30	10.12	3.000
Jerry Casale, R ERA: 6.13 (3, 1)	3.1		13	3	1	1	4	1	0	0	0	1	0	20	24	2.70	1.200
Tom Morgan, R ERA: 4.5 (7, 1)	0.1		4	2	1	1	0	1	0	0	0	0	0	3	7	27.00	9.000
Ted Bowsfield, L ERA: 3.46 (7, 1)	1.2		7	1	0	0	2	1	0	0	0	0	0	10	14	0.00	1.200

BOTTOM

Los Angeles Angels @ Washington Senators
Griffith Stadium, Washington, DC
Tue May 30 1961, 3:33 AM EDT
Att. 14,277 - Unknown

AB	33
R	5
H	10
RBI	5
BB	7
SO	7
LOB	21



1B: 8	SF: 0	WP: 2	PA: 40
2B: 1	SAC: 0	PB: 0	
3B: 1	DP: 0	SB: 2	
HR: 0	HBP: 0	CS: 0	

livebaseballscorecards.com

Batter	1	2	3	4	5	6	7	8	9	10	11	12	AB R H RBI BB SO LOB	TOP																
Ken Aspromonte, R OBP: 0.301, SLG: 0.267 (1, 4)	L5		1-3			G5-6-3		4-3 1B BB	6-3			SH4-3 1B 2B	5 2 1 1 1 0 2	Los Angeles Angels @ Washington Senators Griffith Stadium, Washington, DC Wed May 31 1961, 7:05 PM EDT Att. 10,873 - Unknown																
Lee Thomas, L OBP: 0.327, SLG: 0.451 (1, 9)	4-3			F9		K		BB 4-3 1B		FC4-6 BB		SH4-3	4 0 1 1 1 1 0																	
Leon Wagner, L OBP: 0.323, SLG: 0.555 (1, 7)	K			4-3				4-3		F8			6 0 1 1 0 1 3																	
Ted Kluszewski, L OBP: 0.354, SLG: 0.536 (1, 3)		E 9-2 1B		4-3				4-3		FC4-6		G3	5 0 2 0 1 0 1																	
Ken Hunt, R OBP: 0.370, SLG: 0.602 (1, 8)		E3 1B				6-3		WP 2B		BB IBB			4 0 1 1 1 0 2																	
Earl Averill, R OBP: 0.426, SLG: 0.619 (1, 2)								F3		BB			3 0 0 0 1 1 6																	
Ryne Duren, R (8, 1)		L3						L6		BB			0 0 0 0 0 0 0																	
Ron Kline, R OBP: 0.222, SLG: 0.176 (8, 1)								K					0 0 0 0 1 0 0																	
Johnny James, L (11, PR)													0 0 0 0 0 0 0																	
Ted Bowsfield, R (11, 1)													0 0 0 0 0 0 0																	
Gene Leek, R OBP: 0.303, SLG: 0.432 (1, 5)		9-2				F8		1B PB 1B	6-3			FC1-6 BB	5 1 1 0 0 0 4																	
Ken Hamlin, R OBP: 0.250, SLG: 0.280 (1, 6)													2 0 0 0 0 1 1																	
Albie Pearson, L OBP: 0.432, SLG: 0.421 (8, PH)				K		5-3		1B PB 1B	F8			G1-6-3	1 1 1 0 0 0 0																	
Rocky Bridges, R OBP: 0.400, SLG: 0.250 (8, 6)													2 0 0 0 0 0 1																	
Ron Moeller, L OBP: 0.462, SLG: 0.300 (1, 1)													1 0 0 0 1 0 0																	
Art Fowler, R (7, 1)				4-3				K					0 0 0 0 0 0 0																	
Steve Bilko, R OBP: 0.397, SLG: 0.470 (8, PH)													1 0 0 0 0 1 2																	
Ed Sadowski, R OBP: 0.600, SLG: 0.500 (8, 2)													1 1 1 0 1 0 0																	
Inning Stats	R: 0 E: 0 K: 1 S: 5	H: 0 LOB: 0 BB: 0 P: 5	R: 0 E: 1 K: 0 S: 4	H: 2 LOB: 1 BB: 0 P: 4	R: 0 E: 0 K: 1 S: 5	H: 0 LOB: 0 BB: 0 P: 5	R: 0 E: 0 K: 0 S: 3	H: 0 LOB: 0 BB: 0 P: 3	R: 0 E: 0 K: 0 S: 3	H: 0 LOB: 1 BB: 1 P: 7	R: 0 E: 0 K: 1 S: 4	H: 1 LOB: 1 BB: 0 P: 4	R: 3 E: 0 K: 2 S: 10	H: 3 LOB: 3 BB: 3 P: 22	R: 0 E: 0 K: 0 S: 4	H: 1 LOB: 1 BB: 0 P: 4	R: 0 E: 0 K: 0 S: 3	H: 0 LOB: 1 BB: 1 P: 7	R: 0 E: 0 K: 0 S: 2	H: 0 LOB: 1 BB: 1 P: 6	R: 2 E: 0 K: 0 S: 4	H: 2 LOB: 0 BB: 1 P: 8	1B: 7 2B: 3 3B: 0 HR: 0	SF: 0 SAC: 1 DP: 3 HBP: 0	WP: 1 PB: 1 SB: 1 CS: 0	PA: 49				
PITCHER	IP WLS BF H R ER SO BB IBB HBP BLK WP HR S P ERA WHIP																													
Tom Sturdivant, R ERA: 3.06 (1, 1)	7.0	26	5	2	2	3	2	0	0	0	0	0	0	0	2.57	1.000														
Dave Sisler, R ERA: 0.81 (8, 1)	1.0	7	1	1	1	2	2	1	0	0	0	0	0	0	9.00	3.000														
Marty Kutyna, R ERA: 3.0 (9, 1)	4.0	16	3	2	2	0	3	0	0	0	0	0	0	0	4.50	1.500														

livebaseballscorecards.com



Batter	1	2	3	4	5	6	7	8	9	10	11	12	AB	R	H	RBI	BB	SO	LOB
Jim Mahoney, R (1, 6) OBP: 0.246, SLG: 0.207 Marty Keough, L (8, PH) OBP: 0.288, SLG: 0.333 Marty Kutyna, R (9, 1) OBP: 0.500, SLG: 0.500 Dick Donovan, L (12, PH) OBP: 0.231, SLG: 0.091	0-0 1B		0-3 K		0-0 FC6-5-2		4-0 1B	0-3 K		0-0 6-3		0-3 K	3	0	1	0	1	1	1
Danny O'Connell, R (1, 4) OBP: 0.378, SLG: 0.314	0-0 F9		0-0 G3		0-0 6-3		0-0 1B	0-0 FC4		0-0 6-3			6	0	1	1	0	0	6
Chuck Hinton, R (1, 7) OBP: 0.377, SLG: 0.443	0-0 P4			0-3 K		4-0 4-3	4-0 1B		0-0 4-3		0-0 6-3		4	0	1	0	2	1	1
Jim King, L (1, 9) OBP: 0.407, SLG: 0.623	0-0 P4			0-0 1B		0-0 4-3	0-3 K		0-0 4-3		0-0 5-3		6	0	2	0	0	1	6
Willie Tasby, R (1, 8) OBP: 0.377, SLG: 0.477		0-0 6-3		0-3 K		0-0 F9		4-0 HBP 1B	0-0 F2		0-0 5-3		5	1	0	0	1	1	4
Dale Long, L (1, 3) OBP: 0.331, SLG: 0.508		0-0 1-3		0-0 P5		0-0 P4		0-0 FC1-2	4-0 IBB		0-0 1-3		5	0	1	0	1	0	3
Harry Bright, R (1, 5) OBP: 0.278, SLG: 0.333 Billy Klaus, L (8, PH) OBP: 0.291, SLG: 0.348		0-0 1B		4-0 2B		4-0 SH5-4	4-0 1B	1-0 FC1-2	0-0 G3		0-0 E4		1	2	1	0	2	0	0
Gene Green, R (1, 2) OBP: 0.333, SLG: 0.547 Pete Daley, R (8, 2) OBP: 0.233, SLG: 0.271		0-0 F7		0-0 PB		0-0 PB	0-3 K	0-0 E6		0-3 K		0-0 FC6-4	3	0	1	0	0	1	2
Tom Sturdivant, L (1, 1) OBP: 0.176, SLG: 0.125 Dave Sisler, R (8, 1) Gene Woodling, L (8, PH) OBP: 0.426, SLG: 0.525 R C Stevens, R (8, PR) OBP: 0.215, SLG: 0.138 Coot Veal, R (9, 6) OBP: 0.315, SLG: 0.300			0-0 1-3		0-3 K		0-0 SH5-4	0-0 FC1-2		0-0 6-3		0-0 F9	2	0	0	0	0	1	1

Inning Stats	R: 0	H: 1	E: 0	LOB: 1	K: 0	BB: 0	S: 4	R: 0	H: 1	E: 0	LOB: 1	K: 0	BB: 0	S: 4	R: 0	H: 1	E: 0	LOB: 1	K: 1	BB: 0	S: 5	R: 0	H: 1	E: 0	LOB: 1	K: 2	BB: 0	S: 8	R: 1	H: 1	E: 0	LOB: 3	K: 1	BB: 1	S: 6	R: 0	H: 0	E: 0	LOB: 1	K: 0	BB: 1	S: 3	R: 1	H: 1	E: 1	LOB: 3	K: 1	BB: 1	S: 7	R: 0	H: 1	E: 0	LOB: 2	K: 0	BB: 1	S: 4	R: 0	H: 1	E: 0	LOB: 1	K: 1	BB: 0	S: 6	R: 0	H: 1	E: 1	LOB: 1	K: 0	BB: 0	S: 4	R: 0	H: 0	E: 1	LOB: 1	K: 1	BB: 0	S: 6	1B: 7	2B: 2	3B: 0	HR: 0	SF: 0	SAC: 1	DP: 0	HBP: 1	WP: 0	PA: 55
--------------	------	------	------	--------	------	-------	------	------	------	------	--------	------	-------	------	------	------	------	--------	------	-------	------	------	------	------	--------	------	-------	------	------	------	------	--------	------	-------	------	------	------	------	--------	------	-------	------	------	------	------	--------	------	-------	------	------	------	------	--------	------	-------	------	------	------	------	--------	------	-------	------	------	------	------	--------	------	-------	------	------	------	------	--------	------	-------	------	-------	-------	-------	-------	-------	--------	-------	--------	-------	--------

PITCHER	IP	WLS	BF	H	R	ER	SO	BB	IBB	HBP	BLK	WP	HR	S	P	ERA	WHIP
Ron Moeller, L (1, 1) ERA: 4.4	6.2		29	5	2	1	5	4	0	0	0	0	0	35	51	1.35	1.350
Art Fowler, R (7, 1) ERA: 2.84	0.1		2	0	0	0	1	1	0	0	0	0	0	3	7	0.00	3.000
Ryne Duren, R (8, 1) ERA: 4.5	0.0		3	1	1	1	0	1	0	1	0	0	0	1	6	∞	∞
Ron Kline, R (8, 1) ERA: 4.42	3.0		13	2	0	0	2	0	1	0	0	0	0	16	20	0.00	0.667
Ted Bowsfield, L (11, 1) ERA: 3.0	2.0	W	8	1	0	0	1	0	0	0	0	0	0	10	10	0.00	0.500

Los Angeles Angels @ Washington Senators
 Griffith Stadium, Washington, DC
 Wed May 31 1961, 7:05 PM EDT
 Att: 10,873 - Unknown

AB	46
R	3
H	9
RBI	2
BB	7
SO	9
LOB	38




Batter	1	2	3	4	5	6	7	8	9	AB R H RBI BB SO LOB
--------	---	---	---	---	---	---	---	---	---	----------------------

Ken Aspromonte, R <small>(1, 4)</small> <small>OBP: 0.299, SLG: 0.267</small>										4 1 1 0 0 0 2
Lee Thomas, L <small>(1, 7)</small> <small>OBP: 0.322, SLG: 0.436</small>										4 0 1 0 0 0 2
Leon Wagner, L <small>(1, 9)</small> <small>OBP: 0.328, SLG: 0.561</small>										4 1 2 0 0 0 0
Ted Kluszewski, L <small>(1, 3)</small> <small>OBP: 0.351, SLG: 0.522</small>										3 0 0 0 1 0 2
Ken Hunt, R <small>(1, 8)</small> <small>OBP: 0.359, SLG: 0.581</small>										4 0 0 0 0 0 5
Earl Averill, R <small>(1, 2)</small> <small>OBP: 0.428, SLG: 0.615</small>										4 0 2 2 0 0 0
Ed Sadowski, R <small>(9, 2)</small> <small>OBP: 0.600, SLG: 0.500</small>										0 0 0 0 0 0 0
Gene Leek, R <small>(1, 5)</small> <small>OBP: 0.295, SLG: 0.420</small>										4 0 0 0 0 1 3
Ken Hamlin, R <small>(1, 6)</small> <small>OBP: 0.267, SLG: 0.283</small>										3 0 1 0 1 0 0
Eli Grba, R <small>(1, 1)</small> <small>OBP: 0.105, SLG: 0.316</small>										2 0 1 0 0 0 1
Ryne Duren, R <small>(9, 1)</small>										0 0 0 0 0 0 0

Los Angeles Angels @ Washington Senators
Griffith Stadium, Washington, DC
Thu Jun 01 1961, 7:05 PM EDT
Att. 5,067 - Unknown

AB	32
R	2
H	8
RBI	2
BB	2
SO	1
LOB	15



Inning Stats	R: 0	H: 0	E: 0	K: 0	S: 3	R: 0	H: 0	E: 0	K: 0	S: 3	R: 0	H: 0	E: 0	K: 1	S: 5	R: 0	H: 2	E: 0	K: 0	S: 4	R: 0	H: 1	E: 0	K: 0	S: 4	R: 2	H: 3	E: 0	K: 0	S: 6	R: 0	H: 1	E: 0	K: 0	S: 4	R: 0	H: 0	E: 0	K: 0	S: 3	R: 0	H: 1	E: 0	K: 0	S: 3	1B: 6	2B: 2	3B: 0	HR: 0	SF: 0	SAC: 1	DP: 2	HBP: 0	WP: 0	PA: 35
--------------	------	------	------	------	------	------	------	------	------	------	------	------	------	------	------	------	------	------	------	------	------	------	------	------	------	------	------	------	------	------	------	------	------	------	------	------	------	------	------	------	------	------	------	------	------	-------	-------	-------	-------	-------	--------	-------	--------	-------	--------

PITCHER Joe McClain, R <small>(1, 1)</small> <small>ERA: 2.63</small> John Gabler, R <small>(9, 1)</small> <small>ERA: 3.05</small>	PITCHER IP WLS BF H R ER SO BB IBB HBP BLK WP HR S P ERA WHIP 8.0 0 32 7 2 2 1 1 1 0 0 0 0 0 32 40 2.25 1.000 1.0 W 3 1 0 0 0 0 0 0 0 0 0 0 0 3 3 0.00 1.000
--	--

Batter	1	2	3	4	5	6	7	8	9	AB	R	H	RBI	BB	SO	LOB
Jim Mahoney, R OBP: 0.231, SLG: 0.194 (1, 6)	0-0 F3		0-0 4-3		0-0 F9			0-0 G6-4-3		4	0	0	0	0	0	3
Danny O'Connell, R OBP: 0.376, SLG: 0.312 (1, 4)	0-0 5-3		0-0 6-3			0-0 G4-6-3 1B		0-0 F2		4	0	1	0	0	0	0
Chuck Hinton, R OBP: 0.370, SLG: 0.425 (1, 7)	0-0 6-3			0-0 F3		0-0 G4-6-3 1-2f			4-0 S BB SF9 BB	3	1	0	0	1	0	1
Jim King, L OBP: 0.422, SLG: 0.625 (1, 9)		0-0 G3		0-0 G6-4-3 1B		0-0 1B			4-0 PB S 2B BB	3	1	2	0	1	0	0
Willie Tasby, R OBP: 0.366, SLG: 0.465 (1, 8)		0-0 F7		0-0 G6-4-3 1-2f		0-3 K			0-3 K	4	0	0	0	0	2	4
Dale Long, L OBP: 0.336, SLG: 0.508 (1, 3)		4-0 BB BB		0-0 F7			0-0 FC3-6 1B		0-0 SF9	2	0	1	1	1	0	0
Billy Klaus, L OBP: 0.290, SLG: 0.337 (1, 5)		4-0 1-2 BB		0-0 5-3			0-0 FC3-6 G6-4-3 1-2f		0-3 K 2B	3	1	0	0	1	1	2
Gene Green, R OBP: 0.333, SLG: 0.530 (1, 2)		0-0 F9			4-0 BB BB		0-0 G6-4-3 1-2f		0-0 2B	2	0	0	0	1	0	3
Gene Woodling, L OBP: 0.431, SLG: 0.543 (9, PH)									1-H 3-H	1	0	1	2	0	0	0
Joe McClain, R OBP: 0.304, SLG: 0.409 (1, 1)			0-3 K			4-0 BB BB				1	0	0	0	1	1	0
Marty Keough, L OBP: 0.294, SLG: 0.340 (8, PH)						4-0 1-2 BB				1	0	1	0	0	0	0
John Gabler, S OBP: 0.333, SLG: 0.667 (9, 1)								0-0 G6-4-3 1B		0	0	0	0	0	0	0

Inning Stats	R: 0	H: 0	E: 0	K: 0	S: 3	R: 0	H: 0	E: 0	K: 1	S: 5	R: 0	H: 1	E: 0	K: 0	S: 3	R: 0	H: 2	E: 0	K: 1	S: 6	R: 0	H: 1	E: 0	K: 0	S: 3	R: 0	H: 1	E: 0	K: 0	S: 3	R: 3	H: 1	E: 0	K: 2	S: 8	1B: 5	SF: 1	2B: 1	SAC: 0	3B: 0	DP: 4	HR: 0	HBP: 0	WP: 0	PA: 35
--------------	------	------	------	------	------	------	------	------	------	------	------	------	------	------	------	------	------	------	------	------	------	------	------	------	------	------	------	------	------	------	------	------	------	------	------	-------	-------	-------	--------	-------	-------	-------	--------	-------	--------

PITCHER	IP	WLS	BF	H	R	ER	SO	BB	IBB	HBP	BLK	WP	HR	S	P	ERA	WHIP
Eli Grba, R ERA: 4.52 (1, 1)	8.0		30	5	1	1	2	5	0	0	0	0	0	29	49	1.12	1.250
Ryne Duren, R ERA: 4.34 (9, 1)	0.2	L	5	1	2	0	2	1	0	0	0	0	0	8	12	0.00	3.000

Los Angeles Angels @ Washington Senators
Griffith Stadium, Washington, DC
Thu Jun 01 1961, 7:05 PM EDT
Att. 5,067 - Unknown

AB	28
R	3
H	6
RBI	3
BB	6
SO	4
LOB	13



Batter	1	2	3	4	5	6	7	8	9	AB R H RBI BB SO LOB	TOP											
Dick Howser, R (1, 6) OBP: 0.416, SLG: 0.388	4-0 BB		0-0 FC6-4		0-0 6-3		0-0 F7		0-0 2B	4 1 1 0 1 0 1												
Al Pilarcik, L (1, 9) OBP: 0.255, SLG: 0.216	0-3 K		0-0 G4-6-3		0-0 4-3			0-0 1B	0-0 2B	4 0 1 0 0 1 2												
Reno Bertoia, R (9, PH) OBP: 0.333, SLG: 0.276										1 0 1 1 0 0 0												
Bob Boyd, L (1, 3) OBP: 0.263, SLG: 0.306	0-0 4-3			0-0 1B		0-0 F9		0-0 F8	0-0 4-3	5 1 1 0 0 0 3												
Norm Siebern, L (1, 7) OBP: 0.354, SLG: 0.422	0-3 K			0-0 1B		0-0 F3		0-0 F9		4 0 1 0 0 1 2												
Leo Posada, R (1, 8) OBP: 0.426, SLG: 0.569		0-3 K		0-0 L4-3		0-0 1B		0-3 K		4 0 1 0 0 2 3												
Joe Pignatano, R (1, 2) OBP: 0.406, SLG: 0.534		0-0 1B		0-0 1B		0-0 1B		4-0 HR		3 1 3 1 1 0 0												
Andy Carey, R (1, 5) OBP: 0.356, SLG: 0.386		0-0 P4		0-0 1B		0-0 FC6-4		0-0 HR		4 1 2 2 0 0 3												
Wayne Causey, L (1, 4) OBP: 0.222, SLG: 0.280		0-0 3-1		0-0 4-3		0-0 F7		0-0 G3		3 0 0 0 0 0 3												
Lou Klimchok, L (9, PH) OBP: 0.290, SLG: 0.350										1 0 0 0 0 0 0												
Bud Daley, L (1, 1) OBP: 0.222, SLG: 0.125			4-0 BB		0-0 5-3		0-0 F8		0-0 G3	0 0 0 0 0 1 0 0												
Ed Rakow, S (4, 1) OBP: 0.227, SLG: 0.349										0 0 0 0 0 0 0 0												
Jay Hankins, L (5, PH) OBP: 0.227, SLG: 0.349										1 0 0 0 0 0 0 0												
Paul Giel, R (5, 1) OBP: 0.600, SLG: 0.500										0 0 0 0 0 0 0 0												
Jerry Walker, S (6, 1) OBP: 0.333, SLG: 0.357										1 0 0 0 0 0 0 0												
Mary Thronberry, L (9, PH) OBP: 0.338, SLG: 0.426										1 0 0 0 0 0 0 0												
Inning Stats	R: 0 E: 0 K: 2 S: 7	H: 0 LOB: 1 BB: 1 P: 11	R: 0 E: 0 K: 1 S: 6	H: 1 LOB: 1 BB: 0 P: 6	R: 0 E: 0 K: 0 S: 2	H: 0 LOB: 0 BB: 1 P: 6	R: 1 E: 0 K: 0 S: 6	H: 4 LOB: 2 BB: 0 P: 6	R: 0 E: 0 K: 0 S: 3	H: 0 LOB: 0 BB: 0 P: 3	R: 0 E: 0 K: 0 S: 5	H: 2 LOB: 2 BB: 0 P: 5	R: 0 E: 0 K: 0 S: 3	H: 0 LOB: 0 BB: 0 P: 3	R: 0 E: 0 K: 1 S: 6	H: 1 LOB: 1 BB: 0 P: 6	R: 3 E: 0 K: 0 S: 6	H: 3 LOB: 1 BB: 1 P: 10	1B: 8 2B: 3 3B: 0 HR: 1	SF: 0 SAC: 0 DP: 2 HBP: 0	WP: 0 PB: 0 SB: 2 CS: 0	PA: 39
PITCHER Dick Donovan, R (1, 1) ERA: 3.42	IP: 9.0 WLS: W BF: 39 H: 11 R: 4 ER: 4 SO: 4 BB: 3 IBB: 0 HBP: 0 BLK: 0 WP: 0 HR: 1 S: 44 P: 56 ERA: 4.00 WHIP: 1.556																					

Kansas City Athletics @ Washington Senators
Griffith Stadium, Washington, DC
 Fri Jun 02 1961, 7:05 PM EDT
 Att. 13,183 - Unknown

livebaseballscorecards.com

AB	36
R	4
H	11
RBI	4
BB	3
SO	4
LOB	17



Batter	1	2	3	4	5	6	7	8	9	AB	R	H	RBI	BB	SO	LOB
Jim Mahoney, R OBP: 0.243, SLG: 0.209 (1, 6)	0-0 6-3	0-0 1B		0-0 1B		0-3 K	0-0 1-3			5	0	2	1	0	1	1
Danny O'Connell, R OBP: 0.373, SLG: 0.317 (1, 4)	0-0 F8	0-0 PO	0-0 1B	0-0 F9		0-0 F8	0-0 1B			4	1	1	0	0	0	2
Billy Klaus, L OBP: 0.296, SLG: 0.344 (7, 5)		2-3	2B							1	0	1	0	0	0	0
Chuck Hinton, R OBP: 0.372, SLG: 0.416 (1, 7)	0-0 F9		0-0 5-3		4-0 BB	0-0 1B	0-0 F9			4	1	1	0	1	0	2
Jim King, L OBP: 0.442, SLG: 0.639 (1, 9)		0-0 3B	0-0 1B	4-0 HR	4-0 1B	4-0 2B	0-0 4-3			3	3	2	1	2	0	0
Harry Bright, R OBP: 0.284, SLG: 0.337 (1, 5)		0-0 F7	0-0 G5-4-3		0-0 HR	0-0 2B	0-0 6-3			5	2	2	2	0	0	2
Dale Long, L OBP: 0.340, SLG: 0.539 (1, 3)					0-0 HR	0-0 2B	0-3 K			4	1	2	5	0	1	1
R C Stevens, R OBP: 0.212, SLG: 0.136 (7, 3)					0-0 HR	0-0 2B				1	0	0	0	0	1	0
Marty Keough, L OBP: 0.301, SLG: 0.364 (1, 8)		0-0 1B	0-0 4-3	0-0 F7	0-0 F7	0-0 1B	0-0 K			4	1	2	1	0	0	0
Gene Green, R OBP: 0.342, SLG: 0.515 (1, 2)		4-0 1B	4-0 2B	4-0 F9	4-0 F9	0-0 L8				2	1	0	0	2	0	2
Dick Donovan, L OBP: 0.353, SLG: 0.333 (1, 1)		0-0 PO	0-0 1B	0-0 1B	0-0 1B	0-0 1B	0-0 F8			4	2	3	2	0	0	0

Inning Stats	R: 0	H: 0	E: 0	K: 3	S: 3	LOB: 0	BB: 3	P: 3	R: 2	H: 4	E: 0	K: 1	S: 8	LOB: 2	BB: 1	P: 12	R: 1	H: 2	E: 0	K: 0	S: 4	LOB: 0	BB: 0	P: 4	R: 2	H: 2	E: 0	K: 0	S: 5	LOB: 1	BB: 1	P: 9	R: 3	H: 2	E: 0	K: 0	S: 4	LOB: 0	BB: 2	P: 12	R: 4	H: 5	E: 0	K: 1	S: 10	LOB: 2	BB: 1	P: 14	R: 0	H: 1	E: 0	K: 0	S: 4	LOB: 1	BB: 0	P: 4	R: 0	H: 0	E: 0	K: 1	S: 5	LOB: 0	BB: 0	P: 5
--------------	------	------	------	------	------	--------	-------	------	------	------	------	------	------	--------	-------	-------	------	------	------	------	------	--------	-------	------	------	------	------	------	------	--------	-------	------	------	------	------	------	------	--------	-------	-------	------	------	------	------	-------	--------	-------	-------	------	------	------	------	------	--------	-------	------	------	------	------	------	------	--------	-------	------

PITCHER	IP	WLS	BF	H	R	ER	SO	BB	IBB	HBP	BLK	WP	HR	S	P	ERA	WHIP
Bud Daley, L ERA: 5.09 (1, 1)	3.0	L	14	6	3	3	1	0	1	0	0	0	0	15	19	9.00	2.000
Ed Rakow, R ERA: 7.0 (4, 1)	1.0		6	2	2	2	0	1	0	0	0	0	0	5	9	18.00	3.000
Paul Giel, R ERA: 12.0 (5, 1)	1.2		13	6	7	7	1	3	0	0	0	0	1	12	24	37.80	5.400
Jerry Walker, R ERA: 5.7 (6, 1)	2.1		9	2	0	0	1	0	0	0	0	0	0	11	11	0.00	0.857

BOTTOM

Kansas City Athletics @ Washington Senators
Griffith Stadium, Washington, DC

Fri Jun 02 1961, 7:05 PM EDT
Att. 13,183 - Unknown

AB	37
R	12
H	16
RBI	12
BB	5
SO	3
LOB	10



1B	2B	3B	HR	SF	SAC	DP	HBP	WP	PA	ERA	WHIP
10	4	1	1	0	0	1	0	0	43		

Batter	1	2	3	4	5	6	7	8	9	AB R H RBI BB SO LOB	TOP											
Dick Howser, R OBP: 0.421, SLG: 0.397 (1, 6) X	0-0 G3 1B 2B 1B	0-3 K			4-0 E 3B BB	0-0 FC5-4 1B		0-0 2B		4 1 2 0 1 1 0	Kansas City Athletics @ Washington Senators Griffith Stadium, Washington, DC Sat Jun 03 1961, 3:33 AM EDT Att. 4,659 - Unknown											
Hank Bauer, R OBP: 0.297, SLG: 0.356 (1, 9) X	0-0 1B 2B 1B		0-0 SH1-3 1B		0-0 1-H SF8 3B	0-0 F8		0-0 F7	5 2 3 1 0 0 2													
Joe Pignatano, R OBP: 0.412, SLG: 0.525 (1, 2) X	0-0 BB 2B 1B		0-0 SH1-3 1-2		4-0 BB 2B BB	0-0 FC5-4 1-2f			3 2 1 0 1 1 1													
Leo Posada, R OBP: 0.411, SLG: 0.541 (1, 8) B B B	4-0 2B 1-2 FC5 BB		0-3 K 1-2		0-0 SF8 3-H		0-3 K	0-3 K	3 1 0 1 1 3 1													
Haywood Sullivan, R OBP: 0.372, SLG: 0.451 (1, 3) X	0-0 FC5 1-3 2-H 3-H 2B		0-0 5-3		0-0 1-H 2B 2B		0-0 5-3	0-0 6-3	5 1 2 3 0 0 1													
Andy Carey, R OBP: 0.344, SLG: 0.371 (1, 5) X	0-0 FC5 FC6 2-3 3-H 2B			0-0 5-3	0-0 P6		0-0 F2		4 0 0 1 0 0 2													
Norm Siebern, L OBP: 0.358, SLG: 0.439 (1, 7) X	0-0 FC6 1-2f		0-3 K		0-0 2-H 2B			0-0 WP SF9 2B	4 1 2 1 0 1 1													
Reno Bertoia, R OBP: 0.331, SLG: 0.278 (1, 4) X		0-0 6-3		0-0 FC6-4 1B	0-0 1-3			0-0 SF9 2-H	3 0 1 1 0 0 1													
Norm Bass, R (1, 1) X		0-0 5-3		0-0 FC6-4 1-2f		0-3 K		0-3 K	4 0 0 0 0 2 1													
Inning Stats	R: 3 E: 0 K: 0 S: 6	H: 3 LOB: 1 BB: 1 P: 10	R: 0 E: 0 K: 1 S: 5	H: 0 LOB: 0 BB: 0 P: 5	R: 0 E: 0 K: 1 S: 6	H: 1 LOB: 1 BB: 0 P: 6	R: 0 E: 0 K: 1 S: 6	H: 1 LOB: 1 BB: 0 P: 6	R: 4 E: 1 K: 0 S: 6	H: 3 LOB: 1 BB: 2 P: 14	R: 0 E: 0 K: 1 S: 6	H: 1 LOB: 1 BB: 0 P: 6	R: 0 E: 0 K: 1 S: 5	H: 0 LOB: 0 BB: 0 P: 5	R: 1 E: 0 K: 1 S: 7	H: 2 LOB: 1 BB: 0 P: 7	R: 0 E: 0 K: 2 S: 7	H: 0 LOB: 0 BB: 0 P: 7	1B: 5 2B: 5 3B: 1 HR: 0	SF: 2 SAC: 1 DP: 0 HBP: 0	WP: 1 PB: 0 SB: 0 CS: 0	PA: 41
PITCHER	IP WLS BF H R ER SO BB IBB HBP BLK WP HR S P ERA WHIP																					
Hal Woodeshick, L ERA: 4.02 (1, 1)	4.0 L 20 6 5 4 3 2 0 0 0 0 0 0 24 32 9.00 2.000																					
John Gabler, R ERA: 3.32 (5, 1)	1.0 6 2 2 1 0 1 0 0 0 0 0 0 5 9 9.00 3.000																					
Johnny Klippstein, R ERA: 6.57 (6, 1)	3.0 12 3 1 1 3 0 0 0 0 1 0 18 18 3.00 1.000																					
Pete Burnside, L ERA: 5.52 (9, 1)	1.0 3 0 0 0 0 2 0 0 0 0 0 0 7 7 0.00 0.000																					

livebaseballscorecards.com

AB	35
R	8
H	11
RBI	8
BB	3
SO	8
LOB	10



Batter	1	2	3	4	5	6	7	8	9	AB	R	H	RBI	BB	SO	LOB
Jim Mahoney, R OBP: 0.230, SLG: 0.197 (1, 6)	0-0 1-3		0-0 3-1			0-0 5-3		0-0 F9		4	0	0	0	0	0	1
Danny O'Connell, R OBP: 0.371, SLG: 0.311 (1, 4)	0-0 4-3		0-0 5-3			0-0 4-3		4-0 1-2 BB		3	0	0	0	1	0	0
Chuck Hinton, R OBP: 0.378, SLG: 0.420 (1, 7)	0-0 F9			0-0 G6-4-3 1B		0-0 1B		0-0 L8		4	0	2	0	0	0	2
Jim King, L OBP: 0.434, SLG: 0.616 (1, 9)		4-0 BB BB BB 1B BB		0-0 F9		0-0 F8		0-3 K		3	0	0	0	1	1	4
Willie Tasby, R OBP: 0.371, SLG: 0.459 (1, 8)		0-0 P6		0-0 G6-4-3 1-2f			4-0 BB BB BB BB 1B BB		4-0 1B BB	2	0	0	0	2	0	2
Dale Long, L OBP: 0.338, SLG: 0.530 (1, 3)		0-0 P5			0-0 FC6-4 1B		0-0 F7		0-3 K	4	0	1	0	0	1	3
Harry Bright, R OBP: 0.303, SLG: 0.356 (1, 5)		0-0 FC6 1-2 1B			0-0 F3		0-0 G1-4-3 1-2 1B		0-0 1-3 1B	4	0	3	0	0	0	1
Gene Green, R OBP: 0.325, SLG: 0.486 (1, 2)		0-0 FC6 1-2f			0-0 L7		0-0 G1-4-3 1-2f		0-3 K	4	0	0	0	0	1	7
Hal Woodeshick, R OBP: 0.125, SLG: 0.125 (1, 1) John Gabriel, S OBP: 0.333, SLG: 0.667 (5, 1) Marty Keough, L OBP: 0.298, SLG: 0.390 (5, PH) Johnny Klippstein, R OBP: 0.303, SLG: 0.344 (8, PH) Pete Burnside, R OBP: 0.427, SLG: 0.537 (9, PH)			0-0 4-3		0-0 FC6-4 1-2f			4-0 BB BB BB BB BB BB 1B BB	0-0 5-3	1	0	0	0	0	0	0

BOTTOM	
<p>Kansas City Athletics @ Washington Senators Griffith Stadium, Washington, DC</p> <p>Sat Jun 03 1961, 3:33 AM EDT Att. 4,659 - Unknown</p>	
<p>AB 31 R 0 H 6 RBI 0 BB 5 SO 3 LOB 23</p>	

Inning Stats	R: 0	H: 0	E: 0	K: 0	S: 3	R: 0	H: 1	E: 0	K: 0	S: 4	R: 0	H: 0	E: 0	K: 0	S: 3	R: 0	H: 1	E: 0	K: 0	S: 3	R: 0	H: 1	E: 0	K: 0	S: 4	R: 0	H: 1	E: 0	K: 0	S: 3	R: 0	H: 0	E: 0	K: 2	S: 8	R: 0	H: 1	E: 0	K: 1	S: 5	R: 0	H: 0	E: 0	K: 1	S: 5	R: 0	H: 1	E: 0	K: 2	S: 8	1B: 6	2B: 0	3B: 0	HR: 0	SF: 0	SAC: 0	DP: 2	HBP: 0	WP: 0	PA: 36
<p>PITCHER Norm Bass, R ERA: 2.77 (1, 1)</p>	IP	WLS	BF	H	R	ER	SO	BB	IBB	HBP	BLK	WP	HR	S	P	ERA	WHIP													IP	WLS	BF	H	R	ER	SO	BB	IBB	HBP	BLK	WP	HR	S	P	ERA	WHIP														

Batter	1	2	3	4	5	6	7	8	9	AB	R	H	RBI	BB	SO	LOB	TOP																			
Dick Howser, R <small>OBP: 0.420, SLG: 0.398</small> (1, 6)	0-3 K		0-0 P6		0-0 FC4-6 E 1-2 3-H 1B		0-0 E1 1B FC3	0-0 L1		5	1	2	1	0	1	0																				
Joe Pignatano, R <small>OBP: 0.411, SLG: 0.515</small> (1, 2)	0-3 K		0-0 G3		0-0 E1 FC4-6 1-2 2-3		0-0 FC3 1B 2-3		0-0 SH1-4 1B 2B 1B	5	2	2	0	0	1	2																				
Bob Boyd, L <small>OBP: 0.262, SLG: 0.300</small> Al Pilarcik, L <small>OBP: 0.266, SLG: 0.231</small> (1, 3) (7, 9)	0-0 F7				0-0 FC4-6 1-2 2-3 3-H 1B		0-0 FC3 1B 1-3 3-H		0-0 2B SH1-4 1B FC4-2 1-2	4	1	1	1	0	0	3																				
Norm Siebern, L <small>OBP: 0.361, SLG: 0.441</small> Jay Hankins, L <small>OBP: 0.257, SLG: 0.349</small> (1, 7) (7, 8)		0-0 3-1 BB 1B		0-0 F5 1-2 2-3 3-H 1B	0-3 K		0-0 SH1-3 1B 2-H 3-H		0-0 SH1-4 1-2 2-3	4	0	2	2	0	1	3																				
Leo Posada, R <small>OBP: 0.403, SLG: 0.538</small> (1, 8) (7, 7)		0-0 F9		0-0 F2		0-3 K	0-0 SH1-3 1-2		0-0 FC4-2 2B 2-3 3-H	4	0	1	1	0	1	2																				
Mary Throneberry, L <small>OBP: 0.333, SLG: 0.413</small> (1, 9) (7, 3)		4-0 3-1 BB		0-0 G3		0-0 L4	0-0 P4		0-0 FC4-2 FC6-4 2-3 3-H	4	0	0	0	1	0	5																				
Reno Bertoia, R <small>OBP: 0.333, SLG: 0.283</small> (1, 4)		0-0 3-1 1-2 2-3				0-0 1B 1B	0-0 S HR 1B		0-0 FC6-4 1-2	5	2	2	0	0	0	6																				
Andy Carey, R <small>OBP: 0.346, SLG: 0.404</small> (1, 5)		0-3 K				0-0 E FC4-6 1B 1-3	0-0 1B HR 1-H		0-0 F8	4	2	2	2	0	1	2																				
Jim Archer, R <small>OBP: 0.083, SLG: 0.083</small> (1, 1)			0-0 5-3			0-0 F2	0-0 5-3		0-0 6-3	4	0	0	0	0	0	2																				
Inning Stats	R: 0 E: 0 K: 2 S: 7	H: 0 LOB: 0 BB: 0 P: 7	R: 0 E: 0 K: 1 S: 6	H: 1 LOB: 2 BB: 1 P: 10	R: 0 E: 0 K: 0 S: 3	H: 0 LOB: 0 BB: 0 P: 3	R: 0 E: 0 K: 0 S: 4	H: 1 LOB: 1 BB: 0 P: 4	R: 2 E: 1 K: 1 S: 9	H: 3 LOB: 2 BB: 0 P: 9	R: 2 E: 0 K: 1 S: 7	H: 2 LOB: 0 BB: 0 P: 7	R: 3 E: 1 K: 0 S: 7	H: 3 LOB: 2 BB: 0 P: 7	R: 0 E: 0 K: 0 S: 3	H: 0 LOB: 0 BB: 0 P: 3	R: 1 E: 0 K: 0 S: 6	H: 3 LOB: 2 BB: 0 P: 6	1B: 11 2B: 1 3B: 0 HR: 1	SF: 0 SAC: 2 DP: 0 HBP: 0	WP: 0 PB: 0 SB: 1 CS: 0	PA: 43														
PITCHER	IP	WLS	BF	H	R	ER	SO	BB	IBB	HBP	BLK	WP	HR	S	P	ERA	WHIP	PITCHER	IP	WLS	BF	H	R	ER	SO	BB	IBB	HBP	BLK	WP	HR	S	P	ERA	WHIP	
Ed Hobaugh, R <small>ERA: 4.17</small> (1, 1)	7.0	L	34	10	7	6	5	1	0	0	0	0	1	43	47	7.71	1.571																			
Marty Kutyna, R <small>ERA: 3.09</small> (8, 1)	2.0		9	3	1	1	0	0	0	0	0	0	0	9	9	4.50	1.500																			

Kansas City Athletics @ Washington Senators
Griffith Stadium, Washington, DC

Sun Jun 04 1961, 3:33 AM EDT
Att. 8,209 - Unknown

livebaseballscorecards.com

AB	40
R	8
H	13
RBI	7
BB	1
SO	5
LOB	25



Batter	1	2	3	4	5	6	7	8	9	AB R H RBI BB SO LOB	TOP	
Johnny Temple, R (1, 4) <small>OBP: 0.404, SLG: 0.399</small>	4-0 	0-0 F7 		0-0 P5 	0-0 F8 		0-0 		4-0 	4 0 1 1 2 0 5	Cleveland Indians @ Washington Senators Griffith Stadium, Washington, DC Mon Jun 05 1961, 7:05 PM EDT Att. 7,742 - Unknown	
Jim Piersall, R (1, 8) <small>OBP: 0.417, SLG: 0.503</small>	4-0 	0-0 		0-0 		0-0 FC1-5 	0-0 	0-0 	0-0 G5-3 	5 0 4 2 1 0 2		
Tito Francona, L (1, 7) <small>OBP: 0.360, SLG: 0.393</small>	0-3 K 	0-0 4-3 		0-0 F8 		0-0 9-4-6 	0-0 F8 			5 0 1 0 0 1 7		
Vic Power, R (1, 3) <small>OBP: 0.318, SLG: 0.416</small>	0-0 P6 		0-0 		4-0 	0-0 FC1-5 		0-0 6-3 		4 1 1 0 1 0 4		
Willie Kirkland, L (1, 9) <small>OBP: 0.309, SLG: 0.369</small>	0-3 K 		0-0 F8 		0-0 F9 	0-0 9-4-6 		0-0 1-3 		5 0 0 0 0 1 6		
John Romano, R (1, 2) <small>OBP: 0.435, SLG: 0.605</small> Mudcat Grant, R (7, PR) <small>OBP: 0.290, SLG: 0.231</small> Valmy Thomas, R (7, 2) <small>OBP: 0.375, SLG: 0.231</small>		0-0 6-3 	0-0 P4 		0-0 		4-0 	0-0 		3 1 1 0 1 0 1 0 0 0 0 0 0 0 1 0 1 0 0 0 0		
Woodie Held, R (1, 6) <small>OBP: 0.378, SLG: 0.478</small>		0-0 	0-0 1-3 		0-0 1-3 		0-0 G5-4-3 	0-0 FC5-4 		5 1 1 0 0 0 5		
Bubba Phillips, R (1, 5) <small>OBP: 0.317, SLG: 0.412</small>		0-0 		0-0 F6 	4-0 		0-0 E5 		0-0 F8 	4 2 1 1 1 0 1		
Johnny Antonelli, L (1, 1) <small>OBP: 0.273, SLG: 0.455</small> Bobby Locke, R (4, 1) <small>OBP: 0.167, SLG: 0.167</small> Barry Latman, R (6, 1) <small>OBP: 0.200, SLG: 0.333</small>		0-0 		0-0 	0-0 		0-0 	0-0 	4-0 	2 1 2 0 0 0 0 1 0 1 2 0 0 0 1 1 1 1 1 0 0		
Inning Stats	R: 0 H: 0 E: 0 LOB: 2 K: 2 BB: 2 S: 7 P: 15	R: 3 H: 4 E: 0 LOB: 1 K: 0 BB: 0 S: 7 P: 7	R: 0 H: 1 E: 0 LOB: 1 K: 0 BB: 0 S: 4 P: 4	R: 0 H: 2 E: 0 LOB: 2 K: 0 BB: 0 S: 5 P: 5	R: 2 H: 2 E: 0 LOB: 2 K: 0 BB: 2 S: 5 P: 13	R: 0 H: 2 E: 0 LOB: 1 K: 0 BB: 0 S: 4 P: 4	R: 2 H: 3 E: 1 LOB: 2 K: 0 BB: 1 S: 6 P: 10	R: 0 H: 1 E: 0 LOB: 1 K: 0 BB: 0 S: 4 P: 4	R: 0 H: 0 E: 0 LOB: 1 K: 0 BB: 2 S: 2 P: 10	1B: 9 SF: 0 2B: 4 SAC: 0 3B: 3 DP: 3 HR: 0 HBP: 0		WP: 0 PA: 47 PB: 0 SB: 0 CS: 0
PITCHER Tom Sturdivant, R (1, 1) <small>ERA: 3.57</small> John Gabler, R (6, 1) <small>ERA: 3.04</small> Dave Sisler, R (8, 1) <small>ERA: 0.74</small>	IP WLS BF H R ER SO BB IBB HBP BLK WP HR S P ERA WHIP											PITCHER IP WLS BF H R ER SO BB IBB HBP BLK WP HR S P ERA WHIP

livebaseballscorecards.com

AB	40
R	7
H	15
RBI	7
BB	7
SO	2
LOB	31



Batter	1	2	3	4	5	6	7	8	9	AB	R	H	RBI	BB	SO	LOB
Danny O'Connell, R (1, 4) OBP: 0.372, SLG: 0.314	0-3 K	0-0 1B		0-0 P3	4-0 BB			0-0 F7		4	0	1	2	1	1	0
Chuck Hinton, R (1, 7) OBP: 0.370, SLG: 0.393	0-3 K	0-0 F9		4-0 BB	0-0 5-3			4-0 FC3-8 BB		3	0	0	0	2	1	5
Jim King, L (1, 9) OBP: 0.413, SLG: 0.568	4-0 BB		0-3 K	0-0 F8		0-0 4-3		0-0 FC3-6 1-2f		4	0	0	0	1	1	2
Dale Long, L (1, 3) OBP: 0.344, SLG: 0.539	0-0 F7		0-0 2B 1B		0-0 1B 3B	0-0 4-3		0-0 F5		5	2	2	0	0	0	2
Harry Bright, R (1, 5) OBP: 0.315, SLG: 0.374		0-0 6-3	0-0 FC6-5 1-H 2B		0-0 1B 1B	0-0 6-3			0-0 5-3	5	1	2	2	0	0	0
Gene Green, R (1, 2) OBP: 0.360, SLG: 0.513		0-3 K	4-0 FC6-5 BB 2B		0-0 1B FC3-2 1B		0-3 K		0-0 1B	4	0	2	0	1	2	0
Ed Hobaugh, R (9, PR) OBP: 0.118, SLG: 0.063										0	0	0	0	0	0	0
Willie Tasby, R (1, 8) OBP: 0.368, SLG: 0.455		0-0 BB 1B 1B	0-0 F9		0-3 K		0-0 2B		0-0 F8	5	1	2	0	0	1	5
Jim Mahoney, R (1, 6) OBP: 0.247, SLG: 0.218		0-0 BB 1B	0-0 FC6-5		0-0 BB FC3-2 1B		0-0 1-3		0-0 6-3	2	1	1	0	0	0	2
Gene Woodling, L (5, PH) OBP: 0.433, SLG: 0.542		1-2 1B	1-2 2-3		1-3 2-H 1B					1	0	1	1	0	0	0
Coot Veal, R (5, PR) OBP: 0.310, SLG: 0.295		1-2 1B	1-2 2-3		1-2 2-3					2	0	0	0	0	0	2
Tom Sturdivant, L (1, 1) OBP: 0.211, SLG: 0.118		4-0 1B		0-0 F5	0-0 FC3-2 BB		0-3 K			1	0	0	0	1	0	0
Billy Klaus, L (5, PH) OBP: 0.300, SLG: 0.340		1-2 1B								1	0	0	0	0	0	2
John Gabler, S (6, 1) OBP: 0.333, SLG: 0.667		1-2 1B								0	0	0	0	0	0	0
Marty Keough, L (7, PH) OBP: 0.302, SLG: 0.363		1-2 2-3								1	0	0	0	0	1	1
Dave Sisler, R (8, 1)		1-2 2-3								0	0	0	0	0	0	0

Inning Stats	R: 0	H: 0	E: 0	K: 2	S: 7	R: 2	H: 3	E: 0	K: 1	S: 8	R: 1	H: 2	E: 0	K: 1	S: 7	R: 0	H: 0	E: 0	K: 0	S: 3	R: 2	H: 4	E: 0	K: 1	S: 9	R: 0	H: 0	E: 0	K: 2	S: 8	R: 0	H: 0	E: 0	K: 0	S: 3	R: 0	H: 1	E: 0	K: 2	S: 8	R: 0	H: 0	E: 0	K: 0	S: 3	R: 0	H: 1	E: 0	K: 0	S: 4	1B: 8	2B: 2	3B: 1	SF: 0	SAC: 0	DP: 0	HBP: 0	WP: 0	PA: 44
--------------	------	------	------	------	------	------	------	------	------	------	------	------	------	------	------	------	------	------	------	------	------	------	------	------	------	------	------	------	------	------	------	------	------	------	------	------	------	------	------	------	------	------	------	------	------	------	------	------	------	------	-------	-------	-------	-------	--------	-------	--------	-------	--------


PITCHER	IP	WLS	BF	H	R	ER	SO	BB	IBB	HBP	BLK	WP	HR	S	P	ERA	WHIP
Johnny Antonelli, L (1, 1) ERA: 5.49	3.0		17	5	3	3	4	3	0	0	0	0	0	22	34	9.00	2.667
Bobby Locke, R (4, 1) ERA: 5.4	2.0		12	4	2	2	1	2	0	0	0	0	0	12	20	9.00	3.000
Barry Latman, R (6, 1) ERA: 2.48	4.0	W	15	2	0	0	2	1	0	0	0	0	0	18	22	0.00	0.750

BOTTOM

Cleveland Indians @ Washington Senators
Griffith Stadium, Washington, DC

Mon Jun 05 1961, 7:05 PM EDT
Att. 7,742 - Unknown

AB	38
R	5
H	11
RBI	5
BB	6
SO	7
LOB	21



PITCHER	IP	WLS	BF	H	R	ER	SO	BB	IBB	HBP	BLK	WP	HR	S	P	ERA	WHIP
Johnny Antonelli, L (1, 1) ERA: 5.49	3.0		17	5	3	3	4	3	0	0	0	0	0	22	34	9.00	2.667
Bobby Locke, R (4, 1) ERA: 5.4	2.0		12	4	2	2	1	2	0	0	0	0	0	12	20	9.00	3.000
Barry Latman, R (6, 1) ERA: 2.48	4.0	W	15	2	0	0	2	1	0	0	0	0	0	18	22	0.00	0.750

Batter	1	2	3	4	5	6	7	8	9	AB R H RBI BB SO LOB	TOP														
Johnny Temple, R (1, 4) <small>OBP: 0.418, SLG: 0.409</small> Miguel de la Hoz, R (8, 4) <small>OBP: 0.304, SLG: 0.409</small>	0-0 BB 1B		0-0 G6-4-3 1B		0-0 1B	4-0 3B BB		4-0 1B BB	0-0 6-3	3 2 3 0 2 0 0 1 0 0 0 0 0 0	Cleveland Indians @ Washington Senators Griffith Stadium, Washington, DC Tue Jun 06 1961, 7:05 PM EDT Att. 7,373 - Unknown														
Jim Piersall, R (1, 8) <small>OBP: 0.419, SLG: 0.513</small> Chuck Essegian, R (8, PH) <small>OBP: 0.433, SLG: 0.522</small>	0-0 F8		0-0 G6-4-3 1-2f		0-0 1B	0-0 1B 3B		0-0 5-3		4 1 2 3 0 0 2 1 0 0 0 0 0 1															
Tito Francona, L (1, 7) <small>OBP: 0.356, SLG: 0.389</small> Don Dillard, L (4, 7) <small>OBP: 0.368, SLG: 0.424</small>	0-0 F7			0-0 F5	0-0 G4-6-3 1-2f	0-0 1B		0-0 5-3 1B		2 0 0 0 0 0 1 3 1 2 2 0 0 2															
Vic Power, R (1, 3) <small>OBP: 0.324, SLG: 0.430</small>	4-0 1-2 BB			0-0 HR		0-0 2B 1B BB		0-0 5-3		3 2 1 1 2 0 2															
Willie Kirkland, L (1, 9) <small>OBP: 0.311, SLG: 0.376</small>	0-0 L8			0-0 G3		0-0 1B 2B		0-0 5-3 HR 1B		5 2 2 1 0 0 3															
John Romano, R (1, 2) <small>OBP: 0.444, SLG: 0.647</small> Valmy Thomas, R (9, 2) <small>OBP: 0.375, SLG: 0.231</small>		0-0 F8		0-0 FC5-4 1B		0-0 SH3 SF 1B		0-0 HR		5 3 4 4 0 0 0 0 0 0 0 0 0 0															
Woodie Held, R (1, 6) <small>OBP: 0.374, SLG: 0.470</small> Jack Kubiszyn, R (8, 6)		0-0 F9		0-0 FC5-4 1-2f		0-0 SH3 SF 1B		0-0 F7		5 1 1 1 0 0 1 0 0 0 0 0 0 0															
Bubba Phillips, R (1, 5) <small>OBP: 0.316, SLG: 0.409</small>		0-0 G3			0-0 SH1-4 1B	0-0 SH3		0-0 F7		4 1 1 0 0 0 0															
Gary Bell, R (1, 1) <small>OBP: 0.107, SLG: 0.111</small> Bob Allen, L (7, 1) <small>OBP: 0.250, SLG: 0.250</small>			0-0 4-3		0-0 SH1-4	0-0 SF 3B		0-0 4-3		2 1 0 1 0 0 0 1 0 0 0 0 0 0															
Inning Stats	R: 0 E: 0 K: 0 S: 4	H: 1 LOB: 2 BB: 1 P: 8	R: 0 E: 0 K: 0 S: 3	H: 0 LOB: 0 BB: 0 P: 3	R: 0 E: 0 K: 0 S: 3	H: 1 LOB: 0 BB: 0 P: 3	R: 1 E: 0 K: 0 S: 5	H: 2 LOB: 1 BB: 0 P: 5	R: 1 E: 0 K: 0 S: 5	H: 3 LOB: 1 BB: 0 P: 5	R: 7 E: 1 K: 0 S: 9	H: 5 LOB: 1 BB: 2 P: 17	R: 1 E: 0 K: 0 S: 4	H: 1 LOB: 0 BB: 0 P: 4	R: 4 E: 0 K: 0 S: 6	H: 3 LOB: 0 BB: 1 P: 10	R: 0 E: 0 K: 0 S: 3	H: 0 LOB: 0 BB: 0 P: 3	1B: 11 2B: 1 3B: 1 HR: 3	SF: 1 SAC: 2 DP: 2 HBP: 0	WP: 0 PB: 0 SB: 0 CS: 0	PA: 46			
PITCHER	IP WLS BF H R ER SO BB IBB HBP BLK WP HR S P ERA WHIP	IP WLS BF H R ER SO BB IBB HBP BLK WP HR S P ERA WHIP																							
Joe McClain, R (1, 1) <small>ERA: 3.16</small>	5.0 L 25 10 6 6 0 2 0 0 0 0 1 23 31 10.80 2.400	Johnny Klippstein, R (6, 1) <small>ERA: 7.43</small>	1.0 7 2 3 2 0 1 0 0 0 0 0 6 10 18.00 3.000	John Gabler, R (7, 1) <small>ERA: 4.56</small>	2.0 11 4 5 5 0 1 0 0 0 0 2 10 14 22.50 2.500	Marty Kutyna, R (9, 1) <small>ERA: 3.0</small>	1.0 3 0 0 0 0 0 0 0 0 0 0 3 3 0.00 0.000																		

livebaseballscorecards.com

AB	39
R	14
H	16
RBI	13
BB	4
SO	0
LOB	12



Batter	1	2	3	4	5	6	7	8	9	AB	R	H	RBI	BB	SO	LOB
Danny O'Connell, R OBP: 0.368, SLG: 0.311 (1, 4)	0-0 FC6-4 1B	0-0 F3			0-0 3-1	0-0 F7		0-0 FC4-6 1-2f 2-3		5	0	1	0	0	0	5
Chuck Hinton, R OBP: 0.362, SLG: 0.404 (1, 7)	0-0 FC6-4 E S SF8 1-2f		0-3 K		0-0 6-3		0-0 PB 3B	0-0 F9		5	2	1	0	0	1	3
Jim King, L OBP: 0.404, SLG: 0.550 (1, 9)	0-0 E1 WP 1B 1-3		0-0 P5		0-0 1B		0-3 K		0-3 K	5	0	1	0	0	2	2
Dale Long, L OBP: 0.340, SLG: 0.545 (1, 3)	0-0 SF8 3-H		0-0 3B		0-0 P6		0-0 L6		0-3 K	4	0	1	1	0	1	2
Harry Bright, R OBP: 0.327, SLG: 0.379 (1, 5)	0-0 WP 1B 1-2		0-0 F7		0-0 BB 1B		4-0 FC6-4 BB		0-0 F8	4	1	2	0	1	0	1
Willie Tasby, R OBP: 0.360, SLG: 0.444 (1, 8)	0-3 K 1-2 2-3			0-0 F7		0-3 K		0-0 FC6-4 1-2f		4	0	0	0	0	2	4
Gene Green, R OBP: 0.376, SLG: 0.512 (1, 2)		0-3 K		0-0 FC6-4 1B		4-0 1B BB		4-0 FC4-6 1B BB		2	0	1	0	2	1	0
Jim Mahoney, R OBP: 0.259, SLG: 0.232 (1, 6)		0-3 K		0-0 F9		0-0 1B		0-0 FC4-6 1B		4	0	2	1	0	1	1
Joe McClain, R OBP: 0.330, SLG: 0.417 (1, 1)		0-0 1B		0-0 FC6-4 1-2f		0-0 F9		0-3 K		2	0	1	0	0	0	1
Johnny Klippstein, R OBP: 0.299, SLG: 0.360 (6, PH)										0	0	0	0	0	0	0
Marty Keough, L OBP: 0.221, SLG: 0.148 (7, 1)										1	0	0	0	0	0	2
John Gabler, S OBP: 0.221, SLG: 0.148 (8, PH)										0	0	0	0	0	0	0
R C Stevens, R OBP: 0.221, SLG: 0.148 (8, PH)										1	0	0	0	0	1	2
Marty Kutyna, R OBP: 0.500, SLG: 0.500 (9, 1)										0	0	0	0	0	0	0

Inning Stats	R: 1	H: 2	E: 1	K: 1	S: 8	H: 2	LOB: 2	BB: 0	P: 8	R: 0	H: 1	E: 0	K: 2	S: 8	R: 0	H: 1	E: 0	K: 1	S: 6	R: 0	H: 1	E: 0	K: 0	S: 4	R: 0	H: 1	E: 0	K: 0	S: 4	R: 1	H: 2	E: 0	K: 1	S: 7	R: 1	H: 1	E: 0	K: 1	S: 6	R: 0	H: 1	E: 0	K: 1	S: 6	R: 0	H: 1	E: 0	K: 2	S: 7	R: 0	H: 0	E: 0	K: 2	S: 7	1B: 8	2B: 0	3B: 2	HR: 0	SF: 1	SAC: 0	DP: 0	HBP: 0	WP: 1	PB: 1	SB: 1	CS: 0	PA: 41
PITCHER	IP	WLS	BF	H	R	ER	SO	BB	IBB	HBP	BLK	WP	HR	S	P	ERA	WHIP																																																		
Gary Bell, R ERA: 3.49 (1, 1)	6.0	W	28	8	2	1	5	1	0	0	0	1	0	37	41	1.50	1.500																																																		
Bob Allen, L ERA: 1.19 (7, 1)	3.0	S	13	2	1	0	4	2	0	0	0	0	0	19	27	0.00	1.333																																																		

BOTTOM

Cleveland Indians @ Washington Senators
 Griffith Stadium, Washington, DC
 Tue Jun 06 1961, 7:05 PM EDT
 Att. 7,373 - Unknown

AB	37
R	3
H	10
RBI	2
BB	3
SO	9
LOB	23



WP	1	PA	41
PB	1	ERA	
SB	1	WHIP	
CS	0		

livebaseballscorecards.com

Batter	1	2	3	4	5	6	7	8	9	AB R H RBI BB SO LOB
Johnny Temple, R OBP: 0.411, SLG: 0.401 (1, 4)	E5 S BB S	G4-6-3 1B		E6 2B	K 1-2		P5		G4-6-3 1-2f	6 2 1 0 0 1 3
Jim Piersall, R OBP: 0.416, SLG: 0.513 Don Dillard, L OBP: 0.375, SLG: 0.412 (7, PH) (7, 7)	K 1-2	G4-6-3 1-2f		4-3 1B 2B	K		E BB		4-3	4 1 1 1 0 2 3 1 0 0 0 1 0 0
Willie Kirkland, L OBP: 0.319, SLG: 0.396 (1, 9)	K 2-3			4-3 1B 2B			E4 1-2 2-H			4 2 2 1 1 1 2
Vic Power, R OBP: 0.335, SLG: 0.433 (1, 3)	BB BB BB			2B 1B 1-2	1B E		CS BB		4-3	3 3 2 1 2 0 2
Chuck Essegian, R OBP: 0.457, SLG: 0.556 (1, 7) (7, 8)	BB BB BB			1B 2B 1-3 2-H	FC6-4 1B		K		K	4 1 2 1 1 2 1
John Romano, R OBP: 0.443, SLG: 0.637 (1, 2)	FC5 BB 1-2 2-3 3-H			5-3 1B	FC6-4 1-2f 2-H		K 1-2		6-3	4 0 1 2 1 1 2
Woodie Held, R OBP: 0.379, SLG: 0.487 Jack Kubiszyn, R (8, 6)	1-2 2-3 3-H			SF8 3-H	F9		IHR		FC5-4 BB	2 1 1 3 2 0 1 0 0 0 0 0 0 0
Bubba Phillips, R OBP: 0.319, SLG: 0.408 Miguel de la Hoz, R OBP: 0.292, SLG: 0.391 (8, PH) (8, 5)	FC5 2-3f			5-3 1-2			1B WP E BB		FC5-4 1-2f	3 1 1 0 1 0 4 1 0 0 0 0 0 1
Mudcat Grant, R OBP: 0.250, SLG: 0.194 (1, 1)				K	F7		K		E3 G4-6-3	5 0 0 0 0 2 3

TOP

Cleveland Indians @ Washington Senators
Griffith Stadium, Washington, DC

Wed Jun 07 1961, 7:05 PM EDT
Att. 8,136 - Unknown

AB	37
R	11
H	11
RBI	9
BB	9
SO	9
LOB	22



Inning Stats	R: 2	H: 0	E: 1	K: 2	S: 8	P: 24	R: 0	H: 1	E: 0	K: 1	S: 5	P: 5	R: 3	H: 3	E: 0	K: 0	S: 6	P: 10	R: 3	H: 3	E: 2	K: 0	S: 7	P: 7	R: 0	H: 1	E: 0	K: 2	S: 8	P: 8	R: 1	H: 1	E: 0	K: 2	S: 7	P: 11	R: 2	H: 2	E: 1	K: 1	S: 7	P: 15	R: 0	H: 0	E: 0	K: 1	S: 5	P: 9	R: 0	H: 0	E: 1	K: 0	S: 3	P: 3	1B: 7	SF: 1	2B: 3	SAC: 0	3B: 0	DP: 3	HR: 2	HBP: 0	WP: 1	PA: 47
--------------	------	------	------	------	------	-------	------	------	------	------	------	------	------	------	------	------	------	-------	------	------	------	------	------	------	------	------	------	------	------	------	------	------	------	------	------	-------	------	------	------	------	------	-------	------	------	------	------	------	------	------	------	------	------	------	------	-------	-------	-------	--------	-------	-------	-------	--------	-------	--------

PITCHER	IP	WLS	BF	H	R	ER	SO	BB	IBB	HBP	BLK	WP	HR	S	P	ERA	WHIP
Pete Burnside, L ERA: 5.4 (1, 1)	0.2	L	7	0	2	0	2	4	0	0	0	0	0	7	23	0.00	6.000
Marty Kutyna, R ERA: 3.72 (1, 1)	2.2		16	7	6	4	1	1	0	0	0	0	0	17	21	13.50	3.000
Johnny Klippstein, R ERA: 6.16 (4, 1)	5.2		24	4	3	2	6	4	0	0	0	1	1	32	48	3.18	1.412

WP: 1	PA: 47
PB: 0	
SB: 3	
CS: 1	

PITCHER	IP	WLS	BF	H	R	ER	SO	BB	IBB	HBP	BLK	WP	HR	S	P	ERA	WHIP
---------	----	-----	----	---	---	----	----	----	-----	-----	-----	----	----	---	---	-----	------

Batter	1	2	3	4	5	6	7	8	9	AB	R	H	RBI	BB	SO	LOB	BOTTOM
--------	---	---	---	---	---	---	---	---	---	----	---	---	-----	----	----	-----	--------

Danny O'Connell, R <small>(1, 4)</small> <small>OBP: 0.366, SLG: 0.306</small>	0-0 5-3 		4-0 			0-3 K 		0-0 4-3 		3	0	0	0	1	1	0	
---	-----------------------	--	---------	--	--	---------------------	--	-----------------------	--	---	---	---	---	---	---	---	--

Marty Keough, L <small>(1, 8)</small> <small>OBP: 0.305, SLG: 0.364</small>	0-0 		0-0 P5 			0-0 3-1 		0-0 	4 0 2 0 0 0 1								
--	---------	--	----------------------	--	--	-----------------------	--	---------	---------------	--	--	--	--	--	--	--	--

Jim King, L <small>(1, 7)</small> <small>OBP: 0.398, SLG: 0.538</small>	0-3 K 			0-0 F2 		0-0 G3 		0-0 	4 0 1 0 0 1 1								
--	---------------------	--	--	----------------------	--	----------------------	--	---------	---------------	--	--	--	--	--	--	--	--

Dale Long, L <small>(1, 3)</small> <small>OBP: 0.331, SLG: 0.530</small>	0-0 F7 			0-0 F7 			0-0 3-1 		0-0 F9 	4 0 0 0 0 0 3							
---	----------------------	--	--	----------------------	--	--	-----------------------	--	----------------------	---------------	--	--	--	--	--	--	--

Gene Woodling, L <small>(1, 9)</small> <small>OBP: 0.439, SLG: 0.547</small> Chuck Hinton, R <small>(7, PR)</small> <small>(8, 9)</small> <small>OBP: 0.358, SLG: 0.400</small>		0-0 		0-0 3-1 			0-0 	0-3 K 	3 0 2 0 0 0 0 1 0 0 0 0 1 2								
---	--	---------	--	-----------------------	--	--	---------	---------------------	--------------------------------	--	--	--	--	--	--	--	--

Harry Bright, R <small>(1, 5)</small> <small>OBP: 0.316, SLG: 0.364</small>		0-0 G5-4-3 			0-0 F9 		0-0 F7 		0-0 F8 	4 0 0 0 0 0 4							
--	--	--------------------------	--	--	----------------------	--	----------------------	--	----------------------	---------------	--	--	--	--	--	--	--

Pete Daley, R <small>(1, 2)</small> <small>OBP: 0.226, SLG: 0.261</small>		0-0 F8 			0-3 K 		0-0 FC6-4 		3 0 0 0 0 1 1								
--	--	----------------------	--	--	---------------------	--	-------------------------	--	---------------	--	--	--	--	--	--	--	--

Jim Mahoney, R <small>(1, 6)</small> <small>OBP: 0.261, SLG: 0.235</small>			0-3 K 			0-0 		0-0 F7 	3 0 1 0 0 1 0								
---	--	--	---------------------	--	--	---------	--	----------------------	---------------	--	--	--	--	--	--	--	--

Pete Burnside, R <small>(1, 1)</small> Marty Kutyna, R <small>(1, 1)</small> <small>OBP: 0.429, SLG: 0.429</small> Johnny Klippstein, R <small>(4, 1)</small>			0-0 F7 			0-3 K 		0-0 F9 	0 0 0 0 0 0 0 1 0 0 0 0 0 0 2 0 0 0 0 1 1								
--	--	--	----------------------	--	--	---------------------	--	----------------------	---	--	--	--	--	--	--	--	--


Inning Stats	R: 0 E: 0 K: 1 S: 6	H: 1 LOB: 1 BB: 0 P: 6	R: 0 E: 0 K: 0 S: 3	H: 1 LOB: 0 BB: 0 P: 3	R: 0 E: 0 K: 1 S: 5	H: 0 LOB: 1 BB: 1 P: 9	R: 0 E: 0 K: 0 S: 3	H: 0 LOB: 0 BB: 0 P: 3	R: 0 E: 0 K: 2 S: 8	H: 1 LOB: 1 BB: 0 P: 8	R: 0 E: 0 K: 1 S: 5	H: 0 LOB: 0 BB: 0 P: 5	R: 0 E: 0 K: 0 S: 4	H: 1 LOB: 1 BB: 0 P: 4	R: 0 E: 0 K: 0 S: 3	H: 0 LOB: 0 BB: 0 P: 3	R: 0 E: 0 K: 1 S: 7	H: 2 LOB: 2 BB: 0 P: 7	1B: 6 2B: 0 3B: 0 HR: 0	SF: 0 SAC: 0 DP: 1 HBP: 0	WP: 0 PB: 0 SB: 2 CS: 0	PA: 33
---------------------	------------------------------	---------------------------------	------------------------------	---------------------------------	------------------------------	---------------------------------	------------------------------	---------------------------------	------------------------------	---------------------------------	------------------------------	---------------------------------	------------------------------	---------------------------------	------------------------------	---------------------------------	------------------------------	---------------------------------	----------------------------------	------------------------------------	----------------------------------	--------

PITCHER Mudcat Grant, R <small>(1, 1)</small> <small>ERA: 3.1</small>	IP	WLS	BF	H	R	ER	SO	BB	IBB	HBP	BLK	WP	HR	S	P	ERA	WHIP	PITCHER IP WLS BF H R ER SO BB IBB HBP BLK WP HR S P ERA WHIP
	9.0	W	33	6	0	0	6	1	0	0	0	0	0	44	48	0.00	0.778	

Cleveland Indians @ Washington Senators
 Griffith Stadium, Washington, DC
 Wed Jun 07 1961, 7:05 PM EDT
 Att. 8,136 - Unknown

AB	32
R	0
H	6
RBI	0
BB	1
SO	6
LOB	13



Batter	1	2	3	4	5	6	7	8	9	10	AB R H RBI BB SO LOB	TOP						
Luis Aparicio, R (1, 6) OBP: 0.281, SLG: 0.293	0-0 6-3		0-0 F8			0-0 L6		0-0 F9		0-0 F5	5 0 0 0 0 0 0	Chicago White Sox @ Washington Senators Griffith Stadium, Washington, DC Fri Jun 09 1961, 7:05 PM EDT Unknown						
Nellie Fox, L (1, 4) OBP: 0.327, SLG: 0.318	4-0 1B BB		0-0 1B			0-0 5-3		0-0 F8			3 0 1 0 1 0 0							
Minnie Minoso, R (1, 7) OBP: 0.349, SLG: 0.424	0-0 G5-4-3 1B		0-0 F7			0-0 S 1B		0-0 F9			4 0 2 0 0 0 1							
Roy Sievers, R (1, 3) OBP: 0.399, SLG: 0.560	0-0 G5-4-3 1-2f			0-0 L7		0-0 F7 1-2			0-0 F7		4 0 0 0 0 0 3							
Al Smith, R (1, 5) OBP: 0.344, SLG: 0.506		0-0 F7		4-0 CS BB			0-0 SH1-4 2B		0-0 5-3		3 0 1 0 1 0 0							
Jim Landis, R (1, 8) OBP: 0.335, SLG: 0.449		0-0 1-3 1B		0-3 K 1-2			0-0 SH1-4 2-3		0-0 S 1B		3 0 2 0 0 1 1							
Floyd Robinson, L (1, 9) OBP: 0.342, SLG: 0.441		0-0 1-3 1-2			0-0 L4		4-0 S IBB		0-0 4-3 1-2		3 0 0 0 1 0 2							
Cam Carreon, R (1, 2) OBP: 0.281, SLG: 0.328		0-0 5-3			0-0 5-3		4-0 G4-6-3 IBB 1-2			0-0 6-3	2 0 0 0 0 0 1							
Wes Covington, L (7, PH) OBP: 0.318, SLG: 0.443										0-0 6-3	0 0 0 0 1 0 0							
Frank Baumann, L (7, PR) OBP: 0.348, SLG: 0.300											0 0 0 0 0 0 0							
Sherm Lollar, R (7, 2) OBP: 0.336, SLG: 0.371											1 0 0 0 0 0 0							
Cal McLish, S (1, 1) OBP: 0.111, SLG: 0.111			0-0 F8							0-0 6-3	2 0 0 0 0 0 0							
Earl Torgeson, L (7, PH) OBP: 0.235, SLG: 0.077					0-0 F3						1 0 0 0 0 0 3							
Warren Hacker, R (7, 1)											1 0 0 0 0 0 0							
Inning Stats	R: 0 H: 1 E: 0 K: 0 S: 3	H: 1 LOB: 1 BB: 1 P: 7	R: 0 H: 1 E: 0 K: 0 S: 4	H: 1 LOB: 1 BB: 0 P: 4	R: 0 H: 1 E: 0 K: 0 S: 4	H: 0 LOB: 0 BB: 1 P: 4	R: 0 H: 0 E: 0 K: 1 S: 4	H: 0 LOB: 0 BB: 1 P: 8	R: 0 H: 0 E: 0 K: 0 S: 3	H: 0 LOB: 0 BB: 0 P: 3	R: 0 H: 1 E: 0 K: 0 S: 4	H: 1 LOB: 1 BB: 0 P: 4	R: 0 H: 0 E: 0 K: 0 S: 3	H: 0 LOB: 0 BB: 0 P: 3	1B: 5 2B: 1 3B: 0 HR: 0	SF: 0 SAC: 1 DP: 2 HBP: 0	WP: 0 PB: 0 SB: 3 CS: 1	PA: 37
PITCHER Dick Donovan, R (1, 1) ERA: 2.83	IP 10.0 WLS W BF 37 H 6 R 0 ER 0 SO 1 BB 2 IBB 2 HBP 0 BLK 0 WP 0 HR 0 S 35 P 51 ERA 0.00 WHIP 0.800											PITCHER	IP 10.0 WLS W BF 37 H 6 R 0 ER 0 SO 1 BB 2 IBB 2 HBP 0 BLK 0 WP 0 HR 0 S 35 P 51 ERA 0.00 WHIP 0.800					

livebaseballscores.com

AB	32
R	0
H	6
RBI	0
BB	4
SO	1
LOB	11

BOTTOM

Chicago White Sox @ Washington Senators
Griffith Stadium, Washington, DC
Fri Jun 09 1961, 7:05 PM EDT
Unknown

livebaseballscorecards.com

AB 33
R 1
H 7
RBI 1
BB 1
SO 6
LOB 10



WP: 0 PA: 36
PB: 0
SB: 1
CS: 0

AB R H RBI BB SO LOB

4	0	1	0	0	1	2
4	0	1	0	0	1	1
4	0	0	0	0	2	1
4	0	0	0	0	0	1
4	0	1	0	0	0	0
0	1	0	0	0	0	0
3	0	2	0	0	0	0
0	0	0	0	0	0	0
0	0	0	0	0	0	0
3	0	1	0	1	0	1
3	0	0	0	0	1	2
1	0	1	1	0	0	0
3	0	0	0	0	1	2

Batter	1	2	3	4	5	6	7	8	9	10
Coot Veal, R OBP: 0.308, SLG: 0.293 (1, 6)	0-3 K		X 0-0 1B			X 0-0 5-3		X 0-0 F3		
Marty Keough, L OBP: 0.304, SLG: 0.369 (1, 8)	0-0 2B		X 0-0 4-3			X 0-0 F9			0-3 K	
Jim King, L OBP: 0.385, SLG: 0.519 (1, 7)	0-3 K			0-3 K			X 0-0 P4		X 0-0 P4	
Dale Long, L OBP: 0.323, SLG: 0.516 (1, 3)	0-0 F8			X 0-0 F8			X 0-0 F8		X 0-0 F8	
Gene Woodling, L OBP: 0.432, SLG: 0.533 (1, 9)		X 0-0 4-3		X 0-0 4-3			X 0-0 4-3			X 0-0 SH1-4 1B
Jim Mahoney, R OBP: 0.261, SLG: 0.235 (10, PR)										
Gene Green, R OBP: 0.385, SLG: 0.518 (1, 2)		X 0-0 FC6-4 1B			X 0-0 6-3			X 0-0 1B		X 0-0 SH1-4
Chuck Hinton, R OBP: 0.358, SLG: 0.400 (8, PR)										
Pete Daley, R OBP: 0.226, SLG: 0.261 (9, 2)										
Billy Klaus, L OBP: 0.307, SLG: 0.340 (1, 5)		X 0-0 FC6-4 PO		X 0-0 F7				X 0-0 1B		X 4-0 1B IBB
Chuck Cottier, R OBP: 0.273, SLG: 0.200 (1, 4)			0-0 PO		X 0-0 L6			X 0-3 K		X 0-0 1B
Harry Bright, R OBP: 0.322, SLG: 0.370 (10, PH)										
Dick Donovan, L OBP: 0.300, SLG: 0.278 (1, 1)			0-3 K			X 0-0 4-3		X 0-0 L6		

Inning Stats	R: 0	H: 1	E: 0	K: 2	S: 8	R: 0	H: 1	E: 0	K: 0	S: 3	R: 0	H: 1	E: 0	K: 1	S: 6	R: 0	H: 0	E: 0	K: 1	S: 5	R: 0	H: 0	E: 0	K: 0	S: 3	R: 0	H: 0	E: 0	K: 0	S: 3	R: 0	H: 2	E: 0	K: 1	S: 7	R: 0	H: 0	E: 0	K: 1	S: 5	R: 1	H: 2	E: 0	K: 0	S: 3
--------------	------	------	------	------	------	------	------	------	------	------	------	------	------	------	------	------	------	------	------	------	------	------	------	------	------	------	------	------	------	------	------	------	------	------	------	------	------	------	------	------	------	------	------	------	------

PITCHER	IP	WLS	BF	H	R	ER	SO	BB	IBB	HBP	BLK	WP	HR	S	P	ERA	WHIP
Cal McLish, R ERA: 4.3 (1, 1)	6.0		20	3	0	0	4	0	0	0	0	0	0	28	28	0.00	0.500
Warren Hacker, R ERA: 1.08 (7, 1)	3.1	L	15	4	1	1	2	0	1	0	0	0	0	18	22	2.70	1.200

1B: 6 SF: 0
2B: 1 SAC: 1
3B: 0 DP: 0
HR: 0 HBP: 0

Batter	1	2	3	4	5	6	7	8	9	AB R H RBI BB SO LOB	TOP																		
Floyd Robinson, L (1, 9) OBP: 0.369, SLG: 0.451	0-0 G4-6-3 1B		0-0 5-3		4-0 1B BB	0-0 1B			4-0 HBP BB E BB	3 2 2 0 2 0 0																			
Nellie Fox, L (1, 4) OBP: 0.329, SLG: 0.317 Sammy Esposito, R (9, 4) OBP: 0.250, SLG: 0.214	0-0 G4-6-3 1-2f		0-0 3-1		0-0 1B 1B	0-0 4-3			4-0 E HBP 1B BB	4 2 1 0 1 0 2 0 0 0 0 0 0 0																			
Minnie Minoso, R (1, 7) OBP: 0.357, SLG: 0.423	4-0 PB BB		0-0 6-3		0-0 G6-4-3 1B 1B 1-3 2-H 3-H			0-0 6-3	1-0 E 1B HBP	3 1 1 2 1 0 0																			
Sherm Lollar, R (1, 2) OBP: 0.338, SLG: 0.372	0-0 4-3 1-2			0-0 HR 1B	0-0 G6-4-3 1B 1B 1-2 3-H			0-0 P3	0-0 E5 1B	5 1 2 1 0 0 3																			
Al Smith, R (1, 5) OBP: 0.340, SLG: 0.497		0-0 F9		0-3 K	0-0 G6-4-3 1-2f 2-3			0-3 K	0-0 1B 1-2 2-3 3-H	5 0 1 2 0 2 3																			
Roy Sievers, R (1, 3) OBP: 0.404, SLG: 0.575		0-0 FC1-4-6 BB 1B		0-0 HR	4-0 FC6-4 BB			0-0 P6	0-3 K	4 1 2 2 1 1 2																			
Jim Landis, R (1, 8) OBP: 0.336, SLG: 0.461		4-0 FC1-4-6 BB		0-0 P3	0-0 FC6-4			0-0 HR	0-0 F9	4 1 1 1 1 0 4																			
Luis Aparicio, R (1, 6) OBP: 0.274, SLG: 0.285		0-0 FC1-4-6 S 1-2f 2-3		0-0 F9				0-0 F8	0-0 5-3 6-3	5 0 0 0 0 0 4																			
Bob Shaw, R (1, 1) Russ Kemmerer, R (3, 1) OBP: 0.333, SLG: 0.400 Billy Goodman, L (5, PH) OBP: 0.250, SLG: 0.261 Gerry Staley, R (5, 1) J.C. Martin, L (6, PH) OBP: 0.269, SLG: 0.327 Turk Lowitt, R (6, 1) Frank Baumann, L (9, 1) OBP: 0.348, SLG: 0.300		0-3 K			4-0 1B BB 1B BB	0-0 3-1			0-0 F7	1 0 0 0 0 0 1 2 0 0 0 0 0 0 0 0 0 1 0 0 0 1 0 0 0 0 0 0 0 0 0 0 1 0 0 0 0 0 0 0 1 0 0 0 0 0 0 0 0 0 0 0 0 0 0 0																			
Inning Stats	R: 0 H: 1 E: 0 LOB: 1 K: 0 BB: 1 S: 3 P: 7	R: 0 H: 1 E: 0 LOB: 2 K: 1 BB: 1 S: 6 P: 10	R: 0 H: 0 E: 0 LOB: 0 K: 0 BB: 0 S: 3 P: 3	R: 2 H: 2 E: 0 LOB: 0 K: 1 BB: 0 S: 7 P: 7	R: 3 H: 3 E: 0 LOB: 2 K: 0 BB: 3 S: 5 P: 17	R: 0 H: 1 E: 0 LOB: 1 K: 0 BB: 0 S: 4 P: 4	R: 0 H: 0 E: 0 LOB: 0 K: 1 BB: 0 S: 5 P: 5	R: 1 H: 1 E: 0 LOB: 0 K: 0 BB: 0 S: 4 P: 4	R: 3 H: 1 E: 1 LOB: 2 K: 1 BB: 2 S: 7 P: 16	1B: 8 SF: 0 2B: 0 SAC: 0 3B: 0 DP: 2 HR: 2 HBP: 1	WP: 0 PA: 44 PB: 1 SB: 1 CS: 0																		
PITCHER	IP WLS BF H R ER SO BB IBB HBP BLK WP HR S P ERA WHIP												PITCHER	IP WLS BF H R ER SO BB IBB HBP BLK WP HR S P ERA WHIP															
Bennie Daniels, R (1, 1) ERA: 3.42	2.1	10	2	0	0	1	2	0	0	0	0	0	0	10	18	0.00	1.714												
John Gabler, R (3, 1) ERA: 5.93	1.2	11	4	5	5	1	2	0	0	0	0	1	11	19	27.00	3.600													
Marty Kutyna, R (5, 1) ERA: 3.59	4.0	15	3	1	1	1	1	0	0	0	0	1	16	20	2.25	1.000													
Dave Sisler, R (9, 1) ERA: 1.48	0.0	3	0	3	2	0	2	0	1	0	0	0	0	9	∞	∞													
Johnny Klippstein, R (9, 1) ERA: 5.85	1.0	W	5	1	0	0	1	0	0	0	0	0	0	7	7	0.00	1.000												

Chicago White Sox @ Washington Senators
Griffith Stadium, Washington, DC
Fri Jun 09 1961, 7:05 PM EDT
Att. 9,885 - Unknown

livebaseballscores.com

AB 36
R 9
H 10
RBI 8
BB 7
SO 4
LOB 20



BOTTOM

Chicago White Sox @ Washington Senators
Griffith Stadium, Washington, DC

AB	39
R	10
H	14
RBI	10
BB	3
SO	2
LOB	13



WP:	0	PA:	44
PB:	0		
SB:	0		
CS:	0		

ERA	WHIP
ERA	WHIP

Fri Jun 09 1961, 7:05 PM EDT
Att. 9,885 - Unknown

livebaseballscorecards.com

AB R H RBI BB SO LOB

4	2	3	0	1	0	0
3	1	1	2	0	0	1
4	1	1	3	1	1	0
5	1	3	1	0	0	2
3	0	0	0	1	0	2
1	1	1	1	0	0	0
5	1	2	1	0	1	5
0	1	0	0	0	0	0
5	1	1	0	0	0	2
4	0	0	0	0	0	1
1	0	1	1	0	0	0
1	1	1	1	0	0	0
1	0	0	0	0	0	0
1	0	0	0	0	0	0
0	0	0	0	0	0	0
0	0	0	0	0	0	0

1B: 7 SF: 0
2B: 2 SAC: 2
3B: 1 DP: 0
HR: 4 HBP: 0

Batter	1	2	3	4	5	6	7	8	9
Coot Veal, R OBP: 0.326, SLG: 0.308 (1, 6)	4-0 G3 SH5-3 BB	0-0 3B 1B		0-0 F2		0-0 1B			0-0 SH1-3 5-3 1B
Marty Keough, L OBP: 0.304, SLG: 0.384 (1, 8)	0-0 SH5-3 1-2	0-0 HR 3B		0-0 P6		0-0 4-3			0-0 SH1-3 1-3
Chuck Hinton, R OBP: 0.360, SLG: 0.424 (1, 7)	4-0 G3 BB	0-0 HR		0-0 6-3			0-3 K		0-0 5-3 3-H
Dale Long, L OBP: 0.331, SLG: 0.538 (1, 3)	0-0 G3 1-2 2-3	0-0 F8		0-0 FC4-6 1B		0-0 FC4-6 1B			0-0 HR
Gene Woodling, L OBP: 0.426, SLG: 0.516 Willie Tasby, R OBP: 0.363, SLG: 0.465 (7, PR) (8, 9)	4-0 IBB	0-0 4-3		0-0 FC4-6 FC6-4 1-2f		0-0 FC4-6 1-2f			0-0 HR
Gene Green, R OBP: 0.386, SLG: 0.556 Jim Mahoney, R OBP: 0.261, SLG: 0.235 (1, 2) (9, PR)	0-3 K		0-0 HR	0-0 FC6-4 1-2f		0-0 F8			0-0 E 1B 2B
Billy Klaus, L OBP: 0.303, SLG: 0.343 (1, 5)		0-0 4-3 1B 2B	0-0 4-3	0-0 5-3					0-0 F9 E3 1B 2-3
Chuck Cottier, R OBP: 0.200, SLG: 0.143 Danny O'Connell, R OBP: 0.369, SLG: 0.309 (1, 4) (9, PH)		0-0 4-3 2-3	0-0 4-3			0-0 P3			0-0 F3 1-2 3-H 1B
Bennie Daniels, L OBP: 0.195, SLG: 0.238 John Gabriel, S OBP: 0.286, SLG: 0.571 Marty Kulyna, R OBP: 0.375, SLG: 0.375 Harry Bright, R OBP: 0.219, SLG: 0.367 Dave Sisler, R Johnny Klippstein, R (1, 1) (3, 1) (5, 1) (8, PH) (9, 1) (9, 1)		0-0 1B 3B 1B 3-H	0-0 L3	0-0 1-3					

Inning Stats	R: 0	H: 0	E: 0	K: 1	S: 5	LOB: 3	BB: 3	P: 17	R: 5	H: 5	E: 0	K: 0	S: 8	LOB: 0	BB: 0	P: 8	R: 1	H: 1	E: 0	K: 0	S: 4	LOB: 1	BB: 0	P: 4	R: 0	H: 0	E: 0	K: 0	S: 3	LOB: 0	BB: 0	P: 3	R: 0	H: 1	E: 0	K: 1	S: 4	LOB: 1	BB: 0	P: 4	R: 0	H: 1	E: 0	K: 1	S: 6	LOB: 1	BB: 0	P: 6	R: 0	H: 0	E: 0	K: 0	S: 3	LOB: 0	BB: 0	P: 3	R: 4	H: 5	E: 1	K: 0	S: 8	LOB: 2	BB: 0	P: 8	1B: 7	SF: 0	2B: 2	SAC: 2	3B: 1	DP: 0	HR: 4	HBP: 0	WP: 0	PA: 44
--------------	------	------	------	------	------	--------	-------	-------	------	------	------	------	------	--------	-------	------	------	------	------	------	------	--------	-------	------	------	------	------	------	------	--------	-------	------	------	------	------	------	------	--------	-------	------	------	------	------	------	------	--------	-------	------	------	------	------	------	------	--------	-------	------	------	------	------	------	------	--------	-------	------	-------	-------	-------	--------	-------	-------	-------	--------	-------	--------

PITCHER	IP	WLS	BF	H	R	ER	SO	BB	IBB	HBP	BLK	WP	HR	S	P	ERA	WHIP
Bob Shaw, R ERA: 3.79 (1, 1)	2.0		14	5	5	5	1	2	1	0	0	0	1	13	25	22.50	3.500
Russ Kemmerer, R ERA: 2.74 (3, 1)	2.0		7	1	1	1	0	0	0	0	0	0	1	7	7	4.50	0.500
Gerry Staley, R ERA: 5.63 (5, 1)	1.0		4	1	0	0	0	0	0	0	0	0	0	4	4	0.00	1.000
Turk Lown, R ERA: 1.58 (6, 1)	3.2		16	5	3	3	1	0	0	0	0	0	2	18	18	7.36	1.364
Frank Baumann, L ERA: 5.18 (9, 1)	0.0	L	3	2	1	0	0	0	0	0	0	0	0	3	3	∞	∞

Batter	1	2	3	4	5	6	7	8	9	10	11	12	13	14	15	AB	R	H	RBI	BB	SO	LOB	TOP							
Floyd Robinson, L OBP: 0.359, SLG: 0.430 (1, 9)	L9	P1			1B	L7			BB	FC6-4		4-3			1-3	8	1	2	0	0	0	8								
Nellie Fox, L OBP: 0.330, SLG: 0.316 (1, 4)	G3				1B				FC1-5		F9				F7	7	0	2	0	1	0	2								
Jim Landis, R OBP: 0.338, SLG: 0.455 (1, 8)	1B				1B				F8		F9				F7	7	0	2	1	1	1	4								
Minnie Minoso, R OBP: 0.360, SLG: 0.415 (1, 7)	1B				5-3				F8		F8				HBP	5	0	1	0	1	0	4								
Al Smith, R Sammy Esposito, R Wes Covington, L Turk Low, R Earl Torgeson, L Russ Kemmerer, R (1, 5) (9, 5) (12, PH) (12, 1) (13, PH) (13, 1)	1-3				K	1B			FC5-4		K				F8	5	1	1	0	0	2	6								
J.C. Martin, L Roy Sievers, R OBP: 0.276, SLG: 0.327 (10, PH) (10, 3)					K	2B			4-3		SH5-4				F8	3	1	1	0	1	1	0								
Cam Carreon, R OBP: 0.286, SLG: 0.333 (1, 2)					F8	1B			5-3		SH5-4				1B	5	0	1	1	1	0	1								
Luis Aparicio, R OBP: 0.270, SLG: 0.281 (1, 6)					5-3	SF7			5-3		F8				F9	6	0	1	1	0	0	3								
Juan Pizarro, L Warren Hacker, R Sherrill Lollar, R Frank Baumgartel, L Gerry Staley, R Billy Goodman, L (1, 1) (8, 1) (10, PH) (10, PH) (10, 1) (12, PH) (12, 5)					F8	K			E6		FC6-4				1B	3	0	1	0	0	1	1								
Inning Stats	R: 0 E: 0 K: 0 S: 5	H: 2 LOB: 2 BB: 0 P: 5	R: 0 E: 0 K: 0 S: 4	H: 2 LOB: 2 BB: 1 P: 8	R: 0 E: 0 K: 2 S: 2	H: 0 LOB: 0 BB: 1 P: 6	R: 0 E: 0 K: 2 S: 7	H: 0 LOB: 0 BB: 0 P: 7	R: 1 E: 0 K: 0 S: 6	H: 3 LOB: 2 BB: 0 P: 6	R: 2 E: 0 K: 1 S: 8	H: 3 LOB: 1 BB: 0 P: 8	R: 0 E: 0 K: 0 S: 3	H: 0 LOB: 0 BB: 0 P: 3	R: 0 E: 0 K: 0 S: 4	H: 1 LOB: 3 BB: 1 P: 11	R: 0 E: 0 K: 0 S: 4	H: 0 LOB: 2 BB: 1 P: 8	R: 0 E: 0 K: 0 S: 5	H: 2 LOB: 3 BB: 1 P: 9	R: 0 E: 0 K: 0 S: 4	H: 1 LOB: 2 BB: 0 P: 5	R: 0 E: 0 K: 0 S: 3	H: 0 LOB: 0 BB: 0 P: 3	R: 0 E: 0 K: 1 S: 5	H: 0 LOB: 0 BB: 0 P: 5	1B: 14 2B: 2 3B: 0 HR: 0	SF: 1 SAC: 1 DP: 2 HBP: 1	WP: 0 PB: 0 SB: 0 CS: 0	PA: 66
PITCHER	IP	WLS	BF	H	R	ER	SO	BB	IBB	HBP	BLK	WP	HR	S	P	ERA	WHIP													
Ed Hobaugh, R ERA: 4.3 (1, 1)	5.0		25	10	3	3	2	2	0	0	0	0	0	27	35	5.40	2.400													
Dave Sisler, R ERA: 1.32 (6, 1)	3.0		10	0	0	0	1	1	0	0	0	0	0	11	15	0.00	0.333													
Pete Burnside, L ERA: 5.06 (9, 1)	2.0		11	2	0	0	1	1	1	0	0	0	0	11	19	0.00	1.500													
Johnny Klippstein, R ERA: 3.32 (11, 1)	2.0		9	2	0	0	0	1	0	0	0	0	0	8	12	0.00	1.500													
Marty Kutyna, R ERA: 3.35 (13, 1)	3.0	W	11	1	0	0	1	0	0	1	0	0	0	12	13	0.00	0.333													

Chicago White Sox @ Washington Senators
Griffith Stadium, Washington, DC
Sat Jun 10 1961, 3:33 AM EDT
Att. 6,473 - Unknown

AB 57
R 3
H 15
RBI 3
BB 6
SO 5
LOB 33



Batter	1	2	3	4	5	6	7	8	9	10	11	12	13	14	15	AB	R	H	RBI	BB	SO	LOB	BOTTOM						
Coot Veal, R OBP: 0.312, SLG: 0.294 (1, 6)	0-3 K	0-0 F8			0-0 6-3			0-0 SH5-3		0-0 6-3		0-0 F3			0-0 5-3	6	0	0	0	0	1	1	Chicago White Sox @ Washington Senators Griffith Stadium, Washington, DC Sat Jun 10 1961, 3:33 AM EDT Att. 6,473 - Unknown livebaseballscorecards.com AB 53 R 4 H 11 RBI 4 BB 2 SO 12 LOB 18						
Marty Keough, L OBP: 0.317, SLG: 0.417 (1, 7)	0-0 WP 3B 1B		0-0 G3-6 1B			0-0 F8		0-3 K		0-0 1B 1B		0-3 K			0-0 HR	7	2	4	1	0	2	1							
Chuck Hinton, R OBP: 0.368, SLG: 0.417 (1, 9)	4-0 WP 3B BB		0-0 F9			4-0 CS BB		0-3 K		0-0 FC4-6 1B			0-0 F3			4	1	1	0	2	1	2							
Dale Long, L OBP: 0.326, SLG: 0.537 (1, 3)	0-0 1-H 2-H 3B		0-0 G3-6			0-0 F8			0-0 P6		0-0 FC4-6		0-0 4-3			6	0	1	2	0	0	4							
Willie Tasby, R OBP: 0.357, SLG: 0.472 (1, 8)	0-3 K			0-3 K		0-0 CS 1-2		0-0 E6 6-3 6-3			0-0 HR		0-3 K			6	1	1	1	0	3	1							
Harry Bright, R OBP: 0.317, SLG: 0.363 Jim Mahoney, R OBP: 0.256, SLG: 0.230 (9, PR) (10, 4)	0-3 K			0-0 F3			0-0 6-3		0-0 FC5-4 1B		0-0 5-3			0-3 K		4	0	1	0	0	1	2							
Gene Green, R OBP: 0.387, SLG: 0.547 John Gabler, S OBP: 0.286, SLG: 0.571 Pete Daley, R OBP: 0.223, SLG: 0.258 (12, 2)				0-3 K			0-0 6-3		0-0 FC5-4 1-2		0-0 1B			0-0 F8		5	0	2	0	0	1	2							
Chuck Cottier, R OBP: 0.167, SLG: 0.118 Gene Woodling, L OBP: 0.422, SLG: 0.511 Billy Klaus, L OBP: 0.298, SLG: 0.337 (9, PH) (10, 5)							0-3 K		0-0 F8		0-0 F8		0-0 G3			3	0	0	0	0	1	2							
Ed Hobaugh, R Dave Siders, R Danny O'Connell, R Pete Burnside, R Jim King, L Johnny Kilpaton, R R C Stevens, R Marty Kuffner, L (1, 1) (6, 1) (8, PH) (9, 1) (10, PH) (11, 1) (12, PH) (13, 1)								0-0 SH5-3 2B		0-0 3-1		0-3 K			0-0 4-3	2	0	0	0	0	0	1							
Inning Stats	R: 2 E: 0 K: 3 S: 11	H: 2 LOB: 1 BB: 1 P: 15	R: 0 E: 0 K: 0 S: 4	H: 1 LOB: 1 BB: 0 P: 4	R: 0 E: 0 K: 0 S: 3	H: 1 LOB: 0 BB: 0 P: 3	R: 0 E: 0 K: 2 S: 7	H: 0 LOB: 0 BB: 0 P: 7	R: 0 E: 0 K: 1 S: 6	H: 0 LOB: 1 BB: 0 P: 6	R: 0 E: 1 K: 1 S: 8	H: 1 LOB: 1 BB: 0 P: 8	R: 1 E: 0 K: 0 S: 5	H: 2 LOB: 1 BB: 0 P: 5	R: 0 E: 0 K: 0 S: 5	H: 2 LOB: 2 BB: 0 P: 5	R: 0 E: 0 K: 2 S: 7	H: 0 LOB: 0 BB: 0 P: 7	R: 0 E: 0 K: 1 S: 5	H: 0 LOB: 0 BB: 0 P: 5	R: 0 E: 0 K: 1 S: 5	H: 0 LOB: 0 BB: 0 P: 5		R: 1 E: 0 K: 0 S: 3	H: 1 LOB: 0 BB: 0 P: 3	1B: 7 2B: 1 3B: 1 HR: 2	SF: 0 SAC: 1 DP: 1 HBP: 0	WP: 1 PB: 0 SB: 1 CS: 1	PA: 57

PITCHER	IP	WLS	BF	H	R	ER	SO	BB	IBB	HBP	BLK	WP	HR	S	P	ERA	WHIP
Juan Pizarro, L ERA: 3.2	7.0		26	4	2	0	6	2	0	0	0	0	0	36	44	0.00	0.857
Warren Hacker, R ERA: 1.74	2.0		9	3	1	1	2	0	0	0	0	1	1	13	13	4.50	1.500
Gerry Staley, R ERA: 5.0	2.0		9	3	0	0	0	0	0	0	0	0	0	9	9	0.00	1.500
Turk Lown, R ERA: 1.54	1.0		3	0	0	0	2	0	0	0	0	0	0	7	7	0.00	0.000
Russ Kemmerer, R ERA: 2.78	2.2	L	9	1	1	1	2	0	0	0	0	0	1	13	13	3.38	0.375



Batter	1	2	3	4	5	6	7	8	9	AB R H RBI BB SO LOB	TOP		
Coot Veal, R (1, 6) OBP: 0.317, SLG: 0.289 Gene Woodling, L (9, PH) OBP: 0.419, SLG: 0.505 Jim Mahoney, R (9, 6) OBP: 0.256, SLG: 0.230	0-0 6-3		4-0 1B 2B BB 1-2 2-3		0-0 L9		4-0 CS BB		0-3 K	2 1 0 0 2 0 0 1 0 0 0 0 1 2 0 0 0 0 0 0 0			
Danny O'Connell, R (1, 5) OBP: 0.377, SLG: 0.337	0-0 5-3		0-0 2B 1B 1-3 2-H 3-H		0-0 1B 2B		0-3 K		0-0 2B 1-H 3-H	5 2 3 3 0 1 1			
Chuck Hinton, R (1, 9) OBP: 0.369, SLG: 0.421	0-3 K		0-0 2B 2-H 3-H		4-0 1B 1B BB		0-3 K 1-2		0-0 F8	4 0 1 2 1 2 2			
Dale Long, L (1, 3) OBP: 0.324, SLG: 0.530		0-0 3-1	0-0 4-3		0-0 1B 1B 1-2 2-H			0-0 3-1		4 0 1 1 0 0 1			
Willie Tasby, R (1, 8) OBP: 0.355, SLG: 0.467		0-0 L9		0-0 6-3		0-0 1B 1-2 2-3		0-0 6-3		4 0 1 0 0 0 0			
Gene Green, R (1, 2) OBP: 0.382, SLG: 0.566		0-0 F9		0-0 HR		0-0 4-3		0-3 K		4 1 1 1 0 1 3			
Marty Keough, L (1, 7) OBP: 0.315, SLG: 0.412			0-0 1B FC1-2 1B		0-3 K		0-0 F8		0-0 F8	4 0 1 0 0 1 0			
Chuck Cottier, R (1, 4) OBP: 0.227, SLG: 0.150			0-0 BB FC1-2 1B 1-3		0-0 6-3		0-0 4-3		4-0 1B 2B BB	3 2 1 0 1 0 0			
Joe McClain, R (1, 1) OBP: 0.286, SLG: 0.370 John Gabler, S (8, 1) OBP: 0.375, SLG: 0.625			0-0 FC1-2 1B 1-2 3-H		0-0 6-3		0-3 K		0-0 2B 1B 1-3	3 0 0 0 0 1 2 1 1 1 0 0 0 0			
Inning Stats	R: 0 E: 0 K: 1 S: 5 H: 0 LOB: 0 BB: 0 P: 5	R: 0 E: 0 K: 0 S: 3 H: 0 LOB: 0 BB: 0 P: 3	R: 3 E: 0 K: 0 S: 6 H: 4 LOB: 1 BB: 1 P: 10	R: 1 E: 0 K: 1 S: 6 H: 1 LOB: 0 BB: 0 P: 6	R: 1 E: 0 K: 0 S: 6 H: 3 LOB: 3 BB: 1 P: 10	R: 0 E: 0 K: 1 S: 5 H: 0 LOB: 0 BB: 0 P: 5	R: 0 E: 0 K: 2 S: 6 H: 0 LOB: 1 BB: 1 P: 10	R: 0 E: 0 K: 1 S: 5 H: 0 LOB: 0 BB: 0 P: 5	R: 2 E: 0 K: 1 S: 7 H: 2 LOB: 1 BB: 1 P: 11	1B: 6 2B: 4 3B: 0 HR: 1 SF: 0 SAC: 0 DP: 1 HBP: 0	WP: 0 PB: 0 SB: 0 CS: 1 PA: 39		
PITCHER	IP WLS BF H R ER SO BB IBB HBP BLK WP HR S P ERA WHIP											PITCHER	IP WLS BF H R ER SO BB IBB HBP BLK WP HR S P ERA WHIP
Hal Woodeshick, L (1, 1) ERA: 4.6	4.2 L 22 7 5 5 2 2 0 0 0 0 1 24 32 9.64 1.929												
Terry Fox, R (5, 1) ERA: 1.56	0.1 2 1 0 0 0 0 0 0 0 0 0 0 2 2 0.00 3.000												
Jerry Casale, R (6, 1) ERA: 6.25	2.0 6 0 0 0 0 3 1 0 0 0 0 0 11 15 0.00 0.500												
Bill Fischer, R (8, 1) ERA: 4.18	1.1 6 1 2 2 1 1 0 0 0 0 0 0 7 11 13.50 1.500												
Hank Aguirre, L (9, 1) ERA: 2.86	0.2 3 1 0 0 0 1 0 0 0 0 0 0 5 5 0.00 1.500												

Washington Senators @ Detroit Tigers
 Tiger Stadium, Detroit, MI
 Sun Jun 11 1961, 4:33 AM EDT
 Unknown

livebaseballscorecards.com

AB 35
R 7
H 10
RBI 7
BB 4
SO 7
LOB 11




Batter	1	2	3	4	5	6	7	8	9	AB	R	H	RBI	BB	SO	LOB
Steve Boros, R (1, 5) OBP: 0.385, SLG: 0.373	0-0 6-3		4-0 BB		4-0 BB		0-0 1-2 1B			2	0	1	0	2	0	0
Bill Bruton, L (1, 8) OBP: 0.315, SLG: 0.349	0-0 6-3		0-0 F8		0-3 K2-3		0-0 G3			4	0	0	0	0	1	4
Al Kaline, R (1, 9) OBP: 0.336, SLG: 0.435	0-0 L5-3			0-0 L9		0-0 L5-3		0-0 HR		4	1	1	1	0	0	0
Rocky Colavito, R (1, 7) OBP: 0.417, SLG: 0.603		0-0 F8		0-0 HR		0-0 F8		0-0 5-3		4	1	1	1	0	0	0
Norm Cash, L (1, 3) OBP: 0.489, SLG: 0.663		0-0 P5		0-0 HR		0-0 HR		0-0 3-1		4	2	2	2	0	0	0
Jake Wood, R (1, 4) OBP: 0.335, SLG: 0.406		0-0 1B		0-0 6-3		0-0 6-3		0-0 F8		4	0	1	0	0	0	0
Dick Brown, R (1, 2) OBP: 0.310, SLG: 0.464		0-0 5-3		0-0 4-3			0-0 F7		0-0 5-3	4	0	0	0	0	0	1
Chico Fernandez, R (1, 6) OBP: 0.315, SLG: 0.323			0-0 P6		0-0 6-3		0-0 5-3		0-0 F8	4	0	0	0	0	0	0
Hal Woodeshick, R (1, 1) OBP: 0.118, SLG: 0.118			0-0 4-3		0-0 P6		4-0 1B BB		0-0 3-1	1	0	0	0	0	0	0
Terry Fox, R (5, 1) OBP: 0.200, SLG: 0.200										0	0	0	0	0	0	0
Bubba Morton, R (5, PH) OBP: 0.207, SLG: 0.385										0	0	0	0	0	0	0
Jerry Casale, R (6, 1) OBP: 0.300, SLG: 0.846										0	0	0	0	0	0	0
Bobo Osborne, L (7, PH) OBP: 0.300, SLG: 0.300										0	0	0	0	0	0	0
Bill Fischer, R (8, 1) OBP: 0.300, SLG: 0.300										0	0	0	0	0	0	0
Hank Aguirre, R (9, 1) OBP: 0.408, SLG: 0.550										0	0	0	0	0	0	0

Inning Stats	R: 0	H: 0	E: 0	K: 0	S: 3	R: 0	H: 1	E: 0	K: 0	S: 4	R: 0	H: 0	E: 0	K: 0	S: 3	R: 2	H: 2	E: 0	K: 0	S: 5	R: 0	H: 0	E: 0	K: 1	S: 5	R: 1	H: 1	E: 0	K: 0	S: 4	R: 0	H: 1	E: 0	K: 0	S: 4	R: 1	H: 1	E: 0	K: 0	S: 4	R: 0	H: 0	E: 0	K: 0	S: 3	1B: 2	SF: 0	2B: 0	SAC: 0	3B: 0	DP: 0	HR: 4	HBP: 0	WP: 0	PA: 36
--------------	------	------	------	------	------	------	------	------	------	------	------	------	------	------	------	------	------	------	------	------	------	------	------	------	------	------	------	------	------	------	------	------	------	------	------	------	------	------	------	------	------	------	------	------	------	-------	-------	-------	--------	-------	-------	-------	--------	-------	--------

PITCHER	IP	WLS	BF	H	R	ER	SO	BB	IBB	HBP	BLK	WP	HR	S	P	ERA	WHIP
Joe McClain, R (1, 1) ERA: 3.32	7.0	W	30	6	4	4	1	3	0	0	0	0	4	29	41	5.14	1.286
John Gabler, R (8, 1) ERA: 5.52	2.0	S	6	0	0	0	0	0	0	0	0	0	0	6	6	0.00	0.000

Washington Senators @ Detroit Tigers
Tiger Stadium, Detroit, MI
Sun Jun 11 1961, 4:33 AM EDT
Unknown

AB	33
R	4
H	6
RBI	4
BB	3
SO	1
LOB	5



livebaseballscorecards.com

Batter	1	2	3	4	5	6	7	8	9	10	11	AB R H RBI BB SO LOB	TOP				
Coot Veal, R OBP: 0.311, SLG: 0.278 (1, 6)	0-0 5-3			0-3 K	0-0 1-3		4-0 FC6-2 BB		0-0 1-3		0-0 F2	5 0 0 0 1 1 3					
Danny O'Connell, R OBP: 0.377, SLG: 0.335 (1, 4)	0-0 CS 1B			0-3 K		0-0 L8	0-0 FC6-2		0-0 BB	4-0 BB		4 0 1 0 1 1 3					
Gene Woodling, L OBP: 0.410, SLG: 0.485 (1, 9) (11, 7) (11, 9)	0-0 L8			0-0 F7		4-0 FC4-6 IHR BB	0-0 F3		0-0 L8			4 1 0 0 1 0 5					
Dale Long, L OBP: 0.321, SLG: 0.517 (1, 3)	0-0 CS 1-2	4-0 CS BB			0-0 F7	0-0 E4 FC4-6	0-3 K		0-0 L8			4 0 0 0 1 1 5					
Willie Tasby, R OBP: 0.363, SLG: 0.484 (1, 8) Jim King, L OBP: 0.373, SLG: 0.500 (10, PH) Chuck Hinton, R OBP: 0.366, SLG: 0.417 (10, 7) (11, 9) (11, 7)		0-3 K			0-0 3-1	0-0 FC4-6 IHR		0-3 K		0-0 5-3		1 0 0 0 0 1 1 3 1 0 0 0 1 2 1 0 0 0 0 0 1					
Marty Keough, L OBP: 0.318, SLG: 0.429 (1, 7) (4, 8)		0-0 3-1 1-2			4-0 BB E 1B BB	0-0 IHR		0-0 L8			0-0 P4	4 2 1 3 1 0 1					
Billy Klaus, L OBP: 0.294, SLG: 0.330 (1, 5)			0-0 G3		0-0 BB E 1B	0-0 L8		0-0 F9			0-0 F9	5 1 1 0 0 0 0					
Pete Daley, R OBP: 0.242, SLG: 0.261 (1, 2)			0-0 5-3		4-0 E BB		0-0 WP FC6-2 1B 1B		0-0 5-3		4-0 BB BB	3 1 1 0 2 0 0					
Tom Sturdivant, L OBP: 0.200, SLG: 0.111 (1, 1) Ed Hobaugh, R OBP: 0.105, SLG: 0.056 (4, 1) Gene Green, R OBP: 0.378, SLG: 0.560 (5, PH) Marty Kutyna, R OBP: 0.400, SLG: 0.400 (5, 1) Dave Sisler, R (8, 1)			0-0 L8		0-0 E5		0-0 FC6-2 WP 1B		0-0 2-3		4-0 BB 1-2	1 0 0 0 0 0 0 0 0 0 0 0 0 0 1 0 0 0 0 0 0 1 0 1 0 0 0 0 1 0 0 0 1 0 0					
Inning Stats	R: 0 H: 1 E: 0 LOB: 0 K: 0 BB: 0 S: 3 P: 3	R: 0 H: 0 E: 0 LOB: 0 K: 1 BB: 1 S: 4 P: 8	R: 0 H: 0 E: 0 LOB: 0 K: 0 BB: 0 S: 3 P: 3	R: 0 H: 0 E: 0 LOB: 0 K: 2 BB: 0 S: 7 P: 7	R: 3 H: 1 E: 1 LOB: 1 K: 0 BB: 2 S: 5 P: 13	R: 3 H: 1 E: 1 LOB: 0 K: 0 BB: 1 S: 5 P: 9	R: 0 H: 2 E: 0 LOB: 3 K: 1 BB: 1 S: 7 P: 11	R: 0 H: 0 E: 0 LOB: 0 K: 1 BB: 0 S: 5 P: 5	R: 0 H: 0 E: 0 LOB: 0 K: 0 BB: 0 S: 3 P: 3	R: 0 H: 0 E: 0 LOB: 1 K: 0 BB: 1 S: 3 P: 7	R: 0 H: 0 E: 0 LOB: 2 K: 0 BB: 2 S: 3 P: 11	1B: 4 SF: 0 2B: 0 SAC: 0 3B: 0 DP: 0 HR: 1 HBP: 0	WP: 1 PA: 47 PB: 0 SB: 0 CS: 2				
PITCHER	IP WLS BF H R ER SO BB IBB HBP BLK WP HR S P ERA WHIP																
Bob Bruce, R ERA: 2.25 (1, 1)	4.2	18	2	3	0	3	3	0	0	0	0	0	0	21	33	0.00	1.071
Terry Fox, R ERA: 1.45 (5, 1)	1.1	7	1	3	0	0	1	0	0	0	0	0	0	6	10	0.00	1.500
Hank Aguirre, L ERA: 2.36 (7, 1)	4.2	20	2	0	0	2	4	0	0	0	1	0	0	20	36	0.00	1.286
Phil Regan, R ERA: 4.15 (11, 1)	0.1	W	1	0	0	0	0	0	0	0	0	0	0	1	1	0.00	0.000

Washington Senators @ Detroit Tigers
Tiger Stadium, Detroit, MI
Sun Jun 11 1961, 4:38 AM EDT
Att. 21,723 - Unknown

livebaseballscorecards.com

AB	38
R	6
H	5
RBI	3
BB	8
SO	5
LOB	21




Batter	1	2	3	4	5	6	7	8	9	10	11	AB	R	H	RBI	BB	SO	LOB	BOTTOM							
Jake Wood, R OBP: 0.331, SLG: 0.398 (1, 4)	0-0 L6		0-0 5-3	4-0 BB		0-0 FC5-4		0-0 6-3		0-0 G6-4-3		5	0	0	0	1	0	4								
Al Kaline, R OBP: 0.340, SLG: 0.446 (1, 8)	4-0 WP WP BB		0-0 HR	0-0 L7		0-3 K		0-0 L1-3			4-0 1B BB 1B BB	4	2	1	1	2	1	6								
Charlie Maxwell, L OBP: 0.382, SLG: 0.500 (1, 7)	0-3 K		0-0 F3		0-0 FC5-4 1B		0-0 3-1		0-0 F7		0-0 F8	6	0	1	0	0	1	2								
Rocky Colavito, R OBP: 0.419, SLG: 0.596 (1, 9)	4-0 BB			0-0 1B 1B	0-0 FC5-4 1B		0-0 F2		0-3 K		4-0 1B 1B BB	4	2	1	0	2	1	1								
Norm Cash, L OBP: 0.498, SLG: 0.682 (1, 3)	0-3 K			0-0 1B	4-0 1B BB		0-0 HR		0-0 FC5 S 1B		0-0 1B 1B	5	1	4	1	1	1	2								
Steve Boros, R OBP: 0.396, SLG: 0.396 (1, 5)		0-0 F8		4-0 1B 2B BB	0-0 G1-4-3 1B		0-0 HR		4-0 1B IBB		0-0 1B	4	2	3	3	2	0	0								
Chico Fernandez, R OBP: 0.312, SLG: 0.320 (1, 6)		0-0 F8		0-0 2B 1B	0-0 G1-4-3		0-0 HR		0-0 FC5			5	0	1	1	0	0	4								
Mike Roarke, R OBP: 0.318, SLG: 0.429 (1, 2)		0-0 4-3		0-0 L7		0-0 F7		0-0 SH3-4 1B		0-0 FC1-6 1B		4	0	1	0	0	0	2								
Bill Bruton, L OBP: 0.315, SLG: 0.349 (8, PR)												0	0	0	0	0	0	0								
Dick Brown, R OBP: 0.313, SLG: 0.467 (9, 2)												1	0	1	0	0	0	0								
Bob Bruce, R OBP: 0.500, SLG: 0.500 (1, 1)			0-0 F9		0-0 FC5-4 1B		0-0 SH3-4		0-0 FC1-6		0-0 G6-4-3	2	0	1	1	0	0	0								
Terry Fox, R OBP: 0.200, SLG: 0.200 (5, 1)												0	0	0	0	0	0	0								
Bubba Morton, R OBP: 0.233, SLG: 0.407 (6, PH)												1	0	1	0	0	0	0								
Hank Aguirre, R OBP: 0.125, SLG: 0.045 (7, 1)												1	0	0	0	0	0	1								
Phil Regan, R OBP: 0.125, SLG: 0.045 (11, 1)												0	0	0	0	0	0	0								
Inning Stats	R: 0 E: 0 K: 2 S: 7	H: 0 LOB: 2 BB: 2 P: 15	R: 0 E: 0 K: 0 S: 3	H: 0 LOB: 0 BB: 0 P: 3	R: 1 E: 0 K: 0 S: 4	H: 1 LOB: 0 BB: 0 P: 4	R: 2 E: 0 K: 0 S: 6	H: 4 LOB: 3 BB: 2 P: 14	R: 1 E: 0 K: 0 S: 4	H: 2 LOB: 1 BB: 1 P: 8	R: 0 E: 0 K: 1 S: 6	H: 1 LOB: 1 BB: 0 P: 6	R: 2 E: 0 K: 0 S: 5	H: 2 LOB: 0 BB: 0 P: 5	R: 0 E: 0 K: 0 S: 4	H: 1 LOB: 2 BB: 0 P: 4	R: 0 E: 0 K: 1 S: 6	H: 1 LOB: 2 BB: 1 P: 10	R: 0 E: 0 K: 0 S: 3	H: 1 LOB: 0 BB: 0 P: 3	R: 1 E: 0 K: 0 S: 3	H: 2 LOB: 3 BB: 2 P: 11	1B: 11 2B: 1 3B: 0 HR: 3	SF: 0 SAC: 1 DP: 2 HBP: 0	WP: 2 PB: 0 SB: 1 CS: 0	PA: 51
PITCHER	IP	WLS	BF	H	R	ER	SO	BB	IBB	HBP	BLK	WP	HR	S	P	ERA	WHIP									
Tom Sturdivant, R ERA: 3.79 (1, 1)	3.2		18	5	3	3	2	3	0	0	0	2	1	19	31	7.36	2.182									
Ed Hobaugh, R ERA: 4.27 (4, 1)	0.1		2	0	0	0	0	1	0	0	0	0	0	1	5	0.00	3.000									
Marty Kutyna, R ERA: 3.67 (5, 1)	3.1		16	6	3	3	1	1	0	0	0	0	2	17	21	8.10	2.100									
Dave Sisler, R ERA: 1.48 (8, 1)	3.0	L	15	4	1	1	1	2	1	0	0	0	0	14	26	3.00	2.000									

Washington Senators @ Detroit Tigers
Tiger Stadium, Detroit, MI
Sun Jun 11 1961, 4:38 AM EDT
Att. 21,723 - Unknown

AB	42
R	7
H	15
RBI	7
BB	8
SO	4
LOB	22



Batter	1	2	3	4	5	6	7	8	9	AB R H RBI BB SO LOB	TOP																									
Danny O'Connell, R (1, 4) OBP: 0.382, SLG: 0.338	4-0 E 1B BB	0-0 1-3 1B			0-0 F9		0-0 FC1 2B 1B		0-0 E6 FC1-6	4 2 2 1 1 0 0	<p>Washington Senators @ Baltimore Orioles Memorial Stadium, Baltimore, MD</p> <p>Tue Jun 13 1961, 7:05 PM EDT Att. 7,205 - Unknown</p> <p>livebaseballscorecards.com</p> <table border="1"> <tr><td>AB</td><td>36</td></tr> <tr><td>R</td><td>7</td></tr> <tr><td>H</td><td>12</td></tr> <tr><td>RBI</td><td>7</td></tr> <tr><td>BB</td><td>2</td></tr> <tr><td>SO</td><td>4</td></tr> <tr><td>LOB</td><td>15</td></tr> </table> 	AB	36	R	7	H	12	RBI	7	BB	2	SO	4	LOB	15											
AB	36																																			
R	7																																			
H	12																																			
RBI	7																																			
BB	2																																			
SO	4																																			
LOB	15																																			
Marty Keough, L (1, 7) OBP: 0.314, SLG: 0.421	0-0 E4 1B	0-0 G3			0-3 K		0-0 FC1 2B		0-0 FC1-6 CS	5 2 1 0 0 1 5																										
Gene Woodling, L (1, 9) OBP: 0.413, SLG: 0.490	4-0 1B BB		0-0 4-3			0-0 P6	0-0 6-3 2B		0-0 CS	3 0 1 3 1 0 0																										
Dale Long, L (1, 3) OBP: 0.319, SLG: 0.511	0-0 F2		0-0 1B			0-3 K	0-0 6-3 2-3			4 0 1 0 0 1 4																										
Willie Tasby, R (1, 8) OBP: 0.351, SLG: 0.460	0-0 G1-6-3 1B		0-0 F7			0-0 F7	0-3 K			4 0 1 2 0 1 1																										
Gene Green, R (1, 2) OBP: 0.374, SLG: 0.577	0-0 G1-6-3 1-2f			0-0 F8			0-0 HR	0-0 F9		4 1 1 1 0 0 2																										
Billy Klaus, L (1, 5) OBP: 0.308, SLG: 0.345		0-0 CS 1B		0-0 F9		0-0 P6	0-0 1B 1B	0-0 L3		4 1 3 0 0 0 0																										
Coot Veal, R (1, 6) OBP: 0.305, SLG: 0.272		0-0 F8		0-0 5-3		0-0 P6	0-0 L3			3 0 0 0 0 0 2																										
Jim King, L (8, PH) OBP: 0.370, SLG: 0.496										1 0 0 0 0 0 1																										
Jim Mahoney, R (8, 6) OBP: 0.256, SLG: 0.230										0 0 0 0 0 0 0																										
Pete Burnside, R (1, 1) OBP: 0.182, SLG: 0.100		0-0 1B 1-2			0-0 F9		0-0 1B 2B 1B		0-3 K	2 0 1 0 0 0 0																										
Chuck Hinton, R (7, PH) OBP: 0.371, SLG: 0.422										1 1 1 0 0 0 0																										
Tom Sturdivant, L (7, 1) OBP: 0.190, SLG: 0.105										1 0 0 0 0 1 0																										
Inning Stats	R: 2 E: 1 K: 0 S: 4	H: 2 LOB: 1 BB: 2 P: 12	R: 0 E: 0 K: 0 S: 5	H: 3 LOB: 2 BB: 0 P: 5	R: 0 E: 0 K: 0 S: 3	H: 1 LOB: 0 BB: 0 P: 3	R: 0 E: 0 K: 0 S: 3	H: 0 LOB: 0 BB: 0 P: 3	R: 0 E: 0 K: 1 S: 5	H: 0 LOB: 0 BB: 0 P: 5	R: 0 E: 0 K: 1 S: 11	H: 5 LOB: 1 BB: 0 P: 11	R: 0 E: 0 K: 0 S: 3	H: 1 LOB: 0 BB: 0 P: 3	R: 0 E: 1 K: 1 S: 5	H: 0 LOB: 0 BB: 0 P: 5	1B: 10 2B: 2 3B: 0 HR: 1	SF: 0 SAC: 0 DP: 2 HBP: 0	WP: 0 PB: 0 SB: 0 CS: 2	PA: 39																
PITCHER	IP WLS BF H R ER SO BB IBB HBP BLK WP HR S P ERA WHIP																																			
Jack Fisher, R (1, 1) ERA: 4.45	6.1	30	11	7	7	2	2	0	0	0	0	0	1	32	40	9.95	2.053																			
Dick Hall, R (7, 1) ERA: 5.27	2.2	W	8	1	0	0	2	0	0	0	0	0	0	12	12	0.00	0.375																			

Batter	1	2	3	4	5	6	7	8	9	AB R H RBI BB SO LOB
Brooks Robinson, R (1, 5) OBP: 0.381, SLG: 0.419	0-0 F7	0-0 E6		0-0 1B		0-0 SF9			0-0 SH1-4	3 0 1 1 0 0 0
Dave Philley, S (1, 7) Earl Robinson, R (7, 7) Earl Robinson, R (9, 9) Mary Throneberry, L (9, PH) OBP: 0.344, SLG: 0.409	4-0 G6-4-3	0-3 K		0-0 1B		0-0 P4			0-0 1B	3 0 1 0 1 1 2 0 0 0 0 0 0 0 1 0 1 1 0 0 0
Jackie Brandt, R (1, 9) OBP: 0.369, SLG: 0.511	0-0 G6-4-3		0-0 HR	0-0 1B		0-0 F8		0-0 1-3		4 1 1 0 0 0 3
Gus Triandos, R (1, 2) OBP: 0.332, SLG: 0.449		0-0 HR	0-0 HR		0-0 F7		0-0 F2			4 2 2 3 0 0 0
Ron Hansen, R (1, 6) OBP: 0.325, SLG: 0.368		0-0 E8	0-0 6-3		4-0 L6-3		0-0 2-3			3 1 1 0 1 0 0
Dick Williams, R (1, 3) OBP: 0.240, SLG: 0.370		0-0 1B	0-0 1B		0-0 F8		0-0 L6-3		0-0 F7	4 0 0 0 0 0 2
Jim Busby, R (1, 8) OBP: 0.333, SLG: 0.297 Jim Gentile, L (8, PH) OBP: 0.433, SLG: 0.627		0-0 1B	0-0 6-3			0-3 K		0-0 4-3		3 1 1 1 0 1 0 1 0 0 0 0 0 0
Jerry Adair, R (1, 4) OBP: 0.313, SLG: 0.416		0-0 SH1-3		0-0 4-3		0-0 SF9		0-0 F9		4 2 2 1 0 0 0
Jack Fisher, R (1, 1) OBP: 0.185, SLG: 0.120 Dick Hall, R (7, 1) OBP: 0.214, SLG: 0.083		0-0 SH1-3		0-0 1B		0-0 E5			0-0 SH1-4	2 0 0 0 0 0 1 1 1 1 0 0 0 0

BOTTOM

Washington Senators @ Baltimore Orioles
Memorial Stadium, Baltimore, MD
 Tue Jun 13 1961, 7:05 PM EDT
 Att. 7,205 - Unknown

livebaseballscorecards.com

AB	33
R	8
H	11
RBI	7
BB	2
SO	2
LOB	8



Inning Stats	R: 0	H: 0	E: 0	K: 0	S: 2	H: 0	LOB: 0	BB: 1	P: 6	R: 4	H: 4	E: 2	K: 1	S: 10	R: 2	H: 2	E: 0	K: 0	S: 5	R: 0	H: 2	E: 0	K: 0	S: 5	R: 0	H: 0	E: 0	K: 0	S: 2	R: 1	H: 1	E: 1	K: 1	S: 7	R: 0	H: 0	E: 0	K: 0	S: 3	R: 0	H: 0	E: 0	K: 0	S: 3	R: 1	H: 2	E: 0	K: 0	S: 3	1B: 8	SF: 1	2B: 2	SAC: 2	3B: 0	DP: 2	HR: 2	HBP: 0	WP: 0	PA: 38
--------------	------	------	------	------	------	------	--------	-------	------	------	------	------	------	-------	------	------	------	------	------	------	------	------	------	------	------	------	------	------	------	------	------	------	------	------	------	------	------	------	------	------	------	------	------	------	------	------	------	------	------	-------	-------	-------	--------	-------	-------	-------	--------	-------	--------

PITCHER	IP	WLS	BF	H	R	ER	SO	BB	IBB	HBP	BLK	WP	HR	S	P	ERA	WHIP
Pete Burnside, L (1, 1) ERA: 5.45	6.0		29	9	7	5	2	2	0	0	0	0	2	31	39	7.50	1.833
Tom Sturdivant, R (7, 1) ERA: 3.8	2.1	L	9	2	1	1	0	0	0	0	0	0	0	9	9	3.86	0.857

Batter	1	2	3	4	5	6	7	8	9	AB R H RBI BB SO LOB	TOP									
Danny O'Connell, R (1, 5) OBP: 0.382, SLG: 0.337	0-0 5-3	4-0 FC1-2 1B BB		0-0 G3 1B		0-0 4-3			0-0 F9	4 1 1 0 1 0 0										
Chuck Hinton, R (1, 7) OBP: 0.364, SLG: 0.412	0-0 F7 1B	0-0 FC1-2 1B		0-0 G3		0-3 K			0-0 E4	5 0 1 0 0 1 5										
Gene Woodling, L (1, 9) OBP: 0.408, SLG: 0.481	0-0 F7	0-0		0-3 K		0-0 4-3			0-0 F3	4 0 1 2 0 1 3										
Jim King, L (8, 9) OBP: 0.367, SLG: 0.491	1-2	1-2 2-3 3-H 1B							1-2	1 0 0 0 0 0 1										
Dale Long, L (1, 3) OBP: 0.313, SLG: 0.500		1-3 K				0-0 4-3			0-0 P4	4 0 0 0 0 1 2										
Willie Tasby, R (1, 8) OBP: 0.354, SLG: 0.461		0-0 HR 1B	0-0 6-3			0-0 P4			0-0 G1-6-3 1B	4 1 2 0 0 0 0										
Gene Green, R (1, 2) OBP: 0.378, SLG: 0.611		0-0 1-H HR	0-0 5-3			0-0			0-0 G1-6-3 1B	4 1 2 2 0 0 1										
Chuck Cottier, R (1, 4) OBP: 0.269, SLG: 0.174		4-0 1B FC6 BB	0-3 K			0-3 K			0-0 1B	3 1 1 0 1 2 1										
Jim Mahoney, R (1, 6) OBP: 0.255, SLG: 0.231		0-0 BB FC6 1B		0-0 1-3		0-0 6-3			0-3 K	4 0 1 0 0 1 1										
Dick Donovan, L (1, 1) OBP: 0.292, SLG: 0.238		0-0 FC6 FC1-2 1B BB		4-0 1B BB		0-3 K			0-3 K	3 1 0 1 1 2 1										
Inning Stats	R: 0 E: 0 K: 0 S: 3	H: 1 LOB: 1 BB: 0 P: 3	R: 5 E: 0 K: 1 S: 10	H: 4 LOB: 2 BB: 2 P: 18	R: 0 E: 0 K: 1 S: 5	H: 0 LOB: 0 BB: 0 P: 5	R: 0 E: 0 K: 1 S: 6	H: 1 LOB: 1 BB: 0 P: 6	R: 0 E: 0 K: 1 S: 5	H: 0 LOB: 0 BB: 0 P: 5	R: 0 E: 0 K: 1 S: 5	H: 0 LOB: 0 BB: 0 P: 5	R: 0 E: 0 K: 1 S: 6	H: 2 LOB: 1 BB: 0 P: 6	R: 0 E: 1 K: 1 S: 6	H: 0 LOB: 1 BB: 0 P: 6	1B: 7 2B: 1 3B: 0 HR: 1	SF: 0 SAC: 0 DP: 1 HBP: 0	WP: 0 PB: 0 SB: 1 CS: 0	PA: 39
PITCHER	IP WLS BF H R ER SO BB IBB HBP BLK WP HR S P ERA WHIP																			
Steve Barber, L (1, 1) ERA: 4.38	2.0 L 13 5 5 5 1 2 0 0 0 0 0 1 13 21 22.50 3.500																			
Wes Stock, R (3, 1) ERA: 3.34	5.0 18 2 0 0 5 1 0 0 0 0 0 0 27 31 0.00 0.600																			
Dick Hyde, R (8, 1) ERA: 2.31	2.0 8 2 0 0 2 0 0 0 0 0 0 0 12 12 0.00 1.000																			

Washington Senators @ Baltimore Orioles
 Memorial Stadium, Baltimore, MD
 Wed Jun 14 1961, 7:05 PM EDT
 Att. 8,363 - Unknown

AB	36
R	5
H	9
RBI	5
BB	3
SO	8
LOB	15



Batter	1	2	3	4	5	6	7	8	9	AB	R	H	RBI	BB	SO	LOB
--------	---	---	---	---	---	---	---	---	---	----	---	---	-----	----	----	-----

Brooks Robinson, R <small>(1, 5) OBP: 0.379, SLG: 0.414</small>	4-0 	0-0 4-3				0-0 6-3				0-0 6-3				0-0 6-3			
Dave Philley, S <small>(1, 7) OBP: 0.315, SLG: 0.456</small>	0-0 FC6-4 				0-0 F5				0-0 F8				0-0 P4				
Jackie Brandt, R <small>(1, 8) OBP: 0.392, SLG: 0.517</small>	0-0 E6 				0-0 L5-3				0-0 F9				0-0 P4				
Jim Gentile, L <small>(1, 3) OBP: 0.425, SLG: 0.612</small>	0-3 K				0-0 L5-3				0-0 F8				0-0 P4				
Mary Throneberry, L <small>(1, 9) OBP: 0.342, SLG: 0.404</small>	0-0 6-3				0-0 1B				0-0 F7				0-0 K				
Gus Triandos, R <small>(1, 2) OBP: 0.335, SLG: 0.456</small>				0-0 G3, 1B				0-0 L4				0-0 4-3, BB					
Ron Hansen, R <small>(1, 6) OBP: 0.328, SLG: 0.367</small>				0-0 1-2, G3, 1B				0-3 K				0-0 4-3					
Jerry Adair, R <small>(1, 4) OBP: 0.310, SLG: 0.411</small> Clint Courtney, L <small>(7, PH) OBP: 0.389, SLG: 0.295</small> Mary Breeding, R <small>(8, 4) OBP: 0.171, SLG: 0.239</small>				0-0 P6				0-3 K				0-0 4-3					
Steve Barber, L <small>(1, 1) OBP: 0.147, SLG: 0.094</small> Whitey Herzog, L <small>(2, PH) OBP: 0.358, SLG: 0.348</small> Wes Stock, R <small>(3, 1)</small> Dick Williams, R <small>(7, PH) OBP: 0.239, SLG: 0.368</small> Dick Hyde, R <small>(8, 1) OBP: 1.000, SLG: 1.000</small>				0-0 G3				0-0 4-3				0-0 6-3					

Inning Stats	R: 1 E: 1 K: 1 S: 6	H: 1 LOB: 1 BB: 1 P: 10	R: 0 E: 0 K: 0 S: 5	H: 2 LOB: 2 BB: 0 P: 5	R: 0 E: 0 K: 0 S: 3	H: 1 LOB: 0 BB: 0 P: 3	R: 0 E: 0 K: 1 S: 6	H: 1 LOB: 1 BB: 0 P: 6	R: 0 E: 0 K: 0 S: 3	H: 0 LOB: 0 BB: 0 P: 3	R: 0 E: 0 K: 1 S: 5	H: 0 LOB: 0 BB: 0 P: 5	R: 0 E: 0 K: 1 S: 5	H: 0 LOB: 1 BB: 1 P: 9	R: 0 E: 0 K: 0 S: 3	H: 0 LOB: 0 BB: 0 P: 3	R: 0 E: 0 K: 1 S: 6	H: 1 LOB: 1 BB: 0 P: 6	1B: 4 2B: 3 3B: 0 HR: 0	SF: 0 SAC: 0 DP: 1 HBP: 0	WP: 0 PB: 0 SB: 0 CS: 0	PA: 34
--------------	------------------------------	----------------------------------	------------------------------	---------------------------------	------------------------------	---------------------------------	------------------------------	---------------------------------	------------------------------	---------------------------------	------------------------------	---------------------------------	------------------------------	---------------------------------	------------------------------	---------------------------------	------------------------------	---------------------------------	----------------------------------	------------------------------------	----------------------------------	--------

PITCHER	Dick Donovan, R <small>(1, 1) ERA: 2.58</small>	IP 9.0	WLS W	BF 34	H 6	R 1	ER 1	SO 5	BB 2	IBB 0	HBP 0	BLK 0	WP 0	HR 0	S 42	P 50	ERA 1.00	WHIP 0.889	PITCHER		IP	WLS	BF	H	R	ER	SO	BB	IBB	HBP	BLK	WP	HR	S	P	ERA	WHIP
---------	---	-----------	----------	----------	--------	--------	---------	---------	---------	----------	----------	----------	---------	---------	---------	---------	-------------	---------------	---------	--	----	-----	----	---	---	----	----	----	-----	-----	-----	----	----	---	---	-----	------

BOTTOM

Washington Senators @ Baltimore Orioles
Memorial Stadium, Baltimore, MD
 Wed Jun 14 1961, 7:05 PM EDT
 Att. 8,363 - Unknown

AB	32
R	1
H	6
RBI	1
BB	2
SO	5
LOB	16



WP	0	PA	34
PB	0		
SB	0		
CS	0		

Batter	1	2	3	4	5	6	7	8	9	AB R H RBI BB SO LOB	TOP
Danny O'Connell, R (1, 5) OBP: 0.391, SLG: 0.356	0-0 L7		0-0 HR		4-0 BB		4-0 G6-4-3 BB		0-0 1B 1B	3 2 2 2 2 0 0	
Chuck Hinton, R (1, 7) OBP: 0.358, SLG: 0.403	0-0 L7		0-0 F8		0-0 F8		0-0 G6-4-3		0-0 1B 1B	5 0 1 0 0 0 2	
Gene Woodling, L (1, 9) OBP: 0.400, SLG: 0.468 Jim King, L (9, PR) OBP: 0.367, SLG: 0.491	0-0 G3		0-0 F9		0-0 G3		0-0 4-3		0-0 1B	5 0 1 1 0 0 1 0 0 0 0 0 0 0	
Dale Long, L (1, 3) OBP: 0.315, SLG: 0.511		0-0 F2		0-0 4-3		4-0 1B 1B BB		0-0 HR	0-3 K	4 2 1 1 1 1 2	
Willie Tasby, R (1, 8) OBP: 0.352, SLG: 0.456		0-0 6-3		0-0 1B 1B		0-0 P4		0-3 K		4 0 1 0 0 1 1	
Gene Green, R (1, 2) OBP: 0.398, SLG: 0.631		0-0 2B		0-0 1-3 1B		0-0 1B 1B		4-0 CS BB		3 0 3 0 1 0 0	
Chuck Cottier, R (1, 4) OBP: 0.267, SLG: 0.185		0-0 P4		0-0 1-3		0-0 FC6-4 1B		0-3 K		4 0 1 1 0 1 4	
Jim Mahoney, R (1, 6) OBP: 0.255, SLG: 0.232			0-0 SH1-4 HR 1B		0-0 4-3		0-0 F8		0-0 5-3	4 1 1 0 0 0 4	
Ed Hobaugh, R (1, 1) OBP: 0.091, SLG: 0.048			0-0 SH1-4		0-0 6-3		0-0 FC6-4		0-3 K	3 0 0 0 0 1 2	
Inning Stats	R: 0 H: 0 E: 0 LOB: 0 K: 0 BB: 0 S: 3 P: 3	R: 0 H: 1 E: 0 LOB: 1 K: 0 BB: 0 S: 4 P: 4	R: 2 H: 2 E: 0 LOB: 0 K: 0 BB: 0 S: 5 P: 5	R: 0 H: 2 E: 0 LOB: 2 K: 0 BB: 0 S: 5 P: 5	R: 0 H: 0 E: 0 LOB: 1 K: 0 BB: 1 S: 3 P: 7	R: 1 H: 2 E: 0 LOB: 2 K: 0 BB: 1 S: 5 P: 9	R: 0 H: 0 E: 0 LOB: 0 K: 0 BB: 1 S: 2 P: 6	R: 1 H: 1 E: 0 LOB: 0 K: 2 BB: 1 S: 7 P: 11	R: 1 H: 3 E: 0 LOB: 2 K: 2 BB: 0 S: 10 P: 10	1B: 8 SF: 0 2B: 1 SAC: 1 3B: 0 DP: 1 HR: 2 HBP: 0	WP: 0 PA: 40 PB: 0 SB: 0 CS: 1
PITCHER	IP WLS BF H R ER SO BB IBB HBP BLK WP HR S P ERA WHIP										
Hal Brown, R (1, 1) ERA: 3.07	7.0 L 31 8 4 4 0 3 0 0 0 0 0 2 28 40 5.14 1.571										
Dick Hall, R (8, 1) ERA: 5.14	1.0 3 0 0 0 2 1 0 0 0 0 0 6 10 0.00 1.000										
Billy Hoelt, L (9, 1) ERA: 2.59	1.0 6 3 1 1 2 0 0 0 0 0 0 10 10 9.00 3.000										

Washington Senators @ Baltimore Orioles
 Memorial Stadium, Baltimore, MD
 Thu Jun 15 1961, 7:05 PM EDT
 Att. 7,651 - Unknown

AB	35
R	5
H	11
RBI	5
BB	4
SO	4
LOB	16



Batter	1	2	3	4	5	6	7	8	9	AB	R	H	RBI	BB	SO	LOB
Brooks Robinson, R (1, 5) OBP: 0.374, SLG: 0.407	0-0 P5		0-0 F2		0-0 F7			0-0 F8		4	0	0	0	0	0	1
Dave Philley, S (1, 7) OBP: 0.299, SLG: 0.431	0-0 P3		0-0 4-3			0-3 K		0-0 P6		4	0	0	0	0	1	0
Jackie Brandt, R (1, 8) OBP: 0.382, SLG: 0.503	0-0 F7			0-3 K		0-0 1-3			0-3 K	4	0	0	0	0	2	0
Jim Gentile, L (1, 3) OBP: 0.417, SLG: 0.598		0-0 4-3		0-0 P5		0-0 F8			0-0 4-3	4	0	0	0	0	0	0
Mary Throneberry, L (1, 9) OBP: 0.345, SLG: 0.428		0-0 6-3		0-0 1B			0-0 4-3		0-0 HR	4	1	2	1	0	0	0
Gus Triandos, R (1, 2) OBP: 0.333, SLG: 0.457		0-0 2B		0-0 F7			0-0 F5		0-0 5-3	4	0	1	0	0	0	1
Ron Hansen, R (1, 6) OBP: 0.328, SLG: 0.364		0-0 F8			0-3 K		4-0 FC5-4 BB			2	0	0	0	1	1	1
Jerry Adair, R (1, 4) OBP: 0.310, SLG: 0.429			0-0 HR		0-0 5-3		0-0 FC5-4 1-2f			3	1	1	1	0	0	1
Hal Brown, R (1, 1) OBP: 0.167, SLG: 0.091			0-0 P4			4-0 BB		0-0 P5		1	0	0	0	1	0	0
Dick Hall, R (8, 1) OBP: 0.214, SLG: 0.083										0	0	0	0	0	0	0
Whitey Herzog, L (8, PH) OBP: 0.355, SLG: 0.345										1	0	0	0	0	0	0
Billy Hoefl, L (9, 1) OBP: 0.278, SLG: 0.133										0	0	0	0	0	0	0


Inning Stats	R: 0	H: 0	E: 0	K: 0	S: 3	R: 0	H: 1	E: 0	K: 0	S: 4	R: 0	H: 1	E: 0	K: 1	S: 6	R: 0	H: 0	E: 0	K: 1	S: 5	R: 0	H: 0	E: 0	K: 0	S: 3	R: 0	H: 0	E: 0	K: 0	S: 3	R: 1	H: 1	E: 0	K: 1	S: 6	
	0	0	0	0	3	0	1	0	0	4	0	1	0	1	6	0	0	0	1	5	0	0	0	1	7	0	0	0	0	3	1	1	0	6	1	6

BOTTOM


Washington Senators @ Baltimore Orioles
Memorial Stadium, Baltimore, MD

Thu Jun 15 1961, 7:05 PM EDT
 Att. 7,651 - Unknown

AB	31
R	2
H	4
RBI	2
BB	2
SO	4
LOB	4



WP: 0	PA: 33
PB: 0	
SB: 0	
CS: 0	

Batter	1	2	3	4	5	6	7	8	9	AB R H RBI BB SO LOB	TOP																	
Danny O'Connell, R OBP: 0.390, SLG: 0.357 (1, 5) X	0-0 1B 2B	0-0 1-3	4-0 1B BB		0-0 F8	0-0 6-3		0-3 K		5 1 1 0 1 1 3																		
Chuck Hinton, R OBP: 0.371, SLG: 0.407 (1, 9) S S S	0-3 K	4-0 E S HBP BB	0-0 FC6 1B		4-0 BB		0-0 6-3		0-0 1B SF9 1B	4 2 2 1 2 1 1																		
Gene Woodling, L OBP: 0.397, SLG: 0.457 (1, 7) X	0-0 1-3	4-0 HBP BB BB	0-0 FC6		0-0 F5		0-0 3-1		0-0 G5-4-3 1B	5 0 1 0 1 0 4																		
Dale Long, L OBP: 0.325, SLG: 0.508 (1, 3) B B B	4-0 1B BB	4-0 HBP BB		0-0 G3		4-0 BB 3B BB	4-0 1B BB		0-0 SF9	1 2 0 1 4 0 0																		
Willie Tasby, R OBP: 0.361, SLG: 0.460 (1, 8) X	0-0 1B 1B	1-0 FC4-6 HBP		0-0 1B		0-0 F9	0-0 FC6-4 1B		0-0 G5-4-3	5 1 3 2 0 0 2																		
Gene Green, R OBP: 0.391, SLG: 0.612 (1, 2) X	0-0 1B 1B	0-0 FC4-6		0-0 F5		0-0 F4	0-0 FC6-4			5 1 1 1 0 0 7																		
Chuck Cottier, R OBP: 0.314, SLG: 0.226 (1, 4) X	0-0 1B		0-0 6-3	0-0 1B		4-0 BB 3B BB		0-3 K		4 1 2 2 1 1 0																		
Jim Mahoney, R OBP: 0.272, SLG: 0.263 (1, 6) S S S	0-3 K		4-0 SH1-4 BB	0-3 K		0-0 BB 3B		0-0 1B		4 1 2 2 1 2 3																		
Tom Sturdivant, L OBP: 0.182, SLG: 0.100 Johnny Klippstein, R OBP: 0.850, SLG: 0.342 Billy Klaus, L OBP: 0.440, SLG: 0.400 Marty Kutyna, R OBP: 0.372, SLG: 0.491 Jim King, L OBP: 0.313, SLG: 0.418 Dave Siders, R OBP: 0.376, SLG: 0.625 (1, 1) (4, 1) (5, PH) (5, 1) (6, PH) (6, 1) (6, PH) (8, PH) (8, 1)		0-0 1-3	0-0 SH1-4		0-3 K	4-0 BB		0-0 F9		1 0 0 0 0 0 0 0 0 0 0 0 0 0 1 0 0 0 0 1 0 0 0 0 0 0 0 0 0 0 0 0 1 0 0 0 0 0 0 0 0 0 1 0 0 0 0 0 1 0 0 0 0 0 0 0																		
Inning Stats	R: 4 E: 0 K: 2 S: 11	H: 4 LOB: 1 BB: 1 P: 15	R: 1 E: 0 K: 0 S: 3	H: 0 LOB: 3 BB: 3 P: 16	R: 1 E: 0 K: 0 S: 4	H: 1 LOB: 2 BB: 2 P: 12	R: 0 E: 0 K: 1 S: 7	H: 2 LOB: 2 BB: 0 P: 7	R: 0 E: 0 K: 1 S: 5	H: 0 LOB: 1 BB: 1 P: 9	R: 2 E: 0 K: 0 S: 4	H: 1 LOB: 2 BB: 3 P: 16	R: 0 E: 0 K: 0 S: 4	H: 1 LOB: 2 BB: 1 P: 8	R: 0 E: 0 K: 2 S: 8	H: 1 LOB: 1 BB: 0 P: 8	R: 1 E: 0 K: 0 S: 4	H: 2 LOB: 0 BB: 0 P: 4	1B: 10 2B: 1 3B: 1 HR: 0	SF: 1 SAC: 1 DP: 1 HBP: 1	WP: 0 PB: 0 SB: 1 CS: 0	PA: 50						
PITCHER	IP WLS BF H R ER SO BB IBB HBP BLK WP HR S P ERA WHIP																											
Don Schwall, R ERA: 2.09 (1, 1)	1.2		14	4	5	4	2	4	0	1	0	0	0	13	30	21.60	4.800											
Dave Hillman, R ERA: 2.45 (2, 1)	2.1		12	3	1	1	1	2	0	0	0	0	0	12	20	3.86	2.143											
Tracy Stallard, R ERA: 4.73 (5, 1)	1.2		9	1	2	2	1	3	0	0	0	0	0	8	20	10.80	2.400											
Mike Fornieles, R ERA: 6.65 (6, 1)	3.1	W	15	4	1	1	2	2	0	0	0	0	0	17	25	2.70	1.800											

Washington Senators @ Boston Red Sox
Fenway Park, Boston, MA
Fri Jun 16 1961, 7:05 PM EDT
Att. 14,081 - Unknown

AB	36
R	9
H	12
RBI	9
BB	11
SO	6
LOB	21



WP: 0	PA: 50
-------	--------

Batter	1	2	3	4	5	6	7	8	9
Chuck Schilling, R (1, 4) <small>OBP: 0.340, SLG: 0.333</small>	0-0 FC4-6 BB 1B		1-0 2B HBP	BB BB FC5			4-0 4-3 SH1-3 BB	0-0 6-3	
Gary Geiger, L (1, 8) <small>OBP: 0.333, SLG: 0.356</small>	4-0 FC4-6 BB 1-2		0-0 4-3 1-H 2-H 2B	4-0 2B 1-2 2-3 3-H 1B BB	0-0 G3		0-0 SH1-3 1-2	4-0 BB BB BB	
Carl Yastrzemski, L (1, 7) <small>OBP: 0.283, SLG: 0.358</small>	0-0 FC4-6 G4-6-3 1-2f 2-3		0-0 F7	0-0 1-3 2-H 3-H 1B 2B	0-3 K		0-0 4-3 2-3	4-0 BB BB BB	
Vic Wertz, L (1, 3) <small>OBP: 0.361, SLG: 0.509</small>	0-0 G4-6-3 1-2f		0-0 4-3 2-3	0-0 1B 4-3 1B 1B 2-H 3-H	0-0 F2		4-0 BB BB	4-0 BB BB FC5-4 BB	
Jackie Jensen, R (1, 9) <small>OBP: 0.343, SLG: 0.389</small>		4-0 FC4-6 BB	0-0 F2	0-0 4-3 1-2		0-0 L6	0-3 K	0-0 FC5-4 1-2f	
Frank Malzone, R (1, 5) <small>OBP: 0.245, SLG: 0.298</small>		0-0 F7		6-3 BB BB 1B		0-0 F8		4-0 1B BB 1B	
Russ Nixon, L (1, 2) <small>OBP: 0.305, SLG: 0.337</small>		0-0 FC4-6 FC6-4 1-2f		BB BB 1B		4-0 BB 3B		0-0 SH3-4 1B BB 1B	
Don Buddin, R (1, 6) <small>OBP: 0.419, SLG: 0.400</small>		0-0 FC6-4 1-2f		BB BB 1B BB FC5 BB BB		0-0 BB 1-H 3B		0-0 BB SH3-4 BB 1B	
Don Schwall, R (1, 1) <small>OBP: 0.267, SLG: 0.333</small> Dave Hillman, R (2, 1) <small>OBP: 0.359, SLG: 0.374</small> Pete Runnels, L (4, PH) Tracy Stallard, R (5, 1) Mike Fornieles, R (6, 1)			4-0 HBP 2B BB	BB BB BB BB 1B		0-0 F7		0-0 SH3-4 1-2 2-3	

Inning Stats	R: 0	H: 1	E: 0	LOB: 1	K: 0	P: 7	R: 0	H: 0	E: 0	LOB: 1	K: 0	P: 7	R: 2	H: 1	E: 0	LOB: 1	K: 0	P: 9	R: 8	H: 6	E: 0	LOB: 3	K: 0	P: 29	R: 0	H: 0	E: 0	LOB: 0	K: 1	P: 5	R: 1	H: 1	E: 0	LOB: 1	K: 0	P: 8	R: 0	H: 0	E: 0	LOB: 2	K: 1	P: 13	R: 3	H: 2	E: 0	LOB: 3	K: 0	P: 21
	S: 3	BB: 1	S: 3	BB: 1	S: 3	BB: 7	S: 3	BB: 1	S: 3	BB: 7	S: 3	BB: 7	S: 4	BB: 1	S: 4	BB: 1	S: 9	BB: 5	S: 5	BB: 0	S: 5	BB: 0	S: 4	BB: 1	S: 5	BB: 2	S: 5	BB: 2	S: 5	BB: 13	S: 5	BB: 2	S: 5	BB: 1	S: 5	BB: 8	S: 5	BB: 2	S: 5	BB: 13	S: 5	BB: 4	S: 5	BB: 21				

PITCHER	IP	WLS	BF	H	R	ER	SO	BB	IBB	HBP	BLK	WP	HR	S	P	ERA	WHIP
Tom Sturdivant, R (1, 1) <small>ERA: 4.54</small>	3.1	L	20	4	7	7	0	6	0	0	0	0	0	13	38	18.90	3.000
Johnny Klippstein, R (4, 1) <small>ERA: 6.35</small>	0.2		8	4	3	3	0	2	0	0	0	0	0	6	14	40.50	9.000
Marty Kutyna, R (5, 1) <small>ERA: 3.6</small>	1.0		3	0	0	0	1	0	0	0	0	0	0	5	5	0.00	0.000
Dave Sisler, R (6, 1) <small>ERA: 1.67</small>	2.0		10	1	1	1	1	3	0	0	0	0	0	9	21	4.50	2.000
John Gabler, R (8, 1) <small>ERA: 6.23</small>	1.0		9	2	3	3	0	4	0	0	0	0	0	5	21	27.00	6.000

AB	R	H	RBI	BB	SO	LOB
3	2	1	1	2	0	5
2	1	1	3	3	0	0
5	1	1	3	1	1	4
4	1	1	3	2	0	3
5	0	0	0	1	1	7
4	2	1	0	1	0	1
4	3	3	1	1	0	1
3	2	2	2	2	0	1
0	0	0	0	0	0	0
0	1	0	0	1	0	0
1	1	1	1	1	0	0
0	0	0	0	0	0	0
1	0	0	0	0	0	1

WP	PA	1B	2B	3B	HR	SF	SAC	DP	HBP
0	50	8	2	1	0	0	2	1	1

Washington Senators @ Boston Red Sox
 Fenway Park, Boston, MA
 Fri Jun 16 1961, 7:05 PM EDT
 Att. 14,081 - Unknown

AB	32
R	14
H	11
RBI	14
BB	15
SO	2
LOB	23



Batter	1	2	3	4	5	6	7	8	9	AB R H RBI BB SO LOB	TOP		
Danny O'Connell, R (1, 5) OBP: 0.394, SLG: 0.362	4-0 F9 BB		4-0 1B HR BB	0-0 2B		0-3 K			0-3 K	3 1 1 0 2 2 1			
Chuck Hinton, R (1, 9) OBP: 0.366, SLG: 0.398	0-0 F9 1-2		0-0 1B HR	0-0 F8			0-0 F8		0-3 K	5 1 1 0 0 1 2			
Gene Woodling, L (1, 7) OBP: 0.404, SLG: 0.483 Marty Keough, L (9, PR) OBP: 0.313, SLG: 0.418	4-0 BB BB		0-0 1B HR 1-H 2-H		0-0 F9		0-0 1-3		0-0 WP 1B	4 1 2 3 1 0 0 0 0 0 0 0 0 0			
Dale Long, L (1, 3) OBP: 0.327, SLG: 0.503	4-0 1-2 BB		0-0 3-1		0-0 F8		0-0 1B		0-0 4-3	4 0 1 0 1 0 1			
Willie Tasby, R (1, 8) OBP: 0.363, SLG: 0.475	0-3 K		0-0 2B 1B		0-0 HR		0-3 K			4 2 2 1 0 2 3			
Gene Green, R (1, 2) OBP: 0.386, SLG: 0.608		0-0 1-6-3	0-0 2B 1-H		0-3 K			0-0 5-3		4 0 1 1 0 1 0			
Chuck Cottier, R (1, 4) OBP: 0.333, SLG: 0.257		0-0 F9	0-3 K			0-0 6-3 4-3 1B		0-0 1B 1B		4 0 2 0 0 1 1			
Jim Mahoney, R (1, 6) OBP: 0.271, SLG: 0.262		0-0 6-3		0-0 5-3		0-0 4-3		0-0 1B G4-6-3		4 0 1 0 0 0 1			
Joe McClain, R (1, 1) OBP: 0.258, SLG: 0.333 Jim King, L (8, PH) OBP: 0.369, SLG: 0.487 Marty Kutyna, R (8, 1) OBP: 0.400, SLG: 0.400			0-3 K	0-0 5-3		0-0 6-3		0-0 G4-6-3 1-2f		3 0 0 0 0 1 1 1 0 0 0 0 0 2 0 0 0 0 0 0 0			
Inning Stats	R: 0 H: 0 E: 0 LOB: 2 K: 1 BB: 3 S: 4 P: 16	R: 0 H: 0 E: 0 LOB: 0 K: 0 BB: 0 S: 3 P: 3	R: 4 H: 4 E: 0 LOB: 1 K: 2 BB: 1 S: 11 P: 15	R: 0 H: 1 E: 0 LOB: 1 K: 0 BB: 0 S: 4 P: 4	R: 1 H: 1 E: 0 LOB: 0 K: 1 BB: 0 S: 6 P: 6	R: 0 H: 1 E: 0 LOB: 1 K: 1 BB: 0 S: 6 P: 6	R: 0 H: 1 E: 0 LOB: 1 K: 1 BB: 0 S: 6 P: 6	R: 0 H: 2 E: 0 LOB: 1 K: 0 BB: 0 S: 4 P: 4	R: 0 H: 1 E: 0 LOB: 2 K: 2 BB: 0 S: 8 P: 8	1B: 7 SF: 0 2B: 2 SAC: 0 3B: 0 DP: 1 HR: 2 HBP: 0	WP: 1 PA: 40 PB: 0 SB: 0 CS: 0		
PITCHER	IP WLS BF H R ER SO BB IBB HBP BLK WP HR S P ERA WHIP											PITCHER	IP WLS BF H R ER SO BB IBB HBP BLK WP HR S P ERA WHIP
Galen Cisco, R (1, 1) ERA: 10.8	6.0 W 28 7 5 5 5 4 0 0 0 0 2 34 50 7.50 1.833												
Chet Nichols, L (7, 1) ERA: 2.22	3.0 S 12 4 0 0 3 0 0 0 0 1 0 18 18 0.00 1.333												

Washington Senators @ Boston Red Sox
 Fenway Park, Boston, MA
 Sat Jun 17 1961, 3:33 AM EDT
 Att. 6,283 - Unknown

livebaseballscorecards.com

AB 36
 R 5
 H 11
 RBI 5
 BB 4
 SO 8
 LOB 12



Batter	1	2	3	4	5	6	7	8	9	AB	R	H	RBI	BB	SO	LOB				
Chuck Schilling, R (1, 4) <small>OBP: 0.338, SLG: 0.332</small>	0-0 		0-0 		0-0 	0-3 				4	2	1	0	0	1	0				
Gary Geiger, L (1, 8) <small>OBP: 0.336, SLG: 0.361</small>	0-0 		4-0 		0-0 		0-0 			3	0	1	1	1	0	1				
Carl Yastrzemski, L (1, 7) <small>OBP: 0.283, SLG: 0.361</small>	0-0 		0-0 		0-0 		0-0 			4	0	1	1	0	0	2				
Vic Wertz, L (1, 3) <small>OBP: 0.353, SLG: 0.497</small>	0-0 			0-0 		0-0 	0-0 			4	0	0	0	0	0	1				
Jackie Jensen, R (1, 9) <small>OBP: 0.342, SLG: 0.386</small>	0-3 			0-0 		0-0 		0-0 		4	1	1	0	0	1	1				
Frank Malzone, R (1, 5) <small>OBP: 0.250, SLG: 0.308</small>		0-0 		0-0 		0-0 		0-0 		4	1	2	0	0	0	0				
Russ Nixon, L (1, 2) <small>OBP: 0.294, SLG: 0.323</small>		0-0 		0-0 		0-0 		0-0 		4	0	0	0	0	0	3				
Don Buddin, R (1, 6) <small>OBP: 0.417, SLG: 0.398</small>		0-0 			0-0 	0-0 				3	1	1	2	0	0	1				
Galen Cisco, R (1, 1) Jim Pagliaroni, R (6, PH) Chet Nichols, S (7, 1)			0-0 		0-0 	0-0 				2	0	0	0	0	0	0				
										1	1	1	2	0	0	0				
										0	0	0	0	0	0	0				
Inning Stats	R: 1 E: 0 K: 1 S: 7	H: 2 LOB: 1 BB: 0 P: 7	R: 0 E: 1 K: 0 S: 3	H: 0 LOB: 0 BB: 0 P: 3	R: 0 E: 0 K: 0 S: 3	H: 0 LOB: 1 BB: 1 P: 7	R: 0 E: 0 K: 0 S: 4	H: 1 LOB: 1 BB: 0 P: 4	R: 1 E: 1 K: 0 S: 5	H: 1 LOB: 1 BB: 0 P: 5	R: 4 E: 0 K: 1 S: 9	H: 4 LOB: 0 BB: 0 P: 9	R: 0 E: 0 K: 0 S: 3	H: 0 LOB: 0 BB: 0 P: 3	R: 0 E: 0 K: 0 S: 3	H: 0 LOB: 0 BB: 0 P: 3	1B: 4 2B: 3 3B: 0 HR: 1	SF: 0 SAC: 0 DP: 1 HBP: 0	WP: 0 PB: 0 SB: 0 CS: 0	PA: 34
Joe McClain, R (1, 1) <small>ERA: 3.56</small>	IP: 7.0 WLS: L	BF: 31	H: 8 R: 6 ER: 5 SO: 2	BB: 1 IBB: 0 HBP: 0 BLK: 0	WP: 0 HR: 1 S: 34 P: 38	ERA: 6.43 WHIP: 1.286		PITCHER	IP: 1.0 WLS: L	BF: 3	H: 0 R: 0 ER: 0 SO: 0	BB: 0 IBB: 0 HBP: 0 BLK: 0	WP: 0 HR: 0 S: 3 P: 3	ERA: 0.00 WHIP: 0.000						

BOTTOM

Washington Senators @ Boston Red Sox
 Fenway Park, Boston, MA
 Sat Jun 17 1961, 3:33 AM EDT
 Att. 6,283 - Unknown

livebaseballscorecards.com

AB	33
R	6
H	8
RBI	6
BB	1
SO	2
LOB	9



Batter	1	2	3	4	5	6	7	8	9	AB R H RBI BB SO LOB	TOP																		
Coot Veal, R OBP: 0.297, SLG: 0.264 (1, 6) X	0-0 5-3		0-0 5-3		0-0 SH3-4	0-0 F8			0-3 K	4 0 0 0 0 1 2																			
Billy Klaus, L OBP: 0.301, SLG: 0.345 (1, 5) X	0-0 F8			0-0 3-1	0-0 F6		0-0 3-1		0-0 1B HR 2B	5 1 1 0 0 0 1																			
Gene Woodling, L OBP: 0.411, SLG: 0.484 (1, 7) X Chuck Hinton, R OBP: 0.366, SLG: 0.398 (9, PR) (9, 7)	0-0 F9			4-0 1B 2B BB	0-0 HR 1B		0-0 F3		0-0 HR S 1B	4 2 2 2 1 0 0 0 1 0 0 0 0 0																			
Dale Long, L OBP: 0.333, SLG: 0.518 (1, 3) X		0-0 G3		0-0 2B 1B G1-2-3	0-0 HR 1B		0-0 6-3		4-0 HR BB	4 2 2 2 1 0 0																			
Willie Tasby, R OBP: 0.364, SLG: 0.493 (1, 8) X		0-0 6-3		0-0 2B 1-3 2-H	0-3 K			0-0 F7	0-0 HR 1-H 2-H 3-H	5 1 2 5 0 1 0																			
Jim King, L OBP: 0.378, SLG: 0.492 (1, 9) X		0-3 K		4-0 IBB		0-0 4-3 HR 2B		0-0 F9	4-0 BB	3 1 1 0 2 1 0																			
Chuck Cottier, R OBP: 0.318, SLG: 0.250 (1, 4) X			0-0 1-3	0-0 G1-2-3 3-H		0-0 4-3		0-0 1B	0-0 L8	5 0 1 0 0 0 5																			
Pete Daley, R OBP: 0.260, SLG: 0.320 (1, 2) X			0-0 1B		0-0 E 2B	0-0 HR 3-H		0-0 F6	0-0 F9	5 2 3 2 0 0 2																			
Carl Mathias, S OBP: 0.250, SLG: 0.250 (1, 1) X Dave Sisler, R (9, 1) Marty Kutyna, R OBP: 0.400, SLG: 0.400 (9, 1) X			0-0 F8		0-0 E1 1B SH3-4 2-H	0-0 6-3			0-0 2B 1B 1B	4 2 1 0 0 0 1 0 0 0 0 0 0 0 0 0 0 0 0 0 0																			
Inning Stats	R: 0 E: 0 K: 0 S: 3	H: 0 LOB: 0 BB: 0 P: 3	R: 0 E: 0 K: 1 S: 5	H: 0 LOB: 0 BB: 0 P: 5	R: 0 E: 0 K: 0 S: 4	H: 1 LOB: 1 BB: 0 P: 4	R: 1 E: 0 K: 0 S: 4	H: 2 LOB: 2 BB: 2 P: 12	R: 4 E: 1 K: 1 S: 9	H: 3 LOB: 0 BB: 0 P: 9	R: 2 E: 0 K: 0 S: 5	H: 2 LOB: 0 BB: 0 P: 5	R: 0 E: 0 K: 0 S: 3	H: 0 LOB: 0 BB: 0 P: 3	R: 0 E: 0 K: 0 S: 4	H: 1 LOB: 1 BB: 0 P: 4	R: 5 E: 0 K: 1 S: 9	H: 4 LOB: 1 BB: 2 P: 17	1B: 6 2B: 4 3B: 0 HR: 3	SF: 0 SAC: 1 DP: 1 HBP: 0	WP: 0 PB: 0 SB: 1 CS: 0	PA: 44							
PITCHER	IP WLS BF H R ER SO BB IBB HBP BLK WP HR S P ERA WHIP												PITCHER	IP WLS BF H R ER SO BB IBB HBP BLK WP HR S P ERA WHIP															
Ike Delock, R ERA: 3.8 (1, 1)	5.0		23	6	5	1	2	1	1	0	0	0	0	1	25	33	1.80	1.400											
Billy Muffett, R ERA: 5.77 (6, 1)	3.1		15	5	4	4	1	0	0	0	0	0	0	1	17	17	10.80	1.500											
Ted Wills, L ERA: 6.27 (9, 1)	0.2	W	6	2	3	3	0	2	0	0	0	0	0	1	4	12	40.50	6.000											

Washington Senators @ Boston Red Sox
 Fenway Park, Boston, MA
 Sun Jun 18 1961, 3:33 AM EDT
 Unknown

AB	39
R	12
H	13
RBI	11
BB	4
SO	3
LOB	11



Batter	1	2	3	4	5	6	7	8	9	AB	R	H	RBI	BB	SO	LOB
Chuck Schilling, R (1, 4) <small>OBP: 0.336, SLG: 0.329</small>	0-0 F7			0-0 1-3	0-0 F8		0-0 5-3		0-0 1B BB 1B	5	1	1	0	0	0	2
Carroll Hardy, R (1, 7) <small>OBP: 0.339, SLG: 0.366</small>	0-0 F3			0-0 2B E 1B	4-0 HBP BB		0-0 2-3		0-0 BB BB BB 1B	4	2	2	1	1	0	0
Gary Geiger, L (1, 8) <small>OBP: 0.338, SLG: 0.355</small>	0-0 4-3			0-3 K	1-0 HBP		0-3 K		4-0 BB BB 1-2 HR BB	3	1	0	1	1	2	1
Jackie Jensen, R (1, 9) <small>OBP: 0.343, SLG: 0.389</small>		0-0 L7		0-0 E 2B	0-0 G3			0-0 F7	4-0 HR BB BB	4	2	1	1	1	0	3
Frank Malzone, R (1, 5) <small>OBP: 0.254, SLG: 0.317</small>		0-0 F8		0-0 E6 FC5-4		0-0 G3 3B		0-0 L5	4-0 HR BB	4	2	1	1	1	0	0
Jim Pagliaroni, R (1, 2) <small>OBP: 0.322, SLG: 0.414</small>		0-3 K		0-0 FC5-4		0-0 5-3		0-0 L8	0-0 HR	5	1	1	4	0	1	2
Vic Wertz, L (1, 3) <small>OBP: 0.354, SLG: 0.491</small> Pete Runnels, L (9, PR) <small>OBP: 0.359, SLG: 0.374</small>			0-0 F7		0-0 FC5 BB 1B	0-0 G3		0-0 3-1		4	0	1	1	1	0	0
Don Buddin, R (1, 6) <small>OBP: 0.429, SLG: 0.434</small>		0-0 L6		0-0 L6	4-0 BB FC5 HBP BB	0-0 HR		0-0 1B 1B		4	3	3	1	1	0	0
Ike Delock, R (1, 1) <small>OBP: 0.217, SLG: 0.143</small> Rip Repulski, R (5, PH) <small>OBP: 0.308, SLG: 0.320</small> Billy Muffett, R (6, 1) <small>OBP: 0.313, SLG: 0.154</small> Ted Wills, L (9, 1) <small>OBP: 0.220, SLG: 0.235</small> Billy Harrell, R (9, PH) <small>OBP: 0.300, SLG: 0.330</small> Russ Nixon, L (9, PH)			0-0 5-3		0-0 FC5 HBP BB	0-3 K		0-0 K	1-2 2-3f	1	0	0	0	0	0	0

Inning Stats	R: 0	H: 0	E: 0	LOB: 0	K: 0	BB: 0	S: 3	P: 3	R: 0	H: 0	E: 0	LOB: 0	K: 1	BB: 0	S: 5	P: 5	R: 0	H: 0	E: 0	LOB: 0	K: 0	BB: 0	S: 3	P: 3	R: 2	H: 2	E: 1	LOB: 1	K: 1	BB: 0	S: 8	P: 8	R: 1	H: 1	E: 0	LOB: 3	K: 0	BB: 2	S: 4	P: 13	R: 2	H: 2	E: 0	LOB: 0	K: 1	BB: 0	S: 7	P: 7	R: 0	H: 0	E: 0	LOB: 0	K: 1	BB: 0	S: 5	P: 5	R: 0	H: 0	E: 0	LOB: 0	K: 0	BB: 0	S: 3	P: 3	R: 8	H: 6	E: 0	LOB: 2	K: 1	BB: 4	S: 10	P: 26	1B: 7	SF: 0	2B: 1	SAC: 0	3B: 1	DP: 0	HR: 2	HBP: 1	WP: 0	PA: 45
--------------	------	------	------	--------	------	-------	------	------	------	------	------	--------	------	-------	------	------	------	------	------	--------	------	-------	------	------	------	------	------	--------	------	-------	------	------	------	------	------	--------	------	-------	------	-------	------	------	------	--------	------	-------	------	------	------	------	------	--------	------	-------	------	------	------	------	------	--------	------	-------	------	------	------	------	------	--------	------	-------	-------	-------	-------	-------	-------	--------	-------	-------	-------	--------	-------	--------

PITCHER	IP	WLS	BF	H	R	ER	SO	BB	IBB	HBP	BLK	WP	HR	S	P	ERA	WHIP
Carl Mathias, L (1, 1) <small>ERA: 7.27</small>	8.2		39	8	9	7	5	3	0	1	0	0	1	45	58	7.27	1.269
Dave Sisler, R (9, 1) <small>ERA: 2.78</small>	0.0	L	4	1	3	3	0	3	0	0	0	0	1	1	13	∞	∞
Marty Kutyna, R (9, 1) <small>ERA: 3.53</small>	0.0		2	2	1	1	0	0	0	0	0	0	0	2	2	∞	∞

BOTTOM

Washington Senators @ Boston Red Sox
 Fenway Park, Boston, MA
 Sun Jun 18 1961, 3:33 AM EDT
 Unknown

livebaseballscorecards.com

AB	38
R	13
H	11
RBI	11
BB	6
SO	5
LOB	11



Batter	1	2	3	4	5	6	7	8	9	10	11	12	13	AB R H RBI BB SO LOB	TOP																
Danny O'Connell, R OBP: 0.400, SLG: 0.362 (1, 5) X	0-0 L5		4-0 BB		4-0 FC4-6 BB		X 0-0 HR 1B		X 0-0 4-3		BB BB 4-0 BB			3 1 1 0 3 0 0	Washington Senators @ Boston Red Sox Fenway Park, Boston, MA Sun Jun 18 1961, 3:38 AM EDT Att. 17,645 - Unknown																
Jim King, L OBP: 0.376, SLG: 0.504 (1, 9) S S S	0-3 K2-3		4-0 BB		0-0 FC4-6 BB		X 0-0 HR		X 0-0 F9		X 0-0 F9			5 1 1 2 1 1 2																	
Chuck Hinton, R OBP: 0.364, SLG: 0.391 (1, 7) X	0-0 F5		0-3 BB		0-3 K		X 0-0 1B		X 4-0 BB		BB BB 0-3 BB			5 0 1 0 1 3 4																	
Dale Long, L OBP: 0.342, SLG: 0.525 (1, 3) X		0-0 FC1-4 1B		X 0-0 HR 1B		X 0-0 2B		X 0-0 F5		X 0-0 1-3		BB BB 4-0 BB		5 1 3 0 1 0 2																	
Willie Tasby, R OBP: 0.359, SLG: 0.498 (1, 8) X	0-0 L7		0-0 L8		X 0-0 F8		X 0-0 HR		S S S 0-3 K		S S S 0-3 K			6 1 1 1 0 2 4																	
Gene Green, R OBP: 0.377, SLG: 0.587 (1, 2) X	0-0 FC1-4		0-0 F8		X 0-0 K		X 0-0 5-3		X 0-0 1B		X 0-0 1B			6 0 1 0 0 1 4																	
Chuck Cottler, R OBP: 0.300, SLG: 0.304 (1, 4) X	0-0 F9		0-0 HR		X 0-0 K		X 0-0 F5		X 0-0 F9		X 0-0 F9			6 1 1 2 0 1 3																	
Jim Mahoney, R OBP: 0.274, SLG: 0.259 (1, 6) X		0-0 6-3		X 0-0 6-3		BB BB 4-0 1B BB		X 0-0 1B		X 0-0 L6		S S S 0-3 K		5 0 1 0 1 1 1																	
Pete Burnside, R OBP: 0.154, SLG: 0.083 Johnny Klippstein, R (5, 1) Marty Keough, L OBP: 0.311, SLG: 0.415 (7, PH) Tom Sturdivant, L OBP: 0.160, SLG: 0.087 (7, 1)	0-0 1-3		0-0 1-3		X 0-0 1-3		X 0-0 F3		X 0-0 4-3		X 0-0 F7			2 0 0 0 0 0 0																	
Inning Stats	R: 0 E: 0 K: 1 S: 5	H: 0 LOB: 0 BB: 0 P: 5	R: 0 E: 0 K: 0 S: 4	H: 1 LOB: 1 BB: 0 P: 4	R: 0 E: 0 K: 1 S: 5	H: 0 LOB: 2 BB: 2 P: 13	R: 2 E: 0 K: 0 S: 5	H: 2 LOB: 0 BB: 0 P: 5	R: 0 E: 0 K: 2 S: 8	H: 1 LOB: 1 BB: 0 P: 8	R: 2 E: 0 K: 0 S: 5	H: 3 LOB: 1 BB: 1 P: 9	R: 1 E: 0 K: 0 S: 5	H: 2 LOB: 1 BB: 0 P: 5		R: 0 E: 0 K: 0 S: 3	H: 0 LOB: 1 BB: 1 P: 7	R: 0 E: 0 K: 1 S: 6	H: 1 LOB: 1 BB: 0 P: 6	R: 0 E: 0 K: 1 S: 5	H: 0 LOB: 1 BB: 1 P: 9	R: 0 E: 0 K: 1 S: 4	H: 0 LOB: 0 BB: 1 P: 8	R: 0 E: 0 K: 1 S: 5	H: 0 LOB: 0 BB: 0 P: 5	1B: 6 2B: 1 3B: 0 HR: 3	SF: 0 SAC: 0 DP: 1 HBP: 0	WP: 0 PB: 0 SB: 1 CS: 0	PA: 54		
PITCHER Gene Conley, R ERA: 4.48 Mike Fornieles, R ERA: 5.86	(1, 1) (8, 1)	IP 7.0 WLS W BF 32 H 2 R 0 ER 0 SO 4 BB 3 IBB 0 HBP 0 BLK 0	H 8 R 5 ER 0 SO 4 BB 3 IBB 0 HBP 0 BLK 0	H 2 R 0 ER 0 SO 27 BB 0 IBB 0 HBP 0 BLK 0	H 38 R 39 ER 0.00 WHIP 1.714																										



Batter	1	2	3	4	5	6	7	8	9	10	11	12	13
Chuck Schilling, R <small>(1, 4) OBP: 0.340, SLG: 0.336</small>	4-0 1B 2B BB	0-0 3-H 2B			0-0 SH3 BB 1B	0-0 SH3			0-0 F8		0-0 5-3		
Carroll Hardy, R <small>(1, 8) OBP: 0.339, SLG: 0.352</small>	0-3 K	0-0 F5			4-0 SH3 1B BB	0-0 1-3			4-0 S BB		0-3 K		
Carl Yastrzemski, L <small>(1, 7) OBP: 0.285, SLG: 0.359</small>	0-0 F6		0-0 G4-6-3 1B		0-0 SH3	0-3 K			4-0 1-2 IBB		0-0 6-3		
Jackie Jensen, R <small>(1, 9) OBP: 0.343, SLG: 0.387</small>	0-0 2B 1B		0-0 G4-6-3		0-0 BB BB 1B		0-0 4-3		0-0 F9		0-0 F2		
Frank Matzone, R <small>(1, 5) OBP: 0.261, SLG: 0.325</small>	0-0 1-H 3-H 2B		0-0 1B		4-0 BB BB	0-3 K			0-0 L7		0-0 L7		
Jim Pagliaroni, R <small>(1, 2) OBP: 0.316, SLG: 0.425</small>	0-3 K		0-0 F7		0-0 F7		0-0 F7			0-3 K			0-0 HR
Pete Runnels, L <small>(1, 3) OBP: 0.353, SLG: 0.361</small>		0-3 K		0-0 F7	4-0 FC6-4 BB			0-0 G3		0-0 F8			
Don Buddin, R <small>(1, 6) OBP: 0.422, SLG: 0.441</small>		0-0 2B 3B		0-0 L5	0-0 FC6-4			0-0 5-3		0-0 F8			
Gene Conley, R <small>(1, 1) OBP: 0.333, SLG: 0.375</small> Mike Fornieles, R <small>(8, 1)</small>		0-0 6-3		0-0 F5		0-0 WP SH3 1B		0-0 6-3			0-0 F3		

AB	R	H	RBI	BB	SO	LOB
4	2	2	1	1	0	0
4	1	0	0	2	2	3
4	0	1	0	1	1	2
6	1	2	2	0	0	3
5	0	2	2	1	1	2
6	1	1	1	0	2	4
4	0	0	0	1	1	0
5	1	1	0	0	0	3
3	0	1	0	0	0	1
2	0	0	0	0	0	0

Washington Senators @ Boston Red Sox
 Fenway Park, Boston, MA
 Sun Jun 18 1961, 3:38 AM EDT
 Att: 17,645 - Unknown

AB	43
R	6
H	10
RBI	6
BB	6
SO	7
LOB	18



Inning Stats	R	H	E	K	S	LOB	BB	IBB	HBP	BLK	WP	HR	S	P	ERA	WHIP
Pete Burnside, L <small>(1, 1) ERA: 5.95</small>	2	2	0	2	9	1	0	0	0	0	0	0	26	34	10.38	2.308
Johnny Klippstein, R <small>(5, 1) ERA: 5.92</small>	0	1	0	1	1	0	0	0	0	1	0	0	8	16	0.00	1.800
Tom Sturdivant, R <small>(7, 1) ERA: 4.3</small>	0	1	1	1	3	1	1	0	0	0	1	1	25	33	1.50	0.333

WP	PA
1	51
0	0
1	0
0	0

Batter	1	2	3	4	5	6	7	8	9	AB R H RBI BB SO LOB	TOP		
Jake Wood, R OBP: 0.332, SLG: 0.393 (1, 4) X	0-0 1-3 1	0-0 F8 3			0-0 F8 1		0-0 E5 X		0-0 1-3 2	5 0 0 0 0 0 2			
Bill Bruton, L OBP: 0.320, SLG: 0.354 (1, 8) B B B	4-0 2B BB		0-0 4-3 1		0-0 G3 2		0-0 F8 2		0-0 P6 3	4 1 0 0 1 0 3			
Al Kaline, R OBP: 0.350, SLG: 0.474 (1, 5) X	0-0 PB SF7 1-H 2B		0-0 L6-3 2		0-0 FC5-4 1B 2-H		0-0 L5-3 3			4 1 2 2 0 0 1			
Rocky Colavito, R OBP: 0.415, SLG: 0.581 (1, 9) X (8, 7)	0-0 SF7 2-H		0-0 F7 3		0-0 FC5-4 1-2f			0-0 6-3 2B		3 0 1 1 0 0 1			
Norm Cash, L OBP: 0.487, SLG: 0.693 (1, 3) X	0-0 2B 3B			0-0 HR		0-0 6-3 1		0-0 6-3 2-3		4 2 2 1 0 0 1			
Charlie Maxwell, L OBP: 0.337, SLG: 0.450 George Thomas, R (8, 9)	0-0 2B 3-H		0-0 F9 1		0-3 K 2		0-3 K 2			4 0 1 1 0 2 1 0 0 0 0 0 0 0			
Dick Brown, R OBP: 0.298, SLG: 0.428 (1, 2) X	0-0 F9 3		0-0 5-3 2		0-0 5-3 BB		0-0 5-3 3			3 0 0 0 1 0 2			
Ozzie Virgil, R OBP: 0.174, SLG: 0.273 (1, 6) X		0-0 L5 1		0-0 6-3 3		0-0 4-3 3		4-0 1-3 SH3 BB		3 0 0 0 1 0 1			
Jim Bunning, R OBP: 0.111, SLG: 0.111 Hank Aguirre, R (8, 1)		0-0 P5 2			0-0 G3 1B		0-3 K 1		0-0 SH3 1-2	3 1 1 0 0 1 0 0 0 0 0 0 0 0			
Inning Stats	R: 3 E: 0 K: 0 S: 6 H: 3 LOB: 1 BB: 1 P: 10	R: 0 E: 0 K: 0 S: 3 H: 0 LOB: 0 BB: 0 P: 3	R: 0 E: 0 K: 0 S: 3 H: 0 LOB: 0 BB: 0 P: 3	R: 1 E: 0 K: 0 S: 4 H: 1 LOB: 0 BB: 0 P: 4	R: 1 E: 0 K: 0 S: 5 H: 2 LOB: 1 BB: 0 P: 5	R: 0 E: 0 K: 1 S: 5 H: 0 LOB: 1 BB: 1 P: 9	R: 0 E: 1 K: 1 S: 6 H: 0 LOB: 1 BB: 0 P: 6	R: 0 E: 0 K: 1 S: 6 H: 1 LOB: 1 BB: 0 P: 6	R: 0 E: 0 K: 0 S: 3 H: 0 LOB: 1 BB: 1 P: 7	1B: 2 2B: 3 3B: 1 HR: 1 SF: 1 SAC: 1 DP: 0 HBP: 0	WP: 0 PB: 1 SB: 0 CS: 0 PA: 38		
PITCHER	IP WLS BF H R ER SO BB IBB HBP BLK WP HR S P ERA WHIP											PITCHER	IP WLS BF H R ER SO BB IBB HBP BLK WP HR S P ERA WHIP
Dick Donovan, R ERA: 3.03 (1, 1)	5.0 L 22 6 5 5 0 1 0 0 0 0 0 1 21 25 9.00 1.400												
Bennie Daniels, R ERA: 3.23 (6, 1)	3.0 12 1 0 0 3 1 0 0 0 0 0 0 17 21 0.00 0.667												
Johnny Klippstein, R ERA: 5.68 (9, 1)	1.0 4 0 0 0 0 1 0 0 0 0 0 0 3 7 0.00 1.000												

Detroit Tigers @ Washington Senators
 Griffith Stadium, Washington, DC
 Tue Jun 20 1961, 7:05 PM EDT
 Att. 11,173 - Unknown

livebaseballscorecards.com

AB 33
R 5
H 7
RBI 5
BB 3
SO 3
LOB 12




Batter	1	2	3	4	5	6	7	8	9	AB R H RBI BB SO LOB
Danny O'Connell, R OBP: 0.392, SLG: 0.353 (1, 5) X	0-0 F3 		0-3 K 			0-3 K 		0-0 4-3 	0-3 K 	5 0 0 0 0 3 2
Billy Klaus, L OBP: 0.307, SLG: 0.339 (1, 6) X	0-0 F5 			0-3 K 		4-0 BB 		4-0 3-1 		2 1 0 0 2 1 0
Jim King, L OBP: 0.366, SLG: 0.488 (1, 7) S S S	0-3 K 			0-0 3-1 		0-3 K 		0-0 3-1 		4 0 0 0 0 2 3
Gene Woodling, L OBP: 0.419, SLG: 0.492 (1, 9) X		0-0 1B 		0-0 1B 		0-0 F8 		0-0 HR 		4 1 3 2 0 0 1
Willie Tasby, R OBP: 0.361, SLG: 0.511 (1, 8) S S S		0-3 K 		0-3 K 			0-0 4-1 	0-0 HR 		4 1 2 2 0 2 2
Dale Long, L OBP: 0.341, SLG: 0.520 (1, 3) X		0-0 P6 			0-0 1B 		0-0 4-1 	0-3 K 		4 0 1 0 0 1 2
Gene Green, R OBP: 0.366, SLG: 0.569 (1, 2) X		0-0 P4 			0-3 K 		0-0 L5-3 		0-3 K 	4 0 0 0 0 2 3
Chuck Cottier, R OBP: 0.296, SLG: 0.300 (1, 4) X			0-0 6-3 		0-0 P6 		0-0 6-3 		0-0 E4 	4 0 1 0 0 0 2
Dick Donovan, L OBP: 0.280, SLG: 0.227 (1, 1) S S S			0-3 K 		0-3 K 			0-0 3-1 	0-3 K 	1 0 0 0 0 0 1 0
Marty Keough, L OBP: 0.306, SLG: 0.412 (5, PH)										1 0 0 0 0 0 1 1
Bernie Daniels, L OBP: 0.095, SLG: 0.238 (6, 1)										0 0 0 0 0 0 0 0
Chuck Hinton, R OBP: 0.368, SLG: 0.396 (8, PH)										1 1 1 0 0 0 0 0
Johnny Klippstein, R OBP: 0.315, SLG: 0.360 (9, PH)										0 0 0 0 0 0 0 0
Harry Bright, R OBP: 0.315, SLG: 0.360 (9, PH)										1 0 0 0 0 0 1 1

Inning Stats	R: 0	H: 0	E: 0	K: 1	S: 5	R: 0	H: 1	E: 0	K: 1	S: 6	R: 0	H: 0	E: 0	K: 2	S: 7	R: 0	H: 1	E: 0	K: 2	S: 8	R: 0	H: 0	E: 0	K: 2	S: 7	R: 0	H: 1	E: 0	K: 0	S: 4	R: 4	H: 3	E: 1	K: 3	S: 10	R: 0	H: 1	E: 1	K: 3	S: 10	1B: 7	2B: 0	3B: 0	HR: 1	SF: 0	SAC: 0	DP: 0	HBP: 0	WP: 0	PA: 37										
PITCHER	IP	WLS	BF	H	R	ER	SO	BB	IBB	HBP	BLK	WP	HR	S	P	ERA	WHIP													PITCHER	IP	WLS	BF	H	R	ER	SO	BB	IBB	HBP	BLK	WP	HR	S	P	ERA	WHIP													
Jim Bunning, R ERA: 3.49 (1, 1)	7.2	W	32	7	4	4	10	2	0	0	0	0	1	50	58	4.70	1.174																																											
Hank Aguirre, L ERA: 2.25 (8, 1)	1.1	S	5	1	0	0	4	0	0	0	0	0	0	13	13	0.00	0.750																																											

DETROIT TIGERS @ WASHINGTON SENATORS
Griffith Stadium, Washington, DC
 Tue Jun 20 1961, 7:05 PM EDT
 Att. 11,173 - Unknown

AB	35
R	4
H	8
RBI	4
BB	2
SO	14
LOB	17



Batter	1	2	3	4	5	6	7	8	9	AB	R	H	RBI	BB	SO	LOB	TOP								
Dick McAuliffe, L (1, 6) OBP: 0.200, SLG: 0.200	0-0 1-3	0-0 F8		0-0 1-3		0-0 1B	0-3 K			5	0	1	1	0	1	6									
Bill Bruton, L (1, 8) OBP: 0.315, SLG: 0.347	0-0 G3		0-0 F7		0-0 F8	0-0 1-3		0-0 F8		5	0	0	0	0	0	1									
Al Kaline, R (1, 9) OBP: 0.351, SLG: 0.473	0-0 L6-3		0-0 BB 1B		0-0 BB 1B		0-0 L5-3	0-0 L3		5	0	2	0	0	0	0									
Rocky Colavito, R (1, 7) OBP: 0.422, SLG: 0.600		0-0 HR	4-0 BB	4-0 BB	4-0 BB	0-0 2B	0-0 2B	0-0 F9		3	2	2	1	2	0	0									
Norm Cash, L (1, 3) OBP: 0.489, SLG: 0.694		4-0 2B BB	0-0 G4-6-3	0-0 F9		0-0 1B 2B		0-0 WP 1B		4	2	2	1	1	0	4									
Steve Boros, R (1, 5) OBP: 0.386, SLG: 0.389		0-0 2B		0-0 F8	0-0 F2		0-0 BB WP 1B	0-0 F8		5	1	2	1	0	0	3									
Jake Wood, R (1, 4) OBP: 0.337, SLG: 0.401		0-0 2B		0-3 K		0-0 1B 2B	4-0 BB BB	0-0 F8		4	1	2	2	1	1	1									
Dick Brown, R (1, 2) OBP: 0.298, SLG: 0.424		0-3 K		4-0 1B BB		0-0 F1	0-0 F8			2	0	0	0	1	1	2									
Charlie Maxwell, L (7, PH) OBP: 0.352, SLG: 0.443		0-3 K								1	0	0	0	0	0	2									
Mike Roarke, R (7, 2) OBP: 0.348, SLG: 0.429		0-0 F7		0-0 1B						0	0	0	0	1	0	0									
Phil Regan, R (1, 1) OBP: 0.107, SLG: 0.038										1	0	0	0	0	0	1									
Hal Woodeshick, R (2, 1) OBP: 0.118, SLG: 0.118										0	0	0	0	0	0	0									
Bobo Osborne, L (4, PH) OBP: 0.352, SLG: 0.333										1	0	1	0	0	0	0									
Paul Foytack, R (4, 1) OBP: 0.156, SLG: 0.167										0	0	0	0	0	0	0									
Bubba Morton, R (6, PH) OBP: 0.235, SLG: 0.387										1	0	0	0	0	1	1									
Terry Fox, R (6, 1) OBP: 0.286, SLG: 0.167										1	0	0	0	1	1	2									
Inning Stats	R: 0 E: 0 K: 0 S: 3	H: 0 LOB: 0 BB: 0 P: 3	R: 3 E: 0 K: 1 S: 8	H: 3 LOB: 1 BB: 1 P: 12	R: 0 E: 0 K: 0 S: 3	H: 1 LOB: 1 BB: 1 P: 7	R: 0 E: 0 K: 1 S: 6	H: 1 LOB: 2 BB: 1 P: 10	R: 0 E: 0 K: 0 S: 4	H: 1 LOB: 2 BB: 1 P: 8	R: 1 E: 0 K: 1 S: 7	H: 2 LOB: 1 BB: 0 P: 7	R: 2 E: 0 K: 1 S: 8	H: 3 LOB: 3 BB: 2 P: 16	R: 0 E: 0 K: 0 S: 3	H: 0 LOB: 0 BB: 0 P: 3	R: 0 E: 0 K: 1 S: 6	H: 1 LOB: 2 BB: 1 P: 10	1B: 6 2B: 5 3B: 0 HR: 1	SF: 0 SAC: 0 DP: 1 HBP: 0	WP: 2 PB: 0 SB: 0 CS: 0	PA: 45			
PITCHER	IP	WLS	BF	H	R	ER	SO	BB	IBB	HBP	BLK	WP	HR	S	P	ERA	WHIP								
Ed Hobaugh, R (1, 1) ERA: 4.11	6.0		29	8	4	4	3	4	0	0	0	0	1	31	47	6.00	2.000								
Bennie Daniels, R (7, 1) ERA: 3.54	0.1	L	4	3	2	2	0	0	0	0	0	0	0	4	4	54.00	9.000								
Marty Kutyna, R (7, 1) ERA: 3.53	0.0		1	0	0	0	0	1	0	0	0	1	0	0	4	∞	∞								
Pete Burnside, L (7, 1) ERA: 5.73	1.2		6	0	0	0	1	1	0	0	0	0	0	7	11	0.00	0.600								
Dave Sisler, R (9, 1) ERA: 2.7	1.0		5	1	0	0	1	1	0	0	0	1	0	6	10	0.00	2.000								

Detroit Tigers @ Washington Senators
 Griffith Stadium, Washington, DC
 Thu Jun 22 1961, 7:05 PM EDT
 Att. 9,685 - Unknown

livebaseballscorecards.com

AB 38
R 6
H 12
RBI 6
BB 7
SO 5
LOB 23



BOTTOM

Detroit Tigers @ Washington Senators
Griffith Stadium, Washington, DC
Thu Jun 22 1961, 7:05 PM EDT
Att. 9,685 - Unknown

livebaseballscorecards.com

AB	37
R	4
H	11
RBI	4
BB	3
SO	5
LOB	13



WP:	0	PA:	40
PB:	0	SB:	0
CS:	0		

AB R H RBI BB SO LOB

4 2 2 0 1 0 0

5 1 2 2 0 0 1

5 0 1 1 0 0 0

5 0 1 0 0 0 2

3 0 1 0 1 1 1

3 1 2 0 1 1 1

4 0 2 1 0 0 4

4 0 0 0 0 1 3

1B:	9	SF:	0
2B:	0	SAC:	0
3B:	1	DP:	0
HR:	1	HBP:	0

Batter	1	2	3	4	5	6	7	8	9
Danny O'Connell, R OBP: 0.396, SLG: 0.356 (1, 5)	4-0 HR BB	0-0 1B 1B		4-3 1B		0-0 L8 1B		0-0 1-3	
Billy Klaus, L OBP: 0.310, SLG: 0.365 (1, 6)	0-0 HR 1-H	0-0 1B 1B		F8		L8 1-2		F5	
Gene Woodling, L OBP: 0.413, SLG: 0.481 (1, 9)	0-0 5-3	0-0 1B 1-2 3-H		L6			0-0 4-3	G3	
Dale Long, L OBP: 0.338, SLG: 0.512 (1, 3)	0-0 F8	0-0 P4			0-0 F7		0-0 1B 1B	F8	
Willie Tasby, R OBP: 0.364, SLG: 0.509 (1, 8)	0-0 BB 1B		0-0 4-3		4-0 1B BB		0-3 K		
Jim King, L OBP: 0.376, SLG: 0.492 (1, 7)	4-0 1-2 BB		0-0 3B 1B		0-3 K		0-0 FC4-6 1B		
Gene Green, R OBP: 0.370, SLG: 0.582 (1, 2)	0-0 F8		0-0 1-H 3B		0-0 1-3 1B		0-0 FC4-6 1-2f		
Chuck Cottier, R OBP: 0.276, SLG: 0.278 (1, 4)		0-0 1-3	0-0 5-3		0-0 L7		0-3 K		
Ed Hobaugh, R OBP: 0.083, SLG: 0.043 (6, PH)		0-3 K	0-3 K			0-0 P5		0-0 L9	
Marty Keough, L OBP: 0.307, SLG: 0.409 (7, 1)									
Bennie Daniels, L OBP: 0.095, SLG: 0.238 (7, 1)									
Marty Kulyna, R OBP: 0.450, SLG: 0.400 (7, 1)									
Pete Burnside, R OBP: 0.194, SLG: 0.083 (8, PH)									
Chuck Hinton, R OBP: 0.386, SLG: 0.393 (8, 1)									
Dave Sisler, R (9, 1)									

Inning Stats	R: 2	H: 2	E: 0	K: 5	LOB: 2	BB: 2	P: 13	R: 1	H: 3	E: 0	K: 1	S: 8	R: 0	H: 0	E: 0	K: 3	LOB: 0	BB: 0	P: 3	R: 0	H: 1	E: 0	K: 1	S: 6	R: 0	H: 1	E: 0	K: 3	LOB: 0	BB: 0	P: 3	R: 0	H: 2	E: 0	K: 1	S: 7	R: 0	H: 0	E: 0	K: 1	S: 5	R: 0	H: 0	E: 0	K: 3	LOB: 0	BB: 0	P: 3
--------------	------	------	------	------	--------	-------	-------	------	------	------	------	------	------	------	------	------	--------	-------	------	------	------	------	------	------	------	------	------	------	--------	-------	------	------	------	------	------	------	------	------	------	------	------	------	------	------	------	--------	-------	------

PITCHER	IP	WLS	BF	H	R	ER	SO	BB	IBB	HBP	BLK	WP	HR	S	P	ERA	WHIP
Phil Regan, R ERA: 4.16 (1, 1)	1.2		11	4	3	3	1	2	0	0	0	0	1	11	19	16.20	3.600
Hal Woodeshick, L ERA: 5.14 (2, 1)	1.1		7	3	1	1	1	0	0	0	0	0	0	9	9	6.75	2.250
Paul Foytack, R ERA: 5.37 (4, 1)	2.0		8	1	0	0	1	1	0	0	0	0	0	9	13	0.00	1.000
Terry Fox, R ERA: 1.04 (6, 1)	4.0	W	14	3	0	0	2	0	0	0	0	0	0	18	18	0.00	0.750

Batter	1	2	3	4	5	6	7	8	9	AB R H RBI BB SO LOB	TOP									
Danny O'Connell, R (1, 5) OBP: 0.396, SLG: 0.357	0-0 F9		0-0 PB 1B		0-0 4-3			0-0 5-3	0-0 1-3 2-H 1B	5 0 2 1 0 0 1										
Billy Klaus, L (1, 6) OBP: 0.307, SLG: 0.366	0-0 6-3		0-0 1-3		0-0 F9			0-0 2B	0-0 P3	5 0 1 0 0 0 4										
Gene Woodling, L (1, 9) OBP: 0.415, SLG: 0.485	0-0 4-3		4-0 FC4-6 BB		0-0 4-3 SF8 2B			0-0 F7		3 1 1 0 1 0 1										
Dale Long, L (1, 3) OBP: 0.332, SLG: 0.502		0-0 3-1	0-0 FC4-6		0-0 4-3			0-0 F5		4 0 0 0 0 0 4										
Willie Tasby, R (1, 8) OBP: 0.362, SLG: 0.520		0-3 K		0-0 6-3		0-0 SF8		0-0 HR		3 1 1 2 0 1 0										
Jim King, L (1, 7) OBP: 0.373, SLG: 0.485		0-0 E4 1B		0-0 F7		0-0 4-3		0-0 1B 1B		4 1 1 0 0 0 0										
Gene Green, R (1, 2) OBP: 0.367, SLG: 0.572		0-0 1-2 1B		0-0 F8		0-0 6-3		0-3 K		4 0 1 0 0 1 1										
Chuck Cottier, R (1, 4) OBP: 0.262, SLG: 0.263		0-0 P4		0-0 L5		0-0 F8		0-3 K		3 0 0 0 0 0 2										
Chuck Hinton, R (9, PH) OBP: 0.364, SLG: 0.390										1 0 0 0 0 1 1										
Joe McClain, R (1, 1) OBP: 0.265, SLG: 0.333			0-0 5-3		0-0 4-3 1B		0-0 F7		0-0 1B	3 0 1 0 0 0 0										
Marty Keough, L (9, PH) OBP: 0.311, SLG: 0.413									1-2 1B	1 0 1 0 0 0 0										
Inning Stats	R: 0 E: 0 K: 0 S: 3	H: 0 LOB: 0 BB: 0 P: 3	R: 0 E: 1 K: 1 S: 7	H: 1 LOB: 2 BB: 0 P: 7	R: 0 E: 0 K: 0 S: 4	H: 1 LOB: 2 BB: 1 P: 8	R: 0 E: 1 K: 0 S: 3	H: 0 LOB: 0 BB: 0 P: 3	R: 0 E: 0 K: 0 S: 4	H: 1 LOB: 1 BB: 0 P: 4	R: 1 E: 0 K: 0 S: 4	H: 1 LOB: 0 BB: 0 P: 4	R: 0 E: 0 K: 0 S: 3	H: 0 LOB: 0 BB: 0 P: 3	R: 0 E: 0 K: 2 S: 11	H: 1 LOB: 1 BB: 0 P: 11	1B: 6 2B: 2 3B: 0 HR: 1	SF: 1 SAC: 0 DP: 0 HBP: 0	WP: 0 PB: 1 SB: 0 CS: 0	PA: 38
PITCHER	IP WLS BF H R ER SO BB IBB HBP BLK WP HR S P ERA WHIP																			
Ray Herbert, R (1, 1) ERA: 5.02	8.2 W 37 9 3 3 3 1 0 0 0 0 1 42 46 3.12 1.154																			
Warren Hacker, R (9, 1) ERA: 2.45	0.1 S 1 0 0 0 0 0 0 0 0 0 0 0 1 1 0.00 0.000																			

Washington Senators @ Chicago White Sox
Comiskey Park, Chicago, IL
Fri Jun 23 1961, 8:05 PM EDT
Att. 19,730 - Unknown

AB	36
R	3
H	9
RBI	3
BB	1
SO	3
LOB	14



Batter	1	2	3	4	5	6	7	8	9	AB	R	H	RBI	BB	SO	LOB
Luis Aparicio, R OBP: 0.289, SLG: 0.312 (1, 6)	0-0 F7		0-0 L4		0-0 F7		0-0 SF8 1-3 3-H 2B			4	0	1	1	0	0	1
Nellie Fox, L OBP: 0.344, SLG: 0.317 (1, 4)	0-0 6-3		0-3 K		0-0 F7		4-0 IBB			3	0	0	0	1	1	1
Minnie Minoso, R OBP: 0.369, SLG: 0.440 (1, 7)	0-0 HR		0-0 4-3		0-0 F7		0-0 SF8 2-3 3-H			3	1	1	2	0	0	0
Roy Sievers, R OBP: 0.410, SLG: 0.608 (1, 3)	0-0 2B 1B			0-0 F8		0-0 P6	0-0 F8			1	0	1	0	0	0	0
J.C. Martin, L OBP: 0.264, SLG: 0.346 (3, 3)										3	0	0	0	0	0	2
Al Smith, R OBP: 0.369, SLG: 0.562 (1, 9)	0-0 2B			0-0 P6		0-0 1B		0-0 2B 2B		4	1	3	0	0	0	0
Jim Landis, R OBP: 0.338, SLG: 0.444 (1, 8)	0-0 3-1			0-0 FC5-4 1B		0-0 F8		0-0 2B 2-H		4	0	2	1	0	0	3
Andy Carey, R OBP: 0.330, SLG: 0.386 (1, 5)		0-0 5-3		0-0 FC5-4 1-2f			0-0 1B 2B 1B	0-0 F8		4	1	1	0	0	0	2
Sherm Lollar, R OBP: 0.351, SLG: 0.354 (1, 2)		0-0 F7			0-0 4-3		0-0 2B SF8 1B	0-0 F8		4	1	1	0	0	0	1
Ray Herbert, R OBP: 0.200, SLG: 0.184 (1, 1)		0-0 6-3			0-0 1B		0-0 P4	0-0 F9		4	0	1	0	0	0	3
Warren Hacker, R (9, 1)										0	0	0	0	0	0	0


Inning Stats	R: 1	H: 3	E: 0	K: 0	S: 6	LOB: 2	BB: 0	P: 6	R: 0	H: 0	E: 0	K: 0	S: 3	LOB: 0	BB: 0	P: 3	R: 0	H: 0	E: 0	K: 1	S: 5	LOB: 0	BB: 0	P: 5	R: 0	H: 1	E: 0	K: 0	S: 4	LOB: 1	BB: 0	P: 4	R: 0	H: 1	E: 0	K: 0	S: 4	LOB: 1	BB: 0	P: 4	R: 2	H: 3	E: 0	K: 0	S: 6	LOB: 2	BB: 1	P: 10	R: 1	H: 2	E: 0	K: 0	S: 5	LOB: 1	BB: 0	P: 5
PITCHER Joe McClain, R ERA: 3.64 (1, 1)	IP	WLS	BF	H	R	ER	SO	BB	IBB	HBP	BLK	WP	HR	S	P	ERA	WHIP	IP	WLS	BF	H	R	ER	SO	BB	IBB	HBP	BLK	WP	HR	S	P	ERA	WHIP	IP	WLS	BF	H	R	ER	SO	BB	IBB	HBP	BLK	WP	HR	S	P	ERA	WHIP					

BOTTOM

Washington Senators @ Chicago White Sox
Comiskey Park, Chicago, IL

Fri Jun 23 1961, 8:05 PM EDT
Att. 19,730 - Unknown

AB	34
R	4
H	11
RBI	4
BB	1
SO	1
LOB	13



WP: 0	PA: 36
PB: 0	SB: 0
CS: 0	

livebaseballscorecards.com

Batter	1	2	3	4	5	6	7	8	9	AB R H RBI BB SO LOB	TOP											
Danny O'Connell, R (1, 5) OBP: 0.396, SLG: 0.355	0-0 5-3		0-0 F9		0-0 1B 1B		0-3 K		4-0 1B BB	4 1 1 0 1 1 0												
Marty Keough, L (1, 3) OBP: 0.320, SLG: 0.439	0-3 K			0-0 HR	0-0 1B SF9 1B		0-0 F8		0-0 1B	5 2 3 2 0 1 0												
Chuck Hinton, R (1, 7) OBP: 0.358, SLG: 0.383	0-0 6-3			0-3 K	0-0 1B			0-0 1-3	0-0 F8	5 0 1 1 0 1 2												
Jim King, L (1, 9) OBP: 0.363, SLG: 0.474		0-0 P5		0-0 3-1	0-0 SF9			0-0 P5		3 0 0 1 0 0 0												
Willie Tasby, R (1, 8) OBP: 0.364, SLG: 0.518		0-0 5-3		4-0 2B BB	0-0 F8			0-0 1B		3 1 1 0 1 0 1												
Billy Klaus, L (1, 6) OBP: 0.312, SLG: 0.373		4-0 BB		0-0 1B 2B		0-0 F8		0-0 4-3		3 1 1 1 1 0 1												
Pete Daley, R (1, 2) OBP: 0.259, SLG: 0.317		0-0 5-3		0-0 1B		0-0 P5			0-0 5-3	4 0 1 1 0 0 1												
Chuck Cottier, R (1, 4) OBP: 0.246, SLG: 0.246			0-0 1-3	0-3 K		0-0 F9			0-0 6-3	4 0 0 0 0 1 1												
Carl Mathias, S (1, 1) OBP: 0.250, SLG: 0.250			0-0 4-3		0-0 6-3		0-0 5-3		0-0 BB 1B	0 0 0 0 0 0 0												
Tom Sturdivant, L (2, 1) OBP: 0.143, SLG: 0.077										3 0 0 0 0 0 0												
Dale Long, L (9, PH) OBP: 0.335, SLG: 0.505										1 1 1 0 0 0 0												
Inning Stats	R: 0 E: 0 K: 1 S: 5	H: 0 LOB: 0 BB: 0 P: 5	R: 0 E: 0 K: 0 S: 3	H: 0 LOB: 1 BB: 1 P: 7	R: 0 E: 0 K: 0 S: 3	H: 0 LOB: 0 BB: 0 P: 3	R: 3 E: 0 K: 2 S: 10	H: 3 LOB: 1 BB: 1 P: 14	R: 2 E: 0 K: 0 S: 6	H: 3 LOB: 1 BB: 0 P: 6	R: 0 E: 0 K: 0 S: 3	H: 0 LOB: 0 BB: 0 P: 3	R: 0 E: 0 K: 1 S: 5	H: 0 LOB: 0 BB: 0 P: 5	R: 0 E: 0 K: 0 S: 4	H: 1 LOB: 1 BB: 0 P: 4	R: 1 E: 0 K: 0 S: 5	H: 2 LOB: 2 BB: 1 P: 9	1B: 7 2B: 1 3B: 0 HR: 1	SF: 1 SAC: 0 DP: 0 HBP: 0	WP: 0 PB: 0 SB: 0 CS: 0	PA: 39
PITCHER	IP WLS BF H R ER SO BB IBB HBP BLK WP HR S P ERA WHIP																					
Cal McLish, R (1, 1) ERA: 4.18	5.0 W 23 6 5 5 3 2 0 0 0 0 0 1 27 35 9.00 1.600																					
Russ Kemmerer, R (6, 1) ERA: 3.88	4.0 S 16 3 1 1 1 1 0 0 0 0 0 0 17 21 2.25 1.000																					

Washington Senators @ Chicago White Sox
 Comiskey Park, Chicago, IL
 Sat Jun 24 1961, 4:33 AM EDT
 Att. 9,541 - Unknown

AB	35
R	6
H	9
RBI	6
BB	3
SO	4
LOB	6



Batter	1	2	3	4	5	6	7	8	9	AB	R	H	RBI	BB	SO	LOB
Luis Aparicio, R OBP: 0.295, SLG: 0.322 (1, 6)	0-0 SH1-3 4-3 2B	0-0 1B 1-2 1B 3-H	0-0 FC6-4 1-2f		0-0 F9		0-0 CS 1B			5	2	3	1	0	0	1
Nellie Fox, L OBP: 0.346, SLG: 0.323 (1, 4)	0-0 SH1-3 2-3	0-0 1B 1-3 2-H 1B		0-0 1B 2B	0-0 6-3		0-0 CS 1-2	0-0 F9		4	2	2	1	0	0	0
Jim Landis, R OBP: 0.343, SLG: 0.445 (1, 8)	4-0 4-3 BB	0-0 2-H 3-H S HR 1B		0-0 P6	0-0 F8			0-0 G3 1B 1B		4	1	2	2	1	0	1
Minnie Minoso, R OBP: 0.374, SLG: 0.456 (1, 7)	0-0 4-3 1-2 3-H	0-0 1-H HR 1B		4-0 1B 1B BB	0-0 F9			0-0 G3 1-2 1B		4	2	2	3	1	0	1
Al Smith, R OBP: 0.371, SLG: 0.574 (1, 9)	0-0 6-3	0-3 K		0-0 1-2 2-H 1B 1B	0-0 HR			0-0 G3 1-2 2-3 1B		4	2	2	2	0	1	1
Floyd Robinson, L OBP: 0.378, SLG: 0.431 (7, 9)										1	0	0	0	0	0	2
Sherm Lollar, R OBP: 0.353, SLG: 0.355 (1, 2)		0-0 2B 1B F7		0-0 1-2 2-H 1B 1B	0-3 K2-3			0-0 5-3		5	1	2	1	0	1	2
Andy Carey, R OBP: 0.338, SLG: 0.397 (1, 5)		0-0 1B 1-3 1B 2B	H 1-0 L3 HBP	0-0 1-2 2-H 1B	0-0 F2					3	1	2	1	0	0	0
J.C. Martin, L OBP: 0.264, SLG: 0.343 (1, 3)		0-0 1B 2-3 3-H 1B	0-0 1-2 L3	0-3 K	0-0 F5					4	1	1	1	0	1	3
Cal McLish, S OBP: 0.192, SLG: 0.200 (1, 1)		0-3 K	0-0 FC6-4 1B	0-0 F9				0-0 F9		3	0	1	0	0	1	4
Russ Kemmerer, R OBP: 0.250, SLG: 0.286 (6, 1)										1	0	0	0	0	0	0

Inning Stats	R: 1	H: 1	E: 0	LOB: 1	K: 0	P: 8	R: 7	H: 7	E: 0	LOB: 0	K: 2	P: 14	R: 0	H: 1	E: 0	LOB: 1	K: 0	P: 4	R: 3	H: 4	E: 0	LOB: 2	K: 1	P: 13	R: 0	H: 0	E: 0	LOB: 0	K: 0	P: 3	R: 1	H: 1	E: 0	LOB: 0	K: 1	P: 6	R: 0	H: 1	E: 0	LOB: 0	K: 0	P: 3	R: 0	H: 2	E: 0	LOB: 2	K: 0	P: 5
--------------	------	------	------	--------	------	------	------	------	------	--------	------	-------	------	------	------	--------	------	------	------	------	------	--------	------	-------	------	------	------	--------	------	------	------	------	------	--------	------	------	------	------	------	--------	------	------	------	------	------	--------	------	------


PITCHER	IP	WLS	BF	H	R	ER	SO	BB	IBB	HBP	BLK	WP	HR	S	P	ERA	WHIP
Carl Mathias, L ERA: 11.7 (1, 1)	1.1	L	11	6	6	6	1	1	0	0	0	0	0	12	16	40.50	5.250
Tom Sturdivant, R ERA: 4.61 (2, 1)	6.2		31	11	6	6	3	1	0	1	0	0	2	35	40	8.10	1.800

BOTTOM

Washington Senators @ Chicago White Sox
Comiskey Park, Chicago, IL

Sat Jun 24 1961, 4:33 AM EDT
Att. 9,541 - Unknown

AB	38
R	12
H	17
RBI	12
BB	2
SO	4
LOB	15



WP	PA	ERA	WHIP
0	43		

Batter	1	2	3	4	5	6	7	8	9	AB R H RBI BB SO LOB	TOP																													
Danny O'Connell, R (1, 5) OBP: 0.398, SLG: 0.355	0-0 G3		4-0 G1-6-3 BB			0-0 FC1-6 1B		0-0 E5		3 0 1 0 1 0 0																														
Coot Veal, R (1, 6) OBP: 0.296, SLG: 0.259	4-0 BB		0-0 G1-6-3			0-0 FC1-6 CS		0-3 K		3 0 0 0 1 1 3																														
Chuck Hinton, R (1, 7) OBP: 0.350, SLG: 0.372	0-3 K			0-0 F8		0-0 CS	0-0 5-3	0-0 F9		4 0 0 0 0 1 2																														
Jim King, L (1, 9) OBP: 0.360, SLG: 0.475	0-0 F3			0-0 F2			0-0 1B 2B		0-0 4-3	4 1 1 0 0 0 1																														
Willie Tasby, R (1, 8) OBP: 0.366, SLG: 0.517		0-0 E 1B		0-3 K			0-0 F8		0-0 2B 1B 1B	4 1 2 0 0 1 1																														
Gene Green, R (1, 2) OBP: 0.370, SLG: 0.577		0-0 F8 1-2			0-0 F7		0-0 1B 1B		0-0 1B 2B	4 1 2 1 0 0 1																														
Marty Keough, L (1, 3) OBP: 0.318, SLG: 0.434		0-3 K			0-3 K		0-0 1-2 1B		0-0 P6	4 0 1 0 0 2 3																														
Chuck Cottier, R (1, 4) OBP: 0.246, SLG: 0.246		0-3 K			0-3 K		0-3 K		0-0 1B	4 0 1 2 0 3 3																														
Dick Donovan, L (1, 1) OBP: 0.259, SLG: 0.208			0-3 K			0-0 6-3		0-3 K	0-0 F3	2 0 0 0 0 1 0																														
Harry Bright, R (8, PH) OBP: 0.312, SLG: 0.357										1 0 0 0 0 1 0																														
Marty Kutyna, R (8, 1) OBP: 0.400, SLG: 0.400										0 0 0 0 0 0 0																														
Gene Woodling, L (9, PH) OBP: 0.412, SLG: 0.482										1 0 0 0 0 0 1																														
Inning Stats	R: 0 E: 0 K: 1 S: 5	H: 0 LOB: 1 BB: 1 P: 9	R: 0 E: 1 K: 2 S: 8	H: 1 LOB: 1 BB: 0 P: 8	R: 0 E: 0 K: 1 S: 4	H: 0 LOB: 0 BB: 1 P: 8	R: 0 E: 0 K: 1 S: 5	H: 0 LOB: 0 BB: 0 P: 5	R: 0 E: 0 K: 2 S: 7	H: 0 LOB: 0 BB: 0 P: 7	R: 0 E: 0 K: 0 S: 3	H: 1 LOB: 0 BB: 0 P: 3	R: 1 E: 0 K: 1 S: 8	H: 3 LOB: 2 BB: 0 P: 8	R: 0 E: 1 K: 2 S: 8	H: 0 LOB: 1 BB: 0 P: 8	R: 2 E: 0 K: 0 S: 6	H: 3 LOB: 1 BB: 0 P: 6	1B: 6 2B: 2 3B: 0 HR: 0	SF: 0 SAC: 0 DP: 1 HBP: 0	WP: 0 PB: 0 SB: 0 CS: 1	PA: 37																		
PITCHER Billy Pierce, L (1, 1) ERA: 3.74	IP 9.0	WLS W	BF 36	H 8	R 3	ER 3	SO 10	BB 2	IBB 0	HBP 0	BLK 0	WP 0	HR 0	S 54	P 62	ERA 3.00	WHIP 1.111						PITCHER	IP 9.0	WLS W	BF 36	H 8	R 3	ER 3	SO 10	BB 2	IBB 0	HBP 0	BLK 0	WP 0	HR 0	S 54	P 62	ERA 3.00	WHIP 1.111

Washington Senators @ Chicago White Sox
Comiskey Park, Chicago, IL
Sun Jun 25 1961, 4:33 AM EDT
Unknown

AB	34
R	3
H	8
RBI	3
BB	2
SO	10
LOB	15




Batter	1	2	3	4	5	6	7	8	9
Luis Aparicio, R OBP: 0.296, SLG: 0.318 (1, 6) X	0-0 1-3 ① X 	0-0 G6-4-3 ② ③ X 			4-0 S BB 	0-0 5-3 ② X 		4-0 1B E BB 	
Nellie Fox, L OBP: 0.350, SLG: 0.328 (1, 4) X	0-0 E E FC5-2 1B 		0-0 4-3 ① X 		0-0 F7 ② X 	0-0 E7 1B 		0-0 E9 1B 	
Floyd Robinson, L OBP: 0.364, SLG: 0.412 (1, 9) X	0-0 E6 FC5-2 E 1-2 		0-0 F9 ② X 		0-0 4-3 ③ X 	0-0 4-3 ③ X 		0-0 F8 ③ X 	
Minnie Mingo, R OBP: 0.376, SLG: 0.457 (1, 7) X	0-0 E3 FC5-2 1-2 2-3 		0-0 6-3 ③ X 			0-0 1B SH 1B 	0-0 G5-4-3 1B 		
Jim Landis, R OBP: 0.338, SLG: 0.438 (1, 8) X	0-0 FC5-2 1-2 2-3 3-H 			0-0 F8 ① X 		0-0 F5 ① X 	0-0 G5-4-3 ② X 		
J.C. Martin, L OBP: 0.264, SLG: 0.341 (1, 3) X	0-0 4-3 ③ X 			0-0 G3 ② X 		0-0 SH 1B 1B 	0-0 3-1 ③ X 		
Andy Carey, R OBP: 0.343, SLG: 0.407 (1, 5) X		0-0 4-3 2B 		0-0 1B 		0-0 SH 1B E 1-2 3-H 		0-3 K ① X 	
Sherm Lollar, R OBP: 0.356, SLG: 0.355 (1, 2) X		0-0 4-3 ① X 		0-0 F8 ③ X 		0-0 5-3 E 1B 1-3 2-H 		4-0 SH1-3 1B BB 	
Billy Pierce, L OBP: 0.130, SLG: 0.130 (1, 1) X		0-0 E5 G6-4-3 			0-0 F7 ① X 	0-0 FC 5-3 E 1-2 3-H 		0-0 SH1-3 ② X 	

AB	R	H	RBI	BB	SO	LOB
3	1	0	0	2	0	4
5	0	3	2	0	0	1
5	0	0	0	0	0	4
4	1	2	0	0	0	2
4	0	0	0	0	0	5
4	1	1	0	0	0	3
3	1	2	1	0	1	0
3	2	1	1	1	0	2
3	1	0	0	0	0	2

BOTTOM

Washington Senators @ Chicago White Sox
Comiskey Park, Chicago, IL
Sun Jun 25 1961, 4:33 AM EDT
Unknown

AB	34
R	7
H	9
RBI	4
BB	3
SO	1
LOB	23



Inning Stats		R: 0	H: 1	E: 2	LOB: 3	K: 0	BB: 0	S: 6	P: 6
R: 0	H: 0	E: 0	LOB: 0	K: 0	BB: 0	S: 3	P: 3		
R: 0	H: 1	E: 0	LOB: 1	K: 0	BB: 0	S: 4	P: 4		
R: 0	H: 0	E: 0	LOB: 1	K: 0	BB: 1	S: 3	P: 7		
R: 5	H: 4	E: 2	LOB: 1	K: 0	BB: 0	S: 9	P: 9		
R: 0	H: 1	E: 0	LOB: 0	K: 0	BB: 0	S: 3	P: 3		
R: 2	H: 1	E: 1	LOB: 1	K: 1	BB: 2	S: 6	P: 14		

PITCHER										PITCHER																									
IP	WLS	BF	H	R	ER	SO	BB	IBB	HBP	BLK	WP	HR	S	P	ERA	WHIP	IP	WLS	BF	H	R	ER	SO	BB	IBB	HBP	BLK	WP	HR	S	P	ERA	WHIP		
Dick Donovan, R (1, 1)	7.0	L	33	8	5	2	0	1	0	0	0	0	32	36	2.57	1.286																			
Marty Kutyna, R (8, 1)	1.0		6	1	2	1	1	2	0	0	0	0	6	14	9.00	3.000																			

WP	PA
0	39

Washington Senators @ Chicago White Sox
 Comiskey Park, Chicago, IL
 Sun Jun 25 1961, 4:38 AM EDT
 Att. 29,584 - Unknown

AB	33
R	3
H	7
RBI	3
BB	1
SO	6
LOB	8



Batter	1	2	3	4	5	6	7	8	9	AB	R	H	RBI	BB	SO	LOB
Danny O'Connell, R (1, 5) OBP: 0.392, SLG: 0.349	0-0 1-3		0-3 K			0-3 K		0-0 F8		4	0	0	0	0	2	0
Billy Klaus, L (1, 6) OBP: 0.316, SLG: 0.377	0-0 1B			0-0 F7		0-0 1B			0-0 L8	4	0	2	0	0	0	0
Gene Woodling, L (1, 9) OBP: 0.414, SLG: 0.525	0-0 F8			0-0 HR		0-0 L9			0-0 HR	4	2	2	2	0	0	2
Dale Long, L (1, 3) OBP: 0.333, SLG: 0.505	0-0 F9			0-3 K		0-0 P3			0-0 1B 2B	4	1	1	0	0	1	2
Willie Tasby, R (1, 8) OBP: 0.360, SLG: 0.508		0-3 K		0-0 6-3			0-0 F7		0-0 F8	4	0	0	0	0	1	1
Jim King, L (1, 7) OBP: 0.364, SLG: 0.472		0-0 G3			0-0 P4		4-0 BB G6-4-3		0-0 1B 2-H	3	0	1	1	1	0	0
Pete Daley, R (1, 2) OBP: 0.250, SLG: 0.305		0-3 K			0-0 F9		0-0 G6-4-3 1-2f		0-0 P6	4	0	0	0	0	1	2
Chuck Cottier, R (1, 4) OBP: 0.250, SLG: 0.265			0-0 P3		0-0 2B			0-0 L6		3	0	1	0	0	0	0
Johnny Klippstein, R (1, 1) John Gabler, S (3, 1) Chuck Hinton, R (8, PH) Bennie Daniels, L (8, 1)			0-3 K		0-0 F8			0-0 F9		1	0	0	0	0	1	0
										1	0	0	0	0	0	1
										1	0	0	0	0	0	0
										0	0	0	0	0	0	0

Inning Stats	R: 0	H: 1	R: 0	H: 0	R: 0	H: 0	R: 1	H: 1	R: 0	H: 1	R: 0	H: 0	R: 0	H: 0	R: 2	H: 3
	E: 0	LOB: 1	E: 0	LOB: 0	E: 0	LOB: 0	E: 0	LOB: 0	E: 0	LOB: 1	E: 0	LOB: 0	E: 0	LOB: 0	E: 0	LOB: 1
	K: 0	BB: 0	K: 2	BB: 0	K: 2	BB: 0	K: 1	BB: 0	K: 0	BB: 0	K: 0	BB: 0	K: 0	BB: 0	K: 0	BB: 0
	S: 4	P: 4	S: 7	P: 7	S: 7	P: 7	S: 6	P: 6	S: 4	P: 4	S: 2	P: 6	S: 3	P: 3	S: 6	P: 6

PITCHER	IP	WLS	BF	H	R	ER	SO	BB	IBB	HBP	BLK	WP	HR	S	P	ERA	WHIP
Early Wynn, R (1, 1) ERA: 3.62	8.0	W	28	4	1	1	6	1	0	0	0	0	1	39	43	1.12	0.625
Turk Lown, R (9, 1) ERA: 1.79	1.0	S	6	3	2	2	0	0	0	0	0	0	1	6	6	18.00	3.000

WP: 0	PA: 34
PB: 0	
SB: 0	
CS: 0	

Batter	1	2	3	4	5	6	7	8	9
Luis Aparicio, R OBP: 0.296, SLG: 0.317 (1, 6)	0-0 5-3 ①		0-0 1B 1B WP 1-2		0-0 1-3 ②			0-0 4-3 ①	
Nellie Fox, L OBP: 0.349, SLG: 0.335 (1, 4)	0-0 6-3 ②		0-0 F7 ①		0-0 4-3 ③			0-0 1B 3B	
Floyd Robinson, L OBP: 0.362, SLG: 0.432 (1, 9)	0-0 2B 1B		0-0 1B 1B G1-6-3 1-H 2-H			0-0 1B		0-0 1B G4-3	
Minnie Minoso, R OBP: 0.374, SLG: 0.458 (1, 7)	0-0 2B 1-H		0-0 G1-6-3 ② ③ 1-2f		0-3 K ①			0-0 G4-3 ② ③ 1-2f	
Jim Landis, R OBP: 0.336, SLG: 0.444 (1, 8)		0-0 3B SF9		0-0 P6 ①		0-3 K ②			
J.C. Martin, L OBP: 0.272, SLG: 0.364 (1, 3)		4-0 BB BB CS BB		0-0 HR		0-0 4-3 ③			
Andy Carey, R OBP: 0.336, SLG: 0.402 (1, 5)		0-0 SF9 ①		0-3 K ②			0-0 F8 ①		
Cam Carreon, R OBP: 0.289, SLG: 0.301 Sherm Lollar, R OBP: 0.356, SLG: 0.355 (1, 2) (9, 2)		0-3 K ② ③ 1-2		0-0 3-1 ③			0-3 K ②		
Early Wynn, S OBP: 0.207, SLG: 0.115 Turk Lown, R (9, 1)			0-0 1B 1B WP		0-0 1-3 ①		0-3 K ③		

Inning Stats	R: 1	H: 2	E: 0	LOB: 1	K: 0	BB: 0	S: 4	P: 4
	R: 1	H: 1	E: 0	LOB: 1	K: 1	BB: 1	S: 5	P: 9
	R: 2	H: 3	E: 0	LOB: 0	K: 0	BB: 0	S: 5	P: 5
	R: 1	H: 1	E: 0	LOB: 0	K: 1	BB: 0	S: 6	P: 6
	R: 0	H: 0	E: 0	LOB: 0	K: 0	BB: 0	S: 3	P: 3
	R: 0	H: 1	E: 0	LOB: 1	K: 2	BB: 0	S: 8	P: 8
	R: 0	H: 0	E: 0	LOB: 0	K: 2	BB: 0	S: 7	P: 7
	R: 1	H: 2	E: 0	LOB: 0	K: 0	BB: 0	S: 4	P: 4

PITCHER	IP	WLS	BF	H	R	ER	SO	BB	IBB	HBP	BLK	WP	HR	S	P	ERA	WHIP
Johnny Klippstein, R ERA: 6.51 (1, 1)	2.1	L	12	6	4	4	1	1	0	0	0	1	0	13	17	15.43	3.000
John Gabler, R ERA: 5.66 (3, 1)	4.2		15	2	1	1	5	0	0	0	0	0	1	25	25	1.93	0.429
Bennie Daniels, R ERA: 3.63 (8, 1)	1.0		4	2	1	1	0	0	0	0	0	0	0	4	4	9.00	2.000

BOTTOM

Washington Senators @ Chicago White Sox
Comiskey Park, Chicago, IL


Sun Jun 25 1961, 4:38 AM EDT
Att. 29,584 - Unknown

AB	R	H	RBI	BB	SO	LOB
4	1	1	0	0	0	0
4	1	1	0	0	0	2
4	1	4	3	0	0	0
4	0	1	1	0	1	3
3	1	1	0	0	1	1
2	1	1	1	1	0	1
2	0	0	1	0	1	0
3	0	0	0	0	2	1
0	0	0	0	0	0	0
3	1	1	0	0	1	0
0	0	0	0	0	0	0

AB	29
R	6
H	10
RBI	6
BB	1
SO	6
LOB	8

livebaseballscorecards.com

WP	PA
1	31
PB	0
SB	0
CS	1




Batter	1	2	3	4	5	6	7	8	9	AB R H RBI BB SO LOB	TOP									
Danny O'Connell, R (1, 5) OBP: 0.392, SLG: 0.347	4-0 FC1-4 BB	0-0 F3		0-0 F5			0-0 5-3		0-0 E S 1B	4 1 1 0 1 0 0	<p>Washington Senators @ Cleveland Indians Cleveland Municipal Stadium, Cleveland, OH</p> <p>Tue Jun 27 1961, 7:05 PM EDT Att. 6,259 - Unknown</p>									
Chuck Hinton, R (1, 7) OBP: 0.343, SLG: 0.360	0-0 FC1-4 4-3 1-2f HR	0-0 F9			0-0 6-3		4-0 1-3 HR BB	0-3 K 1-3	4 2 0 0 1 1 2											
Gene Woodling, L (1, 9) OBP: 0.414, SLG: 0.517 Marty Keough, L (9, PR) OBP: 0.316, SLG: 0.434	0-0 4-3 1-2		0-0 BB 1B		0-0 F8		0-0 1-3 1-2	1-0 1B HBP	4 0 1 0 0 0 2 0 0 0 0 0 0 0											
Gene Green, R (1, 2) OBP: 0.377, SLG: 0.619	0-0 2-H HR		0-0 F9		0-0 5-3		0-0 2-H HR	0-0 1-3 3-H 1B	5 2 3 5 0 0 1											
Willie Tasby, R (1, 8) OBP: 0.357, SLG: 0.515	0-0 HR		0-3 K			0-0 P4	0-0 6-3	0-0 F3	5 1 1 1 0 1 3											
Dale Long, L (1, 3) OBP: 0.339, SLG: 0.523	0-0 HR		4-0 1-2 BB			0-0 1B SF9 2B		0-0 3-1 4-3	4 2 2 1 1 0 2											
Chuck Cottier, R (1, 4) OBP: 0.263, SLG: 0.292	0-0 2B		0-3 K			0-0 2-3 S 1B		0-0 F8	4 0 2 0 0 1 2											
Coot Veal, R (1, 6) OBP: 0.285, SLG: 0.260	0-3 K			0-0 F7		0-0 3-H SF9		0-0 FC6-4 1B	3 0 1 1 0 1 1											
Ed Hobaugh, R (1, 1) OBP: 0.071, SLG: 0.037 Dave Sisler, R (8, 1)		0-0 F3		0-0 1-3		0-3 K		0-0 FC6-4 1-2f	4 0 0 0 0 1 2 0 0 0 0 0 0 0											
Inning Stats	R: 4 E: 0 K: 1 S: 9	H: 4 LOB: 1 BB: 1 P: 13	R: 0 E: 0 K: 0 S: 3	H: 0 LOB: 0 BB: 0 P: 3	R: 0 E: 0 K: 2 S: 8	H: 1 LOB: 2 BB: 1 P: 12	R: 0 E: 0 K: 0 S: 3	H: 0 LOB: 0 BB: 0 P: 3	R: 1 E: 0 K: 1 S: 7	H: 2 LOB: 1 BB: 0 P: 7	R: 2 E: 0 K: 0 S: 4	H: 1 LOB: 0 BB: 1 P: 8	R: 0 E: 0 K: 0 S: 4	H: 1 LOB: 1 BB: 0 P: 4	R: 1 E: 0 K: 1 S: 7	H: 2 LOB: 2 BB: 0 P: 8	1B: 5 2B: 2 3B: 0 HR: 4	SF: 1 SAC: 0 DP: 0 HBP: 1	WP: 0 PB: 0 SB: 2 CS: 0	PA: 42
PITCHER	IP WLS BF H R ER SO BB IBB HBP BLK WP HR S P ERA WHIP																			
Dick Stigman, L (1, 1) ERA: 3.45	0.2 L 7 4 4 4 0 1 0 0 0 0 0 3 6 10 54.00 7.500																			
Barry Latman, R (1, 1) ERA: 3.36	5.1 20 3 1 1 4 1 0 0 0 0 0 0 27 31 1.69 0.750																			
Bobby Locke, R (7, 1) ERA: 4.64	2.0 9 2 2 2 0 1 0 0 0 0 0 1 8 12 9.00 1.500																			
Frank Funk, R (9, 1) ERA: 2.25	1.0 6 2 1 1 1 0 0 1 0 0 0 0 7 8 9.00 2.000																			

livebaseballscorecards.com

AB	37
R	8
H	11
RBI	8
BB	3
SO	5
LOB	15



Batter	1	2	3	4	5	6	7	8	9	AB R H RBI BB SO LOB	TOP														
Danny O'Connell, R (1, 5) OBP: 0.397, SLG: 0.351	4-0 5-3 SH1-3 BB		x 0-0 1B		x 0-0 1B			0-3 K		3 0 2 0 1 1 0	<p>Washington Senators @ Cleveland Indians Cleveland Municipal Stadium, Cleveland, OH</p> <p>Wed Jun 28 1961, 7:05 PM EDT Unknown</p> <p>livebaseballscorecards.com</p> <table border="1"> <tr><td>AB</td><td>31</td></tr> <tr><td>R</td><td>2</td></tr> <tr><td>H</td><td>6</td></tr> <tr><td>RBI</td><td>2</td></tr> <tr><td>BB</td><td>3</td></tr> <tr><td>SO</td><td>5</td></tr> <tr><td>LOB</td><td>10</td></tr> </table> 	AB	31	R	2	H	6	RBI	2	BB	3	SO	5	LOB	10
AB	31																								
R	2																								
H	6																								
RBI	2																								
BB	3																								
SO	5																								
LOB	10																								
Chuck Cottier, R (1, 4) OBP: 0.256, SLG: 0.284 Jim King, L (8, PH) OBP: 0.361, SLG: 0.469 (8, 9)	x 0-0 SH1-3 1-2		x 0-0 F3		x 0-0 FC4-6			0-0 F2		2 0 0 0 0 0 3 1 0 0 0 0 0 0															
Gene Woodling, L (1, 9) OBP: 0.416, SLG: 0.514 Jim Mahoney, R (8, PR) OBP: 0.274, SLG: 0.259 (8, 4)	x 0-0 5-3 2-3			x 0-0 HR 1B	x 0-0 4-3			4-0 BB		3 1 1 0 1 0 3 0 0 0 0 0 0 0															
Dale Long, L (1, 3) OBP: 0.333, SLG: 0.513	x 0-0 F7			x 0-0 F8		x 0-0 F9		x 0-0 F9		4 0 0 0 0 0 3															
Willie Tasby, R (1, 8) OBP: 0.356, SLG: 0.522		x 0-0 1-3		x 0-0 HR 1-H		x 0-0 F8			x 0-0 1-3	4 1 1 2 0 0 0															
Chuck Hinton, R (1, 7) OBP: 0.341, SLG: 0.353		x 0-0 6-3		0-3 K		0-3 K			4-0 BB	3 0 0 0 1 2 0															
Pete Daley, R (1, 2) OBP: 0.243, SLG: 0.296 Gene Green, R (9, PH) OBP: 0.375, SLG: 0.615		x 0-0 F9		x 0-0 5-3			x 0-0 5-3		0-3 K	3 0 0 0 0 0 0 1 0 0 0 0 1 1															
Coot Veal, R (1, 6) OBP: 0.290, SLG: 0.255 Marty Keough, L (9, PH) OBP: 0.322, SLG: 0.438			0-3 K		x 0-0 P6		x 0-0 F8		x 0-0 1B	3 0 0 0 0 1 0 1 0 1 0 0 0 0															
Joe McClain, R (1, 1) OBP: 0.270, SLG: 0.333			x 0-0 G3		x 0-0 FC4-6 1B		x 0-0 F8			3 0 1 0 0 0 0															
Inning Stats	R: 0 H: 0 E: 0 LOB: 1 K: 0 BB: 1 S: 3 P: 7	R: 0 H: 0 E: 0 LOB: 0 K: 0 BB: 0 S: 3 P: 3	R: 0 H: 1 E: 0 LOB: 1 K: 1 BB: 0 S: 6 P: 6	R: 2 H: 2 E: 0 LOB: 0 K: 1 BB: 0 S: 7 P: 7	R: 0 H: 2 E: 0 LOB: 2 K: 0 BB: 0 S: 5 P: 5	R: 0 H: 0 E: 0 LOB: 0 K: 1 BB: 0 S: 5 P: 5	R: 0 H: 0 E: 0 LOB: 0 K: 0 BB: 0 S: 3 P: 3	R: 0 H: 0 E: 0 LOB: 1 K: 1 BB: 1 S: 5 P: 9	R: 0 H: 1 E: 0 LOB: 2 K: 1 BB: 1 S: 5 P: 9	1B: 5 SF: 0 2B: 0 SAC: 1 3B: 0 DP: 0 HR: 1 HBP: 0	WP: 0 PA: 35 PB: 0 SB: 0 CS: 0														
PITCHER Jim Perry, R (1, 1) ERA: 3.78 Frank Funk, R (9, 1) ERA: 2.21	IP WLS BF H R ER SO BB IBB HBP BLK WP HR S P ERA WHIP	8.0 W 31 5 2 2 4 2 0 0 0 0 0 1 37 45 2.25 0.875	1.0 S 4 1 0 0 1 1 0 0 0 0 0 0 5 9 0.00 2.000	PITCHER IP WLS BF H R ER SO BB IBB HBP BLK WP HR S P ERA WHIP																					

Batter	1	2	3	4	5	6	7	8	9	AB	R	H	RBI	BB	SO	LOB	
Miguel de la Hoz, R (1, 4) OBP: 0.295, SLG: 0.345	0-0 4-3		0-3 K		0-0 SF9		0-0 5-3			3	0	0	1	0	1	1	
Jim Piersall, R (1, 8) OBP: 0.406, SLG: 0.467 Don Dillard, L (5, PH) OBP: 0.383, SLG: 0.392 (6, 8)	0-0 5-3			4-0 BB BB	0-0 F2		0-0 F8			1	0	0	0	1	0	0	
Tito Francona, L (1, 7) OBP: 0.365, SLG: 0.417	0-0 1-3		0-3 K		0-0 1B		0-0 3B			4	0	2	0	0	1	1	
John Romano, R (1, 2) OBP: 0.412, SLG: 0.561		0-0 F8		4-0 FC6 1-2 BB	0-0 F2		0-0 6-3			3	0	0	0	1	0	2	
Willie Kirkland, L (1, 9) OBP: 0.303, SLG: 0.403		0-0 F9		0-0 P4		0-0 L4		0-0 L9		4	0	0	0	0	0	2	
Vic Power, R (1, 3) OBP: 0.311, SLG: 0.376		0-0 F3		0-0 FC6 1-2f		0-0 F8		0-0 6-3		4	0	0	0	0	0	2	
Bubba Phillips, R (1, 5) OBP: 0.320, SLG: 0.433			0-0 FC5-4 1B		0-0 1B E 1B		0-0 1B BB		0-0 BB 1B	3	1	3	0	1	0	0	
Woodie Held, R (1, 6) OBP: 0.352, SLG: 0.417			0-0 FC5-4 1-2f		0-0 E 1B		0-0 1-2 1B		4-0 BB 1B	3	1	2	0	1	0	1	
Jim Perry, S (1, 1) OBP: 0.135, SLG: 0.139 Bob Hale, L (8, PH) OBP: 0.259, SLG: 0.217 Frank Funk, R (9, 1)			0-0 F8		0-0 E1 SF9 1B		0-0 3-1		0-3 K	3	1	1	0	0	0	3	
					1-H 2-H					1	0	0	0	0	1	2	
										0	0	0	0	0	0	0	
Inning Stats	R: 0 E: 0 K: 0 S: 3	H: 0 LOB: 0 BB: 0 P: 3	R: 0 E: 0 K: 0 S: 3	H: 0 LOB: 0 BB: 0 P: 3	R: 0 E: 0 K: 1 S: 6	H: 1 LOB: 1 BB: 0 P: 6	R: 0 E: 0 K: 1 S: 5	H: 0 LOB: 2 BB: 2 P: 13	R: 3 E: 1 K: 0 S: 7	H: 4 LOB: 1 BB: 0 P: 7	R: 0 E: 0 K: 0 S: 4	H: 1 LOB: 2 BB: 1 P: 8	R: 0 E: 0 K: 0 S: 4	H: 1 LOB: 1 BB: 0 P: 4	R: 0 E: 0 K: 1 S: 6	H: 1 LOB: 2 BB: 1 P: 10	
PITCHER Joe McClain, R (1, 1) ERA: 3.53	IP 8.0	WLS L	BF 36	H 8	R 3	ER 2	SO 3	BB 4	IBB 0	HBP 0	BLK 0	WP 0	HR 0	S 38	P 54	ERA 2.25	WHIP 1.500
PITCHER	IP	WLS	BF	H	R	ER	SO	BB	IBB	HBP	BLK	WP	HR	S	P	ERA	WHIP

BOTTOM

Washington Senators @ Cleveland Indians
Cleveland Municipal Stadium, Cleveland, OH
 Wed Jun 28 1961, 7:05 PM EDT
 Unknown

livebaseballscorecards.com

AB	31
R	3
H	8
RBI	1
BB	4
SO	3
LOB	14



WP: 0	PA: 36
PB: 0	
SB: 0	
CS: 0	

Batter	1	2	3	4	5	6	7	8	9	AB R H RBI BB SO LOB	TOP	
Danny O'Connell, R (1, 5) OBP: 0.397, SLG: 0.347	4-0 WP BB		0-0 FC1-6 1-2f		0-0 6-3		4-0 FC6-4 BB		0-0 F8	3 1 0 0 2 0 1	Washington Senators @ Cleveland Indians Cleveland Municipal Stadium, Cleveland, OH Wed Jun 28 1961, 7:05 PM EDT Att. 7,637 - Unknown	
Billy Klaus, L (1, 6) OBP: 0.307, SLG: 0.364	0-0 F8 1-2		0-0 P4 1-2		0-0 1-3		0-0 E6 FC6-4		0-0 4-3	5 0 0 0 0 0 3		
Gene Woodling, L (1, 9) OBP: 0.415, SLG: 0.516 Jim King, L (9, PR) OBP: 0.361, SLG: 0.469 (9, 9)	0-0 F8		0-0 3-1			0-0 1B 2B	0-3 K		0-0 1B 1B	5 1 2 0 0 1 4 0 1 0 0 0 0 0		
Gene Green, R (1, 2) OBP: 0.366, SLG: 0.599 Jim Mahoney, R (7, PR) OBP: 0.274, SLG: 0.259 Pete Daley, R (7, 2) OBP: 0.250, SLG: 0.303	0-3 K			0-0 E6 1B		0-0 F8	0-0 FC6-4 1B		0-0 1B 1B	4 0 0 1 0 1 3 0 0 0 0 0 0 0 1 0 1 0 0 0 0		
Willie Tasby, R (1, 8) OBP: 0.364, SLG: 0.526		0-0 6-3		0-0 FC6-4 1B		4-0 1B 1B BB	0-0 1B		0-0 1B	4 1 3 1 1 0 0		
Dale Long, L (1, 3) OBP: 0.335, SLG: 0.524		0-0 HR		0-0 P5		0-0 WP 1B 1B	0-0 3-1		0-3 K	5 1 2 2 0 1 6		
Marty Keough, L (1, 7) OBP: 0.320, SLG: 0.433		0-0 G3		0-0 F9		0-0 WP 1B		0-0 4-3		4 0 1 1 0 0 2		
Chuck Cottier, R (1, 4) OBP: 0.244, SLG: 0.269		0-3 K		0-0 FC6-4 1-2f		0-0 F2 1-2 2-3		0-0 5-3		4 0 0 0 0 1 4		
Bennie Daniels, L (1, 1) OBP: 0.120, SLG: 0.240			0-0 FC1-6 1B		0-3 K	0-0 F8		0-3 K		4 0 1 0 0 2 2		
Inning Stats	R: 0 E: 0 K: 1 S: 5 H: 0 LOB: 1 BB: 1 P: 9	R: 1 E: 0 K: 1 S: 6 H: 1 LOB: 0 BB: 0 P: 6	R: 0 E: 0 K: 0 S: 4 H: 1 LOB: 1 BB: 0 P: 4	R: 0 E: 1 K: 0 S: 5 H: 1 LOB: 2 BB: 0 P: 5	R: 0 E: 0 K: 1 S: 5 H: 0 LOB: 0 BB: 0 P: 5	R: 2 E: 0 K: 0 S: 6 H: 3 LOB: 2 BB: 1 P: 10	R: 1 E: 1 K: 1 S: 7 H: 1 LOB: 2 BB: 1 P: 11	R: 0 E: 0 K: 1 S: 5 H: 0 LOB: 0 BB: 0 P: 5	R: 1 E: 0 K: 1 S: 8 H: 3 LOB: 2 BB: 0 P: 8	1B: 8 2B: 1 3B: 0 HR: 1 SF: 0 SAC: 0 DP: 0 HBP: 0	WP: 2 PB: 0 SB: 1 CS: 0 PA: 42	
PITCHER	IP WLS BF H R ER SO BB IBB HBP BLK WP HR S P ERA WHIP											
Mudcat Grant, R (1, 1) ERA: 3.35	8.0 L 36 7 4 3 5 3 0 0 0 2 1 43 55 3.38 1.250											
Bob Allen, L (9, 1) ERA: 1.74	1.0 6 3 1 1 1 0 0 0 0 0 0 8 8 9.00 3.000											

livebaseballscorecards.com

AB	39
R	5
H	10
RBI	5
BB	3
SO	6
LOB	25



Batter	1	2	3	4	5	6	7	8	9	AB R H RBI BB SO LOB
--------	---	---	---	---	---	---	---	---	---	----------------------

Miguel de la Hoz, R OBP: 0.277, SLG: 0.323 (1, 4)	0-0 5-3 1		0-0 5-3 3		0-0 F9 3			0-0 F7 1		4 0 0 0 0 0 1
--	-----------------	--	-----------------	--	----------------	--	--	----------------	--	---------------

Don Dillard, L OBP: 0.375, SLG: 0.400 (1, 8)	0-0 4-3 2			0-0 1B 2B		0-3 K 1		0-0 FC6-4 2		4 1 1 0 0 1 1
---	-----------------	--	--	-----------------	--	---------------	--	-------------------	--	---------------

Tito Francona, L OBP: 0.364, SLG: 0.414 (1, 7)	0-0 4-3 3			0-0 1B WP 2-H 1B		0-0 4-3 2		0-0 4-3 3		4 1 1 1 0 0 1
---	-----------------	--	--	------------------------------	--	-----------------	--	-----------------	--	---------------

John Romano, R OBP: 0.410, SLG: 0.556 (1, 2)		0-0 F9 1		0-0 F7 1		0-0 1B			0-0 5-3 1	4 0 1 0 0 0 1
---	--	----------------	--	----------------	--	-----------	--	--	-----------------	---------------

Willie Kirkland, L OBP: 0.302, SLG: 0.401 (1, 9)		0-0 G3 2		0-0 4-3 WP 1B		0-0 F7 3			0-0 P4 2	4 0 1 0 0 0 1
---	--	----------------	--	------------------------	--	----------------	--	--	----------------	---------------

Vic Power, R OBP: 0.310, SLG: 0.372 (1, 3)		4-0 BB BB BB BB		0-0 4-3 2			0-0 4-3 1		0-0 1-3 3	3 0 0 0 1 0 1
---	--	-----------------------------	--	-----------------	--	--	-----------------	--	-----------------	---------------

Bubba Phillips, R OBP: 0.317, SLG: 0.429 (1, 5)		0-0 F9 3		0-0 F9 3			0-0 6-3 2			3 0 0 0 0 0 2
--	--	----------------	--	----------------	--	--	-----------------	--	--	---------------

Woodie Held, R OBP: 0.348, SLG: 0.412 (1, 6)			0-3 K 1		0-0 6-3 1		0-0 6-3 3			3 0 0 0 0 1 0
---	--	--	---------------	--	-----------------	--	-----------------	--	--	---------------

Mudcat Grant, R OBP: 0.200, SLG: 0.150 (1, 1) Chuck Essegian, R (8, PH) OBP: 0.380, SLG: 0.667 Bob Allen, L (9, 1) OBP: 0.286, SLG: 0.429			0-0 6-3 2		0-3 K 2			0-0 FC6-4 1B		2 0 0 0 0 1 0 1 0 1 0 0 0 0 0 0 0 0 0 0 0
--	--	--	-----------------	--	---------------	--	--	--------------------	--	---

Inning Stats	R: 0 H: 0 E: 0 K: 0 S: 3	H: 0 LOB: 0 BB: 0 P: 3	R: 0 H: 0 E: 0 K: 0 S: 3	H: 0 LOB: 1 BB: 1 P: 7	R: 0 H: 0 E: 0 K: 1 S: 5	H: 0 LOB: 0 BB: 0 P: 5	R: 2 H: 3 E: 0 K: 0 S: 6	H: 3 LOB: 1 BB: 0 P: 6	R: 0 H: 0 E: 0 K: 1 S: 5	H: 0 LOB: 0 BB: 0 P: 5	R: 0 H: 1 E: 0 K: 1 S: 6	H: 1 LOB: 1 BB: 0 P: 6	R: 0 H: 0 E: 0 K: 0 S: 3	H: 0 LOB: 0 BB: 0 P: 3	R: 0 H: 1 E: 0 K: 0 S: 4	H: 1 LOB: 1 BB: 0 P: 4	R: 0 H: 0 E: 0 K: 0 S: 3	H: 0 LOB: 0 BB: 0 P: 3	1B: 4 SF: 0 2B: 1 SAC: 0 3B: 0 DP: 0 HR: 0 HBP: 0
--------------	--------------------------	------------------------	--------------------------	------------------------	--------------------------	------------------------	--------------------------	------------------------	--------------------------	------------------------	--------------------------	------------------------	--------------------------	------------------------	--------------------------	------------------------	--------------------------	------------------------	--

PITCHER	Bennie Daniels, R (1, 1) ERA: 3.41	IP 9.0 WLS W BF 33 H 5 R 2 ER 2 SO 3 BB 1 IBB 0 HBP 0 BLK 0 WP 1 HR 0 S 38 P 42 ERA 2.00 WHIP 0.667
PITCHER		IP WLS BF H R ER SO BB IBB HBP BLK WP HR S P ERA WHIP


BOTTOM

Washington Senators @ Cleveland Indians
Cleveland Municipal Stadium, Cleveland, OH
Wed Jun 28 1961, 7:05 PM EDT
Att. 7,637 - Unknown

livebaseballscorecards.com

AB	32
R	2
H	5
RBI	1
BB	1
SO	3
LOB	8



Batter	1	2	3	4	5	6	7	8	9	AB R H RBI BB SO LOB	TOP														
Danny O'Connell, R (1, 5) OBP: 0.397, SLG: 0.345	0-0 HR 1B		0-0 F8		4-0 CS BB	0-3 K			0-0 4-3	4 1 1 0 1 1 2	<p>Washington Senators @ Cleveland Indians Cleveland Municipal Stadium, Cleveland, OH</p> <p>Thu Jun 29 1961, 7:05 PM EDT Att. 5,513 - Unknown</p> <p>livebaseballscorecards.com</p> <table border="1"> <tr><td>AB</td><td>34</td></tr> <tr><td>R</td><td>3</td></tr> <tr><td>H</td><td>11</td></tr> <tr><td>RBI</td><td>3</td></tr> <tr><td>BB</td><td>5</td></tr> <tr><td>SO</td><td>1</td></tr> <tr><td>LOB</td><td>15</td></tr> </table> 	AB	34	R	3	H	11	RBI	3	BB	5	SO	1	LOB	15
AB	34																								
R	3																								
H	11																								
RBI	3																								
BB	5																								
SO	1																								
LOB	15																								
Billy Klaus, L (1, 6) OBP: 0.315, SLG: 0.392	0-0 1-H HR		0-0 BB 1B		0-0 1-2 BB 1B		0-0 4-3	0-0 F7	5 1 3 2 0 0 0																
Gene Woodling, L (1, 9) OBP: 0.415, SLG: 0.506 Jim King, L (9, 9) OBP: 0.361, SLG: 0.469	4-0 G5-4-3 BB		0-0 F7		0-0 F9		4-0 BB BB	0-0 4-3	3 0 0 0 2 0 2 0 0 0 0 0 0 0																
Gene Green, R (1, 2) OBP: 0.369, SLG: 0.591	0-0 G5-4-3 1-2f		4-0 1-2 BB		4-0 1-2 FC5-4 BB		0-0 F8	0-0 F8	2 0 0 0 2 0 2																
Willie Tasby, R (1, 8) OBP: 0.362, SLG: 0.522	0-0 CS 1B		0-0 F9		0-0 FC5-4 1-2f		0-0 F3		4 0 1 0 0 0 5																
Dale Long, L (1, 3) OBP: 0.333, SLG: 0.519	0-0 CS 1-2	0-0 3-1		0-0 P4		0-0 3-1		0-0 L3 1B	4 0 1 0 0 0 0																
Marty Keough, L (1, 7) OBP: 0.324, SLG: 0.458		0-0 2B		0-0 HR		0-0 F8		0-0 L3 1-2	4 1 2 1 0 0 1																
Chuck Cottier, R (1, 4) OBP: 0.256, SLG: 0.280		0-0 L4		0-0 P4		0-0 1B 1B		0-0 1B	4 0 2 0 0 0 1																
John Gabler, S (1, 1) OBP: 0.308, SLG: 0.462 Dave Sisler, R (8, 1)		0-0 4-3		0-0 4-3		0-0 1B		0-0 F9	4 0 1 0 0 0 2 0 0 0 0 0 0 0																
Inning Stats	R: 2 H: 3 E: 0 LOB: 0 K: 0 BB: 1 S: 4 P: 8	R: 0 H: 1 E: 0 LOB: 1 K: 0 BB: 0 S: 4 P: 4	R: 0 H: 1 E: 0 LOB: 2 K: 0 BB: 1 S: 4 P: 8	R: 1 H: 1 E: 0 LOB: 0 K: 0 BB: 0 S: 4 P: 4	R: 0 H: 1 E: 0 LOB: 2 K: 0 BB: 2 S: 3 P: 11	R: 0 H: 2 E: 0 LOB: 2 K: 1 BB: 0 S: 7 P: 7	R: 0 H: 0 E: 0 LOB: 1 K: 0 BB: 1 S: 3 P: 7	R: 0 H: 2 E: 0 LOB: 1 K: 0 BB: 0 S: 4 P: 4	R: 0 H: 0 E: 0 LOB: 0 K: 0 BB: 0 S: 3 P: 3	1B: 8 SF: 0 2B: 2 SAC: 0 3B: 0 DP: 2 HR: 2 HBP: 0	WP: 0 PA: 40 PB: 0 SB: 0 CS: 2														
PITCHER	IP WLS BF H R ER SO BB IBB HBP BLK WP HR S P ERA WHIP											PITCHER	IP WLS BF H R ER SO BB IBB HBP BLK WP HR S P ERA WHIP												
Wynn Hawkins, R (1, 1) ERA: 3.3	7.0 L 32 9 3 3 1 5 0 0 0 0 0 2 29 49 3.86 2.000																								
Bobby Locke, R (8, 1) ERA: 4.43	2.0 7 2 0 0 0 0 0 0 0 0 0 0 7 7 0.00 1.000																								

Batter	1	2	3	4	5	6	7	8	9	AB R H RBI BB SO LOB	TOP																				
Danny O'Connell, R (1, 5) OBP: 0.399, SLG: 0.345	0-3 K		4-0 CS BB		0-0 F9			0-0 BB 1B		3 0 1 0 1 1 1	Washington Senators @ New York Yankees Yankee Stadium, Bronx, NY Fri Jun 30 1961, 7:05 PM EDT Att. 28,019 - Overcast - 84 F																				
Billy Klaus, L (1, 6) OBP: 0.320, SLG: 0.404	0-0 E 3B		0-3 K			0-0 1-3		4-0 G5-4-3 BB		3 1 1 0 1 1 1																					
Chuck Hinton, R (1, 9) OBP: 0.333, SLG: 0.344	0-0 E6 G6-4-3		0-0 CS 1-2	0-0 F8		0-3 K		0-3 K		4 0 0 0 0 2 2																					
Gene Green, R (1, 2) OBP: 0.366, SLG: 0.582	0-0 G6-4-3 1-2f			0-0 6-3		0-0 FC5-4 1B		0-0 G5-4-3 1-2f		4 0 1 0 0 0 3																					
Willie Tasby, R (1, 8) OBP: 0.364, SLG: 0.520		0-0 1B		4-0 BB		0-0 FC5-4 1-2f		0-0 F8		3 0 1 0 1 0 1																					
Dale Long, L (1, 3) OBP: 0.328, SLG: 0.511		0-0 F8		0-0 F9			0-3 K	0-0 6-3		4 0 0 0 0 1 2																					
Marty Keough, L (1, 7) OBP: 0.317, SLG: 0.448		0-3 K			0-0 G3		0-3 K	0-3 K		4 0 0 0 0 3 1																					
Chuck Cottier, R (1, 4) OBP: 0.258, SLG: 0.282		0-0 4-3			0-0 1B		0-0 E6 FC6-4			3 0 1 0 0 0 1																					
Dick Donovan, L (1, 1) OBP: 0.241, SLG: 0.192			0-0 L8		0-0 F7		0-0 FC6-4 1-2f			2 0 0 0 0 0 1																					
Harry Bright, R (7, PH) OBP: 0.310, SLG: 0.353										1 0 0 0 0 0 1																					
Marty Kutyna, R (7, 1) OBP: 0.400, SLG: 0.400										0 0 0 0 0 0 0																					
Inning Stats	R: 1 E: 1 K: 1 S: 6	H: 1 LOB: 0 BB: 0 P: 6	R: 0 E: 0 K: 1 S: 6	H: 1 LOB: 1 BB: 0 P: 6	R: 0 E: 0 K: 1 S: 4	H: 0 LOB: 0 BB: 1 P: 8	R: 0 E: 0 K: 0 S: 3	H: 0 LOB: 1 BB: 1 P: 7	R: 0 E: 0 K: 0 S: 4	H: 1 LOB: 1 BB: 0 P: 4	R: 0 E: 0 K: 1 S: 6	H: 1 LOB: 1 BB: 0 P: 6	R: 0 E: 1 K: 2 S: 8	H: 0 LOB: 1 BB: 0 P: 8	R: 0 E: 0 K: 1 S: 5	H: 1 LOB: 1 BB: 1 P: 9	R: 0 E: 0 K: 1 S: 5	H: 0 LOB: 0 BB: 0 P: 5	1B: 4 2B: 0 3B: 1 HR: 0	SF: 0 SAC: 0 DP: 2 HBP: 0	WP: 0 PB: 0 SB: 0 CS: 1	PA: 35									
PITCHER Whitey Ford, L (1, 1) ERA: 3.1	IP 9.0	WLS W	BF 34	H 5	R 1	ER 0	SO 8	BB 3	IBB 0	HBP 0	BLK 0	WP 0	HR 0	S 47	P 59	ERA 0.00	WHIP 0.889														
											PITCHER	IP	WLS	BF	H	R	ER	SO	BB	IBB	HBP	BLK	WP	HR	S	P	ERA	WHIP			

livebaseballscores.com

AB	31
R	1
H	5
RBI	0
BB	3
SO	8
LOB	14



Batter	1	2	3	4	5	6	7	8	9
Bobby Richardson, R (1, 4) OBP: 0.269, SLG: 0.296	0-0 1-3		0-0 F9			0-0 F8 2B 1B		0-0 2B 1B	
Tony Kubek, L (1, 6) OBP: 0.331, SLG: 0.415	0-0 FC4-6 BB 1B		0-0 3-1			0-0 F8 1-3		0-0 1-3 1B 2B	
Roger Maris, L (1, 9) OBP: 0.370, SLG: 0.607	4-0 FC4-6 1-2 BB			0-3 K		0-0 IHR 2B		0-0 4-3 G3 1B	
Mickey Mantle, S (1, 8) OBP: 0.432, SLG: 0.668	0-0 FC4-6 1-2 2-3		0-0 4-3			0-0 IHR		0-0 G3 1-2	
Yogi Berra, L (1, 7) OBP: 0.327, SLG: 0.484 Jack Reed, R (9, 7)	0-0 F9		0-0 3-1			0-0 3-1		0-0 4-3 2-3	
Bill Skowron, R (1, 3) OBP: 0.312, SLG: 0.486		0-0 F8		0-0 4-3			0-3 K	0-3 K	
Johnny Blanchard, L (1, 2) OBP: 0.356, SLG: 0.580		0-0 4-3		0-0 P1			0-3 K		
Billy Gardner, R (1, 5) OBP: 0.283, SLG: 0.326		0-0 1B		0-0 F5			0-0 1B		
Whitey Ford, L (1, 1) OBP: 0.317, SLG: 0.235			0-0 6-3			0-0 F9	0-0 G3		

Inning Stats	R: 0	H: 1	E: 0	LOB: 2	K: 0	BB: 1	S: 4	P: 8
	R: 0	H: 1	E: 0	LOB: 1	K: 0	BB: 0	S: 3	P: 3
	R: 0	H: 0	E: 0	LOB: 0	K: 0	BB: 0	S: 3	P: 3
	R: 0	H: 0	E: 0	LOB: 0	K: 1	BB: 0	S: 5	P: 5
	R: 0	H: 0	E: 0	LOB: 0	K: 0	BB: 0	S: 3	P: 3
	R: 3	H: 3	E: 0	LOB: 0	K: 0	BB: 0	S: 6	P: 6
	R: 0	H: 1	E: 0	LOB: 1	K: 2	BB: 0	S: 8	P: 8
	R: 2	H: 3	E: 0	LOB: 1	K: 1	BB: 0	S: 8	P: 8

PITCHER	IP	WLS	BF	H	R	ER	SO	BB	IBB	HBP	BLK	WP	HR	S	P	ERA	WHIP
Dick Donovan, R (1, 1) ERA: 3.09	6.0	L	23	5	3	3	1	1	0	0	0	0	0	24	28	4.50	1.000
Marty Kutyna, R (7, 1) ERA: 3.83	2.0		10	4	2	2	3	0	0	0	0	0	0	16	16	9.00	2.000

AB R H RBI BB SO LOB

4	2	2	0	0	0	0
4	1	2	0	0	0	1
3	1	2	3	1	1	0
4	1	1	2	0	0	3
4	0	0	0	0	0	3
0	0	0	0	0	0	0
4	0	0	0	0	2	1
3	0	0	0	0	1	0
3	0	2	0	0	0	0
3	0	0	0	0	0	1

1B: 6	SF: 0	WP: 0	PA: 33
2B: 2	SAC: 0	PB: 0	
3B: 0	DP: 0	SB: 1	
HR: 1	HBP: 0	CS: 0	

ERA	WHIP

Washington Senators @ New York Yankees
 Yankee Stadium, Bronx, NY
 Fri Jun 30 1961, 7:05 PM EDT
 Att. 28,019 - Overcast - 84 F

livebaseballscorecards.com

AB	32
R	5
H	9
RBI	5
BB	1
SO	4
LOB	9



Washington Senators @ New York Yankees
 Yankee Stadium, Bronx, NY

Sat Jul 01 1961, 3:33 AM EDT
 Att. 16,015 - Cloudy - 84 F

livebaseballscorecards.com



AB 33
 R 6
 H 8
 RBI 6
 BB 5
 SO 4
 LOB 13

Batter	1	2	3	4	5	6	7	8	9	AB R H RBI BB SO LOB	TOP						
Danny O'Connell, R (1, 5) OBP: 0.402, SLG: 0.347	0-0 F7 		0-0 6-3 		0-0 FC4-6 		4-0 BB 		0-0 BB 	4 0 2 0 1 0 0							
Billy Klaus, L (1, 6) OBP: 0.316, SLG: 0.394	0-0 G3 		4-0 HR BB 		0-0 L8 		0-0 L9 		0-0 5-3 	4 1 0 0 1 0 4							
Gene Woodling, L (1, 9) OBP: 0.411, SLG: 0.497 Chuck Hinton, R (8, PR) OBP: 0.333, SLG: 0.344	0-0 P6 		0-0 1-3 		0-0 FC4-6 1-2f 		4-0 BB BB BB 		0-0 G6-4-3 BB 	3 0 0 0 1 0 2 0 0 0 0 0 0 0							
Gene Green, R (1, 2) OBP: 0.371, SLG: 0.600 Pete Daley, R (5, 2) OBP: 0.248, SLG: 0.300		4-0 IHR BB 	0-0 HR 2-H 		0-0 F9 		0-0 G6-4-3 1-2f 		0-0 1B 	2 2 1 2 1 0 1 1 0 0 0 0 0 1							
Willie Tasby, R (1, 8) OBP: 0.363, SLG: 0.514		0-0 F9 	4-0 CS BB 		0-0 6-3 		0-0 F2 		0-0 F2 	3 0 0 0 1 0 2							
Dale Long, L (1, 3) OBP: 0.331, SLG: 0.523		0-0 IHR 1B 	0-0 CS 1-2 	0-3 K 		0-0 F9 		0-0 HR 		4 2 2 1 0 1 0							
Marty Keough, L (1, 7) OBP: 0.321, SLG: 0.466		0-0 IHR 1-H 3-H 1B 		0-0 K 1B 		0-3 K 		0-0 F7 		4 1 2 3 0 1 0							
Chuck Cottier, R (1, 4) OBP: 0.258, SLG: 0.281		0-0 5-3 		0-0 P6 1B 		0-0 5-3 		0-0 1B 1B 		4 0 1 0 0 0 1							
Carl Mathias, S (1, 1) OBP: 0.200, SLG: 0.200 Joe McClain, R (3, 1) OBP: 0.256, SLG: 0.316 Jim King, L (9, PH) OBP: 0.359, SLG: 0.466 Dave Sisler, R (9, 1) OBP: 0.231, SLG: 0.316		0-0 1-3 		0-3 K 		0-0 5-3 		0-3 K 		1 0 0 0 0 0 0 2 0 0 0 0 1 1 1 0 0 0 0 1 1 0 0 0 0 0 0 0							
Inning Stats	R: 0 H: 0 E: 0 LOB: 0 K: 0 BB: 0 S: 3 P: 3	R: 3 H: 2 E: 0 LOB: 0 K: 0 BB: 1 S: 5 P: 9	R: 2 H: 1 E: 0 LOB: 0 K: 0 BB: 2 S: 3 P: 11	R: 0 H: 1 E: 0 LOB: 1 K: 2 BB: 0 S: 8 P: 8	R: 0 H: 1 E: 0 LOB: 1 K: 0 BB: 0 S: 4 P: 4	R: 0 H: 0 E: 0 LOB: 0 K: 1 BB: 0 S: 5 P: 5	R: 0 H: 0 E: 0 LOB: 1 K: 0 BB: 1 S: 3 P: 7	R: 0 H: 0 E: 0 LOB: 1 K: 0 BB: 1 S: 2 P: 6	R: 1 H: 3 E: 0 LOB: 2 K: 1 BB: 0 S: 8 P: 8	1B: 5 SF: 0 2B: 0 SAC: 0 3B: 0 DP: 1 HR: 3 HBP: 0	WP: 0 PA: 39 PB: 0 SB: 0 CS: 1						
PITCHER	IP WLS BF H R ER SO BB IBB HBP BLK WP HR S P ERA WHIP																
Bill Stafford, R (1, 1) ERA: 3.07	2.2	14	3	5	5	0	3	0	0	0	0	0	1	11	23	16.88	2.250
Rollie Sheldon, R (3, 1) ERA: 2.78	5.1	18	2	0	0	3	2	0	0	0	0	0	0	22	30	0.00	0.750
Jim Coates, R (9, 1) ERA: 3.86	0.2	5	3	1	1	1	0	0	0	0	0	0	1	7	7	13.50	4.500
Luis Arroyo, L (9, 1) ERA: 2.31	0.1	W 1	0	0	0	0	0	0	0	0	0	0	0	1	1	0.00	0.000

BOTTOM

Washington Senators @ New York Yankees
Yankee Stadium, Bronx, NY

livebaseballscorecards.com

AB 37
R 7
H 14
RBI 7
BB 1
SO 2
LOB 12



WP: 0 PA: 39
PB: 0
SB: 1
CS: 0

ERA WHIP

AB R H RBI BB SO LOB

5 0 0 0 0 0 1

5 2 2 0 0 0 0

5 2 3 2 0 0 0

3 3 3 4 1 0 0

4 0 1 1 0 0 2

3 0 1 0 0 0 1

4 0 2 0 0 0 3

4 0 2 0 0 2 2

1 0 0 0 0 0 2

2 0 0 0 0 0 0

1 0 0 0 0 0 1

0 0 0 0 0 0 0

0 0 0 0 0 0 0

1B: 10 SF: 0
2B: 1 SAC: 0
3B: 0 DP: 1
HR: 3 HBP: 1

Batter	1	2	3	4	5	6	7	8	9
Bobby Richardson, R (1, 4) OBP: 0.265, SLG: 0.291	0-0 6-3		0-0 F7	0-0 4-3		0-0 6-3		0-0 6-3	
Tony Kubek, L (1, 6) OBP: 0.332, SLG: 0.415	0-0 4-3		0-0 1B HR 1B	0-0 F8			0-0 P6	0-0 HR 1B	
Roger Maris, L (1, 9) OBP: 0.374, SLG: 0.618	0-0 L3		0-0 1-3 HR 1B		0-0 FC1-5 1B		0-0 F7	0-0 1-H HR	
Mickey Mantle, S (1, 8) OBP: 0.440, SLG: 0.696		0-0 HR	0-0 1-H 3-H HR		0-0 HBP FC1-5 1B		4-0 S 1B BB		
Elston Howard, R (1, 2) OBP: 0.381, SLG: 0.455		0-0 6-3	0-0 L7		0-0 FC1-5 HBP		0-0 1-H 1B		
Bill Skowron, R (1, 3) OBP: 0.314, SLG: 0.485		0-0 F9	0-0 1B 1B		1-2 2-3f HBP		0-0 F8		
Bob Cerv, R (1, 7) OBP: 0.276, SLG: 0.426		0-0 1B 1B	0-0 1-2 1B		0-0 G6-4-3 HBP			0-0 1-3	
Billy Gardner, R (1, 5) OBP: 0.288, SLG: 0.335		0-0 1-3 1B	0-3 K			0-3 K		0-0 5-3 2B	
Bill Stafford, R (1, 1) OBP: 0.259, SLG: 0.174		0-0 F4		0-0 P4		0-0 1-3		0-0 5-3	
Rollie Sheldon, R (3, 1) OBP: 0.130, SLG: 0.091									
Hector Lopez, R (8, PH) OBP: 0.272, SLG: 0.264									
Jim Coates, R (9, 1) OBP: 0.176, SLG: 0.067									
Luis Arroyo, L (9, 1) OBP: 0.182, SLG: 0.273									

Inning Stats	R: 0	H: 0	E: 0	K: 0	S: 3	R: 1	H: 3	E: 0	K: 0	S: 6	R: 3	H: 5	E: 0	K: 1	S: 10	R: 0	H: 0	E: 0	K: 0	S: 3	R: 0	H: 2	E: 0	K: 0	S: 4	R: 0	H: 0	E: 0	K: 1	S: 5	R: 1	H: 1	E: 0	K: 0	S: 4	R: 0	H: 1	E: 0	K: 0	S: 4	R: 2	H: 2	E: 0	K: 0	S: 2	1B: 10	SF: 0	2B: 1	SAC: 0	3B: 0	DP: 1	HR: 3	HBP: 1	WP: 0	PA: 39
--------------	------	------	------	------	------	------	------	------	------	------	------	------	------	------	-------	------	------	------	------	------	------	------	------	------	------	------	------	------	------	------	------	------	------	------	------	------	------	------	------	------	------	------	------	------	------	--------	-------	-------	--------	-------	-------	-------	--------	-------	--------

PITCHER	IP	WLS	BF	H	R	ER	SO	BB	IBB	HBP	BLK	WP	HR	S	P	ERA	WHIP
Carl Mathias, L (1, 1) ERA: 12.08	2.2		15	7	4	4	0	0	0	0	0	0	2	15	15	13.50	2.625
Joe McClain, R (3, 1) ERA: 3.45	5.1		22	5	1	1	2	1	0	1	0	0	0	24	29	1.69	1.125
Dave Sisler, R (9, 1) ERA: 2.97	0.0	L	2	2	2	2	0	0	0	0	0	0	1	2	2	∞	∞

ERA WHIP

Batter	1	2	3	4	5	6	7	8	9	AB R H RBI BB SO LOB	TOP	
Danny O'Connell, R (1, 5) OBP: 0.402, SLG: 0.352	0-3 K		0-0 1B 2B		0-0 F7		0-0 1B		0-0 F2	5 1 2 0 0 1 3	Washington Senators @ New York Yankees Yankee Stadium, Bronx, NY Sun Jul 02 1961, 3:33 AM EDT Att. 19,794 - Cloudy - 92 F livebaseballscores.com	
Billy Klaus, L (1, 6) OBP: 0.313, SLG: 0.388	0-0 L8		0-3 K		0-0 3-1		0-0 F2		0-0 1B	5 0 1 1 0 1 4		
Gene Woodling, L (1, 9) OBP: 0.406, SLG: 0.488	0-3 K		0-0 1B		0-0 F7		0-0 P4		0-0 4-3	5 0 1 1 0 1 2		
Gene Green, R (1, 2) OBP: 0.374, SLG: 0.601		0-0 1B 2B	0-3 K		4-0 BB		0-3 K			3 1 1 0 1 2 1		
Willie Tasby, R (1, 8) OBP: 0.361, SLG: 0.508		0-0 6-3		4-0 BB		0-0 P4		0-0 L7		3 0 0 0 1 0 2		
Dale Long, L (1, 3) OBP: 0.333, SLG: 0.520		0-0 1B		0-0 G4-6-3 BB		0-0 L8		4-0 1B BB		3 1 1 1 1 0 2		
Marty Keough, L (1, 7) OBP: 0.320, SLG: 0.461		0-0 FC2-6 1B		0-0 L9		0-3 K		0-0 2B 1B		4 1 1 0 0 1 1		
Chuck Cottier, R (1, 4) OBP: 0.268, SLG: 0.301		0-0 P2		0-0 WP 1B		0-0 6-3		0-0 1B 2B		4 0 2 1 0 0 1		
Pete Burnside, R (1, 1) OBP: 0.143, SLG: 0.077 Johnny Klippstein, R (3, 1) OBP: 0.200, SLG: 0.200 Harry Bright, R (9, PH) OBP: 0.307, SLG: 0.350			0-0 G3		0-3 K		0-0 1B 1B		0-0 F8	1 0 0 0 0 0 0 2 0 1 0 0 1 1 1 0 0 0 0 0 2		
Inning Stats	R: 0 E: 0 K: 2 S: 7 H: 0 LOB: 0 BB: 0 P: 7	R: 1 E: 0 K: 0 S: 5 H: 2 LOB: 1 BB: 0 P: 5	R: 1 E: 0 K: 2 S: 9 H: 2 LOB: 1 BB: 0 P: 9	R: 0 E: 0 K: 0 S: 2 H: 0 LOB: 0 BB: 1 P: 6	R: 0 E: 0 K: 1 S: 6 H: 1 LOB: 1 BB: 0 P: 6	R: 0 E: 0 K: 0 S: 3 H: 0 LOB: 1 BB: 1 P: 7	R: 0 E: 0 K: 1 S: 7 H: 2 LOB: 2 BB: 0 P: 7	R: 0 E: 0 K: 1 S: 5 H: 0 LOB: 0 BB: 0 P: 5	R: 2 E: 0 K: 0 S: 6 H: 3 LOB: 2 BB: 1 P: 10	1B: 7 2B: 3 3B: 0 HR: 0 SF: 0 SAC: 0 DP: 1 HBP: 0	WP: 1 PB: 0 SB: 0 CS: 0 PA: 39	
PITCHER	IP WLS BF H R ER SO BB IBB HBP BLK WP HR S P ERA WHIP											
Bud Daley, L (1, 1) ERA: 5.61	8.0 W 35 9 4 4 7 3 0 0 0 1 0 46 58 4.50 1.500											
Luis Arroyo, L (9, 1) ERA: 2.27	1.0 S 4 1 0 0 0 0 0 0 0 0 0 0 4 4 0.00 1.000											



Batter	1	2	3	4	5	6	7	8	9	AB	R	H	RBI	BB	SO	LOB
Bobby Richardson, R OBP: 0.264, SLG: 0.287 (1, 4)	0-0 6-3 ①		0-0 P5 ①	4-0 CS BB		0-0 FC6-4 ③		0-0 L8 ①		4	0	0	0	1	0	2
Tony Kubek, L OBP: 0.333, SLG: 0.413 (1, 6)	0-0 1-3 ②		4-0 HR BB 1-2	0-0 CS ③	0-0 F7 ①		0-0 F5 ①	0-0 HR 1B		4	2	1	0	1	0	0
Roger Maris, L OBP: 0.377, SLG: 0.640 (1, 9)	0-0 P6 ③		0-0 HR 1-H 2-H		0-0 BB 1B		0-0 HR	0-0 F9 ②		5	2	3	4	0	0	1
Mickey Mantle, S OBP: 0.449, SLG: 0.709 (1, 8)		4-0 HR BB	4-0 BB BB		4-0 BB 1-2		4-0 2B BB	0-0 HR		1	3	1	2	4	0	0
Elston Howard, R OBP: 0.392, SLG: 0.479 (1, 2)		0-0 HR 1-H	4-0 BB		0-0 F9 ②		0-0 2B 1B	0-0 HR WP 1B		4	3	3	2	1	0	2
Bill Skowron, R OBP: 0.312, SLG: 0.490 (1, 3)		0-3 K ①	0-3 K ②		0-0 P4 ③		0-0 L8 ②	0-0 HR 1-H		5	1	1	2	0	2	6
Bob Cerv, R OBP: 0.283, SLG: 0.432 Jack Reed, R Hector Lopez, R OBP: 0.272, SLG: 0.264 (1, 7) (8, 7) (9, 7)		4-0 G5-4-3 BB	0-3 K ③			0-0 6-3 ①	0-0 1B 2B 1-H 2-H	0-0 5-3 ③		3	1	1	2	1	1	2
Billy Gardner, R OBP: 0.287, SLG: 0.333 (1, 5)		0-0 G5-4-3 ② ③		0-0 F9 ①		0-0 F9 ②	0-0 1B 2-H			4	0	1	1	0	0	1
Bud Daley, L OBP: 0.200, SLG: 0.111 Luis Arroyo, L OBP: 0.182, SLG: 0.273 (1, 1) (9, 1)			4-0 HR BB BB	0-0 1-3 ②		0-0 FC6-4 1B	0-0 4-3 ③			3	1	1	0	1	0	1

Inning Stats	R: 0	H: 0	E: 0	K: 0	S: 3	LOB: 0	BB: 0	P: 3	R: 2	H: 1	E: 0	K: 1	S: 5	LOB: 0	BB: 2	P: 13	R: 3	H: 1	E: 0	K: 2	S: 8	LOB: 2	BB: 4	P: 24	R: 0	H: 0	E: 0	K: 0	S: 2	LOB: 0	BB: 1	P: 6	R: 0	H: 1	E: 0	K: 0	S: 4	LOB: 1	BB: 0	P: 4	R: 4	H: 4	E: 0	K: 0	S: 7	LOB: 1	BB: 1	P: 11	R: 4	H: 4	E: 0	K: 0	S: 7	LOB: 0	BB: 0	P: 7
PITCHER	IP	WLS	BF	H	R	ER	SO	BB	IBB	HBP	BLK	WP	HR	S	P	ERA	WHIP																																							
Pete Burnside, L ERA: 6.41 Johnny Klippstein, R ERA: 7.56	2.1	L	13	2	5	5	1	5	0	0	0	0	2	10	30	19.29	3.000																																							
	5.2		30	10	8	8	2	4	0	0	0	1	3	30	46	12.71	2.471																																							


BOTTOM

Washington Senators @ New York Yankees
 Yankee Stadium, Bronx, NY

Sun Jul 02 1961, 3:33 AM EDT
 Att: 19,794 - Cloudy - 92 F

AB	34
R	13
H	12
RBI	13
BB	9
SO	3
LOB	15

WP: 1 PA: 44
 PB: 0
 SB: 0
 CS: 1



1B	2B	3B	HR	SF	SAC	DP	HBP	WP	HR	S	P	ERA	WHIP
6	1	0	5	0	0	1	0	1	2	10	30	12.71	2.471

TOP

Boston Red Sox @ Washington Senators
 Griffith Stadium, Washington, DC

Mon Jul 03 1961, 7:05 PM EDT
 Att. 11,583 - Unknown

AB	36
R	3
H	11
RBI	3
BB	4
SO	2
LOB	22



WP	0	PA	40
PB	0		
SB	0		
CS	0		

Batter	1	2	3	4	5	6	7	8	9	AB	R	H	RBI	BB	SO	LOB						
Chuck Schilling, R (1, 4) OBP: 0.341, SLG: 0.309	0-0 6-3	0-0 1-3		0-0 F2		0-0 1-3			4-0 1-3 BB	4	0	0	0	1	0	5						
Gary Geiger, L (1, 8) OBP: 0.352, SLG: 0.415	0-0 1-3		0-0 G1-6-3 1B		0-0 HR		0-0 7-4 BB 1B		0-0 P6	5	1	3	1	0	0	2						
Carl Yastrzemski, L (1, 7) OBP: 0.294, SLG: 0.377	0-0 F7		0-0 G1-6-3 1-2f		4-0 BB BB BB BB		4-0 FC5-4 BB		0-0 1-3 1-2 2-3	3	0	0	0	2	0	3						
Frank Malzone, R (1, 5) OBP: 0.288, SLG: 0.358		0-0 L5-3 1B	0-0 E6		0-0 F7		0-0 7-4 2-2f		0-0 6-3	5	0	1	0	0	0	5						
Jackie Jensen, R (1, 9) OBP: 0.339, SLG: 0.372		0-0 L5-3 1-2	0-0 6-3		0-0 P4		0-0 FC5-4 1-2f			4	0	0	0	0	0	4						
Jim Pagliaroni, R (1, 2) OBP: 0.318, SLG: 0.400		0-0 1B BB 1B		0-0 HR		0-0 F3		0-0 5-3		4	2	2	1	0	0	1						
Pete Runnels, L (1, 3) OBP: 0.339, SLG: 0.364		0-0 BB 1B 1-2		0-0 2B		0-0 F7		0-0 1-3		4	0	2	0	0	0	0						
Don Buddin, R (1, 6) OBP: 0.414, SLG: 0.417		0-0 BB 1-2 2-3		0-0 6-3		0-0 F7		0-3 K		4	0	1	0	0	1	1						
Ike Delock, R (1, 1) OBP: 0.214, SLG: 0.120		4-0 BB BB BB		0-3 K		0-0 1B			0-0 1-3	0	0	0	1	1	0	0						
Wilbur Wood, R (2, 1)										0	0	0	0	0	0	0						
Pumpsie Green, S (4, PH) OBP: 0.329, SLG: 0.343										1	0	0	0	0	1	1						
Tracy Stallard, R (4, 1) OBP: 0.500, SLG: 0.500										1	0	1	0	0	0	0						
Russ Nixon, L (9, PH) OBP: 0.299, SLG: 0.322		1-2 2-3 3-H								1	0	1	0	0	0	0						
Inning Stats	R: 0 E: 0 K: 0 S: 3	H: 0 LOB: 0 BB: 0 P: 3	R: 1 E: 0 K: 0 S: 6	H: 4 LOB: 3 BB: 1 P: 10	R: 0 E: 1 K: 0 S: 4	H: 1 LOB: 1 BB: 0 P: 4	R: 1 E: 0 K: 1 S: 7	H: 2 LOB: 1 BB: 0 P: 7	R: 1 E: 0 K: 0 S: 4	H: 1 LOB: 1 BB: 1 P: 8	R: 0 E: 0 K: 0 S: 4	H: 1 LOB: 1 BB: 0 P: 4	R: 0 E: 0 K: 0 S: 3	H: 1 LOB: 1 BB: 1 P: 7	R: 0 E: 0 K: 1 S: 5	H: 0 LOB: 0 BB: 0 P: 5	R: 0 E: 0 K: 0 S: 4	H: 1 LOB: 2 BB: 1 P: 8	1B: 7 2B: 4 3B: 0 HR: 2	SF: 0 SAC: 0 DP: 3 HBP: 0	WP: 0 PB: 0 SB: 0 CS: 0	PA: 40
PITCHER	IP WLS BF H R ER SO BB IBB HBP BLK WP HR S P ERA WHIP	IP WLS BF H R ER SO BB IBB HBP BLK WP HR S P ERA WHIP	IP WLS BF H R ER SO BB IBB HBP BLK WP HR S P ERA WHIP	IP WLS BF H R ER SO BB IBB HBP BLK WP HR S P ERA WHIP	IP WLS BF H R ER SO BB IBB HBP BLK WP HR S P ERA WHIP	IP WLS BF H R ER SO BB IBB HBP BLK WP HR S P ERA WHIP	IP WLS BF H R ER SO BB IBB HBP BLK WP HR S P ERA WHIP	IP WLS BF H R ER SO BB IBB HBP BLK WP HR S P ERA WHIP	IP WLS BF H R ER SO BB IBB HBP BLK WP HR S P ERA WHIP	IP WLS BF H R ER SO BB IBB HBP BLK WP HR S P ERA WHIP	IP WLS BF H R ER SO BB IBB HBP BLK WP HR S P ERA WHIP	IP WLS BF H R ER SO BB IBB HBP BLK WP HR S P ERA WHIP	IP WLS BF H R ER SO BB IBB HBP BLK WP HR S P ERA WHIP	IP WLS BF H R ER SO BB IBB HBP BLK WP HR S P ERA WHIP	IP WLS BF H R ER SO BB IBB HBP BLK WP HR S P ERA WHIP	IP WLS BF H R ER SO BB IBB HBP BLK WP HR S P ERA WHIP						
Ed Hobaugh, R (1, 1) ERA: 4.21	8.0 W	37 37	11 11	3 3	3 3	2 2	4 4	0 0	0 0	0 0	0 0	0 0	2 2	37 37	53 53	3.38 3.38	1.875 1.875					
Marty Kutyna, R (9, 1) ERA: 3.76	1.0 S	3 3	0 0	0 0	0 0	0 0	0 0	0 0	0 0	0 0	0 0	0 0	3 3	3 3	0.00 0.00	0.000 0.000						

livebaseballscorecards.com

Batter	1	2	3	4	5	6	7	8	9
Ron Stillwell, R (1, 6) x	0-0 6-3 BB	4-0 1B SF8 BB		0-0 F5		0-3 K		0-3 K	
Billy Klaus, L (1, 5) x	0-0 4-3	0-0 SF8 WP 1-3 2-H 1B		0-3 K		0-3 K			
Gene Woodling, L (1, 9) x Jim King, L (9, 9)	0-0 F7	4-0 1-2 BB		0-0 BB 1B		0-0 6-3			
Gene Green, R (1, 2)		0-0 1B 2B SF8		4-0 1-2 BB		0-3 K			
Willie Tasby, R (1, 8)		4-0 1B BB K		0-3 K		4-0 4-3 BB			
Dale Long, L (1, 3)		0-0 1B E 1-3 2-H 1B	0-0 F8		0-0 F8		0-0 4-3		
Marty Keough, L (1, 7)		0-0 S 1B 1-3 3-H 1B	0-0 CS 1B 2B		0-0 CS 1B		0-0 F8		
Chuck Cottier, R (1, 4)		0-0 SH1-4 1B 1-H 3-H 1B	0-0 F7		0-3 K 1-2		0-3 K		
Ed Hobaugh, R (1, 1) Marty Kutyna, R (9, 1)		0-0 SH1-4 1-2	0-0 P4		0-0 E S 1B		0-0 4-3		

Inning Stats	R: 0 E: 0 K: 0 S: 3	H: 0 LOB: 0 BB: 0 P: 3	R: 6 E: 0 K: 1 S: 10	H: 5 LOB: 2 BB: 3 P: 22	R: 0 E: 0 K: 0 S: 4	H: 1 LOB: 1 BB: 0 P: 4	R: 0 E: 0 K: 2 S: 8	H: 1 LOB: 2 BB: 1 P: 12	R: 0 E: 0 K: 1 S: 5	H: 1 LOB: 0 BB: 0 P: 5	R: 0 E: 0 K: 2 S: 8	H: 1 LOB: 1 BB: 0 P: 8	R: 0 E: 0 K: 1 S: 5	H: 0 LOB: 1 BB: 1 P: 9	R: 0 E: 0 K: 2 S: 7	H: 0 LOB: 0 BB: 0 P: 7
--------------	------------------------------	---------------------------------	-------------------------------	----------------------------------	------------------------------	---------------------------------	------------------------------	----------------------------------	------------------------------	---------------------------------	------------------------------	---------------------------------	------------------------------	---------------------------------	------------------------------	---------------------------------

PITCHER	IP	WLS	BF	H	R	ER	SO	BB	IBB	HBP	BLK	WP	HR	S	P	ERA	WHIP
Ike Delock, R (1, 1) ERA: 4.23	1.0	L	8	4	5	5	0	1	0	0	0	0	0	7	11	45.00	5.000
Wilbur Wood, L (2, 1) ERA: 4.5	2.0		10	2	1	1	1	2	0	0	0	1	0	10	18	4.50	2.000
Tracy Stallard, R (4, 1) ERA: 4.89	5.0		19	3	0	0	8	2	0	0	0	0	0	33	41	0.00	1.000

AB R H RBI BB SO LOB

4	1	0	0	1	2	1
4	0	1	1	0	2	1
3	0	1	0	1	0	1
0	0	0	0	0	0	0
2	1	1	1	1	1	0
2	1	0	0	2	2	4
4	1	1	1	0	0	1
4	1	3	1	0	0	1
4	1	1	1	0	2	2
3	0	1	0	0	0	1
0	0	0	0	0	0	0

1B: 7	SF: 1	WP: 1	PA: 37
2B: 2	SAC: 1	PB: 0	
3B: 0	DP: 0	SB: 3	
HR: 0	HBP: 0	CS: 1	

AB	R	H	RBI	BB	SO	LOB
30	6	9	5	5	9	12

Boston Red Sox @ Washington Senators
 Griffith Stadium, Washington, DC
 Mon Jul 03 1961, 7:05 PM EDT
 Att. 11,583 - Unknown

livebaseballscorecards.com

AB	30
R	6
H	9
RBI	5
BB	5
SO	9
LOB	12



Batter	1	2	3	4	5	6	7	8	9	AB R H RBI BB SO LOB	TOP	
Chuck Schilling, R (1, 4) <small>OBP: 0.338, SLG: 0.306</small> Russ Nixon, L (7, PH) <small>OBP: 0.296, SLG: 0.320</small> Dave Hillman, R (7, 1) Joe Ginsberg, L (9, PH) <small>OBP: 0.273, SLG: 0.238</small>	0-0 5-3		0-3 K		0-0 F9		0-0 G4-3 1-2f		0-0 1-3	3 0 0 0 0 1 0 1 0 0 0 0 0 3 0 0 0 0 0 0 0 1 0 0 0 0 0 1	Boston Red Sox @ Washington Senators Griffith Stadium, Washington, DC Tue Jul 04 1961, 3:33 AM EDT Att. 14,355 - Unknown	
Gary Geiger, L (1, 8) <small>OBP: 0.347, SLG: 0.408</small>	0-0 4-3		0-0 4-3		0-0 4-3			0-0 F5		4 0 0 0 0 0 0		
Carl Yastrzemski, L (1, 7) <small>OBP: 0.300, SLG: 0.376</small>	4-0 BB		4-0 BB		4-0 BB			0-0 F7		1 0 0 0 3 0 0		
Frank Malzone, R (1, 5) <small>OBP: 0.284, SLG: 0.353</small>	0-0 1-3		0-0 4-3		0-0 P4			0-0 F8		4 0 0 0 0 0 3		
Jackie Jensen, R (1, 9) <small>OBP: 0.341, SLG: 0.374</small>		0-0 PB 1B		0-0 2B SF7 1B		0-0 G6-4-3 1-2f		0-0 4-3		4 1 2 0 0 0 1		
Jim Pagliaroni, R (1, 2) <small>OBP: 0.327, SLG: 0.431</small>		0-0 F3		0-0 7-4 1-3 2B			0-0 2B 1B	0-0 HR		4 1 3 1 0 0 1		
Pete Runnels, L (1, 3) <small>OBP: 0.337, SLG: 0.370</small>		0-0 5-3 1-2		0-0 SF7 3-H		0-3 K		0-0 2B 2B		3 1 1 1 0 1 2		
Don Buddin, R (1, 6) <small>OBP: 0.420, SLG: 0.432</small>		4-0 BB		0-0 7-4 2-3f		0-0 2B		0-0 2B 2B		3 0 2 1 1 0 1		
Don Schwall, R (1, 1) <small>OBP: 0.250, SLG: 0.292</small> Pumpsie Green, S (7, PH) <small>OBP: 0.333, SLG: 0.338</small> (7, 4)		0-0 F9		0-0 4-3		0-0 4-3 BB		0-0 F7		2 0 0 0 0 0 2 1 0 0 0 1 0 1		
Inning Stats	R: 0 H: 0 E: 0 LOB: 1 K: 0 BB: 1 S: 3 P: 7	R: 0 H: 1 E: 0 LOB: 2 K: 0 BB: 1 S: 4 P: 8	R: 0 H: 0 E: 0 LOB: 1 K: 1 BB: 1 S: 5 P: 9	R: 1 H: 2 E: 0 LOB: 0 K: 0 BB: 0 S: 4 P: 4	R: 0 H: 0 E: 0 LOB: 0 K: 0 BB: 0 S: 3 P: 3	R: 0 H: 0 E: 0 LOB: 0 K: 0 BB: 1 S: 2 P: 6	R: 0 H: 2 E: 0 LOB: 2 K: 1 BB: 1 S: 6 P: 10	R: 0 H: 0 E: 0 LOB: 0 K: 0 BB: 0 S: 3 P: 3	R: 2 H: 3 E: 0 LOB: 1 K: 0 BB: 0 S: 6 P: 6	1B: 3 SF: 1 2B: 5 SAC: 0 3B: 0 DP: 3 HR: 1 HBP: 0		WP: 0 PA: 37 PB: 1 SB: 0 CS: 0
PITCHER Tom Cheney, R (1, 1) <small>ERA: 7.56</small> John Gabler, R (9, 1) <small>ERA: 4.6</small>	IP WLS BF H R ER SO BB IBB HBP BLK WP HR S P ERA WHIP											PITCHER IP WLS BF H R ER SO BB IBB HBP BLK WP HR S P ERA WHIP

livebaseballscorecards.com

AB	31
R	3
H	8
RBI	3
BB	5
SO	2
LOB	15



Batter	1	2	3	4	5	6	7	8	9	AB	R	H	RBI	BB	SO	LOB
--------	---	---	---	---	---	---	---	---	---	----	---	---	-----	----	----	-----

<p>Danny O'Connell, R (1, 5) OBP: 0.403, SLG: 0.358</p>	<p>Chuck Cottier, R (1, 4) OBP: 0.269, SLG: 0.293</p>	<p>Gene Woodling, L (1, 9) Jim King, L (8, 9) OBP: 0.359, SLG: 0.466</p>		<p>L3</p>		<p>F9</p>				4	1	2	0	0	0	1
										2	1	0	0	1	1	0
										3	1	1	3	1	0	0
										0	0	0	0	0	0	0
										4	1	1	1	0	0	3
										3	1	1	1	1	0	0
										3	0	0	0	1	0	1
										3	1	0	0	1	0	1
										4	1	1	1	0	1	2
										4	0	1	1	0	1	0
										0	0	0	0	0	0	0

Inning Stats	R: 3 E: 1 K: 0 S: 6	H: 2 LOB: 2 BB: 2 P: 14	R: 0 E: 0 K: 0 S: 3	H: 1 LOB: 2 BB: 2 P: 11	R: 0 E: 0 K: 0 S: 3	H: 0 LOB: 0 BB: 0 P: 3	R: 0 E: 0 K: 1 S: 5	H: 0 LOB: 0 BB: 0 P: 5	R: 0 E: 0 K: 0 S: 3	H: 0 LOB: 0 BB: 0 P: 3	R: 2 E: 0 K: 1 S: 7	H: 2 LOB: 0 BB: 0 P: 7	R: 0 E: 0 K: 1 S: 5	H: 0 LOB: 0 BB: 0 P: 5	1B: 2 2B: 2 3B: 0 HR: 3	SF: 0 SAC: 1 DP: 1 HBP: 0		
PITCHER	IP WLS BF H R ER SO	WLS L 28 5 5 4 1	H R ER SO	H R ER SO	H R ER SO	H R ER SO	H R ER SO	H R ER SO	H R ER SO	H R ER SO	H R ER SO	H R ER SO	H R ER SO	H R ER SO	WP HR S P	ERA WHIP		
Don Schwall, R (1, 1) ERA: 3.08	6.0	28	5	5	4	1	5	0	0	0	0	0	0	0	0	0	6.00	1.667
Dave Hillman, R (7, 1) ERA: 3.05	2.0	8	2	2	2	2	0	0	0	0	0	0	0	0	2	12	9.00	1.000

BOTTOM


Boston Red Sox @ Washington Senators
Griffith Stadium, Washington, DC
Tue Jul 04 1961, 3:33 AM EDT
Att. 14,355 - Unknown

livebaseballscores.com

AB	30
R	7
H	7
RBI	7
BB	5
SO	3
LOB	8



WP: 0	PA: 36
PB: 0	CS: 0
SB: 1	

Batter	1	2	3	4	5	6	7	8	9	AB R H RBI BB SO LOB	TOP		
Brooks Robinson, R OBP: 0.366, SLG: 0.377 (1, 5) BB	4-0 G6-4-3 BB		0-0 SF8			0-0 F8	0-0 P6		0-0 6-3	3 0 0 1 1 0 2			
Russ Snyder, L OBP: 0.322, SLG: 0.371 (1, 7) X	0-0 F7		0-0 4-3			0-0 BB 1B 1B	0-0 4-3			4 0 1 0 0 0 2			
Jackie Brandt, R OBP: 0.406, SLG: 0.474 (1, 8) X	0-0 G6-4-3 1-2f			0-0 5-3		0-0 BB 1B		0-0 5-3		4 0 1 0 0 0 1			
Gus Triandos, R OBP: 0.346, SLG: 0.512 (1, 2) SS		0-3 K		0-3 K		0-0 F7		4-0 BB 4-3		3 0 0 0 1 2 2			
Earl Robinson, R OBP: 0.324, SLG: 0.416 (1, 9) Whitey Herzog, L OBP: 0.355, SLG: 0.346 (2, 9)		0-0 1B		0-3 K		4-0 BB 1-2 2-3		0-0 BB 4-3		1 0 1 0 0 0 0 2 0 0 0 1 1 1			
Mary Throneberry, L OBP: 0.308, SLG: 0.407 (1, 3) SS		0-3 K		0-3 K		0-0 F7		0-0 BB 4-3		4 0 0 0 0 2 5			
Ron Hansen, R OBP: 0.326, SLG: 0.374 (1, 6) SS		0-3 K			0-0 3B		0-0 FC1-5 1B		4-0 BB S	3 0 2 0 1 1 1	AB 30 R 2 H 6 RBI 1 BB 5 SO 9 LOB 19		
Mary Breeding, R OBP: 0.217, SLG: 0.241 (1, 4) BB			4-0 SH1-3 SF8 BB		0-3 K		0-0 BB E 1B		0-3 K	3 2 1 0 1 2 2			
Dick Hall, R OBP: 0.160, SLG: 0.045 (1, 1) X			0-0 SH1-3		0-0 5-3		0-0 FC1-5		0-3 K	3 0 0 0 0 1 3			
Inning Stats	R: 0 E: 0 K: 0 S: 2 H: 0 LOB: 0 BB: 1 P: 6	R: 0 E: 0 K: 3 S: 10 H: 1 LOB: 1 BB: 0 P: 10	R: 1 E: 0 K: 0 S: 3 H: 0 LOB: 0 BB: 1 P: 7	R: 0 E: 0 K: 2 S: 7 H: 0 LOB: 0 BB: 0 P: 7	R: 0 E: 0 K: 2 S: 8 H: 1 LOB: 1 BB: 0 P: 8	R: 0 E: 0 K: 0 S: 5 H: 2 LOB: 3 BB: 1 P: 9	R: 1 E: 1 K: 0 S: 5 H: 2 LOB: 1 BB: 0 P: 5	R: 0 E: 0 K: 0 S: 3 H: 0 LOB: 1 BB: 1 P: 7	R: 0 E: 0 K: 2 S: 7 H: 0 LOB: 1 BB: 1 P: 11	1B: 5 2B: 0 3B: 1 HR: 0 SF: 1 SAC: 1 DP: 1 HBP: 0	WP: 0 PB: 0 SB: 2 CS: 0 PA: 37		
PITCHER	IP WLS BF H R ER SO BB IBB HBP BLK WP HR S P ERA WHIP											PITCHER	IP WLS BF H R ER SO BB IBB HBP BLK WP HR S P ERA WHIP
Bennie Daniels, R ERA: 3.16 (1, 1)	8.0 L 33 6 2 1 7 4 0 0 0 0 0 0 43 59 1.12 1.250												
Johnny Klippstein, R ERA: 7.34 (9, 1)	1.0 4 0 0 0 2 1 0 0 0 0 0 0 7 11 0.00 1.000												

Baltimore Orioles @ Washington Senators
Griffith Stadium, Washington, DC
Wed Jul 05 1961, 7:05 PM EDT
Att. 6,625 - Unknown

livebaseballscorecards.com

Batter	1	2	3	4	5	6	7	8	9	AB R H RBI BB SO LOB
Danny O'Connell, R OBP: 0.401, SLG: 0.357 (1, 5) X	0-0 SH1-3 1B		0-3 K			0-0 P5			0-0 F8	4 0 1 0 0 1 1
Chuck Cottier, R OBP: 0.262, SLG: 0.284 (1, 4) X	0-0 SH1-3 1-2		0-3 K			0-3 K			0-0 3-1	3 0 0 0 0 2 1
Gene Woodling, L OBP: 0.407, SLG: 0.494 (1, 9) X	0-0 F7					0-0 F8			0-0 3-1	4 0 1 0 0 0 1
Gene Green, R OBP: 0.368, SLG: 0.605 (1, 2) S S S	0-3 K					0-0 4-3			0-0 8-3 1-2f	3 0 0 0 0 1 2
Willie Tasby, R OBP: 0.361, SLG: 0.507 (1, 8)			0-3 K			0-0 F8			0-3 8-3 1B	3 0 0 0 0 2 0
Dale Long, L OBP: 0.327, SLG: 0.504 (1, 3)			0-3 K			0-3 K			0-0 P6	3 0 0 0 0 2 0
Marty Keough, L OBP: 0.322, SLG: 0.458 (1, 7) X			0-0 F5			0-0 6-3			0-0 F8	3 0 0 0 0 0 0
Ron Stillwell, R OBP: 0.182, SLG: 0.200 Billy Klaus, L OBP: 0.316, SLG: 0.394 (8, PH) (9, 6)			0-3 K			0-0 1-3			0-0 2B	2 0 0 0 0 1 0 1 0 1 0 0 0 0
Bennie Daniels, L OBP: 0.148, SLG: 0.259 Jim King, L OBP: 0.357, SLG: 0.463 Johnny Klippstein, R OBP: 0.200, SLG: 0.200 (8, PH) (9, 1)			0-0 1B			0-0 F7			0-0 F8	2 0 1 0 0 0 0 1 0 0 0 0 0 1 0 0 0 0 0 0 0

Inning Stats	R: 0 E: 0 K: 1 S: 6	H: 1 LOB: 1 BB: 0 P: 6	R: 0 E: 0 K: 2 S: 7	H: 0 LOB: 0 BB: 0 P: 7	R: 0 E: 0 K: 3 S: 10	H: 1 LOB: 1 BB: 0 P: 10	R: 0 E: 0 K: 0 S: 3	H: 0 LOB: 0 BB: 0 P: 3	R: 0 E: 0 K: 1 S: 5	H: 0 LOB: 0 BB: 0 P: 5	R: 0 E: 0 K: 1 S: 5	H: 1 LOB: 0 BB: 0 P: 5	R: 0 E: 0 K: 0 S: 4	H: 1 LOB: 1 BB: 0 P: 4	R: 0 E: 0 K: 0 S: 3	H: 0 LOB: 0 BB: 0 P: 3	1B: 3 2B: 2 3B: 0 HR: 0	SF: 0 SAC: 1 DP: 1 HBP: 0
--------------	------------------------------	---------------------------------	------------------------------	---------------------------------	-------------------------------	----------------------------------	------------------------------	---------------------------------	------------------------------	---------------------------------	------------------------------	---------------------------------	------------------------------	---------------------------------	------------------------------	---------------------------------	----------------------------------	------------------------------------

PITCHER	IP	WLS	BF	H	R	ER	SO	BB	IBB	HBP	BLK	WP	HR	S	P	ERA	WHIP
Dick Hall, R ERA: 3.33 (1, 1)	9.0	W	30	4	0	0	9	0	0	0	0	0	0	48	48	0.00	0.444


BOTTOM

Baltimore Orioles @ Washington Senators
Griffith Stadium, Washington, DC


Wed Jul 05 1961, 7:05 PM EDT
Att. 6,625 - Unknown

livebaseballscorecards.com

AB	29
R	0
H	4
RBI	0
BB	0
SO	9
LOB	6



WP	PA	ERA	WHIP
0	30		

Batter	1	2	3	4	5	6	7	8	9	AB R H RBI BB SO LOB	TOP														
Brooks Robinson, R (1, 5) OBP: 0.365, SLG: 0.375	0-0 F3		0-0 1-3			0-0 F9			0-0 SH5-4 1B	4 0 1 0 0 0 0	<p>Baltimore Orioles @ Washington Senators Griffith Stadium, Washington, DC</p> <p>Thu Jul 06 1961, 7:05 PM EDT Att. 5,483 - Unknown</p> <p>livebaseballscorecards.com</p> <table border="1"> <tr><td>AB</td><td>30</td></tr> <tr><td>R</td><td>0</td></tr> <tr><td>H</td><td>4</td></tr> <tr><td>RBI</td><td>0</td></tr> <tr><td>BB</td><td>0</td></tr> <tr><td>SO</td><td>7</td></tr> <tr><td>LOB</td><td>8</td></tr> </table> 	AB	30	R	0	H	4	RBI	0	BB	0	SO	7	LOB	8
AB	30																								
R	0																								
H	4																								
RBI	0																								
BB	0																								
SO	7																								
LOB	8																								
Russ Snyder, L (1, 7) OBP: 0.317, SLG: 0.364	0-0 L3			0-0 4-3		0-3 K2-3		0-0 SH5-4 1-2	3 0 0 0 0 1 0																
Jackie Brandt, R (1, 8) OBP: 0.404, SLG: 0.479	0-0 5-3			0-0 3B		0-0 P4		0-0 5-3	4 0 1 0 0 0 1																
Gus Triandos, R (1, 2) OBP: 0.341, SLG: 0.504		0-3 K		0-0 5-3		0-0 F7		0-0 F8	4 0 0 0 0 1 2																
Mary Throneberry, L (1, 3) OBP: 0.304, SLG: 0.401		0-0 F8		0-0 F8		0-3 K			3 0 0 0 0 1 1																
Whitey Herzog, L (1, 9) OBP: 0.361, SLG: 0.354		0-0 1B		0-3 K		0-0 FC6-4 1B			3 0 2 0 0 1 0																
Ron Hansen, R (1, 6) OBP: 0.323, SLG: 0.370		0-0 5-3		0-0 5-3		0-3 K			3 0 0 0 0 1 2																
Mary Breeding, R (1, 4) OBP: 0.212, SLG: 0.234			0-0 5-3		0-3 K		0-0 F8		3 0 0 0 0 1 1																
Wes Stock, R (1, 1)			0-3 K			0-0 P4		0-0 FC6-4 1-2f	1 0 0 0 0 1 0																
Dick Williams, R (6, PH) OBP: 0.244, SLG: 0.351									1 0 0 0 0 0 0																
Hoyt Wilhelm, R (6, 1)									0 0 0 0 0 0 0																
Dave Philley, S (8, PH) OBP: 0.270, SLG: 0.386									1 0 0 0 0 0 1																
Billy Hoelt, L (8, 1) OBP: 0.286, SLG: 0.167									0 0 0 0 0 0 0																
Inning Stats	R: 0 E: 0 K: 0 S: 3	H: 0 LOB: 0 BB: 0 P: 3	R: 0 E: 0 K: 1 S: 6	H: 1 LOB: 1 BB: 0 P: 6	R: 0 E: 0 K: 1 S: 5	H: 0 LOB: 0 BB: 0 P: 5	R: 0 E: 0 K: 2 S: 7	H: 1 LOB: 1 BB: 0 P: 4	R: 0 E: 0 K: 1 S: 5	H: 0 LOB: 0 BB: 0 P: 7	R: 0 E: 0 K: 1 S: 5	H: 0 LOB: 0 BB: 0 P: 5	R: 0 E: 0 K: 1 S: 6	H: 1 LOB: 1 BB: 0 P: 6	R: 0 E: 0 K: 0 S: 4	H: 1 LOB: 1 BB: 0 P: 4	1B: 3 2B: 0 3B: 1 HR: 0	SF: 0 SAC: 1 DP: 0 HBP: 0	WP: 0 PB: 0 SB: 0 CS: 0	PA: 31					
PITCHER Dick Donovan, R (1, 1) ERA: 2.8	IP: 9.0 WLS: W BF: 31 H: 4 R: 0 ER: 0 SO: 7 BB: 0 IBB: 0 HBP: 0 BLK: 0 WP: 0 HR: 0 S: 45 P: 45 ERA: 0.00 WHIP: 0.444																								

Batter	1	2	3	4	5	6	7	8	9	AB	R	H	RBI	BB	SO	LOB
Danny O'Connell, R OBP: 0.398, SLG: 0.353 (1, 5)	0-0 4-3		0-0 5-3			0-3 K		0-0 SH1-6-4		3	0	0	0	0	1	1
Marty Keough, L OBP: 0.316, SLG: 0.448 (1, 7)	0-0 3-1			0-0 4-3		0-0 4-3		0-3 K		4	0	0	0	0	1	1
Gene Woodling, L OBP: 0.404, SLG: 0.486 Jim King, L OBP: 0.357, SLG: 0.463 (1, 9) (9, 9)	0-0 F9			4-0 FC6-4 BB		0-0 1-3		0-0 F8		3	0	0	0	1	0	1
Gene Green, R OBP: 0.363, SLG: 0.594 (1, 2)		0-0 6-3		0-0 F9			0-0 5-3			3	0	0	0	0	0	1
Willie Tasby, R OBP: 0.361, SLG: 0.509 (1, 8)		0-0 5-3		0-0 FC6-4 1-2f			0-0 PB 2B			3	1	1	0	0	0	1
Dale Long, L OBP: 0.331, SLG: 0.510 (1, 3)		0-0 P6			0-0 FC4-6 1B		0-0 PB 2B			3	0	2	1	0	0	0
Chuck Cottier, R OBP: 0.255, SLG: 0.276 (1, 4)			0-0 F8		0-0 FC4-6 3-1 1-2f		0-0 L3			3	0	0	0	0	0	2
Ron Stillwell, R OBP: 0.154, SLG: 0.167 Billy Klaus, L OBP: 0.314, SLG: 0.392 (1, 6) (7, PH) (8, 6)			0-0 F9		0-0 3-1		0-0 P5			2	0	0	0	0	0	1
Dick Donovan, L OBP: 0.281, SLG: 0.214 (1, 1)			0-0 1B		0-3 K		4-0 SH1-6-4 BB			1	0	0	0	1	1	1

BOTTOM

Baltimore Orioles @ Washington Senators
Griffith Stadium, Washington, DC
Thu Jul 06 1961, 7:05 PM EDT
Att. 5,483 - Unknown

livebaseballscorecards.com

AB	27
R	1
H	4
RBI	1
BB	2
SO	3
LOB	10



Inning Stats	R: 0	H: 0	E: 0	K: 0	S: 3	LOB: 0	BB: 0	P: 3	R: 0	H: 0	E: 0	K: 0	S: 3	LOB: 0	BB: 0	P: 3	R: 0	H: 1	E: 0	K: 1	S: 6	LOB: 1	BB: 0	P: 6	R: 1	H: 2	E: 0	K: 0	S: 5	LOB: 1	BB: 0	P: 5	R: 0	H: 0	E: 0	K: 1	S: 5	LOB: 1	BB: 1	P: 9
--------------	------	------	------	------	------	--------	-------	------	------	------	------	------	------	--------	-------	------	------	------	------	------	------	--------	-------	------	------	------	------	------	------	--------	-------	------	------	------	------	------	------	--------	-------	------

PITCHER	IP	WLS	BF	H	R	ER	SO	BB	IBB	HBP	BLK	WP	HR	S	P	ERA	WHIP
Wes Stock, R ERA: 2.47 (1, 1)	5.0		18	2	0	0	1	1	0	0	0	0	0	19	23	0.00	0.600
Hoyt Wilhelm, R ERA: 1.97 (6, 1)	2.0	L	8	2	1	1	1	0	0	0	0	0	0	10	10	4.50	1.000
Billy Hoef, L ERA: 2.33 (8, 1)	1.0		4	0	0	0	1	1	0	0	0	0	0	5	9	0.00	1.000

WP	PA	ERA	WHIP
0	30		

Batter	1	2	3	4	5	6	7	8	9	AB R H RBI BB SO LOB	TOP									
Lenny Green, L (1, 8) OBP: 0.389, SLG: 0.385	0-0 F7		0-0 1B			0-0 F8			0-0 E6 FC6-4 1B	4 0 1 0 0 0 0	Minnesota Twins @ Washington Senators Griffith Stadium, Washington, DC Fri Jul 07 1961, 7:05 PM EDT Att. 16,596 - Unknown livebaseballscorecards.com									
Billy Martin, R (1, 4) OBP: 0.286, SLG: 0.390	0-0 1B		0-0 F7			0-0 F7			0-0 1B	4 0 2 0 0 0 1										
Harmon Killebrew, R (1, 3) OBP: 0.449, SLG: 0.693	4-0 BB					0-0 F7			0-0 FC6-4	3 0 0 0 1 0 2										
Bob Allison, R (1, 9) OBP: 0.338, SLG: 0.447	0-0 G4-6-3					0-3 K			0-0 F7	4 0 0 0 0 1 4										
Jim Lemon, R (1, 7) OBP: 0.333, SLG: 0.421						0-3 K				2 0 0 0 1 1 0										
Earl Battey, R (1, 2) OBP: 0.371, SLG: 0.423						0-0 F9				2 0 0 0 1 0 1										
Ted Lepcio, R (1, 5) (8, 6)						0-0 5-3			4-0 BB	3 0 0 0 0 1 1										
Jose Valdivielso, R (1, 6) OBP: 0.217, SLG: 0.218						0-0 1-3			0-0 L5-3	2 0 0 0 0 0 0										
Hal Naragon, L (8, PH) OBP: 0.304, SLG: 0.389						0-0 1-3			0-3 K	1 0 0 0 0 1 0										
Rich Rollins, R (8, 5) OBP: 0.364, SLG: 0.400										0 0 0 0 0 0 0										
Pedro Ramos, S (1, 1) OBP: 0.216, SLG: 0.313						0-0 F2			0-0 P6	2 0 0 0 0 0 0										
Julio Becquer, L (9, PH) OBP: 0.265, SLG: 0.587									0-0 P6	1 0 0 0 0 0 0										
Inning Stats	R: 0 E: 0 K: 0 S: 3	H: 1 LOB: 1 BB: 1 P: 7	R: 0 E: 0 K: 1 S: 4	H: 0 LOB: 0 BB: 1 P: 8	R: 0 E: 0 K: 0 S: 4	H: 1 LOB: 1 BB: 0 P: 4	R: 0 E: 0 K: 2 S: 7	H: 0 LOB: 0 BB: 0 P: 7	R: 0 E: 0 K: 0 S: 3	H: 0 LOB: 0 BB: 0 P: 3	R: 0 E: 0 K: 0 S: 3	H: 0 LOB: 0 BB: 0 P: 3	R: 0 E: 0 K: 1 S: 4	H: 0 LOB: 0 BB: 1 P: 8	R: 0 E: 1 K: 0 S: 5	H: 1 LOB: 2 BB: 0 P: 5	1B: 3 2B: 1 3B: 0 HR: 0	SF: 0 SAC: 0 DP: 3 HBP: 0	WP: 0 PB: 0 SB: 0 CS: 0	PA: 31
PITCHER Joe McClain, R (1, 1) ERA: 3.19	IP: 9.0 WLS: W BF: 31 H: 3 R: 0 ER: 0 SO: 4 BB: 3 IBB: 0 HBP: 0 BLK: 0 WP: 0 HR: 0 S: 36 P: 48 ERA: 0.00 WHIP: 0.667																			

Minnesota Twins @ Washington Senators
 Griffith Stadium, Washington, DC
 Fri Jul 07 1961, 7:05 PM EDT
 Att. 16,596 - Unknown

AB	28
R	0
H	3
RBI	0
BB	3
SO	4
LOB	9



Batter	1	2	3	4	5	6	7	8	9	AB	R	H	RBI	BB	SO	LOB
Danny O'Connell, R OBP: 0.399, SLG: 0.358 (1, 5)	0-0 E S 1B	0-0 1B			0-0 F2			0-0 5-3		4	2	2	0	0	0	0
Billy Klaus, L OBP: 0.318, SLG: 0.391 (1, 6)	4-0 1B 1-3 BB	0-0 2B 2-H 1B			0-0 F8			0-0 P3		3	0	1	1	1	0	0
Gene Woodling, L OBP: 0.412, SLG: 0.494 Jim King, L OBP: 0.357, SLG: 0.463 (1, 9)	0-0 1-3 3-H 1B		0-0 G6-4-3 1B		0-0 G5-4-3 1B					3	0	3	1	0	0	0
Gene Green, R OBP: 0.357, SLG: 0.584 (1, 2)	0-0 F8		0-0 G6-4-3 1-2f		0-0 G5-4-3 1-2f					3	0	0	0	0	0	4
Willie Tasby, R OBP: 0.357, SLG: 0.504 (1, 8)	0-0 F9		0-0 F7		0-0 6-3					3	0	0	0	0	0	2
Dale Long, L OBP: 0.331, SLG: 0.506 (1, 3)	0-0 F8		0-0 G6-4-3 BB		0-0 F8					2	0	0	0	1	0	2
Marty Keough, L OBP: 0.316, SLG: 0.462 (1, 7)		0-0 HR	0-0 K		0-0 K					3	1	1	1	0	2	1
Chuck Cottier, R OBP: 0.248, SLG: 0.269 (1, 4)		0-0 F2	0-0 G6-4-3 1-2f		0-0 6-3					3	0	0	0	0	0	1
Joe McClain, R OBP: 0.238, SLG: 0.293 (1, 1)		0-0 5-3			0-0 F8			0-0 5-3		3	0	0	0	0	0	0

Inning Stats	R: 1	H: 2	E: 0	LOB: 2	K: 0	P: 9	R: 2	H: 3	E: 0	LOB: 1	K: 0	P: 5	R: 0	H: 1	E: 0	LOB: 0	K: 0	P: 3	R: 0	H: 0	E: 0	LOB: 0	K: 1	P: 8	R: 0	H: 1	E: 0	LOB: 0	K: 0	P: 3	R: 0	H: 0	E: 0	LOB: 0	K: 1	P: 5	R: 0	H: 0	E: 0	LOB: 0	K: 0	P: 3	R: 0	H: 0	E: 0	LOB: 0	K: 0	P: 3			
	1	2	0	2	0	9	2	3	0	1	0	5	0	1	0	0	0	1	3	0	0	0	1	8	0	1	0	0	1	0	0	0	0	0	0	0	0	0	0	0	0	0	0	0	0	0	0	0	0	0	0

PITCHER	IP	WLS	BF	H	R	ER	SO	BB	IBB	HBP	BLK	WP	HR	S	P	ERA	WHIP	PITCHER	IP	WLS	BF	H	R	ER	SO	BB	IBB	HBP	BLK	WP	HR	S	P	ERA	WHIP														
Pedro Ramos, R ERA: 4.28 (1, 1)	8.0	L	29	7	3	3	2	2	0	0	0	0	1	31	39	3.38	1.125																																

BOTTOM

Minnesota Twins @ Washington Senators
Griffith Stadium, Washington, DC

Fri Jul 07 1961, 7:05 PM EDT
Att. 16,596 - Unknown

livebaseballscorecards.com

AB	27
R	3
H	7
RBI	3
BB	2
SO	2
LOB	10



WP: 0	PA: 29
PB: 0	
SB: 1	
CS: 0	

Batter	1	2	3	4	5	6	7	8	9	AB R H RBI BB SO LOB	TOP					
Lenny Green, L (1, 8) B OBP: 0.389, SLG: 0.381 (8, 7) B	4-0 1B 1B BB	0-0 F8			0-0 3-1	0-0 F9			4-0 G4-6-3 BB	3 0 0 0 2 0 1						
Billy Martin, R (1, 4) X	0-0 1B 1B		4-0 G5-4-3 BB		0-0 5-3		0-0 F7	0-0 G4-6-3 BB	0-0 G4-6-3 BB	4 0 1 0 1 0 1						
Harmon Killebrew, R (1, 3) X	0-0 1B 1B		0-0 G5-4-3 BB		0-0 HR		0-0 F8			4 1 2 1 0 0 1						
Bob Allison, R (1, 9) S	0-3 K		4-0 1B BB		4-0 1B BB		0-3 K			2 0 0 0 2 2 3						
Jim Lemon, R (1, 7) S Pedro Ramos, S (8, PR) S Bill Tuttle, R (8, 8) S	0-3 K		0-0 1B		0-0 1B		0-0 SH5-3 2B			4 0 3 0 0 1 3 0 0 0 0 0 0 0 0 0 0 0 0 0 0						
Earl Battey, R (1, 2) X	0-0 FC6-4		0-0 5-3		0-0 F2		0-0 SH5-3 2B			3 0 0 0 0 0 7						
Ted Lepcio, R (1, 5) X		0-0 HR		0-0 F7		0-0 F7		0-0 5-3		4 1 1 1 0 0 2						
Jose Valdivielso, R (1, 6) X		0-0 2-3		0-0 1-3		0-0 2B		0-0 6-3		4 0 1 0 0 0 2						
Jack Kralick, L (1, 1) X Jim Kaat, L (8, 1) X Ray Moore, R (8, 1) X Julio Becquer, L (9, PH) X		0-0 F7		0-0 L6		0-0 F7		0-0 G3		3 0 0 0 0 0 1 0 0 0 0 0 0 0 0 0 0 0 0 0 0 1 0 0 0 0 0 0						
Inning Stats	R: 0 H: 2 E: 0 LOB: 3 K: 2 BB: 1 S: 9 P: 13	R: 1 H: 1 E: 0 LOB: 0 K: 0 BB: 0 S: 4 P: 4	R: 0 H: 1 E: 0 LOB: 2 K: 0 BB: 2 S: 3 P: 11	R: 0 H: 0 E: 0 LOB: 0 K: 0 BB: 0 S: 3 P: 3	R: 1 H: 2 E: 0 LOB: 2 K: 0 BB: 1 S: 5 P: 9	R: 0 H: 1 E: 0 LOB: 1 K: 0 BB: 0 S: 4 P: 4	R: 0 H: 0 E: 0 LOB: 0 K: 1 BB: 0 S: 5 P: 5	R: 0 H: 1 E: 0 LOB: 2 K: 0 BB: 0 S: 4 P: 4	R: 0 H: 0 E: 0 LOB: 0 K: 0 BB: 1 S: 2 P: 6	1B: 4 SF: 0 2B: 2 SAC: 1 3B: 0 DP: 2 HR: 2 HBP: 0	WP: 0 PA: 38 PB: 0 SB: 0 CS: 0					
PITCHER	IP WLS BF H R ER SO BB IBB HBP BLK WP HR S P ERA WHIP															
Ed Hobaugh, R (1, 1) ERA: 4.12	6.0	28	7	2	2	2	4	0	0	0	0	2	28	44	3.00	1.833
Marty Kutyna, R (7, 1) ERA: 3.63	2.0	W	7	1	0	0	1	0	0	0	0	0	9	9	0.00	0.500
John Gabler, R (9, 1) ERA: 4.5	1.0	S	3	0	0	0	0	1	0	0	0	0	2	6	0.00	1.000

Minnesota Twins @ Washington Senators
Griffith Stadium, Washington, DC
Sat Jul 08 1961, 3:33 AM EDT
Att. 9,147 - Unknown

AB	32
R	2
H	8
RBI	2
BB	5
SO	3
LOB	21



WP: 0	PA: 38
PB: 0	
SB: 0	
CS: 0	

ERA	WHIP
3.00	1.833
0.00	0.500
0.00	1.000

Batter	1	2	3	4	5	6	7	8	9
Danny O'Connell, R (1, 5) OBP: 0.397, SLG: 0.364	0-0 F9		0-0 F9			0-3 K		0-0 1B	
Billy Klaus, L (1, 6) OBP: 0.316, SLG: 0.387	0-0 F2			0-0 3-1		0-3 K		0-0 1B	
Gene Woodling, L (1, 9) OBP: 0.414, SLG: 0.495	0-3 K			0-0 1B		0-0 1B		0-0 FC4-6	
Ron Stillwell, R (8, PR) OBP: 0.154, SLG: 0.167				1B		1-2 1B		1-2 1B	
Pete Daley, R (9, 2) OBP: 0.248, SLG: 0.300				1B		1B		1B	
Gene Green, R (1, 2) OBP: 0.365, SLG: 0.588		0-0 5-3		0-0 1B		0-0 CS		0-0 1B	
Tom Cheney, R (8, PR) OBP: 0.250, SLG: 0.250				G6-4-3		2-3		1-3 1B	
John Gabler, S (9, 1) OBP: 0.308, SLG: 0.462				1-3 1B				1-3 1B	
Willie Tasby, R (1, 8) OBP: 0.356, SLG: 0.500		0-3 K		0-0 G6-4-3				0-0 1B	
Dale Long, L (1, 3) OBP: 0.326, SLG: 0.498		0-0 4-3		1-2				1-2 1B	
Marty Keough, L (1, 7) OBP: 0.316, SLG: 0.460			0-0 SH1-4					0-0 1B	
Chuck Cottier, R (1, 4) OBP: 0.250, SLG: 0.279			0-0 F8					0-0 3B	
Ed Hobaugh, R (1, 1) OBP: 0.097, SLG: 0.067			0-0 SH1-4					0-0 2B	
Chuck Hinton, R (6, PH) OBP: 0.337, SLG: 0.348									
Marty Kutyna, R (7, 1) OBP: 0.400, SLG: 0.400									
Harry Bright, R (8, PH) OBP: 0.305, SLG: 0.347									
Jim King, L (9, 9) OBP: 0.357, SLG: 0.463									

Inning Stats	R: 0	H: 0	E: 0	K: 1	S: 5	R: 0	H: 0	E: 0	K: 1	S: 5	R: 0	H: 1	E: 0	K: 0	S: 4	R: 0	H: 2	E: 0	K: 0	S: 4	R: 0	H: 0	E: 0	K: 0	S: 3	R: 0	H: 2	E: 0	K: 2	S: 8	R: 0	H: 1	E: 0	K: 1	S: 6	R: 3	H: 5	E: 0	K: 0	S: 8
	LOB: 0	BB: 0	P: 5	LOB: 0	BB: 0	P: 5	LOB: 1	BB: 0	P: 4	LOB: 1	BB: 0	P: 4	LOB: 0	BB: 0	P: 3	LOB: 1	BB: 0	P: 8	LOB: 1	BB: 0	P: 6	LOB: 2	BB: 0	P: 8	LOB: 0	BB: 0	P: 8	LOB: 1	BB: 0	P: 8	SF: 0	SAC: 1	DP: 1	HBP: 0	1B: 9	2B: 1	3B: 1	HR: 0		

PITCHER	IP	WLS	BF	H	R	ER	SO	BB	IBB	HBP	BLK	WP	HR	S	P	ERA	WHIP
Jack Kralick, L (1, 1) ERA: 3.57	7.1		28	8	2	2	5	0	0	0	0	0	0	38	38	2.46	1.091
Jim Kaat, L (8, 1) ERA: 4.14	0.1	L	3	2	0	0	0	0	0	0	0	0	0	3	3	0.00	6.000
Ray Moore, R (8, 1) ERA: 5.76	0.1		2	1	1	1	0	0	0	0	0	0	0	2	2	27.00	3.000

BOTTOM

Minnesota Twins @ Washington Senators
Griffith Stadium, Washington, DC
Sat Jul 08 1961, 3:33 AM EDT
Att. 9,147 - Unknown

livebaseballscores.com

AB	32
R	3
H	11
RBI	3
BB	0
SO	5
LOB	13



WP: 0	PA: 34
PB: 0	
SB: 0	
CS: 1	

Batter	1	2	3	4	5	6	7	8	9	AB R H RBI BB SO LOB	TOP											
Lenny Green, L OBP: 0.389, SLG: 0.385 (1, 8) (8, 7)	0-0 3B 2B	0-0 F5		0-0 S 1B			0-0 G3		0-0 G4-6-3 1-2f	5 1 2 0 0 0 1												
Billy Martin, R OBP: 0.288, SLG: 0.396 (1, 4)	0-0 G5-4-3 3B		0-0 6-3	0-0 5-3			0-0 5-3			4 1 1 1 0 0 1												
Harmon Killebrew, R OBP: 0.451, SLG: 0.696 (1, 3) BB BB BB	4-0 G5-4-3 BB		4-0 CS BB		0-0 1-3		0-0 F9			2 0 0 0 2 0 0												
Bob Allison, R OBP: 0.339, SLG: 0.444 (1, 9)	0-0 G5-4-3 1-2f 3-H		0-0 WP 2B		0-0 5-3			0-3 K		4 1 1 0 0 1 1												
Jim Lemon, R OBP: 0.338, SLG: 0.426 Bill Tuttle, R OBP: 0.298, SLG: 0.294 (1, 7) (8, 8)	0-3 K		4-0 2B BB		0-0 F8			0-3 K		3 1 0 0 1 2 1 0 0 0 0 0 0 0												
Earl Battey, R OBP: 0.372, SLG: 0.450 (1, 2)		0-0 HR	0-0 1-H 2B		0-0 HR			0-0 F7		4 2 3 3 0 0 1												
Ted Lepcio, R OBP: 0.214, SLG: 0.615 (1, 5)		0-0 HR	0-0 5-3		0-0 P3			0-0 P4		4 1 1 1 0 0 2												
Jose Valdivielso, R OBP: 0.210, SLG: 0.221 (1, 6)		0-0 F9		0-0 6-3		0-0 P2		0-0 5-3		4 0 0 0 0 0 0												
Camilo Pascual, R OBP: 0.200, SLG: 0.167 (1, 1)		0-0 4-3		0-3 K		0-3 K		0-0 G4-6-3 1B		4 0 1 0 0 2 0												
Inning Stats	R: 2 E: 0 K: 1 S: 6	H: 2 LOB: 0 BB: 1 P: 10	R: 2 E: 0 K: 0 S: 5	H: 2 LOB: 0 BB: 0 P: 5	R: 2 E: 0 K: 0 S: 4	H: 2 LOB: 1 BB: 2 P: 12	R: 0 E: 0 K: 1 S: 6	H: 1 LOB: 1 BB: 0 P: 6	R: 0 E: 0 K: 0 S: 3	H: 0 LOB: 0 BB: 0 P: 3	R: 1 E: 0 K: 1 S: 6	H: 1 LOB: 0 BB: 0 P: 6	R: 0 E: 0 K: 0 S: 3	H: 0 LOB: 0 BB: 0 P: 3	R: 0 E: 0 K: 2 S: 8	H: 0 LOB: 1 BB: 0 P: 8	R: 0 E: 0 K: 0 S: 3	H: 1 LOB: 0 BB: 0 P: 3	1B: 2 2B: 3 3B: 1 HR: 3	SF: 0 SAC: 0 DP: 2 HBP: 0	WP: 2 PB: 1 SB: 1 CS: 1	PA: 37
PITCHER	IP WLS BF H R ER SO BB IBB HBP BLK WP HR S P ERA WHIP																					
Tom Cheney, R ERA: 9.58 (1, 1)	2.0 L 10 4 4 4 1 1 0 0 0 0 0 2 11 15 18.00 2.500																					
Johnny Klippstein, R ERA: 7.64 (3, 1)	1.0 6 2 2 2 0 2 0 0 0 0 1 0 4 12 18.00 4.000																					
Bennie Daniels, R ERA: 3.12 (4, 1)	4.0 14 2 1 1 2 0 0 0 0 0 0 1 18 18 2.25 0.500																					
Dave Sisler, R ERA: 2.82 (8, 1)	2.0 7 1 0 0 2 0 0 0 0 0 0 0 11 11 0.00 0.500																					

Minnesota Twins @ Washington Senators
Griffith Stadium, Washington, DC
Sun Jul 09 1961, 3:33 AM EDT
Att. 12,642 - Unknown

AB	34
R	7
H	9
RBI	5
BB	3
SO	5
LOB	7




Batter	1	2	3	4	5	6	7	8	9	AB	R	H	RBI	BB	SO	LOB
Danny O'Connell, R (1, 5) OBP: 0.392, SLG: 0.359	0-0 5-3 ①		0-0 6-3 ①		0-3 K ②		0-0 E5			4	0	0	0	0	1	0
Billy Klaus, L (1, 6) OBP: 0.320, SLG: 0.395	0-0 F9 ②		0-0 FC6-4 1B		0-0 2B		0-3 K ③			4	0	2	0	0	1	1
Gene Woodling, L (1, 9) OBP: 0.411, SLG: 0.487	4-0 BB		0-0 FC6-4 1-2f ②		0-0 1-3 ③			0-0 4-3 ①		3	0	0	0	1	0	2
Gene Green, R (1, 2) OBP: 0.358, SLG: 0.575	0-0 1-3 ③		0-3 K ③		0-0 4-3 ①			0-3 K ②		4	0	0	0	0	2	2
Willie Tasby, R (1, 8) OBP: 0.351, SLG: 0.493		0-0 1-3 ①		0-3 K ①		0-0 6-3 ②		0-3 K ③		4	0	0	0	0	2	0
Dale Long, L (1, 3) OBP: 0.329, SLG: 0.500		0-0 3-1 1B 2B		0-0 4-3 ②		4-0 BB		0-0 P3 ①		3	1	1	0	1	0	0
Marty Keough, L (1, 7) OBP: 0.315, SLG: 0.461		0-0 3-1 2B		0-0 2B ②		0-0 F9 ③		0-0 P6 ②		4	0	1	0	0	0	2
Chuck Cottier, R (1, 4) OBP: 0.250, SLG: 0.278		0-0 3-H 1B		0-3 K ③		0-0 5-3 ①		0-3 K ③		4	0	1	1	0	2	1
Tom Cheney, R (1, 1) OBP: 0.250, SLG: 0.250 Chuck Hinton, R (2, PH) OBP: 0.325, SLG: 0.348 Johnny Klippstein, R (3, 1) OBP: 0.200, SLG: 0.200 Bennie Daniels, L (4, 1) OBP: 0.143, SLG: 0.250 Jim King, L (7, PH) OBP: 0.285, SLG: 0.459 Dave Sisler, R (8, 1)		0-0 4-3 ③		0-3 K ①		0-0 P5 ②				0	0	0	0	0	0	0

Inning Stats	R: 0	H: 0	E: 0	K: 0	S: 3	R: 1	H: 2	E: 0	K: 0	S: 5	R: 0	H: 1	E: 0	K: 1	S: 6	R: 0	H: 1	E: 0	K: 2	S: 8	R: 0	H: 0	E: 0	K: 0	S: 3	R: 0	H: 0	E: 1	K: 1	S: 6	R: 0	H: 0	E: 0	K: 2	S: 7	R: 0	H: 0	E: 0	K: 1	S: 5	R: 0	H: 0	E: 0	K: 1	S: 5	1B: 2	2B: 3	3B: 0	HR: 0	SF: 0	SAC: 0	DP: 0	HBP: 0	WP: 0	PB: 0	SB: 0	CS: 0	PA: 35
PITCHER Camilo Pascual, R (1, 1) ERA: 3.75	IP	WLS	BF	H	R	ER	SO	BB	IBB	HBP	BLK	WP	HR	S	P	ERA	WHIP																																									
																	PITCHER	IP	WLS	BF	H	R	ER	SO	BB	IBB	HBP	BLK	WP	HR	S	P	ERA	WHIP																								

MINNESOTA TWINS @ WASHINGTON SENATORS
Griffith Stadium, Washington, DC
 Sun Jul 09 1961, 3:33 AM EDT
 Att. 12,642 - Unknown

livebaseballscorecards.com

AB 33
R 1
H 5
RBI 1
BB 2
SO 9
LOB 9



Batter	1	2	3	4	5	6	7	8	9	AB R H RBI BB SO LOB
--------	---	---	---	---	---	---	---	---	---	----------------------

Dick Howser, R OBP: 0.397, SLG: 0.361 (1, 6) X	0-0 1B 3B		4-0 SF7 SH1-4 1-2 1B BB	0-0 1B		0-0 6-3		4-0 BB		3 2 2 0 2 0 0
Bobby Del Greco, R OBP: 0.346, SLG: 0.359 (1, 8) X	0-0 1B		0-0 SH1-4		0-0 F7	0-3 K		0-0 P3		4 0 1 1 0 1 2
Leo Posada, R OBP: 0.337, SLG: 0.425 (1, 7) X	0-0 F9		0-0 SF7		0-0 1B 2B 1B		0-0 6-3		0-0 F8	4 1 1 1 0 0 1
Jerry Lumpe, L OBP: 0.337, SLG: 0.365 (1, 4) X	0-0 F9		0-0 2B 1B		0-0 2B 1B		0-0 F8		0-0 F3	5 2 2 1 0 0 1
Norm Siebern, L OBP: 0.367, SLG: 0.446 (1, 3) X	0-0 G3		0-0 1B 2B		0-0 P6		4-0 BB		0-0 F7	4 1 1 1 1 0 3
Gene Stephens, L OBP: 0.324, SLG: 0.333 (1, 9)		0-0 F9 2B	0-0 FC4 1B		0-0 2B 2B		0-3 K			4 1 3 3 0 1 1
Haywood Sullivan, R OBP: 0.368, SLG: 0.402 (1, 2)		0-0 F9 2-3	0-0 FC4 1-2f		0-0 2B		0-3 K			4 0 1 1 0 1 2
Wayne Causey, L OBP: 0.347, SLG: 0.397 (1, 5)		0-0 6-3		0-0 4-3	0-0 4-3			0-0 SH3-4 1B		4 0 1 0 0 0 1
Ed Rakow, S OBP: 0.231, SLG: 0.182 (1, 1)			0-0 SH1-4 SF7 BB 1B	0-3 K		0-0 P6		0-0 SH3-4		3 1 1 0 0 1 0

Inning Stats	R: 1	H: 2	E: 0	LOB: 1	K: 0	BB: 0	S: 5	P: 5	R: 0	H: 1	E: 0	LOB: 0	K: 0	BB: 0	S: 3	P: 3	R: 4	H: 4	E: 0	LOB: 1	K: 0	BB: 1	S: 7	P: 11	R: 0	H: 1	E: 0	LOB: 1	K: 1	BB: 0	S: 5	P: 5	R: 3	H: 4	E: 0	LOB: 1	K: 0	BB: 0	S: 7	P: 7	R: 0	H: 0	E: 0	LOB: 0	K: 1	BB: 0	S: 5	P: 5	R: 0	H: 0	E: 0	LOB: 1	K: 1	BB: 1	S: 5	P: 9	R: 0	H: 1	E: 0	LOB: 2	K: 1	BB: 1	S: 6	P: 10	R: 0	H: 0	E: 0	LOB: 0	K: 0	BB: 0	S: 3	P: 3	R: 0	H: 0	E: 0	LOB: 0	K: 0	BB: 0	S: 3	P: 3	1B: 8	SF: 1	2B: 4	SAC: 2	3B: 1	DP: 0	HR: 0	HBP: 0	WP: 0	PA: 41
--------------	------	------	------	--------	------	-------	------	------	------	------	------	--------	------	-------	------	------	------	------	------	--------	------	-------	------	-------	------	------	------	--------	------	-------	------	------	------	------	------	--------	------	-------	------	------	------	------	------	--------	------	-------	------	------	------	------	------	--------	------	-------	------	------	------	------	------	--------	------	-------	------	-------	------	------	------	--------	------	-------	------	------	------	------	------	--------	------	-------	------	------	-------	-------	-------	--------	-------	-------	-------	--------	-------	--------

PITCHER	IP	WLS	BF	H	R	ER	SO	BB	IBB	HBP	BLK	WP	HR	S	P	ERA	WHIP
Joe McClain, R ERA: 3.47 (1, 1)	3.0	L	16	7	5	5	0	1	0	0	0	0	0	15	19	15.00	2.667
John Gabler, R ERA: 4.89 (4, 1)	2.0		10	5	3	3	1	0	0	0	0	0	0	12	12	13.50	2.500
Johnny Klippstein, R ERA: 7.23 (6, 1)	2.0		7	0	0	0	2	1	0	0	0	0	0	10	14	0.00	0.500
Pete Burnside, L ERA: 6.14 (8, 1)	2.0		8	1	0	0	1	1	0	0	0	0	0	9	13	0.00	1.000

TOP

Kansas City Athletics @ Washington Senators
Griffith Stadium, Washington, DC
Fri Jul 14 1961, 7:05 PM EDT
Unknown

livebaseballscorecards.com

AB	35
R	8
H	13
RBI	8
BB	3
SO	4
LOB	11



Batter	1	2	3	4	5	6	7	8	9	AB R H RBI BB SO LOB
Danny O'Connell, R (1, 5) Pete Burnside, R (8, 1) Gene Green, R (9, PH) OBP: 0.394, SLG: 0.361 OBP: 0.143, SLG: 0.077 OBP: 0.356, SLG: 0.572	0-0 P6		0-0 BB 1-2 1B		0-0 1-2 1B		0-0 L8 1-2 3-H		0-3 K	4 0 2 0 0 0 1 0 0 0 0 0 0 0 1 0 0 0 0 1 1
Billy Klaus, L (1, 6) OBP: 0.324, SLG: 0.394	0-0 L8		4-0 BB 1-2 2-3		0-0 F9			0-0 WP HR 1B		3 1 1 0 1 0 2
Gene Woodling, L (1, 9) Jim King, L (7, 9) OBP: 0.410, SLG: 0.484 OBP: 0.353, SLG: 0.456	0-0 1B		0-0 G1-2-3 3-H			0-0 F7		0-0 F9		3 0 1 0 0 0 3 1 0 0 0 0 0 1
Dale Long, L (1, 3) OBP: 0.328, SLG: 0.507	0-3 K			0-0 F2		0-0 4-3		0-0 HR		4 1 1 2 0 1 1
Willie Tasby, R (1, 8) OBP: 0.347, SLG: 0.486		0-3 K		0-3 K		0-3 K		0-3 K		4 0 0 0 0 4 0
Marty Keough, L (1, 7) OBP: 0.314, SLG: 0.454		0-0 P4		0-0 F8			4-0 F8 BB WP BB	0-0 4-3		3 1 0 0 1 0 0
Chuck Cottier, R (1, 4) OBP: 0.250, SLG: 0.271		0-0 F8			0-0 P4		4-0 WP BB		0-0 F5	3 0 0 0 1 0 0
Pete Daley, R (1, 2) OBP: 0.240, SLG: 0.289			0-0 6-3		0-0 P3		0-3 K		0-0 1-3	4 0 0 0 0 1 2
Joe McClain, R (1, 1) Chuck Hinton, R (3, PH) John Gabriel, S (4, 1) Ron Stillwell, R (5, PH) Johnny Klippstein, R (6, 1) Harry Bright, R (7, PH) OBP: 0.238, SLG: 0.293 OBP: 0.329, SLG: 0.346 OBP: 0.308, SLG: 0.462 OBP: 0.214, SLG: 0.231 OBP: 0.250, SLG: 0.290 OBP: 0.308, SLG: 0.350			4-0 BB G1-2-3 BB		0-0 1B		0-0 F8 2-3		0-0 1B	0 0 0 0 0 0 0 0 0 0 0 1 0 0 0 0 0 0 0 0 0 1 0 1 0 0 0 0 0 0 0 0 0 0 0 2 0 1 0 0 0 2

Inning Stats	R: 0 E: 0 K: 1 S: 6	H: 1 LOB: 1 BB: 0 P: 6	R: 0 E: 0 K: 1 S: 5	H: 0 LOB: 0 BB: 0 P: 5	R: 0 E: 0 K: 0 S: 3	H: 1 LOB: 2 BB: 2 P: 11	R: 0 E: 0 K: 1 S: 5	H: 0 LOB: 0 BB: 0 P: 5	R: 0 E: 0 K: 0 S: 5	H: 2 LOB: 2 BB: 0 P: 5	R: 0 E: 0 K: 1 S: 5	H: 0 LOB: 0 BB: 0 P: 5	R: 1 E: 0 K: 1 S: 5	H: 0 LOB: 1 BB: 2 P: 13	R: 2 E: 0 K: 1 S: 7	H: 2 LOB: 0 BB: 0 P: 7	R: 0 E: 0 K: 1 S: 6	H: 1 LOB: 1 BB: 0 P: 6	1B: 6 2B: 0 3B: 0 HR: 1	SF: 0 SAC: 0 DP: 1 HBP: 0	WP: 2 PB: 0 SB: 0 CS: 0	PA: 37
PITCHER Ed Rakow, R (1, 1) ERA: 4.78	IP 9.0 WLS W BF 37 H 7 R 3 ER 3 SO 7 BB 4 IBB 0 HBP 0 BLK 0 WP 2 HR 1 S 47 P 63 ERA 3.00 WHIP 1.222																					


BOTTOM

Kansas City Athletics @ Washington Senators
Griffith Stadium, Washington, DC

Fri Jul 14 1961, 7:05 PM EDT
Unknown

livebaseballscorecards.com

AB	33
R	3
H	7
RBI	2
BB	4
SO	7
LOB	13



Batter	1	2	3	4	5	6	7	8	9	10	AB	R	H	RBI	BB	SO	LOB
Dick Howser, R OBP: 0.395, SLG: 0.357 (1, 6)	0-0 6-3		0-0 E6 2B SF9		0-0 5-3	0-0 P4			0-0 FC1-5-6 S BB		4	1	0	0	1	0	1
Jim Rivera, L OBP: 0.333, SLG: 0.345 Bobby Del Greco, R OBP: 0.346, SLG: 0.359 (1, 9) (10, 8)	0-0 5-3		0-0 SF9 4-3 2B		0-0 1B		0-0 4-3		0-0 FC1-5-6 1-3		5	1	2	0	0	0	1
Leo Posada, R OBP: 0.328, SLG: 0.415 (1, 7)	0-0 5-3		0-0 SF9		0-0 P4		0-0 1-4-3		0-0 F8		4	0	0	1	0	0	2
Jerry Lumpe, L OBP: 0.341, SLG: 0.367 (1, 4)		0-0 F7	0-0 4-3		4-0 1B 1B BB		0-0 1B		0-0 1B SF7-5-6		4	2	2	1	1	0	0
Norm Siebern, L OBP: 0.370, SLG: 0.455 (1, 3)		0-0 BLK 3B	0-0 3-1		0-0 1B 4-3 1B		0-0 F8		0-0 1B SF7-5-6 BB		5	2	3	0	0	0	1
Gene Stephens, L OBP: 0.331, SLG: 0.338 (1, 8) (10, 9)		0-0 1B G3 1B		0-0 G3		0-0 4-3 1B 5-3 1B		0-0 P4		0-0 1B SF7-5-6 BB		4	3	2	1	1	0
Joe Pignatano, R OBP: 0.356, SLG: 0.383 Lou Klimchok, L OBP: 0.234, SLG: 0.282 Hank Bauer, R OBP: 0.313, SLG: 0.392 Haywood Sullivan, R OBP: 0.366, SLG: 0.402 (1, 2) (10, PH) (10, PH) (10, 2)		0-0 1B G3 1B	0-0 K		0-0 5-3		0-0 1-3		0-0 SF7-5-6		4	0	1	0	0	1	2
Wayne Causey, L OBP: 0.338, SLG: 0.384 (1, 5)		0-0 G3	0-0 4-3		0-0 4-3		0-0 F7		0-0 BLK 1B		5	0	1	3	0	0	2
Bob Shaw, R OBP: 0.162, SLG: 0.088 Norm Bass, R OBP: 0.074, SLG: 0.038 Joe Nuxhall, L OBP: 0.457, SLG: 0.581 Bill Kunkel, R Gerry Staley, R (1, 1) (3, 1) (4, 1) (9, 1) (10, 1)		0-0 1-3		0-0 F8		0-0 1B		0-0 1-3		0-3 K		1	0	0	0	0	1

Inning Stats	R: 0	H: 0	E: 0	LOB: 0	K: 0	BB: 0	S: 3	P: 3	R: 2	H: 3	E: 0	LOB: 1	K: 0	BB: 0	S: 6	P: 6	R: 2	H: 1	E: 1	LOB: 0	K: 0	BB: 0	S: 5	P: 5	R: 0	H: 0	E: 0	LOB: 0	K: 1	BB: 0	S: 5	P: 5	R: 0	H: 0	E: 0	LOB: 0	K: 1	BB: 0	S: 4	P: 4	R: 3	H: 3	E: 0	LOB: 1	K: 0	BB: 1	S: 6	P: 10	R: 0	H: 1	E: 0	LOB: 1	K: 0	BB: 0	S: 3	P: 3	R: 0	H: 0	E: 0	LOB: 0	K: 0	BB: 0	S: 3	P: 3	R: 0	H: 0	E: 0	LOB: 1	K: 1	BB: 1	S: 7	P: 11	R: 2	H: 3	E: 0	LOB: 1	K: 1	BB: 1	S: 7	P: 11	1B: 10	SF: 2	2B: 2	SAC: 0	3B: 1	DP: 1	HR: 0	HBP: 0	WP: 0	PA: 45
--------------	------	------	------	--------	------	-------	------	------	------	------	------	--------	------	-------	------	------	------	------	------	--------	------	-------	------	------	------	------	------	--------	------	-------	------	------	------	------	------	--------	------	-------	------	------	------	------	------	--------	------	-------	------	-------	------	------	------	--------	------	-------	------	------	------	------	------	--------	------	-------	------	------	------	------	------	--------	------	-------	------	-------	------	------	------	--------	------	-------	------	-------	--------	-------	-------	--------	-------	-------	-------	--------	-------	--------

PITCHER	IP	WLS	BF	H	R	ER	SO	BB	IBB	HBP	BLK	WP	HR	S	P	ERA	WHIP
Bennie Daniels, R ERA: 3.47 (1, 1)	5.0		24	7	7	5	1	1	0	0	1	0	0	25	29	9.00	1.600
Marty Kutyna, R ERA: 3.39 (6, 1)	4.0		15	2	0	0	0	1	0	0	0	0	0	14	18	0.00	0.750
Dave Sisler, R ERA: 3.29 (10, 1)	0.0	L	3	2	2	2	0	1	0	0	0	0	0	2	6	∞	∞
Carl Mathias, L ERA: 11.2 (10, 1)	1.0		3	1	0	0	1	0	0	0	1	0	0	5	5	0.00	1.000

Kansas City Athletics @ Washington Senators
Griffith Stadium, Washington, DC
Fri Jul 14 1961, 7:05 PM EDT
Att: 8,290 - Unknown

AB	40
R	9
H	12
RBI	8
BB	3
SO	2
LOB	11



BOTTOM

Kansas City Athletics @ Washington Senators
Griffith Stadium, Washington, DC
 Fri Jul 14 1961, 7:05 PM EDT
 Att. 8,290 - Unknown

livebaseballscorecards.com

AB	43
R	7
H	12
RBI	7
BB	6
SO	13
LOB	26



WP	0	PA	50
PB	0		
SB	1		
CS	0		

Batter	1	2	3	4	5	6	7	8	9	10	AB	R	H	RBI	BB	SO	LOB
Danny O'Connell, R (1, 5) OBP: 0.393, SLG: 0.361	0-0 3-1 BB	4-0 4-1 BB	0-0 1-H 3-H 2B		0-0 L7			0-0 FC1-6 BB		0-0 4-3	5	0	1	2	1	0	1
Billy Klaus, L (1, 6) OBP: 0.319, SLG: 0.387	0-0 F7	0-0 4-1	0-3 K		0-3 K			0-3 K		0-0 1B 1B	6	0	1	0	0	3	4
Gene Woodling, L (1, 9) OBP: 0.414, SLG: 0.487	0-0 1B 2B	4-0 BB			0-0 F7			0-0 F8		0-0 1-2 BB 1B	3	1	1	0	2	0	0
Jim King, L (8, PR) OBP: 0.357, SLG: 0.460											1	0	1	0	0	0	0
Dale Long, L (1, 3) OBP: 0.328, SLG: 0.500	4-0 1B 2B BB	0-0 L3			4-0 HBP 1B BB			0-0 F9		0-3 K	4	2	0	0	2	2	7
Willie Tasby, R (1, 8) OBP: 0.350, SLG: 0.485	0-0 1-3 2-H 2B 1B				1-0 1B HBP			0-3 K		0-0 F8	5	2	2	1	0	2	2
Gene Green, R (1, 2) OBP: 0.357, SLG: 0.573	0-0				0-0 F8			0-0 P6		0-0 E1 BB	5	0	2	3	0	0	1
Ron Stillwell, R (9, PR) OBP: 0.214, SLG: 0.231	1-H 3-H 2B				1-3 2-H 1B						0	0	0	0	0	0	0
Pete Daley, R (10, 2) OBP: 0.240, SLG: 0.289											0	0	0	0	0	0	0
Marty Keough, L (1, 7) OBP: 0.313, SLG: 0.455	0-0 L4				0-3 K			0-3 K		0-0 P3	4	1	1	0	0	2	3
Chuck Hinton, R (9, PH) OBP: 0.337, SLG: 0.344					1-3 2B 2B						1	0	0	0	0	0	1
Chuck Cottier, R (1, 4) OBP: 0.264, SLG: 0.287		0-0 4-1 2B			0-0 F7			0-3 K		4-0 1-2 BB	4	1	2	1	1	1	2
Bennie Daniels, L (1, 1) OBP: 0.129, SLG: 0.226		0-3 K			0-0 P5					0-3 K	3	0	0	0	0	2	3
Marty Kutyna, R (6, 1) OBP: 0.455, SLG: 0.455											1	0	1	0	0	0	0
Harry Bright, R (9, PH) OBP: 0.305, SLG: 0.347											1	0	0	0	0	1	2
Dave Sisler, R (10, 1) OBP: 0.305, SLG: 0.347											0	0	0	0	0	0	0
Carl Mathias, S (10, 1) OBP: 0.200, SLG: 0.200											0	0	0	0	0	0	0

Inning Stats	R: 3	H: 3	E: 0	K: 0	S: 6	P: 10	R: 0	H: 1	E: 0	K: 1	S: 6	R: 0	H: 1	E: 0	K: 2	S: 11	R: 0	H: 0	E: 0	K: 1	S: 5	R: 0	H: 0	E: 0	K: 2	S: 7	R: 0	H: 1	E: 0	K: 2	S: 8	R: 0	H: 0	E: 1	K: 1	S: 6	R: 0	H: 2	E: 0	K: 2	S: 9	1B: 7	SF: 0	2B: 5	SAC: 0	3B: 0	DP: 0	HR: 0	HBP: 1	WP: 0	PA: 50
--------------	------	------	------	------	------	-------	------	------	------	------	------	------	------	------	------	-------	------	------	------	------	------	------	------	------	------	------	------	------	------	------	------	------	------	------	------	------	------	------	------	------	------	-------	-------	-------	--------	-------	-------	-------	--------	-------	--------


PITCHER	IP	WLS	BF	H	R	ER	SO	BB	IBB	HBP	BLK	WP	HR	S	P	ERA	WHIP
Bob Shaw, R (1, 1) ERA: 4.51	2.1		16	6	5	5	1	3	0	0	0	0	0	15	27	19.29	3.857
Norm Bass, R (3, 1) ERA: 4.53	1.0		8	3	2	2	2	1	0	1	0	0	0	10	15	18.00	4.000
Joe Nuxhall, L (4, 1) ERA: 4.7	5.0		18	1	0	0	7	1	0	0	0	0	0	31	35	0.00	0.400
Bill Kunkel, R (9, 1) ERA: 3.23	1.0	W	6	2	0	0	1	1	0	0	0	0	0	7	11	0.00	3.000
Gerry Staley, R (10, 1) ERA: 3.76	0.2	S	2	0	0	0	2	0	0	0	0	0	0	6	6	0.00	0.000

Batter	1	2	3	4	5	6	7	8	9	AB R H RBI BB SO LOB	TOP									
Dick Howser, R (1, 6) OBP: 0.394, SLG: 0.355	0-0 S 1B	0-0 4-3			0-3 K			0-0 6-3		4 0 1 0 0 1 2										
Bobby Del Greco, R (1, 8) OBP: 0.336, SLG: 0.347	0-0 F9		0-0 6-3		0-0 F7			0-0 F9		4 0 0 0 0 0 1										
Leo Posada, R (1, 7) OBP: 0.327, SLG: 0.411	0-3 K 1-3		0-0 1B			0-0 F9		0-0 4-3		4 0 1 0 0 1 1										
Jerry Lumpe, L (1, 4) OBP: 0.337, SLG: 0.362	0-0 6-3		0-0 P5			0-0 5-3		0-0 P6		4 0 0 0 0 0 2										
Norm Siebern, L (1, 3) OBP: 0.369, SLG: 0.455		0-0 G3 1B 2B	0-0 F8		0-3 K			0-0 F8		4 1 1 0 0 1 1										
Gene Stephens, L (1, 9) OBP: 0.324, SLG: 0.329		0-0 G3 2-3		0-0 F9			0-0 4-3	0-0 P6		4 0 0 0 0 0 1										
Haywood Sullivan, R (1, 2) OBP: 0.365, SLG: 0.401		0-0 1B FC3-2-5 1B		0-0 P4			0-0 F3			3 0 1 1 0 0 0										
Wayne Causey, L (1, 5) OBP: 0.349, SLG: 0.395		0-0 FC3-2-5 1-3 1B		0-0 3-1			0-0 1B			3 0 2 0 0 0 0										
Lew Krausse, R (1, 1) OBP: 0.200, SLG: 0.200		0-0 FC3-2-5			0-0 P4		0-3 K			1 0 0 0 0 0 2										
Art Dittmar, R (4, 1) OBP: 0.087, SLG: 0.087										1 0 0 0 0 0 0										
Lou Klimchok, L (7, PH) OBP: 0.231, SLG: 0.279										1 0 0 0 0 1 1										
Bob Shaw, R (7, 1) OBP: 0.162, SLG: 0.088		1-3								0 0 0 0 0 0 0										
Norm Bass, R (7, 1) OBP: 0.074, SLG: 0.038		3-H								0 0 0 0 0 0 0										
Inning Stats	R: 0 E: 0 K: 1 S: 6	H: 1 LOB: 1 BB: 0 P: 6	R: 1 E: 0 K: 0 S: 6	H: 3 LOB: 2 BB: 0 P: 6	R: 0 E: 0 K: 0 S: 4	H: 1 LOB: 1 BB: 0 P: 4	R: 0 E: 0 K: 0 S: 3	H: 0 LOB: 0 BB: 0 P: 3	R: 0 E: 0 K: 1 S: 5	H: 0 LOB: 0 BB: 0 P: 5	R: 0 E: 0 K: 1 S: 6	H: 1 LOB: 1 BB: 0 P: 6	R: 0 E: 0 K: 0 S: 3	H: 0 LOB: 0 BB: 0 P: 3	R: 0 E: 0 K: 0 S: 3	H: 0 LOB: 0 BB: 0 P: 3	1B: 5 2B: 1 3B: 0 HR: 0	SF: 0 SAC: 0 DP: 0 HBP: 0	WP: 0 PB: 0 SB: 2 CS: 0	PA: 33
PITCHER Dick Donovan, R (1, 1) ERA: 2.64	IP: 9.0 WLS: W BF: 33 H: 6 R: 1 ER: 1 SO: 4 BB: 0 IBB: 0 HBP: 0 BLK: 0 WP: 0 HR: 0 S: 41 P: 41 ERA: 1.00 WHIP: 0.667																			

Kansas City Athletics @ Washington Senators
Griffith Stadium, Washington, DC
 Sat Jul 15 1961, 3:33 AM EDT
 Att. 3,351 - Unknown

livebaseballscorecards.com

AB	33
R	1
H	6
RBI	1
BB	0
SO	4
LOB	11



Batter	1	2	3	4	5	6	7	8	9	AB	R	H	RBI	BB	SO	LOB
Danny O'Connell, R OBP: 0.393, SLG: 0.363 (1, 5)	0-0 G4-6-3 1B		0-0 BB SH3 SF9 1B	0-0 SF8		0-3 K		0-0 FC4-6 1-2f		4	1	2	1	0	1	2
Coot Veal, R OBP: 0.283, SLG: 0.248 (1, 6)	0-0 G4-6-3 1-2f		0-0 SH3 1-2	0-0 1-3		0-0 P4		0-0 F3 1-2		4	0	0	0	0	0	3
Jim King, L OBP: 0.358, SLG: 0.461 (1, 9)	0-3 K		4-0 BB 1B BB		0-0 3-1		0-0 1B 2B	0-0 F8		4	2	1	0	1	1	1
Gene Green, R OBP: 0.369, SLG: 0.575 (1, 2)		4-0 BB G5-4-3 BB	4-0 1B 1-2 2-3 BB		4-0 WP BB		0-0 FC4-6 2-H 1B 1B			1	1	1	1	3	0	0
Willie Tasby, R OBP: 0.347, SLG: 0.481 (1, 8)		0-0 G5-4-3 1-2f	0-0 SF9 3-H		0-0 F8		0-0 SH1-4 1-2			2	0	0	1	0	0	2
Dale Long, L OBP: 0.337, SLG: 0.504 (1, 3)		0-0 BB 1B	0-0 1-3 2-H 1B		4-0 1-2 BB		4-0 FC4-6 BB			2	1	2	1	2	0	0
Marty Keough, L OBP: 0.312, SLG: 0.449 (1, 7)		4-0 BB 1B	0-0 P5		0-0 F7		0-0 FC4-6 1-2f 2-3 1B			3	1	0	0	1	0	6
Chuck Cottier, R OBP: 0.286, SLG: 0.312 (1, 4)		0-0 1-2 2-H 1B		0-0 4-3 SF8 2B		1-0 SH5-4 HBP	0-0 CS 1-H 3-H 1B			3	1	3	3	0	0	0
Dick Donovan, L OBP: 0.286, SLG: 0.200 (1, 1)		0-3 K2-3		0-0 4-3		0-0 SH5-4	0-0 CS 1-2	4-0 FC4-6 BB		2	0	0	0	1	1	3

Inning Stats	R: 0	H: 1	E: 0	K: 1	S: 5	LOB: 0	BB: 0	P: 5	R: 1	H: 2	E: 0	K: 1	S: 6	LOB: 2	BB: 2	P: 14	R: 2	H: 2	E: 0	K: 0	S: 5	LOB: 2	BB: 2	P: 13	R: 1	H: 1	E: 0	K: 0	S: 4	LOB: 0	BB: 0	P: 4	R: 0	H: 0	E: 0	K: 0	S: 3	LOB: 2	BB: 2	P: 11	R: 0	H: 0	E: 0	K: 1	S: 5	LOB: 1	BB: 0	P: 6	R: 3	H: 3	E: 0	K: 0	S: 5	LOB: 0	BB: 1	P: 9	R: 0	H: 0	E: 0	K: 0	S: 3	LOB: 1	BB: 1	P: 7
--------------	------	------	------	------	------	--------	-------	------	------	------	------	------	------	--------	-------	-------	------	------	------	------	------	--------	-------	-------	------	------	------	------	------	--------	-------	------	------	------	------	------	------	--------	-------	-------	------	------	------	------	------	--------	-------	------	------	------	------	------	------	--------	-------	------	------	------	------	------	------	--------	-------	------

PITCHER	IP	WLS	BF	H	R	ER	SO	BB	IBB	HBP	BLK	WP	HR	S	P	ERA	WHIP
Lew Krausse, R ERA: 5.12 (1, 1)	3.0	L	16	5	3	3	2	4	0	0	0	0	0	16	32	9.00	3.000
Art Ditmar, R ERA: 5.05 (4, 1)	3.0		13	1	1	1	1	2	0	1	0	1	0	12	21	3.00	1.000
Bob Shaw, R ERA: 4.71 (7, 1)	0.2		6	3	3	3	0	1	0	0	0	0	0	5	9	40.50	6.000
Norm Bass, R ERA: 4.47 (7, 1)	1.1		4	0	0	0	0	1	0	0	0	0	0	3	7	0.00	0.750

BOTTOM

Kansas City Athletics @ Washington Senators
Griffith Stadium, Washington, DC

Sat Jul 15 1961, 3:33 AM EDT
Att. 3,351 - Unknown

AB	25
R	7
H	9
RBI	7
BB	8
SO	3
LOB	17



1B	2B	3B	HR	SF	SAC	DP	HBP	WP	HR	S	P	ERA	WHIP
7	2	0	0	2	3	2	1	1	0	0	0	0	0

Batter	1	2	3	4	5	6	7	8	9	AB R H RBI BB SO LOB	TOP											
Albie Pearson, L (1, 9) OBP: 0.431, SLG: 0.429	0-0 F8		0-0 1B		0-0 HR 1B		0-0 G6-4-3 1B	0-0 4-3		5 1 3 2 0 0 1	Los Angeles Angels @ Washington Senators Griffith Stadium, Washington, DC Sun Jul 16 1961, 3:33 AM EDT Unknown											
Billy Moran, R (1, 4) OBP: 0.286, SLG: 0.300	0-0 5-3		0-0 F7		0-0 5-3		0-0 G6-4-3 1-2f		0-0 4-3	5 0 0 0 0 0 2												
Lee Thomas, L (1, 7) OBP: 0.361, SLG: 0.474	4-0 1B 2B BB		0-0 F8		4-0 HR BB			0-0 4-3	0-0 4-3	3 2 0 0 2 0 0												
Steve Bilko, R (1, 3) OBP: 0.433, SLG: 0.601	0-0 2B 1B			0-0 6-3	0-0 HR			0-0 1B HR 1B	4-0 FC5-4 BB	4 3 3 3 1 0 0												
George Thomas, R (1, 5) OBP: 0.286, SLG: 0.481	0-0 2B		0-0 F8	0-0 F8	0-3 K			0-0 HR 1B	0-0 FC5-4	5 1 2 2 0 1 1												
Ken Hunt, R (1, 8) OBP: 0.335, SLG: 0.559	0-0 F8		0-0 1-3			0-0 4-3 2-5 2B		0-0 HR		4 1 2 3 0 0 1												
Joe Koppe, R (1, 6) OBP: 0.402, SLG: 0.441		0-3 K			4-0 2B 1B BB	0-0 4-3		0-0 5-3		3 1 0 0 1 1 1												
Ed Sadowski, R (1, 2) OBP: 0.311, SLG: 0.421		0-3 K			0-0 1B 2B	0-0 2-5		0-0 2B		4 2 2 0 0 1 1												
Ted Bowsfield, R (1, 1) OBP: 0.118, SLG: 0.118		0-3 K			0-3 K		0-0 6-3	0-0 2B		1 0 0 0 0 1 0												
Ted Kluszewski, L (5, PH) OBP: 0.314, SLG: 0.470										1 0 0 0 0 1 2												
Jim Donohue, R (5, 1) OBP: 0.100, SLG: 0.200										2 0 1 1 0 0 0												
Ron Kline, R (9, 1) OBP: 0.148, SLG: 0.115										0 0 0 0 0 0 0												
Inning Stats	R: 2 E: 0 K: 0 S: 5	H: 2 LOB: 1 BB: 1 P: 9	R: 0 E: 0 K: 3 S: 9	H: 0 LOB: 0 BB: 0 P: 9	R: 0 E: 0 K: 0 S: 3	H: 1 LOB: 0 BB: 0 P: 3	R: 0 E: 0 K: 0 S: 3	H: 0 LOB: 0 BB: 0 P: 3	R: 5 E: 0 K: 2 S: 10	H: 3 LOB: 0 BB: 2 P: 18	R: 0 E: 0 K: 0 S: 3	H: 1 LOB: 0 BB: 0 P: 3	R: 0 E: 0 K: 0 S: 3	H: 1 LOB: 0 BB: 0 P: 3	R: 4 E: 0 K: 0 S: 8	H: 5 LOB: 1 BB: 0 P: 8	R: 0 E: 0 K: 0 S: 3	H: 0 LOB: 1 BB: 1 P: 7	1B: 6 2B: 6 3B: 0 HR: 2	SF: 0 SAC: 0 DP: 2 HBP: 0	WP: 0 PB: 0 SB: 0 CS: 0	PA: 41
PITCHER	IP WLS BF H R ER SO BB IBB HBP BLK WP HR S P ERA WHIP																					
Ed Hobaugh, R (1, 1) ERA: 4.6	5.0 L 23 6 7 7 5 3 0 0 0 0 0 1 30 42 12.60 1.800																					
Pete Burnside, L (6, 1) ERA: 6.49	3.0 14 7 4 4 0 0 0 0 0 0 0 1 14 14 12.00 2.333																					
Johnny Klippstein, R (9, 1) ERA: 7.04	1.0 4 0 0 0 0 1 0 0 0 0 0 0 3 7 0.00 1.000																					

livebaseballscorecards.com

AB	37
R	11
H	13
RBI	11
BB	4
SO	5
LOB	9




Batter	1	2	3	4	5	6	7	8	9	AB	R	H	RBI	BB	SO	LOB
Danny O'Connell, R OBP: 0.393, SLG: 0.366 (1, 5)	4-0 SH5-3 1B BB	0-0 F7		0-0 SF9		0-0 1B 2B			0-0 L1-3	3	1	1	1	1	0	2
Coot Veal, R OBP: 0.288, SLG: 0.255 (1, 6)	0-0 SH5-3 1-2	0-0 F7		0-0 5-3		0-0 1B			0-0 1B 1B	4	0	2	0	0	0	3
Gene Woodling, L OBP: 0.418, SLG: 0.487 (1, 9)	0-0 1B 2-H		0-0 4-3		4-0 BB BB			0-0 F7	0-0 G6-4-3 1B	4	0	2	1	1	0	0
Gene Green, R OBP: 0.374, SLG: 0.574 (1, 2)	0-0 1-2 1B		4-0 BB		0-0 F9			0-0 1B 1B	0-0 G6-4-3 1-2	4	0	2	0	1	0	3
Willie Tasby, R OBP: 0.345, SLG: 0.477 (1, 8)	0-0 L9		0-0 F8		4-0 BB			0-0 L6		3	0	0	0	1	0	4
Dale Long, L OBP: 0.335, SLG: 0.500 (1, 3)	0-3 K		0-0 2-3		0-0 F9			0-0 1-2 1B		4	0	1	0	0	1	5
Chuck Hinton, R OBP: 0.341, SLG: 0.348 (1, 7)		0-0 1B 1B		0-0 E SF9 1B	0-3 K			0-0 4	0-0 5-3	4	1	2	0	0	1	2
Chuck Cottier, R OBP: 0.285, SLG: 0.310 (1, 4)		0-3 K		0-0 E6 SF9 1B		0-0 F2		0-0 F8		4	0	1	0	0	1	1
Ed Hobaugh, R OBP: 0.121, SLG: 0.094 (1, 1)		0-0 1B		0-3 K		0-0 1-3		0-0 F8		2	0	1	0	0	1	2
Pete Burnside, R OBP: 0.133, SLG: 0.071 (6, 1)										1	0	0	0	0	0	0
Billy Klaus, L OBP: 0.318, SLG: 0.385 (8, PH)										1	0	0	0	0	0	0
Johnny Klippstein, R OBP: 0.200, SLG: 0.200 (9, 1)		1-2 1B								0	0	0	0	0	0	0

Inning Stats	R: 1	H: 2	E: 0	K: 1	S: 7	H: 2	LOB: 2	BB: 1	P: 11	R: 0	H: 2	E: 0	K: 1	S: 7	H: 2	LOB: 2	BB: 0	P: 7	R: 0	H: 0	E: 0	K: 0	S: 3	R: 1	H: 2	E: 1	K: 1	S: 7	R: 0	H: 0	E: 0	K: 1	S: 5	R: 0	H: 2	E: 0	K: 0	S: 4	R: 0	H: 2	E: 0	K: 0	S: 4	R: 0	H: 0	E: 0	K: 0	S: 3	R: 0	H: 2	E: 0	K: 0	S: 4	R: 0	H: 2	E: 0	K: 0	S: 4
PITCHER	IP	WLS	BF	H	R	ER	SO	BB	IBB	HBP	BLK	WP	HR	S	P	ERA	WHIP																																									
Ted Bowsfield, L ERA: 3.74 (1, 1)	4.0		20	6	2	1	3	2	0	0	0	0	0	24	32	2.25	2.000																																									
Jim Donohue, R ERA: 2.79 (5, 1)	4.0	W	17	4	0	0	1	2	0	0	0	0	0	16	24	0.00	1.500																																									
Ron Kline, R ERA: 5.44 (9, 1)	1.0	S	4	2	0	0	0	0	0	0	0	0	0	4	4	0.00	2.000																																									

Los Angeles Angels @ Washington Senators
Griffith Stadium, Washington, DC
Sun Jul 16 1961, 3:33 AM EDT
Unknown

AB	34
R	2
H	12
RBI	2
BB	4
SO	4
LOB	22



WP: 0	PA: 40
PB: 0	SB: 0
CS: 0	

livebaseballscores.com

Batter	1	2	3	4	5	6	7	8	9	10	AB R H RBI BB SO LOB	TOP												
Albie Pearson, L (1, 9) OBP: 0.427, SLG: 0.424	0-0 F8	0-0 F7		0-3 K		0-0 5-3			0-0 G4-6-3 1B		5 0 1 0 0 1 2	Los Angeles Angels @ Washington Senators Griffith Stadium, Washington, DC Sun Jul 16 1961, 3:38 AM EDT Att: 9,357 - Unknown												
Billy Moran, R (1, 4) OBP: 0.293, SLG: 0.297	0-0 1B		0-0 5-3	4-0 1-2 BB			0-0 1-3		0-0 G4-6-3 1-2f		4 0 1 0 1 0 1													
Lee Thomas, L (1, 7) OBP: 0.362, SLG: 0.470	0-0 P6		0-0 1B 1B	0-0 4-3			4-0 BB		0-0 G3		4 0 1 0 1 0 3													
Steve Bilko, R (1, 3) OBP: 0.432, SLG: 0.596	0-3 K		0-0 1-2 1B		0-0 SH1-3 1B		0-3 K		0-0 G3		5 0 2 0 0 2 2													
George Thomas, R (1, 5) OBP: 0.300, SLG: 0.474		4-0 E BB 1B BB	0-3 K		0-0 SH1-3 1-2		0-0 4-3		0-0 1B		3 1 1 0 1 1 3													
Ken Hunt, R (1, 8) OBP: 0.333, SLG: 0.551		4-0 1-2 E 1B BB	0-0 F8		0-3 K		0-0 L1		0-0 F8		4 1 0 0 1 1 4													
Joe Koppe, R (1, 6) OBP: 0.396, SLG: 0.433		0-0 1-H 2-H 1B		0-0 P4	0-3 K		0-0 P5				4 0 1 2 0 1 1													
Del Rice, R (1, 2) OBP: 0.373, SLG: 0.500		0-0 F3		0-0 HR		0-3 K		0-0 6-3			4 1 1 1 0 1 1													
Ron Moeller, L (1, 1) OBP: 0.353, SLG: 0.227		0-3 K		4-0 BB BB		0-3 K			0-0 F8		2 0 0 0 1 2 1													
Eli Grba, R (6, 1) OBP: 0.193, SLG: 0.200											0 0 0 0 0 0 0													
Art Fowler, R (8, 1) OBP: 0.091, SLG: 0.091											0 0 0 0 0 0 0													
Leon Wagner, L (9, PH) OBP: 0.321, SLG: 0.496											1 0 0 0 0 0 0													
Ryne Duren, R (9, 1) OBP: 0.200, SLG: 0.077											0 0 0 0 0 0 0													
Johnny James, L (10, 1)											0 0 0 0 0 0 0													
Inning Stats	R: 0 E: 0 K: 1 S: 6	H: 1 LOB: 1 BB: 0 P: 6	R: 2 E: 1 K: 1 S: 6	H: 1 LOB: 1 BB: 2 P: 14	R: 0 E: 0 K: 1 S: 7	H: 2 LOB: 2 BB: 0 P: 7	R: 1 E: 0 K: 1 S: 6	H: 1 LOB: 2 BB: 2 P: 14	R: 0 E: 0 K: 2 S: 8	H: 1 LOB: 1 BB: 0 P: 8	R: 0 E: 0 K: 2 S: 7	H: 0 LOB: 0 BB: 0 P: 7	R: 0 E: 0 K: 1 S: 5	H: 0 LOB: 1 BB: 1 P: 9	R: 0 E: 0 K: 0 S: 3	H: 0 LOB: 0 BB: 0 P: 3	R: 0 E: 0 K: 0 S: 3	H: 1 LOB: 0 BB: 0 P: 3	R: 0 E: 0 K: 0 S: 4	H: 1 LOB: 1 BB: 0 P: 4	1B: 7 2B: 0 3B: 0 HR: 1	SF: 0 SAC: 1 DP: 1 HBP: 0	WP: 0 PB: 0 SB: 0 CS: 0	PA: 42
PITCHER	IP WLS BF H R ER SO BB IBB HBP BLK WP HR S P ERA WHIP																							
Tom Cheney, R (1, 1) ERA: 8.36	3.2		5	3	2	4	4	0	0	0	0	0	0	0	0	4.91	2.455							
Marty Kutyna, R (4, 1) ERA: 3.17	4.1	15	1	0	0	5	1	0	0	0	0	0	0	0	24	28	0.00	0.462						
Dave Sisler, R (9, 1) ERA: 3.12	2.0	W	7	2	0	0	0	0	0	0	0	0	0	7	7	0.00	1.000							

AB	36
R	3
H	8
RBI	3
BB	5
SO	9
LOB	18



Batter	1	2	3	4	5	6	7	8	9	AB R H RBI BB SO LOB	TOP		
Bobby Richardson, R OBP: 0.275, SLG: 0.311 (1, 4) X	0-0 HR 2B		0-0 4-3		0-0 6-3		0-0 1-3		0-0 1-2 3-H 1B	5 1 2 1 0 0 2			
Tony Kubek, L OBP: 0.324, SLG: 0.410 (1, 6) X	0-0 F8		0-3 K		0-3 K		0-0 F8	0-0 F8	0-0 F7	5 0 0 0 0 2 3			
Roger Maris, L OBP: 0.379, SLG: 0.645 (1, 9) X	0-0 F8			0-0 P6		0-0 F8		0-0 4-3		4 0 0 0 0 0 1			
Mickey Mantle, S OBP: 0.456, SLG: 0.736 (1, 8) X	0-0 2-H HR			0-3 K		0-3 K		0-0 HR		4 2 2 3 0 2 0			
Yogi Berra, L OBP: 0.317, SLG: 0.445 (1, 7) X	0-0 4-3			0-0 2B		0-0 SH3-4 SF8 1B		0-0 F2		4 1 2 0 0 0 0			
Bill Skowron, R OBP: 0.328, SLG: 0.505 (1, 3) X		0-0 5-3		4-0 BB		0-0 SF8 SH3-4 1B		0-0 5-3		3 0 1 0 1 0 0			
Elston Howard, R OBP: 0.411, SLG: 0.557 (1, 2) X		0-0 F8		0-3 K		0-0 SH3-4		0-0 FC3-6 1B		3 1 1 0 0 1 2			
Clete Boyer, R OBP: 0.318, SLG: 0.307 (1, 5) Johnny Blanchard, L OBP: 0.387, SLG: 0.589 (7, PH) Billy Gardner, R OBP: 0.296, SLG: 0.335 (7, PR) (7, 5) X		0-0 4-3			0-0 6-3		4-0 IBB		0-0 FC3-6 1B	2 0 0 0 0 0 0 0 0 0 0 1 0 0 1 0 1 0 0 0 0			
Rollie Sheldon, R OBP: 0.118, SLG: 0.091 (1, 1) Hector Lopez, R OBP: 0.282, SLG: 0.268 (7, PH) Luis Arroyo, L OBP: 0.214, SLG: 0.286 (7, 1) X			0-3 K		0-0 1-3		0-0 SF8		0-0 FC3-6 1B	2 0 0 0 0 1 0 0 0 0 1 0 0 0 1 0 0 0 0 0 2			
Inning Stats	R: 2 E: 0 K: 0 S: 5 H: 2 LOB: 0 BB: 0 P: 5	R: 0 E: 0 K: 0 S: 3 H: 0 LOB: 0 BB: 0 P: 3	R: 0 E: 0 K: 2 S: 7 H: 0 LOB: 0 BB: 0 P: 7	R: 0 E: 0 K: 2 S: 8 H: 1 LOB: 2 BB: 1 P: 12	R: 0 E: 0 K: 0 S: 3 H: 0 LOB: 0 BB: 0 P: 3	R: 0 E: 0 K: 2 S: 7 H: 0 LOB: 0 BB: 0 P: 7	R: 1 E: 0 K: 0 S: 5 H: 2 LOB: 2 BB: 1 P: 9	R: 1 E: 0 K: 0 S: 4 H: 1 LOB: 0 BB: 0 P: 4	R: 1 E: 0 K: 0 S: 6 H: 3 LOB: 2 BB: 0 P: 6	1B: 5 2B: 2 3B: 0 HR: 2 SF: 1 SAC: 1 DP: 0 HBP: 0	WP: 0 PB: 0 SB: 0 CS: 0 PA: 38		
PITCHER	IP WLS BF H R ER SO BB IBB HBP BLK WP HR S P ERA WHIP											PITCHER	IP WLS BF H R ER SO BB IBB HBP BLK WP HR S P ERA WHIP
Joe McClain, R ERA: 3.54 (1, 1)	8.0 L 32 6 4 4 6 1 1 0 0 0 2 42 50 4.50 0.875												
Marty Kutyna, R ERA: 3.26 (9, 1)	1.0 6 3 1 1 0 0 0 0 0 0 0 6 6 9.00 3.000												

New York Yankees @ Washington Senators
Griffith Stadium, Washington, DC
Tue Jul 18 1961, 7:05 PM EDT
Att. 17,695 - Unknown

AB	34
R	5
H	9
RBI	5
BB	2
SO	6
LOB	10



BOTTOM

New York Yankees @ Washington Senators
Griffith Stadium, Washington, DC
Tue Jul 18 1961, 7:05 PM EDT
Att. 17,695 - Unknown

livebaseballscores.com

AB 33
R 3
H 8
RBI 3
BB 1
SO 5
LOB 12



WP: 1 PA: 34
PB: 0
SB: 0
CS: 0

AB R H RBI BB SO LOB

4	1	1	0	0	2	1
0	0	0	0	0	0	0
4	0	1	0	0	0	2
4	0	1	1	0	0	2
4	0	1	0	0	1	1
4	0	1	0	0	0	2
4	1	1	0	0	0	2
3	1	1	2	1	0	1
3	0	0	0	0	0	1
2	0	0	0	0	2	0
1	0	1	0	0	0	0
0	0	0	0	0	0	0
0	0	0	0	0	0	0

Batter	1	2	3	4	5	6	7	8	9
Danny O'Connell, R (1, 5) OBP: 0.391, SLG: 0.365 Coot Veal, R (9, 6) OBP: 0.283, SLG: 0.250	0-3 K ①		0-0 3-1 ②			0-0 G3 WP 2B 1B		0-3 K ①	
Billy Klaus, L (1, 6) OBP: 0.323, SLG: 0.382	0-0 G4-6-3 1B		0-0 F2 ③			0-0 G3 ①		0-0 FC4-6 ②	
Gene Woodling, L (1, 9) OBP: 0.417, SLG: 0.488	0-0 G4-6-3 ② ③				0-0 P6 ①			0-0 4-3 ③	
Jim King, L (1, 7) OBP: 0.364, SLG: 0.456		0-0 G6-4-3 1B			0-0 F3 ②		0-3 K ②		0-0 P6 ①
Willie Tasby, R (1, 8) OBP: 0.343, SLG: 0.471		0-0 G6-4-3 ① ②			0-0 1B		0-0 5-3 ③		0-0 E6
Dale Long, L (1, 3) OBP: 0.334, SLG: 0.500		0-0 HR 2B			0-0 F2 ③			0-0 P6 ①	0-0 F8 ②
Gene Green, R (1, 2) OBP: 0.377, SLG: 0.585		0-0 HR			0-0 4-3 ①			4-0 G6-4-3 BB	0-0 5-3 ③
Chuck Cottier, R (1, 4) OBP: 0.273, SLG: 0.296		0-0 F8 ③			0-0 F8 ②			0-0 G6-4-3 ② ③	
Joe McClain, R (1, 1) OBP: 0.227, SLG: 0.279 Harry Bright, R (8, PH) OBP: 0.309, SLG: 0.344 Chuck Hinton, R (8, PR) OBP: 0.333, SLG: 0.339 Marty Kutyna, R (9, 1) OBP: 0.500, SLG: 0.500			0-3 K ①			0-3 K ③		0-0 FC4-6 1B	

Inning Stats	R: 0	H: 1	R: 2	H: 3	R: 0	H: 0	R: 0	H: 0	R: 1	H: 2	R: 0	H: 0	R: 0	H: 1	R: 0	H: 0	R: 0	H: 1	R: 0	H: 0
	E: 0	LOB: 0	E: 0	LOB: 0	E: 0	LOB: 0	E: 0	LOB: 0	E: 0	LOB: 1	E: 0	LOB: 0	E: 0	LOB: 0	E: 0	LOB: 0	E: 0	LOB: 1	E: 1	LOB: 1
	K: 1	BB: 0	K: 0	BB: 0	K: 1	BB: 0	K: 1	BB: 0	K: 0	BB: 0	K: 0	BB: 1	K: 0	BB: 0	K: 1	BB: 0	K: 0	BB: 0	K: 0	BB: 0
	S: 5	P: 5	S: 5	P: 5	S: 5	P: 5	S: 4	P: 4	S: 7	P: 7	S: 2	P: 6	S: 6	P: 6	S: 4	P: 4	S: 4	P: 4	S: 4	P: 4

PITCHER	IP	WLS	BF	H	R	ER	SO	BB	IBB	HBP	BLK	WP	HR	S	P	ERA	WHIP
Rollie Sheldon, R (1, 1) ERA: 2.84	6.0		23	7	3	3	4	0	0	0	0	1	1	31	31	4.50	1.167
Luis Arroyo, L (7, 1) ERA: 1.75	3.0	W	11	1	0	0	1	1	0	0	0	0	0	12	16	0.00	0.667

1B	SF	2B	SAC	3B	DP	HR	HBP
5	0	2	0	0	3	1	0

Batter	1	2	3	4	5	6	7	8	9	AB R H RBI BB SO LOB	TOP																			
Bobby Richardson, R OBP: 0.272, SLG: 0.308 (1, 4) X	0-0 6-3	0-0 FC6-4			0-0 6-3			0-0 F7		4 0 0 0 0 0 1	New York Yankees @ Washington Senators Griffith Stadium, Washington, DC Wed Jul 19 1961, 7:05 PM EDT Unknown																			
Tony Kubek, L OBP: 0.321, SLG: 0.406 (1, 6) X	0-0 4-3		0-0 P4			0-0 G3		0-0 1-3		4 0 0 0 0 0 0																				
Roger Maris, L OBP: 0.378, SLG: 0.639 (1, 9) X	0-0 G3		0-0 F7			0-0 F9		4-0 WP BB		3 0 0 0 1 0 0																				
Mickey Mantle, S OBP: 0.454, SLG: 0.729 (1, 8)		0-0 2B 1B 1B	0-3 K			0-0 F7		0-3 K		4 1 1 0 0 2 1																				
Yogi Berra, L OBP: 0.316, SLG: 0.446 (1, 7)		0-0 1B 2B		0-0 4-3			0-0 4-3		0-0 F8	4 1 1 0 0 0 0																				
Bill Skowron, R OBP: 0.330, SLG: 0.505 (1, 3)		0-3 K		0-0 G4-6-3 1B			0-0 1B SF8 1B		0-0 5-3	4 1 2 0 0 1 2																				
Johnny Blanchard, L OBP: 0.391, SLG: 0.582 (1, 2)		4-0 1B FC6-4 IBB		0-0 G4-6-3 1-2f			0-0 1B		0-0 P4	3 1 1 0 1 0 1																				
Clete Boyer, R OBP: 0.318, SLG: 0.308 (1, 5)		0-0 FC6-4 1B			0-0 6-3			0-0 SF8		2 0 1 3 0 0 0																				
Bud Daley, L OBP: 0.184, SLG: 0.114 (1, 1)		0-0 FC6-4			0-0 5-3			0-0 1-3		2 0 0 1 0 0 1																				
Jim Coates, R OBP: 0.167, SLG: 0.063 (6, 1)										0 0 0 0 0 0 0																				
Elston Howard, R OBP: 0.409, SLG: 0.555 (7, PH)										1 0 0 0 0 0 1																				
Tex Clevenger, R OBP: 0.167, SLG: 0.333 (7, 1)										0 0 0 0 0 0 0																				
Inning Stats	R: 0 E: 0 K: 0 S: 3	H: 0 LOB: 0 BB: 0 P: 3	R: 3 E: 0 K: 1 S: 8	H: 3 LOB: 1 BB: 1 P: 12	R: 0 E: 0 K: 1 S: 5	H: 0 LOB: 0 BB: 0 P: 5	R: 0 E: 0 K: 0 S: 3	H: 1 LOB: 0 BB: 0 P: 3	R: 0 E: 0 K: 0 S: 3	H: 0 LOB: 0 BB: 0 P: 3	R: 1 E: 0 K: 0 S: 5	H: 2 LOB: 1 BB: 0 P: 5	R: 0 E: 0 K: 1 S: 5	H: 0 LOB: 1 BB: 1 P: 9	R: 0 E: 0 K: 0 S: 3	H: 0 LOB: 0 BB: 0 P: 3	1B: 5 2B: 1 3B: 0 HR: 0	SF: 1 SAC: 0 DP: 1 HBP: 0	WP: 1 PB: 0 SB: 0 CS: 0	PA: 34										
PITCHER Bennie Daniels, R ERA: 3.52 (1, 1)	IP 9.0	WLS W	BF 34	H 6	R 4	ER 4	SO 3	BB 1	IBB 1	HBP 0	BLK 0	WP 1	HR 0	S 38	P 46	ERA 4.00	WHIP 0.778													
											PITCHER	IP	WLS	BF	H	R	ER	SO	BB	IBB	HBP	BLK	WP	HR	S	P	ERA	WHIP		

livebaseballscores.com

AB	31
R	4
H	6
RBI	4
BB	2
SO	3
LOB	7



Batter	1	2	3	4	5	6	7	8	9	AB	R	H	RBI	BB	SO	LOB
Chuck Hinton, R OBP: 0.330, SLG: 0.341 (1, 7)	F9	E1		F8				E4		5	0	1	2	0	0	4
Bob Johnson, R OBP: 0.200, SLG: 0.400 (1, 6)	2B	5-3			5-6-3	F8		6-3		5	0	1	0	0	0	4
Gene Woodling, L Marty Keough, L OBP: 0.415, SLG: 0.483 OBP: 0.309, SLG: 0.443 (1, 9) (8, 9)	F8		P5		HR	F5		FC1-2-5-1		4	1	1	0	0	0	2
Gene Green, R OBP: 0.382, SLG: 0.598 (1, 2)	BB		4-3		HR			1B		4	1	2	3	1	0	0
Willie Tasby, R OBP: 0.336, SLG: 0.463 (1, 8)	5-3		F8		P4			F9		5	0	0	0	0	0	3
Harry Bright, R OBP: 0.314, SLG: 0.372 (1, 5)				P6		F7				4	1	2	1	0	0	0
Dale Long, L OBP: 0.336, SLG: 0.500 (1, 3)		K		1B				K		4	1	2	0	0	2	1
Chuck Cottier, R OBP: 0.272, SLG: 0.290 (1, 4)		K		F4				E6		3	2	0	0	1	1	1
Bennie Daniels, L OBP: 0.206, SLG: 0.250 (1, 1)		E				SH1-4				1	1	1	0	2	0	0

Inning Stats	R: 0	H: 1	R: 1	H: 1	R: 0	H: 0	R: 0	H: 2	R: 2	H: 2	R: 0	H: 1	R: 3	H: 1	1B: 6	SF: 0
	E: 0	LOB: 2	E: 1	LOB: 2	E: 0	LOB: 0	E: 0	LOB: 2	E: 0	LOB: 0	E: 0	LOB: 1	E: 2	LOB: 1	2B: 2	SAC: 1
	K: 0	BB: 1	K: 2	BB: 1	K: 0	BB: 0	K: 0	BB: 0	K: 1	BB: 0	K: 1	BB: 0	K: 0	BB: 1	3B: 0	DP: 0
	S: 4	P: 8	S: 9	P: 13	S: 3	P: 3	S: 5	P: 5	S: 5	P: 5	S: 5	P: 9	S: 6	P: 10	HR: 2	HBP: 0

PITCHER	IP	WLS	BF	H	R	ER	SO	BB	IBB	HBP	BLK	WP	HR	S	P	ERA	WHIP
Bud Daley, L ERA: 5.17 (1, 1)	5.0	L	26	7	5	5	2	3	0	0	1	0	2	27	39	9.00	2.000
Jim Coates, R ERA: 4.85 (6, 1)	1.0		4	1	0	0	0	0	0	0	0	0	4	4	0.00	1.000	
Tex Clevenger, R ERA: 3.54 (7, 1)	2.0		11	2	3	0	1	1	0	0	0	1	0	12	16	0.00	1.500

BOTTOM

New York Yankees @ Washington Senators
 Griffith Stadium, Washington, DC
 Wed Jul 19 1961, 7:05 PM EDT
 Unknown

AB	36
R	8
H	10
RBI	6
BB	4
SO	3
LOB	16



WP	PA	ERA	WHIP
1	41		

Batter	1	2	3	4	5	6	7	8	9	AB R H RBI BB SO LOB	TOP																													
Bobby Richardson, R OBP: 0.275, SLG: 0.311 (1, 4)	0-0 5-3		0-0 E3 2B 1B		0-0 SH1-3		0-0 1B			3 1 2 0 0 0 0	New York Yankees @ Washington Senators Griffith Stadium, Washington, DC Wed Jul 19 1961, 7:05 PM EDT Att: 27,126 - Unknown livebaseballscorecards.com																													
Tony Kubek, L OBP: 0.320, SLG: 0.407 (1, 6)	0-0 F5		0-0 2B		0-0 F7		0-0 P5			4 0 1 1 0 0 3																														
Roger Maris, L OBP: 0.374, SLG: 0.632 (1, 9)	0-0 4-3		0-0 F9				0-0 F8		0-0 P4	4 0 0 0 0 0 2																														
Mickey Mantle, S OBP: 0.451, SLG: 0.733 (1, 8)		0-0 4-3		0-0 P4		0-0 HR		0-0 4-3		4 1 1 1 0 0 0																														
Bob Cerv, R OBP: 0.267, SLG: 0.410 (8, 8)										0 0 0 0 0 0 0																														
Yogi Berra, L OBP: 0.316, SLG: 0.445 (1, 7)		0-3 K		0-0 P6		0-0 HBP 1B		0-0 G4-6-3 1B		3 0 1 0 0 1 0																														
Hector Lopez, R OBP: 0.287, SLG: 0.273 (6, PR)										1 0 1 0 0 0 0																														
Bill Skowron, R OBP: 0.331, SLG: 0.503 (1, 3)		0-0 PB 1B		0-0 F7		1-0 HBP		0-0 G4-6-3		3 0 1 0 0 0 1																														
Earl Torgeson, L OBP: 0.317, SLG: 0.069 (8, 3)						1-2 HBP		0-0 1-2f		0 0 0 0 0 0 0																														
Elston Howard, R OBP: 0.402, SLG: 0.544 (1, 2)		0-0 F9			0-0 6-3	0-0 F8		0-0 5-3		4 0 0 0 0 0 3																														
Clete Boyer, R OBP: 0.317, SLG: 0.307 (1, 5)			0-0 F7		0-0 SH1-3 1B 1B	0-0 P4		0-0 5-3		4 0 1 0 0 0 2																														
Al Downing, R (1, 1)			0-3 K		0-0 SH1-3 1B		0-0 L4		0-3 K	0 0 0 0 0 0 0																														
Hal Reniff, R (2, 1)										1 0 0 0 0 1 0																														
Ralph Terry, R OBP: 0.364, SLG: 0.375 (4, 1)										2 0 1 0 0 0 0																														
Johnny Blanchard, L OBP: 0.388, SLG: 0.577 (9, PH)										1 0 0 0 0 1 0																														
Inning Stats	R: 0 E: 0 K: 0 S: 3	H: 0 LOB: 0 BB: 0 P: 3	R: 0 E: 0 K: 1 S: 6	H: 1 LOB: 1 BB: 0 P: 6	R: 1 E: 1 K: 1 S: 7	H: 2 LOB: 1 BB: 0 P: 7	R: 0 E: 0 K: 0 S: 3	H: 0 LOB: 0 BB: 0 P: 3	R: 0 E: 0 K: 0 S: 5	H: 2 LOB: 2 BB: 0 P: 5	R: 1 E: 0 K: 0 S: 5	H: 2 LOB: 2 BB: 0 P: 6	R: 0 E: 0 K: 0 S: 4	H: 1 LOB: 1 BB: 0 P: 4	R: 0 E: 0 K: 0 S: 3	H: 1 LOB: 0 BB: 0 P: 3	R: 0 E: 0 K: 1 S: 5	H: 0 LOB: 0 BB: 0 P: 5	1B: 7 2B: 1 3B: 0 HR: 1	SF: 0 SAC: 1 DP: 1 HBP: 1	WP: 0 PB: 1 SB: 0 CS: 0	PA: 36																		
PITCHER Dick Donovan, R ERA: 2.51 (1, 1)	IP 9.0	WLS W	BF 36	H 9	R 2	ER 1	SO 3	BB 0	IBB 0	HBP 1	BLK 0	WP 0	HR 1	S 41	P 42	ERA 1.00	WHIP 1.000						PITCHER	IP 9.0	WLS W	BF 36	H 9	R 2	ER 1	SO 3	BB 0	IBB 0	HBP 1	BLK 0	WP 0	HR 1	S 41	P 42	ERA 1.00	WHIP 1.000



New York Yankees @ Washington Senators
 Griffith Stadium, Washington, DC
 Wed Jul 19 1961, 7:05 PM EDT
 Att. 27,126 - Unknown

livebaseballscorecards.com

AB	32
R	12
H	10
RBI	10
BB	11
SO	6
LOB	17



WP: 0	PA: 45
PB: 0	SB: 3
CS: 0	

Batter	1	2	3	4	5	6	7	8	9	AB	R	H	RBI	BB	SO	LOB
Chuck Hinton, R (1, 7) OBP: 0.332, SLG: 0.354	0-3 K	0-0 E5		4-3 1B	0-0 5-3		0-0 2B			5	1	2	0	0	1	1
Bob Johnson, R (1, 6) OBP: 0.400, SLG: 0.375	0-0 P5	0-0 1B E		4-0 1B BB	4-0 1B BB		0-0 F7			3	3	1	1	2	0	1
Jim King, L (1, 9) OBP: 0.365, SLG: 0.451	0-3 K	0-0 S		0-0 4-3	0-3 K		4-0 BB			4	0	1	0	1	2	3
Gene Green, R (1, 2) OBP: 0.388, SLG: 0.599		BB		4-0 1B BB	0-0 1B		0-0 F9			3	2	2	1	1	1	1
Pete Daley, R (7, 2) OBP: 0.238, SLG: 0.280		BB		0-0 IBB	1-H		0-0 F9			1	0	0	0	0	0	2
Willie Tasby, R (1, 8) OBP: 0.342, SLG: 0.462		BB		0-0 SF7	0-3 K		0-0 F2			3	2	1	2	2	1	3
Harry Bright, R (1, 5) OBP: 0.317, SLG: 0.364		BB		4-0 BB			0-0 F9			3	1	0	0	2	0	2
Dale Long, L (1, 3) OBP: 0.342, SLG: 0.498		BB		4-0 BB			0-0 F9			1	1	0	2	2	0	0
Marty Keough, L (7, 3) OBP: 0.308, SLG: 0.441		BB		1-2 2-3 3-H	1-2 2-3 3-H		4-0 2B BB			1	0	0	0	0	0	0
Chuck Cottier, R (1, 4) OBP: 0.283, SLG: 0.305		BB		0-0 SF7			0-0 2B			3	1	2	2	1	0	0
Dick Donovan, L (1, 1) OBP: 0.275, SLG: 0.200		BB		0-0 4-3			0-0 4-3			5	1	1	2	0	1	4

Inning Stats	R: 0	H: 0	E: 0	LOB: 0	K: 2	S: 7	P: 7	R: 7	H: 4	E: 1	LOB: 2	K: 1	S: 9	R: 0	H: 0	E: 0	LOB: 0	K: 1	S: 5	R: 4	H: 2	E: 0	LOB: 2	K: 0	S: 5	R: 1	H: 1	E: 0	LOB: 1	K: 2	S: 8	R: 0	H: 1	E: 0	LOB: 1	K: 0	S: 4	R: 0	H: 1	E: 0	LOB: 2	K: 0	S: 4	R: 0	H: 1	E: 0	LOB: 1	K: 0	S: 4
--------------	------	------	------	--------	------	------	------	------	------	------	--------	------	------	------	------	------	--------	------	------	------	------	------	--------	------	------	------	------	------	--------	------	------	------	------	------	--------	------	------	------	------	------	--------	------	------	------	------	------	--------	------	------

PITCHER	IP	WLS	BF	H	R	ER	SO	BB	IBB	HBP	BLK	WP	HR	S	P	ERA	WHIP
Al Downing, L (1, 1) ERA: 45.0	1.0	L	8	1	5	5	2	3	0	0	0	0	0	8	21	45.00	4.000
Hal Reniff, R (2, 1) ERA: 3.21	2.1		17	5	6	5	2	4	1	0	0	0	0	16	36	19.29	3.857
Ralph Terry, R (4, 1) ERA: 3.73	4.2		20	4	1	1	2	3	0	0	0	0	0	21	33	1.93	1.500

Batter	1	2	3	4	5	6	7	8	9	AB R H RBI BB SO LOB	TOP											
Chuck Hinton, R (1, 7) <small>OBP: 0.332, SLG: 0.350</small>	0-0 F9	0-3 K		0-0 BB 1-2 3-H 1B		4-0 HR BB	0-3 K		0-3 K	5 1 1 1 1 3 4												
Bob Johnson, R (1, 6) <small>OBP: 0.500, SLG: 0.636</small>	0-0 F9		4-0 G6-3 BB	4-0 BB		0-0 HR BB	4-0 BB		0-0 F9	3 1 1 3 3 0 0												
Gene Woodling, L (1, 9) <small>OBP: 0.418, SLG: 0.478</small>	4-0 E BB		4-0 G6-3 BB	0-0 F7		0-0 L4	4-0 BB			2 0 0 1 3 0 3												
Gene Green, R (1, 2) <small>OBP: 0.380, SLG: 0.585</small>	0-0 E5		0-0 G6-3 BB		0-0 F9	0-0 E5 WP	0-0 5-3			5 0 0 0 0 0 6												
Willie Tasby, R (1, 8) <small>OBP: 0.346, SLG: 0.465</small>	0-0 1-3		0-3 K		0-0 2B	4-0 BB		0-0 6-3 4-1 1B		4 0 2 0 1 1 3												
Harry Bright, R (1, 5) Billy Klaus, L (5, PH) <small>OBP: 0.324, SLG: 0.366</small> <small>OBP: 0.320, SLG: 0.378</small>		0-0 1B 1B		4-0 FC1-6 BB 1B	0-3 K	0-0 L9		0-0 4-1		1 1 1 0 1 0 0 3 0 0 0 0 1 4												
Dale Long, L (1, 3) <small>OBP: 0.339, SLG: 0.493</small>		0-0 P2		0-0 F7	0-0 F8		0-0 BB BB 1B	0-0 6-3		5 1 1 0 0 0 4												
Chuck Cottier, R (1, 4) <small>OBP: 0.280, SLG: 0.297</small>		0-3 K		4-0 FC1-6 BB		0-0 F7	0-3 K	0-0 F8		4 0 0 0 1 2 3												
Ed Hobaugh, R (1, 1) <small>OBP: 0.147, SLG: 0.121</small> Johnny Klipsch, R (3, 1) <small>OBP: 0.200, SLG: 0.200</small> Jim King, L (4, PH) <small>OBP: 0.353, SLG: 0.448</small> Pete Burnside, R (4, 1) <small>OBP: 0.133, SLG: 0.071</small> Mike Garcia, R (4, 1) Marty Keough, L (6, PH) <small>OBP: 0.317, SLG: 0.441</small> John Gabler, S (6, 1) <small>OBP: 0.333, SLG: 0.429</small>		0-0 1B		0-0 FC1-6 BB 1B		4-0 HR BB	4-0 BB BB		0-3 K	1 0 1 0 0 0 0 0 0 0 0 0 0 0 1 0 0 0 0 0 2 0 0 0 0 0 0 0 0 0 0 0 0 0 0 0 1 0 0 1 0 0 1 0 0 0 1 1 0												
Inning Stats	R: 0 E: 1 K: 0 S: 4	H: 0 LOB: 2 BB: 1 P: 8	R: 0 E: 0 K: 2 S: 9	H: 2 LOB: 2 BB: 0 P: 9	R: 0 E: 0 K: 1 S: 4	H: 0 LOB: 1 BB: 2 P: 12	R: 1 E: 0 K: 0 S: 4	H: 1 LOB: 3 BB: 3 P: 16	R: 0 E: 0 K: 1 S: 6	H: 1 LOB: 1 BB: 0 P: 6	R: 3 E: 1 K: 0 S: 5	H: 1 LOB: 2 BB: 3 P: 17	R: 1 E: 0 K: 2 S: 8	H: 1 LOB: 3 BB: 3 P: 20	R: 0 E: 0 K: 0 S: 4	H: 1 LOB: 1 BB: 0 P: 4	R: 0 E: 0 K: 2 S: 7	H: 0 LOB: 0 BB: 0 P: 7	1B: 5 2B: 1 3B: 0 HR: 1	SF: 0 SAC: 0 DP: 1 HBP: 0	WP: 1 PB: 0 SB: 0 CS: 0	PA: 47
PITCHER	IP WLS BF H R ER SO BB IBB HBP BLK WP HR S P ERA WHIP																					
Ron Moeller, L (1, 1) <small>ERA: 4.72</small>	5.1 W 29 5 4 4 4 8 0 0 0 0 1 29 61 6.75 2.438																					
Johnny James, R (6, 1) <small>ERA: 4.47</small>	1.1 10 1 1 1 2 4 0 0 0 1 0 10 26 6.75 3.750																					
Art Fowler, R (7, 1) <small>ERA: 2.19</small>	2.1 S 8 1 0 0 2 0 0 0 0 0 0 12 12 0.00 0.429																					

Washington Senators @ Los Angeles Angels
Wrigley Field, Los Angeles, CA
Fri Jul 21 1961, 9:05 PM CDT
Att: 6,252 - Unknown - 72 F

AB	35
R	5
H	7
RBI	5
BB	12
SO	8
LOB	29



Batter	1	2	3	4	5	6	7	8	9
Albie Pearson, L OBP: 0.433, SLG: 0.422 (1, 9)	0-0 BB 1B 1B	0-0 P6	0-0 1-2 2-3 3-H 1B	0-0 1-2 3-H 1B	0-3 K		0-0 S 1B	0-0 F8	
Joe Koppe, R OBP: 0.387, SLG: 0.413 (1, 6)	0-0 1-2 BB 1B	0-0 5-3	0-3 K	0-3 K		0-0 HR 1B	0-0 P4		
Lee Thomas, L OBP: 0.364, SLG: 0.509 (1, 7)	4-0 G5-3 1-2 2-3 1B BB		0-3 K	1-2 2-3 BB		0-0 1-H HR	0-3 K		
Steve Bilko, R OBP: 0.425, SLG: 0.577 (1, 3)	0-3 K		4-0 1B 2B BB	4-0 1B BB		0-0 BB SF8 2B	0-0 1-H 1B 1B		
George Thomas, R OBP: 0.338, SLG: 0.500 (1, 5)	0-0 1-2 2-H 3-H 1B		0-0 2B 1B	0-0 1-H 3-H 1B 1B	0-0 E4 1B 1B	1-0 BB HBP	4-0 1B BB		
Ken Hunt, R OBP: 0.334, SLG: 0.544 (1, 8)	0-0 G5-3 2-3f		0-0 BB FC1-2 2B	0-0 S SH 1B	0-0 4-3	0-0 F8	0-0 1-3 2-H 1B		
Earl Averill, R OBP: 0.393, SLG: 0.507 (1, 2)			4-0 FC1-2 1B BB	0-0 4-3	0-0 1B 1B	4-0 1-2 2-3 BB	0-0 F5		
Ed Sadowski, R OBP: 0.299, SLG: 0.404 (7, 2)				1-2 1B	2-3 1B				
Billy Moran, R OBP: 0.316, SLG: 0.310 (1, 4)			4-0 1B FC1-2 BB	1-0 SH 1B HBP	0-0 1B	0-0 SF8	0-0 F8		
Ron Moeller, L OBP: 0.355, SLG: 0.200 (1, 1)			0-0 FC1-2 1B	0-0 SH 1B	0-3 K	0-0 6-3	0-0 F7		
Johnny James, L ERA: 7.19 (6, 1)				1-3 BB 1B					
Art Fowler, R OBP: 0.083, SLG: 0.083 (7, 1)			1-2 2-3 3-H 1B	1-3 3-H 1B					

AB	R	H	RBI	BB	SO	LOB
7	2	4	2	0	1	4
6	2	2	0	0	2	8
4	2	2	2	2	2	1
4	4	2	1	2	1	6
4	3	4	3	1	0	0
6	1	3	3	0	0	5
3	1	2	0	2	0	1
1	0	0	0	0	0	2
3	1	1	3	1	0	1
3	0	0	1	0	2	7
1	0	0	0	0	0	2
1	0	0	0	0	0	0

Inning Stats		R	H	E	K	S	IP	WLS	BF	H	R	ER	SO	BB	IBB	HBP	BLK	WP	HR	S	P	ERA	WHIP
R: 2 H: 3 E: 0 K: 1 S: 7		0	1	1	1	7	0	0	15	6	5	5	3	2	0	0	0	0	0	19	27	19.29	3.429
R: 0 H: 1 E: 1 K: 1 S: 7		0	1	0	1	7	0	0	5	1	0	0	1	2	0	0	0	0	5	13	0.00	4.500	
R: 3 H: 3 E: 0 K: 2 S: 10		3	3	0	2	10	5	0	15	4	2	2	3	1	0	1	0	0	0	17	22	9.00	2.500
R: 5 H: 4 E: 2 K: 1 S: 10		5	4	2	1	10	3	0	15	4	3	2	0	1	0	1	0	1	17	26	15.00	2.667	
R: 1 H: 3 E: 1 K: 2 S: 10		1	3	0	2	10	3	0	15	3	2	2	0	1	0	1	0	0	17	22	9.00	2.500	
R: 3 H: 3 E: 0 K: 1 S: 6		3	3	0	2	6	3	0	15	3	2	2	0	1	0	1	0	0	17	26	15.00	2.667	
R: 2 H: 3 E: 0 K: 1 S: 8		2	3	0	1	8	3	0	15	3	2	2	0	1	0	1	0	0	17	26	15.00	2.667	
R: 0 H: 0 E: 0 K: 0 S: 3		0	0	0	0	3	0	0	15	0	0	0	0	0	0	0	0	0	0	0	0	0.00	0.000


BOTTOM

Washington Senators @ Los Angeles Angels
Wrigley Field, Los Angeles, CA

Fri Jul 21 1961, 9:05 PM CDT
Att. 6,252 - Unknown - 72 F

livebaseballscorecards.com

AB	43
R	16
H	20
RBI	15
BB	8
SO	8
LOB	37



1B:	16	SF:	1	WP:	1	PA:	55
2B:	2	SAC:	1	PB:	0		
3B:	1	DP:	1	SB:	2		
HR:	1	HBP:	2	CS:	0		

Batter	1	2	3	4	5	6	7	8	9	AB R H RBI BB SO LOB	TOP
--------	---	---	---	---	---	---	---	---	---	----------------------	-----

Marty Keough, L OBP: 0.313, SLG: 0.451 (1, 7) BB BB (8, 8)	4-0 E S 1B BB	0-0 2-3	0-0 4-3	0-0 F7			0-0 HR		0-3 K	4 2 1 1 1 1 1	
--	------------------------	------------	------------	-----------	--	--	-----------	--	----------	---------------	--

Bob Johnson, R OBP: 0.500, SLG: 0.600 (1, 6) X	0-0 G5-4-3 1-H 1B	0-0 1B			0-0 6-3		0-0 F8			4 0 2 2 0 0 0	
--	----------------------------	-----------	--	--	------------	--	-----------	--	--	---------------	--

Gene Woodling, L OBP: 0.416, SLG: 0.471 (1, 9) X	0-0 E4 G5-4-3 1-2	0-0 1-3			0-0 6-3		4-0 CS BB			3 0 0 0 1 0 2	
--	----------------------------	------------	--	--	------------	--	-----------------	--	--	---------------	--

Gene Green, R OBP: 0.378, SLG: 0.577 (1, 2) X	0-0 G5-4-3 1-2f 2-3		0-3 K		4-0 BB		0-3 K			3 0 0 0 1 2 3	
---	------------------------------	--	----------	--	-----------	--	----------	--	--	---------------	--

Willie Tasby, R OBP: 0.342, SLG: 0.460 Chuck Hinton, R OBP: 0.332, SLG: 0.350 (1, 8) SS (8, 7)	0-3 K		0-0 6-3		0-0 1-3			0-3 K		4 0 0 0 0 2 2 0 0 0 0 0 0 0	
--	----------	--	------------	--	------------	--	--	----------	--	--------------------------------	--

Dale Long, L OBP: 0.338, SLG: 0.500 (1, 3) X		0-0 3-1	0-0 HR		0-0 F5			0-0 F7		4 1 1 1 0 0 0	
--	--	------------	-----------	--	-----------	--	--	-----------	--	---------------	--

Harry Bright, R OBP: 0.329, SLG: 0.365 (1, 5) X		0-0 1B 2B 1B	0-3 K		4-0 FC6-4 BB			0-0 F9		3 1 1 0 1 1 0	
---	--	-----------------------	----------	--	--------------------	--	--	-----------	--	---------------	--

Chuck Cottier, R OBP: 0.280, SLG: 0.295 (1, 4) X		0-0 2B 1B		0-0 1-3		0-0 FC6-4		0-0 F9		4 1 1 0 0 0 1	
--	--	-----------------	--	------------	--	--------------	--	-----------	--	---------------	--

Tom Cheney, R OBP: 0.333, SLG: 0.500 Marty Kutyna, R OBP: 0.400, SLG: 0.400 (1, 1) X (2, 1)		0-0 1B 2B		0-0 F8		0-0 L3		0-0 F9		1 1 1 2 0 0 0 3 0 0 0 0 0 1	
---	--	-----------------	--	-----------	--	-----------	--	-----------	--	--------------------------------	--

Inning Stats	R: 1 H: 1 E: 1 K: 1 S: 6	H: 1 LOB: 1 BB: 1 P: 10	R: 3 H: 4 E: 0 K: 0 S: 7	H: 4 LOB: 1 BB: 0 P: 7	R: 1 H: 1 E: 0 K: 2 S: 8	H: 1 LOB: 0 BB: 0 P: 8	R: 0 H: 0 E: 0 K: 0 S: 3	H: 0 LOB: 0 BB: 0 P: 3	R: 0 H: 0 E: 0 K: 0 S: 3	H: 0 LOB: 1 BB: 1 P: 7	R: 0 H: 0 E: 0 K: 0 S: 3	H: 0 LOB: 1 BB: 1 P: 7	R: 1 H: 1 E: 0 K: 1 S: 5	H: 1 LOB: 1 BB: 1 P: 9	R: 0 H: 0 E: 0 K: 1 S: 5	H: 0 LOB: 0 BB: 0 P: 5	R: 0 H: 0 E: 0 K: 1 S: 5	H: 0 LOB: 0 BB: 0 P: 5	1B: 4 SF: 0 2B: 2 SAC: 0 3B: 0 DP: 2 HR: 2 HBP: 0	WP: 0 PA: 37 PB: 0 SB: 1 CS: 1
--------------	--------------------------	-------------------------	--------------------------	------------------------	--------------------------	------------------------	--------------------------	------------------------	--------------------------	------------------------	--------------------------	------------------------	--------------------------	------------------------	--------------------------	------------------------	--------------------------	------------------------	--	---

PITCHER	IP	WLS	BF	H	R	ER	SO	BB	IBB	HBP	BLK	WP	HR	S	P	ERA	WHIP
Ken McBride, R ERA: 3.04 (1, 1)	1.2		11	5	4	4	1	1	0	0	0	0	0	12	16	21.60	3.600
Eli Grba, R ERA: 4.29 (2, 1)	4.2		19	2	2	2	2	3	0	0	0	0	2	20	32	3.86	1.071
Art Fowler, R ERA: 2.08 (7, 1)	2.2	W	7	0	0	0	3	0	0	0	0	0	0	13	13	0.00	0.000

Washington Senators @ Los Angeles Angels
Wrigley Field, Los Angeles, CA
Sat Jul 22 1961, 9:05 PM CDT
Att: 7,482 - Unknown - 72 F

AB	33
R	6
H	7
RBI	6
BB	4
SO	6
LOB	10



Batter	1	2	3	4	5	6	7	8	9	AB R H RBI BB SO LOB
Albie Pearson, L OBP: 0.429, SLG: 0.418 (1, 9)	0-0 S 1B	0-3 K		0-0 3-1			0-0 F8		0-0 F8	5 1 1 0 0 1 2
Joe Koppe, R OBP: 0.395, SLG: 0.425 (1, 6)	4-0 F9 1B 1-2 BB	0-0 P6			0-0 4-3 1B 2B		0-3 K		0-0 1B 1-2 2-H	4 2 2 1 1 1 0
Lee Thomas, L OBP: 0.362, SLG: 0.505 (1, 7)	0-0 1B 1-2 2-H 1B		0-0 3-1		0-0 4-3 2-3		0-0 F8			4 0 1 1 0 0 1
Steve Bilko, R OBP: 0.426, SLG: 0.581 (1, 3)	0-0 F9 2-3		0-0 E 2B		0-0 1B 3-H		0-3 K			4 1 2 1 0 1 2
George Thomas, R OBP: 0.333, SLG: 0.487 (1, 5)	0-0 1B 1-H 3-H		0-0 E5 FC6-4 2-H		0-3 K 3-H		0-0 F5			4 0 1 1 0 1 1
Ken Hunt, R OBP: 0.330, SLG: 0.537 (1, 8)	0-3 K		0-0 FC6-4 WP 1-2f		0-0 F8		0-0 L4			4 0 0 0 0 1 3
Earl Averill, R OBP: 0.391, SLG: 0.500 (1, 2)		4-0 FC5-4 BB	0-0 F8 1-2		0-0 6-3			0-0 F2		3 0 0 0 1 0 1
Billy Moran, R OBP: 0.307, SLG: 0.300 (1, 4)		0-0 FC5-4 1-2f HR		0-0 1-3		0-0 6-3		0-0 1B 1B		3 1 0 0 0 0 1 1 0 1 0 0 0 0 0 1 0 0 0 0 0
Ted Kluszewski, L OBP: 0.316, SLG: 0.469 (9, PH)										
Ed Sadowski, R OBP: 0.299, SLG: 0.404 (9, PR)										
Ken McBride, R OBP: 0.143, SLG: 0.167 (1, 1)		0-0 HR		0-0 1B		0-0 5-3		0-0 1B 1-2		0 0 0 0 0 0 0 3 1 2 2 0 0 0 0 0 0 0 0 0 0 1 0 1 0 0 0 0
Eli Grba, R OBP: 0.171, SLG: 0.308 (2, 1)										
Art Fowler, R OBP: 0.083, SLG: 0.083 (7, 1)										
Leon Wagner, L OBP: 0.319, SLG: 0.491 (9, PH)										

BOTTOM

Washington Senators @ Los Angeles Angels
Wrigley Field, Los Angeles, CA
Sat Jul 22 1961, 9:05 PM CDT
Att. 7,482 - Unknown - 72 F

livebaseballscorecards.com

AB	36
R	7
H	11
RBI	6
BB	2
SO	5
LOB	11



Inning Stats	R: 2	H: 3	E: 0	K: 1	S: 7	H: 3	LOB: 1	BB: 1	P: 11	R: 2	H: 1	E: 0	K: 1	S: 6	H: 1	LOB: 0	BB: 1	P: 10	R: 1	H: 1	E: 1	K: 0	S: 5	H: 1	LOB: 1	BB: 0	P: 5	R: 0	H: 1	E: 0	K: 0	S: 3	H: 2	LOB: 1	BB: 0	P: 7	R: 0	H: 0	E: 0	K: 1	S: 3	H: 0	LOB: 0	BB: 0	P: 3	R: 0	H: 0	E: 0	K: 1	S: 5	H: 0	LOB: 0	BB: 0	P: 5	R: 0	H: 0	E: 0	K: 0	S: 5	H: 3	LOB: 2	BB: 0	P: 5	R: 1	H: 3	E: 0	K: 0	S: 5	H: 3	LOB: 2	BB: 0	P: 5	1B: 8	2B: 2	3B: 0	HR: 1	SF: 0	SAC: 0	DP: 0	HBP: 0	WP: 1	PB: 0	SB: 1	CS: 0	PA: 38
--------------	------	------	------	------	------	------	--------	-------	-------	------	------	------	------	------	------	--------	-------	-------	------	------	------	------	------	------	--------	-------	------	------	------	------	------	------	------	--------	-------	------	------	------	------	------	------	------	--------	-------	------	------	------	------	------	------	------	--------	-------	------	------	------	------	------	------	------	--------	-------	------	------	------	------	------	------	------	--------	-------	------	-------	-------	-------	-------	-------	--------	-------	--------	-------	-------	-------	-------	--------

PITCHER	IP	WLS	BF	H	R	ER	SO	BB	IBB	HBP	BLK	WP	HR	S	P	ERA	WHIP
Tom Cheney, R ERA: 9.98 (1, 1)	1.1		9	4	4	4	1	2	0	0	0	0	1	9	17	27.00	4.500
Marty Kutyna, R ERA: 3.18 (2, 1)	7.1	L	29	7	3	2	4	0	0	0	0	1	0	37	37	2.46	0.955

PITCHER	IP	WLS	BF	H	R	ER	SO	BB	IBB	HBP	BLK	WP	HR	S	P	ERA	WHIP
---------	----	-----	----	---	---	----	----	----	-----	-----	-----	----	----	---	---	-----	------

Batter	1	2	3	4	5	6	7	8	9	AB R H RBI BB SO LOB	TOP											
Chuck Hinton, R (1, 7) <small>OBP: 0.324, SLG: 0.340</small>	0-0 4-3		0-0 F8		0-0 F9	0-0 6-3			0-3 K	5 0 0 0 0 1 1												
Bob Johnson, R (1, 6) <small>OBP: 0.458, SLG: 0.526</small>	0-3 K		0-0 1-3		0-0 1B 2B 1B		0-0 6-3			4 1 1 0 0 1 0												
Jim King, L (1, 9) <small>OBP: 0.366, SLG: 0.446</small>	0-0 F5		4-0 BB		0-0 1-2 2B 6-3 1B		0-0 1-3			3 1 1 0 1 0 0												
Harry Bright, R (1, 5) <small>OBP: 0.333, SLG: 0.397</small>		0-0 HR	0-0 1-3		0-0 6-3 1-3 2-H 2B		0-0 6-3			4 1 2 2 0 0 1												
Willie Tasby, R (1, 8) <small>OBP: 0.338, SLG: 0.454</small>		0-3 K		0-0 F9	0-0 6-3		0-0 6-3			4 0 0 1 0 1 1												
Gene Green, R (1, 2) <small>OBP: 0.380, SLG: 0.575</small>		0-0 1B 1B		0-0 1B 1B	0-0 6-3		0-0 6-3			4 0 2 0 0 1 1												
Marty Keough, L (1, 3) <small>OBP: 0.320, SLG: 0.461</small>		0-0 1-2 1B		0-0 1-2 1B		0-0 4-3 2B		0-0 F7		4 0 3 0 0 0 0												
Chuck Cottier, R (1, 4) <small>OBP: 0.274, SLG: 0.289</small> Billy Klaus, L (9, PH) <small>OBP: 0.318, SLG: 0.376</small>		0-3 K		0-0 F7		0-0 F2		0-0 F7		3 0 0 0 0 1 5 1 0 0 0 0 0 0												
Joe McClain, R (1, 1) <small>OBP: 0.217, SLG: 0.267</small> Johnny Klippstein, R (5, 1) <small>OBP: 0.200, SLG: 0.200</small> Dale Long, L (6, PH) <small>OBP: 0.337, SLG: 0.498</small> Mike Garcia, R (6, 1) <small>OBP: 0.414, SLG: 0.469</small> Gene Woodling, L (9, PH)		0-3 K		0-0 5-3		0-0 4-3 2-3		0-0 4-3		2 0 0 0 0 1 4 0 0 0 0 0 0 0 1 0 0 0 0 0 1 0 0 0 0 0 0 0 1 0 0 0 0 0 0												
Inning Stats	R: 0 E: 0 K: 1 S: 5	H: 0 LOB: 0 BB: 0 P: 5	R: 1 E: 0 K: 3 S: 12	H: 3 LOB: 2 BB: 0 P: 12	R: 0 E: 0 K: 0 S: 3	H: 0 LOB: 1 BB: 1 P: 7	R: 0 E: 0 K: 0 S: 5	H: 2 LOB: 2 BB: 0 P: 5	R: 2 E: 0 K: 0 S: 6	H: 3 LOB: 1 BB: 0 P: 6	R: 0 E: 0 K: 0 S: 4	H: 1 LOB: 1 BB: 0 P: 4	R: 0 E: 0 K: 0 S: 3	H: 0 LOB: 0 BB: 0 P: 3	R: 0 E: 0 K: 1 S: 5	H: 0 LOB: 0 BB: 0 P: 5	R: 0 E: 0 K: 1 S: 5	H: 0 LOB: 0 BB: 0 P: 5	1B: 6 2B: 2 3B: 0 HR: 1	SF: 0 SAC: 0 DP: 0 HBP: 0	WP: 0 PB: 0 SB: 0 CS: 0	PA: 37
PITCHER	IP WLS BF H R ER SO BB IBB HBP BLK WP HR S P ERA WHIP																					
Ted Bowsfield, L (1, 1) <small>ERA: 3.8</small>	6.0 W 28 9 3 3 4 1 0 0 0 0 1 35 39 4.50 1.667																					
Tom Morgan, R (7, 1) <small>ERA: 3.46</small>	3.0 S 9 0 0 0 2 0 0 0 0 0 0 13 13 0.00 0.000																					

Washington Senators @ Los Angeles Angels
 Wrigley Field, Los Angeles, CA
 Sun Jul 23 1961, 5:33 AM CDT
 Att. 5,849 - Sunny - 82 F

AB	36
R	3
H	9
RBI	3
BB	1
SO	6
LOB	14



Batter	1	2	3	4	5	6	7	8	9	AB	R	H	RBI	BB	SO	LOB
Joe Koppe, R OBP: 0.391, SLG: 0.419 (1, 6)	0-0 F9	0-0 1B		0-0 P4			0-0 6-3			4	0	1	2	0	0	2
Lee Thomas, L OBP: 0.364, SLG: 0.502 (1, 9)	0-0 F9	0-0 F7		0-0 1B			4-0 2B SF9 BB			3	1	1	2	1	0	1
Leon Wagner, L OBP: 0.321, SLG: 0.498 (1, 7)	0-0 HR 2B	0-0 4-3					0-0 1-3 2B			4	1	2	0	0	0	1
Steve Bilko, R OBP: 0.423, SLG: 0.592 (1, 3)	0-0 HR			0-0 L5			0-0 SF9			3	1	1	3	0	0	0
George Thomas, R OBP: 0.318, SLG: 0.463 (1, 5)	0-0 5-3			0-0 L5			0-0 K2-3			4	0	0	0	0	1	1
Ken Hunt, R OBP: 0.332, SLG: 0.538 (1, 8)		0-0 1B 2B		0-3 K			4-0 4-3 S BB			3	1	1	0	1	1	0
Earl Averill, R OBP: 0.389, SLG: 0.496 (1, 2)		0-0 1B 1B 1B		0-0 F7			0-3 K			4	1	1	1	0	1	1
Billy Moran, R OBP: 0.314, SLG: 0.309 (1, 4)		0-0 1B 1B		0-0 WP 1B 1B			0-0 4-3			4	2	2	0	0	0	1
Ted Bowsfield, R OBP: 0.158, SLG: 0.158 (1, 1)		0-0 6-3		0-0 WP 1B 1B			0-0 4-3			2	1	1	0	0	0	2
Tom Satriano, L (6, PH)										1	0	0	0	0	0	1
Tom Morgan, R (7, 1)										0	0	0	0	0	0	0

Inning Stats	R: 2	H: 2	E: 0	K: 0	S: 5	LOB: 0	BB: 0	P: 5	R: 3	H: 4	E: 0	K: 0	S: 7	LOB: 1	BB: 0	P: 7	R: 0	H: 0	E: 0	K: 1	S: 5	LOB: 0	BB: 0	P: 5	R: 2	H: 3	E: 0	K: 0	S: 5	LOB: 1	BB: 0	P: 5	R: 0	H: 0	E: 0	K: 0	S: 3	LOB: 0	BB: 0	P: 3	R: 1	H: 1	E: 0	K: 1	S: 6	LOB: 1	BB: 1	P: 10	R: 0	H: 0	E: 0	K: 0	S: 3	LOB: 0	BB: 0	P: 3
--------------	------	------	------	------	------	--------	-------	------	------	------	------	------	------	--------	-------	------	------	------	------	------	------	--------	-------	------	------	------	------	------	------	--------	-------	------	------	------	------	------	------	--------	-------	------	------	------	------	------	------	--------	-------	-------	------	------	------	------	------	--------	-------	------


PITCHER	IP	WLS	BF	H	R	ER	SO	BB	IBB	HBP	BLK	WP	HR	S	P	ERA	WHIP
Joe McClain, R ERA: 3.89 (1, 1)	4.0	L	20	9	7	7	1	0	0	0	0	1	1	22	22	15.75	2.250
Johnny Klippstein, R ERA: 6.75 (5, 1)	1.0		3	0	0	0	0	0	0	0	0	0	0	3	3	0.00	0.000
Mike Garcia, R ERA: 5.4 (6, 1)	3.0		12	1	1	1	2	2	0	0	0	0	0	14	22	3.00	1.000

BOTTOM

Washington Senators @ Los Angeles Angels
 Wrigley Field, Los Angeles, CA

Sun Jul 23 1961, 5:33 AM CDT
 Att. 5,849 - Sunny - 82 F

AB	32
R	8
H	10
RBI	8
BB	2
SO	3
LOB	10



PITCHER	IP	WLS	BF	H	R	ER	SO	BB	IBB	HBP	BLK	WP	HR	S	P	ERA	WHIP
Joe McClain, R ERA: 3.89 (1, 1)	4.0	L	20	9	7	7	1	0	0	0	0	1	1	22	22	15.75	2.250
Johnny Klippstein, R ERA: 6.75 (5, 1)	1.0		3	0	0	0	0	0	0	0	0	0	0	3	3	0.00	0.000
Mike Garcia, R ERA: 5.4 (6, 1)	3.0		12	1	1	1	2	2	0	0	0	0	0	14	22	3.00	1.000

Batter	1	2	3	4	5	6	7	8	9	AB R H RBI BB SO LOB	TOP											
Marty Keough, L (1, 3) OBP: 0.323, SLG: 0.461	0-0 E3 SH1-3 1B		0-0 1B 4-3 1B		0-0 S 1B		0-0 6-3			4 1 2 0 0 0 0												
Bob Johnson, R (1, 6) OBP: 0.464, SLG: 0.522	0-0 SH1-3 1B		0-0 4-3 1B		0-0 L4			0-0 1-3		4 0 2 0 0 0 1												
Gene Woodling, L (1, 9) OBP: 0.409, SLG: 0.463	0-0 SH1-3		0-0 4-3		0-0 1-3			0-0 3-1		3 0 0 1 0 0 2												
Jim King, L (9, 9) OBP: 0.366, SLG: 0.446	1-2 2-3		1-2 3-H		0-0 K			0-0 4-3		0 0 0 0 0 0 0												
Harry Bright, R (1, 5) OBP: 0.325, SLG: 0.386	0-0 F5		0-0 5-3		0-3 K			0-0 4-3		4 0 0 0 0 1 4												
Billy Klaus, L (9, 5) OBP: 0.318, SLG: 0.376										0 0 0 0 0 0 0												
Willie Tasby, R (1, 8) OBP: 0.337, SLG: 0.452	0-0 1-3		0-0 5-3		0-0 CS 1B			0-0 P4		4 0 1 0 0 0 3												
Chuck Hinton, R (1, 7) OBP: 0.322, SLG: 0.344		0-3 K		0-3 K		0-0 F9		0-0 2B		4 0 1 0 0 2 1												
Pete Daley, R (1, 2) OBP: 0.231, SLG: 0.270		0-0 F8		0-0 P6		0-3 K		0-3 K		4 0 0 0 0 2 2												
Chuck Cottier, R (1, 4) OBP: 0.280, SLG: 0.290		0-0 F8		0-0 1B		0-0 F9		4-0 BB		3 0 1 0 1 0 0												
Dick Donovan, L (1, 1) OBP: 0.273, SLG: 0.282			0-0 HR		0-3 K		0-3 K	0-3 K		4 1 1 1 0 3 3												
Inning Stats	R: 0 E: 1 K: 0 S: 5	H: 1 LOB: 2 BB: 0 P: 5	R: 0 E: 0 K: 1 S: 5	H: 0 LOB: 0 BB: 0 P: 5	R: 2 E: 0 K: 0 S: 6	H: 3 LOB: 1 BB: 0 P: 6	R: 0 E: 0 K: 2 S: 8	H: 1 LOB: 1 BB: 0 P: 8	R: 0 E: 0 K: 1 S: 6	H: 1 LOB: 1 BB: 0 P: 6	R: 0 E: 0 K: 1 S: 5	H: 1 LOB: 1 BB: 0 P: 5	R: 0 E: 0 K: 1 S: 5	H: 0 LOB: 0 BB: 0 P: 5	R: 0 E: 0 K: 0 S: 3	H: 0 LOB: 0 BB: 0 P: 3	R: 0 E: 0 K: 2 S: 8	H: 1 LOB: 2 BB: 1 P: 12	1B: 6 2B: 2 3B: 0 HR: 1	SF: 0 SAC: 1 DP: 1 HBP: 0	WP: 0 PB: 0 SB: 1 CS: 1	PA: 36
PITCHER	IP WLS BF H R ER SO BB IBB HBP BLK WP HR S P ERA WHIP																					
Jack Kralick, L (1, 1) ERA: 3.27	8.0 L 31 7 2 2 6 0 0 0 0 0 0 1 43 43 2.25 0.875																					
Ray Moore, R (9, 1) ERA: 5.34	1.0 5 1 0 0 2 1 0 0 0 0 0 0 8 12 0.00 2.000																					

Washington Senators @ Minnesota Twins
Metropolitan Stadium, Bloomington, MI

Tue Jul 25 1961, 8:05 PM EDT
Att. 20,600 - Unknown - 85 F

AB	34
R	2
H	8
RBI	2
BB	1
SO	8
LOB	16



Batter	1	2	3	4	5	6	7	8	9	AB	R	H	RBI	BB	SO	LOB
--------	---	---	---	---	---	---	---	---	---	----	---	---	-----	----	----	-----

Zoilo Versalles, R (1, 6) OBP: 0.320, SLG: 0.393	0-0 P6			0-0 2B		0-0 F8		0-0 P4		4	0	1	0	0	0	0
Lenny Green, L (1, 7) OBP: 0.395, SLG: 0.403	0-0 1-3			4-0 2B BB		0-0 1B			0-0 5-3	3	1	1	0	1	0	0
Harmon Killebrew, R (1, 3) OBP: 0.442, SLG: 0.680	0-0 F9			0-0 F9		0-0 F9			0-0 F5	4	0	0	0	0	0	2
Bob Allison, R (1, 9) OBP: 0.357, SLG: 0.471		0-0 1-3		0-0 2B			0-0 5-3		0-0 3B	4	0	2	1	0	0	0
Dan Dobbek, L (1, 8) OBP: 0.275, SLG: 0.330		0-0 4-3		0-0 F9			0-3 K		0-0 4-3	4	0	0	0	0	1	2
Hal Naragon, L (1, 2) OBP: 0.301, SLG: 0.394		0-0 F8			0-0 G3		0-0 3B			3	0	1	0	0	0	0
Ted Lepcio, R (1, 4) (9, 5) OBP: 0.278, SLG: 0.500			0-0 L6		0-0 F2		0-0 5-3			3	0	0	0	0	0	1
Bill Tuttle, R (1, 5) OBP: 0.302, SLG: 0.292			0-0 G3		0-0 5-3			0-3 K		2	0	0	0	0	0	0
Jim Lemon, R (8, PH) OBP: 0.338, SLG: 0.427										1	0	0	0	0	1	0
Billy Martin, R (9, 4) OBP: 0.266, SLG: 0.354										0	0	0	0	0	0	0
Jack Kralick, L (1, 1) OBP: 0.193, SLG: 0.179			0-0 F7			0-0 F8		0-0 F7		2	0	0	0	0	0	0
Julio Becquer, L (8, PH) OBP: 0.262, SLG: 0.565										1	0	0	0	0	0	0
Ray Moore, R (9, 1)										0	0	0	0	0	0	0

Inning Stats	R: 0	H: 0	E: 0	K: 0	S: 3	R: 0	H: 0	E: 0	K: 0	S: 3	R: 1	H: 2	E: 0	K: 0	S: 4	R: 0	H: 0	E: 0	K: 0	S: 3	R: 0	H: 1	E: 0	K: 1	S: 6	R: 0	H: 0	E: 0	K: 1	S: 5	R: 0	H: 1	E: 0	K: 0	S: 4	1B: 1	2B: 2	3B: 2	HR: 0	SF: 0	SAC: 0	DP: 0	HBP: 0	WP: 0	PB: 0	SB: 0	CS: 0	PA: 32
--------------	------	------	------	------	------	------	------	------	------	------	------	------	------	------	------	------	------	------	------	------	------	------	------	------	------	------	------	------	------	------	------	------	------	------	------	-------	-------	-------	-------	-------	--------	-------	--------	-------	-------	-------	-------	--------

PITCHER	IP	WLS	BF	H	R	ER	SO	BB	IBB	HBP	BLK	WP	HR	S	P	ERA	WHIP	PITCHER	IP	WLS	BF	H	R	ER	SO	BB	IBB	HBP	BLK	WP	HR	S	P	ERA	WHIP									
Dick Donovan, R (1, 1) ERA: 2.39	9.0		32	5	1	1	2	1	0	0	0	0	0	35	39	1.00	0.667																											

BOTTOM

Washington Senators @ Minnesota Twins
Metropolitan Stadium, Bloomington, MI

Tue Jul 25 1961, 8:05 PM EDT
Att: 20,600 - Unknown - 85 F

livebaseballscores.com

AB	31
R	1
H	5
RBI	1
BB	1
SO	2
LOB	5



Batter	1	2	3	4	5	6	7	8	9	AB R H RBI BB SO LOB	TOP																										
Marty Keough, L (1, 8) OBP: 0.332, SLG: 0.479	4-0 BB		0-0 2B		0-0 1-3	0-0 3B		0-0 1B		4 0 3 2 1 0 0																											
Bob Johnson, R (1, 6) OBP: 0.394, SLG: 0.429	0-0 F3		0-0 6-3		0-0 4-3	0-0 F7		0-3 K		5 0 0 0 0 1 6																											
Bud Zupfel, L (1, 3) OBP: 0.200, SLG: 0.400	0-3 K		0-3 K			0-0 F8	0-0 3-1 2B		0-0 4-3	5 1 1 0 0 2 3																											
Jim King, L (1, 7) Willie Tasby, R (9, PH) OBP: 0.364, SLG: 0.448 OBP: 0.339, SLG: 0.452	0-0 4-3			0-0 4-3		0-0 1B HR 2B	0-0 4-3		4-0 1B BB 1B	4 1 1 0 0 0 2 0 1 0 0 1 0 0																											
Gene Woodling, L (1, 9) Coot Veal, R (9, PR) OBP: 0.409, SLG: 0.461 OBP: 0.283, SLG: 0.250		0-0 1-3		0-0 G3		0-0 HR 1B	0-0 3-1		0-0 1B 1B	5 1 2 1 0 0 0 0 0 0 0 0 0 0																											
Billy Klaus, L (1, 5) Danny O'Connell, R (9, PH) OBP: 0.317, SLG: 0.389 OBP: 0.393, SLG: 0.367		0-0 4-3		0-0 P3		0-0 HR	0-0 F8		0-0 1B	4 1 1 3 0 0 0 1 0 1 1 0 0 0																											
Pete Daley, R (1, 2) Chuck Hinton, R (9, PH) OBP: 0.224, SLG: 0.262 OBP: 0.321, SLG: 0.342		0-0 F9			0-3 K	0-3 K		0-0 E1 1B	0-3 K	4 0 0 0 0 2 0 1 0 0 0 0 1 2																											
Chuck Cottier, R (1, 4) OBP: 0.283, SLG: 0.308			0-3 K		0-0 HR	4-0 BB 3B BB		0-0 F7	0-3 K	4 2 1 1 1 2 3																											
Bennie Daniels, L (1, 1) Mike Garcia, R (5, 1) Dale Long, L (6, PH) Gene Green, R (6, PH) Dave Sisler, R (6, 1) Johnny Klippstein, R (6, 1) Harry Bright, R (8, PH) Pete Burnside, R (8, 1) OBP: 0.250, SLG: 0.382 OBP: 0.337, SLG: 0.498 OBP: 0.382, SLG: 0.575			0-0 2B 1B		0-0 HR	4-0 BB 3B BB		0-3 K		2 1 2 1 0 0 0 0 0 0 0 0 0 0 0 0 0 0 0 0 0 0 0 1 0 0 1 0 0 0 0 0 0 0 0 0 0 0 0 0 0 0 0 0 0 1 0 0 0 0 1 1 0 0 0 0 0 0 0 0																											
Inning Stats	R: 0 E: 0 K: 1 S: 5	H: 0 LOB: 1 BB: 1 P: 9	R: 0 E: 0 K: 0 S: 3	H: 0 LOB: 0 BB: 0 P: 3	R: 0 E: 0 K: 2 S: 9	H: 0 LOB: 0 BB: 0 P: 9	R: 0 E: 0 K: 0 S: 3	H: 0 LOB: 0 BB: 0 P: 3	R: 2 E: 0 K: 1 S: 7	H: 2 LOB: 0 BB: 0 P: 7	R: 5 E: 0 K: 1 S: 9	H: 4 LOB: 1 BB: 2 P: 17	R: 1 E: 0 K: 0 S: 4	H: 1 LOB: 0 BB: 0 P: 4	R: 0 E: 1 K: 2 S: 9	H: 1 LOB: 2 BB: 0 P: 9	R: 1 E: 0 K: 2 S: 9	H: 2 LOB: 2 BB: 1 P: 13	1B: 5 2B: 3 3B: 1 HR: 3	SF: 0 SAC: 0 DP: 0 HBP: 0	WP: 0 PB: 0 SB: 1 CS: 0	PA: 44															
PITCHER	IP WLS BF H R ER SO BB IBB HBP BLK WP HR S P ERA WHIP																																				
Camilo Pascual, R (1, 1) ERA: 3.67	5.2		26	7	6	6	5	2	0	0	0	0	3	34	42	9.53	1.588																				
Danny McDevitt, L (6, 1) ERA: 5.53	0.0		2	1	1	1	0	1	0	0	0	0	0	1	5	∞	∞																				
Bert Cueto, R (6, 1) ERA: 7.17	0.1	W	1	0	0	0	0	0	0	0	0	0	0	1	1	0.00	0.000																				
Bill Pleis, L (7, 1) ERA: 6.07	2.1		13	4	2	2	2	1	0	0	0	0	0	16	20	7.71	2.143																				
Ray Moore, R (9, 1) ERA: 5.23	0.2	S	2	0	0	0	2	0	0	0	0	0	0	6	6	0.00	0.000																				

Washington Senators @ Minnesota Twins
 Metropolitan Stadium, Bloomington, MI
 Wed Jul 26 1961, 8:05 PM EDT
 Att. 18,658 - Unknown - 79 F

AB	40
R	9
H	12
RBI	9
BB	4
SO	9
LOB	17



Batter	1	2	3	4	5	6	7	8	9
Zoilo Versalles, R OBP: 0.318, SLG: 0.393 (1, 6)	0-0 6-3		0-3 K		0-0 1B 2B	0-0 F7		0-0 F7	
Lenny Green, L OBP: 0.397, SLG: 0.406 (1, 8) (7, 7)	0-0 4-3		0-0 F8		0-0 1B	0-0 2B 1B		0-0 1B	
Harmon Killebrew, R OBP: 0.439, SLG: 0.675 (1, 3) (7, 5)	0-0 F2		0-0 F5		0-0 F8	0-0 2B		0-3 K	
Bob Allison, R OBP: 0.356, SLG: 0.466 (1, 9)		0-0 5-3		0-0 F7	4-0 BB	0-0 F9			
Jim Lemon, R OBP: 0.338, SLG: 0.423 Bill Pleis, L OBP: 0.143, SLG: 0.143 Ray Moore, R (9, 1)		4-0 1B HR BB		0-0 F8	0-0 6-3		0-0 L6		
Hal Naragon, L OBP: 0.325, SLG: 0.427 (1, 2)		0-0 1B HR		0-0 G3		0-0 1B 2B	0-0 1B		
Ted Lepcio, R OBP: 0.293, SLG: 0.547 (1, 4)		0-0 HR			0-0 5-3	4-0 1B BB	0-3 K		
Bill Tuttle, R OBP: 0.301, SLG: 0.291 (1, 5) (7, 8)		0-0 L4			0-0 2B 1B	0-0 P1	0-0 6-3		
Camilo Pascual, R OBP: 0.185, SLG: 0.140 Danny McDevitt, L Bert Cueto, R Julio Becquer, L OBP: 0.269, SLG: 0.563 (6, PH) (7, 3)		0-0 4-3			4-0 2B 1B BB	0-0 1B		0-0 4-3	

Inning Stats	R: 0	H: 0	E: 0	K: 0	S: 3	LOB: 0	BB: 0	P: 3	R: 3	H: 2	E: 0	K: 0	S: 5	LOB: 0	BB: 1	P: 9	R: 0	H: 0	E: 0	K: 1	S: 5	LOB: 0	BB: 0	P: 5	R: 0	H: 0	E: 0	K: 0	S: 3	LOB: 0	BB: 0	P: 3	R: 3	H: 3	E: 0	K: 0	S: 6	LOB: 2	BB: 2	P: 14	R: 4	H: 4	E: 0	K: 1	S: 7	LOB: 1	BB: 1	P: 11	R: 0	H: 1	E: 0	K: 1	S: 6	LOB: 1	BB: 0	P: 6	R: 0	H: 1	E: 0	K: 1	S: 6	LOB: 1	BB: 0	P: 6
--------------	------	------	------	------	------	--------	-------	------	------	------	------	------	------	--------	-------	------	------	------	------	------	------	--------	-------	------	------	------	------	------	------	--------	-------	------	------	------	------	------	------	--------	-------	-------	------	------	------	------	------	--------	-------	-------	------	------	------	------	------	--------	-------	------	------	------	------	------	------	--------	-------	------

PITCHER		IP	WLS	BF	H	R	ER	SO	BB	IBB	HBP	BLK	WP	HR	S	P	ERA	WHIP
Bennie Daniels, R	(1, 1)	4.1		20	5	6	6	1	2	0	0	0	0	1	20	28	12.46	1.615
Mike Garcia, R	(5, 1)	0.2		3	0	0	0	0	1	0	0	0	0	2	6	0.00	1.500	
Dave Sisler, R	(6, 1)	0.2	L	7	4	4	4	0	1	0	0	0	0	6	10	54.00	7.500	
Johnny Klippstein, R	(6, 1)	1.1		5	1	0	0	1	0	0	0	0	0	7	7	0.00	0.750	
Pete Burnside, L	(8, 1)	1.0		4	1	0	0	1	0	0	0	0	0	6	6	0.00	1.000	

BOTTOM

Washington Senators @ Minnesota Twins
 Metropolitan Stadium, Bloomington, MI
 Wed Jul 26 1961, 8:05 PM EDT
 Att: 18,658 - Unknown - 79 F


livebaseballscorecards.com

AB	35
R	10
H	11
RBI	10
BB	4
SO	3
LOB	11



1B: 7	SF: 0	WP: 0	PA: 39
2B: 3	SAC: 0	PB: 0	
3B: 0	DP: 0	SB: 1	
HR: 1	HBP: 0	CS: 0	

PITCHER		IP	WLS	BF	H	R	ER	SO	BB	IBB	HBP	BLK	WP	HR	S	P	ERA	WHIP
---------	--	----	-----	----	---	---	----	----	----	-----	-----	-----	----	----	---	---	-----	------

Batter	1	2	3	4	5	6	7	8	9	AB R H RBI BB SO LOB	TOP																												
Danny O'Connell, R (1, 5) OBP: 0.389, SLG: 0.362	0-0 6-3		0-0 F3		0-0 5-3			0-0 L3		4 0 0 0 0 0 0	<p>Washington Senators @ Minnesota Twins Metropolitan Stadium, Bloomington, MI</p> <p>Thu Jul 27 1961, 8:05 PM EDT Att. 17,491 - Unknown - 83 F</p> <p>livebaseballscorecards.com</p> <table border="1"> <tr><td>AB</td><td>30</td></tr> <tr><td>R</td><td>2</td></tr> <tr><td>H</td><td>4</td></tr> <tr><td>RBI</td><td>2</td></tr> <tr><td>BB</td><td>2</td></tr> <tr><td>SO</td><td>3</td></tr> <tr><td>LOB</td><td>6</td></tr> </table> 	AB	30	R	2	H	4	RBI	2	BB	2	SO	3	LOB	6														
AB	30																																						
R	2																																						
H	4																																						
RBI	2																																						
BB	2																																						
SO	3																																						
LOB	6																																						
Marty Keough, L (1, 8) OBP: 0.327, SLG: 0.471	0-0 F8		0-0 F7		0-0 G3			0-0 3-1		4 0 0 0 0 0 0																													
Bud Zipfel, L (1, 3) OBP: 0.222, SLG: 0.333	0-0 1-3		0-0 4-3					0-3 K		4 0 1 0 0 1 0																													
Gene Woodling, L (1, 9) OBP: 0.403, SLG: 0.453		0-0 F8		0-0 3-1		0-0 F8		0-0 G3		4 0 0 0 0 0 1																													
Gene Green, R (1, 2) OBP: 0.380, SLG: 0.568		0-0 5-3		4-0 BB BB		0-3 K 1-2		0-0 F8		3 0 0 0 1 1 1																													
Bob Johnson, R (1, 6) OBP: 0.389, SLG: 0.419		0-0 HR 1B		0-0 F8			0-0 6-3			3 1 1 0 0 0 1																													
Jim King, L (1, 7) OBP: 0.368, SLG: 0.466		0-0 HR		4-0 1-2 BB		0-0 F7		0-0 F7		2 1 1 2 1 0 0																													
Chuck Cottier, R (1, 4) OBP: 0.284, SLG: 0.309		0-0 FC5-4 1B		0-0 F7		0-3 K		0-3 K		3 0 1 0 0 1 2																													
Joe McClain, R (1, 1) OBP: 0.208, SLG: 0.255		0-0 FC5-4		0-0 L4				0-0 4-3		2 0 0 0 0 0 1																													
Johnny Klippstein, R (5, 1) OBP: 0.200, SLG: 0.200										0 0 0 0 0 0 0																													
Billy Klaus, L (8, PH) OBP: 0.316, SLG: 0.387										1 0 0 0 0 0 0																													
Mike Garcia, R (8, 1)										0 0 0 0 0 0 0																													
Inning Stats	R: 0 E: 0 K: 0 S: 3	H: 0 LOB: 0 BB: 0 P: 3	R: 2 E: 0 K: 0 S: 6	H: 3 LOB: 1 BB: 0 P: 6	R: 0 E: 0 K: 0 S: 3	H: 0 LOB: 2 BB: 2 P: 11	R: 0 E: 0 K: 0 S: 3	H: 0 LOB: 0 BB: 0 P: 3	R: 0 E: 0 K: 1 S: 5	H: 1 LOB: 1 BB: 0 P: 5	R: 0 E: 0 K: 1 S: 5	H: 0 LOB: 0 BB: 0 P: 5	R: 0 E: 0 K: 1 S: 5	H: 0 LOB: 0 BB: 0 P: 5	R: 0 E: 0 K: 1 S: 5	H: 0 LOB: 0 BB: 0 P: 5	1B: 3 2B: 1 3B: 0 HR: 1	SF: 0 SAC: 0 DP: 1 HBP: 0	WP: 0 PB: 0 SB: 0 CS: 1	PA: 32																			
PITCHER Don Lee, R (1, 1) ERA: 2.48	IP 9.0	WLS W	BF 32	H 4	R 2	ER 2	SO 3	BB 2	IBB 0	HBP 0	BLK 0	WP 0	HR 1	S 36	P 44	ERA 2.00	WHIP 0.667					PITCHER	IP	WLS	BF	H	R	ER	SO	BB	IBB	HBP	BLK	WP	HR	S	P	ERA	WHIP

Batter	1	2	3	4	5	6	7	8	9	AB	R	H	RBI	BB	SO	LOB
Zoilo Versalles, R OBP: 0.314, SLG: 0.388 (1, 6)	0-3 K		0-0 F7		0-0 F7	0-3 K				4	0	0	0	0	2	1
Lenny Green, L OBP: 0.398, SLG: 0.410 (1, 8) (8, 7)	0-0 F7		0-0 2B		0-0 4-3	0-0 FC6-4 1B				4	0	2	1	0	0	0
Harmon Killebrew, R OBP: 0.437, SLG: 0.679 (1, 3)	0-0 P6		0-0 F8		0-0 HR	0-0 FC6-4				4	1	1	1	0	0	2
Bob Allison, R OBP: 0.357, SLG: 0.471 (1, 9)		0-0 SF8 3B	0-0 F8		4-0 1B BB			0-3 K		3	2	1	0	1	1	1
Jim Lemon, R OBP: 0.340, SLG: 0.426 Billy Martin, R OBP: 0.286, SLG: 0.354 (1, 7) (8, 4)		0-0 SF8		0-0 FC6-4 1B SF9	0-0 1B 1-2	0-0 1B		0-0 F9		3	1	2	1	0	0	0
Hal Naragon, L OBP: 0.333, SLG: 0.430 (1, 2)		0-0 3-H 4-3		0-0 1-2 FC6-4 1B	0-0 1-3 2-H 1B		0-0 F7			4	0	2	1	0	0	0
Ted Lepcio, R OBP: 0.290, SLG: 0.526 (1, 4) (8, 5)		0-0 1B 1B		0-0 1-2f 2-3 FC6-4 SF9	0-0 F5			0-0 6-3		4	0	1	0	0	0	4
Bill Tuttle, R OBP: 0.304, SLG: 0.300 (1, 5) (8, 8)		0-0 1-3 1B		0-0 1-2 3-H SF9		0-0 SH3-4 1B 2B		0-0 4-3		3	1	2	1	0	0	0
Don Lee, R OBP: 0.063, SLG: 0.063 (1, 1)		0-3 K		0-0 F3		0-0 SH3-4		0-3 K		3	0	0	0	0	2	3

Inning Stats	R: 0	H: 0	E: 0	K: 1	S: 5	LOB: 0	BB: 0	P: 5	R: 1	H: 3	E: 0	K: 1	S: 8	LOB: 2	BB: 0	P: 8	R: 0	H: 1	E: 0	K: 0	S: 4	LOB: 1	BB: 0	P: 4	R: 1	H: 2	E: 0	K: 0	S: 5	LOB: 1	BB: 0	P: 5	R: 2	H: 3	E: 0	K: 0	S: 6	LOB: 2	BB: 1	P: 10	R: 1	H: 2	E: 0	K: 1	S: 7	LOB: 1	BB: 0	P: 7	R: 0	H: 0	E: 0	K: 1	S: 5	LOB: 0	BB: 0	P: 5	R: 0	H: 0	E: 0	K: 1	S: 5	LOB: 0	BB: 0	P: 5
--------------	------	------	------	------	------	--------	-------	------	------	------	------	------	------	--------	-------	------	------	------	------	------	------	--------	-------	------	------	------	------	------	------	--------	-------	------	------	------	------	------	------	--------	-------	-------	------	------	------	------	------	--------	-------	------	------	------	------	------	------	--------	-------	------	------	------	------	------	------	--------	-------	------

PITCHER	IP	WLS	BF	H	R	ER	SO	BB	IBB	HBP	BLK	WP	HR	S	P	ERA	WHIP
Joe McClain, R ERA: 4.02 (1, 1)	4.2	L	24	9	4	4	2	1	0	0	0	0	1	27	31	7.71	2.143
Johnny Klippstein, R ERA: 6.39 (5, 1)	2.1		9	2	1	1	2	0	0	0	0	0	0	13	13	3.86	0.857
Mike Garcia, R ERA: 4.05 (8, 1)	1.0		3	0	0	0	1	0	0	0	0	0	0	5	5	0.00	0.000


BOTTOM

Washington Senators @ Minnesota Twins
Metropolitan Stadium, Bloomington, MI

Thu Jul 27 1961, 8:05 PM EDT
Att: 17,491 - Unknown - 83 F

livebaseballscorecards.com

AB	32
R	5
H	11
RBI	5
BB	1
SO	5
LOB	11



1B: 7	SF: 2	WP: 0	PA: 36
2B: 2	SAC: 1	PB: 0	
3B: 1	DP: 0	SB: 0	
HR: 1	HBP: 0	CS: 0	

Batter	1	2	3	4	5	6	7	8	9	AB	R	H	RBI	BB	SO	LOB	TOP																		
Danny O'Connell, R OBP: 0.389, SLG: 0.361 (1, 5) (8, 4)	0-0 G3		0-0 1B			0-0 F3	0-0 P4	4-0 1B BB		4	0	1	1	1	0	0																			
Marty Keough, L OBP: 0.328, SLG: 0.478 (1, 9) (8, 4)	0-0 4-3		0-3 K			0-0 2B 3B	0-0 F5	0-0 1B		5	1	2	1	0	1	1																			
Bud Zipfel, L OBP: 0.286, SLG: 0.500 (1, 3) (8, 4)	0-3 K		0-3 K			0-0 PB 1B 2B	0-0 P6			5	2	2	1	0	2	1																			
Gene Woodling, L OBP: 0.408, SLG: 0.456 Chuck Hinton, R OBP: 0.321, SLG: 0.342 Jim King, L OBP: 0.371, SLG: 0.474 (1, 7) (8, PR) (8, 7)		0-0 BB 1B		0-3 K		0-0 BB 1B		4-0 1B S BB	0-0 WP SF8 2B	3	2	2	1	1	1	0																			
Willie Tasby, R OBP: 0.342, SLG: 0.449 (1, 8)		4-0 1B BB		0-3 K		4-0 1B BB		0-3 K	4-0 BB BB	2	1	0	0	3	2	1																			
Bob Johnson, R OBP: 0.366, SLG: 0.400 (1, 6)		0-3 K		0-0 5-3		0-3 K		0-0 BB 1B	0-0 SF8	4	1	1	1	0	2	4																			
Gene Green, R OBP: 0.384, SLG: 0.566 (1, 2)		0-0 G6-4-3 1B				0-0 L1		4-0 BB BB 1B IBB	0-0 F9	4	1	2	2	1	0	1																			
Chuck Cottier, R OBP: 0.291, SLG: 0.315 Billy Klaus, L OBP: 0.317, SLG: 0.387 (1, 4) (8, PH) (8, 5)		0-0 G6-4-3				0-0 G3-6 1B		0-0 SF9	4-0 BB BB	3	0	2	1	0	0	2																			
Marty Kutyna, R OBP: 0.333, SLG: 0.333 Dale Long, L OBP: 0.339, SLG: 0.498 Dave Sisler, R (1, 1) (8, PH) (8, 1)			0-0 4-3			0-0 G3-6 1B		4-0 BB 1B BB	0-0 P4	3	0	0	0	0	0	3																			
Inning Stats	R: 0 E: 0 K: 1 S: 5	H: 0 LOB: 0 BB: 0 P: 5	R: 1 E: 0 K: 1 S: 6	H: 2 LOB: 1 BB: 1 P: 10	R: 0 E: 0 K: 2 S: 8	H: 1 LOB: 1 BB: 0 P: 8	R: 0 E: 0 K: 2 S: 7	H: 0 LOB: 0 BB: 0 P: 7	R: 0 E: 0 K: 0 S: 3	H: 1 LOB: 0 BB: 0 P: 3	R: 4 E: 0 K: 1 S: 10	H: 5 LOB: 2 BB: 1 P: 14	R: 0 E: 0 K: 0 S: 3	H: 0 LOB: 0 BB: 0 P: 3	R: 3 E: 0 K: 1 S: 6	H: 2 LOB: 2 BB: 4 P: 22	R: 2 E: 0 K: 0 S: 5	H: 2 LOB: 2 BB: 2 P: 13	1B: 9 2B: 3 3B: 1 HR: 0	SF: 2 SAC: 0 DP: 2 HBP: 0	WP: 1 PB: 1 SB: 1 CS: 0	PA: 45													
PITCHER	IP	WLS	BF	H	R	ER	SO	BB	IBB	HBP	BLK	WP	HR	S	P	ERA	WHIP	PITCHER	IP	WLS	BF	H	R	ER	SO	BB	IBB	HBP	BLK	WP	HR	S	P	ERA	WHIP
Ed Rakow, R ERA: 5.2 (1, 1)	5.1		22	7	4	4	6	1	0	0	0	0	0	33	37	6.75	1.500	Norm Bass, R ERA: 4.9 (9, 1)	1.0		5	0	0	0	0	2	0	0	0	1	0	3	11	0.00	2.000
Gerry Staley, R ERA: 4.24 (6, 1)	0.2		5	2	1	1	1	1	0	0	0	0	0	6	10	13.50	4.500																		
Joe Nuxhall, L ERA: 5.42 (7, 1)	1.1	L	7	1	3	3	1	1	1	0	0	0	0	7	15	20.25	1.500																		
Bill Kunkel, R ERA: 3.73 (8, 1)	0.1		1	0	0	0	0	0	0	0	0	0	0	1	1	0.00	0.000																		
Mickey McDermott, L ERA: 4.76 (8, 1)	0.1		5	3	2	2	0	2	0	0	0	0	0	3	11	54.00	15.000																		

Washington Senators @ Kansas City Athletics
Municipal Stadium, Kansas City, MO

Fri Jul 28 1961, 8:05 PM EDT
Att. 7,167 - Unknown

livebaseballscorecards.com

AB 35
R 10
H 13
RBI 10
BB 8
SO 8
LOB 15



Batter	1	2	3	4	5	6	7	8	9	AB R H RBI BB SO LOB
Jay Hankins, L (1, 7) OBP: 0.209, SLG: 0.259	0-0 1B		0-0 6-3		0-0 SH1-4 4-3 1B		0-0 1-3		0-0 4-3	5 1 2 0 0 0 0
Dick Howser, R (1, 6) OBP: 0.392, SLG: 0.348	0-3 K		0-0 CS 1B		0-0 SH 4-3 SH1-4 1-2		4-0 S 1B BB		0-0 DI 1B	3 1 2 0 1 1 1
Gene Stephens, L (1, 9) OBP: 0.301, SLG: 0.298	0-3 K		0-0 3-1 1-2		0-0 SH1-4 1-2 2-3		0-0 F8		0-0 P5 1-2	4 0 0 0 0 1 4
Norm Siebern, L (1, 3) OBP: 0.377, SLG: 0.476	0-3 K			0-3 K	0-0 4-3		0-0 1-H 1B		0-0 F8	5 0 1 2 0 2 3
Jerry Lumpe, L (1, 4) OBP: 0.348, SLG: 0.383		0-0 P6		0-0 3B 1B	0-0 F7		0-0 P5			4 1 1 0 0 0 2
Wayne Causey, L (1, 5) OBP: 0.368, SLG: 0.446		0-0 2B 1B		0-0 F7		0-0 5-3		0-0 HR		4 2 2 1 0 0 1
Joe Pignatano, R (1, 2) OBP: 0.356, SLG: 0.391		0-0 P6		0-0 1-H 1B 3B		4-0 BB		0-0 6-3		3 1 1 1 1 0 1
Bobby Del Greco, R (1, 8) OBP: 0.318, SLG: 0.344		0-0 1-H 2B		0-0 3-H 1B		0-0 F7		0-0 L6		4 0 2 2 0 0 1
Ed Rakow, S (1, 1) Gerry Staley, R (6, 1) Joe Nuxhall, L (6, PH) Bill Kunkel, R (7, 1) Mickey McDermott, L (8, 1) Norm Bass, R (9, 1)		0-3 K		0-0 F9		0-3 K		0-0 4-3		2 0 0 0 0 0 1 2 0 0 0 0 0 0 0 0 1 0 0 0 0 0 1 1 0 0 0 0 0 0 0 0 1 0 0 0 0 0 0 0 0 0 0 0 0 0 0 0

Inning Stats	R: 0	H: 1	E: 0	LOB: 1	K: 3	P: 10	R: 1	H: 2	E: 0	LOB: 1	K: 1	P: 7	R: 0	H: 1	E: 0	LOB: 0	K: 0	P: 3	R: 2	H: 3	E: 0	LOB: 1	K: 1	P: 8	R: 1	H: 1	E: 1	LOB: 1	K: 0	P: 5	R: 0	H: 0	E: 0	LOB: 1	K: 1	P: 9	R: 1	H: 1	E: 0	LOB: 1	K: 0	P: 8	R: 1	H: 1	E: 0	LOB: 0	K: 0	P: 4	R: 0	H: 1	E: 0	LOB: 1	K: 0	P: 4	1B: 8	SF: 0	2B: 1	SAC: 2	3B: 1	DP: 0	HR: 1	HBP: 0	WP: 0	PA: 40
--------------	------	------	------	--------	------	-------	------	------	------	--------	------	------	------	------	------	--------	------	------	------	------	------	--------	------	------	------	------	------	--------	------	------	------	------	------	--------	------	------	------	------	------	--------	------	------	------	------	------	--------	------	------	------	------	------	--------	------	------	-------	-------	-------	--------	-------	-------	-------	--------	-------	--------

PITCHER	IP	WLS	BF	H	R	ER	SO	BB	IBB	HBP	BLK	WP	HR	S	P	ERA	WHIP
Marty Kutyna, R (1, 1) ERA: 3.35	7.0	W	32	9	5	4	6	2	0	0	0	0	0	42	50	5.14	1.571
Dave Sisler, R (8, 1) ERA: 3.98	2.0	S	8	2	1	1	0	0	0	0	0	0	1	8	8	4.50	1.000

BOTTOM

Washington Senators @ Kansas City Athletics
Municipal Stadium, Kansas City, MO
Fri Jul 28 1961, 8:05 PM EDT
Att. 7,167 - Unknown

livebaseballscores.com

AB	36
R	6
H	11
RBI	6
BB	2
SO	6
LOB	16



Batter	1	2	3	4	5	6	7	8	9	AB R H RBI BB SO LOB	TOP	
Danny O'Connell, R (1, 5) OBP: 0.387, SLG: 0.359	0-0 L6-4 HBP 1B			0-0 5-3		0-0 E6			0-0 F8	4 0 1 0 0 0 0		
Marty Keough, L (1, 9) OBP: 0.335, SLG: 0.478	1-0 CS 1-2 HBP			0-0 E3 FC6			0-0 2B 1B		4-0 BB	2 1 1 0 1 0 0		
Bud Zipfel, L (1, 3) OBP: 0.278, SLG: 0.412	0-0 L6-4 2-3			4-0 FC6 BB			0-0 F8		0-0 P4	3 0 0 0 1 0 4		
Gene Woodling, L (1, 7) OBP: 0.407, SLG: 0.459 Jim King, L (7, PR) OBP: 0.369, SLG: 0.472 (7, 7)	0-0 CS 1-2	0-0 P3		0-0 FC6 1-2f 2-3			0-0 2B 1-H		0-3 K	3 0 1 1 0 0 2 1 0 0 0 0 1 1		
Willie Tasby, R (1, 8) OBP: 0.340, SLG: 0.445		0-3 K			0-0 5-3		0-0 5-3			3 0 0 0 0 1 1		
Bob Johnson, R (1, 6) OBP: 0.364, SLG: 0.395		0-0 F3			0-0 G5-4-3 1B		0-0 5-3			3 0 1 0 0 0 1		
Gene Green, R (1, 2) OBP: 0.384, SLG: 0.561			4-0 CS BB		0-0 G5-4-3 1-2f			0-3 K		2 0 0 0 1 1 1		
Chuck Cottier, R (1, 4) OBP: 0.286, SLG: 0.310			0-3 K			0-0 F7		0-0 F8		3 0 0 0 0 1 1		
John Gabler, S (1, 1) OBP: 0.294, SLG: 0.375 Mike Garcia, R (7, 1) Dale Long, L (8, PH) OBP: 0.338, SLG: 0.497 Pete Burnside, R (8, 1) OBP: 0.133, SLG: 0.071			0-0 1-3			0-0 6-3		0-0 F9		2 0 0 0 0 0 1 0 0 0 0 0 0 0 1 0 0 0 0 0 0 0 0 0 0 0 0 0		
Inning Stats	R: 0 H: 1 E: 0 LOB: 0 K: 0 BB: 0 S: 2 P: 3	R: 0 H: 0 E: 0 LOB: 0 K: 1 BB: 0 S: 5 P: 5	R: 0 H: 0 E: 0 LOB: 0 K: 1 BB: 1 S: 4 P: 8	R: 0 H: 0 E: 1 LOB: 1 K: 0 BB: 1 S: 3 P: 7	R: 0 H: 1 E: 0 LOB: 0 K: 0 BB: 0 S: 3 P: 3	R: 0 H: 0 E: 1 LOB: 1 K: 0 BB: 0 S: 3 P: 3	R: 1 H: 2 E: 0 LOB: 1 K: 0 BB: 0 S: 5 P: 5	R: 0 H: 0 E: 0 LOB: 0 K: 1 BB: 0 S: 5 P: 5	R: 0 H: 0 E: 0 LOB: 1 K: 1 BB: 1 S: 5 P: 9	1B: 3 SF: 0 2B: 2 SAC: 0 3B: 0 DP: 2 HR: 0 HBP: 1	WP: 0 PA: 32 PB: 0 SB: 0 CS: 2	
PITCHER Bob Shaw, R (1, 1) ERA: 4.36	IP WLS BF H R ER SO BB IBB HBP BLK WP HR S P ERA WHIP	9.0 W 31 4 1 1 4 3 0 1 0 0 0 0 35 48 1.00 0.778										

Washington Senators @ Kansas City Athletics
Municipal Stadium, Kansas City, MO

Sat Jul 29 1961, 4:33 AM EDT
Att. 4,368 - Unknown - 90 F

livebaseballscorecards.com

AB 27
R 1
H 4
RBI 1
BB 3
SO 4
LOB 12



Batter	1	2	3	4	5	6	7	8	9
Dick Howser, R OBP: 0.391, SLG: 0.347 (1, 6)	0-0 6-3		0-0 5-3		0-0 FC4-6 1B		0-0 1B		
Jay Hankins, L OBP: 0.218, SLG: 0.268 (1, 7)	0-0 G3		0-0 6-3		0-0 1B		0-0 1B		
Wayne Causey, L OBP: 0.365, SLG: 0.435 (1, 5)	0-3 K		0-0 3-1		4-0 1B		0-0 F8		
Norm Siebern, L OBP: 0.376, SLG: 0.473 (1, 3)		0-0 4-3		0-0 4-3	0-3 K		0-0 1B		
Jerry Lumpe, L OBP: 0.349, SLG: 0.384 (1, 4)		0-0 FC6-4 1B		0-0 S 1B		0-0 6-3	0-0 4-3		
Haywood Sullivan, R OBP: 0.366, SLG: 0.394 (1, 2)		0-0 FC6-4 1B		0-0 F3		0-0 5-3		0-0 6-3	
Gene Stephens, L OBP: 0.296, SLG: 0.292 (1, 9)		0-0 FC6-4 BB		0-0 F9		0-0 4-3		0-0 G3	
Bobby Del Greco, R OBP: 0.317, SLG: 0.338 (1, 8)		4-0 1B			0-0 L4		0-0 P4	0-3 K	
Bob Shaw, R OBP: 0.178, SLG: 0.119 (1, 1)		0-0 5-3			0-0 FC4-6 1B		0-0 1B		

Inning Stats	R: 0	H: 0	E: 0	K: 1	S: 5	R: 0	H: 2	E: 0	K: 0	S: 5	R: 0	H: 0	E: 0	K: 0	S: 3	R: 0	H: 1	E: 0	K: 0	S: 4	R: 0	H: 2	E: 0	K: 1	S: 7	R: 0	H: 0	E: 0	K: 0	S: 3	R: 2	H: 4	E: 0	K: 0	S: 7	R: 0	H: 0	E: 0	K: 1	S: 5
	LOB: 0	BB: 0	P: 5	LOB: 3	BB: 1	P: 9	LOB: 0	BB: 0	P: 3	LOB: 1	BB: 0	P: 4	LOB: 3	BB: 1	P: 11	LOB: 0	BB: 0	P: 3	LOB: 2	BB: 0	P: 7	LOB: 0	BB: 0	P: 5	LOB: 0	BB: 0	P: 5	LOB: 0	BB: 0	LOB: 0	SF: 0	SAC: 0	DP: 0	HBP: 0	WP: 1	PA: 35	CS: 0			


PITCHER	IP	WLS	BF	H	R	ER	SO	BB	IBB	HBP	BLK	WP	HR	S	P	ERA	WHIP
John Gabler, R ERA: 5.2 (1, 1)	6.1	L	29	8	2	2	2	2	2	0	0	1	0	31	39	2.84	1.579
Mike Garcia, R ERA: 3.68 (7, 1)	0.2		3	1	0	0	0	0	0	0	0	0	0	3	3	0.00	1.500
Pete Burnside, L ERA: 6.92 (8, 1)	1.0		3	0	0	0	1	0	0	0	0	0	0	5	5	0.00	0.000

BOTTOM

Washington Senators @ Kansas City Athletics
Municipal Stadium, Kansas City, MO

Sat Jul 29 1961, 4:33 AM EDT
Att. 4,368 - Unknown - 90 F

AB	33
R	2
H	9
RBI	2
BB	2
SO	3
LOB	16



WP	HR	S	P	ERA	WHIP
1	0	5			

Batter	1	2	3	4	5	6	7	8	9	AB R H RBI BB SO LOB	TOP	
Marty Keough, L (1, 9) OBP: 0.328, SLG: 0.468	0-0 F3		0-3 K		0-0 F9		0-0 P4		0-0 3-1	5 0 0 0 0 1 2		
Danny O'Connell, R (1, 5) OBP: 0.389, SLG: 0.361	0-0 F2		0-0 1B		0-0 F7		0-0 SH3		0-0 1B	4 0 2 1 0 0 0		
Bud Zipfel, L (1, 3) OBP: 0.348, SLG: 0.400	4-0 BB		0-0 1B		0-0 F9		4-0 1B		0-0 G3	3 0 1 0 2 0 1		
Gene Woodling, L (1, 7) OBP: 0.409, SLG: 0.459 Jim King, L (7, PR) OBP: 0.369, SLG: 0.472 (7, 7)	0-0 4-3			0-0 1B		0-0 3-1	0-0 1B			4 1 2 1 0 0 1 0 0 0 0 0 0 0		
Willie Tasby, R (1, 8) OBP: 0.336, SLG: 0.440		0-0 L6		0-0 F3		0-0 1-3	0-0 F5			4 0 0 0 0 0 3		
Bob Johnson, R (1, 6) OBP: 0.354, SLG: 0.381		0-0 F7		0-0 F3		0-0 FC6-4	0-0 F2			4 0 1 0 0 0 1		
Gene Green, R (1, 2) OBP: 0.385, SLG: 0.573		0-0 HR		0-0 1B		0-0 FC6-4	0-0 5-3			4 1 2 1 0 0 1		
Chuck Cottier, R (1, 4) OBP: 0.290, SLG: 0.310		0-0 P5		0-0 1B		4-0 S	0-0 P3			3 1 1 1 1 0 0		
Bennie Daniels, L (1, 1) OBP: 0.250, SLG: 0.368			0-0 4-3	0-3 K		0-0 SH3	0-0 F8			4 1 1 0 0 1 2		
Inning Stats	R: 0 E: 0 K: 0 S: 3 H: 0 LOB: 1 BB: 1 P: 7	R: 1 E: 0 K: 0 S: 4 H: 1 LOB: 0 BB: 0 P: 4	R: 0 E: 0 K: 1 S: 6 H: 2 LOB: 2 BB: 0 P: 6	R: 1 E: 0 K: 1 S: 8 H: 3 LOB: 2 BB: 0 P: 8	R: 0 E: 0 K: 0 S: 3 H: 0 LOB: 0 BB: 0 P: 3	R: 0 E: 0 K: 0 S: 4 H: 1 LOB: 1 BB: 0 P: 4	R: 2 E: 0 K: 0 S: 5 H: 2 LOB: 2 BB: 2 P: 13	R: 0 E: 0 K: 0 S: 3 H: 0 LOB: 0 BB: 0 P: 3	R: 0 E: 0 K: 0 S: 4 H: 1 LOB: 1 BB: 0 P: 4	1B: 9 2B: 0 3B: 0 HR: 1 SF: 0 SAC: 1 DP: 0 HBP: 0	WP: 0 PB: 0 SB: 1 CS: 0 PA: 39	
PITCHER	IP WLS BF H R ER SO BB IBB HBP BLK WP HR S P ERA WHIP											
Jerry Walker, R (1, 1) ERA: 5.16	6.2 L 31 9 4 4 2 3 0 0 0 0 0 1 32 44 5.40 1.800											
Ed Rakow, R (7, 1) ERA: 5.11	1.1 4 0 0 0 0 0 0 0 0 0 0 0 4 4 0.00 0.000											
Gerry Staley, R (9, 1) ERA: 4.15	1.0 4 1 0 0 0 0 0 0 0 0 0 0 4 4 0.00 1.000											

Washington Senators @ Kansas City Athletics
Municipal Stadium, Kansas City, MO
Sun Jul 30 1961, 4:33 AM EDT
Att. 6,284 - Unknown

livebaseballscorecards.com

AB	35
R	4
H	10
RBI	4
BB	3
SO	2
LOB	11



Batter	1	2	3	4	5	6	7	8	9	AB	R	H	RBI	BB	SO	LOB
Dick Howser, R OBP: 0.388, SLG: 0.343 (1, 6)	0-0 F7		0-0 F3			0-0 6-3		0-0 F7		4	0	0	0	0	0	0
Jay Hankins, L OBP: 0.211, SLG: 0.259 (1, 7)	0-0 F8			0-0 F7		0-0 6-3		0-0 E5 2B		4	0	0	0	0	0	0
Wayne Causey, L OBP: 0.376, SLG: 0.449 (1, 5)	4-0 FC4-6 BB			0-0 4-3		0-0 BB 1B		0-0 1-3 2B		3	0	2	0	1	0	0
Norm Siebern, L OBP: 0.377, SLG: 0.471 (1, 3)	0-0 FC4-6 1-2f			4-0 BB		4-0 1-2 BB		0-3 K		2	0	0	0	2	1	3
Jerry Lumpe, L OBP: 0.346, SLG: 0.380 (1, 4)		0-0 4-3		0-0 4-3		0-0 1-3			0-0 4-3	4	0	0	0	0	0	3
Haywood Sullivan, R OBP: 0.360, SLG: 0.386 (1, 2)		0-0 P4			0-3 K		0-0 6-3		0-0 6-3	4	0	0	0	0	0	1
Gene Stephens, L OBP: 0.304, SLG: 0.302 (1, 9)		0-0 CS 1B			0-0 F9		0-0 G6-4-3 1B		0-0 1B	4	0	3	0	0	0	0
Bobby Del Greco, R OBP: 0.317, SLG: 0.337 Deron Johnson, R OBP: 0.189, SLG: 0.252 (9, PH)		0-0 CS 1-2	0-0 F8		0-0 1B		0-0 G6-4-3 1-2f		0-3 K	3	0	1	0	0	0	1
Jerry Walker, S OBP: 0.216, SLG: 0.222 Ed Rakow, S OBP: 0.158, SLG: 0.118 Leo Posada, R OBP: 0.326, SLG: 0.402 Gerry Staley, R (9, 1)			0-0 6-3		0-0 1-3			0-0 6-3		1	0	0	0	0	0	0

Inning Stats	R: 0	H: 0	E: 0	K: 0	S: 3	R: 0	H: 1	E: 0	K: 0	S: 3	R: 0	H: 0	E: 0	K: 0	S: 3	R: 0	H: 0	E: 0	K: 0	S: 3	R: 0	H: 1	E: 0	K: 1	S: 6	R: 0	H: 1	E: 0	K: 0	S: 3	R: 0	H: 1	E: 1	K: 1	S: 7	R: 0	H: 1	E: 0	K: 1	S: 6	R: 0	H: 1	E: 0	K: 1	S: 6	R: 0	H: 1	E: 0	K: 1	S: 6
	LOB: 1	BB: 1	P: 7			LOB: 0	BB: 0	P: 3			LOB: 1	BB: 1	P: 7			LOB: 2	BB: 1	P: 8			LOB: 0	BB: 0	P: 3			LOB: 0	BB: 0	P: 7			LOB: 1	BB: 0	P: 6			LOB: 2	BB: 0	P: 7			LOB: 1	BB: 0	P: 6			LOB: 0	BB: 0	P: 6		


PITCHER	IP	WLS	BF	H	R	ER	SO	BB	IBB	HBP	BLK	WP	HR	S	P	ERA	WHIP	PITCHER	IP	WLS	BF	H	R	ER	SO	BB	IBB	HBP	BLK	WP	HR	S	P	ERA	WHIP															
Bennie Daniels, R ERA: 3.59 (1, 1)	9.0	W	35	6	0	0	3	3	0	0	0	0	0	38	50	0.00	1.000																																	

BOTTOM

Washington Senators @ Kansas City Athletics
Municipal Stadium, Kansas City, MO

Sun Jul 30 1961, 4:33 AM EDT
Att. 6,284 - Unknown

AB	32
R	0
H	6
RBI	0
BB	3
SO	3
LOB	9



WP	PA
0	36

Batter	1	2	3	4	5	6	7	8	9	AB R H RBI BB SO LOB	TOP
Chuck Hinton, R (1, 9) <small>OBP: 0.333, SLG: 0.352</small>	0-0 		0-0 		0-0 			4-0 		3 1 3 0 1 0 0	
Danny O'Connell, R (1, 5) <small>OBP: 0.388, SLG: 0.364</small>	0-0 		0-0 		0-0 			0-0 		3 1 1 0 0 0 3	
Bud Zipfel, L (1, 3) <small>OBP: 0.333, SLG: 0.375</small>	0-0 			0-0 		0-3 		0-0 		4 0 1 1 0 1 2	
Gene Green, R (1, 2) <small>OBP: 0.380, SLG: 0.566</small>	0-0 			0-0 		0-0 		0-0 		3 0 0 1 0 0 2	
Willie Tasby, R (1, 8) <small>OBP: 0.332, SLG: 0.434</small>	0-0 			0-0 		0-0 		0-0 		4 0 0 0 0 0 3	
Bob Johnson, R (1, 6) <small>OBP: 0.346, SLG: 0.356</small>		0-0 			0-0 		4-0 		0-0 	3 0 0 0 1 0 0	
Marty Keough, L (1, 7) <small>OBP: 0.327, SLG: 0.477</small>		0-3 			0-0 		0-3 		0-3 	4 1 1 1 0 3 1	
Chuck Cottier, R (1, 4) <small>OBP: 0.295, SLG: 0.314</small>		0-0 			0-0 		0-0 		0-0 	4 0 2 0 0 0 1	
Marty Kutyna, R (1, 1) <small>OBP: 0.300, SLG: 0.300</small> Gene Woodling, L (7, PH) <small>OBP: 0.407, SLG: 0.457</small> Mike Garcia, R (7, 1) Harry Bright, R (9, PH) <small>OBP: 0.321, SLG: 0.381</small>			0-0 		0-0 		0-0 		0-0 	2 0 0 0 0 0 1 1 0 0 0 0 0 1 0 0 0 0 0 0 0 1 0 0 0 0 0 1	
Inning Stats	R: 2 H: 3 E: 0 LOB: 0 K: 0 BB: 0 S: 5 P: 5	R: 0 H: 0 E: 0 LOB: 0 K: 1 BB: 0 S: 5 P: 5	R: 0 H: 1 E: 0 LOB: 0 K: 0 BB: 0 S: 3 P: 3	R: 0 H: 0 E: 0 LOB: 0 K: 0 BB: 0 S: 3 P: 3	R: 1 H: 3 E: 0 LOB: 2 K: 0 BB: 0 S: 6 P: 6	R: 0 H: 0 E: 0 LOB: 0 K: 1 BB: 0 S: 5 P: 5	R: 0 H: 0 E: 0 LOB: 1 K: 1 BB: 1 S: 5 P: 9	R: 0 H: 0 E: 0 LOB: 2 K: 0 BB: 1 S: 4 P: 8	R: 0 H: 1 E: 0 LOB: 1 K: 1 BB: 0 S: 6 P: 6	1B: 6 SF: 1 2B: 2 SAC: 1 3B: 0 DP: 2 HR: 1 HBP: 0	WP: 0 PA: 36 PB: 0 SB: 0 CS: 0
PITCHER Don Mossi, L (1, 1) <small>ERA: 2.94</small>	IP 9.0 WLS W BF 36 H 8 R 3 ER 3 SO 4 BB 2 IBB 0 HBP 0 BLK 0 WP 0 HR 1 S 42 P 50 ERA 3.00 WHIP 1.111										

Washington Senators @ Detroit Tigers
 Tiger Stadium, Detroit, MI
 Wed Aug 02 1961, 7:05 PM EDT
 Unknown

livebaseballscorecards.com

AB 32
R 3
H 8
RBI 3
BB 2
SO 4
LOB 15



Batter	1	2	3	4	5	6	7	8	9	AB	R	H	RBI	BB	SO	LOB
--------	---	---	---	---	---	---	---	---	---	----	---	---	-----	----	----	-----

Jake Wood, R <small>(1, 4)</small> <small>OBP: 0.324, SLG: 0.369</small>	4-0 		0-0 		0-0 		0-0 	0-0 		4	0	0	0	1	0	1
Bill Bruton, L <small>(1, 8)</small> <small>OBP: 0.332, SLG: 0.382</small>	0-3 		0-0 		0-0 		0-0 		4	0	1	0	0	1	1	
Al Kaline, R <small>(1, 9)</small> <small>OBP: 0.375, SLG: 0.505</small>	0-0 		4-0 		0-0 		0-0 		3	0	0	0	1	0	2	
Rocky Colavito, R <small>(1, 7)</small> <small>OBP: 0.408, SLG: 0.587</small>	0-3 		4-0 		0-0 		0-0 		3	0	0	0	1	1	3	
Norm Cash, L <small>(1, 3)</small> <small>OBP: 0.501, SLG: 0.688</small>		0-0 	0-0 		0-0 		4-0 		3	1	2	0	1	0	2	
Bobo Osborne, L <small>(1, 5)</small> <small>OBP: 0.361, SLG: 0.339</small>		0-3 		0-0 		0-0 		0-0 		4	1	1	0	0	1	5
Chico Fernandez, R <small>(1, 6)</small> <small>OBP: 0.323, SLG: 0.325</small>		0-0 		0-0 		0-0 		0-0 		4	1	2	1	0	0	1
Mike Roarke, R <small>(1, 2)</small> <small>OBP: 0.304, SLG: 0.333</small>		0-0 		0-0 		0-0 		4-0 		2	0	1	0	0	0	1
Charlie Maxwell, L <small>(6, PH)</small> <small>OBP: 0.386, SLG: 0.476</small>		0-0 		0-0 		0-0 		0-0 		1	1	1	3	0	0	0
Frank House, L <small>(7, 2)</small> <small>OBP: 0.222, SLG: 0.429</small>		0-0 		0-0 		0-0 		0-0 		0	0	0	0	1	0	0
Don Mossi, L <small>(1, 1)</small> <small>OBP: 0.232, SLG: 0.250</small>		0-0 		0-0 		0-3 		0-3 		4	0	0	0	0	2	4

Inning Stats	R: 0	H: 0	E: 0	K: 2	S: 7	R: 1	H: 3	E: 0	K: 1	S: 7	R: 0	H: 0	E: 0	K: 0	S: 3	R: 0	H: 1	E: 0	K: 0	S: 4	R: 0	H: 0	E: 0	K: 0	S: 3	R: 3	H: 3	E: 1	K: 1	S: 8	R: 0	H: 1	E: 1	K: 0	S: 5	R: 0	H: 0	E: 0	K: 1	S: 5	1B: 6	SF: 0	2B: 1	SAC: 0	3B: 1	DP: 1	HR: 1	HBP: 0	WP: 1	PA: 37
--------------	------	------	------	------	------	------	------	------	------	------	------	------	------	------	------	------	------	------	------	------	------	------	------	------	------	------	------	------	------	------	------	------	------	------	------	------	------	------	------	------	-------	-------	-------	--------	-------	-------	-------	--------	-------	--------

PITCHER	IP	WLS	BF	H	R	ER	SO	BB	IBB	HBP	BLK	WP	HR	S	P	ERA	WHIP
Marty Kutyna, R <small>(1, 1)</small> <small>ERA: 3.22</small>	6.0	L	27	7	4	1	4	3	0	0	0	1	1	32	44	1.50	1.667
Mike Garcia, R <small>(7, 1)</small> <small>ERA: 2.89</small>	2.0		10	1	0	0	1	2	0	0	0	0	0	10	18	0.00	1.500

BOTTOM

Washington Senators @ Detroit Tigers
Tiger Stadium, Detroit, MI
 Wed Aug 02 1961, 7:05 PM EDT
 Unknown

AB	32
R	4
H	8
RBI	4
BB	5
SO	5
LOB	20



PITCHER	IP	WLS	BF	H	R	ER	SO	BB	IBB	HBP	BLK	WP	HR	S	P	ERA	WHIP
---------	----	-----	----	---	---	----	----	----	-----	-----	-----	----	----	---	---	-----	------

Batter	1	2	3	4	5	6	7	8	9	10	11	AB R H RBI BB SO LOB	TOP				
Marty Keough, L OBP: 0.322, SLG: 0.467 (1, 8) X 9, 9	0-0 4-3 ①		X 0-0 P6 ②			X 0-0 F8 ①		X 0-0 L9 ②		X 0-0 G3 ③		5 0 0 0 0 0 1					
Billy Klaus, L OBP: 0.315, SLG: 0.379 (1, 5) S 9, 9	0-3 K ②		X 0-3 K ③			X 0-0 F7 ②		B 4-0 CS BB ③		X 0-0 L9 ①		4 0 0 0 1 2 0					
Bud Zipfel, L OBP: 0.344, SLG: 0.483 (1, 3) S 9, 9	0-3 K ③			X 0-0 3-1 ①		X 0-0 P5 ③		X 0-0 CS ③	X 0-0 G3-6-3 1B ③		X 0-0 HR	5 1 2 1 0 1 0					
Gene Woodling, L OBP: 0.405, SLG: 0.458 Willie Tasby, R OBP: 0.334, SLG: 0.436 (1, 9) (9, 8)		X 0-0 E 2B		X 0-0 4-3 ②		X 0-0 P6 ①		X 0-0 G3-6-3 ③	X 0-0 G3-6-3 1B ③		X 0-0 1B 1B	4 1 1 0 0 0 1 1 1 1 0 0 0 0					
Jim King, L OBP: 0.375, SLG: 0.472 (1, 7) B B B B		B 4-0 FC6-4 BB		X 0-0 3-1 ③		X 0-3 K ②		X 0-0 FC6 1B ③	X 0-0 FC6 1B ③		X 0-0 1B 1B	4 1 2 0 1 1 0					
Gene Green, R OBP: 0.384, SLG: 0.577 (1, 2)		X 0-0 FC6-4 ① 1-2f 2-H			X 0-0 HR	X 0-0 WP 1B		X 0-0 FC6 1B ③	X 0-0 FC6 1B ③		B 4-0 1B 4-3 BB	4 2 2 1 1 0 2					
Bob Johnson, R OBP: 0.351, SLG: 0.347 (1, 6)		X 0-0 L9 ②		X 0-0 6-3 ①		B 4-0 BB ③		X 0-0 F8 ①	X 0-0 F8 ①		X 0-0 4-3 1B	4 0 1 2 1 0 1					
Chuck Cottier, R OBP: 0.292, SLG: 0.307 (1, 4)		X 0-0 4-3 ③		X 0-0 F7 ②		X 0-3 K ③		B 4-0 BB ③	B 4-0 BB ③		X 0-0 4-3 ②	4 0 0 1 1 1 4					
Joe McClain, R OBP: 0.196, SLG: 0.240 Dave Sisler, R (9, 1)			X 0-0 F8 ①		X 0-0 F7 ③		X 0-0 6-3 ①		X 0-0 F7 ②	X 0-0 F7 ②	X 0-3 K ③	3 0 0 0 0 0 0 0 0 0 0 0 0 0 1 0 0 0 0 0 1 1 0 0 0 0 1 1 0 0 0 0 0 0 0					
Dale Long, L OBP: 0.337, SLG: 0.495 Johnny Klippstein, R OBP: 0.167, SLG: 0.167 Pete Burnside, R OBP: 0.133, SLG: 0.071 (10, PH) (10, 1) (11, 1)																	
Inning Stats	R: 0 H: 0 E: 0 LOB: 0 K: 2 BB: 0 S: 7 P: 7	R: 1 H: 1 E: 1 LOB: 1 K: 0 BB: 1 S: 4 P: 8	R: 0 H: 0 E: 0 LOB: 0 K: 1 BB: 0 S: 5 P: 5	R: 0 H: 0 E: 0 LOB: 0 K: 0 BB: 0 S: 3 P: 3	R: 1 H: 1 E: 0 LOB: 0 K: 0 BB: 0 S: 4 P: 4	R: 0 H: 0 E: 0 LOB: 0 K: 0 BB: 0 S: 3 P: 3	R: 0 H: 1 E: 0 LOB: 2 K: 2 BB: 1 S: 8 P: 12	R: 0 H: 0 E: 0 LOB: 0 K: 0 BB: 1 S: 2 P: 6	R: 0 H: 2 E: 0 LOB: 1 K: 0 BB: 0 S: 4 P: 4	R: 0 H: 0 E: 0 LOB: 1 K: 0 BB: 1 S: 3 P: 7	R: 4 H: 4 E: 0 LOB: 1 K: 1 BB: 1 S: 9 P: 13	1B: 6 SF: 0 2B: 1 SAC: 0 3B: 0 DP: 1 HR: 2 HBP: 0	WP: 1 PA: 46 PB: 0 SB: 0 CS: 1				
PITCHER	IP WLS BF H R ER SO BB IBB HBP BLK WP HR S P ERA WHIP																
Paul Foytack, R ERA: 4.13 (1, 1)	8.0		29	3	2	2	5	3	0	0	0	1	1	36	48	2.25	0.750
Hank Aguirre, L ERA: 3.25 (9, 1)	0.2		3	2	0	0	0	0	0	0	0	0	0	3	3	0.00	3.000
Phil Regan, R ERA: 4.64 (9, 1)	1.2	L	8	2	2	2	0	1	0	0	0	0	1	7	11	10.80	1.800
Fred Gladding, R ERA: 3.38 (11, 1)	0.0		2	1	0	0	0	1	0	0	0	0	0	1	5	∞	∞
Manny Montejo, R ERA: 1.59 (11, 1)	0.2		3	1	2	2	1	0	0	0	0	0	0	5	5	27.00	1.500

Washington Senators @ Detroit Tigers
Tiger Stadium, Detroit, MI
Wed Aug 02 1961, 7:05 PM EDT
Att. 27,010 - Unknown

AB	40
R	6
H	9
RBI	5
BB	5
SO	6
LOB	11




Batter	1	2	3	4	5	6	7	8	9	10	11	AB R H RBI BB SO LOB
Jake Wood, R OBP: 0.325, SLG: 0.374 (1, 4)	0-3 K		0-0 1-2 1B		0-0 F9			0-0 E8 1-H 3B		0-0 F9		5 1 2 1 0 1 1
Bill Bruton, L OBP: 0.333, SLG: 0.381 (1, 8)	0-0 F2		0-0 F7			0-0 L6-3 1B		0-0 4-3			4-0 WP BB BB	4 0 1 0 1 0 2
Al Kaline, R OBP: 0.371, SLG: 0.499 (1, 9)	0-0 L6-3		0-0 L8			0-0 L6-3 1-2		0-0 L6-3			0-0 L5	5 0 0 0 0 0 4
Rocky Colavito, R OBP: 0.406, SLG: 0.581 (1, 7)		0-0 F8		0-3 K		0-0 F3		0-3 K			4-0 WP BB BB	4 0 0 0 1 2 0
Norm Cash, L OBP: 0.498, SLG: 0.681 (1, 3)		0-0 4-3		0-0 F9			0-0 4-3		0-0 FC3-6 1B		0-3 K 1-2 2-3	5 0 1 0 0 1 2
Bobo Osborne, L OBP: 0.368, SLG: 0.349 (1, 5)		0-0 1B		0-0 P4			0-0 1B		0-0 FC3-6 G6-4-3 1-2f		0-0 F2	4 0 2 0 0 0 1 1 0 0 0 0 0 2
George Alusik, R (11, PH)												
Chico Fernandez, R OBP: 0.319, SLG: 0.320 (1, 6)		0-0 5-3			0-0 6-3		0-0 F9		0-0 G6-4-3 1-2f			4 0 0 0 0 0 3
Mike Roarke, R OBP: 0.300, SLG: 0.328 (1, 2)			0-0 F8		0-0 6-3		0-0 P4			0-0 4-3		2 0 0 0 0 0 0 1 0 0 0 0 0 1 1 0 0 0 0 0 0
Charlie Maxwell, L OBP: 0.382, SLG: 0.471 (7, PH)												
Frank House, L OBP: 0.200, SLG: 0.375 (8, 2)												
Paul Foytack, R OBP: 0.242, SLG: 0.344 (1, 1)			0-0 1B		0-0 1B			4-0 E BB		0-3 K		2 0 0 2 0 0 0 0 0 0 1 0 0 1 0 0 0 0 0 0 0 0 0 0 1 0 0 0 0 0 1 0 0 0 0 0 0 0 0 0 0 0 0 0 0 0 0 0
Dick McAuliffe, L OBP: 0.280, SLG: 0.396 (8, PH)												
Hank Aguirre, R (9, 1)												
Phil Regan, R OBP: 0.125, SLG: 0.081 (9, 1)												
Fred Gladding, L (11, 1)												
Manny Montejo, R (11, 1)												

Inning Stats	R: 0	H: 0	R: 0	H: 1	R: 0	H: 2	R: 0	H: 0	R: 0	H: 1	R: 0	H: 1	R: 2	H: 1	R: 0	H: 1	R: 0	H: 0	R: 0	H: 0	
E: 0	LOB: 0	E: 0	LOB: 1	E: 0	LOB: 2	E: 0	LOB: 0	E: 0	LOB: 1	E: 0	LOB: 1	E: 1	LOB: 0	E: 0	LOB: 0	E: 0	LOB: 0	E: 0	LOB: 2	E: 0	LOB: 2
K: 1	BB: 0	K: 0	BB: 0	K: 0	BB: 0	K: 0	BB: 0	K: 0	BB: 0	K: 0	BB: 0	K: 1	BB: 1	K: 0	BB: 0	K: 1	BB: 0	K: 0	BB: 2	K: 1	BB: 2
S: 5	P: 5	S: 4	P: 4	S: 5	P: 5	S: 5	P: 5	S: 4	P: 4	S: 3	P: 3	S: 4	P: 4	S: 6	P: 10	S: 3	P: 3	S: 5	P: 5	S: 5	P: 13

Washington Senators @ Detroit Tigers
Tiger Stadium, Detroit, MI
 Wed Aug 02 1961, 7:05 PM EDT
 Att. 27,010 - Unknown

AB	39
R	2
H	8
RBI	1
BB	3
SO	5
LOB	16

1B: 7	SF: 0	WP: 1	PA: 42
2B: 1	SAC: 0	PB: 0	
3B: 1	DP: 2	SB: 0	
HR: 0	HBP: 0	CS: 0	

Batter	1	2	3	4	5	6	7	8	9	AB R H RBI BB SO LOB	TOP														
Marty Keough, L (1, 8) OBP: 0.317, SLG: 0.460	0-0 F2		0-0 3-1			0-0 G3		0-0 F8		4 0 0 1 0 0 2	<p>Washington Senators @ Detroit Tigers Tiger Stadium, Detroit, MI Thu Aug 03 1961, 4:33 AM EDT Att. 8,991 - Unknown</p> <p>livebaseballscorecards.com</p> <table border="1"> <tr><td>AB</td><td>29</td></tr> <tr><td>R</td><td>1</td></tr> <tr><td>H</td><td>4</td></tr> <tr><td>RBI</td><td>1</td></tr> <tr><td>BB</td><td>2</td></tr> <tr><td>SO</td><td>6</td></tr> <tr><td>LOB</td><td>9</td></tr> </table> 	AB	29	R	1	H	4	RBI	1	BB	2	SO	6	LOB	9
AB	29																								
R	1																								
H	4																								
RBI	1																								
BB	2																								
SO	6																								
LOB	9																								
Billy Klaus, L (1, 5) OBP: 0.309, SLG: 0.372	0-0 F3		0-0 5-3			0-0 L9		0-0 F8		4 0 0 0 0 0 2															
Bud Zipfel, L (1, 3) OBP: 0.333, SLG: 0.455	0-3 K				0-0 L9		0-0 L9		L1-3 1B	4 0 1 0 0 1 0															
Gene Woodling, L (1, 9) OBP: 0.399, SLG: 0.450		0-0 F8			0-0 L4		0-0 F8		0-0 F8	4 0 0 0 0 0 1															
Jim King, L (1, 7) OBP: 0.377, SLG: 0.470		0-3 K		4-0 BB		0-0 1B		0-0 L1-3	L1-3 1-2	3 0 1 0 1 1 1															
Gene Green, R (1, 2) OBP: 0.380, SLG: 0.570		0-0 6-3		0-0 P4		0-3 K				3 0 0 0 0 1 2															
Bob Johnson, R (1, 6) OBP: 0.350, SLG: 0.346			0-0 SH5-4 3-1 BB 1B		0-3 K		0-0 L4			3 1 1 0 0 1 1															
Chuck Cottier, R (1, 4) OBP: 0.294, SLG: 0.306			4-0 3-1 SH5-4 BB		0-0 F8		0-3 K			1 0 0 0 1 0 0															
Dale Long, L (8, PH) OBP: 0.336, SLG: 0.493			1-2 BB							1 0 0 0 0 1 0															
Danny O'Connell, R (8, 4) OBP: 0.388, SLG: 0.364										0 0 0 0 0 0 0															
Bennie Daniels, L (1, 1) OBP: 0.244, SLG: 0.359			0-0 SH5-4		0-3 K					1 0 0 0 0 1 0															
Chuck Hinton, R (8, PH) OBP: 0.336, SLG: 0.355			1-2 2-3							1 0 1 0 0 0 0															
Johnny Klippstein, R (8, 1) OBP: 0.167, SLG: 0.167										0 0 0 0 0 0 0															
Inning Stats	R: 0 E: 0 K: 1 S: 5	H: 0 LOB: 0 BB: 0 P: 5	R: 0 E: 0 K: 1 S: 5	H: 0 LOB: 0 BB: 0 P: 5	R: 1 E: 0 K: 0 S: 4	H: 1 LOB: 1 BB: 1 P: 8	R: 0 E: 0 K: 0 S: 3	H: 0 LOB: 1 BB: 1 P: 7	R: 0 E: 0 K: 2 S: 7	H: 0 LOB: 0 BB: 0 P: 7	R: 0 E: 0 K: 1 S: 6	H: 1 LOB: 1 BB: 0 P: 6	R: 0 E: 0 K: 1 S: 6	H: 1 LOB: 1 BB: 0 P: 6	R: 0 E: 0 K: 0 S: 3	H: 1 LOB: 0 BB: 0 P: 3	1B: 4 2B: 1 3B: 0 HR: 0	SF: 0 SAC: 1 DP: 1 HBP: 0	WP: 0 PB: 0 SB: 0 CS: 0	PA: 32					
PITCHER Jim Bunning, R (1, 1) ERA: 3.13	IP: 9.0 WLS: W BF: 32 H: 4 R: 1 ER: 1 SO: 6 BB: 2 IBB: 0 HBP: 0 BLK: 0 WP: 0 HR: 0 S: 42 P: 50 ERA: 1.00 WHIP: 0.667																								

Batter	1	2	3	4	5	6	7	8	9
Jake Wood, R OBP: 0.326, SLG: 0.375 (1, 4)	0-0 L4-6-3 1B 1B		0-0 5-3		0-3 K		0-0 4-3 1B		
Bill Bruton, L OBP: 0.332, SLG: 0.379 (1, 8)	0-0 L4-6-3 1B		0-0 4-3		0-3 K		0-0 4-3		
Al Kaline, R OBP: 0.367, SLG: 0.494 (1, 9)	0-0 L4-6-3 1-2 2-3		0-0 L8		0-0 L5-3		0-0 L6-3		
Rocky Colavito, R OBP: 0.407, SLG: 0.588 (1, 7)	0-0 3-H 1B			0-0 HR		0-0 F7		0-0 F8	
Norm Cash, L OBP: 0.496, SLG: 0.678 (1, 3)	0-0 F8			0-0 F7		4-0 BB BB		0-0 1B	
Bobo Osborne, L OBP: 0.363, SLG: 0.333 (1, 5)		0-3 K		0-0 4-3		4-0 BB BB		0-3 K	
Reno Bertoia, R OBP: 0.306, SLG: 0.259 (9, 5)						4-0 BB BB			
Chico Fernandez, R OBP: 0.318, SLG: 0.326 (1, 6)		0-0 4-3		0-0 3B		0-0 G5-4-3 1-2f		0-0 F9	
Mike Roarke, R OBP: 0.315, SLG: 0.333 (1, 2)		0-0 1B		4-0 IBB		4-0 BB BB		4-3 1B BB	
Jim Bunning, R OBP: 0.162, SLG: 0.149 (1, 1)		0-0 1-3		0-0 1-3		0-3 K			

AB	R	H	RBI	BB	SO	LOB
4	1	2	0	0	1	0
4	0	1	0	0	1	2
4	0	0	0	0	0	4
4	1	2	2	0	0	0
3	0	1	0	1	0	1
3	0	0	0	1	2	1
0	0	0	0	0	0	0
4	0	1	0	0	0	3
1	0	1	0	2	0	0
3	0	0	0	0	1	4

BOTTOM


Washington Senators @ Detroit Tigers
Tiger Stadium, Detroit, MI
 Thu Aug 03 1961, 4:33 AM EDT
 Att. 8,991 - Unknown

AB	30
R	2
H	8
RBI	2
BB	4
SO	5
LOB	15



Inning Stats		R: 1	H: 3	E: 0	LOB: 1	K: 0	S: 5	R: 0	H: 1	E: 0	LOB: 1	K: 1	S: 6	R: 0	H: 0	E: 0	LOB: 0	K: 0	S: 3	R: 1	H: 2	E: 0	LOB: 2	K: 0	S: 5	R: 0	H: 0	E: 0	LOB: 0	K: 2	S: 7	R: 0	H: 0	E: 0	LOB: 1	K: 1	S: 6	R: 0	H: 1	E: 0	LOB: 2	K: 1	S: 6	R: 0	H: 1	E: 0	LOB: 1	K: 1	S: 6
PITCHER	IP	WLS	BF	H	R	ER	SO	BB	IBB	HBP	BLK	WP	HR	S	P	ERA	WHIP																																
Bennie Daniels, R ERA: 3.53 (1, 1)	7.0	L	30	7	2	2	4	3	1	0	0	0	0	1	34	2.57	1.429																																
Johnny Klippstein, R ERA: 6.07 (8, 1)	1.0		4	1	0	0	1	0	0	0	0	0	0	6	6	0.00	1.000																																

WP	HR	S	P	ERA	WHIP
0	0	0	0	0	0

Batter	1	2	3	4	5	6	7	8	9	AB R H RBI BB SO LOB	TOP														
Danny O'Connell, R (1, 5) OBP: 0.389, SLG: 0.366	0-0 G5-4-3 1B		0-0 F9		0-0 G6-4-3 1B			0-0 F9		4 0 2 0 0 0 0	<p>Washington Senators @ Chicago White Sox Comiskey Park, Chicago, IL</p> <p>Sat Aug 05 1961, 4:33 AM EDT Att. 6,394 - Unknown</p> <p>livebaseballscorecards.com</p> <table border="1"> <tr><td>AB</td><td>33</td></tr> <tr><td>R</td><td>3</td></tr> <tr><td>H</td><td>7</td></tr> <tr><td>RBI</td><td>2</td></tr> <tr><td>BB</td><td>1</td></tr> <tr><td>SO</td><td>9</td></tr> <tr><td>LOB</td><td>9</td></tr> </table> 	AB	33	R	3	H	7	RBI	2	BB	1	SO	9	LOB	9
AB	33																								
R	3																								
H	7																								
RBI	2																								
BB	1																								
SO	9																								
LOB	9																								
Bob Johnson, R (1, 6) OBP: 0.344, SLG: 0.357	0-0 G5-4-3 1-2f		0-0 2B		0-0 G6-4-3 1-2f			0-0 F8		4 0 1 0 0 0 3															
Bud Zipfel, L (1, 3) OBP: 0.325, SLG: 0.432	0-3 K		0-3 K					0-0 1B		4 0 1 0 0 3 1															
Gene Green, R (1, 2) OBP: 0.374, SLG: 0.561		0-3 K	0-0 F9					0-0 F8		4 0 0 0 0 1 2															
Willie Tasby, R (1, 8) OBP: 0.333, SLG: 0.432		4-0 1B FC3 BB		0-0 F7				0-0 F8		3 1 0 0 1 1 0															
Chuck Hinton, R (1, 9) OBP: 0.339, SLG: 0.373		0-0 FC3 E 1B		0-0 F5				0-0 F8		4 2 2 1 0 0 0															
Jim King, L (1, 7) OBP: 0.370, SLG: 0.460		0-0 FC3 FC6-4		0-0 L3				0-3 K		4 0 0 1 0 2 1															
Chuck Cottier, R (1, 4) OBP: 0.290, SLG: 0.301		0-0 FC6-4 1-2f 2-H						0-0 5-3		3 0 0 0 0 0 1															
John Gabler, S (1, 1) OBP: 0.316, SLG: 0.389		0-3 K						0-3 K		2 0 1 0 0 1 1															
Coot Veal, R (7, PH) OBP: 0.282, SLG: 0.248										1 0 0 0 0 1 0															
Johnny Klippstein, R (7, 1) OBP: 0.167, SLG: 0.167										0 0 0 0 0 0 0															
Inning Stats	R: 0 E: 0 K: 1 S: 5	H: 1 LOB: 0 BB: 0 P: 5	R: 2 E: 1 K: 2 S: 9	H: 1 LOB: 1 BB: 1 P: 13	R: 0 E: 0 K: 1 S: 6	H: 1 LOB: 1 BB: 0 P: 6	R: 0 E: 0 K: 0 S: 3	H: 0 LOB: 0 BB: 0 P: 3	R: 0 E: 0 K: 0 S: 4	H: 2 LOB: 1 BB: 0 P: 4	R: 0 E: 0 K: 2 S: 7	H: 0 LOB: 0 BB: 0 P: 7	R: 1 E: 0 K: 2 S: 8	H: 1 LOB: 0 BB: 0 P: 8	R: 0 E: 0 K: 0 S: 4	H: 1 LOB: 1 BB: 0 P: 4	R: 0 E: 0 K: 1 S: 5	H: 0 LOB: 0 BB: 0 P: 5	1B: 5 2B: 1 3B: 0 HR: 1	SF: 0 SAC: 0 DP: 2 HBP: 0	WP: 0 PB: 0 SB: 0 CS: 0	PA: 34			
PITCHER Juan Pizarro, L (1, 1) ERA: 3.56	IP: 9.0 WLS: W BF: 34 H: 7 R: 3 ER: 2 SO: 9 BB: 1 IBB: 0 HBP: 0 BLK: 0 WP: 0 HR: 1 S: 51 P: 55 ERA: 2.00 WHIP: 0.889											PITCHER	IP: 9.0 WLS: W BF: 34 H: 7 R: 3 ER: 2 SO: 9 BB: 1 IBB: 0 HBP: 0 BLK: 0 WP: 0 HR: 1 S: 51 P: 55 ERA: 2.00 WHIP: 0.889												

Batter	1	2	3	4	5	6	7	8	9
Luis Aparicio, R OBP: 0.310, SLG: 0.352 (1, 6)	0-0 G3 S 1B		0-0 PB 1B	0-0 L9			0-0 HR 2B	0-0 2-H HR	
Nellie Fox, L OBP: 0.319, SLG: 0.302 (1, 4)	0-0 G3 1-3		0-0 F7		0-0 F7		0-0 F9	0-0 F2	
Jim Landis, R OBP: 0.363, SLG: 0.471 (1, 8)	0-0 6-3		0-0 5-3		0-0 G4-6-3 1B		0-0 2-H HR		
Floyd Robinson, L OBP: 0.390, SLG: 0.457 (1, 9)	0-0 6-3		0-0 4-3		0-0 G4-6-3 1-2f		0-0 1B 2B		
Minnie Minoso, R OBP: 0.381, SLG: 0.435 (1, 7)		0-3 K		0-0 E6 1B		4-0 FC5-4 BB	4-0 1B BB		
Al Smith, R OBP: 0.358, SLG: 0.527 (1, 5)		0-0 5-3		0-0 1B G5-4-3		0-0 FC5-4 WP 1-2f	0-0 1-3 2-H 1B		
J.C. Martin, L OBP: 0.298, SLG: 0.355 (1, 3)		0-0 6-3		0-0 1B G5-4-3 1-3		0-0 F7		0-0 F5	
Cam Carreon, R OBP: 0.315, SLG: 0.351 (1, 2)			4-0 PB WP PB BB	0-0 G5-4-3 1-2f 3-H		0-0 5-3 2-3		0-0 1-6-3 HR 1B	
Juan Pizarro, L OBP: 0.306, SLG: 0.375 (1, 1)			4-0 PB 1B 1-3 BB	0-3 K			0-0 5-3	0-0 1-6-3 1-2	

Inning Stats	R: 0 E: 0 K: 0 S: 4	H: 1 LOB: 1 BB: 0 P: 4	R: 0 E: 0 K: 1 S: 5	H: 0 LOB: 0 BB: 0 P: 5	R: 1 E: 0 K: 0 S: 4	H: 1 LOB: 2 BB: 2 P: 12	R: 2 E: 1 K: 1 S: 8	H: 2 LOB: 1 BB: 0 P: 8	R: 0 E: 0 K: 0 S: 3	H: 1 LOB: 0 BB: 0 P: 3	R: 0 E: 1 K: 0 S: 3	H: 0 LOB: 1 BB: 1 P: 7	R: 3 E: 0 K: 0 S: 6	H: 4 LOB: 2 BB: 1 P: 10	R: 2 E: 0 K: 0 S: 5	H: 2 LOB: 0 BB: 0 P: 5
1B: 7 2B: 2 3B: 0 HR: 2	SF: 0 SAC: 0 DP: 2 HBP: 0	WP: 3 PB: 2 SB: 1 CS: 0	PA: 38													

PITCHER	IP	WLS	BF	H	R	ER	SO	BB	IBB	HBP	BLK	WP	HR	S	P	ERA	WHIP
John Gabler, R ERA: 4.7 (1, 1)	6.0		26	5	3	0	2	3	0	0	0	3	0	27	39	0.00	1.333
Johnny Klippstein, R ERA: 6.75 (7, 1)	2.0	L	12	6	5	5	0	1	0	0	0	0	2	11	15	22.50	3.500

BOTTOM

Washington Senators @ Chicago White Sox
Comiskey Park, Chicago, IL

Sat Aug 05 1961, 4:33 AM EDT
Att. 6,394 - Unknown

AB	R	H	RBI	BB	SO	LOB
5	2	4	2	0	0	1
5	0	0	0	0	0	5
4	1	2	2	0	0	3
4	1	1	0	0	0	4
2	1	0	0	2	1	0
4	1	2	2	0	0	1
4	0	1	0	0	0	1
3	2	1	0	1	0	2
3	0	0	0	1	1	1

AB	34
R	8
H	11
RBI	6
BB	4
SO	2
LOB	18



Batter	1	2	3	4	5	6	7	8	9	AB R H RBI BB SO LOB	TOP																								
Marty Keough, L (1, 8) OBP: 0.316, SLG: 0.455	0-0 G3			0-0 F9	0-0 P3			4-0 BB		3 0 0 0 1 0 1	Washington Senators @ Chicago White Sox Comiskey Park, Chicago, IL Sun Aug 06 1961, 4:33 AM EDT Unknown livebaseballscorecards.com																								
Danny O'Connell, R (1, 5) OBP: 0.388, SLG: 0.364	0-0 F8			0-0 5-3 1B		0-0 F8		0-0 F8		4 1 1 0 0 0 1																									
Chuck Hinton, R (1, 7) OBP: 0.338, SLG: 0.371	0-3 K			0-0 5-3		0-0 WP 4-3 1B		0-0 5-3		4 0 1 0 0 1 2																									
Gene Woodling, L (1, 9) OBP: 0.404, SLG: 0.467 Jim King, L (9, 9) OBP: 0.370, SLG: 0.460		0-0 G4-6-3 1B		0-0 2-H 1B		0-0 4-3		0-0 HR		4 1 3 2 0 0 1 0 0 0 0 0 0 0																									
Dale Long, L (1, 3) OBP: 0.335, SLG: 0.500		0-0 G4-6-3		0-0 F8		0-0 F9		0-0 HR		4 1 1 1 0 0 3																									
Bob Johnson, R (1, 6) OBP: 0.324, SLG: 0.333		0-0 6-3		0-0 E6 SH1-3 1B		0-0 F2		0-0 L4		4 1 0 0 0 0 0																									
Chuck Cottier, R (1, 4) OBP: 0.286, SLG: 0.296			0-0 F8		0-0 SH1-3		0-0 5-3		0-0 F7	3 0 0 0 0 0 0																									
Pete Daley, R (1, 2) OBP: 0.225, SLG: 0.262			0-3 K		0-0 SH3-4 2-H 1B		0-0 P4		0-3 K	4 0 1 1 0 2 0																									
Marty Kutyna, R (1, 1) OBP: 0.286, SLG: 0.286 Bud Zipfel, L (8, PH) OBP: 0.317, SLG: 0.421 Ed Hobaugh, R (8, 1) OBP: 0.147, SLG: 0.121 Mike Garcia, R (9, 1)			0-0 L4		0-0 SH3-4		0-0 3-1			1 0 0 0 0 0 0 1 0																									
Inning Stats	R: 0 E: 0 K: 1 S: 5	H: 0 LOB: 0 BB: 0 P: 5	R: 0 E: 0 K: 0 S: 3	H: 1 LOB: 0 BB: 0 P: 3	R: 0 E: 0 K: 1 S: 5	H: 0 LOB: 0 BB: 0 P: 5	R: 1 E: 0 K: 0 S: 5	H: 2 LOB: 1 BB: 0 P: 5	R: 1 E: 1 K: 0 S: 5	H: 1 LOB: 1 BB: 0 P: 5	R: 0 E: 0 K: 0 S: 4	H: 1 LOB: 1 BB: 0 P: 4	R: 0 E: 0 K: 0 S: 3	H: 0 LOB: 0 BB: 0 P: 3	R: 0 E: 0 K: 0 S: 3	H: 0 LOB: 1 BB: 1 P: 7	R: 2 E: 0 K: 1 S: 7	H: 2 LOB: 0 BB: 0 P: 7	1B: 5 2B: 0 3B: 0 HR: 2	SF: 0 SAC: 2 DP: 1 HBP: 0	WP: 1 PB: 0 SB: 0 CS: 0	PA: 35													
PITCHER	IP WLS BF H R ER SO BB IBB HBP BLK WP HR S P ERA WHIP																																		
Ray Herbert, R (1, 1) ERA: 5.16	8.0	32	7	4	3	2	1	0	0	0	1	2	35	39	3.38	1.000																			
Warren Hacker, R (9, 1) ERA: 4.71	1.0	W	3	0	0	0	1	0	0	0	0	0	5	5	0.00	0.000																			



Batter	1	2	3	4	5	6	7	8	9	AB	R	H	RBI	BB	SO	LOB
Luis Aparicio, R OBP: 0.311, SLG: 0.351 (1, 6)	0-0 E3 BB HR	0-0 1-2 1B		4-0 1-2 BB		0-0 F2		0-0 F8		4	1	1	0	1	0	3
Nellie Fox, L OBP: 0.319, SLG: 0.300 (1, 4)	4-0 1-2 HR BB	0-0 4-3		0-0 F9			0-0 6-3		4-0 BB FC5 BB	3	2	0	0	2	0	4
Jim Landis, R OBP: 0.363, SLG: 0.471 (1, 8)	0-0 F3		0-0 5-3		0-0 1B 2B		1-0 G4-6-3 HBP		0-0 4-3	4	1	1	0	0	0	3
Floyd Robinson, L OBP: 0.394, SLG: 0.468 (1, 9)	0-0 1-H 2-H HR		4-0 1B BB		0-0 F2		0-0 G4-6-3 1-2f		4-0 FC5 BB IBB	3	1	1	3	2	0	2
Minnie Minoso, R OBP: 0.384, SLG: 0.436 (1, 7)	0-3 K		0-0 G6-4-3 1B		0-0 2-H 1B			0-0 E5 SH1-3	4-0 1-2 2-3 BB	4	0	2	1	1	1	0
Al Smith, R OBP: 0.355, SLG: 0.521 (1, 5)	0-0 P6		0-0 G6-4-3		0-0 F7			0-0 P3	0-0 FC5	4	0	0	0	0	0	4
Andy Carey, R OBP: 0.354, SLG: 0.424 (9, 5)										0	0	0	0	0	0	0
Roy Sievers, R OBP: 0.393, SLG: 0.578 (9, PH)										1	0	0	1	0	0	2
J.C. Martin, L OBP: 0.294, SLG: 0.350 (1, 3)		0-0 3-1		0-0 F7		0-0 1-3		0-0 SH1-3		3	0	0	0	0	0	1
Sherm Lollar, R OBP: 0.355, SLG: 0.382 (1, 2)		0-0 1B 1B		0-0 BB 1B		0-3 K		4-0 BB IBB		3	0	2	0	1	1	0
Ray Herbert, R OBP: 0.200, SLG: 0.214 (1, 1)		0-0 L5		0-3 K		0-0 6-3		4-0 1-2 BB		3	0	0	0	1	1	2
Warren Hacker, R (9, 1)										0	0	0	0	0	0	0


Inning Stats	R: 3	H: 1	E: 1	LOB: 0	K: 1	P: 11	R: 0	H: 2	E: 0	LOB: 2	K: 0	P: 5	R: 0	H: 1	E: 0	LOB: 1	K: 0	P: 7	R: 0	H: 1	E: 0	LOB: 2	K: 1	P: 10	R: 1	H: 2	E: 0	LOB: 1	K: 0	P: 5	R: 0	H: 0	E: 0	LOB: 0	K: 1	P: 5	R: 0	H: 0	E: 0	LOB: 0	K: 0	P: 3	R: 0	H: 0	E: 1	LOB: 3	K: 0	P: 12	R: 1	H: 0	E: 0	LOB: 3	K: 0	P: 14	1B: 5	SF: 0	2B: 1	SAC: 1	3B: 0	DP: 2	HR: 1	HBP: 1	WP: 0	PA: 42
--------------	------	------	------	--------	------	-------	------	------	------	--------	------	------	------	------	------	--------	------	------	------	------	------	--------	------	-------	------	------	------	--------	------	------	------	------	------	--------	------	------	------	------	------	--------	------	------	------	------	------	--------	------	-------	------	------	------	--------	------	-------	-------	-------	-------	--------	-------	-------	-------	--------	-------	--------

PITCHER	IP	WLS	BF	H	R	ER	SO	BB	IBB	HBP	BLK	WP	HR	S	P	ERA	WHIP
Marty Kutyna, R ERA: 3.27 (1, 1)	7.0		31	7	4	3	3	3	3	0	0	0	1	33	46	3.86	1.429
Ed Hobaugh, R ERA: 5.01 (8, 1)	1.1	L	8	0	1	1	0	2	1	0	0	0	0	5	17	6.75	1.500
Mike Garcia, R ERA: 2.79 (9, 1)	0.1		3	0	0	0	0	1	1	0	0	0	0	1	9	0.00	3.000

BOTTOM

Washington Senators @ Chicago White Sox
Comiskey Park, Chicago, IL
Sun Aug 06 1961, 4:33 AM EDT
Unknown

AB	32
R	5
H	7
RBI	5
BB	8
SO	3
LOB	21



livebaseballscorecards.com

Batter	1	2	3	4	5	6	7	8	9	AB R H RBI BB SO LOB	TOP											
Coot Veal, R OBP: 0.276, SLG: 0.242 (1, 6)	0-3 K		0-3 K		X 0-0 P6		X 0-0 FC6-5-4			4 0 0 0 0 2 3	Washington Senators @ Chicago White Sox Comiskey Park, Chicago, IL Sun Aug 06 1961, 4:38 AM EDT Att: 17,108 - Unknown livebaseballscorecards.com											
Danny O'Connell, R OBP: 0.384, SLG: 0.360 (1, 4)	0-0 F8		0-0 F8		X 0-0 FC6-4		X 0-0 F7			4 0 0 0 0 0 3												
Chuck Hinton, R OBP: 0.345, SLG: 0.375 (1, 7)	4-0 CS BB		0-3 K		X 0-0 SH1-4 1B		X 0-0 G3-6-3 1B			3 0 2 0 1 1 0												
Harry Bright, R OBP: 0.325, SLG: 0.380 (1, 5)	0-0 CS	4-0 BB SH3-1 1B BB		X 0-0 G3		X 0-0 SH1-4 1B		X 0-0 G3-6-3		3 1 1 0 1 0 1												
Willie Tasby, R OBP: 0.333, SLG: 0.431 (1, 8)				X 0-0 F7		X 0-0 SH1-4		X 0-0 F8		3 0 1 0 0 0 0												
Dale Long, L OBP: 0.337, SLG: 0.508 (1, 3)				X 0-0 F7		X 0-0 P6				3 1 1 1 1 0 2												
Jim King, L OBP: 0.364, SLG: 0.450 (1, 9)					X 0-0 4-3		X 0-0 F8			4 0 0 0 0 0 5												
Pete Daley, R OBP: 0.234, SLG: 0.271 (1, 2)					X 0-0 1B 1B		X 0-0 FC6-5-4 SH1-4 1B			3 0 2 1 0 0 0												
Joe McClain, R OBP: 0.204, SLG: 0.245 Dave Sisler, R (9, 1)					X 0-0 FC6-4 1B		X 0-0 SH1-4			3 0 1 0 0 0 2 0 0 0 0 0 0 0												
Inning Stats	R: 0 E: 0 K: 1 S: 4	H: 0 LOB: 0 BB: 1 P: 8	R: 1 E: 0 K: 0 S: 4	H: 1 LOB: 2 BB: 2 P: 12	R: 0 E: 0 K: 2 S: 7	H: 0 LOB: 0 BB: 0 P: 7	R: 0 E: 0 K: 0 S: 3	H: 0 LOB: 0 BB: 0 P: 3	R: 0 E: 0 K: 0 S: 5	H: 2 LOB: 2 BB: 0 P: 5	R: 0 E: 0 K: 0 S: 5	H: 2 LOB: 2 BB: 0 P: 5	R: 0 E: 0 K: 0 S: 4	H: 1 LOB: 1 BB: 0 P: 4	R: 0 E: 0 K: 0 S: 3	H: 1 LOB: 0 BB: 0 P: 3	R: 1 E: 0 K: 0 S: 4	H: 1 LOB: 0 BB: 0 P: 4	1B: 7 2B: 0 3B: 0 HR: 1	SF: 0 SAC: 3 DP: 1 HBP: 0	WP: 0 PB: 0 SB: 1 CS: 1	PA: 37
PITCHER Billy Pierce, L ERA: 3.8 (1, 1)	IP 9.0	WLS W	BF 36	H 8	R 2	ER 2	SO 3	BB 3	IBB 0	HBP 0	BLK 0	WP 0	HR 1	S 39	P 51	ERA 2.00	WHIP 1.222					
PITCHER	IP	WLS	BF	H	R	ER	SO	BB	IBB	HBP	BLK	WP	HR	S	P	ERA	WHIP					



Batter	1	2	3	4	5	6	7	8	9	AB R H RBI BB SO LOB
Luis Aparicio, R (1, 6) OBP: 0.316, SLG: 0.356	0-0 3-1 S 1B		0-0 6-3		0-0 S 1B		0-0 1-2 1B		0-0 2-H 1B	5 0 4 0 0 0 0
Floyd Robinson, L (1, 9) OBP: 0.388, SLG: 0.460	0-0 3-1 1-3		0-3 K		0-0 4-3 1-2		0-0 L7			4 0 0 0 0 1 4
Jim Landis, R (1, 8) OBP: 0.364, SLG: 0.470	0-0 F3		4-0 S BB		0-0 5-3		0-0 FC3-6 1B			3 0 1 0 1 0 1
Minnie Minoso, R (1, 7) OBP: 0.383, SLG: 0.433	0-3 K		0-0 6-3 1-2		0-0 FC4-6 1B		0-0 FC3-6 1-2f HR			4 1 1 0 0 1 3
Roy Sievers, R (1, 3) OBP: 0.391, SLG: 0.583		0-0 6-3		0-0 P3		0-0 FC4-6 1-2f		0-0 1-H HR		4 1 1 2 0 0 1
Andy Carey, R (1, 5) OBP: 0.348, SLG: 0.416		0-3 K		0-0 5-3		0-3 K		0-3 K		4 0 0 0 0 3 1
Sammy Esposito, R (1, 4) OBP: 0.269, SLG: 0.237		4-0 BB 1B BB		0-0 F8		0-0 7-4 1B 1B		0-0 1-3		1 0 0 0 1 0 0 2 0 1 0 0 0 0
Nellie Fox, L (7, PH) OBP: 0.320, SLG: 0.301 (8, 4)		4-0 BB 1B BB		0-0 6-3		0-0 6-3 1B 1B		0-0 SH2-4 E 1B		3 1 2 0 1 0 0
Cam Carreon, R (1, 2) OBP: 0.327, SLG: 0.358		0-0 1-2 2-H 1B		0-3 K		0-0 7-4 2-3f		0-0 SH2-4		3 0 1 0 0 1 2 0 0 0 0 0 0 0

Inning Stats	R: 0 E: 0 K: 1 S: 6	H: 1 LOB: 1 BB: 0 P: 6	R: 0 E: 0 K: 1 S: 5	H: 1 LOB: 2 BB: 2 P: 13	R: 0 E: 0 K: 1 S: 5	H: 0 LOB: 1 BB: 1 P: 9	R: 0 E: 0 K: 0 S: 3	H: 0 LOB: 0 BB: 0 P: 3	R: 0 E: 0 K: 1 S: 6	H: 1 LOB: 1 BB: 0 P: 6	R: 0 E: 0 K: 0 S: 5	H: 3 LOB: 2 BB: 0 P: 5	R: 2 E: 0 K: 1 S: 7	H: 2 LOB: 0 BB: 0 P: 7	R: 1 E: 1 K: 0 S: 3	H: 2 LOB: 1 BB: 0 P: 3	1B: 10 2B: 1 3B: 0 HR: 1	SF: 0 SAC: 1 DP: 1 HBP: 0	WP: 0 PB: 0 SB: 3 CS: 0	PA: 37
--------------	------------------------------	---------------------------------	------------------------------	----------------------------------	------------------------------	---------------------------------	------------------------------	---------------------------------	------------------------------	---------------------------------	------------------------------	---------------------------------	------------------------------	---------------------------------	------------------------------	---------------------------------	-----------------------------------	------------------------------------	----------------------------------	--------


PITCHER	IP	WLS	BF	H	R	ER	SO	BB	IBB	HBP	BLK	WP	HR	S	P	ERA	WHIP
Joe McClain, R (1, 1) ERA: 3.83	8.1	L	36	10	3	2	6	3	0	0	0	0	1	45	57	2.16	1.560
Dave Sisler, R (9, PH) ERA: 3.89	0.0		1	1	0	0	0	0	0	0	0	0	0	1	1	∞	∞

BOTTOM

Washington Senators @ Chicago White Sox
Comiskey Park, Chicago, IL

Sun Aug 06 1961, 4:38 AM EDT
Att. 17,108 - Unknown

AB	33
R	3
H	11
RBI	2
BB	3
SO	6
LOB	12



Batter	1	2	3	4	5	6	7	8	9	AB R H RBI BB SO LOB	TOP
Chuck Hinton, R (1, 9) <small>OBP: 0.340, SLG: 0.387</small>	0-3 		0-0 			0-0 		0-3 		4 0 0 0 0 2 0	Washington Senators @ Cleveland Indians Cleveland Municipal Stadium, Cleveland, OH Wed Aug 09 1961, 7:05 PM EDT Att: 14,881 - Unknown livebaseballscorecards.com
Danny O'Connell, R (1, 5) <small>OBP: 0.384, SLG: 0.358</small>	0-0 		0-0 			4-0 		0-0 	3 0 1 0 1 0 0		
Bud Zipfel, L (1, 3) <small>OBP: 0.300, SLG: 0.435</small>	0-0 				0-3 	0-0 		0-3 	4 1 1 1 0 2 2		
Gene Woodling, L (1, 7) <small>OBP: 0.403, SLG: 0.470</small>	0-0 			0-0 		0-0 		0-0 	4 0 0 0 0 0 2		
Marty Keough, L (1, 8) <small>OBP: 0.318, SLG: 0.452</small>		0-0 		4-0 		0-0 		0-0 	3 0 1 0 1 0 1		
Bob Johnson, R (1, 6) <small>OBP: 0.333, SLG: 0.379</small>		0-0 		0-0 		0-0 		0-0 	3 0 0 0 0 0 2		
Chuck Cottier, R (1, 4) <small>OBP: 0.276, SLG: 0.285</small>		0-3 			0-0 		0-0 		3 0 0 0 0 1 1		
Pete Daley, R (1, 2) <small>OBP: 0.231, SLG: 0.261</small>		0-3 			0-0 		0-0 		3 0 0 0 0 1 1		
John Gabler, S (1, 1) <small>OBP: 0.286, SLG: 0.350</small> Dale Long, L (8, PH) <small>OBP: 0.335, SLG: 0.505</small> Marty Kutyna, R (8, 1) <small>OBP: 0.286, SLG: 0.286</small>			0-3 		0-3 		0-0 		2 0 0 0 0 2 0 1 0 0 0 0 0 0 0 0 0 0 0 0 0		
Inning Stats	R: 1 H: 1 E: 0 LOB: 0 K: 1 BB: 0 S: 6 P: 6	R: 0 H: 1 E: 0 LOB: 1 K: 2 BB: 0 S: 8 P: 8	R: 0 H: 0 E: 0 LOB: 0 K: 1 BB: 0 S: 5 P: 5	R: 0 H: 0 E: 0 LOB: 1 K: 1 BB: 1 S: 5 P: 9	R: 0 H: 0 E: 0 LOB: 0 K: 1 BB: 0 S: 5 P: 5	R: 0 H: 0 E: 0 LOB: 1 K: 0 BB: 1 S: 3 P: 7	R: 0 H: 0 E: 0 LOB: 0 K: 0 BB: 0 S: 3 P: 3	R: 0 H: 0 E: 0 LOB: 0 K: 1 BB: 0 S: 5 P: 5	R: 0 H: 1 E: 0 LOB: 1 K: 1 BB: 0 S: 6 P: 6	1B: 2 SF: 0 2B: 0 SAC: 0 3B: 0 DP: 0 HR: 1 HBP: 0	WP: 0 PA: 32 PB: 0 SB: 1 CS: 0
PITCHER Gary Bell, R (1, 1) <small>ERA: 4.4</small>	IP WLS BF H R ER SO BB IBB HBP BLK WP HR S P ERA WHIP 9.0 W 32 3 1 1 8 2 0 0 0 0 0 1 46 54 1.00 0.556										

Washington Senators @ Cleveland Indians
 Cleveland Municipal Stadium, Cleveland, OH

Wed Aug 09 1961, 7:05 PM EDT
 Att: 14,881 - Unknown

AB 30
R 1
H 3
RBI 1
BB 2
SO 8
LOB 9



Batter	1	2	3	4	5	6	7	8	9	AB	R	H	RBI	BB	SO	LOB
Johnny Temple, R OBP: 0.346, SLG: 0.350 (1, 4)	0-0 F8		0-0 5-3		0-0 6-3		0-0 1-3			4	0	0	0	0	0	1
Don Dillard, L OBP: 0.355, SLG: 0.444 (1, 8)	0-3 K		0-0 4-3		0-0 3-1		0-0 F8			4	0	0	0	0	1	1
Tito Francona, L OBP: 0.359, SLG: 0.459 (1, 7)	0-0 F7			0-0 1B 2B 1B	0-0 1B		0-0 F8			4	1	2	0	0	0	0
Willie Kirkland, L OBP: 0.332, SLG: 0.496 (1, 9)		0-0 4-3		0-0 2B 1B 1B	0-0 F2			4-0 SH1-4 BB		3	1	1	0	1	0	1
Bubba Phillips, R OBP: 0.317, SLG: 0.444 (1, 5)		0-0 5-3		0-0 1B 2B		0-0 F6		0-0 SH1-4		3	1	1	1	0	0	0
John Romano, R OBP: 0.379, SLG: 0.496 (1, 2)		0-0 FC5-4 1B		0-0 1B		0-0 6-3		0-0 E5		4	0	2	2	0	0	1
Vic Power, R OBP: 0.300, SLG: 0.363 (1, 3)		0-0 FC5-4 1-2f		0-0 F9		0-0 1B 1B		0-0 G6-4-3		4	0	1	0	0	0	4
Woodie Held, R OBP: 0.369, SLG: 0.460 (1, 6)			4-0 SH1-4 BB	0-3 K		0-0 1B				2	0	1	0	1	1	1
Gary Bell, R OBP: 0.175, SLG: 0.167 (1, 1)			0-0 SH1-4 1-2	0-3 K		0-0 1-3				2	0	0	0	0	1	3

Inning Stats	R: 0	H: 0	E: 0	K: 1	S: 5	R: 0	H: 1	E: 0	K: 0	S: 4	R: 0	H: 0	E: 0	K: 0	S: 3	R: 3	H: 4	E: 0	K: 2	S: 11	R: 0	H: 1	E: 0	K: 0	S: 4	R: 0	H: 2	E: 0	K: 0	S: 5	R: 0	H: 0	E: 1	K: 0	S: 3	R: 0	H: 0	E: 1	K: 0	S: 7
	LOB: 0	BB: 0	P: 5	LOB: 1	BB: 0	P: 4	LOB: 1	BB: 1	P: 4	LOB: 1	BB: 0	P: 4	LOB: 2	BB: 0	P: 5	LOB: 0	BB: 0	P: 3	LOB: 0	BB: 0	P: 7	LOB: 0	BB: 1	P: 7	LOB: 0	BB: 0	LOB: 0	BB: 0	P: 3	LOB: 1	BB: 1	P: 7	SF: 0	SAC: 2	DP: 1	HBP: 0	WP: 0	PA: 34		

PITCHER	IP	WLS	BF	H	R	ER	SO	BB	IBB	HBP	BLK	WP	HR	S	P	ERA	WHIP
John Gabler, R ERA: 4.61 (1, 1)	7.0	L	30	8	3	3	3	1	0	0	0	0	0	35	39	3.86	1.286
Marty Kutyna, R ERA: 3.23 (8, 1)	1.0		4	0	0	0	0	1	0	0	0	0	0	3	7	0.00	1.000

BOTTOM

Washington Senators @ Cleveland Indians
Cleveland Municipal Stadium, Cleveland, OH

Wed Aug 09 1961, 7:05 PM EDT
Att. 14,881 - Unknown

AB	30
R	3
H	8
RBI	3
BB	2
SO	3
LOB	12



New York Yankees @ Washington Senators
 Griffith Stadium, Washington, DC

Fri Aug 11 1961, 7:05 PM EDT
 Att: 22,601 - Cloudy

AB	45
R	12
H	19
RBI	12
BB	4
SO	1
LOB	23



Batter	1	2	3	4	5	6	7	8	9	AB	R	H	RBI	BB	SO	LOB
Bobby Richardson, R OBP: 0.296, SLG: 0.327 (1, 4)	0-0 3B 1B	0-0 F7	0-0 1B 2-H 1B		0-0 F9		0-0 E3 4-3 HR		0-0 5-3	6	2	2	1	0	0	1
Tony Kubek, L OBP: 0.321, SLG: 0.414 (1, 6)	0-0 SF8 3B				0-0 F7		0-0 4-3		0-0 BB 1B	6	3	4	1	0	0	1
Joe Demaestri, R OBP: 0.194, SLG: 0.194 (9, 6)										0	0	0	0	0	0	0
Roger Maris, L OBP: 0.378, SLG: 0.621 (1, 9) (7, 8)	0-0 P4		P6 F8		0-0 HR		0-0 P6		4-0 BB 1B 1B	5	1	1	1	1	0	5
Mickey Mantle, S OBP: 0.451, SLG: 0.721 (1, 8)	0-0 SF8		P6	0-0 6-3	4-0 BB		0-0 HR		0-0 1B 4-2-3	3	1	1	3	1	0	1
Hector Lopez, R OBP: 0.291, SLG: 0.287 (7, 9)									1-3 2-H 1B	1	0	1	1	0	0	0
Yogi Berra, L OBP: 0.338, SLG: 0.483 (1, 7)	0-0 2B		4-0 BB 2B	0-0 F8 1B	0-0 4-3		0-0 F9		0-0 1B 4-2-3	5	1	2	0	1	0	3
Elston Howard, R OBP: 0.402, SLG: 0.547 (1, 2)	0-0 6-3		0-0 E 2B	0-0 F8 1B		0-3 K		0-0 1B G6-4-3		5	1	3	2	0	1	1
Bill Skowron, R OBP: 0.331, SLG: 0.480 (1, 3)		0-0 G3 2B	0-0 E 2B	0-0 F8	1-2 2-3	0-0 F2		0-0 1B G6-4-3		5	1	1	0	0	0	4
Clete Boyer, R OBP: 0.312, SLG: 0.331 (1, 5)		0-0 F3	0-0 E 2B 1B	4-0 BB		0-0 1B		0-0 1B		4	1	3	1	1	0	1
Ralph Terry, R OBP: 0.295, SLG: 0.333 (1, 1)		0-0 G3	0-0 1B 2B	0-0 5-3		0-0 4-3		0-0 F8		4	1	1	2	0	0	5
Bob Hale, L OBP: 0.186, SLG: 0.154 (8, PH)										1	0	0	0	0	0	1
Hal Reniff, R (8, 1)										0	0	0	0	0	0	0

Inning Stats	R	H	E	K	S	R	H	E	K	S	R	H	E	K	S	R	H	E	K	S	R	H	E	K	S	R	H	E	K	S	R	H	E	K	S
R: 2 E: 0 K: 0 S: 6	3 LOB: 1 BB: 0 P: 6	R: 0 E: 0 K: 0 S: 4	H: 1 LOB: 1 BB: 0 P: 4	R: 6 E: 2 K: 0 S: 10	H: 6 LOB: 2 BB: 1 P: 14	R: 0 E: 0 K: 0 S: 5	H: 2 LOB: 3 BB: 1 P: 9	R: 1 E: 0 K: 0 S: 4	H: 1 LOB: 1 BB: 0 P: 8	R: 0 E: 0 K: 1 S: 6	H: 1 LOB: 1 BB: 0 P: 6	R: 2 E: 1 K: 0 S: 5	H: 1 LOB: 0 BB: 0 P: 5	R: 0 E: 0 K: 0 S: 4	H: 2 LOB: 1 BB: 0 P: 4	R: 1 E: 0 K: 0 S: 4	H: 2 LOB: 1 BB: 1 P: 8	1B: 12 2B: 5 3B: 1 HR: 2	SF: 1 SAC: 0 DP: 2 HBP: 0	WP: 0 PB: 0 SB: 0 CS: 0	PA: 50														

PITCHER	IP	WLS	BF	H	R	ER	SO	BB	IBB	HBP	BLK	WP	HR	S	P	ERA	WHIP
Joe McClain, R ERA: 3.99 (1, 1)	2.2	L	20	10	8	4	0	1	0	0	0	0	0	19	23	13.50	4.125
Pete Burnside, L ERA: 6.48 (3, 1)	4.1		21	5	3	1	1	2	0	0	0	0	2	21	29	2.08	1.615
Ed Hobaugh, R ERA: 5.0 (8, 1)	2.0		9	4	1	1	0	1	0	0	0	0	0	8	12	4.50	2.500

Batter	1	2	3	4	5	6	7	8	9	AB	R	H	RBI	BB	SO	LOB
Chuck Hinton, R (1, 7) OBP: 0.335, SLG: 0.382	0-0 F3			0-3 K		0-0 6-3	0-0 SF9			3	0	0	1	0	1	0
Danny O'Connell, R (1, 5) OBP: 0.385, SLG: 0.360	0-0 F7			0-0 1B		0-0 HR	0-0 5-3			4	2	2	0	0	0	1
Bud Zipfel, L (1, 3) OBP: 0.315, SLG: 0.500	0-0 F7			0-0 P5		0-0 HR		0-0 3-1		4	1	2	2	0	0	1
Gene Woodling, L (1, 9) OBP: 0.401, SLG: 0.467		0-0 F8		0-0 1B		0-0 F9		0-0 3-1		4	0	1	0	0	0	1
Marty Keough, L (1, 8) OBP: 0.320, SLG: 0.453		0-0 G5-4-3		0-0 1B		0-0 F9		0-0 F9		4	0	2	1	0	0	1
Bob Johnson, R (1, 6) OBP: 0.329, SLG: 0.371		0-0 G5-4-3		0-0 L6			0-0 1B	0-3 K		4	1	1	0	0	1	4
Chuck Cottier, R (1, 4) OBP: 0.276, SLG: 0.284			0-0 F8		0-0 5-3		0-0 1B		0-0 5-3	4	1	1	0	0	0	0
Pete Daley, R (1, 2) OBP: 0.228, SLG: 0.257			0-0 5-3		0-0 1-3		0-3 K		0-0 F9	2	0	0	0	0	0	0
Billy Klaus, L (7, PH) OBP: 0.308, SLG: 0.370										1	0	0	0	0	1	2
Harry Bright, R (8, 2) OBP: 0.323, SLG: 0.377										1	0	0	0	0	0	0
Joe McClain, R (1, 1) OBP: 0.204, SLG: 0.245			0-0 5-3		0-3 K		0-0 1B		0-0 F5	0	0	0	0	0	0	0
Pete Burnside, R (3, 1) OBP: 0.118, SLG: 0.063										2	0	0	0	0	1	0
Jim King, L (7, PH) OBP: 0.367, SLG: 0.453										1	0	1	1	0	0	0
Ed Hobaugh, R (8, 1) OBP: 0.147, SLG: 0.121										0	0	0	0	0	0	0
Dale Long, L (9, PH) OBP: 0.334, SLG: 0.503										1	0	0	0	0	0	0

Inning Stats		R: 0	H: 0	R: 0	H: 1	R: 0	H: 0	R: 0	H: 0	R: 2	H: 2	R: 2	H: 3	R: 0	H: 1	R: 0	H: 0	1B: 9	SF: 1
		E: 0	LOB: 0	E: 0	LOB: 0	E: 0	LOB: 0	E: 0	LOB: 0	E: 0	LOB: 0	E: 0	LOB: 1	E: 0	LOB: 0	E: 0	LOB: 0	2B: 0	SAC: 0
		K: 0	BB: 0	K: 0	BB: 0	K: 1	BB: 0	K: 1	BB: 0	K: 1	BB: 0	K: 1	BB: 0	K: 1	BB: 0	K: 0	BB: 0	3B: 0	DP: 1
		S: 3	P: 3	S: 3	P: 3	S: 8	P: 8	S: 5	P: 5	S: 5	P: 5	S: 8	P: 8	S: 6	P: 6	S: 3	P: 3	HR: 1	HBP: 0
PITCHER	IP	WLS	BF	H	R	ER	SO	BB	IBB	HBP	BLK	WP	HR	S	P	ERA	WHIP	WP: 0	PA: 36
Ralph Terry, R (1, 1) ERA: 3.91	7.0	W	29	9	5	5	3	0	0	0	0	0	1	35	35	6.43	1.286	PB: 0	
Hal Reniff, R (8, 1) ERA: 2.22	2.0	S	7	1	0	0	1	0	0	0	0	0	0	9	9	0.00	0.500	SB: 0	

BOTTOM

New York Yankees @ Washington Senators
Griffith Stadium, Washington, DC

Fri Aug 11 1961, 7:05 PM EDT
Att: 22,601 - Cloudy

AB	35
R	5
H	10
RBI	5
BB	0
SO	4
LOB	10



Batter	1	2	3	4	5	6	7	8	9	AB R H RBI BB SO LOB	TOP	
Bobby Richardson, R OBP: 0.294, SLG: 0.324 (1, 4) X	0-0 F8 ①		0-0 5-3 ③		0-0 4-3 ③			0-0 5-3 ①		4 0 0 0 0 0 1	New York Yankees @ Washington Senators Griffith Stadium, Washington, DC Sat Aug 12 1961, 3:33 AM EDT Att. 15,870 - Unknown - 94 F	
Tony Kubek, L OBP: 0.318, SLG: 0.410 (1, 6) X	0-0 1-3 ②			0-0 2-3 ①		0-0 4-3 ①		0-0 F8 ②		4 0 0 0 0 0 0		
Roger Maris, L OBP: 0.379, SLG: 0.629 (1, 9) X	0-0 2B			0-0 HR		0-0 L6 ②		0-0 3-1 ③		4 1 2 1 0 0 0		
Mickey Mantle, S OBP: 0.452, SLG: 0.718 (1, 8) X	0-0 F9 ③			0-0 1B		4-0 BB		0-0 P4 ①		3 0 1 0 1 0 1		
Yogi Berra, L OBP: 0.333, SLG: 0.476 (1, 7) X		0-3 K ①		0-0 F8 ②		0-0 1-3 ③		0-0 4-3 ②		4 0 0 0 0 1 2		
Elston Howard, R OBP: 0.397, SLG: 0.540 (1, 2) X		0-0 5-3 ②		0-0 5-3 ③			0-0 5-3 ①		0-0 5-3 ③			4 0 0 0 0 0 1
Bill Skowron, R OBP: 0.329, SLG: 0.476 (1, 3) X		0-3 K ③			0-3 K ①		0-0 6-3 ②					3 0 0 0 0 2 0
Clete Boyer, R OBP: 0.312, SLG: 0.334 (1, 5) X			0-0 5-3 ①		0-0 F7 ②		0-0 2B					3 0 1 0 0 0 0
Bill Stafford, R OBP: 0.261, SLG: 0.195 (1, 1) X			0-0 5-3 ②		0-0 1B		0-0 F9 ③					3 0 1 0 0 0 1
Luis Arroyo, L OBP: 0.286, SLG: 0.381 (7, 1) X												0 0 0 0 0 0 0
Inning Stats	R: 0 H: 1 E: 0 LOB: 1 K: 0 BB: 0 S: 4 P: 4	R: 0 H: 0 E: 0 LOB: 0 K: 2 BB: 0 S: 7 P: 7	R: 0 H: 0 E: 0 LOB: 0 K: 0 BB: 0 S: 3 P: 3	R: 1 H: 2 E: 0 LOB: 1 K: 0 BB: 0 S: 5 P: 5	R: 0 H: 1 E: 0 LOB: 1 K: 1 BB: 0 S: 6 P: 6	R: 0 H: 0 E: 0 LOB: 1 K: 0 BB: 1 S: 3 P: 7	R: 0 H: 1 E: 0 LOB: 1 K: 0 BB: 0 S: 4 P: 4	R: 0 H: 0 E: 0 LOB: 0 K: 0 BB: 0 S: 3 P: 3	R: 0 H: 0 E: 0 LOB: 0 K: 0 BB: 0 S: 3 P: 3	1B: 2 SF: 0 2B: 2 SAC: 0 3B: 0 DP: 0 HR: 1 HBP: 0	WP: 0 PA: 33 PB: 0 SB: 1 CS: 0	
PITCHER Dick Donovan, R (1, 1) ERA: 2.3	IP WLS BF H R ER SO BB IBB HBP BLK WP HR S P ERA WHIP											
	9.0 W 33 5 1 1 3 1 0 0 0 0 1 38 42 1.00 0.667											

AB	32
R	1
H	5
RBI	1
BB	1
SO	3
LOB	6



livebaseballscorecards.com

Batter	1	2	3	4	5	6	7	8	9	AB	R	H	RBI	BB	SO	LOB
Chuck Hinton, R <small>(1, 7)</small> <small>OBP: 0.337, SLG: 0.384</small>	0-0 		0-3 			0-0 	0-0 			4	1	2	0	0	1	0
Danny O'Connell, R <small>(1, 5)</small> <small>OBP: 0.384, SLG: 0.359</small>	0-0 		0-0 			0-0 	0-0 			4	0	1	0	0	0	1
Bud Zipfel, L <small>(1, 3)</small> <small>OBP: 0.298, SLG: 0.472</small>	0-0 		0-0 			0-0 		0-3 		3	0	0	0	0	1	0
Jim King, L <small>(1, 9)</small> <small>OBP: 0.373, SLG: 0.459</small>	0-0 			0-0 			0-0 	0-0 		4	0	3	1	0	0	0
Marty Keough, L <small>(1, 8)</small> <small>OBP: 0.319, SLG: 0.454</small>	0-3 			0-0 			0-0 	0-0 		4	1	1	0	0	1	4
Bob Johnson, R <small>(1, 6)</small> <small>(8, 4)</small> <small>OBP: 0.337, SLG: 0.370</small>	0-0 			0-0 			4-0 	0-0 		3	1	1	0	1	0	3
Chuck Cottier, R <small>(1, 4)</small> <small>OBP: 0.273, SLG: 0.281</small>		0-3 		0-0 	0-0 		0-0 		2	0	0	0	0	0	1	0
Gene Woodling, L <small>(7, PH)</small> <small>OBP: 0.403, SLG: 0.469</small>				0-0 		0-0 		0-0 		2	0	0	0	0	0	0
Coot Veal, R <small>(7, PR)</small> <small>(8, 6)</small> <small>OBP: 0.276, SLG: 0.242</small>						0-0 		0-0 		1	1	1	4	0	0	0
Pete Daley, R <small>(1, 2)</small> <small>OBP: 0.225, SLG: 0.254</small>										3	0	0	0	0	1	1
Gene Green, R <small>(7, PH)</small> <small>(8, 2)</small> <small>OBP: 0.376, SLG: 0.575</small>																
Dick Donovan, L <small>(1, 1)</small> <small>OBP: 0.255, SLG: 0.262</small>																

Inning Stats	R: 1	H: 3	E: 0	K: 1	S: 8	LOB: 2	BB: 0	P: 8	R: 0	H: 0	E: 0	K: 2	S: 7	LOB: 0	BB: 0	P: 7	R: 0	H: 0	E: 0	K: 1	S: 5	LOB: 0	BB: 0	P: 5	R: 0	H: 2	E: 0	K: 0	S: 3	LOB: 0	BB: 0	P: 3	R: 0	H: 0	E: 0	K: 0	S: 3	LOB: 0	BB: 0	P: 3	R: 0	H: 0	E: 0	K: 0	S: 3	LOB: 0	BB: 0	P: 3	R: 4	H: 4	E: 0	K: 0	S: 7	LOB: 1	BB: 1	P: 11	R: 0	H: 1	E: 0	K: 1	S: 6	LOB: 1	BB: 0	P: 6
1B: 8 2B: 1 3B: 0 HR: 1	SF: 0 SAC: 1 DP: 1 HBP: 0	WP: 0 PB: 0 SB: 0 CS: 1																																																														
PITCHER Bill Stafford, R <small>(1, 1)</small> <small>ERA: 2.76</small>	IP 6.1 WLS L BF 25 H 7 R 4 ER 4 SO 4 BB 0 IBB 1 HBP 0 BLK 0 WP 0 HR 0 S 32 P 36 ERA 5.68 WHIP 1.105	PITCHER Luis Arroyo, L <small>(7, 1)</small> <small>ERA: 1.81</small>	IP 1.2 WLS L BF 8 H 3 R 1 ER 1 SO 1 BB 0 IBB 0 HBP 0 BLK 0 WP 0 HR 1 S 10 P 10 ERA 5.40 WHIP 1.800																																																													

BOTTOM

New York Yankees @ Washington Senators
 Griffith Stadium, Washington, DC

AB 31
R 5
H 10
RBI 5
BB 1
SO 5
LOB 9



WP: 0
PA: 34
ERA
WHIP

Sat Aug 12 1961, 3:33 AM EDT
 Att: 15,870 - Unknown - 94 F

livebaseballscores.com

Batter	1	2	3	4	5	6	7	8	9	AB R H RBI BB SO LOB	TOP										
Bobby Richardson, R (1, 4) OBP: 0.291, SLG: 0.321	0-0 6-3		0-0 F8			0-0 G3		0-0 E4 FC6		4 0 0 0 0 0 1											
Tony Kubek, L (1, 6) OBP: 0.316, SLG: 0.406	0-3 K		0-0 4-3			0-0 4-3		0-0 FC6		4 0 0 0 0 1 2											
Roger Maris, L (1, 9) OBP: 0.380, SLG: 0.635	0-0 1B			0-0 HR		0-0 F4			0-3 K	4 1 2 1 0 1 0											
Mickey Mantle, S (1, 8) OBP: 0.450, SLG: 0.721	0-3 K			0-0 4-3			0-0 G3		0-0 HR	4 1 1 1 0 1 1											
Yogi Berra, L (1, 7) OBP: 0.329, SLG: 0.470		0-0 6-3		0-0 4-3			0-0 5-3		0-0 F9	4 0 0 0 0 0 0											
Elston Howard, R (1, 2) OBP: 0.395, SLG: 0.536		0-0 1B		0-0 6-3			0-0 4-3		0-3 K	4 0 1 0 0 1 0											
Bill Skowron, R (1, 3) OBP: 0.327, SLG: 0.473			0-0 F9		0-0 5-3			0-0 5-3		3 0 0 0 0 0 1											
Clete Boyer, R (1, 5) OBP: 0.312, SLG: 0.334		0-3 K			0-3 K			0-0 FC4-6 1B		3 0 1 0 0 2 1											
Bud Daley, L (1, 1) OBP: 0.140, SLG: 0.085			0-0 4-3		0-0 5-3			0-0 FC4-6 E		2 0 0 0 0 0 0											
Hal Reniff, R (6, 1)										0 0 0 0 0 0 0											
Tex Clevenger, R (7, 1) OBP: 0.143, SLG: 0.286										0 0 0 0 0 0 0											
Earl Torgeson, L (8, PH) OBP: 0.318, SLG: 0.094										1 0 0 0 0 0 1											
Al Downing, R (8, 1)										0 0 0 0 0 0 0											
Inning Stats	R: 0 E: 0 K: 2 S: 8	H: 1 LOB: 1 BB: 0 P: 8	R: 0 E: 0 K: 1 S: 6	H: 1 LOB: 1 BB: 0 P: 6	R: 0 E: 0 K: 0 S: 3	H: 0 LOB: 0 BB: 0 P: 3	R: 1 E: 0 K: 0 S: 4	H: 1 LOB: 0 BB: 0 P: 4	R: 0 E: 0 K: 1 S: 5	H: 0 LOB: 0 BB: 0 P: 5	R: 0 E: 0 K: 0 S: 3	H: 0 LOB: 0 BB: 0 P: 3	R: 0 E: 1 K: 0 S: 5	H: 1 LOB: 2 BB: 0 P: 5	R: 1 E: 0 K: 2 S: 8	H: 1 LOB: 0 BB: 0 P: 8	1B: 3 2B: 0 3B: 0 HR: 2	SF: 0 SAC: 0 DP: 0 HBP: 0	WP: 0 PB: 0 SB: 0 CS: 0	PA: 33	
PITCHER Bennie Daniels, R (1, 1) ERA: 3.49	IP: 9.0 WLS: W BF: 33 H: 5 R: 2 ER: 2 SO: 6 BB: 0 IBB: 0 HBP: 0 BLK: 0 WP: 0 HR: 2 S: 45 P: 45 ERA: 2.00 WHIP: 0.556																			PITCHER	IP: WLS: BF: H: R: ER: SO: BB: IBB: HBP: BLK: WP: HR: S: P: ERA: WHIP:

New York Yankees @ Washington Senators
Griffith Stadium, Washington, DC
Sun Aug 13 1961, 3:33 AM EDT
Unknown

AB	33
R	2
H	5
RBI	2
BB	0
SO	6
LOB	7



Batter	1	2	3	4	5	6	7	8	9
Chuck Hinton, R (1, 7) <small>OBP: 0.349, SLG: 0.404</small>	0-0 HR		4-0 BB		0-0 1B	0-0 1B	4-0 2B BB	0-3 K	
Danny O'Connell, R (1, 5) Billy Klaus, L (7, PR) <small>OBP: 0.382, SLG: 0.355</small> <small>OBP: 0.308, SLG: 0.370</small>	0-0 L8		0-0 F9		0-0 G1-4-6-3	0-0 FC3-6 1B	4-0 2B BB		
Bud Zipfel, L (1, 3) <small>OBP: 0.339, SLG: 0.500</small>	4-0 BB		0-3 K			BB BB	0-0 2B		
Gene Green, R (1, 2) <small>OBP: 0.373, SLG: 0.571</small>	0-3 K			0-0 2B		K	0-0 P6		
Willie Tasby, R (1, 8) <small>OBP: 0.331, SLG: 0.427</small>		0-0 P6		0-0 5-3		4-0 2B BB	0-0 5-3	0-0 1B 2B	
Jim King, L (1, 9) <small>OBP: 0.374, SLG: 0.478</small>		0-0 3-1		0-0 3-1		0-0 2B 2B	0-0 HR	0-3 K	
Bob Johnson, R (1, 6) <small>OBP: 0.352, SLG: 0.410</small>		0-0 2B		0-0 6-3		0-0 1B 2B	0-0 BB BB BB 1B	0-3 K	
Chuck Cottier, R (1, 4) <small>OBP: 0.285, SLG: 0.287</small>		0-0 F5			4-0 1B BB	0-0 1B 1B	4-0 BB BB BB BB	0-0 1B 1B	
Bennie Daniels, L (1, 1) <small>OBP: 0.265, SLG: 0.362</small>			0-0 P5		0-3 K	0-0 1B 1B	0-3 K	0-0 1B	

Inning Stats	R: 1	H: 1	E: 0	K: 1	S: 5	LOB: 0	BB: 1	P: 9	R: 0	H: 1	E: 0	K: 0	S: 4	LOB: 1	BB: 0	P: 4	R: 0	H: 1	E: 0	K: 1	S: 5	LOB: 1	BB: 1	P: 9	R: 0	H: 1	E: 0	K: 1	S: 5	LOB: 1	BB: 1	P: 9	R: 6	H: 6	E: 0	K: 1	S: 11	LOB: 2	BB: 2	P: 19	R: 4	H: 3	E: 0	K: 1	S: 8	LOB: 3	BB: 3	P: 20	R: 1	H: 3	E: 0	K: 3	S: 12	LOB: 2	BB: 0	P: 12			
1B: 8	2B: 6	3B: 0	HR: 2	SF: 0	SAC: 0	DP: 1	HBP: 0	WP: 0	PB: 0	SB: 1	CS: 0	1B: 8	2B: 6	3B: 0	HR: 2	SF: 0	SAC: 0	DP: 1	HBP: 0	WP: 0	PB: 0	SB: 1	CS: 0	1B: 8	2B: 6	3B: 0	HR: 2	SF: 0	SAC: 0	DP: 1	HBP: 0	WP: 0	PB: 0	SB: 1	CS: 0	1B: 8	2B: 6	3B: 0	HR: 2	SF: 0	SAC: 0	DP: 1	HBP: 0	WP: 0	PB: 0	SB: 1	CS: 0	1B: 8	2B: 6	3B: 0	HR: 2	SF: 0	SAC: 0	DP: 1	HBP: 0	WP: 0	PB: 0	SB: 1	CS: 0

PITCHER	IP	WLS	BF	H	R	ER	SO	BB	IBB	HBP	BLK	WP	HR	S	P	ERA	WHIP
Bud Daley, L (1, 1) <small>ERA: 5.0</small>	5.1	L	25	6	5	5	4	5	0	0	0	0	1	28	48	8.44	2.062
Hal Reniff, R (6, 1) <small>ERA: 4.21</small>	1.1		13	6	6	6	1	3	0	0	0	0	1	12	24	40.50	6.750
Tex Clevenger, R (7, 1) <small>ERA: 4.01</small>	0.1		2	1	0	0	0	0	0	0	0	0	0	2	2	0.00	3.000
Al Downing, L (8, 1) <small>ERA: 9.0</small>	1.0		6	3	1	1	3	0	0	0	0	0	0	12	12	9.00	3.000

BOTTOM

New York Yankees @ Washington Senators
 Griffith Stadium, Washington, DC

Sun Aug 13 1961, 3:33 AM EDT
 Unknown

AB 38
R 12
H 16
RBI 12
BB 8
SO 8
LOB 24



Batter	1	2	3	4	5	6	7	8	9	AB R H RBI BB SO LOB	TOP			
Bobby Richardson, R OBP: 0.293, SLG: 0.322 (1, 4) X	0-0 HR 1B	0-0 6-3			0-0 F8		0-0 E7 2-H 1B	0-0 F3		5 1 2 1 0 0 0	New York Yankees @ Washington Senators Griffith Stadium, Washington, DC Sun Aug 13 1961, 3:38 AM EDT Att: 27,368 - Unknown livebaseballscorecards.com			
Tony Kubek, L OBP: 0.314, SLG: 0.409 (1, 6) X	0-0 F7	0-0 G3			0-0 3B		0-0 P6		0-3 K	5 0 1 0 0 1 2				
Roger Maris, L OBP: 0.380, SLG: 0.639 (1, 9) X	0-0 HR 1-H				0-0 F9			0-0 BB 1B	0-3 K	5 2 2 2 0 1 1				
Mickey Mantle, S OBP: 0.450, SLG: 0.715 (1, 8) X	0-0 G3				0-0 P4	S S	0-3 K	4-0 S 1B SF9 1-2 BB	4-0 BB	3 1 0 0 2 1 0				
Johnny Blanchard, L OBP: 0.376, SLG: 0.631 (1, 2) X	0-0 1B 3B				0-0 4-3		0-0 P6	0-0 SF9 2B S 1-2 2-H 1B	0-0 1-3	5 2 2 1 0 0 1				
Elston Howard, R OBP: 0.393, SLG: 0.534 (1, 3) X	0-0 1B 3-H 1B				0-0 F9		0-0 6-3	0-0 SF9 1-3 2-H		3 0 1 2 0 0 0				
Hector Lopez, R OBP: 0.300, SLG: 0.299 (1, 7) X	0-0 1-2 1B				4-0 G6-4-3 BB		0-0 1-3	0-0 HR 2B 3-H		3 1 2 1 1 0 0				
Clete Boyer, R OBP: 0.314, SLG: 0.344 (1, 5) X	0-0 F7				0-0 G6-4-3 1-2f		0-0 SH1-4 E 1B	0-0 HR 2-H		4 2 2 2 0 0 3				
Jim Coates, R OBP: 0.115, SLG: 0.042 (1, 1) X					0-3 K		0-0 SH1-4 1-2	0-0 P6		3 0 0 0 0 2 0				
Inning Stats	R: 3 E: 0 K: 0 S: 8 H: 5 LOB: 2 BB: 0 P: 8	R: 0 E: 0 K: 1 S: 5 H: 0 LOB: 0 BB: 0 P: 5	R: 0 E: 0 K: 0 S: 3 H: 0 LOB: 0 BB: 0 P: 3	R: 0 E: 0 K: 0 S: 2 H: 0 LOB: 0 BB: 1 P: 6	R: 0 E: 0 K: 1 S: 6 H: 1 LOB: 1 BB: 0 P: 6	R: 0 E: 0 K: 1 S: 5 H: 0 LOB: 0 BB: 0 P: 5	R: 1 E: 1 K: 0 S: 5 H: 2 LOB: 1 BB: 0 P: 5	R: 5 E: 0 K: 0 S: 7 H: 4 LOB: 0 BB: 1 P: 11	R: 0 E: 0 K: 2 S: 7 H: 0 LOB: 1 BB: 1 P: 11	1B: 7 2B: 1 3B: 2 HR: 2 SF: 1 SAC: 1 DP: 1 HBP: 0	WP: 0 PB: 0 SB: 2 CS: 0 PA: 41			
PITCHER	IP WLS BF H R ER SO BB IBB HBP BLK WP HR S P ERA WHIP												PITCHER	IP WLS BF H R ER SO BB IBB HBP BLK WP HR S P ERA WHIP
Marty Kutyna, R ERA: 3.36 (1, 1)	7.0 L 29 8 4 4 3 1 0 0 0 0 0 1 34 38 5.14 1.286													
Mike Garcia, R ERA: 7.2 (8, 1)	0.1 5 3 4 4 0 1 0 0 0 0 0 4 8 108.00 12.000													
Dave Sisler, R ERA: 3.83 (8, 1)	1.2 7 1 1 1 2 1 0 0 0 0 0 1 10 14 5.40 1.200													

New York Yankees @ Washington Senators
Griffith Stadium, Washington, DC
Sun Aug 13 1961, 3:38 AM EDT
Att: 27,368 - Unknown

AB	36
R	9
H	12
RBI	9
BB	3
SO	5
LOB	7



AB R H RBI BB SO LOB

Washington Senators

Griffith Stadium, Washington, DC

Sun Aug 13 1961, 3:38 AM EDT
 Att. 27,368 - Unknown

AB	35
R	4
H	10
RBI	4
BB	2
SO	8
LOB	17



WP: 0	PA: 38
PB: 0	
SB: 0	
CS: 0	

Batter	1	2	3	4	5	6	7	8	9	AB R H RBI BB SO LOB
Chuck Hinton, R OBP: 0.346, SLG: 0.399 (1, 7)	0-0 1-3		0-0 L6		0-0 6-3			0-0 1B BB	0-0 F8	5 1 1 0 0 0 2
Danny O'Connell, R OBP: 0.384, SLG: 0.355 (1, 5)	0-0 2B 1B		4-0 BB			0-3 K		4-0 1B 1B BB	0-0 G4-6-3	3 1 1 0 2 1 2
Bud Zipfel, L OBP: 0.333, SLG: 0.500 (1, 3)	0-0 1-3 2B		0-0 P4			0-0 E6 1B		0-3 K		4 1 1 0 0 1 3
Gene Green, R OBP: 0.375, SLG: 0.570 (1, 2)	0-3 K2-3		0-3 K			0-0 1B		0-0 1B SF9		4 1 2 2 0 2 3
Willie Tasby, R OBP: 0.330, SLG: 0.425 (1, 8)	0-0 5-3			0-0 5-3		0-0 F7		0-0 1-3 1B		4 0 1 1 0 0 3
Jim King, L OBP: 0.372, SLG: 0.475 (1, 9)		0-0 G6-4-3 1B		0-0 4-3		0-3 K		0-0 SF9		3 0 1 1 0 1 1
Bob Johnson, R OBP: 0.337, SLG: 0.390 (1, 6)		0-0 G6-4-3		0-0 P3			0-3 K	0-3 K		4 0 0 0 0 2 2
Chuck Cottier, R OBP: 0.286, SLG: 0.288 (1, 4)		0-0 1B			0-0 P4		0-0 5-3		0-0 1B 1B	3 0 1 0 0 0 0 1 0 1 0 0 0 0
Gene Woodling, L OBP: 0.405, SLG: 0.471 (9, PH)										
Marty Kutyna, R OBP: 0.261, SLG: 0.261 (1, 1)		0-0 4-3			0-0 6-3		0-3 K		0-0 G4-6-3 1B	2 0 0 0 0 0 1 1 0 0 0 0 1 0 0 0 0 0 0 0 0 0 0 0 0 0 0 0 1 0 1 0 0 0 0
Marty Keough, L OBP: 0.318, SLG: 0.452 (7, PH)										
Mike Garcia, R (8, 1)										
Dave Sisler, R (8, 1)										
Dale Long, L OBP: 0.336, SLG: 0.505 (9, PH)										

Inning Stats	R: 0 E: 0 K: 1 S: 7	H: 2 LOB: 2 BB: 0 P: 7	R: 0 E: 0 K: 0 S: 4	H: 2 LOB: 1 BB: 0 P: 4	R: 0 E: 0 K: 1 S: 5	H: 0 LOB: 1 BB: 1 P: 9	R: 0 E: 0 K: 0 S: 3	H: 0 LOB: 0 BB: 0 P: 3	R: 0 E: 0 K: 0 S: 3	H: 0 LOB: 0 BB: 0 P: 3	R: 1 E: 1 K: 2 S: 9	H: 1 LOB: 1 BB: 0 P: 9	R: 0 E: 0 K: 2 S: 7	H: 0 LOB: 0 BB: 0 P: 7	R: 3 E: 0 K: 2 S: 10	H: 3 LOB: 1 BB: 1 P: 14	R: 0 E: 0 K: 0 S: 4	H: 2 LOB: 1 BB: 0 P: 4	1B: 9 2B: 1 3B: 0 HR: 0	SF: 1 SAC: 0 DP: 2 HBP: 0	WP: 0 PB: 0 SB: 0 CS: 0	PA: 38
--------------	------------------------------	---------------------------------	------------------------------	---------------------------------	------------------------------	---------------------------------	------------------------------	---------------------------------	------------------------------	---------------------------------	------------------------------	---------------------------------	------------------------------	---------------------------------	-------------------------------	----------------------------------	------------------------------	---------------------------------	----------------------------------	------------------------------------	----------------------------------	--------

PITCHER	IP	WLS	BF	H	R	ER	SO	BB	IBB	HBP	BLK	WP	HR	S	P	ERA	WHIP
Jim Coates, R ERA: 3.83 (1, 1)	9.0	W	38	10	4	3	8	2	0	0	0	0	0	52	60	3.00	1.333

Batter	1	2	3	4	5	6	7	8	9	AB R H RBI BB SO LOB	TOP		
Joe Koppe, R (1, 6) OBP: 0.338, SLG: 0.382	0-3 K		0-0 F5		0-3 K		0-0 2-3		0-0 5-3	5 0 0 0 0 2 1			
Lee Thomas, L (1, 7) OBP: 0.353, SLG: 0.471	0-0 2B 3B		0-0 E3 1B		0-0 1B 2B		0-0 HR			4 4 3 1 0 0 0			
Leon Wagner, L (1, 9) OBP: 0.322, SLG: 0.485 George Thomas, R (9, 7) OBP: 0.333, SLG: 0.473	0-0 4-3 E 2B		0-0 FC3-6 1B		0-0 1B 5 1B		0-3 K			4 1 3 2 0 1 0 0 0 0 0 0 0 0			
Ted Kluszewski, L (1, 3) OBP: 0.301, SLG: 0.444 Steve Bilko, R (7, 3) OBP: 0.409, SLG: 0.556	0-0 4-3 2-3		0-0 FC3-6 BB 1-2f		0-3 K		0-0 4-3			4 0 0 0 0 1 4 0 0 0 0 0 0 0			
Ken Hunt, R (1, 8) OBP: 0.328, SLG: 0.492	0-0 E7 2B		4-0 1-2 BB		0-0 1-3 2-H 1B			0-0 F7		3 0 2 2 1 0 0			
Tom Satriano, L (1, 5) OBP: 0.167, SLG: 0.250	0-0 F5		0-0 4-3		0-0 5	0-0 1-3		0-3 K		4 0 0 0 0 1 3			
Del Rice, R (1, 2) OBP: 0.407, SLG: 0.468		0-0 F7		0-0 5-3		0-0 5-3 2B		0-0 F2		4 0 1 0 0 0 0			
Rocky Bridges, R (1, 4) OBP: 0.271, SLG: 0.222		0-0 F7		0-0 F5		0-0 5-3		0-3 K		4 0 0 0 0 1 1			
Ted Bowsfield, R (1, 1) OBP: 0.152, SLG: 0.188		0-0 1-3		0-3 K		0-3 K		0-0 5-3 3B		4 0 1 0 0 2 1			
Inning Stats	R: 2 H: 3 E: 1 LOB: 1 K: 1 BB: 0 S: 8 P: 8	R: 0 H: 0 E: 0 LOB: 0 K: 0 BB: 0 S: 3 P: 3	R: 1 H: 1 E: 1 LOB: 2 K: 0 BB: 1 S: 5 P: 9	R: 0 H: 0 E: 0 LOB: 0 K: 1 BB: 0 S: 5 P: 5	R: 1 H: 3 E: 0 LOB: 2 K: 2 BB: 0 S: 9 P: 9	R: 0 H: 1 E: 0 LOB: 1 K: 1 BB: 0 S: 6 P: 6	R: 1 H: 1 E: 0 LOB: 0 K: 1 BB: 0 S: 6 P: 6	R: 0 H: 0 E: 0 LOB: 0 K: 1 BB: 0 S: 5 P: 5	R: 0 H: 1 E: 0 LOB: 0 K: 1 BB: 0 S: 5 P: 5	1B: 3 SF: 0 2B: 4 SAC: 0 3B: 2 DP: 0 HR: 1 HBP: 0	WP: 0 PA: 37 PB: 0 SB: 0 CS: 0		
PITCHER	IP WLS BF H R ER SO BB IBB HBP BLK WP HR S P ERA WHIP											PITCHER	IP WLS BF H R ER SO BB IBB HBP BLK WP HR S P ERA WHIP
John Gabler, R (1, 1) ERA: 4.66	5.0 L 24 7 4 3 4 1 0 0 0 0 0 0 30 34 5.40 1.600												
Johnny Klippstein, R (6, 1) ERA: 6.66	2.0 8 2 1 1 2 0 0 0 0 0 0 1 12 12 4.50 1.000												
Mike Garcia, R (8, 1) ERA: 6.0	2.0 6 1 0 0 2 0 0 0 0 0 0 0 10 10 0.00 0.500												

Los Angeles Angels @ Washington Senators
Griffith Stadium, Washington, DC
Mon Aug 14 1961, 7:05 PM EDT
Att. 4,234 - Unknown

AB	36
R	5
H	10
RBI	5
BB	1
SO	8
LOB	10



Batter	1	2	3	4	5	6	7	8	9	AB	R	H	RBI	BB	SO	LOB
Chuck Hinton, R (1, 7) OBP: 0.348, SLG: 0.405	0-3 K		0-0 SH5-3 1B		0-0 FC5-4			0-0 2B		4	0	2	0	0	1	1
Danny O'Connell, R (1, 5) OBP: 0.381, SLG: 0.352	0-0 F7		0-0 SH5-3 1-2		0-0 4-3			0-0 6-3		3	0	0	0	0	0	2
Bud Zipfel, L (1, 3) OBP: 0.314, SLG: 0.469	0-0 F2		0-3 K				0-0 P3	0-0 F7		4	0	0	0	0	1	2
Gene Green, R (1, 2) OBP: 0.373, SLG: 0.565		0-0 FC5-4 1B 1B	0-0 F8				0-3 K	0-0 P4		4	1	1	0	0	1	2
Bob Johnson, R (1, 6) OBP: 0.323, SLG: 0.372		0-0 F2		0-3 K			0-0 5-3		0-0 5-6-3	4	0	0	0	0	1	1
Jim King, L (1, 9) OBP: 0.370, SLG: 0.471		0-0 FC5-4 1B		0-0 G3			0-0 F9		0-0 4-3	4	0	1	0	0	0	0
Willie Tasby, R (1, 8) OBP: 0.329, SLG: 0.422		0-0 FC5-4 1B 1-2 2-3		0-0 6-3			4-0 BB BB BB CS BB		0-3 K	3	0	0	0	1	1	2
Chuck Cottier, R (1, 4) OBP: 0.295, SLG: 0.298		0-0 1B 1-2 3-H			0-0 FC5-4 1B		0-0 1B			3	0	3	1	0	0	0
John Gabler, S (1, 1) OBP: 0.273, SLG: 0.333		0-3 K			0-0 F2			0-3 K		1	0	0	0	0	1	2
Harry Bright, R (5, PH) OBP: 0.321, SLG: 0.375										1	0	0	0	0	0	1
Johnny Klippstein, R (6, 1) OBP: 0.167, SLG: 0.167										0	0	0	0	0	0	0
Dale Long, L (7, PH) OBP: 0.335, SLG: 0.503										1	0	0	0	0	1	1
Mike Garcia, R (8, 1)										0	0	0	0	0	0	0

Inning Stats	R: 0	H: 0	E: 0	K: 1	S: 5	R: 1	H: 3	E: 0	K: 1	S: 8	R: 0	H: 1	E: 0	K: 1	S: 6	R: 0	H: 0	E: 0	K: 1	S: 5	R: 0	H: 1	E: 0	K: 0	S: 4	R: 0	H: 0	E: 0	K: 1	S: 5	R: 0	H: 1	E: 0	K: 1	S: 5	R: 0	H: 1	E: 0	K: 0	S: 4	R: 0	H: 0	E: 0	K: 1	S: 5	R: 0	H: 0	E: 0	K: 1	S: 5	R: 0	H: 0	E: 0	K: 1	S: 5	1B: 6	SF: 0	2B: 1	SAC: 1	3B: 0	DP: 0	HR: 0	HBP: 0	WP: 0	PA: 34
PITCHER Ted Bowsfield, L (1, 1) ERA: 3.38	IP	WLS	BF	H	R	ER	SO	BB	IBB	HBP	BLK	WP	HR	S	P	ERA	WHIP																			IP	WLS	BF	H	R	ER	SO	BB	IBB	HBP	BLK	WP	HR	S	P	ERA	WHIP													

Los Angeles Angels @ Washington Senators
Griffith Stadium, Washington, DC

Mon Aug 14 1961, 7:05 PM EDT
Att. 4,234 - Unknown

AB	32
R	1
H	7
RBI	1
BB	1
SO	7
LOB	14



Batter	1	2	3	4	5	6	7	8	9	AB R H RBI BB SO LOB	TOP						
Joe Koppe, R (1, 6) OBP: 0.339, SLG: 0.379	0-0 F8		0-0 6-3	4-0 BB			0-0 CS 1B		0-0 P4	4 0 1 0 1 0 3							
Albie Pearson, L (1, 9) OBP: 0.405, SLG: 0.415	0-0 L6		4-3	4-3			0-0 F8 1-2		0-0 2B	5 0 1 2 0 0 3							
Ken Hunt, R (1, 8) OBP: 0.332, SLG: 0.501	0-0 HR		0-0 1B 1B	0-0 G5-4-3 1B			0-0 5-3		0-0 F7	5 2 3 1 0 0 2							
Steve Bilko, R (1, 3) OBP: 0.410, SLG: 0.553	0-0 P3		0-0 1B 2B 1B	0-0 G5-4-3 1-2			4-0 BB			3 1 1 0 1 0 1							
George Thomas, R (1, 5) OBP: 0.340, SLG: 0.478 Leon Wagner, L (8, PH) OBP: 0.322, SLG: 0.483 Rocky Bridges, R (8, 5) OBP: 0.271, SLG: 0.222		0-0 CS 1B	0-0 2B 1B	0-0 5-3			0-0 F9			3 1 2 1 0 0 0 1 0 0 0 0 0 1 0 0 0 0 0 0 0							
Lee Thomas, L (1, 7) OBP: 0.348, SLG: 0.464	0-3 K		0-0 E3 2B 2B	0-0 6-3			0-0 6-3			4 1 0 0 0 2 4							
Del Rice, R (1, 2) OBP: 0.400, SLG: 0.470	0-0 6-3		0-0 2B 2B	0-0 P5			0-0 P5		0-0 F8	4 1 1 2 0 0 1							
Billy Moran, R (1, 4) OBP: 0.300, SLG: 0.305 Earl Averill, R (9, PH) OBP: 0.387, SLG: 0.471 Ted Bowsfield, R (9, PR) OBP: 0.152, SLG: 0.188 Tom Satriano, L (9, 5) OBP: 0.167, SLG: 0.250			0-0 P4	0-0 K			0-3 K		4-0 2B 2B BB	3 0 1 2 0 1 0 0 0 0 0 1 0 0 0 1 0 0 0 0 0 0 0 0 0 0 0 0							
Jim Donohue, R (1, 1) OBP: 0.190, SLG: 0.238 Eddie Yost, R (3, PH) OBP: 0.338, SLG: 0.205 Jack Spring, R (3, 1) OBP: 0.338, SLG: 0.205 Johnny James, L (4, 1) OBP: 0.338, SLG: 0.205 Tom Morgan, R (6, 1) OBP: 0.338, SLG: 0.205 Ted Kluszewski, L (9, PH) OBP: 0.303, SLG: 0.450 Ken McBride, R (9, PR) OBP: 0.123, SLG: 0.143 Art Fowler, R (9, 1) OBP: 0.053, SLG: 0.083			0-0 F8	0-0 5-3			0-3 K		0-0 2B 2B	0 0 0 0 0 0 0 1 0 0 0 0 0 0 1 0 0 0 0 0 1 0 0 0 0 0 0 0 1 0 0 0 0 1 0 1 0 1 0 0 0 0 0 1 0 0 0 0 0 0 0 0 0 0 0 0							
Inning Stats	R: 1 E: 0 K: 0 S: 4 H: 1 LOB: 0 BB: 0 P: 4	R: 0 E: 0 K: 1 S: 5 H: 1 LOB: 0 BB: 0 P: 5	R: 0 E: 0 K: 0 S: 3 H: 0 LOB: 0 BB: 0 P: 3	R: 5 E: 1 K: 0 S: 9 H: 5 LOB: 2 BB: 1 P: 13	R: 0 E: 0 K: 0 S: 3 H: 1 LOB: 0 BB: 0 P: 3	R: 0 E: 0 K: 1 S: 5 H: 0 LOB: 0 BB: 0 P: 5	R: 0 E: 0 K: 1 S: 5 H: 1 LOB: 0 BB: 0 P: 5	R: 0 E: 0 K: 1 S: 5 H: 0 LOB: 1 BB: 1 P: 9	R: 2 E: 0 K: 0 S: 5 H: 2 LOB: 2 BB: 1 P: 9	1B: 6 2B: 4 3B: 0 HR: 1 SF: 0 SAC: 0 DP: 1 HBP: 0	WP: 0 PB: 0 SB: 0 CS: 2 PA: 39						
PITCHER	IP WLS BF H R ER SO BB IBB HBP BLK WP HR S P ERA WHIP	IP WLS BF H R ER SO BB IBB HBP BLK WP HR S P ERA WHIP	IP WLS BF H R ER SO BB IBB HBP BLK WP HR S P ERA WHIP	IP WLS BF H R ER SO BB IBB HBP BLK WP HR S P ERA WHIP	IP WLS BF H R ER SO BB IBB HBP BLK WP HR S P ERA WHIP	IP WLS BF H R ER SO BB IBB HBP BLK WP HR S P ERA WHIP	IP WLS BF H R ER SO BB IBB HBP BLK WP HR S P ERA WHIP	IP WLS BF H R ER SO BB IBB HBP BLK WP HR S P ERA WHIP	IP WLS BF H R ER SO BB IBB HBP BLK WP HR S P ERA WHIP	IP WLS BF H R ER SO BB IBB HBP BLK WP HR S P ERA WHIP	IP WLS BF H R ER SO BB IBB HBP BLK WP HR S P ERA WHIP						
Pete Burnside, L (1, 1) ERA: 6.86	3.1																
Ed Hobaugh, R (4, 1) ERA: 4.89	5.2	L	22	4	2	2	3	3	0	0	0	0	0	25	37	3.18	1.235

Los Angeles Angels @ Washington Senators
 Griffith Stadium, Washington, DC
 Tue Aug 15 1961, 7:05 PM EDT
 Att. 4,980 - Unknown

AB	36
R	8
H	11
RBI	8
BB	3
SO	4
LOB	16



livebaseballscorecards.com

Batter	1	2	3	4	5	6	7	8	9	AB	R	H	RBI	BB	SO	LOB
Chuck Hinton, R <small>OBP: 0.349, SLG: 0.402</small> (1, 8) (9, 9)	0-0 	4-0 		4-0 	0-0 		0-0 			2	1	0	1	2	0	1
Danny O'Connell, R <small>OBP: 0.382, SLG: 0.353</small> (1, 5)	0-0 	0-3 		0-0 		4-0 	0-0 			4	1	1	0	1	1	4
Gene Woodling, L <small>OBP: 0.408, SLG: 0.481</small> Willie Tasby, R <small>OBP: 0.329, SLG: 0.422</small> (1, 9) (9, 8)	0-0 		0-0 	0-0 		0-0 		0-0 		5	2	3	2	0	0	1
Jim King, L <small>OBP: 0.369, SLG: 0.469</small> Marty Keough, L <small>OBP: 0.316, SLG: 0.449</small> (1, 7) (6, 7)	0-0 		0-0 	0-0 		0-0 		0-0 		3	0	1	1	0	0	1
Gene Green, R <small>OBP: 0.374, SLG: 0.561</small> (1, 2)	0-0 		4-0 	0-0 		0-0 		0-0 		4	0	1	0	1	0	1
Bud Zipfel, L <small>OBP: 0.307, SLG: 0.478</small> (1, 3)		0-0 	0-3 	0-0 		0-0 			0-3 	5	1	1	0	0	2	5
Bob Johnson, R <small>OBP: 0.337, SLG: 0.385</small> (1, 6)		0-3 	0-0 		0-0 		0-0 		0-0 	5	1	3	1	0	1	3
Chuck Cottier, R <small>OBP: 0.299, SLG: 0.305</small> Dale Long, L <small>OBP: 0.334, SLG: 0.502</small> (1, 4) (9, PH)	0-0 		4-0 	1-2 		0-0 		0-0 		2	1	1	1	1	0	1
Pete Burnside, R <small>OBP: 0.158, SLG: 0.111</small> Ed Hobaugh, R <small>OBP: 0.143, SLG: 0.118</small> Billy Klaus, L <small>OBP: 0.307, SLG: 0.368</small> (1, 1) (4, 1) (9, PH)	0-0 		0-0 	1-2 		0-0 		0-0 		2	0	1	0	0	0	3

Inning Stats	R: 2	H: 2	E: 0	LOB: 0	K: 0	P: 5	R: 1	H: 2	E: 0	LOB: 2	K: 2	P: 5	R: 1	H: 2	E: 0	LOB: 3	K: 1	P: 7	R: 1	H: 2	E: 0	LOB: 2	K: 0	P: 9	R: 0	H: 1	E: 0	LOB: 1	K: 0	P: 4	R: 0	H: 0	E: 0	LOB: 1	K: 0	P: 7	R: 2	H: 2	E: 1	LOB: 1	K: 0	P: 6	R: 0	H: 0	E: 0	LOB: 0	K: 0	P: 3	R: 0	H: 1	E: 0	LOB: 1	K: 2	P: 8	1B: 8	SF: 2	2B: 2	SAC: 1	3B: 2	DP: 0	HR: 0	HBP: 0	WP: 0	PA: 45
--------------	------	------	------	--------	------	------	------	------	------	--------	------	------	------	------	------	--------	------	------	------	------	------	--------	------	------	------	------	------	--------	------	------	------	------	------	--------	------	------	------	------	------	--------	------	------	------	------	------	--------	------	------	------	------	------	--------	------	------	-------	-------	-------	--------	-------	-------	-------	--------	-------	--------

PITCHER	IP	WLS	BF	H	R	ER	SO	BB	IBB	HBP	BLK	WP	HR	S	P	ERA	WHIP
Jim Donohue, R <small>ERA: 3.17</small>	(1, 1)	2.0	11	4	3	3	2	1	1	0	0	0	0	9	21	13.50	3.000
Jack Spring, L <small>ERA: 9.0</small>	(3, 1)	1.1	10	3	2	2	1	1	2	0	0	0	0	9	21	13.50	3.000
Johnny James, R <small>ERA: 4.26</small>	(4, 1)	1.2	8	2	0	0	0	1	0	0	0	0	0	7	11	0.00	1.800
Tom Morgan, R <small>ERA: 3.04</small>	(6, 1)	3.0	W 12	2	2	1	0	0	0	0	0	0	0	12	12	3.00	0.667
Art Fowler, R <small>ERA: 3.36</small>	(9, 1)	1.0	S 4	1	0	0	2	0	0	0	0	0	0	8	8	0.00	1.000

BOTTOM

Los Angeles Angels @ Washington Senators
 Griffith Stadium, Washington, DC

Tue Aug 15 1961, 7:05 PM EDT
 Att. 4,980 - Unknown

AB 37
R 7
H 12
RBI 7
BB 5
SO 5
LOB 24



PITCHER	IP	WLS	BF	H	R	ER	SO	BB	IBB	HBP	BLK	WP	HR	S	P	ERA	WHIP
---------	----	-----	----	---	---	----	----	----	-----	-----	-----	----	----	---	---	-----	------

Batter	1	2	3	4	5	6	7	8	9	AB R H RBI BB SO LOB	TOP									
Joe Koppe, R (1, 6) OBP: 0.336, SLG: 0.372	0-0 6-3		0-0 5-3			0-0 F7		4-0 SH1-3 BB	0-0 6-3	4 0 0 0 1 0 2	Los Angeles Angels @ Washington Senators Griffith Stadium, Washington, DC Wed Aug 16 1961, 7:05 PM EDT Att. 3,497 - Unknown									
Albie Pearson, L (1, 9) OBP: 0.404, SLG: 0.418	0-0 F7				0-0 F8	0-0 2H 2B		0-0 SH1-3		3 0 1 1 0 0 0										
Lee Thomas, L (1, 3) OBP: 0.347, SLG: 0.460	4-0 BB			0-3 K		0-0 6-3		0-0 F5		3 0 0 0 1 1 2										
Leon Wagner, L (1, 7) OBP: 0.324, SLG: 0.482	0-0 F9			0-0 F8		0-0 BB FC5-2 1B		4-0 IBB		3 0 1 0 1 0 1										
Ken Hunt, R (1, 8) OBP: 0.328, SLG: 0.496		0-0 P4		0-3 K		0-0 F9		0-0 F3		4 0 0 0 0 1 3										
George Thomas, R (1, 5) OBP: 0.336, SLG: 0.471		0-0 6-3		0-0 F5		0-0 E6 FC5-2 BB 1-2		4-0 2B BB		2 0 0 0 0 0 0 1 0 0 0 0 0 1 0 0 0 0 0 0 0 0 1 0 0 1 0 0										
Ted Kluszewski, L (7, PH) OBP: 0.302, SLG: 0.449																				
Ted Bowsfield, R (7, PR) OBP: 0.152, SLG: 0.188																				
Eddie Yost, R (7, 5) OBP: 0.341, SLG: 0.205																				
Del Rice, R (1, 2) OBP: 0.404, SLG: 0.478		0-0 1-3		0-0 L7		4-0 FC5-2 BB 1-2 2-3		0-0 2B		3 0 1 1 1 0 0 0 0 0 0 0 0 0 0 0 0 0 0 0 0										
Johnny James, L (9, PR) Ed Sadowski, R (9, 2) OBP: 0.301, SLG: 0.425								1-H 2B												
Billy Moran, R (1, 4) OBP: 0.302, SLG: 0.308			0-0 F9		0-0 SH1-4 2B 1B	0-0 FC5-2		0-3 K2-3		2 1 1 0 0 0 0 1 0 0 0 0 0 3 1 0 0 0 0 1 1										
Earl Averill, R (7, PH) OBP: 0.386, SLG: 0.469																				
Rocky Bridges, R (7, 4) OBP: 0.270, SLG: 0.220																				
Ken McBride, R (1, 1) OBP: 0.118, SLG: 0.136			0-3 K		0-0 SH1-4	0-3 K		0-0 1-3		3 0 0 0 0 2 4 0 0 0 0 0 0 0										
Jim Donohue, R (9, 1) OBP: 0.190, SLG: 0.238																				
Inning Stats	R: 0 E: 0 K: 0 S: 3	H: 0 LOB: 1 BB: 1 P: 7	R: 0 E: 0 K: 0 S: 3	H: 0 LOB: 0 BB: 0 P: 3	R: 0 E: 0 K: 1 S: 5	H: 0 LOB: 0 BB: 0 P: 5	R: 0 E: 0 K: 1 S: 5	H: 0 LOB: 0 BB: 0 P: 5	R: 1 E: 0 K: 0 S: 5	H: 2 LOB: 1 BB: 0 P: 5	R: 0 E: 1 K: 1 S: 7	H: 1 LOB: 3 BB: 1 P: 11	R: 0 E: 0 K: 0 S: 3	H: 0 LOB: 2 BB: 2 P: 11	R: 1 E: 0 K: 1 S: 6	H: 1 LOB: 1 BB: 1 P: 10	1B: 2 2B: 2 3B: 0 HR: 0	SF: 0 SAC: 2 DP: 0 HBP: 0	WP: 0 PB: 0 SB: 0 CS: 0	PA: 37
PITCHER Dick Donovan, R (1, 1) ERA: 2.28	IP: 9.0 WLS: W BF: 37 H: 4 R: 2 ER: 2 SO: 5 BB: 4 IBB: 1 HBP: 0 BLK: 0 WP: 0 HR: 0 S: 42 P: 62 ERA: 2.00 WHIP: 0.889																			

AB	30
R	2
H	4
RBI	2
BB	5
SO	5
LOB	17



WP: 0	PA: 37
PB: 0	
SB: 0	
CS: 0	

ERA	2.00
WHIP	0.889

Batter	1	2	3	4	5	6	7	8	9	AB	R	H	RBI	BB	SO	LOB
Chuck Hinton, R (1, 7) <small>OBP: 0.348, SLG: 0.397</small>	0-0 4-3		0-3 K		0-3 K			1-0 G5-3 SH1-4 HBP		3	0	0	0	0	2	0
Danny O'Connell, R (1, 5) <small>OBP: 0.381, SLG: 0.353</small>	0-0 F7		0-0 6-3 1B		0-0 F8			0-0 SH1-4		3	0	1	0	0	0	0
Gene Woodling, L (1, 9) <small>OBP: 0.410, SLG: 0.479</small> Willie Tasby, R (8, PR) <small>OBP: 0.329, SLG: 0.422</small> (9, 8)	0-0 1B		0-0 6-3		0-0 F8			4-0 IBB		3	0	1	0	1	0	1
Gene Green, R (1, 2) <small>OBP: 0.370, SLG: 0.554</small> Pete Daley, R (7, 2) <small>OBP: 0.224, SLG: 0.252</small>	0-3 K		0-3 K		0-0 E5 G4-6-3			0-0 G5-3 2-3f		3	0	0	0	0	2	2
Marty Keough, L (1, 8) <small>OBP: 0.318, SLG: 0.453</small> (9, 9)		0-3 K		0-0 4-3 2B		0-0 G4-6-3 1-2f		0-0 SH1-4 E 1B		4	1	2	0	0	1	1
Bob Johnson, R (1, 6) <small>OBP: 0.337, SLG: 0.383</small>		0-0 BB 1B		0-0 4-3		0-0 1-3		0-0 SH1-4		3	0	1	0	0	0	1
Bud Zipfel, L (1, 3) <small>OBP: 0.329, SLG: 0.507</small>		4-0 BB 1B		0-3 K		0-0 SF7 3B		4-0 E BB		2	2	1	0	2	1	1
Chuck Cottier, R (1, 4) <small>OBP: 0.295, SLG: 0.302</small> Dale Long, L (9, PH) <small>OBP: 0.333, SLG: 0.500</small>		0-0 F8		0-0 F7		0-0 SF7		0-0 F7		2	0	0	1	0	0	3
Dick Donovan, L (1, 1) <small>OBP: 0.240, SLG: 0.244</small> Jim King, L (9, PH) <small>OBP: 0.368, SLG: 0.467</small>		0-0 G3		0-0 F7		0-3 K		0-0 E5 1-H 2-H		1	0	0	0	0	0	0

Inning Stats	R: 0	H: 1	E: 0	LOB: 1	K: 1	BB: 0	S: 6	R: 0	H: 1	E: 0	LOB: 2	K: 1	BB: 1	S: 6	R: 0	H: 1	E: 0	LOB: 1	K: 2	BB: 0	S: 8	R: 0	H: 1	E: 0	LOB: 1	K: 1	BB: 0	S: 6	R: 0	H: 0	E: 0	LOB: 0	K: 1	BB: 0	S: 5	R: 0	H: 0	E: 1	LOB: 0	K: 0	BB: 0	S: 3	R: 1	H: 1	E: 0	LOB: 0	K: 1	BB: 0	S: 6	R: 0	H: 0	E: 0	LOB: 1	K: 0	BB: 1	S: 2	R: 2	H: 1	E: 1	LOB: 1	K: 0	BB: 1	S: 4	R: 0	H: 1	E: 0	LOB: 1	K: 0	BB: 1	S: 8	1B: 4	SF: 1	2B: 1	SAC: 2	3B: 1	DP: 2	HR: 0	HBP: 1	WP: 0	PA: 36
Ken McBride, R (1, 1) <small>ERA: 3.33</small>	8.1	WLS: L	BF: 34	H: 6	R: 3	ER: 1	SO: 7	BB: 2	IBB: 1	HBP: 1	BLK: 0	WP: 0	HR: 0	S: 44	P: 57	ERA: 1.08	WHIP: 0.960																																																															
Jim Donohue, R (9, 1) <small>ERA: 3.16</small>	0.1	WLS: L	BF: 2	H: 0	R: 0	ER: 0	SO: 0	BB: 0	IBB: 0	HBP: 0	BLK: 0	WP: 0	HR: 0	S: 2	P: 2	ERA: 0.00	WHIP: 0.000																																																															

BOTTOM

Los Angeles Angels @ Washington Senators
 Griffith Stadium, Washington, DC
 Wed Aug 16 1961, 7:05 PM EDT
 Att. 3,497 - Unknown

livebaseballscorecards.com

AB	29
R	3
H	6
RBI	1
BB	3
SO	7
LOB	15



Batter	1	2	3	4	5	6	7	8	9	AB R H RBI BB SO LOB	TOP																												
Joe Koppe, R (1, 6) OBP: 0.338, SLG: 0.373	0-3 K	0-3 K		0-0 F3			0-0 FC6-4 1B		0-0 1-3 1B	5 0 2 0 0 2 3	Los Angeles Angels @ Washington Senators Griffith Stadium, Washington, DC Thu Aug 17 1961, 3:33 AM EDT Att. 2,221 - Unknown livebaseballscorecards.com																												
Albie Pearson, L (1, 9) OBP: 0.402, SLG: 0.416	0-0 G3		0-0 3B 1B		0-0 1-3	0-0 FC6-4 1-2f	0-0 FC6-4 S	0-0 SF9	4 1 1 1 0 0 1																														
Lee Thomas, L (1, 3) OBP: 0.348, SLG: 0.464	4-0 2B BB		0-0 1-H FC6-2 3B		0-0 6-3	0-0 P4	0-0 P4	0-3 3-H K	4 1 1 1 1 1 2																														
Leon Wagner, L (1, 7) OBP: 0.325, SLG: 0.482	0-0 1-H 2B		0-3 K		0-0 F9	4-0 1-2 BB	4-0 1-2 BB	0-0 F8	4 0 1 1 1 1 2																														
Ken Hunt, R (1, 8) OBP: 0.328, SLG: 0.493	0-3 K		0-0 FC6-2		0-0 6-3 G3 1B	0-0 F8	0-0 F8		4 0 1 0 0 1 4																														
Tom Satriano, L (1, 5) OBP: 0.182, SLG: 0.211		4-0 1B BB	0-0 4-3		0-0 G3 1-2	0-0 F8	0-0 F8		3 0 0 0 1 0 2																														
Del Rice, R (1, 2) OBP: 0.409, SLG: 0.479		0-0 1-3 1B		0-3 K	0-0 6-3	0-0 6-3 1B	0-0 G4-6-3 1B		4 0 2 0 0 1 1																														
Ted Bowsfield, R (8, PR) OBP: 0.152, SLG: 0.188									0 0 0 0 0 0 0																														
Ed Sadowski, R (8, 2) OBP: 0.301, SLG: 0.425									0 0 0 0 0 0 0																														
Billy Moran, R (1, 4) OBP: 0.309, SLG: 0.316		0-3 K		0-0 2B		4-0 IBB	0-0 G4-6-3 1-2f		2 0 1 0 1 1 2																														
Ted Kluszewski, L (8, PH) OBP: 0.301, SLG: 0.447									1 0 0 0 0 0 1																														
Rocky Bridges, R (8, 4) OBP: 0.270, SLG: 0.220									0 0 0 0 0 0 0																														
Ryne Duren, R (1, 1) OBP: 0.136, SLG: 0.050		0-3 K		0-3 K2-3		0-3 K		0-0 1B SF9 1B	3 0 0 0 0 3 5																														
Tom Morgan, R (6, 1) Earl Averill, R (9, PH) OBP: 0.388, SLG: 0.472									0 0 0 0 0 0 0																														
									1 1 1 0 0 0 0	A																													
Inning Stats	R: 1 E: 0 K: 2 S: 8	H: 1 LOB: 1 BB: 1 P: 12	R: 0 E: 0 K: 3 S: 10	H: 1 LOB: 2 BB: 1 P: 14	R: 1 E: 0 K: 1 S: 7	H: 2 LOB: 1 BB: 0 P: 7	R: 0 E: 0 K: 2 S: 8	H: 1 LOB: 1 BB: 0 P: 8	R: 0 E: 0 K: 1 S: 3		H: 0 LOB: 0 BB: 0 P: 3	R: 0 E: 0 K: 1 S: 6	H: 1 LOB: 2 BB: 1 P: 10	R: 0 E: 0 K: 0 S: 4	H: 1 LOB: 2 BB: 1 P: 8	R: 0 E: 0 K: 0 S: 3	H: 1 LOB: 1 BB: 0 P: 3	R: 1 E: 0 K: 1 S: 7	H: 2 LOB: 1 BB: 0 P: 7	1B: 7 2B: 2 3B: 1 HR: 0	SF: 1 SAC: 0 DP: 1 HBP: 0	WP: 0 PB: 0 SB: 1 CS: 0	PA: 40																
PITCHER Bennie Daniels, R (1, 1) ERA: 3.46	IP 9.0	WLS W	BF 40	H 10	R 3	ER 3	SO 10	BB 3	IBB 1	HBP 0	BLK 0	WP 0	HR 0	S 56	P 72	ERA 3.00	WHIP 1.444	PITCHER					IP 9.0	WLS W	BF 40	H 10	R 3	ER 3	SO 10	BB 3	IBB 1	HBP 0	BLK 0	WP 0	HR 0	S 56	P 72	ERA 3.00	WHIP 1.444

Batter	1	2	3	4	5	6	7	8	9
Chuck Hinton, R (1, 7) <small>OBP: 0.350, SLG: 0.398</small>	0-3 K		4-0 S BB		0-0 1B 1B	0-0 3-H SF7			
Danny O'Connell, R (1, 5) <small>OBP: 0.385, SLG: 0.354</small>	4-0 BB		0-0 F9		0-0 1-2 E 1B 1B	0-0 1-2 2-4	4-0 E SF8 BB		
Gene Woodling, L (1, 9) <small>OBP: 0.404, SLG: 0.472</small> Willie Tasby, R (7, PR) <small>OBP: 0.329, SLG: 0.422</small> (8, 8)	0-0 P5		0-0 4-3		0-0 F7		0-0 1-3 E3		
Bud Zipfel, L (1, 3) <small>OBP: 0.337, SLG: 0.514</small>	0-3 K2-3			0-0 FC5-4 1B	0-0 1-3 2-H E9 1B		0-0 3-H SF8		
Bob Johnson, R (1, 6) <small>OBP: 0.324, SLG: 0.367</small>		0-3 K		0-0 FC5-4 S 1-2f	0-3 K		0-3 3-H K		
Marty Keough, L (1, 8) <small>OBP: 0.317, SLG: 0.450</small> (8, 9)		0-3 K		0-0 F7		0-0 E 5-3 1B	0-0 F9		
Chuck Cottier, R (1, 4) <small>OBP: 0.298, SLG: 0.299</small>		4-0 BB		4-0 BB		0-0 1-3 E4 1B 5-3 SF7	0-0 5-3		
Pete Daley, R (1, 2) <small>OBP: 0.218, SLG: 0.245</small>		0-0 F5		0-3 K2-3		0-0 1-2 3-H 5-3	0-0 5-3		
Bennie Daniels, L (1, 1) <small>OBP: 0.264, SLG: 0.353</small>			0-3 K		0-3 K	0-0 2-3 2-4 1B	0-3 K		

Inning Stats	R: 0	H: 0	E: 0	K: 2	S: 7	LOB: 1	BB: 1	P: 11
	R: 0	H: 0	E: 0	K: 2	S: 7 <td>LOB: 1</td> <td>BB: 1</td> <td>P: 11 </td>	LOB: 1	BB: 1	P: 11
	R: 0	H: 0	E: 0	K: 1	S: 5 <td>LOB: 1</td> <td>BB: 1</td> <td>P: 9 </td>	LOB: 1	BB: 1	P: 9
	R: 0	H: 1	E: 0	K: 1	S: 6 <td>LOB: 2</td> <td>BB: 1</td> <td>P: 10 </td>	LOB: 2	BB: 1	P: 10
	R: 1	H: 3	E: 1	K: 2	S: 10 <td>LOB: 2</td> <td>BB: 0</td> <td>P: 10 </td>	LOB: 2	BB: 0	P: 10
	R: 2	H: 2	E: 1	K: 0	S: 5 <td>LOB: 1</td> <td>BB: 0</td> <td>P: 5 </td>	LOB: 1	BB: 0	P: 5
	R: 1	H: 0	E: 1	K: 1	S: 6 <td>LOB: 1</td> <td>BB: 1</td> <td>P: 10 </td>	LOB: 1	BB: 1	P: 10
	R: 0	H: 0	E: 0	K: 1	S: 5 <td>LOB: 0</td> <td>BB: 0</td> <td>P: 5 </td>	LOB: 0	BB: 0	P: 5


PITCHER										PITCHER																										
IP	WLS	BF	H	R	ER	SO	BB	IBB	HBP	BLK	WP	HR	S	P	ERA	WHIP	IP	WLS	BF	H	R	ER	SO	BB	IBB	HBP	BLK	WP	HR	S	P	ERA	WHIP			
5.1	L	27	6	3	2	8	4	0	0	0	0	0	39	55	3.38	1.875																				
2.2		10	0	1	0	2	1	0	0	0	0	0	12	16	0.00	0.375																				

BOTTOM


Los Angeles Angels @ Washington Senators
 Griffith Stadium, Washington, DC

Thu Aug 17 1961, 3:33 AM EDT
 Att. 2,221 - Unknown

AB	29
R	4
H	6
RBI	4
BB	5
SO	10
LOB	18



1B: 6	SF: 2	WP: 0	PA: 36
2B: 0	SAC: 0	PB: 0	
3B: 0	DP: 0	SB: 2	
HR: 0	HBP: 0	CS: 0	

Batter	1	2	3	4	5	6	7	8	9	AB R H RBI BB SO LOB	TOP		
Brooks Robinson, R (1, 5) OBP: 0.344, SLG: 0.378	0-0 2B		0-0 P6			0-0 E5 1B	0-0 6-3		0-0 F7	5 1 1 0 0 0 3			
Whitey Herzog, L (1, 7) OBP: 0.402, SLG: 0.412	0-0 F7		0-0 F8			0-0 1B 1B		0-0 1B 1B		4 2 2 0 0 0 2			
Jackie Brandt, R (1, 8) OBP: 0.391, SLG: 0.475	0-0 P6			0-0 F8		0-0 1B 1B		0-0 1B 1B		4 0 2 0 0 0 1			
Jim Gentile, L (1, 3) OBP: 0.454, SLG: 0.689	0-0 F8			0-0 F8		0-0 F8		0-0 1B G5-4-3 1-3 2-H		4 0 1 1 0 0 4			
Gus Triandos, R (1, 2) OBP: 0.341, SLG: 0.463 Hank Foiles, R (1, 2) OBP: 0.319, SLG: 0.524		0-0 P4		0-3 K		0-0 1B G5-4-3 1-3 2-H 3-H		0-0 P4		0 0 0 0 0 0 0 4 0 1 2 0 1 2			
Earl Robinson, R (1, 9) OBP: 0.364, SLG: 0.430		0-0 P3			0-0 4-3	0-0 G5-4-3 1-2f		0-0 G5-4-3 1-2f		4 0 0 0 0 0 4			
Ron Hansen, R (1, 6) OBP: 0.319, SLG: 0.331		0-0 F9			4-0 BB FC5-4 BB		0-0 F9		0-3 K	3 0 0 0 1 1 0	AB 35 R 3 H 10 RBI 3 BB 1 SO 3 LOB 19		
Jerry Adair, R (1, 4) OBP: 0.303, SLG: 0.369			0-0 SH3-4 1B		0-0 FC5-4 1-2f		0-0 6-3		0-0 S 1B	4 0 2 0 0 0 1			
Steve Barber, L (1, 1) OBP: 0.229, SLG: 0.277			0-0 SH3-4 1-2		0-3 K		0-0 2B		0-0 L4 1-2	3 0 1 0 0 1 2			
Inning Stats	R: 0 E: 0 K: 0 S: 4 H: 1 LOB: 1 BB: 0 P: 4	R: 0 E: 0 K: 0 S: 3 H: 0 LOB: 0 BB: 0 P: 3	R: 0 E: 0 K: 0 S: 4 H: 1 LOB: 1 BB: 0 P: 4	R: 0 E: 0 K: 1 S: 5 H: 0 LOB: 0 BB: 0 P: 5	R: 0 E: 0 K: 1 S: 5 H: 0 LOB: 1 BB: 1 P: 9	R: 2 E: 1 K: 0 S: 6 H: 3 LOB: 1 BB: 0 P: 6	R: 0 E: 0 K: 0 S: 4 H: 1 LOB: 1 BB: 0 P: 4	R: 1 E: 0 K: 0 S: 5 H: 3 LOB: 1 BB: 0 P: 5	R: 0 E: 0 K: 1 S: 6 H: 1 LOB: 1 BB: 0 P: 6	1B: 8 2B: 2 3B: 0 HR: 0 SF: 0 SAC: 1 DP: 2 HBP: 0	WP: 0 PB: 0 SB: 1 CS: 0 PA: 37		
PITCHER	IP WLS BF H R ER SO BB IBB HBP BLK WP HR S P ERA WHIP											PITCHER	IP WLS BF H R ER SO BB IBB HBP BLK WP HR S P ERA WHIP
Joe McClain, R (1, 1) ERA: 3.91	8.0 L 33 9 3 2 2 1 0 0 0 0 0 0 36 40 2.25 1.250												
Mike Garcia, R (9, 1) ERA: 5.54	1.0 4 1 0 0 1 0 0 0 0 0 0 0 6 6 0.00 1.000												

Baltimore Orioles @ Washington Senators
Griffith Stadium, Washington, DC
Fri Aug 18 1961, 7:05 PM EDT
Att: 11,624 - Unknown

livebaseballscorecards.com

Batter	1	2	3	4	5	6	7	8	9	AB R H RBI BB SO LOB
--------	---	---	---	---	---	---	---	---	---	----------------------

Chuck Hinton, R <small>OBP: 0.356, SLG: 0.401</small> (1, 7) X										3 1 2 0 1 1 0
Danny O'Connell, R <small>OBP: 0.383, SLG: 0.355</small> (1, 4) X										4 1 1 1 0 2 2
Gene Woodling, L <small>OBP: 0.399, SLG: 0.465</small> Mike Garcia, R (9, 1) X										4 0 0 0 0 1 3 0 0 0 0 0 0 0
Willie Tasby, R <small>OBP: 0.331, SLG: 0.421</small> (1, 8) X										3 0 1 0 1 1 1
Bob Johnson, R <small>OBP: 0.324, SLG: 0.366</small> (1, 6) X										3 0 1 1 0 0 1
Bud Zipfel, L <small>OBP: 0.322, SLG: 0.487</small> (1, 3) X										4 0 0 0 0 2 3
Harry Bright, R <small>OBP: 0.326, SLG: 0.370</small> Billy Klaus, L <small>OBP: 0.307, SLG: 0.368</small> (9, PR) X										2 0 0 0 2 0 1 0 0 0 0 0 0 0
Pete Daley, R <small>OBP: 0.213, SLG: 0.238</small> (1, 2) X										4 0 0 0 0 1 3
Joe McClain, R <small>OBP: 0.196, SLG: 0.236</small> Gene Green, R <small>OBP: 0.369, SLG: 0.552</small> Marty Keough, L <small>OBP: 0.317, SLG: 0.450</small> (9, 9) X										2 0 0 0 0 0 0 1 0 0 0 0 0 0 0 0 0 0 0 0 0

Inning Stats	R: 2	H: 3	E: 0	K: 0	S: 6	LOB: 1	BB: 0	P: 6	R: 0	H: 0	E: 0	K: 0	S: 3	LOB: 0	BB: 0	P: 3	R: 0	H: 1	E: 0	K: 2	S: 8	LOB: 1	BB: 0	P: 8	R: 0	H: 1	E: 0	K: 0	S: 3	LOB: 0	BB: 0	P: 3	R: 0	H: 0	E: 0	K: 1	S: 5	LOB: 0	BB: 0	P: 5	R: 0	H: 0	E: 0	K: 1	S: 5	LOB: 0	BB: 0	P: 5	R: 0	H: 0	E: 0	K: 2	S: 7	LOB: 1	BB: 1	P: 11	R: 0	H: 0	E: 0	K: 1	S: 5	LOB: 1	BB: 1	P: 9	R: 0	H: 0	E: 0	K: 1	S: 5	LOB: 2	BB: 2	P: 13	1B: 4	SF: 0	2B: 1	SAC: 1	3B: 0	DP: 1	HR: 0	HBP: 0	WP: 1	PA: 35
--------------	------	------	------	------	------	--------	-------	------	------	------	------	------	------	--------	-------	------	------	------	------	------	------	--------	-------	------	------	------	------	------	------	--------	-------	------	------	------	------	------	------	--------	-------	------	------	------	------	------	------	--------	-------	------	------	------	------	------	------	--------	-------	-------	------	------	------	------	------	--------	-------	------	------	------	------	------	------	--------	-------	-------	-------	-------	-------	--------	-------	-------	-------	--------	-------	--------

PITCHER	IP	WLS	BF	H	R	ER	SO	BB	IBB	HBP	BLK	WP	HR	S	P	ERA	WHIP	PITCHER	IP	WLS	BF	H	R	ER	SO	BB	IBB	HBP	BLK	WP	HR	S	P	ERA	WHIP																
Steve Barber, L <small>OBP: 0.339</small> (1, 1)	9.0	W	35	5	2	2	8	4	0	0	0	1	0	47	63	2.00	1.000																																		

BOTTOM


Baltimore Orioles @ Washington Senators
Griffith Stadium, Washington, DC

Fri Aug 18 1961, 7:05 PM EDT
Att. 11,624 - Unknown

AB	30
R	2
H	5
RBI	2
BB	4
SO	8
LOB	14



WP:	1	PA:	35
PB:	0	SB:	1
CS:	0		

Batter	1	2	3	4	5	6	7	8	9	AB R H RBI BB SO LOB	TOP														
Brooks Robinson, R (1, 5) OBP: 0.341, SLG: 0.375	0-0 F8			0-0 F8	0-0 E5 FC6-4		0-0 F2		0-0 P4	5 0 0 0 0 0 2	<p>Baltimore Orioles @ Washington Senators Griffith Stadium, Washington, DC</p> <p>Sat Aug 19 1961, 3:33 AM EDT Att. 5,874 - Unknown</p> <p>livebaseballscorecards.com</p> <table border="1"> <tr><td>AB</td><td>35</td></tr> <tr><td>R</td><td>5</td></tr> <tr><td>H</td><td>9</td></tr> <tr><td>RBI</td><td>5</td></tr> <tr><td>BB</td><td>1</td></tr> <tr><td>SO</td><td>3</td></tr> <tr><td>LOB</td><td>13</td></tr> </table> 	AB	35	R	5	H	9	RBI	5	BB	1	SO	3	LOB	13
AB	35																								
R	5																								
H	9																								
RBI	5																								
BB	1																								
SO	3																								
LOB	13																								
Whitey Herzog, L (1, 7) OBP: 0.404, SLG: 0.422	0-0 F7			0-0 BB 2B 1B	0-0 FC6-4 1-2 2-3		0-0 3B		4 1 2 1 0 0 2																
Jackie Brandt, R (1, 8) OBP: 0.387, SLG: 0.471	0-0 4-3			0-0 F8	0-3 K		0-0 F5		4 0 0 0 0 1 4																
Jim Gentile, L (1, 3) OBP: 0.454, SLG: 0.689		0-0 1-3		4-0 BB 2B 1B BB		0-0 F7		0-0 FC6 2B	3 1 1 0 1 0 0																
Earl Robinson, R (1, 9) OBP: 0.368, SLG: 0.447		0-0 5-3		0-0 1B 2B		0-0 1B 2B		0-0 FC6 2-3	4 2 2 1 0 0 1																
Ron Hansen, R (1, 6) OBP: 0.319, SLG: 0.330		0-0 6-3		0-0 2B 1B		0-0 L7		0-0 F9	4 0 1 2 0 0 2																
Hank Foiles, R (1, 2) OBP: 0.315, SLG: 0.507			0-0 F7	0-3 K		0-0 2B 1B CS		0-0 4-3	4 0 1 1 0 1 2																
Jerry Adair, R (1, 4) OBP: 0.302, SLG: 0.371			0-0 5-3		0-0 P4	0-0 CS 1-2	0-0 SH5-3 3B 2B	0-0 5-3	4 1 1 0 0 0 0																
Billy Hoelt, L (1, 1) OBP: 0.276, SLG: 0.192			0-0 1-3		0-0 FC6-4 E 1B		0-0 SH5-3 2-3	0-3 K	3 0 1 0 0 1 0																
Inning Stats	R: 0 H: 0 E: 0 LOB: 0 K: 0 BB: 0 S: 3 P: 3	R: 0 H: 0 E: 0 LOB: 0 K: 0 BB: 0 S: 3 P: 3	R: 0 H: 0 E: 0 LOB: 0 K: 0 BB: 0 S: 3 P: 3	R: 3 H: 3 E: 0 LOB: 1 K: 1 BB: 1 S: 8 P: 12	R: 0 H: 1 E: 1 LOB: 2 K: 1 BB: 0 S: 7 P: 7	R: 1 H: 2 E: 0 LOB: 0 K: 0 BB: 0 S: 4 P: 4	R: 1 H: 2 E: 0 LOB: 1 K: 0 BB: 0 S: 5 P: 5	R: 0 H: 1 E: 0 LOB: 1 K: 0 BB: 0 S: 4 P: 4	R: 0 H: 0 E: 0 LOB: 0 K: 1 BB: 0 S: 5 P: 5	1B: 4 SF: 0 2B: 4 SAC: 1 3B: 1 DP: 0 HR: 0 HBP: 0	WP: 0 PA: 38 PB: 0 SB: 0 CS: 1														
PITCHER	IP WLS BF H R ER SO BB IBB HBP BLK WP HR S P ERA WHIP											PITCHER	IP WLS BF H R ER SO BB IBB HBP BLK WP HR S P ERA WHIP												
Marty Kutyna, R (1, 1) ERA: 3.53	8.0 L 34 9 5 5 2 1 0 0 0 0 0 0 37 41 5.62 1.250																								
Johnny Klippstein, R (9, 1) ERA: 6.53	1.0 3 0 0 0 0 1 0 0 0 0 0 0 5 5 0.00 0.000																								

BOTTOM

Baltimore Orioles @ Washington Senators
Griffith Stadium, Washington, DC

livebaseballscorecards.com

AB	27
R	0
H	1
RBI	0
BB	3
SO	4
LOB	7



WP:	0	PA:	30
PB:	0	SB:	0
CS:	0		

Sat Aug 19 1961, 3:33 AM EDT
Att. 5,874 - Unknown

AB R H RBI BB SO LOB

3	0	0	0	1	1	0
4	0	0	0	0	1	2
4	0	0	0	0	2	0
2	0	0	0	1	0	0
3	0	0	0	0	0	1
3	0	1	0	0	0	0
3	0	0	0	0	0	1
2	0	0	0	1	0	1
2	0	0	0	0	0	2
1	0	0	0	0	0	0
0	0	0	0	0	0	0

Batter	1	2	3	4	5	6	7	8	9
Chuck Hinton, R OBP: 0.354, SLG: 0.396 (1, 9)	0-0 F9		4-0 BB			0-0 6-3			0-3 K2-3
Danny O'Connell, R OBP: 0.380, SLG: 0.352 (1, 4)	0-0 F7		0-0 F3			0-3 K			0-0 P4
Marty Keough, L OBP: 0.313, SLG: 0.444 (1, 7)	0-3 K			0-0 F9		0-3 K			0-0 P5
Dale Long, L OBP: 0.333, SLG: 0.497 (1, 3)		0-0 4-3		4-0 BB		0-0 G3			
Willie Tasby, R OBP: 0.329, SLG: 0.418 (1, 8)		0-0 L6		0-0 G6-4-3		0-0 F8			
Bob Johnson, R OBP: 0.325, SLG: 0.365 (1, 6)		0-0 P6			0-0 5-3 1B		0-0 P5		
Harry Bright, R OBP: 0.320, SLG: 0.363 (1, 5)			0-0 F9		0-0 F8			0-0 5-3	
Pete Daley, R OBP: 0.215, SLG: 0.235 (1, 2)			4-0 BB		0-0 5-3			0-0 P4	
Marty Kutyna, R OBP: 0.240, SLG: 0.240 (1, 1)			0-0 F9		0-0 3-1			0-0 P4	
Bud Zipfel, L OBP: 0.315, SLG: 0.481 (8, PH)									
Johnny Klippstein, R OBP: 0.167, SLG: 0.167 (9, 1)									

Inning Stats	R: 0 E: 0 K: 1 S: 5	H: 0 LOB: 0 BB: 0 P: 5	R: 0 E: 0 K: 0 S: 3	H: 0 LOB: 0 BB: 0 P: 3	R: 0 E: 0 K: 0 S: 3	H: 0 LOB: 2 BB: 2 P: 11	R: 0 E: 0 K: 0 S: 2	H: 0 LOB: 0 BB: 1 P: 6	R: 0 E: 0 K: 0 S: 4	H: 1 LOB: 1 BB: 0 P: 4	R: 0 E: 0 K: 2 S: 7	H: 0 LOB: 0 BB: 0 P: 7	R: 0 E: 0 K: 0 S: 3	H: 0 LOB: 0 BB: 0 P: 3	R: 0 E: 0 K: 1 S: 5	H: 0 LOB: 0 BB: 0 P: 5
--------------	------------------------------	---------------------------------	------------------------------	---------------------------------	------------------------------	----------------------------------	------------------------------	---------------------------------	------------------------------	---------------------------------	------------------------------	---------------------------------	------------------------------	---------------------------------	------------------------------	---------------------------------

PITCHER	IP	WLS	BF	H	R	ER	SO	BB	IBB	HBP	BLK	WP	HR	S	P	ERA	WHIP
Billy Hoefl, L ERA: 2.01 (1, 1)	9.0	W	30	1	0	0	4	3	0	0	0	0	0	35	47	0.00	0.444

PITCHER	IP	WLS	BF	H	R	ER	SO	BB	IBB	HBP	BLK	WP	HR	S	P	ERA	WHIP
---------	----	-----	----	---	---	----	----	----	-----	-----	-----	----	----	---	---	-----	------

Batter	1	2	3	4	5	6	7	8	9	AB R H RBI BB SO LOB	TOP											
Brooks Robinson, R OBP: 0.341, SLG: 0.375 (1, 5)	0-0 5-3		0-0 F7	0-0 1B		0-0 F5		0-0 BB 1B		5 0 2 2 0 0 2	<p>Baltimore Orioles @ Washington Senators Griffith Stadium, Washington, DC</p> <p>Sun Aug 20 1961, 3:33 AM EDT Att. 7,221 - Unknown</p> <p>livebaseballscorecards.com</p>											
Whitey Herzog, L OBP: 0.407, SLG: 0.429 (1, 7)	4-0 1B BB		0-0 3-1	0-0 F7		0-0 1B 3B		4-0 BB		3 1 1 2 2 0 1												
Jackie Brandt, R OBP: 0.385, SLG: 0.467 (1, 8)	0-0 E9 G3 1B		0-0 P3		0-0 6-3	0-0 F8		0-0 G1-2-3		5 1 1 0 0 0 4												
Jim Gentile, L OBP: 0.452, SLG: 0.681 (1, 3)	0-0 G3			0-0 G3	4-0 FC5-4 BB		0-0 F7		0-0 F7	4 0 0 0 1 0 1												
Earl Robinson, R OBP: 0.369, SLG: 0.445 (1, 9)	0-0 1B			0-0 1B E	0-0 FC5-4		0-0 6-3		0-0 F8	5 1 2 1 0 0 1												
Ron Hansen, R OBP: 0.318, SLG: 0.329 (1, 6)	0-0 P6			0-0 E 2B 1B	0-3 K2-3		0-0 P4		0-0 1-3	5 1 1 0 0 1 2												
Hank Foiles, R OBP: 0.312, SLG: 0.507 (1, 2)		0-0 5-3		0-0 E1 2B		0-0 6-3		0-0 1B FC5-2 2B		4 1 1 0 0 0 1												
Jerry Adair, R OBP: 0.308, SLG: 0.383 (1, 4)		0-3 K		0-0 1B 2B		0-0 1B 3B 2B		0-0 FC5-2 1B 1B		4 3 3 2 0 1 0												
Chuck Estrada, R OBP: 0.140, SLG: 0.109 (1, 1)		0-0 6-3		0-3 K		0-0 3B 1B		0-0 FC5-2 BB 1B G1-2-3		4 1 1 0 0 1 3												
Inning Stats	R: 2 E: 1 K: 0 S: 5	H: 2 LOB: 1 BB: 1 P: 9	R: 0 E: 0 K: 1 S: 5	H: 0 LOB: 0 BB: 0 P: 5	R: 0 E: 0 K: 0 S: 3	H: 0 LOB: 0 BB: 0 P: 3	R: 4 E: 1 K: 1 S: 10	H: 4 LOB: 1 BB: 0 P: 10	R: 0 E: 0 K: 1 S: 5	H: 0 LOB: 1 BB: 1 P: 9	R: 2 E: 0 K: 0 S: 6	H: 3 LOB: 1 BB: 0 P: 6	R: 0 E: 0 K: 0 S: 3	H: 0 LOB: 0 BB: 0 P: 3	R: 1 E: 0 K: 0 S: 5	H: 3 LOB: 2 BB: 1 P: 9	R: 0 E: 0 K: 0 S: 3	H: 0 LOB: 0 BB: 0 P: 3	1B: 8 2B: 3 3B: 1 HR: 0	SF: 0 SAC: 0 DP: 1 HBP: 0	WP: 0 PB: 0 SB: 0 CS: 0	PA: 42
PITCHER	IP WLS BF H R ER SO BB IBB HBP BLK WP HR S P ERA WHIP																					
Dick Donovan, R ERA: 2.41 (1, 1)	3.1 L 17 5 6 3 1 1 0 0 0 0 0 0 18 22 8.10 1.800																					
Ed Hobaugh, R ERA: 4.89 (4, 1)	3.2 16 4 2 2 2 1 0 0 0 0 0 0 19 23 4.91 1.364																					
Johnny Klippstein, R ERA: 6.45 (8, 1)	2.0 9 3 1 1 0 1 0 0 0 0 0 0 8 12 4.50 2.000																					

AB	39
R	9
H	12
RBI	7
BB	3
SO	3
LOB	15



Batter	1	2	3	4	5	6	7	8	9	AB	R	H	RBI	BB	SO	LOB
Chuck Hinton, R OBP: 0.349, SLG: 0.390 (1, 8)	0-3 K		0-3 K		0-3 K		0-0 F9			4	0	0	0	0	3	3
Coot Veal, R OBP: 0.275, SLG: 0.238 (1, 6)	4-0 BB			0-0 F9		0-3 K		0-3 K		3	0	0	0	1	2	0
Gene Woodling, L OBP: 0.398, SLG: 0.466 (1, 9)	0-0 P5			0-0 HR 2B		0-3 K		0-0 5-3		4	1	1	0	0	1	1
Dale Long, L OBP: 0.332, SLG: 0.497 (1, 3)	0-0 F7			0-0 P6		0-0 F7		0-0 2B		4	0	1	0	0	0	2
Jim King, L OBP: 0.374, SLG: 0.465 (1, 7)		4-0 BB		4-0 HR BB		4-0 BB 1B BB		0-3 K		1	1	0	0	3	1	1
Bob Johnson, R OBP: 0.322, SLG: 0.389 (1, 4)		0-0 G3-6-1		0-0 HR		0-0 P3		0-0 6-3		4	1	1	3	0	0	2
Billy Klaus, L OBP: 0.302, SLG: 0.362 (1, 5)		0-3 K		0-0 P4		0-0 P4		0-0 F7		4	0	0	0	0	1	1
Pete Daley, R OBP: 0.222, SLG: 0.248 (1, 2)			0-3 K		0-3 K		0-0 BB 1B		0-0 2B	4	0	2	0	0	2	0
Dick Donovan, L OBP: 0.235, SLG: 0.239 (1, 1)			0-3 K		0-3 K		4-0 BB 1B BB		0-0 3-1	1	0	0	0	0	1	0
Ed Hobaugh, R OBP: 0.139, SLG: 0.114 (4, 1)										1	0	0	0	0	1	0
Bud Zipfel, L OBP: 0.326, SLG: 0.481 (7, PH)										0	0	0	0	1	0	0
Johnny Klippstein, R OBP: 0.167, SLG: 0.167 (8, 1)										0	0	0	0	0	0	0
Marty Keough, L OBP: 0.313, SLG: 0.443 (9, PH)										1	0	0	0	0	0	1

Inning Stats	R: 0	H: 0	E: 0	K: 1	S: 5	LOB: 1	BB: 1	P: 9	R: 0	H: 0	E: 0	K: 1	S: 4	LOB: 0	BB: 1	P: 8	R: 0	H: 0	E: 0	K: 3	S: 9	LOB: 0	BB: 0	P: 9	R: 3	H: 2	E: 0	K: 0	S: 5	LOB: 0	BB: 1	P: 9	R: 0	H: 0	E: 0	K: 3	S: 9	LOB: 0	BB: 0	P: 9	R: 0	H: 0	E: 0	K: 2	S: 7	LOB: 0	BB: 0	P: 7	R: 0	H: 1	E: 0	K: 0	S: 4	LOB: 3	BB: 2	P: 12	R: 0	H: 1	E: 0	K: 2	S: 8	LOB: 1	BB: 0	P: 8	R: 0	H: 1	E: 0	K: 0	S: 4	LOB: 1	BB: 0	P: 4	1B: 1	2B: 3	3B: 0	HR: 1	SF: 0	SAC: 0	DP: 1	HBP: 0	WP: 0	PB: 0	SB: 0	CS: 0	PA: 36
PITCHER Chuck Estrada, R ERA: 4.18 (1, 1)	IP	WLS	BF	H	R	ER	SO	BB	IBB	HBP	BLK	WP	HR	S	P	ERA	WHIP	IP	WLS	BF	H	R	ER	SO	BB	IBB	HBP	BLK	WP	HR	S	P	ERA	WHIP	IP	WLS	BF	H	R	ER	SO	BB	IBB	HBP	BLK	WP	HR	S	P	ERA	WHIP																																		

BOTTOM

Baltimore Orioles @ Washington Senators
Griffith Stadium, Washington, DC

Sun Aug 20 1961, 3:33 AM EDT
Att. 7,221 - Unknown

livebaseballscorecards.com

AB	31
R	3
H	5
RBI	3
BB	5
SO	12
LOB	11



Batter	1	2	3	4	5	6	7	8	9	10	11	AB R H RBI BB SO LOB	TOP	
Chuck Hinton, R (1, 9) <small>OBP: 0.347, SLG: 0.384</small>												4 0 0 0 1 0 1	Washington Senators @ Boston Red Sox Fenway Park, Boston, MA Tue Aug 22 1961, 7:05 PM EDT Att. 15,581 - Unknown	
Danny O'Connell, R (1, 5) <small>OBP: 0.378, SLG: 0.348</small>												4 1 0 0 1 0 2		
Gene Woodling, L (1, 7) <small>OBP: 0.402, SLG: 0.472</small> Marty Keough, L (8, PR) <small>OBP: 0.312, SLG: 0.441</small>												3 0 2 0 1 0 0 1 0 0 0 0 0 0		
Dale Long, L (1, 3) <small>OBP: 0.331, SLG: 0.491</small>												4 1 0 0 1 0 4		
Willie Tasby, R (1, 8) <small>OBP: 0.327, SLG: 0.413</small>												4 0 0 1 1 0 3		
Bob Johnson, R (1, 6) <small>OBP: 0.317, SLG: 0.381</small>												5 0 1 0 0 0 3		
Pete Daley, R (1, 2) <small>OBP: 0.227, SLG: 0.253</small>												5 0 2 0 0 0 4		
Chuck Cottier, R (1, 4) <small>OBP: 0.298, SLG: 0.303</small>												4 0 1 0 0 1 2		
Bennie Daniels, L (1, 1) <small>OBP: 0.241, SLG: 0.321</small>												5 0 0 0 0 2 4		
Inning Stats	R: 0 H: 0 E: 0 LOB: 1 K: 0 BB: 1 S: 3 P: 7	R: 0 H: 0 E: 0 LOB: 0 K: 0 BB: 0 S: 3 P: 3	R: 0 H: 0 E: 0 LOB: 0 K: 1 BB: 0 S: 5 P: 5	R: 1 H: 0 E: 2 LOB: 2 K: 0 BB: 1 S: 5 P: 9	R: 0 H: 0 E: 0 LOB: 0 K: 0 BB: 0 S: 3 P: 3	R: 1 H: 1 E: 0 LOB: 1 K: 0 BB: 1 S: 4 P: 8	R: 0 H: 2 E: 0 LOB: 2 K: 1 BB: 1 S: 6 P: 10	R: 0 H: 1 E: 0 LOB: 1 K: 0 BB: 0 S: 4 P: 4	R: 0 H: 1 E: 0 LOB: 1 K: 0 BB: 0 S: 4 P: 4	R: 0 H: 0 E: 0 LOB: 0 K: 0 BB: 0 S: 3 P: 3	R: 0 H: 1 E: 0 LOB: 2 K: 1 BB: 1 S: 6 P: 10	1B: 4 SF: 0 2B: 2 SAC: 1 3B: 0 DP: 0 HR: 0 HBP: 0		WP: 0 PA: 45 PB: 0 SB: 0 CS: 1
PITCHER Don Schwall, R (1, 1) <small>ERA: 2.78</small> Mike Fornieles, R (11, 1) <small>ERA: 5.02</small>	IP WLS BF H R ER SO BB IBB HBP BLK WP HR S P ERA WHIP 10.0 0 42 6 2 1 2 5 0 0 0 0 0 0 41 61 0.90 1.100 1.0 W 3 0 0 0 1 0 0 0 0 0 0 0 0 5 5 0.00 0.000													

livebaseballscorecards.com

AB	39
R	2
H	6
RBI	1
BB	5
SO	3
LOB	23



Batter	1	2	3	4	5	6	7	8	9	10	11	AB R H RBI BB SO LOB	BOTTOM	
Chuck Schilling, R (1, 4) <small>OBP: 0.340, SLG: 0.324</small>												5 1 1 0 0 0 2	Washington Senators @ Boston Red Sox Fenway Park, Boston, MA Tue Aug 22 1961, 7:05 PM EDT Att. 15,581 - Unknown	
Gary Geiger, L (1, 8) <small>OBP: 0.354, SLG: 0.418</small>												5 0 0 0 0 1 1		
Carl Yastrzemski, L (1, 7) <small>OBP: 0.318, SLG: 0.364</small>											5 0 4 0 0 0 0			
Vic Wertz, L (1, 3) <small>OBP: 0.338, SLG: 0.425</small> Billy Harrell, R (9, PR) <small>OBP: 0.184, SLG: 0.216</small> Pete Runnels, L (10, 3) <small>OBP: 0.377, SLG: 0.397</small>											3 0 0 1 0 0 3 0 0 0 0 0 0 0 0 1 0 0 1 0 0			
Frank Malzone, R (1, 5) <small>OBP: 0.302, SLG: 0.380</small>											5 0 3 0 0 1 1			
Jim Pagliaroni, R (1, 2) <small>OBP: 0.325, SLG: 0.415</small> Russ Nixon, L (11, PH) <small>OBP: 0.325, SLG: 0.368</small>											4 0 0 0 0 3 3 1 0 1 0 0 0 0			
Jackie Jensen, R (1, 9) <small>OBP: 0.353, SLG: 0.382</small>											4 1 0 1 1 1 3			
Pumpsie Green, S (1, 6) <small>OBP: 0.355, SLG: 0.423</small>											3 0 2 0 1 0 0			
Don Schwall, R (1, 1) <small>OBP: 0.182, SLG: 0.186</small> Mike Fornieles, R (11, 1) <small>OBP: 0.148, SLG: 0.185</small>											3 0 0 0 0 1 2 0 0 0 0 0 0 0			
Inning Stats	R: 0 H: 1 E: 0 LOB: 1 K: 0 BB: 0 S: 4 P: 4	R: 0 H: 0 E: 0 LOB: 0 K: 1 BB: 0 S: 5 P: 5	R: 0 H: 1 E: 0 LOB: 0 K: 1 BB: 0 S: 5 P: 5	R: 0 H: 1 E: 0 LOB: 0 K: 0 BB: 0 S: 3 P: 3	R: 1 H: 1 E: 2 LOB: 2 K: 1 BB: 1 S: 6 P: 10	R: 1 H: 2 E: 0 LOB: 1 K: 2 BB: 0 S: 9 P: 9	R: 0 H: 0 E: 0 LOB: 0 K: 1 BB: 0 S: 5 P: 5	R: 0 H: 0 E: 0 LOB: 0 K: 0 BB: 0 S: 3 P: 3	R: 0 H: 2 E: 0 LOB: 2 K: 1 BB: 0 S: 7 P: 7	R: 0 H: 1 E: 0 LOB: 0 K: 0 BB: 0 S: 3 P: 3	R: 1 H: 2 E: 0 LOB: 3 K: 0 BB: 2 S: 4 P: 12	1B: 10 SF: 1 2B: 3 SAC: 1 3B: 0 DP: 2 HR: 0 HBP: 0		WP: 0 PA: 43 PB: 0 SB: 0 CS: 1
PITCHER Bennie Daniels, R (1, 1) <small>ERA: 3.33</small>	IP 10.2 WLS L BF 43 H 11 R 3 ER 2 SO 7 BB 2 IBB 1 HBP 0 BLK 0 WP 0 HR 0 S 54 P 66 ERA 1.69 WHIP 1.219													

AB	38
R	3
H	11
RBI	2
BB	3
SO	7
LOB	15



Batter	1	2	3	4	5	6	7	8	9	AB R H RBI BB SO LOB	TOP											
Danny O'Connell, R (1, 5) OBP: 0.378, SLG: 0.347	0-0 F7		0-0 5-3		4-0 CS E BB		0-0 G1-6-3 1-2 2-H 1B		0-0 F3	4 0 1 1 1 0 1												
Bob Johnson, R (1, 6) OBP: 0.323, SLG: 0.410	0-0 1B			0-0 HR	0-0 E5		0-0 G1-6-3 1-2f			4 1 2 1 0 0 3												
Gene Woodling, L (1, 7) OBP: 0.400, SLG: 0.479	0-0 F7			0-0 HR	0-3 K			0-0 F8		4 1 1 1 0 1 3												
Jim King, L (1, 9) OBP: 0.372, SLG: 0.458	0-0 4-3			4-0 FC4-6 BB	0-0 F2			0-0 F8		3 0 0 0 1 0 1												
Bud Zipfel, L (1, 3) OBP: 0.312, SLG: 0.458		0-0 F5		0-0 FC4-6 1B	0-0 4-3			0-3 K		4 0 0 0 0 1 1												
Willie Tasby, R (1, 8) OBP: 0.326, SLG: 0.412		0-0 5-3		0-0 1-2 1B	0-3 K			0-0 L5		4 0 1 0 0 1 0												
Chuck Cottier, R (1, 4) OBP: 0.297, SLG: 0.302		0-0 F9		0-3 K	0-0 5-3			0-0 2B SF8 1B		4 1 1 0 0 1 2												
Pete Daley, R (1, 2) OBP: 0.233, SLG: 0.271		0-0 F7		0-0 F5	0-0 1B 2B			0-0 2B		4 1 2 0 0 0 2												
Joe McClain, R (1, 1) OBP: 0.190, SLG: 0.228		0-0 6-3		0-0 F3	4-0 1B BB			0-0 SF8 3-H		2 0 0 0 0 0 0												
Marty Keough, L (7, PH) OBP: 0.314, SLG: 0.441										0 0 0 0 1 0 0												
Marty Kutyna, R (7, 1) OBP: 0.240, SLG: 0.240										0 0 0 0 0 0 0												
Dale Long, L (9, PH) OBP: 0.330, SLG: 0.491										0 0 0 1 0 0 0												
Inning Stats	R: 0 E: 0 K: 0 S: 4	H: 1 LOB: 1 BB: 0 P: 4	R: 0 E: 0 K: 0 S: 3	H: 0 LOB: 0 BB: 0 P: 3	R: 0 E: 0 K: 0 S: 3	H: 0 LOB: 0 BB: 0 P: 3	R: 2 E: 0 K: 1 S: 8	H: 3 LOB: 2 BB: 1 P: 12	R: 0 E: 1 K: 1 S: 5	H: 0 LOB: 2 BB: 1 P: 9	R: 0 E: 0 K: 1 S: 5	H: 0 LOB: 0 BB: 0 P: 5	R: 1 E: 0 K: 0 S: 4	H: 2 LOB: 1 BB: 1 P: 8	R: 0 E: 0 K: 1 S: 5	H: 0 LOB: 0 BB: 0 P: 5	R: 1 E: 0 K: 0 S: 5	H: 2 LOB: 1 BB: 0 P: 5	1B: 4 2B: 3 3B: 0 HR: 2	SF: 1 SAC: 0 DP: 2 HBP: 0	WP: 0 PB: 0 SB: 0 CS: 1	PA: 37
PITCHER Bill Monbouquette, R (1, 1) ERA: 3.79	IP: 9.0 WLS: W BF: 37 H: 8 R: 4 ER: 4 SO: 4 BB: 3 IBB: 0 HBP: 0 BLK: 0 WP: 0 HR: 2 S: 42 P: 54 ERA: 4.00 WHIP: 1.222											PITCHER	IP: 9.0 WLS: W BF: 37 H: 8 R: 4 ER: 4 SO: 4 BB: 3 IBB: 0 HBP: 0 BLK: 0 WP: 0 HR: 2 S: 42 P: 54 ERA: 4.00 WHIP: 1.222									

Washington Senators @ Boston Red Sox
Fenway Park, Boston, MA
Wed Aug 23 1961, 3:33 AM EDT
Att. 5,316 - Unknown

AB	33
R	4
H	8
RBI	4
BB	3
SO	4
LOB	13



Batter	1	2	3	4	5	6	7	8	9
Chuck Schilling, R <small>OBP: 0.339, SLG: 0.321</small> (1, 4) X	0-0 6-3 		0-0 F8 		4-0 WP BB 		0-0 1-3 	0-0 F7 	
Gary Geiger, L <small>OBP: 0.353, SLG: 0.423</small> (1, 8) X	0-0 F9 		0-0 F5 		0-0 F6 		0-0 HR 		
Carl Yastrzemski, L <small>OBP: 0.317, SLG: 0.365</small> (1, 7) X	0-0 2B 		0-0 F4 		0-0 G3 		0-0 4-3 		
Vic Wertz, L <small>OBP: 0.339, SLG: 0.429</small> Pete Runnels, L <small>OBP: 0.378, SLG: 0.398</small> (1, 3) X (5, PH) (6, 3) X	0-0 1B 		0-0 F7 		0-3 K 			0-0 S 1B 	
Frank Malzone, R <small>OBP: 0.305, SLG: 0.384</small> (1, 5) X	0-0 1B 			0-0 E5 		0-0 L6 		0-0 HR 	
Jim Pagliaroni, R <small>OBP: 0.327, SLG: 0.415</small> (1, 2) X		0-0 1-3 1B 		0-3 K 		0-0 F8 		4-0 HR 	
Jackie Jensen, R <small>OBP: 0.353, SLG: 0.388</small> (1, 9) X		0-3 K 		0-0 6-3 		0-0 5-3 		0-0 HR 	
Pumpsie Green, S <small>OBP: 0.359, SLG: 0.430</small> (1, 6) X		0-0 1-3 			0-0 1B WP 2B 		4-0 1-3 SH5-4 HR BB 	0-3 K 	
Bill Monbouquette, R <small>OBP: 0.220, SLG: 0.132</small> (1, 1) X		0-3 K 			0-0 WP BB E 1B 		0-0 SH5-4 	0-0 1-3 	

AB	R	H	RBI	BB	SO	LOB
4	0	0	0	1	0	1
4	1	1	2	0	0	2
4	1	1	0	0	0	1
2	0	1	1	0	0	0
2	1	1	0	0	1	1
4	1	3	1	0	0	0
3	1	1	0	1	1	1
4	1	1	3	0	1	2
3	2	1	0	1	1	1
3	1	1	0	0	1	1

BOTTOM

Washington Senators @ Boston Red Sox
 Fenway Park, Boston, MA
 Wed Aug 23 1961, 3:33 AM EDT
 Att. 5,316 - Unknown

AB	33
R	9
H	11
RBI	7
BB	3
SO	5
LOB	10



Inning Stats	R	H	E	K	S	P	IP	WLS	BF	H	R	ER	SO	BB	IBB	HBP	BLK	WP	HR	S	P	ERA	WHIP
Joe McClain, R <small>ERA: 3.88</small> (1, 1)	1	3	0	0	5	6	6.0		25	7	3	2	4	1	0	0	0	1	0	32	36	3.00	1.333
Marty Kutyna, R <small>ERA: 3.95</small> (7, 1)	0	1	0	2	8	6	2.0	L	12	4	6	6	1	2	0	0	0	0	2	12	20	27.00	3.000

WP	HR	S	P	ERA	WHIP
1	1	0	1	37	

Batter	1	2	3	4	5	6	7	8	9	10	AB	R	H	RBI	BB	SO	LOB	TOP								
Danny O'Connell, R (1, 5) OBP: 0.375, SLG: 0.344	0-3 K		0-0 SH3-4		0-0 F8	0-0 5-3			0-3 K		4	0	0	0	0	2	3									
Bob Johnson, R (1, 6) OBP: 0.326, SLG: 0.410	0-0 6-3		0-0 G4-6-3 1B		0-0 5-3			0-0 G3-6-3 1B	0-0 F5		5	0	2	1	0	0	0									
Gene Woodling, L (1, 7) OBP: 0.400, SLG: 0.481	0-0 F4		0-0 G4-6-3					0-0 HR 1B	0-0 G3-6-3		5	1	2	0	0	0	3									
Chuck Hinton, R (9, PR) OBP: 0.347, SLG: 0.384			1-2f					1-2f	2B		0	0	0	0	0	0	0									
Jim King, L (1, 9) OBP: 0.376, SLG: 0.473		0-3 K		0-0 1B 1B				0-0 HR	0-0 F4	4-0 FC4-6 IBB	4	1	2	2	1	1	0									
Billy Klaus, L (10, 7) OBP: 0.302, SLG: 0.362								1-H			0	0	0	0	0	0	0									
Bud Zipfel, L (1, 3) OBP: 0.296, SLG: 0.432		0-3 K		0-3 K				0-0 F5		0-0 FC4-6	5	0	0	0	0	3	3									
Willie Tasby, R (1, 8) OBP: 0.329, SLG: 0.417		0-0 F3		0-0 1B				0-0 BB 2B		0-0 F3	5	0	3	0	0	0	0									
Chuck Cottier, R (1, 4) OBP: 0.303, SLG: 0.307			4-0 BB 1B BB	0-0 F2				4-0 BB BB		0-0 4-3	3	1	1	0	2	0	2									
Pete Daley, R (1, 2) OBP: 0.235, SLG: 0.268			4-0 BB BB	0-0 F5				0-3 K		4-0 G4-6-3 IBB	2	1	0	0	1	1	4									
Marty Keough, L (8, PH) OBP: 0.316, SLG: 0.441			SH3-4 1B BB					0-3 K		0-0 1B	0	0	0	0	1	0	0									
Gene Green, R (8, 2) OBP: 0.371, SLG: 0.554			1-2								1	0	1	0	0	0	0									
Dick Donovan, L (1, 1) OBP: 0.259, SLG: 0.250			0-0 1B SH3-4 1B		0-3 K			4-0 BB		0-0 G4-6-3	2	0	1	1	1	1	0									
Dale Long, L (8, PH) OBP: 0.329, SLG: 0.489			1-2 2-H					1-2 2-3			1	0	0	0	0	0	3									
Mike Garcia, R (8, 1) Pete Burnside, R (9, 1) OBP: 0.150, SLG: 0.105											0	0	0	0	0	0	0									
											1	0	0	0	0	1	1									
Inning Stats	R: 0 E: 0 K: 1 S: 5	H: 0 LOB: 0 BB: 0 P: 5	R: 0 E: 0 K: 2 S: 7	H: 0 LOB: 0 BB: 0 P: 7	R: 2 E: 0 K: 0 S: 4	H: 2 LOB: 1 BB: 2 P: 12	R: 0 E: 0 K: 1 S: 7	H: 2 LOB: 2 BB: 0 P: 7	R: 0 E: 0 K: 1 S: 5	H: 0 LOB: 0 BB: 0 P: 5	R: 2 E: 0 K: 1 S: 8	H: 3 LOB: 3 BB: 2 P: 16	R: 0 E: 0 K: 0 S: 3	H: 1 LOB: 0 BB: 0 P: 3	R: 0 E: 0 K: 1 S: 6	H: 2 LOB: 2 BB: 1 P: 10	R: 0 E: 0 K: 1 S: 6	H: 1 LOB: 2 BB: 1 P: 10	R: 0 E: 0 K: 1 S: 6	H: 1 LOB: 1 BB: 0 P: 6	1B: 8 2B: 3 3B: 0 HR: 1	SF: 0 SAC: 1 DP: 3 HBP: 0	WP: 0 PB: 0 SB: 0 CS: 0	PA: 45		
PITCHER	IP WLS BF H R ER SO BB IBB HBP BLK WP HR S P ERA WHIP																									
Ike Delock, R (1, 1) ERA: 4.68	5.1																									
Billy Muffett, R (6, 1) ERA: 6.7	2.2		12	3	0	0	2	2	1	0	0	0	0	0	0	0	0	0	0	0	0	0	0	0	0	0
Mike Fornieles, R (9, 1) ERA: 4.93	2.0	W	9	2	0	0	2	0	1	0	0	0	0	0	0	0	0	0	0	0	0	0	0	0	0	0

Washington Senators @ Boston Red Sox
 Fenway Park, Boston, MA
 Thu Aug 24 1961, 3:33 AM EDT
 Att: 4,773 - Unknown

livebaseballscorecards.com

AB 38
 R 4
 H 12
 RBI 4
 BB 6
 SO 9
 LOB 19



BOTTOM

Washington Senators @ Boston Red Sox
Fenway Park, Boston, MA
Thu Aug 24 1961, 3:33 AM EDT
Att. 4,773 - Unknown

livebaseballscorecards.com

AB 39
R 5
H 12
RBI 3
BB 4
SO 5
LOB 25



WP: 0 PA: 43
PB: 1
SB: 2
CS: 0

AB R H RBI BB SO LOB

4 0 1 0 1 1 1

5 0 1 0 0 1 5

4 0 1 0 1 0 1

4 0 1 0 1 0 3

5 0 0 0 0 0 6

5 2 3 0 0 1 1

4 3 3 3 1 0 1

4 0 1 0 0 0 3

2 0 0 0 0 1 3

1 0 1 0 0 0 0

1 0 0 0 0 1 1

0 0 0 0 0 0 0

1B: 8 SF: 0
2B: 3 SAC: 0
3B: 0 DP: 2
HR: 2 HBP: 0

Batter	1	2	3	4	5	6	7	8	9	10						
Chuck Schilling, R OBP: 0.339, SLG: 0.321 (1, 4)	4-0 S BB	0-0 E6 1-2 3-H		0-0 F4		0-0 1B			0-3 K							
Gary Geiger, L OBP: 0.351, SLG: 0.423 (1, 8)	0-0 F5	0-0 F4			0-0 G3	0-3 K			0-0 1-3 2B							
Carl Yastrzemski, L OBP: 0.318, SLG: 0.364 (1, 7)	0-0 F6		0-0 G3		0-0 G3		0-0 L4-3 1B		4-0 1-3 IBB							
Frank Malzone, R OBP: 0.306, SLG: 0.382 (1, 5)	4-0 1-2 BB		0-0 FC4-6 1B		0-0 L6		0-0 F3		0-0 1-3 1-2 2-3							
Russ Nixon, L OBP: 0.318, SLG: 0.359 (1, 2)	0-0 F8		0-0 FC4-6 1-2f			0-0 F7	0-0 L4-3 1-2		0-0 F9							
Pete Runnels, L OBP: 0.381, SLG: 0.405 (1, 3)		0-0 FC1-6 PB E 1B		0-0 F8		0-0 HR 2B		0-0 FC4-6 1B		0-3 K						
Jackie Jensen, R OBP: 0.357, SLG: 0.406 (1, 9)		4-0 FC1-6 1-2 BB		0-0 1B G6-4-3 1B		0-0 2H HR		0-0 F4		0-0 HR						
Pumpsie Green, S OBP: 0.356, SLG: 0.423 (1, 6)		0-0 FC1-6 E 1-2f 2-3		0-0 G6-4-3 1B		0-0 4-3		0-0 FC4-6 1-2f S								
Ike Delock, R OBP: 0.174, SLG: 0.095 (1, 1)		0-3 K		0-0 G6-4-3		0-0 1B		0-3 K								
Billy Muffett, R OBP: 0.318, SLG: 0.211 (6, 1)				1-2f 3-H		0-0 1B		1-2								
Jim Pagliaroni, R OBP: 0.326, SLG: 0.413 (8, PH)																
Mike Fomieles, R OBP: 0.148, SLG: 0.185 (9, 1)																
Inning Stats	R: 0 H: 0 E: 0 LOB: 2 K: 0 BB: 2 S: 3 P: 11	R: 1 H: 1 E: 1 LOB: 2 K: 1 BB: 1 S: 7 P: 11	R: 0 H: 1 E: 0 LOB: 1 K: 0 BB: 0 S: 4 P: 4	R: 1 H: 2 E: 0 LOB: 0 K: 0 BB: 0 S: 4 P: 4	R: 0 H: 0 E: 0 LOB: 0 K: 0 BB: 0 S: 3 P: 3	R: 2 H: 4 E: 0 LOB: 2 K: 1 BB: 0 S: 9 P: 9	R: 0 H: 1 E: 0 LOB: 0 K: 0 BB: 0 S: 3 P: 3	R: 0 H: 1 E: 0 LOB: 1 K: 1 BB: 0 S: 6 P: 6	R: 0 H: 1 E: 0 LOB: 2 K: 1 BB: 1 S: 6 P: 10	R: 1 H: 1 E: 0 LOB: 0 K: 1 BB: 0 S: 4 P: 4	1B: 8 SF: 0 2B: 3 SAC: 0 3B: 0 DP: 2 HR: 2 HBP: 0					
PITCHER	IP WLS BF H R ER SO BB IBB HBP BLK WP HR S P ERA WHIP															
Dick Donovan, R ERA: 2.48 (1, 1)	7.0	32	9	4	3	2	3	0	0	0	0	1	33	45	3.86	1.714
Mike Garcia, R ERA: 4.91 (8, 1)	1.2	8	2	0	0	2	0	1	0	0	0	0	11	15	0.00	1.200
Pete Burnside, L ERA: 6.93 (9, 1)	0.2	L 3	1	1	1	1	0	0	0	0	0	1	5	5	13.50	1.500

Batter	1	2	3	4	5	6	7	8	9	AB R H RBI BB SO LOB	TOP									
Jake Wood, R OBP: 0.325, SLG: 0.377 (1, 4) X	0-0 6-3			0-3 K	0-0 6-3		0-3 K		0-0 FC6-4 4-3 S 1-2f	5 0 0 0 0 2 2										
Bill Bruton, L OBP: 0.336, SLG: 0.391 (1, 8) X	0-0 F9			0-0 F9	0-0 F9			0-0 PB L1-3 1B	0-0 4-3 1-3	5 1 1 0 0 0 2										
Al Kaline, R OBP: 0.375, SLG: 0.489 (1, 9) X	0-0 L7			0-0 PB 1B		4-0 2B E BB		0-0 L1-3 1-2	0-0 L4	4 2 1 0 1 0 2										
Rocky Colavito, R OBP: 0.402, SLG: 0.573 (1, 7)		0-0 5-3		0-0 BB E 1B 1-H		0-3 K BB SS		0-3 K 2-3		4 1 1 1 0 2 2										
Norm Cash, L OBP: 0.497, SLG: 0.660 (1, 3)		0-0 4-3		4-0 E BB 1-2		0-0 E 2B 1-3		4-0 1B BB		2 2 1 0 2 0 0										
Dick McAuliffe, L OBP: 0.313, SLG: 0.383 (1, 5)		0-0 4-3		0-0 E7 2B 1-H 2-H		0-0 L1 BB 1-3		0-0 S 1B 1-3 3-H		4 0 2 3 0 0 2										
Chico Fernandez, R OBP: 0.311, SLG: 0.323 (1, 6)			0-0 F8	0-0 1-3		0-0 E4 CS 2-H 3-H		4-0 FC5-4 BB 1-2		3 0 0 0 1 0 1										
Mike Roarke, R OBP: 0.299, SLG: 0.301 (1, 2)		0-0 5-3			0-0 6-3 2B	0-0 CS 1-2	0-0 F7	0-0 FC5-4 1-2f		4 0 1 0 0 0 3										
Jim Bunning, R OBP: 0.163, SLG: 0.165 (1, 1)		0-0 5-3		0-0 6-3 2-3			0-0 4-3		0-0 FC6-4 1B	4 0 1 0 0 0 1										
Inning Stats	R: 0 E: 0 K: 0 S: 3	H: 0 LOB: 0 BB: 0 P: 3	R: 0 E: 0 K: 0 S: 3	H: 0 LOB: 0 BB: 0 P: 3	R: 3 E: 1 K: 1 S: 8	H: 3 LOB: 1 BB: 1 P: 12	R: 0 E: 0 K: 0 S: 4	H: 1 LOB: 1 BB: 0 P: 4	R: 2 E: 1 K: 1 S: 6	H: 1 LOB: 0 BB: 1 P: 10	R: 0 E: 0 K: 1 S: 5	H: 0 LOB: 0 BB: 0 P: 5	R: 1 E: 0 K: 1 S: 7	H: 2 LOB: 3 BB: 2 P: 15	R: 0 E: 0 K: 0 S: 4	H: 1 LOB: 1 BB: 0 P: 4	1B: 5 2B: 3 3B: 0 HR: 0	SF: 0 SAC: 0 DP: 0 HBP: 0	WP: 0 PB: 2 SB: 2 CS: 1	PA: 40
PITCHER	IP WLS BF H R ER SO BB IBB HBP BLK WP HR S P ERA WHIP																			
John Gabler, R ERA: 4.69 (1, 1)	5.1 L 23 5 5 3 2 2 0 0 0 0 0 0 25 33 5.06 1.312																			
Johnny Klippstein, R ERA: 6.31 (6, 1)	2.2 12 2 1 1 2 2 0 0 0 0 0 0 14 22 3.38 1.500																			
Mike Garcia, R ERA: 4.6 (9, 1)	1.0 4 1 0 0 0 0 0 0 0 0 0 0 4 4 0.00 1.000																			

Detroit Tigers @ Washington Senators
 Griffith Stadium, Washington, DC
 Fri Aug 25 1961, 7:05 PM EDT
 Att. 7,907 - Unknown

livebaseballscorecards.com

AB 35
R 6
H 8
RBI 4
BB 4
SO 4
LOB 15



Batter	1	2	3	4	5	6	7	8	9	AB	R	H	RBI	BB	SO	LOB	
Danny O'Connell, R OBP: 0.373, SLG: 0.341 (1, 5) X	0-0 3-1 ①		0-3 K ③			0-0 4-3 ③				3	0	0	0	0	1	1	
Bob Johnson, R OBP: 0.319, SLG: 0.400 (1, 6) X	0-0 6-3 ②			0-0 L9 ①			0-0 F7 ①			3	0	0	0	0	0	0	
Gene Woodling, L OBP: 0.399, SLG: 0.480 (1, 9) X	0-0 1-3 ③			0-0 L9 ②			0-0 1B 1B ②			3	0	1	0	0	0	0	
Gene Green, R OBP: 0.367, SLG: 0.548 Harry Bright, R OBP: 0.320, SLG: 0.363 (1, 2) (8, 2)		0-0 5-3 ①		0-0 L9 ③			0-0 P4 ②			3	0	0	0	0	0	1	
Willie Tasby, R OBP: 0.329, SLG: 0.416 (1, 8)		0-3 K ②			0-0 6-3 ①		0-0 1-2 1B ②			3	0	1	0	0	1	0	
Bud Zipfel, L OBP: 0.287, SLG: 0.418 (1, 3) X		0-0 L4 ③			0-0 4-3 ②		0-3 K ③			3	0	0	0	0	1	2	
Marty Keough, L OBP: 0.316, SLG: 0.438 (1, 7)			4-0 FC4-6 BB ①		0-0 P6 ③			0-0 L9 ①		2	0	0	0	1	0	0	
Chuck Cottier, R OBP: 0.299, SLG: 0.303 (1, 4) X			0-0 FC4-6 S ①			0-0 5-3 ①		0-0 5-3 ②		3	0	0	0	0	0	1	
John Gabler, S OBP: 0.261, SLG: 0.318 Johnny Klippstein, R OBP: 0.143, SLG: 0.143 Dale Long, L OBP: 0.328, SLG: 0.488 Mike Garcia, R (1, 1) (6, 1) (8, PH) (9, 1)			0-3 K ②			0-0 6-3 ②		0-0 F7 ③		1	0	0	0	0	1	1	
Inning Stats	R: 0 E: 0 K: 0 S: 3	H: 0 LOB: 0 BB: 0 P: 3	R: 0 E: 0 K: 1 S: 5	H: 0 LOB: 0 BB: 0 P: 5	R: 0 E: 0 K: 2 S: 7	H: 0 LOB: 1 BB: 1 P: 11	R: 0 E: 0 K: 0 S: 3	H: 0 LOB: 0 BB: 0 P: 3	R: 0 E: 0 K: 0 S: 3	H: 2 LOB: 2 BB: 0 P: 7	R: 0 E: 0 K: 0 S: 3	H: 0 LOB: 0 BB: 0 P: 3					
PITCHER Jim Bunning, R ERA: 3.07 (1, 1)	IP 8.0	WLS W	BF 27	H 2	R 0	ER 0	SO 4	BB 1	IBB 0	HBP 0	BLK 0	WP 0	HR 0	S 34	P 38	ERA 0.00	WHIP 0.375

BOTTOM

Detroit Tigers @ Washington Senators
Griffith Stadium, Washington, DC
Fri Aug 25 1961, 7:05 PM EDT
Att. 7,907 - Unknown

livebaseballscores.com

AB	26
R	0
H	2
RBI	0
BB	1
SO	4
LOB	6



1B: 2	SF: 0	WP: 0	PA: 27
2B: 0	SAC: 0	PB: 0	
3B: 0	DP: 0	SB: 1	
HR: 0	HBP: 0	CS: 0	

PITCHER	IP	WLS	BF	H	R	ER	SO	BB	IBB	HBP	BLK	WP	HR	S	P	ERA	WHIP
Jim Bunning, R ERA: 3.07 (1, 1)	8.0	W	27	2	0	0	4	1	0	0	0	0	0	34	38	0.00	0.375

Batter	1	2	3	4	5	6	7	8	9	AB R H RBI BB SO LOB	TOP											
Jake Wood, R (1, 4) OBP: 0.324, SLG: 0.380	0-0 5-3	0-0 6-3			0-0 SF7 2-H 3B		0-0 6-3			4 1 1 1 0 0 0												
Bill Bruton, L (1, 8) OBP: 0.335, SLG: 0.389	4-0 S 2B BB		0-0 P5		0-0 SF7			0-0 P6		2 1 0 1 1 0 0												
Al Kaline, R (1, 9) OBP: 0.374, SLG: 0.485	4-0 1-2 2B BB		0-0 L8		0-0 L7			0-0 L5-3		3 1 0 0 1 0 0												
Rocky Colavito, R (1, 7) OBP: 0.401, SLG: 0.576	0-0 F7		0-3 K			0-0 HR		0-0 F7		4 1 1 1 0 1 2												
Norm Cash, L (1, 3) OBP: 0.495, SLG: 0.658	0-0 1-H 2-H 3B 2B		0-3 K			0-0 3-1			0-0 F9	4 1 1 2 0 1 0												
Dick McAuliffe, L (1, 5) OBP: 0.316, SLG: 0.406	0-0 2-H 3B		0-0 4-3			0-0 4-3			0-0 1B 3B	4 1 2 1 0 0 0												
Chico Fernandez, R (1, 6) OBP: 0.311, SLG: 0.322	0-0 6-3		0-0 P5			0-0 F8			0-0 1B	4 0 1 1 0 0 1												
Frank House, L (1, 2) OBP: 0.346, SLG: 0.381		0-0 4-3			0-0 SH3-4 3B 1B		0-0 F9		0-0 P3 3-H	4 1 1 0 0 0 1												
Don Mossi, L (1, 1) OBP: 0.250, SLG: 0.269			0-0 3-1		0-0 SH3-4		0-3 K		0-0 5-3	3 0 0 0 0 1 1												
Terry Fox, R (9, 1) OBP: 0.200, SLG: 0.111					1-2					0 0 0 0 0 0 0												
Gerry Staley, R (9, 1)										0 0 0 0 0 0 0												
Inning Stats	R: 3 E: 0 K: 0 S: 5	H: 2 LOB: 1 BB: 2 P: 13	R: 0 E: 0 K: 0 S: 3	H: 0 LOB: 0 BB: 0 P: 3	R: 0 E: 0 K: 1 S: 5	H: 0 LOB: 0 BB: 0 P: 5	R: 0 E: 0 K: 1 S: 5	H: 0 LOB: 0 BB: 0 P: 5	R: 2 E: 0 K: 0 S: 5	H: 2 LOB: 0 BB: 0 P: 5	R: 1 E: 0 K: 0 S: 4	H: 1 LOB: 0 BB: 0 P: 4	R: 0 E: 0 K: 1 S: 5	H: 0 LOB: 0 BB: 0 P: 5	R: 0 E: 0 K: 0 S: 3	H: 0 LOB: 0 BB: 0 P: 3	R: 1 E: 0 K: 0 S: 5	H: 2 LOB: 1 BB: 0 P: 5	1B: 2 2B: 1 3B: 3 HR: 1	SF: 1 SAC: 1 DP: 0 HBP: 0	WP: 0 PB: 0 SB: 1 CS: 0	PA: 36
PITCHER	IP WLS BF H R ER SO BB IBB HBP BLK WP HR S P ERA WHIP																					
Bennie Daniels, R (1, 1) ERA: 3.55	6.0 L 25 5 6 6 2 2 0 0 0 0 0 1 27 35 9.00 1.167																					
Pete Burnside, L (7, 1) ERA: 6.72	2.0 6 0 0 0 1 0 0 0 0 0 0 0 8 8 0.00 0.000																					
Johnny Klippstein, R (9, 1) ERA: 6.35	1.0 5 2 1 1 0 0 0 0 0 0 0 0 5 5 9.00 2.000																					

Detroit Tigers @ Washington Senators
 Griffith Stadium, Washington, DC
 Sun Aug 27 1961, 3:33 AM EDT
 Unknown

livebaseballscorecards.com

AB	32
R	7
H	7
RBI	7
BB	2
SO	3
LOB	5



Batter	1	2	3	4	5	6	7	8	9	AB	R	H	RBI	BB	SO	LOB
Chuck Hinton, R (1, 7) <small>OBP: 0.341, SLG: 0.376</small>	0-3 		0-0 			0-0 		0-0 	0-3 	5	0	0	0	0	2	3
Danny O'Connell, R (1, 5) <small>OBP: 0.372, SLG: 0.340</small>	0-0 		0-0 			0-0 		0-0 		4	0	1	0	0	0	1
Bob Johnson, R (1, 6) <small>OBP: 0.317, SLG: 0.403</small>	0-0 			0-0 			0-3 		0-0 	4	1	1	0	0	1	1
Gene Green, R (1, 9) <small>OBP: 0.362, SLG: 0.540</small>		0-0 		0-0 			0-0 		0-0 	4	0	0	0	0	0	1
Willie Tasby, R (1, 8) <small>OBP: 0.329, SLG: 0.413</small>		0-0 		0-0 			4-0 		0-0 	3	1	0	0	1	0	1
Harry Bright, R (1, 2) <small>OBP: 0.318, SLG: 0.360</small>		0-0 			0-0 		0-0 		0-0 	4	0	1	1	0	0	1
Bud Zipfel, L (1, 3) <small>OBP: 0.305, SLG: 0.432</small>			0-0 		0-0 		0-0 		0-0 	4	2	3	1	0	0	0
Chuck Cottier, R (1, 4) <small>OBP: 0.302, SLG: 0.306</small>			0-0 		0-0 		0-0 		0-0 	4	0	2	1	0	0	3
Bennie Daniels, L (1, 1) <small>OBP: 0.232, SLG: 0.321</small> Coot Vesil, R (6, PH) <small>OBP: 0.274, SLG: 0.237</small> Pete Surmside, R (7, 1) <small>OBP: 0.150, SLG: 0.105</small> Marty Keough, L (8, PH) <small>OBP: 0.315, SLG: 0.437</small> Johnny Klippstein, R (9, 1) <small>OBP: 0.451, SLG: 0.481</small> Gene Woodling, L (9, PH) <small>OBP: 0.401, SLG: 0.481</small> Billy Klaus, L (9, PR) <small>OBP: 0.302, SLG: 0.362</small>			0-0 		0-0 		0-3 		0-0 	0	0	0	1	0	0	0

Inning Stats	R: 0	H: 1	E: 0	K: 1	S: 5	LOB: 0	BB: 0	P: 5	R: 0	H: 0	E: 0	K: 0	S: 3	LOB: 0	BB: 0	P: 3	R: 1	H: 2	E: 0	K: 0	S: 5	LOB: 1	BB: 0	P: 5	R: 0	H: 0	E: 0	K: 0	S: 3	LOB: 0	BB: 0	P: 3	R: 0	H: 0	E: 0	K: 0	S: 3	LOB: 0	BB: 0	P: 3	R: 0	H: 2	E: 0	K: 1	S: 7	LOB: 3	BB: 1	P: 11	R: 0	H: 0	E: 0	K: 1	S: 5	LOB: 0	BB: 0	P: 5	R: 3	H: 4	E: 1	K: 1	S: 10	LOB: 2	BB: 0	P: 10	1B: 8	SF: 1	2B: 2	SAC: 0	3B: 0	DP: 1	HR: 0	HBP: 0	WP: 0	PA: 37
--------------	------	------	------	------	------	--------	-------	------	------	------	------	------	------	--------	-------	------	------	------	------	------	------	--------	-------	------	------	------	------	------	------	--------	-------	------	------	------	------	------	------	--------	-------	------	------	------	------	------	------	--------	-------	-------	------	------	------	------	------	--------	-------	------	------	------	------	------	-------	--------	-------	-------	-------	-------	-------	--------	-------	-------	-------	--------	-------	--------

PITCHER	IP	WLS	BF	H	R	ER	SO	BB	IBB	HBP	BLK	WP	HR	S	P	ERA	WHIP
Don Mossi, L (1, 1) <small>ERA: 2.68</small>	8.2	W	35	8	4	1	3	1	0	0	0	0	0	40	44	1.04	1.038
Terry Fox, R (9, 1) <small>ERA: 1.59</small>	0.0		1	1	0	0	0	0	0	0	0	0	0	1	1	∞	∞
Gerry Staley, R (9, 1) <small>ERA: 3.7</small>	0.1	S	1	0	0	0	1	0	0	0	0	0	0	3	3	0.00	0.000

DETROIT TIGERS @ WASHINGTON SENATORS
 Griffith Stadium, Washington, DC
 Sun Aug 27 1961, 3:33 AM EDT
 Unknown

AB	35
R	4
H	9
RBI	4
BB	1
SO	4
LOB	11

PITCHER	IP	WLS	BF	H	R	ER	SO	BB	IBB	HBP	BLK	WP	HR	S	P	ERA	WHIP
---------	----	-----	----	---	---	----	----	----	-----	-----	-----	----	----	---	---	-----	------

Batter	1	2	3	4	5	6	7	8	9	AB R H RBI BB SO LOB	TOP											
Jake Wood, R (1, 4) OBP: 0.325, SLG: 0.384	0-3 K		0-0 2-H 1B		0-0 5-3	0-0 E 3B		0-3 K		5 1 2 1 0 2 0												
Bill Bruton, L (1, 8) OBP: 0.335, SLG: 0.387 Bubba Morton, R (5, PR) OBP: 0.289, SLG: 0.386	0-0 4-3		0-0 F8		1-0 2B HR HBP	0-0 E6 1B		0-0 HR 1B		2 0 0 0 0 0 1 2 3 1 0 0 0 0												
Al Kaline, R (1, 9) OBP: 0.376, SLG: 0.488	4-0 BB		0-0 L5-3		0-0 1-3 HR 2B	0-0 2-H 3-H BB 1B		0-0 L9		4 1 2 1 1 0 2												
Rocky Colavito, R (1, 7) OBP: 0.402, SLG: 0.596	0-3 K			0-0 HR	0-0 2-H 3-H HR	0-0 F7		0-0 1-H HR		5 3 3 6 0 1 2												
Norm Cash, L (1, 3) OBP: 0.498, SLG: 0.663		0-0 FC3-6 1B		4-0 S BB 2B 3B	0-0 2B 3B	4-0 1-2 BB		0-0 P4		3 1 2 0 2 0 0												
Dick McAuliffe, L (1, 5) OBP: 0.314, SLG: 0.406		0-0 FC3-6 1-2f G6-4-3		0-0 F9 1-2	0-0 5-3 2B	0-0 5-3		0-0 6-3		5 0 1 1 0 0 4												
Chico Fernandez, R (1, 6) OBP: 0.307, SLG: 0.318		0-0 G6-4-3 1-2f		0-3 K	0-0 5-3		0-0 L6		0-0 F7	5 0 0 0 0 1 4												
Mike Roarke, R (1, 2) OBP: 0.301, SLG: 0.299			0-0 SH1-4 1B	4-0 IBB	0-0 P4		0-0 F7		0-0 5-3	4 1 1 0 1 0 2												
Paul Foytack, R (1, 1) OBP: 0.205, SLG: 0.279			0-0 SH1-4 1-2	0-0 F8		0-0 5-3	0-0 5-3			3 0 0 0 0 0 2												
Inning Stats	R: 0 E: 0 K: 2 S: 7	H: 0 LOB: 1 BB: 1 P: 11	R: 0 E: 0 K: 0 S: 3	H: 1 LOB: 0 BB: 0 P: 3	R: 1 E: 0 K: 0 S: 5	H: 2 LOB: 1 BB: 0 P: 5	R: 1 E: 0 K: 1 S: 6	H: 1 LOB: 2 BB: 2 P: 14	R: 4 E: 0 K: 0 S: 7	H: 4 LOB: 2 BB: 0 P: 8	R: 2 E: 1 K: 0 S: 6	H: 2 LOB: 2 BB: 1 P: 10	R: 0 E: 0 K: 0 S: 3	H: 0 LOB: 0 BB: 0 P: 3	R: 2 E: 0 K: 1 S: 7	H: 2 LOB: 0 BB: 0 P: 7	R: 0 E: 0 K: 0 S: 3	H: 0 LOB: 0 BB: 0 P: 3	1B: 5 2B: 2 3B: 2 HR: 3	SF: 0 SAC: 1 DP: 1 HBP: 1	WP: 0 PB: 0 SB: 1 CS: 0	PA: 44
PITCHER	IP WLS BF H R ER SO BB IBB HBP BLK WP HR S P ERA WHIP																					
Dave Sisler, R (1, 1) ERA: 4.56	4.1 L 23 7 6 6 3 2 1 1 0 0 2 25 38 12.46 2.077																					
Marty Kutyna, R (5, 1) ERA: 3.94	2.2 13 3 2 1 0 1 0 0 0 0 0 12 16 3.38 1.500																					
Mike Garcia, R (8, 1) ERA: 5.09	2.0 8 2 2 2 1 0 0 0 0 0 1 10 10 9.00 1.000																					

Detroit Tigers @ Washington Senators
 Griffith Stadium, Washington, DC
 Sun Aug 27 1961, 3:38 AM EDT
 Att: 10,542 - Unknown

livebaseballscorecards.com

AB 38
R 10
H 12
RBI 9
BB 4
SO 4
LOB 17



Batter	1	2	3	4	5	6	7	8	9	AB	R	H	RBI	BB	SO	LOB
Marty Keough, L OBP: 0.314, SLG: 0.434 (1, 7)	0-0 1B 1B	0-0 L9			0-0 F9		0-0 F9			4	0	1	0	0	0	2
Billy Klaus, L OBP: 0.305, SLG: 0.364 (1, 5)	0-0 1-3 1B		0-0 4-3		0-0 P4			0-0 G4-6-3 1B		4	0	2	0	0	0	0
Gene Woodling, L OBP: 0.402, SLG: 0.482 (1, 9)	0-0 F3		0-0 FC5-4 1B			0-0 1B G6-3 1B		0-0 G4-6-3 1-2f		4	1	2	0	0	0	3
Gene Green, R OBP: 0.361, SLG: 0.536 (1, 2)	0-3 K		0-3 K			0-0 1-3 G6-3 1B		0-0 F2		4	0	1	0	0	2	3
Bob Johnson, R OBP: 0.308, SLG: 0.391 (1, 6)	0-0 F8		0-0 FC5-4 1-2f			0-0 G6-3 1-2f 3-H			0-0 P6	4	0	0	0	0	0	4
Bud Zipfel, L OBP: 0.303, SLG: 0.418 (1, 3)		0-0 F8		0-0 L9		4-0 BB BB BB			0-0 P6	3	0	0	0	1	0	0
Willie Tasby, R OBP: 0.328, SLG: 0.411 (1, 8)		0-0 BB 1B		0-0 5-3		0-3 K			0-0 F9	4	0	1	0	0	1	1
Chuck Cottier, R OBP: 0.299, SLG: 0.302 (1, 4)		0-3 K		0-0 F8				0-0 F7		3	0	0	0	0	1	1
Dave Sisler, R (1, 1)		4-0 BB BB BB					0-0 6-3		0-0 4-3	0	0	0	0	1	0	0
Marty Kutyna, R (5, 1)										1	0	0	0	0	0	0
Danny O'Connell, R (7, PH)										1	0	0	0	0	0	0
Mike Garcia, R (8, 1)		1-2 BB								0	0	0	0	0	0	0

Inning Stats	R: 0 E: 0 K: 1 S: 7	H: 2 LOB: 2 BB: 0 P: 7	R: 0 E: 0 K: 1 S: 6	H: 1 LOB: 2 BB: 1 P: 10	R: 0 E: 0 K: 1 S: 6	H: 1 LOB: 1 BB: 0 P: 6	R: 0 E: 0 K: 0 S: 3	H: 0 LOB: 0 BB: 0 P: 3	R: 0 E: 0 K: 0 S: 3	H: 0 LOB: 0 BB: 0 P: 3	R: 1 E: 0 K: 1 S: 6	H: 2 LOB: 1 BB: 1 P: 10	R: 0 E: 0 K: 0 S: 3	H: 0 LOB: 0 BB: 0 P: 3	R: 0 E: 0 K: 0 S: 3	H: 1 LOB: 0 BB: 0 P: 3	R: 0 E: 0 K: 0 S: 3	H: 0 LOB: 0 BB: 0 P: 3	1B: 7 2B: 0 3B: 0 HR: 0	SF: 0 SAC: 0 DP: 2 HBP: 0	WP: 0 PB: 0 SB: 0 CS: 0	PA: 34
PITCHER Paul Foytack, R (1, 1) ERA: 3.74	IP: 9.0 WLS: W BF: 34 H: 7 R: 1 ER: 1 SO: 4 BB: 2 IBB: 0 HBP: 0 BLK: 0 WP: 0 HR: 0 S: 40 P: 48 ERA: 1.00 WHIP: 1.000																					
PITCHER	IP: 9.0 WLS: W BF: 34 H: 7 R: 1 ER: 1 SO: 4 BB: 2 IBB: 0 HBP: 0 BLK: 0 WP: 0 HR: 0 S: 40 P: 48 ERA: 1.00 WHIP: 1.000																					

BOTTOM

Detroit Tigers @ Washington Senators
Griffith Stadium, Washington, DC
Sun Aug 27 1961, 3:38 AM EDT
Att. 10,542 - Unknown

livebaseballscorecards.com

AB	32
R	1
H	7
RBI	0
BB	2
SO	4
LOB	14



Batter	1	2	3	4	5	6	7	8	9	AB R H RBI BB SO LOB	TOP
Jake Wood, R (1, 4) OBP: 0.324, SLG: 0.387	0-0 4-3	0-0 2-3			0-0 5-3	0-0 HR		0-3 K		5 1 1 4 0 1 2	
Charlie Maxwell, L (1, 9) OBP: 0.372, SLG: 0.450	0-0 F9		0-0 P6		0-0 1B	0-3 K		0-0 F7		4 0 1 0 0 1 0	
Bubba Morton, R (8, PH) OBP: 0.286, SLG: 0.380										1 0 0 0 0 0 1	
Bill Bruton, L (8, 8) OBP: 0.335, SLG: 0.387										0 0 0 0 0 0 0	
Al Kaline, R (1, 8) OBP: 0.376, SLG: 0.492	0-0 HR		4-0 BB		0-0 L8	0-0 L6-3		0-0 L1-3		4 1 1 1 1 0 2	
Rocky Colavito, R (1, 7) OBP: 0.402, SLG: 0.600	0-0 HR		0-0 F8		0-3 K		0-0 FC3-6 BB 1B		0-0 F5	5 1 2 1 0 1 2	
Norm Cash, L (1, 3) OBP: 0.503, SLG: 0.667	0-0 1B		4-0 BB			0-0 2B 1B	4-0 FC3-6 BB		0-0 2B	3 1 3 0 2 0 0	
Dick McAuliffe, L (1, 5) OBP: 0.311, SLG: 0.406	0-3 K		0-0 4-3			0-0 1B HR 2B	0-0 FC3-6		0-3 K	5 1 1 1 0 2 6	
Chico Fernandez, R (1, 6) OBP: 0.306, SLG: 0.315		4-0 SH3-4 BB		0-0 F9		0-0 E5 1B HR	0-0 P4		0-0 F7	4 1 0 0 1 0 4	
Mike Roarke, R (1, 2) OBP: 0.296, SLG: 0.294		0-0 F7		0-0 P4		0-0 F7	0-0 P6			4 0 0 0 0 0 5	
Ron Kline, R (1, 1) OBP: 0.158, SLG: 0.162		0-0 SH3-4		0-0 L6-3		0-0 HR 1B		0-0 1B		2 1 1 0 0 0 0	
Terry Fox, R (7, 1) OBP: 0.273, SLG: 0.200										1 0 1 0 0 0 0	
Inning Stats	R: 2 H: 3 E: 0 LOB: 1 K: 1 BB: 0 S: 8 P: 8	R: 0 H: 0 E: 0 LOB: 1 K: 0 BB: 1 S: 3 P: 7	R: 0 H: 0 E: 0 LOB: 2 K: 0 BB: 2 S: 3 P: 11	R: 0 H: 0 E: 0 LOB: 0 K: 0 BB: 0 S: 3 P: 3	R: 0 H: 1 E: 0 LOB: 1 K: 1 BB: 0 S: 6 P: 6	R: 5 H: 4 E: 1 LOB: 0 K: 1 BB: 0 S: 10 P: 10	R: 0 H: 1 E: 0 LOB: 2 K: 0 BB: 1 S: 4 P: 8	R: 0 H: 1 E: 0 LOB: 1 K: 1 BB: 0 S: 6 P: 6	R: 0 H: 1 E: 0 LOB: 1 K: 1 BB: 0 S: 6 P: 6	1B: 6 SF: 0 2B: 2 SAC: 1 3B: 0 DP: 0 HR: 3 HBP: 0	WP: 0 PA: 43 PB: 0 SB: 1 CS: 0
PITCHER	IP WLS BF H R ER SO BB IBB HBP BLK WP HR S P ERA WHIP										
Joe McClain, R (1, 1) ERA: 4.01	5.1 L 27 7 6 6 2 3 0 0 0 0 0 2 28 40 10.12 1.875										
Ed Hobaugh, R (6, 1) ERA: 4.9	1.2 8 2 1 0 1 1 0 0 0 0 0 1 9 13 0.00 1.800										
Pete Burnside, L (8, 1) ERA: 6.51	2.0 8 2 0 0 0 2 0 0 0 0 0 0 12 12 0.00 1.000										

Detroit Tigers @ Washington Senators
 Griffith Stadium, Washington, DC
 Mon Aug 28 1961, 3:33 AM EDT
 Att. 2,506 - Unknown

AB	38
R	7
H	11
RBI	7
BB	4
SO	5
LOB	22



1B	6	SF	0
2B	2	SAC	1
3B	0	DP	0
HR	3	HBP	0

BOTTOM

Detroit Tigers @ Washington Senators
Griffith Stadium, Washington, DC

Mon Aug 28 1961, 3:33 AM EDT
Att. 2,506 - Unknown

livebaseballscorecards.com

AB	35
R	3
H	9
RBI	3
BB	2
SO	7
LOB	12



WP:	1	PA:	38
PB:	1	SB:	0
CS:	1		

AB R H RBI BB SO LOB

4	0	2	0	1	0	1
5	0	1	0	0	2	2
4	0	1	0	0	2	2
4	0	1	0	0	1	1
4	0	1	0	0	0	3
4	1	1	0	0	0	1
3	2	1	1	1	1	1
4	0	1	0	0	0	1
1	0	0	1	0	0	0
0	0	0	0	0	0	0
1	0	0	1	0	0	0
0	0	0	0	0	0	0
1	0	0	0	0	1	0

1 2 3 4 5 6 7 8 9

Coot Veal, R OBP: 0.282, SLG: 0.249 (1, 6) X	0-0 L8 ①			B B B B 4-0 CS BB	X 0-0 P3 ③		X 0-0 1B 1B	X 0-0 2B	4 0 2 0 1 0 1
Billy Klaus, L OBP: 0.303, SLG: 0.360 (1, 5) S S S	0-3 K ②		S S S 0-3 K ① ②	1-2	X 0-0 F3 ① X		0-0 1B 1B	X 0-0 L7 ③	5 0 1 0 0 2 2
Chuck Hinton, R OBP: 0.340, SLG: 0.375 (1, 9) S S S	0-3 K ③		X 0-0 E PB 1B		S S S 0-3 K ② X		0-0 F9 ③		4 0 1 0 0 2 2
Bud Zipfel, L OBP: 0.301, SLG: 0.431 (1, 3) S S S		0-3 K ①	X 0-0 E3 1-3		X 0-0 3B ③		X 0-0 3-1 ①		4 0 1 0 0 1 1
Gene Green, R OBP: 0.360, SLG: 0.532 (1, 2) X		0-0 6-3 ②	X 0-0 6-3 ③		X 0-0 F3 ③		X 0-0 1B ①		4 0 1 0 0 0 3
Marty Keough, L OBP: 0.313, SLG: 0.435 (1, 7) X		0-0 F9 ③		X 0-0 F9 ①		X 0-0 E 2B	X 0-0 L9 ②		4 1 1 0 0 0 1
Willie Tasby, R OBP: 0.330, SLG: 0.411 (1, 8) X			0-0 P4 ①	B B B B 4-0 1B SF9 BB		X 0-0 E7 WP 4-3 1B	S S S 0-3 K ③		3 2 1 1 1 1 1
Chuck Cottier, R OBP: 0.298, SLG: 0.301 (1, 4) X			0-0 L8 ②	X 0-0 1B 1B		X 0-0 L8 ①	X 0-0 5-3 ①		4 0 1 0 0 0 1
Joe McClain, R OBP: 0.183, SLG: 0.224 (1, 1) X			0-0 5-3 ③	X 0-0 SF9 ②		X 0-0 4-3 ②	S S S 0-3 K ②		1 0 0 1 0 0 0
Ed Hobaugh, R OBP: 0.139, SLG: 0.114 (6, 1)									0 0 0 0 0 0 0
Dale Long, L OBP: 0.327, SLG: 0.486 (7, PH)									1 0 0 1 0 0 0
Pete Burnside, R OBP: 0.150, SLG: 0.105 (8, 1)									0 0 0 0 0 0 0
Harry Bright, R OBP: 0.317, SLG: 0.358 (9, PH)									1 0 0 0 0 1 0

Inning Stats	R: 0 H: 0 E: 0 K: 2 S: 7	H: 0 LOB: 0 BB: 0 P: 7	R: 0 H: 0 E: 0 K: 1 S: 5	H: 0 LOB: 0 BB: 0 P: 5	R: 0 H: 0 E: 0 K: 0 S: 3	H: 1 LOB: 2 BB: 1 P: 10	R: 1 H: 1 E: 0 K: 0 S: 4	H: 1 LOB: 1 BB: 1 P: 8	R: 0 H: 1 E: 0 K: 1 S: 6	H: 1 LOB: 1 BB: 0 P: 6	R: 2 H: 4 E: 1 K: 0 S: 7	H: 4 LOB: 2 BB: 0 P: 7	R: 0 H: 1 E: 0 K: 1 S: 6	H: 1 LOB: 1 BB: 0 P: 6	R: 0 H: 1 E: 0 K: 1 S: 6	H: 1 LOB: 1 BB: 0 P: 6	1B: 6 2B: 3 3B: 1 HR: 0	SF: 1 SAC: 0 DP: 1 HBP: 0	WP: 1 PB: 1 SB: 0 CS: 1	PA: 38
---------------------	--------------------------	------------------------	--------------------------	------------------------	--------------------------	-------------------------	--------------------------	------------------------	--------------------------	------------------------	--------------------------	------------------------	--------------------------	------------------------	--------------------------	------------------------	-------------------------	---------------------------	-------------------------	--------

PITCHER	IP	WLS	BF	H	R	ER	SO	BB	IBB	HBP	BLK	WP	HR	S	P	ERA	WHIP
Ron Kline, R ERA: 4.65 (1, 1)	6.2	W	29	7	3	3	5	2	0	0	0	1	0	37	45	4.05	1.350
Terry Fox, R ERA: 1.5 (7, 1)	2.1	S	9	2	0	0	2	0	0	0	0	0	0	13	13	0.00	0.857

Batter	1	2	3	4	5	6	7	8	9	AB R H RBI BB SO LOB	TOP																
Johnny Temple, R (1, 4) OBP: 0.351, SLG: 0.353	0-0 2B 1B		0-0 5-3		0-0 P3		4-0 1B E BB	4-0 G4-6-3 BB		3 1 1 0 2 0 0	Cleveland Indians @ Washington Senators Griffith Stadium, Washington, DC Tue Aug 29 1961, 7:05 PM EDT Att: 5,909 - Unknown - 94 F																
Jim Piersall, R (1, 8) OBP: 0.382, SLG: 0.453	0-0 F9		0-3 K		0-0 F9		0-0 1B 1-3 FC3-5-2-4	0-0 G4-6-3 1-2f		5 0 1 0 0 1 2																	
Tito Francona, L (1, 7) OBP: 0.349, SLG: 0.449	0-0 1-3 2B		0-0 E6		0-0 1-3		0-0 FC3-5-2-4 E BB 1-2	0-0 P6		5 1 1 0 0 0 2																	
Willie Kirkland, L (1, 9) OBP: 0.318, SLG: 0.470	0-0 F2		0-3 K		0-0 1B 1B		4-0 BB E 1B BB 1-2	0-0 F2		4 1 1 0 1 1 3																	
John Romano, R (1, 2) OBP: 0.378, SLG: 0.500	4-0 BB		0-0 1-3		0-0 1-2 1B		0-0 E5 1B BB E 1-2 2-3 3-H	0-0 WP 1B		4 1 2 0 1 0 2																	
Bubba Phillips, R (1, 5) OBP: 0.307, SLG: 0.420	0-0 P5		0-0 P4		0-0 F7		4-0 E BB 1-2 2-3 3-H	0-0 P4		4 1 0 1 1 0 6																	
Vic Power, R (1, 3) OBP: 0.298, SLG: 0.355		0-0 5-3		0-0 2B		0-0 F9		0-0 E1 1B 1-H 2-H 3-H		5 0 2 1 0 0 3																	
Woodie Held, R (1, 6) OBP: 0.350, SLG: 0.445		0-3 K		0-0 P4			0-0 HR			3 1 1 1 1 1 1																	
Jim Perry, S (1, 1) OBP: 0.180, SLG: 0.183		0-0 P3			0-0 6-3					2 0 0 0 0 0 0																	
Bob Allen, L (6, 1) OBP: 0.167, SLG: 0.250										2 0 0 0 0 1 2																	
Inning Stats	R: 0 E: 0 K: 0 S: 5	H: 2 LOB: 3 BB: 1 P: 9	R: 0 E: 0 K: 1 S: 5	H: 0 LOB: 0 BB: 0 P: 5	R: 0 E: 1 K: 2 S: 8	H: 0 LOB: 1 BB: 0 P: 8	R: 0 E: 0 K: 0 S: 4	H: 1 LOB: 1 BB: 0 P: 4	R: 0 E: 0 K: 0 S: 3	H: 0 LOB: 0 BB: 0 P: 3	R: 0 E: 0 K: 0 S: 5	H: 2 LOB: 2 BB: 0 P: 5	R: 6 E: 2 K: 1 S: 9	H: 3 LOB: 2 BB: 4 P: 25	R: 0 E: 0 K: 0 S: 2	H: 0 LOB: 0 BB: 1 P: 6	R: 0 E: 0 K: 0 S: 4	H: 1 LOB: 1 BB: 0 P: 4	1B: 6 2B: 2 3B: 0 HR: 1	SF: 0 SAC: 0 DP: 1 HBP: 0	WP: 1 PB: 0 SB: 0 CS: 0	PA: 43					
PITCHER	IP WLS BF H R ER SO BB IBB HBP BLK WP HR S P ERA WHIP																										
Dick Donovan, R (1, 1) ERA: 2.4	5.1		21	3	0	0	3	1	0	0	0	0	0	26	30	0.00	0.750										
Marty Kutyna, R (6, 1) ERA: 3.98	1.0		8	4	3	1	0	1	0	0	0	0	1	7	11	9.00	5.000										
Mike Garcia, R (7, 1) ERA: 5.0	0.1	L	6	1	3	0	0	2	1	0	0	0	0	3	15	0.00	9.000										
Pete Burnside, L (7, 1) ERA: 6.38	1.1		4	0	0	0	1	1	0	0	0	0	0	5	9	0.00	0.750										
Johnny Klippstein, R (9, 1) ERA: 6.24	1.0		4	1	0	0	0	0	0	0	0	1	0	4	4	0.00	1.000										

AB	37
R	6
H	9
RBI	3
BB	6
SO	4
LOB	21



WP	1	PA	43
PB	0		
SB	0		
CS	0		

PITCHER	IP	WLS	BF	H	R	ER	SO	BB	IBB	HBP	BLK	WP	HR	S	P	ERA	WHIP
---------	----	-----	----	---	---	----	----	----	-----	-----	-----	----	----	---	---	-----	------

Dick Donovan, R (1, 1) ERA: 2.4	5.1		21	3	0	0	3	1	0	0	0	0	0	26	30	0.00	0.750
Marty Kutyna, R (6, 1) ERA: 3.98	1.0		8	4	3	1	0	1	0	0	0	0	1	7	11	9.00	5.000
Mike Garcia, R (7, 1) ERA: 5.0	0.1	L	6	1	3	0	0	2	1	0	0	0	0	3	15	0.00	9.000
Pete Burnside, L (7, 1) ERA: 6.38	1.1		4	0	0	0	1	1	0	0	0	0	0	5	9	0.00	0.750
Johnny Klippstein, R (9, 1) ERA: 6.24	1.0		4	1	0	0	0	0	0	0	0	1	0	4	4	0.00	1.000

BOTTOM

Cleveland Indians @ Washington Senators
Griffith Stadium, Washington, DC

Tue Aug 29 1961, 7:05 PM EDT
Att. 5,909 - Unknown - 94 F

livebaseballscorecards.com

AB	35
R	4
H	12
RBI	4
BB	4
SO	2
LOB	22



WP	2	PA	42
PB	0		
SB	1		
CS	0		

AB R H RBI BB SO LOB

4 1 1 0 0 0 3

4 0 0 0 1 0 3

5 1 3 0 0 0 3

3 0 0 1 1 2 2

5 0 2 1 0 0 4

5 1 1 0 0 0 2

3 1 2 0 1 0 1

2 0 1 1 1 0 1

1B	12	SF	2
2B	2	SAC	1
3B	0	DP	2
HR	0	HBP	0

Batter	1	2	3	4	5	6	7	8	9
Coot Veal, R OBP: 0.281, SLG: 0.249 (1, 6)	0-0 1B 4-3 SF7 1B	0-0 7-6-3 1-2f			0-0 L6	0-0 SH3 1-2		0-0 FC5-4 FC6-4 1-2f 2-3	
Danny O'Connell, R OBP: 0.369, SLG: 0.336 (1, 4)	0-0 4-3 1-2		0-0 E4 FC1-5 1B		0-0 F9	4-0 BB		0-0 FC6-4 1-2f	
Gene Woodling, L OBP: 0.405, SLG: 0.484 (1, 9)	0-0 E 1B 2-3		0-0 8-6-4 FC1-5 1B 1-2		0-0 BB 1B	0-0 1-3		0-0 1-6-3	
Dale Long, L OBP: 0.325, SLG: 0.482 (1, 3)	0-0 SF7 1-2 3-H		0-0 FC1-5 1-2 2-3f		4-0 BB 1B		0-3 K	0-3 K	
Willie Tasby, R OBP: 0.330, SLG: 0.410 (1, 8)	0-0 1B 2-H		0-0 8-6-4 2-3f		0-0 P4		0-0 F8	0-0 WP 1B	
Gene Green, R OBP: 0.357, SLG: 0.526 (1, 2)	0-0 F9			0-0 6-3		0-0 1B 1B		0-0 5-3	0-0 L6 1-2
Marty Keough, L OBP: 0.319, SLG: 0.437 (1, 7)		0-0 WP S SF9 1B		4-0 BB		0-0 F9		0-0 FC1-5 BB 1B	
Billy Klaus, L OBP: 0.306, SLG: 0.362 (1, 5)		0-0 SF9 1-H		0-0 F2		0-0 1B 1-2 1B		4-0 FC5-4 FC1-5 1-2 BB	
Dick Donovan, L OBP: 0.288, SLG: 0.260 (1, 1)		0-0 7-6-3 1B		0-0 F8		0-0 SH3 1-3 2-H 1B		0-0 FC1-5 FC5-4 1-2 2-3f	

Inning Stats	R: 2 E: 1 K: 0 S: 6	H: 3 LOB: 1 BB: 0 P: 6	R: 1 E: 0 K: 0 S: 4	H: 2 LOB: 0 BB: 0 P: 4	R: 0 E: 1 K: 0 S: 4	H: 1 LOB: 1 BB: 0 P: 4	R: 0 E: 0 K: 0 S: 3	H: 0 LOB: 1 BB: 1 P: 7	R: 0 E: 0 K: 0 S: 4	H: 1 LOB: 2 BB: 1 P: 8	R: 1 E: 0 K: 0 S: 6	H: 3 LOB: 3 BB: 1 P: 10	R: 0 E: 0 K: 1 S: 5	H: 0 LOB: 0 BB: 0 P: 5	R: 0 E: 0 K: 0 S: 4	H: 1 LOB: 2 BB: 1 P: 8	R: 0 E: 0 K: 1 S: 6	H: 1 LOB: 1 BB: 0 P: 6	1B: 12 2B: 2 3B: 0 HR: 0	SF: 2 SAC: 1 DP: 2 HBP: 0	WP: 2 PB: 0 SB: 1 CS: 0	PA: 42
--------------	------------------------------	---------------------------------	------------------------------	---------------------------------	------------------------------	---------------------------------	------------------------------	---------------------------------	------------------------------	---------------------------------	------------------------------	----------------------------------	------------------------------	---------------------------------	------------------------------	---------------------------------	------------------------------	---------------------------------	-----------------------------------	------------------------------------	----------------------------------	--------

PITCHER	IP	WLS	BF	H	R	ER	SO	BB	IBB	HBP	BLK	WP	HR	S	P	ERA	WHIP
Jim Perry, R ERA: 4.45 (1, 1)	5.2		29	10	4	3	0	3	0	0	0	1	0	26	38	4.76	2.294
Bob Allen, L ERA: 3.11 (6, 1)	3.1	W	13	2	0	0	2	1	0	0	0	1	0	16	20	0.00	0.900

Batter	1	2	3	4	5	6	7	8	9	AB R H RBI BB SO LOB	TOP											
Johnny Temple, R (1, 4) <small>OBP: 0.349, SLG: 0.351</small> Ken Aspromonte, R (8, 4) <small>OBP: 0.318, SLG: 0.306</small>	0-0 F7		0-0 F8	0-0 WP 2B 1B	0-3 K			0-0 F9		5 1 1 1 0 1 2 0 0 0 0 0 0 0	Cleveland Indians @ Washington Senators Griffith Stadium, Washington, DC Wed Aug 30 1961, 7:05 PM EDT Att. 6,720 - Unknown											
Jim Piersall, R (1, 8) <small>OBP: 0.380, SLG: 0.450</small>	0-0 G4-6-3 1B		0-0 F9	0-0 FC4-2-5 2B 3B			0-0 F8	0-0 1-3		5 1 1 0 0 0 2												
Tito Francona, L (1, 7) <small>OBP: 0.349, SLG: 0.451</small>	0-0 G4-6-3 1-2f		0-0 6-3	0-0 3B 2B			0-3 K		0-0 1B	5 1 2 1 0 1 1												
Willie Kirkland, L (1, 9) <small>OBP: 0.321, SLG: 0.479</small>		0-0 E 3B		0-0 BB 3B			0-3 K	0-0 F8		4 3 2 2 1 1 1												
John Romano, R (1, 2) <small>OBP: 0.378, SLG: 0.498</small>		0-0 6-3		0-0 BB 3B			0-0 FC6-4 1B	0-0 F9		4 1 1 0 1 0 2												
Bubba Phillips, R (1, 5) <small>OBP: 0.306, SLG: 0.418</small>		0-0 E5 4-3		0-0 FC5-4 1B			0-0 FC6-4 1B	0-0 F2		5 0 1 0 0 0 2												
Vic Power, R (1, 3) <small>OBP: 0.298, SLG: 0.354</small>		0-0 4-3		0-0 FC5-4 1B			0-0 F7			4 1 1 1 0 0 4												
Woodie Held, R (1, 6) <small>OBP: 0.352, SLG: 0.443</small>		4-0 IBB		4-0 1B IBB			0-0 F9			2 1 0 0 2 0 2												
Gary Bell, R (1, 1) <small>OBP: 0.179, SLG: 0.172</small>		0-0 4-3		0-0 WP 1B				0-0 F8		4 0 2 2 0 0 2												
Inning Stats	R: 0 E: 0 K: 0 S: 3	H: 1 LOB: 0 BB: 0 P: 3	R: 1 E: 1 K: 0 S: 5	H: 1 LOB: 2 BB: 1 P: 9	R: 0 E: 0 K: 0 S: 3	H: 0 LOB: 0 BB: 0 P: 3	R: 8 E: 0 K: 0 S: 8	H: 5 LOB: 0 BB: 3 P: 20	R: 0 E: 0 K: 1 S: 7	H: 2 LOB: 2 BB: 0 P: 7	R: 0 E: 0 K: 2 S: 7	H: 0 LOB: 0 BB: 0 P: 7	R: 0 E: 0 K: 0 S: 4	H: 1 LOB: 1 BB: 0 P: 4	R: 0 E: 0 K: 0 S: 3	H: 0 LOB: 0 BB: 0 P: 3	R: 0 E: 0 K: 0 S: 4	H: 1 LOB: 1 BB: 0 P: 4	1B: 8 2B: 1 3B: 2 HR: 0	SF: 0 SAC: 0 DP: 1 HBP: 0	WP: 3 PB: 0 SB: 1 CS: 0	PA: 42
PITCHER	IP WLS BF H R ER SO BB IBB HBP BLK WP HR S P ERA WHIP																					
John Gabler, R (1, 1) <small>ERA: 5.05</small>	3.1 L 18 4 6 5 0 2 2 0 0 1 0 14 30 13.50 1.800																					
Johnny Klippstein, R (4, 1) <small>ERA: 6.63</small>	0.2 5 3 3 3 0 0 0 0 0 2 0 5 5 40.50 4.500																					
Marty Kutyna, R (5, 1) <small>ERA: 3.81</small>	5.0 19 4 0 0 3 0 0 0 0 0 0 25 25 0.00 0.800																					

livebaseballscorecards.com

AB	38
R	9
H	11
RBI	7
BB	4
SO	3
LOB	18



BOTTOM

Cleveland Indians @ Washington Senators
Griffith Stadium, Washington, DC

Wed Aug 30 1961, 7:05 PM EDT
 Att. 6,720 - Unknown

livebaseballscorecards.com

AB	32
R	0
H	4
RBI	0
BB	3
SO	2
LOB	11



WP: 0	PA: 35
PB: 0	
SB: 0	
CS: 0	

AB	R	H	RBI	BB	SO	LOB
4	0	0	0	0	1	0
3	0	0	0	1	0	0
3	0	2	0	1	0	0
3	0	0	0	1	1	4
4	0	0	0	0	0	5
4	0	0	0	0	0	0
4	0	0	0	0	0	0
4	0	2	0	0	0	0
1	0	0	0	0	0	1
0	0	0	0	0	0	0
1	0	0	0	0	0	1
1	0	0	0	0	0	0

Batter	1	2	3	4	5	6	7	8	9
Chuck Hinton, R OBP: 0.336, SLG: 0.369 (1, 7)	0-0 P6 		0-3 K 		0-0 1-3 		0-0 6-3 		
Danny O'Connell, R OBP: 0.368, SLG: 0.333 (1, 5)	0-0 F8 		4-0 BB 		0-0 F8 			0-0 F3 	
Gene Woodling, L OBP: 0.409, SLG: 0.485 (1, 9)	4-0 BB 		0-0 BB 		0-0 E6 			0-0 FC5-4 	
Bud Zipfel, L OBP: 0.299, SLG: 0.419 (1, 3)	4-0 BB 		0-0 F8 		0-0 3-1 			0-3 K 	
Bob Johnson, R OBP: 0.299, SLG: 0.380 (1, 6)	0-0 1-3 		0-0 F9 			0-0 5-3 		0-0 FC5-4 	
Marty Keough, L OBP: 0.315, SLG: 0.432 (1, 8)		0-0 F7 		0-0 F7 		0-0 F7 		0-0 P4 	
Harry Bright, R OBP: 0.310, SLG: 0.349 (1, 2)		0-0 4-3 		0-0 F7 		0-0 F8 		0-0 6-3 	
Chuck Cottier, R OBP: 0.300, SLG: 0.316 (1, 4)		0-0 2B 		0-0 3B 			0-0 6-3 		0-0 3-1
John Gabler, S OBP: 0.250, SLG: 0.304 (1, 1)		0-0 P4 		0-0 L5 			0-0 1-3 		

Inning Stats	R: 0	H: 0	E: 0	K: 0	S: 3	R: 0	H: 1	E: 0	K: 0	S: 4	R: 0	H: 1	E: 0	K: 1	S: 6	R: 0	H: 0	E: 1	K: 0	S: 4	R: 0	H: 0	E: 0	K: 0	S: 3	R: 0	H: 1	E: 0	K: 1	S: 6	R: 0	H: 0	E: 0	K: 0	S: 3	R: 0	H: 0	E: 0	K: 0	S: 3	R: 0	H: 1	E: 0	K: 0	S: 3	R: 0	H: 0	E: 0	K: 0	S: 3	R: 0	H: 0	E: 0	K: 0	S: 3
--------------	------	------	------	------	------	------	------	------	------	------	------	------	------	------	------	------	------	------	------	------	------	------	------	------	------	------	------	------	------	------	------	------	------	------	------	------	------	------	------	------	------	------	------	------	------	------	------	------	------	------	------	------	------	------	------

PITCHER	IP	WLS	BF	H	R	ER	SO	BB	IBB	HBP	BLK	WP	HR	S	P	ERA	WHIP
Gary Bell, R ERA: 4.28 (1, 1)	9.0	W	35	4	0	0	2	3	0	0	0	0	0	36	48	0.00	0.778

PITCHER	IP	WLS	BF	H	R	ER	SO	BB	IBB	HBP	BLK	WP	HR	S	P	ERA	WHIP
---------	----	-----	----	---	---	----	----	----	-----	-----	-----	----	----	---	---	-----	------

Batter	1	2	3	4	5	6	7	8	9	AB R H RBI BB SO LOB	TOP												
Johnny Temple, R (1, 4) OBP: 0.346, SLG: 0.347	0-3 K		0-0 F7		0-3 K		0-0 P4		0-0 FC5-4	5 0 0 0 0 2 1	Cleveland Indians @ Washington Senators Griffith Stadium, Washington, DC Thu Aug 31 1961, 7:05 PM EDT Att. 4,194 - Unknown												
Jim Piersall, R (1, 8) OBP: 0.380, SLG: 0.450	0-0 6-3		0-0 4-1 2B 1B		0-0 F9		0-3 K		0-0 E5	5 1 2 0 0 1 0													
Tito Francona, L (1, 7) OBP: 0.353, SLG: 0.452	0-0 1B		0-0 4-1		4-0 BB		0-0 1B		4-0 IBB	3 0 2 0 2 0 1													
Willie Kirkland, L (1, 9) OBP: 0.320, SLG: 0.478	0-3 K		0-0 2B		0-3 K		0-0 P3		0-0 F7	5 0 1 1 0 2 6													
John Romano, R (1, 2) OBP: 0.377, SLG: 0.494		0-0 6-3	0-0 F3		4-0 BB		0-0 6-3		0-0 6-3	3 0 0 0 1 0 1													
Valmy Thomas, R (8, 2) OBP: 0.280, SLG: 0.205										1 0 0 0 0 0 3													
Bubba Phillips, R (1, 5) OBP: 0.304, SLG: 0.415		0-0 6-3		0-3 K		0-3 K		0-0 P6		4 0 0 0 0 2 1													
Vic Power, R (1, 3) OBP: 0.299, SLG: 0.356		0-0 HR 1B		0-0 P4		0-0 5-3		0-0 1B		4 1 2 0 0 0 1													
Woodie Held, R (1, 6) OBP: 0.355, SLG: 0.450		0-0 HR		4-0 BB		4-0 FC4-6 IBB		0-0 6-3		2 1 1 2 2 0 1													
Mudcat Grant, R (1, 1) OBP: 0.234, SLG: 0.264		0-3 K		0-0 F8		0-0 FC4-6			0-0 FC5-4 1B	4 0 1 0 0 1 3													
Bob Allen, L (9, 1) OBP: 0.167, SLG: 0.250										0 0 0 0 0 0 0													
Inning Stats	R: 0 E: 0 K: 2 S: 8	H: 1 LOB: 1 BB: 0 P: 8	R: 2 E: 0 K: 1 S: 7	H: 2 LOB: 0 BB: 0 P: 7	R: 1 E: 0 K: 0 S: 5	H: 2 LOB: 1 BB: 0 P: 5	R: 0 E: 0 K: 1 S: 5	H: 0 LOB: 1 BB: 1 P: 9	R: 0 E: 0 K: 1 S: 7	H: 0 LOB: 1 BB: 1 P: 11	R: 0 E: 0 K: 1 S: 5	H: 0 LOB: 2 BB: 2 P: 13	R: 0 E: 0 K: 1 S: 6	H: 1 LOB: 1 BB: 0 P: 6	R: 0 E: 0 K: 0 S: 4	H: 1 LOB: 1 BB: 0 P: 4	R: 0 E: 1 K: 0 S: 5	H: 2 LOB: 3 BB: 1 P: 9	1B: 7 2B: 1 3B: 0 HR: 1	SF: 0 SAC: 0 DP: 0 HBP: 0	WP: 0 PB: 0 SB: 0 CS: 0	PA: 41	
PITCHER Bennie Daniels, R (1, 1) ERA: 3.52	IP 9.0	WLS L	BF 41	H 9	R 3	ER 3	SO 8	BB 3	IBB 2	HBP 0	BLK 0	WP 0	HR 1	S 52	P 72	ERA 3.00	WHIP 1.333					ERA 3.52	WHIP 1.333

livebaseballscorecards.com

AB	36
R	3
H	9
RBI	3
BB	5
SO	8
LOB	18



Batter	1	2	3	4	5	6	7	8	9	AB R H RBI BB SO LOB	TOP											
Floyd Robinson, L (1, 9) OBP: 0.392, SLG: 0.463	0-0 L5		0-0 F7 3B		0-0 F7		0-0 F7			4 0 1 0 0 0 1												
Nellie Fox, L (1, 4) OBP: 0.315, SLG: 0.290	0-0 F7		0-0 6-3			0-0 2B		0-0 4-3		4 1 1 0 0 0 1												
Jim Landis, R (1, 8) OBP: 0.357, SLG: 0.459	0-0 5-3			0-3 K		0-0 2B		0-0 1B		4 1 2 1 0 1 0												
Roy Sievers, R (1, 3) OBP: 0.389, SLG: 0.559		4-0 FC6-4 BB		0-0 F9		4-0 1B		0-0 G1-4-3		2 0 0 0 2 0 1												
J.C. Martin, L (9, 3) OBP: 0.290, SLG: 0.345				0-0 K		4-0 BB		0-0 G1-4-3		0 0 0 0 0 0 0												
Minnie Minoso, R (1, 7) OBP: 0.374, SLG: 0.426		0-0 F8		0-3 K		0-0 1B		0-0 G4-3		4 0 2 1 0 1 1												
Al Smith, R (1, 5) OBP: 0.346, SLG: 0.509		0-0 P4			0-0 1B	0-0 G1-4-3		0-0 G4-3		4 1 1 0 0 0 4												
Andy Carey, R (9, 5) OBP: 0.335, SLG: 0.398					4-3 1B	1-2 2-3		0-0 F7		0 0 0 0 0 0 0												
Luis Aparicio, R (1, 6) OBP: 0.309, SLG: 0.347		0-0 FC6-4		0-0 4-3		0-0 6-3				4 0 0 0 0 0 3												
Bob Roselli, R (1, 2) OBP: 0.270, SLG: 0.351			0-0 5-3		0-3 K		0-0 6-3			3 0 0 0 0 1 1												
Cal McLish, S (1, 1) OBP: 0.170, SLG: 0.173			0-3 K		0-0 1B		0-0 1-3			2 0 1 1 0 1 0												
Warren Hacker, R (6, 1)										1 0 0 0 0 0 0												
Turk Lown, R (8, 1)										0 0 0 0 0 0 0												
Frank Baumann, L (8, 1) OBP: 0.296, SLG: 0.388										0 0 0 0 0 0 0												
Juan Pizarro, L (9, 1) OBP: 0.291, SLG: 0.340					2-H					0 0 0 0 0 0 0												
Inning Stats	R: 0 E: 0 K: 0 S: 3	H: 0 LOB: 0 BB: 0 P: 3	R: 0 E: 0 K: 0 S: 3	H: 0 LOB: 1 BB: 1 P: 7	R: 0 E: 0 K: 1 S: 6	H: 1 LOB: 1 BB: 0 P: 6	R: 0 E: 0 K: 2 S: 7	H: 0 LOB: 0 BB: 0 P: 7	R: 1 E: 0 K: 1 S: 7	H: 2 LOB: 1 BB: 0 P: 7	R: 2 E: 0 K: 0 S: 5	H: 3 LOB: 1 BB: 1 P: 9	R: 0 E: 0 K: 0 S: 3	H: 0 LOB: 0 BB: 0 P: 3	R: 0 E: 0 K: 0 S: 3	H: 1 LOB: 0 BB: 0 P: 3	R: 0 E: 0 K: 0 S: 3	H: 1 LOB: 0 BB: 0 P: 3	1B: 5 2B: 2 3B: 1 HR: 0	SF: 0 SAC: 0 DP: 3 HBP: 0	WP: 0 PB: 0 SB: 0 CS: 0	PA: 34
PITCHER	IP WLS BF H R ER SO BB IBB HBP BLK WP HR S P ERA WHIP																					
Ed Hobaugh, R (1, 1) ERA: 4.92	5.0 L 23 6 3 3 4 2 0 0 0 0 0 0 29 37 5.40 1.600																					
Dave Sisler, R (6, 1) ERA: 4.39	2.0 5 0 0 0 0 0 0 0 0 0 0 0 5 5 0.00 0.000																					
Johnny Klippstein, R (8, 1) ERA: 6.52	1.0 3 1 0 0 0 0 0 0 0 0 0 0 3 3 0.00 1.000																					
Marty Kutyna, R (9, 1) ERA: 3.78	1.0 3 1 0 0 0 0 0 0 0 0 0 0 3 3 0.00 1.000																					

Chicago White Sox @ Washington Senators
Griffith Stadium, Washington, DC
Fri Sep 01 1961, 7:05 PM EDT
Unknown

AB	32
R	3
H	8
RBI	3
BB	2
SO	4
LOB	12



Batter	1	2	3	4	5	6	7	8	9	AB	R	H	RBI	BB	SO	LOB
Billy Klaus, L (1, 5) OBP: 0.304, SLG: 0.358 Danny O'Connell, R (9, PH) OBP: 0.368, SLG: 0.334	0-0 4-3		0-0 4-3		0-0 4-3		0-0 1-3 1B		0-0 SH1-4 1B	4	0	1	0	0	0	2
Marty Keough, L (1, 7) OBP: 0.316, SLG: 0.438	0-0 1B		0-0 F9			0-0 1B 1B	0-0 SF7		0-0 SH1-4	3	0	2	1	0	0	1
Gene Woodling, L (1, 9) OBP: 0.403, SLG: 0.476	0-3 K			0-0 L9		0-0 1-3 BB 1B	0-0 5-3		0-0 P6	5	0	1	0	0	1	2
Bud Zipfel, L (1, 3) OBP: 0.294, SLG: 0.398		0-0 F9		0-0 3-1		4-0 1-2 BB		0-3 K	0-3 K	4	0	0	0	1	2	1
Willie Tasby, R (1, 8) OBP: 0.333, SLG: 0.408		0-0 F8		4-0 BB		0-3 K		4-0 1B BB		2	1	0	0	2	1	3
Bob Johnson, R (1, 6) OBP: 0.310, SLG: 0.393		0-0 2B		0-0 F9		0-0 F2		0-0 E 1B 1B		4	0	2	0	0	0	4
Harry Bright, R (1, 2) OBP: 0.313, SLG: 0.347 John Gabler, S (8, PR) OBP: 0.250, SLG: 0.304 Pete Daley, R (9, 2) OBP: 0.235, SLG: 0.268		0-0 F7			0-0 P4	0-0 F5		0-0 E 1B	0-0 E 1B	4	0	1	1	0	0	4
Chuck Cottier, R (1, 4) OBP: 0.307, SLG: 0.323			0-0 4-3 SH1-4 1B		0-0 1B		0-0 1B SF7 1B	0-0 E6 G4-3		4	1	3	0	0	0	2
Ed Hobaugh, R (1, 1) OBP: 0.156, SLG: 0.111 Dave Sisler, R (6, 1) Jim King, L (7, PH) OBP: 0.375, SLG: 0.471 Johnny Klippstein, R (8, 1) OBP: 0.143, SLG: 0.143 Dale Long, L (8, PH) OBP: 0.350, SLG: 0.483 Gene Green, R (8, PH) OBP: 0.390, SLG: 0.524 Marty Kutyna, R (9, 1) OBP: 0.250, SLG: 0.250			0-0 SH1-4		0-0 F2		0-0 P6	0-0 G4-3		1	0	0	0	0	0	1

Inning Stats	R: 0	H: 1	E: 0	LOB: 0	K: 1	BB: 0	S: 5	P: 5	R: 0	H: 1	E: 0	LOB: 1	K: 0	BB: 0	S: 4	P: 4	R: 0	H: 0	E: 0	LOB: 1	K: 0	BB: 1	S: 3	P: 7	R: 0	H: 1	E: 0	LOB: 1	K: 0	BB: 0	S: 4	P: 4	R: 0	H: 2	E: 0	LOB: 3	K: 1	BB: 1	S: 7	P: 11	R: 1	H: 2	E: 0	LOB: 1	K: 0	BB: 0	S: 5	P: 5	R: 1	H: 2	E: 1	LOB: 3	K: 1	BB: 1	S: 7	P: 11	R: 0	H: 1	E: 0	LOB: 1	K: 1	BB: 0	S: 6	P: 6	1B: 10	SF: 1	2B: 1	SAC: 2	3B: 0	DP: 1	HR: 0	HBP: 0	WP: 0	PA: 40
--------------	------	------	------	--------	------	-------	------	------	------	------	------	--------	------	-------	------	------	------	------	------	--------	------	-------	------	------	------	------	------	--------	------	-------	------	------	------	------	------	--------	------	-------	------	-------	------	------	------	--------	------	-------	------	------	------	------	------	--------	------	-------	------	-------	------	------	------	--------	------	-------	------	------	--------	-------	-------	--------	-------	-------	-------	--------	-------	--------

PITCHER	IP	WLS	BF	H	R	ER	SO	BB	IBB	HBP	BLK	WP	HR	S	P	ERA	WHIP
Cal McLish, R (1, 1) ERA: 4.25	5.0		22	6	0	0	1	2	0	0	0	0	0	22	30	0.00	1.600
Warren Hacker, R (6, 1) ERA: 3.86	2.1		12	4	2	2	2	1	0	0	0	0	0	15	19	7.71	2.143
Turk Lown, R (8, 1) ERA: 2.49	0.0		1	0	0	0	0	0	0	0	0	0	0	1	1	∞	∞
Frank Baumann, L (8, 1) ERA: 5.57	1.0		3	1	0	0	0	0	0	0	0	0	0	3	3	0.00	1.000
Juan Pizarro, L (9, 1) ERA: 3.09	0.2	S	2	0	0	0	1	0	0	0	0	0	0	4	4	0.00	0.000

BOTTOM

Chicago White Sox @ Washington Senators
Griffith Stadium, Washington, DC

livebaseballscorecards.com

AB	34
R	2
H	11
RBI	2
BB	3
SO	4
LOB	24



WP	PA
0	40

Fri Sep 01 1961, 7:05 PM EDT
Unknown

Batter	1	2	3	4	5	6	7	8	9	AB R H RBI BB SO LOB	TOP																													
Luis Aparicio, R (1, 6) OBP: 0.309, SLG: 0.346	0-0 6-3		0-0 G5-4-3		0-3 K			0-0 SH5-3 1B		4 0 1 0 0 1 1																														
Nellie Fox, L (1, 4) OBP: 0.317, SLG: 0.291	4-0 BB		0-0 1B		0-0 6-3			0-0 SH5-3 1-2		2 0 1 0 1 0 0																														
Floyd Robinson, L (1, 9) OBP: 0.388, SLG: 0.457	0-0 F7		0-0 F8		0-0 5-3			0-0 4-3		4 0 0 0 0 0 3																														
Roy Sievers, R (1, 3) OBP: 0.389, SLG: 0.565	0-0 4-3			0-0 HR		0-0 FC6-4 1B		0-0 F7		4 1 2 1 0 0 2																														
Minnie Minoso, R (1, 7) OBP: 0.371, SLG: 0.422		0-0 F3		0-0 F8		0-0 F9		0-0 P6		4 0 0 0 0 0 1																														
Al Smith, R (1, 5) OBP: 0.345, SLG: 0.507		0-0 F2		0-0 FC6-4 1B		0-0 FC6-4 1-2f		0-3 K		4 0 1 0 0 1 1																														
Jim Landis, R (1, 8) OBP: 0.356, SLG: 0.456		1-0 S HBP		0-0 F7		0-0 5-3		0-3 K		3 0 0 0 0 1 1																														
Sherm Lollar, R (1, 2) OBP: 0.362, SLG: 0.379		0-0 P4 1-2		0-0 FC6-4 1-2f		0-0 P6				3 0 0 0 0 0 2																														
Billy Pierce, L (1, 1) OBP: 0.167, SLG: 0.149			0-0 G5-4-3 1B		0-0 6-3		0-0 F7			2 0 1 0 0 0 0																														
Billy Goodman, L (7, PH) OBP: 0.306, SLG: 0.386										1 0 0 0 0 0 0																														
Turk Lown, R (7, 1)										0 0 0 0 0 0 0																														
Russ Kemmerer, R (8, 1) OBP: 0.250, SLG: 0.214										0 0 0 0 0 0 0																														
Inning Stats	R: 0 E: 0 K: 0 S: 3	H: 0 LOB: 1 BB: 1 P: 7	R: 0 E: 0 K: 0 S: 3	H: 0 LOB: 1 BB: 0 P: 4	R: 0 E: 0 K: 0 S: 4	H: 2 LOB: 1 BB: 0 P: 4	R: 1 E: 0 K: 0 S: 5	H: 2 LOB: 1 BB: 0 P: 5	R: 0 E: 0 K: 1 S: 5	H: 0 LOB: 0 BB: 0 P: 5	R: 0 E: 0 K: 0 S: 4	H: 1 LOB: 1 BB: 0 P: 4	R: 0 E: 0 K: 0 S: 3	H: 0 LOB: 0 BB: 0 P: 3	R: 0 E: 0 K: 0 S: 4	H: 1 LOB: 1 BB: 0 P: 4	R: 0 E: 0 K: 2 S: 7	H: 0 LOB: 0 BB: 0 P: 7	1B: 5 2B: 0 3B: 0 HR: 1	SF: 0 SAC: 1 DP: 1 HBP: 1	WP: 0 PB: 0 SB: 1 CS: 0	PA: 34																		
PITCHER Joe McClain, R (1, 1) ERA: 3.87	IP 9.0	WLS W	BF 34	H 6	R 1	ER 1	SO 3	BB 1	IBB 0	HBP 1	BLK 0	WP 0	HR 1	S 38	P 43	ERA 1.00	WHIP 0.778					PITCHER		IP 9.0	WLS W	BF 34	H 6	R 1	ER 1	SO 3	BB 1	IBB 0	HBP 1	BLK 0	WP 0	HR 1	S 38	P 43	ERA 1.00	WHIP 0.778

Chicago White Sox @ Washington Senators
Griffith Stadium, Washington, DC
Fri Sep 01 1961, 7:05 PM EDT
Att. 4,803 - Unknown

AB	31
R	1
H	6
RBI	1
BB	1
SO	3
LOB	11



Batter	1	2	3	4	5	6	7	8	9	AB	R	H	RBI	BB	SO	LOB
Coot Veal, R OBP: 0.286, SLG: 0.254 (1, 6)	0-0 6-3		0-0 1B		0-0 SH5-3		0-0 5-3-6 1B			3	0	2	0	0	0	0
Danny O'Connell, R OBP: 0.371, SLG: 0.339 (1, 5)	0-0 CS 1B		0-0 1-3 1B		0-0 2-H 1B		0-0 3-H SF7			3	0	3	2	0	0	0
Chuck Hinton, R OBP: 0.330, SLG: 0.362 (1, 7)	0-3 K 1-2		0-3 K		0-0 1-2 1B		0-0 1-3f 5-3-6			4	0	1	0	0	2	4
Gene Green, R OBP: 0.358, SLG: 0.531 (1, 9)		0-0 1B		0-0 F9	0-0 F8			0-0 SF8 3B		4	1	2	0	0	0	2
Jim King, L OBP: 0.375, SLG: 0.471 (9, 9)									0	0	0	0	0	0	0	0
Willie Tasby, R OBP: 0.335, SLG: 0.414 (1, 8)		0-0 P3		0-0 SF9 3B		4-0 SH1-4 BB		0-0 SF8		2	1	1	1	1	0	1
Marty Keough, L OBP: 0.314, SLG: 0.435 (1, 3)			0-0 F8	0-0 SF9		0-0 SH1-4		0-0 3-H F3		2	0	0	1	0	0	1
Chuck Cottier, R OBP: 0.306, SLG: 0.329 (1, 4)		0-0 F9		0-0 3-H F7		0-0 F9		0-0 1B 3B		4	1	1	0	0	0	2
Pete Daley, R OBP: 0.235, SLG: 0.267 (1, 2)			0-0 F7		0-0 5-3	0-0 P4		0-0 3-H 1B		4	0	1	1	0	0	1
Joe McClain, R OBP: 0.203, SLG: 0.258 (1, 1)			0-0 F8		0-0 SH5-3 1B		0-0 1B SF7 2B		0-0 F9	4	2	2	0	0	0	1

Inning Stats	R: 0	H: 1	E: 0	LOB: 0	K: 1	BB: 0	S: 5	P: 5	R: 0	H: 1	E: 0	LOB: 1	K: 0	BB: 0	S: 4	P: 4	R: 0	H: 2	E: 0	LOB: 2	K: 1	BB: 0	S: 7	P: 7	R: 1	H: 1	E: 0	LOB: 0	K: 0	BB: 0	S: 4	P: 4	R: 1	H: 3	E: 0	LOB: 2	K: 0	BB: 0	S: 6	P: 6	R: 0	H: 0	E: 0	LOB: 1	K: 0	BB: 1	S: 3	P: 7	R: 1	H: 2	E: 0	LOB: 0	K: 0	BB: 0	S: 4	P: 4	R: 2	H: 3	E: 0	LOB: 1	K: 0	BB: 0	S: 6	P: 6
1B: 9	SF: 3	2B: 2	SAC: 2	3B: 3	DP: 1	HR: 0	HBP: 0	WP: 0	PA: 36	1B: 9	SF: 3	2B: 2	SAC: 2	3B: 3	DP: 1	HR: 0	HBP: 0	WP: 0	PA: 36	1B: 9	SF: 3	2B: 2	SAC: 2	3B: 3	DP: 1	HR: 0	HBP: 0	WP: 0	PA: 36																																			

PITCHER	IP	WLS	BF	H	R	ER	SO	BB	IBB	HBP	BLK	WP	HR	S	P	ERA	WHIP
Billy Pierce, L ERA: 3.77 (1, 1)	6.0	L	26	8	2	2	2	1	0	0	0	0	0	29	33	3.00	1.500
Turk Lown, R ERA: 2.65 (7, 1)	1.1		6	3	2	2	0	0	0	0	0	0	0	6	6	13.50	2.250
Russ Kemmerer, R ERA: 4.0 (8, 1)	0.2		4	2	1	1	0	0	0	0	0	0	0	4	4	13.50	3.000

BOTTOM

Chicago White Sox @ Washington Senators
 Griffith Stadium, Washington, DC
 Fri Sep 01 1961, 7:05 PM EDT
 Att. 4,803 - Unknown

livebaseballscorecards.com

AB	30
R	5
H	13
RBI	5
BB	1
SO	2
LOB	12



Chicago White Sox @ Washington Senators
 Griffith Stadium, Washington, DC

Sat Sep 02 1961, 3:33 AM EDT
 Att. 2,889 - Unknown

AB	41
R	12
H	15
RBI	10
BB	11
SO	4
LOB	36

WP	2	PA	55
PB	0		
SB	1		
CS	0		



Batter	1	2	3	4	5	6	7	8	9	AB	R	H	RBI	BB	SO	LOB	TOP					
Luis Aparicio, R OBP: 0.311, SLG: 0.349 (1, 6)			SH1-3 1-2		P4 0-0		BB BB BB 4-0	BB BB BB 0-0	F9 0-0	5	0	2	1	1	0	6						
Floyd Robinson, L OBP: 0.390, SLG: 0.456 (1, 9)	WP BB 1-2	1B HBP E 1B	4-3 2-3		0-0		F8 0-0	G3 0-0		5	2	2	1	1	0	4						
Jim Landis, R OBP: 0.359, SLG: 0.455 (1, 8)	WP BB 1-2	FC5-4 E 1B HBP	F3 0-0		0-3		BB BB BB 4-0	BB BB BB 4-0		2	2	0	0	3	1	3						
Roy Sievers, R OBP: 0.391, SLG: 0.566 J.C. Martin, L OBP: 0.290, SLG: 0.345 (1, 3) (8, 3)	BB WP 1-2	E8 FC5-4 1B	F3 0-0		0-0		BB BB BB 4-0	F8 0-0	K 0-3	5	1	2	0	1	1	5						
Minnie Minoso, R OBP: 0.369, SLG: 0.418 (1, 7)	6-3 1-2	FC5-4 S 1B	5-3 0-0		3-1 2-3		BB BB BB 4-0	F8 0-0	E 1B 1B	6	2	1	1	0	0	6						
Al Smith, R OBP: 0.344, SLG: 0.503 Andy Carey, R OBP: 0.332, SLG: 0.394 (1, 5) (6, 5)	BB 1B BB	K 1-2	3-1 0-0		L4 0-0		BB BB BB 4-0	F9 0-0	E5 1B 1-2	3	1	0	0	1	1	3						
Nellie Fox, L OBP: 0.321, SLG: 0.292 (1, 4)	1B BB 1-2	FC5-4 1B	G3 0-0		HBP BB 4-0		BB BB BB 4-0	1B BB 4-0	K 0-3	3	2	1	2	3	1	2						
Sherm Lollar, R OBP: 0.367, SLG: 0.380 (1, 2)	1B 1-3	FC5-4 1-2	1B BB 1-2		FC6-4 HBP 1-2		BB BB BB 4-0	1B BB 1-2	F3 0-0	4	2	2	2	1	0	3						
Don Larsen, R OBP: 0.325, SLG: 0.462 Warren Hacker, R OBP: 0.111, SLG: 0.111 Russ Kemmerer, R OBP: 0.294, SLG: 0.267 (1, 1) (7, 1) (8, 1)	1B 1-2		4-3 SH1-3 1B		1B 1-2		BB BB BB 4-0	FC6-4 1-2	2B 1B 1-2	4	0	3	1	0	0	3						
Inning Stats	R: 5 E: 0 K: 0 S: 5	H: 3 LOB: 2 BB: 5 P: 25	R: 3 E: 1 K: 1 S: 8	H: 3 LOB: 1 BB: 0 P: 9	R: 0 E: 0 K: 0 S: 4	H: 1 LOB: 1 BB: 0 P: 4	R: 0 E: 0 K: 0 S: 3	H: 0 LOB: 0 BB: 0 P: 3	R: 1 E: 0 K: 1 S: 7	H: 2 LOB: 2 BB: 1 P: 11	R: 0 E: 0 K: 0 S: 4	H: 1 LOB: 3 BB: 1 P: 9	R: 0 E: 0 K: 0 S: 3	H: 0 LOB: 2 BB: 2 P: 11	R: 2 E: 0 K: 1 S: 8	H: 3 LOB: 3 BB: 2 P: 16	R: 1 E: 1 K: 1 S: 8	H: 2 LOB: 2 BB: 0 P: 8	1B: 13 2B: 2 3B: 0 HR: 0	SF: 0 SAC: 1 DP: 0 HBP: 2	WP: 2 PB: 0 SB: 1 CS: 0	PA: 55
PITCHER	IP WLS BF H R ER SO BB IBB HBP BLK WP HR S P ERA WHIP	IP WLS BF H R ER SO BB IBB HBP BLK WP HR S P ERA WHIP															IP WLS BF H R ER SO BB IBB HBP BLK WP HR S P ERA WHIP					
Tom Cheney, R ERA: 12.38 (1, 1)	0.2 L 7 1 5 5 0 5 0 0 0 2 0 2 22 67.50 9.000	2.1 14 6 3 3 1 0 0 0 1 0 0 0 15 16 11.57 2.571															1.0 6 2 1 0 1 0 0 0 0 0 0 0 8 8 0.00 2.000					
Johnny Klippstein, R ERA: 6.71 (1, 1)	2.1 14 6 3 3 1 0 0 0 1 0 0 0 15 16 11.57 2.571	2.0 9 2 1 1 1 1 0 0 0 0 0 0 10 14 4.50 1.500																				
Carl Bouldin, R ERA: 4.5 (4, 1)	2.0 9 2 1 1 1 1 0 0 0 0 0 0 10 14 4.50 1.500	2.1 15 3 2 2 0 4 0 1 0 0 0 0 10 27 7.71 3.000																				
Leroy Heiser, R ERA: 7.71 (6, 1)	2.1 15 3 2 2 0 4 0 1 0 0 0 0 10 27 7.71 3.000	0.2 4 1 0 0 0 1 1 0 0 0 0 0 5 9 0.00 3.000																				
Pete Burnside, L ERA: 6.32 (8, 1)	0.2 4 1 0 0 0 1 1 0 0 0 0 0 5 9 0.00 3.000																					

BOTTOM

Chicago White Sox @ Washington Senators
Griffith Stadium, Washington, DC

livebaseballscorecards.com

AB 38
R 7
H 12
RBI 7
BB 3
SO 4
LOB 21



WP: 0 PA: 41
PB: 0
SB: 0
CS: 0

ERA WHIP

ERA 6.00 WHIP 1.500
10.80 3.000
0.00 0.750

Sat Sep 02 1961, 3:33 AM EDT
Att. 2,889 - Unknown

AB R H RBI BB SO LOB

5 1 2 1 0 0 2

5 1 3 4 0 0 2

4 0 0 1 1 0 4

5 0 0 0 0 2 5

5 0 2 0 0 1 1

4 1 1 0 0 1 2

2 0 1 0 0 0 1
0 1 0 0 0 0 0
1 0 0 0 0 0 0
0 0 0 0 0 0 0
1 0 0 0 0 0 1

3 3 2 0 1 0 1

0 0 0 0 0 0 0
0 0 0 0 0 0 0
1 0 0 0 0 0 0
0 0 0 0 0 0 0
2 0 1 1 1 0 2
0 0 0 0 0 0 0

1B: 9 SF: 0
2B: 3 SAC: 0
3B: 0 DP: 1
HR: 0 HBP: 0

WP HR S P

WP 0 HR 0 S 0 P 0
PB 0
SB 0
CS 0

Batter	1	2	3	4	5	6	7	8	9
Coot Veal, R OBP: 0.288, SLG: 0.263 (1, 6)	0-0 F8		0-0 F2		0-0 E 1B		0-0 FC3-6 1B	0-0 2B	
Danny O'Connell, R OBP: 0.374, SLG: 0.347 (1, 5)	0-0 2B		0-0 6-3		0-0 E6 5-3 2B		0-0 1B	0-0 6-3	
Chuck Hinton, R OBP: 0.328, SLG: 0.357 (1, 7)	0-0 F9			0-0 F2	0-0 5-3		0-0 F9		4-0 G4-3 BB
Gene Green, R OBP: 0.352, SLG: 0.522 (1, 9) (6, 2)	0-3 K		0-3 K	0-0 6-3			0-0 4-3		0-0 F8
Willie Tasby, R OBP: 0.336, SLG: 0.414 (1, 8)		0-0 1B		0-0 1B		0-3 K		0-0 5-3	0-0 G4-3
Marty Keough, L OBP: 0.313, SLG: 0.433 (1, 3) (9, 9)		0-3 K		0-0 F9		0-0 P4		0-0 1B 1B	
Harry Bright, R OBP: 0.314, SLG: 0.349 John Gabler, S OBP: 0.250, SLG: 0.304 Leroy Heiser, R Pete Burnside, R OBP: 0.150, SLG: 0.105 Dale Long, L OBP: 0.326, SLG: 0.482 (1, 2) (5, PR) (6, 1) (8, 1) (8, PH) (9, 3)		0-0 F9			0-0 1B E 1B	0-0 1-3		0-0 F9	
Chuck Cottier, R OBP: 0.312, SLG: 0.333 (1, 4)		0-0 5-3			0-0 1B E 1B		4-0 FC3-6 1B BB	0-0 1B 2B 1B	
Tom Cheney, R OBP: 0.333, SLG: 0.590 Johnny Klippstein, R OBP: 0.143, SLG: 0.143 Billy Klaus, L OBP: 0.303, SLG: 0.357 Carl Bouldin, S Gene Woodling, L OBP: 0.406, SLG: 0.476 Mike Garcia, R (1, 1) (1, 1) (3, PH) (4, 1) (5, PH) (6, 9)			0-0 1-3		0-0 F2		4-0 FC3-6 BB	0-0 2B 1B	

Inning Stats	R: 0	H: 1	E: 0	LOB: 1	K: 1	BB: 0	S: 6	P: 6
	R: 0	H: 1	E: 0	LOB: 1	K: 1	BB: 0	S: 6	P: 6
	R: 0	H: 0	E: 0	LOB: 0	K: 0	BB: 0	S: 3	P: 3
	R: 0	H: 1	E: 0	LOB: 1	K: 1	BB: 0	S: 6	P: 6
	R: 4	H: 4	E: 1	LOB: 1	K: 0	BB: 0	S: 7	P: 7
	R: 0	H: 0	E: 0	LOB: 0	K: 1	BB: 0	S: 5	P: 5
	R: 1	H: 1	E: 0	LOB: 2	K: 0	BB: 2	S: 4	P: 12
	R: 2	H: 4	E: 0	LOB: 2	K: 0	BB: 0	S: 7	P: 7
	R: 0	H: 0	E: 0	LOB: 0	K: 0	BB: 1	S: 2	P: 6

PITCHER	IP	WLS	BF	H	R	ER	SO	BB	IBB	HBP	BLK	WP	HR	S	P	ERA	WHIP
Don Larsen, R ERA: 3.95 (1, 1)	6.0	W	27	7	5	4	4	4	2	0	0	0	0	33	41	6.00	1.500
Warren Hacker, R ERA: 4.09 (7, 1)	1.2		10	5	2	2	0	0	0	0	0	0	0	10	10	10.80	3.000
Russ Kemmerer, R ERA: 3.94 (8, 1)	1.1	S	4	0	0	0	0	1	0	0	0	0	0	3	7	0.00	0.750

Batter	1	2	3	4	5	6	7	8	9	AB R H RBI BB SO LOB	TOP											
Luis Aparicio, R (1, 6) OBP: 0.313, SLG: 0.355	0-0 5-3		0-0 2B 3B		0-3 K			0-0 1B FC3-6 1B	0-0 2-3 1B	5 2 3 1 0 1 0												
Floyd Robinson, L (1, 9) OBP: 0.390, SLG: 0.458	0-3 K		0-0 2B			0-0 5-3		0-0 1-3 FC3-6 1B	0-0 F7	5 0 2 1 0 1 3												
Jim Landis, R (1, 8) OBP: 0.359, SLG: 0.452	4-0 BB		0-0 2B			0-0 5-3		0-0 1-2f FC3-6		3 0 0 1 1 0 2												
Roy Sievers, R (1, 3) OBP: 0.390, SLG: 0.565	0-3 K		0-0 6-3			0-0 2B		0-0 3-H 1-3		4 0 1 0 0 1 3												
J.C. Martin, L (8, 3) OBP: 0.290, SLG: 0.345	0-3 K		0-0 6-3							0 0 0 0 0 0 0												
Minnie Minoso, R (1, 7) OBP: 0.368, SLG: 0.417		0-0 F8		0-0 6-3		0-0 F9			0-0 1B SH1-4 2B 1B	4 1 1 0 0 0 1												
Andy Carey, R (1, 5) OBP: 0.329, SLG: 0.390		0-0 F9		0-0 F8			0-0 F7		0-0 SH1-4	3 0 0 0 0 0 0												
Nellie Fox, L (1, 4) OBP: 0.319, SLG: 0.289		0-0 P4		0-0 4-3			0-0 5-3		0-0 F8	4 0 0 0 0 0 1												
Sherm Lollar, R (1, 2) OBP: 0.388, SLG: 0.385			0-0 3B 2B		0-0 F7		0-0 F8		0-0 2B 1B	4 1 2 0 0 0 0												
Al Pilarcik, L (9, PR) OBP: 0.288, SLG: 0.221										0 1 0 0 0 0 0												
Bob Roselli, R (9, 2) OBP: 0.270, SLG: 0.351										0 0 0 0 0 0 0												
Ray Herbert, R (1, 1) OBP: 0.203, SLG: 0.214			0-0 F8		0-0 6-3			0-0 5-3	0-0 1B 2B	3 0 0 0 0 0 1												
Turk Lown, R (8, 1)										0 0 0 0 0 0 0												
Billy Pierce, L (8, 1) OBP: 0.197, SLG: 0.149										0 0 0 0 0 0 0												
Billy Goodman, L (9, PH) OBP: 0.350, SLG: 0.422										1 0 1 2 0 0 0												
Sammy Esposito, R (9, PR) OBP: 0.275, SLG: 0.237										0 0 0 0 0 0 0												
Cal McLish, S (9, 1) OBP: 0.170, SLG: 0.173									1-H 3-H	0 0 0 0 0 0 0												
Inning Stats	R: 0 E: 0 K: 2 S: 7	H: 0 LOB: 1 BB: 1 P: 11	R: 0 E: 0 K: 0 S: 3	H: 0 LOB: 0 BB: 0 P: 3	R: 2 E: 0 K: 0 S: 6	H: 3 LOB: 1 BB: 0 P: 6	R: 0 E: 0 K: 0 S: 3	H: 0 LOB: 0 BB: 0 P: 3	R: 0 E: 0 K: 1 S: 5	H: 0 LOB: 0 BB: 0 P: 5	R: 0 E: 0 K: 0 S: 4	H: 1 LOB: 1 BB: 0 P: 4	R: 0 E: 0 K: 0 S: 3	H: 0 LOB: 0 BB: 0 P: 3	R: 1 E: 0 K: 0 S: 5	H: 2 LOB: 1 BB: 0 P: 5	R: 2 E: 0 K: 0 S: 7	H: 4 LOB: 3 BB: 0 P: 7	1B: 5 2B: 4 3B: 1 HR: 0	SF: 0 SAC: 1 DP: 0 HBP: 0	WP: 0 PB: 0 SB: 0 CS: 0	PA: 38
PITCHER	IP WLS BF H R ER SO BB IBB HBP BLK WP HR S P ERA WHIP																					
Marty Kutyna, R (1, 1) ERA: 3.88	8.2 L 36 9 5 5 3 1 0 0 0 0 0 0 41 45 5.19 1.154																					
Dave Sisler, R (9, 1) ERA: 4.36	0.1 2 1 0 0 0 0 0 0 0 0 0 0 2 2 0.00 3.000																					

Chicago White Sox @ Washington Senators
Griffith Stadium, Washington, DC
Sun Sep 03 1961, 3:33 AM EDT
Unknown

AB	36
R	5
H	10
RBI	5
BB	1
SO	3
LOB	11



livebaseballscorecards.com

Batter	1	2	3	4	5	6	7	8	9	AB	R	H	RBI	BB	SO	LOB
Coot Veal, R (1, 6) OBP: 0.283, SLG: 0.258 Jim King, L (9, PH) OBP: 0.374, SLG: 0.468	0-0 P1		0-0 E5		0-0 P4		0-0 6-3		0-0 2-3	4	0	0	0	0	0	1
Billy Klaus, L (1, 5) OBP: 0.308, SLG: 0.370	0-0 P4		0-0 F9		0-0 F9			0-0 2B	0-0 FC5-4	5	1	3	0	0	0	1
Gene Woodling, L (1, 9) OBP: 0.404, SLG: 0.477 Chuck Hinton, R (9, 9) OBP: 0.327, SLG: 0.356	0-0 L1		0-0 F7		0-0 F7			0-0 2B	0-0 FC5-4	4	0	1	1	0	0	2
Bud Zipfel, L (1, 3) OBP: 0.285, SLG: 0.385		0-0 F7		0-0 F8		0-0 5-3		0-0 E3		4	1	0	0	0	0	0
Willie Tasby, R (1, 8) OBP: 0.339, SLG: 0.427		0-0 2B		0-0 F9		0-0 1B		0-0 HR		4	1	3	2	0	0	0
Marty Keough, L (1, 7) OBP: 0.315, SLG: 0.437		0-0 F7		0-0 4-3		0-0 1B		0-0 2B		4	0	2	0	0	0	1
Chuck Cottier, R (1, 4) OBP: 0.311, SLG: 0.332		0-0 F9			0-0 1B	0-0 L8		0-0 F7		4	1	1	0	0	0	4
Pete Daley, R (1, 2) OBP: 0.235, SLG: 0.267			0-0 F9		0-0 SH3-4		0-0 4-3	0-0 F8		4	0	1	1	0	0	1
Marty Kutyna, R (1, 1) OBP: 0.233, SLG: 0.233 Dave Sisler, R (9, 1) Dale Long, L (9, PH) OBP: 0.325, SLG: 0.481			0-0 6-3		0-0 SH3-4		0-0 4-3		0-0 F8	2	0	0	0	0	0	0

Inning Stats	R: 0	H: 0	E: 0	K: 0	S: 3	LOB: 0	BB: 0	P: 3	R: 0	H: 1	E: 0	K: 0	S: 4	LOB: 1	BB: 0	P: 4	R: 0	H: 1	E: 1	K: 0	S: 5	LOB: 2	BB: 0	P: 5	R: 0	H: 0	E: 0	K: 0	S: 3	LOB: 0	BB: 0	P: 3	R: 1	H: 2	E: 0	K: 0	S: 5	LOB: 1	BB: 0	P: 5	R: 0	H: 2	E: 0	K: 0	S: 5	LOB: 2	BB: 0	P: 5	R: 0	H: 0	E: 0	K: 0	S: 3	LOB: 0	BB: 0	P: 3	R: 3	H: 4	E: 1	K: 0	S: 7	LOB: 1	BB: 0	P: 7	R: 0	H: 1	E: 0	K: 0	S: 4	LOB: 1	BB: 0	P: 4	1B: 6	SF: 0	2B: 3	SAC: 1	3B: 1	DP: 0	HR: 1	HBP: 0	WP: 0	PA: 39
--------------	------	------	------	------	------	--------	-------	------	------	------	------	------	------	--------	-------	------	------	------	------	------	------	--------	-------	------	------	------	------	------	------	--------	-------	------	------	------	------	------	------	--------	-------	------	------	------	------	------	------	--------	-------	------	------	------	------	------	------	--------	-------	------	------	------	------	------	------	--------	-------	------	------	------	------	------	------	--------	-------	------	-------	-------	-------	--------	-------	-------	-------	--------	-------	--------

PITCHER	IP	WLS	BF	H	R	ER	SO	BB	IBB	HBP	BLK	WP	HR	S	P	ERA	WHIP
Ray Herbert, R (1, 1) ERA: 4.66	7.1		31	8	3	3	0	0	0	0	0	0	0	31	31	3.68	1.091
Turk Lown, R (8, 1) ERA: 2.75	0.0		2	2	1	0	0	0	0	0	0	0	1	2	2	∞	∞
Billy Pierce, L (8, 1) ERA: 3.76	0.2	W	2	0	0	0	0	0	0	0	0	0	0	2	2	0.00	0.000
Cal McLish, R (9, 1) ERA: 4.23	1.0	S	4	1	0	0	0	0	0	0	0	0	0	4	4	0.00	1.000

BOTTOM

Chicago White Sox @ Washington Senators
Griffith Stadium, Washington, DC

Sun Sep 03 1961, 3:33 AM EDT
Unknown

livebaseballscorecards.com

AB	38
R	4
H	11
RBI	4
BB	0
SO	0
LOB	11



Batter	1	2	3	4	5	6	7	8	9	AB R H RBI BB SO LOB
Coot Veal, R OBP: 0.276, SLG: 0.251 (1, 6)	0-0 4-3		0-0 5-3		0-3 K		0-0 F9		0-0 P6	5 0 0 0 0 1 3
Danny O'Connell, R OBP: 0.373, SLG: 0.346 (1, 5)	0-0 F8		0-0 BB 1B		0-3 K		0-0 F9			4 0 1 0 0 1 2
Chuck Hinton, R OBP: 0.329, SLG: 0.353 (1, 7)	0-3 K		4-0 1-2 BB			0-0 6-3		4-0 1-3 BB		2 0 0 0 2 1 0
Gene Green, R OBP: 0.354, SLG: 0.521 (1, 9)		0-0 SH BB SF8 1B	0-0 L8			0-0 BB 1B		0-0 F9		4 1 2 0 0 0 2
Willie Tasby, R OBP: 0.340, SLG: 0.424 (1, 8)		4-0 1-2 SH BB		0-3 K		4-0 1-2 BB		0-0 1-3		2 0 0 0 2 1 1
Bud Zipfel, L OBP: 0.278, SLG: 0.375 (1, 3)		0-0 SH 1-2 2-3		0-0 F7		0-0 F2		0-3 K		3 0 0 0 0 1 3
Chuck Cottier, R OBP: 0.307, SLG: 0.328 (1, 4)		0-0 SF8 3-H		0-0 F8		0-3 K			0-0 L8	3 0 0 1 0 1 2
Pete Daley, R OBP: 0.236, SLG: 0.267 (1, 2)		0-3 K			0-0 4-3		0-0 6-3		0-0 1B	4 0 1 0 0 1 2
John Gabler, S OBP: 0.231, SLG: 0.280 (1, 1)		0-3 K			0-0 E8		0-0 1B		0-3 K	2 0 0 0 0 1 2
Tom Cheney, R OBP: 0.429, SLG: 0.571 (7, 1)										1 0 1 0 0 0 0
Bob Johnson, R OBP: 0.308, SLG: 0.390 (9, PH)										1 0 0 0 0 1 1

Inning Stats	R: 0	H: 0	E: 0	K: 1	S: 5	R: 1	H: 1	E: 1	K: 2	S: 9	R: 0	H: 1	E: 0	K: 0	S: 3	R: 0	H: 0	E: 0	K: 1	S: 5	R: 0	H: 1	E: 0	K: 1	S: 6	R: 0	H: 1	E: 0	K: 0	S: 4	R: 0	H: 0	E: 0	K: 1	S: 5	R: 0	H: 1	E: 0	K: 1	S: 6	R: 0	H: 1	E: 0	K: 1	S: 6	1B: 5	SF: 1	2B: 0	SAC: 1	3B: 0	DP: 0	HR: 0	HBP: 0	WP: 0	PA: 37
PITCHER Juan Pizarro, L ERA: 2.97 (1, 1)	IP	WLS	BF	H	R	ER	SO	BB	IBB	HBP	BLK	WP	HR	S	P	ERA	WHIP	IP	WLS	BF	H	R	ER	SO	BB	IBB	HBP	BLK	WP	HR	S	P	ERA	WHIP	IP	WLS	BF	H	R	ER	SO	BB	IBB	HBP	BLK	WP	HR	S	P	ERA	WHIP				

BOTTOM

Chicago White Sox @ Washington Senators
Griffith Stadium, Washington, DC
Sun Sep 03 1961, 3:38 AM EDT
Att. 6,984 - Unknown

livebaseballscorecards.com

AB	31
R	1
H	5
RBI	1
BB	4
SO	9
LOB	18



Batter 1 2 3 4 5 6 7 8 9 AB R H RBI BB SO LOB TOP

Marty Keough, L OBP: 0.319, SLG: 0.438 (1, 7) X	0-0 F9		4-0 4-3 S BB		0-0 BB 1B		0-0 HR 1B		0-0 4-3	4 1 2 0 1 0 0
Billy Klaus, L OBP: 0.310, SLG: 0.368 (1, 5) X	0-0 F4		0-0 4-3 1-3		4-0 BB 1-2		0-0 HR 1B		0-0 F6	4 1 1 0 1 0 1
Gene Woodling, L OBP: 0.402, SLG: 0.474 (1, 9) X	0-0 BB 1B		0-0 1-3		0-0 F9		0-0 F9			4 0 1 0 0 0 5
Gene Green, R OBP: 0.359, SLG: 0.531 (1, 2) B B B	4-0 1-2 BB			1-0 FC1-4 HBP	0-0 1-3		0-0 HR 1-H 2-H			2 1 1 3 1 0 2
Willie Tasby, R OBP: 0.338, SLG: 0.420 (1, 8) X	0-0 1-3			0-0 FC1-4 1B 1-2f			0-0 F8	0-0 2-3		4 0 0 0 0 0 3
Dale Long, L OBP: 0.325, SLG: 0.478 (1, 3)		0-3 K		0-0 1-3 1B			0-0 F2	0-0 F8		4 0 1 0 0 1 0
Bob Johnson, R OBP: 0.313, SLG: 0.393 (1, 6)				0-0 F3 L3 1B			0-0 1B	0-0 F9		4 0 2 0 0 0 2
Chuck Cottier, R OBP: 0.303, SLG: 0.323 (1, 4)				0-0 P3 L3 1-2			0-0 F5	0-0 F3		4 0 0 0 0 0 4
Bennie Daniels, L OBP: 0.231, SLG: 0.295 (1, 1)		0-3 K			0-3 K			0-0 F7		3 0 0 0 0 2 0
Dave Sisler, R (8, 1)									0-0 4-3	0 0 0 0 0 0 0
Jim King, L OBP: 0.372, SLG: 0.466 (9, PH)										1 0 0 0 0 0 0

Inning Stats	R: 0 E: 0 K: 0 S: 4	H: 1 LOB: 2 BB: 1 P: 8	R: 0 E: 0 K: 1 S: 5	H: 1 LOB: 0 BB: 0 P: 5	R: 0 E: 0 K: 1 S: 5	H: 0 LOB: 1 BB: 1 P: 9	R: 0 E: 0 K: 1 S: 4	H: 1 LOB: 2 BB: 0 P: 5	R: 0 E: 0 K: 1 S: 6	H: 1 LOB: 2 BB: 1 P: 10	R: 0 E: 0 K: 0 S: 4	H: 1 LOB: 1 BB: 0 P: 4	R: 3 E: 0 K: 0 S: 6	H: 3 LOB: 0 BB: 0 P: 6	R: 0 E: 0 K: 0 S: 3	H: 0 LOB: 0 BB: 0 P: 3	R: 0 E: 0 K: 0 S: 3	H: 0 LOB: 0 BB: 0 P: 3	1B: 7 2B: 1 3B: 0 HR: 1	SF: 0 SAC: 0 DP: 1 HBP: 1	WP: 0 PB: 0 SB: 1 CS: 0	PA: 38
---------------------	------------------------------	---------------------------------	------------------------------	---------------------------------	------------------------------	---------------------------------	------------------------------	---------------------------------	------------------------------	----------------------------------	------------------------------	---------------------------------	------------------------------	---------------------------------	------------------------------	---------------------------------	------------------------------	---------------------------------	----------------------------------	------------------------------------	----------------------------------	--------

PITCHER	IP	WLS	BF	H	R	ER	SO	BB	IBB	HBP	BLK	WP	HR	S	P	ERA	WHIP										
Rollie Sheldon, R ERA: 3.31 (1, 1)	7.0		32	8	3	3	3	3	0	1	0	0	1	34	47	3.86	1.571										
Hal Reniff, R ERA: 3.12 (8, 1)	2.0	W	6	0	0	0	0	0	0	0	0	0	0	6	6	0.00	0.000										

Washington Senators @ New York Yankees
 Yankee Stadium, Bronx, NY
 Mon Sep 04 1961, 3:33 AM EDT
 Unknown - 89 F

AB	34
R	3
H	8
RBI	3
BB	3
SO	3
LOB	17



Batter	1	2	3	4	5	6	7	8	9	AB	R	H	RBI	BB	SO	LOB
Bobby Richardson, R OBP: 0.301, SLG: 0.327 (1, 4)	0-0 F9		0-0 2B		0-0 FC3-6 1B		0-0 6-3			4	0	2	0	0	0	1
Tony Kubek, L OBP: 0.304, SLG: 0.392 (1, 6)	4-0 L3 BB		0-0 P4		0-0 FC3-6 1-2f 3-H 1B		0-0 2-H 1B			3	0	1	1	1	0	2
Roger Maris, L OBP: 0.374, SLG: 0.633 (1, 8) (9, 9)	0-0 L3 1-2			0-0 1-3	0-0 F4		0-0 P6			4	0	0	0	0	0	3
Yogi Berra, L OBP: 0.329, SLG: 0.466 (1, 7)		0-0 F9		0-0 1B 1B		0-0 F8		0-0 F3		4	1	1	0	0	0	0
Johnny Blanchard, L OBP: 0.382, SLG: 0.600 (1, 9)		0-0 P3 1B		0-0 1B 1-2 1B		4-0 BB		0-0 HR		3	1	3	1	1	0	0
Mickey Mantle, S OBP: 0.449, SLG: 0.698 (9, 8)										0	0	0	0	0	0	0
Elston Howard, R OBP: 0.390, SLG: 0.541 (1, 2)		0-0 1-2 1B		0-0 G6-4-3 1-3 2-H 1B		0-0 F8		0-0 WP 1B 1B		4	1	3	1	0	0	1
Bill Skowron, R OBP: 0.326, SLG: 0.474 (1, 3)		0-0 P3 2-3		0-0 G6-4-3 1-2f		0-3 K		0-0 F7 1-2		4	0	0	0	0	1	6
Clete Boyer, R OBP: 0.312, SLG: 0.339 (1, 5)			0-0 6-3		0-0 1B SH5-4 E 1B		4-0 SH1-4 1B BB	0-0 2-H 1B		3	2	2	1	1	0	0
Rollie Sheldon, R OBP: 0.154, SLG: 0.120 (1, 1)			0-0 4-3		0-0 SH5-4 1-2		0-0 SH1-4 1-2	0-0 4-3		1	0	0	0	0	0	0
Hector Lopez, R OBP: 0.289, SLG: 0.295 (7, PH)										0	0	0	0	0	0	0
Hal Reniff, R (8, 1)										1	0	0	0	0	0	1

Inning Stats	R: 0	H: 0	E: 0	K: 0	S: 2	R: 0	H: 2	E: 0	K: 0	S: 4	R: 0	H: 1	E: 0	K: 0	S: 4	R: 1	H: 3	E: 0	K: 0	S: 5	R: 1	H: 2	E: 1	K: 0	S: 5	R: 0	H: 0	E: 0	K: 1	S: 5	R: 1	H: 1	E: 0	K: 0	S: 4	R: 2	H: 3	E: 0	K: 0	S: 6	R: 0	H: 0	E: 0	K: 0	S: 2			
Bennie Daniels, R ERA: 3.58 (1, 1)	7.1	WLS: L	BF: 33	H: 11	R: 5	ER: 4	SO: 1	BB: 3	IBB: 0	HBP: 0	BLK: 0	WP: 0	HR: 1	S: 32	P: 44	ERA: 4.91	WHIP: 1.909																															
Dave Sisler, R ERA: 4.31 (8, 1)	0.2		3	1	0	0	0	0	0	0	0	0	0	0	0	1	0	3	3	0.00	1.500																											


BOTTOM

Washington Senators @ New York Yankees
Yankee Stadium, Bronx, NY


Mon Sep 04 1961, 3:33 AM EDT
Unknown - 89 F

AB	31
R	5
H	12
RBI	4
BB	3
SO	1
LOB	14

livebaseballscorecards.com



WP: 1	PA: 36
PB: 0	
SB: 0	
CS: 0	

Batter	1	2	3	4	5	6	7	8	9	AB R H RBI BB SO LOB	TOP														
Danny O'Connell, R (1, 5) OBP: 0.371, SLG: 0.343	0-3 K		0-3 K		4-0 HBP BB	0-3 K			0-0 F7 1-2	4 0 0 0 1 3 5	<p>Washington Senators @ New York Yankees Yankee Stadium, Bronx, NY Mon Sep 04 1961, 3:38 AM EDT Att. 34,683 - Unknown - 89 F</p> <p>livebaseballscorecards.com</p> <table> <tr><td>AB</td><td>31</td></tr> <tr><td>R</td><td>2</td></tr> <tr><td>H</td><td>6</td></tr> <tr><td>RBI</td><td>1</td></tr> <tr><td>BB</td><td>5</td></tr> <tr><td>SO</td><td>6</td></tr> <tr><td>LOB</td><td>21</td></tr> </table> 	AB	31	R	2	H	6	RBI	1	BB	5	SO	6	LOB	21
AB	31																								
R	2																								
H	6																								
RBI	1																								
BB	5																								
SO	6																								
LOB	21																								
Chuck Hinton, R (1, 7) OBP: 0.330, SLG: 0.352	0-3 K		0-0 G5-4-3 1B		0-0 F8			0-0 F4	4 0 1 0 1 1 1																
Bob Johnson, R (1, 6) OBP: 0.315, SLG: 0.386	0-0 F5		0-0 G5-4-3		1-0 HBP			4-0 BB	3 0 0 0 1 0 3																
Gene Green, R (1, 9) OBP: 0.355, SLG: 0.524		0-0 6-3		0-0 E4 FC5				0-0 F8	4 0 0 0 0 0 3																
Willie Tasby, R (1, 8) OBP: 0.337, SLG: 0.419		0-3 K		0-0 6-3		0-0 SH2-4 1B		0-0 L6	4 0 1 0 0 1 2																
Dale Long, L (1, 3) OBP: 0.326, SLG: 0.477		0-0 F4		4-0 BB		0-0 SH2-4 1B		0-0 3-1	3 0 1 0 1 0 0																
Chuck Cottier, R (1, 4) OBP: 0.303, SLG: 0.331			0-0 2B 3B		0-0 F8		0-0 SH2-4	0-0 4-3	3 1 1 0 0 0 2																
Pete Daley, R (1, 2) OBP: 0.241, SLG: 0.273			0-0 SH 2B		0-0 FC5		4-0 IBB	0-0 6-3	3 1 1 1 1 0 2																
Pete Burnside, R (1, 1) OBP: 0.136, SLG: 0.095			0-0 SH 1B		0-0 4-3		0-3 K	0-0 F7 1B	2 0 0 0 0 1 3																
Harry Bright, R (9, PH) OBP: 0.318, SLG: 0.352									1 0 1 0 0 0 0																
Marty Keough, L (9, PR) OBP: 0.319, SLG: 0.438									0 0 0 0 0 0 0																
Inning Stats	R: 0 E: 0 K: 2 S: 7	H: 0 LOB: 0 BB: 0 P: 7	R: 0 E: 0 K: 1 S: 5	H: 0 LOB: 0 BB: 0 P: 5	R: 2 E: 1 K: 1 S: 8	H: 3 LOB: 1 BB: 0 P: 8	R: 0 E: 1 K: 0 S: 4	H: 0 LOB: 2 BB: 1 P: 8	R: 0 E: 0 K: 0 S: 3	H: 0 LOB: 2 BB: 1 P: 8	R: 0 E: 0 K: 0 S: 3	H: 0 LOB: 1 BB: 1 P: 7	R: 0 E: 0 K: 0 S: 3	H: 0 LOB: 0 BB: 0 P: 3	R: 0 E: 0 K: 0 S: 3	H: 1 LOB: 1 BB: 1 P: 7	1B: 4 2B: 1 3B: 1 HR: 0	SF: 0 SAC: 2 DP: 1 HBP: 1	WP: 0 PB: 0 SB: 0 CS: 0	PA: 39					
PITCHER Bud Daley, L (1, 1) ERA: 4.49	IP: 9.0 WLS: W BF: 39 H: 6 R: 2 ER: 2 SO: 6 BB: 4 IBB: 1 HBP: 1 BLK: 0 WP: 0 HR: 0 S: 45 P: 66 ERA: 2.00 WHIP: 1.111											PITCHER	IP: WLS: BF: H: R: ER: SO: BB: IBB: HBP: BLK: WP: HR: S: P: ERA: WHIP:												

Batter	1	2	3	4	5	6	7	8	9
Bobby Richardson, R OBP: 0.300, SLG: 0.327 (1, 4)	0-0 F6		0-0 F7		0-0 F2			0-0 FC2-8 1B	
Tony Kubek, L OBP: 0.302, SLG: 0.389 (1, 6)	0-3 K			0-0 4-3		0-0 F7		0-0 FC2-6 1-2f 7-4	
Roger Maris, L OBP: 0.371, SLG: 0.628 (1, 8)	0-0 6-3			0-0 F5		0-0 F3		0-0 7-4 1-2f	
Elston Howard, R OBP: 0.392, SLG: 0.545 (1, 2)		0-0 F4		0-0 2B 2B		0-0 1B			
Bill Skowron, R OBP: 0.326, SLG: 0.475 (1, 3)		0-3 K		0-0 2B 2-H 2B		0-0 F6			
Hector Lopez, R OBP: 0.285, SLG: 0.290 (1, 9)		0-0 F9		0-0 F7			0-0 F7		
Bob Cerv, R OBP: 0.280, SLG: 0.404 Yogi Berra, L OBP: 0.329, SLG: 0.466 (1, 7) (8, 7)			0-0 F7		0-0 2B 2B		0-0 SF7 3B		
Clete Boyer, R OBP: 0.312, SLG: 0.347 (1, 5)			0-0 HR		0-0 5-3		0-0 SF7		
Bud Daley, L OBP: 0.143, SLG: 0.113 (1, 1)			0-0 4-3		0-0 F5		0-0 5-3		

Inning Stats	R: 0	H: 0	E: 0	LOB: 0	K: 1	BB: 0	S: 5	P: 5
	R: 0	H: 0	E: 0	LOB: 0	K: 1	BB: 0	S: 5	P: 5
	R: 1	H: 1	E: 0	LOB: 0	K: 0	BB: 0	S: 4	P: 4
	R: 1	H: 2	E: 0	LOB: 1	K: 0	BB: 0	S: 5	P: 5
	R: 0	H: 1	E: 0	LOB: 1	K: 0	BB: 0	S: 4	P: 4
	R: 0	H: 1	E: 0	LOB: 1	K: 0	BB: 0	S: 4	P: 4
	R: 1	H: 1	E: 0	LOB: 0	K: 0	BB: 0	S: 4	P: 4
	R: 0	H: 1	E: 0	LOB: 0	K: 0	BB: 0	S: 3	P: 3

PITCHER	IP	WLS	BF	H	R	ER	SO	BB	IBB	HBP	BLK	WP	HR	S	P	ERA	WHIP
Pete Burnside, L ERA: 6.01 (1, 1)	8.0	L	30	7	3	3	2	0	0	0	0	0	1	34	34	3.38	0.875


AB	R	H	RBI	BB	SO	LOB
4	0	1	0	0	0	1
4	0	0	0	0	1	1
4	0	0	0	0	0	1
3	1	2	0	0	0	0
3	0	1	1	0	1	1
3	0	0	0	0	0	1
3	1	2	0	0	0	0
0	0	0	0	0	0	0
2	1	1	2	0	0	1
3	0	0	0	0	0	1

Washington Senators @ New York Yankees
Yankee Stadium, Bronx, NY


Mon Sep 04 1961, 3:38 AM EDT
Att: 34,683 - Unknown - 89 F

livebaseballscorecards.com

AB	29
R	3
H	7
RBI	3
BB	0
SO	2
LOB	7



WP	PA
0	30

Batter	1	2	3	4	5	6	7	8	9	AB R H RBI BB SO LOB	TOP														
Marty Keough, L (1, 7) OBP: 0.315, SLG: 0.432	0-3 K		0-0 F7			0-0 G1-6-3		0-0 4-3		4 0 0 0 0 1 2	<p>Washington Senators @ New York Yankees Yankee Stadium, Bronx, NY</p> <p>Tue Sep 05 1961, 7:05 PM EDT Att. 16,917 - Overcast - 86 F</p> <p>livebaseballscorecards.com</p> <table border="0"> <tr><td>AB</td><td>29</td></tr> <tr><td>R</td><td>1</td></tr> <tr><td>H</td><td>4</td></tr> <tr><td>RBI</td><td>1</td></tr> <tr><td>BB</td><td>2</td></tr> <tr><td>SO</td><td>6</td></tr> <tr><td>LOB</td><td>8</td></tr> </table> 	AB	29	R	1	H	4	RBI	1	BB	2	SO	6	LOB	8
AB	29																								
R	1																								
H	4																								
RBI	1																								
BB	2																								
SO	6																								
LOB	8																								
Danny O'Connell, R (1, 4) OBP: 0.372, SLG: 0.341	4-0 2B BB		0-0 P4			4-0 BB		0-0 4-3	2 1 0 0 2 0 0																
Bob Johnson, R (1, 6) OBP: 0.308, SLG: 0.376	0-0 F8			0-0 6-3		0-0 F7		0-0 F7	4 0 0 0 0 0 2																
Gene Green, R (1, 9) OBP: 0.353, SLG: 0.524	0-0 FC5 1-H 2B			0-0 6-3		0-0 F8		0-0 F8	4 0 1 1 0 0 0																
Willie Tasby, R (1, 8) OBP: 0.335, SLG: 0.416	0-0 FC5 2-3			0-3 K		0-3 K		0-3 K	3 0 0 0 0 2 1																
Dale Long, L (1, 3) OBP: 0.326, SLG: 0.475		0-0 G5-4-3 1B			0-0 3-1		0-3 K		3 0 1 0 0 1 0																
Billy Klaus, L (1, 5) OBP: 0.307, SLG: 0.364		0-3 K			0-0 F9		0-0 1-3		3 0 0 0 0 1 1																
Pete Daley, R (1, 2) OBP: 0.242, SLG: 0.274		0-0 G5-4-3 1-2f			0-0 F5		0-0 FC3-6 1B		3 0 1 0 0 0 1																
Joe McClain, R (1, 1) OBP: 0.212, SLG: 0.266			0-3 K			0-0 G1-6-3 1B		0-0 FC3-6 1-2f	2 0 1 0 0 1 0																
Bud Zipfel, L (8, PH) OBP: 0.276, SLG: 0.372									1 0 0 0 0 0 1																
Dave Sisler, R (8, 1)									0 0 0 0 0 0 0																
Inning Stats	R: 1 H: 1 E: 0 LOB: 1 K: 1 BB: 1 S: 6 P: 10	R: 0 H: 1 E: 0 LOB: 0 K: 1 BB: 0 S: 5 P: 5	R: 0 H: 0 E: 0 LOB: 0 K: 1 BB: 0 S: 5 P: 5	R: 0 H: 0 E: 0 LOB: 0 K: 1 BB: 0 S: 5 P: 5	R: 0 H: 0 E: 0 LOB: 0 K: 0 BB: 0 S: 3 P: 3	R: 0 H: 1 E: 0 LOB: 1 K: 0 BB: 1 S: 3 P: 7	R: 0 H: 0 E: 0 LOB: 0 K: 2 BB: 0 S: 7 P: 7	R: 0 H: 1 E: 0 LOB: 1 K: 0 BB: 0 S: 4 P: 4	R: 0 H: 0 E: 0 LOB: 0 K: 0 BB: 0 S: 3 P: 3	1B: 3 SF: 0 2B: 1 SAC: 0 3B: 0 DP: 2 HR: 0 HBP: 0	WP: 0 PA: 31 PB: 0 SB: 0 CS: 0														
PITCHER Jim Coates, R (1, 1) ERA: 3.92	IP WLS BF H R ER SO BB IBB HBP BLK WP HR S P ERA WHIP	9.0 W 31 4 1 1 6 2 0 0 0 0 0 0 41 49 1.00 0.667																							

Batter	1	2	3	4	5	6	7	8	9
Bobby Richardson, R OBP: 0.300, SLG: 0.326 (1, 4)	0-0 4-3 ①		0-0 F9 ③			0-0 E6 G4-6-3 ①	0-0 S 1B		
Tony Kubek, L OBP: 0.300, SLG: 0.386 (1, 6)	0-0 L1 ②			0-0 P6 ①		0-3 K ①	0-0 F5 1-2 ③		
Roger Maris, L OBP: 0.369, SLG: 0.623 (1, 9)	0-0 P6 ③			0-0 F8 ②		0-0 G4-6-3 1-2f ② ③		0-0 F2 ①	
Mickey Mantle, S OBP: 0.451, SLG: 0.704 (1, 8)		0-0 HR ①		0-0 F7 ③			0-0 2B E 1B BB BB	4-0 G3 BB	
Johnny Blanchard, L OBP: 0.379, SLG: 0.598 Hector Lopez, R OBP: 0.285, SLG: 0.290 (1, 7) (9, 7)		0-0 P6 ①			0-0 F8 ①		0-0 E WP 2B	0-0 G3 1-2f ② ③	
Elston Howard, R OBP: 0.394, SLG: 0.554 (1, 2)		0-0 CS 1B			0-0 HR		0-3 K ①		
Bill Skowron, R OBP: 0.328, SLG: 0.475 (1, 3)		0-3 K 1-2 ② ③			0-0 1B		4-0 WP E 1B IBB		
Clete Boyer, R OBP: 0.310, SLG: 0.344 (1, 5)			0-0 6-3 ①		0-0 F8 ②		0-0 E6 WP 1B		
Jim Coates, R OBP: 0.091, SLG: 0.032 (1, 1)			0-0 1-3 ②		0-0 4-3 ③		0-3 K 1-2 2-3 3-H ②		

Inning Stats	R: 0 E: 0 K: 0 S: 3	H: 0 LOB: 0 BB: 0 P: 3	R: 1 E: 0 K: 1 S: 6	H: 2 LOB: 1 BB: 0 P: 6	R: 0 E: 0 K: 0 S: 3	H: 0 LOB: 0 BB: 0 P: 3	R: 0 E: 0 K: 0 S: 3	H: 0 LOB: 0 BB: 0 P: 3	R: 1 E: 0 K: 0 S: 5	H: 2 LOB: 1 BB: 0 P: 5	R: 0 E: 1 K: 1 S: 5	H: 0 LOB: 0 BB: 0 P: 5	R: 4 E: 1 K: 2 S: 11	H: 3 LOB: 1 BB: 1 P: 15	R: 0 E: 0 K: 0 S: 2	H: 0 LOB: 0 BB: 1 P: 6
1B: 4 2B: 2 3B: 0 HR: 2	SF: 0 SAC: 0 DP: 3 HBP: 0	WP: 1 PB: 0 SB: 1 CS: 1	PA: 32													

PITCHER	IP	WLS	BF	H	R	ER	SO	BB	IBB	HBP	BLK	WP	HR	S	P	ERA	WHIP
Joe McClain, R ERA: 3.92 (1, 1)	7.0	L	29	7	6	4	4	0	0	0	0	1	2	36	40	5.14	1.000
Dave Sisler, R ERA: 4.23 (8, 1)	1.0		3	0	0	0	0	1	0	0	0	0	0	2	6	0.00	1.000


BOTTOM

Washington Senators @ New York Yankees
Yankee Stadium, Bronx, NY

Tue Sep 05 1961, 7:05 PM EDT
Att. 16,917 - Overcast - 86 F

livebaseballscorecards.com

AB	30
R	6
H	7
RBI	5
BB	2
SO	4
LOB	13



Batter	1	2	3	4	5	6	7	8	9	AB R H RBI BB SO LOB	TOP											
Danny O'Connell, R (1, 5) OBP: 0.372, SLG: 0.339	0-3 K		0-0 SH5-3			4-0 G6-4-3 1B BB		0-0 5-3		2 0 0 0 1 1 0	Washington Senators @ New York Yankees Yankee Stadium, Bronx, NY Wed Sep 06 1961, 3:33 AM EDT Att. 12,295 - Unknown - 84 F											
Chuck Hinton, R (1, 7) OBP: 0.329, SLG: 0.350	0-0 6-3		0-0 F8			0-0 G6-4-3 1B		0-3 K	4 0 1 0 0 1 1													
Bob Johnson, R (1, 6) OBP: 0.318, SLG: 0.381	4-0 BB			0-0 G6-4-3 1B		0-0 G6-4-3 1B 1-2f 2-3		0-0 E6 1B	3 0 2 0 1 0 2													
Gene Green, R (1, 9) OBP: 0.352, SLG: 0.521	0-3 K			0-0 G6-4-3 1B		0-0 6-3		0-3 K	4 0 1 0 0 2 3													
Willie Tasby, R (1, 8) OBP: 0.332, SLG: 0.412		0-3 K		0-0 G6-4-3 1-2f 2-3			0-0 P4	0-0 F9	4 0 0 0 0 1 3													
Dale Long, L (1, 3) OBP: 0.324, SLG: 0.471		0-0 4-3		0-0 4-3			0-0 F8		3 0 0 0 0 0 1													
Chuck Cottier, R (1, 4) OBP: 0.300, SLG: 0.327		0-0 6-3			0-0 F2		0-0 5-3		3 0 0 0 0 0 0													
Pete Daley, R (1, 2) OBP: 0.239, SLG: 0.270			0-3 K		0-3 K			0-0 5-3	3 0 0 0 0 2 0													
Tom Cheney, R (1, 1) OBP: 0.500, SLG: 0.625			0-0 SH5-3 1B		0-0 F8			0-0 6-3	1 0 1 0 0 0 0													
Ed Brinkman, R (5, PH)									1 0 0 0 0 0 0													
Johnny Klippstein, R (5, 1) OBP: 0.143, SLG: 0.143									0 0 0 0 0 0 0													
Harry Bright, R (8, PH) OBP: 0.316, SLG: 0.350									1 0 0 0 0 0 0													
Leroy Heiser, R (8, 1)									0 0 0 0 0 0 0													
Inning Stats	R: 0 E: 0 K: 2 S: 7	H: 0 LOB: 1 BB: 1 P: 11	R: 0 E: 0 K: 1 S: 5	H: 0 LOB: 0 BB: 0 P: 5	R: 0 E: 0 K: 1 S: 6	H: 1 LOB: 1 BB: 0 P: 6	R: 0 E: 0 K: 0 S: 4	H: 2 LOB: 1 BB: 0 P: 4	R: 0 E: 0 K: 1 S: 5	H: 0 LOB: 0 BB: 0 P: 5	R: 0 E: 0 K: 0 S: 3	H: 1 LOB: 1 BB: 1 P: 7	R: 0 E: 0 K: 0 S: 3	H: 0 LOB: 0 BB: 0 P: 3	R: 0 E: 0 K: 0 S: 3	H: 0 LOB: 0 BB: 0 P: 3	R: 0 E: 1 K: 2 S: 8	H: 1 LOB: 1 BB: 0 P: 8	1B: 5 2B: 0 3B: 0 HR: 0	SF: 0 SAC: 1 DP: 2 HBP: 0	WP: 0 PB: 0 SB: 0 CS: 0	PA: 32
PITCHER Whitey Ford, L (1, 1) ERA: 3.22	IP 9.0 WLS W BF 32 H 5 R 0 ER 0 SO 7 BB 2 IBB 0 HBP 0 BLK 0 WP 0 HR 0 S 44 P 52 ERA 0.00 WHIP 0.778											PITCHER	IP WLS BF H R ER SO BB IBB HBP BLK WP HR S P ERA WHIP									

livebaseballscorecards.com

AB	29
R	0
H	5
RBI	0
BB	2
SO	7
LOB	10



Batter	1	2	3	4	5	6	7	8	9
Bobby Richardson, R OBP: 0.298, SLG: 0.324 (1, 4)	0-0 F8			0-0 F8	0-0 P3		0-0 F7		
Tony Kubek, L OBP: 0.299, SLG: 0.384 (1, 6)	0-0 F7			0-0 F7	4-0 G4-6-3 BB		0-0 F8		
Roger Maris, L OBP: 0.370, SLG: 0.627 (1, 9)	0-0 F5			0-0 HR	0-0 G4-6-3 1-2f		4-0 BB		
Mickey Mantle, S OBP: 0.451, SLG: 0.701 (1, 8)		0-3 K		4-0 HR BB		4-0 HR BB	0-0 F7		
Johnny Blanchard, L OBP: 0.381, SLG: 0.628 (1, 7)		0-3 K		0-0 HR 1-H		0-0 HR 1-H	0-0 P3		
Elston Howard, R OBP: 0.393, SLG: 0.551 (1, 2)		0-3 K		0-0 HR 1B		0-0 1-3	0-0 6-3		
Bill Skowron, R OBP: 0.328, SLG: 0.480 Bob Hale, L OBP: 0.196, SLG: 0.238 (1, 3) (7, 3)			0-3 K	0-0 HR 1-H		0-0 4-3	0-0 HR		
Clete Boyer, R OBP: 0.312, SLG: 0.344 (1, 5)			0-0 F5	0-3 K		0-0 1B	4-0 BB		
Whitey Ford, L OBP: 0.270, SLG: 0.193 (1, 1)			0-0 F8	0-0 6-3		0-3 K	0-0 4-3		

Inning Stats	R: 0	H: 0	E: 0	LOB: 0	K: 0	P: 3	R: 0	H: 0	E: 0	LOB: 0	K: 3	P: 9	R: 0	H: 0	E: 0	LOB: 0	K: 1	P: 5	R: 5	H: 4	E: 0	LOB: 1	K: 1	P: 10	R: 0	H: 0	E: 0	LOB: 0	K: 0	P: 6	R: 2	H: 2	E: 0	LOB: 1	K: 1	P: 11	R: 0	H: 0	E: 0	LOB: 1	K: 0	P: 7	R: 1	H: 1	E: 0	LOB: 1	K: 0	P: 8
	0	0	0	0	0	3	0	0	0	0	3	9	0	0	0	0	0	5	9	5	4	0	1	10	0	0	0	0	0	0	0	2	2	0	1	11	0	0	0	0	0	7	1	1	0	1	8	

PITCHER	IP	WLS	BF	H	R	ER	SO	BB	IBB	HBP	BLK	WP	HR	S	P	ERA	WHIP
Tom Cheney, R ERA: 10.88 (1, 1)	4.0	L	18	4	5	5	5	1	0	0	0	0	3	27	31	11.25	1.250
Johnny Klippstein, R ERA: 6.68 (5, 1)	3.0		13	2	2	2	1	3	0	0	0	0	1	12	24	6.00	1.667
Leroy Heiser, R ERA: 8.1 (8, 1)	1.0		5	1	1	1	0	1	0	0	0	0	1	4	8	9.00	2.000


BOTTOM

Washington Senators @ New York Yankees
Yankee Stadium, Bronx, NY

Wed Sep 06 1961, 3:33 AM EDT
Att: 12,295 - Unknown - 84 F

AB	31
R	8
H	7
RBI	8
BB	5
SO	6
LOB	5

livebaseballscorecards.com



1B	2B	3B	HR	SF	SAC	DP	HBP	WP	PA
2	0	0	5	0	0	1	0	0	36

WP	PB	SB	CS	ERA	WHIP
0	1	0	0		

Batter	1	2	3	4	5	6	7	8	9	AB R H RBI BB SO LOB	TOP
Willie Tasby, R OBP: 0.333, SLG: 0.411 (1, 8)	0-0 6-3		0-0 1-3		0-0 WP 1B		0-0 FC5-4 1-2f 2-3		4-0 1B 1B BB	4 1 1 0 1 0 2	Washington Senators @ Baltimore Orioles Memorial Stadium, Baltimore, MD Thu Sep 07 1961, 7:05 PM EDT Att. 2,836 - Unknown livebaseballscorecards.com
Danny O'Connell, R OBP: 0.372, SLG: 0.340 (1, 5)	0-0 S 1B		0-0 F9		0-0 1-3 1-2		0-3 K		0-0 1B 1-3 1B	5 0 2 0 0 1 3	
Marty Keough, L OBP: 0.314, SLG: 0.429 (1, 7)	0-0 P4 1-2		0-0 F9		0-0 3-1			0-3 K	0-0 1-3 1B	5 0 1 1 0 1 2	
Dale Long, L OBP: 0.322, SLG: 0.466 (1, 3)	0-0 F8			0-0 F5		0-0 4-3		4-0 2B SF8 BB	0-3 K	4 1 0 0 1 1 3	
Bob Johnson, R OBP: 0.328, SLG: 0.421 (1, 6)		0-0 HR		0-0 2B		0-0 F9		0-0 1-3 2B		4 1 3 1 0 0 0	
Gene Green, R OBP: 0.348, SLG: 0.516 (1, 9)		0-0 5-3		0-3 K		0-0 L3		0-0 SF8		3 0 0 1 0 1 1	
Chuck Cottier, R OBP: 0.303, SLG: 0.327 (1, 4)		0-0 F8		4-0 BB			0-0 FC5-4 BB 1B	0-3 K		3 0 1 0 1 1 1	
Pete Daley, R OBP: 0.239, SLG: 0.269 (1, 2)		0-0 1B		0-3 K			0-3 K		0-0 3-1	4 0 1 0 0 2 3	
Carl Bouldin, S (1, 1)		0-0 1-3			0-0 6-3		4-0 FC5-4 BB		0-3 K	1 0 0 0 0 0 1	
Marty Kutyna, R (2, 1)										1 0 0 0 0 0 0	
Jim King, L (7, PH)										0 0 0 0 1 0 0	
John Gabler, S (7, 1)										0 0 0 0 0 0 0	
Bud Zipfel, L (9, PH)										1 0 0 0 0 1 0	
Inning Stats	R: 0 E: 0 K: 0 S: 4 H: 1 LOB: 1 BB: 0 P: 4	R: 1 E: 0 K: 0 S: 5 H: 2 LOB: 1 BB: 0 P: 5	R: 0 E: 0 K: 0 S: 3 H: 0 LOB: 0 BB: 0 P: 3	R: 0 E: 0 K: 2 S: 8 H: 1 LOB: 2 BB: 1 P: 12	R: 0 E: 0 K: 0 S: 4 H: 1 LOB: 1 BB: 0 P: 4	R: 0 E: 0 K: 0 S: 3 H: 0 LOB: 0 BB: 0 P: 3	R: 0 E: 0 K: 2 S: 8 H: 1 LOB: 2 BB: 1 P: 12	R: 1 E: 0 K: 2 S: 8 H: 1 LOB: 1 BB: 1 P: 12	R: 1 E: 0 K: 2 S: 9 H: 2 LOB: 2 BB: 1 P: 13	1B: 6 2B: 2 3B: 0 HR: 1 SF: 1 SAC: 0 DP: 0 HBP: 0	WP: 1 PB: 0 SB: 1 CS: 0 PA: 40
PITCHER Milt Pappas, R (1, 1) ERA: 2.98	IP 9.0 WLS W BF 40 H 9 R 3 ER 3 SO 8 BB 4 IBB 0 HBP 0 BLK 0 WP 1 HR 1 S 52 P 68 ERA 3.00 WHIP 1.444										

Batter	1	2	3	4	5	6	7	8	9
Brooks Robinson, R (1, 5) OBP: 0.337, SLG: 0.388	0-0 6-3	0-0 2B SF7 1B		0-0 P4			0-0 F8		
Dick Williams, R (1, 7) OBP: 0.257, SLG: 0.368 Russ Snyder, L (8, 7) OBP: 0.323, SLG: 0.354	0-0 1B CS 1B	0-0 1-3 2B		0-0 L8			0-0 P6		
Jackie Brandt, R (1, 8) OBP: 0.376, SLG: 0.458	0-0 1-3 1B	0-0 SF7		0-0 P6			0-0 6-3		
Jim Gentile, L (1, 3) OBP: 0.440, SLG: 0.685	0-3 K	0-0 F7			0-0 L1			0-0 3-1 2B	
Whitey Herzog, L (1, 9) OBP: 0.392, SLG: 0.420		0-0 1B BB E 1B	0-0 6-3		0-0 P6			0-0 P6	
Charlie Lau, L (1, 2) OBP: 0.302, SLG: 0.286		0-0 F7	0-0 3B 1B		0-0 P6			0-0 3-1	
Ron Hansen, R (1, 6) OBP: 0.328, SLG: 0.344		4-0 E 2B BB	0-0 F3			0-0 L1-3 1B		0-0 5-3	
Jerry Adair, R (1, 4) OBP: 0.316, SLG: 0.385		0-0 E6 2B WP 1B	0-0 1-H 3B			0-0 L1-3			
Milt Pappas, R (1, 1) OBP: 0.145, SLG: 0.328		0-0 WP 1B 2B	0-3 K			0-0 F2			

AB	R	H	RBI	BB	SO	LOB
4	1	1	1	0	0	0
4	0	2	0	0	0	0
0	0	0	0	0	0	0
3	0	1	1	0	0	0
4	0	1	0	0	1	3
4	1	1	0	0	0	1
4	1	1	0	0	0	2
3	1	1	0	1	0	2
3	1	2	1	0	0	1
3	1	1	1	0	1	1

BOTTOM

Washington Senators @ Baltimore Orioles
Memorial Stadium, Baltimore, MD
 Thu Sep 07 1961, 7:05 PM EDT
 Att. 2,836 - Unknown

livebaseballscorecards.com

AB	32
R	6
H	11
RBI	4
BB	1
SO	2
LOB	10



1B: 7	SF: 1	WP: 1	PA: 34
2B: 4	SAC: 0	PB: 0	
3B: 1	DP: 1	SB: 0	
HR: 0	HBP: 0	CS: 1	

Inning Stats		R: 0	H: 2	E: 0	LOB: 1	K: 1	BB: 0	S: 6	P: 6									
R: 5 H: 5 E: 1 LOB: 1 K: 0 BB: 1 S: 8		R: 1 H: 2 E: 0 LOB: 1 K: 1 BB: 0 S: 7		R: 0 H: 0 E: 0 LOB: 0 K: 0 BB: 1 S: 3		R: 0 H: 0 E: 0 LOB: 0 K: 0 BB: 0 S: 3		R: 0 H: 1 E: 0 LOB: 0 K: 0 BB: 0 S: 3		R: 0 H: 0 E: 0 LOB: 0 K: 0 BB: 0 S: 3		R: 0 H: 1 E: 0 LOB: 1 K: 0 BB: 0 S: 4						
PITCHER		IP	WLS	BF	H	R	ER	SO	BB	IBB	HBP	BLK	WP	HR	S	P	ERA	WHIP
Carl Bouldin, R (1, 1) ERA: 16.2		1.1	L	11	7	5	5	1	1	0	0	0	1	0	12	16	33.75	6.000
Marty Kutyna, R (2, 1) ERA: 3.81		4.2		16	3	1	1	1	0	0	0	0	0	0	18	18	1.93	0.643
John Gabler, R (7, 1) ERA: 4.96		2.0		7	1	0	0	0	0	0	0	0	0	0	7	7	0.00	0.500

Batter	1	2	3	4	5	6	7	8	9	AB R H RBI BB SO LOB	TOP																	
Chuck Hinton, R (1, 7) <small>OBP: 0.331, SLG: 0.356</small>	0-0 F9			0-0 PB BB G6-3 1B		0-0 F9 2B		0-0 F9		4 1 2 0 0 0 0	Washington Senators @ Baltimore Orioles Memorial Stadium, Baltimore, MD Fri Sep 08 1961, 7:05 PM EDT Unknown																	
Ed Brinkman, R (1, 5) <small>OBP: 0.353, SLG: 0.517</small>	0-0 G3			4-0 BB BB 1-2 G6-3 BB		0-0 F9 2-3		0-3 K		3 0 0 0 1 1 1																		
Bob Johnson, R (1, 6) <small>OBP: 0.320, SLG: 0.411</small>	0-0 P4			0-0 G6-3 1-2f 2-H		0-3 K		0-0 P4		4 0 0 0 0 1 2																		
Gene Green, R (1, 9) <small>OBP: 0.353, SLG: 0.517</small> John Gabler, S (9, PR) <small>OBP: 0.231, SLG: 0.280</small> Jim King, L (9, 9) <small>OBP: 0.375, SLG: 0.466</small>		0-0 F9		0-0 1B		4-0 IBB		0-0 S 1B		3 0 2 0 1 0 0 0 0 0 0 0 0 0 0 0 0 0 0 0 0																		
Harry Bright, R (1, 2) <small>OBP: 0.310, SLG: 0.343</small>		0-0 P4		0-3 K		0-0 1-3		0-3 K		4 0 0 0 0 2 4																		
Willie Tasby, R (1, 8) <small>OBP: 0.334, SLG: 0.410</small>		0-0 5-3			0-0 G1-6-3 1B		4-0 CS BB		0-3 K			3 0 1 0 1 1 1																
Chuck Cottier, R (1, 4) <small>OBP: 0.302, SLG: 0.324</small>			0-0 5-3		0-0 G1-6-3 1-2f		4-0 1-2 BB		0-0 P4			3 0 0 0 1 0 2																
Marty Keough, L (1, 3) <small>OBP: 0.314, SLG: 0.428</small>			0-0 4-3		0-0 1B		0-0 F9					3 0 1 0 0 0 1																
Pete Burnside, R (1, 1) <small>OBP: 0.120, SLG: 0.083</small> Dave Sisler, R (9, 1)			0-0 1-3		0-0 6-3		0-0 4-3					3 0 0 0 0 0 2 0 0 0 0 0 0 0																
Inning Stats	R: 0 E: 0 K: 0 S: 3	H: 0 LOB: 0 BB: 0 P: 3	R: 0 E: 0 K: 0 S: 3	H: 0 LOB: 0 BB: 0 P: 3	R: 0 E: 0 K: 0 S: 3	H: 0 LOB: 0 BB: 0 P: 3	R: 1 E: 0 K: 1 S: 6	H: 2 LOB: 1 BB: 1 P: 10	R: 0 E: 0 K: 0 S: 4	H: 2 LOB: 1 BB: 0 P: 4	R: 0 E: 0 K: 1 S: 6	H: 1 LOB: 2 BB: 1 P: 10	R: 0 E: 0 K: 0 S: 2	H: 0 LOB: 1 BB: 2 P: 10	R: 0 E: 0 K: 1 S: 5	H: 0 LOB: 0 BB: 0 P: 5	R: 0 E: 0 K: 2 S: 8	H: 1 LOB: 2 BB: 0 P: 8	1B: 5 2B: 1 3B: 0 HR: 0	SF: 0 SAC: 0 DP: 2 HBP: 0	WP: 0 PB: 1 SB: 1 CS: 1	PA: 34						
PITCHER	IP WLS BF H R ER SO BB IBB HBP BLK WP HR S P ERA WHIP																											
Steve Barber, L (1, 1) <small>ERA: 3.29</small> Hoyt Wilhelm, R (9, 1) <small>ERA: 2.38</small>	8.0	30	5	1	1	3	3	1	0	0	0	0	0	0	32	48	1.12	1.000										
	1.0	W	4	1	0	0	2	0	0	0	0	0	0	0	8	8	0.00	1.000										

livebaseballscores.com

AB 30
R 1
H 6
RBI 0
BB 4
SO 5
LOB 13



Batter	1	2	3	4	5	6	7	8	9	AB	R	H	RBI	BB	SO	LOB
Brooks Robinson, R <small>OBP: 0.337, SLG: 0.387</small> (1, 5)										4	0	1	0	0	0	3
Dick Williams, R <small>OBP: 0.257, SLG: 0.367</small> (1, 7) Mary Breeding, R <small>OBP: 0.244, SLG: 0.255</small> (9, PR)										4	0	1	0	0	0	2
Jackie Brandt, R <small>OBP: 0.375, SLG: 0.457</small> (1, 8)										4	0	1	0	0	0	2
Jim Gentile, L <small>OBP: 0.438, SLG: 0.681</small> (1, 3)										4	1	1	1	0	2	1
Gus Triandos, R <small>OBP: 0.340, SLG: 0.460</small> (1, 2)										4	0	1	0	0	0	2
Earl Robinson, R <small>OBP: 0.359, SLG: 0.460</small> (1, 9) Whitey Herzog, L <small>OBP: 0.394, SLG: 0.422</small> (9, PH)										2	0	0	0	1	0	1
Ron Hansen, R <small>OBP: 0.327, SLG: 0.342</small> (1, 6)										2	0	0	0	0	0	0
Jerry Adair, R <small>OBP: 0.316, SLG: 0.382</small> (1, 4)										2	0	0	0	1	0	1
Steve Barber, L <small>OBP: 0.218, SLG: 0.260</small> (1, 1) Dave Philley, S <small>OBP: 0.294, SLG: 0.371</small> (8, PH) Russ Snyder, L <small>OBP: 0.323, SLG: 0.354</small> (8, PR) Hoyt Wilhelm, R <small>OBP: 0.136, SLG: 0.050</small> (9, 1)										1	0	0	0	0	0	0

Inning Stats	R: 0	H: 1	R: 0	H: 1	R: 0	H: 0	R: 0	H: 0	R: 0	H: 0	R: 0	H: 0	R: 0	H: 3	R: 2	H: 3	1B: 6	SF: 0
	E: 0	LOB: 0	E: 0	LOB: 0	E: 0	LOB: 0	E: 0	LOB: 0	E: 0	LOB: 1	E: 0	LOB: 0	E: 0	LOB: 2	E: 1	LOB: 2	2B: 0	SAC: 2
	K: 0	BB: 0	K: 1	BB: 0	K: 0	BB: 0	K: 1	BB: 0	K: 0	BB: 1	K: 0	BB: 0	K: 0	BB: 2	K: 0	BB: 0	3B: 0	DP: 0
	S: 3	P: 3	S: 5	P: 5	S: 3	P: 3	S: 6	P: 6	S: 3	P: 3	S: 3	P: 7	S: 3	P: 3	S: 5	P: 5	HR: 0	HBP: 0

PITCHER	IP	WLS	BF	H	R	ER	SO	BB	IBB	HBP	BLK	WP	HR	S	P	ERA	WHIP
Pete Burnside, L <small>ERA: 5.55</small> (1, 1)	8.0	L	31	5	2	1	2	3	0	0	0	0	0	32	44	1.12	1.000
Dave Sisler, R <small>ERA: 4.2</small> (9, 1)	0.1		2	1	0	0	0	0	0	0	0	0	0	2	2	0.00	3.000

BOTTOM

Washington Senators @ Baltimore Orioles
Memorial Stadium, Baltimore, MD
Fri Sep 08 1961, 7:05 PM EDT
Unknown

AB	28
R	2
H	6
RBI	2
BB	3
SO	2
LOB	12



WP: 0	PA: 34
PB: 0	
SB: 0	
CS: 2	

PITCHER	IP	WLS	BF	H	R	ER	SO	BB	IBB	HBP	BLK	WP	HR	S	P	ERA	WHIP
---------	----	-----	----	---	---	----	----	----	-----	-----	-----	----	----	---	---	-----	------

Batter	1	2	3	4	5	6	7	8	9	AB R H RBI BB SO LOB	TOP
Chuck Hinton, R (1, 7) <small>OBP: 0.327, SLG: 0.351</small>	0-3 		0-0 5-3 			0-0 E8 1B 		0-0 1-3 		4 1 0 0 0 1 0	Washington Senators @ Baltimore Orioles Memorial Stadium, Baltimore, MD Fri Sep 08 1961, 7:05 PM EDT Att. 10,520 - Unknown livebaseballscorecards.com
Ed Brinkman, R (1, 5) <small>OBP: 0.333, SLG: 0.407</small>	0-0 P4 		0-0 F8 			0-0 F3 		0-0 P6 		4 0 0 0 0 0 1	
Jim King, L (1, 9) <small>OBP: 0.380, SLG: 0.485</small>	0-3 			0-0 HR 		0-0 S 1B 		0-0 1B 		4 1 3 2 0 1 0	
Gene Green, R (1, 2) <small>OBP: 0.352, SLG: 0.514</small>		0-0 BB 1B 		0-3 K 		0-3 3-H 1B 		0-3 K 		4 0 1 0 0 3 2	
Bob Johnson, R (1, 6) <small>OBP: 0.314, SLG: 0.401</small>		0-3 K 		0-0 6-3 		0-0 6-3 1-2 		0-0 F9 		4 0 0 0 0 1 3	
Willie Tasby, R (1, 8) <small>OBP: 0.333, SLG: 0.407</small>		4-0 1-2 BB 		0-0 F9 		0-0 F7 		0-0 P5 		3 0 0 0 1 0 1	
Marty Keough, L (1, 3) <small>OBP: 0.312, SLG: 0.425</small>		0-0 F3 		0-0 4-3 		0-0 F7 				3 0 0 0 0 0 2	
Chuck Cottier, R (1, 4) <small>OBP: 0.299, SLG: 0.320</small>		0-3 K 		0-0 1-3 		0-0 5-3 				3 0 0 0 0 1 2	
Ed Hobaugh, R (1, 1) <small>OBP: 0.128, SLG: 0.105</small>			0-0 F8 		0-0 4-3 			0-3 K 		2 0 0 0 0 0 0	
Marty Kutyna, R (7, 1) <small>OBP: 0.226, SLG: 0.226</small>										0 0 0 0 0 0 0	
Bud Zipfel, L (8, PH) <small>OBP: 0.272, SLG: 0.366</small>										1 0 0 0 0 1 0	
John Gabler, S (8, 1) <small>OBP: 0.231, SLG: 0.280</small>										0 0 0 0 0 0 0	
Inning Stats	R: 0 E: 0 K: 2 S: 7 H: 0 LOB: 0 BB: 0 P: 7	R: 0 E: 0 K: 2 S: 8 H: 1 LOB: 2 BB: 1 P: 12	R: 0 E: 0 K: 0 S: 3 H: 0 LOB: 0 BB: 0 P: 3	R: 1 E: 0 K: 1 S: 6 H: 1 LOB: 0 BB: 0 P: 6	R: 0 E: 0 K: 0 S: 3 H: 0 LOB: 0 BB: 0 P: 3	R: 1 E: 1 K: 1 S: 7 H: 1 LOB: 1 BB: 0 P: 7	R: 0 E: 0 K: 0 S: 3 H: 0 LOB: 0 BB: 0 P: 3	R: 0 E: 0 K: 1 S: 5 H: 0 LOB: 0 BB: 0 P: 5	R: 0 E: 0 K: 1 S: 6 H: 1 LOB: 1 BB: 0 P: 6	1B: 3 2B: 0 3B: 0 HR: 1 SF: 0 SAC: 0 DP: 0 HBP: 0	WP: 0 PB: 0 SB: 1 CS: 0 PA: 33
PITCHER Dick Hall, R (1, 1) <small>ERA: 3.27</small>	IP: 9.0 WLS: W BF: 33 H: 4 R: 2 ER: 1 SO: 8 BB: 1 IBB: 0 HBP: 0 BLK: 0 WP: 0 HR: 1 S: 48 P: 52 ERA: 1.00 WHIP: 0.556	PITCHER									



Batter	1	2	3	4	5	6	7	8	9
Brooks Robinson, R OBP: 0.336, SLG: 0.384 (1, 5)	4-0 BB G5-4-3		0-0 6-3	0-0 FC6-4			0-0 E7 1B SH3-4 SF	0-0 F8	
Dick Williams, R OBP: 0.254, SLG: 0.363 Jim Busby, R OBP: 0.316, SLG: 0.315 (1, 7) (8, 8)	0-0 G5-4-3		0-0 P6		0-0 P3		0-0 SH3-4		
Russ Snyder, L OBP: 0.322, SLG: 0.352 (1, 8) (8, 7)	0-0 F8		0-0 4-1		0-0 P6		0-0 SF 1B		
Jim Gentile, L OBP: 0.437, SLG: 0.678 (1, 3)		4-0 BB BB		0-0 4-3	0-0 4-3		0-0 SF 1B		
Whitey Herzog, L OBP: 0.395, SLG: 0.426 (1, 9)		0-0 F8		0-0 1B 2B		0-0 4-3	0-0 G4-3 1B		
Charlie Lau, L OBP: 0.301, SLG: 0.284 (1, 2)		0-0 P6		0-0 1B 1B		0-0 F9	0-0 G4-3		
Ron Hansen, R OBP: 0.332, SLG: 0.347 (1, 6)		0-0 1B 1B		4-0 1B BB		0-0 2B		4-0 1B BB	
Jerry Adair, R OBP: 0.320, SLG: 0.385 (1, 4)		0-0 1B		0-0 P4		4-0 FC6 IBB	0-0 SH1-4 1B		
Dick Hall, R OBP: 0.189, SLG: 0.118 (1, 1)		0-3 K		0-0 FC6-4 1B		0-0 FC6	0-0 SH1-4		

AB	R	H	RBI	BB	SO	LOB
4	1	0	0	1	0	3
3	0	0	0	0	0	1
0	0	0	0	0	0	0
4	1	1	0	0	0	0
2	0	0	1	1	0	0
4	1	2	1	0	0	1
4	1	1	1	0	0	3
2	0	2	0	2	0	0
3	0	2	0	1	0	2
3	0	1	1	0	1	5

BOTTOM	
AB	29
R	4
H	9
RBI	4
BB	5
SO	1
LOB	15

1B	2B	3B	HR	SF	SAC	DP	HBP	WP	PA
7	2	0	0	1	2	2	0	0	37

Inning Stats																	
R	H	E	K	S	P	R	H	E	K	S	P	R	H	E	K	S	P
0	0	0	2	6	0	0	2	0	1	7	0	0	0	0	3	0	0
0	0	0	1	6	0	0	3	0	1	11	0	0	0	0	3	0	0
0	0	0	0	6	0	0	0	0	0	10	0	0	0	0	3	0	0
0	0	0	0	6	0	0	0	0	0	8	0	0	0	0	8	0	0
0	0	0	0	6	0	0	0	0	0	7	0	0	0	0	7	0	0

PITCHER	IP	WLS	BF	H	R	ER	SO	BB	IBB	HBP	BLK	WP	HR	S	P	ERA	WHIP
Ed Hobaugh, R ERA: 4.81 (1, 1)	6.1	L	32	8	4	2	1	3	1	0	0	0	0	30	46	2.84	1.737
Marty Kutyna, R ERA: 3.79 (7, 1)	0.2		1	0	0	0	0	0	0	0	0	0	0	1	1	0.00	0.000
John Gabler, R ERA: 4.91 (8, 1)	1.0		4	1	0	0	0	1	0	0	0	0	0	3	7	0.00	2.000

PITCHER																
IP	WLS	BF	H	R	ER	SO	BB	IBB	HBP	BLK	WP	HR	S	P	ERA	WHIP
6.1	L	32	8	4	2	1	3	1	0	0	0	0	30	46	2.84	1.737
0.2		1	0	0	0	0	0	0	0	0	0	0	1	1	0.00	0.000
1.0		4	1	0	0	0	1	0	0	0	0	0	3	7	0.00	2.000

Washington Senators @ Baltimore Orioles
 Memorial Stadium, Baltimore, MD
 Fri Sep 08 1961, 7:05 PM EDT
 Att. 10,520 - Unknown

livebaseballscores.com



Batter	1	2	3	4	5	6	7	8	9	AB R H RBI BB SO LOB	TOP			
Coot Veal, R OBP: 0.275, SLG: 0.250 (1, 6)	0-0 CS 1B		0-0 5-3 1-2	0-0 P4		0-0 F3			0-3 K	5 0 1 0 0 1 3				
Marty Keough, L OBP: 0.313, SLG: 0.427 (1, 7)	0-0 F9		0-0 F8		0-0 WP 3B 2B		0-0 G3		0-0 1B 1B	5 1 2 0 0 0 1				
Willie Tasby, R OBP: 0.332, SLG: 0.405 (1, 8)	0-3 K 1-2			0-0 FC5-4 1B	0-0 6-3 2-3		0-0 E6		0-3 K	5 0 1 0 0 2 3				
Jim King, L OBP: 0.377, SLG: 0.478 (1, 9)		0-0 4-1		0-0 FC5-4 1B 3B 1-2f	0-3 K		0-0 L7		0-0 1B 1B 1-3	5 1 1 0 0 1 3				
Bob Johnson, R OBP: 0.321, SLG: 0.403 (1, 5)		0-0 2B 1B 1B		0-0 3B 1B 1-2	4-0 3B IBB		0-0 F3		0-0 P4	4 3 2 0 1 0 3				
Bud Zipfel, L OBP: 0.286, SLG: 0.409 (1, 3)		0-0 F8		0-0 1B 3B 1-H 2-H	0-0 3B			0-0 FC4-6 1B		4 1 3 4 0 0 1				
Ken Retzer, L OBP: 0.500, SLG: 0.667 (1, 2)		0-0 1B 2B 1-3		4-0 1B BB BB BB BB	0-3 K			0-0 FC4-6 1-2f		3 0 1 0 1 1 2				
Chuck Cottier, R OBP: 0.302, SLG: 0.323 (1, 4)		0-0 1B 2-H 3-H		0-0 1B 1-2 3-H		0-0 5-3		0-0 P4		4 0 2 2 0 0 1				
Bennie Daniels, L OBP: 0.232, SLG: 0.292 (1, 1)			0-0 5-3 1B	0-3 K		0-0 L4		0-3 K		4 0 1 0 0 2 3				
Inning Stats	R: 0 E: 0 K: 1 S: 5 H: 1 LOB: 0 BB: 0 P: 5	R: 1 E: 0 K: 0 S: 5 H: 3 LOB: 2 BB: 0 P: 5	R: 0 E: 0 K: 0 S: 3 H: 1 LOB: 0 BB: 0 P: 3	R: 3 E: 0 K: 1 S: 9 H: 4 LOB: 2 BB: 1 P: 13	R: 2 E: 0 K: 2 S: 9 H: 2 LOB: 1 BB: 1 P: 13	R: 0 E: 0 K: 0 S: 3 H: 0 LOB: 0 BB: 0 P: 3	R: 0 E: 1 K: 0 S: 4 H: 0 LOB: 1 BB: 0 P: 4	R: 0 E: 0 K: 1 S: 6 H: 1 LOB: 1 BB: 0 P: 6	R: 0 E: 0 K: 2 S: 9 H: 2 LOB: 2 BB: 0 P: 9	1B: 10 2B: 2 3B: 2 HR: 0 SF: 0 SAC: 0 DP: 0 HBP: 0	WP: 1 PB: 0 SB: 1 CS: 1 PA: 41			
PITCHER	IP WLS BF H R ER SO BB IBB HBP BLK WP HR S P ERA WHIP												PITCHER	IP WLS BF H R ER SO BB IBB HBP BLK WP HR S P ERA WHIP
Jack Fisher, R ERA: 4.07 (1, 1)	3.1 L 17 9 4 4 1 1 0 0 0 0 0 0 18 22 10.80 3.000													
Billy Hoeff, L ERA: 2.09 (4, 1)	4.2 19 3 2 2 4 0 1 0 0 1 0 26 30 3.86 0.643													
Wes Stock, R ERA: 3.04 (9, 1)	1.0 5 2 0 0 0 2 0 0 0 0 0 0 9 9 0.00 2.000													

Washington Senators @ Baltimore Orioles
 Memorial Stadium, Baltimore, MD
 Sat Sep 09 1961, 7:05 PM EDT
 Att. 7,891 - Unknown

livebaseballscorecards.com

AB	39
R	6
H	14
RBI	6
BB	2
SO	7
LOB	20



Batter	1	2	3	4	5	6	7	8	9
Brooks Robinson, R OBP: 0.335, SLG: 0.385 (1, 5)	0-0 1B 2B		0-0 6-3			0-0 F7		0-0 4-3	
Dick Williams, R OBP: 0.257, SLG: 0.365 Wes Stock, R (9, 1)	0-0 2-3 1B		0-0 P4			0-0 1B		0-3 K	
Jackie Brandt, R OBP: 0.376, SLG: 0.457 (1, 8)	0-0 4-3 WP 2-H 3-H 1B		0-0 5-3			0-0 F7		0-0 G4-6-3 1B	
Jim Gentile, L OBP: 0.434, SLG: 0.672 (1, 3)	0-3 K 1-2		0-0 4-3			0-0 P6		0-0 F9	
Whitey Herzog, L OBP: 0.394, SLG: 0.424 (1, 9)	0-0 4-3 2-3		0-0 L6			0-0 G6-4-3 1B		0-0 G4-6-3 1-2f	
Gus Triandos, R OBP: 0.337, SLG: 0.457 (1, 2)	0-0 F2		0-0 P4			0-0 F7		0-0 F7	
Ron Hansen, R OBP: 0.330, SLG: 0.345 (1, 6)		0-0 6-3				0-0 F9		0-0 G6-4-3 1-2f	
Jerry Adair, R OBP: 0.318, SLG: 0.382 (1, 4)		0-3 K				0-0 F7		0-0 F7	
Jack Fisher, R OBP: 0.182, SLG: 0.100 (1, 1)		0-3 K				0-3 K		0-0 4-3 2B	
Billy Hoelt, L OBP: 0.282, SLG: 0.200 (4, 1)									
Mary Throneberry, L OBP: 0.320, SLG: 0.413 (8, PH)									
Russ Snyder, L OBP: 0.322, SLG: 0.352 (8, PR) (9, 7)									

AB R H RBI BB SO LOB

BOTTOM	
4 1 1 0 0 0 1	
4 1 2 0 0 1 2	
0 0 0 0 0 0 0	
4 0 2 2 0 0 1	
4 0 0 0 0 1 3	
4 0 1 0 0 0 2	
3 0 0 0 0 0 2	
3 0 0 0 0 0 1	
3 0 0 0 0 1 0	
1 0 0 0 0 1 0	
1 0 0 0 0 1 0	
1 0 1 0 0 0 0	
0 0 0 0 0 0 0	

WP: 1	PA: 32
PB: 0	
SB: 0	
CS: 0	

PITCHER	
IP	WLS
BF	H
R	ER
SO	BB
IBB	HBP
BLK	WP
HR	S
P	ERA
	WHIP

Washington Senators @ Baltimore Orioles
Memorial Stadium, Baltimore, MD
 Sat Sep 09 1961, 7:05 PM EDT
 Att. 7,891 - Unknown

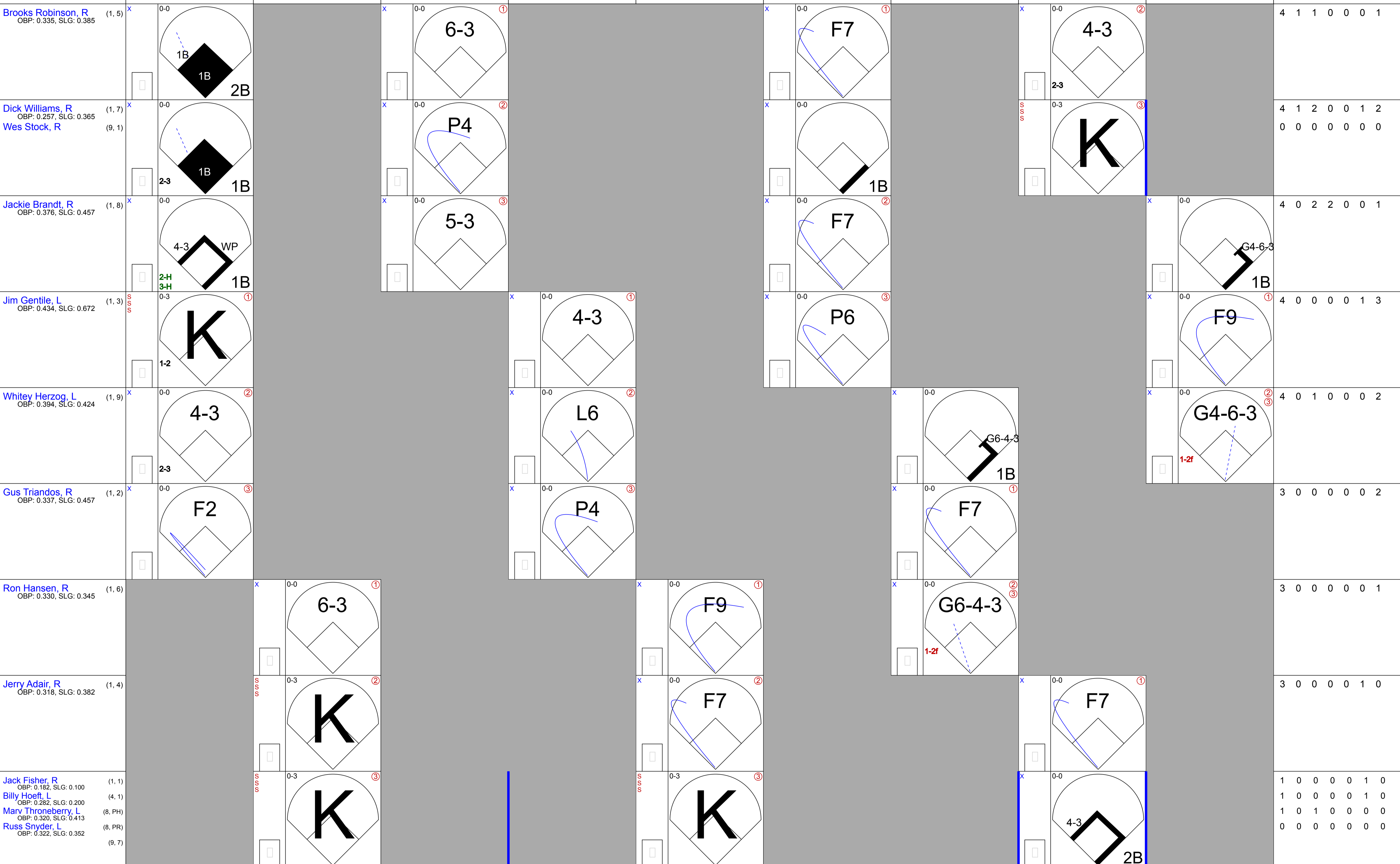
livebaseballscorecards.com

AB	32
R	2
H	7
RBI	2
BB	0
SO	5
LOB	12



Inning Stats	
R: 2	H: 3
E: 0	LOB: 1
K: 1	BB: 0
S: 8	P: 8
R: 0	H: 0
E: 0	LOB: 0
K: 2	BB: 0
S: 7	P: 7
R: 0	H: 0
E: 0	LOB: 0
K: 0	BB: 0
S: 3	P: 3
R: 0	H: 0
E: 0	LOB: 0
K: 1	BB: 0
S: 5	P: 5
R: 0	H: 1
E: 0	LOB: 1
K: 0	BB: 0
S: 4	P: 4
R: 0	H: 1
E: 0	LOB: 0
K: 0	BB: 0
S: 3	P: 3
R: 0	H: 1
E: 0	LOB: 2
K: 1	BB: 0
S: 6	P: 6
R: 0	H: 1
E: 0	LOB: 0
K: 0	BB: 0
S: 3	P: 3
1B: 5	SF: 0
2B: 2	SAC: 0
3B: 0	DP: 2
HR: 0	HBP: 0

PITCHER	
IP	WLS
BF	H
R	ER
SO	BB
IBB	HBP
BLK	WP
HR	S
P	ERA
	WHIP



Batter	1	2	3	4	5	6	7	8	9	AB R H RBI BB SO LOB	TOP	
Coot Veal, R (1, 6) OBP: 0.274, SLG: 0.250 Billy Klaus, L (9, PH) OBP: 0.309, SLG: 0.366	0-0 5-3		0-0 5-3		0-0 BB 1B		0-0 4-3		0-0 2-H 3-H 1B	4 0 1 0 0 0 0 1 0 1 2 0 0 0		
Marty Keough, L (1, 7) OBP: 0.314, SLG: 0.423	0-0 3-1		4-0 E BB		0-0 F5			4-0 6-3 BB	0-0 F8	3 0 0 0 2 0 2		
Willie Tasby, R (1, 8) OBP: 0.331, SLG: 0.402	0-3 K		0-0 E5		4-0 1-2 BB			0-0 6-3		3 0 0 0 1 1 2		
Jim King, L (1, 9) OBP: 0.371, SLG: 0.470		0-0 F9	0-0 F2		0-0 F8			0-3 K		4 0 0 0 0 1 5		
Bob Johnson, R (1, 5) OBP: 0.320, SLG: 0.397		4-0 2B BB	0-0 F3		0-0 L6			0-0 F9		3 0 0 0 1 0 3		
Bud Zipfel, L (1, 3) OBP: 0.278, SLG: 0.397		0-0 F7		0-0 6-3		0-0 F8		0-0 4-3		4 0 0 0 0 0 1		
Ken Retzer, L (1, 2) OBP: 0.500, SLG: 0.857		0-0 1-3 2B		0-0 4-3		0-0 P4		0-0 1B 1B 2B		4 1 2 0 0 0 0		
Chuck Cottier, R (1, 4) OBP: 0.302, SLG: 0.321 Gene Woodling, L (9, PH) OBP: 0.404, SLG: 0.476 Chuck Hinton, R (9, PR) OBP: 0.327, SLG: 0.351		4-0 BB		0-0 P2		0-0 5-3		0-0 1B S 1B		2 0 0 0 1 0 0 1 0 1 0 0 0 0 0 1 0 0 0 0 0		
Joe McClain, R (1, 1) OBP: 0.206, SLG: 0.258 Dale Long, L (7, PH) OBP: 0.322, SLG: 0.465 Johnny Klippstein, R (7, 1) OBP: 0.143, SLG: 0.143 Gene Green, R (9, PH) OBP: 0.351, SLG: 0.512		0-0 F8		0-3 K		0-0 4-3		0-3 K		2 0 0 0 0 1 3 1 0 0 0 0 0 0 0 0 0 0 0 0 0 1 0 0 0 0 1 2		
Inning Stats	R: 0 E: 0 K: 1 S: 5 H: 0 LOB: 0 BB: 0 P: 5	R: 0 E: 0 K: 0 S: 4 H: 1 LOB: 3 BB: 2 P: 12	R: 0 E: 1 K: 0 S: 4 H: 0 LOB: 2 BB: 1 P: 8	R: 0 E: 0 K: 0 S: 3 H: 0 LOB: 0 BB: 0 P: 3	R: 0 E: 0 K: 1 S: 6 H: 1 LOB: 2 BB: 1 P: 10	R: 0 E: 0 K: 0 S: 3 H: 0 LOB: 0 BB: 0 P: 3	R: 0 E: 0 K: 0 S: 3 H: 0 LOB: 0 BB: 0 P: 3	R: 0 E: 0 K: 1 S: 5 H: 0 LOB: 1 BB: 1 P: 9	R: 2 E: 0 K: 1 S: 8 H: 3 LOB: 1 BB: 0 P: 8	1B: 3 2B: 2 3B: 0 HR: 0 SF: 0 SAC: 0 DP: 0 HBP: 0	WP: 0 PB: 0 SB: 1 CS: 0 PA: 38	
PITCHER Chuck Estrada, R (1, 1) ERA: 3.86 Hoyt Wilhelm, R (9, 1) ERA: 2.38	IP 8.2 WLS W BF 37 H 5 R 2 ER 2 SO 4 BB 5 IBB 0 HBP 0 BLK 0 WP 0 HR 0 S 40 P 60 ERA 2.08 WHIP 1.154											PITCHER IP 0.1 WLS S BF 1 H 0 R 0 ER 0 SO 0 BB 0 IBB 0 HBP 0 BLK 0 WP 0 HR 0 S 1 P 1 ERA 0.00 WHIP 0.000

Washington Senators @ Baltimore Orioles
 Memorial Stadium, Baltimore, MD
 Sun Sep 10 1961, 3:33 AM EDT
 Att. 6,729 - Unknown

livebaseballscorecards.com

AB	33
R	2
H	5
RBI	2
BB	5
SO	4
LOB	18




Batter	1	2	3	4	5	6	7	8	9
Brooks Robinson, R (1, 5) OBP: 0.336, SLG: 0.392	0-0 F9		0-0 HR		0-0 2B		0-0 1-3		
Dick Williams, R (1, 7) OBP: 0.257, SLG: 0.361 Russ Snyder, L (7, PR) OBP: 0.322, SLG: 0.352 (8, 7)	0-0 F7		0-0 P4		0-0 F8		4-0 CS BB		
Jackie Brandt, R (1, 8) OBP: 0.379, SLG: 0.465	0-0 HR		0-0 G4-6-3 1B		0-0 6-3		0-0 CS 1-2	4-0 SH4-3 S BB	
Jim Gentile, L (1, 3) OBP: 0.434, SLG: 0.669	0-0 6-3		0-0 G4-6-3 1-2f			4-0 1B BB		4-0 SH4-3 1-2 BB	
Whitey Herzog, L (1, 9) OBP: 0.396, SLG: 0.424		4-0 4-3 BB		0-0 P6		0-0 1-2 1B		0-0 SH4-3	
Charlie Lau, L (1, 2) OBP: 0.299, SLG: 0.277		0-0 F3		0-0 4-3		0-3 K		4-0 IBB	
Ron Hansen, R (1, 6) OBP: 0.328, SLG: 0.342		0-0 4-3 1-2		0-3 K		0-0 F9		0-3 K	
Jerry Adair, R (1, 4) OBP: 0.320, SLG: 0.381		4-0 IBB			0-0 SH1-4 2B 1B	0-0 P4		0-0 3-1	
Chuck Estrada, R (1, 1) OBP: 0.136, SLG: 0.125 Hoyt Wilhelm, R (9, 1) OBP: 0.136, SLG: 0.050		0-3 K			0-0 SH1-4 1-2		0-0 1-3		

AB	R	H	RBI	BB	SO	LOB
4	1	2	2	0	0	0
3	0	0	0	1	0	1
0	0	0	0	0	0	0
3	1	2	1	1	0	1
2	0	0	0	2	0	1
2	0	1	0	1	0	0
3	0	0	0	1	1	3
4	0	0	0	0	2	6
3	1	1	0	1	0	5
2	0	0	0	0	1	2
0	0	0	0	0	0	0

Washington Senators @ Baltimore Orioles
Memorial Stadium, Baltimore, MD
Sun Sep 10 1961, 3:33 AM EDT
Att. 6,729 - Unknown

AB	26
R	3
H	6
RBI	3
BB	7
SO	4
LOB	19



Inning Stats	R	H	E	K	S	R	H	E	K	S	R	H	E	K	S	R	H	E	K	S	R	H	E	K	S	R	H	E	K	S
	1	1	0	0	4	0	0	0	1	5	0	0	0	0	5	0	0	0	1	5	0	0	0	0	5	0	0	0	1	17

PITCHER	IP	WLS	BF	H	R	ER	SO	BB	IBB	HBP	BLK	WP	HR	S	P	ERA	WHIP
Joe McClain, R (1, 1) ERA: 3.93	6.0	L	26	6	3	3	3	2	1	0	0	0	2	29	41	4.50	1.333
Johnny Klippstein, R (7, 1) ERA: 6.48	2.0		9	0	0	0	1	3	1	0	0	0	0	7	23	0.00	1.500

WP	PA	ERA	WHIP
0	36		

Boston Red Sox @ Washington Senators
 Griffith Stadium, Washington, DC
 Mon Sep 11 1961, 7:05 PM EDT
 Att. 2,720 - Unknown

AB	40
R	14
H	13
RBI	13
BB	11
SO	3
LOB	27



WP	0	PA	51
PB	0		
SB	0		
CS	0		

Batter	1	2	3	4	5	6	7	8	9	AB	R	H	RBI	BB	SO	LOB
Chuck Schilling, R (1, 4) OBP: 0.343, SLG: 0.326	0-0 BB 1B		0-0 BB 1B	0-0 P4			E6 1B		0-0 5-3	6	3	3	2	0	0	1
Gary Geiger, L (1, 8) OBP: 0.353, SLG: 0.410	4-0 1-2 BB		4-0 1-2 BB	0-0 F7			1B 1B		4-0 BB 1B BB	3	3	2	1	3	0	1
Carl Yastrzemski, L (1, 7) OBP: 0.326, SLG: 0.395	0-3 K		0-0 1-3 2-H BB 1B				BB 1B		0-3 K	6	2	2	2	0	2	4
Frank Malzone, R (1, 5) OBP: 0.314, SLG: 0.399	0-0 F8		0-0 F3				BB 1B BB		0-0 F9 E 2B	4	2	1	0	2	0	4
Jackie Jensen, R (1, 9) OBP: 0.356, SLG: 0.393	0-0 F6		4-0 1-2 BB				BB 1B 1B		0-0 F2 FC6-4 1B	5	1	2	3	1	0	3
Pete Runnels, L (1, 3) OBP: 0.387, SLG: 0.411		0-0 L7	0-0 1-3 2-H 3-H BB 1B				0-0 F2		0-0 F9 2-3	6	0	1	2	0	0	5
Pumpsie Green, S (1, 6) OBP: 0.395, SLG: 0.488		0-3 K	0-0 G1-6-3 1-2f				0-0 F7		4-0 1B 2B BB	3	1	0	0	2	1	2
Jim Pagliaroni, R (1, 2) OBP: 0.346, SLG: 0.419		4-0 BB		4-0 BB			0-0 HR		4-0 1-2 3-H BB	2	1	1	1	3	0	3
Don Schwall, R (1, 1) OBP: 0.179, SLG: 0.182		0-0 P4		0-0 F3			0-0 F3		0-0 F2	5	1	1	2	0	0	4

Inning Stats	R: 0	H: 1	E: 0	K: 1	S: 6	P: 10	R: 0	H: 0	E: 0	K: 1	S: 5	P: 9	R: 3	H: 3	E: 0	K: 0	S: 5	P: 13	R: 0	H: 0	E: 0	K: 0	S: 3	P: 7	R: 0	H: 0	E: 0	K: 0	S: 3	P: 3	R: 1	H: 1	E: 0	K: 0	S: 4	P: 4	R: 8	H: 6	E: 1	K: 0	S: 10	P: 18	R: 1	H: 1	E: 1	K: 0	S: 4	P: 12	R: 1	H: 1	E: 0	K: 1	S: 6	P: 14	1B: 9	2B: 3	3B: 0	HR: 1	SF: 0	SAC: 0	DP: 1	HBP: 0	WP: 0	PA: 51
--------------	------	------	------	------	------	-------	------	------	------	------	------	------	------	------	------	------	------	-------	------	------	------	------	------	------	------	------	------	------	------	------	------	------	------	------	------	------	------	------	------	------	-------	-------	------	------	------	------	------	-------	------	------	------	------	------	-------	-------	-------	-------	-------	-------	--------	-------	--------	-------	--------

PITCHER	IP	WLS	BF	H	R	ER	SO	BB	IBB	HBP	BLK	WP	HR	S	P	ERA	WHIP
Tom Cheney, R (1, 1) ERA: 10.95	2.1		14	3	3	3	2	4	0	0	0	0	0	14	30	11.57	3.000
Marty Kutyna, R (3, 1) ERA: 3.88	3.2	L	18	5	6	3	0	2	0	0	0	0	1	16	24	7.36	1.909
Dave Sisler, R (7, 1) ERA: 4.15	0.2		6	3	3	0	0	1	0	0	0	0	0	5	9	0.00	6.000
Leroy Heiser, R (7, 1) ERA: 6.35	2.1		13	2	2	1	1	4	0	0	0	0	0	11	27	3.86	2.571


PITCHER	IP	WLS	BF	H	R	ER	SO	BB	IBB	HBP	BLK	WP	HR	S	P	ERA	WHIP
---------	----	-----	----	---	---	----	----	----	-----	-----	-----	----	----	---	---	-----	------

Batter	1	2	3	4	5	6	7	8	9	AB R H RBI BB SO LOB	BOTTOM											
Coot Veal, R OBP: 0.277, SLG: 0.255 (1, 6)	0-0 SH 2B	0-0 E5 2-H		4-0 G4-6-3 BB		0-0 5-3			0-0 4-3	4 1 1 0 1 0 0	Boston Red Sox @ Washington Senators Griffith Stadium, Washington, DC Mon Sep 11 1961, 7:05 PM EDT Att. 2,720 - Unknown											
Danny O'Connell, R OBP: 0.372, SLG: 0.338 (1, 5)	4-0 SH BB	4-0 BB BB		0-0 G4-6-3 1-2f		0-3 K			0-0 F8	3 1 0 0 2 1 1												
Willie Tasby, R OBP: 0.333, SLG: 0.402 (1, 8)	0-0 SH 4-3 1-H 2-H	4-0 G1-6-3 BB 1-2		0-0 FC6 1B		0-3 K			0-0 F9	3 1 1 0 1 1 0												
Jim King, L OBP: 0.370, SLG: 0.467 (1, 9)	0-0 4-3	0-0 G1-6-3 1-2f		0-0 FC6 1-2f					0-0 G6-3 1B	4 0 1 1 0 0 4												
Bud Zipfel, L OBP: 0.284, SLG: 0.400 (1, 3)	0-0 4-3 1B								0-0 G6-3 1-2f	4 0 2 0 0 0 1												
Marty Keough, L OBP: 0.311, SLG: 0.419 (1, 7)	0-0 4-3 1-2								0-0 F8 4-3	4 0 0 0 0 0 2												
Ken Retzer, L OBP: 0.500, SLG: 0.727 (1, 2)	0-0 F9								0-3 K FC6-4 1B	4 0 2 0 0 1 1												
Chuck Cottier, R OBP: 0.305, SLG: 0.318 (1, 4)		4-0 SH1-4 E BB		4-0 FC6 BB 1-2		0-3 K			0-0 5-3	2 1 0 0 2 1 2												
Tom Cheney, R OBP: 0.500, SLG: 0.625 (1, 1) Marty Kutyna, R OBP: 0.212, SLG: 0.212 (3, 1) Dave Sisler, R (7, 1) Leroy Heiser, R (7, 1)		0-0 SH1-4 1-2		0-0 FC6 1-2f		0-0 FC6-4 1-2f			0-3 K	0 0 0 0 0 0 0 2 0 0 0 0 0 4 0 0 0 0 0 0 0 1 0 0 0 0 1 0												
Inning Stats	R: 3 E: 1 K: 0 S: 6	H: 2 LOB: 1 BB: 1 P: 10	R: 1 E: 1 K: 0 S: 3	H: 0 LOB: 2 BB: 3 P: 15	R: 0 E: 0 K: 0 S: 4	H: 1 LOB: 2 BB: 1 P: 8	R: 0 E: 0 K: 0 S: 3	H: 1 LOB: 1 BB: 1 P: 7	R: 0 E: 0 K: 2 S: 7	H: 0 LOB: 0 BB: 0 P: 7	R: 0 E: 0 K: 0 S: 3	H: 1 LOB: 0 BB: 0 P: 3	R: 0 E: 0 K: 2 S: 7	H: 0 LOB: 0 BB: 0 P: 7	R: 0 E: 0 K: 0 S: 3	H: 0 LOB: 0 BB: 0 P: 3	1B: 6 2B: 1 3B: 0 HR: 0	SF: 0 SAC: 2 DP: 3 HBP: 0	WP: 0 PB: 0 SB: 0 CS: 0	PA: 39		
PITCHER Don Schwall, R ERA: 3.07 (1, 1)	IP 9.0	WLS W	BF 39	H 7	R 4	ER 2	SO 5	BB 6	IBB 0	HBP 0	BLK 0	WP 0	HR 0	S 43	P 67	ERA 2.00	WHIP 1.444					PITCHER IP WLS BF H R ER SO BB IBB HBP BLK WP HR S P ERA WHIP

livebaseballscores.com

AB	31
R	4
H	7
RBI	1
BB	6
SO	5
LOB	15



Batter	1	2	3	4	5	6	7	8	9	AB R H RBI BB SO LOB	TOP
Chuck Schilling, R (1, 4) <small>OBP: 0.342, SLG: 0.324</small>	0-0 F6		0-0 G4-6-3		0-0 FC6-4		4-0 BB			3 0 0 0 1 0 2	
Carroll Hardy, R (1, 8) <small>OBP: 0.346, SLG: 0.405</small>	0-3 K		0-0 2B			0-0 F9 SF7 2B	0-0 F9			4 1 2 0 0 1 3	
Carl Yastrzemski, L (1, 7) <small>OBP: 0.325, SLG: 0.393</small>	1-0 FC6-4 HBP		0-0 3-1			0-0 F9 2-3		0-0 F4		3 0 0 0 0 0 2	
Frank Malzone, R (1, 5) <small>OBP: 0.312, SLG: 0.396</small>	0-0 FC6-4			0-0 L7		0-0 SF7 3-H		0-0 F8		3 0 0 1 0 0 1	
Jackie Jensen, R (1, 9) <small>OBP: 0.353, SLG: 0.390</small>		0-0 F8		0-0 L7		0-0 5-3		0-0 4-3		4 0 0 0 0 0 0	
Pumpsie Green, S (1, 6) <small>OBP: 0.397, SLG: 0.486</small>		4-0 FC6-4 BB		0-0 6-3			0-0 FC5-4 1B		0-0 F9	3 0 1 0 1 0 0	
Jim Pagliaroni, R (1, 2) <small>OBP: 0.343, SLG: 0.414</small>		0-0 F3			0-0 L5		0-3 K		0-0 5-3	4 0 0 0 0 1 2	
Don Gile, R (1, 3) 		0-0 FC6-4			0-0 5-3		0-0 FC5-4 BB BB		0-0 5-3	4 0 0 0 0 0 2	
Bill Monbouquette, R (1, 1) <small>OBP: 0.239, SLG: 0.129</small> Don Buddin, R (7, PH) <small>OBP: 0.395, SLG: 0.398</small> Arnold Earley, L (7, 1)			4-0 G4-6-3 BB		4-0 FC6-4 BB		4-0 BB BB			0 0 0 0 2 0 0 0 0 0 0 1 0 0 0 0 0 0 0 0 0	
Inning Stats	R: 0 H: 0 E: 0 LOB: 1 K: 1 BB: 0 S: 5 P: 6	R: 0 H: 0 E: 0 LOB: 1 K: 0 BB: 1 S: 3 P: 7	R: 0 H: 1 E: 0 LOB: 1 K: 0 BB: 1 S: 3 P: 7	R: 0 H: 0 E: 0 LOB: 0 K: 0 BB: 0 S: 3 P: 3	R: 0 H: 0 E: 0 LOB: 1 K: 0 BB: 1 S: 3 P: 7	R: 1 H: 1 E: 0 LOB: 0 K: 0 BB: 0 S: 4 P: 4	R: 0 H: 1 E: 0 LOB: 3 K: 1 BB: 2 S: 6 P: 14	R: 0 H: 0 E: 0 LOB: 0 K: 0 BB: 0 S: 3 P: 3	R: 0 H: 0 E: 0 LOB: 0 K: 0 BB: 0 S: 3 P: 3	1B: 1 SF: 1 2B: 2 SAC: 0 3B: 0 DP: 1 HR: 0 HBP: 1	WP: 0 PA: 35 PB: 0 SB: 0 CS: 0
PITCHER Pete Burnside, L (1, 1) <small>ERA: 5.11</small>	IP WLS BF H R ER SO BB IBB HBP BLK WP HR S P ERA WHIP 9.0 W 35 3 1 1 2 5 0 1 0 0 0 33 54 1.00 0.889										

Boston Red Sox @ Washington Senators
 Griffith Stadium, Washington, DC
 Tue Sep 12 1961, 7:05 PM EDT
 Att. 2,333 - Unknown

AB	28
R	1
H	3
RBI	1
BB	5
SO	2
LOB	12



Batter	1	2	3	4	5	6	7	8	9	AB	R	H	RBI	BB	SO	LOB
Danny O'Connell, R (1, 5) OBP: 0.371, SLG: 0.337	0-0 F7			0-0 4-3	0-0 4-3		0-0 F5			4	0	1	2	0	0	0
Marty Keough, L (1, 7) OBP: 0.308, SLG: 0.414	0-0 4-3			0-3 K	0-0 4-3		0-0 F2			4	0	0	0	0	1	1
Bud Zipfel, L (1, 3) OBP: 0.276, SLG: 0.388	0-3 K			0-0 F5			0-3 K		0-0 4-3	4	0	0	0	0	2	0
Jim King, L (1, 9) OBP: 0.371, SLG: 0.465		0-3 K			0-0 1B	0-0 1B	0-0 1B	0-0 4-3	0-0 4-3	3	2	1	0	1	1	0
Willie Tasby, R (1, 8) OBP: 0.330, SLG: 0.398		0-0 5-3			0-3 K	0-0 F8		0-3 K		4	0	0	0	0	2	2
Ken Retzer, L (1, 2) OBP: 0.533, SLG: 0.714		0-0 F9			0-0 1B	0-0 1B	0-0 1B			3	1	2	0	0	0	0
Chuck Cottier, R (1, 4) OBP: 0.308, SLG: 0.322			0-0 1-3		0-0 1B	0-0 1B	0-0 FC6-4			3	1	2	2	0	0	0
Coot Veal, R (1, 6) OBP: 0.278, SLG: 0.256			0-0 F5		0-0 1B	0-0 1B	0-0 FC6-4			3	1	1	1	0	0	2
Pete Burnside, R (1, 1) OBP: 0.107, SLG: 0.074			0-3 K		0-3 K		0-3 K			3	0	0	0	0	3	2


Inning Stats		R: 0	H: 0	E: 0	LOB: 0	K: 1	BB: 0	S: 5	P: 5	R: 0	H: 0	E: 0	LOB: 0	K: 1	BB: 0	S: 5	P: 5	R: 0	H: 0	E: 0	LOB: 0	K: 1	BB: 0	S: 5	P: 5	R: 0	H: 0	E: 0	LOB: 0	K: 1	BB: 0	S: 5	P: 5	R: 0	H: 0	E: 0	LOB: 0	K: 1	BB: 0	S: 5	P: 5																	
PITCHER	IP	WLS	BF	H	R	ER	SO	BB	IBB	HBP	BLK	WP	HR	S	P	ERA	WHIP																			PITCHER	IP	WLS	BF	H	R	ER	SO	BB	IBB	HBP	BLK	WP	HR	S	P	ERA	WHIP					
Bill Monbouquette, R (1, 1) ERA: 3.72	6.0	L	26	7	5	5	7	1	0	0	0	0	0	39	43	7.50	1.333																																									
Arnold Earley, L (7, 1) ERA: 3.86	2.0		6	0	0	0	2	0	0	0	0	0	0	10	10	0.00	0.000																																									

BOTTOM

Boston Red Sox @ Washington Senators
Griffith Stadium, Washington, DC

Tue Sep 12 1961, 7:05 PM EDT
Att. 2,333 - Unknown

AB	31
R	5
H	7
RBI	5
BB	1
SO	9
LOB	7



1B: 7	SF: 0	WP: 0	PA: 32
2B: 0	SAC: 0	PB: 0	
3B: 0	DP: 0	SB: 0	
HR: 0	HBP: 0	CS: 0	

livebaseballscorecards.com

Batter	1	2	3	4	5	6	7	8	9	AB R H RBI BB SO LOB	TOP											
Chuck Schilling, R (1, 4) <small>OBP: 0.343, SLG: 0.325</small>										4 0 2 0 0 0 0												
Gary Geiger, L (1, 8) <small>OBP: 0.353, SLG: 0.408</small>										3 0 0 0 1 2 2												
Carl Yastrzemski, L (1, 7) <small>OBP: 0.327, SLG: 0.395</small>										4 0 2 0 0 0 2												
Frank Malzone, R (1, 5) <small>OBP: 0.310, SLG: 0.393</small>										4 0 0 0 0 1 5												
Lou Clinton, R (1, 9) <small>OBP: 0.222, SLG: 0.125</small>										4 1 1 0 0 1 1												
Pete Runnels, L (1, 3) <small>OBP: 0.388, SLG: 0.410</small>										3 1 1 0 1 0 1												
Pumpsie Green, S (1, 6) <small>OBP: 0.394, SLG: 0.480</small>										4 0 1 1 0 0 2												
Jim Pagliaroni, R (1, 2) <small>OBP: 0.339, SLG: 0.409</small>										4 0 0 0 0 1 2												
Tracy Stallard, R (1, 1) <small>OBP: 0.091, SLG: 0.121</small> Russ Nixon, L (8, PH) <small>OBP: 0.324, SLG: 0.361</small> Arnold Earley, L (8, 1) Jackie Jensen, R (9, PH) <small>OBP: 0.353, SLG: 0.389</small>										2 0 0 0 0 1 0 1 0 0 0 0 0 0 0 0 0 0 0 0 0 1 0 0 0 0 0 1												
Inning Stats	R: 0 E: 0 K: 1 S: 5	H: 1 LOB: 0 BB: 0 P: 5	R: 1 E: 0 K: 1 S: 5	H: 1 LOB: 1 BB: 1 P: 9	R: 0 E: 0 K: 0 S: 3	H: 0 LOB: 0 BB: 0 P: 3	R: 0 E: 0 K: 2 S: 8	H: 1 LOB: 1 BB: 0 P: 8	R: 0 E: 0 K: 0 S: 3	H: 0 LOB: 0 BB: 0 P: 3	R: 0 E: 1 K: 1 S: 6	H: 0 LOB: 2 BB: 1 P: 10	R: 0 E: 2 K: 1 S: 6	H: 0 LOB: 1 BB: 0 P: 6	R: 0 E: 0 K: 0 S: 5	H: 2 LOB: 2 BB: 0 P: 5	R: 1 E: 1 K: 0 S: 5	H: 2 LOB: 1 BB: 0 P: 5	1B: 6 2B: 3 3B: 0 HR: 0	SF: 0 SAC: 0 DP: 2 HBP: 0	WP: 0 PB: 0 SB: 2 CS: 1	PA: 36
PITCHER	IP WLS BF H R ER SO BB IBB HBP BLK WP HR S P ERA WHIP																					
Ed Hobaugh, R (1, 1) <small>ERA: 4.57</small> Joe McClain, R (9, 1) <small>ERA: 3.91</small>	8.0 W 33 7 2 1 6 2 0 0 0 0 0 0 43 51 1.12 1.125																					

Boston Red Sox @ Washington Senators
 Griffith Stadium, Washington, DC
 Wed Sep 13 1961, 7:05 PM EDT
 Att. 2,170 - Unknown

AB	34
R	2
H	7
RBI	1
BB	2
SO	6
LOB	16




Batter	1	2	3	4	5	6	7	8	9	AB R H RBI BB SO LOB	TOP											
Dick Howser, R (1, 6) OBP: 0.376, SLG: 0.357	4-0 FC4-6 BB	0-0 FC6-2			0-0 6-3		0-0 F7			3 0 0 0 1 0 4												
Wayne Causey, L (1, 5) OBP: 0.335, SLG: 0.390	0-0 FC4-6 4-3 1B 1-2f	0-0 4-1			0-0 4-3			0-0 F9		4 1 0 0 0 0 4												
Jerry Lumpe, L (1, 4) OBP: 0.344, SLG: 0.388	0-0 4-3 1-3				0-0 F8 1B			0-0 F9		4 0 1 0 0 0 1												
Norm Siebern, L (1, 3) OBP: 0.379, SLG: 0.481	0-0 1B 3-H				0-0 4-3 2B			0-3 K		4 0 2 1 0 1 1												
Deron Johnson, R (1, 7) OBP: 0.265, SLG: 0.377	0-0 F8				0-0 F7			0-0 4-3		4 0 0 0 0 1 2												
Leo Posada, R (1, 9) OBP: 0.322, SLG: 0.371		0-0 E FC6-2 1B 1B			0-0 F8			0-0 K		4 0 1 0 0 0 1												
Bobby Del Greco, R (1, 8) OBP: 0.329, SLG: 0.356					4-0 5-3 BB			0-3 K		2 0 1 0 1 0 0												
Jim Rivera, L (9, PH) OBP: 0.340, SLG: 0.328					0-0 FC6-2 1-2 1B			0-0 K		1 0 0 0 0 1 0												
Haywood Sullivan, R (1, 2) OBP: 0.336, SLG: 0.360					0-0 5-3			0-3 K		2 0 0 0 1 0 3												
Jay Hankins, L (7, PR) OBP: 0.218, SLG: 0.256					0-0 F5					0 0 0 0 0 0 0												
Joe Pignatano, R (7, 2) OBP: 0.346, SLG: 0.360					0-0 5-3 1-2					0 0 0 0 0 0 0												
Norm Bass, R (1, 1) OBP: 0.104, SLG: 0.149					0-0 6-3					2 0 0 0 0 0 2												
Joe Nuxhall, L (7, PH) OBP: 0.348, SLG: 0.444					0-0 E1 FC6-2					1 0 0 0 0 0 1												
John Wyatt, R (8, 1)					0-0 6-3 1-2 2-3					0 0 0 0 0 0 0												
Inning Stats	R: 1 E: 0 K: 0 S: 4	H: 1 LOB: 1 BB: 1 P: 8	R: 0 E: 1 K: 0 S: 6	H: 2 LOB: 3 BB: 0 P: 6	R: 0 E: 0 K: 0 S: 4	H: 1 LOB: 1 BB: 0 P: 4	R: 0 E: 0 K: 0 S: 2	H: 0 LOB: 0 BB: 1 P: 6	R: 0 E: 0 K: 0 S: 4	H: 1 LOB: 1 BB: 0 P: 4	R: 0 E: 0 K: 0 S: 3	H: 0 LOB: 0 BB: 0 P: 3	R: 0 E: 0 K: 0 S: 2	H: 0 LOB: 1 BB: 1 P: 6	R: 0 E: 0 K: 1 S: 5	H: 0 LOB: 0 BB: 0 P: 5	R: 0 E: 0 K: 2 S: 7	H: 0 LOB: 0 BB: 0 P: 7	1B: 4 2B: 1 3B: 0 HR: 0	SF: 0 SAC: 0 DP: 1 HBP: 0	WP: 0 PB: 1 SB: 0 CS: 0	PA: 34
PITCHER Bennie Daniels, R (1, 1) ERA: 3.33	IP: 9.0 WLS: W BF: 34 H: 5 R: 1 ER: 0 SO: 3 BB: 3 IBB: 0 HBP: 0 BLK: 0 WP: 0 HR: 0 S: 37 P: 49 ERA: 0.00 WHIP: 0.889											PITCHER	IP: 9.0 WLS: W BF: 34 H: 5 R: 1 ER: 0 SO: 3 BB: 3 IBB: 0 HBP: 0 BLK: 0 WP: 0 HR: 0 S: 37 P: 49 ERA: 0.00 WHIP: 0.889									

Kansas City Athletics @ Washington Senators
Griffith Stadium, Washington, DC
 Fri Sep 15 1961, 7:05 PM EDT
 Att. 2,791 - Unknown

livebaseballscorecards.com

AB	31
R	1
H	5
RBI	1
BB	3
SO	3
LOB	19



Batter	1	2	3	4	5	6	7	8	9
Danny O'Connell, R (1, 5) OBP: 0.372, SLG: 0.339	0-0 SH1-3 BB 1B	0-0 F9			0-0 SH3		0-0 F8		
Marty Keough, L (1, 7) OBP: 0.306, SLG: 0.409	4-0 1B SH1-3 1-2 SF8 BB		0-0 4-3		0-0 P4			0-0 F9	
Bud Zipfel, L (1, 3) OBP: 0.289, SLG: 0.392	0-0 SH1-3		4-0 BB		4-0 BB			0-0 1B 2B	
Jim King, L (1, 9) OBP: 0.375, SLG: 0.460	0-0 SF8 1B		0-0 P3		0-0 4-3			4-0 1B BB	
Willie Tasby, R (1, 8) OBP: 0.333, SLG: 0.401	0-0 SF8		0-0 F9		0-0 G6-3 1B			0-0 L6-3 1B	
Ken Retzer, L (1, 2) OBP: 0.391, SLG: 0.500	0-0 6-3		0-0 F8		0-0 G6-3			0-0 L6-3	
Chuck Cottier, R (1, 4) OBP: 0.311, SLG: 0.330		0-0 6-3		0-0 G4-6-3 1B		0-0 F9			
Coot Veal, R (1, 6) OBP: 0.271, SLG: 0.249		0-0 5-3		0-0 G4-6-3			0-3 K		
Bennie Daniels, L (1, 1) OBP: 0.250, SLG: 0.299		0-0 1B			4-0 SH3 BB		0-3 K		

Inning Stats	R: 2	H: 2	E: 0	K: 5	LOB: 1	BB: 1	P: 9	R: 0	H: 1	E: 0	K: 4	LOB: 1	BB: 0	P: 4	R: 0	H: 0	E: 0	K: 3	LOB: 0	BB: 1	P: 7	R: 0	H: 1	E: 0	K: 3	LOB: 2	BB: 2	P: 11	R: 0	H: 0	E: 0	K: 3	LOB: 0	BB: 0	P: 3	R: 0	H: 0	E: 0	K: 2	LOB: 0	BB: 0	P: 7	R: 1	H: 2	E: 0	K: 4	LOB: 1	BB: 1	P: 8
1B: 6	SF: 1	2B: 2	SAC: 2	3B: 0	DP: 3	HR: 0	HBP: 0	WP: 0	PA: 33																																								

PITCHER	IP	WLS	BF	H	R	ER	SO	BB	IBB	HBP	BLK	WP	HR	S	P	ERA	WHIP
Norm Bass, R (1, 1) ERA: 5.05	6.0	L	25	5	2	2	0	4	0	0	0	0	0	21	37	3.00	1.500
Joe Nuxhall, L (7, 1) ERA: 5.5	1.1		6	1	1	1	2	1	0	0	0	0	0	9	13	6.75	1.500
John Wyatt, R (8, 1) ERA: 2.7	0.2		2	1	0	0	0	0	0	0	0	0	0	2	2	0.00	1.500

BOTTOM

Kansas City Athletics @ Washington Senators
Griffith Stadium, Washington, DC
Fri Sep 15 1961, 7:05 PM EDT
Att. 2,791 - Unknown

livebaseballscorecards.com


AB	25
R	3
H	7
RBI	3
BB	5
SO	2
LOB	11



Batter	1	2	3	4	5	6	7	8	9	AB R H RBI BB SO LOB	TOP											
Jerry Lumpe, L (1, 4) OBP: 0.345, SLG: 0.389	0-0 F7		0-0 BB 1B		0-0 G5-4-3 1B			0-3 K		4 0 2 0 0 1 0	<p>Kansas City Athletics @ Washington Senators Griffith Stadium, Washington, DC</p> <p>Sat Sep 16 1961, 3:33 AM EDT Att. 2,001 - Unknown</p>											
Bobby Del Greco, R (1, 8) OBP: 0.329, SLG: 0.353	0-0 5-3		4-0 FC6-4 BB		0-0 G5-4-3			0-0 F8		3 0 0 0 1 0 2												
Dick Howser, R (1, 6) OBP: 0.374, SLG: 0.354	0-0 F7		0-0 FC6-4		0-0 P2			0-0 L5		4 0 0 0 0 0 2												
Norm Siebern, L (1, 3) OBP: 0.376, SLG: 0.477		0-3 K		0-0 F9				0-0 F9		4 0 0 0 0 1 0												
Deron Johnson, R (1, 7) OBP: 0.261, SLG: 0.371		0-3 K		0-0 6-3				0-0 F2		4 0 0 0 0 1 0												
Leo Posada, R (1, 9) OBP: 0.327, SLG: 0.375		4-0 BB		0-0 2B				4-0 1B BB		2 0 1 0 2 0 0												
Wayne Causey, L (1, 5) OBP: 0.337, SLG: 0.390		0-0 P6		0-0 4-3				0-0 1B		3 0 1 0 1 0 2												
Gordon Mackenzie, R (1, 2) OBP: 0.160, SLG: 0.125 Haywood Sullivan, R (9, PH) OBP: 0.335, SLG: 0.359			0-0 F9		0-0 F6			0-0 F8		3 0 0 0 0 0 1 1 0 0 0 0 0 2												
Jerry Walker, S (1, 1) OBP: 0.274, SLG: 0.283 Bill Kunkel, R (7, 1) OBP: 0.222, SLG: 0.125			0-0 F8		0-0 1B 1B			0-3 K		3 0 1 0 0 1 1 0 0 0 0 0 0 0												
Inning Stats	R: 0 E: 0 K: 0 S: 3	H: 0 LOB: 0 BB: 0 P: 3	R: 0 E: 0 K: 2 S: 7	H: 0 LOB: 1 BB: 1 P: 11	R: 0 E: 0 K: 0 S: 4	H: 1 LOB: 2 BB: 1 P: 8	R: 0 E: 0 K: 0 S: 4	H: 1 LOB: 1 BB: 0 P: 4	R: 0 E: 0 K: 0 S: 4	H: 2 LOB: 1 BB: 0 P: 4	R: 0 E: 0 K: 1 S: 5	H: 0 LOB: 1 BB: 1 P: 9	R: 0 E: 0 K: 1 S: 5	H: 0 LOB: 0 BB: 0 P: 5	R: 0 E: 0 K: 0 S: 4	H: 1 LOB: 2 BB: 1 P: 8	1B: 4 2B: 1 3B: 0 HR: 0	SF: 0 SAC: 0 DP: 1 HBP: 0	WP: 0 PB: 0 SB: 0 CS: 0	PA: 35		
PITCHER Pete Burnside, L (1, 1) ERA: 4.66	IP 9.0	WLS W	BF 35	H 5	R 0	ER 0	SO 4	BB 4	IBB 0	HBP 0	BLK 0	WP 0	HR 0	S 39	P 55	ERA 0.00	WHIP 1.000				ERA 4.66	WHIP 1.000

livebaseballscorecards.com

AB	31
R	0
H	5
RBI	0
BB	4
SO	4
LOB	10



Batter	1	2	3	4	5	6	7	8	9	AB	R	H	RBI	BB	SO	LOB
Danny O'Connell, R OBP: 0.373, SLG: 0.341 (1, 5)	0-0 G3 WP 1B	0-0 F7		0-3 K		0-0 1B 1-H 3-H				4	0	2	1	0	1	1
Bud Zipfel, L OBP: 0.282, SLG: 0.381 (1, 3)	0-3 K 1-2		0-0 L9		0-0 4-3		0-3 K			4	0	0	0	0	2	1
Gene Woodling, L OBP: 0.407, SLG: 0.480 Chuck Hinton, R OBP: 0.327, SLG: 0.351 (1, 9) (7, PR) (8, 9)	4-0 G3 BB		0-0 4-3 2B		0-0 4-3		0-0 S 1B			3	0	2	0	1	0	0
Jim King, L OBP: 0.373, SLG: 0.454 (1, 7)	0-0 G3 1-2 2-3		0-0 4-3		4-0 FC5-4 BB		0-0 P4			3	0	0	0	1	0	4
Willie Tasby, R OBP: 0.332, SLG: 0.398 (1, 8)	4-0 BB		0-0 F8		0-0 FC5-4 1-2f		0-3 K			3	0	0	0	1	1	3
Ken Retzer, L OBP: 0.407, SLG: 0.615 (1, 2)	0-0 4-3			0-0 HR		0-0 1B 4-3 1B		0-0 4-3		4	2	2	1	0	0	3
Chuck Cottier, R OBP: 0.314, SLG: 0.328 (1, 4)		4-0 S1-5-3 S BB		4-0 F7 SH1-3 BB		0-0 4-3		0-0 5-3		2	1	0	0	2	0	1
Coot Veal, R OBP: 0.274, SLG: 0.249 Bob Johnson, R OBP: 0.325, SLG: 0.412 (1, 6) (4, 6)		1-0 G1-5-3 HBP		0-0 F7		0-0 1B 1B		0-0 3B		0	0	0	0	0	0	0
Pete Burnside, R OBP: 0.097, SLG: 0.067 (1, 1)		0-0 G1-5-3 1-2 2-3f		0-0 SH1-3		0-3 K		0-0 6-3		3	0	0	1	0	1	5

Inning Stats	R: 0	H: 1	E: 0	K: 1	S: 6	LOB: 3	BB: 2	P: 14
	R: 0	H: 0	E: 0	K: 0	S: 2	LOB: 1	BB: 1	P: 7
	R: 0	H: 1	E: 0	K: 0	S: 4	LOB: 1	BB: 0	P: 4
	R: 2	H: 1	E: 0	K: 1	S: 6	LOB: 0	BB: 1	P: 10
	R: 0	H: 0	E: 0	K: 0	S: 3	LOB: 1	BB: 1	P: 7
	R: 1	H: 3	E: 0	K: 1	S: 7	LOB: 2	BB: 0	P: 7
	R: 0	H: 1	E: 0	K: 2	S: 8	LOB: 2	BB: 0	P: 8
	R: 0	H: 1	E: 0	K: 0	S: 4	LOB: 1	BB: 0	P: 4

PITCHER	IP	WLS	BF	H	R	ER	SO	BB	IBB	HBP	BLK	WP	HR	S	P	ERA	WHIP
Jerry Walker, R ERA: 4.82 (1, 1)	6.0	L	28	6	3	3	3	5	0	1	0	1	1	28	49	4.50	1.833
Bill Kunkel, R ERA: 4.88 (7, 1)	2.0		8	2	0	0	2	0	0	0	0	0	0	12	12	0.00	1.000

BOTTOM

Kansas City Athletics @ Washington Senators
Griffith Stadium, Washington, DC

Sat Sep 16 1961, 3:33 AM EDT
Att. 2,001 - Unknown

livebaseballscorecards.com

AB	29
R	3
H	8
RBI	3
BB	5
SO	5
LOB	19



Inning Stats	R: 5	H: 1	E: 0	K: 2	S: 4	SF: 0	SAC: 1	DP: 1	HBP: 1
	R: 0	H: 1	E: 0	K: 0	S: 4	LOB: 1	BB: 0	P: 4	
	R: 0	H: 1	E: 0	K: 0	S: 4	LOB: 2	BB: 0	P: 8	
	R: 0	H: 1	E: 0	K: 0	S: 4	LOB: 1	BB: 0	P: 4	

WP	PA
1	36
0	
2	
0	

Batter	1	2	3	4	5	6	7	8	9	AB R H RBI BB SO LOB	TOP											
Dick Howser, R OBP: 0.374, SLG: 0.355 (1, 6) X	0-0 F8		0-0 F9		0-0 E		0-0 G1-6-3		0-0 6-3	5 1 2 0 0 0 0	Kansas City Athletics @ Washington Senators Griffith Stadium, Washington, DC Sun Sep 17 1961, 3:33 AM EDT Att. 4,045 - Unknown											
Charlie Shoemaker, L OBP: 0.421, SLG: 0.500 (1, 4) X	0-0 E8		0-0 4-3		0-0 E2		0-0 G1-6-3			4 1 2 0 0 0 1												
Wayne Causey, L OBP: 0.342, SLG: 0.394 (1, 5) B B B	4-0		4-0		0-0			0-0 F8		2 0 1 1 2 0 0												
Deron Johnson, R OBP: 0.261, SLG: 0.373 (1, 3) X	0-0 F8		0-0 L7		0-0 F5			0-0 3-1		4 0 1 0 0 0 4												
Billy Bryan, L OBP: 0.167, SLG: 0.667 (1, 2) X	0-0 4-3			0-0 F7		0-0 HR		0-0 3-1		4 1 1 1 0 0 3												
Leo Posada, R OBP: 0.329, SLG: 0.375 (1, 7) X		0-0 G3		0-0 F9		0-0 F9		4-0 IBB		3 0 1 0 1 0 0												
Jay Hankins, L OBP: 0.213, SLG: 0.250 (1, 8) X		0-0 G3		0-0 F8		0-0 4-3		0-0 L9		4 0 0 0 0 0 3												
Frank Cipriani, R OBP: 0.273, SLG: 0.238 (1, 9) X		0-0 F8		0-0 P3		0-0 1-3		0-0 5-3		4 0 0 0 0 0 1												
Lew Krausse, R OBP: 0.167, SLG: 0.118 (1, 1) X		0-3 K		0-3 K			0-0 1-4-3		0-3 K	4 0 0 0 0 3 1												
Inning Stats	R: 0 E: 1 K: 0 S: 4	H: 1 LOB: 2 BB: 1 P: 8	R: 0 E: 0 K: 1 S: 6	H: 1 LOB: 1 BB: 0 P: 6	R: 0 E: 0 K: 0 S: 3	H: 0 LOB: 0 BB: 1 P: 7	R: 0 E: 0 K: 0 S: 3	H: 0 LOB: 0 BB: 0 P: 3	R: 2 E: 1 K: 1 S: 8	H: 3 LOB: 1 BB: 0 P: 8	R: 1 E: 0 K: 0 S: 4	H: 1 LOB: 0 BB: 0 P: 4	R: 0 E: 0 K: 0 S: 3	H: 1 LOB: 0 BB: 0 P: 3	R: 0 E: 0 K: 0 S: 4	H: 1 LOB: 2 BB: 1 P: 8	R: 0 E: 0 K: 1 S: 5	H: 0 LOB: 0 BB: 0 P: 5	1B: 3 2B: 4 3B: 0 HR: 1	SF: 0 SAC: 0 DP: 1 HBP: 0	WP: 0 PB: 0 SB: 0 CS: 0	PA: 37
PITCHER	IP WLS BF H R ER SO BB IBB HBP BLK WP HR S P ERA WHIP																					
Hector Maestri, R ERA: 1.5 (1, 1)	6.0 L 26 6 3 1 2 2 0 0 0 0 0 1 28 36 1.50 1.333																					
Ed Hobaugh, R ERA: 4.5 (7, 1)	2.0 8 2 0 0 0 0 1 0 0 0 0 7 11 0.00 1.000																					
John Gabler, R ERA: 4.86 (9, 1)	1.0 3 0 0 0 0 1 0 0 0 0 0 5 5 0.00 0.000																					

livebaseballscorecards.com

AB	34
R	3
H	8
RBI	2
BB	3
SO	3
LOB	13



Batter	1	2	3	4	5	6	7	8	9	AB R H RBI BB SO LOB
Chuck Hinton, R (1, 7) <small>OBP: 0.327, SLG: 0.356</small>	0-3 			0-3 		0-3 			0-0 	4 1 1 0 0 3 1
Marty Keough, L (1, 8) <small>OBP: 0.306, SLG: 0.413</small>	0-0 			0-0 		0-0 			0-0 	4 1 1 1 0 0 1
Bud Zipfel, L (1, 3) <small>OBP: 0.275, SLG: 0.371</small>	0-0 			0-0 		0-0 			0-0 	4 0 0 0 0 0 2
Jim King, L (1, 9) <small>OBP: 0.368, SLG: 0.449</small>		0-0 			0-0 		0-0 		0-0 	3 0 0 1 0 0 0
Bob Johnson, R (1, 4) <small>OBP: 0.328, SLG: 0.411</small>		0-0 			4-0 		0-0 		0-0 	3 0 1 0 1 0 0
Ken Retzer, L (1, 2) <small>OBP: 0.367, SLG: 0.552</small>		0-0 			0-0 		0-0 			3 0 0 0 0 0 2
Ed Brinkman, R (1, 5) <small>OBP: 0.167, SLG: 0.091</small>			0-0 		0-0 			0-0 		3 0 1 0 0 0 0
Ron Stillwell, R (1, 6) <small>OBP: 0.176, SLG: 0.188</small>			0-0 		0-0 			0-0 		3 0 0 0 0 0 2
Hector Maestri, R (1, 1) Gene Woodling, L (6, PH) Tom Cheney, R (6, PR) Ed Hobaugh, R (7, 1) Billy Klaus, L (8, PH) John Gabler, S (9, 1)			0-0 			0-0 		0-0 		1 0 0 0 0 0 0 1 0 1 0 0 0 0 0 0 0 0 0 0 0 0 0 0 0 0 0 0 1 0 0 0 0 0 0 0 0 0 0 0 0 0

Inning Stats	R: 0	H: 0	E: 0	K: 1	S: 5	LOB: 0	BB: 0	P: 5	R: 0	H: 1	E: 0	K: 0	S: 3	LOB: 0	BB: 0	P: 3	R: 0	H: 0	E: 0	K: 0	S: 3	LOB: 0	BB: 0	P: 3	R: 2	H: 2	E: 0	K: 0	S: 5	LOB: 0	BB: 0	P: 5	1B: 3	2B: 1	3B: 2	HR: 0	SF: 1	SAC: 0	DP: 1	HBP: 0	WP: 0	PB: 0	SB: 0	CS: 0	PA: 32
PITCHER Lew Krausse, R (1, 1) <small>ERA: 4.85</small>	IP	WLS	BF	H	R	ER	SO	BB	IBB	HBP	BLK	WP	HR	S	P	ERA	WHIP																												

BOTTOM

Kansas City Athletics @ Washington Senators
Griffith Stadium, Washington, DC
 Sun Sep 17 1961, 3:33 AM EDT
 Att. 4,045 - Unknown

AB	30
R	2
H	5
RBI	2
BB	1
SO	3
LOB	8

WP: 0	PA: 32
PB: 0	
SB: 0	
CS: 0	

Batter	1	2	3	4	5	6	7	8	9	AB R H RBI BB SO LOB	TOP	
Lenny Green, L (1, 8) OBP: 0.383, SLG: 0.414 Dan Dobbek, L (7, 8) OBP: 0.267, SLG: 0.319 (9, 7)	0-0 3-1		0-0 4-3		0-0 P4			0-0 3-1		3 0 0 0 0 0 0 1 0 0 0 0 0 0		
Billy Martin, R (1, 4) OBP: 0.268, SLG: 0.335	0-0 1B		0-0 F7			0-0 1-3		0-0 F5		4 0 1 0 0 0 0		
Harmon Killebrew, R (1, 3) OBP: 0.394, SLG: 0.594	0-3 K		4-0 BB			0-3 K		0-3 K		3 0 0 0 1 3 1		
Joe Altobelli, L (1, 7) OBP: 0.343, SLG: 0.403 Jose Valdivielso, R (9, 5) OBP: 0.224, SLG: 0.248	0-0 P6		0-3 K			0-0 3-1			0-0 G3	4 0 0 0 0 1 2 0 0 0 0 0 0 0		
Earl Battey, R (1, 2) OBP: 0.381, SLG: 0.480		0-0 3B		0-0 6-3			0-0 4-3		0-3 K	4 1 1 0 0 1 0		
Bob Allison, R (1, 9) OBP: 0.357, SLG: 0.453		0-0 F9		0-0 P4			0-0 1B		4-0 BB	3 1 1 0 1 0 1		
Bill Tuttle, R (1, 5) OBP: 0.311, SLG: 0.322 (9, 8)		0-0 1B		0-0 P4			0-0 1B		0-0 G3	4 1 2 1 0 0 1		
Zoilo Versalles, R (1, 6) OBP: 0.310, SLG: 0.379		0-0 G6-3			0-0 F9				0-0 G4-6-3	3 0 2 2 0 0 0		
Jim Kaat, L (1, 1) OBP: 0.303, SLG: 0.328		0-0 G6-3			0-0 4-3				0-0 G4-6-3	3 0 0 0 0 0 3		
Inning Stats	R: 0 H: 1 E: 0 LOB: 1 K: 1 BB: 0 S: 6 P: 6	R: 2 H: 3 E: 0 LOB: 0 K: 0 BB: 0 S: 5 P: 5	R: 0 H: 0 E: 0 LOB: 1 K: 1 BB: 1 S: 5 P: 9	R: 0 H: 0 E: 0 LOB: 0 K: 0 BB: 0 S: 3 P: 3	R: 0 H: 0 E: 0 LOB: 0 K: 0 BB: 0 S: 3 P: 3	R: 0 H: 0 E: 0 LOB: 0 K: 1 BB: 0 S: 5 P: 5	R: 1 H: 3 E: 0 LOB: 1 K: 0 BB: 0 S: 5 P: 5	R: 0 H: 0 E: 0 LOB: 0 K: 1 BB: 0 S: 5 P: 5	R: 0 H: 0 E: 0 LOB: 1 K: 1 BB: 1 S: 5 P: 9	1B: 5 SF: 0 2B: 1 SAC: 0 3B: 1 DP: 2 HR: 0 HBP: 0	WP: 0 PA: 34 PB: 0 SB: 1 CS: 0	
PITCHER Joe McClain, R (1, 1) ERA: 3.91 Dave Sisler, R (8, 1) ERA: 4.01	IP WLS BF H R ER SO BB IBB HBP BLK WP HR S P ERA WHIP	7.0 L 27 7 3 3 3 1 0 0 0 0 0 0 32 36 3.86 1.143	2.0 7 0 0 0 2 1 0 0 0 0 0 0 10 14 0.00 0.500	PITCHER IP WLS BF H R ER SO BB IBB HBP BLK WP HR S P ERA WHIP								

Minnesota Twins @ Washington Senators
Griffith Stadium, Washington, DC
Tue Sep 19 1961, 7:05 PM EDT
Att. 1,980 - Unknown

AB	32
R	3
H	7
RBI	3
BB	2
SO	5
LOB	8



Batter	1	2	3	4	5	6	7	8	9	AB	R	H	RBI	BB	SO	LOB
--------	---	---	---	---	---	---	---	---	---	----	---	---	-----	----	----	-----

Danny O'Connell, R OBP: 0.370, SLG: 0.338 (1, 5) X	0-0 F9 ①		X 0-0 F3 ① 1-2		X 0-0 G3 ③			X 0-0 P4 ①		4	0	0	0	0	0	3
Chuck Cottier, R OBP: 0.313, SLG: 0.330 (1, 4) X	0-0 F8 ②		X 0-0 FC5-2 ② 2-3 3-H			X 0-0 1B 2B		X 0-0 6-3 ②		4	1	1	0	0	0	2
Bob Johnson, R OBP: 0.332, SLG: 0.410 (1, 6) X	0-0 FC6-4 1B		X 0-0 F9 ③			B B B B 4-0 1B BB		X 0-0 5-3 ③		3	0	1	0	1	0	2
Gene Green, R OBP: 0.350, SLG: 0.509 (1, 9) X	0-0 FC6-4 ③ 1-2f			X 0-0 F8 ①		X 0-0 G6-3 1B 1-3 2-H		X 0-0 6-3 ①		4	0	1	1	0	0	1
Willie Tasby, R OBP: 0.330, SLG: 0.395 (1, 8)		0-3 K ① 0.000		X 0-0 6-3 ②		S S S S 0-3 K ①		X 0-0 E1 G4-3		4	0	0	0	0	2	2
Bud Zipfel, L OBP: 0.269, SLG: 0.361 (1, 3) X		0-0 G3 ②		0-3 K ③ 0.000		X 0-0 G6-3 ③ ③ 1-2f		X 0-0 G4-3 ② ③ 1-2f		4	0	0	0	0	1	3
Chuck Hinton, R OBP: 0.327, SLG: 0.356 (1, 7)		0-3 K ③ 0.000			X 0-0 G6-3 1B ①		0-3 K ① 0.000			3	0	1	0	0	2	0
Ken Retzer, L OBP: 0.394, SLG: 0.548 (1, 2) X			X 0-0 FC5-2 1B PB 1B		X 0-0 6-3 ① 1-2		B B B B 4-0 L1-3 BB			2	0	1	0	1	0	1
Joe McClain, R OBP: 0.214, SLG: 0.265 Harry Bright, R OBP: 0.308, SLG: 0.341 Dave Sisler, R (8, 1)			X 0-0 FC5-2 WP 1B 1-3		0-3 K ② 0.000		X 0-0 L1-3 ② ③ 1-2			2	0	1	0	0	1	1
										1	0	0	0	0	0	1
										0	0	0	0	0	0	0

Inning Stats	R: 0	H: 1	E: 0	LOB: 1	K: 0	BB: 0	S: 4	P: 4	R: 0	H: 0	E: 0	LOB: 0	K: 2	BB: 0	S: 7	P: 7	R: 0	H: 2	E: 0	LOB: 2	K: 0	BB: 0	S: 5	P: 5	R: 0	H: 0	E: 0	LOB: 0	K: 1	BB: 0	S: 5	P: 5	R: 0	H: 1	E: 0	LOB: 1	K: 1	BB: 0	S: 6	P: 6	R: 1	H: 2	E: 0	LOB: 1	K: 1	BB: 1	S: 6	P: 10	R: 0	H: 0	E: 0	LOB: 0	K: 1	BB: 1	S: 4	P: 8	R: 0	H: 0	E: 0	LOB: 0	K: 0	BB: 0	S: 3	P: 3	R: 0	H: 0	E: 1	LOB: 0	K: 0	BB: 0	S: 3	P: 3	1B: 5	SF: 0	2B: 2	SAC: 0	3B: 0	DP: 3	HR: 0	HBP: 0	WP: 1	PA: 33	PB: 1	SB: 0	CS: 0
--------------	------	------	------	--------	------	-------	------	------	------	------	------	--------	------	-------	------	------	------	------	------	--------	------	-------	------	------	------	------	------	--------	------	-------	------	------	------	------	------	--------	------	-------	------	------	------	------	------	--------	------	-------	------	-------	------	------	------	--------	------	-------	------	------	------	------	------	--------	------	-------	------	------	------	------	------	--------	------	-------	------	------	-------	-------	-------	--------	-------	-------	-------	--------	-------	--------	-------	-------	-------

Minnesota Twins @ Washington Senators
Griffith Stadium, Washington, DC

Tue Sep 19 1961, 7:05 PM EDT
Att. 1,980 - Unknown

AB	31
R	1
H	6
RBI	1
BB	2
SO	6
LOB	16



PITCHER	IP	WLS	BF	H	R	ER	SO	BB	IBB	HBP	BLK	WP	HR	S	P	ERA	WHIP
Jim Kaat, L ERA: 3.72 (1, 1)	9.0	W	33	6	1	1	6	2	0	0	0	1	0	43	51	1.00	0.889

Batter	1	2	3	4	5	6	7	8	9	AB R H RBI BB SO LOB	TOP			
Lenny Green, L (1, 8) OBP: 0.383, SLG: 0.414 Dan Dobbek, L (5, 8) OBP: 0.263, SLG: 0.314 (9, 7)	0-0 4-3		0-0 6-3		0-0 1B 1B	0-0 F7		0-0 F7		3 1 1 1 0 0 1 2 0 0 0 0 0 4				
Billy Martin, R (1, 4) OBP: 0.264, SLG: 0.330	0-0 5-3			0-0 L1	0-0 5-3	0-0 F9		0-0 F7	5 0 0 0 0 0 5					
Harmon Killebrew, R (1, 3) OBP: 0.394, SLG: 0.596	0-0 4-3			0-0 6-3			0-0 2B 3B	0-0 F8	5 1 2 2 0 0 0					
Joe Altobelli, L (1, 7) OBP: 0.347, SLG: 0.418 Jose Valdivielso, R (9, 5) OBP: 0.224, SLG: 0.248		0-0 F2		0-0 1B 1B	0-0 G3		0-0 SH1 7-2 2B	0-0 F9	5 0 2 1 0 0 1 0 0 0 0 0 0 0					
Earl Battey, R (1, 2) OBP: 0.382, SLG: 0.481 Jim Kaat, L (6, PR) OBP: 0.303, SLG: 0.328 Hal Naragon, L (6, 2) OBP: 0.307, SLG: 0.376		0-0 F9		0-0 1B		0-0 2B 1B	0-0 SH1		3 0 2 0 0 0 0 0 1 0 0 0 0 0 0 0 0 0 0 0 0					
Bob Allison, R (1, 9) OBP: 0.356, SLG: 0.454		0-0 P6		0-0 L6		0-0 1B 2B	0-0 7-2		4 1 1 0 0 0 3					
Bill Tuttle, R (1, 5) OBP: 0.314, SLG: 0.322 (9, 8)			0-0 FC1-6 1B		4-0 BB 1B BB	4-0 1B BB		0-0 5-3	2 1 1 0 2 0 0					
Zoilo Versalles, R (1, 6) OBP: 0.313, SLG: 0.381		0-0 FC1-6 G3		4-0 1B BB	4-0 SH1-3 1B		0-0 S 1B		3 1 2 2 1 0 1					
Jack Kralick, L (1, 1) OBP: 0.174, SLG: 0.190 Don Lee, R (6, 1) OBP: 0.071, SLG: 0.071		0-0 G3		0-3 K	0-0 SH1-3		0-0 6-3		2 0 0 0 0 1 3 1 0 0 0 0 0 1					
Inning Stats	R: 0 H: 0 E: 0 LOB: 0 K: 0 BB: 0 S: 3 P: 3	R: 0 H: 0 E: 0 LOB: 0 K: 0 BB: 0 S: 3 P: 3	R: 0 H: 1 E: 0 LOB: 1 K: 0 BB: 0 S: 4 P: 4	R: 0 H: 2 E: 0 LOB: 2 K: 0 BB: 0 S: 5 P: 5	R: 3 H: 2 E: 0 LOB: 1 K: 1 BB: 2 S: 7 P: 15	R: 2 H: 3 E: 0 LOB: 3 K: 0 BB: 1 S: 6 P: 10	R: 1 H: 2 E: 0 LOB: 0 K: 0 BB: 0 S: 4 P: 4	R: 0 H: 1 E: 0 LOB: 1 K: 0 BB: 0 S: 4 P: 4	R: 0 H: 0 E: 0 LOB: 0 K: 0 BB: 0 S: 3 P: 3	1B: 8 SF: 0 2B: 3 SAC: 2 3B: 1 DP: 1 HR: 0 HBP: 0	WP: 0 PA: 40 PB: 0 SB: 1 CS: 0			
PITCHER	IP WLS BF H R ER SO BB IBB HBP BLK WP HR S P ERA WHIP												PITCHER	IP WLS BF H R ER SO BB IBB HBP BLK WP HR S P ERA WHIP
Bennie Daniels, R (1, 1) ERA: 3.48	5.0 L 25 7 5 5 1 3 0 0 0 0 0 0 24 36 9.00 2.000													
Marty Kutyna, R (6, 1) ERA: 3.89	2.0 8 3 1 1 0 0 0 0 0 0 0 0 8 8 4.50 1.500													
Tom Cheney, R (8, 1) ERA: 10.13	2.0 7 1 0 0 0 0 0 0 0 0 0 0 7 7 0.00 0.500													

Minnesota Twins @ Washington Senators
Griffith Stadium, Washington, DC
Thu Sep 21 1961, 3:33 AM EDT
Att. 1,498 - Unknown

AB	35
R	6
H	11
RBI	6
BB	3
SO	1
LOB	19



WP: 0	PA: 40
PB: 0	
SB: 1	
CS: 0	

1B: 8	SF: 0
2B: 3	SAC: 2
3B: 1	DP: 1
HR: 0	HBP: 0

livebaseballscorecards.com

Batter	1	2	3	4	5	6	7	8	9	AB R H RBI BB SO LOB	TOP	
Billy Klaus, L (1, 5) OBP: 0.312, SLG: 0.363	0-3 K	0-0 1-3			0-0 1B		4-0 HR BB		4-0 BB	3 1 1 0 2 1 1		
Bob Johnson, R (1, 6) OBP: 0.322, SLG: 0.396	0-0 F8		0-0 G4-6-3 1B		0-3 K		0-3 K		0-0 P6	5 0 1 0 0 2 4		
Gene Woodling, L (1, 9) OBP: 0.408, SLG: 0.478 Chuck Hinton, R (9, 9) OBP: 0.327, SLG: 0.356	0-0 1B		0-0 G4-6-3 1-2f		0-0 F8		4-0 HR BB		0-3 K	4 1 1 0 1 1 3 0 0 0 0 0 0 0		
Jim King, L (1, 7) OBP: 0.368, SLG: 0.456	0-0 P6		0-0 F7			0-0 4-3	0-0 HR		4-0 BB	4 1 1 4 1 0 1		
Bud Zipfel, L (1, 3) OBP: 0.267, SLG: 0.378				0-0 4-3		0-0 F8	0-0 F5		0-0 G1	5 1 1 1 0 0 2		
Ken Retzer, L (1, 2) OBP: 0.463, SLG: 0.605						4-0 BB		0-0 P6		3 1 2 0 1 0 0		
Willie Tasby, R (1, 8) OBP: 0.326, SLG: 0.391					0-3 K		0-0 F9		0-0 F8	4 0 0 0 0 1 3		
Chuck Cottier, R (1, 4) OBP: 0.311, SLG: 0.326					0-3 K		4-0 HR BB SH3-4		0-0 S 1B	3 1 1 0 1 1 2		
Claude Osteen, L (1, 1) OBP: 0.333, SLG: 0.333 Dave Sisler, R (8, 1)					0-3 K		0-0 SH3-4		0-0 5-3	3 0 1 1 0 1 1 0 0 0 0 0 0 0		
Inning Stats	R: 0 E: 0 K: 1 S: 6 H: 1 LOB: 1 BB: 0 P: 6	R: 2 E: 0 K: 0 S: 6 H: 3 LOB: 1 BB: 0 P: 6	R: 0 E: 0 K: 0 S: 3 H: 1 LOB: 0 BB: 0 P: 3	R: 0 E: 0 K: 2 S: 8 H: 1 LOB: 1 BB: 0 P: 8	R: 0 E: 0 K: 2 S: 8 H: 1 LOB: 1 BB: 0 P: 8	R: 0 E: 0 K: 0 S: 3 H: 0 LOB: 1 BB: 1 P: 7	R: 4 E: 0 K: 1 S: 6 H: 1 LOB: 0 BB: 3 P: 18	R: 0 E: 0 K: 0 S: 4 H: 1 LOB: 1 BB: 0 P: 4	R: 0 E: 0 K: 1 S: 5 H: 0 LOB: 2 BB: 2 P: 13	1B: 7 2B: 0 3B: 0 HR: 2 SF: 0 SAC: 1 DP: 1 HBP: 0	WP: 0 PB: 0 SB: 1 CS: 0 PA: 41	
PITCHER	IP WLS BF H R ER SO BB IBB HBP BLK WP HR S P ERA WHIP											
Pedro Ramos, R (1, 1) ERA: 4.02	6.2 L 31 8 6 6 6 4 0 0 0 0 0 2 39 55 8.10 1.800											
Bill Pleis, L (7, 1) ERA: 5.04	0.1 1 0 0 0 0 0 0 0 0 0 0 0 1 1 0.00 0.000											
Ray Moore, R (8, 1) ERA: 3.79	2.0 9 1 0 0 0 1 2 0 0 0 0 0 9 17 0.00 1.500											

Washington Senators @ Minnesota Twins
Metropolitan Stadium, Bloomington, MI
Sat Sep 23 1961, 4:33 AM EDT
Unknown - 48 F

AB	34
R	6
H	9
RBI	6
BB	6
SO	7
LOB	17



BOTTOM

Washington Senators @ Minnesota Twins
Metropolitan Stadium, Bloomington, MI

AB	29
R	4
H	5
RBI	3
BB	7
SO	3
LOB	16



WP:	1	PA:	38
PB:	0	SB:	1
CS:	1		

ERA	3.52	ERA	3.9
WHIP	1.500	WHIP	0.600

Sat Sep 23 1961, 4:33 AM EDT
Unknown - 48 F

AB R H RBI BB SO LOB

5	1	1	0	0	0	1
4	0	0	0	0	0	1
2	1	1	0	2	1	0
2	0	1	2	1	0	1
2	1	0	0	2	0	2
3	1	1	0	1	0	2
3	0	1	1	1	0	2
4	0	0	0	0	0	5
2	0	0	0	0	2	2
0	0	0	0	0	0	0
1	0	0	0	0	0	0
0	0	0	0	0	0	0
1	0	0	0	0	0	0

1B: 4 SF: 1
2B: 1 SAC: 0
3B: 0 DP: 3
HR: 0 HBP: 0

WP: 1 PA: 38
PB: 0 SB: 1
CS: 1

ERA 3.52 WHIP 1.500
ERA 3.9 WHIP 0.600

Batter	1	2	3	4	5	6	7	8	9
Lenny Green, L OBP: 0.381, SLG: 0.412 (1, 8) X	0-0 F8 S SF7 1B	0-0 CS 1-2	0-0 1-3			0-0 4-3	0-0 4-3		0-0 P4
Billy Martin, R OBP: 0.262, SLG: 0.327 (1, 4) X	0-0 F8 1-3		0-0 P4			0-0 6-3		0-0 P5	
Harmon Killebrew, R OBP: 0.397, SLG: 0.598 (1, 3) B B B B	4-0 BB		0-3 K			4-0 WP BB		0-0 1B 2B	
Bob Allison, R OBP: 0.357, SLG: 0.454 (1, 9) X	0-0 SF7			4-0 G1-6-3 BB		0-0 F8 1-2		0-0 F9 BB 1B	
Earl Battey, R OBP: 0.383, SLG: 0.479 (1, 2) X	0-0 4-3			0-0 G1-6-3 1-2f		4-0 1B 1B BB		4-0 FC6 BB	
Jim Lemon, R OBP: 0.331, SLG: 0.424 (1, 7) B B B B		4-0 F9 BB BB		0-0 5-3		0-0 G6-3 1B 1B E		0-0 F9 2-3	
Bill Tuttle, R OBP: 0.316, SLG: 0.322 (1, 5) B B B B		4-0 CS BB			0-0 E3 G4-6-3	0-0 G6-3 1B		0-0 FC6	
Zoilo Versalles, R OBP: 0.311, SLG: 0.378 (1, 6) X		0-0 F9			0-0 G4-6-3 1-2f	0-0 G6-3		0-0 L7	
Pedro Ramos, S OBP: 0.198, SLG: 0.242 (1, 1) S S S S		0-3 K			0-3 K	0-0 E3		0-0 1-3	

Inning Stats	R: 1 H: 1 E: 0 K: 4 S: 4	H: 1 LOB: 1 BB: 1 P: 8	R: 0 H: 0 E: 0 K: 1 S: 4	H: 0 LOB: 1 BB: 2 P: 12	R: 0 H: 0 E: 0 K: 1 S: 5	H: 0 LOB: 0 BB: 1 P: 5	R: 0 H: 0 E: 0 K: 1 S: 2	H: 0 LOB: 0 BB: 1 P: 6	R: 0 H: 0 E: 1 K: 1 S: 5	H: 0 LOB: 0 BB: 0 P: 5	R: 0 H: 0 E: 0 K: 0 S: 3	H: 0 LOB: 1 BB: 1 P: 7	R: 2 H: 2 E: 1 K: 0 S: 5	H: 2 LOB: 1 BB: 1 P: 9	R: 1 H: 2 E: 0 K: 0 S: 5	H: 2 LOB: 2 BB: 1 P: 9	R: 0 H: 0 E: 0 K: 0 S: 3	H: 0 LOB: 0 BB: 0 P: 3
--------------	--------------------------	------------------------	--------------------------	-------------------------	--------------------------	------------------------	--------------------------	------------------------	--------------------------	------------------------	--------------------------	------------------------	--------------------------	------------------------	--------------------------	------------------------	--------------------------	------------------------

PITCHER	IP 7.1 WLS W BF 31 H 5 R 4 ER 3 SO 3 BB 6 IBB 0 HBP 0 BLK 0 WP 1 HR 0 S 31 P 55 ERA 3.68 WHIP 1.500	IP 1.2 WLS S BF 6 H 0 R 0 ER 0 SO 0 BB 1 IBB 0 HBP 0 BLK 0 WP 0 HR 0 S 5 P 9 ERA 0.00 WHIP 0.600
---------	---	--

PITCHER	IP 1.2 WLS S BF 6 H 0 R 0 ER 0 SO 0 BB 1 IBB 0 HBP 0 BLK 0 WP 0 HR 0 S 5 P 9 ERA 0.00 WHIP 0.600
---------	--

Batter	1	2	3	4	5	6	7	8	9	AB R H RBI BB SO LOB	TOP
Billy Klaus, L (1, 5) OBP: 0.311, SLG: 0.359	4-0 BB G6-4-3		0-0 F9			0-0 F9			0-0 1-3	3 0 0 0 1 0 0	
Bob Johnson, R (1, 6) OBP: 0.326, SLG: 0.400	0-0 F7			4-0 BB		0-0 5-3			0-0 2B	3 0 1 0 1 0 1	
Gene Green, R (1, 9) OBP: 0.350, SLG: 0.504	0-0 G6-4-3 1-2f			0-0 F9			0-3 K		4-0 BB	3 0 0 0 1 1 2	
Jim King, L (1, 7) OBP: 0.363, SLG: 0.449		0-0 P4		0-0 F9			0-3 K		0-3 K	4 0 0 0 0 2 3	
Bud Zipfel, L (1, 3) OBP: 0.268, SLG: 0.377		0-0 1B		0-3 K			0-3 K			3 0 1 0 0 2 1	
Ken Retzer, L (1, 2) OBP: 0.432, SLG: 0.561		0-0 L7			0-0 4-3			0-0 F9		3 0 0 0 0 0 1	
Willie Tasby, R (1, 8) OBP: 0.327, SLG: 0.389		0-0 5-3			0-0 4-3			0-0 F7		3 0 0 0 0 0 1	
Chuck Cottier, R (1, 4) OBP: 0.309, SLG: 0.323			0-0 F7		0-3 K			0-0 F7		3 0 0 0 0 1 0	
Pete Burnside, R (1, 1) OBP: 0.094, SLG: 0.065			0-3 K			0-0 1-3			0-0 1-3	1 0 0 0 0 1 0	
Tom Cheney, R (3, 1) OBP: 0.500, SLG: 0.625										0 0 0 0 0 0 0	
Dale Long, L (6, PH) OBP: 0.321, SLG: 0.463										1 0 0 0 0 0 0	
Johnny Klippstein, R (6, 1) OBP: 0.143, SLG: 0.143										0 0 0 0 0 0 0	
Gene Woodling, L (9, PH) OBP: 0.407, SLG: 0.476										1 0 0 0 0 0 0	
Inning Stats	R: 0 E: 0 K: 0 S: 2 H: 0 LOB: 0 BB: 1 P: 6	R: 0 E: 0 K: 0 S: 4 H: 1 LOB: 1 BB: 0 P: 4	R: 0 E: 0 K: 1 S: 5 H: 0 LOB: 0 BB: 0 P: 5	R: 0 E: 0 K: 1 S: 5 H: 0 LOB: 1 BB: 1 P: 9	R: 0 E: 0 K: 1 S: 5 H: 0 LOB: 0 BB: 0 P: 5	R: 0 E: 0 K: 0 S: 3 H: 0 LOB: 0 BB: 0 P: 3	R: 0 E: 0 K: 3 S: 9 H: 0 LOB: 0 BB: 0 P: 9	R: 0 E: 0 K: 0 S: 3 H: 0 LOB: 0 BB: 0 P: 3	R: 0 E: 0 K: 1 S: 6 H: 1 LOB: 2 BB: 1 P: 10	1B: 1 2B: 1 3B: 0 HR: 0 SF: 0 SAC: 0 DP: 1 HBP: 0	WP: 0 PB: 0 SB: 0 CS: 0 PA: 31
PITCHER Camilo Pascual, R (1, 1) ERA: 3.37	IP: 9.0 WLS: W BF: 31 H: 2 R: 0 ER: 0 SO: 7 BB: 3 IBB: 0 HBP: 0 BLK: 0 WP: 0 HR: 0 S: 42 P: 54 ERA: 0.00 WHIP: 0.556										

Washington Senators @ Minnesota Twins
Metropolitan Stadium, Bloomington, MI

Sat Sep 23 1961, 4:38 AM EDT
Att: 11,121 - Unknown

livebaseballscorecards.com

AB 28
R 0
H 2
RBI 0
BB 3
SO 7
LOB 9



Batter	1	2	3	4	5	6	7	8	9	AB	R	H	RBI	BB	SO	LOB
Lenny Green, L OBP: 0.380, SLG: 0.409 (1, 8)	4-0 BB E BB	0-0 F2 BB		0-3 K BB		0-0 F7 BB		0-0 F8 BB		4	1	0	0	1	1	2
Billy Martin, R OBP: 0.266, SLG: 0.333 (1, 4)	0-0 E6 5-3 2B	0-0 CS 3-H	0-0 2B 1B	0-0 E BB 1B		0-3 K BB		0-0 E6 HR		5	3	3	1	0	1	0
Harmon Killebrew, R OBP: 0.400, SLG: 0.606 (1, 3)	4-0 5-3 BB BB		0-0 1B WP 2B	4-0 E BB		0-0 5-3 BB		0-0 1-H HR		3	2	2	2	2	0	0
Bob Allison, R OBP: 0.359, SLG: 0.453 (1, 9)	4-0 5-3 1-2 BB		0-0 WP SF8 1B	0-0 E6 1-2 2-3 3-H			1-0 FC3-6 HBP	0-0 1-3		3	1	1	2	1	0	2
Earl Battey, R OBP: 0.382, SLG: 0.475 Hal Naragon, L OBP: 0.307, SLG: 0.376 (1, 2) (8, 2)	0-0 5-3 1-2 2-3 3-H BB		4-0 SF8 WP BB	0-3 K BB			0-0 FC3-6 S E 1-2			3	2	0	1	1	1	6
Jim Lemon, R OBP: 0.331, SLG: 0.423 Joe Altobelli, L OBP: 0.329, SLG: 0.400 (1, 7) (3, PH) (4, 7)	0-3 K BB		0-0 SF8 1-3 2-H 3-H BB	0-0 P6 BB			0-0 1-3 1-2			1	0	0	0	0	1	2
Bill Tuttle, R OBP: 0.315, SLG: 0.321 (1, 5)	0-0 6-3 BB		0-0 SF8 3-H BB		0-0 4-3 BB		4-0 E 2-3 BB			2	0	0	1	1	0	2
Zoilo Versalles, R OBP: 0.310, SLG: 0.377 (1, 6)		0-0 E1 CS 1B	0-0 F9 BB		0-0 P4 BB		0-0 E4 1-3 3-H CS			4	0	1	0	0	0	1
Camilo Pascual, R OBP: 0.221, SLG: 0.210 (1, 1)		0-0 F3 BB		4-0 BB E 1B BB		0-0 F9 BB		0-0 CS 1-2 K		3	1	0	0	1	1	1

BOTTOM

Washington Senators @ Minnesota Twins
Metropolitan Stadium, Bloomington, MI

Sat Sep 23 1961, 4:38 AM EDT
Att. 11,121 - Unknown

AB	30
R	10
H	7
RBI	8
BB	7
SO	5
LOB	20



Inning Stats	R	H	E	K	S	R	H	E	K	S	R	H	E	K	S	R	H	E	K	S
	2	1	1	1	6	0	1	0	0	3	0	0	0	0	3	0	0	0	0	3
	1	2	0	3	18	1	0	1	1	3	0	0	0	2	0	0	0	0	2	
	0	0	0	0	0	4	3	0	0	10	1	0	0	2	0	0	0	0	3	
	0	0	0	0	0	0	1	0	0	17	0	0	0	0	0	0	0	0	0	
	0	0	0	0	0	0	0	0	0	3	0	0	0	0	0	0	0	0	0	
	0	0	0	0	0	0	0	0	0	3	0	0	0	0	0	0	0	0	0	
	1	0	0	1	5	1	0	0	0	8	2	1	0	0	7	0	0	0	7	
	0	0	0	0	0	0	0	0	0	0	0	0	0	0	0	0	0	0	0	

PITCHER	IP	WLS	BF	H	R	ER	SO	BB	IBB	HBP	BLK	WP	HR	S	P	ERA	WHIP
Pete Burnside, L ERA: 4.92 (1, 1)	2.0	L	12	4	4	4	1	3	0	0	0	0	0	11	23	18.00	3.500
Tom Cheney, R ERA: 10.01 (3, 1)	3.0		15	2	3	3	2	3	0	0	0	1	0	16	28	9.00	1.667
Johnny Klippstein, R ERA: 6.2 (6, 1)	3.0		13	1	3	0	2	1	0	1	0	0	1	15	20	0.00	0.667

WP	HR	S	P	ERA	WHIP
1	0	0	42		
0	0	0			
1	0	0			
2	0	0			

Batter	1	2	3	4	5	6	7	8	9	AB R H RBI BB SO LOB	TOP		
Danny O'Connell, R (1, 5) OBP: 0.367, SLG: 0.337	0-0 6-3		0-0 FC6-4		0-0 S 2B		0-3 K		0-0 L9	5 0 1 0 0 1 1			
Chuck Cottier, R (1, 4) OBP: 0.304, SLG: 0.318	0-0 F9			0-0 F8	0-3 K		0-0 F7		0-0 F8	5 0 0 0 0 1 1			
Chuck Hinton, R (1, 7) OBP: 0.333, SLG: 0.367	0-0 5-3			0-0 1B 1B	4-0 L4-6 S BB		0-0 3B		0-0 E S 1B	4 1 3 0 1 0 0			
Gene Green, R (1, 9) OBP: 0.348, SLG: 0.500 Jim King, L (9, 9) OBP: 0.363, SLG: 0.449		0-0 6-3		0-0 1B 1B	0-0 L4-6		0-0 1-3		0-0 F2	5 1 1 0 0 0 4 0 0 0 0 0 0 0			
Bob Johnson, R (1, 6) OBP: 0.333, SLG: 0.409		0-0 6-3		0-0 1B 1B		0-0 4-3 SF8 2B		4-0 1B E BB		3 2 2 1 1 0 0			
Willie Tasby, R (1, 8) OBP: 0.328, SLG: 0.390		0-3 K		0-0 1B		0-0 4-3		0-0 FC6 E 1B		4 0 2 1 0 1 1			
Bud Zipfel, L (1, 3) OBP: 0.262, SLG: 0.371			0-3 K	0-0 P3		0-0 SF8		0-0 E6 FC6		3 0 0 1 0 1 3			
Pete Daley, R (1, 2) OBP: 0.249, SLG: 0.272			0-0 FC6-4 1B	4-0 IBB		4-0 BB		0-0 FC6		2 0 1 0 2 0 2			
Dick Donovan, L (1, 1) OBP: 0.250, SLG: 0.241			0-3 K	0-0 4-3		0-3 K		0-3 K		4 0 0 0 0 3 6			
Inning Stats	R: 0 E: 0 K: 0 S: 3 H: 0 LOB: 0 BB: 0 P: 3	R: 0 E: 0 K: 1 S: 5 H: 0 LOB: 0 BB: 0 P: 5	R: 0 E: 0 K: 2 S: 8 H: 1 LOB: 1 BB: 0 P: 8	R: 2 E: 0 K: 0 S: 7 H: 4 LOB: 3 BB: 1 P: 11	R: 0 E: 0 K: 1 S: 5 H: 1 LOB: 1 BB: 1 P: 9	R: 1 E: 0 K: 1 S: 6 H: 1 LOB: 1 BB: 1 P: 10	R: 0 E: 0 K: 1 S: 6 H: 1 LOB: 1 BB: 0 P: 6	R: 1 E: 1 K: 1 S: 6 H: 1 LOB: 1 BB: 1 P: 10	R: 0 E: 0 K: 0 S: 4 H: 1 LOB: 1 BB: 0 P: 4	1B: 7 2B: 3 3B: 1 HR: 0 SF: 1 SAC: 0 DP: 2 HBP: 0	WP: 0 PB: 0 SB: 3 CS: 0 PA: 40		
PITCHER	IP WLS BF H R ER SO BB IBB HBP BLK WP HR S P ERA WHIP											PITCHER	IP WLS BF H R ER SO BB IBB HBP BLK WP HR S P ERA WHIP
Jim Kaat, L (1, 1) ERA: 3.74	6.0 L 27 7 3 3 5 2 1 0 0 0 0 0 34 46 4.50 1.500												
Lee Stange, R (7, 1) ERA:	2.0 9 2 1 0 2 1 0 0 0 0 0 0 12 16 0.00 1.500												
Ray Moore, R (9, 1) ERA: 3.72	1.0 4 1 0 0 0 0 0 0 0 0 0 0 4 4 0.00 1.000												

Washington Senators @ Minnesota Twins
 Metropolitan Stadium, Bloomington, MI
 Sun Sep 24 1961, 4:33 AM EDT
 Att. 10,975 - Unknown - 56 F

livebaseballscorecards.com

AB 35
 R 4
 H 10
 RBI 3
 BB 4
 SO 7
 LOB 18



Batter	1	2	3	4	5	6	7	8	9	AB	R	H	RBI	BB	SO	LOB	BOTTOM
--------	---	---	---	---	---	---	---	---	---	----	---	---	-----	----	----	-----	--------

Lenny Green, L <small>(1, 8) OBP: 0.378, SLG: 0.406</small>	0-3 <small>①</small>		0-0 <small>③</small>			0-0 <small>②</small>			0-0 <small>①</small>	4	0	0	0	0	1	0	
---	-----------------------------	--	-----------------------------	--	--	-----------------------------	--	--	-----------------------------	---	---	---	---	---	---	---	--

Billy Martin, R <small>(1, 4) OBP: 0.266, SLG: 0.331</small>	0-3 <small>②</small>			4-0 <small>①</small>		0-0 <small>③</small>			0-3 <small>②</small>	3	0	0	0	1	2	0	
--	-----------------------------	--	--	-----------------------------	--	-----------------------------	--	--	-----------------------------	---	---	---	---	---	---	---	--

Harmon Killebrew, R <small>(1, 3) OBP: 0.399, SLG: 0.602</small>	4-0 <small>BB</small>			0-0 <small>①</small>				0-0 <small>①</small>	0-0 <small>③</small>	3	0	0	0	1	1	1	
--	------------------------------	--	--	-----------------------------	--	--	--	-----------------------------	-----------------------------	---	---	---	---	---	---	---	--

Joe Altobelli, L <small>(1, 7) OBP: 0.329, SLG: 0.438</small>	0-0 <small>③</small>			0-0 <small>② ③</small>				0-0 <small>HR</small>		3	1	1	1	0	0	2	
---	-----------------------------	--	--	-------------------------------	--	--	--	------------------------------	--	---	---	---	---	---	---	---	--

Bob Allison, R <small>(1, 9) OBP: 0.358, SLG: 0.450</small>		0-0 <small>①</small>			0-3 <small>①</small>			0-3 <small>②</small>		3	0	0	0	0	2	0	
---	--	-----------------------------	--	--	-----------------------------	--	--	-----------------------------	--	---	---	---	---	---	---	---	--

Hal Naragon, L <small>(1, 2) OBP: 0.300, SLG: 0.367</small>		0-0 <small>②</small>			0-0 <small>②</small>			0-0 <small>③</small>		3	0	0	0	0	0	0	
---	--	-----------------------------	--	--	-----------------------------	--	--	-----------------------------	--	---	---	---	---	---	---	---	--

Bill Tuttle, R <small>(1, 5) OBP: 0.313, SLG: 0.319</small>		0-0 <small>③</small>			0-0 <small>③</small>				0-0 <small>①</small>	3	0	0	0	0	0	0	
---	--	-----------------------------	--	--	-----------------------------	--	--	--	-----------------------------	---	---	---	---	---	---	---	--

Zoilo Versalles, R <small>(1, 6) OBP: 0.309, SLG: 0.374</small>			0-0 <small>①</small>			0-0 <small>③</small>			0-0 <small>②</small>	3	0	0	0	0	0	1	
---	--	--	-----------------------------	--	--	-----------------------------	--	--	-----------------------------	---	---	---	---	---	---	---	--

Jim Kaat, L <small>(1, 1) OBP: 0.299, SLG: 0.323</small>				0-0 <small>②</small>				0-0 <small>①</small>		0-0 <small>③</small>	1	0	0	0	0	0	
Dan Dobbek, L <small>(6, PH) OBP: 0.261, SLG: 0.311</small>											1	0	0	0	0	0	
Lee Stange, R <small>(7, 1)</small>											0	0	0	0	0	0	
Julio Becquer, L <small>(8, PH) OBP: 0.247, SLG: 0.449</small>											1	0	0	0	0	0	
Ray Moore, R <small>(9, 1)</small>											0	0	0	0	0	0	

Inning Stats	R: 0	H: 0	E: 0	LOB: 1	K: 2	BB: 1	S: 7	R: 0	H: 0	E: 0	LOB: 0	K: 0	BB: 0	S: 3	R: 0	H: 0	E: 0	LOB: 0	K: 0	BB: 1	S: 2	R: 0	H: 0	E: 1	LOB: 1	K: 1	BB: 0	S: 6	R: 0	H: 0	E: 0	LOB: 0	K: 0	BB: 0	S: 3	R: 1	H: 1	E: 0	LOB: 0	K: 2	BB: 0	S: 8	R: 0	H: 0	E: 0	LOB: 0	K: 0	BB: 0	S: 3	R: 0	H: 0	E: 0	LOB: 0	K: 1	BB: 0	S: 5	1B: 0	SF: 0	2B: 1	SAC: 0	3B: 0	DP: 1	HR: 1	HBP: 0	WP: 0	PA: 30
--------------	------	------	------	--------	------	-------	------	------	------	------	--------	------	-------	------	------	------	------	--------	------	-------	------	------	------	------	--------	------	-------	------	------	------	------	--------	------	-------	------	------	------	------	--------	------	-------	------	------	------	------	--------	------	-------	------	------	------	------	--------	------	-------	------	-------	-------	-------	--------	-------	-------	-------	--------	-------	--------

PITCHER Dick Donovan, R <small>(1, 1) ERA: 2.32</small>	IP	WLS	BF	H	R	ER	SO	BB	IBB	HBP	BLK	WP	HR	S	P	ERA	WHIP																		
	9.0	W	30	1	1	1	6	2	0	0	0	0	1	40	48	1.00	0.333																		

Washington Senators @ Minnesota Twins
 Metropolitan Stadium, Bloomington, MI
 Sun Sep 24 1961, 4:33 AM EDT
 Att: 10,975 - Unknown - 56 F

AB	28
R	1
H	1
RBI	1
BB	2
SO	6
LOB	4



Batter	1	2	3	4	5	6	7	8	9	AB R H RBI BB SO LOB	TOP																													
Danny O'Connell, R (1, 5) OBP: 0.365, SLG: 0.334	0-0 F7		0-0 5-3		0-0 F9			0-0 6-3		4 0 0 0 0 0 1																														
Chuck Cottier, R (1, 4) OBP: 0.301, SLG: 0.314	0-0 F9			0-0 E1 FC5-4	0-3 K			0-0 F3		4 0 0 0 0 1 1																														
Chuck Hinton, R (1, 7) OBP: 0.332, SLG: 0.364	0-0 6-3			0-0 FC5-4 1-3 S 1-2f HR		4-0 BBB CS BB		0-0 G3		3 1 0 0 1 0 1																														
Gene Green, R (1, 9) OBP: 0.347, SLG: 0.506 Marty Keough, L (9, 9) OBP: 0.306, SLG: 0.413		0-0 6-3		0-0 1-3	0-3 K			0-0 HR		4 1 1 1 0 1 2 0 0 0 0 0 0 0																														
Bob Johnson, R (1, 6) OBP: 0.332, SLG: 0.420		0-0 F3		0-0 HR	0-3 K			0-0 6-3		4 1 1 2 0 1 1																														
Dale Long, L (1, 3) OBP: 0.323, SLG: 0.466		0-0 2B		0-0 3-H HR	0-0 FC5-4 1B		0-0 G3		0-0 2-3	4 0 2 0 0 0 0																														
Willie Tasby, R (1, 8) OBP: 0.325, SLG: 0.387		0-3 K		0-0 FC5-4 1-2f			0-3 K		0-3 K	4 0 0 0 0 3 2																														
Pete Daley, R (1, 2) OBP: 0.250, SLG: 0.273			0-0 1-3		0-0 E4 FC5-4			0-0 1B		3 0 1 0 0 0 0																														
Bennie Daniels, L (1, 1) OBP: 0.247, SLG: 0.292			0-0 4-3		0-0 FC5-4 1-2f			0-3 K		3 0 0 0 0 1 2																														
Inning Stats	R: 0 E: 0 K: 0 S: 3	H: 0 LOB: 0 BB: 0 P: 3	R: 0 E: 0 K: 1 S: 6	H: 1 LOB: 1 BB: 0 P: 6	R: 0 E: 0 K: 0 S: 3	H: 0 LOB: 0 BB: 0 P: 3	R: 2 E: 1 K: 0 S: 6	H: 2 LOB: 1 BB: 0 P: 6	R: 0 E: 1 K: 1 S: 6	H: 0 LOB: 1 BB: 0 P: 6	R: 0 E: 0 K: 2 S: 6	H: 0 LOB: 1 BB: 1 P: 10	R: 0 E: 0 K: 2 S: 8	H: 1 LOB: 1 BB: 0 P: 8	R: 0 E: 0 K: 0 S: 3	H: 0 LOB: 0 BB: 0 P: 3	R: 1 E: 0 K: 1 S: 6	H: 1 LOB: 0 BB: 0 P: 6	1B: 2 2B: 2 3B: 0 HR: 2	SF: 0 SAC: 0 DP: 1 HBP: 0	WP: 0 PB: 0 SB: 1 CS: 1	PA: 34																		
PITCHER Ted Bowsfield, L (1, 1) ERA: 3.77	IP 9.0	WLS L	BF 34	H 5	R 3	ER 1	SO 7	BB 1	IBB 0	HBP 0	BLK 0	WP 0	HR 2	S 47	P 51	ERA 1.00	WHIP 0.667						PITCHER	IP 9.0	WLS L	BF 34	H 5	R 3	ER 1	SO 7	BB 1	IBB 0	HBP 0	BLK 0	WP 0	HR 2	S 47	P 51	ERA 1.00	WHIP 0.667

Washington Senators @ Los Angeles Angels
Wrigley Field, Los Angeles, CA

Tue Sep 26 1961, 9:05 PM CDT
Att. 1,835 - Overcast - 65 F

livebaseballscorecards.com

AB	33
R	3
H	5
RBI	3
BB	1
SO	7
LOB	10



Batter	1	2	3	4	5	6	7	8	9	AB R H RBI BB SO LOB
Eddie Yost, R OBP: 0.358, SLG: 0.263 (1, 5)	0-0 4-3		0-3 K			0-0 HR		4-0 BB		3 1 1 1 1 1 0
Albie Pearson, L OBP: 0.417, SLG: 0.400 (1, 9)	4-0 S BB			0-0 F9		0-0 PB 1B		4-0 1-2 BB		2 0 1 0 2 0 0
Lee Thomas, L OBP: 0.357, SLG: 0.500 (1, 3)	0-3 K			0-0 4-3		0-3 K		0-0 4-3		4 0 0 0 0 2 4
Leon Wagner, L OBP: 0.337, SLG: 0.478 (1, 7)	0-0 L6 1-2			0-0 P4			0-0 CS 1B		0-0 F5	4 0 1 0 0 0 1
George Thomas, R OBP: 0.328, SLG: 0.468 (1, 8)		4-0 CS BB		0-3 K		0-3 K		0-3 K	0-3 K	3 0 0 0 1 3 1
Buck Rodgers, S OBP: 0.333, SLG: 0.342 (1, 2)		0-0 F7		0-0 4-3		0-0 3-1		0-0 L3		4 0 0 0 0 0 1
Joe Koppe, R OBP: 0.336, SLG: 0.341 (1, 6)		0-0 5-3		0-0 4-3				0-0 HR		2 0 0 0 0 0 1
Ted Kluszewski, L OBP: 0.301, SLG: 0.458 (8, PH)		1-2								1 1 1 1 0 0 0
Jim Fregosi, R (9, 6)										0 0 0 0 0 0 0
Rocky Bridges, R OBP: 0.326, SLG: 0.300 (1, 4)			0-0 6-3			0-0 5-3		0-0 P4		3 0 0 0 0 0 0
Ted Bowsfield, R OBP: 0.143, SLG: 0.188 (1, 1)			0-3 K			0-3 K		0-0 4-3		3 0 0 0 0 2 0

BOTTOM


Washington Senators @ Los Angeles Angels
 Wrigley Field, Los Angeles, CA
 Tue Sep 26 1961, 9:05 PM CDT
 Att. 1,835 - Overcast - 65 F

livebaseballscorecards.com

AB	29
R	2
H	4
RBI	2
BB	4
SO	8
LOB	8



Inning Stats	R: 0	H: 0	E: 0	K: 1	S: 5	LOB: 1	BB: 1	P: 9	R: 0	H: 0	E: 0	K: 0	S: 2	LOB: 0	BB: 1	P: 6	R: 0	H: 0	E: 0	K: 2	S: 7	LOB: 0	BB: 0	P: 7	R: 0	H: 0	E: 0	K: 0	S: 3	LOB: 0	BB: 0	P: 3	R: 0	H: 0	E: 0	K: 1	S: 5	LOB: 0	BB: 0	P: 5	R: 1	H: 2	E: 0	K: 2	S: 9	LOB: 1	BB: 0	P: 9	R: 0	H: 1	E: 0	K: 1	S: 5	LOB: 0	BB: 0	P: 5	R: 1	H: 1	E: 0	K: 0	S: 4	LOB: 2	BB: 2	P: 12	R: 0	H: 0	E: 0	K: 1	S: 5	LOB: 0	BB: 0	P: 5	R: 0	H: 0	E: 0	K: 1	S: 5	LOB: 0	BB: 0	P: 5	1B: 2	SF: 0	2B: 1	SAC: 0	3B: 0	DP: 1	HR: 2	HBP: 0	WP: 0	PA: 33
PITCHER Bennie Daniels, R ERA: 3.41 (1, 1)	IP	WLS	BF	H	R	ER	SO	BB	IBB	HBP	BLK	WP	HR	S	P	ERA	WHIP																			PITCHER	IP	WLS	BF	H	R	ER	SO	BB	IBB	HBP	BLK	WP	HR	S	P	ERA	WHIP																																					

Batter	1	2	3	4	5	6	7	8	9	AB R H RBI BB SO LOB	TOP																									
Danny O'Connell, R (1, 5) OBP: 0.363, SLG: 0.331	4-0 E 6-3 BB	0-0 F7			0-0 F9	0-3 K			0-0 1-3	4 1 0 0 1 1 4																										
Chuck Cottier, R (1, 4) OBP: 0.301, SLG: 0.316 Gene Woodling, L (9, PH) OBP: 0.406, SLG: 0.475	0-3 K 1-3		0-0 6-3		0-0 F8	0-0 1-3 2-H 3-H 2B			0-0 F8	4 0 1 2 0 1 1 1 0 0 0 0 0 0																										
Chuck Hinton, R (1, 7) OBP: 0.336, SLG: 0.373	0-0 6-3 3-H		0-0 1B 2B		0-0 1B	0-3 K			0-0 2B	5 1 3 1 0 1 2																										
Gene Green, R (1, 9) OBP: 0.345, SLG: 0.500	4-0 BB		0-0 P3		0-0 6-3			0-3 K	0-0 6-3	4 0 0 0 1 1 3																										
Bob Johnson, R (1, 6) OBP: 0.335, SLG: 0.422	0-0 L9		0-0 1B			0-0 1B BB 1B			0-0 6-3	4 1 2 1 0 0 1																										
Dale Long, L (1, 3) OBP: 0.322, SLG: 0.464		0-0 2B 5-3 1B	0-0 G3			0-0 F7			0-0 4-3	4 1 1 0 0 0 2																										
Willie Tasby, R (1, 8) OBP: 0.329, SLG: 0.390		0-0 S 1-3 2B		4-0 G4-3 BB		0-0 BB 2B 1B			0-3 K	3 1 2 0 1 1 0	AB 35 R 6 H 9 RBI 6 BB 5 SO 6 LOB 16																									
Pete Daley, R (1, 2) OBP: 0.248, SLG: 0.270 Ken Retzer, L (6, PH) OBP: 0.435, SLG: 0.548 (6, 2)		0-0 5-3		0-0 G4-3		4-0 BB 2B BB			0-0 4-3	2 0 0 1 0 0 2 1 1 0 0 1 0 0																										
Claude Osteen, L (1, 1) OBP: 0.200, SLG: 0.200 Harry Bright, R (6, PH) OBP: 0.312, SLG: 0.341 Marty Kutyna, R (6, 1) OBP: 0.206, SLG: 0.206 Dave Sisler, R (8, 1) Joe McClain, R (8, 1) OBP: 0.214, SLG: 0.265		0-3 K		0-0 L9		4-0 2B BB			0-0 1-3	2 0 0 0 0 1 1 0 0 0 1 1 0 0 1 0																										
Inning Stats	R: 1 E: 1 K: 1 S: 5	H: 0 LOB: 1 BB: 2 P: 13	R: 1 E: 0 K: 1 S: 7	H: 2 LOB: 1 BB: 0 P: 7	R: 1 E: 0 K: 0 S: 5	H: 2 LOB: 1 BB: 0 P: 5	R: 0 E: 0 K: 0 S: 2	H: 0 LOB: 0 BB: 1 P: 6	R: 0 E: 0 K: 0 S: 4	H: 1 LOB: 1 BB: 0 P: 4	R: 3 E: 0 K: 2 S: 10	H: 3 LOB: 2 BB: 2 P: 18	R: 0 E: 0 K: 1 S: 5	H: 0 LOB: 0 BB: 0 P: 5	R: 0 E: 0 K: 1 S: 5	H: 0 LOB: 0 BB: 0 P: 5	R: 0 E: 0 K: 0 S: 4	H: 1 LOB: 1 BB: 0 P: 4	1B: 5 2B: 4 3B: 0 HR: 0	SF: 0 SAC: 0 DP: 1 HBP: 0	WP: 0 PB: 0 SB: 1 CS: 0	PA: 40														
PITCHER	IP WLS BF H R ER SO BB IBB HBP BLK WP HR S P ERA WHIP																																			
Bob Sprout, L (1, 1) ERA: 4.5	4.0		18	4	3	2	2	3	0	0	0	0	0	19	31	4.50	1.750																			
Jim Donohue, R (5, 1) ERA: 4.38	1.1		8	3	3	3	0	1	0	0	0	0	0	7	11	20.25	3.000																			
Jack Spring, L (6, 1) ERA: 4.21	0.0		1	0	0	0	0	1	0	0	0	0	0	0	4	∞	∞																			
Art Fowler, R (6, 1) ERA: 3.65	1.2		6	1	0	0	3	0	0	0	0	0	0	12	12	0.00	0.600																			
Tom Morgan, R (8, 1) ERA: 2.45	1.0	W	3	0	0	0	1	0	0	0	0	0	0	5	5	0.00	0.000																			
PITCHER	IP WLS BF H R ER SO BB IBB HBP BLK WP HR S P ERA WHIP																																			
Ken McBride, R (9, 1) ERA: 3.57	1.0	S	4	1	0	0	0	0	0	0	0	0	0	1	0	0.00	1.000																			

Washington Senators @ Los Angeles Angels
 Wrigley Field, Los Angeles, CA
 Wed Sep 27 1961, 9:05 PM CDT
 Att: 1,717 - Unknown - 68 F

livebaseballscorecards.com



Batter	1	2	3	4	5	6	7	8	9
Rocky Bridges, R (1, 4) OBP: 0.322, SLG: 0.296 Chuck Tanner, L (7, PH) OBP: 0.250, SLG: 0.143 Johnny James, L (7, PR) Tom Moran, R (8, 1) OBP: 0.154, SLG: 0.083 Buck Rodgers, S (8, PH) OBP: 0.250, SLG: 0.385 Ken McBride, R (9, 1) OBP: 0.128, SLG: 0.122	0-3 K	0-0 F8			0-0 F9		0-0 BB 1B	0-0 5-3 1-3 3-H 2B	
Tom Satriano, L (1, 5) OBP: 0.266, SLG: 0.306 (8, 4)	0-0 WP BB HR 1B		0-3 K		0-0 F8		0-0 F7	0-0 5-3	
George Thomas, R (1, 9) OBP: 0.326, SLG: 0.462 (8, 5)	0-3 K		0-3 K		0-0 F9		4-0 1B 1-2 BB	0-0 6-3	
Ken Hunt, R (1, 8) OBP: 0.320, SLG: 0.479 (8, 4)	4-0 1-2 HR BB		0-0 HR		0-0 E8 E 1B		0-0 1-3 2-H 1B		
Earl Averill, R (1, 2) OBP: 0.382, SLG: 0.489 (8, 4)	0-0 1-H 2-H HR		0-0 6-3		0-3 K		0-3 K		
Lee Thomas, L (1, 7) OBP: 0.358, SLG: 0.498 (8, 4)	0-3 K		0-0 4-3		4-0 2-3 BB		4-0 SH5-4 WP BB 1B		
Joe Koppe, R (1, 6) OBP: 0.337, SLG: 0.340 Leon Wagner, L (6, PH) OBP: 0.336, SLG: 0.477 Jim Fregosi, R (7, 6) OBP: 0.100, SLG: 0.100		4-0 SH1-3 BB		0-0 F8		0-0 P6	0-0 WP SH5-4 2B 1B		
Dan Ardell, L (1, 3) OBP: 0.400, SLG: 0.250 (8, 4)		0-3 K		4-0 BB		0-0 1-3	0-0 SH5-4		
Bob Sprout, L (1, 1) Ed Sadowski, R (4, PH) OBP: 0.278, SLG: 0.384 Jim Donohue, R (5, 1) OBP: 0.160, SLG: 0.200 Jack Spring, R (6, 1) Art Fowler, R (6, 1) OBP: 0.077, SLG: 0.077 Albie Pearson, L (7, PH) OBP: 0.417, SLG: 0.400 (8, 9)		0-0 SH1-3		0-0 F8		0-0 F9	4-0 2B 5-3 BB		

AB	R	H	RBI	BB	SO	LOB
3	0	0	0	0	1	1
1	0	1	0	0	0	0
0	1	0	0	0	0	0
0	0	0	0	0	0	0
1	0	1	1	0	0	0
0	0	0	0	0	0	0
5	1	1	1	0	1	2
4	0	0	0	1	2	2
3	2	3	2	1	0	0
4	1	1	3	0	2	3
2	1	0	0	2	1	0
1	0	0	0	1	0	0
1	0	0	0	0	0	2
1	1	1	0	0	0	0
2	0	0	0	1	1	3
0	0	0	0	0	0	0
1	0	0	0	0	0	1
0	0	0	0	0	0	0
0	0	0	0	0	0	0
0	0	0	0	0	0	0
1	1	0	0	1	0	0

AB	R	H	RBI	BB	SO	LOB
30	8	8	7	7	8	14

Inning	1	2	3	4	5	6	7	8	9
R: 3	R: 0	R: 1	R: 0	R: 0	R: 0	R: 0	R: 1	R: 3	R: 0
E: 0	E: 0	E: 0	E: 0	E: 0	E: 0	E: 2	E: 0	E: 0	E: 0
K: 3	K: 1	K: 1	K: 0	K: 0	K: 0	K: 1	K: 1	K: 0	K: 0
S: 11	S: 5	S: 8	S: 3	S: 3	S: 6	S: 7	S: 5	S: 5	S: 5
H: 2	H: 0	H: 1	H: 0	H: 1	H: 0	H: 1	H: 2	H: 2	H: 2
LOB: 0	LOB: 1	LOB: 0	LOB: 1	LOB: 0	LOB: 0	LOB: 2	LOB: 2	LOB: 1	LOB: 1
BB: 1	BB: 1	BB: 0	BB: 1	BB: 0	BB: 0	BB: 1	BB: 1	BB: 2	BB: 2
P: 15	P: 9	P: 8	P: 7	P: 3	P: 10	P: 11	P: 13	P: 13	P: 13

WP	HR	S	P	ERA	WHIP
2	0	0	39		

PITCHER	IP	WLS	BF	H	R	ER	SO	BB	IBB	HBP	BLK	WP	HR	S	P	ERA	WHIP
Claude Osteen, L (1, 1) ERA: 4.97	5.0		21	3	4	4	6	3	0	0	0	1	2	30	42	7.20	1.200
Marty Kutyna, R (6, 1) ERA: 3.97	2.0		12	3	2	2	2	3	0	0	0	0	0	13	25	9.00	3.000
Dave Sisler, R (8, 1) ERA: 4.18	0.1	L	3	1	0	0	0	1	0	0	0	1	0	2	6	0.00	6.000
Joe McClain, R (8, 1) ERA: 3.9	0.2		3	1	2	2	0	0	0	0	0	0	0	3	3	27.00	1.500

Washington Senators @ Los Angeles Angels
 Wrigley Field, Los Angeles, CA
 Wed Sep 27 1961, 9:05 PM CDT
 Att. 1,717 - Unknown - 68 F

livebaseballscores.com



Batter	1	2	3	4	5	6	7	8	9	AB R H RBI BB SO LOB	TOP											
Danny O'Connell, R (1, 5) OBP: 0.364, SLG: 0.335	0-0 E 1B	0-3 K		0-0 FC6-4 1-2f			0-0 2B			4 1 2 0 0 1 2												
Chuck Hinton, R (1, 7) OBP: 0.335, SLG: 0.370	0-0 F9		0-0 5-3		4-0 BB G6-4-3		0-0 F8			3 0 0 0 1 0 2												
Bob Johnson, R (1, 6) OBP: 0.342, SLG: 0.425	0-0 E7 HR 1B		4-0 BB		0-0 G6-4-3 1-2f		0-0 L3 1B			3 1 2 0 1 0 1												
Gene Woodling, L (1, 9) OBP: 0.403, SLG: 0.471 Marty Keough, L (5, 9) OBP: 0.305, SLG: 0.412	0-3 K		0-3 K		0-0 F9		0-0 L3 1-2			3 0 0 0 0 2 2 1 0 0 0 0 0 1												
Dale Long, L (1, 3) OBP: 0.321, SLG: 0.470	0-0 HR		0-0 F9		0-0 F8		0-0 4-3			4 1 1 2 0 0 1												
Ken Retzer, L (1, 2) OBP: 0.420, SLG: 0.522	0-3 K2-3		0-0 S E 1B		0-0 4-3		0-0 F7			4 1 1 0 0 1 0												
Willie Tasby, R (1, 8) OBP: 0.330, SLG: 0.389		4-0 2B BB		4-0 9-5 1-2 BB		0-0 6-3		0-0 6-3		2 0 0 0 2 0 0												
Chuck Cottier, R (1, 4) OBP: 0.300, SLG: 0.318		0-0 2B		0-0 9-5 1-3f 2-H		0-0 P6		0-0 F7		4 0 1 0 0 0 1												
Dick Donovan, L (1, 1) OBP: 0.258, SLG: 0.250 Ed Hobaugh, R (6, 1) OBP: 0.119, SLG: 0.098 Gene Green, R (7, PH) OBP: 0.344, SLG: 0.499 Johnny Klippstein, R (7, 1) OBP: 0.143, SLG: 0.143		0-3 K		0-0 FC6-4 1B		0-0 5-3				2 0 1 0 0 1 1 0 0 0 0 0 0 0 1 0 0 0 0 0 0 0 0 0 0 0 0 0												
Inning Stats	R: 3 E: 1 K: 2 S: 10	H: 3 LOB: 0 BB: 0 P: 10	R: 0 E: 0 K: 2 S: 7	H: 1 LOB: 1 BB: 1 P: 11	R: 0 E: 0 K: 1 S: 5	H: 0 LOB: 1 BB: 1 P: 9	R: 1 E: 0 K: 0 S: 4	H: 2 LOB: 1 BB: 1 P: 8	R: 0 E: 0 K: 0 S: 2	H: 0 LOB: 0 BB: 1 P: 6	R: 0 E: 0 K: 0 S: 3	H: 0 LOB: 0 BB: 0 P: 3	R: 0 E: 0 K: 0 S: 4	H: 1 LOB: 1 BB: 0 P: 4	R: 0 E: 0 K: 0 S: 3	H: 1 LOB: 0 BB: 0 P: 3	R: 0 E: 0 K: 0 S: 3	H: 0 LOB: 0 BB: 0 P: 3	1B: 5 2B: 4 3B: 0 HR: 1	SF: 0 SAC: 0 DP: 3 HBP: 0	WP: 0 PB: 0 SB: 2 CS: 0	PA: 35
PITCHER Eli Grba, R (1, 1) ERA: 4.25	IP 9.0 WLS W BF 35 H 8 R 4 ER 4 SO 5 BB 4 IBB 0 HBP 0 BLK 0 WP 0 HR 1 S 41 P 57 ERA 4.00 WHIP 1.333																					

Washington Senators @ Los Angeles Angels
Wrigley Field, Los Angeles, CA
Thu Sep 28 1961, 9:05 PM CDT
Att: 1,681 - Unknown - 69 F

livebaseballscores.com

AB	31
R	4
H	8
RBI	2
BB	4
SO	5
LOB	11



Batter	1	2	3	4	5	6	7	8	9
Jim Fregosi, R OBP: 0.143, SLG: 0.143 (1, 6)	0-0 5-3		0-0 E6 1B SF9		0-0 SH 2B	0-0 F9		0-0 BB HR 1B	
Albie Pearson, L OBP: 0.419, SLG: 0.399 (1, 9)	4-0 3B BB		0-0 F9		0-0 1-3	0-0 1-2 2-H 1B		4-0 1-2 HR BB	
Lee Thomas, L OBP: 0.358, SLG: 0.501 (1, 3)	0-0 2B 3B		0-0 CS 1B		0-0 F5	0-0 L8		0-3 K	
Leon Wagner, L OBP: 0.339, SLG: 0.491 (1, 7)	0-0 2B		0-0 SF9		0-0 HR 2B		0-0 4-3	0-0 1-H 2-H 3-H HR	
Ken Hunt, R OBP: 0.323, SLG: 0.485 (1, 8)	0-0 P6		0-0 CS 1-2	0-0 G5-4-3 1B	0-0 HR		0-3 K	4-0 BB	
Buck Rodgers, S OBP: 0.311, SLG: 0.341 (1, 2)	0-0 P4			0-0 G5-4-3 1-2f	0-0 4-3		0-3 K	0-0 F7	
Tom Satriano, L OBP: 0.276, SLG: 0.307 (1, 5)		0-0 4-3		4-0 BB		0-0 SH2-4 1B		0-3 K	
Rocky Bridges, R OBP: 0.322, SLG: 0.297 (1, 4)		0-0 P4		0-0 F7		0-0 SH2-4		0-0 HBP 1B	
Eli Grba, R OBP: 0.306, SLG: 0.375 (1, 1)		0-0 5-3			0-0 SH 2B 1B	4-0 1B BB		1-0 1B HR HBP	

Inning Stats	R: 2	H: 2	E: 0	K: 0	S: 5	LOB: 1	BB: 1	P: 9	R: 0	H: 0	E: 0	K: 0	S: 3	LOB: 0	BB: 0	P: 3	R: 1	H: 1	E: 1	K: 0	S: 4	LOB: 0	BB: 0	P: 4	R: 0	H: 1	E: 0	K: 0	S: 3	LOB: 1	BB: 1	P: 7	R: 4	H: 3	E: 1	K: 0	S: 7	LOB: 0	BB: 0	P: 7	R: 1	H: 2	E: 0	K: 2	S: 5	LOB: 2	BB: 1	P: 9	R: 0	H: 0	E: 0	K: 2	S: 7	LOB: 0	BB: 0	P: 7	R: 5	H: 3	E: 0	K: 2	S: 10	LOB: 1	BB: 2	P: 19
--------------	------	------	------	------	------	--------	-------	------	------	------	------	------	------	--------	-------	------	------	------	------	------	------	--------	-------	------	------	------	------	------	------	--------	-------	------	------	------	------	------	------	--------	-------	------	------	------	------	------	------	--------	-------	------	------	------	------	------	------	--------	-------	------	------	------	------	------	-------	--------	-------	-------

PITCHER	IP	WLS	BF	H	R	ER	SO	BB	IBB	HBP	BLK	WP	HR	S	P	ERA	WHIP
Dick Donovan, R ERA: 2.4 (1, 1)	5.2	L	29	9	8	3	0	3	0	0	0	0	1	26	38	4.76	2.118
Ed Hobaugh, R ERA: 4.49 (6, 1)	0.1		1	0	0	0	0	0	0	0	0	0	0	1	1	0.00	0.000
Johnny Klippstein, R ERA: 6.66 (7, 1)	2.0		12	3	5	5	4	2	0	1	0	0	1	17	26	22.50	2.500

BOTTOM


Washington Senators @ Los Angeles Angels
Wrigley Field, Los Angeles, CA

Thu Sep 28 1961, 9:05 PM CDT
Att. 1,681 - Unknown - 69 F

AB	R	H	RBI	BB	SO	LOB
4	3	1	1	0	0	2
3	2	1	1	2	0	3
5	1	2	1	0	1	7
4	2	3	8	0	0	0
4	1	2	2	1	1	1
5	0	0	0	0	1	3
3	1	1	0	1	1	0
3	1	1	0	0	0	1
2	2	1	0	1	0	0

AB	33
R	13
H	12
RBI	13
BB	5
SO	4
LOB	17

WP: 0 PA: 43
PB: 0
SB: 0
CS: 1



Batter	1	2	3	4	5	6	7	8	9	AB R H RBI BB SO LOB	TOP
Danny O'Connell, R OBP: 0.363, SLG: 0.334 (1, 5) X	0-0 6-3 ①		0-3 K ③			X 0-0 1-3 ①		X 0-0 1B ①		4 0 1 0 0 1 0	
Marty Keough, L OBP: 0.307, SLG: 0.411 (1, 8) SSS	0-3 K ②			4-0 F8 1B BLK BB		X 0-0 S E SF8 1B		X 0-3 K ②		3 2 1 0 1 2 1	
Chuck Hinton, R OBP: 0.337, SLG: 0.375 (1, 7) X	0-0 2B			X 0-0 BLK 1B 1-2		X 0-0 E5 SF8 S 1-2		X 0-0 G3 ③		4 0 2 0 0 0 2	
Gene Green, R OBP: 0.341, SLG: 0.494 (1, 9) X	0-0 P5 ③			X 0-0 F8 ①		X 0-0 SF8 ②		X 0-0 4-3 ①		3 0 0 1 0 0 3	
Bob Johnson, R OBP: 0.340, SLG: 0.422 (1, 6)		0-3 K ①		X 0-0 P4 ②		X 0-3 K ③		X 0-0 G4-6-3 1B		4 0 1 0 0 2 2	
Dale Long, L OBP: 0.318, SLG: 0.465 (1, 3)		0-0 F8 ②		X 0-0 F9 ③			X 0-3 K ①	X 0-0 G4-6-3 ② ③		4 0 0 0 0 1 2	
Chuck Cottier, R OBP: 0.300, SLG: 0.318 (1, 4)		0-0 5-3 ③			X 0-0 P5 ①		X 0-0 G5-4-3 1B			3 0 1 0 0 0 0	
Pete Daley, R OBP: 0.244, SLG: 0.266 (1, 2)			X 0-0 F8 ①		X 0-0 5-3 ②		X 0-0 G5-4-3 ② ③			3 0 0 0 0 0 1	
Pete Burnside, R OBP: 0.086, SLG: 0.059 (1, 1)			X 0-0 1-3 ②		X 0-0 4-3 ③		X 0-0 1-3 ①			3 0 0 0 0 0 0	
Inning Stats	R: 0 E: 0 K: 1 S: 6 H: 1 LOB: 1 BB: 0 P: 6	R: 0 E: 0 K: 1 S: 5 H: 0 LOB: 0 BB: 0 P: 5	R: 0 E: 0 K: 1 S: 5 H: 0 LOB: 0 BB: 0 P: 5	R: 1 E: 0 K: 0 S: 4 H: 1 LOB: 1 BB: 1 P: 8	R: 0 E: 0 K: 0 S: 3 H: 0 LOB: 0 BB: 0 P: 3	R: 1 E: 1 K: 1 S: 7 H: 1 LOB: 1 BB: 0 P: 7	R: 0 E: 0 K: 1 S: 5 H: 1 LOB: 0 BB: 0 P: 5	R: 0 E: 0 K: 1 S: 6 H: 1 LOB: 1 BB: 0 P: 6	R: 0 E: 0 K: 0 S: 3 H: 1 LOB: 0 BB: 0 P: 3	1B: 5 2B: 1 3B: 0 HR: 0 SF: 1 SAC: 0 DP: 2 HBP: 0	WP: 0 PB: 0 SB: 2 CS: 0 PA: 33
PITCHER Jim Archer, L ERA: 3.23 (1, 1)	IP 9.0 WLS L BF 33 H 6 R 2 ER 1 SO 6 BB 1 IBB 0 HBP 0 BLK 1 WP 0 HR 0 S 44 P 48 ERA 1.00 WHIP 0.778										
PITCHER	IP WLS BF H R ER SO BB IBB HBP BLK WP HR S P ERA WHIP										

Washington Senators @ Kansas City Athletics
Municipal Stadium, Kansas City, MO
Fri Sep 29 1961, 8:05 PM EDT
Att. 4,393 - Unknown

livebaseballscorecards.com

AB	31
R	2
H	6
RBI	1
BB	1
SO	6
LOB	11



Batter	1	2	3	4	5	6	7	8	9	AB R H RBI BB SO LOB
Dick Howser, R OBP: 0.377, SLG: 0.361 (1, 6) x	0-0 F7 ①			x 0-0 F8 ①		x 0-0 P3 ②		x 0-0	x 0-0 1B	4 0 1 0 0 0 0
Bobby Del Greco, R OBP: 0.325, SLG: 0.358 (1, 8) x	0-0 F9 ②			x 0-0 F7 ②		x 0-0 P4 ③		0-3 K ②	4 0 0 0 0 1 1	
Jerry Lumpe, L OBP: 0.346, SLG: 0.384 (1, 4) x	0-0 4-3 ③			x 0-0 1-3 ③			x 0-0 F9 ①	x 0-0 F7 ③	4 0 0 0 0 0 1	
Norm Siebern, L OBP: 0.386, SLG: 0.479 (1, 3)		x 0-0 P6 ①			B 4-0 1B BB		x 0-0 F2 ②		2 0 0 0 1 0 0	
Deron Johnson, R OBP: 0.247, SLG: 0.349 (1, 5)		0-3 K ②			0-3 K ①		x 0-0 F8 ③		3 0 0 0 0 2 1	
Leo Posada, R OBP: 0.321, SLG: 0.367 (1, 7)		x 0-0 F7 ③			0-3 K ②			x 0-0 F7 ①	3 0 0 0 0 1 1	
Frank Cipriani, R OBP: 0.257, SLG: 0.212 (1, 9)			x 0-0 5-3 ①		x 0-0 1-2 1B			x 0-0 6-3 ②	3 0 1 0 0 0 0	
Haywood Sullivan, R OBP: 0.334, SLG: 0.360 (1, 2)			x 0-0 F7 ②		x 0-0 F8 ③			x 0-0 6-3 ③	3 0 0 0 0 0 2	
Jim Archer, R OBP: 0.091, SLG: 0.079 (1, 1)			x 0-0 1-3 ③			x 0-0 F8 ①			x 0-0 1-3 ①	2 0 0 0 0 0 0
Joe Pignatano, R OBP: 0.347, SLG: 0.358 (9, PH)										1 0 0 0 0 0 0

Inning Stats	R: 0	H: 0	E: 0	LOB: 0	K: 0	BB: 0	S: 3	P: 3	R: 0	H: 0	E: 0	LOB: 0	K: 1	BB: 0	S: 5	P: 5	R: 0	H: 0	E: 0	LOB: 0	K: 0	BB: 0	S: 3	P: 3	R: 0	H: 1	E: 0	LOB: 2	K: 2	BB: 1	S: 8	P: 12	R: 0	H: 0	E: 0	LOB: 0	K: 0	BB: 0	S: 3	P: 3	R: 0	H: 0	E: 0	LOB: 0	K: 0	BB: 0	S: 3	P: 3	R: 0	H: 0	E: 0	LOB: 0	K: 0	BB: 0	S: 3	P: 3	R: 0	H: 1	E: 0	LOB: 1	K: 1	BB: 0	S: 6	P: 6	1B: 2	SF: 0	2B: 0	SAC: 0	3B: 0	DP: 0	HR: 0	HBP: 0	WP: 0	PA: 30
PITCHER Pete Burnside, L ERA: 4.53 (1, 1)	IP	WLS	BF	H	R	ER	SO	BB	IBB	HBP	BLK	WP	HR	S	P	ERA	WHIP	IP	WLS	BF	H	R	ER	SO	BB	IBB	HBP	BLK	WP	HR	S	P	ERA	WHIP																																								

BOTTOM

Washington Senators @ Kansas City Athletics
Municipal Stadium, Kansas City, MO
Fri Sep 29 1961, 8:05 PM EDT
Att. 4,393 - Unknown

livebaseballscorecards.com

AB	29
R	0
H	2
RBI	0
BB	1
SO	4
LOB	6



Batter	1	2	3	4	5	6	7	8	9	AB R H RBI BB SO LOB	TOP											
Danny O'Connell, R (1, 5) OBP: 0.362, SLG: 0.333	0-0 4-3		0-0 FC1-2 1B	0-3 K		0-0 5-3		0-0 F2		5 0 1 0 0 1 2												
Marty Keough, L (1, 8) OBP: 0.308, SLG: 0.412	0-0 3B 2B		1-0 FC1-2 2B HBP	0-0 FC6		0-0 4-3		0-0 P4		4 2 1 0 0 0 2												
Chuck Hinton, R (1, 7) OBP: 0.338, SLG: 0.384	0-0 2-H SF8 3B		0-3 K		0-0 F7	0-0 2B		0-3 K		5 1 2 1 0 2 2												
Gene Green, R (1, 9) OBP: 0.342, SLG: 0.492	4-0 BB BB BB		0-0 FC1-2 2B		0-0 FC4-6 1B E	0-0 1-3		0-3 K		4 2 1 0 1 1 3												
Bob Johnson, R (1, 6) OBP: 0.343, SLG: 0.430	0-0 SF8		0-0 2B		0-0 FC4-6 1B		0-3 K			3 0 2 3 0 1 0												
Dale Long, L (1, 3) OBP: 0.315, SLG: 0.460	0-0 3-H G3		0-0 3-1		0-0 FC4-6 E		0-3 K			4 0 0 0 0 1 4												
Ken Retzer, L (1, 2) OBP: 0.407, SLG: 0.500		0-0 F9		0-0 FC1-6 1B	0-0 E4		0-0 P6			4 0 1 0 0 0 1												
Chuck Cottier, R (1, 4) OBP: 0.300, SLG: 0.318		0-0 F3		0-0 FC1-6 1B	0-0 E6		0-0 F8			4 0 1 0 0 0 2												
Bennie Daniels, L (1, 1) OBP: 0.235, SLG: 0.276		0-0 F8		0-0 FC1-6 FC6	0-3 K		0-3 K			4 0 0 0 0 2 5												
Inning Stats	R: 2 E: 0 K: 0 S: 5	H: 2 LOB: 1 BB: 1 P: 9	R: 0 E: 0 K: 0 S: 3	H: 0 LOB: 0 BB: 0 P: 3	R: 2 E: 0 K: 1 S: 7	H: 2 LOB: 1 BB: 0 P: 8	R: 0 E: 0 K: 1 S: 7	H: 2 LOB: 2 BB: 0 P: 7	R: 1 E: 2 K: 1 S: 9	H: 2 LOB: 3 BB: 0 P: 9	R: 0 E: 0 K: 0 S: 4	H: 1 LOB: 1 BB: 0 P: 4	R: 0 E: 0 K: 2 S: 7	H: 0 LOB: 0 BB: 0 P: 7	R: 0 E: 0 K: 1 S: 5	H: 0 LOB: 0 BB: 0 P: 5	R: 0 E: 0 K: 2 S: 7	H: 0 LOB: 0 BB: 0 P: 7	1B: 5 2B: 3 3B: 1 HR: 0	SF: 1 SAC: 0 DP: 0 HBP: 1	WP: 0 PB: 0 SB: 2 CS: 0	PA: 40
PITCHER	IP WLS BF H R ER SO BB IBB HBP BLK WP HR S P ERA WHIP																					
Bob Shaw, R (1, 1) ERA: 4.14	3.0 L 15 4 4 4 1 1 0 1 0 0 0 0 15 20 12.00 1.667																					
Ed Rakow, R (4, 1) ERA: 4.84	3.0 16 5 1 0 2 0 0 0 0 0 0 0 20 20 0.00 1.667																					
Joe Nuxhall, L (7, 1) ERA: 5.34	3.0 9 0 0 0 5 0 0 0 0 0 0 0 19 19 0.00 0.000																					

Washington Senators @ Kansas City Athletics
Municipal Stadium, Kansas City, MO
Sat Sep 30 1961, 4:33 AM EDT
Att. 1,231 - Unknown - 47 F

livebaseballscorecards.com

AB	37
R	5
H	9
RBI	4
BB	1
SO	8
LOB	21



Batter	1	2	3	4	5	6	7	8	9	AB R H RBI BB SO LOB
Dick Howser, R (1, 6) OBP: 0.378, SLG: 0.361	0-0 G4-6-3 1B		0-0 6-3		4-0 1B 2B BB		0-0 6-3		0-0 SH3-4 1-2	3 1 1 0 1 0 0
Jay Hankins, L (1, 7) OBP: 0.225, SLG: 0.272	0-0 G4-6-3 1-2f			0-0 4-3 3B	0-0 1-3 2B 1B		0-0 4-3		0-0 L6 2-3	5 1 2 0 0 0 2
Jerry Lumpe, L (1, 4) OBP: 0.346, SLG: 0.385	0-0 3-1			0-0 4-3	0-0 1-3 2B		0-0 E3			4 0 1 2 0 0 0
Norm Siebern, L (1, 3) OBP: 0.385, SLG: 0.477		0-0 4-3		0-0 4-1 BB BB	4-0 4-0 BB		0-0 P5			3 0 0 0 1 0 1
Jim Rivera, L (1, 9) OBP: 0.352, SLG: 0.340		0-3 K		4-0 1B 1B BB	0-0 G3			0-0 3-1		3 1 0 0 1 1 3
Deron Johnson, R (1, 5) OBP: 0.250, SLG: 0.349		0-0 1-3		0-0 1-H 1B		0-0 6-3		4-0 BB		3 0 1 1 1 0 0
Bobby Del Greco, R (1, 8) OBP: 0.324, SLG: 0.354			4-0 1B G4-6-3 BB	0-0 4-3		0-0 3-1		0-0 F9		3 1 0 0 1 0 2
Haywood Sullivan, R (1, 2) OBP: 0.336, SLG: 0.360			0-0 G4-6-3 1-3 1B		0-0 6-3	4-0 WP BB		0-0 F8		3 0 1 0 1 0 1
Bob Shaw, R (1, 1) OBP: 0.184, SLG: 0.151			0-0 G4-6-3		0-3 K	0-3 K			0-0 L6 SH3-4 1B	0 0 0 0 0 0 0
Billy Bryan, L (3, PH) OBP: 0.238, SLG: 0.316			1-2f							1 0 0 0 0 0 1
Ed Rakow, S (4, 1) OBP: 0.129, SLG: 0.103										1 0 0 0 0 1 0
Joe Nuxhall, L (6, PH) OBP: 0.352, SLG: 0.446										2 0 1 0 0 1 1

Inning Stats	R: 0 E: 0 K: 0 S: 3	H: 1 LOB: 0 BB: 0 P: 3	R: 0 E: 0 K: 1 S: 5	H: 0 LOB: 0 BB: 0 P: 5	R: 1 E: 0 K: 0 S: 3	H: 1 LOB: 0 BB: 1 P: 7	R: 2 E: 0 K: 0 S: 5	H: 2 LOB: 1 BB: 1 P: 9	R: 1 E: 0 K: 1 S: 7	H: 2 LOB: 3 BB: 2 P: 15	R: 0 E: 0 K: 1 S: 5	H: 0 LOB: 1 BB: 1 P: 9	R: 0 E: 1 K: 0 S: 4	H: 0 LOB: 1 BB: 0 P: 4	R: 0 E: 0 K: 0 S: 3	H: 0 LOB: 1 BB: 1 P: 7	R: 0 E: 0 K: 0 S: 3	H: 1 LOB: 0 BB: 0 P: 3	1B: 5 2B: 2 3B: 1 HR: 0	SF: 0 SAC: 1 DP: 3 HBP: 0	WP: 1 PB: 0 SB: 0 CS: 0	PA: 38
--------------	------------------------------	---------------------------------	------------------------------	---------------------------------	------------------------------	---------------------------------	------------------------------	---------------------------------	------------------------------	----------------------------------	------------------------------	---------------------------------	------------------------------	---------------------------------	------------------------------	---------------------------------	------------------------------	---------------------------------	----------------------------------	------------------------------------	----------------------------------	--------

PITCHER	IP	WLS	BF	H	R	ER	SO	BB	IBB	HBP	BLK	WP	HR	S	P	ERA	WHIP	PITCHER	IP	WLS	BF	H	R	ER	SO	BB	IBB	HBP	BLK	WP	HR	S	P	ERA	WHIP	
Bennie Daniels, R (1, 1) ERA: 3.44	9.0	W	38	7	4	4	3	6	0	0	0	1	0	38	62	4.00	1.444																			

BOTTOM

Washington Senators @ Kansas City Athletics
Municipal Stadium, Kansas City, MO

Sat Sep 30 1961, 4:33 AM EDT
Att. 1,231 - Unknown - 47 F

AB	31
R	4
H	7
RBI	3
BB	6
SO	3
LOB	11



Batter	1	2	3	4	5	6	7	8	9	AB R H RBI BB SO LOB	TOP
Danny O'Connell, R (1, 5) OBP: 0.361, SLG: 0.331	0-0 1-3		4-0 8-4-5 1B BB		0-0 L7		0-0 SH3		0-0 E6	3 0 0 0 1 0 0	
Marty Keough, L (1, 8) OBP: 0.307, SLG: 0.410	0-0 G3		0-0 1-2 1B			0-0 F7	0-0 SF7		0-3 K	4 0 1 1 0 1 1	
Chuck Hinton, R (1, 7) OBP: 0.337, SLG: 0.381	0-3 K		0-0 8-4-5 2-3f			4-0 BB BB BB	0-3 K			3 0 0 0 1 2 4	
Gene Green, R (1, 9) OBP: 0.341, SLG: 0.489		0-0 1B E 1B		0-3 K		0-0 F9		0-0 F9		4 1 1 0 0 1 1	
Bob Johnson, R (1, 6) OBP: 0.350, SLG: 0.442		0-0 L8		0-0 2B		4-0 BB 1-2 BB		0-0 2B		3 0 2 0 1 0 1	
Dale Long, L (1, 3) OBP: 0.317, SLG: 0.459		0-0 FC4-6 1B		0-0 P6		4-0 BB 1-2 2-3 BB		0-0 L4		3 0 1 0 1 0 2	
Ken Retzer, L (1, 2) OBP: 0.386, SLG: 0.472		0-0 FC4-6		0-0 P6		0-0 F9		0-0 6-3		3 0 0 0 0 0 5	
Harry Bright, R (8, PH) OBP: 0.310, SLG: 0.339		1-2f 2-H								1 0 0 0 0 0 1	
Pete Daley, R (8, 2) OBP: 0.244, SLG: 0.266										0 0 0 0 0 0 0	
Chuck Cottier, R (1, 4) OBP: 0.299, SLG: 0.317		0-0 F3			0-0 F7		0-0 SH3 BB SF7 1B		0-0 F8	4 1 1 0 0 0 1	
Claude Osteen, L (1, 1) OBP: 0.143, SLG: 0.143			0-3 K		0-0 5-3		4-0 SH3 1-2 BB		0-0 P5	2 0 0 0 0 1 0	
Jim King, L (7, PH) OBP: 0.365, SLG: 0.449										0 0 0 0 1 0 0	
Tom Cheney, R (7, PR) OBP: 0.500, SLG: 0.625										0 0 0 0 0 0 0	
Joe McClain, R (7, 1) OBP: 0.214, SLG: 0.265										0 0 0 0 0 0 0	
Coot Veal, R (9, PH) OBP: 0.273, SLG: 0.248										1 0 0 0 0 0 0	
Inning Stats	R: 0 H: 0 E: 0 LOB: 0 K: 1 BB: 0 S: 5 P: 5	R: 1 H: 2 E: 1 LOB: 1 K: 0 BB: 0 S: 5 P: 5	R: 0 H: 1 E: 0 LOB: 1 K: 1 BB: 1 S: 5 P: 9	R: 0 H: 1 E: 0 LOB: 1 K: 1 BB: 0 S: 6 P: 6	R: 0 H: 0 E: 0 LOB: 0 K: 0 BB: 0 S: 3 P: 3	R: 0 H: 0 E: 0 LOB: 3 K: 0 BB: 3 S: 3 P: 15	R: 1 H: 1 E: 0 LOB: 2 K: 1 BB: 1 S: 6 P: 10	R: 0 H: 1 E: 0 LOB: 1 K: 0 BB: 0 S: 4 P: 4	R: 0 H: 0 E: 1 LOB: 1 K: 1 BB: 0 S: 6 P: 6	1B: 4 SF: 1 2B: 3 SAC: 1 3B: 0 DP: 1 HR: 0 HBP: 0	WP: 0 PA: 38 PB: 0 SB: 0 CS: 0
PITCHER	IP WLS BF H R ER SO BB IBB HBP BLK WP HR S P ERA WHIP										
Norm Bass, R (1, 1) ERA: 4.69	7.1 W 32 6 2 1 4 5 0 0 0 0 0 0 35 55 1.23 1.500										
Jim Archer, L (8, 1) ERA: 3.2	1.2 S 6 0 0 0 1 0 0 0 0 0 0 0 8 8 0.00 0.000										

Washington Senators @ Kansas City Athletics
Municipal Stadium, Kansas City, MO
Sun Oct 01 1961, 4:33 AM EDT
Att. 3,194 - Unknown

livebaseballscorecards.com

AB 31
R 2
H 6
RBI 1
BB 5
SO 5
LOB 16



Batter	1	2	3	4	5	6	7	8	9
Dick Howser, R OBP: 0.377, SLG: 0.360 (1, 6)	0-0 F9 ①		0-0 BLK 1B		0-0 F7 ②		0-0 5-3 ③		
Bobby Del Greco, R OBP: 0.326, SLG: 0.359 (1, 8)	0-0 HR 1B		0-3 K ① 1-2		0-0 F9 ③			0-0 4-3 2B	
Jerry Lumpe, L OBP: 0.348, SLG: 0.392 (1, 4)	0-0 1-H HR		0-0 FC6-4 1B 2-H		1-0 1B HBP			0-0 4-3 ① 2-3	
Norm Siebern, L OBP: 0.383, SLG: 0.473 (1, 3)	0-0 5-3 ②		0-3 K ②		0-0 P6 ①			0-3 K ②	
Deron Johnson, R OBP: 0.247, SLG: 0.344 (1, 5)	0-0 F9 ③		0-0 FC6-4 ③ 1-2f		0-3 K ②			0-3 K ③	
Leo Posada, R OBP: 0.321, SLG: 0.366 Jay Hankins, L OBP: 0.225, SLG: 0.272 (1, 7) (8, 7)		0-3 K ①		0-0 F9 ①		0-0 1B ③			
Frank Cipriani, R OBP: 0.289, SLG: 0.250 (1, 9)		0-0 1B		0-0 F8 ②		0-0 1B			
Haywood Sullivan, R OBP: 0.333, SLG: 0.356 (1, 2)		0-0 F3 ②		0-0 F9 ③			0-0 F9 ①		
Norm Bass, R OBP: 0.133, SLG: 0.169 Jim Archer, R OBP: 0.091, SLG: 0.079 (1, 1) (8, 1)		0-0 F8 ③		0-3 K ①			0-3 K ②		

Inning Stats	R: 2	H: 2	E: 0	K: 0	S: 5	LOB: 0	BB: 0	P: 5
	R: 0	H: 1	E: 0	K: 1	S: 6	LOB: 1	BB: 0	P: 6
	R: 1	H: 2	E: 0	K: 2	S: 9	LOB: 1	BB: 0	P: 9
	R: 0	H: 0	E: 0	K: 0	S: 3	LOB: 0	BB: 0	P: 3
	R: 0	H: 0	E: 0	K: 1	S: 5	LOB: 0	BB: 0	P: 5
	R: 0	H: 1	E: 0	K: 1	S: 5	LOB: 2	BB: 0	P: 6
	R: 0	H: 1	E: 0	K: 1	S: 6	LOB: 1	BB: 0	P: 8
	R: 0	H: 1	E: 0	K: 2	S: 8	LOB: 1	BB: 0	P: 8

PITCHER	IP	WLS	BF	H	R	ER	SO	BB	IBB	HBP	BLK	WP	HR	S	P	ERA	WHIP
Claude Osteen, L ERA: 4.82 (1, 1)	6.0	L	24	6	3	3	5	0	0	1	1	0	1	33	34	4.50	1.000
Joe McClain, R ERA: 3.86 (7, 1)	2.0		8	2	0	0	3	0	0	0	0	0	0	14	14	0.00	1.000


AB	R	H	RBI	BB	SO	LOB
4	1	1	0	0	0	1
4	1	2	0	0	1	1
3	1	2	3	0	0	1
4	0	0	0	0	2	3
4	0	0	0	0	2	3
3	0	1	0	0	1	0
0	0	0	0	0	0	0
3	0	2	0	0	0	0
3	0	0	0	0	0	2
3	0	0	0	0	2	2
0	0	0	0	0	0	0

BOTTOM

Washington Senators @ Kansas City Athletics
Municipal Stadium, Kansas City, MO

Sun Oct 01 1961, 4:33 AM EDT
Att. 3,194 - Unknown

AB 31
R 3
H 8
RBI 3
BB 0
SO 8
LOB 13



WP: 0 PA: 32
PB: 0
SB: 0
CS: 0

WP	HR	S	P	ERA	WHIP
0	0	0	0	0.00	1.000