

# Washington Senators - 1961

Batter	1	2	3	4	5	6	7	8	9	AB	R	H	RBI	BB	SO	LOB	TOP					
Luis Aparicio, R OBP: 0.750, SLG: 1.000	4-0 L6-4 3-1 BB		0-0 CS 2B		0-0 1-2 1B		0-0 F8			3	0	2	1	1	0	1						
Nellie Fox, L (1,4)	0-0 3-1 1-2		0-0 L8 2-3		0-0 F7			0-0 1-3		4	0	0	0	0	0	4						
Minnie Minoso, R (1,7)	0-0 L6-4 2-3			0-0 F8		0-0 P5		1-0 SF7 HBP		3	1	0	0	0	0	1						
Roy Sievers, R OBP: 0.500, SLG: 2.000		0-0 HR		4-0 3-4-3 BB		0-0 5-3		0-0 SF7 1-H		2	1	1	2	1	0	0						
J.C. Martin, L (1,5)		0-0 1-3		0-0 3-4-3 1-2		0-0 L8		0-0 F9		4	0	0	0	0	0	1						
Al Smith, R OBP: 0.250, SLG: 0.500		0-0 CS 2B		0-3 K			0-0 P4		0-0 F8	4	0	1	0	0	1	1						
Jim Landis, R OBP: 0.250, SLG: 0.750		0-0 F8 2-3			0-0 5-3		0-0 E 3B		0-3 K	4	1	1	0	0	1	1						
Sherm Lollar, R (1,2)			0-0 6-3		0-0 E8 FC6-5		0-3 K		0-0 5-3	4	0	0	0	0	1	1						
Early Wynn, S (1,1)			0-0		0-0 FC6-5 1B		0-0 E3 3-H			0	0	0	0	0	0	0						
Floyd Robinson, L OBP: 1.000, SLG: 2.000 (3, PH)			0-0 2B							1	1	1	0	0	0	0						
Russ Kemmerer, R (3, 1)										1	0	0	0	0	0	1						
Earl Torgeson, L (7, PH)										1	0	0	0	0	0	0						
Frank Baumann, L (7, 1)										0	0	0	0	0	0	0						
<b>Inning Stats</b>	R: 0 E: 0 K: 0 S: 2	H: 0 LOB: 0 BB: 1 P: 6	R: 1 E: 0 K: 0 S: 4	H: 2 LOB: 0 BB: 0 P: 4	R: 1 E: 0 K: 0 S: 4	H: 2 LOB: 0 BB: 0 P: 4	R: 0 E: 0 K: 1 S: 5	H: 0 LOB: 1 BB: 1 P: 9	R: 0 E: 1 K: 0 S: 5	H: 1 LOB: 2 BB: 0 P: 5	R: 0 E: 0 K: 0 S: 3	H: 0 LOB: 0 BB: 0 P: 3	R: 1 E: 1 K: 1 S: 7	H: 1 LOB: 1 BB: 0 P: 7	R: 1 E: 0 K: 0 S: 3	H: 0 LOB: 0 BB: 0 P: 4	R: 0 E: 0 K: 1 S: 5	H: 0 LOB: 0 BB: 0 P: 5	1B: 1 2B: 4 3B: 1 HR: 1	SF: 1 SAC: 0 DP: 1 HBP: 1	WP: 0 PB: 0 SB: 1 CS: 2	PA: 35
<b>PITCHER</b> Dick Donovan, R ERA: 2.0	IP: 9.0 WLS: L BF: 35 H: 6 R: 4 ER: 2 SO: 3	BB: 2 IBB: 0 HBP: 1 BLK: 0	WP: 0 HR: 1 S: 38 P: 47	ERA: 2.00 WHIP: 0.889																		

Chicago White Sox @ Washington Senators  
Griffith Stadium, Washington, DC  
Mon Apr 10 1961, 3:33 AM EST  
Att: 26,725 - Overcast - 50 F

livebaseballscorecards.com

AB 31  
R 4  
H 6  
RBI 3  
BB 2  
SO 3  
LOB 11



Batter	1	2	3	4	5	6	7	8	9	AB	R	H	RBI	BB	SO	LOB	BOTTOM					
Coot Veal, R OBP: 0.500, SLG: 0.500	0-0 1B 3B	0-0 FC6-4 1B			0-0 5-3		0-0 F7			4	1	2	0	0	0	0						
Billy Klaus, L (1,5)	0-0 P5	0-0 SF8			0-0 6-3		0-3 K			3	0	0	1	0	1	1						
Marty Keough, L OBP: 0.750, SLG: 0.750	0-0 1B 3B	0-0 FC6-4 1-2			0-0 FC6 1B		0-0 F8 1B			4	1	3	0	0	0	2						
Dale Long, L (1,3)	0-3 K		0-0 4-3		0-0 FC6 1-2		0-0 F8 1-2			4	0	0	0	0	1	4						
Gene Woodling, L OBP: 0.250, SLG: 0.750	0-0 1-H 2-H 3B		0-0 4-3		0-0 F7		0-0 F8			4	0	1	2	0	0	0						
Willie Tasby, R OBP: 0.250, SLG: 0.500	0-0 F2		0-0 5-3		0-0 2B			0-3 K		4	0	1	0	0	1	1						
Danny O'Connell, R OBP: 0.500, SLG: 0.500 (9, PR)		0-0 FC6-4 1B		0-0 F7		0-0 P3		0-0 5-3 1B		4	0	2	0	0	0	1						
Pete Daley, R R C Stevens, R (9, PH)		0-0 FC6-4 1B BB SF8		0-0 6-3		0-0 6-3		0-0 5-3		3	1	0	0	0	0	2						
Dick Donovan, L Harry Bright, R (9, PH)		4-0 SF8 1B BB		0-3 K2-3		0-0 5-3		0-0 2-3		2	0	0	0	1	1	0						
<b>Inning Stats</b>	R: 2 E: 0 K: 1 S: 8	H: 3 LOB: 1 BB: 0 P: 8	R: 1 E: 0 K: 0 S: 5	H: 2 LOB: 2 BB: 1 P: 9	R: 0 E: 0 K: 0 S: 3	H: 0 LOB: 0 BB: 0 P: 3	R: 0 E: 0 K: 1 S: 5	H: 0 LOB: 0 BB: 0 P: 5	R: 0 E: 0 K: 0 S: 4	H: 1 LOB: 1 BB: 0 P: 4	R: 0 E: 0 K: 0 S: 5	H: 0 LOB: 0 BB: 0 P: 5	R: 0 E: 0 K: 1 S: 5	H: 0 LOB: 0 BB: 0 P: 5	R: 0 E: 0 K: 0 S: 3	H: 1 LOB: 2 BB: 0 P: 3	R: 0 E: 0 K: 1 S: 6	H: 1 LOB: 2 BB: 0 P: 6	1B: 7 2B: 1 3B: 1 HR: 0	SF: 1 SAC: 0 DP: 0 HBP: 0	WP: 0 PB: 0 SB: 0 CS: 0	PA: 36
<b>PITCHER</b> Early Wynn, R ERA: 13.5 Russ Kemmerer, R Frank Baumann, L ERA:	IP: 2.0 WLS: 13.5 BF: 14 H: 2 R: 0 ER: 0 SO: 1	BB: 1 IBB: 0 HBP: 0 BLK: 0	WP: 0 HR: 0 S: 16 P: 16	ERA: 0.00 WHIP: 0.500																		

Chicago White Sox @ Washington Senators  
Griffith Stadium, Washington, DC  
Mon Apr 10 1961, 3:33 AM EST  
Att: 26,725 - Overcast - 50 F

livebaseballscorecards.com

AB 34  
R 3  
H 9  
RBI 3  
BB 1  
SO 4  
LOB 14





Batter	1	2	3	4	5	6	7	8	9	AB	R	H	RBI	BB	SO	LOB	TOP					
Johnny Temple, R OBP: 0.222, SLG: 0.222 (1,4)	5-3			P6		5-3		1B		4	0	1	1	0	0	0	<b>Cleveland Indians @ Washington Senators</b> Griffith Stadium, Washington, DC Fri Apr 14 1961, 6:05 PM EST Att: 10,126 - Unknown					
Tito Francona, L OBP: 0.100, SLG: 0.100 (1,7)	L1			F8		L7		F8		4	0	0	0	0	0	1						
Jim Piersall, R OBP: 0.600, SLG: 0.900 (1,8)	F9			1-3						4	0	2	0	0	0	0						
Willie Kirkland, L OBP: 0.500, SLG: 0.750 (1,9)										4	0	1	0	0	0	3						
Woodie Held, R OBP: 0.300, SLG: 0.125 (1,6)										4	0	0	0	0	2	2						
Vic Power, R OBP: 0.556, SLG: 0.778 (1,3)										4	0	1	0	0	0	1						
Bubba Phillips, R OBP: 0.444, SLG: 0.875 (1,5)										4	1	1	0	0	0	2						
John Romano, R OBP: 0.500, SLG: 0.571 (1,2)										3	1	1	0	0	0	2						
Gary Bell, R (1,1)										2	0	0	0	0	0	0						
Bob Allen, L (7,1)										0	0	0	0	0	0	0						
Bob Hale, L (8, PH)										0	0	0	1	0	0	0						
Frank Funk, R (8,1)										0	0	0	0	0	0	0						
<b>Inning Stats</b>	R: 0 E: 0 K: 0 S: 3	H: 0 LOB: 0 BB: 0 P: 3	R: 0 E: 0 K: 1 S: 5	H: 0 LOB: 0 BB: 0 P: 5	R: 0 E: 0 K: 0 S: 3	H: 0 LOB: 0 BB: 0 P: 3	R: 0 E: 0 K: 0 S: 3	H: 0 LOB: 0 BB: 0 P: 3	R: 0 E: 0 K: 1 S: 7	H: 2 LOB: 2 BB: 0 P: 7	R: 0 E: 0 K: 0 S: 3	H: 0 LOB: 0 BB: 0 P: 3	R: 0 E: 0 K: 0 S: 4	H: 1 LOB: 1 BB: 0 P: 4	R: 2 E: 0 K: 0 S: 7	H: 4 LOB: 2 BB: 0 P: 7	R: 0 E: 0 K: 0 S: 3	H: 0 LOB: 0 BB: 0 P: 3	1B: 5 2B: 1 3B: 1 HR: 0	SF: 1 SAC: 0 DP: 0 HBP: 0	WP: 0 PB: 0 SB: 0 CS: 0	PA: 34
<b>PITCHER</b> Joe McClain, R ERA: 2.0 (1,1)	IP: 9.0 WLS: W BF: 34 H: 7 R: 2 ER: 2 SO: 2 BB: 0 IBB: 0 HBP: 0 BLK: 0 WP: 0 HR: 0 S: 38 P: 38 ERA: 2.00 WHIP: 0.778																					

Batter	1	2	3	4	5	6	7	8	9	AB	R	H	RBI	BB	SO	LOB	BOTTOM					
Coot Veat, R OBP: 0.429, SLG: 0.429 (1,6)										3	0	1	0	0	1	0	<b>Cleveland Indians @ Washington Senators</b> Griffith Stadium, Washington, DC Fri Apr 14 1961, 6:05 PM EST Att: 10,126 - Unknown					
Billy Klaus, L (1,5)										4	0	0	0	0	0	2						
Marty Keough, L OBP: 0.500, SLG: 0.500 (1,7)										4	0	1	1	0	2	1						
R C Stevens, R OBP: 0.200, SLG: 0.200 (1,3)										4	0	1	0	0	1	1						
Gene Woodling, L OBP: 0.286, SLG: 0.571 Jim King, L (6, PR) (7,9)										3	0	1	0	0	2	2						
Willie Tasby, R OBP: 0.426, SLG: 0.400 (1,8)										1	1	0	0	0	1	0						
Danny O'Connell, R OBP: 0.429, SLG: 0.429 (1,4)										3	0	1	1	0	2	1						
Pete Daley, R (1,2)										2	1	0	0	1	2	2						
Joe McClain, R OBP: 0.333, SLG: 0.667 (1,1)										3	1	1	1	0	1	0						
<b>Inning Stats</b>	R: 0 E: 0 K: 0 S: 4	H: 1 LOB: 1 BB: 0 P: 4	R: 0 E: 0 K: 2 S: 6	H: 0 LOB: 1 BB: 1 P: 10	R: 2 E: 0 K: 1 S: 8	H: 3 LOB: 2 BB: 1 P: 12	R: 0 E: 0 K: 2 S: 7	H: 0 LOB: 0 BB: 0 P: 7	R: 0 E: 0 K: 1 S: 5	H: 0 LOB: 0 BB: 0 P: 5	R: 1 E: 0 K: 2 S: 9	H: 2 LOB: 2 BB: 1 P: 13	R: 0 E: 0 K: 1 S: 5	H: 0 LOB: 0 BB: 0 P: 5	R: 0 E: 0 K: 3 S: 9	H: 0 LOB: 0 BB: 0 P: 9		R: 0 E: 0 K: 0 S: 0	H: 0 LOB: 0 BB: 0 P: 0	1B: 5 2B: 1 3B: 0 HR: 0	SF: 0 SAC: 1 DP: 0 HBP: 0	WP: 0 PB: 0 SB: 1 CS: 1
<b>PITCHER</b> Gary Bell, R ERA: 4.5 Bob Allen, L ERA: Frank Funk, R ERA:	IP: 6.0 WLS: L BF: 26 H: 6 R: 3 ER: 3 SO: 8 BB: 3 IBB: 0 HBP: 0 BLK: 0 WP: 0 HR: 0 S: 39 P: 51 ERA: 4.50 WHIP: 1.500																					



Batter	1	2	3	4	5	6	7	8	9	AB	R	H	RBI	BB	SO	LOB	TOP			
Johnny Temple, R (1,4) OBP: 0.397, SLG: 0.308										4	0	2	1	1	0	0	<b>Cleveland Indians @ Washington Senators</b> Griffith Stadium, Washington, DC Sat Apr 15 1961, 3:33 AM EST Att: 9,616 - Unknown			
Tito Francona, L (1,7) OBP: 0.133, SLG: 0.200										5	0	1	0	0	0	3				
Jim Piersall, R (1,8) OBP: 0.467, SLG: 0.733										5	1	1	0	0	0	5				
Willie Kirkland, L (1,9) OBP: 0.429, SLG: 0.583										4	1	1	0	0	1	3				
Woodie Held, R (1,6) OBP: 0.286, SLG: 0.091										3	0	0	0	1	1	3				
Vic Power, R (1,3) OBP: 0.385, SLG: 0.538										4	0	0	1	0	1	2				
Bubba Phillips, R (1,5) OBP: 0.536, SLG: 0.917										4	1	3	1	0	0	0				
John Romano, R (1,2) OBP: 0.417, SLG: 0.400										3	0	0	0	1	1	2				
Mudcat Grant, R (1,1) Bob Hale, L (8, PH) Frank Funk, R (8, 1)										2	0	0	0	1	2	0				
<b>Inning Stats</b>	R: 0 E: 0 K: 1 S: 7	H: 2 LOB: 2 BB: 0 P: 7	R: 0 E: 0 K: 0 S: 3	H: 0 LOB: 0 BB: 0 P: 3	R: 0 E: 0 K: 1 S: 5	H: 0 LOB: 1 BB: 1 P: 9	R: 0 E: 0 K: 1 S: 5	H: 0 LOB: 0 BB: 0 P: 5	R: 1 E: 0 K: 1 S: 7	H: 2 LOB: 2 BB: 1 P: 11	R: 0 E: 0 K: 1 S: 5	H: 0 LOB: 0 BB: 0 P: 5	R: 1 E: 0 K: 1 S: 7	H: 2 LOB: 3 BB: 2 P: 15	R: 0 E: 0 K: 0 S: 3	H: 0 LOB: 0 BB: 0 P: 3		1B: 5 2B: 3 3B: 0 HR: 0	SF: 0 SAC: 0 DP: 0 HBP: 0	WP: 0 PB: 1 SB: 0 CS: 0
<b>PITCHER</b>	IP WLS BF H R ER SO BB IBB HBP BLK WP HR S P ERA WHIP																			
Bennie Daniels, R (1,1) ERA: 3.68	7.1 L 32 7 3 3 6 3 0 0 0 0 0 0 41 53 3.68 1.364																			
Dave Sisler, R (8,1) ERA:	1.2 7 1 0 0 1 1 0 0 0 0 0 0 8 12 0.00 1.200																			

Batter	1	2	3	4	5	6	7	8	9	AB	R	H	RBI	BB	SO	LOB	BOTTOM					
Coot Veat, R (1,6) OBP: 0.333, SLG: 0.333										5	0	1	0	0	0	1	<b>Cleveland Indians @ Washington Senators</b> Griffith Stadium, Washington, DC Sat Apr 15 1961, 3:33 AM EST Att: 9,616 - Unknown					
Billy Klaus, L (1,5) OBP: 0.083, SLG: 0.364										4	1	1	1	0	0	2						
Marty Keough, L (1,7) OBP: 0.417, SLG: 0.364										3	0	0	0	1	0	0						
R C Stevens, R (1,3) OBP: 0.222, SLG: 0.125										3	0	0	0	1	1	1						
Gene Woodling, L (1,9) OBP: 0.455, SLG: 0.600										3	0	2	0	1	0	1						
Willie Tasby, R (1,8) OBP: 0.425, SLG: 0.444										4	0	2	0	0	0	2						
Danny O'Connell, R (1,4) OBP: 0.364, SLG: 0.300										3	0	0	0	1	1	5						
Pete Daley, R (1,2) Joe Hicks, L (7, PH) Dutch Dotterer, R (8, 2) Jim King, L (9, PH)										2	0	0	0	0	2	2						
Bennie Daniels, L (1,1) Dave Sisler, R (8,1) Dale Long, L (9, PH)										2	0	0	0	0	1	2						
<b>Inning Stats</b>	R: 0 E: 0 K: 1 S: 5	H: 0 LOB: 1 BB: 1 P: 9	R: 0 E: 0 K: 2 S: 8	H: 1 LOB: 2 BB: 1 P: 12	R: 0 E: 0 K: 0 S: 3	H: 0 LOB: 0 BB: 0 P: 3	R: 0 E: 0 K: 0 S: 4	H: 1 LOB: 1 BB: 0 P: 4	R: 0 E: 0 K: 1 S: 5	H: 0 LOB: 0 BB: 0 P: 5	R: 1 E: 0 K: 1 S: 7	H: 2 LOB: 2 BB: 1 P: 11	R: 0 E: 0 K: 0 S: 4	H: 2 LOB: 2 BB: 0 P: 4	R: 0 E: 0 K: 0 S: 4	H: 1 LOB: 1 BB: 0 P: 4	R: 0 E: 0 K: 0 S: 3	H: 0 LOB: 1 BB: 1 P: 7	1B: 6 2B: 0 3B: 0 HR: 1	SF: 0 SAC: 1 DP: 0 HBP: 0	WP: 1 PB: 0 SB: 0 CS: 0	PA: 37
<b>PITCHER</b>	IP WLS BF H R ER SO BB IBB HBP BLK WP HR S P ERA WHIP																					
Mudcat Grant, R (1,1) ERA: 1.29	7.0 W 29 6 1 1 5 3 0 0 0 0 1 0 36 48 1.29 1.286																					
Frank Funk, R (8,1) ERA:	2.0 S 8 1 0 0 0 1 0 0 0 0 1 0 7 11 0.00 1.000																					



Batter	1	2	3	4	5	6	7	8	9	AB	R	H	RBI	BB	SO	LOB	TOP		
Johnny Temple, R (1, 4) OBP: 0.444, SLG: 0.412										4	1	3	0	0	0	0	<b>Cleveland Indians @ Washington Senators</b> Griffith Stadium, Washington, DC Sun Apr 16 1961, 3:33 AM EST Att: 6,581 - Unknown		
Tito Francona, L (1, 7) OBP: 0.156, SLG: 0.368										4	1	1	2	0	0	3			
Jim Piersall, R (1, 8) OBP: 0.421, SLG: 0.632										4	1	1	0	0	1	1			
Willie Kirkland, L (1, 9) OBP: 0.389, SLG: 0.500										4	0	1	0	0	1	1			
Woodie Held, R (1, 6) OBP: 0.278, SLG: 0.133										4	0	1	1	0	1	0			
Vic Power, R (1, 3) OBP: 0.353, SLG: 0.471										4	0	1	0	0	0	2			
Bubba Phillips, R (1, 5) OBP: 0.471, SLG: 0.750										4	0	1	0	0	1	3			
John Romano, R (1, 2) OBP: 0.375, SLG: 0.429										4	0	1	0	0	0	3			
Johnny Antonelli, L (1, 1) OBP: 0.500, SLG: 1.000										2	0	1	0	0	1	0			
Walt Bond, L (8, PH)										1	0	0	0	0	0	1			
Bob Allen, L (8, 1)										0	0	0	0	0	0	0			
<b>Inning Stats</b>	R: 0 E: 0 K: 0 S: 4	H: 1 LOB: 1 BB: 0 P: 4	R: 0 E: 0 K: 1 S: 5	H: 0 LOB: 0 BB: 0 P: 5	R: 0 E: 0 K: 0 S: 4	H: 2 LOB: 1 BB: 0 P: 4	R: 0 E: 0 K: 0 S: 3	H: 0 LOB: 0 BB: 0 P: 3	R: 0 E: 0 K: 1 S: 5	H: 0 LOB: 0 BB: 0 P: 5	R: 0 E: 0 K: 2 S: 7	H: 0 LOB: 0 BB: 0 P: 7	R: 0 E: 0 K: 0 S: 4	H: 2 LOB: 1 BB: 0 P: 4	R: 3 E: 0 K: 1 S: 10	H: 5 LOB: 2 BB: 0 P: 10	1B: 8 2B: 2 3B: 0 HR: 1	SF: 0 SAC: 0 DP: 3 HBP: 0	WP: 0 PA: 35
<b>PITCHER</b>	IP WLS BF H R ER SO BB IBB HBP BLK WP HR S P ERA WHIP																		
Dick Donovan, R (1, 1) ERA: 2.65	8.0 L 31 10 3 3 4 0 0 0 0 0 1 39 39 3.38 1.250																		
Rudy Hernandez, R (9, 1) ERA:	1.0 4 1 0 0 1 0 0 0 0 0 0 6 6 0.00 1.000																		

Batter	1	2	3	4	5	6	7	8	9	AB	R	H	RBI	BB	SO	LOB	BOTTOM		
Marty Keough, L (1, 7) OBP: 0.375, SLG: 0.286										3	0	0	0	1	1	1	<b>Cleveland Indians @ Washington Senators</b> Griffith Stadium, Washington, DC Sun Apr 16 1961, 3:33 AM EST Att: 6,581 - Unknown		
Cool Veal, R (1, 6) OBP: 0.500, SLG: 0.429										2	0	2	1	2	0	0			
Gene Woodling, L (1, 9) OBP: 0.333, SLG: 0.429										4	0	0	1	0	1	5			
Jim King, L (9, 9)										0	0	0	0	0	0	0			
R C Stevens, R (1, 3) OBP: 0.154, SLG: 0.083										4	0	0	0	0	0	3			
Harry Bright, R (1, 5)										4	0	0	0	0	0	1			
Willie Tasby, R (1, 8) OBP: 0.333, SLG: 0.308										4	0	0	0	0	0	1			
Danny O'Connell, R (1, 4) OBP: 0.400, SLG: 0.308										3	0	1	0	1	0	1			
Jim Mahoney, R (9, PR)										0	0	0	0	0	0	0			
Dutch Dotterer, R (1, 2) OBP: 0.500, SLG: 0.500										4	1	2	0	0	1	2			
Billy Kinsau, L (9, PR) OBP: 0.083, SLG: 0.364										0	0	0	0	0	0	0			
Dick Donovan, L (1, 1) OBP: 0.333, SLG: 0.200										3	1	1	0	0	1	1			
Rudy Hernandez, R (9, 1) ERA:										0	0	0	0	0	0	0			
Gene Green, R (9, PH)										1	0	0	0	0	0	2			
<b>Inning Stats</b>	R: 0 E: 0 K: 2 S: 7	H: 1 LOB: 0 BB: 0 P: 7	R: 0 E: 0 K: 0 S: 3	H: 0 LOB: 0 BB: 0 P: 3	R: 2 E: 0 K: 0 S: 5	H: 2 LOB: 2 BB: 2 P: 13	R: 0 E: 1 K: 0 S: 4	H: 0 LOB: 1 BB: 0 P: 4	R: 0 E: 0 K: 1 S: 6	H: 1 LOB: 1 BB: 0 P: 6	R: 0 E: 0 K: 1 S: 6	H: 1 LOB: 1 BB: 0 P: 6	R: 0 E: 0 K: 0 S: 3	H: 0 LOB: 1 BB: 1 P: 7	R: 0 E: 0 K: 0 S: 3	H: 1 LOB: 2 BB: 1 P: 7	1B: 6 2B: 0 3B: 0 HR: 0	SF: 0 SAC: 0 DP: 1 HBP: 0	WP: 0 PA: 36
<b>PITCHER</b>	IP WLS BF H R ER SO BB IBB HBP BLK WP HR S P ERA WHIP																		
Johnny Antonelli, L (1, 1) ERA: 2.57	7.0 28 8 1 0 0 0 2 0 0 0 0 0 34 42 2.57 1.000																		
Bob Allen, L (8, 1) ERA:	2.0 W 8 1 0 0 0 2 0 0 0 0 0 6 14 0.00 1.500																		



Batter	1	2	3	4	5	6	7	8	9	AB	R	H	RBI	BB	SO	LOB	TOP							
Marty Keough, L OBP: 0.429, SLG: 0.294 (1, 7)										3	1	1	0	2	0	2								
Coot Veal, R OBP: 0.400, SLG: 0.333 (1, 6)										4	0	0	0	0	0	3								
Gene Woodling, L OBP: 0.350, SLG: 0.421 (1, 9)										5	2	2	1	0	0	0								
R C Stevens, R OBP: 0.167, SLG: 0.118 (1, 3)										5	1	1	0	0	1	3								
Harry Bright, R OBP: 0.400, SLG: 0.444 (1, 5)										4	2	3	1	1	1	0								
Willie Tasby, R OBP: 0.421, SLG: 0.438 (1, 8)										3	1	2	1	1	0	1								
Danny O'Connell, R OBP: 0.316, SLG: 0.235 (1, 4)										4	0	0	1	0	0	5								
Dutch Dotterer, R OBP: 0.250, SLG: 0.250 (1, 2)										4	0	0	0	0	1	3								
Ed Hobaugh, R Marty Kutyna, R OBP: 0.667, SLG: 0.667 (3, 1)										0	0	0	0	1	0	0								
<b>Inning Stats</b>	R: 2 E: 1 K: 1 S: 7	H: 2 LOB: 1 BB: 1 P: 11	R: 0 E: 0 K: 0 S: 3	H: 0 LOB: 1 BB: 1 P: 7	R: 0 E: 0 K: 0 S: 3	H: 0 LOB: 0 BB: 0 P: 3	R: 2 E: 0 K: 1 S: 7	H: 2 LOB: 1 BB: 1 P: 11	R: 1 E: 0 K: 0 S: 6	H: 3 LOB: 2 BB: 0 P: 6	R: 0 E: 0 K: 0 S: 4	H: 2 LOB: 1 BB: 0 P: 4	R: 2 E: 1 K: 0 S: 5	H: 2 LOB: 1 BB: 1 P: 9	R: 0 E: 0 K: 0 S: 2	H: 0 LOB: 0 BB: 0 P: 6	R: 0 E: 0 K: 1 S: 5	H: 0 LOB: 0 BB: 0 P: 5	1B: 9 2B: 4 3B: 0 HR: 0	SF: 0 SAC: 1 DP: 2 HBP: 0	WP: 0 PA: 41			
<b>PITCHER</b>	IP WLS BF H R ER SO BB IBB HBP BLK WP HR S P ERA WHIP	IP WLS BF H R ER SO BB IBB HBP BLK WP HR S P ERA WHIP	IP WLS BF H R ER SO BB IBB HBP BLK WP HR S P ERA WHIP	IP WLS BF H R ER SO BB IBB HBP BLK WP HR S P ERA WHIP	IP WLS BF H R ER SO BB IBB HBP BLK WP HR S P ERA WHIP	IP WLS BF H R ER SO BB IBB HBP BLK WP HR S P ERA WHIP	IP WLS BF H R ER SO BB IBB HBP BLK WP HR S P ERA WHIP	IP WLS BF H R ER SO BB IBB HBP BLK WP HR S P ERA WHIP	IP WLS BF H R ER SO BB IBB HBP BLK WP HR S P ERA WHIP	IP WLS BF H R ER SO BB IBB HBP BLK WP HR S P ERA WHIP	IP WLS BF H R ER SO BB IBB HBP BLK WP HR S P ERA WHIP	IP WLS BF H R ER SO BB IBB HBP BLK WP HR S P ERA WHIP	IP WLS BF H R ER SO BB IBB HBP BLK WP HR S P ERA WHIP	IP WLS BF H R ER SO BB IBB HBP BLK WP HR S P ERA WHIP	IP WLS BF H R ER SO BB IBB HBP BLK WP HR S P ERA WHIP	IP WLS BF H R ER SO BB IBB HBP BLK WP HR S P ERA WHIP	IP WLS BF H R ER SO BB IBB HBP BLK WP HR S P ERA WHIP	IP WLS BF H R ER SO BB IBB HBP BLK WP HR S P ERA WHIP	IP WLS BF H R ER SO BB IBB HBP BLK WP HR S P ERA WHIP	IP WLS BF H R ER SO BB IBB HBP BLK WP HR S P ERA WHIP	IP WLS BF H R ER SO BB IBB HBP BLK WP HR S P ERA WHIP	IP WLS BF H R ER SO BB IBB HBP BLK WP HR S P ERA WHIP		
Billy Pierce, L ERA: 6.75 (1, 1)	4.0 L 19 4 4 3 2 3 0 0 0 0 0 0 20 32 6.75 1.750	4.0 L 19 4 4 3 2 3 0 0 0 0 0 0 20 32 6.75 1.750	4.0 L 19 4 4 3 2 3 0 0 0 0 0 0 20 32 6.75 1.750	4.0 L 19 4 4 3 2 3 0 0 0 0 0 0 20 32 6.75 1.750	4.0 L 19 4 4 3 2 3 0 0 0 0 0 0 20 32 6.75 1.750	4.0 L 19 4 4 3 2 3 0 0 0 0 0 0 20 32 6.75 1.750	4.0 L 19 4 4 3 2 3 0 0 0 0 0 0 20 32 6.75 1.750	4.0 L 19 4 4 3 2 3 0 0 0 0 0 0 20 32 6.75 1.750	4.0 L 19 4 4 3 2 3 0 0 0 0 0 0 20 32 6.75 1.750	4.0 L 19 4 4 3 2 3 0 0 0 0 0 0 20 32 6.75 1.750	4.0 L 19 4 4 3 2 3 0 0 0 0 0 0 20 32 6.75 1.750	4.0 L 19 4 4 3 2 3 0 0 0 0 0 0 20 32 6.75 1.750	4.0 L 19 4 4 3 2 3 0 0 0 0 0 0 20 32 6.75 1.750	4.0 L 19 4 4 3 2 3 0 0 0 0 0 0 20 32 6.75 1.750	4.0 L 19 4 4 3 2 3 0 0 0 0 0 0 20 32 6.75 1.750	4.0 L 19 4 4 3 2 3 0 0 0 0 0 0 20 32 6.75 1.750	4.0 L 19 4 4 3 2 3 0 0 0 0 0 0 20 32 6.75 1.750	4.0 L 19 4 4 3 2 3 0 0 0 0 0 0 20 32 6.75 1.750	4.0 L 19 4 4 3 2 3 0 0 0 0 0 0 20 32 6.75 1.750	4.0 L 19 4 4 3 2 3 0 0 0 0 0 0 20 32 6.75 1.750	4.0 L 19 4 4 3 2 3 0 0 0 0 0 0 20 32 6.75 1.750	4.0 L 19 4 4 3 2 3 0 0 0 0 0 0 20 32 6.75 1.750	4.0 L 19 4 4 3 2 3 0 0 0 0 0 0 20 32 6.75 1.750	
Russ Kemmerer, R ERA: 1.0 (5, 1)	2.0 10 5 1 1 0 0 0 0 0 0 0 0 7 10 4.50 2.500	2.0 10 5 1 1 0 0 0 0 0 0 0 0 7 10 4.50 2.500	2.0 10 5 1 1 0 0 0 0 0 0 0 0 7 10 4.50 2.500	2.0 10 5 1 1 0 0 0 0 0 0 0 0 7 10 4.50 2.500	2.0 10 5 1 1 0 0 0 0 0 0 0 0 7 10 4.50 2.500	2.0 10 5 1 1 0 0 0 0 0 0 0 0 7 10 4.50 2.500	2.0 10 5 1 1 0 0 0 0 0 0 0 0 7 10 4.50 2.500	2.0 10 5 1 1 0 0 0 0 0 0 0 0 7 10 4.50 2.500	2.0 10 5 1 1 0 0 0 0 0 0 0 0 7 10 4.50 2.500	2.0 10 5 1 1 0 0 0 0 0 0 0 0 7 10 4.50 2.500	2.0 10 5 1 1 0 0 0 0 0 0 0 0 7 10 4.50 2.500	2.0 10 5 1 1 0 0 0 0 0 0 0 0 7 10 4.50 2.500	2.0 10 5 1 1 0 0 0 0 0 0 0 0 7 10 4.50 2.500	2.0 10 5 1 1 0 0 0 0 0 0 0 0 7 10 4.50 2.500	2.0 10 5 1 1 0 0 0 0 0 0 0 0 7 10 4.50 2.500	2.0 10 5 1 1 0 0 0 0 0 0 0 0 7 10 4.50 2.500	2.0 10 5 1 1 0 0 0 0 0 0 0 0 7 10 4.50 2.500	2.0 10 5 1 1 0 0 0 0 0 0 0 0 7 10 4.50 2.500	2.0 10 5 1 1 0 0 0 0 0 0 0 0 7 10 4.50 2.500	2.0 10 5 1 1 0 0 0 0 0 0 0 0 7 10 4.50 2.500	2.0 10 5 1 1 0 0 0 0 0 0 0 0 7 10 4.50 2.500	2.0 10 5 1 1 0 0 0 0 0 0 0 0 7 10 4.50 2.500		
Frank Baumann, L ERA: 5.14 (7, 1)	2.0 9 2 2 1 0 0 1 1 0 0 0 0 7 15 4.50 1.500	2.0 9 2 2 1 0 0 1 1 0 0 0 0 7 15 4.50 1.500	2.0 9 2 2 1 0 0 1 1 0 0 0 0 7 15 4.50 1.500	2.0 9 2 2 1 0 0 1 1 0 0 0 0 7 15 4.50 1.500	2.0 9 2 2 1 0 0 1 1 0 0 0 0 7 15 4.50 1.500	2.0 9 2 2 1 0 0 1 1 0 0 0 0 7 15 4.50 1.500	2.0 9 2 2 1 0 0 1 1 0 0 0 0 7 15 4.50 1.500	2.0 9 2 2 1 0 0 1 1 0 0 0 0 7 15 4.50 1.500	2.0 9 2 2 1 0 0 1 1 0 0 0 0 7 15 4.50 1.500	2.0 9 2 2 1 0 0 1 1 0 0 0 0 7 15 4.50 1.500	2.0 9 2 2 1 0 0 1 1 0 0 0 0 7 15 4.50 1.500	2.0 9 2 2 1 0 0 1 1 0 0 0 0 7 15 4.50 1.500	2.0 9 2 2 1 0 0 1 1 0 0 0 0 7 15 4.50 1.500	2.0 9 2 2 1 0 0 1 1 0 0 0 0 7 15 4.50 1.500	2.0 9 2 2 1 0 0 1 1 0 0 0 0 7 15 4.50 1.500	2.0 9 2 2 1 0 0 1 1 0 0 0 0 7 15 4.50 1.500	2.0 9 2 2 1 0 0 1 1 0 0 0 0 7 15 4.50 1.500	2.0 9 2 2 1 0 0 1 1 0 0 0 0 7 15 4.50 1.500	2.0 9 2 2 1 0 0 1 1 0 0 0 0 7 15 4.50 1.500	2.0 9 2 2 1 0 0 1 1 0 0 0 0 7 15 4.50 1.500	2.0 9 2 2 1 0 0 1 1 0 0 0 0 7 15 4.50 1.500	2.0 9 2 2 1 0 0 1 1 0 0 0 0 7 15 4.50 1.500	2.0 9 2 2 1 0 0 1 1 0 0 0 0 7 15 4.50 1.500	2.0 9 2 2 1 0 0 1 1 0 0 0 0 7 15 4.50 1.500
Gerry Staley, R ERA: (9, 1)	1.0 3 0 0 0 0 1 0 0 0 0 0 0 5 5 0.00 0.000	1.0 3 0 0 0 0 1 0 0 0 0 0 0 5 5 0.00 0.000	1.0 3 0 0 0 0 1 0 0 0 0 0 0 5 5 0.00 0.000	1.0 3 0 0 0 0 1 0 0 0 0 0 0 5 5 0.00 0.000	1.0 3 0 0 0 0 1 0 0 0 0 0 0 5 5 0.00 0.000	1.0 3 0 0 0 0 1 0 0 0 0 0 0 5 5 0.00 0.000	1.0 3 0 0 0 0 1 0 0 0 0 0 0 5 5 0.00 0.000	1.0 3 0 0 0 0 1 0 0 0 0 0 0 5 5 0.00 0.000	1.0 3 0 0 0 0 1 0 0 0 0 0 0 5 5 0.00 0.000	1.0 3 0 0 0 0 1 0 0 0 0 0 0 5 5 0.00 0.000	1.0 3 0 0 0 0 1 0 0 0 0 0 0 5 5 0.00 0.000	1.0 3 0 0 0 0 1 0 0 0 0 0 0 5 5 0.00 0.000	1.0 3 0 0 0 0 1 0 0 0 0 0 0 5 5 0.00 0.000	1.0 3 0 0 0 0 1 0 0 0 0 0 0 5 5 0.00 0.000	1.0 3 0 0 0 0 1 0 0 0 0 0 0 5 5 0.00 0.000	1.0 3 0 0 0 0 1 0 0 0 0 0 0 5 5 0.00 0.000	1.0 3 0 0 0 0 1 0 0 0 0 0 0 5 5 0.00 0.000	1.0 3 0 0 0 0 1 0 0 0 0 0 0 5 5 0.00 0.000	1.0 3 0 0 0 0 1 0 0 0 0 0 0 5 5 0.00 0.000	1.0 3 0 0 0 0 1 0 0 0 0 0 0 5 5 0.00 0.000	1.0 3 0 0 0 0 1 0 0 0 0 0 0 5 5 0.00 0.000	1.0 3 0 0 0 0 1 0 0 0 0 0 0 5 5 0.00 0.000	1.0 3 0 0 0 0 1 0 0 0 0 0 0 5 5 0.00 0.000	1.0 3 0 0 0 0 1 0 0 0 0 0 0 5 5 0.00 0.000

Washington Senators @ Chicago White Sox  
Comiskey Park, Chicago, IL  
Wed Apr 19 1961, 4:33 AM EST  
Att: 16,637 - Sunny

AB 35  
R 7  
H 11  
RBI 6  
BB 5  
SO 3  
LOB 17

Batter	1	2	3	4	5	6	7	8	9	AB	R	H	RBI	BB	SO	LOB	BOTTOM				
Luis Aparicio, R OBP: 0.278, SLG: 0.267 (1, 6)										4	1	0	0	1	0	1					
Nellie Fox, L OBP: 0.235, SLG: 0.188 (1, 4)										5	0	2	0	0	0	1					
Jim Landis, R OBP: 0.375, SLG: 0.533 (1, 8)										4	1	2	0	1	0	1					
Roy Sievers, R OBP: 0.375, SLG: 0.583 (1, 3)										5	0	1	0	0	0	4					
Minnie Minoso, R OBP: 0.313, SLG: 0.083 (1, 7)										2	0	0	0	2	1	1					
Al Smith, R OBP: 0.200, SLG: 0.154 (1, 9)										2	0	0	0	1	0	2					
J.C. Martin, L OBP: 0.200, SLG: 0.143 (1, 5)										4	0	2	1	0	0	5					
Sherm Lollar, R (1, 2)										3	0	0	0	1	0	5					
Billy Pierce, L Floyd Robinson, L Russ Kemmerer, R Earl Torgerson, L Frank Baumann, L Billy Goodman, L Gerry Staley, R (1, 1)										0	0	0	0	0	0	0					
<b>Inning Stats</b>	R: 1 E: 0 K: 0 S: 3	H: 1 LOB: 3 BB: 3 P: 16	R: 0 E: 0 K: 0 S: 3	H: 0 LOB: 1 BB: 1 P: 7	R: 1 E: 0 K: 1 S: 7	H: 2 LOB: 1 BB: 1 P: 11	R: 0 E: 0 K: 0 S: 4	H: 1 LOB: 0 BB: 0 P: 4	R: 0 E: 0 K: 1 S: 5	H: 0 LOB: 0 BB: 0 P: 5	R: 0 E: 0 K: 0 S: 3	H: 0 LOB: 0 BB: 0 P: 3	R: 0 E: 0 K: 0 S: 4	H: 1 LOB: 1 BB: 0 P: 4	R: 0 E: 0 K: 0 S: 4	H: 1 LOB: 1 BB: 0 P: 4	1B: 5 2B: 2 3B: 0 HR: 0	SF: 0 SAC: 1 DP: 1 HBP: 1	WP: 2 PA: 40		
<b>PITCHER</b>	IP WLS BF H R ER SO BB IBB HBP BLK WP HR S P ERA WHIP	IP WLS BF H R ER SO BB IBB HBP BLK WP HR S P ERA WHIP	IP WLS BF H R ER SO BB IBB HBP BLK WP HR S P ERA WHIP	IP WLS BF H R ER SO BB IBB HBP BLK WP HR S P ERA WHIP	IP WLS BF H R ER SO BB IBB HBP BLK WP HR S P ERA WHIP	IP WLS BF H R ER SO BB IBB HBP BLK WP HR S P ERA WHIP	IP WLS BF H R ER SO BB IBB HBP BLK WP HR S P ERA WHIP	IP WLS BF H R ER SO BB IBB HBP BLK WP HR S P ERA WHIP	IP WLS BF H R ER SO BB IBB HBP BLK WP HR S P ERA WHIP	IP WLS BF H R ER SO BB IBB HBP BLK WP HR S P ERA WHIP	IP WLS BF H R ER SO BB IBB HBP BLK WP HR S P ERA WHIP	IP WLS BF H R ER SO BB IBB HBP BLK WP HR S P ERA WHIP	IP WLS BF H R ER SO BB IBB HBP BLK WP HR S P ERA WHIP	IP WLS BF H R ER SO BB IBB HBP BLK WP HR S P ERA WHIP	IP WLS BF H R ER SO BB IBB HBP BLK WP HR S P ERA WHIP	IP WLS BF H R ER SO BB IBB HBP BLK WP HR S P ERA WHIP	IP WLS BF H R ER SO BB IBB HBP BLK WP HR S P ERA WHIP	IP WLS BF H R ER SO BB IBB HBP BLK WP HR S P ERA WHIP	IP WLS BF H R ER SO BB IBB HBP BLK WP HR S P ERA WHIP	IP WLS BF H R ER SO BB IBB HBP BLK WP HR S P ERA WHIP	IP WLS BF H R ER SO BB IBB HBP BLK WP HR S P ERA WHIP
Ed Hobaugh, R ERA: 6.75 (1, 1)	2.2 16 3 2 2 1 3 5 0 0 0 0 0 12 33 6.75 3.000	2.2 16 3 2 2 1 3 5 0 0 0 0 0 12 33 6.75 3.000	2.2 16 3 2 2 1 3 5 0 0 0 0 0 12 33 6.75 3.000	2.2 16 3 2 2 1 3 5 0 0 0 0																	



Batter	1	2	3	4	5	6	7	8	9	AB	R	H	RBI	BB	SO	LOB	TOP			
Marty Keough, L OBP: 0.423, SLG: 0.409 (1, 7)	0-0 1B		0-0 SF7 3B		0-0 F7	0-0 P6		0-0 1-3		5	1	2	0	0	0	4				
Coot Veal, R OBP: 0.320, SLG: 0.273 (1, 6)	0-0 F2		0-0 SF7		0-0 P6	0-0 L7			0-0 6-3	4	0	0	1	0	0	4				
Gene Woodling, L OBP: 0.360, SLG: 0.391 (1, 9)	0-0 F7		0-0 1B		4-0 BB BB			0-0 F9		4	0	1	0	1	0	1				
R C Stevens, R OBP: 0.261, SLG: 0.190 (1, 3)	0-3 K		0-0 F9		4-0 BB 1-2 BB			0-0 1B		4	0	2	0	1	1	2				
Harry Bright, R OBP: 0.267, SLG: 0.286 (1, 5)		0-0 F8	0-0 P4		0-0 L8			0-0 L7		5	0	0	0	0	0	5				
Willie Tasby, R OBP: 0.435, SLG: 0.421 (1, 8)		4-0 G3 BB			0-0 F9	0-0 BB 1B		0-3 K		3	0	1	0	1	1	1				
Danny O'Connell, R OBP: 0.348, SLG: 0.333 (1, 4)		0-0 G3			0-0 2B	0-0 BB 1B		0-0 5-3		4	0	2	0	0	0	1				
Dutch Dotterer, R OBP: 0.417, SLG: 0.300 (1, 2)		4-0 BB			0-3 K	4-0 1-2 2-3 BB		0-0 1B		2	0	1	0	2	1	1				
Hal Woodeshick, R Tom Sturdivant, L Jim King, L Johnny Klippstein, R (1, 1) (6, 1) (8, PH) (8, 1)		0-3 K			0-0 4-3	0-3 K		0-0 P6		3	0	0	0	0	2	6				
<b>Inning Stats</b>	R: 0 E: 0 K: 1 S: 6	H: 1 LOB: 1 BB: 0 P: 6	R: 0 E: 0 K: 1 S: 5	H: 0 LOB: 2 BB: 2 P: 13	R: 1 E: 0 K: 0 S: 5	H: 2 LOB: 1 BB: 0 P: 5	R: 0 E: 0 K: 1 S: 6	H: 1 LOB: 1 BB: 0 P: 6	R: 0 E: 0 K: 1 S: 7	H: 2 LOB: 3 BB: 1 P: 11	R: 0 E: 0 K: 1 S: 6	H: 1 LOB: 1 BB: 0 P: 6	R: 0 E: 0 K: 0 S: 4	H: 1 LOB: 1 BB: 0 P: 4	R: 0 E: 0 K: 0 S: 4	H: 1 LOB: 1 BB: 0 P: 4	1B: 7 2B: 1 3B: 1 HR: 0	SF: 1 SAC: 0 DP: 0 HBP: 0	WP: 0 PB: 0 CS: 0	PA: 41
<b>PITCHER</b> Early Wynn, R ERA: 3.27 (1, 1)	IP: 9.0 WLS: W BF: 41 H: 9 R: 1 ER: 1 SO: 5 BB: 5 IBB: 0 HBP: 0 BLK: 0 WP: 0 HR: 0 S: 46 P: 66 ERA: 1.00 WHIP: 1.556															<b>PITCHER</b>				

Washington Senators @ Chicago White Sox  
Comiskey Park, Chicago, IL  
Thu Apr 20 1961, 4:33 AM EST  
Att: 2,186 - Cloudy - 57 F

AB	35
R	1
H	9
RBI	1
BB	5
SO	5
LOB	26

1B	7	SF	1
2B	1	SAC	0
3B	1	DP	0
HR	0	HBP	0

Batter	1	2	3	4	5	6	7	8	9	AB	R	H	RBI	BB	SO	LOB	BOTTOM			
Luis Aparicio, R OBP: 0.273, SLG: 0.263 (1, 6)	0-0 1-3		0-0 F8		0-0 F8		0-0 CS 1B			4	0	1	0	0	0	1				
Nellie Fox, L OBP: 0.286, SLG: 0.350 (1, 4)	0-0 3-1				0-0 L6		0-0 1-2 2B			4	0	2	0	0	0	0				
Jim Landis, R OBP: 0.400, SLG: 0.737 (1, 8)	0-0 HR 2B		0-3 K		0-0 F7		0-0 HR			4	2	2	1	0	1	2				
Roy Sievers, R OBP: 0.400, SLG: 0.733 (1, 3)	0-0 2H HR		0-0 P4		4-0 2B SF9 BB		0-3 K			3	2	1	2	1	1	2				
Minnie Minoso, R OBP: 0.400, SLG: 0.333 (1, 7)	4-0 BB		0-0 4-3		0-0 SF9 1-3 2B		0-0 HR 2B			3	1	2	0	1	0	1				
Al Smith, R OBP: 0.211, SLG: 0.353 (1, 9)	0-0 P4				0-0 5-3		0-3 K		0-0 2H HR	4	1	1	2	0	1	3				
J.C. Martin, L OBP: 0.316, SLG: 0.188 (1, 5)		4-0 G6-4-3 1B BB			0-0 G6-4-3 1B		4-0 IBB		0-0 3-1	2	0	1	0	2	0	0				
Cam Carreon, R Earl Torgeson, L Sherm Lollar, R (1, 2) (6, PH) (7, 2)	0-0 G6-4-3 1B		0-0 G6-4-3		0-0 G6-4-3		0-0 SF9 2-3 3-H		0-0 5-3	2	0	1	0	0	0	1				
Early Wynn, S (1, 1)	0-0 G6-4-3				0-0 6-3		0-0 1-3		0-0 2-3	4	0	0	0	0	0	4				
<b>Inning Stats</b>	R: 2 E: 0 K: 0 S: 5	H: 2 LOB: 1 BB: 1 P: 9	R: 0 E: 0 K: 0 S: 3	H: 1 LOB: 1 BB: 1 P: 7	R: 0 E: 0 K: 1 S: 6	H: 1 LOB: 0 BB: 0 P: 6	R: 0 E: 0 K: 0 S: 3	H: 1 LOB: 0 BB: 0 P: 3	R: 0 E: 0 K: 1 S: 7	H: 2 LOB: 2 BB: 2 P: 15	R: 0 E: 0 K: 1 S: 6	H: 2 LOB: 1 BB: 0 P: 6	R: 0 E: 0 K: 0 S: 5	H: 2 LOB: 0 BB: 0 P: 5	R: 2 E: 0 K: 0 S: 5	H: 2 LOB: 0 BB: 0 P: 5	1B: 3 2B: 5 3B: 0 HR: 3	SF: 1 SAC: 0 DP: 2 HBP: 0	WP: 0 PB: 0 CS: 1	PA: 36
<b>PITCHER</b> Hal Woodeshick, L Tom Sturdivant, R Johnny Klippstein, R ERA: 7.2 ERA: 18.0 (1, 1) (6, 1) (8, 1)	IP: 5.0 WLS: L BF: 23 H: 7 R: 4 ER: 4 SO: 4 BB: 4 IBB: 1 HBP: 0 BLK: 0 WP: 0 HR: 2 S: 22 P: 34 ERA: 7.20 WHIP: 2.000															<b>PITCHER</b>				

Washington Senators @ Chicago White Sox  
Comiskey Park, Chicago, IL  
Thu Apr 20 1961, 4:33 AM EST  
Att: 2,186 - Cloudy - 57 F

AB	31
R	6
H	11
RBI	6
BB	4
SO	3
LOB	14

1B	3	SF	1
2B	5	SAC	0
3B	0	DP	2
HR	3	HBP	0







Batter	1	2	3	4	5	6	7	8	9	10	AB	R	H	RBI	BB	SO	LOB	TOP			
Marty Keough, L OBP: 0.361, SLG: 0.344 (1, 7)	K		F8		F3		G4-3-6		4-3 1B		5	0	1	0	0	1	1				
Danny O'Connell, R OBP: 0.406, SLG: 0.393 (1, 4)	F7		F6			HR BB	2B		4-3		4	2	1	0	1	0	1				
Gene Woodling, L OBP: 0.308, SLG: 0.279 Jim Mahoney, R Tom Sturdivant, L Henry Bright, R Rudy Hernandez, R Dave Sisler, R (7, 10)	FC4-6 BB		F7				2B		K		3	0	1	1	1	1	1				
Dale Long, L OBP: 0.308, SLG: 0.250 R C Stevens, R OBP: 0.250, SLG: 0.182 (1, 3)	FC4-6			3-1					F3		3	1	1	2	1	0	1				
Billy Klaus, L OBP: 0.190, SLG: 0.276 (1, 5)	K		F2			HR			F9		5	0	1	0	0	2	2				
Willie Tasby, R OBP: 0.469, SLG: 0.556 (1, 8)	HR			1B					5-3		4	1	3	1	1	0	0				
Coot Veal, R OBP: 0.294, SLG: 0.290 (1, 6)	1-3 2B			K					F8		5	0	1	0	0	2	4				
Pete Daley, R OBP: 0.188, SLG: 0.133 (1, 2)	1-3								F8		4	0	0	0	0	0	3				
Bennie Daniels, L Marty Kutyna, R Joe Hicks, L Jim King, L (1, 1)	F8								F7		1	0	0	0	0	0	1				
Inning Stats	R: 0 E: 0 K: 1 S: 5	H: 0 LOB: 1 BB: 1 P: 9	R: 1 E: 0 K: 1 S: 7	H: 2 LOB: 1 BB: 0 P: 10	R: 0 E: 0 K: 0 S: 3	H: 0 LOB: 0 BB: 0 P: 3	R: 0 E: 0 K: 1 S: 6	H: 1 LOB: 1 BB: 0 P: 6	R: 0 E: 0 K: 1 S: 5	H: 0 LOB: 0 BB: 0 P: 5	R: 2 E: 0 K: 1 S: 8	H: 3 LOB: 2 BB: 1 P: 12	R: 1 E: 1 K: 1 S: 7	H: 2 LOB: 2 BB: 1 P: 11	R: 0 E: 0 K: 1 S: 5	H: 0 LOB: 0 BB: 0 P: 5	R: 0 E: 0 K: 0 S: 3	H: 0 LOB: 1 BB: 1 P: 7	1B: 4 2B: 3 3B: 0 HR: 2	SF: 0 SAC: 0 DP: 1 HBP: 0	WP: 0 PA: 43
PITCHER	IP	WLS	BF	H	R	ER	SO	BB	IBB	HBP	BLK	WP	HR	S	P	ERA	WHIP				
Pedro Ramos, R ERA: 3.04 Bill Pleis, L ERA:	(1, 1)	8.0	35	8	4	4	7	2	1	0	0	0	2	46	58	4.50	1.250				
	(9, 1)	2.0	8	1	0	0	1	1	0	0	0	0	0	9	13	0.00	1.000				

Washington Senators @ Minnesota Twins  
Metropolitan Stadium, Bloomington, MI  
Sat Apr 22 1961, 4:33 AM EST  
Att. 17,445 - Sunny - 64 F

AB 39  
R 4  
H 9  
RBI 4  
BB 4  
SO 8  
LOB 15



Batter	1	2	3	4	5	6	7	8	9	10	AB	R	H	RBI	BB	SO	LOB	BOTTOM					
Zoilo Versalles, R OBP: 0.350, SLG: 0.432 (1, 6)	1-3	E5 2B	K			6-3		F6		SF8	5	0	0	1	0	1	4						
Lenny Green, L OBP: 0.459, SLG: 0.600 (1, 8)	F7			K			CS BB	F8			4	0	1	1	1	1	0						
Don Mincher, L OBP: 0.417, SLG: 0.650 (1, 3)	BB 1B	4-3		F6			1-2 HR		F3		5	2	2	1	0	0	2						
Bob Allison, R OBP: 0.361, SLG: 0.613 (1, 9)	1B BB		1B BB HBP	K			F9		6-3		3	1	0	0	1	1	0						
Jim Lemon, R OBP: 0.259, SLG: 0.433 (1, 7)			K					F5		5	0	1	1	0	2	1							
Earl Battey, R OBP: 0.367, SLG: 0.333 (1, 2)	F9		BB 1B	1B BB				K			4	1	2	0	1	1	2						
Reno Bertoia, R OBP: 0.364, SLG: 0.308 (1, 5)		K	L6						SH5-4 BLK SF8 1B		3	0	1	0	2	1	2						
Billy Gardner, R OBP: 0.310, SLG: 0.308 (1, 4)		E SH1-3 2B BB						F8			2	1	0	0	2	1	3						
Pedro Ramos, S Elmer Valo, L Bill Pleis, L Dan Dobbek, L (1, 1)	SH1-3			F8				K			1	0	0	1	1	0	2						
Inning Stats	R: 1 E: 0 K: 0 S: 5	H: 2 LOB: 2 BB: 1 P: 9	R: 1 E: 1 K: 1 S: 7	H: 1 LOB: 2 BB: 1 P: 11	R: 1 E: 0 K: 2 S: 8	H: 1 LOB: 3 BB: 2 P: 17	R: 0 E: 0 K: 2 S: 7	H: 0 LOB: 0 BB: 0 P: 7	R: 0 E: 0 K: 2 S: 8	H: 1 LOB: 2 BB: 1 P: 12	R: 1 E: 0 K: 1 S: 3	H: 1 LOB: 0 BB: 1 P: 7	R: 0 E: 0 K: 1 S: 5	H: 0 LOB: 1 BB: 1 P: 9	R: 0 E: 0 K: 1 S: 5	H: 0 LOB: 0 BB: 0 P: 5	R: 0 E: 0 K: 0 S: 3	H: 0 LOB: 0 BB: 0 P: 3	R: 1 E: 0 K: 0 S: 3	H: 1 LOB: 2 BB: 2 P: 11	1B: 5 2B: 1 3B: 0 HR: 1	SF: 1 SAC: 2 DP: 0 HBP: 1	WP: 0 PA: 46
PITCHER	IP	WLS	BF	H	R	ER	SO	BB	IBB	HBP	BLK	WP	HR	S	P	ERA	WHIP						
Bennie Daniels, R Marty Kutyna, R Tom Sturdivant, R Rudy Hernandez, R Dave Sisler, R ERA: 4.5 ERA: 0.93 ERA:	(1, 1)	2.2	13	4	3	2	2	3	1	1	0	0	0	17	34	6.75	2.625						
	(3, 1)	3.1	18	2	1	1	5	2	0	0	0	0	1	21	29	2.70	1.200						
	(7, 1)	2.0	7	0	0	0	2	1	0	0	0	0	0	10	14	0.00	0.500						
	(9, 1)	1.0	4	1	1	1	0	0	0	0	0	0	0	4	4	9.00	1.000						
	(10, 1)	0.2	4	0	0	0	0	0	2	0	1	0	0	2	10	0.00	0.000						

Washington Senators @ Minnesota Twins  
Metropolitan Stadium, Bloomington, MI  
Sat Apr 22 1961, 4:33 AM EST  
Att. 17,445 - Sunny - 64 F

AB 33  
R 5  
H 7  
RBI 5  
BB 9  
SO 9  
LOB 16





Batter	1	2	3	4	5	6	7	8	9	AB	R	H	RBI	BB	SO	LOB	TOP			
Marty Keough, L (1, 7) OBP: 0.350, SLG: 0.361	0-3 K			0-0 2B		0-0 5-3			0-0 G3	4	0	1	0	0	1	0	<b>Washington Senators @ Minnesota Twins</b> Metropolitan Stadium, Bloomington, MI Sun Apr 23 1961, 4:33 AM EST Att: 13,408 - Overcast - 43 F <a href="http://livebaseballscorecards.com">livebaseballscorecards.com</a>			
Danny O'Connell, R (1, 4) OBP: 0.361, SLG: 0.344	0-0 F9			0-0 5-3		0-0 F9			0-3 K	4	0	0	0	0	1	1				
Gene Woodling, L (1, 9) OBP: 0.378, SLG: 0.355 Jim Mahoney, R (9, PR)	0-0 6-3			4-0 G6-4-3 BB		0-0 1-3			4-0 BB	2	0	0	0	2	0	0				
R C Stevens, R (1, 3) OBP: 0.214, SLG: 0.154		0-0 6-3		0-0 G6-4-3 1-2					0-3 K	4	0	0	0	0	2	3				
Willie Tasby, R (1, 8) OBP: 0.457, SLG: 0.533		0-0 G6-4-3 1B			0-0 F8				0-0 6-3	3	0	1	0	0	0	0				
Harry Bright, R (1, 5) OBP: 0.211, SLG: 0.222		0-0 G6-4-3 1-2			0-0 F8				0-0 5-3	3	0	0	0	0	0	1				
Coot Veal, R (1, 6) OBP: 0.324, SLG: 0.303			0-3 K		4-0 1B BB				0-0 CS 1B	2	0	1	0	1	1	0				
Pete Daley, R (1, 2) OBP: 0.211, SLG: 0.167			0-0 F8		0-0 1-2 1B				0-0 F7	3	0	1	0	0	0	1				
Dick Donovan, L (1, 1) OBP: 0.250, SLG: 0.143 Chet Boak, R (8, PH) Johnny Klippstein, R (8, 1)			0-0 4-3		0-0 L4				0-3 K 1-2	2	0	0	0	0	0	2				
<b>Inning Stats</b>	R: 0 E: 0 K: 1 S: 5	H: 0 LOB: 0 BB: 0 P: 5	R: 0 E: 0 K: 0 S: 3	H: 1 LOB: 0 BB: 0 P: 3	R: 0 E: 0 K: 1 S: 5	H: 0 LOB: 0 BB: 0 P: 5	R: 0 E: 0 K: 0 S: 3	H: 1 LOB: 1 BB: 1 P: 7	R: 0 E: 0 K: 0 S: 4	H: 1 LOB: 2 BB: 1 P: 8	R: 0 E: 0 K: 1 S: 5	H: 0 LOB: 0 BB: 0 P: 5	R: 0 E: 0 K: 1 S: 5	H: 1 LOB: 0 BB: 0 P: 5	R: 0 E: 0 K: 2 S: 7	H: 0 LOB: 1 BB: 1 P: 11	1B: 3 2B: 1 3B: 0 HR: 0	SF: 0 SAC: 0 DP: 2 HBP: 0	WP: 0 PB: 0 SB: 0 CS: 1	PA: 31
<b>PITCHER</b> Jack Kralick, L (1, 1) ERA: 2.08	IP: 9.0 WLS: W BF: 31 H: 4 R: 0 ER: 0 SO: 6 BB: 3 IBB: 0 HBP: 0 BLK: 0 WP: 0 HR: 0 S: 40 P: 52 ERA: 0.00 WHIP: 0.778															<b>PITCHER</b>				

Batter	1	2	3	4	5	6	7	8	9	AB	R	H	RBI	BB	SO	LOB	BOTTOM			
Zoilo Versalles, R (1, 6) OBP: 0.341, SLG: 0.439	0-0 5-3		0-0 2B		0-0 F9			0-0 F9		4	0	1	0	0	0	1	<b>Washington Senators @ Minnesota Twins</b> Metropolitan Stadium, Bloomington, MI Sun Apr 23 1961, 4:33 AM EST Att: 13,408 - Overcast - 43 F <a href="http://livebaseballscorecards.com">livebaseballscorecards.com</a>			
Lenny Green, L (1, 8) OBP: 0.425, SLG: 0.545	0-0 3-1		0-0 4-3			0-0 F9				3	0	0	0	0	0	1				
Don Mincher, L (1, 3) OBP: 0.370, SLG: 0.739	0-0 F4			0-0 5-3		0-0 F5				3	0	0	0	0	0	0				
Bob Allison, R (1, 9) OBP: 0.359, SLG: 0.576		0-0 L7		0-0 5-3		4-0 CS BB				2	0	0	0	1	0	0				
Jim Lemon, R (1, 7) OBP: 0.235, SLG: 0.394 Pete Whisenant, R (8, 7)		0-3 K		0-3 K		0-0 CS 1-2		0-3 K		3	0	0	0	0	3	0				
Earl Battey, R (1, 2) OBP: 0.382, SLG: 0.333		0-0 FC6-4 1B			0-0 6-3			0-0 F3		3	0	1	0	0	0	0				
Reno Bertoia, R (1, 5) OBP: 0.333, SLG: 0.276		0-0 FC6-4 1-2			0-0 1-3			0-0 L6		3	0	0	0	0	0	1				
Billy Gardner, R (1, 4) OBP: 0.313, SLG: 0.345			0-0 6-3		0-0 1B 2B			0-0 F9		3	1	1	0	0	0	0				
Jack Kralick, L (1, 1) OBP: 0.286, SLG: 0.286			0-0 4-3		0-0 2H 1B			0-0 G3		3	0	1	1	0	0	0				
<b>Inning Stats</b>	R: 0 E: 0 K: 0 S: 3	H: 0 LOB: 0 BB: 0 P: 3	R: 0 E: 0 K: 1 S: 6	H: 1 LOB: 1 BB: 0 P: 6	R: 0 E: 0 K: 0 S: 4	H: 1 LOB: 1 BB: 0 P: 4	R: 0 E: 0 K: 1 S: 5	H: 0 LOB: 0 BB: 0 P: 5	R: 1 E: 0 K: 0 S: 5	H: 2 LOB: 1 BB: 0 P: 5	R: 0 E: 0 K: 0 S: 2	H: 0 LOB: 1 BB: 1 P: 6	R: 0 E: 0 K: 1 S: 5	H: 0 LOB: 0 BB: 0 P: 5	R: 0 E: 0 K: 0 S: 3	H: 0 LOB: 0 BB: 0 P: 3	1B: 2 2B: 2 3B: 0 HR: 0	SF: 0 SAC: 0 DP: 0 HBP: 0	WP: 0 PB: 0 SB: 0 CS: 1	PA: 29
<b>PITCHER</b> Dick Donovan, R (1, 1) ERA: 2.25 Johnny Klippstein, R (8, 1) ERA: 9.0	IP: 7.0 WLS: L BF: 25 H: 4 R: 1 ER: 1 SO: 3 BB: 1 IBB: 0 HBP: 0 BLK: 0 WP: 0 HR: 0 S: 30 P: 34 ERA: 1.29 WHIP: 0.714															<b>PITCHER</b>				





Batter	1	2	3	4	5	6	7	8	9	AB	R	H	RBI	BB	SO	LOB	TOP								
Coot Veal, R OBP: 0.390, SLG: 0.343 (1, 6)	4-0 CS BB		X 0-0 SH1-3 1B		X 0-0 G1-6-3 1B			4-0 BB BB		2	0	2	0	2	0	0	<b>Washington Senators @ Boston Red Sox</b> Fenway Park, Boston, MA Tue Apr 25 1961, 3:33 AM EST Att: 2,748 - Unknown								
Danny O'Connell, R OBP: 0.333, SLG: 0.314 (1, 4)	0-3 K		X 0-0 SH1-3		X 0-0 G1-6-3			X 0-0 F9		3	0	0	0	0	1	4									
Marty Keough, L OBP: 0.341, SLG: 0.375 (1, 9)	0-0 2B		X 0-0 F9			X 0-0 G3		X 0-0 F8		4	0	1	0	0	0	2									
Dale Long, L OBP: 0.294, SLG: 0.625 (1, 3)	0-0 F7			X 0-0 P6		X 0-0 F7			X 0-0 1B G5-4-3 1B	4	1	1	0	0	0	1									
Gene Woodling, L OBP: 0.390, SLG: 0.353 (1, 7)		4-0 BB		X 0-0 L6		X 0-0 L5		X 0-0 1B G5-4-3 1B		3	0	1	0	1	0	0									
Willie Tasby, R OBP: 0.462, SLG: 0.515 (1, 8)	0-3 K			4-0 BB			X 0-0 G5-4-3 1B		X 0-0 G5-4-3	3	0	1	0	1	1	2									
Harry Bright, R OBP: 0.174, SLG: 0.182 (1, 5)	0-3 K			0-3 K		X 0-0 G5-4-3 1B		X 0-0 P6		4	0	0	0	0	2	3									
Pete Daley, R OBP: 0.182, SLG: 0.143 Jim King, L (7, 2)	0-0 F8				X 0-0 5-3		X 0-0 4-3			3	0	0	0	0	0	1									
Pete Burnside, R Chet Boak, R John Gabler, S Joe Hicks, L Rudy Hernandez, R (1, 1) (3, PH) (3, 1) (8, PH) (8, 1)			X 0-0 F2		X 0-0 1B			X 0-0 F8		0	0	0	0	0	0	0									
<b>Inning Stats</b>	R: 0 E: 0 K: 1 S: 5	H: 1 LOB: 1 BB: 1 P: 9	R: 0 E: 0 K: 2 S: 7	H: 0 LOB: 1 BB: 1 P: 11	R: 0 E: 0 K: 0 S: 4	H: 1 LOB: 1 BB: 0 P: 4	R: 0 E: 0 K: 1 S: 5	H: 0 LOB: 1 BB: 1 P: 9	R: 0 E: 0 K: 0 S: 4	H: 2 LOB: 1 BB: 0 P: 4	R: 0 E: 0 K: 0 S: 3	H: 0 LOB: 0 BB: 0 P: 3	R: 0 E: 0 K: 0 S: 3	H: 1 LOB: 0 BB: 0 P: 3	R: 0 E: 0 K: 0 S: 3	H: 0 LOB: 1 BB: 1 P: 7		R: 1 E: 0 K: 0 S: 4	H: 2 LOB: 0 BB: 0 P: 4	1B: 6 2B: 1 3B: 0 HR: 0	SF: 0 SAC: 1 DP: 3 HBP: 0	WP: 0 PB: 0 SB: 0 CS: 1	PA: 34		
<b>PITCHER</b>	IP WLS BF H R ER SO BB IBB HBP BLK WP HR S P ERA WHIP	8.0 W 32 7 1 1 4 4 0 0 0 0 0 0 36 52 1.12 1.375	1.0 S 2 0 0 0 0 0 0 0 0 0 0 0 2 2 0.00 0.000																						

AB 29  
R 1  
H 7  
RBI 0  
BB 4  
SO 4  
LOB 13



Batter	1	2	3	4	5	6	7	8	9	AB	R	H	RBI	BB	SO	LOB	BOTTOM								
Chuck Schilling, R OBP: 0.390, SLG: 0.314 (1, 4)	0-0 P2	0-0 E 1B		X 0-0 E 1B		0-3 K		X 0-0 G6-4-3		5	1	2	1	0	1	2	<b>Washington Senators @ Boston Red Sox</b> Fenway Park, Boston, MA Tue Apr 25 1961, 3:33 AM EST Att: 2,748 - Unknown								
Gary Geiger, L OBP: 0.321, SLG: 0.516 (1, 8)	0-0 G3	1-0 FC5 E HBP		X 0-0 F7		X 0-0 G3		X 0-0 G6-4-3		3	0	0	0	0	1										
Carroll Hardy, R OBP: 0.455, SLG: 0.700 (1, 7)	0-0 2B	0-0 E5			X 0-0 BB FC6-4 1B		X 0-0 F8			4	1	2	0	0	1										
Jackie Jensen, R OBP: 0.184, SLG: 0.114 (1, 9)	0-0 L7	0-0 FC5			X 0-0 BB E 1B		X 0-0 6-3			4	1	1	0	0	3										
Jim Pagliaroni, R OBP: 0.400, SLG: 0.333 (1, 2)		0-0 2B 1B 1B		X 0-0 F8		X 4-0 FC6-4 BB		X 0-0 F7		3	1	1	0	1	0	0									
Billy Harrell, R OBP: 0.333, SLG: 0.412 (1, 5)		0-0 1B SF8 2B		X 0-0 5-3		X 0-0 FC6-4		X 0-0 F9		4	1	1	1	0	1										
Pete Runnels, L OBP: 0.378, SLG: 0.471 (1, 3)		4-0 1B BB		X 0-0 L7		X 0-0 F8		X 0-0 PB S 1B		3	1	1	0	1	1										
Pumpsie Green, S OBP: 0.353, SLG: 0.370 (1, 6)		0-0 1B 1B 1B		X 0-0 4-3		X 4-0 BB		X 0-3 K		3	0	1	1	1	1										
Gene Conley, R Mike Fomiele, R (1, 1) (9, 1)		0-0 SF8		X 0-0 5-3		X 0-0 5-3		X 4-0 G6-4-3 BB		2	0	0	1	1	0	2									
<b>Inning Stats</b>	R: 0 E: 0 K: 0 S: 4	H: 1 LOB: 2 BB: 0 P: 4	R: 4 E: 1 K: 0 S: 7	H: 4 LOB: 2 BB: 1 P: 12	R: 0 E: 0 K: 0 S: 3	H: 0 LOB: 0 BB: 0 P: 3	R: 0 E: 1 K: 0 S: 4	H: 1 LOB: 1 BB: 0 P: 4	R: 2 E: 1 K: 0 S: 5	H: 2 LOB: 2 BB: 2 P: 13	R: 0 E: 0 K: 1 S: 5	H: 0 LOB: 0 BB: 0 P: 5	R: 0 E: 0 K: 0 S: 3	H: 0 LOB: 0 BB: 0 P: 3	R: 0 E: 0 K: 1 S: 5	H: 1 LOB: 1 BB: 1 P: 9		R: 0 E: 0 K: 0 S: 4	H: 0 LOB: 0 BB: 0 P: 4	1B: 7 2B: 2 3B: 0 HR: 0	SF: 1 SAC: 0 DP: 1 HBP: 1	WP: 0 PB: 1 SB: 1 CS: 0	PA: 37		
<b>PITCHER</b>	IP WLS BF H R ER SO BB IBB HBP BLK WP HR S P ERA WHIP	2.0 L 13 3 2 2 1 2 0 0 0 0 0 0 20 28 3.60 1.000	5.0 20 3 2 2 1 2 0 0 0 0 0 0 20 28 3.60 1.000	1.0 4 1 0 0 1 1 0 0 0 0 0 0 5 9 0.00 2.000																					

AB 31  
R 6  
H 9  
RBI 4  
BB 4  
SO 2  
LOB 12





Batter	1	2	3	4	5	6	7	8	9	AB	R	H	RBI	BB	SO	LOB	TOP				
Coot Veat, R OBP: 0.356, SLG: 0.308 (1, 6)	6-3		1-3		6-3			P2		4	0	0	0	0	0	1					
Danny O'Connell, R OBP: 0.372, SLG: 0.385 (1, 4)	1B			1-3 BB	P4			WP 2B		4	1	3	0	0	0	1					
Marty Keough, L OBP: 0.333, SLG: 0.349 (1, 9)	K			4-3 1-3 1B BB		1-3		4-3		3	1	0	0	1	1	2					
Dale Long, L OBP: 0.238, SLG: 0.500 R C Stevens, R OBP: 0.214, SLG: 0.154 (1, 3) (8, 3)	K			1-3		1-3		4-3		4	0	0	0	0	1	4					
Gene Woodling, L OBP: 0.356, SLG: 0.316 (1, 7)		4-3		4-3		F5		P6		4	0	0	1	0	0	1					
Willie Tasby, R OBP: 0.442, SLG: 0.486 (1, 8)	K			2B 1B		4-3		4-3		4	0	1	1	0	1	0					
Harry Bright, R OBP: 0.185, SLG: 0.231 (1, 5)	5-3			1B 2B		4-3		P5		4	0	1	0	0	0	0					
Pete Daley, R OBP: 0.240, SLG: 0.208 (1, 2)			F8		SH1-4 1B			FC6-4 1B		3	0	2	0	0	0	0					
Tom Sturdivant, L Dave Sisler, R (1, 1) (8, 1)	5-3			SH1-4		FC6-4				2	0	0	0	0	0	1					
<b>Inning Stats</b>	R: 0 E: 0 K: 2 S: 8	H: 1 LOB: 1 BB: 0 P: 8	R: 0 E: 0 K: 1 S: 5	H: 0 LOB: 0 BB: 0 P: 5	R: 0 E: 0 K: 0 S: 3	H: 0 LOB: 0 BB: 0 P: 3	R: 2 E: 0 K: 0 S: 5	H: 3 LOB: 2 BB: 1 P: 9	R: 0 E: 0 K: 0 S: 4	H: 1 LOB: 1 BB: 0 P: 4	R: 0 E: 0 K: 0 S: 4	H: 1 LOB: 1 BB: 0 P: 4	R: 0 E: 0 K: 0 S: 4	H: 1 LOB: 0 BB: 0 P: 4	R: 0 E: 0 K: 0 S: 3	H: 0 LOB: 0 BB: 0 P: 3	1B: 5 2B: 2 3B: 0 HR: 0	SF: 0 SAC: 1 DP: 0 HBP: 0	WP: 1 PB: 0 SB: 0 CS: 0	PA: 34	
<b>PITCHER</b>	IP	WLS	BF	H	R	ER	SO	BB	IBB	HBP	BLK	WP	HR	S	P	ERA	WHIP				
Bill Monbouquette, R ERA: 2.53 (1, 1)	7.0	L	27	6	2	2	3	1	0	0	0	0	0	32	36	2.57	1.000				
Ted Willis, L ERA: (8, 1)	2.0		7	1	0	0	0	0	0	0	0	1	0	7	7	0.00	0.500				

Washington Senators @ Boston Red Sox  
Fenway Park, Boston, MA  
Wed Apr 26 1961, 3:33 AM EST  
Att: 2,133 - Unknown

AB	32
R	2
H	7
RBI	2
BB	1
SO	3
LOB	10



Batter	1	2	3	4	5	6	7	8	9	AB	R	H	RBI	BB	SO	LOB	BOTTOM				
Chuck Schilling, R OBP: 0.356, SLG: 0.282 (1, 4)	P6		6-3		F5		K			4	0	0	0	0	1	2					
Gary Geiger, L OBP: 0.381, SLG: 0.457 (1, 8)	E3		6-3		F8			4-3		4	1	0	0	0	0	1					
Carl Yastrzemski, L OBP: 0.242, SLG: 0.276 (1, 7)	SF7					F8		BB 1B		2	0	1	1	1	0	0					
Vic Wertz, L OBP: 0.333, SLG: 0.200 Billy Harrell, R OBP: 0.333, SLG: 0.412 (1, 3) (8, PR) (9, 5)	HBP		K		4-3			G4-6-3 BB		2	0	0	0	1	1	1					
Jackie Jensen, R OBP: 0.190, SLG: 0.128 (1, 9)	L9			5-3		1B		G4-6-3		4	0	1	0	0	0	3					
Pete Runnels, L OBP: 0.341, SLG: 0.421 (1, 5) (9, 3)	K			F7		F8		L4		4	0	0	0	0	1	1					
Russ Nixon, L OBP: 0.300, SLG: 0.263 (1, 2)				4-3		4-3		F7		3	0	0	0	1	0	0					
Pumpsie Green, S OBP: 0.368, SLG: 0.367 (1, 6)	P6							6-3		3	0	1	0	1	0	1					
Bill Monbouquette, R OBP: 0.250, SLG: 0.250 Jim Paganoni, R OBP: 0.331, SLG: 0.316 Ted Willis, L (1, 1) (7, PH) (8, 1)	1-3			SH1-4		K				1	0	0	0	0	0	1					
<b>Inning Stats</b>	R: 1 E: 1 K: 0 S: 4	H: 0 LOB: 1 BB: 0 P: 5	R: 0 E: 0 K: 1 S: 5	H: 0 LOB: 1 BB: 1 P: 9	R: 0 E: 0 K: 1 S: 5	H: 0 LOB: 1 BB: 1 P: 9	R: 0 E: 0 K: 0 S: 3	H: 0 LOB: 0 BB: 0 P: 3	R: 0 E: 0 K: 0 S: 4	H: 1 LOB: 1 BB: 0 P: 4	R: 0 E: 0 K: 2 S: 7	H: 0 LOB: 1 BB: 1 P: 11	R: 0 E: 0 K: 0 S: 3	H: 1 LOB: 2 BB: 1 P: 7	R: 0 E: 0 K: 0 S: 3	H: 0 LOB: 0 BB: 0 P: 3	1B: 3 2B: 0 3B: 0 HR: 0	SF: 1 SAC: 1 DP: 1 HBP: 1	WP: 1 PB: 0 SB: 2 CS: 0	PA: 35	
<b>PITCHER</b>	IP	WLS	BF	H	R	ER	SO	BB	IBB	HBP	BLK	WP	HR	S	P	ERA	WHIP				
Tom Sturdivant, R ERA: (1, 1)	7.1	W	31	3	1	0	4	4	0	1	0	0	0	34	51	0.00	0.955				
Dave Sisler, R ERA: (8, 1)	1.2	S	4	0	0	0	0	0	0	0	0	0	0	4	4	0.00	0.000				

Washington Senators @ Boston Red Sox  
Fenway Park, Boston, MA  
Wed Apr 26 1961, 3:33 AM EST  
Att: 2,133 - Unknown

AB	28
R	1
H	3
RBI	1
BB	4
SO	4
LOB	11





Batter	1	2	3	4	5	6	7	8	9	AB	R	H	RBI	BB	SO	LOB	TOP								
Dick Williams, R OBP: 0.233, SLG: 0.350 (1, 7)										5	1	1	0	0	1	1	<b>Baltimore Orioles @ Washington Senators</b> Griffith Stadium, Washington, DC Thu Apr 27 1961, 6:05 PM EST Att: 4,541 - Unknown <a href="http://livebaseballscorecards.com">livebaseballscorecards.com</a>								
Whitey Herzog, L OBP: 0.400, SLG: 0.381 (1, 9)										5	1	2	0	0	0	1									
Brooks Robinson, R OBP: 0.321, SLG: 0.380 (1, 5)										5	2	2	1	0	1	1									
Jim Gentile, L OBP: 0.409, SLG: 0.605 (1, 3)										4	1	1	1	0	2	2									
Gus Triandos, R OBP: 0.381, SLG: 0.400 (1, 2)										3	0	1	1	1	0	0									
Ron Hansen, R OBP: 0.385, SLG: 0.295 (1, 6)										3	0	0	0	1	0	2									
Russ Snyder, L OBP: 0.364, SLG: 0.345 (1, 8)										3	0	1	2	0	0	0									
Jerry Adair, R OBP: 0.563, SLG: 0.615 (1, 4)										3	0	1	0	1	0	2									
Dick Hall, R (1, 1)										3	0	0	0	0	1	5									
<b>Inning Stats</b>	R: 0 E: 0 K: 2 S: 8	H: 1 LOB: 1 BB: 0 P: 8	R: 0 E: 0 K: 0 S: 3	H: 0 LOB: 0 BB: 0 P: 3	R: 0 E: 0 K: 0 S: 4	H: 1 LOB: 1 BB: 0 P: 4	R: 0 E: 0 K: 1 S: 5	H: 0 LOB: 0 BB: 0 P: 5	R: 0 E: 0 K: 0 S: 3	H: 0 LOB: 0 BB: 0 P: 3	R: 1 E: 0 K: 0 S: 4	H: 1 LOB: 3 BB: 3 P: 16	R: 4 E: 0 K: 1 S: 11	H: 6 LOB: 2 BB: 0 P: 11	R: 0 E: 0 K: 1 S: 5	H: 0 LOB: 0 BB: 0 P: 5	1B: 7 2B: 2 3B: 0 HR: 0	SF: 1 SAC: 1 DP: 0 HBP: 0	WP: 0 PB: 0 SB: 0 CS: 0	PA: 39					
<b>PITCHER</b>	IP	WLS	BF	H	R	ER	SO	BB	IBB	HBP	BLK	WP	HR	S	P	ERA	WHIP								
Joe McClain, R ERA: 3.33 (1, 1)	7.0	L	30	6	4	4	3	2	1	0	0	0	0	33	45	5.14	1.143								
Johnny Klippstein, R ERA: 11.57 (8, 1)	0.1		4	3	1	1	0	0	0	0	0	0	0	4	4	27.00	9.000								
Marty Kutyna, R ERA: 0.79 (8, 1)	1.2		5	0	0	0	2	0	0	0	0	0	0	9	9	0.00	0.000								

Batter	1	2	3	4	5	6	7	8	9	AB	R	H	RBI	BB	SO	LOB	BOTTOM								
Coot Veat, R OBP: 0.327, SLG: 0.279 (1, 6)										4	0	0	0	0	0	1	<b>Baltimore Orioles @ Washington Senators</b> Griffith Stadium, Washington, DC Thu Apr 27 1961, 6:05 PM EST Att: 4,541 - Unknown <a href="http://livebaseballscorecards.com">livebaseballscorecards.com</a>								
Danny O'Connell, R OBP: 0.362, SLG: 0.372 (1, 4)										4	0	1	0	0	1	2									
Marty Keough, L OBP: 0.314, SLG: 0.326 (1, 7)										3	0	0	0	0	1	1									
Dale Long, L OBP: 0.208, SLG: 0.435 (1, 3)										3	0	0	0	0	0	0									
Gene Woodling, L OBP: 0.333, SLG: 0.293 (1, 9)										3	0	0	0	0	0	0									
Willie Tasby, R OBP: 0.413, SLG: 0.450 (1, 8)										3	0	0	0	0	0	0									
Billy Klaus, L OBP: 0.208, SLG: 0.250 (1, 5)										2	0	0	0	1	1	0									
Pete Daley, R OBP: 0.214, SLG: 0.185 (1, 2)										3	0	0	0	0	0	1									
Joe McClain, R OBP: 0.250, SLG: 0.375 (1, 1)										2	0	0	0	0	0	0									
Johnny Klippstein, R (8, 1)										0	0	0	0	0	0	0									
Marty Kutyna, R OBP: 0.500, SLG: 0.500 (8, 1)										0	0	0	0	0	0	0									
Joe Hicks, L OBP: 0.400, SLG: 0.400 (9, PH)										1	0	1	0	0	0	0									
<b>Inning Stats</b>	R: 0 E: 0 K: 2 S: 7	H: 0 LOB: 0 BB: 0 P: 7	R: 0 E: 0 K: 0 S: 3	H: 0 LOB: 0 BB: 0 P: 3	R: 0 E: 0 K: 1 S: 5	H: 0 LOB: 0 BB: 0 P: 5	R: 0 E: 0 K: 0 S: 3	H: 1 LOB: 0 BB: 0 P: 3	R: 0 E: 0 K: 0 S: 3	H: 0 LOB: 0 BB: 0 P: 3	R: 0 E: 0 K: 0 S: 3	H: 0 LOB: 0 BB: 0 P: 3	R: 0 E: 1 K: 0 S: 4	H: 1 LOB: 2 BB: 1 P: 8	R: 0 E: 0 K: 0 S: 3	H: 0 LOB: 0 BB: 0 P: 5	1B: 2 2B: 0 3B: 0 HR: 0	SF: 0 SAC: 0 DP: 2 HBP: 0	WP: 0 PB: 0 SB: 0 CS: 0	PA: 29					
<b>PITCHER</b>	IP	WLS	BF	H	R	ER	SO	BB	IBB	HBP	BLK	WP	HR	S	P	ERA	WHIP								
Dick Hall, R ERA: 1.35 (1, 1)	9.0	W	29	2	0	0	3	1	0	0	0	0	0	34	38	0.00	0.333								







Batter	1	2	3	4	5	6	7	8	9	AB	R	H	RBI	BB	SO	LOB	TOP				
Dick Williams, R OBP: 0.283, SLG: 0.367 Jim Busby, R (9, FR) (9, 8)	F3		F7														4 0 2 0 1 0 0 0 1 0 0 0 0 0	<b>Baltimore Orioles @ Washington Senators</b> Griffith Stadium, Washington, DC Sat Apr 29 1961, 3:33 AM EST Att: 3,605 - Unknown			
Whitey Herzog, L OBP: 0.426, SLG: 0.357 Gene Stephens, L OBP: 0.286, SLG: 0.091	1B		4-3														4 1 1 0 1 0 2 0 0 0 0 0 0 0				
Brooks Robinson, R OBP: 0.364, SLG: 0.397																	5 2 3 0 0 0 2				
Jim Gentile, L OBP: 0.434, SLG: 0.614	K																3 0 1 1 2 2 2				
Gus Triandos, R OBP: 0.380, SLG: 0.419	P2																5 0 3 3 0 0 3				
Ron Hansen, R OBP: 0.344, SLG: 0.288																	5 0 1 0 0 2 7				
Russ Snyder, L OBP: 0.366, SLG: 0.405 (9, 9)	K																4 1 1 0 0 1 3				
Jerry Adair, R OBP: 0.417, SLG: 0.571	K																4 0 0 0 0 1 3				
Milt Pappas, R (1, 1)	K																4 0 0 0 0 1 1				
<b>Inning Stats</b>	R: 0 E: 0 K: 1 S: 6	H: 1 LOB: 2 BB: 1 P: 10	R: 0 E: 0 K: 3 S: 10	H: 1 LOB: 1 BB: 0 P: 10	R: 1 E: 0 K: 0 S: 5	H: 2 LOB: 2 BB: 1 P: 9	R: 1 E: 1 K: 0 S: 5	H: 2 LOB: 1 BB: 0 P: 5	R: 1 E: 0 K: 0 S: 5	H: 2 LOB: 1 BB: 0 P: 5	R: 0 E: 0 K: 1 S: 2	H: 0 LOB: 0 BB: 1 P: 6	R: 0 E: 0 K: 1 S: 5	H: 0 LOB: 0 BB: 0 P: 5	R: 0 E: 0 K: 1 S: 6	H: 1 LOB: 1 BB: 0 P: 6	R: 2 E: 0 K: 1 S: 8		H: 3 LOB: 3 BB: 1 P: 12	1B: 9 2B: 4 3B: 0 HR: 0	SF: 0 SAC: 0 DP: 1 HBP: 0
<b>PITCHER</b>	IP WLS BF H R ER SO BB IBB HBP BLK WP HR S P ERA WHIP																				
Ed Hobaugh, R ERA: 4.7	(1, 1)	5.0 L 25 8 3 2 4 2 0 0 0 0 0 0 31 39 3.60 2.000																			
Rudy Hernandez, R ERA: 1.5	(6, 1)	2.0 6 0 0 0 1 1 0 0 0 0 0 0 7 11 0.00 0.500																			
Marty Kutyna, R ERA: 2.03	(8, 1)	2.0 11 4 2 2 2 1 0 0 0 0 0 0 14 18 9.00 2.500																			
<b>Batter</b>	<b>1</b>	<b>2</b>	<b>3</b>	<b>4</b>	<b>5</b>	<b>6</b>	<b>7</b>	<b>8</b>	<b>9</b>	<b>AB</b>	<b>R</b>	<b>H</b>	<b>RBI</b>	<b>BB</b>	<b>SO</b>	<b>LOB</b>	<b>BOTTOM</b>				
Jim Mahoney, R OBP: 0.241, SLG: 0.250			K														4 0 1 0 0 1 2	<b>Baltimore Orioles @ Washington Senators</b> Griffith Stadium, Washington, DC Sat Apr 29 1961, 3:33 AM EST Att: 3,605 - Unknown			
Marty Keough, L OBP: 0.373, SLG: 0.442																	4 0 3 0 0 0 1				
Joe Hicks, L OBP: 0.200, SLG: 0.200																	4 0 0 0 0 0 3				
R C Stevens, R OBP: 0.219, SLG: 0.167																	4 0 1 0 0 1 2				
Willie Tasby, R OBP: 0.370, SLG: 0.396																	4 0 0 0 0 0 3				
Harry Bright, R OBP: 0.161, SLG: 0.200																	4 0 0 0 0 0 2				
Chet Boak, R																	3 0 0 0 1 0 0				
Dutch Dotterer, R OBP: 0.368, SLG: 0.313																	3 0 1 0 0 1 2				
Ed Hobaugh, R																	1 0 0 0 0 0 1				
Billy Klaus, L OBP: 0.241, SLG: 0.217 (5, PH)																	1 0 0 0 0 1 1				
Rudy Hernandez, R (6, 1)																	0 0 0 0 0 0 0				
Dale Long, L OBP: 0.172, SLG: 0.357 (7, PH)																	1 0 0 0 0 1 1				
Marty Kutyna, R OBP: 0.500, SLG: 0.500 (8, 1)																	0 0 0 0 0 0 0				
<b>Inning Stats</b>	R: 0 E: 0 K: 0 S: 3	H: 1 LOB: 0 BB: 0 P: 3	R: 0 E: 0 K: 0 S: 3	H: 0 LOB: 0 BB: 0 P: 3	R: 0 E: 0 K: 1 S: 5	H: 0 LOB: 1 BB: 1 P: 9	R: 0 E: 0 K: 0 S: 5	H: 2 LOB: 2 BB: 0 P: 5	R: 0 E: 0 K: 1 S: 6	H: 1 LOB: 1 BB: 0 P: 6	R: 0 E: 0 K: 1 S: 6	H: 1 LOB: 1 BB: 0 P: 6	R: 0 E: 1 K: 2 S: 8	H: 0 LOB: 1 BB: 0 P: 8	R: 0 E: 0 K: 0 S: 4	H: 1 LOB: 1 BB: 0 P: 4	R: 0 E: 0 K: 0 S: 3	H: 0 LOB: 0 BB: 0 P: 3	1B: 4 2B: 2 3B: 0 HR: 0	SF: 0 SAC: 0 DP: 0 HBP: 0	WP: 0 PA: 34 PB: 0 SB: 1 CS: 1
<b>PITCHER</b>	IP WLS BF H R ER SO BB IBB HBP BLK WP HR S P ERA WHIP																				
Milt Pappas, R ERA: 5.4	(1, 1)	9.0 W 34 6 0 0 5 1 0 0 0 0 0 0 43 47 0.00 0.778																			



Batter	1	2	3	4	5	6	7	8	9	AB	R	H	RBI	BB	SO	LOB	TOP					
Tony Kubek, L (1,6) OBP: 0.379, SLG: 0.442										4	0	2	1	0	0	2	<b>New York Yankees @ Washington Senators</b> Griffith Stadium, Washington, DC Sun Apr 30 1961, 3:33 AM EDT Unknown <a href="http://livebaseballscorecards.com">livebaseballscorecards.com</a>					
Hector Lopez, R (1,7) OBP: 0.287, SLG: 0.236										5	0	1	0	0	2	4						
Roger Maris, L (1,9) OBP: 0.333, SLG: 0.267										5	0	1	0	0	0	5						
Mickey Mantle, S (1,8) OBP: 0.431, SLG: 0.833										4	1	1	0	0	0	1						
Yogi Berra, L (1,2) OBP: 0.314, SLG: 0.364										4	0	1	1	0	0	1						
Bill Skowron, R (1,3) OBP: 0.339, SLG: 0.451										4	2	2	0	0	0	1						
Clete Boyer, R (1,5) OBP: 0.257, SLG: 0.161										4	1	2	1	0	0	0						
Bobby Richardson, R (1,4) OBP: 0.246, SLG: 0.218										3	0	0	0	0	0	1						
Whitey Ford, L (1,1) OBP: 0.429, SLG: 0.300										0	0	0	0	2	0	0						
Jesse Gonder, L (7, PH) OBP: 0.429, SLG: 0.333										1	0	0	1	0	0	2						
Bill Stafford, R (7, 1) OBP: 1.000, SLG: 1.000										1	0	1	0	0	0	0						
Luis Arroyo, L (8, 1)										1	0	1	0	0	0	0						
<b>Inning Stats</b>	R: 0 E: 0 K: 1 S: 5	H: 1 LOB: 0 BB: 0 P: 5	R: 0 E: 0 K: 0 S: 3	H: 0 LOB: 0 BB: 0 P: 3	R: 0 E: 0 K: 0 S: 3	H: 0 LOB: 1 BB: 1 P: 7	R: 1 E: 0 K: 1 S: 7	H: 2 LOB: 1 BB: 0 P: 7	R: 0 E: 0 K: 0 S: 3	H: 0 LOB: 1 BB: 1 P: 7	R: 0 E: 0 K: 0 S: 4	H: 2 LOB: 1 BB: 0 P: 4	R: 2 E: 1 K: 0 S: 7	H: 3 LOB: 2 BB: 0 P: 7	R: 1 E: 0 K: 0 S: 5	H: 2 LOB: 1 BB: 0 P: 5	R: 0 E: 0 K: 0 S: 4	H: 1 LOB: 1 BB: 0 P: 4	1B: 9 2B: 2 3B: 0 HR: 0	SF: 0 SAC: 2 DP: 2 HBP: 0	WP: 0 PB: 0 SB: 2 CS: 0	PA: 39
<b>PITCHER</b>	IP WLS BF H R ER SO BB IBB HBP BLK WP HR S P ERA WHIP																					
Dick Donovan, R (1, 1) ERA: 2.67	6.1 L 28 8 3 3 2 2 0 0 0 0 0 0 30 38 4.26 1.579																					
Dave Sisler, R (7, 1) ERA:	0.2 2 0 0 0 0 0 0 0 0 0 0 0 2 2 0.00 0.000																					
Rudy Hernandez, R (8, 1) ERA: 2.57	2.0 9 3 1 1 0 0 0 0 0 0 0 0 9 9 4.50 1.500																					

Batter	1	2	3	4	5	6	7	8	9	AB	R	H	RBI	BB	SO	LOB	BOTTOM					
Coot Veat, R (1,6) OBP: 0.328, SLG: 0.294										4	1	1	0	0	1	0	<b>New York Yankees @ Washington Senators</b> Griffith Stadium, Washington, DC Sun Apr 30 1961, 3:33 AM EDT Unknown <a href="http://livebaseballscorecards.com">livebaseballscorecards.com</a>					
Danny O'Connell, R (1,4) OBP: 0.345, SLG: 0.340										3	0	1	0	1	0	0						
Marty Keough, L (1,7) OBP: 0.349, SLG: 0.411										4	0	0	0	0	2	3						
Harry Bright, R (1,5) OBP: 0.143, SLG: 0.182										3	0	0	1	0	0	1						
Gene Woodling, L (1,9) OBP: 0.321, SLG: 0.313										4	0	0	0	0	2	1						
Willie Tasby, R (1,8) OBP: 0.376, SLG: 0.392										3	1	1	0	1	1	0						
R C Stevens, R (1,3) OBP: 0.250, SLG: 0.182										3	1	1	0	1	1	0						
Pete Daley, R (1,2) OBP: 0.250, SLG: 0.233										3	0	1	2	1	1	1						
Dick Donovan, L (1, 1) OBP: 0.200, SLG: 0.111										2	0	0	0	0	0	1						
Dave Sisler, R (7, 1) ERA:										0	0	0	0	0	0	0						
Dale Long, L (7, PH) OBP: 0.167, SLG: 0.345										1	0	0	0	0	0	1						
Rudy Hernandez, R (8, 1) ERA:										0	0	0	0	0	0	0						
<b>Inning Stats</b>	R: 0 E: 1 K: 1 S: 6	H: 0 LOB: 1 BB: 0 P: 6	R: 0 E: 0 K: 2 S: 8	H: 1 LOB: 1 BB: 0 P: 8	R: 0 E: 0 K: 1 S: 6	H: 1 LOB: 1 BB: 0 P: 6	R: 2 E: 0 K: 0 S: 4	H: 1 LOB: 2 BB: 2 P: 12	R: 0 E: 0 K: 0 S: 5	H: 0 LOB: 0 BB: 0 P: 5	R: 0 E: 0 K: 0 S: 3	H: 1 LOB: 0 BB: 0 P: 3	R: 0 E: 0 K: 0 S: 2	H: 0 LOB: 0 BB: 1 P: 6	R: 1 E: 0 K: 1 S: 6	H: 1 LOB: 1 BB: 1 P: 10	R: 0 E: 0 K: 2 S: 7	H: 0 LOB: 0 BB: 0 P: 7	1B: 4 2B: 1 3B: 0 HR: 0	SF: 1 SAC: 0 DP: 1 HBP: 0	WP: 0 PB: 0 SB: 0 CS: 1	PA: 36
<b>PITCHER</b>	IP WLS BF H R ER SO BB IBB HBP BLK WP HR S P ERA WHIP																					
Whitey Ford, L (1, 1) ERA: 3.19	6.0 W 24 4 2 2 2 2 0 0 0 0 0 0 32 40 3.00 1.000																					
Bill Stafford, R (7, 1) ERA: 4.66	1.0 5 1 1 1 0 2 0 0 0 0 0 0 3 11 9.00 3.000																					
Luis Arroyo, L (8, 1) ERA:	2.0 S 6 0 0 0 3 0 0 0 0 0 0 0 12 12 0.00 0.000																					



Batter	1	2	3	4	5	6	7	8	9	AB	R	H	RBI	BB	SO	LOB	TOP							
<b>Bobby Richardson, R</b> OBP: 0.246, SLG: 0.220 (1,4)	G3		P4			FC1-6 1B		FC6-4		4	0	1	0	0	0	2								
<b>Tony Kubek, L</b> OBP: 0.387, SLG: 0.446 (1,6)	G4-6-3 1B			FC5-4 1B		F8		4-3		4	0	2	0	0	0	2								
<b>Hector Lopez, R</b> OBP: 0.266, SLG: 0.237 (1,7)	G4-6-3 1-2f			FC5-4 FC6-4 1-2f		FC1-6 FC6-4 1-2f			1B 1B	4	1	1	0	0	0	3								
<b>Mickey Mantle, S</b> OBP: 0.419, SLG: 0.788 (1,8)		5-3		FC6-4 1B 1-2f		FC6-4 1-2f			1B FC4-6 1B	4	0	1	0	0	0	2								
<b>Bill Skowron, R</b> OBP: 0.367, SLG: 0.473 (1,3)		G6-4-3 1B		1-3 1B		F9			FC4-6 1B	4	0	3	1	0	0	0								
<b>Elston Howard, R</b> OBP: 0.375, SLG: 0.481 (1,2)	G6-4-3 1-2f			1-3		5-3			P1	4	0	0	0	0	0	5								
<b>Roger Maris, L</b> OBP: 0.328, SLG: 0.286 (1,9)						4-3		F8	FC4-6 FC5-4 1-2f 2-3f	4	0	1	0	0	0	2								
<b>Clete Boyer, R</b> OBP: 0.256, SLG: 0.171 (1,5)			P3			F9			FC6-4 1B 1-2f	4	0	1	0	0	0	3								
<b>Rollie Sheldon, R</b> Yogi Berra, L (8, PH) Jim Coates, R (8, 1)			K			K			K	2	0	0	0	0	2	1								
<b>Inning Stats</b>	R: 0 E: 0 K: 0 S: 3	H: 1 LOB: 0 BB: 0 P: 3	R: 0 E: 0 K: 0 S: 3	H: 1 LOB: 0 BB: 0 P: 3	R: 0 E: 0 K: 1 S: 6	H: 1 LOB: 1 BB: 0 P: 6	R: 0 E: 0 K: 0 S: 5	H: 2 LOB: 2 BB: 0 P: 5	R: 0 E: 0 K: 1 S: 5	H: 0 LOB: 0 BB: 0 P: 5	R: 0 E: 0 K: 0 S: 4	H: 1 LOB: 1 BB: 0 P: 4	R: 0 E: 0 K: 0 S: 3	H: 0 LOB: 0 BB: 0 P: 3	R: 0 E: 1 K: 1 S: 6	H: 1 LOB: 1 BB: 0 P: 6	R: 1 E: 0 K: 0 S: 6	H: 3 LOB: 2 BB: 0 P: 6	1B: 9 2B: 1 3B: 0 HR: 0	SF: 0 SAC: 0 DP: 2 HBP: 0	WP: 0 PB: 0 SB: 0 CS: 0	PA: 35		
<b>PITCHER</b>	IP	WLS	BF	H	R	ER	SO	BB	IBB	HBP	BLK	WP	HR	S	P	ERA	WHIP							
<b>Hal Woodeshick, L</b> ERA: 3.46 (1,1)	8.0	W	30	8	1	1	3	0	0	0	0	0	0	36	36	1.12	1.000							
<b>Dave Sisler, R</b> ERA: (9,1)	0.1		3	2	0	0	0	0	0	0	0	0	0	3	3	0.00	6.000							
<b>Pete Burnside, L</b> ERA: 10.13 (9,1)	0.2	S	2	0	0	0	0	0	0	0	0	0	0	2	2	0.00	0.000							

**New York Yankees @ Washington Senators**  
Griffith Stadium, Washington, DC  
Sun Apr 30 1961, 3:38 AM EDT  
Att: 21,904 - Unknown

AB	35
R	1
H	10
RBI	1
BB	0
SO	3
LOB	21



Batter	1	2	3	4	5	6	7	8	9	AB	R	H	RBI	BB	SO	LOB	BOTTOM							
<b>Coot Veal, R</b> OBP: 0.323, SLG: 0.291 (1,6)	6-3		K		K			FC5-4 1B		4	0	1	0	0	2	1								
<b>Marty Keough, L</b> OBP: 0.325, SLG: 0.383 (1,8)	K		P6		F3			FC5-4 CS 1-2f		4	0	0	0	0	1	2								
<b>Joe Hicks, L</b> OBP: 0.231, SLG: 0.231 (1,7)	K			K		CS 1B		CS		3	0	1	0	0	2	0								
<b>Dale Long, L</b> R C Stevens, R (9,3)		6-3				F7				3	1	1	0	0	0	1								
<b>Gene Wooding, L</b> OBP: 0.339, SLG: 0.320 (1,9)		FC3-6 BB			G3-6 2H 1B	K				2	0	1	1	1	1	1								
<b>Billy Klaus, L</b> OBP: 0.219, SLG: 0.192 (1,5)		FC3-6 FC5-4 BB 1-2f		G3-6 1-2f		F7				3	0	0	0	0	0	2								
<b>Danny O'Connell, R</b> OBP: 0.362, SLG: 0.346 (1,4)										2	1	1	0	1	1	0								
<b>Dutch Dotterer, R</b> OBP: 0.364, SLG: 0.368 (1,2)		FC5								3	0	1	1	0	0	2								
<b>Hal Woodeshick, R</b> Dave Sisler, R (9,1) Pete Burnside, R (9,1)			P6							3	0	0	0	0	1	1								
<b>Inning Stats</b>	R: 0 E: 0 K: 2 S: 7	H: 0 LOB: 0 BB: 0 P: 7	R: 0 E: 0 K: 0 S: 3	H: 0 LOB: 2 BB: 2 P: 11	R: 0 E: 0 K: 1 S: 5	H: 0 LOB: 0 BB: 0 P: 5	R: 1 E: 0 K: 1 S: 6	H: 2 LOB: 0 BB: 0 P: 6	R: 1 E: 0 K: 2 S: 9	H: 2 LOB: 1 BB: 0 P: 9	R: 0 E: 0 K: 1 S: 5	H: 1 LOB: 0 BB: 0 P: 5	R: 0 E: 0 K: 0 S: 3	H: 0 LOB: 0 BB: 0 P: 5	R: 0 E: 0 K: 0 S: 3	R: 0 E: 0 K: 0 S: 3	R: 0 E: 0 K: 0 S: 3	1B: 4 2B: 2 3B: 0 HR: 0	SF: 0 SAC: 0 DP: 1 HBP: 0	WP: 0 PB: 0 SB: 0 CS: 2	PA: 30			
<b>PITCHER</b>	IP	WLS	BF	H	R	ER	SO	BB	IBB	HBP	BLK	WP	HR	S	P	ERA	WHIP							
<b>Rollie Sheldon, R</b> ERA: 2.0 (1,1)	7.0	L	26	5	2	2	8	2	0	0	0	0	0	40	48	2.57	1.000							
<b>Jim Coates, R</b> ERA: 5.14 (8,1)	1.0		3	1	0	0	0	0	0	0	0	0	0	3	3	0.00	1.000							

**New York Yankees @ Washington Senators**  
Griffith Stadium, Washington, DC  
Sun Apr 30 1961, 3:38 AM EDT  
Att: 21,904 - Unknown

AB	27
R	2
H	6
RBI	2
BB	2
SO	8
LOB	10









Batter	1	2	3	4	5	6	7	8	9	AB	R	H	RBI	BB	SO	LOB	TOP			
Jake Wood, R OBP: 0.325, SLG: 0.403										5	0	2	0	0	2	2				
Bill Bruton, L OBP: 0.280, SLG: 0.299										5	0	2	2	0	0	2				
Al Kaline, R OBP: 0.356, SLG: 0.424										5	0	1	0	0	0	6				
Rocky Colavito, R OBP: 0.344, SLG: 0.490										4	0	0	0	0	0	2				
Norm Cash, L OBP: 0.448, SLG: 0.623										4	0	0	0	0	0	1				
Steve Boros, R OBP: 0.431, SLG: 0.407										4	0	1	0	0	1	0				
Dick Brown, R OBP: 0.327, SLG: 0.542										3	1	1	1	0	1	0				
Charlie Maxwell, L OBP: 0.333, SLG: 0.200										1	0	0	0	0	0	2				
Mike Roarke, R OBP: 0.667, SLG: 0.667										0	0	0	0	0	0	0				
Chico Fernandez, R OBP: 0.328, SLG: 0.315										3	2	1	0	0	1	0				
Phil Regan, R OBP: 0.500, SLG: 1.333										0	0	0	0	0	0	0				
Dick Gemert, R OBP: 0.500, SLG: 0.600										0	0	0	0	1	0	0				
Ozzie Virgil, R OBP: 1.000, SLG: 1.000										0	0	0	0	0	0	0				
Frank Lary, R OBP: 0.235, SLG: 0.250										1	1	0	0	1	0	0				
Bobo Osborne, L OBP: 0.500, SLG: 0.600										1	0	1	1	0	0	0				
George Thomas, R OBP: 0.250, SLG: 0.250										0	0	0	0	0	0	0				
Chuck Cottler, R OBP: 0.250, SLG: 0.250										1	0	0	0	0	1	1				
Bubba Morton, R OBP: 0.250, SLG: 0.250										1	0	0	0	0	1	1				
<b>Inning Stats</b>	R: 0 E: 0 K: 0 S: 4	H: 1 LOB: 1 BB: 0 P: 4	R: 3 E: 0 K: 0 S: 7	H: 4 LOB: 2 BB: 1 P: 11	R: 0 E: 0 K: 1 S: 5	H: 0 LOB: 0 BB: 0 P: 5	R: 0 E: 0 K: 2 S: 7	H: 0 LOB: 0 BB: 0 P: 7	R: 0 E: 0 K: 0 S: 3	H: 0 LOB: 0 BB: 0 P: 3	R: 1 E: 1 K: 1 S: 7	H: 1 LOB: 1 BB: 0 P: 7	R: 0 E: 0 K: 0 S: 5	H: 2 LOB: 2 BB: 0 P: 5	R: 0 E: 0 K: 2 S: 8	H: 1 LOB: 3 BB: 1 P: 12	1B: 6 2B: 2 3B: 0 HR: 1	SF: 0 SAC: 0 DP: 0 HBP: 0	WP: 0 PB: 0 SB: 1 CS: 0	PA: 39
<b>PITCHER</b>	IP WLS BF H R ER SO BB IBB HBP BLK WP HR S P ERA WHIP																			
Joe McClain, R ERA: 3.38	(1, 1) 7.2 W 33 8 4 3 4 1 0 0 0 0 1 40 44 3.52 1.174																			
Dave Sisler, R ERA:	(8, 1) 1.1 S 6 1 0 0 2 1 0 0 0 0 0 9 13 0.00 1.500																			

Detroit Tigers @ Washington Senators  
 Griffith Stadium, Washington, DC  
 Wed May 03 1961, 7:05 PM EDT  
 Att: 4,017 - Unknown  
 livebaseballscores.com

AB 37  
 R 4  
 H 9  
 RBI 4  
 BB 2  
 SO 6  
 LOB 16



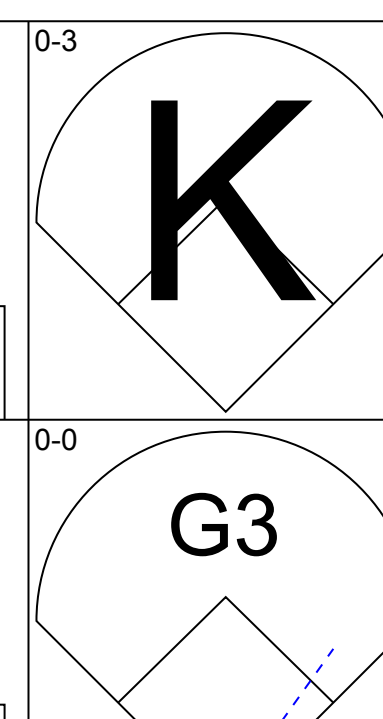
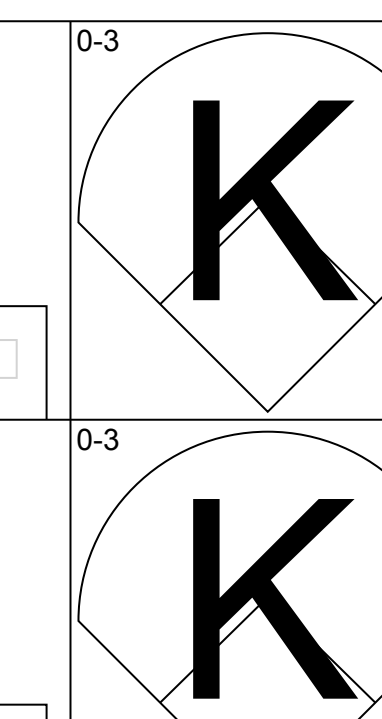
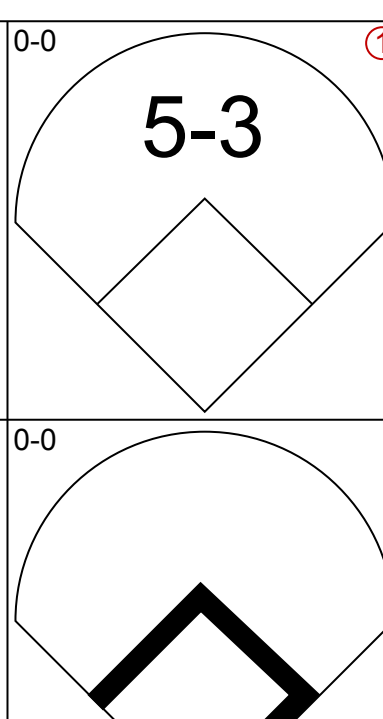
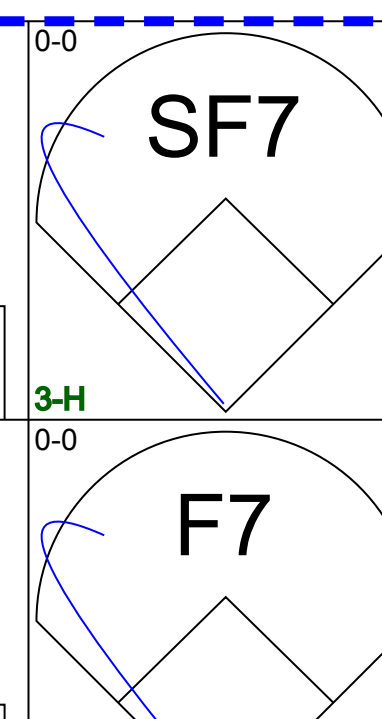
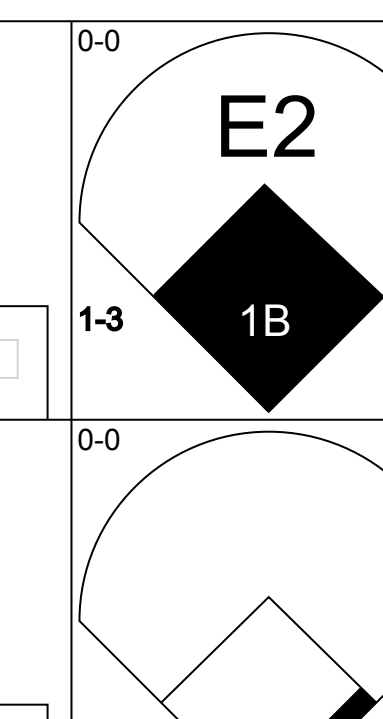
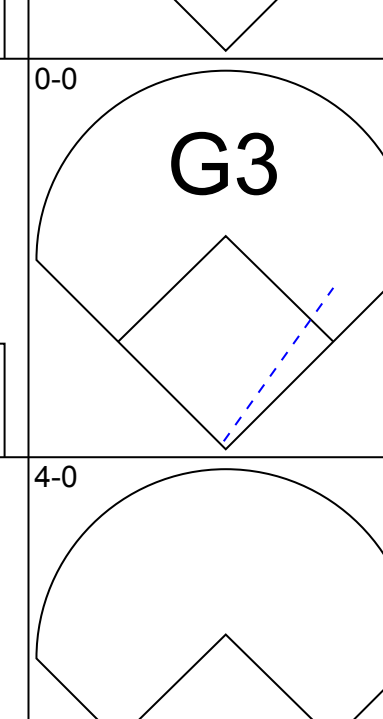
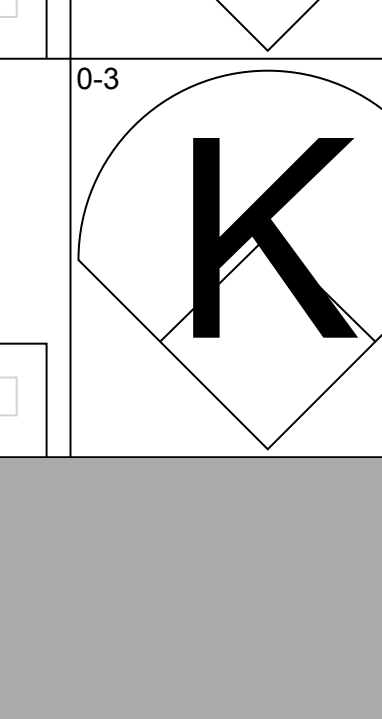
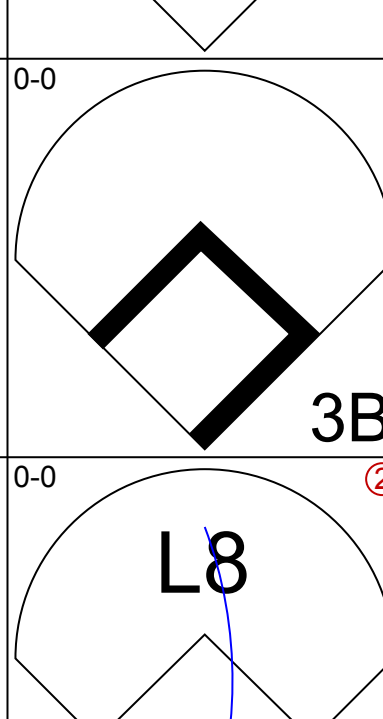
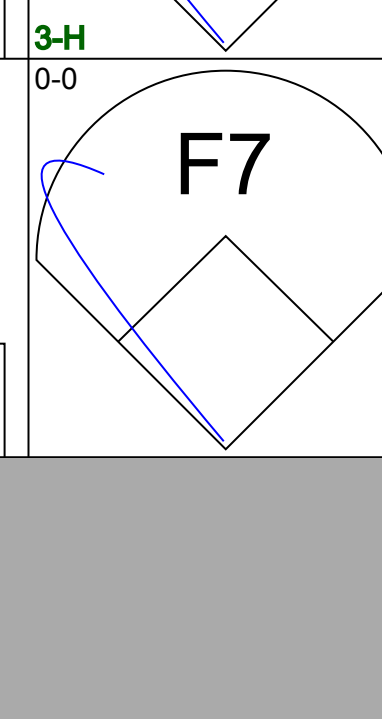
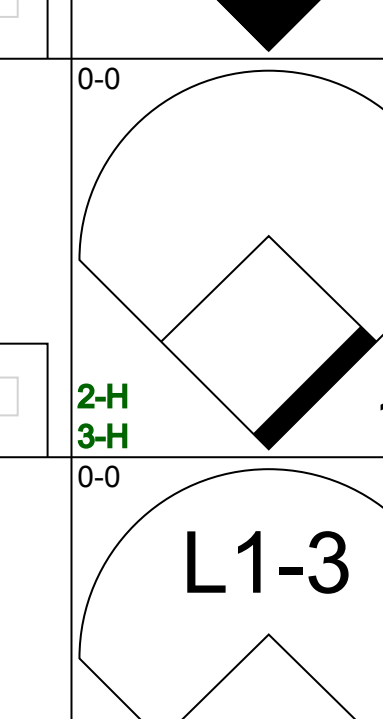
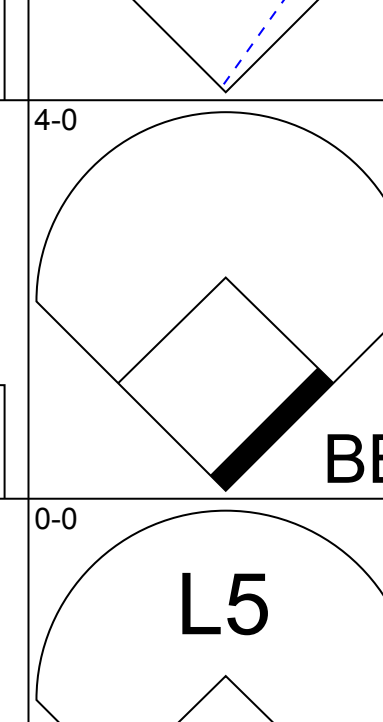
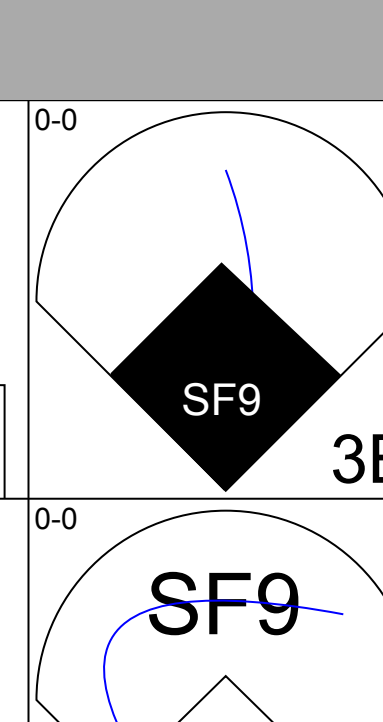
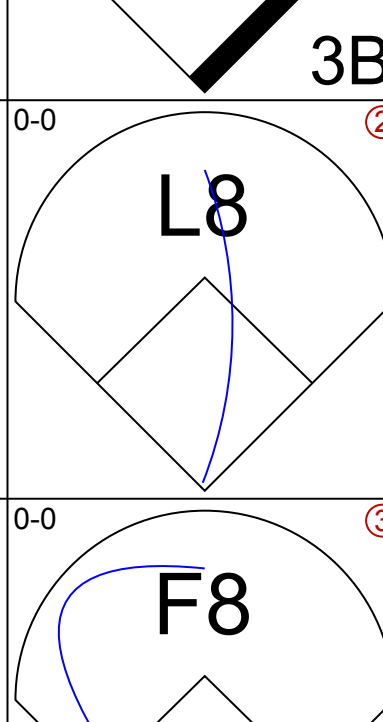
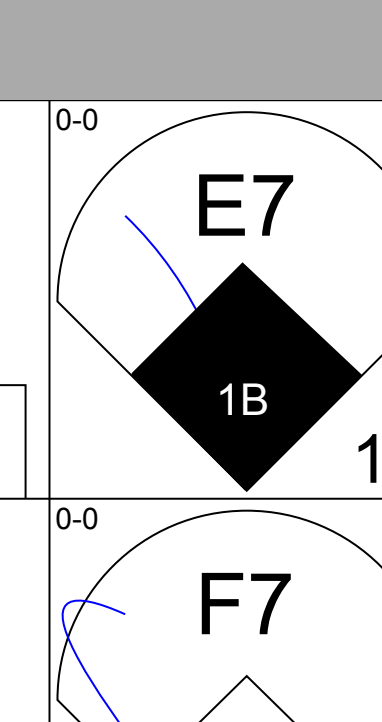
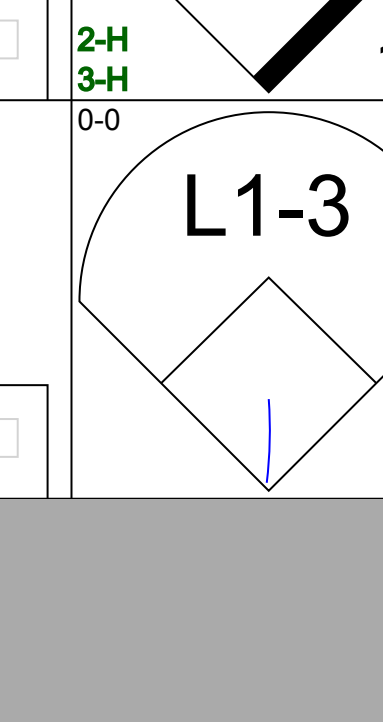
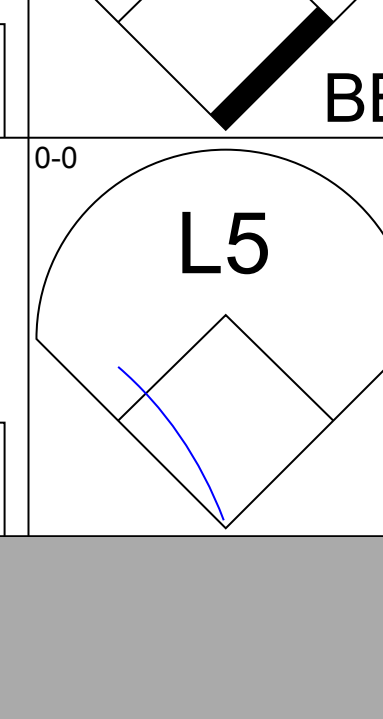
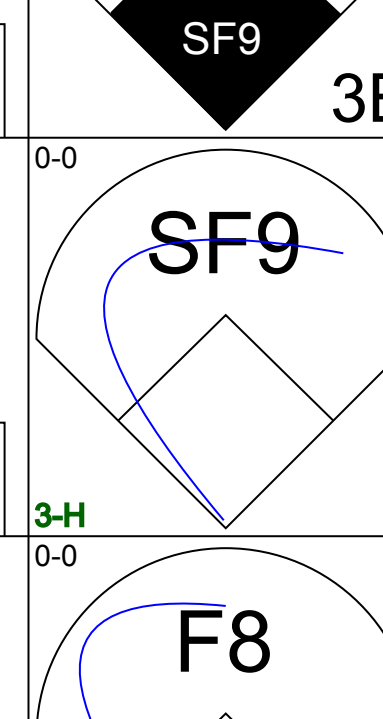
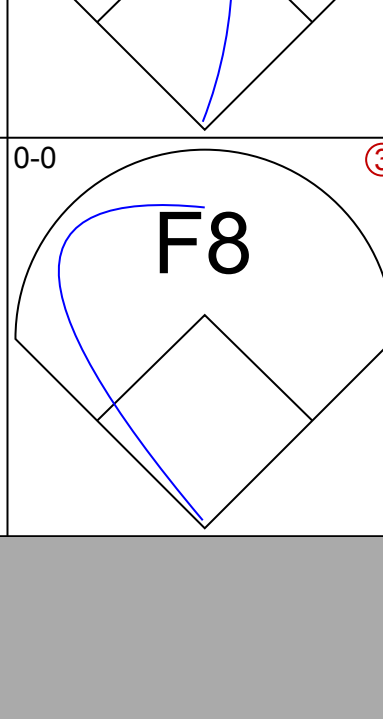
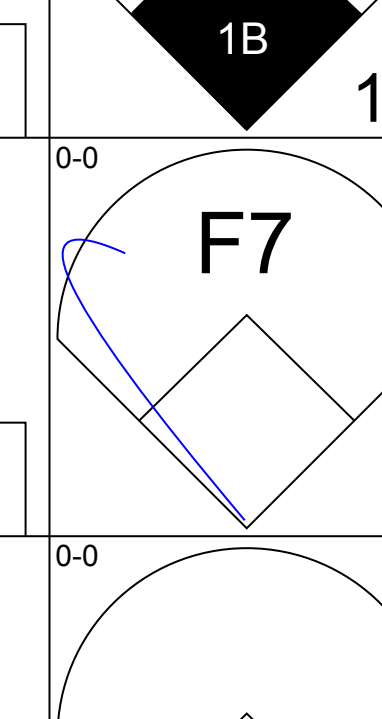
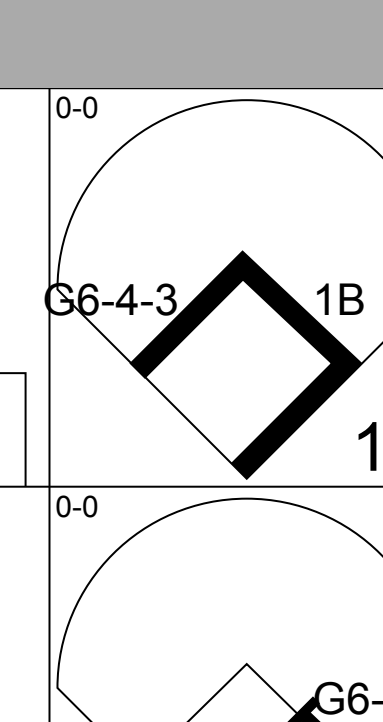
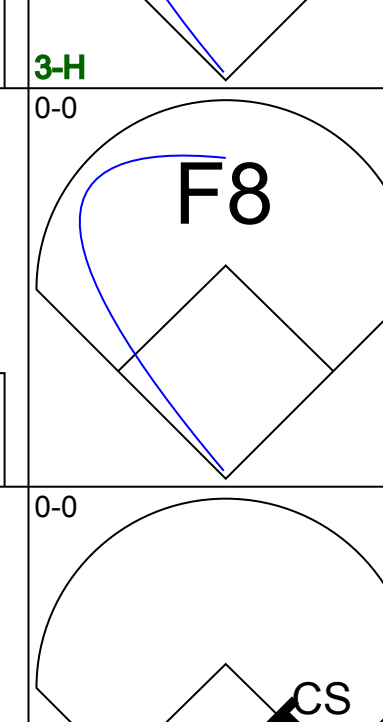
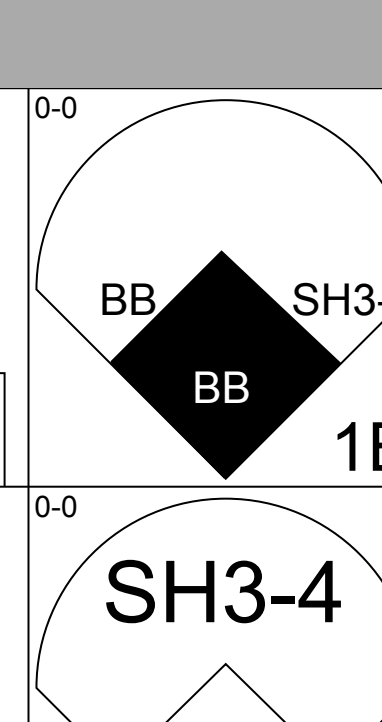
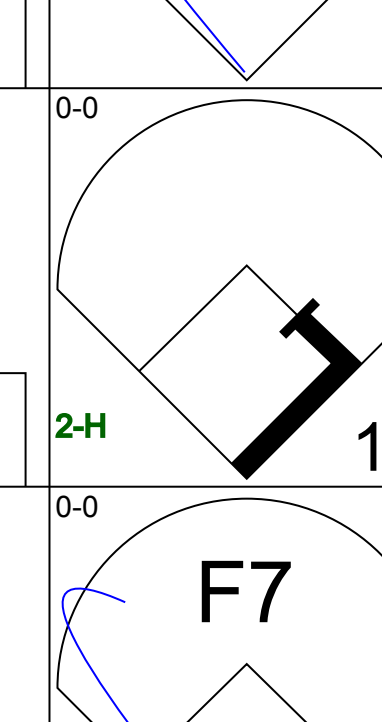
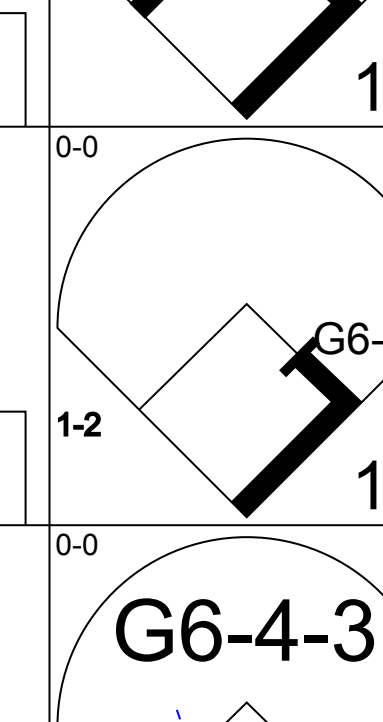
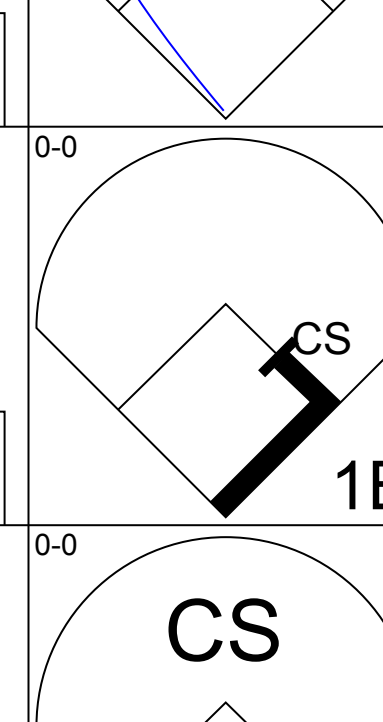
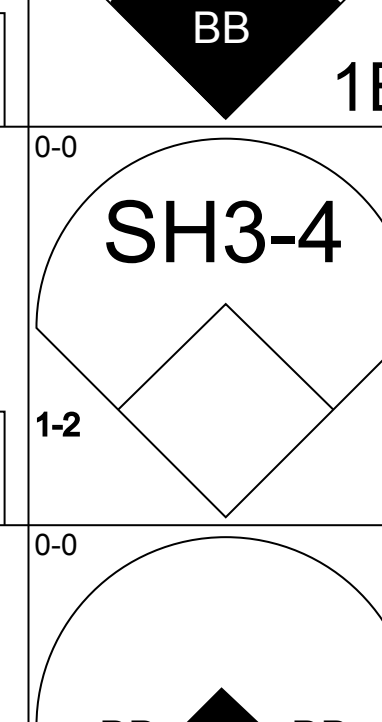
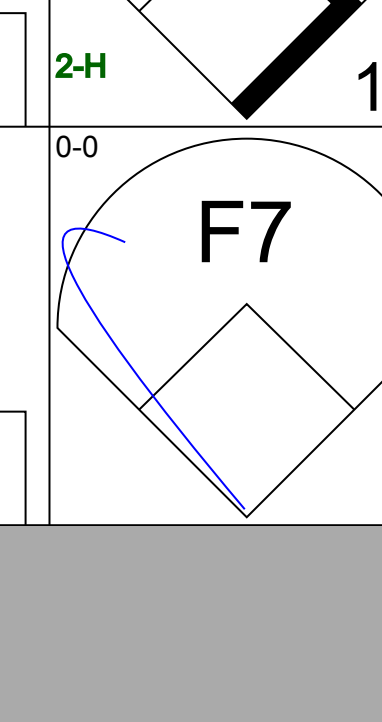
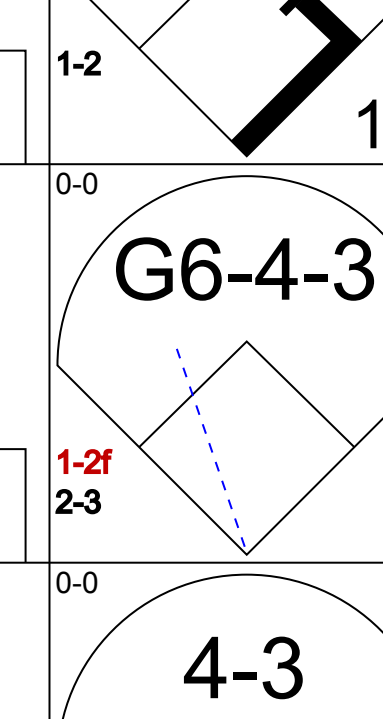
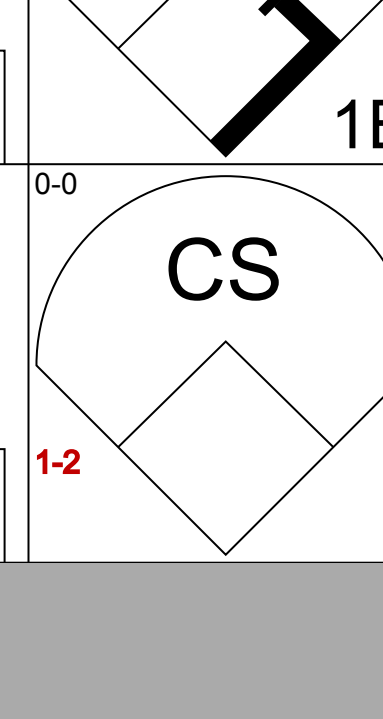
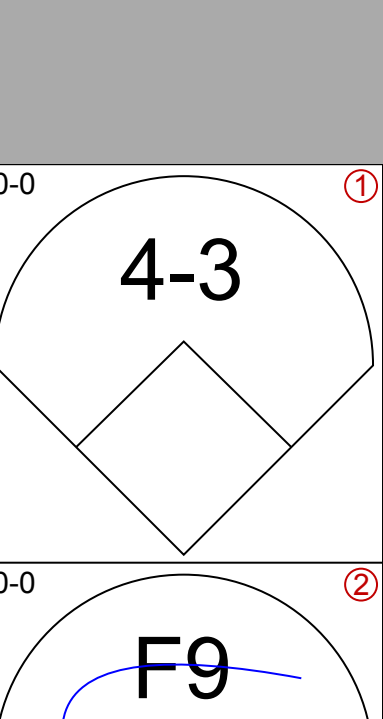
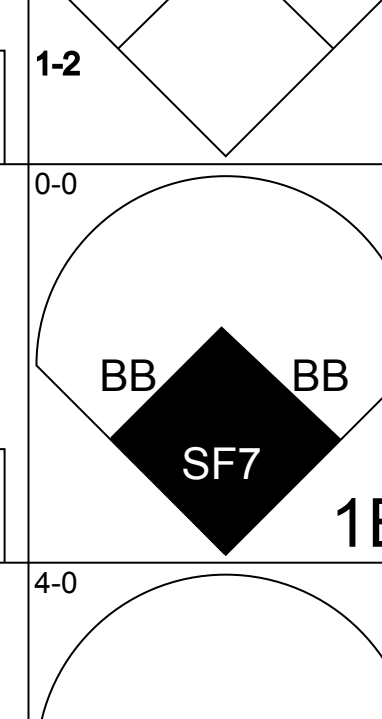
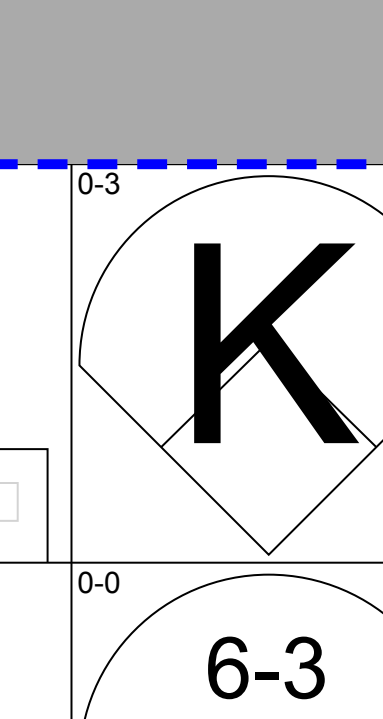
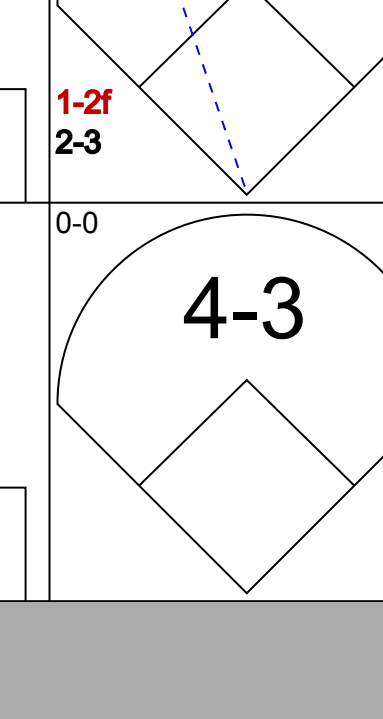
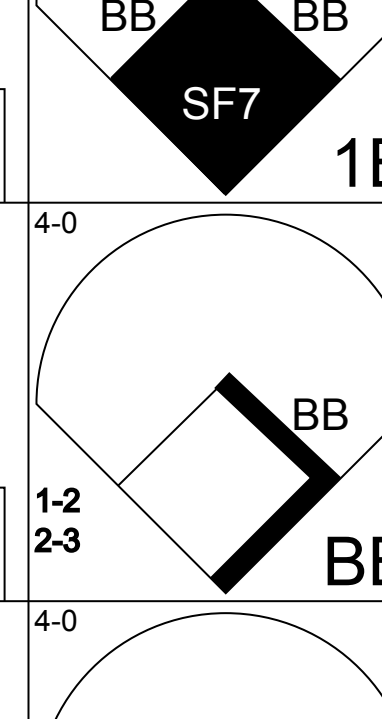
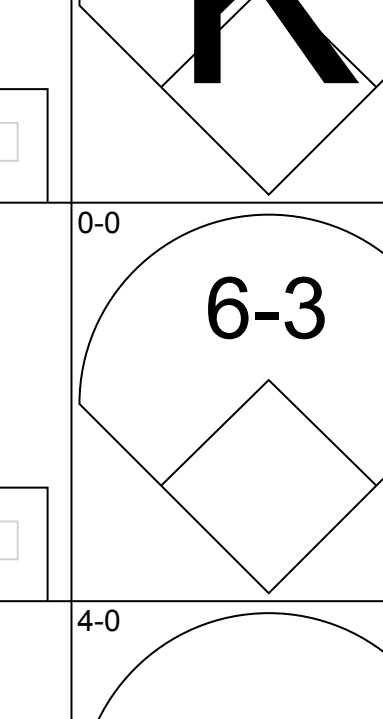
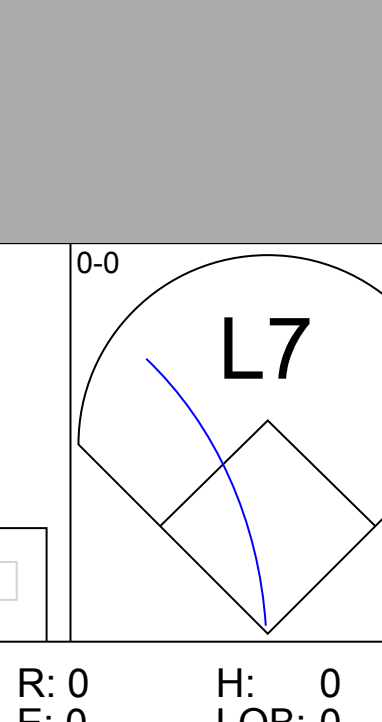
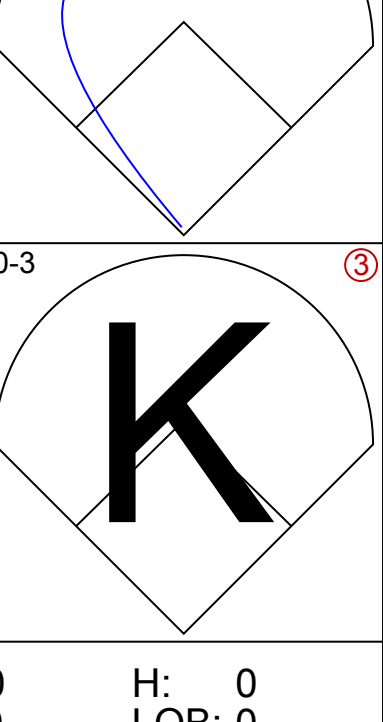
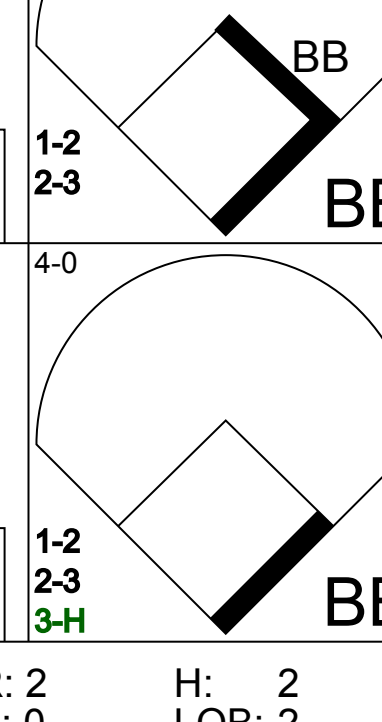
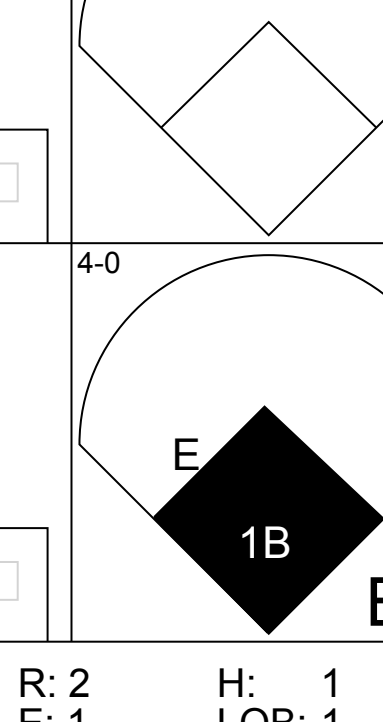
Batter	1	2	3	4	5	6	7	8	9	AB	R	H	RBI	BB	SO	LOB	BOTTOM			
Danny O'Connell, R OBP: 0.318, SLG: 0.300										4	0	0	0	0	0	1				
Marty Keough, L OBP: 0.316, SLG: 0.391										4	2	2	0	0	0	0				
Gene Woodling, L OBP: 0.368, SLG: 0.327										2	1	0	1	1	0	0				
Dale Long, L OBP: 0.238, SLG: 0.463										4	0	1	2	0	0	0				
R C Stevens, R OBP: 0.250, SLG: 0.182										0	0	0	0	0	0	0				
Gene Green, R OBP: 0.400, SLG: 0.400										3	1	1	0	0	0	1				
Joe Hicks, L OBP: 0.190, SLG: 0.333										3	1	0	0	0	2	2				
Harry Bright, R OBP: 0.154, SLG: 0.216										3	0	1	2	0	0	1				
Coot Veal, R OBP: 0.300, SLG: 0.270										3	0	0	0	0	0	1				
Joe McClain, R OBP: 0.273, SLG: 0.364										3	0	1	0	0	2	0				
Dave Sisler, R ERA:	(8, 1)																			
<b>Inning Stats</b>	R: 1 E: 0 K: 0 S: 4	H: 1 LOB: 0 BB: 0 P: 4	R: 0 E: 0 K: 1 S: 5	H: 0 LOB: 0 BB: 0 P: 5	R: 0 E: 0 K: 1 S: 5	H: 0 LOB: 0 BB: 0 P: 5	R: 0 E: 0 K: 0 S: 3	H: 0 LOB: 0 BB: 0 P: 3	R: 2 E: 1 K: 0 S: 6	H: 3 LOB: 1 BB: 0 P: 6	R: 2 E: 0 K: 1 S: 7	H: 2 LOB: 1 BB: 1 P: 11	R: 0 E: 0 K: 1 S: 5	H: 0 LOB: 0 BB: 0 P: 5	R: 0 E: 0 K: 0 S: 3	H: 0 LOB: 0 BB: 0 P: 3	1B: 3 2B: 2 3B: 1 HR: 0	SF: 1 SAC: 0 DP: 0 HBP: 0	WP: 0 PB: 0 SB: 0 CS: 1	PA: 31
<b>PITCHER</b>	IP WLS BF H R ER SO BB IBB HBP BLK WP HR S P ERA WHIP																			
Frank Lary, R ERA: 3.18	(1, 1) 6.0 L 25 6 5 4 3 1 0 0 0 0 0 30 34 6.00 1.167																			
Phil Regan, R ERA: 1.23	(7, 1) 2.0 6 0 0 0 1 0 0 0 0 0 0 8 8 0.00 0.000																			

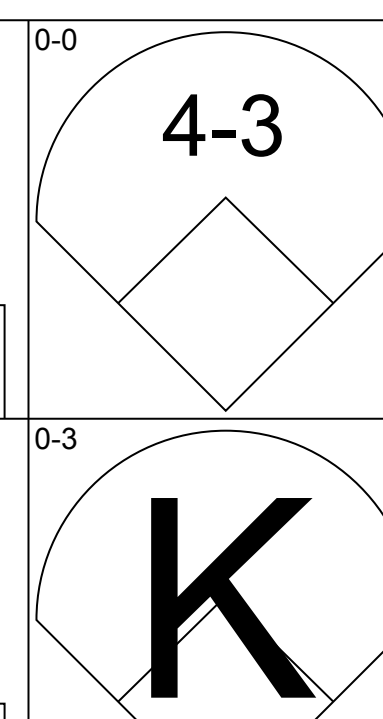
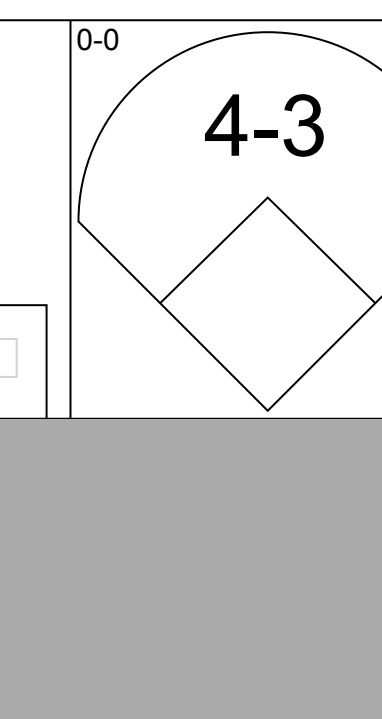
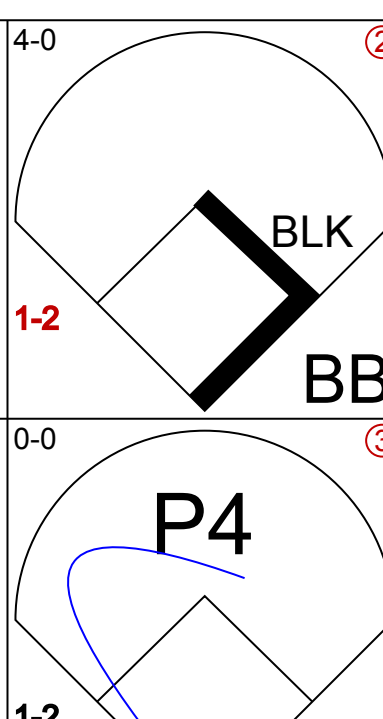
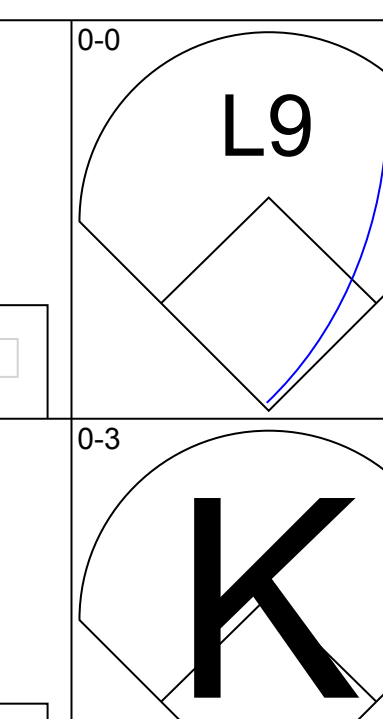
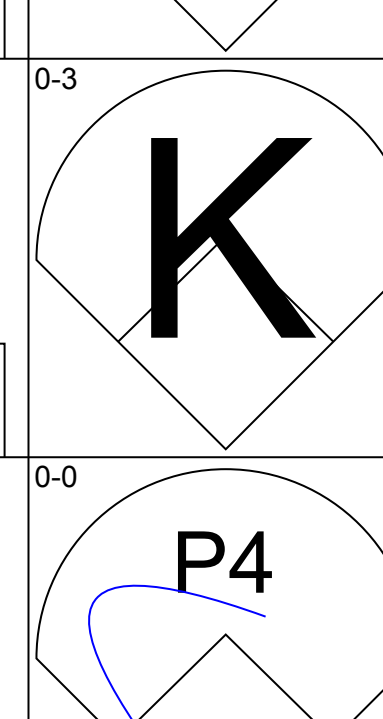
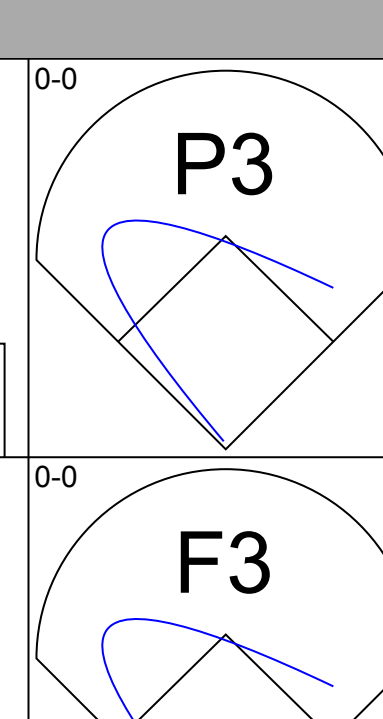
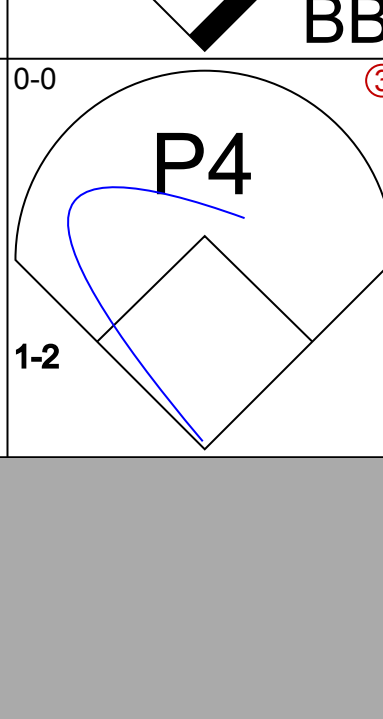
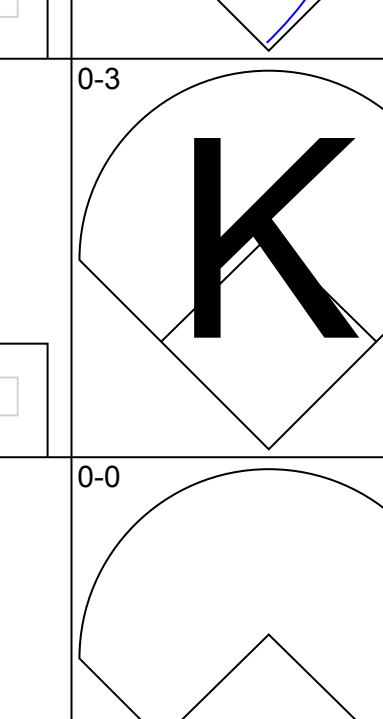
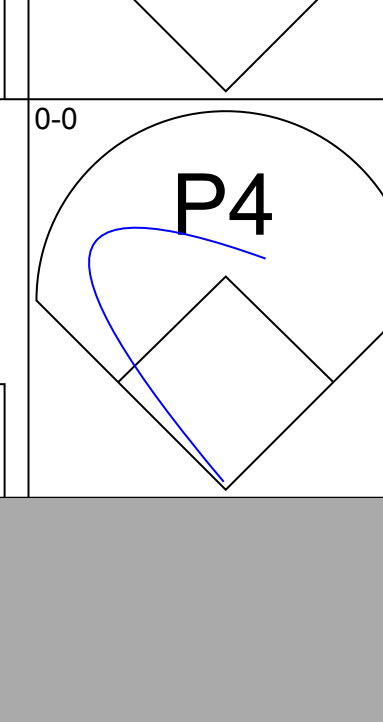
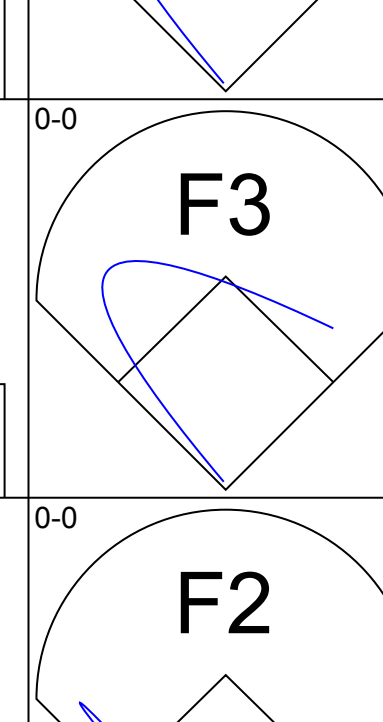
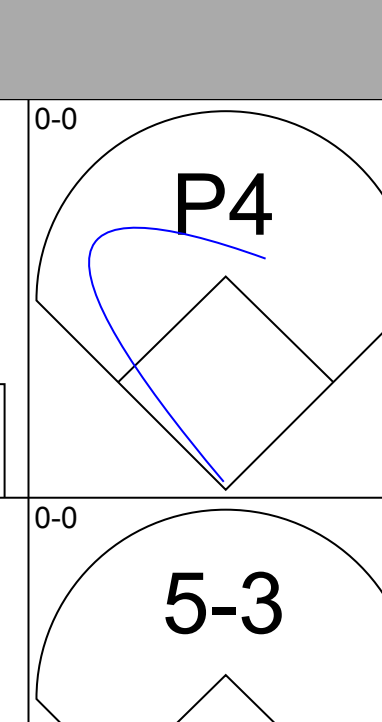
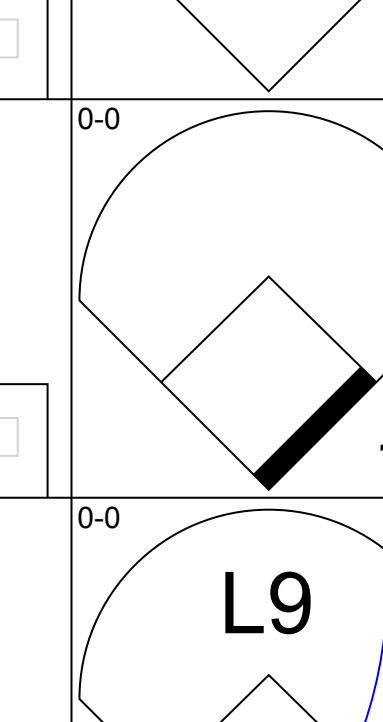
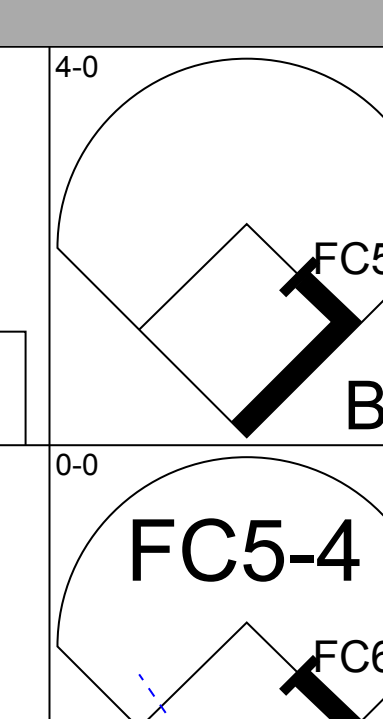
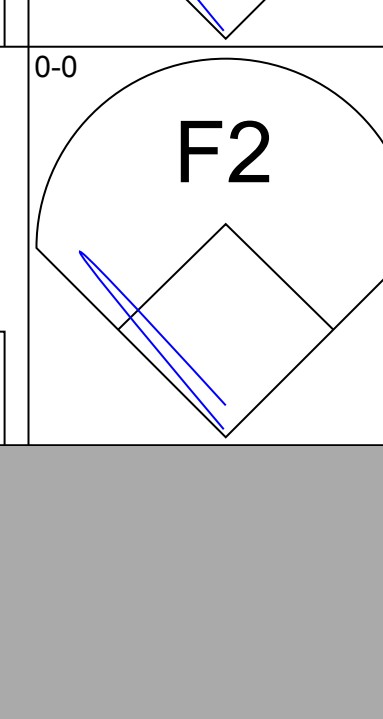
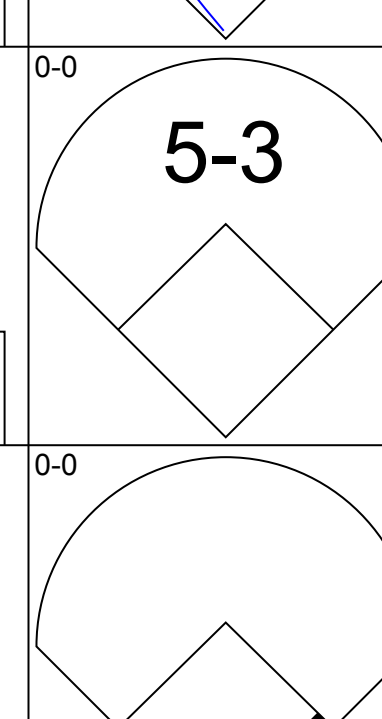
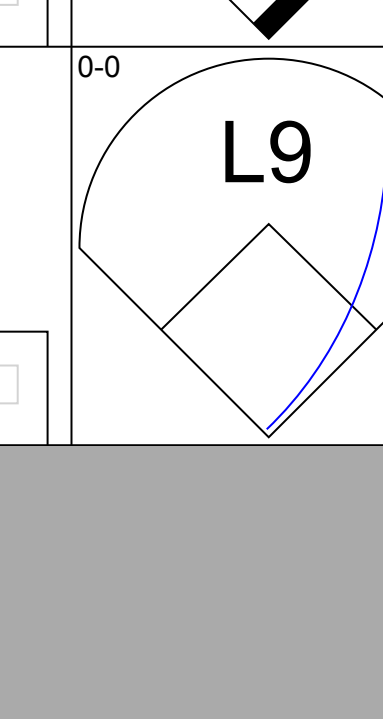
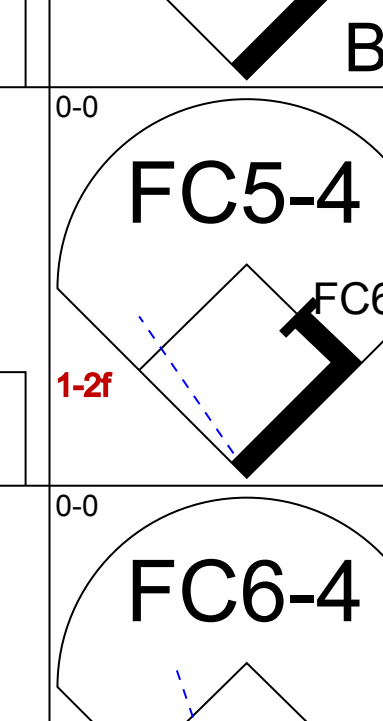
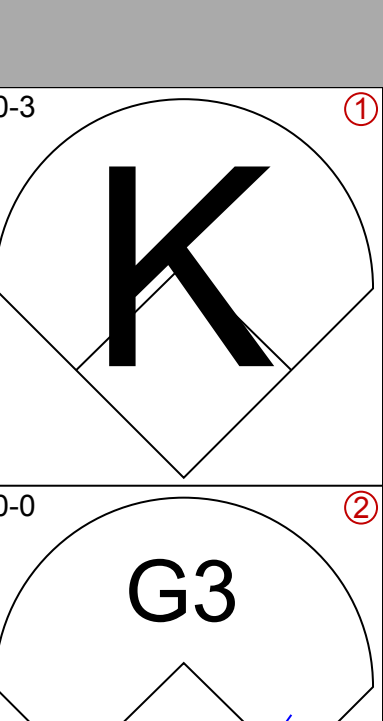
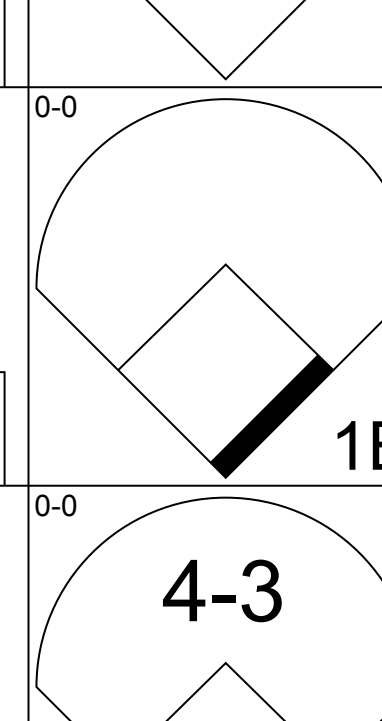
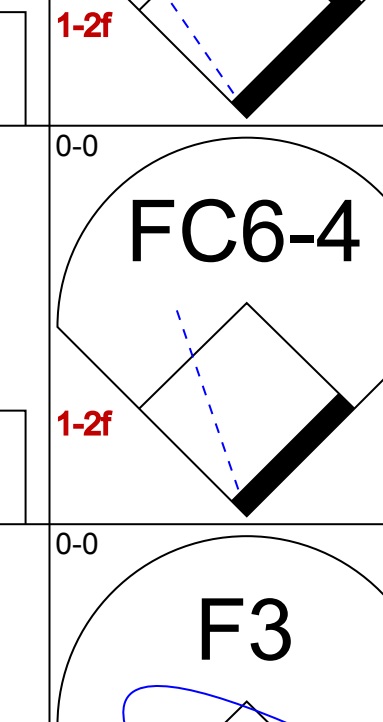
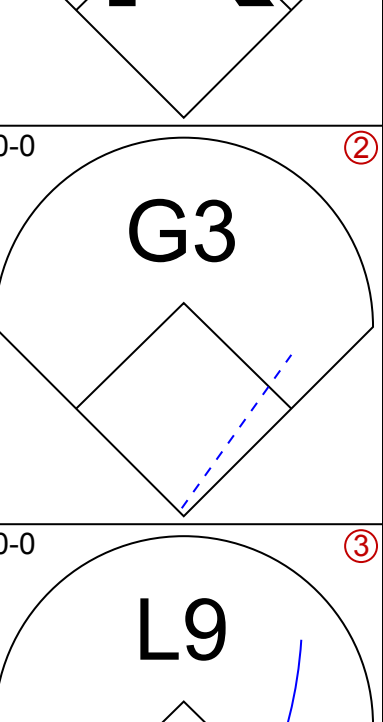
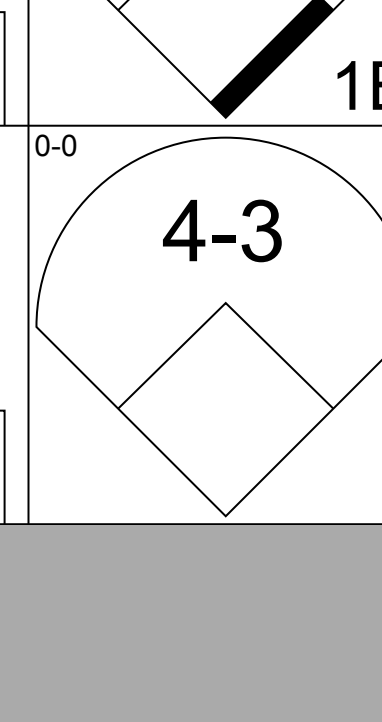
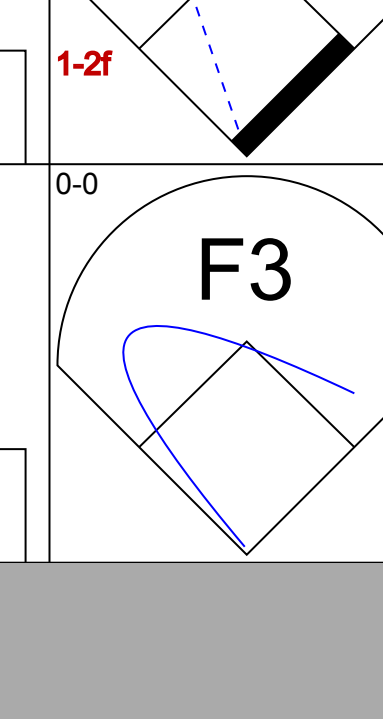
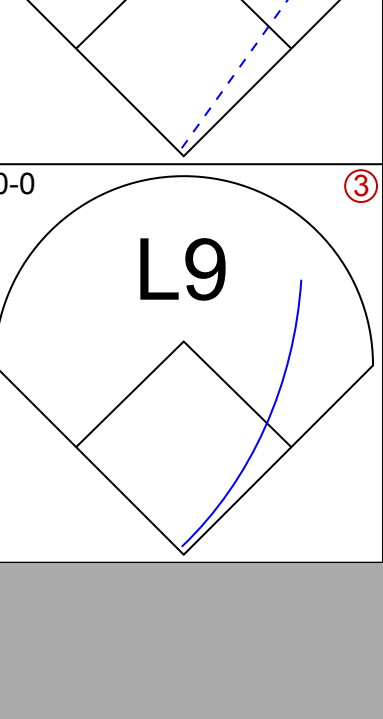
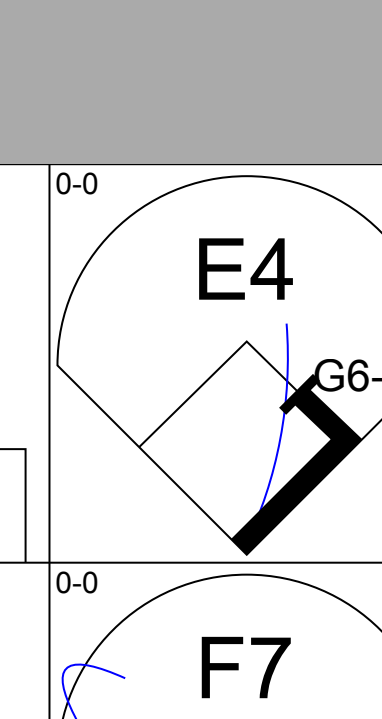
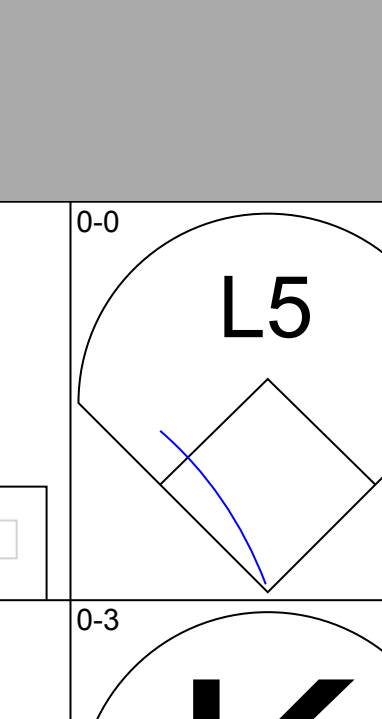
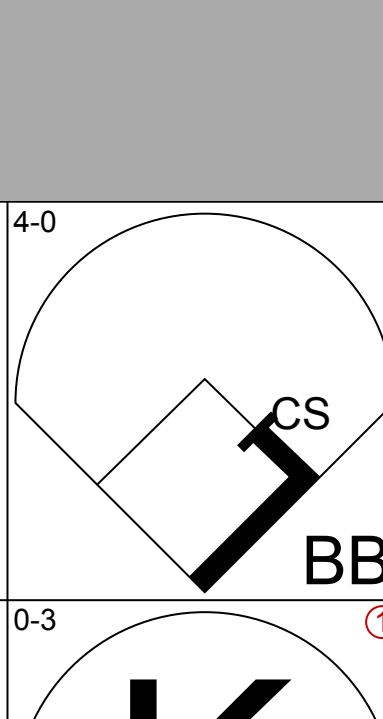
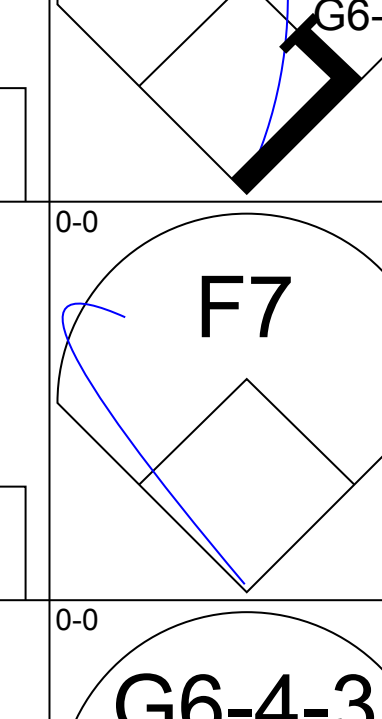
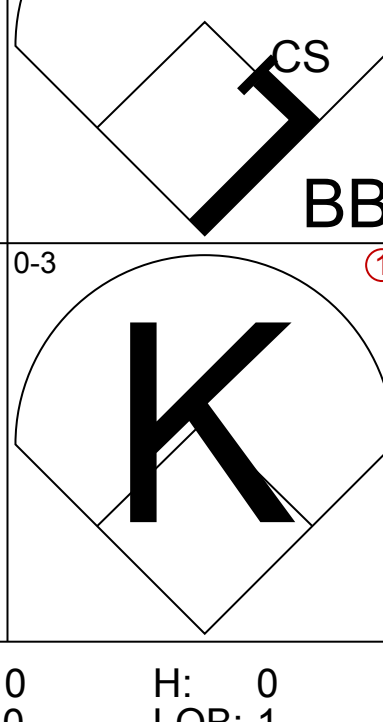
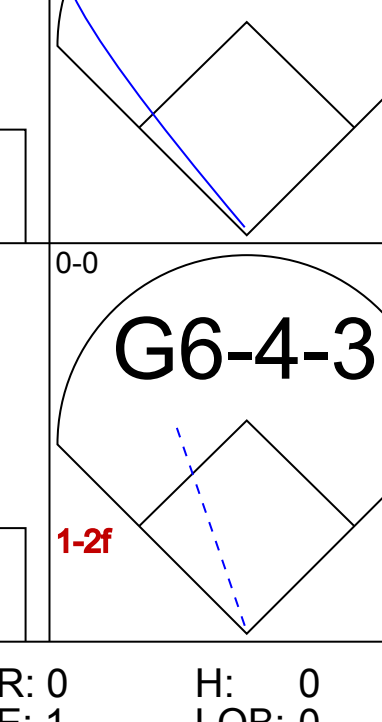
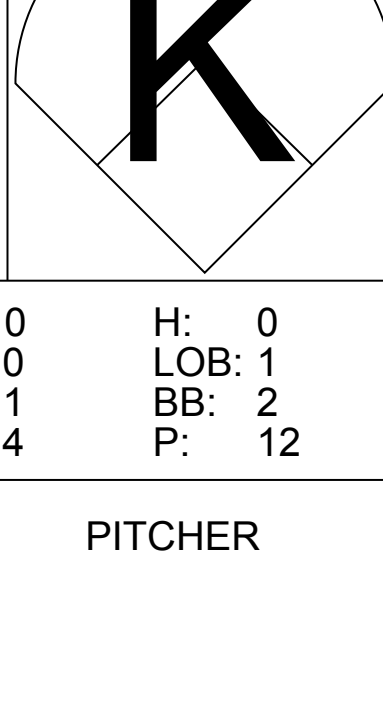
Detroit Tigers @ Washington Senators  
 Griffith Stadium, Washington, DC  
 Wed May 03 1961, 7:05 PM EDT  
 Att: 4,017 - Unknown  
 livebaseballscores.com

AB 29  
 R 5  
 H 6  
 RBI 5  
 BB 1  
 SO 4  
 LOB 6





Batter	1	2	3	4	5	6	7	8	9	AB	R	H	RBI	BB	SO	LOB	TOP					
Jake Wood, R OBP: 0.305, SLG: 0.380 (1, 4)										 1B	4	1	0	1	0	2	1	<p><b>Detroit Tigers @ Washington Senators</b> Griffith Stadium, Washington, DC</p> <p>Thu May 04 1961, 7:05 PM EDT Att: 4,682 - Unknown</p>				
Bill Bruton, L OBP: 0.286, SLG: 0.333 (1, 8)										5	0	2	2	0	1	2						
Al Kaline, R OBP: 0.372, SLG: 0.457 (1, 9)				 3B				 1B		4	2	2	0	1	0	2						
Rocky Colavito, R OBP: 0.323, SLG: 0.463 (1, 7)										3	0	0	1	0	0	3						
Norm Cash, L OBP: 0.465, SLG: 0.632 (1, 3)		 1B					 SH3-4 1B			4	1	3	1	0	0	0						
Steve Boros, R OBP: 0.441, SLG: 0.421 (1, 5)		 1B		 1B						3	0	2	0	0	0	0						
Dick Brown, R OBP: 0.321, SLG: 0.519 (1, 2)	 1-2 2-3						 SF7 1B			4	1	1	0	0	1	2						
Chico Fernandez, R OBP: 0.323, SLG: 0.298 (1, 6)							 1-2 2-3 BB			3	0	0	0	1	0	1						
Don Mossi, L OBP: 0.250, SLG: 0.100 (1, 1)							 1-2 2-3 3-H		 1B BB	2	1	0	1	2	1	0						
<b>Inning Stats</b>	R: 0 E: 0 K: 1 S: 5	H: 0 LOB: 1 BB: 1 P: 9	R: 0 E: 0 K: 0 S: 4	H: 2 LOB: 1 BB: 0 P: 4	R: 0 E: 0 K: 2 S: 7	H: 0 LOB: 0 BB: 0 P: 7	R: 1 E: 0 K: 0 S: 4	H: 2 LOB: 0 BB: 0 P: 4	R: 0 E: 0 K: 1 S: 5	H: 0 LOB: 0 BB: 0 P: 5	R: 0 E: 0 K: 0 S: 4	H: 1 LOB: 1 BB: 0 P: 4	R: 2 E: 0 K: 0 S: 5	H: 2 LOB: 2 BB: 2 P: 13	R: 1 E: 1 K: 0 S: 4	H: 2 LOB: 0 BB: 0 P: 4	R: 2 E: 1 K: 1 S: 7	H: 1 LOB: 1 BB: 1 P: 11	1B: 8 2B: 0 3B: 2 HR: 0	SF: 2 SAC: 1 DP: 1 HBP: 0	WP: 0 PB: 0 SB: 0 CS: 1	PA: 40
<b>PITCHER</b>	IP WLS BF H R ER SO BB IBB HBP BLK WP HR S P ERA WHIP																					
Bennie Daniels, R ERA: 4.24 (1, 1)	6.1 L 27 7 3 3 4 3 0 0 0 0 0 0 32 44 4.26 1.579																					
Marty Kutyna, R ERA: 1.72 (7, 1)	1.2 6 2 1 0 0 0 0 0 0 0 0 0 6 6 0.00 1.200																					
Rudy Hernandez, R ERA: 3.0 (9, 1)	1.0 6 1 2 0 1 1 0 0 0 0 0 0 7 11 0.00 2.000																					

Batter	1	2	3	4	5	6	7	8	9	AB	R	H	RBI	BB	SO	LOB	BOTTOM			
Danny O'Connell, R OBP: 0.314, SLG: 0.286 (1, 4)						 BB				3	0	0	0	1	0	0	<p><b>Detroit Tigers @ Washington Senators</b> Griffith Stadium, Washington, DC</p> <p>Thu May 04 1961, 7:05 PM EDT Att: 4,682 - Unknown</p>			
Marty Keough, L OBP: 0.300, SLG: 0.370 (1, 7)										4	0	0	0	0	2	1				
Willie Tasby, R OBP: 0.371, SLG: 0.382 (1, 8)										4	0	1	0	0	0	0				
R C Stevens, R OBP: 0.250, SLG: 0.167 (1, 3)		 BB								3	0	0	0	1	0	1				
Gene Green, R OBP: 0.375, SLG: 0.375 (1, 2)		 FC6-4								3	0	1	0	0	1	1				
Joe Hicks, L OBP: 0.167, SLG: 0.292 (1, 9)		 1-2								3	0	0	0	0	0	2				
Harry Bright, R OBP: 0.143, SLG: 0.200 (1, 5)									 G6-4-3	3	0	0	0	0	0	1				
Coot Veal, R OBP: 0.301, SLG: 0.262 (1, 6)						 BB				2	0	0	0	1	0	1				
Bennie Daniels, L (1, 1)									 1-2	2	0	0	0	0	2	1				
Marty Kutyna, R OBP: 0.500, SLG: 0.500 (7, 1)										0	0	0	0	0	0	0				
Chet Boak, R (8, PH)										1	0	0	0	0	0	1				
Rudy Hernandez, R (9, 1)										0	0	0	0	0	0	0				
<b>Inning Stats</b>	R: 0 E: 0 K: 1 S: 5	H: 0 LOB: 0 BB: 0 P: 5	R: 0 E: 0 K: 0 S: 3	H: 0 LOB: 1 BB: 1 P: 7	R: 0 E: 0 K: 1 S: 5	H: 0 LOB: 0 BB: 0 P: 5	R: 0 E: 0 K: 0 S: 3	H: 0 LOB: 0 BB: 0 P: 3	R: 0 E: 0 K: 1 S: 5	H: 0 LOB: 0 BB: 0 P: 5	R: 0 E: 0 K: 0 S: 4	H: 1 LOB: 1 BB: 0 P: 4	R: 0 E: 1 K: 0 S: 3	H: 0 LOB: 0 BB: 0 P: 3	R: 0 E: 0 K: 1 S: 6	H: 1 LOB: 1 BB: 0 P: 6	1B: 2 2B: 0 3B: 0 HR: 0	SF: 0 SAC: 0 DP: 1 HBP: 0	WP: 0 PB: 0 SB: 0 CS: 1	PA: 31
<b>PITCHER</b>	IP WLS BF H R ER SO BB IBB HBP BLK WP HR S P ERA WHIP																			
Don Mossi, L ERA: 1.93 (1, 1)	9.0 W 31 2 0 0 5 3 0 0 0 0 0 0 38 50 0.00 0.556																			



Batter	1	2	3	4	5	6	7	8	9	AB	R	H	RBI	BB	SO	LOB	TOP				
Danny O'Connell, R OBP: 0.324, SLG: 0.288 (1, 4)										3	1	1	0	1	0	0					
Marty Keough, L OBP: 0.296, SLG: 0.377 (1, 7)										4	2	1	0	0	0	3					
Willie Tasby, R OBP: 0.379, SLG: 0.390 (1, 8)										4	0	2	2	0	0	1					
R C Stevens, R OBP: 0.227, SLG: 0.150 (1, 3)										4	0	0	1	0	1	2					
Gene Green, R OBP: 0.417, SLG: 0.417 (1, 2)										4	1	2	0	0	1	3					
Harry Bright, R OBP: 0.152, SLG: 0.273 (1, 5)										4	1	1	2	0	1	1					
Joe Hicks, L OBP: 0.179, SLG: 0.286 (1, 9)										4	0	1	0	0	0	0					
Coot Veal, R OBP: 0.286, SLG: 0.246 (1, 6)										4	0	0	0	0	0	1					
Ed Hobaugh, R OBP: 0.333, SLG: 0.200 (1, 1)										4	0	1	0	0	1	1					
<b>Inning Stats</b>	R: 0 E: 0 K: 0 S: 3	H: 1 LOB: 0 BB: 0 P: 3	R: 2 E: 0 K: 0 S: 5	H: 2 LOB: 0 BB: 0 P: 5	R: 2 E: 1 K: 0 S: 5	H: 2 LOB: 1 BB: 1 P: 9	R: 0 E: 0 K: 0 S: 3	H: 0 LOB: 0 BB: 0 P: 3	R: 0 E: 0 K: 1 S: 5	H: 1 LOB: 0 BB: 0 P: 8	R: 0 E: 1 K: 0 S: 3	H: 0 LOB: 0 BB: 0 P: 3	R: 1 E: 0 K: 0 S: 7	H: 2 LOB: 1 BB: 0 P: 7	R: 0 E: 1 K: 0 S: 4	H: 1 LOB: 1 BB: 0 P: 4	1B: 7 2B: 1 3B: 0 HR: 1	SF: 0 SAC: 0 DP: 2 HBP: 0	WP: 0 PB: 0 SB: 0 CS: 0	PA: 37	
<b>PITCHER</b>	IP	WLS	BF	H	R	ER	SO	BB	IBB	HBP	BLK	WP	HR	S	P	ERA	WHIP				
Johnny Antonelli, L ERA: 5.73 (1, 1)	3.0	L	14	5	4	4	0	1	0	0	0	0	1	13	17	12.00	2.000				
Barry Latman, R ERA: 3.0 (4, 1)	5.0		18	3	1	1	4	0	0	0	0	0	0	26	26	1.80	0.600				
Bobby Locke, R ERA: 9.64 (9, 1)	1.0		4	1	0	0	0	0	0	0	0	0	0	4	4	0.00	1.000				

Washington Senators @ Cleveland Indians  
Cleveland Municipal Stadium, Cleveland, OH  
Fri May 05 1961, 7:05 PM EDT  
Att: 6,277 - Unknown

AB	35
R	5
H	9
RBI	5
BB	1
SO	4
LOB	12

WP	0	PA	37
PB	0		
SB	0		
CS	0		

Batter	1	2	3	4	5	6	7	8	9	AB	R	H	RBI	BB	SO	LOB	BOTTOM					
Johnny Temple, R OBP: 0.494, SLG: 0.471 (1, 4)										4	0	1	0	0	0	1						
Tito Francona, L OBP: 0.351, SLG: 0.443 (1, 7)										4	0	0	0	0	1	2						
Jim Piersall, R OBP: 0.346, SLG: 0.429 (1, 8)										3	1	1	0	1	0	0						
Woodie Held, R OBP: 0.291, SLG: 0.301 (1, 6)										3	0	2	2	1	0	0						
Vic Power, R OBP: 0.316, SLG: 0.382 (1, 3)										4	0	1	0	0	0	4						
Walt Bond, L OBP: 0.143, SLG: 0.042 (1, 9)										4	0	0	0	0	1	3						
Bubba Phillips, R OBP: 0.236, SLG: 0.351 (1, 5)										4	0	0	0	0	0	3						
John Romano, R OBP: 0.382, SLG: 0.516 (1, 2)										3	0	0	0	1	0	1						
Johnny Antonelli, L OBP: 0.200, SLG: 0.400 (3, PH)										0	0	0	0	0	0	0						
Joe Mauer, L OBP: 0.273, SLG: 0.200 (4, 1)										1	0	0	0	0	0	0						
Barry Latman, R OBP: 0.373, SLG: 0.200 (4, 1)										1	0	0	0	0	0	0						
Don Dillard, L OBP: 0.173, SLG: 0.600 (8, PH)										0	1	0	0	1	0	0						
Bobby Locke, R OBP: 0.173, SLG: 0.600 (9, 1)										0	0	0	0	0	0	0						
Bob Hale, L OBP: 0.222, SLG: 0.296 (9, PH)										1	0	0	0	0	0	1						
<b>Inning Stats</b>	R: 0 E: 0 K: 1 S: 5	H: 0 LOB: 0 BB: 0 P: 5	R: 0 E: 0 K: 0 S: 3	H: 0 LOB: 1 BB: 1 P: 7	R: 0 E: 0 K: 0 S: 4	H: 1 LOB: 1 BB: 0 P: 4	R: 1 E: 0 K: 0 S: 4	H: 1 LOB: 1 BB: 1 P: 8	R: 0 E: 0 K: 0 S: 3	H: 0 LOB: 0 BB: 0 P: 3	R: 0 E: 0 K: 0 S: 3	H: 0 LOB: 0 BB: 0 P: 3	R: 0 E: 0 K: 0 S: 4	H: 1 LOB: 1 BB: 0 P: 4	R: 1 E: 0 K: 0 S: 5	H: 2 LOB: 2 BB: 1 P: 9	R: 0 E: 0 K: 1 S: 5	H: 0 LOB: 1 BB: 1 P: 9	1B: 4 2B: 1 3B: 0 HR: 0	SF: 0 SAC: 0 DP: 0 HBP: 0	WP: 1 PB: 0 SB: 0 CS: 0	PA: 36
<b>PITCHER</b>	IP	WLS	BF	H	R	ER	SO	BB	IBB	HBP	BLK	WP	HR	S	P	ERA	WHIP					
Ed Hobaugh, R ERA: 3.24 (1, 1)	9.0	W	36	5	2	2	2	4	0	0	0	1	0	36	52	2.00	1.000					

Washington Senators @ Cleveland Indians  
Cleveland Municipal Stadium, Cleveland, OH  
Fri May 05 1961, 7:05 PM EDT  
Att: 6,277 - Unknown

AB	32
R	2
H	5
RBI	2
BB	4
SO	2
LOB	15

WP	1	PA	36
PB	0		
SB	0		
CS	0		



Batter	1	2	3	4	5	6	7	8	9	AB	R	H	RBI	BB	SO	LOB	TOP			
Danny O'Connell, R (1.4) OBP: 0.308, SLG: 0.271	F3		F7		4-3			5-3		4	0	0	0	0	0	2				
Marty Keough, L (1.7) OBP: 0.295, SLG: 0.395	4-3		3B			P5		5-3		4	0	1	1	0	0	0				
Willie Tasby, R (1.8) OBP: 0.357, SLG: 0.365	F9		5-3			F9		F9		4	0	0	0	0	0	1				
Dale Long, L (1.3) OBP: 0.239, SLG: 0.444		P6		4-3		FC5 BB 1B			3-1	4	0	1	0	0	0	0				
Gene Woodling, L (1.9) OBP: 0.389, SLG: 0.386		FC6-4 BB		K		1-2 BB			HR	2	1	1	1	2	1	0				
Harry Bright, R (1.5) OBP: 0.140, SLG: 0.250	F9			F9		FC5 2-3f			F9	4	0	0	0	0	0	3				
Coot Veal, R (1.6) OBP: 0.272, SLG: 0.233	FC6-4 1-2f				6-3			5-3		4	0	0	0	0	0	1				
Pete Daley, R (1.2) OBP: 0.256, SLG: 0.270			3B 1B		K			F8		3	1	1	0	0	1	0				
Tom Sturdivant, L (1.1) OBP: 0.400, SLG: 0.250										1	0	0	0	1	1	1				
Joe Hicks, L (7. Ph) OBP: 0.172, SLG: 0.276										1	0	0	0	0	0	0				
Johnny Klippstein, R (7.1)								1-3		0	0	0	0	0	0	0				
<b>Inning Stats</b>	R: 0 E: 0 K: 0 S: 3	H: 0 LOB: 0 BB: 0 P: 3	R: 0 E: 0 K: 0 S: 3	H: 0 LOB: 1 BB: 1 P: 7	R: 1 E: 0 K: 1 S: 7	H: 2 LOB: 1 BB: 0 P: 7	R: 0 E: 0 K: 1 S: 5	H: 0 LOB: 0 BB: 1 P: 5	R: 0 E: 0 K: 0 S: 4	H: 1 LOB: 2 BB: 1 P: 8	R: 0 E: 0 K: 0 S: 3	H: 0 LOB: 0 BB: 0 P: 3	R: 0 E: 0 K: 0 S: 3	H: 0 LOB: 0 BB: 0 P: 3	R: 1 E: 0 K: 0 S: 4	H: 1 LOB: 0 BB: 0 P: 4	1B: 2 2B: 0 3B: 1 HR: 1	SF: 0 SAC: 0 DP: 0 HBP: 0	WP: 0 PB: 0 SB: 0 CS: 0	PA: 34
<b>PITCHER</b> Wynn Hawkins, R (1.1) ERA: 1.17	IP: 9.0 WLS: W BF: 34 H: 4 R: 2 ER: 2 SO: 3 BB: 3 IBB: 0 HBP: 0 BLK: 0 WP: 0 HR: 1 S: 37 P: 49 ERA: 2.00 WHIP: 0.778																			

Washington Senators @ Cleveland Indians  
Cleveland Municipal Stadium, Cleveland, OH  
Sun May 07 1961, 3:33 AM EDT  
Unknown

AB	31
R	2
H	4
RBI	2
BB	3
SO	3
LOB	8

WP: 0	PA: 34
PB: 0	
SB: 0	
CS: 0	

Batter	1	2	3	4	5	6	7	8	9	AB	R	H	RBI	BB	SO	LOB	BOTTOM			
Johnny Temple, R (1.4) OBP: 0.482, SLG: 0.451	FC1-5 BB		F9		6-3		F8			3	0	0	0	1	0	0				
Tito Francona, L (1.7) OBP: 0.358, SLG: 0.452	K2-5-2 FC1-5 BB		F8 2B		1-6-3		F8			3	0	1	0	1	0	0				
Jim Piersall, R (1.8) OBP: 0.341, SLG: 0.419	FC1-5 1-2 2-3f		F8 2-3		F7		PB S 1B			4	0	1	0	0	0	3				
Woodie Held, R (1.6) OBP: 0.301, SLG: 0.293	K2-5-2 2-3f		5-3			FC1-5 1B BB	1-3 BB			2	0	0	0	2	1	3				
Vic Power, R (1.3) OBP: 0.313, SLG: 0.375		F5		5-3		FC1-5 2B 1B	F3			4	1	1	0	0	0	2				
Don Dillard, L (1.9) OBP: 0.438, SLG: 0.500		1B BB		2B SF7 BB		FC1-5 1-2 2-3f 2B		K		2	2	0	0	2	1	2				
Bubba Phillips, R (1.5) OBP: 0.262, SLG: 0.395							1B 2B	P4		4	1	3	2	0	0	0				
John Romano, R (1.2) OBP: 0.375, SLG: 0.508		P6		SF7			2H 1B	F9		3	0	1	2	0	0	2				
Wynn Hawkins, R (1.1)			K		K		6-3			3	0	0	0	0	2	3				
<b>Inning Stats</b>	R: 0 E: 0 K: 1 S: 4	H: 0 LOB: 2 BB: 2 P: 12	R: 0 E: 0 K: 1 S: 6	H: 1 LOB: 2 BB: 1 P: 10	R: 0 E: 0 K: 0 S: 4	H: 1 LOB: 1 BB: 0 P: 4	R: 1 E: 0 K: 1 S: 6	H: 1 LOB: 1 BB: 1 P: 10	R: 0 E: 0 K: 0 S: 3	H: 0 LOB: 0 BB: 0 P: 3	R: 3 E: 0 K: 0 S: 5	H: 3 LOB: 0 BB: 1 P: 9	R: 0 E: 0 K: 0 S: 4	H: 1 LOB: 2 BB: 1 P: 8	R: 0 E: 0 K: 1 S: 5	H: 0 LOB: 0 BB: 0 P: 5	1B: 4 2B: 4 3B: 0 HR: 0	SF: 1 SAC: 0 DP: 1 HBP: 0	WP: 0 PB: 1 SB: 1 CS: 0	PA: 35
<b>PITCHER</b> Tom Sturdivant, R (1.1) ERA: 3.97	IP: 6.0 WLS: L BF: 27 H: 6 R: 4 ER: 4 SO: 3 BB: 5 IBB: 0 HBP: 0 BLK: 0 WP: 0 HR: 0 S: 28 P: 48 ERA: 6.00 WHIP: 1.833																			
<b>PITCHER</b> Johnny Klippstein, R (7.1) ERA: 6.23	IP: 2.0 WLS: 8 BF: 1 H: 1 R: 0 ER: 0 SO: 1 BB: 1 IBB: 0 HBP: 0 BLK: 0 WP: 0 HR: 0 S: 9 P: 13 ERA: 0.00 WHIP: 1.000																			

Washington Senators @ Cleveland Indians  
Cleveland Municipal Stadium, Cleveland, OH  
Sun May 07 1961, 3:33 AM EDT  
Unknown


AB	28
R	4
H	7
RBI	4
BB	6
SO	4
LOB	15

WP: 0	PA: 35
PB: 1	
SB: 1	
CS: 0	





Batter	1	2	3	4	5	6	7	8	9	AB	R	H	RBI	BB	SO	LOB	TOP										
Marty Keough, L OBP: 0.301, SLG: 0.407	F8		F5			HR	K		G4-6-3	5	1	2	0	0	1	2	Washington Senators @ Cleveland Indians Cleveland Municipal Stadium, Cleveland, OH Sun May 07 1961, 3:38 AM EDT Att: 7,576 - Unknown <a href="http://livebaseballscorecards.com">livebaseballscorecards.com</a>										
Danny O'Connell, R OBP: 0.313, SLG: 0.260	F5			4-3		HR			G4-6-3	3	1	0	0	2	0	1											
Gene Woodling, L OBP: 0.382, SLG: 0.426	F7			3-1		HR	F9			4	1	1	3	0	0	2											
Dale Long, L OBP: 0.260, SLG: 0.449		F7				F9		WP		4	1	2	0	0	0	0											
Gene Green, R OBP: 0.313, SLG: 0.313	F3			4-3		L6		K		4	0	0	0	0	1	2											
Willie Tasby, R OBP: 0.365, SLG: 0.364	F5				5-3			CS		3	0	1	1	1	0	0											
Harry Bright, R OBP: 0.167, SLG: 0.255						4-3		PB	CS	3	0	1	0	1	0	1											
Jim Mahoney, R OBP: 0.500, SLG: 0.333										2	0	1	0	2	1	2											
Pete Burnside, R										2	0	0	0	0	2	3											
Dave Sisler, R										1	0	0	0	0	0	0											
Marty Kutyna, R OBP: 0.500, SLG: 0.500										0	0	0	0	0	0	0											
<b>Inning Stats</b>	R: 0 E: 0 K: 0 S: 3	H: 0 LOB: 0 BB: 0 P: 3	R: 0 E: 0 K: 0 S: 3	H: 0 LOB: 0 BB: 0 P: 3	R: 0 E: 0 K: 1 S: 4	H: 0 LOB: 1 BB: 2 P: 12	R: 0 E: 0 K: 0 S: 4	H: 1 LOB: 1 BB: 0 P: 4	R: 0 E: 1 K: 1 S: 6	H: 1 LOB: 2 BB: 0 P: 6	R: 3 E: 0 K: 0 S: 5	H: 2 LOB: 1 BB: 2 P: 13	R: 0 E: 0 K: 1 S: 5	H: 0 LOB: 2 BB: 2 P: 13	R: 1 E: 0 K: 2 S: 9	H: 3 LOB: 1 BB: 0 P: 9	R: 0 E: 0 K: 0 S: 3	H: 1 LOB: 0 BB: 0 P: 3	1B: 6 2B: 2 3B: 0 HR: 1	SF: 0 SAC: 1 DP: 2 HBP: 0	WP: 1 PB: 1 CS: 0 SB: 2	PA: 38					
<b>PITCHER</b>	IP	WLS	BF	H	R	ER	SO	BB	IBB	HBP	BLK	WP	HR	S	P	ERA	WHIP										
Mudcat Grant, R ERA: 3.34	(1, 1)	6.0	26	4	3	3	2	5	0	0	0	0	1	25	45	4.50	1.500										
Bob Allen, L ERA: 0.71	(7, 1)	1.0	4	0	0	0	1	1	0	0	0	0	0	5	9	0.00	1.000										
Frank Funk, R ERA: 3.29	(8, 1)	1.0	L	5	3	1	1	2	0	0	0	1	0	9	9	9.00	3.000										
Bobby Locke, R ERA: 7.94	(9, 1)	1.0	3	1	0	0	0	0	0	0	0	0	0	3	3	0.00	1.000										

Batter	1	2	3	4	5	6	7	8	9	AB	R	H	RBI	BB	SO	LOB	BOTTOM												
Johnny Temple, R OBP: 0.489, SLG: 0.461	G3-6-3								P3	5	0	3	1	0	0	1	Washington Senators @ Cleveland Indians Cleveland Municipal Stadium, Cleveland, OH Sun May 07 1961, 3:38 AM EDT Att: 7,576 - Unknown <a href="http://livebaseballscorecards.com">livebaseballscorecards.com</a>												
Tito Francona, L OBP: 0.345, SLG: 0.436	G3-6-3									5	0	1	0	0	1	5													
Jim Piersall, R OBP: 0.356, SLG: 0.430	L6									5	1	3	0	0	0	2													
Woodie Held, R OBP: 0.318, SLG: 0.316										4	1	2	0	1	1	2													
Vic Power, R OBP: 0.310, SLG: 0.373										3	0	1	1	0	0	4													
Chuck Essegian, R OBP: 0.273, SLG: 0.333										2	0	0	1	0	0	2													
Willie Kirkland, L OBP: 0.333, SLG: 0.315										1	0	0	0	0	1	0													
Walt Bond, L OBP: 0.143, SLG: 0.042										0	0	0	0	0	0	0													
Bubba Phillips, R OBP: 0.261, SLG: 0.381										3	0	0	0	0	1	2													
John Romano, R OBP: 0.395, SLG: 0.536										4	1	3	0	0	0	1													
Mudcat Grant, R ERA: 6.0	(1, 1)	6.1	27	9	3	3	4	0	0	0	0	0	0	0	1	2	Washington Senators @ Cleveland Indians Cleveland Municipal Stadium, Cleveland, OH Sun May 07 1961, 3:38 AM EDT Att: 7,576 - Unknown 												
Bob Allen, L ERA: 0.71	(7, 1)	1.0	4	0	0	0	1	1	0	0	0	0	0	0	0	1													
Jack Kubiszyn, R ERA: 1.65	(7, PH)	0.2	S	1	0	0	0	0	0	0	0	0	0	0	0	1													
Frank Funk, R ERA: 3.29	(8, PH)	1.0	3	1	0	0	0	0	0	0	0	0	0	0	0	1													
Don Dillard, L ERA: 7.94	(8, PH)	1.0	3	1	0	0	0	0	0	0	0	0	0	0	0	1													
Bobby Locke, R ERA: 7.94	(9, 1)	1.0	3	1	0	0	0	0	0	0	0	0	0	0	0	0													
<b>Inning Stats</b>	R: 0 E: 0 K: 0 S: 3	H: 1 LOB: 0 BB: 0 P: 3	R: 1 E: 0 K: 0 S: 4	H: 1 LOB: 0 BB: 0 P: 4	R: 0 E: 0 K: 1 S: 7	H: 2 LOB: 2 BB: 0 P: 7	R: 0 E: 0 K: 1 S: 6	H: 1 LOB: 1 BB: 0 P: 6	R: 0 E: 0 K: 1 S: 6	H: 1 LOB: 1 BB: 0 P: 6	R: 1 E: 0 K: 0 S: 7	H: 2 LOB: 1 BB: 0 P: 7	R: 1 E: 0 K: 0 S: 6	H: 3 LOB: 3 BB: 1 P: 10	R: 0 E: 0 K: 1 S: 5	H: 0 LOB: 1 BB: 0 P: 6		R: 0 E: 0 K: 0 S: 4	H: 2 LOB: 1 BB: 0 P: 4	1B: 11 2B: 2 3B: 0 HR: 0	SF: 2 SAC: 0 DP: 2 HBP: 1	WP: 1 PB: 0 CS: 0 SB: 0	PA: 40						
<b>PITCHER</b>	IP	WLS	BF	H	R	ER	SO	BB	IBB	HBP	BLK	WP	HR	S	P	ERA		WHIP											
Pete Burnside, L ERA: 6.0	(1, 1)	6.1	27	9	3	3	4	0	0	0	0	0	0	0	1	2		4.26	1.421										
Dave Sisler, R ERA: 1.65	(7, 1)	2.0	W	12	4	0	0	1	1	0	1	0	0	12	17	0.00		2.500											
Marty Kutyna, R ERA: 1.65	(9, 1)	0.2	S	1	0	0	0	0	0	0	0	0	0	1	1	0.00	0.000												



Batter	1	2	3	4	5	6	7	8	9	AB	R	H	RBI	BB	SO	LOB	TOP			
Marty Keough, L (1, 7) OBP: 0.289, SLG: 0.389	0-3 K			0-3 K		X 0-0 L9		X 0-0 F8	4 0 0 0 0 2 0								Washington Senators @ Detroit Tigers Tiger Stadium, Detroit, MI Tue May 09 1961, 7:05 PM EDT Unknown			
Danny O'Connell, R (1, 4) OBP: 0.322, SLG: 0.276	0-0 3-1-5 2B			0-0 5-3		X 4-0 BB		X 0-0 1-3	3 0 1 0 1 0 0											
Willie Tasby, R (1, 8) OBP: 0.372, SLG: 0.414	0-0 3-1-5 2-3f			0-0 HR		X 0-0 P2		X 0-0 FC6-4 1B	4 1 2 1 0 0 2											
Gene Green, R (1, 9) OBP: 0.300, SLG: 0.450		X 0-0 6-3		X 0-0 HR		X 0-3 K		X 0-0 FC6-4 1-2f	4 1 1 1 0 1 1											
R C Stevens, R (1, 3) OBP: 0.213, SLG: 0.140		X 0-0 F8		X 0-0 6-3		X 0-0 L9			3 0 0 0 0 0 0											
Pete Daley, R (1, 2) OBP: 0.238, SLG: 0.250		X 0-0 F7			X 0-0 1-3		X 0-0 F8		3 0 0 0 0 0 0											
Harry Bright, R (1, 5) OBP: 0.175, SLG: 0.245			X 4-0 G6-4-3 BB		X 0-0 1-3		X 0-0 F8		2 0 0 0 1 0 0											
Jim Mahoney, R (1, 6) OBP: 0.364, SLG: 0.222			X 0-0 G6-4-3 1-2f		X 0-0 F8		X 0-0 L4		3 0 0 0 0 0 1											
Joe McClain, R (1, 1) OBP: 0.231, SLG: 0.308 Jim King, L (8, PH)			X 0-0 6-3		X 0-0 F8		X 0-0 1-3		2 0 0 0 0 0 0											
Marty Kutyna, R (8, 1) OBP: 0.500, SLG: 0.500 Johnny Klippstein, R (8, 1)									1 0 0 0 0 0 0											
									0 0 0 0 0 0 0											
									0 0 0 0 0 0 0											
<b>Inning Stats</b>	R: 0 E: 0 K: 1 S: 5	H: 1 LOB: 0 BB: 0 P: 5	R: 0 E: 0 K: 0 S: 3	H: 0 LOB: 0 BB: 0 P: 3	R: 0 E: 0 K: 0 S: 2	H: 0 LOB: 0 BB: 1 P: 6	R: 2 E: 0 K: 1 S: 7	H: 2 LOB: 0 BB: 0 P: 7	R: 0 E: 0 K: 0 S: 3	H: 0 LOB: 1 BB: 1 P: 7	R: 0 E: 0 K: 1 S: 5	H: 0 LOB: 0 BB: 0 P: 5	R: 0 E: 0 K: 0 S: 3	H: 0 LOB: 0 BB: 0 P: 3	R: 0 E: 0 K: 0 S: 4	H: 1 LOB: 1 BB: 0 P: 4	1B: 1 2B: 2 3B: 0 HR: 2	SF: 0 SAC: 0 DP: 2 HBP: 0	WP: 0 PB: 0 SB: 0 CS: 0	PA: 31
<b>PITCHER</b> Don Mossi, L (1, 1) ERA: 1.94	IP: 9.0 WLS: W BF: 31 H: 4 R: 2 ER: 2 SO: 3	BB: 2 IBB: 0 HBP: 0 BLK: 0	WP: 0 HR: 2 S: 35 P: 43	ERA: 2.00 WHIP: 0.667	<b>PITCHER</b> IP: WLS: BF: H: R: ER: SO: BB: IBB: HBP: BLK: WP: HR: S: P: ERA: WHIP															

Batter	1	2	3	4	5	6	7	8	9	AB	R	H	RBI	BB	SO	LOB	BOTTOM	
Jake Wood, R (1, 4) OBP: 0.343, SLG: 0.436	0-0 F5		X 0-0 1B SF9 1B		X 0-0 1B		X 0-0 2-3	X 0-0 6-3	5 1 2 1 0 0 1								Washington Senators @ Detroit Tigers Tiger Stadium, Detroit, MI Tue May 09 1961, 7:05 PM EDT Unknown	
Bill Bruton, L (1, 8) OBP: 0.286, SLG: 0.320	0-0 4-3		X 0-0 1B		X 0-0 F8		X 0-0 F8		4 0 1 1 0 0 1									
Al Kaline, R (1, 9) OBP: 0.379, SLG: 0.444	0-3 K		X 0-0 SF9		X 4-0 1-2 BB		X 4-0 BB BB		1 1 0 1 2 1 0									
Rocky Colavito, R (1, 7) OBP: 0.356, SLG: 0.466		X 0-0 1-3	X 0-0 5-3		X 0-0 F7		X 4-0 2B SF7 BB		3 1 0 0 1 0 3									
Norm Cash, L (1, 3) OBP: 0.474, SLG: 0.579		X 0-0 1-3		X 0-0 6-3		X 4-0 BB	X 0-0 1-3 2H 3B 2B		3 1 1 1 1 0 0									
Steve Boros, R (1, 5) OBP: 0.422, SLG: 0.413		X 0-0 6-3		X 0-0 F9 2B		X 0-0 L5	X 0-0 SF7		3 0 1 1 0 0 1									
Dick Brown, R (1, 2) OBP: 0.338, SLG: 0.529			X 0-0 1B 1B		X 0-0 F9		X 0-0 P1	X 3-0 2H 1B 3B	4 2 2 1 0 0 2									
Chico Fernandez, R (1, 6) OBP: 0.357, SLG: 0.338			X 0-0 F2		X 4-0 CS IBB		X 0-0 5-3	X 0-0 SH5-4 1B	3 0 1 1 1 0 2									
Don Mossi, L (1, 1) OBP: 0.267, SLG: 0.083			X 4-0 1B 1B BB		X 0-0 CS		X 0-0 F7	X 3-0 1-2 SH5-4	2 1 0 0 1 0 0									
<b>Inning Stats</b>	R: 0 E: 0 K: 1 S: 5	H: 0 LOB: 0 BB: 0 P: 5	R: 0 E: 0 K: 0 S: 3	H: 0 LOB: 0 BB: 0 P: 3	R: 3 E: 0 K: 0 S: 6	H: 3 LOB: 1 BB: 1 P: 10	R: 0 E: 0 K: 0 S: 3	H: 1 LOB: 1 BB: 1 P: 7	R: 0 E: 0 K: 0 S: 4	H: 1 LOB: 2 BB: 1 P: 8	R: 0 E: 0 K: 0 S: 3	H: 0 LOB: 0 BB: 0 P: 3	R: 4 E: 0 K: 0 S: 6	H: 3 LOB: 1 BB: 2 P: 14	1B: 5 2B: 2 3B: 1 HR: 0	SF: 2 SAC: 1 DP: 0 HBP: 0		WP: 0 PB: 0 SB: 2 CS: 1
<b>PITCHER</b> Joe McClain, R (1, 1) ERA: 3.48 Marty Kutyna, R (8, 1) ERA: 3.31 Johnny Klippstein, R (8, 1) ERA: 6.75	IP: 7.0 WLS: L BF: 29 H: 5 R: 3 ER: 3 SO: 1	BB: 3 IBB: 0 HBP: 0 BLK: 0	WP: 0 HR: 0 S: 27 P: 43	ERA: 3.86 WHIP: 1.143	<b>PITCHER</b> IP: WLS: BF: H: R: ER: SO: BB: IBB: HBP: BLK: WP: HR: S: P: ERA: WHIP													







Batter	1	2	3	4	5	6	7	8	9	AB	R	H	RBI	BB	SO	LOB	TOP			
<b>Billy Klaus, L</b> OBP: 0.222, SLG: 0.162 (1, 5)	0-0 5-3		0-0 F8			4-0 1B BB		0-0 4-3		3	0	0	0	1	0	0	<b>Washington Senators @ Detroit Tigers</b> Tiger Stadium, Detroit, MI Wed May 10 1961, 4:33 AM EDT Att: 5,012 - Unknown			
<b>Danny O'Connell, R</b> OBP: 0.313, SLG: 0.262 (1, 4)	0-0 BB 1B		0-0 1-3			0-3 K		0-0 P4		4	0	1	0	0	1	1				
<b>Gene Woodling, L</b> OBP: 0.412, SLG: 0.522 (1, 9)	4-0 G1-4-3 BB		0-0 4-3			0-3 K			0-0 7-4 BB 1B	3	0	1	0	1	1	1				
<b>Gene Green, R</b> OBP: 0.357, SLG: 0.423 (1, 2)	0-0 G1-4-3 1-2			0-3 K		0-0 1-2 1B			4-0 1-2 BB 1B	3	0	1	0	1	1	2				
<b>Dale Long, L</b> OBP: 0.271, SLG: 0.411 (1, 3)		0-0 E4 1-3 2B		0-0 F8		0-0 F9			0-0 7-4 2-3f	4	1	0	0	0	0	4				
<b>Willie Tasby, R</b> OBP: 0.366, SLG: 0.443 (1, 8)		0-0 1-3 1-2		0-3 K			0-0 F8		0-0 1-2 1B	4	0	1	0	0	1	1				
<b>Jim King, L</b> OBP: 0.125, SLG: 0.250 (1, 7)		0-0 5-3 2H 2B			0-0 G1		0-3 K		0-0 P4	4	0	1	1	0	1	2				
<b>Jim Mahoney, R</b> OBP: 0.222, SLG: 0.125 (1, 6)		0-0 5-3 2-3			0-0 6-3		0-0 F3			3	0	0	0	0	0	1				
<b>Ed Hobaugh, R</b> OBP: 0.286, SLG: 0.167 (1, 1)		0-3 K			0-0 1-3			0-3 K		1	0	0	0	0	1	1				
<b>Hal Woodeshick, R</b> (2, 1)										1	0	0	0	0	0	0				
<b>Marty Keough, L</b> OBP: 0.284, SLG: 0.372 (8, PH)										1	0	0	0	0	1	0				
<b>Johnny Klippstein, R</b> (8, 1)										0	0	0	0	0	0	0				
<b>Inning Stats</b>	R: 0 E: 0 K: 0 S: 3	H: 1 LOB: 1 BB: 1 P: 7	R: 1 E: 1 K: 1 S: 7	H: 1 LOB: 1 BB: 0 P: 7	R: 0 E: 0 K: 2 S: 7	H: 0 LOB: 0 BB: 0 P: 3	R: 0 E: 0 K: 2 S: 7	H: 0 LOB: 0 BB: 0 P: 7	R: 0 E: 0 K: 1 S: 8	H: 1 LOB: 2 BB: 1 P: 12	R: 0 E: 0 K: 1 S: 5	H: 0 LOB: 0 BB: 0 P: 5	R: 0 E: 0 K: 1 S: 5	H: 0 LOB: 0 BB: 1 P: 5	R: 0 E: 0 K: 0 S: 4	H: 2 LOB: 2 BB: 1 P: 8	1B: 4 2B: 2 3B: 0 HR: 0	SF: 0 SAC: 0 DP: 2 HBP: 0	WP: 0 PB: 0 SB: 0 CS: 0	PA: 34
<b>PITCHER</b> <b>Jim Bunning, R</b> ERA: 3.28 (1, 1)	IP: 9.0 WLS: W BF: 34 H: 5 R: 1 ER: 0 SO: 7 BB: 3 IBB: 0 HBP: 0 BLK: 0 WP: 0 HR: 0 S: 45 P: 57 ERA: 0.00 WHIP: 0.889															<b>PITCHER</b>				

Batter	1	2	3	4	5	6	7	8	9	AB	R	H	RBI	BB	SO	LOB	BOTTOM	
<b>Jake Wood, R</b> OBP: 0.364, SLG: 0.436 (1, 4)	0-0 S 1B	0-0 SF8 E 1-2 2H 1B		1-0 5-3 SH1-3 1B HBP		4-0 HBP SH1-4 BB		4-0 FC4-6 BB		2	1	2	1	2	0	0	<b>Washington Senators @ Detroit Tigers</b> Tiger Stadium, Detroit, MI Wed May 10 1961, 4:33 AM EDT Att: 5,012 - Unknown	
<b>Bill Bruton, L</b> OBP: 0.274, SLG: 0.298 (1, 8)	0-0 F8	0-0 E1 BB 1-2 2-3		0-0 SH1-3 1-2		0-0 SH1-4 1-2		0-0 FC4-6 S E 1-2f		3	1	0	0	0	4			
<b>Al Kaline, R</b> OBP: 0.365, SLG: 0.448 (1, 9)	0-0 L4-3 1-2	0-0 SF8 2-3 3H		0-0 5-3 2-3		0-3 K		4-0 E2 E S 1B BB 1H		1	0	0	0	0	1			
<b>Bubba Morton, R</b> OBP: 0.300, SLG: 0.375 (2, PH) (3, 7)										2	1	0	1	1	1	2		
<b>Rocky Colavito, R</b> OBP: 0.384, SLG: 0.468 (1, 7) (3, 9)	0-0 F7	0-0 BB 1-2 BB		0-0 1B 3H		4-0 HBP BB 1B		0-3 K 1-3		3	0	1	1	2	1	2		
<b>Norm Cash, L</b> OBP: 0.462, SLG: 0.554 (1, 3)		0-0 WP 2B K		0-0 3-1		1-0 FC6-4 HBP 1-2 2-3		1-0 1B HBP		3	1	1	0	0	1	4		
<b>Steve Boros, R</b> OBP: 0.434, SLG: 0.439 (1, 5)		0-0 1B 2H 1B 2B		0-0 5-3		0-0 P4		0-0 FC6-4 1-2f		5	1	2	2	0	3			
<b>Dick Brown, R</b> OBP: 0.336, SLG: 0.514 (1, 2)		0-0 1B 2-3 1B 1B		0-0 F9		0-0 WP SH1-3 1B		0-0 K		5	1	2	0	0	1	2		
<b>Chico Fernandez, R</b> OBP: 0.344, SLG: 0.337 (1, 6)		0-3 K		0-0 SH1-3 2B		0-0 SH1-3 1-2		0-0 F8		3	0	1	0	0	1	2		
<b>Jim Bunning, R</b> OBP: 0.188, SLG: 0.188 (1, 1)		0-0 E 1B SF8 1B 1-2 3H		0-0 5-3		0-0 1-3 2-3		0-0 F7		4	1	1	1	0	0	2		
<b>Inning Stats</b>	R: 0 E: 0 K: 0 S: 4	H: 1 LOB: 3 BB: 1 P: 4	R: 4 E: 1 K: 2 S: 13	H: 5 LOB: 3 BB: 1 P: 17	R: 0 E: 0 K: 0 S: 4	H: 1 LOB: 1 BB: 0 P: 4	R: 1 E: 0 K: 0 S: 4	H: 1 LOB: 1 BB: 0 P: 5	R: 0 E: 0 K: 1 S: 5	H: 0 LOB: 3 BB: 2 P: 14	R: 0 E: 0 K: 0 S: 3	H: 0 LOB: 0 BB: 0 P: 3	R: 0 E: 2 K: 2 S: 8	H: 1 LOB: 2 BB: 2 P: 17	1B: 7 2B: 3 3B: 0 HR: 0	SF: 1 SAC: 3 DP: 0 HBP: 3	WP: 2 PB: 0 SB: 4 CS: 0	PA: 43
<b>PITCHER</b> <b>Ed Hobaugh, R</b> ERA: 4.5 (1, 1)	IP: 1.1 WLS: L BF: 10 H: 3 R: 4 ER: 3 SO: 1 BB: 0 IBB: 0 HBP: 0 BLK: 0 WP: 1 HR: 0 S: 25 P: 39 ERA: 1.59 WHIP: 1.059															<b>PITCHER</b>		
<b>Hal Woodeshick, L</b> ERA: 2.89 (2, 1)	5.2	26	3	1	1	2	3	0	2	0	1	0	25	39	1.59	1.059		
<b>Johnny Klippstein, R</b> ERA: 6.53 (8, 1)	1.0	7	1	2	2	2	2	0	1	0	0	0	8	17	18.00	3.000		

AB	31
R	1
H	5
RBI	1
BB	3
SO	7
LOB	13

AB	31
R	7
H	10
RBI	6
BB	5
SO	5
LOB	22





Batter	1	2	3	4	5	6	7	8	9	AB	R	H	RBI	BB	SO	LOB	TOP								
<b>Billy Klaus, L</b> OBP: 0.220, SLG: 0.238 (1, 5)	0-0 6-3		0-0 3-1		0-0 HR	0-0 E3		0-0 1-6-3		5	1	1	4	0	0	3	<b>Washington Senators @ Detroit Tigers</b> Tiger Stadium, Detroit, MI Thu May 11 1961, 4:33 AM EDT Att: 7,599 - Unknown								
<b>Danny O'Connell, R</b> OBP: 0.337, SLG: 0.267 (1, 4)	4-0 BB			4-0 BB	4-0 HR	0-0 FC6-4		0-0 BB		2	1	1	1	3	0	2									
<b>Gene Woodling, L</b> OBP: 0.433, SLG: 0.569 (1, 9)	0-0 G6-3			0-0 BB	0-0 HR			4-0 BB		3	2	2	2	2	0	1									
<b>Willie Tasby, R</b> OBP: 0.348, SLG: 0.417 (1, 8)		0-0 1-3		0-0 G6-4-3	0-0 5-3			0-0 BB		5	0	0	0	0	1	5									
<b>Jim King, L</b> OBP: 0.231, SLG: 0.385 (1, 7)		0-0 3-1		0-0 G3	0-0 4-3			0-0 BB		5	0	2	1	0	0	1									
<b>Dale Long, L</b> OBP: 0.281, SLG: 0.450 (1, 3)		0-0 3-1			0-0 3-1		0-0 HR	4-0 IBB		4	1	1	1	1	0	1									
<b>Gene Green, R</b> OBP: 0.364, SLG: 0.400 (1, 2)			4-0 BB		0-0 BB	0-3 K		0-0 F9		4	1	1	0	1	1	3									
<b>Jim Mahoney, R</b> OBP: 0.304, SLG: 0.238 (1, 6)			0-0 BB		0-0 BB	0-0 5-3		0-0 K		5	2	3	0	0	1	1									
<b>John Gabler, S</b> OBP: 0.500, SLG: 0.500 (1, 1)			0-3 K		4-0 HR	0-0 1B		0-0 SH1-4		1	0	0	0	0	1	1									
<b>Marty Keough, L</b> OBP: 0.297, SLG: 0.372 (5, PH)					1-2 HR			1-2 1B		0	1	0	0	1	0	0									
<b>Marty Kutyna, R</b> OBP: 0.600, SLG: 0.600 (5, 1)					1-2 HR			1-2 1B		1	0	1	0	0	0	0									
<b>Inning Stats</b>	R: 0 E: 0 K: 0 S: 2	H: 0 LOB: 0 BB: 1 P: 6	R: 0 E: 0 K: 0 S: 3	H: 0 LOB: 0 BB: 0 P: 3	R: 0 E: 0 K: 1 S: 5	H: 1 LOB: 1 BB: 1 P: 9	R: 0 E: 0 K: 0 S: 3	H: 1 LOB: 1 BB: 1 P: 7	R: 6 E: 0 K: 0 S: 7	H: 4 LOB: 0 BB: 2 P: 15	R: 1 E: 1 K: 1 S: 8	H: 2 LOB: 2 BB: 0 P: 8	R: 1 E: 0 K: 0 S: 3	H: 1 LOB: 1 BB: 2 P: 11	R: 1 E: 0 K: 1 S: 7	H: 2 LOB: 2 BB: 1 P: 11	R: 0 E: 0 K: 1 S: 6	H: 1 LOB: 1 BB: 0 P: 6	1B: 8 2B: 1 3B: 0 HR: 3	SF: 0 SAC: 1 DP: 3 HBP: 0	WP: 0 PB: 0 CS: 0	PA: 44			
<b>PITCHER</b>	IP	WLS	BF	H	R	ER	SO	BB	IBB	HBP	BLK	WP	HR	S	P	ERA	WHIP								
<b>Bill Fischer, R</b> ERA: 5.4 (1, 1)	4.1	L	20	5	5	5	1	5	0	0	0	0	1	17	37	10.38	2.308								
<b>Hank Aguirre, L</b> ERA: 2.92 (5, 1)	0.2		3	1	1	1	0	0	0	0	0	0	1	3	3	13.50	1.500								
<b>Jim Donohue, R</b> ERA: 2.89 (6, 1)	2.0		11	3	2	2	1	1	1	0	0	0	1	11	19	9.00	2.000								
<b>Terry Fox, R</b> ERA: 0.96 (8, 1)	2.0		10	3	1	1	2	1	0	0	0	0	0	13	17	4.50	2.000								

Batter	1	2	3	4	5	6	7	8	9	AB	R	H	RBI	BB	SO	LOB	BOTTOM								
<b>Jake Wood, R</b> OBP: 0.377, SLG: 0.442 (1, 4)	0-0 1B		4-0 S		0-0 FC4-6		0-0 P4			3	2	2	0	1	0	0	<b>Washington Senators @ Detroit Tigers</b> Tiger Stadium, Detroit, MI Thu May 11 1961, 4:33 AM EDT Att: 7,599 - Unknown								
<b>Bill Bruton, L</b> OBP: 0.282, SLG: 0.306 (1, 8)	0-0 1B		0-0 BB		0-0 FC4-6		0-0 F8			4	0	2	1	0	0	1									
<b>Charlie Maxwell, L</b> OBP: 0.333, SLG: 0.250 (1, 7)	0-0 F7		0-0 1B		0-0 FC3-6			0-0 P3		4	0	1	0	0	0	1									
<b>Rocky Colavito, R</b> OBP: 0.369, SLG: 0.446 (1, 9)	0-0 4-3		0-0 F8		0-0 5-6-3			0-0 5-3		4	0	0	0	0	0	3									
<b>Norm Cash, L</b> OBP: 0.463, SLG: 0.547 (1, 3)		0-0 1-3		0-0 F8		0-0 1B		4-0 BB		3	0	1	0	1	0	0									
<b>Steve Boros, R</b> OBP: 0.437, SLG: 0.442 (1, 5)		0-0 BB		0-0 S		0-0 5-3		0-0 F8		4	1	2	0	0	0	1									
<b>Dick Brown, R</b> OBP: 0.345, SLG: 0.526 (1, 2)		0-0 G6-4-3		0-0 2B		0-0 1B		0-0 F8		4	0	2	1	0	0	1									
<b>Chico Fernandez, R</b> OBP: 0.330, SLG: 0.322 (1, 6)			0-0 F8		0-0 F8		0-0 5-3		0-0 F8		4	0	0	0	0	1									
<b>Bill Fischer, R</b> ERA: 5.4 (1, 1)			0-0 P5		0-0 HR		0-3 K		0-0 1-3		1	0	0	0	0	0									
<b>Hank Aguirre, R</b> ERA: 2.92 (5, 1)										0	0	0	0	0	0	0									
<b>Ozzie Virgil, R</b> ERA: 2.92 (5, PH)										0	1	1	1	0	0	0									
<b>Jim Donohue, R</b> ERA: 2.89 (6, 1)										0	0	0	0	0	0	0									
<b>Bubba Morton, R</b> ERA: 2.89 (7, PH)										0	0	0	0	0	0	0									
<b>Terry Fox, R</b> ERA: 0.96 (8, 1)										0	0	0	0	0	0	0									
<b>Bobo Osborne, L</b> ERA: 0.96 (8, PH)										0	0	0	0	0	0	0									
<b>Inning Stats</b>	R: 1 E: 0 K: 0 S: 4	H: 2 LOB: 0 BB: 0 P: 4	R: 0 E: 0 K: 0 S: 3	H: 1 LOB: 0 BB: 0 P: 3	R: 1 E: 0 K: 0 S: 5	H: 2 LOB: 2 BB: 1 P: 9	R: 1 E: 0 K: 0 S: 4	H: 2 LOB: 0 BB: 0 P: 4	R: 0 E: 0 K: 1 S: 5	H: 0 LOB: 0 BB: 0 P: 5	R: 0 E: 0 K: 0 S: 3	H: 0 LOB: 1 BB: 1 P: 7	R: 0 E: 0 K: 0 S: 3	H: 0 LOB: 0 BB: 0 P: 3	1B: 9 2B: 1 3B: 0 HR: 1	SF: 0 SAC: 0 DP: 1 HBP: 0	WP: 0 PB: 1 CS: 0	PA: 36							
<b>PITCHER</b>	IP	WLS	BF	H	R	ER	SO	BB	IBB	HBP	BLK	WP	HR	S	P	ERA	WHIP								
<b>John Gabler, R</b> ERA: 4.09 (1, 1)	4.0		17	4	1	1	1	1	0	0	0	0	1	20	24	6.75	2.000								
<b>Marty Kutyna, R</b> ERA: 2.95 (5, 1)	5.0	W	19	4	1	1	1	1	0	0	0	0	1	20	24	1.80	1.000								



Batter	1	2	3	4	5	6	7	8	9	AB	R	H	RBI	BB	SO	LOB	TOP				
Chuck Schilling, R OBP: 0.340, SLG: 0.348 (1, 4)	4-0 FC6-4 BB		0-0 SF9			0-0 F9	0-0 FC6-4			2	0	0	1	1	0	3					
Carl Yastrzemski, L OBP: 0.272, SLG: 0.385 (1, 7)	0-0 F7		0-0 G4-6-3			0-0 F8		0-0 F8		4	0	0	0	0	0	2					
Frank Malzone, R OBP: 0.162, SLG: 0.139 (1, 5)	0-0 FC6-4			0-0 6-3		0-3 K		0-0 P4		4	0	0	0	0	1	1					
Jackie Jensen, R OBP: 0.284, SLG: 0.250 (1, 9)	0-0 6-3			0-0 F7				0-0 F9	0-0 6-3	4	0	0	0	0	0	1					
Jim Pagliaroni, R OBP: 0.347, SLG: 0.372 (1, 2)		4-0 G1-6-3 BB		0-0 4-3				0-3 K	0-3 K	3	0	0	0	1	2	0					
Carroll Hardy, R OBP: 0.302, SLG: 0.375 (1, 8)	0-0 F9				0-0 F8		4-0 1B BB	0-0 P6		3	1	0	0	1	0	1					
Vic Wertz, L OBP: 0.386, SLG: 0.516 Pete Runnels, L OBP: 0.387, SLG: 0.429 (1, 3) (7, 3)	0-0 G1-6-3				0-0 F8		0-0 BB BB 1B	0-0 6-3		3	0	1	0	0	0	1					
Pumpsie Green, S OBP: 0.324, SLG: 0.286 (1, 6)			0-0 SH SF9 2B		4-0 BB		4-0 BB			1	1	1	0	2	0	0					
Bill Monbouquette, R OBP: 0.273, SLG: 0.111 (1, 1)			0-0 SH G4-6-3		0-3 K		4-0 BB			1	0	0	1	1	1	1					
<b>Inning Stats</b>	R: 0 E: 0 K: 0 S: 3	H: 0 LOB: 1 BB: 1 P: 7	R: 0 E: 0 K: 0 S: 2	H: 0 LOB: 0 BB: 1 P: 6	R: 1 E: 1 K: 0 S: 4	H: 1 LOB: 0 BB: 0 P: 4	R: 0 E: 0 K: 0 S: 3	H: 0 LOB: 0 BB: 0 P: 3	R: 0 E: 0 K: 1 S: 5	H: 0 LOB: 1 BB: 1 P: 9	R: 0 E: 0 K: 1 S: 5	H: 0 LOB: 0 BB: 0 P: 5	R: 1 E: 0 K: 1 S: 6	H: 1 LOB: 3 BB: 3 P: 18	R: 0 E: 0 K: 0 S: 3	H: 0 LOB: 0 BB: 0 P: 3	R: 0 E: 0 K: 1 S: 5	H: 0 LOB: 0 BB: 0 P: 5	1B: 1 2B: 1 3B: 0 HR: 0	SF: 1 SAC: 1 DP: 2 HBP: 0	WP: 0 PA: 34
<b>PITCHER</b>	IP WLS BF H R ER SO BB IBB HBP BLK WP HR S P ERA WHIP	7.0 L 28 2 2 2 3 6 0 0 0 0 0 0 28 52 2.57 1.143	2.0 6 0 0 0 0 1 0 0 0 0 0 0 8 8 0.00 0.000																		

**Boston Red Sox @ Washington Senators**  
Griffith Stadium, Washington, DC  
Fri May 12 1961, 7:05 PM EDT  
Att: 6,594 - Unknown

livebaseballscorecards.com

AB 26  
R 2  
H 2  
RBI 2  
BB 6  
SO 4  
LOB 10



Batter	1	2	3	4	5	6	7	8	9	AB	R	H	RBI	BB	SO	LOB	BOTTOM				
Billy Klaus, L OBP: 0.218, SLG: 0.234 (1, 5)	0-0 F8		0-3 K			0-3 K	0-3 K		0-0 1B	5	0	1	1	0	3	3					
Danny O'Connell, R OBP: 0.340, SLG: 0.258 (1, 4)	0-0 F9			0-0 6-3		4-0 PB BB		4-0 WP BB	0-0 F9	3	0	0	0	2	0	2					
Gene Woodling, L OBP: 0.426, SLG: 0.553 (1, 9)	0-3 K			0-0 1B		0-0 F8		0-0 F8		4	0	1	0	0	1	2					
Willie Tasby, R OBP: 0.344, SLG: 0.420 (1, 8)		0-0 6-3 2B		0-3 K		0-3 K		0-3 K		4	0	1	0	0	3	3					
Jim King, L OBP: 0.235, SLG: 0.353 (1, 7)	0-0 6-3			0-3 K				0-0 BB E 1B	0-0 1-3	4	0	1	0	0	1	3					
Dale Long, L OBP: 0.279, SLG: 0.453 (1, 3)		0-3 K			0-0 2B			0-0 E3 BB		4	0	1	0	0	2	2					
Gene Green, R OBP: 0.324, SLG: 0.353 (1, 2)		0-3 K			0-0 6-3			0-3 K	0-0 E5 BB 1B	4	1	0	0	0	2	4					
Jim Mahoney, R OBP: 0.280, SLG: 0.217 Marty Keough, L OBP: 0.288, SLG: 0.368 Coot Veal, R OBP: 0.268, SLG: 0.230 (1, 6) (7, PH) (8, 6)			0-3 K		0-0 5-3			0-3 K	0-3 K	2	0	0	0	0	1	1					
Pete Burnside, R OBP: 0.190, SLG: 0.245 Harry Bright, R OBP: 0.190, SLG: 0.245 Dave Sisler, R OBP: 0.229, SLG: 0.140 (1, 1) (7, PH) (8, 1) (8, PH)			0-3 K		0-3 K			4-0 BB	4-0 1B	2	0	0	0	0	2	1					
<b>Inning Stats</b>	R: 0 E: 0 K: 1 S: 5	H: 0 LOB: 0 BB: 0 P: 5	R: 0 E: 0 K: 2 S: 8	H: 1 LOB: 1 BB: 0 P: 8	R: 0 E: 0 K: 3 S: 9	H: 0 LOB: 0 BB: 0 P: 9	R: 0 E: 0 K: 2 S: 8	H: 1 LOB: 1 BB: 0 P: 8	R: 0 E: 0 K: 1 S: 6	H: 1 LOB: 1 BB: 0 P: 6	R: 0 E: 0 K: 2 S: 7	H: 0 LOB: 1 BB: 1 P: 11	R: 0 E: 1 K: 3 S: 11	H: 1 LOB: 3 BB: 1 P: 15	R: 0 E: 0 K: 1 S: 5	H: 0 LOB: 1 BB: 1 P: 9	R: 1 E: 1 K: 2 S: 9	H: 1 LOB: 2 BB: 1 P: 13	1B: 3 2B: 2 3B: 0 HR: 0	SF: 0 SAC: 0 DP: 0 HBP: 0	WP: 1 PA: 38
<b>PITCHER</b>	IP WLS BF H R ER SO BB IBB HBP BLK WP HR S P ERA WHIP	9.0 W 38 5 1 0 17 4 0 0 0 1 0 68 84 0.00 1.000																			

**Boston Red Sox @ Washington Senators**  
Griffith Stadium, Washington, DC  
Fri May 12 1961, 7:05 PM EDT  
Att: 6,594 - Unknown

livebaseballscorecards.com

AB 34  
R 1  
H 5  
RBI 1  
BB 4  
SO 17  
LOB 24





Batter	1	2	3	4	5	6	7	8	9	AB	R	H	RBI	BB	SO	LOB	TOP			
Chuck Schilling, R (1,4) OBP: 0.327, SLG: 0.333	F9			L4		P4			K	4	0	0	0	0	1	0				
Gary Geiger, L (1,8) OBP: 0.281, SLG: 0.316	G4-6-3 BB			F8		P4				2	0	0	0	1	0	0				
Carl Yastrzemski, L (1,7) OBP: 0.282, SLG: 0.351	G4-6-3 1-2			F7		4-3				3	0	0	0	0	0	1				
Vic Wertz, L (1,3) OBP: 0.384, SLG: 0.523		K				F7				3	0	1	0	0	1	0				
Jackie Jensen, R (1,9) OBP: 0.271, SLG: 0.238		4-3				5-3				3	0	0	0	0	0	1				
Russ Nixon, L (1,2) OBP: 0.313, SLG: 0.378						F7				3	0	0	0	0	0	1				
Frank Malzone, R (1,5) OBP: 0.150, SLG: 0.128						F7				3	0	0	0	0	0	1				
Billy Harrell, R (1,6) OBP: 0.231, SLG: 0.280						F9				3	0	0	0	0	1	0				
Gene Conley, R (1,1) Ted Wills, L (7,1) Tracy Stallard, R (7,1) Pete Runnels, L (9, PH) OBP: 0.381, SLG: 0.421						K				2	0	0	0	0	2	0				
<b>Inning Stats</b>	R: 0 E: 0 K: 0 S: 2	H: 0 LOB: 0 BB: 1 P: 6	R: 0 E: 0 K: 1 S: 5	H: 0 LOB: 0 BB: 0 P: 5	R: 0 E: 0 K: 1 S: 5	H: 0 LOB: 0 BB: 0 P: 5	R: 0 E: 0 K: 0 S: 3	H: 0 LOB: 0 BB: 0 P: 3	R: 0 E: 0 K: 0 S: 4	H: 1 LOB: 1 BB: 0 P: 4	R: 0 E: 0 K: 1 S: 5	H: 0 LOB: 0 BB: 0 P: 5	R: 0 E: 0 K: 0 S: 3	H: 0 LOB: 0 BB: 0 P: 3	R: 0 E: 0 K: 2 S: 7	H: 0 LOB: 0 BB: 0 P: 7	1B: 0 2B: 1 3B: 0 HR: 0	SF: 0 SAC: 0 DP: 1 HBP: 0	WP: 0 PB: 0 SB: 0 CS: 0	PA: 28
<b>PITCHER</b> Tom Sturdivant, R (1,1) ERA: 2.66	IP: 9.0 WLS: W BF: 28 H: 1 R: 0 ER: 0 SO: 5 BB: 1 IBB: 0 HBP: 0 BLK: 0 WP: 0 HR: 0 S: 37 P: 41 ERA: 0.00 WHIP: 0.222															<b>PITCHER</b>				

**Boston Red Sox @ Washington Senators**  
Griffith Stadium, Washington, DC  
Sat May 13 1961, 3:33 AM EDT  
Att: 2,114 - Unknown

AB 27  
R 0  
H 1  
RBI 0  
BB 1  
SO 5  
LOB 4




Batter	1	2	3	4	5	6	7	8	9	AB	R	H	RBI	BB	SO	LOB	BOTTOM	
Billy Klaus, L (1,5) OBP: 0.224, SLG: 0.240	F9		1-3							3	0	1	0	0	0	0		
Danny O'Connell, R (1,4) OBP: 0.336, SLG: 0.269	5-3		K							4	1	1	0	0	1	1		
Gene Woodling, L (1,9) Marty Keough, L (7, PR) OBP: 0.288, SLG: 0.368	HBP		HR BB							1	1	0	0	2	0	1		
Jim King, L (1,7) OBP: 0.286, SLG: 0.500	4-3		HR							3	1	1	3	1	1	1		
Willie Tasby, R (1,8) OBP: 0.340, SLG: 0.407		5-3	6-3							3	0	0	1	1	0	2		
Dale Long, L (1,3) OBP: 0.276, SLG: 0.456		E 2B			P6					4	0	1	0	0	1	3		
Pete Daley, R (1,2) OBP: 0.261, SLG: 0.273		E6			6-3					4	0	2	0	0	0	1		
Jim Mahoney, R (1,6) OBP: 0.241, SLG: 0.185		F9			6-3					4	0	0	0	0	1	5		
Tom Sturdivant, L (1,1) OBP: 0.333, SLG: 0.250		F5			4-3					4	1	1	0	0	1	2		
<b>Inning Stats</b>	R: 0 E: 0 K: 0 S: 3	H: 1 LOB: 2 BB: 0 P: 4	R: 2 E: 1 K: 1 S: 6	H: 1 LOB: 0 BB: 1 P: 10	R: 0 E: 0 K: 0 S: 3	H: 0 LOB: 0 BB: 0 P: 3	R: 0 E: 0 K: 0 S: 4	H: 1 LOB: 1 BB: 0 P: 4	R: 0 E: 0 K: 1 S: 6	H: 1 LOB: 1 BB: 1 P: 10	R: 2 E: 0 K: 1 S: 7	H: 2 LOB: 3 BB: 2 P: 15	R: 0 E: 0 K: 2 S: 7	H: 1 LOB: 0 BB: 0 P: 7	1B: 4 2B: 2 3B: 0 HR: 1	SF: 0 SAC: 1 DP: 0 HBP: 1	WP: 0 PB: 0 SB: 2 CS: 0	PA: 36
<b>PITCHER</b> Gene Conley, R (1,1) ERA: 4.15 Ted Wills, L (7,1) Tracy Stallard, R (7,1) ERA: 5.25	IP: 6.1 WLS: L BF: 30 H: 6 R: 4 ER: 4 SO: 2 BB: 2 IBB: 1 HBP: 1 BLK: 0 WP: 0 HR: 1 S: 30 P: 43 ERA: 5.68 WHIP: 1.263															<b>PITCHER</b>		

**Boston Red Sox @ Washington Senators**  
Griffith Stadium, Washington, DC  
Sat May 13 1961, 3:33 AM EDT  
Att: 2,114 - Unknown

AB 30  
R 4  
H 7  
RBI 4  
BB 4  
SO 5  
LOB 16





Batter	1	2	3	4	5	6	7	8	9	AB	R	H	RBI	BB	SO	LOB	TOP		
<b>Chuck Schilling, R</b> (1,4) <small>OBP: 0.318, SLG: 0.323</small> <b>Pete Runnels, L</b> (9, PH) <small>OBP: 0.375, SLG: 0.414</small>	6-3			F9		G3			1-3	3	0	0	0	0	0	1	<b>Boston Red Sox @ Washington Senators</b> Griffith Stadium, Washington, DC Sun May 14 1961, 3:33 AM EDT Unknown <a href="http://livebaseballscorecards.com">livebaseballscorecards.com</a>		
<b>Gary Geiger, L</b> (1,8) <small>OBP: 0.280, SLG: 0.313</small>	4-3			F7			P6		G4-6-3 1B	4	0	1	0	0	0	0			
<b>Carl Yastrzemski, L</b> (1,7) <small>OBP: 0.281, SLG: 0.346</small>	F7			6-3					G4-6-3 1B 1-2	4	0	1	0	0	0	2			
<b>Vic Wertz, L</b> (1,3) <small>OBP: 0.368, SLG: 0.500</small>		F7			F7					3	0	0	0	0	0	1			
<b>Jackie Jensen, R</b> (1,9) <small>OBP: 0.260, SLG: 0.227</small>		F7			4-3					3	0	0	0	0	0	1			
<b>Jim Pagliaroni, R</b> (1,2) <small>OBP: 0.346, SLG: 0.370</small>		F9			5-3				G6-4-3 1B	3	0	1	0	0	0	0			
<b>Frank Malzone, R</b> (1,5) <small>OBP: 0.140, SLG: 0.119</small>			6-3			F9			F7	3	0	0	0	0	0	1			
<b>Billy Harrell, R</b> (1,6) <small>OBP: 0.241, SLG: 0.286</small>			K						G6-4-3 1B 1-2	3	0	1	0	0	1	1			
<b>Billy Muffett, R</b> (1,1) <small>OBP: 0.200, SLG: 0.200</small> <b>Russ Nixon, L</b> (9, PH) <small>OBP: 0.327, SLG: 0.413</small>			K			F8			1B 2B	2	0	0	0	0	1	1			
<b>Inning Stats</b>	R: 0 E: 0 K: 0 S: 3	H: 0 LOB: 0 BB: 0 P: 3	R: 0 E: 0 K: 0 S: 3	H: 0 LOB: 0 BB: 0 P: 3	R: 0 E: 0 K: 2 S: 7	H: 0 LOB: 0 BB: 0 P: 7	R: 0 E: 0 K: 0 S: 3	H: 0 LOB: 0 BB: 0 P: 3	R: 0 E: 0 K: 0 S: 4	H: 1 LOB: 1 BB: 0 P: 4	R: 0 E: 0 K: 0 S: 4	H: 1 LOB: 1 BB: 0 P: 4	R: 0 E: 0 K: 0 S: 3	H: 1 LOB: 0 BB: 0 P: 3	R: 0 E: 0 K: 0 S: 4	H: 2 LOB: 1 BB: 0 P: 4		1B: 4 2B: 1 3B: 0 HR: 0	SF: 0 SAC: 0 DP: 2 HBP: 0
<b>PITCHER</b> <b>Joe McClain, R</b> (1,1) <small>ERA: 2.81</small>	IP: 9.0 WLS: W BF: 30 H: 5 R: 0 ER: 0 SO: 2 BB: 0 IBB: 0 HBP: 0 BLK: 0 WP: 0 HR: 0 S: 34 P: 34 ERA: 0.00 WHIP: 0.556															<b>PITCHER</b>			

Batter	1	2	3	4	5	6	7	8	9	AB	R	H	RBI	BB	SO	LOB	BOTTOM		
<b>Billy Klaus, L</b> (1,5) <small>OBP: 0.226, SLG: 0.241</small>	E6 5-3		FC6-4 1B		F3				3-1	4	0	1	0	0	0	0	<b>Boston Red Sox @ Washington Senators</b> Griffith Stadium, Washington, DC Sun May 14 1961, 3:33 AM EDT Unknown <a href="http://livebaseballscorecards.com">livebaseballscorecards.com</a>		
<b>Danny O'Connell, R</b> (1,4) <small>OBP: 0.325, SLG: 0.258</small>	5-3 1-2		FC6-4 G6-4-3 1B 1-2			F7			4-3	4	0	0	1	0	0	2			
<b>Chuck Hinton, R</b> (1,7) <small>OBP: 0.500, SLG: 0.500</small>	F8		G6-4-3 1B 1-2			1B FC5-4 1B			S 1B	4	1	2	0	0	0	2			
<b>Jim King, L</b> (1,9) <small>OBP: 0.400, SLG: 0.682</small>		BB		HR		FC5-4 1B 1-3			BB	2	1	2	1	2	0	0			
<b>Willie Tasby, R</b> (1,8) <small>OBP: 0.327, SLG: 0.389</small>	F8			1-3		FC5-4 1B 1-2			F8	4	0	0	1	0	0	5			
<b>Dale Long, L</b> (1,3) <small>OBP: 0.267, SLG: 0.437</small>		1-3			F7				F8	3	0	0	0	0	0	1			
<b>Pete Daley, R</b> (1,2) <small>OBP: 0.245, SLG: 0.255</small>		K			1-3				F7	3	0	0	0	0	1	0			
<b>Jim Mahoney, R</b> (1,6) <small>OBP: 0.219, SLG: 0.167</small>		F9				G2			6-3	3	0	0	0	0	0	0			
<b>Joe McClain, R</b> (1,1) <small>OBP: 0.250, SLG: 0.375</small>			1B FC6-4 2B			F9			1-3	3	1	1	0	0	0	0			
<b>Inning Stats</b>	R: 0 E: 1 K: 0 S: 4	H: 0 LOB: 2 BB: 1 P: 8	R: 0 E: 0 K: 1 S: 5	H: 0 LOB: 0 BB: 0 P: 5	R: 1 E: 0 K: 0 S: 4	H: 2 LOB: 0 BB: 0 P: 4	R: 1 E: 0 K: 0 S: 4	H: 1 LOB: 0 BB: 0 P: 4	R: 0 E: 0 K: 0 S: 3	H: 0 LOB: 0 BB: 0 P: 3	R: 1 E: 0 K: 0 S: 5	H: 2 LOB: 1 BB: 0 P: 5	R: 0 E: 0 K: 0 S: 3	H: 0 LOB: 0 BB: 0 P: 3	R: 0 E: 0 K: 0 S: 4	H: 1 LOB: 2 BB: 1 P: 8		1B: 4 2B: 1 3B: 0 HR: 1	SF: 0 SAC: 0 DP: 1 HBP: 0
<b>PITCHER</b> <b>Billy Muffett, R</b> (1,1) <small>ERA: 6.0</small>	IP: 8.0 WLS: L BF: 32 H: 6 R: 3 ER: 3 SO: 1 BB: 2 IBB: 0 HBP: 0 BLK: 0 WP: 0 HR: 1 S: 32 P: 40 ERA: 3.38 WHIP: 1.000															<b>PITCHER</b>			







Batter	1	2	3	4	5	6	7	8	9	AB	R	H	RBI	BB	SO	LOB	TOP										
Billy Klaus, L OBP: 0.250, SLG: 0.271 (1, 5)										5	0	2	0	0	1	1											
Danny O'Connell, R OBP: 0.336, SLG: 0.255 (1, 4)										4	1	1	0	0	0	2											
Chuck Hinton, R OBP: 0.250, SLG: 0.250 (1, 7)										4	1	1	0	0	0	1											
Jim King, L OBP: 0.364, SLG: 0.567 (1, 9)										4	1	1	1	0	0	1											
Willie Tasby, R OBP: 0.357, SLG: 0.412 (1, 8)										4	0	3	1	0	1	0											
Dale Long, L OBP: 0.275, SLG: 0.432 R C Stevens, R OBP: 0.231, SLG: 0.130 (8, 3)										3	0	1	1	0	0	1											
Pete Daley, R OBP: 0.246, SLG: 0.278 (1, 2)										4	0	0	0	0	0	3											
Jim Mahoney, R OBP: 0.231, SLG: 0.189 (1, 6)										4	0	1	0	0	0	2											
Hal Woodeshick, R Dave Sisler, R (7, 1)										3	0	0	0	0	3	3											
<b>Inning Stats</b>	R: 0 E: 0 K: 0 S: 4	H: 1 LOB: 1 BB: 0 P: 4	R: 0 E: 0 K: 1 S: 7	H: 2 LOB: 2 BB: 0 P: 7	R: 3 E: 0 K: 1 S: 9	H: 4 LOB: 1 BB: 0 P: 9	R: 0 E: 0 K: 1 S: 6	H: 1 LOB: 1 BB: 0 P: 6	R: 0 E: 0 K: 0 S: 3	H: 0 LOB: 0 BB: 0 P: 3	R: 0 E: 0 K: 1 S: 5	H: 0 LOB: 0 BB: 0 P: 5	R: 0 E: 0 K: 0 S: 3	H: 0 LOB: 0 BB: 0 P: 3	R: 0 E: 0 K: 0 S: 3	H: 0 LOB: 0 BB: 0 P: 3	1B: 9 2B: 1 3B: 0 HR: 0	SF: 1 SAC: 0 DP: 0 HBP: 0	WP: 0 PB: 0 CS: 0	PA: 37							
<b>PITCHER</b>	IP	WLS	BF	H	R	ER	SO	BB	IBB	HBP	BLK	WP	HR	S	P	ERA	WHIP										
Bill Stafford, R ERA: 5.68 (1, 1)	3.0	L	16	7	3	3	2	0	0	0	0	0	0	20	20	9.00	2.333										
Rollie Sheldon, R ERA: 1.35 (4, 1)	4.0		15	3	0	0	2	0	0	0	0	0	0	19	19	0.00	0.750										
Tex Clevenger, R ERA: 1.99 (8, 1)	2.0		6	0	0	0	1	0	0	0	0	0	0	8	8	0.00	0.000										

Washington Senators @ New York Yankees  
Yankee Stadium, Bronx, NY  
Tue May 16 1961, 7:05 PM EDT  
Att: 10,050 - Unknown - 66 F

AB	36
R	3
H	10
RBI	3
BB	0
SO	5
LOB	14

WP	0	PA	37
PB	0		
CS	0		

Batter	1	2	3	4	5	6	7	8	9	AB	R	H	RBI	BB	SO	LOB	BOTTOM										
Bobby Richardson, R OBP: 0.270, SLG: 0.236 Johnny Blanchard, L OBP: 0.333, SLG: 0.462 (8, PH)										2	0	0	0	1	0	0											
Clete Boyer, R OBP: 0.372, SLG: 0.363 (1, 5)										2	0	0	0	2	1	0											
Bob Cerv, R OBP: 0.191, SLG: 0.354 Yogi Berra, L OBP: 0.313, SLG: 0.419 Tex Clevenger, R OBP: 0.200, SLG: 0.400 (7, PH)										2	0	0	1	1	0	1											
Mickey Mantle, S OBP: 0.419, SLG: 0.660 (1, 8)										3	1	1	1	1	0	1											
Bill Skowron, R OBP: 0.345, SLG: 0.482 (1, 3)										4	0	1	0	0	1	2											
Elaston Howard, R OBP: 0.380, SLG: 0.447 (1, 2)										3	0	0	0	1	1	1											
Roger Maris, L OBP: 0.345, SLG: 0.323 (1, 9)										4	0	0	0	0	1	1											
Tony Kubek, L OBP: 0.339, SLG: 0.382 (1, 6)										4	0	0	0	0	1	1											
Bill Stafford, R Deron Johnson, R OBP: 0.176, SLG: 0.133 Rollie Sheldon, R Hector Lopez, R OBP: 0.278, SLG: 0.242 (7, PH)										0	0	0	0	0	0	0											
<b>Inning Stats</b>	R: 0 E: 0 K: 0 S: 3	H: 0 LOB: 1 BB: 1 P: 7	R: 0 E: 0 K: 1 S: 5	H: 0 LOB: 1 BB: 1 P: 9	R: 1 E: 0 K: 0 S: 3	H: 0 LOB: 2 BB: 3 P: 15	R: 0 E: 0 K: 1 S: 5	H: 0 LOB: 0 BB: 0 P: 5	R: 0 E: 0 K: 2 S: 7	H: 0 LOB: 0 BB: 0 P: 7	R: 1 E: 0 K: 2 S: 8	H: 1 LOB: 0 BB: 0 P: 8	R: 0 E: 0 K: 1 S: 5	H: 0 LOB: 3 BB: 3 P: 17	R: 0 E: 0 K: 0 S: 3	H: 1 LOB: 0 BB: 0 P: 3	R: 0 E: 0 K: 0 S: 3	H: 0 LOB: 1 BB: 1 P: 7	1B: 1 2B: 0 3B: 0 HR: 1	SF: 0 SAC: 1 DP: 1 HBP: 0	WP: 2 PB: 0 CS: 0	PA: 37					
<b>PITCHER</b>	IP	WLS	BF	H	R	ER	SO	BB	IBB	HBP	BLK	WP	HR	S	P	ERA	WHIP										
Hal Woodeshick, L ERA: 2.84 (7, 1)	6.2	W	28	1	2	2	6	7	0	0	0	1	0	33	61	2.70	1.200										
Dave Sisler, R ERA: (7, 1)	2.1	S	9	1	0	0	1	2	0	0	0	1	0	9	17	0.00	1.286										

Washington Senators @ New York Yankees  
Yankee Stadium, Bronx, NY  
Tue May 16 1961, 7:05 PM EDT  
Att: 10,050 - Unknown - 66 F

AB	27
R	2
H	2
RBI	2
BB	9
SO	7
LOB	11

WP	2	PA	37
PB	0		
CS	0		



Batter	1	2	3	4	5	6	7	8	9	AB	R	H	RBI	BB	SO	LOB	TOP					
<b>Billy Klaus, L</b> OBP: 0.247, SLG: 0.313 (1, 5)										5	1	1	1	0	0	2	<b>Washington Senators @ New York Yankees</b> Yankee Stadium, Bronx, NY Wed May 17 1961, 3:33 AM EDT Att. 6,197 - Unknown - 66 F					
<b>Danny O'Connell, R</b> OBP: 0.362, SLG: 0.279 (1, 4)										2	2	2	1	1	0	0						
<b>Chuck Hinton, R</b> OBP: 0.294, SLG: 0.250 (1, 7)										4	2	1	0	1	0	4						
<b>Jim King, L</b> OBP: 0.351, SLG: 0.559 <b>Marty Keough, L</b> OBP: 0.292, SLG: 0.365 (1, 9) (7, 9)										4	1	1	1	0	0	4						
<b>Willie Tasby, R</b> OBP: 0.350, SLG: 0.402 (1, 8)										5	0	1	2	0	2	3						
<b>Dale Long, L</b> OBP: 0.286, SLG: 0.462 <b>R C Stevens, R</b> OBP: 0.226, SLG: 0.128 (1, 3) (8, 3)										4	0	2	2	0	0	0						
<b>Pete Daley, R</b> OBP: 0.262, SLG: 0.333 (1, 2)										3	1	1	1	1	0	1						
<b>Jim Mahoney, R</b> OBP: 0.232, SLG: 0.195 (1, 6)										4	0	1	0	0	2	2						
<b>Pete Burnside, R</b> <b>Marty Kutyna, R</b> <b>John Gabler, S</b> OBP: 0.500, SLG: 0.500 (1, 1) (8, 1) (9, 1)										3	1	0	0	1	2	1						
<b>Inning Stats</b>	R: 1 E: 0 K: 0 S: 5	H: 2 LOB: 1 BB: 0 P: 5	R: 0 E: 0 K: 1 S: 6	H: 1 LOB: 1 BB: 0 P: 6	R: 0 E: 0 K: 0 S: 3	H: 0 LOB: 1 BB: 0 P: 4	R: 1 E: 0 K: 1 S: 6	H: 1 LOB: 0 BB: 0 P: 6	R: 4 E: 1 K: 0 S: 8	H: 5 LOB: 1 BB: 0 P: 8	R: 0 E: 0 K: 2 S: 7	H: 0 LOB: 0 BB: 0 P: 7	R: 2 E: 0 K: 1 S: 6	H: 1 LOB: 2 BB: 2 P: 15	R: 0 E: 0 K: 0 S: 2	H: 0 LOB: 2 BB: 2 P: 10		R: 0 E: 0 K: 2 S: 7	H: 0 LOB: 0 BB: 0 P: 7	1B: 4 2B: 4 3B: 0 HR: 2	SF: 0 SAC: 0 DP: 0 HBP: 2	WP: 0 PB: 2 CS: 1
<b>PITCHER</b>	IP WLS BF H R ER SO BB IBB HBP BLK WP HR S P ERA WHIP																					
<b>Art Diltmar, R</b> ERA: 4.26 (1, 1)	4.1 L 23 8 6 5 2 0 0 0 1 0 0 2 26 27 10.38 1.846																					
<b>Jim Coates, R</b> ERA: 3.52 (5, 1)	2.2 2 12 2 2 2 3 2 0 1 0 0 0 15 24 6.75 1.500																					
<b>Danny McDevitt, L</b> ERA: 4.7 (8, 1)	1.0 4 0 0 0 0 2 0 0 0 0 0 0 2 10 0.00 2.000																					
<b>Luis Arroyo, L</b> ERA: 1.93 (9, 1)	1.0 3 0 0 0 2 0 0 0 0 0 0 0 7 7 0.00 0.000																					

Batter	1	2	3	4	5	6	7	8	9	AB	R	H	RBI	BB	SO	LOB	BOTTOM					
<b>Bobby Richardson, R</b> OBP: 0.261, SLG: 0.228 <b>Yogi Berra, L</b> OBP: 0.339, SLG: 0.419 <b>Joe Demaestri, R</b> <b>Jesse Gonder, L</b> OBP: 0.333, SLG: 0.200 (1, 4) (8, PH) (9, 4) (8, PH)										4	0	0	0	0	0	2	<b>Washington Senators @ New York Yankees</b> Yankee Stadium, Bronx, NY Wed May 17 1961, 3:33 AM EDT Att. 6,197 - Unknown - 66 F					
<b>Hector Lopez, R</b> OBP: 0.292, SLG: 0.253 (1, 7)										4	0	2	0	1	0	0						
<b>Clete Boyer, R</b> OBP: 0.384, SLG: 0.361 (1, 5)										3	0	1	1	2	0	2						
<b>Mickey Mantle, S</b> OBP: 0.418, SLG: 0.644 (1, 8)										4	1	1	0	1	1	3						
<b>Bill Skowron, R</b> OBP: 0.339, SLG: 0.470 (1, 3)										5	1	1	0	0	2	7						
<b>Elston Howard, R</b> OBP: 0.418, SLG: 0.471 (1, 2)										4	2	3	1	0	0	0						
<b>Roger Maris, L</b> OBP: 0.347, SLG: 0.356 (1, 9)										5	1	2	2	0	0	3						
<b>Tony Kubek, L</b> OBP: 0.349, SLG: 0.409 (1, 6)										5	1	3	0	0	0	2						
<b>Art Diltmar, R</b> <b>Jim Coates, R</b> <b>Doroy Johnson, R</b> <b>Danny McDevitt, L</b> <b>Bob Cerv, R</b> <b>Luis Arroyo, L</b> <b>Johnny Blanchard, L</b> OBP: 0.067, SLG: 0.067 OBP: 0.206, SLG: 0.206 OBP: 0.297, SLG: 0.125 OBP: 0.500, SLG: 0.500 OBP: 0.364, SLG: 0.364 OBP: 0.500, SLG: 0.500 OBP: 0.325, SLG: 0.444 (1, 1) (5, 1) (7, PH) (8, 1) (8, PH) (9, 1) (9, 1)										2	0	0	0	0	1	3						
<b>Inning Stats</b>	R: 0 E: 0 K: 1 S: 5	H: 0 LOB: 1 BB: 1 P: 9	R: 1 E: 1 K: 0 S: 5	H: 2 LOB: 2 BB: 0 P: 6	R: 0 E: 0 K: 1 S: 6	H: 1 LOB: 1 BB: 0 P: 6	R: 0 E: 0 K: 1 S: 6	H: 1 LOB: 1 BB: 0 P: 6	R: 0 E: 1 K: 0 S: 4	H: 0 LOB: 2 BB: 1 P: 8	R: 0 E: 0 K: 0 S: 3	H: 1 LOB: 0 BB: 0 P: 3	R: 0 E: 0 K: 0 S: 3	H: 0 LOB: 1 BB: 1 P: 7	R: 5 E: 0 K: 1 S: 12	H: 7 LOB: 3 BB: 1 P: 16		R: 1 E: 0 K: 0 S: 5	H: 2 LOB: 1 BB: 0 P: 5	1B: 11 2B: 2 3B: 0 HR: 1	SF: 1 SAC: 0 DP: 1 HBP: 1	WP: 1 PB: 0 CS: 0
<b>PITCHER</b>	IP WLS BF H R ER SO BB IBB HBP BLK WP HR S P ERA WHIP																					
<b>Pete Burnside, L</b> ERA: 5.4 (1, 1)	7.1 W 36 10 6 6 4 3 0 1 0 0 0 1 40 53 7.36 1.773																					
<b>Marty Kutyna, R</b> ERA: 3.22 (8, 1)	1.0 8 4 1 1 0 1 0 0 0 0 0 0 7 11 9.00 5.000																					
<b>John Gabler, R</b> ERA: 3.86 (9, 1)	0.2 S 2 0 0 0 0 0 0 0 0 0 0 0 2 2 0.00 0.000																					







Batter	1	2	3	4	5	6	7	8	9	AB	R	H	RBI	BB	SO	LOB	TOP					
<b>Billy Klaus, L</b> OBP: 0.247, SLG: 0.309 (1,5)	F7		G3		6-3			1B		4	0	1	0	0	0	1	<b>Washington Senators @ Baltimore Orioles</b> Memorial Stadium, Baltimore, MD Sat May 20 1961, 3:33 AM EDT Att: 6,738 - Unknown <a href="http://livebaseballscores.com">livebaseballscores.com</a>					
<b>Danny O'Connell, R</b> OBP: 0.356, SLG: 0.270 (1,4)	F3					K		F9		4	0	1	0	0	1	1						
<b>Chuck Hinton, R</b> OBP: 0.280, SLG: 0.250 (1,7)					F9			F8		4	1	2	0	0	0	1						
<b>Jim King, L</b> OBP: 0.333, SLG: 0.571 (1,9)					F3			K2-3		4	1	1	2	0	1	1						
<b>Dale Long, L</b> OBP: 0.270, SLG: 0.434 (1,3)					6-3					4	0	0	0	0	0	1						
<b>Marty Keough, L</b> OBP: 0.285, SLG: 0.343 (1,8)										3	0	0	0	1	1	0						
<b>Pete Daley, R</b> OBP: 0.265, SLG: 0.328 (1,2)										4	0	1	0	0	1	1						
<b>Jim Mahoney, R</b> OBP: 0.229, SLG: 0.196 (1,6)					4-3					2	1	1	0	0	0	0						
<b>Gene Woodling, L</b> OBP: 0.454, SLG: 0.538 (8, PH)										1	0	0	0	0	0	0						
<b>Coot Veal, R</b> OBP: 0.277, SLG: 0.253 (8,6)										1	0	1	0	0	0	0						
<b>Joe McClain, R</b> OBP: 0.278, SLG: 0.444 (1,1)					6-3					2	0	1	1	0	0	0						
<b>Harry Bright, R</b> OBP: 0.269, SLG: 0.306 (8, PH)										1	0	0	0	0	0	0						
<b>Johnny Klippstein, R</b> OBP: 0.241, SLG: 0.157 (8,1)										0	0	0	0	0	0	0						
<b>R C Stevens, R</b> OBP: 0.241, SLG: 0.157 (9, PH)										1	0	0	0	0	0	2						
<b>Inning Stats</b>	R: 0 E: 0 K: 0 S: 3	H: 1 LOB: 1 BB: 0 P: 3	R: 0 E: 0 K: 0 S: 3	H: 0 LOB: 1 BB: 1 P: 7	R: 0 E: 0 K: 0 S: 3	H: 0 LOB: 0 BB: 0 P: 3	R: 0 E: 0 K: 0 S: 4	H: 1 LOB: 1 BB: 0 P: 4	R: 1 E: 0 K: 1 S: 7	H: 2 LOB: 1 BB: 0 P: 7	R: 0 E: 0 K: 2 S: 7	H: 0 LOB: 0 BB: 0 P: 7	R: 0 E: 0 K: 1 S: 5	H: 0 LOB: 0 BB: 0 P: 5	R: 0 E: 0 K: 0 S: 4	H: 1 LOB: 1 BB: 0 P: 4	R: 2 E: 0 K: 0 S: 7	H: 4 LOB: 2 BB: 0 P: 7	1B: 6 2B: 2 3B: 0 HR: 1	SF: 0 SAC: 0 DP: 0 HBP: 0	WP: 0 PB: 0 CS: 0	PA: 36
<b>PITCHER</b>	IP WLS BF H R ER SO BB IBB HBP BLK WP HR S P ERA WHIP																					
<b>Hal Brown, R</b> ERA: 3.96 (1,1)	8.2 W 35 9 3 3 4 1 0 0 0 0 1 42 46 3.12 1.154																					
<b>Hoyt Wilhelm, R</b> ERA: 1.45 (9,1)	0.1 S 1 0 0 0 0 0 0 0 0 0 0 0 1 1 0.00 0.000																					

Batter	1	2	3	4	5	6	7	8	9	AB	R	H	RBI	BB	SO	LOB	BOTTOM			
<b>Dick Williams, R</b> OBP: 0.240, SLG: 0.336 (1,7)	1B									4	1	1	0	0	1	2	<b>Washington Senators @ Baltimore Orioles</b> Memorial Stadium, Baltimore, MD Sat May 20 1961, 3:33 AM EDT Att: 6,738 - Unknown <a href="http://livebaseballscores.com">livebaseballscores.com</a>			
<b>Jim Busby, R</b> OBP: 0.286, SLG: 0.167 (8,8)	SF7	F8			K			F9		0	0	0	0	0	0	0				
<b>Whitey Herzog, L</b> OBP: 0.391, SLG: 0.397 (1,9)	2B									4	1	1	0	0	0	0				
<b>Brooks Robinson, R</b> OBP: 0.412, SLG: 0.470 (1,5)	HBP									2	1	1	0	1	0	0				
<b>Jim Gentile, L</b> OBP: 0.448, SLG: 0.789 (1,3)	1B									3	1	1	3	0	0	1				
<b>Gus Triandos, R</b> OBP: 0.386, SLG: 0.510 (1,2)	HBP									4	0	2	1	0	0	0				
<b>Ron Hansen, R</b> OBP: 0.293, SLG: 0.325 (1,6)	1B									4	0	0	0	0	0	3				
<b>Gene Stephens, L</b> OBP: 0.313, SLG: 0.220 (1,8)										3	0	1	0	0	0	0				
<b>Jerry Adair, R</b> OBP: 0.364, SLG: 0.462 (1,4)										3	0	1	0	0	0	1				
<b>Hal Brown, R</b> Hoyt Wilhelm, R (9,1)										3	0	0	0	0	1	2				
<b>Inning Stats</b>	R: 2 E: 0 K: 0 S: 5	H: 3 LOB: 1 BB: 0 P: 6	R: 0 E: 1 K: 0 S: 4	H: 1 LOB: 1 BB: 0 P: 4	R: 0 E: 0 K: 0 S: 3	H: 0 LOB: 0 BB: 0 P: 3	R: 0 E: 0 K: 0 S: 3	H: 0 LOB: 0 BB: 0 P: 3	R: 0 E: 0 K: 2 S: 7	H: 0 LOB: 0 BB: 0 P: 7	R: 0 E: 0 K: 0 S: 5	H: 2 LOB: 2 BB: 0 P: 5	R: 0 E: 0 K: 0 S: 4	H: 1 LOB: 1 BB: 0 P: 4	R: 2 E: 0 K: 0 S: 4	H: 1 LOB: 0 BB: 1 P: 8	1B: 6 2B: 1 3B: 0 HR: 1	SF: 1 SAC: 0 DP: 0 HBP: 1	WP: 0 PB: 0 CS: 0	PA: 33
<b>PITCHER</b>	IP WLS BF H R ER SO BB IBB HBP BLK WP HR S P ERA WHIP																			
<b>Joe McClain, R</b> ERA: 2.78 (1,1)	7.0 L 28 7 2 2 2 2 0 0 0 0 0 0 31 32 2.57 1.000																			
<b>Johnny Klippstein, R</b> ERA: 9.82 (8,1)	1.0 5 1 2 2 0 1 0 0 0 0 0 1 4 8 18.00 2.000																			









Batter	1	2	3	4	5	6	7	8	9	AB	R	H	RBI	BB	SO	LOB	TOP					
<b>Coot Veat, R</b> OBP: 0.290, SLG: 0.253 (1, 6)										5	2	2	0	0	0	3						
<b>Danny O'Connell, R</b> OBP: 0.375, SLG: 0.303 (1, 4)										4	1	2	0	0	2	2						
<b>Chuck Hinton, R</b> OBP: 0.400, SLG: 0.455 (1, 7)										5	1	3	4	0	1	2						
<b>Jim King, L</b> OBP: 0.327, SLG: 0.500 (1, 9)										4	0	1	0	1	1	1						
<b>Willie Tasby, R</b> OBP: 0.346, SLG: 0.422 (1, 8)										5	1	1	1	0	1	2						
<b>Dale Long, L</b> OBP: 0.280, SLG: 0.483 (1, 3)										4	1	2	1	0	0	0						
<b>Billy Klaus, L</b> OBP: 0.259, SLG: 0.352 (1, 5)										3	1	1	1	1	0	0						
<b>Pete Daley, R</b> OBP: 0.264, SLG: 0.324 (1, 2)										4	0	1	0	0	2	2						
<b>Hal Woodeshick, R</b> OBP: 0.143, SLG: 0.143 (1, 1)										4	0	2	0	0	2	2						
<b>Inning Stats</b>	R: 0 E: 0 K: 0 S: 4	H: 1 LOB: 1 BB: 0 P: 4	R: 1 E: 0 K: 2 S: 8	H: 1 LOB: 0 BB: 0 P: 8	R: 2 E: 0 K: 2 S: 10	H: 3 LOB: 1 BB: 0 P: 10	R: 0 E: 0 K: 1 S: 5	H: 0 LOB: 0 BB: 0 P: 5	R: 0 E: 0 K: 2 S: 8	H: 1 LOB: 1 BB: 0 P: 8	R: 1 E: 0 K: 2 S: 9	H: 2 LOB: 2 BB: 1 P: 13	R: 1 E: 0 K: 0 S: 4	H: 2 LOB: 0 BB: 0 P: 4	R: 1 E: 0 K: 0 S: 6	H: 3 LOB: 2 BB: 0 P: 6	R: 1 E: 0 K: 0 S: 3	H: 2 LOB: 0 BB: 1 P: 7	1B: 9 2B: 2 3B: 0 HR: 4	SF: 0 SAC: 1 DP: 1 HBP: 0	WP: 0 PB: 0 CS: 0	PA: 41
<b>PITCHER</b>	IP	WLS	BF	H	R	ER	SO	BB	IBB	HBP	BLK	WP	HR	S	P	ERA	WHIP					
<b>Ron Kline, R</b> ERA: 4.57 (1, 1)	6.0	L	27	8	4	4	9	1	0	0	1	0	3	44	48	6.00	1.500					
<b>Ned Garver, R</b> ERA: 4.92 (7, 1)	3.0		14	7	3	3	0	1	0	0	0	0	1	13	17	9.00	2.667					

Washington Senators @ Los Angeles Angels  
 Wrigley Field, Los Angeles, CA  
 Sun May 21 1961, 5:38 AM CDT  
 Att: 7,102 - Unknown

AB 38  
 R 7  
 H 15  
 RBI 7  
 BB 2  
 SO 9  
 LOB 14



Batter	1	2	3	4	5	6	7	8	9	AB	R	H	RBI	BB	SO	LOB	BOTTOM					
<b>Ken Aspromonte, R</b> OBP: 0.324, SLG: 0.280 (1, 4)										4	1	1	0	1	0	1						
<b>Albie Pearson, L</b> OBP: 0.423, SLG: 0.400 (1, 8)										4	0	1	0	1	0	2						
<b>Earl Averill, R</b> OBP: 0.418, SLG: 0.573 (1, 7)										4	0	2	2	1	0	2						
<b>Steve Bilko, R</b> OBP: 0.446, SLG: 0.528 (1, 3)										3	0	1	0	2	1	1						
<b>Gene Leek, R</b> OBP: 0.296, SLG: 0.456 (1, 5)										3	0	0	0	0	1	7						
<b>Faye Thronberry, L</b> OBP: 0.310, SLG: 0.240 (1, 9)										4	0	1	0	0	2	0						
<b>Del Rice, R</b> OBP: 0.290, SLG: 0.280 (1, 2)										4	0	0	0	0	2	2						
<b>Rocky Bridges, R</b> OBP: 0.450, SLG: 0.267 (1, 6)										3	0	1	0	1	0	0						
<b>Ron Kline, R</b> OBP: 0.214, SLG: 0.214 (1, 1)										2	0	0	0	0	1	1						
<b>Ken Hunt, R</b> OBP: 0.370, SLG: 0.568 (6, PH)										1	0	0	0	0	1	3						
<b>Ned Garver, R</b> OBP: 0.400, SLG: 0.429 (8, PH)										0	0	0	0	0	0	0						
<b>Lee Thomas, L</b> OBP: 0.400, SLG: 0.429 (8, PH)										1	1	1	0	0	0	0						
<b>Inning Stats</b>	R: 1 E: 0 K: 0 S: 4	H: 2 LOB: 1 BB: 1 P: 8	R: 0 E: 0 K: 1 S: 5	H: 0 LOB: 0 BB: 0 P: 5	R: 0 E: 0 K: 2 S: 7	H: 0 LOB: 3 BB: 3 P: 19	R: 0 E: 0 K: 1 S: 6	H: 1 LOB: 1 BB: 0 P: 6	R: 0 E: 0 K: 0 S: 2	H: 0 LOB: 0 BB: 1 P: 6	R: 0 E: 0 K: 2 S: 8	H: 1 LOB: 3 BB: 1 P: 13	R: 0 E: 0 K: 0 S: 5	H: 2 LOB: 2 BB: 0 P: 5	R: 0 E: 0 K: 1 S: 5	H: 0 LOB: 0 BB: 0 P: 5	R: 1 E: 0 K: 1 S: 7	H: 2 LOB: 1 BB: 0 P: 7	1B: 6 2B: 2 3B: 0 HR: 0	SF: 0 SAC: 0 DP: 2 HBP: 1	WP: 0 PB: 0 CS: 0	PA: 40
<b>PITCHER</b>	IP	WLS	BF	H	R	ER	SO	BB	IBB	HBP	BLK	WP	HR	S	P	ERA	WHIP					
<b>Hal Woodeshick, L</b> ERA: 2.62 (1, 1)	9.0	W	40	8	2	2	8	6	0	1	0	0	0	49	74	2.00	1.556					

Washington Senators @ Los Angeles Angels  
 Wrigley Field, Los Angeles, CA  
 Sun May 21 1961, 5:38 AM CDT  
 Att: 7,102 - Unknown

AB 33  
 R 2  
 H 8  
 RBI 2  
 BB 6  
 SO 8  
 LOB 19





Batter	1	2	3	4	5	6	7	8	9	AB	R	H	RBI	BB	SO	LOB	TOP		
Coot Veat, R OBP: 0.289, SLG: 0.244 (1, 6)										3	1	0	0	0	0	1			
Danny O'Connell, R OBP: 0.376, SLG: 0.298 (1, 4)										2	0	0	0	2	0	1			
Chuck Hinton, R OBP: 0.385, SLG: 0.486 (1, 7)										4	1	1	0	0	0	3			
Jim King, L OBP: 0.356, SLG: 0.566 (1, 9)										3	1	2	3	1	0	1			
Willie Tasby, R OBP: 0.359, SLG: 0.458 (1, 8)										4	1	3	1	0	0	1			
Dale Long, L OBP: 0.289, SLG: 0.484 (1, 3)										4	0	2	0	0	0	2			
Billy Klaus, L OBP: 0.271, SLG: 0.342 (1, 5)										2	0	0	0	2	0	0			
Pete Daley, R OBP: 0.253, SLG: 0.310 (1, 2)										3	0	0	0	0	0	5			
Gene Woodling, L OBP: 0.430, SLG: 0.532 (9, PH)										1	0	0	0	0	0	0			
Pete Burnside, R Marty Keough, L Dick Donovan, L Harry Bright, R Marty Kutyna, R Gene Green, R (1, 1) (5, PH) (5, PH) (5, PH) (5, PH) (5, PH) (5, PH)										1	0	0	0	0	1	0			
<b>Inning Stats</b>	R: 0 E: 0 K: 0 S: 2	H: 0 LOB: 0 BB: 1 P: 6	R: 0 E: 0 K: 0 S: 3	H: 1 LOB: 2 BB: 2 P: 11	R: 0 E: 0 K: 1 S: 5	H: 0 LOB: 0 BB: 0 P: 5	R: 0 E: 0 K: 0 S: 3	H: 1 LOB: 0 BB: 0 P: 3	R: 0 E: 0 K: 0 S: 2	H: 0 LOB: 0 BB: 1 P: 6	R: 1 E: 0 K: 0 S: 5	H: 3 LOB: 2 BB: 1 P: 9	R: 3 E: 1 K: 0 S: 5	H: 3 LOB: 2 BB: 1 P: 10	R: 0 E: 0 K: 0 S: 3	H: 0 LOB: 0 BB: 0 P: 3	1B: 5 2B: 2 3B: 1 HR: 2	SF: 0 SAC: 0 DP: 5 HBP: 1	WP: 1 PA: 36 PB: 0 SB: 0 CS: 0
<b>PITCHER</b>	IP WLS BF H R ER SO BB IBB HBP BLK WP HR S P ERA WHIP																		
Eli Grba, R ERA: 5.03 (1, 1)	6.2 W 25 5 1 1 1 4 1 0 0 1 1 22 42 1.35 1.350																		
Tom Morgan, R ERA: 4.79 (7, 1)	1.0 7 2 3 3 0 1 0 1 0 0 0 1 5 10 27.00 3.000																		
Johnny James, R ERA: 3.72 (8, 1)	0.1 1 1 0 0 0 0 0 0 0 0 0 0 1 1 0.00 3.000																		
Jerry Casale, R ERA: 6.0 (9, 1)	1.0 S 3 0 0 0 0 0 0 0 0 0 0 0 3 3 0.00 0.000																		

Washington Senators @ Los Angeles Angels  
Wrigley Field, Los Angeles, CA  
Mon May 22 1961, 9:05 PM CDT  
Att: 2,687 - Unknown

AB 29  
R 4  
H 8  
RBI 4  
BB 6  
SO 1  
LOB 14



Batter	1	2	3	4	5	6	7	8	9	AB	R	H	RBI	BB	SO	LOB	BOTTOM		
Rocky Bridges, R OBP: 0.375, SLG: 0.211 (1, 6)										4	0	0	0	0	2	1			
Lee Thomas, L OBP: 0.388, SLG: 0.444 (1, 9) (8, 7)										4	1	1	0	0	2	1			
Earl Averill, R OBP: 0.412, SLG: 0.591 Albie Pearson, L OBP: 0.423, SLG: 0.400 (1, 7) (8, 8)										4	1	1	2	0	1	1			
Steve Bilko, R OBP: 0.435, SLG: 0.509 (1, 3)										4	1	1	0	0	2	1			
Ken Hunt, R OBP: 0.375, SLG: 0.554 (1, 8) (8, 9)										2	1	0	0	2	1	1			
Ken Aspromonte, R OBP: 0.324, SLG: 0.281 (1, 4)										3	2	1	0	0	0	2			
Gene Leek, R OBP: 0.313, SLG: 0.486 (1, 5)										4	0	3	1	0	1	1			
Del Rice, R OBP: 0.324, SLG: 0.280 (1, 2)										0	0	0	1	2	0	0			
Eli Grba, R OBP: 0.059, SLG: 0.235 Tom Morgan, R Johnny James, L Ted Kluszewski, L Jerry Casale, R (1, 1) (7, 1) (8, 1) (8, PH) (9, 1)										2	0	0	1	0	0	3			
<b>Inning Stats</b>	R: 0 E: 1 K: 1 S: 6	H: 0 LOB: 1 BB: 0 P: 6	R: 1 E: 0 K: 0 S: 4	H: 1 LOB: 1 BB: 1 P: 8	R: 0 E: 0 K: 2 S: 7	H: 0 LOB: 0 BB: 0 P: 7	R: 1 E: 1 K: 1 S: 7	H: 2 LOB: 2 BB: 1 P: 11	R: 2 E: 0 K: 2 S: 9	H: 2 LOB: 0 BB: 0 P: 9	R: 0 E: 0 K: 2 S: 7	H: 0 LOB: 0 BB: 0 P: 7	R: 1 E: 0 K: 1 S: 5	H: 1 LOB: 2 BB: 2 P: 13	R: 0 E: 0 K: 1 S: 5	H: 0 LOB: 0 BB: 0 P: 3	1B: 3 2B: 4 3B: 0 HR: 1	SF: 1 SAC: 3 DP: 0 HBP: 0	WP: 0 PA: 36 PB: 0 SB: 0 CS: 0
<b>PITCHER</b>	IP WLS BF H R ER SO BB IBB HBP BLK WP HR S P ERA WHIP																		
Pete Burnside, L ERA: 5.72 Dick Donovan, R Marty Kutyna, R (1, 1) (6, 1) (8, 1)	5.0 L 23 4 1 1 2 0 0 0 0 0 0 0 12 12 4.50 1.000																		
	2.0 8 2 1 1 2 0 0 0 0 0 0 0 5 13 9.00 2.000																		

Washington Senators @ Los Angeles Angels  
Wrigley Field, Los Angeles, CA  
Mon May 22 1961, 9:05 PM CDT  
Att: 2,687 - Unknown

AB 28  
R 6  
H 8  
RBI 6  
BB 4  
SO 9  
LOB 11










Batter	1	2	3	4	5	6	7	8	9	AB	R	H	RBI	BB	SO	LOB	TOP			
<b>Coot Veat, R</b> OBP: 0.299, SLG: 0.271 (1, 6)										5	1	2	1	0	1	2	Washington Senators @ Kansas City Athletics Municipal Stadium, Kansas City, MO Wed May 24 1961, 8:05 PM EDT Att: 5,829 - Unknown			
<b>Danny O'Connell, R</b> OBP: 0.369, SLG: 0.292 (1, 4)										5	1	1	0	0	0	4				
<b>Chuck Hinton, R</b> OBP: 0.388, SLG: 0.457 (1, 7)										4	0	0	0	1	2	4				
<b>Gene Green, R</b> OBP: 0.283, SLG: 0.326 (1, 9)										4	1	1	1	0	0	3				
<b>Marty Keough, L</b> OBP: 0.293, SLG: 0.340 (8, 9)										1	0	0	0	0	1	0				
<b>Willie Tasby, R</b> OBP: 0.371, SLG: 0.480 (1, 8)										3	1	1	1	2	0	2				
<b>Dale Long, L</b> OBP: 0.302, SLG: 0.510 (1, 3)										5	0	1	1	0	0	4				
<b>Harry Bright, R</b> OBP: 0.247, SLG: 0.329 (1, 5)										3	1	1	0	1	0	3				
<b>Pete Daley, R</b> OBP: 0.253, SLG: 0.295 (1, 2)										4	0	1	0	0	0	3				
<b>Tom Sturdivant, L</b> OBP: 0.200, SLG: 0.143 (1, 1)										3	0	0	0	0	0	1				
<b>Billy Klaus, L</b> OBP: 0.278, SLG: 0.359 (8, PH)										1	0	1	0	0	0	0				
<b>John Gabler, S</b> OBP: 0.500, SLG: 0.500 (8, 1)										0	0	0	0	0	0	0				
<b>Pete Burnside, R</b> OBP: 0.500, SLG: 0.500 (9, 1)										0	0	0	0	0	0	0				
<b>Inning Stats</b>	R: 0 E: 0 K: 1 S: 5	H: 0 LOB: 0 BB: 0 P: 5	R: 2 E: 1 K: 0 S: 7	H: 3 LOB: 2 BB: 0 P: 7	R: 1 E: 1 K: 1 S: 7	H: 1 LOB: 2 BB: 1 P: 11	R: 0 E: 0 K: 0 S: 3	H: 0 LOB: 0 BB: 0 P: 3	R: 0 E: 0 K: 0 S: 3	H: 1 LOB: 1 BB: 1 P: 7	R: 1 E: 1 K: 0 S: 5	H: 1 LOB: 2 BB: 1 P: 9	R: 1 E: 0 K: 1 S: 9	H: 3 LOB: 3 BB: 0 P: 9	R: 0 E: 0 K: 1 S: 4	H: 0 LOB: 0 BB: 1 P: 8	1B: 7 2B: 1 3B: 1 HR: 0	SF: 0 SAC: 0 DP: 2 HBP: 0	WP: 0 PB: 1 SB: 0 CS: 0	PA: 42
<b>PITCHER</b>	IP WLS BF H R ER SO BB IBB HBP BLK WP HR S P ERA WHIP																			
<b>Jim Archer, L</b> ERA: 1.29 (1, 1)	7.0		32	6	4	1	2	0	3	0	0	0	0	0	33	45	1.29	0.857		
<b>Bill Kunkel, R</b> ERA: 2.75 (8, 1)	2.0	W	10	3	1	1	2	1	0	0	0	0	0	0	13	17	4.50	2.000		

Batter	1	2	3	4	5	6	7	8	9	AB	R	H	RBI	BB	SO	LOB	BOTTOM					
<b>Dick Howser, R</b> OBP: 0.401, SLG: 0.347 (1, 6)										3	1	0	0	2	1	3	Washington Senators @ Kansas City Athletics Municipal Stadium, Kansas City, MO Wed May 24 1961, 8:05 PM EDT Att: 5,829 - Unknown					
<b>Jerry Lumpe, L</b> OBP: 0.359, SLG: 0.336 (1, 4)										4	0	2	3	1	0	1						
<b>Lou Klimchok, L</b> OBP: 0.308, SLG: 0.380 (1, 5)										3	0	1	1	0	0	0						
<b>Wayne Causey, L</b> OBP: 0.308, SLG: 0.250 (6, PR) (7, 5)										1	0	0	0	0	0	1						
<b>Norm Siebern, L</b> OBP: 0.341, SLG: 0.318 (1, 7)										3	0	1	0	1	0	2						
<b>Mary Throneberry, L</b> OBP: 0.347, SLG: 0.426 (1, 3)										4	0	0	0	0	0	4						
<b>Hank Bauer, R</b> OBP: 0.300, SLG: 0.348 (1, 9)										4	0	0	0	0	1	2						
<b>Leo Posada, R</b> OBP: 0.371, SLG: 0.500 (1, 8)										3	3	2	1	1	0	0						
<b>Joe Pignatano, R</b> OBP: 0.333, SLG: 0.353 (1, 2)										2	0	1	0	0	0	0						
<b>Bob Boyd, L</b> OBP: 0.158, SLG: 0.176 (7, PH)										0	1	0	0	1	0	0						
<b>Haywood Sullivan, R</b> OBP: 0.389, SLG: 0.461 (8, 2)										1	1	1	1	0	0	0						
<b>Jim Archer, R</b> OBP: 0.357, SLG: 0.538 (8, PH)										2	0	0	0	0	0	1						
<b>Al Pilarcik, L</b> OBP: 0.229, SLG: 0.188 (7, PH)										0	0	0	0	0	0	0						
<b>Bill Kunkel, R</b> OBP: 0.357, SLG: 0.538 (8, PH)										0	0	0	0	0	0	0						
<b>Don Larsen, R</b> OBP: 0.357, SLG: 0.538 (8, PH)										1	0	0	0	0	0	1						
<b>Jay Hankins, L</b> OBP: 0.254, SLG: 0.321 (8, PR)										0	0	0	0	0	0	0						
<b>Inning Stats</b>	R: 1 E: 0 K: 0 S: 4	H: 1 LOB: 1 BB: 1 P: 8	R: 0 E: 0 K: 1 S: 5	H: 0 LOB: 0 BB: 0 P: 5	R: 0 E: 0 K: 0 S: 3	H: 0 LOB: 0 BB: 0 P: 3	R: 0 E: 0 K: 0 S: 3	H: 0 LOB: 0 BB: 0 P: 3	R: 1 E: 0 K: 1 S: 7	H: 2 LOB: 1 BB: 0 P: 7	R: 0 E: 0 K: 0 S: 5	H: 2 LOB: 2 BB: 0 P: 5	R: 2 E: 0 K: 0 S: 4	H: 1 LOB: 1 BB: 2 P: 12	R: 0 E: 0 K: 0 S: 2	H: 0 LOB: 0 BB: 1 P: 6	R: 2 E: 1 K: 0 S: 3	H: 2 LOB: 3 BB: 2 P: 11	1B: 5 2B: 2 3B: 0 HR: 1	SF: 0 SAC: 1 DP: 1 HBP: 0	WP: 0 PB: 0 SB: 1 CS: 0	PA: 38
<b>PITCHER</b>	IP WLS BF H R ER SO BB IBB HBP BLK WP HR S P ERA WHIP																					
<b>Tom Sturdivant, R</b> ERA: 3.13 (1, 1)	7.0		30	6	4	4	2	3	0	0	0	0	0	0	31	43	5.14	1.286				
<b>John Gabler, R</b> ERA: 4.97 (8, 1)	1.0	L	7	2	2	2	0	2	0	0	0	0	0	5	13	18.00	4.000					
<b>Pete Burnside, L</b> ERA: 5.72 (9, 1)	0.0		1	0	0	0	0	1	0	0	0	0	0	0	4	∞	∞					

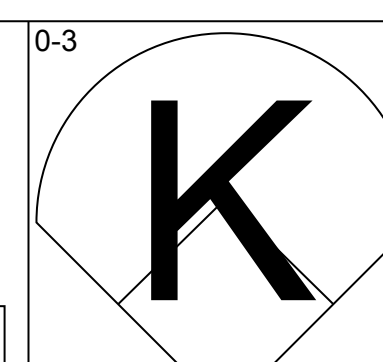
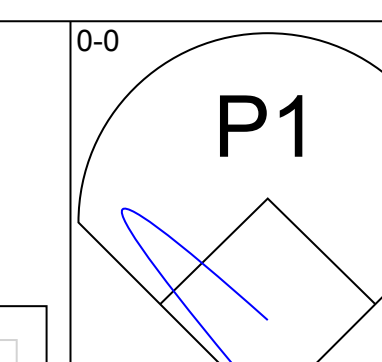
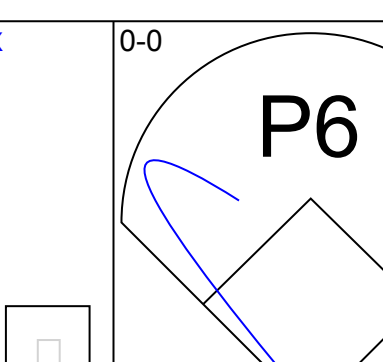
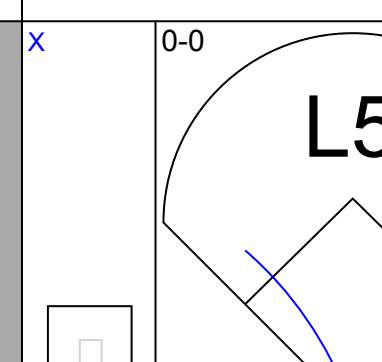
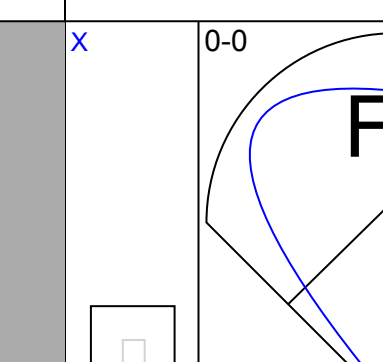
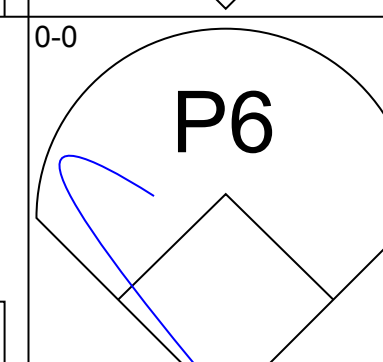
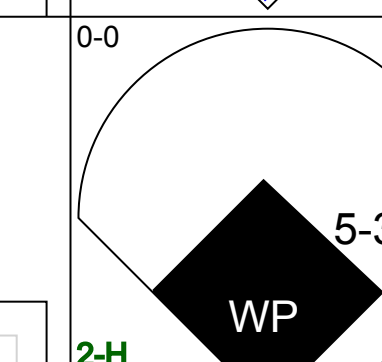
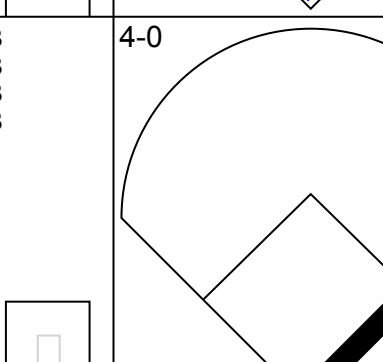
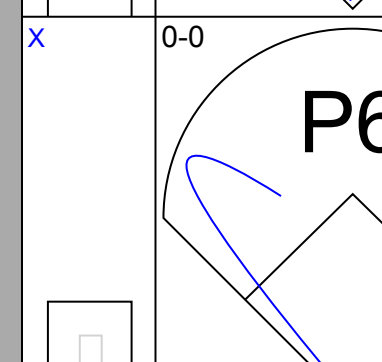
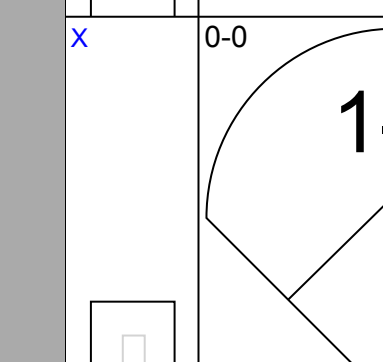
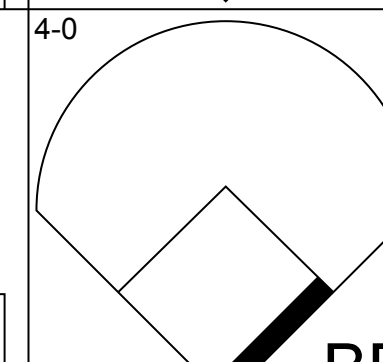
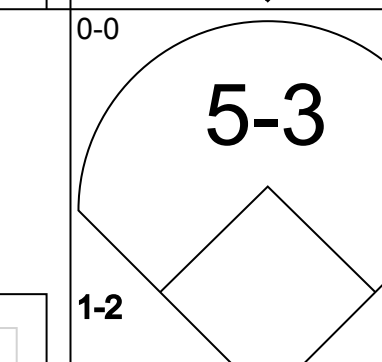
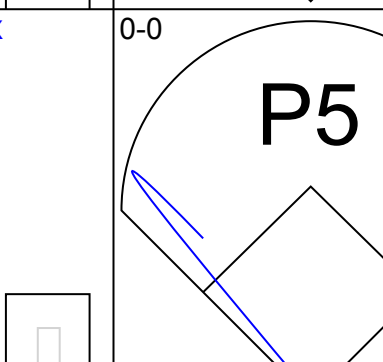
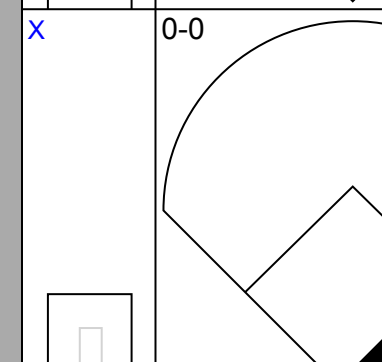
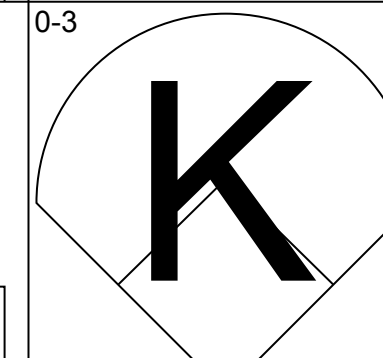
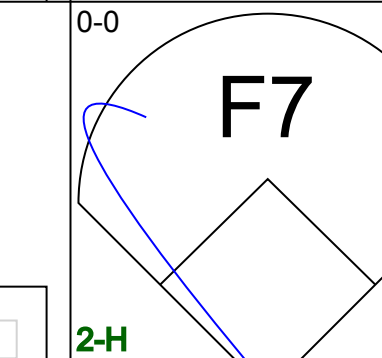

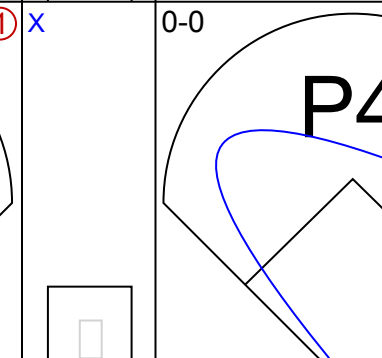
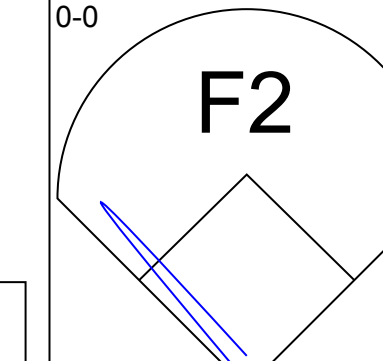
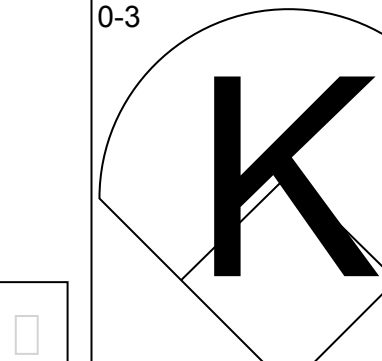
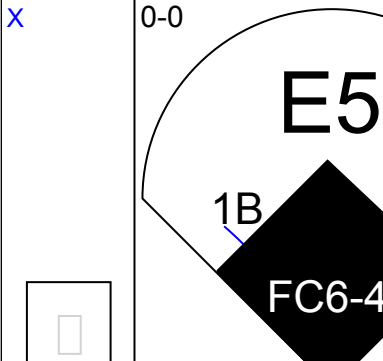
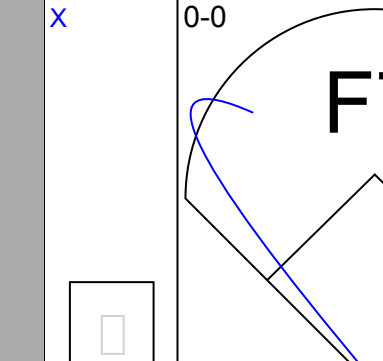
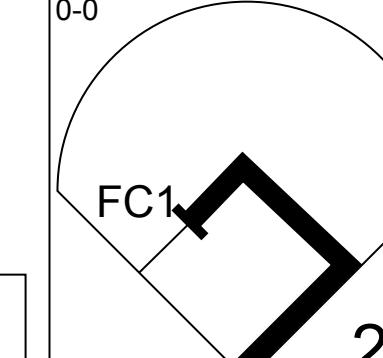
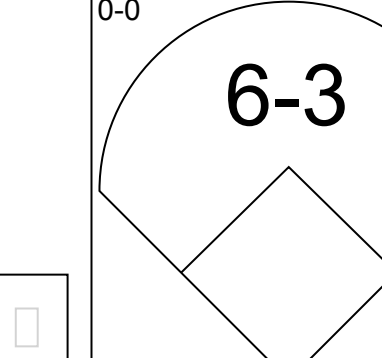
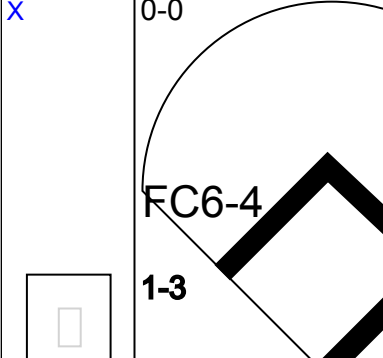
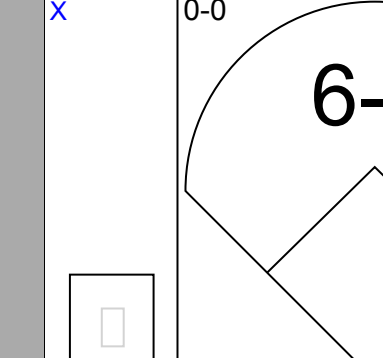
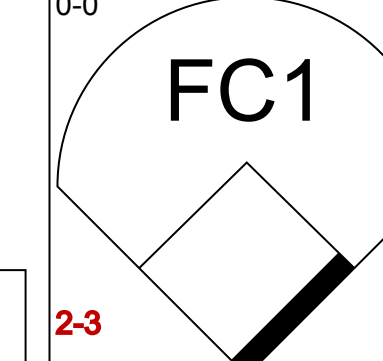
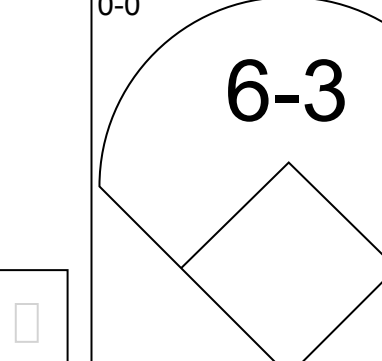
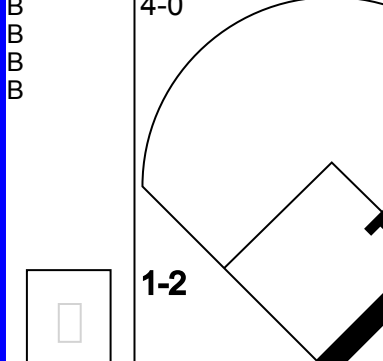
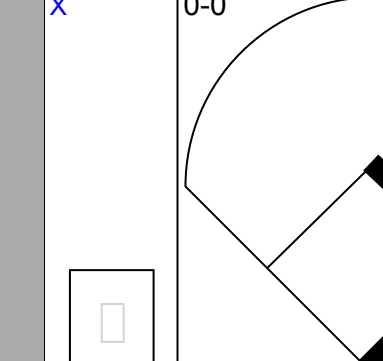
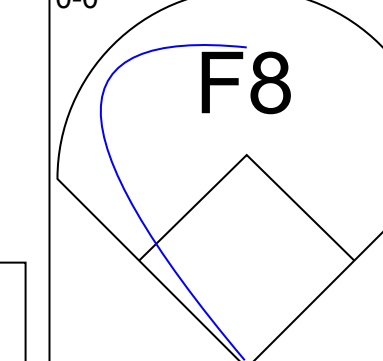
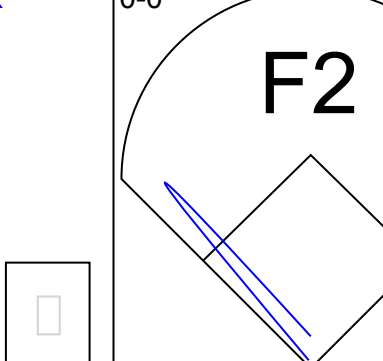
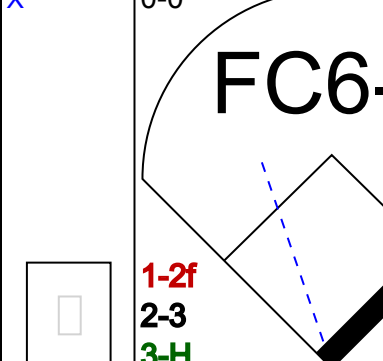
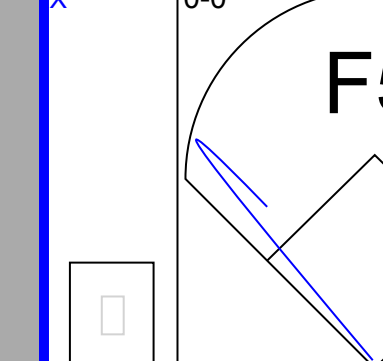
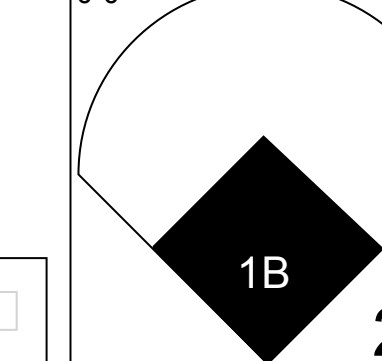
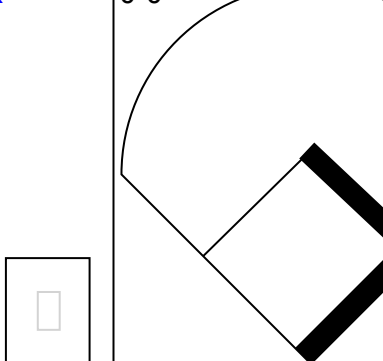
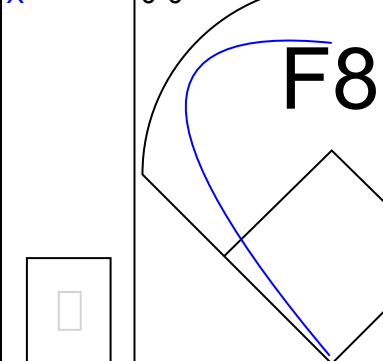
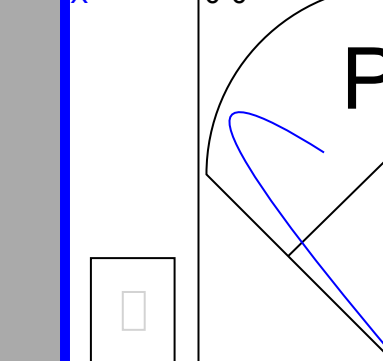


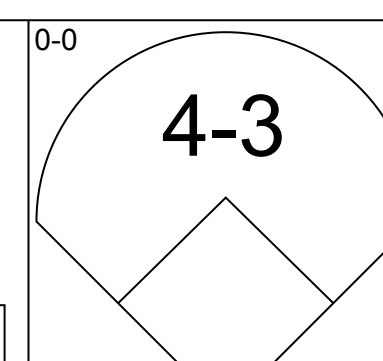
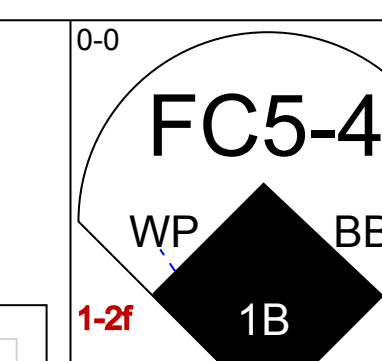
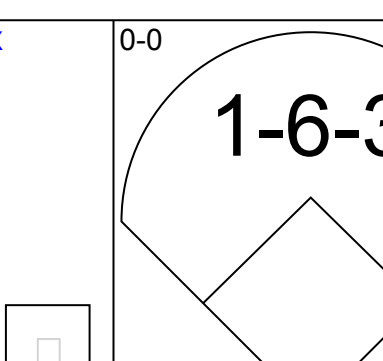
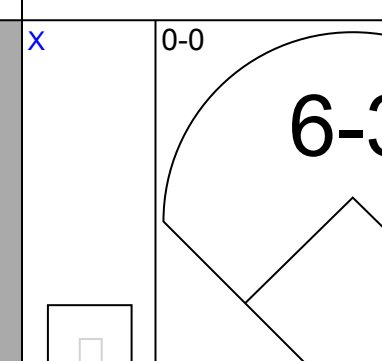
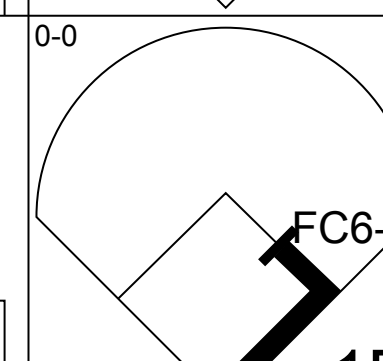
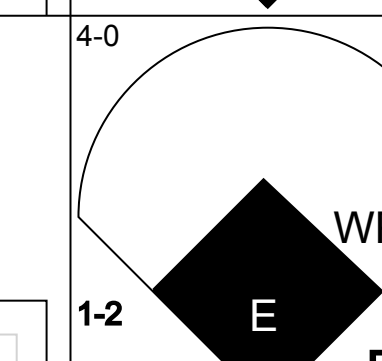
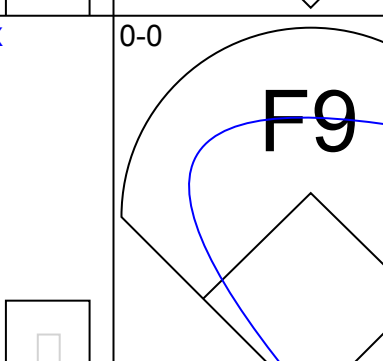
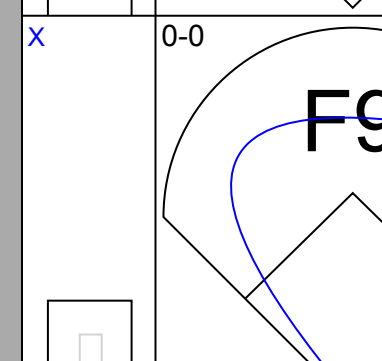
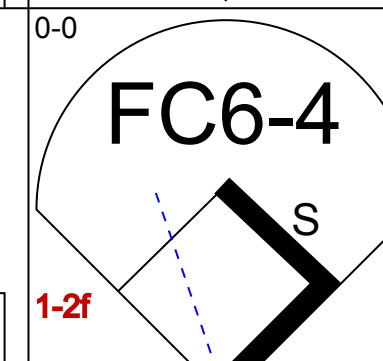
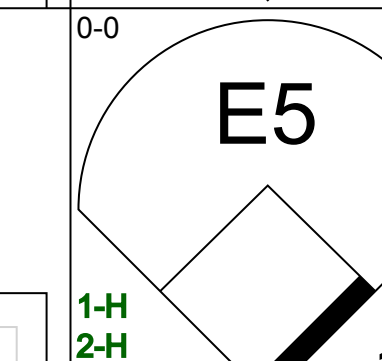


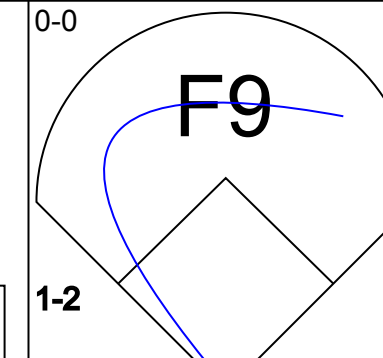
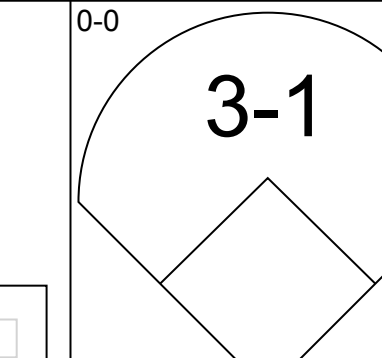


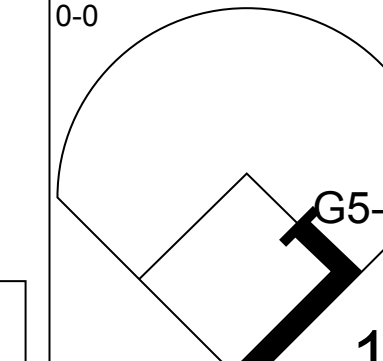
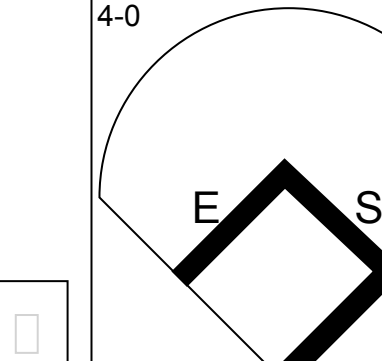
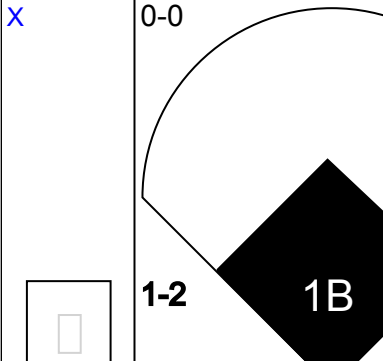
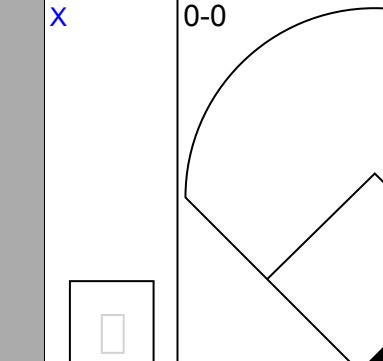


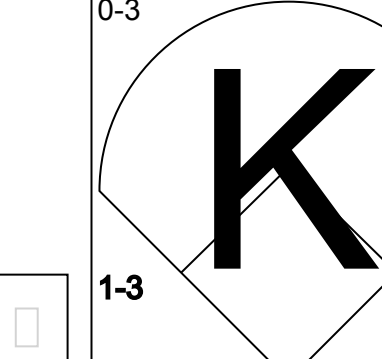
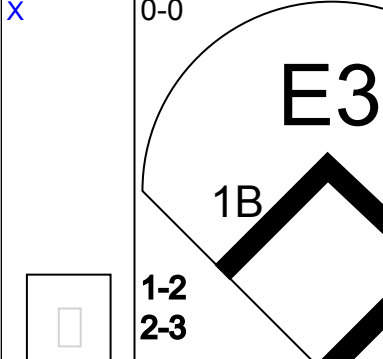
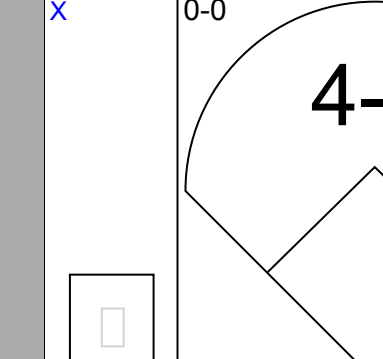
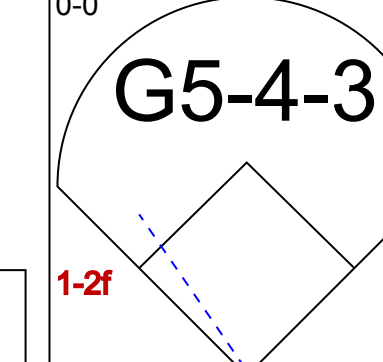
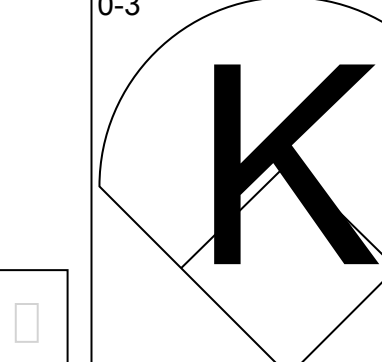
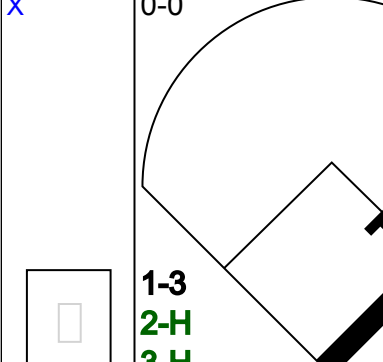
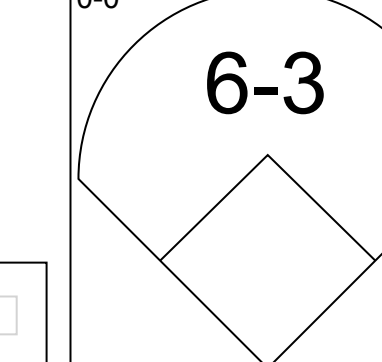
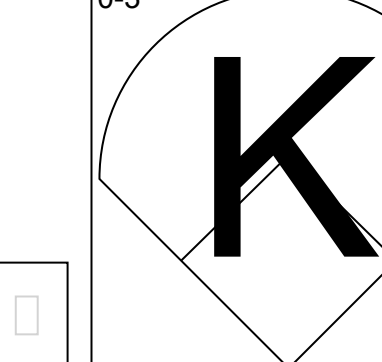
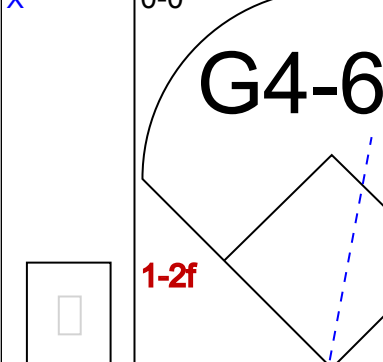
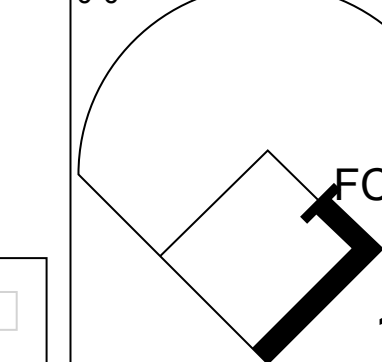
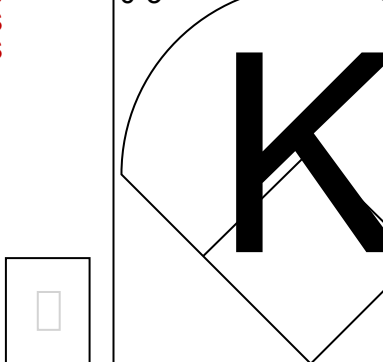
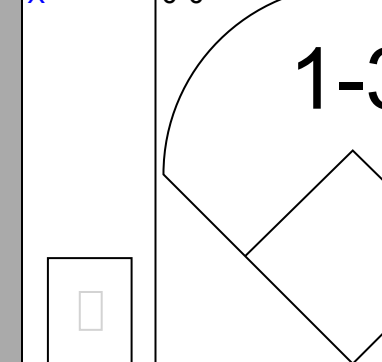
Batter	1	2	3	4	5	6	7	8	9	AB	R	H	RBI	BB	SO	LOB	TOP						
<b>Coot Veat, R</b> OBP: 0.297, SLG: 0.280 (1, 6)	F2		FC6-4					F5		4	0	1	0	0	0	1	Washington Senators @ Kansas City Athletics Municipal Stadium, Kansas City, MO Thu May 25 1961, 4:33 AM EDT Att: 4,396 - Unknown						
<b>Danny O'Connell, R</b> OBP: 0.366, SLG: 0.291 (1, 4)	BB		5-3		1-3			K		4	0	1	0	0	1	3							
<b>Chuck Hinton, R</b> OBP: 0.396, SLG: 0.438 (1, 7)	G6-4-3							HR		2	1	0	0	2	2	0							
<b>Gene Green, R</b> OBP: 0.280, SLG: 0.383 (1, 9)	G6-4-3							HR		4	1	1	2	0	0	2							
<b>Willie Tasby, R</b> OBP: 0.375, SLG: 0.504 (1, 8)								F2		4	1	2	1	0	0	0							
<b>Dale Long, L</b> OBP: 0.300, SLG: 0.500 (1, 3)										4	0	1	0	0	0	1							
<b>Marty Keough, L</b> OBP: 0.293, SLG: 0.340 (9, PR)								SH5-3		0	0	0	0	0	0	0							
<b>Harry Bright, R</b> OBP: 0.250, SLG: 0.329 (1, 5)								1B		3	0	1	0	0	1	0							
<b>Pete Daley, R</b> OBP: 0.241, SLG: 0.280 (1, 2)								1-2		4	0	0	0	0	0	3							
<b>Dick Donovan, L</b> OBP: 0.250, SLG: 0.100 (1, 1)										1	0	0	0	1	1	1							
<b>Billy Klaus, L</b> OBP: 0.275, SLG: 0.354 (7, PH)										1	0	0	0	0	0	0							
<b>Johnny Klippstein, R</b> OBP: 0.215, SLG: 0.138 (7, 1)										0	0	0	0	0	0	0							
<b>R C Stevens, R</b> OBP: 0.215, SLG: 0.138 (9, PH)										1	0	0	0	0	0	2							
<b>Inning Stats</b>	R: 0 E: 0 K: 0 S: 3	H: 1 LOB: 1 BB: 1 P: 7	R: 0 E: 0 K: 1 S: 5	H: 0 LOB: 0 BB: 0 P: 5	R: 0 E: 0 K: 0 S: 3	H: 0 LOB: 1 BB: 1 P: 7	R: 1 E: 0 K: 1 S: 6	H: 1 LOB: 0 BB: 0 P: 6	R: 0 E: 0 K: 1 S: 7	H: 2 LOB: 2 BB: 0 P: 7	R: 0 E: 0 K: 1 S: 6	H: 1 LOB: 1 BB: 0 P: 6	R: 0 E: 0 K: 0 S: 3	H: 0 LOB: 0 BB: 3 P: 3	R: 2 E: 0 K: 1 S: 6	H: 1 LOB: 2 BB: 0 P: 10	R: 0 E: 0 K: 0 S: 4	H: 1 LOB: 2 BB: 0 P: 4	1B: 4 2B: 1 3B: 0 HR: 2	SF: 0 SAC: 1 DP: 1 HBP: 0	WP: 0 PB: 0 SB: 0 CS: 0	PA: 36	
<b>PITCHER</b> <b>Joe Nuxhall, L</b> ERA: 3.08 (1, 1)	IP: 9.0 WLS: W BF: 36 H: 7 R: 3 ER: 3 SO: 5 BB: 3 IBB: 0 HBP: 0 BLK: 0 WP: 0 HR: 2 S: 43 P: 55 ERA: 3.00 WHIP: 1.111											<b>PITCHER</b>	IP: 9.0 WLS: W BF: 36 H: 7 R: 3 ER: 3 SO: 5 BB: 3 IBB: 0 HBP: 0 BLK: 0 WP: 0 HR: 2 S: 43 P: 55 ERA: 3.00 WHIP: 1.111										

Batter	1	2	3	4	5	6	7	8	9	AB	R	H	RBI	BB	SO	LOB	BOTTOM						
<b>Dick Howser, R</b> OBP: 0.404, SLG: 0.361 (1, 6)	PB		P6					F2		4	2	2	0	0	0	0	Washington Senators @ Kansas City Athletics Municipal Stadium, Kansas City, MO Thu May 25 1961, 4:33 AM EDT Att: 4,396 - Unknown						
<b>Al Pilarcik, L</b> OBP: 0.231, SLG: 0.194 (1, 9)	G3							F8		4	0	1	3	0	0	0							
<b>Jerry Lumpe, L</b> OBP: 0.362, SLG: 0.341 (1, 4)	F7							G3-6-3		4	0	2	0	0	0	1							
<b>Norm Siebern, L</b> OBP: 0.346, SLG: 0.318 (1, 7)	F8							FC4-6		3	0	1	0	1	0	1							
<b>Hank Bauer, R</b> OBP: 0.300, SLG: 0.348 (9, 7)	F8							1-2		0	0	0	0	0	0	0							
<b>Mary Throneberry, L</b> OBP: 0.339, SLG: 0.413 (1, 3)								4-3		3	0	0	0	0	1	3							
<b>Haywood Sullivan, R</b> OBP: 0.376, SLG: 0.464 (1, 2)	F8							4-3		3	0	0	0	0	0	3							
<b>Leo Posada, R</b> OBP: 0.378, SLG: 0.483 (1, 8)								F8		1	0	0	0	0	0	0							
<b>Jay Hankins, L</b> OBP: 0.250, SLG: 0.315 (6, PR)	6-3							SH1-3		1	1	0	0	0	0	1							
<b>Wayne Causey, L</b> OBP: 0.267, SLG: 0.214 (1, 5)								4-3		2	0	0	0	0	0	0							
<b>Joe Nuxhall, L</b> OBP: 0.111, SLG: 0.111 (1, 1)	P4							F5		3	1	1	1	0	0	0							
<b>Inning Stats</b>	R: 1 E: 0 K: 0 S: 4	H: 1 LOB: 0 BB: 0 P: 4	R: 0 E: 0 K: 0 S: 3	H: 0 LOB: 0 BB: 0 P: 3	R: 0 E: 0 K: 0 S: 3	H: 0 LOB: 0 BB: 0 P: 3	R: 0 E: 0 K: 1 S: 7	H: 2 LOB: 2 BB: 0 P: 7	R: 3 E: 0 K: 0 S: 5	H: 3 LOB: 1 BB: 0 P: 6	R: 0 E: 0 K: 0 S: 3	H: 0 LOB: 1 BB: 1 P: 7	R: 0 E: 0 K: 0 S: 3	H: 0 LOB: 0 BB: 0 P: 3	R: 0 E: 0 K: 0 S: 4	H: 1 LOB: 1 BB: 0 P: 4	1B: 6 2B: 1 3B: 0 HR: 0	SF: 0 SAC: 2 DP: 1 HBP: 1	WP: 0 PB: 1 SB: 1 CS: 0	PA: 32			
<b>PITCHER</b> <b>Dick Donovan, R</b> ERA: 3.25 (1, 1)	IP: 6.0 WLS: L BF: 25 H: 6 R: 4 ER: 4 SO: 1 BB: 1 IBB: 0 HBP: 0 BLK: 0 WP: 0 HR: 0 S: 25 P: 30 ERA: 6.00 WHIP: 1.167											<b>PITCHER</b> <b>Johnny Klippstein, R</b> ERA: 7.71 (7, 1)	IP: 2.0 WLS: 7 BF: 1 H: 0 R: 0 ER: 0 SO: 0 BB: 0 IBB: 0 HBP: 0 BLK: 0 WP: 0 HR: 0 S: 7 P: 7 ERA: 0.00 WHIP: 0.500										





Batter	1	2	3	4	5	6	7	8	9	AB	R	H	RBI	BB	SO	LOB	TOP				
Zoilo Versalles, R OBP: 0.317, SLG: 0.395 (1, 6)										5	0	0	0	0	1	2	<b>Minnesota Twins @ Washington Senators</b> Griffith Stadium, Washington, DC Fri May 26 1961, 7:05 PM EDT Att: 14,033 - Unknown <a href="http://livebaseballscorecards.com">livebaseballscorecards.com</a>				
Lenny Green, L OBP: 0.435, SLG: 0.473 (1, 8)										4	1	1	1	1	0	0					
Harmon Killebrew, R OBP: 0.490, SLG: 0.696 (1, 3) (6, 5)										3	0	1	0	1	0	3					
Jim Lemon, R OBP: 0.362, SLG: 0.378 (1, 7)										4	0	0	0	0	2	2					
Bob Allison, R OBP: 0.325, SLG: 0.435 (1, 9)										4	1	0	0	0	1	0					
Earl Battey, R OBP: 0.384, SLG: 0.414 (1, 2)										4	0	2	0	0	0	0					
Reno Bertoia, R OBP: 0.339, SLG: 0.266 (6, PH) Don Mincher, L OBP: 0.357, SLG: 0.444 (6, 3)										2	0	0	0	0	0	1					
Billy Gardner, R OBP: 0.311, SLG: 0.336 (8, PH) Elmer Valo, L OBP: 0.269, SLG: 0.227 Jose Valdivieso, R OBP: 0.143, SLG: 0.053 (8, 4)										3	0	0	1	0	0	3					
Jim Kaat, L OBP: 0.231, SLG: 0.333 Dan Dobbek, L OBP: 0.286, SLG: 0.400 (9, PH)										3	1	2	0	0	0	2					
<b>Inning Stats</b>	R: 0 E: 0 K: 2 S: 7	H: 0 LOB: 1 BB: 1 P: 11	R: 0 E: 0 K: 0 S: 4	H: 1 LOB: 1 BB: 0 P: 4	R: 2 E: 0 K: 0 S: 5	H: 2 LOB: 0 BB: 0 P: 5	R: 0 E: 0 K: 1 S: 5	H: 0 LOB: 0 BB: 0 P: 5	R: 0 E: 0 K: 0 S: 4	H: 1 LOB: 2 BB: 1 P: 8	R: 1 E: 1 K: 1 S: 7	H: 1 LOB: 2 BB: 1 P: 11	R: 0 E: 0 K: 0 S: 4	H: 1 LOB: 1 BB: 0 P: 4	R: 0 E: 0 K: 0 S: 4	H: 1 LOB: 1 BB: 0 P: 4		R: 0 E: 0 K: 0 S: 3	H: 0 LOB: 0 BB: 0 P: 3	1B: 3 2B: 4 3B: 0 HR: 0	SF: 0 SAC: 0 DP: 0 HBP: 0
<b>PITCHER</b> Joe McClain, R ERA: 2.67 (1, 1)	IP: 9.0 WLS: W BF: 38 H: 7 R: 3 ER: 2 SO: 4 BB: 3 IBB: 0 HBP: 0 BLK: 0 WP: 1 HR: 0 S: 43 P: 55 ERA: 2.00 WHIP: 1.111															<b>PITCHER</b> IP: 9.0 WLS: W BF: 38 H: 7 R: 3 ER: 2 SO: 4 BB: 3 IBB: 0 HBP: 0 BLK: 0 WP: 1 HR: 0 S: 43 P: 55 ERA: 2.00 WHIP: 1.111					

Batter	1	2	3	4	5	6	7	8	9	AB	R	H	RBI	BB	SO	LOB	BOTTOM		
Coot Veat, R OBP: 0.287, SLG: 0.269 (1, 6)										4	1	0	0	0	0	1	<b>Minnesota Twins @ Washington Senators</b> Griffith Stadium, Washington, DC Fri May 26 1961, 7:05 PM EDT Att: 14,033 - Unknown <a href="http://livebaseballscorecards.com">livebaseballscorecards.com</a>		
Danny O'Connell, R OBP: 0.370, SLG: 0.292 (1, 4)										3	1	1	0	1	0	0			
Chuck Hinton, R OBP: 0.386, SLG: 0.423 (1, 7)										4	0	1	1	0	0	1			
Jim King, L OBP: 0.364, SLG: 0.559 Marty Keough, L OBP: 0.291, SLG: 0.337 (8, 9)										3	1	1	0	0	0	2			
Willie Tasby, R OBP: 0.392, SLG: 0.515 (1, 8)										3	1	3	0	1	0	0			
Dale Long, L OBP: 0.289, SLG: 0.481 R C Stevens, R OBP: 0.215, SLG: 0.138 (9, 3)										4	0	0	0	0	2	5			
Harry Bright, R OBP: 0.253, SLG: 0.329 (1, 5)										3	0	1	2	0	1	2			
Gene Green, R OBP: 0.264, SLG: 0.360 Pete Daley, R OBP: 0.241, SLG: 0.280 (8, 2)										3	0	0	0	0	1	3			
Joe McClain, R OBP: 0.286, SLG: 0.429 (1, 1)										3	0	1	0	0	1	0			
<b>Inning Stats</b>	R: 0 E: 0 K: 0 S: 4	H: 1 LOB: 0 BB: 0 P: 4	R: 0 E: 0 K: 1 S: 5	H: 1 LOB: 0 BB: 0 P: 5	R: 2 E: 1 K: 0 S: 5	H: 2 LOB: 1 BB: 1 P: 9	R: 0 E: 0 K: 3 S: 9	H: 0 LOB: 1 BB: 1 P: 13	R: 0 E: 0 K: 1 S: 5	H: 0 LOB: 0 BB: 0 P: 5	R: 2 E: 1 K: 0 S: 6	H: 3 LOB: 1 BB: 0 P: 6	R: 0 E: 0 K: 0 S: 3	H: 0 LOB: 0 BB: 0 P: 3	R: 0 E: 0 K: 0 S: 4	H: 1 LOB: 1 BB: 0 P: 4		1B: 8 2B: 0 3B: 0 HR: 0	SF: 0 SAC: 0 DP: 2 HBP: 0
<b>PITCHER</b> Jim Kaat, L ERA: 3.95 (1, 1)	IP: 8.0 WLS: L BF: 33 H: 8 R: 4 ER: 3 SO: 5 BB: 2 IBB: 0 HBP: 0 BLK: 0 WP: 1 HR: 0 S: 41 P: 49 ERA: 3.38 WHIP: 1.250															<b>PITCHER</b> IP: 8.0 WLS: L BF: 33 H: 8 R: 4 ER: 3 SO: 5 BB: 2 IBB: 0 HBP: 0 BLK: 0 WP: 1 HR: 0 S: 41 P: 49 ERA: 3.38 WHIP: 1.250			











Batter	1	2	3	4	5	6	7	8	9	AB	R	H	RBI	BB	SO	LOB	TOP					
<b>Rocky Bridges, R</b> OBP: 0.415, SLG: 0.262 (1, 4)										3	0	1	0	1	1	0	<b>Los Angeles Angels @ Washington Senators</b> Griffith Stadium, Washington, DC Tue May 30 1961, 3:33 AM EDT Att: 14,277 - Unknown					
<b>Lee Thomas, L</b> OBP: 0.320, SLG: 0.468 (1, 9)										4	0	0	0	0	1	3						
<b>Leon Wagner, L</b> OBP: 0.331, SLG: 0.575 (1, 7)										3	0	0	0	1	0	1						
<b>Ted Kluszewski, L</b> OBP: 0.347, SLG: 0.533 (1, 3)										3	0	0	0	1	0	1						
<b>Ken Hunt, R</b> OBP: 0.369, SLG: 0.615 (1, 8)										4	0	2	0	0	2	2						
<b>Earl Averill, R</b> OBP: 0.431, SLG: 0.635 (1, 2)										4	1	1	1	0	1	2						
<b>Gene Leek, R</b> OBP: 0.307, SLG: 0.440 (1, 5)										3	0	1	0	1	1	0						
<b>Ken Hamlin, R</b> OBP: 0.259, SLG: 0.292 (1, 6)										2	0	0	0	0	1	1						
<b>Albie Pearson, L</b> OBP: 0.429, SLG: 0.415 (7, PH)										1	0	0	0	0	0	0						
<b>Tom Morgan, R</b> (7, 1)										0	0	0	0	0	0	0						
<b>Ted Bowsfield, R</b> (7, 1)										0	0	0	0	0	0	0						
<b>Steve Bilko, R</b> OBP: 0.403, SLG: 0.477 (9, PH)										1	0	0	0	0	0	2						
<b>Ned Garver, R</b> (1, 1)										1	0	0	0	0	0	0						
<b>Jerry Casale, R</b> OBP: 0.417, SLG: 0.727 (3, 1)										1	0	1	0	0	0	0						
<b>Ken Aspromonte, R</b> OBP: 0.299, SLG: 0.263 (7, 4)										2	0	0	0	0	1	2						
<b>Inning Stats</b>	R: 0 E: 0 K: 3 S: 9	H: 0 LOB: 2 BB: 2 P: 17	R: 1 E: 0 K: 1 S: 6	H: 1 LOB: 0 BB: 0 P: 6	R: 0 E: 0 K: 0 S: 3	H: 0 LOB: 0 BB: 0 P: 3	R: 0 E: 0 K: 2 S: 7	H: 0 LOB: 0 BB: 0 P: 7	R: 0 E: 0 K: 0 S: 4	H: 2 LOB: 2 BB: 1 P: 8	R: 0 E: 0 K: 0 S: 4	H: 1 LOB: 1 BB: 0 P: 4	R: 0 E: 0 K: 2 S: 7	H: 0 LOB: 0 BB: 0 P: 7	R: 0 E: 0 K: 0 S: 4	H: 1 LOB: 2 BB: 1 P: 8	R: 0 E: 0 K: 0 S: 4	H: 1 LOB: 2 BB: 1 P: 8	1B: 4 2B: 1 3B: 0 HR: 1	SF: 0 SAC: 0 DP: 1 HBP: 0	WP: 0 PB: 0 SB: 0 CS: 0	PA: 36
<b>PITCHER</b> <b>Ed Hobaugh, R</b> ERA: 3.44 (1, 1)	IP: 9.0 WLS: W BF: 36 H: 6 R: 1 ER: 1 SO: 8 BB: 4 IBB: 0 HBP: 0 BLK: 0 WP: 0 HR: 1 S: 48 P: 64 ERA: 1.00 WHIP: 1.111															<b>PITCHER</b>						

Batter	1	2	3	4	5	6	7	8	9	AB	R	H	RBI	BB	SO	LOB	BOTTOM													
<b>Jim Mahoney, R</b> OBP: 0.228, SLG: 0.200 (1, 6)										5	0	1	1	0	2	1	<b>Los Angeles Angels @ Washington Senators</b> Griffith Stadium, Washington, DC Tue May 30 1961, 3:33 AM EDT Att: 14,277 - Unknown													
<b>Danny O'Connell, R</b> OBP: 0.385, SLG: 0.320 (1, 4)										2	0	0	0	3	0	1														
<b>Chuck Hinton, R</b> OBP: 0.366, SLG: 0.455 (1, 7)										5	1	0	0	0	1	3														
<b>Jim King, L</b> OBP: 0.413, SLG: 0.648 (1, 9)										4	2	3	0	1	0	1														
<b>Willie Tasby, R</b> OBP: 0.385, SLG: 0.493 (1, 8)										4	0	2	2	0	0	2														
<b>Dale Long, L</b> OBP: 0.331, SLG: 0.521 (1, 3)										3	0	0	0	1	0	2														
<b>Billy Klaus, L</b> OBP: 0.290, SLG: 0.356 (1, 5)										3	1	2	0	1	1	0														
<b>Gene Green, R</b> OBP: 0.333, SLG: 0.541 (1, 2)										3	1	2	2	1	1	3														
<b>Ed Hobaugh, R</b> OBP: 0.133, SLG: 0.071 (1, 1)										4	0	0	0	0	2	8														
<b>Inning Stats</b>	R: 0 E: 0 K: 1 S: 5	H: 0 LOB: 2 BB: 2 P: 13	R: 1 E: 0 K: 0 S: 5	H: 2 LOB: 1 BB: 0 P: 5	R: 2 E: 0 K: 1 S: 7	H: 2 LOB: 3 BB: 3 P: 19	R: 0 E: 0 K: 1 S: 5	H: 0 LOB: 0 BB: 0 P: 5	R: 0 E: 0 K: 0 S: 3	H: 1 LOB: 0 BB: 0 P: 3	R: 1 E: 0 K: 2 S: 9	H: 2 LOB: 1 BB: 0 P: 9	R: 1 E: 0 K: 1 S: 8	H: 3 LOB: 3 BB: 1 P: 12	R: 0 E: 0 K: 1 S: 5	H: 0 LOB: 1 BB: 1 P: 9		1B: 8 2B: 1 3B: 1 HR: 0	SF: 0 SAC: 0 DP: 0 HBP: 0	WP: 2 PB: 0 SB: 2 CS: 0	PA: 40									
<b>PITCHER</b> <b>Ned Garver, R</b> ERA: 5.88 (1, 1)	IP: 2.2 WLS: L BF: 16 H: 4 R: 3 ER: 3 SO: 1 BB: 4 IBB: 3 HBP: 0 BLK: 0 WP: 1 HR: 0 S: 14 P: 30 ERA: 10.12 WHIP: 3.000															<b>PITCHER</b>														
<b>Jerry Casale, R</b> ERA: 6.13 (3, 1)	3.1	13	3	1	1	4	1	0	0	0	1	0	20	24	2.70	1.200														
<b>Tom Morgan, R</b> ERA: 4.5 (7, 1)	0.1	4	2	1	1	0	1	0	0	0	0	0	3	7	27.00	9.000														
<b>Ted Bowsfield, L</b> ERA: 3.46 (7, 1)	1.2	7	1	0	0	2	1	0	0	0	0	0	10	14	0.00	1.200														



Batter	1	2	3	4	5	6	7	8	9	10	11	12	AB	R	H	RBI	BB	SO	LOB	TOP		
Ken Aspromonte, R (1.4) OBP: 0.301, SLG: 0.267	L5		1-3			G5-6-3		4-3 1B BB	6-3			SH4-3 1B 2B	5	2	1	1	1	0	2			
Lee Thomas, L (1.9) OBP: 0.327, SLG: 0.451	4-3			F9		K		BB 4-3 1B		FC4-6 BB		SH4-3	4	0	1	1	1	1	0			
Leon Wagner, L (1.7) OBP: 0.323, SLG: 0.555	K			4-3			F8	4-3		F8			6	0	1	1	0	1	3			
Ted Kluszewski, L (1.3) OBP: 0.354, SLG: 0.536		E 9-2 1B		4-3			WP 2B	BB IBB		FC4-6 1-2f		G3	5	0	2	0	1	0	1			
Ken Hunt, R (1.8) OBP: 0.370, SLG: 0.602		E3 1B			6-3		F3			F7			4	0	1	1	1	0	2			
Earl Averill, R (1.2) OBP: 0.426, SLG: 0.619				L3			L6						3	0	0	0	1	1	6			
Ryne Duren, R (8.1)													0	0	0	0	0	0	0			
Ron Kline, R (8.1) OBP: 0.222, SLG: 0.176													0	0	0	0	1	0	0			
Johnny James, L (11, PR)													0	0	0	0	0	0	0			
Ted Bowsfield, R (11.1)													0	0	0	0	0	0	0			
Gene Leek, R (1.5) OBP: 0.303, SLG: 0.432			9-2		F8			1B PB 1B	6-3		FC1-6 G1-6-3		5	1	1	0	0	0	4			
Ken Hamlin, R (1.6) OBP: 0.250, SLG: 0.280													2	0	0	0	0	1	1			
Albie Pearson, L (8, PH) OBP: 0.432, SLG: 0.421													1	1	1	0	0	0	0			
Rocky Bridges, R (8.0) OBP: 0.400, SLG: 0.250													2	0	0	0	0	0	1			
Ron Moeller, L (1.1) OBP: 0.462, SLG: 0.300													1	0	0	0	1	0	0			
Art Fowler, R (7.1)													0	0	0	0	0	0	0			
Steve Bilko, R (8, PH) OBP: 0.397, SLG: 0.470													1	0	0	0	0	1	2			
Ed Sadowski, R (8.2) OBP: 0.600, SLG: 0.500													1	1	1	0	1	0	0			
<b>Inning Stats</b>	R: 0 E: 0 K: 1 S: 5	H: 0 LOB: 0 BB: 0 P: 5	R: 0 E: 1 K: 0 S: 4	H: 2 LOB: 1 BB: 0 P: 4	R: 0 E: 0 K: 1 S: 5	H: 0 LOB: 0 BB: 0 P: 5	R: 0 E: 0 K: 0 S: 3	H: 0 LOB: 0 BB: 1 P: 3	R: 0 E: 0 K: 1 S: 4	H: 1 LOB: 1 BB: 0 P: 4	R: 3 E: 0 K: 2 S: 10	H: 3 LOB: 3 BB: 3 P: 22	R: 0 E: 0 K: 0 S: 3	H: 1 LOB: 1 BB: 1 P: 7	R: 0 E: 0 K: 0 S: 2	H: 0 LOB: 1 BB: 1 P: 6	R: 2 E: 0 K: 0 S: 4	H: 2 LOB: 0 BB: 1 P: 8	1B: 7 2B: 3 3B: 0 HR: 0	SF: 0 SAC: 1 DP: 3 HBP: 0	WP: 1 PB: 1 SB: 1 CS: 0	PA: 49
<b>PITCHER</b>	IP WLS BF H R ER SO BB IBB HBP BLK WP HR S P ERA WHIP	Tom Sturdivant, R (1.1) ERA: 3.98	Dave Sisler, R (8.1) ERA: 0.81	Marty Kutyna, R (9.1) ERA: 3.0	<b>PITCHER</b>																	

**Los Angeles Angels @ Washington Senators**  
Griffith Stadium, Washington, DC  
Wed May 31 1961, 7:05 PM EDT  
Att. 10,873 - Unknown

AB 40  
R 5  
H 9  
RBI 4  
BB 8  
SO 5  
LOB 22



Batter	1	2	3	4	5	6	7	8	9	10	11	12	AB	R	H	RBI	BB	SO	LOB	BOTTOM			
Jim Mahoney, R (1.6) OBP: 0.246, SLG: 0.207													3	0	1	0	1	1	1				
Marty Keough, L (8, PH) OBP: 0.288, SLG: 0.333													1	0	0	0	0	1	3				
Marty Kutyna, R (9.1) OBP: 0.500, SLG: 0.500													1	0	0	0	0	1	1				
Dick Donovan, L (12, PH) OBP: 0.231, SLG: 0.091													1	0	0	0	0	1	1				
Danny O'Connell, R (1.4) OBP: 0.378, SLG: 0.314	F9		G3		6-3			1B BB	FC4		6-3		6	0	1	1	0	0	6				
Chuck Hinton, R (1.7) OBP: 0.377, SLG: 0.443	P4												4	0	1	0	2	1	1				
Jim King, L (1.9) OBP: 0.407, SLG: 0.623	P4												6	0	2	0	0	1	6				
Willie Tasby, R (1.8) OBP: 0.377, SLG: 0.477		6-3											5	1	0	0	1	1	4				
Dale Long, L (1.3) OBP: 0.331, SLG: 0.508		1-3											5	0	1	0	1	0	3				
Harry Bright, R (1.5) OBP: 0.278, SLG: 0.333													1	2	1	0	2	0	0				
Billy Klaus, L (8, PH) OBP: 0.291, SLG: 0.348													2	0	0	0	0	0	2				
Gene Green, R (1.2) OBP: 0.333, SLG: 0.547													3	0	1	0	0	1	2				
Pete Daley, R (8.2) OBP: 0.233, SLG: 0.271		F7											3	0	0	1	0	1	3				
Tom Sturdivant, L (1.1) OBP: 0.176, SLG: 0.125													2	0	0	0	0	1	1				
Dave Sisler, R (8.1)													0	0	0	0	0	0	0				
Gene Woodling, L (8, PH) OBP: 0.426, SLG: 0.525													1	0	0	0	0	0	3				
R C Stevens, R (8, PR) OBP: 0.215, SLG: 0.138													0	0	0	0	0	0	0				
Coot Veal, R (9.6) OBP: 0.315, SLG: 0.300													2	0	1	0	0	0	1				
<b>Inning Stats</b>	R: 0 E: 0 K: 0 S: 4	H: 1 LOB: 1 BB: 0 P: 4	R: 0 E: 0 K: 0 S: 4	H: 1 LOB: 1 BB: 0 P: 4	R: 0 E: 0 K: 1 S: 5	H: 0 LOB: 0 BB: 0 P: 5	R: 0 E: 0 K: 2 S: 8	H: 1 LOB: 1 BB: 1 P: 8	R: 1 E: 0 K: 1 S: 7	H: 1 LOB: 3 BB: 1 P: 12	R: 0 E: 0 K: 1 S: 4	H: 1 LOB: 2 BB: 1 P: 8	R: 0 E: 0 K: 0 S: 3	H: 1 LOB: 1 BB: 0 P: 6	R: 0 E: 0 K: 0 S: 4	H: 1 LOB: 1 BB: 0 P: 4	R: 0 E: 1 K: 1 S: 6	H: 0 LOB: 1 BB: 0 P: 6	1B: 7 2B: 2 3B: 0 HR: 0	SF: 0 SAC: 1 DP: 0 HBP: 1	WP: 0 PB: 0 SB: 1 CS: 0	PA: 55	
<b>PITCHER</b>	IP WLS BF H R ER SO BB IBB HBP BLK WP HR S P ERA WHIP	Ron Moeller, L (1.1) ERA: 4.4	Art Fowler, R (7.1) ERA: 2.84	Ryne Duren, R (8.1) ERA: 4.5	Ron Kline, R (8.1) ERA: 4.42	Ted Bowsfield, L (11.1) ERA: 3.0	<b>PITCHER</b>																

**Los Angeles Angels @ Washington Senators**  
Griffith Stadium, Washington, DC  
Wed May 31 1961, 7:05 PM EDT  
Att. 10,873 - Unknown

AB 46  
R 3  
H 9  
RBI 2  
BB 7  
SO 9  
LOB 38










Batter	1	2	3	4	5	6	7	8	9	AB	R	H	RBI	BB	SO	LOB	TOP		
Dick Howser, R (1, 6) OBP: 0.416, SLG: 0.388	4-0 BB		0-0 FC6-4		0-0 6-3		0-0 F7		0-0 2B	4	1	1	0	1	0	1	Kansas City Athletics @ Washington Senators Griffith Stadium, Washington, DC Fri Jun 02 1961, 7:05 PM EDT Att: 13,183 - Unknown		
Al Pilarcik, L (1, 9) OBP: 0.255, SLG: 0.216 Reno Bertioia, R (9, PH) OBP: 0.333, SLG: 0.276	0-3 K		0-0 G4-6-3		0-0 4-3			0-0 1B	0-0 2B	4	0	1	0	0	1	2			
Bob Boyd, L (1, 3) OBP: 0.263, SLG: 0.306	0-0 4-3			0-0 1B		0-0 F9		0-0 F8	0-0 4-3	5	1	1	0	0	0	3			
Norm Siebern, L (1, 7) OBP: 0.354, SLG: 0.422	0-3 K			0-0 L4-3		0-0 F3		0-0 F9		4	0	1	0	0	1	2			
Leo Posada, R (1, 8) OBP: 0.426, SLG: 0.569		0-3 K		0-0 L4-3		0-0 1B		0-3 K		4	0	1	0	0	2	3			
Joe Pignatano, R (1, 2) OBP: 0.406, SLG: 0.534		0-0 D1 S		0-0 1B		0-0 FC6-4			4-0 HR	3	1	3	1	1	0	0			
Andy Carey, R (1, 5) OBP: 0.356, SLG: 0.386		0-0 P4		0-0 1B		0-0 FC6-4			0-0 HR	4	1	2	2	0	0	3			
Wayne Causey, L (1, 4) OBP: 0.222, SLG: 0.280 Lou Klimchock, L (9, PH) OBP: 0.290, SLG: 0.350		0-0 3-1		0-0 4-3			0-0 F7		0-0 G3	3	0	0	0	0	0	3			
Bud Daley, L (1, 1) Ed Rakow, S (4, 1) Jay Hankins, L (5, PH) Paul Giel, R (5, 1) Jerry Walker, S (6, 1) Marv Throneberry, L (6, PH) OBP: 0.330, SLG: 0.357			4-0 FC6-4		0-0 5-3		0-0 F8		0-0 G3	0	0	0	0	1	0	0			
<b>Inning Stats</b>	R: 0 E: 0 K: 2 S: 7	H: 0 LOB: 1 BB: 1 P: 11	R: 0 E: 0 K: 1 S: 6	H: 1 LOB: 1 BB: 0 P: 6	R: 0 E: 0 K: 0 S: 2	H: 0 LOB: 0 BB: 1 P: 6	R: 1 E: 0 K: 0 S: 6	H: 4 LOB: 2 BB: 0 P: 6	R: 0 E: 0 K: 0 S: 3	H: 2 LOB: 2 BB: 0 P: 5	R: 0 E: 0 K: 0 S: 3	H: 0 LOB: 1 BB: 0 P: 3	R: 0 E: 0 K: 1 S: 6	H: 1 LOB: 1 BB: 0 P: 6	R: 3 E: 0 K: 0 S: 6	H: 3 LOB: 1 BB: 1 P: 10		1B: 8 2B: 3 3B: 0 HR: 1	SF: 0 SAC: 0 DP: 2 HBP: 0
<b>PITCHER</b> Dick Donovan, R (1, 1) ERA: 3.42	IP: 9.0 WLS: W BF: 39 H: 11 R: 4 ER: 4 SO: 4 BB: 3 IBB: 0 HBP: 0 BLK: 0 WP: 0 HR: 1 S: 44 P: 56 ERA: 4.00 WHIP: 1.556											<b>PITCHER</b>	IP: 9.0 WLS: W BF: 39 H: 11 R: 4 ER: 4 SO: 4 BB: 3 IBB: 0 HBP: 0 BLK: 0 WP: 0 HR: 1 S: 44 P: 56 ERA: 4.00 WHIP: 1.556						

AB	36
R	4
H	11
RBI	4
BB	3
SO	4
LOB	17



Batter	1	2	3	4	5	6	7	8	9	AB	R	H	RBI	BB	SO	LOB	BOTTOM		
Jim Mahoney, R (1, 6) OBP: 0.243, SLG: 0.209	0-0 6-3			0-0 1B		0-3 K	0-0 1-3			5	0	2	1	0	1	1	Kansas City Athletics @ Washington Senators Griffith Stadium, Washington, DC Fri Jun 02 1961, 7:05 PM EDT Att: 13,183 - Unknown		
Danny O'Connell, R (1, 4) OBP: 0.373, SLG: 0.317 Billy Klaus, L (7, 5) OBP: 0.296, SLG: 0.344	0-0 F8	0-0 PO	0-0 S	0-0 F9		0-0 F8			0-0 1B	4	1	1	0	0	0	2			
Chuck Hinton, R (1, 7) OBP: 0.372, SLG: 0.416	0-0 F9		0-0 5-3		4-0 CS	0-0 BB	0-0 F9		0-0 1B	4	1	1	0	1	0	2			
Jim King, L (1, 9) OBP: 0.442, SLG: 0.639		0-0 3B	0-0 G5-4-3		4-0 1B	4-0 HR		0-0 4-3		3	3	2	1	2	0	0			
Harry Bright, R (1, 5) OBP: 0.284, SLG: 0.337		0-0 F7	0-0 G5-4-3		0-0 HR	0-0 2B		0-0 6-3		5	2	2	2	0	0	2			
Dale Long, L (1, 3) OBP: 0.340, SLG: 0.539 R C Stevens, R (7, 3) OBP: 0.212, SLG: 0.136		0-3 K		0-0 F8		0-0 HR	0-0 2B		0-3 K	4	1	2	5	0	1	1			
Marty Keough, L (1, 8) OBP: 0.301, SLG: 0.364		0-0 1B		0-0 4-3		0-0 F7	0-0 1B		0-0 1B	4	1	2	1	0	0	0			
Gene Green, R (1, 2) OBP: 0.342, SLG: 0.515		4-0 1B		4-0 2B		0-0 F9	0-0 L8			2	1	0	0	2	0	2			
Dick Donovan, L (1, 1) OBP: 0.353, SLG: 0.333		0-0 PO		0-0 1B		0-0 1B	0-0 F8			4	2	3	2	0	0	0			
<b>Inning Stats</b>	R: 0 E: 0 K: 0 S: 3	H: 0 LOB: 0 BB: 0 P: 3	R: 2 E: 0 K: 1 S: 8	H: 4 LOB: 1 BB: 1 P: 12	R: 1 E: 0 K: 0 S: 4	H: 2 LOB: 0 BB: 0 P: 4	R: 2 E: 0 K: 0 S: 5	H: 2 LOB: 1 BB: 1 P: 9	R: 3 E: 0 K: 0 S: 4	H: 2 LOB: 2 BB: 2 P: 12	R: 4 E: 0 K: 1 S: 10	H: 5 LOB: 2 BB: 1 P: 14	R: 0 E: 0 K: 0 S: 4	H: 1 LOB: 1 BB: 0 P: 4	R: 0 E: 0 K: 1 S: 5	H: 0 LOB: 0 BB: 0 P: 5		1B: 10 2B: 4 3B: 1 HR: 1	SF: 0 SAC: 0 DP: 1 HBP: 0
<b>PITCHER</b> Bud Daley, L (1, 1) ERA: 5.09 Ed Rakow, R (4, 1) ERA: 7.0 Paul Giel, R (5, 1) ERA: 12.0 Jerry Walker, R (6, 1) ERA: 5.7	IP: 3.0 WLS: L BF: 14 H: 6 R: 3 ER: 3 SO: 1 BB: 0 IBB: 0 HBP: 0 BLK: 0 WP: 0 HR: 0 S: 15 P: 19 ERA: 9.00 WHIP: 2.000											<b>PITCHER</b>	IP: 3.0 WLS: L BF: 14 H: 6 R: 3 ER: 3 SO: 1 BB: 0 IBB: 0 HBP: 0 BLK: 0 WP: 0 HR: 0 S: 15 P: 19 ERA: 9.00 WHIP: 2.000						

AB	37
R	12
H	16
RBI	12
BB	5
SO	3
LOB	10

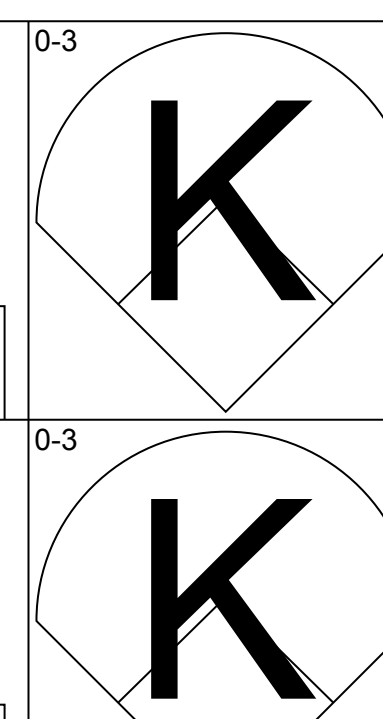
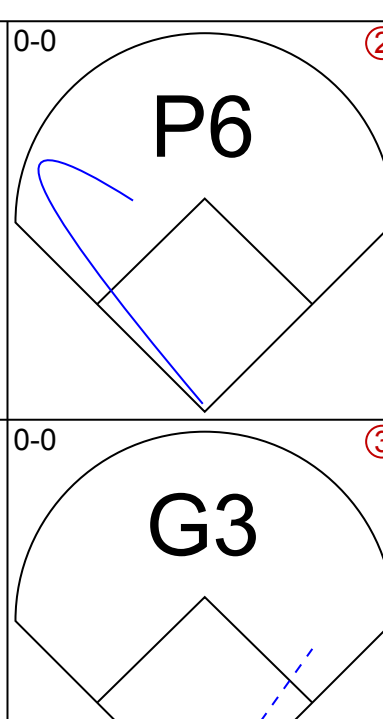
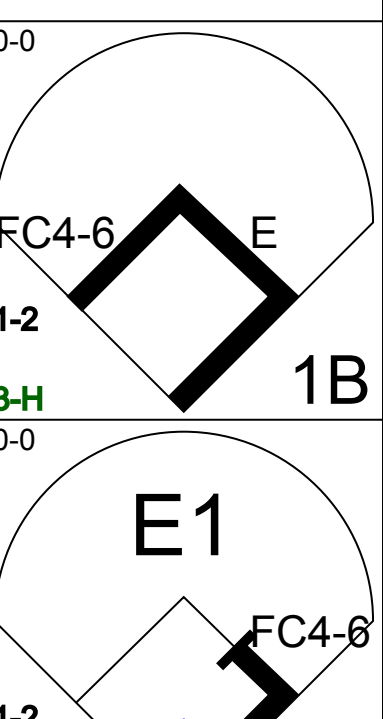
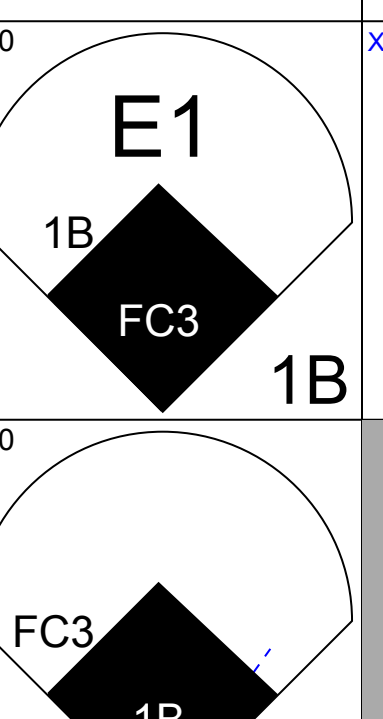
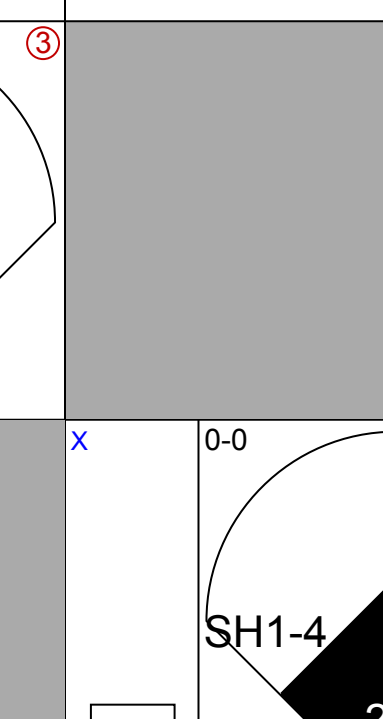
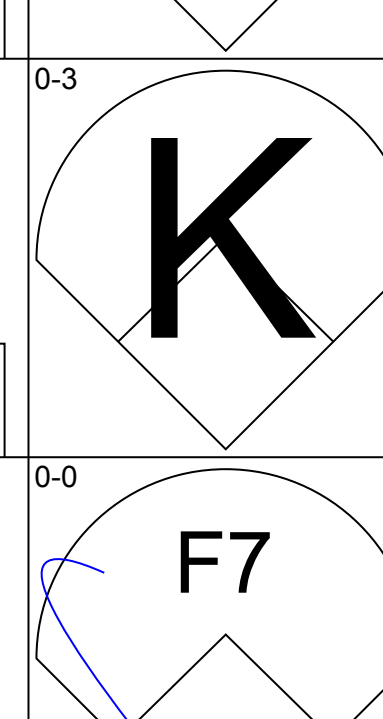
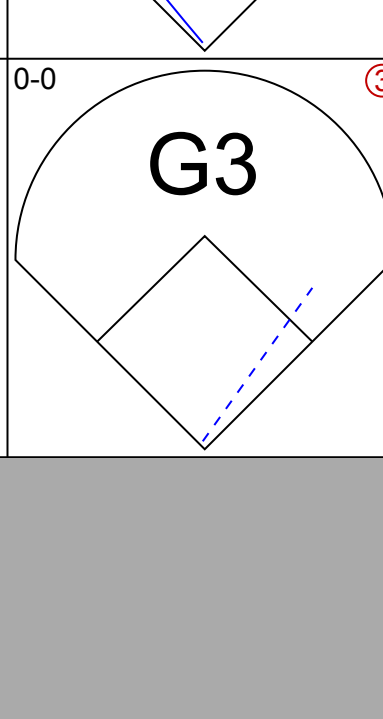
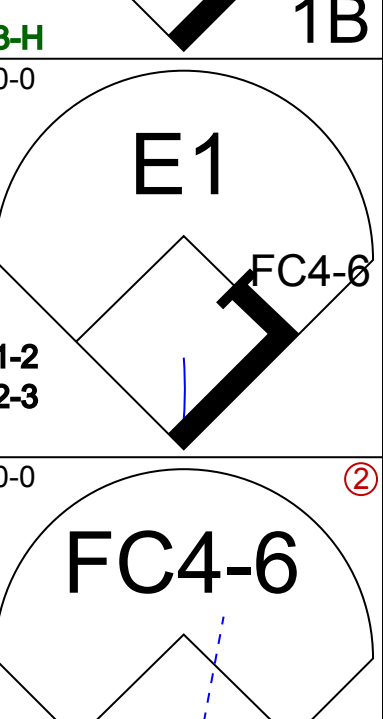
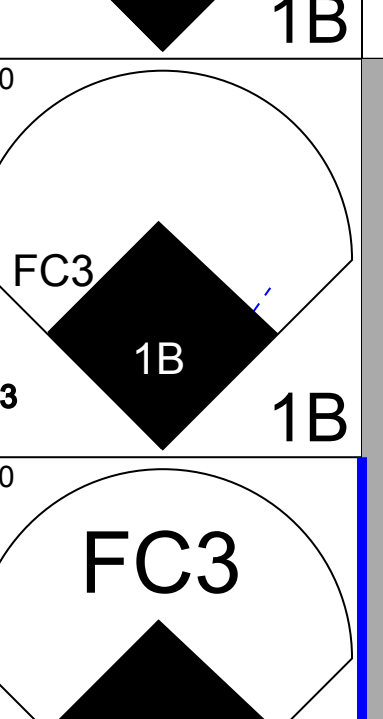
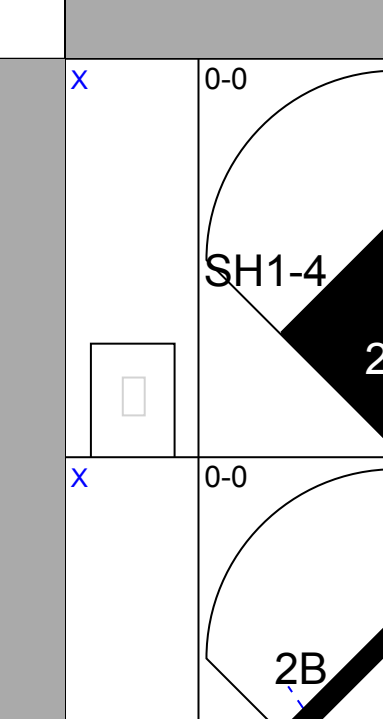
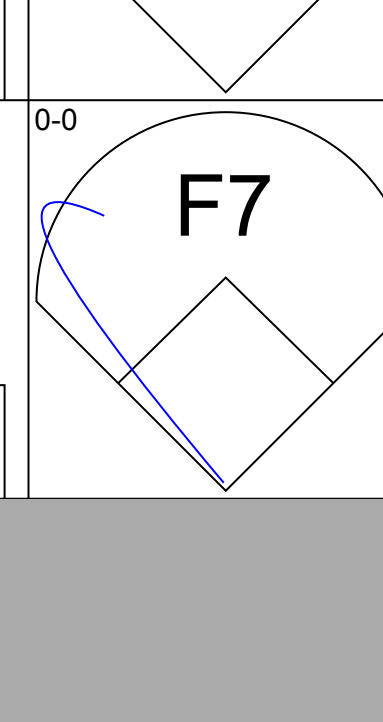
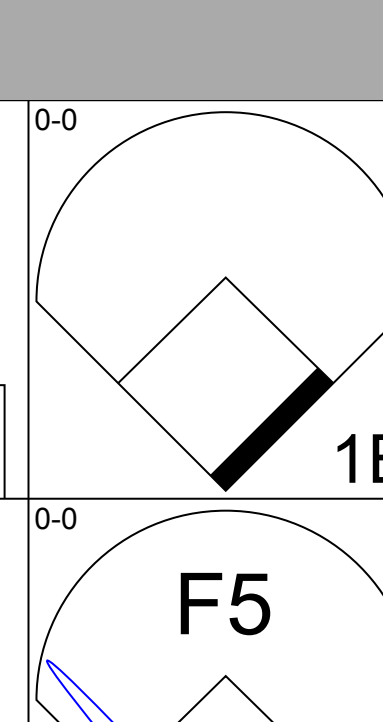
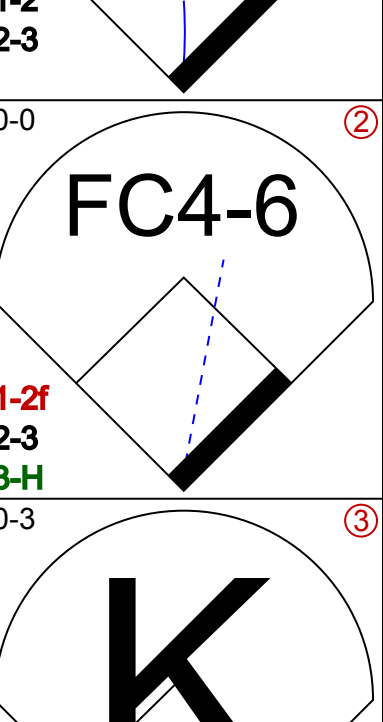
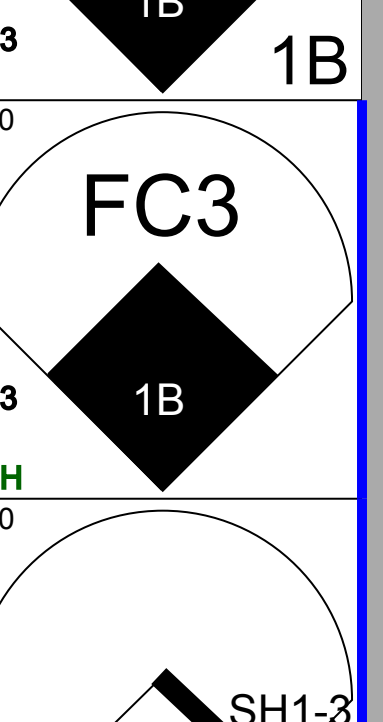
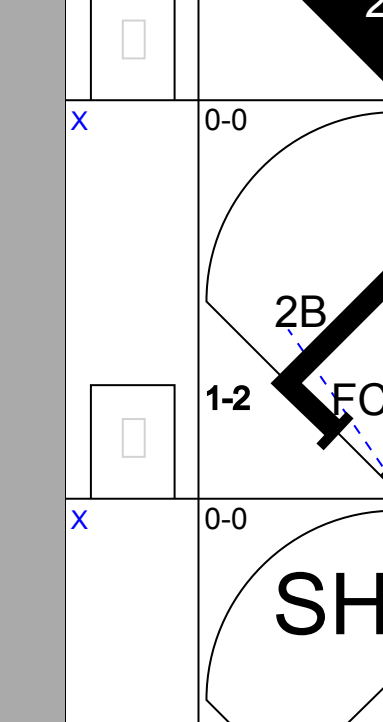
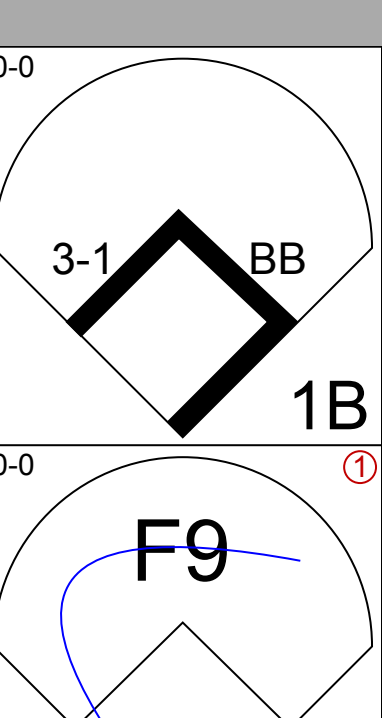
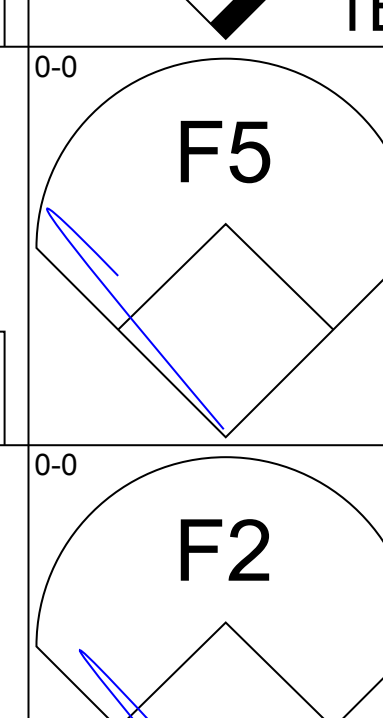
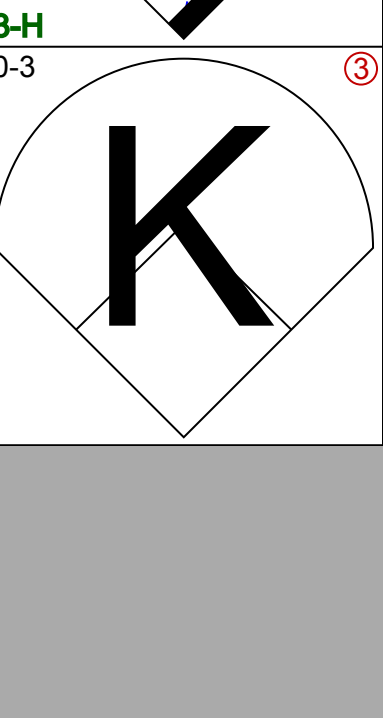
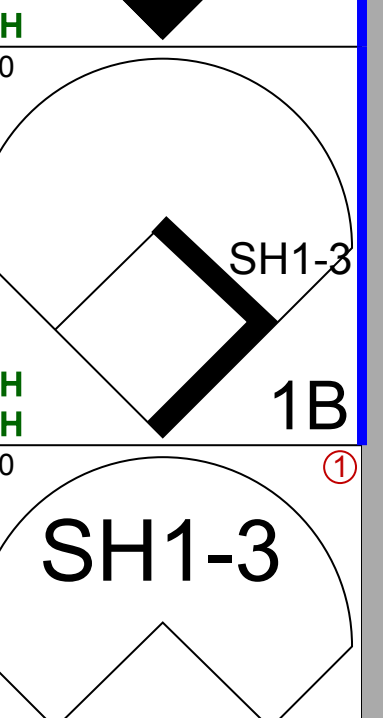
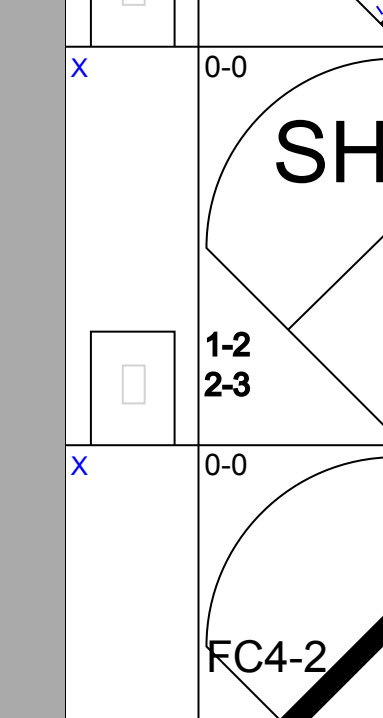
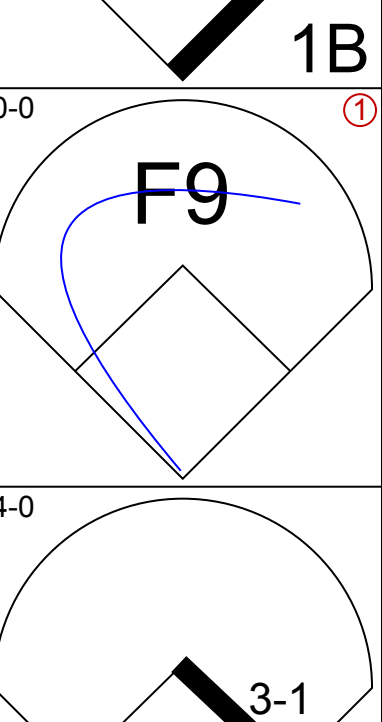
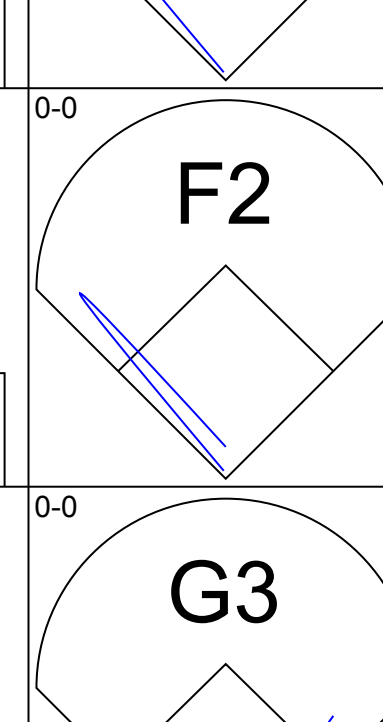
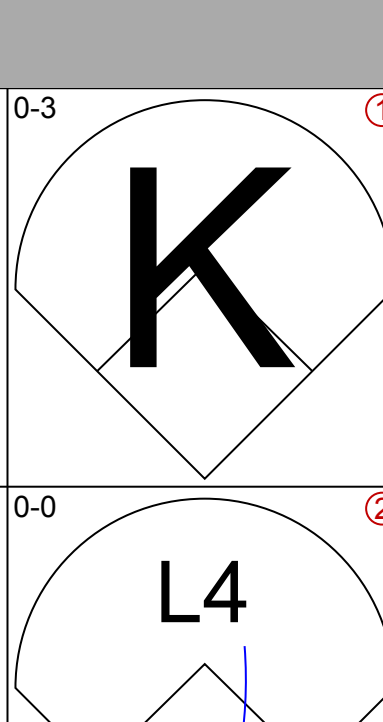
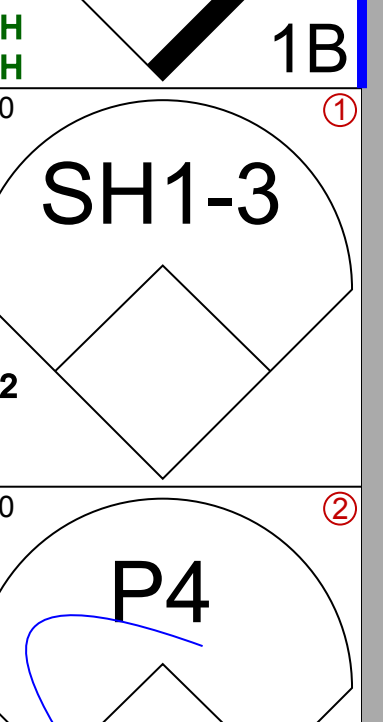
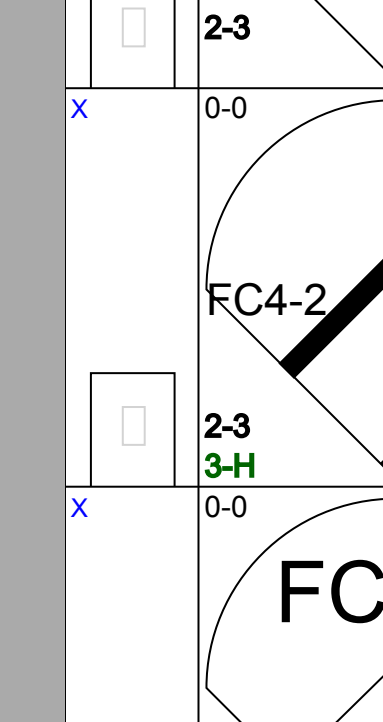
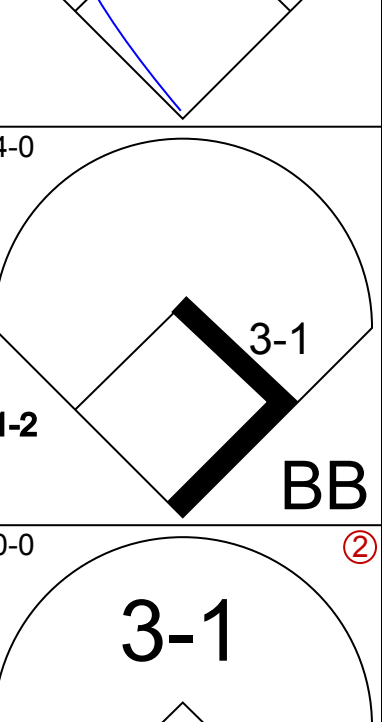
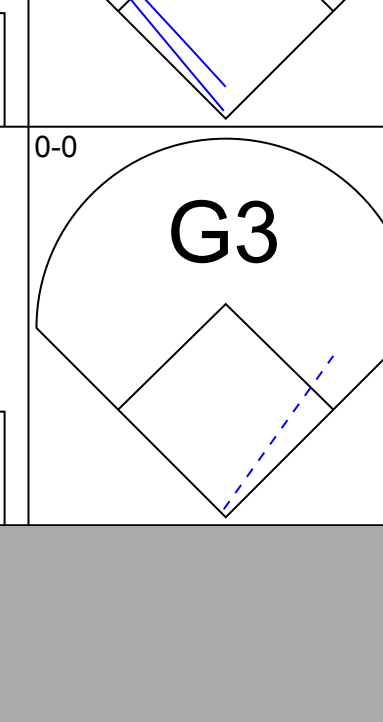
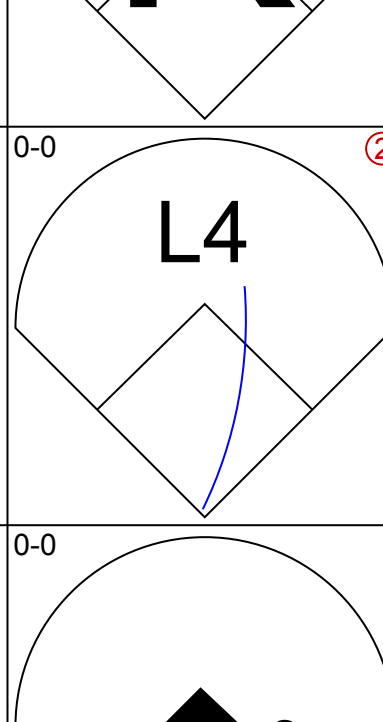
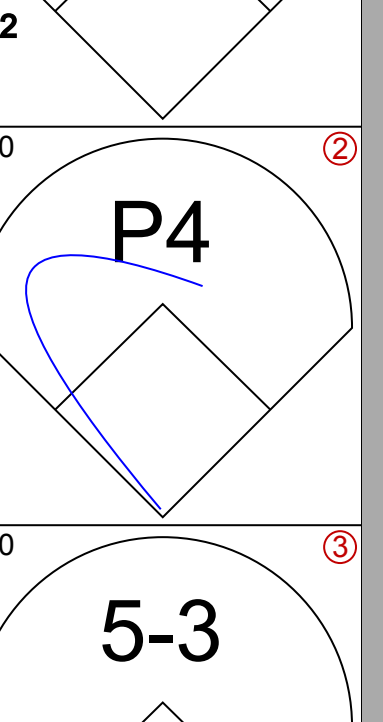
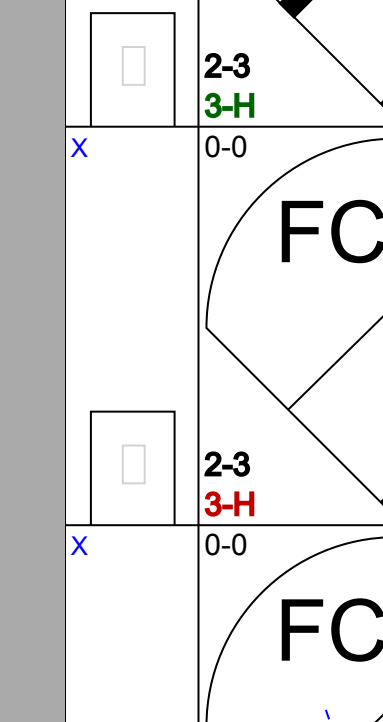
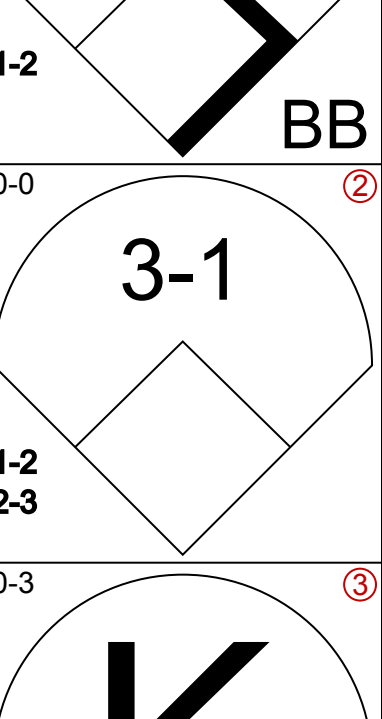
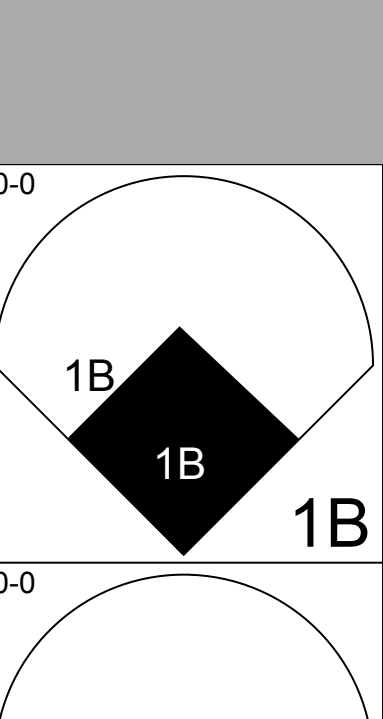
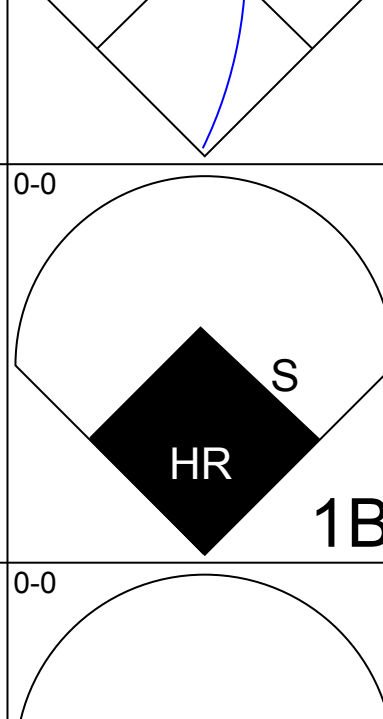
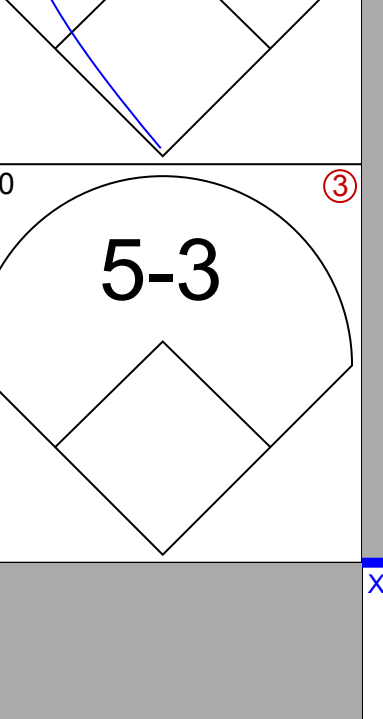
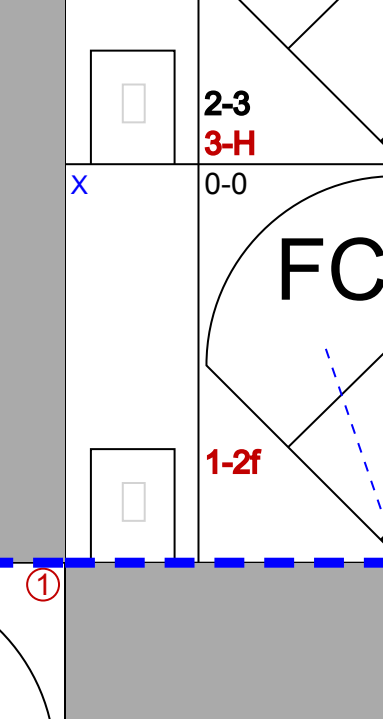
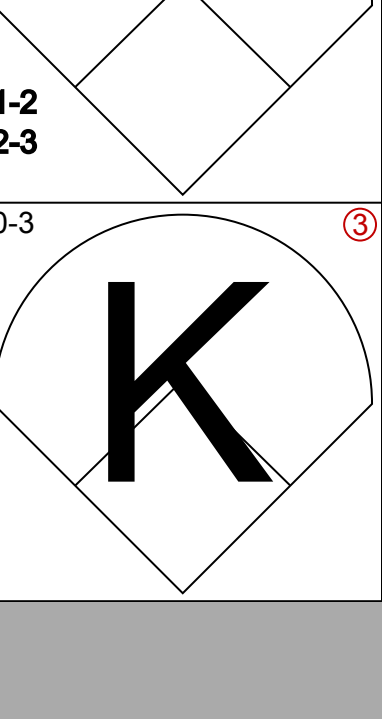
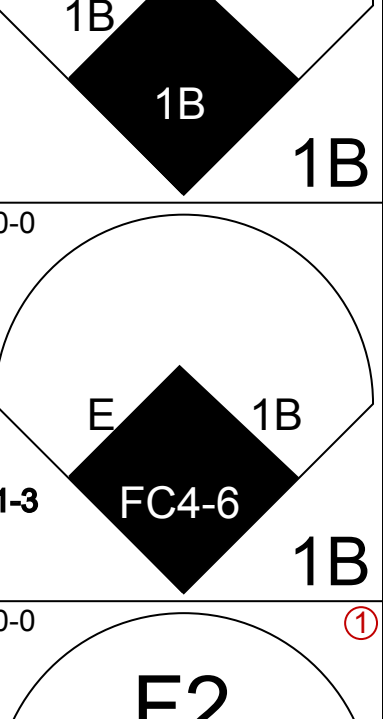
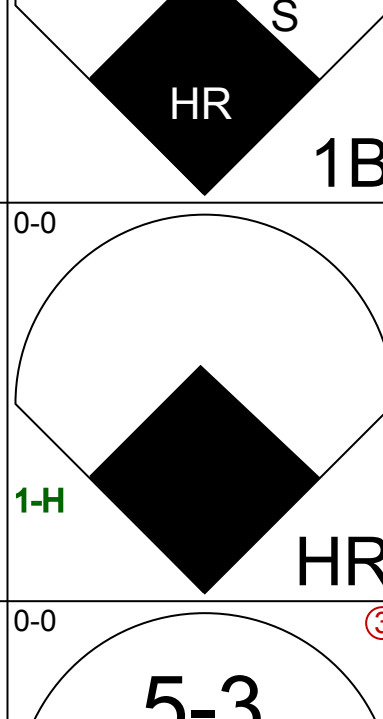
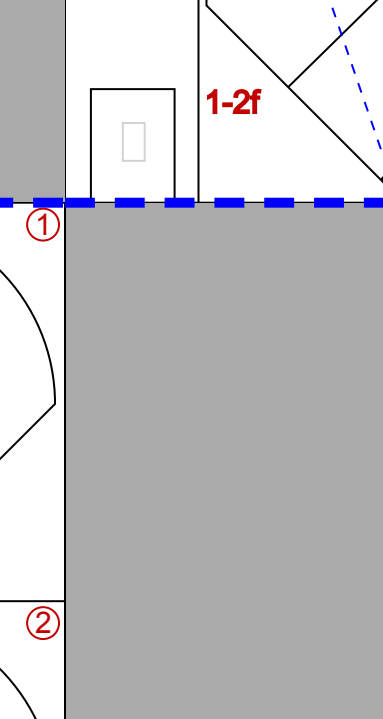
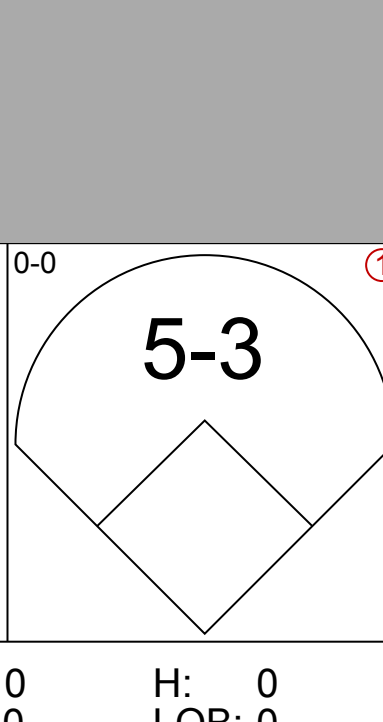
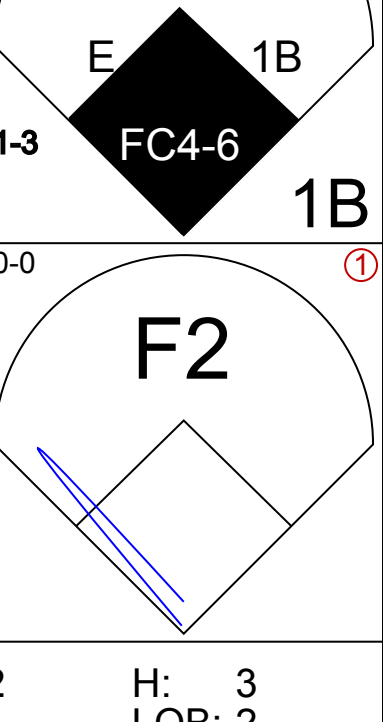
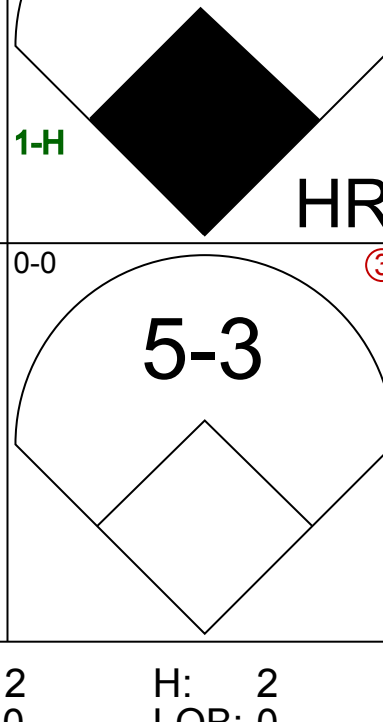
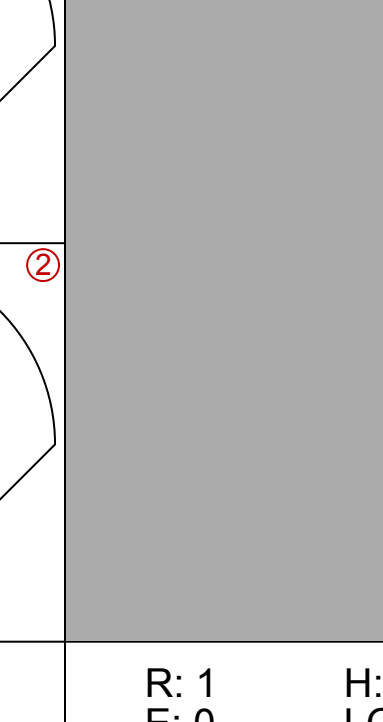


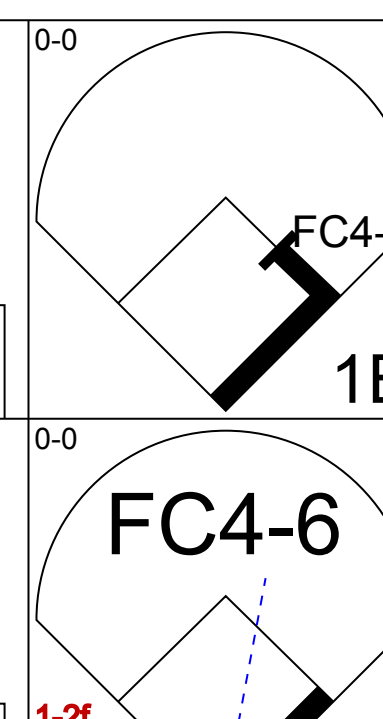
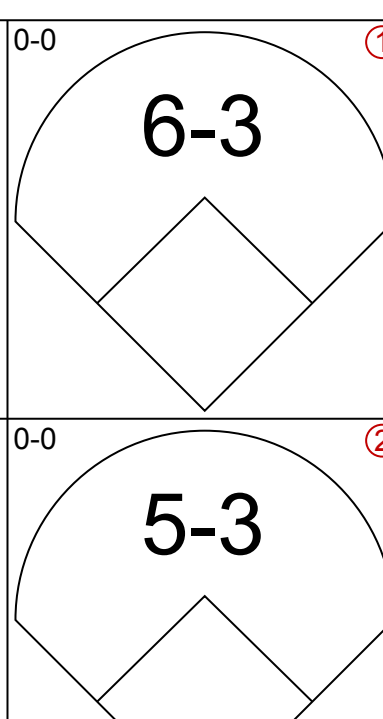
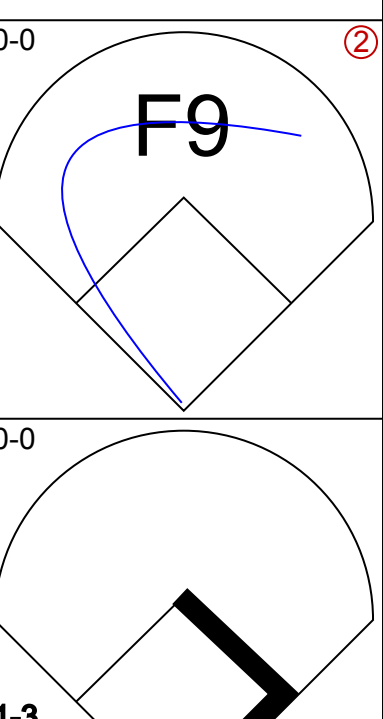
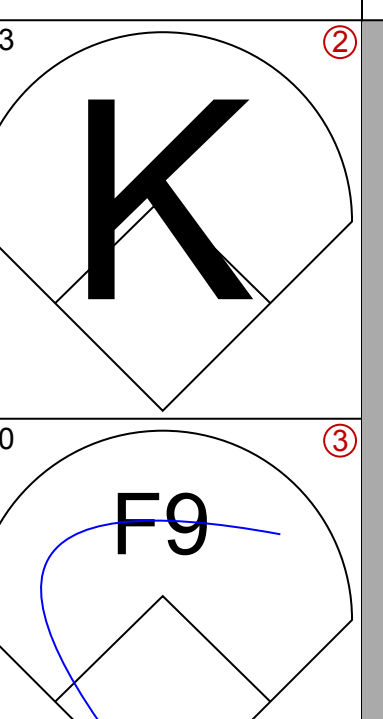
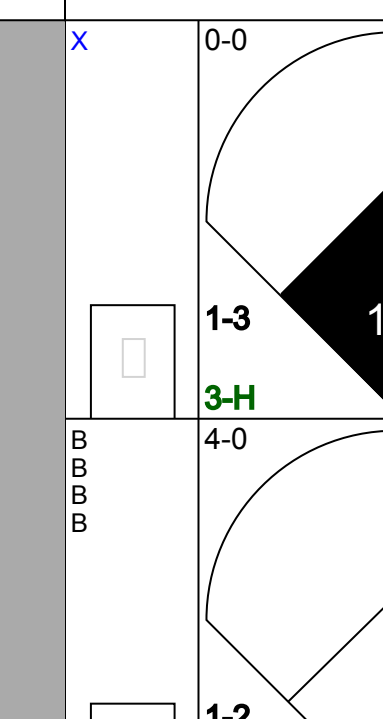
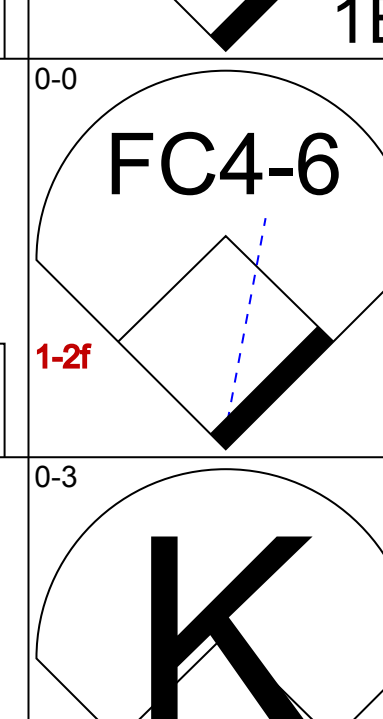
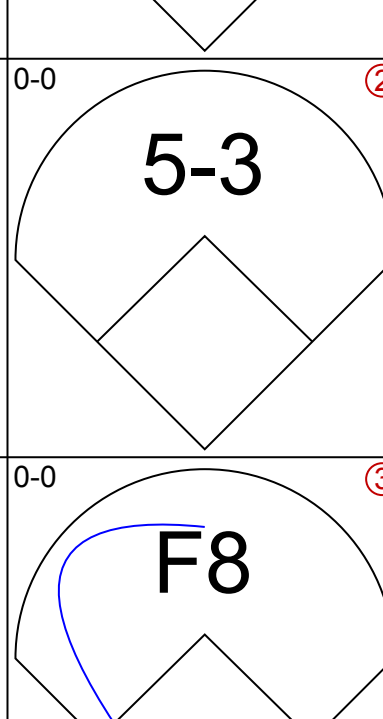
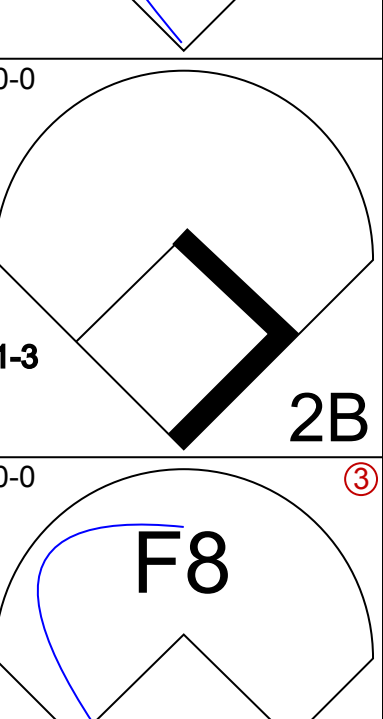
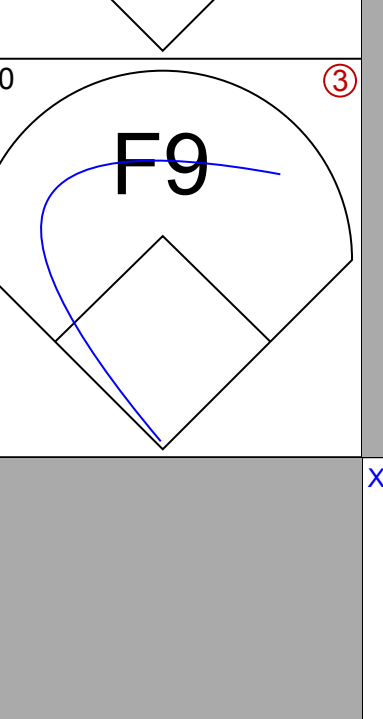
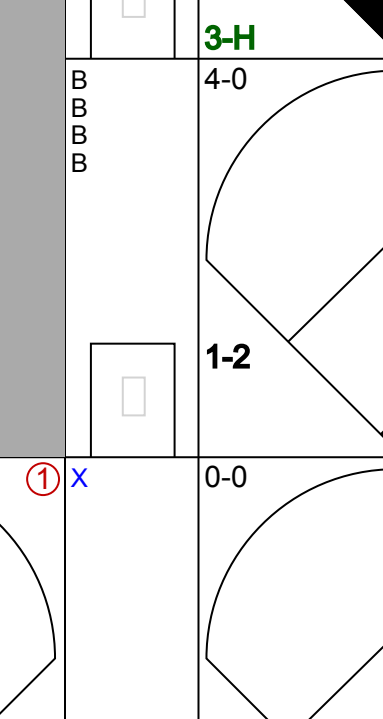
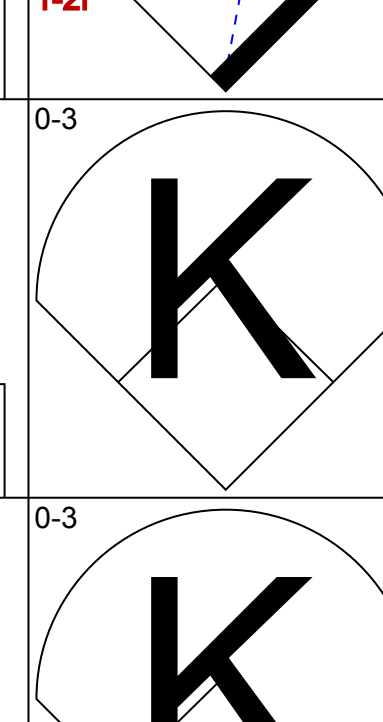
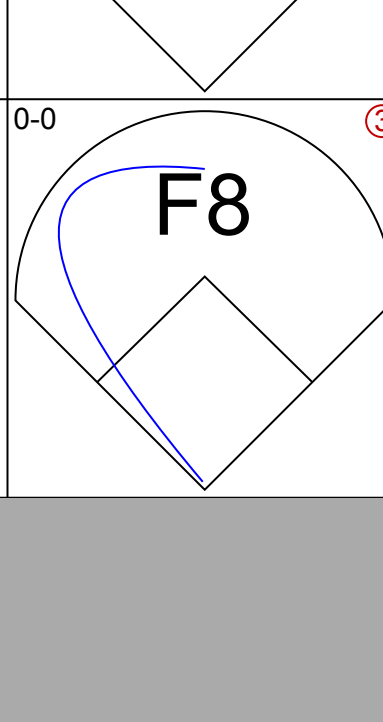
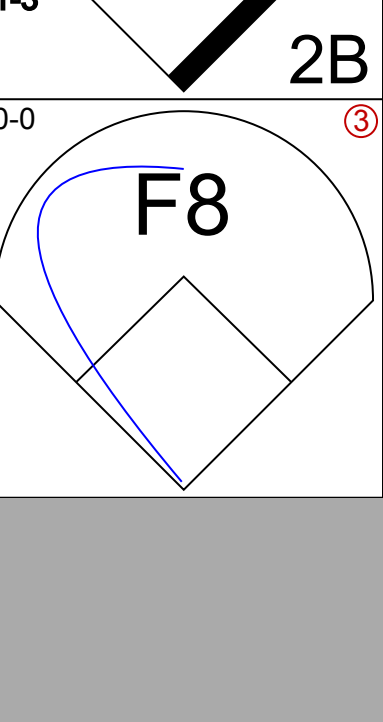

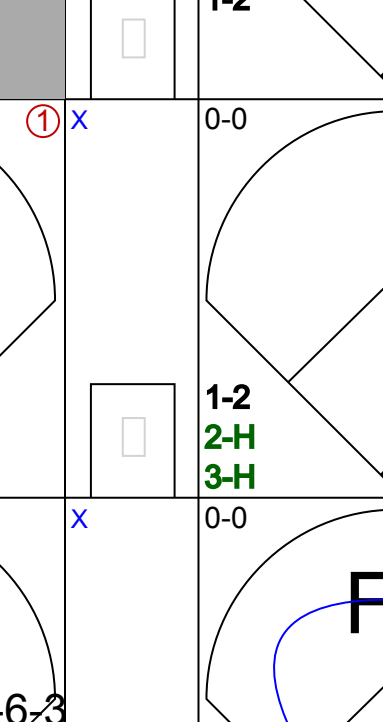
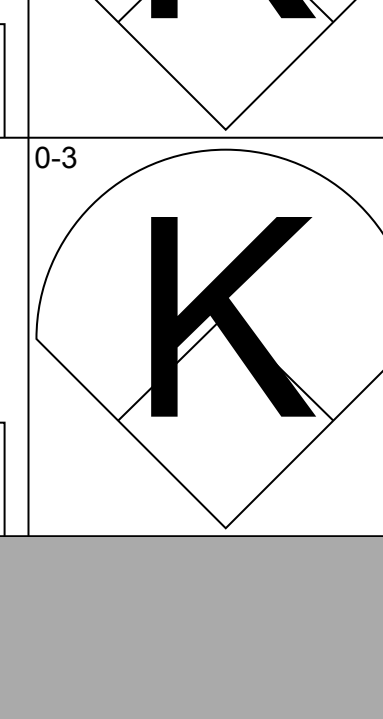
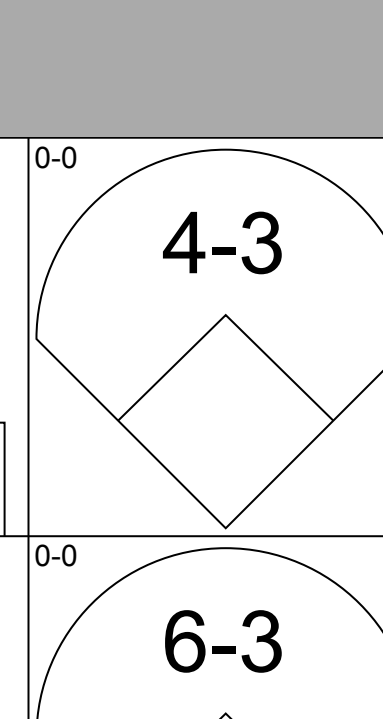
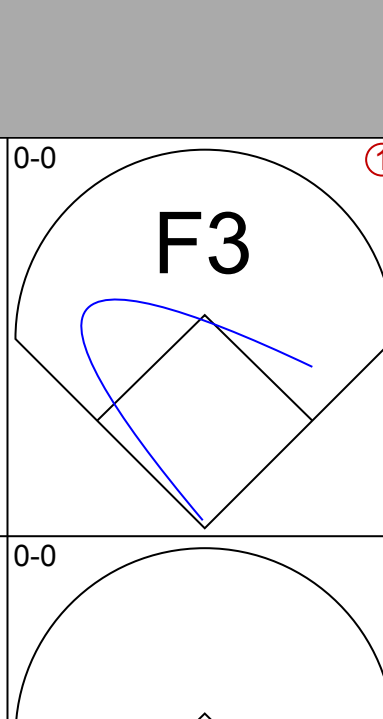

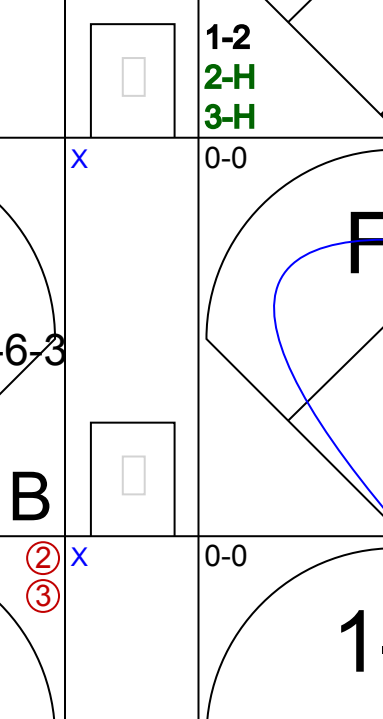
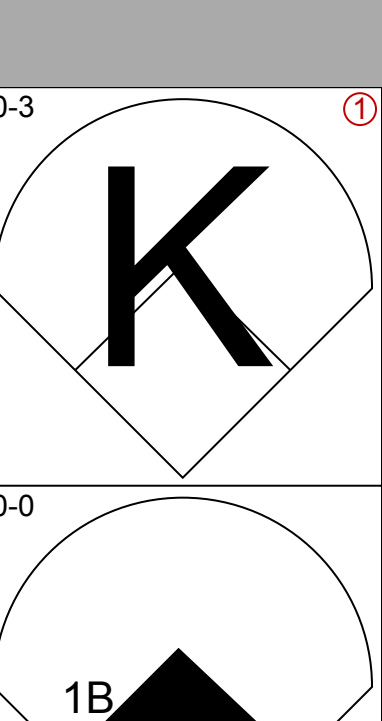
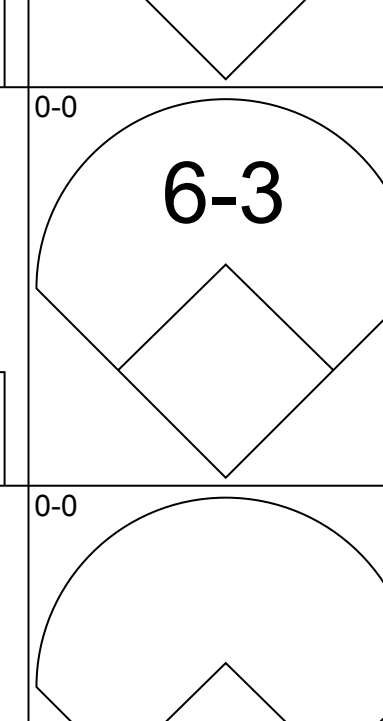
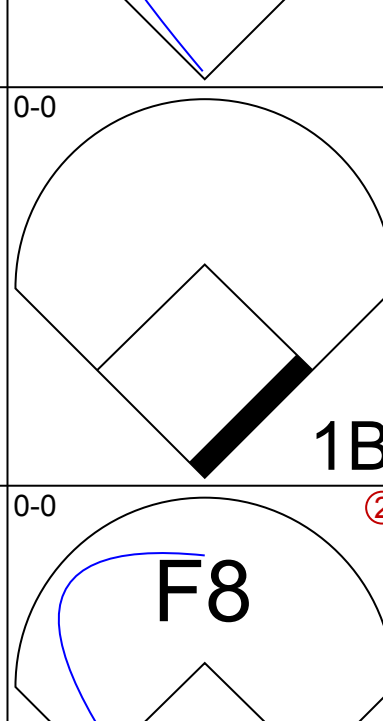

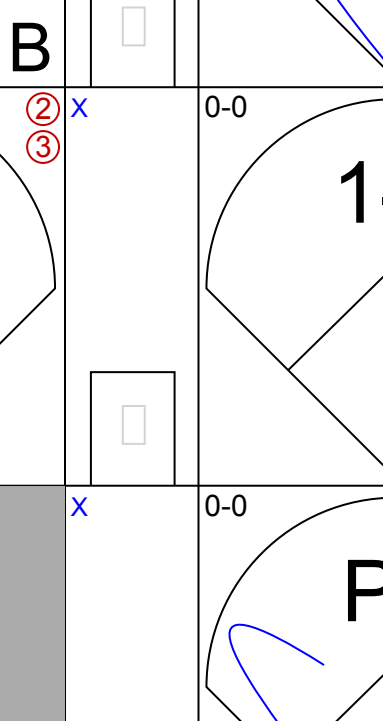
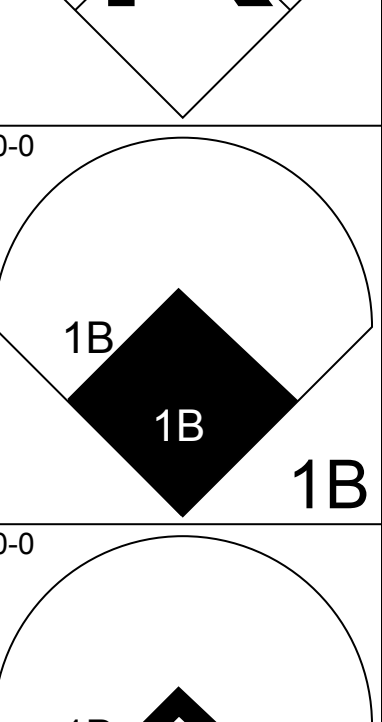
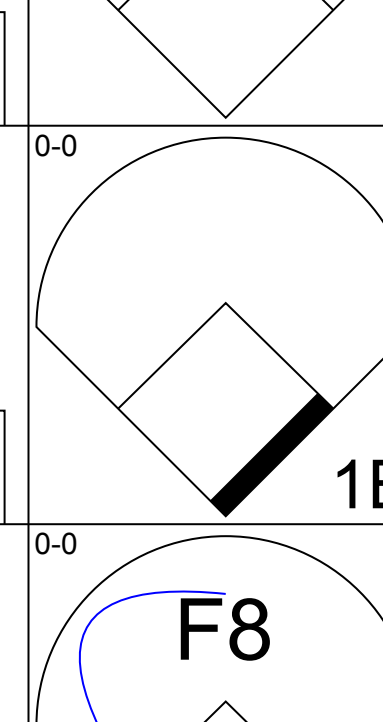
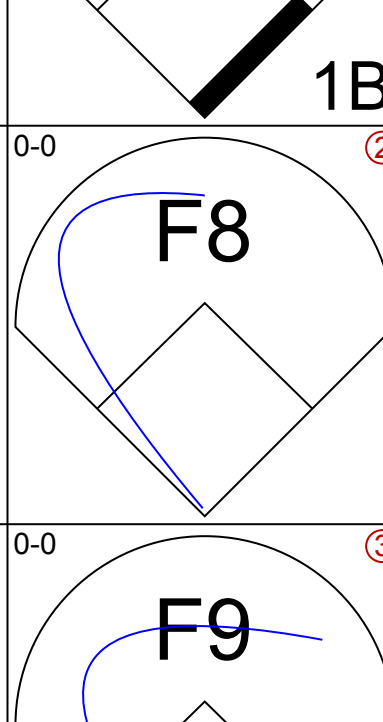
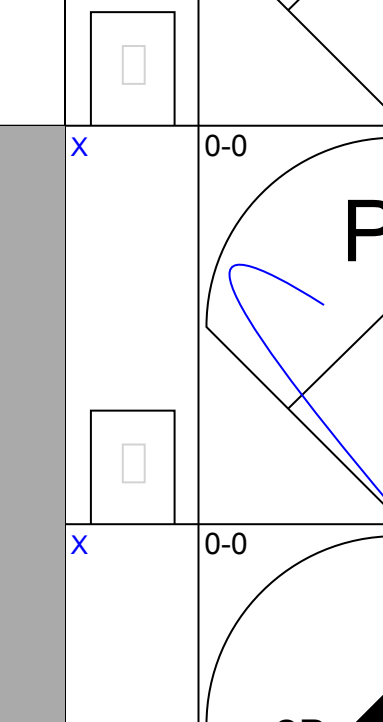
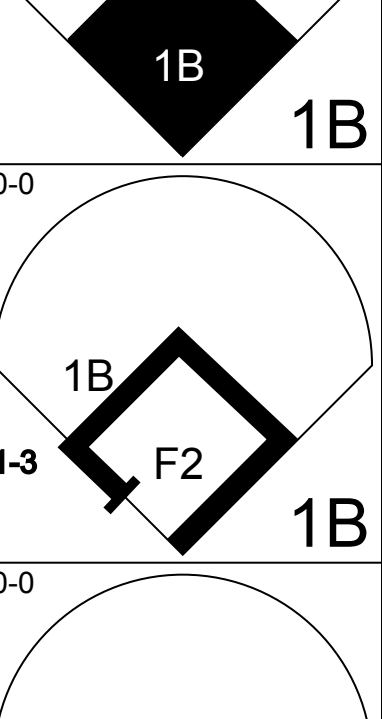
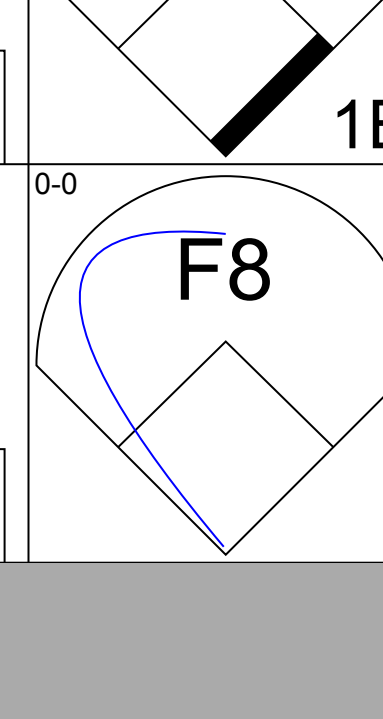
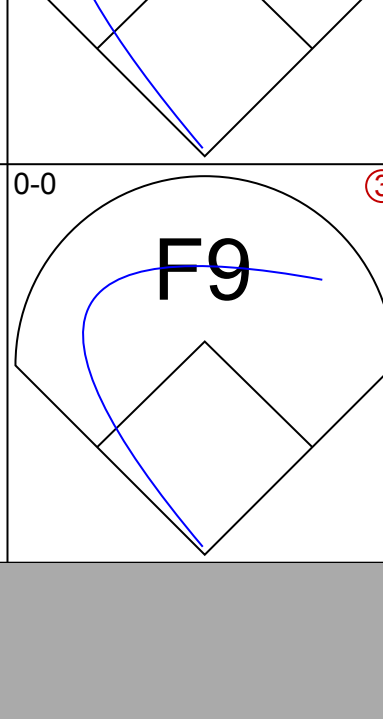
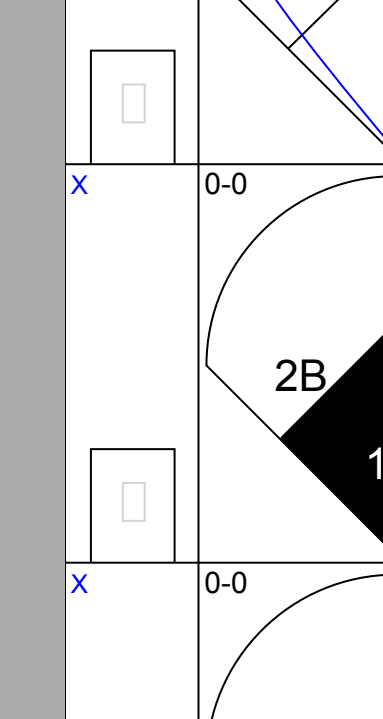
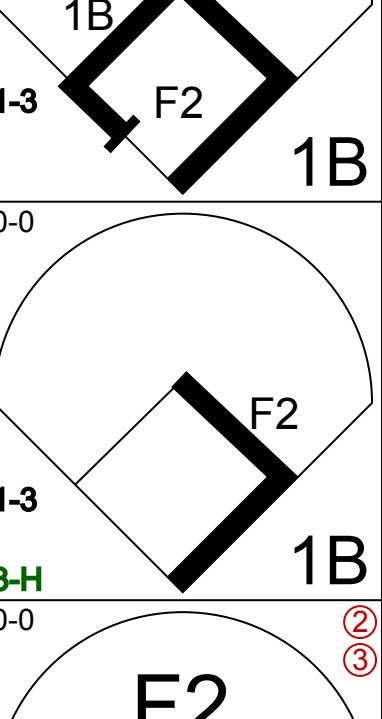
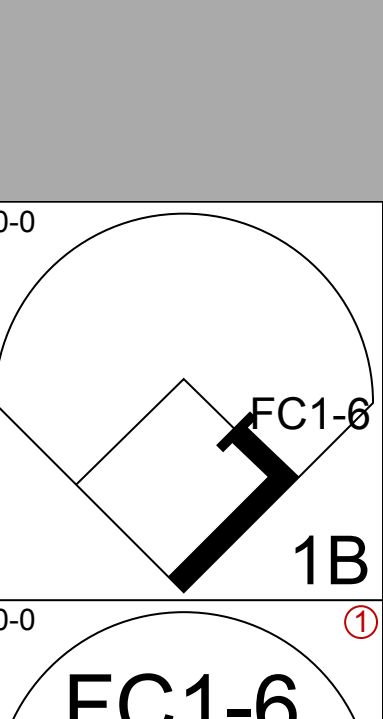
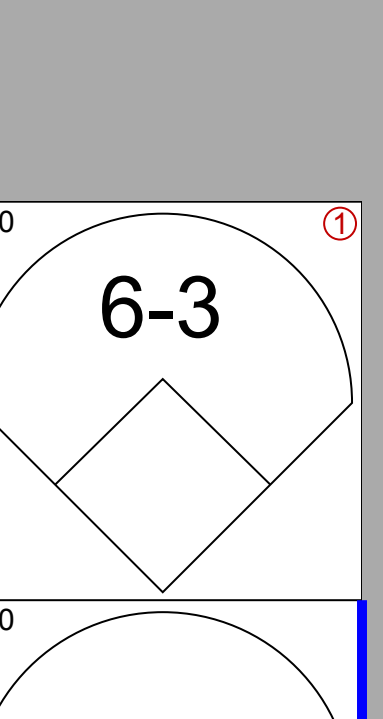
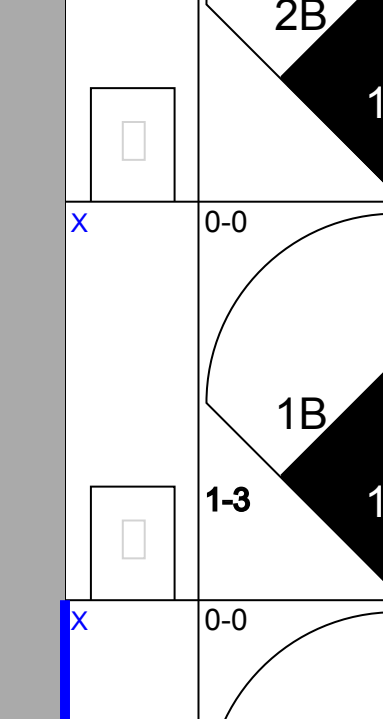
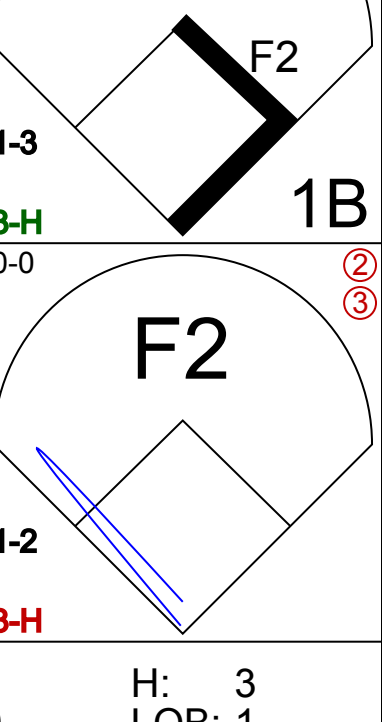
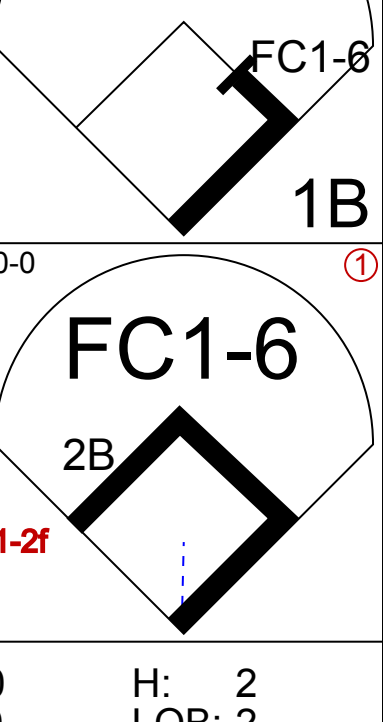
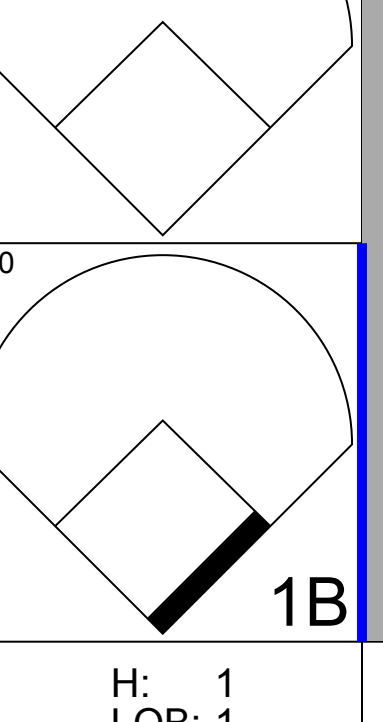
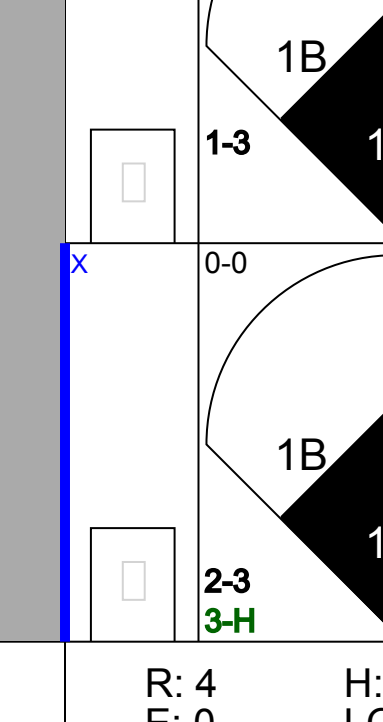


Batter	1	2	3	4	5	6	7	8	9	AB	R	H	RBI	BB	SO	LOB	TOP		
Dick Houser, R OBP: 0.421, SLG: 0.397 (1, 6)	G3	K				E 3B BB	FC5-4 1B	2B		4	1	2	0	1	1	0	Kansas City Athletics @ Washington Senators Griffith Stadium, Washington, DC Sat Jun 03 1961, 3:33 AM EDT Att: 4,659 - Unknown		
Hank Bauer, R OBP: 0.297, SLG: 0.356 (1, 9)	1B 2B 1B		SH1-3 1B		SF8 3B	F8	F7		5	2	3	1	0	0	2				
Joe Pignatano, R OBP: 0.412, SLG: 0.525 (1, 2)	BB 2B 1B		SH1-3 1-2		FC5-4 2B BB			K	3	2	1	0	1	1	1				
Leo Posada, R OBP: 0.411, SLG: 0.541 (1, 8)	2B FC5 BB		K		SF8			K	3	1	0	1	1	3	1				
Haywood Sullivan, R OBP: 0.372, SLG: 0.451 (1, 3)	FC5 1-3 2H 2B		5-3		3-H 0-0 1-H 2B			5-3	5	1	2	3	0	0	1				
Andy Carey, R OBP: 0.344, SLG: 0.371 (1, 5)	FC5 FC6				5-3	P6		F2	4	0	0	1	0	0	2				
Norm Siebern, L OBP: 0.358, SLG: 0.439 (1, 7)	2-3 2H 3-H FC6 1-2				K			WP SF9 2B	4	1	2	1	0	1	1				
Reno Bertoia, R OBP: 0.331, SLG: 0.278 (1, 4)		6-3			FC6-4 1B	1-3		SF9	3	0	1	1	0	0	1				
Norm Bass, R (1, 1)		5-3			FC6-4 1-2			K	4	0	0	0	0	2	1				
<b>Inning Stats</b>	R: 3 E: 0 K: 0 S: 6	H: 3 LOB: 1 BB: 1 P: 10	R: 0 E: 0 K: 1 S: 5	H: 0 LOB: 0 BB: 0 P: 5	R: 0 E: 0 K: 1 S: 6	H: 1 LOB: 1 BB: 0 P: 6	R: 0 E: 0 K: 1 S: 6	H: 1 LOB: 1 BB: 0 P: 6	R: 4 E: 1 K: 0 S: 6	H: 3 LOB: 1 BB: 2 P: 14	R: 0 E: 0 K: 1 S: 5	H: 0 LOB: 0 BB: 0 P: 5	R: 1 E: 0 K: 1 S: 7	H: 2 LOB: 1 BB: 0 P: 7	R: 0 E: 0 K: 2 S: 7	H: 0 LOB: 0 BB: 0 P: 7	1B: 5 2B: 5 3B: 1 HR: 0	SF: 2 SAC: 1 DP: 0 HBP: 0	WP: 1 PA: 41 PB: 0 SB: 0 CS: 0
<b>PITCHER</b>	IP WLS BF H R ER SO BB IBB HBP BLK WP HR S P ERA WHIP	IP WLS BF H R ER SO BB IBB HBP BLK WP HR S P ERA WHIP																	
Hal Woodeshick, L ERA: 4.02 (1, 1)	4.0 L 20 6 2 2 1 0 0 0 0 0 0 24 32 9.00 2.000																		
John Gabler, R ERA: 3.32 (5, 1)	1.0 0 6 2 1 1 3 0 0 0 0 0 0 5 9 9.00 3.000																		
Johnny Klippstein, R ERA: 6.57 (6, 1)	3.0 0 12 3 1 1 3 0 0 0 0 0 0 18 18 3.00 1.000																		
Pete Burnside, L ERA: 5.52 (9, 1)	1.0 0 3 0 0 0 2 0 0 0 0 0 0 7 7 0.00 0.000																		

Batter	1	2	3	4	5	6	7	8	9	AB	R	H	RBI	BB	SO	LOB	BOTTOM				
Jim Mahoney, R OBP: 0.230, SLG: 0.197 (1, 6)	1-3		3-1			5-3		F9		4	0	0	0	0	0	1	Kansas City Athletics @ Washington Senators Griffith Stadium, Washington, DC Sat Jun 03 1961, 3:33 AM EDT Att: 4,659 - Unknown				
Danny O'Connell, R OBP: 0.371, SLG: 0.311 (1, 4)	4-3		5-3			4-3		BB		3	0	0	0	1	0	0					
Chuck Hinton, R OBP: 0.378, SLG: 0.420 (1, 7)	F9				G6-4-3 1B			L8		4	0	2	0	0	0	2					
Jim King, L OBP: 0.434, SLG: 0.616 (1, 9)		1B BB			F9			F8		3	0	0	0	1	1	4					
Willie Tasby, R OBP: 0.371, SLG: 0.459 (1, 8)		P6			G6-4-3 1-2			1B BB		2	0	0	0	2	0	2					
Dale Long, L OBP: 0.338, SLG: 0.530 (1, 3)		P5				FC6-4 1B		F7		4	0	1	0	0	1	3					
Harry Bright, R OBP: 0.303, SLG: 0.356 (1, 5)						F3		G1-4-3 1B		4	0	3	0	0	0	1					
Gene Green, R OBP: 0.325, SLG: 0.486 (1, 2)		FC6 1-2				L7		G1-4-3 1-2		4	0	0	0	0	1	7					
Hal Woodeshick, R OBP: 0.425, SLG: 0.425 (1, 1)						FC6-4 1-2				1	0	0	0	0	0	0					
John Gabler, S OBP: 0.333, SLG: 0.687 (5, PH)										0	0	0	0	0	0	0					
Mary Koenig, L OBP: 0.298, SLG: 0.499 (6, PH)										0	0	0	0	0	0	1					
Johnny Klippstein, R OBP: 0.303, SLG: 0.344 (8, PH)										0	0	0	0	0	0	0					
Billy Klaus, L OBP: 0.303, SLG: 0.344 (9, PH)										0	0	0	0	0	1	0					
Pete Burnside, R OBP: 0.297, SLG: 0.537 (9, PH)										1	0	0	0	0	0	2					
<b>Inning Stats</b>	R: 0 E: 0 K: 0 S: 3	H: 0 LOB: 0 BB: 0 P: 3	R: 0 E: 0 K: 0 S: 4	H: 1 LOB: 2 BB: 1 P: 8	R: 0 E: 0 K: 0 S: 3	H: 0 LOB: 0 BB: 0 P: 3	R: 0 E: 0 K: 0 S: 3	H: 1 LOB: 0 BB: 0 P: 3	R: 0 E: 0 K: 0 S: 4	H: 1 LOB: 1 BB: 0 P: 4	R: 0 E: 0 K: 0 S: 4	H: 1 LOB: 1 BB: 0 P: 4	R: 0 E: 0 K: 0 S: 3	H: 1 LOB: 1 BB: 1 P: 7	R: 0 E: 0 K: 1 S: 5	H: 0 LOB: 2 BB: 2 P: 13	R: 0 E: 0 K: 2 S: 8	H: 1 LOB: 2 BB: 1 P: 12	1B: 6 2B: 0 3B: 0 HR: 0	SF: 0 SAC: 0 DP: 2 HBP: 0	WP: 0 PA: 36 PB: 0 SB: 0 CS: 0
<b>PITCHER</b>	IP WLS BF H R ER SO BB IBB HBP BLK WP HR S P ERA WHIP	IP WLS BF H R ER SO BB IBB HBP BLK WP HR S P ERA WHIP																			
Norm Bass, R ERA: 2.77 (1, 1)	9.0 W 36 6 0 0 3 5 0 0 0 0 0 37 57 0.00 1.222																				



Batter	1	2	3	4	5	6	7	8	9	AB	R	H	RBI	BB	SO	LOB	TOP					
Dick Howser, R (1, 6) OBP: 0.420, SLG: 0.398										5	1	2	1	0	1	0	<b>Kansas City Athletics @ Washington Senators</b> <b>Griffith Stadium, Washington, DC</b> Sun Jun 04 1961, 3:33 AM EDT Att: 8,209 - Unknown					
Joe Pignatano, R (1, 2) OBP: 0.411, SLG: 0.515										5	2	2	0	0	1	2						
Bob Boyd, L (1, 3) OBP: 0.262, SLG: 0.300 Al Pilarcik, L (7, 9) OBP: 0.268, SLG: 0.231										4	1	1	1	0	0	3						
Norm Siebern, L (1, 7) OBP: 0.361, SLG: 0.441 Jay Hankins, L (7, PR) OBP: 0.237, SLG: 0.349										4	0	2	2	0	1	3						
Leo Posada, R (1, 8) OBP: 0.403, SLG: 0.538										4	0	1	1	0	1	2						
Mary Throneberry, L (1, 9) OBP: 0.333, SLG: 0.413									4	0	0	0	1	0	5							
Reno Bertoia, R (1, 4) OBP: 0.333, SLG: 0.283										5	2	2	0	0	6							
Andy Carey, R (1, 5) OBP: 0.349, SLG: 0.404										4	2	2	2	0	1	2						
Jim Archer, R (1, 1) OBP: 0.083, SLG: 0.083										4	0	0	0	0	0	2						
<b>Inning Stats</b>	R: 0 E: 0 K: 2 S: 7	H: 0 LOB: 0 BB: 0 P: 7	R: 0 E: 0 K: 1 S: 6	H: 1 LOB: 2 BB: 1 P: 10	R: 0 E: 0 K: 0 S: 3	H: 0 LOB: 0 BB: 0 P: 3	R: 0 E: 0 K: 0 S: 4	H: 1 LOB: 1 BB: 0 P: 4	R: 2 E: 1 K: 1 S: 9	H: 3 LOB: 2 BB: 0 P: 9	R: 2 E: 0 K: 1 S: 7	H: 2 LOB: 0 BB: 0 P: 7	R: 3 E: 1 K: 0 S: 7	H: 3 LOB: 2 BB: 0 P: 7	R: 0 E: 0 K: 0 S: 3	H: 0 LOB: 0 BB: 0 P: 3		R: 1 E: 0 K: 0 S: 6	H: 3 LOB: 2 BB: 0 P: 6	1B: 11 2B: 1 3B: 0 HR: 1	SF: 0 SAC: 2 DP: 0 HBP: 0	WP: 0 PB: 0 SB: 1 CS: 0
<b>PITCHER</b>	IP WLS BF H R ER SO BB IBB HBP BLK WP HR S P ERA WHIP																					
Ed Hobaugh, R (1, 1) ERA: 4.17	7.0 L 34 10 7 6 5 1 0 0 0 0 0 1 43 47 7.71 1.571																					
Marty Kutyna, R (8, 1) ERA: 3.09	2.0 9 3 1 1 0 0 0 0 0 0 0 0 9 9 4.50 1.500																					

Batter	1	2	3	4	5	6	7	8	9	AB	R	H	RBI	BB	SO	LOB	BOTTOM					
Jim Mahoney, R (1, 6) OBP: 0.241, SLG: 0.211										5	1	2	1	0	1	2	<b>Kansas City Athletics @ Washington Senators</b> <b>Griffith Stadium, Washington, DC</b> Sun Jun 04 1961, 3:33 AM EDT Att: 8,209 - Unknown					
Danny O'Connell, R (1, 4) OBP: 0.371, SLG: 0.315										4	0	1	0	1	0	2						
Chuck Hinton, R (1, 7) OBP: 0.368, SLG: 0.407										5	0	1	2	0	1	3						
Jim King, L (1, 9) OBP: 0.423, SLG: 0.593										5	0	1	0	0	1	3						
Willie Tasby, R (1, 8) OBP: 0.367, SLG: 0.451										5	0	1	0	0	1	3						
Dale Long, L (1, 3) OBP: 0.342, SLG: 0.529										4	1	2	0	0	0	1						
Harry Bright, R (1, 5) OBP: 0.311, SLG: 0.362										4	1	2	0	0	0	2						
Gene Green, R (1, 2) OBP: 0.345, SLG: 0.513										4	1	3	1	0	0	0						
Ed Hobaugh, R (1, 1) OBP: 0.116, SLG: 0.063 R C Stevens, R (7, PH) OBP: 0.224, SLG: 0.150 Marty Kutyna, R (8, 1) OBP: 0.500, SLG: 0.500 Marty Keough, L (8, PH) OBP: 0.304, SLG: 0.366										2	0	0	0	0	0	3						
<b>Inning Stats</b>	R: 0 E: 0 K: 2 S: 8	H: 1 LOB: 1 BB: 0 P: 8	R: 1 E: 0 K: 1 S: 7	H: 3 LOB: 1 BB: 0 P: 7	R: 0 E: 0 K: 0 S: 3	H: 0 LOB: 0 BB: 0 P: 3	R: 0 E: 0 K: 0 S: 4	H: 1 LOB: 1 BB: 0 P: 4	R: 0 E: 0 K: 0 S: 5	H: 2 LOB: 2 BB: 0 P: 5	R: 0 E: 0 K: 0 S: 4	H: 1 LOB: 1 BB: 0 P: 4	R: 0 E: 0 K: 1 S: 6	H: 1 LOB: 1 BB: 0 P: 6	R: 0 E: 0 K: 0 S: 3	H: 1 LOB: 0 BB: 0 P: 3		R: 4 E: 0 K: 0 S: 8	H: 5 LOB: 2 BB: 1 P: 12	1B: 13 2B: 2 3B: 0 HR: 0	SF: 0 SAC: 0 DP: 1 HBP: 0	WP: 0 PB: 0 SB: 0 CS: 0
<b>PITCHER</b>	IP WLS BF H R ER SO BB IBB HBP BLK WP HR S P ERA WHIP																					
Jim Archer, L (1, 1) ERA: 2.44	9.0 W 41 15 5 5 4 1 0 0 0 0 0 0 48 52 5.00 1.778																					



Batter	1	2	3	4	5	6	7	8	9	AB	R	H	RBI	BB	SO	LOB	TOP				
<b>Johnny Temple, R</b> OBP: 0.404, SLG: 0.399	4-0 BB BB	0-0 F7		0-0 P5	0-0 F8		0-0 1B		4-0 BB BB	4	0	1	1	2	0	5	<b>Cleveland Indians @ Washington Senators</b> Griffith Stadium, Washington, DC Mon Jun 05 1961, 7:05 PM EDT Att: 7,742 - Unknown				
<b>Jim Piersall, R</b> OBP: 0.417, SLG: 0.503	4-0 1-2 BB	0-0 3B		0-0 1B		0-0 FC1-5 1B	0-0 1B		0-0 G5-3	5	0	4	2	1	0	2					
<b>Tito Francona, L</b> OBP: 0.360, SLG: 0.393	0-3 K	0-0 4-3		0-0 F8		0-0 FC1-5 1B	0-0 F8			5	0	1	0	0	1	7					
<b>Vic Power, R</b> OBP: 0.318, SLG: 0.416	0-0 P6				4-0 2B 1B BB	0-0 FC1-5		0-0 6-3		4	1	1	0	1	0	4					
<b>Willie Kirkland, L</b> OBP: 0.309, SLG: 0.369	0-3 K			0-0 F8	0-0 F9	0-0 9-4-6		0-0 1-3		5	0	0	0	0	1	6					
<b>John Romano, R</b> OBP: 0.435, SLG: 0.605		0-0 6-3		0-0 P4						3	1	1	0	1	0	1					
<b>Mudcat Grant, R</b> OBP: 0.290, SLG: 0.231					1-3 1B					0	0	0	0	0	0	0					
<b>Valmy Thomas, R</b> OBP: 0.376, SLG: 0.231					2B					1	0	1	0	0	0	0					
<b>Woodie Held, R</b> OBP: 0.378, SLG: 0.478		0-0 1B 3B		0-0 1-3	0-0 1-3		0-0 G5-4-3 BB	0-0 FC5-4 1B		5	1	1	0	0	0	5					
<b>Bubba Phillips, R</b> OBP: 0.317, SLG: 0.412		0-0 1B 3B 1B		0-0 F6	4-0 1B		0-0 E5 3B		0-0 F8	4	2	1	1	1	0	1					
<b>Johnny Antonelli, L</b> OBP: 0.273, SLG: 0.455		0-0 3B 1B		0-0 1B	0-0 IBB					2	1	2	0	0	0	0					
<b>Bobby Locke, R</b> OBP: 0.187, SLG: 0.167		0-0 3B 1B		0-0 1B	0-0 1B					1	0	1	2	0	0	0					
<b>Barry Latman, R</b> OBP: 0.200, SLG: 0.333		1-2 3B 1B		0-0 2B	1-3 2H 3H		0-0 1B 3B		4-0 G5-3 BB	1	1	1	1	1	0	0					
<b>Inning Stats</b>	R: 0 E: 0 K: 2 S: 7	H: 0 LOB: 2 BB: 2 P: 15	R: 3 E: 0 K: 0 S: 7	H: 4 LOB: 1 BB: 0 P: 7	R: 0 E: 0 K: 0 S: 4	H: 1 LOB: 1 BB: 0 P: 4	R: 0 E: 0 K: 0 S: 5	H: 2 LOB: 2 BB: 0 P: 5	R: 2 E: 0 K: 0 S: 5	H: 2 LOB: 1 BB: 2 P: 13	R: 0 E: 0 K: 0 S: 4	H: 2 LOB: 1 BB: 0 P: 4	R: 2 E: 1 K: 0 S: 6	H: 3 LOB: 2 BB: 1 P: 10	R: 0 E: 0 K: 0 S: 4	H: 1 LOB: 1 BB: 2 P: 4	R: 0 E: 0 K: 0 S: 2	H: 0 LOB: 1 BB: 2 P: 10	1B: 9 2B: 4 3B: 3 HR: 0	SF: 0 SAC: 0 DP: 3 HBP: 0	WP: 0 PA: 47 PB: 0 SB: 0 CS: 0
<b>PITCHER</b>	IP	WLS	BF	H	R	ER	SO	BB	IBB	HBP	BLK	WP	HR	S	P	ERA	WHIP				
<b>Tom Sturdivant, R</b> ERA: 3.57	(1, 1)	5.0	28	9	5	5	2	3	1	0	0	0	0	28	44	9.00	2.400				
<b>John Gabler, R</b> ERA: 3.04	(6, 1)	2.0	L 11	5	2	0	0	1	0	0	0	0	0	10	14	0.00	3.000				
<b>Dave Sisler, R</b> ERA: 0.74	(8, 1)	2.0	8	1	0	0	0	2	0	0	0	0	0	6	14	0.00	1.500				

AB 40  
R 7  
H 15  
RBI 7  
BB 7  
SO 2  
LOB 31



Batter	1	2	3	4	5	6	7	8	9	AB	R	H	RBI	BB	SO	LOB	BOTTOM				
<b>Danny O'Connell, R</b> OBP: 0.372, SLG: 0.314	0-3 K	0-0 1-2 2H 3H 1B		0-0 P3	4-0 1-2 2-3 BB			0-0 F7		4	0	1	2	1	1	0	<b>Cleveland Indians @ Washington Senators</b> Griffith Stadium, Washington, DC Mon Jun 05 1961, 7:05 PM EDT Att: 7,742 - Unknown				
<b>Chuck Hinton, R</b> OBP: 0.370, SLG: 0.393	0-3 K	0-0 F9		4-0 BB	0-0 5-3			4-0 FC3-6 BB		3	0	0	0	2	1	5					
<b>Jim King, L</b> OBP: 0.413, SLG: 0.568	4-0 BB			0-0 F8		0-0 4-3		0-0 FC3-6		4	0	0	0	1	1	2					
<b>Dale Long, L</b> OBP: 0.344, SLG: 0.539	0-0 F7			0-0 2B 1B	0-0 1B 3B			0-0 4-3		5	2	2	0	0	0	2					
<b>Harry Bright, R</b> OBP: 0.315, SLG: 0.374		0-0 6-3		0-0 FC6-5 1H 2B	0-0 1B 1B			0-0 6-3		5	1	2	2	0	0	0					
<b>Gene Green, R</b> OBP: 0.380, SLG: 0.513		0-3 K		4-0 FC6-5 BB	0-0 1B FC3-2 1B			0-0 K		4	0	2	0	1	2	0					
<b>Ed Hobaugh, R</b> OBP: 0.118, SLG: 0.063		0-0 K		0-0 FC6-5 BB	0-0 1B FC3-2 1B			0-0 1B		0	0	0	0	0	0	0					
<b>Willie Tasby, R</b> OBP: 0.368, SLG: 0.455		0-0 BB 1B 1B		0-0 F9	0-0 K			0-0 2B		5	1	2	0	0	1	5					
<b>Jim Mahoney, R</b> OBP: 0.247, SLG: 0.218		0-0 BB 1B 1B		0-0 FC6-5	0-0 BB FC3-2 1B			0-0 1-3		2	1	1	0	0	0	2					
<b>Gene Woodling, L</b> OBP: 0.433, SLG: 0.542		0-0 1B 1B		0-0 FC6-5	0-0 1-3 2H 3H 1B			0-0 6-3		1	0	1	1	0	0	0					
<b>Coot Veal, R</b> OBP: 0.310, SLG: 0.295		1-2 1B 1B		0-0 1-2 2-3	0-0 1-3 2H 3H 1B			0-0 K		2	0	0	0	0	0	2					
<b>Tom Sturdivant, L</b> OBP: 0.211, SLG: 0.118		4-0 BB BB		0-0 F5	0-0 FC3-2 BB			0-0 K		1	0	0	0	1	0	0					
<b>Billy Klaus, L</b> OBP: 0.300, SLG: 0.340		0-0 1B		0-0 F5	0-0 FC3-2 BB			0-0 K		1	0	0	0	0	0	2					
<b>John Gabler, S</b> OBP: 0.333, SLG: 0.667		0-0 1B								0	0	0	0	0	0	0					
<b>Marty Keough, L</b> OBP: 0.302, SLG: 0.363		1-2 2-3 BB								1	0	0	0	0	1	1					
<b>Dave Sisler, R</b>										0	0	0	0	0	0	0					
<b>Inning Stats</b>	R: 0 E: 0 K: 2 S: 7	H: 0 LOB: 1 BB: 1 P: 11	R: 2 E: 0 K: 1 S: 8	H: 3 LOB: 2 BB: 1 P: 12	R: 1 E: 0 K: 1 S: 7	H: 2 LOB: 2 BB: 1 P: 11	R: 0 E: 0 K: 0 S: 3	H: 0 LOB: 1 BB: 1 P: 7	R: 2 E: 0 K: 1 S: 9	H: 4 LOB: 3 BB: 1 P: 13	R: 0 E: 0 K: 0 S: 3	H: 0 LOB: 0 BB: 0 P: 3	R: 0 E: 0 K: 2 S: 8	H: 1 LOB: 1 BB: 0 P: 8	R: 0 E: 0 K: 0 S: 3	H: 0 LOB: 1 BB: 1 P: 7	R: 0 E: 0 K: 0 S: 4	H: 1 LOB: 1 BB: 0 P: 4	1B: 8 2B: 2 3B: 1 HR: 0	SF: 0 SAC: 0 DP: 0 HBP: 0	WP: 0 PA: 44 PB: 0 SB: 0 CS: 0
<b>PITCHER</b>	IP	WLS	BF	H	R	ER	SO	BB	IBB	HBP	BLK	WP	HR	S	P	ERA	WHIP				
<b>Johnny Antonelli, L</b> ERA: 5.49	(1, 1)	3.0	17	5	3	3	4	3	0	0	0	0	0	22	34	9.00	2.667				
<b>Bobby Locke, R</b> ERA: 5.4	(4, 1)	2.0	12	4	2	2	1	2	0	0	0	0	0	12	20	9.00	3.000				
<b>Barry Latman, R</b> ERA: 2.48	(6, 1)	4.0	W 15	2	0	0	2	1	0	0	0	0	0	18	22	0.00	0.750				

AB 38  
R 5  
H 11  
RBI 5  
BB 6  
SO 7  
LOB 21





Batter	1	2	3	4	5	6	7	8	9	AB	R	H	RBI	BB	SO	LOB	TOP								
<b>Johnny Temple, R</b> (1, 4) <small>OBP: 0.418, SLG: 0.409</small> <b>Miguel de la Hoz, R</b> (8, 4) <small>OBP: 0.394, SLG: 0.409</small>	0-0 BB 1B		0-0 G6-4-3 1B		0-0 1B	4-0 3B BB		4-0 5-3 1B BB	0-0 6-3	3	2	3	0	2	0	0									
<b>Jim Piersall, R</b> (1, 8) <small>OBP: 0.419, SLG: 0.513</small> <b>Chuck Essegian, R</b> (8, PH) <small>OBP: 0.433, SLG: 0.522</small>	0-0 F8		0-0 G6-4-3 1-2		0-0 G4-6-3 1B	0-0 1B 3B		0-0 5-3 1-2		4	1	2	3	0	0	2									
<b>Tito Francona, L</b> (1, 7) <small>OBP: 0.374, SLG: 0.389</small> <b>Don Dillard, L</b> (4, 7) <small>OBP: 0.368, SLG: 0.424</small>	0-0 F7			0-0 F5	0-0 G4-6-3 1-2	0-0 1B		0-0 5-3 1B		2	0	0	0	0	0	1									
<b>Vic Power, R</b> (1, 3) <small>OBP: 0.324, SLG: 0.430</small>	4-0 1-2 BB			0-0 HR		0-0 BB F8		0-0 5-3 1-2		3	2	1	1	2	0	2									
<b>Willie Kirkland, L</b> (1, 9) <small>OBP: 0.311, SLG: 0.376</small>	0-0 L8			0-0 G3		0-0 2B 6-3		0-0 HR 1B		5	2	2	1	0	0	3									
<b>John Romano, R</b> (1, 2) <small>OBP: 0.444, SLG: 0.647</small> <b>Valmy Thomas, R</b> (9, 2) <small>OBP: 0.375, SLG: 0.231</small>		0-0 F8		0-0 FC5-4 1B		0-0 SH3 1B SF		0-0 HR		5	3	4	4	0	0	0									
<b>Woodie Held, R</b> (1, 6) <small>OBP: 0.470, SLG: 0.470</small> <b>Jack Kubiszyn, R</b> (8, 6)		0-0 F9		0-0 FC5-4 1-2		0-0 SH3 1B SF		0-0 F7		5	1	1	1	0	0	1									
<b>Bubba Phillips, R</b> (1, 5) <small>OBP: 0.316, SLG: 0.409</small>		0-0 G3			0-0 SH1-4 1B	0-0 SH3 1-2 2-3		0-0 F7		4	1	1	0	0	0	0									
<b>Gary Bell, R</b> (1, 1) <small>OBP: 0.107, SLG: 0.111</small> <b>Bob Allen, L</b> (7, 1) <small>OBP: 0.250, SLG: 0.250</small>			0-0 4-3		0-0 SH1-4 1-2	0-0 SF 3B		0-0 4-3		2	1	0	1	0	0	0									
<b>Inning Stats</b>	R: 0 E: 0 K: 0 S: 4	H: 1 LOB: 2 BB: 1 P: 8	R: 0 E: 0 K: 0 S: 3	H: 0 LOB: 0 BB: 0 P: 3	R: 0 E: 0 K: 0 S: 3	H: 1 LOB: 1 BB: 0 P: 3	R: 1 E: 0 K: 0 S: 5	H: 2 LOB: 1 BB: 0 P: 5	R: 1 E: 0 K: 0 S: 5	H: 3 LOB: 1 BB: 0 P: 5	R: 7 E: 1 K: 0 S: 9	H: 5 LOB: 1 BB: 2 P: 17	R: 1 E: 0 K: 0 S: 4	H: 1 LOB: 1 BB: 0 P: 4	R: 4 E: 0 K: 0 S: 6	H: 3 LOB: 0 BB: 1 P: 10	R: 0 E: 0 K: 0 S: 3	H: 0 LOB: 0 BB: 0 P: 3	1B: 11 2B: 1 3B: 1 HR: 3	SF: 1 SAC: 2 DP: 2 HBP: 0	WP: 0 PB: 0 CS: 0	PA: 46			
<b>PITCHER</b>	IP WLS BF H R ER SO BB IBB HBP BLK WP HR S P ERA WHIP	IP WLS BF H R ER SO BB IBB HBP BLK WP HR S P ERA WHIP	IP WLS BF H R ER SO BB IBB HBP BLK WP HR S P ERA WHIP	IP WLS BF H R ER SO BB IBB HBP BLK WP HR S P ERA WHIP	IP WLS BF H R ER SO BB IBB HBP BLK WP HR S P ERA WHIP	IP WLS BF H R ER SO BB IBB HBP BLK WP HR S P ERA WHIP	IP WLS BF H R ER SO BB IBB HBP BLK WP HR S P ERA WHIP	IP WLS BF H R ER SO BB IBB HBP BLK WP HR S P ERA WHIP	IP WLS BF H R ER SO BB IBB HBP BLK WP HR S P ERA WHIP	IP WLS BF H R ER SO BB IBB HBP BLK WP HR S P ERA WHIP	IP WLS BF H R ER SO BB IBB HBP BLK WP HR S P ERA WHIP	IP WLS BF H R ER SO BB IBB HBP BLK WP HR S P ERA WHIP	IP WLS BF H R ER SO BB IBB HBP BLK WP HR S P ERA WHIP	IP WLS BF H R ER SO BB IBB HBP BLK WP HR S P ERA WHIP	IP WLS BF H R ER SO BB IBB HBP BLK WP HR S P ERA WHIP	IP WLS BF H R ER SO BB IBB HBP BLK WP HR S P ERA WHIP	IP WLS BF H R ER SO BB IBB HBP BLK WP HR S P ERA WHIP	IP WLS BF H R ER SO BB IBB HBP BLK WP HR S P ERA WHIP	IP WLS BF H R ER SO BB IBB HBP BLK WP HR S P ERA WHIP	IP WLS BF H R ER SO BB IBB HBP BLK WP HR S P ERA WHIP	IP WLS BF H R ER SO BB IBB HBP BLK WP HR S P ERA WHIP	IP WLS BF H R ER SO BB IBB HBP BLK WP HR S P ERA WHIP	IP WLS BF H R ER SO BB IBB HBP BLK WP HR S P ERA WHIP	IP WLS BF H R ER SO BB IBB HBP BLK WP HR S P ERA WHIP	IP WLS BF H R ER SO BB IBB HBP BLK WP HR S P ERA WHIP

Cleveland Indians @ Washington Senators  
Griffith Stadium, Washington, DC  
Tue Jun 06 1961, 7:05 PM EDT  
Att: 7,373 - Unknown

AB 39  
R 14  
H 16  
RBI 13  
BB 4  
SO 0  
LOB 12



Batter	1	2	3	4	5	6	7	8	9	AB	R	H	RBI	BB	SO	LOB	BOTTOM							
<b>Danny O'Connell, R</b> (1, 4) <small>OBP: 0.368, SLG: 0.311</small>	0-0 FC6-4 1B		0-0 F3		0-0 3-1	0-0 F7		0-0 FC4-6 1-2 2-3		5	0	1	0	0	0	5								
<b>Chuck Hinton, R</b> (1, 7) <small>OBP: 0.382, SLG: 0.404</small>	0-0 FC6-4 E SF8 1-2		0-3 K		0-0 6-3		0-0 PB 3B	0-0 F9		5	2	1	0	0	1	3								
<b>Jim King, L</b> (1, 9) <small>OBP: 0.404, SLG: 0.550</small>	0-0 E1 WP 1B 1-3		0-0 P5		0-0 1B		0-3 K		0-3 K	5	0	1	0	0	2	2								
<b>Dale Long, L</b> (1, 3) <small>OBP: 0.340, SLG: 0.545</small>	0-0 SF8 3-H		0-0 3B		0-0 P6		0-0 L6		0-3 K	4	0	1	1	0	1	2								
<b>Harry Bright, R</b> (1, 5) <small>OBP: 0.327, SLG: 0.379</small>	0-0 WP 1B 1-2		0-0 F7		0-0 BB 1B	4-0 FC6-4 BB		0-0 F8		4	1	2	0	1	0	1								
<b>Willie Tasby, R</b> (1, 8) <small>OBP: 0.360, SLG: 0.444</small>	0-3 K 1-2 2-3		0-0 F7		0-0 K	0-0 FC6-4 1-2		0-0 FC6-4 1-2		4	0	0	0	0	2	4								
<b>Gene Green, R</b> (1, 2) <small>OBP: 0.376, SLG: 0.512</small>		0-3 K		0-0 FC6-4 1B		4-0 1B BB		4-0 FC4-6 1B BB		2	0	1	0	2	1	0								
<b>Jim Mahoney, R</b> (1, 6) <small>OBP: 0.259, SLG: 0.232</small>		0-3 K		0-0 F9		0-0 1B		0-0 FC4-6 1B		4	0	2	1	0	1	1								
<b>Joe McClain, R</b> (1, 1) <small>OBP: 0.320, SLG: 0.447</small> <b>Johnny Klipstein, R</b> (6, PH) <small>ERA: 7.43</small> <b>John Gabler, R</b> (7, 1) <small>ERA: 4.56</small> <b>R C Stevens, R</b> (8, PH) <small>OBP: 0.221, SLG: 0.148</small> <b>Marty Kutyna, R</b> (9, 1) <small>OBP: 0.500, SLG: 0.500</small>		0-0 1B		0-0 FC6-4 1-2		0-0 F9		0-3 K		2	0	1	0	0	0	1								
<b>Inning Stats</b>	R: 1 E: 1 K: 1 S: 8	H: 2 LOB: 2 BB: 0 P: 8	R: 0 E: 0 K: 2 S: 8	H: 1 LOB: 1 BB: 0 P: 8	R: 0 E: 0 K: 0 S: 4	H: 1 LOB: 1 BB: 0 P: 4	R: 0 E: 0 K: 0 S: 4	H: 1 LOB: 1 BB: 0 P: 4	R: 1 E: 0 K: 1 S: 7	H: 2 LOB: 2 BB: 1 P: 11	R: 1 E: 0 K: 1 S: 6	H: 1 LOB: 1 BB: 1 P: 10	R: 0 E: 0 K: 1 S: 6	H: 1 LOB: 2 BB: 1 P: 10	R: 0 E: 0 K: 2 S: 7	H: 0 LOB: 0 BB: 0 P: 7	1B: 8 2B: 0 3B: 2 HR: 0	SF: 1 SAC: 0 DP: 0 HBP: 0	WP: 1 PB: 1 SB: 1 CS: 0	PA: 41				
<b>PITCHER</b>	IP WLS BF H R ER SO BB IBB HBP BLK WP HR S P ERA WHIP	IP WLS BF H R ER SO BB IBB HBP BLK WP HR S P ERA WHIP	IP WLS BF H R ER SO BB IBB HBP BLK WP HR S P ERA WHIP	IP WLS BF H R ER SO BB IBB HBP BLK WP HR S P ERA WHIP	IP WLS BF H R ER SO BB IBB HBP BLK WP HR S P ERA WHIP	IP WLS BF H R ER SO BB IBB HBP BLK WP HR S P ERA WHIP	IP WLS BF H R ER SO BB IBB HBP BLK WP HR S P ERA WHIP	IP WLS BF H R ER SO BB IBB HBP BLK WP HR S P ERA WHIP	IP WLS BF H R ER SO BB IBB HBP BLK WP HR S P ERA WHIP	IP WLS BF H R ER SO BB IBB HBP BLK WP HR S P ERA WHIP	IP WLS BF H R ER SO BB IBB HBP BLK WP HR S P ERA WHIP	IP WLS BF H R ER SO BB IBB HBP BLK WP HR S P ERA WHIP	IP WLS BF H R ER SO BB IBB HBP BLK WP HR S P ERA WHIP	IP WLS BF H R ER SO BB IBB HBP BLK WP HR S P ERA WHIP	IP WLS BF H R ER SO BB IBB HBP BLK WP HR S P ERA WHIP	IP WLS BF H R ER SO BB IBB HBP BLK WP HR S P ERA WHIP	IP WLS BF H R ER SO BB IBB HBP BLK WP HR S P ERA WHIP	IP WLS BF H R ER SO BB IBB HBP BLK WP HR S P ERA WHIP	IP WLS BF H R ER SO BB IBB HBP BLK WP HR S P ERA WHIP	IP WLS BF H R ER SO BB IBB HBP BLK WP HR S P ERA WHIP	IP WLS BF H R ER SO BB IBB HBP BLK WP HR S P ERA WHIP	IP WLS BF H R ER SO BB IBB HBP BLK WP HR S P ERA WHIP	IP WLS BF H R ER SO BB IBB HBP BLK WP HR S P ERA WHIP	IP WLS BF H R ER SO BB IBB HBP BLK WP HR S P ERA WHIP

Cleveland Indians @ Washington Senators  
Griffith Stadium, Washington, DC  
Tue Jun 06 1961, 7:05 PM EDT  
Att: 7,373 - Unknown

AB 37  
R 3  
H 10  
RBI 2  
BB 3  
SO 9  
LOB 23





Batter	1	2	3	4	5	6	7	8	9	AB	R	H	RBI	BB	SO	LOB	TOP							
<b>Johnny Temple, R</b> OBP: 0.411, SLG: 0.401 (1, 4)										6	2	1	0	0	1	3	<b>Cleveland Indians @ Washington Senators</b> Griffith Stadium, Washington, DC Wed Jun 07 1961, 7:05 PM EDT Att: 8,136 - Unknown							
<b>Jim Piersall, R</b> OBP: 0.416, SLG: 0.513 (1, 8)										4	1	1	1	0	2	3								
<b>Don Dillard, L</b> OBP: 0.375, SLG: 0.412 (7, PH) (7, 7)										1	0	0	0	1	0	0								
<b>Willie Kirkland, L</b> OBP: 0.319, SLG: 0.396 (1, 9)										4	2	2	1	1	1	2								
<b>Vic Power, R</b> OBP: 0.335, SLG: 0.433 (1, 3)										3	3	2	1	2	0	2								
<b>Chuck Essegian, R</b> OBP: 0.457, SLG: 0.556 (1, 7) (7, 8)										4	1	2	1	1	2	1								
<b>John Romano, R</b> OBP: 0.443, SLG: 0.637 (1, 2)										4	0	1	2	1	1	2								
<b>Woodie Held, R</b> OBP: 0.319, SLG: 0.487 (1, 6)										2	1	1	3	2	0	1								
<b>Jack Kubiszyn, R</b> (8, 6)										0	0	0	0	0	0	0								
<b>Bubba Phillips, R</b> OBP: 0.319, SLG: 0.408 (1, 5)										3	1	1	0	1	0	4								
<b>Miguel de la Hoz, R</b> OBP: 0.292, SLG: 0.391 (8, PH) (8, 5)										1	0	0	0	0	0	1								
<b>Mudcat Grant, R</b> OBP: 0.250, SLG: 0.194 (1, 1)										5	0	0	0	0	2	3								
<b>Inning Stats</b>	R: 2 E: 1 K: 2 S: 8	H: 0 LOB: 3 BB: 4 P: 24	R: 0 E: 0 K: 1 S: 5	H: 1 LOB: 0 BB: 0 P: 5	R: 3 E: 0 K: 0 S: 6	H: 3 LOB: 1 BB: 1 P: 10	R: 3 E: 2 K: 0 S: 7	H: 3 LOB: 1 BB: 0 P: 7	R: 0 E: 0 K: 2 S: 8	H: 1 LOB: 1 BB: 1 P: 8	R: 1 E: 0 K: 2 S: 7	H: 1 LOB: 1 BB: 1 P: 11	R: 2 E: 1 K: 1 S: 7	H: 2 LOB: 2 BB: 2 P: 15	R: 0 E: 0 K: 1 S: 5	H: 0 LOB: 1 BB: 1 P: 9	R: 0 E: 1 K: 0 S: 3	H: 0 LOB: 0 BB: 0 P: 3	1B: 7 2B: 3 3B: 0 HR: 2	SF: 1 SAC: 0 DP: 3 HBP: 0	WP: 1 PB: 0 SB: 3 CS: 1	PA: 47		
<b>PITCHER</b>	IP WLS BF H R ER SO BB IBB HBP BLK WP HR S P ERA WHIP	IP WLS BF H R ER SO BB IBB HBP BLK WP HR S P ERA WHIP	IP WLS BF H R ER SO BB IBB HBP BLK WP HR S P ERA WHIP	IP WLS BF H R ER SO BB IBB HBP BLK WP HR S P ERA WHIP	IP WLS BF H R ER SO BB IBB HBP BLK WP HR S P ERA WHIP	IP WLS BF H R ER SO BB IBB HBP BLK WP HR S P ERA WHIP	IP WLS BF H R ER SO BB IBB HBP BLK WP HR S P ERA WHIP	IP WLS BF H R ER SO BB IBB HBP BLK WP HR S P ERA WHIP	IP WLS BF H R ER SO BB IBB HBP BLK WP HR S P ERA WHIP	IP WLS BF H R ER SO BB IBB HBP BLK WP HR S P ERA WHIP	IP WLS BF H R ER SO BB IBB HBP BLK WP HR S P ERA WHIP	IP WLS BF H R ER SO BB IBB HBP BLK WP HR S P ERA WHIP	IP WLS BF H R ER SO BB IBB HBP BLK WP HR S P ERA WHIP	IP WLS BF H R ER SO BB IBB HBP BLK WP HR S P ERA WHIP	IP WLS BF H R ER SO BB IBB HBP BLK WP HR S P ERA WHIP	IP WLS BF H R ER SO BB IBB HBP BLK WP HR S P ERA WHIP	IP WLS BF H R ER SO BB IBB HBP BLK WP HR S P ERA WHIP	IP WLS BF H R ER SO BB IBB HBP BLK WP HR S P ERA WHIP	IP WLS BF H R ER SO BB IBB HBP BLK WP HR S P ERA WHIP	IP WLS BF H R ER SO BB IBB HBP BLK WP HR S P ERA WHIP	IP WLS BF H R ER SO BB IBB HBP BLK WP HR S P ERA WHIP	IP WLS BF H R ER SO BB IBB HBP BLK WP HR S P ERA WHIP	IP WLS BF H R ER SO BB IBB HBP BLK WP HR S P ERA WHIP	IP WLS BF H R ER SO BB IBB HBP BLK WP HR S P ERA WHIP



Batter	1	2	3	4	5	6	7	8	9	AB	R	H	RBI	BB	SO	LOB	BOTTOM							
<b>Danny O'Connell, R</b> OBP: 0.366, SLG: 0.366 (1, 4)										3	0	0	0	1	1	0	<b>Cleveland Indians @ Washington Senators</b> Griffith Stadium, Washington, DC Wed Jun 07 1961, 7:05 PM EDT Att: 8,136 - Unknown							
<b>Marty Keough, L</b> OBP: 0.305, SLG: 0.364 (1, 8)										4	0	2	0	0	0	1								
<b>Jim King, L</b> OBP: 0.398, SLG: 0.538 (1, 7)										4	0	1	0	0	1	1								
<b>Dale Long, L</b> OBP: 0.331, SLG: 0.530 (1, 3)										4	0	0	0	0	0	3								
<b>Gene Woodling, L</b> OBP: 0.439, SLG: 0.547 (1, 9)										3	0	2	0	0	0	0								
<b>Chuck Hinton, R</b> OBP: 0.358, SLG: 0.400 (7, PR) (8, 9)										1	0	0	0	0	1	2								
<b>Harry Bright, R</b> OBP: 0.316, SLG: 0.364 (1, 5)										4	0	0	0	0	0	4								
<b>Pete Daley, R</b> OBP: 0.226, SLG: 0.261 (1, 2)										3	0	0	0	0	1	1								
<b>Jim Mahoney, R</b> OBP: 0.261, SLG: 0.235 (1, 6)										3	0	1	0	0	1	0								
<b>Pete Burnside, R</b> (1, 1)										0	0	0	0	0	0	0								
<b>Marty Kutyna, R</b> OBP: 0.429, SLG: 0.429 (1, 1)										1	0	0	0	0	0	0								
<b>Johnny Klippstein, R</b> ERA: 6.16 (4, 1)										2	0	0	0	0	1	1								
<b>Inning Stats</b>	R: 0 E: 0 K: 1 S: 6	H: 1 LOB: 0 BB: 0 P: 6	R: 0 E: 0 K: 0 S: 3	H: 1 LOB: 0 BB: 0 P: 3	R: 0 E: 0 K: 1 S: 5	H: 0 LOB: 1 BB: 1 P: 9	R: 0 E: 0 K: 0 S: 3	H: 0 LOB: 0 BB: 0 P: 3	R: 0 E: 0 K: 2 S: 8	H: 1 LOB: 1 BB: 0 P: 8	R: 0 E: 0 K: 1 S: 5	H: 0 LOB: 0 BB: 0 P: 5	R: 0 E: 0 K: 0 S: 4	H: 1 LOB: 1 BB: 0 P: 4	R: 0 E: 0 K: 0 S: 3	H: 0 LOB: 0 BB: 0 P: 3	R: 0 E: 0 K: 1 S: 7	H: 2 LOB: 2 BB: 0 P: 7	1B: 6 2B: 0 3B: 0 HR: 0	SF: 0 SAC: 0 DP: 1 HBP: 0	WP: 0 PB: 0 SB: 2 CS: 0	PA: 33		
<b>PITCHER</b>	IP WLS BF H R ER SO BB IBB HBP BLK WP HR S P ERA WHIP	IP WLS BF H R ER SO BB IBB HBP BLK WP HR S P ERA WHIP	IP WLS BF H R ER SO BB IBB HBP BLK WP HR S P ERA WHIP	IP WLS BF H R ER SO BB IBB HBP BLK WP HR S P ERA WHIP	IP WLS BF H R ER SO BB IBB HBP BLK WP HR S P ERA WHIP	IP WLS BF H R ER SO BB IBB HBP BLK WP HR S P ERA WHIP	IP WLS BF H R ER SO BB IBB HBP BLK WP HR S P ERA WHIP	IP WLS BF H R ER SO BB IBB HBP BLK WP HR S P ERA WHIP	IP WLS BF H R ER SO BB IBB HBP BLK WP HR S P ERA WHIP	IP WLS BF H R ER SO BB IBB HBP BLK WP HR S P ERA WHIP	IP WLS BF H R ER SO BB IBB HBP BLK WP HR S P ERA WHIP	IP WLS BF H R ER SO BB IBB HBP BLK WP HR S P ERA WHIP	IP WLS BF H R ER SO BB IBB HBP BLK WP HR S P ERA WHIP	IP WLS BF H R ER SO BB IBB HBP BLK WP HR S P ERA WHIP	IP WLS BF H R ER SO BB IBB HBP BLK WP HR S P ERA WHIP	IP WLS BF H R ER SO BB IBB HBP BLK WP HR S P ERA WHIP	IP WLS BF H R ER SO BB IBB HBP BLK WP HR S P ERA WHIP	IP WLS BF H R ER SO BB IBB HBP BLK WP HR S P ERA WHIP	IP WLS BF H R ER SO BB IBB HBP BLK WP HR S P ERA WHIP	IP WLS BF H R ER SO BB IBB HBP BLK WP HR S P ERA WHIP	IP WLS BF H R ER SO BB IBB HBP BLK WP HR S P ERA WHIP	IP WLS BF H R ER SO BB IBB HBP BLK WP HR S P ERA WHIP	IP WLS BF H R ER SO BB IBB HBP BLK WP HR S P ERA WHIP	IP WLS BF H R ER SO BB IBB HBP BLK WP HR S P ERA WHIP






Batter	1	2	3	4	5	6	7	8	9	10	AB	R	H	RBI	BB	SO	LOB	TOP			
Luis Aparicio, R (1, 6) OBP: 0.281, SLG: 0.293	0-0 6-3		0-0 F8			0-0 L6		0-0 F9		0-0 F5	5	0	0	0	0	0	0				
Nellie Fox, L (1, 4) OBP: 0.327, SLG: 0.318	4-0 1B BB		0-0 1B			0-0 5-3		0-0 F8			3	0	1	0	1	0	0				
Minnie Minoso, R (1, 7) OBP: 0.349, SLG: 0.424	0-0 G5-4-3 1B		0-0 F7			0-0 S 1B		0-0 F9			4	0	2	0	0	0	1				
Roy Sievers, R (1, 3) OBP: 0.399, SLG: 0.560	0-0 G5-4-3					0-0 L7		0-0 F7		0-0 F7	4	0	0	0	0	0	3				
Al Smith, R (1, 5) OBP: 0.344, SLG: 0.506		0-0 F7				4-0 CS BB		0-0 SH1-4 2B		0-0 5-3	3	0	1	0	1	0	0				
Jim Landis, R (1, 8) OBP: 0.335, SLG: 0.449		0-0 1-3 1B				0-3 K 1-2		0-0 SH1-4		0-0 S 1B	3	0	2	0	0	1	1				
Floyd Robinson, L (1, 9) OBP: 0.342, SLG: 0.441		0-0 1-3				0-0 L4		4-0 S IBB		0-0 4-3	3	0	0	0	1	0	2				
Cam Carreon, R (1, 2) OBP: 0.281, SLG: 0.328		0-0 5-3				0-0 5-3		4-0 G4-6-3 IBB		0-0 6-3	2	0	0	0	0	0	1				
Wes Covington, L (7, PH) OBP: 0.318, SLG: 0.443								1-2 IBB			0	0	0	0	1	0	0				
Frank Baumann, L (7, PR) OBP: 0.348, SLG: 0.300								1-2 IBB			0	0	0	0	0	0	0				
Sherm Lollar, R (7, 2) OBP: 0.336, SLG: 0.371								1-2 IBB			1	0	0	0	0	0	0				
Cal McLish, S (1, 1) OBP: 0.111, SLG: 0.111								1-2 G4-6-3			2	0	0	0	0	0	0				
Earl Torgeson, L (7, PH) OBP: 0.235, SLG: 0.077								1-2 G4-6-3			1	0	0	0	0	0	3				
Warren Hacker, R (7, 1)								1-2 G4-6-3			1	0	0	0	0	0	0				
<b>Inning Stats</b>	R: 0 E: 0 K: 0 S: 3	H: 1 LOB: 1 BB: 1 P: 7	R: 0 E: 0 K: 0 S: 4	H: 1 LOB: 1 BB: 0 P: 4	R: 0 E: 0 K: 1 S: 4	H: 0 LOB: 0 BB: 1 P: 8	R: 0 E: 0 K: 0 S: 3	H: 0 LOB: 0 BB: 0 P: 3	R: 0 E: 0 K: 0 S: 4	H: 1 LOB: 3 BB: 2 P: 11	R: 0 E: 0 K: 0 S: 3	H: 0 LOB: 0 BB: 0 P: 3	R: 0 E: 0 K: 0 S: 4	H: 1 LOB: 1 BB: 0 P: 4	R: 0 E: 0 K: 0 S: 3	H: 0 LOB: 0 BB: 0 P: 3	R: 0 E: 0 K: 0 S: 3	H: 0 LOB: 0 BB: 0 P: 3	1B: 5 2B: 1 3B: 0 HR: 0	SF: 0 SAC: 1 DP: 2 HBP: 0	WP: 0 PA: 37 PB: 0 SB: 3 CS: 1
<b>PITCHER</b> Dick Donovan, R (1, 1) ERA: 2.83	IP: 10.0 W: 10 L: 7 BF: 37 H: 6 R: 0 ER: 0 SO: 1 BB: 2 IBB: 2 HBP: 0 BLK: 0 WP: 0 HR: 0 S: 35 P: 51 ERA: 0.00 WHIP: 0.800											<b>PITCHER</b>									

Chicago White Sox @ Washington Senators  
Griffith Stadium, Washington, DC  
Fri Jun 09 1961, 7:05 PM EDT  
Unknown

AB 32  
R 0  
H 6  
RBI 0  
BB 4  
SO 1  
LOB 11



Batter	1	2	3	4	5	6	7	8	9	10	AB	R	H	RBI	BB	SO	LOB	BOTTOM			
Coot Veal, R (1, 6) OBP: 0.308, SLG: 0.293	0-3 K		0-0 1B			0-0 5-3		0-0 F3			4	0	1	0	0	1	2				
Marty Keough, L (1, 8) OBP: 0.304, SLG: 0.369	0-0 2B		0-0 4-3			0-0 F9				0-3 K	4	0	1	0	0	1	1				
Jim King, L (1, 7) OBP: 0.385, SLG: 0.519	0-3 K					0-3 K		0-0 P4		0-0 P4	4	0	0	0	0	2	1				
Dale Long, L (1, 3) OBP: 0.323, SLG: 0.516	0-0 F8					0-0 F8		0-0 F8		0-0 F8	4	0	0	0	0	0	1				
Gene Woodling, L (1, 9) OBP: 0.432, SLG: 0.533		0-0 4-3				0-0 4-3		0-0 4-3			4	0	1	0	0	0	0				
Jim Mahoney, R (10, PR) OBP: 0.261, SLG: 0.235										0-0 SH1-4 1B	0	1	0	0	0	0	0				
Gene Green, R (1, 2) OBP: 0.385, SLG: 0.518		0-0 FC6-4 1B				0-0 6-3		0-0 1B 1B		0-0 SH1-4	3	0	2	0	0	0	0				
Chuck Hinton, R (8, PR) OBP: 0.358, SLG: 0.400								0-0 1B 1B		1-2 SH1-4	0	0	0	0	0	0	0				
Pete Daley, R (9, 2) OBP: 0.226, SLG: 0.261								0-0 1B 1B		1-2 SH1-4	0	0	0	0	0	0	0				
Billy Klaus, L (1, 5) OBP: 0.307, SLG: 0.340		0-0 FC6-4 PO				0-0 F7		0-0 S 1B		4-0 1B IBB	3	0	1	0	1	0	1				
Chuck Cottier, R (1, 4) OBP: 0.273, SLG: 0.200						0-0 L6		0-3 K		0-0 1B	3	0	0	0	0	0	1				
Harry Bright, R (10, PH) OBP: 0.322, SLG: 0.370		0-0 PO				0-0 P6		0-0 K		0-0 1B	1	0	1	1	0	0	0				
Dick Donovan, L (1, 1) OBP: 0.300, SLG: 0.278			0-3 K					0-0 L6		1-2 2H 1B	3	0	0	0	0	1	2				
<b>Inning Stats</b>	R: 0 E: 0 K: 2 S: 8	H: 1 LOB: 1 BB: 0 P: 8	R: 0 E: 0 K: 0 S: 3	H: 1 LOB: 0 BB: 0 P: 3	R: 0 E: 0 K: 1 S: 6	H: 0 LOB: 0 BB: 1 P: 6	R: 0 E: 0 K: 1 S: 5	H: 0 LOB: 0 BB: 0 P: 5	R: 0 E: 0 K: 0 S: 3	H: 0 LOB: 0 BB: 0 P: 3	R: 0 E: 0 K: 1 S: 7	H: 2 LOB: 3 BB: 0 P: 7	R: 0 E: 0 K: 1 S: 5	H: 0 LOB: 0 BB: 0 P: 5	R: 1 E: 0 K: 0 S: 3	H: 2 LOB: 2 BB: 1 P: 7	1B: 6 2B: 1 3B: 0 HR: 0	SF: 0 SAC: 1 DP: 0 HBP: 0	WP: 0 PA: 36 PB: 0 SB: 1 CS: 0		
<b>PITCHER</b> Cal McLish, R (1, 1) ERA: 4.3	IP: 6.0 W: 3 L: 4 BF: 20 H: 3 R: 0 ER: 0 SO: 4 BB: 0 IBB: 0 HBP: 0 BLK: 0 WP: 0 HR: 0 S: 28 P: 28 ERA: 0.00 WHIP: 0.500											<b>PITCHER</b>									
Warren Hacker, R (7, 1) ERA: 1.08	IP: 3.1 W: 1 L: 15 BF: 4 H: 1 R: 1 ER: 2 SO: 0 BB: 1 IBB: 0 HBP: 0 BLK: 0 WP: 0 HR: 0 S: 18 P: 22 ERA: 2.70 WHIP: 1.200																				

Chicago White Sox @ Washington Senators  
Griffith Stadium, Washington, DC  
Fri Jun 09 1961, 7:05 PM EDT  
Unknown

AB 33  
R 1  
H 7  
RBI 1  
BB 1  
SO 6  
LOB 10





Batter	1	2	3	4	5	6	7	8	9	AB	R	H	RBI	BB	SO	LOB	TOP								
Floyd Robinson, L OBP: 0.369, SLG: 0.451 (1, 9)										3	2	2	0	2	0	0									
Nelle Fox, L OBP: 0.329, SLG: 0.317 Sammy Esposito, R OBP: 0.250, SLG: 0.214 (1, 4)										4	2	1	0	1	0	2									
Minnie Minoso, R OBP: 0.357, SLG: 0.423 (1, 7)										3	1	1	2	1	0	0									
Sherm Lollar, R OBP: 0.338, SLG: 0.372 (1, 2)										5	1	2	1	0	0	3									
Al Smith, R OBP: 0.340, SLG: 0.497 (1, 5)										5	0	1	2	0	2	3									
Roy Sievers, R OBP: 0.404, SLG: 0.575 (1, 3)										4	1	2	2	1	1	2									
Jim Landis, R OBP: 0.336, SLG: 0.461 (1, 8)										4	1	1	1	1	0	4									
Luis Aparicio, R OBP: 0.274, SLG: 0.285 (1, 6)										5	0	0	0	0	0	4									
Bob Shaw, R Russ Kemmerer, R Billy Goodman, L Gerry Staley, R J.C. Martin, L Turk Lowm, R Frank Baumann, L (1, 1) (3, 1) (5, PH) (5, 1) (6, PH) (6, 1) (9, 1)										1	0	0	0	0	0	1									
<b>Inning Stats</b>	R: 0 E: 0 K: 0 S: 3	H: 1 LOB: 1 BB: 1 P: 7	R: 0 E: 0 K: 1 S: 6	H: 1 LOB: 2 BB: 1 P: 10	R: 0 E: 0 K: 1 S: 3	H: 0 LOB: 0 BB: 0 P: 3	R: 2 E: 0 K: 1 S: 7	H: 2 LOB: 0 BB: 0 P: 7	R: 3 E: 0 K: 0 S: 5	H: 3 LOB: 2 BB: 3 P: 17	R: 0 E: 0 K: 0 S: 4	H: 1 LOB: 1 BB: 0 P: 4	R: 0 E: 0 K: 1 S: 5	H: 0 LOB: 0 BB: 0 P: 5	R: 1 E: 0 K: 0 S: 4	H: 1 LOB: 0 BB: 0 P: 4	R: 3 E: 1 K: 1 S: 7	H: 1 LOB: 2 BB: 2 P: 16	1B: 8 2B: 0 3B: 0 HR: 2	SF: 0 SAC: 0 DP: 2 HBP: 1	WP: 0 PB: 1 SB: 1 CS: 0	PA: 44			
<b>PITCHER</b>	IP	WLS	BF	H	R	ER	SO	BB	IBB	HBP	BLK	WP	HR	S	P	ERA	WHIP								
Bennie Daniels, R ERA: 3.42 John Gabler, R ERA: 5.93 Marty Kutyna, R ERA: 3.59 Dave Sisler, R ERA: 1.48 Johnny Klippstein, R ERA: 5.88	2.1	10	2	0	0	1	2	0	0	0	0	0	0	10	18	0.00	1.714								
	3.1	11	4	5	5	1	1	0	0	0	0	0	1	11	19	27.00	3.600								
	4.0	15	3	1	1	1	1	0	0	0	0	0	1	16	20	2.25	1.000								
	0.0	3	0	3	2	0	2	0	1	0	0	0	0	0	9	=	=								
	1.0	W	5	1	0	0	1	0	0	0	0	0	0	7	7	0.00	1.000								

Chicago White Sox @ Washington Senators  
Griffith Stadium, Washington, DC  
Fri Jun 09 1961, 7:05 PM EDT  
Att: 9,885 - Unknown

AB 36  
R 9  
H 10  
RBI 8  
BB 7  
SO 4  
LOB 20

Batter	1	2	3	4	5	6	7	8	9	AB	R	H	RBI	BB	SO	LOB	BOTTOM								
Coot Veat, R OBP: 0.326, SLG: 0.308 (1, 6)										4	2	3	0	1	0	0									
Marty Keough, L OBP: 0.305, SLG: 0.384 (1, 8)										3	1	1	2	0	0	1									
Chuck Hinton, R OBP: 0.360, SLG: 0.424 (1, 7)										4	1	1	3	1	1	0									
Dale Long, L OBP: 0.331, SLG: 0.538 (1, 3)										5	1	3	1	0	0	2									
Gene Woodling, L OBP: 0.426, SLG: 0.516 Willie Tasby, R OBP: 0.363, SLG: 0.465 (7, PR) (8, 9)										3	0	0	0	1	0	2									
Gene Green, R OBP: 0.386, SLG: 0.556 Jim Mahoney, R OBP: 0.261, SLG: 0.235 (1, 2) (9, PR)										5	1	2	1	0	1	5									
Billy Klaus, L OBP: 0.303, SLG: 0.343 (1, 5)										5	1	1	0	0	0	2									
Chuck Cottier, R OBP: 0.200, SLG: 0.143 Danny O'Connell, R OBP: 0.369, SLG: 0.399 (1, 4) (9, PH)										4	0	0	0	0	0	1									
Bennie Daniels, L John Gabler, R Marty Kutyna, R Harry Bright, R Dave Sisler, R Johnny Klippstein, R (1, 1) (3, 1) (5, 1) (6, PH) (9, 1) (9, 1)										1	1	1	1	0	0	0									
<b>Inning Stats</b>	R: 0 E: 0 K: 1 S: 5	H: 0 LOB: 3 BB: 3 P: 17	R: 5 E: 0 K: 0 S: 8	H: 5 LOB: 0 BB: 0 P: 8	R: 1 E: 0 K: 0 S: 4	H: 1 LOB: 0 BB: 0 P: 4	R: 0 E: 0 K: 0 S: 3	H: 0 LOB: 0 BB: 0 P: 3	R: 0 E: 0 K: 0 S: 4	H: 1 LOB: 1 BB: 0 P: 4	R: 0 E: 0 K: 1 S: 6	H: 1 LOB: 1 BB: 0 P: 6	R: 0 E: 0 K: 0 S: 3	H: 0 LOB: 0 BB: 0 P: 3	R: 4 E: 1 K: 0 S: 8	H: 5 LOB: 2 BB: 0 P: 8	1B: 7 2B: 2 3B: 1 HR: 4	SF: 0 SAC: 2 DP: 0 HBP: 0	WP: 0 PB: 0 SB: 0 CS: 0	PA: 44					
<b>PITCHER</b>	IP	WLS	BF	H	R	ER	SO	BB	IBB	HBP	BLK	WP	HR	S	P	ERA	WHIP								
Bob Shaw, R ERA: 3.79 Russ Kemmerer, R ERA: 2.74 Gerry Staley, R ERA: 5.63 Turk Lowm, R ERA: 1.58 Frank Baumann, L ERA: 5.18	2.0	14	5	5	5	1	0	0	0	0	0	0	1	13	25	22.50	3.500								
	7.0	7	1	1	1	0	0	0	0	0	0	0	1	7	7	4.50	0.500								
	1.0	4	1	0	0	0	0	0	0	0	0	0	0	4	4	0.00	1.000								
	3.2	16	5	3	3	1	0	0	0	0	0	0	2	18	18	7.36	1.364								
	0.0	L	3	2	1	0	0	0	0	0	0	0	0	3	3	=	=								

Chicago White Sox @ Washington Senators  
Griffith Stadium, Washington, DC  
Fri Jun 09 1961, 7:05 PM EDT  
Att: 9,885 - Unknown

AB 39  
R 10  
H 14  
RBI 10  
BB 3  
SO 2  
LOB 13



Batter	1	2	3	4	5	6	7	8	9	10	11	12	13	14	15	AB	R	H	RBI	BB	SO	LOB	TOP										
Floyd Robinson, L OBP: 0.359, SLG: 0.430 (1.9)	L9	P1			1B	L7			FC1-5	FC6-4		4-3			1-3	6	1	2	0	0	0	8											
Nellie Fox, L OBP: 0.330, SLG: 0.316 (1.4)	G3			L4-3 BB	1B				FC1-5		F9				F7	7	0	2	0	1	0	2											
Jim Landis, R OBP: 0.338, SLG: 0.455 (1.8)				L8					F8		F9				F7	7	0	2	1	1	1	4											
Minnie Minoso, R OBP: 0.360, SLG: 0.415 (1.7)				L4-3		5-3			F3		F8					5	0	1	0	1	0	4											
Al Smith, R OBP: 0.337, SLG: 0.408 (1.9)	1-3															5	1	1	0	0	0	2											
J.C. Martin, L OBP: 0.276, SLG: 0.327 (10. PH)																3	1	1	0	1	1	0											
Cam Carreon, R OBP: 0.286, SLG: 0.333 (1.2)																5	0	1	1	1	0	1											
Luis Aparicio, R OBP: 0.270, SLG: 0.281 (1.6)																6	0	1	1	0	0	3											
Juan Pizarro, L OBP: 0.325, SLG: 0.290 (8.1)																3	0	1	0	0	1	1											
Warren Hacker, R OBP: 0.327, SLG: 0.417 (8.1)																1	0	0	0	0	0	0											
Sherrill Lollar, R OBP: 0.324, SLG: 0.392 (10. PH)																0	0	0	0	0	0	0											
Frank Stewart, R OBP: 0.324, SLG: 0.330 (10. PH)																0	0	0	0	0	0	0											
Gerry Staley, R OBP: 0.328, SLG: 0.326 (10. PH)																2	0	1	0	0	0	0											
Billy Goodman, L OBP: 0.288, SLG: 0.280 (10. PH)																0	0	0	0	0	0	0											
<b>Inning Stats</b>	R: 0 E: 0 K: 5 S: 5	H: 2 LOB: 2 P: 5	R: 0 E: 0 K: 4 S: 4	H: 2 LOB: 2 P: 8	R: 0 E: 0 K: 2 S: 2	H: 0 LOB: 0 P: 6	R: 0 E: 0 K: 2 S: 7	H: 0 LOB: 0 P: 7	R: 1 E: 0 K: 0 S: 6	H: 3 LOB: 2 P: 6	R: 2 E: 0 K: 1 S: 8	H: 3 LOB: 1 P: 8	R: 0 E: 0 K: 0 S: 3	H: 0 LOB: 1 P: 3	R: 0 E: 0 K: 0 S: 3	R: 0 E: 0 K: 1 S: 7	H: 1 LOB: 3 P: 11	R: 0 E: 0 K: 0 S: 4	H: 1 LOB: 2 P: 8	R: 0 E: 0 K: 0 S: 3	H: 0 LOB: 0 P: 3	R: 0 E: 0 K: 0 S: 5	H: 2 LOB: 3 P: 9	R: 0 E: 0 K: 0 S: 4	H: 1 LOB: 2 P: 5	R: 0 E: 0 K: 0 S: 3	H: 0 LOB: 0 P: 3	R: 0 E: 0 K: 1 S: 5	H: 0 LOB: 0 P: 5	1B: 14 2B: 2 3B: 0 HR: 0	SF: 1 SAC: 1 DP: 2 HBP: 1	WP: 0 PB: 0 SB: 0 CS: 0	PA: 66
<b>PITCHER</b>	IP 5.0	WLS 5.0	BF 25	H 10	R 3	ER 3	SO 2	BB 2	IBB 0	HBP 0	BLK 0	WP 0	HR 0	S 27	P 35	ERA 5.40	WHIP 2.400																
Ed Hebezahl, R ERA: 4.3																																	
Dave Sisler, R ERA: 1.32																																	
Pete Burnside, L ERA: 5.06																																	
Johnny Klippstein, R ERA: 3.32																																	
Marty Kutyna, R ERA: 3.35																																	

**Chicago White Sox @ Washington Senators**  
Griffith Stadium, Washington, DC  
Sat Jun 10 1961, 3:33 AM EDT  
Att: 6,473 - Unknown


**AB 57**  
**R 3**  
**H 15**  
**RBI 3**  
**BB 6**  
**SO 5**  
**LOB 33**



Batter	1	2	3	4	5	6	7	8	9	10	11	12	13	14	15	AB	R	H	RBI	BB	SO	LOB	BOTTOM								
Coot Veal, R OBP: 0.312, SLG: 0.294 (1.8)	K	F8			6-3			SH5-3		6-3		F3			5-3	6	0	0	0	0	1	1									
Marty Keough, L OBP: 0.317, SLG: 0.417 (1.7)	WP 3B			G3-6 1B		F8		K		1B		K			HR	7	2	4	1	0	2	1									
Chuck Hinton, R OBP: 0.308, SLG: 0.417 (1.9)	WP 3B			F9				K								4	1	1	0	2	1	2									
Dale Long, L OBP: 0.326, SLG: 0.537 (1.3)				G3-6		F8			P6	FC4-6				4-3		6	0	1	2	0	0	4									
Willie Tasby, R OBP: 0.357, SLG: 0.472 (1.8)	K							CS	E6							6	1	1	1	0	3	1									
Harry Bright, R OBP: 0.317, SLG: 0.363 (9. PH)									HR							4	0	1	0	0	1	2									
Jim Mahoney, R OBP: 0.256, SLG: 0.230 (10.4)	K				F3			6-3								2	0	0	0	0	1	0									
Gene Green, R OBP: 0.387, SLG: 0.547 (11. PH)																5	0	2	0	0	1	2									
John Gabler, S OBP: 0.286, SLG: 0.571 (12.2)																0	0	0	0	0	0	0									
Pete Daley, R OBP: 0.223, SLG: 0.258 (10.4)																1	0	0	0	0	0	0									
Chuck Cottler, R OBP: 0.167, SLG: 0.118 (9. PH)																3	0	0	0	0	1	2									
Gene Woodling, L OBP: 0.422, SLG: 0.511 (10.5)																1	0	0	0	0	1	1									
Billy Klaus, L OBP: 0.298, SLG: 0.337 (10.5)																2	0	0	0	0	0	1									
Ed Hebezahl, R ERA: 4.3																															
Dave Sisler, R ERA: 1.32																															
Danny O'Connell, R ERA: 1.74																															
Pete Burnside, R ERA: 5.0																															
Jim Mahoney, R ERA: 5.06																															
Johnny Klippstein, R ERA: 3.32																															
R.C. Stevens, R ERA: 3.35																															
<b>Inning Stats</b>	R: 2 E: 0 K: 3 S: 11	H: 2 LOB: 1 P: 15	R: 0 E: 0 K: 0 S: 4	H: 1 LOB: 1 P: 4	R: 0 E: 0 K: 0 S: 3	H: 1 LOB: 0 P: 3	R: 0 E: 0 K: 2 S: 7	H: 0 LOB: 0 P: 7	R: 0 E: 0 K: 0 S: 3	H: 0 LOB: 0 P: 3	R: 0 E: 0 K: 0 S: 6	H: 0 LOB: 0 P: 6	R: 1 E: 0 K: 2 S: 8	H: 1 LOB: 1 P: 8	R: 0 E: 0 K: 0 S: 3	R: 0 E: 0 K: 1 S: 7	H: 2 LOB: 2 P: 5	R: 0 E: 0 K: 0 S: 5	H: 1 LOB: 1 P: 4	R: 0 E: 0 K: 0 S: 4	H: 0 LOB: 0 P: 3	R: 0 E: 0 K: 0 S: 5	H: 0 LOB: 0 P: 5	R: 0 E: 0 K: 0 S: 3	H: 0 LOB: 0 P: 3	R: 1 E: 0 K: 1 S: 3	H: 1 LOB: 0 P: 3	1B: 7 2B: 1 3B: 1 HR: 2	SF: 0 SAC: 1 DP: 1 HBP: 0	WP: 1 PB: 0 SB: 1 CS: 1	PA: 57
<b>PITCHER</b>	IP 7.0	WLS 7.0	BF 26	H 4	R 2	ER 0	SO 6	BB 2	IBB 0	HBP 0	BLK 0	WP 1	HR 0	S 36	P 44	ERA 0.00	WHIP 0.857														
Juan Pizarro, L ERA: 3.2																															
Warren Hacker, R ERA: 1.34																															
Gerry Staley, R ERA: 5.0																															
Turk Lown, R ERA: 1.94																															
Russ Kemmerer, R ERA: 2.78																															

**Chicago White Sox @ Washington Senators**  
Griffith Stadium, Washington, DC  
Sat Jun 10 1961, 3:33 AM EDT  
Att: 6,473 - Unknown

**AB 53**  
**R 4**  
**H 11**  
**RBI 4**  
**BB 2**  
**SO 12**  
**LOB 18**






Batter	1	2	3	4	5	6	7	8	9	AB	R	H	RBI	BB	SO	LOB	TOP										
Coot Veat, R OBP: 0.317, SLG: 0.289 Gene Woodling, L OBP: 0.419, SLG: 0.505 Jim Mahoney, R OBP: 0.256, SLG: 0.230	6-3		1B 2B BB		L9		CS BB		K	2	1	0	0	2	0	0											
Danny O'Connell, R OBP: 0.377, SLG: 0.337	5-3		1-3 2-H 3-H 2B		1B				2B	5	2	3	3	0	1	1											
Chuck Hinton, R OBP: 0.369, SLG: 0.421	K		2-H 3-H 2B		1B 1B BB				F8	4	0	1	2	1	2	2											
Dale Long, L OBP: 0.324, SLG: 0.530		3-1	4-3		1-2 2-H 1B				3-1	4	0	1	1	0	0	1											
Willie Tasby, R OBP: 0.355, SLG: 0.467	L9			6-3	1-2 2-3 1B				6-3	4	0	1	0	0	0	0											
Gene Green, R OBP: 0.382, SLG: 0.566	F9			HR	4-3				K	4	1	1	1	0	1	3											
Marty Keough, L OBP: 0.315, SLG: 0.412			1B FC1-2 1B	K					F8	4	0	1	0	0	1	0											
Chuck Cottier, R OBP: 0.227, SLG: 0.150			BB 1B FC1-2 1B	6-3					4-3	3	2	1	0	1	0	0											
Joe McClain, R OBP: 0.286, SLG: 0.370 John Gabler, S OBP: 0.375, SLG: 0.625			FC1-2 1B BB		6-3				K	3	0	0	0	0	1	2											
<b>Inning Stats</b>	R: 0 E: 0 K: 1 S: 5	H: 0 LOB: 0 BB: 0 P: 5	R: 0 E: 0 K: 0 S: 3	H: 0 LOB: 0 BB: 0 P: 3	R: 3 E: 0 K: 0 S: 6	H: 4 LOB: 1 BB: 1 P: 10	R: 1 E: 0 K: 1 S: 6	H: 1 LOB: 0 BB: 0 P: 6	R: 1 E: 0 K: 0 S: 6	H: 3 LOB: 3 BB: 1 P: 10	R: 0 E: 0 K: 1 S: 5	H: 0 LOB: 0 BB: 0 P: 5	R: 0 E: 0 K: 1 S: 6	H: 0 LOB: 1 BB: 1 P: 10	R: 0 E: 0 K: 1 S: 5	H: 0 LOB: 0 BB: 0 P: 5	R: 2 E: 0 K: 1 S: 7	H: 2 LOB: 1 BB: 1 P: 11	1B: 6 2B: 4 3B: 0 HR: 1	SF: 0 SAC: 0 DP: 1 HBP: 0	WP: 0 PB: 0 SB: 0 CS: 1	PA: 39					
<b>PITCHER</b>	IP	WLS	BF	H	R	ER	SO	BB	IBB	HBP	BLK	WP	HR	S	P	ERA	WHIP										
Hal Woodeshick, L ERA: 4.6	4.2	L	22	7	5	5	2	2	0	0	0	0	1	24	32	9.64	1.929										
Terry Fox, R ERA: 1.56	0.1		2	1	0	0	0	0	0	0	0	0	0	2	2	0.00	3.000										
Jerry Casale, R ERA: 6.25	2.0		6	0	0	0	3	1	0	0	0	0	0	11	15	0.00	0.500										
Bill Fischer, R ERA: 4.18	1.1		6	1	2	2	1	1	0	0	0	0	0	7	11	13.50	1.500										
Hank Aguirre, L ERA: 2.89	0.2		3	1	0	0	1	0	0	0	0	0	0	5	5	0.00	1.500										

Washington Senators @ Detroit Tigers  
Tiger Stadium, Detroit, MI  
Sun Jun 11 1961, 4:33 AM EDT  
Unknown

AB 35  
R 7  
H 10  
RBI 7  
BB 4  
SO 7  
LOB 11



Batter	1	2	3	4	5	6	7	8	9	AB	R	H	RBI	BB	SO	LOB	BOTTOM										
Steve Boros, R OBP: 0.385, SLG: 0.373	6-3		BB							2	0	1	0	2	0	0											
Bill Bruton, L OBP: 0.315, SLG: 0.349	6-3		F8		K2-3		G3			4	0	0	0	0	1	4											
Al Kaline, R OBP: 0.336, SLG: 0.435	L5-3			L9						4	1	1	1	0	0	0											
Rocky Colavito, R OBP: 0.417, SLG: 0.603		F8		HR						4	1	1	1	0	0	0											
Norm Cash, L OBP: 0.489, SLG: 0.663		P5		HR						4	2	2	2	0	0	0											
Jake Wood, R OBP: 0.335, SLG: 0.406		1B		HR						4	0	1	0	0	0	0											
Dick Brown, R OBP: 0.310, SLG: 0.464		5-3		4-3						4	0	0	0	0	0	1											
Chico Fernandez, R OBP: 0.315, SLG: 0.323			P6		6-3					4	0	0	0	0	0	0											
Hal Woodeshick, R ERA: 4.18 Terry Fox, R ERA: 2.00 Bubba Morton, R ERA: 0.385 Jerry Casale, R ERA: 6.25 Bobo Osborne, L ERA: 0.395 Bill Fischer, R ERA: 4.18 Hank Aguirre, R ERA: 2.89 Charlie Maxwell, L ERA: 5.50			4-3		P6					1	0	0	0	0	0	0											
<b>Inning Stats</b>	R: 0 E: 0 K: 0 S: 3	H: 0 LOB: 0 BB: 0 P: 3	R: 0 E: 0 K: 0 S: 4	H: 1 LOB: 1 BB: 0 P: 4	R: 0 E: 0 K: 0 S: 3	H: 0 LOB: 1 BB: 1 P: 7	R: 2 E: 0 K: 0 S: 5	H: 2 LOB: 0 BB: 0 P: 5	R: 0 E: 0 K: 1 S: 5	H: 0 LOB: 1 BB: 1 P: 9	R: 1 E: 0 K: 0 S: 4	H: 1 LOB: 0 BB: 0 P: 4	R: 0 E: 0 K: 0 S: 4	H: 1 LOB: 2 BB: 1 P: 8	R: 0 E: 0 K: 0 S: 4	H: 0 LOB: 0 BB: 0 P: 4	R: 0 E: 0 K: 0 S: 3	H: 0 LOB: 0 BB: 0 P: 3	1B: 2 2B: 0 3B: 0 HR: 4	SF: 0 SAC: 0 DP: 0 HBP: 0	WP: 0 PB: 0 SB: 0 CS: 0	PA: 36					
<b>PITCHER</b>	IP	WLS	BF	H	R	ER	SO	BB	IBB	HBP	BLK	WP	HR	S	P	ERA	WHIP										
Joe McClain, R ERA: 3.32	7.0	W	30	6	4	4	1	3	0	0	0	0	4	29	41	5.14	1.286										
John Gabler, R ERA: 5.52	2.0	S	6	0	0	0	0	0	0	0	0	0	0	6	6	0.00	0.000										

Washington Senators @ Detroit Tigers  
Tiger Stadium, Detroit, MI  
Sun Jun 11 1961, 4:33 AM EDT  
Unknown

AB 33  
R 4  
H 6  
RBI 4  
BB 3  
SO 1  
LOB 5









Batter	1	2	3	4	5	6	7	8	9	AB	R	H	RBI	BB	SO	LOB	TOP			
Danny O'Connell, R OBP: 0.382, SLG: 0.338 (1, 4)										4	2	2	1	1	0	0	<b>Washington Senators @ Baltimore Orioles</b> Memorial Stadium, Baltimore, MD Tue Jun 13 1961, 7:05 PM EDT Att: 7,205 - Unknown			
Marty Keough, L OBP: 0.314, SLG: 0.421 (1, 7) (9, 9)										5	2	1	0	0	1	5				
Gene Woodling, L OBP: 0.413, SLG: 0.490 (1, 9) (9, 7)										3	0	1	3	1	0	0				
Dale Long, L OBP: 0.319, SLG: 0.511 (1, 3)										4	0	1	0	0	1	4				
Willie Tasby, R OBP: 0.351, SLG: 0.460 (1, 8)										4	0	1	2	0	1	1				
Gene Green, R OBP: 0.374, SLG: 0.577 (1, 2)										4	1	1	1	0	0	2				
Billy Klaus, L OBP: 0.308, SLG: 0.345 (1, 5)										4	1	3	0	0	0	0				
Coot Veal, R OBP: 0.305, SLG: 0.272 (1, 6) (8, PH)										3	0	0	0	0	0	2				
Jim King, L OBP: 0.370, SLG: 0.496 (8, PH)										1	0	0	0	0	0	1				
Jim Mahoney, R OBP: 0.256, SLG: 0.230 (8, 6)										0	0	0	0	0	0	0				
Pete Burnside, R OBP: 0.182, SLG: 0.100 (1, 1) (7, PH)										2	0	1	0	0	0	0				
Chuck Hinton, R OBP: 0.371, SLG: 0.422 (7, PH)										1	1	1	0	0	0	0				
Tom Sturdivant, L OBP: 0.190, SLG: 0.105 (7, 1)										1	0	0	0	0	1	0				
<b>Inning Stats</b>	R: 2 E: 1 K: 0 S: 4	H: 2 LOB: 1 BB: 2 P: 12	R: 0 E: 0 K: 0 S: 5	H: 3 LOB: 2 BB: 0 P: 5	R: 0 E: 0 K: 0 S: 3	H: 1 LOB: 0 BB: 0 P: 3	R: 0 E: 0 K: 0 S: 3	H: 0 LOB: 0 BB: 0 P: 3	R: 0 E: 0 K: 1 S: 5	H: 0 LOB: 0 BB: 0 P: 5	R: 0 E: 0 K: 0 S: 3	H: 1 LOB: 0 BB: 0 P: 3	R: 0 E: 1 K: 1 S: 5	H: 0 LOB: 0 BB: 0 P: 5	R: 0 E: 0 K: 0 S: 3	H: 0 LOB: 0 BB: 0 P: 5	1B: 10 2B: 2 3B: 0 HR: 1	SF: 0 SAC: 0 DP: 2 HBP: 0	WP: 0 PB: 0 CS: 2	PA: 39
<b>PITCHER</b>	IP WLS BF H R ER SO BB IBB HBP BLK WP HR S P ERA WHIP																			
Jack Fisher, R ERA: 4.45 (1, 1)	6.1	W	30	11	7	7	2	2	0	0	0	0	0	0	1	32	40	9.95	2.053	
Dick Hall, R ERA: 5.27 (7, 1)	2.2	L	8	1	0	0	2	0	0	0	0	0	0	0	0	12	12	0.00	0.375	

AB	36
R	7
H	12
RBI	7
BB	2
SO	4
LOB	15



Batter	1	2	3	4	5	6	7	8	9	AB	R	H	RBI	BB	SO	LOB	BOTTOM			
Brooks Robinson, R OBP: 0.381, SLG: 0.419 (1, 5)										3	0	1	1	0	0	0	<b>Washington Senators @ Baltimore Orioles</b> Memorial Stadium, Baltimore, MD Tue Jun 13 1961, 7:05 PM EDT Att: 7,205 - Unknown			
Dave Philley, S OBP: 0.333, SLG: 0.484 (1, 7) (7, 7)										3	0	1	0	1	1	2				
Earl Robinson, R OBP: 0.226, SLG: 0.179 (9, 9)										0	0	0	0	0	0	0				
Mary Throneberry, L OBP: 0.344, SLG: 0.409 (9, PH)										1	0	1	1	0	0	0				
Jackie Brandt, R OBP: 0.389, SLG: 0.511 (1, 9) (9, 8)										4	1	1	0	0	0	3				
Gus Triandos, R OBP: 0.332, SLG: 0.449 (1, 2)										4	2	2	3	0	0	0				
Ron Hansen, R OBP: 0.325, SLG: 0.368 (1, 6)										3	1	1	0	1	0	0				
Dick Williams, R OBP: 0.240, SLG: 0.370 (1, 3) (9, 7)										4	0	0	0	0	0	2				
Jim Busby, R OBP: 0.297 (1, 8)										3	1	1	1	0	1	0				
Jim Gentile, L OBP: 0.433, SLG: 0.627 (8, PH) (9, 3)										1	0	0	0	0	0	0				
Jerry Adair, R OBP: 0.313, SLG: 0.416 (1, 4)										4	2	2	1	0	0	0				
Jack Fisher, R OBP: 0.185, SLG: 0.120 (1, 1) (7, 1)										2	0	0	0	0	0	1				
Dick Hall, R OBP: 0.214, SLG: 0.083 (7, 1)										1	1	1	0	0	0	0				
<b>Inning Stats</b>	R: 0 E: 0 K: 0 S: 2	H: 0 LOB: 0 BB: 1 P: 6	R: 4 E: 2 K: 1 S: 10	H: 4 LOB: 1 BB: 0 P: 10	R: 2 E: 0 K: 0 S: 5	H: 2 LOB: 0 BB: 0 P: 5	R: 0 E: 0 K: 0 S: 5	H: 2 LOB: 2 BB: 0 P: 5	R: 0 E: 0 K: 1 S: 7	H: 1 LOB: 1 BB: 0 P: 7	R: 0 E: 0 K: 0 S: 3	H: 0 LOB: 0 BB: 0 P: 3	R: 0 E: 0 K: 0 S: 3	H: 0 LOB: 0 BB: 0 P: 3	R: 1 E: 0 K: 0 S: 3	H: 2 LOB: 1 BB: 0 P: 3	1B: 8 2B: 2 3B: 0 HR: 2	SF: 1 SAC: 2 DP: 2 HBP: 0	WP: 0 PB: 0 CS: 0	PA: 38
<b>PITCHER</b>	IP WLS BF H R ER SO BB IBB HBP BLK WP HR S P ERA WHIP																			
Pete Burnside, L ERA: 5.45 (1, 1)	6.0	L	29	9	7	5	2	2	0	0	0	0	0	0	2	31	39	7.50	1.833	
Tom Sturdivant, R ERA: 3.6 (7, 1)	2.1	L	9	2	1	1	0	0	0	0	0	0	0	0	9	9	3.86	0.857		

AB	33
R	8
H	11
RBI	7
BB	2
SO	2
LOB	8





Batter	1	2	3	4	5	6	7	8	9	AB	R	H	RBI	BB	SO	LOB	TOP					
Danny O'Connell, R OBP: 0.382, SLG: 0.337 (1, 5)	5-3	FC1-2 1B BB		G3 1B		4-3			F9	4	1	1	0	1	0	0	<b>Washington Senators @ Baltimore Orioles</b> Memorial Stadium, Baltimore, MD Wed Jun 14 1961, 7:05 PM EDT Att: 8,363 - Unknown <a href="http://livebaseballscorecards.com">livebaseballscorecards.com</a>					
Chuck Hinton, R OBP: 0.384, SLG: 0.412 (1, 7)		FC1-2 1B		G3			K		E4	5	0	1	0	0	1	5						
Gene Woodling, L OBP: 0.408, SLG: 0.481 Jim King, L OBP: 0.367, SLG: 0.491 (1, 9) (8, 9)	F7			K			4-3		F3	4	0	1	2	0	1	3						
Dale Long, L OBP: 0.313, SLG: 0.500 (1, 3)										4	0	0	0	0	1	2						
Willie Tasby, R OBP: 0.354, SLG: 0.461 (1, 8)										4	1	2	0	0	0	0						
Gene Green, R OBP: 0.378, SLG: 0.611 (1, 2)										4	1	2	2	0	0	1						
Chuck Cottler, R OBP: 0.269, SLG: 0.174 (1, 4)										3	1	1	0	1	2	1						
Jim Mahoney, R OBP: 0.255, SLG: 0.231 (1, 6)										4	0	1	0	0	1	1						
Dick Donovan, L OBP: 0.292, SLG: 0.238 (1, 1)										3	1	0	1	1	2	1						
<b>Inning Stats</b>	R: 0 E: 0 K: 0 S: 3	H: 1 LOB: 1 BB: 0 P: 3	R: 5 E: 0 K: 1 S: 10	H: 4 LOB: 2 BB: 2 P: 18	R: 0 E: 0 K: 1 S: 5	H: 0 LOB: 0 BB: 0 P: 5	R: 0 E: 0 K: 1 S: 6	H: 1 LOB: 2 BB: 1 P: 10	R: 0 E: 0 K: 1 S: 6	H: 0 LOB: 0 BB: 0 P: 5	R: 0 E: 0 K: 1 S: 5	H: 0 LOB: 0 BB: 0 P: 5	R: 0 E: 0 K: 1 S: 6	H: 2 LOB: 1 BB: 0 P: 6	R: 0 E: 1 K: 1 S: 6	H: 0 LOB: 1 BB: 0 P: 6		1B: 7 2B: 1 3B: 0 HR: 1	SF: 0 SAC: 0 DP: 1 HBP: 0	WP: 0 PB: 0 CS: 1	PA: 39	
<b>PITCHER</b>	IP WLS BF H R ER SO BB IBB HBP BLK WP HR S P ERA WHIP	IP WLS BF H R ER SO BB IBB HBP BLK WP HR S P ERA WHIP	IP WLS BF H R ER SO BB IBB HBP BLK WP HR S P ERA WHIP	IP WLS BF H R ER SO BB IBB HBP BLK WP HR S P ERA WHIP	IP WLS BF H R ER SO BB IBB HBP BLK WP HR S P ERA WHIP	IP WLS BF H R ER SO BB IBB HBP BLK WP HR S P ERA WHIP	IP WLS BF H R ER SO BB IBB HBP BLK WP HR S P ERA WHIP	IP WLS BF H R ER SO BB IBB HBP BLK WP HR S P ERA WHIP	IP WLS BF H R ER SO BB IBB HBP BLK WP HR S P ERA WHIP	IP WLS BF H R ER SO BB IBB HBP BLK WP HR S P ERA WHIP	IP WLS BF H R ER SO BB IBB HBP BLK WP HR S P ERA WHIP	IP WLS BF H R ER SO BB IBB HBP BLK WP HR S P ERA WHIP	IP WLS BF H R ER SO BB IBB HBP BLK WP HR S P ERA WHIP	IP WLS BF H R ER SO BB IBB HBP BLK WP HR S P ERA WHIP	IP WLS BF H R ER SO BB IBB HBP BLK WP HR S P ERA WHIP	IP WLS BF H R ER SO BB IBB HBP BLK WP HR S P ERA WHIP	IP WLS BF H R ER SO BB IBB HBP BLK WP HR S P ERA WHIP	IP WLS BF H R ER SO BB IBB HBP BLK WP HR S P ERA WHIP	IP WLS BF H R ER SO BB IBB HBP BLK WP HR S P ERA WHIP	IP WLS BF H R ER SO BB IBB HBP BLK WP HR S P ERA WHIP	IP WLS BF H R ER SO BB IBB HBP BLK WP HR S P ERA WHIP	IP WLS BF H R ER SO BB IBB HBP BLK WP HR S P ERA WHIP
Steve Barber, L ERA: 4.38 (1, 1)	2.0	L	13	5	5	5	1	2	0	0	0	0	0	0	0	0	22.50	3.500				
Wes Stock, R ERA: 3.34 (3, 1)	5.0		18	2	0	0	5	1	0	0	0	0	0	0	0	0	0.00	0.600				
Dick Hyde, R ERA: 2.31 (8, 1)	2.0		8	2	0	0	2	0	0	0	0	0	0	0	0	0	0.00	1.000				
<b>Batter</b>	<b>1</b>	<b>2</b>	<b>3</b>	<b>4</b>	<b>5</b>	<b>6</b>	<b>7</b>	<b>8</b>	<b>9</b>	<b>AB</b>	<b>R</b>	<b>H</b>	<b>RBI</b>	<b>BB</b>	<b>SO</b>	<b>LOB</b>	<b>BOTTOM</b>					
Brooks Robinson, R OBP: 0.379, SLG: 0.414 (1, 5)	FC6-4 BB	4-3			6-3				6-3	3	0	0	0	1	0	2	<b>Washington Senators @ Baltimore Orioles</b> Memorial Stadium, Baltimore, MD Wed Jun 14 1961, 7:05 PM EDT Att: 8,363 - Unknown <a href="http://livebaseballscorecards.com">livebaseballscorecards.com</a>					
Dave Philley, S OBP: 0.315, SLG: 0.456 (1, 7)	FC6-4 E			F7	F5				F8	4	1	0	0	0	0	1						
Jackie Brandt, R OBP: 0.392, SLG: 0.517 (1, 8)	E6			L5-3 1B					P4	4	0	2	1	0	1	0						
Jim Gentile, L OBP: 0.425, SLG: 0.612 (1, 3)	K			L5-3					K	4	0	0	0	0	2	2						
Mary Throneberry, L OBP: 0.342, SLG: 0.404 (1, 9)	6-3								P4	4	0	1	0	0	0	1						
Gus Triandos, R OBP: 0.335, SLG: 0.456 (1, 2)					F7					4	0	2	0	0	1	1						
Ron Hansen, R OBP: 0.328, SLG: 0.367 (1, 6)					L4				6-3	3	0	1	0	1	0	2						
Jerry Adair, R OBP: 0.310, SLG: 0.411 Cint Courtney, L OBP: 0.389, SLG: 0.295 Mary Breeding, R OBP: 0.171, SLG: 0.239 (1, 4) (7, PH) (8, 4)										2	0	0	0	0	1	3						
Steve Barber, L OBP: 0.147, SLG: 0.094 Whitley Herzog, L OBP: 0.358, SLG: 0.348 Wes Stock, R (3, 1)										1	0	0	0	0	0	2						
Dick Williams, R OBP: 0.239, SLG: 0.368 Dick Hyde, R OBP: 1.000, SLG: 1.000 (7, PH) (8, 1)										1	0	0	0	0	0	1						
<b>Inning Stats</b>	R: 1 E: 1 K: 1 S: 6	H: 1 LOB: 1 BB: 1 P: 10	R: 0 E: 0 K: 0 S: 5	H: 2 LOB: 2 BB: 0 P: 5	R: 0 E: 0 K: 1 S: 6	H: 1 LOB: 1 BB: 0 P: 6	R: 0 E: 0 K: 1 S: 6	H: 0 LOB: 0 BB: 0 P: 3	R: 0 E: 0 K: 1 S: 5	H: 0 LOB: 0 BB: 0 P: 5	R: 0 E: 0 K: 1 S: 5	H: 0 LOB: 1 BB: 1 P: 9	R: 0 E: 0 K: 0 S: 3	H: 0 LOB: 0 BB: 0 P: 3	R: 0 E: 0 K: 1 S: 6	H: 1 LOB: 1 BB: 0 P: 6	1B: 4 2B: 3 3B: 0 HR: 0	SF: 0 SAC: 0 DP: 1 HBP: 0	WP: 0 PB: 0 CS: 0	PA: 34		
<b>PITCHER</b>	IP WLS BF H R ER SO BB IBB HBP BLK WP HR S P ERA WHIP	IP WLS BF H R ER SO BB IBB HBP BLK WP HR S P ERA WHIP	IP WLS BF H R ER SO BB IBB HBP BLK WP HR S P ERA WHIP	IP WLS BF H R ER SO BB IBB HBP BLK WP HR S P ERA WHIP	IP WLS BF H R ER SO BB IBB HBP BLK WP HR S P ERA WHIP	IP WLS BF H R ER SO BB IBB HBP BLK WP HR S P ERA WHIP	IP WLS BF H R ER SO BB IBB HBP BLK WP HR S P ERA WHIP	IP WLS BF H R ER SO BB IBB HBP BLK WP HR S P ERA WHIP	IP WLS BF H R ER SO BB IBB HBP BLK WP HR S P ERA WHIP	IP WLS BF H R ER SO BB IBB HBP BLK WP HR S P ERA WHIP	IP WLS BF H R ER SO BB IBB HBP BLK WP HR S P ERA WHIP	IP WLS BF H R ER SO BB IBB HBP BLK WP HR S P ERA WHIP	IP WLS BF H R ER SO BB IBB HBP BLK WP HR S P ERA WHIP	IP WLS BF H R ER SO BB IBB HBP BLK WP HR S P ERA WHIP	IP WLS BF H R ER SO BB IBB HBP BLK WP HR S P ERA WHIP	IP WLS BF H R ER SO BB IBB HBP BLK WP HR S P ERA WHIP	IP WLS BF H R ER SO BB IBB HBP BLK WP HR S P ERA WHIP	IP WLS BF H R ER SO BB IBB HBP BLK WP HR S P ERA WHIP	IP WLS BF H R ER SO BB IBB HBP BLK WP HR S P ERA WHIP	IP WLS BF H R ER SO BB IBB HBP BLK WP HR S P ERA WHIP	IP WLS BF H R ER SO BB IBB HBP BLK WP HR S P ERA WHIP	IP WLS BF H R ER SO BB IBB HBP BLK WP HR S P ERA WHIP
Dick Donovan, R ERA: 2.88 (1, 1)	9.0	W	34	6	1	1	5	2	0	0	0	0	0	0	0	0	1.00	0.889				















Batter	1	2	3	4	5	6	7	8	9	AB	R	H	RBI	BB	SO	LOB	TOP								
Coot Veat, R OBP: 0.297, SLG: 0.264 (1, 6)	5-3		5-3		SH3-4	F8			K	4	0	0	0	0	1	2									
Billy Klaus, L OBP: 0.301, SLG: 0.345 (1, 5)	F8			3-1	F6		3-1		1B HR 2B	5	1	1	0	0	0	1									
Gene Woodling, L OBP: 0.411, SLG: 0.484 Chuck Hinton, R OBP: 0.366, SLG: 0.398 (9, PR) (9, 7)	F9			1B 2B BB	HR 1B		F3		HR 1B	4	2	2	2	1	0	0									
Dale Long, L OBP: 0.333, SLG: 0.518 (1, 3)		G3		2B G1-2-3 1B	HR		6-3		HR BB	4	2	2	2	1	0	0									
Willie Tasby, R OBP: 0.364, SLG: 0.493 (1, 8)	6-3			1-3 2-H 2B	K		F7		HR	5	1	2	5	0	1	0									
Jim King, L OBP: 0.378, SLG: 0.492 (1, 9)	K			IBB		4-3 HR 2B		F9	BB	3	1	1	0	2	1	0									
Chuck Cottier, R OBP: 0.318, SLG: 0.250 (1, 4)			1-3	G1-2-3		4-3		1B	L8	5	0	1	0	0	0	5									
Pete Daley, R OBP: 0.260, SLG: 0.320 (1, 2)					E 2B			F6	F9	5	2	3	2	0	0	2									
Carl Mathias, S OBP: 0.250, SLG: 0.250 Dave Sister, R (9, 1) Marty Kutyna, R OBP: 0.400, SLG: 0.400 (9, 1)	F8				E1 SH3-4 1B		6-3		2B 1B 1B	4	2	1	0	0	0	1									
<b>Inning Stats</b>	R: 0 E: 0 K: 0 S: 3	H: 0 LOB: 0 BB: 0 P: 3	R: 0 E: 0 K: 1 S: 5	H: 0 LOB: 0 BB: 0 P: 5	R: 0 E: 0 K: 0 S: 4	H: 1 LOB: 1 BB: 0 P: 4	R: 1 E: 0 K: 0 S: 4	H: 2 LOB: 2 BB: 2 P: 12	R: 4 E: 1 K: 1 S: 9	H: 3 LOB: 0 BB: 0 P: 9	R: 2 E: 0 K: 0 S: 5	H: 2 LOB: 0 BB: 0 P: 5	R: 0 E: 0 K: 0 S: 3	H: 0 LOB: 0 BB: 0 P: 3	R: 0 E: 0 K: 0 S: 4	H: 1 LOB: 1 BB: 0 P: 4	R: 5 E: 0 K: 1 S: 9	H: 4 LOB: 2 BB: 2 P: 17	1B: 6 2B: 4 3B: 0 HR: 3	SF: 0 SAC: 1 DP: 1 HBP: 0	WP: 0 PB: 0 SB: 1 CS: 0	PA: 44			
<b>PITCHER</b>	IP	WLS	BF	H	R	ER	SO	BB	IBB	HBP	BLK	WP	HR	S	P	ERA	WHIP								
Ike Delock, R ERA: 3.8 (1, 1)	5.0		23	6	5	1	2	1	1	0	0	0	1	25	33	1.80	1.400								
Billy Muffett, R ERA: 5.77 (6, 1)	3.1		15	5	4	4	1	0	0	0	0	0	1	17	17	10.80	1.500								
Ted Willis, L ERA: 6.27 (9, 1)	0.2	W	6	2	3	3	0	2	0	0	0	0	1	4	12	40.50	6.000								

Washington Senators @ Boston Red Sox  
Fenway Park, Boston, MA  
Sun Jun 18 1961, 3:33 AM EDT  
Unknown

AB 39  
R 12  
H 13  
RBI 11  
BB 4  
SO 3  
LOB 11



Batter	1	2	3	4	5	6	7	8	9	AB	R	H	RBI	BB	SO	LOB	BOTTOM								
Chuck Schilling, R OBP: 0.336, SLG: 0.329 (1, 4)	F7			1-3	F8		5-3		1B BB 1B	5	1	1	0	0	0	2									
Carroll Hardy, R OBP: 0.338, SLG: 0.366 (1, 7)	F3			2B E 1B	HBP BB		2-3		BB BB 1B	4	2	2	1	1	0	0									
Gary Geiger, L OBP: 0.338, SLG: 0.355 (1, 8)	4-3			K		1-2 2-3 3-H HBP		K	BB HR BB	3	1	0	1	1	2	1									
Jackie Jensen, R OBP: 0.343, SLG: 0.389 (1, 9)		L7		E 2B	G3			F7	HR BB BB	4	2	1	1	1	0	3									
Frank Matzone, R OBP: 0.254, SLG: 0.317 (1, 5)	F8			E6 FC5-4		G3 3B		L5	HR BB	4	2	1	1	1	0	0									
Jim Pagliaroni, R OBP: 0.322, SLG: 0.414 (1, 2)	K			FC5-4		5-3		L8	HR	5	1	1	4	0	1	2									
Vic Wertz, L OBP: 0.354, SLG: 0.491 Pete Runnels, L OBP: 0.359, SLG: 0.374 (9, PR) (9, 1)	F7				FC5 BB 1B	G3		3-1	BB BB	4	0	1	1	1	0	0									
Don Buddin, R OBP: 0.429, SLG: 0.434 (1, 6)		L6			BB FC5 HBP BB	HR			BB 1B	4	3	3	1	1	0	0									
Ike Delock, R OBP: 0.217, SLG: 0.143 Rip Rivetti, R OBP: 0.308, SLG: 0.330 Billy Muffett, R OBP: 0.313, SLG: 0.154 Ted Willis, L OBP: 0.320, SLG: 0.235 Billy Harrell, R OBP: 0.300, SLG: 0.330 (9, PR) (9, PH) (9, PH) (9, PH)	5-3				FC5 HBP BB	K		K		1	0	0	0	0	0	0									
<b>Inning Stats</b>	R: 0 E: 0 K: 0 S: 3	H: 0 LOB: 0 BB: 0 P: 3	R: 0 E: 0 K: 1 S: 5	H: 0 LOB: 0 BB: 0 P: 5	R: 2 E: 1 K: 1 S: 8	H: 2 LOB: 1 BB: 0 P: 8	R: 1 E: 0 K: 0 S: 4	H: 1 LOB: 3 BB: 2 P: 13	R: 2 E: 0 K: 1 S: 7	H: 2 LOB: 0 BB: 0 P: 7	R: 0 E: 0 K: 1 S: 5	H: 0 LOB: 0 BB: 0 P: 5	R: 0 E: 0 K: 0 S: 3	H: 0 LOB: 0 BB: 0 P: 3	R: 8 E: 0 K: 1 S: 10	H: 6 LOB: 4 BB: 4 P: 26	1B: 7 2B: 1 3B: 1 HR: 2	SF: 0 SAC: 0 DP: 0 HBP: 1	WP: 0 PB: 0 SB: 0 CS: 0	PA: 45					
<b>PITCHER</b>	IP	WLS	BF	H	R	ER	SO	BB	IBB	HBP	BLK	WP	HR	S	P	ERA	WHIP								
Carl Mathias, L ERA: 7.27 (1, 1)	8.2		39	8	9	7	5	3	0	1	0	0	1	45	58	7.27	1.269								
Dave Sister, R ERA: 2.78 (9, 1)	0.0	L	4	1	3	3	0	3	0	0	0	0	1	1	13	∞	∞								
Marty Kutyna, R ERA: 3.53 (9, 1)	0.0		2	2	1	1	0	0	0	0	0	0	0	2	2	∞	∞								

Washington Senators @ Boston Red Sox  
Fenway Park, Boston, MA  
Sun Jun 18 1961, 3:33 AM EDT  
Unknown

AB 38  
R 13  
H 11  
RBI 11  
BB 6  
SO 5  
LOB 11





Batter	1	2	3	4	5	6	7	8	9	10	11	12	13	AB	R	H	RBI	BB	SO	LOB	TOP					
Danny O'Connell, R OBP: 0.400, SLG: 0.362	L5								4-3					3	1	1	0	3	0	0						
Jim King, L OBP: 0.376, SLG: 0.504	K2-3								F9					5	1	1	2	1	1	2						
Chuck Hinton, R OBP: 0.364, SLG: 0.391	F5													5	0	1	0	1	3	4						
Dale Long, L OBP: 0.342, SLG: 0.525									F5					5	1	3	0	1	0	2						
Willie Tasby, R OBP: 0.359, SLG: 0.498	L7													6	1	1	1	0	2	4						
Gene Green, R OBP: 0.377, SLG: 0.587	FC1-4													6	0	1	0	0	1	4						
Chuck Cotter, R OBP: 0.300, SLG: 0.304	F9													6	1	1	2	0	1	3						
Jim Mahoney, R OBP: 0.274, SLG: 0.259														5	0	1	0	1	1	1						
Pete Burnside, R OBP: 0.154, SLG: 0.083														2	0	0	0	0	0	0						
Johnny Klippstein, R OBP: 0.311, SLG: 0.415														0	0	0	0	0	0	0						
Marty Keough, L OBP: 0.190, SLG: 0.087														1	0	0	0	0	0	1						
Tom Sturdivant, L OBP: 0.190, SLG: 0.087														3	0	0	0	0	0	1						
<b>Inning Stats</b>	R: 0 E: 0 K: 1 S: 5	H: 0 LOB: 0 BB: 0 P: 5	R: 0 E: 0 K: 0 S: 4	H: 1 LOB: 1 BB: 0 P: 4	R: 0 E: 0 K: 1 S: 5	H: 0 LOB: 2 BB: 2 P: 13	R: 2 E: 0 K: 0 S: 5	H: 2 LOB: 0 BB: 0 P: 5	R: 0 E: 0 K: 1 S: 5	H: 0 LOB: 1 BB: 1 P: 9	R: 0 E: 0 K: 2 S: 8	H: 1 LOB: 1 BB: 0 P: 8	R: 0 E: 0 K: 0 S: 6	H: 0 LOB: 1 BB: 0 P: 7	R: 0 E: 0 K: 1 S: 6	H: 1 LOB: 1 BB: 0 P: 6	R: 0 E: 0 K: 1 S: 4	H: 0 LOB: 0 BB: 0 P: 8	R: 0 E: 0 K: 1 S: 5	H: 0 LOB: 0 BB: 0 P: 5	1B: 6 2B: 1 3B: 0 HR: 3	SF: 0 SAC: 0 DP: 1 HBP: 0	WP: 0 PB: 0 SB: 1 CS: 0	PA: 54		
<b>PITCHER</b>	IP Gene Conley, R ERA: 4.48	WLS 32	BF 8	H 5	ER 5	SO 5	BB 4	IBB 0	HBP 0	BLK 0	WP 0	HR 3	S 38	P 54	ERA 6.43	WHIP 1.714										
<b>PITCHER</b>	IP Mike Fornieles, R ERA: 5.86	WLS 22	BF 2	H 0	ER 0	SO 4	BB 3	IBB 0	HBP 0	BLK 0	WP 0	HR 0	S 27	P 39	ERA 0.00	WHIP 0.833										

Washington Senators @ Boston Red Sox  
Fenway Park, Boston, MA  
Sun Jun 18 1961, 3:38 AM EDT  
Att. 17,645 - Unknown

AB 47  
R 5  
H 10  
RBI 5  
BB 7  
SO 9  
LOB 22



Batter	1	2	3	4	5	6	7	8	9	10	11	12	13	AB	R	H	RBI	BB	SO	LOB	BOTTOM					
Chuck Schilling, R OBP: 0.340, SLG: 0.336	1B													4	2	2	1	1	0	0						
Carroll Hardy, R OBP: 0.338, SLG: 0.352	K													4	1	0	0	2	2	3						
Carl Yastrzemski, L OBP: 0.295, SLG: 0.369	F6													4	0	1	0	1	1	2						
Jackie Jensen, R OBP: 0.343, SLG: 0.387	2B													6	1	2	2	0	0	3						
Frank Malzone, R OBP: 0.261, SLG: 0.325	2B													5	0	2	2	1	1	2						
Jim Pagliaroni, R OBP: 0.316, SLG: 0.425	K													6	1	1	1	0	2	4						
Pete Runnels, L OBP: 0.353, SLG: 0.361														4	0	0	0	1	1	0						
Don Buddin, R OBP: 0.422, SLG: 0.441														5	1	1	0	0	0	3						
Gene Conley, R OBP: 0.333, SLG: 0.375														3	0	1	0	0	0	1						
Mike Fornieles, R ERA: 4.3														2	0	0	0	0	0	0						
<b>Inning Stats</b>	R: 2 E: 0 K: 2 S: 9	H: 2 LOB: 1 BB: 1 P: 13	R: 1 E: 0 K: 1 S: 7	H: 2 LOB: 1 BB: 0 P: 7	R: 0 E: 0 K: 0 S: 3	H: 0 LOB: 0 BB: 0 P: 4	R: 0 E: 0 K: 0 S: 3	H: 0 LOB: 0 BB: 0 P: 3	R: 0 E: 0 K: 1 S: 6	H: 1 LOB: 1 BB: 0 P: 6	R: 0 E: 0 K: 1 S: 5	H: 0 LOB: 0 BB: 0 P: 5	R: 0 E: 0 K: 0 S: 3	H: 0 LOB: 0 BB: 0 P: 3	R: 0 E: 0 K: 1 S: 5	H: 0 LOB: 0 BB: 0 P: 5	R: 0 E: 0 K: 0 S: 3	H: 0 LOB: 0 BB: 0 P: 3	R: 1 E: 0 K: 0 S: 1	H: 1 LOB: 0 BB: 0 P: 1	1B: 6 2B: 2 3B: 1 HR: 1	SF: 0 SAC: 2 DP: 1 HBP: 0	WP: 1 PB: 0 SB: 1 CS: 0	PA: 51		
<b>PITCHER</b>	IP Pete Burnside, L ERA: 5.95	WLS 22	BF 8	H 5	ER 5	SO 3	BB 2	IBB 0	HBP 0	BLK 0	WP 0	HR 0	S 26	P 34	ERA 10.38	WHIP 2.308										
<b>PITCHER</b>	IP Johnny Klippstein, R ERA: 5.62	WLS 12	BF 8	H 1	ER 0	SO 1	BB 2	IBB 0	HBP 0	BLK 0	WP 1	HR 0	S 16	P 36	ERA 0.00	WHIP 1.800										
<b>PITCHER</b>	IP Tom Sturdivant, R ERA: 4.3	WLS 6.0	BF L 21	H 1	ER 1	SO 1	BB 1	IBB 0	HBP 0	BLK 0	WP 0	HR 1	S 25	P 33	ERA 1.50	WHIP 0.333										

Washington Senators @ Boston Red Sox  
Fenway Park, Boston, MA  
Sun Jun 18 1961, 3:38 AM EDT  
Att. 17,645 - Unknown


AB 43  
R 6  
H 10  
RBI 6  
BB 6  
SO 7  
LOB 18





Batter	1	2	3	4	5	6	7	8	9	AB	R	H	RBI	BB	SO	LOB	TOP								
Jake Wood, R OBP: 0.332, SLG: 0.393 (1, 4)	1-3	F8			F8		E5		1-3	5	0	0	0	0	0	2	<b>Detroit Tigers @ Washington Senators</b> Griffith Stadium, Washington, DC Tue Jun 20 1961, 7:05 PM EDT Att: 11,173 - Unknown								
Bill Bruton, L OBP: 0.320, SLG: 0.354 (1, 8)	2B		4-3		G3		F8		P6	4	1	0	0	1	0	3									
Al Kaline, R OBP: 0.350, SLG: 0.474 (1, 5)	PB		L6-3		FC5-4		L5-3			4	1	2	2	0	0	1									
Rocky Colavito, R OBP: 0.415, SLG: 0.581 (8, 7)	SF7		F7		FC5-4				6-3	3	0	1	1	0	0	1									
Norm Cash, L OBP: 0.487, SLG: 0.693 (1, 3)	2B			HR			6-3		6-3	4	2	2	1	0	0	1									
Charlie Maxwell, L OBP: 0.357, SLG: 0.450 George Thomas, R (8, 9)			F9		K		K		K	4	0	1	1	0	2	1									
Dick Brown, R OBP: 0.298, SLG: 0.428 (1, 2)	F9		5-3						5-3	3	0	0	0	1	0	2									
Ozzie Virgil, R OBP: 0.174, SLG: 0.273 (1, 6)		L5		6-3			4-3		1-3	3	0	0	0	1	0	1									
Jim Bunning, R OBP: 0.111, SLG: 0.111 Hank Aguirre, R (8, 1)	P5				G3		K		SH3	3	1	1	0	0	1	0									
					1B				SH3	0	0	0	0	0	0	0									
<b>Inning Stats</b>	R: 3 E: 0 K: 0 S: 6	H: 3 LOB: 1 BB: 1 P: 10	R: 0 E: 0 K: 0 S: 3	H: 0 LOB: 0 BB: 0 P: 3	R: 0 E: 0 K: 0 S: 3	H: 0 LOB: 0 BB: 0 P: 3	R: 1 E: 0 K: 0 S: 4	H: 1 LOB: 1 BB: 0 P: 4	R: 1 E: 0 K: 1 S: 5	H: 2 LOB: 1 BB: 0 P: 5	R: 0 E: 0 K: 1 S: 5	H: 0 LOB: 1 BB: 1 P: 9	R: 0 E: 1 K: 1 S: 6	H: 0 LOB: 1 BB: 0 P: 6	R: 0 E: 0 K: 1 S: 6	H: 1 LOB: 1 BB: 0 P: 6	R: 0 E: 0 K: 0 S: 3	H: 0 LOB: 1 BB: 1 P: 7	1B: 2 2B: 3 3B: 1 HR: 1	SF: 1 SAC: 1 DP: 0 HBP: 0	WP: 0 PB: 1 SB: 0 CS: 0	PA: 38			
<b>PITCHER</b>	IP	WLS	BF	H	R	ER	SO	BB	IBB	HBP	BLK	WP	HR	S	P	ERA	WHIP								
Dick Donovan, R ERA: 3.03 (1, 1)	5.0	L	22	6	5	5	0	1	0	0	0	0	1	21	25	9.00	1.400								
Bennie Daniels, R ERA: 3.23 (8, 1)	3.0		12	1	0	0	3	1	0	0	0	0	0	17	21	0.00	0.667								
Johnny Klippstein, R ERA: 5.68 (8, 1)	1.0		4	0	0	0	0	1	0	0	0	0	0	3	7	0.00	1.000								

Batter	1	2	3	4	5	6	7	8	9	AB	R	H	RBI	BB	SO	LOB	BOTTOM									
Danny O'Connell, R OBP: 0.392, SLG: 0.353 (1, 5)	F3		K			K		4-3	K	5	0	0	0	0	3	2	<b>Detroit Tigers @ Washington Senators</b> Griffith Stadium, Washington, DC Tue Jun 20 1961, 7:05 PM EDT Att: 11,173 - Unknown									
Billy Klaus, L OBP: 0.307, SLG: 0.339 (1, 6)	F5			K				3-1	BB	2	1	0	0	2	1	0										
Jim King, L OBP: 0.366, SLG: 0.488 (1, 7)	K			3-1				3-1		4	0	0	0	0	2	3										
Gene Woodling, L OBP: 0.419, SLG: 0.492 (1, 9)						F8			HR	4	1	3	2	0	0	1										
Willie Tasby, R OBP: 0.361, SLG: 0.511 (1, 8)		K		K				4-1	HR	4	1	2	2	0	2	2										
Dale Long, L OBP: 0.341, SLG: 0.520 (1, 3)		P6						4-1		4	0	1	0	0	1	2										
Gene Green, R OBP: 0.366, SLG: 0.569 (1, 2)		P4				K		L5-3		4	0	0	0	0	2	3										
Chuck Cottier, R OBP: 0.296, SLG: 0.300 (1, 4)			6-3			P6		6-3		4	0	1	0	0	0	2										
Dick Donovan, L OBP: 0.286, SLG: 0.227 (5, PH)										1	0	0	0	0	1	0										
Mary Koenig, L OBP: 0.207, SLG: 0.412 (8, 1)										1	0	0	0	0	0	0										
Bennie Daniels, R OBP: 0.306, SLG: 0.339 (8, PH)										1	1	1	0	0	0	0										
Chuck Hunter, R OBP: 0.296, SLG: 0.298 (8, PH)										0	0	0	0	0	0	0										
Johnny Klippstein, R OBP: 0.306, SLG: 0.398 (8, PH)										0	0	0	0	0	0	0										
Harry Bright, R OBP: 0.315, SLG: 0.390 (8, PH)										1	0	0	0	0	1	1										
<b>Inning Stats</b>	R: 0 E: 0 K: 1 S: 5	H: 0 LOB: 0 BB: 0 P: 5	R: 0 E: 0 K: 1 S: 6	H: 1 LOB: 1 BB: 0 P: 6	R: 0 E: 0 K: 2 S: 7	H: 0 LOB: 0 BB: 0 P: 7	R: 0 E: 0 K: 2 S: 8	H: 1 LOB: 1 BB: 0 P: 8	R: 0 E: 0 K: 2 S: 8	H: 1 LOB: 1 BB: 0 P: 8	R: 0 E: 0 K: 2 S: 7	H: 0 LOB: 1 BB: 1 P: 11	R: 0 E: 0 K: 0 S: 4	H: 1 LOB: 1 BB: 0 P: 4	R: 4 E: 0 K: 1 S: 8	H: 3 LOB: 0 BB: 1 P: 12	R: 0 E: 1 K: 3 S: 10	H: 1 LOB: 1 BB: 0 P: 10	1B: 7 2B: 0 3B: 0 HR: 1	SF: 0 SAC: 0 DP: 0 HBP: 0	WP: 0 PB: 0 SB: 0 CS: 0	PA: 37				
<b>PITCHER</b>	IP	WLS	BF	H	R	ER	SO	BB	IBB	HBP	BLK	WP	HR	S	P	ERA	WHIP									
Jim Bunning, R ERA: 3.49 (1, 1)	7.2	W	32	7	4	4	10	2	0	0	0	0	0	1	50	58	4.70	1.174								
Hank Aguirre, L ERA: 2.25 (8, 1)	1.1	S	5	1	0	0	4	0	0	0	0	0	0	13	13	0.00	0.750									





Batter	1	2	3	4	5	6	7	8	9	AB	R	H	RBI	BB	SO	LOB	TOP					
Dick McAuliffe, L (1.6)	1-3	F8		1-3		2H 1B	K			5	0	1	1	0	1	6	Detroit Tigers @ Washington Senators Griffith Stadium, Washington, DC Thu Jun 22 1961, 7:05 PM EDT Att: 9,685 - Unknown					
Bill Bruton, L (1.8)	G3		F7		F8	1-3		F8		5	0	0	0	0	0	1						
Al Kaline, R (1.9)	L6-3		BB 1B		BB 1B		L5-3	L3		5	0	2	0	0	0	0						
Rocky Colavito, R (1.7)		HR	G4-6-3 BB		1-2 BB		2B	F9		3	2	2	1	2	0	0						
Norm Cash, L (1.3)		2B BB	G4-6-3 BB		F9		2B	WP 1B		4	2	2	1	1	0	4						
Steve Boros, R (1.5)		2B			F8 F2		BB WP 1B	F8		5	1	2	1	0	0	3						
Jake Wood, R (1.4)		2B			K		1B 2B	F8		4	1	2	2	1	1	1						
Dick Brown, R (1.2)		2B			F1		F8			2	0	0	0	0	1	2						
Charlie Maxwell, L (7. PH)	K				1B BB					1	0	0	0	0	0	2						
Mike Roarke, R (7.2)	K									0	0	0	0	0	1	0						
Phil Regan, R (1.1)	F7				K			K		1	0	0	0	0	0	1						
Hal Woodeshick, R (2.1)										0	0	0	0	0	0	0						
Bobo Casere, L (4. PH)										0	0	0	0	0	0	0						
Paul Foytack, R (4.1)										0	0	0	0	0	0	0						
Bubba Morton, R (6. PH)										1	0	0	0	0	0	1						
Terry Fox, R (6.1)										1	0	0	0	0	1	2						
<b>Inning Stats</b>	R: 0 E: 0 K: 0 S: 3	H: 0 LOB: 0 BB: 0 P: 3	R: 3 E: 0 K: 1 S: 8	H: 3 LOB: 1 BB: 1 P: 12	R: 0 E: 0 K: 0 S: 3	H: 1 LOB: 1 BB: 1 P: 7	R: 0 E: 0 K: 1 S: 6	H: 2 LOB: 2 BB: 1 P: 10	R: 0 E: 0 K: 0 S: 4	H: 1 LOB: 2 BB: 1 P: 8	R: 1 E: 0 K: 0 S: 7	H: 2 LOB: 1 BB: 0 P: 7	R: 2 E: 0 K: 1 S: 8	H: 3 LOB: 3 BB: 2 P: 16	R: 0 E: 0 K: 0 S: 3	H: 0 LOB: 0 BB: 0 P: 3	R: 0 E: 0 K: 1 S: 6	H: 1 LOB: 2 BB: 1 P: 10	1B: 6 2B: 5 3B: 0 HR: 1	SF: 0 SAC: 0 DP: 1 HBP: 0	WP: 2 PB: 2 SB: 0 CS: 0	PA: 45
<b>PITCHER</b>	IP WLS BF H R ER SO BB IBB HBP BLK WP HR S P ERA WHIP																					
Ed Hobaugh, R (1.1)	6.0	L	29	8	4	4	3	4	0	0	0	0	0	0	1	31	47	6.00	2.000			
Bennie Daniels, R (7.1)	0.1	L	4	3	2	2	0	0	0	0	0	0	0	0	0	4	4	54.00	9.000			
Marty Kutyna, R (7.1)	0.0		1	0	0	0	0	1	0	0	0	0	0	0	0	4	4	∞	∞			
Pete Burnside, L (7.1)	1.2		6	0	0	0	1	1	0	0	0	0	0	0	7	11	0.00	0.600				
Dave Sisler, R (9.1)	1.0		5	1	0	0	1	1	0	0	0	0	0	0	6	10	0.00	2.000				

Batter	1	2	3	4	5	6	7	8	9	AB	R	H	RBI	BB	SO	LOB	BOTTOM					
Danny O'Connell, R (1.5)	HR BB	1B 1B		4-3		L8 1B		1-3		4	2	2	0	1	0	0	Detroit Tigers @ Washington Senators Griffith Stadium, Washington, DC Thu Jun 22 1961, 7:05 PM EDT Att: 9,685 - Unknown					
Billy Klaus, L (1.6)	HR	1B		F8		L8		F5		5	1	2	2	0	0	1						
Gene Woodling, L (1.9)	5-3	1B		L6				G3		5	0	1	1	0	0	0						
Dale Long, L (1.3)	F8	P4				F7		F8		5	0	1	0	0	0	2						
Willie Tasby, R (1.8)	BB 1B			4-3		1B BB		K		3	0	1	0	1	1	1						
Jim King, L (1.7)	1-2 BB			K		K		FC4-6 1B		3	1	2	0	1	1	1						
Gene Green, R (1.2)	F8			1-2 BB		1-3 1B		FC4-6		4	0	2	1	0	0	4						
Chuck Cottler, R (1.4)		1-3		5-3		L7		K		4	0	0	0	0	1	3						
Ed Hobaugh, R (1.1)										2	0	0	0	0	2	1						
Marty Kutyna, R (7.1)										1	0	0	0	0	0	0						
Bennie Daniels, R (7.1)										0	0	0	0	0	0	0						
Marty Kutyna, R (7.1)										0	0	0	0	0	0	0						
Pete Burnside, R (7.1)										0	0	0	0	0	0	0						
Chuck Hinton, R (8. PH)										1	0	0	0	0	0	0						
Dave Sisler, R (9.1)										0	0	0	0	0	0	0						
<b>Inning Stats</b>	R: 2 E: 0 K: 0 S: 5	H: 2 LOB: 2 BB: 2 P: 13	R: 1 E: 0 K: 1 S: 8	H: 3 LOB: 2 BB: 0 P: 8	R: 1 E: 0 K: 1 S: 7	H: 2 LOB: 1 BB: 0 P: 7	R: 0 E: 0 K: 0 S: 3	H: 0 LOB: 0 BB: 0 P: 3	R: 0 E: 0 K: 0 S: 6	H: 1 LOB: 2 BB: 1 P: 10	R: 0 E: 0 K: 0 S: 3	H: 1 LOB: 0 BB: 0 P: 3	R: 0 E: 0 K: 1 S: 5	H: 2 LOB: 2 BB: 0 P: 7	R: 0 E: 0 K: 1 S: 5	H: 0 LOB: 0 BB: 0 P: 5	R: 0 E: 0 K: 0 S: 3	H: 0 LOB: 0 BB: 0 P: 3	1B: 9 2B: 0 3B: 1 HR: 1	SF: 0 SAC: 0 DP: 0 HBP: 0	WP: 0 PB: 0 SB: 0 CS: 0	PA: 40
<b>PITCHER</b>	IP WLS BF H R ER SO BB IBB HBP BLK WP HR S P ERA WHIP																					
Phil Regan, R (1.1)	1.2		11	4	3	3	1	2	0	0	0	0	0	0	0	11	19	16.20	3.600			
Hal Woodeshick, L (2.1)	1.1		7	3	1	1	1	0	0	0	0	0	0	0	9	9	6.75	2.250				
Paul Foytack, R (4.1)	2.0		8	1	0	0	1	1	0	0	0	0	0	0	9	13	0.00	1.000				
Terry Fox, R (6.1)	4.0	W	14	3	0	0	2	0	0	0	0	0	0	0	18	18	0.00	0.750				



Batter	1	2	3	4	5	6	7	8	9	AB	R	H	RBI	BB	SO	LOB	TOP																	
Danny O'Connell, R OBP: 0.396, SLG: 0.357 (1,5)	F9		PB 1B		4-3			5-3	1-3 2H 1B	5	0	2	1	0	0	1	<b>Washington Senators @ Chicago White Sox</b> Comiskey Park, Chicago, IL Fri Jun 23 1961, 8:05 PM EDT Att: 19,730 - Unknown <a href="http://livebaseballscorecards.com">livebaseballscorecards.com</a>																	
Billy Klaus, L OBP: 0.307, SLG: 0.366 (1,6)	6-3		1-3		F9			2B	P3	5	0	1	0	0	0	4																		
Gene Woodling, L OBP: 0.415, SLG: 0.485 (1,9)	4-3		FC4-6 BB			4-3 SF8 2B		F7		3	1	1	0	1	0	1																		
Dale Long, L OBP: 0.332, SLG: 0.502 (1,3)		3-1	FC4-6 1-2			4-3		F5		4	0	0	0	0	0	4																		
Willie Tasby, R OBP: 0.362, SLG: 0.520 (1,8)		K			6-3				HR	3	1	1	2	0	1	0																		
Jim King, L OBP: 0.373, SLG: 0.485 (1,7)		E4 1B			F7				1B 1B	4	1	1	0	0	0	0																		
Gene Green, R OBP: 0.367, SLG: 0.572 (1,2)					F8				1B 1B	4	0	1	0	0	1	1																		
Chuck Cottier, R OBP: 0.262, SLG: 0.263 (9, PH)									K	3	0	0	0	0	0	2																		
Chuck Hinton, R OBP: 0.364, SLG: 0.390 (9, PH)		P4			L5				K	1	0	0	0	0	1	1																		
Joe McClain, R OBP: 0.265, SLG: 0.333 (9, PH)									1B 1-2 1B	3	0	1	0	0	0	0																		
Marty Keough, L OBP: 0.311, SLG: 0.413 (9, PH)					5-3				1B 1-2 1B	1	0	1	0	0	0	0																		
<b>Inning Stats</b>	R: 0 E: 0 K: 0 S: 3	H: 0 LOB: 0 BB: 0 P: 3	R: 0 E: 1 K: 1 S: 7	H: 1 LOB: 2 BB: 0 P: 7	R: 0 E: 0 K: 0 S: 4	H: 1 LOB: 2 BB: 1 P: 8	R: 0 E: 0 K: 0 S: 3	H: 0 LOB: 0 BB: 0 P: 3	R: 0 E: 0 K: 0 S: 4	H: 1 LOB: 0 BB: 0 P: 4	R: 1 E: 0 K: 0 S: 4	H: 1 LOB: 0 BB: 0 P: 4	R: 0 E: 0 K: 0 S: 3	H: 0 LOB: 0 BB: 0 P: 3	R: 0 E: 0 K: 0 S: 4	H: 1 LOB: 1 BB: 0 P: 4	R: 0 E: 0 K: 0 S: 4	H: 0 LOB: 0 BB: 0 P: 3	R: 0 E: 0 K: 0 S: 4	H: 1 LOB: 1 BB: 0 P: 4	R: 0 E: 0 K: 0 S: 4	H: 1 LOB: 1 BB: 0 P: 4	R: 0 E: 0 K: 0 S: 3	H: 0 LOB: 0 BB: 0 P: 3	R: 0 E: 0 K: 0 S: 4	H: 1 LOB: 1 BB: 0 P: 4	R: 0 E: 0 K: 0 S: 4	H: 1 LOB: 1 BB: 0 P: 4	R: 2 E: 0 K: 2 S: 11	H: 4 LOB: 2 BB: 0 P: 11	1B: 6 2B: 2 3B: 0 HR: 1	SF: 1 SAC: 0 DP: 0 HBP: 0	WP: 0 SB: 1 CS: 0	PA: 38
<b>PITCHER</b>	IP	WLS	BF	H	R	ER	SO	BB	IBB	HBP	BLK	WP	HR	S	P	ERA	WHIP																	
Ray Herbert, R ERA: 5.02 (1,1)	8.2	W	37	9	3	3	3	1	0	0	0	0	1	42	46	3.12	1.154																	
Warren Hacker, R ERA: 2.45 (9,1)	0.1	S	1	0	0	0	0	0	0	0	0	0	0	1	1	0.00	0.000																	

Batter	1	2	3	4	5	6	7	8	9	AB	R	H	RBI	BB	SO	LOB	BOTTOM										
Luis Aparicio, R OBP: 0.289, SLG: 0.312 (1,6)	F7		L4		F7					4	0	1	1	0	0	1	<b>Washington Senators @ Chicago White Sox</b> Comiskey Park, Chicago, IL Fri Jun 23 1961, 8:05 PM EDT Att: 19,730 - Unknown <a href="http://livebaseballscorecards.com">livebaseballscorecards.com</a>										
Nellie Fox, L OBP: 0.344, SLG: 0.317 (1,4)	6-3		K		F7					3	0	0	0	1	1	1											
Minnie Minoso, R OBP: 0.369, SLG: 0.440 (1,7)					4-3					3	1	1	2	0	0	0											
Roy Sievers, R OBP: 0.410, SLG: 0.608 (1,3)					F8					1	0	1	0	0	0	0											
J.C. Martin, L OBP: 0.294, SLG: 0.346 (3,3)										3	0	0	0	0	0	2											
Al Smith, R OBP: 0.369, SLG: 0.562 (1,9)					P6					4	1	3	0	0	0	0											
Jim Landis, R OBP: 0.338, SLG: 0.444 (1,8)										4	0	2	1	0	0	3											
Andy Carey, R OBP: 0.330, SLG: 0.386 (1,5)										4	1	1	0	0	0	2											
Sherm Lollar, R OBP: 0.351, SLG: 0.354 (1,2)										4	1	1	0	0	0	1											
Ray Herbert, R OBP: 0.200, SLG: 0.184 (1,1)										4	0	1	0	0	0	3											
Warren Hacker, R ERA: 2.45 (9,1)										0	0	0	0	0	0	0											
<b>Inning Stats</b>	R: 1 E: 0 K: 0 S: 6	H: 3 LOB: 2 BB: 0 P: 6	R: 0 E: 0 K: 0 S: 3	H: 0 LOB: 0 BB: 0 P: 3	R: 0 E: 0 K: 1 S: 5	H: 0 LOB: 0 BB: 0 P: 5	R: 0 E: 0 K: 0 S: 4	H: 1 LOB: 1 BB: 0 P: 4	R: 0 E: 0 K: 0 S: 4	H: 1 LOB: 1 BB: 0 P: 4	R: 0 E: 0 K: 0 S: 4	H: 1 LOB: 1 BB: 0 P: 4	R: 2 E: 0 K: 0 S: 6	H: 3 LOB: 2 BB: 1 P: 10	R: 0 E: 0 K: 0 S: 5	H: 2 LOB: 1 BB: 0 P: 5	R: 1 E: 0 K: 0 S: 5	H: 2 LOB: 1 BB: 0 P: 5	1B: 6 2B: 4 3B: 0 HR: 1	SF: 1 SAC: 0 DP: 0 HBP: 0	WP: 0 SB: 0 CS: 0	PA: 36					
<b>PITCHER</b>	IP	WLS	BF	H	R	ER	SO	BB	IBB	HBP	BLK	WP	HR	S	P	ERA	WHIP										
Joe McClain, R ERA: 3.84 (1,1)	8.0	L	36	11	4	4	1	0	1	0	0	0	1	37	41	4.50	1.375										



Batter	1	2	3	4	5	6	7	8	9	AB	R	H	RBI	BB	SO	LOB	TOP			
Danny O'Connell, R OBP: 0.396, SLG: 0.355	5-3		F9		1B 1B		K		1B 1-2 BB	4	1	1	0	1	1	0				
Marty Keough, L OBP: 0.320, SLG: 0.439	K				1B 1-2 SF9 1B		F8		1-2 2-H 1B	5	2	3	2	0	1	0				
Chuck Hinton, R OBP: 0.358, SLG: 0.383	6-3			K	1-3 2-H 1B			1-3 1B	F8	5	0	1	1	0	1	2				
Jim King, L OBP: 0.363, SLG: 0.474		P5		3-1	SF9			P5		3	0	0	1	0	0	0				
Willie Tasby, R OBP: 0.364, SLG: 0.518	5-3			2B	F8			1B		3	1	1	0	1	0	1				
Billy Klaus, L OBP: 0.312, SLG: 0.373				1B	2B		F8	4-3		3	1	1	1	1	0	1				
Pete Daley, R OBP: 0.259, SLG: 0.317	5-3			1B	P5			5-3		4	0	1	1	0	0	1				
Chuck Cottier, R OBP: 0.246, SLG: 0.246			1-3	K	F9			6-3		4	0	0	0	0	1	1				
Carl Mathias, S OBP: 0.250, SLG: 0.250			4-3		6-3			5-3		0	0	0	0	0	0	0				
Tom Sturdivant, L OBP: 0.143, SLG: 0.077										3	0	0	0	0	0	0				
Dale Long, L OBP: 0.335, SLG: 0.505								1B	1B	1	1	1	0	0	0	0				
<b>Inning Stats</b>	R: 0 E: 0 K: 1 S: 5	H: 0 LOB: 0 BB: 0 P: 5	R: 0 E: 0 K: 0 S: 3	H: 0 LOB: 1 BB: 1 P: 7	R: 0 E: 0 K: 0 S: 3	H: 0 LOB: 0 BB: 0 P: 3	R: 3 E: 0 K: 2 S: 10	H: 3 LOB: 1 BB: 1 P: 14	R: 2 E: 0 K: 0 S: 6	H: 3 LOB: 0 BB: 0 P: 6	R: 0 E: 0 K: 1 S: 5	H: 0 LOB: 0 BB: 0 P: 5	R: 0 E: 0 K: 0 S: 4	H: 1 LOB: 1 BB: 1 P: 4	R: 1 E: 0 K: 0 S: 5	H: 2 LOB: 2 BB: 1 P: 9	1B: 7 2B: 1 3B: 0 HR: 1	SF: 1 SAC: 0 DP: 0 HBP: 0	WP: 0 PB: 0 CS: 0	PA: 39
<b>PITCHER</b>	IP WLS BF H R ER SO BB IBB HBP BLK WP HR S P ERA WHIP	IP WLS BF H R ER SO BB IBB HBP BLK WP HR S P ERA WHIP																		
Cal McLish, R ERA: 4.18	5.0	W	23	6	5	5	3	2	0	0	0	0	0	0	1	27	35	9.00	1.600	
Russ Kemmerer, R ERA: 3.88	4.0	S	16	3	1	1	1	1	0	0	0	0	0	0	0	17	21	2.25	1.000	

Washington Senators @ Chicago White Sox  
Comiskey Park, Chicago, IL  
Sat Jun 24 1961, 4:33 AM EDT  
Att: 9,541 - Unknown

AB 35  
R 6  
H 9  
RBI 6  
BB 3  
SO 4  
LOB 6



Batter	1	2	3	4	5	6	7	8	9	AB	R	H	RBI	BB	SO	LOB	BOTTOM			
Luis Aparicio, R OBP: 0.295, SLG: 0.322	SH1-3 4-3 2B	1B 1-2 1B 1B	FC6-4		F9		CS 1B			5	2	3	1	0	0	1				
Nellie Fox, L OBP: 0.346, SLG: 0.323	SH1-3	1B 1-3 2-H 1B		1B 2B	6-3		CS	F9		4	2	2	1	0	0	0				
Jim Landis, R OBP: 0.343, SLG: 0.445	4-3 BB	HR S 1B		P6 1B 2B	F8			G3 1B 1B		4	1	2	2	1	0	1				
Minnie Minoso, R OBP: 0.374, SLG: 0.456	4-3	HR		1B 1B BB	F9			G3 1B		4	2	2	3	1	0	1				
Al Smith, R OBP: 0.371, SLG: 0.574	6-3	K		1B 1-2 1B 1B				G3		4	2	2	2	0	1	1				
Floyd Robinson, L OBP: 0.378, SLG: 0.431				1B 1-2 2-H 1B				HR	1-2 2-3	1	0	0	0	0	0	2				
Sherm Lollar, R OBP: 0.353, SLG: 0.355		1B		1B	1B		K2-3	5-3		5	1	2	1	0	1	2				
Andy Carey, R OBP: 0.336, SLG: 0.397		1B 1-3 2B		HBP	1-2 2-H 1B			F2		3	1	2	1	0	0	0				
J.C. Martin, L OBP: 0.264, SLG: 0.343		1B 1B 1B		L3	K			F5		4	1	1	1	0	1	3				
Cal McLish, S OBP: 0.192, SLG: 0.200		K		FC6-4	F9			F9		3	0	1	0	0	1	4				
Russ Kemmerer, R OBP: 0.250, SLG: 0.286										1	0	0	0	0	0	0				
<b>Inning Stats</b>	R: 1 E: 0 K: 0 S: 4	H: 1 LOB: 1 BB: 1 P: 8	R: 7 E: 0 K: 2 S: 14	H: 7 LOB: 0 BB: 0 P: 14	R: 0 E: 0 K: 0 S: 3	H: 1 LOB: 1 BB: 0 P: 4	R: 3 E: 0 K: 1 S: 9	H: 4 LOB: 2 BB: 1 P: 13	R: 0 E: 0 K: 0 S: 3	H: 0 LOB: 0 BB: 0 P: 3	R: 1 E: 0 K: 1 S: 6	H: 1 LOB: 0 BB: 0 P: 6	R: 0 E: 0 K: 0 S: 3	H: 1 LOB: 0 BB: 0 P: 3	R: 0 E: 0 K: 0 S: 5	H: 2 LOB: 2 BB: 0 P: 5	1B: 12 2B: 4 3B: 0 HR: 2	SF: 0 SAC: 1 DP: 1 HBP: 1	WP: 0 PB: 0 CS: 1	PA: 43
<b>PITCHER</b>	IP WLS BF H R ER SO BB IBB HBP BLK WP HR S P ERA WHIP	IP WLS BF H R ER SO BB IBB HBP BLK WP HR S P ERA WHIP																		
Carl Mathias, L ERA: 11.7	1.1	L	11	6	6	6	3	1	0	0	0	0	0	0	2	35	40	8.10	1.800	
Tom Sturdivant, R ERA: 4.61	6.2		31	11	6	6	3	1	0	1	0	0	0	0	2	35	40	8.10	1.800	

Washington Senators @ Chicago White Sox  
Comiskey Park, Chicago, IL  
Sat Jun 24 1961, 4:33 AM EDT  
Att: 9,541 - Unknown

AB 38  
R 12  
H 17  
RBI 12  
BB 2  
SO 4  
LOB 15





Batter	1	2	3	4	5	6	7	8	9	AB	R	H	RBI	BB	SO	LOB	TOP					
Danny O'Connell, R (1,5) OBP: 0.398, SLG: 0.355	G3		G1-6-3 BB			FC1-6 1B		E5		3	0	1	0	1	0	0	<p>Washington Senators @ Chicago White Sox</p> <p>Comiskey Park, Chicago, IL</p> <p>Sun Jun 25 1961, 4:33 AM EDT</p> <p>Unknown</p>					
Coot Veal, R (1,6) OBP: 0.296, SLG: 0.259	BB		G1-6-3 1-2f			FC1-6 CS		K		3	0	0	0	1	1	3						
Chuck Hinton, R (1,7) OBP: 0.350, SLG: 0.372	K				F8	CS	5-3	F9		4	0	0	0	0	1	2						
Jim King, L (1,9) OBP: 0.360, SLG: 0.475	F3				F2		1B 2B		4-3	4	1	1	0	0	0	1						
Willie Tasby, R (1,8) OBP: 0.366, SLG: 0.517		E 1B			K		F8		2B 1B	4	1	2	0	0	1	1						
Gene Green, R (1,2) OBP: 0.370, SLG: 0.577		F8 1-2				F7	1B 1B		1B 2B	4	1	2	1	0	0	1						
Marty Keough, L (1,3) OBP: 0.318, SLG: 0.434		K				K	2H 1B		P6	4	0	1	0	0	2	3						
Chuck Cottier, R (1,4) OBP: 0.246, SLG: 0.246		K				K	1-2 1B			4	0	1	2	0	3	3						
Dick Donovan, L (1,1) OBP: 0.259, SLG: 0.208																						
Harry Bright, R (8,PH) OBP: 0.312, SLG: 0.357			K																			
Marty Kutyna, R (8,PH) OBP: 0.400, SLG: 0.400						6-3																
Gene Woodling, L (8,PH) OBP: 0.412, SLG: 0.482								K	F3	2	0	0	0	0	1	0						
										1	0	0	0	0	1	0						
										0	0	0	0	0	0	0						
										1	0	0	0	0	1	0						
<b>Inning Stats</b>	R: 0 E: 0 K: 1 S: 5	H: 0 LOB: 1 BB: 1 P: 9	R: 0 E: 1 K: 2 S: 8	H: 1 LOB: 1 BB: 0 P: 8	R: 0 E: 0 K: 1 S: 4	H: 0 LOB: 0 BB: 1 P: 8	R: 0 E: 0 K: 1 S: 5	H: 0 LOB: 0 BB: 0 P: 5	R: 0 E: 0 K: 2 S: 7	H: 0 LOB: 0 BB: 0 P: 7	R: 0 E: 0 K: 0 S: 3	H: 1 LOB: 0 BB: 0 P: 3	R: 1 E: 0 K: 1 S: 8	H: 3 LOB: 2 BB: 0 P: 8	R: 0 E: 1 K: 2 S: 8	H: 0 LOB: 1 BB: 0 P: 8	R: 2 E: 0 K: 0 S: 6	H: 3 LOB: 1 BB: 0 P: 6	1B: 6 2B: 2 3B: 0 HR: 0	SF: 0 SAC: 0 DP: 1 HBP: 0	WP: 0 PB: 0 CS: 1	PA: 37
<b>PITCHER</b> Billy Pierce, L (1,1) ERA: 3.74	IP: 9.0 WLS: W BF: 36 H: 8 R: 3 ER: 3 SO: 10 BB: 2 IBB: 0 HBP: 0 BLK: 0 WP: 0 HR: 0 S: 54 P: 62 ERA: 3.00 WHIP: 1.111											<b>PITCHER</b>	IP: 9.0 WLS: W BF: 36 H: 8 R: 3 ER: 3 SO: 10 BB: 2 IBB: 0 HBP: 0 BLK: 0 WP: 0 HR: 0 S: 54 P: 62 ERA: 3.00 WHIP: 1.111									

Batter	1	2	3	4	5	6	7	8	9	AB	R	H	RBI	BB	SO	LOB	BOTTOM
Luis Aparicio, R (1,6) OBP: 0.296, SLG: 0.318	1-3	G6-4-3 1-2f			S BB	5-3		1B E BB		3	1	0	0	2	0	4	<p>Washington Senators @ Chicago White Sox</p> <p>Comiskey Park, Chicago, IL</p> <p>Sun Jun 25 1961, 4:33 AM EDT</p> <p>Unknown</p>
Nellie Fox, L (1,4) OBP: 0.350, SLG: 0.328	E FC5-2 1B		4-3		F7 1-2	E7 1B		E9 1B		5	0	3	2	0	0	1	
Floyd Robinson, L (1,9) OBP: 0.364, SLG: 0.412	E6 FC5-2 1-2		F9		4-3	4-3		F8		5	0	0	0	0	0	4	
Minnie Minoso, R (1,7) OBP: 0.376, SLG: 0.457	E3 FC5-2 1-2		6-3			1B SH 1B		G5-4-3 1B		4	1	2	0	0	0	2	
Jim Landis, R (1,8) OBP: 0.338, SLG: 0.438	FC5-2 1-2				F8	F5		G5-4-3 1-2f		4	0	0	0	0	0	5	
J.C. Martin, L (1,3) OBP: 0.264, SLG: 0.341	4-3				G3			3-1		4	1	1	0	0	0	3	
Andy Carey, R (1,5) OBP: 0.343, SLG: 0.407								K		3	1	2	1	0	1	0	
Sherm Lollar, R (1,2) OBP: 0.356, SLG: 0.355		4-3				F8		SH1-3 1B BB		3	2	1	1	1	0	2	
Billy Pierce, L (1,1) OBP: 0.130, SLG: 0.130		E5 G6-4-3				F7		SH1-3		3	1	0	0	0	0	2	
										1B: 8 2B: 1 3B: 0 HR: 0	SF: 0 SAC: 2 DP: 2 HBP: 0	WP: 0 PB: 0 CS: 0	PA: 39				
<b>Inning Stats</b>	R: 0 E: 2 K: 0 S: 6	H: 1 LOB: 3 BB: 0 P: 6	R: 0 E: 1 K: 0 S: 4	H: 1 LOB: 1 BB: 0 P: 4	R: 0 E: 0 K: 0 S: 3	H: 0 LOB: 0 BB: 0 P: 3	R: 0 E: 0 K: 0 S: 4	H: 1 LOB: 1 BB: 0 P: 4	R: 0 E: 0 K: 0 S: 3	H: 0 LOB: 1 BB: 1 P: 7	R: 5 E: 2 K: 0 S: 9	H: 4 LOB: 1 BB: 0 P: 9	R: 0 E: 0 K: 0 S: 3	H: 1 LOB: 0 BB: 0 P: 3	R: 2 E: 1 K: 1 S: 6	H: 1 LOB: 2 BB: 2 P: 14	
<b>PITCHER</b> Dick Donovan, R (1,1) ERA: 2.99	IP: 7.0 WLS: L BF: 33 H: 8 R: 5 ER: 2 SO: 0 BB: 1 IBB: 0 HBP: 0 BLK: 0 WP: 0 HR: 0 S: 32 P: 36 ERA: 2.57 WHIP: 1.286											<b>PITCHER</b> Marty Kutyna, R (8,1) ERA: 3.63	IP: 1.0 WLS: L BF: 6 H: 1 R: 2 ER: 1 SO: 1 BB: 2 IBB: 0 HBP: 0 BLK: 0 WP: 0 HR: 0 S: 6 P: 14 ERA: 9.00 WHIP: 3.000				











Batter	1	2	3	4	5	6	7	8	9	AB	R	H	RBI	BB	SO	LOB	TOP			
Danny O'Connell, R OBP: 0.397, SLG: 0.351 (1, 5)	4-0 SH1-3 BB		0-0 1B		0-0 FC4-6 1B			0-3 K		3	0	2	0	1	1	0	Washington Senators @ Cleveland Indians Cleveland Municipal Stadium, Cleveland, OH Wed Jun 28 1961, 7:05 PM EDT Unknown <a href="http://livebaseballscorecards.com">livebaseballscorecards.com</a>			
Chuck Cottier, R OBP: 0.256, SLG: 0.284 Jim King, L OBP: 0.361, SLG: 0.469 (1, 4) (8, PH) (8, 9)	0-0 SH1-3		0-0 F3		0-0 FC4-6			0-0 F2		2	0	0	0	0	0	3				
Gene Woodling, L OBP: 0.416, SLG: 0.514 Jim Mahoney, R OBP: 0.274, SLG: 0.259 (1, 9) (8, PR) (8, 4)	0-0 5-3			0-0 HR 1B				4-0 BB		3	1	1	0	1	0	3				
Dale Long, L OBP: 0.333, SLG: 0.513 (1, 3)	0-0 F7			0-0 F8				0-0 F9		4	0	0	0	0	0	3				
Willie Tasby, R OBP: 0.356, SLG: 0.522 (1, 8)		0-0 1-3		0-0 HR				0-0 F8		4	1	1	2	0	0	0				
Chuck Hinton, R OBP: 0.341, SLG: 0.353 (1, 7)		0-0 6-3		0-3 K				4-0 BB		3	0	0	0	1	2	0				
Pete Daley, R OBP: 0.243, SLG: 0.296 Gene Green, R OBP: 0.375, SLG: 0.615 (1, 2) (8, PH)		0-0 F9		0-0 5-3				0-3 K		3	0	0	0	0	0	1				
Coot Veal, R OBP: 0.290, SLG: 0.255 Marty Keough, L OBP: 0.322, SLG: 0.438 (1, 6) (8, PH)			0-3 K		0-0 P6			0-0 F8		3	0	0	0	0	1	0				
Joe McClain, R OBP: 0.270, SLG: 0.333 (1, 1)			0-0 G3		0-0 FC4-6 1B			0-0 F8		3	0	1	0	0	0	0				
<b>Inning Stats</b>	R: 0 E: 0 K: 0 S: 3	H: 0 LOB: 1 BB: 1 P: 7	R: 0 E: 0 K: 0 S: 3	H: 0 LOB: 0 BB: 0 P: 3	R: 0 E: 0 K: 1 S: 6	H: 1 LOB: 1 BB: 0 P: 6	R: 2 E: 0 K: 1 S: 7	H: 2 LOB: 2 BB: 0 P: 7	R: 0 E: 0 K: 0 S: 5	H: 0 LOB: 0 BB: 0 P: 5	R: 0 E: 0 K: 0 S: 3	H: 0 LOB: 0 BB: 0 P: 3	R: 0 E: 0 K: 1 S: 5	H: 0 LOB: 1 BB: 1 P: 9	R: 0 E: 0 K: 1 S: 5	H: 1 LOB: 2 BB: 1 P: 9		1B: 5 2B: 0 3B: 0 HR: 1	SF: 0 SAC: 1 DP: 0 HBP: 0	WP: 0 PB: 0 SB: 0 CS: 0
<b>PITCHER</b>	IP WLS BF H R ER SO BB IBB HBP BLK WP HR S P ERA WHIP	8.0 W 31 5 2 2 4 2 0 0 0 0 1 37 45 2.25 0.875	1.0 S 4 1 0 0 1 1 0 0 0 0 0 5 9 0.00 2.000	<b>PITCHER</b>																
Jim Perry, R ERA: 3.78 Frank Funk, R ERA: 2.21 (1, 1) (9, 1)																				


Batter	1	2	3	4	5	6	7	8	9	AB	R	H	RBI	BB	SO	LOB	BOTTOM			
Miguel de la Hoz, R OBP: 0.295, SLG: 0.345 (1, 4)	0-0 4-3		0-3 K		0-0 SF9			0-0 5-3		3	0	0	1	0	1	1	Washington Senators @ Cleveland Indians Cleveland Municipal Stadium, Cleveland, OH Wed Jun 28 1961, 7:05 PM EDT Unknown <a href="http://livebaseballscorecards.com">livebaseballscorecards.com</a>			
Jim Piersall, R OBP: 0.406, SLG: 0.467 Don Dillard, L OBP: 0.383, SLG: 0.392 (1, 8) (5, PH) (6, 8)	0-0 5-3			4-0 BB BB	0-0 F2			0-0 F8		1	0	0	0	1	0	0				
Tito Francona, L OBP: 0.365, SLG: 0.417 (1, 7)	0-0 1-3			0-3 K	0-0 1B			0-0 3B		4	0	2	0	0	1	1				
John Romano, R OBP: 0.412, SLG: 0.561 (1, 2)		0-0 F8		4-0 FC6 BB	0-0 F2			0-0 6-3		3	0	0	0	1	0	2				
Willie Kirkland, L OBP: 0.303, SLG: 0.403 (1, 9)		0-0 F9		0-0 P4				0-0 L9		4	0	0	0	0	0	2				
Vic Power, R OBP: 0.311, SLG: 0.376 (1, 3)		0-0 F3		0-0 FC6				0-0 6-3		4	0	0	0	0	0	2				
Bubba Phillips, R OBP: 0.320, SLG: 0.433 (1, 5)			0-0 FC5-4 1B		0-0 1B E 1B			0-0 BB 1B		3	1	3	0	1	0	0				
Woodie Held, R OBP: 0.352, SLG: 0.417 (1, 6)			0-0 FC5-4		0-0 E 1B			4-0 BB 1B		3	1	2	0	1	0	1				
Jim Perry, S OBP: 0.135, SLG: 0.139 Bob Hale, L OBP: 0.259, SLG: 0.217 Frank Funk, R (1, 1) (8, PH) (9, 1)			0-0 F8		0-0 E1 SF9 1B			0-3 K		3	1	1	0	0	0	3				
<b>Inning Stats</b>	R: 0 E: 0 K: 0 S: 3	H: 0 LOB: 0 BB: 0 P: 3	R: 0 E: 0 K: 0 S: 3	H: 0 LOB: 0 BB: 0 P: 3	R: 0 E: 0 K: 1 S: 6	H: 1 LOB: 1 BB: 0 P: 6	R: 0 E: 0 K: 1 S: 5	H: 0 LOB: 2 BB: 2 P: 13	R: 3 E: 1 K: 0 S: 7	H: 4 LOB: 1 BB: 0 P: 7	R: 0 E: 0 K: 0 S: 4	H: 1 LOB: 2 BB: 1 P: 8	R: 0 E: 0 K: 0 S: 4	H: 1 LOB: 1 BB: 0 P: 4	R: 0 E: 0 K: 1 S: 6	H: 1 LOB: 2 BB: 1 P: 10		1B: 7 2B: 0 3B: 1 HR: 0	SF: 1 SAC: 0 DP: 0 HBP: 0	WP: 0 PB: 0 SB: 0 CS: 0
<b>PITCHER</b>	IP WLS BF H R ER SO BB IBB HBP BLK WP HR S P ERA WHIP	8.0 L 36 8 3 2 3 4 0 0 0 0 0 38 54 2.25 1.500	<b>PITCHER</b>																	
Joe McClain, R ERA: 3.53 (1, 1)																				




Batter	1	2	3	4	5	6	7	8	9	AB R H RBI BB SO LOB	TOP									
Danny O'Connell, R (1,5) OBP: 0.397, SLG: 0.347	4-0 WP BB		0-0 FC1-6 S 1-2		0-0 6-3		4-0 E FC6-4 BB		0-0 F8	3 1 0 0 2 0 1	<b>Washington Senators @ Cleveland Indians</b> Cleveland Municipal Stadium, Cleveland, OH Wed Jun 28 1961, 7:05 PM EDT Att: 7,637 - Unknown <a href="http://livebaseballscorecards.com">livebaseballscorecards.com</a>									
Billy Klaus, L (1,6) OBP: 0.307, SLG: 0.364	0-0 F8		0-0 P4		0-0 1-3		0-0 E6 FC6-4		0-0 4-3	5 0 0 0 0 0 3										
Gene Woodling, L (1,9) OBP: 0.415, SLG: 0.516 Jim King, L (9, PR) OBP: 0.361, SLG: 0.469 (9,9)	0-0 F8		0-0 3-1			0-0 1B 2B			0-0 1B 1B	5 1 2 0 0 1 4 0 1 0 0 0 0 0										
Gene Green, R (1,2) OBP: 0.366, SLG: 0.599 Jim Mahoney, R (7, PR) OBP: 0.274, SLG: 0.259 Pete Daley, R (7,2) OBP: 0.250, SLG: 0.303	0-3 K			0-0 E6 1B		0-0 F8	0-0 FC6-4 1B 1-2 2H		0-0 1B 1B	4 0 0 1 0 1 3 0 0 0 0 0 0 0 1 0 1 0 0 0 0										
Willie Tasby, R (1,8) OBP: 0.364, SLG: 0.526		0-0 6-3		0-0 FC6-4 1B 1-2		4-0 1B 1B BB		0-0 1B	0-0 1B	4 1 3 1 1 0 0										
Dale Long, L (1,3) OBP: 0.335, SLG: 0.524		0-0 HR		0-0 P5		0-0 WP 1B 1-3 2H		0-0 3-1	0-3 K	5 1 2 2 0 1 6										
Marty Keough, L (1,7) OBP: 0.320, SLG: 0.433		0-0 G3		0-0 F9		0-0 WP 1B 1-2 3H		0-0 4-3		4 0 1 1 0 0 2										
Chuck Cottier, R (1,4) OBP: 0.244, SLG: 0.269		0-3 K		0-0 FC6-4 1-2		0-0 F2 1-2 2-3		0-0 5-3		4 0 0 0 0 1 4										
Bennie Daniels, L (1,1) OBP: 0.120, SLG: 0.240			0-0 FC1-6 1B		0-3 K		0-0 F8		0-3 K	4 0 1 0 0 2 2										
<b>Inning Stats</b>	R: 0 E: 0 K: 1 S: 5	H: 0 LOB: 1 BB: 1 P: 9	R: 1 E: 0 K: 1 S: 6	H: 1 LOB: 0 BB: 0 P: 6	R: 0 E: 0 K: 0 S: 4	H: 1 LOB: 1 BB: 0 P: 4	R: 0 E: 1 K: 0 S: 5	H: 0 LOB: 0 BB: 0 P: 5	R: 2 E: 0 K: 0 S: 6	H: 3 LOB: 2 BB: 1 P: 10		R: 1 E: 1 K: 1 S: 7	H: 1 LOB: 2 BB: 1 P: 11	R: 0 E: 0 K: 1 S: 5	H: 0 LOB: 0 BB: 0 P: 5	R: 1 E: 0 K: 1 S: 8	H: 3 LOB: 2 BB: 0 P: 8	1B: 8 2B: 1 3B: 0 HR: 1	SF: 0 SAC: 0 DP: 0 HBP: 0	WP: 2 PB: 0 SB: 1 CS: 0
<b>PITCHER</b>	IP WLS BF H R ER SO BB IBB HBP BLK WP HR S P ERA WHIP											<b>PITCHER</b>	IP WLS BF H R ER SO BB IBB HBP BLK WP HR S P ERA WHIP							
Mudcat Grant, R (1,1) ERA: 3.35 Bob Allen, L (9,1) ERA: 1.74	8.0 L 36 7 4 3 5 3 0 0 0 0 2 1 43 55 3.38 1.250												1.0 6 3 1 1 1 0 0 0 0 0 0 8 8 9.00 3.000							

Batter	1	2	3	4	5	6	7	8	9	AB R H RBI BB SO LOB	BOTTOM											
Miguel de la Hoz, R (1,4) OBP: 0.277, SLG: 0.323	0-0 5-3		0-0 5-3		0-0 F9			0-0 F7		4 0 0 0 0 0 1	<b>Washington Senators @ Cleveland Indians</b> Cleveland Municipal Stadium, Cleveland, OH Wed Jun 28 1961, 7:05 PM EDT Att: 7,637 - Unknown <a href="http://livebaseballscorecards.com">livebaseballscorecards.com</a>											
Don Dillard, L (1,8) OBP: 0.375, SLG: 0.400	0-0 4-3			0-0 1B 2B		0-3 K		0-0 FC6-4 1-2		4 1 1 0 0 1 1												
Tito Francona, L (1,7) OBP: 0.364, SLG: 0.414	0-0 4-3			0-0 1B WP 2H 1B		0-0 4-3		0-0 4-3		4 1 1 1 0 0 1												
John Romano, R (1,2) OBP: 0.410, SLG: 0.556		0-0 F9		0-0 F7		0-0 1B		0-0 5-3		4 0 1 0 0 0 1												
Willie Kirkland, L (1,9) OBP: 0.302, SLG: 0.401		0-0 G3		0-0 4-3 WP 1-3 1B		0-0 F7		0-0 P4		4 0 1 0 0 0 1												
Vic Power, R (1,3) OBP: 0.310, SLG: 0.372		4-0 BB		0-0 4-3 1-3 3H 0-0		0-0 4-3		0-0 1-3		3 0 0 0 1 0 1												
Bubba Phillips, R (1,5) OBP: 0.317, SLG: 0.429		0-0 F9		0-0 F9		0-0 6-3		0-0 6-3		3 0 0 0 0 0 2												
Woodie Held, R (1,6) OBP: 0.348, SLG: 0.412			0-3 K		0-0 6-3		0-0 6-3			3 0 0 0 0 1 0												
Mudcat Grant, R (1,1) OBP: 0.200, SLG: 0.150 Chuck Essegian, R (8, PH) OBP: 0.360, SLG: 0.667 Bob Allen, L (9,1) OBP: 0.286, SLG: 0.429			0-0 6-3		0-0 K			0-0 FC6-4 1B		2 0 0 0 0 1 0 1 0 1 0 0 0 0 0 0 0 0 0 0 0												
<b>Inning Stats</b>	R: 0 E: 0 K: 0 S: 3	H: 0 LOB: 0 BB: 0 P: 3	R: 0 E: 0 K: 0 S: 3	H: 0 LOB: 1 BB: 1 P: 7	R: 0 E: 0 K: 1 S: 5	H: 0 LOB: 0 BB: 0 P: 5	R: 2 E: 0 K: 0 S: 6	H: 3 LOB: 1 BB: 0 P: 6	R: 0 E: 0 K: 1 S: 5	H: 0 LOB: 0 BB: 0 P: 5		R: 0 E: 0 K: 1 S: 6	H: 1 LOB: 1 BB: 0 P: 6	R: 0 E: 0 K: 0 S: 3	H: 0 LOB: 0 BB: 0 P: 3	R: 0 E: 0 K: 0 S: 4	H: 1 LOB: 1 BB: 0 P: 4	R: 0 E: 0 K: 0 S: 3	H: 0 LOB: 0 BB: 0 P: 3	1B: 4 2B: 1 3B: 0 HR: 0	SF: 0 SAC: 0 DP: 0 HBP: 0	WP: 1 PB: 0 SB: 0 CS: 0
<b>PITCHER</b>	IP WLS BF H R ER SO BB IBB HBP BLK WP HR S P ERA WHIP											<b>PITCHER</b>	IP WLS BF H R ER SO BB IBB HBP BLK WP HR S P ERA WHIP									
Bennie Daniels, R (1,1) ERA: 3.41	9.0 W 33 5 2 2 3 1 0 0 0 0 1 0 38 42 2.00 0.667																					



Batter	1	2	3	4	5	6	7	8	9	AB	R	H	RBI	BB	SO	LOB	TOP			
Danny O'Connell, R OBP: 0.397, SLG: 0.345	0-0 HR 1B		0-0 F8		4-0 CS BB	0-3 K		0-0 4-3	0-0 4-3	4	1	0	1	1	2		<p>Washington Senators @ Cleveland Indians Cleveland Municipal Stadium, Cleveland, OH</p> <p>Thu Jun 29 1961, 7:05 PM EDT Att: 5,513 - Unknown</p> <p>livebaseballscores.com</p> <p>AB 34 R 3 H 11 RBI 3 BB 5 SO 1 LOB 15</p> 			
Billy Klaus, L OBP: 0.315, SLG: 0.392	0-0 HR		0-0 BB 1B		0-0 BB 1B		0-0 4-3	0-0 F7	0-0 4-3	5	1	3	2	0	0					
Gene Woodling, L OBP: 0.415, SLG: 0.506 Jim King, L OBP: 0.361, SLG: 0.469	4-0 G5-4-3 BB		0-0 F7		0-0 F9		4-0 BB	0-0 4-3	0-0 4-3	3	0	0	0	2	0	2				
Gene Green, R OBP: 0.369, SLG: 0.591	0-0 G5-4-3		4-0 BB		4-0 FC5-4 BB		0-0 F8			2	0	0	0	2	0	2				
Willie Tasby, R OBP: 0.362, SLG: 0.522	0-0 CS 1B		0-0 F9		0-0 FC5-4 BB		0-0 F3			4	0	1	0	0	0	5				
Dale Long, L OBP: 0.333, SLG: 0.519	0-0 CS	0-0 3-1		0-0 P4		0-0 3-1		0-0 L3 1B		4	0	1	0	0	0	0				
Marty Keough, L OBP: 0.324, SLG: 0.458		0-0 2B		0-0 HR		0-0 F8		0-0 L3		4	1	2	1	0	0	1				
Chuck Cottier, R OBP: 0.256, SLG: 0.280		0-0 L4		0-0 P4		0-0 1B		0-0 1B		4	0	2	0	0	0	1				
John Gabler, S OBP: 0.308, SLG: 0.462 Dave Sisler, R (8, 1)		0-0 4-3		0-0 4-3		0-0 1B		0-0 F9		4	0	1	0	0	0	2				
<b>Inning Stats</b>	R: 2 E: 0 K: 0 S: 4	H: 3 LOB: 0 BB: 1 P: 8	R: 0 E: 0 K: 0 S: 4	H: 1 LOB: 1 BB: 0 P: 4	R: 0 E: 0 K: 0 S: 4	H: 1 LOB: 0 BB: 1 P: 8	R: 1 E: 0 K: 0 S: 4	H: 1 LOB: 0 BB: 0 P: 4	R: 0 E: 0 K: 1 S: 7	H: 2 LOB: 2 BB: 0 P: 7	R: 0 E: 0 K: 0 S: 3	H: 0 LOB: 1 BB: 1 P: 7	R: 0 E: 0 K: 0 S: 4	H: 2 LOB: 1 BB: 0 P: 4	R: 0 E: 0 K: 0 S: 3	H: 0 LOB: 0 BB: 0 P: 3	1B: 8 2B: 2 3B: 0 HR: 2	SF: 0 SAC: 0 DP: 2 HBP: 0	WP: 0 PB: 0 SB: 0 CS: 2	PA: 40
<b>PITCHER</b>	IP WLS BF H R ER SO BB IBB HBP BLK WP HR S P ERA WHIP	IP WLS BF H R ER SO BB IBB HBP BLK WP HR S P ERA WHIP																	IP WLS BF H R ER SO BB IBB HBP BLK WP HR S P ERA WHIP	
Wynn Hawkins, R ERA: 3.3 Bobby Locke, R ERA: 4.43	(1, 1) 7.0 L 32 9 3 3 1 5 0 0 0 0 0 2 29 49 3.86 2.000	(8, 1) 2.0 7 2 0 0 0 0 0 0 0 0 0 0 0 7 7 0.00 1.000																	(1, 1) 7.0 L 32 9 3 3 1 5 0 0 0 0 0 2 29 49 3.86 2.000	

Batter	1	2	3	4	5	6	7	8	9	AB	R	H	RBI	BB	SO	LOB	BOTTOM					
Miguel de la Hoz, R OBP: 0.286, SLG: 0.318	0-0 1-3		4-0 4-3 BB		0-0 1B		0-0 F7		0-0 F7	4	0	1	0	1	0	3	<p>Washington Senators @ Cleveland Indians Cleveland Municipal Stadium, Cleveland, OH</p> <p>Thu Jun 29 1961, 7:05 PM EDT Att: 5,513 - Unknown</p> <p>livebaseballscores.com</p> <p>AB 34 R 1 H 6 RBI 0 BB 3 SO 2 LOB 19</p> 					
Don Dillard, L OBP: 0.362, SLG: 0.373	0-0 L6		0-0 4-3		0-0 G3		0-0 L3			4	0	0	0	0	0	2						
Chuck Essegian, R OBP: 0.373, SLG: 0.641	0-0 L6		0-0 P4		0-0 5-3		0-0 PB 1B			4	0	1	0	0	0	1						
John Romano, R OBP: 0.408, SLG: 0.551		0-0 2B 1B	0-0 F3		0-0 6-3		0-3 K			4	0	1	0	0	1	2						
Willie Kirkland, L OBP: 0.301, SLG: 0.402		0-0 1-3 2B		0-0 P6		0-0 G3		0-0 F9		4	0	1	0	0	0	1						
Bubba Phillips, R OBP: 0.316, SLG: 0.424		0-0 F7		0-0 F7		4-0 G4-3 BB		0-0 F9		3	0	0	0	1	0	2						
Vic Power, R OBP: 0.309, SLG: 0.370		0-0 P3		0-0 6-3		0-0 G4-3		0-0 1B 1B		4	0	1	0	0	0	3						
Woodie Held, R OBP: 0.350, SLG: 0.412		4-0 IBB		0-0 6-3		0-0 E9 E		0-0 1B 1B		3	1	1	0	1	0	0						
Wynn Hawkins, R OBP: 0.179, SLG: 0.115 Tito Francona, L OBP: 0.362, SLG: 0.413 Mudcat Grant, R OBP: 0.200, SLG: 0.150 Bobby Locke, R OBP: 0.100, SLG: 0.100 Bob Hale, L OBP: 0.250, SLG: 0.208		0-3 K		0-0 6-3		0-0 E3		0-0 L7		2	0	0	0	0	1	3						
<b>Inning Stats</b>	R: 0 E: 0 K: 0 S: 3	H: 0 LOB: 0 BB: 0 P: 3	R: 0 E: 0 K: 1 S: 7	H: 2 LOB: 3 BB: 1 P: 11	R: 0 E: 0 K: 0 S: 3	H: 0 LOB: 1 BB: 1 P: 7	R: 0 E: 0 K: 0 S: 3	H: 0 LOB: 0 BB: 0 P: 3	R: 0 E: 0 K: 0 S: 4	H: 1 LOB: 1 BB: 0 P: 4	R: 0 E: 0 K: 0 S: 3	H: 0 LOB: 0 BB: 0 P: 3	R: 1 E: 2 K: 0 S: 4	H: 0 LOB: 1 BB: 1 P: 8	R: 0 E: 0 K: 1 S: 6	H: 1 LOB: 1 BB: 0 P: 6	R: 0 E: 0 K: 0 S: 5	H: 2 LOB: 2 BB: 0 P: 5	1B: 5 2B: 1 3B: 0 HR: 0	SF: 0 SAC: 0 DP: 1 HBP: 0	WP: 0 PB: 1 SB: 0 CS: 0	PA: 37
<b>PITCHER</b>	IP WLS BF H R ER SO BB IBB HBP BLK WP HR S P ERA WHIP	IP WLS BF H R ER SO BB IBB HBP BLK WP HR S P ERA WHIP																	IP WLS BF H R ER SO BB IBB HBP BLK WP HR S P ERA WHIP			
John Gabler, R ERA: 4.68 Dave Sisler, R ERA: 2.46	(1, 1) 7.1 W 30 4 1 0 1 2 1 0 0 0 0 0 29 41 0.00 0.818	(8, 1) 1.2 S 7 2 0 0 1 0 0 0 0 0 0 0 9 9 0.00 1.200																	(1, 1) 7.1 W 30 4 1 0 1 2 1 0 0 0 0 0 29 41 0.00 0.818			



Batter	1	2	3	4	5	6	7	8	9	AB	R	H	RBI	BB	SO	LOB	TOP			
Danny O'Connell, R OBP: 0.399, SLG: 0.345										3	0	1	0	1	1	1	<b>Washington Senators @ New York Yankees</b> Yankee Stadium, Bronx, NY Fri Jun 30 1961, 7:05 PM EDT Att: 28,019 - Overcast - 84 F			
Billy Klaus, L OBP: 0.320, SLG: 0.404										3	1	1	0	1	1					
Chuck Hinton, R OBP: 0.333, SLG: 0.344										4	0	0	0	0	2					
Gene Green, R OBP: 0.366, SLG: 0.582										4	0	1	0	0	0	3				
Willie Tasby, R OBP: 0.364, SLG: 0.520										3	0	1	0	1	0	1				
Dale Long, L OBP: 0.328, SLG: 0.511										4	0	0	0	0	1	2				
Marty Keough, L OBP: 0.317, SLG: 0.448										4	0	0	0	0	3	1				
Chuck Cottier, R OBP: 0.258, SLG: 0.282										3	0	1	0	0	0	1				
Dick Donovan, L OBP: 0.241, SLG: 0.192										2	0	0	0	0	0	1				
Harry Bright, R OBP: 0.310, SLG: 0.353										1	0	0	0	0	0	1				
Marty Kutyna, R OBP: 0.400, SLG: 0.400										0	0	0	0	0	0	0				
<b>Inning Stats</b>	R: 1 E: 1 K: 1 S: 6	H: 1 LOB: 0 BB: 0 P: 6	R: 0 E: 0 K: 1 S: 6	H: 1 LOB: 1 BB: 0 P: 6	R: 0 E: 0 K: 1 S: 4	H: 0 LOB: 0 BB: 1 P: 8	R: 0 E: 0 K: 0 S: 3	H: 0 LOB: 1 BB: 1 P: 7	R: 0 E: 0 K: 0 S: 4	H: 1 LOB: 1 BB: 0 P: 4	R: 0 E: 0 K: 1 S: 6	H: 0 LOB: 1 BB: 0 P: 6	R: 0 E: 1 K: 2 S: 8	H: 0 LOB: 1 BB: 0 P: 8	R: 0 E: 0 K: 1 S: 5	H: 0 LOB: 0 BB: 0 P: 5	1B: 4 2B: 0 3B: 1 HR: 0	SF: 0 SAC: 0 DP: 2 HBP: 0	WP: 0 PB: 0 SB: 0 CS: 1	PA: 35
<b>PITCHER</b> Whitey Ford, L ERA: 3.1	IP: 9.0 WLS: W BF: 34 H: 5 R: 1 ER: 0 SO: 8 BB: 3 IBB: 0 HBP: 0 BLK: 0 WP: 0 HR: 0 S: 47 P: 59 ERA: 0.00 WHIP: 0.889															<b>PITCHER</b>				

Batter	1	2	3	4	5	6	7	8	9	AB	R	H	RBI	BB	SO	LOB	BOTTOM	
Bobby Richardson, R OBP: 0.289, SLG: 0.296										4	2	2	0	0	0	0	<b>Washington Senators @ New York Yankees</b> Yankee Stadium, Bronx, NY Fri Jun 30 1961, 7:05 PM EDT Att: 28,019 - Overcast - 84 F	
Tony Kubek, L OBP: 0.331, SLG: 0.415										4	1	2	0	0	0	1		
Roger Maris, L OBP: 0.370, SLG: 0.607										3	1	2	3	1	1	0		
Mickey Mantle, S OBP: 0.432, SLG: 0.668										4	1	1	2	0	0	3		
Yogi Berra, L OBP: 0.327, SLG: 0.484										4	0	0	0	0	0	3		
Jack Reed, R										0	0	0	0	0	0	0		
Bill Skowron, R OBP: 0.312, SLG: 0.486										4	0	0	0	0	2	1		
Johnny Blanchard, L OBP: 0.356, SLG: 0.560										3	0	0	0	0	1	0		
Billy Gardner, R OBP: 0.283, SLG: 0.326										3	0	2	0	0	0	0		
Whitey Ford, L OBP: 0.317, SLG: 0.235										3	0	0	0	0	0	1		
<b>Inning Stats</b>	R: 0 E: 0 K: 0 S: 4	H: 1 LOB: 2 BB: 1 P: 8	R: 0 E: 0 K: 0 S: 3	H: 1 LOB: 0 BB: 0 P: 3	R: 0 E: 0 K: 1 S: 5	H: 0 LOB: 0 BB: 0 P: 5	R: 0 E: 0 K: 0 S: 3	H: 0 LOB: 0 BB: 0 P: 3	R: 3 E: 0 K: 0 S: 6	H: 3 LOB: 0 BB: 0 P: 6	R: 0 E: 0 K: 2 S: 8	H: 1 LOB: 1 BB: 0 P: 8	R: 2 E: 0 K: 1 S: 8	H: 3 LOB: 1 BB: 0 P: 8	1B: 6 2B: 2 3B: 0 HR: 1	SF: 0 SAC: 0 DP: 0 HBP: 0	WP: 0 PB: 0 SB: 1 CS: 0	PA: 33
<b>PITCHER</b> Dick Donovan, R ERA: 3.09	IP: 6.0 WLS: L BF: 23 H: 5 R: 3 ER: 3 SO: 3 BB: 1 IBB: 0 HBP: 0 BLK: 0 WP: 0 HR: 0 S: 24 P: 28 ERA: 4.50 WHIP: 1.000															<b>PITCHER</b>		
<b>PITCHER</b> Marty Kutyna, R ERA: 3.53	IP: 2.0 WLS: L BF: 10 H: 4 R: 2 ER: 2 SO: 3 BB: 0 IBB: 0 HBP: 0 BLK: 0 WP: 0 HR: 0 S: 16 P: 16 ERA: 9.00 WHIP: 2.000															<b>PITCHER</b>		





Batter	1	2	3	4	5	6	7	8	9	AB	R	H	RBI	BB	SO	LOB	TOP										
Danny O'Connell, R OBP: 0.402, SLG: 0.347 (1, 5)	F7		6-3		FC4-6 1B		BB		1-3 1B	4	0	2	0	1	0	0	<b>Washington Senators @ New York Yankees</b> Yankee Stadium, Bronx, NY Sat Jul 01 1961, 3:33 AM EDT Att: 16,015 - Cloudy - 84 F										
Billy Klaus, L OBP: 0.316, SLG: 0.394 (1, 6)	G3		HR 1-3 BB		L8		L9		5-3	4	1	0	0	1	0	4											
Gene Woodling, L OBP: 0.411, SLG: 0.497 Chuck Hinton, R OBP: 0.333, SLG: 0.344 (8, PR) (8, 9)	P6		1-3		FC4-6 1-2			G6-4-3 BB		3	0	0	0	1	0	2											
Gene Green, R OBP: 0.371, SLG: 0.600 Pete Daley, R OBP: 0.246, SLG: 0.300 (5, 2)		1B IHR BB	2H HR		F9			G6-4-3 1-2		2	2	1	2	1	0	1											
Willie Tasby, R OBP: 0.363, SLG: 0.514 (1, 8)	F9		CS		6-3			F2		3	0	0	0	1	0	2											
Dale Long, L OBP: 0.331, SLG: 0.523 (1, 3)	IHR 1B		CS 1-2	K		F9			HR	4	2	2	1	0	1	0											
Marty Keough, L OBP: 0.321, SLG: 0.466 (1, 7)	IHR				K			F7		4	1	2	3	0	1	0											
Chuck Cottier, R OBP: 0.256, SLG: 0.281 (1, 4)	5-3				P6		5-3		1B 1B	4	0	1	0	0	0	1											
Carl Mathias, S OBP: 0.200, SLG: 0.200 Joe McClain, R OBP: 0.256, SLG: 0.316 Jim King, L OBP: 0.359, SLG: 0.466 Dave Sisler, R (9, 1)	1-3				K		5-3		K	1	0	0	0	0	0	0											
<b>Inning Stats</b>	R: 0 E: 0 K: 0 S: 3	H: 0 LOB: 0 BB: 0 P: 3	R: 3 E: 0 K: 0 S: 5	H: 2 LOB: 0 BB: 1 P: 9	R: 2 E: 0 K: 0 S: 3	H: 1 LOB: 0 BB: 2 P: 11	R: 0 E: 0 K: 2 S: 8	H: 1 LOB: 0 BB: 0 P: 8	R: 0 E: 0 K: 1 S: 5	H: 0 LOB: 1 BB: 0 P: 5	R: 0 E: 0 K: 0 S: 3	H: 0 LOB: 1 BB: 1 P: 7	R: 0 E: 0 K: 0 S: 2	H: 0 LOB: 1 BB: 1 P: 6	R: 1 E: 0 K: 1 S: 8	H: 3 LOB: 2 BB: 0 P: 8		1B: 5 2B: 0 3B: 0 HR: 3	SF: 0 SAC: 0 DP: 1 HBP: 0	WP: 0 PB: 0 SB: 0 CS: 1	PA: 39						
<b>PITCHER</b>	IP	WLS	BF	H	R	ER	SO	BB	IBB	HBP	BLK	WP	HR	S	P	ERA	WHIP										
Bill Stafford, R ERA: 3.07 (1, 1)	2.2		14	3	5	5	0	3	0	0	0	0	1	11	23	16.88	2.250										
Rollie Sheldon, R ERA: 2.79 (3, 1)	5.1		18	2	0	0	3	2	0	0	0	0	0	22	30	0.00	0.750										
Jim Coates, R ERA: 3.86 (9, 1)	0.2	W	5	3	1	1	1	0	0	0	0	0	1	7	7	13.50	4.500										
Luis Arroyo, L ERA: 2.31 (9, 1)	0.1		1	0	0	0	0	0	0	0	0	0	0	1	1	0.00	0.000										

AB	33
R	6
H	8
RBI	6
BB	5
SO	4
LOB	13



Batter	1	2	3	4	5	6	7	8	9	AB	R	H	RBI	BB	SO	LOB	BOTTOM										
Bobby Richardson, R OBP: 0.265, SLG: 0.291 (1, 4)	6-3		F7	4-3		6-3		6-3		5	0	0	0	0	0	1	<b>Washington Senators @ New York Yankees</b> Yankee Stadium, Bronx, NY Sat Jul 01 1961, 3:33 AM EDT Att: 16,015 - Cloudy - 84 F										
Tony Kubek, L OBP: 0.332, SLG: 0.415 (1, 6)	4-3		1B HR	F8			P6		HR 1B	5	2	2	0	0	0	0											
Roger Maris, L OBP: 0.374, SLG: 0.618 (1, 9)	L3		HR 1B		FC1-5 1B		F7		HR	5	2	3	2	0	0	0											
Mickey Mantle, S OBP: 0.440, SLG: 0.696 (1, 8)		HR	1H 3H HR	HR	HBP FC1-5 1B		S 1B BB			3	3	3	4	1	0	0											
Elston Howard, R OBP: 0.381, SLG: 0.455 (1, 2)	6-3		L7		FC1-5 HBP		1B			4	0	1	1	0	0	2											
Bill Skowron, R OBP: 0.314, SLG: 0.485 (1, 3)	F9		1B		1-2 2-3F 1B		F8			3	0	1	0	0	0	1											
Bob Cerv, R OBP: 0.276, SLG: 0.426 (1, 7)	1B 1B		1-2 1B		G6-4-3 HBP				1-3	4	0	2	0	0	0	3											
Billy Gardner, R OBP: 0.288, SLG: 0.335 (1, 5)	1B		K		G6-4-3 1-2		K		5-3 2B	4	0	2	0	0	2	2											
Bill Stafford, R OBP: 0.259, SLG: 0.174 Rollie Sheldon, R OBP: 0.130, SLG: 0.091 Hector Lopez, R OBP: 0.272, SLG: 0.264 Jim Coates, R OBP: 0.176, SLG: 0.067 Luis Arroyo, L OBP: 0.182, SLG: 0.273 (9, 1)	F4			P4		1-3		5-3		1	0	0	0	0	0	2											
<b>Inning Stats</b>	R: 0 E: 0 K: 0 S: 3	H: 0 LOB: 0 BB: 0 P: 3	R: 1 E: 0 K: 0 S: 6	H: 3 LOB: 2 BB: 0 P: 6	R: 3 E: 0 K: 1 S: 10	H: 5 LOB: 2 BB: 0 P: 10	R: 0 E: 0 K: 0 S: 3	H: 0 LOB: 0 BB: 0 P: 3	R: 0 E: 0 K: 1 S: 5	H: 2 LOB: 2 BB: 0 P: 5	R: 0 E: 0 K: 0 S: 4	H: 0 LOB: 1 BB: 1 P: 8	R: 0 E: 0 K: 0 S: 4	H: 1 LOB: 1 BB: 0 P: 4	R: 2 E: 0 K: 0 S: 2	H: 2 LOB: 0 BB: 0 P: 2		1B: 10 2B: 1 3B: 0 HR: 3	SF: 0 SAC: 0 DP: 1 HBP: 1	WP: 0 PB: 0 SB: 1 CS: 0	PA: 39						
<b>PITCHER</b>	IP	WLS	BF	H	R	ER	SO	BB	IBB	HBP	BLK	WP	HR	S	P	ERA	WHIP										
Carl Mathias, L ERA: 12.08 (1, 1)	2.2		15	7	4	4	0	0	0	0	0	0	2	15	15	13.50	2.625										
Joe McClain, R ERA: 3.45 (3, 1)	5.1		22	5	1	1	2	1	0	1	0	0	0	24	29	1.69	1.125										
Dave Sisler, R ERA: 2.97 (9, 1)	0.0	L	2	2	2	2	0	0	0	0	0	0	1	2	2	∞	∞										

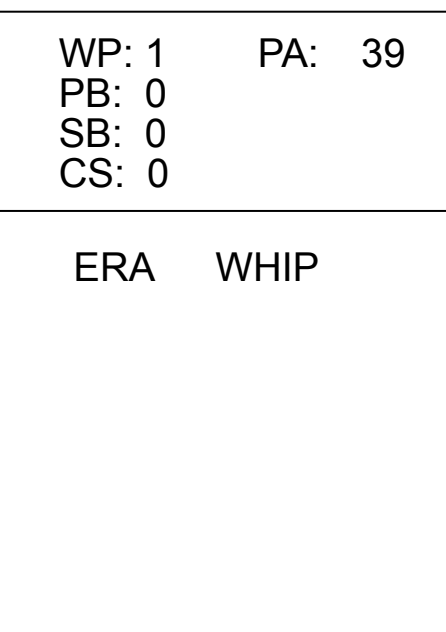




Batter	1	2	3	4	5	6	7	8	9	AB	R	H	RBI	BB	SO	LOB	TOP					
Danny O'Connell, R (1.5) OBP: 0.402, SLG: 0.352										5	1	2	0	0	1	3						
Billy Klaus, L (1.6) OBP: 0.313, SLG: 0.388										5	0	1	1	0	1	4						
Gene Woodling, L (1.9) OBP: 0.406, SLG: 0.488										5	0	1	1	0	1	2						
Gene Green, R (1.2)										3	1	1	0	1	2	1						
Willie Tasby, R (1.8) OBP: 0.361, SLG: 0.508										3	0	0	0	1	0	2						
Dale Long, L (1.3) OBP: 0.333, SLG: 0.520										3	1	1	1	1	0	2						
Marty Keough, L (1.7) OBP: 0.320, SLG: 0.461										4	1	1	0	0	1	1						
Chuck Cottier, R (1.4) OBP: 0.268, SLG: 0.301										4	0	2	1	0	0	1						
Pete Burnside, R (1.1) OBP: 0.143, SLG: 0.077										1	0	0	0	0	0	0						
Johnny Klippstein, R (3.1) OBP: 0.230, SLG: 0.200										2	0	1	0	0	1	1						
Harry Bright, R (9. PH) OBP: 0.307, SLG: 0.350										1	0	0	0	0	0	2						
<b>Inning Stats</b>	R: 0 E: 0 K: 2 S: 7	H: 0 LOB: 0 BB: 0 P: 7	R: 1 E: 0 K: 0 S: 5	H: 2 LOB: 1 BB: 0 P: 5	R: 1 E: 0 K: 2 S: 9	H: 2 LOB: 1 BB: 0 P: 9	R: 0 E: 0 K: 0 S: 2	H: 0 LOB: 0 BB: 1 P: 6	R: 0 E: 0 K: 1 S: 6	H: 1 LOB: 1 BB: 0 P: 6	R: 0 E: 0 K: 0 S: 3	H: 0 LOB: 1 BB: 1 P: 7	R: 0 E: 0 K: 1 S: 7	H: 2 LOB: 2 BB: 0 P: 7	R: 0 E: 0 K: 1 S: 5	H: 0 LOB: 0 BB: 0 P: 5	R: 2 E: 0 K: 0 S: 6	H: 3 LOB: 2 BB: 1 P: 10	1B: 7 2B: 3 3B: 0 HR: 0	SF: 0 SAC: 0 DP: 1 HBP: 0	WP: 1 PB: 0 SB: 0 CS: 0	PA: 39
<b>PITCHER</b>	IP WLS BF H R ER SO BB IBB HBP BLK WP HR S P ERA WHIP																					
Bud Daley, L (1.1) ERA: 5.61	8.0 W 35 9 4 4 7 3 0 0 0 0 1 0 46 58 4.50 1.500																					
Luis Arroyo, L (9.1) ERA: 2.27	1.0 S 4 1 0 0 0 0 0 0 0 0 0 0 4 4 0.00 1.000																					

Washington Senators @ New York Yankees  
 Yankee Stadium, Bronx, NY  
 Sun Jul 02 1961, 3:33 AM EDT  
 Att: 19,794 - Cloudy - 92 F

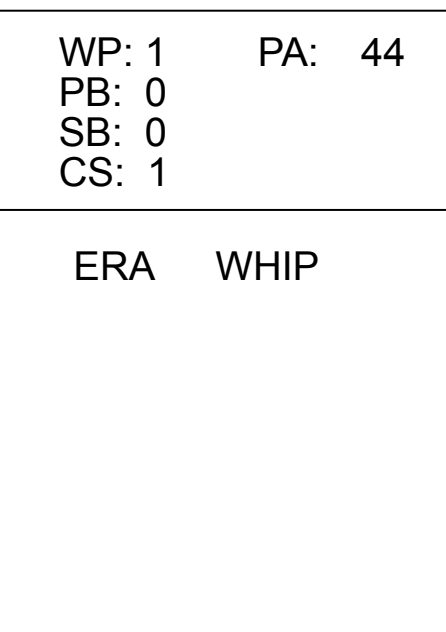
AB	36
R	4
H	10
RBI	4
BB	3
SO	7
LOB	19



Batter	1	2	3	4	5	6	7	8	9	AB	R	H	RBI	BB	SO	LOB	BOTTOM			
Bobby Richardson, R (1.4) OBP: 0.264, SLG: 0.287										4	0	0	0	1	0	2				
Tony Kubek, L (1.6) OBP: 0.333, SLG: 0.413										4	2	1	0	1	0	0				
Roger Maris, L (1.9) OBP: 0.377, SLG: 0.640										5	2	3	4	0	0	1				
Mickey Mantle, S (1.8) OBP: 0.449, SLG: 0.709										1	3	1	2	4	0	0				
Elston Howard, R (1.2) OBP: 0.392, SLG: 0.479										4	3	3	2	1	0	2				
Bill Skowron, R (1.3) OBP: 0.312, SLG: 0.490										5	1	1	2	0	2	6				
Bob Cerv, R (1.7) OBP: 0.283, SLG: 0.432										3	1	1	2	1	1	2				
Jack Reed, R (8.7)										1	0	0	0	0	0	0				
Hector Lopez, R (9.7) OBP: 0.272, SLG: 0.264										0	0	0	0	0	0	0				
Billy Gardner, R (1.5) OBP: 0.287, SLG: 0.333										4	0	1	1	0	0	1				
Bud Daley, L (1.1) ERA: 6.41										3	1	1	0	1	0	1				
Luis Arroyo, L (9.1) ERA: 7.56										0	0	0	0	0	0	0				
<b>Inning Stats</b>	R: 0 E: 0 K: 0 S: 3	H: 0 LOB: 0 BB: 0 P: 3	R: 2 E: 0 K: 1 S: 5	H: 1 LOB: 0 BB: 2 P: 13	R: 3 E: 0 K: 2 S: 8	H: 1 LOB: 2 BB: 4 P: 24	R: 0 E: 0 K: 0 S: 2	H: 0 LOB: 0 BB: 1 P: 6	R: 0 E: 0 K: 0 S: 4	H: 1 LOB: 1 BB: 0 P: 8	R: 0 E: 0 K: 0 S: 4	H: 1 LOB: 1 BB: 0 P: 4	R: 4 E: 0 K: 0 S: 7	H: 4 LOB: 1 BB: 1 P: 11	R: 4 E: 0 K: 0 S: 7	H: 4 LOB: 0 BB: 0 P: 7	1B: 6 2B: 1 3B: 0 HR: 5	SF: 0 SAC: 0 DP: 1 HBP: 0	WP: 1 PB: 0 SB: 0 CS: 1	PA: 44
<b>PITCHER</b>	IP WLS BF H R ER SO BB IBB HBP BLK WP HR S P ERA WHIP																			
Pete Burnside, L (1.1) ERA: 7.56	2.1 L 13 10 8 8 2 4 0 0 0 0 1 3 30 46 12.71 2.471																			
Johnny Klippstein, R (3.1) ERA: 7.56	5.2 30 10 8 8 2 4 0 0 0 0 1 3 30 46 12.71 2.471																			

Washington Senators @ New York Yankees  
 Yankee Stadium, Bronx, NY  
 Sun Jul 02 1961, 3:33 AM EDT  
 Att: 19,794 - Cloudy - 92 F

AB	34
R	13
H	12
RBI	13
BB	9
SO	3
LOB	15





Batter	1	2	3	4	5	6	7	8	9	AB	R	H	RBI	BB	SO	LOB	TOP			
Chuck Schilling, R OBP: 0.341, SLG: 0.309	6-3	1-3		F2		1-3			1-3 BB	4	0	0	0	1	0	5				
Gary Geiger, L OBP: 0.352, SLG: 0.415	1-3			G1-6-3 1B	HR		7-4 BB		P6	5	1	3	1	0	0	2				
Carl Yastrzemski, L OBP: 0.294, SLG: 0.377	F7		G1-6-3 1-2				FC5-4 BB		1-3 1-2 2-3	3	0	0	0	2	0	3				
Frank Maltzone, R OBP: 0.288, SLG: 0.358		L5-3 1B	E6		F7		7-4		6-3	5	0	1	0	0	0	5				
Jackie Jensen, R OBP: 0.339, SLG: 0.372		L5-3 1-2	6-3		P4		FC5-4 1-2			4	0	0	0	0	0	4				
Jim Pagliaroni, R OBP: 0.318, SLG: 0.400		1B BB 1B		HR	F3				5-3	4	2	2	1	0	0	1				
Pete Runnels, L OBP: 0.339, SLG: 0.364		BB 1B 1B				F7			1-3	4	0	2	0	0	0	0				
Don Buddin, R OBP: 0.414, SLG: 0.417		BB 1-2 2-3 1B		6-3		F7			K	4	0	1	0	0	1	1				
Ike Delock, R OBP: 0.214, SLG: 0.120										0	0	0	1	1	0	0				
Wilbur Wood, R OBP: 0.329, SLG: 0.343										0	0	0	0	0	0	0				
Pumpsie Green, S OBP: 0.500, SLG: 0.500										1	0	0	0	0	1	1				
Tracy Stallard, R OBP: 0.299, SLG: 0.322		1-2 2-3 3-H BB							1-3 2B	1	0	1	0	0	0	0				
<b>Inning Stats</b>	R: 0 E: 0 K: 0 S: 3	H: 0 LOB: 0 BB: 0 P: 3	R: 1 E: 1 K: 0 S: 6	H: 4 LOB: 3 BB: 1 P: 10	R: 0 E: 1 K: 0 S: 4	H: 1 LOB: 1 BB: 0 P: 4	R: 1 E: 0 K: 1 S: 7	H: 2 LOB: 1 BB: 0 P: 7	R: 1 E: 0 K: 0 S: 4	H: 1 LOB: 1 BB: 1 P: 8	R: 0 E: 0 K: 0 S: 3	H: 1 LOB: 1 BB: 1 P: 7	R: 0 E: 0 K: 1 S: 5	H: 0 LOB: 0 BB: 0 P: 5	R: 0 E: 0 K: 0 S: 4	H: 1 LOB: 2 BB: 1 P: 8	1B: 7 2B: 4 3B: 0 HR: 2	SF: 0 SAC: 0 DP: 3 HBP: 0	WP: 0 PB: 0 SB: 0 CS: 0	PA: 40
<b>PITCHER</b>	IP WLS BF H R ER SO BB IBB HBP BLK WP HR S P ERA WHIP																			
Ed Hobaugh, R ERA: 4.21	(1, 1)	8.0 W 37 11 3 3 2 4 0 0 0 0 2 37 53 3.38 1.875																		
Marty Kutyna, R ERA: 3.76	(9, 1)	1.0 S 3 0 0 0 0 0 0 0 0 0 0 3 3 0.00 0.000																		

**Boston Red Sox @ Washington Senators**  
Griffith Stadium, Washington, DC  
Mon Jul 03 1961, 7:05 PM EDT  
Att: 11,583 - Unknown

AB 36  
R 3  
H 11  
RBI 3  
BB 4  
SO 2  
LOB 22




Batter	1	2	3	4	5	6	7	8	9	AB	R	H	RBI	BB	SO	LOB	BOTTOM			
Ron Stillwell, R OBP: 0.312, SLG: 0.384	6-3	1B SF8 BB		F5		K			K	4	1	0	0	1	2	1				
Billy Klaus, L OBP: 0.312, SLG: 0.384	4-3	SF8 WP 1-3 2-H 1B		K		K			K	4	0	1	1	0	2	1				
Gene Woodling, L OBP: 0.359, SLG: 0.466	F7					6-3				3	0	1	0	1	0	1				
Gene Green, R OBP: 0.377, SLG: 0.606		1B 2B SF8								2	1	1	1	1	1	0				
Willie Tasby, R OBP: 0.363, SLG: 0.504		1B BB K								2	1	0	0	2	2	4				
Dale Long, L OBP: 0.332, SLG: 0.516		1B E 1-3 2-H 1B		F8		F8			4-3	4	1	1	1	0	0	1				
Marty Keough, L OBP: 0.326, SLG: 0.473		S 1-3 3-H 1B							F8	4	1	3	1	0	0	1				
Chuck Cottier, R OBP: 0.267, SLG: 0.299		SH1-4 1-3 3-H 1B		F7		K				4	1	1	1	0	2	2				
Ed Hobaugh, R ERA: 4.23	(1, 1)	SH1-4 1-2								3	0	1	0	0	0	1				
Marty Kutyna, R ERA: 4.5	(9, 1)			P4					4-3	0	0	0	0	0	0	0				
<b>Inning Stats</b>	R: 0 E: 0 K: 0 S: 3	H: 0 LOB: 0 BB: 0 P: 3	R: 6 E: 0 K: 1 S: 10	H: 5 LOB: 3 BB: 1 P: 22	R: 0 E: 0 K: 0 S: 4	H: 1 LOB: 1 BB: 0 P: 4	R: 0 E: 0 K: 2 S: 8	H: 1 LOB: 2 BB: 1 P: 12	R: 0 E: 0 K: 1 S: 5	H: 1 LOB: 0 BB: 0 P: 5	R: 0 E: 0 K: 2 S: 8	H: 1 LOB: 1 BB: 0 P: 8	R: 0 E: 0 K: 1 S: 5	H: 0 LOB: 0 BB: 1 P: 9	R: 0 E: 0 K: 2 S: 7	H: 0 LOB: 0 BB: 0 P: 7	1B: 7 2B: 2 3B: 0 HR: 0	SF: 1 SAC: 1 DP: 0 HBP: 0	WP: 1 PB: 0 SB: 3 CS: 1	PA: 37
<b>PITCHER</b>	IP WLS BF H R ER SO BB IBB HBP BLK WP HR S P ERA WHIP																			
Ike Delock, R ERA: 4.5	(1, 1)	1.0 L 8 2 1 1 1 2 0 0 0 0 1 0 10 18 4.50 2.000																		
Tracy Stallard, R ERA: 4.89	(4, 1)	5.0 19 3 0 0 8 2 0 0 0 0 0 0 33 41 0.00 1.000																		


**Boston Red Sox @ Washington Senators**  
Griffith Stadium, Washington, DC  
Mon Jul 03 1961, 7:05 PM EDT  
Att: 11,583 - Unknown

AB 30  
R 6  
H 9  
RBI 5  
BB 5  
SO 9  
LOB 12






Batter	1	2	3	4	5	6	7	8	9	AB	R	H	RBI	BB	SO	LOB	TOP				
<b>Chuck Schilling, R</b> (1, 4) <small>OBP: 0.338, SLG: 0.306</small> <b>Russ Nixon, L</b> (7, PH) <small>OBP: 0.296, SLG: 0.320</small> <b>Dave Hillman, R</b> (7, 1) <b>Joe Ginsberg, L</b> (9, PH) <small>OBP: 0.273, SLG: 0.238</small>	0-0 5-3		0-3 K		0-0 F9		0-0 G4-3		0-0 1-3	3	0	0	0	0	1	0	<b>Boston Red Sox @ Washington Senators</b> Griffith Stadium, Washington, DC Tue Jul 04 1961, 3:33 AM EDT Att: 14,355 - Unknown <a href="http://livebaseballscorecards.com">livebaseballscorecards.com</a>				
<b>Gary Geiger, L</b> (1, 8) <small>OBP: 0.347, SLG: 0.408</small>	0-0 4-3		0-0 4-3		0-0 4-3			0-0 F5		4	0	0	0	0	0	0					
<b>Carl Yastrzemski, L</b> (1, 7) <small>OBP: 0.300, SLG: 0.376</small>	4-0 BB		4-0 BB		4-0 G6-4-3 BB			0-0 F7		1	0	0	0	3	0	0					
<b>Frank Maltzone, R</b> (1, 5) <small>OBP: 0.284, SLG: 0.353</small>	0-0 1-3		0-0 4-3		0-0 P4			0-0 F8		4	0	0	0	0	0	3					
<b>Jackie Jensen, R</b> (1, 9) <small>OBP: 0.341, SLG: 0.374</small>		0-0 PB 1B		0-0 2B SF7 1B		0-0 G6-4-3 1-2f			0-0 4-3	4	1	2	0	0	0	1					
<b>Jim Pagliaroni, R</b> (1, 2) <small>OBP: 0.327, SLG: 0.431</small>		0-0 F3		0-0 7-4 1-3 2B			0-0 2B 1B		0-0 HR	4	1	3	1	0	0	1					
<b>Pete Runnels, L</b> (1, 3) <small>OBP: 0.337, SLG: 0.370</small>		0-0 5-3 1-2		0-0 SF7 3-H 0-0			0-3 K		0-0 2B 2B	3	1	1	1	0	1	2					
<b>Don Buddin, R</b> (1, 6) <small>OBP: 0.420, SLG: 0.432</small>		4-0 BB		0-0 7-4 2-3f			0-0 2B		0-0 2B	3	0	2	1	1	0	1					
<b>Don Schwall, R</b> (1, 1) <small>OBP: 0.250, SLG: 0.292</small> <b>Pumpsie Green, S</b> (7, PH) <small>OBP: 0.333, SLG: 0.338</small> (7, 4)		0-0 F9				0-0 4-3		4-0 G4-3 BB		2	0	0	0	0	0	2					
<b>Inning Stats</b>	R: 0 E: 0 K: 0 S: 3	H: 0 LOB: 1 BB: 1 P: 7	R: 0 E: 0 K: 0 S: 4	H: 1 LOB: 2 BB: 1 P: 8	R: 0 E: 0 K: 1 S: 5	H: 0 LOB: 1 BB: 1 P: 9	R: 1 E: 0 K: 0 S: 4	H: 2 LOB: 0 BB: 0 P: 4	R: 0 E: 0 K: 0 S: 2	H: 0 LOB: 0 BB: 1 P: 6	R: 0 E: 0 K: 1 S: 6	H: 2 LOB: 2 BB: 1 P: 10	R: 0 E: 0 K: 0 S: 3	H: 0 LOB: 0 BB: 0 P: 3	R: 2 E: 0 K: 0 S: 6	H: 3 LOB: 1 BB: 0 P: 6		1B: 3 2B: 5 3B: 0 HR: 1	SF: 1 SAC: 0 DP: 3 HBP: 0	WP: 0 PB: 1 SB: 0 CS: 0	PA: 37
<b>PITCHER</b> <b>Tom Cheney, R</b> (1, 1) <small>ERA: 7.56</small> <b>John Gabler, R</b> (9, 1) <small>ERA: 4.6</small>	IP 8.1	WLS W	BF 35	H 8	R 3	ER 3	SO 2	BB 5	IBB 0	HBP 0	BLK 0	WP 0	HR 1	S 34	P 54	ERA 3.24	WHIP 1.560				


Batter	1	2	3	4	5	6	7	8	9	AB	R	H	RBI	BB	SO	LOB	BOTTOM				
<b>Danny O'Connell, R</b> (1, 5) <small>OBP: 0.403, SLG: 0.358</small>	0-0 SH HR 1B			0-0 L3		0-0 F9				4	1	2	0	0	0	1	<b>Boston Red Sox @ Washington Senators</b> Griffith Stadium, Washington, DC Tue Jul 04 1961, 3:33 AM EDT Att: 14,355 - Unknown <a href="http://livebaseballscorecards.com">livebaseballscorecards.com</a>				
<b>Chuck Cottier, R</b> (1, 4) <small>OBP: 0.285, SLG: 0.293</small>	0-0 SH HR 1-2	4-0 BB BB			0-0 5-3		0-3 K			2	1	0	0	1	1	0					
<b>Gene Woodling, L</b> (1, 9) <small>OBP: 0.410, SLG: 0.500</small> <b>Jim King, L</b> (9, 9) <small>OBP: 0.359, SLG: 0.466</small>	0-0 1-H 2-H HR	4-0 1-2 2-3 BB			0-0 1-3		0-0 G3			3	1	1	3	1	0	0					
<b>Gene Green, R</b> (1, 2) <small>OBP: 0.374, SLG: 0.615</small>	0-0 P6	0-0 G5-4-3 1-2f			0-0 F8		0-0 HR			4	1	1	1	0	0	3					
<b>Willie Tasby, R</b> (1, 8) <small>OBP: 0.365, SLG: 0.513</small>	4-0 4-3 BB		0-0 1-3		0-0 5-3		0-0 HR			3	1	1	1	1	0	0					
<b>Dale Long, L</b> (1, 3) <small>OBP: 0.331, SLG: 0.510</small>	0-0 4-3 1-2		0-0 F8		4-0 FC6-4 BB		0-0 P3			3	0	0	0	1	0	1					
<b>Marty Keough, L</b> (1, 7) <small>OBP: 0.327, SLG: 0.465</small>	4-0 BB		0-0 F7		0-0 FC6-4 2B 1-2f		0-0 G3			3	1	0	0	1	0	1					
<b>Ron Stillwell, R</b> (1, 6) <small>OBP: 0.222, SLG: 0.250</small>	0-0 4-3		0-0 K		0-0 1-H 2B		0-0 F9			4	1	1	1	0	1	2					
<b>Tom Cheney, R</b> (1, 1) <small>OBP: 0.250, SLG: 0.250</small> <b>John Gabler, S</b> (9, 1) <small>OBP: 0.308, SLG: 0.462</small>		0-0 5-3		0-0 2-3		0-0 2-H 1B		0-3 K		4	0	1	1	0	1	0					
<b>Inning Stats</b>	R: 3 E: 1 K: 0 S: 6	H: 2 LOB: 2 BB: 2 P: 14	R: 0 E: 0 K: 0 S: 3	H: 1 LOB: 2 BB: 2 P: 11	R: 0 E: 0 K: 1 S: 5	H: 0 LOB: 0 BB: 0 P: 5	R: 0 E: 0 K: 1 S: 5	H: 0 LOB: 0 BB: 0 P: 3	R: 2 E: 0 K: 1 S: 7	H: 2 LOB: 1 BB: 1 P: 9	R: 2 E: 0 K: 1 S: 7	H: 2 LOB: 0 BB: 0 P: 7	R: 0 E: 0 K: 1 S: 5	H: 0 LOB: 0 BB: 0 P: 5	R: 2 E: 0 K: 1 S: 6	H: 3 LOB: 1 BB: 0 P: 6		1B: 2 2B: 2 3B: 0 HR: 3	SF: 0 SAC: 1 DP: 1 HBP: 0	WP: 0 PB: 0 SB: 1 CS: 0	PA: 36
<b>PITCHER</b> <b>Don Schwall, R</b> (1, 1) <small>ERA: 3.08</small> <b>Dave Hillman, R</b> (7, 1) <small>ERA: 3.05</small>	IP 6.0	WLS L	BF 28	H 5	R 5	ER 4	SO 1	BB 5	IBB 0	HBP 0	BLK 0	WP 0	HR 1	S 25	P 45	ERA 6.00	WHIP 1.667				







Batter	1	2	3	4	5	6	7	8	9	AB	R	H	RBI	BB	SO	LOB	TOP			
Brooks Robinson, R (1, 5) OBP: 0.365, SLG: 0.375	F3		1-3			F9			SH5-4 1B	4	0	1	0	0	0	0	<p><b>Baltimore Orioles @ Washington Senators</b> Griffith Stadium, Washington, DC</p> <p>Thu Jul 06 1961, 7:05 PM EDT Att: 5,483 - Unknown</p> <p>livebaseballscorecards.com</p> <p>AB 30 R 0 H 4 RBI 0 BB 0 SO 7 LOB 8</p> 			
Russ Snyder, L (1, 7) OBP: 0.317, SLG: 0.364	L3			4-3		K2-3			SH5-4 1-2	3	0	0	0	0	1	0				
Jackie Brandt, R (1, 8) OBP: 0.404, SLG: 0.479	5-3						P4		5-3	4	0	1	0	0	0	1				
Gus Triandos, R (1, 2) OBP: 0.341, SLG: 0.504			K			5-3			F8	4	0	0	0	0	1	2				
Mary Thronberry, L (1, 3) OBP: 0.304, SLG: 0.401			F8			F8				3	0	0	0	0	1	1				
Whitey Herzog, L (1, 9) OBP: 0.361, SLG: 0.354										3	0	2	0	0	1	0				
Ron Hansen, R (1, 6) OBP: 0.323, SLG: 0.370									FC6-4 1B	3	0	0	0	0	1	2				
Mary Breeding, R (1, 4) OBP: 0.212, SLG: 0.234									K	3	0	0	0	0	1	1				
Wes Stock, R (1, 1) Dick Williams, R (6, PH) Hoyt Wilhelm, R (6, PH) Dave Philley, S (8, PH) Billy Hoelt, L (8, 1)									F8	1	0	0	0	0	1	0				
									FC6-4 1-2	1	0	0	0	0	0	0				
										0	0	0	0	0	0	0				
										0	0	0	0	0	0	1				
										0	0	0	0	0	0	0				
<b>Inning Stats</b>	R: 0 E: 0 K: 0 S: 3	H: 0 LOB: 0 BB: 0 P: 3	R: 0 E: 0 K: 1 S: 6	H: 1 LOB: 1 BB: 0 P: 6	R: 0 E: 0 K: 1 S: 5	H: 0 LOB: 0 BB: 0 P: 5	R: 0 E: 0 K: 0 S: 4	H: 1 LOB: 1 BB: 0 P: 4	R: 0 E: 0 K: 2 S: 7	H: 0 LOB: 0 BB: 0 P: 7	R: 0 E: 0 K: 1 S: 5	H: 0 LOB: 0 BB: 0 P: 5	R: 0 E: 0 K: 1 S: 6	H: 1 LOB: 1 BB: 0 P: 6	R: 0 E: 0 K: 0 S: 4	H: 1 LOB: 1 BB: 0 P: 4		1B: 3 2B: 0 3B: 1 HR: 0	SF: 0 SAC: 1 DP: 0 HBP: 0	WP: 0 PB: 0 SB: 0 CS: 0
<b>PITCHER</b> Dick Donovan, R (1, 1) ERA: 2.8	IP: 9.0 WLS: W BF: 31 H: 4 R: 0 ER: 0 SO: 7 BB: 0 IBB: 0 HBP: 0 BLK: 0 WP: 0 HR: 0 S: 45 P: 45 ERA: 0.00 WHIP: 0.444															<b>PITCHER</b>				

Batter	1	2	3	4	5	6	7	8	9	AB	R	H	RBI	BB	SO	LOB	BOTTOM				
Danny O'Connell, R (1, 5) OBP: 0.398, SLG: 0.353	4-3		5-3			K			SH1-6-4 1-2	3	0	0	0	0	1	1	<p><b>Baltimore Orioles @ Washington Senators</b> Griffith Stadium, Washington, DC</p> <p>Thu Jul 06 1961, 7:05 PM EDT Att: 5,483 - Unknown</p> <p>livebaseballscorecards.com</p> <p>AB 27 R 1 H 4 RBI 1 BB 2 SO 3 LOB 10</p> 				
Marty Keough, L (1, 7) OBP: 0.316, SLG: 0.448	3-1			4-3		4-3			K	4	0	0	0	0	1	1					
Gene Woodling, L (1, 9) Jim King, L (9, 9)	F9					FC6-4 BB			F8	3	0	0	0	1	0	1					
Gene Green, R (1, 2) Willie Tasby, R (1, 8)										3	0	0	0	0	0	1					
										3	1	1	0	0	0	1					
Dale Long, L (1, 3) Chuck Cottier, R (1, 4)										3	0	2	1	0	0	0					
										3	0	0	0	0	0	2					
Ron Stillwell, R (1, 6) Billy Klaus, L (7, PH) Dick Donovan, L (1, 1)										2	0	0	0	0	0	1					
										1	0	0	0	0	0	1					
										2	0	1	0	1	1	1					
										2	0	1	0	1	1	1					
<b>Inning Stats</b>	R: 0 E: 0 K: 0 S: 3	H: 0 LOB: 0 BB: 0 P: 3	R: 0 E: 0 K: 0 S: 3	H: 0 LOB: 0 BB: 0 P: 3	R: 0 E: 0 K: 0 S: 4	H: 1 LOB: 1 BB: 0 P: 4	R: 0 E: 0 K: 0 S: 3	H: 0 LOB: 1 BB: 1 P: 7	R: 0 E: 0 K: 1 S: 6	H: 1 LOB: 1 BB: 0 P: 6	R: 0 E: 0 K: 1 S: 5	H: 0 LOB: 0 BB: 0 P: 5	R: 1 E: 0 K: 0 S: 5	H: 2 LOB: 1 BB: 0 P: 5	R: 0 E: 0 K: 1 S: 5	H: 0 LOB: 1 BB: 1 P: 9		1B: 2 2B: 2 3B: 0 HR: 0	SF: 0 SAC: 1 DP: 0 HBP: 0	WP: 0 PB: 2 SB: 1 CS: 0	PA: 30
<b>PITCHER</b> Wes Stock, R (1, 1) Hoyt Wilhelm, R (6, 1) Billy Hoelt, L (8, 1)	IP: 5.0 WLS: L BF: 18 H: 2 R: 1 ER: 1 SO: 1 BB: 0 IBB: 0 HBP: 0 BLK: 0 WP: 0 HR: 0 S: 19 P: 23 ERA: 0.00 WHIP: 0.600															<b>PITCHER</b>					



Batter	1	2	3	4	5	6	7	8	9	AB	R	H	RBI	BB	SO	LOB	TOP
Lenny Green, L OBP: 0.389, SLG: 0.385	F7		1B			F8			E6 FC6-4 1B	4	0	1	0	0	0	0	<b>Minnesota Twins @ Washington Senators</b> Griffith Stadium, Washington, DC Fri Jul 07 1961, 7:05 PM EDT Att: 16,596 - Unknown <a href="http://livebaseballscorecards.com">livebaseballscorecards.com</a>
Billy Martin, R OBP: 0.286, SLG: 0.390	BB 1B		F7			F7			FC6-4 1-2 1B	4	0	2	0	0	0	1	
Harmon Killebrew, R OBP: 0.449, SLG: 0.693	G4-6-3 BB			F7			F8		FC6-4 1-2 2-3	3	0	0	0	1	0	2	
Bob Allison, R OBP: 0.338, SLG: 0.447	G4-6-3			K			5-3		F7	4	0	0	0	0	1	4	
Jim Lemon, R OBP: 0.333, SLG: 0.421		G6-4-3 BB		K			6-3			2	0	0	0	1	1	0	
Earl Battey, R OBP: 0.371, SLG: 0.423	G6-4-3 1-2				F9			L5-3 BB		2	0	0	0	1	0	1	
Ted Leccio, R (8, 6)			K		5-3			L5-3 1-2		3	0	0	0	0	1	1	
Jose Valdivielso, R OBP: 0.217, SLG: 0.218			1-3		1-3			K		2	0	0	0	0	0	0	
Hai Naragon, L OBP: 0.304, SLG: 0.389										1	0	0	0	0	1	0	
Rich Rollins, R OBP: 0.364, SLG: 0.400										0	0	0	0	0	0	0	
Pedro Ramos, S OBP: 0.216, SLG: 0.313			F2			P6			P6	2	0	0	0	0	0	0	
Julio Becquer, L OBP: 0.265, SLG: 0.587										1	0	0	0	0	0	0	
<b>Inning Stats</b>	R: 0 E: 0 K: 0 S: 3	H: 1 LOB: 1 BB: 1 P: 7	R: 0 E: 0 K: 1 S: 4	H: 0 LOB: 0 BB: 1 P: 8	R: 0 E: 0 K: 2 S: 7	H: 0 LOB: 0 BB: 0 P: 7	R: 0 E: 0 K: 0 S: 3	H: 0 LOB: 0 BB: 0 P: 3	R: 0 E: 0 K: 1 S: 5	H: 0 LOB: 0 BB: 1 P: 8	R: 0 E: 1 K: 0 S: 5	H: 1 LOB: 2 BB: 0 P: 5	1B: 3 2B: 1 3B: 0 HR: 0	SF: 0 SAC: 0 DP: 3 HBP: 0	WP: 0 PB: 0 SB: 0 CS: 0	PA: 31	
<b>PITCHER</b> Joe McClain, R ERA: 3.19	IP: 9.0 WLS: W BF: 31 H: 3 R: 0 ER: 0 SO: 4 BB: 3 IBB: 0 HBP: 0 BLK: 0 WP: 0 HR: 0 S: 36 P: 48 ERA: 0.00 WHIP: 0.667																

Batter	1	2	3	4	5	6	7	8	9	AB	R	H	RBI	BB	SO	LOB	BOTTOM
Danny O'Connell, R OBP: 0.399, SLG: 0.358	E S 1B	1B			F2			5-3		4	2	2	0	0	0	0	<b>Minnesota Twins @ Washington Senators</b> Griffith Stadium, Washington, DC Fri Jul 07 1961, 7:05 PM EDT Att: 16,596 - Unknown <a href="http://livebaseballscorecards.com">livebaseballscorecards.com</a>
Billy Klaus, L OBP: 0.318, SLG: 0.391	1B BB	2B			F8			P3		3	0	1	1	1	0	0	
Gene Woodling, L OBP: 0.412, SLG: 0.494										3	0	3	1	0	0	0	
Jim King, L OBP: 0.357, SLG: 0.463	1-3 3-H 1B		G6-4-3 1B			G5-4-3 1B				0	0	0	0	0	0	0	
Gene Green, R OBP: 0.357, SLG: 0.584	F8		G6-4-3		G5-4-3					3	0	0	0	0	0	4	
Willie Tasby, R OBP: 0.357, SLG: 0.504	F9		F7			6-3				3	0	0	0	0	0	2	
Dale Long, L OBP: 0.331, SLG: 0.506	F8			G6-4-3 BB			F8			2	0	0	0	1	0	2	
Marty Keough, L OBP: 0.316, SLG: 0.462				K			K			3	1	1	1	0	2	1	
Chuck Cottier, R OBP: 0.248, SLG: 0.269		F2		G6-4-3			6-3			3	0	0	0	0	0	1	
Joe McClain, R OBP: 0.238, SLG: 0.293		5-3			F8			5-3		3	0	0	0	0	0	0	
<b>Inning Stats</b>	R: 1 E: 0 K: 0 S: 5	H: 2 LOB: 2 BB: 1 P: 9	R: 2 E: 0 K: 0 S: 5	H: 3 LOB: 1 BB: 0 P: 5	R: 0 E: 0 K: 1 S: 4	H: 1 LOB: 0 BB: 1 P: 8	R: 0 E: 0 K: 0 S: 3	H: 0 LOB: 0 BB: 0 P: 3	R: 0 E: 0 K: 1 S: 5	H: 1 LOB: 0 BB: 0 P: 5	R: 0 E: 0 K: 0 S: 3	H: 0 LOB: 0 BB: 0 P: 3	1B: 5 2B: 1 3B: 0 HR: 1	SF: 0 SAC: 0 DP: 3 HBP: 0	WP: 0 PB: 0 SB: 1 CS: 0	PA: 29	
<b>PITCHER</b> Pedro Ramos, R ERA: 4.28	IP: 8.0 WLS: L BF: 29 H: 7 R: 3 ER: 3 SO: 2 BB: 2 IBB: 0 HBP: 0 BLK: 0 WP: 0 HR: 1 S: 31 P: 39 ERA: 3.38 WHIP: 1.125																



Batter	1	2	3	4	5	6	7	8	9	AB	R	H	RBI	BB	SO	LOB	TOP										
Lenny Green, L OBP: 0.389, SLG: 0.381 (1, 8)										3	0	0	0	2	0	1											
Billy Martin, R OBP: 0.289, SLG: 0.386 (1, 4)										4	0	1	0	1	0	1											
Harmon Killebrew, R OBP: 0.450, SLG: 0.701 (1, 3)										4	1	2	1	0	0	1											
Bob Allison, R OBP: 0.340, SLG: 0.444 (1, 9)										2	0	0	0	2	2	3											
Jim Lemon, R OBP: 0.339, SLG: 0.431 Pedro Ramos, S OBP: 0.216, SLG: 0.313 Bill Tuttle, R OBP: 0.298, SLG: 0.294 (1, 7)										4	0	3	0	0	1	3											
Earl Battey, R OBP: 0.367, SLG: 0.418 (1, 2)										3	0	0	0	0	0	7											
Ted Lepcio, R OBP: 0.200, SLG: 0.444 (1, 5)										4	1	1	1	0	0	2											
Jose Valdivielso, R OBP: 0.219, SLG: 0.231 (1, 6)										4	0	1	0	0	0	2											
Jack Kralick, L OBP: 0.224, SLG: 0.208 Jim Kaat, L OBP: 0.394, SLG: 0.433 Ray Moore, R OBP: 0.260, SLG: 0.574 (1, 1)										3	0	0	0	0	0	1											
<b>Inning Stats</b>	R: 0 E: 0 K: 2 S: 9	H: 2 LOB: 3 BB: 1 P: 13	R: 1 E: 0 K: 0 S: 4	H: 1 LOB: 0 BB: 0 P: 4	R: 0 E: 0 K: 0 S: 3	H: 1 LOB: 2 BB: 2 P: 11	R: 0 E: 0 K: 0 S: 3	H: 0 LOB: 0 BB: 0 P: 3	R: 1 E: 0 K: 0 S: 5	H: 2 LOB: 2 BB: 1 P: 9	R: 0 E: 0 K: 1 S: 5	H: 0 LOB: 0 BB: 0 P: 5	R: 0 E: 0 K: 0 S: 4	H: 1 LOB: 2 BB: 1 P: 4	R: 0 E: 0 K: 0 S: 2	H: 0 LOB: 0 BB: 1 P: 6	1B: 4 2B: 2 3B: 0 HR: 2	SF: 0 SAC: 1 DP: 2 HBP: 0	WP: 0 PB: 0 SB: 0 CS: 0	PA: 38							
<b>PITCHER</b>	IP	WLS	BF	H	R	ER	SO	BB	IBB	HBP	BLK	WP	HR	S	P	ERA	WHIP										
Ed Hobaugh, R ERA: 4.12 (1, 1)	6.0		28	7	2	2	2	4	0	0	0	0	2	28	44	3.00	1.833										
Marty Kutyna, R ERA: 3.53 (7, 1)	2.0	W	7	1	0	0	1	0	0	0	0	0	0	9	9	0.00	0.500										
John Gabler, R ERA: 4.5 (9, 1)	1.0	S	3	0	0	0	0	1	0	0	0	0	0	2	6	0.00	1.000										
<b>Batter</b>	<b>1</b>	<b>2</b>	<b>3</b>	<b>4</b>	<b>5</b>	<b>6</b>	<b>7</b>	<b>8</b>	<b>9</b>	<b>AB</b>	<b>R</b>	<b>H</b>	<b>RBI</b>	<b>BB</b>	<b>SO</b>	<b>LOB</b>	<b>BOTTOM</b>										
Danny O'Connell, R OBP: 0.397, SLG: 0.364 (1, 5)										4	1	1	1	0	1	2											
Billy Klaus, L OBP: 0.316, SLG: 0.387 (1, 6)										4	0	1	1	0	1	1											
Gene Woodling, L OBP: 0.414, SLG: 0.495 Ron Stillwell, R OBP: 0.154, SLG: 0.167 Pete Daley, R OBP: 0.248, SLG: 0.300 (1, 9)										4	0	2	0	0	1	1											
Gene Green, R OBP: 0.365, SLG: 0.588 Tom Cheney, R OBP: 0.337, SLG: 0.250 John Gabler, S OBP: 0.308, SLG: 0.462 (1, 2)										4	0	3	0	0	0	0											
Willie Tasby, R OBP: 0.356, SLG: 0.500 (1, 8)										4	0	1	1	0	1	3											
Dale Long, L OBP: 0.326, SLG: 0.498 (1, 3)										4	0	0	0	0	1	3											
Marty Keough, L OBP: 0.316, SLG: 0.460 (1, 7)										3	0	1	0	0	0	1											
Chuck Cottier, R OBP: 0.250, SLG: 0.279 (1, 4)										3	1	1	0	0	0	1											
Ed Hobaugh, R OBP: 0.097, SLG: 0.067 Chuck Hinton, R OBP: 0.337, SLG: 0.348 Marty Kutyna, R OBP: 0.400, SLG: 0.400 Harry Bright, R OBP: 0.305, SLG: 0.347 Jim King, L OBP: 0.357, SLG: 0.463 (1, 1)										0	0	0	0	0	0	0											
<b>Inning Stats</b>	R: 0 E: 0 K: 1 S: 5	H: 0 LOB: 0 BB: 0 P: 5	R: 0 E: 0 K: 1 S: 5	H: 0 LOB: 0 BB: 0 P: 5	R: 0 E: 0 K: 0 S: 4	H: 1 LOB: 1 BB: 0 P: 4	R: 0 E: 0 K: 0 S: 4	H: 2 LOB: 1 BB: 0 P: 4	R: 0 E: 0 K: 2 S: 8	H: 2 LOB: 1 BB: 0 P: 8	R: 0 E: 0 K: 1 S: 6	H: 1 LOB: 1 BB: 0 P: 6	R: 3 E: 0 K: 0 S: 8	H: 5 LOB: 2 BB: 0 P: 8	1B: 9 2B: 1 3B: 1 HR: 0	SF: 0 SAC: 1 DP: 1 HBP: 0	WP: 0 PB: 0 SB: 0 CS: 1	PA: 34									
<b>PITCHER</b>	IP	WLS	BF	H	R	ER	SO	BB	IBB	HBP	BLK	WP	HR	S	P	ERA	WHIP										
Jack Kralick, L ERA: 3.57 (8, 1)	7.1	L	3	2	0	0	0	0	0	0	0	0	0	3	3	0.00	6.000										
Ray Moore, R ERA: 5.76 (8, 1)	0.1		2	1	1	1	0	0	0	0	0	0	0	2	2	27.00	3.000										

Minnesota Twins @ Washington Senators  
Griffith Stadium, Washington, DC  
Sat Jul 08 1961, 3:33 AM EDT  
Att: 9,147 - Unknown

AB 32  
R 2  
H 8  
RBI 2  
BB 5  
SO 3  
LOB 21



Minnesota Twins @ Washington Senators  
Griffith Stadium, Washington, DC  
Sat Jul 08 1961, 3:33 AM EDT  
Att: 9,147 - Unknown

AB 32  
R 3  
H 11  
RBI 3  
BB 0  
SO 5  
LOB 13













Batter	1	2	3	4	5	6	7	8	9	10	AB	R	H	RBI	BB	SO	LOB	TOP	
Dick Howser, R OBP: 0.395, SLG: 0.357 (1, 6)	6-3		E6 2B SF9		5-3	P4			FC1-5-6 BB		4	1	0	0	1	0	1	Kansas City Athletics @ Washington Senators Griffith Stadium, Washington, DC Fri Jul 14 1961, 7:05 PM EDT Att: 8,290 - Unknown	
Jim Rivera, L OBP: 0.333, SLG: 0.345 (1, 9)	5-3		SF9 4-3 2B				4-3		FC1-5-6 1-3		5	1	2	0	0	0	1		
Bobby Del Graco, R OBP: 0.346, SLG: 0.359 (10, 8)	5-3		SF9 4-3 2B					4-3	FC1-5-6 1-3		0	0	0	0	0	0	0		
Leo Posada, R OBP: 0.328, SLG: 0.415 (1, 7)	5-3		SF9			P4		1-4-3	F8		4	0	0	1	0	0	2		
Jerry Lumpe, L OBP: 0.341, SLG: 0.367 (1, 4)		F7	4-3							1B 1B	4	2	2	1	1	0	0		
Norm Siebern, L OBP: 0.370, SLG: 0.455 (1, 3)			3-1							1B 1B	5	2	3	0	0	0	1		
Gene Stephens, L OBP: 0.331, SLG: 0.338 (10, 9)			3B		G3				P4		4	3	2	1	1	0	0		
Joe Pignatano, R OBP: 0.356, SLG: 0.383 (1, 2)			1B							1B BB	4	0	1	0	0	1	2		
Lou Kimchok, L OBP: 0.224, SLG: 0.282 (10, PH)			1B		K				1-3	SF7-5-6	0	0	0	0	0	0	0		
Hank Bauer, R OBP: 0.313, SLG: 0.392 (10, PH)			1B							1-2 2-3 3-H	0	0	0	1	0	0	0		
Wayne Causey, L OBP: 0.338, SLG: 0.384 (1, 5)			G3		4-3				F7		5	0	1	3	0	0	2		
Bob Shaw, R OBP: 0.162, SLG: 0.088 (1, 1)			1-3								1	0	0	0	0	0	1		
Norm Bass, R OBP: 0.074, SLG: 0.038 (3, 1)			1-3								0	0	0	0	0	0	0		
Joe Nuxhall, L OBP: 0.457, SLG: 0.581 (4, 1)			1-3								3	0	1	1	0	0	0		
Bill Kunkel, R (9, 1)			1-3								1	0	0	0	0	1	1		
Gerry Staley, R (10, 1)			1-3								0	0	0	0	0	0	0		
<b>Inning Stats</b>	R: 0 E: 0 K: 0 S: 3	H: 0 LOB: 0 BB: 0 P: 3	R: 2 E: 0 K: 0 S: 6	H: 3 LOB: 1 BB: 0 P: 6	R: 2 E: 1 K: 0 S: 5	H: 1 LOB: 0 BB: 0 P: 5	R: 0 E: 0 K: 1 S: 5	H: 0 LOB: 0 BB: 0 P: 5	R: 0 E: 0 K: 0 S: 4	H: 1 LOB: 1 BB: 0 P: 4	R: 0 E: 0 K: 0 S: 3	H: 0 LOB: 0 BB: 0 P: 3	R: 0 E: 0 K: 0 S: 3	H: 0 LOB: 1 BB: 1 P: 7	R: 2 E: 0 K: 1 S: 7	H: 3 LOB: 1 BB: 1 P: 11	1B: 10 2B: 2 3B: 1 HR: 0	SF: 2 SAC: 0 DP: 1 HBP: 0	WP: 0 PA: 45 PB: 0 SB: 1 CS: 0
<b>PITCHER</b>	IP 5.0	WLS 24	BF 7	H 7	R 5	ER 1	SO 1	BB 1	IBB 0	HBP 0	BLK 1	WP 0	HR 0	S 25	P 29	ERA 9.00	WHIP 1.600		
Bennie Daniels, R ERA: 3.47 (1, 1)	4.0	15	2	0	0	0	1	0	0	0	0	0	0	14	18	0.00	0.750		
Marty Kutyna, R ERA: 3.59 (6, 1)	0.0	L	3	2	2	0	1	0	0	0	0	0	0	2	6	∞	∞		
Dave Sisler, R ERA: 3.29 (10, 1)	1.0	3	1	0	0	1	0	0	0	1	0	0	0	5	5	0.00	1.000		

Batter	1	2	3	4	5	6	7	8	9	10	AB	R	H	RBI	BB	SO	LOB	BOTTOM			
Danny O'Connell, R OBP: 0.393, SLG: 0.361 (1, 5)	3-1				L7			FC1-6 BB		4-3	5	0	1	2	1	0	1	Kansas City Athletics @ Washington Senators Griffith Stadium, Washington, DC Fri Jul 14 1961, 7:05 PM EDT Att: 8,290 - Unknown			
Billy Klaus, L OBP: 0.319, SLG: 0.387 (1, 6)	F7				K			K		1B 1B	6	0	1	0	0	3	4				
Gene Woodling, L OBP: 0.414, SLG: 0.487 (1, 9)					F7			F8			3	1	1	0	2	0	0				
Jim King, L OBP: 0.357, SLG: 0.460 (8, PR) (9, 9)										1B	1	0	1	0	0	0	0				
Dale Long, L OBP: 0.326, SLG: 0.500 (1, 3)										1B	4	2	0	0	2	2	7				
Willie Tasby, R OBP: 0.350, SLG: 0.485 (1, 8)											5	2	2	1	0	2	2				
Gene Green, R OBP: 0.357, SLG: 0.573 (1, 2)											5	0	2	3	0	0	1				
Ron Stillwell, R OBP: 0.214, SLG: 0.231 (9, PR)											0	0	0	0	0	0	0				
Pete Daley, R OBP: 0.240, SLG: 0.289 (10, 2)											0	0	0	0	0	0	0				
Marty Keough, L OBP: 0.313, SLG: 0.455 (1, 7)											4	1	1	0	0	2	3				
Chuck Hinton, R OBP: 0.337, SLG: 0.344 (9, PH) (10, 7)											1	0	0	0	0	0	1				
Chuck Cottier, R OBP: 0.264, SLG: 0.287 (1, 4)											4	1	2	1	1	1	2				
Bennie Daniels, L OBP: 0.129, SLG: 0.226 (1, 1)											3	0	0	0	0	2	3				
Marty Kutyna, R OBP: 0.455, SLG: 0.455 (6, 1)											1	0	1	0	0	0	0				
Harry Bright, R OBP: 0.305, SLG: 0.347 (9, PH)											1	0	0	0	1	2					
Dave Sisler, R (10, 1)											0	0	0	0	0	0	0				
Carl Mathias, S OBP: 0.200, SLG: 0.200 (10, 1)											0	0	0	0	0	0	0				
<b>Inning Stats</b>	R: 3 E: 0 K: 0 S: 6	H: 3 LOB: 1 BB: 1 P: 10	R: 0 E: 0 K: 1 S: 6	H: 1 LOB: 3 BB: 2 P: 14	R: 3 E: 0 K: 2 S: 11	H: 4 LOB: 1 BB: 0 P: 11	R: 1 E: 0 K: 1 S: 6	H: 1 LOB: 2 BB: 1 P: 11	R: 0 E: 0 K: 1 S: 5	H: 0 LOB: 0 BB: 0 P: 5	R: 0 E: 0 K: 2 S: 7	H: 0 LOB: 0 BB: 0 P: 7	R: 0 E: 0 K: 2 S: 8	H: 1 LOB: 2 BB: 1 P: 12	R: 0 E: 1 K: 1 S: 6	H: 0 LOB: 2 BB: 1 P: 10	R: 0 E: 0 K: 2 S: 9	H: 2 LOB: 2 BB: 0 P: 9	1B: 7 2B: 5 3B: 0 HR: 0	SF: 0 SAC: 0 DP: 0 HBP: 1	WP: 0 PA: 50 PB: 0 SB: 1 CS: 0
<b>PITCHER</b>	IP 2.1	WLS 16	BF 6	H 5	R 5	ER 1	SO 1	BB 3	IBB 0	HBP 0	BLK 0	WP 0	HR 0	S 15	P 27	ERA 19.29	WHIP 3.857				
Norm Bass, R ERA: 4.51 (3, 1)	1.0	8	3	2	2	2	1	0	1	0	0	0	0	10	15	18.00	4.000				
Joe Nuxhall, L ERA: 4.53 (4, 1)	5.0	18	1	0	0	7	1	0	0	0	0	0	0	31	35	0.00	0.400				
Bill Kunkel, R ERA: 3.23 (9, 1)	1.0	W	6	2	0	0	1	1	0	0	0	0	0	7	11	0.00	3.000				
Gerry Staley, R ERA: 3.79 (10, 1)	0.2	S	2	0	0	0	2	0	0	0	0	0	0	6	6	0.00	0.000				



Batter	1	2	3	4	5	6	7	8	9	AB	R	H	RBI	BB	SO	LOB	TOP			
Dick Howser, R (1.6)										4	0	1	0	0	1	2	<p>Kansas City Athletics @ Washington Senators Griffith Stadium, Washington, DC</p> <p>Sat Jul 15 1961, 3:33 AM EDT Att: 3,351 - Unknown</p> <p>livebaseballscorecards.com</p> <p>AB 33 R 1 H 6 RBI 1 BB 0 SO 4 LOB 11</p>			
Bobby Del Greco, R (1.8)										4	0	0	0	0	0	1				
Leo Posada, R (1.7)										4	0	1	0	0	1	1				
Jerry Lumpe, L (1.4)										4	0	0	0	0	0	2				
Norm Siebern, L (1.3)										4	1	1	0	0	1	1				
Gene Stephens, L (1.9)										4	0	0	0	0	0	1				
Haywood Sullivan, R (1.2)										3	0	1	1	0	0	0				
Wayne Causey, L (1.5)										3	0	2	0	0	0	0				
Lew Krausse, R (1.1)										1	0	0	0	0	0	2				
Art Ditmar, R (4.1)										1	0	0	0	0	0	0				
Lou Klimchok, L (7. PH)										1	0	0	0	0	1	1				
Bob Shaw, R (7.1)										0	0	0	0	0	0	0				
Norm Bass, R (7.1)										0	0	0	0	0	0	0				
<b>Inning Stats</b>	R: 0 E: 0 K: 1 S: 6	H: 1 LOB: 1 BB: 0 P: 6	R: 1 E: 0 K: 0 S: 6	H: 3 LOB: 2 BB: 0 P: 6	R: 0 E: 0 K: 0 S: 4	H: 1 LOB: 1 BB: 0 P: 4	R: 0 E: 0 K: 0 S: 3	H: 0 LOB: 0 BB: 0 P: 3	R: 0 E: 0 K: 1 S: 5	H: 0 LOB: 0 BB: 0 P: 5	R: 0 E: 0 K: 1 S: 6	H: 1 LOB: 1 BB: 0 P: 6	R: 0 E: 0 K: 0 S: 3	H: 0 LOB: 0 BB: 0 P: 3	R: 0 E: 0 K: 0 S: 3	H: 0 LOB: 0 BB: 0 P: 3	1B: 5 2B: 1 3B: 0 HR: 0	SF: 0 SAC: 0 DP: 0 HBP: 0	WP: 0 PB: 0 CS: 0	PA: 33
<b>PITCHER</b> Dick Donovan, R (1.1) ERA: 2.64	IP: 9.0 WLS: W BF: 33 H: 6 R: 1 ER: 1 SO: 4 BB: 0 IBB: 0 HBP: 0 BLK: 0 WP: 0 HR: 0 S: 41 P: 41 ERA: 1.00 WHIP: 0.667															<b>PITCHER</b>				

Batter	1	2	3	4	5	6	7	8	9	AB	R	H	RBI	BB	SO	LOB	BOTTOM													
Danny O'Connell, R (1.5)										4	1	2	1	0	1	2	<p>Kansas City Athletics @ Washington Senators Griffith Stadium, Washington, DC</p> <p>Sat Jul 15 1961, 3:33 AM EDT Att: 3,351 - Unknown</p> <p>livebaseballscorecards.com</p> <p>AB 25 R 7 H 9 RBI 7 BB 8 SO 3 LOB 17</p>													
Cool Veal, R (1.6)										4	0	0	0	0	0	3														
Jim King, L (1.9)										4	2	1	0	1	1	1														
Gene Green, R (1.2)									1	1	1	1	3	0	0	0														
Willie Tasby, R (1.8)									2	0	0	1	0	0	2	0														
Dale Long, L (1.3)									2	1	2	1	2	0	0	0														
Marty Keough, L (1.7)									3	1	0	0	1	0	6	0														
Chuck Cottler, R (1.4)										3	1	3	3	0	0	0														
Dick Donovan, L (1.1)										2	0	0	0	1	1	3														
<b>Inning Stats</b>	R: 0 E: 0 K: 1 S: 5	H: 1 LOB: 0 BB: 0 P: 5	R: 1 E: 0 K: 1 S: 6	H: 2 LOB: 2 BB: 2 P: 14	R: 2 E: 0 K: 0 S: 5	H: 2 LOB: 2 BB: 2 P: 13	R: 1 E: 0 K: 0 S: 4	H: 1 LOB: 0 BB: 0 P: 4	R: 0 E: 0 K: 0 S: 3	H: 0 LOB: 2 BB: 2 P: 11	R: 0 E: 0 K: 1 S: 5	H: 0 LOB: 1 BB: 0 P: 6	R: 3 E: 0 K: 0 S: 5	H: 3 LOB: 0 BB: 1 P: 9	R: 0 E: 0 K: 0 S: 3	H: 0 LOB: 1 BB: 1 P: 7		1B: 7 2B: 2 3B: 0 HR: 0	SF: 2 SAC: 3 DP: 2 HBP: 1	WP: 1 PB: 0 CS: 1	PA: 40									
<b>PITCHER</b> Lew Krausse, R (1.1) ERA: 5.12	IP: 3.0 WLS: L BF: 16 H: 5 R: 3 ER: 3 SO: 2 BB: 4 IBB: 0 HBP: 0 BLK: 0 WP: 1 HR: 0 S: 16 P: 32 ERA: 9.00 WHIP: 3.000															<b>PITCHER</b>														
Art Ditmar, R (4.1) ERA: 5.05	3.0	13	1	1	1	1	2	0	1	0	1	0	12	21	3.00	1.000														
Bob Shaw, R (7.1) ERA: 4.71	0.2	6	3	3	3	0	1	0	0	0	0	0	5	9	40.50	6.000														
Norm Bass, R (7.1) ERA: 4.47	1.1	4	0	0	0	0	1	0	0	0	0	0	3	7	0.00	0.750														



Batter	1	2	3	4	5	6	7	8	9	AB	R	H	RBI	BB	SO	LOB	TOP									
<b>Albie Pearson, L</b> OBP: 0.431, SLG: 0.429 (1, 9)	F8		1B				HR	4-3		5	1	3	2	0	0	1	<b>Los Angeles Angels @ Washington Senators</b> Griffith Stadium, Washington, DC Sun Jul 16 1961, 3:33 AM EDT Unknown <a href="http://livebaseballscorecards.com">livebaseballscorecards.com</a>									
<b>Billy Moran, R</b> OBP: 0.286, SLG: 0.300 (1, 4)	5-3		F7				G6-4-3		4-3	5	0	0	0	0	0	2										
<b>Lee Thomas, L</b> OBP: 0.361, SLG: 0.474 (1, 7)	1B		F8					4-3	4-3	3	2	0	0	2	0	0										
<b>Steve Bilko, R</b> OBP: 0.433, SLG: 0.601 (1, 3)	2B			6-3				1B	FC5-4	4	3	3	3	1	0	0										
<b>George Thomas, R</b> OBP: 0.286, SLG: 0.481 (1, 5)	2B		F8		K			HR	FC5-4	5	1	2	2	0	1	1										
<b>Ken Hunt, R</b> OBP: 0.335, SLG: 0.559 (1, 8)	F8			1-3			2B	HR		4	1	2	3	0	0	1										
<b>Joe Koppe, R</b> OBP: 0.402, SLG: 0.441 (1, 6)		K					2B	4-3	5-3	3	1	0	0	1	1	1										
<b>Ed Sadowski, R</b> OBP: 0.311, SLG: 0.421 (1, 2)		K					2B	2-5	2B	4	2	2	0	0	1	1										
<b>Ted Bowsfield, R</b> OBP: 0.118, SLG: 0.118 (5, PH)		K					K			1	0	0	0	0	1	0										
<b>Ted Kluszewski, L</b> OBP: 0.314, SLG: 0.470 (5, PH)										1	0	0	0	0	1	2										
<b>Jim Donohue, R</b> OBP: 0.100, SLG: 0.200 (5, 1)										2	0	1	1	0	0	0										
<b>Ron Kline, R</b> OBP: 0.148, SLG: 0.115 (9, 1)								2B		0	0	0	0	0	0	0										
<b>Inning Stats</b>	R: 2 E: 0 K: 0 S: 5	H: 2 LOB: 1 BB: 1 P: 9	R: 0 E: 0 K: 3 S: 9	H: 0 LOB: 0 BB: 0 P: 9	R: 0 E: 0 K: 0 S: 3	H: 1 LOB: 0 BB: 0 P: 3	R: 0 E: 0 K: 0 S: 3	H: 0 LOB: 0 BB: 0 P: 3	R: 5 E: 0 K: 2 S: 10	H: 3 LOB: 0 BB: 2 P: 18	R: 0 E: 0 K: 0 S: 3	H: 1 LOB: 0 BB: 0 P: 3	R: 0 E: 0 K: 0 S: 3	H: 1 LOB: 0 BB: 0 P: 3	R: 4 E: 0 K: 0 S: 8	H: 5 LOB: 1 BB: 0 P: 8	R: 0 E: 0 K: 0 S: 3	H: 0 LOB: 1 BB: 1 P: 7	1B: 6 2B: 6 3B: 0 HR: 2	SF: 0 SAC: 0 DP: 2 HBP: 0	WP: 0 PB: 0 SB: 0 CS: 0	PA: 41				
<b>PITCHER</b>	IP	WLS	BF	H	R	ER	SO	BB	IBB	HBP	BLK	WP	HR	S	P	ERA	WHIP									
<b>Ed Hobaugh, R</b> ERA: 4.6	(1, 1)	5.0	L	23	6	7	7	5	3	0	0	0	0	1	30	42	12.60	1.800								
<b>Pete Burnside, L</b> ERA: 6.49	(6, 1)	3.0		14	7	4	4	0	0	0	0	0	0	1	14	14	12.00	2.333								
<b>Johnny Klippstein, R</b> ERA: 7.04	(9, 1)	1.0		4	0	0	0	0	1	0	0	0	0	0	3	7	0.00	1.000								

Batter	1	2	3	4	5	6	7	8	9	AB	R	H	RBI	BB	SO	LOB	BOTTOM										
<b>Danny O'Connell, R</b> OBP: 0.393, SLG: 0.366 (1, 5)	SH5-3	F7		SF9			1B		L1-3	3	1	1	1	1	0	2	<b>Los Angeles Angels @ Washington Senators</b> Griffith Stadium, Washington, DC Sun Jul 16 1961, 3:33 AM EDT Unknown <a href="http://livebaseballscorecards.com">livebaseballscorecards.com</a>										
<b>Cool Veal, R</b> OBP: 0.288, SLG: 0.255 (1, 6)	SH5-3	F7		5-3			2B		1B	4	0	2	0	0	0	3											
<b>Gene Woodling, L</b> OBP: 0.418, SLG: 0.487 (1, 9)	1B		4-3				BB		G6-4-3	4	0	2	1	1	0	0											
<b>Gene Green, R</b> OBP: 0.374, SLG: 0.574 (1, 2)	1B			F9			BB		G6-4-3	4	0	2	0	1	0	3											
<b>Willie Tasby, R</b> OBP: 0.345, SLG: 0.477 (1, 8)	L9		F8				1B		L6	3	0	0	0	1	0	4											
<b>Dale Long, L</b> OBP: 0.335, SLG: 0.500 (1, 3)	K		2-3				BB		F9	4	0	1	0	0	1	5											
<b>Chuck Hinton, R</b> OBP: 0.341, SLG: 0.348 (1, 7)				1B			SF9		K	4	1	2	0	0	1	2											
<b>Chuck Cottler, R</b> OBP: 0.285, SLG: 0.310 (1, 4)	K			E6			SF9		F2	4	0	1	0	0	1	1											
<b>Ed Hobaugh, R</b> OBP: 0.121, SLG: 0.094 ERA: 3.74	(1, 1)	4.0		20	6	2	1	3	2	0	0	0	0	0	24	32		2.25	2.000								
<b>Jim Donohue, R</b> ERA: 2.79	(5, 1)	4.0	W	17	4	0	0	1	2	0	0	0	0	0	16	24		0.00	1.500								
<b>Ron Kline, R</b> ERA: 5.44	(9, 1)	1.0	S	4	2	0	0	0	0	0	0	0	0	4	4	0.00	2.000										
<b>Inning Stats</b>	R: 1 E: 0 K: 1 S: 7	H: 2 LOB: 2 BB: 1 P: 11	R: 0 E: 0 K: 1 S: 7	H: 2 LOB: 2 BB: 0 P: 7	R: 0 E: 0 K: 1 S: 7	H: 0 LOB: 1 BB: 1 P: 7	R: 1 E: 1 K: 1 S: 7	H: 2 LOB: 1 BB: 0 P: 7	R: 0 E: 0 K: 1 S: 5	H: 0 LOB: 2 BB: 2 P: 13	R: 0 E: 0 K: 0 S: 4	H: 2 LOB: 2 BB: 0 P: 4	R: 0 E: 0 K: 0 S: 4	H: 2 LOB: 2 BB: 0 P: 4	R: 0 E: 0 K: 0 S: 3	H: 0 LOB: 0 BB: 0 P: 3	R: 0 E: 0 K: 0 S: 4	H: 2 LOB: 1 BB: 0 P: 4	1B: 11 2B: 1 3B: 0 HR: 0	SF: 1 SAC: 1 DP: 1 HBP: 0	WP: 0 PB: 0 SB: 0 CS: 0	PA: 40					
<b>PITCHER</b>	IP	WLS	BF	H	R	ER	SO	BB	IBB	HBP	BLK	WP	HR	S	P	ERA	WHIP										



Batter	1	2	3	4	5	6	7	8	9	10	AB	R	H	RBI	BB	SO	LOB				
<b>Albie Pearson, L</b> OBP: 0.427, SLG: 0.424 (1, 9)	F8	F7		K		5-3			G4-6-3 1B		5	0	1	0	0	1	2				
<b>Billy Moran, R</b> OBP: 0.293, SLG: 0.297 (1, 4)	1B		5-3				1-3		G4-6-3 1-2		4	0	1	0	1	0	1				
<b>Lee Thomas, L</b> OBP: 0.362, SLG: 0.470 (1, 7)	P6			1B	4-3					G3	4	0	1	0	1	0	3				
<b>Steve Bilko, R</b> OBP: 0.432, SLG: 0.596 (1, 3)	K			1B						G3	5	0	2	0	0	2	2				
<b>George Thomas, R</b> OBP: 0.300, SLG: 0.474 (1, 5)				K							3	1	1	0	1	1	3				
<b>Ken Hunt, R</b> OBP: 0.333, SLG: 0.551 (1, 8)											4	1	0	0	1	1	4				
<b>Joe Koppe, R</b> OBP: 0.396, SLG: 0.433 (1, 6)											4	0	1	2	0	1	1				
<b>Del Rice, R</b> OBP: 0.373, SLG: 0.500 (1, 2)											4	1	1	1	0	1	1				
<b>Ron Moeller, L</b> OBP: 0.265, SLG: 0.227 (6, 1)											2	0	0	0	1	2	1				
<b>Eli Grba, R</b> OBP: 0.316, SLG: 0.200 (6, 1)											0	0	0	0	0	0	0				
<b>Art Fowler, R</b> OBP: 0.341, SLG: 0.089 (6, 1)											0	0	0	0	0	0	0				
<b>Leon Wagner, R</b> OBP: 0.415, SLG: 0.486 (6, 1)											1	0	0	0	0	0	0				
<b>Ryne Duren, R</b> OBP: 0.300, SLG: 0.077 (10, 1)											0	0	0	0	0	0	0				
<b>Johnny James, L</b> OBP: 0.324, SLG: 0.385 (9, 4)											0	0	0	0	0	0	0				
<b>Inning Stats</b>	R: 0 E: 0 K: 1 S: 6	H: 1 LOB: 1 BB: 0 P: 6	R: 2 E: 1 K: 1 S: 6	H: 1 LOB: 1 BB: 2 P: 14	R: 0 E: 0 K: 1 S: 7	H: 2 LOB: 2 BB: 0 P: 7	R: 1 E: 0 K: 1 S: 6	H: 1 LOB: 2 BB: 2 P: 14	R: 0 E: 0 K: 2 S: 8	H: 0 LOB: 0 BB: 0 P: 7	R: 0 E: 0 K: 1 S: 5	H: 0 LOB: 1 BB: 1 P: 9	R: 0 E: 0 K: 0 S: 3	H: 0 LOB: 0 BB: 0 P: 3	R: 0 E: 0 K: 0 S: 3	H: 1 LOB: 0 BB: 0 P: 3	R: 0 E: 0 K: 0 S: 4	H: 1 LOB: 1 BB: 0 P: 4	1B: 7 2B: 0 3B: 0 HR: 1	SF: 0 SAC: 1 DP: 1 HBP: 0	WP: 0 PA: 42
<b>PITCHER</b>	IP	WLS	BF	H	R	ER	SO	BB	IBB	HBP	BLK	WP	HR	S	P	ERA	WHIP				
<b>Tom Cheney, R</b> ERA: 8.36 (1, 1)	3.2		20	5	3	2	4	4	0	0	0	0	1	24	40	4.91	2.455				
<b>Marty Kutyna, R</b> ERA: 3.17 (4, 1)	4.1		15	1	0	0	5	1	0	0	0	0	0	24	28	0.00	0.462				
<b>Dave Sister, R</b> ERA: 3.12 (9, 1)	2.0	W	7	2	0	0	0	0	0	0	0	0	0	7	7	0.00	1.000				

**Los Angeles Angels @ Washington Senators**  
Griffith Stadium, Washington, DC  
Sun Jul 16 1961, 3:38 AM EDT  
Att: 9,357 - Unknown


AB 36  
R 3  
H 8  
RBI 3  
BB 5  
SO 9  
LOB 18



Batter	1	2	3	4	5	6	7	8	9	10	AB	R	H	RBI	BB	SO	LOB				
<b>Chuck Cottier, R</b> OBP: 0.279, SLG: 0.303 (1, 4)	F9			5-3							3	0	0	0	0	0	2				
<b>Gene Woodling, L</b> OBP: 0.420, SLG: 0.487 (8, PH)											0	0	0	0	1	0	0				
<b>John Gabler, S</b> OBP: 0.308, SLG: 0.482 (8, PR)											0	1	0	0	0	0	0				
<b>Dave Sister, R</b> (9, 1)											0	0	0	0	1	0	0				
<b>Coot Veal, R</b> OBP: 0.283, SLG: 0.250 (1, 6)	P3										3	0	0	0	0	0	2				
<b>Jim King, L</b> OBP: 0.367, SLG: 0.462 (1, 9)	F9										2	0	1	2	2	0	0				
<b>Harry Bright, R</b> OBP: 0.304, SLG: 0.339 (1, 5)											3	0	0	1	1	0	3				
<b>Willie Tasby, R</b> OBP: 0.344, SLG: 0.474 (1, 8)											4	0	1	0	0	1	5				
<b>Chuck Hinton, R</b> OBP: 0.333, SLG: 0.339 (1, 7)											4	0	0	0	0	0	1				
<b>Marty Keough, L</b> OBP: 0.311, SLG: 0.445 (1, 3)											4	0	1	0	0	0	0				
<b>Pete Daley, R</b> OBP: 0.240, SLG: 0.282 (1, 2)											3	1	0	0	1	2	1				
<b>Tom Cheney, R</b> OBP: 0.200, SLG: 0.200 (1, 1)											1	0	0	0	0	1	0				
<b>Marty Kutyna, R</b> OBP: 0.500, SLG: 0.500 (4, 1)											1	0	1	0	0	0	0				
<b>Billy Klaus, L</b> OBP: 0.324, SLG: 0.385 (9, 4)											0	2	0	0	2	0	0				
<b>Inning Stats</b>	R: 0 E: 0 K: 0 S: 3	H: 0 LOB: 0 BB: 0 P: 3	R: 0 E: 0 K: 0 S: 3	H: 1 LOB: 0 BB: 0 P: 3	R: 0 E: 0 K: 1 S: 5	H: 1 LOB: 1 BB: 0 P: 5	R: 0 E: 0 K: 0 S: 3	H: 0 LOB: 1 BB: 1 P: 7	R: 0 E: 0 K: 1 S: 5	H: 0 LOB: 0 BB: 0 P: 5	R: 2 E: 0 K: 0 S: 4	H: 1 LOB: 2 BB: 2 P: 12	R: 0 E: 0 K: 1 S: 5	H: 0 LOB: 0 BB: 0 P: 5	R: 1 E: 1 K: 0 S: 1	H: 0 LOB: 2 BB: 2 P: 9	1B: 4 2B: 0 3B: 0 HR: 0	SF: 0 SAC: 2 DP: 1 HBP: 0	WP: 0 PA: 39		
<b>PITCHER</b>	IP	WLS	BF	H	R	ER	SO	BB	IBB	HBP	BLK	WP	HR	S	P	ERA	WHIP				
<b>Ron Moeller, L</b> ERA: 4.59 (6, 1)	5.2		21	3	1	1	2	3	0	0	0	0	0	22	34	1.59	1.059				
<b>Eli Grba, R</b> ERA: 4.11 (6, 1)	1.1		7	0	2	2	1	3	0	0	0	0	0	6	18	13.50	2.250				
<b>Art Fowler, R</b> ERA: 2.33 (8, 1)	1.0		4	1	0	0	0	0	0	0	0	0	0	4	4	0.00	1.000				
<b>Ryne Duren, R</b> ERA: 4.88 (9, 1)	1.0	L	5	0	1	0	1	2	0	0	0	0	0	5	13	0.00	2.000				
<b>Johnny James, R</b> ERA: 4.41 (10, 1)	0.0		1	0	0	0	0	0	0	0	0	0	0	1	1	∞	∞				

**Los Angeles Angels @ Washington Senators**  
Griffith Stadium, Washington, DC  
Sun Jul 16 1961, 3:38 AM EDT  
Att: 9,357 - Unknown

AB 28  
R 4  
H 4  
RBI 3  
BB 8  
SO 4  
LOB 14





Batter	1	2	3	4	5	6	7	8	9	AB	R	H	RBI	BB	SO	LOB	TOP
<b>Bobby Richardson, R</b> OBP: 0.275, SLG: 0.311 (1, 4)										5	1	2	1	0	0	2	
<b>Tony Kubek, L</b> OBP: 0.324, SLG: 0.410 (1, 6)										5	0	0	0	0	0	2	3
<b>Roger Maris, L</b> OBP: 0.379, SLG: 0.645 (1, 9)										4	0	0	0	0	0	1	
<b>Mickey Mantle, S</b> OBP: 0.456, SLG: 0.736 (1, 8)										4	2	2	3	0	2	0	
<b>Yogi Berra, L</b> OBP: 0.317, SLG: 0.445 (1, 7)										4	1	2	0	0	0	0	
<b>Bill Skowron, R</b> OBP: 0.328, SLG: 0.505 (1, 3)										3	0	1	0	1	0	0	
<b>Elston Howard, R</b> OBP: 0.411, SLG: 0.557 (1, 2)										3	1	1	0	0	1	2	
<b>Clete Boyer, R</b> OBP: 0.318, SLG: 0.307 (7, PH)										2	0	0	0	0	0	0	
<b>Johnny Blanchard, L</b> OBP: 0.387, SLG: 0.589 (7, PR)										0	0	0	0	1	0	0	
<b>Billy Gardner, R</b> OBP: 0.296, SLG: 0.335 (7, 5)										1	0	1	0	0	0	0	
<b>Rollie Sheldon, R</b> OBP: 0.118, SLG: 0.091 (1, 1)										2	0	0	0	0	1	0	
<b>Hector Lopez, R</b> OBP: 0.282, SLG: 0.268 (7, PH)										0	0	0	1	0	0	0	
<b>Luis Arroyo, L</b> OBP: 0.214, SLG: 0.286 (7, 1)										1	0	0	0	0	0	2	
<b>Inning Stats</b>	R: 2 E: 0 K: 0 S: 5	H: 2 LOB: 0 BB: 0 P: 5	R: 0 E: 0 K: 0 S: 3	H: 0 LOB: 0 BB: 0 P: 3	R: 0 E: 0 K: 2 S: 7	H: 1 LOB: 2 BB: 1 P: 12	R: 0 E: 0 K: 0 S: 3	H: 0 LOB: 0 BB: 0 P: 3	R: 0 E: 0 K: 2 S: 7	H: 0 LOB: 0 BB: 0 P: 7	R: 1 E: 0 K: 0 S: 4	H: 1 LOB: 0 BB: 0 P: 4	R: 1 E: 0 K: 0 S: 6	H: 3 LOB: 2 BB: 0 P: 6	1B: 5 2B: 2 3B: 0 HR: 2	SF: 1 SAC: 1 DP: 0 HBP: 0	WP: 0 PA: 38 PB: 0 SB: 0 CS: 0
<b>PITCHER</b>	IP WLS BF H R ER SO BB IBB HBP BLK WP HR S P ERA WHIP																
<b>Joe McClain, R</b> ERA: 3.54 (1, 1)	8.0 L 32 6 4 4 6 1 1 0 0 0 2 42 50 4.50 0.875																
<b>Marty Kutyna, R</b> ERA: 3.26 (9, 1)	1.0 6 3 1 1 0 0 0 0 0 0 0 6 6 9.00 3.000																

**New York Yankees @ Washington Senators**  
Griffith Stadium, Washington, DC  
Tue Jul 18 1961, 7:05 PM EDT  
Att: 17,695 - Unknown

AB	34
R	5
H	9
RBI	5
BB	2
SO	6
LOB	10



Batter	1	2	3	4	5	6	7	8	9	AB	R	H	RBI	BB	SO	LOB	BOTTOM				
<b>Danny O'Connell, R</b> OBP: 0.391, SLG: 0.365 (1, 5)										4	1	1	0	0	2	1					
<b>Coot Veal, R</b> OBP: 0.283, SLG: 0.250 (9, 6)										0	0	0	0	0	0	0					
<b>Billy Klaus, L</b> OBP: 0.323, SLG: 0.382 (1, 6)										4	0	1	0	0	0	2					
<b>Gene Woodling, L</b> OBP: 0.417, SLG: 0.488 (1, 9)										4	0	1	1	0	0	2					
<b>Jim King, L</b> OBP: 0.364, SLG: 0.456 (1, 7)										4	0	1	0	0	1	1					
<b>Willie Tasby, R</b> OBP: 0.343, SLG: 0.471 (1, 8)										4	0	1	0	0	0	2					
<b>Dale Long, L</b> OBP: 0.334, SLG: 0.500 (1, 3)										4	1	1	0	0	0	2					
<b>Gene Green, R</b> OBP: 0.377, SLG: 0.585 (1, 2)										3	1	1	2	1	0	1					
<b>Chuck Cottier, R</b> OBP: 0.273, SLG: 0.296 (1, 4)										3	0	0	0	0	0	1					
<b>Joe McClain, R</b> OBP: 0.227, SLG: 0.279 (1, 1)										2	0	0	0	0	2	0					
<b>Harry Bright, R</b> OBP: 0.309, SLG: 0.344 (8, PH)										1	0	1	0	0	0	0					
<b>Chuck Hinton, R</b> OBP: 0.333, SLG: 0.339 (8, PR)										0	0	0	0	0	0	0					
<b>Marty Kutyna, R</b> OBP: 0.500, SLG: 0.500 (9, 1)										0	0	0	0	0	0	0					
<b>Inning Stats</b>	R: 0 E: 0 K: 1 S: 5	H: 1 LOB: 0 BB: 0 P: 5	R: 2 E: 0 K: 0 S: 5	H: 3 LOB: 0 BB: 0 P: 5	R: 0 E: 0 K: 1 S: 5	H: 0 LOB: 0 BB: 0 P: 5	R: 0 E: 0 K: 0 S: 4	H: 1 LOB: 1 BB: 0 P: 4	R: 0 E: 0 K: 1 S: 5	H: 0 LOB: 0 BB: 0 P: 5	R: 1 E: 0 K: 0 S: 7	H: 2 LOB: 1 BB: 0 P: 7	R: 0 E: 0 K: 0 S: 2	H: 0 LOB: 0 BB: 1 P: 6	R: 0 E: 0 K: 1 S: 6	H: 1 LOB: 1 BB: 0 P: 6	R: 0 E: 1 K: 0 S: 4	H: 0 LOB: 1 BB: 0 P: 4	1B: 5 2B: 2 3B: 0 HR: 1	SF: 0 SAC: 0 DP: 3 HBP: 0	WP: 1 PA: 34 PB: 0 SB: 0 CS: 0
<b>PITCHER</b>	IP WLS BF H R ER SO BB IBB HBP BLK WP HR S P ERA WHIP																				
<b>Rollie Sheldon, R</b> ERA: 2.84 (1, 1)	6.0 23 7 3 3 4 0 0 0 0 0 1 31 31 4.50 1.167																				
<b>Luis Arroyo, L</b> ERA: 1.75 (7, 1)	3.0 W 11 1 0 0 1 1 0 0 0 0 0 12 16 0.00 0.667																				

**New York Yankees @ Washington Senators**  
Griffith Stadium, Washington, DC  
Tue Jul 18 1961, 7:05 PM EDT  
Att: 17,695 - Unknown

AB	33
R	3
H	8
RBI	3
BB	1
SO	5
LOB	12





Batter	1	2	3	4	5	6	7	8	9	AB	R	H	RBI	BB	SO	LOB	TOP			
<b>Bobby Richardson, R</b> OBP: 0.272, SLG: 0.308 (1.4)	6-3	FC6-4			6-3			F7		4	0	0	0	0	0	1	<b>New York Yankees @ Washington Senators</b> Griffith Stadium, Washington, DC Wed Jul 19 1961, 7:05 PM EDT Unknown			
<b>Tony Kubek, L</b> OBP: 0.321, SLG: 0.406 (1.6)	4-3		P4			G3		1-3		4	0	0	0	0	0					
<b>Roger Maris, L</b> OBP: 0.378, SLG: 0.639 (1.9)	G3		F7			F9		WP BB		3	0	0	0	1	0					
<b>Mickey Mantle, S</b> OBP: 0.454, SLG: 0.729 (1.8)		2B 1B	K			F7		K		4	1	1	0	0	2	1				
<b>Yogi Berra, L</b> OBP: 0.316, SLG: 0.446 (1.7)		1B 2B			4-3			F8		4	1	1	0	0	0	0				
<b>Bill Skowron, R</b> OBP: 0.330, SLG: 0.505 (1.3)	K			G4-6-3 1B		1B SF8		5-3		4	1	2	0	0	1	2				
<b>Johnny Blanchard, L</b> OBP: 0.391, SLG: 0.952 (1.2)	1B FC6-4 IBB			G4-6-3 1-2		1-3 1B		P4		3	1	1	0	1	0	1				
<b>Clete Boyer, R</b> OBP: 0.318, SLG: 0.308 (1.5)		FC6-4 1B			6-3		SF8			2	0	1	3	0	0	0				
<b>Bud Daley, L</b> OBP: 0.184, SLG: 0.114 (1.1)	FC6-4				5-3		1-3			2	0	0	1	0	0	1				
<b>Jim Coates, R</b> OBP: 0.167, SLG: 0.063 (6.1)										0	0	0	0	0	0	0				
<b>Elston Howard, R</b> OBP: 0.409, SLG: 0.555 (7. PH)										1	0	0	0	0	0	1				
<b>Tex Clevenger, R</b> OBP: 0.167, SLG: 0.333 (7.1)										0	0	0	0	0	0	0				
<b>Inning Stats</b>	R: 0 E: 0 K: 0 S: 3	H: 0 LOB: 0 BB: 0 P: 3	R: 3 E: 0 K: 1 S: 8	H: 3 LOB: 1 BB: 1 P: 12	R: 0 E: 0 K: 1 S: 5	H: 0 LOB: 0 BB: 0 P: 5	R: 0 E: 0 K: 0 S: 3	H: 1 LOB: 0 BB: 0 P: 3	R: 0 E: 0 K: 0 S: 3	H: 0 LOB: 0 BB: 0 P: 3	R: 1 E: 0 K: 0 S: 5	H: 2 LOB: 1 BB: 0 P: 5	R: 0 E: 0 K: 1 S: 5	H: 0 LOB: 0 BB: 0 P: 9	R: 0 E: 0 K: 0 S: 3	H: 0 LOB: 0 BB: 0 P: 3	1B: 5 2B: 1 3B: 0 HR: 0	SF: 1 SAC: 0 DP: 1 HBP: 0	WP: 1 PB: 0 SB: 0 CS: 0	PA: 34
<b>PITCHER</b> <b>Bennie Daniels, R</b> ERA: 3.52 (1.1)	IP: 9.0 WLS: W BF: 34 H: 6 R: 4 ER: 4 SO: 3 BB: 1 IBB: 1 HBP: 0 BLK: 0 WP: 1 HR: 0 S: 38 P: 46 ERA: 4.00 WHIP: 0.778																			



Batter	1	2	3	4	5	6	7	8	9	AB	R	H	RBI	BB	SO	LOB	BOTTOM			
<b>Chuck Hinton, R</b> OBP: 0.330, SLG: 0.341 (1.7)	F9	E1		F8				E4		5	0	1	2	0	0	4	<b>New York Yankees @ Washington Senators</b> Griffith Stadium, Washington, DC Wed Jul 19 1961, 7:05 PM EDT Unknown			
<b>Bob Johnson, R</b> OBP: 0.200, SLG: 0.400 (1.6)		5-3			5-6-3	F8		6-3		5	0	1	0	0	0	4				
<b>Gene Woodling, L</b> OBP: 0.415, SLG: 0.483 (1.9)	F8			P5		F5		FC1-2-5-1 1B		4	1	1	0	0	0	2				
<b>Marty Keough, L</b> OBP: 0.305, SLG: 0.443 (6.9)					HR 1B					1	1	0	0	0	0	1				
<b>Gene Green, R</b> OBP: 0.382, SLG: 0.598 (1.2)				4-3						4	1	2	3	1	0	0				
<b>Willie Tasby, R</b> OBP: 0.336, SLG: 0.463 (1.8)	5-3			F8		P4		F9		5	0	0	0	0	0	3				
<b>Harry Bright, R</b> OBP: 0.314, SLG: 0.372 (1.5)					P6	F7				4	1	2	1	0	0	0				
<b>Dale Long, L</b> OBP: 0.336, SLG: 0.500 (1.3)				K						4	1	2	0	0	2	1				
<b>Chuck Cottier, R</b> OBP: 0.272, SLG: 0.290 (1.4)					F4			E6		3	2	0	0	1	1	1				
<b>Bennie Daniels, L</b> OBP: 0.206, SLG: 0.250 (1.1)										1	1	1	0	2	0	0				
<b>Inning Stats</b>	R: 0 E: 0 K: 0 S: 4	H: 1 LOB: 2 BB: 1 P: 8	R: 1 E: 1 K: 2 S: 9	H: 1 LOB: 2 BB: 1 P: 13	R: 0 E: 0 K: 0 S: 3	H: 0 LOB: 0 BB: 0 P: 3	R: 0 E: 0 K: 0 S: 5	H: 2 LOB: 2 BB: 0 P: 5	R: 2 E: 0 K: 0 S: 5	H: 2 LOB: 1 BB: 1 P: 9	R: 0 E: 0 K: 1 S: 6	H: 1 LOB: 1 BB: 0 P: 6	R: 3 E: 2 K: 0 S: 6	H: 1 LOB: 1 BB: 1 P: 10	R: 0 E: 0 K: 0 S: 6	H: 0 LOB: 0 BB: 0 P: 3	1B: 6 2B: 2 3B: 0 HR: 2	SF: 0 SAC: 1 DP: 0 HBP: 0	WP: 1 PB: 0 SB: 1 CS: 0	PA: 41
<b>PITCHER</b> <b>Bud Daley, L</b> ERA: 5.17 (1.1)	IP: 5.0 WLS: L BF: 26 H: 7 R: 5 ER: 5 SO: 2 BB: 3 IBB: 0 HBP: 0 BLK: 1 WP: 0 HR: 2 S: 27 P: 39 ERA: 9.00 WHIP: 2.000																			
<b>Jim Coates, R</b> ERA: 4.55 (6.1)	IP: 1.0 WLS: L BF: 4 H: 1 R: 0 ER: 0 SO: 0 BB: 0 IBB: 0 HBP: 0 BLK: 0 WP: 0 HR: 0 S: 4 P: 4 ERA: 0.00 WHIP: 1.000																			
<b>Tex Clevenger, R</b> ERA: 3.54 (7.1)	IP: 2.0 WLS: L BF: 11 H: 2 R: 3 ER: 0 SO: 1 BB: 1 IBB: 0 HBP: 0 BLK: 0 WP: 1 HR: 0 S: 12 P: 16 ERA: 0.00 WHIP: 1.500																			





Batter	1	2	3	4	5	6	7	8	9	AB	R	H	RBI	BB	SO	LOB	TOP					
<b>Bobby Richardson, R</b> OBP: 0.275, SLG: 0.311 (1.4)	5-3		E3 2B 1B		SH1-3					3	1	2	0	0	0	0	<b>New York Yankees @ Washington Senators</b> Griffith Stadium, Washington, DC Wed Jul 19 1961, 7:05 PM EDT Att: 27,126 - Unknown <a href="http://livebaseballscorecards.com">livebaseballscorecards.com</a>					
<b>Tony Kubek, L</b> OBP: 0.320, SLG: 0.407 (1.6)	F5				F7		P5			4	0	1	1	0	0	3						
<b>Roger Maris, L</b> OBP: 0.374, SLG: 0.632 (1.9)	4-3		F9			F8	P4			4	0	0	0	0	0	2						
<b>Mickey Mantle, S</b> OBP: 0.451, SLG: 0.733 (8.8)		4-3		P4				4-3		4	1	1	1	0	0	0						
<b>Bob Cerv, R</b> OBP: 0.287, SLG: 0.410 (8.8)						HR			0	0	0	0	0	0	0	0						
<b>Yogi Berra, L</b> OBP: 0.316, SLG: 0.445 (6, PR)		K		P6		HBP		G4-6-3 1B	3	0	1	0	0	0	1	0						
<b>Hector Lopez, R</b> OBP: 0.287, SLG: 0.273 (6.7)						1B			1	0	1	0	0	0	0	0						
<b>Bill Skowron, R</b> OBP: 0.331, SLG: 0.503 (8.3)				F7				G4-6-3 1B	3	0	1	0	0	0	0	1						
<b>Earl Torgeson, L</b> OBP: 0.317, SLG: 0.069 (8.3)						HBP			0	0	0	0	0	0	0	0						
<b>Elston Howard, R</b> OBP: 0.402, SLG: 0.544 (1.2)		F9			6-3	F8			4	0	0	0	0	0	0	3						
<b>Clete Boyer, R</b> OBP: 0.317, SLG: 0.307 (1.5)			F7				P4		4	0	1	0	0	0	0	2						
<b>Al Downing, R</b> OBP: 0.384, SLG: 0.375 (4.1)									0	0	0	0	0	0	0	0						
<b>Hal Reniff, R</b> OBP: 0.388, SLG: 0.577 (9, PH)			K				L4		2	0	0	0	0	0	1	0						
<b>Johnny Blanchard, L</b> OBP: 0.388, SLG: 0.577 (9, PH)									1	0	0	0	0	0	1	0						
<b>Inning Stats</b>	R: 0 E: 0 K: 0 S: 3	H: 0 LOB: 0 BB: 0 P: 3	R: 0 E: 0 K: 1 S: 6	H: 1 LOB: 0 BB: 0 P: 6	R: 1 E: 1 K: 1 S: 7	H: 2 LOB: 1 BB: 0 P: 7	R: 0 E: 0 K: 0 S: 3	H: 0 LOB: 0 BB: 0 P: 3	R: 0 E: 0 K: 0 S: 5	H: 2 LOB: 2 BB: 0 P: 5	R: 1 E: 0 K: 0 S: 5	H: 2 LOB: 2 BB: 0 P: 6	R: 0 E: 0 K: 0 S: 4	H: 1 LOB: 1 BB: 0 P: 4	R: 0 E: 0 K: 0 S: 3	H: 1 LOB: 0 BB: 0 P: 3	R: 0 E: 0 K: 1 S: 5	H: 0 LOB: 0 BB: 0 P: 5	1B: 7 2B: 1 3B: 0 HR: 1	SF: 0 SAC: 1 DP: 1 HBP: 1	WP: 0 PB: 1 SB: 0 CS: 0	PA: 36
<b>PITCHER</b> <b>Dick Donovan, R</b> ERA: 2.51 (1.1)	IP: 9.0 WLS: W BF: 36 H: 9 R: 2 ER: 1 SO: 3 BB: 0 IBB: 0 HBP: 1 BLK: 0 WP: 0 HR: 1 S: 41 P: 42 ERA: 1.00 WHIP: 1.000																					

Batter	1	2	3	4	5	6	7	8	9	AB	R	H	RBI	BB	SO	LOB	BOTTOM			
<b>Chuck Hinton, R</b> OBP: 0.332, SLG: 0.354 (1.7)	K	E5		4-3 1B 2B	5-3					5	1	2	0	0	1	1	<b>New York Yankees @ Washington Senators</b> Griffith Stadium, Washington, DC Wed Jul 19 1961, 7:05 PM EDT Att: 27,126 - Unknown <a href="http://livebaseballscorecards.com">livebaseballscorecards.com</a>			
<b>Bob Johnson, R</b> OBP: 0.400, SLG: 0.375 (1.6)	P5			4-3 1B BB	S 1B BB		F7			3	3	1	1	2	0	1				
<b>Jim King, L</b> OBP: 0.365, SLG: 0.451 (1.9)	K			4-3 1-2 2-3	K					4	0	1	0	1	2	3				
<b>Gene Green, R</b> OBP: 0.388, SLG: 0.599 (1.2)				1B BB			F9			3	2	2	1	1	1	1				
<b>Pete Daley, R</b> OBP: 0.238, SLG: 0.280 (7.2)				1B BB	1-3 2-4 3-H					1	0	0	0	0	0	2				
<b>Willie Tasby, R</b> OBP: 0.342, SLG: 0.462 (1.8)				1B BB	1-3 2-4 3-H		F2			3	2	1	2	2	1	3				
<b>Harry Bright, R</b> OBP: 0.317, SLG: 0.364 (1.5)				1B BB	1-2 BB		F9			3	1	0	0	2	0	2				
<b>Dale Long, L</b> OBP: 0.342, SLG: 0.498 (1.3)				1B HBP						1	1	0	2	2	0	0				
<b>Marty Keough, L</b> OBP: 0.308, SLG: 0.441 (7.3)			1-3	1-2 2-3 3-H	1-2 2-3 3-H		F9			1	0	0	0	0	0	0				
<b>Chuck Cottler, R</b> OBP: 0.283, SLG: 0.305 (1.4)				1B E BB	SF7					3	1	2	2	1	0	0				
<b>Dick Donovan, L</b> OBP: 0.275, SLG: 0.200 (1.1)				1B	4-3					5	1	1	2	0	1	4				
<b>Inning Stats</b>	R: 0 E: 0 K: 2 S: 7	H: 0 LOB: 0 BB: 0 P: 7	R: 7 E: 1 K: 1 S: 9	H: 4 LOB: 2 BB: 4 P: 26	R: 0 E: 0 K: 1 S: 5	H: 0 LOB: 0 BB: 0 P: 5	R: 4 E: 0 K: 0 S: 5	H: 2 LOB: 2 BB: 4 P: 21	R: 1 E: 0 K: 2 S: 8	H: 1 LOB: 1 BB: 1 P: 12	R: 0 E: 0 K: 0 S: 3	H: 1 LOB: 1 BB: 1 P: 7	R: 0 E: 0 K: 0 S: 4	H: 1 LOB: 2 BB: 1 P: 8	R: 0 E: 0 K: 0 S: 4	H: 1 LOB: 1 BB: 0 P: 4	1B: 7 2B: 3 3B: 0 HR: 0	SF: 1 SAC: 0 DP: 0 HBP: 1	WP: 0 PB: 0 SB: 3 CS: 0	PA: 45
<b>PITCHER</b> <b>Al Downing, L</b> ERA: 45.0 (1.1)	IP: 1.0 WLS: L BF: 8 H: 5 R: 5 ER: 5 SO: 2 BB: 3 IBB: 0 HBP: 1 BLK: 0 WP: 0 HR: 0 S: 8 P: 21 ERA: 45.00 WHIP: 4.000																			
<b>Hal Reniff, R</b> ERA: 3.21 (2.1)	IP: 2.1 WLS: L BF: 17 H: 5 R: 6 ER: 5 SO: 2 BB: 4 IBB: 1 HBP: 0 BLK: 0 WP: 0 HR: 0 S: 16 P: 36 ERA: 19.29 WHIP: 3.857																			
<b>Ralph Terry, R</b> ERA: 3.73 (4.1)	IP: 4.2 WLS: L BF: 20 H: 4 R: 1 ER: 1 SO: 2 BB: 3 IBB: 0 HBP: 0 BLK: 0 WP: 0 HR: 0 S: 21 P: 33 ERA: 1.93 WHIP: 1.500																			







Batter	1	2	3	4	5	6	7	8	9	AB	R	H	RBI	BB	SO	LOB	TOP										
Marty Keough, L OBP: 0.313, SLG: 0.451 (1, 7)										4	2	1	1	1	1	1											
Bob Johnson, R OBP: 0.500, SLG: 0.600 (1, 6)										4	0	2	2	0	0	0											
Gene Woodling, L OBP: 0.416, SLG: 0.471 (1, 9)										3	0	0	0	1	0	2											
Gene Green, R OBP: 0.378, SLG: 0.577 (1, 2)										3	0	0	0	1	2	3											
Willie Tasby, R OBP: 0.342, SLG: 0.460 Chuck Hinton, R OBP: 0.332, SLG: 0.350 (1, 8) (8, 7)										4	0	0	0	0	2	2											
Dale Long, L OBP: 0.338, SLG: 0.500 (1, 3)										4	1	1	1	0	0	0											
Harry Bright, R OBP: 0.329, SLG: 0.365 (1, 5)										3	1	1	0	1	1	0											
Chuck Cottier, R OBP: 0.280, SLG: 0.295 (1, 4)										4	1	1	0	0	0	1											
Tom Cheney, R OBP: 0.333, SLG: 0.500 Marty Kutyna, R OBP: 0.400, SLG: 0.400 (1, 1) (2, 1)										1	1	1	2	0	0	0											
										3	0	0	0	0	0	1											
<b>Inning Stats</b>	R: 1 E: 1 K: 1 S: 6	H: 1 LOB: 1 BB: 1 P: 10	R: 3 E: 0 K: 0 S: 7	H: 4 LOB: 1 BB: 0 P: 7	R: 1 E: 0 K: 2 S: 8	H: 1 LOB: 0 BB: 0 P: 8	R: 0 E: 0 K: 0 S: 3	H: 0 LOB: 0 BB: 1 P: 3	R: 0 E: 0 K: 0 S: 3	H: 0 LOB: 1 BB: 1 P: 7	R: 0 E: 0 K: 1 S: 5	H: 1 LOB: 0 BB: 1 P: 9	R: 0 E: 0 K: 1 S: 5	H: 0 LOB: 0 BB: 0 P: 5	R: 0 E: 0 K: 1 S: 5	H: 0 LOB: 0 BB: 0 P: 5	1B: 4 2B: 2 3B: 0 HR: 2	SF: 0 SAC: 0 DP: 2 HBP: 0	WP: 0 PB: 0 SB: 1 CS: 1	PA: 37							
<b>PITCHER</b>	IP	WLS	BF	H	R	ER	SO	BB	IBB	HBP	BLK	WP	HR	S	P	ERA	WHIP										
Ken McBride, R ERA: 3.04 (1, 1)	1.2		11	5	4	4	1	1	0	0	0	0	0	12	16	21.60	3.600										
Eli Grba, R ERA: 4.29 (2, 1)	4.2		19	2	2	2	2	3	0	0	0	0	2	20	32	3.86	1.071										
Art Fowler, R ERA: 2.08 (7, 1)	2.2	W	7	0	0	0	3	0	0	0	0	0	0	13	13	0.00	0.000										

Washington Senators @ Los Angeles Angels  
Wrigley Field, Los Angeles, CA  
Sat Jul 22 1961, 9:05 PM CDT  
Att. 7,482 - Unknown - 72 F

AB 33  
R 6  
H 7  
RBI 6  
BB 4  
SO 6  
LOB 10



Batter	1	2	3	4	5	6	7	8	9	AB	R	H	RBI	BB	SO	LOB	BOTTOM										
Albie Pearson, L OBP: 0.429, SLG: 0.418 (1, 9)										5	1	1	0	0	1	2											
Joe Koppe, R OBP: 0.395, SLG: 0.425 (1, 6)										4	2	2	1	1	1	0											
Lee Thomas, L OBP: 0.362, SLG: 0.505 (1, 7)										4	0	1	1	0	0	1											
Steve Bilko, R OBP: 0.426, SLG: 0.581 (1, 3)										4	1	2	1	0	1	2											
George Thomas, R OBP: 0.333, SLG: 0.487 (1, 5)										4	0	1	1	0	1	1											
Ken Hunt, R OBP: 0.330, SLG: 0.537 (1, 8)										4	0	0	0	0	1	3											
Earl Averill, R OBP: 0.391, SLG: 0.500 (1, 2)										3	0	0	0	1	0	1											
Billy Moran, R OBP: 0.307, SLG: 0.300 Ted Kluszewski, L OBP: 0.316, SLG: 0.469 Ed Sadowski, R OBP: 0.299, SLG: 0.404 (1, 4) (9, PH) (9, FR)										3	1	0	0	0	0	1											
Ken McBride, R OBP: 0.143, SLG: 0.167 Eli Grba, R OBP: 0.371, SLG: 0.308 Art Fowler, R OBP: 0.083, SLG: 0.083 Leon Wagner, L OBP: 0.319, SLG: 0.491 (1, 1) (2, 1) (7, 1) (9, PH)										0	0	0	0	0	0	0											
										3	1	2	2	0	0	0											
										0	0	0	0	0	0	0											
										1	0	1	0	0	0	0											
<b>Inning Stats</b>	R: 2 E: 0 K: 1 S: 7	H: 3 LOB: 1 BB: 1 P: 11	R: 2 E: 0 K: 1 S: 6	H: 1 LOB: 0 BB: 1 P: 10	R: 1 E: 1 K: 0 S: 5	H: 1 LOB: 1 BB: 0 P: 5	R: 0 E: 0 K: 0 S: 3	H: 1 LOB: 0 BB: 0 P: 3	R: 1 E: 0 K: 1 S: 7	H: 2 LOB: 1 BB: 0 P: 7	R: 0 E: 0 K: 0 S: 3	H: 0 LOB: 0 BB: 0 P: 3	R: 0 E: 0 K: 1 S: 5	H: 0 LOB: 0 BB: 0 P: 5	R: 0 E: 0 K: 1 S: 5	H: 3 LOB: 2 BB: 0 P: 5	1B: 8 2B: 2 3B: 0 HR: 1	SF: 0 SAC: 0 DP: 0 HBP: 0	WP: 1 PB: 0 SB: 1 CS: 0	PA: 38							
<b>PITCHER</b>	IP	WLS	BF	H	R	ER	SO	BB	IBB	HBP	BLK	WP	HR	S	P	ERA	WHIP										
Tom Cheney, R ERA: 9.98 (1, 1)	1.1		9	4	4	4	1	2	0	0	0	1	0	17	17	27.00	4.500										
Marty Kutyna, R ERA: 3.16 (2, 1)	7.1	L	29	7	3	2	4	0	0	0	0	1	0	37	37	2.46	0.955										

Washington Senators @ Los Angeles Angels  
Wrigley Field, Los Angeles, CA  
Sat Jul 22 1961, 9:05 PM CDT  
Att. 7,482 - Unknown - 72 F

AB 36  
R 7  
H 11  
RBI 6  
BB 2  
SO 5  
LOB 11









Batter	1	2	3	4	5	6	7	8	9	AB	R	H	RBI	BB	SO	LOB	TOP			
Marty Keough, L (1, 3) OBP: 0.323, SLG: 0.461	E3 SH1-3 1B		1B 4-3 1B		S 1B		6-3			4	1	2	0	0	0	0				
Bob Johnson, R (1, 6) OBP: 0.464, SLG: 0.522	SH1-3 1-2 1B		4-3 1B		L4 1-2		1-3		1-3	4	0	2	0	0	0	1				
Gene Woodling, L (1, 9) OBP: 0.409, SLG: 0.463	SH1-3		4-3		1-3		1-3		3-1	3	0	0	1	0	0	2				
Jim King, L (9, 9) OBP: 0.366, SLG: 0.446	1-2 2-3		1-2 3-H		1-3		1-3		3-1	0	0	0	0	0	0	0				
Harry Bright, R (1, 5) OBP: 0.325, SLG: 0.386	F5		5-3		K		K		4-3	4	0	0	0	0	1	4				
Billy Klaus, L (9, 5) OBP: 0.316, SLG: 0.376										0	0	0	0	0	0	0				
Willie Tasby, R (1, 8) OBP: 0.337, SLG: 0.452	1-3		5-3						P4	4	0	1	0	0	0	3				
Chuck Hinton, R (1, 7) OBP: 0.322, SLG: 0.344		S 0-3	K		S 0-3		K		F9	4	0	1	0	0	2	1				
Pete Daley, R (1, 2) OBP: 0.281, SLG: 0.270			F8		P6		K		2B	4	0	0	0	0	2	2				
Chuck Cottier, R (1, 4) OBP: 0.280, SLG: 0.290			F8						F9	3	0	1	0	1	0	0				
Dick Donovan, L (1, 1) OBP: 0.273, SLG: 0.282					K		K		BB	4	1	1	1	0	3	3				
				HR																
<b>Inning Stats</b>	R: 0 E: 1 K: 0 S: 5	H: 1 LOB: 2 BB: 0 P: 5	R: 0 E: 0 K: 1 S: 5	H: 0 LOB: 0 BB: 0 P: 5	R: 2 E: 0 K: 0 S: 6	H: 3 LOB: 1 BB: 0 P: 6	R: 0 E: 0 K: 2 S: 8	H: 1 LOB: 1 BB: 0 P: 8	R: 0 E: 0 K: 1 S: 6	H: 1 LOB: 1 BB: 0 P: 6	R: 0 E: 0 K: 1 S: 5	H: 0 LOB: 0 BB: 0 P: 5	R: 0 E: 0 K: 0 S: 3	H: 0 LOB: 0 BB: 0 P: 3	R: 0 E: 0 K: 2 S: 8	H: 1 LOB: 2 BB: 1 P: 12	1B: 6 2B: 2 3B: 0 HR: 1	SF: 0 SAC: 1 DP: 1 HBP: 0	WP: 0 PB: 0 SB: 1 CS: 1	PA: 36
<b>PITCHER</b>	IP WLS BF	H R ER	SO BB IBB HBP BLK	WP HR S P	ERA WHIP	<b>PITCHER</b>	IP WLS BF	H R ER	SO BB IBB HBP BLK	WP HR S P	ERA WHIP									
Jack Kralick, L (1, 1) ERA: 3.27	8.0 L	31	7 2 2 6	0 0 0 0	0 0 0 0	2.25 0.875	9.1	5	1 0 0 2	1 0 0 0	0 0 8 12	0.00 2.000								
Ray Moore, R (9, 1) ERA: 5.34	1.0																			

Washington Senators @ Minnesota Twins  
Metropolitan Stadium, Bloomington, MI

AB 34  
R 2  
H 8  
RBI 2  
BB 1  
SO 8  
LOB 16



Tue Jul 25 1961, 8:05 PM EDT  
Att: 20,600 - Unknown - 85 F

Batter	1	2	3	4	5	6	7	8	9	AB	R	H	RBI	BB	SO	LOB	BOTTOM					
Zoilo Versalles, R (1, 6) OBP: 0.320, SLG: 0.393	P6			2B		F8		P4		4	0	1	0	0	0	0						
Lenny Green, L (1, 7) OBP: 0.395, SLG: 0.403	1-3			2B BB					5-3	3	1	1	0	1	0	0						
Harmon Killebrew, R (1, 3) OBP: 0.442, SLG: 0.680	F9			F9		F9		F9	F5	4	0	0	0	0	0	2						
Bob Allison, R (1, 9) OBP: 0.357, SLG: 0.471		1-3		1-H 2B		5-3			3B	4	0	2	1	0	0	0						
Dan Dobbek, L (1, 8) OBP: 0.275, SLG: 0.330		4-3		F9		K			4-3	4	0	0	0	0	1	2						
Hal Naragon, L (1, 2) OBP: 0.301, SLG: 0.394		F8				G3				3	0	1	0	0	0	0						
Ted Lepcio, R (1, 4) OBP: 0.276, SLG: 0.500				L6		F2			5-3	3	0	0	0	0	0	1						
Bill Tuttle, R (1, 5) OBP: 0.302, SLG: 0.292				G3		5-3			K	2	0	0	0	0	0	0						
Jim Lemon, R (8, PH) OBP: 0.338, SLG: 0.427										1	0	0	0	0	1	0						
Billy Martin, R (9, 4) OBP: 0.266, SLG: 0.354										0	0	0	0	0	0	0						
Jack Kralick, L (1, 1) OBP: 0.193, SLG: 0.179										2	0	0	0	0	0	0						
Julio Becquer, L (8, PH) OBP: 0.262, SLG: 0.565										1	0	0	0	0	0	0						
Ray Moore, R (9, 1) ERA: 5.34										0	0	0	0	0	0	0						
<b>Inning Stats</b>	R: 0 E: 0 K: 0 S: 3	H: 0 LOB: 0 BB: 0 P: 3	R: 0 E: 0 K: 0 S: 3	H: 0 LOB: 0 BB: 0 P: 3	R: 0 E: 0 K: 0 S: 3	H: 0 LOB: 0 BB: 0 P: 3	R: 1 E: 0 K: 0 S: 4	H: 2 LOB: 1 BB: 1 P: 8	R: 0 E: 0 K: 0 S: 3	H: 0 LOB: 0 BB: 0 P: 3	R: 0 E: 0 K: 0 S: 4	H: 1 LOB: 1 BB: 0 P: 4	R: 0 E: 0 K: 1 S: 6	H: 1 LOB: 1 BB: 0 P: 6	R: 0 E: 0 K: 1 S: 5	H: 0 LOB: 0 BB: 0 P: 5	R: 0 E: 0 K: 0 S: 4	H: 1 LOB: 1 BB: 0 P: 4	1B: 1 2B: 2 3B: 2 HR: 0	SF: 0 SAC: 0 DP: 0 HBP: 0	WP: 0 PB: 0 SB: 0 CS: 0	PA: 32
<b>PITCHER</b>	IP WLS BF	H R ER	SO BB IBB HBP BLK	WP HR S P	ERA WHIP	<b>PITCHER</b>	IP WLS BF	H R ER	SO BB IBB HBP BLK	WP HR S P	ERA WHIP											
Dick Donovan, R (1, 1) ERA: 2.39	9.0 W	32	5 1 1 2	1 0 0 0	0 0 0 0	1.00 0.667																



Washington Senators @ Minnesota Twins  
Metropolitan Stadium, Bloomington, MI

AB 31  
R 1  
H 5  
RBI 1  
BB 1  
SO 2  
LOB 5





Tue Jul 25 1961, 8:05 PM EDT  
Att: 20,600 - Unknown - 85 F



Batter	1	2	3	4	5	6	7	8	9	AB	R	H	RBI	BB	SO	LOB	TOP																
Marty Keough, L (1, 8) OBP: 0.332, SLG: 0.479	4-0 BB		0-0 1-3 2B		0-0 1-3 2B	1-3 2B		0-0 1-2 1B		4	0	3	2	1	0	0	<b>Washington Senators @ Minnesota Twins</b> Metropolitan Stadium, Bloomington, MI Wed Jul 26 1961, 8:05 PM EDT Att: 18,658 - Unknown - 79 F 																
Bob Johnson, R (1, 6) OBP: 0.394, SLG: 0.429	0-0 F3		0-0 6-3		0-0 4-3	0-0 F7		0-3 K		5	0	0	0	0	1	6																	
Bud Zupfel, L (1, 3) OBP: 0.200, SLG: 0.400	0-3 K		0-3 K		0-0 F8	0-0 4-3 2B		0-0 4-3		5	1	1	0	0	2	3																	
Jim King, L (1, 7) Willie Tasby, R (9, PH) OBP: 0.364, SLG: 0.448 OBP: 0.339, SLG: 0.452	0-0 4-3		0-0 4-3		0-0 4-3	0-0 1B HR 2B		0-0 4-3		4	1	1	0	0	0	2																	
Gene Woodling, L (1, 9) Cool Veal, R (9, PR) OBP: 0.409, SLG: 0.461 OBP: 0.283, SLG: 0.250		0-0 1-3		0-0 G3		0-0 3-1		0-0 1B BB		5	1	2	1	0	0	0																	
Billy Klaus, L (1, 5) Danny O'Connell, R (9, PH) OBP: 0.317, SLG: 0.389 OBP: 0.393, SLG: 0.367		0-0 4-3		0-0 P3		0-0 2-3 1B		0-0 1B		4	1	1	3	0	0	0																	
Pete Daley, R (1, 2) Chuck Hinton, R (9, PH) OBP: 0.262, SLG: 0.342		0-0 F9		0-3 K		0-3 K		0-0 E1 1B		4	0	0	0	0	2	0																	
Chuck Cottier, R (1, 4) OBP: 0.283, SLG: 0.308			0-3 K		0-0 HR	4-0 BB 3B BB		0-0 F7		4	2	1	1	1	2	3																	
Bennie Daniels, L (1, 1) Mike Garcia, R (5, 1) Dale Long, L (6, PH) Gene Green, R (6, PH) Dave Sisler, R (8, 1) Johnny Klippstein, R (8, 1) Harry Bright, R (8, PH) Pete Burnside, R (8, 1) OBP: 0.250, SLG: 0.382 OBP: 0.250, SLG: 0.498 OBP: 0.250, SLG: 0.575 OBP: 0.250, SLG: 0.384 OBP: 0.250, SLG: 0.271			0-0 2B		0-0 HR	4-0 1-2 3B BB		0-3 K		2	1	2	1	0	0	0																	
<b>Inning Stats</b>	R: 0 E: 0 K: 1 S: 5	H: 0 LOB: 1 BB: 1 P: 9	R: 0 E: 0 K: 0 S: 3	H: 0 LOB: 0 BB: 0 P: 3	R: 0 E: 0 K: 2 S: 9	H: 2 LOB: 2 BB: 0 P: 9	R: 0 E: 0 K: 0 S: 3	H: 0 LOB: 0 BB: 0 P: 3	R: 2 E: 0 K: 1 S: 7	H: 2 LOB: 0 BB: 0 P: 7	R: 5 E: 0 K: 1 S: 9	H: 4 LOB: 1 BB: 2 P: 17	R: 1 E: 0 K: 0 S: 4	H: 1 LOB: 0 BB: 0 P: 4	R: 0 E: 1 K: 2 S: 9	H: 1 LOB: 2 BB: 1 P: 9		R: 1 E: 0 K: 2 S: 9	H: 2 LOB: 2 BB: 1 P: 13	1B: 5 2B: 3 3B: 1 HR: 3	SF: 0 SAC: 0 DP: 0 HBP: 0	WP: 0 PB: 0 SB: 1 CS: 0	PA: 44										
<b>PITCHER</b>	IP WLS BF H R ER SO BB IBB HBP BLK WP HR S P ERA WHIP																																
Camilo Pascual, R (1, 1) ERA: 3.67	5.2	26	7	6	6	5	2	0	0	0	0	0	3	34	42	9.53	1.588																
Danny McDevitt, L (6, 1) ERA: 5.53	0.0	2	1	1	1	0	1	0	0	0	0	0	0	1	5	∞	∞																
Bert Cueto, R (6, 1) ERA: 7.17	0.1	W	1	0	0	0	0	0	0	0	0	0	0	1	1	0.00	0.000																
Bill Pleis, L (7, 1) ERA: 6.07	2.1	S	13	4	2	2	1	0	0	0	0	0	0	16	20	7.71	2.143																
Ray Moore, R (9, 1) ERA: 5.23	0.2	S	2	0	0	0	0	0	0	0	0	0	0	6	6	0.00	0.000																
Batter	1	2	3	4	5	6	7	8	9	AB	R	H	RBI	BB	SO	LOB	BOTTOM																
Zoilo Versalles, R (1, 6) OBP: 0.318, SLG: 0.393	0-0 6-3		0-3 K		0-0 1B 2B	1-2 F7		0-0 F7		5	1	1	1	0	1	2	<b>Washington Senators @ Minnesota Twins</b> Metropolitan Stadium, Bloomington, MI Wed Jul 26 1961, 8:05 PM EDT Att: 18,658 - Unknown - 79 F 																
Lenny Green, L (1, 8) OBP: 0.397, SLG: 0.406	0-0 4-3		0-0 F8		0-0 S 1B	2H 3H 2B 1B		0-0 1B		5	1	3	4	0	0	0																	
Harmon Killebrew, R (1, 3) OBP: 0.439, SLG: 0.675	0-0 F2		0-0 F5		0-0 F8	1-2 2B		0-3 K		5	0	1	1	0	1	2																	
Bob Allison, R (1, 9) OBP: 0.356, SLG: 0.466		0-0 5-3		0-0 F7	4-0 BB	0-0 F9				3	0	0	0	1	0	1																	
Jim Lemon, R (1, 7) OBP: 0.338, SLG: 0.423		4-0 1B HR BB		0-0 F8	0-0 6-3		0-0 L6			2	1	0	0	1	0	2																	
Bill Pleis, L (7, 1) OBP: 0.143, SLG: 0.143		0-0 1B HR 1B		0-0 G3		0-0 1B 2B		0-0 1B		1	0	0	0	0	0	0																	
Ray Moore, R (9, 1)										0	0	0	0	0	0	0																	
Hal Naragon, L (1, 2) OBP: 0.325, SLG: 0.427		0-0 1B HR		0-0 G3		0-0 1B 2B		0-0 1B		4	2	3	0	0	0	0																	
Ted Lepcio, R (1, 4) OBP: 0.293, SLG: 0.547		0-0 1B HR		0-0 5-3	4-0 1B BB	0-3 K		0-0 K		3	2	1	3	1	1	1																	
Bill Tuttle, R (1, 5) OBP: 0.301, SLG: 0.291		0-0 L4		0-0 2B 1B	0-0 BB 1B	0-0 P1		0-0 6-3		4	1	1	0	0	0	3																	
Camilo Pascual, R (1, 1) OBP: 0.185, SLG: 0.140		0-0 4-3		0-0 2B 1B	4-0 1B BB	0-0 F7		0-0 4-3		1	1	0	0	1	0	0																	
Danny McDevitt, L (6, 1)										0	0	0	0	0	0	0																	
Bert Cueto, R (6, 1)										0	0	0	0	0	0	0																	
Julio Becquer, L (6, PH) OBP: 0.269, SLG: 0.563										2	1	1	1	0	0	0																	
<b>Inning Stats</b>	R: 0 E: 0 K: 0 S: 3	H: 0 LOB: 0 BB: 0 P: 3	R: 3 E: 0 K: 0 S: 5	H: 2 LOB: 0 BB: 1 P: 9	R: 0 E: 0 K: 1 S: 5	H: 0 LOB: 0 BB: 0 P: 5	R: 0 E: 0 K: 0 S: 3	H: 0 LOB: 0 BB: 0 P: 3	R: 3 E: 0 K: 0 S: 6	H: 3 LOB: 2 BB: 2 P: 14	R: 4 E: 0 K: 0 S: 7	H: 4 LOB: 1 BB: 1 P: 11	R: 0 E: 0 K: 1 S: 6	H: 1 LOB: 0 BB: 0 P: 6	R: 0 E: 0 K: 1 S: 6	H: 1 LOB: 1 BB: 0 P: 6	1B: 7 2B: 3 3B: 0 HR: 1	SF: 0 SAC: 0 DP: 0 HBP: 0	WP: 0 PB: 0 SB: 1 CS: 0	PA: 39													
<b>PITCHER</b>	IP WLS BF H R ER SO BB IBB HBP BLK WP HR S P ERA WHIP																																
Bennie Daniels, R (1, 1) ERA: 3.92	4.1	20	5	6	6	1	2	0	0	0	0	0	1	20	28	12.46	1.615																
Mike Garcia, R (5, 1) ERA: 4.76	0.2	3	0	0	0	0	1	0	0	0	0	0	0	2	6	0.00	1.500																
Dave Sisler, R (6, 1) ERA: 3.95	0.2	L	7	4	4	4	0	0	0	0	0	0	0	6	10	54.00	7.500																
Johnny Klippstein, R (6, 1) ERA: 6.53	1.1	5	1	0	0	1	0	0	0	0	0	0	0	7	7	0.00	0.750																
Pete Burnside, L (8, 1) ERA: 7.05	1.0	4	1	0	0	1	0	0	0	0	0	0	0	6	6	0.00	1.000																




Batter	1	2	3	4	5	6	7	8	9	AB	R	H	RBI	BB	SO	LOB	TOP	
Danny O'Connell, R OBP: 0.389, SLG: 0.362 (1, 5)	0-0 6-3		0-0 F3		0-0 5-3			0-0 L3		4	0	0	0	0	0	0	<p>Washington Senators @ Minnesota Twins Metropolitan Stadium, Bloomington, MI</p> <p>Thu Jul 27 1961, 8:05 PM EDT Att: 17,491 - Unknown - 83 F</p> <p>livebaseballscorecards.com</p> <p>AB 30 R 2 H 4 RBI 2 BB 2 SO 3 LOB 6</p> 	
Marty Keough, L OBP: 0.327, SLG: 0.471 (1, 8)	0-0 F8		0-0 F7		0-0 G3			0-0 3-1		4	0	0	0	0	0	0		
Bud Zipfel, L OBP: 0.222, SLG: 0.333 (1, 3)	0-0 1-3		0-0 4-3			0-0 CS 1B			0-3 K	4	0	1	0	0	1	0		
Gene Woodling, L OBP: 0.403, SLG: 0.453 (1, 9)		0-0 F8		0-0 3-1		0-0 F8		0-0 G3		4	0	0	0	0	0	1		
Gene Green, R OBP: 0.380, SLG: 0.568 (1, 2)		0-0 5-3		4-0 BB BB		0-3 K		0-0 F8		3	0	0	0	1	1	1		
Bob Johnson, R OBP: 0.389, SLG: 0.419 (1, 6)		0-0 HR 1B		0-0 F8			0-0 6-3			3	1	1	0	0	0	1		
Jim King, L OBP: 0.368, SLG: 0.466 (1, 7)		0-0 HR 1B		4-0 F7			0-0 F7			2	1	1	2	1	0	0		
Chuck Cottier, R OBP: 0.284, SLG: 0.309 (1, 4)		0-0 FC5-4 1B		0-0 F7			0-3 K			3	0	1	0	0	1	2		
Joe McClain, R OBP: 0.208, SLG: 0.255 Johnny Klippstein, R OBP: 0.230, SLG: 0.250 Billy Klaus, L OBP: 0.316, SLG: 0.387 Mike Garcia, R (8, 1)	0-0 FC5-4 1B		0-0 L4					0-0 4-3		2	0	0	0	0	0	1		
<b>Inning Stats</b>	R: 0 E: 0 K: 0 S: 3	H: 0 LOB: 0 BB: 0 P: 3	R: 2 E: 0 K: 0 S: 6	H: 3 LOB: 1 BB: 0 P: 6	R: 0 E: 0 K: 0 S: 3	H: 0 LOB: 2 BB: 2 P: 11	R: 0 E: 0 K: 1 S: 5	H: 1 LOB: 1 BB: 0 P: 5	R: 0 E: 0 K: 1 S: 5	H: 0 LOB: 0 BB: 0 P: 5	R: 0 E: 0 K: 1 S: 5	H: 0 LOB: 0 BB: 0 P: 3	R: 0 E: 0 K: 1 S: 5	H: 0 LOB: 0 BB: 0 P: 5	1B: 3 2B: 1 3B: 0 HR: 1	SF: 0 SAC: 0 DP: 1 HBP: 0	WP: 0 PB: 0 SB: 0 CS: 1	PA: 32
<b>PITCHER</b> Don Lee, R ERA: 2.48 (1, 1)	IP: 9.0 WLS: W BF: 32 H: 4 R: 2 ER: 2 SO: 3 BB: 2 IBB: 0 HBP: 0 BLK: 0 WP: 0 HR: 1 S: 36 P: 44 ERA: 2.00 WHIP: 0.667															<b>PITCHER</b>		


Batter	1	2	3	4	5	6	7	8	9	AB	R	H	RBI	BB	SO	LOB	BOTTOM			
Zoilo Versalles, R OBP: 0.314, SLG: 0.388 (1, 6)	0-3 K		0-0 F7		0-0 F7	0-3 K				4	0	0	0	0	2	1	<p>Washington Senators @ Minnesota Twins Metropolitan Stadium, Bloomington, MI</p> <p>Thu Jul 27 1961, 8:05 PM EDT Att: 17,491 - Unknown - 83 F</p> <p>livebaseballscorecards.com</p> <p>AB 32 R 5 H 11 RBI 5 BB 1 SO 5 LOB 11</p> 			
Lenny Green, L OBP: 0.398, SLG: 0.410 (1, 8) (8, 7)	0-0 F7		0-0 2B		0-0 4-3	0-0 FC6-4 1B				4	0	2	1	0	0	0				
Harmon Killebrew, R OBP: 0.437, SLG: 0.679 (1, 3)	0-0 P6		0-0 F8		0-0 HR	0-0 FC6-4 1B				4	1	1	1	0	0	2				
Bob Allison, R OBP: 0.357, SLG: 0.471 (1, 9)		0-0 SF8 3B	0-0 F8		4-0 1B BB	0-3 K				3	2	1	0	1	1	1				
Jim Lemon, R OBP: 0.340, SLG: 0.426 Billy Martin, R OBP: 0.266, SLG: 0.354 (8, 4)		0-0 SF8 3H		0-0 FC6-4 1B SF9 1B	0-0 1B 1-2 1B	0-0 F9				3	1	2	1	0	0	0				
Hal Naragon, L OBP: 0.333, SLG: 0.430 (1, 2)		0-0 4-3		0-0 FC6-4 1B 1-2 1B	0-0 1-3 2H 1B	0-0 F7				4	0	2	1	0	0	0				
Ted Lepcio, R OBP: 0.290, SLG: 0.526 (8, 5)		0-0 1B		0-0 FC6-4 SF9 1-2 2-3 1B	0-0 F5	0-0 6-3				4	0	1	0	0	0	4				
Bill Tuttle, R OBP: 0.304, SLG: 0.300 (8, 8)		0-0 1B 1-3 1B		0-0 SF9 1-2 3H 1B		0-0 4-3				3	1	2	1	0	0	0				
Don Lee, R OBP: 0.063, SLG: 0.063 (1, 1)	0-3 K		0-0 F3		0-0 SH3-4 2B	0-3 K				3	0	0	0	0	2	3				
<b>Inning Stats</b>	R: 0 E: 0 K: 1 S: 5	H: 0 LOB: 0 BB: 0 P: 5	R: 1 E: 0 K: 1 S: 8	H: 3 LOB: 2 BB: 0 P: 8	R: 0 E: 0 K: 0 S: 4	H: 1 LOB: 1 BB: 0 P: 4	R: 1 E: 0 K: 0 S: 5	H: 2 LOB: 1 BB: 0 P: 5	R: 2 E: 0 K: 0 S: 6	H: 3 LOB: 2 BB: 1 P: 10	R: 1 E: 0 K: 1 S: 7	H: 2 LOB: 1 BB: 0 P: 7	R: 0 E: 0 K: 1 S: 5	H: 0 LOB: 0 BB: 0 P: 5	R: 0 E: 0 K: 1 S: 5	H: 0 LOB: 0 BB: 0 P: 5	1B: 7 2B: 2 3B: 1 HR: 1	SF: 2 SAC: 1 DP: 0 HBP: 0	WP: 0 PB: 0 SB: 0 CS: 0	PA: 36
<b>PITCHER</b> Joe McClain, R ERA: 4.05 Johnny Klippstein, R ERA: 6.39 Mike Garcia, R ERA: 4.05 (1, 1) (5, 1) (8, 1)	IP: 2.1 WLS: L BF: 9 H: 2 R: 1 ER: 1 SO: 2 BB: 0 IBB: 0 HBP: 0 BLK: 0 WP: 0 HR: 0 S: 13 P: 13 ERA: 3.86 WHIP: 0.857															<b>PITCHER</b>				







Batter	1	2	3	4	5	6	7	8	9	AB	R	H	RBI	BB	SO	LOB	TOP					
Danny O'Connell, R OBP: 0.387, SLG: 0.359 (1, 5)										4	0	1	0	0	0	0	Washington Senators @ Kansas City Athletics Municipal Stadium, Kansas City, MO Sat Jul 29 1961, 4:33 AM EDT Att. 4,368 - Unknown - 90 F  livebaseballscores.com  <b>AB</b> 27 <b>R</b> 1 <b>H</b> 4 <b>RBI</b> 1 <b>BB</b> 3 <b>SO</b> 4 <b>LOB</b> 12 					
Marty Keough, L OBP: 0.335, SLG: 0.478 (1, 9)										2	1	1	0	1	0	0						
Bud Zipfel, L OBP: 0.278, SLG: 0.412 (1, 3)										3	0	0	0	1	0	4						
Gene Woodling, L OBP: 0.407, SLG: 0.459 Jim King, L OBP: 0.369, SLG: 0.472 (7, PR) (7, 7)										3	0	1	1	0	0	2						
Willie Tasby, R OBP: 0.340, SLG: 0.445 (1, 8)										3	0	0	0	0	1	1						
Bob Johnson, R OBP: 0.364, SLG: 0.395 (1, 6)										3	0	1	0	0	0	1						
Gene Green, R OBP: 0.384, SLG: 0.561 (1, 2)										2	0	0	0	1	1	1						
Chuck Cottier, R OBP: 0.286, SLG: 0.310 (1, 4)										3	0	0	0	0	1	1						
John Gabler, S OBP: 0.294, SLG: 0.375 Mike Garcia, R (7, 1) Dale Long, L OBP: 0.338, SLG: 0.497 Pete Burnside, R OBP: 0.133, SLG: 0.071 (8, PH) (8, 1)										2	0	0	0	0	0	1						
<b>Inning Stats</b>	R: 0 E: 0 K: 0 S: 2	H: 1 LOB: 0 BB: 0 P: 3	R: 0 E: 0 K: 1 S: 5	H: 0 LOB: 0 BB: 0 P: 5	R: 0 E: 0 K: 1 S: 4	H: 0 LOB: 0 BB: 1 P: 8	R: 0 E: 1 K: 0 S: 3	H: 0 LOB: 1 BB: 1 P: 7	R: 0 E: 0 K: 0 S: 3	H: 1 LOB: 0 BB: 0 P: 3	R: 0 E: 1 K: 0 S: 3	H: 0 LOB: 1 BB: 0 P: 3	R: 1 E: 0 K: 0 S: 5	H: 2 LOB: 1 BB: 0 P: 5	R: 0 E: 0 K: 1 S: 5	H: 0 LOB: 0 BB: 1 P: 5		R: 0 E: 0 K: 1 S: 5	H: 0 LOB: 1 BB: 1 P: 9	1B: 3 2B: 2 3B: 0 HR: 0	SF: 0 SAC: 0 DP: 2 HBP: 1	WP: 0 PB: 0 SB: 0 CS: 2
<b>PITCHER</b> Bob Shaw, R ERA: 4.36 (1, 1)	IP: 9.0 WLS: W BF: 31 H: 4 R: 1 ER: 1 SO: 4 BB: 3 IBB: 0 HBP: 1 BLK: 0 WP: 0 HR: 0 S: 35 P: 48 ERA: 1.00 WHIP: 0.778															<b>PITCHER</b>						

Batter	1	2	3	4	5	6	7	8	9	AB	R	H	RBI	BB	SO	LOB	BOTTOM			
Dick Howser, R OBP: 0.391, SLG: 0.347 (1, 6)										4	1	1	0	0	0	1	Washington Senators @ Kansas City Athletics Municipal Stadium, Kansas City, MO Sat Jul 29 1961, 4:33 AM EDT Att. 4,368 - Unknown - 90 F  livebaseballscores.com  <b>AB</b> 33 <b>R</b> 2 <b>H</b> 9 <b>RBI</b> 2 <b>BB</b> 2 <b>SO</b> 3 <b>LOB</b> 16 			
Jay Hankins, L OBP: 0.218, SLG: 0.268 (1, 7)										4	0	2	0	0	0	0				
Wayne Causey, L OBP: 0.365, SLG: 0.435 (1, 5)										3	0	0	0	1	1	3				
Norm Siebern, L OBP: 0.376, SLG: 0.473 (1, 3)										4	0	1	2	0	1	3				
Jerry Lumpe, L OBP: 0.349, SLG: 0.384 (1, 4)										4	0	2	0	0	0	2				
Haywood Sullivan, R OBP: 0.366, SLG: 0.364 (1, 2)										4	0	1	0	0	0	1				
Gene Stephens, L OBP: 0.296, SLG: 0.292 (1, 9)										4	0	0	0	0	0	3				
Bobby Del Greco, R OBP: 0.317, SLG: 0.338 (1, 8)										3	0	0	0	1	1	0				
Bob Shaw, R OBP: 0.178, SLG: 0.119 (1, 1)										3	1	2	0	0	0	3				
<b>Inning Stats</b>	R: 0 E: 0 K: 1 S: 5	H: 0 LOB: 0 BB: 0 P: 5	R: 0 E: 0 K: 0 S: 5	H: 2 LOB: 3 BB: 1 P: 9	R: 0 E: 0 K: 0 S: 3	H: 0 LOB: 0 BB: 0 P: 3	R: 0 E: 0 K: 0 S: 4	H: 1 LOB: 1 BB: 0 P: 4	R: 0 E: 0 K: 1 S: 7	H: 2 LOB: 3 BB: 1 P: 11	R: 0 E: 0 K: 0 S: 3	H: 0 LOB: 0 BB: 0 P: 3	R: 2 E: 0 K: 0 S: 7	H: 4 LOB: 2 BB: 0 P: 7	R: 0 E: 0 K: 1 S: 5	H: 0 LOB: 0 BB: 0 P: 5		1B: 9 2B: 0 3B: 0 HR: 0	SF: 0 SAC: 0 DP: 0 HBP: 0	WP: 1 PB: 0 SB: 1 CS: 0
<b>PITCHER</b> John Gabler, R ERA: 5.2 Mike Garcia, R ERA: 3.69 Pete Burnside, L ERA: 6.92	IP: 6.1 WLS: L BF: 29 H: 8 R: 2 ER: 2 SO: 2 BB: 2 IBB: 0 HBP: 0 BLK: 0 WP: 1 HR: 0 S: 31 P: 39 ERA: 2.84 WHIP: 1.579															<b>PITCHER</b>				







Batter	1	2	3	4	5	6	7	8	9	AB	R	H	RBI	BB	SO	LOB	TOP			
Chuck Hinton, R (1, 9) OBP: 0.333, SLG: 0.352										3	1	3	0	1	0	0	<b>Washington Senators @ Detroit Tigers</b> Tiger Stadium, Detroit, MI Wed Aug 02 1961, 7:05 PM EDT Unknown			
Danny O'Connell, R (1, 5) OBP: 0.388, SLG: 0.364										3	1	1	0	0	0	3				
Bud Zipfel, L (1, 3) OBP: 0.333, SLG: 0.375										4	0	1	1	0	1	2				
Gene Green, R (1, 2) OBP: 0.380, SLG: 0.566										3	0	0	1	0	0	2				
Willie Tasby, R (1, 8) OBP: 0.332, SLG: 0.434										4	0	0	0	0	0	3				
Bob Johnson, R (1, 6) OBP: 0.346, SLG: 0.356											3	0	0	0	1	0				
Marty Keough, L (1, 7) OBP: 0.327, SLG: 0.477											4	1	1	1	0	3		1		
Chuck Cottier, R (1, 4) OBP: 0.295, SLG: 0.314											4	0	2	0	0	0		1		
Marty Kutyna, R (1, 1) OBP: 0.300, SLG: 0.300											2	0	0	0	0	0		1		
Gene Woodling, L (7, PH) OBP: 0.407, SLG: 0.457										1	0	0	0	0	0	1				
Mike Garcia, R (7, 1) OBP: 0.321, SLG: 0.381										0	0	0	0	0	0	0				
Harry Bright, R (9, PH) OBP: 0.321, SLG: 0.381										1	0	0	0	0	0	1				
<b>Inning Stats</b>	R: 2 E: 0 K: 0 S: 5	H: 3 LOB: 0 BB: 0 P: 5	R: 0 E: 0 K: 1 S: 5	H: 0 LOB: 0 BB: 0 P: 5	R: 0 E: 0 K: 0 S: 3	H: 1 LOB: 0 BB: 0 P: 3	R: 0 E: 0 K: 0 S: 3	H: 0 LOB: 0 BB: 0 P: 3	R: 1 E: 0 K: 0 S: 6	H: 3 LOB: 2 BB: 0 P: 6	R: 0 E: 0 K: 1 S: 5	H: 0 LOB: 1 BB: 1 P: 9	R: 0 E: 0 K: 0 S: 4	H: 0 LOB: 2 BB: 1 P: 8	R: 0 E: 0 K: 1 S: 6	H: 1 LOB: 1 BB: 0 P: 6	1B: 6 2B: 2 3B: 0 HR: 1	SF: 1 SAC: 1 DP: 2 HBP: 0	WP: 0 PB: 0 SB: 0 CS: 0	PA: 36
<b>PITCHER</b> Don Mossi, L (1, 1) ERA: 2.94	IP: 9.0 WLS: W BF: 36 H: 8 R: 3 ER: 3 SO: 4 BB: 2 IBB: 0 HBP: 0 BLK: 0 WP: 0 HR: 1 S: 42 P: 50 ERA: 3.00 WHIP: 1.111															<b>PITCHER</b>				

Batter	1	2	3	4	5	6	7	8	9	AB	R	H	RBI	BB	SO	LOB	BOTTOM			
Jake Wood, R (1, 4) OBP: 0.324, SLG: 0.369										4	0	0	0	1	0	1	<b>Washington Senators @ Detroit Tigers</b> Tiger Stadium, Detroit, MI Wed Aug 02 1961, 7:05 PM EDT Unknown			
Bill Bruton, L (1, 8) OBP: 0.332, SLG: 0.382										4	0	1	0	0	1	1				
Al Kaline, R (1, 9) OBP: 0.375, SLG: 0.505										3	0	0	0	1	0	2				
Rocky Colavito, R (1, 7) OBP: 0.408, SLG: 0.587										3	0	0	0	1	1	3				
Norm Cash, L (1, 3) OBP: 0.501, SLG: 0.688										3	1	2	0	1	0	2				
Bobo Osborne, L (1, 5) OBP: 0.381, SLG: 0.339										4	1	1	0	0	1	5				
Chico Fernandez, R (1, 6) OBP: 0.323, SLG: 0.325										4	1	2	1	0	0	1				
Mike Roarke, R (1, 2) OBP: 0.304, SLG: 0.333										2	0	1	0	0	0	1				
Charlie Maxwell, L (6, PH) OBP: 0.388, SLG: 0.476										1	1	1	3	0	0	0				
Frank House, L (7, 2) OBP: 0.222, SLG: 0.429										0	0	0	0	1	0	0				
Don Mossi, L (1, 1) OBP: 0.232, SLG: 0.250										4	0	0	0	0	2	4				
<b>Inning Stats</b>	R: 0 E: 0 K: 2 S: 7	H: 0 LOB: 1 BB: 1 P: 11	R: 1 E: 0 K: 1 S: 7	H: 3 LOB: 1 BB: 0 P: 7	R: 0 E: 0 K: 0 S: 3	H: 0 LOB: 2 BB: 2 P: 11	R: 0 E: 0 K: 0 S: 4	H: 1 LOB: 1 BB: 0 P: 4	R: 0 E: 0 K: 0 S: 3	H: 0 LOB: 0 BB: 0 P: 3	R: 3 E: 1 K: 1 S: 8	H: 3 LOB: 0 BB: 0 P: 8	R: 0 E: 1 K: 0 S: 5	H: 1 LOB: 3 BB: 1 P: 9	R: 0 E: 0 K: 1 S: 5	H: 0 LOB: 1 BB: 1 P: 9	1B: 6 2B: 1 3B: 1 HR: 1	SF: 0 SAC: 0 DP: 1 HBP: 0	WP: 1 PB: 0 SB: 0 CS: 0	PA: 37
<b>PITCHER</b> Marty Kutyna, R (1, 1) ERA: 3.22	IP: 6.0 WLS: L BF: 27 H: 7 R: 4 ER: 1 SO: 3 BB: 3 IBB: 0 HBP: 0 BLK: 0 WP: 1 HR: 1 S: 32 P: 44 ERA: 1.50 WHIP: 1.667															<b>PITCHER</b>				
Mike Garcia, R (7, 1) ERA: 2.89	IP: 2.0 WLS: L BF: 10 H: 1 R: 0 ER: 0 SO: 1 BB: 2 IBB: 0 HBP: 0 BLK: 0 WP: 0 HR: 0 S: 10 P: 18 ERA: 0.00 WHIP: 1.500															<b>PITCHER</b>				









Batter	1	2	3	4	5	6	7	8	9	AB	R	H	RBI	BB	SO	LOB	TOP			
Marty Keough, L (1, 8) OBP: 0.317, SLG: 0.460	F2		3-1			G3		F8		4	0	0	1	0	0	2				
Billy Klaus, L (1, 5) OBP: 0.305, SLG: 0.372	F3		5-3			L9		F8		4	0	0	0	0	0	2				
Bud Zupfel, L (1, 3) OBP: 0.333, SLG: 0.455	K				L9				L1-3 1B	4	0	1	0	0	1	0				
Gene Woodling, L (1, 9) OBP: 0.399, SLG: 0.450		F8			L4			F8		4	0	0	0	0	0	1				
Jim King, L (1, 7) OBP: 0.377, SLG: 0.470		K							L1-3 1-2	3	0	1	0	1	1	1				
Gene Green, R (1, 2) OBP: 0.380, SLG: 0.570		6-3			P4					3	0	0	0	0	1	2				
Bob Johnson, R (1, 6) OBP: 0.350, SLG: 0.346										3	1	1	0	0	1	1				
Chuck Cottier, R (1, 4) OBP: 0.294, SLG: 0.306										1	0	0	0	1	0	0				
Dale Long, L (8, PH) OBP: 0.336, SLG: 0.493										1	0	0	0	0	1	0				
Danny O'Connell, R (8, 4) OBP: 0.388, SLG: 0.364										0	0	0	0	0	0	0				
Bennie Daniels, L (1, 1) OBP: 0.244, SLG: 0.359										1	0	0	0	0	1	0				
Chuck Hinton, R (8, PH) OBP: 0.336, SLG: 0.355										1	0	1	0	0	0	0				
Johnny Klippstein, R (8, 1) OBP: 0.167, SLG: 0.167										0	0	0	0	0	0	0				
<b>Inning Stats</b>	R: 0 E: 0 K: 1 S: 5	H: 0 LOB: 0 BB: 0 P: 5	R: 0 E: 0 K: 1 S: 5	H: 0 LOB: 0 BB: 0 P: 5	R: 1 E: 0 K: 0 S: 4	H: 1 LOB: 1 BB: 1 P: 8	R: 0 E: 0 K: 0 S: 3	H: 0 LOB: 1 BB: 1 P: 7	R: 0 E: 0 K: 2 S: 7	H: 0 LOB: 0 BB: 0 P: 7	R: 0 E: 0 K: 1 S: 6	H: 1 LOB: 1 BB: 0 P: 6	R: 0 E: 0 K: 1 S: 6	H: 1 LOB: 1 BB: 0 P: 6	R: 0 E: 0 K: 0 S: 3	H: 1 LOB: 0 BB: 0 P: 3	1B: 4 2B: 1 3B: 0 HR: 0	SF: 0 SAC: 1 DP: 1 HBP: 0	WP: 0 PB: 0 SB: 0 CS: 0	PA: 32
<b>PITCHER</b> Jim Bunning, R (1, 1) ERA: 3.13	IP: 9.0 WLS: W BF: 32 H: 4 R: 1 ER: 1 SO: 6 BB: 2 IBB: 0 HBP: 0 BLK: 0 WP: 0 HR: 0 S: 42 P: 50 ERA: 1.00 WHIP: 0.667															<b>PITCHER</b>				

Washington Senators @ Detroit Tigers  
Tiger Stadium, Detroit, MI  
Thu Aug 03 1961, 4:33 AM EDT  
Att: 8,991 - Unknown

AB 29  
R 1  
H 4  
RBI 1  
BB 2  
SO 6  
LOB 9



Batter	1	2	3	4	5	6	7	8	9	AB	R	H	RBI	BB	SO	LOB	BOTTOM			
Jake Wood, R (1, 4) OBP: 0.326, SLG: 0.375			5-3							4	1	2	0	0	1	0				
Bill Bruton, L (1, 8) OBP: 0.332, SLG: 0.379			4-3							4	0	1	0	0	1	2				
Al Kaline, R (1, 9) OBP: 0.367, SLG: 0.494			L8							4	0	0	0	0	0	4				
Rocky Colavito, R (1, 7) OBP: 0.407, SLG: 0.588										4	1	2	2	0	0	0				
Norm Cash, L (1, 3) OBP: 0.498, SLG: 0.678										3	0	1	0	1	0	1				
Bobo Osborne, L (1, 5) OBP: 0.383, SLG: 0.333										3	0	0	0	1	2	1				
Reno Bertoia, R (9, 5) OBP: 0.306, SLG: 0.259										0	0	0	0	0	0	0				
Chico Fernandez, R (1, 6) OBP: 0.318, SLG: 0.326										4	0	1	0	0	0	3				
Mike Roarke, R (1, 2) OBP: 0.315, SLG: 0.333										1	0	1	0	2	0	0				
Jim Bunning, R (1, 1) OBP: 0.162, SLG: 0.149										3	0	0	0	0	1	4				
<b>Inning Stats</b>	R: 1 E: 0 K: 0 S: 5	H: 3 LOB: 1 BB: 0 P: 5	R: 0 E: 0 K: 1 S: 6	H: 1 LOB: 1 BB: 0 P: 6	R: 0 E: 0 K: 0 S: 3	H: 0 LOB: 0 BB: 0 P: 3	R: 1 E: 0 K: 0 S: 5	H: 2 LOB: 2 BB: 1 P: 9	R: 0 E: 0 K: 2 S: 7	H: 0 LOB: 0 BB: 0 P: 7	R: 0 E: 0 K: 0 S: 2	H: 0 LOB: 1 BB: 2 P: 10	R: 0 E: 0 K: 1 S: 6	H: 1 LOB: 2 BB: 1 P: 10	R: 0 E: 0 K: 1 S: 6	H: 1 LOB: 1 BB: 0 P: 6	1B: 6 2B: 0 3B: 1 HR: 1	SF: 0 SAC: 0 DP: 2 HBP: 0	WP: 0 PB: 0 SB: 0 CS: 0	PA: 34
<b>PITCHER</b> Bennie Daniels, R (1, 1) ERA: 3.53	IP: 7.0 WLS: L BF: 30 H: 7 R: 2 ER: 2 SO: 4 BB: 3 IBB: 1 HBP: 0 BLK: 0 WP: 0 HR: 1 S: 34 P: 50 ERA: 2.57 WHIP: 1.429															<b>PITCHER</b>				
<b>PITCHER</b> Johnny Klippstein, R (8, 1) ERA: 6.07	IP: 1.0 WLS: L BF: 4 H: 1 R: 0 ER: 0 SO: 1 BB: 0 IBB: 0 HBP: 0 BLK: 0 WP: 0 HR: 0 S: 6 P: 6 ERA: 0.00 WHIP: 1.000															<b>PITCHER</b>				

Washington Senators @ Detroit Tigers  
Tiger Stadium, Detroit, MI  
Thu Aug 03 1961, 4:33 AM EDT  
Att: 8,991 - Unknown

AB 30  
R 2  
H 8  
RBI 2  
BB 4  
SO 5  
LOB 15





Batter	1	2	3	4	5	6	7	8	9	AB	R	H	RBI	BB	SO	LOB	TOP					
Danny O'Connell, R (1, 5) OBP: 0.389, SLG: 0.366										4	0	2	0	0	0	0	<p>Washington Senators @ Chicago White Sox</p> <p>Comiskey Park, Chicago, IL</p> <p>Sat Aug 05 1961, 4:33 AM EDT</p> <p>Att: 6,394 - Unknown</p> <p>livebaseballscorecards.com</p>					
Bob Johnson, R (1, 6) OBP: 0.344, SLG: 0.357										4	0	1	0	0	0	3						
Bud Zupfel, L (1, 3) OBP: 0.325, SLG: 0.432										4	0	1	0	0	3	1						
Gene Green, R (1, 2) OBP: 0.374, SLG: 0.561										4	0	0	0	0	1	2						
Willie Tasby, R (1, 8) OBP: 0.333, SLG: 0.432										3	1	0	0	1	1	0						
Chuck Hinton, R (1, 9) OBP: 0.339, SLG: 0.373										4	2	2	1	0	0	0						
Jim King, L (1, 7) OBP: 0.370, SLG: 0.460										4	0	0	1	0	2	1						
Chuck Cottier, R (1, 4) OBP: 0.290, SLG: 0.301										3	0	0	0	0	0	1						
John Gabler, S (1, 1) OBP: 0.316, SLG: 0.389										2	0	1	0	0	1	1						
Coot Veal, R (7, PH) OBP: 0.252, SLG: 0.248										1	0	0	0	0	1	0						
Johnny Klippstein, R (7, 1) OBP: 0.167, SLG: 0.167										0	0	0	0	0	0	0						
<b>Inning Stats</b>	R: 0 E: 0 K: 1 S: 5	H: 1 LOB: 0 BB: 0 P: 5	R: 2 E: 1 K: 2 S: 9	H: 1 LOB: 1 BB: 1 P: 13	R: 0 E: 0 K: 1 S: 6	H: 1 LOB: 1 BB: 0 P: 6	R: 0 E: 0 K: 0 S: 3	H: 0 LOB: 0 BB: 0 P: 3	R: 0 E: 0 K: 0 S: 4	H: 2 LOB: 1 BB: 0 P: 4	R: 0 E: 0 K: 2 S: 7	H: 0 LOB: 0 BB: 0 P: 7	R: 1 E: 0 K: 2 S: 8	H: 1 LOB: 2 BB: 0 P: 8	R: 0 E: 0 K: 0 S: 4	H: 1 LOB: 1 BB: 0 P: 4	R: 0 E: 0 K: 1 S: 5	H: 0 LOB: 0 BB: 0 P: 5	1B: 5 2B: 1 3B: 0 HR: 1	SF: 0 SAC: 0 DP: 2 HBP: 0	WP: 0 PB: 0 CS: 0	PA: 34
<b>PITCHER</b> Juan Pizarro, L (1, 1) ERA: 3.56	IP: 9.0 WLS: W BF: 34 H: 7 R: 3 ER: 2 SO: 9 BB: 1 IBB: 0 HBP: 0 BLK: 0 WP: 0 HR: 1 S: 51 P: 55 ERA: 2.00 WHIP: 0.889															<b>PITCHER</b>	IP: 9.0 WLS: W BF: 34 H: 7 R: 3 ER: 2 SO: 9 BB: 1 IBB: 0 HBP: 0 BLK: 0 WP: 0 HR: 1 S: 51 P: 55 ERA: 2.00 WHIP: 0.889					

Batter	1	2	3	4	5	6	7	8	9	AB	R	H	RBI	BB	SO	LOB	BOTTOM			
Luis Aparicio, R (1, 6) OBP: 0.310, SLG: 0.352										5	2	4	2	0	0	1	<p>Washington Senators @ Chicago White Sox</p> <p>Comiskey Park, Chicago, IL</p> <p>Sat Aug 05 1961, 4:33 AM EDT</p> <p>Att: 6,394 - Unknown</p> <p>livebaseballscorecards.com</p>			
Nellie Fox, L (1, 4) OBP: 0.319, SLG: 0.302										5	0	0	0	0	0	5				
Jim Landis, R (1, 8) OBP: 0.363, SLG: 0.471										4	1	2	2	0	0	3				
Floyd Robinson, L (1, 9) OBP: 0.390, SLG: 0.457										4	1	1	0	0	0	4				
Minnie Minoso, R (1, 7) OBP: 0.381, SLG: 0.435										2	1	0	0	2	1	0				
Al Smith, R (1, 5) OBP: 0.358, SLG: 0.527										4	1	2	2	0	0	1				
J.C. Martin, L (1, 3) OBP: 0.298, SLG: 0.355										4	0	1	0	0	0	1				
Cam Carreon, R (1, 2) OBP: 0.315, SLG: 0.351										3	2	1	0	1	0	2				
Juan Pizarro, L (1, 1) OBP: 0.306, SLG: 0.375										3	0	0	0	1	1	1				
<b>Inning Stats</b>	R: 0 E: 0 K: 0 S: 4	H: 1 LOB: 1 BB: 0 P: 4	R: 0 E: 0 K: 1 S: 5	H: 0 LOB: 0 BB: 0 P: 5	R: 1 E: 0 K: 0 S: 4	H: 1 LOB: 2 BB: 2 P: 12	R: 2 E: 1 K: 1 S: 8	H: 2 LOB: 1 BB: 0 P: 8	R: 0 E: 0 K: 0 S: 3	H: 1 LOB: 0 BB: 0 P: 3	R: 0 E: 0 K: 0 S: 3	H: 0 LOB: 1 BB: 1 P: 7	R: 3 E: 0 K: 0 S: 6	H: 4 LOB: 2 BB: 1 P: 10	R: 2 E: 0 K: 0 S: 5	H: 2 LOB: 0 BB: 0 P: 5		1B: 7 2B: 2 3B: 0 HR: 2	SF: 0 SAC: 0 DP: 2 HBP: 0	WP: 3 PB: 2 CS: 0
<b>PITCHER</b> John Gabler, R (1, 1) ERA: 4.7	IP: 6.0 WLS: L BF: 26 H: 6 R: 5 ER: 5 SO: 2 BB: 3 IBB: 0 HBP: 0 BLK: 0 WP: 0 HR: 2 S: 27 P: 39 ERA: 6.75															<b>PITCHER</b>	IP: 6.0 WLS: L BF: 26 H: 6 R: 5 ER: 5 SO: 2 BB: 3 IBB: 0 HBP: 0 BLK: 0 WP: 0 HR: 2 S: 27 P: 39 ERA: 6.75			












Batter	1	2	3	4	5	6	7	8	9	10	AB	R	H	RBI	BB	SO	LOB								
Chuck Hinton, R (1, 9) OBP: 0.346, SLG: 0.394	K		F8		HR		FC6-4			SH3-4 4-2 2B	5	1	2	1	0	1	2								
Danny O'Connell, R (1, 5) OBP: 0.383, SLG: 0.399	4-3		P6		F7			E4 G3 2B 1B		SH3-4	4	1	1	0	0	0	1								
Bud Zupfel, L (1, 3) OBP: 0.304, SLG: 0.381	K			K		4-3		G3		BB	4	0	0	0	1	2	1								
Gene Woodling, L (1, 7) OBP: 0.409, SLG: 0.478		1-3																							
Marty Keough, L (8, PR) OBP: 0.315, SLG: 0.454				HR	BB		FC1 2B			4-2	3	1	2	1	1	0	0								
Willie Tasby, R (1, 8) OBP: 0.350, SLG: 0.427		4-3		F6			FC1			3-H 0-3 2B	4	0	0	0	0	1	3								
Bob Johnson, R (1, 6) OBP: 0.347, SLG: 0.397											3	1	2	3	1	1	1								
Chuck Cottler, R (1, 4) OBP: 0.280, SLG: 0.289				HR						CS 1B	4	0	0	0	0	1	1								
Pete Daley, R (1, 2) OBP: 0.236, SLG: 0.267																									
Dale Long, L (9, PH) OBP: 0.356, SLG: 0.506																									
Gene Green, R (9, 2) OBP: 0.374, SLG: 0.561																									
Bennie Daniels, L (1, 1) OBP: 0.250, SLG: 0.357																									
Mike Garcia, R (8, 1)																									
Dave Sisler, R (8, 1)																									
<b>Inning Stats</b>	R: 0 E: 0 K: 2 S: 7	H: 0 LOB: 0 BB: 0 P: 7	R: 0 E: 0 K: 1 S: 5	H: 0 LOB: 1 BB: 1 P: 9	R: 0 E: 0 K: 0 S: 3	H: 0 LOB: 1 BB: 1 P: 7	R: 2 E: 0 K: 1 S: 6	H: 1 LOB: 0 BB: 1 P: 10	R: 1 E: 0 K: 0 S: 4	H: 1 LOB: 0 BB: 0 P: 4	R: 0 E: 0 K: 0 S: 6	H: 1 LOB: 1 BB: 0 P: 6	R: 0 E: 0 K: 0 S: 4	H: 1 LOB: 1 BB: 0 P: 4	R: 2 E: 1 K: 1 S: 7	H: 3 LOB: 1 BB: 0 P: 7	R: 0 E: 0 K: 1 S: 5	H: 0 LOB: 0 BB: 0 P: 5	R: 0 E: 0 K: 0 S: 3	H: 1 LOB: 1 BB: 1 P: 7	1B: 3 2B: 4 3B: 0 HR: 2	SF: 0 SAC: 1 DP: 1 HBP: 0	WP: 0 PB: 0 SB: 0 CS: 1	PA: 41	
<b>PITCHER</b>	IP 5.0	WLS 20	BF 2	H 2	R 3	ER 3	SO 4	BB 3	IBB 0	HBP 0	BLK 0	WP 0	HR 2	S 25	P 37	ERA 5.40	WHIP 1.000								
Barry Latman, R (1, 1) ERA: 3.42																									
Bobby Locke, R (6, 1) ERA: 4.52	3.0	13	5	2	2	2	0	0	0	0	0	0	0	17	17	6.00	1.667								
Wynn Hawkins, R (9, 1) ERA: 3.82	2.0	W	7	1	0	0	1	1	0	0	0	0	0	8	12	0.00	1.000								

**Washington Senators @ Cleveland Indians**  
Cleveland Municipal Stadium, Cleveland, OH  
Tue Aug 08 1961, 7:05 PM EDT  
Att: 5,271 - Unknown

AB 35  
R 5  
H 8  
RBI 5  
BB 4  
SO 7  
LOB 12



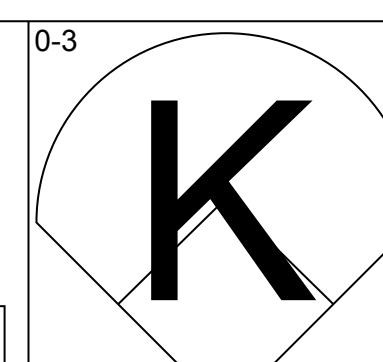
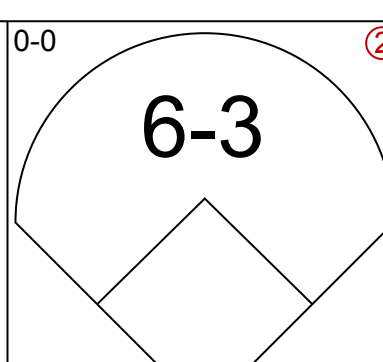
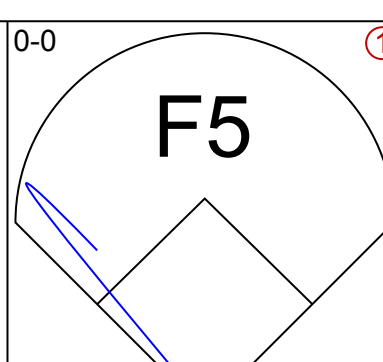
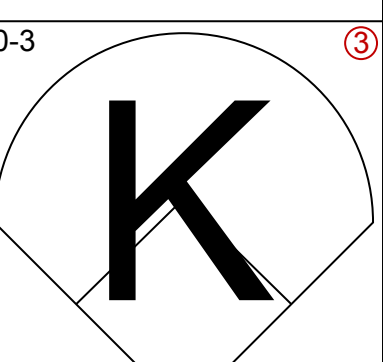

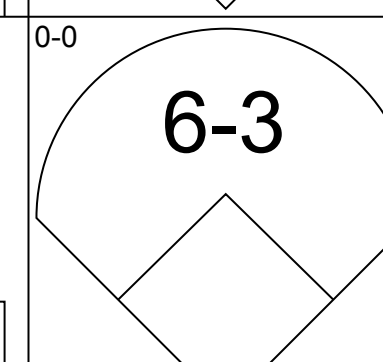
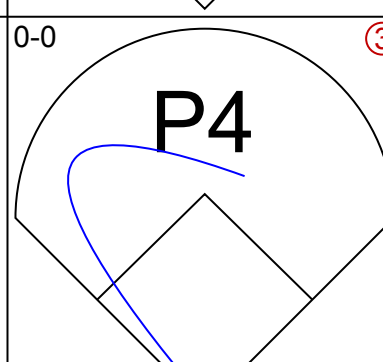
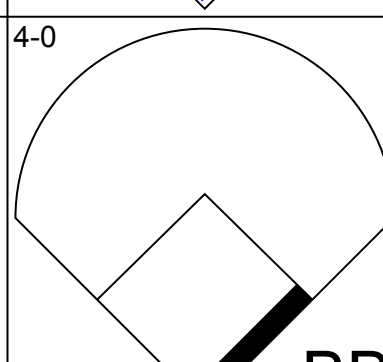
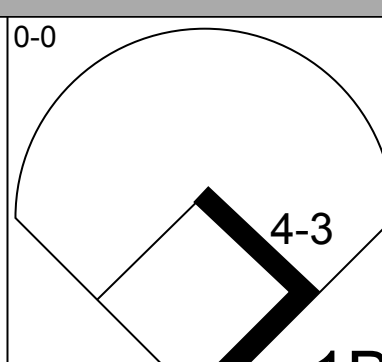
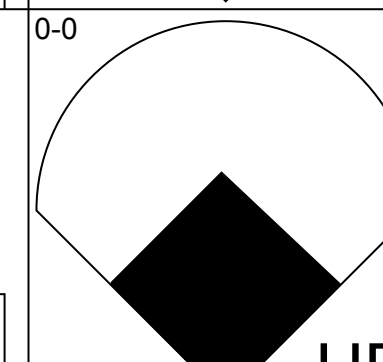
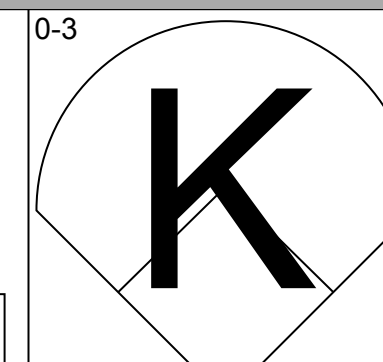
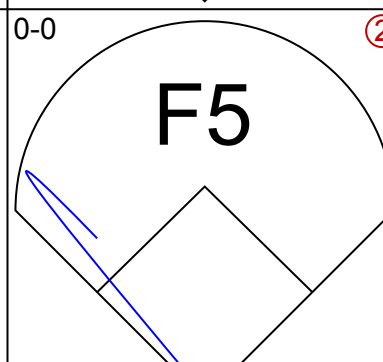
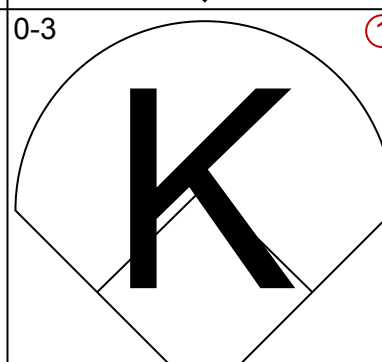
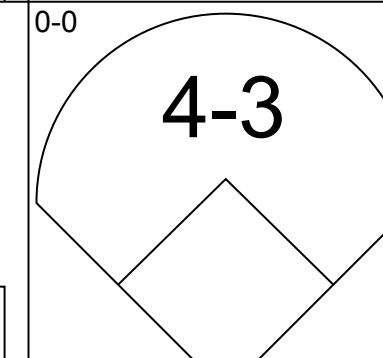
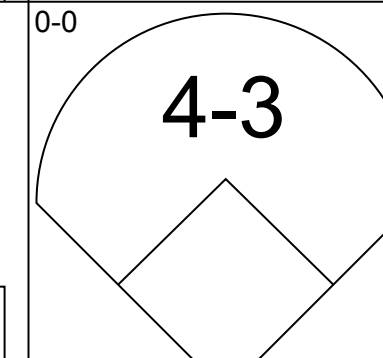
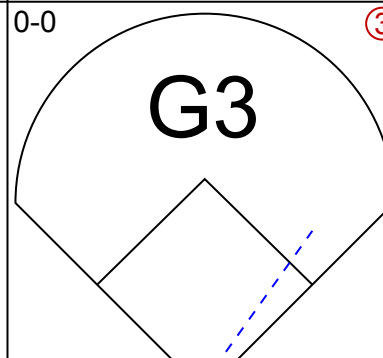
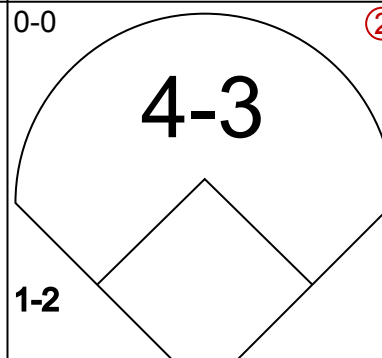
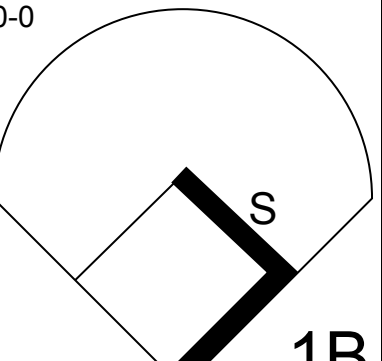
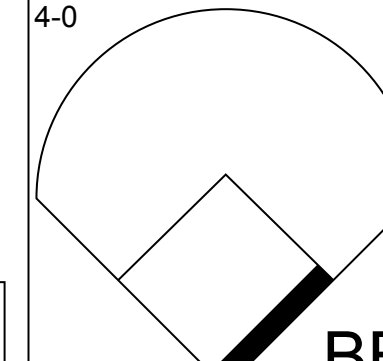
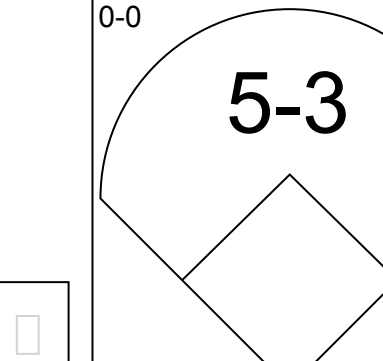
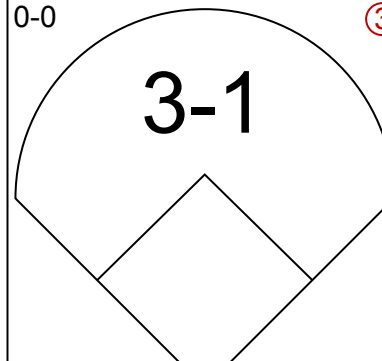

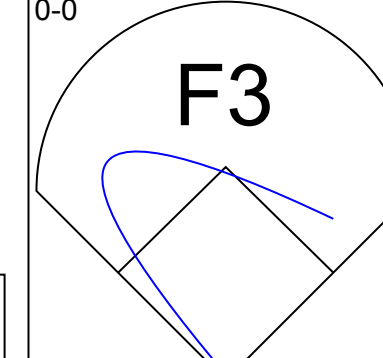
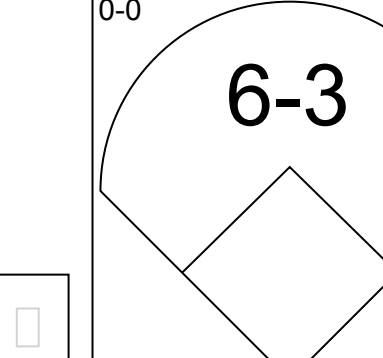

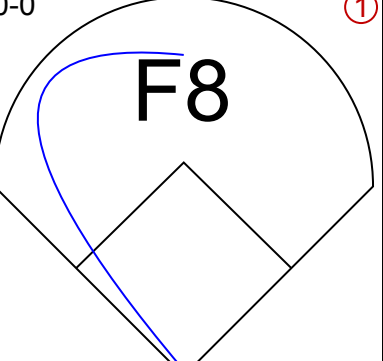
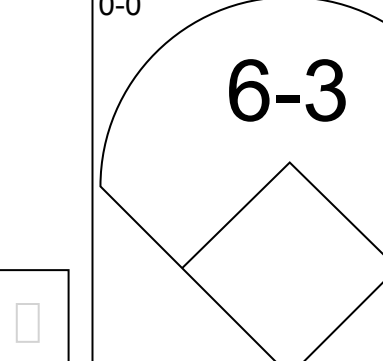

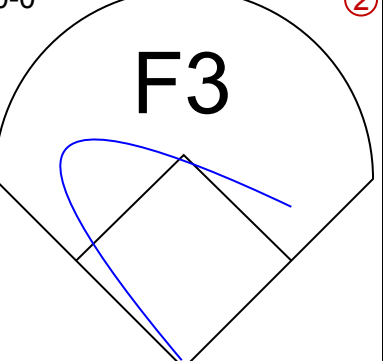
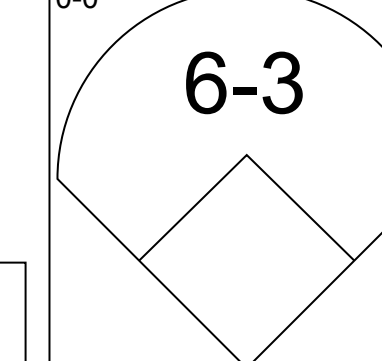

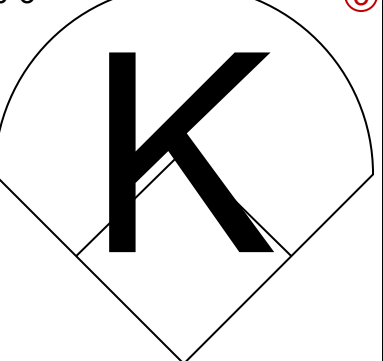
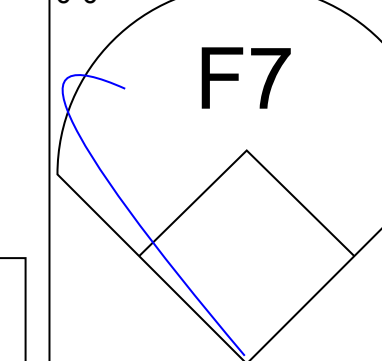
Batter	1	2	3	4	5	6	7	8	9	10	AB	R	H	RBI	BB	SO	LOB								
Johnny Temple, R (1, 4) OBP: 0.349, SLG: 0.354	L6			F8		1-3		F8		6-3	5	0	0	0	0	0	0								
Don Dillard, L (1, 8) OBP: 0.368, SLG: 0.458	F9			4-3		3-1		1B 1B		PB PB 2B	5	2	2	0	0	0	0								
Tito Francona, L (1, 7) OBP: 0.358, SLG: 0.458	4-3			F7		4-3		1B 1B 1B		PB PB BB	4	1	1	0	1	0	0								
Willie Kirkland, L (1, 9) OBP: 0.330, SLG: 0.497		K			BB 1B BB		4-3	1B 1B		1-3 2-H 1B	3	2	1	1	2	1	0								
Bubba Phillips, R (1, 5) OBP: 0.317, SLG: 0.443					SH1-3 1B BB		6-3	1B 1B		1-2 2-3 PB	4	0	2	1	1	0	2								
John Romano, R (1, 2) OBP: 0.378, SLG: 0.496					SH1-3 1B			FC5-4 BB		FC6-4 1B	3	0	2	2	1	0	1								
Vic Power, R (1, 3) OBP: 0.300, SLG: 0.364				6-3		SH1-3		FC5-4		FC6-4	3	0	0	0	0	0	3								
Woodie Held, R (1, 6) OBP: 0.367, SLG: 0.459					P4			K		6-3	4	0	1	0	0	1	2								
Barry Latman, R (1, 1) OBP: 0.139, SLG: 0.147					G6-4-3 1B						1	0	0	0	0	0	1								
Walt Bond, L (5, PH) OBP: 0.125, SLG: 0.036					G6-4-3						1	0	0	0	0	0	2								
Bobby Locke, R (6, 1) OBP: 0.214, SLG: 0.154					G6-4-3						0	0	0	0	0	0	0								
Chuck Essegian, R (8, PH) OBP: 0.350, SLG: 0.583											1	1	1	1	0	0	0								
Wynn Hawkins, R (9, 1) OBP: 0.176, SLG: 0.125								HR			1	0	0	0	1	0	0								
<b>Inning Stats</b>	R: 0 E: 0 K: 0 S: 3	H: 0 LOB: 0 BB: 0 P: 3	R: 0 E: 0 K: 1 S: 5	H: 1 LOB: 0 BB: 0 P: 5	R: 0 E: 0 K: 0 S: 3	H: 1 LOB: 0 BB: 0 P: 3	R: 0 E: 0 K: 0 S: 3	H: 0 LOB: 0 BB: 0 P: 3	R: 1 E: 0 K: 0 S: 4	H: 1 LOB: 2 BB: 2 P: 12	R: 0 E: 0 K: 0 S: 3	H: 0 LOB: 1 BB: 1 P: 7	R: 4 E: 0 K: 1 S: 11	H: 6 LOB: 2 BB: 0 P: 11	R: 0 E: 0 K: 1 S: 5	H: 0 LOB: 0 BB: 0 P: 5	R: 1 E: 0 K: 0 S: 1	H: 1 LOB: 2 BB: 2 P: 9	1B: 8 2B: 1 3B: 0 HR: 1	SF: 0 SAC: 1 DP: 2 HBP: 0	WP: 0 PB: 2 SB: 0 CS: 0	PA: 41			
<b>PITCHER</b>	IP 7.2	WLS 30	BF 6	H 4	R 4	ER 4	SO 2	BB 3	IBB 0	HBP 0	BLK 0	WP 0	HR 1	S 31	P 43	ERA 4.70	WHIP 1.174								
Bennie Daniels, R (1, 1) ERA: 3.6																									
Mike Garcia, R (8, 1) ERA: 3.72	0.0	3	3	1	1	0	0	0	0	0	0	0	0	3	3	∞	∞								
Dave Sisler, R (8, 1) ERA: 3.77	1.1	L	8	1	1	0	1	2	0	0	0	0	0	7	15	0.00	2.250								

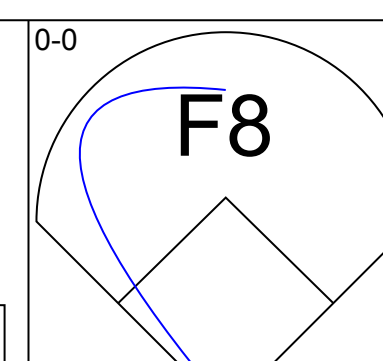
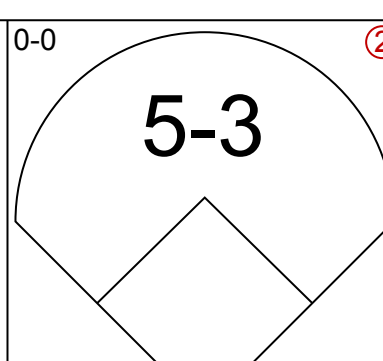
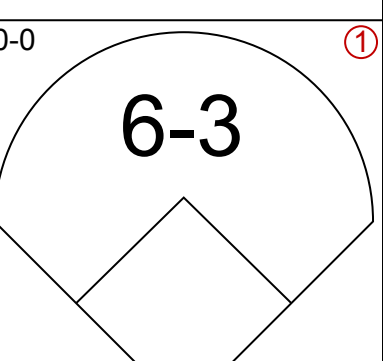
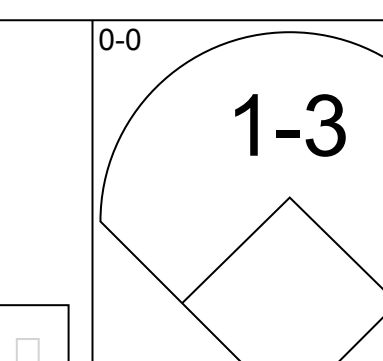

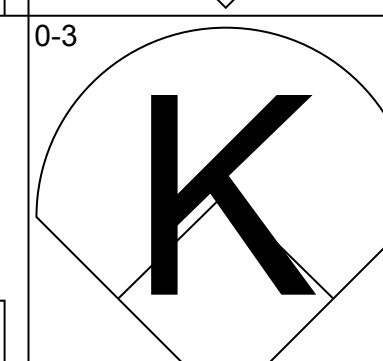
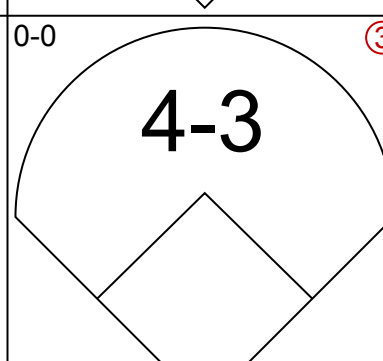
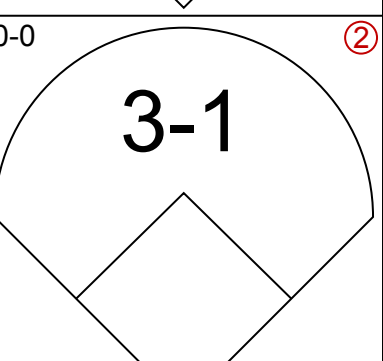
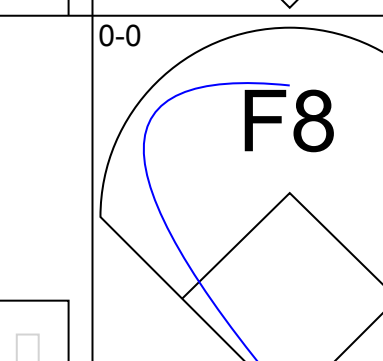
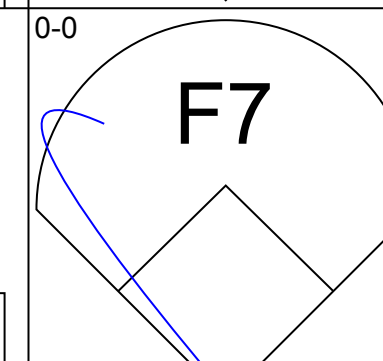
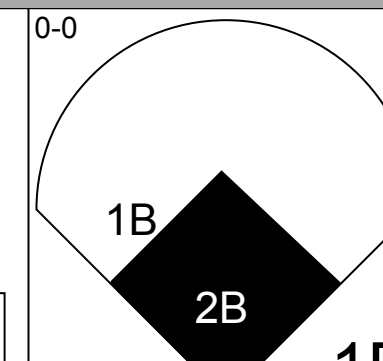
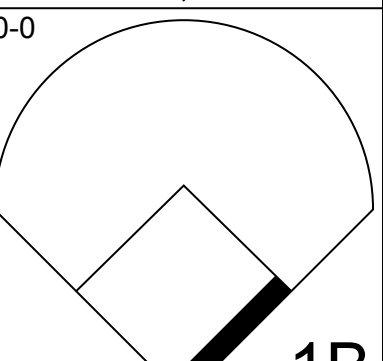
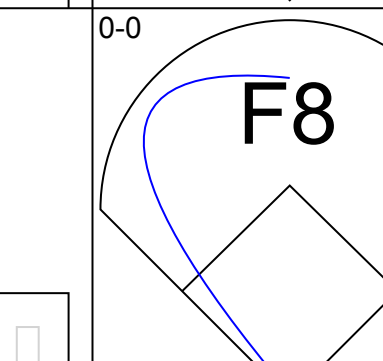
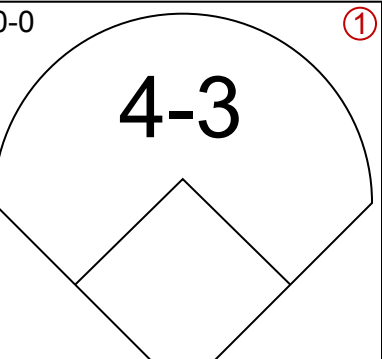
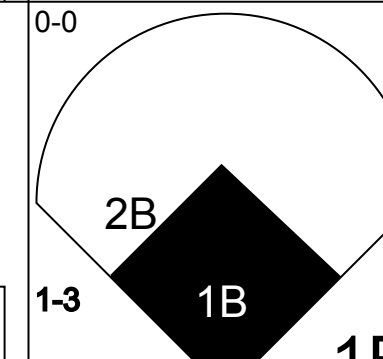
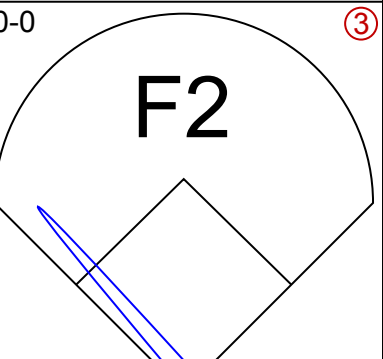
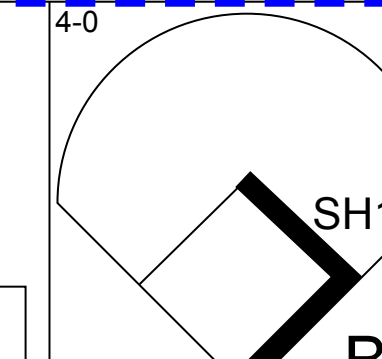
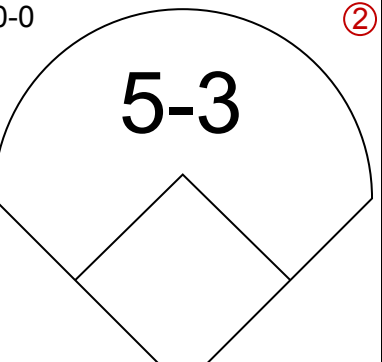
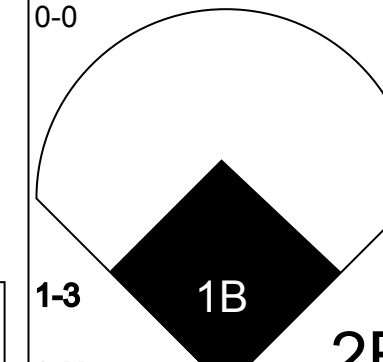
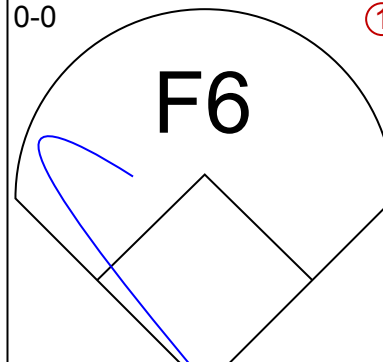
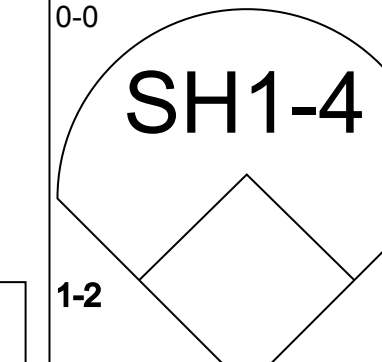
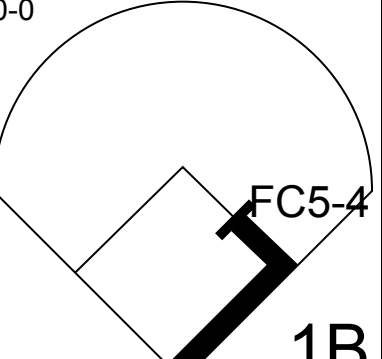
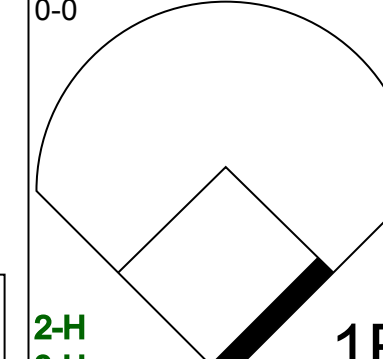
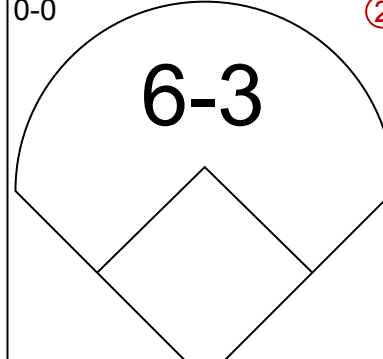
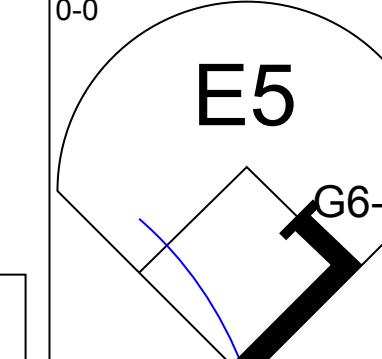

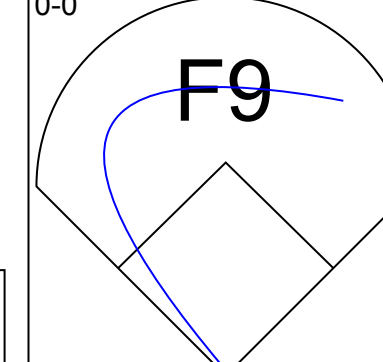
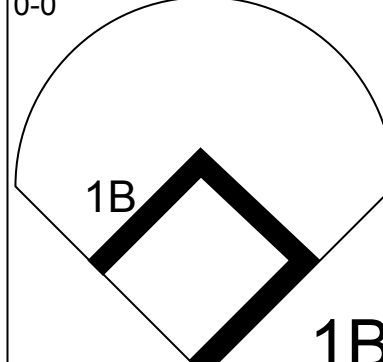
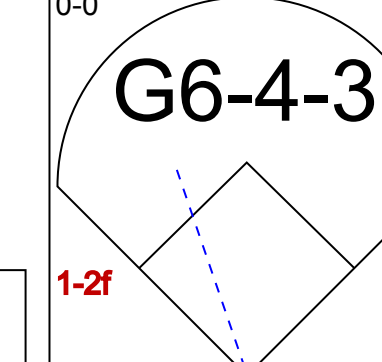
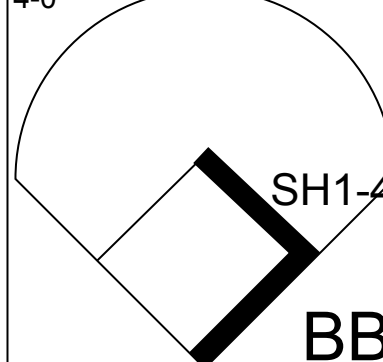
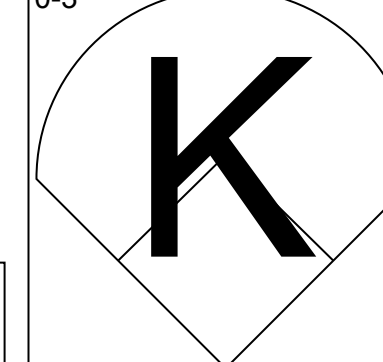
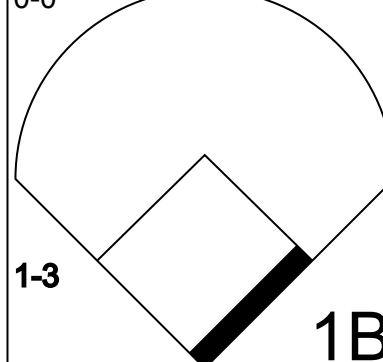
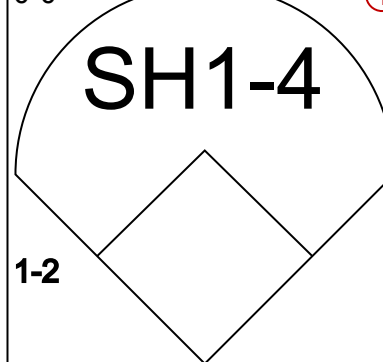
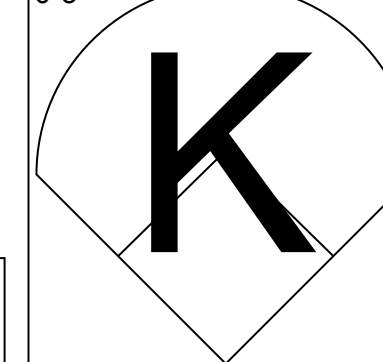
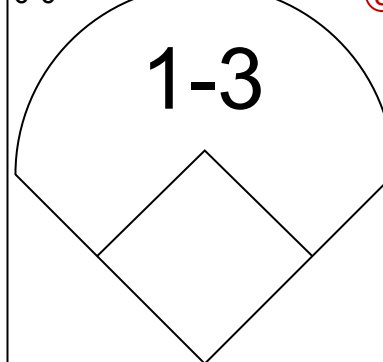
**Washington Senators @ Cleveland Indians**  
Cleveland Municipal Stadium, Cleveland, OH  
Tue Aug 08 1961, 7:05 PM EDT  
Att: 5,271 - Unknown

AB 35  
R 6  
H 10  
RBI 5  
BB 5  
SO 3  
LOB 11





Batter	1	2	3	4	5	6	7	8	9	AB	R	H	RBI	BB	SO	LOB	TOP														
Chuck Hinton, R (1, 9) OBP: 0.340, SLG: 0.387										4	0	0	0	0	2	0	<p>Washington Senators @ Cleveland Indians Cleveland Municipal Stadium, Cleveland, OH</p> <p>Wed Aug 09 1961, 7:05 PM EDT Att: 14,881 - Unknown</p> <p>livebaseballscores.com</p> <table border="1"> <tr><td>AB</td><td>30</td></tr> <tr><td>R</td><td>1</td></tr> <tr><td>H</td><td>3</td></tr> <tr><td>RBI</td><td>1</td></tr> <tr><td>BB</td><td>2</td></tr> <tr><td>SO</td><td>8</td></tr> <tr><td>LOB</td><td>9</td></tr> </table> 	AB	30	R	1	H	3	RBI	1	BB	2	SO	8	LOB	9
AB	30																														
R	1																														
H	3																														
RBI	1																														
BB	2																														
SO	8																														
LOB	9																														
Danny O'Connell, R (1, 5) OBP: 0.394, SLG: 0.358										3	0	1	0	1	0	0															
Bud Zipfel, L (1, 3) OBP: 0.300, SLG: 0.435										4	1	1	1	0	2	2															
Gene Woodling, L (1, 7) OBP: 0.403, SLG: 0.470										4	0	0	0	0	0	2															
Marty Keough, L (1, 8) OBP: 0.318, SLG: 0.452											3	0	1	0	1	0	1														
Bob Johnson, R (1, 6) OBP: 0.333, SLG: 0.379										3	0	0	0	0	0	2															
Chuck Cottier, R (1, 4) OBP: 0.276, SLG: 0.285											3	0	0	0	0	1	1														
Pete Daley, R (1, 2) OBP: 0.231, SLG: 0.261										3	0	0	0	0	1	1															
John Gabler, S (1, 1) OBP: 0.286, SLG: 0.350										2	0	0	0	0	2	0															
Dale Long, L (8, PH) OBP: 0.335, SLG: 0.505										1	0	0	0	0	0	0															
Marty Kutyna, R (8, 1) OBP: 0.286, SLG: 0.286										0	0	0	0	0	0	0															
<b>Inning Stats</b>	R: 1 E: 0 K: 1 S: 6	H: 1 LOB: 0 BB: 0 P: 6	R: 0 E: 0 K: 2 S: 8	H: 1 LOB: 1 BB: 0 P: 8	R: 0 E: 0 K: 1 S: 5	H: 0 LOB: 0 BB: 0 P: 5	R: 0 E: 0 K: 1 S: 5	H: 0 LOB: 1 BB: 1 P: 9	R: 0 E: 0 K: 1 S: 5	H: 0 LOB: 0 BB: 0 P: 5	R: 0 E: 0 K: 0 S: 3	H: 0 LOB: 1 BB: 1 P: 7	R: 0 E: 0 K: 0 S: 3	H: 0 LOB: 0 BB: 0 P: 3	R: 0 E: 0 K: 1 S: 5	H: 0 LOB: 0 BB: 0 P: 5	R: 0 E: 0 K: 1 S: 6	H: 1 LOB: 1 BB: 0 P: 6	1B: 2 2B: 0 3B: 0 HR: 1	SF: 0 SAC: 0 DP: 0 HBP: 0	WP: 0 PB: 0 SB: 1 CS: 0	PA: 32									
<b>PITCHER</b> Gary Bell, R (1, 1) ERA: 4.4	IP: 9.0 WLS: W BF: 32 H: 3 R: 1 ER: 1 SO: 8 BB: 2 IBB: 0 HBP: 0 BLK: 0 WP: 0 HR: 1 S: 46 P: 54 ERA: 1.00 WHIP: 0.556															<b>PITCHER</b>	IP: WLS: BF: H: R: ER: SO: BB: IBB: HBP: BLK: WP: HR: S: P: ERA: WHIP:														

Batter	1	2	3	4	5	6	7	8	9	AB	R	H	RBI	BB	SO	LOB	BOTTOM														
Johnny Temple, R (1, 4) OBP: 0.346, SLG: 0.350										4	0	0	0	0	0	1	<p>Washington Senators @ Cleveland Indians Cleveland Municipal Stadium, Cleveland, OH</p> <p>Wed Aug 09 1961, 7:05 PM EDT Att: 14,881 - Unknown</p> <p>livebaseballscores.com</p> <table border="1"> <tr><td>AB</td><td>30</td></tr> <tr><td>R</td><td>3</td></tr> <tr><td>H</td><td>8</td></tr> <tr><td>RBI</td><td>3</td></tr> <tr><td>BB</td><td>2</td></tr> <tr><td>SO</td><td>3</td></tr> <tr><td>LOB</td><td>12</td></tr> </table> 	AB	30	R	3	H	8	RBI	3	BB	2	SO	3	LOB	12
AB	30																														
R	3																														
H	8																														
RBI	3																														
BB	2																														
SO	3																														
LOB	12																														
Don Dillard, L (1, 8) OBP: 0.355, SLG: 0.444										4	0	0	0	0	1	1															
Tito Francona, L (1, 7) OBP: 0.359, SLG: 0.459										4	1	2	0	0	0	0															
Willie Kirkland, L (1, 9) OBP: 0.332, SLG: 0.496										3	1	1	0	1	0	1															
Bubba Phillips, R (1, 5) OBP: 0.317, SLG: 0.444										3	1	1	1	0	0	0															
John Romano, R (1, 2) OBP: 0.379, SLG: 0.496										4	0	2	2	0	0	1															
Vic Power, R (1, 3) OBP: 0.300, SLG: 0.363										4	0	1	0	0	0	4															
Woodie Held, R (1, 6) OBP: 0.369, SLG: 0.460										2	0	1	0	1	1	1															
Gary Bell, R (1, 1) OBP: 0.175, SLG: 0.167										2	0	0	0	0	1	3															
<b>Inning Stats</b>	R: 0 E: 0 K: 1 S: 5	H: 0 LOB: 0 BB: 0 P: 5	R: 0 E: 0 K: 0 S: 4	H: 1 LOB: 1 BB: 0 P: 4	R: 0 E: 0 K: 0 S: 3	H: 0 LOB: 1 BB: 1 P: 7	R: 3 E: 0 K: 2 S: 11	H: 4 LOB: 0 BB: 0 P: 11	R: 0 E: 0 K: 0 S: 4	H: 1 LOB: 1 BB: 0 P: 4	R: 0 E: 0 K: 0 S: 5	H: 2 LOB: 2 BB: 0 P: 5	R: 0 E: 0 K: 0 S: 3	H: 0 LOB: 0 BB: 0 P: 3	R: 0 E: 1 K: 0 S: 3	H: 0 LOB: 1 BB: 1 P: 7	R: 0 E: 0 K: 1 S: 6	H: 0 LOB: 1 BB: 0 P: 6	1B: 7 2B: 1 3B: 0 HR: 0	SF: 0 SAC: 2 DP: 1 HBP: 0	WP: 0 PB: 0 SB: 0 CS: 0	PA: 34									
<b>PITCHER</b> John Gabler, R (1, 1) ERA: 4.61	IP: 7.0 WLS: L BF: 30 H: 8 R: 3 ER: 3 SO: 3 BB: 1 IBB: 0 HBP: 0 BLK: 0 WP: 0 HR: 0 S: 35 P: 39 ERA: 3.86 WHIP: 1.286															<b>PITCHER</b>	IP: WLS: BF: H: R: ER: SO: BB: IBB: HBP: BLK: WP: HR: S: P: ERA: WHIP:														
<b>PITCHER</b> Marty Kutyna, R (8, 1) ERA: 3.23	IP: 1.0 WLS: L BF: 4 H: 0 R: 0 ER: 0 SO: 0 BB: 0 IBB: 0 HBP: 0 BLK: 0 WP: 0 HR: 0 S: 3 P: 7 ERA: 0.00 WHIP: 1.000															<b>PITCHER</b>	IP: WLS: BF: H: R: ER: SO: BB: IBB: HBP: BLK: WP: HR: S: P: ERA: WHIP:														



Batter	1	2	3	4	5	6	7	8	9	AB	R	H	RBI	BB	SO	LOB	TOP			
<b>Bobby Richardson, R</b> OBP: 0.296, SLG: 0.327 (1, 4)										6	2	2	1	0	0	1				
<b>Tony Kubek, L</b> OBP: 0.321, SLG: 0.414 (1, 6)										6	3	4	1	0	0	1				
<b>Joe Demaestri, R</b> OBP: 0.194, SLG: 0.194 (9, 6)										0	0	0	0	0	0	0				
<b>Roger Maris, L</b> OBP: 0.378, SLG: 0.621 (1, 9) (7, 8)										5	1	1	1	1	0	5				
<b>Mickey Mantle, S</b> OBP: 0.451, SLG: 0.721 (1, 8)										3	1	1	3	1	0	1				
<b>Hector Lopez, R</b> OBP: 0.291, SLG: 0.287 (7, 9)										1	0	1	1	0	0	0				
<b>Yogi Berra, L</b> OBP: 0.338, SLG: 0.483 (1, 7)										5	1	2	0	1	0	3				
<b>Elston Howard, R</b> OBP: 0.402, SLG: 0.547 (1, 2)										5	1	3	2	0	1	1				
<b>Bill Skowron, R</b> OBP: 0.331, SLG: 0.480 (1, 3)										5	1	1	0	0	0	4				
<b>Clete Boyer, R</b> OBP: 0.312, SLG: 0.331 (1, 5)										4	1	3	1	1	0	1				
<b>Ralph Terry, R</b> OBP: 0.295, SLG: 0.333 (8, PH)										4	1	1	2	0	0	5				
<b>Bob Hale, L</b> OBP: 0.186, SLG: 0.154 (8, PH)										1	0	0	0	0	0	1				
<b>Hal Reniff, R</b> (8, 1)										0	0	0	0	0	0	0				
<b>Inning Stats</b>	R: 2 E: 0 K: 0 S: 6	H: 3 LOB: 1 BB: 0 P: 6	R: 0 E: 0 K: 0 S: 4	H: 1 LOB: 1 BB: 0 P: 4	R: 6 E: 2 K: 0 S: 10	H: 6 LOB: 2 BB: 1 P: 14	R: 0 E: 0 K: 0 S: 5	H: 2 LOB: 3 BB: 1 P: 9	R: 1 E: 0 K: 1 S: 4	H: 1 LOB: 1 BB: 0 P: 6	R: 2 E: 1 K: 0 S: 5	H: 1 LOB: 0 BB: 0 P: 5	R: 0 E: 0 K: 0 S: 4	H: 2 LOB: 1 BB: 1 P: 4	R: 1 E: 0 K: 0 S: 4	H: 2 LOB: 1 BB: 1 P: 8	1B: 12 2B: 5 3B: 1 HR: 2	SF: 1 SAC: 0 DP: 2 HBP: 0	WP: 0 PB: 0 SB: 0 CS: 0	PA: 50
<b>PITCHER</b>	IP WLS BF H R ER SO BB IBB HBP BLK WP HR S P ERA WHIP																			
<b>Joe McClain, R</b> ERA: 3.99 (1, 1)	2.2 L 20 10 8 4 0 1 0 0 0 0 0 0 19 23 13.50 4.125																			
<b>Pete Burnside, L</b> ERA: 6.43 (3, 1)	4.1 21 5 3 1 1 2 0 0 0 0 0 2 21 29 2.08 1.615																			
<b>Ed Hobaugh, R</b> ERA: 5.0 (8, 1)	2.0 9 4 1 1 0 1 0 0 0 0 0 0 8 12 4.50 2.500																			

**New York Yankees @ Washington Senators**  
Griffith Stadium, Washington, DC  
Fri Aug 11 1961, 7:05 PM EDT  
Att. 22,601 - Cloudy

AB	45
R	12
H	19
RBI	12
BB	4
SO	1
LOB	23



Batter	1	2	3	4	5	6	7	8	9	AB	R	H	RBI	BB	SO	LOB	BOTTOM			
<b>Chuck Hinton, R</b> OBP: 0.335, SLG: 0.382 (1, 7)										3	0	0	1	0	1	0				
<b>Danny O'Connell, R</b> OBP: 0.385, SLG: 0.360 (1, 5)										4	2	2	0	0	0	1				
<b>Bud Zupfel, L</b> OBP: 0.315, SLG: 0.500 (1, 3)										4	1	2	2	0	0	1				
<b>Gene Woodling, L</b> OBP: 0.401, SLG: 0.467 (1, 9)										4	0	1	0	0	0	1				
<b>Marty Keough, L</b> OBP: 0.320, SLG: 0.453 (1, 8)										4	0	2	1	0	0	1				
<b>Bob Johnson, R</b> OBP: 0.329, SLG: 0.371 (1, 6)										4	1	1	0	0	1	4				
<b>Chuck Cottier, R</b> OBP: 0.276, SLG: 0.284 (1, 4)										4	1	1	0	0	0	0				
<b>Pete Daley, R</b> OBP: 0.228, SLG: 0.257 (1, 2)										2	0	0	0	0	0	0				
<b>Billy Klaus, L</b> OBP: 0.308, SLG: 0.370 (7, PH)										1	0	0	0	0	1	2				
<b>Harry Bright, R</b> OBP: 0.323, SLG: 0.377 (8, 2)										1	0	0	0	0	0	0				
<b>Joe McClain, R</b> OBP: 0.204, SLG: 0.245 (1, 1)										0	0	0	0	0	0	0				
<b>Pete Burnside, R</b> OBP: 0.118, SLG: 0.063 (3, 1)										2	0	0	0	0	1	0				
<b>Jim King, L</b> OBP: 0.367, SLG: 0.453 (7, PH)										1	0	1	1	0	0	0				
<b>Ed Hobaugh, R</b> OBP: 0.147, SLG: 0.121 (8, 1)										0	0	0	0	0	0	0				
<b>Dale Long, L</b> OBP: 0.334, SLG: 0.503 (9, PH)										1	0	0	0	0	0	0				
<b>Inning Stats</b>	R: 0 E: 0 K: 0 S: 3	H: 0 LOB: 0 BB: 0 P: 3	R: 0 E: 0 K: 0 S: 3	H: 1 LOB: 0 BB: 0 P: 3	R: 0 E: 0 K: 0 S: 3	H: 0 LOB: 0 BB: 0 P: 3	R: 1 E: 0 K: 1 S: 8	H: 3 LOB: 2 BB: 0 P: 8	R: 0 E: 0 K: 1 S: 5	H: 0 LOB: 0 BB: 0 P: 5	R: 2 E: 0 K: 1 S: 8	H: 2 LOB: 1 BB: 0 P: 5	R: 0 E: 0 K: 1 S: 6	H: 1 LOB: 1 BB: 0 P: 6	R: 0 E: 0 K: 0 S: 3	H: 0 LOB: 0 BB: 0 P: 3	1B: 9 2B: 0 3B: 0 HR: 1	SF: 1 SAC: 0 DP: 1 HBP: 0	WP: 0 PB: 0 SB: 0 CS: 0	PA: 36
<b>PITCHER</b>	IP WLS BF H R ER SO BB IBB HBP BLK WP HR S P ERA WHIP																			
<b>Ralph Terry, R</b> ERA: 3.91 (1, 1)	7.0 W 29 15 5 5 3 0 0 0 0 0 0 1 35 35 6.43 1.286																			
<b>Hal Reniff, R</b> ERA: 2.22 (8, 1)	2.0 S 7 1 0 0 1 0 0 0 0 0 0 0 9 9 0.00 0.500																			

**New York Yankees @ Washington Senators**  
Griffith Stadium, Washington, DC  
Fri Aug 11 1961, 7:05 PM EDT  
Att. 22,601 - Cloudy

AB	35
R	5
H	10
RBI	5
BB	0
SO	4
LOB	10





Batter	1	2	3	4	5	6	7	8	9	AB	R	H	RBI	BB	SO	LOB	TOP			
<b>Bobby Richardson, R</b> OBP: 0.294, SLG: 0.324 (1, 4)										4	0	0	0	0	0	1	<b>New York Yankees @ Washington Senators</b> Griffith Stadium, Washington, DC Sat Aug 12 1961, 3:33 AM EDT Att: 15,870 - Unknown - 94 F <a href="http://livebaseballscorecards.com">livebaseballscorecards.com</a>			
<b>Tony Kubek, L</b> OBP: 0.318, SLG: 0.410 (1, 6)										4	0	0	0	0	0	0				
<b>Roger Maris, L</b> OBP: 0.379, SLG: 0.629 (1, 9)										4	1	2	1	0	0	0				
<b>Mickey Mantle, S</b> OBP: 0.452, SLG: 0.718 (1, 8)										3	0	1	0	1	0	1				
<b>Yogi Berra, L</b> OBP: 0.333, SLG: 0.476 (1, 7)										4	0	0	0	0	1	2				
<b>Elston Howard, R</b> OBP: 0.397, SLG: 0.540 (1, 2)										4	0	0	0	0	0	1				
<b>Bill Skowron, R</b> OBP: 0.329, SLG: 0.476 (1, 3)										3	0	0	0	0	2	0				
<b>Clete Boyer, R</b> OBP: 0.312, SLG: 0.334 (1, 5)										3	0	1	0	0	0	0				
<b>Bill Stafford, R</b> OBP: 0.261, SLG: 0.195 <b>Luis Arroyo, L</b> OBP: 0.286, SLG: 0.381 (1, 1) (7, 1)										3	0	1	0	0	0	1				
<b>Inning Stats</b>	R: 0 E: 0 K: 1 S: 4	H: 1 LOB: 1 BB: 0 P: 4	R: 0 E: 0 K: 2 S: 7	H: 0 LOB: 0 BB: 0 P: 7	R: 0 E: 0 K: 0 S: 3	H: 0 LOB: 0 BB: 0 P: 3	R: 1 E: 0 K: 0 S: 5	H: 2 LOB: 1 BB: 0 P: 5	R: 0 E: 0 K: 1 S: 6	H: 1 LOB: 1 BB: 0 P: 6	R: 0 E: 0 K: 0 S: 3	H: 1 LOB: 1 BB: 1 P: 4	R: 0 E: 0 K: 0 S: 3	H: 0 LOB: 0 BB: 0 P: 3	R: 0 E: 0 K: 0 S: 3	H: 0 LOB: 0 BB: 0 P: 3	1B: 2 2B: 2 3B: 0 HR: 1	SF: 0 SAC: 0 DP: 0 HBP: 0	WP: 0 PB: 0 SB: 1 CS: 0	PA: 33
<b>PITCHER</b> <b>Dick Donovan, R</b> ERA: 2.3 (1, 1)	IP: 9.0 WLS: W BF: 33 H: 5 R: 1 ER: 1 SO: 3 BB: 1 IBB: 0 HBP: 0 BLK: 0 WP: 0 HR: 1 S: 38 P: 42 ERA: 1.00 WHIP: 0.667															<b>PITCHER</b>				

Batter	1	2	3	4	5	6	7	8	9	AB	R	H	RBI	BB	SO	LOB	BOTTOM	
<b>Chuck Hinton, R</b> OBP: 0.337, SLG: 0.384 (1, 7)										4	1	2	0	0	1	0	<b>New York Yankees @ Washington Senators</b> Griffith Stadium, Washington, DC Sat Aug 12 1961, 3:33 AM EDT Att: 15,870 - Unknown - 94 F <a href="http://livebaseballscorecards.com">livebaseballscorecards.com</a>	
<b>Danny O'Connell, R</b> OBP: 0.394, SLG: 0.359 (1, 5)										4	0	1	0	0	0	1		
<b>Bud Zupfel, L</b> OBP: 0.298, SLG: 0.472 (1, 3)										3	0	0	0	0	1	0		
<b>Jim King, L</b> OBP: 0.373, SLG: 0.459 (1, 9)										4	0	3	1	0	0	0		
<b>Marty Keough, L</b> OBP: 0.319, SLG: 0.454 (1, 8)										4	1	1	0	0	1	4		
<b>Bob Johnson, R</b> OBP: 0.337, SLG: 0.370 (1, 6) (8, 4)										3	1	1	0	1	0	3		
<b>Chuck Cottler, R</b> OBP: 0.273, SLG: 0.281 <b>Gene Woodling, L</b> OBP: 0.403, SLG: 0.469 <b>Coot Veal, R</b> OBP: 0.276, SLG: 0.242 (1, 4) (7, PH) (7, PR) (8, 6)										2	0	0	0	0	1	0		
<b>Pete Daley, R</b> OBP: 0.225, SLG: 0.254 <b>Gene Green, R</b> OBP: 0.376, SLG: 0.575 (1, 2) (7, PH) (8, 2)										2	0	0	0	0	0	0		
<b>Dick Donovan, L</b> OBP: 0.255, SLG: 0.262 (1, 1)										3	0	0	0	0	1	1		
<b>Inning Stats</b>	R: 1 E: 0 K: 1 S: 8	H: 3 LOB: 2 BB: 0 P: 8	R: 0 E: 0 K: 2 S: 7	H: 0 LOB: 0 BB: 0 P: 7	R: 0 E: 0 K: 1 S: 5	H: 0 LOB: 0 BB: 0 P: 5	R: 0 E: 0 K: 0 S: 3	H: 2 LOB: 0 BB: 0 P: 3	R: 0 E: 0 K: 0 S: 3	H: 0 LOB: 0 BB: 0 P: 3	R: 4 E: 0 K: 0 S: 7	H: 4 LOB: 1 BB: 1 P: 11	R: 0 E: 0 K: 1 S: 6	H: 1 LOB: 1 BB: 0 P: 6	1B: 8 2B: 1 3B: 0 HR: 1	SF: 0 SAC: 1 DP: 1 HBP: 0	WP: 0 PB: 0 SB: 0 CS: 1	PA: 34
<b>PITCHER</b> <b>Bill Stafford, R</b> ERA: 2.76 <b>Luis Arroyo, L</b> ERA: 1.81 (1, 1) (7, 1)	IP: 6.1 WLS: L BF: 25 H: 7 R: 4 ER: 4 SO: 4 BB: 0 IBB: 0 HBP: 0 BLK: 0 WP: 0 HR: 0 S: 36 P: 36 ERA: 5.68 WHIP: 1.105															<b>PITCHER</b>		



Batter	1	2	3	4	5	6	7	8	9	AB	R	H	RBI	BB	SO	LOB	TOP			
<b>Bobby Richardson, R</b> OBP: 0.291, SLG: 0.321 (1, 4)	0-0 6-3		0-0 F8			0-0 G3		0-0 E4		4	0	0	0	0	0	1	<b>New York Yankees @ Washington Senators</b> Griffith Stadium, Washington, DC Sun Aug 13 1961, 3:33 AM EDT Unknown <a href="http://livebaseballscorecards.com">livebaseballscorecards.com</a>			
<b>Tony Kubek, L</b> OBP: 0.316, SLG: 0.406 (1, 6)	0-3 K		0-0 4-3			0-0 4-3		0-0 FC6		4	0	0	0	0	1	2				
<b>Roger Maris, L</b> OBP: 0.380, SLG: 0.635 (1, 9)	0-0 1B			0-0 HR		0-0 F4			0-3 K	4	1	2	1	0	1	0				
<b>Mickey Mantle, S</b> OBP: 0.450, SLG: 0.721 (1, 8)	0-3 K			0-0 4-3			0-0 G3		0-0 HR	4	1	1	1	0	1	1				
<b>Yogi Berra, L</b> OBP: 0.329, SLG: 0.470 (1, 7)		0-0 6-3		0-0 4-3			0-0 5-3		0-0 F9	4	0	0	0	0	0	0				
<b>Elston Howard, R</b> OBP: 0.395, SLG: 0.536 (1, 2)		0-0 1B		0-0 6-3			0-0 4-3		0-3 K	4	0	1	0	0	1	0				
<b>Bill Skowron, R</b> OBP: 0.327, SLG: 0.473 (1, 3)		0-0 F9			0-0 5-3			0-0 5-3		3	0	0	0	0	0	1				
<b>Clete Boyer, R</b> OBP: 0.312, SLG: 0.334 (1, 5)		0-3 K			0-3 K			0-0 FC4-6 1B		3	0	1	0	0	2	1				
<b>Bud Daley, L</b> OBP: 0.140, SLG: 0.085 <b>Hal Reniff, R</b> (6, 1)			0-0 4-3		0-0 5-3			0-0 FC4-6 E		2	0	0	0	0	0	0				
<b>Tex Clevenger, R</b> OBP: 0.143, SLG: 0.286 <b>Earl Torgeson, L</b> OBP: 0.318, SLG: 0.094 <b>Al Downing, R</b> (8, 1)										0	0	0	0	0	0	0				
<b>Inning Stats</b>	R: 0 E: 0 K: 2 S: 8	H: 1 LOB: 1 BB: 0 P: 8	R: 0 E: 0 K: 1 S: 6	H: 1 LOB: 1 BB: 0 P: 6	R: 0 E: 0 K: 0 S: 3	H: 0 LOB: 0 BB: 0 P: 3	R: 1 E: 0 K: 0 S: 4	H: 1 LOB: 0 BB: 0 P: 4	R: 0 E: 0 K: 1 S: 5	H: 0 LOB: 0 BB: 0 P: 5	R: 0 E: 0 K: 0 S: 3	H: 0 LOB: 0 BB: 0 P: 3	R: 0 E: 1 K: 0 S: 5	H: 1 LOB: 2 BB: 0 P: 5	R: 1 E: 0 K: 2 S: 8	H: 1 LOB: 0 BB: 0 P: 8	1B: 3 2B: 0 3B: 0 HR: 2	SF: 0 SAC: 0 DP: 0 HBP: 0	WP: 0 PB: 0 SB: 0 CS: 0	PA: 33
<b>PITCHER</b> <b>Bennie Daniels, R</b> ERA: 3.49 (1, 1)	IP: 9.0 WLS: W BF: 33 H: 5 R: 2 ER: 2 SO: 6 BB: 0 IBB: 0 HBP: 0 BLK: 0 WP: 0 HR: 2 S: 45 P: 45 ERA: 2.00 WHIP: 0.556											<b>PITCHER</b> IP: WLS: BF: H: R: ER: SO: BB: IBB: HBP: BLK: WP: HR: S: P: ERA: WHIP:								

Batter	1	2	3	4	5	6	7	8	9	AB	R	H	RBI	BB	SO	LOB	BOTTOM			
<b>Chuck Hinton, R</b> OBP: 0.349, SLG: 0.404 (1, 7)	0-0 HR		4-0 S BB		0-0 1B	0-0 FC3-6 1B	4-0 2B BB	0-3 K		4	2	3	2	2	1	2	<b>New York Yankees @ Washington Senators</b> Griffith Stadium, Washington, DC Sun Aug 13 1961, 3:33 AM EDT Unknown <a href="http://livebaseballscorecards.com">livebaseballscorecards.com</a>			
<b>Danny O'Connell, R</b> OBP: 0.382, SLG: 0.355 <b>Billy Klaus, L</b> OBP: 0.308, SLG: 0.370 (7, PR) (8, 5)	0-0 L8		0-0 F9		0-0 G1-4-6-3	0-0 FC3-6 1B	4-0 2B BB		4	0	0	1	1	0	5	0				
<b>Bud Zipfel, L</b> OBP: 0.339, SLG: 0.500 (1, 3)	4-0 BB		0-3 K		0-0 BB	0-0 BB	1-3 2H 3H	0-0 2B	3	1	2	3	2	1	1					
<b>Gene Green, R</b> OBP: 0.373, SLG: 0.571 (1, 2)	0-3 K			0-0 2B		0-0 K	0-0 P6		5	0	1	0	0	2	7					
<b>Willie Tasby, R</b> OBP: 0.331, SLG: 0.427 (1, 8)		0-0 P6		0-0 5-3		4-0 2B BB	0-0 5-3	0-0 1B 2B	4	2	1	0	1	0	1					
<b>Jim King, L</b> OBP: 0.374, SLG: 0.478 (1, 9)		0-0 3-1		0-0 3-1		0-0 2B 2B	0-0 HR	0-3 K	5	2	2	3	0	1	2					
<b>Bob Johnson, R</b> OBP: 0.352, SLG: 0.410 (1, 6)		0-0 2B		0-0 6-3		0-0 2B 1B	0-0 BB BB	0-3 K	5	2	3	1	0	1	2					
<b>Chuck Cottier, R</b> OBP: 0.285, SLG: 0.287 (1, 4)	0-0 F5				4-0 1B BB	0-0 1B 1B	4-0 BB BB	0-0 1B 1B	3	2	2	1	2	0	1					
<b>Bennie Daniels, L</b> OBP: 0.265, SLG: 0.362 (1, 1)			0-0 P5		0-3 K	0-0 FC3-6 1B	0-3 K	0-0 1B	5	1	2	1	0	2	3					
<b>Inning Stats</b>	R: 1 E: 0 K: 1 S: 5	H: 1 LOB: 1 BB: 1 P: 9	R: 0 E: 0 K: 0 S: 4	H: 1 LOB: 1 BB: 0 P: 4	R: 0 E: 0 K: 1 S: 5	H: 0 LOB: 1 BB: 1 P: 9	R: 0 E: 0 K: 0 S: 4	H: 1 LOB: 1 BB: 0 P: 4	R: 0 E: 0 K: 1 S: 5	H: 1 LOB: 1 BB: 1 P: 9	R: 6 E: 0 K: 1 S: 11	H: 6 LOB: 6 BB: 2 P: 19	R: 4 E: 0 K: 1 S: 8	H: 3 LOB: 3 BB: 3 P: 20	R: 1 E: 0 K: 3 S: 12	H: 3 LOB: 2 BB: 0 P: 12		1B: 8 2B: 6 3B: 0 HR: 2	SF: 0 SAC: 0 DP: 1 HBP: 0	WP: 0 PB: 0 SB: 1 CS: 0
<b>PITCHER</b> <b>Bud Daley, L</b> ERA: 5.0 <b>Hal Reniff, R</b> ERA: 4.21 <b>Tex Clevenger, R</b> ERA: 4.01 <b>Al Downing, L</b> ERA: 9.0 (1, 1)	IP: 5.1 WLS: L BF: 25 H: 6 R: 5 ER: 5 SO: 4 BB: 5 IBB: 0 HBP: 0 BLK: 0 WP: 0 HR: 1 S: 28 P: 48 ERA: 8.44 WHIP: 2.062											<b>PITCHER</b> IP: WLS: BF: H: R: ER: SO: BB: IBB: HBP: BLK: WP: HR: S: P: ERA: WHIP:								



Batter	1	2	3	4	5	6	7	8	9	AB	R	H	RBI	BB	SO	LOB	TOP								
<b>Bobby Richardson, R</b> OBP: 0.293, SLG: 0.322										5	1	2	1	0	0	0	<b>New York Yankees @ Washington Senators</b> Griffith Stadium, Washington, DC Sun Aug 13 1961, 3:38 AM EDT Att: 27,368 - Unknown								
<b>Tony Kubek, L</b> OBP: 0.314, SLG: 0.409										5	0	1	0	0	1	2									
<b>Roger Maris, L</b> OBP: 0.380, SLG: 0.639										5	2	2	2	0	1	1									
<b>Mickey Mantle, S</b> OBP: 0.450, SLG: 0.715										3	1	0	0	2	1	0									
<b>Johnny Blanchard, L</b> OBP: 0.376, SLG: 0.631										5	2	2	1	0	0	1									
<b>Elston Howard, R</b> OBP: 0.393, SLG: 0.534										3	0	1	2	0	0	0									
<b>Hector Lopez, R</b> OBP: 0.300, SLG: 0.299										3	1	2	1	1	0	0									
<b>Clete Boyer, R</b> OBP: 0.314, SLG: 0.344										4	2	2	2	0	0	3									
<b>Jim Coates, R</b> OBP: 0.115, SLG: 0.042										3	0	0	0	0	2	0									
<b>Inning Stats</b>	R: 3 E: 0 K: 0 S: 8	H: 5 LOB: 2 BB: 0 P: 8	R: 0 E: 0 K: 1 S: 5	H: 0 LOB: 0 BB: 0 P: 5	R: 0 E: 0 K: 0 S: 3	H: 0 LOB: 0 BB: 0 P: 3	R: 0 E: 0 K: 0 S: 2	H: 0 LOB: 0 BB: 1 P: 6	R: 0 E: 0 K: 1 S: 6	H: 1 LOB: 1 BB: 0 P: 6	R: 0 E: 0 K: 1 S: 5	H: 0 LOB: 0 BB: 0 P: 5	R: 1 E: 1 K: 0 S: 5	H: 2 LOB: 1 BB: 0 P: 5	R: 5 E: 0 K: 0 S: 7	H: 4 LOB: 0 BB: 1 P: 11		R: 0 E: 0 K: 2 S: 7	H: 0 LOB: 1 BB: 1 P: 11	1B: 7 2B: 1 3B: 2 HR: 2	SF: 1 SAC: 1 DP: 1 HBP: 0	WP: 0 PB: 0 SB: 2 CS: 0	PA: 41		
<b>PITCHER</b>	IP WLS BF H R ER SO BB IBB HBP BLK WP HR S P ERA WHIP																								
<b>Marty Kutyna, R</b> ERA: 3.36	(1, 1)	7.0	L	29	8	4	4	3	1	0	0	0	0	0	1	34	38	5.14	1.286						
<b>Mike Garcia, R</b> ERA: 7.2	(8, 1)	0.1		5	3	4	4	0	1	0	0	0	0	0	0	4	8	108.00	12.000						
<b>Dave Sisler, R</b> ERA: 3.83	(8, 1)	1.2		7	1	1	1	2	1	0	0	0	0	0	1	10	14	5.40	1.200						

Batter	1	2	3	4	5	6	7	8	9	AB	R	H	RBI	BB	SO	LOB	BOTTOM								
<b>Chuck Hinton, R</b> OBP: 0.346, SLG: 0.399										5	1	1	0	0	0	2	<b>New York Yankees @ Washington Senators</b> Griffith Stadium, Washington, DC Sun Aug 13 1961, 3:38 AM EDT Att: 27,368 - Unknown								
<b>Danny O'Connell, R</b> OBP: 0.394, SLG: 0.355										3	1	1	0	2	1	2									
<b>Bud Zupfel, L</b> OBP: 0.333, SLG: 0.500										4	1	1	0	0	1	3									
<b>Gene Green, R</b> OBP: 0.375, SLG: 0.570										4	1	2	2	0	2	3									
<b>Willie Tasby, R</b> OBP: 0.330, SLG: 0.425										4	0	1	1	0	0	3									
<b>Jim King, L</b> OBP: 0.372, SLG: 0.475										3	0	1	1	0	1	1									
<b>Bob Johnson, R</b> OBP: 0.337, SLG: 0.390										4	0	0	0	0	2	2									
<b>Chuck Cottier, R</b> OBP: 0.286, SLG: 0.288										3	0	1	0	0	0	0									
<b>Gene Woodling, L</b> OBP: 0.405, SLG: 0.471										1	0	1	0	0	0	0									
<b>Marty Kutyna, R</b> OBP: 0.261, SLG: 0.261	(1, 1)									2	0	0	0	0	0	1									
<b>Marty Keough, L</b> OBP: 0.316, SLG: 0.452	(7, PH)									1	0	0	0	0	1	0									
<b>Mike Garcia, R</b>	(8, 1)									0	0	0	0	0	0	0									
<b>Dave Sisler, R</b>	(8, 1)									0	0	0	0	0	0	0									
<b>Dale Long, L</b> OBP: 0.336, SLG: 0.505	(8, PH)									1	0	1	0	0	0	0									
<b>Inning Stats</b>	R: 0 E: 0 K: 1 S: 7	H: 2 LOB: 2 BB: 0 P: 7	R: 0 E: 0 K: 0 S: 4	H: 2 LOB: 1 BB: 0 P: 4	R: 0 E: 0 K: 1 S: 5	H: 0 LOB: 1 BB: 1 P: 9	R: 0 E: 0 K: 0 S: 3	H: 0 LOB: 0 BB: 0 P: 3	R: 0 E: 0 K: 0 S: 3	H: 0 LOB: 0 BB: 0 P: 3	R: 1 E: 1 K: 2 S: 9	H: 1 LOB: 1 BB: 0 P: 9	R: 0 E: 0 K: 2 S: 7	H: 0 LOB: 0 BB: 0 P: 7	R: 3 E: 0 K: 2 S: 10	H: 3 LOB: 1 BB: 1 P: 14	R: 0 E: 0 K: 0 S: 4	H: 2 LOB: 1 BB: 0 P: 4	1B: 9 2B: 1 3B: 0 HR: 0	SF: 1 SAC: 0 DP: 2 HBP: 0	WP: 0 PB: 0 SB: 0 CS: 0	PA: 38			
<b>PITCHER</b>	IP WLS BF H R ER SO BB IBB HBP BLK WP HR S P ERA WHIP																								
<b>Jim Coates, R</b> ERA: 3.83	(1, 1)	9.0	W	38	10	4	3	8	2	0	0	0	0	0	0	52	60	3.00	1.333						



Batter	1	2	3	4	5	6	7	8	9	AB	R	H	RBI	BB	SO	LOB	TOP										
Joe Koppe, R OBP: 0.338, SLG: 0.382 (1, 6)	0-3 K		0-0 F5		0-3 K		0-0 2-3		0-0 5-3	5	0	0	0	0	2	1	<b>Los Angeles Angels @ Washington Senators</b> Griffith Stadium, Washington, DC Mon Aug 14 1961, 7:05 PM EDT Att: 4,234 - Unknown <a href="http://livebaseballscorecards.com">livebaseballscorecards.com</a>										
Lee Thomas, L OBP: 0.353, SLG: 0.471 (1, 7) (9, 9)	0-0 2B		0-0 E3		0-0 1B		0-0 HR		3-H	4	4	3	1	0	0	0											
Leon Wagner, L OBP: 0.301, SLG: 0.485 George Thomas, R OBP: 0.333, SLG: 0.473 (1, 9) (9, 7)	0-0 4-3		0-0 FC3-6		0-0 1B		0-3 K			4	1	3	2	0	1	0											
Ted Kluszewski, L OBP: 0.301, SLG: 0.444 Steve Bilko, R OBP: 0.409, SLG: 0.556 (1, 3) (7, 3)	0-0 4-3		0-0 FC3-6		0-3 K		0-0 4-3			4	0	0	0	0	1	4											
Ken Hunt, R OBP: 0.328, SLG: 0.492 (1, 8)	0-0 E7		4-0 1-2		0-0 1B				0-0 F7	3	0	2	2	1	0	0											
Tom Satriano, L OBP: 0.167, SLG: 0.250 (1, 5)	0-0 F5		0-0 4-3		0-0 5		0-0 1-3		0-3 K	4	0	0	0	0	1	3											
Del Rice, R OBP: 0.407, SLG: 0.468 (1, 2)			0-0 F7		0-0 5-3		0-0 5-3		0-0 F2	4	0	1	0	0	0	0											
Rocky Bridges, R OBP: 0.271, SLG: 0.222 (1, 4)			0-0 F7		0-0 F5		0-0 5-3		0-3 K	4	0	0	0	0	1	1											
Ted Bowsfield, R OBP: 0.152, SLG: 0.188 (1, 1)			0-0 1-3		0-3 K		0-3 K		0-0 5-3	4	0	1	0	0	2	1											
<b>Inning Stats</b>	R: 2 E: 1 K: 1 S: 8	H: 3 LOB: 1 BB: 0 P: 8	R: 0 E: 0 K: 0 S: 3	H: 0 LOB: 0 BB: 0 P: 3	R: 1 E: 1 K: 0 S: 5	H: 1 LOB: 2 BB: 1 P: 9	R: 0 E: 0 K: 1 S: 5	H: 0 LOB: 0 BB: 0 P: 5	R: 1 E: 0 K: 2 S: 9	H: 3 LOB: 2 BB: 0 P: 9	R: 0 E: 0 K: 1 S: 6	H: 1 LOB: 0 BB: 0 P: 6	R: 1 E: 0 K: 1 S: 6	H: 1 LOB: 0 BB: 0 P: 6	R: 0 E: 0 K: 1 S: 5	H: 0 LOB: 0 BB: 0 P: 5		R: 0 E: 0 K: 1 S: 5	H: 1 LOB: 0 BB: 0 P: 5	1B: 3 2B: 4 3B: 2 HR: 1	SF: 0 SAC: 0 DP: 0 HBP: 0	WP: 0 PB: 0 SB: 0 CS: 0	PA: 37				
<b>PITCHER</b>	IP	WLS	BF	H	R	ER	SO	BB	IBB	HBP	BLK	WP	HR	S	P	ERA	WHIP										
John Gabler, R ERA: 4.66 (1, 1)	5.0	L	24	7	4	3	4	1	0	0	0	0	0	30	34	5.40	1.600										
Johnny Klippstein, R ERA: 6.66 (6, 1)	2.0		8	2	1	1	2	0	0	0	0	0	1	12	12	4.50	1.000										
Mike Garcia, R ERA: 6.0 (8, 1)	2.0		6	1	0	0	2	0	0	0	0	0	0	10	10	0.00	0.500										

Batter	1	2	3	4	5	6	7	8	9	AB	R	H	RBI	BB	SO	LOB	BOTTOM										
Chuck Hinton, R OBP: 0.348, SLG: 0.405 (1, 7)	0-3 K		0-0 SH5-3		0-0 FC5-4				0-0 2B	4	0	2	0	0	1	1	<b>Los Angeles Angels @ Washington Senators</b> Griffith Stadium, Washington, DC Mon Aug 14 1961, 7:05 PM EDT Att: 4,234 - Unknown <a href="http://livebaseballscorecards.com">livebaseballscorecards.com</a>										
Danny O'Connell, R OBP: 0.381, SLG: 0.352 (1, 5)	0-0 F7		0-0 SH5-3		0-0 4-3			0-0 6-3		3	0	0	0	0	0	2											
Bud Zupfel, L OBP: 0.314, SLG: 0.469 (1, 3)	0-0 F2		0-3 K		0-0 P3			0-0 F7		4	0	0	0	0	1	2											
Gene Green, R OBP: 0.373, SLG: 0.565 (1, 2)			0-0 FC5-4		0-3 K			0-0 P4		4	1	1	0	0	1	2											
Bob Johnson, R OBP: 0.323, SLG: 0.372 (1, 6)			0-0 F2		0-3 K			0-0 5-3		4	0	0	0	0	1	1											
Jim King, L OBP: 0.370, SLG: 0.471 (1, 9)			0-0 FC5-4		0-0 G3			0-0 F9		4	0	1	0	0	0	0											
Willie Tasby, R OBP: 0.329, SLG: 0.422 (1, 8)			0-0 FC5-4		0-0 6-3			0-0 CS		3	0	0	0	1	1	2											
Chuck Cottier, R OBP: 0.295, SLG: 0.298 (1, 4)			0-0 1-2		0-0 FC5-4			0-0 1B		3	0	3	1	0	0	0											
John Gabler, S OBP: 0.273, SLG: 0.333 Harry Bright, R OBP: 0.321, SLG: 0.375 Johnny Klippstein, R OBP: 0.187, SLG: 0.167 Dale Long, L OBP: 0.335, SLG: 0.503 Mike Garcia, R (1, 1) (6, PH) (6, 1) (7, PH) (8, 1)	0-3 K		0-0 F2		0-0 K			0-3 K		1	0	0	0	0	1	2											
<b>Inning Stats</b>	R: 0 E: 0 K: 1 S: 5	H: 0 LOB: 0 BB: 0 P: 5	R: 1 E: 0 K: 1 S: 8	H: 3 LOB: 2 BB: 0 P: 8	R: 0 E: 0 K: 1 S: 6	H: 1 LOB: 1 BB: 0 P: 6	R: 0 E: 0 K: 1 S: 5	H: 0 LOB: 0 BB: 0 P: 5	R: 0 E: 0 K: 1 S: 4	H: 1 LOB: 1 BB: 0 P: 4	R: 0 E: 0 K: 1 S: 5	H: 0 LOB: 0 BB: 0 P: 5	R: 0 E: 0 K: 1 S: 5	H: 1 LOB: 1 BB: 1 P: 9	R: 0 E: 0 K: 0 S: 4	H: 1 LOB: 0 BB: 0 P: 4		R: 0 E: 0 K: 1 S: 5	H: 0 LOB: 0 BB: 0 P: 5	1B: 6 2B: 1 3B: 0 HR: 0	SF: 0 SAC: 1 DP: 0 HBP: 0	WP: 0 PB: 0 SB: 0 CS: 1	PA: 34				
<b>PITCHER</b>	IP	WLS	BF	H	R	ER	SO	BB	IBB	HBP	BLK	WP	HR	S	P	ERA	WHIP										
Ted Bowsfield, L ERA: 3.38 (1, 1)	9.0	W	34	7	1	1	7	1	0	0	0	0	0	47	51	1.00	0.889										



Batter	1	2	3	4	5	6	7	8	9	AB	R	H	RBI	BB	SO	LOB	TOP			
Joe Koppe, R OBP: 0.339, SLG: 0.379 (1, 6)										4	0	1	0	1	0	3	<b>Los Angeles Angels @ Washington Senators</b> Griffith Stadium, Washington, DC Tue Aug 15 1961, 7:05 PM EDT Att: 4,980 - Unknown			
Albie Pearson, L OBP: 0.405, SLG: 0.415 (1, 9)										5	0	1	2	0	0	3				
Ken Hunt, R OBP: 0.332, SLG: 0.501 (1, 8)										5	2	3	1	0	0	2				
Steve Bilko, R OBP: 0.410, SLG: 0.553 (1, 3)										3	1	1	0	1	0	1				
George Thomas, R OBP: 0.340, SLG: 0.478 (1, 5)										3	1	2	1	0	0	0				
Leon Wagner, L OBP: 0.322, SLG: 0.483 (8, PH)										1	0	0	0	0	0	1				
Rocky Bridges, R OBP: 0.271, SLG: 0.222 (8, 5)										0	0	0	0	0	0	0				
Lee Thomas, L OBP: 0.348, SLG: 0.464 (1, 7)										4	1	0	0	0	2	4				
Del Rice, R OBP: 0.400, SLG: 0.470 (1, 2)										4	1	1	2	0	0	1				
Billy Moran, R OBP: 0.300, SLG: 0.305 (1, 4)										3	0	1	2	0	1	0				
Earl Averill, R OBP: 0.387, SLG: 0.471 (9, PH)										0	0	0	0	1	0	0				
Ted Bowsfield, R OBP: 0.152, SLG: 0.188 (9, FR)										0	1	0	0	0	0	0				
Tom Satriano, L OBP: 0.167, SLG: 0.250 (9, 5)										0	0	0	0	0	0	0				
Jim Donohue, R OBP: 0.196, SLG: 0.238 (11, 1)										0	0	0	0	0	0	0				
Eddie Yost, L OBP: 0.338, SLG: 0.205 (3, PH)										1	0	0	0	0	0	0				
Jack Spring, R OBP: 0.152, SLG: 0.143 (9, 1)										0	0	0	0	0	0	0				
Johnny James, L OBP: 0.300, SLG: 0.450 (9, PH)										1	0	1	0	0	0	0				
Tom Morgan, R OBP: 0.152, SLG: 0.143 (9, PH)										0	0	0	0	0	0	0				
Ted Kluszewski OBP: 0.300, SLG: 0.450 (9, PH)										1	0	1	0	0	0	0				
Ken McBride, R OBP: 0.152, SLG: 0.143 (9, PH)										0	1	0	0	0	0	0				
Art Fowler, R OBP: 0.300, SLG: 0.583 (9, 1)										0	0	0	0	0	0	0				
<b>Inning Stats</b>	R: 1 E: 0 K: 0 S: 4	H: 1 LOB: 0 BB: 0 P: 4	R: 0 E: 0 K: 1 S: 5	H: 1 LOB: 0 BB: 0 P: 5	R: 0 E: 0 K: 0 S: 3	H: 0 LOB: 0 BB: 0 P: 3	R: 5 E: 1 K: 0 S: 9	H: 5 LOB: 2 BB: 1 P: 13	R: 0 E: 0 K: 0 S: 3	H: 1 LOB: 0 BB: 0 P: 3	R: 0 E: 0 K: 1 S: 5	H: 1 LOB: 1 BB: 1 P: 9	R: 0 E: 0 K: 0 S: 5	H: 0 LOB: 1 BB: 1 P: 9	R: 2 E: 0 K: 0 S: 5	H: 2 LOB: 2 BB: 1 P: 9	1B: 6 2B: 4 3B: 0 HR: 1	SF: 0 SAC: 0 DP: 1 HBP: 0	WP: 0 PB: 0 SB: 0 CS: 2	PA: 39
<b>PITCHER</b>	IP WLS BF H R ER SO BB IBB HBP BLK WP HR S P ERA WHIP																			
Pete Burnside, L ERA: 6.86 (1, 1)	3.1	17	7	6	5	1	0	0	0	0	0	0	1	19	19	13.50	2.100			
Ed Hobaugh, R ERA: 4.89 (4, 1)	5.2	L 22	4	2	2	3	3	0	0	0	0	0	0	25	37	3.18	1.235			

Batter	1	2	3	4	5	6	7	8	9	AB	R	H	RBI	BB	SO	LOB	BOTTOM					
Chuck Hinton, R OBP: 0.349, SLG: 0.402 (1, 8)										2	1	0	1	2	0	1	<b>Los Angeles Angels @ Washington Senators</b> Griffith Stadium, Washington, DC Tue Aug 15 1961, 7:05 PM EDT Att: 4,980 - Unknown					
Danny O'Connell, R OBP: 0.382, SLG: 0.353 (1, 5)										4	1	1	0	1	1	4						
Gene Woodling, L OBP: 0.408, SLG: 0.481 (1, 9)										5	2	3	2	0	0	1						
Willie Tasby, R OBP: 0.329, SLG: 0.422 (9, 8)										3	0	1	1	0	0	1						
Jim King, L OBP: 0.369, SLG: 0.469 (1, 7)										2	0	0	0	0	0	1						
Marty Keough, L OBP: 0.316, SLG: 0.449 (6, 7)										2	0	0	0	0	0	1						
Gene Green, R OBP: 0.374, SLG: 0.561 (1, 2)										4	0	1	0	1	0	1						
Bud Zipfel, L OBP: 0.307, SLG: 0.478 (1, 3)										5	1	1	0	0	2	5						
Bob Johnson, R OBP: 0.337, SLG: 0.385 (1, 6)										5	1	3	1	0	1	3						
Chuck Cottier, R OBP: 0.299, SLG: 0.305 (1, 4)										2	1	1	1	1	0	1						
Dale Long, L OBP: 0.334, SLG: 0.502 (9, PH)										1	0	0	0	0	0	1						
Pete Burnside, R OBP: 0.158, SLG: 0.111 (1, 1)										2	0	1	0	0	0	3						
Ed Hobaugh, R OBP: 0.143, SLG: 0.118 (4, 1)										1	0	0	1	0	0	1						
Billy Klaus, L OBP: 0.307, SLG: 0.368 (9, PH)										1	0	0	0	0	1	1						
<b>Inning Stats</b>	R: 2 E: 0 K: 0 S: 5	H: 2 LOB: 0 BB: 0 P: 5	R: 1 E: 0 K: 2 S: 9	H: 2 LOB: 1 BB: 1 P: 13	R: 1 E: 0 K: 1 S: 7	H: 2 LOB: 2 BB: 2 P: 15	R: 1 E: 0 K: 0 S: 5	H: 2 LOB: 1 BB: 1 P: 9	R: 0 E: 0 K: 0 S: 4	H: 1 LOB: 1 BB: 0 P: 4	R: 0 E: 0 K: 0 S: 3	H: 0 LOB: 1 BB: 1 P: 7	R: 2 E: 1 K: 0 S: 6	H: 2 LOB: 1 BB: 0 P: 6	R: 0 E: 0 K: 0 S: 3	H: 0 LOB: 0 BB: 0 P: 3	R: 0 E: 0 K: 2 S: 8	H: 1 LOB: 1 BB: 0 P: 8	1B: 8 2B: 2 3B: 2 HR: 0	SF: 2 SAC: 1 DP: 0 HBP: 0	WP: 0 PB: 0 SB: 3 CS: 0	PA: 45
<b>PITCHER</b>	IP WLS BF H R ER SO BB IBB HBP BLK WP HR S P ERA WHIP																					
Jim Donohue, R ERA: 3.17 (1, 1)	1.1	10	3	2	2	1	1	2	0	0	0	9	21	13.50	3.000							
Jack Spring, L ERA: 9.0 (3, 1)	1.1	10	3	2	2	1	1	2	0	0	0	9	21	13.50	3.000							
Johnny James, R ERA: 4.26 (4, 1)	1.2	8	2	0	0	0	1	0	0	0	0	7	11	0.00	1.800							
Tom Morgan, R ERA: 3.84 (6, 1)	3.0	W 12	2	2	1	0	0	0	0	0	0	12	12	3.00	0.667							
Art Fowler, R ERA: 3.36 (9, 1)	1.0	S 4	1	0	0	2	0	0	0	0	0	8	8	0.00	1.000							



Batter	1	2	3	4	5	6	7	8	9	AB	R	H	RBI	BB	SO	LOB	TOP			
Joe Koppe, R OBP: 0.336, SLG: 0.372 (1, 6)	0-0 6-3		0-0 5-3			0-0 F7		4-0 SH1-3 BB	0-0 6-3	4	0	0	0	1	0	2	<b>Los Angeles Angels @ Washington Senators</b> Griffith Stadium, Washington, DC Wed Aug 16 1961, 7:05 PM EDT Att: 3,497 - Unknown <a href="http://livebaseballscorecards.com">livebaseballscorecards.com</a>			
Albie Pearson, L OBP: 0.404, SLG: 0.418 (1, 9)	0-0 F7			0-0 F8		0-0 2B		0-0 SH1-3		3	0	1	1	0	0	0				
Lee Thomas, L OBP: 0.347, SLG: 0.460 (1, 3)	4-0 BB		0-3 K			0-0 6-3		0-0 F5		3	0	0	0	1	1	2				
Leon Wagner, L OBP: 0.324, SLG: 0.482 (1, 7)	0-0 F9		0-0 F8				0-0 BB FC5-2 1B	4-0 IBB		3	0	1	0	1	0	1				
Ken Hunt, R OBP: 0.328, SLG: 0.496 (1, 8)		0-0 P4		0-3 K			0-0 F9	0-0 F3		4	0	0	0	0	1	3				
George Thomas, R OBP: 0.336, SLG: 0.471 (1, 5)		0-0 6-3		0-0 F5			0-0 E6 FC5-2 BB		4-0 2B BB	2	0	0	0	0	0	0				
Ted Kluszewski, L OBP: 0.302, SLG: 0.449 (7, PH)										1	0	0	0	0	0	1				
Ted Bowsfield, R OBP: 0.152, SLG: 0.188 (7, PR)										0	0	0	0	0	0	0				
Eddie Yost, R OBP: 0.341, SLG: 0.205 (7, 5)										0	1	0	0	1	0	0				
Del Rice, R OBP: 0.404, SLG: 0.478 (9, PR)		0-0 1-3					4-0 FC5-2 BB		0-0 1-H 2B	3	0	1	1	1	0	0				
Ed Sadowski, R OBP: 0.301, SLG: 0.425 (9, 2)							1-2 2-3 BB			0	0	0	0	0	0	0				
Billy Moran, R OBP: 0.302, SLG: 0.308 (1, 4)			0-0 F9				0-0 FC5-2		0-3 K2-3	2	1	1	0	0	0	0				
Earl Averill, R OBP: 0.386, SLG: 0.469 (7, PH)							0-0 SH1-4 2B 1B			1	0	0	0	0	0	3				
Rocky Bridges, R OBP: 0.270, SLG: 0.220 (7, 4)							0-0 SH1-4 1-2 2-3 3-H			1	0	0	0	0	1	1				
Ken McBride, R OBP: 0.118, SLG: 0.136 (1, 1)			0-3 K				0-0 SH1-4			3	0	0	0	0	2	4				
Jim Donohue, R OBP: 0.190, SLG: 0.238 (9, 1)							1-2 K		0-0 1-3	0	0	0	0	0	0	0				
<b>Inning Stats</b>	R: 0 E: 0 K: 0 S: 3	H: 0 LOB: 1 BB: 1 P: 7	R: 0 E: 0 K: 0 S: 3	H: 0 LOB: 0 BB: 0 P: 3	R: 0 E: 0 K: 1 S: 5	H: 0 LOB: 0 BB: 0 P: 5	R: 0 E: 0 K: 1 S: 5	H: 0 LOB: 0 BB: 0 P: 5	R: 1 E: 0 K: 0 S: 5	H: 2 LOB: 1 BB: 0 P: 5	R: 0 E: 1 K: 1 S: 7	H: 1 LOB: 3 BB: 1 P: 11	R: 0 E: 0 K: 0 S: 3	H: 0 LOB: 2 BB: 2 P: 11	R: 1 E: 0 K: 1 S: 6	H: 1 LOB: 1 BB: 1 P: 10	1B: 2 2B: 2 3B: 0 HR: 0	SF: 0 SAC: 2 DP: 0 HBP: 0	WP: 0 PB: 0 SB: 0 CS: 0	PA: 37
<b>PITCHER</b> Dick Donavan, R ERA: 2.28 (1, 1)	IP: 9.0 WLS: W BF: 37 H: 4 R: 2 ER: 2 SO: 5 BB: 4 IBB: 1 HBP: 0 BLK: 0 WP: 0 HR: 0 S: 42 P: 62 ERA: 2.00 WHIP: 0.889																			

Batter	1	2	3	4	5	6	7	8	9	AB	R	H	RBI	BB	SO	LOB	BOTTOM			
Chuck Hinton, R OBP: 0.348, SLG: 0.397 (1, 7)	0-0 4-3		0-3 K		0-3 K			1-0 G5-3 SH1-4 HBP		3	0	0	0	0	2	0	<b>Los Angeles Angels @ Washington Senators</b> Griffith Stadium, Washington, DC Wed Aug 16 1961, 7:05 PM EDT Att: 3,497 - Unknown <a href="http://livebaseballscorecards.com">livebaseballscorecards.com</a>			
Danny O'Connell, R OBP: 0.381, SLG: 0.353 (1, 5)	0-0 F7		0-0 6-3 1B		0-0 F8			0-0 SH1-4		3	0	1	0	0	0	0				
Gene Woodling, L OBP: 0.410, SLG: 0.479 (1, 9)	0-0 1B		0-0 6-3			0-0 F8		4-0 IBB		3	0	1	0	1	0	1				
Willie Tasby, R OBP: 0.329, SLG: 0.422 (6, PR)			1-2 K							0	0	0	0	0	0	0				
Gene Green, R OBP: 0.370, SLG: 0.554 (1, 2)	0-3 K		0-3 K			0-0 E5 G4-6-3		0-0 G5-3		3	0	0	0	0	2	2				
Pete Daley, R OBP: 0.224, SLG: 0.252 (7, 2)								2-3 K		1	0	0	0	0	0	2				
Marty Keough, L OBP: 0.318, SLG: 0.453 (9, 9)		0-3 K		0-0 4-3 2B		0-0 G4-6-3			0-0 SH1-4 E 1B	4	1	2	0	0	1	1				
Bob Johnson, R OBP: 0.337, SLG: 0.383 (1, 6)		0-0 BB 1B		0-0 4-3			0-0 1-3		0-0 SH1-4	3	0	1	0	0	0	1				
Bud Zipfel, L OBP: 0.329, SLG: 0.507 (1, 3)		4-0 BB		0-3 K			0-0 SF7 3B		4-0 E BB	2	2	1	0	2	1	1				
Chuck Cottier, R OBP: 0.295, SLG: 0.302 (1, 4)		0-0 F8		0-0 F7			0-0 SF7		0-0 F7	2	0	0	1	0	0	3				
Dale Long, L OBP: 0.333, SLG: 0.500 (9, PH)							3-H K		0-0 E5	1	0	0	0	0	0	0				
Dick Donovan, L OBP: 0.240, SLG: 0.244 (1, 1)			0-0 G3						0-0 1-H 2-H	3	0	0	0	0	1	2				
Jim King, L OBP: 0.368, SLG: 0.467 (9, PH)					0-0 F7					1	0	0	0	0	0	0				
<b>Inning Stats</b>	R: 0 E: 0 K: 1 S: 6	H: 1 LOB: 1 BB: 0 P: 6	R: 0 E: 0 K: 1 S: 6	H: 1 LOB: 2 BB: 1 P: 10	R: 0 E: 0 K: 2 S: 8	H: 1 LOB: 1 BB: 0 P: 8	R: 0 E: 0 K: 1 S: 6	H: 1 LOB: 1 BB: 0 P: 6	R: 0 E: 0 K: 0 S: 3	H: 0 LOB: 0 BB: 0 P: 3	R: 1 E: 0 K: 1 S: 6	H: 1 LOB: 0 BB: 0 P: 6	R: 0 E: 0 K: 0 S: 2	H: 0 LOB: 1 BB: 1 P: 7	R: 2 E: 1 K: 0 S: 4	H: 1 LOB: 1 BB: 1 P: 8	1B: 4 2B: 1 3B: 1 HR: 0	SF: 1 SAC: 2 DP: 2 HBP: 1	WP: 0 PB: 0 SB: 0 CS: 0	PA: 36
<b>PITCHER</b> Ken McBride, R ERA: 3.33 (1, 1)	IP: 8.1 WLS: L BF: 34 H: 6 R: 3 ER: 3 SO: 7 BB: 2 IBB: 1 HBP: 1 BLK: 0 WP: 0 HR: 0 S: 44 P: 57 ERA: 1.08 WHIP: 0.960																			
Jim Donohue, R ERA: 3.16 (9, 1)	IP: 0.1 WLS: 2 BF: 0 H: 0 R: 0 ER: 0 SO: 0 BB: 0 IBB: 0 HBP: 0 BLK: 0 WP: 0 HR: 0 S: 2 P: 2 ERA: 0.00 WHIP: 0.000																			



Batter	1	2	3	4	5	6	7	8	9	AB	R	H	RBI	BB	SO	LOB	TOP					
Joe Koppe, R OBP: 0.338, SLG: 0.373 (1, 6)										5	0	2	0	0	2	3	<b>Los Angeles Angels @ Washington Senators</b> Griffith Stadium, Washington, DC Thu Aug 17 1961, 3:33 AM EDT Att: 2,221 - Unknown <a href="http://livebaseballscorecards.com">livebaseballscorecards.com</a>					
Albie Pearson, L OBP: 0.402, SLG: 0.416 (1, 9)										4	1	1	1	0	0	1						
Lee Thomas, L OBP: 0.348, SLG: 0.464 (1, 3)										4	1	1	1	1	1	2						
Leon Wagner, L OBP: 0.325, SLG: 0.482 (1, 7)										4	0	1	1	1	1	2						
Ken Hunt, R OBP: 0.328, SLG: 0.493 (1, 8)										4	0	1	0	0	1	4						
Tom Satriano, L OBP: 0.182, SLG: 0.211 (1, 5)										3	0	0	0	1	0	2						
Del Rice, R OBP: 0.409, SLG: 0.479 (8, PR)										4	0	2	0	0	1	1						
Ted Bowsfield, R OBP: 0.152, SLG: 0.188 (8, 2)										0	0	0	0	0	0	0						
Ed Sadowski, R OBP: 0.301, SLG: 0.425 (8, 2)										0	0	0	0	0	0	0						
Billy Moran, R OBP: 0.309, SLG: 0.316 (8, PH)										2	0	1	0	1	1	2						
Ted Kluszewski, L OBP: 0.301, SLG: 0.447 (8, 4)										1	0	0	0	0	0	1						
Rocky Bridges, R OBP: 0.270, SLG: 0.220 (8, 4)										0	0	0	0	0	0	0						
Ryne Duren, R OBP: 0.136, SLG: 0.050 (6, 1)										3	0	0	0	0	3	5						
Tom Morgan, R (6, 1)										0	0	0	0	0	0	0						
Earl Averill, R OBP: 0.388, SLG: 0.472 (9, PH)										1	1	1	0	0	0	0						
<b>Inning Stats</b>	R: 1 E: 0 K: 2 S: 8	H: 1 LOB: 1 BB: 1 P: 12	R: 0 E: 0 K: 3 S: 10	H: 1 LOB: 2 BB: 1 P: 14	R: 1 E: 0 K: 1 S: 7	H: 2 LOB: 1 BB: 0 P: 7	R: 0 E: 0 K: 2 S: 8	H: 1 LOB: 1 BB: 0 P: 8	R: 0 E: 0 K: 0 S: 3	H: 0 LOB: 0 BB: 0 P: 3	R: 0 E: 0 K: 1 S: 6	H: 1 LOB: 2 BB: 1 P: 10	R: 0 E: 0 K: 0 S: 4	H: 1 LOB: 2 BB: 1 P: 8	R: 0 E: 0 K: 0 S: 3	H: 1 LOB: 1 BB: 0 P: 3	R: 1 E: 0 K: 1 S: 7	H: 2 LOB: 1 BB: 0 P: 7	1B: 7 2B: 2 3B: 1 HR: 0	SF: 1 SAC: 0 DP: 1 HBP: 0	WP: 0 PB: 0 SB: 1 CS: 0	PA: 40
<b>PITCHER</b> Bennie Daniels, R ERA: 3.46 (1, 1)	IP: 9.0 WLS: W BF: 40 H: 10 R: 3 ER: 3 SO: 10 BB: 3 IBB: 1 HBP: 0 BLK: 0 WP: 0 HR: 0 S: 56 P: 72 ERA: 3.00 WHIP: 1.444															<b>PITCHER</b>						

Batter	1	2	3	4	5	6	7	8	9	AB	R	H	RBI	BB	SO	LOB	BOTTOM				
Chuck Hinton, R OBP: 0.350, SLG: 0.398 (1, 7)										2	1	1	1	1	1	0	<b>Los Angeles Angels @ Washington Senators</b> Griffith Stadium, Washington, DC Thu Aug 17 1961, 3:33 AM EDT Att: 2,221 - Unknown <a href="http://livebaseballscorecards.com">livebaseballscorecards.com</a>				
Danny O'Connell, R OBP: 0.385, SLG: 0.354 (1, 5)										2	1	1	0	2	0	1					
Gene Woodling, L OBP: 0.404, SLG: 0.472 (7, PR)										4	0	0	0	0	0	5					
Willie Tasby, R OBP: 0.329, SLG: 0.422 (8, 8)										0	0	0	0	0	0	0					
Bud Zipfel, L OBP: 0.337, SLG: 0.514 (1, 3)										3	0	2	2	0	1	1					
Bob Johnson, R OBP: 0.324, SLG: 0.367 (1, 6)										4	0	0	0	0	3	4					
Marty Keough, L OBP: 0.317, SLG: 0.450 (8, 9)										4	1	1	0	0	1	2					
Chuck Cottler, R OBP: 0.298, SLG: 0.299 (1, 4)										2	1	0	0	2	0	1					
Pete Daley, R OBP: 0.218, SLG: 0.245 (1, 2)										4	0	0	1	0	1	4					
Bennie Daniels, L OBP: 0.264, SLG: 0.353 (1, 1)										4	0	1	0	0	3	0					
<b>Inning Stats</b>	R: 0 E: 0 K: 2 S: 7	H: 0 LOB: 1 BB: 1 P: 11	R: 0 E: 0 K: 2 S: 7	H: 0 LOB: 1 BB: 1 P: 11	R: 0 E: 0 K: 1 S: 5	H: 0 LOB: 1 BB: 1 P: 9	R: 0 E: 0 K: 1 S: 6	H: 1 LOB: 2 BB: 1 P: 10	R: 1 E: 1 K: 0 S: 5	H: 3 LOB: 2 BB: 0 P: 5	R: 2 E: 1 K: 0 S: 5	H: 2 LOB: 1 BB: 0 P: 5	R: 1 E: 1 K: 1 S: 6	H: 0 LOB: 1 BB: 1 P: 10	R: 0 E: 0 K: 1 S: 5	H: 0 LOB: 0 BB: 0 P: 5		1B: 6 2B: 0 3B: 0 HR: 0	SF: 2 SAC: 0 DP: 0 HBP: 0	WP: 0 PB: 0 SB: 2 CS: 0	PA: 36
<b>PITCHER</b> Ryne Duren, R ERA: 4.03 Tom Morgan, R ERA: 2.89 (6, 1)	IP: 5.1 WLS: L BF: 27 H: 6 R: 3 ER: 2 SO: 8 BB: 4 IBB: 0 HBP: 0 BLK: 0 WP: 0 HR: 0 S: 39 P: 55 ERA: 3.38 WHIP: 1.875															<b>PITCHER</b>					



Batter	1	2	3	4	5	6	7	8	9	AB	R	H	RBI	BB	SO	LOB	TOP								
Brooks Robinson, R OBP: 0.344, SLG: 0.378										5	1	1	0	0	0	3	<b>Baltimore Orioles @ Washington Senators</b> Griffith Stadium, Washington, DC Fri Aug 18 1961, 7:05 PM EDT Att: 11,624 - Unknown <a href="http://livebaseballscorecards.com">livebaseballscorecards.com</a>								
Whitey Herzog, L OBP: 0.402, SLG: 0.412										4	2	2	0	0	0	2									
Jackie Brandt, R OBP: 0.391, SLG: 0.475										4	0	2	0	0	0	1									
Jim Gentile, L OBP: 0.454, SLG: 0.689										4	0	1	1	0	0	4									
Gus Triandos, R OBP: 0.341, SLG: 0.463										0	0	0	0	0	0	0									
Hank Foiles, R OBP: 0.319, SLG: 0.524										4	0	1	2	0	1	2									
Earl Robinson, R OBP: 0.384, SLG: 0.430										4	0	0	0	0	0	4									
Ron Hansen, R OBP: 0.319, SLG: 0.331										3	0	0	0	1	1	0									
Jerry Adair, R OBP: 0.303, SLG: 0.369										4	0	2	0	0	0	1									
Steve Barber, L OBP: 0.229, SLG: 0.277										3	0	1	0	0	1	2									
<b>Inning Stats</b>	R: 0 E: 0 K: 0 S: 4	H: 1 LOB: 1 BB: 0 P: 4	R: 0 E: 0 K: 0 S: 3	H: 0 LOB: 0 BB: 0 P: 3	R: 0 E: 0 K: 0 S: 4	H: 1 LOB: 1 BB: 0 P: 4	R: 0 E: 0 K: 1 S: 5	H: 0 LOB: 0 BB: 0 P: 5	R: 0 E: 0 K: 1 S: 5	H: 0 LOB: 1 BB: 1 P: 9	R: 2 E: 1 K: 0 S: 6	H: 3 LOB: 1 BB: 0 P: 6	R: 0 E: 0 K: 0 S: 4	H: 1 LOB: 1 BB: 0 P: 4	R: 1 E: 0 K: 0 S: 5	H: 3 LOB: 1 BB: 0 P: 5	R: 0 E: 0 K: 1 S: 6	H: 1 LOB: 1 BB: 0 P: 6	1B: 8 2B: 2 3B: 0 HR: 0	SF: 0 SAC: 1 DP: 2 HBP: 0	WP: 0 PB: 0 SB: 1 CS: 1	PA: 37			
<b>PITCHER</b>	IP	WLS	BF	H	R	ER	SO	BB	IBB	HBP	BLK	WP	HR	S	P	ERA	WHIP								
Joe McClain, R ERA: 3.91	(1, 1)	8.0	L	33	9	3	2	2	1	0	0	0	0	36	40	2.25	1.250								
Mike Garcia, R ERA: 5.54	(9, 1)	1.0		4	1	0	0	1	0	0	0	0	0	6	6	0.00	1.000								

Batter	1	2	3	4	5	6	7	8	9	AB	R	H	RBI	BB	SO	LOB	BOTTOM									
Chuck Hinton, R OBP: 0.356, SLG: 0.401										3	1	2	0	1	1	0	<b>Baltimore Orioles @ Washington Senators</b> Griffith Stadium, Washington, DC Fri Aug 18 1961, 7:05 PM EDT Att: 11,624 - Unknown <a href="http://livebaseballscorecards.com">livebaseballscorecards.com</a>									
Danny O'Connell, R OBP: 0.383, SLG: 0.355										4	1	1	1	0	2	2										
Gene Woodling, L OBP: 0.369, SLG: 0.465										4	0	0	0	0	1	3										
Mike Garcia, R										0	0	0	0	0	0	0										
Willie Tasby, R OBP: 0.331, SLG: 0.421										3	0	1	0	1	1	1										
Bob Johnson, R OBP: 0.324, SLG: 0.366										3	0	1	1	0	0	1										
Bud Zupfel, L OBP: 0.322, SLG: 0.487										4	0	0	0	0	2	3										
Harry Bright, R OBP: 0.326, SLG: 0.370										2	0	0	0	2	0	1										
Billy Klaus, L OBP: 0.307, SLG: 0.368										0	0	0	0	0	0	0										
Pete Daley, R OBP: 0.213, SLG: 0.238										4	0	0	0	0	1	3										
Joe McClain, R OBP: 0.196, SLG: 0.236										2	0	0	0	0	0	0										
Gene Green, R OBP: 0.369, SLG: 0.552										1	0	0	0	0	0	0										
Marty Keough, L OBP: 0.317, SLG: 0.450										0	0	0	0	0	0	0										
<b>Inning Stats</b>	R: 2 E: 0 K: 0 S: 6	H: 3 LOB: 1 BB: 0 P: 6	R: 0 E: 0 K: 0 S: 3	H: 0 LOB: 0 BB: 0 P: 3	R: 0 E: 0 K: 2 S: 8	H: 1 LOB: 1 BB: 0 P: 8	R: 0 E: 0 K: 0 S: 3	H: 1 LOB: 0 BB: 0 P: 3	R: 0 E: 0 K: 1 S: 5	H: 0 LOB: 0 BB: 0 P: 5	R: 0 E: 0 K: 1 S: 5	H: 0 LOB: 0 BB: 0 P: 5	R: 0 E: 0 K: 2 S: 7	H: 0 LOB: 1 BB: 1 P: 11	R: 0 E: 0 K: 1 S: 5	H: 0 LOB: 1 BB: 1 P: 9	R: 0 E: 0 K: 1 S: 5	H: 0 LOB: 2 BB: 2 P: 13	1B: 4 2B: 1 3B: 0 HR: 0	SF: 0 SAC: 1 DP: 1 HBP: 0	WP: 1 PB: 0 SB: 1 CS: 0	PA: 35				
<b>PITCHER</b>	IP	WLS	BF	H	R	ER	SO	BB	IBB	HBP	BLK	WP	HR	S	P	ERA	WHIP									
Steve Barber, L ERA: 3.39	(1, 1)	9.0	W	35	5	2	2	8	4	0	0	0	1	0	47	63	2.00	1.000								




Batter	1	2	3	4	5	6	7	8	9	AB	R	H	RBI	BB	SO	LOB	TOP					
Brooks Robinson, R OBP: 0.341, SLG: 0.375 (1, 5)	F8			F8	E5		F2		P4	5	0	0	0	0	0	2	<b>Baltimore Orioles @ Washington Senators</b> Griffith Stadium, Washington, DC Sat Aug 19 1961, 3:33 AM EDT Att: 5,874 - Unknown					
Whitey Herzog, L OBP: 0.404, SLG: 0.422 (1, 7)	F7			BB 2B	FC6-4					4	1	2	1	0	0	2						
Jackie Brandt, R OBP: 0.387, SLG: 0.471 (1, 8)	4-3			F8	K		F5			4	0	0	0	0	1	4						
Jim Gentile, L OBP: 0.454, SLG: 0.689 (1, 3)		1-3		2B 1B			F7		FC6 2B	3	1	1	0	1	0	0						
Earl Robinson, R OBP: 0.368, SLG: 0.447 (1, 9)	5-3			1B	2B		1B	2B	FC6	4	2	2	1	0	0	1						
Ron Hansen, R OBP: 0.319, SLG: 0.330 (1, 6)	6-3			1B			L7		F9	4	0	1	2	0	0	2						
Hank Foiles, R OBP: 0.315, SLG: 0.507 (1, 2)			F7	K			CS 1B		4-3	4	0	1	1	0	1	2						
Jerry Adair, R OBP: 0.302, SLG: 0.371 (1, 4)			5-3		P4	CS	SH5-3 3B	2B	5-3	4	1	1	0	0	0	0						
Billy Hoelt, L OBP: 0.276, SLG: 0.192 (1, 1)	1-3			FC6-4 E 1B			SH5-3		K	3	0	1	0	0	1	0						
<b>Inning Stats</b>	R: 0 E: 0 K: 0 S: 3	H: 0 LOB: 0 BB: 0 P: 3	R: 0 E: 0 K: 0 S: 3	H: 0 LOB: 0 BB: 0 P: 3	R: 0 E: 0 K: 0 S: 3	H: 0 LOB: 0 BB: 0 P: 3	R: 3 E: 0 K: 1 S: 8	H: 3 LOB: 1 BB: 1 P: 12	R: 0 E: 1 K: 1 S: 7	H: 1 LOB: 2 BB: 0 P: 7	R: 1 E: 0 K: 0 S: 4	H: 2 LOB: 0 BB: 0 P: 4	R: 1 E: 0 K: 0 S: 5	H: 2 LOB: 1 BB: 0 P: 5	R: 0 E: 0 K: 0 S: 4	H: 1 LOB: 1 BB: 0 P: 4		R: 0 E: 0 K: 1 S: 5	H: 0 LOB: 0 BB: 0 P: 5	1B: 4 2B: 4 3B: 1 HR: 0	SF: 0 SAC: 1 DP: 0 HBP: 0	WP: 0 PB: 0 SB: 0 CS: 1
<b>PITCHER</b>	IP	WLS	BF	H	R	ER	SO	BB	IBB	HBP	BLK	WP	HR	S	P	ERA	WHIP					
Marty Kutyna, R ERA: 3.53 Johnny Klippstein, R ERA: 6.53	(1, 1)	8.0	L	34	9	5	5	2	1	0	0	0	0	0	37	41	5.62	1.250				
(9, 1)	1.0		3	0	0	0	1	0	0	0	0	0	0	0	5	5	0.00	0.000				



Batter	1	2	3	4	5	6	7	8	9	AB	R	H	RBI	BB	SO	LOB	BOTTOM					
Chuck Hinton, R OBP: 0.354, SLG: 0.396 (1, 9)	F9		4-0 BB			6-3			K2-3	3	0	0	0	1	1	0	<b>Baltimore Orioles @ Washington Senators</b> Griffith Stadium, Washington, DC Sat Aug 19 1961, 3:33 AM EDT Att: 5,874 - Unknown					
Danny O'Connell, R OBP: 0.380, SLG: 0.352 (1, 4)	F7		F3			K			P4	4	0	0	0	0	1	2						
Marty Keough, L OBP: 0.315, SLG: 0.444 (1, 7)	K			F9		K			P5	4	0	0	0	0	2	0						
Dale Long, L OBP: 0.333, SLG: 0.497 (1, 3)		4-3		G6-4-3 BB		G3				2	0	0	0	1	0	0						
Willie Tasby, R OBP: 0.329, SLG: 0.418 (1, 8)		L6		G6-4-3		F8				3	0	0	0	0	0	1						
Bob Johnson, R OBP: 0.325, SLG: 0.365 (1, 6)		P6			5-3 1B		P5			3	0	1	0	0	0	0						
Harry Bright, R OBP: 0.320, SLG: 0.363 (1, 5)				F9		F8			5-3	3	0	0	0	0	0	1						
Pete Daley, R OBP: 0.215, SLG: 0.235 (1, 2)			BB BB		5-3				P4	2	0	0	0	1	0	1						
Marty Kutyna, R OBP: 0.240, SLG: 0.240 Bud Ziefel, L OBP: 0.318, SLG: 0.481 Johnny Klippstein, R OBP: 0.187, SLG: 0.167 (1, 1) (8, PH) (9, 1)				F9					P4	2	0	0	0	0	0	2						
					3-1					1	0	0	0	0	0	0						
										0	0	0	0	0	0	0						
<b>Inning Stats</b>	R: 0 E: 0 K: 1 S: 5	H: 0 LOB: 0 BB: 0 P: 5	R: 0 E: 0 K: 0 S: 3	H: 0 LOB: 0 BB: 0 P: 3	R: 0 E: 0 K: 0 S: 3	H: 0 LOB: 2 BB: 2 P: 11	R: 0 E: 0 K: 0 S: 2	H: 0 LOB: 0 BB: 1 P: 6	R: 0 E: 0 K: 0 S: 4	H: 1 LOB: 1 BB: 0 P: 4	R: 0 E: 0 K: 2 S: 7	H: 0 LOB: 0 BB: 0 P: 7	R: 0 E: 0 K: 0 S: 3	H: 0 LOB: 0 BB: 0 P: 3	R: 0 E: 0 K: 0 S: 3	H: 0 LOB: 0 BB: 0 P: 3	R: 0 E: 0 K: 1 S: 5	H: 0 LOB: 0 BB: 0 P: 5	1B: 1 2B: 0 3B: 0 HR: 0	SF: 0 SAC: 0 DP: 1 HBP: 0	WP: 0 PB: 0 SB: 0 CS: 0	PA: 30
<b>PITCHER</b>	IP	WLS	BF	H	R	ER	SO	BB	IBB	HBP	BLK	WP	HR	S	P	ERA	WHIP					
Billy Hoelt, L ERA: 2.01	(1, 1)	9.0	W	30	1	0	0	4	3	0	0	0	0	35	47	0.00	0.444					





Batter	1	2	3	4	5	6	7	8	9	AB	R	H	RBI	BB	SO	LOB	TOP					
Brooks Robinson, R OBP: 0.341, SLG: 0.375	5-3		F7			F5				5	0	2	2	0	0	2	<b>Baltimore Orioles @ Washington Senators</b> Griffith Stadium, Washington, DC Sun Aug 20 1961, 3:33 AM EDT Att: 7,221 - Unknown					
Whitey Herzog, L OBP: 0.407, SLG: 0.429	1B E BB		3-1							3	1	1	2	2	0	1						
Jackie Brandt, R OBP: 0.385, SLG: 0.467	E9 G3 1B 1B		P3			6-3				5	1	1	0	0	0	4						
Jim Gentile, L OBP: 0.452, SLG: 0.681	G3									4	0	0	0	1	0	1						
Earl Robinson, R OBP: 0.369, SLG: 0.445										5	1	2	1	0	0	1						
Ron Hansen, R OBP: 0.318, SLG: 0.329	P6									5	1	1	0	0	1	2						
Hank Foiles, R OBP: 0.312, SLG: 0.507										4	1	1	0	0	0	1						
Jerry Adair, R OBP: 0.308, SLG: 0.383	K									4	3	3	2	0	1	0	<b>AB</b> 39 <b>R</b> 9 <b>H</b> 12 <b>RBI</b> 7 <b>BB</b> 3 <b>SO</b> 3 <b>LOB</b> 15					
Chuck Estrada, R OBP: 0.140, SLG: 0.109	6-3									4	1	1	0	0	1	3						
<b>Inning Stats</b>	R: 2 E: 1 K: 0 S: 5	H: 2 LOB: 1 BB: 1 P: 9	R: 0 E: 0 K: 1 S: 5	H: 0 LOB: 0 BB: 0 P: 5	R: 0 E: 0 K: 0 S: 3	H: 0 LOB: 0 BB: 0 P: 3	R: 4 E: 1 K: 1 S: 10	H: 4 LOB: 1 BB: 0 P: 10	R: 0 E: 0 K: 1 S: 5	H: 0 LOB: 1 BB: 1 P: 9	R: 2 E: 0 K: 0 S: 6	H: 3 LOB: 1 BB: 0 P: 6	R: 0 E: 0 K: 0 S: 3	H: 0 LOB: 0 BB: 0 P: 3	R: 1 E: 0 K: 0 S: 5	H: 3 LOB: 2 BB: 1 P: 9	R: 0 E: 0 K: 0 S: 3	H: 0 LOB: 0 BB: 0 P: 3	1B: 8 2B: 3 3B: 1 HR: 0	SF: 0 SAC: 0 DP: 1 HBP: 0	WP: 0 PB: 0 SB: 0 CS: 0	PA: 42
<b>PITCHER</b>	IP WLS BF H R ER SO BB IBB HBP BLK WP HR S P ERA WHIP	IP WLS BF H R ER SO BB IBB HBP BLK WP HR S P ERA WHIP															IP WLS BF H R ER SO BB IBB HBP BLK WP HR S P ERA WHIP					
Dick Donovan, R ERA: 2.41	3.1 L 17 5 6 3 1																					
Ed Hobaugh, R ERA: 4.89	3.2 16 4 2 2 2																					
Johnny Klippstein, R ERA: 6.45	2.0 9 3 1 1 0																					
<b>Batter</b>	<b>1</b>	<b>2</b>	<b>3</b>	<b>4</b>	<b>5</b>	<b>6</b>	<b>7</b>	<b>8</b>	<b>9</b>	<b>AB</b>	<b>R</b>	<b>H</b>	<b>RBI</b>	<b>BB</b>	<b>SO</b>	<b>LOB</b>	<b>BOTTOM</b>					
Chuck Hinton, R OBP: 0.349, SLG: 0.390	K		K							4	0	0	0	0	3	3	<b>Baltimore Orioles @ Washington Senators</b> Griffith Stadium, Washington, DC Sun Aug 20 1961, 3:33 AM EDT Att: 7,221 - Unknown					
Cool Veal, R OBP: 0.275, SLG: 0.238										3	0	0	0	1	2	0						
Gene Woodling, L OBP: 0.398, SLG: 0.466	P5									4	1	1	0	0	1	1						
Dale Long, L OBP: 0.332, SLG: 0.497	F7									4	0	1	0	0	0	2						
Jim King, L OBP: 0.374, SLG: 0.465										1	1	0	0	3	1	1						
Bob Johnson, R OBP: 0.322, SLG: 0.389	G3-6-1 BB									4	1	1	3	0	0	2						
Billy Klaus, L OBP: 0.302, SLG: 0.362	K									4	0	0	0	0	1	1		<b>AB</b> 31 <b>R</b> 3 <b>H</b> 5 <b>RBI</b> 3 <b>BB</b> 5 <b>SO</b> 12 <b>LOB</b> 11				
Pete Daley, R OBP: 0.222, SLG: 0.248										4	0	2	0	0	2	0						
Dick Donovan, L OBP: 0.235, SLG: 0.239										1	0	0	0	0	1	0						
Ed Hobaugh, R OBP: 0.330, SLG: 0.114										1	0	0	0	0	1	0						
Bud Ziefel, L OBP: 0.308, SLG: 0.481										0	0	0	0	1	0	0						
Johnny Klippstein, R OBP: 0.187, SLG: 0.167										0	0	0	0	0	0	0						
Marty Keough, L OBP: 0.313, SLG: 0.443										1	0	0	0	0	0	1						
<b>Inning Stats</b>	R: 0 E: 0 K: 1 S: 5	H: 0 LOB: 0 BB: 1 P: 9	R: 0 E: 0 K: 1 S: 4	H: 0 LOB: 0 BB: 1 P: 8	R: 0 E: 0 K: 3 S: 9	H: 0 LOB: 0 BB: 0 P: 9	R: 3 E: 0 K: 0 S: 5	H: 2 LOB: 0 BB: 1 P: 9	R: 0 E: 0 K: 3 S: 9	H: 0 LOB: 0 BB: 0 P: 9	R: 0 E: 0 K: 2 S: 7	H: 0 LOB: 0 BB: 0 P: 7	R: 0 E: 0 K: 0 S: 4	H: 1 LOB: 3 BB: 2 P: 12	R: 0 E: 0 K: 2 S: 8	H: 1 LOB: 1 BB: 0 P: 8	R: 0 E: 0 K: 0 S: 4	H: 1 LOB: 1 BB: 0 P: 4	1B: 1 2B: 3 3B: 0 HR: 1	SF: 0 SAC: 0 DP: 1 HBP: 0	WP: 0 PB: 0 SB: 0 CS: 0	PA: 36
<b>PITCHER</b>	IP WLS BF H R ER SO BB IBB HBP BLK WP HR S P ERA WHIP	IP WLS BF H R ER SO BB IBB HBP BLK WP HR S P ERA WHIP															IP WLS BF H R ER SO BB IBB HBP BLK WP HR S P ERA WHIP					
Chuck Estrada, R ERA: 4.18	9.0 W 36 5 3 3 12																					




Batter	1	2	3	4	5	6	7	8	9	10	11	AB	R	H	RBI	BB	SO	LOB				
Chuck Hinton, R OBP: 0.347, SLG: 0.384 (1, 9)	5-3		F3		6-3				F9			4	0	0	0	1	0	1				
Danny O'Connell, R OBP: 0.379, SLG: 0.548 (1, 5)	F7			F8		1-3 6-3 1B BB	L9			F4		4	1	0	0	1	0	2				
Gene Woodling, L OBP: 0.402, SLG: 0.472 (8, PR)				F7		6-3 1-2 1B				4-3		3	0	2	0	1	0	0				
Marty Keough, L OBP: 0.312, SLG: 0.441 (8, 7)	BB											1	0	0	0	0	0	0				
Dale Long, L OBP: 0.331, SLG: 0.491 (1, 3)	4-3			E BB		1-3			F9			4	1	0	0	1	0	4				
Willie Tasby, R OBP: 0.327, SLG: 0.413 (1, 8)		6-3		E6		6-3			F7		FC1-5 1B BB	4	0	0	1	1	0	3				
Bob Johnson, R OBP: 0.379, SLG: 0.381 (1, 6)		1-3		E5		6-3			F5		FC1-5 1B	5	0	1	0	0	0	3				
Pete Daley, R OBP: 0.227, SLG: 0.253 (1, 2)	4-3			F8							FC1-5	5	0	2	0	0	0	4				
Chuck Cottier, R OBP: 0.298, SLG: 0.303 (1, 4)			5-3		6-3				G3 SH1-4 1B		1-2 2-3f	4	0	1	0	0	1	2				
Bennie Daniels, L OBP: 0.241, SLG: 0.321 (1, 1)			K		F7				G3		1-3	5	0	0	0	0	2	4				
<b>Inning Stats</b>	R: 0 E: 0 K: 0 S: 3	H: 0 LOB: 1 BB: 1 P: 7	R: 0 E: 0 K: 0 S: 3	H: 0 LOB: 0 BB: 0 P: 3	R: 0 E: 0 K: 1 S: 5	H: 0 LOB: 0 BB: 0 P: 5	R: 1 E: 2 K: 0 S: 5	H: 0 LOB: 2 BB: 1 P: 9	R: 0 E: 0 K: 0 S: 3	H: 1 LOB: 1 BB: 0 P: 3	R: 1 E: 0 K: 0 S: 4	H: 1 LOB: 2 BB: 1 P: 10	R: 0 E: 0 K: 0 S: 4	H: 1 LOB: 1 BB: 0 P: 4	R: 0 E: 0 K: 0 S: 3	H: 0 LOB: 0 BB: 0 P: 3	R: 0 E: 0 K: 1 S: 6	H: 1 LOB: 2 BB: 1 P: 10	1B: 4 2B: 2 3B: 0 HR: 0	SF: 0 SAC: 1 DP: 0 HBP: 0	WP: 0 PB: 0 SB: 0 CS: 1	PA: 45
<b>PITCHER</b>	IP 10.0	WLS 10	BF 42	H 6	R 2	ER 1	SO 2	BB 5	IBB 0	HBP 0	BLK 0	WP 0	HR 0	S 41	P 61	ERA 0.90	WHIP 1.100					
Don Schwall, R ERA: 2.78 (1, 1)																						
Mike Fomiele, R ERA: 5.02 (11, 1)	1.0	W	3	0	0	0	1	0	0	0	0	0	0	5	5	0.00	0.000					

**TOP**

**Washington Senators @ Boston Red Sox**  
Fenway Park, Boston, MA  
Tue Aug 22 1961, 7:05 PM EDT  
Att: 15,581 - Unknown

livebaseballscores.com

AB 39  
R 2  
H 6  
RBI 1  
BB 5  
SO 3  
LOB 23




Batter	1	2	3	4	5	6	7	8	9	10	11	AB	R	H	RBI	BB	SO	LOB		
Chuck Schilling, R OBP: 0.340, SLG: 0.324 (1, 4)	5-3		6-3			2B SF9 1B		5-3		4-3-6-4		5	1	1	0	0	0	2		
Gary Geiger, L OBP: 0.364, SLG: 0.418 (1, 8)	3-1			F8		K		F6			F9	5	0	0	0	0	1	1		
Carl Yastrzemski, L OBP: 0.319, SLG: 0.364 (1, 7)				L6-3 1B		SF9 2B					F8	5	0	4	0	0	0	0		
Vic Wertz, L OBP: 0.338, SLG: 0.425 (9, PR)				L6-3		SF9					FC3-6 1B	3	0	0	1	0	0	3		
Billy Harell, R OBP: 0.184, SLG: 0.216 (10, 3)	4-3			L6-3		SF9					FC3-6 FC5 1B	0	0	0	0	0	0	0		
Pete Runnels, L OBP: 0.377, SLG: 0.397 (1, 5)						2-3 3-H					FC5 1B	0	1	0	0	1	0	0		
Frank Malzone, R OBP: 0.302, SLG: 0.380 (1, 5)		F9				K					BB 1B	5	0	3	0	0	1	1		
Jim Pagan, R OBP: 0.325, SLG: 0.415 (1, 2)											BB 1B	4	0	0	0	0	3	3		
Russ Nixon, L OBP: 0.325, SLG: 0.368 (11, PH)		K									BB 1B	1	0	1	0	0	0	0		
Jackie Jensen, R OBP: 0.383, SLG: 0.382 (1, 9)		F7				FC1-4 E		F9			K	4	1	0	1	1	1	3		
Pumpsie Green, S OBP: 0.355, SLG: 0.423 (1, 6)								6-3				3	0	2	0	1	0	0		
Don Schwall, R OBP: 0.182, SLG: 0.186 (1, 1)											SH3-4 1B	3	0	0	0	0	1	2		
Mike Fomiele, R OBP: 0.148, SLG: 0.185 (11, 1)								4-3			SH3-4	0	0	0	0	0	0	0		
<b>Inning Stats</b>	R: 0 E: 0 K: 0 S: 4	H: 1 LOB: 1 BB: 0 P: 4	R: 0 E: 0 K: 1 S: 5	H: 0 LOB: 0 BB: 0 P: 5	R: 0 E: 0 K: 1 S: 5	H: 1 LOB: 0 BB: 0 P: 5	R: 1 E: 2 K: 2 S: 9	H: 0 LOB: 0 BB: 0 P: 5	R: 0 E: 0 K: 0 S: 3	H: 0 LOB: 0 BB: 0 P: 3	R: 0 E: 0 K: 1 S: 7	H: 2 LOB: 2 BB: 0 P: 7	R: 0 E: 0 K: 0 S: 3	H: 1 LOB: 1 BB: 0 P: 3	R: 1 E: 0 K: 0 S: 4	H: 2 LOB: 3 BB: 2 P: 12	1B: 10 2B: 3 3B: 0 HR: 0	SF: 1 SAC: 1 DP: 2 HBP: 0	WP: 0 PB: 0 SB: 0 CS: 1	PA: 43
<b>PITCHER</b>	IP 10.2	WLS L	BF 43	H 11	R 3	ER 2	SO 7	BB 2	IBB 1	HBP 0	BLK 0	WP 0	HR 0	S 54	P 66	ERA 1.69	WHIP 1.219			
Bennie Daniels, R ERA: 3.33 (1, 1)																				

**BOTTOM**

**Washington Senators @ Boston Red Sox**  
Fenway Park, Boston, MA  
Tue Aug 22 1961, 7:05 PM EDT  
Att: 15,581 - Unknown

livebaseballscores.com

AB 38  
R 3  
H 11  
RBI 2  
BB 3  
SO 7  
LOB 15





Batter	1	2	3	4	5	6	7	8	9	AB	R	H	RBI	BB	SO	LOB	TOP					
Danny O'Connell, R (1,5) OBP: 0.378, SLG: 0.347	F7		5-3						F3								4 0 1 1 1 0 1					
Bob Johnson, R (1,6) OBP: 0.323, SLG: 0.410																	4 1 2 1 0 0 3					
Gene Woodling, L (1,7) OBP: 0.400, SLG: 0.479	F7																4 1 1 1 0 1 3					
Jim King, L (1,9) OBP: 0.372, SLG: 0.458	4-3																3 0 0 0 1 0 1					
Bud Zipfel, L (1,3) OBP: 0.312, SLG: 0.458																	4 0 0 0 0 1 1					
Willie Tasby, R (1,8) OBP: 0.326, SLG: 0.412																	4 0 1 0 0 1 0					
Chuck Cottler, R (1,4) OBP: 0.297, SLG: 0.302																	4 1 1 0 0 1 2					
Pete Daley, R (1,2) OBP: 0.233, SLG: 0.271																	4 1 2 0 0 0 2					
Joe McClain, R (1,1) OBP: 0.190, SLG: 0.228																	2 0 0 0 0 0 0					
Marty Keough, L (7,PH) OBP: 0.314, SLG: 0.441																	0 0 0 0 1 0 0					
Marty Kutyna, R (7,1) OBP: 0.240, SLG: 0.240																	0 0 0 0 0 0 0					
Dale Long, L (9,PH) OBP: 0.330, SLG: 0.491																	0 0 0 1 0 0 0					
<b>Inning Stats</b>	R: 0 E: 0 K: 0 S: 4	H: 1 LOB: 1 BB: 0 P: 4	R: 0 E: 0 K: 0 S: 3	H: 0 LOB: 0 BB: 0 P: 3	R: 0 E: 0 K: 0 S: 3	H: 0 LOB: 0 BB: 0 P: 3	R: 2 E: 0 K: 1 S: 8	H: 3 LOB: 2 BB: 1 P: 12	R: 0 E: 1 K: 1 S: 5	H: 0 LOB: 2 BB: 1 P: 9	R: 0 E: 0 K: 1 S: 5	H: 0 LOB: 0 BB: 0 P: 5	R: 1 E: 0 K: 0 S: 4	H: 2 LOB: 1 BB: 1 P: 8	R: 0 E: 0 K: 1 S: 5	H: 0 LOB: 0 BB: 0 P: 5	R: 1 E: 0 K: 0 S: 5	H: 2 LOB: 1 BB: 0 P: 5	1B: 4 2B: 3 3B: 0 HR: 2	SF: 1 SAC: 0 DP: 2 HBP: 0	WP: 0 PB: 0 SB: 0 CS: 1	PA: 37
<b>PITCHER</b> Bill Monbouquette, R (1,1) ERA: 3.79	IP: 9.0 WLS: W BF: 37 H: 8 R: 4 ER: 4 SO: 4 BB: 3 IBB: 0 HBP: 0 BLK: 0 WP: 0 HR: 2 S: 42 P: 54 ERA: 4.00 WHIP: 1.222											<b>PITCHER</b>	IP: 9.0 WLS: W BF: 37 H: 8 R: 4 ER: 4 SO: 4 BB: 3 IBB: 0 HBP: 0 BLK: 0 WP: 0 HR: 2 S: 42 P: 54 ERA: 4.00 WHIP: 1.222									

Washington Senators @ Boston Red Sox  
Fenway Park, Boston, MA  
Wed Aug 23 1961, 3:33 AM EDT  
Att: 5,316 - Unknown

AB 33  
R 4  
H 8  
RBI 4  
BB 3  
SO 4  
LOB 13



Batter	1	2	3	4	5	6	7	8	9	AB	R	H	RBI	BB	SO	LOB	BOTTOM			
Chuck Schilling, R (1,4) OBP: 0.339, SLG: 0.321	6-3																4 0 0 0 1 0 1			
Gary Geiger, L (1,8) OBP: 0.353, SLG: 0.423																	4 1 1 2 0 0 2			
Carl Yastrzemski, L (1,7) OBP: 0.317, SLG: 0.365																	4 1 1 0 0 0 1			
Vic Wertz, L (1,3) OBP: 0.339, SLG: 0.429																	2 0 1 1 0 0 0			
Pete Runnels, L (6,PH) OBP: 0.376, SLG: 0.398																	2 1 1 0 0 1 1			
Frank Matzone, R (1,5) OBP: 0.305, SLG: 0.384																	4 1 3 1 0 0 0			
Jim Paglioneri, R (1,2) OBP: 0.327, SLG: 0.415																	3 1 1 0 1 1 1			
Jackie Jensen, R (1,9) OBP: 0.353, SLG: 0.388																	4 1 1 3 0 1 2			
Pumpsie Green, S (1,6) OBP: 0.359, SLG: 0.430																	3 2 1 0 1 1 1			
Bill Monbouquette, R (1,1) OBP: 0.220, SLG: 0.132																	3 1 1 0 0 1 1			
<b>Inning Stats</b>	R: 1 E: 0 K: 0 S: 5	H: 3 LOB: 2 BB: 0 P: 5	R: 0 E: 0 K: 2 S: 8	H: 1 LOB: 1 BB: 0 P: 8	R: 0 E: 0 K: 0 S: 3	H: 0 LOB: 0 BB: 0 P: 3	R: 0 E: 1 K: 1 S: 6	H: 1 LOB: 1 BB: 0 P: 6	R: 2 E: 1 K: 1 S: 7	H: 2 LOB: 1 BB: 1 P: 11	R: 0 E: 0 K: 0 S: 3	H: 0 LOB: 0 BB: 0 P: 3	R: 2 E: 0 K: 0 S: 4	H: 1 LOB: 0 BB: 1 P: 8	R: 4 E: 0 K: 1 S: 8	H: 3 LOB: 0 BB: 1 P: 12	1B: 6 2B: 3 3B: 0 HR: 2	SF: 0 SAC: 1 DP: 0 HBP: 0	WP: 1 PB: 0 SB: 1 CS: 0	PA: 37
<b>PITCHER</b> Joe McClain, R (1,1) ERA: 3.88	IP: 6.0 WLS: L BF: 25 H: 7 R: 3 ER: 2 SO: 4 BB: 1 IBB: 0 HBP: 0 BLK: 0 WP: 1 HR: 0 S: 32 P: 36 ERA: 3.00 WHIP: 1.333											<b>PITCHER</b> Marty Kutyna, R (7,1) ERA: 3.95	IP: 2.0 WLS: L BF: 12 H: 4 R: 6 ER: 6 SO: 1 BB: 2 IBB: 0 HBP: 0 BLK: 0 WP: 0 HR: 2 S: 12 P: 20 ERA: 27.00 WHIP: 3.000							

Washington Senators @ Boston Red Sox  
Fenway Park, Boston, MA  
Wed Aug 23 1961, 3:33 AM EDT  
Att: 5,316 - Unknown

AB 33  
R 9  
H 11  
RBI 7  
BB 3  
SO 5  
LOB 10





Batter	1	2	3	4	5	6	7	8	9	10	AB	R	H	RBI	BB	SO	LOB	TOP								
Danny O'Connell, R OBP: 0.375, SLG: 0.344 (1.5)	K		SH3-4		F8	5-3			K		4	0	0	0	0	2	3	<b>Washington Senators @ Boston Red Sox</b> Fenway Park, Boston, MA Thu Aug 24 1961, 3:33 AM EDT Att: 4,773 - Unknown								
Bob Johnson, R OBP: 0.326, SLG: 0.410 (1.6)	6-3		1B		5-3				F5		5	0	2	1	0	0	0									
Gene Woodling, L OBP: 0.400, SLG: 0.481 Chuck Hinton, R OBP: 0.347, SLG: 0.384 (1.7) (9, 9) (9, 7) (10, 9)	F4		G4-6-3			HR			G3-6-3		5	1	2	0	0	0	3									
Jim King, L OBP: 0.400, SLG: 0.473 Billy Klaus, L OBP: 0.302, SLG: 0.362 (1.9) (10, 7)	K					1B			F4		4	1	2	2	1	1	0									
Bud Zipfel, L OBP: 0.296, SLG: 0.432 (1.3)	K					HR			IBB		0	0	0	0	0	0	0									
Willie Tasby, R OBP: 0.326, SLG: 0.417 (1.8)	F3					2B			FC4-6		5	0	0	0	0	3	3									
Chuck Cottier, R OBP: 0.303, SLG: 0.307 (1.4)						2B					5	0	3	0	0	0	0									
Pete Daley, R OBP: 0.235, SLG: 0.268 Marty Keough, L OBP: 0.316, SLG: 0.441 Gene Green, R OBP: 0.371, SLG: 0.554 (1.2) (8, PH) (8, 2)						1B					3	1	1	0	2	0	2									
Dick Donovan, L OBP: 0.259, SLG: 0.250 Dale Long, L OBP: 0.329, SLG: 0.489 Mike Garcia, R OBP: 0.371, SLG: 0.554 (1.1) (8, PH) (8, 1)						1B					2	1	0	0	1	1	4									
Pete Burnside, R OBP: 0.150, SLG: 0.105 (9, 1)						1B					0	0	0	0	0	0	0									
<b>Inning Stats</b>	R: 0 E: 0 K: 1 S: 5	H: 0 LOB: 0 BB: 0 P: 5	R: 0 E: 0 K: 2 S: 7	H: 0 LOB: 0 BB: 0 P: 7	R: 2 E: 0 K: 0 S: 4	H: 2 LOB: 1 BB: 2 P: 12	R: 0 E: 0 K: 1 S: 7	H: 2 LOB: 2 BB: 0 P: 7	R: 0 E: 0 K: 1 S: 5	H: 0 LOB: 0 BB: 0 P: 5	R: 2 E: 0 K: 0 S: 8	H: 3 LOB: 3 BB: 2 P: 16	R: 0 E: 0 K: 0 S: 3	H: 1 LOB: 0 BB: 0 P: 3	R: 0 E: 0 K: 1 S: 6	H: 2 LOB: 2 BB: 1 P: 10	R: 0 E: 0 K: 1 S: 6	H: 1 LOB: 2 BB: 1 P: 10	R: 0 E: 0 K: 1 S: 6	H: 1 LOB: 1 BB: 0 P: 6	1B: 8 2B: 3 3B: 0 HR: 1	SF: 0 SAC: 1 DP: 3 HBP: 0	WP: 0 PB: 0 SB: 0 CS: 0	PA: 45		
<b>PITCHER</b>	IP ERA	WLS BF	H R	ER SO	BB IBB	HBP BLK	WP HR	S P	P ERA	WHIP																
Ike Delock, R ERA: 4.68 (1.1)	5.1	24	7	4	4	5	2	0	0	0	0	1	32	40	6.75	1.688										
Billy Muffett, R ERA: 6.7 (6, 1)	2.2	12	3	0	0	2	2	1	0	0	0	0	13	25	0.00	1.875										
Mike Fomieses, R ERA: 4.93 (9, 1)	2.0	9	2	0	0	2	0	1	0	0	0	0	12	16	0.00	1.000										

Batter	1	2	3	4	5	6	7	8	9	10	AB	R	H	RBI	BB	SO	LOB	BOTTOM								
Chuck Schilling, R OBP: 0.339, SLG: 0.321 (1.4)	S	E6		F4					K		4	0	1	0	1	1	1	<b>Washington Senators @ Boston Red Sox</b> Fenway Park, Boston, MA Thu Aug 24 1961, 3:33 AM EDT Att: 4,773 - Unknown								
Gary Geiger, L OBP: 0.351, SLG: 0.423 (1.8)	F5	F4							1-3		5	0	1	0	0	1	5									
Carl Yastrzemski, L OBP: 0.318, SLG: 0.364 (1.7)	F6		G3						1-3		4	0	1	0	1	0	1									
Frank Malzone, R OBP: 0.306, SLG: 0.382 (1.5)									1B		4	0	1	0	1	0	3									
Russ Nixon, L OBP: 0.318, SLG: 0.359 (1.2)	F8		FC4-6						F7		5	0	0	0	0	0	6									
Pete Runnels, L OBP: 0.381, SLG: 0.405 (1.3)		FC1-6	F8						HR		5	2	3	0	0	1	1									
Jackie Jensen, R OBP: 0.357, SLG: 0.406 (1.9)		FC1-6							F4		4	3	3	3	1	0	1									
Pumpsie Green, S OBP: 0.356, SLG: 0.423 (1.6)		FC1-6							HR		4	0	1	0	0	0	3									
Ike Delock, R OBP: 0.174, SLG: 0.095 Billy Muffett, R ERA: 4.91 Jim Pagliaroni, R OBP: 0.326, SLG: 0.413 Mike Fomieses, R OBP: 0.148, SLG: 0.185 (1.1) (6, 1) (8, PH) (9, 1)		K									2	0	0	0	0	1	3									
<b>Inning Stats</b>	R: 0 E: 0 K: 0 S: 3	H: 0 LOB: 2 BB: 2 P: 11	R: 1 E: 1 K: 1 S: 7	H: 1 LOB: 2 BB: 1 P: 11	R: 0 E: 0 K: 0 S: 4	H: 1 LOB: 1 BB: 0 P: 4	R: 1 E: 0 K: 0 S: 4	H: 2 LOB: 0 BB: 0 P: 4	R: 0 E: 0 K: 0 S: 3	H: 0 LOB: 0 BB: 0 P: 3	R: 2 E: 0 K: 1 S: 9	H: 4 LOB: 4 BB: 0 P: 9	R: 0 E: 0 K: 0 S: 3	H: 1 LOB: 0 BB: 0 P: 3	R: 0 E: 0 K: 1 S: 6	H: 1 LOB: 1 BB: 0 P: 6	R: 0 E: 0 K: 1 S: 6		H: 1 LOB: 2 BB: 1 P: 10	R: 1 E: 0 K: 1 S: 4	H: 1 LOB: 0 BB: 0 P: 4	1B: 8 2B: 3 3B: 0 HR: 2	SF: 0 SAC: 0 DP: 2 HBP: 0	WP: 0 PB: 1 SB: 2 CS: 0	PA: 43	
<b>PITCHER</b>	IP ERA	WLS BF	H R	ER SO	BB IBB	HBP BLK	WP HR	S P	P ERA	WHIP																
Dick Donovan, R ERA: 2.48 (1.1)	7.0	32	9	4	3	2	3	0	0	0	0	1	33	45	3.86	1.714										
Mike Garcia, R ERA: 4.91 (8, 1)	1.2	8	2	0	0	2	0	1	0	0	0	0	11	15	0.00	1.200										
Pete Burnside, L ERA: 6.93 (9, 1)	0.2	3	1	1	1	1	0	0	0	0	0	1	5	5	13.50	1.500										











Batter	1	2	3	4	5	6	7	8	9	AB	R	H	RBI	BB	SO	LOB	TOP					
Jake Wood, R OBP: 0.325, SLG: 0.384 (1, 4)										5	1	2	1	0	2	0	<b>Detroit Tigers @ Washington Senators</b> Griffith Stadium, Washington, DC Sun Aug 27 1961, 3:38 AM EDT Att: 10,542 - Unknown					
Bill Bruton, L OBP: 0.335, SLG: 0.387 Bubba Morton, R OBP: 0.289, SLG: 0.386 (5, FR) (5, 9)										2	0	0	0	0	0	1						
Al Kaline, R OBP: 0.376, SLG: 0.488 (1, 9) (5, 8)										4	1	2	1	1	0	2						
Rocky Colavito, R OBP: 0.402, SLG: 0.596 (1, 7)										5	3	3	6	0	1	2						
Norm Cash, L OBP: 0.498, SLG: 0.663 (1, 3)										3	1	2	0	2	0	0						
Dick McAuliffe, L OBP: 0.314, SLG: 0.406 (1, 5)										5	0	1	1	0	0	4						
Chico Fernandez, R OBP: 0.307, SLG: 0.318 (1, 6)										5	0	0	0	0	1	4						
Mike Roarke, R OBP: 0.301, SLG: 0.299 (1, 2)										4	1	1	0	1	0	2						
Paul Foytack, R OBP: 0.205, SLG: 0.279 (1, 1)										3	0	0	0	0	0	2						
<b>Inning Stats</b>	R: 0 E: 0 K: 2 S: 7	H: 0 LOB: 1 BB: 1 P: 11	R: 0 E: 0 K: 0 S: 3	H: 1 LOB: 0 BB: 0 P: 3	R: 1 E: 0 K: 0 S: 5	H: 2 LOB: 1 BB: 0 P: 5	R: 1 E: 0 K: 1 S: 6	H: 1 LOB: 2 BB: 2 P: 14	R: 4 E: 0 K: 0 S: 7	H: 4 LOB: 2 BB: 0 P: 8	R: 2 E: 1 K: 0 S: 6	H: 2 LOB: 2 BB: 1 P: 10	R: 0 E: 0 K: 0 S: 3	H: 0 LOB: 0 BB: 0 P: 3	R: 2 E: 0 K: 1 S: 7	H: 2 LOB: 0 BB: 0 P: 7		R: 0 E: 0 K: 0 S: 3	H: 0 LOB: 0 BB: 0 P: 3	1B: 5 2B: 2 3B: 2 HR: 3	SF: 0 SAC: 1 DP: 1 HBP: 1	WP: 0 PB: 0 SB: 1 CS: 0
<b>PITCHER</b>	IP WLS BF H R ER SO BB IBB HBP BLK WP HR S P ERA WHIP																					
Dave Sisler, R ERA: 4.56 (1, 1)	4.1 L 23 7 6 6 3 2 1 1 0 0 2 25 38 12.46 2.077																					
Marty Kutyna, R ERA: 3.54 (5, 1)	2.2 13 3 2 1 0 1 0 0 0 0 0 12 16 3.38 1.500																					
Mike Garcia, R ERA: 5.09 (8, 1)	2.0 8 2 2 2 1 0 0 0 0 0 0 1 10 9.00 1.000																					

Batter	1	2	3	4	5	6	7	8	9	AB	R	H	RBI	BB	SO	LOB	BOTTOM					
Marty Keough, L OBP: 0.314, SLG: 0.434 (1, 7)										4	0	1	0	0	0	2	<b>Detroit Tigers @ Washington Senators</b> Griffith Stadium, Washington, DC Sun Aug 27 1961, 3:38 AM EDT Att: 10,542 - Unknown					
Billy Klaus, L OBP: 0.305, SLG: 0.364 (1, 5)										4	0	2	0	0	0	0						
Gene Woodling, L OBP: 0.402, SLG: 0.482 (1, 9)										4	1	2	0	0	0	3						
Gene Green, R OBP: 0.361, SLG: 0.536 (1, 2)										4	0	1	0	0	2	3						
Bob Johnson, R OBP: 0.308, SLG: 0.391 (1, 6)										4	0	0	0	0	0	4						
Bud Zupfel, L OBP: 0.303, SLG: 0.418 (1, 3)										3	0	0	0	1	0	0						
Willie Tasby, R OBP: 0.326, SLG: 0.411 (1, 8)										4	0	1	0	0	1	1						
Chuck Cottier, R OBP: 0.299, SLG: 0.302 (1, 4)										3	0	0	0	0	1	1						
Dave Sisler, R (1, 1)										0	0	0	0	1	0	0						
Marty Kutyna, R OBP: 0.231, SLG: 0.231 (5, 1)										1	0	0	0	0	0	0						
Danny O'Connell, R OBP: 0.371, SLG: 0.339 (7, PH)										1	0	0	0	0	0	0						
Mike Garcia, R (8, 1)										0	0	0	0	0	0	0						
<b>Inning Stats</b>	R: 0 E: 0 K: 1 S: 7	H: 2 LOB: 2 BB: 0 P: 7	R: 0 E: 0 K: 1 S: 6	H: 1 LOB: 1 BB: 1 P: 10	R: 0 E: 0 K: 1 S: 6	H: 1 LOB: 0 BB: 0 P: 6	R: 0 E: 0 K: 0 S: 3	H: 0 LOB: 0 BB: 0 P: 3	R: 0 E: 0 K: 0 S: 3	H: 0 LOB: 0 BB: 0 P: 3	R: 1 E: 0 K: 1 S: 6	H: 2 LOB: 1 BB: 1 P: 10	R: 0 E: 0 K: 0 S: 3	H: 0 LOB: 0 BB: 0 P: 3	R: 0 E: 0 K: 0 S: 3	H: 1 LOB: 0 BB: 0 P: 3	R: 0 E: 0 K: 0 S: 3	H: 0 LOB: 0 BB: 0 P: 3	1B: 7 2B: 0 3B: 0 HR: 0	SF: 0 SAC: 0 DP: 2 HBP: 0	WP: 0 PB: 0 SB: 0 CS: 0	PA: 34
<b>PITCHER</b>	IP WLS BF H R ER SO BB IBB HBP BLK WP HR S P ERA WHIP																					
Paul Foytack, R ERA: 3.74 (1, 1)	9.0 W 34 7 1 1 4 2 0 0 0 0 0 40 48 1.00 1.000																					



Batter	1	2	3	4	5	6	7	8	9	AB	R	H	RBI	BB	SO	LOB	TOP								
Jake Wood, R (1,4) OBP: 0.324, SLG: 0.387	4-3	2-3			5-3	HR		K		5	1	1	4	0	1	2									
Charlie Maxwell, L (1,9) OBP: 0.372, SLG: 0.450	F9		P6					F7		4	0	1	0	0	1	0									
Bubba Morton, R (8,PH) OBP: 0.286, SLG: 0.380										1	0	0	0	0	0	1									
Bill Bruton, L (8,8) OBP: 0.335, SLG: 0.387										0	0	0	0	0	0	0									
Al Kaline, R (1,8) OBP: 0.376, SLG: 0.492	HR				L8	L6-3		L1-3		4	1	1	1	1	0	2									
Rocky Colavito, R (1,7) OBP: 0.402, SLG: 0.600	HR		F8		K		FC3-6 1B		F5	5	1	2	1	0	1	2									
Norm Cash, L (1,3) OBP: 0.503, SLG: 0.667						2B 1B	FC3-6 BB			3	1	3	0	2	0	0									
Dick McAuliffe, L (1,5) OBP: 0.311, SLG: 0.406	K		4-3			1B HR	FC3-6		K	5	1	1	1	0	2	6									
Chico Fernandez, R (1,6) OBP: 0.306, SLG: 0.315					F9	E5 1B HR	P4		F7	4	1	0	0	1	0	4									
Mike Roarke, R (1,2) OBP: 0.296, SLG: 0.294		F7			P4		F7		P6	4	0	0	0	0	0	5									
Ron Kline, R (1,1) OBP: 0.158, SLG: 0.162										2	1	1	0	0	0	0									
Terry Fox, R (7,1) OBP: 0.273, SLG: 0.200	SH3-4				L6-3					1	0	1	0	0	0	0									
<b>Inning Stats</b>	R: 2 E: 0 K: 1 S: 8	H: 3 LOB: 1 BB: 0 P: 8	R: 0 E: 0 K: 0 S: 3	H: 0 LOB: 1 BB: 1 P: 7	R: 0 E: 0 K: 0 S: 3	H: 0 LOB: 2 BB: 2 P: 11	R: 0 E: 0 K: 0 S: 3	H: 0 LOB: 0 BB: 0 P: 3	R: 0 E: 0 K: 1 S: 6	H: 1 LOB: 1 BB: 0 P: 6	R: 5 E: 1 K: 1 S: 10	H: 4 LOB: 0 BB: 0 P: 10	R: 0 E: 0 K: 0 S: 4	H: 1 LOB: 2 BB: 1 P: 8	R: 0 E: 0 K: 1 S: 6	H: 1 LOB: 1 BB: 0 P: 6	R: 0 E: 0 K: 1 S: 6	H: 1 LOB: 1 BB: 0 P: 6	1B: 6 2B: 2 3B: 0 HR: 3	SF: 0 SAC: 1 DP: 0 HBP: 0	WP: 0 PB: 0 SB: 1 CS: 0	PA: 43			
<b>PITCHER</b>	IP	WLS	BF	H	R	ER	SO	BB	IBB	HBP	BLK	WP	HR	S	P	ERA	WHIP								
Joe McClain, R (1,1) ERA: 4.01	5.1	L	27	7	6	6	2	3	0	0	0	0	2	28	40	10.12	1.875								
Ed Hobaugh, R (6,1) ERA: 4.3	1.2		8	2	1	0	1	1	0	0	0	0	1	9	13	0.00	1.800								
Pete Burnside, L (8,1) ERA: 6.51	2.0		8	2	0	0	2	0	0	0	0	0	0	12	12	0.00	1.000								

**Detroit Tigers @ Washington Senators**  
 Griffith Stadium, Washington, DC  
 Mon Aug 28 1961, 3:33 AM EDT  
 Att: 2,506 - Unknown

AB	38
R	7
H	11
RBI	7
BB	4
SO	5
LOB	22



Batter	1	2	3	4	5	6	7	8	9	AB	R	H	RBI	BB	SO	LOB	BOTTOM								
Coot Veat, R (1,6) OBP: 0.282, SLG: 0.249	L8			CS BB	P3		1B 1B		2B	4	0	2	0	1	0	1									
Billy Klaus, L (1,5) OBP: 0.303, SLG: 0.360	K			K		F3	1-3 1B		L7	5	0	1	0	0	2	2									
Chuck Hinton, R (1,9) OBP: 0.340, SLG: 0.375	K			E PB 1B		K	F9			4	0	1	0	0	2	2									
Bud Zupfel, L (1,3) OBP: 0.301, SLG: 0.431		K		E3			3B		3-1	4	0	1	0	0	1	1									
Gene Green, R (1,2) OBP: 0.360, SLG: 0.532		6-3		6-3		F3			1B	4	0	1	0	0	0	3									
Marty Keough, L (1,7) OBP: 0.317, SLG: 0.435		F9				F9			L9	4	1	1	0	0	0	1									
Willie Tasby, R (1,8) OBP: 0.330, SLG: 0.411				P4		1B SF9 BB	E7 WP 4-3 1B		K	3	2	1	1	1	1	1									
Chuck Cottier, R (1,4) OBP: 0.298, SLG: 0.301				L8			L8		5-3	4	0	1	0	0	0	1									
Joe McClain, R (1,1) OBP: 0.183, SLG: 0.224										1	0	0	1	0	0	0									
Ed Hobaugh, R (6,1) OBP: 0.139, SLG: 0.114				5-3			4-3		K	0	0	0	0	0	0	0									
Dale Long, L (7,PH) OBP: 0.327, SLG: 0.486										1	0	0	1	0	0	0									
Pete Burnside, R (8,1) OBP: 0.150, SLG: 0.105										0	0	0	0	0	0	0									
Harry Bright, R (8,PH) OBP: 0.317, SLG: 0.358										1	0	0	0	0	1	0									
<b>Inning Stats</b>	R: 0 E: 0 K: 2 S: 7	H: 0 LOB: 0 BB: 0 P: 7	R: 0 E: 0 K: 1 S: 5	H: 0 LOB: 0 BB: 0 P: 5	R: 0 E: 0 K: 0 S: 3	H: 0 LOB: 0 BB: 0 P: 3	R: 0 E: 1 K: 1 S: 6	H: 1 LOB: 2 BB: 1 P: 10	R: 1 E: 0 K: 0 S: 4	H: 1 LOB: 1 BB: 1 P: 8	R: 0 E: 0 K: 1 S: 6	H: 1 LOB: 1 BB: 0 P: 6	R: 2 E: 1 K: 0 S: 7	H: 4 LOB: 2 BB: 0 P: 7	R: 0 E: 0 K: 1 S: 6	H: 1 LOB: 1 BB: 0 P: 6	R: 0 E: 0 K: 1 S: 6	H: 1 LOB: 1 BB: 0 P: 6	1B: 6 2B: 3 3B: 1 HR: 0	SF: 1 SAC: 0 DP: 1 HBP: 0	WP: 1 PB: 1 SB: 0 CS: 1	PA: 38			
<b>PITCHER</b>	IP	WLS	BF	H	R	ER	SO	BB	IBB	HBP	BLK	WP	HR	S	P	ERA	WHIP								
Ron Kline, R (1,1) ERA: 4.65	6.2	W	29	7	3	3	5	2	0	0	0	0	0	37	45	4.05	1.350								
Terry Fox, R (7,1) ERA: 1.5	2.1	S	9	2	0	0	2	0	0	0	0	0	0	13	13	0.00	0.857								

**Detroit Tigers @ Washington Senators**  
 Griffith Stadium, Washington, DC  
 Mon Aug 28 1961, 3:33 AM EDT  
 Att: 2,506 - Unknown

AB	35
R	3
H	9
RBI	3
BB	2
SO	7
LOB	12













Batter	1	2	3	4	5	6	7	8	9	AB	R	H	RBI	BB	SO	LOB	TOP			
<b>Johnny Temple, R</b> OBP: 0.346, SLG: 0.347 (1, 4)	K		F7		K		P4		FC5-4 E 1B	5	0	0	0	0	2	1	<b>Cleveland Indians @ Washington Senators</b> Griffith Stadium, Washington, DC Thu Aug 31 1961, 7:05 PM EDT Att: 4,194 - Unknown <a href="http://livebaseballscorecards.com">livebaseballscorecards.com</a>			
<b>Jim Piersall, R</b> OBP: 0.380, SLG: 0.450 (1, 8)	6-3		4-1 2B 1B		F9		K		E5 1B	5	1	2	0	0	1	0				
<b>Tito Francona, L</b> OBP: 0.353, SLG: 0.452 (1, 7)			4-1 1-2							3	0	2	0	2	0	1				
<b>Willie Kirkland, L</b> OBP: 0.320, SLG: 0.478 (1, 9)	K		2H 2B		K		P3		F7	5	0	1	1	0	2	6				
<b>John Romano, R</b> OBP: 0.377, SLG: 0.494 (1, 2)		6-3	F3							3	0	0	0	1	0	1				
<b>Valmy Thomas, R</b> OBP: 0.280, SLG: 0.205 (8, 2)						5-3 BB			6-3	1	0	0	0	0	0	3				
<b>Bubba Phillips, R</b> OBP: 0.304, SLG: 0.415 (1, 5)		6-3			K		K			4	0	0	0	0	2	1				
<b>Vic Power, R</b> OBP: 0.299, SLG: 0.356 (1, 3)					P4		5-3			4	1	2	0	0	0	1				
<b>Woodie Held, R</b> OBP: 0.355, SLG: 0.450 (1, 6)		HR 1B							1B	2	1	1	2	2	0	1				
<b>Mudcat Grant, R</b> OBP: 0.234, SLG: 0.264 (1, 1)		1-H HR							6-3	4	0	1	0	0	1	3				
<b>Bob Allen, L</b> OBP: 0.167, SLG: 0.250 (9, 1)	K		F8			FC4-6 1B			FC5-4 1B	0	0	0	0	0	0	0				
<b>Inning Stats</b>	R: 0 E: 0 K: 2 S: 8	H: 1 LOB: 1 BB: 0 P: 8	R: 2 E: 0 K: 1 S: 7	H: 2 LOB: 0 BB: 0 P: 7	R: 1 E: 0 K: 0 S: 5	H: 2 LOB: 1 BB: 0 P: 5	R: 0 E: 0 K: 1 S: 5	H: 0 LOB: 1 BB: 1 P: 9	R: 0 E: 0 K: 2 S: 7	H: 0 LOB: 2 BB: 2 P: 13	R: 0 E: 0 K: 1 S: 6	H: 1 LOB: 1 BB: 0 P: 6	R: 0 E: 0 K: 0 S: 4	H: 1 LOB: 1 BB: 0 P: 4	R: 0 E: 1 K: 0 S: 5	H: 2 LOB: 3 BB: 1 P: 9	1B: 7 2B: 1 3B: 0 HR: 1	SF: 0 SAC: 0 DP: 0 HBP: 0	WP: 0 PB: 0 CS: 0	PA: 41
<b>PITCHER</b> <b>Bennie Daniels, R</b> ERA: 3.52 (1, 1)	IP: 9.0 WLS: L BF: 41	H: 9 R: 3 ER: 3 SO: 8	BB: 3 IBB: 2 HBP: 0 BLK: 0	WP: 0 HR: 1 S: 52 P: 72	ERA: 3.00 WHIP: 1.333															

Batter	1	2	3	4	5	6	7	8	9	AB	R	H	RBI	BB	SO	LOB	BOTTOM		
<b>Danny O'Connell, R</b> OBP: 0.367, SLG: 0.333 (1, 5)	F9		5-3 1B 1B		1-3		SH G1-6-3		P3	4	1	1	0	0	0	2	<b>Cleveland Indians @ Washington Senators</b> Griffith Stadium, Washington, DC Thu Aug 31 1961, 7:05 PM EDT Att: 4,194 - Unknown <a href="http://livebaseballscorecards.com">livebaseballscorecards.com</a>		
<b>Chuck Hinton, R</b> OBP: 0.331, SLG: 0.364 (1, 7)			5-3 1-2		1-3		G1-6-3			4	0	0	0	0	0	3			
<b>Willie Tasby, R</b> OBP: 0.332, SLG: 0.410 (9, PH)	P4						1-2 2-3		BB	0	0	0	0	1	0	0			
<b>Gene Woodling, L</b> OBP: 0.406, SLG: 0.481 (1, 9)	K		1B 2H 1B		F7		1-3		P3	5	0	1	1	0	1	3			
<b>Bud Zupfel, L</b> OBP: 0.298, SLG: 0.413 (1, 3)		K				K				4	0	1	0	0	2	0			
<b>Bob Johnson, R</b> OBP: 0.305, SLG: 0.383 (1, 6)		4-3								4	0	2	0	0	1	2			
<b>Harry Bright, R</b> OBP: 0.314, SLG: 0.349 (1, 2)					K					3	1	1	0	1	1	1			
<b>Marty Keough, L</b> OBP: 0.314, SLG: 0.436 (1, 8)			3B 1B		P5		F3		F8	4	0	1	1	0	0	3			
<b>Chuck Cottier, R</b> OBP: 0.300, SLG: 0.316 (1, 4)										3	0	1	0	0	2	3			
<b>Dale Long, L</b> OBP: 0.327, SLG: 0.483 (9, PH)										1	0	1	0	0	0	0			
<b>Billy Klaus, L</b> OBP: 0.305, SLG: 0.360 (9, PR)	K									0	0	0	0	0	0	0			
<b>Bennie Daniels, L</b> OBP: 0.242, SLG: 0.310 (1, 1)			F7		K					2	0	0	0	1	1	1			
<b>Coot Veal, R</b> OBP: 0.280, SLG: 0.247 (9, PH)							G1-6-3 SH BB		6-3	1	0	0	0	0	0	1			
<b>Inning Stats</b>	R: 0 E: 0 K: 1 S: 5	H: 0 LOB: 0 BB: 0 P: 5	R: 1 E: 0 K: 2 S: 9	H: 2 LOB: 1 BB: 0 P: 9	R: 1 E: 0 K: 1 S: 8	H: 3 LOB: 2 BB: 0 P: 8	R: 0 E: 0 K: 2 S: 8	H: 1 LOB: 1 BB: 1 P: 12	R: 0 E: 1 K: 0 S: 3	H: 0 LOB: 1 BB: 1 P: 7	R: 0 E: 0 K: 0 S: 4	H: 1 LOB: 1 BB: 0 P: 4	R: 0 E: 0 K: 0 S: 4	H: 1 LOB: 2 BB: 1 P: 8	1B: 8 2B: 0 3B: 1 HR: 0	SF: 0 SAC: 1 DP: 1 HBP: 0	WP: 0 PB: 0 CS: 0	PA: 39	
<b>PITCHER</b> <b>Mudcat Grant, R</b> ERA: 3.64 (1, 1)	IP: 8.2 WLS: W BF: 38	H: 9 R: 2 ER: 2 SO: 8	BB: 3 IBB: 0 HBP: 0 BLK: 0	WP: 0 HR: 0 S: 51 P: 63	ERA: 2.08 WHIP: 1.385														
<b>Bob Allen, L</b> ERA: 3.1 (9, 1)	IP: 0.1 WLS: S BF: 1	H: 0 R: 0 ER: 0 SO: 0	BB: 0 IBB: 0 HBP: 0 BLK: 0	WP: 0 HR: 0 S: 1 P: 1	ERA: 0.00 WHIP: 0.000														



Batter	1	2	3	4	5	6	7	8	9	AB	R	H	RBI	BB	SO	LOB	TOP				
Floyd Robinson, L (1, 9) OBP: 0.392, SLG: 0.463	L5		3B		F7		F7			4	0	1	0	0	0	1					
Nellie Fox, L (1, 4) OBP: 0.315, SLG: 0.290	F7		6-3			2B		4-3		4	1	1	0	0	0	1					
Jim Landis, R (1, 8) OBP: 0.357, SLG: 0.459	5-3			K		2B		1B		4	1	2	1	0	1	0					
Roy Sievers, R (1, 3) OBP: 0.389, SLG: 0.559		FC6-4		F9		2B		G1-4-3		2	0	0	0	2	0	1					
J.C. Martin, L (9, 3) OBP: 0.290, SLG: 0.345		BB				BB		G1-4-3		0	0	0	0	0	0	0					
Minnie Minoso, R (1, 7) OBP: 0.374, SLG: 0.426		F8		K		1B		G4-3		4	0	2	1	0	1	1					
Al Smith, R (1, 5) OBP: 0.346, SLG: 0.509	P4					1B		G4-3		4	1	1	0	0	0	4					
Andy Carey, R (9, 5) OBP: 0.335, SLG: 0.398						1B		G1-4-3		0	0	0	0	0	0	0					
Luis Aparicio, R (1, 6) OBP: 0.309, SLG: 0.347	FC6-4			4-3		6-3		F7		4	0	0	0	0	0	3					
Bob Roselli, R (1, 2) OBP: 0.270, SLG: 0.351			5-3		K			6-3		3	0	0	0	0	1	1					
Cal McLish, S (1, 1) OBP: 0.170, SLG: 0.173								1-3		2	0	1	1	0	1	0					
Warren Hacker, R (6, 1)										1	0	0	0	0	0	0					
Turk Lown, R (8, 1)										0	0	0	0	0	0	0					
Frank Baumann, L (8, 1) OBP: 0.296, SLG: 0.388										0	0	0	0	0	0	0					
Juan Pizarro, L (9, 1) OBP: 0.291, SLG: 0.340						1B				0	0	0	0	0	0	0					
<b>Inning Stats</b>	R: 0 E: 0 K: 0 S: 3	H: 0 LOB: 0 BB: 0 P: 3	R: 0 E: 0 K: 0 S: 3	H: 0 LOB: 1 BB: 1 P: 7	R: 0 E: 0 K: 1 S: 6	H: 1 LOB: 1 BB: 0 P: 6	R: 0 E: 0 K: 2 S: 7	H: 0 LOB: 0 BB: 0 P: 7	R: 1 E: 0 K: 1 S: 7	H: 2 LOB: 1 BB: 0 P: 7	R: 2 E: 0 K: 0 S: 5	H: 3 LOB: 1 BB: 1 P: 9	R: 0 E: 0 K: 0 S: 3	H: 0 LOB: 0 BB: 0 P: 3	R: 0 E: 0 K: 0 S: 3	H: 1 LOB: 0 BB: 0 P: 3	R: 0 E: 0 K: 0 S: 3	H: 1 LOB: 0 BB: 0 P: 3	1B: 5 2B: 2 3B: 1 HR: 0	SF: 0 SAC: 0 DP: 3 HBP: 0	WP: 0 PA: 34 SB: 0 CS: 0
<b>PITCHER</b>	IP WLS BF H R ER SO BB IBB HBP BLK WP HR S P ERA WHIP																				
Ed Hobaugh, R (1, 1) ERA: 4.92	5.0 L 23 6 3 3 4 2 0 0 0 0 0 0 29 37 5.40 1.600																				
Dave Sisler, R (6, 1) ERA: 4.39	2.0 5 0 0 0 0 0 0 0 0 0 0 0 5 5 0.00 0.000																				
Johnny Klippstein, R (8, 1) ERA: 6.52	1.0 3 1 0 0 0 0 0 0 0 0 0 0 3 3 0.00 1.000																				
Marty Kutyna, R (9, 1) ERA: 3.78	1.0 3 1 0 0 0 0 0 0 0 0 0 0 3 3 0.00 1.000																				

Chicago White Sox @ Washington Senators  
Griffith Stadium, Washington, DC  
Fri Sep 01 1961, 7:05 PM EDT  
Unknown

AB	32
R	3
H	8
RBI	3
BB	2
SO	4
LOB	12



Batter	1	2	3	4	5	6	7	8	9	AB	R	H	RBI	BB	SO	LOB	BOTTOM				
Billy Klaus, L (1, 5) OBP: 0.304, SLG: 0.358	4-3		4-3		4-3					4	0	1	0	0	0	2					
Danny O'Connell, R (9, PH) OBP: 0.368, SLG: 0.334			2-3				1B		SH1-4	1	0	1	0	0	0	0					
Marty Keough, L (1, 7) OBP: 0.316, SLG: 0.438			F9			1B	SF7		SH1-4	3	0	2	1	0	0	1					
Gene Woodling, L (1, 9) OBP: 0.403, SLG: 0.476	K			L9		1B	5-3		P6	5	0	1	0	0	1	2					
Bud Zipfel, L (1, 3) OBP: 0.294, SLG: 0.398		F9		3-1		1B			K	4	0	0	0	1	2	1					
Willie Tasby, R (1, 8) OBP: 0.333, SLG: 0.408		F8				BB			K	2	1	0	0	2	1	3					
Bob Johnson, R (1, 6) OBP: 0.310, SLG: 0.393				F9			F2		E	4	0	2	0	0	0	4					
Harry Bright, R (1, 2) OBP: 0.313, SLG: 0.347									1B	4	0	1	1	0	0	4					
John Gabler, S (6, PR) OBP: 0.250, SLG: 0.304							F5			0	0	0	0	0	0	0					
Pete Daley, R (9, 2) OBP: 0.235, SLG: 0.268									E	0	0	0	0	0	0	0					
Chuck Cottier, R (1, 4) OBP: 0.307, SLG: 0.323									E6	4	1	3	0	0	0	2					
Ed Hobaugh, R (1, 1) OBP: 0.185, SLG: 0.111									1B	1	0	0	0	0	0	1					
Dave Sisler, R (7, PH) OBP: 0.359, SLG: 0.472									SH1-4	0	0	0	0	0	0	0					
Johnny Klippstein, R (8, 1) OBP: 0.317, SLG: 0.443									SH1-4	1	0	0	0	0	0	1					
Dale Long, L (8, PH) OBP: 0.287, SLG: 0.483										0	0	0	0	0	0	0					
Gene Green, R (8, PH) OBP: 0.296, SLG: 0.524										0	0	0	0	0	0	0					
Marty Kutyna, R (9, 1) OBP: 0.291, SLG: 0.250										0	0	0	0	0	0	3					
<b>Inning Stats</b>	R: 0 E: 0 K: 1 S: 5	H: 1 LOB: 0 BB: 0 P: 5	R: 0 E: 0 K: 0 S: 4	H: 1 LOB: 1 BB: 0 P: 4	R: 0 E: 0 K: 0 S: 4	H: 1 LOB: 1 BB: 0 P: 4	R: 0 E: 0 K: 0 S: 3	H: 0 LOB: 1 BB: 1 P: 7	R: 0 E: 0 K: 0 S: 4	H: 1 LOB: 1 BB: 0 P: 4	R: 0 E: 0 K: 1 S: 7	H: 2 LOB: 3 BB: 1 P: 11	R: 1 E: 0 K: 0 S: 5	H: 2 LOB: 1 BB: 0 P: 5	R: 1 E: 1 K: 1 S: 7	H: 2 LOB: 3 BB: 1 P: 11	R: 0 E: 0 K: 1 S: 6	H: 1 LOB: 1 BB: 0 P: 6	1B: 10 2B: 1 3B: 0 HR: 0	SF: 1 SAC: 2 DP: 1 HBP: 0	WP: 0 PA: 40 SB: 0 CS: 0
<b>PITCHER</b>	IP WLS BF H R ER SO BB IBB HBP BLK WP HR S P ERA WHIP																				
Cal McLish, R (1, 1) ERA: 4.25	5.0 W 22 6 0 0 0 2 0 0 0 0 0 0 15 19 7.71 2.143																				
Warren Hacker, R (6, 1) ERA: 3.89	2.1 12 4 2 2 2 1 0 0 0 0 0 0 5 5 0.00 0.000																				
Turk Lown, R (8, 1) ERA: 2.49	0.0 1 0 0 0 0 0 0 0 0 0 0 0 1 1 ∞ ∞																				
Frank Baumann, L (8, 1) ERA: 5.57	1.0 3 1 0 0 0 0 0 0 0 0 0 0 3 3 0.00 1.000																				
Juan Pizarro, L (9, 1) ERA: 3.09	0.2 S 2 0 0 0 0 1 0 0 0 0 0 0 4 4 0.00 0.000																				

Chicago White Sox @ Washington Senators  
Griffith Stadium, Washington, DC  
Fri Sep 01 1961, 7:05 PM EDT  
Unknown

AB	34
R	2
H	11
RBI	2
BB	3
SO	4
LOB	24





Batter	1	2	3	4	5	6	7	8	9	AB	R	H	RBI	BB	SO	LOB	TOP					
Luis Aparicio, R OBP: 0.309, SLG: 0.346 (1, 6)	6-3		G5-4-3		K			SH5-3 1B		4	0	1	0	0	0	1						
Nelle Fox, L OBP: 0.317, SLG: 0.291 (1, 4)	BB		1B		6-3			SH5-3		2	0	1	0	1	0	0						
Floyd Robinson, L OBP: 0.388, SLG: 0.457 (1, 9)	F7		F8		5-3			4-3		4	0	0	0	0	0	3						
Roy Sievers, R OBP: 0.389, SLG: 0.565 (1, 3)	4-3			HR				F7		4	1	2	1	0	0	2						
Minnie Minoso, R OBP: 0.371, SLG: 0.422 (1, 7)		F3		F8				F9		4	0	0	0	0	0	1						
Al Smith, R OBP: 0.345, SLG: 0.507 (1, 5)		F2		FC6-4 1B				FC6-4		4	0	1	0	0	1	1						
Jim Landis, R OBP: 0.356, SLG: 0.456 (1, 8)		HBP		F7				5-3		3	0	0	0	0	1	1	AB 31					
Sherm Lollar, R OBP: 0.362, SLG: 0.379 (1, 2)		P4		FC6-4				P6		3	0	0	0	0	0	2	R 1					
Billy Pierce, L OBP: 0.167, SLG: 0.149 (1, 1)																	H 6					
Billy Goodman, L OBP: 0.306, SLG: 0.386 (7, PH)																	RBI 1					
Turk Lowm, R (7, 1)																	BB 1					
Russ Kemmerer, R OBP: 0.250, SLG: 0.214 (8, 1)			G5-4-3 1B		6-3			F7		2	0	1	0	0	0	0	SO 3					
																	LOB 11					
<b>Inning Stats</b>	R: 0 E: 0 K: 0 S: 3	H: 0 LOB: 1 BB: 1 P: 7	R: 0 E: 0 K: 0 S: 3	H: 0 LOB: 1 BB: 0 P: 4	R: 0 E: 0 K: 0 S: 4	H: 2 LOB: 1 BB: 0 P: 4	R: 1 E: 0 K: 0 S: 5	H: 2 LOB: 1 BB: 0 P: 5	R: 0 E: 0 K: 1 S: 5	H: 0 LOB: 0 BB: 0 P: 5	R: 0 E: 0 K: 0 S: 4	H: 1 LOB: 1 BB: 0 P: 4	R: 0 E: 0 K: 0 S: 3	H: 0 LOB: 0 BB: 0 P: 3	R: 0 E: 0 K: 2 S: 4	H: 1 LOB: 1 BB: 0 P: 4	R: 0 E: 0 K: 2 S: 7	H: 0 LOB: 0 BB: 0 P: 7	1B: 5 2B: 0 3B: 0 HR: 1	SF: 0 SAC: 1 DP: 1 HBP: 1	WP: 0 PB: 0 SB: 1 CS: 0	PA: 34
<b>PITCHER</b> Joe McClain, R ERA: 3.87 (1, 1)	IP: 9.0 WLS: W BF: 34 H: 6 R: 1 ER: 1 SO: 3 BB: 1 IBB: 0 HBP: 1 BLK: 0 WP: 0 HR: 1 S: 38 P: 43 ERA: 1.00 WHIP: 0.778															<b>PITCHER</b>						

Chicago White Sox @ Washington Senators  
Griffith Stadium, Washington, DC  
Fri Sep 01 1961, 7:05 PM EDT  
Att: 4,803 - Unknown

AB	31
R	1
H	6
RBI	1
BB	1
SO	3
LOB	11



Batter	1	2	3	4	5	6	7	8	9	AB	R	H	RBI	BB	SO	LOB	BOTTOM			
Coot Veat, R OBP: 0.286, SLG: 0.254 (1, 6)	6-3		1B		SH5-3			5-3-6 1B		3	0	2	0	0	0	0				
Danny O'Connell, R OBP: 0.371, SLG: 0.339 (1, 5)	CS 1B		1B		1B			SF7		3	0	3	2	0	0	0				
Chuck Hinton, R OBP: 0.330, SLG: 0.362 (1, 7)	K		K		1B			5-3-6		4	0	1	0	0	2	4				
Gene Green, R OBP: 0.358, SLG: 0.531 (1, 9)					F9					4	1	2	0	0	0	2				
Jim King, L OBP: 0.375, SLG: 0.471 (9, 9)					F8			SF8 3B		0	0	0	0	0	0	0				
Willie Tasby, R OBP: 0.335, SLG: 0.414 (1, 8)		P3		SF9 3B				SF8		2	1	1	1	1	0	1				
Marty Keough, L OBP: 0.314, SLG: 0.435 (1, 3)		F8		SF9				F3		2	0	0	1	0	0	1				
Chuck Cottier, R OBP: 0.306, SLG: 0.329 (1, 4)		F9		F7				F9		4	1	1	0	0	0	2	AB 30			
Pete Daley, R OBP: 0.235, SLG: 0.267 (1, 2)					5-3			P4		4	0	1	1	0	0	1	R 5			
Joe McClain, R OBP: 0.203, SLG: 0.258 (1, 1)					F8			F9		4	2	2	0	0	0	1	H 13			
																	RBI 5			
																	BB 1			
																	SO 2			
																	LOB 12			
<b>Inning Stats</b>	R: 0 E: 0 K: 1 S: 5	H: 1 LOB: 0 BB: 0 P: 5	R: 0 E: 0 K: 0 S: 4	H: 1 LOB: 0 BB: 0 P: 4	R: 0 E: 0 K: 1 S: 7	H: 2 LOB: 2 BB: 0 P: 7	R: 1 E: 0 K: 0 S: 4	H: 1 LOB: 0 BB: 0 P: 4	R: 1 E: 0 K: 0 S: 6	H: 3 LOB: 2 BB: 0 P: 6	R: 0 E: 0 K: 0 S: 3	H: 0 LOB: 1 BB: 1 P: 7	R: 1 E: 0 K: 0 S: 4	H: 2 LOB: 0 BB: 0 P: 4	R: 2 E: 0 K: 0 S: 6	H: 3 LOB: 1 BB: 0 P: 6	1B: 9 2B: 2 3B: 3 HR: 0	SF: 3 SAC: 2 DP: 1 HBP: 0	WP: 0 PB: 0 SB: 0 CS: 1	PA: 36
<b>PITCHER</b> Billy Pierce, L ERA: 3.77 (1, 1)	IP: 6.0 WLS: L BF: 26 H: 8 R: 2 ER: 2 SO: 2 BB: 1 IBB: 0 HBP: 0 BLK: 0 WP: 0 HR: 0 S: 29 P: 33 ERA: 3.00 WHIP: 1.500															<b>PITCHER</b>				
Turk Lowm, R ERA: 2.55 (7, 1)	1.1 6 3 2 2 0 0 0 0 0 0 0 6 6 13.50 2.250																			
Russ Kemmerer, R ERA: 4.0 (8, 1)	0.2 4 2 1 1 0 0 0 0 0 0 0 4 4 13.50 3.000																			

Chicago White Sox @ Washington Senators  
Griffith Stadium, Washington, DC  
Fri Sep 01 1961, 7:05 PM EDT  
Att: 4,803 - Unknown

AB	30
R	5
H	13
RBI	5
BB	1
SO	2
LOB	12









Batter	1	2	3	4	5	6	7	8	9	AB	R	H	RBI	BB	SO	LOB	TOP					
Luis Aparicio, R OBP: 0.313, SLG: 0.355	5-3		2B		K			1B		5	2	3	1	0	1	0	<b>Chicago White Sox @ Washington Senators</b> Griffith Stadium, Washington, DC Sun Sep 03 1961, 3:33 AM EDT Unknown					
Floyd Robinson, L OBP: 0.390, SLG: 0.458	K		2B			5-3		1B	F7	5	0	2	1	0	1	3						
Jim Landis, R OBP: 0.359, SLG: 0.452	BB		2B			5-3		FC3-6		3	0	0	1	1	0	2						
Roy Sievers, R OBP: 0.390, SLG: 0.565	K		6-3					1-3		4	0	1	0	0	1	3						
J.C. Martin, L OBP: 0.290, SLG: 0.345	K		6-3			2B				0	0	0	0	0	0	0						
Minnie Minoso, R OBP: 0.368, SLG: 0.417		F8			6-3					4	1	1	0	0	0	1						
Andy Carey, R OBP: 0.329, SLG: 0.390		F9			F8				SH1-4	3	0	0	0	0	0	0						
Nellie Fox, L OBP: 0.319, SLG: 0.289		P4			4-3			5-3	F8	4	0	0	0	0	0	1						
Sherm Lollar, R OBP: 0.368, SLG: 0.385						F7				4	1	2	0	0	0	0						
Al Pilarcik, L OBP: 0.295, SLG: 0.221			3B			F8			2B	0	1	0	0	0	0	0						
Bob Roselli, R OBP: 0.270, SLG: 0.351			2B						1B	0	0	0	0	0	0	0						
Ray Herbert, R OBP: 0.263, SLG: 0.214										3	0	0	0	0	0	1						
Turk Lown, R OBP: 0.147, SLG: 0.149			F8			6-3				0	0	0	0	0	0	0						
Billy Pierce, L OBP: 0.257, SLG: 0.329								5-3	1B	1	0	1	2	0	0	0						
Billy Goodman, L OBP: 0.246, SLG: 0.327									2B	0	0	0	0	0	0	0						
Sammy Esposito, R OBP: 0.195, SLG: 0.237									1-3	0	0	0	0	0	0	0						
Cal McLish, S OBP: 0.170, SLG: 0.173									3-H	0	0	0	0	0	0	0						
<b>Inning Stats</b>	R: 0 E: 0 K: 2 S: 7	H: 0 LOB: 1 BB: 1 P: 11	R: 0 E: 0 K: 0 S: 3	H: 0 LOB: 0 BB: 0 P: 3	R: 2 E: 0 K: 0 S: 6	H: 3 LOB: 1 BB: 0 P: 6	R: 0 E: 0 K: 0 S: 3	H: 0 LOB: 0 BB: 0 P: 3	R: 0 E: 0 K: 1 S: 5	H: 0 LOB: 0 BB: 0 P: 5	R: 0 E: 0 K: 0 S: 4	H: 1 LOB: 1 BB: 0 P: 4	R: 0 E: 0 K: 0 S: 3	H: 0 LOB: 0 BB: 0 P: 3	R: 1 E: 0 K: 0 S: 5	H: 2 LOB: 1 BB: 0 P: 5	R: 2 E: 0 K: 0 S: 7	H: 4 LOB: 3 BB: 0 P: 7	1B: 5 2B: 4 3B: 1 HR: 0	SF: 0 SAC: 1 DP: 0 HBP: 0	WP: 0 PB: 0 CS: 0	PA: 38
<b>PITCHER</b>	IP WLS BF H R ER SO BB IBB HBP BLK WP HR S P ERA WHIP																					
Marty Kutyna, R ERA: 3.88	(1, 1) 8.2 L 36 9 5 5 3 1 0 0 0 0 0 0 41 45 5.19 1.154																					
Dave Sisler, R ERA: 4.36	(9, 1) 0.1 2 1 0 0 0 0 0 0 0 0 0 2 2 0.00 3.000																					

Batter	1	2	3	4	5	6	7	8	9	AB	R	H	RBI	BB	SO	LOB	BOTTOM					
Coot Veat, R OBP: 0.283, SLG: 0.258	P1		E5		P4		6-3			4	0	0	0	0	0	1	<b>Chicago White Sox @ Washington Senators</b> Griffith Stadium, Washington, DC Sun Sep 03 1961, 3:33 AM EDT Unknown					
Jim King, L OBP: 0.374, SLG: 0.468			1B						2-3	1	0	0	0	0	0	0						
Billy Klaus, L OBP: 0.308, SLG: 0.370	P4				F9			2B		5	1	3	0	0	0	1						
Gene Woodling, L OBP: 0.404, SLG: 0.477			1B					3B		4	0	1	1	0	0	2						
Chuck Hinton, R OBP: 0.327, SLG: 0.356	L1		F7					FC5-4		1	0	0	0	0	0	1						
Bud Zipfel, L OBP: 0.285, SLG: 0.385		F7			F8					4	1	0	0	0	0	0						
Willie Tasby, R OBP: 0.339, SLG: 0.427					F9					4	1	3	2	0	0	0						
Marty Keough, L OBP: 0.315, SLG: 0.437			2B					1B		4	0	2	0	0	0	1						
Chuck Cottier, R OBP: 0.311, SLG: 0.332					F7					4	1	1	0	0	0	4						
Pete Daley, R OBP: 0.235, SLG: 0.267								2B		4	0	2	0	0	0	1						
Marty Kutyna, R OBP: 0.233, SLG: 0.233			F9							4	0	1	1	0	0	1						
Dave Sisler, R ERA: 4.23										2	0	0	0	0	0	0						
Dale Long, L OBP: 0.325, SLG: 0.481										0	0	0	0	0	0	0						
<b>Inning Stats</b>	R: 0 E: 0 K: 0 S: 3	H: 0 LOB: 0 BB: 0 P: 3	R: 0 E: 0 K: 0 S: 4	H: 1 LOB: 1 BB: 0 P: 4	R: 0 E: 1 K: 0 S: 5	H: 1 LOB: 2 BB: 0 P: 5	R: 0 E: 0 K: 0 S: 3	H: 0 LOB: 0 BB: 0 P: 3	R: 1 E: 0 K: 0 S: 5	H: 2 LOB: 1 BB: 0 P: 5	R: 0 E: 0 K: 0 S: 3	H: 2 LOB: 2 BB: 0 P: 5	R: 0 E: 0 K: 0 S: 7	H: 0 LOB: 0 BB: 0 P: 3	R: 3 E: 1 K: 0 S: 7	H: 4 LOB: 1 BB: 0 P: 7	R: 0 E: 0 K: 0 S: 4	H: 1 LOB: 1 BB: 0 P: 4	1B: 6 2B: 3 3B: 1 HR: 1	SF: 0 SAC: 1 DP: 0 HBP: 0	WP: 0 PB: 0 CS: 0	PA: 39
<b>PITCHER</b>	IP WLS BF H R ER SO BB IBB HBP BLK WP HR S P ERA WHIP																					
Ray Herbert, R ERA: 4.66	(1, 1) 7.1 31 8 3 3 0 0 0 0 0 0 1 2 2 3.68 1.091																					
Turk Lown, R ERA: 2.75	(8, 1) 0.0 2 2 1 0 0 0 0 0 0 0 0 2 2 0.00 0.000																					
Billy Pierce, L ERA: 3.76	(8, 1) 0.2 W 2 0 0 0 0 0 0 0 0 0 0 2 2 0.00 0.000																					
Cal McLish, R ERA: 4.23	(9, 1) 1.0 S 4 1 0 0 0 0 0 0 0 0 0 4 4 0.00 1.000																					



Batter	1	2	3	4	5	6	7	8	9	AB	R	H	RBI	BB	SO	LOB	TOP					
Floyd Robinson, L (1, 9) OBP: 0.390, SLG: 0.456	0-0 F7		0-0 F7		0-0 6-3		0-0 1B		4-0 5-3 SH1-3 BB	4	1	1	0	1	0	0	<b>Chicago White Sox @ Washington Senators</b> Griffith Stadium, Washington, DC Sun Sep 03 1961, 3:38 AM EDT Att: 6,984 - Unknown <a href="http://livebaseballscorecards.com">livebaseballscorecards.com</a>					
Nelle Fox, L (1, 4) OBP: 0.320, SLG: 0.291	0-0 3-1		0-0 2B		0-0 5-3 1B		0-3 K		0-0 SH1-3	4	0	2	0	0	1	2						
Al Smith, R (1, 5) OBP: 0.343, SLG: 0.502 Andy Carey, R (9, 5) OBP: 0.329, SLG: 0.390	0-0 6-3		0-0 1-3		0-0 5-3 1-2		0-0 F8		0-0 5-3 2-3	5	0	1	0	0	0	4						
Minnie Minoso, R (1, 7) OBP: 0.368, SLG: 0.417		0-0 SH1-4 1B	0-0 P3		0-0 F3		0-0 1B		0-0 P4	5	1	2	1	0	0	4						
J.C. Martin, L (1, 3) OBP: 0.297, SLG: 0.351		0-0 FC6-4 1B		0-0 FC1-5 BB		0-0 4-3		0-0 1-3	4	0	3	1	0	0	0							
Al Pilarcik, L (1, 8) OBP: 0.269, SLG: 0.217		0-0 SH1-4		4-0 FC1-5 BB		0-0 F2		0-0 3-H	2	1	0	0	1	1	2							
Cam Carreon, R (1, 2) OBP: 0.339, SLG: 0.359		0-0 FC6-4-5		0-0 FC1-5 1B		4-0 BB		0-0 F8	3	0	0	1	1	0	3							
Sammy Esposito, R (1, 6) OBP: 0.274, SLG: 0.238 Luis Aparicio, R (9, 6) OBP: 0.313, SLG: 0.355		0-0 2-3 3-H	0-0 1-3		0-0 1-3 2-H		0-0 F9		0-3 K	4	0	1	1	0	1	2						
Juan Pizarro, L (1, 1) OBP: 0.288, SLG: 0.333			0-0 6-3		0-0 4-3		0-0 1B		0-3 K	4	1	1	0	0	1	1						
<b>Inning Stats</b>	R: 0 E: 0 K: 0 S: 3	H: 0 LOB: 0 BB: 0 P: 3	R: 1 E: 0 K: 0 S: 5	H: 2 LOB: 1 BB: 0 P: 5	R: 0 E: 0 K: 0 S: 5	H: 2 LOB: 2 BB: 0 P: 5	R: 1 E: 0 K: 0 S: 4	H: 2 LOB: 1 BB: 1 P: 8	R: 0 E: 0 K: 0 S: 4	H: 1 LOB: 1 BB: 0 P: 4	R: 0 E: 0 K: 0 S: 3	H: 0 LOB: 1 BB: 1 P: 7	R: 2 E: 0 K: 2 S: 11	H: 4 LOB: 2 BB: 0 P: 11	R: 0 E: 0 K: 0 S: 7	H: 0 LOB: 0 BB: 0 P: 7		R: 0 E: 0 K: 0 S: 3	H: 0 LOB: 1 BB: 1 P: 7	1B: 10 2B: 1 3B: 0 HR: 0	SF: 0 SAC: 1 DP: 0 HBP: 0	WP: 0 PB: 0 SB: 0 CS: 0
<b>PITCHER</b>	IP WLS BF H R ER SO BB IBB HBP BLK WP HR S P ERA WHIP																					
John Gabler, R (1, 1) ERA: 5.08	6.2 L 32 11 4 4 1 2 0 0 0 0 0 0 32 40 5.40 1.950																					
Tom Cheney, R (7, 1) ERA: 10.8	2.1 8 0 0 0 3 1 0 0 0 0 0 0 13 17 0.00 0.429																					

Batter	1	2	3	4	5	6	7	8	9	AB	R	H	RBI	BB	SO	LOB	BOTTOM			
Coot Veal, R (1, 6) OBP: 0.276, SLG: 0.251	0-0 4-3		0-0 5-3		0-3 K		0-0 F9		0-0 P6	5	0	0	0	0	1	3	<b>Chicago White Sox @ Washington Senators</b> Griffith Stadium, Washington, DC Sun Sep 03 1961, 3:38 AM EDT Att: 6,984 - Unknown <a href="http://livebaseballscorecards.com">livebaseballscorecards.com</a>			
Danny O'Connell, R (1, 5) OBP: 0.373, SLG: 0.346	0-0 F8		0-0 BB		0-3 K		0-0 F9			4	0	1	0	0	1	2				
Chuck Hinton, R (1, 7) OBP: 0.329, SLG: 0.353	0-3 K		4-0 1-2		0-0 BB		0-0 6-3		4-0 1-3 BB	2	0	0	0	2	1	0				
Gene Green, R (1, 9) OBP: 0.354, SLG: 0.521		0-0 SH BB	0-0 L8		0-0 BB		0-0 BB		0-0 F9	4	1	2	0	0	0	2				
Willie Tasby, R (1, 8) OBP: 0.340, SLG: 0.424		4-0 SH BB		0-3 K		4-0 BB		0-0 1-3	2	0	0	0	2	1	1					
Bud Zipfel, L (1, 3) OBP: 0.276, SLG: 0.375		0-0 SH		0-0 F7		0-0 F2		0-3 K	3	0	0	0	0	1	3					
Chuck Cottler, R (1, 4) OBP: 0.307, SLG: 0.328		0-0 SF8		0-0 F8		0-3 K			0-0 L8	3	0	0	1	0	1	2				
Pete Daley, R (1, 2) OBP: 0.236, SLG: 0.267		0-3 K			0-0 4-3		0-0 6-3		0-0 1B	4	0	1	0	0	1	2				
John Gabler, S (1, 1) OBP: 0.231, SLG: 0.280 Tom Cheney, R (7, 1) OBP: 0.429, SLG: 0.571 Bob Johnson, R (9, PH) OBP: 0.308, SLG: 0.390		0-3 K		0-3 E8			0-0 1B		0-3 K	2	0	0	0	0	1	2				
<b>Inning Stats</b>	R: 0 E: 0 K: 1 S: 5	H: 1 LOB: 2 BB: 1 P: 13	R: 0 E: 0 K: 0 S: 3	H: 1 LOB: 1 BB: 1 P: 7	R: 0 E: 0 K: 1 S: 5	H: 0 LOB: 0 BB: 0 P: 5	R: 0 E: 1 K: 2 S: 8	H: 0 LOB: 1 BB: 0 P: 8	R: 0 E: 0 K: 1 S: 6	H: 1 LOB: 2 BB: 1 P: 10	R: 0 E: 0 K: 0 S: 4	H: 1 LOB: 1 BB: 0 P: 4	R: 0 E: 0 K: 1 S: 5	H: 0 LOB: 1 BB: 1 P: 9	R: 0 E: 0 K: 1 S: 6	H: 1 LOB: 1 BB: 0 P: 6		1B: 5 2B: 0 3B: 0 HR: 0	SF: 1 SAC: 1 DP: 0 HBP: 0	WP: 0 PB: 0 SB: 0 CS: 0
<b>PITCHER</b>	IP WLS BF H R ER SO BB IBB HBP BLK WP HR S P ERA WHIP																			
Juan Pizarro, L (1, 1) ERA: 2.97	9.0 W 37 5 1 1 9 4 0 0 0 0 0 0 51 67 1.00 1.000																			



Batter	1	2	3	4	5	6	7	8	9	AB	R	H	RBI	BB	SO	LOB	TOP																	
Marty Keough, L (1, 7) OBP: 0.319, SLG: 0.438	F9		4-3 S BB				1B		4-3	4	1	2	0	1	0	0	<b>Washington Senators @ New York Yankees</b> Yankee Stadium, Bronx, NY Mon Sep 04 1961, 3:33 AM EDT Unknown - 89 F <a href="http://livebaseballscorecards.com">livebaseballscorecards.com</a>																	
Billy Klaus, L (1, 5) OBP: 0.310, SLG: 0.368	F4		4-3				1B		F6	4	1	1	0	1	0	1																		
Gene Woodling, L (1, 9) OBP: 0.402, SLG: 0.474	BB 1B		1-3				F9		F9	4	0	1	0	0	0	5																		
Gene Green, R (1, 2) OBP: 0.359, SLG: 0.531	BB			FC1-4 HBP			1-3		HR	2	1	1	3	1	0	2																		
Willie Tasby, R (1, 8) OBP: 0.338, SLG: 0.420	1-3			FC1-4 1B			F8		2-3	4	0	0	0	0	0	3																		
Dale Long, L (1, 3) OBP: 0.325, SLG: 0.478		K					F2		F8	4	0	1	0	0	1	0																		
Bob Johnson, R (1, 6) OBP: 0.313, SLG: 0.393							F3		F9	4	0	2	0	0	0	2																		
Chuck Cottier, R (1, 4) OBP: 0.303, SLG: 0.323							P3		F5	4	0	0	0	0	0	4																		
Bennie Daniels, L (1, 1) OBP: 0.231, SLG: 0.295																																		
Dave Sisler, R (8, 1)																																		
Jim King, L (9, PH) OBP: 0.372, SLG: 0.466																																		
<b>Inning Stats</b>	R: 0 E: 0 K: 0 S: 4	H: 1 LOB: 2 BB: 1 P: 8	R: 0 E: 0 K: 1 S: 5	H: 1 LOB: 0 BB: 0 P: 5	R: 0 E: 0 K: 1 S: 5	H: 0 LOB: 1 BB: 1 P: 9	R: 0 E: 0 K: 0 S: 4	H: 1 LOB: 2 BB: 1 P: 5	R: 0 E: 0 K: 1 S: 6	H: 1 LOB: 1 BB: 1 P: 10	R: 0 E: 0 K: 0 S: 4	H: 1 LOB: 1 BB: 0 P: 4	R: 3 E: 0 K: 0 S: 6	H: 3 LOB: 0 BB: 0 P: 6	R: 0 E: 0 K: 0 S: 3	H: 0 LOB: 0 BB: 0 P: 3	R: 0 E: 0 K: 0 S: 3	H: 0 LOB: 0 BB: 0 P: 3	1B: 7 2B: 1 3B: 0 HR: 1	SF: 0 SAC: 0 DP: 1 HBP: 1	WP: 0 PB: 0 SB: 1 CS: 0	PA: 38												
<b>PITCHER</b>	IP WLS BF H R ER SO BB IBB HBP BLK WP HR S P ERA WHIP																																	
Rollie Sheldon, R (1, 1) ERA: 3.31	7.0	32	8	3	3	3	3	3	0	1	0	0	0	0	0	0	3.86	1.571																
Hal Reniff, R (8, 1) ERA: 3.12	2.0	W 6	0	0	0	0	0	0	0	0	0	0	0	0	0	0	0.00	0.000																

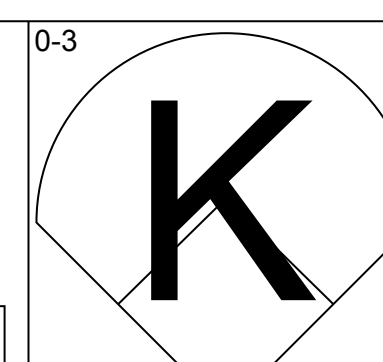
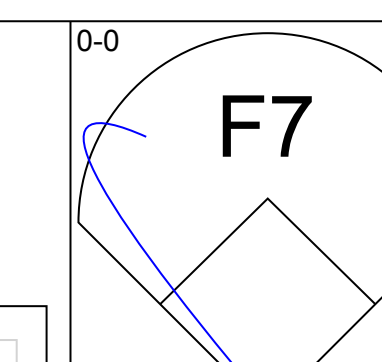
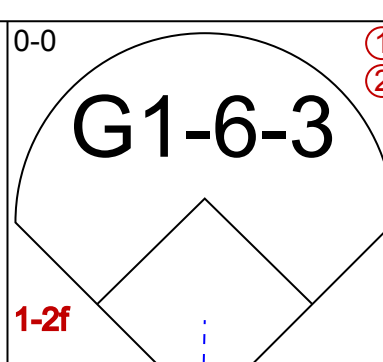
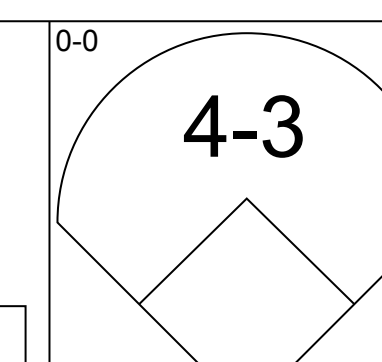
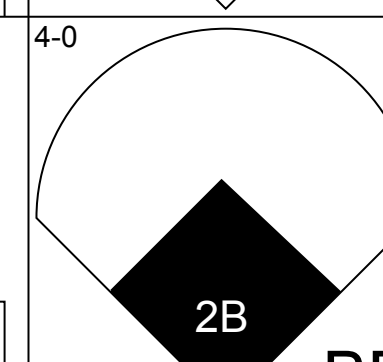
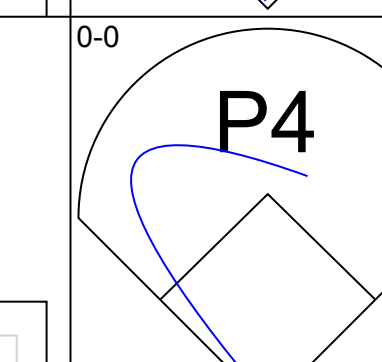
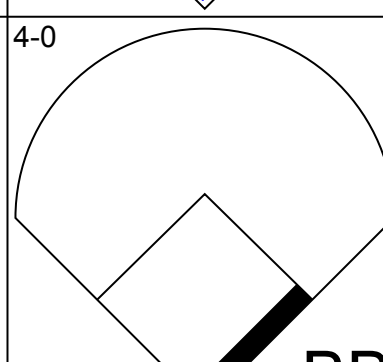

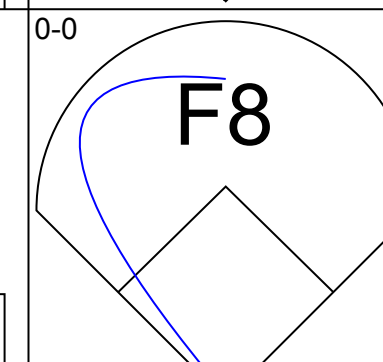
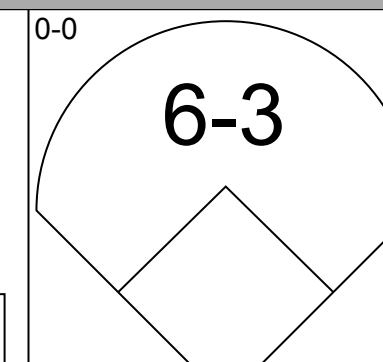
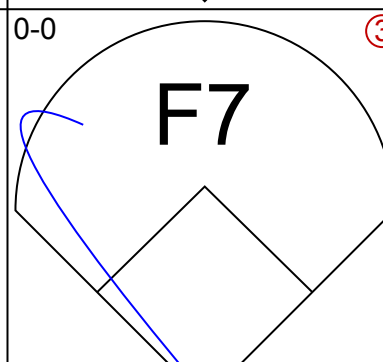

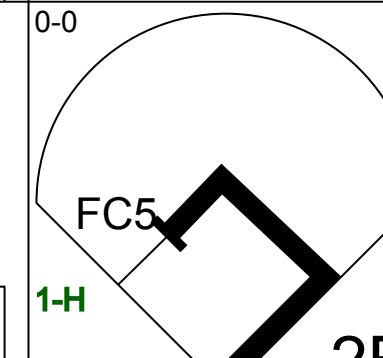
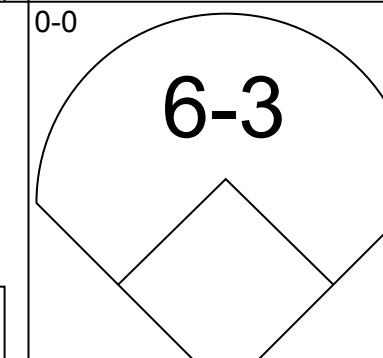
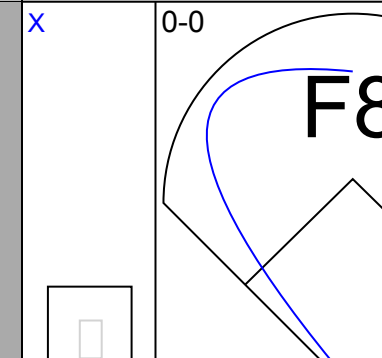

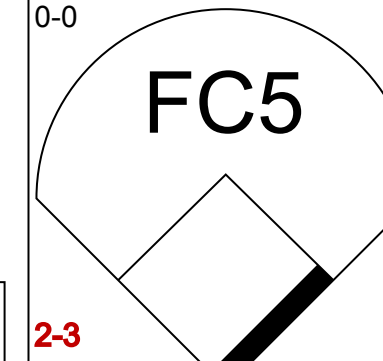
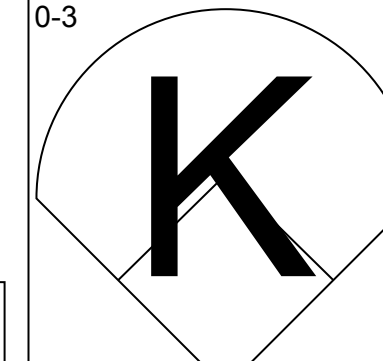
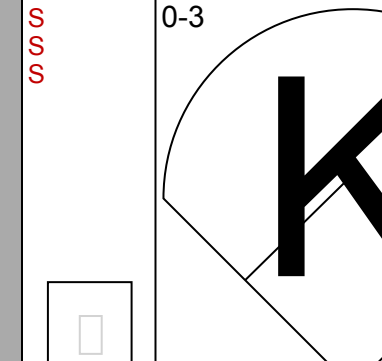
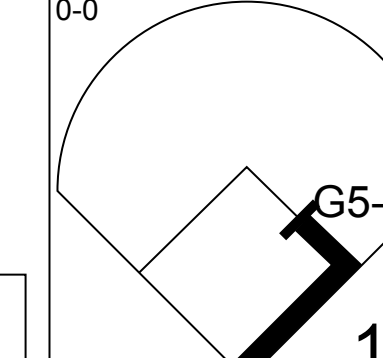
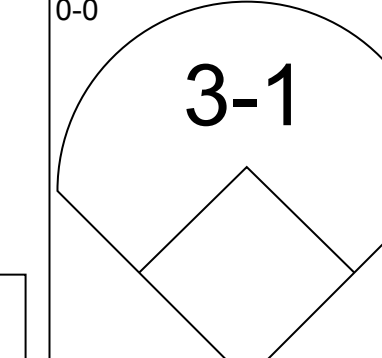
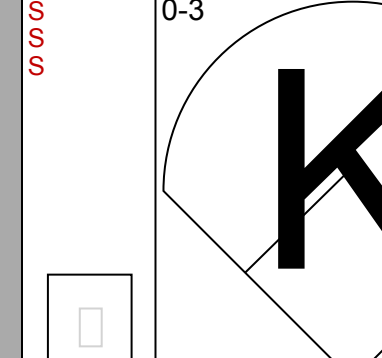
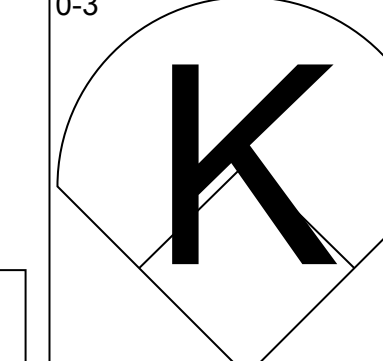
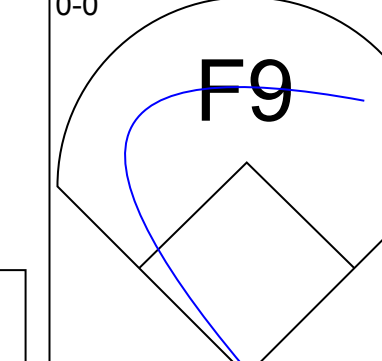
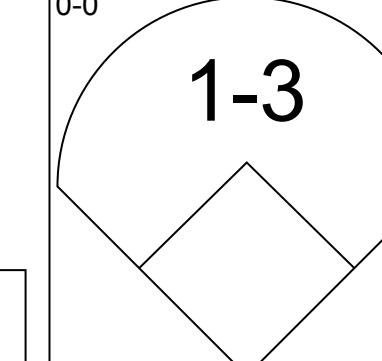
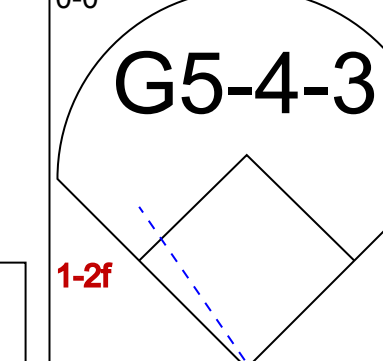
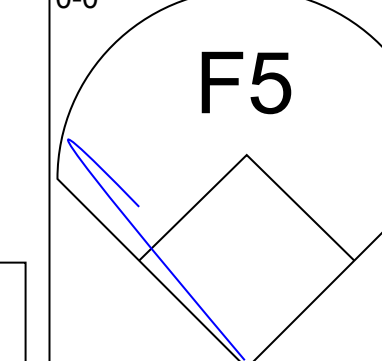
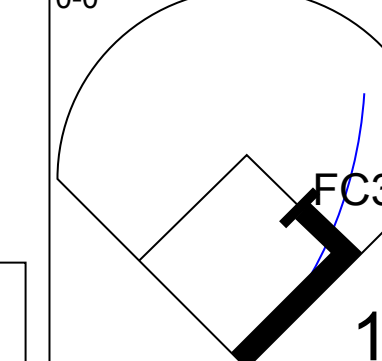
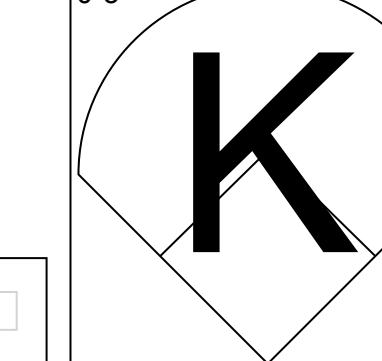
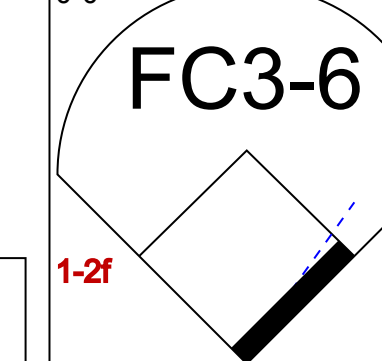
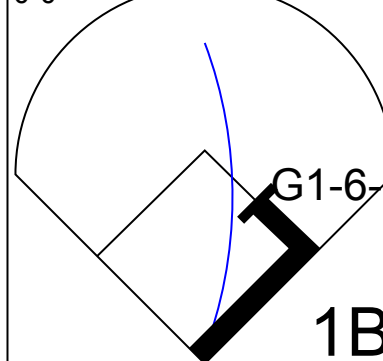
Batter	1	2	3	4	5	6	7	8	9	AB	R	H	RBI	BB	SO	LOB	BOTTOM																	
Bobby Richardson, R (1, 4) OBP: 0.301, SLG: 0.327	F9									4	0	2	0	0	0	1	<b>Washington Senators @ New York Yankees</b> Yankee Stadium, Bronx, NY Mon Sep 04 1961, 3:33 AM EDT Unknown - 89 F <a href="http://livebaseballscorecards.com">livebaseballscorecards.com</a>																	
Tony Kubek, L (1, 6) OBP: 0.304, SLG: 0.392	L3 BB		P4				FC3-6 1B			3	0	1	1	1	0	2																		
Roger Maris, L (1, 8) OBP: 0.374, SLG: 0.633	L3						F4		P6	4	0	0	0	0	0	3																		
Yogi Berra, L (1, 7) OBP: 0.329, SLG: 0.466		F9					1B 1B		F8	4	1	1	0	0	0	0																		
Johnny Blanchard, L (1, 9) OBP: 0.382, SLG: 0.600																																		
Mickey Mantle, S (9, 8) OBP: 0.449, SLG: 0.698		P3 1B					1B 1B			3	1	3	1	1	0	0																		
Elaston Howard, R (1, 2) OBP: 0.390, SLG: 0.541							1B		HR	0	0	0	0	0	0	0																		
Bill Skowron, R (1, 3) OBP: 0.326, SLG: 0.474							G6-4-3 1B		F8	4	1	3	1	0	0	1																		
Clete Boyer, R (1, 5) OBP: 0.312, SLG: 0.339							G6-4-3 1B			4	0	0	0	0	1	6																		
Rollie Sheldon, R (1, 1) ERA: 3.58	7.1	L 33	11	5	4	1	0	0	0	0	0	0	0	0	0	0	4.91	1.909																
Hector Lopez, R (7, PH) OBP: 0.289, SLG: 0.295	0.2	3	1	0	0	0	0	0	0	0	0	0	0	0	0	0	0.00	1.500																
Hal Reniff, R (8, 1) ERA: 4.31	0.2	3	1	0	0	0	0	0	0	0	0	0	0	0	0	0	0.00	1.500																
<b>Inning Stats</b>	R: 0 E: 0 K: 0 S: 2	H: 0 LOB: 0 BB: 1 P: 6	R: 0 E: 0 K: 0 S: 4	H: 2 LOB: 1 BB: 0 P: 4	R: 0 E: 0 K: 0 S: 4	H: 1 LOB: 1 BB: 0 P: 4	R: 1 E: 0 K: 0 S: 5	H: 3 LOB: 1 BB: 0 P: 5	R: 1 E: 0 K: 0 S: 5	H: 2 LOB: 1 BB: 0 P: 5	R: 0 E: 0 K: 1 S: 5	H: 0 LOB: 1 BB: 1 P: 9	R: 1 E: 0 K: 0 S: 4	H: 1 LOB: 1 BB: 1 P: 8	R: 2 E: 0 K: 0 S: 6	H: 3 LOB: 1 BB: 0 P: 6	R: 0 E: 0 K: 0 S: 3	H: 3 LOB: 1 BB: 0 P: 6	1B: 10 2B: 2 3B: 0 HR: 1	SF: 0 SAC: 2 DP: 2 HBP: 0	WP: 1 PB: 0 SB: 0 CS: 0	PA: 36												
<b>PITCHER</b>	IP WLS BF H R ER SO BB IBB HBP BLK WP HR S P ERA WHIP																																	



Batter	1	2	3	4	5	6	7	8	9	AB	R	H	RBI	BB	SO	LOB	TOP			
Danny O'Connell, R (1.5) OBP: 0.371, SLG: 0.343	0-3 K		0-3 K			4-0 HBP BB			0-0 F7	4	0	0	0	1	3	5	<p>Washington Senators @ New York Yankees</p> <p>Yankee Stadium, Bronx, NY</p> <p>Mon Sep 04 1961, 3:38 AM EDT</p> <p>Att: 34,683 - Unknown - 89 F</p> <p>livebaseballscores.com</p>			
Chuck Hinton, R (1.7) OBP: 0.330, SLG: 0.352	0-3 K		0-0 G5-4-3 1B			0-0 F8			4-0 F4	4	0	1	0	1	1	1				
Bob Johnson, R (1.6) OBP: 0.315, SLG: 0.386	0-0 F5		0-0 G5-4-3			1-0			4-0	3	0	0	0	1	0	3				
Gene Green, R (1.9) OBP: 0.355, SLG: 0.524		0-0 6-3				0-0 E4 FC5			0-0 F8	4	0	0	0	0	0	3				
Willie Tasby, R (1.8) OBP: 0.337, SLG: 0.419	0-3 K					0-0 6-3			0-0 SH2-4 1B	4	0	1	0	0	1	2				
Dale Long, L (1.3) OBP: 0.326, SLG: 0.477	0-0 F4					4-0			0-0 SH2-4 1B	3	0	1	0	1	0	0				
Chuck Cottler, R (1.4) OBP: 0.303, SLG: 0.331						0-0 F8			0-0 SH2-4 1B	3	1	1	0	0	0	2				
Pete Daley, R (1.2) OBP: 0.241, SLG: 0.273						0-0 FC5			4-0	3	1	1	1	1	0	2				
Pete Burnside, R (1.1) OBP: 0.136, SLG: 0.095						0-0 SH 2B			0-0	2	0	0	0	0	1	3				
Harry Bright, R (9, PH) OBP: 0.318, SLG: 0.352						0-0 SH 1B			0-0	1	0	1	0	0	0	0				
Marty Keough, L (9, PR) OBP: 0.316, SLG: 0.438						0-0			0-0	0	0	0	0	0	0	0				
<b>Inning Stats</b>	R: 0 E: 0 K: 2 S: 7	H: 0 LOB: 0 BB: 0 P: 7	R: 0 E: 0 K: 1 S: 5	H: 0 LOB: 0 BB: 0 P: 5	R: 2 E: 1 K: 1 S: 8	H: 3 LOB: 1 BB: 0 P: 8	R: 0 E: 1 K: 0 S: 4	H: 0 LOB: 2 BB: 1 P: 8	R: 0 E: 0 K: 2 S: 9	H: 2 LOB: 3 BB: 1 P: 13	R: 0 E: 0 K: 0 S: 3	H: 0 LOB: 1 BB: 1 P: 7	R: 0 E: 0 K: 0 S: 3	H: 0 LOB: 0 BB: 0 P: 3	R: 0 E: 0 K: 0 S: 3	H: 1 LOB: 1 BB: 1 P: 7	1B: 4 2B: 1 3B: 1 HR: 0	SF: 0 SAC: 2 DP: 1 HBP: 1	WP: 0 PB: 0 SB: 0 CS: 0	PA: 39
<b>PITCHER</b> Bud Daley, L (1.1) ERA: 4.49	IP: 9.0 WLS: W BF: 39 H: 6 R: 2 ER: 2 SO: 6 BB: 4 IBB: 1 HBP: 1 BLK: 0 WP: 0 HR: 0 S: 45 P: 66 ERA: 2.00 WHIP: 1.111															<b>PITCHER</b>				

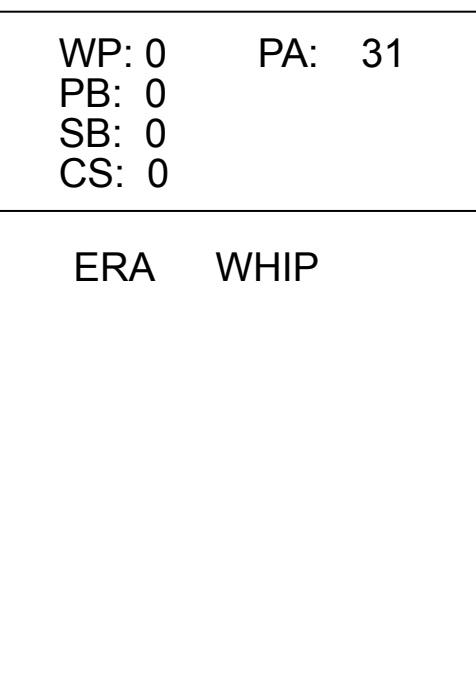
Batter	1	2	3	4	5	6	7	8	9	AB	R	H	RBI	BB	SO	LOB	BOTTOM			
Bobby Richardson, R (1.4) OBP: 0.300, SLG: 0.327	0-0 F6		0-0 F7						0-0 FC2-6 1B	4	0	1	0	0	0	1	<p>Washington Senators @ New York Yankees</p> <p>Yankee Stadium, Bronx, NY</p> <p>Mon Sep 04 1961, 3:38 AM EDT</p> <p>Att: 34,683 - Unknown - 89 F</p> <p>livebaseballscores.com</p>			
Tony Kubek, L (1.6) OBP: 0.302, SLG: 0.389	0-3 K								0-0 FC2-6 1B	4	0	0	0	0	1	1				
Roger Maris, L (1.8) OBP: 0.371, SLG: 0.628	0-0 6-3								0-0 F3	4	0	0	0	0	0	1				
Elston Howard, R (1.2) OBP: 0.392, SLG: 0.545		0-0 F4							0-0	3	1	2	0	0	0	0				
Bill Skowron, R (1.3) OBP: 0.326, SLG: 0.475	0-3 K								0-0 F6	3	0	1	1	0	1	1				
Hector Lopez, R (1.9) OBP: 0.285, SLG: 0.290	0-0 F9								0-0 F7	3	0	0	0	0	0	1				
Bob Cerv, R (1.7) OBP: 0.280, SLG: 0.404									0-0	3	1	2	0	0	0	0				
Yogi Berra, L (8.7) OBP: 0.329, SLG: 0.466									0-0	0	0	0	0	0	0	0				
Clete Boyer, R (1.5) OBP: 0.312, SLG: 0.347									0-0	2	1	1	2	0	0	1				
Bud Daley, L (1.1) OBP: 0.143, SLG: 0.113									0-0	3	0	0	0	0	0	1				
<b>Inning Stats</b>	R: 0 E: 0 K: 1 S: 5	H: 0 LOB: 0 BB: 0 P: 5	R: 0 E: 0 K: 1 S: 5	H: 0 LOB: 0 BB: 0 P: 5	R: 1 E: 0 K: 0 S: 4	H: 1 LOB: 0 BB: 0 P: 4	R: 1 E: 0 K: 0 S: 5	H: 2 LOB: 1 BB: 0 P: 5	R: 0 E: 0 K: 0 S: 4	H: 1 LOB: 1 BB: 0 P: 4	R: 0 E: 0 K: 0 S: 4	H: 1 LOB: 1 BB: 0 P: 4	R: 1 E: 0 K: 0 S: 4	H: 1 LOB: 0 BB: 0 P: 4	R: 0 E: 0 K: 0 S: 3	H: 1 LOB: 0 BB: 0 P: 3	1B: 2 2B: 4 3B: 1 HR: 1	SF: 1 SAC: 0 DP: 1 HBP: 0	WP: 0 PB: 0 SB: 0 CS: 0	PA: 30
<b>PITCHER</b> Pete Burnside, L (1.1) ERA: 6.01	IP: 8.0 WLS: L BF: 30 H: 7 R: 3 ER: 3 SO: 2 BB: 0 IBB: 0 HBP: 0 BLK: 0 WP: 0 HR: 1 S: 34 P: 34 ERA: 3.38 WHIP: 0.875															<b>PITCHER</b>				

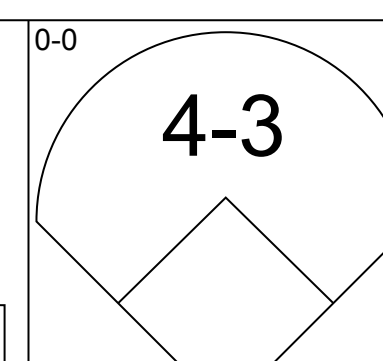
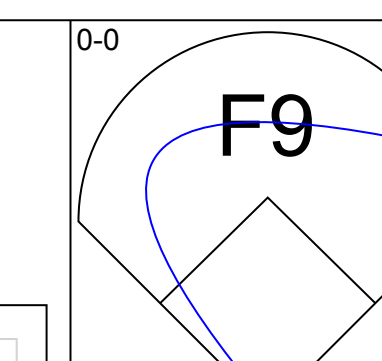
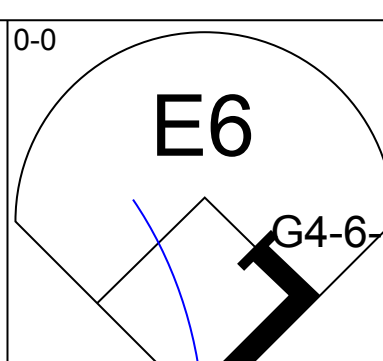

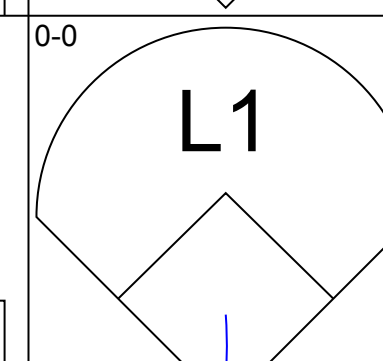
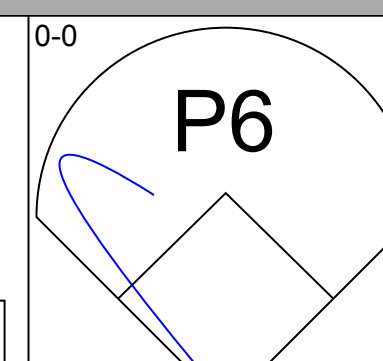
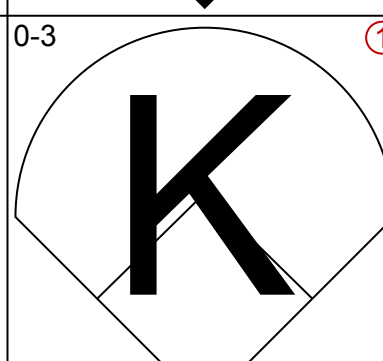
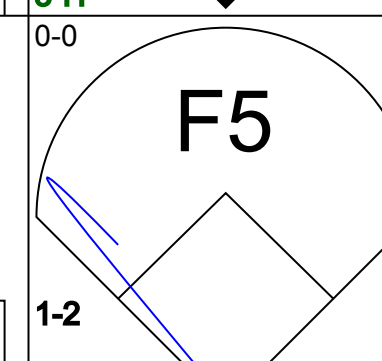
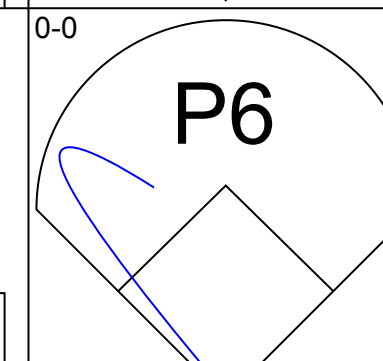
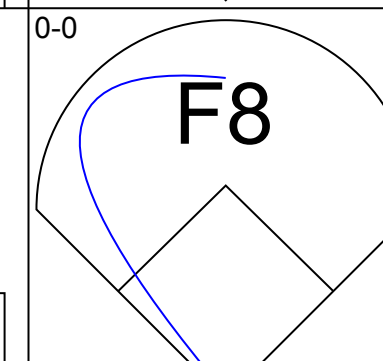
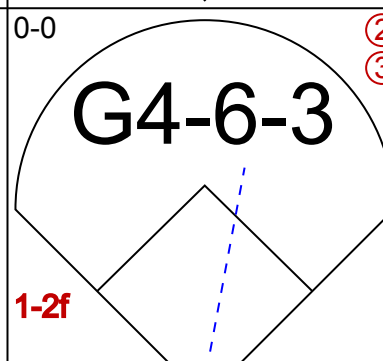
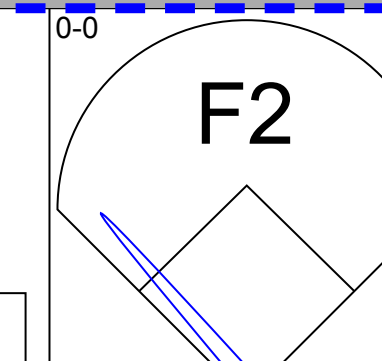
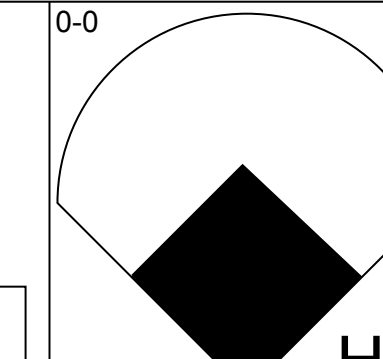
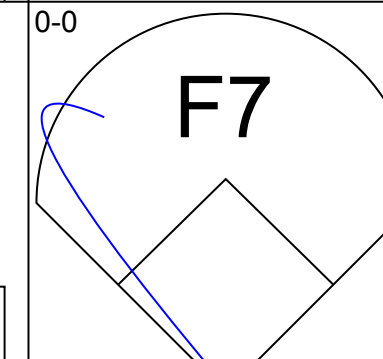
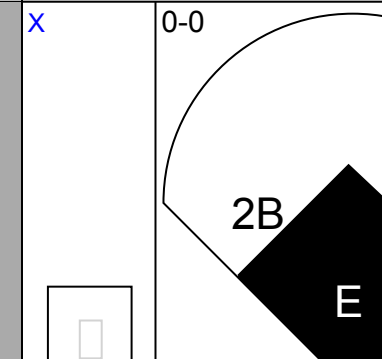
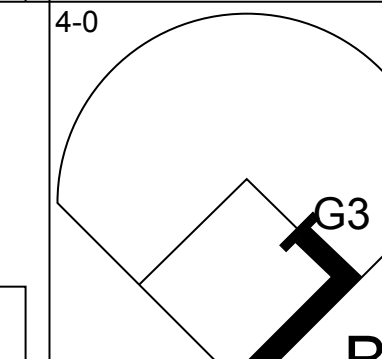
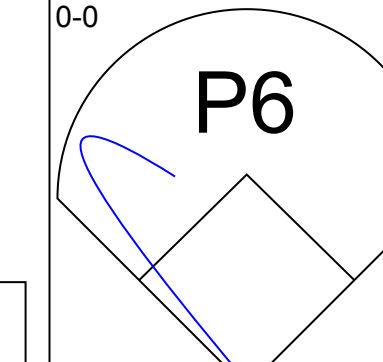
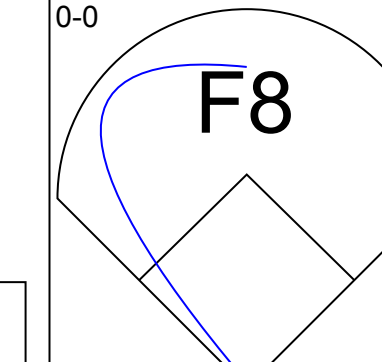
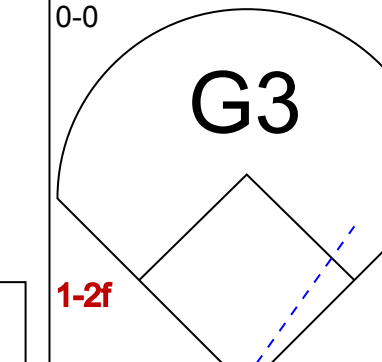
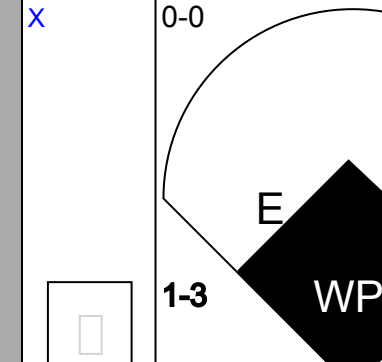
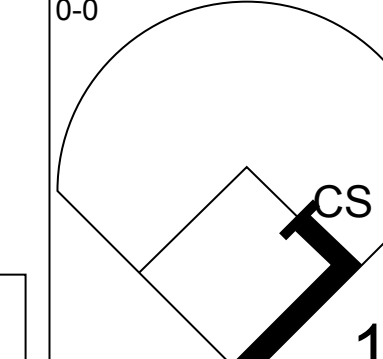
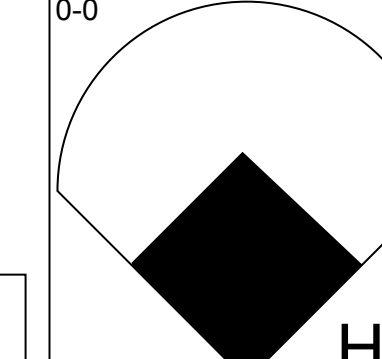
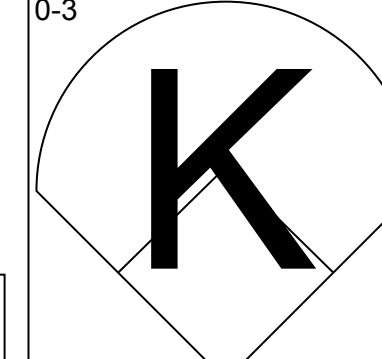
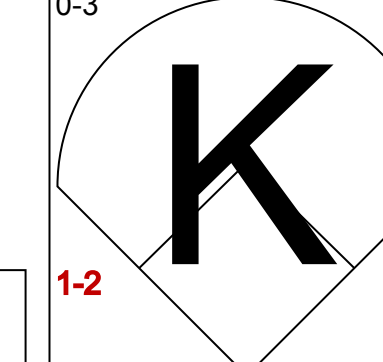
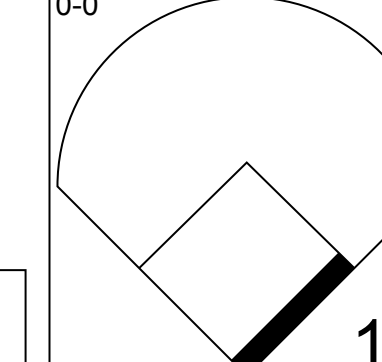
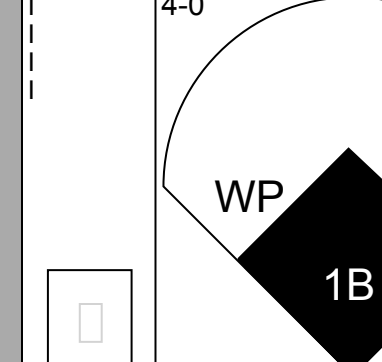
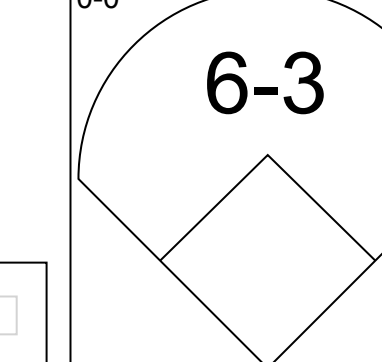
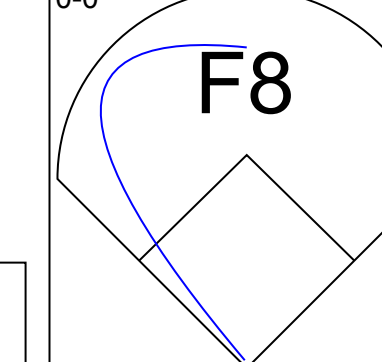
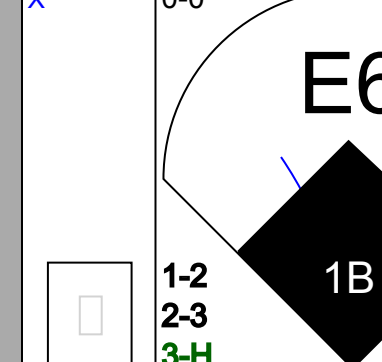
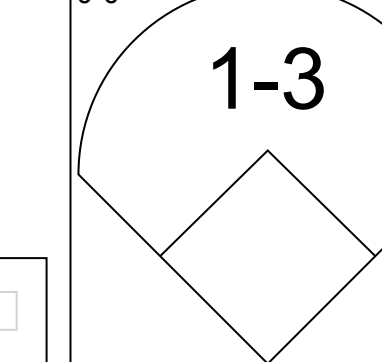
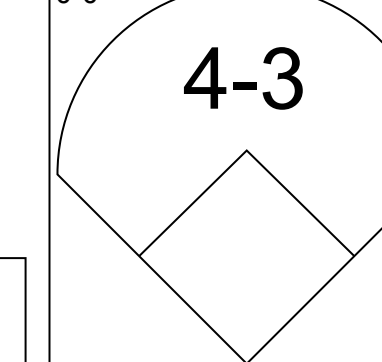
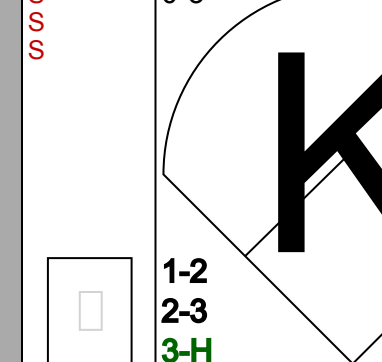


Batter	1	2	3	4	5	6	7	8	9	AB	R	H	RBI	BB	SO	LOB	TOP			
Marty Keough, L (1, 7) OBP: 0.315, SLG: 0.432										4	0	0	0	0	1	2				
Danny O'Connell, R (1, 4) OBP: 0.372, SLG: 0.341										2	1	0	0	2	0	0				
Bob Johnson, R (1, 6) OBP: 0.308, SLG: 0.376										4	0	0	0	0	0	2				
Gene Green, R (1, 9) OBP: 0.353, SLG: 0.524										4	0	1	1	0	0	0				
Willie Tasby, R (1, 8) OBP: 0.335, SLG: 0.416										3	0	0	0	0	2	1				
Dale Long, L (1, 3) OBP: 0.326, SLG: 0.475										3	0	1	0	0	1	0				
Billy Klaus, L (1, 5) OBP: 0.307, SLG: 0.364										3	0	0	0	0	1	1				
Pete Daley, R (1, 2) OBP: 0.242, SLG: 0.274										3	0	1	0	0	0	1				
Joe McClain, R (1, 1) OBP: 0.212, SLG: 0.266										2	0	1	0	0	1	0				
Bud Zupfel, L (8, PH) OBP: 0.276, SLG: 0.372										1	0	0	0	0	0	1				
Dave Sisler, R (8, 1)										0	0	0	0	0	0	0				
<b>Inning Stats</b>	R: 1 E: 0 K: 1 S: 6	H: 1 LOB: 1 BB: 1 P: 10	R: 0 E: 0 K: 1 S: 5	H: 1 LOB: 0 BB: 0 P: 5	R: 0 E: 0 K: 1 S: 5	H: 0 LOB: 0 BB: 0 P: 5	R: 0 E: 0 K: 0 S: 3	H: 0 LOB: 0 BB: 0 P: 3	R: 0 E: 0 K: 0 S: 3	H: 1 LOB: 1 BB: 1 P: 7	R: 0 E: 0 K: 2 S: 7	H: 0 LOB: 0 BB: 0 P: 7	R: 0 E: 0 K: 0 S: 4	H: 1 LOB: 1 BB: 0 P: 4	R: 0 E: 0 K: 0 S: 3	H: 0 LOB: 0 BB: 0 P: 3	1B: 3 2B: 1 3B: 0 HR: 0	SF: 0 SAC: 0 DP: 2 HBP: 0	WP: 0 PB: 0 CS: 0	PA: 31
<b>PITCHER</b> Jim Coates, R (1, 1) ERA: 3.92	IP: 9.0 WLS: W BF: 31 H: 4 R: 1 ER: 1 SO: 6 BB: 2 IBB: 0 HBP: 0 BLK: 0 WP: 0 HR: 0 S: 41 P: 49 ERA: 1.00 WHIP: 0.667															<b>PITCHER</b>				

Washington Senators @ New York Yankees  
Yankee Stadium, Bronx, NY  
Tue Sep 05 1961, 7:05 PM EDT  
Att: 16,917 - Overcast - 86 F

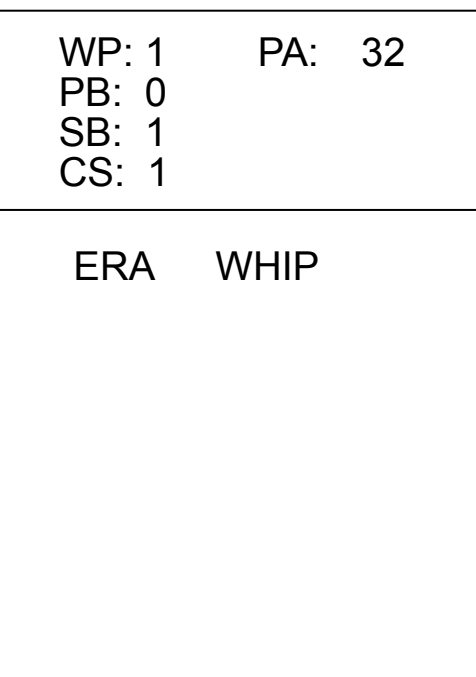
AB	29
R	1
H	4
RBI	1
BB	2
SO	6
LOB	8



Batter	1	2	3	4	5	6	7	8	9	AB	R	H	RBI	BB	SO	LOB	BOTTOM			
Bobby Richardson, R (1, 4) OBP: 0.300, SLG: 0.326										4	0	1	2	0	0	0				
Tony Kubek, L (1, 6) OBP: 0.300, SLG: 0.386										4	0	0	0	0	1	2				
Roger Maris, L (1, 9) OBP: 0.369, SLG: 0.623										4	0	0	0	0	0	1				
Mickey Mantle, S (1, 8) OBP: 0.451, SLG: 0.704										3	2	2	1	1	0	0				
Johnny Blanchard, L (1, 7) OBP: 0.379, SLG: 0.598										4	1	1	0	0	0	1				
Hector Lopez, R (9, 7) OBP: 0.255, SLG: 0.290										0	0	0	0	0	0	0				
Elston Howard, R (1, 2) OBP: 0.394, SLG: 0.554										3	1	2	1	0	1	2				
Bill Skowron, R (1, 3) OBP: 0.328, SLG: 0.475										2	1	1	0	1	1	1				
Clete Boyer, R (1, 5) OBP: 0.310, SLG: 0.344										3	1	0	1	0	0	3				
Jim Coates, R (1, 1) OBP: 0.091, SLG: 0.032										3	0	0	0	0	1	3				
<b>Inning Stats</b>	R: 0 E: 0 K: 0 S: 3	H: 0 LOB: 0 BB: 0 P: 3	R: 1 E: 0 K: 1 S: 6	H: 2 LOB: 1 BB: 0 P: 6	R: 0 E: 0 K: 0 S: 3	H: 0 LOB: 0 BB: 0 P: 3	R: 0 E: 0 K: 0 S: 3	H: 0 LOB: 0 BB: 0 P: 3	R: 1 E: 1 K: 1 S: 5	H: 2 LOB: 1 BB: 0 P: 5	R: 4 E: 1 K: 2 S: 11	H: 3 LOB: 1 BB: 1 P: 15	R: 0 E: 0 K: 0 S: 2	H: 0 LOB: 0 BB: 1 P: 6	R: 0 E: 0 K: 0 S: 2	H: 0 LOB: 0 BB: 1 P: 6	1B: 4 2B: 2 3B: 0 HR: 2	SF: 0 SAC: 0 DP: 3 HBP: 0	WP: 1 PB: 0 CS: 1	PA: 32
<b>PITCHER</b> Joe McClain, R (1, 1) ERA: 3.92	IP: 7.0 WLS: L BF: 29 H: 7 R: 6 ER: 4 SO: 4 BB: 0 IBB: 0 HBP: 0 BLK: 0 WP: 1 HR: 2 S: 36 P: 40 ERA: 5.14 WHIP: 1.000															<b>PITCHER</b>				
Dave Sisler, R (8, 1) ERA: 4.23	IP: 1.0 WLS: L BF: 3 H: 0 R: 0 ER: 0 SO: 0 BB: 1 IBB: 0 HBP: 0 BLK: 0 WP: 0 HR: 0 S: 2 P: 6 ERA: 0.00 WHIP: 1.000															<b>PITCHER</b>				

Washington Senators @ New York Yankees  
Yankee Stadium, Bronx, NY  
Tue Sep 05 1961, 7:05 PM EDT  
Att: 16,917 - Overcast - 86 F

AB	30
R	6
H	7
RBI	5
BB	2
SO	4
LOB	13





Batter	1	2	3	4	5	6	7	8	9	AB	R	H	RBI	BB	SO	LOB	TOP			
Danny O'Connell, R (1.5) OBP: 0.372, SLG: 0.339										2	0	0	0	1	1	0				
Chuck Hinton, R (1.7) OBP: 0.329, SLG: 0.350										4	0	1	0	0	1	1				
Bob Johnson, R (1.6) OBP: 0.318, SLG: 0.381										3	0	2	0	1	0	2				
Gene Green, R (1.9) OBP: 0.352, SLG: 0.521										4	0	1	0	0	2	3				
Willie Tasby, R (1.8) OBP: 0.332, SLG: 0.412										4	0	0	0	0	1	3				
Dale Long, L (1.3) OBP: 0.324, SLG: 0.471										3	0	0	0	0	0	1				
Chuck Cottler, R (1.4) OBP: 0.300, SLG: 0.327										3	0	0	0	0	0	0				
Pete Daley, R (1.2) OBP: 0.239, SLG: 0.270										3	0	0	0	0	2	0				
Tom Cheney, R (1.1) OBP: 0.500, SLG: 0.625										1	0	1	0	0	0	0				
Ed Brinkman, R (5. PH) OBP: 0.143, SLG: 0.143										1	0	0	0	0	0	0				
Johnny Klippstein, R (5.1) OBP: 0.143, SLG: 0.143										0	0	0	0	0	0	0				
Harry Bright, R (8. PH) OBP: 0.316, SLG: 0.350										1	0	0	0	0	0	0				
Leroy Heiser, R (8.1) OBP: 0.316, SLG: 0.350										0	0	0	0	0	0	0				
<b>Inning Stats</b>	R: 0 H: 0 E: 0 K: 2 S: 7	H: 0 LOB: 1 BB: 1 P: 11	R: 0 H: 0 E: 0 K: 1 S: 5	H: 0 LOB: 0 BB: 0 P: 5	R: 0 H: 1 E: 0 K: 1 S: 6	H: 1 LOB: 1 BB: 0 P: 6	R: 0 H: 2 E: 0 K: 0 S: 4	H: 2 LOB: 1 BB: 0 P: 4	R: 0 H: 0 E: 0 K: 1 S: 5	H: 0 LOB: 0 BB: 1 P: 5	R: 0 H: 1 E: 0 K: 0 S: 3	H: 1 LOB: 1 BB: 1 P: 7	R: 0 H: 0 E: 0 K: 0 S: 3	H: 0 LOB: 0 BB: 0 P: 3	R: 0 H: 0 E: 1 K: 2 S: 8	H: 0 LOB: 0 BB: 0 P: 8	1B: 5 2B: 0 3B: 0 HR: 0	SF: 0 SAC: 1 DP: 2 HBP: 0	WP: 0 PB: 0 SB: 0 CS: 0	PA: 32
<b>PITCHER</b> Whitey Ford, L (1.1) ERA: 3.22	IP: 9.0 WLS: W BF: 32 H: 5 R: 0 ER: 0 SO: 7 BB: 2 IBB: 0 HBP: 0 BLK: 0 WP: 0 HR: 0 S: 44 P: 52 ERA: 0.00 WHIP: 0.778																			

Washington Senators @ New York Yankees  
 Yankee Stadium, Bronx, NY  
 Wed Sep 06 1961, 3:33 AM EDT  
 Att: 12,295 - Unknown - 84 F

AB	29
R	0
H	5
RBI	0
BB	2
SO	7
LOB	10



Batter	1	2	3	4	5	6	7	8	9	AB	R	H	RBI	BB	SO	LOB	BOTTOM			
Bobby Richardson, R (1.4) OBP: 0.298, SLG: 0.324										4	0	0	0	0	0	0				
Tony Kubek, L (1.6) OBP: 0.299, SLG: 0.384										3	0	0	0	1	0	0				
Roger Maris, L (1.9) OBP: 0.370, SLG: 0.627										3	1	1	1	1	0	1				
Mickey Mantle, S (1.8) OBP: 0.451, SLG: 0.701										2	2	0	0	2	1	1				
Johnny Blanchard, L (1.7) OBP: 0.381, SLG: 0.628										4	2	2	4	0	1	0				
Elston Howard, R (1.2) OBP: 0.393, SLG: 0.551										4	1	1	0	0	1	0				
Bill Skowron, R (1.3) OBP: 0.328, SLG: 0.480										3	1	1	2	0	1	0				
Bob Hale, L (7.3) OBP: 0.196, SLG: 0.238										1	1	1	1	0	0	0				
Clete Boyer, R (1.5) OBP: 0.312, SLG: 0.344										3	0	1	0	1	1	0				
Whitey Ford, L (1.1) OBP: 0.270, SLG: 0.193										4	0	0	0	0	1	3				
<b>Inning Stats</b>	R: 0 H: 0 E: 0 K: 0 S: 3	H: 0 LOB: 0 BB: 0 P: 3	R: 0 H: 0 E: 0 K: 3 S: 9	H: 0 LOB: 0 BB: 0 P: 9	R: 0 H: 0 E: 0 K: 1 S: 5	H: 0 LOB: 0 BB: 0 P: 5	R: 5 H: 4 E: 0 K: 1 S: 10	H: 4 LOB: 1 BB: 1 P: 14	R: 0 H: 0 E: 0 K: 0 S: 2	H: 0 LOB: 0 BB: 1 P: 6	R: 2 H: 2 E: 0 K: 1 S: 7	H: 2 LOB: 1 BB: 1 P: 11	R: 0 H: 0 E: 0 K: 0 S: 3	H: 0 LOB: 1 BB: 1 P: 7	R: 1 H: 1 E: 0 K: 0 S: 4	H: 1 LOB: 1 BB: 1 P: 8	1B: 2 2B: 0 3B: 0 HR: 5	SF: 0 SAC: 0 DP: 1 HBP: 0	WP: 0 PB: 1 SB: 0 CS: 0	PA: 36
<b>PITCHER</b> Tom Cheney, R (1.1) ERA: 10.80	IP: 4.0 WLS: L BF: 18 H: 4 R: 5 ER: 5 SO: 5 BB: 1 IBB: 0 HBP: 0 BLK: 0 WP: 0 HR: 3 S: 27 P: 31 ERA: 11.25 WHIP: 1.250																			
<b>PITCHER</b> Johnny Klippstein, R (5.1) ERA: 6.68	IP: 3.0 WLS: L BF: 13 H: 2 R: 2 ER: 2 SO: 1 BB: 3 IBB: 0 HBP: 0 BLK: 0 WP: 0 HR: 1 S: 12 P: 24 ERA: 6.00 WHIP: 1.667																			
<b>PITCHER</b> Leroy Heiser, R (8.1) ERA: 6.1	IP: 1.0 WLS: L BF: 5 H: 1 R: 1 ER: 1 SO: 0 BB: 1 IBB: 0 HBP: 0 BLK: 0 WP: 0 HR: 1 S: 4 P: 8 ERA: 9.00 WHIP: 2.000																			

Washington Senators @ New York Yankees  
 Yankee Stadium, Bronx, NY  
 Wed Sep 06 1961, 3:33 AM EDT  
 Att: 12,295 - Unknown - 84 F

AB	31
R	8
H	7
RBI	8
BB	5
SO	6
LOB	5





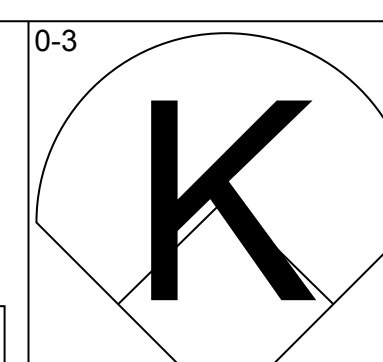
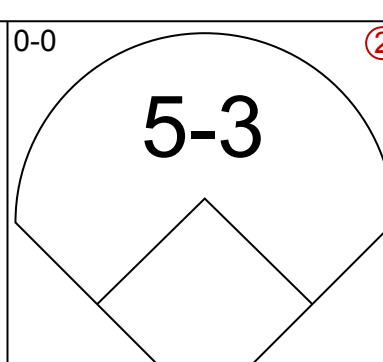
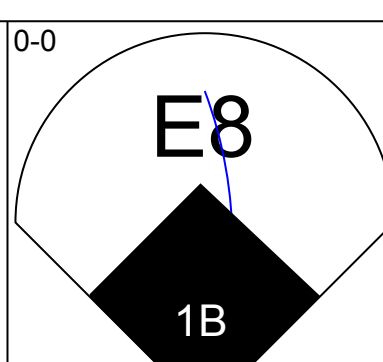
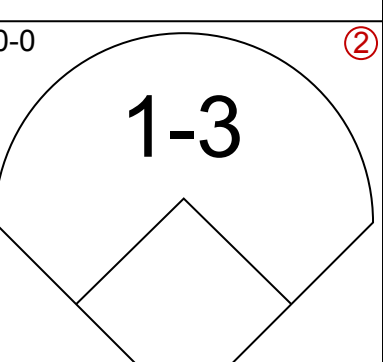
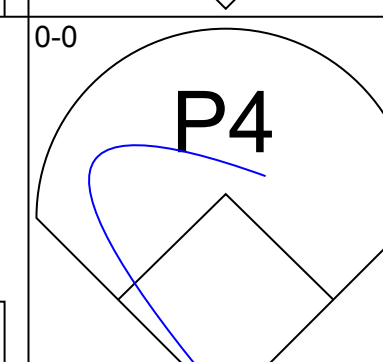
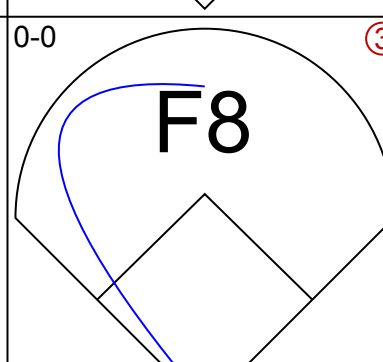
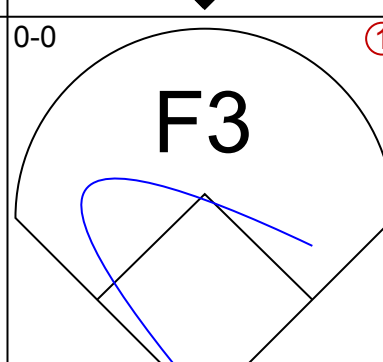
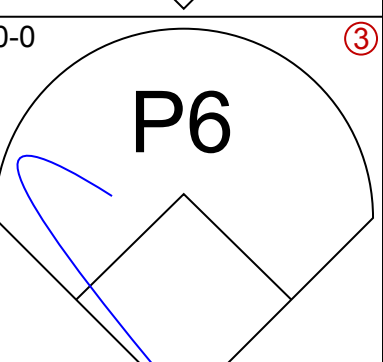
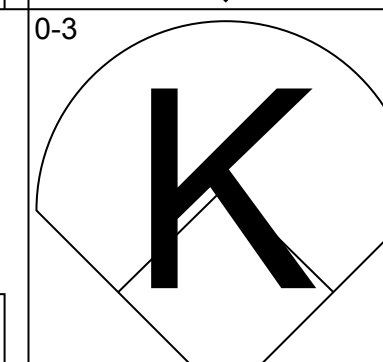
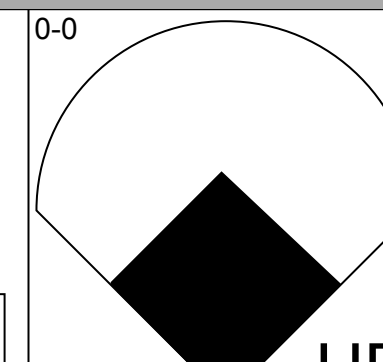
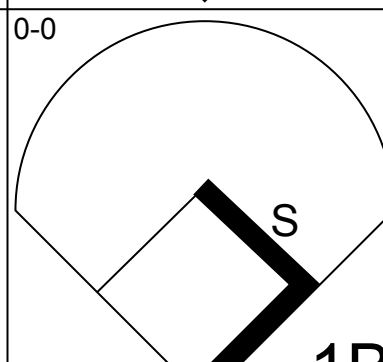
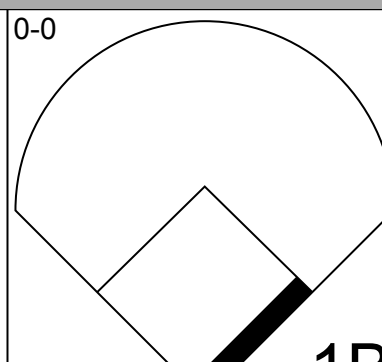
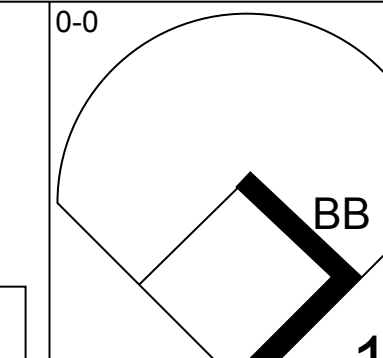
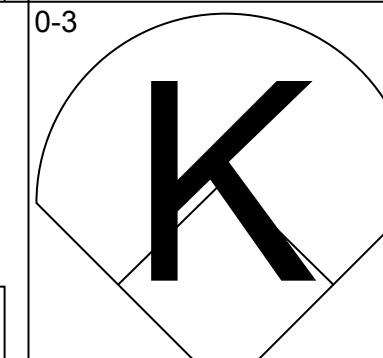
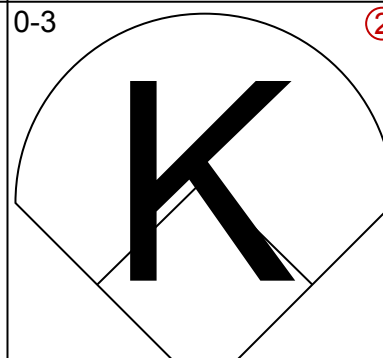
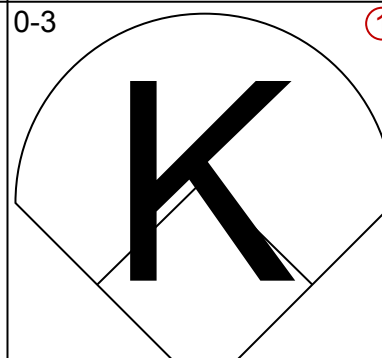
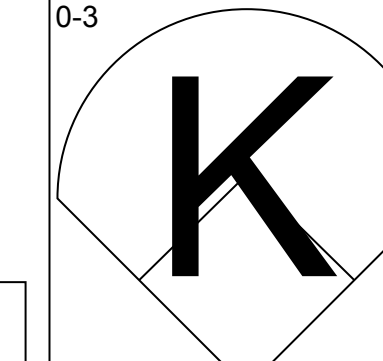
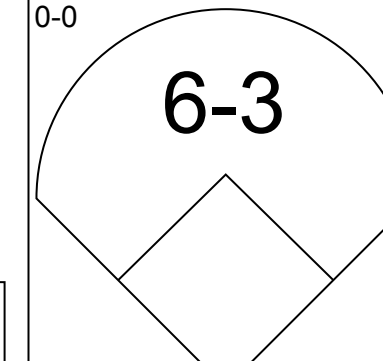
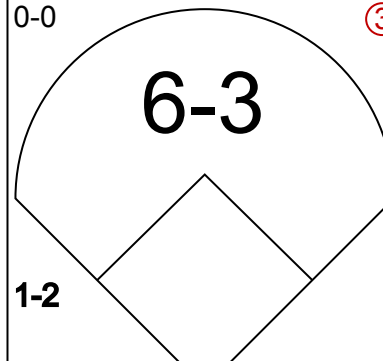
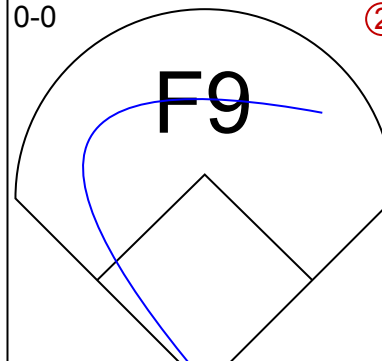
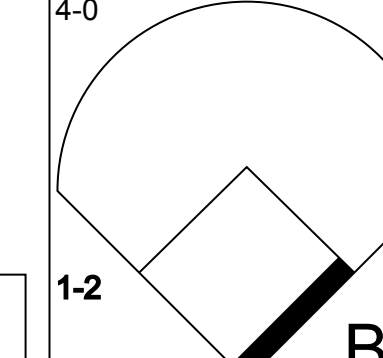
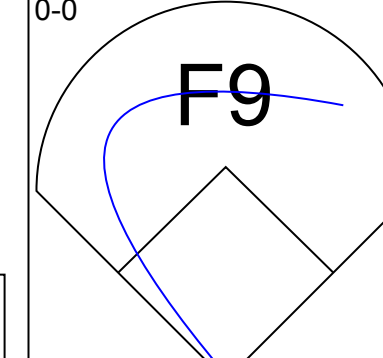
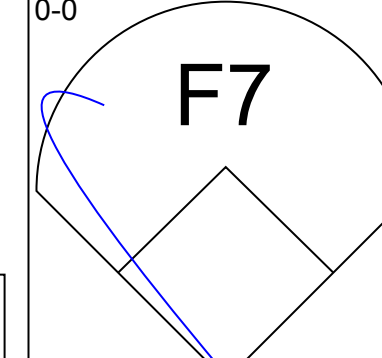
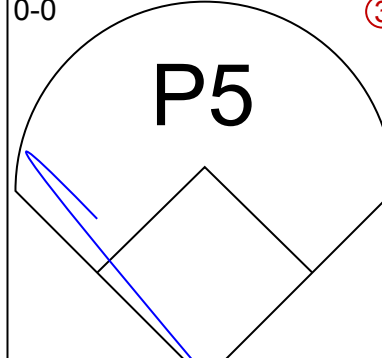
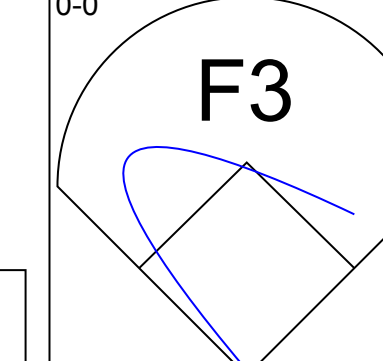
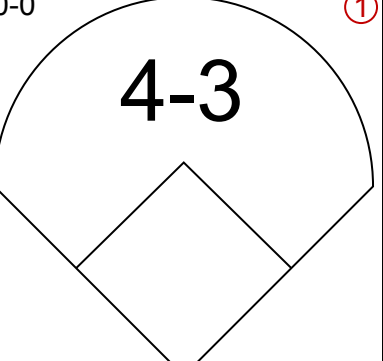
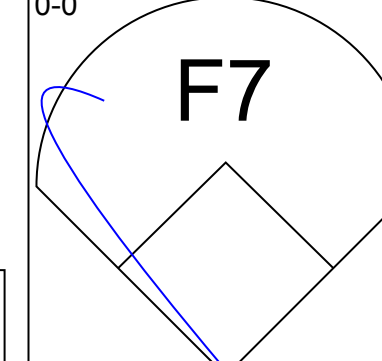
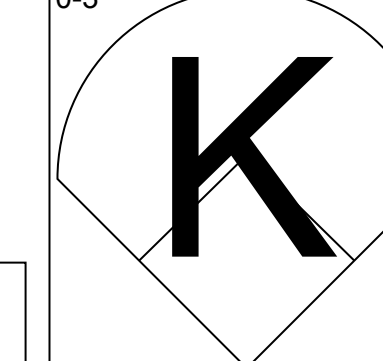
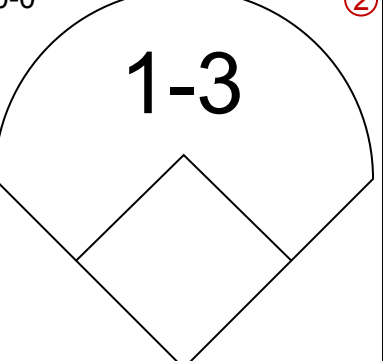
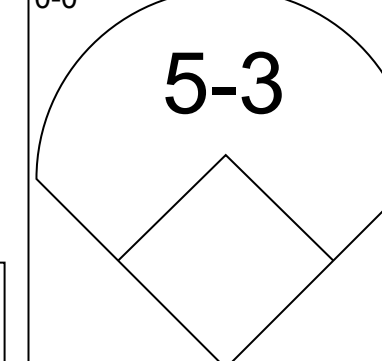
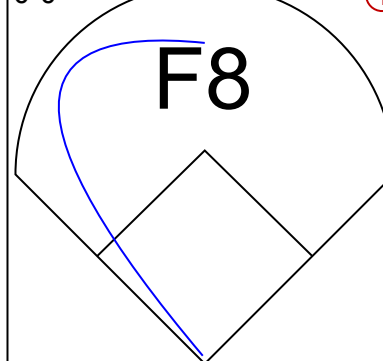
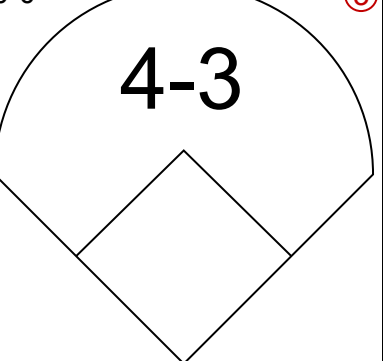
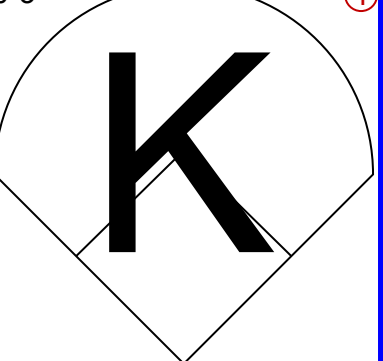
Batter	1	2	3	4	5	6	7	8	9	AB	R	H	RBI	BB	SO	LOB	TOP			
Willie Tasby, R (1.8) OBP: 0.333, SLG: 0.411	6-3		1-3				FC5-4		1B	4	1	1	0	1	0	2	<b>Washington Senators @ Baltimore Orioles</b> Memorial Stadium, Baltimore, MD Thu Sep 07 1961, 7:05 PM EDT Att: 2,836 - Unknown <a href="http://livebaseballscorecards.com">livebaseballscorecards.com</a>			
Danny O'Connell, R (1.5) OBP: 0.372, SLG: 0.340			F9				K		1B	5	0	2	0	0	1	3				
Marty Keough, L (1.7) OBP: 0.314, SLG: 0.429	P4		F9						1B	5	0	1	1	0	1	2				
Dale Long, L (1.3) OBP: 0.322, SLG: 0.466	F8								1B	4	1	0	0	1	1	3				
Bob Johnson, R (1.6) OBP: 0.328, SLG: 0.421		HR								4	1	3	1	0	0	0				
Gene Green, R (1.9) OBP: 0.348, SLG: 0.516	5-3									3	0	0	1	0	1	1				
Chuck Cottler, R (1.4) OBP: 0.303, SLG: 0.327	F8									3	0	1	0	1	1	1				
Pete Daley, R (1.2) OBP: 0.239, SLG: 0.269										4	0	1	0	0	2	3				
Carl Bouldin, S (1.1) Marty Kutyna, R (2.1) Jim King, L (7. PH) John Gabler, S (7.1) Bud Zupfel, L (9. PH)	1-3									1	0	0	0	0	0	1				
<b>Inning Stats</b>	R: 0 E: 0 K: 0 S: 4	H: 1 LOB: 1 BB: 0 P: 4	R: 1 E: 0 K: 0 S: 5	H: 2 LOB: 1 BB: 0 P: 5	R: 0 E: 0 K: 0 S: 3	H: 0 LOB: 0 BB: 0 P: 3	R: 0 E: 0 K: 2 S: 8	H: 1 LOB: 2 BB: 0 P: 12	R: 0 E: 0 K: 0 S: 3	H: 0 LOB: 0 BB: 0 P: 3	R: 0 E: 0 K: 2 S: 8	H: 1 LOB: 2 BB: 1 P: 12	R: 1 E: 0 K: 2 S: 8	H: 1 LOB: 1 BB: 1 P: 12	R: 1 E: 0 K: 2 S: 9	H: 2 LOB: 2 BB: 1 P: 13		1B: 6 2B: 2 3B: 0 HR: 1	SF: 1 SAC: 0 DP: 0 HBP: 0	WP: 1 PB: 0 SB: 1 CS: 0
<b>PITCHER</b> Mitt Pappas, R (1.1) ERA: 2.98	IP: 9.0 WLS: W BF: 40 H: 9 R: 3 ER: 3 SO: 8 BB: 4 IBB: 0 HBP: 0 BLK: 0 WP: 1 HR: 1 S: 52 P: 68 ERA: 3.00 WHIP: 1.444															<b>PITCHER</b>				

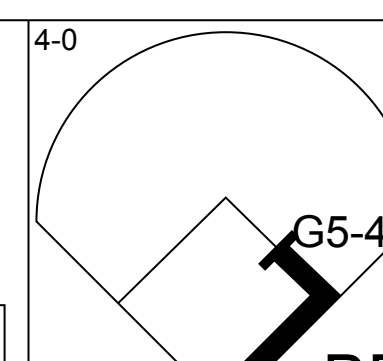
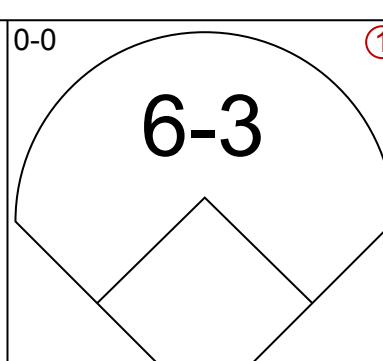
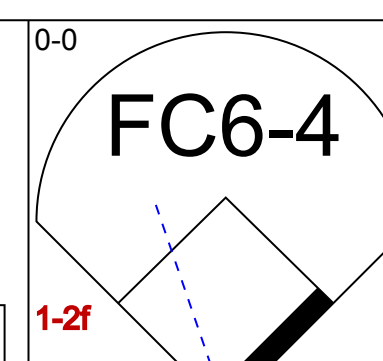
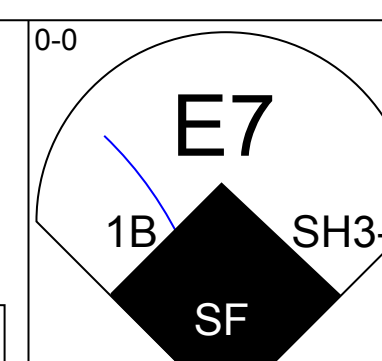
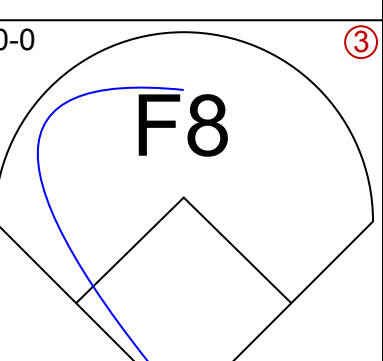
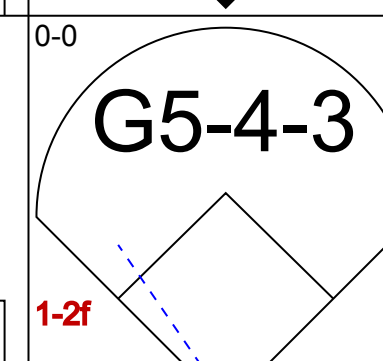
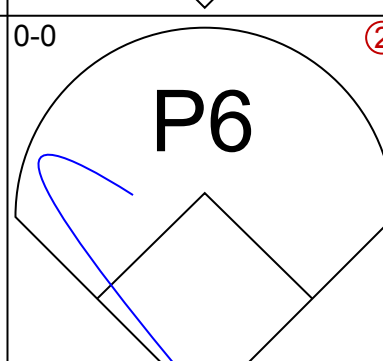
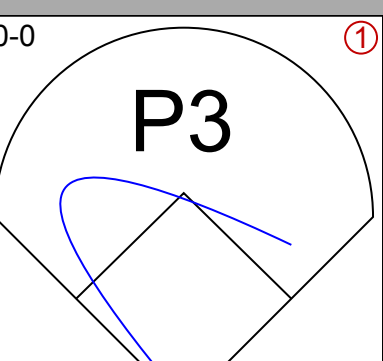
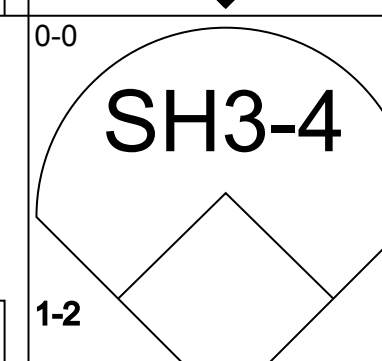
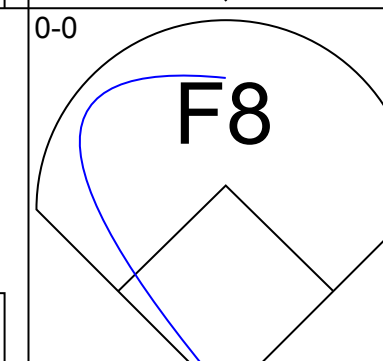


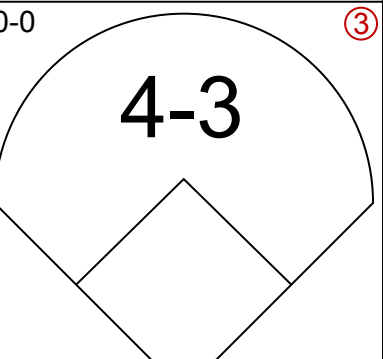
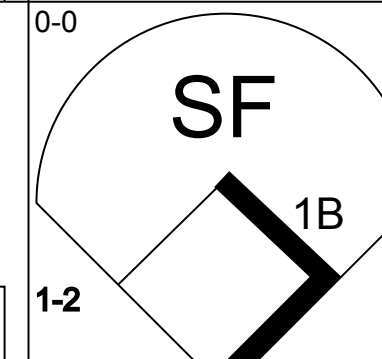
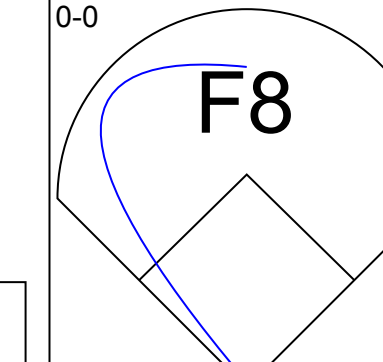
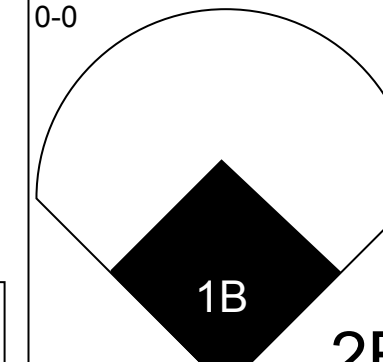

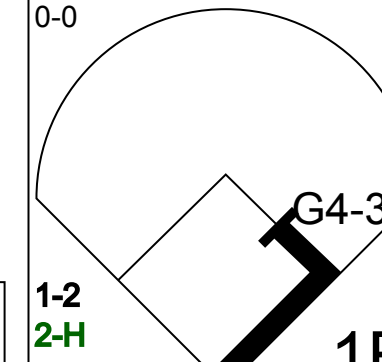
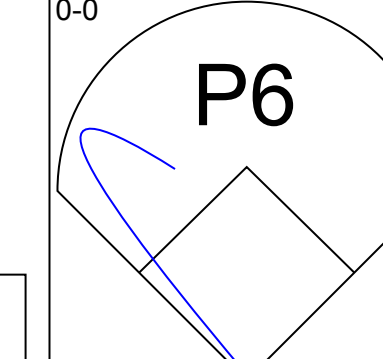
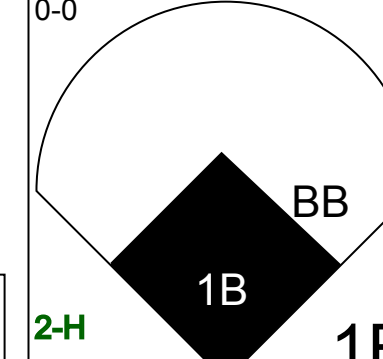
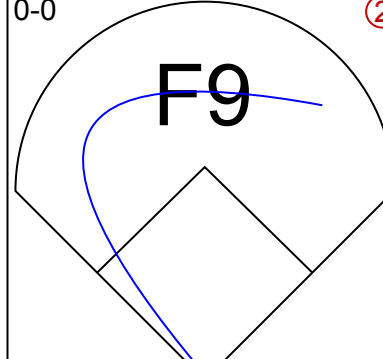
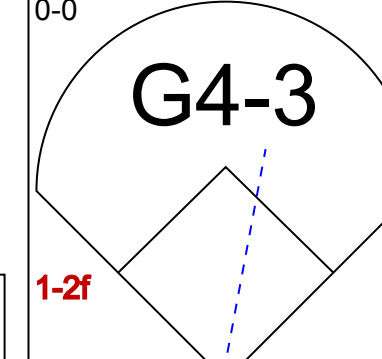
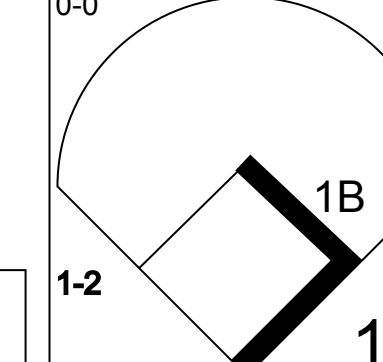
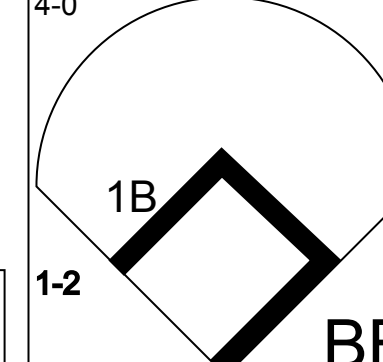
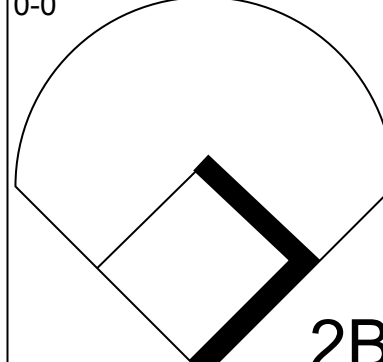

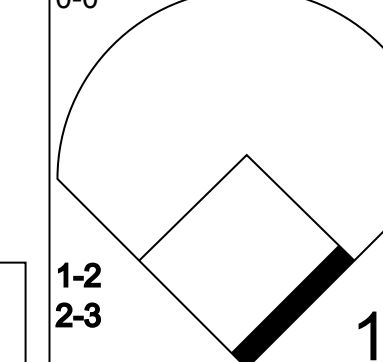
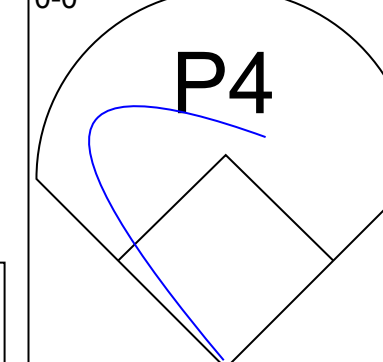
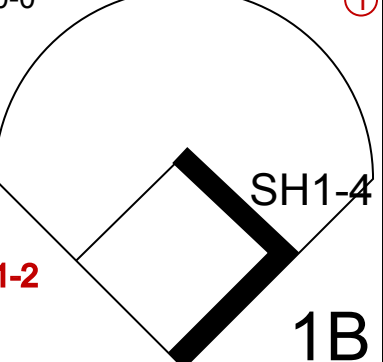
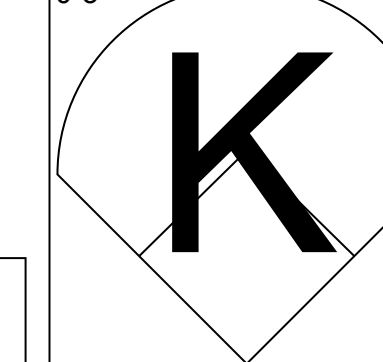
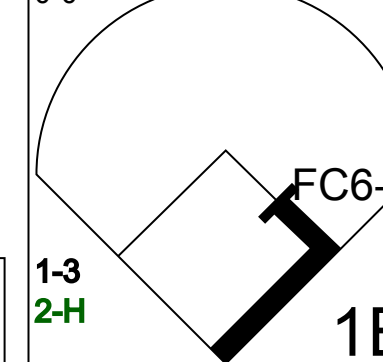
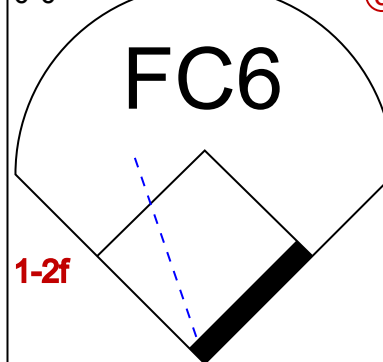
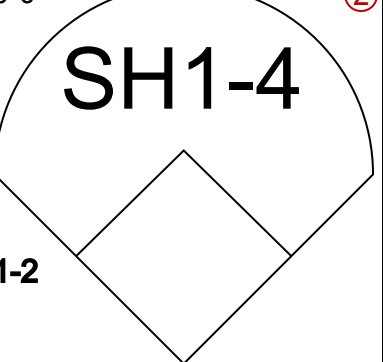
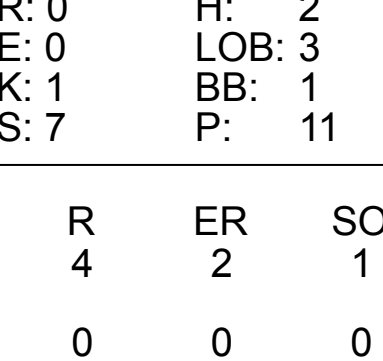
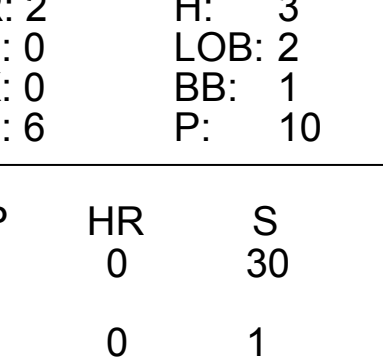
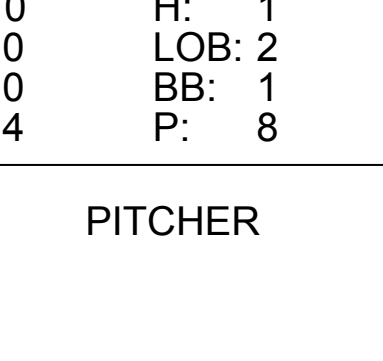
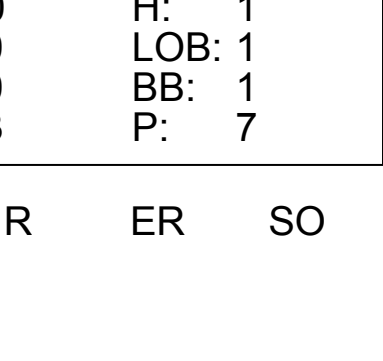
Batter	1	2	3	4	5	6	7	8	9	AB	R	H	RBI	BB	SO	LOB	BOTTOM			
Brooks Robinson, R (1.5) OBP: 0.337, SLG: 0.388	6-3	2B					F8			4	1	1	1	0	0	0	<b>Washington Senators @ Baltimore Orioles</b> Memorial Stadium, Baltimore, MD Thu Sep 07 1961, 7:05 PM EDT Att: 2,836 - Unknown <a href="http://livebaseballscorecards.com">livebaseballscorecards.com</a>			
Dick Williams, R (1.7) OBP: 0.257, SLG: 0.368 Russ Snyder, L (8.7)		1B					P6			4	0	2	0	0	0	0				
Jackie Brandt, R (1.8) OBP: 0.376, SLG: 0.458										3	0	1	1	0	0	0				
Jim Gentile, L (1.3) OBP: 0.440, SLG: 0.685	K	F7								4	0	1	0	0	1	3				
Whitey Herzog, L (1.9) OBP: 0.392, SLG: 0.420		1B								4	1	1	0	0	0	1				
Charlie Lau, L (1.2) OBP: 0.302, SLG: 0.286		F7								4	1	1	0	0	0	2				
Ron Hansen, R (1.6) OBP: 0.328, SLG: 0.344		E								3	1	1	0	1	0	2				
Jerry Adair, R (1.4) OBP: 0.316, SLG: 0.385		E6								3	1	2	1	0	0	1				
Mitt Pappas, R (1.1) OBP: 0.145, SLG: 0.328		1B								3	1	1	1	0	1	1				
<b>Inning Stats</b>	R: 0 E: 0 K: 1 S: 6	H: 2 LOB: 1 BB: 0 P: 6	R: 5 E: 1 K: 0 S: 8	H: 5 LOB: 1 BB: 1 P: 12	R: 1 E: 0 K: 1 S: 7	H: 2 LOB: 1 BB: 0 P: 7	R: 0 E: 0 K: 0 S: 3	H: 0 LOB: 0 BB: 0 P: 3	R: 0 E: 0 K: 0 S: 3	H: 1 LOB: 0 BB: 0 P: 3	R: 0 E: 0 K: 0 S: 3	H: 0 LOB: 0 BB: 0 P: 3	R: 0 E: 0 K: 0 S: 4	H: 1 LOB: 1 BB: 0 P: 4	R: 0 E: 0 K: 0 S: 4	H: 1 LOB: 1 BB: 0 P: 4		1B: 7 2B: 4 3B: 1 HR: 0	SF: 1 SAC: 0 DP: 1 HBP: 0	WP: 1 PB: 0 SB: 0 CS: 1
<b>PITCHER</b> Carl Bouldin, R (1.1) ERA: 16.2 Marty Kutyna, R (2.1) ERA: 3.51 John Gabler, R (7.1) ERA: 4.96	IP: 11.1 WLS: L BF: 16 H: 3 R: 1 ER: 1 SO: 1 BB: 0 IBB: 0 HBP: 0 BLK: 0 WP: 0 HR: 0 S: 18 P: 18 ERA: 1.93 WHIP: 0.643															<b>PITCHER</b>				







Batter	1	2	3	4	5	6	7	8	9	AB	R	H	RBI	BB	SO	LOB	TOP					
Chuck Hinton, R OBP: 0.327, SLG: 0.351										4	1	0	0	0	1	0	<b>Washington Senators @ Baltimore Orioles</b> Memorial Stadium, Baltimore, MD Fri Sep 08 1961, 7:05 PM EDT Att: 10,520 - Unknown					
Ed Brinkman, R OBP: 0.314, SLG: 0.401										4	0	0	0	0	0	1						
Jim King, L OBP: 0.380, SLG: 0.485										4	1	3	2	0	1	0						
Gene Green, R OBP: 0.352, SLG: 0.514										4	0	1	0	0	3	2						
Bob Johnson, R OBP: 0.314, SLG: 0.401										4	0	0	0	0	1	3						
Willie Tasby, R OBP: 0.333, SLG: 0.407										3	0	0	0	1	0	1						
Marty Keough, L OBP: 0.312, SLG: 0.425										3	0	0	0	0	0	2						
Chuck Cottier, R OBP: 0.299, SLG: 0.320										3	0	0	0	0	1	2						
Ed Hobaugh, R OBP: 0.128, SLG: 0.105										2	0	0	0	0	0	0						
Marty Kutyna, R OBP: 0.226, SLG: 0.226										0	0	0	0	0	0	0						
Bud Zipfel, L OBP: 0.272, SLG: 0.366										1	0	0	0	0	1	0						
John Gabler, S OBP: 0.231, SLG: 0.280										0	0	0	0	0	0	0						
<b>Inning Stats</b>	R: 0 E: 0 K: 2 S: 7	H: 0 LOB: 0 BB: 0 P: 7	R: 0 E: 0 K: 2 S: 8	H: 1 LOB: 2 BB: 1 P: 12	R: 0 E: 0 K: 0 S: 3	H: 0 LOB: 0 BB: 0 P: 3	R: 1 E: 0 K: 1 S: 6	H: 1 LOB: 0 BB: 0 P: 6	R: 0 E: 0 K: 0 S: 3	H: 0 LOB: 0 BB: 0 P: 3	R: 1 E: 1 K: 1 S: 7	H: 1 LOB: 1 BB: 0 P: 7	R: 0 E: 0 K: 0 S: 3	H: 0 LOB: 0 BB: 0 P: 3	R: 0 E: 0 K: 1 S: 5	H: 0 LOB: 0 BB: 0 P: 5	R: 0 E: 0 K: 1 S: 6	H: 1 LOB: 1 BB: 0 P: 6	1B: 3 2B: 0 3B: 0 HR: 1	SF: 0 SAC: 0 DP: 0 HBP: 0	WP: 0 PB: 0 CS: 1	PA: 33
<b>PITCHER</b> Dick Hall, R ERA: 3.27	IP: 9.0 WLS: W BF: 33 H: 4 R: 2 ER: 1 SO: 8 BB: 1 IBB: 0 HBP: 0 BLK: 0 WP: 0 HR: 1 S: 48 P: 52 ERA: 1.00 WHIP: 0.556															<b>PITCHER</b>	IP: 0.0 WLS: 0 BF: 0 H: 0 R: 0 ER: 0 SO: 0 BB: 0 IBB: 0 HBP: 0 BLK: 0 WP: 0 HR: 0 S: 0 P: 0 ERA: 0.00 WHIP: 0.000					

Batter	1	2	3	4	5	6	7	8	9	AB	R	H	RBI	BB	SO	LOB	BOTTOM	
Brooks Robinson, R OBP: 0.336, SLG: 0.384										4	1	0	0	1	0	3	<b>Washington Senators @ Baltimore Orioles</b> Memorial Stadium, Baltimore, MD Fri Sep 08 1961, 7:05 PM EDT Att: 10,520 - Unknown	
Dick Williams, R OBP: 0.254, SLG: 0.363										3	0	0	0	0	0	1		
Jim Busby, R OBP: 0.316, SLG: 0.315										0	0	0	0	0	0	0		
Russ Snyder, L OBP: 0.322, SLG: 0.352										4	1	1	0	0	0	0		
Jim Gentile, L OBP: 0.437, SLG: 0.678										2	0	0	1	1	0	0		
Whitey Herzog, L OBP: 0.395, SLG: 0.426										4	1	2	1	0	0	1		
Charlie Lau, L OBP: 0.301, SLG: 0.284										4	1	1	1	0	0	3		
Ron Hansen, R OBP: 0.332, SLG: 0.347										2	0	2	0	2	0	0		
Jerry Adair, R OBP: 0.320, SLG: 0.385										3	0	2	0	1	0	2		
Dick Hall, R OBP: 0.189, SLG: 0.118										3	0	1	1	0	1	5		
<b>Inning Stats</b>	R: 0 E: 0 K: 0 S: 2	H: 0 LOB: 1 BB: 1 P: 6	R: 0 E: 0 K: 1 S: 7	H: 2 LOB: 3 BB: 1 P: 11	R: 0 E: 0 K: 0 S: 3	H: 0 LOB: 0 BB: 0 P: 3	R: 2 E: 0 K: 0 S: 6	H: 3 LOB: 2 BB: 1 P: 10	R: 0 E: 0 K: 0 S: 4	H: 1 LOB: 2 BB: 1 P: 8	R: 2 E: 2 K: 0 S: 6	H: 2 LOB: 1 BB: 0 P: 6	R: 0 E: 0 K: 0 S: 3	H: 1 LOB: 1 BB: 1 P: 7	1B: 7 2B: 2 3B: 0 HR: 0	SF: 1 SAC: 2 DP: 2 HBP: 0	WP: 0 PB: 0 CS: 0	PA: 37
<b>PITCHER</b> Ed Hobaugh, R ERA: 4.81	IP: 6.1 WLS: L BF: 32 H: 8 R: 4 ER: 2 SO: 0 BB: 3 IBB: 1 HBP: 0 BLK: 0 WP: 0 HR: 0 S: 30 P: 46 ERA: 2.84 WHIP: 1.737															<b>PITCHER</b>	IP: 0.0 WLS: 0 BF: 0 H: 0 R: 0 ER: 0 SO: 0 BB: 0 IBB: 0 HBP: 0 BLK: 0 WP: 0 HR: 0 S: 0 P: 0 ERA: 0.00 WHIP: 0.000	
Marty Kutyna, R ERA: 3.79	0.2	1	0	0	0	0	0	0	0	0	0	1	1	0.00	0.000			
John Gabler, R ERA: 4.91	1.0	4	1	0	0	0	1	0	0	0	0	3	7	0.00	2.000			




Batter	1	2	3	4	5	6	7	8	9	AB	R	H	RBI	BB	SO	LOB	TOP					
Coot Veal, R OBP: 0.275, SLG: 0.250 (1, 6)										5	0	1	0	0	1	3	<b>Washington Senators @ Baltimore Orioles</b> <b>Memorial Stadium, Baltimore, MD</b> Sat Sep 09 1961, 7:05 PM EDT Att: 7,891 - Unknown <a href="http://livebaseballscorecards.com">livebaseballscorecards.com</a>					
Marty Keough, L OBP: 0.315, SLG: 0.427 (1, 7)										5	1	2	0	0	0	1						
Willie Tasby, R OBP: 0.332, SLG: 0.405 (1, 8)										5	0	1	0	0	2	3						
Jim King, L OBP: 0.377, SLG: 0.478 (1, 9)										5	1	1	0	0	1	3						
Bob Johnson, R OBP: 0.321, SLG: 0.403 (1, 5)									4	3	2	0	1	0	3							
Bud Zipfel, L OBP: 0.286, SLG: 0.409 (1, 3)										4	1	3	4	0	0	1						
Ken Retzer, L OBP: 0.500, SLG: 0.667 (1, 2)										3	0	1	0	1	1	2						
Chuck Cottier, R OBP: 0.302, SLG: 0.323 (1, 4)									4	0	2	2	0	0	1							
Bennie Daniels, L OBP: 0.232, SLG: 0.292 (1, 1)									4	0	1	0	0	2	3							
<b>Inning Stats</b>	R: 0 E: 0 K: 1 S: 5	H: 1 LOB: 0 BB: 0 P: 5	R: 1 E: 0 K: 0 S: 5	H: 3 LOB: 2 BB: 0 P: 5	R: 0 E: 0 K: 0 S: 3	H: 1 LOB: 0 BB: 0 P: 3	R: 3 E: 0 K: 1 S: 9	H: 4 LOB: 2 BB: 1 P: 13	R: 2 E: 0 K: 2 S: 9	H: 2 LOB: 1 BB: 1 P: 13	R: 0 E: 0 K: 0 S: 3	H: 0 LOB: 0 BB: 0 P: 3	R: 0 E: 1 K: 0 S: 4	H: 0 LOB: 1 BB: 0 P: 4	R: 0 E: 0 K: 1 S: 6	H: 1 LOB: 1 BB: 0 P: 6		R: 0 E: 0 K: 2 S: 9	H: 2 LOB: 2 BB: 0 P: 9	1B: 10 2B: 2 3B: 2 HR: 0	SF: 0 SAC: 0 DP: 0 HBP: 0	WP: 1 PB: 0 CS: 1
<b>PITCHER</b>	IP WLS BF H R ER SO BB IBB HBP BLK WP HR S P ERA WHIP																					
Jack Fisher, R ERA: 4.07 (1, 1)	3.1 L 17 9 4 4 1 1 0 0 0 0 0 0 18 22 10.80 3.000																					
Billy Hoelt, L ERA: 2.09 (4, 1)	4.2 19 3 2 2 4 0 1 0 0 1 0 26 30 3.86 0.643																					
Wes Stock, R ERA: 3.04 (9, 1)	1.0 5 2 0 0 2 0 0 0 0 0 0 9 9 0.00 2.000																					

Batter	1	2	3	4	5	6	7	8	9	AB	R	H	RBI	BB	SO	LOB	BOTTOM					
Brooks Robinson, R OBP: 0.335, SLG: 0.385 (1, 5)										4	1	1	0	0	0	1	<b>Washington Senators @ Baltimore Orioles</b> <b>Memorial Stadium, Baltimore, MD</b> Sat Sep 09 1961, 7:05 PM EDT Att: 7,891 - Unknown <a href="http://livebaseballscorecards.com">livebaseballscorecards.com</a>					
Dick Williams, R OBP: 0.257, SLG: 0.365 Wes Stock, R (9, 1)										4	1	2	0	0	1	2						
Jackie Brandt, R OBP: 0.376, SLG: 0.457 (1, 8)										4	0	2	2	0	0	1						
Jim Gentile, L OBP: 0.434, SLG: 0.672 (1, 3)										4	0	0	0	0	1	3						
Whitey Herzog, L OBP: 0.394, SLG: 0.424 (1, 9)										4	0	1	0	0	0	2						
Gus Triandos, R OBP: 0.337, SLG: 0.457 (1, 2)										3	0	0	0	0	0	2						
Ron Hansen, R OBP: 0.330, SLG: 0.345 (1, 6)										3	0	0	0	0	0	1						
Jerry Adair, R OBP: 0.318, SLG: 0.382 (1, 4)										3	0	0	0	0	1	0						
Jack Fisher, R OBP: 0.182, SLG: 0.100 Billy Hoelt, L OBP: 0.252, SLG: 0.200 Mary Throneberry, L OBP: 0.330, SLG: 0.413 Russ Snyder, L OBP: 0.322, SLG: 0.352 (1, 1) (4, 1) (8, PH) (8, PR) (9, 7)										1	0	0	0	0	1	0						
<b>Inning Stats</b>	R: 2 E: 0 K: 1 S: 8	H: 3 LOB: 1 BB: 0 P: 8	R: 0 E: 0 K: 2 S: 7	H: 0 LOB: 0 BB: 0 P: 7	R: 0 E: 0 K: 0 S: 3	H: 0 LOB: 0 BB: 0 P: 3	R: 0 E: 0 K: 0 S: 3	H: 0 LOB: 0 BB: 0 P: 3	R: 0 E: 0 K: 1 S: 5	H: 0 LOB: 0 BB: 0 P: 5	R: 0 E: 0 K: 0 S: 4	H: 1 LOB: 1 BB: 0 P: 4	R: 0 E: 0 K: 0 S: 3	H: 1 LOB: 0 BB: 0 P: 3	R: 0 E: 0 K: 1 S: 6	H: 1 LOB: 2 BB: 0 P: 6		R: 0 E: 0 K: 0 S: 3	H: 1 LOB: 0 BB: 0 P: 3	1B: 5 2B: 2 3B: 0 HR: 0	SF: 0 SAC: 0 DP: 2 HBP: 0	WP: 1 PB: 0 CS: 0
<b>PITCHER</b>	IP WLS BF H R ER SO BB IBB HBP BLK WP HR S P ERA WHIP																					
Bennie Daniels, R ERA: 3.5 (1, 1)	9.0 W 32 7 2 2 5 0 0 0 0 1 0 42 42 2.00 0.778																					








Batter	1	2	3	4	5	6	7	8	9	AB	R	H	RBI	BB	SO	LOB	TOP										
Chuck Schilling, R OBP: 0.343, SLG: 0.326	0-0 BB 1B		0-0 BB 1B	0-0 P4			E6 1B		0-0 5-3	6	3	3	2	0	0	1	<b>Boston Red Sox @ Washington Senators</b> Griffith Stadium, Washington, DC Mon Sep 11, 1961, 7:05 PM EDT Att: 2,720 - Unknown <a href="http://livebaseballscorecards.com">livebaseballscorecards.com</a>										
Gary Geiger, L OBP: 0.353, SLG: 0.410	4-0 BB		4-0 1B 1B	0-0 F7			E6 1B		4-0 BB BB	3	3	2	1	3	0	1											
Carl Yastrzemski, L OBP: 0.326, SLG: 0.395	0-3 K		0-0 BB 1B	0-0 3-1			E6 1B		0-3 K	6	2	2	2	0	2	4											
Frank Maltzone, R OBP: 0.314, SLG: 0.399	0-0 F8		0-0 F3	0-0 P6			4-0 BB 1B BB	0-0 F9 E	4-0 1B BB	4	2	1	0	2	0	4											
Jackie Jensen, R OBP: 0.356, SLG: 0.393	0-0 F6		4-0 1B BB	0-0 4-3			0-0 BB BB	0-0 F2 2B	0-0 BB BB	5	1	2	3	1	0	3											
Pete Runnels, L OBP: 0.387, SLG: 0.411		0-0 L7	0-0 G1-6-3 1B				0-0 6-3	0-0 F2	0-0 F9	0-0 FC6-4	6	0	1	2	0	5											
Pumpsie Green, S OBP: 0.395, SLG: 0.488		0-3 K	0-0 G1-6-3 1B				0-0 F7	4-0 1B 2B BB	4-0 E BB	3	1	0	0	2	1	2											
Jim Pagliaroni, R OBP: 0.346, SLG: 0.419		4-0 BB		4-0 BB			0-0 HR	0-0 F5	4-0 BB BB	2	1	1	1	3	0	3											
Don Schwalt, R OBP: 0.179, SLG: 0.182	0-0 P4		0-0 F3				0-0 F3	0-0 F2	0-0 F2	5	1	1	2	0	0	4											
<b>Inning Stats</b>	R: 0 E: 0 K: 1 S: 6	H: 1 LOB: 2 BB: 1 P: 10	R: 0 E: 0 K: 1 S: 5	H: 0 LOB: 1 BB: 1 P: 9	R: 3 E: 0 K: 0 S: 5	H: 3 LOB: 1 BB: 2 P: 13	R: 0 E: 0 K: 0 S: 3	H: 0 LOB: 0 BB: 0 P: 7	R: 0 E: 0 K: 0 S: 3	H: 0 LOB: 0 BB: 0 P: 3	R: 1 E: 0 K: 0 S: 4	H: 1 LOB: 0 BB: 0 P: 4	R: 3 E: 1 K: 0 S: 10	H: 6 LOB: 1 BB: 2 P: 18	R: 1 E: 1 K: 0 S: 4	H: 1 LOB: 2 BB: 2 P: 12		R: 1 E: 0 K: 1 S: 6	H: 1 LOB: 2 BB: 2 P: 14	1B: 9 2B: 3 3B: 0 HR: 1	SF: 0 SAC: 0 DP: 1 HBP: 0	WP: 0 PB: 0 SB: 0 CS: 0	PA: 51				
<b>PITCHER</b>	IP	WLS	BF	H	R	ER	SO	BB	IBB	HBP	BLK	WP	HR	S	P	ERA	WHIP	<b>PITCHER</b>									
Tom Cheney, R ERA: 10.95	(1, 1)	2.1	14	3	3	3	2	4	0	0	0	0	0	14	30	11.57	3.000										
Marty Kutyna, R ERA: 3.89	(3, 1)	3.2	L 18	5	6	3	0	2	0	0	0	0	1	16	24	7.36	1.909										
Dave Sisler, R ERA: 4.15	(7, 1)	0.2	6	3	3	0	0	1	0	0	0	0	0	5	9	0.00	6.000										
Leroy Heiser, R ERA: 6.35	(7, 1)	2.1	13	2	2	1	1	4	0	0	0	0	0	11	27	3.86	2.571										

Batter	1	2	3	4	5	6	7	8	9	AB	R	H	RBI	BB	SO	LOB	BOTTOM										
Coot Veal, R OBP: 0.277, SLG: 0.255	0-0 SH 2B	0-0 E5		4-0 G4-6-3 BB			0-0 5-3		0-0 4-3	4	1	1	0	1	0	0	<b>Boston Red Sox @ Washington Senators</b> Griffith Stadium, Washington, DC Mon Sep 11, 1961, 7:05 PM EDT Att: 2,720 - Unknown <a href="http://livebaseballscorecards.com">livebaseballscorecards.com</a>										
Danny O'Connell, R OBP: 0.372, SLG: 0.338	4-0 SH BB	4-0 BB BB		0-0 G4-6-3			0-3 K		0-0 F8	3	1	0	0	2	1	1											
Willie Tasby, R OBP: 0.333, SLG: 0.402	0-0 SH 4-3	4-0 G1-6-3 BB		0-0 FC6 1B			0-3 K		0-0 F9	3	1	1	0	1	1	0											
Jim King, L OBP: 0.370, SLG: 0.467	0-0 4-3	0-0 G1-6-3		0-0 FC6			0-0 G6-3 1B			4	0	1	1	0	0	4											
Bud Zipfel, L OBP: 0.284, SLG: 0.400	0-0 4-3 1B			0-0 F9			0-0 G6-3 1B			4	0	2	0	0	0	1											
Marty Keough, L OBP: 0.311, SLG: 0.419	0-0 4-3			0-0 F7			0-0 F8		0-0 4-3	4	0	0	0	0	0	2											
Ken Retzer, L OBP: 0.500, SLG: 0.727	0-0 F9			0-0 BB 1B			0-0 FC6-4 1B		0-3 K	4	0	2	0	0	1	1											
Chuck Cottier, R OBP: 0.305, SLG: 0.318		4-0 SH1-4 E BB		4-0 FC6 BB			0-3 K		0-0 5-3	2	1	0	0	2	1	2											
Tom Cheney, R OBP: 0.500, SLG: 0.625	(1, 1)	0-0 SH1-4		0-0 FC6			0-0 FC6-4		0-3 K	0	0	0	0	0	0	0											
Marty Kutyna, R OBP: 0.212, SLG: 0.212	(3, 1)	0-0 SH1-4		0-0 FC6			0-0 FC6-4			2	0	0	0	0	0	4											
Dave Sisler, R ERA: 4.15	(7, 1)	0-0 SH1-4		0-0 FC6			0-0 FC6-4			0	0	0	0	0	0	0											
Leroy Heiser, R ERA: 6.35	(7, 1)	0-0 SH1-4		0-0 FC6			0-0 FC6-4			1	0	0	0	0	1	0											
<b>Inning Stats</b>	R: 3 E: 1 K: 0 S: 6	H: 2 LOB: 1 BB: 1 P: 10	R: 1 E: 1 K: 0 S: 3	H: 0 LOB: 2 BB: 3 P: 15	R: 0 E: 0 K: 0 S: 4	H: 1 LOB: 2 BB: 1 P: 8	R: 0 E: 0 K: 0 S: 3	H: 1 LOB: 1 BB: 1 P: 7	R: 0 E: 0 K: 0 S: 7	H: 2 LOB: 2 BB: 0 P: 7	R: 0 E: 0 K: 2 S: 7	H: 0 LOB: 0 BB: 0 P: 7	R: 0 E: 0 K: 0 S: 3	H: 1 LOB: 0 BB: 0 P: 3	R: 0 E: 0 K: 2 S: 7	H: 0 LOB: 0 BB: 0 P: 7	R: 0 E: 0 K: 0 S: 3	H: 0 LOB: 0 BB: 0 P: 3	1B: 6 2B: 1 3B: 0 HR: 0	SF: 0 SAC: 2 DP: 3 HBP: 0	WP: 0 PB: 0 SB: 0 CS: 0	PA: 39					
<b>PITCHER</b>	IP	WLS	BF	H	R	ER	SO	BB	IBB	HBP	BLK	WP	HR	S	P	ERA	WHIP	<b>PITCHER</b>									
Don Schwalt, R ERA: 3.07	(1, 1)	9.0	W 39	7	4	2	5	6	0	0	0	0	0	43	67	2.00	1.444										





Batter	1	2	3	4	5	6	7	8	9	AB	R	H	RBI	BB	SO	LOB	TOP	
Chuck Schilling, R (1,4) OBP: 0.342, SLG: 0.324	F6		G4-6-3		FC6-4					3	0	0	0	1	0	2	<b>Boston Red Sox @ Washington Senators</b> Griffith Stadium, Washington, DC Tue Sep 12 1961, 7:05 PM EDT Att: 2,333 - Unknown <a href="http://livebaseballscores.com">livebaseballscores.com</a>	
Carroll Hardy, R (1,8) OBP: 0.346, SLG: 0.405	K						F9			4	1	2	0	0	1	3		
Carl Yastrzemski, L (1,7) OBP: 0.325, SLG: 0.393								F9		3	0	0	0	0	0	2		
Frank Maltzone, R (1,5) OBP: 0.312, SLG: 0.396	FC6-4									3	0	0	1	0	0	1		
Jackie Jensen, R (1,9)		F8		L7						4	0	0	0	0	0	0		
Pumpsie Green, S (1,6)										3	0	1	0	1	0	0		
Jim Pagliaroni, R (1,2) OBP: 0.343, SLG: 0.414										4	0	0	0	0	1	2		
Don Gile, R (1,3)										4	0	0	0	0	0	2		
Bill Monbouquette, R (1,1) OBP: 0.239, SLG: 0.129 Don Buddin, R (7, Ph) OBP: 0.356, SLG: 0.398 Arnold Earley, L (7, 1)										0	0	0	0	2	0	0		
<b>Inning Stats</b>	R: 0 E: 0 K: 1 S: 5	H: 0 LOB: 1 BB: 0 P: 6	R: 0 E: 0 K: 0 S: 3	H: 0 LOB: 1 BB: 1 P: 7	R: 0 E: 0 K: 0 S: 3	H: 1 LOB: 1 BB: 1 P: 7	R: 0 E: 0 K: 0 S: 3	H: 0 LOB: 0 BB: 0 P: 3	R: 0 E: 0 K: 0 S: 3	H: 0 LOB: 0 BB: 0 P: 3	R: 0 E: 0 K: 0 S: 3	H: 0 LOB: 0 BB: 0 P: 3	R: 0 E: 0 K: 0 S: 3	H: 0 LOB: 0 BB: 0 P: 3	1B: 1 2B: 2 3B: 0 HR: 0	SF: 1 SAC: 0 DP: 1 HBP: 1		WP: 0 PB: 0 SB: 0 CS: 0
<b>PITCHER</b> Pete Burnside, L (1,1) ERA: 5.11	IP: 9.0 WLS: W BF: 35 H: 3 R: 1 ER: 1 SO: 2 BB: 5 IBB: 0 HBP: 1 BLK: 0 WP: 0 HR: 0 S: 33 P: 54 ERA: 1.00 WHIP: 0.889															<b>PITCHER</b>		

Batter	1	2	3	4	5	6	7	8	9	AB	R	H	RBI	BB	SO	LOB	BOTTOM	
Danny O'Connell, R (1,5) OBP: 0.371, SLG: 0.337	F7			4-3			F5			4	0	1	2	0	0	0	<b>Boston Red Sox @ Washington Senators</b> Griffith Stadium, Washington, DC Tue Sep 12 1961, 7:05 PM EDT Att: 2,333 - Unknown <a href="http://livebaseballscores.com">livebaseballscores.com</a>	
Marty Keough, L (1,7) OBP: 0.306, SLG: 0.414										4	0	0	0	0	1	1		
Bud Zupfel, L (1,3) OBP: 0.276, SLG: 0.388										4	0	0	0	0	2	0		
Jim King, L (1,9) OBP: 0.371, SLG: 0.465										3	2	1	0	1	1	0		
Willie Tasby, R (1,8) OBP: 0.330, SLG: 0.398										4	0	0	0	0	2	2		
Ken Retzer, L (1,2) OBP: 0.533, SLG: 0.714										3	1	2	0	0	0	0		
Chuck Cottler, R (1,4) OBP: 0.308, SLG: 0.322										3	1	2	2	0	0	0		
Coot Veal, R (1,6) OBP: 0.278, SLG: 0.256										3	1	1	1	0	0	2		
Pete Burnside, R (1,1) OBP: 0.107, SLG: 0.074										3	0	0	0	0	3	2		
<b>Inning Stats</b>	R: 0 E: 0 K: 1 S: 5	H: 0 LOB: 0 BB: 0 P: 5	R: 0 E: 0 K: 1 S: 5	H: 0 LOB: 0 BB: 0 P: 5	R: 0 E: 0 K: 1 S: 5	H: 0 LOB: 0 BB: 0 P: 5	R: 4 E: 0 K: 2 S: 12	H: 5 LOB: 1 BB: 0 P: 12	R: 1 E: 0 K: 1 S: 7	H: 2 LOB: 2 BB: 1 P: 11	R: 0 E: 0 K: 1 S: 5	H: 0 LOB: 0 BB: 0 P: 5	R: 0 E: 0 K: 1 S: 5	H: 0 LOB: 0 BB: 0 P: 5	1B: 7 2B: 0 3B: 0 HR: 0	SF: 0 SAC: 0 DP: 0 HBP: 0	WP: 0 PB: 0 SB: 0 CS: 0	PA: 32
<b>PITCHER</b> Bill Monbouquette, R (1,1) ERA: 3.72 Arnold Earley, L (7, 1) ERA: 3.86	IP: 6.0 WLS: L BF: 26 H: 7 R: 5 ER: 5 SO: 7 BB: 1 IBB: 0 HBP: 0 BLK: 0 WP: 0 HR: 0 S: 39 P: 43 ERA: 7.50 WHIP: 1.333															<b>PITCHER</b>		



Batter	1	2	3	4	5	6	7	8	9	AB	R	H	RBI	BB	SO	LOB	TOP																									
Chuck Schilling, R (1.4) OBP: 0.343, SLG: 0.325										4	0	2	0	0	0	0	<b>Boston Red Sox @ Washington Senators</b> Griffith Stadium, Washington, DC Wed Sep 13 1961, 7:05 PM EDT Att: 2,170 - Unknown																									
Gary Geiger, L (1.8) OBP: 0.353, SLG: 0.408										3	0	0	0	1	2																											
Carl Yastrzemski, L (1.7) OBP: 0.327, SLG: 0.395										4	0	2	0	0	0	2																										
Frank Malzone, R (1.5) OBP: 0.310, SLG: 0.393										4	0	0	0	0	1	5																										
Lou Clinton, R (1.9) OBP: 0.222, SLG: 0.125										4	1	1	0	0	1	1																										
Pete Runnels, L (1.3) OBP: 0.388, SLG: 0.410										3	1	1	0	1	0	1																										
Pumpsie Green, S (1.6) OBP: 0.394, SLG: 0.480										4	0	1	1	0	0	2																										
Jim Pagliaroni, R (1.2) OBP: 0.339, SLG: 0.409										4	0	0	0	0	1	2																										
Tracy Stallard, R (1.1) OBP: 0.091, SLG: 0.121										2	0	0	0	0	1	0																										
Russ Nixon, L (8, PH) OBP: 0.324, SLG: 0.361										1	0	0	0	0	0	0																										
Arnold Earley, L (8, PH)										0	0	0	0	0	0	0																										
Jackie Jensen, R (8, PH) OBP: 0.353, SLG: 0.389										1	0	0	0	0	0	1																										
<b>Inning Stats</b>	R: 0 E: 0 K: 1 S: 5	H: 1 LOB: 0 BB: 0 P: 5	R: 1 E: 0 K: 1 S: 5	H: 1 LOB: 1 BB: 1 P: 9	R: 0 E: 0 K: 2 S: 3	H: 0 LOB: 0 BB: 0 P: 3	R: 0 E: 0 K: 2 S: 8	H: 1 LOB: 1 BB: 0 P: 8	R: 0 E: 0 K: 0 S: 3	H: 0 LOB: 0 BB: 0 P: 3	R: 0 E: 1 K: 1 S: 6	H: 0 LOB: 2 BB: 1 P: 10	R: 0 E: 2 K: 1 S: 6	H: 0 LOB: 1 BB: 0 P: 6	R: 0 E: 0 K: 0 S: 5	H: 2 LOB: 2 BB: 0 P: 5	R: 1 E: 1 K: 0 S: 5	H: 2 LOB: 1 BB: 0 P: 5	1B: 6 2B: 3 3B: 0 HR: 0	SF: 0 SAC: 0 DP: 2 HBP: 0	WP: 0 PB: 0 SB: 2 CS: 1	PA: 36																				
<b>PITCHER</b>	IP	WLS	BF	H	R	ER	SO	BB	IBB	HBP	BLK	WP	HR	S	P	ERA	WHIP	<b>PITCHER</b>								IP	WLS	BF	H	R	ER	SO	BB	IBB	HBP	BLK	WP	HR	S	P	ERA	WHIP
Ed Hobaugh, R (1.1) ERA: 4.57	8.0	W	33	7	2	1	6	2	0	0	0	0	0	43	51	1.12	1.125																									
Joe McClain, R (9, 1) ERA: 3.91	1.0	S	3	0	0	0	0	0	0	0	0	0	0	3	3	0.00	0.000																									

AB	34
R	2
H	7
RBI	1
BB	2
SO	6
LOB	16



Batter	1	2	3	4	5	6	7	8	9	AB	R	H	RBI	BB	SO	LOB	BOTTOM																										
Danny O'Connell, R (1.5) OBP: 0.372, SLG: 0.339										3	0	1	0	1	0	0	<b>Boston Red Sox @ Washington Senators</b> Griffith Stadium, Washington, DC Wed Sep 13 1961, 7:05 PM EDT Att: 2,170 - Unknown																										
Marty Keough, L (1.7) OBP: 0.307, SLG: 0.412										4	1	1	0	0	1	1																											
Bud Zipfel, L (1.3) OBP: 0.276, SLG: 0.380										3	0	0	0	1	1	2																											
Jim King, L (1.9) OBP: 0.373, SLG: 0.461										2	2	0	0	2	0	2																											
Willie Tasby, R (1.8) OBP: 0.331, SLG: 0.399										4	1	2	1	0	0	0																											
Ken Retzer, L (1.2) OBP: 0.474, SLG: 0.611										4	0	1	0	0	1	3																											
Chuck Cottier, R (1.4) OBP: 0.311, SLG: 0.330										2	0	1	2	1	1	0																											
Coot Veal, R (1.6) OBP: 0.274, SLG: 0.252										3	0	0	0	0	0	3																											
Ed Hobaugh, R (1.1) OBP: 0.119, SLG: 0.098										3	0	0	0	0	1	3																											
Joe McClain, R (9, 1) OBP: 0.206, SLG: 0.258										0	0	0	0	0	0	0																											
<b>Inning Stats</b>	R: 0 E: 0 K: 1 S: 5	H: 0 LOB: 0 BB: 0 P: 5	R: 2 E: 0 K: 1 S: 7	H: 2 LOB: 1 BB: 1 P: 11	R: 0 E: 0 K: 1 S: 6	H: 1 LOB: 0 BB: 0 P: 6	R: 0 E: 0 K: 2 S: 7	H: 0 LOB: 0 BB: 0 P: 7	R: 0 E: 0 K: 0 S: 2	H: 0 LOB: 0 BB: 1 P: 6	R: 0 E: 0 K: 0 S: 2	H: 0 LOB: 1 BB: 1 P: 6	R: 0 E: 0 K: 0 S: 4	H: 1 LOB: 2 BB: 1 P: 8	R: 2 E: 1 K: 0 S: 5	H: 2 LOB: 1 BB: 1 P: 9	1B: 4 2B: 1 3B: 1 HR: 0	SF: 0 SAC: 0 DP: 1 HBP: 0	WP: 0 PB: 0 SB: 0 CS: 1	PA: 34																							
<b>PITCHER</b>	IP	WLS	BF	H	R	ER	SO	BB	IBB	HBP	BLK	WP	HR	S	P	ERA	WHIP	<b>PITCHER</b>								IP	WLS	BF	H	R	ER	SO	BB	IBB	HBP	BLK	WP	HR	S	P	ERA	WHIP	
Tracy Stallard, R (1.1) ERA: 5.04	7.0	L	27	4	2	2	5	4	0	0	0	0	0	33	49	2.57	1.143																										
Arnold Earley, L (8, 1) ERA: 3.97	1.0		6	2	2	1	0	1	0	0	0	0	0	5	9	9.00	3.000																										





Batter	1	2	3	4	5	6	7	8	9	AB	R	H	RBI	BB	SO	LOB	TOP			
Dick Howser, R OBP: 0.376, SLG: 0.357	FC4-6 BB	FC6-2			6-3		F7			3	0	0	0	1	0	4				
Wayne Causey, L OBP: 0.335, SLG: 0.390	FC4-6 4-3 1B	4-1			4-3			F9		4	1	0	0	0	0	4				
Jerry Lumpe, L OBP: 0.344, SLG: 0.388	4-3							F9		4	0	1	0	0	0	1				
Norm Siebern, L OBP: 0.379, SLG: 0.481	1B				4-3			K		4	0	2	1	0	1	1				
Deron Johnson, R OBP: 0.265, SLG: 0.377	F8						4-3		K	4	0	0	0	0	1	2				
Leo Posada, R OBP: 0.322, SLG: 0.371		FC6-2 1B			F8		6-3		3-1	4	0	1	0	0	0	1				
Bobby Del Greco, R OBP: 0.329, SLG: 0.356							5-3		K	2	0	1	0	1	0	0				
Jim Rivera, L OBP: 0.340, SLG: 0.328		FC6-2 1B								1	0	0	0	0	1	0				
Haywood Sullivan, R OBP: 0.336, SLG: 0.360		F5			5-3					2	0	0	0	1	0	3				
Jay Hankins, L OBP: 0.218, SLG: 0.256										0	0	0	0	0	0	0				
Joe Pignatano, R OBP: 0.346, SLG: 0.360							G4-6-3 BB			0	0	0	0	0	0	0				
Norm Bass, R OBP: 0.104, SLG: 0.149										2	0	0	0	0	0	2				
Joe Nuxhall, L OBP: 0.348, SLG: 0.444	E1 FC6-2				6-3		G4-6-3			1	0	0	0	0	0	1				
John Wyatt, R OBP: 0.348, SLG: 0.444										0	0	0	0	0	0	0				
<b>Inning Stats</b>	R: 1 E: 0 K: 0 S: 4	H: 1 LOB: 1 BB: 1 P: 8	R: 0 E: 1 K: 0 S: 6	H: 2 LOB: 3 BB: 0 P: 6	R: 0 E: 0 K: 0 S: 4	H: 1 LOB: 0 BB: 1 P: 4	R: 0 E: 0 K: 0 S: 2	H: 0 LOB: 0 BB: 0 P: 6	R: 0 E: 0 K: 0 S: 3	H: 0 LOB: 1 BB: 1 P: 3	R: 0 E: 0 K: 1 S: 5	H: 0 LOB: 0 BB: 0 P: 5	R: 0 E: 0 K: 2 S: 7	H: 0 LOB: 0 BB: 0 P: 7	R: 0 E: 0 K: 2 S: 7	H: 0 LOB: 0 BB: 0 P: 7	1B: 4 2B: 1 3B: 0 HR: 0	SF: 0 SAC: 0 DP: 1 HBP: 0	WP: 0 PB: 1 CS: 0	PA: 34
<b>PITCHER</b> Bennie Daniels, R ERA: 3.33	IP: 9.0 WLS: W BF: 34 H: 5 R: 1 ER: 0 SO: 3 BB: 3 IBB: 0 HBP: 0 BLK: 0 WP: 0 HR: 0 S: 37 P: 49 ERA: 0.00 WHIP: 0.889																			

Kansas City Athletics @ Washington Senators  
Griffith Stadium, Washington, DC  
Fri Sep 15 1961, 7:05 PM EDT  
Att: 2,791 - Unknown

AB 31  
R 1  
H 5  
RBI 1  
BB 3  
SO 3  
LOB 19



Batter	1	2	3	4	5	6	7	8	9	AB	R	H	RBI	BB	SO	LOB	BOTTOM	
Danny O'Connell, R OBP: 0.372, SLG: 0.339	SH1-3 BB 1B	F9			SH3		F8			3	1	1	0	0	0	1		
Marty Keough, L OBP: 0.306, SLG: 0.409	1B SH1-3 SF8 BB				4-3		P4		F9	3	1	0	0	1	0	1		
Bud Zupfel, L OBP: 0.289, SLG: 0.392	SH1-3									1	1	1	0	2	0	0		
Jim King, L OBP: 0.375, SLG: 0.460	SF8 1B				P3		4-3			3	0	1	1	1	0	3		
Willie Tasby, R OBP: 0.333, SLG: 0.401	SF8				F9					3	0	2	2	0	0	1		
Ken Retzer, L OBP: 0.391, SLG: 0.500	6-3				F8		G6-3 1B		L6-3 1B	4	0	0	0	0	0	4		
Chuck Cottier, R OBP: 0.311, SLG: 0.330					6-3		F9			3	0	1	0	0	0	0		
Coot Veal, R OBP: 0.271, SLG: 0.249		5-3			G4-6-3 1B				K	3	0	0	0	0	1	1		
Bennie Daniels, L OBP: 0.250, SLG: 0.299									K	2	0	1	0	1	1	0		
<b>Inning Stats</b>	R: 2 E: 0 K: 0 S: 5	H: 2 LOB: 1 BB: 1 P: 9	R: 0 E: 0 K: 0 S: 4	H: 1 LOB: 1 BB: 0 P: 4	R: 0 E: 0 K: 0 S: 3	H: 0 LOB: 1 BB: 1 P: 7	R: 0 E: 0 K: 0 S: 3	H: 1 LOB: 0 BB: 0 P: 3	R: 0 E: 0 K: 0 S: 3	H: 0 LOB: 0 BB: 0 P: 3	R: 0 E: 0 K: 2 S: 7	H: 0 LOB: 0 BB: 0 P: 7	R: 1 E: 0 K: 0 S: 4	H: 2 LOB: 1 BB: 1 P: 8	1B: 6 2B: 2 3B: 0 HR: 0	SF: 1 SAC: 2 DP: 3 HBP: 0	WP: 0 PB: 0 CS: 0	PA: 33
<b>PITCHER</b> Norm Bass, R ERA: 5.05	IP: 6.0 WLS: L BF: 25 H: 5 R: 2 ER: 2 SO: 2 BB: 4 IBB: 0 HBP: 0 BLK: 0 WP: 0 HR: 0 S: 21 P: 37 ERA: 3.00 WHIP: 1.500																	
Joe Nuxhall, L ERA: 5.5	IP: 1.1 WLS: L BF: 6 H: 1 R: 1 ER: 1 SO: 2 BB: 1 IBB: 0 HBP: 0 BLK: 0 WP: 0 HR: 0 S: 9 P: 13 ERA: 6.75 WHIP: 1.500																	
John Wyatt, R ERA: 2.7	IP: 0.2 WLS: L BF: 2 H: 1 R: 0 ER: 0 SO: 0 BB: 0 IBB: 0 HBP: 0 BLK: 0 WP: 0 HR: 0 S: 2 P: 2 ERA: 0.00 WHIP: 1.500																	

Kansas City Athletics @ Washington Senators  
Griffith Stadium, Washington, DC  
Fri Sep 15 1961, 7:05 PM EDT  
Att: 2,791 - Unknown

AB 25  
R 3  
H 7  
RBI 3  
BB 5  
SO 2  
LOB 11






Batter	1	2	3	4	5	6	7	8	9	AB	R	H	RBI	BB	SO	LOB	TOP					
Jerry Lumpe, L (1,4) OBP: 0.345, SLG: 0.389	F7		BB 1B		G5-4-3 1B			K		4	0	2	0	0	1	0	Kansas City Athletics @ Washington Senators Griffith Stadium, Washington, DC Sat Sep 16 1961, 3:33 AM EDT Att: 2,001 - Unknown					
Bobby Del Greco, R (1,8) OBP: 0.329, SLG: 0.353	5-3		FC6-4 BB		G5-4-3			F8		3	0	0	0	1	0	2						
Dick Howser, R (1,6) OBP: 0.374, SLG: 0.354	F7		FC6-4				P2	L5		4	0	0	0	0	0	2						
Norm Siebern, L (1,3) OBP: 0.376, SLG: 0.477		K		F9			F7	F9		4	0	0	0	0	1	0						
Deron Johnson, R (1,7) OBP: 0.261, SLG: 0.371		K		6-3			P6	F2		4	0	0	0	0	1	0						
Leo Posada, R (1,9) OBP: 0.327, SLG: 0.375		BB						F9	1B BB	2	0	1	0	2	0	0						
Wayne Causey, L (1,5) OBP: 0.337, SLG: 0.390	P6			4-3				F9	1B BB	3	0	1	0	1	0	2						
Gordon Mackenzie, R (1,2) Haywood Sullivan, R (9, PH) OBP: 0.160, SLG: 0.125 OBP: 0.336, SLG: 0.359			F9		F6			FC5-4 BB	F8	3	0	0	0	0	0	1						
Jerry Walker, S (1,1) Bill Kunkel, R (7,1) OBP: 0.274, SLG: 0.283 OBP: 0.222, SLG: 0.125			F8		1B 1B			K		0	0	0	0	0	0	0						
<b>Inning Stats</b>	R: 0 E: 0 K: 0 S: 3	H: 0 LOB: 0 BB: 0 P: 3	R: 0 E: 0 K: 2 S: 7	H: 0 LOB: 1 BB: 1 P: 11	R: 0 E: 0 K: 0 S: 4	H: 1 LOB: 2 BB: 1 P: 8	R: 0 E: 0 K: 0 S: 4	H: 1 LOB: 1 BB: 0 P: 4	R: 0 E: 0 K: 0 S: 4	H: 2 LOB: 1 BB: 0 P: 4	R: 0 E: 0 K: 0 S: 3	H: 0 LOB: 0 BB: 0 P: 3	R: 0 E: 1 K: 1 S: 5	H: 0 LOB: 1 BB: 1 P: 9	R: 0 E: 0 K: 1 S: 5	H: 0 LOB: 0 BB: 0 P: 5		R: 0 E: 0 K: 0 S: 4	H: 1 LOB: 2 BB: 1 P: 8	1B: 4 2B: 1 3B: 0 HR: 0	SF: 0 SAC: 0 DP: 1 HBP: 0	WP: 0 PB: 0 CS: 0
<b>PITCHER</b> Pete Burnside, L (1,1) ERA: 4.66	IP: 9.0 WLS: W BF: 35 H: 5 R: 0 ER: 0 SO: 4 BB: 4 IBB: 0 HBP: 0 BLK: 0 WP: 0 HR: 0 S: 39 P: 55 ERA: 0.00 WHIP: 1.000															<b>PITCHER</b>						

Batter	1	2	3	4	5	6	7	8	9	AB	R	H	RBI	BB	SO	LOB	BOTTOM			
Danny O'Connell, R (1,5) OBP: 0.373, SLG: 0.341	G3 WP 1B	F7		K						4	0	2	1	0	1	1	Kansas City Athletics @ Washington Senators Griffith Stadium, Washington, DC Sat Sep 16 1961, 3:33 AM EDT Att: 2,001 - Unknown			
Bud Ziefel, L (1,3) OBP: 0.282, SLG: 0.381	K		L9		4-3			K		4	0	0	0	0	2	1				
Gene Woodling, L (1,9) Chuck Hinton, R (7, PR) OBP: 0.407, SLG: 0.480 OBP: 0.327, SLG: 0.351	BB		4-3		4-3			S 1B		3	0	2	0	1	0	0				
Jim King, L (1,7) OBP: 0.373, SLG: 0.454	G3		4-3		4-3			P4		3	0	0	0	1	0	4				
Willie Tasby, R (1,8) OBP: 0.332, SLG: 0.398	BB		F8		FC5-4 BB			K		3	0	0	0	1	1	3				
Ken Retzer, L (1,2) OBP: 0.407, SLG: 0.615	4-3							4-3		4	2	2	1	0	0	3				
Chuck Cottier, R (1,4) OBP: 0.314, SLG: 0.328		G1-5-3 S BB		SH1-3 BB				4-3		2	1	0	0	2	0	1				
Coot Veal, R (1,6) Bob Johnson, R (4,6) OBP: 0.274, SLG: 0.249 OBP: 0.325, SLG: 0.412		G1-5-3 HBP		F7				1B 1B 1B		0	0	0	0	0	0	0				
Pete Burnside, R (1,1) OBP: 0.097, SLG: 0.067		G1-5-3		SH1-3				K		3	0	0	1	0	1	5				
<b>Inning Stats</b>	R: 0 E: 0 K: 1 S: 6	H: 1 LOB: 3 BB: 2 P: 14	R: 0 E: 0 K: 0 S: 2	H: 0 LOB: 1 BB: 1 P: 7	R: 0 E: 0 K: 0 S: 4	H: 1 LOB: 0 BB: 0 P: 4	R: 2 E: 0 K: 1 S: 6	H: 1 LOB: 0 BB: 1 P: 10	R: 0 E: 0 K: 0 S: 3	H: 0 LOB: 1 BB: 1 P: 7	R: 1 E: 0 K: 1 S: 7	H: 3 LOB: 2 BB: 0 P: 7	R: 0 E: 0 K: 2 S: 8	H: 1 LOB: 2 BB: 0 P: 8	R: 0 E: 0 K: 0 S: 4	H: 1 LOB: 1 BB: 0 P: 4		1B: 5 2B: 1 3B: 1 HR: 1	SF: 0 SAC: 1 DP: 1 HBP: 1	WP: 1 PB: 0 CS: 0
<b>PITCHER</b> Jerry Walker, R (1,1) ERA: 4.82 Bill Kunkel, R (7,1) ERA: 4.66	IP: 6.0 WLS: L BF: 28 H: 6 R: 3 ER: 3 SO: 3 BB: 5 IBB: 0 HBP: 0 BLK: 0 WP: 0 HR: 1 S: 28 P: 49 ERA: 4.50 WHIP: 1.833															<b>PITCHER</b>				

AB 31  
R 0  
H 5  
RBI 0  
BB 4  
SO 4  
LOB 10



AB 29  
R 3  
H 8  
RBI 3  
BB 5  
SO 5  
LOB 19










Batter	1	2	3	4	5	6	7	8	9	AB	R	H	RBI	BB	SO	LOB	TOP	
Lenny Green, L OBP: 0.383, SLG: 0.414 Dan Dobbek, L OBP: 0.267, SLG: 0.319	3-1		4-3		P4			3-1		3	0	0	0	0	0	0	<b>Minnesota Twins @ Washington Senators</b> Griffith Stadium, Washington, DC Tue Sep 19 1961, 7:05 PM EDT Att: 1,980 - Unknown	
Billy Martin, R OBP: 0.288, SLG: 0.335	1B		F7			1-3		F5		4	0	1	0	0	0	0		
Harmon Killebrew, R OBP: 0.394, SLG: 0.594	K					K		K		3	0	0	0	1	3	1		
Joe Altobelli, L OBP: 0.343, SLG: 0.403 Jose Valdivieso, R OBP: 0.224, SLG: 0.248	P6		K			3-1		G3		4	0	0	0	0	1	2		
Earl Battey, R OBP: 0.381, SLG: 0.480						6-3		4-3		4	1	1	0	0	1	0		
Bob Allison, R OBP: 0.357, SLG: 0.453			F9		P4		1B			3	1	1	0	1	0	1		
Bill Tuttle, R OBP: 0.311, SLG: 0.322					P4		1B			4	1	2	1	0	0	1		
Zolio Versalles, R OBP: 0.310, SLG: 0.379										3	0	2	2	0	0	0		
Jim Kaat, L OBP: 0.303, SLG: 0.328			G6-3					G4-6-3		3	0	0	0	0	0	3		
<b>Inning Stats</b>	R: 0 E: 0 K: 1 S: 6	H: 1 LOB: 1 BB: 0 P: 6	R: 2 E: 0 K: 0 S: 5	H: 3 LOB: 0 BB: 0 P: 5	R: 0 E: 0 K: 1 S: 5	H: 0 LOB: 1 BB: 1 P: 9	R: 0 E: 0 K: 0 S: 3	H: 0 LOB: 0 BB: 0 P: 3	R: 0 E: 0 K: 0 S: 3	H: 0 LOB: 0 BB: 0 P: 3	R: 1 E: 0 K: 0 S: 5	H: 3 LOB: 1 BB: 0 P: 5	R: 0 E: 0 K: 1 S: 5	H: 0 LOB: 1 BB: 1 P: 9	1B: 5 2B: 1 3B: 1 HR: 0	SF: 0 SAC: 0 DP: 2 HBP: 0	WP: 0 PA: 34 PB: 0 SB: 1 CS: 0	
<b>PITCHER</b>	IP WLS BF H R ER SO BB IBB HBP BLK WP HR S P ERA WHIP																	
Joe McClain, R ERA: 3.91	(1, 1)	7.0 L 27 7 3 3 3 1 0 0 0 0 0 0 32 36 3.86 1.143																
Dave Sisler, R ERA: 4.01	(8, 1)	2.0 7 0 0 0 2 1 0 0 0 0 0 0 10 14 0.00 0.500																

AB	32
R	3
H	7
RBI	3
BB	2
SO	5
LOB	8



Batter	1	2	3	4	5	6	7	8	9	AB	R	H	RBI	BB	SO	LOB	BOTTOM				
Danny O'Connell, R OBP: 0.370, SLG: 0.338	F9		F3		G3			P4		4	0	0	0	0	0	3	<b>Minnesota Twins @ Washington Senators</b> Griffith Stadium, Washington, DC Tue Sep 19 1961, 7:05 PM EDT Att: 1,980 - Unknown				
Chuck Cottier, R OBP: 0.313, SLG: 0.330	F8		FC5-2			1B		6-3		4	1	1	0	0	2						
Bob Johnson, R OBP: 0.332, SLG: 0.410			F9			1B		5-3		3	0	1	0	1	2						
Gene Green, R OBP: 0.350, SLG: 0.509	FC6-4									4	0	1	1	0	0	1					
Willie Tasby, R OBP: 0.330, SLG: 0.395										4	0	0	0	0	2	2					
Bud Zupfel, L OBP: 0.269, SLG: 0.361	G3							G4-3		4	0	0	0	0	1	3					
Chuck Hinton, R OBP: 0.327, SLG: 0.356										3	0	1	0	0	2	0					
Ken Retzer, L OBP: 0.394, SLG: 0.548										2	0	1	0	1	0	1					
Joe McClain, R OBP: 0.214, SLG: 0.265 Harry Bright, R OBP: 0.308, SLG: 0.341 Dave Sisler, R ERA: 4.01										2	0	1	0	0	1	1					
										1	0	0	0	0	0	1					
										0	0	0	0	0	0	0					
<b>Inning Stats</b>	R: 0 E: 0 K: 0 S: 4	H: 1 LOB: 1 BB: 0 P: 4	R: 0 E: 0 K: 2 S: 7	H: 0 LOB: 0 BB: 0 P: 7	R: 0 E: 0 K: 0 S: 5	H: 2 LOB: 2 BB: 0 P: 5	R: 0 E: 0 K: 1 S: 5	H: 0 LOB: 0 BB: 0 P: 5	R: 0 E: 0 K: 1 S: 6	H: 1 LOB: 1 BB: 0 P: 6	R: 1 E: 0 K: 1 S: 6	H: 2 LOB: 1 BB: 1 P: 10	R: 0 E: 0 K: 1 S: 4	H: 0 LOB: 0 BB: 1 P: 8	R: 0 E: 0 K: 0 S: 3	H: 0 LOB: 0 BB: 0 P: 3	R: 0 E: 1 K: 0 S: 3	H: 0 LOB: 0 BB: 0 P: 3	1B: 5 2B: 2 3B: 0 HR: 0	SF: 0 SAC: 0 DP: 3 HBP: 0	WP: 1 PA: 33 PB: 1 SB: 0 CS: 0
<b>PITCHER</b>	IP WLS BF H R ER SO BB IBB HBP BLK WP HR S P ERA WHIP																				
Jim Kaat, L ERA: 3.72	(1, 1)	9.0 W 33 6 1 1 6 2 0 0 0 0 1 0 43 51 1.00 0.889																			

AB	31
R	1
H	6
RBI	1
BB	2
SO	6
LOB	16





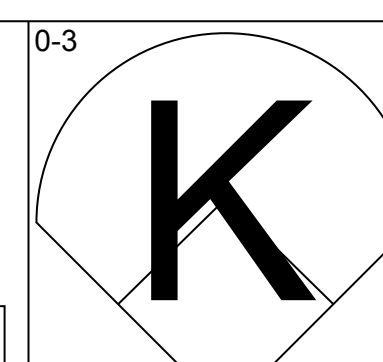
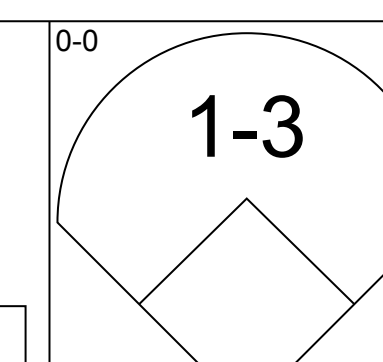
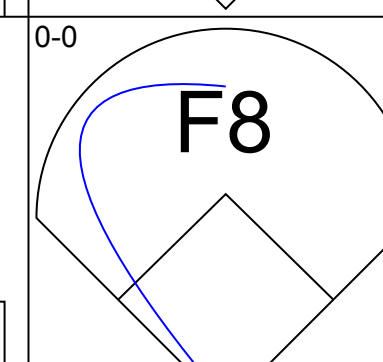
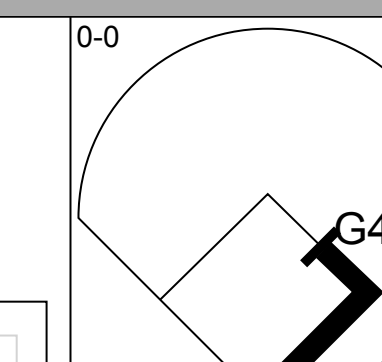
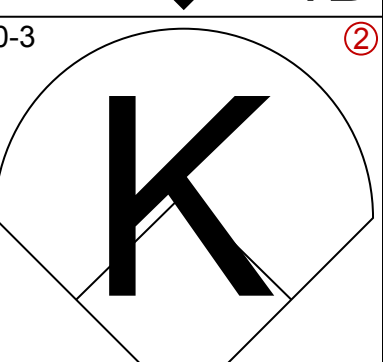
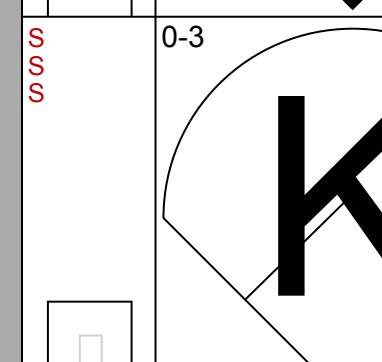
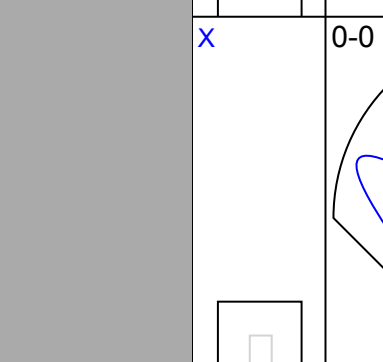
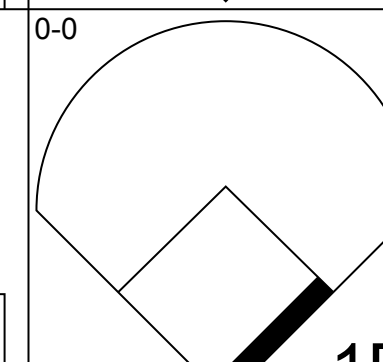
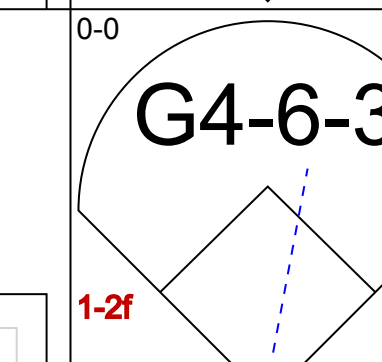
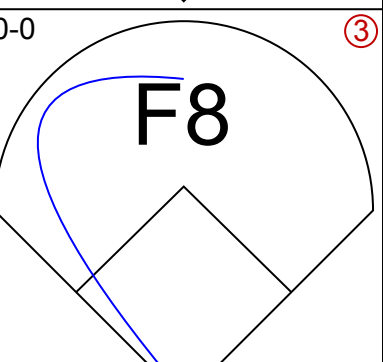
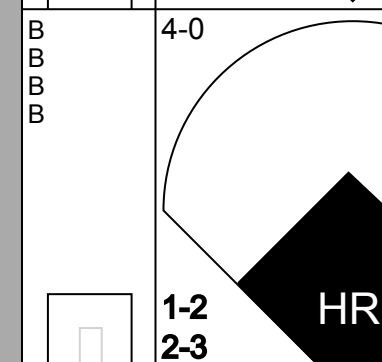
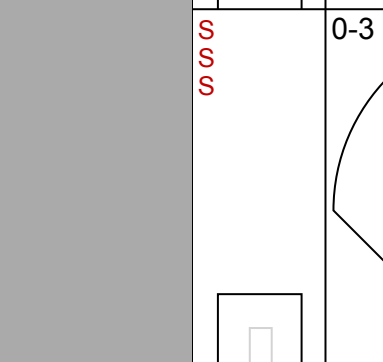
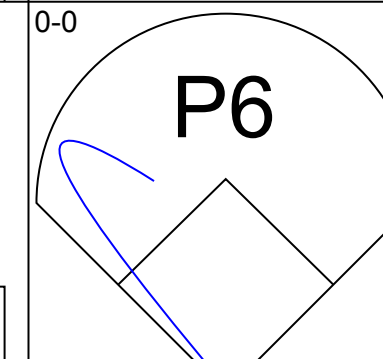
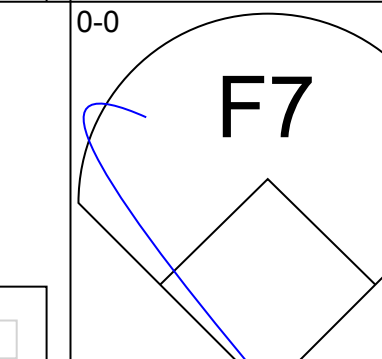
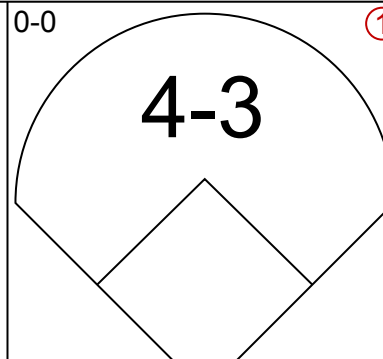
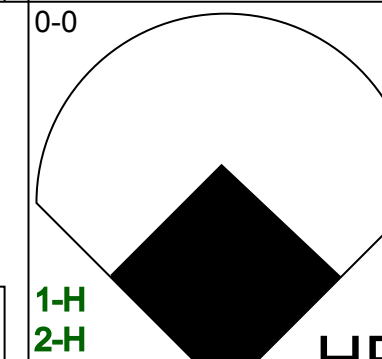
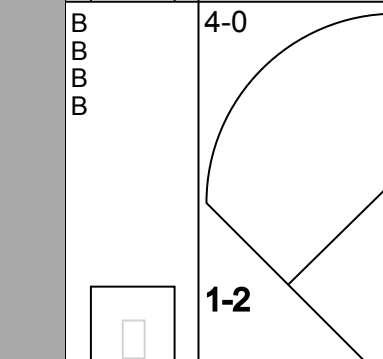
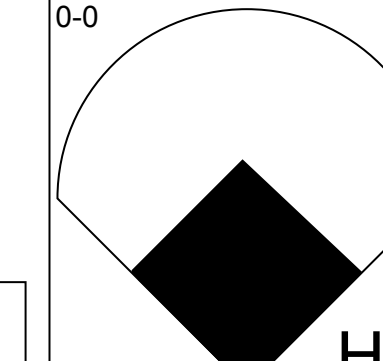
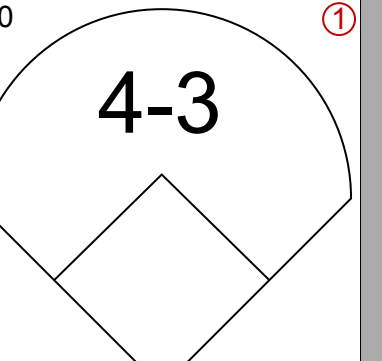
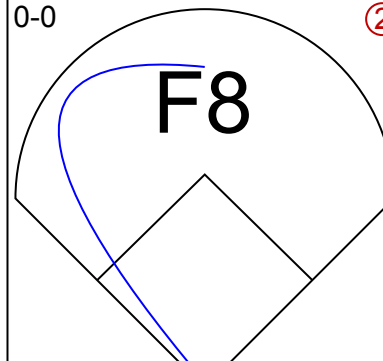
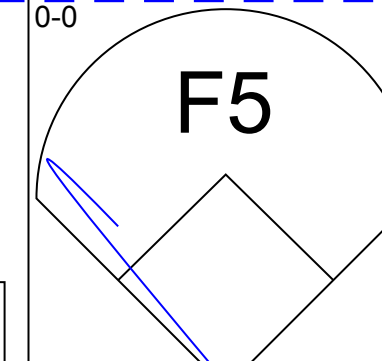
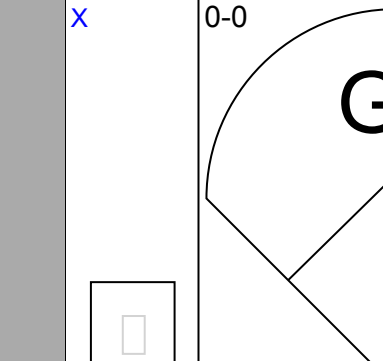
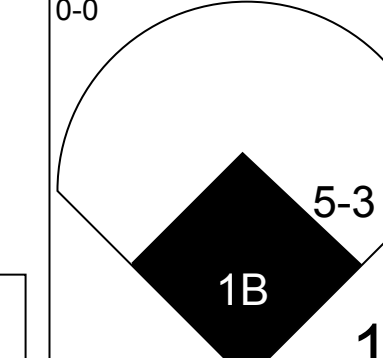
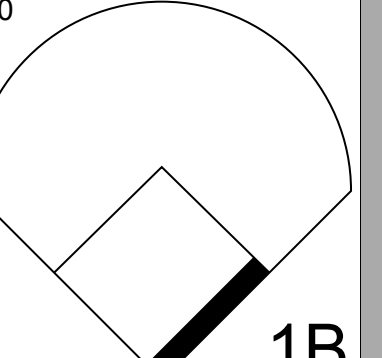
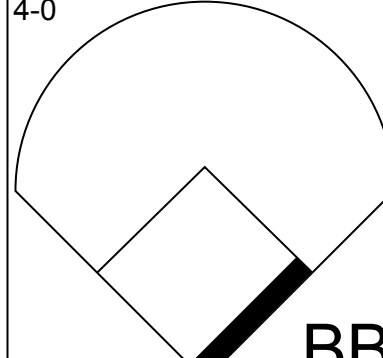
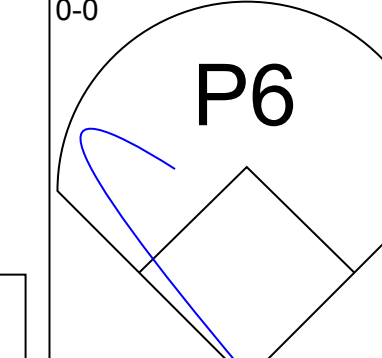
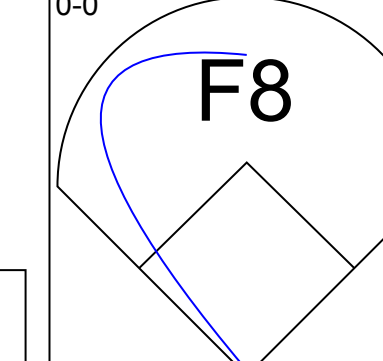

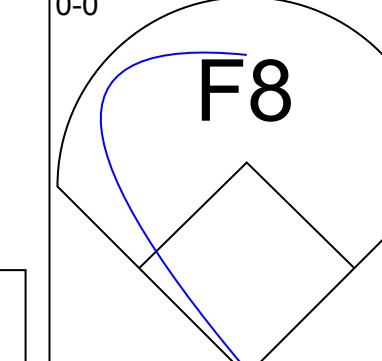
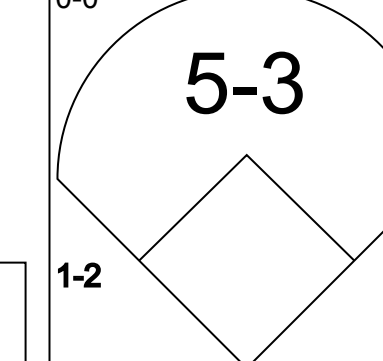

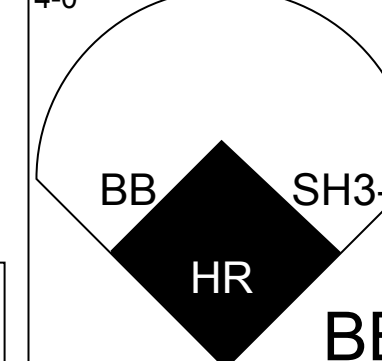
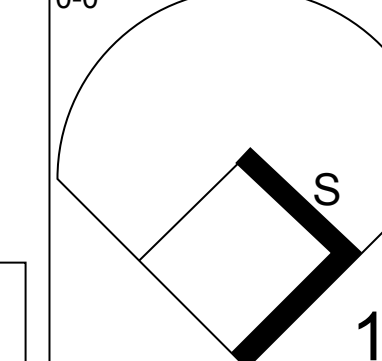
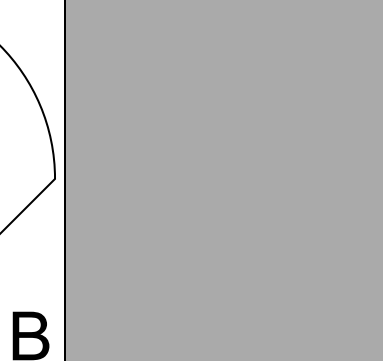
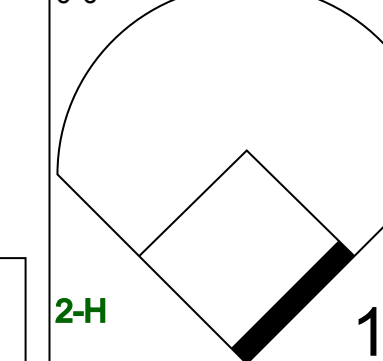
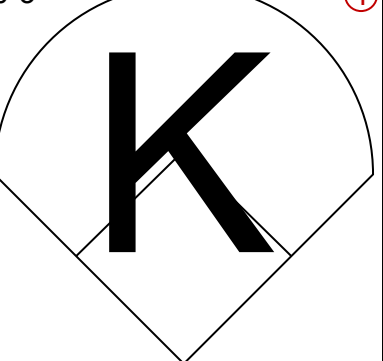
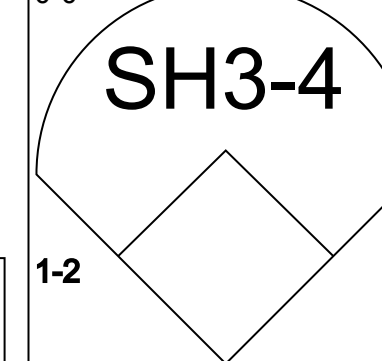
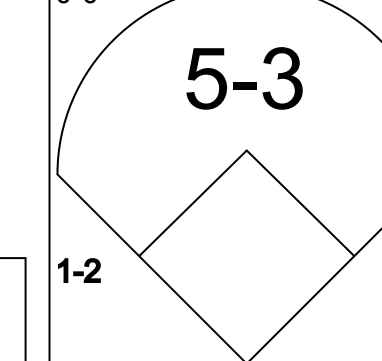
Batter	1	2	3	4	5	6	7	8	9	AB	R	H	RBI	BB	SO	LOB	TOP					
Lenny Green, L OBP: 0.393, SLG: 0.414 Dan Dobbek, L OBP: 0.263, SLG: 0.314	4-3		6-3			F7		F7		3	1	1	1	0	0	1	<b>Minnesota Twins @ Washington Senators</b> Griffith Stadium, Washington, DC Thu Sep 21 1961, 3:33 AM EDT Att: 1,498 - Unknown					
Billy Martin, R OBP: 0.284, SLG: 0.330	5-3			L1	5-3	F9		F7		5	0	0	0	0	0	5						
Harmon Killebrew, R OBP: 0.394, SLG: 0.596	4-3			6-3				F8		5	1	2	2	0	0	0						
Joe Altobelli, L OBP: 0.347, SLG: 0.418 Jose Valdivieso, R OBP: 0.224, SLG: 0.248		F2			G3			F9		5	0	2	1	0	0	1						
Earl Battey, R OBP: 0.382, SLG: 0.481 Jim Kaat, L OBP: 0.303, SLG: 0.328 Hal Naragon, L OBP: 0.307, SLG: 0.376		F9						SH1		3	0	2	0	0	0	0						
Bob Allison, R OBP: 0.356, SLG: 0.454		P6			L6			7-2		4	1	1	0	0	0	3						
Bill Tuttle, R OBP: 0.314, SLG: 0.322								5-3		2	1	1	0	2	0	0						
Zoilo Versalles, R OBP: 0.313, SLG: 0.381										3	1	2	2	1	0	1						
Jack Kralick, L OBP: 0.174, SLG: 0.190 Don Lee, R OBP: 0.071, SLG: 0.071								6-3		2	0	0	0	0	1	3						
<b>Inning Stats</b>	R: 0 E: 0 K: 0 S: 3	H: 0 LOB: 0 BB: 0 P: 3	R: 0 E: 0 K: 0 S: 3	H: 0 LOB: 0 BB: 0 P: 3	R: 0 E: 0 K: 0 S: 4	H: 1 LOB: 1 BB: 0 P: 4	R: 0 E: 0 K: 0 S: 5	H: 2 LOB: 2 BB: 0 P: 5	R: 3 E: 0 K: 1 S: 7	H: 2 LOB: 1 BB: 2 P: 15	R: 2 E: 0 K: 0 S: 6	H: 3 LOB: 3 BB: 1 P: 10	R: 1 E: 0 K: 0 S: 4	H: 2 LOB: 0 BB: 0 P: 4	R: 0 E: 0 K: 0 S: 4	H: 1 LOB: 1 BB: 0 P: 4		R: 0 E: 0 K: 0 S: 3	H: 0 LOB: 0 BB: 0 P: 3	1B: 8 2B: 3 3B: 1 HR: 0	SF: 0 SAC: 2 DP: 1 HBP: 0	WP: 0 PB: 0 SB: 1 CS: 0
<b>PITCHER</b>	IP	WLS	BF	H	R	ER	SO	BB	IBB	HBP	BLK	WP	HR	S	P	ERA	WHIP					
Bennie Daniels, R ERA: 3.48	5.0	L	25	7	5	5	1	3	0	0	0	0	0	24	36	9.00	2.000					
Marty Kutyna, R ERA: 3.89	2.0		8	3	1	1	0	0	0	0	0	0	0	8	8	4.50	1.500					
Tom Cheney, R ERA: 10.13	2.0		7	1	0	0	0	0	0	0	0	0	0	7	7	0.00	0.500					

Batter	1	2	3	4	5	6	7	8	9	AB	R	H	RBI	BB	SO	LOB	BOTTOM					
Danny O'Connell, R OBP: 0.369, SLG: 0.336	4-3		F9			6-3			6-3	5	0	1	0	0	0	2	<b>Minnesota Twins @ Washington Senators</b> Griffith Stadium, Washington, DC Thu Sep 21 1961, 3:33 AM EDT Att: 1,498 - Unknown					
Chuck Cottier, R OBP: 0.305, SLG: 0.326	1-3		FC4-6			F7		F8		4	0	0	0	0	0	3						
Bob Johnson, R OBP: 0.325, SLG: 0.401	F9		PO		L8			F9	F8	4	0	0	0	0	0	1						
Gene Green, R OBP: 0.351, SLG: 0.509					6-3			F8		4	2	2	0	0	0	0						
Willie Tasby, R OBP: 0.331, SLG: 0.395		L6						5-3		3	1	1	0	1	0	1						
Ken Retzer, L OBP: 0.432, SLG: 0.600										4	0	3	1	0	1	1						
Chuck Hinton, R OBP: 0.327, SLG: 0.356 Jim King, L OBP: 0.367, SLG: 0.447										3	0	1	0	0	1	3						
Bud Zipfel, L OBP: 0.269, SLG: 0.365										1	0	0	0	0	0	1						
Bennie Daniels, L OBP: 0.257, SLG: 0.304 Marty Kutyna, R OBP: 0.212, SLG: 0.212 Billy Klaus, L OBP: 0.307, SLG: 0.363 Tom Cheney, R OBP: 0.500, SLG: 0.625 Gene Woodling, L OBP: 0.408, SLG: 0.480										4	0	1	0	0	1	2						
<b>Inning Stats</b>	R: 0 E: 0 K: 0 S: 3	H: 0 LOB: 0 BB: 0 P: 3	R: 1 E: 0 K: 2 S: 9	H: 2 LOB: 1 BB: 0 P: 9	R: 0 E: 0 K: 0 S: 3	H: 1 LOB: 0 BB: 0 P: 3	R: 0 E: 0 K: 1 S: 7	H: 2 LOB: 2 BB: 0 P: 7	R: 0 E: 0 K: 1 S: 6	H: 1 LOB: 1 BB: 0 P: 6	R: 2 E: 1 K: 0 S: 5	H: 2 LOB: 1 BB: 1 P: 9	R: 0 E: 0 K: 0 S: 4	H: 1 LOB: 1 BB: 0 P: 4	R: 0 E: 0 K: 0 S: 4	H: 1 LOB: 1 BB: 0 P: 4		R: 0 E: 0 K: 0 S: 3	H: 0 LOB: 0 BB: 0 P: 3	1B: 8 2B: 2 3B: 0 HR: 0	SF: 0 SAC: 0 DP: 0 HBP: 0	WP: 0 PB: 0 SB: 0 CS: 0
<b>PITCHER</b>	IP	WLS	BF	H	R	ER	SO	BB	IBB	HBP	BLK	WP	HR	S	P	ERA	WHIP					
Jack Kralick, L ERA: 3.98	5.1	W	22	7	2	1	4	0	0	0	0	0	0	30	30	1.69	1.312					
Don Lee, R ERA: 3.02	3.2	S	15	3	1	1	0	1	0	0	0	0	0	14	18	2.46	1.091					

AB	35
R	6
H	11
RBI	6
BB	3
SO	1
LOB	19



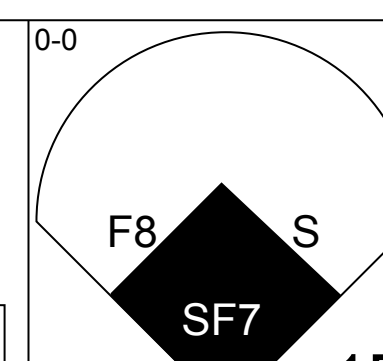
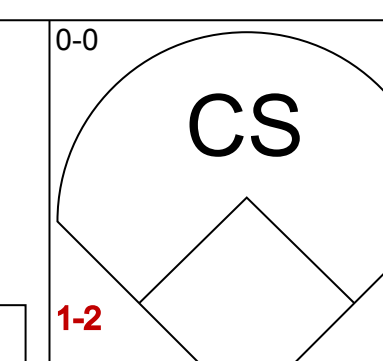
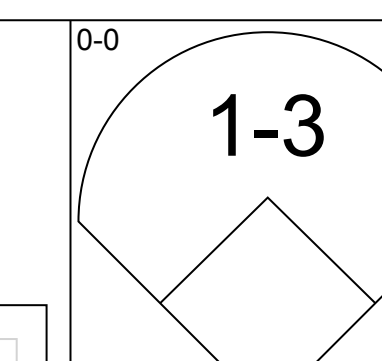
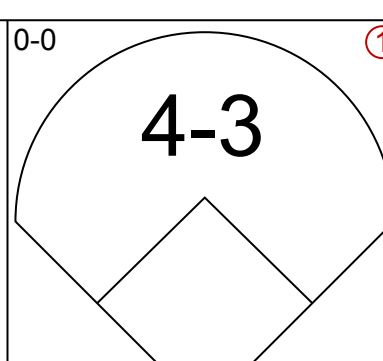
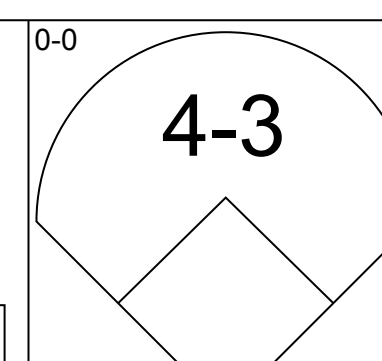
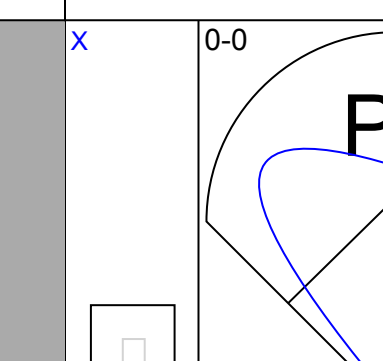
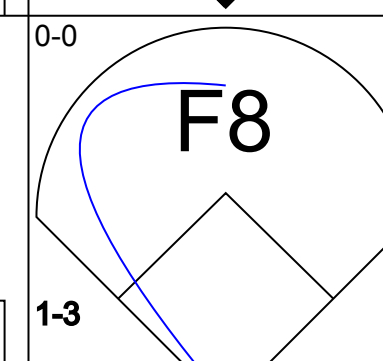
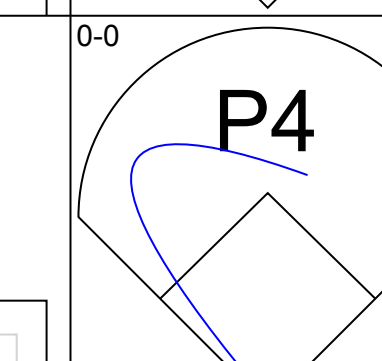
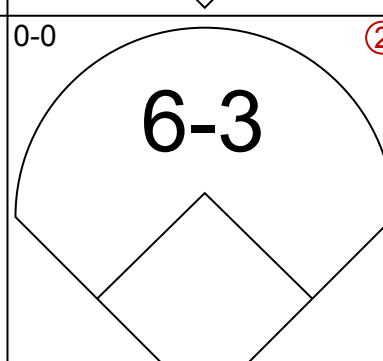
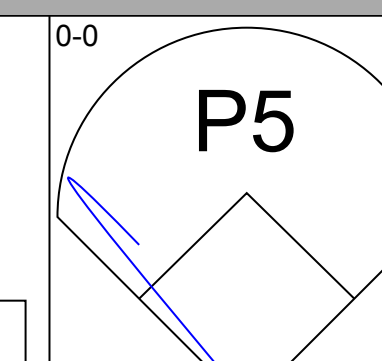
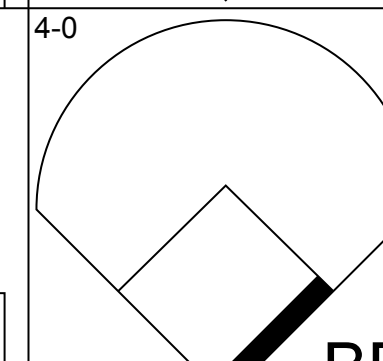
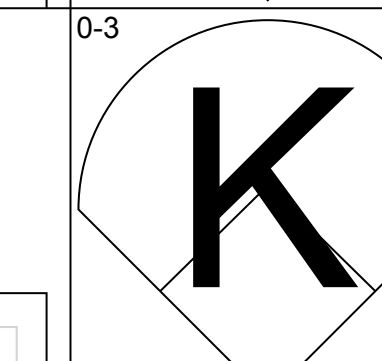
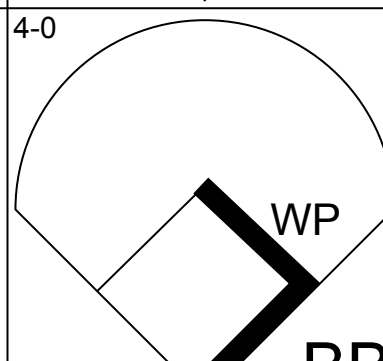

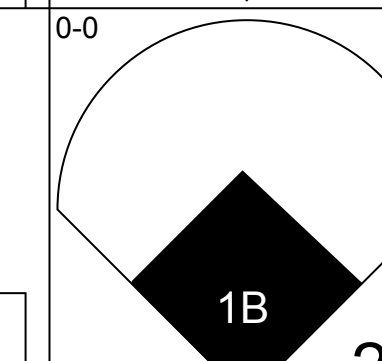
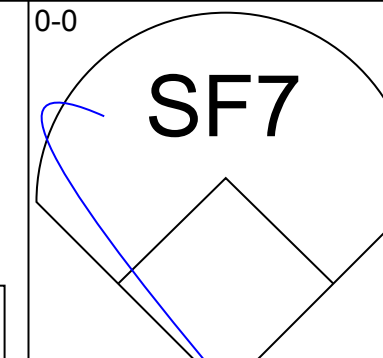
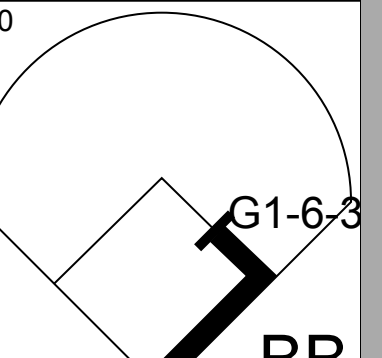
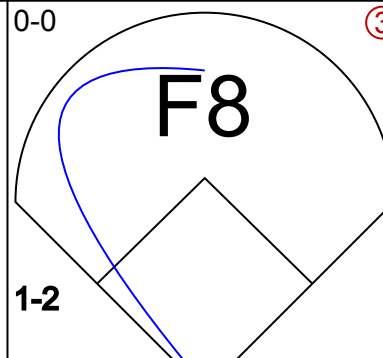
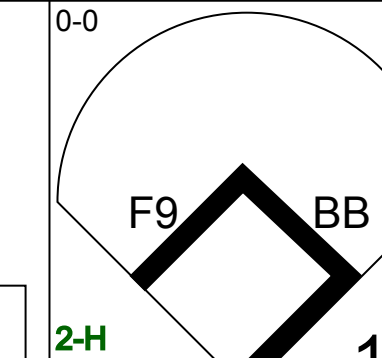

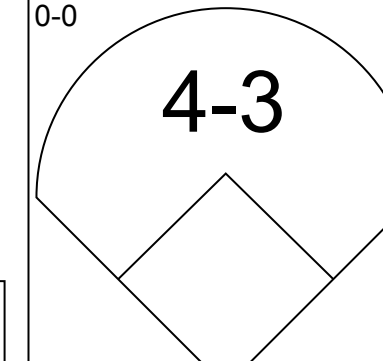
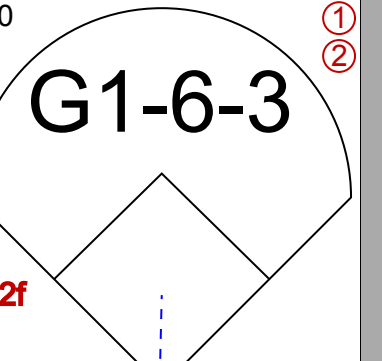
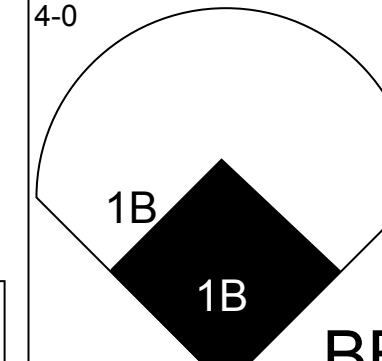
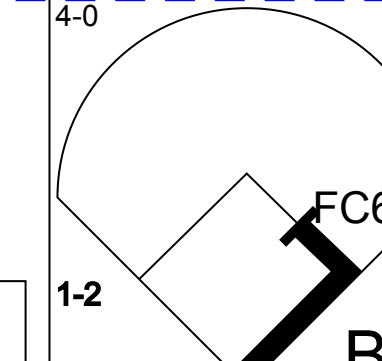

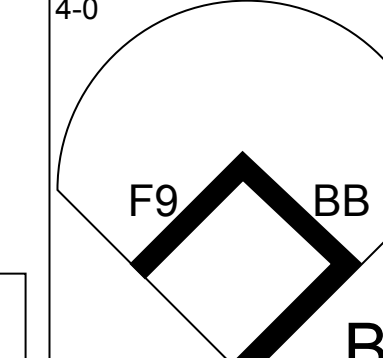
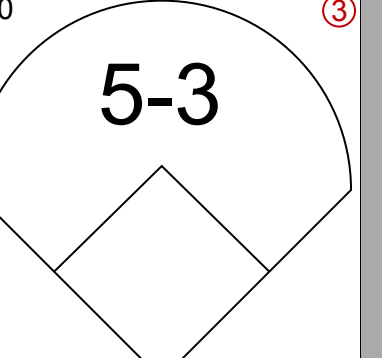
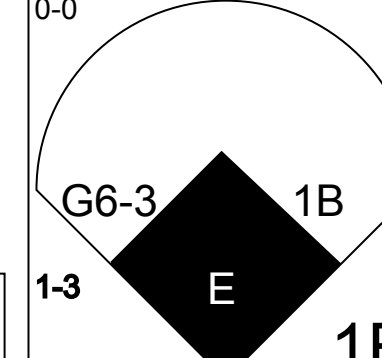
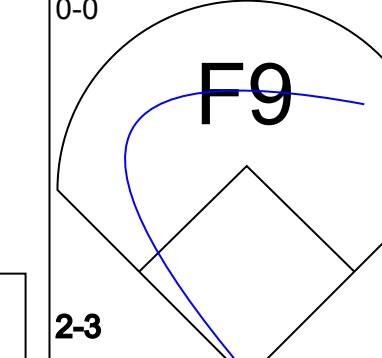
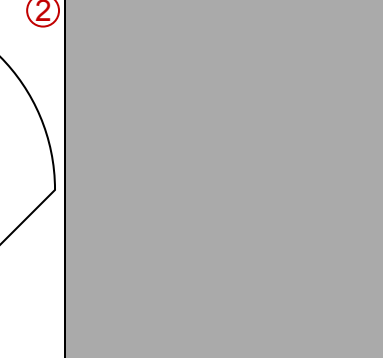
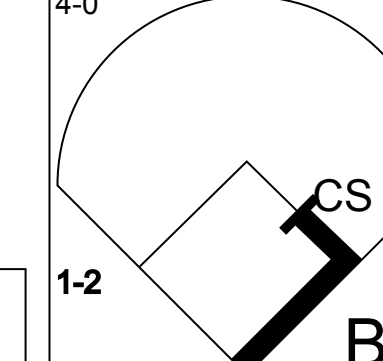
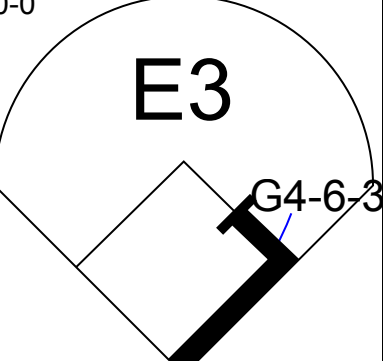
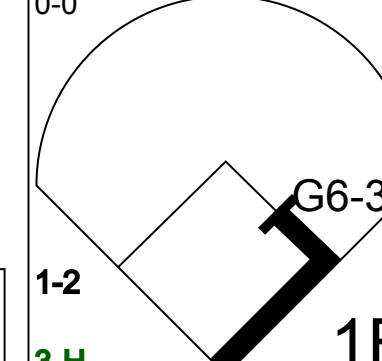
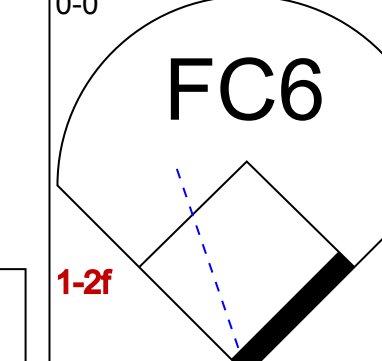
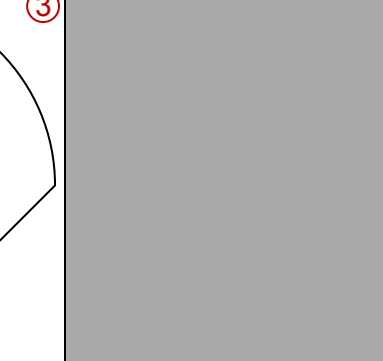
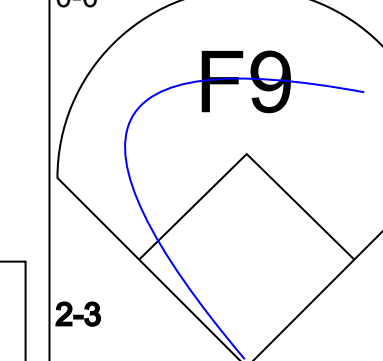
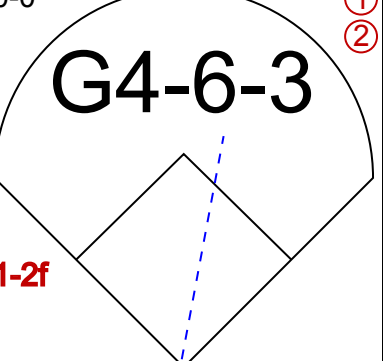
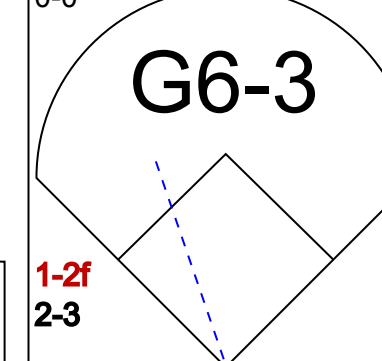
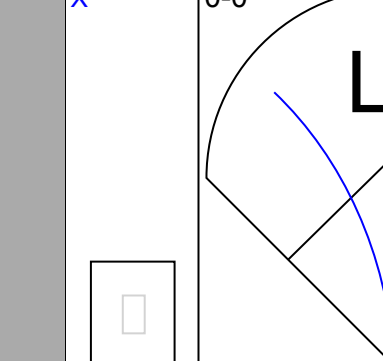
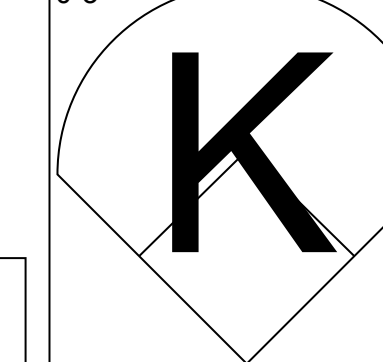
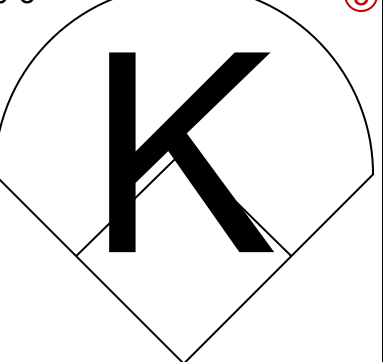
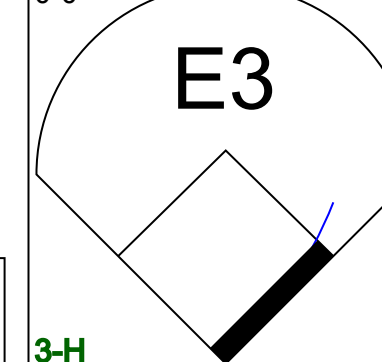
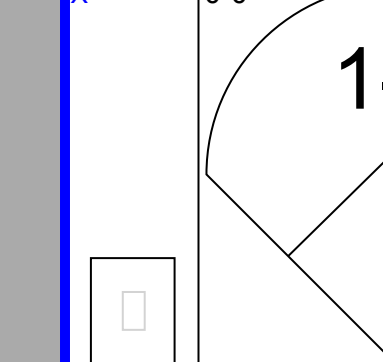


Batter	1	2	3	4	5	6	7	8	9	AB	R	H	RBI	BB	SO	LOB	TOP										
<b>Billy Klaus, L</b> OBP: 0.312, SLG: 0.363 (1, 5)																											
<b>Bob Johnson, R</b> OBP: 0.322, SLG: 0.396 (1, 6)																											
<b>Gene Woodling, L</b> OBP: 0.408, SLG: 0.478 <b>Chuck Hinton, R</b> OBP: 0.327, SLG: 0.356 (9, 9)																											
<b>Jim King, L</b> OBP: 0.368, SLG: 0.456 (1, 7)																											
<b>Bud Zipfel, L</b> OBP: 0.267, SLG: 0.378 (1, 3)																											
<b>Ken Retzer, L</b> OBP: 0.463, SLG: 0.605 (1, 2)																											
<b>Willie Tasby, R</b> OBP: 0.326, SLG: 0.391 (1, 8)																											
<b>Chuck Cottier, R</b> OBP: 0.311, SLG: 0.326 (1, 4)																											
<b>Claude Osteen, L</b> OBP: 0.333, SLG: 0.333 <b>Dave Sisler, R</b> (8, 1)																											
<b>Inning Stats</b>	R: 0 E: 0 K: 1 S: 6	H: 1 LOB: 1 BB: 0 P: 6	R: 2 E: 0 K: 0 S: 6	H: 3 LOB: 1 BB: 0 P: 6	R: 0 E: 0 K: 0 S: 3	H: 1 LOB: 1 BB: 0 P: 3	R: 0 E: 0 K: 2 S: 8	H: 1 LOB: 1 BB: 0 P: 8	R: 0 E: 0 K: 0 S: 3	H: 0 LOB: 1 BB: 1 P: 7	R: 4 E: 0 K: 1 S: 6	H: 1 LOB: 0 BB: 3 P: 18	R: 0 E: 0 K: 0 S: 4	H: 1 LOB: 1 BB: 0 P: 4	R: 0 E: 0 K: 1 S: 5	H: 0 LOB: 2 BB: 2 P: 13	1B: 7 2B: 0 3B: 0 HR: 2	SF: 0 SAC: 1 DP: 1 HBP: 0	WP: 0 PB: 0 SB: 1 CS: 0	PA: 41							
<b>PITCHER</b>	IP	WLS	BF	H	R	ER	SO	BB	IBB	HBP	BLK	WP	HR	S	P	ERA	WHIP										
<b>Pedro Ramos, R</b> ERA: 4.02 (1, 1)	6.2	L	31	8	6	6	6	4	0	0	0	0	2	39	55	8.10	1.800										
<b>Bill Plets, L</b> ERA: 5.04 (7, 1)	0.1		1	0	0	0	0	0	0	0	0	0	0	1	1	0.00	0.000										
<b>Ray Moore, R</b> ERA: 3.79 (8, 1)	2.0		9	1	0	0	1	2	0	0	0	0	0	9	17	0.00	1.500										

Washington Senators @ Minnesota Twins  
Metropolitan Stadium, Bloomington, MI  
Sat Sep 23 1961, 4:33 AM EDT  
Unknown - 48 F

AB 34  
R 6  
H 9  
RBI 6  
BB 6  
SO 7  
LOB 17



Batter	1	2	3	4	5	6	7	8	9	AB	R	H	RBI	BB	SO	LOB	BOTTOM										
<b>Lenny Green, L</b> OBP: 0.381, SLG: 0.412 (1, 8)																											
<b>Billy Martin, R</b> OBP: 0.322, SLG: 0.327 (1, 4)																											
<b>Harmon Killebrew, R</b> OBP: 0.397, SLG: 0.598 (1, 3)																											
<b>Bob Allison, R</b> OBP: 0.357, SLG: 0.454 (1, 9)																											
<b>Earl Battey, R</b> OBP: 0.383, SLG: 0.479 (1, 2)																											
<b>Jim Lemon, R</b> OBP: 0.331, SLG: 0.424 (1, 7)																											
<b>Bill Tuttle, R</b> OBP: 0.316, SLG: 0.322 (1, 5)																											
<b>Zoilo Versalles, R</b> OBP: 0.311, SLG: 0.378 (1, 6)																											
<b>Pedro Ramos, S</b> OBP: 0.198, SLG: 0.242 <b>Bill Plets, L</b> OBP: 0.111, SLG: 0.111 <b>Jake Jacobs, R</b> OBP: 0.286, SLG: 0.286 <b>Ray Moore, R</b> (8, 1) <b>Joe Altobelli, L</b> OBP: 0.342, SLG: 0.412 (8, PH)																											
<b>Inning Stats</b>	R: 1 E: 0 K: 0 S: 4	H: 1 LOB: 1 BB: 1 P: 8	R: 0 E: 0 K: 1 S: 4	H: 0 LOB: 1 BB: 2 P: 12	R: 0 E: 0 K: 1 S: 5	H: 0 LOB: 0 BB: 0 P: 5	R: 0 E: 0 K: 0 S: 2	H: 0 LOB: 0 BB: 1 P: 6	R: 0 E: 0 K: 1 S: 5	H: 0 LOB: 1 BB: 1 P: 7	R: 2 E: 1 K: 0 S: 5	H: 2 LOB: 1 BB: 1 P: 9	R: 1 E: 0 K: 0 S: 5	H: 2 LOB: 2 BB: 1 P: 9	R: 0 E: 0 K: 0 S: 3	H: 0 LOB: 0 BB: 0 P: 3	1B: 4 2B: 1 3B: 0 HR: 0	SF: 1 SAC: 0 DP: 3 HBP: 0	WP: 1 PB: 0 SB: 1 CS: 1	PA: 38							
<b>PITCHER</b>	IP	WLS	BF	H	R	ER	SO	BB	IBB	HBP	BLK	WP	HR	S	P	ERA	WHIP										
<b>Claude Osteen, L</b> ERA: 3.52 (1, 1)	7.1		31	5	4	3	3	6	0	0	0	0	0	31	55	3.68	1.500										
<b>Dave Sisler, R</b> ERA: 3.9 (8, 1)	1.2	S	6	0	0	0	0	1	0	0	0	0	0	5	9	0.00	0.600										

Washington Senators @ Minnesota Twins  
Metropolitan Stadium, Bloomington, MI  
Sat Sep 23 1961, 4:33 AM EDT  
Unknown - 48 F

AB 29  
R 4  
H 5  
RBI 3  
BB 7  
SO 3  
LOB 16





Batter	1	2	3	4	5	6	7	8	9	AB	R	H	RBI	BB	SO	LOB	TOP		
<b>Billy Klaus, L</b> OBP: 0.311, SLG: 0.359 (1, 5)										3	0	0	0	1	0	0	<b>Washington Senators @ Minnesota Twins</b> Metropolitan Stadium, Bloomington, MI Sat Sep 23 1961, 4:38 AM EDT Att: 11,121 - Unknown 		
<b>Bob Johnson, R</b> OBP: 0.326, SLG: 0.400 (1, 6)										3	0	1	0	1	0	1			
<b>Gene Green, R</b> OBP: 0.350, SLG: 0.504 (1, 9)										3	0	0	0	1	1	2			
<b>Jim King, L</b> OBP: 0.363, SLG: 0.449 (1, 7)										4	0	0	0	0	2	3			
<b>Bud Zipfel, L</b> OBP: 0.268, SLG: 0.377 (1, 3)										3	0	1	0	0	2	1			
<b>Ken Retzer, L</b> OBP: 0.432, SLG: 0.561 (1, 2)										3	0	0	0	0	0	1			
<b>Willie Tasby, R</b> OBP: 0.327, SLG: 0.389 (1, 8)										3	0	0	0	0	0	1			
<b>Chuck Cottier, R</b> OBP: 0.309, SLG: 0.323 (1, 4)										3	0	0	0	0	1	0			
<b>Pete Burnside, R</b> OBP: 0.094, SLG: 0.065 (1, 1)										1	0	0	0	0	1	0			
<b>Tom Cheney, R</b> OBP: 0.350, SLG: 0.625 (3, 1)										0	0	0	0	0	0	0			
<b>Dale Long, L</b> OBP: 0.321, SLG: 0.463 (6, PH)										1	0	0	0	0	0	0			
<b>Johnny Klippstein, R</b> OBP: 0.143, SLG: 0.143 (6, 1)										0	0	0	0	0	0	0			
<b>Gene Woodling, L</b> OBP: 0.407, SLG: 0.476 (9, PH)										1	0	0	0	0	0	0			
<b>Inning Stats</b>	R: 0 E: 0 K: 0 S: 2	H: 0 LOB: 0 BB: 1 P: 6	R: 0 E: 0 K: 0 S: 4	H: 1 LOB: 1 BB: 0 P: 4	R: 0 E: 0 K: 1 S: 5	H: 0 LOB: 0 BB: 0 P: 5	R: 0 E: 0 K: 1 S: 5	H: 0 LOB: 0 BB: 1 P: 9	R: 0 E: 0 K: 1 S: 5	H: 0 LOB: 0 BB: 0 P: 5	R: 0 E: 0 K: 3 S: 3	H: 0 LOB: 0 BB: 0 P: 9	R: 0 E: 0 K: 0 S: 3	H: 0 LOB: 0 BB: 0 P: 3	R: 0 E: 0 K: 0 S: 6	H: 1 LOB: 2 BB: 1 P: 10	1B: 1 2B: 1 3B: 0 HR: 0	SF: 0 SAC: 0 DP: 1 HBP: 0	WP: 0 PA: 31 PB: 0 SB: 0 CS: 0
<b>PITCHER</b> <b>Camilo Pascual, R</b> ERA: 3.37 (1, 1)	IP: 9.0 WLS: W BF: 31 H: 2 R: 0 ER: 0 SO: 7 BB: 3 IBB: 0 HBP: 0 BLK: 0 WP: 0 HR: 0 S: 42 P: 54 ERA: 0.00 WHIP: 0.556															<b>PITCHER</b> <b>Camilo Pascual, R</b> ERA: 3.37 (1, 1)	IP: 9.0 WLS: W BF: 31 H: 2 R: 0 ER: 0 SO: 7 BB: 3 IBB: 0 HBP: 0 BLK: 0 WP: 0 HR: 0 S: 42 P: 54 ERA: 0.00 WHIP: 0.556		

Batter	1	2	3	4	5	6	7	8	9	AB	R	H	RBI	BB	SO	LOB	BOTTOM		
<b>Lenny Green, L</b> OBP: 0.380, SLG: 0.409 (1, 8)										4	1	0	0	1	1	2	<b>Washington Senators @ Minnesota Twins</b> Metropolitan Stadium, Bloomington, MI Sat Sep 23 1961, 4:38 AM EDT Att: 11,121 - Unknown 		
<b>Billy Martin, R</b> OBP: 0.286, SLG: 0.333 (1, 4)										5	3	3	1	0	1	0			
<b>Harmon Killebrew, R</b> OBP: 0.400, SLG: 0.666 (1, 3)										3	2	2	2	2	0	0			
<b>Bob Allison, R</b> OBP: 0.359, SLG: 0.453 (1, 9)										3	1	1	2	1	0	2			
<b>Earl Battey, R</b> OBP: 0.382, SLG: 0.475 (1, 2)										3	2	0	1	1	1	6			
<b>Hal Naragon, L</b> OBP: 0.307, SLG: 0.376 (8, 2)										0	0	0	0	0	0	0			
<b>Jim Lemon, R</b> OBP: 0.331, SLG: 0.423 (1, 7)										1	0	0	0	0	1	2			
<b>Joe Altobelli, L</b> OBP: 0.329, SLG: 0.400 (3, PH) (4, 7)										2	0	0	1	0	0	4			
<b>Bill Tuttle, R</b> OBP: 0.315, SLG: 0.321 (1, 5)										2	0	0	1	1	0	2			
<b>Zoilo Versalles, R</b> OBP: 0.310, SLG: 0.377 (1, 6)										4	0	1	0	0	0	1			
<b>Camilo Pascual, R</b> OBP: 0.221, SLG: 0.210 (1, 1)										3	1	0	0	1	1	1			
<b>Inning Stats</b>	R: 2 E: 1 K: 1 S: 6	H: 1 LOB: 2 BB: 3 P: 18	R: 0 E: 1 K: 0 S: 3	H: 1 LOB: 0 BB: 0 P: 3	R: 4 E: 0 K: 0 S: 6	H: 3 LOB: 0 BB: 1 P: 10	R: 1 E: 1 K: 2 S: 9	H: 1 LOB: 3 BB: 2 P: 17	R: 0 E: 0 K: 0 S: 3	H: 0 LOB: 0 BB: 0 P: 3	R: 0 E: 0 K: 1 S: 5	H: 0 LOB: 0 BB: 0 P: 5	R: 1 E: 1 K: 0 S: 3	H: 0 LOB: 1 BB: 1 P: 8	R: 2 E: 1 K: 1 S: 7	H: 1 LOB: 0 BB: 0 P: 7	1B: 4 2B: 2 3B: 0 HR: 1	SF: 2 SAC: 0 DP: 0 HBP: 1	WP: 1 PA: 42 PB: 0 SB: 1 CS: 2
<b>PITCHER</b> <b>Pete Burnside, L</b> ERA: 4.69 (1, 1)	IP: 2.0 WLS: L BF: 12 H: 4 R: 4 ER: 4 SO: 1 BB: 3 IBB: 0 HBP: 0 BLK: 0 WP: 1 HR: 0 S: 16 P: 28 ERA: 9.00 WHIP: 3.500															<b>PITCHER</b> <b>Pete Burnside, L</b> ERA: 4.69 (1, 1)	IP: 2.0 WLS: L BF: 12 H: 4 R: 4 ER: 4 SO: 1 BB: 3 IBB: 0 HBP: 0 BLK: 0 WP: 1 HR: 0 S: 16 P: 28 ERA: 9.00 WHIP: 3.500		
<b>Tom Cheney, R</b> ERA: 10.01 (3, 1)	IP: 3.0 WLS: 15 BF: 2 H: 3 R: 3 ER: 3 SO: 2 BB: 3 IBB: 0 HBP: 0 BLK: 0 WP: 1 HR: 0 S: 16 P: 28 ERA: 9.00 WHIP: 1.667															<b>Tom Cheney, R</b> ERA: 10.01 (3, 1)	IP: 3.0 WLS: 15 BF: 2 H: 3 R: 3 ER: 3 SO: 2 BB: 3 IBB: 0 HBP: 0 BLK: 0 WP: 1 HR: 0 S: 16 P: 28 ERA: 9.00 WHIP: 1.667		
<b>Johnny Klippstein, R</b> ERA: 6.2 (6, 1)	IP: 3.0 WLS: 13 BF: 1 H: 3 R: 0 ER: 0 SO: 2 BB: 1 IBB: 0 HBP: 1 BLK: 0 WP: 0 HR: 1 S: 15 P: 20 ERA: 0.00 WHIP: 0.667															<b>Johnny Klippstein, R</b> ERA: 6.2 (6, 1)	IP: 3.0 WLS: 13 BF: 1 H: 3 R: 0 ER: 0 SO: 2 BB: 1 IBB: 0 HBP: 1 BLK: 0 WP: 0 HR: 1 S: 15 P: 20 ERA: 0.00 WHIP: 0.667		



Batter	1	2	3	4	5	6	7	8	9	AB	R	H	RBI	BB	SO	LOB	TOP								
Danny O'Connell, R OBP: 0.367, SLG: 0.337 (1.5)	0-0 6-3		0-0 FC6-4		0-0 S 2B		0-3 K		0-0 L9	5	0	1	0	0	0	1									
Chuck Cottier, R OBP: 0.304, SLG: 0.318 (1.4)	0-0 F9			0-0 F8	0-3 K		0-0 F7		0-0 F8	5	0	0	0	0	0	1									
Chuck Hinton, R OBP: 0.333, SLG: 0.367 (1.7)	0-0 5-3			0-0 1B 1B	4-0 L4-6 S BB		0-0 3B		0-0 E S 1B	4	1	3	0	1	0	0									
Gene Green, R OBP: 0.348, SLG: 0.500 Jim King, L OBP: 0.363, SLG: 0.449 (9.9)		0-0 6-3		0-0 1B 1B	0-0 L4-6 2-3		0-0 1-3		0-0 F2	5	1	1	0	0	0	4									
Bob Johnson, R OBP: 0.333, SLG: 0.409 (1.6)		0-0 6-3		0-0 1B 1B		0-0 4-3 SF8 2B		0-0 1B E BB		3	2	2	1	1	0	0									
Willie Tasby, R OBP: 0.326, SLG: 0.390 (1.8)		0-3 K		0-0 1B		0-0 4-3		0-0 FC6 E 1B		4	0	2	1	0	1	1									
Bud Zipfel, L OBP: 0.282, SLG: 0.371 (1.3)			0-3 K	0-0 P3		0-0 SF8		0-0 E6 FC6		3	0	0	1	0	1	3									
Pete Daley, R OBP: 0.249, SLG: 0.272 (1.2)			0-0 FC6-4 1B	4-0 IBB		0-0 BB		0-0 FC6 1-2 2-3		2	0	1	0	2	0	2									
Dick Donovan, L OBP: 0.250, SLG: 0.241 (1.1)			0-3 K	0-0 4-3		0-3 K		0-3 K		4	0	0	0	0	3	6									
<b>Inning Stats</b>	R: 0 E: 0 K: 0 S: 3	H: 0 LOB: 0 BB: 0 P: 3	R: 0 E: 0 K: 1 S: 5	H: 0 LOB: 0 BB: 0 P: 5	R: 0 E: 0 K: 2 S: 8	H: 1 LOB: 1 BB: 0 P: 8	R: 2 E: 0 K: 0 S: 7	H: 4 LOB: 3 BB: 1 P: 11	R: 0 E: 0 K: 1 S: 5	H: 1 LOB: 1 BB: 1 P: 9	R: 1 E: 0 K: 1 S: 6	H: 1 LOB: 1 BB: 0 P: 10	R: 0 E: 0 K: 1 S: 6	H: 1 LOB: 1 BB: 0 P: 6	R: 1 E: 1 K: 1 S: 6	H: 1 LOB: 1 BB: 1 P: 10	R: 0 E: 0 K: 0 S: 4	H: 1 LOB: 1 BB: 0 P: 4	1B: 7 2B: 3 3B: 1 HR: 0	SF: 1 SAC: 0 DP: 2 HBP: 0	WP: 0 PB: 0 SB: 3 CS: 0	PA: 40			
<b>PITCHER</b>	IP	WLS	BF	H	R	ER	SO	BB	IBB	HBP	BLK	WP	HR	S	P	ERA	WHIP								
Jim Kaat, L ERA: 3.74 (1.1)	6.0	L	27	7	3	3	5	2	1	0	0	0	0	34	46	4.50	1.500								
Lee Stange, R ERA: (7.1)	2.0		9	2	1	0	2	1	0	0	0	0	0	12	16	0.00	1.500								
Ray Moore, R ERA: 3.72 (9.1)	1.0		4	1	0	0	0	0	0	0	0	0	0	4	4	0.00	1.000								

Washington Senators @ Minnesota Twins  
Metropolitan Stadium, Bloomington, MI

AB 35  
R 4  
H 10  
RBI 3  
BB 4  
SO 7  
LOB 18



Sun Sep 24 1961, 4:33 AM EDT  
Att: 10,975 - Unknown - 56 F

Batter	1	2	3	4	5	6	7	8	9	AB	R	H	RBI	BB	SO	LOB	BOTTOM								
Lenny Green, L OBP: 0.378, SLG: 0.406 (1.8)	0-3 K		0-0 4-3			0-0 4-3			0-0 L7	4	0	0	0	0	1	0									
Billy Martin, R OBP: 0.286, SLG: 0.331 (1.4)	0-3 K			4-0 L4-3 BB		0-0 F7			0-3 K	3	0	0	0	1	2	0									
Harmon Killebrew, R OBP: 0.399, SLG: 0.662 (1.3)	4-0 BB			0-0 F3		0-3 K			0-0 P3	3	0	0	0	1	1	1									
Joe Altobelli, L OBP: 0.329, SLG: 0.438 (1.7)	0-0 G3			0-0 L4-3		0-0 HR				3	1	1	1	0	0	2									
Bob Allison, R OBP: 0.358, SLG: 0.450 (1.9)		0-0 6-3				0-3 K			0-3 K	3	0	0	0	0	2	0									
Hal Naragon, L OBP: 0.300, SLG: 0.367 (1.2)		0-0 G3				0-0 G3			0-0 4-3	3	0	0	0	0	0	0									
Bill Tuttle, R OBP: 0.313, SLG: 0.319 (1.5)		0-0 6-3				0-0 E5			0-0 6-3	3	0	0	0	0	0	0									
Zoilo Versalles, R OBP: 0.309, SLG: 0.374 (1.6)			0-0 L6			0-0 5-3			0-0 6-3	3	0	0	0	0	0	1									
Jim Kaat, L OBP: 0.299, SLG: 0.323 Dan Dobbek, L OBP: 0.281, SLG: 0.311 Lee Stange, R (6, PH) Julio Becquer, L OBP: 0.247, SLG: 0.449 Ray Moore, R (8, PH) (9.1)			0-0 P6			0-0 4-3			0-0 F9	1	0	0	0	0	0	0									
<b>Inning Stats</b>	R: 0 E: 0 K: 2 S: 7	H: 0 LOB: 1 BB: 1 P: 11	R: 0 E: 0 K: 0 S: 3	H: 0 LOB: 0 BB: 0 P: 3	R: 0 E: 0 K: 0 S: 3	H: 0 LOB: 0 BB: 0 P: 3	R: 0 E: 0 K: 0 S: 2	H: 0 LOB: 0 BB: 1 P: 6	R: 0 E: 1 K: 1 S: 6	H: 0 LOB: 1 BB: 0 P: 6	R: 0 E: 0 K: 0 S: 3	H: 0 LOB: 0 BB: 0 P: 3	R: 1 E: 0 K: 2 S: 8	H: 1 LOB: 0 BB: 0 P: 8	R: 0 E: 0 K: 0 S: 3	H: 0 LOB: 0 BB: 0 P: 3	R: 0 E: 0 K: 1 S: 5	H: 0 LOB: 0 BB: 0 P: 5	1B: 0 2B: 1 3B: 0 HR: 1	SF: 0 SAC: 0 DP: 1 HBP: 0	WP: 0 PB: 0 SB: 0 CS: 0	PA: 30			
<b>PITCHER</b>	IP	WLS	BF	H	R	ER	SO	BB	IBB	HBP	BLK	WP	HR	S	P	ERA	WHIP								
Dick Donovan, R ERA: 2.32 (1.1)	9.0	W	30	1	1	1	6	2	0	0	0	0	1	40	48	1.00	0.333								

Washington Senators @ Minnesota Twins  
Metropolitan Stadium, Bloomington, MI

AB 28  
R 1  
H 1  
RBI 1  
BB 2  
SO 6  
LOB 4



Sun Sep 24 1961, 4:33 AM EDT  
Att: 10,975 - Unknown - 56 F



Batter	1	2	3	4	5	6	7	8	9	AB	R	H	RBI	BB	SO	LOB	TOP		
Danny O'Connell, R OBP: 0.365, SLG: 0.334 (1, 5)										4	0	0	0	0	0	1			
Chuck Cottier, R OBP: 0.301, SLG: 0.314 (1, 4)										4	0	0	0	0	1	1			
Chuck Hinton, R OBP: 0.332, SLG: 0.364 (1, 7)										3	1	0	0	1	0	1			
Gene Green, R OBP: 0.347, SLG: 0.506 Marty Keough, L OBP: 0.306, SLG: 0.413 (9, 9)										4	1	1	1	0	1	2			
Bob Johnson, R OBP: 0.332, SLG: 0.420 (1, 6)										4	1	1	2	0	1	1			
Dale Long, L OBP: 0.323, SLG: 0.466 (1, 3)										4	0	2	0	0	0	0			
Willie Tasby, R OBP: 0.325, SLG: 0.387 (1, 8)										4	0	0	0	0	3	2			
Pete Daley, R OBP: 0.250, SLG: 0.273 (1, 2)										3	0	1	0	0	0	0			
Bennie Daniels, L OBP: 0.247, SLG: 0.292 (1, 1)										3	0	0	0	0	1	2			
<b>Inning Stats</b>	R: 0 E: 0 K: 0 S: 3	H: 0 LOB: 0 BB: 0 P: 3	R: 0 E: 0 K: 1 S: 6	H: 1 LOB: 1 BB: 0 P: 6	R: 0 E: 0 K: 0 S: 3	H: 0 LOB: 0 BB: 0 P: 3	R: 2 E: 1 K: 0 S: 6	H: 2 LOB: 1 BB: 0 P: 6	R: 0 E: 1 K: 1 S: 6	H: 0 LOB: 1 BB: 0 P: 6	R: 0 E: 0 K: 2 S: 8	H: 1 LOB: 1 BB: 0 P: 8	R: 0 E: 0 K: 0 S: 3	H: 0 LOB: 0 BB: 0 P: 3	R: 1 E: 0 K: 1 S: 6	H: 1 LOB: 0 BB: 0 P: 6	1B: 2 2B: 2 3B: 0 HR: 2	SF: 0 SAC: 0 DP: 1 HBP: 0	WP: 0 PA: 34 SB: 0 CS: 1
<b>PITCHER</b> Ted Bowsfield, L ERA: 3.77 (1, 1)	IP: 9.0 WLS: L BF: 34 H: 5 R: 3 ER: 1 SO: 7 BB: 1 IBB: 0 HBP: 0 BLK: 0 WP: 0 HR: 2 S: 47 P: 51 ERA: 1.00 WHIP: 0.667															<b>PITCHER</b>			

Washington Senators @ Los Angeles Angels  
Wrigley Field, Los Angeles, CA  
Tue Sep 26 1961, 9:05 PM CDT  
Att. 1,835 - Overcast - 65 F

AB	33
R	3
H	5
RBI	3
BB	1
SO	7
LOB	10



Batter	1	2	3	4	5	6	7	8	9	AB	R	H	RBI	BB	SO	LOB	BOTTOM				
Eddie Yost, R OBP: 0.358, SLG: 0.263 (1, 5)										3	1	1	1	1	1	0					
Albie Pearson, L OBP: 0.417, SLG: 0.400 (1, 9)										2	0	1	0	2	0	0					
Lee Thomas, L OBP: 0.357, SLG: 0.500 (1, 3)										4	0	0	0	0	2	4					
Leon Wagner, L OBP: 0.337, SLG: 0.478 (1, 7)										4	0	1	0	0	0	1					
George Thomas, R OBP: 0.328, SLG: 0.468 (1, 8)										3	0	0	0	1	3	1					
Buck Rodgers, S OBP: 0.333, SLG: 0.342 (1, 2)										4	0	0	0	0	0	1					
Joe Koppe, R OBP: 0.336, SLG: 0.341 Ted Kluszewski, L OBP: 0.301, SLG: 0.458 Jim Fregosi, R (9, 6)										2	0	0	0	0	0	1					
Rocky Bridges, R OBP: 0.326, SLG: 0.300 (1, 4)										3	0	0	0	0	0	0					
Ted Bowsfield, R OBP: 0.143, SLG: 0.188 (1, 1)										3	0	0	0	0	2	0					
<b>Inning Stats</b>	R: 0 E: 0 K: 1 S: 5	H: 0 LOB: 1 BB: 1 P: 9	R: 0 E: 0 K: 0 S: 2	H: 0 LOB: 0 BB: 1 P: 6	R: 0 E: 0 K: 2 S: 7	H: 0 LOB: 0 BB: 0 P: 7	R: 0 E: 0 K: 0 S: 3	H: 0 LOB: 0 BB: 0 P: 3	R: 0 E: 0 K: 1 S: 5	H: 0 LOB: 0 BB: 0 P: 5	R: 1 E: 0 K: 2 S: 9	H: 2 LOB: 1 BB: 0 P: 9	R: 0 E: 0 K: 1 S: 5	H: 1 LOB: 0 BB: 0 P: 5	R: 1 E: 0 K: 0 S: 4	H: 1 LOB: 2 BB: 2 P: 12	R: 0 E: 0 K: 1 S: 5	H: 0 LOB: 0 BB: 0 P: 5	1B: 2 2B: 1 3B: 0 HR: 2	SF: 0 SAC: 0 DP: 1 HBP: 0	WP: 0 PA: 33 SB: 1 CS: 2
<b>PITCHER</b> Bennie Daniels, R ERA: 3.41 (1, 1)	IP: 9.0 WLS: W BF: 33 H: 4 R: 2 ER: 2 SO: 8 BB: 4 IBB: 0 HBP: 0 BLK: 0 WP: 0 HR: 2 S: 45 P: 61 ERA: 2.00 WHIP: 0.889															<b>PITCHER</b>					

Washington Senators @ Los Angeles Angels  
Wrigley Field, Los Angeles, CA  
Tue Sep 26 1961, 9:05 PM CDT  
Att. 1,835 - Overcast - 65 F

AB	29
R	2
H	4
RBI	2
BB	4
SO	8
LOB	8





Batter	1	2	3	4	5	6	7	8	9	AB	R	H	RBI	BB	SO	LOB	TOP			
Danny O'Connell, R OBP: 0.363, SLG: 0.331 (1, 5)										4	1	0	0	1	1	4				
Chuck Cottler, R OBP: 0.301, SLG: 0.316 Gene Woodling, L OBP: 0.406, SLG: 0.475 (1, 4)										4	0	1	2	0	1	1				
Chuck Hinton, R OBP: 0.336, SLG: 0.373 (1, 7)										5	1	3	1	0	1	2				
Gene Green, R OBP: 0.345, SLG: 0.500 (1, 9)										4	0	0	0	1	1	3				
Bob Johnson, R OBP: 0.335, SLG: 0.422 (1, 6)										4	1	2	1	0	0	1				
Dale Long, L OBP: 0.322, SLG: 0.464 (1, 3)										4	1	1	0	0	0	2				
Willie Tasby, R OBP: 0.329, SLG: 0.390 (1, 8)										3	1	2	0	1	1	0				
Pete Daley, R OBP: 0.248, SLG: 0.270 Ken Retzer, L OBP: 0.435, SLG: 0.548 (1, 2)										2	0	0	1	0	0	2				
Claude Osteen, L OBP: 0.200, SLG: 0.200 Harry Bright, R OBP: 0.312, SLG: 0.341 Marty Kutyna, R OBP: 0.206, SLG: 0.206 Dave Sisler, R OBP: 0.214, SLG: 0.265 (1, 1)										2	0	0	0	0	1	1				
<b>Inning Stats</b>	R: 1 E: 1 K: 1 S: 5	H: 0 LOB: 1 BB: 2 P: 13	R: 1 E: 0 K: 1 S: 7	H: 2 LOB: 1 BB: 0 P: 7	R: 1 E: 0 K: 0 S: 5	H: 2 LOB: 1 BB: 0 P: 5	R: 0 E: 0 K: 0 S: 2	H: 0 LOB: 0 BB: 1 P: 6	R: 0 E: 0 K: 0 S: 4	H: 1 LOB: 1 BB: 0 P: 4	R: 0 E: 0 K: 1 S: 10	H: 3 LOB: 2 BB: 2 P: 18	R: 0 E: 0 K: 1 S: 5	H: 0 LOB: 0 BB: 0 P: 5	R: 0 E: 0 K: 1 S: 5	H: 1 LOB: 1 BB: 0 P: 4	1B: 5 2B: 4 3B: 0 HR: 0	SF: 0 SAC: 0 DP: 1 HBP: 0	WP: 0 PB: 0 SB: 1 CS: 0	PA: 40
<b>PITCHER</b>	IP: 4.0 WLS: 18 BF: 4 H: 3 R: 3 ER: 2 SO: 2 BB: 3 IBB: 0 HBP: 0 BLK: 0 WP: 0 HR: 0 S: 19 P: 31 ERA: 4.5 WHIP: 1.750	IP: 1.1 WLS: 8 BF: 3 H: 3 R: 3 ER: 3 SO: 3 BB: 1 IBB: 0 HBP: 0 BLK: 0 WP: 0 HR: 7 S: 11 P: 20.25 ERA: 3.000	IP: 0.0 WLS: 1 BF: 0 H: 0 R: 0 ER: 0 SO: 0 BB: 1 IBB: 0 HBP: 0 BLK: 0 WP: 0 HR: 0 S: 4 P: ∞	IP: 1.2 WLS: 6 BF: 1 H: 0 R: 0 ER: 0 SO: 3 BB: 0 IBB: 0 HBP: 0 BLK: 0 WP: 0 HR: 12 S: 12 P: 0.00 ERA: 0.600	IP: 1.0 WLS: 3 BF: 0 H: 0 R: 0 ER: 0 SO: 1 BB: 0 IBB: 0 HBP: 0 BLK: 0 WP: 0 HR: 5 S: 5 P: 0.00 ERA: 0.000	<b>PITCHER</b>	IP: 1.0 WLS: 4 BF: 1 H: 0 R: 0 ER: 0 SO: 0 BB: 0 IBB: 0 HBP: 0 BLK: 0 WP: 0 HR: 4 S: 4 P: 0.00 ERA: 0.000	IP: 4.50 WLS: 18 BF: 4 H: 3 R: 3 ER: 2 SO: 2 BB: 3 IBB: 0 HBP: 0 BLK: 0 WP: 0 HR: 0 S: 19 P: 31 ERA: 4.50 WHIP: 1.750	IP: 3.57 WLS: 11 BF: 11 H: 7 R: 11 ER: 11 SO: 11 BB: 0 IBB: 0 HBP: 0 BLK: 0 WP: 0 HR: 0 S: 11 P: 20.25 ERA: 3.57											

Washington Senators @ Los Angeles Angels  
Wrigley Field, Los Angeles, CA  
Wed Sep 27 1961, 9:05 PM CDT  
Att. 1,717 - Unknown - 68 F

AB 35  
R 6  
H 9  
RBI 6  
BB 5  
SO 6  
LOB 16



Batter	1	2	3	4	5	6	7	8	9	AB	R	H	RBI	BB	SO	LOB	BOTTOM			
Rocky Bridges, R OBP: 0.337, SLG: 0.296 Chick Edwards, L OBP: 0.250, SLG: 0.143 Johnny James, L OBP: 0.184, SLG: 0.093 Tom Morgan, R OBP: 0.387, SLG: 0.385 Buck Rodgers, S OBP: 0.387, SLG: 0.385 Ken McBride, R OBP: 0.128, SLG: 0.122 (1, 4)										3	0	0	0	0	1	1				
Tom Satriano, L OBP: 0.265, SLG: 0.306 (1, 5)										5	1	1	1	0	1	2				
George Thomas, R OBP: 0.326, SLG: 0.462 (1, 9)										4	0	0	0	1	2	2				
Ken Hunt, R OBP: 0.320, SLG: 0.479 (1, 8)										3	2	3	2	1	0	0				
Earl Averill, R OBP: 0.382, SLG: 0.489 (1, 2)										4	1	1	3	0	2	3				
Lee Thomas, L OBP: 0.358, SLG: 0.498 (1, 7)										2	1	0	0	2	1	0				
Joe Koppe, R OBP: 0.337, SLG: 0.340 Leon Wagner, L OBP: 0.336, SLG: 0.477 Jim Fregosi, R OBP: 0.100, SLG: 0.100 (1, 6)										1	0	0	0	1	0	0				
Dan Ardell, L OBP: 0.400, SLG: 0.250 (1, 3)										2	0	0	0	1	1	3				
Bob Sprout, L Ed Sadowski, R Jim Donohue, L Jack Spring, L Art Fowler, R Albie Pearson, L (1, 1)										0	0	0	0	0	0	0				
<b>Inning Stats</b>	R: 3 E: 0 K: 3 S: 11	H: 2 LOB: 0 BB: 1 P: 15	R: 0 E: 0 K: 1 S: 5	H: 0 LOB: 1 BB: 1 P: 9	R: 1 E: 0 K: 2 S: 8	H: 1 LOB: 0 BB: 0 P: 8	R: 0 E: 0 K: 0 S: 3	H: 0 LOB: 1 BB: 1 P: 7	R: 0 E: 0 K: 0 S: 3	H: 0 LOB: 0 BB: 0 P: 3	R: 0 E: 0 K: 1 S: 6	H: 1 LOB: 2 BB: 1 P: 10	R: 1 E: 0 K: 1 S: 7	H: 2 LOB: 2 BB: 1 P: 11	R: 3 E: 0 K: 0 S: 5	H: 2 LOB: 1 BB: 2 P: 13	1B: 5 2B: 1 3B: 0 HR: 2	SF: 0 SAC: 2 DP: 0 HBP: 0	WP: 2 PB: 0 SB: 0 CS: 0	PA: 39
<b>PITCHER</b>	IP: 5.0 WLS: 21 BF: 3 H: 4 R: 4 ER: 4 SO: 6 BB: 3 IBB: 0 HBP: 0 BLK: 0 WP: 1 HR: 2 S: 30 P: 42 ERA: 7.20 WHIP: 1.200	IP: 2.0 WLS: 12 BF: 3 H: 2 R: 2 ER: 2 SO: 2 BB: 3 IBB: 0 HBP: 0 BLK: 0 WP: 0 HR: 13 S: 25 P: 9.00 ERA: 3.000	IP: 0.1 WLS: 3 BF: 1 H: 0 R: 0 ER: 0 SO: 0 BB: 1 IBB: 0 HBP: 0 BLK: 0 WP: 1 HR: 2 S: 6 P: 0.00 ERA: 6.000	IP: 0.2 WLS: 3 BF: 1 H: 2 R: 2 ER: 2 SO: 0 BB: 0 IBB: 0 HBP: 0 BLK: 0 WP: 0 HR: 3 S: 3 P: 27.00 ERA: 1.500	<b>PITCHER</b>	IP: 11.0 WLS: 42 BF: 42 H: 30 R: 25 ER: 25 SO: 42 BB: 0 IBB: 0 HBP: 0 BLK: 0 WP: 0 HR: 0 S: 42 P: 7.20 ERA: 7.20	IP: 3.9 WLS: 13 BF: 25 H: 13 R: 25 ER: 25 SO: 13 BB: 0 IBB: 0 HBP: 0 BLK: 0 WP: 0 HR: 0 S: 25 P: 9.00 ERA: 3.9													

Washington Senators @ Los Angeles Angels  
Wrigley Field, Los Angeles, CA  
Wed Sep 27 1961, 9:05 PM CDT  
Att. 1,717 - Unknown - 68 F

AB 30  
R 8  
H 8  
RBI 7  
BB 7  
SO 8  
LOB 14





Batter	1	2	3	4	5	6	7	8	9	AB	R	H	RBI	BB	SO	LOB	TOP			
Danny O'Connell, R OBP: 0.364, SLG: 0.335	0-0 1B E	0-3 K		0-0 FC6-4			0-0 2B			4	1	2	0	0	1	2	<b>Washington Senators @ Los Angeles Angels</b> Wrigley Field, Los Angeles, CA Thu Sep 28 1961, 9:05 PM CDT Att. 1,681 - Unknown - 69 F <a href="http://livebaseballscorecards.com">livebaseballscorecards.com</a>			
Chuck Hinton, R OBP: 0.335, SLG: 0.370	0-0 F9		0-0 5-3		4-0 BB G6-4-3		0-0 F8			3	0	0	0	1	0	2				
Bob Johnson, R OBP: 0.342, SLG: 0.425	0-0 E7 HR		4-0 BB		0-0 G6-4-3			0-0 L3 1B		3	1	2	0	1	0	1				
Gene Woodling, L OBP: 0.403, SLG: 0.471	0-3 K		0-3 K		0-0 F9			0-0 L3		3	0	0	0	0	2	2				
Marty Keough, L OBP: 0.305, SLG: 0.412								1-2		1	0	0	0	0	0	1				
Dale Long, L OBP: 0.321, SLG: 0.470	0-0 HR		0-0 F9				0-0 F8			4	1	1	2	0	0	1				
Ken Retzer, L OBP: 0.420, SLG: 0.522	0-3 K2-3			0-0 S BB E 1B			0-0 4-3		0-0 F7	4	1	1	0	0	1	0				
Willie Tasby, R OBP: 0.330, SLG: 0.389		4-0 2B BB		4-0 9-5 S BB			0-0 6-3		0-0 6-3	2	0	0	0	2	0	0				
Chuck Cottier, R OBP: 0.300, SLG: 0.318	0-0 1-3 2B		0-0 9-5		0-0 1-3 2H		0-0 P6		0-0 F7	4	0	1	0	0	0	1				
Dick Donovan, L OBP: 0.258, SLG: 0.250	0-3 K		0-3 K		0-0 FC6-4 1B		0-0 5-3			2	0	1	0	0	1	1				
Ed Hobaugh, R OBP: 0.319, SLG: 0.098										0	0	0	0	0	0	0				
Gene Green, R OBP: 0.344, SLG: 0.499										1	0	0	0	0	0	0				
Johnny Klippstein, R OBP: 0.143, SLG: 0.143										0	0	0	0	0	0	0				
<b>Inning Stats</b>	R: 3 E: 1 K: 2 S: 10	H: 3 LOB: 0 BB: 0 P: 10	R: 0 E: 0 K: 2 S: 7	H: 1 LOB: 1 BB: 1 P: 11	R: 0 E: 0 K: 1 S: 5	H: 0 LOB: 1 BB: 1 P: 9	R: 1 E: 0 K: 0 S: 4	H: 2 LOB: 1 BB: 1 P: 8	R: 0 E: 0 K: 0 S: 3	H: 0 LOB: 2 BB: 0 P: 3	R: 0 E: 0 K: 0 S: 4	H: 1 LOB: 1 BB: 0 P: 4	R: 0 E: 0 K: 0 S: 3	H: 1 LOB: 0 BB: 0 P: 3	R: 0 E: 0 K: 0 S: 3	H: 0 LOB: 0 BB: 0 P: 3	1B: 5 2B: 4 3B: 0 HR: 1	SF: 0 SAC: 0 DP: 3 HBP: 0	WP: 0 PB: 0 SB: 2 CS: 0	PA: 35
<b>PITCHER</b> Eli Grba, R ERA: 4.25	IP: 9.0 WLS: W BF: 35	H: 8 R: 4 ER: 4 SO: 5	BB: 4 IBB: 0 HBP: 0 BLK: 0	WP: 0 HR: 1 S: 41 P: 57	ERA: 4.00 WHIP: 1.333	<b>PITCHER</b>										IP: 9.0 WLS: W BF: 35	H: 8 R: 4 ER: 4 SO: 5	BB: 4 IBB: 0 HBP: 0 BLK: 0	WP: 0 HR: 1 S: 41 P: 57	ERA: 4.00 WHIP: 1.333

Batter	1	2	3	4	5	6	7	8	9	AB	R	H	RBI	BB	SO	LOB	BOTTOM				
Jim Fregosi, R OBP: 0.143, SLG: 0.143	0-0 5-3		0-0 E6 1B SF9		0-0 SH 2B	0-0 F9		0-0 BB HR 1B		4	3	1	1	0	0	2	<b>Washington Senators @ Los Angeles Angels</b> Wrigley Field, Los Angeles, CA Thu Sep 28 1961, 9:05 PM CDT Att. 1,681 - Unknown - 69 F <a href="http://livebaseballscorecards.com">livebaseballscorecards.com</a>				
Albie Pearson, L OBP: 0.419, SLG: 0.399	4-0 3B BB		0-0 F9		0-0 1-3	0-0 1-2 2H 1B		4-0 HR BB		3	2	1	1	2	0	3					
Lee Thomas, L OBP: 0.358, SLG: 0.501	0-0 2B 3B		0-0 CS 1B		0-0 F5	0-0 L8		0-3 K		5	1	2	1	0	1	7					
Leon Wagner, L OBP: 0.339, SLG: 0.491	0-0 2B		0-0 SF9		0-0 HR 2B		0-0 4-3	0-0 HR		4	2	3	8	0	0	0					
Ken Hunt, R OBP: 0.323, SLG: 0.485	0-0 P6		0-0 CS	0-0 G5-4-3 1B	0-0 HR		0-3 K	4-0 BB		4	1	2	2	1	1	1					
Buck Rodgers, S OBP: 0.311, SLG: 0.341	0-0 P4		0-0 G5-4-3	0-0 1-2	0-0 4-3		0-3 K	0-0 F7		5	0	0	0	0	1	3					
Tom Satriano, L OBP: 0.276, SLG: 0.307		0-0 4-3		4-0 BB		0-0 SH2-4 1B		0-3 K		3	1	1	0	1	1	0					
Rocky Bridges, R OBP: 0.322, SLG: 0.297		0-0 P4		0-0 F7		0-0 SH2-4		0-0 HBP 1B		3	1	1	0	0	0	1					
Eli Grba, R OBP: 0.306, SLG: 0.375		0-0 5-3		0-0 SH 2B 1B		4-0 BB		1-0 1B HR HBP		2	2	1	0	1	0	0					
<b>Inning Stats</b>	R: 2 E: 0 K: 0 S: 5	H: 2 LOB: 1 BB: 1 P: 9	R: 0 E: 0 K: 0 S: 3	H: 0 LOB: 0 BB: 0 P: 3	R: 1 E: 1 K: 0 S: 4	H: 1 LOB: 0 BB: 0 P: 4	R: 0 E: 0 K: 0 S: 3	H: 1 LOB: 1 BB: 1 P: 7	R: 4 E: 1 K: 0 S: 7	H: 3 LOB: 0 BB: 0 P: 7	R: 1 E: 0 K: 0 S: 5	H: 2 LOB: 2 BB: 1 P: 9	R: 0 E: 0 K: 2 S: 7	H: 0 LOB: 0 BB: 0 P: 7	R: 5 E: 0 K: 2 S: 10	H: 3 LOB: 1 BB: 2 P: 19		1B: 7 2B: 2 3B: 1 HR: 2	SF: 1 SAC: 2 DP: 1 HBP: 1	WP: 0 PB: 0 SB: 0 CS: 1	PA: 43
<b>PITCHER</b> Dick Donovan, R ERA: 2.4	IP: 5.2 WLS: L BF: 29	H: 9 R: 8 ER: 3 SO: 3	BB: 3 IBB: 0 HBP: 0 BLK: 0	WP: 0 HR: 0 S: 26 P: 38	ERA: 2.4 WHIP: 2.118	<b>PITCHER</b>										IP: 5.2 WLS: L BF: 29	H: 9 R: 8 ER: 3 SO: 3	BB: 3 IBB: 0 HBP: 0 BLK: 0	WP: 0 HR: 0 S: 26 P: 38	ERA: 2.4 WHIP: 2.118	
Ed Hobaugh, R ERA: 4.49	0.1	0	0	0	0	0	0	1	1	0.00	0.000										
Johnny Klippstein, R ERA: 6.66	2.0	12	3	5	5	4	2	0	1	22.50	2.500										



Batter	1	2	3	4	5	6	7	8	9	AB	R	H	RBI	BB	SO	LOB	TOP					
Danny O'Connell, R OBP: 0.363, SLG: 0.334	6-3		K			1-3		1B		4	0	1	0	0	1	0	Washington Senators @ Kansas City Athletics Municipal Stadium, Kansas City, MO Fri Sep 29 1961, 8:05 PM EDT Att: 4,393 - Unknown					
Marty Keough, L OBP: 0.307, SLG: 0.411	K			F8 1B BLK BB		S E SF8 1B		K		3	2	1	0	1	2	1						
Chuck Hinton, R OBP: 0.337, SLG: 0.375	2B			BLK 1-2 1B		E5 SF8 S		G3		4	0	2	0	0	0	2						
Gene Green, R OBP: 0.341, SLG: 0.494	P5			F8 2-3		SF8 1-3 2H		4-3		3	0	0	1	0	0	3						
Bob Johnson, R OBP: 0.340, SLG: 0.422	K			P4 1-2		K		G4-6-3 1B		4	0	1	0	0	2	2						
Dale Long, L OBP: 0.318, SLG: 0.465	F8			F9 3H		K		G4-6-3 1-2		4	0	0	0	0	1	2						
Chuck Cottler, R OBP: 0.300, SLG: 0.318	5-3			P5		G5-4-3 1B				3	0	1	0	0	0	0						
Pete Daley, R OBP: 0.244, SLG: 0.266	F8			5-3		G5-4-3 1-2				3	0	0	0	0	0	1						
Pete Burnside, R OBP: 0.086, SLG: 0.059	1-3			4-3		1-3				3	0	0	0	0	0	0						
<b>Inning Stats</b>	R: 0 E: 0 K: 1 S: 6	H: 1 LOB: 1 BB: 0 P: 6	R: 0 E: 0 K: 1 S: 5	H: 0 LOB: 0 BB: 0 P: 5	R: 0 E: 0 K: 1 S: 5	H: 0 LOB: 0 BB: 0 P: 5	R: 1 E: 0 K: 0 S: 4	H: 1 LOB: 1 BB: 1 P: 8	R: 0 E: 0 K: 0 S: 3	H: 0 LOB: 0 BB: 0 P: 3	R: 1 E: 1 K: 1 S: 7	H: 1 LOB: 1 BB: 0 P: 7	R: 0 E: 0 K: 1 S: 5	H: 1 LOB: 0 BB: 0 P: 5	R: 0 E: 0 K: 1 S: 6	H: 1 LOB: 1 BB: 0 P: 6	R: 0 E: 0 K: 0 S: 3	H: 1 LOB: 0 BB: 0 P: 3	1B: 5 2B: 1 3B: 0 HR: 0	SF: 1 SAC: 0 DP: 2 HBP: 0	WP: 0 PB: 0 CS: 0	PA: 33
<b>PITCHER</b> Jim Archer, L ERA: 3.23	IP: 9.0	WLS: L	BF: 33	H: 6	R: 2	ER: 1	SO: 6	BB: 1	IBB: 0	HBP: 0	BLK: 1	WP: 0	HR: 0	S: 44	P: 48	ERA: 1.00	WHIP: 0.778					

Batter	1	2	3	4	5	6	7	8	9	AB	R	H	RBI	BB	SO	LOB	BOTTOM					
Dick Howser, R OBP: 0.377, SLG: 0.361	F7			F8		P3		1B		4	0	1	0	0	0	0	Washington Senators @ Kansas City Athletics Municipal Stadium, Kansas City, MO Fri Sep 29 1961, 8:05 PM EDT Att: 4,393 - Unknown					
Bobby Del Greco, R OBP: 0.325, SLG: 0.358	F9			F7		P4		K		4	0	0	0	0	1	1						
Jerry Lumpe, L OBP: 0.346, SLG: 0.384	4-3			1-3		F9		F7		4	0	0	0	0	0	1						
Norm Siebern, L OBP: 0.386, SLG: 0.479	P6			1B BB		F2				2	0	0	0	1	0	0						
Deron Johnson, R OBP: 0.247, SLG: 0.349	K			K		F8				3	0	0	0	0	2	1						
Leo Posada, R OBP: 0.321, SLG: 0.367	F7			K		F7				3	0	0	0	0	1	1						
Frank Cipriani, R OBP: 0.257, SLG: 0.212	5-3			1-2 1B		6-3				3	0	1	0	0	0	0						
Haywood Sullivan, R OBP: 0.334, SLG: 0.360	F7			F8		6-3				3	0	0	0	0	0	2						
Jim Archer, R OBP: 0.091, SLG: 0.079	1-3			F8		1-3				2	0	0	0	0	0	0						
Joe Pignatano, R OBP: 0.347, SLG: 0.358	1-3									1	0	0	0	0	0	0						
<b>Inning Stats</b>	R: 0 E: 0 K: 0 S: 3	H: 0 LOB: 0 BB: 0 P: 3	R: 0 E: 0 K: 1 S: 5	H: 0 LOB: 0 BB: 0 P: 5	R: 0 E: 0 K: 0 S: 3	H: 0 LOB: 0 BB: 0 P: 3	R: 0 E: 0 K: 2 S: 8	H: 1 LOB: 2 BB: 1 P: 12	R: 0 E: 0 K: 0 S: 3	H: 0 LOB: 0 BB: 0 P: 3	R: 0 E: 0 K: 0 S: 3	H: 0 LOB: 0 BB: 0 P: 3	R: 0 E: 0 K: 0 S: 3	H: 0 LOB: 0 BB: 0 P: 3	R: 0 E: 0 K: 1 S: 6	H: 1 LOB: 1 BB: 0 P: 6	R: 0 E: 0 K: 0 S: 3	H: 1 LOB: 0 BB: 0 P: 3	1B: 2 2B: 0 3B: 0 HR: 0	SF: 0 SAC: 0 DP: 0 HBP: 0	WP: 0 PB: 0 CS: 0	PA: 30
<b>PITCHER</b> Pete Burnside, L ERA: 4.53	IP: 9.0	WLS: W	BF: 30	H: 2	R: 0	ER: 0	SO: 4	BB: 1	IBB: 0	HBP: 0	BLK: 0	WP: 0	HR: 0	S: 37	P: 41	ERA: 0.00	WHIP: 0.333					




Batter	1	2	3	4	5	6	7	8	9	AB	R	H	RBI	BB	SO	LOB	TOP																					
Danny O'Connell, R OBP: 0.362, SLG: 0.333	4-3		K	K		5-3		F2		5	0	1	0	0	1	2																						
Marty Keough, L OBP: 0.305, SLG: 0.412	3B	2B	FC1-2	FC6		4-3		P4		4	2	1	0	0	0	2																						
Chuck Hinton, R OBP: 0.338, SLG: 0.384	SF8	3B	K		F7			K		5	1	2	1	0	2	2																						
Gene Green, R OBP: 0.342, SLG: 0.492	BB		FC1-2	FC4-6	1B	1B		K		4	2	1	0	1	1	3																						
Bob Johnson, R OBP: 0.343, SLG: 0.430	SF8				FC4-6	1B		K		3	0	2	3	0	1	0																						
Dale Long, L OBP: 0.315, SLG: 0.460	G3		3-1		FC4-6	E		K		4	0	0	0	0	1	4																						
Ken Retzer, L OBP: 0.407, SLG: 0.500			F9		FC1-6	1B		P6		4	0	1	0	0	0	1																						
Chuck Cottier, R OBP: 0.300, SLG: 0.318			F3		FC1-6	1B		F8		4	0	1	0	0	0	2																						
Bennie Daniels, L OBP: 0.235, SLG: 0.276			F8		FC1-6	FC6		K		4	0	0	0	0	2	5																						
<b>Inning Stats</b>	R: 2 E: 0 K: 0 S: 5	H: 2 LOB: 1 BB: 1 P: 9	R: 0 E: 0 K: 0 S: 3	H: 0 LOB: 0 BB: 0 P: 3	R: 2 E: 0 K: 1 S: 7	H: 2 LOB: 1 BB: 0 P: 8	R: 0 E: 0 K: 1 S: 7	H: 2 LOB: 2 BB: 0 P: 7	R: 1 E: 2 K: 1 S: 9	H: 2 LOB: 3 BB: 0 P: 9	R: 0 E: 0 K: 2 S: 4	H: 1 LOB: 1 BB: 0 P: 4	R: 0 E: 0 K: 2 S: 7	H: 0 LOB: 0 BB: 0 P: 7	R: 0 E: 0 K: 1 S: 5	H: 0 LOB: 0 BB: 0 P: 5	R: 0 E: 0 K: 2 S: 7	H: 0 LOB: 0 BB: 0 P: 7	1B: 5 2B: 3 3B: 1 HR: 0	SF: 1 SAC: 0 DP: 0 HBP: 1	WP: 0 PB: 0 CS: 0	PA: 40																
<b>PITCHER</b>	IP	WLS	BF	H	R	ER	SO	BB	IBB	HBP	BLK	WP	HR	S	P	ERA	WHIP	<b>PITCHER</b>				IP	WLS	BF	H	R	ER	SO	BB	IBB	HBP	BLK	WP	HR	S	P	ERA	WHIP
Bob Shaw, R ERA: 4.14	(1, 1)	3.0	L	15	4	4	4	1	1	0	1	0	0	0	15	20	12.00	1.667																				
Ed Rakow, R ERA: 4.54	(4, 1)	3.0		16	5	1	0	2	0	0	0	0	0	0	20	20	0.00	1.667																				
Joe Nuxhall, L ERA: 5.34	(7, 1)	3.0		9	0	0	0	5	0	0	0	0	0	0	19	19	0.00	0.000																				
<b>Batter</b>	<b>1</b>	<b>2</b>	<b>3</b>	<b>4</b>	<b>5</b>	<b>6</b>	<b>7</b>	<b>8</b>	<b>9</b>	<b>AB</b>	<b>R</b>	<b>H</b>	<b>RBI</b>	<b>BB</b>	<b>SO</b>	<b>LOB</b>	<b>BOTTOM</b>																					
Dick Howser, R OBP: 0.378, SLG: 0.361	G4-6-3		6-3		1B		6-3		SH3-4	3	1	1	0	1	0	0																						
Jay Hankins, L OBP: 0.225, SLG: 0.272	G4-6-3			4-3	2B		4-3		L6	5	1	2	0	0	0	2																						
Jerry Lumpe, L OBP: 0.346, SLG: 0.385	3-1			4-3	1B		E3			4	0	1	2	0	0	0																						
Norm Siebern, L OBP: 0.385, SLG: 0.477		4-3		4-1	2B		P5			3	0	0	0	1	0	1																						
Jim Rivera, L OBP: 0.352, SLG: 0.340		K		1B	G3		3-1			3	1	0	0	1	1	3																						
Deron Johnson, R OBP: 0.250, SLG: 0.349		1-3		1B			6-3			3	0	1	1	1	0	0																						
Bobby Del Greco, R OBP: 0.324, SLG: 0.354			1B	4-3			3-1		F9	3	1	0	0	1	0	2																						
Haywood Sullivan, R OBP: 0.336, SLG: 0.360			G4-6-3		6-3		F8			3	0	1	0	1	0	1																						
Bob Shaw, R OBP: 0.184, SLG: 0.151	(1, 1)									0	0	0	0	0	0	0																						
Billy Bryan, L OBP: 0.230, SLG: 0.316	(3, PH)		G4-6-3		K		K			1	0	0	0	0	0	1																						
Ed Rakow, S OBP: 0.128, SLG: 0.103	(4, 1)									1	0	0	0	0	1	0																						
Joe Nuxhall, L OBP: 0.352, SLG: 0.446	(6, PH)									2	0	1	0	0	1	1																						
<b>Inning Stats</b>	R: 0 E: 0 K: 0 S: 3	H: 1 LOB: 0 BB: 0 P: 3	R: 0 E: 0 K: 1 S: 5	H: 0 LOB: 0 BB: 0 P: 5	R: 0 E: 0 K: 0 S: 3	H: 1 LOB: 1 BB: 1 P: 7	R: 2 E: 0 K: 0 S: 5	H: 2 LOB: 1 BB: 1 P: 9	R: 1 E: 0 K: 1 S: 7	H: 2 LOB: 3 BB: 2 P: 15	R: 0 E: 0 K: 1 S: 5	H: 0 LOB: 1 BB: 1 P: 9	R: 0 E: 1 K: 0 S: 4	H: 0 LOB: 1 BB: 0 P: 4	R: 0 E: 0 K: 0 S: 3	H: 0 LOB: 1 BB: 1 P: 7	R: 0 E: 0 K: 0 S: 3	H: 1 LOB: 0 BB: 0 P: 3	1B: 5 2B: 2 3B: 1 HR: 0	SF: 0 SAC: 1 DP: 3 HBP: 0	WP: 1 PB: 0 CS: 0	PA: 38																
<b>PITCHER</b>	IP	WLS	BF	H	R	ER	SO	BB	IBB	HBP	BLK	WP	HR	S	P	ERA	WHIP	<b>PITCHER</b>				IP	WLS	BF	H	R	ER	SO	BB	IBB	HBP	BLK	WP	HR	S	P	ERA	WHIP
Bennie Daniels, R ERA: 3.44	(1, 1)	9.0	W	38	7	4	4	3	6	0	0	0	1	0	38	62	4.00	1.444																				

Washington Senators @ Kansas City Athletics  
Municipal Stadium, Kansas City, MO  
Sat Sep 30 1961, 4:33 AM EDT  
Att. 1,231 - Unknown - 47 F

livebaseballscorecards.com


AB 37  
R 5  
H 9  
RBI 4  
BB 1  
SO 8  
LOB 21




Washington Senators @ Kansas City Athletics  
Municipal Stadium, Kansas City, MO  
Sat Sep 30 1961, 4:33 AM EDT  
Att. 1,231 - Unknown - 47 F


livebaseballscorecards.com

AB 31  
R 4  
H 7  
RBI 3  
BB 6  
SO 3  
LOB 11





Batter	1	2	3	4	5	6	7	8	9	AB	R	H	RBI	BB	SO	LOB	TOP					
Danny O'Connell, R (1,5) OBP: 0.361, SLG: 0.331	1-3		8-4-5 1B BB		L7		SH3		E6	3	0	0	0	1	0	0	Washington Senators @ Kansas City Athletics Municipal Stadium, Kansas City, MO Sun Oct 01 1961, 4:33 AM EDT Att: 3,194 - Unknown 					
Marty Keough, L (1,8) OBP: 0.307, SLG: 0.410	G3		1-2 1B			F7	SF7		K	4	0	1	1	0	1	1						
Chuck Hinton, R (1,7) OBP: 0.337, SLG: 0.381	K		8-4-5 2-3f			BB BB BB	K			3	0	0	0	1	2	4						
Gene Green, R (1,9) OBP: 0.341, SLG: 0.489		1B E 1B		K		F9		F9		4	1	1	0	0	1	1						
Bob Johnson, R (1,6) OBP: 0.350, SLG: 0.442	L8			2B		BB BB	BB BB		2B	3	0	2	0	1	0	1						
Dale Long, L (1,3) OBP: 0.317, SLG: 0.459	FC4-6 1B			P6		BB BB	BB		L4	3	0	1	0	1	0	2						
Ken Retzer, L (1,2) OBP: 0.365, SLG: 0.472 Harry Bright, R (8, PH) OBP: 0.310, SLG: 0.339 Pete Daley, R (8,2) OBP: 0.244, SLG: 0.266	FC4-6 1-2f 2-H			P6		BB	F9		6-3	3	0	0	0	0	0	5						
Chuck Cottier, R (1,4) OBP: 0.299, SLG: 0.317	F3				F7		SH3 BB SF7 1B		F8	4	1	1	0	0	0	1						
Claude Osteen, L (1,1) OBP: 0.143, SLG: 0.143 Jim King, L (7, PH) OBP: 0.365, SLG: 0.449 Tom Cheney, R (7, PR) OBP: 0.500, SLG: 0.625 Joe McClain, R (7,1) OBP: 0.214, SLG: 0.265 Cool Veal, R (9, PH) OBP: 0.273, SLG: 0.248			K		5-3		SH3 BB		P5	2	0	0	0	0	1	0						
<b>Inning Stats</b>	R: 0 E: 0 K: 1 S: 5	H: 0 LOB: 0 BB: 0 P: 5	R: 1 E: 1 K: 0 S: 5	H: 2 LOB: 1 BB: 0 P: 5	R: 0 E: 0 K: 1 S: 5	H: 1 LOB: 1 BB: 1 P: 9	R: 0 E: 0 K: 1 S: 6	H: 1 LOB: 1 BB: 0 P: 6	R: 0 E: 0 K: 0 S: 3	H: 0 LOB: 0 BB: 0 P: 3	R: 0 E: 0 K: 0 S: 3	H: 0 LOB: 3 BB: 3 P: 15	R: 1 E: 0 K: 1 S: 6	H: 1 LOB: 2 BB: 1 P: 10	R: 0 E: 0 K: 0 S: 4	H: 1 LOB: 1 BB: 0 P: 4		R: 0 E: 1 K: 1 S: 6	H: 0 LOB: 1 BB: 0 P: 6	1B: 4 2B: 3 3B: 0 HR: 0	SF: 1 SAC: 1 DP: 1 HBP: 0	WP: 0 PB: 0 SB: 0 CS: 0
<b>PITCHER</b>	IP WLS BF H R ER SO BB IBB HBP BLK WP HR S P ERA WHIP																					
Norm Bass, R (1,1) ERA: 4.69	7.1 W 32 6 2 1 4 5 0 0 0 0 0 0 35 55 1.23 1.500																					
Jim Archer, L (8,1) ERA: 3.2	1.2 S 6 0 0 0 1 0 0 0 0 0 0 0 8 8 0.00 0.000																					

Batter	1	2	3	4	5	6	7	8	9	AB	R	H	RBI	BB	SO	LOB	BOTTOM					
Dick Howser, R (1,6) OBP: 0.377, SLG: 0.360	F9		BLK 1B		F7		5-3			4	1	1	0	0	0	1	Washington Senators @ Kansas City Athletics Municipal Stadium, Kansas City, MO Sun Oct 01 1961, 4:33 AM EDT Att: 3,194 - Unknown 					
Bobby Del Greco, R (1,8) OBP: 0.326, SLG: 0.359	HR 1B		K		F9			4-3 2B		4	1	2	0	0	1	1						
Jerry Lumpe, L (1,4) OBP: 0.348, SLG: 0.392	1-H HR		FC6-4 2-H 1B			1B HBP		4-3 2-3		3	1	2	3	0	0	1						
Norm Siebern, L (1,3) OBP: 0.383, SLG: 0.473	5-3		K		P6			K		4	0	0	0	0	2	3						
Deron Johnson, R (1,5) OBP: 0.247, SLG: 0.344	F9		FC6-4 1-2f		K		K		K	4	0	0	0	0	2	3						
Leo Posada, R (1,7) OBP: 0.321, SLG: 0.366 Jay Hankins, L (8,7) OBP: 0.225, SLG: 0.272		K			F9				1-3 1B	3	0	1	0	0	1	0						
Frank Cipriani, R (1,9) OBP: 0.289, SLG: 0.250					F8				1B	3	0	2	0	0	0	0						
Haywood Sullivan, R (1,2) OBP: 0.333, SLG: 0.356	F3				F9			F9		3	0	0	0	0	0	2						
Norm Bass, R (1,1) OBP: 0.133, SLG: 0.169 Jim Archer, R (8,1) OBP: 0.091, SLG: 0.079	F8				K			K		3	0	0	0	0	0	0						
<b>Inning Stats</b>	R: 2 E: 0 K: 0 S: 5	H: 2 LOB: 0 BB: 0 P: 5	R: 0 E: 0 K: 1 S: 6	H: 1 LOB: 1 BB: 0 P: 6	R: 1 E: 0 K: 2 S: 9	H: 2 LOB: 1 BB: 0 P: 9	R: 0 E: 0 K: 0 S: 3	H: 0 LOB: 0 BB: 0 P: 3	R: 0 E: 0 K: 1 S: 5	H: 0 LOB: 0 BB: 0 P: 5	R: 0 E: 0 K: 1 S: 5	H: 1 LOB: 2 BB: 0 P: 6	R: 0 E: 0 K: 1 S: 6	H: 1 LOB: 1 BB: 0 P: 6	R: 0 E: 0 K: 2 S: 8	H: 1 LOB: 1 BB: 0 P: 8		R: 0 E: 1 K: 1 S: 6	H: 0 LOB: 1 BB: 0 P: 6	1B: 6 2B: 1 3B: 0 HR: 1	SF: 0 SAC: 0 DP: 0 HBP: 1	WP: 0 PB: 0 SB: 0 CS: 0
<b>PITCHER</b>	IP WLS BF H R ER SO BB IBB HBP BLK WP HR S P ERA WHIP																					
Claude Osteen, L (1,1) ERA: 4.82	6.0 L 24 6 3 3 5 0 0 0 1 1 1 0 33 34 4.50 1.000																					
Joe McClain, R (7,1) ERA: 3.95	2.0 8 2 0 0 3 0 0 0 0 0 0 0 14 14 0.00 1.000																					