Washington Senators - 1962

Batter	1	2	3	4	5	6	7	8	9	AB	R	H	RBI	BB	SO	LOB
Jake Wood, R (1, 4) OBP: 0.667, SLG: 0.667	E 1B		SH1-3 1-2			1B E	F7			3	1	2	0	0	0	3
Bill Bruton, L (1, 8) OBP: 0.250, SLG: 0.250	1-3 1-2		L1			FC1-4 1-3 1B		1-3		4	0	1	0	0	0	2
Al Kaline, R (1, 9)	L6			L1-3		FC1-4 1-2f 3-H		K		4	0	0	1	0	1	2
Rocky Colavito, R (1, 7)	1-3			P3		K		F8		4	0	0	0	0	1	2
Norm Cash, L (1, 3) OBP: 0.250, SLG: 0.500		F8		G3			4-3		2B	4	0	1	0	0	0	0
Steve Boros, R (1, 5)		5-3			K		BB E BB		1-3	3	0	0	0	1	1	1
Chico Fernandez, R (1, 6)		5-6-3			K		K		F7	4	0	0	0	0	2	2
Mike Roarke, R (1, 2)			K		L7		E1 BB 1-2		K	2	0	0	0	0	1	0
Vic Wertz, L (7, PH)										1	0	0	0	0	0	1
Jim Bunning, R (7, PR)										0	0	0	0	0	0	0
Dick Brown, R (7, 2)										0	0	0	0	0	0	0
Charlie Maxwell, L (9, PH)										1	0	0	0	0	1	1
Don Mossi, L (1, 1) OBP: 0.500, SLG: 0.500			SH1-3 1B			L4	BB 1-2 2-3			2	0	1	0	0	0	0
Bobo Osborne, L (7, PH)										0	0	0	0	1	0	0
Ron Kline, R (7, 1)										0	0	0	0	0	0	0
Doug Gallagher, R (7, 1)										0	0	0	0	0	0	0

TOP

Detroit Tigers @ Washington Senators

D.C. Stadium, Washington, DC

Mon Apr 09 1962, 3:33 AM EST

Att. 44,383 - Unknown

livebaseballscorecards.com

AB	32
R	1
H	5
RBI	1
BB	2
SO	7
LOB	14

Inning Stats	1	2	3	4	5	6	7	8	9
	R: 0 E: 1 K: 0 S: 4	R: 0 E: 0 K: 0 S: 3	R: 0 E: 0 K: 1 S: 6	R: 0 E: 0 K: 0 S: 3	R: 0 E: 0 K: 2 S: 7	R: 1 E: 1 K: 1 S: 7	R: 0 E: 1 K: 1 S: 6	R: 0 E: 0 K: 1 S: 5	R: 0 E: 0 K: 1 S: 6
	H: 1 LOB: 1 BB: 0 P: 4	H: 0 LOB: 0 BB: 0 P: 3	H: 1 LOB: 1 BB: 0 P: 6	H: 0 LOB: 0 BB: 0 P: 3	H: 0 LOB: 0 BB: 0 P: 7	H: 2 LOB: 1 BB: 0 P: 7	H: 0 LOB: 3 BB: 2 P: 14	H: 0 LOB: 0 BB: 0 P: 5	H: 1 LOB: 1 BB: 0 P: 6

1B: 4 SF: 0
2B: 1 SAC: 1
3B: 0 DP: 0
HR: 0 HBP: 0

WP: 0 PA: 35
PB: 0
SB: 0
CS: 0

PITCHER	IP	WLS	BF	H	R	ER	SO	BB	IBB	HBP	BLK	WP	HR	S	P	ERA	WHIP
Bennie Daniels, R (1, 1) ERA: 1.0	9.0	W	35	5	1	1	7	2	0	0	0	0	0	47	55	1.00	0.778

PITCHER	IP	WLS	BF	H	R	ER	SO	BB	IBB	HBP	BLK	WP	HR	S	P	ERA	WHIP

Batter	1	2	3	4	5	6	7	8	9	AB	R	H	RBI	BB	SO	LOB
Jim Piersall, R (1, 8) OBP: 0.250, SLG: 0.750	K		L9		3B		G6-4-3 1-2f			4	0	1	0	0	1	2
Danny O'Connell, R (1, 5) OBP: 0.500, SLG: 0.750	K		2-3 1B		L9		1B 2B			4	0	2	0	0	1	1
Chuck Hinton, R (1, 9) OBP: 0.250, SLG: 0.250	K		K		F3		2-3 1B			4	0	1	0	0	2	3
Dale Long, L (1, 3)		F7		F7		F7	4-3			4	0	0	0	0	0	2
Willie Tasby, R (1, 7) OBP: 0.500, SLG: 0.333		K		HR BB		G1-4-3 1B		L9		3	1	1	0	1	1	0
Bob Johnson, R (1, 6) OBP: 0.750, SLG: 1.500		1B		1-H HR		G1-4-3 1-2f		1B		4	1	3	2	0	0	1
Chuck Cottier, R (1, 4) OBP: 0.500, SLG: 0.500		F5		4-3			E1 E	1-2 1B		4	1	2	0	0	0	1
Bob Schmidt, R (1, 2) OBP: 0.500, SLG: 0.500			1B SH5-4 1B	L9			E9 2-H 1B	P4		4	1	2	1	0	0	2
Bennie Daniels, L (1, 1) OBP: 0.333, SLG: 0.333			SH5-4 1-2		K		G6-4-3 2-H 1B	K		3	0	1	1	0	2	2
Inning Stats	R: 0 H: 0 E: 0 LOB: 0 K: 3 BB: 0 S: 9 P: 9	R: 0 H: 1 E: 0 LOB: 1 K: 1 BB: 0 S: 6 P: 6	R: 0 H: 2 E: 0 LOB: 2 K: 1 BB: 0 S: 7 P: 7	R: 2 H: 1 E: 0 LOB: 0 K: 0 BB: 1 S: 4 P: 8	R: 0 H: 1 E: 0 LOB: 1 K: 1 BB: 0 S: 6 P: 6	R: 0 H: 1 E: 0 LOB: 0 K: 0 BB: 0 S: 3 P: 3	R: 2 H: 5 E: 2 LOB: 2 K: 0 BB: 0 S: 7 P: 7	R: 0 H: 2 E: 0 LOB: 2 K: 1 BB: 0 S: 7 P: 7		1B: 10 SF: 0 2B: 1 SAC: 1 3B: 1 DP: 2 HR: 1 HBP: 0						

BOTTOM

Detroit Tigers @ Washington Senators

D.C. Stadium, Washington, DC

Mon Apr 09 1962, 3:33 AM EST

Att. 44,383 - Unknown

livebaseballscorecards.com

AB	34
R	4
H	13
RBI	4
BB	1
SO	7
LOB	14

PITCHER		IP	WLS	BF	H	R	ER	SO	BB	IBB	HBP	BLK	WP	HR	S	P	ERA	WHIP
Don Mossi, L ERA: 3.0	(1, 1)	6.0	L	24	6	2	2	6	1	0	0	0	0	1	35	39	3.00	1.167
Ron Kline, R ERA: 27.0	(7, 1)	0.2		6	5	2	2	0	0	0	0	0	0	0	6	6	27.00	7.500
Doug Gallagher, L ERA:	(7, 1)	1.1		6	2	0	0	1	0	0	0	0	0	0	8	8	0.00	1.500

PITCHER	IP	WLS	BF	H	R	ER	SO	BB	IBB	HBP	BLK	WP	HR	S	P	ERA	WHIP

Batter	1	2	3	4	5	6	7	8	9	AB	R	H	RBI	BB	SO	LOB
Jim Piersall, R (1, 8) OBP: 0.286, SLG: 0.571	6-3		5-3		HR 1B					3	1	1	0	0	0	0
Danny O'Connell, R (1, 5) OBP: 0.429, SLG: 0.571	1B PB 1B		F9		K					3	1	1	0	0	1	1
Gene Woodling, L (1, 9) OBP: 1.000, SLG: 2.500	PB 1B 1B 1-3		CI 1B 1B		1-H HR					2	3	2	2	0	0	0
Dale Long, L (1, 3) OBP: 0.286, SLG: 0.286	1-H 3-H 1B		1B 1-2 1B		K					3	0	2	1	0	1	0
Jim King, L (1, 7) OBP: 0.333, SLG: 0.333	P4		FC4 1-3 2-H 1B		L8					3	0	1	1	0	0	1
Bob Johnson, R (1, 6) OBP: 0.571, SLG: 1.000	P4		FC4 1-2f			PO 1B				3	0	1	0	0	0	3
Chuck Cottier, R (1, 4) OBP: 0.500, SLG: 0.400		K		CS BB		PO 1-2				1	0	0	0	1	1	0
Bob Schmidt, R (1, 2) OBP: 0.333, SLG: 0.333		5-3		K 1-2						2	0	0	0	0	1	1
Pete Burnside, R (1, 1)		K		K						2	0	0	0	0	2	0
Inning Stats	R: 2 E: 0 K: 0 S: 6 H: 3 LOB: 1 BB: 0 P: 6	R: 0 E: 0 K: 2 S: 7 H: 0 LOB: 0 BB: 0 P: 7	R: 1 E: 1 K: 0 S: 6 H: 2 LOB: 2 BB: 0 P: 6	R: 0 E: 0 K: 2 S: 6 H: 0 LOB: 0 BB: 1 P: 10	R: 2 E: 0 K: 2 S: 9 H: 2 LOB: 0 BB: 0 P: 9	R: 0 E: 0 K: 0 S: 1 H: 1 LOB: 0 BB: 0 P: 1				1B: 7 2B: 0 3B: 0 HR: 1 SF: 0 SAC: 0 DP: 0 HBP: 0						

TOP

Washington Senators @ Cleveland Indians

Cleveland Municipal Stadium, Cleveland, OH

Fri Apr 13 1962, 3:33 AM EST
Att. 17,543 - Unknown

livebaseballscorecards.com

AB	22
R	5
H	8
RBI	4
BB	1
SO	6
LOB	6

WP: 0 PB: 1 SB: 0 CS: 1 PA: 25

PITCHER		IP	WLS	BF	H	R	ER	SO	BB	IBB	HBP	BLK	WP	HR	S	P	ERA	WHIP
Barry Latman, R ERA: 3.0	(1, 1)	3.0	L	15	5	3	1	2	0	0	0	0	0	0	19	19	3.00	1.667
Bob Allen, L ERA: 9.0	(4, 1)	2.0		8	2	2	2	4	1	0	0	0	0	1	15	19	9.00	1.500
Don Rudolph, L ERA:	(6, 1)	0.1		1	1	0	0	0	0	0	0	0	0	0	1	1	0.00	3.000

PITCHER	IP	WLS	BF	H	R	ER	SO	BB	IBB	HBP	BLK	WP	HR	S	P	ERA	WHIP

Batter	1	2	3	4	5	6	7	8	9	AB	R	H	RBI	BB	SO	LOB
Ty Cline, L (1, 8)	L8		L7		L4-3					3	0	0	0	0	0	1
Tito Francona, L (1, 3) OBP: 0.167, SLG: 0.167	F9		1-2 1B							2	0	1	0	0	0	0
Chuck Essegian, R (1, 7) OBP: 0.583, SLG: 0.556	P3		1-2 2-H 1B							2	0	1	1	0	0	0
John Romano, R (1, 2) OBP: 0.455, SLG: 0.556		P6	K							2	0	0	0	0	1	2
Woodie Held, R (1, 6) OBP: 0.455, SLG: 0.333		P4		K						2	0	0	0	0	1	0
Willie Kirkland, L (1, 9)		K		5-3						2	0	0	0	0	1	0
Bubba Phillips, R (1, 5) OBP: 0.273, SLG: 0.300			1B SF7 2B	F5						2	1	1	0	0	0	0
Jerry Kindall, R (1, 4) OBP: 0.111, SLG: 0.111			2-3 1B 1B		6-3					2	1	1	0	0	0	0
Barry Latman, R (1, 1)			SF7 3-H		5-3					0	0	0	0	0	0	0
Ken Aspromonte, R (3, PH)										0	0	0	1	0	0	0
Bob Allen, L (4, 1)										0	0	0	0	0	0	0
Miguel de la Hoz, R (5, PH)										1	0	0	0	0	0	0
Don Rudolph, L (6, 1)										0	0	0	0	0	0	0
Inning Stats	R: 0 E: 0 K: 0 S: 3 H: 0 LOB: 0 BB: 0 P: 3	R: 0 E: 0 K: 1 S: 5 H: 0 LOB: 0 BB: 0 P: 5	R: 2 E: 0 K: 1 S: 9 H: 4 LOB: 2 BB: 0 P: 9	R: 0 E: 0 K: 1 S: 5 H: 0 LOB: 0 BB: 0 P: 5	R: 0 E: 0 K: 0 S: 3 H: 0 LOB: 0 BB: 0 P: 3					1B: 3 2B: 1 3B: 0 HR: 0 SF: 1 SAC: 0 DP: 0 HBP: 0						

PITCHER	IP	WLS	BF	H	R	ER	SO	BB	IBB	HBP	BLK	WP	HR	S	P	ERA	WHIP
Pete Burnside, L (1, 1) ERA: 3.6	5.0	W	19	4	2	2	3	0	0	0	0	0	0	25	25	3.60	0.800

PITCHER	IP	WLS	BF	H	R	ER	SO	BB	IBB	HBP	BLK	WP	HR	S	P	ERA	WHIP

BOTTOM

Washington Senators @ Cleveland Indians

Cleveland Municipal Stadium, Cleveland, OH

Fri Apr 13 1962, 3:33 AM EST

Att. 17,543 - Unknown

livebaseballscorecards.com

AB	18
R	2
H	4
RBI	2
BB	0
SO	3
LOB	3

WP: 0 PA: 19
PB: 0
SB: 0
CS: 0

Washington Senators @ Cleveland Indians

Cleveland Municipal Stadium, Cleveland, OH

Sat Apr 14 1962, 3:33 AM EST

Att. 2,100 - Unknown

TOP

livebaseballscorecards.com

Batter	1	2	3	4	5	6	7	8	9	AB	R	H	RBI	BB	SO	LOB
Jim Piersall, R (1, 8) OBP: 0.250, SLG: 0.417	1B	FC6-4 1-2f			F7		G1-6-3 1-2f		4-1	5	0	1	0	0	0	2
Danny O'Connell, R (1, 5) OBP: 0.583, SLG: 0.917	G3 1-3 1B		BB 1B		3-1		1B HR		HR	5	2	4	1	0	0	0
Gene Woodling, L (1, 9) OBP: 0.571, SLG: 1.000	G3 1-2		BBBB 1B 1-2 BB		3-1		HR 1-2 1B		4-3	4	1	1	0	1	0	2
Dale Long, L (1, 3) OBP: 0.364, SLG: 0.636	P4		G1-6-3 1-2 2-H 1B			6-3	1-H 2-H HR			4	1	2	3	0	0	2
Jim King, L (1, 7) OBP: 0.286, SLG: 0.167	IBB		G1-6-3 1-2f			4-3	4-3			3	0	0	0	1	0	2
Bob Johnson, R (1, 6) OBP: 0.455, SLG: 0.700	F2			SSS K		BBBB 1B BB		6-3		3	0	0	0	1	1	3
Chuck Cottier, R (1, 4) OBP: 0.600, SLG: 0.556		FC6-4 1B		FC1-6 1B		FC5-4 1-3 1B		SSS K		4	0	3	0	0	1	0
Bob Schmidt, R (1, 2) OBP: 0.200, SLG: 0.200		F7		FC1-6 1-2f		FC5-4 1-2f		5-3		4	0	0	0	0	0	4
Claude Osteen, L (1, 1) Ray Rippelmeyer, R (1, 1) Joe Hicks, L (7, PH) OBP: 1.000, SLG: 1.000 Marty Kutyna, R (7, 1) Bud Zipfel, L (9, PH)		F8		F3			G1-6-3 1B		SSS K	0 2 1 0 1	0 0 0 0 0	0 0 1 0 0	0 0 0 0 0	0 0 0 0 1	0 0 0 0 0	0 2 0 0 0

| | | |

Batter	1	2	3	4	5	6	7	8	9	AB	R	H	RBI	BB	SO	LOB
Tito Francona, L (1, 3) OBP: 0.294, SLG: 0.250	1B 5-3			6-3		BBBB 4-0 1B BB		0-0 FC6-4 1B		4	1	2	0	1	0	1
Bubba Phillips, R (1, 5) OBP: 0.375, SLG: 0.467	0-0 1B 1B 1-2 SSS 0-3 K			0-0 1-3 2B		0-0 1-2 1B		0-0 FC6-4 1-2f		5	1	3	0	0	1	1
Chuck Essegian, R (1, 8) OBP: 0.563, SLG: 0.538 Don Dillard, L (8, PH) (9, 8)	0-0 1B 2B 1-3 2-H 1B 0-0 G6-4-3 1B			0-0 1-3 2-3		0-0 F9		0-0 F8		4 1	1 0	2 0	1 0	0 0	0 0	3 1
Gene Green, R (1, 7) OBP: 0.333, SLG: 0.333 Al Luplow, L (7, 7)	0-0 BB 2B 1-3 3-H 1B 0-0 G6-4-3 1-2f			0-0 6-3			0-0 F9			3 1	1 0	1 0	1 0	0 0	0 0	2 0
John Romano, R (1, 2) OBP: 0.533, SLG: 0.500	BBBB 4-0 2B 1-2 1B BB		BBBB 4-0 1B BB		0-0 5-3		BBBB 4-0 1B BB			1	1	0	0	3	0	0
Woodie Held, R (1, 6) OBP: 0.467, SLG: 0.385	0-0 L4		0-0 FC6-4 1-2 1B		0-0 G1-4-3 1B		0-0 F8			4	0	2	0	0	0	4
Willie Kirkland, L (1, 9) OBP: 0.188, SLG: 0.200	0-0 1B 1-3 2-H 3-H 2B		0-0 L7		0-0 G1-4-3 1-2f		0-0 1-3 1B			4	1	2	2	0	0	3
Jerry Kindall, R (1, 4) OBP: 0.154, SLG: 0.154	0-0 2-H 3-H 1B		SSS 0-3 K			0-0 L8	0-0 L8			4	0	1	2	0	1	4
Gary Bell, R (1, 1)	SSS 0-3 K		0-0 FC6-4 1-2f			0-0 P3		SSS 0-3 K		4	0	0	0	0	2	3
Inning Stats	R: 6 E: 0 K: 1 S: 11 H: 6 LOB: 1 BB: 1 P: 15	R: 0 E: 0 K: 1 S: 5 H: 1 LOB: 0 BB: 0 P: 5	R: 0 E: 0 K: 1 S: 6 H: 1 LOB: 2 BB: 1 P: 10	R: 0 E: 0 K: 0 S: 4 H: 1 LOB: 1 BB: 0 P: 4	R: 0 E: 0 K: 0 S: 3 H: 1 LOB: 0 BB: 0 P: 3	R: 0 E: 0 K: 0 S: 4 H: 1 LOB: 2 BB: 1 P: 8	R: 0 E: 0 K: 0 S: 4 H: 1 LOB: 2 BB: 1 P: 8	R: 0 E: 0 K: 1 S: 6 H: 1 LOB: 1 BB: 0 P: 6		1B: 11 2B: 2 3B: 0 HR: 0		SF: 0 SAC: 0 DP: 2 HBP: 0			WP: 0 PB: 0 SB: 0 CS: 0	PA: 39	

PITCHER		IP	WLS	BF	H	R	ER	SO	BB	IBB	HBP	BLK	WP	HR	S	P	ERA	WHIP
Claude Osteen, L ERA: 162.0	(1, 1)	0.1	L	7	5	6	6	0	1	0	0	0	0	0	6	10	162.00	18.000
Ray Rippelmeyer, R ERA:	(1, 1)	5.2		23	6	0	0	3	2	0	0	0	0	0	27	35	0.00	1.412
Marty Kutyna, R ERA:	(7, 1)	2.0		9	2	0	0	1	1	0	0	0	0	0	10	14	0.00	1.500

PITCHER	IP	WLS	BF	H	R	ER	SO	BB	IBB	HBP	BLK	WP	HR	S	P	ERA	WHIP

BOTTOM

Washington Senators @ Cleveland Indians

Cleveland Municipal Stadium, Cleveland, OH

Sat Apr 14 1962, 3:33 AM EST
Att. 2,100 - Unknown

livebaseballscorecards.com

AB	35
R	6
H	13
RBI	6
BB	4
SO	4
LOB	22

Batter	1	2	3	4	5	6	7	8	9	AB	R	H	RBI	BB	SO	LOB
Jim Piersall, R (1, 8) OBP: 0.188, SLG: 0.313	S S S 0-3 ① K		x 0-0 ① 4-3			x 0-0 ① F8		x 0-0 ① 6-3		4	0	0	0	0	1	0
Danny O'Connell, R (1, 5) OBP: 0.500, SLG: 0.813	x 0-0 S G3 2B		x 0-0 ② 4-3			x 0-0 ② L9		x 0-0 ② L8		4	1	1	0	0	0	0
Gene Woodling, L (1, 9) OBP: 0.364, SLG: 0.600	x 0-0 ② G3 2-H		S S S 0-3 ③ K			x 0-0 ③ 5-3		x 0-0 ③ F7		4	0	0	1	0	1	0
Dale Long, L (1, 3) OBP: 0.400, SLG: 0.571	B B B B 4-0 BB			x 0-0 ① F2			x 0-0 ① 4-3		x 0-0 1B 1B	3	0	1	0	1	0	0
Jim King, L (1, 7) OBP: 0.182, SLG: 0.100	x 0-0 ③ 4-3			x 0-0 ② 6-3			x 0-0 ② L8		x 0-0 ① L9	4	0	0	0	0	0	2
Bob Johnson, R (1, 6) OBP: 0.467, SLG: 0.643		S S S 0-3 ① K		x 0-0 ③ F7			x 0-0 1B 1B 1B		x 0-0 1-2 1B	4	1	2	0	0	1	0
Chuck Cottier, R (1, 4) OBP: 0.500, SLG: 0.462		x 0-0 ② F8			x 0-0 ① P4		x 0-0 1B 1-2 1B		x 0-0 ② F8	4	0	1	0	0	0	2
Ken Retzer, L (1, 2) OBP: 0.500, SLG: 0.500		x 0-0 1B			x 0-0 ② L9		x 0-0 1-3 2-H 1B		x 0-0 ③ L4	4	0	2	1	0	0	2
Bennie Daniels, L (1, 1) OBP: 0.200, SLG: 0.200		x 0-0 ③ F7			S S S 0-3 ③ K		S S S 0-3 ③ K			2	0	0	0	0	1	1
Jim Hannan, R (6, 1)										0	0	0	0	0	0	0
Joe Hicks, L (7, PH) OBP: 0.500, SLG: 0.500										1	0	0	0	0	1	2
Ray Rippelmeyer, R (7, 1)										0	0	0	0	0	0	0
Inning Stats	R: 1 H: 1 E: 0 LOB: 1 K: 1 BB: 1 S: 6 P: 10	R: 0 H: 1 E: 0 LOB: 1 K: 1 BB: 0 S: 6 P: 6	R: 0 H: 0 E: 0 LOB: 0 K: 1 BB: 0 S: 5 P: 5	R: 0 H: 0 E: 0 LOB: 0 K: 0 BB: 0 S: 3 P: 3	R: 0 H: 0 E: 0 LOB: 0 K: 1 BB: 0 S: 5 P: 5	R: 0 H: 0 E: 0 LOB: 0 K: 0 BB: 0 S: 3 P: 3	R: 1 H: 3 E: 0 LOB: 2 K: 1 BB: 0 S: 8 P: 8	R: 0 H: 0 E: 0 LOB: 0 K: 0 BB: 0 S: 3 P: 3	R: 0 H: 2 E: 0 LOB: 2 K: 0 BB: 0 S: 5 P: 5	1B: 6 SF: 0 2B: 1 SAC: 0 3B: 0 DP: 0 HR: 0 HBP: 0						

PITCHER	IP	WLS	BF	H	R	ER	SO	BB	IBB	HBP	BLK	WP	HR	S	P	ERA	WHIP
Jim Bunning, R (1, 1) ERA: 1.64	9.0	W	35	7	2	2	5	1	0	0	0	0	0	44	48	2.00	0.889

PITCHER	IP	WLS	BF	H	R	ER	SO	BB	IBB	HBP	BLK	WP	HR	S	P	ERA	WHIP

TOP

Washington Senators @ Detroit Tigers

Tiger Stadium, Detroit, MI

Tue Apr 17 1962, 3:33 AM EST

Att. 2,702 - Unknown

livebaseballscorecards.com

AB	34
R	2
H	7
RBI	2
BB	1
SO	5
LOB	9

WP: 0 PA: 35
PB: 0
SB: 1
CS: 0

Batter	1	2	3	4	5	6	7	8	9	AB	R	H	RBI	BB	SO	LOB
Jake Wood, R (1, 4) OBP: 0.412, SLG: 0.333	F7 ①		BBB 4-0 S 1B BB		0-0 HR 2-3 1B		0-0 5-3 ②			3	2	1	0	1	0	0
Bill Bruton, L (1, 8) OBP: 0.353, SLG: 0.467	0-0 G3 ②		0-0 HR 1-H 1B		0-0 HR 1-H 3-H		0-0 P5 ③			4	2	2	4	0	0	0
Al Kaline, R (1, 9) OBP: 0.412, SLG: 0.462	0-0 L9 ③		0-0 HR 1-H		0-0 L5 ②			0-0 L8 ①		4	1	1	2	0	0	0
Norm Cash, L (1, 3) OBP: 0.412, SLG: 1.077		BBB 4-0 G5-4-3 BB	0-0 4-1 ③		0-0 G3 ③			0-0 HR		3	1	1	1	1	0	0
Rocky Colavito, R (1, 7) OBP: 0.059, SLG: 0.059		0-0 G5-4-3 ① ② 1-2f		0-0 F8 ①		0-0 6-3 ①		0-0 6-3 ②		4	0	0	0	0	0	1
Steve Boros, R (1, 5) OBP: 0.250, SLG: 0.214		0-0 2B		0-0 5-3 ②		0-0 5-3 ②		0-0 1B 1B		4	1	2	0	0	0	0
Chico Fernandez, R (1, 6) OBP: 0.250, SLG: 0.200		0-0 6-3 ③		0-0 F9 ③		0-0 4-3 ③		0-0 1B 1-2 1B		4	0	1	0	0	0	1
Dick Brown, R (1, 2) OBP: 0.600, SLG: 1.200			0-0 L5 ①		0-0 1B SH1-4 HR 1B		0-0 HR	0-0 1-3 2-H 1B		4	2	3	2	0	0	0
Jim Bunning, R (1, 1)			SSS 0-3 K ②		0-0 SH1-4 ① 1-2		0-0 P6 ①	0-0 F8 ③		3	0	0	0	0	1	2
Inning Stats	R: 0 E: 0 K: 0 S: 3 H: 0 LOB: 0 BB: 0 P: 3	R: 0 E: 0 K: 0 S: 3 H: 1 LOB: 1 BB: 1 P: 7	R: 3 E: 0 K: 1 S: 7 H: 2 LOB: 0 BB: 1 P: 11	R: 0 E: 0 K: 0 S: 3 H: 0 LOB: 0 BB: 0 P: 3	R: 3 E: 0 K: 0 S: 6 H: 3 LOB: 0 BB: 0 P: 6	R: 0 E: 0 K: 0 S: 3 H: 0 LOB: 0 BB: 0 P: 3	R: 1 E: 0 K: 0 S: 4 H: 1 LOB: 0 BB: 0 P: 4	R: 2 E: 0 K: 0 S: 7 H: 4 LOB: 2 BB: 0 P: 7		1B: 6 2B: 1 3B: 0 HR: 4	SF: 0 SAC: 1 DP: 1 HBP: 0					

PITCHER		IP	WLS	BF	H	R	ER	SO	BB	IBB	HBP	BLK	WP	HR	S	P	ERA	WHIP
Bennie Daniels, R ERA: 4.5	(1, 1)	5.0	L	22	6	6	6	1	2	0	0	0	0	2	22	30	10.80	1.600
Jim Hannan, R ERA:	(6, 1)	1.0		3	0	0	0	0	0	0	0	0	0	0	3	3	0.00	0.000
Ray Rippelmeyer, R ERA: 3.52	(7, 1)	2.0		11	5	3	3	0	0	0	0	0	0	2	11	11	13.50	2.500

PITCHER	IP	WLS	BF	H	R	ER	SO	BB	IBB	HBP	BLK	WP	HR	S	P	ERA	WHIP

BOTTOM

Washington Senators @ Detroit Tigers

Tiger Stadium, Detroit, MI

Tue Apr 17 1962, 3:33 AM EST

Att. 2,702 - Unknown

livebaseballscorecards.com

AB	33
R	9
H	11
RBI	9
BB	2
SO	1
LOB	4

1B: 6	SF: 0	WP: 0	PA: 36
2B: 1	SAC: 1	PB: 0	
3B: 0	DP: 1	SB: 1	
HR: 4	HBP: 0	CS: 0	

Batter	1	2	3	4	5	6	7	8	9	AB	R	H	RBI	BB	SO	LOB
Chuck Hinton, R (1, 9) OBP: 0.250, SLG: 0.250	1-3		F3			1B		F7		4	0	1	0	0	0	1
Danny O'Connell, R (1, 5) OBP: 0.400, SLG: 0.650	4-3			P5		G3		6-3		4	0	0	0	0	0	1
Jim Piersall, R (1, 8) OBP: 0.200, SLG: 0.300	L9			F8			5-3		FC4-6 1B	4	0	1	0	0	0	0
Dale Long, L (1, 3) OBP: 0.368, SLG: 0.500		K		K			FC5 E 1B		FC4-6 E 1-2f	4	1	1	0	0	2	1
Willie Tasby, R (1, 7) OBP: 0.375, SLG: 0.286		6-3			F3		FC5 1-2 1B		FC6 FC5-4 1-2	4	0	1	0	0	0	1
Bob Johnson, R (1, 6) OBP: 0.368, SLG: 0.500		K			P5		FC5 1-2 2-H		F7	4	0	0	0	0	1	3
Chuck Cottier, R (1, 4) OBP: 0.471, SLG: 0.500			2B		L9		L9		FC5-4 1-2f	3	0	1	0	0	0	2
Harry Bright, R (9, PH)										1	0	0	0	0	0	2
Bob Schmidt, R (1, 2) OBP: 0.154, SLG: 0.154			K			K	P6			3	0	0	0	0	2	3
Joe McClain, R (1, 1)			F2			4-3		F7		1	0	0	0	0	0	1
Tom Cheney, R (4, 1)										0	0	0	0	0	0	0
Johnny Schaive, R (6, PH)										1	0	0	0	0	0	0
Dave Stenhouse, R (6, 1)										0	0	0	0	0	0	0
Ken Hamlin, R (8, PH)										1	0	0	0	0	0	0
Marty Kutyna, R (8, 1)										0	0	0	0	0	0	0

TOP

Washington Senators @ Detroit Tigers

Tiger Stadium, Detroit, MI

Wed Apr 18 1962, 3:33 AM EST

Att. 2,958 - Cloudy

livebaseballscorecards.com

AB	34
R	1
H	5
RBI	0
BB	0
SO	5
LOB	15

Inning Stats	1	2	3	4	5	6	7	8	9
	R: 0 E: 0 K: 0 S: 3	R: 0 E: 0 K: 2 S: 7	R: 0 E: 0 K: 1 S: 6	R: 0 E: 0 K: 1 S: 5	R: 0 E: 0 K: 0 S: 3	R: 0 E: 0 K: 1 S: 6	R: 1 E: 1 K: 0 S: 6	R: 0 E: 0 K: 0 S: 3	R: 0 E: 1 K: 0 S: 5
	H: 0 LOB: 0 BB: 0 P: 3	H: 0 LOB: 0 BB: 0 P: 7	H: 1 LOB: 1 BB: 0 P: 6	H: 0 LOB: 0 BB: 0 P: 5	H: 0 LOB: 0 BB: 0 P: 3	H: 1 LOB: 1 BB: 0 P: 6	H: 2 LOB: 2 BB: 0 P: 6	H: 0 LOB: 0 BB: 0 P: 3	H: 1 LOB: 2 BB: 0 P: 5

1B: 4	SF: 0	WP: 0	PA: 34
2B: 1	SAC: 0	PB: 0	
3B: 0	DP: 0	SB: 0	
HR: 0	HBP: 0	CS: 0	

PITCHER	IP	WLS	BF	H	R	ER	SO	BB	IBB	HBP	BLK	WP	HR	S	P	ERA	WHIP
Don Mossi, L (1, 1) ERA: 1.2	9.0	W	34	5	1	0	5	0	0	0	0	0	0	44	44	0.00	0.556

PITCHER	IP	WLS	BF	H	R	ER	SO	BB	IBB	HBP	BLK	WP	HR	S	P	ERA	WHIP

Batter	1	2	3	4	5	6	7	8	9	AB	R	H	RBI	BB	SO	LOB
Jake Wood, R (1, 4) OBP: 0.381, SLG: 0.316	4-3		K	P4			L6-4, BB 1B			4	0	1	0	0	1	2
Bill Bruton, L (1, 8) OBP: 0.333, SLG: 0.389	4-3		G3		P5		1-2 BB			3	0	0	0	1	0	1
Al Kaline, R (1, 9) OBP: 0.429, SLG: 0.706	HR			4-3 1B 2B	L4-3		L6-4 2-3			4	2	2	1	0	0	2
Norm Cash, L (1, 3) OBP: 0.333, SLG: 0.824	F5			4-3 2-3	P6			4-3		4	0	0	0	0	0	1
Rocky Colavito, R (1, 7) OBP: 0.143, SLG: 0.053		G1-4-3 HBP		BB 1B BB		K		5-3		2	1	0	0	1	1	0
Steve Boros, R (1, 5) OBP: 0.300, SLG: 0.188		G1-4-3 1-2f		1B SF7 1-2 BB		CS BB		5-3		2	1	0	0	2	0	1
Chico Fernandez, R (1, 6) OBP: 0.316, SLG: 0.278		1-3		1-3 2-H 3-H 1B 1B		1-2 1B				3	1	2	2	0	0	0
Dick Brown, R (1, 2) OBP: 0.375, SLG: 0.857			P4	SF7 3-H		5-3				2	0	0	1	0	0	1
Don Mossi, L (1, 1) OBP: 0.600, SLG: 0.600			1B	2-H 1B			K			3	0	2	1	0	1	0
Inning Stats	R: 1 E: 0 K: 0 S: 4 H: 1 LOB: 0 BB: 0 P: 4	R: 0 E: 0 K: 0 S: 2 H: 0 LOB: 0 BB: 0 P: 3	R: 0 E: 0 K: 1 S: 6 H: 1 LOB: 1 BB: 0 P: 6	R: 4 E: 0 K: 0 S: 6 H: 3 LOB: 1 BB: 2 P: 14	R: 0 E: 0 K: 0 S: 3 H: 0 LOB: 0 BB: 0 P: 3	R: 0 E: 0 K: 1 S: 5 H: 1 LOB: 1 BB: 1 P: 9	R: 0 E: 0 K: 1 S: 5 H: 1 LOB: 1 BB: 1 P: 9	R: 0 E: 0 K: 0 S: 3 H: 0 LOB: 0 BB: 0 P: 3		1B: 5 2B: 2 3B: 0 HR: 1 SF: 1 SAC: 0 DP: 2 HBP: 1	WP: 0 PB: 0 SB: 0 CS: 1 PA: 33					

PITCHER		IP	WLS	BF	H	R	ER	SO	BB	IBB	HBP	BLK	WP	HR	S	P	ERA	WHIP
Joe McClain, R ERA: 12.27	(1, 1)	3.2	L	18	5	5	5	1	2	0	1	0	0	1	17	26	12.27	1.909
Tom Cheney, R ERA:	(4, 1)	1.1		4	0	0	0	0	0	0	0	0	0	0	4	4	0.00	0.000
Dave Stenhouse, R ERA:	(6, 1)	2.0		8	2	0	0	2	2	0	0	0	0	0	10	18	0.00	2.000
Marty Kutyna, R ERA:	(8, 1)	1.0		3	0	0	0	0	0	0	0	0	0	0	3	3	0.00	0.000

PITCHER	IP	WLS	BF	H	R	ER	SO	BB	IBB	HBP	BLK	WP	HR	S	P	ERA	WHIP

BOTTOM

Washington Senators @ Detroit Tigers

Tiger Stadium, Detroit, MI

Wed Apr 18 1962, 3:33 AM EST

Att. 2,958 - Cloudy

livebaseballscorecards.com

AB	27
R	5
H	7
RBI	5
BB	4
SO	3
LOB	8

Baltimore Orioles @ Washington Senators

D.C. Stadium, Washington, DC

Fri Apr 20 1962, 6:05 PM EST

Att. 5,729 - Unknown

TOP

livebaseballscorecards.com

Batter	1	2	3	4	5	6	7	8	9	AB	R	H	RBI	BB	SO	LOB
Johnny Temple, R (1, 4) OBP: 0.483, SLG: 0.522	BBBB 4-0 G4-3 BB		x 0-0 G3 5-3 1B 1-3 1B		x 0-0 ② F9		x 0-0 E1 1-3 2-H 1B		x 0-0 ② FC5-4 FC5-4 1-2f	3	1	2	0	1	0	0
Chuck Estrada, R (7, PR)										0	0	0	0	0	0	0
Marv Breeding, R (7, 4) OBP: 0.167, SLG: 0.167										1	0	0	0	0	0	1
Jerry Adair, R (1, 6) OBP: 0.250, SLG: 0.250	x 0-0 ①② G4-3 1-2f		x 0-0 ① 5-3 1-2		x 0-0 ③ F7		x 0-0 ③ 1-3		x 0-0 ③ FC5-4 1-2f	3	0	0	0	0	0	3
Marv Throneberry, L (7, PH)										1	0	0	0	0	0	2
Dick Hall, R (7, 1)										1	0	0	0	0	0	1
Hoyt Wilhelm, R (9, 1)										0	0	0	0	0	0	0
Boog Powell, L (1, 7) OBP: 0.438, SLG: 0.407	BBBB 4-0 1B BB		x 0-0 ② G3 2-3 3-H			x 0-0 ① F9		x 0-0 E SF8 1B		3	1	1	1	1	0	1
Russ Snyder, L (8, 7) OBP: 0.250, SLG: 0.250										0	0	0	0	0	0	0
Jim Gentile, L (1, 3) OBP: 0.412, SLG: 0.357	x 0-0 1-2 1B		x 0-0 3-H 1B			x 0-0 ② 3-1		x 0-0 E9 SF8 SF8 1-3 1B		4	1	3	1	0	0	0
Jackie Brandt, R (1, 8) OBP: 0.303, SLG: 0.286	x 0-0 ③ F8		SSS 0-3 ③ K			x 0-0 CS 1B		x 0-0 ① SF8 2-3 3-H		3	0	1	1	0	1	3
Brooks Robinson, R (1, 5) OBP: 0.194, SLG: 0.310		x 0-0 ① 6-3		x 0-0 ① F9		0-0 ③ CS 1-2	x 0-0 ① F8	x 0-0 ② SF8 3-H		3	0	0	1	0	0	0
Gus Triandos, R (1, 2) OBP: 0.240, SLG: 0.400		x 0-0 ② F9		x 0-0 ② 5-3			SSS 0-3 ② K	x 0-0 ③ 1-3		4	0	0	0	0	1	0
Earl Robinson, R (1, 9) OBP: 0.276, SLG: 0.308		x 0-0 ③ F9		x 0-0 ③ 4-3			x 0-0 1B BB E 1B		x 0-0 FC5-4 1B	4	1	2	0	0	0	0
Billy Hoeft, L (1, 1) OBP: 0.200, SLG: 0.200			x 0-0 1B BLK G3 1B		x 0-0 ① F2		BBBB 4-0 1B 1-2 BB		x 0-0 ① F8	2	1	1	0	0	0	0
Dick Williams, R (7, PH)										0	0	0	0	1	0	0
Ron Hansen, R (7, 6)										1	0	0	0	0	0	1

	AB	33
	R	5
	H	10
	RBI	4
	BB	3
	SO	2
	LOB	12

Inning Stats	1	2	3	4	5	6	7	8	9
	R: 0 E: 0 K: 0 S: 3	H: 1 LOB: 2 BB: 2 P: 11	R: 0 E: 0 K: 0 S: 3	H: 0 LOB: 0 BB: 0 P: 3	R: 2 E: 0 K: 1 S: 8	H: 3 LOB: 1 BB: 0 P: 8	R: 0 E: 0 K: 0 S: 3	H: 0 LOB: 0 BB: 0 P: 3	R: 0 E: 0 K: 0 S: 3	H: 0 LOB: 0 BB: 0 P: 3	R: 0 E: 0 K: 0 S: 3	H: 1 LOB: 0 BB: 0 P: 3	R: 1 E: 1 K: 1 S: 7	H: 2 LOB: 2 BB: 1 P: 11	R: 2 E: 1 K: 0 S: 5	H: 2 LOB: 0 BB: 0 P: 5	R: 0 E: 0 K: 0 S: 4	H: 1 LOB: 1 BB: 0 P: 4

	1B: 10	SF: 2
	2B: 0	SAC: 0
	3B: 0	DP: 1
	HR: 0	HBP: 0

	WP: 0	PA: 39
	PB: 0	
	SB: 0	
	CS: 1	

PITCHER		IP	WLS	BF	H	R	ER	SO	BB	IBB	HBP	BLK	WP	HR	S	P	ERA	WHIP
Pete Burnside, L ERA: 3.09	(1, 1)	6.2		28	7	3	2	2	3	0	0	1	0	0	29	41	2.70	1.500
Marty Kutyna, R ERA: 2.7	(7, 1)	0.1	L	3	2	2	1	0	0	0	0	0	0	0	3	3	27.00	6.000
Jim Hannan, R ERA:	(8, 1)	2.0		7	1	0	0	0	0	0	0	0	0	0	7	7	0.00	0.500

PITCHER	IP	WLS	BF	H	R	ER	SO	BB	IBB	HBP	BLK	WP	HR	S	P	ERA	WHIP

Batter	1	2	3	4	5	6	7	8	9	AB	R	H	RBI	BB	SO	LOB
Chuck Hinton, R (1, 9) OBP: 0.231, SLG: 0.462	6-3		1-H HR		P4			F9	FC1-2 1-3 2-H 3-Hf	5	1	1	2	0	0	4
Danny O'Connell, R (1, 5) OBP: 0.360, SLG: 0.542	F8		K		K			1B BB	K	4	0	0	0	1	3	4
Jim Piersall, R (1, 8) OBP: 0.174, SLG: 0.261 Joe Hicks, L (7, 8) OBP: 0.667, SLG: 0.667	F8			P6	L9			1-3 1B		3 1	0 0	0 1	0 0	0 0	0 0	0 0
Willie Tasby, R (1, 7) OBP: 0.250, SLG: 0.182		P4		K	K5-3			K		4	0	0	0	0	3	2
Bob Johnson, R (1, 6) OBP: 0.391, SLG: 0.476		F3		CS BB	1B			K		3	0	1	0	1	1	2
Dale Long, L (1, 3) OBP: 0.391, SLG: 0.545 Claude Osteen, L (9, PR)		K	CS 1-2	1B 2B	K				BB BB FC1-2 1B	4 0	1 0	2 0	0 0	0 0	2 0	1 0
Chuck Cottier, R (1, 4) OBP: 0.450, SLG: 0.474 Jim King, L (9, PH) OBP: 0.167, SLG: 0.091			P5		1B 2-H 1B		F8		P6	3 1	0 0	1 0	1 0	0 0	0 0	0 1
Bob Schmidt, R (1, 2) OBP: 0.250, SLG: 0.250 Gene Woodling, L (9, PH) OBP: 0.417, SLG: 0.600 Ken Hamlin, R (9, PR)			FC3-6 1B		1-2 1B		P5		BB 1-2 E BB	3 0 0	0 0 1	2 0 0	0 0 0	0 1 0	0 0 0	0 0 0
Pete Burnside, R (1, 1) Marty Kutyna, R (7, 1) Jim Hannan, R (8, 1) Ken Retzer, L (9, PH) OBP: 0.600, SLG: 0.500			FC3-6 1-2f HR		K		1-3		E 1-2 2-3 BB	2 1 0 0	1 0 0 0	0 0 0 0	0 0 0 0	0 0 0 1	1 0 0 0	3 0 0 0
Inning Stats	R: 0 E: 0 K: 0 S: 3 H: 0 LOB: 0 BB: 0 P: 3	R: 0 E: 0 K: 1 S: 5 H: 0 LOB: 0 BB: 0 P: 5	R: 2 E: 0 K: 1 S: 7 H: 2 LOB: 0 BB: 0 P: 7	R: 0 E: 0 K: 1 S: 4 H: 0 LOB: 0 BB: 1 P: 8	R: 1 E: 0 K: 2 S: 10 H: 3 LOB: 2 BB: 0 P: 10	R: 0 E: 0 K: 2 S: 8 H: 1 LOB: 1 BB: 0 P: 8	R: 0 E: 0 K: 0 S: 3 H: 0 LOB: 0 BB: 0 P: 3	R: 0 E: 0 K: 2 S: 8 H: 1 LOB: 2 BB: 1 P: 12	R: 1 E: 1 K: 1 S: 6 H: 1 LOB: 2 BB: 2 P: 14	1B: 6 2B: 1 3B: 0 HR: 1 SF: 0 SAC: 0 DP: 0 HBP: 0						

PITCHER		IP	WLS	BF	H	R	ER	SO	BB	IBB	HBP	BLK	WP	HR	S	P	ERA	WHIP
Billy Hoeft, L ERA: 7.98	(1, 1)	6.0		24	6	3	3	7	1	0	0	0	0	1	37	41	4.50	1.167
Dick Hall, R ERA: 3.86	(7, 1)	2.1	W	12	2	1	0	2	3	0	0	0	0	0	13	25	0.00	2.143
Hoyt Wilhelm, R ERA:	(9, 1)	0.2	S	2	0	0	0	1	0	0	0	0	0	0	4	4	0.00	0.000

PITCHER	IP	WLS	BF	H	R	ER	SO	BB	IBB	HBP	BLK	WP	HR	S	P	ERA	WHIP

BOTTOM

Baltimore Orioles @ Washington Senators

D.C. Stadium, Washington, DC

Fri Apr 20 1962, 6:05 PM EST

Att. 5,729 - Unknown

livebaseballscorecards.com

AB	34
R	4
H	8
RBI	3
BB	4
SO	10
LOB	17

WASHINGTON SENATORS

WP: 0 PA: 39
PB: 0
SB: 0
CS: 1

Baltimore Orioles @ Washington Senators

D.C. Stadium, Washington, DC

Sat Apr 21 1962, 3:33 AM EST

Att. 10,821 - Unknown

TOP

livebaseballscorecards.com

Batter	1	2	3	4	5	6	7	8	9	AB	R	H	RBI	BB	SO	LOB
Johnny Temple, R (1, 4) OBP: 0.485, SLG: 0.556	S S S 0-3 ① K		x 0-0 FC4-6 2-H 1B		x 0-0 ① F8		x 0-0 1-H 2-H 2B			4	0	2	3	0	1	3
Marv Breeding, R (7, PR) OBP: 0.167, SLG: 0.167 (7, 4)										0	0	0	0	0	0	0
Jerry Adair, R (1, 6) OBP: 0.219, SLG: 0.214	S S S 0-3 ② K		x 0-0 ③ FC4-6 1-2f		x 0-0 ②③ G6-4-3 1-2f		x 0-0 ③ F8			4	0	0	0	0	1	5
Boog Powell, L (1, 7) OBP: 0.389, SLG: 0.355	x 0-0 ③ 4-3			x 0-0 ① 4-3		x 0-0 ① 4-3		x 0-0 ① P3		4	0	0	0	0	0	0
Russ Snyder, L (8, 7) OBP: 0.250, SLG: 0.250										0	0	0	0	0	0	0
Jim Gentile, L (1, 3) OBP: 0.421, SLG: 0.333		H 1-0 FC4-6 HBP		B B B 4-0 BB		x 0-0 ② F9		x 0-0 ② 4-3		2	0	0	0	1	0	0
Jackie Brandt, R (1, 8) OBP: 0.270, SLG: 0.250		x 0-0 ① FC4-6 G4-6-3 1-2f		x 0-0 ② F9		x 0-0 ③ 6-3		x 0-0 ③ P6		4	0	0	0	0	0	2
Brooks Robinson, R (1, 5) OBP: 0.200, SLG: 0.303		x 0-0 ②③ G4-6-3 1-2f		x 0-0 ③ 5-3			x 0-0 ① 4-3		x 0-0 1B	4	0	1	0	0	0	2
Gus Triandos, R (1, 2) OBP: 0.276, SLG: 0.391			x 0-0 ① F8		x 0-0 1B 1B 1B		B B B 4-0 2B BB		S S S 0-3 ① K	3	1	1	0	1	1	1
Earl Robinson, R (1, 9) OBP: 0.303, SLG: 0.310			B B B B 4-0 S SH5-4 1B BB		x 0-0 1-2 1B 1B		x 0-0 ② F9		x 0-0 ② P3	3	1	1	0	1	0	2
Art Quirk, R (1, 1) OBP: 1.000, SLG: 1.000			x 0-0 ② SH5-4 1-2		x 0-0 1-2 2-3 G6-4-3 1B		B B B 4-0 1-2 2B BB		x 0-0 ③ F3	1	0	1	0	0	0	0
Wes Stock, R (6, 1)										1	1	0	0	1	0	1

	AB	R	H	RBI	BB	SO	LOB
	30	**3**	**6**	**3**	**4**	**3**	**16**

Inning Stats	1	2	3	4	5	6	7	8	9			
R:	0	0	1	0	0	0	2	0	0	1B:	5	SF: 0
E:	0	0	0	0	0	0	0	0	0	2B:	1	SAC: 1
K:	2	0	0	0	0	0	0	0	1	3B:	0	DP: 2
S:	7	2	4	3	5	3	4	3	6	HR:	0	HBP: 1
H:	0	0	1	0	3	0	1	0	1	WP:	0	PA: 36
LOB:	0	0	1	1	2	0	1	0	1	PB:	0	
BB:	0	0	1	1	0	0	2	0	0	SB:	1	
P:	7	3	8	7	5	3	12	3	6	CS:	0	

PITCHER		IP	WLS	BF	H	R	ER	SO	BB	IBB	HBP	BLK	WP	HR	S	P	ERA	WHIP
Claude Osteen, L ERA: 11.05	(1, 1)	7.0	L	29	5	3	3	2	4	0	1	0	0	0	28	45	3.86	1.286
Fred Green, L ERA:	(8, 1)	2.0		7	1	0	0	1	0	0	0	0	0	0	9	9	0.00	0.500

PITCHER		IP	WLS	BF	H	R	ER	SO	BB	IBB	HBP	BLK	WP	HR	S	P	ERA	WHIP
Stu Miller, R ERA: 0.00	(1, 3)	1.0		3	0	0	0	1	0	0	0	0	0	0	3	3	0.00	0.000
Billy Pierce, L ERA: 3.00	(1, 2)	3.0		10	2	1	1	1	1	0	0	0	0	0	6	8	3.00	1.000
Dick Hyde, R ERA: 0.00	(1, 4)	1.0		3	0	0	0	0	0	0	0	0	0	0	3	3	0.00	0.000
Ron Kline, R ERA: 0.00	(1, 5)	1.0		3	0	0	0	0	0	0	0	0	0	0	3	3	0.00	0.000
Steve Ridzik, R ERA: 0.00	(1, 6)	1.0		3	0	0	0	0	0	0	0	0	0	0	3	3	0.00	0.000
Hal Woodeshick, L ERA: 0.00	(1, 7)	1.0		3	0	0	0	0	0	0	0	0	0	0	3	3	0.00	0.000
Dick Donovan, R ERA: 0.00	(1, 8)	1.0		3	0	0	0	0	0	0	0	0	0	0	3	3	0.00	0.000
Don Rudolph, L ERA: 0.00	(1, 9)	1.0		3	0	0	0	0	0	0	0	0	0	0	3	3	0.00	0.000

Batter	1	2	3	4	5	6	7	8	9	AB	R	H	RBI	BB	SO	LOB
Chuck Hinton, R (1, 8) OBP: 0.235, SLG: 0.375	S S S 0-3 ① K		x 0-0 ① 6-3	S S S 0-3 ③ K			B B B 4-0 G4-6-3 BB			3	0	0	0	1	2	2
Danny O'Connell, R (1, 5) OBP: 0.310, SLG: 0.464	x 0-0 ② F3		x 0-0 ② F7		x 0-0 ① F9		x 0-0 ②③ G4-6-3 1-2f			4	0	0	0	0	0	1
Gene Woodling, L (1, 9) OBP: 0.438, SLG: 0.615	B B B B 4-0 FC5 1B BB		x 0-0 2B		x 0-0 ② 6-3			x 0-0 ① 1-3		3	0	1	0	1	0	0
Willie Tasby, R (1, 7) OBP: 0.375, SLG: 0.286	x 0-0 1-2 1B		B B B B 4-0 BB		x 0-0 ③ 6-3			x 0-0 G1-6-3 1B		3	0	2	0	1	0	0
Bob Johnson, R (1, 6) OBP: 0.333, SLG: 0.400	x 0-0 ③ FC5 2-3f		x 0-0 ③ 1-3			x 0-0 ① F8		x 0-0 ②③ G1-6-3 1-2f		4	0	0	0	0	0	5
Dale Long, L (1, 3) OBP: 0.407, SLG: 0.520 Ken Hamlin, R (9, PR)		x 0-0 ① 6-3		x 0-0 ① 3-1		B B B B 4-0 BB BB			x 0-0 FC6-4 1B	3 0	0 0	1 0	0 0	1 0	0 0	0 0
Chuck Cottier, R (1, 4) OBP: 0.435, SLG: 0.429 Jim King, L (9, PH) OBP: 0.154, SLG: 0.083		x 0-0 ② 5-3		x 0-0 ② F9		B B B B 4-0 G4-6-3 1-2 BB			S S S 0-3 ① K	2 1	0 0	0 0	0 0	1 0	0 1	0 1
Bob Schmidt, R (1, 2) OBP: 0.300, SLG: 0.350		x 0-0 2B		x 0-0 1B		x 0-0 ②③ G4-6-3 1-2f			x 0-0 ② P4	4	0	2	0	0	0	3
Claude Osteen, L (1, 1) OBP: 0.500, SLG: 0.500 Joe Hicks, L (7, PH) OBP: 0.500, SLG: 0.500 Fred Green, R (8, 1) Bud Zipfel, L (9, PH)		x 0-0 ③ F7		x 0-0 1-2 1B			x 0-0 ① F9		x 0-0 ③ FC6-4 1-2f	2 1 0 1	0 0 0 0	1 0 0 0	0 0 0 0	0 0 0 0	0 0 0 0	1 0 0 1
Inning Stats	R: 0 H: 1 E: 0 LOB: 2 K: 1 BB: 1 S: 6 P: 10	R: 0 H: 1 E: 0 LOB: 1 K: 0 BB: 0 S: 4 P: 4	R: 0 H: 1 E: 0 LOB: 2 K: 0 BB: 1 S: 4 P: 8	R: 0 H: 2 E: 0 LOB: 2 K: 1 BB: 0 S: 7 P: 7	R: 0 H: 0 E: 0 LOB: 0 K: 0 BB: 0 S: 3 P: 3	R: 0 H: 0 E: 0 LOB: 1 K: 0 BB: 2 S: 2 P: 10	R: 0 H: 0 E: 0 LOB: 0 K: 0 BB: 1 S: 2 P: 6	R: 0 H: 1 E: 0 LOB: 0 K: 0 BB: 0 S: 3 P: 3	R: 0 H: 1 E: 0 LOB: 1 K: 1 BB: 0 S: 6 P: 6	1B: 5 2B: 2 3B: 0 HR: 0	SF: 0 SAC: 0 DP: 3 HBP: 0			WP: 0 PB: 0 SB: 0 CS: 0	PA: 36		

PITCHER		IP	WLS	BF	H	R	ER	SO	BB	IBB	HBP	BLK	WP	HR	S	P	ERA	WHIP
Art Quirk, L ERA: 5.06	(1, 1)	5.1	W	25	5	0	0	2	4	0	0	0	0	0	25	41	0.00	1.688
Wes Stock, R ERA:	(6, 1)	3.2	S	11	2	0	0	1	1	0	0	0	0	0	12	16	0.00	0.818

PITCHER	IP	WLS	BF	H	R	ER	SO	BB	IBB	HBP	BLK	WP	HR	S	P	ERA	WHIP

BOTTOM

Baltimore Orioles @ Washington Senators

D.C. Stadium, Washington, DC

Sat Apr 21 1962, 3:33 AM EST

Att. 10,821 - Unknown

livebaseballscorecards.com

AB	31
R	0
H	7
RBI	0
BB	5
SO	3
LOB	14

Batter	1	2	3	4	5	6	7	8	9	AB	R	H	RBI	BB	SO	LOB
Marv Breeding, R (1, 4) OBP: 0.273, SLG: 0.364	S S S 0-3 ① K		x 0-0 ② 5-3	x 0-0 ③ 1-H 2-H 3-H 1B		x 0-0 2-H 3-H 2B		x 0-0 ② 2-3 1-2		5	0	2	4	0	1	1
Whitey Herzog, L (1, 9) OBP: 0.364, SLG: 0.222	x 0-0 ② F9		x 0-0 1B		x 0-0 ① 4-3	x 0-0 ③ F8		B B B B 4-0 BB		4	0	1	0	1	0	1
Boog Powell, L (1, 7) OBP: 0.350, SLG: 0.314 Russ Snyder, L (7, 7) OBP: 0.200, SLG: 0.200	x 0-0 ③ F9		x 0-0 ③ 4-3		x 0-0 ② 4-3		x 0-0 ① F7	x 0-0 ③ G3		4 1	0 0	0 0	0 0	0 0	0 0	1 2
Jim Gentile, L (1, 3) OBP: 0.442, SLG: 0.424		x 0-0 ① 3-1		x 0-0 HR	B B B B 4-0 BB		B B B B 4-0 PB BLK BB		S S S 0-3 ① K	3	1	1	1	2	1	0
Jackie Brandt, R (1, 8) OBP: 0.262, SLG: 0.324		x 0-0 ② 2-3		x 0-0 E7 WP 1B	x 0-0 ③ F7		S S S 0-3 ② K 1-3		x 0-0 HR	5	2	1	1	0	1	2
Brooks Robinson, R (1, 5) OBP: 0.250, SLG: 0.405		x 0-0 HR	B B B B 4-0 WP 1B BB			x 0-0 2B 2B 1B	x 0-0 ③ 5-3		x 0-0 ② 4-3	4	3	2	1	1	0	1
Gus Triandos, R (1, 2) OBP: 0.324, SLG: 0.556		B B B B 4-0 BB	x 0-0 ① F2 1-2 2-3			x 0-0 1-3 2B 2B		x 0-0 HR	S S S 0-3 ③ K	4	2	2	1	1	1	2
Ron Hansen, R (1, 6)		x 0-0 ③ F8		4-0 1B 1B IBB		x 0-0 ① F9		x 0-0 ① 6-3		3	0	0	0	1	0	3
Steve Barber, L (1, 1)			x 0-0 ① S S S F8	0-3 ② K		S S S 0-3 ② K		B B B B 4-0 2-3 BB		3	0	0	0	1	2	5
Inning Stats	R: 0 E: 0 K: 1 S: 5 H: 0 LOB: 0 BB: 0 P: 5	R: 1 E: 0 K: 0 S: 4 H: 1 LOB: 1 BB: 1 P: 8	R: 0 E: 0 K: 0 S: 4 H: 1 LOB: 1 BB: 0 P: 4	R: 3 E: 1 K: 1 S: 7 H: 2 LOB: 2 BB: 2 P: 15	R: 0 E: 0 K: 0 S: 3 H: 0 LOB: 1 BB: 1 P: 7	R: 2 E: 0 K: 1 S: 8 H: 3 LOB: 1 BB: 0 P: 8	R: 0 E: 0 K: 1 S: 5 H: 0 LOB: 1 BB: 1 P: 9	R: 1 E: 0 K: 0 S: 4 H: 1 LOB: 2 BB: 2 P: 12	R: 1 E: 0 K: 2 S: 8 H: 1 LOB: 0 BB: 0 P: 8	1B: 3 2B: 2 3B: 0 HR: 4 SF: 0 SAC: 0 DP: 0 HBP: 0							

PITCHER	IP	WLS	BF	H	R	ER	SO	BB	IBB	HBP	BLK	WP	HR	S	P	ERA	WHIP
Bennie Daniels, R (1, 1) ERA: 4.26	5.0	L	23	4	4	2	2	3	1	0	0	1	2	23	39	3.60	1.400
Ed Hobaugh, R (6, 1) ERA: 9.0	2.0		10	3	2	2	2	1	0	0	1	0	0	13	17	9.00	2.000
Tom Cheney, R (8, 1) ERA: 5.4	2.0		10	2	2	2	2	2	0	0	0	0	2	12	20	9.00	2.000

PITCHER	IP	WLS	BF	H	R	ER	SO	BB	IBB	HBP	BLK	WP	HR	S	P	ERA	WHIP

TOP

Baltimore Orioles @ Washington Senators

D.C. Stadium, Washington, DC

Sun Apr 22 1962, 3:33 AM EST

Att. 10,713 - Unknown

livebaseballscorecards.com

AB	36
R	8
H	9
RBI	8
BB	7
SO	6
LOB	18

1B: 3	SF: 0	WP: 1	PA: 43
2B: 2	SAC: 0	PB: 1	
3B: 0	DP: 0	SB: 0	
HR: 4	HBP: 0	CS: 0	

Batter	1	2	3	4	5	6	7	8	9	AB	R	H	RBI	BB	SO	LOB
Chuck Hinton, R (1, 8) OBP: 0.238, SLG: 0.350	L9		4-3 S 1B		F9		F9			4	0	1	0	0	0	0
Danny O'Connell, R (1, 5) OBP: 0.273, SLG: 0.406	4-3		4-3 1-3		3-1			4-3		4	0	0	0	0	0	1
Gene Woodling, L (1, 9) OBP: 0.450, SLG: 0.588	6-3		1-3			E WP 4-3 1B		1B		4	1	2	0	0	0	1
Willie Tasby, R (1, 7) OBP: 0.300, SLG: 0.222		6-3		E6 1B		F8 1-2		F9		4	1	0	0	0	0	2
Bob Johnson, R (1, 6) OBP: 0.323, SLG: 0.414		1B 2B		4-3		E6 4-3 2-3		K		4	1	1	0	0	1	3
Dale Long, L (1, 3) OBP: 0.419, SLG: 0.500		K 2-H 1B		B B B B 4-0 1B BB		4-3 1-2 3-H			4-1	3	0	1	2	1	0	1
Chuck Cottier, R (1, 4) OBP: 0.407, SLG: 0.400		K		L6-4 1-2 2-H 1B		F9			E6 E	4	0	1	1	0	1	2
Bob Schmidt, R (1, 2) OBP: 0.250, SLG: 0.292		F9		L6-4 1-2			L7		L8 1-2	4	0	0	0	0	0	4
Bennie Daniels, L (1, 1) OBP: 0.167, SLG: 0.167			K		6-3		F7		K	1	0	0	0	0	1	0
Johnny Schaive, R (5, PH)										1	0	0	0	0	0	0
Ed Hobaugh, R (6, 1)										0	0	0	0	0	0	0
Ken Hamlin, R (7, PH)										1	0	0	0	0	0	0
Tom Cheney, R (8, 1)										0	0	0	0	0	0	0
Harry Bright, R (9, PH)										1	0	0	0	0	1	1
Inning Stats	R: 0 E: 0 K: 0 S: 3 H: 0 LOB: 0 BB: 0 P: 3	R: 1 E: 0 K: 1 S: 7 H: 2 LOB: 1 BB: 0 P: 7	R: 0 E: 0 K: 1 S: 6 H: 1 LOB: 1 BB: 0 P: 6	R: 1 E: 1 K: 0 S: 4 H: 1 LOB: 1 BB: 1 P: 8	R: 0 E: 0 K: 0 S: 3 H: 0 LOB: 0 BB: 0 P: 3	R: 1 E: 1 K: 0 S: 5 H: 1 LOB: 1 BB: 0 P: 5	R: 0 E: 0 K: 0 S: 3 H: 0 LOB: 0 BB: 0 P: 3	R: 0 E: 0 K: 1 S: 6 H: 1 LOB: 1 BB: 0 P: 6	R: 0 E: 2 K: 1 S: 6 H: 0 LOB: 1 BB: 0 P: 6	1B: 5 2B: 2 3B: 0 HR: 0	SF: 0 SAC: 0 DP: 1 HBP: 0						

BOTTOM

Baltimore Orioles @ Washington Senators

D.C. Stadium, Washington, DC

Sun Apr 22 1962, 3:33 AM EST

Att. 10,713 - Unknown

livebaseballscorecards.com

AB	35
R	3
H	6
RBI	3
BB	1
SO	4
LOB	15

WP: 1 PB: 0 SB: 1 CS: 0 PA: 36

PITCHER		IP	WLS	BF	H	R	ER	SO	BB	IBB	HBP	BLK	WP	HR	S	P	ERA	WHIP
Steve Barber, L ERA: 1.0	(1, 1)	9.0	W	36	6	3	1	4	1	0	0	0	1	0	43	47	1.00	0.778

PITCHER	IP	WLS	BF	H	R	ER	SO	BB	IBB	HBP	BLK	WP	HR	S	P	ERA	WHIP

Batter	1	2	3	4	5	6	7	8	9	AB	R	H	RBI	BB	SO	LOB
Joe Hicks, L (1, 8) OBP: 0.375, SLG: 0.286	F8		G3			BBBB WP 5-3 BB		P3		3	0	0	0	1	0	0
Chuck Cottier, R (1, 4) OBP: 0.355, SLG: 0.345	L1			F9		5-3 1-2		6-3		4	0	0	0	0	0	1
Gene Woodling, L (1, 7) OBP: 0.458, SLG: 0.526	4-3			BBBB G1-6-3 BB		BBBB 2-3 BB			6-3	2	0	0	0	2	0	0
Dale Long, L (1, 3) OBP: 0.371, SLG: 0.438		SSS K		G1-6-3 1-2f		G3			P5	4	0	0	0	0	1	3
Jim King, L (1, 9) OBP: 0.235, SLG: 0.375		FC6 1B			1-3		HR		2-3	4	1	2	1	0	0	0
Bob Johnson, R (1, 6) OBP: 0.353, SLG: 0.438		SSS K			5-3 1B		G6-4-3 1B			3	0	2	0	0	1	1
Johnny Schaive, R (1, 5)		FC6 1-2f			5-3 1-2		G6-4-3 1-2f			3	0	0	0	0	0	3
Bob Schmidt, R (1, 2) OBP: 0.259, SLG: 0.269			BBBB 3-4 BB		F7		2-3			2	0	0	0	1	0	1
Joe McClain, R (1, 1)			3-4 1-2f			4-3		5-3		3	0	0	0	0	0	1
Fred Green, R (8, 1)										0	0	0	0	0	0	0
Dave Stenhouse, R (8, 1)										0	0	0	0	0	0	0
Inning Stats	R: 0 E: 0 K: 0 S: 3 H: 0 LOB: 0 BB: 0 P: 3	R: 0 E: 0 K: 2 S: 8 H: 1 LOB: 1 BB: 0 P: 8	R: 0 E: 0 K: 0 S: 2 H: 0 LOB: 0 BB: 1 P: 6	R: 0 E: 0 K: 0 S: 2 H: 0 LOB: 0 BB: 1 P: 6	R: 0 E: 0 K: 0 S: 4 H: 1 LOB: 1 BB: 0 P: 4	R: 0 E: 0 K: 0 S: 3 H: 0 LOB: 2 BB: 2 P: 11	R: 1 E: 0 K: 0 S: 4 H: 2 LOB: 0 BB: 0 P: 4	R: 0 E: 0 K: 0 S: 3 H: 0 LOB: 0 BB: 0 P: 3	R: 0 E: 0 K: 0 S: 3 H: 0 LOB: 0 BB: 0 P: 3	1B: 3 2B: 1 3B: 0 HR: 1	SF: 0 SAC: 0 DP: 3 HBP: 0					

TOP

Washington Senators @ Boston Red Sox

Fenway Park, Boston, MA

Tue Apr 24 1962, 3:33 AM EST

Att. 2,749 - Unknown

livebaseballscorecards.com

AB	28
R	1
H	4
RBI	1
BB	4
SO	2
LOB	10

WP: 1 PB: 0 SB: 0 CS: 0 PA: 32

PITCHER	IP	WLS	BF	H	R	ER	SO	BB	IBB	HBP	BLK	WP	HR	S	P	ERA	WHIP
Galen Cisco, R (1, 1) ERA: 2.93	9.0	W	32	4	1	1	2	4	0	0	0	1	1	32	48	1.00	0.889

PITCHER	IP	WLS	BF	H	R	ER	SO	BB	IBB	HBP	BLK	WP	HR	S	P	ERA	WHIP

Batter	1	2	3	4	5	6	7	8	9	AB	R	H	RBI	BB	SO	LOB
Pete Runnels, L (1, 3) OBP: 0.311, SLG: 0.439	4-3		HR		F8			HR		4	2	2	2	0	0	0
Eddie Bressoud, R (1, 6) OBP: 0.366, SLG: 0.513	2B		P6			1-3		BB 1B 2B		3	1	1	0	1	0	0
Carl Yastrzemski, L (1, 7) OBP: 0.326, SLG: 0.359	F8		6-3			F8		BB 1-3 2B 1B		4	1	1	0	0	0	1
Jim Pagliaroni, R (1, 2) OBP: 0.483, SLG: 0.609	BB		2-3			F5		BB 2B 1-2		2	0	0	0	2	0	0
Frank Malzone, R (1, 5) OBP: 0.342, SLG: 0.405	P4			F8			F8 2B	1-3 2-H 3-H 2B		4	0	2	2	0	0	2
Gary Geiger, L (1, 8) OBP: 0.227, SLG: 0.300		F9		F9			F8 2-3	G4-6-3 BB		3	0	0	0	1	0	1
Lou Clinton, R (1, 9) OBP: 0.200, SLG: 0.375		L8		F9			P6	G4-6-3 1-2f		3	0	0	0	0	0	1
Dave Philley, S (8, PH)										1	0	0	0	0	0	3
Carroll Hardy, R (9, 9) OBP: 0.382, SLG: 0.407										0	0	0	0	0	0	0
Chuck Schilling, R (1, 4) OBP: 0.132, SLG: 0.111		2B			P3		P4			3	0	1	0	0	0	1
Galen Cisco, R (1, 1) OBP: 0.333, SLG: 0.400		6-3			K			5-3		3	0	0	0	0	1	1
Inning Stats	R: 0 H: 1 E: 0 LOB: 2 K: 0 BB: 1 S: 4 P: 8	R: 0 H: 1 E: 0 LOB: 1 K: 0 BB: 0 S: 4 P: 4	R: 1 H: 1 E: 0 LOB: 0 K: 0 BB: 0 S: 4 P: 4	R: 0 H: 0 E: 0 LOB: 0 K: 0 BB: 0 S: 3 P: 3	R: 0 H: 0 E: 0 LOB: 0 K: 1 BB: 0 S: 5 P: 5	R: 0 H: 0 E: 0 LOB: 0 K: 0 BB: 0 S: 3 P: 3	R: 0 H: 1 E: 0 LOB: 1 K: 0 BB: 0 S: 4 P: 4	R: 3 H: 3 E: 0 LOB: 2 K: 0 BB: 3 S: 5 P: 17		1B: 1 SF: 0 2B: 4 SAC: 0 3B: 0 DP: 1 HR: 2 HBP: 0						

PITCHER		IP	WLS	BF	H	R	ER	SO	BB	IBB	HBP	BLK	WP	HR	S	P	ERA	WHIP
Joe McClain, R ERA: 7.36	(1, 1)	7.1	L	32	7	4	4	1	3	0	0	0	0	2	31	43	4.91	1.364
Fred Green, L ERA:	(8, 1)	0.0		1	0	0	0	0	1	0	0	0	0	0	0	4	∞	∞
Dave Stenhouse, R ERA:	(8, 1)	0.2		1	0	0	0	0	0	0	0	0	0	0	1	1	0.00	0.000

PITCHER	IP	WLS	BF	H	R	ER	SO	BB	IBB	HBP	BLK	WP	HR	S	P	ERA	WHIP

BOTTOM

Washington Senators @ Boston Red Sox

Fenway Park, Boston, MA

Tue Apr 24 1962, 3:33 AM EST

Att. 2,749 - Unknown

AB	30
R	4
H	7
RBI	4
BB	4
SO	1
LOB	10

WP: 0 PA: 34
PB: 0
SB: 0
CS: 0

livebaseballscorecards.com

Batter	1	2	3	4	5	6	7	8	9	AB	R	H	RBI	BB	SO	LOB
Joe Hicks, L (1, 8) OBP: 0.250, SLG: 0.182	F7			F9		P6		4-3		4	0	0	0	0	0	2
Chuck Cottier, R (1, 4) OBP: 0.343, SLG: 0.313	F9			BBBB G4-6-3 BB			L4		K	3	0	0	0	1	1	0
Gene Woodling, L (1, 7) OBP: 0.393, SLG: 0.435	G3			G4-6-3 1-2f			4-3		6-3	4	0	0	0	0	0	1
Dale Long, L (1, 3) OBP: 0.359, SLG: 0.417		K			1B		K		G3	4	0	1	0	0	2	0
Jim King, L (1, 9) OBP: 0.250, SLG: 0.368		G6-4-3 1B			L5			K		3	0	1	0	0	1	1
Bob Johnson, R (1, 6) OBP: 0.351, SLG: 0.429		G6-4-3 1-2f			K			1B 2B 1B		3	1	1	0	0	1	2
Ken Retzer, L (1, 2) OBP: 0.625, SLG: 0.500			BBBB G5-4-3 BB		1-3			2B 1-3 1B		2	0	1	0	1	0	1
Johnny Schaive, R (1, 5) OBP: 0.125, SLG: 0.250			G5-4-3 1-2f			F8		1-3 3-H 2B		3	0	1	1	0	0	1
Jim Hannan, R (1, 1)			K			K		K		1	0	0	0	0	1	0
Danny O'Connell, R (6, PH) OBP: 0.265, SLG: 0.394										1	0	0	0	0	1	0
Ray Rippelmeyer, R (6, 1)										0	0	0	0	0	0	0
Willie Tasby, R (8, PH) OBP: 0.286, SLG: 0.211										1	0	0	0	0	1	2
Marty Kutyna, R (8, 1)										0	0	0	0	0	0	0
Inning Stats	R: 0 E: 0 K: 0 S: 3 H: 0 LOB: 0 BB: 0 P: 3	R: 0 E: 0 K: 1 S: 5 H: 1 LOB: 0 BB: 0 P: 5	R: 0 E: 0 K: 1 S: 4 H: 0 LOB: 0 BB: 1 P: 8	R: 0 E: 0 K: 0 S: 2 H: 0 LOB: 0 BB: 1 P: 6	R: 0 E: 0 K: 1 S: 6 H: 1 LOB: 1 BB: 0 P: 6	R: 0 E: 0 K: 1 S: 5 H: 0 LOB: 0 BB: 0 P: 5	R: 0 E: 0 K: 1 S: 5 H: 0 LOB: 0 BB: 0 P: 5	R: 1 E: 0 K: 2 S: 10 H: 3 LOB: 2 BB: 0 P: 10	R: 0 E: 0 K: 1 S: 5 H: 0 LOB: 0 BB: 0 P: 5	1B: 4 2B: 1 3B: 0 HR: 0 SF: 0 SAC: 0 DP: 3 HBP: 0						

PITCHER	IP	WLS	BF	H	R	ER	SO	BB	IBB	HBP	BLK	WP	HR	S	P	ERA	WHIP
Gene Conley, R (1, 1) ERA: 3.33	9.0	W	31	5	1	1	8	2	0	0	0	0	0	45	53	1.00	0.778

PITCHER	IP	WLS	BF	H	R	ER	SO	BB	IBB	HBP	BLK	WP	HR	S	P	ERA	WHIP

TOP

Washington Senators @ Boston Red Sox

Fenway Park, Boston, MA

Wed Apr 25 1962, 3:33 AM EST

Att. 4,536 - Sunny - 78 F

livebaseballscorecards.com

AB	29
R	1
H	5
RBI	1
BB	2
SO	8
LOB	10

WP: 0 PB: 0 SB: 0 CS: 0 PA: 31

Batter	1	2	3	4	5	6	7	8	9	AB	R	H	RBI	BB	SO	LOB
Pete Runnels, L (1, 3) OBP: 0.286, SLG: 0.400	S S S 0-3 ① **K**		x 0-0 ② **5-3**	x 0-0 ③ **G3**			S S S 0-3 ① **K**			4	0	0	0	0	2	1
Eddie Bressoud, R (1, 6) OBP: 0.378, SLG: 0.500	B B B B 4-0 **FC6-4** **BB**		x 0-0 ③ **4-3**		x 0-0 **G4-6-3** **1B**		x 0-0 ② **F9**			3	0	1	0	1	0	1
Carl Yastrzemski, L (1, 7) OBP: 0.340, SLG: 0.357	S S S 0-3 ② **K**			B B B B 4-0 **BB** **HR** **BB**	x 0-0 ① ② **G4-6-3** 1-2f		x 0-0 **2B** 1-3 **1B**			3	2	1	0	1	1	2
Jim Pagliaroni, R (1, 2) OBP: 0.515, SLG: 0.640	x 0-0 ③ **FC6-4** 1-2f			B B B B 4-0 **HR** 1-2 **BB**	B B B B 4-0 **FC6-4** **BB**		x 0-0 **2B** 1-H 3-H			2	1	1	2	2	0	1
Frank Malzone, R (1, 5) OBP: 0.333, SLG: 0.463		x 0-0 ① **6-3**		x 0-0 **HR** 1-H 2-H	x 0-0 ③ **FC6-4** 1-2f		x 0-0 ③ **L6**			4	1	1	3	0	0	2
Gary Geiger, L (1, 8) OBP: 0.231, SLG: 0.375		x 0-0 **3B**	x 0-0 ① **4-3**		S S S 0-3 ① **K**			x 0-0 ① **L8**		4	0	1	0	0	1	0
Lou Clinton, R (1, 9) OBP: 0.172, SLG: 0.321		S S S 0-3 ② **K**	x 0-0 ② **4-3**		x 0-0 ② **F8**			x 0-0 ② **F5**		4	0	0	0	0	1	1
Chuck Schilling, R (1, 4) OBP: 0.143, SLG: 0.125		x 0-0 ③ **6-3**		x 0-0 **HR** **1B**			x 0-0 ③ **1-3**			4	1	1	0	0	0	1
Gene Conley, R (1, 1) OBP: 0.333, SLG: 0.625			x 0-0 ① **6-3**	x 0-0 **HR** 1-H			B B B B 4-0 **BB** 1B 2B			2	2	1	2	1	0	0
Inning Stats	R: 0 H: 0 E: 0 LOB: 1 K: 2 BB: 1 S: 7 P: 11	R: 0 H: 1 E: 0 LOB: 1 K: 1 BB: 0 S: 6 P: 6	R: 0 H: 0 E: 0 LOB: 0 K: 0 BB: 0 S: 3 P: 3	R: 5 H: 3 E: 0 LOB: 0 K: 0 BB: 2 S: 6 P: 14	R: 0 H: 1 E: 0 LOB: 1 K: 0 BB: 1 S: 3 P: 7	R: 0 H: 0 E: 0 LOB: 0 K: 1 BB: 0 S: 5 P: 5	R: 2 H: 2 E: 0 LOB: 1 K: 1 BB: 1 S: 7 P: 11	R: 0 H: 0 E: 0 LOB: 0 K: 0 BB: 0 S: 3 P: 3		1B: 3 SF: 0 2B: 1 SAC: 0 3B: 1 DP: 1 HR: 2 HBP: 0						

BOTTOM

Washington Senators @ Boston Red Sox

Fenway Park, Boston, MA

Wed Apr 25 1962, 3:33 AM EST

Att. 4,536 - Sunny - 78 F

livebaseballscorecards.com

AB	30
R	7
H	7
RBI	7
BB	5
SO	5
LOB	9

PITCHER		IP	WLS	BF	H	R	ER	SO	BB	IBB	HBP	BLK	WP	HR	S	P	ERA	WHIP
Jim Hannan, R ERA: 5.63	(1, 1)	5.0	L	23	5	5	5	3	4	0	0	0	0	2	25	41	9.00	1.800
Ray Rippelmeyer, R ERA: 4.66	(6, 1)	2.0		9	2	2	2	2	1	0	0	0	0	0	12	16	9.00	1.500
Marty Kutyna, R ERA: 2.08	(8, 1)	1.0		3	0	0	0	0	0	0	0	0	0	0	3	3	0.00	0.000

PITCHER	IP	WLS	BF	H	R	ER	SO	BB	IBB	HBP	BLK	WP	HR	S	P	ERA	WHIP

Batter	1	2	3	4	5	6	7	8	9	AB	R	H	RBI	BB	SO	LOB
Willie Tasby, R (1, 8) OBP: 0.259, SLG: 0.200	E5 1B FC5-2	E4		1B BB WP 1B	K		6-3		4-3	6	1	1	0	0	1	0
Jim King, L (1, 9) OBP: 0.346, SLG: 0.391	2-3 FC5-2 BB 1B	4-3		WP 1B HBP BB	P4		3-1 1B 1B		BB	4	2	2	0	2	0	1
Bob Johnson, R (1, 6) OBP: 0.372, SLG: 0.425	FC5-2 BB 2-3		4-3	HBP WP 1B 1B	BB		3-1 1B		F8	5	1	2	0	1	0	3
Dale Long, L (1, 3) OBP: 0.333, SLG: 0.366	2-3		G3	1B HBP BB	K		3-1		F3	5	0	0	0	1	1	6
Gene Woodling, L (1, 7) OBP: 0.455, SLG: 0.462	BB IBB		BB 1B 2B 1B	FC5 1B HBP		2B 1B	4-3			3	1	2	1	1	0	2
Johnny Schaive, R (1, 5) OBP: 0.462, SLG: 0.583	BB		BB 2B 1B			2B		G6-4-3 1B		4	1	4	2	1	0	0
Ken Retzer, L (1, 2) OBP: 0.500, SLG: 0.333	K		2B BB	K		K		G6-4-3 1-2f		3	1	0	0	1	3	8
Chuck Hinton, R (8, PH) OBP: 0.227, SLG: 0.333										1	0	0	0	0	0	1
Fred Green, R (8, 1)										0	0	0	0	0	0	0
Chuck Cottier, R (1, 4) OBP: 0.350, SLG: 0.378		P5	1-H 2-H 3-H 2B	P3		K		2B		5	0	2	3	0	1	5
Carl Bouldin, S (1, 1)										2	0	0	0	0	1	1
Ed Hobaugh, R (3, 1)										0	0	0	0	0	0	0
Jim Piersall, R (4, PH) OBP: 0.167, SLG: 0.250										1	0	0	0	0	0	3
Marty Kutyna, R (4, 1)										0	0	0	0	0	0	0
Harry Bright, R (6, PH)										1	0	0	0	0	1	2
Dave Stenhouse, R (6, 1)										0	0	0	0	0	0	0
Bob Schmidt, R (8, PH) OBP: 0.250, SLG: 0.259		K	F8	FC5 2-3f		K		K		1	0	0	0	0	1	1
(8, 2)																
Inning Stats	R: 1 E: 1 K: 1 S: 7 H: 1 LOB: 3 BB: 2 P: 15	R: 0 E: 1 K: 1 S: 6 H: 0 LOB: 1 BB: 0 P: 6	R: 3 E: 0 K: 0 S: 6 H: 3 LOB: 1 BB: 1 P: 10	R: 3 E: 0 K: 1 S: 8 H: 3 LOB: 3 BB: 2 P: 17	R: 0 E: 0 K: 2 S: 7 H: 0 LOB: 1 BB: 1 P: 11	R: 0 E: 0 K: 3 S: 11 H: 2 LOB: 2 BB: 0 P: 11	R: 0 E: 0 K: 0 S: 5 H: 2 LOB: 2 BB: 0 P: 5	R: 0 E: 0 K: 1 S: 6 H: 2 LOB: 1 BB: 0 P: 6	R: 0 E: 0 K: 0 S: 3 H: 0 LOB: 1 BB: 1 P: 7	1B: 10 2B: 3 3B: 0 HR: 0	SF: 0 SAC: 0 DP: 1 HBP: 1						

PITCHER	IP	WLS	BF	H	R	ER	SO	BB	IBB	HBP	BLK	WP	HR	S	P	ERA	WHIP
Don Schwall, R (1, 1) ERA: 5.04	3.0		18	4	4	3	2	2	1	0	0	0	0	19	31	9.00	2.000
Mike Fornieles, R (4, 1) ERA: 8.44	0.0		5	2	3	3	0	2	0	1	0	1	0	2	11	∞	∞
Chet Nichols, L (4, 1) ERA:	4.2		21	7	0	0	6	1	0	0	0	0	0	32	36	0.00	1.714
Dick Radatz, R (8, 1) ERA:	0.1	W	1	0	0	0	1	0	0	0	0	0	0	3	3	0.00	0.000
Arnold Earley, L (9, 1) ERA:	1.0	S	4	0	0	0	0	1	0	0	0	0	0	3	7	0.00	1.000

PITCHER	IP	WLS	BF	H	R	ER	SO	BB	IBB	HBP	BLK	WP	HR	S	P	ERA	WHIP

Washington Senators @ Boston Red Sox

Fenway Park, Boston, MA

Thu Apr 26 1962, 3:33 AM EST

Att. 3,662 - Sunny

TOP

livebaseballscorecards.com

AB	41
R	7
H	13
RBI	6
BB	7
SO	9
LOB	33

WP: 1	PA: 49
PB: 0	
SB: 0	
CS: 0	

Batter	1	2	3	4	5	6	7	8	9	AB	R	H	RBI	BB	SO	LOB
Pete Runnels, L (1, 3) OBP: 0.291, SLG: 0.380	0-0 2B 1B	0-0 ② F8	0-0 E6 3-H		4-0 IBB		0-0 ② F8	S S S 0-3 ③ K		5	1	1	0	1	1	3
Eddie Bressoud, R (1, 6) OBP: 0.380, SLG: 0.511	0-0 3-1 1-H 2B 2B	0-0 ③ FC6-4 1-2f	0-0 ③ F4		0-0 ③ P6		0-0 S 1B			5	1	2	1	0	0	5
Carl Yastrzemski, L (1, 7) OBP: 0.365, SLG: 0.356	0-0 ① 3-1 2-3	B B B B 4-0 WP 1B 2B BB	0-0 ① G3		0-0 BB 1-3 1B		4-0 FC5-4 1-2 IBB			3	1	1	0	2	0	1
Jim Pagliaroni, R (1, 2) OBP: 0.500, SLG: 0.633	0-0 3-H 2B	0-0 WP 1-2 2B 1B	S S S 0-3 ② K		0-0 ① 1-3 1-2		0-0 ③ FC5-4 1-2f			5	1	2	1	0	1	3
Frank Malzone, R (1, 5) OBP: 0.340, SLG: 0.432	B B B B 4-0 BB	B B B B 4-0 2B 1B 1-2 2-3 BB	0-0 ③ 5-3		S S S 0-3 ② K			0-0 ① 4-3		3	1	0	0	2	1	1
Gary Geiger, L (1, 8) OBP: 0.323, SLG: 0.444	0-0 ② F9	0-0 1B WP 1-3 2-H 3-H 2B		0-0 SH3-4 1B 1B	I I I 4-0 FC5 BB IBB			B B B B 4-0 1B BB		3	1	2	2	2	0	2
Carroll Hardy, R (1, 9) OBP: 0.410, SLG: 0.419	0-0 ③ 1-3	0-0 G1-6-3 WP E 2-3 3-H 1B		0-0 ① F8	B B B B 4-0 1-2 2-3 BB			0-0 ② 1-3 1B		4	2	2	1	1	0	3
Chuck Schilling, R (1, 4) OBP: 0.213, SLG: 0.163		0-0 FC1-6 1B	B B B B 4-0 G1-6-3 1-2 3-H BB		0-0 SH3-4 1-2 1B	0-0 ③ FC5 2-3f		I I I 4-0 1B IBB		3	0	2	0	2	0	3
Don Schwall, R (1, 1) OBP: 0.143, SLG: 0.143 Dave Philley, S (3, PH) Mike Fornieles, R (4, 1) Chet Nichols, S (4, 1) Dick Radatz, R (8, 1) Lou Clinton, R (8, PH) OBP: 0.200, SLG: 0.345 Arnold Earley, L (9, 1)	0-0 ① FC1-6 FC6-4 1-2f	0-0 ① ② G1-6-3 1-2f 2-3			0-0 ② SH3-4 1-2 2-3		0-0 ① G3	0-0 1-2 2-H 1B		1 1 0 1 0 0 1 0	0 0 0 0 0 0 0 0	0 0 0 0 0 0 1 0	0 0 0 0 0 0 1 0	0 0 0 0 0 0 0 0	0 0 0 0 0 0 0 0	1 2 0 0 0 0 0 0
Inning Stats	R: 2 E: 0 K: 0 S: 6 H: 3 LOB: 2 BB: 1 P: 10	R: 0 E: 0 K: 0 S: 4 H: 1 LOB: 1 BB: 0 P: 4	R: 5 E: 1 K: 0 S: 6 H: 3 LOB: 1 BB: 3 P: 18	R: 0 E: 0 K: 1 S: 5 H: 0 LOB: 0 BB: 0 P: 5	R: 0 E: 0 K: 0 S: 5 H: 2 LOB: 3 BB: 1 P: 9	R: 0 E: 0 K: 1 S: 6 H: 1 LOB: 3 BB: 2 P: 14	R: 0 E: 0 K: 0 S: 4 H: 1 LOB: 2 BB: 1 P: 8	R: 1 E: 0 K: 1 S: 6 H: 2 LOB: 2 BB: 2 P: 14		1B: 10 2B: 3 3B: 0 HR: 0	SF: 0 SAC: 1 DP: 1 HBP: 0					

BOTTOM

Washington Senators @ Boston Red Sox

Fenway Park, Boston, MA

Thu Apr 26 1962, 3:33 AM EST

Att. 3,662 - Sunny

livebaseballscorecards.com

AB	35
R	8
H	13
RBI	6
BB	10
SO	3
LOB	24

WP: 2 PB: 0 SB: 1 CS: 0 PA: 46

PITCHER		IP	WLS	BF	H	R	ER	SO	BB	IBB	HBP	BLK	WP	HR	S	P	ERA	WHIP
Carl Bouldin, R ERA: 22.5	(1, 1)	2.0		14	5	5	5	0	3	0	0	0	1	0	11	23	22.50	4.000
Ed Hobaugh, R ERA: 9.0	(3, 1)	1.0		6	2	2	1	0	1	0	0	0	1	0	5	9	9.00	3.000
Marty Kutyna, R ERA: 1.42	(4, 1)	2.0		9	2	0	0	1	0	1	0	0	0	0	10	14	0.00	1.000
Dave Stenhouse, R ERA:	(6, 1)	2.0		11	2	0	0	1	1	2	0	0	0	0	10	22	0.00	1.500
Fred Green, L ERA: 3.0	(8, 1)	1.0	L	6	2	1	1	1	1	1	0	0	0	0	6	14	9.00	3.000

PITCHER	IP	WLS	BF	H	R	ER	SO	BB	IBB	HBP	BLK	WP	HR	S	P	ERA	WHIP

Batter	1	2	3	4	5	6	7	8	9	AB	R	H	RBI	BB	SO	LOB
Bobby Richardson, R (1, 4) OBP: 0.357, SLG: 0.373	0-0 2B 1B		0-0 1B SF8 2B	4-0 HR IBB		0-0 ① 6-3		0-0 SH1-3 2B		4	3	3	0	1	0	0
Clete Boyer, R (1, 5) OBP: 0.511, SLG: 0.732	0-0 ① F8		0-0 2-3 1B	0-0 1-H 2-H 3-H HR		0-0 ② 5-3		0-0 ① SH1-3 2-3		4	1	2	4	0	0	1
Roger Maris, L (1, 9) OBP: 0.218, SLG: 0.275	0-0 ② F3		0-0 ① F5	0-0 ② F9		0-0 HR		0-0 ② F6		5	1	1	1	0	0	4
Mickey Mantle, S (1, 8) OBP: 0.635, SLG: 0.690	0-0 1-H 2B		0-0 ② SF8 3-H	0-0 HR 1B		B B B B 4-0 1B BB		B B B B 4-0 FC6-4 BB		2	1	2	2	2	0	0
Elston Howard, R (1, 2) OBP: 0.350, SLG: 0.605	0-0 ③ 1-3		0-0 ③ F8	0-0 1-H HR		0-0 1-2 1B		0-0 ③ FC6-4 1-2f		5	1	2	2	0	0	4
Bill Skowron, R (1, 3) OBP: 0.277, SLG: 0.467		B B B B 4-0 G5-4-3 BB		0-0 1B 1B 0-3 ③ K		S S S 0-3 ③ K			0-0 ① 1-3	4	1	1	0	1	2	2
Hector Lopez, R (1, 7) OBP: 0.391, SLG: 0.222 Jack Reed, R (9, PR) (9, 7)	0-0 ① ② G5-4-3 1-2f		0-0 SH2-4 1B 1-2 HR 1B	B B B B 4-0 CS BB		0-0 ① L4		B B B B 4-0 BB		3 0	1 0	1 0	0 0	2 0	0 0	1 0
Tom Tresh, S (1, 6) OBP: 0.352, SLG: 0.378	0-0 2B		0-0 SH2-4 1-2 2-H HR 1B	B B B B 4-0 ① CS 1-2 BB		S S S 0-3 ② K2-3		0-0 ② F6		4	1	2	1	1	1	1
Bill Stafford, R (1, 1) Jim Coates, R (6, 1) Rollie Sheldon, R (8, 1) Marshall Bridges, S (8, 1)	0-0 ③ F7		0-0 ① SH2-4 1-2 2-3	S S S 0-3 ②③ K 1-2		S S S 0-3 ③ K		0-0 ③ F4		2 1 0 1	0 0 0 0	0 0 0 0	0 0 0 0	0 0 0 0	1 1 0 0	2 0 0 1
Inning Stats	R: 1 H: 2 E: 0 LOB: 1 K: 0 BB: 0 S: 5 P: 5	R: 0 H: 1 E: 0 LOB: 1 K: 0 BB: 1 S: 3 P: 7	R: 1 H: 2 E: 0 LOB: 1 K: 0 BB: 0 S: 5 P: 5	R: 7 H: 6 E: 0 LOB: 0 K: 1 BB: 1 S: 11 P: 15	R: 0 H: 0 E: 0 LOB: 0 K: 1 BB: 2 S: 3 P: 11	R: 1 H: 2 E: 0 LOB: 2 K: 1 BB: 1 S: 7 P: 11	R: 0 H: 0 E: 0 LOB: 0 K: 2 BB: 0 S: 7 P: 7	R: 0 H: 1 E: 0 LOB: 2 K: 0 BB: 1 S: 4 P: 8	R: 0 H: 0 E: 0 LOB: 1 K: 0 BB: 1 S: 3 P: 7	1B: 7 SF: 1 2B: 4 SAC: 2 3B: 0 DP: 1 HR: 3 HBP: 0						

PITCHER		IP	WLS	BF	H	R	ER	SO	BB	IBB	HBP	BLK	WP	HR	S	P	ERA	WHIP
Pete Burnside, L ERA: 6.6	(1, 1)	3.1	L	20	9	7	7	0	1	1	0	0	0	1	18	26	18.90	3.000
Tom Cheney, R ERA: 7.2	(4, 1)	1.2		7	2	2	2	2	2	0	0	0	0	1	9	17	10.80	2.400
Ray Rippelmeyer, R ERA: 5.06	(6, 1)	1.0		6	2	1	1	1	1	0	0	0	0	1	7	11	9.00	3.000
Jim Hannan, R ERA: 4.5	(7, 1)	2.0		8	1	0	0	2	1	0	0	0	0	0	11	15	0.00	1.000
Dave Stenhouse, R ERA:	(9, 1)	1.0		4	0	0	0	0	1	0	0	0	0	0	3	7	0.00	1.000

PITCHER	IP	WLS	BF	H	R	ER	SO	BB	IBB	HBP	BLK	WP	HR	S	P	ERA	WHIP

TOP

New York Yankees @ Washington Senators

D.C. Stadium, Washington, DC

Fri Apr 27 1962, 6:05 PM EST

Att. 20,120 - Unknown

livebaseballscorecards.com

AB	35
R	10
H	14
RBI	10
BB	7
SO	5
LOB	16

1B: 7 SF: 1 PA: 45
2B: 4 SAC: 2
3B: 0 DP: 1
HR: 3 HBP: 0

WP: 0
PB: 0
SB: 0
CS: 2

Batter	1	2	3	4	5	6	7	8	9	AB	R	H	RBI	BB	SO	LOB
Chuck Hinton, R (1, 7) OBP: 0.185, SLG: 0.269	6-3		5-3		6-3	K		F7		5	0	0	0	0	1	3
Jim Piersall, R (1, 8) Dave Stenhouse, R (9, 1) OBP: 0.207, SLG: 0.250	G5-4-3, 1B		BBBB, BB		F9	K, 2-3		FC3-4, BB, 1-2f		4 0	0 0	1 0	0 0	1 0	1 0	2 0
Bob Johnson, R (1, 6) OBP: 0.375, SLG: 0.477	G5-4-3, 1-2f		1-3			HR	F8	BBBB, FC6-4, BB, 1-2		4	1	1	1	1	0	3
Dale Long, L (1, 3) OBP: 0.347, SLG: 0.400 Willie Tasby, R (8, PH) (9, 8) OBP: 0.250, SLG: 0.192		3-1		HR, 2B		BB, 1B	F9	FC6-4, 1-2f		4 1	2 0	2 0	0 0	0 0	0 0	0 2
Jim King, L (1, 9) OBP: 0.400, SLG: 0.400 Danny O'Connell, R (9, PH) OBP: 0.257, SLG: 0.382		BBBB, G3, BB		F7		BBBB, 1B, PB, BB, 1-2	1B		5-3	2 1	1 0	1 0	0 0	2 0	0 0	1 0
Johnny Schaive, R (1, 5) OBP: 0.444, SLG: 0.706	G3, 1-2			HR, 2-H		F7	1B, 1-2		F2	5	1	2	2	0	0	3
Bob Schmidt, R (1, 2) OBP: 0.242, SLG: 0.250	SSS, K			6-3		PB, 2B, 1B, 1-3, 2-H	SSS, K		SSS, K	5	1	1	1	0	3	3
Chuck Cottier, R (1, 4) OBP: 0.386, SLG: 0.425			SH1-4, 1B	5-3		H, 2B, HBP, 1-2, 3-H		1B, 2B		3	2	2	0	0	0	0
Pete Burnside, R (1, 1) Tom Cheney, R (4, 1) Joe Hicks, L (5, PH) OBP: 0.231, SLG: 0.167 Ray Rippelmeyer, R (6, 1) Gene Woodling, L (6, PH) OBP: 0.333, SLG: 0.778 Jim Hannan, R (7, 1) Ken Retzer, L (8, PH) OBP: 0.000, SLG: 0.400 Ken Hamlin, R (8, PR) Harry Bright, R (9, 3)			SH1-4, 1-2		F8	WP, 2B, 1-H, 2-H		FC3-4, 1B, 2-H		0 0 1 0 1 0 1 0 0	0 0 0 0 0 0 0 0 0	0 0 0 0 1 0 1 0 0	0 0 0 0 2 1 0 0 0	0 0 0 0 0 0 0 0 0	0 0 0 0 0 0 0 0 0	0 0 0 0 0 0 0 0 0
Inning Stats	R: 0 E: 0 K: 0 S: 3 H: 1 LOB: 0 BB: 0 P: 3	R: 0 E: 0 K: 1 S: 5 H: 0 LOB: 1 BB: 1 P: 9	R: 0 E: 0 K: 0 S: 4 H: 1 LOB: 2 BB: 1 P: 8	R: 2 E: 0 K: 0 S: 5 H: 2 LOB: 2 BB: 0 P: 5	R: 0 E: 0 K: 0 S: 3 H: 0 LOB: 0 BB: 0 P: 3	R: 5 E: 0 K: 2 S: 11 H: 4 LOB: 1 BB: 1 P: 16	R: 0 E: 0 K: 1 S: 7 H: 2 LOB: 2 BB: 0 P: 7	R: 1 E: 0 K: 0 S: 5 H: 2 LOB: 2 BB: 1 P: 9	R: 0 E: 0 K: 1 S: 5 H: 0 LOB: 0 BB: 0 P: 5	1B: 7 2B: 3 3B: 0 HR: 2 SF: 0 SAC: 1 DP: 1 HBP: 1						

PITCHER		IP	WLS	BF	H	R	ER	SO	BB	IBB	HBP	BLK	WP	HR	S	P	ERA	WHIP
Bill Stafford, R ERA: 6.1	(1, 1)	5.1	W	25	7	6	6	1	3	0	0	0	0	2	24	36	10.12	1.875
Jim Coates, R ERA: 3.45	(6, 1)	1.2		11	5	2	2	3	0	0	1	0	1	0	16	17	10.80	3.000
Rollie Sheldon, R ERA:	(8, 1)	0.2		3	0	0	0	0	1	0	0	0	0	0	2	6	0.00	1.500
Marshall Bridges, L ERA:	(8, 1)	1.1	S	4	0	0	0	1	0	0	0	0	0	0	6	6	0.00	0.000

PITCHER	IP	WLS	BF	H	R	ER	SO	BB	IBB	HBP	BLK	WP	HR	S	P	ERA	WHIP

BOTTOM

New York Yankees @ Washington Senators

D.C. Stadium, Washington, DC

Fri Apr 27 1962, 6:05 PM EST

Att. 20,120 - Unknown

livebaseballscorecards.com

AB	37
R	8
H	12
RBI	7
BB	4
SO	5
LOB	17

WP: 1 PA: 43
PB: 1
SB: 0
CS: 0

Batter	1	2	3	4	5	6	7	8	9	AB	R	H	RBI	BB	SO	LOB
Bobby Richardson, R (1, 4) OBP: 0.361, SLG: 0.382	B B B B 4-0 G6-4-3 BB		x 0-0 1B BB 2B	x 0-0 E4 1B 1B		x 0-0 ① F8	x 0-0 ② SH1-3 1-2		x 0-0 ② 1-3	4	2	1	0	1	0	0
Clete Boyer, R (1, 5) OBP: 0.509, SLG: 0.766	x 0-0 ① ② G6-4-3 1-2f		x 0-0 BB G3 1B 2-3 1B	x 0-0 ② F6		x 0-0 E E 1B	x 0-0 2-H HR		S S S 0-3 ③ K	6	3	3	2	0	1	2
Roger Maris, L (1, 9) OBP: 0.250, SLG: 0.357	x 0-0 1B 1B		x 0-0 ① G3 1-2	x 0-0 1B 1B 1-2		x 0-0 ② F7	x 0-0 HR			5	1	3	1	0	0	3
Mickey Mantle, S (1, 8) OBP: 0.649, SLG: 0.688 Phil Linz, R (7, PR) Joe Pepitone, L (7, 8) OBP: 0.167, SLG: 0.167	x 0-0 1-2 1B		I I I 4-0 BB 1B IBB	x 0-0 FC6-4 1-3 2-H 1B		x 0-0 E6 E 1-3	B B B B 4-0 BB			3	1	2	1	2	0	1
										0	0	0	0	0	0	0
										0	0	0	0	0	0	0
Elston Howard, R (1, 2) OBP: 0.333, SLG: 0.548	S S S 0-3 ③ K		B B B B 4-0 1-2 2-3 3-H 1B BB	x 0-0 ③ FC6-4 1-2f		x 0-0 E6 1-3 3-H	x 0-0 ③ 4-3			4	0	0	1	1	1	6
Bill Skowron, R (1, 3) OBP: 0.269, SLG: 0.480		x 0-0 5-3 3B	S S S 0-3 ② K		x 0-0 ① F5	x 0-0 ③ 1-3		x 0-0 ① F9		5	1	1	0	0	1	5
Hector Lopez, R (1, 7) OBP: 0.393, SLG: 0.391		x 0-0 ① 5-3 3-H	x 0-0 1-2 2-H 3-H 1B		x 0-0 ② 4-3		x 0-0 HR	x 0-0 ② F9		5	1	2	4	0	0	0
Tom Tresh, S (1, 6) OBP: 0.339, SLG: 0.360		x 0-0 ② 6-3	S S S 0-3 ③ K		x 0-0 1B		x 0-0 ① 5-3	x 0-0 ③ L6		5	0	1	0	0	1	2
Ralph Terry, R (1, 1) OBP: 0.133, SLG: 0.071		x 0-0 ③ 6-3		S S S 0-3 ① K	x 0-0 ③ 1-3		B B B B 4-0 SH1-3 HR BB		x 0-0 ① 6-3	4	1	0	0	1	1	1
Inning Stats	R: 0 H: 2 E: 0 LOB: 2 K: 1 BB: 1 S: 6 P: 10	R: 1 H: 1 E: 0 LOB: 0 K: 0 BB: 0 S: 4 P: 4	R: 3 H: 3 E: 0 LOB: 2 K: 2 BB: 2 S: 10 P: 18	R: 1 H: 2 E: 1 LOB: 2 K: 1 BB: 0 S: 8 P: 8	R: 0 H: 1 E: 0 LOB: 1 K: 0 BB: 0 S: 4 P: 4	R: 1 H: 1 E: 2 LOB: 2 K: 0 BB: 0 S: 6 P: 6	R: 4 H: 3 E: 0 LOB: 1 K: 0 BB: 2 S: 6 P: 14	R: 0 H: 0 E: 0 LOB: 0 K: 0 BB: 0 S: 3 P: 3	R: 0 H: 0 E: 0 LOB: 0 K: 1 BB: 0 S: 5 P: 5	1B: 8 SF: 0 2B: 1 SAC: 1 3B: 1 DP: 1 HR: 3 HBP: 0						

PITCHER		IP	WLS	BF	H	R	ER	SO	BB	IBB	HBP	BLK	WP	HR	S	P	ERA	WHIP
Claude Osteen, L ERA: 12.1	(1, 1)	2.1	L	14	5	4	4	1	2	1	0	0	0	0	13	25	15.43	3.000
Marty Kutyna, R ERA: 1.0	(3, 1)	2.2		13	4	1	0	3	0	0	0	0	0	0	19	19	0.00	1.500
Fred Green, L ERA: 7.5	(6, 1)	3.0		17	4	5	4	0	2	0	0	0	0	3	15	23	12.00	2.000
Tom Cheney, R ERA: 6.0	(9, 1)	1.0		3	0	0	0	1	0	0	0	0	0	0	5	5	0.00	0.000

PITCHER	IP	WLS	BF	H	R	ER	SO	BB	IBB	HBP	BLK	WP	HR	S	P	ERA	WHIP

TOP

New York Yankees @ Washington Senators

D.C. Stadium, Washington, DC

Sat Apr 28 1962, 3:33 AM EST

Att. 9,299 - Unknown

livebaseballscorecards.com

AB	41
R	10
H	13
RBI	9
BB	5
SO	5
LOB	20

WP: 0	PA: 47																	
PB: 0																		
SB: 0																		
CS: 0																		

Batter	1	2	3	4	5	6	7	8	9	AB	R	H	RBI	BB	SO	LOB
Chuck Hinton, R (1, 7) OBP: 0.161, SLG: 0.241	4-3		6-3			K		SF8 2-3 3-H		3	0	0	1	0	1	0
Jim Piersall, R (1, 8) OBP: 0.212, SLG: 0.250	5-3			5-3		F7		FC6-4 3-H		4	0	1	1	0	0	0
Bob Johnson, R (1, 6) OBP: 0.365, SLG: 0.521	6-3			HR		F4		FC6-4 1-2f		4	1	1	1	0	0	1
Dale Long, L (1, 3) OBP: 0.340, SLG: 0.375		3-1		F9			F7		BBBB FC4-6 BB	3	0	0	0	1	0	0
Jim King, L (1, 9) OBP: 0.412, SLG: 0.414		1B		K			G5-4-3 1B		FC4-6 1-2f	4	0	2	0	0	1	1
Johnny Schaive, R (1, 5) OBP: 0.364, SLG: 0.571		F9			F2		G5-4-3 1-2f		F7	4	0	0	0	0	0	3
Bob Schmidt, R (1, 2) OBP: 0.243, SLG: 0.250		K			F4			3-1 1B SF8 1B	F8	4	1	1	0	0	1	2
Chuck Cottier, R (1, 4) OBP: 0.404, SLG: 0.429			1-3		BBBB BB			SF8 3-1 1-2 1B 1B		2	1	1	0	1	0	0
Claude Osteen, L (1, 1) OBP: 0.500, SLG: 0.500 Marty Kutyna, R (3, 1) Joe Hicks, L (5, PH) OBP: 0.214, SLG: 0.154 Fred Green, R (6, 1) Gene Woodling, L (8, PH) OBP: 0.457, SLG: 0.500 Tom Cheney, R (9, 1)			4-3		F5			3-1 1-2 2-3		0 1 1 0 1 0	0 0 0 0 0 0	0 0 0 0 0 0	0 0 0 0 0 0	0 0 0 0 0 0	0 0 1 0 0 2	0 0 1 0 0 0
Inning Stats	R: 0 E: 0 K: 0 S: 3 H: 0 LOB: 0 BB: 0 P: 3	R: 0 E: 0 K: 1 S: 6 H: 1 LOB: 1 BB: 0 P: 6	R: 0 E: 0 K: 0 S: 3 H: 0 LOB: 0 BB: 0 P: 3	R: 1 E: 0 K: 1 S: 6 H: 1 LOB: 0 BB: 0 P: 6	R: 0 E: 0 K: 0 S: 3 H: 0 LOB: 1 BB: 1 P: 7	R: 0 E: 0 K: 1 S: 5 H: 0 LOB: 0 BB: 0 P: 5	R: 0 E: 0 K: 0 S: 3 H: 1 LOB: 0 BB: 0 P: 3	R: 2 E: 0 K: 0 S: 6 H: 3 LOB: 1 BB: 0 P: 6	R: 0 E: 0 K: 0 S: 3 H: 0 LOB: 1 BB: 1 P: 7	1B: 5 2B: 0 3B: 0 HR: 1	SF: 1 SAC: 0 DP: 1 HBP: 0	WP: 0 PB: 0 SB: 0 CS: 0	PA: 34				

PITCHER		IP	WLS	BF	H	R	ER	SO	BB	IBB	HBP	BLK	WP	HR	S	P	ERA	WHIP
Ralph Terry, R ERA: 3.82	(1, 1)	9.0	W	34	6	3	3	3	2	0	0	0	0	1	38	46	3.00	0.889

PITCHER	IP	WLS	BF	H	R	ER	SO	BB	IBB	HBP	BLK	WP	HR	S	P	ERA	WHIP

BOTTOM

New York Yankees @ Washington Senators

D.C. Stadium, Washington, DC

Sat Apr 28 1962, 3:33 AM EST

Att. 9,299 - Unknown

livebaseballscorecards.com

AB	31
R	3
H	6
RBI	3
BB	2
SO	3
LOB	10

Batter	1	2	3	4	5	6	7	8	9	AB	R	H	RBI	BB	SO	LOB
Bobby Richardson, R (1, 4) OBP: 0.354, SLG: 0.373	1-3		6-3	2-3 1B			5-3			4	0	1	0	0	0	0
Clete Boyer, R (1, 5) OBP: 0.491, SLG: 0.725	K		1B FC4-6 1B	K			F2			4	1	1	0	0	2	2
Roger Maris, L (1, 9) OBP: 0.266, SLG: 0.367	1B		1-3 FC4-6 1B		3-1		G3			4	0	2	0	0	0	0
Mickey Mantle, S (1, 8) OBP: 0.607, SLG: 0.611	K		FC4-6 1-2f 3-H		B4-3			F7		4	0	0	1	0	1	2
Yogi Berra, L (1, 7) OBP: 0.316, SLG: 0.412 Jack Reed, R (9, 7)		BBBB 1B SF8 BB	F8		1B			G2		3 0	1 0	1 0	0 0	1 0	0 0	1 0
Johnny Blanchard, L (1, 2) OBP: 0.333, SLG: 0.588		E3 1-3 1B		2B SF7 1B	G3			4-3		4	1	2	0	0	0	1
Joe Pepitone, L (1, 3) OBP: 0.200, SLG: 0.200		K		F9		G4-6-3 1B			F7	4	0	1	0	0	1	3
Tom Tresh, S (1, 6) OBP: 0.349, SLG: 0.396		SF8 3-H		1B 1-3 2B		G4-6-3 1-2f			CS 1B	3	0	2	1	0	0	1
Whitey Ford, L (1, 1) OBP: 0.154, SLG: 0.182		E3 2-3		SF7 3-H		K			F6 1-2	3	0	0	1	0	1	2
Inning Stats	R: 0 E: 0 K: 2 S: 8 H: 1 LOB: 1 BB: 0 P: 8	R: 1 E: 1 K: 1 S: 6 H: 1 LOB: 2 BB: 1 P: 10	R: 1 E: 0 K: 0 S: 5 H: 2 LOB: 1 BB: 0 P: 5	R: 1 E: 0 K: 1 S: 8 H: 3 LOB: 2 BB: 0 P: 8	R: 0 E: 0 K: 0 S: 4 H: 1 LOB: 1 BB: 0 P: 4	R: 0 E: 0 K: 1 S: 5 H: 1 LOB: 0 BB: 0 P: 5	R: 0 E: 0 K: 0 S: 3 H: 0 LOB: 0 BB: 0 P: 3	R: 0 E: 0 K: 0 S: 3 H: 0 LOB: 0 BB: 0 P: 3	R: 0 E: 0 K: 0 S: 3 H: 1 LOB: 0 BB: 0 P: 3	1B: 9 2B: 1 3B: 0 HR: 0 SF: 2 SAC: 0 DP: 1 HBP: 0						

TOP

New York Yankees @ Washington Senators

D.C. Stadium, Washington, DC

Sun Apr 29 1962, 3:33 AM EDT

Unknown

livebaseballscorecards.com

AB	33
R	3
H	10
RBI	3
BB	1
SO	5
LOB	12

PITCHER		IP	WLS	BF	H	R	ER	SO	BB	IBB	HBP	BLK	WP	HR	S	P	ERA	WHIP
Bennie Daniels, R ERA: 4.0	(1, 1)	8.0	L	33	9	3	3	5	1	0	0	0	0	0	42	46	3.38	1.250
Jim Hannan, R ERA: 4.09	(9, 1)	1.0		3	1	0	0	0	0	0	0	0	0	0	3	3	0.00	1.000

PITCHER		IP	WLS	BF	H	R	ER	SO	BB	IBB	HBP	BLK	WP	HR	S	P	ERA	WHIP

Batter	1	2	3	4	5	6	7	8	9	AB	R	H	RBI	BB	SO	LOB
Chuck Hinton, R (1, 9) OBP: 0.200, SLG: 0.250	5-3		G6-4-3 1B			K		BB FC6-4 1-2		3	0	1	0	1	1	0
Jim Piersall, R (1, 8) OBP: 0.189, SLG: 0.222	6-3		G6-4-3 1-2f			F4		FC6-4 1-2f 2-3		4	0	0	0	0	0	3
Bob Johnson, R (1, 6) OBP: 0.357, SLG: 0.500	6-3			F4		1B		6-3		4	0	1	0	0	0	2
Harry Bright, R (1, 3) OBP: 0.286, SLG: 0.714		HR		G6-4-3 1B		F8			F9	4	1	2	1	0	0	1
Willie Tasby, R (1, 7) OBP: 0.250, SLG: 0.200		E7 1B		G6-4-3 1-2f			5-3		F9	4	0	1	0	0	0	1
Johnny Schaive, R (1, 5) OBP: 0.346, SLG: 0.640		F7			HR		F6		F8	4	1	1	1	0	0	1
Bob Schmidt, R (1, 2) OBP: 0.225, SLG: 0.231		5-3			6-3		6-3			3	0	0	0	0	0	1
Chuck Cottier, R (1, 4) OBP: 0.380, SLG: 0.400		5-3			5-3				F8	3	0	0	0	0	0	1
Bennie Daniels, L (1, 1) OBP: 0.125, SLG: 0.125 Danny O'Connell, R (8, PH) OBP: 0.278, SLG: 0.400 Jim Hannan, R (9, 1)			K		K			FC6-4 BB 1B		2 1 0	0 0 0	0 1 0	0 0 0	0 0 0	2 0 0	0 0 0
Inning Stats	R: 0 E: 0 K: 0 S: 3 H: 0 LOB: 0 BB: 0 P: 3	R: 1 E: 1 K: 0 S: 5 H: 2 LOB: 1 BB: 0 P: 5	R: 0 E: 0 K: 1 S: 5 H: 1 LOB: 0 BB: 0 P: 5	R: 0 E: 0 K: 0 S: 3 H: 1 LOB: 0 BB: 0 P: 3	R: 1 E: 0 K: 1 S: 6 H: 1 LOB: 0 BB: 0 P: 6	R: 0 E: 0 K: 1 S: 6 H: 1 LOB: 1 BB: 0 P: 6	R: 0 E: 0 K: 0 S: 3 H: 0 LOB: 0 BB: 0 P: 3	R: 0 E: 0 K: 0 S: 4 H: 1 LOB: 2 BB: 1 P: 8	R: 0 E: 0 K: 0 S: 3 H: 0 LOB: 0 BB: 0 P: 3	1B: 5 2B: 0 3B: 0 HR: 2	SF: 0 SAC: 0 DP: 2 HBP: 0						

PITCHER	IP	WLS	BF	H	R	ER	SO	BB	IBB	HBP	BLK	WP	HR	S	P	ERA	WHIP
Whitey Ford, L (1, 1) ERA: 3.71	9.0	W	33	7	2	2	3	1	0	0	0	0	2	38	42	2.00	0.889

PITCHER	IP	WLS	BF	H	R	ER	SO	BB	IBB	HBP	BLK	WP	HR	S	P	ERA	WHIP

BOTTOM

New York Yankees @ Washington Senators

D.C. Stadium, Washington, DC

Sun Apr 29 1962, 3:33 AM EDT

Unknown

livebaseballscorecards.com

AB	32
R	2
H	7
RBI	2
BB	1
SO	3
LOB	10

PA: 33

Batter	1	2	3	4	5	6	7	8	9	AB	R	H	RBI	BB	SO	LOB
Bobby Richardson, R (1, 4) OBP: 0.366, SLG: 0.385	G5-4-3 1B		F8	BB HR 2-H 3-H 1B	L5		S 2-H 1B		1-3	6	1	3	3	0	0	2
Clete Boyer, R (1, 5) OBP: 0.492, SLG: 0.750	G5-4-3 1-2f		HR	BB 1-2 HR		2B 1B	6-3 1-2		5-3	5	3	2	1	1	0	2
Roger Maris, L (1, 9) OBP: 0.304, SLG: 0.492 Joe Pepitone, L (8, 9) OBP: 0.200, SLG: 0.200	2B		6-3	HR 1-H 2-H		G3 FC4-2 1-H 2B		1B 2B		5 0	2 0	4 0	4 0	0 0	0 0	0 0
Mickey Mantle, S (1, 8) OBP: 0.606, SLG: 0.590	BB		F8	HBP		G3 2-3		BB 2-H 1B		3	0	1	1	1	0	1
Yogi Berra, L (1, 7) OBP: 0.333, SLG: 0.381 Jack Reed, R (8, PR) (8, 7)	F5			3B 1B 4-1		FC4-2 3-H		BB 1-2		4 0	1 0	1 0	0 0	1 0	0 0	4 0
Elston Howard, R (1, 2) OBP: 0.320, SLG: 0.553		4-3		1B 1-H 3B	F8	1-3		F7		5	1	1	1	0	0	3
Bill Skowron, R (1, 3) OBP: 0.263, SLG: 0.509		HR	6-3	4-3			F2 S S S	K		5	1	1	1	0	1	3
Tom Tresh, S (1, 6) OBP: 0.368, SLG: 0.393		4-3		1-3 1B IBB	1B 1B		SH1-4 1B BB	1-3		3	2	1	0	2	0	2
Bud Daley, L (1, 1) OBP: 0.500, SLG: 0.500 Jim Coates, R (6, 1)		5-3		1-3 1-2	1-3 1B		SH1-4 1-2		S S S K	3 1	0 0	1 0	0 0	0 0	0 1	2 0
Inning Stats	R: 0 E: 0 K: 0 S: 4 H: 2 LOB: 2 BB: 1 P: 8	R: 1 E: 0 K: 0 S: 4 H: 1 LOB: 0 BB: 0 P: 4	R: 1 E: 0 K: 0 S: 4 H: 1 LOB: 0 BB: 0 P: 4	R: 6 E: 0 K: 0 S: 7 H: 4 LOB: 1 BB: 2 P: 16	R: 0 E: 0 K: 0 S: 5 H: 2 LOB: 2 BB: 0 P: 5	R: 1 E: 0 K: 0 S: 5 H: 2 LOB: 1 BB: 0 P: 5	R: 1 E: 0 K: 0 S: 4 H: 1 LOB: 1 BB: 1 P: 8	R: 1 E: 0 K: 1 S: 7 H: 2 LOB: 2 BB: 1 P: 11	R: 0 E: 0 K: 1 S: 5 H: 0 LOB: 0 BB: 0 P: 5	1B: 8 2B: 3 3B: 1 HR: 3 SF: 0 SAC: 1 DP: 1 HBP: 1						

PITCHER	IP	WLS	BF	H	R	ER	SO	BB	IBB	HBP	BLK	WP	HR	S	P	ERA	WHIP
Joe McClain, R (1, 1) ERA: 10.2	4.0	L	23	8	8	8	0	2	1	1	0	0	3	19	32	18.00	2.500
Ray Rippelmeyer, R (5, 1) ERA: 4.97	2.0		10	4	1	1	0	0	0	0	0	0	0	10	10	4.50	2.000
Ed Hobaugh, R (7, 1) ERA: 7.5	3.0		14	3	2	2	2	2	0	0	0	0	0	16	24	6.00	1.667

PITCHER	IP	WLS	BF	H	R	ER	SO	BB	IBB	HBP	BLK	WP	HR	S	P	ERA	WHIP

TOP

New York Yankees @ Washington Senators

D.C. Stadium, Washington, DC

Sun Apr 29 1962, 3:38 AM EDT

Att. 31,466 - Unknown

livebaseballscorecards.com

AB	40
R	11
H	15
RBI	11
BB	5
SO	2
LOB	19

BOTTOM

New York Yankees @ Washington Senators

D.C. Stadium, Washington, DC

Sun Apr 29 1962, 3:38 AM EDT

Att. 31,466 - Unknown

livebaseballscorecards.com

Batter	1	2	3	4	5	6	7	8	9	AB	R	H	RBI	BB	SO	LOB
Chuck Hinton, R (1, 9) OBP: 0.225, SLG: 0.250	6-3		SH1-3 1B		6-3	BB			F4	4	0	1	0	1	0	1
Jim Piersall, R (1, 8) Gene Woodling, L (6, PH) Ed Hobaugh, R (7, 1) Jim King, L (9, PH) OBP: 0.400, SLG: 0.400	4-3		SH1-3 1-2		F4	F7			K	2	0	0	0	0	0	1
										1	0	0	0	0	0	2
										0	0	0	0	0	0	0
										1	0	0	0	0	1	0
Bob Johnson, R (1, 6) OBP: 0.344, SLG: 0.464	BB WP HR		5-3		F5		F9		5-3	4	1	0	0	1	0	2
Harry Bright, R (1, 3) OBP: 0.364, SLG: 0.909	1-H HR			F8		F7	1B			4	1	2	2	0	0	0
Willie Tasby, R (1, 7) OBP: 0.250, SLG: 0.206	F9			F8		E8 HR	G6-4-3 1-2 1B			4	1	1	0	0	0	0
Johnny Schaive, R (1, 5) OBP: 0.367, SLG: 0.724		6-3		E6 2B 1B		2-H HR	1-2f G6-4-3			4	2	2	2	0	0	2
Bob Schmidt, R (1, 2) OBP: 0.250, SLG: 0.349		L5		2-H 2B		HR		4-3		4	1	2	2	0	0	0
Chuck Cottier, R (1, 4) OBP: 0.370, SLG: 0.408		K		6-3		2B		F4		4	0	1	0	0	1	1
Joe McClain, R (1, 1) Ray Rippelmeyer, R (5, 1) Joe Hicks, L (6, PH) OBP: 0.188, SLG: 0.133 (7, 8)			F7		2B	K		F5		1	0	0	0	0	0	0
										1	0	1	0	0	0	0
										2	0	0	0	0	1	1

Inning Stats	1	2	3	4	5	6	7	8	9
	R: 2 E: 0 K: 0 S: 4	H: 1 LOB: 0 BB: 1 P: 8	R: 0 E: 0 K: 1 S: 5	H: 0 LOB: 0 BB: 0 P: 5	R: 0 E: 0 K: 0 S: 4	H: 1 LOB: 1 BB: 1 P: 4	R: 1 E: 1 K: 0 S: 5	H: 2 LOB: 1 BB: 0 P: 5	R: 0 E: 0 K: 0 S: 4	H: 1 LOB: 1 BB: 0 P: 4	R: 3 E: 1 K: 1 S: 9	H: 3 LOB: 2 BB: 1 P: 13	R: 0 E: 0 K: 0 S: 4	H: 2 LOB: 1 BB: 0 P: 4	R: 0 E: 0 K: 0 S: 3	H: 0 LOB: 0 BB: 0 P: 3	R: 0 E: 0 K: 1 S: 5	H: 0 LOB: 0 BB: 0 P: 5

	AB	36
	R	6
	H	10
	RBI	6
	BB	2
	SO	3
	LOB	10

1B: 4 SF: 0 WP: 1 PA: 39
2B: 3 SAC: 1 PB: 0
3B: 0 DP: 1 SB: 0
HR: 3 HBP: 0 CS: 0

PITCHER	IP	WLS	BF	H	R	ER	SO	BB	IBB	HBP	BLK	WP	HR	S	P	ERA	WHIP
Bud Daley, L (1, 1) ERA: 6.23	5.1	W	25	7	6	4	1	1	0	0	0	1	3	26	30	6.75	1.500
Jim Coates, R (6, 1) ERA: 2.79	3.2	S	14	3	0	0	2	1	0	0	0	0	0	17	21	0.00	1.091

PITCHER	IP	WLS	BF	H	R	ER	SO	BB	IBB	HBP	BLK	WP	HR	S	P	ERA	WHIP

Boston Red Sox @ Washington Senators

D.C. Stadium, Washington, DC

Tue May 01 1962, 7:05 PM EDT

Att. 3,233 - Cloudy

livebaseballscorecards.com

TOP

Batter	1	2	3	4	5	6	7	8	9	AB	R	H	RBI	BB	SO	LOB
Pete Runnels, L (1, 3) OBP: 0.325, SLG: 0.348	SH1-3, 1B, 2B		BBBB, 5-3, BB		6-3			P6		3	1	1	0	1	0	0
Eddie Bressoud, R (1, 6) OBP: 0.329, SLG: 0.433	SH1-3 2-3		5-3 1-2			6-3		F3		3	0	0	0	0	0	1
Carroll Hardy, R (1, 8) OBP: 0.379, SLG: 0.354	F8		SSS, K			6-3			CS, 1B	4	0	1	0	0	1	2
Jim Pagliaroni, R (1, 2) OBP: 0.446, SLG: 0.565	BBBB, 1B, BB		SSS, K			1B			SSS, K 1-2	3	0	1	0	1	2	2
Frank Malzone, R (1, 5) OBP: 0.299, SLG: 0.365	1-3 3-H, 1B			1-3		F8			F2	4	0	1	1	0	0	1
Lou Clinton, R (1, 9) OBP: 0.182, SLG: 0.313	SSS, K			SSS, K			P4			3	0	0	0	0	2	2
Carl Yastrzemski, L (1, 7) OBP: 0.361, SLG: 0.355		4-3		4-3			SSS, K			3	0	0	0	0	1	0
Chuck Schilling, R (1, 4) OBP: 0.234, SLG: 0.217		6-3			F2		P4			3	0	0	0	0	0	0
Gene Conley, R (1, 1) OBP: 0.250, SLG: 0.455		F7			F9			SSS, K		3	0	0	0	0	1	0

	AB	29
	R	1
	H	4
	RBI	1
	BB	2
	SO	7
	LOB	8

Inning Stats										
	R: 1	H: 2	R: 0	H: 0	R: 0	H: 0	R: 0	H: 0	R: 0	H: 1
	E: 0	LOB: 2	E: 0	LOB: 0	E: 0	LOB: 1	E: 0	LOB: 0	E: 0	LOB: 1
	K: 1	BB: 1	K: 0	BB: 0	K: 2	BB: 1	K: 0	BB: 0	K: 1	BB: 0
	S: 7	P: 11	S: 3	P: 3	S: 7	P: 11	S: 5	P: 5	S: 3	P: 4

Inning Stats										
	R: 0	H: 0	R: 0	H: 1	R: 0	H: 0	R: 0	H: 0	R: 0	H: 1
	E: 0	LOB: 0	E: 0	LOB: 1	E: 0	LOB: 0	E: 0	LOB: 0	E: 0	LOB: 0
	K: 1	BB: 0	K: 0	BB: 0	K: 1	BB: 0	K: 1	BB: 0	K: 1	BB: 0
	S: 5	P: 5	S: 4	P: 4	S: 5	P: 5	S: 5	P: 5	S: 5	P: 5

	1B: 3	SF: 0	WP: 0	PA: 32
	2B: 2	SAC: 1	PB: 0	
	3B: 0	DP: 1	SB: 0	
	HR: 0	HBP: 0	CS: 1	

PITCHER		IP	WLS	BF	H	R	ER	SO	BB	IBB	HBP	BLK	WP	HR	S	P	ERA	WHIP
Pete Burnside, L ERA: 4.5	(1, 1)	9.0	W	32	4	1	1	7	2	0	0	0	0	0	44	52	1.00	0.667

PITCHER		IP	WLS	BF	H	R	ER	SO	BB	IBB	HBP	BLK	WP	HR	S	P	ERA	WHIP

Batter	1	2	3	4	5	6	7	8	9	AB	R	H	RBI	BB	SO	LOB
Jim Piersall, R (1, 8) OBP: 0.209, SLG: 0.262	0-0 2B 1B 1B		0-0 5-3 ②		0-0 4-3 ③			0-0 PB SF7 2B		4	0	2	0	0	0	0
Chuck Hinton, R (8, PR) (9, 9) OBP: 0.225, SLG: 0.250										0	1	0	0	0	0	0
Jim King, L (1, 7) OBP: 0.385, SLG: 0.394	0-0 2B 1-2 1B		SSS 0-3 K ③			0-0 P6 ①		0-0 SF7 ① 2-H		3	0	1	1	0	1	0
Bob Johnson, R (1, 6) OBP: 0.369, SLG: 0.517	0-0 1-3 2-3 2B ①			0-0 1B 2B		0-0 1-3 ②		0-0 3-1 1B		4	1	3	0	0	0	0
Dale Long, L (1, 3) OBP: 0.351, SLG: 0.373	0-0 1-5-3 ②			0-0 2-H 1B		BBBB 4-0 1B BB		0-0 3-1 ② 1-2		3	0	1	1	1	0	4
Gene Woodling, L (1, 9) OBP: 0.450, SLG: 0.469	0-0 5-3 ③			0-0 F7 ①		0-0 FC6-4 1-3 1B		4-0 IBB		3	0	1	0	1	0	3
Willie Tasby, R (8, PR) (9, 8) OBP: 0.250, SLG: 0.206										0	0	0	0	0	0	0
Johnny Schaive, R (1, 5) OBP: 0.324, SLG: 0.636		0-0 4-3 ①		0-0 P4 ②		0-0 FC6-4 ③ 1-2f		0-0 F9 ③		4	0	0	0	0	0	5
Ken Retzer, L (1, 2) OBP: 0.438, SLG: 0.308		0-0 G3 ②		0-0 L3 ③			0-0 F7 ①			3	0	0	0	0	0	1
Chuck Cottier, R (1, 4) OBP: 0.351, SLG: 0.385		0-0 F9 ③			0-0 P2 ①		0-0 P6 ②			3	0	0	0	0	0	0
Pete Burnside, R (1, 1)			0-0 5-3 ①		SSS 0-3 K ②		SSS 0-3 K ③			3	0	0	0	0	2	0
Inning Stats	R: 0 E: 0 K: 0 S: 5 H: 3 LOB: 2 BB: 0 P: 5	R: 0 E: 0 K: 0 S: 3 H: 0 LOB: 0 BB: 0 P: 3	R: 0 E: 0 K: 1 S: 5 H: 0 LOB: 0 BB: 0 P: 5	R: 1 E: 0 K: 0 S: 5 H: 2 LOB: 1 BB: 0 P: 5	R: 0 E: 0 K: 1 S: 5 H: 0 LOB: 0 BB: 0 P: 5	R: 0 E: 0 K: 0 S: 4 H: 1 LOB: 2 BB: 1 P: 8	R: 0 E: 0 K: 1 S: 5 H: 0 LOB: 0 BB: 0 P: 5	R: 1 E: 0 K: 0 S: 5 H: 2 LOB: 2 BB: 1 P: 9		1B: 5 2B: 3 3B: 0 HR: 0	SF: 1 SAC: 0 DP: 0 HBP: 0						

PITCHER		IP	WLS	BF	H	R	ER	SO	BB	IBB	HBP	BLK	WP	HR	S	P	ERA	WHIP
Gene Conley, R ERA: 3.06	(1, 1)	8.0	L	33	8	2	2	3	1	1	0	0	0	0	37	45	2.25	1.125

PITCHER	IP	WLS	BF	H	R	ER	SO	BB	IBB	HBP	BLK	WP	HR	S	P	ERA	WHIP

BOTTOM

Boston Red Sox @ Washington Senators

D.C. Stadium, Washington, DC

Tue May 01 1962, 7:05 PM EDT

Att. 3,233 - Cloudy

livebaseballscorecards.com

AB	30
R	2
H	8
RBI	2
BB	2
SO	3
LOB	13

WP: 0	PA: 33		
PB: 1			
SB: 0			
CS: 0			

Boston Red Sox @ Washington Senators

D.C. Stadium, Washington, DC

Thu May 03 1962, 3:33 AM EDT

Att. 1,704 - Unknown

TOP

livebaseballscorecards.com

Batter	1	2	3	4	5	6	7	8	9	AB	R	H	RBI	BB	SO	LOB
Pete Runnels, L (1, 3) OBP: 0.341, SLG: 0.371	5-3	BLK, BB 1-2 1B			1-3 1B	1-3 2-H 3-H 1B		SF8 3-H		4	0	3	3	0	0	0
Eddie Bressoud, R (1, 6) OBP: 0.333, SLG: 0.465	HR	B B B BLK 1-2 2-3 BB			K	K		6-3		4	1	1	1	1	2	3
Carl Yastrzemski, L (1, 7) OBP: 0.338, SLG: 0.328	4-3	1-3 1-2 2-3 3-H			1-3 1-2		K		1-3	5	0	0	0	0	1	3
Jim Pagliaroni, R (1, 2) OBP: 0.443, SLG: 0.600	B B B BB		F7		6-3		HR		K	4	1	1	1	1	1	1
Frank Malzone, R (1, 5) OBP: 0.306, SLG: 0.382	1-3		6-3			BB 1B 2B	F9		1B 1B	5	1	2	0	0	0	1
Gary Geiger, L (1, 8) OBP: 0.333, SLG: 0.317		4-3	K			P6	E9		1-3 1B	5	0	1	0	0	1	1
Carroll Hardy, R (1, 9) OBP: 0.365, SLG: 0.358		BLK S 2B		6-3		F8	F9		5-3	5	1	1	0	0	0	4
Chuck Schilling, R (1, 4) OBP: 0.250, SLG: 0.254		5-3 2-3	K			BB 1B IBB		SF8 3B		3	2	1	0	1	1	1
Bill Monbouquette, R (1, 1) OBP: 0.250, SLG: 0.100		B B B BB, 1B BLK 3-H BB	K			1B 1-2 2-3 BB		K		2	1	0	0	2	2	1
Dick Radatz, R (9, 1)										0	0	0	0	0	0	0
Inning Stats	R: 1 E: 0 K: 0 S: 4 H: 1 LOB: 1 BB: 1 P: 8	R: 2 E: 0 K: 0 S: 5 H: 2 LOB: 2 BB: 2 P: 13	R: 0 E: 0 K: 1 S: 5 H: 0 LOB: 0 BB: 0 P: 5	R: 0 E: 0 K: 2 S: 7 H: 0 LOB: 0 BB: 0 P: 7	R: 0 E: 0 K: 1 S: 6 H: 1 LOB: 1 BB: 0 P: 6	R: 2 E: 0 K: 1 S: 7 H: 2 LOB: 2 BB: 2 P: 15	R: 1 E: 1 K: 1 S: 7 H: 1 LOB: 1 BB: 0 P: 7	R: 1 E: 0 K: 1 S: 6 H: 1 LOB: 0 BB: 0 P: 6	R: 0 E: 0 K: 1 S: 7 H: 2 LOB: 2 BB: 0 P: 7	1B: 5 2B: 2 3B: 1 HR: 2 SF: 1 SAC: 0 DP: 0 HBP: 0						

	AB	37
	R	7
	H	10
	RBI	5
	BB	5
	SO	8
	LOB	15

WP: 0 PB: 0 SB: 1 CS: 0 PA: 43

PITCHER	IP	WLS	BF	H	R	ER	SO	BB	IBB	HBP	BLK	WP	HR	S	P	ERA	WHIP
Jim Hannan, R (1, 1) ERA: 5.68	1.2	L	11	3	3	3	0	3	0	0	1	0	1	8	20	16.20	3.600
Ray Rippelmeyer, R (2, 1) ERA: 4.76	4.1		18	3	2	2	5	1	1	0	1	0	0	26	34	4.15	0.923
Joe McClain, R (7, 1) ERA: 10.13	1.0		5	1	1	1	1	0	0	0	0	0	1	7	7	9.00	1.000
Marty Kutyna, R (8, 1) ERA: 1.64	2.0		9	3	1	1	2	0	0	0	0	0	0	13	13	4.50	1.500

PITCHER	IP	WLS	BF	H	R	ER	SO	BB	IBB	HBP	BLK	WP	HR	S	P	ERA	WHIP

BOTTOM

Boston Red Sox @ Washington Senators

D.C. Stadium, Washington, DC

Thu May 03 1962, 3:33 AM EDT

Att. 1,704 - Unknown

livebaseballscorecards.com

Batter	1	2	3	4	5	6	7	8	9	AB	R	H	RBI	BB	SO	LOB
Jim Piersall, R (1, 8) OBP: 0.229, SLG: 0.298	SSS 0-3 ① K		x 0-0 ① 1-3		x 0-0 ② F4		x 0-0 FC4-6 1-3 1B		x 0-0 2B	5	0	2	0	0	1	1
Jim King, L (1, 7) OBP: 0.386, SLG: 0.395	x 0-0 ② F5		x 0-0 1B		x 0-0 1-H 1B		x 0-0 ③ FC4-6 1-2f		x 0-0 ② P5	5	0	2	1	0	0	3
Bob Johnson, R (1, 6) OBP: 0.371, SLG: 0.500	BBBB 4-0 S BB		x 0-0 ② L9		SSS 0-3 ③ K			x 0-0 G3 1B	x 0-0 ③ 5-3	4	0	1	0	1	1	3
Dale Long, L (1, 3) OBP: 0.344, SLG: 0.352	BBBB 4-0 FC4-6 1-2 BB		x 0-0 ③ F9			x 0-0 ① F7		x 0-0 ① L6		3	0	0	0	1	0	2
Gene Woodling, L (1, 9) OBP: 0.409, SLG: 0.417	x 0-0 ③ FC4-6 1-2f			x 0-0 ① 4-3		x 0-0 ② 4-3		x 0-0 ② G3 1-2		4	0	0	0	0	0	3
Johnny Schaive, R (1, 5) OBP: 0.289, SLG: 0.568		x 0-0 ① F3		x 0-0 ② F8		x 0-0 ③ 6-3		x 0-0 ③ 5-3		4	0	0	0	0	0	1
Ken Retzer, L (1, 2) OBP: 0.350, SLG: 0.235		SSS 0-3 ② K		x 0-0 ③ F5			x 0-0 ① 4-3		SSS 0-3 ① K	4	0	0	0	0	2	0
Chuck Cottier, R (1, 4) OBP: 0.361, SLG: 0.382		x 0-0 ③ 6-3			x 0-0 ① F8		BBBB 4-0 1B BB		x 0-0 HR 1B	3	1	1	0	1	0	0
Jim Hannan, R (1, 1) Ray Rippelmeyer, R (2, 1) OBP: 0.000, SLG: 1.400 Joe McClain, R (7, 1) Joe Hicks, L (7, PH) OBP: 0.176, SLG: 0.125 Marty Kutyna, R (8, 1) Harry Bright, R (9, PH) OBP: 0.417, SLG: 1.167			x 0-0 HR		x 0-0 1B 1B 1B		SSS 0-3 ② K		x 0-0 1-H HR	0 2 0 1 0 1	0 2 0 0 0 1	0 2 0 0 0 2	0 1 0 0 0 2	0 0 0 0 0 0	0 0 0 1 0 0	0 0 0 1 0 0
Inning Stats	R: 0 E: 0 K: 1 S: 5 H: 0 LOB: 2 BB: 2 P: 13	R: 0 E: 0 K: 1 S: 5 H: 0 LOB: 0 BB: 0 P: 5	R: 1 E: 0 K: 0 S: 5 H: 2 LOB: 1 BB: 0 P: 5	R: 0 E: 0 K: 0 S: 3 H: 0 LOB: 0 BB: 0 P: 3	R: 1 E: 0 K: 1 S: 7 H: 2 LOB: 1 BB: 0 P: 7	R: 0 E: 0 K: 0 S: 3 H: 0 LOB: 0 BB: 0 P: 3	R: 0 E: 0 K: 1 S: 6 H: 1 LOB: 2 BB: 1 P: 10	R: 0 E: 0 K: 0 S: 4 H: 1 LOB: 1 BB: 0 P: 4	R: 2 E: 0 K: 1 S: 8 H: 3 LOB: 1 BB: 0 P: 8	1B: 6 2B: 1 3B: 0 HR: 2	SF: 0 SAC: 0 DP: 0 HBP: 0			WP: 0 PB: 0 SB: 1 CS: 0	PA: 39		

	AB	36
	R	4
	H	9
	RBI	4
	BB	3
	SO	5
	LOB	14

PITCHER		IP	WLS	BF	H	R	ER	SO	BB	IBB	HBP	BLK	WP	HR	S	P	ERA	WHIP
Bill Monbouquette, R ERA: 3.71	(1, 1)	8.1	W	37	9	4	4	5	3	0	0	0	0	2	44	56	4.32	1.440
Dick Radatz, R ERA:	(9, 1)	0.2	S	2	0	0	0	0	0	0	0	0	0	0	2	2	0.00	0.000

PITCHER	IP	WLS	BF	H	R	ER	SO	BB	IBB	HBP	BLK	WP	HR	S	P	ERA	WHIP

Washington Senators @ New York Yankees

Yankee Stadium, Bronx, NY

Sat May 05 1962, 3:33 AM EDT

Att. 16,992 - Unknown - 72 F

livebaseballscorecards.com

TOP

Batter	1	2	3	4	5	6	7	8	9	AB	R	H	RBI	BB	SO	LOB
Jim Piersall, R (1, 8) OBP: 0.226, SLG: 0.288	5-3	K			6-3	F9		BB, 1B 1B		5	0	1	0	0	1	4
Danny O'Connell, R (1, 5) OBP: 0.293, SLG: 0.385	BB	L3			B1-3	FC5-4 1-2f		1-2 BB 1B		4	0	1	0	1	0	4
Chuck Hinton, R (1, 9) OBP: 0.222, SLG: 0.225	F6		F9			5-3	K	1-2 2-3 BB		4	0	0	0	1	1	1
Dale Long, L (1, 3) OBP: 0.333, SLG: 0.339	4-3		4-3			S HR 1B	L9	F9		5	1	1	0	0	0	4
Jim King, L (1, 7) OBP: 0.408, SLG: 0.500		1B SF7 2B	F9			1-H HR	BB		L8	4	2	2	2	1	0	0
Bob Johnson, R (1, 6) OBP: 0.387, SLG: 0.522		BB 1B 1B		L8		2B 3B	1-2 BB		6-3	3	2	1	0	2	0	0
Ken Retzer, L (1, 2) OBP: 0.364, SLG: 0.263		1-2 2-3 1B		F5		1B 3-H 2B	F8		L5	2	0	1	0	0	0	0
Harry Bright, R (6, PH) OBP: 0.400, SLG: 1.067 (6, 2)										3	1	1	1	0	0	2
Chuck Cottier, R (1, 4) OBP: 0.354, SLG: 0.379		SF7 3-H		1-3		1B 2-3 1B		K		3	0	1	1	0	1	0
Bennie Daniels, L (1, 1) OBP: 0.250, SLG: 0.250		1-2 2-H 1B			L9	FC5-4 1-2 3-H 1B		K		4	0	2	2	0	1	0
Marty Kutyna, R (8, 1)										0	0	0	0	0	0	0

	AB	37
	R	6
	H	11
	RBI	6
	BB	5
	SO	4
	LOB	15

Inning Stats																								
	R: 0	E: 0	K: 0	S: 3	H: 0	LOB: 1	BB: 1	P: 7	R: 2	E: 0	K: 1	S: 8	H: 3	LOB: 2	BB: 1	P: 12	R: 0	E: 0	K: 0	S: 3	H: 0	LOB: 0	BB: 0	P: 3
	R: 0	E: 0	K: 0	S: 3	H: 0	LOB: 0	BB: 0	P: 3	R: 0	E: 0	K: 0	S: 3	H: 0	LOB: 0	BB: 0	P: 3	R: 0	E: 0	K: 0	S: 3	H: 0	LOB: 0	BB: 0	P: 3
	R: 4	E: 0	K: 0	S: 9	H: 6	LOB: 2	BB: 0	P: 9	R: 0	E: 0	K: 1	S: 5	H: 0	LOB: 2	BB: 2	P: 13	R: 0	E: 0	K: 2	S: 9	H: 2	LOB: 3	BB: 1	P: 13
	R: 0	E: 0	K: 0	S: 3	H: 0	LOB: 0	BB: 0	P: 3	1B: 7	2B: 2	3B: 1	HR: 1	SF: 1	SAC: 0	DP: 0	HBP: 0	WP: 0	PB: 0	SB: 1	CS: 0	PA: 43			

PITCHER		IP	WLS	BF	H	R	ER	SO	BB	IBB	HBP	BLK	WP	HR	S	P	ERA	WHIP
Rollie Sheldon, R ERA: 5.4	(1, 1)	5.1		24	6	5	5	1	2	0	0	0	0	1	24	32	8.44	1.500
Bud Daley, L ERA: 6.1	(6, 1)	1.2		10	3	1	1	1	2	0	0	0	0	0	10	18	5.40	3.000
Bob Turley, R ERA:	(8, 1)	1.0	W	6	2	0	0	2	1	0	0	0	0	0	9	13	0.00	3.000
Jim Coates, R ERA: 2.31	(9, 1)	1.0	S	3	0	0	0	0	0	0	0	0	0	0	3	3	0.00	0.000

PITCHER	IP	WLS	BF	H	R	ER	SO	BB	IBB	HBP	BLK	WP	HR	S	P	ERA	WHIP

BOTTOM

Washington Senators @ New York Yankees

Yankee Stadium, Bronx, NY

Sat May 05 1962, 3:33 AM EDT
Att. 16,992 - Unknown - 72 F

livebaseballscorecards.com

Batter	1	2	3	4	5	6	7	8	9	AB	R	H	RBI	BB	SO	LOB
Bobby Richardson, R (1, 4) OBP: 0.337, SLG: 0.349	F7		1-3		FC6-5 CS 2-3		FC4-6 1-2f			4	0	0	0	0	0	3
Tom Tresh, S (1, 6) OBP: 0.386, SLG: 0.406	K		2-H 1B		CS 1-2	3-1		HR 1B		4	1	2	1	0	1	0
Roger Maris, L (1, 9) OBP: 0.349, SLG: 0.487	1B			1-3		BBB FC4-6 BB		L7		3	0	1	0	1	0	1
Mickey Mantle, S (1, 8) OBP: 0.578, SLG: 0.577	4-3			HR		FC4-6 1-2f 1B		1-2 HR 1B		4	2	2	1	0	0	2
Yogi Berra, L (1, 7) OBP: 0.333, SLG: 0.485		L7		3-1		1-2 1B		1-H 2-H HR		4	1	2	3	0	0	0
Johnny Blanchard, L (1, 2) OBP: 0.333, SLG: 0.538 Phil Linz, R (8, PR) Jim Coates, R (9, 1)		G3		1B		G3		BBB HR BB		3 0 0	0 1 0	1 0 0	0 0 0	1 0 0	0 0 0	2 0 0
Joe Pepitone, L (1, 3) OBP: 0.214, SLG: 0.429		6-3		L4			SSS K	1-H HR		4	1	1	2	0	1	1
Clete Boyer, R (1, 5) OBP: 0.463, SLG: 0.652			BBB SH3-4 1B BB		BBB FC6-5 SH3-4 BB		FC4-6 1B	BBB G6-4-3 BB		1	1	1	0	3	0	0
Rollie Sheldon, R (1, 1) Bud Daley, L (6, 1) OBP: 0.500, SLG: 0.500 Hector Lopez, R (7, PH) OBP: 0.424, SLG: 0.407 Bob Turley, R (8, 1) Elston Howard, R (8, PH) OBP: 0.297, SLG: 0.574 (9, 2)			SH3-4 1-2		SH3-4 1-2		F7	G6-4-3 1-2f		0 0 1 0 1	0 0 0 0 0	0 0 0 0 0	0 0 0 0 0	0 0 0 0 0	0 0 0 0 0	0 0 1 0 1
Inning Stats	R: 0 E: 0 K: 1 S: 6 H: 1 LOB: 1 BB: 0 P: 6	R: 0 E: 0 K: 0 S: 3 H: 0 LOB: 0 BB: 0 P: 3	R: 1 E: 0 K: 0 S: 3 H: 1 LOB: 1 BB: 1 P: 7	R: 1 E: 0 K: 0 S: 5 H: 2 LOB: 1 BB: 0 P: 5	R: 0 E: 0 K: 0 S: 2 H: 0 LOB: 0 BB: 1 P: 6	R: 0 E: 0 K: 0 S: 4 H: 1 LOB: 2 BB: 1 P: 8	R: 0 E: 0 K: 1 S: 6 H: 1 LOB: 1 BB: 0 P: 6	R: 5 E: 0 K: 0 S: 6 H: 4 LOB: 1 BB: 2 P: 14		1B: 7 2B: 0 3B: 0 HR: 3 SF: 0 SAC: 2 DP: 1 HBP: 0						

AB	29
R	7
H	10
RBI	7
BB	5
SO	2
LOB	11

PITCHER		IP	WLS	BF	H	R	ER	SO	BB	IBB	HBP	BLK	WP	HR	S	P	ERA	WHIP
Bennie Daniels, R ERA: 4.72	(1, 1)	7.1		33	9	6	6	2	4	0	0	0	0	2	33	49	7.36	1.773
Marty Kutyna, R ERA: 2.31	(8, 1)	0.2	L	3	1	1	1	0	1	0	0	0	0	1	2	6	13.50	3.000

PITCHER	IP	WLS	BF	H	R	ER	SO	BB	IBB	HBP	BLK	WP	HR	S	P	ERA	WHIP

Batter	1	2	3	4	5	6	7	8	9	AB	R	H	RBI	BB	SO	LOB
Jim Piersall, R (1, 8) OBP: 0.228, SLG: 0.304	F8		4-3			F9		SH 2B		4	1	1	0	0	0	0
Danny O'Connell, R (1, 5) OBP: 0.273, SLG: 0.357	6-3		F9			4-3		SH SH1-3 SF8 2-H		3	1	0	0	0	0	0
Joe Hicks, L (1, 7) OBP: 0.250, SLG: 0.167	BB		G3			1B 1B		SH1-3 2-3		2	1	1	0	1	0	0
Dale Long, L (1, 3) OBP: 0.343, SLG: 0.371	1-H 2B			K		1-3 1B		SF8 3-H		3	0	2	2	0	1	0
Jim King, L (1, 9) OBP: 0.377, SLG: 0.457	4-3			F2		F2		3-1		4	0	0	0	0	0	3
Bob Johnson, R (1, 6) OBP: 0.367, SLG: 0.493		K		6-3			F7		G3	4	0	0	0	0	1	0
Ken Retzer, L (1, 2) OBP: 0.346, SLG: 0.261		1B			F8		F9		K	4	0	1	0	0	1	0
Chuck Cottier, R (1, 4) OBP: 0.333, SLG: 0.355		K			F8		F6		4-3	4	0	0	0	0	1	1
Dave Stenhouse, R (1, 1)		K			5-3					2	0	0	0	0	1	1
Gene Woodling, L (8, PH) OBP: 0.422, SLG: 0.514								HR		1	1	1	1	0	0	0
Steve Hamilton, L (8, 1)										0	0	0	0	0	0	0

TOP

Washington Senators @ New York Yankees

Yankee Stadium, Bronx, NY

Sun May 06 1962, 3:33 AM EDT

Cloudy - 70 F

livebaseballscorecards.com

AB	31
R	4
H	6
RBI	3
BB	1
SO	5
LOB	5

Inning Stats	1	2	3	4	5	6	7	8	9
R	1	0	0	0	0	0	0	3	0
E	0	0	0	0	0	0	0	1	0
K	0	3	0	1	0	0	0	0	1
S	4	10	3	5	3	5	3	6	5
H	1	1	0	0	0	2	0	2	0
LOB	1	1	0	0	0	2	0	0	0
BB	1	0	0	0	0	0	0	0	0
P	8	10	3	5	3	5	3	6	5

1B	3	SF	1
2B	2	SAC	2
3B	0	DP	0
HR	1	HBP	0

WP	0	PA: 35
PB	0	
SB	1	
CS	0	

PITCHER		IP	WLS	BF	H	R	ER	SO	BB	IBB	HBP	BLK	WP	HR	S	P	ERA	WHIP
Ralph Terry, R ERA: 3.63	(1, 1)	8.0	L	32	6	4	3	4	1	0	0	0	0	1	39	43	3.38	0.875
Marshall Bridges, L ERA:	(9, 1)	1.0		3	0	0	0	1	0	0	0	0	0	0	5	5	0.00	0.000

PITCHER	IP	WLS	BF	H	R	ER	SO	BB	IBB	HBP	BLK	WP	HR	S	P	ERA	WHIP

BOTTOM

Washington Senators @ New York Yankees

Yankee Stadium, Bronx, NY

Sun May 06 1962, 3:33 AM EDT

Cloudy - 70 F

livebaseballscorecards.com

Batter	1	2	3	4	5	6	7	8	9	AB	R	H	RBI	BB	SO	LOB
Bobby Richardson, R (1, 4) OBP: 0.323, SLG: 0.333	F5			F5		5-3		5-3		4	0	0	0	0	0	0
Tom Tresh, S (1, 6) OBP: 0.379, SLG: 0.389	BB, G4-6-3			K2-3		F8		6-3		3	0	0	0	1	1	0
Roger Maris, L (1, 9) OBP: 0.356, SLG: 0.512	G4-6-3, 1-2f			HR, 2B		G3			4-3, 2B	4	1	2	0	0	0	1
Mickey Mantle, S (1, 8) OBP: 0.575, SLG: 0.625		F4		2-H, HR			BB, 1B		4-3, 2-3	4	1	2	2	0	0	1
Yogi Berra, L (1, 7) OBP: 0.325, SLG: 0.444		G3		K			BB, FC6-4, 1-2		K	3	0	0	0	1	2	1
Johnny Blanchard, L (1, 2) OBP: 0.333, SLG: 0.512 Elston Howard, R (9, PH) OBP: 0.292, SLG: 0.565		F6			BB, G3-6-3		F2		6-3	2 1	0 0	0 0	0 0	1 0	0 0	2 1
Joe Pepitone, L (1, 3) OBP: 0.176, SLG: 0.353			K		G3-6-3, 1-2f		F8			3	0	0	0	0	1	3
Clete Boyer, R (1, 5) OBP: 0.458, SLG: 0.634			6-3		BB		FC6-4, 1-2f			2	0	0	0	1	0	2
Ralph Terry, R (1, 1) OBP: 0.105, SLG: 0.056 Hector Lopez, R (8, PH) OBP: 0.412, SLG: 0.393 Marshall Bridges, S (9, 1)			K		5-3			F9		2 1 0	0 0 0	0 0 0	0 0 0	0 0 0	1 0 0	1 0 0

	AB	29
	R	2
	H	4
	RBI	2
	BB	4
	SO	5
	LOB	12

Inning Stats	1	2	3	4	5	6	7	8	9
	R: 0 H: 0 E: 0 LOB: 0 K: 0 BB: 1 S: 2 P: 6	R: 0 H: 0 E: 0 LOB: 0 K: 0 BB: 0 S: 3 P: 3	R: 0 H: 0 E: 0 LOB: 0 K: 2 BB: 0 S: 7 P: 7	R: 2 H: 2 E: 0 LOB: 0 K: 2 BB: 0 S: 9 P: 9	R: 0 H: 0 E: 0 LOB: 1 K: 0 BB: 2 S: 2 P: 10	R: 0 H: 0 E: 0 LOB: 0 K: 0 BB: 0 S: 3 P: 3	R: 0 H: 1 E: 0 LOB: 2 K: 0 BB: 1 S: 4 P: 8	R: 0 H: 0 E: 0 LOB: 0 K: 0 BB: 0 S: 3 P: 3	R: 0 H: 1 E: 0 LOB: 1 K: 1 BB: 0 S: 6 P: 6

1B: 1	SF: 0	WP: 0	PA: 33
2B: 2	SAC: 0	PB: 0	
3B: 0	DP: 2	SB: 0	
HR: 1	HBP: 0	CS: 0	

PITCHER		IP	WLS	BF	H	R	ER	SO	BB	IBB	HBP	BLK	WP	HR	S	P	ERA	WHIP
Dave Stenhouse, R ERA: 1.42	(1, 1)	7.0	W	26	3	2	2	4	4	0	0	0	0	1	30	46	2.57	1.000
Steve Hamilton, L ERA:	(8, 1)	2.0	S	7	1	0	0	1	0	0	0	0	0	0	9	9	0.00	0.500

PITCHER	IP	WLS	BF	H	R	ER	SO	BB	IBB	HBP	BLK	WP	HR	S	P	ERA	WHIP

Batter	1	2	3	4	5	6	7	8	9	AB	R	H	RBI	BB	SO	LOB
Jim Piersall, R (1, 8) OBP: 0.274, SLG: 0.310	BBBB 4-0 G4-6-3 BB		x 0-0 1B 1B		BBBB 4-0 FC1-6 BB		BBBB 4-0 CS BB		x 0-0 ② F9	2	0	1	0	3	0	2
Danny O'Connell, R (1, 5) OBP: 0.265, SLG: 0.340	x 0-0 ①② G4-6-3 1-2f		x 0-0 G4-6-3 1-2 1B		x 0-0 ② FC1-6 1-2f		SSS 0-3 ②③ K 1-2		x 0-0 ③ F8	5	0	1	0	0	1	5
Joe Hicks, L (1, 7) OBP: 0.250, SLG: 0.143	BBBB 4-0 1B BB		x 0-0 ②③ G4-6-3 1-2f		x 0-0 ③ F9			SSS 0-3 ① K		3	0	0	0	1	1	3
Dale Long, L (1, 3) OBP: 0.378, SLG: 0.400	x 0-0 1-2 1B			x 0-0 BB 1B		x 0-0 FC3-6 1B		BBBB 4-0 FC4-6 BB		3	0	3	0	1	0	0
Jim King, L (1, 9) OBP: 0.351, SLG: 0.420	x 0-0 ③ F7			x 0-0 ① F8		x 0-0 ① FC3-6 BB 1-2f		x 0-0 ② FC4-6 FC5-4 1-2f		4	0	0	0	0	0	5
Bob Johnson, R (1, 6) OBP: 0.361, SLG: 0.473		x 0-0 ① 6-3		x 0-0 ② F7		BBBB 4-0 1-2 BB		x 0-0 ③ FC5-4 1-2f		3	0	0	0	1	0	2
Bob Schmidt, R (1, 2) OBP: 0.271, SLG: 0.348		x 0-0 ② F7		BBBB 4-0 1-2 BB		x 0-0 ② F7			x 0-0 1B 1B	3	0	1	0	1	0	2
Chuck Cottier, R (1, 4) OBP: 0.315, SLG: 0.333		x 0-0 ③ F3		x 0-0 ③ 6-3		x 0-0 ③ 4-3			x 0-0 ① F6	4	0	0	0	0	0	5
Pete Burnside, R (1, 1)			x 0-0 ① 4-3		SSS 0-3 ① K		x 0-0 ① F9		x 0-0 1-3 1B	1	0	0	0	0	0	0
Johnny Schaive, R (5, PH) OBP: 0.282, SLG: 0.553										1	0	0	0	0	1	0
Tom Cheney, R (5, 1)										0	0	0	0	0	0	0
Ken Hamlin, R (7, PH)										1	0	0	0	0	0	0
Jim Hannan, R (7, 1)										0	0	0	0	0	0	0
Fred Green, R (8, 1)										0	0	0	0	0	0	0
Gene Woodling, L (9, PH) OBP: 0.435, SLG: 0.526										1	0	1	0	0	0	0
Inning Stats	R: 0 E: 0 K: 0 S: 3 H: 1 LOB: 2 BB: 2 P: 11	R: 0 E: 0 K: 0 S: 3 H: 0 LOB: 0 BB: 0 P: 3	R: 0 E: 0 K: 0 S: 4 H: 2 LOB: 1 BB: 0 P: 4	R: 0 E: 0 K: 0 S: 4 H: 1 LOB: 2 BB: 1 P: 8	R: 0 E: 0 K: 1 S: 5 H: 0 LOB: 1 BB: 1 P: 9	R: 0 E: 0 K: 0 S: 4 H: 1 LOB: 2 BB: 1 P: 8	R: 0 E: 0 K: 1 S: 4 H: 0 LOB: 1 BB: 1 P: 8	R: 0 E: 0 K: 1 S: 5 H: 0 LOB: 1 BB: 1 P: 9	R: 0 E: 0 K: 0 S: 5 H: 2 LOB: 2 BB: 0 P: 5	1B: 7 2B: 1 3B: 0 HR: 0	SF: 0 SAC: 0 DP: 3 HBP: 0					

PITCHER		IP	WLS	BF	H	R	ER	SO	BB	IBB	HBP	BLK	WP	HR	S	P	ERA	WHIP
Jim Bouton, R	(1, 1)	9.0	W	38	7	0	0	3	7	0	0	0	0	0	37	65	0.00	1.556
ERA:																		

PITCHER		IP	WLS	BF	H	R	ER	SO	BB	IBB	HBP	BLK	WP	HR	S	P	ERA	WHIP

TOP

Washington Senators @ New York Yankees

Yankee Stadium, Bronx, NY

Sun May 06 1962, 3:38 AM EDT

Att. 23,940 - Unknown - 70 F

livebaseballscorecards.com

AB	31
R	0
H	7
RBI	0
BB	7
SO	3
LOB	24

1B: 7	SF: 0	WP: 0	PA: 38
2B: 1	SAC: 0	PB: 0	
3B: 0	DP: 3	SB: 0	
HR: 0	HBP: 0	CS: 1	

Batter	1	2	3	4	5	6	7	8	9	AB	R	H	RBI	BB	SO	LOB
Bobby Richardson, R (1, 4) OBP: 0.327, SLG: 0.348	HR 2B		1B	L7		F8		4-3		5	1	2	0	0	0	2
Clete Boyer, R (1, 5) OBP: 0.432, SLG: 0.592	F4		L7		1-3		K	F9		5	0	0	0	0	1	2
Roger Maris, L (1, 9) OBP: 0.379, SLG: 0.548	2-H HR		F3		WP F8 BB		HR BB	BB		2	2	1	2	3	0	1
Mickey Mantle, S (1, 8) OBP: 0.571, SLG: 0.717	HR		F6		F8 1-2		1-H HR	F3		4	2	2	3	0	0	2
Jack Reed, R (8, 8)										1	0	0	0	0	0	1
Elston Howard, R (1, 2) OBP: 0.290, SLG: 0.538	4-3			E6 1B E	BB 2-3		5-3			3	1	0	0	1	0	0
Bill Skowron, R (1, 3) OBP: 0.260, SLG: 0.435	5-3			1-3 E 1B	K		BB 1B BB			3	2	1	0	1	1	2
Hector Lopez, R (1, 7) OBP: 0.421, SLG: 0.367		F9		4-3		BB	1B 1-2 BB			2	0	0	0	2	0	2
Tom Tresh, S (1, 6) OBP: 0.385, SLG: 0.395		1-3		E7 2-H 3-H 1B		F2	1-3 2-H 1B			4	0	2	3	0	0	1
Jim Bouton, R (1, 1)		3-1		K		K	4-3			4	0	0	0	0	2	4
Inning Stats	R: 3 H: 3 E: 0 LOB: 0 K: 0 BB: 0 S: 6 P: 6	R: 0 H: 0 E: 0 LOB: 0 K: 0 BB: 0 S: 3 P: 3	R: 0 H: 1 E: 0 LOB: 1 K: 0 BB: 0 S: 4 P: 4	R: 2 H: 2 E: 2 LOB: 1 K: 1 BB: 0 S: 8 P: 8	R: 0 H: 0 E: 0 LOB: 2 K: 1 BB: 2 S: 5 P: 13	R: 0 H: 0 E: 0 LOB: 1 K: 1 BB: 1 S: 5 P: 9	R: 3 H: 2 E: 0 LOB: 2 K: 1 BB: 3 S: 7 P: 19	R: 0 H: 0 E: 0 LOB: 1 K: 0 BB: 1 S: 3 P: 7		1B: 4 SF: 0 2B: 1 SAC: 0 3B: 0 DP: 0 HR: 3 HBP: 0						

PITCHER		IP	WLS	BF	H	R	ER	SO	BB	IBB	HBP	BLK	WP	HR	S	P	ERA	WHIP
Pete Burnside, L ERA: 4.82	(1, 1)	4.0	L	19	6	5	3	1	0	0	0	0	0	2	21	21	6.75	1.500
Tom Cheney, R ERA: 4.5	(5, 1)	2.0		9	0	0	0	2	3	0	0	0	1	0	10	22	0.00	1.500
Jim Hannan, R ERA: 7.24	(7, 1)	1.0		8	2	3	3	1	3	0	0	0	0	1	7	19	27.00	5.000
Fred Green, L ERA: 6.43	(8, 1)	1.0		4	0	0	0	0	1	0	0	0	0	0	3	7	0.00	1.000

PITCHER	IP	WLS	BF	H	R	ER	SO	BB	IBB	HBP	BLK	WP	HR	S	P	ERA	WHIP

BOTTOM

Washington Senators @ New York Yankees

Yankee Stadium, Bronx, NY

Sun May 06 1962, 3:38 AM EDT
Att. 23,940 - Unknown - 70 F

livebaseballscorecards.com

AB	33
R	8
H	8
RBI	8
BB	7
SO	4
LOB	17

WP: 1 PA: 40
PB: 0
SB: 0
CS: 0

Batter	1	2	3	4	5	6	7	8	9	AB	R	H	RBI	BB	SO	LOB
Jim Landis, R (1, 8) OBP: 0.337, SLG: 0.583	1-3		P6		F8			HR	F2	5	1	1	1	0	0	2
Nellie Fox, L (1, 4) OBP: 0.308, SLG: 0.330	F5			F7		F7		4-3		4	0	0	0	0	0	0
Floyd Robinson, L (1, 7) OBP: 0.411, SLG: 0.590	F7			F9		5-3		BBBB 4-0 FC4-6 BB		3	0	0	0	1	0	0
Al Smith, R (1, 5) OBP: 0.410, SLG: 0.471		3B		BBB 4-0 1B BB		F7		FC4-6 1-2f		3	0	1	0	1	0	1
Mike Hershberger, R (1, 9) OBP: 0.302, SLG: 0.313		F8		1-2 1B			SSS 0-3 K	F9		4	0	1	0	0	1	2
Bob Farley, L (1, 3) OBP: 0.364, SLG: 0.353		P6		SSS 0-3 K			SF8 3B		BB 1B G5-4-3 1B	4	2	2	0	0	1	3
Luis Aparicio, R (1, 6) OBP: 0.260, SLG: 0.237		P6			1-3		SF8 3-H		G5-4-3 BB 1B 1-2	3	0	1	1	0	0	1
Cam Carreon, R (1, 2) OBP: 0.395, SLG: 0.528			5-3		1B		1B		BBBB 4-0 G5-4-3 BB 1-2 2-3	3	0	2	0	1	0	0
John Buzhardt, R (1, 1) OBP: 0.231, SLG: 0.167 Charley Smith, R (5, PH) Dom Zanni, R (5, 1) OBP: 0.667, SLG: 0.500 Sherm Lollar, R (7, PH) OBP: 0.382, SLG: 0.426 Russ Kemmerer, R (7, 1) Frank Baumann, L (8, 1) Bob Roselli, R (9, PH) OBP: 0.182, SLG: 0.200			5-3		F9		F8		G5-4-3 1-2f 2-3 3-H	1 1 0 1 0 0 1	0 0 0 0 0 0 0	0 0 0 0 0 0 0	0 0 0 0 0 0 0	0 0 0 0 0 0 0	0 1 0 1 0 0 0	0 1 0 1 0 0 2
Inning Stats	R: 0 E: 0 K: 0 S: 3 H: 0 LOB: 0 BB: 0 P: 3	R: 0 E: 0 K: 0 S: 4 H: 1 LOB: 1 BB: 0 P: 4	R: 0 E: 0 K: 0 S: 3 H: 0 LOB: 0 BB: 0 P: 3	R: 0 E: 0 K: 1 S: 6 H: 1 LOB: 2 BB: 1 P: 10	R: 0 E: 0 K: 0 S: 4 H: 1 LOB: 1 BB: 0 P: 4	R: 0 E: 0 K: 0 S: 3 H: 0 LOB: 0 BB: 0 P: 3	R: 1 E: 0 K: 1 S: 7 H: 2 LOB: 1 BB: 0 P: 7	R: 1 E: 0 K: 0 S: 4 H: 1 LOB: 1 BB: 1 P: 8	R: 1 E: 0 K: 0 S: 4 H: 2 LOB: 1 BB: 1 P: 8	1B: 5 2B: 0 3B: 2 HR: 1	SF: 1 SAC: 0 DP: 1 HBP: 0					

PITCHER	IP	WLS	BF	H	R	ER	SO	BB	IBB	HBP	BLK	WP	HR	S	P	ERA	WHIP
Don Rudolph, L (1, 1) ERA: 2.89	9.0	W	37	8	3	3	2	3	0	0	0	0	1	38	50	3.00	1.222

PITCHER	IP	WLS	BF	H	R	ER	SO	BB	IBB	HBP	BLK	WP	HR	S	P	ERA	WHIP

TOP

Chicago White Sox @ Washington Senators

D.C. Stadium, Washington, DC

Wed May 09 1962, 7:05 PM EDT

Unknown

livebaseballscorecards.com

AB	33
R	3
H	8
RBI	2
BB	3
SO	2
LOB	13

WP: 0 PB: 0 SB: 0 CS: 0 PA: 37

BOTTOM

Chicago White Sox @ Washington Senators

D.C. Stadium, Washington, DC

Wed May 09 1962, 7:05 PM EDT

Unknown

livebaseballscorecards.com

Batter	1	2	3	4	5	6	7	8	9	AB	R	H	RBI	BB	SO	LOB
Jim Piersall, R (1, 8) OBP: 0.284, SLG: 0.349	E9 FC1-5	F3		P4			SH3-4 2B	4-3 1-H 2-H 3-H 2B 2B		5	1	2	3	0	0	1
Danny O'Connell, R (1, 5) OBP: 0.264, SLG: 0.320	BBBB HR FC1-5 BB	1-3			F9		SH3-4 2-3	4-3 2-3		3	1	0	0	1	0	2
Bob Johnson, R (1, 6) OBP: 0.352, SLG: 0.468	FC1-5 1-2 2-3 HR		F5		P4		F2	2B 3-H		5	1	1	1	0	0	3
Dale Long, L (1, 3) OBP: 0.392, SLG: 0.449	1-H 2-H HR		4-3		1B		F8	BBBB BB		4	1	2	3	1	0	1
Gene Woodling, L (1, 9) OBP: 0.451, SLG: 0.674 Chuck Hinton, R (9, 9) OBP: 0.222, SLG: 0.225	1B		HR		6-3			HR F2		5 0	2 0	3 0	2 0	0 0	0 0	3 0
Jim King, L (1, 7) OBP: 0.377, SLG: 0.442	F3		BBBB S BB			2B		BBBB 1B 2B BB		2	1	1	0	2	0	1
Bob Schmidt, R (1, 2) OBP: 0.269, SLG: 0.340	F8		5-3 1-2			SSS K		BB 1-3 2B 1B		4	1	1	0	0	1	3
Chuck Cottier, R (1, 4) OBP: 0.312, SLG: 0.319		F8		F9		SSS K		BBBB 1-2 2B BB		3	1	0	0	1	1	1
Don Rudolph, L (1, 1) OBP: 0.250, SLG: 0.500		2B		SSS K		G3		SSS K		4	0	1	0	0	2	4
Inning Stats	R: 3 E: 1 K: 0 S: 6 H: 2 LOB: 1 BB: 1 P: 10	R: 0 E: 0 K: 0 S: 4 H: 1 LOB: 1 BB: 0 P: 4	R: 1 E: 0 K: 0 S: 4 H: 1 LOB: 1 BB: 1 P: 8	R: 0 E: 0 K: 1 S: 5 H: 0 LOB: 0 BB: 0 P: 5	R: 0 E: 0 K: 0 S: 4 H: 1 LOB: 1 BB: 0 P: 4	R: 0 E: 0 K: 2 S: 8 H: 1 LOB: 1 BB: 0 P: 8	R: 0 E: 0 K: 0 S: 4 H: 1 LOB: 1 BB: 0 P: 4	R: 5 E: 0 K: 1 S: 9 H: 4 LOB: 2 BB: 3 P: 21		1B: 3 2B: 5 3B: 0 HR: 3 SF: 0 SAC: 1 DP: 0 HBP: 0						

	AB	35
	R	9
	H	11
	RBI	9
	BB	5
	SO	4
	LOB	19

WP: 0 PB: 0 SB: 1 CS: 0 PA: 41

PITCHER		IP	WLS	BF	H	R	ER	SO	BB	IBB	HBP	BLK	WP	HR	S	P	ERA	WHIP
John Buzhardt, R ERA: 2.97	(1, 1)	4.0	L	19	4	4	3	1	2	0	0	0	0	2	19	27	6.75	1.500
Dom Zanni, R ERA: 4.5	(5, 1)	2.0		8	2	0	0	2	0	0	0	0	0	0	12	12	0.00	1.000
Russ Kemmerer, R ERA: 4.5	(7, 1)	1.0		8	3	4	4	0	2	0	0	0	0	1	6	14	36.00	5.000
Frank Baumann, L ERA: 3.86	(8, 1)	1.0		6	2	1	1	1	1	0	0	0	0	0	7	11	9.00	3.000

PITCHER	IP	WLS	BF	H	R	ER	SO	BB	IBB	HBP	BLK	WP	HR	S	P	ERA	WHIP

Chicago White Sox @ Washington Senators

D.C. Stadium, Washington, DC

Wed May 09 1962, 7:05 PM EDT

Att. 8,827 - Unknown

TOP

livebaseballscorecards.com

Batter	1	2	3	4	5	6	7	8	9	AB	R	H	RBI	BB	SO	LOB
Luis Aparicio, R (1, 6) OBP: 0.266, SLG: 0.255	2B 1B 1B		6-3			HR 2B	FC1-4 1B, 1-2f SF8, 3-H		F7	5	3	2	1	0	0	1
Joe Cunningham, L (1, 3) OBP: 0.432, SLG: 0.422	K		K			2-H HR	1-3 SF8 1B		4-3	5	2	2	2	0	2	1
Jim Landis, R (1, 8) OBP: 0.330, SLG: 0.580	1-3 1B 2B		F8			F7	SF8, 1-2, 3-H		F7	4	1	1	1	0	0	0
Al Smith, R (1, 7) OBP: 0.422, SLG: 0.484	2-H 3-H 1B			P4		BB 1B	1B, 2-H 1B			4	0	3	3	0	0	0
Mike Hershberger, R (1, 9) OBP: 0.300, SLG: 0.311	6-3			1-3		F7	1-3 1B			4	0	1	0	0	0	2
Charley Smith, R (1, 5)	P3			K		1-2 BB	F9			3	0	0	0	1	1	4
Nellie Fox, L (1, 4) OBP: 0.296, SLG: 0.317		6-3			1-3	3-1		G3		4	0	0	0	0	0	2
Sherm Lollar, R (1, 2) OBP: 0.379, SLG: 0.420		F7			F8		1B FC1-4 1B	E5, G6-4-3		3	0	1	0	0	0	0
Sammy Esposito, R (7, PR) OBP: 0.333, SLG: 0.286										0	1	0	0	0	0	0
Eddie Fisher, R (7, 1)										1	0	0	0	0	0	0
Ray Herbert, R (1, 1) OBP: 0.273, SLG: 0.636		5-3			5-3		1-3 FC1-4 1B	1-2f G6-4-3		2	0	0	0	0	0	0
Cam Carreon, R (7, PH) OBP: 0.400, SLG: 0.526										2	0	1	0	0	0	1
(7, 2)																

Inning Stats									
	R: 2 E: 0 K: 1 S: 8	H: 3 LOB: 1 BB: 0 P: 8	R: 0 E: 0 K: 0 S: 3	H: 0 LOB: 0 BB: 0 P: 3	R: 0 E: 0 K: 1 S: 5	H: 0 LOB: 0 BB: 0 P: 5	R: 0 E: 0 K: 1 S: 5	H: 0 LOB: 0 BB: 0 P: 5	R: 0 E: 0 K: 0 S: 3	H: 0 LOB: 0 BB: 0 P: 3
	R: 2 E: 0 K: 0 S: 6	H: 3 LOB: 2 BB: 1 P: 10	R: 3 E: 0 K: 0 S: 8	H: 5 LOB: 3 BB: 0 P: 8	R: 0 E: 1 K: 0 S: 3	H: 0 LOB: 0 BB: 0 P: 3	R: 0 E: 0 K: 0 S: 3	H: 0 LOB: 0 BB: 0 P: 3	1B: 8 2B: 2 3B: 0 HR: 1	SF: 1 SAC: 0 DP: 1 HBP: 0

AB	37
R	7
H	11
RBI	7
BB	1
SO	3
LOB	11

WP: 0 PB: 0 SB: 0 CS: 0 PA: 39

PITCHER	IP	WLS	BF	H	R	ER	SO	BB	IBB	HBP	BLK	WP	HR	S	P	ERA	WHIP
Steve Hamilton, L (1, 1) ERA: 6.75	6.0	L	27	8	6	6	3	1	0	0	0	0	1	32	36	9.00	1.500
Joe McClain, R (7, 1) ERA: 10.26	0.2		5	3	1	1	0	0	0	0	0	0	0	5	5	13.50	4.500
Ray Rippelmeyer, R (7, 1) ERA: 4.42	1.1		4	0	0	0	0	0	0	0	0	0	0	4	4	0.00	0.000
Marty Kutyna, R (9, 1) ERA: 2.13	1.0		3	0	0	0	0	0	0	0	0	0	0	3	3	0.00	0.000

PITCHER	IP	WLS	BF	H	R	ER	SO	BB	IBB	HBP	BLK	WP	HR	S	P	ERA	WHIP

BOTTOM

Chicago White Sox @ Washington Senators

D.C. Stadium, Washington, DC

Wed May 09 1962, 7:05 PM EDT

Att. 8,827 - Unknown

livebaseballscorecards.com

Batter	1	2	3	4	5	6	7	8	9	AB	R	H	RBI	BB	SO	LOB
Chuck Hinton, R (1, 9) OBP: 0.220, SLG: 0.222	1-3		2B 1B		K		6-3	K 1-2		5	1	1	0	0	2	1
Jim Piersall, R (1, 8) OBP: 0.278, SLG: 0.328	BB 1-3		F9		F9		6-3	K		4	0	0	0	1	1	3
Bob Johnson, R (1, 6) OBP: 0.344, SLG: 0.464 (9, 4)	1-3 1-2		F7		1B 2B		E6 BB 1B		2-3	5	2	1	0	0	0	2
Dale Long, L (1, 3) OBP: 0.405, SLG: 0.466	F7		1-H 2B		2-H 1B		1B 1-2 1B BB		1-3	4	1	2	2	1	0	1
Jim King, L (1, 7) OBP: 0.379, SLG: 0.429		BB 3B BB	3-1		F8		1B 1-3 2-H 1B		K	4	1	1	1	1	1	2
Johnny Schaive, R (1, 5) OBP: 0.326, SLG: 0.619		1-H SF7 3B		P6		1B	1-2 3-H 1B			4	1	3	2	0	0	0
Ken Retzer, L (1, 2) OBP: 0.300, SLG: 0.231		SF7 3-H		F5		F2	3-1			3	0	0	1	0	0	3
Chuck Cottier, R (1, 4) OBP: 0.313, SLG: 0.333		6-3		2B		F8		BB FC3-6		3	0	1	0	0	0	1
Gene Woodling, L (8, PH) OBP: 0.462, SLG: 0.674										0	0	0	0	1	0	0
Ken Hamlin, R (8, PR) (9, 6)										0	0	0	0	0	0	0
Steve Hamilton, L (1, 1)		K		G3		G3		FC3-6 S 1-2f		3	0	0	0	0	1	2
Joe McClain, R (7, 1)										0	0	0	0	0	0	0
Ray Rippelmeyer, R (7, 1) OBP: 0.600, SLG: 1.400										0	0	0	0	0	0	0
Joe Hicks, L (8, PH) OBP: 0.240, SLG: 0.136										1	0	0	0	0	0	1
Marty Kutyna, R (9, 1)										0	0	0	0	0	0	0
Inning Stats	R: 0 H: 0 E: 0 LOB: 1 K: 0 BB: 1 S: 3 P: 7	R: 2 H: 1 E: 0 LOB: 0 K: 1 BB: 1 S: 6 P: 10	R: 1 H: 2 E: 0 LOB: 1 K: 0 BB: 0 S: 5 P: 5	R: 0 H: 1 E: 0 LOB: 1 K: 0 BB: 0 S: 4 P: 4	R: 1 H: 2 E: 0 LOB: 1 K: 1 BB: 0 S: 7 P: 7	R: 0 H: 1 E: 0 LOB: 1 K: 0 BB: 0 S: 4 P: 4	R: 2 H: 2 E: 1 LOB: 2 K: 0 BB: 1 S: 6 P: 10	R: 0 H: 0 E: 0 LOB: 2 K: 2 BB: 1 S: 7 P: 11	R: 0 H: 0 E: 0 LOB: 0 K: 1 BB: 0 S: 5 P: 5	1B: 5 SF: 1 2B: 3 SAC: 0 3B: 1 DP: 0 HR: 0 HBP: 0						

	AB	36
	R	6
	H	9
	RBI	6
	BB	4
	SO	5
	LOB	16

WP: 0 PB: 0 SB: 1 CS: 0 PA: 41

PITCHER	IP	WLS	BF	H	R	ER	SO	BB	IBB	HBP	BLK	WP	HR	S	P	ERA	WHIP
Ray Herbert, R (1, 1) ERA: 6.59	6.0	W	27	7	4	4	2	2	0	0	0	0	0	29	37	6.00	1.500
Eddie Fisher, R (7, 1) ERA: 6.55	3.0	S	14	2	2	0	3	2	0	0	0	0	0	18	26	0.00	1.333

PITCHER	IP	WLS	BF	H	R	ER	SO	BB	IBB	HBP	BLK	WP	HR	S	P	ERA	WHIP

Batter	1	2	3	4	5	6	7	8	9	AB	R	H	RBI	BB	SO	LOB
Luis Aparicio, R (1, 6) OBP: 0.263, SLG: 0.252	6-3		K		1-3		G4-3 1-2f		1B	5	0	1	0	0	1	1
Nellie Fox, L (1, 4) OBP: 0.310, SLG: 0.349	G3		1B			1B FC3-6	3B		P4	5	1	3	0	0	0	1
Bob Farley, L (1, 3) OBP: 0.423, SLG: 0.400	BB		G4-6-3 1-3			FC3-6 1-3	P1			3	0	2	0	1	0	1
Floyd Robinson, L (1, 9) OBP: 0.396, SLG: 0.567	F7		G4-6-3 1-2f			FC3-6 BB 1-2f 3-H		4-3		4	1	0	1	0	0	4
Al Smith, R (1, 7) OBP: 0.416, SLG: 0.505		5-3	K	K		K		HR		4	1	1	1	0	2	1
Jim Landis, R (1, 8) OBP: 0.327, SLG: 0.560		1-3	1-3			BB 1-2		6-3		3	0	0	0	1	0	0
Charley Smith, R (1, 5) OBP: 0.161, SLG: 0.037		BB	6-3			1B 1-3 2-H		F8		3	0	1	1	1	0	0
Cam Carreon, R (1, 2) OBP: 0.388, SLG: 0.488		BB 1-2			2-3	P4			5-3	3	0	0	0	1	0	2
Early Wynn, S (1, 1)		1-3			6-3		BB G4-3		6-3	3	0	0	0	1	0	2
Inning Stats	R: 0 E: 0 K: 0 S: 3 H: 0 LOB: 1 BB: 1 P: 7	R: 0 E: 0 K: 0 S: 3 H: 0 LOB: 2 BB: 2 P: 11	R: 0 E: 0 K: 1 S: 6 H: 2 LOB: 1 BB: 0 P: 6	R: 0 E: 0 K: 1 S: 5 H: 0 LOB: 0 BB: 0 P: 5	R: 0 E: 0 K: 0 S: 3 H: 0 LOB: 0 BB: 0 P: 3	R: 2 E: 0 K: 1 S: 8 H: 3 LOB: 2 BB: 1 P: 12	R: 0 E: 0 K: 0 S: 3 H: 1 LOB: 1 BB: 1 P: 7	R: 1 E: 0 K: 0 S: 4 H: 1 LOB: 0 BB: 0 P: 4	R: 0 E: 0 K: 0 S: 4 H: 1 LOB: 1 BB: 0 P: 4	1B: 6 2B: 0 3B: 1 HR: 1 SF: 0 SAC: 0 DP: 2 HBP: 0						

PITCHER		IP	WLS	BF	H	R	ER	SO	BB	IBB	HBP	BLK	WP	HR	S	P	ERA	WHIP
Bennie Daniels, R ERA: 4.5	(1, 1)	5.2	L	25	5	2	2	3	4	0	0	0	0	0	27	43	3.18	1.588
Ed Hobaugh, R ERA: 7.11	(6, 1)	0.1		1	0	0	0	0	0	0	0	0	0	0	1	1	0.00	0.000
Ray Rippelmeyer, R ERA: 4.43	(7, 1)	2.0		8	2	1	1	0	1	0	0	0	0	1	7	11	4.50	1.500
Marty Kutyna, R ERA: 1.98	(9, 1)	1.0		4	1	0	0	0	0	0	0	0	0	0	4	4	0.00	1.000

PITCHER	IP	WLS	BF	H	R	ER	SO	BB	IBB	HBP	BLK	WP	HR	S	P	ERA	WHIP

TOP

Chicago White Sox @ Washington Senators

D.C. Stadium, Washington, DC

Thu May 10 1962, 3:33 AM EDT

Att. 1,620 - Unknown

livebaseballscorecards.com

AB	33
R	3
H	8
RBI	3
BB	5
SO	3
LOB	12

WP: 0 PA: 38
PB: 0
SB: 0
CS: 0

Batter	1	2	3	4	5	6	7	8	9	AB	R	H	RBI	BB	SO	LOB
Jim Piersall, R (1, 8) OBP: 0.289, SLG: 0.338	F2		S 1B			F9		1-2 1B		4	0	2	0	0	0	0
Jim King, L (1, 7) OBP: 0.357, SLG: 0.400	L4		P6 1-2			P6		3-1		4	0	0	0	0	0	3
Bob Johnson, R (1, 6) OBP: 0.330, SLG: 0.443	F3			F9			5-3		F9	4	0	0	0	0	0	0
Dale Long, L (1, 3) OBP: 0.409, SLG: 0.474		F7		4-3			BBBB 1B BB		2B 2B	3	1	1	0	1	0	0
Gene Woodling, L (1, 9) OBP: 0.464, SLG: 0.681 Chuck Hinton, R (9, PR) OBP: 0.220, SLG: 0.222		F8		F8			1-2 G5-4-3 1B		2-H 2B	4 0	0 0	2 0	1 0	0 0	0 0	0 0
Johnny Schaive, R (1, 5) OBP: 0.319, SLG: 0.609		PB 2B			5-3		1-2f G5-4-3		SSS K	4	0	1	0	0	1	3
Bob Schmidt, R (1, 2) OBP: 0.268, SLG: 0.333		P6 2-3			P4			1B 1B	F9	4	0	1	0	0	0	2
Chuck Cottier, R (1, 4) OBP: 0.301, SLG: 0.320			5-3		SSS K			F7		3	0	0	0	0	1	1
Bennie Daniels, L (1, 1) OBP: 0.231, SLG: 0.231 Ed Hobaugh, R (6, 1) Joe Hicks, L (6, PH) OBP: 0.231, SLG: 0.130 Ray Rippelmeyer, R (7, 1) OBP: 0.600, SLG: 1.400 Harry Bright, R (8, PH) OBP: 0.375, SLG: 1.000 Marty Kutyna, R (9, 1)			SSS K			F9		SSS K		1 0 1 0 1 0	0 0 0 0 0 0	0 0 0 0 0 0	0 0 0 0 0 0	1 0 0 0 0 0	0 0 0 0 0 0	0 0 0 0 1 0
Inning Stats	R: 0 E: 0 K: 0 S: 3 H: 0 LOB: 0 BB: 0 P: 3	R: 0 E: 0 K: 0 S: 4 H: 1 LOB: 1 BB: 0 P: 4	R: 0 E: 0 K: 1 S: 6 H: 1 LOB: 1 BB: 0 P: 6	R: 0 E: 0 K: 0 S: 3 H: 0 LOB: 0 BB: 0 P: 3	R: 0 E: 0 K: 1 S: 5 H: 0 LOB: 0 BB: 0 P: 5	R: 0 E: 0 K: 0 S: 3 H: 0 LOB: 0 BB: 0 P: 3	R: 0 E: 0 K: 0 S: 3 H: 1 LOB: 1 BB: 1 P: 7	R: 0 E: 0 K: 1 S: 7 H: 2 LOB: 2 BB: 0 P: 7	R: 1 E: 0 K: 1 S: 7 H: 2 LOB: 1 BB: 0 P: 7	1B: 4 2B: 3 3B: 0 HR: 0	SF: 0 SAC: 0 DP: 1 HBP: 0						

PITCHER	IP	WLS	BF	H	R	ER	SO	BB	IBB	HBP	BLK	WP	HR	S	P	ERA	WHIP
Early Wynn, R (1, 1) ERA: 3.16	9.0	W	34	7	1	1	4	1	0	0	0	0	0	41	45	1.00	0.889

PITCHER	IP	WLS	BF	H	R	ER	SO	BB	IBB	HBP	BLK	WP	HR	S	P	ERA	WHIP

BOTTOM

Chicago White Sox @ Washington Senators

D.C. Stadium, Washington, DC

Thu May 10 1962, 3:33 AM EDT

Att. 1,620 - Unknown

livebaseballscorecards.com

AB	33
R	1
H	7
RBI	1
BB	1
SO	4
LOB	10

1B: 4	SF: 0	WP: 0	PA: 34
2B: 3	SAC: 0	PB: 1	
3B: 0	DP: 1	SB: 1	
HR: 0	HBP: 0	CS: 0	

Batter	1	2	3	4	5	6	7	8	9	AB	R	H	RBI	BB	SO	LOB
Jim Piersall, R (1, 8) OBP: 0.296, SLG: 0.333	F7		F9		1B BB (1-2)	BB 1B (3-H) 1B	F9			4	1	1	1	1	0	1
Chuck Hinton, R (1, 7) OBP: 0.255, SLG: 0.245	K			S E G4-6-3 1B	1B (1-2 2-3)	1B HR BB (1-2)	5-3			4	2	2	0	1	1	0
Johnny Schaive, R (1, 5) OBP: 0.308, SLG: 0.569	5-3			E9 G4-6-3 (1-2)	F2	BB HR 1B (1-3 2-H)	F5			5	1	1	1	0	0	4
Harry Bright, R (1, 3) OBP: 0.381, SLG: 0.850		F8		G4-6-3 (1-2f 2-H)	BB 2B 1B; HR (1-2)			5-3		4	2	1	0	1	0	1
Gene Woodling, L (1, 9) OBP: 0.483, SLG: 0.735		L9		BB	2B E (1-2) BB; HR (1-H 2-H 3-H)			L9		2	2	1	4	2	0	0
Joe Hicks, L (7, 9) OBP: 0.222, SLG: 0.125										1	0	0	0	0	0	0
Bob Johnson, R (1, 6) OBP: 0.324, SLG: 0.430		F7		1-3	K; 1B E (1B)			6-3		5	1	1	0	0	1	3
Bob Schmidt, R (1, 2) OBP: 0.262, SLG: 0.322			5-3		F9	F7; E (1-2) 1B			F7	5	1	1	0	0	0	2
Chuck Cottier, R (1, 4) OBP: 0.318, SLG: 0.363			F7		FC1-6 1B	E (1-3 2-H) 2B; E6 (1-H 2-H) 2B			K	5	1	3	3	0	1	0
Dave Stenhouse, R (1, 1) OBP: 0.286, SLG: 0.167			BB		FC1-6 (1-2f) 1B BB	E9 1B (2-H 3-H) 1B; P3			5-3	4	1	1	2	1	0	2

Inning Stats									
	R: 0 H: 0 E: 0 LOB: 0 K: 1 BB: 0 S: 5 P: 5	R: 0 H: 0 E: 0 LOB: 0 K: 0 BB: 0 S: 3 P: 3	R: 0 H: 0 E: 0 LOB: 1 K: 0 BB: 1 S: 3 P: 7	R: 1 H: 1 E: 1 LOB: 1 K: 0 BB: 1 S: 4 P: 8	R: 0 H: 2 E: 0 LOB: 3 K: 0 BB: 1 S: 5 P: 9	R: 11 H: 9 E: 2 LOB: 1 K: 1 BB: 3 S: 14 P: 26	R: 0 H: 0 E: 0 LOB: 0 K: 0 BB: 0 S: 3 P: 3	R: 0 H: 0 E: 0 LOB: 0 K: 0 BB: 0 S: 3 P: 3	R: 0 H: 0 E: 0 LOB: 0 K: 1 BB: 0 S: 5 P: 5	1B: 9 SF: 0 2B: 2 SAC: 0 3B: 0 DP: 1 HR: 1 HBP: 0	WP: 0 PA: 45 PB: 0 SB: 1 CS: 0

PITCHER		IP	WLS	BF	H	R	ER	SO	BB	IBB	HBP	BLK	WP	HR	S	P	ERA	WHIP
Art Quirk, L ERA: 7.5	(1, 1)	5.2	L	27	6	5	4	2	4	0	0	0	0	0	27	43	6.35	1.765
Wes Stock, R ERA: 5.17	(6, 1)	0.0		6	4	5	5	0	2	0	0	0	0	1	4	12	∞	∞
Hal Brown, R ERA: 4.95	(6, 1)	2.1		9	2	2	2	0	0	0	0	0	0	0	9	9	7.71	0.857
Billy Hoeft, L ERA: 9.41	(9, 1)	1.0		3	0	0	0	1	0	0	0	0	0	0	5	5	0.00	0.000

PITCHER	IP	WLS	BF	H	R	ER	SO	BB	IBB	HBP	BLK	WP	HR	S	P	ERA	WHIP

TOP

Washington Senators @ Baltimore Orioles

Memorial Stadium, Baltimore, MD

Fri May 11 1962, 7:05 PM EDT

Att. 4,037 - Unknown

livebaseballscorecards.com

AB	39
R	12
H	12
RBI	11
BB	6
SO	3
LOB	13

Batter	1	2	3	4	5	6	7	8	9	AB	R	H	RBI	BB	SO	LOB
Johnny Temple, R (1, 4) OBP: 0.388, SLG: 0.425	1B		5-3			1-3		F9		3	0	1	0	0	0	0
Marv Breeding, R (8, 4) OBP: 0.176, SLG: 0.235										1	0	0	0	0	0	0
Whitey Herzog, L (1, 9) OBP: 0.333, SLG: 0.250	1-2 1B		F8			3-1		1B		4	0	2	0	0	0	0
Brooks Robinson, R (1, 5) OBP: 0.277, SLG: 0.447	K			F7		P4		F9		4	0	0	0	0	1	3
Jim Gentile, L (1, 3) OBP: 0.440, SLG: 0.582	K			P6			BB 1B		FC6-4 1B	4	0	2	0	0	1	2
Jackie Brandt, R (1, 8) OBP: 0.319, SLG: 0.364	L6			F8			F7		FC6-4 4-3 1-2f 1B	4	1	0	0	0	0	4
Boog Powell, L (1, 7) OBP: 0.276, SLG: 0.313		K	K				P6	4-3 1-2		4	0	0	0	0	2	2
Charlie Lau, L (1, 2) OBP: 0.444, SLG: 0.609		F8	4-3				BB 1-2 BB		1B 2-H	3	0	1	1	1	0	0
Jerry Adair, R (1, 6) OBP: 0.225, SLG: 0.227		5-3	E5				1-3		K	4	0	0	0	0	1	3
Art Quirk, R (1, 1) OBP: 0.400, SLG: 0.250			G3		F8			K		2	0	0	0	0	0	1
Wes Stock, R (6, 1)										0	0	0	0	0	0	0
Hal Brown, R (6, 1) OBP: 0.286, SLG: 0.286										0	0	0	0	0	0	0
Russ Snyder, L (8, PH) OBP: 0.250, SLG: 0.500										1	0	0	0	0	1	0
Billy Hoeft, L (9, 1) OBP: 0.429, SLG: 0.500										0	0	0	0	0	0	0
Inning Stats	R: 0 E: 0 K: 2 S: 9 H: 2 LOB: 2 BB: 0 P: 9	R: 0 E: 0 K: 1 S: 5 H: 0 LOB: 0 BB: 0 P: 5	R: 0 E: 0 K: 0 S: 3 H: 0 LOB: 0 BB: 0 P: 3	R: 0 E: 0 K: 0 S: 3 H: 0 LOB: 0 BB: 0 P: 3	R: 0 E: 1 K: 1 S: 6 H: 0 LOB: 1 BB: 0 P: 6	R: 0 E: 0 K: 0 S: 3 H: 0 LOB: 0 BB: 0 P: 3	R: 0 E: 0 K: 0 S: 4 H: 1 LOB: 2 BB: 1 P: 8	R: 0 E: 0 K: 1 S: 6 H: 1 LOB: 1 BB: 0 P: 6	R: 1 E: 0 K: 1 S: 7 H: 2 LOB: 1 BB: 0 P: 7	1B: 6 2B: 0 3B: 0 HR: 0	SF: 0 SAC: 0 DP: 0 HBP: 0						

PITCHER	IP	WLS	BF	H	R	ER	SO	BB	IBB	HBP	BLK	WP	HR	S	P	ERA	WHIP
Dave Stenhouse, R (1, 1) ERA: 1.25	9.0	W	35	6	1	1	6	1	0	0	0	0	0	46	50	1.00	0.778

PITCHER	IP	WLS	BF	H	R	ER	SO	BB	IBB	HBP	BLK	WP	HR	S	P	ERA	WHIP

BOTTOM

Washington Senators @ Baltimore Orioles

Memorial Stadium, Baltimore, MD

Fri May 11 1962, 7:05 PM EDT

Att. 4,037 - Unknown

livebaseballscorecards.com

AB	34
R	1
H	6
RBI	1
BB	1
SO	6
LOB	15

WP: 0 PB: 0 SB: 0 CS: 0 PA: 35

Batter	1	2	3	4	5	6	7	8	9	AB	R	H	RBI	BB	SO	LOB
Jim Piersall, R (1, 8) OBP: 0.282, SLG: 0.316	6-3		F9			6-3	4-3 (2-3)			4	0	0	0	0	0	1
Chuck Hinton, R (1, 7) OBP: 0.254, SLG: 0.264	6-3			F8		E 2B	5-3			4	1	1	0	0	0	1
Johnny Schaive, R (1, 5) OBP: 0.304, SLG: 0.545	1B			K (SSS)		5-3		K (SSS)		4	0	1	0	0	2	1
Harry Bright, R (1, 3) OBP: 0.400, SLG: 0.792	F3			BB 1B		E8 E 1B (2-H)		F9		4	1	2	1	0	0	1
Gene Woodling, L (1, 9) OBP: 0.469, SLG: 0.692 Jim King, L (8, 9) OBP: 0.357, SLG: 0.400		4-3		BB (1-2) (BBBB)		E6 (2-H)		F7		3 0	0 0	0 0	0 0	1 0	0 0	0 0
Bob Johnson, R (1, 6) OBP: 0.330, SLG: 0.427		K (SSS)		6-3		BB (BBBB)			1-3 1B	3	0	1	0	1	1	2
Bob Schmidt, R (1, 2) OBP: 0.246, SLG: 0.302		K (SSS)			F8	3-1			1-3 (1-2)	4	0	0	0	0	1	3
Chuck Cottier, R (1, 4) OBP: 0.315, SLG: 0.357			P4		F9		4-3 SH5-4 1B		6-3	4	0	1	0	0	0	1
Pete Burnside, R (1, 1) Dale Long, L (9, PH) OBP: 0.404, SLG: 0.468			K (SSS)		K2-3 (SSS)		SH5-4 (1-2)		4-3	2 1	0 0	0 0	0 0	0 0	2 0	0 1
Inning Stats	R: 0 E: 0 K: 0 S: 4 H: 1 LOB: 1 BB: 0 P: 4	R: 0 E: 0 K: 2 S: 7 H: 0 LOB: 0 BB: 0 P: 7	R: 0 E: 0 K: 1 S: 5 H: 0 LOB: 0 BB: 0 P: 5	R: 0 E: 0 K: 1 S: 6 H: 1 LOB: 2 BB: 1 P: 10	R: 0 E: 0 K: 1 S: 5 H: 0 LOB: 0 BB: 0 P: 5	R: 2 E: 2 K: 0 S: 6 H: 2 LOB: 2 BB: 1 P: 10	R: 0 E: 0 K: 0 S: 4 H: 1 LOB: 1 BB: 0 P: 4	R: 0 E: 0 K: 1 S: 5 H: 0 LOB: 0 BB: 0 P: 5	R: 0 E: 0 K: 0 S: 4 H: 1 LOB: 1 BB: 0 P: 4	1B: 5 2B: 1 3B: 0 HR: 0	SF: 0 SAC: 1 DP: 0 HBP: 0						

PITCHER	IP	WLS	BF	H	R	ER	SO	BB	IBB	HBP	BLK	WP	HR	S	P	ERA	WHIP
Steve Barber, L (1, 1) ERA: 1.3	9.0	W	36	6	2	1	6	2	0	0	0	0	0	46	54	1.00	0.889

PITCHER	IP	WLS	BF	H	R	ER	SO	BB	IBB	HBP	BLK	WP	HR	S	P	ERA	WHIP

TOP

Washington Senators @ Baltimore Orioles

Memorial Stadium, Baltimore, MD

Sat May 12 1962, 7:05 PM EDT

Att. 6,677 - Unknown

livebaseballscorecards.com

AB	33
R	2
H	6
RBI	1
BB	2
SO	6
LOB	11

WP: 0 PA: 36
PB: 0
SB: 0
CS: 0

BOTTOM

Washington Senators @ Baltimore Orioles

Memorial Stadium, Baltimore, MD

Sat May 12 1962, 7:05 PM EDT

Att. 6,677 - Unknown

livebaseballscorecards.com

Batter	1	2	3	4	5	6	7	8	9	AB	R	H	RBI	BB	SO	LOB
Johnny Temple, R (1, 4) OBP: 0.392, SLG: 0.422	5-3		1B 1-2 1B		BBB 4-0 5-3 BB		F5			3	0	1	0	1	0	0
Earl Robinson, R (1, 9) OBP: 0.308, SLG: 0.289	F9		SSS 0-3 K		5-3 1-2		BBBB 4-0 BB			3	0	0	0	1	1	3
Brooks Robinson, R (1, 5) OBP: 0.276, SLG: 0.439	F7		1-3 2-H 1B		F9		F7			4	0	1	1	0	0	2
Jim Gentile, L (1, 3) OBP: 0.452, SLG: 0.617		BBBB 4-0 BB	F8			H 1-0 K 1B HBP		HR		2	1	1	1	1	0	2
Jackie Brandt, R (1, 8) OBP: 0.316, SLG: 0.358		F7		G3		1-2 K 1B 1B		SSS 0-3 K		4	1	1	0	0	1	1
Boog Powell, L (1, 7) OBP: 0.264, SLG: 0.298 Russ Snyder, L (9, 7) OBP: 0.250, SLG: 0.500	SSS 0-3 K			SSS 0-3 K		SSS 0-3 1-2 2-3 K		P4		4 0	0 0	0 0	0 0	0 0	3 0	3 0
Gus Triandos, R (1, 2) OBP: 0.308, SLG: 0.455	6-3			BBBB 4-0 BB		2-H FC6-4 1B		4-3		3	0	1	1	1	0	1
Jerry Adair, R (1, 6) OBP: 0.216, SLG: 0.217			F8	F7		1-2f FC6-4				3	0	0	0	0	0	2
Steve Barber, L (1, 1)			E1 1B 1B		SSS 0-3 K		1-3			3	1	0	0	0	1	0

	AB	29
	R	3
	H	5
	RBI	3
	BB	4
	SO	6
	LOB	14

Inning Stats	1	2	3	4	5	6	7	8	9
	R: 0 E: 0 K: 0 S: 3	R: 0 E: 0 K: 1 S: 5	R: 1 E: 1 K: 1 S: 8	R: 0 E: 0 K: 1 S: 5	R: 0 E: 0 K: 1 S: 5	R: 1 E: 0 K: 1 S: 6	R: 0 E: 0 K: 0 S: 3	R: 1 E: 0 K: 1 S: 6	
	H: 0 LOB: 0 BB: 0 P: 3	H: 0 LOB: 1 BB: 1 P: 9	H: 2 LOB: 2 BB: 0 P: 8	H: 0 LOB: 1 BB: 1 P: 9	H: 0 LOB: 1 BB: 1 P: 9	H: 2 LOB: 1 BB: 0 P: 7	H: 0 LOB: 1 BB: 1 P: 7	H: 1 LOB: 0 BB: 0 P: 6	

	1B: 4	SF: 0	WP: 0	PA: 34
	2B: 0	SAC: 0	PB: 0	
	3B: 0	DP: 0	SB: 0	
	HR: 1	HBP: 1	CS: 0	

PITCHER	IP	WLS	BF	H	R	ER	SO	BB	IBB	HBP	BLK	WP	HR	S	P	ERA	WHIP
Pete Burnside, L (1, 1) ERA: 4.25	8.0	L	34	5	3	2	6	4	0	1	0	0	1	41	58	2.25	1.125

PITCHER	IP	WLS	BF	H	R	ER	SO	BB	IBB	HBP	BLK	WP	HR	S	P	ERA	WHIP

Batter	1	2	3	4	5	6	7	8	9	AB	R	H	RBI	BB	SO	LOB
Jim Piersall, R (1, 8) OBP: 0.281, SLG: 0.349	F9		G6-4-3 1-2f			6-3		1-H HR		4	1	1	2	0	0	1
Jim King, L (1, 7) OBP: 0.351, SLG: 0.381	K		F5			3-1		BBBB CS BB		3	0	0	0	1	1	0
Johnny Schaive, R (1, 5) OBP: 0.300, SLG: 0.525	1B			5-3		P4		CS 1-2	F7	4	0	1	0	0	0	0
Dale Long, L (1, 3) OBP: 0.398, SLG: 0.457	F9			1B			F7		4-3	4	0	1	0	0	0	1
Gene Woodling, L (1, 9) OBP: 0.441, SLG: 0.643		P6		K			F7		P4	4	0	0	0	0	1	1
Chuck Hinton, R (9, 9) OBP: 0.254, SLG: 0.264										0	0	0	0	0	0	0
Bob Johnson, R (1, 6) OBP: 0.330, SLG: 0.424		4-3 1B		P5			4-3			3	0	1	0	0	0	1
Ken Retzer, L (1, 2) OBP: 0.303, SLG: 0.241		4-3 1-2			4-1			HR 1B		3	1	1	0	0	0	1
Chuck Cottier, R (1, 4) OBP: 0.309, SLG: 0.349		F7			5-3			F7		2	0	0	0	0	0	1
Joe Hicks, L (8, PH) OBP: 0.214, SLG: 0.120										1	0	0	0	0	0	1
Danny O'Connell, R (8, 4) OBP: 0.264, SLG: 0.320										0	0	0	0	0	0	0
Don Rudolph, L (1, 1) OBP: 0.333, SLG: 0.500			G6-4-3 1B		1-3			K		2	0	1	0	0	0	0
Claude Osteen, L (8, PH) OBP: 0.333, SLG: 0.333										1	0	0	0	0	1	1
Marty Kutyna, R (8, 1)										0	0	0	0	0	0	0
Inning Stats	R: 0 E: 0 K: 1 S: 6 H: 1 LOB: 1 BB: 0 P: 6	R: 0 E: 0 K: 0 S: 4 H: 1 LOB: 1 BB: 0 P: 4	R: 0 E: 0 K: 0 S: 3 H: 1 LOB: 0 BB: 0 P: 3	R: 0 E: 0 K: 1 S: 6 H: 1 LOB: 1 BB: 0 P: 6	R: 0 E: 0 K: 0 S: 3 H: 0 LOB: 0 BB: 0 P: 3	R: 0 E: 0 K: 0 S: 3 H: 0 LOB: 0 BB: 0 P: 3	R: 0 E: 0 K: 0 S: 3 H: 0 LOB: 0 BB: 0 P: 3	R: 2 E: 0 K: 1 S: 6 H: 2 LOB: 0 BB: 1 P: 10	R: 0 E: 0 K: 0 S: 3 H: 0 LOB: 0 BB: 0 P: 3	1B: 5 2B: 0 3B: 0 HR: 1 SF: 0 SAC: 0 DP: 1 HBP: 0						

PITCHER		IP	WLS	BF	H	R	ER	SO	BB	IBB	HBP	BLK	WP	HR	S	P	ERA	WHIP
Jack Fisher, R ERA: 2.35	(1, 1)	7.2		29	6	2	2	3	1	0	0	0	0	1	34	38	2.35	0.913
Hoyt Wilhelm, R ERA: 0.82	(8, 1)	1.1	W	3	0	0	0	0	0	0	0	0	0	0	3	3	0.00	0.000

PITCHER	IP	WLS	BF	H	R	ER	SO	BB	IBB	HBP	BLK	WP	HR	S	P	ERA	WHIP

TOP

Washington Senators @ Baltimore Orioles

Memorial Stadium, Baltimore, MD

Sun May 13 1962, 3:33 AM EDT

Att. 3,959 - Unknown

livebaseballscorecards.com

AB	31
R	2
H	6
RBI	2
BB	1
SO	3
LOB	8

WP: 0 PA: 33
PB: 0
SB: 0
CS: 1

Batter	1	2	3	4	5	6	7	8	9	AB	R	H	RBI	BB	SO	LOB
Johnny Temple, R (1, 4) OBP: 0.377, SLG: 0.404	L8		F9		5-3			5-3		4	0	0	0	0	0	1
Earl Robinson, R (1, 9) OBP: 0.321, SLG: 0.367	HR 1B		F9			K			HR	4	2	2	1	0	1	0
Brooks Robinson, R (1, 5) OBP: 0.278, SLG: 0.465	1-H HR		F8			F8				3	1	1	2	0	0	0
Jim Gentile, L (1, 3) OBP: 0.439, SLG: 0.595	P6			4-3		K				3	0	0	0	0	1	0
Jackie Brandt, R (1, 8) OBP: 0.306, SLG: 0.345	F7			F9			F8			3	0	0	0	0	0	0
Boog Powell, L (1, 7) OBP: 0.266, SLG: 0.299 Dave Nicholson, R (8, 7) OBP: 0.286, SLG: 0.182 Hoyt Wilhelm, R (8, 1)		CS 1B		K			P4			3 0 0	0 0 0	1 0 0	0 0 0	0 0 0	1 0 0	0 0 0
Gus Triandos, R (1, 2) OBP: 0.296, SLG: 0.435	1-2 F7				5-3		6-3			3	0	0	0	0	0	1
Jerry Adair, R (1, 6) OBP: 0.234, SLG: 0.225	BB				SH1-4 1B			K		2	0	1	0	1	1	0
Jack Fisher, R (1, 1) Russ Snyder, L (8, 7) OBP: 0.238, SLG: 0.476	F9				1-2 SH1-4			4-3		1 1	0 0	0 0	0 0	0 0	0 0	1 0
Inning Stats	R: 2 H: 2 E: 0 LOB: 0 K: 0 BB: 0 S: 5 P: 5	R: 0 H: 1 E: 0 LOB: 1 K: 0 BB: 1 S: 3 P: 7	R: 0 H: 0 E: 0 LOB: 0 K: 0 BB: 0 S: 3 P: 3	R: 0 H: 0 E: 0 LOB: 0 K: 1 BB: 0 S: 5 P: 5	R: 0 H: 1 E: 0 LOB: 1 K: 0 BB: 0 S: 4 P: 4	R: 0 H: 0 E: 0 LOB: 0 K: 2 BB: 0 S: 7 P: 7	R: 0 H: 0 E: 0 LOB: 0 K: 0 BB: 0 S: 3 P: 3	R: 0 H: 0 E: 0 LOB: 0 K: 1 BB: 0 S: 5 P: 5	R: 1 H: 1 E: 0 LOB: 0 K: 0 BB: 0 S: 1 P: 1	1B: 3 SF: 0 2B: 0 SAC: 1 3B: 0 DP: 0 HR: 2 HBP: 0						

PITCHER		IP	WLS	BF	H	R	ER	SO	BB	IBB	HBP	BLK	WP	HR	S	P	ERA	WHIP
Don Rudolph, L ERA: 2.76	(1, 1)	7.0		25	4	2	2	3	1	0	0	0	0	1	30	34	2.57	0.714
Marty Kutyna, R ERA: 2.45	(8, 1)	1.0	L	4	1	1	1	1	0	0	0	0	0	1	6	6	9.00	1.000

PITCHER	IP	WLS	BF	H	R	ER	SO	BB	IBB	HBP	BLK	WP	HR	S	P	ERA	WHIP

BOTTOM

Washington Senators @ Baltimore Orioles

Memorial Stadium, Baltimore, MD

Sun May 13 1962, 3:33 AM EDT

Att. 3,959 - Unknown

livebaseballscorecards.com

AB	27
R	3
H	5
RBI	3
BB	1
SO	4
LOB	3

WP: 0 PA: 29
PB: 0
SB: 0
CS: 1

Batter	1	2	3	4	5	6	7	8	9	AB	R	H	RBI	BB	SO	LOB
Jim Piersall, R (1, 8) OBP: 0.269, SLG: 0.333	6-3		5-3		6-3			F8		4	0	0	0	0	0	0
Jim King, L (1, 7) OBP: 0.359, SLG: 0.388	K		6-3			G6-3, 1B		G1-4-3		4	1	2	0	0	1	0
Johnny Schaive, R (1, 5) OBP: 0.313, SLG: 0.524	F6			1B		G6-3 1-2		G1-4-3 1-2f		4	0	2	0	0	0	1
Dale Long, L (1, 3) OBP: 0.392, SLG: 0.447		F7		1-2		G6-3 1-2f 2-3			F7	4	0	1	0	0	0	2
Gene Woodling, L (1, 9) OBP: 0.458, SLG: 0.650		HR, 3-1		F8		3-H			BB	4	1	3	1	0	0	2
Chuck Hinton, R (9, PR) OBP: 0.254, SLG: 0.264										0	0	0	0	0	0	0
Bob Johnson, R (1, 6) OBP: 0.327, SLG: 0.412		3-1 1-2		K		K			G6-4-3 1-2	3	0	0	0	1	2	4
Bob Schmidt, R (1, 2) OBP: 0.250, SLG: 0.348		HR 2-H		F4			1-3		G6-4-3 1-2f	3	1	1	2	0	0	2
Joe Hicks, L (9, PH) OBP: 0.214, SLG: 0.120										0	0	0	0	0	0	0
Harry Bright, R (9, PH) OBP: 0.385, SLG: 0.760										1	0	0	0	0	0	2
Chuck Cottier, R (1, 4) OBP: 0.299, SLG: 0.337		6-3			1-3		F9			3	0	0	0	0	0	0
Tom Cheney, R (1, 1)			2-3		K		4-1			3	0	0	0	0	1	0
Steve Hamilton, L (8, 1)										0	0	0	0	0	0	0
Joe McClain, R (8, 1)										0	0	0	0	0	0	0
Inning Stats	R: 0 E: 0 K: 1 S: 5 H: 0 LOB: 0 BB: 0 P: 5	R: 2 E: 0 K: 0 S: 5 H: 2 LOB: 0 BB: 0 P: 5	R: 0 E: 0 K: 0 S: 3 H: 0 LOB: 0 BB: 0 P: 3	R: 0 E: 0 K: 1 S: 7 H: 2 LOB: 2 BB: 0 P: 7	R: 0 E: 0 K: 1 S: 5 H: 0 LOB: 0 BB: 0 P: 5	R: 1 E: 0 K: 1 S: 7 H: 3 LOB: 1 BB: 0 P: 7	R: 0 E: 0 K: 0 S: 3 H: 0 LOB: 0 BB: 0 P: 3	R: 0 E: 0 K: 0 S: 3 H: 1 LOB: 0 BB: 0 P: 3	R: 0 E: 0 K: 0 S: 3 H: 1 LOB: 2 BB: 1 P: 7	1B: 8 2B: 0 3B: 0 HR: 1 SF: 0 SAC: 0 DP: 3 HBP: 0						

PITCHER		IP	WLS	BF	H	R	ER	SO	BB	IBB	HBP	BLK	WP	HR	S	P	ERA	WHIP
Ray Herbert, R ERA: 5.89	(1, 1)	8.0	W	30	8	3	3	4	0	0	0	0	0	1	38	38	3.38	1.000
Turk Lown, R ERA: 3.29	(9, 1)	0.1		3	1	0	0	0	1	0	0	0	0	0	2	6	0.00	6.000
Frank Baumann, L ERA: 3.68	(9, 1)	0.2	S	1	0	0	0	0	0	0	0	0	0	0	1	1	0.00	0.000

PITCHER	IP	WLS	BF	H	R	ER	SO	BB	IBB	HBP	BLK	WP	HR	S	P	ERA	WHIP

TOP

Washington Senators @ Chicago White Sox

Comiskey Park, Chicago, IL

Tue May 15 1962, 8:05 PM EDT

Att. 9,336 - Unknown

livebaseballscorecards.com

AB	33
R	3
H	9
RBI	3
BB	1
SO	4
LOB	13

Batter	1	2	3	4	5	6	7	8	9	AB	R	H	RBI	BB	SO	LOB
Luis Aparicio, R (1, 6) OBP: 0.280, SLG: 0.286	B B B B 4-0 CS BB		x 0-0 5-3 1B		x 0-0 ③ 1-3			x 0-0 1B 2B 1B		3	1	2	0	1	0	0
Nellie Fox, L (1, 4) OBP: 0.333, SLG: 0.382	S S S 0-3 ① ② K 1-2		x 0-0 ① F6			x 0-0 ① F8		x 0-0 2B 6-3 1-2 1B		4	1	1	0	0	1	2
Joe Cunningham, L (1, 3) OBP: 0.440, SLG: 0.415 Al Smith, R (8, PH) OBP: 0.431, SLG: 0.515 (9, 7)	x 0-0 ③ G3		x 0-0 ② 5-3 1-2			x 0-0 ② G3		x 0-0 6-3 1-3 2-H 2B		3 1	0 0	0 1	0 1	0 0	0 0	1 0
Floyd Robinson, L (1, 7) OBP: 0.389, SLG: 0.551 Sherm Lollar, R (8, PH) OBP: 0.381, SLG: 0.396 Sammy Esposito, R (8, PR) OBP: 0.385, SLG: 0.300 Turk Lown, R (9, 1) Frank Baumann, L (9, 1)		S S S 0-3 ① K	x 0-0 ③ 6-3			B B B B 4-0 BB		I I I I 4-0 6-3 IBB		2 0 0 0 0	0 0 0 0 0	0 0 0 0 0	0 0 0 0 0	1 1 0 0 0	1 0 0 0 0	1 0 0 0 0
Mike Hershberger, R (1, 9) OBP: 0.303, SLG: 0.307		x 0-0 E4 HR		B B B B 4-0 G6-4-3 BB		x 0-0 ③ F8		x 0-0 ② 6-3 1-2 2-3 3-H		3	1	0	1	1	0	3
Jim Landis, R (1, 8) OBP: 0.333, SLG: 0.533		x 0-0 1-H HR	x 0-0 ① ② G6-4-3 1-2f				S S S 0-3 ① K	x 0-0 ③ 5-3		4	1	1	2	0	1	4
Charley Smith, R (1, 5) OBP: 0.200, SLG: 0.175	B B B B 4-0 BB			x 0-0 ③ F2			x 0-0 ② F6			2	0	0	0	1	0	0
Cam Carreon, R (1, 2) OBP: 0.339, SLG: 0.426		S S S 0-3 ② K			x 0-0 ① 6-3		x 0-0 ③ F3			3	0	0	0	0	1	1
Ray Herbert, R (1, 1) OBP: 0.231, SLG: 0.538 Bob Farley, L (8, PH) OBP: 0.406, SLG: 0.360 (9, 3)		S S S 0-3 ③ K			S S S 0-3 ② K			x 0-0 ① F5		2 1	0 0	0 0	0 0	0 0	2 0	1 0
Inning Stats	R: 0 H: 0 E: 0 LOB: 0 K: 1 BB: 1 S: 4 P: 8	R: 2 H: 1 E: 1 LOB: 1 K: 3 BB: 1 S: 11 P: 15	R: 0 H: 1 E: 0 LOB: 1 K: 0 BB: 0 S: 4 P: 4	R: 0 H: 0 E: 0 LOB: 0 K: 0 BB: 1 S: 2 P: 6	R: 0 H: 0 E: 0 LOB: 0 K: 1 BB: 0 S: 5 P: 5	R: 0 H: 0 E: 0 LOB: 1 K: 0 BB: 1 S: 3 P: 7	R: 0 H: 0 E: 0 LOB: 0 K: 1 BB: 0 S: 5 P: 5	R: 2 H: 3 E: 0 LOB: 3 K: 0 BB: 1 S: 6 P: 10		1B: 3 2B: 1 3B: 0 HR: 1	SF: 0 SAC: 0 DP: 1 HBP: 0			WP: 0 PB: 0 SB: 0 CS: 1	PA: 33	

PITCHER		IP	WLS	BF	H	R	ER	SO	BB	IBB	HBP	BLK	WP	HR	S	P	ERA	WHIP
Tom Cheney, R ERA: 4.11	(1, 1)	7.1	L	29	4	4	3	6	4	0	0	0	0	1	37	53	3.68	1.091
Steve Hamilton, L ERA: 6.75	(8, 1)	0.0		2	1	0	0	0	0	1	0	0	0	0	1	5	∞	∞
Joe McClain, R ERA: 9.87	(8, 1)	0.2		2	0	0	0	0	0	0	0	0	0	0	2	2	0.00	0.000

PITCHER	IP	WLS	BF	H	R	ER	SO	BB	IBB	HBP	BLK	WP	HR	S	P	ERA	WHIP

BOTTOM

Washington Senators @ Chicago White Sox

Comiskey Park, Chicago, IL

Tue May 15 1962, 8:05 PM EDT

Att. 9,336 - Unknown

livebaseballscorecards.com

AB	28
R	4
H	5
RBI	4
BB	5
SO	6
LOB	13

Batter	1	2	3	4	5	6	7	8	9	AB	R	H	RBI	BB	SO	LOB
Jim Piersall, R (1, 8) OBP: 0.276, SLG: 0.322	BBBB 4-0 1B S G5-4-3 BB		BBBB 4-0 1B E BB	x 0-0 ③ F8			x 0-0 ① F4		x 0-0 ③ 6-3	3	2	0	0	2	0	0
Danny O'Connell, R (1, 4) OBP: 0.281, SLG: 0.333	x 0-0 G5-4-3 1-3 1B		x 0-0 E7 1-H 1B		x 0-0 ① F6		x 0-0 ② F8			4	1	2	0	0	0	0
Johnny Schaive, R (1, 5) OBP: 0.294, SLG: 0.493	x 0-0 ①② G5-4-3 1-2f 3-H		SSS 0-3 ① K		x 0-0 ② F8		x 0-0 ③ F2			4	0	0	0	0	1	2
Dale Long, L (1, 3) OBP: 0.396, SLG: 0.455	BBBB 4-0 BB		SSS 0-3 ② K		x 0-0 1B 2B			x 0-0 ① F3		3	0	1	0	1	1	1
Gene Woodling, L (1, 9) OBP: 0.474, SLG: 0.645 Chuck Hinton, R (8, PR) (8, 9) OBP: 0.254, SLG: 0.264	x 0-0 ③ G3		IIII 4-0 1B IBB		IIII 4-0 1B IBB			x 0-0 FC1-6 1B		2 0	0 0	1 0	0 0	2 0	0 0	1 0
Jim King, L (1, 7) OBP: 0.378, SLG: 0.408		x 0-0 1B	x 0-0 1-2 2-H 1B		x 0-0 ③ 1-2 2-H 1B			x 0-0 ② FC1-6 S 1-2f		4	0	3	1	0	0	1
Bob Schmidt, R (1, 2) OBP: 0.236, SLG: 0.329		x 0-0 ① F8	x 0-0 ③ F7			x 0-0 ① F5		SSS 0-3 ③ K 1-2		4	0	0	0	0	1	4
Ken Hamlin, R (1, 6)		x 0-0 ② F4		x 0-0 ① F8		x 0-0 ② F2			x 0-0 ① F4	4	0	0	0	0	0	1
Dave Stenhouse, R (1, 1) OBP: 0.182, SLG: 0.100		x 0-0 ③ F8		x 0-0 ② 3-1		x 0-0 ③ 1-3			SSS 0-3 ② K	4	0	0	0	0	1	1
Inning Stats	R: 1 H: 1 E: 0 LOB: 1 K: 0 BB: 2 S: 3 P: 11	R: 0 H: 1 E: 0 LOB: 1 K: 0 BB: 0 S: 4 P: 4	R: 2 H: 2 E: 1 LOB: 2 K: 2 BB: 2 S: 9 P: 17	R: 0 H: 0 E: 0 LOB: 0 K: 0 BB: 0 S: 3 P: 3	R: 0 H: 2 E: 0 LOB: 2 K: 0 BB: 1 S: 4 P: 8	R: 0 H: 0 E: 0 LOB: 0 K: 0 BB: 0 S: 3 P: 3	R: 0 H: 0 E: 0 LOB: 0 K: 0 BB: 0 S: 3 P: 3	R: 0 H: 1 E: 0 LOB: 2 K: 1 BB: 0 S: 6 P: 6	R: 0 H: 0 E: 0 LOB: 0 K: 1 BB: 0 S: 5 P: 5	1B: 6 SF: 0 2B: 1 SAC: 0 3B: 0 DP: 1 HR: 0 HBP: 0						

PITCHER		IP	WLS	BF	H	R	ER	SO	BB	IBB	HBP	BLK	WP	HR	S	P	ERA	WHIP
Early Wynn, R ERA: 3.77	(1, 1)	3.0	L	16	4	3	3	2	3	1	0	0	0	0	16	32	9.00	2.333
Eddie Fisher, R ERA: 5.0	(4, 1)	5.0		18	3	0	0	1	0	1	0	0	0	0	19	23	0.00	0.600
Dom Zanni, R ERA: 3.46	(9, 1)	1.0		3	0	0	0	1	0	0	0	0	0	0	5	5	0.00	0.000

PITCHER	IP	WLS	BF	H	R	ER	SO	BB	IBB	HBP	BLK	WP	HR	S	P	ERA	WHIP

TOP

Washington Senators @ Chicago White Sox

Comiskey Park, Chicago, IL

Wed May 16 1962, 8:05 PM EDT

Att. 10,068 - Unknown

livebaseballscorecards.com

AB	32
R	3
H	7
RBI	1
BB	5
SO	4
LOB	11

WP: 0 PA: 37
PB: 0
SB: 2
CS: 0

BOTTOM

Washington Senators @ Chicago White Sox

Comiskey Park, Chicago, IL

Wed May 16 1962, 8:05 PM EDT

Att. 10,068 - Unknown

livebaseballscorecards.com

Batter	1	2	3	4	5	6	7	8	9	AB	R	H	RBI	BB	SO	LOB
Luis Aparicio, R (1, 6) OBP: 0.272, SLG: 0.276	E7 SF7		6-3			K		F7		4	1	0	0	0	1	1
Nellie Fox, L (1, 4) OBP: 0.331, SLG: 0.376	SF7 3-H		F7			1-3			BB 1B G3	2	0	0	1	1	0	0
Joe Cunningham, L (1, 3) OBP: 0.442, SLG: 0.406	1-3 BB			G5-4-3 BB			F5		G3 1-2	2	0	0	0	2	0	1
Floyd Robinson, L (1, 7) OBP: 0.392, SLG: 0.549	1-3 1-2			F8			5-3 1B		5-3 2-3 1B	4	0	2	0	0	0	2
Mike Hershberger, R (1, 9) OBP: 0.294, SLG: 0.297	F8			G5-4-3 1-2f			5-3 1-2		5-3 1-2	4	0	0	0	0	0	5
Jim Landis, R (1, 8) OBP: 0.338, SLG: 0.528		5-3			G5-4-3 1B		6-3		BB	3	0	1	0	1	0	1
Charley Smith, R (1, 5) OBP: 0.188, SLG: 0.163		F6			G5-4-3 1-2f			6-3	K	3	0	0	0	0	0	1
Al Smith, R (9, PH) OBP: 0.427, SLG: 0.510										1	0	0	0	0	1	3
Cam Carreon, R (1, 2) OBP: 0.323, SLG: 0.404		6-3			F8			K		3	0	0	0	0	1	0
Early Wynn, S (1, 1)			4-3			1-3		1B		0	0	0	0	0	0	0
Bob Farley, L (3, PH) OBP: 0.394, SLG: 0.346										1	0	0	0	0	0	0
Eddie Fisher, R (4, 1)										1	0	0	0	0	0	0
Bob Sadowski, L (8, PH) OBP: 0.292, SLG: 0.381										1	0	1	0	0	0	0
Dom Zanni, R (9, 1) OBP: 0.667, SLG: 0.500										0	0	0	0	0	0	0
Inning Stats	R: 1 E: 1 K: 0 S: 4 H: 0 LOB: 1 BB: 1 P: 8	R: 0 E: 0 K: 0 S: 3 H: 0 LOB: 0 BB: 0 P: 3	R: 0 E: 0 K: 0 S: 3 H: 0 LOB: 0 BB: 0 P: 3	R: 0 E: 0 K: 0 S: 2 H: 0 LOB: 0 BB: 1 P: 6	R: 0 E: 0 K: 0 S: 3 H: 1 LOB: 0 BB: 0 P: 3	R: 0 E: 0 K: 1 S: 5 H: 0 LOB: 0 BB: 0 P: 5	R: 0 E: 0 K: 0 S: 4 H: 1 LOB: 1 BB: 0 P: 4	R: 0 E: 0 K: 1 S: 6 H: 1 LOB: 1 BB: 0 P: 6	R: 0 E: 0 K: 1 S: 6 H: 1 LOB: 3 BB: 2 P: 14	1B: 4 2B: 0 3B: 0 HR: 0 SF: 1 SAC: 0 DP: 2 HBP: 0	WP: 0 PB: 0 SB: 0 CS: 0 PA: 34					

PITCHER	IP	WLS	BF	H	R	ER	SO	BB	IBB	HBP	BLK	WP	HR	S	P	ERA	WHIP
Dave Stenhouse, R (1, 1) ERA: 0.88	9.0	W	34	4	1	0	3	4	0	0	0	0	0	36	52	0.00	0.889

PITCHER	IP	WLS	BF	H	R	ER	SO	BB	IBB	HBP	BLK	WP	HR	S	P	ERA	WHIP

Batter	1	2	3	4	5	6	7	8	9	AB	R	H	RBI	BB	SO	LOB
Dick Howser, R (1, 6) OBP: 0.350, SLG: 0.399	PB, 1B, 2B		P4		1B, 2B		L7			4	2	2	0	0	0	0
Bobby Del Greco, R (1, 8) OBP: 0.412, SLG: 0.392	2B, 2-H, 1B		P3		2-H, 1B		F2			4	0	2	2	0	0	0
Jerry Lumpe, L (1, 4) OBP: 0.363, SLG: 0.431	L4		4-3		K			P3		4	0	0	0	0	1	2
Norm Siebern, L (1, 3) OBP: 0.409, SLG: 0.484	P6			F8	P6			P5		4	0	0	0	0	0	2
Manny Jimenez, L (1, 7) OBP: 0.423, SLG: 0.557	1-3, 2B			2B, 1B	P4			4-3		4	0	2	0	0	0	1
Gino Cimoli, R (1, 9) OBP: 0.369, SLG: 0.481	K			1-3, 2B		4-3			F7	4	0	1	0	0	1	2
Ed Charles, R (1, 5) OBP: 0.257, SLG: 0.234		5-3		BBBB, BB		F3			K	3	0	0	0	1	1	0
Haywood Sullivan, R (1, 2) OBP: 0.309, SLG: 0.239		F8		K		F8			F7	4	0	0	0	0	1	3
Dan Pfister, R (1, 1) OBP: 0.333, SLG: 0.333		5-3		F3			F8			2	0	0	0	0	0	3
George Alusik, R (7, PH) OBP: 0.091, SLG: 0.091										1	0	0	0	0	0	0
Dave Wickersham, R (7, 1) OBP: 0.111, SLG: 0.111										0	0	0	0	0	0	0

TOP

Kansas City Athletics @ Washington Senators
D.C. Stadium, Washington, DC
Fri May 18 1962, 7:05 PM EDT
Att. 7,316 - Unknown

livebaseballscorecards.com

AB	34
R	2
H	7
RBI	2
BB	1
SO	4
LOB	13

Inning Stats	1	2	3	4	5	6	7	8	9
	R: 1 E: 0 K: 1 S: 8	R: 0 E: 0 K: 0 S: 3	R: 0 E: 0 K: 0 S: 3	R: 0 E: 0 K: 1 S: 7	R: 1 E: 0 K: 1 S: 7	R: 0 E: 0 K: 0 S: 3	R: 0 E: 0 K: 0 S: 3	R: 0 E: 0 K: 0 S: 3	R: 0 E: 0 K: 1 S: 5
	H: 3 LOB: 2 BB: 0 P: 8	H: 0 LOB: 0 BB: 0 P: 3	H: 0 LOB: 0 BB: 0 P: 3	H: 2 LOB: 3 BB: 1 P: 11	H: 2 LOB: 1 BB: 0 P: 7	H: 0 LOB: 0 BB: 0 P: 3	H: 0 LOB: 0 BB: 0 P: 3	H: 0 LOB: 0 BB: 0 P: 3	H: 0 LOB: 0 BB: 0 P: 5

1B: 3 SF: 0
2B: 4 SAC: 0
3B: 0 DP: 0
HR: 0 HBP: 0

WP: 0 PA: 35
PB: 1
SB: 0
CS: 0

PITCHER	IP	WLS	BF	H	R	ER	SO	BB	IBB	HBP	BLK	WP	HR	S	P	ERA	WHIP
Pete Burnside, L (1, 1) ERA: 3.8	9.0	W	35	7	2	2	4	1	0	0	0	0	0	42	46	2.00	0.889

PITCHER	IP	WLS	BF	H	R	ER	SO	BB	IBB	HBP	BLK	WP	HR	S	P	ERA	WHIP

Batter	1	2	3	4	5	6	7	8	9	AB	R	H	RBI	BB	SO	LOB
Jim Piersall, R (1, 8) OBP: 0.284, SLG: 0.330	E9 BLK FC 1B	K		1-3 BLK 1B		1-3				4	1	2	0	0	1	2
Danny O'Connell, R (1, 4) OBP: 0.279, SLG: 0.316	K 2-3		5-3 BB BB	K 1-2 3-H			G3			3	0	0	0	1	2	2
Johnny Schaive, R (1, 5) OBP: 0.278, SLG: 0.465	FC 3-H		F8		F8		P6			4	0	0	1	0	0	1
Dale Long, L (1, 3) OBP: 0.390, SLG: 0.440	F9		5-3 1-2 BB		F5		K			3	0	0	0	1	1	1
Gene Woodling, L (1, 9) OBP: 0.463, SLG: 0.615	F7		5-3 1-2 2-3		BB			3-1		3	0	0	0	1	0	3
Chuck Hinton, R (9, 9) OBP: 0.254, SLG: 0.264										0	0	0	0	0	0	0
Jim King, L (1, 7) OBP: 0.384, SLG: 0.397		1B BB	F8		4-3			FC6-4 BB		2	0	0	0	2	0	3
Bob Schmidt, R (1, 2) OBP: 0.237, SLG: 0.365		F7		6-3		HR		F7		4	1	1	1	0	0	2
Ken Hamlin, R (1, 6) OBP: 0.182, SLG: 0.100		1-2 1B		1B BLK BB		F7		FC6-4 1-2f		3	1	1	0	1	0	1
Pete Burnside, R (1, 1)		P1		F3		K				3	0	0	0	0	1	3
Inning Stats	R: 1 H: 1 E: 1 LOB: 1 K: 1 BB: 0 S: 7 P: 7	R: 0 H: 1 E: 0 LOB: 2 K: 1 BB: 1 S: 6 P: 10	R: 0 H: 0 E: 0 LOB: 2 K: 0 BB: 2 S: 3 P: 11	R: 1 H: 1 E: 0 LOB: 1 K: 1 BB: 1 S: 6 P: 10	R: 0 H: 0 E: 0 LOB: 1 K: 0 BB: 1 S: 3 P: 7	R: 1 H: 1 E: 0 LOB: 0 K: 1 BB: 0 S: 6 P: 6	R: 0 H: 0 E: 0 LOB: 0 K: 1 BB: 0 S: 5 P: 5	R: 0 H: 0 E: 0 LOB: 1 K: 0 BB: 1 S: 3 P: 7		1B: 3 SF: 0 2B: 0 SAC: 0 3B: 0 DP: 0 HR: 1 HBP: 0						

PITCHER		IP	WLS	BF	H	R	ER	SO	BB	IBB	HBP	BLK	WP	HR	S	P	ERA	WHIP
Dan Pfister, R ERA: 5.4	(1, 1)	6.0	L	28	4	3	3	4	5	0	0	2	0	1	31	51	4.50	1.500
Dave Wickersham, R ERA: 3.8	(7, 1)	2.0		7	0	0	0	1	1	0	0	0	0	0	8	12	0.00	0.500

PITCHER	IP	WLS	BF	H	R	ER	SO	BB	IBB	HBP	BLK	WP	HR	S	P	ERA	WHIP

BOTTOM

Kansas City Athletics @ Washington Senators

D.C. Stadium, Washington, DC

Fri May 18 1962, 7:05 PM EDT

Att. 7,316 - Unknown

livebaseballscorecards.com

AB	29
R	3
H	4
RBI	2
BB	6
SO	5
LOB	18

WP: 0 PA: 35
PB: 0
SB: 0
CS: 0

Batter	1	2	3	4	5	6	7	8	9	AB	R	H	RBI	BB	SO	LOB
Dick Howser, R (1, 6) OBP: 0.352, SLG: 0.420	5-3		F8		1-H HR		1B		4-3	5	1	2	2	0	0	0
Bobby Del Greco, R (1, 8) (9, 7) OBP: 0.412, SLG: 0.387	F7			F2	1B		F8		BB 3B	4	1	1	0	1	0	1
Jerry Lumpe, L (1, 4) OBP: 0.351, SLG: 0.415	4-3			F9	4-3		F8		F8	5	0	0	0	0	0	3
Norm Siebern, L (1, 3) OBP: 0.421, SLG: 0.504		G3		1B		BB SH2-3 1B		BB SH3-4 1B	1-H 3B	3	3	2	1	2	0	0
Manny Jimenez, L (1, 7) OBP: 0.430, SLG: 0.582		1B		4-3		1-2 SH2-3		1-2 SH3-4	3-H 3B	3	0	2	1	0	0	1
Jose Tartabull, L (9, PR) (9, 8) OBP: 0.314, SLG: 0.364										0	0	0	0	0	0	0
Gino Cimoli, R (1, 9) OBP: 0.364, SLG: 0.471		F8			F9	SSS K		2-H 1B	6-3	5	1	1	1	0	1	3
Ed Charles, R (1, 5) OBP: 0.282, SLG: 0.309		1-3			HR	2-H FC5-4 1B		2-H S 1B		4	1	3	3	0	0	1
Haywood Sullivan, R (1, 2) OBP: 0.294, SLG: 0.227			F7		E5 HR	1-2f FC5-4		1-2 F9		4	1	0	0	0	0	2
Art Ditmar, R (1, 1) OBP: 0.167, SLG: 0.167			4-3		SSS K		SSS K	SSS K		1	0	0	0	0	0	0
Norm Bass, R (3, 1) OBP: 0.125, SLG: 0.067										3	0	0	0	0	3	2
Inning Stats	R: 0 E: 0 K: 0 S: 3 H: 0 LOB: 0 BB: 0 P: 3	R: 0 E: 0 K: 0 S: 4 H: 1 LOB: 1 BB: 0 P: 4	R: 0 E: 0 K: 0 S: 3 H: 0 LOB: 0 BB: 0 P: 3	R: 0 E: 0 K: 0 S: 4 H: 1 LOB: 1 BB: 0 P: 4	R: 3 E: 1 K: 1 S: 9 H: 3 LOB: 1 BB: 0 P: 9	R: 1 E: 0 K: 1 S: 6 H: 1 LOB: 1 BB: 1 P: 10	R: 0 E: 0 K: 1 S: 6 H: 1 LOB: 1 BB: 0 P: 6	R: 2 E: 0 K: 1 S: 7 H: 2 LOB: 1 BB: 1 P: 11	R: 2 E: 0 K: 0 S: 5 H: 2 LOB: 1 BB: 1 P: 9	1B: 7 2B: 0 3B: 2 HR: 2	SF: 0 SAC: 2 DP: 0 HBP: 0						

TOP

Kansas City Athletics @ Washington Senators
D.C. Stadium, Washington, DC
Sat May 19 1962, 3:33 AM EDT
Att. 5,623 - Unknown

livebaseballscorecards.com

AB	37
R	8
H	11
RBI	8
BB	3
SO	4
LOB	13

WP: 0 PB: 0 SB: 1 CS: 0 PA: 42

PITCHER		IP	WLS	BF	H	R	ER	SO	BB	IBB	HBP	BLK	WP	HR	S	P	ERA	WHIP
Don Rudolph, L ERA: 3.42	(1, 1)	7.1	L	34	9	6	4	3	2	0	0	0	0	2	38	46	4.91	1.500
Joe McClain, R ERA: 9.5	(8, 1)	0.2		2	0	0	0	1	0	0	0	0	0	0	4	4	0.00	0.000
Marty Kutyna, R ERA: 3.45	(9, 1)	1.0		6	2	2	2	0	1	0	0	0	0	0	5	9	18.00	3.000

PITCHER	IP	WLS	BF	H	R	ER	SO	BB	IBB	HBP	BLK	WP	HR	S	P	ERA	WHIP

BOTTOM

Kansas City Athletics @ Washington Senators
D.C. Stadium, Washington, DC
Sat May 19 1962, 3:33 AM EDT
Att. 5,623 - Unknown

livebaseballscorecards.com

Batter	1	2	3	4	5	6	7	8	9	AB	R	H	RBI	BB	SO	LOB
Jim Piersall, R (1, 8) OBP: 0.290, SLG: 0.333	F9		1B 2B 1B	1B		K		F9		5	1	2	0	0	1	2
Danny O'Connell, R (1, 4) OBP: 0.303, SLG: 0.371	1B		1-3 2B 1B	F9		1-H 3B			P3	5	1	3	1	0	0	1
Johnny Schaive, R (1, 5) OBP: 0.273, SLG: 0.447	5-3		K	FC5-4 1B		F8			K	5	0	1	0	0	2	3
Dale Long, L (1, 3) OBP: 0.391, SLG: 0.448		F8 S 2B 1B	E 1-H 3-H 2B		FC5-4 FC1-6 1-2f		P6		4-3	5	1	2	2	0	0	1
Gene Woodling, L (1, 9) OBP: 0.452, SLG: 0.588		F8 1-3	FC5 E BB		FC1-6 1B 1-2f		G3			3	0	0	0	1	0	2
Chuck Hinton, R (8, 9) OBP: 0.254, SLG: 0.264										0	0	0	0	0	0	0
Jim King, L (1, 7) OBP: 0.378, SLG: 0.390		5-3	E3 1-2 2-3		1-2 1B		F3			4	0	1	0	0	0	3
Bob Schmidt, R (1, 2) OBP: 0.238, SLG: 0.372		3-H 2B	FC5 2-3f		K			5-3		4	0	1	1	0	1	5
Ken Hamlin, R (1, 6) OBP: 0.143, SLG: 0.077		1-3		F8		K		F5		3	0	0	0	0	1	1
Ken Retzer, L (8, PH) OBP: 0.294, SLG: 0.233										1	0	0	0	0	0	0
Bob Johnson, R (9, 6) OBP: 0.327, SLG: 0.412										0	0	0	0	0	0	0
Don Rudolph, L (1, 1) OBP: 0.333, SLG: 0.444			4-3	K		3B 1B		1B		3	1	1	0	0	1	0
Joe McClain, R (8, 1)										0	0	0	0	0	0	0
Joe Hicks, L (8, PH) OBP: 0.241, SLG: 0.154										1	0	1	0	0	0	0
Marty Kutyna, R (9, 1)										0	0	0	0	0	0	0
Inning Stats	R: 0 E: 0 K: 0 S: 3 H: 1 LOB: 0 BB: 0 P: 3	R: 1 E: 0 K: 0 S: 5 H: 2 LOB: 1 BB: 0 P: 5	R: 2 E: 1 K: 1 S: 9 H: 3 LOB: 3 BB: 1 P: 13	R: 0 E: 0 K: 1 S: 6 H: 1 LOB: 1 BB: 0 P: 6	R: 0 E: 0 K: 1 S: 7 H: 2 LOB: 2 BB: 0 P: 7	R: 1 E: 0 K: 2 S: 9 H: 2 LOB: 1 BB: 0 P: 9	R: 0 E: 0 K: 0 S: 3 H: 0 LOB: 0 BB: 0 P: 3	R: 0 E: 0 K: 0 S: 4 H: 1 LOB: 1 BB: 0 P: 4	R: 0 E: 0 K: 1 S: 5 H: 0 LOB: 0 BB: 0 P: 5	1B: 9 2B: 2 3B: 1 HR: 0	SF: 0 SAC: 0 DP: 0 HBP: 0						

	AB	39
	R	4
	H	12
	RBI	4
	BB	1
	SO	6
	LOB	18

WP: 0 PB: 0 SB: 1 CS: 0 PA: 40

PITCHER		IP	WLS	BF	H	R	ER	SO	BB	IBB	HBP	BLK	WP	HR	S	P	ERA	WHIP
Art Ditmar, R ERA: 6.65	(1, 1)	2.2		14	6	3	3	1	1	0	0	0	0	0	15	19	10.12	2.625
Norm Bass, R ERA: 6.45	(3, 1)	6.1	W	26	6	1	1	5	0	0	0	0	0	0	36	36	1.42	0.947

PITCHER	IP	WLS	BF	H	R	ER	SO	BB	IBB	HBP	BLK	WP	HR	S	P	ERA	WHIP

Batter	1	2	3	4	5	6	7	8	9	AB	R	H	RBI	BB	SO	LOB
Dick Howser, R (1, 6) OBP: 0.343, SLG: 0.408	F9		5-3			4-3		E6 1-2 2-3		4	0	0	0	0	0	2
Bobby Del Greco, R (1, 8) (9, 7) OBP: 0.400, SLG: 0.373	F9			4-3		F7		L5		4	0	0	0	0	0	3
Jerry Lumpe, L (1, 4) OBP: 0.348, SLG: 0.410	1-3			G6-3 1B		4-3		4-3		4	0	1	0	0	0	3
Norm Siebern, L (1, 3) OBP: 0.411, SLG: 0.489		6-3		G6-3 1-2f			6-3		6-3	4	0	0	0	0	0	1
Manny Jimenez, L (1, 7) OBP: 0.433, SLG: 0.611		FC6-4 1B			1-3		6-3		HR	4	1	2	1	0	0	0
Jose Tartabull, L (9, 8) OBP: 0.314, SLG: 0.364										0	0	0	0	0	0	0
Gino Cimoli, R (1, 9) OBP: 0.361, SLG: 0.472		FC6-4 1-2f FC5-4			2B		F3		F8	4	0	1	0	0	0	1
Ed Charles, R (1, 5) OBP: 0.293, SLG: 0.300		FC5-4 1-2f			5-3			BB E SH1-4	BB WP	2	0	0	0	2	0	2
Joe Azcue, R (1, 2) OBP: 0.250, SLG: 0.214			4-3		FC5-4 IBB			SH1-4 1-2	IBB 1-2	1	0	0	0	2	0	0
Ed Rakow, S (1, 1) OBP: 0.167, SLG: 0.208			F8		FC5-4 1-2f			1B E	K	4	0	1	0	0	1	4
Inning Stats	R: 0 E: 0 K: 0 S: 3 H: 0 LOB: 0 BB: 0 P: 3	R: 0 E: 0 K: 0 S: 4 H: 1 LOB: 1 BB: 0 P: 4	R: 0 E: 0 K: 0 S: 3 H: 0 LOB: 0 BB: 0 P: 3	R: 0 E: 0 K: 0 S: 3 H: 1 LOB: 0 BB: 0 P: 3	R: 0 E: 0 K: 0 S: 4 H: 1 LOB: 2 BB: 1 P: 8	R: 0 E: 0 K: 0 S: 3 H: 0 LOB: 0 BB: 0 P: 3	R: 0 E: 0 K: 0 S: 3 H: 0 LOB: 0 BB: 0 P: 3	R: 0 E: 1 K: 0 S: 5 H: 1 LOB: 3 BB: 1 P: 9	R: 1 E: 0 K: 1 S: 6 H: 1 LOB: 2 BB: 2 P: 14	1B: 3 2B: 1 3B: 0 HR: 1 SF: 0 SAC: 1 DP: 1 HBP: 0	WP: 1 PB: 0 SB: 0 CS: 0 PA: 36					

PITCHER		IP	WLS	BF	H	R	ER	SO	BB	IBB	HBP	BLK	WP	HR	S	P	ERA	WHIP
Claude Osteen, L ERA: 6.87	(1, 1)	8.2	L	35	5	1	1	0	2	2	0	0	1	1	31	47	1.04	0.808
Bennie Daniels, R ERA: 4.46	(9, 1)	0.1		1	0	0	0	1	0	0	0	0	0	0	3	3	0.00	0.000

PITCHER	IP	WLS	BF	H	R	ER	SO	BB	IBB	HBP	BLK	WP	HR	S	P	ERA	WHIP

TOP

Kansas City Athletics @ Washington Senators
D.C. Stadium, Washington, DC
Sun May 20 1962, 3:33 AM EDT
Unknown

livebaseballscorecards.com

AB	31
R	1
H	5
RBI	1
BB	4
SO	1
LOB	16

Batter	1	2	3	4	5	6	7	8	9	AB	R	H	RBI	BB	SO	LOB
Jim Piersall, R (1, 8) OBP: 0.279, SLG: 0.320	5-3		6-3			K2-3			F8	4	0	0	0	0	1	0
Danny O'Connell, R (1, 4) OBP: 0.290, SLG: 0.354	6-3			6-3		K			4-3	3	0	0	0	0	1	0
Joe Hicks, L (9, PH) OBP: 0.233, SLG: 0.148										1	0	0	0	0	0	0
Gene Woodling, L (1, 9) OBP: 0.443, SLG: 0.569	1B			G3			3-1		3-1	4	0	1	0	0	0	0
Dale Long, L (1, 3) OBP: 0.381, SLG: 0.434	4-3			F8			3-1			3	0	0	0	0	0	1
Jim King, L (1, 7) OBP: 0.387, SLG: 0.400		G3			1B 1B		WP 1B			3	0	2	0	0	0	0
Johnny Schaive, R (1, 5) OBP: 0.275, SLG: 0.443		F5			G4-6-3 1B 1-2		6-3 1-2			3	0	1	0	0	0	1
Bob Johnson, R (1, 6) OBP: 0.328, SLG: 0.410		F3			P3			L6 1B		3	0	1	0	0	0	2
Ken Retzer, L (1, 2) OBP: 0.270, SLG: 0.212			3-1		G4-6-3 1-2f			L6 1-2		3	0	0	0	0	0	3
Claude Osteen, L (1, 1) OBP: 0.167, SLG: 0.167			4-3			2-3		1-3		3	0	0	0	0	0	0
Bennie Daniels, L (9, 1) OBP: 0.231, SLG: 0.231										0	0	0	0	0	0	0
Inning Stats	R: 0 E: 0 K: 0 S: 4 H: 1 LOB: 1 BB: 0 P: 4	R: 0 E: 0 K: 0 S: 3 H: 0 LOB: 0 BB: 0 P: 3	R: 0 E: 0 K: 0 S: 3 H: 0 LOB: 0 BB: 0 P: 3	R: 0 E: 0 K: 0 S: 3 H: 0 LOB: 0 BB: 0 P: 3	R: 0 E: 0 K: 0 S: 4 H: 2 LOB: 1 BB: 0 P: 4	R: 0 E: 0 K: 2 S: 7 H: 0 LOB: 0 BB: 0 P: 7	R: 0 E: 0 K: 0 S: 4 H: 1 LOB: 1 BB: 0 P: 4	R: 0 E: 0 K: 0 S: 3 H: 1 LOB: 0 BB: 0 P: 3	R: 0 E: 0 K: 0 S: 3 H: 0 LOB: 0 BB: 0 P: 3	1B: 5 2B: 1 3B: 0 HR: 0 SF: 0 SAC: 0 DP: 2 HBP: 0						

PITCHER	IP	WLS	BF	H	R	ER	SO	BB	IBB	HBP	BLK	WP	HR	S	P	ERA	WHIP
Ed Rakow, R (1, 1) ERA: 4.39	9.0	W	30	5	0	0	2	0	0	0	0	1	0	34	34	0.00	0.556

PITCHER	IP	WLS	BF	H	R	ER	SO	BB	IBB	HBP	BLK	WP	HR	S	P	ERA	WHIP

BOTTOM

Kansas City Athletics @ Washington Senators
D.C. Stadium, Washington, DC
Sun May 20 1962, 3:33 AM EDT
Unknown

livebaseballscorecards.com

AB	30
R	0
H	5
RBI	0
BB	0
SO	2
LOB	7

WP: 1 PA: 30
PB: 0
SB: 0
CS: 0

Batter	1	2	3	4	5	6	7	8	9	AB	R	H	RBI	BB	SO	LOB
Dick Howser, R (1, 6) OBP: 0.341, SLG: 0.404	S S S 0-3 ① K		x 0-0 SF8 E 1B 1-3 2-H		x 0-0 E6 1-2	x 0-0 ③ FC6-4 1-2f		x 0-0 ① SH4-3 2-3		4	1	1	1	0	1	3
Jose Tartabull, L (1, 8) OBP: 0.300, SLG: 0.342	x 0-0 ② 1-3		x 0-0 ① 1-3		x 0-0 ① F7		x 0-0 FC4-6 1B	x 0-0 ② 4-3		5	0	1	0	0	0	5
Jerry Lumpe, L (1, 4) OBP: 0.344, SLG: 0.420	x 0-0 3B		x 0-0 ② SF8 2-3 3-H		x 0-0 ② F5		x 0-0 ① FC4-6 1B 1-2f 1B	x 0-0 ③ G3		4	1	1	1	0	0	4
Norm Siebern, L (1, 3) OBP: 0.405, SLG: 0.478	x 0-0 ③ L6		x 0-0 E4 3-H		x 0-0 ③ 4-3		x 0-0 BB 1B 1-2 1B		x 0-0 ① 3-1	5	0	1	0	0	0	3
Manny Jimenez, L (1, 7) OBP: 0.413, SLG: 0.580		S S S 0-3 ① K	x 0-0 ③ F2			x 0-0 ① 4-3	S S S 0-3 ② K		x 0-0 ② 1-3	5	0	0	0	0	2	3
Gino Cimoli, R (1, 9) OBP: 0.368, SLG: 0.473		x 0-0 ② P4		B B B B 4-0 G6-4-3 BB		x 0-0 1B SF7 1B	x 0-0 BB 1-2 2-H 1B		x 0-0 ③ F9	4	1	2	1	1	0	0
Ed Charles, R (1, 5) OBP: 0.302, SLG: 0.301		x 0-0 ③ 5-3		x 0-0 ① ② G6-4-3 1-2f		x 0-0 B B B B 4-0 1B 1-3 1-2 2-3 1B BB				3	0	1	0	1	0	1
Haywood Sullivan, R (1, 2) OBP: 0.292, SLG: 0.221			B B B B 4-0 BB 1B BB	x 0-0 ③ P4		x 0-0 ② SF7 3-H	x 0-0 ③ P4			2	1	0	1	1	0	3
Jim Archer, R (1, 1) OBP: 1.000, SLG: 1.000 Leo Posada, R (3, PH) OBP: 0.325, SLG: 0.294 John Wyatt, R (3, 1) OBP: 0.091, SLG: 0.091 Wayne Causey, L (6, PH) OBP: 0.342, SLG: 0.323 Bob Grim, R (6, 1) George Alusik, R (8, PH) OBP: 0.167, SLG: 0.250 Diego Segui, R (8, 1)			B B B B 4-0 1B SF8 1-2 BB		x 0-0 E 1B	x 0-0 FC6-4 2-3 1B		x 0-0 SH4-3 2B		0 0 1 1 0 0 1 0	0 1 0 0 0 0 0 0	0 0 0 1 0 0 0 0	0 0 0 0 0 0 0 0	0 1 0 0 0 0 0 0	0 0 0 0 0 0 0 0	0 0 0 0 0 0 0 0
Inning Stats	R: 0 H: 1 E: 0 LOB: 1 K: 1 BB: 0 S: 6 P: 6	R: 0 H: 0 E: 0 LOB: 0 K: 1 BB: 0 S: 5 P: 5	R: 3 H: 1 E: 1 LOB: 1 K: 0 BB: 2 S: 5 P: 13	R: 0 H: 0 E: 0 LOB: 0 K: 0 BB: 1 S: 2 P: 6	R: 0 H: 1 E: 1 LOB: 2 K: 0 BB: 0 S: 5 P: 5	R: 1 H: 3 E: 0 LOB: 3 K: 0 BB: 1 S: 6 P: 12	R: 1 H: 3 E: 0 LOB: 3 K: 1 BB: 1 S: 8 P: 12	R: 0 H: 1 E: 0 LOB: 1 K: 0 BB: 0 S: 4 P: 4	R: 0 H: 0 E: 0 LOB: 0 K: 0 BB: 0 S: 3 P: 3	1B: 8 SF: 2 2B: 1 SAC: 1 3B: 1 DP: 1 HR: 0 HBP: 0						

TOP

Kansas City Athletics @ Washington Senators
D.C. Stadium, Washington, DC

Sun May 20 1962, 3:38 AM EDT
Att. 8,052 - Unknown

livebaseballscorecards.com

AB	35
R	5
H	10
RBI	4
BB	4
SO	3
LOB	22

WP: 0 PA: 42
PB: 0
SB: 0
CS: 0

PITCHER		IP	WLS	BF	H	R	ER	SO	BB	IBB	HBP	BLK	WP	HR	S	P	ERA	WHIP
Tom Cheney, R ERA: 4.29	(1, 1)	5.2	W	27	6	4	3	2	3	0	0	0	0	0	28	40	4.76	1.588
Ray Rippelmeyer, R ERA: 4.71	(6, 1)	0.2		4	2	1	1	0	0	0	0	0	0	0	4	4	13.50	3.000
Steve Hamilton, L ERA: 6.48	(7, 1)	0.1		3	1	0	0	1	1	0	0	0	0	0	4	8	0.00	6.000
Bennie Daniels, R ERA: 4.22	(7, 1)	2.1	S	8	1	0	0	0	0	0	0	0	0	0	8	8	0.00	0.429

PITCHER	IP	WLS	BF	H	R	ER	SO	BB	IBB	HBP	BLK	WP	HR	S	P	ERA	WHIP

BOTTOM

Kansas City Athletics @ Washington Senators
D.C. Stadium, Washington, DC
Sun May 20 1962, 3:38 AM EDT
Att. 8,052 - Unknown

livebaseballscorecards.com

Batter	1	2	3	4	5	6	7	8	9	AB	R	H	RBI	BB	SO	LOB
Jim Piersall, R (1, 8) OBP: 0.278, SLG: 0.346	P6	2-H HR		K			4-3			4	1	1	2	0	1	0
Chuck Cottier, R (1, 4) OBP: 0.297, SLG: 0.333	2B 1B 1B	F3		F8			F9			4	1	1	0	0	0	0
Chuck Hinton, R (1, 9) OBP: 0.286, SLG: 0.304	1-3 1B 2B		5-3		CS 1B			BBB SH3-4 E BB		3	2	2	0	1	0	0
Harry Bright, R (1, 3) OBP: 0.414, SLG: 0.786	2-H 3-H 1B FC3-6 1B		1B 2B		F8 1-2			SH3-4 1-2		3	2	2	2	0	0	1
Bob Johnson, R (1, 6) OBP: 0.342, SLG: 0.422	2-3 FC3-6 1B		2-H S 1B		F7			E8 2-H 1B		4	0	3	2	0	0	0
Johnny Schaive, R (1, 5) OBP: 0.262, SLG: 0.422	1-2f 3-H FC3-6 CS		1-2 P5			1-3		F8		4	0	0	1	0	0	3
Jim King, L (1, 7) OBP: 0.392, SLG: 0.390	1-2 CS	SSS K	BBB BB			4-3		IBB		2	0	0	0	2	1	0
Bob Schmidt, R (1, 2) OBP: 0.241, SLG: 0.383		HR 2B	F9			5-3		4-3		3	1	1	0	0	0	2
Gene Woodling, L (8, PH) OBP: 0.438, SLG: 0.562										1	0	0	0	0	0	2
Ken Retzer, L (9, 2) OBP: 0.270, SLG: 0.212										0	0	0	0	0	0	0
Tom Cheney, R (1, 1)		F9		6-3			F5			2	0	0	0	0	0	1
Ray Rippelmeyer, R (6, 1) OBP: 0.600, SLG: 1.400										0	0	0	0	0	0	0
Steve Hamilton, L (7, 1)										0	0	0	0	0	0	0
Bennie Daniels, L (7, 1) OBP: 0.214, SLG: 0.214										1	0	0	0	0	0	0
Inning Stats	R: 3 E: 0 K: 0 S: 6 H: 4 LOB: 0 BB: 0 P: 6	R: 2 E: 0 K: 1 S: 7 H: 2 LOB: 0 BB: 0 P: 7	R: 1 E: 0 K: 0 S: 5 H: 2 LOB: 2 BB: 1 P: 9	R: 0 E: 0 K: 1 S: 5 H: 0 LOB: 0 BB: 0 P: 5	R: 0 E: 0 K: 0 S: 3 H: 1 LOB: 0 BB: 0 P: 3	R: 0 E: 0 K: 0 S: 3 H: 0 LOB: 0 BB: 0 P: 3	R: 0 E: 0 K: 0 S: 3 H: 0 LOB: 0 BB: 0 P: 3	R: 1 E: 1 K: 0 S: 4 H: 1 LOB: 2 BB: 2 P: 12		1B: 6 2B: 3 3B: 0 HR: 1	SF: 0 SAC: 1 DP: 0 HBP: 0					

	AB	31
	R	7
	H	10
	RBI	7
	BB	3
	SO	2
	LOB	9

WP: 0 PB: 0 SB: 1 CS: 2 PA: 36

PITCHER		IP	WLS	BF	H	R	ER	SO	BB	IBB	HBP	BLK	WP	HR	S	P	ERA	WHIP
Jim Archer, L ERA: 10.32	(1, 1)	2.0	L	11	6	5	5	1	0	0	0	0	0	1	13	13	22.50	3.000
John Wyatt, R ERA: 4.81	(3, 1)	3.0		12	3	1	1	1	1	0	0	0	0	0	13	17	3.00	1.333
Bob Grim, R ERA: 2.25	(6, 1)	2.0		6	0	0	0	0	0	0	0	0	0	0	6	6	0.00	0.000
Diego Segui, R ERA: 3.43	(8, 1)	1.0		6	1	1	1	0	1	1	0	0	0	0	4	12	9.00	2.000

PITCHER	IP	WLS	BF	H	R	ER	SO	BB	IBB	HBP	BLK	WP	HR	S	P	ERA	WHIP

Batter	1	2	3	4	5	6	7	8	9	AB	R	H	RBI	BB	SO	LOB
Lenny Green, L (1, 8) (9, 7) OBP: 0.386, SLG: 0.477	P6		3-1		4-3		L4	K		5	0	0	0	0	1	4
Vic Power, R (1, 3) OBP: 0.325, SLG: 0.427	K			6-3		F3	E5 1B 1-2		1-3	5	0	0	0	0	1	1
Rich Rollins, R (1, 5) OBP: 0.401, SLG: 0.545	K			7-4 BB		K	1-2 2-3 1B		K	4	0	1	0	1	3	0
Harmon Killebrew, R (1, 7) OBP: 0.376, SLG: 0.491 Bill Tuttle, R (9, 8) OBP: 0.323, SLG: 0.309		6-3		7-4 1-2f		HR	F8		5-3	5 0	1 0	1 0	1 0	0 0	0 0	4 0
Bob Allison, R (1, 9) OBP: 0.402, SLG: 0.404		CS HBP			F8	BB		5-3		2	0	0	0	1	0	0
Earl Battey, R (1, 2) OBP: 0.376, SLG: 0.441 Jerry Zimmerman, R (3, 2) OBP: 0.250, SLG: 0.250		1-2 1B			2B 1B	K		P4		1 3	0 1	1 1	0 0	0 0	0 1	0 1
Bernie Allen, L (1, 4) OBP: 0.328, SLG: 0.525		L4			1-H 2B 2B		SH2-4 1B 1B	1B 2B		4	3	3	1	0	0	1
Zoilo Versalles, R (1, 6) OBP: 0.275, SLG: 0.378			1-3		F8 2-H 2B		SH2-4 1-2	1B IBB		2	0	1	1	1	0	0
Camilo Pascual, R (1, 1) OBP: 0.323, SLG: 0.452			K		F8 2-3		1B E 2-H 1B	1-3 2-H 1B		4	0	2	2	0	1	1
Inning Stats	R: 0 E: 0 K: 2 S: 7 H: 0 LOB: 0 BB: 0 P: 7	R: 0 E: 0 K: 0 S: 3 H: 1 LOB: 1 BB: 0 P: 4	R: 0 E: 0 K: 1 S: 5 H: 0 LOB: 0 BB: 0 P: 5	R: 0 E: 0 K: 0 S: 2 H: 0 LOB: 0 BB: 1 P: 6	R: 2 E: 0 K: 0 S: 6 H: 3 LOB: 1 BB: 0 P: 6	R: 1 E: 0 K: 2 S: 8 H: 1 LOB: 1 BB: 1 P: 12	R: 1 E: 1 K: 0 S: 7 H: 3 LOB: 3 BB: 0 P: 7	R: 1 E: 0 K: 1 S: 7 H: 2 LOB: 2 BB: 1 P: 11	R: 0 E: 0 K: 1 S: 5 H: 0 LOB: 0 BB: 0 P: 5	1B: 6 2B: 4 3B: 0 HR: 1 SF: 0 SAC: 1 DP: 1 HBP: 1						

TOP

Minnesota Twins @ Washington Senators

D.C. Stadium, Washington, DC

Mon May 21 1962, 7:05 PM EDT

Att. 11,797 - Unknown

livebaseballscorecards.com

AB	35
R	5
H	10
RBI	5
BB	3
SO	7
LOB	12

WP: 0 PB: 0 SB: 0 CS: 1 PA: 40

PITCHER		IP	WLS	BF	H	R	ER	SO	BB	IBB	HBP	BLK	WP	HR	S	P	ERA	WHIP
Dave Stenhouse, R ERA: 1.69	(1, 1)	6.2	L	30	8	4	4	5	2	0	1	0	0	1	37	46	5.40	1.500
Ed Hobaugh, R ERA: 7.04	(7, 1)	1.1		7	2	1	1	1	0	1	0	0	0	0	8	12	6.75	1.500
Marty Kutyna, R ERA: 3.24	(9, 1)	1.0		3	0	0	0	1	0	0	0	0	0	0	5	5	0.00	0.000

PITCHER	IP	WLS	BF	H	R	ER	SO	BB	IBB	HBP	BLK	WP	HR	S	P	ERA	WHIP

BOTTOM

Minnesota Twins @ Washington Senators

D.C. Stadium, Washington, DC

Mon May 21 1962, 7:05 PM EDT

Att. 11,797 - Unknown

livebaseballscorecards.com

Batter	1	2	3	4	5	6	7	8	9	AB	R	H	RBI	BB	SO	LOB
Jim Piersall, R (1, 8) OBP: 0.286, SLG: 0.378	5-3		1B			HR		K		4	1	2	1	0	1	1
Chuck Cottier, R (1, 4) OBP: 0.314, SLG: 0.365	4-3 PO S 1B		F7			G3 BB		1-H 3B		3	0	2	1	1	0	1
Gene Woodling, L (1, 9) OBP: 0.419, SLG: 0.532	4-3 1-3			4-3		G3 1-2		K		4	0	0	0	0	1	3
Dale Long, L (1, 3) OBP: 0.385, SLG: 0.431	PO 3-H	S 1B 1B		K		G6-4-3 BB		3-1		3	1	1	0	1	1	1
Bob Johnson, R (1, 6) OBP: 0.339, SLG: 0.411		K 1-2		BB		G6-4-3 1-2f			5-3	3	0	0	0	1	1	3
Harry Bright, R (1, 5) OBP: 0.424, SLG: 0.750		G3-6 1B 2-H		K			F7		G3-6-3 1B	4	0	2	1	0	1	1
Chuck Hinton, R (9, PR) OBP: 0.286, SLG: 0.304										0	0	0	0	0	0	0
Jim King, L (1, 7) OBP: 0.376, SLG: 0.372		G3-6 1-2f			F5		3-1		G3-6-3 1-2f	4	0	0	0	0	0	2
Bob Schmidt, R (1, 2) OBP: 0.233, SLG: 0.369			F8		F8		K			3	0	0	0	0	1	0
Dave Stenhouse, R (1, 1) OBP: 0.154, SLG: 0.083			G3		F7			3B 1B		2	0	0	0	0	0	0
Ed Hobaugh, R (7, 1)										0	0	0	0	0	0	0
Joe Hicks, L (8, PH) OBP: 0.258, SLG: 0.179										1	1	1	0	0	0	0
Marty Kutyna, R (9, 1)										0	0	0	0	0	0	0

Inning Stats	1	2	3	4	5	6	7	8	9
	R: 0 H: 1 E: 0 LOB: 0 K: 0 BB: 0 S: 3 P: 3	R: 1 H: 2 E: 0 LOB: 0 K: 1 BB: 0 S: 6 P: 6	R: 0 H: 1 E: 0 LOB: 1 K: 0 BB: 0 S: 4 P: 4	R: 0 H: 0 E: 0 LOB: 1 K: 2 BB: 1 S: 7 P: 11	R: 0 H: 0 E: 0 LOB: 0 K: 0 BB: 0 S: 3 P: 3	R: 1 H: 1 E: 0 LOB: 1 K: 0 BB: 2 S: 3 P: 11	R: 0 H: 0 E: 0 LOB: 0 K: 1 BB: 0 S: 5 P: 5	R: 1 H: 2 E: 0 LOB: 1 K: 2 BB: 0 S: 9 P: 9	R: 0 H: 1 E: 0 LOB: 1 K: 0 BB: 0 S: 3 P: 3

1B: 6	SF: 0
2B: 0	SAC: 0
3B: 1	DP: 3
HR: 1	HBP: 0
WP: 0	PA: 35
PB: 0	
SB: 2	
CS: 0	

AB	31
R	3
H	8
RBI	3
BB	3
SO	6
LOB	12

PITCHER	IP	WLS	BF	H	R	ER	SO	BB	IBB	HBP	BLK	WP	HR	S	P	ERA	WHIP
Camilo Pascual, R (1, 1) ERA: 3.47	9.0	W	34	8	3	3	6	3	0	0	0	0	1	43	55	3.00	1.222

PITCHER	IP	WLS	BF	H	R	ER	SO	BB	IBB	HBP	BLK	WP	HR	S	P	ERA	WHIP

Batter	1	2	3	4	5	6	7	8	9	AB	R	H	RBI	BB	SO	LOB
Lenny Green, L (1, 8) OBP: 0.387, SLG: 0.490	BBBB 4-0 BB 1B BB	x 0-0 ① 1-H HR	x 0-0 ③ 3-1			x 0-0 ① 4-3			x 0-0 ① G3	4	1	1	2	1	0	1
Vic Power, R (1, 3) OBP: 0.336, SLG: 0.434	x 0-0 BB 1-2 1B	x 0-0 ③ 5-3		x 0-0 ① F8		x 0-0 G5-4-3 1B			x 0-0 1B	5	0	3	0	0	0	0
Rich Rollins, R (1, 5) OBP: 0.401, SLG: 0.537	x 0-0 ① F8		BBBB 4-0 2B 1B BB	x 0-0 BB 1B		x 0-0 ② ③ G5-4-3 1-2f			x 0-0 ② F8	4	1	1	0	1	0	4
Harmon Killebrew, R (1, 7) OBP: 0.390, SLG: 0.504	BBBB 4-0 1-2 2-3 BB		x 0-0 1-3 1B 2B	BBBB 4-0 G6-4-3 1-2 BB			x 0-0 CS 1B		x 0-0 ③ F2	3	1	2	0	2	0	1
Bob Allison, R (1, 9) OBP: 0.404, SLG: 0.406 Bill Tuttle, R (3, 9) OBP: 0.313, SLG: 0.298	x 0-0 ② L9		x 0-0 PB 2-H 3-H 1B	x 0-0 ② ③ G6-4-3 1-2f			x 0-0 ① ② 6-3 1-2			2	1	1	2	0	0	3
										2	0	0	0	0	0	3
Bernie Allen, L (1, 4) OBP: 0.319, SLG: 0.508	x 0-0 ③ F9		x 0-0 ① F7		x 0-0 P4		x 0-0 4-3			4	0	0	0	0	0	4
Zoilo Versalles, R (1, 6) OBP: 0.268, SLG: 0.367		x 0-0 ① 6-3	x 0-0 ② 2-3 2-3		x 0-0 ② F7			x 0-0 ① 5-3		4	0	0	0	0	0	1
Jerry Zimmerman, R (1, 2) OBP: 0.500, SLG: 0.429		x 0-0 HR 1B	x 0-0 PB 3-H 2B 1B		BBBB 4-0 2B BB			x 0-0 ② 5-3		3	2	2	1	1	0	0
Georges Maranda, R (1, 1) OBP: 0.400, SLG: 0.800 Lee Stange, R (5, 1) Dick Stigman, R (7, 1) Ray Moore, R (8, 1)		x 0-0 ② P4	x 0-0 1-H 2B		x 0-0 ③ 1-H 2B			SSS 0-3 ③ K		3	0	2	1	0	0	1
										0	0	0	0	0	0	0
										1	0	0	0	0	1	0
										0	0	0	0	0	0	0
Inning Stats	R: 0 E: 0 K: 0 S: 4 H: 1 LOB: 3 BB: 2 P: 12	R: 2 E: 0 K: 0 S: 5 H: 2 LOB: 0 BB: 0 P: 5	R: 4 E: 0 K: 0 S: 7 H: 4 LOB: 1 BB: 1 P: 11	R: 0 E: 0 K: 0 S: 3 H: 1 LOB: 1 BB: 1 P: 7	R: 0 E: 0 K: 0 S: 3 H: 1 LOB: 2 BB: 1 P: 7	R: 0 E: 0 K: 0 S: 3 H: 1 LOB: 0 BB: 0 P: 3	R: 0 E: 0 K: 0 S: 3 H: 1 LOB: 0 BB: 0 P: 3	R: 0 E: 0 K: 1 S: 5 H: 0 LOB: 0 BB: 0 P: 5	R: 0 E: 0 K: 0 S: 4 H: 1 LOB: 1 BB: 0 P: 4	1B: 8 2B: 3 3B: 0 HR: 1 SF: 0 SAC: 0 DP: 2 HBP: 0	WP: 0 PB: 2 SB: 0 CS: 1 PA: 40					

PITCHER		IP	WLS	BF	H	R	ER	SO	BB	IBB	HBP	BLK	WP	HR	S	P	ERA	WHIP
Joe McClain, R ERA: 10.8	(1, 1)	2.0	L	14	5	5	5	0	3	0	0	0	0	1	11	23	22.50	4.000
Marty Kutyna, R ERA: 2.89	(3, 1)	2.0		9	3	1	0	0	1	0	0	0	0	0	8	12	0.00	2.000
Ray Rippelmeyer, R ERA: 4.13	(5, 1)	3.0		10	3	0	0	0	1	0	0	0	0	0	9	13	0.00	1.333
Bennie Daniels, R ERA: 4.03	(8, 1)	2.0		7	1	0	0	1	0	0	0	0	0	0	9	9	0.00	0.500

PITCHER	IP	WLS	BF	H	R	ER	SO	BB	IBB	HBP	BLK	WP	HR	S	P	ERA	WHIP

TOP

Minnesota Twins @ Washington Senators

D.C. Stadium, Washington, DC

Tue May 22 1962, 7:05 PM EDT

Att. 10,977 - Unknown

livebaseballscorecards.com

AB	35
R	6
H	12
RBI	6
BB	5
SO	1
LOB	18

Batter	1	2	3	4	5	6	7	8	9	AB	R	H	RBI	BB	SO	LOB
Danny O'Connell, R (1, 5) OBP: 0.297, SLG: 0.348	F9	FC5-4 1B 1-2 2-H			BB E S 1B		G3 1-2	F3		4	1	1	1	1	0	3
Chuck Cottier, R (1, 4) OBP: 0.318, SLG: 0.390	BB 2B 3-1	FC5-4 1-2f			F7 1-3		HR 2-H	P4		4	2	1	2	1	0	5
Jim Piersall, R (1, 8) OBP: 0.298, SLG: 0.397	2B 3-1 1-3		F3		1B 3-H		F8		1B	5	0	3	1	0	0	0
Dale Long, L (1, 3) OBP: 0.377, SLG: 0.421	3-1 2-3 3-H		F2		F5		1B		F8	5	0	1	1	0	0	3
Chuck Hinton, R (1, 7) OBP: 0.279, SLG: 0.295	1-3		F2		K		1B 1-3		F3	5	0	1	0	0	1	3
Jim King, L (1, 9) OBP: 0.385, SLG: 0.368		1-3		BB 1B		BB G5-4-3	K		K	1	0	0	0	2	0	0
Harry Bright, R (7, PH) OBP: 0.412, SLG: 0.727										1	0	0	0	0	1	2
Bennie Daniels, L (8, 1) OBP: 0.200, SLG: 0.200										1	0	0	0	0	1	1
Bob Johnson, R (1, 6) OBP: 0.328, SLG: 0.397		5-3		K	K			5-3		4	0	0	0	0	2	2
Bob Schmidt, R (1, 2) OBP: 0.256, SLG: 0.391		BB 1B 1B		G4-6-3 1-2	G5-4-3 1-2f			2B		3	1	2	0	1	0	1
Ken Hamlin, R (8, PR) OBP: 0.143, SLG: 0.077										0	0	0	0	0	0	0
Ken Retzer, L (9, 2) OBP: 0.270, SLG: 0.212										0	0	0	0	0	0	0
Joe McClain, R (1, 1) OBP: 0.167, SLG: 0.167		1B 1-2		G4-6-3 1-2f			HR G3	BB		1	0	1	0	0	0	0
Marty Kutyna, R (3, 1)										0	0	0	0	0	0	0
Joe Hicks, L (4, PH) OBP: 0.250, SLG: 0.172										1	0	0	0	0	0	2
Ray Rippelmeyer, R (5, 1) OBP: 0.600, SLG: 1.400										0	0	0	0	0	0	0
Johnny Schaive, R (7, PH) OBP: 0.271, SLG: 0.429										1	1	1	0	0	0	0
Gene Woodling, L (8, 9) OBP: 0.426, SLG: 0.532										0	0	0	0	1	0	0
Inning Stats	R: 1 E: 0 K: 0 S: 4 H: 1 LOB: 1 BB: 1 P: 8	R: 1 E: 0 K: 0 S: 5 H: 2 LOB: 2 BB: 1 P: 9	R: 0 E: 0 K: 0 S: 3 H: 0 LOB: 0 BB: 0 P: 3	R: 0 E: 0 K: 1 S: 5 H: 1 LOB: 1 BB: 1 P: 9	R: 1 E: 0 K: 1 S: 6 H: 1 LOB: 1 BB: 1 P: 10	R: 0 E: 0 K: 1 S: 4 H: 0 LOB: 0 BB: 1 P: 8	R: 2 E: 0 K: 1 S: 9 H: 4 LOB: 2 BB: 0 P: 9	R: 0 E: 0 K: 0 S: 4 H: 1 LOB: 2 BB: 1 P: 8	R: 0 E: 0 K: 1 S: 6 H: 1 LOB: 1 BB: 0 P: 6	1B: 8 2B: 2 3B: 0 HR: 1 SF: 0 SAC: 0 DP: 2 HBP: 0						

PITCHER		IP	WLS	BF	H	R	ER	SO	BB	IBB	HBP	BLK	WP	HR	S	P	ERA	WHIP
Georges Maranda, R ERA: 8.03	(1, 1)	4.1		21	5	3	3	1	4	0	0	0	0	0	19	35	6.23	2.077
Lee Stange, R ERA: 2.84	(5, 1)	2.1		11	4	2	2	2	1	0	0	0	0	1	14	18	7.71	2.143
Dick Stigman, L ERA: 1.93	(7, 1)	0.2		4	1	0	0	1	1	0	0	0	0	0	5	9	0.00	3.000
Ray Moore, R ERA: 4.32	(8, 1)	1.2	W	6	1	0	0	1	0	0	0	0	0	0	8	8	0.00	0.600

PITCHER	IP	WLS	BF	H	R	ER	SO	BB	IBB	HBP	BLK	WP	HR	S	P	ERA	WHIP

BOTTOM

Minnesota Twins @ Washington Senators

D.C. Stadium, Washington, DC

Tue May 22 1962, 7:05 PM EDT

Att. 10,977 - Unknown

livebaseballscorecards.com

AB	36
R	5
H	11
RBI	5
BB	6
SO	5
LOB	22

WASHINGTON SENATORS

WP: 0 PA: 42
PB: 0
SB: 1
CS: 0

Los Angeles Angels @ Washington Senators

D.C. Stadium, Washington, DC

Wed May 23 1962, 7:05 PM EDT

Att. 1,906 - Unknown

TOP

livebaseballscorecards.com

Batter	1	2	3	4	5	6	7	8	9	AB	R	H	RBI	BB	SO	LOB
Albie Pearson, L (1, 8) OBP: 0.391, SLG: 0.356	BBBB 4-0 1B SF9 BB		x 0-0 ① ② G4-3 1-2f		x 0-0 ② F9		x 0-0 ③ F8		x 0-0 ③ L9	3	1	0	0	1	0	3
Art Fowler, R (7, 1)										0	0	0	0	0	0	0
Tom Burgess, L (9, PH) OBP: 0.333, SLG: 0.463										1	0	0	0	0	0	1
Billy Moran, R (1, 4) OBP: 0.318, SLG: 0.397	x 0-0 1-3 1B		x 0-0 1B		x 0-0 1-2 1B			x 0-0 BB 1B		4	0	4	0	0	0	0
Leon Wagner, L (1, 7) OBP: 0.348, SLG: 0.593	x 0-0 ① SF9 3-H		SSS 0-3 ③ K2-3		x 0-0 ③ P6			x 0-0 ① F9		3	0	0	1	0	1	4
(7, 9)																
Steve Bilko, R (1, 3) OBP: 0.366, SLG: 0.478	x 0-0 ② F9			x 0-0 HR		SSS 0-3 ① K		BBBB 4-0 1-2 BB		3	1	1	1	1	1	1
Lee Thomas, L (1, 9) OBP: 0.314, SLG: 0.333	x 0-0 ③ P6			x 0-0 G5-4-3 1B		x 0-0 ② 4-3		x 0-0 ② F9		4	0	1	0	0	0	3
(7, 8)																
Billy Consolo, R (1, 5) OBP: 0.235, SLG: 0.235		SSS 0-3 ① K		SSS 0-3 ① K		SSS 0-3 ③ K		x 0-0 ③ 5-3		3	0	0	0	0	3	1
Felix Torres, R (8, PH) OBP: 0.329, SLG: 0.338										1	0	0	0	0	0	2
(8, 5)																
Ed Sadowski, R (1, 2) OBP: 0.250, SLG: 0.273	x 0-0 ② 6-3		x 0-0 ② ③ G5-4-3 1-2f				SSS 0-3 ① K		x 0-0 ① 6-3	2	0	0	0	0	0	1
Eddie Yost, R (7, PH) OBP: 0.473, SLG: 0.365										1	0	0	0	0	1	0
Earl Averill, R (7, 7) OBP: 0.343, SLG: 0.367										1	0	0	0	0	0	0
Joe Koppe, R (1, 6) OBP: 0.357, SLG: 0.328	x 0-0 ③ 6-3				x 0-0 1B 1B		SSS 0-3 ② K		x 0-0 1B	4	0	2	0	0	1	0
Ted Bowsfield, R (1, 1)			BBBB 4-0 G4-3 BB		SSS 0-3 ① K		x 0-0 1B		SSS 0-3 ② K	0	0	0	0	1	0	0
Jim Donohue, R (3, 1) OBP: 0.500, SLG: 0.333										0	0	0	0	0	0	0
Gordie Windhorn, R (5, PH) OBP: 0.200, SLG: 0.250										1	0	0	0	0	1	1
Bob Botz, R (5, 1)										0	0	0	0	0	0	0
Buck Rodgers, S (7, PH) OBP: 0.309, SLG: 0.344										2	0	1	0	0	1	1
(7, 2)																
Inning Stats	R: 1 E: 0 K: 0 S: 4 H: 1 LOB: 1 BB: 1 P: 8	R: 0 E: 0 K: 1 S: 5 H: 0 LOB: 0 BB: 0 P: 5	R: 0 E: 0 K: 1 S: 5 H: 1 LOB: 1 BB: 1 P: 9	R: 1 E: 0 K: 1 S: 6 H: 2 LOB: 0 BB: 0 P: 6	R: 0 E: 0 K: 1 S: 7 H: 2 LOB: 2 BB: 0 P: 7	R: 0 E: 0 K: 2 S: 7 H: 0 LOB: 0 BB: 0 P: 7	R: 0 E: 0 K: 2 S: 8 H: 1 LOB: 1 BB: 0 P: 8	R: 0 E: 0 K: 0 S: 4 H: 1 LOB: 2 BB: 1 P: 8	R: 0 E: 0 K: 1 S: 6 H: 1 LOB: 1 BB: 0 P: 6	1B: 8 2B: 0 3B: 0 HR: 1	SF: 1 SAC: 0 DP: 2 HBP: 0						

	AB	33
	R	2
	H	9
	RBI	2
	BB	3
	SO	9
	LOB	18

	WP: 0	PA: 37
	PB: 0	
	SB: 0	
	CS: 0	

PITCHER		IP	WLS	BF	H	R	ER	SO	BB	IBB	HBP	BLK	WP	HR	S	P	ERA	WHIP
Pete Burnside, L ERA: 3.5	(1, 1)	9.0	W	37	9	2	2	9	3	0	0	0	0	1	52	64	2.00	1.333

PITCHER	IP	WLS	BF	H	R	ER	SO	BB	IBB	HBP	BLK	WP	HR	S	P	ERA	WHIP

Batter	1	2	3	4	5	6	7	8	9	AB	R	H	RBI	BB	SO	LOB
Danny O'Connell, R (1, 5) OBP: 0.329, SLG: 0.370	BBBB 4-0 F8 WP 3B BB	x 0-0 1B 1-2 G6-4-3 1B	x 0-0 E S 3-H 1B		x 0-0 ③ F8			x 0-0 FC5 FC1-5 1-2 1B		4	2	3	1	1	0	0
Chuck Cottier, R (1, 4) OBP: 0.322, SLG: 0.390	x 0-0 ① F2 1-2	x 0-0 SSS G6-4-3 1-2 2-3 1B	0-3 ② K 1-2			x 0-0 G6-3 1B		x 0-0 ① FC1-5 1-2 2-3f		5	0	2	0	0	1	4
Jim Piersall, R (1, 8) OBP: 0.287, SLG: 0.380	x 0-0 ② F8 2-3	x 0-0 ① P4	x 0-0 ③ 4-3 2-3			x 0-0 ①② G6-3 1-2f		x 0-0 ② F8		5	0	0	0	0	0	8
Harry Bright, R (1, 3) OBP: 0.410, SLG: 0.737	x 0-0 E 3-H 3B	x 0-0 ② G6-4-3 1-2 2-H 3-H		x 0-0 ① 5-3		x 0-0 1B		x 0-0 ③ FC5 2-3f		5	1	2	3	0	0	3
Chuck Hinton, R (1, 7) OBP: 0.292, SLG: 0.328	BBBB 4-0 BB E BB	x 0-0 ③ 6-3		x 0-0 3B		x 0-0 ③ F9				3	0	1	0	1	0	2
Jim King, L (1, 9) OBP: 0.389, SLG: 0.378	x 0-0 E5 BB 1-2 3-H	x 0-0 2B 2B	x 0-0 ② F5			BBBB 4-0 G5-4-3 BB				3	1	1	0	1	0	2
Bob Johnson, R (1, 6) OBP: 0.333, SLG: 0.403	BBBB 4-0 1-2 2-3 BB	x 0-0 E 2-H 2B	SSS 0-3 ③ K			x 0-0 ①② G5-4-3 1-2f				3	1	1	1	1	1	2
Bob Schmidt, R (1, 2) OBP: 0.255, SLG: 0.385	x 0-0 ③ F9	x 0-0 E7 1B 2-H 1B			x 0-0 ① P5	x 0-0 ③ 6-3				4	1	1	0	0	0	3
Pete Burnside, R (1, 1)		x 0-0 E1 1B 1B G6-4-3	SSS 0-3 ① K		SSS 0-3 ② K			BBBB 4-0 FC1-5 1B BB		3	1	0	0	1	2	1
Inning Stats	R: 2 E: 1 K: 0 S: 5 H: 1 LOB: 3 BB: 3 P: 17	R: 2 E: 1 K: 0 S: 6 H: 2 LOB: 1 BB: 0 P: 6	R: 3 E: 2 K: 2 S: 11 H: 4 LOB: 1 BB: 0 P: 11	R: 0 E: 0 K: 1 S: 6 H: 1 LOB: 1 BB: 0 P: 6	R: 0 E: 0 K: 1 S: 5 H: 0 LOB: 0 BB: 0 P: 5	R: 0 E: 0 K: 0 S: 4 H: 2 LOB: 1 BB: 0 P: 4	R: 0 E: 0 K: 0 S: 2 H: 0 LOB: 0 BB: 1 P: 6	R: 0 E: 0 K: 0 S: 4 H: 1 LOB: 2 BB: 1 P: 8		1B: 7 2B: 2 3B: 2 HR: 0 SF: 0 SAC: 0 DP: 2 HBP: 0						

PITCHER		IP	WLS	BF	H	R	ER	SO	BB	IBB	HBP	BLK	WP	HR	S	P	ERA	WHIP
Ted Bowsfield, L ERA: 7.86	(1, 1)	2.0	L	16	5	6	3	0	3	0	0	0	1	0	13	25	13.50	4.000
Jim Donohue, R ERA: 3.86	(3, 1)	2.0		9	3	1	0	3	0	0	0	0	0	0	15	15	0.00	1.500
Bob Botz, R ERA: 4.0	(5, 1)	2.0		7	2	0	0	1	0	0	0	0	0	0	9	9	0.00	1.000
Art Fowler, R ERA: 2.08	(7, 1)	2.0		8	1	0	0	0	2	0	0	0	0	0	6	14	0.00	1.500

PITCHER	IP	WLS	BF	H	R	ER	SO	BB	IBB	HBP	BLK	WP	HR	S	P	ERA	WHIP

BOTTOM

Los Angeles Angels @ Washington Senators

D.C. Stadium, Washington, DC

Wed May 23 1962, 7:05 PM EDT

Att. 1,906 - Unknown

livebaseballscorecards.com

AB	35
R	7
H	11
RBI	5
BB	5
SO	4
LOB	25

1B: 7 SF: 0
2B: 2 SAC: 0
3B: 2 DP: 2
HR: 0 HBP: 0

WP: 1 PA: 40
PB: 0
SB: 1
CS: 0

Los Angeles Angels @ Washington Senators

D.C. Stadium, Washington, DC

Thu May 24 1962, 7:05 PM EDT

Att. 3,226 - Overcast

livebaseballscorecards.com

TOP

Batter	1	2	3	4	5	6	7	8	9	AB	R	H	RBI	BB	SO	LOB
Albie Pearson, L (1, 8) OBP: 0.389, SLG: 0.355	6-3	4-3			1B 1B 1B	1-3 2B 1B		G3-1 2-H 3-H	F7	6	1	2	2	0	0	4
Billy Moran, R (1, 4) OBP: 0.320, SLG: 0.404	5-3		F9		1B 1-2 1B	1-H 3-H 2B		6-3		5	0	2	2	0	0	0
Leon Wagner, L (1, 7) OBP: 0.350, SLG: 0.600	BB 1B		G3		P6	F7			1B 3B	5	1	2	0	0	0	3
Steve Bilko, R (1, 3) OBP: 0.402, SLG: 0.493	BBBB 1-2 BB		1B		1-2 2-3 1B		G5-4-3 HBP		BBBB 1B 1B BB	2	1	2	0	2	0	0
Buck Rodgers, S (1, 2) OBP: 0.305, SLG: 0.338	F8		5-3		F3		G5-4-3 1-2f		1B 1-2 FC 1B 3-H	5	1	1	1	0	0	7
Felix Torres, R (1, 5) OBP: 0.308, SLG: 0.315 Billy Consolo, R (9, 5) OBP: 0.235, SLG: 0.235		6-3		P3	F7		F7		F5	5 0	0 0	0 0	0 0	0 0	0 0	5 0
Lee Thomas, L (1, 9) OBP: 0.331, SLG: 0.341		E 1B		L3		BBBB 1B 2B BB		BBBB G3 BB G3-1 BB	1-3 2-H FC 1B	3	2	2	1	2	0	0
Joe Koppe, R (1, 6) OBP: 0.358, SLG: 0.333	F7 1-2			2B		P4		BBBB 1-2 G3 G3-1 BB	1-2 3-H FC	4	1	1	1	1	0	3
Bo Belinsky, L (1, 1) OBP: 0.286, SLG: 0.063 Gordie Windhorn, R (6, PH) OBP: 0.192, SLG: 0.240 Eli Grba, R (6, 1) OBP: 0.333, SLG: 0.250 Tom Morgan, R (7, 1) Tom Burgess, L (8, PH) OBP: 0.327, SLG: 0.452 Ryne Duren, R (8, 1) OBP: 0.143, SLG: 0.286	BBBB BB			SSS K		F7		G3 1-2 2-3	SSS K	1 1 0 0 1 1	0 0 0 0 0 0	0 0 0 0 0 0	0 0 0 0 0 0	1 0 0 0 0 1	1 0 0 0 0 0	1 1 0 0 2 2
Inning Stats	R: 0 E: 0 K: 0 S: 4 H: 1 LOB: 2 BB: 1 P: 8	R: 0 E: 1 K: 0 S: 4 H: 1 LOB: 2 BB: 1 P: 8	R: 0 E: 0 K: 0 S: 4 H: 1 LOB: 1 BB: 0 P: 4	R: 0 E: 0 K: 1 S: 6 H: 1 LOB: 1 BB: 0 P: 6	R: 0 E: 0 K: 0 S: 6 H: 3 LOB: 3 BB: 0 P: 6	R: 2 E: 0 K: 0 S: 5 H: 2 LOB: 1 BB: 1 P: 9	R: 0 E: 0 K: 0 S: 2 H: 0 LOB: 0 BB: 0 P: 3	R: 2 E: 0 K: 0 S: 3 H: 0 LOB: 0 BB: 2 P: 11	R: 3 E: 0 K: 1 S: 9 H: 3 LOB: 2 BB: 1 P: 13	1B: 9 2B: 2 3B: 1 HR: 0 SF: 0 SAC: 0 DP: 1 HBP: 1						

	AB	39
	R	7
	H	12
	RBI	7
	BB	6
	SO	2
	LOB	28

WP: 0 PA: 46
PB: 0
SB: 0
CS: 0

PITCHER		IP	WLS	BF	H	R	ER	SO	BB	IBB	HBP	BLK	WP	HR	S	P	ERA	WHIP
Don Rudolph, L ERA: 3.52	(1, 1)	7.0		34	9	3	3	1	4	0	1	0	0	0	31	48	3.86	1.857
Bennie Daniels, R ERA: 4.7	(8, 1)	1.1	L	8	2	4	4	0	2	0	0	0	0	0	6	14	27.00	3.000
Steve Hamilton, L ERA: 6.0	(9, 1)	0.2		4	1	0	0	1	0	0	0	0	0	0	6	6	0.00	1.500

PITCHER	IP	WLS	BF	H	R	ER	SO	BB	IBB	HBP	BLK	WP	HR	S	P	ERA	WHIP

Batter	1	2	3	4	5	6	7	8	9	AB	R	H	RBI	BB	SO	LOB
Danny O'Connell, R (1, 5) OBP: 0.333, SLG: 0.372	5-3	5-3			6-3 SH1-4 1B		CS 1B		K	5	0	2	0	0	1	0
Chuck Cottier, R (1, 4) OBP: 0.331, SLG: 0.393	S E 1B BB		CS 1B		SH1-4 1-2		K 1-2			2	1	1	0	1	1	1
Jim Piersall, R (1, 8) OBP: 0.278, SLG: 0.368	E6 PB 1B 1-2		K 1-2		6-3 2-3			F9		4	1	0	0	0	1	3
Harry Bright, R (1, 3) OBP: 0.442, SLG: 0.725	1B 1-H 2-H 1B		HBP		6-3			BB 1B		2	1	1	2	1	0	1
Claude Osteen, L (8, PR) OBP: 0.167, SLG: 0.167										0	0	0	0	0	0	0
Dale Long, L (9, 3) OBP: 0.377, SLG: 0.421										0	0	0	0	0	0	0
Chuck Hinton, R (1, 7) OBP: 0.289, SLG: 0.324	E S 2-H 1B		P4			F9		F9		4	0	1	1	0	0	2
Jim King, L (1, 9) OBP: 0.384, SLG: 0.372	K 1-3			P6		4-3		1-3 1B		4	0	1	0	0	1	1
Bob Johnson, R (1, 6) OBP: 0.338, SLG: 0.431	F8			G1-5-3 1B 1B		HR		K		4	1	2	1	0	1	3
Bob Schmidt, R (1, 2) OBP: 0.255, SLG: 0.379		5-3		1-2 1B		F8			F8	4	0	1	0	0	0	0
Don Rudolph, L (1, 1) OBP: 0.250, SLG: 0.333		K2-3		G1-5-3 2-3f			1-6-3		K	3	0	0	0	0	1	2
Bennie Daniels, L (8, 1) OBP: 0.200, SLG: 0.200										0	0	0	0	0	0	0
Steve Hamilton, L (9, 1)										0	0	0	0	0	0	0
Joe Hicks, L (9, PH) OBP: 0.242, SLG: 0.167										1	0	0	0	0	1	0
Inning Stats	R: 3 E: 1 K: 1 S: 8 H: 2 LOB: 1 BB: 1 P: 12	R: 0 E: 0 K: 1 S: 5 H: 0 LOB: 0 BB: 0 P: 5	R: 0 E: 0 K: 1 S: 5 H: 1 LOB: 1 BB: 0 P: 6	R: 0 E: 0 K: 0 S: 4 H: 2 LOB: 1 BB: 0 P: 4	R: 0 E: 0 K: 0 S: 4 H: 1 LOB: 1 BB: 0 P: 4	R: 1 E: 0 K: 0 S: 4 H: 1 LOB: 0 BB: 0 P: 4	R: 0 E: 0 K: 1 S: 5 H: 1 LOB: 1 BB: 0 P: 5	R: 0 E: 0 K: 1 S: 6 H: 1 LOB: 2 BB: 1 P: 10	R: 0 E: 0 K: 2 S: 7 H: 0 LOB: 0 BB: 0 P: 7	1B: 8 2B: 2 3B: 0 HR: 1	SF: 0 SAC: 1 DP: 3 HBP: 1						

PITCHER	IP	WLS	BF	H	R	ER	SO	BB	IBB	HBP	BLK	WP	HR	S	P	ERA	WHIP
Bo Belinsky, L (1, 1) ERA: 2.36	5.0		22	6	3	1	3	1	0	1	0	0	0	26	31	1.80	1.400
Eli Grba, R (6, 1) ERA: 7.84	1.1		6	2	1	1	0	0	0	0	0	0	1	6	6	6.75	1.500
Tom Morgan, R (7, 1) ERA: 3.71	0.2		1	0	0	0	1	0	0	0	0	0	0	3	3	0.00	0.000
Ryne Duren, R (8, 1) ERA: 2.57	2.0	W	8	1	0	0	3	1	0	0	0	0	0	13	17	0.00	1.000

PITCHER	IP	WLS	BF	H	R	ER	SO	BB	IBB	HBP	BLK	WP	HR	S	P	ERA	WHIP

BOTTOM

Los Angeles Angels @ Washington Senators

D.C. Stadium, Washington, DC

Thu May 24 1962, 7:05 PM EDT

Att. 3,226 - Overcast

livebaseballscorecards.com

AB	33
R	4
H	9
RBI	4
BB	2
SO	7
LOB	13

WP: 0 PB: 1 SB: 2 CS: 2

PA: 37

Batter	1	2	3	4	5	6	7	8	9	AB	R	H	RBI	BB	SO	LOB
Willie Tasby, R (1, 8) OBP: 0.348, SLG: 0.250	1B		F9		G1-4-3		F8			4	0	2	0	0	0	2
Bubba Phillips, R (1, 5) OBP: 0.315, SLG: 0.419	G5-4-3 1-3		1-2		G1-4-3 1-2f			F8		4	0	2	0	0	0	1
Chuck Essegian, R (1, 7) OBP: 0.468, SLG: 0.798 Don Dillard, L (8, 7) OBP: 0.267, SLG: 0.419	P5		P4			1B		HR		4 0	2 0	2 0	1 0	0 0	0 0	4 0
Gene Green, R (1, 9) OBP: 0.354, SLG: 0.630 Willie Kirkland, L (8, 9) OBP: 0.298, SLG: 0.378	G5-4-3 1-2f			6-3		L4		5-3		4 0	0 0	0 0	0 0	0 0	0 0	3 0
John Romano, R (1, 2) OBP: 0.408, SLG: 0.543		6-3		BB FC1-5		G6-4-3 2-H		6-3		3	0	1	1	1	0	0
Woodie Held, R (1, 6) OBP: 0.387, SLG: 0.384		F8		BB FC5 FC1-5 1-2		G6-4-3 1-2f			5-3	3	0	0	0	1	0	1
Tito Francona, L (1, 3) OBP: 0.310, SLG: 0.325		2-3		FC1-5 1-2 2-3f			BB SH1-4		G3	3	0	0	0	1	0	2
Jerry Kindall, R (1, 4) OBP: 0.289, SLG: 0.389			FC4-6 1B	FC5 2-3f			F9		P6	4	0	1	0	0	0	3
Pedro Ramos, S (1, 1) OBP: 0.571, SLG: 1.167 Gary Bell, R (9, 1) OBP: 0.154, SLG: 0.154			FC4-6 1B 1-2f		K		SH1-4 1-2			2 0	0 0	0 0	0 0	1 0	1 0	1 0
Inning Stats	R: 0 E: 0 K: 0 S: 4 H: 2 LOB: 1 BB: 0 P: 4	R: 0 E: 0 K: 0 S: 3 H: 0 LOB: 0 BB: 0 P: 3	R: 0 E: 0 K: 0 S: 5 H: 2 LOB: 2 BB: 0 P: 5	R: 0 E: 0 K: 0 S: 3 H: 0 LOB: 2 BB: 2 P: 11	R: 0 E: 0 K: 1 S: 5 H: 1 LOB: 0 BB: 0 P: 5	R: 1 E: 0 K: 0 S: 4 H: 2 LOB: 0 BB: 0 P: 4	R: 0 E: 0 K: 0 S: 3 H: 0 LOB: 1 BB: 1 P: 7	R: 1 E: 0 K: 0 S: 4 H: 1 LOB: 0 BB: 0 P: 4	R: 0 E: 0 K: 0 S: 3 H: 0 LOB: 0 BB: 0 P: 3	1B: 6 2B: 1 3B: 0 HR: 1 SF: 0 SAC: 1 DP: 3 HBP: 0						

PITCHER	IP	WLS	BF	H	R	ER	SO	BB	IBB	HBP	BLK	WP	HR	S	P	ERA	WHIP
Claude Osteen, L (1, 1) ERA: 5.47	8.0	L	32	8	2	2	1	3	0	0	0	0	1	31	43	2.25	1.375
Tom Cheney, R (9, 1) ERA: 4.09	1.0		3	0	0	0	0	0	0	0	0	0	0	3	3	0.00	0.000

PITCHER	IP	WLS	BF	H	R	ER	SO	BB	IBB	HBP	BLK	WP	HR	S	P	ERA	WHIP

TOP

Cleveland Indians @ Washington Senators

D.C. Stadium, Washington, DC

Fri May 25 1962, 7:05 PM EDT

Att. 10,127 - Unknown

livebaseballscorecards.com

AB	31
R	2
H	8
RBI	2
BB	3
SO	1
LOB	17

Batter	1	2	3	4	5	6	7	8	9	AB	R	H	RBI	BB	SO	LOB
Danny O'Connell, R (1, 5) OBP: 0.330, SLG: 0.402	6-3		K			6-3		HR		4	1	1	1	0	1	0
Chuck Cottier, R (1, 4) OBP: 0.328, SLG: 0.387	F3		P6			CS 1B		K		4	0	1	0	0	1	0
Jim Piersall, R (1, 8) OBP: 0.270, SLG: 0.357	F9			F8		F2 1-2			5-3	4	0	0	0	0	0	1
Gene Woodling, L (1, 9) OBP: 0.418, SLG: 0.519		1B 1B		4-3			F8		6-3	4	0	1	0	0	0	0
Dale Long, L (1, 3) OBP: 0.373, SLG: 0.409		P5		BB			F8		F7	3	0	0	0	1	0	1
Jim King, L (1, 7) OBP: 0.383, SLG: 0.371		P3		F2			1B			3	0	1	0	0	0	2
Bob Johnson, R (1, 6) OBP: 0.338, SLG: 0.429		1-2 1B			5-3		F9			3	0	1	0	0	0	1
Bob Schmidt, R (1, 2) OBP: 0.248, SLG: 0.367		L7			K			4-3		3	0	0	0	0	1	2
Claude Osteen, L (1, 1) OBP: 0.125, SLG: 0.125			1-3		F6			F7		2	0	0	0	0	0	0
Johnny Schaive, R (8, PH) OBP: 0.267, SLG: 0.424										1	0	0	0	0	0	0
Tom Cheney, R (9, 1)										0	0	0	0	0	0	0
Inning Stats	R: 0 E: 0 K: 0 S: 3 H: 0 LOB: 0 BB: 0 P: 3	R: 0 E: 0 K: 0 S: 5 H: 2 LOB: 2 BB: 0 P: 5	R: 0 E: 0 K: 1 S: 5 H: 0 LOB: 0 BB: 0 P: 5	R: 0 E: 0 K: 0 S: 3 H: 0 LOB: 1 BB: 1 P: 7	R: 0 E: 0 K: 1 S: 5 H: 0 LOB: 0 BB: 0 P: 5	R: 0 E: 0 K: 0 S: 3 H: 1 LOB: 0 BB: 0 P: 3	R: 0 E: 0 K: 0 S: 4 H: 1 LOB: 1 BB: 0 P: 4	R: 1 E: 0 K: 1 S: 6 H: 1 LOB: 0 BB: 0 P: 6	R: 0 E: 0 K: 0 S: 3 H: 0 LOB: 0 BB: 0 P: 3	1B: 4 2B: 0 3B: 0 HR: 1 SF: 0 SAC: 0 DP: 0 HBP: 0							

PITCHER	IP	WLS	BF	H	R	ER	SO	BB	IBB	HBP	BLK	WP	HR	S	P	ERA	WHIP
Pedro Ramos, R (1, 1) ERA: 5.54	8.0	W	29	5	1	1	3	1	0	0	0	0	1	34	38	1.12	0.750
Gary Bell, R (9, 1) ERA: 4.5	1.0	S	3	0	0	0	0	0	0	0	0	0	0	3	3	0.00	0.000

PITCHER	IP	WLS	BF	H	R	ER	SO	BB	IBB	HBP	BLK	WP	HR	S	P	ERA	WHIP

BOTTOM

Cleveland Indians @ Washington Senators

D.C. Stadium, Washington, DC

Fri May 25 1962, 7:05 PM EDT

Att. 10,127 - Unknown

livebaseballscorecards.com

AB	31
R	1
H	5
RBI	1
BB	1
SO	3
LOB	7

Batter	1	2	3	4	5	6	7	8	9	AB	R	H	RBI	BB	SO	LOB
Tito Francona, L (1, 3) OBP: 0.318, SLG: 0.348	BBBB 4-0 FC5 1B BB	x 0-0 ③ 4-3		x 0-0 2-H HR		x 0-0 1B		x 0-0 ② F8		4	1	2	2	1	0	1
Don Dillard, L (1, 8) OBP: 0.260, SLG: 0.383	x 0-0 ① F8		x 0-0 ① 3-1	x 0-0 ② F8		x 0-0 ③ 1-3		BBBB 4-0 BB		4	0	0	0	1	0	2
Chuck Essegian, R (1, 7) OBP: 0.465, SLG: 0.778	SSS 0-3 ② K		x 0-0 F8 BB HR 1B	x 0-0 1B			x 0-0 ① 5-3	x 0-0 ③ 5-3		5	1	2	0	0	1	2
Willie Kirkland, L (1, 9) OBP: 0.301, SLG: 0.374	x 0-0 1-2 1B		BBBB 4-0 1-2 F8 HR BB	SSS 0-3 ③ K			x 0-0 ② F8		x 0-0 ① 3-1	4	1	1	0	1	1	1
John Romano, R (1, 2) OBP: 0.401, SLG: 0.530	x 0-0 ③ FC5 2-3f		x 0-0 ② F8 1-2 2-3		x 0-0 ① 4-3		x 0-0 E 1B 1B		x 0-0 ② F8	5	0	1	0	0	0	4
Woodie Held, R (1, 6) OBP: 0.394, SLG: 0.423		x 0-0 1B SF9 2B	x 0-0 2-H 3-H HR		x 0-0 ② 2-3		x 0-0 1-2 E 1B		x 0-0 ③ 5-3	5	2	3	3	0	0	0
Bubba Phillips, R (1, 5) OBP: 0.313, SLG: 0.414		x 0-0 2-3 1B	x 0-0 ③ 5-3		x 0-0 ③ L1		x 0-0 1-2 2-3 E3			4	0	1	0	0	0	2
Jerry Kindall, R (1, 4) OBP: 0.288, SLG: 0.388		x 0-0 ① SF9 3-H		x 0-0 SH3-4 HR 1B		x 0-0 ① 5-3	x 0-0 ③ P3			3	1	1	1	0	0	3
Mudcat Grant, R (1, 1) OBP: 0.231, SLG: 0.250		x 0-0 ② P4		x 0-0 ① SH3-4 1-2		x 0-0 ② 4-3		x 0-0 ① L8		1	0	0	0	0	0	1
Bob Allen, L (5, 1)										1	0	0	0	0	0	0
Frank Funk, R (6, 1)										0	0	0	0	0	0	0
Ty Cline, L (8, PH) OBP: 0.366, SLG: 0.427										1	0	0	0	0	0	0
Sam McDowell, L (8, 1) OBP: 0.250, SLG: 0.250										0	0	0	0	0	0	0
Inning Stats	R: 0 E: 0 K: 1 S: 6 H: 1 LOB: 2 BB: 1 P: 10	R: 1 E: 0 K: 0 S: 5 H: 2 LOB: 1 BB: 0 P: 5	R: 3 E: 0 K: 0 S: 5 H: 2 LOB: 0 BB: 1 P: 9	R: 2 E: 0 K: 1 S: 8 H: 3 LOB: 1 BB: 0 P: 8	R: 0 E: 0 K: 0 S: 3 H: 0 LOB: 0 BB: 0 P: 3	R: 0 E: 0 K: 0 S: 4 H: 1 LOB: 1 BB: 0 P: 4	R: 0 E: 1 K: 0 S: 6 H: 2 LOB: 3 BB: 0 P: 6	R: 0 E: 0 K: 0 S: 3 H: 0 LOB: 1 BB: 1 P: 7	R: 0 E: 0 K: 0 S: 3 H: 0 LOB: 0 BB: 0 P: 3	1B: 8 2B: 1 3B: 0 HR: 2 SF: 1 SAC: 1 DP: 0 HBP: 0						

PITCHER		IP	WLS	BF	H	R	ER	SO	BB	IBB	HBP	BLK	WP	HR	S	P	ERA	WHIP
Dave Stenhouse, R ERA: 2.85	(1, 1)	3.2		21	8	6	6	1	2	0	0	0	0	2	21	29	14.73	2.727
Steve Hamilton, L ERA: 5.23	(4, 1)	1.1		4	0	0	0	1	0	0	0	0	0	0	6	6	0.00	0.000
Marty Kutyna, R ERA: 2.38	(6, 1)	4.0	W	17	3	0	0	0	1	0	0	0	0	0	16	20	0.00	1.000

PITCHER	IP	WLS	BF	H	R	ER	SO	BB	IBB	HBP	BLK	WP	HR	S	P	ERA	WHIP

TOP

Cleveland Indians @ Washington Senators

D.C. Stadium, Washington, DC

Sat May 26 1962, 7:05 PM EDT

Att. 15,651 - Unknown

livebaseballscorecards.com

AB	37
R	6
H	11
RBI	6
BB	3
SO	2
LOB	16

WP: 0 PB: 0 SB: 0 CS: 0 PA: 42

Cleveland Indians @ Washington Senators

D.C. Stadium, Washington, DC

Sat May 26 1962, 7:05 PM EDT

Att. 15,651 - Unknown

livebaseballscorecards.com

BOTTOM

Batter	1	2	3	4	5	6	7	8	9	AB	R	H	RBI	BB	SO	LOB
Danny O'Connell, R (1, 5) OBP: 0.337, SLG: 0.400	B B B B 4-0 L3 BB		x 0-0 ② 3-1		x 0-0 3B 1B 1-2 2-H 3-H		S S S 0-3 ① K			3	1	1	2	1	1	0
Chuck Cottier, R (1, 4) OBP: 0.325, SLG: 0.400	x 0-0 ①② L3 1-2		x 0-0 ③ F8		x 0-0 3B 1-H 2-H		S S S 0-3 ② K			4	0	1	2	0	1	1
Gene Woodling, L (1, 9) OBP: 0.412, SLG: 0.506 Chuck Hinton, R (9, 9) OBP: 0.289, SLG: 0.324	x 0-0 HR 1B			x 0-0 ① P6	x 0-0 ② G3		x 0-0 ③ 4-3			4 0	1 0	1 0	0 0	0 0	0 0	1 0
Dale Long, L (1, 3) OBP: 0.369, SLG: 0.430	x 0-0 1-H HR			x 0-0 ② 4-3	x 0-0 ③ 4-3			x 0-0 ① F5		4	1	1	2	0	0	1
Jim King, L (1, 7) OBP: 0.378, SLG: 0.360	x 0-0 ③ 4-3			x 0-0 ③ 4-3		B B B B 4-0 2B 1B BB		x 0-0 ② 4-3		3	1	0	0	1	0	0
Jim Piersall, R (1, 8) OBP: 0.277, SLG: 0.364		x 0-0 ① F2			B B B B 4-0 1B BB 1B BB	x 0-0 1B SF8 2B 1-3		x 0-0 ③ 1-3		3	2	1	0	1	0	0
Bob Johnson, R (1, 6) OBP: 0.345, SLG: 0.430		x 0-0 ② F7			B B B B 4-0 1B 1B BB 1-2	x 0-0 G6-4-3 1B 2-3 3-H				2	1	1	1	1	0	0
Bob Schmidt, R (1, 2) OBP: 0.250, SLG: 0.370		x 0-0 ③ F9			x 0-0 1B 3B 1B 1-2 2-3	x 0-0 ① SF8 3-H				2	1	1	1	0	0	0
Dave Stenhouse, R (1, 1) OBP: 0.143, SLG: 0.077 Steve Hamilton, L (4, 1) Joe Hicks, L (5, PH) OBP: 0.235, SLG: 0.161 Marty Kutyna, R (6, 1)			x 0-0 ① P4		x 0-0 ① P5	x 0-0 ②③ G6-4-3 1-2f				1 0 1 1	0 0 0 0	0 0 0 0	0 0 0 0	0 0 0 0	0 0 0 0	0 0 3 1
Inning Stats	R: 2 E: 0 K: 0 S: 4 H: 2 LOB: 0 BB: 1 P: 8	R: 0 E: 0 K: 0 S: 3 H: 0 LOB: 0 BB: 0 P: 3	R: 0 E: 0 K: 0 S: 3 H: 0 LOB: 0 BB: 0 P: 3	R: 0 E: 0 K: 0 S: 3 H: 0 LOB: 0 BB: 0 P: 3	R: 4 E: 0 K: 0 S: 6 H: 3 LOB: 1 BB: 2 P: 14	R: 2 E: 0 K: 2 S: 4 H: 2 LOB: 0 BB: 1 P: 8	R: 0 E: 0 K: 2 S: 7 H: 0 LOB: 0 BB: 0 P: 7	R: 0 E: 0 K: 0 S: 3 H: 0 LOB: 0 BB: 0 P: 3		1B: 4 2B: 2 3B: 1 HR: 1	SF: 1 SAC: 0 DP: 2 HBP: 0					

AB	28
R	8
H	7
RBI	8
BB	4
SO	2
LOB	7

WP: 0 PB: 0 SB: 0 CS: 0 PA: 33

PITCHER		IP	WLS	BF	H	R	ER	SO	BB	IBB	HBP	BLK	WP	HR	S	P	ERA	WHIP
Mudcat Grant, R ERA: 5.13	(1, 1)	4.1		20	5	6	6	0	3	0	0	0	0	1	17	29	12.46	1.846
Bob Allen, L ERA: 3.98	(5, 1)	0.2	L	4	1	2	2	0	1	0	0	0	0	0	3	7	27.00	3.000
Frank Funk, R ERA: 2.77	(6, 1)	2.0		6	1	0	0	2	0	0	0	0	0	0	10	10	0.00	0.500
Sam McDowell, L ERA: 5.7	(8, 1)	1.0		3	0	0	0	0	0	0	0	0	0	0	3	3	0.00	0.000

PITCHER	IP	WLS	BF	H	R	ER	SO	BB	IBB	HBP	BLK	WP	HR	S	P	ERA	WHIP

Cleveland Indians @ Washington Senators

D.C. Stadium, Washington, DC

Sun May 27 1962, 3:33 AM EDT

Att. 10,128 - Unknown

TOP

livebaseballscorecards.com

Batter	1	2	3	4	5	6	7	8	9	AB	R	H	RBI	BB	SO	LOB
Tito Francona, L (1, 3) OBP: 0.326, SLG: 0.380	0-0 2B	0-0 G3-6-3 1B			0-0 HR		0-0 F7 ②		0-0 P6 ③	5	2	3	1	0	0	1
Don Dillard, L (1, 8) (8, 7) OBP: 0.259, SLG: 0.392	0-0 1B 2-H 2B	0-0 G3-6-3 ② ③ 1-2f			0-0 F8 ①		0-0 3-1 ③			4	1	1	1	0	0	1
Chuck Essegian, R (1, 7) OBP: 0.458, SLG: 0.757 Ty Cline, L (8, 8) OBP: 0.366, SLG: 0.427	0-0 3-6 2-H 1B		0-0 F5 ①		S S S 0-3 K ②			S S S 0-3 K ①		4 0	0 0	1 0	1 0	0 0	2 0	0 0
Willie Kirkland, L (1, 9) OBP: 0.300, SLG: 0.395	0-0 3-6 ① ② 1-2f		0-0 F9 ②		0-0 HR			S S S 0-3 K ②		4	1	1	1	0	1	1
John Romano, R (1, 2) OBP: 0.398, SLG: 0.519	B B B B 4-0 E BB		0-0 L5 ③		0-0 P4 ③			0-0 F9 ③		3	0	0	0	1	0	0
Woodie Held, R (1, 6) OBP: 0.390, SLG: 0.418	0-0 E4 BB 1-3			0-0 F7 ①		0-0 P4 ①			0-0 SH4 1B 1B	4	1	1	0	0	0	1
Bubba Phillips, R (1, 5) OBP: 0.320, SLG: 0.415	B B B B 4-0 1-2 BB			0-0 1B		0-0 P4 ②			0-0 SH4 ① 1-2	2	0	1	0	1	0	0
Jerry Kindall, R (1, 4) OBP: 0.287, SLG: 0.384	0-0 F2 ③			0-0 F7 ②		0-0 6-3 ③			0-0 2-H 1B	4	0	1	1	0	0	4
Jim Perry, S (1, 1) OBP: 0.133, SLG: 0.200 Bob Allen, L (8, 1) Al Luplow, L (9, PH) OBP: 0.353, SLG: 0.552 Gary Bell, R (9, 1) OBP: 0.154, SLG: 0.154		0-0 F7 ①		0-0 P6 ③			0-0 F9 ①		0-0 P4 ②	3 0 1 0	0 0 0 0	0 0 0 0	0 0 0 0	0 0 0 0	0 0 0 0	1 0 1 0

Inning Stats	R: 2 E: 1 K: 0 S: 6	H: 3 LOB: 3 BB: 2 P: 14	R: 0 E: 0 K: 0 S: 3	H: 1 LOB: 0 BB: 0 P: 3	R: 0 E: 0 K: 0 S: 3	H: 0 LOB: 0 BB: 0 P: 3	R: 0 E: 0 K: 0 S: 4	H: 1 LOB: 1 BB: 0 P: 4	R: 2 E: 0 K: 1 S: 7	H: 2 LOB: 0 BB: 0 P: 7
	R: 0 E: 0 K: 0 S: 3	H: 0 LOB: 0 BB: 0 P: 3	R: 0 E: 0 K: 0 S: 3	H: 0 LOB: 0 BB: 0 P: 3	R: 0 E: 0 K: 2 S: 7	H: 0 LOB: 0 BB: 0 P: 7	R: 1 E: 0 K: 0 S: 5	H: 2 LOB: 1 BB: 0 P: 5	1B: 5 2B: 3 3B: 0 HR: 2	SF: 0 SAC: 1 DP: 2 HBP: 0	WP: 0 PB: 0 SB: 0 CS: 0	PA: 37

	AB	34
	R	5
	H	9
	RBI	5
	BB	2
	SO	3
	LOB	10

PITCHER		IP	WLS	BF	H	R	ER	SO	BB	IBB	HBP	BLK	WP	HR	S	P	ERA	WHIP
Bennie Daniels, R ERA: 5.01	(1, 1)	0.2	L	7	3	2	2	0	2	0	0	0	0	0	5	13	27.00	7.500
Ed Hobaugh, R ERA: 6.0	(1, 1)	4.1		16	4	2	2	1	0	0	0	0	0	2	18	18	4.15	0.923
Joe McClain, R ERA: 9.38	(6, 1)	4.0		14	2	1	1	2	0	0	0	0	0	0	18	18	2.25	0.500

PITCHER	IP	WLS	BF	H	R	ER	SO	BB	IBB	HBP	BLK	WP	HR	S	P	ERA	WHIP

BOTTOM

Cleveland Indians @ Washington Senators

D.C. Stadium, Washington, DC

Sun May 27 1962, 3:33 AM EDT

Att. 10,128 - Unknown

livebaseballscorecards.com

Batter	1	2	3	4	5	6	7	8	9	AB	R	H	RBI	BB	SO	LOB
Danny O'Connell, R (1, 5) OBP: 0.337, SLG: 0.398	G1-6-3 1B		F9		SH1-3 1-2		F6			3	0	1	0	0	0	1
Chuck Cottier, R (1, 4) OBP: 0.315, SLG: 0.387	G1-6-3 1-2f			1-5-3	F9			K		4	0	0	0	0	1	2
Gene Woodling, L (1, 9) OBP: 0.434, SLG: 0.512 Chuck Hinton, R (8, PR) OBP: 0.289, SLG: 0.324 (9, 9)	1B			1B 1B BB		FC6-4 BB		CS BB		1 0	1 0	1 0	0 0	3 0	0 0	0 0
Dale Long, L (1, 3) OBP: 0.368, SLG: 0.427 Harry Bright, R (8, PH) OBP: 0.432, SLG: 0.707 (9, 3)	K			1B 1-2 1B		F8		L8 1-2		3 1	0 0	1 0	0 0	0 0	1 0	2 1
Jim King, L (1, 7) OBP: 0.374, SLG: 0.356		F8		1-3 2-H 1B		F8			4-3	4	0	1	1	0	0	1
Jim Piersall, R (1, 8) OBP: 0.276, SLG: 0.360		4-3		6-3		FC6-4 1-2f			G6-4-3 1B	4	0	1	0	0	0	2
Bob Johnson, R (1, 6) OBP: 0.349, SLG: 0.462		F7			HR		1B 2B		G6-4-3 1-2f	4	2	2	1	0	0	1
Bob Schmidt, R (1, 2) OBP: 0.262, SLG: 0.379 Ken Hamlin, R (7, PR) OBP: 0.143, SLG: 0.077 Ken Retzer, L (8, 2) OBP: 0.270, SLG: 0.212			F9		SH1-3 1B		3-4 2-H 1B			3 0 0	0 0 0	2 0 0	1 0 0	0 0 0	0 0 0	0 0 0
Bennie Daniels, L (1, 1) OBP: 0.200, SLG: 0.200 Ed Hobaugh, R (1, 1) Joe Hicks, L (5, PH) OBP: 0.229, SLG: 0.156 Joe McClain, R (6, 1) OBP: 0.143, SLG: 0.143			K		K		3-4 1-2f			0 1 1 1	0 0 0 0	0 0 0 0	0 0 0 0	0 1 1 0	0 0 1 0	0 0 1 1
Inning Stats	R: 0 E: 0 K: 1 S: 6 H: 2 LOB: 1 BB: 0 P: 6	R: 0 E: 0 K: 0 S: 3 H: 0 LOB: 0 BB: 0 P: 3	R: 0 E: 0 K: 1 S: 5 H: 0 LOB: 0 BB: 0 P: 5	R: 1 E: 0 K: 0 S: 4 H: 2 LOB: 1 BB: 1 P: 8	R: 1 E: 0 K: 1 S: 7 H: 2 LOB: 1 BB: 0 P: 7	R: 0 E: 0 K: 0 S: 3 H: 0 LOB: 1 BB: 1 P: 7	R: 1 E: 0 K: 0 S: 4 H: 2 LOB: 1 BB: 0 P: 4	R: 0 E: 0 K: 1 S: 4 H: 0 LOB: 1 BB: 1 P: 8	R: 0 E: 0 K: 0 S: 3 H: 1 LOB: 0 BB: 0 P: 3	1B: 7 2B: 2 3B: 0 HR: 1	SF: 0 SAC: 1 DP: 3 HBP: 0			WP: 0 PB: 0 SB: 0 CS: 1	PA: 34		

	AB	30
	R	3
	H	9
	RBI	3
	BB	3
	SO	4
	LOB	12

PITCHER		IP	WLS	BF	H	R	ER	SO	BB	IBB	HBP	BLK	WP	HR	S	P	ERA	WHIP
Jim Perry, R ERA: 3.6	(1, 1)	7.0	W	28	8	3	3	3	2	0	0	0	0	1	32	40	3.86	1.429
Bob Allen, L ERA: 3.8	(8, 1)	1.0		3	0	0	0	1	1	0	0	0	0	0	4	8	0.00	1.000
Gary Bell, R ERA: 4.38	(9, 1)	1.0	S	3	1	0	0	0	0	0	0	0	0	0	3	3	0.00	1.000

PITCHER	IP	WLS	BF	H	R	ER	SO	BB	IBB	HBP	BLK	WP	HR	S	P	ERA	WHIP

Washington Senators @ Los Angeles Angels

Dodger Stadium, Los Angeles, CA

Mon May 28 1962, 7:05 PM PDT

Att. 5,377 - Unknown - 59 F

livebaseballscorecards.com

TOP

Batter	1	2	3	4	5	6	7	8	9	AB	R	H	RBI	BB	SO	LOB
Danny O'Connell, R (1, 5) OBP: 0.360, SLG: 0.462	6-3		1-3 2B		2B		1-H 3B	CS 1-2	G4-6-3 1B	5	0	4	1	0	0	0
Chuck Cottier, R (1, 4) OBP: 0.308, SLG: 0.377	K		K		F7		1-3		G4-6-3 1-2f	3	0	0	0	0	2	3
Gene Woodling, L (7, PH) OBP: 0.430, SLG: 0.506										1	0	0	0	0	0	1
Ray Rippelmeyer, R (7, 1) OBP: 0.600, SLG: 1.400										0	0	0	0	0	0	0
Dale Long, L (9, PH) OBP: 0.366, SLG: 0.424										1	0	0	0	0	0	1
Jim Piersall, R (1, 8) OBP: 0.267, SLG: 0.348	K			6-3		5-3	F8		6-3	5	0	0	0	0	1	1
Harry Bright, R (1, 3) OBP: 0.458, SLG: 0.705		F7		2B BB		FC5 1B 1B		E9 3B 1B		3	1	2	0	1	0	0
Chuck Hinton, R (1, 7) OBP: 0.313, SLG: 0.389		F9		1-3 2B		1-2 1B		2-H E 3B		4	1	3	1	0	0	0
Jim King, L (1, 9) OBP: 0.362, SLG: 0.343		P6		K		P6		E3 6-3 WP 1B 3-H		4	1	0	1	0	1	4
Bob Johnson, R (1, 6) OBP: 0.340, SLG: 0.449			4-3	P6		FC5 2-3f		6-3 1-3		4	0	0	0	0	0	5
Bob Schmidt, R (1, 2) OBP: 0.252, SLG: 0.364			K		K		F9	5-3		4	0	0	0	0	2	1
Pete Burnside, R (1, 1)										1	0	0	0	1	1	0
Ken Hamlin, R (7, PH) OBP: 0.250, SLG: 0.200 (7, 4)			2B BB		K		PB 3B 1B	CS 3-H 1B		2	1	2	1	0	0	0
Inning Stats	R: 0 E: 0 K: 2 S: 7 H: 0 LOB: 0 BB: 0 P: 7	R: 0 E: 0 K: 0 S: 3 H: 0 LOB: 0 BB: 0 P: 3	R: 0 E: 0 K: 2 S: 8 H: 1 LOB: 2 BB: 1 P: 12	R: 0 E: 0 K: 1 S: 6 H: 1 LOB: 2 BB: 1 P: 10	R: 0 E: 0 K: 2 S: 8 H: 1 LOB: 1 BB: 0 P: 8	R: 0 E: 0 K: 0 S: 5 H: 2 LOB: 2 BB: 0 P: 5	R: 1 E: 0 K: 0 S: 5 H: 2 LOB: 1 BB: 0 P: 5	R: 3 E: 2 K: 0 S: 6 H: 3 LOB: 0 BB: 0 P: 6	R: 0 E: 0 K: 0 S: 3 H: 1 LOB: 0 BB: 0 P: 3	1B: 6 2B: 3 3B: 2 HR: 0	SF: 0 SAC: 0 DP: 1 HBP: 0						

	AB	37
	R	4
	H	11
	RBI	4
	BB	2
	SO	7
	LOB	16

WP: 1 PB: 1 SB: 0 CS: 1 PA: 40

PITCHER		IP	WLS	BF	H	R	ER	SO	BB	IBB	HBP	BLK	WP	HR	S	P	ERA	WHIP
Bo Belinsky, L ERA: 2.26	(1, 1)	6.1		28	7	1	1	7	2	0	0	0	0	0	40	48	1.42	1.421
Art Fowler, R ERA: 3.0	(7, 1)	0.2		4	2	2	2	0	0	0	0	0	0	0	4	4	27.00	3.000
Tom Morgan, R ERA: 3.98	(8, 1)	2.0	W	7	2	1	0	0	0	0	0	0	1	0	7	7	0.00	1.000

PITCHER	IP	WLS	BF	H	R	ER	SO	BB	IBB	HBP	BLK	WP	HR	S	P	ERA	WHIP

BOTTOM

Washington Senators @ Los Angeles Angels

Dodger Stadium, Los Angeles, CA

Mon May 28 1962, 7:05 PM PDT

Att. 5,377 - Unknown - 59 F

livebaseballscorecards.com

Batter	1	2	3	4	5	6	7	8	9	AB	R	H	RBI	BB	SO	LOB
Albie Pearson, L (1, 8) OBP: 0.397, SLG: 0.359	F8			4-3	BB 1-2 2-3			BB 1B SF7 1B		3	1	1	0	1	0	0
Billy Moran, R (1, 4) OBP: 0.341, SLG: 0.436	4-3			HR	F9			BB BB 1B 1-2 1B		4	2	2	1	0	0	3
Leon Wagner, L (1, 7) OBP: 0.341, SLG: 0.578	K			F9		4-3		BB 1B 1-2 2-3 BB		3	1	0	0	1	1	0
Steve Bilko, R (1, 3) OBP: 0.398, SLG: 0.479		G3		P4		1B		SF7 3-H		3	0	1	1	0	0	0
Buck Rodgers, S (1, 2) OBP: 0.321, SLG: 0.361		F9			P4	F9		F8		4	0	0	0	0	0	3
Lee Thomas, L (1, 9) OBP: 0.341, SLG: 0.393		P6			2B 1B	4-1		1B BLK 1-2 2-3 BB		3	2	1	0	1	0	1
Eddie Yost, R (1, 5) OBP: 0.464, SLG: 0.356 Tom Burgess, L (8, PH) OBP: 0.338, SLG: 0.429 Billy Consolo, R (8, PR) OBP: 0.222, SLG: 0.222 (9, 5)			F9		BB 1-H 2B	6-3		BLK 1-3 2-H 3-H 1B		3 1 0	0 0 0	1 1 0	1 2 0	0 0 0	0 0 0	0 0 0
Joe Koppe, R (1, 6) OBP: 0.353, SLG: 0.317			2-3		K	1-3		K 1-2 3-H		4	0	0	0	0	2	2
Bo Belinsky, L (1, 1) OBP: 0.304, SLG: 0.059 Art Fowler, R (7, 1) Tom Morgan, R (8, 1)			K		BB	6-3				1 1 0	0 0 0	0 0 0	0 0 0	1 0 0	1 0 0	0 0 0
Inning Stats	R: 0 E: 0 K: 1 S: 5 H: 0 LOB: 0 BB: 0 P: 5	R: 0 E: 0 K: 0 S: 3 H: 0 LOB: 0 BB: 0 P: 3	R: 0 E: 0 K: 1 S: 5 H: 0 LOB: 0 BB: 0 P: 5	R: 1 E: 0 K: 0 S: 4 H: 1 LOB: 0 BB: 0 P: 4	R: 1 E: 0 K: 1 S: 7 H: 2 LOB: 3 BB: 2 P: 15	R: 0 E: 0 K: 0 S: 4 H: 1 LOB: 1 BB: 0 P: 4	R: 0 E: 0 K: 0 S: 3 H: 0 LOB: 0 BB: 0 P: 3	R: 4 E: 0 K: 1 S: 8 H: 3 LOB: 2 BB: 2 P: 16		1B: 5 2B: 1 3B: 0 HR: 1 SF: 1 SAC: 0 DP: 0 HBP: 0					WP: 0 PB: 0 SB: 0 CS: 0 PA: 35	

	AB	30
	R	6
	H	7
	RBI	5
	BB	4
	SO	4
	LOB	9

PITCHER		IP	WLS	BF	H	R	ER	SO	BB	IBB	HBP	BLK	WP	HR	S	P	ERA	WHIP
Pete Burnside, L ERA: 3.45	(1, 1)	6.0		24	4	2	2	3	2	0	0	0	0	1	28	36	3.00	1.000
Ray Rippelmeyer, R ERA: 5.19	(7, 1)	2.0	L	11	3	4	4	1	2	0	0	1	0	0	11	19	18.00	2.500

PITCHER	IP	WLS	BF	H	R	ER	SO	BB	IBB	HBP	BLK	WP	HR	S	P	ERA	WHIP

Batter	1	2	3	4	5	6	7	8	9	10	AB	R	H	RBI	BB	SO	LOB
Danny O'Connell, R (1, 5) OBP: 0.358, SLG: 0.449	SH3-1 1B SF9 1B	BB BB		4-3		F9		F9		P4	5	1	1	0	1	0	2
Chuck Cottier, R (1, 4) OBP: 0.324, SLG: 0.381	SF9 SH3-1 1-2 1B 1B	1-2 BB		S BB 1B 3-H 1B		BB		F8		K	4	2	2	1	2	1	1
Gene Woodling, L (1, 9) Jim King, L (9, 9) OBP: 0.423, SLG: 0.489 OBP: 0.362, SLG: 0.343	SH3-1 1-2 2-3	G3		S 1B 1-2 BB		4-3			F7		3 0	1 0	0 0	0 0	1 0	0 0	3 0
Harry Bright, R (1, 3) OBP: 0.453, SLG: 0.688	SF9 2-3 3-H		6-3	P4 1-2 2-3			SH3-4 1B 1B		1B		4	0	2	1	0	0	2
Chuck Hinton, R (1, 7) OBP: 0.329, SLG: 0.395	1B BB		K	CS 2-H 3-H 1B			SH3-4 1-2 1B		F9		4	0	2	2	1	1	1
Ken Retzer, L (1, 2) OBP: 0.293, SLG: 0.270	FC5-4 1-2 3-H 1B		WP 2B	CS 1-2	P6		SH3-4 1-2 2-3		F9		4	0	2	1	0	0	1
Jim Piersall, R (1, 8) OBP: 0.265, SLG: 0.363	FC5-4 1-2f		K 2-3		5-3		4-3			HR	5	1	1	1	0	1	5
Bob Johnson, R (1, 6) OBP: 0.342, SLG: 0.439		K		3B BB	5-3		F8			HBP	3	1	0	0	1	1	2
Don Rudolph, L (1, 1) Steve Hamilton, L (9, 1) OBP: 0.250, SLG: 0.438		4-3		1-H 1B 3B		6-3		K		K	4 1	1 0	1 0	1 0	0 0	1 1	0 1
Inning Stats	R: 2 H: 3 E: 0 LOB: 2 K: 0 BB: 1 S: 6 P: 10	R: 0 H: 0 E: 0 LOB: 2 K: 1 BB: 2 S: 5 P: 13	R: 0 H: 1 E: 0 LOB: 1 K: 2 BB: 0 S: 8 P: 8	R: 4 H: 3 E: 0 LOB: 0 K: 0 BB: 2 S: 5 P: 13	R: 0 H: 0 E: 0 LOB: 0 K: 0 BB: 0 S: 3 P: 3	R: 0 H: 0 E: 0 LOB: 1 K: 0 BB: 1 S: 3 P: 7	R: 0 H: 2 E: 0 LOB: 2 K: 0 BB: 0 S: 5 P: 5	R: 0 H: 0 E: 0 LOB: 0 K: 1 BB: 0 S: 5 P: 5	R: 0 H: 1 E: 0 LOB: 1 K: 0 BB: 0 S: 4 P: 4	R: 1 H: 1 E: 0 LOB: 1 K: 2 BB: 0 S: 8 P: 9	1B: 8 SF: 1 2B: 1 SAC: 2 3B: 1 DP: 0 HR: 1 HBP: 1						

PITCHER		IP	WLS	BF	H	R	ER	SO	BB	IBB	HBP	BLK	WP	HR	S	P	ERA	WHIP
Ken McBride, R ERA: 5.03	(1, 1)	3.1		21	6	6	6	3	5	0	0	0	1	0	22	42	16.20	3.300
Bob Botz, R ERA: 2.4	(4, 1)	3.2		14	3	0	0	0	1	0	0	0	0	0	13	17	0.00	1.091
Art Fowler, R ERA: 2.77	(8, 1)	2.0		7	1	0	0	1	0	0	0	0	0	0	9	9	0.00	0.500
Jack Spring, L ERA: 2.23	(10, 1)	1.0	L	5	1	1	1	2	0	0	1	0	0	1	8	9	9.00	1.000

PITCHER	IP	WLS	BF	H	R	ER	SO	BB	IBB	HBP	BLK	WP	HR	S	P	ERA	WHIP

TOP

Washington Senators @ Los Angeles Angels

Dodger Stadium, Los Angeles, CA

Tue May 29 1962, 3:33 AM PDT

Att. 2,029 - Unknown

livebaseballscorecards.com

AB	37
R	7
H	11
RBI	7
BB	6
SO	6
LOB	18

WP: 1		PA:	48
PB: 0			
SB: 2			
CS: 1			

Batter	1	2	3	4	5	6	7	8	9	10	AB	R	H	RBI	BB	SO	LOB
Albie Pearson, L (1, 8) OBP: 0.402, SLG: 0.373	1B		G4-6-3 1-3 1B			1B 2B 2B	4-3		E1 FC6-4 1-2 2-3		5	1	3	0	0	0	2
Billy Moran, R (1, 4) OBP: 0.337, SLG: 0.429	L8		G4-6-3 1-2f			2B SF8 2-3 1B		F9	FC6-4 1-2f 2-3 3-H		5	1	1	1	0	0	5
Leon Wagner, L (1, 7) OBP: 0.337, SLG: 0.573	F9			F9		SF8 SF7 1-3 3-H 2B		1-3	F9		5	1	1	1	0	0	3
Steve Bilko, R (1, 3) OBP: 0.378, SLG: 0.455	1-3			P6		SF8 2-3 3-H		4-3		SSS K	4	0	0	1	0	1	1
Buck Rodgers, S (1, 2) OBP: 0.317, SLG: 0.353		F8		P4		SF7 3-H			F8	BBBB FC5-4 BB	3	0	0	1	1	0	0
Lee Thomas, L (1, 9) OBP: 0.349, SLG: 0.400		F9			G6-4-3 FC1 1B	1B			1B 1B 1B	SSS K	5	1	3	0	0	1	1
Eddie Yost, R (1, 5) OBP: 0.449, SLG: 0.344		P4			FC1 G6-4-3 1-2	4-3			1B E 1B	FC5-4 1-2f	5	1	1	0	0	0	3
Joe Koppe, R (1, 6) OBP: 0.357, SLG: 0.317			F9		G6-4-3 1-2f 2-3		BBB G5-4-3 BB		E FC6-4 E 1-3 2-H 1B		3	1	1	1	1	0	2
Ken McBride, R (1, 1) Bob Botz, R (4, 1) Earl Averill, R (7, PH) OBP: 0.308, SLG: 0.324 Art Fowler, R (8, 1) Felix Torres, R (9, PH) OBP: 0.270, SLG: 0.284 Gordie Windhorn, R (9, PR) OBP: 0.192, SLG: 0.240 Jack Spring, R (10, 1)			1B 1B		P4				G5-4-3 1-2f	E6 FC6-4 E 1-2 3-H	1 1 1 0 1 0 0	0 0 0 0 0 0 0	1 0 0 0 0 0 0	0 0 0 0 1 0 0	0 0 0 0 0 0 0	0 1 1 0 1 0 0	0 1 1 0 1 0 0
Inning Stats	R: 0 H: 1 E: 0 LOB: 1 K: 0 BB: 0 S: 4 P: 4	R: 0 H: 0 E: 0 LOB: 0 K: 0 BB: 0 S: 3 P: 3	R: 0 H: 2 E: 0 LOB: 1 K: 0 BB: 0 S: 4 P: 4	R: 0 H: 0 E: 0 LOB: 0 K: 0 BB: 0 S: 3 P: 3	R: 0 H: 1 E: 0 LOB: 1 K: 0 BB: 0 S: 4 P: 4	R: 3 H: 4 E: 0 LOB: 1 K: 0 BB: 0 S: 7 P: 7	R: 0 H: 0 E: 0 LOB: 0 K: 0 BB: 1 S: 2 P: 6	R: 0 H: 0 E: 0 LOB: 0 K: 0 BB: 0 S: 3 P: 3	R: 3 H: 3 E: 2 LOB: 2 K: 0 BB: 0 S: 8 P: 8	R: 0 H: 0 E: 0 LOB: 1 K: 2 BB: 1 S: 7 P: 11	1B: 9 2B: 2 3B: 0 HR: 0	SF: 2 SAC: 0 DP: 3 HBP: 0					

PITCHER		IP	WLS	BF	H	R	ER	SO	BB	IBB	HBP	BLK	WP	HR	S	P	ERA	WHIP
Don Rudolph, L ERA: 3.92	(1, 1)	8.1		35	11	6	5	0	1	0	0	0	0	0	34	38	5.40	1.440
Steve Hamilton, L ERA: 4.5	(9, 1)	1.2	W	8	0	0	0	2	1	0	0	0	0	0	11	15	0.00	0.600

PITCHER	IP	WLS	BF	H	R	ER	SO	BB	IBB	HBP	BLK	WP	HR	S	P	ERA	WHIP

BOTTOM

Washington Senators @ Los Angeles Angels

Dodger Stadium, Los Angeles, CA

Tue May 29 1962, 3:33 AM PDT

Att. 2,029 - Unknown

livebaseballscorecards.com

AB	39
R	6
H	11
RBI	6
BB	2
SO	2
LOB	20

WP: 0 PA: 43
PB: 0
SB: 0
CS: 0

Batter	1	2	3	4	5	6	7	8	9	AB	R	H	RBI	BB	SO	LOB
Danny O'Connell, R (1, 5) OBP: 0.364, SLG: 0.461	SH3-1 1B 2B	SH3-4 1-2 2-3		F9		F9		3-H 1B		4	1	2	1	0	0	1
Chuck Cottier, R (1, 4) OBP: 0.315, SLG: 0.372	SH3-1 2-3	SF8 2-3 3-H		FC5-4 1-2f		K		F3		3	0	0	1	0	1	2
Gene Woodling, L (1, 9) OBP: 0.422, SLG: 0.479	K	3-1			F9 BB 1B HBP	K			1B	4	1	1	0	0	2	2
Harry Bright, R (1, 3) OBP: 0.448, SLG: 0.647	1B HR BB		F8		BB 1B 1-2 FC5-4 BB		K		P4	3	2	0	0	2	1	1
Chuck Hinton, R (1, 7) OBP: 0.322, SLG: 0.383	1-2 HR 3-H 1B		5-3		F9 2-3		F8		F9	5	1	1	1	0	0	3
Ken Retzer, L (1, 2) OBP: 0.348, SLG: 0.390	1-H 2-H HR		BB		FC5-4 BB 1-2 3-H 1B		K		FC4-6 1-2 1B	4	1	3	4	1	1	0
Jim Piersall, R (1, 8) OBP: 0.269, SLG: 0.356	CS BB		K		FC5-4 1-2 2-3 BB			E6 4-3 1B	FC4-6 1-2f	3	1	0	0	2	1	3
Bob Johnson, R (1, 6) OBP: 0.340, SLG: 0.434	CS 1-2	SH3-4 1B SF8 1B		F8	FC5-4 FC4-6 1-2f 2-3 3-H			K		4	1	1	1	0	1	3
Claude Osteen, L (1, 1) OBP: 0.250, SLG: 0.250		SF8 SH3-4 1-2 1B		FC5-4 1B	FC4-6 1-2f			4-3 2-3		4	0	2	0	0	0	3
Inning Stats	R: 4 E: 0 K: 1 S: 7 H: 3 LOB: 0 BB: 2 P: 15	R: 1 E: 0 K: 0 S: 5 H: 2 LOB: 1 BB: 0 P: 5	R: 0 E: 0 K: 1 S: 5 H: 0 LOB: 1 BB: 1 P: 9	R: 0 E: 0 K: 0 S: 4 H: 1 LOB: 1 BB: 0 P: 4	R: 2 E: 0 K: 0 S: 4 H: 1 LOB: 2 BB: 2 P: 13	R: 0 E: 0 K: 2 S: 7 H: 0 LOB: 0 BB: 0 P: 7	R: 0 E: 0 K: 2 S: 7 H: 0 LOB: 0 BB: 0 P: 7	R: 1 E: 1 K: 1 S: 7 H: 1 LOB: 1 BB: 0 P: 7	R: 0 E: 0 K: 0 S: 5 H: 2 LOB: 2 BB: 0 P: 5	1B: 8 2B: 1 3B: 0 HR: 1 SF: 1 SAC: 2 DP: 0 HBP: 1						

PITCHER		IP	WLS	BF	H	R	ER	SO	BB	IBB	HBP	BLK	WP	HR	S	P	ERA	WHIP
Ed Rakow, R ERA: 5.25	(1, 1)	0.2	L	7	3	4	4	1	2	0	0	0	0	1	7	15	54.00	7.500
Dan Pfister, R ERA: 5.82	(1, 1)	3.2		18	4	3	3	1	3	0	1	0	0	0	16	29	7.36	1.909
Gordon Jones, R ERA:	(5, 1)	1.2		5	0	0	0	2	0	0	0	0	0	0	9	9	0.00	0.000
Bill Kunkel, R ERA: 3.6	(7, 1)	1.0		3	0	0	0	2	0	0	0	0	0	0	7	7	0.00	0.000
Danny McDevitt, L ERA: 3.21	(8, 1)	1.0		5	1	1	0	1	0	0	0	0	0	0	7	7	0.00	1.000

PITCHER		IP	WLS	BF	H	R	ER	SO	BB	IBB	HBP	BLK	WP	HR	S	P	ERA	WHIP
Diego Segui, R ERA: 4.26	(9, 1)	1.0		5	2	0	0	0	0	0	0	0	0	0	5	5	0.00	2.000

TOP

Washington Senators @ Kansas City Athletics

Municipal Stadium, Kansas City, MO

Wed May 30 1962, 4:33 AM EDT

Unknown

livebaseballscorecards.com

AB	34
R	8
H	10
RBI	8
BB	5
SO	7
LOB	18

WP: 0 PB: 0 SB: 0 CS: 1 PA: 44

BOTTOM

Washington Senators @ Kansas City Athletics
Municipal Stadium, Kansas City, MO
Wed May 30 1962, 4:33 AM EDT
Unknown

livebaseballscorecards.com

Batter	1	2	3	4	5	6	7	8	9	AB	R	H	RBI	BB	SO	LOB
Dick Howser, R (1, 6) OBP: 0.330, SLG: 0.373	1-3			G6-4-3 1B		2B		F7		4	0	2	0	0	0	2
Bobby Del Greco, R (1, 8) OBP: 0.405, SLG: 0.371	F2			G6-4-3 1-2f		6-3		FC6-4 1-2f		4	0	0	0	0	0	4
Norm Siebern, L (1, 3) OBP: 0.423, SLG: 0.477	L7			1B			BB		K	3	0	1	0	1	1	0
Manny Jimenez, L (1, 7) OBP: 0.444, SLG: 0.654		F5		4-3			F8		1B HBP	3	0	0	0	0	0	2
Jerry Lumpe, L (1, 4) OBP: 0.348, SLG: 0.418		6-3			3-1		K		1B 1-2	4	0	1	0	0	1	1
Gino Cimoli, R (1, 9) OBP: 0.330, SLG: 0.413		6-3			F3		K		K	2	0	0	0	0	0	0
Leo Posada, R (6, 9) OBP: 0.318, SLG: 0.270										2	0	0	0	0	2	3
Ed Charles, R (1, 5) OBP: 0.283, SLG: 0.327			K		F9			1B 1B	F3	4	0	1	0	0	1	2
Joe Azcue, R (1, 2) OBP: 0.323, SLG: 0.370			4-3			G3		FC6-4 1-2 1B		3	0	1	0	0	0	0
Ed Rakow, S (1, 1) OBP: 0.160, SLG: 0.200			F8			K		F7		0	0	0	0	0	0	0
Dan Pfister, R (1, 1) OBP: 0.276, SLG: 0.278										1	0	0	0	0	0	0
Gordon Jones, R (5, 1)										0	0	0	0	0	0	0
Jerry Walker, S (6, PH) OBP: 0.375, SLG: 0.688										1	0	0	0	0	1	0
Bill Kunkel, R (7, 1)										0	0	0	0	0	0	0
Danny McDevitt, L (8, 1)										0	0	0	0	0	0	0
George Alusik, R (8, PH) OBP: 0.194, SLG: 0.300										1	0	0	0	0	0	2
Diego Segui, R (9, 1)										0	0	0	0	0	0	0

	AB	32
	R	0
	H	6
	RBI	0
	BB	1
	SO	6
	LOB	16

Inning Stats	1	2	3	4	5	6	7	8	9
	R: 0 H: 0 E: 0 LOB: 0 K: 0 BB: 0 S: 3 P: 3	R: 0 H: 0 E: 0 LOB: 0 K: 0 BB: 0 S: 3 P: 3	R: 0 H: 0 E: 0 LOB: 0 K: 1 BB: 0 S: 5 P: 5	R: 0 H: 2 E: 0 LOB: 1 K: 0 BB: 0 S: 4 P: 4	R: 0 H: 0 E: 0 LOB: 0 K: 0 BB: 0 S: 3 P: 3	R: 0 H: 1 E: 0 LOB: 1 K: 1 BB: 0 S: 6 P: 6	R: 0 H: 0 E: 0 LOB: 1 K: 2 BB: 1 S: 7 P: 11	R: 0 H: 2 E: 0 LOB: 2 K: 0 BB: 0 S: 5 P: 5	R: 0 H: 1 E: 0 LOB: 2 K: 2 BB: 0 S: 8 P: 9

1B: 5	SF: 0	WP: 0	PA: 34
2B: 1	SAC: 0	PB: 0	
3B: 0	DP: 1	SB: 0	
HR: 0	HBP: 1	CS: 0	

PITCHER	IP	WLS	BF	H	R	ER	SO	BB	IBB	HBP	BLK	WP	HR	S	P	ERA	WHIP
Claude Osteen, L (1, 1) ERA: 4.08	9.0	W	34	6	0	0	6	1	0	1	0	0	0	44	49	0.00	0.778

PITCHER	IP	WLS	BF	H	R	ER	SO	BB	IBB	HBP	BLK	WP	HR	S	P	ERA	WHIP

Batter	1	2	3	4	5	6	7	8	9	AB	R	H	RBI	BB	SO	LOB
Danny O'Connell, R (1, 5) OBP: 0.377, SLG: 0.472	G3 5-3 1B		F8		1B		1-H 1B			4	0	3	0	0	0	0
Chuck Cottier, R (1, 4) OBP: 0.306, SLG: 0.361	5-3 1-2		F2		K				K	4	0	0	0	0	2	2
Joe Hicks, L (1, 9) OBP: 0.256, SLG: 0.171	G3 2-3		1B			G5-4-3 BB			F7	3	0	1	0	1	0	1
Harry Bright, R (1, 3) OBP: 0.419, SLG: 0.600	F8		6-3			G5-4-3 1-2f			F3	4	0	0	0	0	0	3
Chuck Hinton, R (1, 7) OBP: 0.330, SLG: 0.381		2B 1B		5-3		P4			FC1-4 BB	3	1	1	0	1	0	0
Jim Piersall, R (1, 8) OBP: 0.268, SLG: 0.359		F9		F3			SH3 SF9 2B		K	4	1	1	0	0	1	2
Bob Johnson, R (1, 6) OBP: 0.340, SLG: 0.438		1-H 2B		6-3			SH3 2-3		FC1-4 BB 1-2f	3	0	1	1	0	0	1
Bob Schmidt, R (1, 2) OBP: 0.246, SLG: 0.358 Jim King, L (9, PH) OBP: 0.367, SLG: 0.343		L1			P6		SF9 3-H		BB 1-2	2 0	0 0	0 0	1 0	0 1	0 0	1 0
Tom Cheney, R (1, 1) Marty Kutyna, R (7, 1) Pete Burnside, R (7, 1) Ed Hobaugh, R (8, 1) Dale Long, L (9, PH) OBP: 0.363, SLG: 0.420		K			1-3		WP 1B BB		F7	2 0 0 0 1	0 0 0 0 0	0 0 0 0 2	0 0 0 0 0	1 0 0 0 0	1 0 0 0 0	1 0 0 0 2
Inning Stats	R: 0 H: 1 E: 0 LOB: 1 K: 0 BB: 0 S: 4 P: 4	R: 1 H: 2 E: 0 LOB: 1 K: 1 BB: 0 S: 7 P: 7	R: 0 H: 1 E: 0 LOB: 1 K: 0 BB: 0 S: 4 P: 4	R: 0 H: 0 E: 0 LOB: 0 K: 0 BB: 0 S: 3 P: 3	R: 0 H: 1 E: 0 LOB: 1 K: 1 BB: 0 S: 6 P: 6	R: 0 H: 0 E: 0 LOB: 0 K: 0 BB: 1 S: 2 P: 6	R: 1 H: 2 E: 0 LOB: 2 K: 0 BB: 1 S: 4 P: 8	R: 0 H: 0 E: 0 LOB: 0 K: 1 BB: 0 S: 5 P: 5	R: 0 H: 0 E: 0 LOB: 2 K: 1 BB: 2 S: 5 P: 13	1B: 5 SF: 1 2B: 2 SAC: 1 3B: 0 DP: 1 HR: 0 HBP: 0						

PITCHER		IP	WLS	BF	H	R	ER	SO	BB	IBB	HBP	BLK	WP	HR	S	P	ERA	WHIP
Norm Bass, R ERA: 5.69	(1, 1)	7.0	W	28	7	2	2	2	2	0	0	0	1	0	30	38	2.57	1.286
Gordon Jones, R ERA:	(8, 1)	2.0	S	8	0	0	0	2	2	0	0	0	0	0	10	18	0.00	1.000

PITCHER	IP	WLS	BF	H	R	ER	SO	BB	IBB	HBP	BLK	WP	HR	S	P	ERA	WHIP

TOP

Washington Senators @ Kansas City Athletics

Municipal Stadium, Kansas City, MO

Wed May 30 1962, 4:38 AM EDT

Att. 10,405 - Unknown

livebaseballscorecards.com

AB	30
R	2
H	7
RBI	2
BB	4
SO	4
LOB	13

Batter	1	2	3	4	5	6	7	8	9	AB	R	H	RBI	BB	SO	LOB
Dick Howser, R (1, 6) OBP: 0.336, SLG: 0.372	BB, 1B		BB		P6		PB, 1B, BB	P4		3	1	1	0	2	0	2
Jose Tartabull, L (1, 8) OBP: 0.327, SLG: 0.385	BB, BB, 1-2, BB		P6		F9		K, 1-2, 2-3, 3-H			2	0	0	0	1	0	2
Bobby Del Greco, R (7, PH) OBP: 0.403, SLG: 0.368										1	0	0	0	0	1	2
(8, 8)																
Norm Siebern, L (1, 3) OBP: 0.424, SLG: 0.475	BB, 1-2, BB		F7, 1-2			4-3	2-H, 3-H, 1B			3	0	1	2	1	0	1
Manny Jimenez, L (1, 7) OBP: 0.439, SLG: 0.640	1-2, 2-3, BB		F5			K	6-3			3	0	0	0	1	1	2
Jerry Lumpe, L (1, 4) OBP: 0.351, SLG: 0.420	K			F7		1B		SH1-3, 1B		4	1	2	0	0	1	3
Gino Cimoli, R (1, 9) OBP: 0.325, SLG: 0.406	K			F9		K		SH1-3, 1-2		3	0	0	0	0	2	4
Ed Charles, R (1, 5) OBP: 0.290, SLG: 0.345		F8		P6			PB, 3B	1B, SH1-3, BB		3	2	1	0	1	0	0
Haywood Sullivan, R (1, 2) OBP: 0.295, SLG: 0.220		K			FC1-6, BB		PB, BB, 1B, BB	SH1-3, 1-3, 2-H, 1B		1	0	0	0	1	1	0
Wayne Causey, L (7, PH) OBP: 0.376, SLG: 0.348										0	1	0	0	1	0	0
Joe Azcue, R (8, 2) OBP: 0.333, SLG: 0.382										1	0	1	1	0	0	0
Norm Bass, R (1, 1) OBP: 0.105, SLG: 0.056		K			FC1-6, 1-2f		K	SH1-3, 1-2, 3-H		2	0	0	0	0	1	1
Marlan Coughtry, L (7, PH) OBP: 0.278, SLG: 0.188										1	0	0	0	0	1	2
Gordon Jones, R (8, 1)										0	0	0	1	0	0	0
Inning Stats	R: 0 E: 0 K: 2 S: 7 / H: 1 LOB: 3 BB: 3 P: 19	R: 0 E: 0 K: 2 S: 7 / H: 0 LOB: 0 BB: 0 P: 7	R: 0 E: 0 K: 0 S: 3 / H: 0 LOB: 1 BB: 1 P: 7	R: 0 E: 0 K: 0 S: 3 / H: 0 LOB: 0 BB: 0 P: 3	R: 0 E: 0 K: 0 S: 3 / H: 0 LOB: 1 BB: 1 P: 7	R: 0 E: 0 K: 2 S: 8 / H: 1 LOB: 1 BB: 0 P: 8	R: 3 E: 0 K: 2 S: 9 / H: 2 LOB: 1 BB: 2 P: 17	R: 2 E: 0 K: 0 S: 5 / H: 2 LOB: 1 BB: 1 P: 9		1B: 5 2B: 0 3B: 1 HR: 0 / SF: 0 SAC: 2 DP: 0 HBP: 0						

PITCHER		IP	WLS	BF	H	R	ER	SO	BB	IBB	HBP	BLK	WP	HR	S	P	ERA	WHIP
Tom Cheney, R ERA: 3.86	(1, 1)	6.0		26	3	2	2	6	6	0	0	0	0	0	32	56	3.00	1.500
Marty Kutyna, R ERA: 2.35	(7, 1)	0.1	L	2	0	0	0	1	1	0	0	0	0	0	3	7	0.00	3.000
Pete Burnside, L ERA: 3.54	(7, 1)	1.0		5	2	2	1	1	0	0	0	0	0	0	7	7	9.00	2.000
Ed Hobaugh, R ERA: 6.39	(8, 1)	0.2		4	1	1	1	0	1	0	0	0	0	0	3	7	13.50	3.000

PITCHER	IP	WLS	BF	H	R	ER	SO	BB	IBB	HBP	BLK	WP	HR	S	P	ERA	WHIP

BOTTOM

Washington Senators @ Kansas City Athletics

Municipal Stadium, Kansas City, MO

Wed May 30 1962, 4:38 AM EDT

Att. 10,405 - Unknown

livebaseballscorecards.com

AB	27
R	5
H	6
RBI	4
BB	8
SO	8
LOB	19

Batter	1	2	3	4	5	6	7	8	9	AB	R	H	RBI	BB	SO	LOB
Danny O'Connell, R (1, 5) OBP: 0.373, SLG: 0.459	BBBB 4-0 G4-6-3 BB		x 0-0 ① F8		x 0-0 ② F9			x 0-0 ① P6		3	0	0	0	1	0	1
Chuck Cottier, R (1, 4) OBP: 0.298, SLG: 0.350	x 0-0 ① ② G4-6-3 1-2f		x 0-0 ② F2		x 0-0 ③ F7			SSS 0-3 ② K		4	0	0	0	0	1	2
Joe Hicks, L (1, 9) OBP: 0.326, SLG: 0.216	BBBB 4-0 1B BB		x 0-0 CS 1B			x 0-0 G4-6-3 1B		BBBB 4-0 BB		2	0	2	0	2	0	0
Dale Long, L (1, 3) OBP: 0.360, SLG: 0.415	x 0-0 FC6-4 1-3 1B		0-0 ③ CS 1-2	x 0-0 ① F5		x 0-0 ① ② G4-6-3 1-2f		x 0-0 ③ F9		4	0	1	0	0	0	2
Chuck Hinton, R (1, 7) OBP: 0.327, SLG: 0.368	x 0-0 ③ FC6-4 1-2f			x 0-0 ② 6-3		x 0-0 ③ 5-3			BBBB 4-0 SH1-4 BB	3	0	0	0	1	0	2
Ken Retzer, L (1, 2) OBP: 0.367, SLG: 0.395		x 0-0 ① F8		BBBB 4-0 BB			x 0-0 FC1-6 1B		x 0-0 ① SH1-4 1-2	2	0	1	0	1	0	0
Jim Piersall, R (1, 8) OBP: 0.262, SLG: 0.350		x 0-0 ② P6		SSS 0-3 ③ K			x 0-0 ① FC1-6 1-2f 2B		SSS 0-3 ② K	4	0	0	0	0	2	3
Bob Johnson, R (1, 6) OBP: 0.343, SLG: 0.453		x 0-0 2B			x 0-0 ① P6		x 0-0 ② 1-H 2B		x 0-0 ③ F8	4	0	2	0	0	0	1
Steve Hamilton, L (1, 1)		x 0-0 ③ F5			BBBB 4-0 BB		x 0-0 ③ F8			2	0	0	0	1	0	2
Inning Stats	R: 0 H: 1 E: 0 LOB: 2 K: 0 BB: 2 S: 3 P: 11	R: 0 H: 1 E: 0 LOB: 1 K: 0 BB: 0 S: 4 P: 4	R: 0 H: 1 E: 0 LOB: 0 K: 0 BB: 0 S: 3 P: 3	R: 0 H: 0 E: 0 LOB: 1 K: 1 BB: 1 S: 5 P: 9	R: 0 H: 0 E: 0 LOB: 1 K: 0 BB: 1 S: 3 P: 7	R: 0 H: 1 E: 0 LOB: 0 K: 0 BB: 0 S: 3 P: 3	R: 0 H: 2 E: 0 LOB: 1 K: 0 BB: 0 S: 4 P: 4	R: 0 H: 0 E: 0 LOB: 1 K: 1 BB: 1 S: 5 P: 9	R: 0 H: 0 E: 0 LOB: 1 K: 1 BB: 1 S: 5 P: 9	1B: 4 SF: 0 2B: 2 SAC: 1 3B: 0 DP: 2 HR: 0 HBP: 0						WP: 0 PA: 36 PB: 0 SB: 0 CS: 1	

TOP

Washington Senators @ Kansas City Athletics

Municipal Stadium, Kansas City, MO

Thu May 31 1962, 8:05 PM EDT

Att. 3,952 - Unknown

livebaseballscorecards.com

AB	28
R	0
H	6
RBI	0
BB	6
SO	3
LOB	13

PITCHER	IP	WLS	BF	H	R	ER	SO	BB	IBB	HBP	BLK	WP	HR	S	P	ERA	WHIP
Jerry Walker, R (1, 1) ERA: 4.44	9.0	W	35	6	0	0	3	6	0	0	0	0	0	35	59	0.00	1.333

PITCHER	IP	WLS	BF	H	R	ER	SO	BB	IBB	HBP	BLK	WP	HR	S	P	ERA	WHIP

Batter	1	2	3	4	5	6	7	8	9	AB	R	H	RBI	BB	SO	LOB
Dick Howser, R (1, 6) OBP: 0.339, SLG: 0.372	P4		F7			3-1 SH3-4 1B		BBBB S BB		3	0	1	0	1	0	1
Bobby Del Greco, R (1, 8) OBP: 0.407, SLG: 0.370	P4			1B		SH3-4 1-2		BBBB 1-2 BB		2	0	1	0	1	0	0
Norm Siebern, L (1, 3) OBP: 0.416, SLG: 0.464	K			F9		3-1 2-3		F9		4	0	0	0	0	1	4
Manny Jimenez, L (1, 7) OBP: 0.429, SLG: 0.622		F7		P5		P6		F8		4	0	0	0	0	0	4
Jerry Lumpe, L (1, 4) OBP: 0.344, SLG: 0.411		P5		L7			6-3		4-3	4	0	0	0	0	0	1
Gino Cimoli, R (1, 9) OBP: 0.324, SLG: 0.403		6-3			SH3-4 1B		L8		1-3	4	0	1	0	0	0	0
Ed Charles, R (1, 5) OBP: 0.306, SLG: 0.356			K HBP		SH3-4 1-2		1B		E 1B 1B	2	1	2	0	0	0	0
Joe Azcue, R (1, 2) OBP: 0.328, SLG: 0.373			K 1-2		K		F8		E9 1-H 1B	4	0	1	0	0	2	3
Jerry Walker, S (1, 1) OBP: 0.371, SLG: 0.657			1B		K			K2-3		3	0	1	0	0	2	1
Inning Stats	R: 0 H: 0 E: 0 LOB: 0 K: 1 BB: 0 S: 5 P: 5	R: 0 H: 0 E: 0 LOB: 0 K: 0 BB: 0 S: 3 P: 3	R: 0 H: 1 E: 0 LOB: 1 K: 1 BB: 0 S: 5 P: 6	R: 0 H: 1 E: 0 LOB: 1 K: 0 BB: 0 S: 4 P: 4	R: 0 H: 1 E: 0 LOB: 1 K: 2 BB: 0 S: 8 P: 8	R: 0 H: 1 E: 0 LOB: 1 K: 0 BB: 0 S: 4 P: 4	R: 0 H: 1 E: 0 LOB: 1 K: 0 BB: 0 S: 4 P: 4	R: 0 H: 0 E: 0 LOB: 2 K: 1 BB: 2 S: 5 P: 13	R: 1 H: 2 E: 1 LOB: 1 K: 0 BB: 0 S: 4 P: 4	1B: 7 SF: 0 2B: 0 SAC: 2 3B: 0 DP: 0 HR: 0 HBP: 1						

PITCHER	IP	WLS	BF	H	R	ER	SO	BB	IBB	HBP	BLK	WP	HR	S	P	ERA	WHIP
Steve Hamilton, L (1, 1) ERA: 2.61	8.2	L	35	7	1	0	5	2	0	1	0	0	0	42	51	0.00	1.038

PITCHER	IP	WLS	BF	H	R	ER	SO	BB	IBB	HBP	BLK	WP	HR	S	P	ERA	WHIP

BOTTOM

Washington Senators @ Kansas City Athletics

Municipal Stadium, Kansas City, MO

Thu May 31 1962, 8:05 PM EDT

Att. 3,952 - Unknown

livebaseballscorecards.com

AB	30
R	1
H	7
RBI	0
BB	2
SO	5
LOB	14

1B: 7	SF: 0	WP: 0	PA: 35
2B: 0	SAC: 2	PB: 0	
3B: 0	DP: 0	SB: 1	
HR: 0	HBP: 1	CS: 0	

Batter	1	2	3	4	5	6	7	8	9	10	11	12	AB	R	H	RBI	BB	SO	LOB
Danny O'Connell, R (1, 5) OBP: 0.371, SLG: 0.447	G6-3 1B		5-3		4-3		P5		F8		BB BB		5	0	1	0	1	0	2
Chuck Cottier, R (1, 4) OBP: 0.306, SLG: 0.348	G6-3 1-2f		1B 2B BB		F9		K		1B		1-2 2-3 BB		4	1	1	0	2	1	3
Jim Piersall, R (1, 8) OBP: 0.270, SLG: 0.352	1B 1B		1-2 2B 1B		F9			1B BB	F3		F8		5	1	2	0	1	0	4
Harry Bright, R (1, 3) OBP: 0.424, SLG: 0.610 Dale Long, L (8, 3) OBP: 0.355, SLG: 0.408	1-2 1B		1-H 2-H 2B			1-3		F8	K	4-3			4 2	0 0	2 0	2 0	0 1	0 0	1 0
Chuck Hinton, R (1, 7) OBP: 0.337, SLG: 0.409	K		K			K		1-3 S 1B	CS 1B	HR			6	1	3	1	0	3	3
Jim King, L (1, 9) OBP: 0.358, SLG: 0.327		G3		L5		3-1		1-2 IBB	1-2	F8			5	0	0	0	1	1	1
Bob Johnson, R (1, 6) OBP: 0.343, SLG: 0.442		6-3		5-3			SH1-4 HBP BB	K		1-3	BB SH1-4 BB		4	0	0	0	2	1	3
Bob Schmidt, R (1, 2) OBP: 0.256, SLG: 0.387 Gene Woodling, L (8, PH) OBP: 0.419, SLG: 0.474 Ken Retzer, L (8, 2) OBP: 0.367, SLG: 0.395		K		HR			1-2 SH1-4 HBP	F3			SH1-4 1-2		2 1 0	1 0 0	1 0 0	1 0 0	0 0 0	1 3 0	0 0 0
Dave Stenhouse, R (1, 1) OBP: 0.125, SLG: 0.067 Joe McClain, R (8, 1) OBP: 0.143, SLG: 0.143 Don Rudolph, L (8, 1) OBP: 0.235, SLG: 0.412 Marty Kutyna, R (9, 1) Johnny Schaive, R (11, PH) OBP: 0.264, SLG: 0.419 Ray Rippelmeyer, R (11, 1) OBP: 0.600, SLG: 1.400			K	4-3			SH1-4 1-2 2-3		K		5-3		2 0 1 0 1 0	0 0 0 0 0 0	0 0 0 0 0 0	0 0 0 0 0 0	1 0 1 0 0 0	0 0 0 0 0 0	0 0 0 0 1 0
Inning Stats	R: 0 E: 0 K: 1 S: 7 H: 3 LOB: 2 BB: 0 P: 7	R: 0 E: 0 K: 1 S: 5 H: 0 LOB: 0 BB: 0 P: 5	R: 2 E: 0 K: 2 S: 9 H: 2 LOB: 1 BB: 1 P: 13	R: 1 E: 0 K: 0 S: 4 H: 1 LOB: 0 BB: 0 P: 4	R: 0 E: 0 K: 0 S: 3 H: 0 LOB: 0 BB: 0 P: 3	R: 0 E: 0 K: 1 S: 5 H: 0 LOB: 0 BB: 0 P: 5	R: 0 E: 0 K: 1 S: 5 H: 0 LOB: 2 BB: 1 P: 10	R: 0 E: 0 K: 1 S: 6 H: 1 LOB: 3 BB: 2 P: 14	R: 0 E: 0 K: 1 S: 6 H: 1 LOB: 1 BB: 0 P: 6	R: 0 E: 0 K: 2 S: 7 H: 1 LOB: 0 BB: 0 P: 7	R: 0 E: 0 K: 0 S: 3 H: 0 LOB: 3 BB: 3 P: 15	R: 1 E: 0 K: 0 S: 4 H: 1 LOB: 0 BB: 0 P: 4	1B: 7 2B: 1 3B: 0 HR: 2	SF: 0 SAC: 2 DP: 1 HBP: 1	WP: 0 PB: 0 SB: 1 CS: 1	PA: 52		

PITCHER		IP	WLS	BF	H	R	ER	SO	BB	IBB	HBP	BLK	WP	HR	S	P	ERA	WHIP
Jim Kaat, L ERA: 3.86	(1, 1)	6.1		27	6	3	3	5	2	0	1	0	0	1	34	43	4.26	1.263
Lee Stange, R ERA: 3.34	(7, 1)	0.2		2	0	0	0	1	0	0	0	0	0	0	4	4	0.00	0.000
Georges Maranda, R ERA: 5.4	(8, 1)	1.0		6	1	0	0	1	1	1	0	0	0	0	6	14	0.00	2.000
Ray Moore, R ERA: 3.18	(9, 1)	2.0		7	2	0	0	3	0	0	0	0	0	0	13	13	0.00	1.000
Dick Stigman, L ERA: 1.93	(11, 1)	0.2		5	0	0	0	0	3	0	0	0	0	0	2	14	0.00	4.500

PITCHER		IP	WLS	BF	H	R	ER	SO	BB	IBB	HBP	BLK	WP	HR	S	P	ERA	WHIP
Jim Donohue, R ERA: 3.86	(11, 1)	1.1	L	5	1	1	1	0	0	0	0	0	0	1	5	5	6.75	0.750

TOP

Washington Senators @ Minnesota Twins

Metropolitan Stadium, Bloomington , MI

Fri Jun 01 1962, 8:05 PM EDT

Att. 6,430 - Unknown - 52 F

livebaseballscorecards.com

AB	42
R	4
H	10
RBI	4
BB	7
SO	10
LOB	21

Batter	1	2	3	4	5	6	7	8	9	10	11	12	AB	R	H	RBI	BB	SO	LOB
Lenny Green, L (1, 8) OBP: 0.400, SLG: 0.482	F8		BB		BB		1B		SH3 1B		6-3		4	0	2	0	2	0	0
Vic Power, R (1, 3) OBP: 0.315, SLG: 0.428	K2-3		K		F7		P3		SH3 1-2		4-3		5	0	0	0	0	2	4
Rich Rollins, R (1, 5) (8, 6) (9, 5) OBP: 0.408, SLG: 0.524	S BB			S 1B		BB		F7	5-3		5-3		4	0	1	0	2	0	1
Bob Allison, R (1, 9) OBP: 0.392, SLG: 0.386	5-3 1-2			K 1-2		P6		BB 1B BB	6-3			K	5	1	0	0	1	2	4
Harmon Killebrew, R (1, 7) OBP: 0.402, SLG: 0.500		F8		BB		F9		1B 1-2 1B BB		6-3		1-3	4	1	0	0	2	0	1
Hal Naragon, L (1, 2) OBP: 0.333, SLG: 0.333		5-3		F7		F7		1B 1B 1-2 1B 2-H		BB		E6	4	0	1	1	0	0	3
Marty Martinez, S (8, PR) (9, 6)													1	1	0	0	1	0	0
Bernie Allen, L (1, 4) OBP: 0.288, SLG: 0.439	F7		F8				1B BB	1B 1-3 2-H		K		4-3	5	0	1	1	1	1	4
Zoilo Versalles, R (1, 6) OBP: 0.250, SLG: 0.319 George Banks, R (7, PH) OBP: 0.375, SLG: 0.512 (8, 5) Ray Moore, R (9, 1) Johnny Goryl, R (10, PH) OBP: 0.294, SLG: 0.600 Dick Stigman, R (11, 1) Jim Donohue, R (11, 1) OBP: 0.400, SLG: 0.250			F5		4-3		K 1-2	L4-3 1-2 3-H		1-3 1B			2 2	0 0	0 1	0 1	0 0	0 1	0 1
Jim Kaat, L (1, 1) OBP: 0.192, SLG: 0.174 Lee Stange, R (7, 1) Don Mincher, L (7, PH) OBP: 0.417, SLG: 0.612 Georges Maranda, R (8, 1) OBP: 0.000, SLG: 0.833 Earl Battey, R (8, PH) OBP: 0.566, SLG: 0.426 Jerry Zimmerman, R (9, 2) OBP: 0.200, SLG: 0.158			K		1-3		1B 1-2	L4-3 1-2		1-3			2 0 1 0 0 1	0 0 0 0 0 0	0 0 1 0 0 0	0 0 0 0 0 0	1 0 0 0 0 0	0 0 0 0 0 2	0 0 0 0 0 2

Inning Stats	1	2	3	4	5	6	7	8	9	10	11	12
	R: 0 E: 0 K: 1 S: 5	H: 0 LOB: 1 BB: 1 P: 9	R: 0 E: 0 K: 0 S: 3	H: 0 LOB: 0 BB: 0 P: 3	R: 0 E: 0 K: 2 S: 7	H: 0 LOB: 1 BB: 1 P: 11	R: 0 E: 0 K: 1 S: 6	H: 1 LOB: 2 BB: 1 P: 10	R: 0 E: 0 K: 0 S: 3	H: 0 LOB: 1 BB: 1 P: 7	R: 0 E: 0 K: 1 S: 6	H: 2 LOB: 2 BB: 1 P: 10
	R: 3 E: 0 K: 0 S: 5	H: 3 LOB: 2 BB: 2 P: 13	R: 0 E: 0 K: 0 S: 4	H: 1 LOB: 1 BB: 0 P: 4	R: 0 E: 0 K: 1 S: 6	H: 1 LOB: 2 BB: 1 P: 10	R: 0 E: 0 K: 0 S: 3	H: 0 LOB: 0 BB: 0 P: 3	R: 0 E: 1 K: 1 S: 6	H: 0 LOB: 1 BB: 0 P: 6	1B: 8 2B: 1 3B: 0 HR: 0	SF: 0 SAC: 1 DP: 1 HBP: 0
	WP: 0 PB: 0 SB: 2 CS: 0	PA: 52										

PITCHER	IP	WLS	BF	H	R	ER	SO	BB	IBB	HBP	BLK	WP	HR	S	P	ERA	WHIP
Dave Stenhouse, R (1, 1) ERA: 2.98	7.1		33	4	3	3	5	8	0	0	0	0	0	35	67	3.68	1.636
Joe McClain, R (8, 1) ERA: 9.38	0.0		2	2	0	0	0	0	0	0	0	0	0	2	2	∞	∞
Don Rudolph, L (8, 1) ERA: 3.83	1.0		3	1	0	0	0	0	0	0	0	0	0	3	3	0.00	1.000
Marty Kutyna, R (9, 1) ERA: 2.19	1.2		7	1	0	0	1	1	0	0	0	0	0	8	12	0.00	1.200
Ray Rippelmeyer, R (11, 1) ERA: 4.82	2.0	W	7	0	0	0	1	0	0	0	0	0	0	9	9	0.00	0.000

PITCHER	IP	WLS	BF	H	R	ER	SO	BB	IBB	HBP	BLK	WP	HR	S	P	ERA	WHIP

BOTTOM

Washington Senators @ Minnesota Twins

Metropolitan Stadium, Bloomington , MI

Fri Jun 01 1962, 8:05 PM EDT

Att. 6,430 - Unknown - 52 F

livebaseballscorecards.com

AB	42
R	3
H	8
RBI	3
BB	9
SO	7
LOB	22

Batter	1	2	3	4	5	6	7	8	9	AB	R	H	RBI	BB	SO	LOB
Danny O'Connell, R (1, 5) OBP: 0.364, SLG: 0.437	6-3		F9		FC6-4 1B		L3		5-3	5	0	1	0	0	0	2
Chuck Cottier, R (1, 4) OBP: 0.298, SLG: 0.338	5-3		6-3		FC6-4 1-2f			5-3		4	0	0	0	0	0	1
Jim King, L (1, 9) OBP: 0.362, SLG: 0.353	BB 1B		G3			HR		3-1		3	1	1	1	1	0	0
Dale Long, L (1, 3) OBP: 0.359, SLG: 0.419	1-2 1B			G3		F8 4-3 2B		E5		4	1	2	0	0	0	0
Chuck Hinton, R (1, 7) OBP: 0.333, SLG: 0.402	1-4-3			1B 1B		F8 2-3		F7		4	0	1	0	0	0	4
Ken Retzer, L (1, 2) OBP: 0.377, SLG: 0.404		BB 1B		1-3 G6-3 1B		4-3 3-H			4-3	4	0	2	1	0	0	0
Jim Piersall, R (1, 8) OBP: 0.270, SLG: 0.345		BB 1-2 G1-6-3		G6-3 1-2f		K			5-3	3	0	0	0	1	1	2
Bob Johnson, R (1, 6) OBP: 0.341, SLG: 0.437		F3			1-3		F8		1B 1B	4	0	1	0	0	0	2
Pete Burnside, R (1, 1) Joe Hicks, L (2, PH) OBP: 0.318, SLG: 0.211 Tom Cheney, R (2, 1) Johnny Schaive, R (7, PH) OBP: 0.261, SLG: 0.414 Ed Hobaugh, R (7, 1) Gene Woodling, L (9, PH) OBP: 0.424, SLG: 0.479		G1-6-3 1-2f			1-3		6-3		1-2 1B	0 1 1 1 0 1	0 0 0 0 0 0	0 0 0 0 0 1	0 0 0 0 0 0	0 0 0 0 0 0	0 0 0 0 0 0	0 2 0 0 0 0
Inning Stats	R: 0 E: 0 K: 0 S: 4 H: 1 LOB: 2 BB: 1 P: 8	R: 0 E: 0 K: 0 S: 3 H: 1 LOB: 1 BB: 1 P: 7	R: 0 E: 0 K: 0 S: 3 H: 0 LOB: 0 BB: 0 P: 3	R: 0 E: 0 K: 0 S: 4 H: 2 LOB: 1 BB: 0 P: 4	R: 0 E: 0 K: 0 S: 4 H: 1 LOB: 1 BB: 0 P: 4	R: 2 E: 0 K: 1 S: 7 H: 2 LOB: 0 BB: 0 P: 7	R: 0 E: 0 K: 0 S: 3 H: 0 LOB: 0 BB: 0 P: 3	R: 0 E: 1 K: 0 S: 4 H: 0 LOB: 1 BB: 0 P: 4	R: 0 E: 0 K: 0 S: 5 H: 2 LOB: 2 BB: 0 P: 5	1B: 7 2B: 1 3B: 0 HR: 1 SF: 0 SAC: 0 DP: 2 HBP: 0						

PITCHER		IP	WLS	BF	H	R	ER	SO	BB	IBB	HBP	BLK	WP	HR	S	P	ERA	WHIP
Joe Bonikowski, R ERA: 3.44	(1, 1)	9.0	W	37	9	2	2	1	2	0	0	0	0	1	37	45	2.00	1.222

PITCHER		IP	WLS	BF	H	R	ER	SO	BB	IBB	HBP	BLK	WP	HR	S	P	ERA	WHIP

TOP

Washington Senators @ Minnesota Twins

Metropolitan Stadium, Bloomington , MI

Sat Jun 02 1962, 4:33 AM EDT

Att. 8,627 - Unknown - 54 F

livebaseballscorecards.com

AB	35
R	2
H	9
RBI	2
BB	2
SO	1
LOB	13

WP: 0 PB: 0 SB: 0 CS: 0 PA: 37

Batter	1	2	3	4	5	6	7	8	9	AB	R	H	RBI	BB	SO	LOB
Lenny Green, L (1, 8) (9, 7) OBP: 0.404, SLG: 0.498	L9	FC1-5 1B 1-3 1B	4-0 1-2 BB			3-1	2-H 3-H HR			4	1	2	3	1	0	0
Vic Power, R (1, 3) OBP: 0.323, SLG: 0.429	4-0 BB 1B 2B BB	FC1-5 1-2 3-H 1B	P6			P4	1B			4	1	2	1	1	0	3
Rich Rollins, R (1, 5) OBP: 0.408, SLG: 0.515	F8	FC1-5 1-2 2-3f	4-0 CS BB			4-0 3B BB	1-4-3			3	1	0	0	2	0	4
Bob Allison, R (1, 9) OBP: 0.392, SLG: 0.406	0-0 BB 1-2 2B 1B	K	0-3 1-2 K			0-0 1-H 3B		0-0 5-3		5	1	2	1	0	2	3
Harmon Killebrew, R (1, 7) OBP: 0.402, SLG: 0.490 Bill Tuttle, R (9, 8) OBP: 0.311, SLG: 0.286	4-0 2B 1-2 2-3 1B BB	P3		4-0 BB		0-3 K		0-0 6-3		3 0	1 0	0 0	0 0	2 0	1 0	3 0
Bernie Allen, L (1, 4) OBP: 0.296, SLG: 0.446	0-0 1-3 2-H 3-H 1B 2B		0-3 K	0-0 G3			SH3-4 SH HR 1B	4-0 BB		4	2	2	2	1	1	1
Marty Martinez, S (1, 6) OBP: 0.429, SLG: 0.200	0-0 2-H 3-H 1B		4-0 1B BB		F7	SH 1-2 SH3-4 HR	0-0 P6			3	1	1	2	1	0	1
Jerry Zimmerman, R (1, 2) OBP: 0.174, SLG: 0.136	L7		0-0 P4		6-3	SH3-4 1-2 2-3				3	0	0	0	0	0	2
Joe Bonikowski, R (1, 1) OBP: 0.222, SLG: 0.176		1B 1B 1B	BB 1-3 1B		6-3	K				4	1	2	0	0	1	2
Inning Stats	R: 4 E: 0 K: 0 S: 6 H: 3 LOB: 1 BB: 2 P: 14	R: 1 E: 0 K: 1 S: 8 H: 3 LOB: 2 BB: 0 P: 8	R: 0 E: 0 K: 1 S: 6 H: 1 LOB: 3 BB: 2 P: 14	R: 0 E: 0 K: 1 S: 4 H: 0 LOB: 1 BB: 2 P: 12	R: 0 E: 0 K: 0 S: 3 H: 0 LOB: 0 BB: 0 P: 3	R: 1 E: 0 K: 1 S: 6 H: 1 LOB: 1 BB: 1 P: 10	R: 3 E: 1 K: 1 S: 9 H: 3 LOB: 1 BB: 0 P: 9	R: 0 E: 0 K: 0 S: 3 H: 0 LOB: 1 BB: 1 P: 7							

PITCHER		IP	WLS	BF	H	R	ER	SO	BB	IBB	HBP	BLK	WP	HR	S	P	ERA	WHIP
Pete Burnside, L ERA: 4.06	(1, 1)	1.0	L	8	3	4	4	0	2	0	0	0	0	0	6	14	36.00	5.000
Tom Cheney, R ERA: 3.82	(2, 1)	5.0		24	5	2	2	4	5	0	0	0	0	0	27	47	3.60	2.000
Ed Hobaugh, R ERA: 5.52	(7, 1)	2.0		11	3	3	0	1	1	0	0	0	0	1	12	16	0.00	2.000

PITCHER	IP	WLS	BF	H	R	ER	SO	BB	IBB	HBP	BLK	WP	HR	S	P	ERA	WHIP

BOTTOM

Washington Senators @ Minnesota Twins

Metropolitan Stadium, Bloomington , MI

Sat Jun 02 1962, 4:33 AM EDT

Att. 8,627 - Unknown - 54 F

livebaseballscorecards.com

AB	33
R	9
H	11
RBI	9
BB	8
SO	5
LOB	19

1B: 8	SF: 0	WP: 0	PA: 43
2B: 1	SAC: 2	PB: 0	
3B: 1	DP: 0	SB: 0	
HR: 1	HBP: 0	CS: 1	

Washington Senators @ Minnesota Twins

Metropolitan Stadium, Bloomington , MI

Sun Jun 03 1962, 4:33 AM EDT

Att. 12,996 - Unknown - 65 F

TOP

livebaseballscorecards.com

Batter	1	2	3	4	5	6	7	8	9	AB	R	H	RBI	BB	SO	LOB
Danny O'Connell, R (1, 5) OBP: 0.353, SLG: 0.423	F9		F9		F9		FC6-2 1B 3-H		K	4	0	0	0	0	0	1
Ken Retzer, L (9, PH) OBP: 0.370, SLG: 0.396										1	0	0	0	0	1	0
Chuck Cottier, R (1, 4) OBP: 0.309, SLG: 0.340	2B BB		6-3			S BB	1-3 1B		F8	2	1	1	0	2	0	0
Dale Long, L (9, PH) OBP: 0.356, SLG: 0.415										1	0	0	0	0	0	0
Jim Piersall, R (1, 8) OBP: 0.276, SLG: 0.353	1-H 2B			1B S 4-3 BB		F9 1-2	P4			2	1	1	1	1	0	1
Jim King, L (7, PH) OBP: 0.360, SLG: 0.350										1	0	0	0	0	0	2
(7, 7)																
Harry Bright, R (1, 3) OBP: 0.400, SLG: 0.571	F8			F8 1-2		K		F5		4	0	0	0	0	1	3
Chuck Hinton, R (1, 7) OBP: 0.330, SLG: 0.396	K			4-3 2-3 1B		F8		F3		4	0	1	0	0	1	2
(7, 8)																
Gene Woodling, L (1, 9) OBP: 0.426, SLG: 0.485		4-3		4-3 1-2 3-H			E 2B BB	2B		3	2	1	1	1	0	1
Bob Johnson, R (1, 6) OBP: 0.339, SLG: 0.438		F8		6-3			E6 2B SF9 1-2	2-H 2B		4	1	1	1	0	0	2
Bob Schmidt, R (1, 2) OBP: 0.256, SLG: 0.391		F3			K		SF9 FC6-2 1-3 2-H 2B	F8		4	0	1	1	0	1	1
Bennie Daniels, L (1, 1) OBP: 0.176, SLG: 0.176			F8		K		SF9 2-3 3-H		K	2	0	0	0	0	1	0
Johnny Schaive, R (7, PH) OBP: 0.258, SLG: 0.414										0	0	0	1	0	0	0
Ray Rippelmeyer, R (7, 1) OBP: 0.600, SLG: 1.400										0	0	0	0	0	0	0
Joe Hicks, L (9, PH) OBP: 0.311, SLG: 0.205										1	0	0	0	0	1	0

Inning Stats	1	2	3	4	5	6	7	8	9
	R: 1 E: 0 K: 1 S: 6	R: 0 E: 0 K: 0 S: 3	R: 0 E: 0 K: 0 S: 3	R: 1 E: 0 K: 0 S: 4	R: 0 E: 0 K: 2 S: 7	R: 0 E: 0 K: 1 S: 5	R: 2 E: 1 K: 0 S: 6	R: 1 E: 0 K: 0 S: 5	R: 0 E: 0 K: 2 S: 7
	H: 1 LOB: 1 BB: 1 P: 10	H: 0 LOB: 0 BB: 0 P: 3	H: 0 LOB: 0 BB: 0 P: 3	H: 1 LOB: 1 BB: 1 P: 8	H: 0 LOB: 0 BB: 0 P: 7	H: 0 LOB: 1 BB: 1 P: 9	H: 2 LOB: 2 BB: 1 P: 10	H: 2 LOB: 1 BB: 0 P: 5	H: 0 LOB: 0 BB: 0 P: 7

PITCHER		IP	W/L/S	BF	H	R	ER	SO	BB	IBB	HBP	BLK	WP	HR	S	P	ERA	WHIP	PITCHER		IP	W/L/S	BF	H	R	ER	SO	BB	IBB	HBP	BLK	WP	HR	S	P	ERA	WHIP
Jack Kralick, L	(1, 1)	6.2	W	29	4	4	3	4	4	0	0	0	0	0	33	49	4.05	1.200																		
ERA: 4.54																																				
Ray Moore, R	(7, 1)	2.1	S	9	2	1	1	2	0	0	0	0	0	0	13	13	3.86	0.857																		
ERA: 3.24																																				

AB	33
R	5
H	6
RBI	5
BB	4
SO	6
LOB	13

1B: 2	SF: 1	WP: 0	PA: 38
2B: 4	SAC: 0	PB: 0	
3B: 0	DP: 0	SB: 2	
HR: 0	HBP: 0	CS: 0	

Batter	1	2	3	4	5	6	7	8	9	AB	R	H	RBI	BB	SO	LOB
Lenny Green, L (1, 8) (8, 7) OBP: 0.404, SLG: 0.493	6-3		G3		4-3	E9 1B 1-H 2-H 3-H		BBB 4-0 BB		4	1	1	2	1	0	0
Vic Power, R (1, 3) OBP: 0.330, SLG: 0.434	0-0 CS 1B		E5 HR 1B		5-3	3-H 1B		6-3		5	1	3	1	0	0	2
Rich Rollins, R (1, 5) OBP: 0.410, SLG: 0.528	BBBB 4-0 1-2 BB		3-H HR		5-3	5-3				3	1	1	2	1	0	1
Bob Allison, R (1, 9) OBP: 0.395, SLG: 0.413	F8		BBBB 4-0 BB			4-3 1B 2B	E5 G5-4-3			3	1	1	0	1	0	1
Harmon Killebrew, R (1, 7) OBP: 0.399, SLG: 0.481 Bill Tuttle, R (8, 8) OBP: 0.311, SLG: 0.286		6-3	BBBB 4-0 1-2 BB			SSS 0-3 K	G5-4-3 1-2f			3 0	0 0	0 0	0 0	1 0	1 0	2 0
Hal Naragon, L (1, 2) OBP: 0.290, SLG: 0.286	1-3	F9				4-3 2-3	3-1			4	0	0	0	0	0	3
Bernie Allen, L (1, 4) OBP: 0.301, SLG: 0.444	1B	3-1				1B E BB IBB		P6		3	1	1	0	1	0	0
Marty Martinez, S (1, 6) OBP: 0.444, SLG: 0.286 Don Mincher, L (6, PH) OBP: 0.426, SLG: 0.612 Zoilo Versalles, R (7, 6) OBP: 0.249, SLG: 0.317	4-3	G3-6-3 1B				BBBB 4-0 1B 1-2 E BB		E5 S		2 0 1	0 1 0	1 0 0	0 0 0	0 1 0	0 0 0	1 0 0
Jack Kralick, L (1, 1) OBP: 0.250, SLG: 0.308 Ray Moore, R (7, 1)			SSS 0-3 K	G3-6-3 1-2f		1B E 1-2 2-3 3-H 1B		SSS 0-3 K 1-2		3 1	1 0	1 0	1 0	0 1	1 1	1 1
Inning Stats	R: 0 E: 0 K: 0 S: 3 H: 1 LOB: 1 BB: 1 P: 7	R: 0 E: 0 K: 0 S: 4 H: 1 LOB: 1 BB: 0 P: 4	R: 2 E: 1 K: 1 S: 7 H: 2 LOB: 2 BB: 2 P: 15	R: 0 E: 0 K: 0 S: 3 H: 1 LOB: 0 BB: 0 P: 3	R: 0 E: 0 K: 0 S: 3 H: 0 LOB: 0 BB: 0 P: 3	R: 5 E: 1 K: 1 S: 9 H: 4 LOB: 1 BB: 2 P: 17	R: 0 E: 1 K: 0 S: 3 H: 0 LOB: 0 BB: 0 P: 3	R: 0 E: 1 K: 1 S: 6 H: 0 LOB: 2 BB: 1 P: 10		1B: 7 2B: 1 3B: 0 HR: 1 SF: 0 SAC: 0 DP: 2 HBP: 0						

PITCHER	IP	WLS	BF	H	R	ER	SO	BB	IBB	HBP	BLK	WP	HR	S	P	ERA	WHIP
Bennie Daniels, R (1, 1) ERA: 5.47	6.0	L	30	9	7	6	2	4	1	0	0	0	1	29	49	9.00	2.167
Ray Rippelmeyer, R (7, 1) ERA: 4.5	2.0		8	0	0	0	1	1	0	0	0	0	0	9	13	0.00	0.500

PITCHER	IP	WLS	BF	H	R	ER	SO	BB	IBB	HBP	BLK	WP	HR	S	P	ERA	WHIP

BOTTOM

Washington Senators @ Minnesota Twins

Metropolitan Stadium, Bloomington , MI

Sun Jun 03 1962, 4:33 AM EDT

Att. 12,996 - Unknown - 65 F

livebaseballscorecards.com

AB	32
R	7
H	9
RBI	6
BB	6
SO	3
LOB	12

Batter	1	2	3	4	5	6	7	8	9	AB	R	H	RBI	BB	SO	LOB
Danny O'Connell, R (1, 4) OBP: 0.355, SLG: 0.422	FC1-6 1B		5-3		FC4-6 1-2f		1-2 HR 1B	1-3		5	1	2	0	0	0	4
Chuck Hinton, R (1, 7) OBP: 0.325, SLG: 0.415	FC1-6 1-2f		F8			F8	1-H 2-H HR		K	5	1	1	3	0	1	1
Gene Woodling, L (1, 9) OBP: 0.429, SLG: 0.480	P6			4-3		BBBB 4-0 1B BB	0-0 1B		5-3	3	0	1	0	1	0	1
Steve Hamilton, L (7, PR)										0	0	0	0	0	0	0
Marty Kutyna, R (7, 1)										0	0	0	0	0	0	0
Dave Stenhouse, R (7, 1) OBP: 0.125, SLG: 0.067										0	0	0	0	0	0	0
Joe Hicks, L (9, PH) OBP: 0.304, SLG: 0.200										1	0	0	0	0	0	0
Dale Long, L (1, 3) OBP: 0.344, SLG: 0.400	F8			L8		SSS 0-3 K	4-3		4-3	5	0	0	0	0	1	3
Johnny Schaive, R (1, 5) OBP: 0.269, SLG: 0.418		5-3		5-3		1-2 1B		SH3-4 BB 1B		4	0	2	0	0	0	0
Jim Piersall, R (1, 8) OBP: 0.276, SLG: 0.347		P4			SSS 0-3 K	SSS 0-3 K		BBBB 4-0 1-2 SH3-4 BB		3	0	0	0	1	2	2
Ken Retzer, L (1, 2) OBP: 0.404, SLG: 0.540		HR			HR		BBBB 4-0 1B HR BB	SH3-4 1-2 2-3		2	3	2	2	1	0	0
Bob Johnson, R (1, 6) OBP: 0.332, SLG: 0.428		F8			P2		F7	1-3		4	0	0	0	0	0	3
Don Rudolph, L (1, 1) OBP: 0.263, SLG: 0.421			F7		FC4-6 1B		SSS 0-3 K	IBB		2	0	1	0	0	0	0
Jim King, L (7, PH) OBP: 0.362, SLG: 0.347 (7, 9)										1	0	0	0	1	1	1
Inning Stats	R: 0 E: 0 K: 0 S: 4 H: 1 LOB: 1 BB: 0 P: 4	R: 1 E: 0 K: 0 S: 4 H: 1 LOB: 0 BB: 0 P: 4	R: 0 E: 0 K: 0 S: 3 H: 0 LOB: 0 BB: 0 P: 3	R: 0 E: 0 K: 0 S: 3 H: 0 LOB: 0 BB: 0 P: 3	R: 1 E: 0 K: 1 S: 7 H: 2 LOB: 1 BB: 0 P: 7	R: 0 E: 0 K: 2 S: 8 H: 1 LOB: 2 BB: 1 P: 12	R: 3 E: 0 K: 1 S: 8 H: 3 LOB: 1 BB: 1 P: 12	R: 0 E: 0 K: 0 S: 4 H: 1 LOB: 3 BB: 2 P: 12	R: 0 E: 0 K: 1 S: 5 H: 0 LOB: 0 BB: 0 P: 5	1B: 6 2B: 0 3B: 0 HR: 3	SF: 0 SAC: 1 DP: 0 HBP: 0						

PITCHER		IP	WLS	BF	H	R	ER	SO	BB	IBB	HBP	BLK	WP	HR	S	P	ERA	WHIP
Milt Pappas, R ERA: 4.14	(1, 1)	6.2		30	8	5	5	4	2	0	0	0	0	3	36	44	6.75	1.500
Billy Hoeft, L ERA: 7.14	(7, 1)	0.1	W	1	0	0	0	0	0	0	0	0	0	0	1	1	0.00	0.000
Wes Stock, R ERA: 3.77	(8, 1)	1.0		6	1	0	0	0	1	1	0	0	0	0	4	12	0.00	2.000
Hoyt Wilhelm, R ERA: 1.48	(9, 1)	1.0	S	3	0	0	0	1	0	0	0	0	0	0	5	5	0.00	0.000

PITCHER	IP	WLS	BF	H	R	ER	SO	BB	IBB	HBP	BLK	WP	HR	S	P	ERA	WHIP

TOP

Washington Senators @ Baltimore Orioles

Memorial Stadium, Baltimore, MD

Tue Jun 05 1962, 7:05 PM EDT

Att. 6,758 - Unknown

livebaseballscorecards.com

AB	35
R	5
H	9
RBI	5
BB	4
SO	5
LOB	15

WP: 0 PA: 40
PB: 0
SB: 0
CS: 0

Batter	1	2	3	4	5	6	7	8	9	AB	R	H	RBI	BB	SO	LOB
Johnny Temple, R (1, 4) OBP: 0.386, SLG: 0.380	6-3	F7			F9		BB			3	0	0	0	1	0	0
Russ Snyder, L (1, 7) OBP: 0.320, SLG: 0.520	3-1	4-3			4-3		F7			4	0	0	0	0	0	1
Brooks Robinson, R (1, 5) OBP: 0.314, SLG: 0.475	1B, 3B, 1B	6-3			F7		P2			4	1	1	0	0	0	1
Jim Gentile, L (1, 3) OBP: 0.394, SLG: 0.587	1-2, 3B, 1B		6-3			K		K		3	1	1	0	0	1	0
Dick Williams, R (7, 3) OBP: 0.205, SLG: 0.128										1	0	0	0	0	1	0
Jackie Brandt, R (1, 8) OBP: 0.309, SLG: 0.404	1-H, 2-H, 1B, 3B		P4			P5		F3		4	1	1	2	0	0	0
Dave Nicholson, R (1, 9) OBP: 0.333, SLG: 0.375	BB, 1B, BB		K			6-3		BB		2	1	0	0	2	1	0
Ron Hansen, R (1, 6) OBP: 0.269, SLG: 0.224	1-2, 1B, BB			F3			HR, SH2-4, BB	2-3		2	1	0	0	2	0	1
Charlie Lau, L (1, 2) OBP: 0.338, SLG: 0.400	1-3, 2-H, 3-H, 1B			F5			SH2-4			2	0	1	2	0	0	0
Milt Pappas, R (1, 1) OBP: 0.160, SLG: 0.522	K			K			2-H, HR			2	0	0	0	0	2	2
Billy Hoeft, L (7, 1) OBP: 0.556, SLG: 0.500										0	0	0	0	0	0	0
Whitey Herzog, L (7, PH) OBP: 0.373, SLG: 0.309										1	1	1	2	0	0	0
Wes Stock, R (8, 1)										0	0	0	0	0	0	0
Hoyt Wilhelm, R (9, 1)										0	0	0	0	0	0	0
Inning Stats	R: 4 E: 0 K: 1 S: 9 H: 4 LOB: 2 BB: 2 P: 17	R: 0 E: 0 K: 0 S: 3 H: 0 LOB: 0 BB: 0 P: 3	R: 0 E: 0 K: 1 S: 5 H: 0 LOB: 0 BB: 0 P: 5	R: 0 E: 0 K: 1 S: 5 H: 0 LOB: 0 BB: 0 P: 5	R: 0 E: 0 K: 0 S: 3 H: 0 LOB: 0 BB: 0 P: 3	R: 0 E: 0 K: 1 S: 5 H: 0 LOB: 0 BB: 0 P: 5	R: 2 E: 0 K: 0 S: 4 H: 1 LOB: 1 BB: 2 P: 12	R: 0 E: 0 K: 1 S: 5 H: 0 LOB: 1 BB: 1 P: 9		1B: 3 2B: 0 3B: 1 HR: 1 SF: 0 SAC: 1 DP: 0 HBP: 0						

PITCHER		IP	WLS	BF	H	R	ER	SO	BB	IBB	HBP	BLK	WP	HR	S	P	ERA	WHIP
Don Rudolph, L ERA: 4.11	(1, 1)	6.0		24	4	4	4	4	2	0	0	0	0	0	30	38	6.00	1.000
Marty Kutyna, R ERA: 2.88	(7, 1)	0.1	L	4	1	2	2	0	2	0	0	0	0	1	2	10	54.00	9.000
Dave Stenhouse, R ERA: 2.88	(7, 1)	1.2		6	0	0	0	1	1	0	0	0	0	0	7	11	0.00	0.600

PITCHER	IP	WLS	BF	H	R	ER	SO	BB	IBB	HBP	BLK	WP	HR	S	P	ERA	WHIP

BOTTOM

Washington Senators @ Baltimore Orioles

Memorial Stadium, Baltimore, MD

Tue Jun 05 1962, 7:05 PM EDT

Att. 6,758 - Unknown

livebaseballscorecards.com

AB	28
R	6
H	5
RBI	6
BB	5
SO	5
LOB	5

WP: 0 PA: 34
PB: 0
SB: 1
CS: 0

Batter	1	2	3	4	5	6	7	8	9	AB	R	H	RBI	BB	SO	LOB
Danny O'Connell, R (1, 4) OBP: 0.352, SLG: 0.417	FC9-6 1B		P6			P5	K			4	0	1	0	0	1	1
Chuck Hinton, R (1, 7) OBP: 0.322, SLG: 0.409	FC9-6 S 1-2f		F8			F9 WP 1B		F8		4	0	1	0	0	0	2
Jim King, L (1, 9) OBP: 0.372, SLG: 0.350	BBBB G3-6-1 1-2 BB			5-3 1B		F9 1-3		CS BB		2	0	1	0	2	0	1
Dale Long, L (1, 3) OBP: 0.342, SLG: 0.391	G3-6-1 1-2f			K		S BB		K 1-2		3	0	0	0	1	2	4
Johnny Schaive, R (1, 5) OBP: 0.268, SLG: 0.404		5-3		5-3 1-2		1-2 BB			K	3	0	0	0	1	1	1
Ken Retzer, L (1, 2) OBP: 0.377, SLG: 0.500		1-3		F8		L9			F9	4	0	0	0	0	0	4
Joe Hicks, L (1, 8) OBP: 0.320, SLG: 0.341		K			F5		1B 3B		HR	4	2	2	1	0	1	0
Bob Johnson, R (1, 6) OBP: 0.335, SLG: 0.429			S 1B		F3		CS 1B 3-H		K	4	0	2	1	0	1	0
Claude Osteen, L (1, 1) OBP: 0.200, SLG: 0.200			F9 1-2		L9		K 1-2			3	0	0	0	0	1	2
Inning Stats	R: 0 H: 1 E: 0 LOB: 1 K: 0 BB: 1 S: 3 P: 7	R: 0 H: 0 E: 0 LOB: 0 K: 1 BB: 0 S: 5 P: 5	R: 0 H: 1 E: 0 LOB: 1 K: 0 BB: 0 S: 4 P: 4	R: 0 H: 1 E: 0 LOB: 1 K: 1 BB: 0 S: 6 P: 6	R: 0 H: 0 E: 0 LOB: 0 K: 0 BB: 0 S: 3 P: 3	R: 0 H: 1 E: 0 LOB: 3 K: 0 BB: 2 S: 4 P: 12	R: 1 H: 2 E: 0 LOB: 0 K: 2 BB: 0 S: 8 P: 8	R: 0 H: 0 E: 0 LOB: 1 K: 1 BB: 1 S: 4 P: 8	R: 1 H: 1 E: 0 LOB: 0 K: 2 BB: 0 S: 8 P: 8	1B: 5 SF: 0 2B: 2 SAC: 0 3B: 1 DP: 3 HR: 1 HBP: 0						

PITCHER		IP	WLS	BF	H	R	ER	SO	BB	IBB	HBP	BLK	WP	HR	S	P	ERA	WHIP
Robin Roberts, R ERA: 2.42	(1, 1)	7.0	L	28	6	1	1	4	3	0	0	0	1	0	33	45	1.29	1.286
Dick Hall, R ERA: 2.84	(8, 1)	2.0		7	1	1	1	3	1	0	0	0	0	1	12	16	4.50	1.000

PITCHER	IP	WLS	BF	H	R	ER	SO	BB	IBB	HBP	BLK	WP	HR	S	P	ERA	WHIP

TOP

Washington Senators @ Baltimore Orioles

Memorial Stadium, Baltimore, MD

Wed Jun 06 1962, 7:05 PM EDT

Att. 6,590 - Unknown

livebaseballscorecards.com

AB	31
R	2
H	7
RBI	2
BB	4
SO	7
LOB	15

WP: 1	PA: 35		
PB: 0			
SB: 3			
CS: 2			

Batter	1	2	3	4	5	6	7	8	9	AB	R	H	RBI	BB	SO	LOB
Johnny Temple, R (1, 4) OBP: 0.389, SLG: 0.386	B B B B 4-0 L9 BB		x 0-0 ③ P3			x 0-0 BB 2B		S S S 0-3 ① K		3	0	1	0	1	1	0
Earl Robinson, R (1, 7) OBP: 0.328, SLG: 0.390	S S S 0-3 ① K			x 0-0 FC4-6 1B		S S S 0-3 ② K		x 0-0 ② 5-3		4	0	1	0	0	2	2
Brooks Robinson, R (1, 5) OBP: 0.313, SLG: 0.468	x 0-0 ② L9 1-2			x 0-0 ① F8		I I I I 4-0 FC5 BB IBB		x 0-0 ③ 1-3		3	0	0	0	1	0	2
Dave Nicholson, R (1, 9) OBP: 0.328, SLG: 0.353	S S S 0-3 ③ K			x 0-0 ② P5		B B B B 4-0 1-2 2-3 BB			x 0-0 ① F8	3	0	0	0	1	1	2
Jackie Brandt, R (1, 8) OBP: 0.303, SLG: 0.394		x 0-0 ① 6-3		x 0-0 ③ FC4-6 1-2f		x 0-0 ③ FC5 2-3f			x 0-0 ② 4-3	4	0	0	0	0	0	4
Dick Williams, R (1, 3) OBP: 0.229, SLG: 0.163		x 0-0 ② 6-3			x 0-0 ① 6-3		x 0-0 F8 1B		x 0-0 1B 1B 1B	4	1	2	0	0	0	0
Ron Hansen, R (1, 6) OBP: 0.268, SLG: 0.226	S S S 0-3 ③ K				x 0-0 ② F9		x 0-0 ① F8 1-2		x 0-0 1B 1-2 1B	4	0	1	0	0	1	1
Darrell Johnson, R (1, 2) OBP: 0.214, SLG: 0.154 Jim Gentile, L (7, PH) OBP: 0.392, SLG: 0.583 Charlie Lau, L (8, 2) OBP: 0.346, SLG: 0.408			x 0-0 ① 4-3		x 0-0 ③ 6-3		x 0-0 ② P6		x 0-0 1-3 2-H 1B	2 1 1	0 0 0	0 0 1	0 0 1	0 0 0	0 0 0	0 1 0
Robin Roberts, S (1, 1) OBP: 0.429, SLG: 0.200 Marv Breeding, R (7, PH) OBP: 0.227, SLG: 0.222 Dick Hall, R (8, 1) OBP: 0.250, SLG: 0.286 Jerry Adair, R (9, PH) OBP: 0.230, SLG: 0.227			x 0-0 ② 6-3			x 0-0 ① 6-3	x 0-0 ③ F9		x 0-0 ③ F7	2 1 0 1	0 0 0 0	0 0 0 0	0 0 0 0	0 0 0 0	0 0 0 0	0 1 0 2
Inning Stats	R: 0 E: 0 K: 2 S: 7 H: 0 LOB: 1 BB: 1 P: 11	R: 0 E: 0 K: 1 S: 5 H: 0 LOB: 0 BB: 0 P: 5	R: 0 E: 0 K: 0 S: 3 H: 0 LOB: 0 BB: 0 P: 3	R: 0 E: 0 K: 0 S: 4 H: 1 LOB: 1 BB: 0 P: 4	R: 0 E: 0 K: 0 S: 3 H: 0 LOB: 0 BB: 0 P: 3	R: 0 E: 0 K: 1 S: 6 H: 1 LOB: 3 BB: 2 P: 14	R: 0 E: 0 K: 0 S: 4 H: 1 LOB: 1 BB: 0 P: 4	R: 0 E: 0 K: 1 S: 5 H: 0 LOB: 0 BB: 0 P: 5	R: 1 E: 0 K: 0 S: 6 H: 3 LOB: 2 BB: 0 P: 6	1B: 5 2B: 1 3B: 0 HR: 0 SF: 0 SAC: 0 DP: 0 HBP: 0						

PITCHER	IP	WLS	BF	H	R	ER	SO	BB	IBB	HBP	BLK	WP	HR	S	P	ERA	WHIP
Claude Osteen, L (1, 1) ERA: 3.45	9.0	W	36	6	1	1	5	2	1	0	0	0	0	43	55	1.00	0.889

PITCHER	IP	WLS	BF	H	R	ER	SO	BB	IBB	HBP	BLK	WP	HR	S	P	ERA	WHIP

BOTTOM

Washington Senators @ Baltimore Orioles

Memorial Stadium, Baltimore, MD

Wed Jun 06 1962, 7:05 PM EDT

Att. 6,590 - Unknown

livebaseballscorecards.com

AB	33
R	1
H	6
RBI	1
BB	3
SO	5
LOB	15

WP: 0	PA: 36
PB: 0	
SB: 0	
CS: 0	

Batter	1	2	3	4	5	6	7	8	9	AB	R	H	RBI	BB	SO	LOB
Danny O'Connell, R (1, 4) OBP: 0.356, SLG: 0.426	S S S 0-3 ① K		x 0-0 HR 1B	S S S 0-3 ② K			x 0-0 F8 1-3 2B	S S S 0-3 ③ K		4	2	2	0	0	2	0
Ken Hamlin, R (7, 4) OBP: 0.235, SLG: 0.188										1	0	0	0	0	1	2
Chuck Hinton, R (1, 7) OBP: 0.325, SLG: 0.435	x 0-0 ① BB 1B 1B		x 0-0 1-H HR	S S S 0-3 ③ K			x 0-0 ① F8 2-3		x 0-0 ① 6-3	5	2	2	2	0	1	1
Jim King, L (1, 9) OBP: 0.367, SLG: 0.339	B B B B 4-0 1B 1-2 BB		x 0-0 ① G3		x 0-0 ① L9		x 0-0 ② 1-3 3-H		x 0-0 ② 4-3	4	0	0	1	1	0	0
Dale Long, L (1, 3) OBP: 0.344, SLG: 0.392	x 0-0 G5-4-3 1-3 2-H 1B		x 0-0 BB BB 1B		x 0-0 ② 5-3		x 0-0 ③ F7		x 0-0 ③ F9	5	0	2	1	0	0	0
Johnny Schaive, R (1, 5) OBP: 0.277, SLG: 0.402	x 0-0 ② ③ G5-4-3 1-2f		B B B B 4-0 BB 1-2 BB		x 0-0 1B			x 0-0 ① P3		3	0	1	0	1	0	2
Ken Retzer, L (1, 2) OBP: 0.365, SLG: 0.482		x 0-0 ① F9	x 0-0 ② F7		x 0-0 ③ F7			B B B B 4-0 FC4-6 1B BB		2	0	0	0	0	0	2
Harry Bright, R (5, PH) OBP: 0.403, SLG: 0.563 (5, 2)										1	0	0	0	1	0	1
Joe Hicks, L (1, 8) OBP: 0.333, SLG: 0.340		x 0-0 1B	B B B B 4-0 1-2 2-3 BB			x 0-0 ① F9		x 0-0 ② FC4-6 1B 1-2f 1B		3	1	1	0	1	0	1
Bob Johnson, R (1, 6) OBP: 0.333, SLG: 0.425		x 0-0 ② L7	x 0-0 ③ F9			x 0-0 ② F8		x 0-0 1B 1-3 1B		4	0	1	0	0	0	4
Pete Burnside, R (1, 1)		x 0-0 ③ F8		S S S 0-3 ① K		S S S 0-3 ③ K		x 0-0 1-3 3-H 1B		1	0	0	0	0	0	1
Ray Rippelmeyer, R (2, 1) OBP: 0.600, SLG: 1.400										0	0	0	0	0	0	0
Jim Hannan, R (3, 1)										2	0	0	0	0	2	0
Marty Kutyna, R (7, 1)										0	0	0	0	0	0	0
Jim Piersall, R (8, PH) OBP: 0.280, SLG: 0.351										1	0	1	1	0	0	0
Don Rudolph, L (8, 1) OBP: 0.263, SLG: 0.421										0	0	0	0	0	0	0
Inning Stats	R: 1 E: 0 K: 1 S: 6 H: 2 LOB: 1 BB: 1 P: 10	R: 0 E: 0 K: 0 S: 4 H: 1 LOB: 1 BB: 0 P: 4	R: 2 E: 0 K: 0 S: 6 H: 3 LOB: 3 BB: 2 P: 14	R: 0 E: 0 K: 3 S: 9 H: 0 LOB: 0 BB: 0 P: 9	R: 0 E: 0 K: 0 S: 4 H: 1 LOB: 1 BB: 0 P: 4	R: 0 E: 0 K: 1 S: 5 H: 0 LOB: 0 BB: 0 P: 5	R: 1 E: 0 K: 0 S: 4 H: 1 LOB: 0 BB: 0 P: 4	R: 1 E: 0 K: 1 S: 7 H: 2 LOB: 2 BB: 1 P: 11	R: 0 E: 0 K: 0 S: 3 H: 0 LOB: 0 BB: 0 P: 3	1B: 8 2B: 1 3B: 0 HR: 1 SF: 0 SAC: 0 DP: 1 HBP: 0						

PITCHER		IP	WLS	BF	H	R	ER	SO	BB	IBB	HBP	BLK	WP	HR	S	P	ERA	WHIP
Jack Fisher, R ERA: 5.82	(1, 1)	2.1		14	6	3	3	1	2	0	0	0	0	1	14	22	11.57	3.429
Billy Hoeft, L ERA: 6.51	(3, 1)	6.2	W	26	4	2	2	5	2	0	0	0	0	0	34	42	2.70	0.900

PITCHER	IP	WLS	BF	H	R	ER	SO	BB	IBB	HBP	BLK	WP	HR	S	P	ERA	WHIP

TOP

Washington Senators @ Baltimore Orioles

Memorial Stadium, Baltimore, MD

Thu Jun 07 1962, 7:05 PM EDT

Att. 5,163 - Unknown

livebaseballscorecards.com

AB	36
R	5
H	10
RBI	5
BB	4
SO	6
LOB	14

WP: 0 PA: 40
PB: 0
SB: 0
CS: 0

Batter	1	2	3	4	5	6	7	8	9	AB	R	H	RBI	BB	SO	LOB
Johnny Temple, R (1, 4) OBP: 0.393, SLG: 0.387	P3	2B 1B 1B 1-2 3-H	BBB G6-4-3 BB 1-2 2-3 3-H		SH5-4 1B 1-2	2-H 2B				2	1	1	2	1	0	0
Marv Breeding, R (4, 4) OBP: 0.250, SLG: 0.262										2	0	2	1	0	0	0
Dick Williams, R (1, 3) OBP: 0.250, SLG: 0.234	5-3 2B 2B	1B 2B 1-3 2-H	G6-4-3 1-2f		SH5-4 1-2 2-3	F8				4	2	2	1	0	0	4
Brooks Robinson, R (1, 5) OBP: 0.315, SLG: 0.476	5-3 2-3	FC5-4 1B 2-H 3-H		E6 BB 1B	5-3		SF8 3B			5	2	2	2	0	0	3
Jerry Adair, R (8, 5) OBP: 0.230, SLG: 0.227										0	0	0	0	0	0	0
Dave Nicholson, R (1, 9) OBP: 0.328, SLG: 0.340	BBBB 2B BB	FC5-4 1-2f		SSS K	G3		SF8 3-H			2	1	0	0	1	1	2
Russ Snyder, L (5, PH) OBP: 0.314, SLG: 0.515 (6, 9)										1	0	0	1	0	0	2
Jackie Brandt, R (1, 8) OBP: 0.305, SLG: 0.400	1-H 2B 3-H	1-3		SSS K		S 1B 1B	L9			5	1	2	2	0	1	2
Boog Powell, L (1, 7) OBP: 0.338, SLG: 0.423	F3		BBBB FC6-4 1B BB BB	BBBB 1B 1-2 BB		L7 1-3	L9			3	1	0	0	2	0	2
Ron Hansen, R (1, 6) OBP: 0.289, SLG: 0.242		5-3	FC6-4 1-2 1B	1B 1-2 2-H 1B		BBBB 1B WP BB		F8		4	1	2	1	1	0	0
Charlie Lau, L (1, 2) OBP: 0.349, SLG: 0.421		1B 1B 2B	FC6-4 BB BB 1-2f 2-3	4-3		WP 1-3 2B 1B 3-H		P6		5	2	2	1	0	0	4
Jack Fisher, R (1, 1) OBP: 0.333, SLG: 0.111		1B 2-3 2B 1B	BBBB BB 1-2	BBBB SH5-4 1B BB		F8 1-2 3-H		SSS K		1	1	1	0	0	0	0
Billy Hoeft, L (3, 1) OBP: 0.538, SLG: 0.375										2	0	0	0	2	1	1
Inning Stats	R: 2 E: 0 K: 0 S: 5 H: 2 LOB: 1 BB: 1 P: 9	R: 4 E: 0 K: 0 S: 8 H: 5 LOB: 1 BB: 0 P: 8	R: 1 E: 0 K: 0 S: 3 H: 1 LOB: 2 BB: 3 P: 15	R: 1 E: 1 K: 2 S: 9 H: 1 LOB: 2 BB: 1 P: 13	R: 0 E: 0 K: 0 S: 4 H: 1 LOB: 2 BB: 1 P: 8	R: 3 E: 0 K: 0 S: 6 H: 3 LOB: 1 BB: 1 P: 10	R: 1 E: 0 K: 0 S: 4 H: 1 LOB: 0 BB: 0 P: 4	R: 0 E: 0 K: 1 S: 5 H: 0 LOB: 0 BB: 0 P: 5		1B: 8 2B: 5 3B: 1 HR: 0 SF: 1 SAC: 1 DP: 1 HBP: 0					

PITCHER		IP	WLS	BF	H	R	ER	SO	BB	IBB	HBP	BLK	WP	HR	S	P	ERA	WHIP
Pete Burnside, L ERA: 4.83	(1, 1)	1.1	L	11	6	6	6	0	1	0	0	0	0	0	10	14	40.50	5.250
Ray Rippelmeyer, R ERA: 4.65	(2, 1)	1.0		7	2	1	1	0	2	0	0	0	0	0	5	13	9.00	4.000
Jim Hannan, R ERA: 7.27	(3, 1)	3.2		20	5	4	3	2	4	0	0	0	1	0	20	36	7.36	2.455
Marty Kutyna, R ERA: 3.12	(7, 1)	1.0		4	1	1	1	0	0	0	0	0	0	0	4	4	9.00	1.000
Don Rudolph, L ERA: 4.02	(8, 1)	1.0		3	0	0	0	1	0	0	0	0	0	0	5	5	0.00	0.000

PITCHER	IP	WLS	BF	H	R	ER	SO	BB	IBB	HBP	BLK	WP	HR	S	P	ERA	WHIP

BOTTOM

Washington Senators @ Baltimore Orioles

Memorial Stadium, Baltimore, MD

Thu Jun 07 1962, 7:05 PM EDT

Att. 5,163 - Unknown

livebaseballscorecards.com

AB	36
R	12
H	14
RBI	11
BB	7
SO	3
LOB	20

WP: 1	PA: 45		
PB: 0			
SB: 2			
CS: 0			

Batter	1	2	3	4	5	6	7	8	9	10	AB	R	H	RBI	BB	SO	LOB
Jake Wood, R (1, 4) OBP: 0.333, SLG: 0.389	1-3		BB		L7	4-3		F7		F8	5	2	1	0	1	0	0
Bill Bruton, L (1, 8) OBP: 0.342, SLG: 0.490	4-3 BB		K		E4	4-3		K		SF8 BB	4	2	0	0	2	2	3
Bubba Morton, R (1, 9) OBP: 0.400, SLG: 0.455	4-3		F8		1B	1B			2B E 1B	BB BB 1B	6	2	4	2	0	0	2
Rocky Colavito, R (1, 7) OBP: 0.324, SLG: 0.461	G3		2B 1B		1B				E 2B	SF8	5	0	4	3	0	0	1
Norm Cash, L (1, 3) OBP: 0.414, SLG: 0.556		2B	1-3 2B		P6	K			1-3	BB	5	0	2	1	1	1	5
Steve Boros, R (1, 5) OBP: 0.342, SLG: 0.333		K	K		1B		F7		1-3	1-3 BB	5	0	1	0	1	2	5
Chico Fernandez, R (1, 6) OBP: 0.308, SLG: 0.485		F7		G4-6-3 BB	K		F7		E BB	4-3	1	0	0	0	0	0	1
Dick McAuliffe, L (2, 6) OBP: 0.354, SLG: 0.383											3	0	0	0	2	1	5
Dick Brown, R (1, 2) OBP: 0.299, SLG: 0.449		IBB		F8	L7		K		E4		4	0	0	0	1	1	3
Paul Foytack, R (1, 1) OBP: 0.400, SLG: 0.176 Sam Jones, R (5, 1) OBP: 0.000, SLG: 0.000 Bobo Osborne, L (6, PH) OBP: 0.000, SLG: 0.000 Ron Kline, R (6, 1) Vic Wertz, L (6, PH) OBP: 0.000, SLG: 0.000 Jerry Casale, R (8, 1) Charlie Maxwell, L (9, PH) OBP: 0.000, SLG: 0.000 Ron Nischwitz, S (9, 1) Terry Fox, R (10, 1)	K			G4-6-3		4-3 1B		F8	K		2 0 0 0 0 1 3 0 0 0 0 0 0 0 1 1 1 0 0 0 0 0 0 0 0 0 0 0 1 0 0 0 0 0 0 0 0 0 0 0 0 0 1 0 0 0 0 1 3 0 0 0 0 0 0 0 0 0 0 0 0 0 0						
Inning Stats	R: 0 H: 0 E: 0 LOB: 1 K: 0 BB: 1 S: 3 P: 7	R: 0 H: 1 E: 0 LOB: 2 K: 2 BB: 1 S: 8 P: 12	R: 1 H: 2 E: 0 LOB: 2 K: 2 BB: 1 S: 9 P: 13	R: 0 H: 0 E: 0 LOB: 0 K: 0 BB: 1 S: 2 P: 6	R: 2 H: 3 E: 1 LOB: 2 K: 1 BB: 0 S: 9 P: 9	R: 2 H: 4 E: 0 LOB: 2 K: 1 BB: 0 S: 9 P: 9	R: 0 H: 0 E: 0 LOB: 0 K: 1 BB: 0 S: 5 P: 5	R: 0 H: 0 E: 0 LOB: 0 K: 1 BB: 0 S: 5 P: 5	R: 1 H: 2 E: 1 LOB: 3 K: 1 BB: 1 S: 8 P: 12	R: 1 H: 1 E: 0 LOB: 3 K: 0 BB: 3 S: 4 P: 16	1B: 9 2B: 4 3B: 0 HR: 0	SF: 1 SAC: 0 DP: 1 HBP: 0	WP: 0 PB: 0 SB: 0 CS: 0	PA: 52			

PITCHER		IP	WLS	BF	H	R	ER	SO	BB	IBB	HBP	BLK	WP	HR	S	P	ERA	WHIP
Steve Hamilton, L ERA: 3.42	(1, 1)	5.2		31	10	5	4	5	3	1	0	0	0	0	37	53	6.35	2.294
Pete Burnside, L ERA: 4.64	(6, 1)	2.2		10	2	1	0	3	0	0	0	0	0	0	16	16	0.00	0.750
Ray Rippelmeyer, R ERA: 4.6	(9, 1)	0.1		1	0	0	0	0	0	0	0	0	0	0	1	1	0.00	0.000
Claude Osteen, L ERA: 3.43	(9, 1)	0.1		3	0	0	0	1	1	0	0	0	0	0	4	8	0.00	3.000
Carl Bouldin, R ERA: 20.25	(10, 1)	0.2	L	6	1	1	1	0	3	0	0	0	0	0	3	15	13.50	6.000

PITCHER		IP	WLS	BF	H	R	ER	SO	BB	IBB	HBP	BLK	WP	HR	S	P	ERA	WHIP
Don Rudolph, L ERA: 3.99	(10, 1)	0.1		1	0	0	0	0	0	0	0	0	0	0	1	1	0.00	0.000

TOP

Detroit Tigers @ Washington Senators

D.C. Stadium, Washington, DC

Fri Jun 08 1962, 7:05 PM EDT

Unknown

livebaseballscorecards.com

AB	43
R	7
H	13
RBI	6
BB	8
SO	9
LOB	31

Batter	1	2	3	4	5	6	7	8	9	10	AB	R	H	RBI	BB	SO	LOB
Danny O'Connell, R (1, 4) OBP: 0.347, SLG: 0.414	5-3	E4 2-H		1-6-3 2-3			K		F7		4	0	0	0	0	1	2
Chuck Cottier, R (8, 4) OBP: 0.307, SLG: 0.338											1	0	0	0	0	0	1
Chuck Hinton, R (1, 7) OBP: 0.328, SLG: 0.442	1-3		L8	2B 3-H			F8			SH1-4 1B	5	0	2	1	0	0	0
Gene Woodling, L (1, 9) OBP: 0.423, SLG: 0.467	G3		BB 1B 1B	4-3			G3			SH1-4 1-2	3	1	0	0	1	0	1
Jim Piersall, R (9, 8) OBP: 0.280, SLG: 0.351											0	0	0	0	0	0	0
Dale Long, L (1, 3) OBP: 0.333, SLG: 0.378		G3	F8		4-3			P6		F8	5	0	0	0	0	0	2
Johnny Schaive, R (1, 5) OBP: 0.283, SLG: 0.402		BB HR 1B	1B 1-2 1B		L7			F7		F8	5	2	2	0	0	0	1
Joe Hicks, L (1, 8) OBP: 0.345, SLG: 0.340					3-1			K			3	1	1	2	1	1	0
(9, 9)																	
Jim King, L (10, 9) OBP: 0.367, SLG: 0.339		HR 1-2 BB	1B 1-H 2-H								0	0	0	0	0	0	0
Ken Retzer, L (1, 2) OBP: 0.364, SLG: 0.525						4-3				G5-4-3 1B	3	1	1	3	0	0	1
Ken Hamlin, R (9, PH) OBP: 0.278, SLG: 0.235		HR 1-H 2-H	F8								1	0	1	0	0	0	0
Bob Schmidt, R (10, 2) OBP: 0.256, SLG: 0.391											0	0	0	0	0	0	0
Bob Johnson, R (1, 6) OBP: 0.337, SLG: 0.424		E4 SH1-4 1B		BB 2B 1-6-3 SH1-4		4-3				G5-4-3 1-2f	3	1	1	0	1	0	1
						4-3											
Steve Hamilton, L (1, 1)		SH1-4 1-2		SH1-4 1-2		K				1B	0	0	0	0	0	0	0
Pete Burnside, R (6, 1)											1	0	0	0	0	1	0
Ray Rippelmeyer, R (9, 1) OBP: 0.600, SLG: 1.400											0	0	0	0	0	0	0
Claude Osteen, L (9, 1) OBP: 0.200, SLG: 0.200											0	0	0	0	0	0	0
Harry Bright, R (9, PH) OBP: 0.611, SLG: 0.569											1	0	1	0	0	0	0
Carl Bouldin, S (10, 1)											0	0	0	0	0	0	0
Don Rudolph, L (10, 1) OBP: 0.263, SLG: 0.421											0	0	0	0	0	0	0
Inning Stats	R: 0 E: 0 K: 0 S: 3 H: 0 LOB: 0 BB: 0 P: 3	R: 3 E: 1 K: 0 S: 6 H: 3 LOB: 2 BB: 1 P: 10	R: 2 E: 0 K: 0 S: 5 H: 2 LOB: 1 BB: 1 P: 9	R: 1 E: 0 K: 0 S: 4 H: 1 LOB: 1 BB: 1 P: 8	R: 0 E: 0 K: 0 S: 3 H: 0 LOB: 0 BB: 0 P: 3	R: 0 E: 0 K: 1 S: 5 H: 0 LOB: 0 BB: 0 P: 5	R: 0 E: 0 K: 1 S: 5 H: 0 LOB: 0 BB: 0 P: 5	R: 0 E: 0 K: 1 S: 5 H: 0 LOB: 0 BB: 0 P: 5	R: 0 E: 0 K: 0 S: 4 H: 2 LOB: 1 BB: 0 P: 4	R: 0 E: 0 K: 0 S: 4 H: 1 LOB: 1 BB: 0 P: 4	1B: 7 2B: 1 3B: 0 HR: 1 SF: 0 SAC: 3 DP: 1 HBP: 0	WP: 0 PB: 0 SB: 0 CS: 0 PA: 41					

PITCHER		IP	WLS	BF	H	R	ER	SO	BB	IBB	HBP	BLK	WP	HR	S	P	ERA	WHIP
Paul Foytack, R ERA: 4.93	(1, 1)	4.0		21	6	6	6	0	3	0	0	0	0	1	18	30	13.50	2.250
Sam Jones, R ERA: 6.06	(5, 1)	1.0		3	0	0	0	0	0	0	0	0	0	0	3	3	0.00	0.000
Ron Kline, R ERA: 5.88	(6, 1)	2.0		6	0	0	0	2	0	0	0	0	0	0	10	10	0.00	0.000
Jerry Casale, R ERA: 3.91	(8, 1)	1.0		3	0	0	0	1	0	0	0	0	0	0	5	5	0.00	0.000
Ron Nischwitz, L ERA: 2.7	(9, 1)	1.2	W	7	3	0	0	0	0	0	0	0	0	0	7	7	0.00	1.800

PITCHER		IP	WLS	BF	H	R	ER	SO	BB	IBB	HBP	BLK	WP	HR	S	P	ERA	WHIP
Terry Fox, R ERA: 3.18	(10, 1)	0.1	S	1	0	0	0	0	0	0	0	0	0	0	1	1	0.00	0.000

BOTTOM

Detroit Tigers @ Washington Senators

D.C. Stadium, Washington, DC

Fri Jun 08 1962, 7:05 PM EDT

Unknown

livebaseballscorecards.com

AB	35
R	6
H	9
RBI	6
BB	3
SO	3
LOB	9

Batter	1	2	3	4	5	6	7	8	9	AB	R	H	RBI	BB	SO	LOB
Jake Wood, R (1, 4) OBP: 0.335, SLG: 0.386	6-3		BBBB 4-0 1B BB		x 0-0 1-2 FC6-4 1B			x 0-0 ① L6	x 0-0 ③ P4	4	0	1	0	1	0	3
Bill Bruton, L (1, 8) OBP: 0.341, SLG: 0.485	x 0-0 ② F7		x 0-0 1-3 G6-4-3 1B		x 0-0 ③ FC6-4 1-2f			x 0-0 ② 4-3		4	0	1	0	0	0	2
Bubba Morton, R (1, 9) OBP: 0.414, SLG: 0.440	BBBB 4-0 BB BB		x 0-0 ②③ G6-4-3 1-2f			SSS 0-3 ① K		x 0-0 1B		3	0	1	0	1	1	2
Rocky Colavito, R (1, 7) OBP: 0.327, SLG: 0.464	BBBB 4-0 1-2 BB			SSS 0-3 ① K		x 0-0 4-3 2B		x 0-0 ③ F8		3	0	1	0	1	1	1
Norm Cash, L (1, 3) OBP: 0.412, SLG: 0.549	x 0-0 ③ F7			x 0-0 ② P6		x 0-0 ② 4-3 2-3			x 0-0 G3 1B 1B	4	0	1	0	0	0	3
Dick McAuliffe, L (1, 5) OBP: 0.345, SLG: 0.372		x 0-0 ① F7		x 0-0 ③ F9		x 0-0 ③ 1-3			x 0-0 ① L7	4	0	0	0	0	0	2
Chico Fernandez, R (1, 6) OBP: 0.302, SLG: 0.475 Vic Wertz, L (9, PH) OBP: 0.381, SLG: 0.429 Steve Boros, R (9, PR) OBP: 0.342, SLG: 0.333		x 0-0 ② 1-3			x 0-0 ① 1-3		x 0-0 ① 6-3		x 0-0 1-2 G3 1B	3 1 0	0 0 0	0 1 0	0 0 0	0 0 0	0 0 0	0 0 0
Mike Roarke, R (1, 2) OBP: 0.130, SLG: 0.136 Bobo Osborne, L (9, PH) OBP: 0.524, SLG: 0.286		x 0-0 ③ 5-3			x 0-0 ② P6		x 0-0 ② F7		x 0-0 ② G3 1-2 2-3	3 1	0 0	0 0	0 0	0 0	0 0	0 2
Don Mossi, L (1, 1) OBP: 0.385, SLG: 0.273 Charlie Maxwell, L (9, PH) OBP: 0.281, SLG: 0.286			SSS 0-3 ① K		BBBB 4-0 1B BB		SSS 0-3 ③ K		IIII 4-0 IBB	2 0	0 0	0 0	0 1	1 0	2 0	0 0
Inning Stats	R: 0 H: 0 E: 0 LOB: 2 K: 0 BB: 2 S: 3 P: 11	R: 0 H: 0 E: 0 LOB: 0 K: 0 BB: 0 S: 3 P: 3	R: 0 H: 1 E: 0 LOB: 1 K: 1 BB: 1 S: 5 P: 9	R: 0 H: 0 E: 0 LOB: 0 K: 1 BB: 0 S: 5 P: 5	R: 0 H: 1 E: 0 LOB: 2 K: 0 BB: 1 S: 4 P: 8	R: 0 H: 1 E: 0 LOB: 1 K: 1 BB: 0 S: 6 P: 6	R: 0 H: 0 E: 0 LOB: 0 K: 1 BB: 0 S: 5 P: 5	R: 0 H: 1 E: 0 LOB: 1 K: 0 BB: 0 S: 4 P: 4	R: 0 H: 2 E: 0 LOB: 3 K: 0 BB: 1 S: 5 P: 9	1B: 5 SF: 0 2B: 1 SAC: 0 3B: 0 DP: 1 HR: 0 HBP: 0						

PITCHER	IP	WLS	BF	H	R	ER	SO	BB	IBB	HBP	BLK	WP	HR	S	P	ERA	WHIP
Dave Stenhouse, R (1, 1) ERA: 2.44	9.0	W	37	6	0	0	4	4	1	0	0	0	0	40	60	0.00	1.111

PITCHER	IP	WLS	BF	H	R	ER	SO	BB	IBB	HBP	BLK	WP	HR	S	P	ERA	WHIP

TOP

Detroit Tigers @ Washington Senators

D.C. Stadium, Washington, DC

Fri Jun 08 1962, 7:05 PM EDT

Att. 21,202 - Unknown

livebaseballscorecards.com

AB	32
R	0
H	6
RBI	0
BB	5
SO	4
LOB	15

WP: 0 PA: 37
PB: 0
SB: 0
CS: 0

Batter	1	2	3	4	5	6	7	8	9	AB	R	H	RBI	BB	SO	LOB
Chuck Hinton, R (1, 7) OBP: 0.333, SLG: 0.444	S S S 0-3 K ①		S S S 0-3 K ③			x 0-0 S 1B		x 0-0 2-H 1B		4	0	2	1	0	2	1
Chuck Cottier, R (1, 4) OBP: 0.300, SLG: 0.329	x 0-0 F8 ②			x 0-0 P3 ①		x 0-0 F5 ② 1-2		x 0-0 F9 ②		4	0	0	0	0	0	2
Jim King, L (1, 9) OBP: 0.357, SLG: 0.328	x 0-0 F3 ③			x 0-0 4-3 ②		S S S 0-3 K ③		S S S 0-3 K ③		4	0	0	0	0	2	2
Harry Bright, R (1, 3) OBP: 0.395, SLG: 0.544		x 0-0 1-3 ①		x 0-0 P3 ③			S S S 0-3 K ①			3	0	0	0	0	1	0
Johnny Schaive, R (1, 5) OBP: 0.284, SLG: 0.400		x 0-0 P3 ②			x 0-0 F7 ①		x 0-0 1B			3	0	1	0	0	0	0
Jim Piersall, R (1, 8) OBP: 0.280, SLG: 0.351		x 0-0 P1 ③			x 0-0 S 1B		x 0-0 F3 ②			3	0	1	0	0	0	1
Bob Schmidt, R (1, 2) OBP: 0.250, SLG: 0.381			x 0-0 F8 ①		S S S 0-3 K ② 1-2		x 0-0 F7 ③			3	0	0	0	0	1	2
Ken Hamlin, R (1, 6) OBP: 0.333, SLG: 0.300			x 0-0 S 1B		x 0-0 P4 ③			x 0-0 SH3-4 1B 1B		3	1	2	0	0	0	1
Dave Stenhouse, R (1, 1) OBP: 0.111, SLG: 0.059			S S S 0-3 K ② 1-2			x 0-0 L1 ①		x 0-0 SH3-4 ① 1-2		2	0	0	0	0	1	1
Inning Stats	R: 0 E: 0 K: 1 S: 5 H: 0 LOB: 0 BB: 0 P: 5	R: 0 E: 0 K: 0 S: 3 H: 0 LOB: 0 BB: 0 P: 3	R: 0 E: 0 K: 2 S: 8 H: 1 LOB: 1 BB: 0 P: 8	R: 0 E: 0 K: 0 S: 3 H: 0 LOB: 0 BB: 0 P: 3	R: 0 E: 0 K: 1 S: 6 H: 1 LOB: 1 BB: 0 P: 6	R: 0 E: 0 K: 1 S: 6 H: 1 LOB: 1 BB: 0 P: 6	R: 0 E: 0 K: 1 S: 6 H: 1 LOB: 1 BB: 0 P: 6	R: 1 E: 0 K: 1 S: 7 H: 2 LOB: 1 BB: 0 P: 7		1B: 6 2B: 0 3B: 0 HR: 0	SF: 0 SAC: 1 DP: 0 HBP: 0					

PITCHER	IP	WLS	BF	H	R	ER	SO	BB	IBB	HBP	BLK	WP	HR	S	P	ERA	WHIP
Don Mossi, L (1, 1) ERA: 3.62	8.0	L	30	6	1	1	7	0	0	0	0	0	0	44	44	1.12	0.750

PITCHER	IP	WLS	BF	H	R	ER	SO	BB	IBB	HBP	BLK	WP	HR	S	P	ERA	WHIP

BOTTOM

Detroit Tigers @ Washington Senators

D.C. Stadium, Washington, DC

Fri Jun 08 1962, 7:05 PM EDT

Att. 21,202 - Unknown

livebaseballscorecards.com

AB	29
R	1
H	6
RBI	1
BB	0
SO	7
LOB	10

1B: 6	SF: 0	WP: 0	PA: 30
2B: 0	SAC: 1	PB: 0	
3B: 0	DP: 0	SB: 3	
HR: 0	HBP: 0	CS: 0	

Detroit Tigers @ Washington Senators

D.C. Stadium, Washington, DC

Sat Jun 09 1962, 3:33 AM EDT
Att. 3,326 - Unknown

livebaseballscorecards.com

Batter	1	2	3	4	5	6	7	8	9	10	AB	R	H	RBI	BB	SO	LOB
Jake Wood, R (1, 4) OBP: 0.336, SLG: 0.383	F3			4-3		1B WP 1B		WP 1-3 BB		6-3	4	1	1	0	1	0	0
Bill Bruton, L (1, 8) OBP: 0.342, SLG: 0.483	F2			5-3		WP 1-3 1B		1-3 1-2 2-3		E 1B	5	0	2	0	0	0	2
Norm Cash, L (1, 3) OBP: 0.411, SLG: 0.542	F8			1B		F5 1-2 3-H		BB 2-3 3-H		E9 FC6-4 1-3	4	0	1	0	1	0	2
Rocky Colavito, R (1, 7) OBP: 0.320, SLG: 0.452		K		6-3		F2		P6		FC6-4 1-2f	5	0	0	0	0	1	6
Dick McAuliffe, L (1, 5) OBP: 0.349, SLG: 0.372		L4-3 BB			K		F8		1B 1B		3	0	1	0	1	1	0
Bubba Morton, R (1, 9) OBP: 0.424, SLG: 0.429		L4-3 1-2			5-3 BB		K		G6-4-3 1-2 1B		3	0	1	0	1	1	1
Chico Fernandez, R (1, 6) OBP: 0.294, SLG: 0.462			K		5-3 1-2		4-3		F4		4	0	0	0	0	1	3
Dick Brown, R (1, 2) OBP: 0.298, SLG: 0.440			5-3		F9			1-3 SH1-3 WP BB	G6-4-3 1-2f		3	1	0	0	1	0	3
Hank Aguirre, R (1, 1)			K			K		SH1-3 1-2		F9	2	0	0	0	0	2	0
Terry Fox, R (9, 1)											0	0	0	0	0	0	0
Ron Nischwitz, S (9, 1)											0	0	0	0	0	0	0
Jerry Casale, R (9, 1)											1	0	0	0	0	0	0

Inning Stats	1	2	3	4	5	6	7	8	9	10		
	R: 0 H: 0	R: 0 H: 0	R: 0 H: 0	R: 0 H: 1	R: 0 H: 0	R: 1 H: 2	R: 0 H: 0	R: 1 H: 0	R: 0 H: 2	R: 0 H: 1	1B: 6 SF: 0	WP: 2 PA: 40
	E: 0 LOB: 0	E: 0 LOB: 0	E: 0 LOB: 0	E: 0 LOB: 1	E: 0 LOB: 1	E: 0 LOB: 1	E: 0 LOB: 0	E: 0 LOB: 2	E: 0 LOB: 1	E: 1 LOB: 2	2B: 1 SAC: 1	PB: 0
	K: 0 BB: 0	K: 1 BB: 1	K: 2 BB: 0	K: 0 BB: 0	K: 1 BB: 1	K: 1 BB: 0	K: 1 BB: 0	K: 0 BB: 3	K: 0 BB: 0	K: 0 BB: 0	3B: 0 DP: 2	SB: 0
	S: 3 P: 3	S: 4 P: 8	S: 7 P: 7	S: 4 P: 4	S: 5 P: 9	S: 7 P: 7	S: 5 P: 5	S: 3 P: 15	S: 4 P: 4	S: 5 P: 5	HR: 0 HBP: 0	CS: 0

PITCHER		IP	WLS	BF	H	R	ER	SO	BB	IBB	HBP	BLK	WP	HR	S	P	ERA	WHIP
Tom Cheney, R ERA: 3.51	(1, 1)	8.0		31	3	2	2	6	5	0	0	0	2	0	38	58	2.25	1.000
Marty Kutyna, R ERA: 2.89	(9, 1)	2.0	W	9	3	0	0	0	0	0	0	0	0	0	9	9	0.00	1.500

PITCHER	IP	WLS	BF	H	R	ER	SO	BB	IBB	HBP	BLK	WP	HR	S	P	ERA	WHIP

AB	34
R	2
H	6
RBI	0
BB	5
SO	6
LOB	17

Batter	1	2	3	4	5	6	7	8	9	10	AB	R	H	RBI	BB	SO	LOB
Chuck Hinton, R (1, 7) OBP: 0.329, SLG: 0.434	6-3		1-2 1B			K		6-3		FC5-6 HR 1-2f	5	1	1	0	0	1	1
Chuck Cottier, R (1, 4) OBP: 0.309, SLG: 0.359	F9		FC5 2-3f			BB			1B 1B 2B	1-H HR	4	2	2	2	1	0	2
Jim King, L (1, 9) OBP: 0.350, SLG: 0.321 Danny O'Connell, R (9, PH) OBP: 0.351, SLG: 0.418 Claude Osteen, L (9, PR) OBP: 0.200, SLG: 0.200 Joe Hicks, L (10, 9) OBP: 0.345, SLG: 0.340	P6			K		2-3			1B 5-3 FC4-2 2-3 1B		3 1 0 0	0 0 0 0	0 1 0 0	0 0 0 0	0 0 0 0	1 0 0 0	1 0 0 0
Harry Bright, R (1, 3) OBP: 0.388, SLG: 0.569 (10, 2)		F8		K			HR		5-3 1-2		4	1	1	1	0	1	2
Johnny Schaive, R (1, 5) OBP: 0.292, SLG: 0.404		K		P4			G6-4-3 1B		FC4-2 2-3 3-H 1B		4	0	2	1	0	1	0
Jim Piersall, R (1, 8) OBP: 0.280, SLG: 0.345		F9		F2			F7		FC4-2 IBB		3	0	0	0	1	0	1
Ken Retzer, L (1, 2) OBP: 0.348, SLG: 0.500 Gene Woodling, L (9, PH) OBP: 0.420, SLG: 0.462 Dale Long, L (10, 3) OBP: 0.333, SLG: 0.378			K	F9			G6-4-3 1-2f		FC4-2 1-2 2-3 3-H		3 1 0	0 0 0	0 0 0	0 0 0	1 0 0	1 0 0	1 3 0
Ken Hamlin, R (1, 6) OBP: 0.320, SLG: 0.261			FC5 1B BB	F7				6-3	P5		3	0	0	0	1	0	3
Tom Cheney, R (1, 1) Bob Johnson, R (8, PH) OBP: 0.335, SLG: 0.421 Marty Kutyna, R (9, 1) OBP: 0.250, SLG: 0.250			K			5-3		F3		FC5-6 1B	2 1 1	0 0 0	0 0 1	0 0 0	1 0 0	1 0 0	1 0 0
Inning Stats	R: 0 E: 0 H: 0 LOB: 0 K: 0 BB: 0 S: 3 P: 3	R: 0 E: 0 H: 0 LOB: 0 K: 1 BB: 0 S: 5 P: 5	R: 0 E: 0 H: 1 LOB: 2 K: 2 BB: 1 S: 8 P: 12	R: 0 E: 0 H: 0 LOB: 0 K: 2 BB: 0 S: 7 P: 7	R: 0 E: 0 H: 0 LOB: 0 K: 0 BB: 0 S: 3 P: 3	R: 0 E: 0 H: 0 LOB: 1 K: 1 BB: 1 S: 5 P: 9	R: 1 E: 0 H: 2 LOB: 0 K: 0 BB: 0 S: 4 P: 4	R: 0 E: 0 H: 0 LOB: 0 K: 0 BB: 0 S: 3 P: 3	R: 1 E: 0 H: 3 LOB: 3 K: 0 BB: 1 S: 6 P: 10	R: 2 E: 0 H: 2 LOB: 0 K: 0 BB: 0 S: 3 P: 3	1B: 5 2B: 1 3B: 0 HR: 2	SF: 0 SAC: 0 DP: 1 HBP: 0						

PITCHER		IP	WLS	BF	H	R	ER	SO	BB	IBB	HBP	BLK	WP	HR	S	P	ERA	WHIP
Hank Aguirre, L ERA: 2.93	(1, 1)	8.0		29	4	2	2	6	2	0	0	0	0	1	39	47	2.25	0.750
Terry Fox, R ERA: 3.0	(9, 1)	0.1		4	2	0	0	0	0	1	0	0	0	0	3	7	0.00	6.000
Ron Nischwitz, L ERA: 2.61	(9, 1)	0.1		1	0	0	0	0	0	0	0	0	0	0	1	1	0.00	0.000
Jerry Casale, R ERA: 4.5	(9, 1)	0.2	L	4	2	2	2	0	0	0	0	0	0	1	4	4	27.00	3.000

PITCHER	IP	WLS	BF	H	R	ER	SO	BB	IBB	HBP	BLK	WP	HR	S	P	ERA	WHIP

BOTTOM

Detroit Tigers @ Washington Senators

D.C. Stadium, Washington, DC

Sat Jun 09 1962, 3:33 AM EDT

Att. 3,326 - Unknown

livebaseballscorecards.com

AB	35
R	4
H	8
RBI	4
BB	3
SO	6
LOB	15

WP: 0 PB: 0 SB: 0 CS: 0 PA: 38

Batter	1	2	3	4	5	6	7	8	9	AB	R	H	RBI	BB	SO	LOB
Jake Wood, R (1, 4) OBP: 0.330, SLG: 0.376	5-3			5-3		K			K	4	0	0	0	0	2	0
Bill Bruton, L (1, 8) OBP: 0.345, SLG: 0.481	1-3			BB		G5-4-3 1B			K	3	0	1	0	1	1	0
Bubba Morton, R (1, 9) OBP: 0.405, SLG: 0.438	F8			F8		G5-4-3 1-2f			2B	4	0	1	0	0	0	2
Rocky Colavito, R (1, 7) OBP: 0.314, SLG: 0.443		P6		K			L8		F2	4	0	0	0	0	1	2
Norm Cash, L (1, 3) OBP: 0.406, SLG: 0.533		G3			1-3		F7			3	0	0	0	0	0	0
Steve Boros, R (1, 5) OBP: 0.342, SLG: 0.364		L7			HR		K			3	1	1	1	0	1	0
Chico Fernandez, R (1, 6) OBP: 0.295, SLG: 0.459			F3		SH5-3 1B			P6		3	0	1	0	0	0	0
Dick Brown, R (1, 2) OBP: 0.301, SLG: 0.441			F7		SH5-3 1-2			CS 1B		2	0	1	0	0	0	0
Phil Regan, R (1, 1) OBP: 0.269, SLG: 0.250			5-3		F2			K 1-2		2	0	0	0	0	0	1
Bobo Osborne, L (8, PH) OBP: 0.500, SLG: 0.267										1	0	0	0	0	1	1
Ron Kline, R (8, 1)										0	0	0	0	0	0	0
Inning Stats	R: 0 E: 0 K: 0 S: 3 H: 0 LOB: 0 BB: 0 P: 3	R: 0 E: 0 K: 0 S: 3 H: 0 LOB: 0 BB: 0 P: 3	R: 0 E: 0 K: 0 S: 3 H: 0 LOB: 0 BB: 0 P: 3	R: 0 E: 0 K: 1 S: 5 H: 0 LOB: 1 BB: 1 P: 9	R: 1 E: 0 K: 0 S: 5 H: 2 LOB: 1 BB: 0 P: 5	R: 0 E: 0 K: 1 S: 5 H: 1 LOB: 0 BB: 0 P: 5	R: 0 E: 0 K: 1 S: 5 H: 0 LOB: 0 BB: 0 P: 5	R: 0 E: 0 K: 1 S: 5 H: 1 LOB: 1 BB: 0 P: 5	R: 0 E: 0 K: 2 S: 8 H: 1 LOB: 1 BB: 0 P: 8	1B: 3 2B: 2 3B: 0 HR: 1 SF: 0 SAC: 1 DP: 2 HBP: 0						

PITCHER	IP	WLS	BF	H	R	ER	SO	BB	IBB	HBP	BLK	WP	HR	S	P	ERA	WHIP
Don Rudolph, L (1, 1) ERA: 3.51	9.0	W	31	5	1	1	6	1	0	0	0	0	1	42	46	1.00	0.667

PITCHER	IP	WLS	BF	H	R	ER	SO	BB	IBB	HBP	BLK	WP	HR	S	P	ERA	WHIP

TOP

Detroit Tigers @ Washington Senators

D.C. Stadium, Washington, DC

Sun Jun 10 1962, 3:33 AM EDT

Unknown

livebaseballscorecards.com

AB	29
R	1
H	5
RBI	1
BB	1
SO	6
LOB	6

Batter	1	2	3	4	5	6	7	8	9	AB	R	H	RBI	BB	SO	LOB
Chuck Hinton, R (1, 7) OBP: 0.329, SLG: 0.432	F9		5-3			CS 1B				3	0	1	0	0	0	0
Chuck Cottier, R (1, 4) OBP: 0.303, SLG: 0.352	L8			F9		F8 1-2				3	0	0	0	0	0	1
Joe Hicks, L (1, 9) OBP: 0.344, SLG: 0.396	P3			HR		3-1				3	1	1	1	0	0	0
Dale Long, L (1, 3) OBP: 0.327, SLG: 0.371		F8		P4			F9			3	0	0	0	0	0	0
Johnny Schaive, R (1, 5) OBP: 0.284, SLG: 0.393		6-3		E5			4-3			3	0	0	0	0	0	0
Jim Piersall, R (1, 8) OBP: 0.276, SLG: 0.339		F9		F3			4-3			3	0	0	0	0	0	1
Ken Retzer, L (1, 2) OBP: 0.347, SLG: 0.508			1B 2B	P4				G3		3	1	1	0	0	0	0
Ken Hamlin, R (1, 6) OBP: 0.321, SLG: 0.269			1-4 2-H 1B	F8				P4		3	0	1	1	0	0	0
Don Rudolph, L (1, 1) OBP: 0.227, SLG: 0.364			1-4 1-2f	F2				4-3		3	0	0	0	0	0	1
Inning Stats	R: 0 E: 0 K: 0 S: 3 H: 0 LOB: 0 BB: 0 P: 3	R: 0 E: 0 K: 0 S: 3 H: 0 LOB: 0 BB: 0 P: 3	R: 1 E: 0 K: 0 S: 4 H: 2 LOB: 0 BB: 0 P: 4	R: 1 E: 1 K: 0 S: 5 H: 1 LOB: 1 BB: 0 P: 5	R: 0 E: 0 K: 0 S: 3 H: 0 LOB: 0 BB: 0 P: 3	R: 0 E: 0 K: 0 S: 3 H: 1 LOB: 0 BB: 0 P: 3	R: 0 E: 0 K: 0 S: 3 H: 0 LOB: 0 BB: 0 P: 3	R: 0 E: 0 K: 0 S: 3 H: 0 LOB: 0 BB: 0 P: 3		1B: 2 2B: 2 3B: 0 HR: 1	SF: 0 SAC: 0 DP: 1 HBP: 0						

PITCHER		IP	WLS	BF	H	R	ER	SO	BB	IBB	HBP	BLK	WP	HR	S	P	ERA	WHIP
Phil Regan, R ERA: 4.11	(1, 1)	7.0	L	24	4	2	2	0	0	0	0	0	0	1	24	24	2.57	0.571
Ron Kline, R ERA: 5.67	(8, 1)	1.0		3	0	0	0	0	0	0	0	0	0	0	3	3	0.00	0.000

PITCHER	IP	WLS	BF	H	R	ER	SO	BB	IBB	HBP	BLK	WP	HR	S	P	ERA	WHIP

BOTTOM

Detroit Tigers @ Washington Senators

D.C. Stadium, Washington, DC

Sun Jun 10 1962, 3:33 AM EDT

Unknown

livebaseballscorecards.com

AB	27
R	2
H	4
RBI	2
BB	0
SO	0
LOB	3

WP: 0 PA: 27
PB: 0
SB: 0
CS: 1

Batter	1	2	3	4	5	6	7	8	9	AB	R	H	RBI	BB	SO	LOB
Jake Wood, R (1, 4) OBP: 0.332, SLG: 0.373	H 1-0 1B S HBP		x 0-0 1B SF7 1B	S S S 0-3 ③ K			x 0-0 ② F3		x 0-0 ② F2	4	2	1	0	0	1	0
Bill Bruton, L (1, 8) Bubba Morton, R (1, 8) OBP: 0.415, SLG: 0.444	x 0-0 S 1-3 1B		x 0-0 4-3 SF7 1-3 2B 1B		S S S 0-3 ① K		x 0-0 ③ 6-3		x 0-0 1B	1 4	0 1	1 2	0 0	0 0	0 1	0 0
Charlie Maxwell, L (1, 9) OBP: 0.261, SLG: 0.267	S S S 0-3 ① K 1-2 3-H		x 0-0 ① SF7 1-2 3-H		x 0-0 ② P5			x 0-0 ① 3-1	x 0-0 ③ F9	4	0	0	1	0	1	2
Norm Cash, L (1, 3) OBP: 0.412, SLG: 0.536	B B B 4-0 G6-4-3 BB		x 0-0 ② 4-3 2-3		x 0-0 1B			x 0-0 2B 1B		3	0	2	0	1	0	1
Rocky Colavito, R (1, 7) OBP: 0.318, SLG: 0.454	x 0-0 ② ③ G6-4-3 1-2f		x 0-0 1B 3-H 2B		x 0-0 ③ F9			x 0-0 1-3 2B		4	1	2	1	0	0	3
Dick McAuliffe, L (1, 5) (8, 6) OBP: 0.364, SLG: 0.380		x 0-0 5-3 1B	x 0-0 2-H 1B			B B B B 4-0 G6-4-3 BB		I I I I 4-0 IBB		2	0	2	1	2	0	0
Chico Fernandez, R (1, 6) OBP: 0.289, SLG: 0.450		x 0-0 ① 5-3 1-2	x 0-0 ③ 5-3			S S S 0-3 ① K		S S S 0-3 ② K		3	0	0	0	0	1	3
Vic Wertz, L (8, PH) OBP: 0.364, SLG: 0.409										1	0	0	0	0	1	3
Steve Boros, R (8, 5) OBP: 0.342, SLG: 0.364										0	0	0	0	0	0	0
Mike Roarke, R (1, 2) OBP: 0.115, SLG: 0.120		x 0-0 ② 5-3		S S S 0-3 ① K		x 0-0 ② ③ G6-4-3 1-2f		x 0-0 ③ F7		3	0	0	0	0	1	2
Dick Brown, R (8, PH) OBP: 0.299, SLG: 0.438										1	0	0	0	0	0	3
(8, 2)																
Jim Bunning, R (1, 1) OBP: 0.237, SLG: 0.361		x 0-0 ③ 4-3		x 0-0 ② 5-3			x 0-0 ① F8		x 0-0 ① 4-3	3	0	0	0	0	0	1
Bobo Osborne, L (9, PH) OBP: 0.478, SLG: 0.250										1	0	0	0	0	0	0

TOP

Detroit Tigers @ Washington Senators

D.C. Stadium, Washington, DC

Sun Jun 10 1962, 3:38 AM EDT

Att. 17,480 - Unknown

livebaseballscorecards.com

AB	34
R	4
H	10
RBI	3
BB	3
SO	6
LOB	18

Inning Stats	1	2	3	4	5	6	7	8	9
	R: 1 E: 0 K: 1 S: 5	R: 0 E: 0 K: 0 S: 4	R: 3 E: 0 K: 0 S: 7	R: 0 E: 0 K: 2 S: 7	R: 0 E: 0 K: 1 S: 6	R: 0 E: 0 K: 1 S: 4	R: 0 E: 0 K: 0 S: 3	R: 0 E: 0 K: 1 S: 7	R: 0 E: 0 K: 0 S: 4
	H: 1 LOB: 1 BB: 1 P: 10	H: 1 LOB: 1 BB: 0 P: 4	H: 4 LOB: 1 BB: 0 P: 7	H: 0 LOB: 0 BB: 0 P: 7	H: 1 LOB: 1 BB: 0 P: 6	H: 0 LOB: 0 BB: 1 P: 8	H: 0 LOB: 0 BB: 0 P: 3	H: 2 LOB: 3 BB: 1 P: 11	H: 1 LOB: 1 BB: 0 P: 4

| | | | | | | | | | | | | | | | |

Batter	1	2	3	4	5	6	7	8	9	AB	R	H	RBI	BB	SO	LOB
Chuck Hinton, R (1, 7) OBP: 0.333, SLG: 0.456	HR	F9		2-H 1B		F7				4	1	2	2	0	0	2
Chuck Cottier, R (1, 4) OBP: 0.302, SLG: 0.350	1B 1B		K	1-3			P4			4	0	1	0	0	1	1
Joe Hicks, L (1, 9) OBP: 0.354, SLG: 0.393	1-2 1B		HR BB		F9		P6			3	1	1	0	1	0	0
Dale Long, L (1, 3) OBP: 0.331, SLG: 0.390	K		1-H HR		CS BB		K			3	1	1	2	1	2	2
Johnny Schaive, R (1, 5) OBP: 0.283, SLG: 0.388	K		F9		1-2 1B			P4		4	0	1	0	0	1	2
Jim Piersall, R (1, 8) OBP: 0.275, SLG: 0.337	F9		5-3		P4			S 1B 1B		4	1	1	0	0	0	3
Ken Retzer, L (1, 2) OBP: 0.355, SLG: 0.500		F9		F8		BB		1-H 1B		3	0	1	1	1	0	0
Ken Hamlin, R (1, 6) OBP: 0.344, SLG: 0.276		BB		S 1B 1B		F3		F8		3	1	1	0	1	0	2
Bennie Daniels, L (1, 1) OBP: 0.150, SLG: 0.150 Steve Hamilton, L (8, 1)		K		P5		P1		K		3 1	0 0	0 0	0 0	0 0	1 1	3 1
Inning Stats	R: 1 E: 0 K: 2 S: 10 H: 3 LOB: 2 BB: 0 P: 10	R: 0 E: 0 K: 1 S: 5 H: 0 LOB: 1 BB: 1 P: 9	R: 2 E: 0 K: 1 S: 6 H: 1 LOB: 0 BB: 1 P: 10	R: 1 E: 0 K: 0 S: 5 H: 2 LOB: 1 BB: 0 P: 5	R: 0 E: 0 K: 0 S: 3 H: 1 LOB: 1 BB: 1 P: 7	R: 0 E: 0 K: 0 S: 3 H: 0 LOB: 1 BB: 1 P: 7	R: 0 E: 0 K: 1 S: 5 H: 0 LOB: 0 BB: 0 P: 5	R: 1 E: 0 K: 1 S: 7 H: 2 LOB: 1 BB: 0 P: 7		1B: 7 2B: 0 3B: 0 HR: 2	SF: 0 SAC: 0 DP: 0 HBP: 0						

PITCHER	IP	WLS	BF	H	R	ER	SO	BB	IBB	HBP	BLK	WP	HR	S	P	ERA	WHIP
Jim Bunning, R (1, 1) ERA: 3.76	8.0	L	36	9	5	5	6	4	0	0	0	0	2	44	60	5.62	1.625

PITCHER	IP	WLS	BF	H	R	ER	SO	BB	IBB	HBP	BLK	WP	HR	S	P	ERA	WHIP

BOTTOM

Detroit Tigers @ Washington Senators

D.C. Stadium, Washington, DC

Sun Jun 10 1962, 3:38 AM EDT

Att. 17,480 - Unknown

livebaseballscorecards.com

AB	32
R	5
H	9
RBI	5
BB	4
SO	6
LOB	16

WP: 0 PB: 0 SB: 2 CS: 1 PA: 36

Cleveland Indians @ Washington Senators

D.C. Stadium, Washington, DC

Wed Jun 13 1962, 7:05 PM EDT

Unknown

TOP

livebaseballscorecards.com

Batter	1	2	3	4	5	6	7	8	9	AB	R	H	RBI	BB	SO	LOB
Willie Tasby, R (1, 8) OBP: 0.337, SLG: 0.304	S S S 0-3 ① K			x 0-0 ① 6-3		x 0-0 1-3 2B 2B		x 0-0 ① 6-3		4	1	1	0	0	1	0
Bubba Phillips, R (1, 5) OBP: 0.338, SLG: 0.424	x 0-0 ② 4-3			x 0-0 ② 6-3		x 0-0 FC6-5-4 2-H 3-H 2B		x 0-0 G5-3 E 1B		4	0	2	2	0	0	0
Chuck Essegian, R (1, 7) OBP: 0.404, SLG: 0.592 Willie Kirkland, L (8, 9) OBP: 0.318, SLG: 0.448	S S S 0-3 ③ K			B B B B 4-0 FC6-4 BB		x 0-0 ① FC6-5-4 2-3		x 0-0 E2 1-2		3 0	0 0	0 0	0 0	1 0	1 0	2 0
Gene Green, R (1, 9) OBP: 0.323, SLG: 0.576 Don Dillard, L (8, 7) OBP: 0.237, SLG: 0.329		x 0-0 ① 6-3		x 0-0 ③ FC6-4 1-2f		x 0-0 ② F9		x 0-0 ②③ G5-3 2-3f		4 0	0 0	0 0	0 0	0 0	0 0	4 0
John Romano, R (1, 2) OBP: 0.391, SLG: 0.516		x 0-0 ② P5			x 0-0 ① F8	x 0-0 ③ F8			B B B B 4-0 G4-6-3 BB	3	0	0	0	1	0	1
Woodie Held, R (1, 6) OBP: 0.359, SLG: 0.415		S S S 0-3 ③ K			x 0-0 2B		x 0-0 ① 4-3		x 0-0 ①② G4-6-3 1-2f	4	0	1	0	0	1	1
Tito Francona, L (1, 3) OBP: 0.327, SLG: 0.421			x 0-0 ① 6-3		x 0-0 ② L6		x 0-0 ② F7		x 0-0 ③ 4-3	4	0	0	0	0	0	1
Jerry Kindall, R (1, 4) OBP: 0.281, SLG: 0.367			x 0-0 ② F2		x 0-0 ③ P6		B B B B 4-0 BB			2	0	0	0	1	0	1
Pedro Ramos, S (1, 1) OBP: 0.421, SLG: 1.000			S S S 0-3 ③ K			B B B B 4-0 2B 2B BB	S S S 0-3 ③ K			2	1	0	0	1	2	1

	AB	30
	R	2
	H	4
	RBI	2
	BB	4
	SO	5
	LOB	11

Inning Stats																																	
	R: 0	H: 0		R: 0	H: 0		R: 0	H: 0		R: 0	H: 0		R: 0	H: 1		R: 2	H: 2		R: 0	H: 0		R: 0	H: 1		R: 0	H: 0		1B: 1	SF: 0		WP: 0	PA: 34	
	E: 0	LOB: 0		E: 0	LOB: 0		E: 0	LOB: 0		E: 0	LOB: 1		E: 0	LOB: 1		E: 0	LOB: 1		E: 0	LOB: 1		E: 1	LOB: 1		E: 0	LOB: 0		2B: 3	SAC: 0		PB: 0		
	K: 2	BB: 0		K: 1	BB: 0		K: 0	BB: 1		K: 0	BB: 1		K: 0	BB: 0		K: 0	BB: 1		K: 1	BB: 1		K: 0	BB: 0		K: 0	BB: 1		3B: 0	DP: 2		SB: 0		
	S: 7	P: 7		S: 5	P: 5		S: 5	P: 5		S: 3	P: 7		S: 4	P: 4		S: 5	P: 9		S: 5	P: 9		S: 4	P: 4		S: 2	P: 6		HR: 0	HBP: 0		CS: 0		

PITCHER		IP	WLS	BF	H	R	ER	SO	BB	IBB	HBP	BLK	WP	HR	S	P	ERA	WHIP
Claude Osteen, L ERA: 3.29	(1, 1)	7.1	W	29	4	2	2	5	3	0	0	0	0	0	36	48	2.46	0.955
Steve Hamilton, L ERA: 3.03	(8, 1)	1.2	S	5	0	0	0	0	1	0	0	0	0	0	4	8	0.00	0.600

PITCHER	IP	WLS	BF	H	R	ER	SO	BB	IBB	HBP	BLK	WP	HR	S	P	ERA	WHIP

Batter	1	2	3	4	5	6	7	8	9	AB	R	H	RBI	BB	SO	LOB
Chuck Hinton, R (1, 7) OBP: 0.331, SLG: 0.446	BBBB 4-0 E S BB		x 0-0 P4 ②			x 0-0 P6 ①	x 0-0 L4 ③			3	0	0	0	1	0	2
Chuck Cottier, R (1, 4) OBP: 0.301, SLG: 0.343	SSS 0-3 K ① 1-2		SSS 0-3 K ③			BBBB 4-0 SF7 E BB		x 0-0 P6 ①		3	0	0	0	1	2	1
Joe Hicks, L (1, 9) OBP: 0.348, SLG: 0.433	x 0-0 E4 G4-6-3 2-3			x 0-0 F7 ①		x 0-0 E6 1-2 2-3		x 0-0 HR		4	1	1	1	0	0	3
Dale Long, L (1, 3) OBP: 0.324, SLG: 0.382	x 0-0 G4-6-3 ② ③ 1-2f			x 0-0 4-3 ②		x 0-0 SF7 ② 2-3 3-H		x 0-0 G3 ②		3	0	0	1	0	0	2
Johnny Schaive, R (1, 5) Gene Woodling, L (6, PH) Danny O'Connell, R (7, 5) OBP: 0.279, SLG: 0.381 OBP: 0.417, SLG: 0.458 OBP: 0.355, SLG: 0.423		SSS 0-3 K ①		x 0-0 5-3 ③		x 0-0 4-3 ③		x 0-0 S 1B		2 1 1	0 0 0	0 0 1	0 0 0	0 0 0	1 0 0	0 2 0
Jim Piersall, R (1, 8) OBP: 0.275, SLG: 0.340		x 0-0 P5 ②			x 0-0 6-3 ①		x 0-0 F8 E 2B	x 0-0 P4 ③ 1-2		4	1	1	0	0	0	1
Ken Retzer, L (1, 2) OBP: 0.354, SLG: 0.535		x 0-0 HR			x 0-0 F8 ②		x 0-0 F8 ① 2-3			3	1	1	1	0	0	1
Ken Hamlin, R (1, 6) OBP: 0.314, SLG: 0.250		x 0-0 L7 ③			SSS 0-3 K ③		x 0-0 P4 ②			3	0	0	0	0	1	1
Claude Osteen, L (1, 1) Steve Hamilton, L (8, 1) OBP: 0.222, SLG: 0.278			x 0-0 F5 ①			x 0-0 E SF7 2B	x 0-0 E4 3-H			3 0	1 0	1 0	0 0	0 0	0 0	0 0
Inning Stats	R: 0 E: 1 K: 1 S: 5 H: 0 LOB: 1 BB: 1 P: 9	R: 1 E: 0 K: 1 S: 6 H: 1 LOB: 0 BB: 0 P: 6	R: 0 E: 0 K: 1 S: 5 H: 0 LOB: 0 BB: 0 P: 5	R: 0 E: 0 K: 0 S: 3 H: 0 LOB: 0 BB: 0 P: 3	R: 0 E: 0 K: 1 S: 5 H: 0 LOB: 0 BB: 0 P: 5	R: 1 E: 1 K: 0 S: 5 H: 1 LOB: 2 BB: 1 P: 9	R: 1 E: 1 K: 0 S: 5 H: 1 LOB: 1 BB: 0 P: 5	R: 1 E: 0 K: 0 S: 5 H: 2 LOB: 1 BB: 0 P: 5		1B: 1 2B: 2 3B: 0 HR: 2	SF: 1 SAC: 0 DP: 1 HBP: 0			WP: 0 PB: 0 SB: 2 CS: 0	PA: 33	

PITCHER	IP	WLS	BF	H	R	ER	SO	BB	IBB	HBP	BLK	WP	HR	S	P	ERA	WHIP
Pedro Ramos, R (1, 1) ERA: 4.53	8.0	L	33	5	4	2	4	2	0	0	0	0	2	39	47	2.25	0.875

PITCHER	IP	WLS	BF	H	R	ER	SO	BB	IBB	HBP	BLK	WP	HR	S	P	ERA	WHIP

BOTTOM

Cleveland Indians @ Washington Senators

D.C. Stadium, Washington, DC

Wed Jun 13 1962, 7:05 PM EDT

Unknown

livebaseballscorecards.com

AB	30
R	4
H	5
RBI	3
BB	2
SO	4
LOB	13

Batter	1	2	3	4	5	6	7	8	9	AB	R	H	RBI	BB	SO	LOB
Don Dillard, L (1, 8) OBP: 0.238, SLG: 0.325	G3-6-3 1B		F9		G3			L4		4	0	1	0	0	0	0
Al Luplow, L (1, 7) OBP: 0.365, SLG: 0.523	G3-6-3 1-2f			6-3		1B 2B		F9		4	1	1	0	0	0	1
Tito Francona, L (1, 3) OBP: 0.329, SLG: 0.422	4-3			E HR 1B		1B 2-H 1B		1-3		4	1	2	1	0	0	0
Willie Kirkland, L (1, 9) OBP: 0.317, SLG: 0.443		K		E6 1-2 HR		G5-4-3 1-2 1B			K	4	1	1	0	0	2	1
John Romano, R (1, 2) OBP: 0.389, SLG: 0.526		P4		1-H 2-H HR		F7			F8	4	1	1	3	0	0	2
Bubba Phillips, R (1, 5) OBP: 0.336, SLG: 0.420		1B		5-3		G5-4-3 1-2f			K	4	0	1	0	0	1	2
Jerry Kindall, R (1, 4) OBP: 0.277, SLG: 0.361		6-3		F3			6-3			3	0	0	0	0	0	1
Jim Mahoney, R (1, 6)			F7		F8		K			3	0	0	0	0	1	0
Dick Donovan, L (1, 1) OBP: 0.282, SLG: 0.417			K		K		F8			3	0	0	0	0	2	0
Inning Stats	R: 0 E: 0 K: 0 S: 3 H: 1 LOB: 0 BB: 0 P: 3	R: 0 E: 0 K: 1 S: 6 H: 1 LOB: 1 BB: 0 P: 6	R: 0 E: 0 K: 1 S: 5 H: 0 LOB: 0 BB: 0 P: 5	R: 3 E: 1 K: 0 S: 6 H: 2 LOB: 0 BB: 0 P: 6	R: 0 E: 0 K: 1 S: 5 H: 0 LOB: 0 BB: 0 P: 5	R: 1 E: 0 K: 0 S: 5 H: 3 LOB: 1 BB: 0 P: 5	R: 0 E: 0 K: 1 S: 5 H: 0 LOB: 0 BB: 0 P: 5	R: 0 E: 0 K: 0 S: 3 H: 0 LOB: 0 BB: 0 P: 3	R: 0 E: 0 K: 2 S: 7 H: 0 LOB: 0 BB: 0 P: 7	1B: 5 2B: 1 3B: 0 HR: 1 SF: 0 SAC: 0 DP: 2 HBP: 0						

TOP

Cleveland Indians @ Washington Senators

D.C. Stadium, Washington, DC

Wed Jun 13 1962, 7:05 PM EDT

Att. 12,968 - Unknown

livebaseballscorecards.com

AB	33
R	4
H	7
RBI	4
BB	0
SO	6
LOB	7

PA: 33

WP: 0
PB: 0
SB: 0
CS: 0

PITCHER		IP	WLS	BF	H	R	ER	SO	BB	IBB	HBP	BLK	WP	HR	S	P	ERA	WHIP
Dave Stenhouse, R ERA: 2.59	(1, 1)	7.0	L	27	7	4	3	4	0	0	0	0	0	1	35	35	3.86	1.000
Jim Hannan, R ERA: 6.52	(8, 1)	2.0		6	0	0	0	2	0	0	0	0	0	0	10	10	0.00	0.000

PITCHER		IP	WLS	BF	H	R	ER	SO	BB	IBB	HBP	BLK	WP	HR	S	P	ERA	WHIP

Batter	1	2	3	4	5	6	7	8	9	AB	R	H	RBI	BB	SO	LOB
Danny O'Connell, R (1, 5) OBP: 0.346, SLG: 0.411	L6		F3		6-3			L4		4	0	0	0	0	0	0
Chuck Cottier, R (1, 4) OBP: 0.300, SLG: 0.337	F8		P6			BB, FC5-4		P3		3	0	0	0	1	0	0
Chuck Hinton, R (1, 7) OBP: 0.329, SLG: 0.441	6-3			1B		FC5-4, 4-3, 1-2f		6-3		4	0	1	0	0	0	1
Dale Long, L (1, 3) OBP: 0.322, SLG: 0.379		4-3		F7		4-3, 2-3			SH5-3, 1B	4	0	1	0	0	0	2
Joe Hicks, L (1, 9) OBP: 0.347, SLG: 0.429		S, 2B, 1B		F2		S S S, 0-3, K			SH5-3, 1-2	3	1	1	0	0	1	2
Jim Piersall, R (1, 8) OBP: 0.274, SLG: 0.339		F7, 1-2		1-3, 1B			F8		P4	4	0	1	0	0	0	2
Bob Schmidt, R (1, 2) OBP: 0.258, SLG: 0.402		2-H, 2B		S S S, 0-3, K			2B		6-3	4	0	2	1	0	1	3
Ken Hamlin, R (1, 6) OBP: 0.289, SLG: 0.229		P6			F7		5-3			3	0	0	0	0	0	2
Dave Stenhouse, R (1, 1) OBP: 0.100, SLG: 0.053			5-3		S S S, 0-3, K		F5			2	0	0	0	0	1	0
Jim King, L (7, PH) OBP: 0.348, SLG: 0.318										1	0	0	0	0	0	1
Jim Hannan, R (8, 1)										0	0	0	0	0	0	0
Inning Stats	R: 0 E: 0 K: 0 S: 3 H: 0 LOB: 0 BB: 0 P: 3	R: 1 E: 0 K: 0 S: 5 H: 2 LOB: 1 BB: 0 P: 5	R: 0 E: 0 K: 0 S: 3 H: 0 LOB: 0 BB: 0 P: 3	R: 0 E: 0 K: 1 S: 7 H: 2 LOB: 2 BB: 0 P: 7	R: 0 E: 0 K: 1 S: 5 H: 0 LOB: 0 BB: 0 P: 5	R: 0 E: 1 K: 1 S: 5 H: 0 LOB: 1 BB: 1 P: 9	R: 0 E: 0 K: 0 S: 4 H: 1 LOB: 1 BB: 0 P: 4	R: 0 E: 0 K: 0 S: 3 H: 0 LOB: 0 BB: 0 P: 3	R: 0 E: 0 K: 0 S: 4 H: 1 LOB: 1 BB: 0 P: 4	1B: 4 2B: 2 3B: 0 HR: 0 SF: 0 SAC: 1 DP: 0 HBP: 0						

PITCHER	IP	WLS	BF	H	R	ER	SO	BB	IBB	HBP	BLK	WP	HR	S	P	ERA	WHIP
Dick Donovan, R (1, 1) ERA: 3.12	9.0	W	34	6	1	1	3	1	0	0	0	0	0	39	43	1.00	0.778

PITCHER	IP	WLS	BF	H	R	ER	SO	BB	IBB	HBP	BLK	WP	HR	S	P	ERA	WHIP

BOTTOM

Cleveland Indians @ Washington Senators

D.C. Stadium, Washington, DC

Wed Jun 13 1962, 7:05 PM EDT

Att. 12,968 - Unknown

livebaseballscorecards.com

AB	32
R	1
H	6
RBI	1
BB	1
SO	3
LOB	13

PA: 34

WP: 0
PB: 0
SB: 1
CS: 0

Batter	1	2	3	4	5	6	7	8	9	AB	R	H	RBI	BB	SO	LOB
Don Dillard, L (1, 8) (8, 7) OBP: 0.235, SLG: 0.309	BBBB 4-0 WP BB		x 0-0 4-3 ①		x 0-0 G3-6-3 ①② 1-2f		x 0-0 3-1 ③		x 0-0 6-3 ②	4	0	0	0	1	0	1
Al Luplow, L (1, 7) (8, 9) OBP: 0.366, SLG: 0.517	x 0-0 F3 ① 1-2		SSS 0-3 K ②		x 0-0 P4 ③			x 0-0 3B 1B	x 0-0 1B	5	1	2	0	0	1	1
Tito Francona, L (1, 3) OBP: 0.331, SLG: 0.428	x 0-0 F8 ②		x 0-0 F7 ③			BBBB 4-0 1B BB		x 0-0 SF7 1-H 3B	x 0-0 F5 ③	4	1	1	1	1	0	2
Willie Kirkland, L (1, 9) OBP: 0.328, SLG: 0.447 Gene Green, R (8, PH) OBP: 0.333, SLG: 0.576 Willie Tasby, R (8, PR) OBP: 0.337, SLG: 0.304 (8, 8)	BBBB 4-0 BB			BBB 4-0 5-3 2B BB		x 0-0 FC5-4 1-3 1B		BBB 4-0 FC3 BB		1 0 0	1 0 0	1 0 0	0 0 0	2 1 0	0 0 0	0 0 0
John Romano, R (1, 2) OBP: 0.382, SLG: 0.518	x 0-0 P4 ③			x 0-0 5-3 ① 1-2		x 0-0 F5 ①		x 0-0 SF7 ① 3-H		3	0	0	1	0	0	5
Bubba Phillips, R (1, 5) OBP: 0.330, SLG: 0.412		x 0-0 F8 ①		x 0-0 L7 ②		SSS 0-3 K ②		x 0-0 FC3 1-2		4	0	0	0	0	1	4
Jerry Kindall, R (1, 4) OBP: 0.276, SLG: 0.364		x 0-0 5-3 ②		x 0-0 2-H 2B		x 0-0 FC5-4 ③ 1-2f		x 0-0 F2 ②		4	0	1	1	0	0	4
Jim Mahoney, R (1, 6) OBP: 0.200, SLG: 0.200 Woodie Held, R (7, PH) OBP: 0.361, SLG: 0.416 (7, 6)		x 0-0 1B		x 0-0 6-3 ③			x 0-0 G6-4-3 1B	x 0-0 F3 ③		2 2	0 0	1 1	0 0	0 0	0 0	1 2
Barry Latman, R (1, 1) OBP: 0.231, SLG: 0.500 Ty Cline, L (5, PH) OBP: 0.364, SLG: 0.415 Bob Allen, L (5, 1) Chuck Essegian, R (7, PH) OBP: 0.401, SLG: 0.588 Frank Funk, R (7, 1) OBP: 0.167, SLG: 0.167 Gary Bell, R (8, 1) OBP: 0.133, SLG: 0.133 Ken Aspromonte, R (9, PH) OBP: 0.294, SLG: 0.222		x 0-0 P3 ③			BBBB 4-0 G3-6-3 BB		x 0-0 G6-4-3 ①② 1-2f		SSS 0-3 K ①	1 0 0 1 0 0 1	0 0 0 0 0 0 0	0 0 0 0 0 0 0	0 1 0 0 0 0 0	0 0 0 0 0 0 0	0 0 0 1 0 0 1	1 0 0 1 0 0 0
Inning Stats	R: 0 H: 0 E: 0 LOB: 2 K: 0 BB: 2 S: 3 P: 11	R: 0 H: 1 E: 0 LOB: 1 K: 0 BB: 0 S: 4 P: 4	R: 0 H: 0 E: 0 LOB: 0 K: 1 BB: 0 S: 5 P: 5	R: 1 H: 1 E: 0 LOB: 1 K: 0 BB: 1 S: 4 P: 8	R: 0 H: 0 E: 0 LOB: 0 K: 0 BB: 1 S: 2 P: 6	R: 0 H: 1 E: 0 LOB: 2 K: 1 BB: 1 S: 6 P: 10	R: 0 H: 1 E: 0 LOB: 0 K: 0 BB: 0 S: 3 P: 3	R: 2 H: 2 E: 1 LOB: 2 K: 0 BB: 1 S: 6 P: 10	R: 0 H: 1 E: 0 LOB: 1 K: 1 BB: 0 S: 6 P: 6	1B: 5 SF: 1 2B: 1 SAC: 0 3B: 1 DP: 2 HR: 0 HBP: 0						WP: 1 PA: 39 PB: 0 SB: 0 CS: 0

PITCHER		IP	WLS	BF	H	R	ER	SO	BB	IBB	HBP	BLK	WP	HR	S	P	ERA	WHIP
Tom Cheney, R ERA: 3.56	(1, 1)	7.0		30	6	3	3	2	5	0	0	0	1	0	29	49	3.86	1.571
Steve Hamilton, L ERA: 3.03	(8, 1)	0.0		1	0	0	0	0	1	0	0	0	0	0	0	4	∞	∞
Marty Kutyna, R ERA: 2.79	(8, 1)	1.0	W	4	0	0	0	0	0	0	0	0	0	0	4	4	0.00	0.000
Pete Burnside, L ERA: 4.57	(9, 1)	1.0	S	4	1	0	0	1	0	0	0	0	0	0	6	6	0.00	1.000

PITCHER	IP	WLS	BF	H	R	ER	SO	BB	IBB	HBP	BLK	WP	HR	S	P	ERA	WHIP

TOP

Cleveland Indians @ Washington Senators

D.C. Stadium, Washington, DC

Thu Jun 14 1962, 7:05 PM EDT

Att. 7,644 - Unknown

livebaseballscorecards.com

AB	32
R	3
H	7
RBI	3
BB	6
SO	3
LOB	22

Batter	1	2	3	4	5	6	7	8	9	AB	R	H	RBI	BB	SO	LOB
Danny O'Connell, R (1, 5) OBP: 0.348, SLG: 0.411	S S S 0-3 ① K		x 0-0 ① 5-3	x 0-0 ② 4-3 1-2		x 0-0 E1 1B		x 0-0 ② 1-2 1-2H 3-H 1B		5	0	2	1	0	1	1
Ken Hamlin, R (1, 6) OBP: 0.279, SLG: 0.300	x 0-0 HR		x 0-0 ② F8	x 0-0 ③ 5-3		x 0-0 ③ P4		x 0-0 ③ 6-3		5	1	1	1	0	0	4
Chuck Hinton, R (1, 7) OBP: 0.333, SLG: 0.442	x 0-0 ② P6		x 0-0 1B BB E 1B		S S S 0-3 ① K		x 0-0 FC6-4 1B			4	1	2	0	0	1	0
Dale Long, L (1, 3) OBP: 0.326, SLG: 0.374	H 1-0 S HBP		B B B 4-0 1B 1-2 1B BB		x 0-0 ② 4-3		x 0-0 ① F8			2	1	0	0	1	0	1
Joe Hicks, L (1, 9) OBP: 0.355, SLG: 0.424	x 0-0 ③ F7 1-2		x 0-0 E1 1B 1-3 2-H 1B		B B B 4-0 BB BB		x 0-0 ② FC6-4 CS 1-2f			3	0	1	0	1	0	2
Jim Piersall, R (1, 8)		S S S 0-3 ① K	x 0-0 1-2 3-H 1B		B B B 4-0 1-2 BB		0-0 ③ CS 1-2	x 0-0 1B FC4-2 2B		3	0	2	1	1	1	0
Ken Retzer, L (1, 2) OBP: 0.349, SLG: 0.520 Bob Johnson, R (8, PR) OBP: 0.335, SLG: 0.421 (9, 4)		x 0-0 ② 4-3	x 0-0 ③ F2		S S S 0-3 ③ K			x 0-0 FC4-2 BB 2-3 1B 1B		4 0	0 1	1 0	0 0	0 0	1 0	4 0
Chuck Cottier, R (1, 4) OBP: 0.301, SLG: 0.333 Gene Woodling, L (8, PH) OBP: 0.421, SLG: 0.458 Carl Bouldin, S (8, PR) Bob Schmidt, R (9, 2) OBP: 0.258, SLG: 0.402		B B B 4-0 BB	x 0-0 ① F7	x 0-0 ① F9			B B B 4-0 FC4-2 1-2 1B BB			2 0 0 0	0 0 0 0	0 0 0 0	0 0 0 0	1 1 0 0	0 0 0 0	0 0 0 0
Tom Cheney, R (1, 1) OBP: 0.143, SLG: 0.077 Steve Hamilton, L (8, 1) Marty Kutyna, R (8, 1) OBP: 0.250, SLG: 0.250 Jim King, L (8, PH) OBP: 0.346, SLG: 0.316 Pete Burnside, R (9, 1)		x 0-0 ③ 1-3	x 0-0 4-3 1B			x 0-0 ② 6-3		x 0-0 ① FC4-2 1B 1-2 2-3 3-Hf		3 0 0 1 0	0 0 0 0 0	1 0 0 0 0	0 0 0 0 0	0 0 0 0 0	0 0 0 0 0	1 0 0 3 0
Inning Stats	R: 1 H: 1 E: 0 LOB: 1 K: 1 BB: 0 S: 6 P: 7	R: 0 H: 0 E: 0 LOB: 1 K: 1 BB: 1 S: 5 P: 9	R: 2 H: 3 E: 1 LOB: 2 K: 0 BB: 1 S: 6 P: 10	R: 0 H: 1 E: 0 LOB: 1 K: 0 BB: 0 S: 4 P: 4	R: 0 H: 0 E: 0 LOB: 2 K: 2 BB: 2 S: 7 P: 15	R: 0 H: 1 E: 1 LOB: 1 K: 0 BB: 0 S: 4 P: 4	R: 0 H: 1 E: 0 LOB: 0 K: 0 BB: 0 S: 3 P: 3	R: 1 H: 3 E: 0 LOB: 2 K: 0 BB: 1 S: 5 P: 9		1B: 8 SF: 0 2B: 1 SAC: 0 3B: 0 DP: 0 HR: 1 HBP: 1						

PITCHER		IP	WLS	BF	H	R	ER	SO	BB	IBB	HBP	BLK	WP	HR	S	P	ERA	WHIP
Barry Latman, R ERA: 5.01	(1, 1)	4.0		20	5	3	3	2	2	0	1	0	0	1	21	30	6.75	1.750
Bob Allen, L ERA: 4.74	(5, 1)	2.0		9	1	0	0	2	2	0	0	0	0	0	11	19	0.00	1.500
Frank Funk, R ERA: 3.38	(7, 1)	1.0		3	1	0	0	0	0	0	0	0	0	0	3	3	0.00	1.000
Gary Bell, R ERA: 3.88	(8, 1)	1.0	L	6	3	1	1	0	1	0	0	0	0	0	5	9	9.00	4.000

PITCHER	IP	WLS	BF	H	R	ER	SO	BB	IBB	HBP	BLK	WP	HR	S	P	ERA	WHIP

BOTTOM

Cleveland Indians @ Washington Senators

D.C. Stadium, Washington, DC

Thu Jun 14 1962, 7:05 PM EDT

Att. 7,644 - Unknown

livebaseballscorecards.com

AB	32
R	4
H	10
RBI	3
BB	5
SO	4
LOB	16

WP: 0 PA: 39
PB: 0
SB: 1
CS: 1

Batter	1	2	3	4	5	6	7	8	9	AB	R	H	RBI	BB	SO	LOB
Marv Breeding, R (1, 4) OBP: 0.282, SLG: 0.311	B B B B 4-0 FC1-6 BB		0-0 ② 6-3	0-0 3B			0-0 E 1B 1B		S S S 0-3 ① K	4	1	2	0	1	1	0
Russ Snyder, L (1, 9) OBP: 0.326, SLG: 0.537	0-0 ① FC1-6 1B 1-2f		0-0 1B	0-0 ③ P6			0-0 E1 1-H SF8 1B		S S S 0-3 ② K	5	1	2	0	0	1	2
Brooks Robinson, R (1, 5) OBP: 0.320, SLG: 0.498	0-0 G4-6-3 1-2 1B		0-0 ③ F7		0-0 G4-6-3 1B		0-0 ① SF8 3-H		0-0 ③ 6-3	4	0	2	1	0	0	1
Jim Gentile, L (1, 3) OBP: 0.376, SLG: 0.583	0-0 ② ③ G4-6-3 1-2f			0-0 HR 1B	S S S 0-3 ① K		0-0 1B			4	1	2	0	0	1	3
Jackie Brandt, R (1, 8) OBP: 0.307, SLG: 0.446		0-0 1B 2B		0-0 1-H HR	0-0 ② ③ G4-6-3 1-2f		0-0 ② F8			4	2	2	2	0	0	2
Dick Williams, R (1, 7) OBP: 0.270, SLG: 0.263 Dave Nicholson, R (6, 7) OBP: 0.314, SLG: 0.321		0-0 G6-4-3 2-H 1B		0-0 2B SF9 1B		0-0 ① 1-6-3	0-0 ③ L5			3 1	1 0	2 0	1 0	0 0	0 0	0 1
Jerry Adair, R (1, 6) OBP: 0.234, SLG: 0.252		0-0 ① ② G6-4-3 1-2f		0-0 SF9 1-3 SF7 2B		0-0 ② 5-3		0-0 ① F8		4	1	1	0	0	0	1
Hobie Landrith, L (1, 2) OBP: 0.338, SLG: 0.365	0-0 ③ 1-3			0-0 ① ~~SF9~~ 2-3 3-H		0-0 ③ 1-3		0-0 ② 6-3		3	0	0	1	0	0	0
Milt Pappas, R (1, 1) OBP: 0.152, SLG: 0.533			S S S 0-3 ① K	0-0 ② SF7 3-H			0-0 HR	0-0 ③ 1-3		3	1	1	2	0	1	0
Inning Stats	R: 0 E: 0 K: 0 S: 3 H: 1 LOB: 1 BB: 1 P: 7	R: 1 E: 0 K: 0 S: 4 H: 2 LOB: 0 BB: 0 P: 4	R: 0 E: 0 K: 1 S: 6 H: 1 LOB: 1 BB: 0 P: 6	R: 4 E: 0 K: 0 S: 8 H: 5 LOB: 1 BB: 0 P: 8	R: 0 E: 0 K: 1 S: 5 H: 1 LOB: 0 BB: 0 P: 5	R: 0 E: 0 K: 0 S: 3 H: 0 LOB: 0 BB: 0 P: 3	R: 3 E: 1 K: 0 S: 7 H: 4 LOB: 1 BB: 0 P: 7	R: 0 E: 0 K: 0 S: 3 H: 0 LOB: 0 BB: 0 P: 3	R: 0 E: 0 K: 2 S: 7 H: 0 LOB: 0 BB: 0 P: 7	1B: 9 2B: 2 3B: 1 HR: 2 SF: 3 SAC: 0 DP: 3 HBP: 0						

TOP

Baltimore Orioles @ Washington Senators

D.C. Stadium, Washington, DC

Fri Jun 15 1962, 7:05 PM EDT

Att. 15,198 - Unknown

livebaseballscorecards.com

AB	35
R	8
H	14
RBI	7
BB	1
SO	4
LOB	10

WP: 0 PB: 0 SB: 0 CS: 0 PA: 39

PITCHER		IP	WLS	BF	H	R	ER	SO	BB	IBB	HBP	BLK	WP	HR	S	P	ERA	WHIP
Don Rudolph, L ERA: 3.96	(1, 1)	5.0	L	23	10	5	5	2	1	0	0	0	0	1	26	30	9.00	2.200
Ray Rippelmeyer, R ERA: 4.98	(6, 1)	3.0		13	4	3	3	0	0	0	0	0	0	1	13	13	9.00	1.333
Jim Hannan, R ERA: 6.2	(9, 1)	1.0		3	0	0	0	2	0	0	0	0	0	0	7	7	0.00	0.000

PITCHER		IP	WLS	BF	H	R	ER	SO	BB	IBB	HBP	BLK	WP	HR	S	P	ERA	WHIP

Batter	1	2	3	4	5	6	7	8	9	AB	R	H	RBI	BB	SO	LOB
Danny O'Connell, R (1, 5) OBP: 0.339, SLG: 0.400	6-3		4-3		6-3			G4-6-3 1-2f		4	0	0	0	0	0	1
Ken Hamlin, R (1, 6) OBP: 0.298, SLG: 0.318	FC5-4 1B		P5			G6-4-3 1B		6-3		4	0	2	0	0	0	0
Chuck Hinton, R (1, 7) OBP: 0.331, SLG: 0.457	FC5-4 S 1B 1-2f		F7			G6-4-3 1-2f			HR	4	2	1	1	0	0	2
Dale Long, L (1, 3) OBP: 0.324, SLG: 0.371	1B 1-H			F8		P6			4-3	4	0	1	1	0	0	0
Joe Hicks, L (1, 9) OBP: 0.363, SLG: 0.471	K			HR			1B		4-3	4	1	2	1	0	1	1
Jim Piersall, R (1, 8) OBP: 0.278, SLG: 0.342		F9		F9			F9		F9	4	0	0	0	0	0	1
Ken Retzer, L (1, 2) OBP: 0.360, SLG: 0.526		1B		6-3			G5-4-3 1-2 1B			3	0	2	0	0	0	0
Chuck Cottier, R (1, 4) OBP: 0.296, SLG: 0.328		F8			F2		G5-4-3 1-2f			3	0	0	0	0	0	3
Don Rudolph, L (1, 1) OBP: 0.217, SLG: 0.348		1-3			F8					1	0	0	0	0	0	1
Johnny Schaive, R (5, PH) OBP: 0.276, SLG: 0.378										1	0	0	0	0	0	0
Ray Rippelmeyer, R (6, 1) OBP: 0.600, SLG: 1.400										0	0	0	0	0	0	0
Jim King, L (8, PH) OBP: 0.350, SLG: 0.316								G4-6-3 BB		0	0	0	0	1	0	0
Jim Hannan, R (9, 1)										0	0	0	0	0	0	0
Inning Stats	R: 1 E: 0 K: 1 S: 7 H: 2 LOB: 1 BB: 0 P: 7	R: 0 E: 0 K: 0 S: 4 H: 1 LOB: 1 BB: 0 P: 4	R: 0 E: 0 K: 0 S: 3 H: 0 LOB: 0 BB: 0 P: 3	R: 1 E: 0 K: 0 S: 4 H: 1 LOB: 0 BB: 0 P: 4	R: 0 E: 0 K: 0 S: 3 H: 0 LOB: 0 BB: 0 P: 3	R: 0 E: 0 K: 0 S: 3 H: 1 LOB: 0 BB: 0 P: 3	R: 0 E: 0 K: 0 S: 4 H: 2 LOB: 1 BB: 0 P: 4	R: 0 E: 0 K: 0 S: 2 H: 0 LOB: 0 BB: 1 P: 6	R: 1 E: 0 K: 0 S: 4 H: 1 LOB: 0 BB: 0 P: 4	1B: 6 2B: 0 3B: 0 HR: 2	SF: 0 SAC: 0 DP: 3 HBP: 0					

PITCHER	IP	WLS	BF	H	R	ER	SO	BB	IBB	HBP	BLK	WP	HR	S	P	ERA	WHIP
Milt Pappas, R (1, 1) ERA: 3.69	9.0	W	33	8	3	3	1	1	0	0	0	0	2	34	38	3.00	1.000

PITCHER	IP	WLS	BF	H	R	ER	SO	BB	IBB	HBP	BLK	WP	HR	S	P	ERA	WHIP

BOTTOM

Baltimore Orioles @ Washington Senators

D.C. Stadium, Washington, DC

Fri Jun 15 1962, 7:05 PM EDT

Att. 15,198 - Unknown

livebaseballscorecards.com

AB	32
R	3
H	8
RBI	3
BB	1
SO	1
LOB	9

Baltimore Orioles @ Washington Senators

D.C. Stadium, Washington, DC

Sat Jun 16 1962, 7:05 PM EDT

Att. 18,054 - Unknown

TOP

livebaseballscorecards.com

Batter	1	2	3	4	5	6	7	8	9	AB	R	H	RBI	BB	SO	LOB
Marv Breeding, R (1, 4) OBP: 0.277, SLG: 0.295	F9	BB, 1B, BB		5-3		E5, 1-2		6-3		4	0	0	0	1	0	2
Russ Snyder, L (1, 9) OBP: 0.336, SLG: 0.532	FC4-6, BB	BB, 1-2, 1B		4-3		P4			SH3-4, BB	3	0	1	0	2	0	2
Brooks Robinson, R (1, 5) OBP: 0.319, SLG: 0.492	F8	1-2, 2-3, BB			K		5-3		SH3-4, 1-2	3	0	0	0	1	1	1
Jim Gentile, L (1, 3) OBP: 0.368, SLG: 0.569	FC4-6, 1-2f	K			4-3		K		F9	5	0	0	0	0	2	5
Jackie Brandt, R (1, 8) OBP: 0.309, SLG: 0.442		1B, 2B, 1B	6-3		L6		E3		IBB	4	1	1	0	1	0	0
Dick Williams, R (1, 7) OBP: 0.273, SLG: 0.267		2B, 1-2, SF9, 1B	6-3			F8	K		K	3	1	1	0	0	0	0
Dave Nicholson, R (6, 7) OBP: 0.306, SLG: 0.310										2	0	0	0	0	2	3
Jerry Adair, R (1, 6) OBP: 0.247, SLG: 0.267		SF9, 1-3, 2-H, SF8, 2B	1B			F8		4-3, 4-3, BB		3	1	2	1	1	0	0
Hobie Landrith, L (1, 2) OBP: 0.333, SLG: 0.409		SF9, 2-3, 3-H	P6			HR		4-3, 1-2		3	1	1	2	0	0	2
Robin Roberts, S (1, 1) OBP: 0.385, SLG: 0.222		SF8, 3-H		5-3		E, 1B		4-3, 2-3		2	0	1	1	0	0	0
Dick Hall, R (7, 1) OBP: 0.222, SLG: 0.250										0	0	0	0	0	0	0
Whitey Herzog, L (8, PH) OBP: 0.353, SLG: 0.326										1	0	0	0	0	0	1
Wes Stock, R (8, 1)										0	0	0	0	0	0	0

	AB	33
	R	4
	H	7
	RBI	4
	BB	6
	SO	5
	LOB	16

Inning Stats	1	2	3	4	5	6	7	8	9
	R: 0 E: 0 K: 0 S: 3	H: 0 LOB: 1 BB: 1 P: 7	R: 3 E: 0 K: 1 S: 9	H: 4 LOB: 3 BB: 2 P: 17	R: 0 E: 0 K: 0 S: 4	H: 1 LOB: 1 BB: 0 P: 4	R: 0 E: 0 K: 0 S: 3	H: 0 LOB: 0 BB: 0 P: 3	R: 0 E: 0 K: 1 S: 5	H: 0 LOB: 0 BB: 0 P: 5
	R: 1 E: 1 K: 0 S: 6	H: 2 LOB: 2 BB: 0 P: 6	R: 0 E: 1 K: 2 S: 8	H: 0 LOB: 1 BB: 0 P: 8	R: 0 E: 0 K: 0 S: 3	H: 0 LOB: 1 BB: 1 P: 7	R: 0 E: 0 K: 1 S: 5	H: 0 LOB: 2 BB: 2 P: 13	1B: 5 2B: 1 3B: 0 HR: 1	SF: 2 SAC: 1 DP: 0 HBP: 0

		WP: 0	PA: 42
		PB: 0	
		SB: 0	
		CS: 0	

PITCHER		IP	WLS	BF	H	R	ER	SO	BB	IBB	HBP	BLK	WP	HR	S	P	ERA	WHIP
Pete Burnside, L ERA: 4.68	(1, 1)	6.0	L	29	7	4	4	2	3	0	0	0	0	1	30	42	6.00	1.667
Steve Hamilton, L ERA: 2.93	(7, 1)	1.0		4	0	0	0	2	0	0	0	0	0	0	8	8	0.00	0.000
Dave Stenhouse, R ERA: 2.51	(8, 1)	2.0		9	0	0	0	1	2	1	0	0	0	0	8	20	0.00	1.000

PITCHER	IP	WLS	BF	H	R	ER	SO	BB	IBB	HBP	BLK	WP	HR	S	P	ERA	WHIP

BOTTOM

Baltimore Orioles @ Washington Senators

D.C. Stadium, Washington, DC

Sat Jun 16 1962, 7:05 PM EDT

Att. 18,054 - Unknown

livebaseballscorecards.com

Batter	1	2	3	4	5	6	7	8	9	AB	R	H	RBI	BB	SO	LOB
Danny O'Connell, R (1, 5) OBP: 0.337, SLG: 0.396	S S S 0-3 ① K		x 0-0 ② 4-3			x 0-0 ① F3		x 0-0 FC1-6 1B		4	0	1	0	0	1	1
Jim Piersall, R (1, 8) OBP: 0.273, SLG: 0.335	x 0-0 ② F9		S S S 0-3 ③ K			x 0-0 ② 5-3		x 0-0 ① FC1-6 CS 1-2f		4	0	0	0	0	1	2
Chuck Hinton, R (1, 7) OBP: 0.329, SLG: 0.471	x 0-0 HR			x 0-0 ① 5-3		x 0-0 ③ F2		S S S 0-3 ② ③ K 1-2		4	1	1	1	0	1	2
Harry Bright, R (1, 3) OBP: 0.393, SLG: 0.560	B B B B 4-0 BB			x 0-0 ② F9			x 0-0 4-3 1B 1B		x 0-0 ① F8	3	1	1	0	1	0	0
Joe Hicks, L (1, 9) OBP: 0.345, SLG: 0.446	x 0-0 ③ F7			S S S 0-3 ③ K			x 0-0 ① 4-3 1-2		x 0-0 ② 6-3	4	0	0	0	0	1	2
Ken Retzer, L (1, 2) OBP: 0.367, SLG: 0.524		x 0-0 G5-4-3 1B			x 0-0 ① 3-1		x 0-0 2B 2-H 1B		x 0-0 ③ F7	4	1	2	1	0	0	0
Bob Johnson, R (1, 4) OBP: 0.335, SLG: 0.425		x 0-0 ① ② G5-4-3 1-2f			x 0-0 ② P4		x 0-0 1-H 2B			3	0	1	1	0	0	1
Ken Hamlin, R (1, 6) OBP: 0.280, SLG: 0.298		x 0-0 ③ F8			x 0-0 ③ P6		x 0-0 ② 6-3			3	0	0	0	0	0	1
Pete Burnside, R (1, 1)			x 0-0 ① 6-3			x 0-0 2B	x 0-0 ③ F5			1	0	0	0	0	0	0
Jim King, L (6, PH) OBP: 0.354, SLG: 0.328										1	0	1	0	0	0	0
Steve Hamilton, L (7, 1)										0	0	0	0	0	0	0
Dale Long, L (7, PH) OBP: 0.323, SLG: 0.369										1	0	0	0	0	0	1
Dave Stenhouse, R (8, 1) OBP: 0.100, SLG: 0.053										0	0	0	0	0	0	0
Inning Stats	R: 1 H: 1 E: 0 LOB: 1 K: 1 BB: 1 S: 6 P: 10	R: 0 H: 1 E: 0 LOB: 0 K: 0 BB: 0 S: 3 P: 3	R: 0 H: 0 E: 0 LOB: 0 K: 1 BB: 0 S: 5 P: 5	R: 0 H: 0 E: 0 LOB: 0 K: 1 BB: 0 S: 5 P: 5	R: 0 H: 0 E: 0 LOB: 0 K: 0 BB: 0 S: 3 P: 3	R: 0 H: 1 E: 0 LOB: 1 K: 0 BB: 0 S: 4 P: 4	R: 2 H: 3 E: 0 LOB: 1 K: 0 BB: 0 S: 6 P: 6	R: 0 H: 1 E: 0 LOB: 0 K: 1 BB: 0 S: 5 P: 5	R: 0 H: 0 E: 0 LOB: 0 K: 0 BB: 0 S: 3 P: 3	1B: 4 SF: 0 2B: 2 SAC: 0 3B: 0 DP: 1 HR: 1 HBP: 0						

	AB	32
	R	3
	H	7
	RBI	3
	BB	1
	SO	4
	LOB	10

WP: 0 PA: 33
PB: 0
SB: 0
CS: 1

PITCHER		IP	WLS	BF	H	R	ER	SO	BB	IBB	HBP	BLK	WP	HR	S	P	ERA	WHIP
Robin Roberts, R ERA: 3.0	(1, 1)	6.1	W	24	5	3	3	3	1	0	0	0	0	1	29	33	4.26	0.947
Dick Hall, R ERA: 2.97	(7, 1)	0.2		3	1	0	0	0	0	0	0	0	0	0	3	3	0.00	1.500
Wes Stock, R ERA: 3.21	(8, 1)	2.0	S	6	1	0	0	1	0	0	0	0	0	0	8	8	0.00	0.500

PITCHER	IP	WLS	BF	H	R	ER	SO	BB	IBB	HBP	BLK	WP	HR	S	P	ERA	WHIP

Batter	1	2	3	4	5	6	7	8	9	AB	R	H	RBI	BB	SO	LOB
Marv Breeding, R (1, 4) OBP: 0.273, SLG: 0.289	F7	6-3			5-3		P5		G6-4-3 1-2 1B	5	0	1	0	0	0	0
Russ Snyder, L (1, 9) OBP: 0.338, SLG: 0.528	E 1B 1B	G3			E 1B		G3		F7	5	1	2	0	0	0	2
Brooks Robinson, R (1, 5) OBP: 0.317, SLG: 0.486	5-3 1-2		F9		E6 G3-6-1 1-2			BB 1B 1B	G6-4-3 1-2f	5	1	1	0	0	0	4
Jim Gentile, L (1, 3) OBP: 0.371, SLG: 0.566	BB 1B 1B BB				G3-6-1 1-2f			K		3	1	1	0	1	1	3
Jackie Brandt, R (1, 8) OBP: 0.313, SLG: 0.441	BB 1B 1-2 2-H 1B		K			F7		1B 1-2 BB		3	1	1	1	1	1	1
Dick Williams, R (1, 7) OBP: 0.271, SLG: 0.254 Dave Nicholson, R (8, 7) OBP: 0.306, SLG: 0.310	1B 1-2 2-3 BB		F9			5-3		K		3 0	0 0	0 0	0 0	1 0	1 0	3 0
Jerry Adair, R (1, 6) OBP: 0.259, SLG: 0.279	1-3 2-H 3-H 1B			6-3				1-2 2-H 1B		4	0	3	3	0	0	0
Hobie Landrith, L (1, 2) OBP: 0.321, SLG: 0.391 Hoyt Wilhelm, R (7, 1)	F7			F9		1-3		K		3 1	0 0	0 0	0 0	0 0	0 1	3 2
Hal Brown, R (1, 1) OBP: 0.353, SLG: 0.353 Jack Fisher, R (5, 1) OBP: 0.308, SLG: 0.100 Charlie Lau, L (7, PH) OBP: 0.323, SLG: 0.382 (7, 2)		K		G3			4-3		1B 1B	2 0 2	0 0 0	0 0 1	0 0 0	0 0 0	1 0 0	0 0 0
Inning Stats	R: 3 E: 1 K: 0 S: 6 H: 3 LOB: 2 BB: 2 P: 14	R: 0 E: 0 K: 1 S: 5 H: 0 LOB: 0 BB: 0 P: 5	R: 0 E: 0 K: 1 S: 6 H: 1 LOB: 1 BB: 0 P: 6	R: 0 E: 0 K: 0 S: 3 H: 0 LOB: 0 BB: 0 P: 3	R: 0 E: 1 K: 0 S: 4 H: 1 LOB: 1 BB: 0 P: 4	R: 0 E: 0 K: 0 S: 4 H: 1 LOB: 1 BB: 0 P: 4	R: 0 E: 0 K: 0 S: 3 H: 0 LOB: 0 BB: 0 P: 3	R: 1 E: 0 K: 3 S: 11 H: 2 LOB: 2 BB: 1 P: 15	R: 0 E: 0 K: 0 S: 4 H: 2 LOB: 1 BB: 0 P: 4	1B: 10 2B: 0 3B: 0 HR: 0 SF: 0 SAC: 0 DP: 2 HBP: 0						

PITCHER	IP	WLS	BF	H	R	ER	SO	BB	IBB	HBP	BLK	WP	HR	S	P	ERA	WHIP
Bennie Daniels, R (1, 1) ERA: 4.9	8.0	L	37	10	4	1	5	3	0	0	0	0	0	44	56	1.12	1.625
Don Rudolph, L (9, 1) ERA: 3.9	1.0		2	0	0	0	0	0	0	0	0	0	0	2	2	0.00	0.000

PITCHER	IP	WLS	BF	H	R	ER	SO	BB	IBB	HBP	BLK	WP	HR	S	P	ERA	WHIP

TOP

Baltimore Orioles @ Washington Senators

D.C. Stadium, Washington, DC

Sun Jun 17 1962, 3:33 AM EDT

Att. 9,186 - Unknown

livebaseballscorecards.com

AB	36
R	4
H	10
RBI	4
BB	3
SO	5
LOB	18

BOTTOM

Baltimore Orioles @ Washington Senators

D.C. Stadium, Washington, DC

Sun Jun 17 1962, 3:33 AM EDT

Att. 9,186 - Unknown

livebaseballscorecards.com

Batter	1	2	3	4	5	6	7	8	9	AB	R	H	RBI	BB	SO	LOB
Danny O'Connell, R (1, 4) OBP: 0.329, SLG: 0.389	4-3		K		SF8 2-H		K			3	0	0	1	0	2	0
Jim Piersall, R (1, 8) OBP: 0.277, SLG: 0.353	2B		6-3		3B			K		4	0	2	0	0	1	0
Chuck Hinton, R (1, 7) OBP: 0.333, SLG: 0.487	F8			HR	BB			4-3		3	1	1	1	1	0	1
Harry Bright, R (1, 3) OBP: 0.386, SLG: 0.538	1-6-3			1B BB	K			5-3		3	0	0	0	1	1	3
Joe Hicks, L (1, 9) OBP: 0.341, SLG: 0.474		HR		F9		4-3			P4	4	1	1	1	0	0	1
Ken Retzer, L (1, 2) OBP: 0.362, SLG: 0.512		F9		G5-4-3 1-3 1B		K			4-3	4	0	1	0	0	1	0
Johnny Schaive, R (1, 5) OBP: 0.270, SLG: 0.369 Dale Long, L (9, PH) OBP: 0.326, SLG: 0.373 Chuck Cottier, R (9, PR) OBP: 0.296, SLG: 0.328	F7		G5-4-3 1-2f		P5				WP HBP 1B	3 1 0	0 0 0	0 1 0	0 0 0	0 0 0	0 0 0	2 0 0
Ken Hamlin, R (1, 6) OBP: 0.283, SLG: 0.300 Jim King, L (9, PH) OBP: 0.358, SLG: 0.328	P5				S SH5-4 SF8 1B		K		WP 1-2 HBP	3 0	1 0	1 0	0 0	0 0	1 0	0 0
Bennie Daniels, L (1, 1) OBP: 0.136, SLG: 0.136 Don Rudolph, L (9, 1) OBP: 0.217, SLG: 0.348 Bob Johnson, R (9, PH) OBP: 0.333, SLG: 0.423			F8		SH5-4 1-2		K		6-3 1-2 2-3	2 0 1	0 0 0	0 0 0	0 0 0	0 0 0	1 0 0	0 0 2
Totals										**AB 31**						
										R 3						
										H 7						
										RBI 3						
										BB 2						
										SO 7						
										LOB 9						

Inning Stats	1	2	3	4	5	6	7	8	9
	R: 0 E: 0 K: 0 S: 4 H: 1 LOB: 1 BB: 0 P: 4	R: 1 E: 0 K: 0 S: 4 H: 1 LOB: 0 BB: 0 P: 4	R: 0 E: 0 K: 1 S: 5 H: 0 LOB: 0 BB: 0 P: 5	R: 1 E: 0 K: 0 S: 4 H: 2 LOB: 1 BB: 1 P: 8	R: 1 E: 0 K: 1 S: 7 H: 2 LOB: 2 BB: 1 P: 11	R: 0 E: 0 K: 1 S: 5 H: 0 LOB: 0 BB: 0 P: 5	R: 0 E: 0 K: 3 S: 9 H: 0 LOB: 0 BB: 0 P: 9	R: 0 E: 0 K: 1 S: 5 H: 0 LOB: 0 BB: 0 P: 5	R: 0 E: 0 K: 0 S: 4 H: 1 LOB: 3 BB: 0 P: 5

	1B: 3	SF: 1
	2B: 1	SAC: 1
	3B: 1	DP: 1
	HR: 2	HBP: 1

	WP: 1	PA: 36
	PB: 0	
	SB: 1	
	CS: 0	

PITCHER	IP	WLS	BF	H	R	ER	SO	BB	IBB	HBP	BLK	WP	HR	S	P	ERA	WHIP
Hal Brown, R (1, 1) ERA: 4.95	4.2		20	6	3	3	1	1	0	0	0	0	2	21	25	5.79	1.500
Jack Fisher, R (5, 1) ERA: 6.52	1.1		5	0	0	0	2	1	0	0	0	0	0	8	12	0.00	0.750
Hoyt Wilhelm, R (7, 1) ERA: 1.46	3.0	W	11	1	0	0	4	0	0	1	0	1	0	18	19	0.00	0.333

PITCHER	IP	WLS	BF	H	R	ER	SO	BB	IBB	HBP	BLK	WP	HR	S	P	ERA	WHIP

Batter	1	2	3	4	5	6	7	8	9	AB	R	H	RBI	BB	SO	LOB
Jim Piersall, R (1, 8) OBP: 0.281, SLG: 0.355	x 0-0 FC6-4 E 1B		S S S 0-3 ② K			x 0-0 1B	x 0-0 ③ F3			4	0	2	0	0	1	3
Joe Hicks, L (1, 9) OBP: 0.326, SLG: 0.451	S S S 0-3 ① K 1-2		x 0-0 ③ F8			S S S 0-3 ① K		x 0-0 ① 4-3		4	0	0	0	0	2	2
Bob Johnson, R (1, 5) OBP: 0.332, SLG: 0.416	B B B B 4-0 FC6-4 BB			x 0-0 ① L5		x 0-0 ② F3		x 0-0 ② P4		3	0	0	0	1	0	1
Chuck Hinton, R (1, 7) OBP: 0.337, SLG: 0.488	x 0-0 ② FC6-4 1-2f 2-3			x 0-0 E FC1-5-2 1B		x 0-0 ③ F8		x 0-0 1B		4	0	2	0	0	0	3
Ken Retzer, L (1, 2) OBP: 0.357, SLG: 0.500	x 0-0 ③ P4			x 0-0 ② FC1-5-2 1-H			x 0-0 FC3-6 1B	x 0-0 ③ G3		4	0	1	0	0	0	4
Ed Brinkman, R (1, 6)		x 0-0 ① F8		S S S 0-3 ③ K			x 0-0 ① P4		x 0-0 ① 5-3	4	0	0	0	0	1	2
Dale Long, L (1, 3) OBP: 0.320, SLG: 0.364		x 0-0 ② 4-3			x 0-0 ① F3		x 0-0 ② FC3-6 E 1B 1-2f		x 0-0 ② L8	4	0	0	0	0	1	
Chuck Cottier, R (1, 4) OBP: 0.295, SLG: 0.326		x 0-0 ③ L7			x 0-0 ② 6-3		x 0-0 E 1-2 1B		x 0-0 ③ 3-1	4	0	1	0	0	0	0
Claude Osteen, L (1, 1) OBP: 0.211, SLG: 0.263			x 0-0 ① 4-3		S S S 0-3 ③ K		x 0-0 E5 1-2 2-3			1	0	0	0	0	0	0
Marty Kutyna, R (4, 1) OBP: 0.200, SLG: 0.200										1	0	0	0	0	1	0
Jim King, L (7, PH) OBP: 0.356, SLG: 0.326										1	0	0	0	0	0	2
Carl Bouldin, S (7, 1)										0	0	0	0	0	0	0
Inning Stats	R: 0 E: 0 K: 1 S: 6 H: 1 LOB: 2 BB: 1 P: 10	R: 0 E: 0 K: 0 S: 3 H: 0 LOB: 0 BB: 0 P: 3	R: 0 E: 0 K: 1 S: 5 H: 0 LOB: 0 BB: 0 P: 5	R: 0 E: 1 K: 1 S: 6 H: 1 LOB: 1 BB: 0 P: 6	R: 0 E: 0 K: 1 S: 5 H: 0 LOB: 0 BB: 0 P: 5	R: 0 E: 0 K: 1 S: 6 H: 1 LOB: 1 BB: 0 P: 6	R: 0 E: 1 K: 0 S: 6 H: 2 LOB: 3 BB: 0 P: 6	R: 0 E: 0 K: 0 S: 4 H: 1 LOB: 1 BB: 0 P: 4	R: 0 E: 0 K: 0 S: 3 H: 0 LOB: 0 BB: 0 P: 3	1B: 6 2B: 0 3B: 0 HR: 0	SF: 0 SAC: 0 DP: 0 HBP: 0						

TOP

Washington Senators @ Detroit Tigers

Tiger Stadium, Detroit, MI

Tue Jun 19 1962, 7:05 PM EDT

Att. 12,815 - Unknown

livebaseballscorecards.com

AB	34
R	0
H	6
RBI	0
BB	1
SO	5
LOB	18

PITCHER	IP	WLS	BF	H	R	ER	SO	BB	IBB	HBP	BLK	WP	HR	S	P	ERA	WHIP
Frank Lary, R (1, 1) ERA: 4.14	9.0	W	35	6	0	0	5	1	0	0	0	0	0	44	48	0.00	0.778

PITCHER	IP	WLS	BF	H	R	ER	SO	BB	IBB	HBP	BLK	WP	HR	S	P	ERA	WHIP

Batter	1	2	3	4	5	6	7	8	9	AB	R	H	RBI	BB	SO	LOB
Jake Wood, R (1, 4) OBP: 0.317, SLG: 0.343	S 1B 1B		5-3		F7			6-3		4	1	1	0	0	0	0
Bubba Morton, R (1, 8) OBP: 0.385, SLG: 0.357	F9 1-2		5-3		5-3			BB		3	0	0	0	1	0	1
Purnal Goldy, R (1, 9) OBP: 0.400, SLG: 0.700	G6-4-3 2-H 1B			1B 1B 1B		5-3		F9		4	1	2	1	0	0	1
Rocky Colavito, R (1, 7) OBP: 0.331, SLG: 0.489	G6-4-3 1-2f			1B 1-2 FC5-2-1 1B		P4		F8		4	0	1	0	0	0	2
Norm Cash, L (1, 3) OBP: 0.405, SLG: 0.540		HR		BB E 1-3 2-H 1B		K				3	2	2	2	0	1	0
Steve Boros, R (1, 5) OBP: 0.347, SLG: 0.363		6-3		BB FC5-2-1 1-2			E S 1B 1B			2	1	1	0	1	0	0
Chico Fernandez, R (1, 6) OBP: 0.293, SLG: 0.450		6-3		FC5-2-1 1-3 2-H 3-Hf			L8 S 1-H 1B			3	0	1	1	0	0	2
Mike Roarke, R (1, 2) OBP: 0.216, SLG: 0.257		F9		F7			L8 1-3			3	0	0	0	0	0	2
Frank Lary, R (1, 1) OBP: 0.250, SLG: 0.278			K		F3		K			3	0	0	0	0	2	0
Inning Stats	R: 1 E: 0 K: 0 S: 4 H: 2 LOB: 0 BB: 0 P: 4	R: 1 E: 0 K: 0 S: 4 H: 1 LOB: 0 BB: 0 P: 4	R: 0 E: 0 K: 1 S: 5 H: 0 LOB: 0 BB: 0 P: 5	R: 2 E: 1 K: 0 S: 5 H: 3 LOB: 1 BB: 1 P: 9	R: 0 E: 0 K: 0 S: 3 H: 0 LOB: 0 BB: 0 P: 3	R: 0 E: 0 K: 1 S: 5 H: 0 LOB: 0 BB: 0 P: 5	R: 1 E: 0 K: 1 S: 6 H: 2 LOB: 0 BB: 0 P: 6	R: 0 E: 0 K: 0 S: 3 H: 0 LOB: 1 BB: 1 P: 7		1B: 7 2B: 0 3B: 0 HR: 1 SF: 0 SAC: 0 DP: 1 HBP: 0						

PITCHER		IP	WLS	BF	H	R	ER	SO	BB	IBB	HBP	BLK	WP	HR	S	P	ERA	WHIP
Claude Osteen, L ERA: 3.6	(1, 1)	3.0	L	14	6	4	3	1	0	0	0	0	0	1	16	16	9.00	2.000
Marty Kutyna, R ERA: 2.53	(4, 1)	3.0		9	0	0	0	1	1	0	0	0	0	0	10	14	0.00	0.333
Carl Bouldin, R ERA: 13.5	(7, 1)	2.0		8	2	1	1	1	1	0	0	0	0	0	9	13	4.50	1.500

PITCHER	IP	WLS	BF	H	R	ER	SO	BB	IBB	HBP	BLK	WP	HR	S	P	ERA	WHIP

BOTTOM

Washington Senators @ Detroit Tigers

Tiger Stadium, Detroit, MI

Tue Jun 19 1962, 7:05 PM EDT

Att. 12,815 - Unknown

livebaseballscorecards.com

AB	29
R	5
H	8
RBI	4
BB	2
SO	3
LOB	8

Batter	1	2	3	4	5	6	7	8	9	AB	R	H	RBI	BB	SO	LOB
Jim Piersall, R (1, 8) OBP: 0.283, SLG: 0.356	0-0 1B		0-0 1-3 ①		0-0 FC6-4 1-2 1B ①		0-0 FC1-6 P4 S 1-2f 1B ①		0-0 F9 ②	5	1	2	0	0	0	1
Joe Hicks, L (1, 9) OBP: 0.309, SLG: 0.425	0-0 F7 ①		0-3 K ②		0-0 F8 ①		0-0 P4 1-3 ②		0-0 6-3 ③	5	0	0	0	0	1	4
Bob Johnson, R (1, 5) OBP: 0.330, SLG: 0.413	0-0 F9 ②		0-0 F7 ③		0-0 FC6-4 1-2f 2-3 ②		0-0 HR 3-H 1B			4	1	1	1	0	0	3
Chuck Hinton, R (1, 7) OBP: 0.341, SLG: 0.506	0-0 1-3 1B			0-3 K ①	0-0 5-3 ③		0-0 1-H HR			4	1	2	2	0	1	2
Harry Bright, R (1, 3) OBP: 0.370, SLG: 0.512	0-0 P6 ③			0-0 P3 ②		0-0 L7 ①	0-3 K ③			4	0	0	0	0	1	2
Dale Long, L (8, 3) OBP: 0.320, SLG: 0.364										0	0	0	0	0	0	0
Ed Brinkman, R (1, 6)		0-3 K ①		0-0 6-3 ③		0-0 6-3 ②		0-0 5-3 ①		4	0	0	0	0	1	0
Bob Schmidt, R (1, 2) OBP: 0.265, SLG: 0.400		0-0 5-3 ②			4-0 HR BB	0-0 1B		0-0 6-3 ②		3	1	1	0	1	0	0
Chuck Cottier, R (1, 4) OBP: 0.299, SLG: 0.346		0-0 FC6-4 1B			0-0 1-H HR	0-0 F9 ③		0-0 6-3 ③		4	1	2	2	0	0	1
Tom Cheney, R (1, 1) OBP: 0.133, SLG: 0.071		0-0 FC6-4 1-2f ③			0-0 FC6-4 1B 1B		0-0 FC1-6 1B		0-3 K ①	1	0	0	0	0	0	1
Jim Hannan, R (3, 1) OBP: 0.250, SLG: 0.250										1	0	1	0	0	0	0
Johnny Schaive, R (7, PH) OBP: 0.276, SLG: 0.374										1	0	1	0	0	0	0
Steve Hamilton, L (7, 1)										0	0	0	0	0	0	0
Pete Burnside, R (7, 1)										1	0	0	0	0	1	0
Inning Stats	R: 0 E: 0 K: 0 S: 5 H: 2 LOB: 2 BB: 0 P: 5	R: 0 E: 0 K: 1 S: 6 H: 1 LOB: 1 BB: 0 P: 6	R: 0 E: 0 K: 1 S: 5 H: 0 LOB: 0 BB: 0 P: 5	R: 0 E: 0 K: 1 S: 5 H: 0 LOB: 0 BB: 0 P: 5	R: 2 E: 0 K: 0 S: 6 H: 3 LOB: 2 BB: 1 P: 10	R: 0 E: 0 K: 0 S: 4 H: 1 LOB: 1 BB: 0 P: 4	R: 3 E: 0 K: 1 S: 8 H: 3 LOB: 0 BB: 0 P: 8	R: 0 E: 0 K: 0 S: 3 H: 0 LOB: 0 BB: 0 P: 3	R: 0 E: 0 K: 1 S: 5 H: 0 LOB: 0 BB: 0 P: 5	1B: 8 2B: 0 3B: 0 HR: 2	SF: 0 SAC: 0 DP: 0 HBP: 0						

PITCHER	IP	WLS	BF	H	R	ER	SO	BB	IBB	HBP	BLK	WP	HR	S	P	ERA	WHIP
Don Mossi, L (1, 1) ERA: 3.69	6.2	L	31	10	5	5	3	1	0	0	0	0	2	36	40	6.75	1.650
Ron Kline, R (7, 1) ERA: 5.6	0.1		1	0	0	0	1	0	0	0	0	0	0	3	3	0.00	0.000
Terry Fox, R (8, 1) ERA: 2.25	1.0		3	0	0	0	0	0	0	0	0	0	0	3	3	0.00	0.000
Ron Nischwitz, L (9, 1) ERA: 1.88	1.0		3	0	0	0	1	0	0	0	0	0	0	5	5	0.00	0.000

PITCHER	IP	WLS	BF	H	R	ER	SO	BB	IBB	HBP	BLK	WP	HR	S	P	ERA	WHIP

TOP

Washington Senators @ Detroit Tigers

Tiger Stadium, Detroit, MI

Wed Jun 20 1962, 4:33 AM EDT

Att. 5,697 - Unknown

livebaseballscorecards.com

AB	37
R	5
H	10
RBI	5
BB	1
SO	5
LOB	14

WP: 0 PB: 0 SB: 1 CS: 0 PA: 38

Batter	1	2	3	4	5	6	7	8	9	AB	R	H	RBI	BB	SO	LOB
Jake Wood, R (1, 4) OBP: 0.311, SLG: 0.336	1-3		P4		K		F5	K		5	0	0	0	0	2	4
Bubba Morton, R (1, 8) OBP: 0.386, SLG: 0.367	F9		BB		F8		2B		P3	4	1	1	0	1	0	1
Purnal Goldy, R (1, 9) OBP: 0.400, SLG: 0.680	P6		G5-3		FC6-4 1B		2B		1-3	5	0	2	2	0	0	2
Rocky Colavito, R (1, 7) OBP: 0.340, SLG: 0.494		HR BB		4-3 2B	FC6-4		BB		BB	2	1	1	0	3	0	2
Norm Cash, L (1, 3) OBP: 0.401, SLG: 0.546		HR		4-3		G3	F8		P4	5	1	1	2	0	0	4
Dick McAuliffe, L (1, 5) OBP: 0.340, SLG: 0.339		CS BB		4-3		K	K			2	0	0	0	1	1	1
Steve Boros, R (7, PH) OBP: 0.344, SLG: 0.359 (8, 5)										1	0	0	0	0	1	2
Chico Fernandez, R (1, 6) OBP: 0.297, SLG: 0.448		F6		BB		1B		1-3		3	0	1	0	1	0	1
Mike Roarke, R (1, 2) OBP: 0.205, SLG: 0.243		K		5-3		K		6-3		2	0	0	0	0	1	2
Vic Wertz, L (6, PH) OBP: 0.310, SLG: 0.345										1	0	0	0	0	1	1
Dick Brown, R (7, 2) OBP: 0.288, SLG: 0.419										1	0	0	0	0	0	0
Don Mossi, L (1, 1) OBP: 0.387, SLG: 0.240			G5-3 BB		1B		2B 2B			0	0	0	0	2	0	0
Ron Kline, R (7, 1)					BB		BB		BB	0	0	0	0	0	0	0
Bobo Osborne, L (7, PH) OBP: 0.483, SLG: 0.300										0	1	0	0	1	0	0
Terry Fox, R (8, 1)										0	0	0	0	0	0	0
Bill Bruton, L (8, PH) OBP: 0.350, SLG: 0.484										0	0	0	0	1	0	0
Frank Lary, R (8, PR) OBP: 0.250, SLG: 0.278										0	0	0	0	0	0	0
Ron Nischwitz, S (9, 1)										0	0	0	0	0	0	0
Inning Stats	R: 0 E: 0 K: 0 S: 3 H: 0 LOB: 0 BB: 0 P: 3	R: 2 E: 0 K: 1 S: 5 H: 1 LOB: 0 BB: 2 P: 13	R: 0 E: 0 K: 0 S: 2 H: 0 LOB: 1 BB: 2 P: 10	R: 0 E: 0 K: 0 S: 4 H: 1 LOB: 2 BB: 1 P: 8	R: 0 E: 0 K: 1 S: 6 H: 1 LOB: 2 BB: 1 P: 10	R: 0 E: 0 K: 2 S: 8 H: 1 LOB: 1 BB: 0 P: 8	R: 2 E: 0 K: 1 S: 7 H: 2 LOB: 2 BB: 2 P: 15	R: 0 E: 0 K: 1 S: 5 H: 0 LOB: 1 BB: 1 P: 9	R: 0 E: 0 K: 0 S: 3 H: 0 LOB: 1 BB: 1 P: 7							

PITCHER		IP	WLS	BF	H	R	ER	SO	BB	IBB	HBP	BLK	WP	HR	S	P	ERA	WHIP
Tom Cheney, R ERA: 3.75	(1, 1)	2.1		11	1	2	2	1	4	0	0	0	0	1	9	25	7.71	2.143
Jim Hannan, R ERA: 5.25	(3, 1)	3.2	W	15	3	0	0	3	2	0	0	0	0	0	19	27	0.00	1.364
Steve Hamilton, L ERA: 3.48	(7, 1)	0.1		5	2	2	2	0	2	0	0	0	0	0	3	11	54.00	12.000
Pete Burnside, L ERA: 4.52	(7, 1)	2.2	S	10	0	0	0	2	2	0	0	0	0	0	12	20	0.00	0.750

PITCHER	IP	WLS	BF	H	R	ER	SO	BB	IBB	HBP	BLK	WP	HR	S	P	ERA	WHIP

BOTTOM

Washington Senators @ Detroit Tigers

Tiger Stadium, Detroit, MI

Wed Jun 20 1962, 4:33 AM EDT

Att. 5,697 - Unknown

livebaseballscorecards.com

AB	31
R	4
H	6
RBI	4
BB	10
SO	6
LOB	20

1B: 2	SF: 0	WP: 0	PA: 41
2B: 3	SAC: 0	PB: 0	
3B: 0	DP: 1	SB: 0	
HR: 1	HBP: 0	CS: 1	

Batter	1	2	3	4	5	6	7	8	9	AB	R	H	RBI	BB	SO	LOB
Jim Piersall, R (1, 8) OBP: 0.277, SLG: 0.350	6-3		SF8 3-H		F8 2-3		F9		K	4	0	0	1	0	1	4
Jim King, L (1, 9) OBP: 0.351, SLG: 0.321	P6		K		F3		1-3 1B		P4	5	0	1	0	0	1	4
Bob Johnson, R (1, 5) OBP: 0.329, SLG: 0.409	1B			K	K		1-3			4	0	1	0	0	2	3
Chuck Hinton, R (1, 7) OBP: 0.339, SLG: 0.518		K		HR		L7		5-3		4	1	1	1	0	1	0
Harry Bright, R (1, 3) OBP: 0.385, SLG: 0.558		P6		1B 1B		HR		G6-3 1B		4	1	3	1	0	0	0
Ed Brinkman, R (1, 6)		K		F5		K		G6-3 1-2f		4	0	0	0	0	2	2
Ken Retzer, L (1, 2) OBP: 0.373, SLG: 0.511			E S SF8 1B	1-3 1B		F9			FC4-6 1B	4	1	3	0	0	0	0
Chuck Cottier, R (1, 4) OBP: 0.300, SLG: 0.342 Joe Hicks, L (9, PH) OBP: 0.306, SLG: 0.420			F8 1-3	F8			CS BB		FC4-6 1B 1-2f	2 1	0 0	0 0	0 0	1 0	0 0	3 1
Don Rudolph, L (1, 1) OBP: 0.280, SLG: 0.417 Marty Kutyna, R (6, 1) OBP: 0.533, SLG: 0.200 Steve Hamilton, L (7, 1) Ray Rippelmeyer, R (7, 1) OBP: 0.600, SLG: 1.400 Dale Long, L (9, PH) OBP: 0.323, SLG: 0.368 Claude Osteen, L (9, PR) OBP: 0.211, SLG: 0.263			BB	F8 2B			1B 1-2 BB		1-3 1B	1 0 0 0 1 0	0 0 0 0 0 0	1 0 0 0 1 0	0 1 0 0 0 0	1 0 0 0 0 0	0 0 0 0 0 0	0 0 0 0 0 0
Inning Stats	R: 0 E: 0 K: 0 S: 3 H: 1 LOB: 1 BB: 0 P: 3	R: 0 E: 0 K: 2 S: 7 H: 0 LOB: 0 BB: 0 P: 7	R: 1 E: 0 K: 1 S: 6 H: 1 LOB: 1 BB: 1 P: 10	R: 1 E: 0 K: 1 S: 8 H: 3 LOB: 2 BB: 0 P: 8	R: 0 E: 0 K: 1 S: 6 H: 1 LOB: 1 BB: 0 P: 6	R: 1 E: 0 K: 1 S: 6 H: 1 LOB: 0 BB: 0 P: 6	R: 0 E: 0 K: 0 S: 3 H: 1 LOB: 2 BB: 2 P: 11	R: 0 E: 0 K: 0 S: 3 H: 1 LOB: 0 BB: 0 P: 3	R: 0 E: 0 K: 1 S: 7 H: 2 LOB: 2 BB: 0 P: 7	1B: 8 2B: 1 3B: 0 HR: 2 SF: 1 SAC: 0 DP: 1 HBP: 0						

PITCHER		IP	WLS	BF	H	R	ER	SO	BB	IBB	HBP	BLK	WP	HR	S	P	ERA	WHIP
Jim Bunning, R ERA: 3.95	(1, 1)	6.2		29	8	3	2	6	3	0	0	0	0	2	38	50	2.70	1.650
Terry Fox, R ERA: 1.74	(7, 1)	2.1	W	9	3	0	0	1	0	0	0	0	0	0	11	11	0.00	1.286

PITCHER | IP | WLS | BF | H | R | ER | SO | BB | IBB | HBP | BLK | WP | HR | S | P | ERA | WHIP

Washington Senators @ Detroit Tigers

Tiger Stadium, Detroit, MI

Thu Jun 21 1962, 4:33 AM EDT

Att. 5,027 - Unknown

TOP

livebaseballscorecards.com

AB	34
R	3
H	11
RBI	3
BB	3
SO	7
LOB	17

1B: 8	SF: 1	WP: 0	PA: 38
2B: 1	SAC: 0	PB: 0	
3B: 0	DP: 1	SB: 1	
HR: 2	HBP: 0	CS: 1	

BOTTOM

Washington Senators @ Detroit Tigers

Tiger Stadium, Detroit, MI

Thu Jun 21 1962, 4:33 AM EDT

Att. 5,027 - Unknown

livebaseballscorecards.com

Batter	1	2	3	4	5	6	7	8	9	AB	R	H	RBI	BB	SO	LOB
Jake Wood, R (1, 4) OBP: 0.307, SLG: 0.332 Dick McAuliffe, L (7, PH) (8, 4) OBP: 0.342, SLG: 0.337	P4		F9		P6		1B 2B BB 1-2	FC4-6 E 1-2f		3 1	0 1	0 0	0 0	0 1	0 0	1 1
Bubba Morton, R (1, 8) OBP: 0.384, SLG: 0.365 Bill Bruton, L (7, PH) (8, 8) OBP: 0.347, SLG: 0.479	G6-4-3 1B		F8			K	K	E3 1-2		3 2	0 0	1 0	0 0	0 0	1 1	1 3
Purnal Goldy, R (1, 9) OBP: 0.400, SLG: 0.700	G6-4-3 1-2f			5-3		BLK 3B	2B 1B 1-3 2-H	K		5	2	2	1	0	1	3
Rocky Colavito, R (1, 7) OBP: 0.342, SLG: 0.496		6-3		1B BB		F8 3-H	FC6-4 2B 1-H 3-H			3	0	1	2	1	0	0
Norm Cash, L (1, 3) OBP: 0.406, SLG: 0.563		K		G6-4-3 1B 1-2		HR	FC6-4 IBB			3	1	2	1	1	1	0
Steve Boros, R (1, 5) OBP: 0.341, SLG: 0.364		E5		G6-4-3 1-2f		2B	FC6-4 S 1-2f 2-3			4	0	1	0	0	0	4
Chico Fernandez, R (1, 6) OBP: 0.296, SLG: 0.441		1-3			5-3	FC6-4 BB	K 1-2			3	0	0	0	1	1	3
Mike Roarke, R (1, 2) OBP: 0.233, SLG: 0.341			SH1-4 1B		HR	FC6-4 1-2f		1-3		4	1	2	1	0	0	2
Jim Bunning, R (1, 1) OBP: 0.231, SLG: 0.351 Terry Fox, R (7, 1) OBP: 1.000, SLG: 1.000			SH1-4 1-2		K		BB 1B BB	FC4-6 1B		1 1	0 1	0 1	0 1	0 0	1 0	0 0
Inning Stats	R: 0 H: 1 E: 0 LOB: 0 K: 0 BB: 0 S: 3 P: 3	R: 0 H: 0 E: 1 LOB: 1 K: 1 BB: 0 S: 6 P: 6	R: 0 H: 1 E: 0 LOB: 1 K: 0 BB: 0 S: 4 P: 4	R: 0 H: 1 E: 0 LOB: 1 K: 0 BB: 1 S: 3 P: 7	R: 1 H: 1 E: 0 LOB: 0 K: 1 BB: 0 S: 6 P: 6	R: 2 H: 3 E: 0 LOB: 2 K: 1 BB: 1 S: 8 P: 12	R: 3 H: 2 E: 0 LOB: 2 K: 2 BB: 3 S: 9 P: 21	R: 0 H: 1 E: 1 LOB: 2 K: 1 BB: 0 S: 7 P: 7		1B: 5 SF: 0 2B: 2 SAC: 1 3B: 1 DP: 2 HR: 2 HBP: 0						

	AB	33
	R	6
	H	10
	RBI	5
	BB	5
	SO	6
	LOB	18

WP: 0 PB: 0 SB: 1 CS: 0 PA: 39

PITCHER		IP	WLS	BF	H	R	ER	SO	BB	IBB	HBP	BLK	WP	HR	S	P	ERA	WHIP
Don Rudolph, L ERA: 3.97	(1, 1)	5.2		24	7	3	3	3	1	0	0	1	0	2	29	33	4.76	1.412
Marty Kutyna, R ERA: 3.06	(6, 1)	0.1	L	4	0	2	2	0	3	0	0	0	0	0	1	13	54.00	9.000
Steve Hamilton, L ERA: 3.45	(7, 1)	0.1		1	0	0	0	1	0	0	0	0	0	0	3	3	0.00	0.000
Ray Rippelmeyer, R ERA: 5.0	(7, 1)	1.2		10	3	1	1	2	0	1	0	0	0	0	13	17	5.40	1.800

PITCHER	IP	WLS	BF	H	R	ER	SO	BB	IBB	HBP	BLK	WP	HR	S	P	ERA	WHIP

Washington Senators @ Cleveland Indians

Cleveland Municipal Stadium, Cleveland, OH

Fri Jun 22 1962, 7:05 PM EDT

Att. 12,690 - Unknown

TOP

livebaseballscorecards.com

Batter	1	2	3	4	5	6	7	8	9	AB	R	H	RBI	BB	SO	LOB
Jim Piersall, R (1, 8) OBP: 0.288, SLG: 0.360	F9		1B		1B 1-2		FC5-4		E3 1-3	5	0	4	0	0	0	0
Chuck Cottier, R (1, 4) OBP: 0.302, SLG: 0.344	K S S S		G6-4-3 1-3		1-2 2-H		FC5-4 1-2f G1-6-3		F9	5	0	2	1	0	1	3
Bob Johnson, R (1, 5) OBP: 0.327, SLG: 0.406	1B		G6-4-3 1-2f		F9		G1-6-3 1-2f			4	0	1	0	0	0	5
Chuck Hinton, R (1, 7) OBP: 0.337, SLG: 0.511	F5			6-3		3-4 2B 1B		P4		4	1	1	0	0	0	1
Harry Bright, R (1, 3) OBP: 0.370, SLG: 0.533		4-3		6-3		F9		6-3		4	0	0	0	0	0	1
Ken Retzer, L (1, 2) OBP: 0.358, SLG: 0.490		5-3		G3		3-4 1-2		F9		4	0	0	0	0	0	1
Jim King, L (1, 9) OBP: 0.355, SLG: 0.317		BB B B B B			1-3	BB B B B			4-3	2	0	0	0	2	0	0
Ed Brinkman, R (1, 6) OBP: 0.188, SLG: 0.250		P4			1B 1B	2B 1-3 2-H			E	4	1	3	1	0	0	1
Bennie Daniels, L (1, 1) OBP: 0.130, SLG: 0.130 Carl Bouldin, S (4, 1) Jim Hannan, R (5, 1) OBP: 0.250, SLG: 0.250 Joe Hicks, L (6, PH) OBP: 0.303, SLG: 0.416 Marty Kutyna, R (6, 1) OBP: 0.333, SLG: 0.200 Dale Long, L (9, PH) OBP: 0.321, SLG: 0.366			L8		K S S S	F2			F7	1 1 0 1 0 1	0 0 0 0 0 0	0 0 0 0 0 0	0 0 0 0 0 0	0 1 0 0 0 0	0 1 0 2 0 1	0 1 0 0 0 1
Inning Stats	R: 0 E: 0 K: 1 S: 6 H: 1 LOB: 1 BB: 0 P: 6	R: 0 E: 0 K: 0 S: 3 H: 0 LOB: 1 BB: 1 P: 7	R: 0 E: 0 K: 0 S: 4 H: 2 LOB: 1 BB: 0 P: 4	R: 0 E: 0 K: 0 S: 3 H: 0 LOB: 0 BB: 0 P: 3	R: 1 E: 0 K: 1 S: 8 H: 3 LOB: 2 BB: 0 P: 8	R: 1 E: 0 K: 0 S: 5 H: 2 LOB: 2 BB: 1 P: 9	R: 0 E: 0 K: 0 S: 3 H: 1 LOB: 0 BB: 0 P: 3	R: 0 E: 0 K: 0 S: 3 H: 0 LOB: 0 BB: 0 P: 3	R: 0 E: 1 K: 0 S: 5 H: 2 LOB: 2 BB: 0 P: 5	1B: 10 2B: 1 3B: 0 HR: 0 SF: 0 SAC: 0 DP: 2 HBP: 0						

AB	36
R	2
H	11
RBI	2
BB	2
SO	2
LOB	16

WP: 0 PA: 38
PB: 0
SB: 0
CS: 0

PITCHER		IP	WLS	BF	H	R	ER	SO	BB	IBB	HBP	BLK	WP	HR	S	P	ERA	WHIP
Dick Donovan, R ERA: 2.86	(1, 1)	9.0	W	38	11	2	2	2	2	0	0	0	0	0	40	48	2.00	1.444

PITCHER	IP	WLS	BF	H	R	ER	SO	BB	IBB	HBP	BLK	WP	HR	S	P	ERA	WHIP

Batter	1	2	3	4	5	6	7	8	9	AB	R	H	RBI	BB	SO	LOB
Ty Cline, L (1, 8) OBP: 0.376, SLG: 0.411	L7		1B, SF9 1-2	L4-6-3 1-2		L8				4	1	1	0	0	0	3
Al Luplow, L (1, 7) OBP: 0.386, SLG: 0.507	G3		1B 1-3 2-H		WP, BB, 2B, 1B	F5				4	1	2	1	0	0	0
Tito Francona, L (1, 3) OBP: 0.337, SLG: 0.434	3B		SF9 3-H		BBBB WP, 2B 1-2 BB		BBBB 6-3, 1-6-3 BB			1	1	1	1	2	0	0
Willie Kirkland, L (1, 9) OBP: 0.324, SLG: 0.447	3-1		F9		F7 1-2 2-3		1-6-3 1-2			4	0	0	0	0	0	5
John Romano, R (1, 2) OBP: 0.356, SLG: 0.480		6-3		1B 1B, 2B	2B 2-H 3-H 2B		6-3 2-3			4	2	2	2	0	0	1
Woodie Held, R (1, 6) OBP: 0.377, SLG: 0.427		CS 1B		BB, 1B 2-3 1B	S 2-H 2B		F8			4	0	3	1	0	0	1
Bubba Phillips, R (1, 5) OBP: 0.317, SLG: 0.403		L5 1-2		BB 1-2 3-H 1B	G3 2-3			P6		4	0	1	1	0	0	2
Jerry Kindall, R (1, 4) OBP: 0.294, SLG: 0.412		5-3	BBBB L4-6-3 1-2 2-3 BB	SSS K				P6		3	0	0	0	1	1	1
Dick Donovan, L (1, 1) OBP: 0.283, SLG: 0.381		1B, 1B 1B	SSS K			3-1		F7		4	1	1	0	0	1	3
Inning Stats	R: 0 E: 0 K: 0 S: 4 H: 1 LOB: 1 BB: 0 P: 4	R: 0 E: 0 K: 0 S: 3 H: 1 LOB: 0 BB: 0 P: 3	R: 2 E: 0 K: 0 S: 6 H: 3 LOB: 1 BB: 0 P: 6	R: 1 E: 0 K: 1 S: 7 H: 3 LOB: 2 BB: 1 P: 11	R: 3 E: 0 K: 1 S: 8 H: 3 LOB: 1 BB: 1 P: 12	R: 0 E: 0 K: 0 S: 3 H: 0 LOB: 0 BB: 0 P: 3	R: 0 E: 0 K: 0 S: 3 H: 0 LOB: 1 BB: 1 P: 7	R: 0 E: 0 K: 0 S: 3 H: 0 LOB: 0 BB: 0 P: 3		1B: 7 2B: 3 3B: 1 HR: 0 SF: 1 SAC: 0 DP: 1 HBP: 0					

PITCHER		IP	WLS	BF	H	R	ER	SO	BB	IBB	HBP	BLK	WP	HR	S	P	ERA	WHIP
Bennie Daniels, R ERA: 5.07	(1, 1)	3.0	L	17	8	3	3	0	1	0	0	0	0	0	16	20	9.00	3.000
Carl Bouldin, R ERA: 15.0	(4, 1)	1.1		7	3	3	3	1	1	0	0	0	1	0	8	12	20.25	3.000
Jim Hannan, R ERA: 5.11	(5, 1)	0.2		2	0	0	0	1	0	0	0	0	0	0	4	4	0.00	0.000
Marty Kutyna, R ERA: 2.8	(6, 1)	3.0		10	0	0	0	0	1	0	0	0	0	0	9	13	0.00	0.333

PITCHER	IP	WLS	BF	H	R	ER	SO	BB	IBB	HBP	BLK	WP	HR	S	P	ERA	WHIP

BOTTOM

Washington Senators @ Cleveland Indians

Cleveland Municipal Stadium, Cleveland, OH

Fri Jun 22 1962, 7:05 PM EDT

Att. 12,690 - Unknown

livebaseballscorecards.com

AB	32
R	6
H	11
RBI	6
BB	3
SO	2
LOB	16

WP: 1 PA: 36
PB: 0
SB: 1
CS: 1

Washington Senators @ Cleveland Indians

Cleveland Municipal Stadium, Cleveland, OH

Sat Jun 23 1962, 3:33 AM EDT

Att. 4,624 - Unknown

TOP

livebaseballscorecards.com

Batter	1	2	3	4	5	6	7	8	9	AB	R	H	RBI	BB	SO	LOB
Jim Piersall, R (1, 8) OBP: 0.298, SLG: 0.367	FC1-6 1B		FC6-4 1B		BB		CS 1B 2-H		F9 ①	4	0	3	1	1	0	3
Chuck Cottier, R (1, 4) OBP: 0.304, SLG: 0.345	FC1-6 CS ① 1-2f		FC6-4 BB ② 1-2f		L7 ③		CS ③ 1-2	SH2-3 1B 1B	G5-4-3 1-2 2-H 3-H	5	1	2	2	0	0	3
Chuck Hinton, R (1, 7) OBP: 0.340, SLG: 0.506	BB ② 1-2		BB 1-2			F9 ①		SH2-3 ① 1-2	G5-4-3 ②③ 1-2f	2	0	0	0	2	0	2
Jim King, L (1, 9) OBP: 0.352, SLG: 0.310	K ③		F7 ③			F5 ②		1B IBB		3	0	0	0	1	1	3
Harry Bright, R (1, 3) OBP: 0.385, SLG: 0.570		E BB		F3 ①		HR		G3-6-3 1-2 2-H		3	1	2	2	1	0	0
Bob Johnson, R (1, 5) OBP: 0.321, SLG: 0.398		K ① 1-2		F3 ②		6-3 ③		G3-6-3 ②③ 1-2f		4	0	0	0	0	1	3
Ken Retzer, L (1, 2) OBP: 0.364, SLG: 0.490		K ②		F5 ③			E9 1B 1B		SH BB 1B 1B	4	2	2	0	0	1	1
Ken Hamlin, R (1, 6) OBP: 0.281, SLG: 0.283		5-3 ③			F9 ①		F9 ①		SH 1-2 1B BB	3	1	0	0	1	0	2
Dave Stenhouse, R (1, 1) OBP: 0.087, SLG: 0.045 Tom Cheney, R (9, 1) OBP: 0.133, SLG: 0.071			K ①		6-3 ②		K ②		SH 1-2 2-3 1B	3 0	0 0	0 0	0 0	0 0	2 0	1 0
Inning Stats	R: 0 E: 0 K: 1 S: 5 H: 1 LOB: 1 BB: 1 P: 9	R: 0 E: 1 K: 2 S: 7 H: 0 LOB: 1 BB: 1 P: 11	R: 0 E: 0 K: 1 S: 6 H: 1 LOB: 2 BB: 1 P: 10	R: 0 E: 0 K: 0 S: 3 H: 0 LOB: 0 BB: 0 P: 3	R: 0 E: 0 K: 0 S: 3 H: 0 LOB: 1 BB: 1 P: 7	R: 1 E: 0 K: 0 S: 4 H: 1 LOB: 0 BB: 0 P: 4	R: 1 E: 1 K: 1 S: 6 H: 2 LOB: 0 BB: 0 P: 6	R: 1 E: 0 K: 0 S: 4 H: 2 LOB: 1 BB: 1 P: 8	R: 2 E: 1 K: 0 S: 5 H: 2 LOB: 1 BB: 1 P: 9	1B: 8 2B: 0 3B: 0 HR: 1 SF: 0 SAC: 2 DP: 2 HBP: 0						

AB	31
R	5
H	9
RBI	5
BB	6
SO	5
LOB	18

WP: 0 PB: 0 SB: 0 CS: 2 PA: 40

PITCHER		IP	WLS	BF	H	R	ER	SO	BB	IBB	HBP	BLK	WP	HR	S	P	ERA	WHIP
Mudcat Grant, R ERA: 3.68	(1, 1)	7.1	L	32	7	3	2	5	4	1	0	0	0	1	37	57	2.46	1.500
Frank Funk, R ERA: 3.03	(8, 1)	0.2		1	0	0	0	0	0	0	0	0	0	0	1	1	0.00	0.000
Gary Bell, R ERA: 3.86	(9, 1)	1.0		6	2	2	2	0	1	0	0	0	0	0	5	9	18.00	3.000

PITCHER		IP	WLS	BF	H	R	ER	SO	BB	IBB	HBP	BLK	WP	HR	S	P	ERA	WHIP

BOTTOM

Washington Senators @ Cleveland Indians

Cleveland Municipal Stadium, Cleveland, OH

Sat Jun 23 1962, 3:33 AM EDT

Att. 4,624 - Unknown

livebaseballscorecards.com

Batter	1	2	3	4	5	6	7	8	9	AB	R	H	RBI	BB	SO	LOB
Ty Cline, L (1, 8) OBP: 0.366, SLG: 0.400	L2-3	PO 3-H	K		L8			L4-3		4	0	0	0	0	1	0
Al Luplow, L (1, 7) OBP: 0.388, SLG: 0.503	5-3 BB		WP 1B		4-3			4-3		3	0	1	0	1	0	0
Tito Francona, L (1, 3) OBP: 0.332, SLG: 0.428	5-3 1-2		K 1-2			F8			6-3	4	0	0	0	0	1	2
Willie Kirkland, L (1, 9) OBP: 0.323, SLG: 0.443	K		K			4-3			HR 1B	4	1	1	0	0	2	2
John Romano, R (1, 2) OBP: 0.358, SLG: 0.493		G3		1B		F8			HR 1-H	4	1	2	2	0	0	0
Woodie Held, R (1, 6) OBP: 0.375, SLG: 0.421		5-3		K			6-3		BB	3	0	0	0	1	1	1
Bubba Phillips, R (1, 5) OBP: 0.316, SLG: 0.401		BB 2B 1B		F8			6-3		L5	4	1	1	0	0	0	2
Jerry Kindall, R (1, 4) OBP: 0.294, SLG: 0.408		2B 1-2 PO BB		F8			P6		P5	2	0	0	0	1	0	1
Gene Green, R (9, PH) OBP: 0.333, SLG: 0.613										1	0	0	0	0	0	1
Mudcat Grant, R (1, 1) OBP: 0.192, SLG: 0.240					F8			F8		2	0	1	1	0	0	0
Frank Funk, R (8, 1) OBP: 0.167, SLG: 0.167										0	0	0	0	0	0	0
Don Dillard, L (8, PH) OBP: 0.247, SLG: 0.310										1	0	0	0	0	0	0
Gary Bell, R (9, 1) OBP: 0.125, SLG: 0.125		1-3 2-H 2B								0	0	0	0	0	0	0
Inning Stats	R: 0 E: 0 K: 1 S: 5 H: 0 LOB: 1 BB: 1 P: 9	R: 1 E: 0 K: 0 S: 4 H: 2 LOB: 1 BB: 1 P: 8	R: 0 E: 0 K: 3 S: 10 H: 1 LOB: 1 BB: 0 P: 10	R: 0 E: 0 K: 1 S: 6 H: 1 LOB: 1 BB: 0 P: 6	R: 0 E: 0 K: 0 S: 3 H: 0 LOB: 0 BB: 0 P: 3	R: 0 E: 0 K: 0 S: 3 H: 0 LOB: 0 BB: 0 P: 3	R: 0 E: 0 K: 0 S: 3 H: 0 LOB: 0 BB: 0 P: 3	R: 0 E: 0 K: 0 S: 3 H: 0 LOB: 0 BB: 0 P: 3	R: 2 E: 0 K: 0 S: 5 H: 2 LOB: 1 BB: 1 P: 9	1B: 4 2B: 1 3B: 0 HR: 1 SF: 0 SAC: 0 DP: 0 HBP: 0						

	AB	32
	R	3
	H	6
	RBI	3
	BB	3
	SO	5
	LOB	9

PITCHER		IP	WLS	BF	H	R	ER	SO	BB	IBB	HBP	BLK	WP	HR	S	P	ERA	WHIP
Dave Stenhouse, R ERA: 2.59	(1, 1)	8.1	W	33	6	3	3	5	3	0	0	0	1	1	40	52	3.24	1.080
Tom Cheney, R ERA: 3.71	(9, 1)	0.2	S	2	0	0	0	0	0	0	0	0	0	0	2	2	0.00	0.000

PITCHER	IP	WLS	BF	H	R	ER	SO	BB	IBB	HBP	BLK	WP	HR	S	P	ERA	WHIP

Batter	1	2	3	4	5	6	7	8	9	AB	R	H	RBI	BB	SO	LOB
Jim Piersall, R (1, 8) OBP: 0.294, SLG: 0.361	x 0-0 ① F8		x 0-0 ① 6-3		x 0-0 ③ 6-3		x 0-0 ③ 6-3			4	0	0	0	0	0	1
Chuck Cottier, R (1, 4) OBP: 0.308, SLG: 0.345	B B B B 4-0 1B BLK CS BB		x 0-0 ② P6			x 0-0 BB 1B		x 0-0 ① F9		3	0	1	0	1	0	0
Chuck Hinton, R (1, 7) OBP: 0.338, SLG: 0.500	x 0-0 CS 1-3 1B		x 0-0 ③ F2			x 0-0 ① L8		x 0-0 ② F8		4	0	1	0	0	0	1
Jim King, L (1, 9) OBP: 0.356, SLG: 0.311	x 0-0 ② ③ 4-3 1-2 3-H			x 0-0 1B G4-6-3 1B		B B B B 4-0 1-2 BB		x 0-0 ③ F9		3	1	1	0	1	0	2
Harry Bright, R (1, 3) OBP: 0.389, SLG: 0.598		x 0-0 HR		x 0-0 1-3 G4-6-3 1B		x 0-0 ② F9			x 0-0 ① F9	4	1	2	1	0	0	2
Ken Retzer, L (1, 2) OBP: 0.360, SLG: 0.481		x 0-0 ① 4-3		x 0-0 ① ② G4-6-3 1-2f 3-H		x 0-0 ③ F7			x 0-0 1B SF9-3-6 1B	4	1	1	0	0	0	3
Bob Johnson, R (1, 5) OBP: 0.320, SLG: 0.395		x 0-0 ② F9		x 0-0 ③ 6-3			x 0-0 ① 4-3		x 0-0 SF9-3-6 1-3 1B	4	0	1	0	0	0	0
Ken Hamlin, R (1, 6) OBP: 0.295, SLG: 0.304		x 0-0 1B			x 0-0 ① 6-3		x 0-0 SH1-3 1B		x 0-0 ② ③ SF9-3-6 1-2 3-H	3	0	2	1	0	0	0
Claude Osteen, L (1, 1) OBP: 0.190, SLG: 0.238		S S S 0-3 ③ K			x 0-0 ② 3-1		x 0-0 ② SH1-3 1-2			2	0	0	0	0	1	1
Inning Stats	R: 0 H: 1 E: 0 LOB: 1 K: 0 BB: 1 S: 3 P: 7	R: 1 H: 2 E: 0 LOB: 1 K: 1 BB: 0 S: 7 P: 7	R: 0 H: 0 E: 0 LOB: 0 K: 0 BB: 0 S: 3 P: 3	R: 1 H: 2 E: 0 LOB: 0 K: 0 BB: 0 S: 4 P: 4	R: 0 H: 0 E: 0 LOB: 0 K: 0 BB: 0 S: 3 P: 3	R: 0 H: 1 E: 0 LOB: 2 K: 0 BB: 1 S: 4 P: 8	R: 0 H: 1 E: 0 LOB: 1 K: 0 BB: 0 S: 4 P: 4	R: 0 H: 0 E: 0 LOB: 0 K: 0 BB: 0 S: 3 P: 3	R: 1 H: 2 E: 0 LOB: 0 K: 0 BB: 0 S: 4 P: 4	1B: 8 SF: 1 2B: 1 SAC: 1 3B: 0 DP: 2 HR: 1 HBP: 0						WP: 0 PA: 35 PB: 0 SB: 0 CS: 2	

TOP

Washington Senators @ Cleveland Indians

Cleveland Municipal Stadium, Cleveland, OH

Sun Jun 24 1962, 3:33 AM EDT

Unknown

livebaseballscorecards.com

AB	31
R	3
H	9
RBI	2
BB	2
SO	1
LOB	10

PITCHER		IP	WLS	BF	H	R	ER	SO	BB	IBB	HBP	BLK	WP	HR	S	P	ERA	WHIP
Jim Perry, R ERA: 3.15	(1, 1)	7.0	L	28	7	2	2	1	2	0	0	1	0	1	28	36	2.57	1.286
Gary Bell, R ERA: 3.88	(8, 1)	2.0		7	2	1	1	0	0	0	0	0	0	0	7	7	4.50	1.000

PITCHER		IP	WLS	BF	H	R	ER	SO	BB	IBB	HBP	BLK	WP	HR	S	P	ERA	WHIP

Batter	1	2	3	4	5	6	7	8	9	AB	R	H	RBI	BB	SO	LOB
Willie Tasby, R (1, 8) OBP: 0.330, SLG: 0.310	F7		PB, 2B 3-H		5-3			P4		4	0	1	1	0	0	1
Bubba Phillips, R (1, 5) OBP: 0.311, SLG: 0.394	F7		F3 2-3			5-3		F9		4	0	0	0	0	0	1
Chuck Essegian, R (1, 7) OBP: 0.393, SLG: 0.569	5-3			6-3		6-3		F8		4	0	0	0	0	0	0
Gene Green, R (1, 9) OBP: 0.314, SLG: 0.576		1-3		5-3		K			4-3	4	0	0	0	0	1	0
John Romano, R (1, 2) OBP: 0.364, SLG: 0.496 Ty Cline, L (9, PR) OBP: 0.366, SLG: 0.400		K		BB			1B		G4-6-3 1B	3 0	0 0	2 0	0 0	1 0	1 0	0 0
Woodie Held, R (1, 6) OBP: 0.370, SLG: 0.414		F2		F7			F9		G4-6-3 1-2f	4	0	0	0	0	0	3
Tito Francona, L (1, 3) OBP: 0.336, SLG: 0.434			4-3 2B 2B		SH1-4 1B		F3			3	1	2	0	0	0	1
Jerry Kindall, R (1, 4) OBP: 0.295, SLG: 0.407			4-3 2-3		P4		1-2 1B			3	0	1	0	0	0	2
Jim Perry, S (1, 1) OBP: 0.167, SLG: 0.172 Willie Kirkland, L (7, PH) OBP: 0.322, SLG: 0.441 Gary Bell, R (8, 1) OBP: 0.125, SLG: 0.125			5-6-3		SH1-4 1-2		K			1 1 0	0 0 0	0 0 0	0 0 0	0 1 0	0 0 0	1 2 0
Inning Stats	R: 0 E: 0 K: 0 S: 3 H: 0 LOB: 0 BB: 0 P: 3	R: 0 E: 0 K: 1 S: 5 H: 0 LOB: 0 BB: 0 P: 5	R: 1 E: 0 K: 0 S: 5 H: 2 LOB: 1 BB: 0 P: 5	R: 0 E: 0 K: 0 S: 3 H: 0 LOB: 1 BB: 1 P: 7	R: 0 E: 0 K: 0 S: 4 H: 1 LOB: 1 BB: 0 P: 4	R: 0 E: 0 K: 1 S: 5 H: 0 LOB: 0 BB: 0 P: 5	R: 0 E: 0 K: 1 S: 7 H: 2 LOB: 2 BB: 0 P: 7	R: 0 E: 0 K: 0 S: 3 H: 0 LOB: 0 BB: 0 P: 3	R: 0 E: 0 K: 0 S: 3 H: 1 LOB: 1 BB: 0 P: 3	1B: 4 2B: 2 3B: 0 HR: 0	SF: 0 SAC: 1 DP: 1 HBP: 0					

PITCHER	IP	WLS	BF	H	R	ER	SO	BB	IBB	HBP	BLK	WP	HR	S	P	ERA	WHIP
Claude Osteen, L (1, 1) ERA: 3.23	9.0	W	33	6	1	1	3	1	0	0	0	0	0	38	42	1.00	0.778

PITCHER	IP	WLS	BF	H	R	ER	SO	BB	IBB	HBP	BLK	WP	HR	S	P	ERA	WHIP

BOTTOM

Washington Senators @ Cleveland Indians

Cleveland Municipal Stadium, Cleveland, OH

Sun Jun 24 1962, 3:33 AM EDT

Unknown

livebaseballscorecards.com

AB	31
R	1
H	6
RBI	1
BB	1
SO	3
LOB	11

1B: 4	SF: 0	WP: 0	PA: 33
2B: 2	SAC: 1	PB: 1	
3B: 0	DP: 1	SB: 0	
HR: 0	HBP: 0	CS: 0	

Washington Senators @ Cleveland Indians

Cleveland Municipal Stadium, Cleveland, OH

Sun Jun 24 1962, 3:38 AM EDT

Att. 11,401 - Unknown

TOP

livebaseballscorecards.com

Batter	1	2	3	4	5	6	7	8	9	AB	R	H	RBI	BB	SO	LOB
Jim Piersall, R (1, 8) OBP: 0.297, SLG: 0.360	BBBB 4-0 SH1-3 2B BB		x 0-0 1B		x 0-0 ② 3-1 2-3		x 0-0 ② 6-3			3	1	1	0	1	0	1
Chuck Cottier, R (1, 4) OBP: 0.304, SLG: 0.340	x 0-0 ① SH1-3 1-2		SSS 0-3 ① K		SSS 0-3 ③ K		x 0-0 ③ F7			3	0	0	0	0	2	2
Chuck Hinton, R (1, 7) OBP: 0.337, SLG: 0.495	SSS 0-3 ② K		SSS 0-3 ② K			x 0-0 ① F8		x 0-0 G5-4-3 1B		4	0	1	0	0	2	2
Jim King, L (1, 9) OBP: 0.359, SLG: 0.318	x 0-0 2-H 2B		x 0-0 ③ F5			BBBB 4-0 1B 1B BB		x 0-0 ① L8		3	1	1	1	1	0	2
Harry Bright, R (1, 3) OBP: 0.384, SLG: 0.584	x 0-0 ③ F8			SSS 0-3 ① K		x 0-0 1B 1-3 1B		x 0-0 ②③ G5-4-3 1-2f		4	0	1	0	0	1	2
Bob Johnson, R (1, 5) OBP: 0.328, SLG: 0.407		x 0-0 2B		x 0-0 ② F3		x 0-0 1-3 3-H 1B			x 0-0 1B 1B	4	0	3	1	0	0	0
Bob Schmidt, R (1, 2) OBP: 0.259, SLG: 0.391		x 0-0 ① 6-3		x 0-0 ③ 5-3		x 0-0 ② P4			x 0-0 ① F7	3	0	0	0	0	0	3
Dale Long, L (9, PH) OBP: 0.320, SLG: 0.364										1	0	0	0	0	0	1
Ken Hamlin, R (1, 6) OBP: 0.308, SLG: 0.305		x 0-0 ② P6			BBBB 4-0 3-1 S BB	SSS 0-3 ③ K			x 0-0 G1-6-3 1-2 1B	3	0	1	0	1	1	3
Pete Burnside, R (1, 1) Jim Hannan, R (6, 1) OBP: 0.250, SLG: 0.250 Don Rudolph, L (6, 1) OBP: 0.280, SLG: 0.417 Joe Hicks, L (7, PH) OBP: 0.300, SLG: 0.411 Marty Kutyna, R (7, 1) OBP: 0.333, SLG: 0.200 Ken Retzer, L (9, PH) OBP: 0.357, SLG: 0.477		SSS 0-3 ③ K			SSS 0-3 ① K 1-2		x 0-0 ① 4-3		x 0-0 ②③ G1-6-3 1-2f	2	0	0	0	0	2	2
										0	0	0	0	0	0	0
										0	0	0	0	0	0	0
										1	0	0	0	0	0	0
										0	0	0	0	0	0	0
										1	0	0	0	0	0	2

	AB	32
	R	2
	H	8
	RBI	2
	BB	3
	SO	8
	LOB	20

Inning Stats										
	R: 1	H: 1	R: 0	H: 1	R: 0	H: 1	R: 0	H: 0	R: 0	H: 0
	E: 0	LOB: 1	E: 0	LOB: 1	E: 0	LOB: 1	E: 0	LOB: 0	E: 0	LOB: 1
	K: 1	BB: 1	K: 1	BB: 0	K: 2	BB: 0	K: 1	BB: 0	K: 2	BB: 1
	S: 6	P: 10	S: 6	P: 6	S: 8	P: 8	S: 5	P: 5	S: 7	P: 11

Inning Stats										
	R: 1	H: 2	R: 0	H: 0	R: 0	H: 1	R: 0	H: 2	1B: 6	SF: 0	WP: 0	PA: 36
	E: 0	LOB: 2	E: 0	LOB: 0	E: 0	LOB: 0	E: 0	LOB: 1	2B: 2	SAC: 1	PB: 0	
	K: 1	BB: 1	K: 0	BB: 0	K: 0	BB: 0	K: 0	BB: 0	3B: 0	DP: 2	SB: 1	
	S: 7	P: 11	S: 3	P: 3	S: 3	P: 3	S: 4	P: 4	HR: 0	HBP: 0	CS: 0	

PITCHER		IP	WLS	BF	H	R	ER	SO	BB	IBB	HBP	BLK	WP	HR	S	P	ERA	WHIP
Barry Latman, R ERA: 4.01	(1, 1)	5.1		24	5	2	2	7	3	0	0	0	0	0	35	47	3.38	1.500
Frank Funk, R ERA: 2.97	(6, 1)	0.2	W	2	0	0	0	1	0	0	0	0	0	0	4	4	0.00	0.000
Ruben Gomez, R ERA: 3.0	(7, 1)	3.0	S	10	3	0	0	0	0	0	0	0	0	0	10	10	0.00	1.000

PITCHER	IP	WLS	BF	H	R	ER	SO	BB	IBB	HBP	BLK	WP	HR	S	P	ERA	WHIP

BOTTOM

Washington Senators @ Cleveland Indians

Cleveland Municipal Stadium, Cleveland, OH

Sun Jun 24 1962, 3:38 AM EDT

Att. 11,401 - Unknown

livebaseballscorecards.com

Batter	1	2	3	4	5	6	7	8	9	AB	R	H	RBI	BB	SO	LOB
Willie Tasby, R (1, 8) OBP: 0.330, SLG: 0.310	5-3		5-3		1-2 1B		L4-3			3	0	1	0	0	0	0
Ty Cline, L (7, PH) (8, 8) OBP: 0.364, SLG: 0.397										1	0	0	0	0	0	0
Tito Francona, L (1, 3) OBP: 0.331, SLG: 0.428	F9		P6		F8		4-3			4	0	0	0	0	0	2
Chuck Essegian, R (1, 7) OBP: 0.398, SLG: 0.587	HR			F7		BBB 4-0 1B E BB	E4			2	2	1	1	1	0	0
Ruben Gomez, R (7, 1)										1	0	0	0	0	0	0
John Romano, R (1, 2) OBP: 0.363, SLG: 0.496	2B			5-3		F7	4-3			4	0	1	0	0	0	2
Gene Green, R (1, 9) OBP: 0.329, SLG: 0.580	6-3			2B 1B		E5 1-H E 1B		E3 SH3 SF8 1B		3	0	2	0	0	0	1
Willie Kirkland, L (6, PR) (7, 9) OBP: 0.325, SLG: 0.444										1	2	1	0	0	0	0
Woodie Held, R (1, 6) OBP: 0.369, SLG: 0.417		5-3		1-H 2B		4-3		SH3 2-3		3	0	1	0	0	0	1
Bubba Phillips, R (1, 5) OBP: 0.314, SLG: 0.398		F5			1B 1B	E3 3-H 1B		SF8 3-H		3	0	2	2	0	0	0
Jerry Kindall, R (1, 4) OBP: 0.294, SLG: 0.402		6-3			F8	4-0 IBB		6-3		3	0	0	0	1	0	1
Barry Latman, R (1, 1) OBP: 0.263, SLG: 0.412			F9		SSS 0-3 K	F9				2	0	0	0	0	1	1
Frank Funk, R (6, 1) OBP: 0.167, SLG: 0.167										0	0	0	0	0	0	0
Al Luplow, L (6, PH) (7, 7) OBP: 0.386, SLG: 0.500										1	0	0	0	0	0	3
Inning Stats	R: 1 E: 0 K: 0 S: 5 H: 2 LOB: 1 BB: 0 P: 5	R: 0 E: 0 K: 0 S: 3 H: 0 LOB: 0 BB: 0 P: 3	R: 0 E: 0 K: 0 S: 3 H: 0 LOB: 0 BB: 0 P: 3	R: 0 E: 0 K: 0 S: 4 H: 2 LOB: 2 BB: 0 P: 4	R: 0 E: 0 K: 1 S: 7 H: 2 LOB: 2 BB: 0 P: 7	R: 2 E: 2 K: 0 S: 5 H: 2 LOB: 3 BB: 2 P: 13	R: 0 E: 1 K: 0 S: 4 H: 0 LOB: 1 BB: 0 P: 4	R: 1 E: 1 K: 0 S: 4 H: 1 LOB: 0 BB: 0 P: 4		1B: 6 2B: 2 3B: 0 HR: 1	SF: 1 SAC: 1 DP: 0 HBP: 0					

	AB	31
	R	4
	H	9
	RBI	3
	BB	2
	SO	1
	LOB	11

WP: 0 PB: 0 SB: 0 CS: 0 PA: 35

PITCHER		IP	WLS	BF	H	R	ER	SO	BB	IBB	HBP	BLK	WP	HR	S	P	ERA	WHIP
Pete Burnside, L ERA: 4.44	(1, 1)	5.1	L	23	7	3	2	1	1	0	0	0	0	1	24	28	3.38	1.500
Jim Hannan, R ERA: 5.04	(6, 1)	0.1		3	1	0	0	0	0	1	0	0	0	0	2	6	0.00	3.000
Don Rudolph, L ERA: 3.95	(6, 1)	0.1		1	0	0	0	0	0	0	0	0	0	0	1	1	0.00	0.000
Marty Kutyna, R ERA: 2.65	(7, 1)	2.0		8	1	1	0	0	0	0	0	0	0	0	8	8	0.00	0.500

PITCHER	IP	WLS	BF	H	R	ER	SO	BB	IBB	HBP	BLK	WP	HR	S	P	ERA	WHIP

Batter	1	2	3	4	5	6	7	8	9	AB	R	H	RBI	BB	SO	LOB
Jose Tartabull, L (1, 8) OBP: 0.345, SLG: 0.371	E S 1B 1B	F5		L9			F2		L4 2-3	5	1	1	0	0	0	2
Jerry Lumpe, L (1, 4) OBP: 0.323, SLG: 0.371	F8 1-3		F8		1-3		3-1			4	0	0	0	0	0	1
Gino Cimoli, R (1, 9) OBP: 0.348, SLG: 0.426	BB 1B 3-H		2B BB		F8		1-3			3	1	1	1	1	0	0
Manny Jimenez, L (1, 7) OBP: 0.401, SLG: 0.523 Bobby Del Greco, R (8, PR) OBP: 0.380, SLG: 0.335 (8, 7)	K	1-H 2B	1-6-3			F8 1-3 1B				4 0	0 0	2 0	1 0	0 0	1 0	1 0
Norm Siebern, L (1, 3) OBP: 0.408, SLG: 0.469	1-2 BB	2B 1B		K		1-3 1-2				3	0	1	0	1	1	1
Ed Charles, R (1, 5) OBP: 0.323, SLG: 0.457	F2	1-3 2B		F5				2-3		4	0	1	0	0	0	4
Joe Azcue, R (1, 2) OBP: 0.301, SLG: 0.346		F7	K	1B 1B		6-3				4	0	1	0	0	1	4
Billy Consolo, R (1, 6) OBP: 0.290, SLG: 0.214		BB	6-3	1-3 1B				L4 SH2-4 1B		3	0	2	0	1	0	0
Dan Pfister, R (1, 1) OBP: 0.231, SLG: 0.231		K	F3	K				SH2-4 1-2		3	0	0	0	0	2	3
Inning Stats	R: 1 E: 0 K: 1 S: 7 H: 2 LOB: 2 BB: 1 P: 11	R: 0 E: 0 K: 1 S: 5 H: 0 LOB: 1 BB: 1 P: 9	R: 1 E: 0 K: 1 S: 7 H: 3 LOB: 2 BB: 1 P: 11	R: 0 E: 0 K: 0 S: 3 H: 0 LOB: 0 BB: 0 P: 3	R: 0 E: 0 K: 0 S: 3 H: 0 LOB: 0 BB: 0 P: 3	R: 0 E: 0 K: 2 S: 9 H: 2 LOB: 2 BB: 0 P: 9	R: 0 E: 0 K: 0 S: 3 H: 0 LOB: 0 BB: 0 P: 3	R: 0 E: 0 K: 0 S: 4 H: 1 LOB: 2 BB: 0 P: 4	R: 0 E: 0 K: 0 S: 3 H: 1 LOB: 0 BB: 0 P: 3	1B: 7 2B: 3 3B: 0 HR: 0	SF: 0 SAC: 1 DP: 1 HBP: 0					

TOP

Kansas City Athletics @ Washington Senators

D.C. Stadium, Washington, DC

Tue Jun 26 1962, 7:05 PM EDT

Att. 9,286 - Unknown

livebaseballscorecards.com

AB	33
R	2
H	9
RBI	2
BB	3
SO	5
LOB	16

WP: 0 PB: 0 SB: 1 CS: 0 PA: 37

PITCHER		IP	WLS	BF	H	R	ER	SO	BB	IBB	HBP	BLK	WP	HR	S	P	ERA	WHIP
Tom Cheney, R ERA: 3.7	(1, 1)	5.0	L	22	5	2	2	3	3	0	0	0	0	0	25	37	3.60	1.600
Don Rudolph, L ERA: 3.84	(6, 1)	2.0		8	2	0	0	2	0	0	0	0	0	0	12	12	0.00	1.000
Pete Burnside, L ERA: 4.34	(8, 1)	2.0		7	2	0	0	0	0	0	0	0	0	0	7	7	0.00	1.000

PITCHER	IP	WLS	BF	H	R	ER	SO	BB	IBB	HBP	BLK	WP	HR	S	P	ERA	WHIP

BOTTOM

Kansas City Athletics @ Washington Senators

D.C. Stadium, Washington, DC

Tue Jun 26 1962, 7:05 PM EDT

Att. 9,286 - Unknown

Batter	1	2	3	4	5	6	7	8	9	AB	R	H	RBI	BB	SO	LOB
Jim Piersall, R (1, 8) OBP: 0.296, SLG: 0.358	0-0 FC4-6 1B		0-0 F8 ③			0-0 5-3 ①		0-0 6-3 ①		4	0	1	0	0	0	0
Chuck Cottier, R (1, 4) OBP: 0.303, SLG: 0.335	0-0 FC4-6 ① FC6-4 1-2f			0-0 P6 ①		0-0 6-3 ②		BBBB 4-0 WP BB		3	0	0	0	1	0	1
Chuck Hinton, R (1, 9) OBP: 0.340, SLG: 0.492	0-0 FC6-4 ② 1-2f			BBB 4-0 G4-6-3 BB		0-0 FC5-4 1B		0-0 5-3 ② 1-2		3	0	1	0	1	0	2
Harry Bright, R (1, 3) OBP: 0.371, SLG: 0.562	0-0 1-3 ③			0-0 G4-6-3 ②③ 1-2f		0-0 FC5-4 ③ 1-2f		0-0 P4 ③		4	0	0	0	0	0	4
Bud Zipfel, L (1, 7) OBP: 0.333, SLG: 0.200		0-0 4-3 ①			0-0 SH1-3 1B 1B		H 1-0 1B E HBP		0-0 4-3 ①	3	1	1	0	0	0	0
Ken Retzer, L (1, 2) OBP: 0.361, SLG: 0.477 Claude Osteen, L (9, PR) OBP: 0.190, SLG: 0.238		0-0 4-3 ②			0-0 SH1-3 1-2 1B		0-0 P6 ①		0-0 1B	4 0	0 0	2 0	0 0	0 0	0 0	1 0
Bob Johnson, R (1, 5) OBP: 0.328, SLG: 0.406	SSS 0-3 K ③				0-0 SH1-3 ① 1-2 2-3		0-0 1-2 E8 1B		0-0 F9 ②	3	0	1	0	0	1	1
Ken Hamlin, R (1, 6) OBP: 0.294, SLG: 0.290 Joe Hicks, L (9, PH) OBP: 0.297, SLG: 0.407			0-0 4-3 ①		SSS 0-3 K ②		0-0 F9 ②		0-0 6-3 ③	3 1	0 0	0 0	0 0	1 0	4 1	
Tom Cheney, R (1, 1) OBP: 0.125, SLG: 0.067 Dale Long, L (5, PH) OBP: 0.318, SLG: 0.362 Don Rudolph, L (6, 1) OBP: 0.280, SLG: 0.417 Jim King, L (7, PH) OBP: 0.357, SLG: 0.316 Pete Burnside, R (8, 1)			0-0 1-3 ②		0-0 5-3 ③		0-0 E8 ③ 1-H 2-H			1 1 0 1 0	0 0 0 0 0	0 0 0 0 0	0 0 0 0 0	0 0 0 0 0	0 2 0 1 0	0 0 0 1 0

livebaseballscorecards.com

	AB	31
	R	1
	H	6
	RBI	0
	BB	2
	SO	2
	LOB	17

Inning Stats									
	R: 0 E: 0 K: 0 S: 4	H: 1 LOB: 1 BB: 0 P: 4	R: 0 E: 0 K: 1 S: 5	H: 0 LOB: 0 BB: 0 P: 5	R: 0 E: 0 K: 0 S: 3	H: 0 LOB: 0 BB: 0 P: 3	R: 0 E: 0 K: 0 S: 2	H: 0 LOB: 0 BB: 1 P: 6	R: 0 E: 0 K: 1 S: 7	H: 2 LOB: 2 BB: 0 P: 7
	R: 0 E: 0 K: 0 S: 4	H: 1 LOB: 1 BB: 0 P: 4	R: 1 E: 1 K: 0 S: 4	H: 1 LOB: 1 BB: 0 P: 5	R: 0 E: 0 K: 0 S: 3	H: 0 LOB: 1 BB: 1 P: 7	R: 0 E: 0 K: 0 S: 4	H: 1 LOB: 1 BB: 0 P: 4	1B: 6 2B: 0 3B: 0 HR: 0	SF: 0 SAC: 1 DP: 1 HBP: 1
	WP: 1 PB: 0 SB: 0 CS: 0	PA: 35								

PITCHER		IP	WLS	BF	H	R	ER	SO	BB	IBB	HBP	BLK	WP	HR	S	P	ERA	WHIP
Dan Pfister, R ERA: 5.27	(1, 1)	9.0	W	35	6	1	0	2	2	0	1	0	1	0	36	45	0.00	0.889

PITCHER		IP	WLS	BF	H	R	ER	SO	BB	IBB	HBP	BLK	WP	HR	S	P	ERA	WHIP

Batter	1	2	3	4	5	6	7	8	9	AB	R	H	RBI	BB	SO	LOB
Billy Consolo, R (1, 6) OBP: 0.314, SLG: 0.250	x 0-0 ① F8		x 0-0 ③ F8		x 0-0 CS 1B		x 0-0 2-H 1B			4	0	2	1	0	0	0
George Alusik, R (1, 9) (8, 7) OBP: 0.232, SLG: 0.321	x 0-0 ② P5			x 0-0 E6 S 2B	x 0-0 ②③ F7 1-2		x 0-0 ③ F8			4	1	0	0	0	0	2
Gino Cimoli, R (1, 8) (8, 9) OBP: 0.347, SLG: 0.431	x 0-0 ③ F7			S S S 0-3 ① K 1-2		x 0-0 1B 3B		x 0-0 ① F8		4	1	1	0	0	1	1
Manny Jimenez, L (1, 7) OBP: 0.402, SLG: 0.521 Bobby Del Greco, R (8, 8) OBP: 0.380, SLG: 0.335		B B B 4-0 BB		S S S 0-3 ② K		x 0-0 G6-4-3 3-H 1B		x 0-0 ② 6-3		3 0	0 0	1 0	1 0	1 0	1 0	1 0
Norm Siebern, L (1, 3) OBP: 0.406, SLG: 0.464		x 0-0 ① F9		B B B B 4-0 2B BB		x 0-0 ① F9		x 0-0 ③ F9		3	1	0	0	1	0	2
Ed Charles, R (1, 5) OBP: 0.326, SLG: 0.462		S S S 0-3 ② K		x 0-0 1-H 2-H 2B		x 0-0 ②③ G6-4-3 1-2f			x 0-0 FC1-6 1B	4	0	2	2	0	1	2
Joe Azcue, R (1, 2) OBP: 0.306, SLG: 0.346		x 0-0 ③ F2		I I 4-0 IBB			x 0-0 SH1-3 1B 1B		x 0-0 ① FC1-6 WP 1-2f	3	1	1	0	1	0	2
Charlie Shoemaker, L (1, 4)			x 0-0 ① F8	x 0-0 ③ 4-3			S S S 0-3 ① K		S S S 0-3 ② K 1-3	4	0	0	0	0	2	4
Ed Rakow, S (1, 1) OBP: 0.103, SLG: 0.128			x 0-0 ② 5-3		x 0-0 ① 5-3		x 0-0 ② SH1-3 1-2		x 0-0 ③ 4-3	3	0	0	0	0	0	1
Inning Stats	R: 0 E: 0 K: 0 S: 3 H: 0 LOB: 0 BB: 0 P: 3	R: 0 E: 0 K: 1 S: 5 H: 0 LOB: 1 BB: 1 P: 9	R: 0 E: 0 K: 0 S: 3 H: 0 LOB: 0 BB: 0 P: 3	R: 2 E: 1 K: 2 S: 9 H: 1 LOB: 2 BB: 2 P: 17	R: 0 E: 0 K: 0 S: 3 H: 1 LOB: 0 BB: 0 P: 3	R: 1 E: 0 K: 0 S: 4 H: 2 LOB: 0 BB: 0 P: 4	R: 1 E: 0 K: 1 S: 7 H: 2 LOB: 1 BB: 0 P: 7	R: 0 E: 0 K: 0 S: 3 H: 0 LOB: 0 BB: 0 P: 3	R: 0 E: 0 K: 1 S: 6 H: 1 LOB: 1 BB: 0 P: 6	1B: 5 2B: 1 3B: 1 HR: 0	SF: 0 SAC: 1 DP: 1 HBP: 0						

TOP

Kansas City Athletics @ Washington Senators
D.C. Stadium, Washington, DC
Wed Jun 27 1962, 7:05 PM EDT
Att. 3,954 - Unknown

livebaseballscorecards.com

AB	32
R	4
H	7
RBI	4
BB	3
SO	5
LOB	15

WP: 2 PB: 0 SB: 1 CS: 1 PA: 36

PITCHER		IP	WLS	BF	H	R	ER	SO	BB	IBB	HBP	BLK	WP	HR	S	P	ERA	WHIP
Steve Hamilton, L ERA: 3.2	(1, 1)	8.0	L	32	6	4	2	4	2	1	0	0	0	0	37	49	2.25	1.000
Jim Hannan, R ERA: 4.85	(9, 1)	1.0		4	1	0	0	1	0	0	0	0	1	0	6	6	0.00	1.000

PITCHER	IP	WLS	BF	H	R	ER	SO	BB	IBB	HBP	BLK	WP	HR	S	P	ERA	WHIP

Batter	1	2	3	4	5	6	7	8	9	AB	R	H	RBI	BB	SO	LOB
Jim Piersall, R (1, 8) OBP: 0.295, SLG: 0.357	0-0 4-3		0-3 K			0-0 FC6-4 1B		0-3 K		4	0	1	0	0	2	0
Jim Hannan, R (9, 1) OBP: 0.250, SLG: 0.250										0	0	0	0	0	0	0
Chuck Cottier, R (1, 4) OBP: 0.297, SLG: 0.329	0-0 F2			0-0 P3		0-0 FC6-4 FC5-4 1-2f		0-0 1-3		4	0	0	0	0	0	1
Chuck Hinton, R (1, 9) OBP: 0.338, SLG: 0.484	4-0 CS BB			0-0 F7		0-0 FC5-4 PB 1-2f			0-0 F9	3	0	0	0	1	0	1
Harry Bright, R (1, 3) OBP: 0.383, SLG: 0.587	0-0 CS 1-2	0-0 1B		0-0 3B		0-0 P4 1-2			0-0 FC4-6 1B	4	0	3	0	0	0	1
Bud Zipfel, L (1, 7) OBP: 0.300, SLG: 0.125		0-0 P6		0-0 1-3			4-0 G6-3 BB		0-0 FC4-6 1B 1-2f	3	1	0	0	1	0	3
Ken Retzer, L (1, 2) OBP: 0.366, SLG: 0.478		0-0 L9			0-0 3-1 1B		0-0 G6-3 1-2f		0-0 1B 1-2	4	0	2	0	0	0	2
Bob Johnson, R (1, 5) OBP: 0.331, SLG: 0.407		0-3 K			0-0 3-1 1-2		0-0 1B		0-0 1B 1-2 2-H	4	0	2	1	0	1	2
Ken Hamlin, R (1, 6) OBP: 0.282, SLG: 0.277			0-0 F7		0-0 F7		0-3 K		0-0 P5	3	0	0	0	0	1	2
Dale Long, L (9, PH) OBP: 0.317, SLG: 0.360										1	0	0	0	0	0	2
Steve Hamilton, L (1, 1)			0-0 5-3		0-0 3-1			0-0 F7		2	0	0	0	0	0	1
Joe Hicks, L (8, PH) OBP: 0.294, SLG: 0.402 (9, 8)										1	0	0	0	0	0	0
Inning Stats	R: 0 E: 0 K: 0 S: 2 H: 0 LOB: 0 BB: 1 P: 6	R: 0 E: 0 K: 1 S: 6 H: 1 LOB: 1 BB: 0 P: 6	R: 0 E: 0 K: 1 S: 5 H: 0 LOB: 0 BB: 0 P: 5	R: 0 E: 0 K: 0 S: 4 H: 1 LOB: 1 BB: 0 P: 4	R: 0 E: 0 K: 0 S: 4 H: 1 LOB: 1 BB: 0 P: 4	R: 0 E: 0 K: 0 S: 4 H: 1 LOB: 1 BB: 0 P: 4	R: 0 E: 0 K: 1 S: 5 H: 1 LOB: 1 BB: 1 P: 9	R: 0 E: 0 K: 1 S: 5 H: 0 LOB: 0 BB: 0 P: 5	R: 1 E: 0 K: 0 S: 6 H: 3 LOB: 2 BB: 0 P: 6	1B: 7 2B: 0 3B: 1 HR: 0	SF: 0 SAC: 0 DP: 1 HBP: 0						

PITCHER	IP	WLS	BF	H	R	ER	SO	BB	IBB	HBP	BLK	WP	HR	S	P	ERA	WHIP
Ed Rakow, R (1, 1) ERA: 4.57	9.0	W	35	8	1	1	4	2	0	0	0	0	0	41	49	1.00	1.111

PITCHER	IP	WLS	BF	H	R	ER	SO	BB	IBB	HBP	BLK	WP	HR	S	P	ERA	WHIP

BOTTOM

Kansas City Athletics @ Washington Senators
D.C. Stadium, Washington, DC
Wed Jun 27 1962, 7:05 PM EDT
Att. 3,954 - Unknown

livebaseballscorecards.com

AB	33
R	1
H	8
RBI	1
BB	2
SO	4
LOB	15

1B: 7	SF: 0	WP: 0	PA: 36
2B: 0	SAC: 0	PB: 1	
3B: 1	DP: 1	SB: 0	
HR: 0	HBP: 0	CS: 1	

TOP

Kansas City Athletics @ Washington Senators

D.C. Stadium, Washington, DC

Thu Jun 28 1962, 7:05 PM EDT

Att. 3,633 - Unknown

livebaseballscorecards.com

Batter	1	2	3	4	5	6	7	8	9	AB	R	H	RBI	BB	SO	LOB
Jose Tartabull, L (1, 8) OBP: 0.353, SLG: 0.373 Gordon Jones, R (8, 1)	0-0 CS 1B	4-0 BB		0-0 4-3 2-3		0-0 E1 1B SF9	0-0 2B 1B	0-0 F5		5 0	2 0	2 0	0 0	1 0	0 0	3 0
Billy Consolo, R (1, 6) OBP: 0.366, SLG: 0.324	4-0 ① 1-2 BB 1B BB	0-3 ② K		0-0 ③ F9		0-0 1B 1-3 1B 1B	0-0 1-H 2B		0-0 CS 1B	5	2	3	1	1	1	2
Gino Cimoli, R (1, 9) OBP: 0.347, SLG: 0.426	4-0 1B 1-2 BB BB	0-0 ③ L9			0-0 ① F8	0-0 ② SF9 3-H	0-0 ③ 1-3		4-0 ① WP 1-2 1B BB	3	2	0	1	2	0	2
Manny Jimenez, L (1, 7) OBP: 0.406, SLG: 0.527 Bobby Del Greco, R (8, PR) (8, 8) OBP: 0.383, SLG: 0.339	0-0 BB BB 1-3 2-H 1B		0-0 ① F5		0-0 ② F2	0-0 1B 1-2 1B		0-0 1B 2B	0-0 1B 1-H 1B	5 1	1 1	3 1	1 1	0 0	0 0	0 0
Norm Siebern, L (1, 3) OBP: 0.411, SLG: 0.464	4-0 BB 1-2 BB		0-3 ② K		4-0 1B 1B BB	0-0 1B 1-3 2-H 1B		0-0 ① F8	0-0 1-3 1B	4	1	2	1	2	1	1
Ed Charles, R (1, 5) OBP: 0.331, SLG: 0.461	4-0 1-2 2-3 3-H BB		0-0 E5		0-0 1B 1-2 1B	0-0 1-2 3-H 1B		0-3 ② K	0-3 ② K	5	0	2	2	1	2	3
Joe Azcue, R (1, 2) OBP: 0.307, SLG: 0.341	0-3 ② K		0-0 ③ F5		0-0 1-3 2-H 1B	0-0 ③ F9		4-0 1B 1B IBB	0-0 ③ F9	5	1	1	1	1	1	8
Charlie Shoemaker, L (1, 4) OBP: 0.125, SLG: 0.125 George Alusik, R (8, PH) (8, 7) OBP: 0.246, SLG: 0.333	0-0 ③ F9			0-0 4-3 3-1 1B	0-0 ③ P5		0-0 ① F8	0-0 1B 1-2 2-H 1B		4 1	0 0	1 1	0 1	0 0	0 0	5 0
Jerry Walker, S (1, 1) OBP: 0.326, SLG: 0.565 John Wyatt, R (6, 1) OBP: 0.143, SLG: 0.100 Jerry Lumpe, L (8, PH) (8, 4) OBP: 0.325, SLG: 0.373		0-0 ① F2		0-0 ① 3-1 1-2		0-0 ① S S S 2B	0-3 ② K	0-0 1-3 2-H 1B		3 1 1	0 0 0	1 0 1	0 0 1	0 1 0	0 0 0	1 0 0
Inning Stats	R: 2 E: 0 K: 1 S: 6 H: 2 LOB: 3 BB: 4 P: 22	R: 0 E: 0 K: 1 S: 5 H: 0 LOB: 1 BB: 1 P: 9	R: 0 E: 1 K: 1 S: 6 H: 0 LOB: 1 BB: 0 P: 6	R: 0 E: 0 K: 0 S: 4 H: 1 LOB: 1 BB: 0 P: 4	R: 1 E: 0 K: 0 S: 5 H: 2 LOB: 2 BB: 1 P: 9	R: 3 E: 1 K: 0 S: 8 H: 5 LOB: 2 BB: 0 P: 8	R: 1 E: 0 K: 1 S: 7 H: 2 LOB: 1 BB: 0 P: 7	R: 2 E: 0 K: 1 S: 8 H: 3 LOB: 2 BB: 1 P: 12	R: 1 E: 0 K: 1 S: 7 H: 3 LOB: 2 BB: 1 P: 11	1B: 15 2B: 3 3B: 0 HR: 0 SF: 1 SAC: 0 DP: 0 HBP: 0						

	AB	43
	R	10
	H	18
	RBI	10
	BB	8
	SO	6
	LOB	25

PITCHER		IP	WLS	BF	H	R	ER	SO	BB	IBB	HBP	BLK	WP	HR	S	P	ERA	WHIP
Bennie Daniels, R ERA: 5.3	(1, 1)	0.1		6	2	2	2	0	4	0	0	0	0	0	2	18	54.00	18.000
Don Rudolph, L ERA: 3.69	(1, 1)	5.1	L	26	7	4	1	3	2	0	0	0	0	0	30	38	1.69	1.688
Marty Kutyna, R ERA: 2.63	(6, 1)	0.1		2	1	0	0	0	0	0	0	0	0	0	2	2	0.00	3.000
Pete Burnside, L ERA: 4.55	(7, 1)	2.0		12	5	3	3	2	0	1	0	0	0	0	15	19	13.50	2.500
Jim Hannan, R ERA: 5.0	(9, 1)	1.0		6	3	1	1	1	1	0	0	0	1	0	7	11	9.00	4.000

PITCHER	IP	WLS	BF	H	R	ER	SO	BB	IBB	HBP	BLK	WP	HR	S	P	ERA	WHIP

WP: 1	PB: 0	SB: 0	CS: 2	PA: 52

Batter	1	2	3	4	5	6	7	8	9	AB	R	H	RBI	BB	SO	LOB
Ken Hamlin, R (1, 6) OBP: 0.267, SLG: 0.261	F8		F8		F9	P4		FC4-6 FC5 BB 1-2f 3-H		4	0	0	0	0	0	2
Chuck Hinton, R (8, PH) OBP: 0.337, SLG: 0.482										1	0	0	1	0	0	1
Jim Hannan, R (9, 1) OBP: 0.250, SLG: 0.250										0	0	0	0	0	0	0
Danny O'Connell, R (1, 4) OBP: 0.331, SLG: 0.382	5-3		2B SF8 BB		K		G4-6-3 BB	K		3	1	0	0	2	2	1
Jim King, L (1, 9) OBP: 0.363, SLG: 0.327	F9		1-3 2B			1B 1B 1B	G4-6-3 1-2f	1-2 BB		4	1	2	0	1	0	1
Harry Bright, R (1, 3) OBP: 0.376, SLG: 0.575		5-3	SF8 3-H			F8	PB 1B 1B	FC5 2-3f		4	1	1	1	0	0	3
Ken Retzer, L (1, 2) OBP: 0.375, SLG: 0.487		4-3 1B 2B	F9			1B 1-2 1B 1B	1B 1-2 BB		F7	4	2	2	0	1	0	1
Bud Zipfel, L (1, 7) OBP: 0.333, SLG: 0.231	4-3 2-3			G3		1B 1-2 2-H 1B 1B	1B 1-2 2-H 1B		F8	5	1	2	2	0	0	1
Jim Piersall, R (1, 8) OBP: 0.297, SLG: 0.357	1B 3-H 1B		1-3			1B 1-2 2-H 1B	K		F8	5	0	2	2	0	1	2
Bob Johnson, R (1, 5) OBP: 0.338, SLG: 0.418		1-2 1B	4-3			1-2 2-H 1B		1B FC4-6 2B		4	1	3	1	0	0	0
Bennie Daniels, L (1, 1) OBP: 0.130, SLG: 0.130										0	0	0	0	0	0	0
Don Rudolph, L (1, 1) OBP: 0.259, SLG: 0.385										2	0	0	0	0	0	2
Marty Kutyna, R (6, 1) OBP: 0.333, SLG: 0.200										0	0	0	0	0	0	0
Dale Long, L (6, PH) OBP: 0.315, SLG: 0.358										1	0	0	0	0	1	2
Pete Burnside, R (7, 1)										0	0	0	0	0	0	0
Joe Hicks, L (8, PH) OBP: 0.301, SLG: 0.409										1	0	1	0	0	0	0
Ed Brinkman, R (9, 6) OBP: 0.188, SLG: 0.250		4-3			4-3	K		FC4-6 2-3 1B		0	0	0	0	0	0	0
Inning Stats	R: 0 E: 0 K: 0 S: 3 H: 0 LOB: 0 BB: 0 P: 3	R: 1 E: 0 K: 0 S: 6 H: 3 LOB: 2 BB: 0 P: 6	R: 1 E: 0 K: 0 S: 4 H: 1 LOB: 1 BB: 1 P: 8	R: 0 E: 0 K: 0 S: 3 H: 0 LOB: 0 BB: 0 P: 3	R: 0 E: 0 K: 1 S: 5 H: 0 LOB: 0 BB: 0 P: 5	R: 3 E: 0 K: 1 S: 10 H: 5 LOB: 2 BB: 0 P: 10	R: 1 E: 0 K: 1 S: 6 H: 2 LOB: 2 BB: 2 P: 14	R: 1 E: 0 K: 1 S: 7 H: 2 LOB: 2 BB: 1 P: 11	R: 0 E: 0 K: 0 S: 3 H: 0 LOB: 0 BB: 0 P: 3	1B: 10 2B: 3 3B: 0 HR: 0 SF: 1 SAC: 0 DP: 1 HBP: 0						

PITCHER		IP	WLS	BF	H	R	ER	SO	BB	IBB	HBP	BLK	WP	HR	S	P	ERA	WHIP
Jerry Walker, R ERA: 5.18	(1, 1)	5.1	W	25	8	5	5	1	1	0	0	0	0	0	26	30	8.44	1.688
John Wyatt, R ERA: 4.74	(6, 1)	1.2		9	3	1	1	2	2	0	0	0	0	0	11	19	5.40	3.000
Gordon Jones, R ERA: 4.42	(8, 1)	2.0	S	9	2	1	1	1	1	0	0	0	0	0	10	14	4.50	1.500

PITCHER	IP	WLS	BF	H	R	ER	SO	BB	IBB	HBP	BLK	WP	HR	S	P	ERA	WHIP

BOTTOM

Kansas City Athletics @ Washington Senators
D.C. Stadium, Washington, DC
Thu Jun 28 1962, 7:05 PM EDT
Att. 3,633 - Unknown

livebaseballscorecards.com

AB	38
R	7
H	13
RBI	7
BB	4
SO	4
LOB	16

WP: 0 PA: 43
PB: 1
SB: 0
CS: 0

Batter	1	2	3	4	5	6	7	8	9	10	AB	R	H	RBI	BB	SO	LOB
Lenny Green, L (1, 8) (8, 7) OBP: 0.380, SLG: 0.436	4-3		4-3		E7 1-3 3-H 1B			K		F8	5	0	1	1	0	1	1
Vic Power, R (1, 3) OBP: 0.332, SLG: 0.458	F2			P6	F8			K		F3	5	0	0	0	0	1	2
Rich Rollins, R (1, 5) OBP: 0.393, SLG: 0.505	F7			F7		F3		HR 1B		1-3	5	1	1	0	0	0	0
Harmon Killebrew, R (1, 7) OBP: 0.374, SLG: 0.464 Bill Tuttle, R (8, 8) OBP: 0.321, SLG: 0.292		P3		BB		5-3		1-H HR			3 0	1 0	1 0	2 0	1 0	0 0	0 0
Bob Allison, R (1, 9) OBP: 0.382, SLG: 0.408		K		F3		5-3		BB			3	0	0	0	1	1	1
Earl Battey, R (1, 2) OBP: 0.340, SLG: 0.415		6-3			FC3-6 1B		K	K			4	0	1	0	0	2	1
Bernie Allen, L (1, 4) OBP: 0.317, SLG: 0.414			BB		FC3-6 1B 1-2f		1B		6-3		3	1	1	0	1	0	1
Zoilo Versalles, R (1, 6) OBP: 0.255, SLG: 0.344			F3		F3		L7		F8		4	0	0	0	0	0	3
Joe Bonikowski, R (1, 1) OBP: 0.192, SLG: 0.160 Don Mincher, L (5, PH) OBP: 0.407, SLG: 0.511 Georges Maranda, R (5, 1) OBP: 0.429, SLG: 0.714 George Banks, R (7, PH) OBP: 0.380, SLG: 0.431 Bill Pleis, L (7, 1) OBP: 0.143, SLG: 0.143 Lee Stange, R (7, 1) OBP: 0.143, SLG: 0.143 Ray Moore, R (8, 1)			K		E 1-3 1B		F7		K		1 1 0 1 0 0 1	0 0 0 0 0 0 0	0 1 0 0 0 0 0	0 0 0 0 0 0 0	0 0 0 0 0 0 0	1 0 0 0 0 0 1	1 0 0 0 0 0 0
Inning Stats	R: 0 E: 0 K: 0 S: 3 H: 0 LOB: 0 BB: 0 P: 3	R: 0 E: 0 K: 1 S: 5 H: 0 LOB: 0 BB: 0 P: 5	R: 0 E: 0 K: 1 S: 5 H: 0 LOB: 1 BB: 1 P: 9	R: 0 E: 0 K: 0 S: 3 H: 0 LOB: 1 BB: 1 P: 7	R: 1 E: 1 K: 0 S: 6 H: 3 LOB: 2 BB: 0 P: 6	R: 0 E: 0 K: 0 S: 3 H: 0 LOB: 0 BB: 0 P: 3	R: 0 E: 0 K: 1 S: 6 H: 1 LOB: 1 BB: 0 P: 6	R: 2 E: 0 K: 3 S: 11 H: 2 LOB: 1 BB: 1 P: 15	R: 0 E: 0 K: 1 S: 5 H: 0 LOB: 0 BB: 0 P: 5	R: 0 E: 0 K: 0 S: 3 H: 0 LOB: 0 BB: 0 P: 3	1B: 5 2B: 0 3B: 0 HR: 1	SF: 0 SAC: 0 DP: 0 HBP: 0					

PITCHER	IP	WLS	BF	H	R	ER	SO	BB	IBB	HBP	BLK	WP	HR	S	P	ERA	WHIP
Dave Stenhouse, R (1, 1) ERA: 2.61	10.0	W	39	6	3	3	7	3	0	0	0	0	1	50	62	2.70	0.900

TOP

Minnesota Twins @ Washington Senators

D.C. Stadium, Washington, DC

Fri Jun 29 1962, 7:05 PM EDT

Att. 13,475 - Unknown

livebaseballscorecards.com

AB	36
R	3
H	6
RBI	3
BB	3
SO	7
LOB	11

WP: 0 PB: 0 SB: 0 CS: 0 PA: 39

Batter	1	2	3	4	5	6	7	8	9	10	AB	R	H	RBI	BB	SO	LOB
Ken Hamlin, R (1, 6) OBP: 0.263, SLG: 0.247	K	G5-4-3 1-2f			5-3			SH5-4 SH BB BB	F7		4	1	0	0	1	1	2
Danny O'Connell, R (1, 4) OBP: 0.331, SLG: 0.381	2-3 2B 1B		G3			6-3		SH BB SH5-4 1-2		5-3	3	1	1	0	0	0	0
Chuck Cottier, R (8, PR) OBP: 0.296, SLG: 0.327 (9, 4)											1	0	0	0	0	0	0
Jim King, L (1, 9) OBP: 0.356, SLG: 0.319	2-3 1-2		4-3			F8		SH5-4 1-2 2-3		3-1	4	0	0	0	0	0	1
Harry Bright, R (1, 3) OBP: 0.377, SLG: 0.585	1B 2-H 2B		L5			L7		G3		WP HR 2B	5	2	2	1	0	0	3
Ken Retzer, L (1, 2) OBP: 0.379, SLG: 0.484				L7			4-3	BB IBB		HR 2-3 BB	3	0	1	1	1	0	0
Claude Osteen, L (8, PR) OBP: 0.190, SLG: 0.238											0	0	0	0	0	0	0
Bob Schmidt, R (9, 2) OBP: 0.265, SLG: 0.391	1B 2-H										0	1	0	0	1	0	0
Bud Zipfel, L (1, 7) OBP: 0.278, SLG: 0.188	K			4-3			F8	BB 1-2 2-3 3-H		HR 1-H 3-H	3	0	0	0	0	1	1
Chuck Hinton, R (8, PH) OBP: 0.343, SLG: 0.500 (9, 7)											1	1	1	4	1	0	0
Jim Piersall, R (1, 8) OBP: 0.300, SLG: 0.364		1B WP FC6-2 1B		K			2B	F9			4	0	2	0	0	1	3
Bob Johnson, R (1, 5) OBP: 0.340, SLG: 0.417		FC6-2 1-3 1B			6-3		IBB		F8		3	0	1	0	1	0	0
Dave Stenhouse, R (1, 1) OBP: 0.074, SLG: 0.038		FC6-2 G5-4-3 1-2 3-H			G3		3-1		6-3		4	0	0	0	0	0	4
Inning Stats	R: 2 H: 3 E: 0 LOB: 1 K: 2 BB: 0 S: 10 P: 10	R: 0 H: 2 E: 0 LOB: 1 K: 0 BB: 0 S: 4 P: 4	R: 0 H: 0 E: 0 LOB: 0 K: 0 BB: 0 S: 3 P: 3	R: 0 H: 0 E: 0 LOB: 0 K: 1 BB: 0 S: 5 P: 5	R: 0 H: 0 E: 0 LOB: 0 K: 0 BB: 0 S: 3 P: 3	R: 0 H: 0 E: 0 LOB: 0 K: 0 BB: 0 S: 3 P: 3	R: 0 H: 1 E: 0 LOB: 2 K: 0 BB: 1 S: 4 P: 8	R: 1 H: 0 E: 0 LOB: 3 K: 0 BB: 3 S: 4 P: 16	R: 0 H: 0 E: 0 LOB: 0 K: 0 BB: 0 S: 3 P: 3	R: 3 H: 2 E: 0 LOB: 0 K: 0 BB: 1 S: 4 P: 8	1B: 4 SF: 0 2B: 3 SAC: 2 3B: 0 DP: 1 HR: 1 HBP: 0						

PITCHER		IP	WLS	BF	H	R	ER	SO	BB	IBB	HBP	BLK	WP	HR	S	P	ERA	WHIP
Joe Bonikowski, R ERA: 3.92	(1, 1)	4.0		16	5	2	2	3	0	0	0	0	1	0	22	22	4.50	1.250
Georges Maranda, R ERA: 4.04	(5, 1)	2.0		6	0	0	0	0	0	0	0	0	0	0	6	6	0.00	0.000
Bill Pleis, L ERA: 3.38	(7, 1)	0.2		4	1	0	0	0	0	1	0	0	0	0	3	7	0.00	1.500
Lee Stange, R ERA: 3.91	(7, 1)	1.0		7	0	1	1	0	2	1	0	0	0	0	4	16	9.00	2.000
Ray Moore, R ERA: 3.86	(8, 1)	2.0	L	9	2	3	3	0	1	0	0	0	1	1	8	12	13.50	1.500

PITCHER	IP	WLS	BF	H	R	ER	SO	BB	IBB	HBP	BLK	WP	HR	S	P	ERA	WHIP

BOTTOM

Minnesota Twins @ Washington Senators

D.C. Stadium, Washington, DC

Fri Jun 29 1962, 7:05 PM EDT

Att. 13,475 - Unknown

livebaseballscorecards.com

AB	35
R	6
H	8
RBI	6
BB	5
SO	3
LOB	14

WP: 2 PA: 42
PB: 0
SB: 0
CS: 0

Batter	1	2	3	4	5	6	7	8	9	AB	R	H	RBI	BB	SO	LOB
Lenny Green, L (1, 8) OBP: 0.379, SLG: 0.434	E4 1B		F9		3-1		F9			4	0	1	0	0	0	3
Vic Power, R (1, 3) OBP: 0.331, SLG: 0.455	K		F7			1B		F7		4	0	1	0	0	1	1
Rich Rollins, R (1, 5) OBP: 0.389, SLG: 0.498	K		F8			F7		6-3		4	0	0	0	0	1	2
Harmon Killebrew, R (1, 7) OBP: 0.372, SLG: 0.458	FC6-4 BB			F7		K		6-3		3	0	0	0	1	1	1
Bob Allison, R (1, 9) OBP: 0.380, SLG: 0.405	FC6-4 1-2f			K		F2			1B	4	0	1	0	0	1	3
Earl Battey, R (1, 2) OBP: 0.338, SLG: 0.410		G3		1-3			2B BB		K	3	0	0	0	1	1	1
Bernie Allen, L (1, 4) OBP: 0.316, SLG: 0.416		1-3			6-3		1-3 2B		P4	4	0	1	0	0	0	1
Zoilo Versalles, R (1, 6) OBP: 0.256, SLG: 0.344		1B			E1		K		K	3	0	1	0	0	1	2
Don Mincher, L (9, PH) OBP: 0.404, SLG: 0.506										1	0	0	0	0	1	1
Jim Kaat, L (1, 1) OBP: 0.265, SLG: 0.326		K			K		K			3	0	0	0	0	3	4
Inning Stats	R: 0 H: 1 E: 1 LOB: 2 K: 2 BB: 1 S: 8 P: 12	R: 0 H: 1 E: 0 LOB: 1 K: 1 BB: 0 S: 6 P: 6	R: 0 H: 0 E: 0 LOB: 0 K: 0 BB: 0 S: 3 P: 3	R: 0 H: 0 E: 0 LOB: 0 K: 1 BB: 0 S: 5 P: 5	R: 0 H: 0 E: 1 LOB: 1 K: 1 BB: 0 S: 6 P: 6	R: 0 H: 1 E: 0 LOB: 1 K: 1 BB: 0 S: 6 P: 6	R: 0 H: 1 E: 0 LOB: 2 K: 2 BB: 1 S: 8 P: 12	R: 0 H: 0 E: 0 LOB: 0 K: 0 BB: 0 S: 3 P: 3	R: 0 H: 1 E: 0 LOB: 1 K: 2 BB: 0 S: 8 P: 8	1B: 4 SF: 0 2B: 1 SAC: 0 3B: 0 DP: 0 HR: 0 HBP: 0						

PITCHER	IP	WLS	BF	H	R	ER	SO	BB	IBB	HBP	BLK	WP	HR	S	P	ERA	WHIP
Tom Cheney, R (1, 1) ERA: 3.18	9.0	W	35	5	0	0	10	2	0	0	0	0	0	53	61	0.00	0.778

PITCHER	IP	WLS	BF	H	R	ER	SO	BB	IBB	HBP	BLK	WP	HR	S	P	ERA	WHIP

TOP

Minnesota Twins @ Washington Senators

D.C. Stadium, Washington, DC

Sat Jun 30 1962, 7:05 PM EDT

Att. 15,506 - Unknown

livebaseballscorecards.com

AB	33
R	0
H	5
RBI	0
BB	2
SO	10
LOB	19
PA:	35
WP:	0
PB:	0
SB:	0
CS:	0

Batter	1	2	3	4	5	6	7	8	9	AB	R	H	RBI	BB	SO	LOB
Ken Hamlin, R (1, 6) OBP: 0.298, SLG: 0.276	G6-3 1B		BBB 4-0 BB		1-2 2-3 1B		3-H CS 1B			3	0	3	1	1	0	0
Danny O'Connell, R (1, 4) OBP: 0.324, SLG: 0.372 Chuck Cottier, R (9, 4) OBP: 0.296, SLG: 0.327	SSS 0-3 ① K		1-3 ③		F8 ③		1-2 CS ③	1-3 ①		4 0	0 0	0 0	0 0	0 0	1 0	5 0
Chuck Hinton, R (1, 7) OBP: 0.341, SLG: 0.492	1-2f G6-3 ②③			F7 ①		F7 ①		BBB 4-0 BB		3	0	0	0	1	0	1
Harry Bright, R (1, 3) OBP: 0.373, SLG: 0.570		1-3 ①		BBB 4-0 G1-6-3 BB		6-3 ②		SSS 0-3 ② K		3	0	0	0	1	1	1
Jim Piersall, R (1, 8) OBP: 0.300, SLG: 0.362		5-3 ②		G1-6-3 ②③ 1-2f		1B		F9 ③		4	0	1	0	0	0	2
Bob Johnson, R (1, 5) OBP: 0.344, SLG: 0.420		1B			FC3-5 BB 1B	SSS 0-3 ③ K				3	0	2	0	0	1	1
Jim King, L (1, 9) OBP: 0.360, SLG: 0.317		F7 ③			BBB 4-0 1B FC3-5 1-2 BB		BBB 4-0 G3 G3 1B BB			1	1	0	0	2	0	1
Bob Schmidt, R (1, 2) OBP: 0.259, SLG: 0.382			6-3 ①		FC3-5 ① 1B 1-2 2-3f		G3 ① 1-2			3	0	0	0	0	0	3
Tom Cheney, R (1, 1) OBP: 0.105, SLG: 0.056			1-3 ②		F8 ②		G3 ② 2-3			3	0	0	0	0	0	3
Inning Stats	R: 0 H: 1 E: 0 LOB: 0 K: 1 BB: 0 S: 5 P: 5	R: 0 H: 1 E: 0 LOB: 1 K: 0 BB: 0 S: 4 P: 4	R: 0 H: 0 E: 0 LOB: 1 K: 0 BB: 1 S: 3 P: 7	R: 0 H: 0 E: 0 LOB: 0 K: 0 BB: 1 S: 2 P: 6	R: 0 H: 2 E: 0 LOB: 3 K: 0 BB: 1 S: 5 P: 9	R: 0 H: 1 E: 0 LOB: 1 K: 1 BB: 0 S: 6 P: 6	R: 1 H: 1 E: 0 LOB: 0 K: 0 BB: 1 S: 3 P: 7	R: 0 H: 0 E: 0 LOB: 1 K: 1 BB: 1 S: 5 P: 9		1B: 6 SF: 0 2B: 0 SAC: 0 3B: 0 DP: 2 HR: 0 HBP: 0				WP: 0 PA: 33 PB: 0 SB: 0 CS: 1		

PITCHER		IP	WLS	BF	H	R	ER	SO	BB	IBB	HBP	BLK	WP	HR	S	P	ERA	WHIP
Jim Kaat, L ERA: 3.43	(1, 1)	8.0	L	32	6	1	1	3	5	0	0	0	0	0	33	53	1.12	1.375

PITCHER	IP	WLS	BF	H	R	ER	SO	BB	IBB	HBP	BLK	WP	HR	S	P	ERA	WHIP

BOTTOM

Minnesota Twins @ Washington Senators

D.C. Stadium, Washington, DC

Sat Jun 30 1962, 7:05 PM EDT

Att. 15,506 - Unknown

livebaseballscorecards.com

AB	27
R	1
H	6
RBI	1
BB	5
SO	3
LOB	17

Minnesota Twins @ Washington Senators

D.C. Stadium, Washington, DC

Sun Jul 01 1962, 3:33 AM EDT

Att. 10,392 - Unknown

TOP

livebaseballscorecards.com

Batter	1	2	3	4	5	6	7	8	9	AB	R	H	RBI	BB	SO	LOB
Lenny Green, L (1, 8) (9, 7) OBP: 0.379, SLG: 0.443	F8		1-H HR	CS 1B		FC2-6 G5-3 1B 1-2f		K		5	1	2	2	0	1	2
Vic Power, R (1, 3) OBP: 0.332, SLG: 0.454	F9		P4	CS 1-2	G5-3 1B 1B	1-2 1B		FC5-4 1-2f		5	0	2	0	0	0	1
Rich Rollins, R (1, 5) OBP: 0.392, SLG: 0.497	BB		BB		1-2 G5-3 3B 1B	G5-3 2-3f			E5 HR	3	2	1	0	2	0	2
Harmon Killebrew, R (1, 7) OBP: 0.373, SLG: 0.467 Bill Tuttle, R (9, 8) OBP: 0.321, SLG: 0.292	K		1-2 G6-4-3 BB		G5-3 1-2 2-3f		6-3		2-H HR	4 0	1 0	1 0	2 0	1 0	1 0	3 0
Bob Allison, R (1, 9) OBP: 0.381, SLG: 0.429		4-3	1-2f G6-4-3		2-H 1B 3B		HR		F7	5	2	2	2	0	0	2
Earl Battey, R (1, 2) OBP: 0.343, SLG: 0.414		FC5-4 1B		HR 1B	3-H BB 1B		4-3		K	5	1	3	1	0	1	0
Bernie Allen, L (1, 4) OBP: 0.318, SLG: 0.424		F8		1-H HR	1-2 BB		3-1		3-4-1	4	1	1	2	1	0	1
Zoilo Versalles, R (1, 6) OBP: 0.253, SLG: 0.339		1-2f FC5-4		6-3	4-3			1-6-3		4	0	0	0	0	0	3
Camilo Pascual, R (1, 1) OBP: 0.306, SLG: 0.407			HR 1B	F9		FC2-6 BB		FC5-4 BB		2	1	1	0	2	0	0
Inning Stats	R: 0 E: 0 K: 1 S: 5 H: 0 LOB: 1 BB: 1 P: 9	R: 0 E: 0 K: 0 S: 4 H: 1 LOB: 1 BB: 0 P: 4	R: 2 E: 0 K: 0 S: 4 H: 2 LOB: 1 BB: 2 P: 12	R: 2 E: 0 K: 0 S: 5 H: 3 LOB: 0 BB: 0 P: 5	R: 2 E: 0 K: 0 S: 6 H: 4 LOB: 2 BB: 1 P: 10	R: 0 E: 0 K: 0 S: 3 H: 1 LOB: 1 BB: 1 P: 7	R: 1 E: 0 K: 0 S: 4 H: 1 LOB: 0 BB: 0 P: 4	R: 0 E: 0 K: 1 S: 5 H: 0 LOB: 1 BB: 1 P: 9	R: 2 E: 1 K: 1 S: 7 H: 1 LOB: 0 BB: 0 P: 7	1B: 8 2B: 0 3B: 1 HR: 4	SF: 0 SAC: 0 DP: 3 HBP: 0						

	AB	37
	R	9
	H	13
	RBI	9
	BB	6
	SO	3
	LOB	14

WP: 0 PB: 0 SB: 0 CS: 1 PA: 44

PITCHER	IP	WLS	BF	H	R	ER	SO	BB	IBB	HBP	BLK	WP	HR	S	P	ERA	WHIP
Ray Rippelmeyer, R (1, 1) ERA: 5.45	3.2	L	19	6	4	4	1	3	0	0	0	0	2	18	30	9.82	2.455
Bennie Daniels, R (4, 1) ERA: 5.45	1.1		7	4	2	2	0	1	0	0	0	0	0	6	10	13.50	3.750
Jim Hannan, R (6, 1) ERA: 4.8	3.0		12	2	1	1	1	2	0	0	0	0	1	12	20	3.00	1.333
Marty Kutyna, R (9, 1) ERA: 2.79	1.0		5	1	2	1	1	0	0	0	0	0	1	7	7	9.00	1.000

PITCHER	IP	WLS	BF	H	R	ER	SO	BB	IBB	HBP	BLK	WP	HR	S	P	ERA	WHIP

BOTTOM

Minnesota Twins @ Washington Senators

D.C. Stadium, Washington, DC

Sun Jul 01 1962, 3:33 AM EDT

Att. 10,392 - Unknown

livebaseballscorecards.com

Batter	1	2	3	4	5	6	7	8	9	AB	R	H	RBI	BB	SO	LOB
Ken Hamlin, R (1, 6) OBP: 0.295, SLG: 0.275	F8		F7			P3		1B		4	0	1	0	0	0	0
Danny O'Connell, R (1, 4) OBP: 0.323, SLG: 0.369	4-3		F3			F8		1-3 1B		4	0	1	0	0	0	0
Chuck Hinton, R (1, 7) (2, 8) OBP: 0.339, SLG: 0.487	F8			1B		6-3		L7		4	0	1	0	0	0	2
Harry Bright, R (1, 3) OBP: 0.370, SLG: 0.556		BBBB FC3-6 BB		F9			3-1		SSS K	3	0	0	0	1	1	1
Ken Retzer, L (1, 2) OBP: 0.375, SLG: 0.476		FC3-6 1B 1-2f		P6			1B		4-3	4	0	1	0	0	0	2
Jim Piersall, R (1, 8) OBP: 0.300, SLG: 0.362 Bud Zipfel, L (2, 7) OBP: 0.227, SLG: 0.150		SSS K		F8			F8		F9	0 4	0 0	0 0	0 0	0 0	0 1	0 3
Jim King, L (1, 9) OBP: 0.360, SLG: 0.317		1-2 1B		F8			F9			3	0	1	0	0	0	1
Bob Johnson, R (1, 5) OBP: 0.340, SLG: 0.415		SSS K		6-3				F9		3	0	0	0	0	1	2
Ray Rippelmeyer, R (1, 1) OBP: 0.500, SLG: 1.167 Bennie Daniels, L (4, 1) OBP: 0.130, SLG: 0.130 Joe Hicks, L (5, PH) OBP: 0.298, SLG: 0.404 Jim Hannan, R (6, 1) OBP: 0.250, SLG: 0.250 Dale Long, L (8, PH) OBP: 0.313, SLG: 0.356 Marty Kutyna, R (9, 1) OBP: 0.333, SLG: 0.200			SSS K			4-3		3-1		1 0 1 0 1 0	0 0 0 0 0 0	0 0 0 0 0 0	0 0 0 0 0 0	1 0 0 0 0 0	0 0 0 0 0 0	0 0 0 0 0 0
Inning Stats	R: 0 E: 0 K: 0 S: 3 H: 0 LOB: 0 BB: 0 P: 3	R: 0 E: 0 K: 2 S: 8 H: 1 LOB: 2 BB: 1 P: 12	R: 0 E: 0 K: 1 S: 5 H: 0 LOB: 0 BB: 0 P: 5	R: 0 E: 0 K: 0 S: 4 H: 1 LOB: 1 BB: 0 P: 4	R: 0 E: 0 K: 0 S: 3 H: 0 LOB: 0 BB: 0 P: 3	R: 0 E: 0 K: 0 S: 3 H: 0 LOB: 0 BB: 0 P: 3	R: 0 E: 0 K: 0 S: 4 H: 1 LOB: 1 BB: 0 P: 4	R: 0 E: 0 K: 0 S: 5 H: 2 LOB: 2 BB: 0 P: 5	R: 0 E: 0 K: 1 S: 5 H: 0 LOB: 0 BB: 0 P: 5	1B: 5 2B: 0 3B: 0 HR: 0	SF: 0 SAC: 0 DP: 0 HBP: 0						

	AB	32
	R	0
	H	5
	RBI	0
	BB	1
	SO	4
	LOB	11

WP: 0 PB: 0 SB: 0 CS: 0 PA: 33

PITCHER	IP	WLS	BF	H	R	ER	SO	BB	IBB	HBP	BLK	WP	HR	S	P	ERA	WHIP
Camilo Pascual, R (1, 1) ERA: 3.45	9.0	W	33	5	0	0	4	1	0	0	0	0	0	40	44	0.00	0.667

PITCHER	IP	WLS	BF	H	R	ER	SO	BB	IBB	HBP	BLK	WP	HR	S	P	ERA	WHIP

Los Angeles Angels @ Washington Senators

D.C. Stadium, Washington, DC

Mon Jul 02 1962, 7:05 PM EDT

Att. 7,286 - Unknown - 77 F

livebaseballscorecards.com

TOP

Batter	1	2	3	4	5	6	7	8	9	AB	R	H	RBI	BB	SO	LOB
Eddie Yost, R (1, 5) OBP: 0.439, SLG: 0.374	BBBB 4-0 6-3 PB BB		x 0-0 ① F6		x 0-0 1-2 1B			x 0-0 ① 5-3		3	0	1	0	1	0	0
Billy Moran, R (1, 4) OBP: 0.338, SLG: 0.449	x 0-0 ① F7 1-2		x 0-0 ② 4-3		x 0-0 ③ F9			x 0-0 ② F7		4	0	0	0	0	0	3
Leon Wagner, L (1, 9) OBP: 0.359, SLG: 0.583	BBBB 4-0 6-3 BB		SSS 0-3 ③ K			x 0-0 ① F8		SSS 0-3 ③ K		3	0	0	0	1	2	0
Steve Bilko, R (1, 3) OBP: 0.345, SLG: 0.442 Lee Thomas, L (9, 3) OBP: 0.342, SLG: 0.404	x 0-0 ② 6-3 1-2 2-3			x 0-0 ① F8		x 0-0 HR			x 0-0 ① F9	4	1	1	1	0	0	2
										0	0	0	0	0	0	0
Buck Rodgers, S (1, 2) OBP: 0.334, SLG: 0.439	SSS 0-3 ③ K			x 0-0 ② F8		x 0-0 ② 4-3			x 0-0 HR	4	1	1	1	0	1	2
Earl Averill, R (1, 7) OBP: 0.413, SLG: 0.367 Albie Pearson, L (9, PR) OBP: 0.383, SLG: 0.369		x 0-0 ① F8		SSS 0-3 ③ K		x 0-0 ③ F4			BBBB 4-0 E BB	3	0	0	0	1	1	0
(9, 8)										0	0	0	0	0	0	0
Gordie Windhorn, R (1, 8) OBP: 0.215, SLG: 0.279		x 0-0 ② 5-3			x 0-0 ① 4-3		x 0-0 ① F5		x 0-0 ② F7 1-2	4	0	0	0	0	0	1
(9, 7)																
Jim Fregosi, R (1, 6) OBP: 0.273, SLG: 0.300		x 0-0 E4			x 0-0 1B 1B		x 0-0 ② F9		4-0 IBB	3	0	1	0	1	0	0
Eli Grba, R (1, 1) OBP: 0.296, SLG: 0.360		x 0-0 ③ F7			x 0-0 ② F2		x 0-0 ③ F8		x 0-0 ③ F7	3	0	0	0	0	0	2
Jack Spring, R (7, 1)										0	0	0	0	0	0	0
Tom Morgan, R (8, 1)										1	0	0	0	0	0	2
Inning Stats	R: 0 E: 0 K: 1 S: 5 H: 0 LOB: 2 BB: 2 P: 13	R: 0 E: 1 K: 0 S: 4 H: 0 LOB: 1 BB: 0 P: 4	R: 0 E: 0 K: 1 S: 5 H: 0 LOB: 0 BB: 0 P: 5	R: 0 E: 0 K: 1 S: 5 H: 0 LOB: 0 BB: 0 P: 5	R: 0 E: 0 K: 0 S: 5 H: 2 LOB: 2 BB: 0 P: 5	R: 1 E: 0 K: 0 S: 4 H: 1 LOB: 0 BB: 0 P: 4	R: 0 E: 0 K: 0 S: 3 H: 0 LOB: 0 BB: 0 P: 3	R: 0 E: 0 K: 1 S: 5 H: 0 LOB: 0 BB: 0 P: 5	R: 1 E: 1 K: 0 S: 4 H: 1 LOB: 2 BB: 2 P: 12	1B: 2 2B: 0 3B: 0 HR: 2 SF: 0 SAC: 0 DP: 0 HBP: 0							

	AB	32
	R	2
	H	4
	RBI	2
	BB	4
	SO	4
	LOB	12

WP: 0 PB: 1 SB: 0 CS: 0 PA: 36

PITCHER		IP	WLS	BF	H	R	ER	SO	BB	IBB	HBP	BLK	WP	HR	S	P	ERA	WHIP
Pete Burnside, L ERA: 4.3	(1, 1)	7.0		27	3	1	1	3	2	0	0	0	0	1	31	39	1.29	0.714
Steve Hamilton, L ERA: 3.27	(8, 1)	2.0	L	9	1	1	1	1	1	1	0	0	0	1	9	17	4.50	1.000

PITCHER		IP	WLS	BF	H	R	ER	SO	BB	IBB	HBP	BLK	WP	HR	S	P	ERA	WHIP

Batter	1	2	3	4	5	6	7	8	9	AB	R	H	RBI	BB	SO	LOB
Danny O'Connell, R (1, 4) OBP: 0.332, SLG: 0.374	FC4-6 1B		1B		L3		IBB			3	0	2	0	1	0	2
Jim King, L (1, 9) OBP: 0.353, SLG: 0.310	FC4-6 S 1-2f		F8			4-3	F9			4	0	0	0	0	0	5
Chuck Hinton, R (1, 8) OBP: 0.338, SLG: 0.480	K 1-2			F6		5-3		SH3-4 BB		3	0	0	0	1	1	1
Harry Bright, R (1, 3) OBP: 0.362, SLG: 0.543	F4			F4		5-3		SH3-4 1-2		3	0	0	0	0	0	1
Ken Retzer, L (1, 2) OBP: 0.374, SLG: 0.469 Bob Schmidt, R (8, PH) OBP: 0.257, SLG: 0.379 (9, 2)		4-3		4-3			1B 1B BB	F7		2 1	1 0	0 0	0 0	1 0	0 0	0 1
Bob Johnson, R (1, 5) OBP: 0.339, SLG: 0.412		F8			BB 1B 1B		F9	6-3		4	0	1	0	0	0	2
Bud Zipfel, L (1, 7) OBP: 0.269, SLG: 0.174		5-3			SH3-4 1B 1-2 BB		1B 1-3 1B		F7	3	0	1	0	1	0	0
Ken Hamlin, R (1, 6) OBP: 0.304, SLG: 0.286			F7		SH3-4 1-2 2-H 1B		5-3 1-3 3-H 1B		1-6-3	4	0	2	1	0	0	0
Pete Burnside, R (1, 1) Joe Hicks, L (7, PH) OBP: 0.298, SLG: 0.404 Johnny Schaive, R (7, PH) OBP: 0.273, SLG: 0.371 Steve Hamilton, L (8, 1) Dale Long, L (9, PH) OBP: 0.312, SLG: 0.354			K		SH3-4 1-2 2-3		5-3 1-2		1-3	1 0 1 0 1	0 0 0 0 0	0 0 0 0 0	0 0 0 0 0	1 0 0 0 0	0 0 0 0 0	0 0 2 0 0
Inning Stats	R: 0 E: 0 K: 1 S: 6 / H: 1 LOB: 1 BB: 0 P: 6	R: 0 E: 0 K: 0 S: 3 / H: 0 LOB: 0 BB: 0 P: 3	R: 0 E: 0 K: 1 S: 6 / H: 1 LOB: 1 BB: 0 P: 6	R: 0 E: 0 K: 0 S: 3 / H: 0 LOB: 0 BB: 0 P: 3	R: 0 E: 0 K: 0 S: 4 / H: 2 LOB: 2 BB: 1 P: 8	R: 0 E: 0 K: 0 S: 3 / H: 0 LOB: 0 BB: 0 P: 3	R: 1 E: 0 K: 0 S: 5 / H: 2 LOB: 3 BB: 2 P: 13	R: 0 E: 0 K: 0 S: 3 / H: 0 LOB: 1 BB: 1 P: 7	R: 0 E: 0 K: 0 S: 3 / H: 0 LOB: 0 BB: 0 P: 3							

PITCHER		IP	WLS	BF	H	R	ER	SO	BB	IBB	HBP	BLK	WP	HR	S	P	ERA	WHIP
Eli Grba, R ERA: 6.42	(1, 1)	6.1		26	6	1	1	2	2	0	0	0	0	0	28	36	1.42	1.263
Jack Spring, L ERA: 2.35	(7, 1)	1.0		5	0	0	0	0	1	1	0	0	0	0	3	11	0.00	1.000
Tom Morgan, R ERA: 3.94	(8, 1)	1.2	W	5	0	0	0	0	0	0	0	0	0	0	5	5	0.00	0.000

PITCHER	IP	WLS	BF	H	R	ER	SO	BB	IBB	HBP	BLK	WP	HR	S	P	ERA	WHIP

BOTTOM

Los Angeles Angels @ Washington Senators

D.C. Stadium, Washington, DC

Mon Jul 02 1962, 7:05 PM EDT

Att. 7,286 - Unknown - 77 F

livebaseballscorecards.com

AB	30
R	1
H	6
RBI	1
BB	4
SO	2
LOB	14

1B: 6	SF: 0	WP: 0	PA: 36
2B: 0	SAC: 2	PB: 0	
3B: 0	DP: 0	SB: 1	
HR: 0	HBP: 0	CS: 0	

Batter	1	2	3	4	5	6	7	8	9	AB	R	H	RBI	BB	SO	LOB
Albie Pearson, L (1, 8) OBP: 0.386, SLG: 0.376	F8			E 2B 1B	S 1B		4-3		2-H 2B	5	1	3	1	0	0	0
Billy Moran, R (1, 4) OBP: 0.333, SLG: 0.442	F8			E5 2B 1-2 BB	K 1-2		6-3		F8	5	1	0	0	0	1	3
Leon Wagner, L (1, 9) OBP: 0.361, SLG: 0.579	CS BB			P6	BB			3-1		2	0	0	0	2	0	2
Buck Rodgers, S (1, 2) OBP: 0.333, SLG: 0.440	CS 1-2	F8		BB FC5-2 1-3 2-H 2B	F9			F7		4	0	1	1	0	0	2
Lee Thomas, L (1, 3) OBP: 0.347, SLG: 0.422		F6		FC5-2 BB HBP		HR		2B		3	1	2	1	0	0	0
Earl Averill, R (1, 7) OBP: 0.408, SLG: 0.356		K		FC5-2 1-2 2-3 3-H BB		K		P4		3	0	0	1	1	2	1
Gordie Windhorn, R (8, 7) OBP: 0.215, SLG: 0.279										0	0	0	0	0	0	0
Eddie Yost, R (1, 5) OBP: 0.433, SLG: 0.368			5-3	FC5-2 1-2 2-3 3-H		5-3			SH3 2B 1B	4	1	1	0	0	0	3
Jim Fregosi, R (1, 6) OBP: 0.200, SLG: 0.214			F9	K		F9			F9	4	0	0	0	0	1	4
Ken McBride, R (1, 1) OBP: 0.171, SLG: 0.293			K	K			K		SH3 1-2	3	0	0	0	0	3	0
Dean Chance, R (7, 1) OBP: 0.217, SLG: 0.143										0	0	0	0	0	0	0
Inning Stats	R: 0 E: 0 K: 0 S: 2 H: 0 LOB: 0 BB: 1 P: 6	R: 0 E: 0 K: 1 S: 5 H: 0 LOB: 0 BB: 0 P: 5	R: 0 E: 0 K: 1 S: 5 H: 0 LOB: 0 BB: 0 P: 5	R: 2 E: 1 K: 1 S: 8 H: 2 LOB: 3 BB: 1 P: 13	R: 0 E: 0 K: 2 S: 8 H: 1 LOB: 2 BB: 1 P: 12	R: 1 E: 0 K: 1 S: 6 H: 1 LOB: 0 BB: 0 P: 6	R: 0 E: 0 K: 1 S: 5 H: 0 LOB: 0 BB: 0 P: 5	R: 0 E: 0 K: 0 S: 4 H: 1 LOB: 1 BB: 0 P: 4	R: 1 E: 0 K: 0 S: 5 H: 2 LOB: 1 BB: 0 P: 5	1B: 3 2B: 3 3B: 0 HR: 1	SF: 0 SAC: 1 DP: 0 HBP: 1						

PITCHER		IP	WLS	BF	H	R	ER	SO	BB	IBB	HBP	BLK	WP	HR	S	P	ERA	WHIP
Dave Stenhouse, R ERA: 2.6	(1, 1)	7.0	L	29	4	3	2	7	3	0	1	0	0	1	39	52	2.57	1.000
Don Rudolph, L ERA: 3.71	(8, 1)	2.0		9	3	1	1	0	0	0	0	0	0	0	9	9	4.50	1.500

PITCHER		IP	WLS	BF	H	R	ER	SO	BB	IBB	HBP	BLK	WP	HR	S	P	ERA	WHIP

TOP

Los Angeles Angels @ Washington Senators

D.C. Stadium, Washington, DC

Wed Jul 04 1962, 3:33 AM EDT

Unknown

livebaseballscorecards.com

AB	33
R	4
H	7
RBI	4
BB	3
SO	7
LOB	15

WP: 0 PA: 39
PB: 0
SB: 1
CS: 1

Batter	1	2	3	4	5	6	7	8	9	AB	R	H	RBI	BB	SO	LOB
Danny O'Connell, R (1, 4) OBP: 0.335, SLG: 0.374	6-3		F6		BBBB 4-0 G6-3 BB		0-0 3-H 1B		0-0 F9	3	0	1	1	1	0	0
Harry Bright, R (9, PH) OBP: 0.359, SLG: 0.539										1	0	0	0	0	0	1
Jim King, L (1, 9) OBP: 0.351, SLG: 0.314	G3		2B		0-0 G6-3 1-2f		0-0 P4			4	0	1	0	0	0	3
Chuck Hinton, R (1, 8) OBP: 0.341, SLG: 0.478	BBBB 4-0 BB		0-0 L5			0-0 1B SF8 1B		0-0 L9		3	1	1	0	1	0	1
Dale Long, L (1, 3) OBP: 0.311, SLG: 0.351	6-3		4-3			0-0 G1-6-3 1-3 1B		0-0 F7		4	0	1	0	0	0	2
Ken Retzer, L (1, 2) OBP: 0.371, SLG: 0.466		0-0 4-3		0-0 6-3		0-0 SF8 3-H		0-0 FC6-4 1B		3	0	1	1	0	0	0
Ed Brinkman, R (8, PR) OBP: 0.188, SLG: 0.250										0	0	0	0	0	0	0
Bob Schmidt, R (9, 2) OBP: 0.257, SLG: 0.379										0	0	0	0	0	0	0
Bob Johnson, R (1, 5) OBP: 0.337, SLG: 0.409		0-0 BB 1B		0-0 L9		0-0 G1-6-3 1-2f		0-0 FC6-4 1-2f		4	0	1	0	0	0	2
Bud Zipfel, L (1, 7) OBP: 0.300, SLG: 0.231		BBBB 4-0 1-2 BB		0-0 4-3			0-0 G3 1B 2B		0-0 F2	3	1	1	0	1	0	0
Ken Hamlin, R (1, 6) OBP: 0.302, SLG: 0.284		0-0 F8			0-0 SH3-4 1B		0-0 F7		0-0 P5	4	0	1	0	0	0	3
Dave Stenhouse, R (1, 1) OBP: 0.071, SLG: 0.037		0-0 5-3			0-0 SH3-4 1-2		0-0 G3 2-3		0-0 2B	1	0	0	0	0	0	2
Joe Hicks, L (7, PH) OBP: 0.295, SLG: 0.400										1	0	0	0	0	0	1
Don Rudolph, L (8, 1) OBP: 0.259, SLG: 0.385										0	0	0	0	0	0	0
Johnny Schaive, R (9, PH) OBP: 0.279, SLG: 0.384										1	0	1	0	0	0	0
Inning Stats	R: 0 E: 0 K: 0 S: 3 H: 0 LOB: 1 BB: 1 P: 7	R: 0 E: 0 K: 0 S: 4 H: 1 LOB: 2 BB: 1 P: 8	R: 0 E: 0 K: 0 S: 4 H: 1 LOB: 1 BB: 0 P: 4	R: 0 E: 0 K: 0 S: 3 H: 0 LOB: 0 BB: 0 P: 3	R: 0 E: 0 K: 0 S: 3 H: 1 LOB: 1 BB: 1 P: 7	R: 1 E: 0 K: 0 S: 4 H: 2 LOB: 0 BB: 0 P: 4	R: 1 E: 0 K: 0 S: 5 H: 2 LOB: 1 BB: 0 P: 5	R: 0 E: 0 K: 0 S: 4 H: 1 LOB: 1 BB: 0 P: 4	R: 0 E: 0 K: 0 S: 4 H: 1 LOB: 1 BB: 0 P: 4	1B: 6 2B: 3 3B: 0 HR: 0	SF: 1 SAC: 1 DP: 2 HBP: 0						

PITCHER	IP	WLS	BF	H	R	ER	SO	BB	IBB	HBP	BLK	WP	HR	S	P	ERA	WHIP
Ken McBride, R (1, 1) ERA: 3.87	6.2	W	28	7	2	2	0	3	0	0	0	0	0	25	37	2.70	1.500
Dean Chance, R (7, 1) ERA: 3.84	2.1	S	9	2	0	0	0	0	0	0	0	0	0	9	9	0.00	0.857

PITCHER	IP	WLS	BF	H	R	ER	SO	BB	IBB	HBP	BLK	WP	HR	S	P	ERA	WHIP

BOTTOM

Los Angeles Angels @ Washington Senators

D.C. Stadium, Washington, DC

Wed Jul 04 1962, 3:33 AM EDT

Unknown

livebaseballscorecards.com

AB	32
R	2
H	9
RBI	2
BB	3
SO	0
LOB	15

WP: 0 PB: 0 SB: 0 CS: 0 PA: 37

Los Angeles Angels @ Washington Senators

D.C. Stadium, Washington, DC

Wed Jul 04 1962, 3:38 AM EDT

Att. 18,829 - Unknown

livebaseballscorecards.com

TOP

Batter	1	2	3	4	5	6	7	8	9	AB	R	H	RBI	BB	SO	LOB
Albie Pearson, L (1, 8) OBP: 0.382, SLG: 0.371	4-3		2-3		3-1		E7 1-3			4	0	0	0	0	0	1
Billy Moran, R (1, 4) OBP: 0.335, SLG: 0.446	FC4-6 1B		HR 2B		F8		F9			4	1	2	0	0	0	3
Leon Wagner, L (1, 9) OBP: 0.359, SLG: 0.585	FC4-6 FC6-4 1-2f		2-H HR		F4			K		4	1	1	2	0	1	1
Steve Bilko, R (1, 3) OBP: 0.342, SLG: 0.435	FC6-4 1-2f		6-3			5-3		G4-6-3 1B		4	0	1	0	0	0	1
Lee Thomas, L (8, PR) OBP: 0.347, SLG: 0.422 (8, 3)										0	0	0	0	0	0	0
Buck Rodgers, S (1, 2) OBP: 0.339, SLG: 0.444		G5-4-3 1B		HR 1B		CS 1B		G4-6-3 1-2f		4	1	3	0	0	0	1
Felix Torres, R (1, 5) OBP: 0.304, SLG: 0.376		G5-4-3 1-2f		1-H HR		K 1-2			F4	4	1	1	2	0	1	2
Earl Averill, R (1, 7) OBP: 0.421, SLG: 0.369							L4-3 BB			2	0	2	0	1	0	0
Gordie Windhorn, R (7, PR) OBP: 0.227, SLG: 0.290 (7, 7)		1B		G6-4-3 1B					F8 S 1B	1	0	1	0	0	0	0
Jim Fregosi, R (1, 6) OBP: 0.158, SLG: 0.167		4-3		G6-4-3 1-2f			L4-3 1-2		F8 1-3	4	0	0	0	0	0	4
Ted Bowsfield, R (1, 1) OBP: 0.150, SLG: 0.105			F3	F9			E 1B		5-3	3	0	1	0	0	0	0
Jack Spring, R (8, 1)										0	0	0	0	0	0	0
Art Fowler, R (8, 1) OBP: 0.300, SLG: 0.222										1	0	0	0	0	0	1

	AB	35
	R	4
	H	12
	RBI	4
	BB	1
	SO	2
	LOB	14

Inning Stats	1	2	3	4	5	6	7	8	9
	R: 0 E: 0 K: 0 S: 4	H: 1 LOB: 1 BB: 0 P: 4	R: 0 E: 0 K: 0 S: 4	H: 2 LOB: 1 BB: 0 P: 4	R: 2 E: 0 K: 0 S: 5	H: 2 LOB: 0 BB: 0 P: 5	R: 2 E: 0 K: 0 S: 5	H: 3 LOB: 0 BB: 0 P: 5	R: 0 E: 0 K: 0 S: 3	H: 0 LOB: 0 BB: 0 P: 3	R: 0 E: 0 K: 1 S: 5	H: 1 LOB: 0 BB: 0 P: 5	R: 0 E: 1 K: 0 S: 4	H: 1 LOB: 3 BB: 1 P: 8	R: 0 E: 0 K: 1 S: 5	H: 1 LOB: 1 BB: 0 P: 5	R: 0 E: 0 K: 0 S: 4	H: 1 LOB: 1 BB: 0 P: 4

	1B: 9	SF: 0
	2B: 2	SAC: 0
	3B: 0	DP: 4
	HR: 2	HBP: 0

	WP: 0	PA: 36
	PB: 0	
	SB: 1	
	CS: 1	

PITCHER		IP	WLS	BF	H	R	ER	SO	BB	IBB	HBP	BLK	WP	HR	S	P	ERA	WHIP
Claude Osteen, L ERA: 3.52	(1, 1)	5.0	L	21	8	4	4	0	0	0	0	0	0	2	21	21	7.20	1.600
Jim Hannan, R ERA: 4.5	(6, 1)	2.0		8	2	0	0	1	1	0	0	0	0	0	9	13	0.00	1.500
Marty Kutyna, R ERA: 2.66	(8, 1)	2.0		7	2	0	0	1	0	0	0	0	0	0	9	9	0.00	1.000

PITCHER	IP	WLS	BF	H	R	ER	SO	BB	IBB	HBP	BLK	WP	HR	S	P	ERA	WHIP

Batter	1	2	3	4	5	6	7	8	9	AB	R	H	RBI	BB	SO	LOB
Ken Hamlin, R (1, 6) OBP: 0.310, SLG: 0.293	CS SH1-3 1B		1-2 G6-4-3 1B		F6			F7		4	0	2	0	0	0	0
Chuck Cottier, R (1, 4) OBP: 0.297, SLG: 0.341	SH1-3 1-2		G6-4-3 1-2f			F5		HR		3	1	1	1	0	0	2
Chuck Hinton, R (1, 8) OBP: 0.339, SLG: 0.474	4-3 2-3			F8		1B		5-3		4	0	1	0	0	0	1
Harry Bright, R (1, 3) OBP: 0.363, SLG: 0.538		F9		1B		F8		1B		4	0	2	0	0	0	1
Jim King, L (1, 9) OBP: 0.358, SLG: 0.324		1B		1-2 1B		5-3		1-2 1B		4	0	3	0	0	0	1
Bob Johnson, R (1, 5) OBP: 0.332, SLG: 0.402		F3		F8			5-3	F8		4	0	0	0	0	0	5
Bud Zipfel, L (1, 7) OBP: 0.294, SLG: 0.233		F7		F9			5-3 1B		L4	4	0	1	0	0	0	3
Bob Schmidt, R (1, 2) OBP: 0.252, SLG: 0.370			F4		F2		5-3 1-2		K	3	0	0	0	0	0	1
Ken Retzer, L (9, PH) OBP: 0.368, SLG: 0.462										1	0	0	0	0	1	0
Claude Osteen, L (1, 1) OBP: 0.227, SLG: 0.273			1B 1B		F9		5-3		3-1	1	0	1	0	0	0	0
Danny O'Connell, R (5, PH) OBP: 0.333, SLG: 0.372										1	0	0	0	0	0	0
Jim Hannan, R (6, 1) OBP: 0.250, SLG: 0.250										0	0	0	0	0	0	0
Johnny Schaive, R (7, PH) OBP: 0.277, SLG: 0.381										1	0	0	0	0	0	1
Marty Kutyna, R (8, 1) OBP: 0.333, SLG: 0.200										0	0	0	0	0	0	0
Dale Long, L (9, PH) OBP: 0.309, SLG: 0.349										1	0	0	0	0	0	0
Inning Stats	R: 0 H: 1 E: 0 LOB: 0 K: 0 BB: 0 S: 3 P: 3	R: 0 H: 1 E: 0 LOB: 1 K: 0 BB: 0 S: 4 P: 4	R: 0 H: 2 E: 0 LOB: 1 K: 0 BB: 0 S: 4 P: 4	R: 0 H: 2 E: 0 LOB: 2 K: 0 BB: 0 S: 5 P: 5	R: 0 H: 0 E: 0 LOB: 0 K: 0 BB: 0 S: 3 P: 3	R: 0 H: 1 E: 0 LOB: 1 K: 0 BB: 0 S: 4 P: 4	R: 0 H: 1 E: 0 LOB: 1 K: 0 BB: 0 S: 4 P: 4	R: 1 H: 3 E: 0 LOB: 2 K: 0 BB: 0 S: 6 P: 6	R: 0 H: 0 E: 0 LOB: 0 K: 1 BB: 0 S: 5 P: 5	1B: 10 SF: 0 2B: 0 SAC: 1 3B: 0 DP: 1 HR: 1 HBP: 0							WP: 0 PA: 36 PB: 0 SB: 0 CS: 1

PITCHER		IP	WLS	BF	H	R	ER	SO	BB	IBB	HBP	BLK	WP	HR	S	P	ERA	WHIP
Ted Bowsfield, L ERA: 4.92	(1, 1)	7.2	W	31	10	1	1	0	0	0	0	0	0	1	31	31	1.17	1.304
Jack Spring, L ERA: 2.35	(8, 1)	0.0		1	1	0	0	0	0	0	0	0	0	0	1	1	∞	∞
Art Fowler, R ERA: 2.77	(8, 1)	1.1	S	4	0	0	0	1	0	0	0	0	0	0	6	6	0.00	0.000

PITCHER	IP	WLS	BF	H	R	ER	SO	BB	IBB	HBP	BLK	WP	HR	S	P	ERA	WHIP

BOTTOM

Los Angeles Angels @ Washington Senators

D.C. Stadium, Washington, DC

Wed Jul 04 1962, 3:38 AM EDT

Att. 18,829 - Unknown

livebaseballscorecards.com

AB	35
R	1
H	11
RBI	1
BB	0
SO	1
LOB	15

Batter	1	2	3	4	5	6	7	8	9	AB	R	H	RBI	BB	SO	LOB
Jim King, L (1, 9) OBP: 0.359, SLG: 0.339	F8	L7			K		HR	CS BB		4	1	1	1	1	1	1
Chuck Cottier, R (1, 4) OBP: 0.303, SLG: 0.349	F2		G4-6-3 1B		FC1-5-6 2B		F8	1B 1-2 BB		4	0	2	0	1	0	0
Ken Retzer, L (1, 2) OBP: 0.361, SLG: 0.452	F6		G4-6-3 1-2f		FC1-5-6 2-3		HR	1-3 1B		3	0	0	0	0	0	2
Bob Schmidt, R (7, PH) (7, 2) OBP: 0.262, SLG: 0.401										2	1	2	1	0	0	0
Dale Long, L (1, 3) OBP: 0.311, SLG: 0.347		1B WP 1B	F6		1-3		BB 3B BB	F6		4	2	1	0	1	0	3
Chuck Hinton, R (1, 8) (7, 7) OBP: 0.345, SLG: 0.488		WP S HR 1-3 1B		HR		6-3	1-2 3B BB		K	4	3	2	1	1	1	0
Bud Zipfel, L (1, 7) OBP: 0.316, SLG: 0.324		K 1-2		FC5-4 1B		K	1-H 2-H SH1-4 3B		4-3	4	1	2	2	0	2	2
Jim Piersall, R (7, 8) OBP: 0.300, SLG: 0.362										0	0	0	0	0	0	0
Joe Hicks, L (9, PH) OBP: 0.292, SLG: 0.396										1	0	0	0	0	0	0
Bob Johnson, R (1, 5) OBP: 0.336, SLG: 0.416		2-H 3-H HR		FC5-4 1B 1-2f		1B BB	SH1-4 3-H		BB	2	1	1	2	1	0	1
Danny O'Connell, R (7, PH) (7, 5) OBP: 0.337, SLG: 0.372										0	0	0	1	1	0	0
Ken Hamlin, R (1, 6) OBP: 0.324, SLG: 0.302	SH3-4 BB			G6-4-3 1-2 1B		1-2 1B	F8		F9	4	0	2	0	1	0	1
Tom Cheney, R (1, 1) OBP: 0.100, SLG: 0.053										1	0	0	0	0	0	2
Steve Hamilton, L (5, 1) OBP: 0.000, SLG: 0.000										0	0	0	0	0	0	0
Johnny Schaive, R (6, PH) OBP: 0.275, SLG: 0.378										1	0	0	0	0	0	2
Bennie Daniels, L (6, 1) OBP: 0.125, SLG: 0.125										1	0	0	0	0	1	0
Marty Kutyna, R (8, 1) OBP: 0.333, SLG: 0.200										0	0	0	0	0	0	0
Claude Osteen, L (8, 1) OBP: 0.227, SLG: 0.273	SH3-4 1-2	G6-4-3 1-2f				F7		K		0	0	0	0	0	0	0
Inning Stats	R: 0 E: 0 K: 0 S: 3 H: 0 LOB: 0 BB: 0 P: 3	R: 3 E: 0 K: 1 S: 8 H: 3 LOB: 1 BB: 1 P: 12	R: 0 E: 0 K: 0 S: 3 H: 1 LOB: 0 BB: 0 P: 3	R: 1 E: 0 K: 0 S: 5 H: 3 LOB: 1 BB: 0 P: 5	R: 0 E: 0 K: 1 S: 6 H: 1 LOB: 1 BB: 0 P: 6	R: 0 E: 0 K: 1 S: 6 H: 1 LOB: 2 BB: 1 P: 10	R: 5 E: 0 K: 0 S: 6 H: 3 LOB: 0 BB: 2 P: 14	R: 0 E: 0 K: 1 S: 5 H: 1 LOB: 2 BB: 2 P: 13	R: 0 E: 0 K: 1 S: 5 H: 0 LOB: 1 BB: 1 P: 9	1B: 7 2B: 1 3B: 1 HR: 4	SF: 0 SAC: 2 DP: 2 HBP: 0						

TOP

Washington Senators @ Kansas City Athletics

Municipal Stadium, Kansas City, MO

Fri Jul 06 1962, 8:05 PM EDT

Att. 7,750 - Unknown

livebaseballscorecards.com

AB	35
R	9
H	13
RBI	8
BB	7
SO	5
LOB	14

WP: 1 PB: 0 SB: 1 CS: 1 PA: 44

PITCHER		IP	WLS	BF	H	R	ER	SO	BB	IBB	HBP	BLK	WP	HR	S	P	ERA	WHIP
Ed Rakow, R ERA: 4.84	(1, 1)	3.0		15	6	4	4	1	1	0	0	0	1	2	16	20	12.00	2.333
Danny McDevitt, L ERA: 3.74	(4, 1)	3.1		15	5	2	2	2	1	0	0	0	0	2	18	22	5.40	1.800
John Wyatt, R ERA: 5.58	(7, 1)	0.0		3	1	2	2	0	2	0	0	0	0	0	1	9	∞	∞
Gordon Jones, R ERA: 4.62	(7, 1)	1.2	W	7	1	1	1	1	2	0	0	0	0	0	7	15	5.40	1.800
Dan Pfister, R ERA: 5.54	(9, 1)	1.0	S	4	0	0	0	1	1	0	0	0	0	0	5	9	0.00	1.000

PITCHER	IP	WLS	BF	H	R	ER	SO	BB	IBB	HBP	BLK	WP	HR	S	P	ERA	WHIP

BOTTOM

Washington Senators @ Kansas City Athletics
Municipal Stadium, Kansas City, MO
Fri Jul 06 1962, 8:05 PM EDT
Att. 7,750 - Unknown

livebaseballscorecards.com

Batter	1	2	3	4	5	6	7	8	9	AB	R	H	RBI	BB	SO	LOB
Bobby Del Greco, R (1, 8) (9, 7) OBP: 0.383, SLG: 0.353	K		BB		1B	6-3		1B		4	3	2	0	1	1	0
Jerry Lumpe, L (1, 4) (9, 6) OBP: 0.337, SLG: 0.414	1B		1-3		2B		4-3	2B		5	3	4	3	0	0	0
Gino Cimoli, R (1, 9) OBP: 0.345, SLG: 0.431	K		1-3		SF7		G3	F9		4	0	0	1	0	1	5
Manny Jimenez, L (1, 7) OBP: 0.401, SLG: 0.523	4-3		K		3B		G3	4-3		5	1	1	1	0	1	5
Jose Tartabull, L (9, 8) OBP: 0.351, SLG: 0.364										0	0	0	0	0	0	0
Norm Siebern, L (1, 3) OBP: 0.410, SLG: 0.470		F5	2B		1B			WP BB 1B / FC6 BB 1B		5	1	4	4	0	0	0
Ed Charles, R (1, 5) OBP: 0.353, SLG: 0.469		BB	5-3		K			WP / BB		2	1	0	0	3	1	2
Joe Azcue, R (1, 2) OBP: 0.313, SLG: 0.338		F9	5-3		F8			1B / FC6		3	0	0	0	1	0	2
Charlie Shoemaker, L (8, PR) (9, 4) OBP: 0.200, SLG: 0.200										1	1	0	0	0	0	2
Billy Consolo, R (1, 6) OBP: 0.284, SLG: 0.258		BB	F7			6-3		1B 1B / 2B		2	0	0	0	1	0	0
Wayne Causey, L (8, PH) OBP: 0.356, SLG: 0.318										1	1	1	2	0	0	0
Haywood Sullivan, R (9, 2) OBP: 0.316, SLG: 0.308										0	0	0	0	0	0	0
Ed Rakow, S (1, 1) OBP: 0.095, SLG: 0.119										1	0	0	0	0	1	2
Danny McDevitt, L (4, 1) OBP: 0.167, SLG: 0.167										2	0	0	0	0	1	0
John Wyatt, R (7, 1) OBP: 0.143, SLG: 0.100										0	0	0	0	0	0	0
Gordon Jones, R (7, 1)										0	0	0	0	0	0	0
George Alusik, R (8, PH) OBP: 0.303, SLG: 0.514										1	1	1	1	0	0	0
Dan Pfister, R (9, 1) OBP: 0.200, SLG: 0.200										0	0	0	0	0	0	0
Inning Stats	R: 0 E: 0 K: 2 S: 8 H: 1 LOB: 1 BB: 0 P: 8	R: 0 E: 0 K: 1 S: 5 H: 0 LOB: 2 BB: 2 P: 13	R: 2 E: 0 K: 1 S: 7 H: 2 LOB: 1 BB: 1 P: 11	R: 0 E: 0 K: 1 S: 5 H: 0 LOB: 0 BB: 0 P: 5	R: 3 E: 0 K: 1 S: 9 H: 4 LOB: 1 BB: 0 P: 9	R: 0 E: 0 K: 0 S: 3 H: 0 LOB: 0 BB: 0 P: 3	R: 0 E: 0 K: 0 S: 3 H: 0 LOB: 0 BB: 0 P: 3	R: 7 E: 0 K: 0 S: 9 H: 6 LOB: 2 BB: 3 P: 21		1B: 9 2B: 3 3B: 1 HR: 0 SF: 1 SAC: 0 DP: 0 HBP: 0						

	AB	36
	R	12
	H	13
	RBI	12
	BB	6
	SO	6
	LOB	18

WP: 1 PB: 0 SB: 0 CS: 0 PA: 43

PITCHER		IP	WLS	BF	H	R	ER	SO	BB	IBB	HBP	BLK	WP	HR	S	P	ERA	WHIP
Tom Cheney, R ERA: 3.5	(1, 1)	4.1		21	5	4	4	5	3	0	0	0	0	0	28	40	8.31	1.846
Steve Hamilton, L ERA: 3.43	(5, 1)	0.2		4	2	1	1	1	0	0	0	0	0	0	6	6	13.50	3.000
Bennie Daniels, R ERA: 5.91	(6, 1)	2.0	L	11	3	5	5	0	2	0	0	0	1	0	9	17	22.50	2.500
Marty Kutyna, R ERA: 3.07	(8, 1)	0.1		3	2	1	1	0	0	0	0	0	0	0	3	3	27.00	6.000
Claude Osteen, L ERA: 3.49	(8, 1)	0.2		4	1	1	1	0	1	0	0	0	0	0	3	7	13.50	3.000

PITCHER	IP	WLS	BF	H	R	ER	SO	BB	IBB	HBP	BLK	WP	HR	S	P	ERA	WHIP

Batter	1	2	3	4	5	6	7	8	9	AB	R	H	RBI	BB	SO	LOB
Jim King, L (1, 9) OBP: 0.369, SLG: 0.370	0-0 SH1-3 2B		4-0 BB		0-0 ① F7		0-0 HR	0-0 1B 1-2 1B		4	2	3	1	1	0	1
Chuck Cottier, R (1, 4) OBP: 0.306, SLG: 0.352	0-0 ① SH1-3 2-3		0-0 ② F2		0-0 ② L7		0-0 FC1-5 1B 1B	0-0 1B S FC5-2 1-3 2-H 1B		4	0	2	1	0	0	2
Ken Retzer, L (1, 2) OBP: 0.362, SLG: 0.450	0-0 ② F2		0-0 ③ G3		0-0 ③ F2		0-0 FC1-5 1B 1-2 1B	0-0 FC5-2 1-3 3-H 1B		5	1	2	1	0	0	3
Harry Bright, R (1, 3) OBP: 0.364, SLG: 0.537	0-0 ③ 1-3			4-0 1B BB		0-0 2B 2B	0-0 ① FC1-5 1B WP 1-2 2-3f	0-0 ② FC5-2 1-2 3-H		4	2	1	0	1	0	5
Chuck Hinton, R (1, 8) OBP: 0.346, SLG: 0.491		S S S 0-3 ① K		0-0 ① L7		0-0 1B 2-H 2B	0-0 WP 1-3 2-H 1B	0-0 ③ F3		5	1	2	2	0	1	3
Bud Zipfel, L (1, 7) OBP: 0.326, SLG: 0.410		0-0 HR		0-0 ② L7		0-0 G1-4-3 2-H 1B	0-0 ② F5 1-2 3-H		0-0 ① 4-3	5	1	2	2	0	0	2
Bob Johnson, R (1, 5) OBP: 0.333, SLG: 0.411		0-0 ② 5-3		0-0 1-2 1B		0-0 ① ② G1-4-3 1-2f	0-0 ③ 6-3		S S S 0-3 ② K	5	0	1	0	0	1	2
Ed Brinkman, R (1, 6) OBP: 0.250, SLG: 0.350	S S S 0-3 ③ K		0-0 ③ 4-3		0-0 1B			0-0 FC1-5 2B	S S S 0-3 ③ K	4	0	2	0	0	1	2
Dale Long, L (9, PH) OBP: 0.310, SLG: 0.346										1	0	0	0	0	1	0
Pete Burnside, R (1, 1) OBP: 0.103, SLG: 0.037		0-0 ① 1-3		0-0 1B	S S S 0-3 ③ K			0-0 ① FC1-5 1B 1B 2-3		3	0	1	0	0	1	1
Dave Stenhouse, R (7, 1) OBP: 0.069, SLG: 0.036										1	1	0	0	0	0	1
Steve Hamilton, L (8, 1)										0	0	0	0	0	0	0
Inning Stats	R: 0 H: 1 E: 0 LOB: 1 K: 0 BB: 0 S: 4 P: 4	R: 1 H: 1 E: 0 LOB: 0 K: 2 BB: 0 S: 8 P: 8	R: 0 H: 0 E: 0 LOB: 1 K: 0 BB: 1 S: 3 P: 7	R: 0 H: 1 E: 0 LOB: 2 K: 0 BB: 1 S: 4 P: 8	R: 0 H: 1 E: 0 LOB: 1 K: 0 BB: 0 S: 4 P: 4	R: 2 H: 4 E: 0 LOB: 1 K: 1 BB: 0 S: 8 P: 8	R: 3 H: 4 E: 0 LOB: 1 K: 0 BB: 0 S: 7 P: 7	R: 2 H: 4 E: 0 LOB: 2 K: 0 BB: 0 S: 7 P: 7	R: 0 H: 0 E: 0 LOB: 0 K: 2 BB: 0 S: 7 P: 7	1B: 10 SF: 0 2B: 4 SAC: 1 3B: 0 DP: 1 HR: 2 HBP: 0						

TOP

Washington Senators @ Kansas City Athletics

Municipal Stadium, Kansas City, MO

Sat Jul 07 1962, 8:05 PM EDT

Att. 7,955 - Unknown

livebaseballscorecards.com

AB	41
R	8
H	16
RBI	7
BB	2
SO	5
LOB	22

WP: 1 PA: 44
PB: 0
SB: 1
CS: 0

PITCHER		IP	WLS	BF	H	R	ER	SO	BB	IBB	HBP	BLK	WP	HR	S	P	ERA	WHIP
Jerry Walker, R ERA: 5.32	(1, 1)	6.0		29	10	5	5	3	2	0	0	0	0	2	33	41	7.50	2.000
Dan Pfister, R ERA: 5.58	(7, 1)	1.0		5	2	1	1	0	0	0	0	0	1	0	5	5	9.00	2.000
Ed Rakow, R ERA: 4.99	(8, 1)	0.1		5	4	2	2	0	0	0	0	0	0	0	5	5	54.00	12.000
Bill Fischer, R ERA: 6.14	(8, 1)	0.2	W	2	0	0	0	0	0	0	0	0	0	0	2	2	0.00	0.000
Gordon Jones, R ERA: 4.44	(9, 1)	1.0	S	3	0	0	0	2	0	0	0	0	0	0	7	7	0.00	0.000

PITCHER	IP	WLS	BF	H	R	ER	SO	BB	IBB	HBP	BLK	WP	HR	S	P	ERA	WHIP

BOTTOM

Washington Senators @ Kansas City Athletics

Municipal Stadium, Kansas City, MO

Sat Jul 07 1962, 8:05 PM EDT

Att. 7,955 - Unknown

livebaseballscorecards.com

Batter	1	2	3	4	5	6	7	8	9	AB	R	H	RBI	BB	SO	LOB
Bobby Del Greco, R (1, 8) (9, 7) OBP: 0.384, SLG: 0.367	F7		BB		5-3		K	HR		4	1	1	3	1	1	1
Jerry Lumpe, L (1, 4) OBP: 0.338, SLG: 0.414	G4-6-3 1B		F8			4-3	F9	BB 1B		5	0	2	0	0	0	1
Gino Cimoli, R (1, 9) OBP: 0.346, SLG: 0.429	G4-6-3 1-2f		L7			E 4-3 1B	F9	BB 1-2		4	1	1	0	1	0	2
Manny Jimenez, L (1, 7) OBP: 0.401, SLG: 0.519		FC3-6 1B		4-1		E4 1-3		2B 4-3 BB; 5-3		4	1	1	0	1	0	3
Jose Tartabull, L (9, 8) OBP: 0.351, SLG: 0.364										0	0	0	0	0	0	0
Norm Siebern, L (1, 3) OBP: 0.408, SLG: 0.470		F4		G3		4-3 3-H		4-3 1-3 3B 2B		4	1	1	1	0	0	2
Ed Charles, R (1, 5) OBP: 0.348, SLG: 0.462		FC3-6 1B 1-2f		F9		5-3		K		4	0	0	0	0	1	4
Haywood Sullivan, R (1, 2) OBP: 0.321, SLG: 0.314		1-2 1B			E5 SH5-3		1B HR 1B	4-3 2-3 3-H		4	1	2	1	0	0	1
Billy Consolo, R (1, 6) OBP: 0.299, SLG: 0.304		K			SH5-3 1-2		1-2 HR 1B	HR 3-H 3B		3	2	2	1	0	1	2
Jerry Walker, S (1, 1) OBP: 0.294, SLG: 0.510			5-3		K		1-H 2-H HR	BB		2	0	0	0	0	1	1
Dan Pfister, R (7, 1) OBP: 0.200, SLG: 0.200										0	0	0	0	0	0	0
George Alusik, R (7, PH) OBP: 0.312, SLG: 0.562										1	1	1	3	0	0	0
Ed Rakow, S (8, 1) OBP: 0.095, SLG: 0.119										0	0	0	0	0	0	0
Bill Fischer, R (8, 1)										0	0	0	0	0	0	0
Wayne Causey, L (8, PH) OBP: 0.362, SLG: 0.318										0	1	0	0	1	0	0
Gordon Jones, R (9, 1)										0	0	0	0	0	0	0
Inning Stats	R: 0 E: 0 K: 0 S: 3 / H: 1 LOB: 0 BB: 0 P: 3	R: 0 E: 0 K: 1 S: 7 / H: 2 LOB: 2 BB: 0 P: 7	R: 0 E: 0 K: 0 S: 3 / H: 0 LOB: 1 BB: 1 P: 7	R: 0 E: 0 K: 0 S: 3 / H: 0 LOB: 0 BB: 0 P: 3	R: 0 E: 1 K: 1 S: 6 / H: 0 LOB: 1 BB: 0 P: 6	R: 1 E: 1 K: 0 S: 5 / H: 1 LOB: 1 BB: 0 P: 5	R: 3 E: 0 K: 1 S: 8 / H: 3 LOB: 0 BB: 0 P: 8	R: 5 E: 0 K: 1 S: 9 / H: 4 LOB: 2 BB: 3 P: 21		1B: 7 2B: 1 3B: 1 HR: 2	SF: 0 SAC: 1 DP: 1 HBP: 0					

AB	35
R	9
H	11
RBI	9
BB	4
SO	4
LOB	17

WP: 0 PB: 0 SB: 0 CS: 0 PA: 40

PITCHER		IP	WLS	BF	H	R	ER	SO	BB	IBB	HBP	BLK	WP	HR	S	P	ERA	WHIP
Pete Burnside, L ERA: 4.32	(1, 1)	6.0		27	7	4	3	2	1	0	0	0	0	1	30	34	4.50	1.333
Dave Stenhouse, R ERA: 3.03	(7, 1)	1.2	L	12	4	5	5	2	3	0	0	0	0	1	13	25	27.00	4.200
Steve Hamilton, L ERA: 3.4	(8, 1)	0.1		1	0	0	0	0	0	0	0	0	0	0	1	1	0.00	0.000

PITCHER	IP	WLS	BF	H	R	ER	SO	BB	IBB	HBP	BLK	WP	HR	S	P	ERA	WHIP

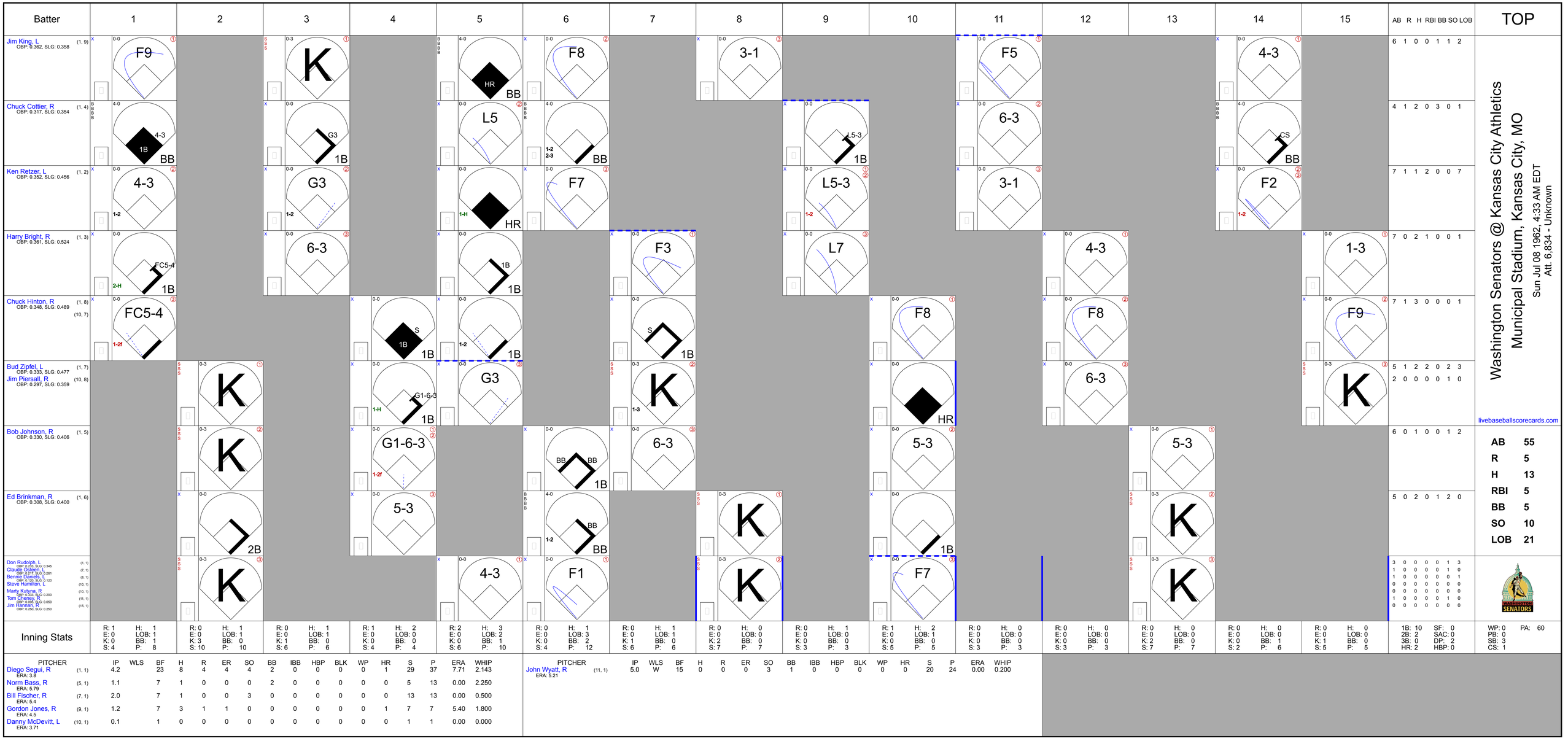
Batter
1
2
3
4
5
6
7
8
9
10
11
12
13
14
15
AB R H RBI BB SO LOB
TOP
Jim King, L (1, 9) OBP: 0.362, SLG: 0.358
F9
K
HR BB
3-1
F5
4-3
6 1 0 0 1 1 2
Chuck Cottier, R (1, 4) OBP: 0.317, SLG: 0.354
4-3 1B BB
G3 1B
L5
1-2 2-3 BB
L5-3 1B
6-3
CS BB
4 1 2 0 3 0 1
Ken Retzer, L (1, 2) OBP: 0.352, SLG: 0.456
4-3 1-2
G3 1-2
G3
1-H HR
F7
L5-3 1-2
3-1
F2 1-2
7 1 1 2 0 0 7
Harry Bright, R (1, 3) OBP: 0.361, SLG: 0.524
FC5-4 2-H 1B
6-3
1B 1B
F3
L7
4-3
1-3
7 0 2 1 0 0 1
Chuck Hinton, R (1, 8) OBP: 0.348, SLG: 0.489
(10, 7)
FC5-4 1-2f
S 1B 1B
1-2 1B
S 1B
F8
F8
F9
7 1 3 0 0 0 1
Bud Zipfel, L (1, 7) OBP: 0.333, SLG: 0.477
Jim Piersall, R (10, 8) OBP: 0.297, SLG: 0.359
K
G1-6-3 1-H 1B
G3
K 1-3
HR
6-3
K
5 1 2 2 0 2 3
2 0 0 0 0 1 0
Bob Johnson, R (1, 5) OBP: 0.330, SLG: 0.406
K
G1-6-3 1-2f
BB BB 1B
6-3
5-3
5-3
6 0 1 0 0 1 2
Ed Brinkman, R (1, 6) OBP: 0.308, SLG: 0.400
2B
5-3
BB BB 1B
K
5-3 1B
K
5 0 2 0 1 2 0
Don Rudolph, L (1, 1) OBP: 0.250, SLG: 0.345
Claude Osteen, L (7, 1) OBP: 0.217, SLG: 0.261
Bennie Daniels, L (8, 1) OBP: 0.120, SLG: 0.120
Steve Hamilton, L (10, 1)
Marty Kutyna, R (10, 1) OBP: 0.333, SLG: 0.200
Tom Cheney, R (11, 1) OBP: 0.095, SLG: 0.050
Jim Hannan, R (15, 1) OBP: 0.250, SLG: 0.250
K
4-3
F1
K
F7
K
3 0 0 0 0 1 3
1 0 0 0 0 0 1 0
1 0 0 0 0 0 0 1
0 0 0 0 0 0 0 0
0 0 0 0 0 0 0 0
1 0 0 0 0 0 1 0
0 0 0 0 0 0 0 0
Washington @ Kansas City Athletics
Municipal Stadium, Kansas City, MO
Sun Jul 08 1962, 4:33 AM EDT
Att. 6,834 - Unknown
livebaseballscorecards.com
AB 55
R 5
H 13
RBI 5
BB 5
SO 10
LOB 21
Inning Stats
R: 1 H: 1 E: 0 LOB: 1 K: 0 BB: 1 S: 4 P: 8
R: 0 H: 1 E: 0 LOB: 1 K: 3 BB: 0 S: 10 P: 10
R: 0 H: 1 E: 0 LOB: 1 K: 1 BB: 0 S: 6 P: 6
R: 1 H: 2 E: 0 LOB: 0 K: 0 BB: 0 S: 4 P: 4
R: 2 H: 3 E: 0 LOB: 2 K: 0 BB: 1 S: 6 P: 10
R: 0 H: 1 E: 0 LOB: 3 K: 0 BB: 2 S: 4 P: 12
R: 0 H: 1 E: 0 LOB: 1 K: 1 BB: 0 S: 6 P: 6
R: 0 H: 0 E: 0 LOB: 0 K: 2 BB: 0 S: 7 P: 7
R: 0 H: 1 E: 0 LOB: 0 K: 0 BB: 0 S: 3 P: 3
R: 1 H: 2 E: 0 LOB: 1 K: 0 BB: 0 S: 5 P: 5
R: 0 H: 0 E: 0 LOB: 0 K: 0 BB: 0 S: 3 P: 3
R: 0 H: 0 E: 0 LOB: 0 K: 0 BB: 0 S: 3 P: 3
R: 0 H: 0 E: 0 LOB: 0 K: 2 BB: 0 S: 7 P: 7
R: 0 H: 0 E: 0 LOB: 0 K: 0 BB: 1 S: 2 P: 6
R: 0 H: 0 E: 0 LOB: 0 K: 1 BB: 0 S: 5 P: 5
1B: 10 2B: 2 3B: 0 HR: 2
SF: 0 SAC: 0 DP: 2 HBP: 0
WP: 0 PB: 0 SB: 3 CS: 1
PA: 60
PITCHER IP WLS BF H R ER SO BB IBB HBP BLK WP HR S P ERA WHIP
Diego Segui, R (1, 1) ERA: 3.8 4.2 23 8 4 4 4 2 0 0 0 0 0 1 29 37 7.71 2.143
Norm Bass, R (5, 1) ERA: 5.79 1.1 7 1 0 0 0 2 0 0 0 0 0 0 5 13 0.00 2.250
Bill Fischer, R (7, 1) ERA: 5.4 2.0 7 1 0 0 3 0 0 0 0 0 0 0 13 13 0.00 0.500
Gordon Jones, R (9, 1) ERA: 4.5 1.2 7 3 1 1 0 0 0 0 0 0 0 1 7 7 5.40 1.800
Danny McDevitt, L (10, 1) ERA: 3.71 0.1 1 0 0 0 0 0 0 0 0 0 0 0 1 1 0.00 0.000
PITCHER IP WLS BF H R ER SO BB IBB HBP BLK WP HR S P ERA WHIP
John Wyatt, R (11, 1) ERA: 5.21 5.0 W 15 0 0 0 3 1 0 0 0 0 0 0 20 24 0.00 0.200

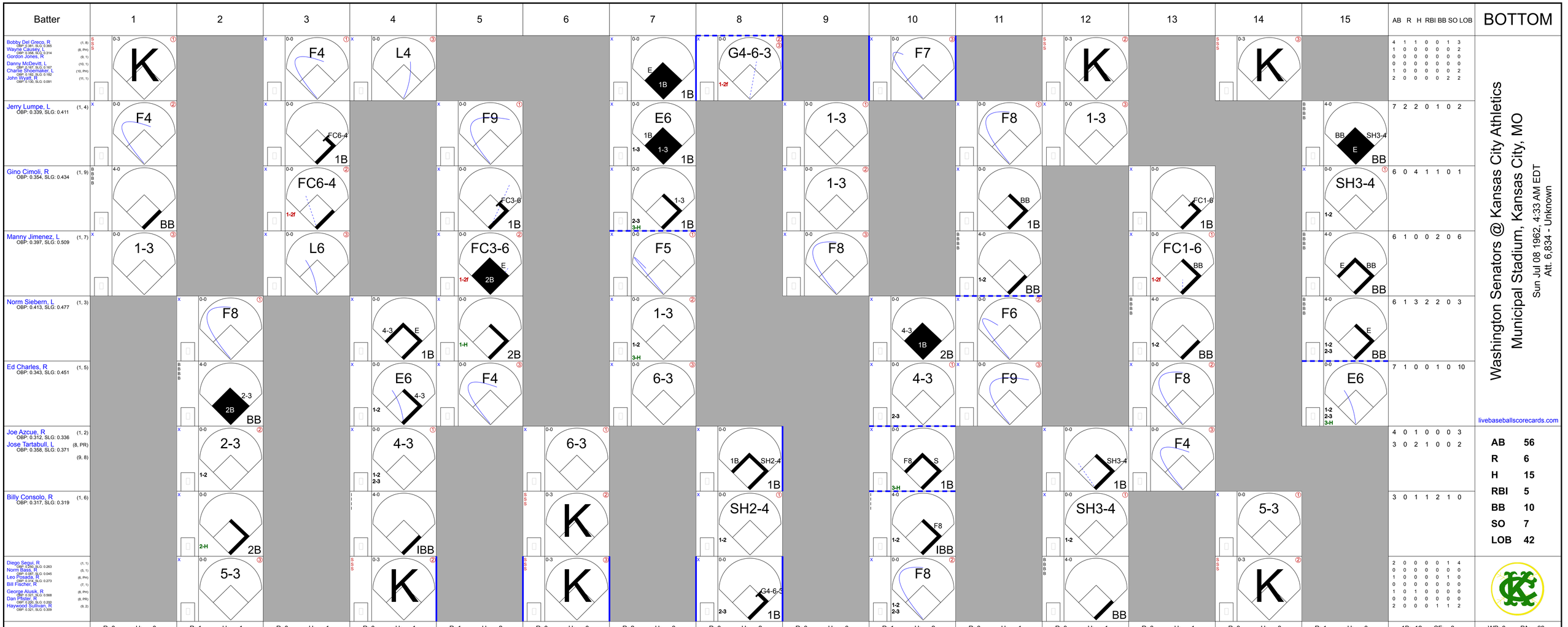
Batter
1
2
3
4
5
6
7
8
9
10
11
12
13
14
15
AB R H RBI BB SO LOB
BOTTOM
Bobby Del Greco, R (1, 8) OBP: 0.361, SLG: 0.365
Wayne Causey, L (8, PH) OBP: 0.356, SLG: 0.314
Gordon Jones, R (9, 1)
Danny McDevitt, L (10, 1) OBP: 0.167, SLG: 0.167
Charlie Shoemaker, L (10, PH) OBP: 0.182, SLG: 0.182
John Wyatt, R (11, 1) OBP: 0.130, SLG: 0.091
Jerry Lumpe, L (1, 4) OBP: 0.339, SLG: 0.411
Gino Cimoli, R (1, 9) OBP: 0.354, SLG: 0.434
Manny Jimenez, L (1, 7) OBP: 0.397, SLG: 0.509
Norm Siebern, L (1, 3) OBP: 0.413, SLG: 0.477
Ed Charles, R (1, 5) OBP: 0.343, SLG: 0.451
Joe Azcue, R (1, 2) OBP: 0.312, SLG: 0.336
Jose Tartabull, L (8, PR) OBP: 0.358, SLG: 0.371
(9, 8)
Billy Consolo, R (1, 6) OBP: 0.317, SLG: 0.319
Diego Segui, R (1, 1) OBP: 0.250, SLG: 0.263
Norm Bass, R (5, 1) OBP: 0.091, SLG: 0.045
Leo Posada, R (6, PH) OBP: 0.333, SLG: 0.273
Bill Fischer, R (7, 1)
George Alusik, R (8, PH) OBP: 0.321, SLG: 0.568
Dan Pfister, R (8, PR) OBP: 0.250, SLG: 0.250
Haywood Sullivan, R (9, 2) OBP: 0.321, SLG: 0.309
Washington Senators @ Kansas City Athletics
Municipal Stadium, Kansas City, MO
Sun Jul 08 1962, 4:33 AM EDT
Att. 6,834 - Unknown
livebaseballscorecards.com
AB 56
R 6
H 15
RBI 5
BB 10
SO 7
LOB 42
Inning Stats
PITCHER IP WLS BF H R ER SO BB IBB HBP BLK WP HR S P ERA WHIP
Don Rudolph, L (1, 1) 6.0 30 8 4 3 4 2 1 0 0 0 0 0 35 47 4.50 1.667
ERA: 3.76
Claude Osteen, L (7, 1) 1.1 6 2 0 0 0 0 0 0 0 0 0 0 6 6 0.00 1.500
ERA: 3.42
Bennie Daniels, R (8, 1) 2.0 6 1 1 1 0 0 0 0 0 0 0 0 6 6 4.50 0.500
ERA: 5.87
Steve Hamilton, L (10, 1) 0.0 1 1 0 0 0 0 0 0 0 0 0 0 1 1 ∞ ∞
ERA: 3.4
Marty Kutyna, R (10, 1) 1.0 6 1 0 0 0 1 1 0 0 0 0 0 4 12 0.00 2.000
ERA: 3.0
PITCHER IP WLS BF H R ER SO BB IBB HBP BLK WP HR S P ERA WHIP
Tom Cheney, R (11, 1) 4.0 L 19 2 1 0 3 5 0 0 0 0 0 0 20 40 0.00 1.750
ERA: 3.31
Jim Hannan, R (15, 1) 0.0 1 0 0 0 0 0 0 0 0 0 0 0 0 0 ∞ ∞
ERA: 4.5
1B: 12 SF: 0
2B: 3 SAC: 3
3B: 0 DP: 1
HR: 0 HBP: 0
PA: 69
WP: 0
PB: 0
SB: 1
CS: 0

Batter	1	2	3	4	5	6	7	8	9	10	AB	R	H	RBI	BB	SO	LOB
Ken Hamlin, R (1, 6) OBP: 0.327, SLG: 0.307	5-3		2B 1B			HR 1B	F9		G1-6-3 1-2f		5	1	2	0	0	0	1
Chuck Cottier, R (1, 4) OBP: 0.323, SLG: 0.377	K		1-3 2B			1-H HR		E9 HR		HR 1B	5	3	3	2	0	1	0
Jim King, L (1, 9) OBP: 0.363, SLG: 0.390	F5		4-3			G3		2-H HR		1-H HR	5	2	2	4	0	0	2
Harry Bright, R (1, 3) OBP: 0.362, SLG: 0.541		1-3		F7		1B 1B		F9		HR	5	1	2	1	0	0	0
Chuck Hinton, R (1, 8) OBP: 0.349, SLG: 0.485 (10, 7)		FC6-4 1B		6-3		K		BB S		3-1	4	0	1	0	1	1	1
Bud Zipfel, L (1, 7) OBP: 0.321, SLG: 0.449 Joe Hicks, L (10, 8) OBP: 0.292, SLG: 0.396		K		F4		1-2 FC6-4 1B		1-2 K		F6	5 0	0 0	1 0	0 0	0 0	2 0	2 0
Ed Brinkman, R (1, 5) OBP: 0.258, SLG: 0.333	1-2f FC6-4				K	1-2f FC6-4		F9		K	5	0	0	0	0	2	4
Bob Schmidt, R (1, 2) OBP: 0.255, SLG: 0.390			L5		F5		F9		6-3		4	0	0	0	0	0	0
Dave Stenhouse, R (1, 1) OBP: 0.091, SLG: 0.032			5-3		G3		F4		G1-6-3 HBP		3	0	0	0	0	0	0
Inning Stats	R: 0 H: 0 E: 0 LOB: 0 K: 1 BB: 0 S: 5 P: 5	R: 0 H: 1 E: 0 LOB: 1 K: 1 BB: 0 S: 6 P: 6	R: 0 H: 2 E: 0 LOB: 2 K: 0 BB: 0 S: 5 P: 5	R: 0 H: 0 E: 0 LOB: 0 K: 0 BB: 0 S: 3 P: 3	R: 0 H: 0 E: 0 LOB: 0 K: 1 BB: 0 S: 5 P: 5	R: 2 H: 4 E: 0 LOB: 2 K: 1 BB: 0 S: 9 P: 9	R: 0 H: 0 E: 0 LOB: 0 K: 0 BB: 0 S: 3 P: 3	R: 2 H: 1 E: 1 LOB: 1 K: 1 BB: 1 S: 7 P: 11	R: 0 H: 0 E: 0 LOB: 0 K: 0 BB: 0 S: 2 P: 3	R: 3 H: 3 E: 0 LOB: 0 K: 1 BB: 0 S: 8 P: 8	1B: 6 2B: 1 3B: 0 HR: 4	SF: 0 SAC: 0 DP: 1 HBP: 1						

PITCHER		IP	WLS	BF	H	R	ER	SO	BB	IBB	HBP	BLK	WP	HR	S	P	ERA	WHIP
Jack Kralick, L ERA: 4.43	(1, 1)	7.0		30	8	4	3	4	0	0	0	0	0	2	38	38	3.86	1.143
Ray Moore, R ERA: 4.19	(8, 1)	2.0	L	10	3	3	3	1	1	0	1	0	0	2	10	15	13.50	2.000
Joe Bonikowski, R ERA: 3.94	(10, 1)	1.0		3	0	0	0	1	0	0	0	0	0	0	5	5	0.00	0.000

PITCHER	IP	WLS	BF	H	R	ER	SO	BB	IBB	HBP	BLK	WP	HR	S	P	ERA	WHIP

TOP

Washington Senators @ Minnesota Twins

Metropolitan Stadium, Bloomington , MI

Thu Jul 12 1962, 8:05 PM EDT
Att. 11,896 - Unknown - 75 F

livebaseballscorecards.com

AB	41
R	7
H	11
RBI	7
BB	1
SO	6
LOB	10

WP: 0	PA: 43		
PB: 0			
SB: 1			
CS: 0			

Batter	1	2	3	4	5	6	7	8	9	10	AB	R	H	RBI	BB	SO	LOB
Bernie Allen, L (1, 4) OBP: 0.313, SLG: 0.426	F7		F9			1B		L9		F9	5	0	1	0	0	0	1
Vic Power, R (1, 3) OBP: 0.320, SLG: 0.440	F2		F4			1-3		K			4	0	1	0	0	1	0
Harmon Killebrew, R (1, 7) OBP: 0.371, SLG: 0.491	K			HR		K		K			4	1	1	1	0	3	2
Rich Rollins, R (1, 5) OBP: 0.389, SLG: 0.496		F3		F7		G6-4-3 IBB			K		3	0	0	0	1	1	0
George Banks, R (1, 9) OBP: 0.402, SLG: 0.459		HR 1B		F5		G6-4-3 1-2f			F3		4	1	1	0	0	0	3
Bob Allison, R (1, 8) OBP: 0.370, SLG: 0.445		1-H HR		3-1			K		3-1		4	1	1	2	0	1	0
Earl Battey, R (1, 2) OBP: 0.336, SLG: 0.401		F3			4-3		HR			1B	4	1	2	1	0	0	
Zoilo Versalles, R (1, 6) OBP: 0.252, SLG: 0.341		1-3			K		K			F5	4	0	0	0	0	2	1
Jack Kralick, L (1, 1) OBP: 0.220, SLG: 0.234			G3		4-3		L3			K	3	0	0	0	0	0	0
Ray Moore, R (8, 1)											0	0	0	0	0	0	0
Joe Bonikowski, R (10, 1) OBP: 0.192, SLG: 0.160											0	0	0	0	0	0	0
Don Mincher, L (10, PH) OBP: 0.398, SLG: 0.527											1	0	0	0	0	1	1
Inning Stats	R: 0 H: 0 E: 0 LOB: 0 K: 1 BB: 0 S: 5 P: 5	R: 2 H: 2 E: 0 LOB: 0 K: 0 BB: 0 S: 5 P: 5	R: 0 H: 0 E: 0 LOB: 0 K: 0 BB: 0 S: 3 P: 3	R: 1 H: 1 E: 0 LOB: 0 K: 0 BB: 0 S: 4 P: 4	R: 0 H: 0 E: 0 LOB: 0 K: 1 BB: 0 S: 5 P: 5	R: 0 H: 2 E: 0 LOB: 2 K: 1 BB: 1 S: 6 P: 10	R: 1 H: 1 E: 0 LOB: 0 K: 2 BB: 0 S: 8 P: 8	R: 0 H: 0 E: 0 LOB: 0 K: 2 BB: 0 S: 7 P: 7	R: 0 H: 0 E: 0 LOB: 0 K: 1 BB: 0 S: 5 P: 5	R: 0 H: 1 E: 0 LOB: 1 K: 1 BB: 0 S: 6 P: 6	1B: 4 SF: 0 2B: 0 SAC: 0 3B: 0 DP: 1 HR: 3 HBP: 0						

PITCHER	IP	WLS	BF	H	R	ER	SO	BB	IBB	HBP	BLK	WP	HR	S	P	ERA	WHIP
Dave Stenhouse, R (1, 1) ERA: 3.09	10.0	W	37	7	4	4	9	0	1	0	0	0	3	54	58	3.60	0.700

PITCHER	IP	WLS	BF	H	R	ER	SO	BB	IBB	HBP	BLK	WP	HR	S	P	ERA	WHIP

BOTTOM

Washington Senators @ Minnesota Twins

Metropolitan Stadium, Bloomington , MI

Thu Jul 12 1962, 8:05 PM EDT
Att. 11,896 - Unknown - 75 F

livebaseballscorecards.com

AB	36
R	4
H	7
RBI	4
BB	1
SO	9
LOB	8

WP: 0	PA: 37		
PB: 0			
SB: 0			
CS: 0			

Batter	1	2	3	4	5	6	7	8	9	AB	R	H	RBI	BB	SO	LOB
Ken Hamlin, R (1, 6) OBP: 0.325, SLG: 0.298	BBBB 4-0 BB		x 0-0 F9 ②			x 0-0 F2 ①		SSS 0-3 K ②		3	0	0	0	1	1	2
Marty Kutyna, R (8, 1) OBP: 0.333, SLG: 0.200										0	0	0	0	0	0	0
Chuck Cottier, R (1, 4) OBP: 0.318, SLG: 0.371	SSS 0-3 K ①		SSS 0-3 K ③			x 0-0 F7 ②		x 0-0 F7 ③		4	0	0	0	0	2	3
Jim King, L (1, 9) OBP: 0.357, SLG: 0.382	x 0-0 F5 ②			SSS 0-3 K ①		x 0-0 G3 ③			x 0-0 4-3 ①	4	0	0	0	0	1	1
Harry Bright, R (1, 3) OBP: 0.371, SLG: 0.543	x 0-0 1-3 ③			x 0-0 FC5-4 1B			BBBB 4-0 WP BB		x 0-0 1B 1B	3	0	2	0	1	0	1
Chuck Hinton, R (1, 8) OBP: 0.344, SLG: 0.476		x 0-0 F9 ①		x 0-0 FC5-4 S ② 1-2f			SSS 0-3 K ① 1-2		x 0-0 F9 ②	4	0	0	0	0	1	3
Ken Retzer, L (1, 2) OBP: 0.350, SLG: 0.450		x 0-0 4-1 ②		x 0-0 1-3 ③ 1-2			x 0-0 F8 ②		x 0-0 1B ① 1-2 1B	4	0	1	0	0	0	2
Bud Zipfel, L (1, 7) OBP: 0.298, SLG: 0.415		SSS 0-3 K ③			SSS 0-3 K ①		SSS 0-3 K ③		SSS 0-3 K ③	4	0	0	0	0	4	3
Ed Brinkman, R (1, 5) OBP: 0.242, SLG: 0.313			SSS 0-3 K ①		x 0-0 5-3 ②			BBBB 4-0 SH3-4 BB		2	0	0	0	0	1	0
Joe Hicks, L (8, PH) OBP: 0.299, SLG: 0.396										0	0	0	0	1	0	0
Bob Johnson, R (8, 6) OBP: 0.330, SLG: 0.406										0	0	0	0	0	0	0
Tom Cheney, R (1, 1) OBP: 0.130, SLG: 0.091			x 0-0 1B		x 0-0 5-3 ③			x 0-0 SH3-4 ① 1-2		2	0	1	0	0	0	0
Danny O'Connell, R (8, PH) OBP: 0.337, SLG: 0.372										0	0	0	0	0	0	0
(8, 5)																

TOP

Washington Senators @ Minnesota Twins

Metropolitan Stadium, Bloomington , MI

Fri Jul 13 1962, 8:05 PM EDT

Att. 12,175 - Unknown - 66 F

livebaseballscorecards.com

AB	30
R	0
H	4
RBI	0
BB	3
SO	10
LOB	15

Inning Stats	1	2	3	4	5	6	7	8	9
R	0	0	0	0	0	0	0	0	0
E	0	0	0	0	0	0	0	0	0
K	1	1	2	1	1	0	2	1	1
S	5	5	8	6	5	3	7	5	7
H	0	0	1	1	0	0	0	0	2
LOB	1	0	1	1	0	1	1	1	2
BB	1	0	0	0	0	0	1	1	0
P	9	5	8	6	5	3	11	9	7

| | | | | | | | | | | | | | | | |

Batter	1	2	3	4	5	6	7	8	9	AB	R	H	RBI	BB	SO	LOB
Bill Tuttle, R (1, 8) OBP: 0.316, SLG: 0.272	4-0 1B SF9 BB		0-0 F9		0-0 G6-4-3 1-2f		0-0 6-3			3	1	0	0	1	0	2
Vic Power, R (1, 3) OBP: 0.326, SLG: 0.442	0-0 BB 1-3 1B		4-0 BB		0-0 F9			0-0 BLK SH5-3 HR 1B		3	1	2	0	1	0	0
Rich Rollins, R (1, 5) OBP: 0.388, SLG: 0.493	0-0 F2		0-0 F8			4-0 FC6-4 BB		0-0 SH5-3 1-2		2	0	0	0	1	0	3
Harmon Killebrew, R (1, 7) OBP: 0.370, SLG: 0.500 Lenny Green, L (9, 7) OBP: 0.382, SLG: 0.442	0-0 SF9 3-H		0-0 F2			0-0 F7		0-0 2-H HR		3 0	1 0	1 0	3 0	0 0	0 0	2 0
Bob Allison, R (1, 9) OBP: 0.372, SLG: 0.448	4-0 1-2 BB			0-0 F8		0-0 F6		0-0 4-3 1B 2B		3	1	1	0	1	0	1
Earl Battey, R (1, 2) OBP: 0.334, SLG: 0.397	0-0 4-3			4-0 BB		0-0 FC6-4 1-2f		0-0 4-3 2-3		3	0	0	0	1	0	4
Bernie Allen, L (1, 4) OBP: 0.313, SLG: 0.423		0-3 K		0-0 F7			0-0 F8	0-0 3-H 1B		4	0	1	1	0	1	1
Zoilo Versalles, R (1, 6) OBP: 0.249, SLG: 0.337		0-3 K		0-3 K			0-3 K	0-0 F4		4	0	0	0	0	3	2
Camilo Pascual, R (1, 1) OBP: 0.318, SLG: 0.403		0-0 F9			4-0 G6-4-3 BB		0-0 1B			2	0	1	0	1	0	0
Inning Stats	R: 1 H: 1 E: 0 LOB: 2 K: 0 BB: 2 S: 4 P: 12	R: 0 H: 0 E: 0 LOB: 0 K: 2 BB: 0 S: 7 P: 7	R: 0 H: 0 E: 0 LOB: 1 K: 0 BB: 1 S: 3 P: 7	R: 0 H: 0 E: 0 LOB: 1 K: 1 BB: 1 S: 5 P: 9	R: 0 H: 0 E: 0 LOB: 0 K: 0 BB: 1 S: 2 P: 6	R: 0 H: 0 E: 0 LOB: 1 K: 0 BB: 1 S: 3 P: 7	R: 0 H: 1 E: 0 LOB: 1 K: 1 BB: 0 S: 6 P: 6	R: 3 H: 4 E: 0 LOB: 1 K: 0 BB: 0 S: 7 P: 7		1B: 4 SF: 1 2B: 1 SAC: 1 3B: 0 DP: 1 HR: 1 HBP: 0						

PITCHER	IP	WLS	BF	H	R	ER	SO	BB	IBB	HBP	BLK	WP	HR	S	P	ERA	WHIP
Tom Cheney, R (1, 1) ERA: 3.14	7.0	L	28	2	1	1	4	6	0	0	0	0	0	30	54	1.29	1.143
Marty Kutyna, R (8, 1) ERA: 3.56	1.0		7	4	3	3	0	0	0	0	1	0	1	7	7	27.00	4.000

PITCHER	IP	WLS	BF	H	R	ER	SO	BB	IBB	HBP	BLK	WP	HR	S	P	ERA	WHIP

BOTTOM

Washington Senators @ Minnesota Twins

Metropolitan Stadium, Bloomington , MI

Fri Jul 13 1962, 8:05 PM EDT

Att. 12,175 - Unknown - 66 F

livebaseballscorecards.com

AB	27
R	4
H	6
RBI	4
BB	6
SO	4
LOB	15

WP: 0 PA: 35
PB: 0
SB: 0
CS: 0

Batter	1	2	3	4	5	6	7	8	9	AB	R	H	RBI	BB	SO	LOB
Ken Hamlin, R (1, 6) OBP: 0.328, SLG: 0.303	S S S 0-3 ① K			x 0-0 ① 4-3		x 0-0 FC6-4 1B		x 0-0 1B BB 1B	x 0-0 ③ 6-3	5	1	2	0	0	1	1
Chuck Cottier, R (1, 4) OBP: 0.317, SLG: 0.369	x 0-0 ② F9			x 0-0 ② 1-3		x 0-0 ② FC6-4 1-2f		x 0-0 BB BB 1-3 1B 1B		4	1	1	0	0	0	1
Jim King, L (1, 9) OBP: 0.355, SLG: 0.376	x 0-0 ③ G3			x 0-0 ③ 1-3		S S S 0-3 ③ K		B B B B 4-0 BB 1B 1-2 BB		3	1	0	0	1	1	1
Harry Bright, R (1, 3) OBP: 0.374, SLG: 0.545		x 0-0 ① 1-3			x 0-0 2B 2B		x 0-0 ① F9	B B B B 4-0 1B 1-2 2-3 3-H BB		3	1	1	1	1	0	0
Chuck Hinton, R (1, 8) (8, 7) OBP: 0.346, SLG: 0.481		S S S 0-3 ② K			x 0-0 2-H 2B		S S S 0-3 ② K	x 0-0 1-3 2-H 3-H 1B		4	0	2	3	0	2	0
Bud Zipfel, L (1, 7) OBP: 0.295, SLG: 0.404 Jim Hannan, R (8, 1) OBP: 0.250, SLG: 0.250		x 0-0 ③ 1-3			S S S 0-3 ① K		x 0-0 FC4-6 1B	x 0-0 ③ 4-3		4 0	0 0	1 0	0 0	0 0	1 0	3 0
Bob Schmidt, R (1, 2) OBP: 0.248, SLG: 0.379			x 0-0 ① F7		S S S 0-3 ② K		x 0-0 ③ FC4-6 1-2f		x 0-0 ① 5-3	4	0	0	0	0	1	2
Ed Brinkman, R (1, 5) OBP: 0.216, SLG: 0.278			x 0-0 ② L4		x 0-0 ③ 4-3			x 0-0 ① F9	x 0-0 ② 5-3	4	0	0	0	0	0	1
Bennie Daniels, L (1, 1) OBP: 0.111, SLG: 0.111 Johnny Schaive, R (8, PH) OBP: 0.273, SLG: 0.375 Joe Hicks, L (8, 8) OBP: 0.306, SLG: 0.412			S S S 0-3 ③ K			x 0-0 ① 3-1		x 0-0 ② 1-3	x 0-0 2B	2 1 1	0 0 0	0 0 1	0 0 0	0 0 0	1 0 0	0 0 0
Inning Stats	R: 0 H: 0 E: 0 LOB: 0 K: 1 BB: 0 S: 5 P: 5	R: 0 H: 0 E: 0 LOB: 0 K: 1 BB: 0 S: 5 P: 5	R: 0 H: 0 E: 0 LOB: 0 K: 1 BB: 0 S: 5 P: 5	R: 0 H: 0 E: 0 LOB: 0 K: 0 BB: 0 S: 3 P: 3	R: 1 H: 2 E: 0 LOB: 1 K: 2 BB: 0 S: 9 P: 9	R: 0 H: 1 E: 0 LOB: 1 K: 1 BB: 0 S: 6 P: 6	R: 0 H: 1 E: 0 LOB: 1 K: 1 BB: 0 S: 6 P: 6	R: 3 H: 3 E: 0 LOB: 2 K: 0 BB: 2 S: 6 P: 14	R: 0 H: 1 E: 0 LOB: 1 K: 0 BB: 0 S: 4 P: 4	1B: 5 SF: 0 2B: 3 SAC: 0 3B: 0 DP: 0 HR: 0 HBP: 0						WP: 0 PA: 37 PB: 0 SB: 0 CS: 0

TOP

Washington Senators @ Minnesota Twins

Metropolitan Stadium, Bloomington , MI

Sat Jul 14 1962, 4:33 AM EDT

Att. 10,468 - Unknown - 72 F

livebaseballscorecards.com

AB	35
R	4
H	8
RBI	4
BB	2
SO	7
LOB	9

PITCHER		IP	WLS	BF	H	R	ER	SO	BB	IBB	HBP	BLK	WP	HR	S	P	ERA	WHIP
Jim Kaat, L ERA: 3.97	(1, 1)	7.2	L	31	6	4	4	7	2	0	0	0	0	0	43	51	4.70	1.043
Joe Bonikowski, R ERA: 3.89	(8, 1)	1.1		6	2	0	0	0	0	0	0	0	0	0	6	6	0.00	1.500

PITCHER	IP	WLS	BF	H	R	ER	SO	BB	IBB	HBP	BLK	WP	HR	S	P	ERA	WHIP

Batter	1	2	3	4	5	6	7	8	9	AB	R	H	RBI	BB	SO	LOB
Bill Tuttle, R (1, 8) OBP: 0.323, SLG: 0.265	4-0 1B HR BB	0-0 6-3			4-0 FC4-6 BB			0-0 4-3		2	1	0	0	2	0	1
Vic Power, R (1, 3) OBP: 0.328, SLG: 0.443	0-0 1-3 HR 1B		0-3 K		0-0 FC4-6 G4-3 1-2f			0-0 1B		4	1	2	0	0	1	1
Rich Rollins, R (1, 5) OBP: 0.384, SLG: 0.487	0-0 L6		0-0 4-3		0-0 G4-3 1-2f			0-0 F6		4	0	0	0	0	0	4
Harmon Killebrew, R (1, 7) OBP: 0.369, SLG: 0.507	0-0 1-H 3-H HR		0-0 6-3			0-0 5-3		0-0 6-3		4	1	1	3	0	0	1
Bob Allison, R (1, 9) OBP: 0.367, SLG: 0.441	0-3 K			0-0 5-3		0-0 5-3			0-0 6-3	4	0	0	0	0	1	0
Earl Battey, R (1, 2) OBP: 0.337, SLG: 0.396 Marty Martinez, S (9, PR) OBP: 0.455, SLG: 0.250	0-3 K			0-0 1B 1B		0-0 F9			4-0 FC3-6 BB	3 0	0 0	1 0	0 0	1 0	1 0	0 0
Bernie Allen, L (1, 4) OBP: 0.309, SLG: 0.418		0-0 3-1		0-0 F5			0-0 G3		0-0 FC3-6 1-2f	4	0	0	0	0	0	2
Zoilo Versalles, R (1, 6) OBP: 0.249, SLG: 0.335		0-0 F9		0-0 1B 1-2 1B			0-0 5-3		0-0 F8	4	0	1	0	0	0	1
Jim Kaat, L (1, 1) OBP: 0.273, SLG: 0.313 Joe Bonikowski, R (8, 1) OBP: 0.192, SLG: 0.160		4-0 BB		0-0 1-2 2-H 1B			0-3 K2-3			2 0	0 0	1 0	0 0	1 0	1 0	0 0
Inning Stats	R: 3 H: 2 E: 0 LOB: 0 K: 2 BB: 1 S: 9 P: 13	R: 0 H: 0 E: 0 LOB: 1 K: 0 BB: 1 S: 3 P: 7	R: 0 H: 0 E: 0 LOB: 0 K: 1 BB: 0 S: 5 P: 5	R: 0 H: 3 E: 0 LOB: 2 K: 0 BB: 0 S: 5 P: 5	R: 0 H: 0 E: 0 LOB: 0 K: 0 BB: 1 S: 2 P: 6	R: 0 H: 0 E: 0 LOB: 0 K: 0 BB: 0 S: 3 P: 3	R: 0 H: 0 E: 0 LOB: 0 K: 1 BB: 0 S: 5 P: 5	R: 0 H: 1 E: 0 LOB: 1 K: 0 BB: 0 S: 4 P: 4	R: 0 H: 0 E: 0 LOB: 1 K: 0 BB: 1 S: 3 P: 7	1B: 5 SF: 0 2B: 0 SAC: 0 3B: 0 DP: 1 HR: 1 HBP: 0					WP: 0 PA: 35 PB: 0 SB: 0 CS: 0		

PITCHER	IP	WLS	BF	H	R	ER	SO	BB	IBB	HBP	BLK	WP	HR	S	P	ERA	WHIP
Bennie Daniels, R (1, 1) ERA: 5.7	7.0	W	27	5	3	3	4	3	0	0	0	0	1	32	44	3.86	1.143
Jim Hannan, R (8, 1) ERA: 4.24	2.0	S	8	1	0	0	0	1	0	0	0	0	0	7	11	0.00	1.000

PITCHER	IP	WLS	BF	H	R	ER	SO	BB	IBB	HBP	BLK	WP	HR	S	P	ERA	WHIP

BOTTOM

Washington Senators @ Minnesota Twins

Metropolitan Stadium, Bloomington , MI

Sat Jul 14 1962, 4:33 AM EDT

Att. 10,468 - Unknown - 72 F

livebaseballscorecards.com

AB	31
R	3
H	6
RBI	3
BB	4
SO	4
LOB	10

Washington Senators @ Los Angeles Angels

Dodger Stadium, Los Angeles, CA

Sun Jul 15 1962, 3:33 AM PDT

Unknown - 76 F

livebaseballscorecards.com

TOP

Batter	1	2	3	4	5	6	7	8	9	AB	R	H	RBI	BB	SO	LOB
Ken Hamlin, R (1, 6) OBP: 0.333, SLG: 0.327	CS 2B	F2			2B		5-3			4	0	2	0	0	0	2
Chuck Cottier, R (1, 4) OBP: 0.316, SLG: 0.364	BBBB 1B G3 E BB 2-3		F5		F9		F7			3	1	0	0	1	0	2
Jim King, L (1, 9) OBP: 0.354, SLG: 0.371	G3 1-2		G3		BBBB BB		F3			3	0	0	0	1	0	2
Harry Bright, R (1, 3) OBP: 0.371, SLG: 0.538	E 1B 2-3		SSS K		F8			L7		4	0	1	0	0	1	2
Chuck Hinton, R (1, 8) OBP: 0.341, SLG: 0.473	E6 1-2 3-H			5-3		5-3		F7		4	0	0	0	0	0	1
Ken Retzer, L (1, 2) OBP: 0.347, SLG: 0.458	F8			L4		3B		F8		4	0	1	0	0	0	2
Bud Zipfel, L (1, 7) OBP: 0.308, SLG: 0.400		FC5-4 1B		E1		BBBB 4-3 G4-3 BB			F7	3	0	1	0	1	0	0
Ed Brinkman, R (1, 5) OBP: 0.195, SLG: 0.250		FC5-4 SH1-4 1-2f		SSS K		G4-3 1-2f			6-3	4	0	0	0	0	1	4
Pete Burnside, R (1, 1) OBP: 0.100, SLG: 0.036		SH1-4 1-2			4-3		2B		4-3	1	0	0	0	0	0	0
Ed Hobaugh, R (6, 1)										0	0	0	0	0	0	0
Danny O'Connell, R (7, PH) OBP: 0.340, SLG: 0.380										1	0	1	0	0	0	0
Marty Kutyna, R (7, 1) OBP: 0.333, SLG: 0.200										0	0	0	0	0	0	0
Joe Hicks, L (9, PH) OBP: 0.303, SLG: 0.408										1	0	0	0	0	0	0
Inning Stats	R: 1 E: 1 K: 0 S: 5 H: 2 LOB: 2 BB: 1 P: 9	R: 0 E: 0 K: 0 S: 4 H: 1 LOB: 1 BB: 0 P: 4	R: 0 E: 0 K: 1 S: 5 H: 0 LOB: 0 BB: 0 P: 5	R: 0 E: 1 K: 1 S: 6 H: 0 LOB: 1 BB: 0 P: 6	R: 0 E: 0 K: 0 S: 4 H: 1 LOB: 2 BB: 1 P: 8	R: 0 E: 0 K: 0 S: 3 H: 1 LOB: 1 BB: 1 P: 7	R: 0 E: 0 K: 0 S: 4 H: 1 LOB: 1 BB: 0 P: 4	R: 0 E: 0 K: 0 S: 3 H: 0 LOB: 0 BB: 0 P: 3	R: 0 E: 0 K: 0 S: 3 H: 0 LOB: 0 BB: 0 P: 3	1B: 2 2B: 3 3B: 1 HR: 0	SF: 0 SAC: 1 DP: 1 HBP: 0					

	AB	32
	R	1
	H	6
	RBI	0
	BB	3
	SO	2
	LOB	15

WP: 0 PB: 0 SB: 0 CS: 1 PA: 36

PITCHER	IP	WLS	BF	H	R	ER	SO	BB	IBB	HBP	BLK	WP	HR	S	P	ERA	WHIP
Eli Grba, R (1, 1) ERA: 5.74	9.0	W	36	6	1	0	2	3	0	0	0	0	0	37	49	0.00	1.000

PITCHER	IP	WLS	BF	H	R	ER	SO	BB	IBB	HBP	BLK	WP	HR	S	P	ERA	WHIP

Batter	1	2	3	4	5	6	7	8	9	AB	R	H	RBI	BB	SO	LOB
Albie Pearson, L (1, 8) OBP: 0.377, SLG: 0.375	F9		K		F5		SH1-4 1B BB			3	1	0	0	1	1	1
Billy Moran, R (1, 4) OBP: 0.329, SLG: 0.438	F9		4-3			HR	SH1-4 1-2			3	1	1	1	0	0	0
Leon Wagner, L (1, 9) OBP: 0.364, SLG: 0.586	BB			G5-4-3 1B		F7	FC6-4 2-H 1B			3	0	2	1	1	0	0
Buck Rodgers, S (1, 2) OBP: 0.341, SLG: 0.442	F3			L9		1-3 1B 1B	F7			4	1	1	0	0	0	3
Felix Torres, R (1, 5) OBP: 0.323, SLG: 0.415		5-3 2B		G5-4-3 1-2f		1-3 1-2 1B 1B	FC6-4 1-2f			4	1	2	0	0	0	2
Lee Thomas, L (1, 3) OBP: 0.344, SLG: 0.417		K			F6	1-3 1-2 2-3		4-3		4	0	0	0	0	1	3
Earl Averill, R (1, 7) OBP: 0.390, SLG: 0.349		5-3 2-3			5-3	1B IBB		F9		3	0	0	0	1	0	1
Joe Koppe, R (1, 6) OBP: 0.363, SLG: 0.317		K			HR	1-2 2-H 3-H 1B		1B		4	1	3	3	0	1	1
Eli Grba, R (1, 1) OBP: 0.273, SLG: 0.300			F6		E6	K		1-3		4	0	0	0	0	1	3
Inning Stats	R: 0 H: 0 E: 0 LOB: 1 K: 0 BB: 1 S: 3 P: 7	R: 0 H: 1 E: 0 LOB: 1 K: 2 BB: 0 S: 8 P: 8	R: 0 H: 0 E: 0 LOB: 0 K: 1 BB: 0 S: 5 P: 5	R: 0 H: 1 E: 0 LOB: 0 K: 0 BB: 0 S: 3 P: 3	R: 1 H: 1 E: 1 LOB: 1 K: 0 BB: 0 S: 5 P: 5	R: 3 H: 4 E: 0 LOB: 2 K: 1 BB: 1 S: 9 P: 13	R: 1 H: 1 E: 0 LOB: 1 K: 0 BB: 1 S: 4 P: 8	R: 0 H: 1 E: 0 LOB: 1 K: 0 BB: 0 S: 4 P: 4		1B: 6 SF: 0 2B: 1 SAC: 1 3B: 0 DP: 1 HR: 2 HBP: 0						

PITCHER		IP	WLS	BF	H	R	ER	SO	BB	IBB	HBP	BLK	WP	HR	S	P	ERA	WHIP
Pete Burnside, L ERA: 4.43	(1, 1)	5.2	L	25	6	4	4	3	1	1	0	0	0	2	29	37	6.35	1.235
Ed Hobaugh, R ERA: 5.4	(6, 1)	0.1		2	1	0	0	1	0	0	0	0	0	0	4	4	0.00	3.000
Marty Kutyna, R ERA: 3.6	(7, 1)	2.0		9	2	1	1	0	1	0	0	0	0	0	8	12	4.50	1.500

PITCHER	IP	WLS	BF	H	R	ER	SO	BB	IBB	HBP	BLK	WP	HR	S	P	ERA	WHIP

BOTTOM

Washington Senators @ Los Angeles Angels

Dodger Stadium, Los Angeles, CA

Sun Jul 15 1962, 3:33 AM PDT

Unknown - 76 F

livebaseballscorecards.com

AB	32
R	5
H	9
RBI	5
BB	3
SO	4
LOB	14

Washington Senators @ Los Angeles Angels

Dodger Stadium, Los Angeles, CA

Sun Jul 15 1962, 3:38 AM PDT

Att. 12,565 - Unknown - 74 F

TOP

livebaseballscorecards.com

Batter	1	2	3	4	5	6	7	8	9	AB	R	H	RBI	BB	SO	LOB
Ken Hamlin, R (1, 6) OBP: 0.341, SLG: 0.330	B B B B 4-0 E S BB	0-0 S 2-H 3-H 1B	0-0 ③ FC6-4 1-2f		0-0 ② F3		0-0 1B	0-0 ③ F4		2	0	1	2	1	0	2
Ed Brinkman, R (4, 6) OBP: 0.205, SLG: 0.256										3	0	1	0	0	0	3
Chuck Cottier, R (1, 4) OBP: 0.320, SLG: 0.369	S S S 0-3 ① K 1-3	B B B B 4-0 S 1-3 BB		0-0 F9 1B 2B	0-0 ③ F3		0-0 ② F6		0-0 1B SF8 1B	5	2	2	0	1	1	4
Joe Hicks, L (1, 8) OBP: 0.300, SLG: 0.404	0-0 ② L8	B B B B 4-0 FC6-4 1-2 BB		0-0 ① F9 2-3		0-0 FC6 1B	0-0 ③ F8		0-0 ① F9	1	0	0	0	0	0	1
Bud Zipfel, L (2, PH) OBP: 0.314, SLG: 0.391 (2, 7)										4	0	1	0	1	0	3
Harry Bright, R (1, 3) OBP: 0.370, SLG: 0.530	0-0 ③ F8	0-0 ③ FC6-4 1-2f		0-0 ② 5-3		0-0 ① F8		0-0 1B 1B	0-0 SF8 1-3 1B	6	1	2	0	0	0	6
Chuck Hinton, R (1, 7) OBP: 0.337, SLG: 0.467 (2, 8)		0-0 ① F8	S S S 0-3 ① K	0-0 S 3-H 1B		0-0 ② FC6 1B 1-2f 1B		0-0 ① F8	0-0 ② SF8 1-2 3-H	5	1	1	2	0	1	2
Jim King, L (1, 9) OBP: 0.357, SLG: 0.374		0-0 E 2B 1B	0-0 ② F5	0-0 ③ 4-3 1-2		0-0 1B 1-3 1B		0-0 BB 1B 1-3 1B	0-0 ③ F9	6	2	3	0	0	0	2
Bob Johnson, R (1, 5) OBP: 0.338, SLG: 0.409	0-0 E5 2B 1B 1-2	B B B B 4-0 S 1B BB		0-0 1B 1B	0-0 1B 1-3 3-H 1B		B B B B 4-0 1B SH1-3 1-2 BB		3	3	2	1	2	0	1
Bob Schmidt, R (1, 2) OBP: 0.266, SLG: 0.396	0-0 1B 1-3 2-H 2B	B B B B 4-0 1B 1-2 BB		0-0 1-3 1B	0-0 ③ F2		0-0 SH1-3 1-3 2-H 3-H 1B		4	1	3	3	1	0	2
Steve Hamilton, L (1, 1) OBP: 0.143, SLG: 0.077	0-0 ② 6-3	0-0 FC6-4 1-3 2-H 1B		0-0 ① F3		0-0 ① F5	0-0 ① SH1-3 1-2 3-H		4	0	1	1	0	0	4
Danny O'Connell, R (8, PH) OBP: 0.340, SLG: 0.380									0	0	0	1	0	0	0
Jim Hannan, R (8, 1) OBP: 0.250, SLG: 0.250									0	0	0	0	0	0	0

	AB	43
	R	10
	H	17
	RBI	10
	BB	6
	SO	2
	LOB	30

Inning Stats																		
	R: 0	H: 0	R: 3	H: 3	R: 1	H: 1	R: 1	H: 2	R: 0	H: 2	R: 1	H: 3	R: 0	H: 1	R: 3	H: 3	R: 1	H: 2
	E: 0	LOB: 1	E: 1	LOB: 3	E: 0	LOB: 2	E: 0	LOB: 1	E: 0	LOB: 2	E: 0	LOB: 2	E: 0	LOB: 1	E: 0	LOB: 1	E: 0	LOB: 1
	K: 1	BB: 1	K: 0	BB: 2	K: 1	BB: 2	K: 0	BB: 0	K: 0	BB: 0	K: 0	BB: 0	K: 0	BB: 0	K: 0	BB: 1	K: 0	BB: 0
	S: 5	P: 9	S: 7	P: 15	S: 6	P: 14	S: 5	P: 5	S: 5	P: 5	S: 6	P: 6	S: 4	P: 4	S: 6	P: 10	S: 5	P: 5

	1B: 15	SF: 1	WP: 0	PA: 51
	2B: 2	SAC: 1	PB: 0	
	3B: 0	DP: 0	SB: 6	
	HR: 0	HBP: 0	CS: 0	

PITCHER		IP	WLS	BF	H	R	ER	SO	BB	IBB	HBP	BLK	WP	HR	S	P	ERA	WHIP
Ryne Duren, R ERA: 4.17	(1, 1)	1.2	L	11	3	3	1	1	2	0	0	0	0	0	11	19	5.40	3.000
Bo Belinsky, L ERA: 3.19	(2, 1)	1.1		8	1	1	1	1	3	0	0	0	0	0	7	19	6.75	3.000
Tom Morgan, R ERA: 3.92	(4, 1)	1.0		5	2	1	1	0	0	0	0	0	0	0	5	5	9.00	2.000
Bob Botz, R ERA: 4.06	(5, 1)	3.0		15	6	1	1	0	0	0	0	0	0	0	15	15	3.00	2.000
Jack Spring, L ERA: 2.91	(8, 1)	0.1		5	3	3	3	0	1	0	0	0	0	0	4	8	81.00	12.000

PITCHER		IP	WLS	BF	H	R	ER	SO	BB	IBB	HBP	BLK	WP	HR	S	P	ERA	WHIP
Don Lee, R ERA: 3.74	(8, 1)	1.2		7	2	1	1	0	0	0	0	0	0	0	7	7	5.40	1.200

Batter	1	2	3	4	5	6	7	8	9	AB	R	H	RBI	BB	SO	LOB
Albie Pearson, L (1, 8) OBP: 0.378, SLG: 0.373	F8		2B, 1-2, 1B		F8		BBBB, 4-0, 2B, BB		3-1	4	1	1	0	1	0	0
Billy Moran, R (1, 4) OBP: 0.327, SLG: 0.437	6-3		F9		6-3		G3, HR, 1-H, 2B		6-3	5	1	1	1	0	0	2
Leon Wagner, L (1, 9) OBP: 0.361, SLG: 0.583	G3		2B, 1-3, 2-H		SSS, K		G3, 2-3		L4	5	0	1	1	0	1	1
Felix Torres, R (1, 5) OBP: 0.326, SLG: 0.429		F8, SSS, K				E, BBBB, BB	HR, 3-H			3	1	1	2	1	1	2
Steve Bilko, R (1, 3) OBP: 0.338, SLG: 0.432		SSS, K	6-3			F4	F9			4	0	0	0	0	1	3
Jack Spring, R (8, 1)										0	0	0	0	0	0	0
Don Lee, R (8, 1) OBP: 0.237, SLG: 0.243										0	0	0	0	0	0	0
Earl Averill, R (1, 7) OBP: 0.387, SLG: 0.341		BBBBB, BLK, BB		F3		E6, FC3-6, 1-3		F4		3	0	0	0	1	0	1
Joe Koppe, R (1, 6) OBP: 0.368, SLG: 0.323		BBBB, 1-2, BB		F9, 2B		FC3-6, 1-2f		BBBB, BB		2	0	1	0	2	0	2
Ed Sadowski, R (1, 2) OBP: 0.208, SLG: 0.348		L1		F9, 2-3		F7		F7		3	0	0	0	0	0	5
Lee Thomas, L (8, 3) OBP: 0.343, SLG: 0.416										1	0	0	0	0	0	1
Ryne Duren, R (1, 1) OBP: 0.083, SLG: 0.167			1B, 2B, 1B	F8			F7	F7		0	0	0	0	0	0	0
Bo Belinsky, L (2, 1) OBP: 0.237, SLG: 0.094										0	0	0	0	0	0	0
Eddie Yost, R (3, PH) OBP: 0.432, SLG: 0.364										1	1	1	0	0	0	0
Tom Morgan, R (4, 1)										0	0	0	0	0	0	0
Gordie Windhorn, R (4, PH) OBP: 0.221, SLG: 0.281										1	0	0	0	0	0	1
Bob Botz, R (5, 1)										0	0	0	0	0	0	0
Buck Rodgers, S (7, PH) OBP: 0.339, SLG: 0.439										2	0	0	0	0	0	1
(8, 2)																
Inning Stats	R: 0 E: 0 K: 0 S: 3 H: 0 LOB: 0 BB: 0 P: 3	R: 0 E: 0 K: 1 S: 5 H: 0 LOB: 2 BB: 2 P: 13	R: 1 E: 0 K: 1 S: 8 H: 3 LOB: 2 BB: 0 P: 8	R: 0 E: 0 K: 0 S: 4 H: 1 LOB: 1 BB: 0 P: 4	R: 0 E: 0 K: 1 S: 5 H: 0 LOB: 0 BB: 0 P: 5	R: 0 E: 1 K: 0 S: 4 H: 0 LOB: 2 BB: 1 P: 8	R: 3 E: 0 K: 0 S: 5 H: 2 LOB: 0 BB: 1 P: 9	R: 0 E: 0 K: 0 S: 3 H: 0 LOB: 1 BB: 1 P: 7	R: 0 E: 0 K: 0 S: 3 H: 0 LOB: 0 BB: 0 P: 3	1B: 2 2B: 3 3B: 0 HR: 1 SF: 0 SAC: 0 DP: 0 HBP: 0						

PITCHER		IP	WLS	BF	H	R	ER	SO	BB	IBB	HBP	BLK	WP	HR	S	P	ERA	WHIP
Steve Hamilton, L ERA: 3.65	(1, 1)	7.0	W	32	6	4	4	3	4	0	0	1	0	1	34	50	5.14	1.429
Jim Hannan, R ERA: 4.0	(8, 1)	2.0	S	7	0	0	0	0	1	0	0	0	0	0	6	10	0.00	0.500

PITCHER	IP	WLS	BF	H	R	ER	SO	BB	IBB	HBP	BLK	WP	HR	S	P	ERA	WHIP

BOTTOM

Washington Senators @ Los Angeles Angels

Dodger Stadium, Los Angeles, CA

Sun Jul 15 1962, 3:38 AM PDT

Att. 12,565 - Unknown - 74 F

livebaseballscorecards.com

AB	34
R	4
H	6
RBI	4
BB	5
SO	3
LOB	19

WP: 0	PA: 39		
PB: 0			
SB: 0			
CS: 0			

Washington Senators @ Los Angeles Angels

Dodger Stadium, Los Angeles, CA

Mon Jul 16 1962, 3:33 AM PDT

Att. 4,001 - Unknown

livebaseballscorecards.com

TOP

Batter	1	2	3	4	5	6	7	8	9	AB	R	H	RBI	BB	SO	LOB
Ken Hamlin, R (1, 6) OBP: 0.346, SLG: 0.336	F9		L4			1B		BB, 1B, 1-2, 1B		4	1	2	0	0	0	1
Chuck Cottier, R (1, 4) OBP: 0.319, SLG: 0.364	F7		6-3			L7		BBBB, 1B, 1-2, 2-3, BB		3	0	0	0	1	0	1
Bob Johnson, R (1, 5) OBP: 0.340, SLG: 0.421	6-3		HR			F9		1-3, 2-H, 3-H, 1B		4	1	2	3	0	0	1
Harry Bright, R (1, 3) OBP: 0.362, SLG: 0.518		F9	F9			SSS, K		SSS, K		4	0	0	0	0	2	2
Chuck Hinton, R (1, 8) OBP: 0.336, SLG: 0.468		6-3	6-3				SSS, K		F9, 1B, 2B	4	1	1	0	0	1	0
Jim King, L (1, 9) OBP: 0.352, SLG: 0.367		4-3		1-3			G3		F9, 2-3	4	0	0	0	0	0	1
Bud Zipfel, L (1, 7) OBP: 0.324, SLG: 0.397			F8	1B			F7		FC4-6, 1B, 3-H	4	0	2	1	0	0	0
Bob Schmidt, R (1, 2) OBP: 0.259, SLG: 0.386			6-3	F9				6-3	K	4	0	0	0	0	1	2
Don Rudolph, L (1, 1) OBP: 0.265, SLG: 0.344			BBBB, BB	SSS, K				BB, 1B, 1B	FC4-6, 1-2f	3	1	1	0	1	1	2
Inning Stats	R: 0 E: 0 K: 0 S: 3 H: 0 LOB: 0 BB: 0 P: 3	R: 0 E: 0 K: 0 S: 3 H: 0 LOB: 0 BB: 0 P: 3	R: 0 E: 0 K: 0 S: 3 H: 0 LOB: 1 BB: 1 P: 7	R: 1 E: 0 K: 0 S: 4 H: 1 LOB: 0 BB: 0 P: 4	R: 0 E: 0 K: 1 S: 6 H: 1 LOB: 1 BB: 0 P: 6	R: 0 E: 0 K: 1 S: 6 H: 1 LOB: 1 BB: 0 P: 6	R: 0 E: 0 K: 1 S: 5 H: 0 LOB: 0 BB: 0 P: 5	R: 2 E: 0 K: 1 S: 7 H: 3 LOB: 1 BB: 1 P: 11	R: 1 E: 0 K: 1 S: 7 H: 2 LOB: 1 BB: 0 P: 7	1B: 6 2B: 1 3B: 0 HR: 1	SF: 0 SAC: 0 DP: 0 HBP: 0						

	AB	34
	R	4
	H	8
	RBI	4
	BB	2
	SO	5
	LOB	10

WP: 0 PB: 0 SB: 0 CS: 0 PA: 36

PITCHER		IP	WLS	BF	H	R	ER	SO	BB	IBB	HBP	BLK	WP	HR	S	P	ERA	WHIP
Ted Bowsfield, L ERA: 4.84	(1, 1)	7.1	L	29	5	3	3	3	2	0	0	0	0	1	33	41	3.68	0.955
Dean Chance, R ERA: 3.86	(8, 1)	1.2		7	3	1	1	2	0	0	0	0	0	0	11	11	5.40	1.800

PITCHER	IP	WLS	BF	H	R	ER	SO	BB	IBB	HBP	BLK	WP	HR	S	P	ERA	WHIP

Batter	1	2	3	4	5	6	7	8	9	AB	R	H	RBI	BB	SO	LOB
Albie Pearson, L (1, 8) OBP: 0.374, SLG: 0.369	F6		6-3			F4		F7		4	0	0	0	0	0	0
Billy Moran, R (1, 4) OBP: 0.332, SLG: 0.442	G4-6-3 1B			FC3-6 HBP		1-3			FC 2B	3	0	2	0	0	0	0
Leon Wagner, L (1, 9) OBP: 0.358, SLG: 0.576	G4-6-3 1-2f			F9		F8			K	4	0	0	0	0	1	3
Buck Rodgers, S (1, 2) OBP: 0.335, SLG: 0.434		1-3		FC3-6 1B 1-2f			F7		FC 1-4-3 2-3	4	0	0	0	0	0	2
Felix Torres, R (1, 5) OBP: 0.329, SLG: 0.427		HBP		1-2 1B			F8		1-4-3 1-2	3	0	1	0	0	0	2
Steve Bilko, R (1, 3) OBP: 0.331, SLG: 0.422		F9		F9			F9		F7	3	0	0	0	0	0	3
Dean Chance, R (8, 1) OBP: 0.208, SLG: 0.136										0	0	0	0	0	0	0
Ed Sadowski, R (9, PH) OBP: 0.200, SLG: 0.333										1	0	0	0	0	0	2
Earl Averill, R (1, 7) OBP: 0.380, SLG: 0.333		F4			K			F3		3	0	0	0	0	1	1
Joe Koppe, R (1, 6) OBP: 0.364, SLG: 0.319			F9		F9			5-3		3	0	0	0	0	0	0
Ted Bowsfield, R (1, 1) OBP: 0.125, SLG: 0.087			6-3		K			HR		2	0	0	0	0	1	0
Lee Thomas, L (8, 3) OBP: 0.345, SLG: 0.428										1	1	1	1	0	0	0
Inning Stats	R: 0 H: 1 E: 0 LOB: 0 K: 0 BB: 0 S: 3 P: 3	R: 0 H: 0 E: 0 LOB: 1 K: 0 BB: 0 S: 3 P: 4	R: 0 H: 0 E: 0 LOB: 0 K: 0 BB: 0 S: 3 P: 3	R: 0 H: 1 E: 0 LOB: 2 K: 0 BB: 0 S: 4 P: 5	R: 0 H: 0 E: 0 LOB: 0 K: 2 BB: 0 S: 7 P: 7	R: 0 H: 0 E: 0 LOB: 0 K: 0 BB: 0 S: 3 P: 3	R: 0 H: 0 E: 0 LOB: 0 K: 0 BB: 0 S: 3 P: 3	R: 1 H: 1 E: 0 LOB: 0 K: 0 BB: 0 S: 4 P: 4	R: 0 H: 1 E: 0 LOB: 2 K: 1 BB: 0 S: 7 P: 7	1B: 2 SF: 0 2B: 1 SAC: 0 3B: 0 DP: 1 HR: 1 HBP: 2						WP: 0 PA: 33 PB: 0 SB: 0 CS: 0	

PITCHER		IP	WLS	BF	H	R	ER	SO	BB	IBB	HBP	BLK	WP	HR	S	P	ERA	WHIP
Don Rudolph, L ERA: 3.5	(1, 1)	9.0	W	33	4	1	1	3	0	0	2	0	0	1	37	39	1.00	0.444

PITCHER	IP	WLS	BF	H	R	ER	SO	BB	IBB	HBP	BLK	WP	HR	S	P	ERA	WHIP

BOTTOM

Washington Senators @ Los Angeles Angels

Dodger Stadium, Los Angeles, CA

Mon Jul 16 1962, 3:33 AM PDT

Att. 4,001 - Unknown

livebaseballscorecards.com

AB	31
R	1
H	4
RBI	1
BB	0
SO	3
LOB	13

Batter	1	2	3	4	5	6	7	8	9	AB	R	H	RBI	BB	SO	LOB
Ken Hamlin, R (1, 6) OBP: 0.336, SLG: 0.325	K		K		F3			1-3		4	0	0	0	0	2	1
Chuck Cottier, R (1, 4) OBP: 0.314, SLG: 0.359	K		F9		6-3			F8		4	0	0	0	0	1	1
Bob Johnson, R (1, 5) OBP: 0.346, SLG: 0.426	1B		1B 1-2			G6-4-3 1B		5-3		4	0	3	0	0	0	0
Harry Bright, R (1, 3) OBP: 0.360, SLG: 0.517 Ed Brinkman, R (9, PR) OBP: 0.205, SLG: 0.256 Bud Zipfel, L (9, 3) OBP: 0.324, SLG: 0.397	K		K			G6-4-3 1-2f			L6-4 2B	4 0 0	0 0 0	1 0 0	0 0 0	0 0 0	2 0 0	4 0 0
Chuck Hinton, R (1, 8) OBP: 0.335, SLG: 0.465		1B		L5		6-3			L6-4 2-3	4	0	1	0	0	0	1
Don Lock, R (1, 7) OBP: 0.250, SLG: 1.000		K 1-2		K			HR		F6	4	1	1	1	0	2	2
Jim King, L (1, 9) OBP: 0.351, SLG: 0.367		F8		1B			K			3	0	1	0	0	1	1
Bob Schmidt, R (1, 2) OBP: 0.255, SLG: 0.378		F8		K			F9			3	0	0	0	0	1	2
Dave Stenhouse, R (1, 1) OBP: 0.111, SLG: 0.059		1B			K		6-3			3	0	1	0	0	1	0
Inning Stats	R: 0 E: 0 K: 3 S: 10 H: 1 LOB: 1 BB: 0 P: 10	R: 0 E: 0 K: 1 S: 6 H: 1 LOB: 1 BB: 0 P: 6	R: 0 E: 0 K: 2 S: 9 H: 2 LOB: 2 BB: 0 P: 9	R: 0 E: 0 K: 2 S: 8 H: 1 LOB: 1 BB: 0 P: 8	R: 0 E: 0 K: 1 S: 5 H: 0 LOB: 0 BB: 0 P: 5	R: 0 E: 0 K: 0 S: 3 H: 1 LOB: 0 BB: 0 P: 3	R: 1 E: 0 K: 1 S: 6 H: 1 LOB: 0 BB: 0 P: 6	R: 0 E: 0 K: 0 S: 3 H: 0 LOB: 0 BB: 0 P: 3	R: 0 E: 0 K: 0 S: 3 H: 1 LOB: 1 BB: 0 P: 3	1B: 6 2B: 2 3B: 0 HR: 1 SF: 0 SAC: 0 DP: 2 HBP: 0	WP: 0 PB: 0 SB: 1 CS: 0 PA: 33					

PITCHER		IP	WLS	BF	H	R	ER	SO	BB	IBB	HBP	BLK	WP	HR	S	P	ERA	WHIP
Juan Pizarro, L ERA: 3.57	(1, 1)	8.0	L	30	7	1	1	10	0	0	0	0	0	1	50	50	1.12	0.875
Dom Zanni, R ERA: 3.75	(9, 1)	1.0		3	1	0	0	0	0	0	0	0	0	0	3	3	0.00	1.000

PITCHER		IP	WLS	BF	H	R	ER	SO	BB	IBB	HBP	BLK	WP	HR	S	P	ERA	WHIP

TOP

Washington Senators @ Chicago White Sox

Comiskey Park, Chicago, IL

Tue Jul 17 1962, 8:05 PM EDT

Unknown

livebaseballscorecards.com

AB	33
R	1
H	8
RBI	1
BB	0
SO	10
LOB	12

Batter	1	2	3	4	5	6	7	8	9	AB	R	H	RBI	BB	SO	LOB
Jim Landis, R (1, 8) OBP: 0.358, SLG: 0.430	F9			5-3		F5		K		4	0	0	0	0	1	0
Nellie Fox, L (1, 4) OBP: 0.308, SLG: 0.343	F8			1-3		3-1			4-3	4	0	0	0	0	0	0
Joe Cunningham, L (1, 3) OBP: 0.437, SLG: 0.462	K			BB		2B			4-3	3	0	1	0	1	1	0
Floyd Robinson, L (1, 9) OBP: 0.374, SLG: 0.478		F7		F7		4-3			F7	4	0	0	0	0	0	2
Charlie Maxwell, L (1, 7) OBP: 0.338, SLG: 0.419		G6-4-3 1B			F9		F7			3	0	1	0	0	0	0
Ramon Conde, R (1, 5)		G6-4-3 1-2f			F8		K			3	0	0	0	0	1	1
Luis Aparicio, R (1, 6) OBP: 0.289, SLG: 0.371			F9		E6 2B		F8			3	0	0	0	0	0	0
Cam Carreon, R (1, 2) OBP: 0.313, SLG: 0.341			F8		1-3 2B			F3		3	0	1	0	0	0	0
Juan Pizarro, L (1, 1) OBP: 0.212, SLG: 0.188			K		F8			G1		2	0	0	0	0	1	2
Bob Sadowski, L (8, PH) OBP: 0.309, SLG: 0.442										1	0	0	0	0	0	0
Dom Zanni, R (9, 1) OBP: 0.471, SLG: 0.357										0	0	0	0	0	0	0

BOTTOM

Washington Senators @ Chicago White Sox

Comiskey Park, Chicago, IL

Tue Jul 17 1962, 8:05 PM EDT

Unknown

livebaseballscorecards.com

AB	30
R	0
H	3
RBI	0
BB	1
SO	4
LOB	5

Inning Stats	1	2	3	4	5	6	7	8	9
	R: 0 E: 0 K: 1 S: 5	R: 0 E: 0 K: 0 S: 3	R: 0 E: 0 K: 1 S: 5	R: 0 E: 0 K: 0 S: 3	R: 0 E: 1 K: 0 S: 5	R: 0 E: 0 K: 0 S: 4	R: 0 E: 0 K: 1 S: 5	R: 0 E: 0 K: 1 S: 5	R: 0 E: 0 K: 0 S: 3
	H: 0 LOB: 0 BB: 0 P: 5	H: 1 LOB: 0 BB: 0 P: 3	H: 0 LOB: 0 BB: 0 P: 5	H: 0 LOB: 1 BB: 1 P: 7	H: 1 LOB: 2 BB: 0 P: 5	H: 1 LOB: 1 BB: 0 P: 4	H: 0 LOB: 0 BB: 0 P: 5	H: 0 LOB: 0 BB: 0 P: 5	H: 0 LOB: 0 BB: 0 P: 3

| | | | | | | | | | |

Washington Senators @ Chicago White Sox

Comiskey Park, Chicago, IL

Tue Jul 17 1962, 8:05 PM EDT

Att. 26,508 - Unknown

TOP

livebaseballscorecards.com

Batter	1	2	3	4	5	6	7	8	9	AB	R	H	RBI	BB	SO	LOB
Ken Hamlin, R (1, 6) OBP: 0.328, SLG: 0.317	1-3		F2			G6-4-3 1-2f		SF9, BB, 1B 1-2 3-H 1B	K	3	0	0	0	0	0	1
Joe Hicks, L (8, PH) OBP: 0.306, SLG: 0.410										1	1	1	1	0	0	0
Jim Hannan, R (8, 1) OBP: 0.200, SLG: 0.200										1	0	0	0	0	1	1
Jim King, L (1, 9) OBP: 0.354, SLG: 0.371	G3			2B		F6		BB 1-2 2-3 1B, S		3	1	1	0	1	0	0
Bob Johnson, R (1, 5) OBP: 0.341, SLG: 0.422	F7			F7			6-3	SF9 2-3 3-H		3	0	0	1	0	0	1
Harry Bright, R (1, 3) OBP: 0.358, SLG: 0.511		6-3		F6			F8	G6-4-3 1-H 3-H 1B		4	0	1	2	0	0	1
Chuck Hinton, R (1, 8) OBP: 0.330, SLG: 0.457		5-3		F7			F6	G6-4-3 1-2f		4	0	0	0	0	0	2
Ken Retzer, L (1, 2) OBP: 0.357, SLG: 0.478		2B			K			E8 1B	2B	4	2	3	0	0	1	0
Bud Zipfel, L (1, 7) OBP: 0.325, SLG: 0.394		F7			F8			BB 3-H 1B	K	3	1	1	1	0	0	1
Don Lock, R (8, 7) OBP: 0.200, SLG: 0.800										1	0	0	0	0	1	1
Chuck Cottier, R (1, 4) OBP: 0.317, SLG: 0.358			5-3		F5			1B 1-2 1B	FC5-4 2-H 1B	3	1	1	1	1	0	0
Tom Cheney, R (1, 1) OBP: 0.160, SLG: 0.087			6-3			G6-4-3		BB, 1B 1-3 2-H SF9, 1B	FC5-4 1-2f	1	0	0	0	1	0	0
Danny O'Connell, R (8, PH) OBP: 0.343, SLG: 0.384										1	0	1	1	0	0	0
Ed Brinkman, R (8, PR) OBP: 0.200, SLG: 0.250										1	1	0	0	0	0	1
(8, 6)						BB										

	AB	33
	R	7
	H	9
	RBI	7
	BB	3
	SO	3
	LOB	9

Inning Stats	1	2	3	4	5	6	7	8	9	1B: 6	SF: 1	WP: 0	PA: 37
	R: 0 E: 0 K: 0 S: 3	H: 0 LOB: 0 BB: 0 P: 3	R: 0 E: 0 K: 0 S: 4	H: 1 LOB: 1 BB: 0 P: 4	R: 0 E: 0 K: 0 S: 3	H: 0 LOB: 0 BB: 0 P: 3	R: 0 E: 0 K: 0 S: 4	H: 1 LOB: 1 BB: 0 P: 4	R: 0 E: 0 K: 1 S: 5	H: 0 LOB: 0 BB: 0 P: 5	R: 0 E: 0 K: 0 S: 2	H: 0 LOB: 0 BB: 1 P: 6	R: 0 E: 0 K: 0 S: 3	H: 0 LOB: 0 BB: 0 P: 3	R: 6 E: 1 K: 0 S: 7	H: 5 LOB: 1 BB: 2 P: 15	R: 1 E: 0 K: 2 S: 9	H: 2 LOB: 1 BB: 0 P: 9	2B: 3 3B: 0 HR: 0	SAC: 0 DP: 2 HBP: 0	PB: 0 SB: 1 CS: 0	

PITCHER		IP	WLS	BF	H	R	ER	SO	BB	IBB	HBP	BLK	WP	HR	S	P	ERA	WHIP
Early Wynn, R ERA: 5.09	(1, 1)	7.0	L	27	5	4	4	1	2	0	0	0	0	0	27	35	5.14	1.000
Dom Zanni, R ERA: 4.05	(8, 1)	0.0		2	1	0	0	0	1	0	0	0	0	0	1	5	∞	∞
Mike Joyce, R ERA:	(8, 1)	1.0		3	1	2	2	0	0	0	0	0	0	0	3	3	18.00	1.000
Dean Stone, L ERA: 4.6	(9, 1)	1.0		5	2	1	1	2	0	0	0	0	0	0	9	9	9.00	2.000

PITCHER	IP	WLS	BF	H	R	ER	SO	BB	IBB	HBP	BLK	WP	HR	S	P	ERA	WHIP

Batter	1	2	3	4	5	6	7	8	9	AB	R	H	RBI	BB	SO	LOB
Jim Landis, R (1, 8) OBP: 0.359, SLG: 0.426	BBBB 4-0 CS BB		x 0-0 E6		BBBB 4-0 CS BB	SSS 0-3 ② K			x 0-0 ① 5-3	3	0	0	0	2	1	2
Nellie Fox, L (1, 4) OBP: 0.304, SLG: 0.338	x 0-0 ①② F8 1-2		x 0-0 ① F7		x 0-0 ① E6 1B BB 1-2	x 0-0 ③ F7			x 0-0 E3 S	5	0	0	0	0	0	5
Joe Cunningham, L (1, 3) OBP: 0.436, SLG: 0.466	x 0-0 1B 3B		SSS 0-3 ② K		BBBB 4-0 1B BB 1-2		x 0-0 ① F9		SSS 0-3 ② K	4	1	1	0	1	2	2
Floyd Robinson, L (1, 9) OBP: 0.374, SLG: 0.477 (8, 7)	x 0-0 E 1B 3-H		x 0-0 ③ 4-3		x 0-0 ② 1B 1-2 2-3		SSS 0-3 ② K		x 0-0 ③ F7 1-2	5	1	2	1	0	1	2
Charlie Maxwell, L (1, 7) OBP: 0.336, SLG: 0.414 Mike Hershberger, R (8, 9) OBP: 0.330, SLG: 0.313	x 0-0 E7 1-H			x 0-0 G6-4-3 1B	SSS 0-3 ③ K		x 0-0 ③ F3			4 0	0 0	1 0	0 0	0 0	1 0	2 0
Al Smith, R (1, 5) OBP: 0.375, SLG: 0.479	x 0-0 ③ 5-3			x 0-0 ①② G6-4-3 1-2f		x 0-0 ① 5-3		x 0-0 ① 6-3		4	0	0	0	0	0	2
Luis Aparicio, R (1, 6) OBP: 0.294, SLG: 0.376		x 0-0 ① F6		x 0-0 1B 1B		x 0-0 1B 2B		BBBB 4-0 5-3 BB		3	1	2	0	1	0	0
Bob Roselli, R (1, 2) OBP: 0.327, SLG: 0.362		x 0-0 ② F6		x 0-0 1-2 1B		BBBB 4-0 1B BB		x 0-0 ② 5-3 1-2		3	0	1	0	1	0	1
Early Wynn, S (1, 1) OBP: 0.214, SLG: 0.083 Dom Zanni, R (8, 1) OBP: 0.471, SLG: 0.357 Mike Joyce, R (8, 1) Bob Sadowski, L (8, PH) OBP: 0.306, SLG: 0.437 Dean Stone, L (9, 1) OBP: 0.333, SLG: 0.353		x 0-0 ③ 6-3		SSS 0-3 ③ K		x 0-0 1-2 2-H 1B		x 0-0 ③ 6-3		3 0 0 1 0	0 0 0 0 0	1 0 0 0 0	1 0 0 0 0	0 0 0 0 0	1 0 0 1 0	2 0 0 1 0
Inning Stats	R: 2 E: 1 K: 0 S: 5 H: 2 LOB: 1 BB: 1 P: 9	R: 0 E: 0 K: 0 S: 3 H: 0 LOB: 0 BB: 0 P: 3	R: 0 E: 1 K: 1 S: 6 H: 0 LOB: 1 BB: 0 P: 6	R: 0 E: 0 K: 1 S: 7 H: 3 LOB: 2 BB: 0 P: 7	R: 0 E: 1 K: 1 S: 5 H: 1 LOB: 2 BB: 2 P: 13	R: 1 E: 0 K: 1 S: 7 H: 2 LOB: 2 BB: 1 P: 11	R: 0 E: 0 K: 1 S: 5 H: 0 LOB: 0 BB: 0 P: 5	R: 0 E: 0 K: 0 S: 3 H: 0 LOB: 1 BB: 1 P: 7	R: 0 E: 1 K: 1 S: 6 H: 0 LOB: 1 BB: 0 P: 6	1B: 6 2B: 1 3B: 1 HR: 0		SF: 0 SAC: 0 DP: 1 HBP: 0		WP: 0 PB: 0 SB: 1 CS: 2		PA: 40

PITCHER		IP	WLS	BF	H	R	ER	SO	BB	IBB	HBP	BLK	WP	HR	S	P	ERA	WHIP
Tom Cheney, R ERA: 3.09	(1, 1)	7.0	W	32	8	3	2	5	4	0	0	0	0	0	38	54	2.57	1.714
Jim Hannan, R ERA: 3.79	(8, 1)	2.0	S	8	0	0	0	1	1	0	0	0	0	0	9	13	0.00	0.500

PITCHER	IP	WLS	BF	H	R	ER	SO	BB	IBB	HBP	BLK	WP	HR	S	P	ERA	WHIP

BOTTOM

Washington Senators @ Chicago White Sox

Comiskey Park, Chicago, IL

Tue Jul 17 1962, 8:05 PM EDT

Att. 26,508 - Unknown

livebaseballscorecards.com

AB	35
R	3
H	8
RBI	2
BB	5
SO	6
LOB	19

Batter	1	2	3	4	5	6	7	8	9	AB	R	H	RBI	BB	SO	LOB
Ken Hamlin, R (1, 6) OBP: 0.321, SLG: 0.310	6-3			6-3		4-3		K		3	0	0	0	0	0	0
Joe Hicks, L (8, PH) OBP: 0.304, SLG: 0.406										1	0	0	0	0	1	2
Ed Brinkman, R (8, 6) OBP: 0.200, SLG: 0.250										0	0	0	0	0	0	0
Jim King, L (1, 9) OBP: 0.352, SLG: 0.369	1-3			FC6-4 1B			F8		1-3	4	0	1	0	0	0	0
Bob Johnson, R (1, 5) OBP: 0.340, SLG: 0.419	1-3			FC6-4 1-2f			6-3 1B		F5	4	0	1	0	0	0	1
Harry Bright, R (1, 3) OBP: 0.355, SLG: 0.511		5-3		F9			6-3 1-2		2B	4	0	1	0	0	0	2
Bud Zipfel, L (9, PR) OBP: 0.325, SLG: 0.394										0	1	0	0	0	0	0
(9, 3)																
Chuck Hinton, R (1, 8) OBP: 0.332, SLG: 0.460		BBBB F7 BB			K2-3		F8		2-H 2B	3	0	1	1	1	1	1
Ken Retzer, L (1, 2) OBP: 0.354, SLG: 0.469		F7 1-2			5-3			K	IBB	3	0	0	0	1	1	1
Don Lock, R (1, 7) OBP: 0.222, SLG: 0.500			F7		F5			BBBB 1B BB	K	3	0	0	0	1	1	2
Chuck Cottier, R (1, 4) OBP: 0.317, SLG: 0.358			F8			F9		1-2 1B		3	0	1	0	0	0	0
Bennie Daniels, L (1, 1) OBP: 0.100, SLG: 0.100			F8			K		K		3	0	0	0	0	2	2

TOP

Washington Senators @ Chicago White Sox

Comiskey Park, Chicago, IL

Wed Jul 18 1962, 8:05 PM EDT

Att. 12,760 - Unknown

livebaseballscorecards.com

AB	31
R	1
H	5
RBI	1
BB	3
SO	6
LOB	11

Inning Stats	1	2	3	4	5	6	7	8	9
	R: 0 E: 0 K: 0 S: 3	R: 0 E: 0 K: 0 S: 2	R: 0 E: 0 K: 0 S: 3	R: 0 E: 0 K: 0 S: 4	R: 0 E: 0 K: 1 S: 5	R: 0 E: 0 K: 1 S: 5	R: 0 E: 0 K: 0 S: 4	R: 0 E: 0 K: 3 S: 10	R: 1 E: 0 K: 1 S: 7
	H: 0 LOB: 0 BB: 0 P: 3	H: 0 LOB: 0 BB: 1 P: 6	H: 0 LOB: 0 BB: 0 P: 3	H: 1 LOB: 1 BB: 0 P: 4	H: 0 LOB: 0 BB: 0 P: 5	H: 0 LOB: 0 BB: 0 P: 5	H: 1 LOB: 1 BB: 0 P: 4	H: 1 LOB: 2 BB: 1 P: 14	H: 2 LOB: 2 BB: 1 P: 11

1B: 3 SF: 0
2B: 2 SAC: 0
3B: 0 DP: 0
HR: 0 HBP: 0

WP: 0 PA: 34
PB: 0
SB: 0
CS: 0

PITCHER	IP	WLS	BF	H	R	ER	SO	BB	IBB	HBP	BLK	WP	HR	S	P	ERA	WHIP
Ray Herbert, R (1, 1) ERA: 3.68	9.0	L	34	5	1	1	6	2	1	0	0	0	0	43	55	1.00	0.778

PITCHER	IP	WLS	BF	H	R	ER	SO	BB	IBB	HBP	BLK	WP	HR	S	P	ERA	WHIP

Batter	1	2	3	4	5	6	7	8	9	AB	R	H	RBI	BB	SO	LOB
Jim Landis, R (1, 8) OBP: 0.355, SLG: 0.421	L8		5-3			5-3			4-3	4	0	0	0	0	0	0
Nellie Fox, L (1, 4) OBP: 0.301, SLG: 0.334	F8			F7			F8		K	4	0	0	0	0	1	0
Joe Cunningham, L (1, 3) OBP: 0.440, SLG: 0.475	3B			6-3			FC3-6 1B		BB	3	0	2	0	1	0	0
Floyd Robinson, L (1, 9) OBP: 0.370, SLG: 0.471	4-3			6-3			FC3-6 1-2f		1-3	4	0	0	0	0	0	3
Charlie Maxwell, L (1, 7) OBP: 0.342, SLG: 0.415		G6-4-3 1B			G6-4-3 BB		4-3			2	0	1	0	1	0	1
Al Smith, R (1, 5) OBP: 0.371, SLG: 0.474		G6-4-3 1-2f			G6-4-3 1-2f			F7		3	0	0	0	0	0	2
Luis Aparicio, R (1, 6) OBP: 0.294, SLG: 0.374		5-3			6-3			FC1-4 BB		2	0	0	0	1	0	0
Cam Carreon, R (1, 2) OBP: 0.308, SLG: 0.335			5-3			1-3		FC1-4 1-2f		3	0	0	0	0	0	1
Ray Herbert, R (1, 1) OBP: 0.163, SLG: 0.234			K			5-3		1-3		3	0	0	0	0	1	1

BOTTOM

Washington Senators @ Chicago White Sox

Comiskey Park, Chicago, IL

Wed Jul 18 1962, 8:05 PM EDT

Att. 12,760 - Unknown

livebaseballscorecards.com

AB	28
R	0
H	3
RBI	0
BB	3
SO	2
LOB	8

Inning Stats	1	2	3	4	5	6	7	8	9	1B: 2	SF: 0	WP: 0	PA: 31
R	0	0	0	0	0	0	0	0	0	2B: 0	SAC: 0	PB: 0	
E	0	0	0	0	0	0	0	0	0	3B: 1	DP: 2	SB: 0	
K	0	0	1	0	0	0	0	0	1	HR: 0	HBP: 0	CS: 0	
S	4	3	5	3	2	3	4	3	5				
H	1	1	0	0	0	0	1	0	0				
LOB	1	0	0	0	0	0	1	1	1				
BB	0	0	0	0	1	0	0	1	1				
P	4	3	5	3	6	3	4	7	9				

PITCHER	IP	WLS	BF	H	R	ER	SO	BB	IBB	HBP	BLK	WP	HR	S	P	ERA	WHIP
Bennie Daniels, R (1, 1) ERA: 5.15	9.0	W	31	3	0	0	2	3	0	0	0	0	0	32	44	0.00	0.667

PITCHER	IP	WLS	BF	H	R	ER	SO	BB	IBB	HBP	BLK	WP	HR	S	P	ERA	WHIP

Batter	1	2	3	4	5	6	7	8	9	AB	R	H	RBI	BB	SO	LOB
Ken Hamlin, R (1, 6) OBP: 0.319, SLG: 0.308	F7		1-6-3			1B G6-4-3 1B		5-3		4	1	1	0	0	0	0
Chuck Cottier, R (1, 4) OBP: 0.320, SLG: 0.358	L4-3 BB		K			G6-4-3 1-3 1B			6-3	3	0	1	0	1	1	0
Bob Johnson, R (1, 5) OBP: 0.339, SLG: 0.415	L4-3 1-2			6-3		G6-4-3 1-2f 3-H			1B BB	3	0	0	0	1	0	2
Harry Bright, R (1, 3) OBP: 0.353, SLG: 0.505		2B WP 1B		6-3		F9			F2	4	1	1	0	0	0	1
Chuck Hinton, R (1, 9) OBP: 0.331, SLG: 0.457		F8		K			1-3		1-2 1B	4	0	1	0	0	1	1
Don Lock, R (1, 7) OBP: 0.231, SLG: 0.500		WP 1-3 2B			K2-3		F4		K	4	0	1	0	0	2	2
Bob Schmidt, R (1, 2) OBP: 0.250, SLG: 0.371		1-3 2-3 3-H			6-3		5-3			3	0	0	0	0	0	1
Jim Piersall, R (1, 8) OBP: 0.301, SLG: 0.363		L4			FC6-4 1B			G1-6-3 1B		3	0	2	0	0	0	1
Steve Hamilton, L (1, 1) OBP: 0.133, SLG: 0.071			F7		FC6-4 1-2f			G1-6-3 1-2f		1	0	0	0	0	0	0
Johnny Schaive, R (5, PH) OBP: 0.271, SLG: 0.372										1	0	0	0	0	0	1
Pete Burnside, R (5, 1) OBP: 0.100, SLG: 0.036										0	0	0	0	0	0	0
Danny O'Connell, R (8, PH) OBP: 0.342, SLG: 0.382										1	0	0	0	0	0	1
Jim Hannan, R (8, 1) OBP: 0.200, SLG: 0.200										0	0	0	0	0	0	0
Inning Stats	R: 0 E: 0 K: 0 S: 2 H: 0 LOB: 0 BB: 1 P: 6	R: 1 E: 0 K: 0 S: 5 H: 2 LOB: 1 BB: 0 P: 5	R: 0 E: 0 K: 1 S: 5 H: 0 LOB: 0 BB: 0 P: 5	R: 0 E: 0 K: 1 S: 5 H: 0 LOB: 0 BB: 0 P: 5	R: 0 E: 0 K: 1 S: 6 H: 1 LOB: 1 BB: 0 P: 6	R: 1 E: 0 K: 0 S: 4 H: 2 LOB: 0 BB: 0 P: 4	R: 0 E: 0 K: 0 S: 3 H: 0 LOB: 0 BB: 0 P: 3	R: 0 E: 0 K: 0 S: 3 H: 1 LOB: 0 BB: 0 P: 3	R: 0 E: 0 K: 1 S: 6 H: 1 LOB: 2 BB: 1 P: 10	1B: 6 2B: 2 3B: 0 HR: 0	SF: 0 SAC: 0 DP: 3 HBP: 0					

PITCHER		IP	WLS	BF	H	R	ER	SO	BB	IBB	HBP	BLK	WP	HR	S	P	ERA	WHIP
Whitey Ford, L ERA: 3.01	(1, 1)	7.0	W	25	5	2	2	3	1	0	0	0	1	0	30	34	2.57	0.857
Marshall Bridges, L ERA: 2.51	(8, 1)	2.0	S	8	2	0	0	1	1	0	0	0	0	0	9	13	0.00	1.500

PITCHER	IP	WLS	BF	H	R	ER	SO	BB	IBB	HBP	BLK	WP	HR	S	P	ERA	WHIP

TOP

Washington Senators @ New York Yankees

Yankee Stadium, Bronx, NY

Fri Jul 20 1962, 7:05 PM EDT

Att. 20,255 - Unknown - 78 F

livebaseballscorecards.com

AB	31
R	2
H	7
RBI	0
BB	2
SO	4
LOB	10

1B: 6	SF: 0	WP: 1	PA: 33
2B: 2	SAC: 0	PB: 0	
3B: 0	DP: 3	SB: 0	
HR: 0	HBP: 0	CS: 0	

Batter	1	2	3	4	5	6	7	8	9	AB	R	H	RBI	BB	SO	LOB
Tom Tresh, S (1, 6) OBP: 0.343, SLG: 0.395	S S S 0-3 ① K		x 0-0 ① FC5 1B 1B		x 0-0 ① F8		x 0-0 ① SH1-4 1-2			3	0	1	0	0	1	0
Bobby Richardson, R (1, 4) OBP: 0.325, SLG: 0.377	x 0-0 ② 5-3		x 0-0 ① F9		x 0-0 ② F7		x 0-0 ② F4			4	0	0	0	0	0	2
Roger Maris, L (1, 9) OBP: 0.350, SLG: 0.503	B B B B 4-0 HR BB		x 0-0 ② F9		x 0-0 ③ 3-1		x 0-0 ③ F9			3	1	0	0	1	0	2
Mickey Mantle, S (1, 8) OBP: 0.510, SLG: 0.686	x 0-0 1-H HR		x 0-0 1-2 1B			x 0-0 FC6-4 1B		x 0-0 ① F5		4	1	3	2	0	0	0
Elston Howard, R (1, 2) OBP: 0.312, SLG: 0.451	S S S 0-3 ③ K		x 0-0 ③ FC5 2-3f			x 0-0 ① FC6-4 BB 1-2f		S S S 0-3 ② K		4	0	0	0	0	2	3
Hector Lopez, R (1, 7) OBP: 0.350, SLG: 0.425		x 0-0 ① G3		x 0-0 HR		B B B B 4-0 1-2 BB		x 0-0 ③ 1-3		3	1	1	1	1	0	0
Bill Skowron, R (1, 3) OBP: 0.316, SLG: 0.438		B B B B 4-0 BB		x 0-0 ① 6-3		x 0-0 ② F4				2	0	0	0	1	0	2
Clete Boyer, R (1, 5) OBP: 0.365, SLG: 0.450		x 0-0 ② F7		S S S 0-3 ② K		x 0-0 ③ F2				3	0	0	0	0	1	3
Whitey Ford, L (1, 1) OBP: 0.082, SLG: 0.067 Phil Linz, R (7, PH) OBP: 0.329, SLG: 0.364 Marshall Bridges, S (8, 1)		S S S 0-3 ③ K		x 0-0 ③ 4-3			x 0-0 SH1-4 1B			2 1 0	0 0 0	0 1 0	0 0 0	0 0 0	1 0 0	1 0 0
Inning Stats	R: 2 H: 1 E: 0 LOB: 0 K: 2 BB: 1 S: 8 P: 12	R: 0 H: 0 E: 0 LOB: 1 K: 1 BB: 1 S: 5 P: 9	R: 0 H: 2 E: 0 LOB: 2 K: 0 BB: 0 S: 5 P: 5	R: 1 H: 1 E: 0 LOB: 0 K: 1 BB: 0 S: 6 P: 6	R: 0 H: 0 E: 0 LOB: 0 K: 0 BB: 0 S: 3 P: 3	R: 0 H: 1 E: 0 LOB: 2 K: 0 BB: 1 S: 4 P: 8	R: 0 H: 1 E: 0 LOB: 1 K: 0 BB: 0 S: 4 P: 4	R: 0 H: 0 E: 0 LOB: 0 K: 1 BB: 0 S: 5 P: 5		1B: 4 SF: 0 2B: 0 SAC: 1 3B: 0 DP: 0 HR: 2 HBP: 0					WP: 0 PA: 33 PB: 0 SB: 0 CS: 0	

PITCHER		IP	WLS	BF	H	R	ER	SO	BB	IBB	HBP	BLK	WP	HR	S	P	ERA	WHIP
Steve Hamilton, L ERA: 3.88	(1, 1)	4.0	L	18	4	3	3	4	2	0	0	0	0	2	24	32	6.75	1.500
Pete Burnside, L ERA: 4.3	(5, 1)	3.0		12	2	0	0	0	1	0	0	0	0	0	11	15	0.00	1.000
Jim Hannan, R ERA: 3.69	(8, 1)	1.0		3	0	0	0	1	0	0	0	0	0	0	5	5	0.00	0.000

PITCHER	IP	WLS	BF	H	R	ER	SO	BB	IBB	HBP	BLK	WP	HR	S	P	ERA	WHIP

BOTTOM

Washington Senators @ New York Yankees

Yankee Stadium, Bronx, NY

Fri Jul 20 1962, 7:05 PM EDT
Att. 20,255 - Unknown - 78 F

livebaseballscorecards.com

AB	29
R	3
H	6
RBI	3
BB	3
SO	5
LOB	13

Batter	1	2	3	4	5	6	7	8	9	AB	R	H	RBI	BB	SO	LOB
Ken Hamlin, R (1, 6) OBP: 0.313, SLG: 0.301	0-3 ① K		0-0 ② B3-1			0-0 ① F2	0-3 ③ K		0-0 ③ 6-3	3	0	0	0	0	1	0
Joe Hicks, L (7, PH) OBP: 0.301, SLG: 0.402										1	0	0	0	0	1	2
Ed Brinkman, R (7, 6) OBP: 0.200, SLG: 0.250										0	0	0	0	0	0	0
Johnny Schaive, R (9, PH) OBP: 0.269, SLG: 0.369										1	0	0	0	0	0	2
Chuck Cottier, R (1, 4) OBP: 0.319, SLG: 0.354	0-0 ② F7		0-0 ③ F3			BBBB 4-0 BB E 1B SF7		0-0 ① F8		3	1	0	0	1	0	0
Bob Johnson, R (1, 5) OBP: 0.338, SLG: 0.412	0-3 ③ K			0-0 ① 6-3		0-0 E5 1-3 1B		0-0 ② 5-3		4	0	1	0	0	1	0
Harry Bright, R (1, 3) OBP: 0.351, SLG: 0.519		0-0 ① 5-3		0-0 ② 6-3		0-0 ② SF7 3-H		0-0 HR		3	1	1	2	0	0	0
Chuck Hinton, R (1, 7) OBP: 0.337, SLG: 0.465		0-0 4-3 2B 2B		0-0 1B		0-0 ③ F9		0-0 1B		4	1	3	0	0	0	1
Ken Retzer, L (1, 2) OBP: 0.354, SLG: 0.473		0-0 ② 4-3 2-3		0-0 ③ F9			0-0 1B 2B	0-3 ③ K		3	0	1	0	0	0	2
Don Lock, R (8, PH) OBP: 0.214, SLG: 0.462 (8, 9)										1	0	0	0	0	1	1
Jim King, L (1, 9) OBP: 0.352, SLG: 0.373		0-0 2B 3-H			0-0 ① F4		0-3 ① K		0-0 SH1-4 1B	3	0	1	1	0	1	1
Bob Schmidt, R (8, 2) OBP: 0.254, SLG: 0.375										1	0	1	0	0	0	0
Steve Hamilton, L (9, PR) OBP: 0.133, SLG: 0.071										0	0	0	0	0	0	0
Jim Piersall, R (1, 8) OBP: 0.302, SLG: 0.362		0-0 ③ F9			0-3 ② K		0-0 2-3 1B		0-0 ① SH1-4 1-2	3	0	1	0	0	1	1
Don Rudolph, L (1, 1) OBP: 0.250, SLG: 0.324			0-3 ① K		0-0 ③ G3		0-3 ② K		0-0 ② F9	2	0	0	0	0	1	0
Bud Zipfel, L (7, PH) OBP: 0.321, SLG: 0.389										1	0	0	0	0	1	2
Claude Osteen, L (7, 1) OBP: 0.217, SLG: 0.261										0	0	0	0	0	0	0
Danny O'Connell, R (9, PH) OBP: 0.340, SLG: 0.380										1	0	0	0	0	0	2
Inning Stats	R: 0 E: 0 K: 2 S: 7 H: 0 LOB: 0 BB: 0 P: 7	R: 1 E: 0 K: 0 S: 5 H: 2 LOB: 1 BB: 0 P: 5	R: 0 E: 0 K: 1 S: 5 H: 0 LOB: 0 BB: 0 P: 5	R: 0 E: 0 K: 0 S: 4 H: 1 LOB: 1 BB: 0 P: 4	R: 0 E: 0 K: 1 S: 5 H: 0 LOB: 0 BB: 0 P: 5	R: 1 E: 1 K: 0 S: 4 H: 1 LOB: 1 BB: 1 P: 8	R: 0 E: 0 K: 3 S: 11 H: 2 LOB: 2 BB: 0 P: 11	R: 1 E: 0 K: 1 S: 7 H: 2 LOB: 1 BB: 0 P: 7	R: 0 E: 0 K: 0 S: 4 H: 1 LOB: 2 BB: 0 P: 4	1B: 5 2B: 3 3B: 0 HR: 1 SF: 1 SAC: 1 DP: 0 HBP: 0						

PITCHER		IP	WLS	BF	H	R	ER	SO	BB	IBB	HBP	BLK	WP	HR	S	P	ERA	WHIP
Ralph Terry, R ERA: 3.29	(1, 1)	7.2	W	32	8	3	2	7	1	0	0	0	0	1	45	49	2.35	1.174
Bud Daley, L ERA: 4.93	(8, 1)	1.1	S	5	1	0	0	1	0	0	0	0	0	0	7	7	0.00	0.750

PITCHER	IP	WLS	BF	H	R	ER	SO	BB	IBB	HBP	BLK	WP	HR	S	P	ERA	WHIP

TOP

Washington Senators @ New York Yankees

Yankee Stadium, Bronx, NY

Sat Jul 21 1962, 3:33 AM EDT

Att. 23,565 - Overcast - 85 F

livebaseballscorecards.com

AB	34
R	3
H	9
RBI	3
BB	1
SO	8
LOB	14

WP: 0	PA: 37		
PB: 0			
SB: 0			
CS: 0			

Batter	1	2	3	4	5	6	7	8	9	AB	R	H	RBI	BB	SO	LOB
Tom Tresh, S (1, 6) OBP: 0.342, SLG: 0.393	0-0 SH1-3 1B 1B		0-0 ① F3		0-0 E6 1B HR	0-0 ③ F4				4	2	1	0	0	0	2
Bobby Richardson, R (1, 4) OBP: 0.328, SLG: 0.379	0-0 ① SH1-3 1-2		0-0 ② L6		0-0 HR 1-3 1B		0-0 BB 1B			3	1	2	0	0	0	1
Roger Maris, L (1, 9) OBP: 0.349, SLG: 0.509	0-0 ② F6		0-0 ③ F2		0-0 HR 1-H 3-H		0-0 ① F5			4	1	1	3	0	0	3
Mickey Mantle, S (1, 8) OBP: 0.510, SLG: 0.681	0-0 1B 2-H			0-0 ① 4-3	0-0 ① F9		B B B B 4-0 FC6-4 1-2 BB			3	0	1	1	1	0	0
Elston Howard, R (1, 2) OBP: 0.311, SLG: 0.446	0-0 ③ 1-3			B B B B 4-0 ② 2B BB	0-0 ② 1-3		S S S 0-3 ② K			3	0	0	0	1	1	3
Hector Lopez, R (1, 7) OBP: 0.352, SLG: 0.443		0-0 K 3B	0-0 1-3 2B		0-0 E7 PO		0-0 ③ FC6-4 1-2f			4	0	2	0	0	0	2
Bill Skowron, R (1, 3) OBP: 0.312, SLG: 0.432		S S S 0-3 ① ② K 3-H	0-0 ② F4		0-0 ③ PO 2-3	S S S 0-3 ① K		0-0 ① 6-3		4	0	0	0	0	2	3
Clete Boyer, R (1, 5) OBP: 0.363, SLG: 0.446		0-0 ③ F8		4-0 IBB		0-0 ② F8		0-0 ② F8		3	0	0	0	1	0	0
Ralph Terry, R (1, 1) OBP: 0.188, SLG: 0.161 Bud Daley, L (8, 1) OBP: 0.308, SLG: 0.308			0-0 1B	0-0 ③ 5-3		0-0 1B		0-0 ③ 6-3		3 1	0 0	2 0	0 0	0 0	0 0	3 0
Inning Stats	R: 1 E: 0 K: 0 S: 5 H: 2 LOB: 1 BB: 0 P: 5	R: 0 E: 0 K: 1 S: 5 H: 1 LOB: 0 BB: 0 P: 5	R: 0 E: 0 K: 0 S: 4 H: 1 LOB: 1 BB: 0 P: 4	R: 0 E: 0 K: 0 S: 4 H: 1 LOB: 3 BB: 2 P: 12	R: 3 E: 2 K: 0 S: 6 H: 2 LOB: 0 BB: 0 P: 6	R: 0 E: 0 K: 1 S: 6 H: 1 LOB: 1 BB: 0 P: 6	R: 0 E: 0 K: 1 S: 6 H: 1 LOB: 2 BB: 1 P: 10	R: 0 E: 0 K: 0 S: 3 H: 0 LOB: 0 BB: 0 P: 3		1B: 6 2B: 1 3B: 1 HR: 1	SF: 0 SAC: 1 DP: 0 HBP: 0			WP: 0 PB: 0 SB: 0 CS: 0	PA: 37	

PITCHER		IP	WLS	BF	H	R	ER	SO	BB	IBB	HBP	BLK	WP	HR	S	P	ERA	WHIP
Don Rudolph, L ERA: 3.56	(1, 1)	6.0	L	28	8	4	3	2	1	1	0	0	0	1	30	38	4.50	1.500
Claude Osteen, L ERA: 3.33	(7, 1)	2.0		8	1	0	0	1	1	0	0	0	0	0	9	13	0.00	1.000

PITCHER	IP	WLS	BF	H	R	ER	SO	BB	IBB	HBP	BLK	WP	HR	S	P	ERA	WHIP

BOTTOM

Washington Senators @ New York Yankees

Yankee Stadium, Bronx, NY

Sat Jul 21 1962, 3:33 AM EDT
Att. 23,565 - Overcast - 85 F

livebaseballscorecards.com

AB	32
R	4
H	9
RBI	4
BB	3
SO	3
LOB	17

Batter	1	2	3	4	5	6	7	8	9	AB	R	H	RBI	BB	SO	LOB
Jim Piersall, R (1, 8) OBP: 0.301, SLG: 0.361	0-0 FC3-5 1B 1B		0-0 ① B1-3			0-0 ① 5-3		0-0 ③ 4-3		4	0	1	0	0	0	1
Chuck Cottier, R (1, 4) OBP: 0.318, SLG: 0.352	0-0 1-2 HR FC3-5 1B		0-0 ② F9			0-0 ② F8			0-0 ① F8	4	1	1	0	0	0	0
Bob Johnson, R (1, 5) OBP: 0.333, SLG: 0.406	0-0 ① FC3-5 HR 1-2 2-3f		0-0 ③ L9			0-0 ③ F9			0-0 ② F8	4	1	0	0	0	0	2
Harry Bright, R (1, 3) OBP: 0.349, SLG: 0.529	0-0 1-H 2-H HR			0-0 ① F9			0-0 ① F9		S S S 0-3 ③ K	4	1	1	3	0	1	0
Chuck Hinton, R (1, 9) OBP: 0.340, SLG: 0.467	0-0 CS 1B			0-0 F3 1B			0-0 ② F7			3	0	2	0	0	0	0
Ken Retzer, L (1, 2) OBP: 0.348, SLG: 0.464	0-0 ②③ 4-3 1-2			0-0 ②③ F3 1-2			0-0 ③ G3			3	0	0	0	0	0	2
Bud Zipfel, L (1, 7) OBP: 0.309, SLG: 0.373		S S S 0-3 ① K			S S S 0-3 ① K			x 0-0 ① 1-3		3	0	0	0	0	2	0
Don Lock, R (8, 7) OBP: 0.214, SLG: 0.462										0	0	0	0	0	0	0
Ed Brinkman, R (1, 6) OBP: 0.208, SLG: 0.239		S S S 0-3 ② K			x 0-0 ② F7			B B B B 4-0 SH3 BB		2	0	0	0	1	1	0
Dave Stenhouse, R (1, 1) OBP: 0.105, SLG: 0.056		x 0-0 ③ F5			x 0-0 ③ 4-3			x 0-0 ② SH3 1-2		2	0	0	0	0	0	0
Inning Stats	R: 3 H: 4 E: 0 LOB: 0 K: 0 BB: 0 S: 6 P: 6	R: 0 H: 0 E: 0 LOB: 0 K: 2 BB: 0 S: 7 P: 7	R: 0 H: 0 E: 0 LOB: 0 K: 0 BB: 0 S: 3 P: 3	R: 0 H: 1 E: 0 LOB: 1 K: 0 BB: 0 S: 3 P: 3	R: 0 H: 0 E: 0 LOB: 0 K: 1 BB: 0 S: 5 P: 5	R: 0 H: 0 E: 0 LOB: 0 K: 0 BB: 0 S: 3 P: 3	R: 0 H: 0 E: 0 LOB: 0 K: 0 BB: 0 S: 3 P: 3	R: 0 H: 0 E: 0 LOB: 1 K: 0 BB: 1 S: 3 P: 7	R: 0 H: 0 E: 0 LOB: 0 K: 1 BB: 0 S: 5 P: 5	1B: 4 SF: 0 2B: 0 SAC: 1 3B: 0 DP: 0 HR: 1 HBP: 0						

PITCHER		IP	WLS	BF	H	R	ER	SO	BB	IBB	HBP	BLK	WP	HR	S	P	ERA	WHIP
Bill Stafford, R ERA: 3.8	(1, 1)	8.0	L	28	5	3	3	3	1	0	0	0	0	1	33	37	3.38	0.750
Jim Coates, R ERA: 4.82	(9, 1)	1.0		3	0	0	0	1	0	0	0	0	0	0	5	5	0.00	0.000

PITCHER	IP	WLS	BF	H	R	ER	SO	BB	IBB	HBP	BLK	WP	HR	S	P	ERA	WHIP

TOP

Washington Senators @ New York Yankees

Yankee Stadium, Bronx, NY

Sun Jul 22 1962, 3:33 AM EDT

Unknown - 80 F

livebaseballscorecards.com

AB	29
R	3
H	5
RBI	3
BB	1
SO	4
LOB	5

WP: 0	PA: 31		
PB: 0			
SB: 0			
CS: 1			

BOTTOM

Washington Senators @ New York Yankees

Yankee Stadium, Bronx, NY

Sun Jul 22 1962, 3:33 AM EDT

Unknown - 80 F

livebaseballscorecards.com

Batter	1	2	3	4	5	6	7	8	9	AB	R	H	RBI	BB	SO	LOB
Tom Tresh, S (1, 6) OBP: 0.345, SLG: 0.394	0-0 2B 4-1 1B	4-0 WP BB			0-0 G3 ②			0-0 SH1-4 ① 1-2		2	1	1	0	1	0	0
Bobby Richardson, R (1, 4) OBP: 0.327, SLG: 0.380	0-0 4-1 4-3 1-3 2B	0-0 F4 ③ 1-2 2-3			0-3 K ③			0-0 F5 ②		4	1	1	0	0	1	4
Roger Maris, L (1, 9) OBP: 0.346, SLG: 0.503	0-0 4-1 ① 2-3 3-H		0-0 F8 ①			0-3 K ①		0-0 F6 ③		4	0	0	1	0	1	3
Mickey Mantle, S (1, 8) OBP: 0.502, SLG: 0.667	0-0 4-3 ② 3-H		0-0 G3 ②			0-3 K ②			0-0 3-1 ①	4	0	0	1	0	1	0
Yogi Berra, L (1, 2) OBP: 0.302, SLG: 0.411	4-0 BB		0-0 F7 ③			0-0 4-3 ③			0-3 K ②	3	0	0	0	1	1	0
Dale Long, L (1, 3) OBP: 0.311, SLG: 0.341 Jack Reed, R (9, PR) OBP: 0.360, SLG: 0.545	0-3 K ③			0-0 F8 ①			0-0 4-3 ①		0-0 S 1B	4 0	0 0	1 0	0 0	0 0	1 0	1 0
Hector Lopez, R (1, 7) OBP: 0.355, SLG: 0.441		4-0 WP WP BB		0-0 F4 ②			0-0 G4-3 1B		0-3 K ③ 1-2	3	0	1	0	1	1	1
Clete Boyer, R (1, 5) OBP: 0.360, SLG: 0.441		0-0 F5 ①		0-3 K ③			0-0 G4-3 ② ③ 1-2f			3	0	0	0	0	1	2
Bill Stafford, R (1, 1) OBP: 0.239, SLG: 0.244 Johnny Blanchard, L (8, PH) OBP: 0.300, SLG: 0.413 Phil Linz, R (8, PR) OBP: 0.329, SLG: 0.364 Jim Coates, R (9, 1) OBP: 0.105, SLG: 0.056		0-3 K ② 1-2			0-0 F4 ①			4-0 SH1-4 BB		2 0 0 0	0 0 0 0	0 0 0 0	0 0 0 0	0 1 0 0	1 0 0 0	1 0 0 0
Inning Stats	R: 2 E: 0 K: 1 S: 7 H: 2 LOB: 1 BB: 1 P: 11	R: 0 E: 0 K: 1 S: 5 H: 0 LOB: 2 BB: 2 P: 13	R: 0 E: 0 K: 0 S: 3 H: 0 LOB: 0 BB: 0 P: 3	R: 0 E: 0 K: 1 S: 5 H: 0 LOB: 0 BB: 0 P: 5	R: 0 E: 0 K: 1 S: 5 H: 0 LOB: 0 BB: 0 P: 5	R: 0 E: 0 K: 2 S: 7 H: 0 LOB: 0 BB: 0 P: 7	R: 0 E: 0 K: 0 S: 3 H: 1 LOB: 0 BB: 0 P: 3	R: 0 E: 0 K: 0 S: 3 H: 0 LOB: 2 BB: 1 P: 7	R: 0 E: 0 K: 2 S: 8 H: 1 LOB: 2 BB: 0 P: 8	1B: 3 2B: 1 3B: 0 HR: 0	SF: 0 SAC: 1 DP: 1 HBP: 0						

PITCHER	IP	WLS	BF	H	R	ER	SO	BB	IBB	HBP	BLK	WP	HR	S	P	ERA	WHIP
Dave Stenhouse, R (1, 1) ERA: 2.78	9.0	W	34	4	2	2	8	4	0	0	0	2	0	46	62	2.00	0.889

PITCHER	IP	WLS	BF	H	R	ER	SO	BB	IBB	HBP	BLK	WP	HR	S	P	ERA	WHIP

AB	29
R	2
H	4
RBI	2
BB	4
SO	8
LOB	12

WP: 2 PB: 0 SB: 1 CS: 0 PA: 34

Washington Senators @ New York Yankees

Yankee Stadium, Bronx, NY

Sun Jul 22 1962, 7:05 PM EDT

Att. 27,548 - Unknown - 78 F

livebaseballscorecards.com

TOP

Batter	1	2	3	4	5	6	7	8	9	AB	R	H	RBI	BB	SO	LOB
Ken Hamlin, R (1, 6) OBP: 0.309, SLG: 0.293	L9		6-3			F8		BB, 1B	5-3	4	1	0	0	1	0	0
Chuck Cottier, R (1, 4) OBP: 0.319, SLG: 0.360	L9			1B, G6-4-3		1B		F7	L5	5	2	2	0	0	0	1
Bob Johnson, R (1, 5) OBP: 0.339, SLG: 0.409	K			G6-4-3, 1-3		S, 3-H		BB, 1B, IHR, 1-2		3	1	2	1	1	1	0
Harry Bright, R (1, 3) OBP: 0.347, SLG: 0.523		F9		G6-4-3, 1-2f, 3-H		F9, 1-2		IHR, 1-2, 2-H		4	1	1	1	0	0	2
Chuck Hinton, R (1, 8) (7, 7) OBP: 0.342, SLG: 0.482		F9, 2B		F9			6-3	IHR, 1-H, 2-H		4	1	2	3	0	0	0
Jim King, L (1, 9) OBP: 0.354, SLG: 0.388		F9, 2-3			F7		HR	1B		4	1	2	1	0	0	1
Bud Zipfel, L (1, 7) OBP: 0.298, SLG: 0.359		K			4-3		K	K		3	0	0	0	0	2	1
Jim Piersall, R (7, 8) OBP: 0.300, SLG: 0.359										1	0	0	0	0	1	1
Bob Schmidt, R (1, 2) OBP: 0.249, SLG: 0.366			6-3		6-3		4-3		5-3	4	0	0	0	0	0	0
Bennie Daniels, L (1, 1) OBP: 0.118, SLG: 0.206			K			1-3		K	HR	4	1	1	1	0	2	0
Inning Stats	R: 0 E: 0 K: 1 S: 5 H: 0 LOB: 0 BB: 0 P: 5	R: 0 E: 0 K: 1 S: 6 H: 1 LOB: 1 BB: 0 P: 6	R: 0 E: 0 K: 1 S: 5 H: 0 LOB: 0 BB: 0 P: 5	R: 1 E: 0 K: 0 S: 4 H: 2 LOB: 0 BB: 0 P: 4	R: 0 E: 0 K: 0 S: 3 H: 0 LOB: 0 BB: 0 P: 3	R: 1 E: 0 K: 0 S: 5 H: 2 LOB: 1 BB: 0 P: 5	R: 1 E: 0 K: 1 S: 6 H: 1 LOB: 0 BB: 0 P: 6	R: 4 E: 0 K: 2 S: 10 H: 3 LOB: 1 BB: 2 P: 18	R: 1 E: 0 K: 0 S: 4 H: 1 LOB: 0 BB: 0 P: 4	1B: 5 2B: 1 3B: 1 HR: 3 SF: 0 SAC: 0 DP: 1 HBP: 0	WP: 0 PB: 0 SB: 1 CS: 0 PA: 38					

AB	36
R	8
H	10
RBI	7
BB	2
SO	6
LOB	6

PITCHER		IP	WLS	BF	H	R	ER	SO	BB	IBB	HBP	BLK	WP	HR	S	P	ERA	WHIP
Jim Bouton, R ERA: 3.39	(1, 1)	7.2	L	31	7	6	6	5	2	0	0	0	0	1	39	47	7.04	1.174
Luis Arroyo, L ERA: 5.75	(8, 1)	0.1		3	2	1	1	1	0	0	0	0	0	0	5	5	27.00	6.000
Tex Clevenger, R ERA: 3.66	(9, 1)	1.0		4	1	1	1	0	0	0	0	0	0	1	4	4	9.00	1.000

PITCHER		IP	WLS	BF	H	R	ER	SO	BB	IBB	HBP	BLK	WP	HR	S	P	ERA	WHIP

Batter	1	2	3	4	5	6	7	8	9	AB	R	H	RBI	BB	SO	LOB
Tom Tresh, S (1, 6) OBP: 0.344, SLG: 0.392	G3		4-3		1-3 1B			F4 1-2		4	0	1	0	0	0	1
Bobby Richardson, R (1, 4) OBP: 0.326, SLG: 0.377	1-3		6-3			BBBB 4-0 CS BB		L7 2-3		3	0	0	0	1	0	1
Roger Maris, L (1, 9) OBP: 0.347, SLG: 0.506	2B 1B			F8 SF7 2B		F2		F9		4	1	2	0	0	0	2
Mickey Mantle, S (1, 8) OBP: 0.502, SLG: 0.668	1-3 2B			F8 2-3		F7			FC3-6 1B	4	0	2	0	0	0	2
Johnny Blanchard, L (1, 7) OBP: 0.294, SLG: 0.406	G3			SF7 3-H		CS 1-2	F9		FC3-6 1-2f HR	3	1	0	1	0	0	3
Dale Long, L (1, 3) OBP: 0.315, SLG: 0.364		L9-5 2B		F8			4-3		1-H HR	4	1	2	2	0	0	0
Elston Howard, R (1, 2) OBP: 0.311, SLG: 0.443		L9-5 2-3			SSS 0-3 K		1B		L9	4	0	1	0	0	1	1
Clete Boyer, R (1, 5) OBP: 0.359, SLG: 0.439		1-3			F7		1-3		1B	4	0	1	0	0	0	1
Jim Bouton, R (1, 1) OBP: 0.111, SLG: 0.063			2-3		BBBB 4-0 1B BB			L7 BLK 1B	F9	1	0	0	0	1	0	0
Luis Arroyo, L (8, 1) OBP: 0.500, SLG: 0.500										0	0	0	0	0	0	0
Joe Pepitone, L (8, PH) OBP: 0.270, SLG: 0.431										1	0	1	0	0	0	0
Tex Clevenger, R (9, 1)										0	0	0	0	0	0	0
Yogi Berra, L (9, PH) OBP: 0.300, SLG: 0.409										1	0	0	0	0	0	1
Inning Stats	R: 0 E: 0 K: 0 S: 5 H: 2 LOB: 2 BB: 0 P: 5	R: 0 E: 0 K: 0 S: 3 H: 1 LOB: 0 BB: 0 P: 3	R: 0 E: 0 K: 0 S: 3 H: 0 LOB: 0 BB: 0 P: 3	R: 1 E: 0 K: 0 S: 4 H: 1 LOB: 0 BB: 0 P: 4	R: 0 E: 0 K: 1 S: 5 H: 1 LOB: 2 BB: 1 P: 9	R: 0 E: 0 K: 0 S: 2 H: 0 LOB: 0 BB: 1 P: 6	R: 0 E: 0 K: 0 S: 4 H: 1 LOB: 1 BB: 0 P: 4	R: 0 E: 0 K: 0 S: 4 H: 1 LOB: 1 BB: 0 P: 4	R: 2 E: 0 K: 0 S: 6 H: 3 LOB: 1 BB: 0 P: 6	1B: 6 2B: 4 3B: 0 HR: 1 SF: 1 SAC: 0 DP: 1 HBP: 0							

PITCHER	IP	WLS	BF	H	R	ER	SO	BB	IBB	HBP	BLK	WP	HR	S	P	ERA	WHIP
Bennie Daniels, R (1, 1) ERA: 4.96	9.0	W	36	10	3	3	1	2	0	0	1	0	1	36	44	3.00	1.333

PITCHER	IP	WLS	BF	H	R	ER	SO	BB	IBB	HBP	BLK	WP	HR	S	P	ERA	WHIP

BOTTOM

Washington Senators @ New York Yankees

Yankee Stadium, Bronx, NY

Sun Jul 22 1962, 7:05 PM EDT
Att. 27,548 - Unknown - 78 F

livebaseballscorecards.com

AB	33
R	3
H	10
RBI	3
BB	2
SO	1
LOB	12

WP: 0 PA: 37
PB: 0
SB: 0
CS: 1

Chicago White Sox @ Washington Senators

D.C. Stadium, Washington, DC

Tue Jul 24 1962, 7:05 PM EDT

Att. 12,599 - Unknown

TOP

livebaseballscorecards.com

Batter	1	2	3	4	5	6	7	8	9	AB	R	H	RBI	BB	SO	LOB
Luis Aparicio, R (1, 6) OBP: 0.292, SLG: 0.370	E4 S HR	F3		4-3		F8		F7		5	1	0	0	0	0	4
Joe Cunningham, L (1, 3) OBP: 0.440, SLG: 0.487	1-H HR	F8		FC4-6 1B		K		F2		5	1	2	2	0	1	4
Floyd Robinson, L (1, 9) OBP: 0.377, SLG: 0.472 (6, 7)	K	F4		FC4-6 1-2f		1-2 1B			F7	5	0	1	0	0	1	3
Charlie Maxwell, L (1, 7) OBP: 0.343, SLG: 0.425 Jim Landis, R (6, 8) OBP: 0.351, SLG: 0.413	4-3		1B 3B	F6		K			K	4 1	1 0	1 0	0 0	0 0	1 1	3 0
Al Smith, R (1, 5) OBP: 0.370, SLG: 0.485 Ramon Conde, R (8, 5)	F8		F8 BB 3-H 1B	HR			4-3		F3	4 1	1 0	2 0	2 0	0 0	0 0	0 0
Nellie Fox, L (1, 4) OBP: 0.299, SLG: 0.330		HR BB	F9	4-3			F8			3	1	0	0	1	0	1
Mike Hershberger, R (1, 8) OBP: 0.331, SLG: 0.322 (6, 9)	1-H HR	BB 1-2		6-3			5-3			3	1	1	2	1	0	0
Bob Roselli, R (1, 2) OBP: 0.339, SLG: 0.360		1B BB	F8 2-3	5-3				SH1-4 1B		3	0	1	0	1	0	2
Early Wynn, S (1, 1) OBP: 0.258, SLG: 0.148		1-2 1B	L4			1B 1B		SH1-4 1-2		3	0	2	0	0	0	2
Inning Stats	R: 2 E: 1 K: 1 S: 7 H: 1 LOB: 0 BB: 0 P: 7	R: 2 E: 0 K: 0 S: 5 H: 2 LOB: 2 BB: 2 P: 13	R: 1 E: 0 K: 0 S: 5 H: 2 LOB: 2 BB: 1 P: 9	R: 0 E: 0 K: 0 S: 4 H: 1 LOB: 1 BB: 0 P: 4	R: 1 E: 0 K: 0 S: 4 H: 1 LOB: 0 BB: 0 P: 4	R: 0 E: 0 K: 2 S: 9 H: 2 LOB: 2 BB: 0 P: 9	R: 0 E: 0 K: 0 S: 3 H: 0 LOB: 0 BB: 0 P: 3	R: 0 E: 0 K: 0 S: 4 H: 1 LOB: 1 BB: 0 P: 4	R: 0 E: 0 K: 1 S: 5 H: 0 LOB: 0 BB: 0 P: 5	1B: 6 2B: 0 3B: 1 HR: 3	SF: 0 SAC: 1 DP: 0 HBP: 0						

AB	37
R	6
H	10
RBI	6
BB	3
SO	4
LOB	19

WP: 0 PB: 0 SB: 1 CS: 0 PA: 41

PITCHER		IP	WLS	BF	H	R	ER	SO	BB	IBB	HBP	BLK	WP	HR	S	P	ERA	WHIP
Tom Cheney, R ERA: 3.36	(1, 1)	1.0	L	9	3	4	3	1	2	0	0	0	0	2	9	17	27.00	5.000
Ed Hobaugh, R ERA: 5.29	(2, 1)	2.0		9	2	1	1	0	1	0	0	0	0	0	8	12	4.50	1.500
Marty Kutyna, R ERA: 3.45	(4, 1)	2.0		8	2	1	0	0	0	0	0	0	0	1	8	8	0.00	1.000
Steve Hamilton, L ERA: 3.67	(6, 1)	3.0		12	3	0	0	2	0	0	0	0	0	0	16	16	0.00	1.000
Don Rudolph, L ERA: 3.52	(9, 1)	1.0		3	0	0	0	1	0	0	0	0	0	0	5	5	0.00	0.000

PITCHER	IP	WLS	BF	H	R	ER	SO	BB	IBB	HBP	BLK	WP	HR	S	P	ERA	WHIP

Batter	1	2	3	4	5	6	7	8	9	AB	R	H	RBI	BB	SO	LOB
Jim Piersall, R (1, 8) OBP: 0.296, SLG: 0.354	6-3		K			F3		F3		4	0	0	0	0	1	1
Chuck Cottier, R (1, 4) OBP: 0.315, SLG: 0.355	K		FC6-4 (1-2f)			F8		6-3		4	0	0	0	0	1	1
Bob Johnson, R (1, 5) OBP: 0.338, SLG: 0.407	F8			6-3		F8			G6-4-3, 1B	4	0	1	0	0	0	0
Harry Bright, R (1, 3) OBP: 0.346, SLG: 0.518		F5		1B			F2		G6-4-3 (1-2f)	4	0	1	0	0	0	1
Chuck Hinton, R (1, 7) OBP: 0.341, SLG: 0.479		F4		K			G3, 1B		F9	4	0	1	0	0	1	1
Ken Retzer, L (1, 2) OBP: 0.348, SLG: 0.462		1B		F5			G3 (1-2)			3	0	1	0	0	0	2
Jim King, L (1, 9) OBP: 0.354, SLG: 0.385		F6			F4		BB			2	0	0	0	1	0	1
Ed Brinkman, R (1, 6) OBP: 0.196, SLG: 0.224			F9		5-3		F8			3	0	0	0	0	0	2
Tom Cheney, R (1, 1) OBP: 0.160, SLG: 0.087 Ed Hobaugh, R (2, 1) Joe Hicks, L (3, PH) OBP: 0.307, SLG: 0.408 Marty Kutyna, R (4, 1) OBP: 0.333, SLG: 0.200 Bud Zipfel, L (5, PH) OBP: 0.294, SLG: 0.354 Steve Hamilton, L (6, 1) OBP: 0.133, SLG: 0.071 Danny O'Connell, R (8, PH) OBP: 0.338, SLG: 0.378 Don Rudolph, L (9, 1) OBP: 0.250, SLG: 0.324			FC6-4, 1B		F9			K		0 0 1 0 1 0 0 1 0	0 0 0 0 0 0 0 0 0	0 0 1 0 0 0 0 0 0	0 0 0 0 0 0 0 1 0	0 0 0 0 0 0 0 0 0	0 0 0 0 0 0 0 0 0	0 0 0 0 0 0 0 0 0
Inning Stats	R: 0 E: 0 K: 1 S: 5 H: 0 LOB: 0 BB: 0 P: 5	R: 0 E: 0 K: 0 S: 4 H: 1 LOB: 1 BB: 0 P: 4	R: 0 E: 0 K: 1 S: 6 H: 1 LOB: 1 BB: 0 P: 6	R: 0 E: 0 K: 1 S: 6 H: 1 LOB: 1 BB: 0 P: 6	R: 0 E: 0 K: 0 S: 3 H: 0 LOB: 0 BB: 0 P: 3	R: 0 E: 0 K: 0 S: 3 H: 0 LOB: 0 BB: 0 P: 3	R: 0 E: 0 K: 0 S: 4 H: 1 LOB: 2 BB: 1 P: 8	R: 0 E: 0 K: 1 S: 5 H: 0 LOB: 0 BB: 0 P: 5	R: 0 E: 0 K: 0 S: 3 H: 1 LOB: 0 BB: 0 P: 3	1B: 5 2B: 0 3B: 0 HR: 0	SF: 0 SAC: 0 DP: 1 HBP: 0					

PITCHER		IP	WLS	BF	H	R	ER	SO	BB	IBB	HBP	BLK	WP	HR	S	P	ERA	WHIP
Early Wynn, R ERA: 4.55	(1, 1)	9.0	W	32	5	0	0	4	1	0	0	0	0	0	39	43	0.00	0.667

PITCHER	IP	WLS	BF	H	R	ER	SO	BB	IBB	HBP	BLK	WP	HR	S	P	ERA	WHIP

BOTTOM

Chicago White Sox @ Washington Senators

D.C. Stadium, Washington, DC

Tue Jul 24 1962, 7:05 PM EDT

Att. 12,599 - Unknown

livebaseballscorecards.com

AB	31
R	0
H	5
RBI	0
BB	1
SO	4
LOB	9

WP: 0 PA: 32
PB: 0
SB: 0
CS: 0

Chicago White Sox @ Washington Senators

D.C. Stadium, Washington, DC

Wed Jul 25 1962, 7:05 PM EDT

Att. 3,530 - Unknown

TOP

livebaseballscorecards.com

Batter	1	2	3	4	5	6	7	8	9	AB	R	H	RBI	BB	SO	LOB
Luis Aparicio, R (1, 6) OBP: 0.291, SLG: 0.368	F9		1B S 1B 1B		F9		K		F3	5	1	1	0	0	1	1
Joe Cunningham, L (1, 3) OBP: 0.441, SLG: 0.484	5-3		BBBB 4-0 1B 1B 1-2 BB		4-3			BBBB 4-0 FC6-4 1B 1B BB		2	1	0	0	2	0	0
Floyd Robinson, L (1, 7) OBP: 0.375, SLG: 0.469	4-3		1B 1-2 2-3 1B		6-3			F4		4	0	1	0	0	0	1
Al Smith, R (1, 5) OBP: 0.372, SLG: 0.485		5-3	1B 1-2 2-3 3-H 1B			F4		FC6-4 1-2 1B		4	0	2	1	0	0	0
Jim Landis, R (1, 8) OBP: 0.347, SLG: 0.408		5-3	F4			L6		FC6-4 1B 1-2f 2-3		4	0	0	0	0	0	5
Mike Hershberger, R (1, 9) OBP: 0.330, SLG: 0.321		6-3		5-3		5-3		1-3 3-H 1B		4	0	1	1	0	0	0
Nellie Fox, L (1, 4) OBP: 0.301, SLG: 0.334			1B G4-6-3 1B	2B			L6	1-3		4	1	2	0	0	0	2
Cam Carreon, R (1, 2) OBP: 0.311, SLG: 0.340			1-3 G4-6-3 1B	5-3			1B		F7	4	0	2	0	0	0	1
Juan Pizarro, L (1, 1) OBP: 0.214, SLG: 0.176			G4-6-3 1-2f 3-H	K			K		5-3	0	0	0	0	0	0	0
Dom Zanni, R (2, 1) OBP: 0.471, SLG: 0.357										0	0	0	0	0	0	0
Ramon Conde, R (3, PH)										1	0	0	0	0	0	1
Mike Joyce, R (3, 1)										1	0	0	0	0	1	1
Sherm Lollar, R (7, PH) OBP: 0.353, SLG: 0.339										1	0	0	0	0	1	1
Eddie Fisher, R (7, 1) OBP: 0.100, SLG: 0.105										0	0	0	0	0	0	0
Bob Roselli, R (9, PH) OBP: 0.333, SLG: 0.353										1	0	0	0	0	0	0
Inning Stats	R: 0 E: 0 K: 0 S: 3 H: 0 LOB: 0 BB: 0 P: 3	R: 0 E: 0 K: 0 S: 3 H: 0 LOB: 0 BB: 0 P: 3	R: 2 E: 0 K: 0 S: 7 H: 5 LOB: 3 BB: 1 P: 11	R: 0 E: 0 K: 1 S: 6 H: 1 LOB: 1 BB: 0 P: 6	R: 0 E: 0 K: 0 S: 3 H: 0 LOB: 0 BB: 0 P: 3	R: 0 E: 0 K: 0 S: 3 H: 0 LOB: 0 BB: 0 P: 3	R: 0 E: 0 K: 2 S: 8 H: 1 LOB: 1 BB: 0 P: 8	R: 1 E: 0 K: 0 S: 5 H: 2 LOB: 2 BB: 1 P: 9	R: 0 E: 0 K: 0 S: 3 H: 0 LOB: 0 BB: 0 P: 3	1B: 8 2B: 1 3B: 0 HR: 0 SF: 0 SAC: 0 DP: 1 HBP: 0						

	AB	35
	R	3
	H	9
	RBI	2
	BB	2
	SO	3
	LOB	13

WP: 0 PB: 0 SB: 1 CS: 0 PA: 37

PITCHER	IP	WLS	BF	H	R	ER	SO	BB	IBB	HBP	BLK	WP	HR	S	P	ERA	WHIP
Claude Osteen, L (1, 1) ERA: 3.29	9.0	W	37	9	3	3	3	2	0	0	0	0	0	41	49	3.00	1.222

PITCHER	IP	WLS	BF	H	R	ER	SO	BB	IBB	HBP	BLK	WP	HR	S	P	ERA	WHIP

Chicago White Sox @ Washington Senators

D.C. Stadium, Washington, DC

Wed Jul 25 1962, 7:05 PM EDT

Att. 3,530 - Unknown

livebaseballscorecards.com

Batter	1	2	3	4	5	6	7	8	9	AB	R	H	RBI	BB	SO	LOB
Jim Piersall, R (1, 8) OBP: 0.299, SLG: 0.354	F9	1B, BB		6-3, 1B		F8				3	0	1	0	1	0	0
Chuck Cottier, R (1, 4) OBP: 0.321, SLG: 0.356	1B, S, 2B, BB	1B		6-3			G6-3, BB			2	1	1	1	2	0	2
Bob Johnson, R (1, 5) OBP: 0.336, SLG: 0.405	S, 2B, 1B	1-3		6-3			F9			4	1	1	0	0	0	5
Harry Bright, R (1, 3) OBP: 0.339, SLG: 0.507	K		6-3		L6		G6-3			4	0	0	0	0	1	3
Chuck Hinton, R (1, 9) OBP: 0.340, SLG: 0.479	CS, 2B		F8		K			5-3		4	0	1	2	0	1	0
Don Lock, R (1, 7) OBP: 0.333, SLG: 0.688	CS	HR	1B		S, BB			F8		3	1	2	1	1	0	0
Bob Schmidt, R (1, 2) OBP: 0.249, SLG: 0.363		BB, 1B, 1B	6-3		F5			F6		4	1	1	0	0	0	2
Ed Brinkman, R (1, 6) OBP: 0.185, SLG: 0.212		K		F8		5-3				3	0	0	0	0	1	1
Claude Osteen, L (1, 1) OBP: 0.192, SLG: 0.231		K		E3, 6-3, 1B		1-3				3	0	0	0	0	1	1

Inning Stats	1	2	3	4	5	6	7	8	9	1B	SF	WP	PA
	R: 2, E: 0, K: 1, S: 6	R: 2, E: 0, K: 2, S: 10	R: 0, E: 0, K: 0, S: 4	R: 0, E: 1, K: 0, S: 5	R: 0, E: 0, K: 1, S: 5	R: 0, E: 0, K: 0, S: 3	R: 0, E: 0, K: 0, S: 2	R: 0, E: 0, K: 0, S: 3		1B: 5, 2B: 1, 3B: 0, HR: 1	SF: 0, SAC: 0, DP: 1, HBP: 0	WP: 0, PB: 0, SB: 3, CS: 1	PA: 35

PITCHER	IP	WLS	BF	H	R	ER	SO	BB	IBB	HBP	BLK	WP	HR	S	P	ERA	WHIP
Juan Pizarro, L (1, 1) ERA: 3.55	1.2	L	10	4	4	4	3	2	0	0	0	0	1	14	22	21.60	3.600
Dom Zanni, R (2, 1) ERA: 4.26	0.1		2	1	0	0	0	0	0	0	0	0	0	2	2	0.00	3.000
Mike Joyce, R (3, 1) ERA:	4.0		16	2	0	0	1	1	0	0	0	0	0	17	21	0.00	0.750
Eddie Fisher, R (7, 1) ERA: 3.32	2.0		6	0	0	0	0	1	0	0	0	0	0	5	9	0.00	0.500

PITCHER	IP	WLS	BF	H	R	ER	SO	BB	IBB	HBP	BLK	WP	HR	S	P	ERA	WHIP

AB	30
R	4
H	7
RBI	4
BB	4
SO	4
LOB	14

Batter	1	2	3	4	5	6	7	8	9	AB	R	H	RBI	BB	SO	LOB
Luis Aparicio, R (1, 6) OBP: 0.290, SLG: 0.364	E6	FC1-6		K			G1-6-3		F8	4	2	0	1	1	1	3
Nellie Fox, L (1, 4) OBP: 0.302, SLG: 0.338	1B	F7			3-1		G1-6-3		FC4-6	5	1	2	1	0	0	2
Joe Cunningham, L (1, 3) OBP: 0.435, SLG: 0.477	K		4-3		4-3		G1-6-3		1-3	5	0	0	0	0	1	3
Floyd Robinson, L (1, 7) (3, 9) OBP: 0.376, SLG: 0.468	1B		F6		HR		F7			3	1	1	1	1	0	0
Al Smith, R (1, 5) (3, 7) OBP: 0.373, SLG: 0.498	K		2B		HR			F7		4	1	2	2	0	1	0
Jim Landis, R (1, 8) OBP: 0.349, SLG: 0.408		HBP	5-3		5-3			F9		0	1	0	0	0	0	0
Ramon Conde, R (3, PH) (3, 5)										3	0	0	0	0	0	1
Mike Hershberger, R (1, 9) (3, 8) OBP: 0.332, SLG: 0.327		FC1-6		6-3		F7		1B		4	1	2	0	0	0	0
Sherm Lollar, R (1, 2) OBP: 0.343, SLG: 0.328		5-3		F8		K		5-3		4	0	0	0	0	1	3
Ray Herbert, R (1, 1) OBP: 0.182, SLG: 0.231		FC1-6		E1		K			FC4-6	3	0	1	1	1	1	0
Inning Stats	R: 2 E: 1 K: 2 S: 9 H: 2 LOB: 0 BB: 0 P: 9	R: 2 E: 0 K: 0 S: 5 H: 2 LOB: 1 BB: 0 P: 6	R: 0 E: 0 K: 0 S: 4 H: 1 LOB: 1 BB: 0 P: 4	R: 0 E: 1 K: 1 S: 6 H: 0 LOB: 1 BB: 0 P: 6	R: 2 E: 0 K: 0 S: 4 H: 1 LOB: 0 BB: 1 P: 8	R: 0 E: 0 K: 2 S: 7 H: 0 LOB: 0 BB: 0 P: 7	R: 1 E: 0 K: 0 S: 3 H: 1 LOB: 0 BB: 1 P: 7	R: 0 E: 0 K: 0 S: 4 H: 1 LOB: 1 BB: 0 P: 4	R: 0 E: 0 K: 0 S: 3 H: 0 LOB: 1 BB: 1 P: 7	1B: 4 2B: 3 3B: 0 HR: 1	SF: 0 SAC: 0 DP: 1 HBP: 1						

PITCHER		IP	WLS	BF	H	R	ER	SO	BB	IBB	HBP	BLK	WP	HR	S	P	ERA	WHIP
Bennie Daniels, R ERA: 5.15	(1, 1)	5.0	L	24	6	6	5	3	1	0	1	0	0	1	28	33	9.00	1.400
Ed Hobaugh, R ERA: 4.95	(6, 1)	3.0		11	2	1	1	2	1	0	0	0	0	0	14	18	3.00	1.000
Marty Kutyna, R ERA: 3.38	(9, 1)	1.0		4	0	0	0	0	1	0	0	0	0	0	3	7	0.00	1.000

PITCHER	IP	WLS	BF	H	R	ER	SO	BB	IBB	HBP	BLK	WP	HR	S	P	ERA	WHIP

TOP

Chicago White Sox @ Washington Senators

D.C. Stadium, Washington, DC

Thu Jul 26 1962, 7:05 PM EDT

Att. 6,832 - Unknown

livebaseballscorecards.com

AB	35
R	7
H	8
RBI	6
BB	3
SO	5
LOB	12

1B: 4	SF: 0	WP: 0	PA: 39
2B: 3	SAC: 0	PB: 0	
3B: 0	DP: 1	SB: 0	
HR: 1	HBP: 1	CS: 0	

Batter	1	2	3	4	5	6	7	8	9	AB	R	H	RBI	BB	SO	LOB
Jim Piersall, R (1, 8) OBP: 0.301, SLG: 0.361	4-3			FC5-4 BB		3B		F9		3	0	1	0	1	0	0
Chuck Cottier, R (1, 4) OBP: 0.317, SLG: 0.351	F4			F3		1-3			F3	4	0	0	0	0	0	2
Bob Johnson, R (1, 5) OBP: 0.335, SLG: 0.413	6-3			FC5-4 1-2f		K			HR	4	1	1	1	0	1	2
Harry Bright, R (1, 3) OBP: 0.333, SLG: 0.498		L7		F4		F3			F9	4	0	0	0	0	0	2
Chuck Hinton, R (1, 9) OBP: 0.345, SLG: 0.483		L1-3 1B			G4-3-4-6-4 1B		K		1B	4	0	3	0	0	1	0
Ken Retzer, L (1, 2) OBP: 0.346, SLG: 0.454		L1-3 1-2			G4-3-4-6-4 1-2f		G6-3 BB		4-3	3	0	0	0	1	0	3
Don Lock, R (1, 7) OBP: 0.333, SLG: 0.611			K		1B BB		G6-3 1-2f			2	0	0	0	1	1	1
Ed Brinkman, R (1, 6) OBP: 0.193, SLG: 0.218			F9		1-2 1B			5-3		3	0	1	0	0	0	0
Bennie Daniels, L (1, 1) OBP: 0.114, SLG: 0.200			K		F5			K		1	0	0	0	0	1	0
Jim King, L (5, PH) OBP: 0.353, SLG: 0.383										1	0	0	0	0	0	2
Ed Hobaugh, R (6, 1)										0	0	0	0	0	0	0
Joe Hicks, L (8, PH) OBP: 0.304, SLG: 0.404										1	0	0	0	0	1	0
Marty Kutyna, R (9, 1) OBP: 0.333, SLG: 0.200										0	0	0	0	0	0	0
Inning Stats	R: 0 E: 0 K: 0 S: 3 H: 0 LOB: 0 BB: 0 P: 3	R: 0 E: 0 K: 0 S: 3 H: 1 LOB: 0 BB: 0 P: 3	R: 0 E: 0 K: 2 S: 7 H: 0 LOB: 0 BB: 0 P: 7	R: 0 E: 0 K: 0 S: 3 H: 0 LOB: 1 BB: 1 P: 7	R: 0 E: 0 K: 0 S: 4 H: 2 LOB: 2 BB: 1 P: 8	R: 0 E: 0 K: 1 S: 6 H: 1 LOB: 1 BB: 0 P: 6	R: 0 E: 0 K: 1 S: 4 H: 0 LOB: 0 BB: 1 P: 8	R: 0 E: 0 K: 1 S: 5 H: 0 LOB: 0 BB: 0 P: 5	R: 1 E: 0 K: 0 S: 5 H: 2 LOB: 1 BB: 0 P: 5	1B: 4 2B: 1 3B: 1 HR: 1	SF: 0 SAC: 0 DP: 3 HBP: 0						

PITCHER		IP	WLS	BF	H	R	ER	SO	BB	IBB	HBP	BLK	WP	HR	S	P	ERA	WHIP
Ray Herbert, R ERA: 3.61	(1, 1)	9.0	W	33	6	1	1	5	3	0	0	0	0	1	40	52	1.00	1.000

PITCHER	IP	WLS	BF	H	R	ER	SO	BB	IBB	HBP	BLK	WP	HR	S	P	ERA	WHIP

BOTTOM

Chicago White Sox @ Washington Senators

D.C. Stadium, Washington, DC

Thu Jul 26 1962, 7:05 PM EDT

Att. 6,832 - Unknown

livebaseballscorecards.com

AB	30
R	1
H	6
RBI	1
BB	3
SO	5
LOB	12

1B: 4	SF: 0
2B: 1	SAC: 0
3B: 1	DP: 3
HR: 1	HBP: 0

WP: 0	PA: 33
PB: 0	
SB: 0	
CS: 0	

Boston Red Sox @ Washington Senators

D.C. Stadium, Washington, DC

Fri Jul 27 1962, 7:05 PM EDT

Unknown

TOP

livebaseballscorecards.com

Batter	1	2	3	4	5	6	7	8	9	AB	R	H	RBI	BB	SO	LOB
Billy Gardner, R (1, 5) OBP: 0.303, SLG: 0.321	F5		1B		BB, 1B			2-3 1B		5	0	4	0	0	0	0
Gary Geiger, L (1, 8) OBP: 0.316, SLG: 0.374	4-3 1B		F5		F7	K		F2		5	0	1	0	0	1	6
Carl Yastrzemski, L (1, 7) OBP: 0.367, SLG: 0.494	4-3 1-2		1-2 1B		F8		1-3	K		5	0	1	0	0	1	4
Russ Nixon, L (1, 2) OBP: 0.327, SLG: 0.404	F8		F8		1-2 BB		BBBB BB		HR	4	1	2	1	1	0	3
Pete Runnels, L (1, 3) OBP: 0.432, SLG: 0.492		1-3 1B	G3		BBBB 1-2 2-3 FC5-4 BB		F7		4-3	4	0	1	0	1	0	3
Lou Clinton, R (1, 9) OBP: 0.358, SLG: 0.602		F8		SSS K	FC5-4 1-2f		F8		F6	5	0	0	0	0	1	5
Chuck Schilling, R (1, 4) OBP: 0.292, SLG: 0.335		1-3 1-2		SSS K		F7		HR	L6	5	1	1	1	0	1	1
Eddie Bressoud, R (1, 6) OBP: 0.320, SLG: 0.418		IBB		1B		G3		1B 2B		3	0	2	0	1	0	0
Bill Monbouquette, R (1, 1) OBP: 0.205, SLG: 0.125		G3		SSS K		2B		5-3		2	0	0	0	0	1	3
Dave Philley, S (6, PH) OBP: 0.255, SLG: 0.195										1	0	1	0	0	0	0
Don Schwall, R (6, 1) OBP: 0.163, SLG: 0.143										0	0	0	0	0	0	0
Mike Fornieles, R (6, 1) OBP: 0.250, SLG: 0.250										1	0	0	0	0	0	1

	AB	40
	R	2
	H	13
	RBI	2
	BB	3
	SO	5
	LOB	26

Inning Stats										
	R: 0	H: 1	R: 0	H: 1	R: 0	H: 2	R: 0	H: 1	R: 0	H: 2
	E: 0	LOB: 1	E: 0	LOB: 2	E: 0	LOB: 2	E: 0	LOB: 1	E: 0	LOB: 3
	K: 0	BB: 0	K: 0	BB: 1	K: 0	BB: 0	K: 3	BB: 0	K: 0	BB: 1
	S: 4	P: 4	S: 4	P: 8	S: 5	P: 5	S: 10	P: 10	S: 5	P: 9

Inning Stats										
	R: 0	H: 2	R: 0	H: 0	R: 1	H: 3	R: 1	H: 1	1B: 9	SF: 0	WP: 0	PA: 43
	E: 0	LOB: 2	E: 0	LOB: 1	E: 0	LOB: 2	E: 0	LOB: 0	2B: 2	SAC: 0	PB: 0	
	K: 1	BB: 0	K: 0	BB: 1	K: 1	BB: 0	K: 0	BB: 0	3B: 0	DP: 0	SB: 0	
	S: 7	P: 7	S: 3	P: 7	S: 8	P: 8	S: 4	P: 4	HR: 2	HBP: 0	CS: 0	

PITCHER	IP	WLS	BF	H	R	ER	SO	BB	IBB	HBP	BLK	WP	HR	S	P	ERA	WHIP
Dave Stenhouse, R (1, 1) ERA: 2.73	9.0	W	43	13	2	2	5	2	1	0	0	0	2	50	62	2.00	1.667

PITCHER	IP	WLS	BF	H	R	ER	SO	BB	IBB	HBP	BLK	WP	HR	S	P	ERA	WHIP

BOTTOM

Boston Red Sox @ Washington Senators

D.C. Stadium, Washington, DC

Fri Jul 27 1962, 7:05 PM EDT

Unknown

livebaseballscorecards.com

Batter	1	2	3	4	5	6	7	8	9	AB	R	H	RBI	BB	SO	LOB
Ken Hamlin, R (1, 6) OBP: 0.299, SLG: 0.283	6-3		F8		F9	K		5-3		5	0	0	0	0	1	1
Jim Piersall, R (1, 8) OBP: 0.303, SLG: 0.365	S 1B			F8	2B	F8		5-3		5	0	2	0	0	0	1
Bob Johnson, R (1, 5) OBP: 0.334, SLG: 0.421	F9 1-2			E5 HR	F8	1-H HR		F9		4	2	1	2	0	0	2
Danny O'Connell, R (7, 5) OBP: 0.337, SLG: 0.376										1	0	0	0	0	0	0
Harry Bright, R (1, 3) OBP: 0.341, SLG: 0.517	F2			1-H HR		BB 2B 1B FC5-4 1B				4	2	3	2	0	0	1
Bud Zipfel, L (6, PR) (7, 3) OBP: 0.294, SLG: 0.354										0	0	0	0	0	0	0
Chuck Hinton, R (1, 9) OBP: 0.344, SLG: 0.483		5-3		F7		BB 2B 1-3 FC5-4 1-2f				4	1	1	0	0	0	1
Ken Retzer, L (1, 2) OBP: 0.354, SLG: 0.460		3-1		2B		BB 2B BB		G5-4-3 BB		2	1	1	0	2	0	0
Don Lock, R (1, 7) OBP: 0.320, SLG: 0.524		K		F4		2B 1B 1-2 2-3 3-H BB		G5-4-3 1-2f		3	1	0	1	1	1	2
Chuck Cottier, R (1, 4) OBP: 0.320, SLG: 0.368			F6		HR	1B 2B 1-3 2-H 3-H		HR		3	2	2	3	0	0	0
Johnny Schaive, R (7, 4) OBP: 0.274, SLG: 0.397										1	1	1	1	0	0	0
Dave Stenhouse, R (1, 1) OBP: 0.119, SLG: 0.075			K		F8	HR 1B 2-H 3-H		K		4	1	1	2	0	2	0
Inning Stats	R: 0 E: 0 K: 0 S: 4 H: 1 LOB: 1 BB: 0 P: 4	R: 0 E: 0 K: 1 S: 5 H: 0 LOB: 0 BB: 0 P: 5	R: 0 E: 0 K: 1 S: 5 H: 0 LOB: 0 BB: 0 P: 5	R: 2 E: 1 K: 0 S: 6 H: 2 LOB: 1 BB: 0 P: 6	R: 1 E: 0 K: 0 S: 5 H: 2 LOB: 1 BB: 0 P: 5	R: 7 E: 0 K: 1 S: 11 H: 6 LOB: 1 BB: 2 P: 19	R: 1 E: 0 K: 1 S: 5 H: 1 LOB: 0 BB: 1 P: 9	R: 0 E: 0 K: 0 S: 3 H: 0 LOB: 0 BB: 0 P: 3		1B: 4 2B: 4 3B: 0 HR: 4 SF: 0 SAC: 0 DP: 1 HBP: 0						

	AB	36
	R	11
	H	12
	RBI	11
	BB	3
	SO	4
	LOB	8

WP: 0 PB: 0 SB: 1 CS: 0 PA: 39

PITCHER		IP	WLS	BF	H	R	ER	SO	BB	IBB	HBP	BLK	WP	HR	S	P	ERA	WHIP
Bill Monbouquette, R ERA: 4.58	(1, 1)	5.0	L	21	5	3	2	2	0	0	0	0	0	2	25	25	3.60	1.000
Don Schwall, R ERA: 5.55	(6, 1)	0.0		4	2	4	4	0	2	0	0	0	0	0	2	10	∞	∞
Mike Fornieles, R ERA: 5.74	(6, 1)	3.0		14	5	4	4	2	1	0	0	0	0	2	17	21	12.00	2.000

PITCHER	IP	WLS	BF	H	R	ER	SO	BB	IBB	HBP	BLK	WP	HR	S	P	ERA	WHIP

Boston Red Sox @ Washington Senators

D.C. Stadium, Washington, DC

Fri Jul 27 1962, 7:05 PM EDT

Att. 11,598 - Unknown

TOP

livebaseballscorecards.com

Batter	1	2	3	4	5	6	7	8	9	AB	R	H	RBI	BB	SO	LOB
Billy Gardner, R (1, 5) OBP: 0.309, SLG: 0.333	S S S 0-3 ① K		x 0-0 2B			x 0-0 ① F9		x 0-0 1-2 FC5-4 1B		4	0	2	0	0	1	0
Carroll Hardy, R (1, 8) OBP: 0.318, SLG: 0.342	x 0-0 1B		x 0-0 ③ F3			x 0-0 ② F8		x 0-0 ③ FC5-4 1-2f		4	0	1	0	0	0	3
Carl Yastrzemski, L (1, 7) OBP: 0.366, SLG: 0.491	x 0-0 ② F8			x 0-0 ① F8		x 0-0 ③ 4-3			x 0-0 F9 1B 5-3 1B	4	1	1	0	0	0	1
Jim Pagliaroni, R (1, 2) OBP: 0.381, SLG: 0.515 Bob Tillman, R (2, 2) OBP: 0.297, SLG: 0.500	S S S 0-3 ③ K			x 0-0 ② F4			x 0-0 ① F2		x 0-0 1-2 5-3 1B 1B	1 3	0 0	0 1	0 0	0 0	1 0	1 0
Lou Clinton, R (1, 9) OBP: 0.356, SLG: 0.591		B B B B 4-0 G5-4-3 BB		x 0-0 ③ F7			x 0-0 ② 5-3		x 0-0 ① F9 2-3	3	0	0	0	1	0	2
Pete Runnels, L (1, 3) OBP: 0.429, SLG: 0.488 Don Gile, R (7, 3)		x 0-0 ① F8			x 0-0 ① 4-3		x 0-0 ③ F6		x 0-0 ② 5-3 1-2 3-H	3 1	0 0	0 0	0 1	0 0	0 0	1 1
Chuck Schilling, R (1, 4) OBP: 0.291, SLG: 0.333		x 0-0 ② ③ G5-4-3 1-2f			x 0-0 ② L5			x 0-0 ① F7	x 0-0 ③ 2-H 1B	4	0	1	0	0	0	1
Eddie Bressoud, R (1, 6) OBP: 0.323, SLG: 0.420			x 0-0 ① 6-3		x 0-0 1B			x 0-0 FC4-6 1B		3	0	2	0	0	0	0
Galen Cisco, R (1, 1) OBP: 0.179, SLG: 0.120 Chet Nichols, S (6, 1)			S S S 0-3 ② K		x 0-0 ③ F9			x 0-0 ② FC4-6 1B 1-2f		2 1	0 0	0 0	0 0	0 0	1 0	1 1
Inning Stats	R: 0 E: 0 K: 2 S: 8 H: 1 LOB: 1 BB: 0 P: 8	R: 0 E: 0 K: 0 S: 2 H: 0 LOB: 0 BB: 1 P: 6	R: 0 E: 0 K: 1 S: 6 H: 1 LOB: 1 BB: 0 P: 6	R: 0 E: 0 K: 0 S: 3 H: 0 LOB: 0 BB: 0 P: 3	R: 0 E: 0 K: 0 S: 4 H: 1 LOB: 1 BB: 0 P: 4	R: 0 E: 0 K: 0 S: 3 H: 0 LOB: 0 BB: 0 P: 3	R: 0 E: 0 K: 0 S: 3 H: 0 LOB: 0 BB: 0 P: 3	R: 0 E: 0 K: 0 S: 5 H: 2 LOB: 2 BB: 0 P: 5	R: 1 E: 0 K: 0 S: 5 H: 3 LOB: 2 BB: 0 P: 5	1B: 7 2B: 1 3B: 0 HR: 0	SF: 0 SAC: 0 DP: 1 HBP: 0						

	AB	33
	R	1
	H	8
	RBI	1
	BB	1
	SO	3
	LOB	12

WP: 0 PB: 0 SB: 0 CS: 0 PA: 34

PITCHER	IP	WLS	BF	H	R	ER	SO	BB	IBB	HBP	BLK	WP	HR	S	P	ERA	WHIP
Don Rudolph, L (1, 1) ERA: 3.31	9.0	W	34	8	1	1	3	1	0	0	0	0	0	39	43	1.00	1.000

PITCHER	IP	WLS	BF	H	R	ER	SO	BB	IBB	HBP	BLK	WP	HR	S	P	ERA	WHIP

Batter	1	2	3	4	5	6	7	8	9	AB	R	H	RBI	BB	SO	LOB
Ken Hamlin, R (1, 6) OBP: 0.313, SLG: 0.320	5-3	1B 2B 1-3 2-H		FC5-4 F3 1B 1-2f	1B 1B	1-H 2-H 3-H HR	BBBB 1-2 BB			5	2	3	5	1	0	1
Ed Brinkman, R (8, 6) OBP: 0.193, SLG: 0.218										0	0	0	0	0	0	0
Jim Piersall, R (1, 8) OBP: 0.306, SLG: 0.372	HR 2B	E1 1B 3-H		1B 1B 1-2	1B 1B 1-3	WP 2B	F8			3	2	2	0	0	0	1
Joe Hicks, L (5, 8) OBP: 0.314, SLG: 0.421										3	0	2	0	0	0	3
Bob Johnson, R (1, 5) OBP: 0.335, SLG: 0.430	2-H HR	6-4 1B 1-2 2-3		F3 2-3	5-3	SSS K 2-3		F8		5	1	2	2	0	1	5
Jim King, L (7, 9) OBP: 0.351, SLG: 0.381										1	0	0	0	0	0	0
Harry Bright, R (1, 3) OBP: 0.339, SLG: 0.512	SSS K	6-4 1-2f		1B 1B 1-H 3-H		6-3 BB		6-3		4	1	1	2	0	1	3
Bud Zipfel, L (6, PH) OBP: 0.299, SLG: 0.350 (7, 3)										1	0	0	0	1	0	0
Chuck Hinton, R (1, 9) OBP: 0.349, SLG: 0.485	F8		BBBB BB	FC5 1B 1-2		BB 1B 4-3		5-3		3	1	2	0	1	0	0
Danny O'Connell, R (6, PH) OBP: 0.333, SLG: 0.372 (7, 5)										2	0	0	0	0	0	2
Don Lock, R (1, 7) OBP: 0.367, SLG: 0.640		HR 1-2 2-H	L5	1B 1-2 2-H		BBBB 1B 1-2 BB	5-3			4	2	2	2	1	0	1
Bob Schmidt, R (1, 2) OBP: 0.253, SLG: 0.364		F8	F9	FC5 2-3f		BB 1B HR 1-3 2-H	1B FC5-2			5	1	2	1	0	0	3
Chuck Cottier, R (1, 4) OBP: 0.322, SLG: 0.370	E5 S 2B	F9		CS		BB HR 1-2 3-H	FC5-2 1-3			4	2	2	1	0	0	1
Johnny Schaive, R (7, 4) OBP: 0.279, SLG: 0.402										1	0	1	0	0	0	0
Don Rudolph, L (1, 1) OBP: 0.293, SLG: 0.324	BBBB 2B E 1-2 BB			FC5-4	SSS K 1-2	BBBB HR 1-2 2-3 BB	BBBB FC5-2 BB 1-3 3-H			3	2	1	0	2	1	3
Inning Stats	R: 2 H: 2 E: 0 LOB: 0 K: 1 BB: 0 S: 7 P: 7	R: 3 H: 3 E: 2 LOB: 2 K: 0 BB: 1 S: 7 P: 11	R: 0 H: 0 E: 0 LOB: 1 K: 0 BB: 1 S: 3 P: 7	R: 3 H: 5 E: 0 LOB: 2 K: 0 BB: 0 S: 8 P: 8	R: 0 H: 3 E: 0 LOB: 2 K: 1 BB: 0 S: 7 P: 7	R: 6 H: 5 E: 0 LOB: 2 K: 1 BB: 3 S: 10 P: 22	R: 0 H: 0 E: 0 LOB: 3 K: 0 BB: 1 S: 5 P: 9	R: 0 H: 0 E: 0 LOB: 0 K: 0 BB: 0 S: 3 P: 3		1B: 14 SF: 0 2B: 5 SAC: 0 3B: 0 DP: 2 HR: 3 HBP: 0						

PITCHER		IP	WLS	BF	H	R	ER	SO	BB	IBB	HBP	BLK	WP	HR	S	P	ERA	WHIP
Galen Cisco, R ERA: 6.75	(1, 1)	5.1	L	36	16	13	11	2	4	0	0	0	0	2	36	52	18.56	3.750
Chet Nichols, L ERA: 2.36	(6, 1)	2.2		14	4	1	1	1	2	0	0	0	1	1	14	22	3.38	2.250

PITCHER	IP	WLS	BF	H	R	ER	SO	BB	IBB	HBP	BLK	WP	HR	S	P	ERA	WHIP

BOTTOM

Boston Red Sox @ Washington Senators

D.C. Stadium, Washington, DC

Fri Jul 27 1962, 7:05 PM EDT

Att. 11,598 - Unknown

livebaseballscorecards.com

AB	44
R	14
H	20
RBI	13
BB	6
SO	3
LOB	23

Batter	1	2	3	4	5	6	7	8	9	AB	R	H	RBI	BB	SO	LOB
Billy Gardner, R (1, 5) OBP: 0.314, SLG: 0.338	G6-4-3 1B		K			3-1		1B		4	0	2	0	0	1	1
Carroll Hardy, R (1, 8) OBP: 0.315, SLG: 0.338	G6-4-3 1-2f			F3		F8		F5		4	0	0	0	0	0	2
Carl Yastrzemski, L (1, 7) OBP: 0.365, SLG: 0.489	F7			F7			4-3 BB E 1B	F7		4	1	1	0	0	0	1
Jim Pagliaroni, R (1, 2) OBP: 0.383, SLG: 0.512		F8		1B			BBBB E 4-3 1-2 BB		F7	3	0	1	0	1	0	0
Lou Clinton, R (1, 9) OBP: 0.348, SLG: 0.577		F9		F2			L7		F5	4	0	0	0	0	0	3
Pete Runnels, L (1, 3) OBP: 0.425, SLG: 0.482		5-3			6-3		4-3 1-2 2-3		F8	4	0	0	0	0	0	2
Chuck Schilling, R (1, 4) OBP: 0.292, SLG: 0.333			F1		G5-4-3 1B		E5 2-3 3-H			3	0	1	0	0	0	1
Eddie Bressoud, R (1, 6) OBP: 0.321, SLG: 0.416			F4		G5-4-3 1-2f		K			3	0	0	0	0	1	3
Arnold Earley, L (1, 1) OBP: 0.273, SLG: 0.200			E7 1B			K		F3		1	0	1	0	0	0	0
Hal Kolstad, R (5, 1) OBP: 0.111, SLG: 0.111										1	0	0	0	0	1	0
Pumpsie Green, S (8, PH) OBP: 0.271, SLG: 0.217										1	0	0	0	0	0	0
Dick Radatz, R (8, 1) OBP: 0.105, SLG: 0.105										0	0	0	0	0	0	0
Inning Stats	R: 0 E: 0 K: 0 S: 3 H: 1 LOB: 0 BB: 0 P: 3	R: 0 E: 0 K: 0 S: 3 H: 0 LOB: 0 BB: 0 P: 3	R: 0 E: 1 K: 1 S: 6 H: 1 LOB: 1 BB: 0 P: 6	R: 0 E: 0 K: 0 S: 4 H: 1 LOB: 1 BB: 0 P: 4	R: 0 E: 0 K: 0 S: 3 H: 1 LOB: 0 BB: 0 P: 3	R: 0 E: 0 K: 1 S: 5 H: 0 LOB: 0 BB: 0 P: 5	R: 1 E: 1 K: 1 S: 7 H: 1 LOB: 2 BB: 1 P: 11	R: 0 E: 0 K: 0 S: 4 H: 1 LOB: 1 BB: 0 P: 4	R: 0 E: 0 K: 0 S: 3 H: 0 LOB: 0 BB: 0 P: 3	1B: 6 2B: 0 3B: 0 HR: 0 SF: 0 SAC: 0 DP: 2 HBP: 0						

PITCHER		IP	WLS	BF	H	R	ER	SO	BB	IBB	HBP	BLK	WP	HR	S	P	ERA	WHIP
Pete Burnside, L ERA: 3.97	(1, 1)	9.0	W	33	6	1	0	3	1	0	0	0	0	0	38	42	0.00	0.778

PITCHER	IP	WLS	BF	H	R	ER	SO	BB	IBB	HBP	BLK	WP	HR	S	P	ERA	WHIP

TOP

Boston Red Sox @ Washington Senators

D.C. Stadium, Washington, DC

Sat Jul 28 1962, 7:05 PM EDT

Att. 11,724 - Unknown

livebaseballscorecards.com

AB	32
R	1
H	6
RBI	0
BB	1
SO	3
LOB	13

WP: 0 PA: 33
PB: 0
SB: 0
CS: 0

BOTTOM

Boston Red Sox @ Washington Senators

D.C. Stadium, Washington, DC

Sat Jul 28 1962, 7:05 PM EDT

Att. 11,724 - Unknown

livebaseballscorecards.com

Batter	1	2	3	4	5	6	7	8	9	AB	R	H	RBI	BB	SO	LOB
Ken Hamlin, R (1, 6) OBP: 0.315, SLG: 0.318	F4			BB; F6		E6; WP; 1B		5-3		4	2	1	0	1	0	2
Jim Piersall, R (1, 8) OBP: 0.308, SLG: 0.368	5-3			F8	6-3	BB		BB		3	0	0	0	2	0	1
Bob Johnson, R (1, 5) OBP: 0.336, SLG: 0.429	F8			S; 1-3; 1B	2B	K		F9		5	2	2	0	0	1	2
Harry Bright, R (1, 3) OBP: 0.342, SLG: 0.514		G3		1B; E; 1-2; BB	SF7; 1-H	F4				3	2	1	1	1	0	1
Chuck Hinton, R (1, 9) OBP: 0.348, SLG: 0.483		F5		E; E; 1-2; 2-H; 3-H; 1B	SF7; 3-H		6-3			3	1	1	3	0	0	0
Don Lock, R (1, 7) OBP: 0.382, SLG: 0.607		F3		E7; 1B; 1-H; 2-H; 1B	BB		K			3	1	1	1	1	1	0
Bob Schmidt, R (1, 2) OBP: 0.263, SLG: 0.386		F8		SH1-4; BB; 3-H; 1B	1-2; BB		HR			3	1	2	2	1	0	0
Chuck Cottier, R (1, 4) OBP: 0.321, SLG: 0.366		K		SH1-4; 1-2; BB	F8		K			3	0	0	0	1	2	2
Pete Burnside, R (1, 1) OBP: 0.091, SLG: 0.032		K		SH1-4; 1-2; 2-3		5-3		4-3		3	0	0	0	0	1	0
Inning Stats	R: 0 E: 0 K: 0 S: 3 H: 0 LOB: 0 BB: 0 P: 3	R: 0 E: 0 K: 0 S: 3 H: 0 LOB: 0 BB: 0 P: 3	R: 0 E: 0 K: 2 S: 7 H: 0 LOB: 0 BB: 0 P: 7	R: 5 E: 1 K: 0 S: 7 H: 4 LOB: 2 BB: 3 P: 19	R: 2 E: 0 K: 0 S: 5 H: 2 LOB: 2 BB: 2 P: 13	R: 1 E: 1 K: 1 S: 6 H: 1 LOB: 1 BB: 1 P: 10	R: 1 E: 0 K: 2 S: 8 H: 1 LOB: 0 BB: 0 P: 8	R: 0 E: 0 K: 0 S: 3 H: 0 LOB: 1 BB: 1 P: 7		1B: 6 2B: 1 3B: 0 HR: 1	SF: 1 SAC: 1 DP: 0 HBP: 0						

	AB	30
	R	9
	H	8
	RBI	7
	BB	7
	SO	5
	LOB	8

WP: 1 PB: 0 SB: 1 CS: 0 PA: 39

PITCHER		IP	WLS	BF	H	R	ER	SO	BB	IBB	HBP	BLK	WP	HR	S	P	ERA	WHIP
Arnold Earley, L (1, 1) ERA: 5.3	(1, 1)	4.1	L	22	6	7	7	2	3	0	0	0	0	0	23	35	14.54	2.077
Hal Kolstad, R (5, 1) ERA: 7.26	(5, 1)	2.2		13	2	2	1	3	3	0	0	0	1	1	16	28	3.38	1.875
Dick Radatz, R (8, 1) ERA: 2.09	(8, 1)	1.0		4	0	0	0	0	1	0	0	0	0	0	3	7	0.00	1.000

PITCHER	IP	WLS	BF	H	R	ER	SO	BB	IBB	HBP	BLK	WP	HR	S	P	ERA	WHIP

Batter	1	2	3	4	5	6	7	8	9	AB	R	H	RBI	BB	SO	LOB
Billy Gardner, R (1, 5) OBP: 0.318, SLG: 0.356	6-3		SH2-4 1-2 2-3		1B 2-H 3B		1B		1-3	4	1	2	1	0	0	0
Gary Geiger, L (1, 8) OBP: 0.318, SLG: 0.374	PB 1B 1B		K		CS 3-H 1B		K		F7	5	1	2	1	0	2	3
Carl Yastrzemski, L (1, 7) OBP: 0.363, SLG: 0.485	CS 1-H 1B		F8		F8 1-2		K		4-3	5	0	1	1	0	1	4
Jim Pagliaroni, R (1, 2) OBP: 0.385, SLG: 0.514	F4 1-2			BB		5-3		1B 2B		3	1	1	0	1	0	1
Pete Runnels, L (1, 3) OBP: 0.424, SLG: 0.480		K		K		F8		1B 2-H 1B		4	0	1	1	0	2	1
Lou Clinton, R (1, 9) OBP: 0.346, SLG: 0.570		K		F4		1B 1B		F8		4	0	1	0	0	1	2
Chuck Schilling, R (1, 4) OBP: 0.291, SLG: 0.332		F6		F5		1-2 1B		6-3		4	0	1	0	0	0	2
Eddie Bressoud, R (1, 6) OBP: 0.325, SLG: 0.418			SH2-4 E 1B		SH2 3B 1B	F8		IBB		3	1	2	0	1	0	2
Earl Wilson, R (1, 1) OBP: 0.275, SLG: 0.432			E5 SH2-4 1-2		SH2 1-2		F8	F7		3	0	0	0	0	0	3
Dick Radatz, R (8, 1) OBP: 0.105, SLG: 0.105										0	0	0	0	0	0	0
Inning Stats	R: 1 E: 0 K: 0 S: 4 H: 2 LOB: 0 BB: 0 P: 4	R: 0 E: 0 K: 2 S: 7 H: 0 LOB: 0 BB: 0 P: 7	R: 0 E: 1 K: 1 S: 7 H: 1 LOB: 2 BB: 0 P: 7	R: 0 E: 0 K: 1 S: 5 H: 0 LOB: 1 BB: 1 P: 9	R: 2 E: 0 K: 0 S: 5 H: 3 LOB: 0 BB: 0 P: 5	R: 0 E: 0 K: 0 S: 5 H: 2 LOB: 2 BB: 0 P: 5	R: 0 E: 0 K: 2 S: 8 H: 1 LOB: 1 BB: 0 P: 8	R: 1 E: 0 K: 0 S: 5 H: 2 LOB: 2 BB: 1 P: 9	R: 0 E: 0 K: 0 S: 3 H: 0 LOB: 0 BB: 0 P: 3	1B: 9 2B: 1 3B: 1 HR: 0 SF: 0 SAC: 2 DP: 0 HBP: 0						

TOP

Boston Red Sox @ Washington Senators

D.C. Stadium, Washington, DC

Sun Jul 29 1962, 3:33 AM EDT

Att. 5,634 - Unknown

livebaseballscorecards.com

AB	35
R	4
H	11
RBI	4
BB	2
SO	6
LOB	18

WP: 0 PB: 2 SB: 0 CS: 2 PA: 39

PITCHER		IP	WLS	BF	H	R	ER	SO	BB	IBB	HBP	BLK	WP	HR	S	P	ERA	WHIP
Tom Cheney, R ERA: 3.34	(1, 1)	6.0	L	26	8	3	2	4	1	0	0	0	0	0	33	37	3.00	1.500
Steve Hamilton, L ERA: 3.7	(7, 1)	2.0		10	3	1	1	2	0	1	0	0	0	0	13	17	4.50	1.500
Jim Hannan, R ERA: 3.6	(9, 1)	1.0		3	0	0	0	0	0	0	0	0	0	0	3	3	0.00	0.000

PITCHER		IP	WLS	BF	H	R	ER	SO	BB	IBB	HBP	BLK	WP	HR	S	P	ERA	WHIP

BOTTOM

Boston Red Sox @ Washington Senators

D.C. Stadium, Washington, DC

Sun Jul 29 1962, 3:33 AM EDT

Att. 5,634 - Unknown

Batter	1	2	3	4	5	6	7	8	9	AB	R	H	RBI	BB	SO	LOB
Ken Hamlin, R (1, 6) OBP: 0.312, SLG: 0.314	F7		CS 1B	FC5-4 1-2f			5-3	K		5	0	1	0	0	1	6
Jim Piersall, R (1, 8) OBP: 0.306, SLG: 0.363	1-3		BB 1-2		6-3		6-3		K	4	0	0	0	1	1	0
Bob Johnson, R (1, 5) OBP: 0.334, SLG: 0.424	6-3		F9		F7		BB		F9	4	0	0	0	1	0	1
Harry Bright, R (1, 3) OBP: 0.339, SLG: 0.505		L6	K		WP BB		K		K	4	0	0	0	1	3	1
Chuck Hinton, R (1, 9) OBP: 0.353, SLG: 0.485		E WP S 1B	1B SF9 1B		4-3 1-2			BB 1B		3	2	2	0	1	0	1
Ken Retzer, L (1, 2) OBP: 0.362, SLG: 0.464		F7 1-H	BB S 1-3 1B			FC1-6 BB		BB 1-3 1B		3	0	2	0	1	0	0
Claude Osteen, L (8, PR) OBP: 0.192, SLG: 0.231										0	0	0	0	0	0	0
Danny O'Connell, R (9, 4) OBP: 0.333, SLG: 0.372										0	0	0	0	0	0	0
Don Lock, R (1, 7) OBP: 0.368, SLG: 0.567		E BB	SF9 1-2 3-H			F8		K		2	0	0	1	1	1	3
Chuck Cottier, R (1, 4) OBP: 0.321, SLG: 0.364		F8 1-3		BB		FC1-6 S 1-2f		K		2	0	0	0	1	0	2
Joe Hicks, L (8, PH) OBP: 0.311, SLG: 0.417										1	0	0	0	0	1	2
Bob Schmidt, R (9, 2) OBP: 0.263, SLG: 0.386										0	0	0	0	0	0	0
Tom Cheney, R (1, 1) OBP: 0.185, SLG: 0.083			K	FC5-4 1-2 2-3 BB		K 1-2		BB 1-2		1	0	0	0	1	1	0
Jim King, L (6, PH) OBP: 0.350, SLG: 0.380										1	0	0	0	0	1	1
Steve Hamilton, L (7, 1) OBP: 0.133, SLG: 0.071										0	0	0	0	0	0	0
Bud Zipfel, L (8, PH) OBP: 0.307, SLG: 0.350										0	0	0	0	1	0	0
Jim Hannan, R (9, 1) OBP: 0.200, SLG: 0.200										0	0	0	0	0	0	0
Inning Stats	R: 0 E: 0 K: 0 S: 3 H: 0 LOB: 0 BB: 0 P: 3	R: 1 E: 1 K: 0 S: 4 H: 1 LOB: 1 BB: 1 P: 8	R: 0 E: 0 K: 1 S: 5 H: 1 LOB: 1 BB: 1 P: 9	R: 1 E: 0 K: 1 S: 7 H: 2 LOB: 3 BB: 2 P: 15	R: 0 E: 0 K: 0 S: 3 H: 0 LOB: 1 BB: 1 P: 7	R: 0 E: 0 K: 1 S: 5 H: 0 LOB: 1 BB: 1 P: 9	R: 0 E: 0 K: 1 S: 5 H: 0 LOB: 1 BB: 1 P: 9	R: 0 E: 0 K: 3 S: 10 H: 1 LOB: 3 BB: 2 P: 18	R: 0 E: 0 K: 2 S: 7 H: 0 LOB: 0 BB: 0 P: 7	1B: 5 2B: 0 3B: 0 HR: 0	SF: 1 SAC: 0 DP: 0 HBP: 0						

PITCHER	IP	WLS	BF	H	R	ER	SO	BB	IBB	HBP	BLK	WP	HR	S	P	ERA	WHIP
Earl Wilson, R (1, 1) ERA: 3.83	7.0	W	33	5	2	1	4	8	0	0	0	2	0	33	65	1.29	1.857
Dick Radatz, R (8, 1) ERA: 2.03	2.0	S	7	0	0	0	5	1	0	0	0	0	0	16	20	0.00	0.500

PITCHER	IP	WLS	BF	H	R	ER	SO	BB	IBB	HBP	BLK	WP	HR	S	P	ERA	WHIP

livebaseballscorecards.com

AB	30
R	2
H	5
RBI	1
BB	9
SO	9
LOB	17

PB: 0 SB: 3 CS: 1 PA: 40

Batter	1	2	3	4	5	6	7	8	9	AB	R	H	RBI	BB	SO	LOB
Tom Tresh, S (1, 6) OBP: 0.343, SLG: 0.399	0-0 BB BB HR 1B	0-0 1B		0-0 F7 ②		0-0 2-H 1B ②		0-3 K ③		5	1	3	0	0	1	2
Bobby Richardson, R (1, 4) OBP: 0.327, SLG: 0.380	0-3 K ①	0-0 4-3 ③		0-0 F8 ③		0-0 F7 ③			0-0 5-3 ①	5	0	0	0	0	1	4
Roger Maris, L (1, 9) OBP: 0.347, SLG: 0.486	4-0 BB HR 1-2 BB		0-0 HR 1B		0-0 F8 ①		4-0 E S 6-3 BB		0-0 4-3 ②	3	3	1	0	2	0	0
Hector Lopez, R (1, 7) OBP: 0.365, SLG: 0.436	4-0 HR 1-2 2-3 BB		0-0 L7 ①		0-0 F9 ②		0-0 F6 ① 1-3		4-0 BB	3	1	0	0	2	0	2
Elston Howard, R (1, 2) OBP: 0.308, SLG: 0.441	0-3 K ②		0-0 1-H HR		0-3 K ③		0-0 6-3 ② 3-H		0-0 F9 ③	5	1	1	3	0	2	4
Bill Skowron, R (1, 3) OBP: 0.320, SLG: 0.466	0-0 1-H 2-H 3-H HR		0-3 K ②			0-0 1B 2B 1B	0-0 1-3 ③			4	2	2	4	0	1	0
Clete Boyer, R (1, 5) OBP: 0.351, SLG: 0.431	0-0 L8 ③		0-3 K ③			0-0 1-2 2B 1B		0-0 6-3 ①		4	1	1	0	0	1	0
Jack Reed, R (1, 8) OBP: 0.300, SLG: 0.444		0-0 F3 ①		0-0 5-3 ①		0-3 K ①		0-0 F5 ②		4	0	0	0	0	1	2
Bill Stafford, R (1, 1) OBP: 0.283, SLG: 0.333 Rollie Sheldon, R (8, 1) OBP: 0.207, SLG: 0.042 Jim Coates, R (8, 1) OBP: 0.105, SLG: 0.056		0-0 4-3 ②		4-0 BB		0-0 1-H 2-H 1B 2B		0-0 2B		3 0 0	0 0 0	2 0 0	2 0 0	1 0 0	0 0 0	0 0 0
Inning Stats	R: 4 H: 2 E: 0 LOB: 0 K: 2 BB: 2 S: 9 P: 17	R: 0 H: 1 E: 0 LOB: 1 K: 0 BB: 0 S: 4 P: 4	R: 2 H: 2 E: 0 LOB: 0 K: 2 BB: 0 S: 9 P: 9	R: 0 H: 0 E: 0 LOB: 1 K: 0 BB: 1 S: 3 P: 7	R: 0 H: 0 E: 0 LOB: 0 K: 1 BB: 0 S: 5 P: 5	R: 2 H: 4 E: 0 LOB: 1 K: 1 BB: 0 S: 8 P: 8	R: 1 H: 0 E: 0 LOB: 0 K: 0 BB: 1 S: 3 P: 7	R: 0 H: 1 E: 0 LOB: 1 K: 1 BB: 0 S: 6 P: 6	R: 0 H: 0 E: 0 LOB: 1 K: 0 BB: 1 S: 3 P: 7	1B: 6 SF: 0 2B: 2 SAC: 0 3B: 0 DP: 0 HR: 2 HBP: 0						WP: 0 PA: 41 PB: 0 SB: 1 CS: 0	

PITCHER	IP	WLS	BF	H	R	ER	SO	BB	IBB	HBP	BLK	WP	HR	S	P	ERA	WHIP
Claude Osteen, L (1, 1) ERA: 3.81	3.0	L	16	5	6	6	4	2	0	0	0	0	2	22	30	18.00	2.333
Ed Hobaugh, R (4, 1) ERA: 4.88	4.0		17	4	3	2	2	2	0	0	0	0	0	19	27	4.50	1.500
Marty Kutyna, R (8, 1) ERA: 3.24	2.0		8	1	0	0	1	1	0	0	0	0	0	9	13	0.00	1.000

PITCHER	IP	WLS	BF	H	R	ER	SO	BB	IBB	HBP	BLK	WP	HR	S	P	ERA	WHIP

TOP

New York Yankees @ Washington Senators

D.C. Stadium, Washington, DC

Tue Jul 31 1962, 7:05 PM EDT

Att. 30,421 - Unknown

livebaseballscorecards.com

AB	36
R	9
H	10
RBI	9
BB	5
SO	7
LOB	14

Batter	1	2	3	4	5	6	7	8	9	AB	R	H	RBI	BB	SO	LOB
Ken Hamlin, R (1, 6) OBP: 0.309, SLG: 0.311	F3		1B		FC4 1-2f		F2		G6-4-3 1-2f	5	0	1	0	0	0	4
Jim Piersall, R (1, 8) OBP: 0.317, SLG: 0.367	WP 1B		FC5 1-2 1B			2B BB		2B BB	BB	2	2	2	0	3	0	0
Johnny Schaive, R (1, 5) OBP: 0.284, SLG: 0.416	K		FC5 1-2f			1-H 2B		1B 1-H 2B	K	5	1	2	2	0	2	4
Harry Bright, R (1, 3) OBP: 0.337, SLG: 0.500	F8 1-2			F3		6-3		2-3 2B 1B		4	1	1	0	0	0	1
Chuck Hinton, R (1, 9) OBP: 0.351, SLG: 0.485		6-3		L6		5-3		1B 1-H SF7 3-H 2B		4	1	1	2	0	0	0
Ken Retzer, L (1, 2) OBP: 0.365, SLG: 0.462		F2		6-3			1B BB	G6-4-3 2-3 1B		3	0	1	0	1	0	0
Don Lock, R (1, 7) OBP: 0.333, SLG: 0.515		F5			K		L7	SF7 3-H		3	0	0	1	0	1	1
Chuck Cottier, R (1, 4) OBP: 0.320, SLG: 0.362			F9		E6 FC4		1-2 1B	G6-4-3 1-2f		4	0	1	0	0	0	1
Claude Osteen, L (1, 1) OBP: 0.192, SLG: 0.231			F8		K		F2		G6-4-3 BB	0	0	0	0	0	0	0
Joe Hicks, L (3, PH) OBP: 0.308, SLG: 0.413										1	0	0	0	0	0	0
Ed Hobaugh, R (4, 1)										1	0	0	0	0	1	1
Bud Zipfel, L (7, PH) OBP: 0.303, SLG: 0.346										1	0	0	0	0	0	2
Marty Kutyna, R (8, 1) OBP: 0.333, SLG: 0.200										0	0	0	0	0	0	0
Jim King, L (9, PH) OBP: 0.352, SLG: 0.380										0	0	0	0	1	0	0
Inning Stats	R: 0 E: 0 K: 1 S: 6 H: 1 LOB: 1 BB: 0 P: 6	R: 0 E: 0 K: 0 S: 3 H: 0 LOB: 0 BB: 0 P: 3	R: 0 E: 0 K: 0 S: 5 H: 2 LOB: 2 BB: 0 P: 5	R: 0 E: 0 K: 0 S: 3 H: 0 LOB: 0 BB: 0 P: 3	R: 0 E: 1 K: 2 S: 8 H: 0 LOB: 1 BB: 0 P: 8	R: 1 E: 0 K: 0 S: 3 H: 1 LOB: 0 BB: 1 P: 7	R: 0 E: 0 K: 0 S: 4 H: 1 LOB: 2 BB: 1 P: 8	R: 4 E: 0 K: 0 S: 6 H: 4 LOB: 0 BB: 1 P: 10	R: 0 E: 0 K: 1 S: 4 H: 0 LOB: 1 BB: 2 P: 12	1B: 6 2B: 3 3B: 0 HR: 0 SF: 1 SAC: 0 DP: 2 HBP: 0	WP: 1 PB: 0 SB: 0 CS: 0 PA: 39					

PITCHER		IP	WLS	BF	H	R	ER	SO	BB	IBB	HBP	BLK	WP	HR	S	P	ERA	WHIP
Bill Stafford, R ERA: 3.8	(1, 1)	7.0	W	30	6	3	3	3	3	0	0	0	1	0	33	45	3.86	1.286
Rollie Sheldon, R ERA: 5.4	(8, 1)	0.0		3	3	1	1	0	0	0	0	0	0	0	3	3	∞	∞
Jim Coates, R ERA: 4.5	(8, 1)	2.0	S	6	0	1	1	1	2	0	0	0	0	0	6	14	4.50	1.000

PITCHER	IP	WLS	BF	H	R	ER	SO	BB	IBB	HBP	BLK	WP	HR	S	P	ERA	WHIP

BOTTOM

New York Yankees @ Washington Senators

D.C. Stadium, Washington, DC

Tue Jul 31 1962, 7:05 PM EDT

Att. 30,421 - Unknown

livebaseballscorecards.com

AB	33
R	5
H	9
RBI	5
BB	5
SO	4
LOB	14

Batter	1	2	3	4	5	6	7	8	9	AB	R	H	RBI	BB	SO	LOB
Tom Tresh, S (1, 6) OBP: 0.344, SLG: 0.402	0-0 SH1-3 1B 1B	0-0 2-H 2B		0-3 K		0-0 L8			0-3 K	5	1	2	1	0	2	3
Bobby Richardson, R (1, 4) OBP: 0.328, SLG: 0.381	0-0 SH1-3 1-2	0-0 5-3		0-0 F5			0-0 G4-3 1B		0-0 2-3 1B	4	0	2	0	0	0	1
Roger Maris, L (1, 8) (9, 9) OBP: 0.347, SLG: 0.483	4-0 1B SF8 BB		0-0 E E 1B		0-0 1-4-3		0-0 F3		0-0 F7	4	2	1	0	1	0	3
Hector Lopez, R (1, 7) OBP: 0.368, SLG: 0.438	0-0 1-3 2-H 1B		0-0 E9 1-3 E 1B		0-0 F4		0-0 G4-3 1-2f			4	1	2	1	0	0	1
Yogi Berra, L (1, 2) OBP: 0.302, SLG: 0.391	0-0 SF8 3-H		0-0 E9 E 2-H 3-H 1B		0-0 F4			0-0 F7		3	1	1	3	0	0	0
Johnny Blanchard, L (1, 9) OBP: 0.296, SLG: 0.408 Jack Reed, R (9, 8) OBP: 0.300, SLG: 0.444	0-0 3-1		0-0 E3 G5-4-3 2-H			0-0 F9		0-0 F9		4 0	0 0	0 0	0 0	0 0	0 0	1 0
Bill Skowron, R (1, 3) OBP: 0.319, SLG: 0.463		0-0 F5	0-0 G5-4-3 1-2f			0-0 BB 1B		0-0 F5		4	0	1	0	0	0	1
Clete Boyer, R (1, 5) OBP: 0.352, SLG: 0.430		0-0 SH3-4 2B 1B	0-3 K			0-0 F4			4-0 1B E BB	3	1	1	0	1	1	1
Jim Bouton, R (1, 1) OBP: 0.125, SLG: 0.048		0-0 SH3-4 1-2		0-0 1-3		4-0 1-2 BB			0-0 F2 1-2	2	0	0	0	1	0	1
Inning Stats	R: 2 E: 0 K: 0 S: 5 H: 2 LOB: 1 BB: 1 P: 9	R: 1 E: 0 K: 0 S: 5 H: 2 LOB: 1 BB: 0 P: 5	R: 3 E: 3 K: 1 S: 8 H: 3 LOB: 0 BB: 0 P: 8	R: 0 E: 0 K: 1 S: 5 H: 0 LOB: 0 BB: 0 P: 5	R: 0 E: 0 K: 0 S: 3 H: 0 LOB: 0 BB: 0 P: 3	R: 0 E: 0 K: 0 S: 4 H: 1 LOB: 2 BB: 1 P: 8	R: 0 E: 0 K: 0 S: 3 H: 1 LOB: 0 BB: 0 P: 3	R: 0 E: 0 K: 0 S: 3 H: 0 LOB: 0 BB: 0 P: 3	R: 0 E: 1 K: 1 S: 6 H: 1 LOB: 2 BB: 1 P: 10	1B: 9 2B: 1 3B: 0 HR: 0	SF: 1 SAC: 2 DP: 2 HBP: 0						

TOP

New York Yankees @ Washington Senators

D.C. Stadium, Washington, DC

Wed Aug 01 1962, 7:05 PM EDT

Unknown - 86 F

livebaseballscorecards.com

AB	33
R	6
H	10
RBI	5
BB	3
SO	3
LOB	12

PITCHER		IP	WLS	BF	H	R	ER	SO	BB	IBB	HBP	BLK	WP	HR	S	P	ERA	WHIP
Bennie Daniels, R ERA: 5.47	(1, 1)	2.0	L	13	6	5	5	0	1	0	0	0	0	0	12	16	22.50	3.500
Steve Hamilton, L ERA: 3.52	(3, 1)	3.0		10	1	1	0	2	0	0	0	0	0	0	14	14	0.00	0.333
Tom Cheney, R ERA: 3.27	(6, 1)	2.0		8	2	0	0	0	1	0	0	0	0	0	7	11	0.00	1.500
Marty Kutyna, R ERA: 3.12	(8, 1)	2.0		8	1	0	0	1	1	0	0	0	0	0	9	13	0.00	1.000

PITCHER	IP	WLS	BF	H	R	ER	SO	BB	IBB	HBP	BLK	WP	HR	S	P	ERA	WHIP

Batter	1	2	3	4	5	6	7	8	9	AB	R	H	RBI	BB	SO	LOB
Jim Piersall, R (1, 8) OBP: 0.316, SLG: 0.363	BBBB 4-0 S BB		x 0-0 ① L6		x 0-0 ② L9			x 0-0 ① L9		3	0	0	0	1	0	1
Chuck Cottier, R (1, 4) OBP: 0.320, SLG: 0.368	SSS 0-3 ① K		x 0-0 3B		x 0-0 ③ F7			x 0-0 ② F2		4	0	1	0	0	1	2
Johnny Schaive, R (1, 5) OBP: 0.276, SLG: 0.404	SSS 0-3 ② K 1-2		x 0-0 ② 5-3			x 0-0 ① 6-3		SSS 0-3 ③ K		4	0	0	0	0	2	2
Chuck Hinton, R (1, 7) OBP: 0.350, SLG: 0.489	SSS 0-3 ③ K		x 0-0 ③ 3-1			x 0-0 ② F9			x 0-0 SF8 3B	4	1	1	0	0	1	2
Jim King, L (1, 9) OBP: 0.347, SLG: 0.375		SSS 0-3 ① K		x 0-0 ① G3		x 0-0 ③ F2			x 0-0 ① SF8 3-H	3	0	0	1	0	1	0
Ken Retzer, L (1, 2) OBP: 0.363, SLG: 0.454		BBBB 4-0 1B SF8 BB		x 0-0 ② G3			x 0-0 ① F2		x 0-0 ② 4-3	3	1	0	0	1	0	0
Bud Zipfel, L (1, 3) OBP: 0.323, SLG: 0.400		x 0-0 1-3 1B		SSS 0-3 ③ K			x 0-0 HR		x 0-0 DI 1B	4	2	3	1	0	1	0
Ken Hamlin, R (1, 6) OBP: 0.309, SLG: 0.313 Harry Bright, R (9, PH) OBP: 0.340, SLG: 0.502 Ed Brinkman, R (9, PR) OBP: 0.193, SLG: 0.218		x 0-0 ② SF8 3-H			x 0-0 1B		x 0-0 ② F4		x 0-0 1-H 1B	2	0	1	1	0	0	0
										1	0	1	1	0	0	0
										0	0	0	0	0	0	0
Bennie Daniels, L (1, 1) OBP: 0.111, SLG: 0.194 Steve Hamilton, L (3, 1) OBP: 0.133, SLG: 0.071 Joe Hicks, L (5, PH) OBP: 0.306, SLG: 0.409 Tom Cheney, R (6, 1) OBP: 0.185, SLG: 0.083 Danny O'Connell, R (7, PH) OBP: 0.332, SLG: 0.370 Marty Kutyna, R (8, 1) OBP: 0.333, SLG: 0.200 Don Lock, R (9, PH) OBP: 0.326, SLG: 0.500		SSS 0-3 ③ K			x 0-0 ① F8		SSS 0-3 ③ K		SSS 0-3 ③ K	1	0	0	0	0	1	1
										0	0	0	0	0	0	0
										1	0	0	0	0	1	0
										0	0	0	0	0	0	0
										1	0	0	0	0	1	0
										0	0	0	0	0	0	0
										1	0	0	0	0	1	1
Inning Stats	R: 0 E: 0 K: 3 S: 9 H: 0 LOB: 1 BB: 1 P: 13	R: 1 E: 0 K: 2 S: 8 H: 1 LOB: 1 BB: 1 P: 12	R: 0 E: 0 K: 0 S: 4 H: 1 LOB: 1 BB: 0 P: 4	R: 0 E: 0 K: 1 S: 5 H: 0 LOB: 0 BB: 0 P: 5	R: 0 E: 0 K: 0 S: 4 H: 1 LOB: 1 BB: 0 P: 4	R: 0 E: 0 K: 0 S: 3 H: 0 LOB: 0 BB: 0 P: 3	R: 1 E: 0 K: 1 S: 6 H: 1 LOB: 0 BB: 0 P: 6	R: 0 E: 0 K: 1 S: 5 H: 0 LOB: 0 BB: 0 P: 5	R: 2 E: 0 K: 1 S: 8 H: 3 LOB: 1 BB: 0 P: 8	1B: 4 2B: 0 3B: 2 HR: 1 SF: 2 SAC: 0 DP: 0 HBP: 0						

PITCHER	IP	WLS	BF	H	R	ER	SO	BB	IBB	HBP	BLK	WP	HR	S	P	ERA	WHIP
Jim Bouton, R (1, 1) ERA: 3.49	9.0	W	36	7	4	4	9	2	0	0	0	0	1	52	60	4.00	1.000

PITCHER	IP	WLS	BF	H	R	ER	SO	BB	IBB	HBP	BLK	WP	HR	S	P	ERA	WHIP

BOTTOM

New York Yankees @ Washington Senators

D.C. Stadium, Washington, DC

Wed Aug 01 1962, 7:05 PM EDT

Unknown - 86 F

livebaseballscorecards.com

AB	32
R	4
H	7
RBI	4
BB	2
SO	9
LOB	10

PA: 36

Batter	1	2	3	4	5	6	7	8	9	10	11	AB	R	H	RBI	BB	SO	LOB
Tom Tresh, S (1, 6) OBP: 0.342, SLG: 0.398	F4	K 1-2			4-3		3-1			SH3-1 1B	6-3	6	0	1	0	0	1	2
Bobby Richardson, R (1, 4) OBP: 0.332, SLG: 0.383	4-3 2B 1B		B3		1B FC6-4 BB		PO 1B			SH3-1 1-2		3	2	2	0	1	0	0
Roger Maris, L (1, 8) OBP: 0.350, SLG: 0.486 (11, 9)	4-3 1-2		2B		FC6-4 1-3 1B		K			G1-4-3 IBB		4	0	2	0	1	1	2
Hector Lopez, R (1, 7) OBP: 0.364, SLG: 0.437	2-H 2B		F8		FC6-4 1-2f 3-H		PO 1-2	F5		G1-4-3 1-2f		5	0	1	2	0	0	4
Dale Long, L (1, 3) OBP: 0.331, SLG: 0.383 Phil Linz, R (11, PR) OBP: 0.324, SLG: 0.358 Jack Reed, R (11, 8) OBP: 0.300, SLG: 0.444	BB	BB			K			3-1			WP 1B 2B	3 0 0	0 1 0	1 0 0	0 0 0	2 0 0	1 0 0	1 0 0
Elston Howard, R (1, 2) OBP: 0.310, SLG: 0.439	F7		5-3			G1-4-3 BB BB		K			HR 2-H 1B	4	1	1	1	1	1	4
Johnny Blanchard, L (1, 9) OBP: 0.299, SLG: 0.420 Ralph Terry, R (11, 1) OBP: 0.191, SLG: 0.167		F9		L3		G1-4-3 1-2 BB			F7		HR 1-H	4 0	1 0	1 0	2 0	1 0	0 0	0 0
Clete Boyer, R (1, 5) OBP: 0.348, SLG: 0.424		3-1		6-3		G1-4-3 1-2f 2-3			4-3		G3	5	0	0	0	0	0	3
Whitey Ford, L (1, 1) OBP: 0.105, SLG: 0.077 Bill Skowron, R (11, PH) OBP: 0.318, SLG: 0.462 (11, 3)		S 1B		4-3		K			4-3		K	4 1	0 0	1 0	0 0	0 1	1 1	1 1
Inning Stats	R: 1 E: 0 K: 0 S: 5 H: 2 LOB: 2 BB: 1 P: 9	R: 0 E: 0 K: 1 S: 6 H: 1 LOB: 1 BB: 0 P: 6	R: 0 E: 0 K: 0 S: 4 H: 1 LOB: 2 BB: 1 P: 8	R: 0 E: 0 K: 0 S: 3 H: 0 LOB: 0 BB: 0 P: 3	R: 1 E: 1 K: 1 S: 6 H: 1 LOB: 1 BB: 1 P: 10	R: 0 E: 0 K: 1 S: 4 H: 0 LOB: 1 BB: 2 P: 12	R: 0 E: 0 K: 1 S: 5 H: 1 LOB: 0 BB: 0 P: 5	R: 0 E: 0 K: 1 S: 5 H: 0 LOB: 0 BB: 0 P: 5	R: 0 E: 0 K: 0 S: 3 H: 0 LOB: 0 BB: 0 P: 3	R: 0 E: 0 K: 0 S: 3 H: 1 LOB: 1 BB: 1 P: 7	R: 3 E: 0 K: 1 S: 8 H: 3 LOB: 1 BB: 0 P: 8	1B: 6 2B: 3 3B: 0 HR: 1	SF: 0 SAC: 1 DP: 2 HBP: 0	WP: 1 PB: 0 SB: 1 CS: 0	PA: 47			

PITCHER		IP	WLS	BF	H	R	ER	SO	BB	IBB	HBP	BLK	WP	HR	S	P	ERA	WHIP
Dave Stenhouse, R ERA: 2.85	(1, 1)	10.0	L	43	10	5	5	5	5	1	0	0	1	1	47	71	4.50	1.500
Jim Hannan, R ERA: 3.51	(11, 1)	1.0		3	0	0	0	1	0	0	0	0	0	0	5	5	0.00	0.000

PITCHER	IP	WLS	BF	H	R	ER	SO	BB	IBB	HBP	BLK	WP	HR	S	P	ERA	WHIP

TOP

New York Yankees @ Washington Senators

D.C. Stadium, Washington, DC

Wed Aug 01 1962, 7:05 PM EDT

Att. 48,147 - Unknown

livebaseballscorecards.com

AB	39
R	5
H	10
RBI	5
BB	6
SO	6
LOB	18

Batter	1	2	3	4	5	6	7	8	9	10	11	AB	R	H	RBI	BB	SO	LOB
Jim Piersall, R (1, 8) OBP: 0.317, SLG: 0.362	0-0 SH1-3 2B 1B		0-0 ① 6-3		0-0 ③ L9			0-0 ② L7		BBBB 4-0 BB		4	1	1	0	1	0	0
Chuck Cottier, R (1, 4) OBP: 0.322, SLG: 0.369	0-0 ① SH1-3 1-2		0-0 1B			0-0 F8 1B		0-0 ③ F9		0-0 ③ F7		4	0	2	0	0	0	1
Johnny Schaive, R (1, 5) OBP: 0.273, SLG: 0.404	0-0 2-H 1B 2B		0-0 ② F2			0-0 ① ② F8 1-2			0-0 ① F2		0-0 ① 5-3	5	1	1	1	0	0	2
Harry Bright, R (1, 3) OBP: 0.337, SLG: 0.496	0-0 ② L3		0-0 ③ 5-3			0-0 ③ F2			0-0 1B 1B		0-0 ② F7	5	0	1	0	0	0	2
Chuck Hinton, R (1, 9) OBP: 0.351, SLG: 0.487	0-0 2-H 1B			0-0 ① 6-3			0-0 ① F9		0-0 1-2 1B		0-0 ③ G3	5	0	2	1	0	0	0
Don Lock, R (1, 7) OBP: 0.319, SLG: 0.474	0-0 ③ F8			0-0 CS 1B			0-3 ② K		0-3 ② K			4	0	1	0	0	2	3
Bob Schmidt, R (1, 2) OBP: 0.263, SLG: 0.383		0-3 ① K		0-0 ② ③ 6-3 1-2			0-0 1B		0-0 ③ F4			4	0	1	0	0	1	3
Ed Brinkman, R (1, 6) OBP: 0.180, SLG: 0.203		0-0 ② 6-3			0-3 ① K		0-0 ③ 5-3			0-0 ① F8		4	0	0	0	0	1	1
Dave Stenhouse, R (1, 1) OBP: 0.109, SLG: 0.068 Jim Hannan, R (11, 1) OBP: 0.200, SLG: 0.200		0-0 ③ 5-3			0-0 ② F7			0-0 ① F9		0-0 ② F5		4 0	0 0	0 0	0 0	0 0	0 0	0 0
Inning Stats	R: 2 E: 0 K: 0 S: 6 H: 3 LOB: 1 BB: 0 P: 6	R: 0 E: 0 K: 1 S: 5 H: 0 LOB: 0 BB: 0 P: 5	R: 0 E: 0 K: 0 S: 4 H: 1 LOB: 1 BB: 0 P: 4	R: 0 E: 0 K: 0 S: 3 H: 1 LOB: 0 BB: 0 P: 3	R: 0 E: 0 K: 1 S: 5 H: 0 LOB: 0 BB: 0 P: 5	R: 0 E: 0 K: 0 S: 3 H: 1 LOB: 0 BB: 0 P: 3	R: 0 E: 0 K: 1 S: 6 H: 1 LOB: 1 BB: 0 P: 6	R: 0 E: 0 K: 0 S: 3 H: 0 LOB: 0 BB: 0 P: 3	R: 0 E: 0 K: 1 S: 7 H: 2 LOB: 2 BB: 0 P: 7	R: 0 E: 0 K: 0 S: 3 H: 0 LOB: 1 BB: 1 P: 7	R: 0 E: 0 K: 0 S: 3 H: 0 LOB: 0 BB: 0 P: 3							

PITCHER		IP	WLS	BF	H	R	ER	SO	BB	IBB	HBP	BLK	WP	HR	S	P	ERA	WHIP
Whitey Ford, L ERA: 3.02	(1, 1)	10.0	W	38	9	2	2	4	1	0	0	0	0	0	45	49	1.80	1.000
Ralph Terry, R ERA: 3.33	(11, 1)	1.0	S	3	0	0	0	0	0	0	0	0	0	0	3	3	0.00	0.000

PITCHER	IP	WLS	BF	H	R	ER	SO	BB	IBB	HBP	BLK	WP	HR	S	P	ERA	WHIP

BOTTOM

New York Yankees @ Washington Senators

D.C. Stadium, Washington, DC

Wed Aug 01 1962, 7:05 PM EDT

Att. 48,147 - Unknown

livebaseballscorecards.com

AB	39
R	2
H	9
RBI	2
BB	1
SO	4
LOB	12

1B: 8	SF: 0	WP: 0	PA: 41
2B: 1	SAC: 1	PB: 0	
3B: 0	DP: 0	SB: 0	
HR: 0	HBP: 0	CS: 1	

Batter	1	2	3	4	5	6	7	8	9	AB	R	H	RBI	BB	SO	LOB
Jim Piersall, R (1, 8) OBP: 0.320, SLG: 0.362	S S S 0-3 ① K		x 0-0 ② F4		x 0-0 1B 1-2 2-H 1B		B B B B 4-0 FC5-4 BB			3	0	1	1	1	1	0
Chuck Cottier, R (1, 4) OBP: 0.324, SLG: 0.371	x 0-0 1B 1B		x 0-0 ③ 6-3		x 0-0 1-2 2-H 1B		x 0-0 ② F7			4	0	2	1	0	0	2
Bob Johnson, R (1, 5) OBP: 0.330, SLG: 0.419	x 0-0 ② F2			x 0-0 ① F9	x 0-0 ② F6		x 0-0 ③ FC5-4 1-2f			4	0	0	0	0	0	5
Harry Bright, R (1, 3) OBP: 0.340, SLG: 0.496	x 0-0 1-3 1B			x 0-0 FC6-4 1B	x 0-0 ③ L7			x 0-0 ① 6-3		4	0	2	0	0	0	2
Chuck Hinton, R (1, 9) OBP: 0.350, SLG: 0.483	S S S 0-3 ③ K			x 0-0 ② FC6-4 1-2f		x 0-0 ① F7		B B B B 4-0 3 BB		3	0	0	0	1	1	3
Ken Retzer, L (1, 2) OBP: 0.356, SLG: 0.444		x 0-0 ① F8		x 0-0 ③ F7		x 0-0 ② 3-1		x 0-0 ② ③ 3 1-2f		4	0	0	0	0	0	2
Don Lock, R (1, 7) OBP: 0.314, SLG: 0.439		S S S 0-3 ② K			B B B 4-0 1B 1B BB	S S S 0-3 ③ K			S S S 0-3 ① K	3	1	0	0	1	3	0
Ed Brinkman, R (1, 6) OBP: 0.200, SLG: 0.210		x 0-0 ③ 5-3			x 0-0 1B 1B 1-2 1B		B B B B 4-0 SH3-4 BB		S S S 0-3 ② K	3	1	1	0	1	1	0
Don Rudolph, L (1, 1) OBP: 0.279, SLG: 0.308 Jim Hannan, R (8, 1) OBP: 0.167, SLG: 0.167			S S S 0-3 ① K		S S S 0-3 ① K		x 0-0 ① SH3-4 1-2		S S S 0-3 ③ K2-3	2 1	0 0	0 0	0 0	0 0	2 1	2 0
Inning Stats	R: 0 E: 0 K: 2 S: 9 H: 2 LOB: 2 BB: 0 P: 9	R: 0 E: 0 K: 1 S: 5 H: 0 LOB: 0 BB: 0 P: 5	R: 0 E: 0 K: 1 S: 5 H: 0 LOB: 0 BB: 0 P: 5	R: 0 E: 0 K: 0 S: 4 H: 1 LOB: 1 BB: 0 P: 4	R: 2 E: 0 K: 1 S: 8 H: 3 LOB: 2 BB: 1 P: 12	R: 0 E: 0 K: 1 S: 5 H: 0 LOB: 0 BB: 0 P: 5	R: 0 E: 0 K: 0 S: 3 H: 0 LOB: 0 BB: 2 P: 11	R: 0 E: 0 K: 0 S: 2 H: 0 LOB: 0 BB: 1 P: 6	R: 0 E: 0 K: 3 S: 9 H: 0 LOB: 0 BB: 0 P: 9	1B: 6 2B: 1 3B: 0 HR: 0	SF: 0 SAC: 1 DP: 1 HBP: 0						

TOP

Washington Senators @ Boston Red Sox

Fenway Park, Boston, MA

Fri Aug 03 1962, 7:05 PM EDT

Att. 10,112 - Unknown

livebaseballscorecards.com

AB	31
R	2
H	6
RBI	2
BB	4
SO	9
LOB	16

WP: 0 PB: 0 SB: 0 CS: 0 PA: 36

PITCHER		IP	WLS	BF	H	R	ER	SO	BB	IBB	HBP	BLK	WP	HR	S	P	ERA	WHIP
Earl Wilson, R ERA: 3.75	(1, 1)	7.0	L	30	6	2	2	6	3	0	0	0	0	0	39	51	2.57	1.286
Mike Fornieles, R ERA: 5.65	(8, 1)	1.0		3	0	0	0	0	1	0	0	0	0	0	2	6	0.00	1.000
Dick Radatz, R ERA: 2.03	(9, 1)	1.0		3	0	0	0	3	0	0	0	0	0	0	9	9	0.00	0.000

PITCHER	IP	WLS	BF	H	R	ER	SO	BB	IBB	HBP	BLK	WP	HR	S	P	ERA	WHIP

Batter	1	2	3	4	5	6	7	8	9	AB	R	H	RBI	BB	SO	LOB
Billy Gardner, R (1, 4) OBP: 0.302, SLG: 0.335	F9		1-3			F8		F8	G6-4-3 1-2f	5	0	0	0	0	0	2
Carroll Hardy, R (1, 8) OBP: 0.317, SLG: 0.338 Dick Radatz, R (9, 1) OBP: 0.100, SLG: 0.100	6-3			L7		E 1B		3B BB		3 0	1 0	1 0	0 0	1 0	0 0	0 0
Carl Yastrzemski, L (1, 7) OBP: 0.362, SLG: 0.483	K			F8		E3 1-3		1-H 3B		4	0	1	1	0	1	1
Jim Pagliaroni, R (1, 2) OBP: 0.381, SLG: 0.498 Gary Geiger, L (8, PR) (9, 8) OBP: 0.319, SLG: 0.371		F4		1B		F6		FC6-4 BB		3 0	0 0	1 0	0 0	1 0	0 0	2 0
Lou Clinton, R (1, 9) OBP: 0.355, SLG: 0.565		K		4-3			6-3	L6		4	0	0	0	0	1	3
Frank Malzone, R (1, 5) OBP: 0.309, SLG: 0.396		1B			F4		BB 1B	FC6-4 1-2f		4	0	2	0	0	0	2
Pete Runnels, L (1, 3) OBP: 0.424, SLG: 0.483		L8			G5-4-3 1-2f		F6		SH1-4 1B	4	0	2	0	0	0	2
Eddie Bressoud, R (1, 6) OBP: 0.326, SLG: 0.418			F7		G5-4-3		FC5-4 1-2		SH1-4 1-2	2	0	0	0	1	0	1
Earl Wilson, R (1, 1) OBP: 0.262, SLG: 0.410 Bob Tillman, R (7, PH) OBP: 0.295, SLG: 0.497 Mike Fornieles, R (8, 1) OBP: 0.250, SLG: 0.250 Russ Nixon, L (9, 2) OBP: 0.340, SLG: 0.404			4-3			K	FC5-4 1-2f		G6-4-3 BB	2 1 0 0	0 0 0 0	0 0 0 0	0 0 0 0	1 0 0 1	0 0 0 0	0 2 0 0
Inning Stats	R: 0 E: 0 K: 1 S: 5 H: 0 LOB: 0 BB: 0 P: 5	R: 0 E: 0 K: 1 S: 6 H: 1 LOB: 1 BB: 0 P: 6	R: 0 E: 0 K: 0 S: 3 H: 0 LOB: 0 BB: 0 P: 3	R: 0 E: 0 K: 0 S: 4 H: 1 LOB: 1 BB: 0 P: 4	R: 0 E: 0 K: 0 S: 3 H: 1 LOB: 0 BB: 0 P: 3	R: 0 E: 1 K: 1 S: 7 H: 1 LOB: 2 BB: 0 P: 7	R: 0 E: 0 K: 0 S: 4 H: 1 LOB: 2 BB: 1 P: 8	R: 1 E: 0 K: 0 S: 4 H: 1 LOB: 2 BB: 2 P: 12	R: 0 E: 0 K: 0 S: 3 H: 1 LOB: 1 BB: 1 P: 7	1B: 6 2B: 0 3B: 1 HR: 0 SF: 0 SAC: 1 DP: 2 HBP: 0						

PITCHER	IP	WLS	BF	H	R	ER	SO	BB	IBB	HBP	BLK	WP	HR	S	P	ERA	WHIP
Don Rudolph, L (1, 1) ERA: 3.18	7.1	W	30	6	1	1	3	2	0	0	0	0	0	34	42	1.23	1.091
Jim Hannan, R (8, 1) ERA: 3.38	1.2	S	7	1	0	0	0	2	0	0	0	0	0	5	13	0.00	1.800

PITCHER	IP	WLS	BF	H	R	ER	SO	BB	IBB	HBP	BLK	WP	HR	S	P	ERA	WHIP

BOTTOM

Washington Senators @ Boston Red Sox

Fenway Park, Boston, MA

Fri Aug 03 1962, 7:05 PM EDT

Att. 10,112 - Unknown

livebaseballscorecards.com

AB	32
R	1
H	7
RBI	1
BB	4
SO	3
LOB	15

WP: 0	PB: 0	SB: 0	CS: 0
PA: 37			

Batter	1	2	3	4	5	6	7	8	9	AB	R	H	RBI	BB	SO	LOB
Jim Piersall, R (1, 8) OBP: 0.321, SLG: 0.360	5-3		F9 1B BB	K		1-3 2-H 1B		F4		4	0	1	1	1	1	2
Chuck Cottier, R (1, 4) OBP: 0.328, SLG: 0.373	3-1		S 1-2 1B		G5-4-3 BB	F8		S 1B		4	0	2	0	1	0	2
Johnny Schaive, R (1, 5) OBP: 0.277, SLG: 0.444	HR		F9 2-3		F6		HR	K 1-2		5	2	2	2	0	1	4
Harry Bright, R (1, 3) OBP: 0.337, SLG: 0.490	1B		F6 1-2		G5-4-3 1-2f		K	6-3		5	0	1	0	0	1	4
Chuck Hinton, R (1, 9) OBP: 0.348, SLG: 0.477	K		F8			F7	1B SF8 BB		F9	4	1	0	0	1	1	3
Ken Retzer, L (1, 2) OBP: 0.357, SLG: 0.443		F7		FC6-4 1B		F6	1-3 1B 1B		F7	5	0	2	0	0	0	0
Don Lock, R (1, 7) OBP: 0.304, SLG: 0.489		6-3		FC6-4 1-2f 1B		HR	SF8 3-H		1-3	4	1	1	2	0	0	1
Ed Brinkman, R (1, 6) OBP: 0.232, SLG: 0.246		2B		L7		HBP 1B BB	1-2 1B			3	1	2	0	1	0	1
Pete Burnside, R (1, 1) OBP: 0.114, SLG: 0.061		5-3		1-2 1B		1B 1-2 HBP	L9			2	0	1	0	0	0	1
Jim King, L (6, PH) OBP: 0.350, SLG: 0.375										0	0	0	0	0	0	0
Ed Hobaugh, R (6, 1)										1	0	0	0	0	0	2
Inning Stats	R: 1 E: 0 K: 1 S: 7 H: 2 LOB: 1 BB: 0 P: 7	R: 0 E: 0 K: 0 S: 4 H: 1 LOB: 1 BB: 0 P: 4	R: 0 E: 0 K: 0 S: 4 H: 1 LOB: 2 BB: 1 P: 8	R: 0 E: 0 K: 1 S: 7 H: 2 LOB: 2 BB: 0 P: 7	R: 0 E: 0 K: 0 S: 2 H: 0 LOB: 0 BB: 1 P: 6	R: 2 E: 0 K: 0 S: 5 H: 2 LOB: 2 BB: 1 P: 10	R: 2 E: 0 K: 1 S: 8 H: 3 LOB: 2 BB: 1 P: 12	R: 0 E: 0 K: 1 S: 6 H: 1 LOB: 1 BB: 0 P: 6	R: 0 E: 0 K: 0 S: 3 H: 0 LOB: 0 BB: 0 P: 3	1B: 8 2B: 1 3B: 0 HR: 3	SF: 1 SAC: 0 DP: 1 HBP: 1					

PITCHER	IP	WLS	BF	H	R	ER	SO	BB	IBB	HBP	BLK	WP	HR	S	P	ERA	WHIP
Gene Conley, R (1, 1) ERA: 4.24	5.2		28	8	3	3	2	3	0	1	0	0	2	28	41	4.76	1.941
Arnold Earley, L (6, 1) ERA: 5.5	1.1	L	8	3	2	2	1	1	0	0	0	0	1	9	13	13.50	3.000
Galen Cisco, R (8, 1) ERA: 6.59	2.0		7	1	0	0	1	0	0	0	0	0	0	9	9	0.00	0.500

PITCHER	IP	WLS	BF	H	R	ER	SO	BB	IBB	HBP	BLK	WP	HR	S	P	ERA	WHIP

TOP

Washington Senators @ Boston Red Sox

Fenway Park, Boston, MA

Sat Aug 04 1962, 3:33 AM EDT

Att. 5,328 - Unknown

livebaseballscorecards.com

AB	37
R	5
H	12
RBI	5
BB	4
SO	4
LOB	20

1B: 8	SF: 1	WP: 0	PA: 43
2B: 1	SAC: 0	PB: 0	
3B: 0	DP: 1	SB: 2	
HR: 3	HBP: 1	CS: 0	

Batter	1	2	3	4	5	6	7	8	9	AB	R	H	RBI	BB	SO	LOB
Billy Gardner, R (1, 4) OBP: 0.297, SLG: 0.329	6-3		F9	F6			G6-3 1-2f		F7	3	0	0	0	0	0	3
Russ Nixon, L (7, PH) OBP: 0.333, SLG: 0.396										1	0	0	0	0	0	1
Chuck Schilling, R (8, 4) OBP: 0.290, SLG: 0.330										1	0	0	0	0	0	1
Carroll Hardy, R (1, 8) OBP: 0.316, SLG: 0.334	BB		6-3		F7		F7			3	0	0	0	1	0	1
Galen Cisco, R (8, 1) OBP: 0.179, SLG: 0.120										0	0	0	0	0	0	0
Carl Yastrzemski, L (1, 7) OBP: 0.359, SLG: 0.479	F9		K		F8			K		4	0	0	0	0	2	2
Jim Pagliaroni, R (1, 2) OBP: 0.379, SLG: 0.493	F7			F4	F7			FC5-4 1B		4	0	1	0	0	0	1
Lou Clinton, R (1, 9) OBP: 0.358, SLG: 0.572		BB G6-4-3		1B 3B		F7		F8		3	1	1	0	1	0	1
Frank Malzone, R (1, 5) OBP: 0.308, SLG: 0.395		G6-4-3 1-2f		1B E 3-H		E3 1B		FC5-4 1-2f		4	1	1	1	0	0	2
Pete Runnels, L (1, 3) OBP: 0.424, SLG: 0.483		K		1-3 E 1-3		G6-4-3 1-2 1B			F7	4	0	2	0	0	1	0
Eddie Bressoud, R (1, 6) OBP: 0.325, SLG: 0.419			3B 2B	E5 1-3 1-2 3-H		G6-4-3 1-2f			F4	4	1	1	1	0	0	3
Gene Conley, R (1, 1) OBP: 0.254, SLG: 0.400										2	0	1	1	0	0	2
Arnold Earley, L (6, 1) OBP: 0.273, SLG: 0.200										0	0	0	0	0	0	0
Gary Geiger, L (7, PH) OBP: 0.323, SLG: 0.375 (8, 8)			2-H 3B	1-3 1-2 2-3			G6-3 1B		1B	2	0	2	0	0	0	0
Inning Stats	R: 0 E: 0 K: 0 S: 3 H: 0 LOB: 1 BB: 1 P: 7	R: 0 E: 0 K: 1 S: 4 H: 0 LOB: 0 BB: 1 P: 8	R: 1 E: 0 K: 1 S: 7 H: 2 LOB: 1 BB: 0 P: 7	R: 2 E: 1 K: 0 S: 7 H: 3 LOB: 2 BB: 0 P: 7	R: 0 E: 0 K: 0 S: 3 H: 0 LOB: 0 BB: 0 P: 3	R: 0 E: 1 K: 0 S: 4 H: 1 LOB: 1 BB: 0 P: 4	R: 0 E: 0 K: 0 S: 3 H: 1 LOB: 0 BB: 0 P: 3	R: 0 E: 0 K: 1 S: 6 H: 1 LOB: 1 BB: 0 P: 6	R: 0 E: 0 K: 0 S: 4 H: 1 LOB: 1 BB: 0 P: 4	1B: 6 2B: 1 3B: 2 HR: 0	SF: 0 SAC: 0 DP: 3 HBP: 0						

PITCHER	IP	WLS	BF	H	R	ER	SO	BB	IBB	HBP	BLK	WP	HR	S	P	ERA	WHIP
Pete Burnside, L (1, 1) ERA: 4.03	5.0		22	5	3	3	2	2	0	0	0	0	0	24	32	5.40	1.400
Ed Hobaugh, R (6, 1) ERA: 4.18	4.0	W	15	4	0	0	1	0	0	0	0	0	0	17	17	0.00	1.000

PITCHER	IP	WLS	BF	H	R	ER	SO	BB	IBB	HBP	BLK	WP	HR	S	P	ERA	WHIP

BOTTOM

Washington Senators @ Boston Red Sox

Fenway Park, Boston, MA

Sat Aug 04 1962, 3:33 AM EDT

Att. 5,328 - Unknown

livebaseballscorecards.com

AB	35
R	3
H	9
RBI	3
BB	2
SO	3
LOB	17

PA: 37

WP: 0 PB: 0 SB: 0 CS: 0

Batter	1	2	3	4	5	6	7	8	9	AB	R	H	RBI	BB	SO	LOB
Jim Piersall, R (1, 8) OBP: 0.325, SLG: 0.362	0-0 2B 4-3 1B	4-0 1-2 2-3 BB		0-0 FC6-2-5 S 2-3 3-H			0-0 CS SH1-3 1B		0-3 K	4	1	2	0	1	1	2
Chuck Cottier, R (1, 4) OBP: 0.327, SLG: 0.374	0-0 4-3 1-3 2B	0-0 F5		0-3 K 1-2			0-0 SH1-3 1-2		0-3 K	4	0	1	0	0	2	5
Johnny Schaive, R (1, 5) OBP: 0.275, SLG: 0.442	0-0 4-3 2-3 3-H		0-0 6-3		0-0 2B		0-0 1-3 2-3		0-3 K	5	0	1	1	0	1	2
Harry Bright, R (1, 3) OBP: 0.340, SLG: 0.488	0-0 5-3		4-0 5-3 BB		0-0 F9			0-0 2B 1B 1B		3	1	1	0	1	0	2
Chuck Hinton, R (1, 9) OBP: 0.346, SLG: 0.477	0-0 4-3		0-0 5-3 1-2		0-0 F9			0-0 1B 1-3 2B		4	0	1	0	0	0	3
Ken Retzer, L (1, 2) OBP: 0.355, SLG: 0.437		4-0 BB 1B BB	0-0 4-3		0-0 F6			0-0 F6		3	0	0	0	1	0	4
Don Lock, R (1, 7) OBP: 0.317, SLG: 0.490		0-3 K		0-0 SH5-4 E FC6-2-5 1B		0-3 K2-3		0-0 2-3 3-H 1B		4	0	2	1	0	2	1
Ed Brinkman, R (1, 6) OBP: 0.222, SLG: 0.235 Jim King, L (8, PH) OBP: 0.348, SLG: 0.373 Ken Hamlin, R (8, 6) OBP: 0.309, SLG: 0.313		0-0 F4		0-0 E4 FC6-2-5 SH5-4 1-2		0-3 K		0-3 K		3 1 0	0 0 0	0 0 0	0 0 0	0 0 0	1 1 0	2 2 0
Tom Cheney, R (1, 1) OBP: 0.200, SLG: 0.111		0-0 BB 1-2 1B		0-0 SH5-4 1-2 2-3		0-0 G3		0-0 5-3		3	0	1	0	0	0	2
Inning Stats	R: 1 E: 0 K: 0 S: 5 H: 2 LOB: 1 BB: 0 P: 5	R: 0 E: 0 K: 1 S: 6 H: 1 LOB: 3 BB: 2 P: 14	R: 0 E: 0 K: 0 S: 3 H: 0 LOB: 1 BB: 1 P: 7	R: 0 E: 1 K: 1 S: 7 H: 1 LOB: 2 BB: 0 P: 7	R: 0 E: 0 K: 0 S: 4 H: 1 LOB: 1 BB: 0 P: 4	R: 0 E: 0 K: 2 S: 7 H: 0 LOB: 0 BB: 0 P: 7	R: 0 E: 0 K: 0 S: 3 H: 1 LOB: 0 BB: 0 P: 3	R: 1 E: 0 K: 1 S: 8 H: 3 LOB: 2 BB: 0 P: 8	R: 0 E: 0 K: 3 S: 9 H: 0 LOB: 0 BB: 0 P: 9	1B: 6 2B: 3 3B: 0 HR: 0	SF: 0 SAC: 2 DP: 0 HBP: 0						

PITCHER		IP	WLS	BF	H	R	ER	SO	BB	IBB	HBP	BLK	WP	HR	S	P	ERA	WHIP
Bill Monbouquette, R ERA: 4.18	(1, 1)	8.0	L	36	9	2	2	5	3	0	0	0	0	0	43	55	2.25	1.500
Dick Radatz, R ERA: 2.0	(9, 1)	1.0		3	0	0	0	3	0	0	0	0	0	0	9	9	0.00	0.000

PITCHER	IP	WLS	BF	H	R	ER	SO	BB	IBB	HBP	BLK	WP	HR	S	P	ERA	WHIP

Washington Senators @ Boston Red Sox

Fenway Park, Boston, MA

Sun Aug 05 1962, 3:33 AM EDT

Unknown

TOP

livebaseballscorecards.com

AB	34
R	2
H	9
RBI	2
BB	3
SO	8
LOB	25

1B: 6	SF: 0	WP: 0	PA: 39
2B: 3	SAC: 2	PB: 0	
3B: 0	DP: 0	SB: 1	
HR: 0	HBP: 0	CS: 1	

BOTTOM

Washington Senators @ Boston Red Sox

Fenway Park, Boston, MA

Sun Aug 05 1962, 3:33 AM EDT

Unknown

livebaseballscorecards.com

Batter	1	2	3	4	5	6	7	8	9	AB	R	H	RBI	BB	SO	LOB
Chuck Schilling, R (1, 4) OBP: 0.290, SLG: 0.329	E4 1B		F2			G3		4-3		4	0	1	0	0	0	0
Gary Geiger, L (1, 8) OBP: 0.322, SLG: 0.374	F5		F7			S 1B			4-3	4	0	1	0	0	0	1
Carl Yastrzemski, L (1, 7) OBP: 0.360, SLG: 0.478	F7			F7		BBBB 4-0 FC5-4 1-2 BB			FC6-4 1B	3	0	1	0	1	0	1
Lou Clinton, R (1, 9) OBP: 0.351, SLG: 0.560	F4			SSS K		FC5-4 1-2f			FC6-4 1-2f	4	0	0	0	0	1	4
Pete Runnels, L (1, 3) OBP: 0.420, SLG: 0.478		SSS K		F6			F5		F9	4	0	0	0	0	1	1
Jim Pagliaroni, R (1, 2) OBP: 0.375, SLG: 0.487		SSS K			SSS K		SSS K			3	0	0	0	0	3	0
Frank Malzone, R (1, 5) OBP: 0.308, SLG: 0.394		1B			L6		F8			3	0	1	0	0	0	0
Eddie Bressoud, R (1, 6) OBP: 0.323, SLG: 0.416		SSS K			F7			SSS K		3	0	0	0	0	2	1
Bill Monbouquette, R (1, 1) OBP: 0.220, SLG: 0.133 Russ Nixon, L (8, PH) OBP: 0.327, SLG: 0.388 Dick Radatz, R (9, 1) OBP: 0.100, SLG: 0.100			SSS K			F4		5-3		2 1 0	0 0 0	0 0 0	0 0 0	0 0 0	1 0 0	0 0 0
Inning Stats	R: 0 E: 1 K: 0 S: 4 H: 1 LOB: 1 BB: 0 P: 4	R: 0 E: 0 K: 3 S: 10 H: 1 LOB: 1 BB: 0 P: 10	R: 0 E: 0 K: 1 S: 5 H: 0 LOB: 0 BB: 0 P: 5	R: 0 E: 0 K: 1 S: 5 H: 0 LOB: 0 BB: 0 P: 5	R: 0 E: 0 K: 1 S: 5 H: 0 LOB: 0 BB: 0 P: 5	R: 0 E: 0 K: 0 S: 4 H: 1 LOB: 2 BB: 1 P: 8	R: 0 E: 0 K: 1 S: 5 H: 0 LOB: 0 BB: 0 P: 5	R: 0 E: 0 K: 1 S: 5 H: 0 LOB: 0 BB: 0 P: 5	R: 0 E: 0 K: 0 S: 4 H: 1 LOB: 1 BB: 0 P: 4	1B: 4 2B: 0 3B: 0 HR: 0 SF: 0 SAC: 0 DP: 0 HBP: 0						

	AB	31
	R	0
	H	4
	RBI	0
	BB	1
	SO	8
	LOB	8

WP: 0 PB: 0 SB: 1 CS: 0 PA: 32

PITCHER		IP	WLS	BF	H	R	ER	SO	BB	IBB	HBP	BLK	WP	HR	S	P	ERA	WHIP
Tom Cheney, R ERA: 2.99	(1, 1)	9.0	W	32	4	0	0	8	1	0	0	0	0	0	47	51	0.00	0.556

PITCHER	IP	WLS	BF	H	R	ER	SO	BB	IBB	HBP	BLK	WP	HR	S	P	ERA	WHIP

Batter	1	2	3	4	5	6	7	8	9	10	11	AB	R	H	RBI	BB	SO	LOB
Jim Piersall, R (1, 8) OBP: 0.325, SLG: 0.359	FC4-6 1B	G3		BB SF7 1-2 2-3		F9			6-3		F3	5	0	1	0	1	0	0
Chuck Cottier, R (1, 4) OBP: 0.321, SLG: 0.368	FC4-6 E 1B 1-2f	6-3	SF7 1-2 2-H 3-H		5-3				K		K	5	1	0	1	0	2	1
Johnny Schaive, R (1, 5) OBP: 0.278, SLG: 0.449	E6 1B 1-2	2B	6-3			1B CS 1B			1B		4-3	2	0	1	0	0	0	1
Bob Johnson, R (3, PR) (3, 5) OBP: 0.332, SLG: 0.420												4	0	2	0	0	0	1
Harry Bright, R (1, 3) OBP: 0.344, SLG: 0.488	BB 1-3 2-H 1B	G4-3 HBP		1B			F7		K			4	0	2	1	0	1	2
Chuck Hinton, R (1, 9) OBP: 0.347, SLG: 0.474	BB 1-2	G4-3 1-2f		K			1-3 1B			6-3		4	0	1	0	1	1	3
Don Lock, R (1, 7) OBP: 0.308, SLG: 0.500	K	K	K	K			CS 3-H	K		3B		5	0	1	0	0	4	4
Bob Schmidt, R (1, 2) OBP: 0.268, SLG: 0.397	F3	E 2B	F9	2B						F2		4	1	2	0	0	0	4
Ken Hamlin, R (8, PR) (8, 6) OBP: 0.308, SLG: 0.311												1	0	0	0	0	0	1
Ed Brinkman, R (1, 6) OBP: 0.213, SLG: 0.225	L5	E1 BB 1B S 2-H				F7		K		IBB		3	1	0	0	0	0	0
Jim King, L (8, PH) OBP: 0.347, SLG: 0.372												1	0	0	0	0	1	1
Ken Retzer, L (8, 2) OBP: 0.358, SLG: 0.437												0	0	0	0	1	0	0
Bennie Daniels, L (1, 1) OBP: 0.132, SLG: 0.211		K		S SF7 1-2 1B		6-3		K		4-3		2	1	1	0	0	1	0
Marty Kutyna, R (5, 1) OBP: 0.286, SLG: 0.167												1	0	0	0	0	0	0
Bud Zipfel, L (8, PH) OBP: 0.319, SLG: 0.395												1	0	0	0	0	1	1
Jim Hannan, R (8, 1) OBP: 0.167, SLG: 0.167												0	0	0	0	0	0	0
Joe Hicks, R (10, PH) OBP: 0.303, SLG: 0.405												1	0	0	0	0	0	2
Don Rudolph, L (10, 1) OBP: 0.279, SLG: 0.308												0	0	0	0	0	0	0
Inning Stats	R: 1 E: 1 K: 1 S: 8 / H: 2 LOB: 3 BB: 1 P: 12	R: 0 E: 0 K: 1 S: 5 / H: 0 LOB: 0 BB: 0 P: 5	R: 0 E: 0 K: 0 S: 3 / H: 1 LOB: 1 BB: 0 P: 4	R: 3 E: 1 K: 1 S: 8 / H: 2 LOB: 1 BB: 1 P: 12	R: 0 E: 0 K: 2 S: 8 / H: 1 LOB: 1 BB: 0 P: 8	R: 0 E: 0 K: 0 S: 3 / H: 0 LOB: 0 BB: 0 P: 3	R: 0 E: 0 K: 0 S: 4 / H: 2 LOB: 1 BB: 0 P: 4	R: 0 E: 0 K: 3 S: 10 / H: 1 LOB: 1 BB: 0 P: 10	R: 0 E: 0 K: 2 S: 8 / H: 1 LOB: 1 BB: 0 P: 8	R: 0 E: 0 K: 0 S: 4 / H: 1 LOB: 2 BB: 1 P: 8	R: 0 E: 0 K: 1 S: 5 / H: 0 LOB: 0 BB: 0 P: 5							

PITCHER		IP	WLS	BF	H	R	ER	SO	BB	IBB	HBP	BLK	WP	HR	S	P	ERA	WHIP
Hal Kolstad, R ERA: 6.16	(1, 1)	7.0		32	8	4	1	5	2	0	1	0	0	0	39	48	1.29	1.429
Dick Radatz, R ERA: 1.91	(8, 1)	4.0	W	16	3	0	0	6	0	1	0	0	0	0	27	31	0.00	0.750

PITCHER	IP	WLS	BF	H	R	ER	SO	BB	IBB	HBP	BLK	WP	HR	S	P	ERA	WHIP

TOP

Washington Senators @ Boston Red Sox

Fenway Park, Boston, MA

Sun Aug 05 1962, 3:38 AM EDT

Att. 13,321 - Unknown

livebaseballscorecards.com

AB	43
R	4
H	11
RBI	2
BB	3
SO	11
LOB	21

1B: 7	SF: 1	WP: 0	PA: 49
2B: 3	SAC: 0	PB: 0	
3B: 1	DP: 1	SB: 2	
HR: 0	HBP: 1	CS: 1	

Batter	1	2	3	4	5	6	7	8	9	10	11	AB	R	H	RBI	BB	SO	LOB
Billy Gardner, R (1, 4) OBP: 0.296, SLG: 0.324 Russ Nixon, L (9, PH) OBP: 0.321, SLG: 0.380 Chuck Schilling, R (10, 4) OBP: 0.290, SLG: 0.329	F9	F9		BB		6-3			F7			3 1 0	0 0 0	0 0 0	0 0 0	1 0 0	0 0 0	2 0 0
Gary Geiger, L (1, 8) OBP: 0.318, SLG: 0.367	3-1	3-1		F8			4-3		3-1			5	0	0	0	0	0	3
Carl Yastrzemski, L (1, 7) OBP: 0.360, SLG: 0.478	2B BB		F8		4-3		FC6-5 2B			3-1		4	1	1	0	1	0	0
Lou Clinton, R (1, 9) OBP: 0.352, SLG: 0.561	1-H 1B 2B		F7		1B 1B		FC6-5-4 2-3			1-3		5	1	2	1	0	0	1
Pete Runnels, L (1, 3) OBP: 0.420, SLG: 0.477	2-H FC5-4 1B		6-3		1-2 1B		4-3			F7		5	0	2	1	0	0	1
Bob Tillman, R (1, 2) OBP: 0.293, SLG: 0.494 Carroll Hardy, R (11, PR) OBP: 0.316, SLG: 0.334	FC5-4 1-2f			K	K			5-3			E 2B	5 0	0 1	1 0	0 0	0 0	2 0	3 0
Frank Malzone, R (1, 5) OBP: 0.307, SLG: 0.392		E6 SH1-4 1B		HR 1B	F4			4-3			F3	5	1	1	0	0	0	3
Eddie Bressoud, R (1, 6) OBP: 0.324, SLG: 0.423		1-2 SH1-4 1B		1-H HR		F6		F8			E5 2-H	5	1	2	2	0	0	0
Hal Kolstad, R (1, 1) OBP: 0.091, SLG: 0.091 Dick Radatz, R (8, 1) OBP: 0.095, SLG: 0.095		SH1-4 1-2 2-3		K		F7			K			2 1	0 0	0 0	0 0	0 0	1 1	0 0
Inning Stats	R: 2 E: 0 K: 0 S: 5 H: 2 LOB: 1 BB: 1 P: 9	R: 0 E: 1 K: 0 S: 5 H: 1 LOB: 2 BB: 0 P: 5	R: 0 E: 0 K: 0 S: 3 H: 0 LOB: 0 BB: 0 P: 3	R: 2 E: 0 K: 2 S: 9 H: 2 LOB: 1 BB: 1 P: 13	R: 0 E: 0 K: 1 S: 7 H: 2 LOB: 2 BB: 0 P: 7	R: 0 E: 0 K: 0 S: 3 H: 0 LOB: 0 BB: 0 P: 3	R: 0 E: 0 K: 0 S: 4 H: 1 LOB: 1 BB: 0 P: 4	R: 0 E: 0 K: 0 S: 3 H: 0 LOB: 0 BB: 0 P: 3	R: 0 E: 0 K: 1 S: 5 H: 0 LOB: 0 BB: 0 P: 5	R: 0 E: 0 K: 0 S: 3 H: 0 LOB: 0 BB: 0 P: 3	R: 1 E: 1 K: 0 S: 3 H: 1 LOB: 2 BB: 0 P: 3	1B: 5 2B: 3 3B: 0 HR: 1 SF: 0 SAC: 1 DP: 0 HBP: 0						

PITCHER		IP	WLS	BF	H	R	ER	SO	BB	IBB	HBP	BLK	WP	HR	S	P	ERA	WHIP
Bennie Daniels, R ERA: 5.59	(1, 1)	4.0		20	5	4	4	2	2	0	0	0	0	1	22	30	9.00	1.750
Marty Kutyna, R ERA: 2.95	(5, 1)	3.0		12	3	0	0	1	0	0	0	0	0	0	14	14	0.00	1.000
Jim Hannan, R ERA: 3.22	(8, 1)	2.0		6	0	0	0	1	0	0	0	0	0	0	8	8	0.00	0.000
Don Rudolph, L ERA: 3.14	(10, 1)	1.1	L	6	1	1	0	0	0	0	0	0	0	0	6	6	0.00	0.750

PITCHER	IP	WLS	BF	H	R	ER	SO	BB	IBB	HBP	BLK	WP	HR	S	P	ERA	WHIP

BOTTOM

Washington Senators @ Boston Red Sox

Fenway Park, Boston, MA

Sun Aug 05 1962, 3:38 AM EDT

Att. 13,321 - Unknown

livebaseballscorecards.com

AB	41
R	5
H	9
RBI	4
BB	2
SO	4
LOB	13

WP: 0 PA: 44
PB: 0
SB: 0
CS: 0

Batter	1	2	3	4	5	6	7	8	9	AB	R	H	RBI	BB	SO	LOB
Billy Consolo, R (1, 6) OBP: 0.348, SLG: 0.304	4-3		1B		G1-6-3 1-3 1B		F4			4	0	2	0	0	0	2
Jerry Lumpe, L (1, 4) OBP: 0.343, SLG: 0.431	5-3		1-3		G1-6-3 1-2f			4-3		4	0	0	0	0	0	3
Ed Charles, R (1, 5) OBP: 0.349, SLG: 0.452	K			WP 2B 2B		6-3		F9		4	1	1	0	0	1	0
Norm Siebern, L (1, 3) OBP: 0.400, SLG: 0.460		BB G4-6-3 BB		5-3 2-H 2B		F7		4-3		3	0	1	1	1	0	0
Manny Jimenez, L (1, 7) OBP: 0.384, SLG: 0.474 Jose Tartabull, L (9, 8) OBP: 0.333, SLG: 0.336		G4-6-3 1-2f		5-3 2-3		4-3			4-3	4 0	0 0	0 0	0 0	0 0	0 0	2 0
George Alusik, R (1, 9) OBP: 0.317, SLG: 0.505 Bobby Del Greco, R (9, 7) OBP: 0.381, SLG: 0.384		FC5-4 1B		6-3			5-3		F7	4 0	0 0	1 0	0 0	0 0	0 0	1 0
Gino Cimoli, R (1, 8) OBP: 0.336, SLG: 0.426 (9, 9)		FC5-4 1-2f		5-3			E4 1B		K	4	0	0	0	0	1	2
Joe Azcue, R (1, 2) OBP: 0.297, SLG: 0.320			5-3		F7		1-2 1B			3	0	1	0	0	0	0
Ed Rakow, S (1, 1) OBP: 0.133, SLG: 0.121			F4		BB 1B		F4			2	0	0	0	1	0	2
Inning Stats	R: 0 E: 0 K: 1 S: 5 H: 0 LOB: 0 BB: 0 P: 5	R: 0 E: 0 K: 0 S: 3 H: 1 LOB: 1 BB: 1 P: 7	R: 0 E: 0 K: 0 S: 4 H: 1 LOB: 1 BB: 0 P: 4	R: 1 E: 0 K: 0 S: 5 H: 2 LOB: 1 BB: 0 P: 5	R: 0 E: 0 K: 0 S: 3 H: 1 LOB: 1 BB: 1 P: 7	R: 0 E: 0 K: 0 S: 3 H: 0 LOB: 0 BB: 0 P: 3	R: 0 E: 1 K: 0 S: 5 H: 1 LOB: 2 BB: 0 P: 5	R: 0 E: 0 K: 0 S: 3 H: 0 LOB: 0 BB: 0 P: 3	R: 0 E: 0 K: 1 S: 5 H: 0 LOB: 0 BB: 0 P: 5	1B: 4 2B: 2 3B: 0 HR: 0 SF: 0 SAC: 0 DP: 2 HBP: 0						

PITCHER		IP	WLS	BF	H	R	ER	SO	BB	IBB	HBP	BLK	WP	HR	S	P	ERA	WHIP
Claude Osteen, L ERA: 3.58	(1, 1)	8.0	L	31	6	1	1	1	2	0	0	0	1	0	31	39	1.12	1.000
Steve Hamilton, L ERA: 3.47	(9, 1)	1.0		3	0	0	0	1	0	0	0	0	0	0	5	5	0.00	0.000

PITCHER	IP	WLS	BF	H	R	ER	SO	BB	IBB	HBP	BLK	WP	HR	S	P	ERA	WHIP

TOP

Kansas City Athletics @ Washington Senators
D.C. Stadium, Washington, DC

Mon Aug 06 1962, 7:05 PM EDT
Att. 5,299 - Unknown

livebaseballscorecards.com

AB	32
R	1
H	6
RBI	1
BB	2
SO	2
LOB	12

WP: 1 PA: 34
PB: 0
SB: 0
CS: 0

BOTTOM

Batter	1	2	3	4	5	6	7	8	9	AB	R	H	RBI	BB	SO	LOB
Jim Piersall, R (1, 8) OBP: 0.324, SLG: 0.358 Joe Hicks, L (8, PR) OBP: 0.303, SLG: 0.405 (9, 8)	4-3		K			F9		1B		4	0	1	0	0	1	0
										0	0	0	0	0	0	0
Chuck Cottier, R (1, 4) OBP: 0.319, SLG: 0.365 Bud Zipfel, L (8, PH) OBP: 0.316, SLG: 0.391 Steve Hamilton, L (9, 1) OBP: 0.133, SLG: 0.071	3-1		K			F8		K		3	0	0	0	0	1	0
										1	0	0	0	0	1	1
										0	0	0	0	0	0	0
Johnny Schaive, R (1, 5) OBP: 0.271, SLG: 0.438	5-3			K		1-3		F6		4	0	0	0	0	1	1
Harry Bright, R (1, 3) OBP: 0.347, SLG: 0.492		FC4-6 G1-2-3 1B		F4			F7		2B	4	0	2	0	0	0	0
Chuck Hinton, R (1, 9) OBP: 0.346, SLG: 0.471 (8, 7)		FC4-6 1-2 1B		F9			K		K	4	0	1	0	0	2	1
Ken Retzer, L (1, 2) OBP: 0.362, SLG: 0.437 Ken Hamlin, R (7, PR) OBP: 0.306, SLG: 0.310 (8, 6)		FC4-6 BB 1-2f 2-3			1B		BB		5-3	2	0	1	0	1	0	2
										1	0	0	0	0	0	1
Don Lock, R (1, 7) OBP: 0.324, SLG: 0.500 Bob Schmidt, R (8, 2) OBP: 0.267, SLG: 0.395		BB 1-2			K		1B 1-2		6-3	2	0	1	0	1	1	1
										1	0	0	0	0	0	1
Ed Brinkman, R (1, 6) OBP: 0.208, SLG: 0.219 Jim King, L (7, PH) OBP: 0.346, SLG: 0.370 (8, 9)		G1-2-3 3-Hf			K		K			2	0	0	0	0	1	4
										1	0	0	0	0	1	2
Claude Osteen, L (1, 1) OBP: 0.179, SLG: 0.214 Danny O'Connell, R (8, PH) OBP: 0.330, SLG: 0.368 (9, 4)			K		K			F4		2	0	0	0	0	2	1
										1	0	0	0	0	0	0

Inning Stats	1	2	3	4	5	6	7	8	9
	R: 0 H: 0 E: 0 LOB: 0 K: 0 BB: 0 S: 3 P: 3	R: 0 H: 2 E: 0 LOB: 2 K: 0 BB: 1 S: 4 P: 8	R: 0 H: 0 E: 0 LOB: 0 K: 3 BB: 0 S: 9 P: 9	R: 0 H: 0 E: 0 LOB: 0 K: 1 BB: 0 S: 5 P: 5	R: 0 H: 1 E: 0 LOB: 1 K: 3 BB: 0 S: 10 P: 10	R: 0 H: 0 E: 0 LOB: 0 K: 0 BB: 0 S: 3 P: 3	R: 0 H: 1 E: 0 LOB: 2 K: 2 BB: 1 S: 8 P: 12	R: 0 H: 1 E: 0 LOB: 1 K: 1 BB: 0 S: 6 P: 6	R: 0 H: 1 E: 0 LOB: 1 K: 1 BB: 0 S: 6 P: 6

PITCHER	IP	WLS	BF	H	R	ER	SO	BB	IBB	HBP	BLK	WP	HR	S	P	ERA	WHIP
Ed Rakow, R (1, 1) ERA: 4.08	9.0	W	34	6	0	0	11	2	0	0	0	0	0	54	62	0.00	0.889

PITCHER	IP	WLS	BF	H	R	ER	SO	BB	IBB	HBP	BLK	WP	HR	S	P	ERA	WHIP

Kansas City Athletics @ Washington Senators

D.C. Stadium, Washington, DC

Mon Aug 06 1962, 7:05 PM EDT

Att. 5,299 - Unknown

livebaseballscorecards.com

AB	32
R	0
H	6
RBI	0
BB	2
SO	11
LOB	15

1B: 5	SF: 0	WP: 0	PA: 34						
2B: 1	SAC: 0	PB: 0							
3B: 0	DP: 1	SB: 0							
HR: 0	HBP: 0	CS: 0							

Batter	1	2	3	4	5	6	7	8	9	AB	R	H	RBI	BB	SO	LOB
Billy Consolo, R (1, 6) OBP: 0.344, SLG: 0.300	E3 L4-3		FC1-6 1-2f	K 1-2 2-3			SH5-4 1B SF6 1B	F5		5	1	1	0	0	1	3
Jerry Lumpe, L (1, 4) OBP: 0.342, SLG: 0.430 Wayne Causey, L (7, 4) OBP: 0.363, SLG: 0.371	L4-3 1-2		G3	SF8 3-H			SH5-4 HR 1-2 1B		1-3	3 1	1 0	1 0	1 0	0 0	0 0	2 0
Ed Charles, R (1, 5) OBP: 0.350, SLG: 0.451	F7			2B 1B 1B 5-3			SH5-4 1-2 2-3		FC6-4 BB	3	1	1	0	1	0	1
Norm Siebern, L (1, 3) OBP: 0.401, SLG: 0.461 Deron Johnson, R (7, 3) OBP: 0.300, SLG: 0.333		F4		1B 1-3 1B 2B	4-3		HR IBB		K	3 1	2 0	1 0	0 0	1 0	0 1	0 1
Manny Jimenez, L (1, 7) OBP: 0.382, SLG: 0.472		F5		1B 2-3 3-H 3B 1B	F8		SF6 3-H		FC6-4 1-2f	4	1	1	2	0	0	1
George Alusik, R (1, 9) OBP: 0.333, SLG: 0.544		1B		1-3 3-H 3B 1B	F3		1-H 2-H HR			4	2	3	4	0	0	0
Gino Cimoli, R (1, 8) OBP: 0.336, SLG: 0.430		F3		1-H 3-H E 3B	F9	F5				4	1	1	2	0	0	1
Joe Azcue, R (1, 2) OBP: 0.300, SLG: 0.323			FC1-6 1B	E E SF8 1B	F8			5-3		4	1	2	0	0	0	0
Bill Fischer, R (1, 1) OBP: 0.118, SLG: 0.176			K	E4 E 1-2 3-H	K			K		4	0	0	1	0	3	2
Inning Stats	R: 0 E: 1 K: 0 S: 3 H: 0 LOB: 0 BB: 0 P: 3	R: 0 E: 0 K: 0 S: 4 H: 1 LOB: 1 BB: 0 P: 4	R: 0 E: 0 K: 1 S: 6 H: 1 LOB: 1 BB: 0 P: 6	R: 6 E: 2 K: 1 S: 12 H: 6 LOB: 1 BB: 0 P: 12	R: 0 E: 0 K: 0 S: 3 H: 0 LOB: 0 BB: 0 P: 3	R: 0 E: 0 K: 1 S: 5 H: 0 LOB: 0 BB: 0 P: 5	R: 4 E: 0 K: 0 S: 6 H: 3 LOB: 0 BB: 1 P: 10	R: 0 E: 0 K: 1 S: 5 H: 0 LOB: 0 BB: 0 P: 5	R: 0 E: 0 K: 1 S: 5 H: 0 LOB: 1 BB: 1 P: 9	1B: 8 2B: 2 3B: 1 HR: 1 SF: 2 SAC: 1 DP: 1 HBP: 0						

PITCHER	IP	WLS	BF	H	R	ER	SO	BB	IBB	HBP	BLK	WP	HR	S	P	ERA	WHIP
Don Rudolph, L (1, 1) ERA: 3.44	3.0	L	16	7	5	5	1	0	0	0	0	0	0	18	18	15.00	2.333
Ed Hobaugh, R (4, 1) ERA: 4.64	5.0		21	4	5	4	3	0	1	0	0	0	1	26	30	7.20	0.800
Marty Kutyna, R (9, 1) ERA: 2.89	1.0		4	0	0	0	1	1	0	0	0	0	0	5	9	0.00	1.000

PITCHER	IP	WLS	BF	H	R	ER	SO	BB	IBB	HBP	BLK	WP	HR	S	P	ERA	WHIP

TOP

Kansas City Athletics @ Washington Senators

D.C. Stadium, Washington, DC

Tue Aug 07 1962, 7:05 PM EDT

Att. 5,041 - Unknown

livebaseballscorecards.com

AB	36
R	10
H	11
RBI	10
BB	2
SO	5
LOB	11

WP: 0 PB: 0 SB: 0 CS: 0 PA: 41

Batter	1	2	3	4	5	6	7	8	9	AB	R	H	RBI	BB	SO	LOB
Jim Piersall, R (1, 8) OBP: 0.323, SLG: 0.357	4-3		1B		6-3			F8		4	0	1	0	0	0	1
Danny O'Connell, R (1, 4) OBP: 0.329, SLG: 0.365	G6-4-3 1B		F5			5-3		4-3		4	0	1	0	0	0	1
Johnny Schaive, R (1, 5) OBP: 0.271, SLG: 0.434	G6-4-3 1-2f			6-3		F6			FC6-4 1B	4	0	1	0	0	0	1
Harry Bright, R (1, 3) OBP: 0.342, SLG: 0.484		6-3		F8		K			FC6-4 1-2f HR	4	1	0	0	0	1	1
Chuck Hinton, R (1, 9) OBP: 0.351, SLG: 0.487		4-3		1B			F8 2B		2-H HR	4	1	3	2	0	0	0
Ken Retzer, L (1, 2) OBP: 0.356, SLG: 0.429		4-3		F7			F8 2-3		F8	4	0	0	0	0	0	2
Don Lock, R (1, 7) OBP: 0.333, SLG: 0.550			HR		5-3		4-3		FC6-4 1B	4	1	2	1	0	0	1
Ed Brinkman, R (1, 6) OBP: 0.198, SLG: 0.208			4-3		L8		4-3		FC6-4 1-2f	4	0	0	0	0	0	2
Don Rudolph, L (1, 1) OBP: 0.273, SLG: 0.300 Ed Hobaugh, R (4, 1) OBP: 0.250, SLG: 0.750 Bud Zipfel, L (8, PH) OBP: 0.313, SLG: 0.386 Marty Kutyna, R (9, 1) OBP: 0.286, SLG: 0.167			K		3B			F9		1 1 1 0	0 0 0 0	0 1 0 0	0 0 0 0	1 0 0 0	0 0 0 0	0 0 0 0
Inning Stats	R: 0 E: 0 K: 0 S: 3 H: 1 LOB: 0 BB: 0 P: 3	R: 0 E: 0 K: 0 S: 3 H: 0 LOB: 0 BB: 0 P: 3	R: 1 E: 0 K: 1 S: 7 H: 2 LOB: 1 BB: 0 P: 7	R: 0 E: 0 K: 0 S: 4 H: 1 LOB: 1 BB: 0 P: 4	R: 0 E: 0 K: 0 S: 4 H: 1 LOB: 1 BB: 0 P: 4	R: 0 E: 0 K: 1 S: 5 H: 0 LOB: 0 BB: 0 P: 5	R: 0 E: 0 K: 0 S: 4 H: 1 LOB: 1 BB: 0 P: 4	R: 0 E: 0 K: 0 S: 3 H: 0 LOB: 0 BB: 0 P: 3	R: 2 E: 1 K: 0 S: 6 H: 3 LOB: 1 BB: 0 P: 6	1B: 5 2B: 1 3B: 1 HR: 2 SF: 0 SAC: 0 DP: 1 HBP: 0						

PITCHER	IP	WLS	BF	H	R	ER	SO	BB	IBB	HBP	BLK	WP	HR	S	P	ERA	WHIP
Bill Fischer, R (1, 1) ERA: 3.62	9.0	W	35	9	3	3	2	0	0	0	0	0	2	39	39	3.00	1.000

PITCHER	IP	WLS	BF	H	R	ER	SO	BB	IBB	HBP	BLK	WP	HR	S	P	ERA	WHIP

BOTTOM

Kansas City Athletics @ Washington Senators
D.C. Stadium, Washington, DC
Tue Aug 07 1962, 7:05 PM EDT
Att. 5,041 - Unknown

livebaseballscorecards.com

AB	35
R	3
H	9
RBI	3
BB	0
SO	2
LOB	9

Detroit Tigers @ Washington Senators

D.C. Stadium, Washington, DC

Wed Aug 08 1962, 7:05 PM EDT

Unknown

TOP

livebaseballscorecards.com

Batter	1	2	3	4	5	6	7	8	9	AB	R	H	RBI	BB	SO	LOB
Don Buddin, R (1, 6) OBP: 0.347, SLG: 0.306	BBB 4-0 E E BB x 0-0 ① FC6-4 1-2!			x 0-0 ① SH5-3 1-2		x 0-0 ① F6		BBB 4-0 BB		2	1	0	0	2	0	4
Bill Bruton, L (1, 8) OBP: 0.344, SLG: 0.411	x 0-0 ① F7	x 0-0 ① F7		x 0-0 ② 4-3 2-3		SSS 0-3 ② K		x 0-0 ③ 4-3		5	0	0	0	0	1	4
Norm Cash, L (1, 9) (5, 3) OBP: 0.380, SLG: 0.534	x 0-0 E7 1-H HR 1B	x 0-0 ② F7		x 0-0 HR 3-H		SSS 0-3 ③ K			x 0-0 L4-6 PB 1B	5	2	3	2	0	1	1
Rocky Colavito, R (1, 7) OBP: 0.367, SLG: 0.501	x 0-0 ② 5-3	x 0-0 ③ F6		x 0-0 ③ 1-4-3			x 0-0 E6		x 0-0 ① 5-3 1-2	5	0	0	0	0	0	2
Vic Wertz, L (1, 3) OBP: 0.311, SLG: 0.475 Bubba Morton, R (5, 9) OBP: 0.346, SLG: 0.338	x 0-0 2-H HR		x 0-0 ① F8		x 0-0 ① F2		x 0-0 ① F7		BBBB 4-0 BB	3 1	1 0	1 0	2 0	0 1	0 0	0 1
Dick McAuliffe, L (1, 4) OBP: 0.366, SLG: 0.408	BBBB 4-0 BB 1B BB BB		x 0-0 ② F7		SSS 0-3 ② K		SSS 0-3 ② K		x 0-0 ②③ L4-6 2-3	4	1	0	0	1	2	3
Steve Boros, R (1, 5) OBP: 0.337, SLG: 0.423	x 0-0 BB BB 1-2 1B		x 0-0 1B		BBB 4-0 BB		SSS 0-3 ③ K			3	0	2	0	1	1	1
Dick Brown, R (1, 2) OBP: 0.280, SLG: 0.369	BBBB 4-0 BB 1-2 2-3 BB		SSS 0-3 ③ K		SSS 0-3 ③ K2-3			x 0-0 ① F3		3	0	0	0	1	2	2
Don Mossi, L (1, 1) OBP: 0.302, SLG: 0.159 Ron Kline, R (3, 1) OBP: 0.250, SLG: 0.250 Terry Fox, R (8, 1) OBP: 0.429, SLG: 0.200	BBBB 4-0 FC6-4 1-2 2-3 3-H BB			x 0-0 4-3 SH5-3 HR 1B		x 0-0 1B		SSS 0-3 ② K		0 3 0	0 1 0	0 2 0	1 0 0	1 0 0	0 1 0	0 0 0
Inning Stats	R: 4 E: 1 K: 0 S: 6 H: 3 LOB: 3 BB: 4 P: 22	R: 0 E: 0 K: 0 S: 3 H: 0 LOB: 0 BB: 0 P: 3	R: 0 E: 0 K: 1 S: 6 H: 1 LOB: 1 BB: 0 P: 6	R: 2 E: 0 K: 0 S: 5 H: 2 LOB: 0 BB: 0 P: 5	R: 0 E: 0 K: 2 S: 7 H: 0 LOB: 1 BB: 1 P: 11	R: 0 E: 0 K: 2 S: 8 H: 1 LOB: 1 BB: 0 P: 8	R: 0 E: 1 K: 2 S: 8 H: 0 LOB: 1 BB: 0 P: 8	R: 0 E: 0 K: 1 S: 5 H: 0 LOB: 1 BB: 1 P: 9	R: 0 E: 0 K: 0 S: 3 H: 1 LOB: 1 BB: 1 P: 7	1B: 6 2B: 1 3B: 0 HR: 2 SF: 0 SAC: 1 DP: 1 HBP: 0						

	AB	34
	R	6
	H	8
	RBI	5
	BB	7
	SO	8
	LOB	18

WP: 0 PB: 1 SB: 0 CS: 0 PA: 42

PITCHER		IP	WLS	BF	H	R	ER	SO	BB	IBB	HBP	BLK	WP	HR	S	P	ERA	WHIP
Dave Stenhouse, R ERA: 3.09	(1, 1)	0.2	L	8	3	4	4	0	3	0	0	0	0	1	5	17	54.00	9.000
Marty Kutyna, R ERA: 3.03	(1, 1)	3.1		14	3	2	2	1	1	0	0	0	0	1	15	19	5.40	1.200
Steve Hamilton, L ERA: 3.31	(5, 1)	3.0		12	1	0	0	6	1	0	0	0	0	0	23	27	0.00	0.667
Jim Hannan, R ERA: 3.15	(8, 1)	1.0		4	0	0	0	1	1	0	0	0	0	0	5	9	0.00	1.000
Ed Hobaugh, R ERA: 4.5	(9, 1)	1.0		4	1	0	0	0	1	0	0	0	0	0	3	7	0.00	2.000

PITCHER	IP	WLS	BF	H	R	ER	SO	BB	IBB	HBP	BLK	WP	HR	S	P	ERA	WHIP

BOTTOM

Detroit Tigers @ Washington Senators

D.C. Stadium, Washington, DC

Wed Aug 08 1962, 7:05 PM EDT

Unknown

livebaseballscorecards.com

Batter	1	2	3	4	5	6	7	8	9	AB	R	H	RBI	BB	SO	LOB
Jim Piersall, R (1, 8) OBP: 0.324, SLG: 0.360	2B	F9		F9			G4-6-3		K	5	1	2	0	0	1	2
Danny O'Connell, R (1, 4) OBP: 0.321, SLG: 0.356	F8		5-3		6-3		G4-6-3		1-3	5	0	0	0	0	0	2
Johnny Schaive, R (1, 5) OBP: 0.276, SLG: 0.441 Ken Hamlin, R (9, 6) OBP: 0.304, SLG: 0.308	2B		F7		L3-1			FC5-4	F2	4 1	0 1	2 0	1 0	0 0	0 0	0 0
Harry Bright, R (1, 3) OBP: 0.340, SLG: 0.485	K		1B		K			FC5-4		4	2	1	0	0	2	2
Chuck Hinton, R (1, 9) OBP: 0.352, SLG: 0.487	F9		S			6-3		BB		4	1	2	1	0	0	1
Don Lock, R (1, 7) OBP: 0.316, SLG: 0.516		K	K			F9		K		4	0	0	0	0	3	3
Bob Schmidt, R (1, 2) OBP: 0.268, SLG: 0.410 Bud Zipfel, L (8, PH) OBP: 0.320, SLG: 0.386 Ed Hobaugh, R (9, 1) OBP: 0.250, SLG: 0.750		HR		F6		E6		1B	BB	3 0 0	1 0 0	1 0 0	1 0 0	0 1 0	0 0 0	0 0 0
Ed Brinkman, R (1, 6) OBP: 0.214, SLG: 0.225 Ken Retzer, L (8, PH) OBP: 0.358, SLG: 0.431 (9, 2)	FC5-4					K			1B	3 1	0 0	2 1	0 2	0 0	1 0	1 0
Dave Stenhouse, R (1, 1) OBP: 0.109, SLG: 0.068 Marty Kutyna, R (1, 1) OBP: 0.250, SLG: 0.143 Jim King, L (4, PH) OBP: 0.345, SLG: 0.369 Steve Hamilton, L (5, 1) OBP: 0.133, SLG: 0.071 Joe Hicks, L (7, PH) OBP: 0.301, SLG: 0.402 Jim Hannan, R (8, 1) OBP: 0.167, SLG: 0.167 Bob Johnson, R (8, PH) OBP: 0.331, SLG: 0.418 (9, 5)	FC5-4		F7				F7		F9	0 1 1 0 1 0 0 1	0 0 0 0 0 0 0 0	0 0 0 0 0 0 0 0	0 0 0 0 0 0 0 0	0 0 0 0 0 0 0 0	0 0 0 0 0 0 0 0	0 1 1 0 0 0 0 2
Inning Stats	R: 1 E: 0 K: 1 S: 7 H: 2 LOB: 1 BB: 0 P: 7	R: 1 E: 0 K: 1 S: 7 H: 2 LOB: 1 BB: 0 P: 7	R: 1 E: 0 K: 1 S: 7 H: 2 LOB: 1 BB: 0 P: 7	R: 0 E: 0 K: 0 S: 4 H: 1 LOB: 1 BB: 0 P: 4	R: 0 E: 0 K: 1 S: 5 H: 0 LOB: 0 BB: 0 P: 5	R: 0 E: 1 K: 1 S: 6 H: 0 LOB: 1 BB: 0 P: 6	R: 0 E: 0 K: 0 S: 3 H: 1 LOB: 0 BB: 0 P: 3	R: 2 E: 0 K: 1 S: 8 H: 3 LOB: 2 BB: 1 P: 12	R: 0 E: 0 K: 1 S: 5 H: 0 LOB: 0 BB: 0 P: 5	1B: 7 2B: 3 3B: 0 HR: 1 SF: 0 SAC: 0 DP: 1 HBP: 0						

	AB	38
	R	5
	H	11
	RBI	5
	BB	1
	SO	7
	LOB	15

WP: 0 PB: 0 SB: 1 CS: 0 PA: 39

PITCHER		IP	WLS	BF	H	R	ER	SO	BB	IBB	HBP	BLK	WP	HR	S	P	ERA	WHIP
Don Mossi, L ERA: 4.22	(1, 1)	2.2		14	6	3	3	2	0	0	0	0	0	1	18	18	10.12	2.250
Ron Kline, R ERA: 4.6	(3, 1)	4.2	W	18	4	2	2	3	0	0	0	0	0	0	24	24	3.86	0.857
Terry Fox, R ERA: 1.53	(8, 1)	1.2	S	7	1	0	0	2	1	0	0	0	0	0	10	14	0.00	1.200

PITCHER	IP	WLS	BF	H	R	ER	SO	BB	IBB	HBP	BLK	WP	HR	S	P	ERA	WHIP

Detroit Tigers @ Washington Senators

D.C. Stadium, Washington, DC

Wed Aug 08 1962, 7:05 PM EDT

Att. 11,196 - Unknown

TOP

Batter	1	2	3	4	5	6	7	8	9	AB	R	H	RBI	BB	SO	LOB
Chico Fernandez, R (1, 6) OBP: 0.282, SLG: 0.391	S S S 0-3 K	0-0 F7		B B B B 4-0 BB		0-0 SH1-3 1-2	0-0 FC6-4 1-2f		0-0 G4-3 1-2f	4	0	0	0	1	1	3
Bill Bruton, L (1, 8) OBP: 0.342, SLG: 0.411	0-0 F5		0-0 F8	S S S 0-3 K		0-0 3B 2-H 2B		0-0 4-3		5	1	1	1	0	1	1
Bubba Morton, R (1, 9) OBP: 0.358, SLG: 0.360	0-0 HR 1B		0-0 CS 1B		0-0 F7	0-0 1B 2-H 3B		B B B B 4-0 WP BB BB		4	2	3	1	1	0	0
Rocky Colavito, R (1, 7) OBP: 0.372, SLG: 0.512	0-0 1-H HR		B B B B 4-0 FC6-4 1-2 BB		0-0 2B SF9 2B	0-0 6-3		B B B B 4-0 WP 1-2 BB		3	2	2	2	2	0	1
Steve Boros, R (1, 5) OBP: 0.338, SLG: 0.427	0-0 F7		0-0 FC6-4 1-2f		0-0 SF9 1B 2-3 2B	0-0 3-H 1B		0-0 F8 1-2 2-3		5	1	2	1	0	0	3
Norm Cash, L (1, 3) OBP: 0.379, SLG: 0.532 Bob Farley, L (6, 3) OBP: 0.333, SLG: 0.280		0-0 F7		H 1-0 HR HBP	0-0 SF9 2-3 3-H	0-0 F9		B B B B 4-0 BB		2 0	1 0	0 0	1 0	0 1	0 0	1 0
Dick McAuliffe, L (1, 4) OBP: 0.367, SLG: 0.408		0-0 1B 1B		0-0 F9	0-0 3-H 1B		0-0 3-1	0-0 F9		5	1	2	1	0	0	4
Mike Roarke, R (1, 2) OBP: 0.250, SLG: 0.349		0-0 1-3 1B		0-0 1-H HR	S S S 0-3 K		B B B B 4-0 FC6-4 BB		0-0 G4-3 1B	4	1	3	2	1	1	1
Phil Regan, R (1, 1) OBP: 0.263, SLG: 0.250		0-0 3-H 1B		S S S 0-3 K		0-0 SH1-3 2B 1B	S S S 0-3 K		S S S 0-3 K	5	1	2	1	0	3	2

	AB	37
	R	10
	H	15
	RBI	10
	BB	6
	SO	6
	LOB	16

livebaseballscorecards.com

Inning Stats	1	2	3	4	5	6	7	8	9	1B: 9	SF: 1	WP: 1	PA: 46
R	2	1	0	2	2	3	0	0	0	2B: 3	SAC: 1	PB: 0	
E	0	0	0	0	0	0	0	0	0	3B: 1	DP: 1	SB: 0	
K	1	0	0	2	1	0	1	0	1	HR: 2	HBP: 1	CS: 1	
S	7	5	3	8	8	7	5	3	5				
H	2	3	1	1	3	4	0	0	1				
LOB	0	1	1	1	1	1	1	3	0				
BB	0	0	1	1	0	1	1	3	0				
P	7	5	7	13	8	9	5	15	5				

PITCHER		IP	WLS	BF	H	R	ER	SO	BB	IBB	HBP	BLK	WP	HR	S	P	ERA	WHIP
Pete Burnside, L (1, 1) ERA: 4.37		5.0	L	26	10	7	7	4	2	0	1	0	0	2	31	40	12.60	2.400
Marty Kutyna, R (6, 1) ERA: 3.43		1.0		7	4	3	3	0	0	0	0	0	0	0	7	7	27.00	4.000
Jim Hannan, R (7, 1) ERA: 2.96		3.0		13	1	0	0	2	4	0	0	0	1	0	13	29	0.00	1.667

PITCHER	IP	WLS	BF	H	R	ER	SO	BB	IBB	HBP	BLK	WP	HR	S	P	ERA	WHIP

BOTTOM

Detroit Tigers @ Washington Senators

D.C. Stadium, Washington, DC

Wed Aug 08 1962, 7:05 PM EDT

Att. 11,196 - Unknown

livebaseballscorecards.com

Batter	1	2	3	4	5	6	7	8	9	AB	R	H	RBI	BB	SO	LOB
Jim King, L (1, 9) OBP: 0.347, SLG: 0.370	BBBB 4-0 CS BB			SSS 0-3 ① K		x 0-0 1-2 1B	x 0-0 ② SF8 3-H			2	0	1	1	1	1	0
Danny O'Connell, R (1, 4) OBP: 0.315, SLG: 0.350	SSS 0-3 ①② K 1-2			x 0-0 ② 1-3		x 0-0 ① F9	x 0-0 ③ F8			4	0	0	0	0	1	4
Bob Johnson, R (1, 5) OBP: 0.331, SLG: 0.416	x 0-0 ③ F9			x 0-0 BB 1B		x 0-0 ② F4		x 0-0 ① F8		4	0	1	0	0	0	2
Bud Zipfel, L (1, 3) OBP: 0.317, SLG: 0.374		SSS 0-3 ① K		BBBB 4-0 1-2 BB		x 0-0 ③ F8		x 0-0 ② F8		3	0	0	0	1	1	2
Chuck Hinton, R (1, 7) OBP: 0.351, SLG: 0.490		x 0-0 ② F3		x 0-0 ③ F4			x 0-0 1B 3B	x 0-0 ③ F8		4	1	1	0	0	0	2
Ken Retzer, L (1, 2) OBP: 0.361, SLG: 0.433		x 0-0 ③ 4-3			x 0-0 ① F7		x 0-0 1B 2B 3-H 1B		x 0-0 G6-3 1B	4	1	2	1	0	0	0
Jim Piersall, R (1, 8) OBP: 0.323, SLG: 0.359			x 0-0 ① F8		x 0-0 ② 5-3		x 0-0 2B 1-2 SF8 1B		x 0-0 ①② G6-3 1-2f	4	1	1	0	0	0	1
Ed Brinkman, R (1, 6) OBP: 0.227, SLG: 0.241			BBBB 4-0 G4-3 BB		x 0-0 ③ 1-3		x 0-0 1-3 2-H 2B		x 0-0 ③ G3	3	0	1	1	1	0	0
Pete Burnside, R (1, 1) OBP: 0.111, SLG: 0.059 Marty Kutyna, R (6, 1) OBP: 0.250, SLG: 0.143 Joe Hicks, L (6, PH) OBP: 0.306, SLG: 0.407 Jim Hannan, R (7, 1) OBP: 0.143, SLG: 0.143			x 0-0 ②③ G4-3 1-2f			x 0-0 1B 1B	x 0-0 ① F9			1 0 1 1	0 0 0 0	0 0 1 0	0 0 0 0	0 0 0 0	0 0 0 0	1 0 0 2
Inning Stats	R: 0 E: 0 K: 1 S: 4 H: 0 LOB: 0 BB: 1 P: 8	R: 0 E: 0 K: 1 S: 5 H: 0 LOB: 0 BB: 0 P: 5	R: 0 E: 0 K: 0 S: 2 H: 0 LOB: 0 BB: 1 P: 6	R: 0 E: 0 K: 1 S: 6 H: 1 LOB: 2 BB: 1 P: 10	R: 0 E: 0 K: 0 S: 3 H: 0 LOB: 0 BB: 0 P: 3	R: 0 E: 0 K: 0 S: 5 H: 2 LOB: 2 BB: 0 P: 5	R: 3 E: 0 K: 0 S: 7 H: 4 LOB: 1 BB: 0 P: 7	R: 0 E: 0 K: 0 S: 3 H: 0 LOB: 0 BB: 0 P: 3	R: 0 E: 0 K: 0 S: 3 H: 1 LOB: 0 BB: 0 P: 3	1B: 6 2B: 2 3B: 1 HR: 0 SF: 1 SAC: 0 DP: 3 HBP: 0						

	AB	31
	R	3
	H	8
	RBI	3
	BB	3
	SO	3
	LOB	14

WP: 0 PB: 0 SB: 0 CS: 1 PA: 35

PITCHER	IP	WLS	BF	H	R	ER	SO	BB	IBB	HBP	BLK	WP	HR	S	P	ERA	WHIP
Phil Regan, R (1, 1) ERA: 4.82	9.0	W	35	8	3	3	3	3	0	0	0	0	0	38	50	3.00	1.222

PITCHER	IP	WLS	BF	H	R	ER	SO	BB	IBB	HBP	BLK	WP	HR	S	P	ERA	WHIP

Batter	1	2	3	4	5	6	7	8	9	AB	R	H	RBI	BB	SO	LOB
Don Buddin, R (1, 6) OBP: 0.355, SLG: 0.306	BBBB 4-0 L9-6 S BB		x 0-0 ② F7	BBBB 4-0 E 1B 1-2 2-3 3-H BB		x 0-0 ② 6-3		x 0-0 1B 1-2 1B		3	0	1	1	2	0	0
Bill Bruton, L (1, 8) OBP: 0.343, SLG: 0.411	SSS 0-3 ① K 1-2		x 0-0 ③ F8	x 0-0 E 1-2 2-H 3-H 1B		x 0-0 ③ G3		x 0-0 1-2 2-H 1B		5	0	2	3	0	1	1
Norm Cash, L (1, 9) (7, 3) OBP: 0.377, SLG: 0.526	x 0-0 ② ③ L9-6 2-3			H 1-0 BB 1B HBP x 0-0 E4 1-2 2-3			x 0-0 ① F5	x 0-0 1-3 ③		4	1	0	0	0	0	5
Rocky Colavito, R (1, 7) OBP: 0.374, SLG: 0.510		BBBB 4-0 FC4-6 BB BB		BBB 4-0 1B 1-2 1B BB x 0-0 ③ 5-3			BBBB 4-0 BB	SSS 0-3 ① K		2	1	0	0	3	1	3
Vic Wertz, L (1, 3) Bubba Morton, R (7, 9) OBP: 0.338, SLG: 0.484 OBP: 0.362, SLG: 0.370		BBBB 4-0 1-2 FC4-6 BB		x 0-0 1B BB 1-3 2-H 1B	x 0-0 FC4-6 1B		x 0-0 ② F7		x 0-0 3B 2B	3 1	1 1	2 1	1 0	1 0	0 0	1 0
Dick McAuliffe, L (1, 4) OBP: 0.364, SLG: 0.411		x 0-0 ① F9		SSS 0-3 ① K	x 0-0 ① FC4-6 1-2f		x 0-0 ③ F9		x 0-0 2-H 1B 3B	5	1	1	1	0	1	6
Steve Boros, R (1, 5) OBP: 0.340, SLG: 0.424		x 0-0 ② FC4-6 1-2f 2-3		BBB 4-0 BB 1B 1-2 1B BB	x 0-0 ② F7			x 0-0 ① L5	x 0-0 3-H 1B	4	1	1	1	1	0	3
Mike Roarke, R (1, 2) OBP: 0.248, SLG: 0.342		x 0-0 ③ F8		x 0-0 BB 1B 1-2 2-3 3-H 1B	x 0-0 4-3 ③			x 0-0 ② F5	x 0-0 ② F1	5	1	1	1	0	0	4
Howie Koplitz, R (1, 1) OBP: 0.385, SLG: 0.273 Sam Jones, R (9, 1) OBP: 0.100, SLG: 0.250			SSS 0-3 ① K	SSS 0-3 ② K		x 0-0 ① L5		x 0-0 1B 1B 1B	SSS 0-3 ③ K	5 0	1 0	1 0	0 0	0 0	3 0	4 0
Inning Stats	R: 0 H: 0 E: 0 LOB: 0 K: 1 BB: 1 S: 4 P: 8	R: 0 H: 0 E: 0 LOB: 2 K: 0 BB: 2 S: 3 P: 11	R: 0 H: 0 E: 0 LOB: 0 K: 1 BB: 0 S: 5 P: 5	R: 5 H: 3 E: 1 LOB: 3 K: 2 BB: 3 S: 11 P: 24	R: 0 H: 1 E: 0 LOB: 1 K: 0 BB: 0 S: 4 P: 4	R: 0 H: 0 E: 0 LOB: 0 K: 0 BB: 0 S: 3 P: 3	R: 0 H: 0 E: 0 LOB: 1 K: 0 BB: 1 S: 3 P: 7	R: 1 H: 3 E: 0 LOB: 2 K: 0 BB: 0 S: 6 P: 6	R: 2 H: 3 E: 0 LOB: 1 K: 2 BB: 0 S: 10 P: 10	1B: 8 SF: 0 2B: 2 SAC: 0 3B: 1 DP: 1 HR: 0 HBP: 1						

TOP

Detroit Tigers @ Washington Senators

D.C. Stadium, Washington, DC

Thu Aug 09 1962, 7:05 PM EDT

Att. 5,101 - Unknown

livebaseballscorecards.com

AB	37
R	8
H	10
RBI	8
BB	7
SO	6
LOB	27

WP: 0 PA: 45
PB: 0
SB: 1
CS: 0

PITCHER		IP	WLS	BF	H	R	ER	SO	BB	IBB	HBP	BLK	WP	HR	S	P	ERA	WHIP
Tom Cheney, R ERA: 3.3	(1, 1)	3.2	L	19	2	5	5	4	6	0	1	0	0	0	20	45	12.27	2.182
Bennie Daniels, R ERA: 5.53	(4, 1)	1.1		7	2	0	0	0	0	0	0	0	0	0	7	7	0.00	1.500
Ed Hobaugh, R ERA: 4.25	(6, 1)	2.0		7	0	0	0	0	1	0	0	0	0	0	6	10	0.00	0.500
Don Rudolph, L ERA: 3.6	(8, 1)	2.0		12	6	3	3	2	0	0	0	0	0	0	16	16	13.50	3.000

PITCHER	IP	WLS	BF	H	R	ER	SO	BB	IBB	HBP	BLK	WP	HR	S	P	ERA	WHIP

BOTTOM

Detroit Tigers @ Washington Senators

D.C. Stadium, Washington, DC

Thu Aug 09 1962, 7:05 PM EDT

Att. 5,101 - Unknown

livebaseballscorecards.com

Batter	1	2	3	4	5	6	7	8	9	AB	R	H	RBI	BB	SO	LOB
Danny O'Connell, R (1, 4) OBP: 0.317, SLG: 0.348	F7		5-3		BB 1-2		HR 1B		F8	4	1	1	0	1	0	1
Jim King, L (1, 9) OBP: 0.351, SLG: 0.388	1B 2B		BBBB G4-6-3 BB		F8		F9		1-H HR	4	2	2	2	1	0	3
Chuck Hinton, R (1, 8) OBP: 0.349, SLG: 0.494	F9		G4-6-3 1-2f		F8		1-H HR		F6	5	1	1	2	0	0	4
Harry Bright, R (1, 3) OBP: 0.341, SLG: 0.483	S 2-H 1B			1B 1B	F8		F8		F9	5	0	2	1	0	0	2
Ken Retzer, L (1, 2) OBP: 0.363, SLG: 0.434	F6 1-2			1-2 1B		1B		F9		4	0	2	0	0	0	1
Don Lock, R (1, 7) OBP: 0.313, SLG: 0.500		S 1B		SSS K		F8		SSS K		4	0	1	0	0	2	3
Bob Johnson, R (1, 5) OBP: 0.330, SLG: 0.414		F4 1-2		F9		F8		1B		4	0	1	0	0	0	4
Ed Brinkman, R (1, 6) OBP: 0.220, SLG: 0.233		F4		F8		F6		F8		3	0	0	0	0	0	4
Johnny Schaive, R (8, PH) OBP: 0.274, SLG: 0.439										1	0	0	0	0	0	1
Ken Hamlin, R (9, 6) OBP: 0.304, SLG: 0.308										0	0	0	0	0	0	0
Tom Cheney, R (1, 1) OBP: 0.194, SLG: 0.107 Bennie Daniels, L (4, 1) OBP: 0.132, SLG: 0.211 Joe Hicks, L (5, PH) OBP: 0.312, SLG: 0.407 Ed Hobaugh, R (6, 1) OBP: 0.250, SLG: 0.750 Jim Piersall, R (7, PH) OBP: 0.323, SLG: 0.358 Don Rudolph, L (8, 1) OBP: 0.273, SLG: 0.300 Bud Zipfel, L (9, PH) OBP: 0.324, SLG: 0.380	SSS K				BBBB BB		F9		HR 1B	1	0	0	0	0	1	1
										0	0	0	0	0	0	0
										0	0	0	0	1	0	0
										0	0	0	0	0	0	0
										1	0	0	0	0	0	0
										0	0	0	0	0	0	0
										1	1	1	0	0	0	0
Inning Stats	R: 1 E: 0 K: 0 S: 5 H: 2 LOB: 1 BB: 0 P: 5	R: 0 E: 0 K: 1 S: 6 H: 1 LOB: 1 BB: 0 P: 6	R: 0 E: 0 K: 0 S: 2 H: 0 LOB: 0 BB: 1 P: 6	R: 0 E: 0 K: 1 S: 7 H: 2 LOB: 2 BB: 0 P: 7	R: 0 E: 0 K: 0 S: 3 H: 0 LOB: 2 BB: 2 P: 11	R: 0 E: 0 K: 0 S: 4 H: 1 LOB: 1 BB: 0 P: 4	R: 2 E: 0 K: 0 S: 5 H: 2 LOB: 0 BB: 0 P: 5	R: 0 E: 0 K: 1 S: 6 H: 1 LOB: 1 BB: 0 P: 6	R: 2 E: 0 K: 0 S: 5 H: 2 LOB: 0 BB: 0 P: 5	1B: 8 2B: 1 3B: 0 HR: 2	SF: 0 SAC: 0 DP: 1 HBP: 0					

	AB	37
	R	5
	H	11
	RBI	5
	BB	3
	SO	3
	LOB	24

PITCHER		IP	WLS	BF	H	R	ER	SO	BB	IBB	HBP	BLK	WP	HR	S	P	ERA	WHIP
Howie Koplitz, R ERA: 2.81	(1, 1)	8.1	W	38	11	5	5	3	3	0	0	0	0	2	41	53	5.40	1.680
Sam Jones, R ERA: 3.42	(9, 1)	0.2	S	2	0	0	0	0	0	0	0	0	0	0	2	2	0.00	0.000

PITCHER	IP	WLS	BF	H	R	ER	SO	BB	IBB	HBP	BLK	WP	HR	S	P	ERA	WHIP

WP: 0	PA:	40
PB: 0		
SB: 2		
CS: 0		

Batter	1	2	3	4	5	6	7	8	9	AB	R	H	RBI	BB	SO	LOB
Ty Cline, L (1, 8) OBP: 0.320, SLG: 0.319	L9		BB		L4-3 2-3		1B 2B 1B	L3-1		4	1	1	0	1	0	2
Al Luplow, L (1, 7) OBP: 0.373, SLG: 0.500	4-3		K		K		2B SF8 1-3 1B		F7	5	1	1	0	0	2	3
Tito Francona, L (1, 3) OBP: 0.322, SLG: 0.400	K			F2		HR	SF8 1-3 3-H 2B		K	5	1	2	2	0	2	0
Willie Kirkland, L (1, 9) OBP: 0.280, SLG: 0.385 Gene Green, R (7, PH) OBP: 0.333, SLG: 0.533 Don Dillard, L (7, 9) OBP: 0.283, SLG: 0.390		F9		K		K	SF8 2-3 3-H		1-3	3 0 1	0 0 0	0 0 0	0 1 0	0 0 0	2 0 0	0 0 0
John Romano, R (1, 2) OBP: 0.365, SLG: 0.489		K		1B		BB	5-3			3	0	1	0	1	1	1
Bubba Phillips, R (1, 5) OBP: 0.293, SLG: 0.353		F7		1-2 1B		K	5-3			4	0	1	0	0	1	2
Jerry Kindall, R (1, 4) OBP: 0.277, SLG: 0.358			F4	K		1-3 2B		BB	SH1-3	3	0	1	0	1	1	2
Jim Mahoney, R (1, 6) OBP: 0.244, SLG: 0.409			5-3 1B	L4-3 SH1-4 1B		IBB		SH1-3 1-2		2	0	2	0	1	0	0
Pedro Ramos, S (1, 1) OBP: 0.238, SLG: 0.475			5-3 1-2	SH1-4 1-2		K		K		3	0	0	0	0	2	5
Inning Stats	R: 0 E: 0 K: 1 S: 5 H: 0 LOB: 0 BB: 0 P: 5	R: 0 E: 0 K: 1 S: 5 H: 0 LOB: 0 BB: 0 P: 5	R: 0 E: 0 K: 1 S: 6 H: 1 LOB: 2 BB: 1 P: 10	R: 0 E: 0 K: 2 S: 9 H: 2 LOB: 2 BB: 0 P: 9	R: 0 E: 0 K: 1 S: 6 H: 1 LOB: 1 BB: 0 P: 6	R: 1 E: 0 K: 3 S: 11 H: 2 LOB: 3 BB: 2 P: 19	R: 2 E: 0 K: 0 S: 6 H: 3 LOB: 1 BB: 0 P: 6	R: 0 E: 0 K: 1 S: 5 H: 0 LOB: 1 BB: 1 P: 9	R: 0 E: 0 K: 1 S: 5 H: 0 LOB: 0 BB: 0 P: 5	1B: 6 2B: 2 3B: 0 HR: 1 SF: 1 SAC: 2 DP: 0 HBP: 0						

PITCHER	IP	WLS	BF	H	R	ER	SO	BB	IBB	HBP	BLK	WP	HR	S	P	ERA	WHIP
Dave Stenhouse, R (1, 1) ERA: 3.15	6.0	L	30	9	3	3	9	2	1	0	0	0	1	45	57	4.50	1.833
Pete Burnside, L (7, 1) ERA: 4.36	0.1		1	0	0	0	0	0	0	0	0	0	0	1	1	0.00	0.000
Jim Hannan, R (7, 1) ERA: 2.92	0.2		2	0	0	0	0	0	0	0	0	0	0	2	2	0.00	0.000
Bennie Daniels, R (8, 1) ERA: 5.43	2.0		7	0	0	0	2	1	0	0	0	0	0	10	14	0.00	0.500

PITCHER	IP	WLS	BF	H	R	ER	SO	BB	IBB	HBP	BLK	WP	HR	S	P	ERA	WHIP

TOP

Cleveland Indians @ Washington Senators

D.C. Stadium, Washington, DC

Fri Aug 10 1962, 7:05 PM EDT

Att. 6,778 - Unknown

livebaseballscorecards.com

AB	33
R	3
H	9
RBI	3
BB	4
SO	11
LOB	15

1B: 6	SF: 1	WP: 0	PA: 40
2B: 2	SAC: 2	PB: 0	
3B: 0	DP: 0	SB: 0	
HR: 1	HBP: 0	CS: 0	

Batter	1	2	3	4	5	6	7	8	9	AB	R	H	RBI	BB	SO	LOB
Chuck Cottier, R (1, 4) OBP: 0.315, SLG: 0.361	5-3		F3		K		F7			4	0	0	0	0	1	0
Jim King, L (1, 9) OBP: 0.347, SLG: 0.382	6-3		1-4-3		F4			G3		4	0	0	0	0	0	0
Chuck Hinton, R (1, 8) OBP: 0.353, SLG: 0.497	1B		1B			FC1-6 1B		F7		4	0	3	0	0	0	0
Harry Bright, R (1, 3) OBP: 0.340, SLG: 0.480	F5		1-2 1B			FC1-6 E 1B 1-2f		F9		4	0	1	0	0	0	2
Ken Retzer, L (1, 2) OBP: 0.366, SLG: 0.435		BB 1B	5-3			E7 1-3 1B			3-1	4	0	2	0	0	0	2
Don Lock, R (1, 7) OBP: 0.298, SLG: 0.472		F3		K		F3			F9	4	0	0	0	0	1	3
Bob Johnson, R (1, 5) OBP: 0.326, SLG: 0.409		K		4-3		K			4-3	4	0	0	0	0	2	3
Ed Brinkman, R (1, 6) OBP: 0.226, SLG: 0.230		1-2 BB		K			L8			1	0	0	0	1	1	0
Joe Hicks, L (7, PH) OBP: 0.310, SLG: 0.404										1	0	0	0	0	0	0
Ken Hamlin, R (8, 6) OBP: 0.304, SLG: 0.308										0	0	0	0	0	0	0
Dave Stenhouse, R (1, 1) OBP: 0.104, SLG: 0.065		K			F6		L8			2	0	0	0	0	1	2
Pete Burnside, R (7, 1) OBP: 0.111, SLG: 0.059										0	0	0	0	0	0	0
Jim Hannan, R (7, 1) OBP: 0.143, SLG: 0.143										0	0	0	0	0	0	0
Bud Zipfel, L (7, PH) OBP: 0.320, SLG: 0.376										1	0	0	0	0	0	0
Bennie Daniels, L (8, 1) OBP: 0.132, SLG: 0.211										0	0	0	0	0	0	0
Inning Stats	R: 0 E: 0 K: 0 S: 4 H: 1 LOB: 1 BB: 0 P: 4	R: 0 E: 0 K: 2 S: 8 H: 1 LOB: 2 BB: 1 P: 12	R: 0 E: 0 K: 0 S: 5 H: 2 LOB: 2 BB: 0 P: 5	R: 0 E: 0 K: 2 S: 7 H: 0 LOB: 0 BB: 0 P: 7	R: 0 E: 0 K: 1 S: 5 H: 0 LOB: 0 BB: 0 P: 5	R: 0 E: 1 K: 1 S: 7 H: 2 LOB: 2 BB: 0 P: 7	R: 0 E: 0 K: 0 S: 3 H: 0 LOB: 0 BB: 0 P: 3	R: 0 E: 0 K: 0 S: 3 H: 0 LOB: 0 BB: 0 P: 3	R: 0 E: 0 K: 0 S: 3 H: 0 LOB: 0 BB: 0 P: 3	1B: 6 2B: 0 3B: 0 HR: 0	SF: 0 SAC: 0 DP: 0 HBP: 0			WP: 0 PB: 0 SB: 0 CS: 0	PA: 34		

PITCHER	IP	WLS	BF	H	R	ER	SO	BB	IBB	HBP	BLK	WP	HR	S	P	ERA	WHIP
Pedro Ramos, R (1, 1) ERA: 4.05	9.0	W	34	6	0	0	6	1	0	0	0	0	0	45	49	0.00	0.778

PITCHER	IP	WLS	BF	H	R	ER	SO	BB	IBB	HBP	BLK	WP	HR	S	P	ERA	WHIP

BOTTOM

Cleveland Indians @ Washington Senators

D.C. Stadium, Washington, DC

Fri Aug 10 1962, 7:05 PM EDT

Att. 6,778 - Unknown

livebaseballscorecards.com

AB	33
R	0
H	6
RBI	0
BB	1
SO	6
LOB	12

Batter	1	2	3	4	5	6	7	8	9	AB	R	H	RBI	BB	SO	LOB
Willie Tasby, R (1, 8) OBP: 0.333, SLG: 0.348	1-3		HR			F8		1-2 1B		4	1	2	1	0	0	0
Tito Francona, L (1, 3) OBP: 0.321, SLG: 0.401	4-3 1B 2B		K			F6		4-3		4	1	1	0	0	1	2
Chuck Essegian, R (1, 7) OBP: 0.361, SLG: 0.502	4-3 2-3		6-3			L5			F8	4	0	0	0	0	0	1
Gene Green, R (1, 9) OBP: 0.330, SLG: 0.523	3-H 1B			K			F7		6-3	4	0	1	1	0	1	0
John Romano, R (1, 2) OBP: 0.363, SLG: 0.485 Doc Edwards, R (7, 2) OBP: 0.449, SLG: 0.594	K			5-3			F9		1B	3 1	0 0	0 1	0 0	0 0	1 0	1 0
Bubba Phillips, R (1, 5) OBP: 0.290, SLG: 0.350		2-3		F6			F7		F4	4	0	0	0	0	0	1
Jerry Kindall, R (1, 4) OBP: 0.275, SLG: 0.355		F9			F8			6-3		3	0	0	0	0	0	0
Jim Mahoney, R (1, 6) OBP: 0.229, SLG: 0.383		F8			K			F4		3	0	0	0	0	1	0
Sam McDowell, L (1, 1) OBP: 0.125, SLG: 0.125			F8		1-3			E6 1B		2	0	0	0	0	0	0
Frank Funk, R (7, 1) OBP: 0.083, SLG: 0.083										0	0	0	0	0	0	0
Jack Kubiszyn, R (8, PH) OBP: 0.196, SLG: 0.238										1	0	0	0	0	0	0
Bill Dailey, R (8, 1)										0	0	0	0	0	0	0
Inning Stats	R: 1 E: 0 K: 1 S: 7 H: 2 LOB: 1 BB: 0 P: 7	R: 0 E: 0 K: 0 S: 3 H: 0 LOB: 0 BB: 0 P: 3	R: 1 E: 0 K: 1 S: 6 H: 1 LOB: 0 BB: 0 P: 6	R: 0 E: 0 K: 1 S: 5 H: 0 LOB: 0 BB: 0 P: 5	R: 0 E: 0 K: 1 S: 5 H: 0 LOB: 0 BB: 0 P: 5	R: 0 E: 0 K: 0 S: 3 H: 0 LOB: 0 BB: 0 P: 3	R: 0 E: 0 K: 0 S: 3 H: 0 LOB: 0 BB: 0 P: 3	R: 0 E: 1 K: 0 S: 5 H: 1 LOB: 2 BB: 0 P: 5	R: 0 E: 0 K: 0 S: 4 H: 1 LOB: 1 BB: 0 P: 4	1B: 3 2B: 1 3B: 0 HR: 1 SF: 0 SAC: 0 DP: 0 HBP: 0						

PITCHER		IP	W/L/S	BF	H	R	ER	SO	BB	IBB	HBP	BLK	WP	HR	S	P	ERA	WHIP
Claude Osteen, L ERA: 3.44	(1, 1)	9.0	W	33	5	2	2	4	0	0	0	0	0	1	41	41	2.00	0.556

PITCHER		IP	W/L/S	BF	H	R	ER	SO	BB	IBB	HBP	BLK	WP	HR	S	P	ERA	WHIP

TOP

Cleveland Indians @ Washington Senators

D.C. Stadium, Washington, DC

Sat Aug 11 1962, 7:05 PM EDT

Att. 9,880 - Unknown

livebaseballscorecards.com

AB	33
R	2
H	5
RBI	2
BB	0
SO	4
LOB	5

Batter	1	2	3	4	5	6	7	8	9	AB	R	H	RBI	BB	SO	LOB
Ken Hamlin, R (1, 6) OBP: 0.309, SLG: 0.310	BBBB 4-0 G6-4-3 BB		x 0-0 ① SH3-4 1-2 2-3		x 0-0 ② F4		x 0-0 ① SF8 3-H	x 0-0 WP 1-2 3-H 1B		2	0	1	2	1	0	0
Jim Piersall, R (1, 8) OBP: 0.321, SLG: 0.359	SSS 0-3 ① K		x 0-0 1B 2-H 3-H 2B		SSS 0-3 ③ K		x 0-0 ② F7	x 0-0 ③ 5-3 1-2 2-3		5	1	1	2	0	2	3
Chuck Hinton, R (1, 9) OBP: 0.357, SLG: 0.499	x 0-0 ② G6-4-3 ③ 1-2f		x 0-0 2-H 1B			x 0-0 FC6-4 1B	BBBB 4-0 BB			3	0	2	1	1	0	1
Harry Bright, R (1, 3) OBP: 0.336, SLG: 0.473		x 0-0 ① 6-3	SSS 0-3 ② K			x 0-0 ① FC6-4 1-2f 2B	x 0-0 ③ F8			4	1	0	0	0	1	3
Don Lock, R (1, 7) OBP: 0.307, SLG: 0.480		SSS 0-3 ② K	SSS 0-3 ③ K			x 0-0 1-H CS 2B		BBBB 4-0 FC6-4 BB		3	0	1	1	1	2	1
Bob Johnson, R (1, 5) OBP: 0.325, SLG: 0.406		x 0-0 ③ F9		x 0-0 ① 6-3		BBBB 4-0 CS BB		x 0-0 ① FC6-4 1-2f 1B		3	1	0	0	1	0	1
Bob Schmidt, R (1, 2) OBP: 0.267, SLG: 0.411			x 0-0 1B E 2B	x 0-0 ② 6-3	x 0-0 F6 1-2 3-H ②③			SSS 0-3 ② K		4	1	1	0	0	1	3
Chuck Cottier, R (1, 4) OBP: 0.320, SLG: 0.371			x 0-0 SH3-4 E 2-3 2B 1B	x 0-0 ③ F4			x 0-0 3B 3B	x 0-0 1B 2-H 1B 1B		4	3	3	1	0	0	0
Claude Osteen, L (1, 1) OBP: 0.219, SLG: 0.313			x 0-0 E4 SH3-4 1-2 2B 3-H		SSS 0-3 ① K		x 0-0 SF8 3-H 3B	x 0-0 WP 1B 1-3 1B		4	2	2	2	0	1	1
Inning Stats	R: 0 H: 0 E: 0 LOB: 0 K: 1 BB: 1 S: 4 P: 8	R: 0 H: 0 E: 0 LOB: 0 K: 1 BB: 0 S: 5 P: 5	R: 4 H: 4 E: 1 LOB: 1 K: 2 BB: 0 S: 12 P: 12	R: 0 H: 0 E: 0 LOB: 0 K: 0 BB: 0 S: 3 P: 3	R: 0 H: 0 E: 0 LOB: 0 K: 2 BB: 0 S: 7 P: 7	R: 1 H: 2 E: 0 LOB: 1 K: 0 BB: 1 S: 4 P: 8	R: 2 H: 2 E: 0 LOB: 1 K: 0 BB: 1 S: 5 P: 9	R: 2 H: 3 E: 1 LOB: 2 K: 1 BB: 1 S: 8 P: 12		1B: 6 SF: 1 2B: 3 SAC: 1 3B: 2 DP: 1 HR: 0 HBP: 0						

PITCHER		IP	WLS	BF	H	R	ER	SO	BB	IBB	HBP	BLK	WP	HR	S	P	ERA	WHIP
Sam McDowell, L ERA: 6.18	(1, 1)	6.0	L	27	8	7	6	6	2	0	0	0	0	0	37	45	9.00	1.667
Frank Funk, R ERA: 3.13	(7, 1)	1.0		4	0	0	0	0	1	0	0	0	0	0	3	7	0.00	1.000
Bill Dailey, R ERA: 3.49	(8, 1)	1.0		7	3	2	2	1	1	0	0	0	1	0	8	12	18.00	4.000

PITCHER	IP	WLS	BF	H	R	ER	SO	BB	IBB	HBP	BLK	WP	HR	S	P	ERA	WHIP

BOTTOM

Cleveland Indians @ Washington Senators

D.C. Stadium, Washington, DC

Sat Aug 11 1962, 7:05 PM EDT

Att. 9,880 - Unknown

livebaseballscorecards.com

AB	32
R	9
H	11
RBI	9
BB	4
SO	7
LOB	13

Batter	1	2	3	4	5	6	7	8	9	AB	R	H	RBI	BB	SO	LOB
Willie Tasby, R (1, 8) (8, 7) OBP: 0.330, SLG: 0.343	SSS 0-3 ① K		SSS 0-3 ② K		x 0-0 ③ 1-3		x 0-0 2-H 1B		SSS 0-3 ① K	5	0	1	1	0	3	1
Doc Edwards, R (1, 2) OBP: 0.422, SLG: 0.554	x 0-0 ② F9		x 0-0 ③ 6-3			x 0-0 ① 5-3	x 0-0 ③ F2		SSS 0-3 ② K	5	0	0	0	0	1	1
Chuck Essegian, R (1, 7) OBP: 0.369, SLG: 0.508 Ty Cline, L (8, 8) OBP: 0.318, SLG: 0.318	x 0-0 BB 1B			x 0-0 1B		x 0-0 HR 1B		BBBB 4-0 HR BB	x 0-0 ③ L5-3	3 1	2 0	3 0	0 0	1 0	0 0	0 0
Gene Green, R (1, 9) OBP: 0.345, SLG: 0.580 Willie Kirkland, L (9, 9) OBP: 0.280, SLG: 0.385	BBBB 4-0 1-2 BB			x 0-0 ① F7		x 0-0 1-H HR		x 0-0 1-H HR		3 0	2 0	2 0	4 0	1 0	0 0	1 0
Bubba Phillips, R (1, 5) OBP: 0.288, SLG: 0.346	x 0-0 ③ 5-3			x 0-0 ② F5		x 0-0 ② 6-3		x 0-0 ① 5-3		4	0	0	0	0	0	3
Tito Francona, L (1, 3) OBP: 0.319, SLG: 0.397		SSS 0-3 ① K		SSS 0-3 ③ K		x 0-0 ③ G3		x 0-0 ② 4-3		4	0	0	0	0	2	1
Jerry Kindall, R (1, 4) OBP: 0.280, SLG: 0.360		SSS 0-3 ② K			x 0-0 4-3 1B		BBBB 4-0 SH1-3 1B BB	x 0-0 2B		3	1	2	0	1	1	0
Jim Mahoney, R (1, 6) OBP: 0.235, SLG: 0.367		x 0-0 ③ F6			x 0-0 ① 4-3 1-2		x 0-0 ① SH1-3 1-2	4-0 FC6-4 IBB		2	0	0	0	1	0	1
Mudcat Grant, R (1, 1) OBP: 0.184, SLG: 0.216			SSS 0-3 ① K		x 0-0 ② F5		SSS 0-3 ② K	x 0-0 ③ FC6-4 1-2f		4	0	0	0	0	2	4
Inning Stats	R: 0 E: 0 K: 1 S: 6 H: 1 LOB: 2 BB: 1 P: 10	R: 0 E: 0 K: 2 S: 7 H: 0 LOB: 0 BB: 0 P: 7	R: 0 E: 0 K: 2 S: 7 H: 0 LOB: 0 BB: 0 P: 7	R: 0 E: 0 K: 1 S: 6 H: 1 LOB: 1 BB: 0 P: 6	R: 0 E: 0 K: 0 S: 4 H: 1 LOB: 1 BB: 0 P: 4	R: 2 E: 0 K: 0 S: 5 H: 2 LOB: 0 BB: 0 P: 5	R: 1 E: 0 K: 1 S: 6 H: 1 LOB: 1 BB: 1 P: 10	R: 2 E: 0 K: 0 S: 5 H: 2 LOB: 2 BB: 2 P: 13	R: 0 E: 0 K: 2 S: 7 H: 0 LOB: 0 BB: 0 P: 7	1B: 5 2B: 1 3B: 0 HR: 2	SF: 0 SAC: 1 DP: 0 HBP: 0						

TOP

Cleveland Indians @ Washington Senators

D.C. Stadium, Washington, DC

Sun Aug 12 1962, 3:33 AM EDT

Att. 9,534 - Unknown

livebaseballscorecards.com

AB	34
R	5
H	8
RBI	5
BB	4
SO	9
LOB	12

WP: 0 PB: 0 SB: 0 CS: 0 PA: 39

PITCHER		IP	WLS	BF	H	R	ER	SO	BB	IBB	HBP	BLK	WP	HR	S	P	ERA	WHIP
Steve Hamilton, L ERA: 3.36	(1, 1)	7.0		29	6	3	3	7	2	0	0	0	0	1	41	49	3.86	1.143
Bennie Daniels, R ERA: 5.49	(8, 1)	2.0	L	10	2	2	2	2	1	1	0	0	0	1	12	20	9.00	1.500

PITCHER	IP	WLS	BF	H	R	ER	SO	BB	IBB	HBP	BLK	WP	HR	S	P	ERA	WHIP

Batter	1	2	3	4	5	6	7	8	9	AB	R	H	RBI	BB	SO	LOB
Ken Hamlin, R (1, 6) OBP: 0.302, SLG: 0.303	K	F4			L3		FC6 1-2f			4	0	0	0	0	1	1
Jim Piersall, R (1, 8) OBP: 0.320, SLG: 0.355	HR 1B BB	4-3			6-3			K		3	1	0	0	1	1	0
Chuck Hinton, R (1, 9) OBP: 0.361, SLG: 0.499	HR 1-2 1B		G6-4-3 BB		6-3			BB		2	1	1	0	2	0	0
Harry Bright, R (1, 3) OBP: 0.334, SLG: 0.480	HR 1-H 2-H		G6-4-3 1-2f			K		L8		4	1	1	3	0	1	2
Ken Retzer, L (1, 2) OBP: 0.360, SLG: 0.427	F3		F8			F9		F9		4	0	0	0	0	0	1
Don Lock, R (1, 7) OBP: 0.304, SLG: 0.462	1B BB			K		F5			6-3	3	0	0	0	1	1	0
Bob Johnson, R (1, 5) OBP: 0.327, SLG: 0.410	1-2 1B			6-3			SH2-3 FC4-2 2B		6-3	4	0	2	0	0	0	0
Chuck Cottier, R (1, 4) OBP: 0.320, SLG: 0.377	F3			3B			SH2-3 2-3		5-3	3	0	1	0	0	0	2
Steve Hamilton, L (1, 1) OBP: 0.118, SLG: 0.063 Jim King, L (7, PH) OBP: 0.345, SLG: 0.380 Bennie Daniels, L (8, 1) OBP: 0.132, SLG: 0.211		6-3		F7			FC4-2 FC6 3-H			2 1 0	0 0 0	0 0 0	0 0 0	0 0 0	0 0 0	1 1 0
Inning Stats	R: 3 H: 3 E: 0 LOB: 2 K: 1 BB: 2 S: 8 P: 16	R: 0 H: 0 E: 0 LOB: 0 K: 0 BB: 0 S: 3 P: 3	R: 0 H: 0 E: 0 LOB: 0 K: 0 BB: 1 S: 2 P: 6	R: 0 H: 1 E: 0 LOB: 1 K: 1 BB: 0 S: 6 P: 6	R: 0 H: 0 E: 0 LOB: 0 K: 0 BB: 0 S: 3 P: 3	R: 0 H: 0 E: 0 LOB: 0 K: 1 BB: 0 S: 5 P: 5	R: 0 H: 1 E: 0 LOB: 1 K: 0 BB: 0 S: 4 P: 4	R: 0 H: 0 E: 0 LOB: 1 K: 1 BB: 1 S: 5 P: 9	R: 0 H: 0 E: 0 LOB: 0 K: 0 BB: 0 S: 3 P: 3	1B: 2 SF: 0 2B: 1 SAC: 1 3B: 1 DP: 1 HR: 1 HBP: 0						WP: 0 PA: 35 PB: 0 SB: 0 CS: 0	

PITCHER	IP	WLS	BF	H	R	ER	SO	BB	IBB	HBP	BLK	WP	HR	S	P	ERA	WHIP
Mudcat Grant, R (1, 1) ERA: 3.84	9.0	W	35	5	3	3	4	4	0	0	0	0	1	39	55	3.00	1.000

PITCHER	IP	WLS	BF	H	R	ER	SO	BB	IBB	HBP	BLK	WP	HR	S	P	ERA	WHIP

BOTTOM

Cleveland Indians @ Washington Senators

D.C. Stadium, Washington, DC

Sun Aug 12 1962, 3:33 AM EDT

Att. 9,534 - Unknown

livebaseballscorecards.com

AB	30
R	3
H	5
RBI	3
BB	4
SO	4
LOB	8

Batter	1	2	3	4	5	6	7	8	9	AB	R	H	RBI	BB	SO	LOB
Ken Hamlin, R (1, 6) OBP: 0.305, SLG: 0.311	0-0 1B		0-0 ② 6-3		0-0 ② 5-3	0-0 WP 3-H 2B		0-0 ① 1-6-3		5	0	2	1	0	0	0
Jim Piersall, R (1, 8) OBP: 0.321, SLG: 0.359	0-0 ① L8		0-0 S HR 1B		0-0 2B	0-0 ③ 4-3 2-3		0-0 ② 6-3		5	1	2	0	0	0	2
Chuck Hinton, R (1, 9) OBP: 0.364, SLG: 0.499	0-0 ② L8		B B B 4-0 1-2 HR BB		0-0 ③ 1-3		0-0 FC5-4 1B	0-0 1B		4	1	2	0	1	0	2
Harry Bright, R (1, 3) OBP: 0.336, SLG: 0.493	0-0 ③ F6		0-0 1-H 2-H HR			0-0 1B HR 2B	0-0 ① FC5-4 1-2f 1B 1B	0-0 ③ F3		5	3	2	3	0	0	3
Ken Retzer, L (1, 2) OBP: 0.360, SLG: 0.427		0-0 ① 4-3	S S S 0-3 ③ K2-3			0-0 2-3 HR 1B	0-0 1B 1-2 3B 1B		0-0 ① 3-1	5	2	2	0	0	1	0
Don Lock, R (1, 7) OBP: 0.320, SLG: 0.506		0-0 ② 1B		0-0 ① 6-3		0-0 1-H 3-H HR	0-0 1-3 2-H 3B 1B		S S S 0-3 ② K	5	2	3	4	0	1	0
Bob Johnson, R (1, 5) OBP: 0.328, SLG: 0.418		0-0 2B		0-0 ② 5-3		0-0 ① 5-3	0-0 1-H 3-H SF8 3B		0-0 ③ F7	5	1	2	2	0	0	0
Chuck Cottier, R (1, 4) OBP: 0.319, SLG: 0.376		0-0 ③ L8		0-0 ③ 1-3		0-0 4-3 S 2B 1B	0-0 ② SF8 3-H			3	1	1	1	0	0	1
Jim Hannan, R (1, 1) OBP: 0.100, SLG: 0.100			S S S 0-3 ① K		S S S 0-3 ① K	0-0 ② 4-3 1-3	S S S 0-3 ③ K			3	0	0	0	0	2	1
Ed Hobaugh, R (6, 1) OBP: 0.200, SLG: 0.600										1	0	0	0	0	1	0

TOP

Washington Senators @ Cleveland Indians

Cleveland Municipal Stadium, Cleveland, OH

Mon Aug 13 1962, 7:05 PM EDT

Unknown

livebaseballscorecards.com

	AB	R	H	RBI	BB	SO	LOB
	41	11	16	11	1	5	9

Inning Stats	1	2	3	4	5	6	7	8	9	1B: 9	SF: 1	WP: 1	PA: 43
R:	0	0	3	0	0	4	4	0	0	2B: 4	SAC: 0	PB: 0	
E:	0	0	0	0	0	0	0	0	0	3B: 1	DP: 0	SB: 2	
K:	0	0	2	0	1	0	1	0	1	HR: 2	HBP: 0	CS: 0	
S:	4	4	9	3	6	8	9	4	5				
H:	1	2	2	0	1	5	4	1	0				
LOB:	1	1	1	0	1	1	0	1	0				
BB:	0	0	1	0	0	0	0	0	0				
P:	4	4	13	3	6	8	9	4	5				

PITCHER		IP	WLS	BF	H	R	ER	SO	BB	IBB	HBP	BLK	WP	HR	S	P	ERA	WHIP
Dick Donovan, R ERA: 3.25	(1, 1)	5.2	L	28	11	7	7	3	1	0	0	0	0	2	33	37	11.12	2.118
Ruben Gomez, R ERA: 4.1	(6, 1)	0.1		1	0	0	0	0	0	0	0	0	1	0	1	1	0.00	0.000
Frank Funk, R ERA: 3.5	(7, 1)	3.0		14	5	4	4	2	0	0	0	0	0	0	18	18	12.00	1.667

PITCHER	IP	WLS	BF	H	R	ER	SO	BB	IBB	HBP	BLK	WP	HR	S	P	ERA	WHIP

BOTTOM

Washington Senators @ Cleveland Indians

Cleveland Municipal Stadium, Cleveland, OH

Mon Aug 13 1962, 7:05 PM EDT

Unknown

livebaseballscorecards.com

Batter	1	2	3	4	5	6	7	8	9	AB	R	H	RBI	BB	SO	LOB
Ty Cline, L (1, 8) OBP: 0.316, SLG: 0.313	K		BB 1B	L7		K		L7		4	1	0	0	1	2	4
Tito Francona, L (1, 3) OBP: 0.320, SLG: 0.395	BB 1B		BB 1B 1-2		F7	K			L8	3	0	0	0	2	1	3
Chuck Essegian, R (1, 7) OBP: 0.376, SLG: 0.512	1B 1-2		FC6-4 1B 1-2 2-H		2B SF7 1B	F5			BB	4	1	3	1	1	0	3
Gene Green, R (1, 9) OBP: 0.339, SLG: 0.573	K		K		2B 1-3		F9		F8	5	0	1	0	0	2	5
John Romano, R (1, 2) OBP: 0.361, SLG: 0.481	F6		L7		SF7 3-H		FC6-4 BB		5-3	3	0	0	1	1	0	5
Bubba Phillips, R (1, 5) OBP: 0.285, SLG: 0.343		6-3	FC6-4 1-2f		6-3		F9			4	0	0	0	0	0	4
Jack Kubiszyn, R (8, 5) OBP: 0.196, SLG: 0.238										0	0	0	0	0	0	0
Jerry Kindall, R (1, 4) OBP: 0.279, SLG: 0.359		K		1-3		BB 1B	FC6-4 1-2f			4	0	1	0	0	1	1
Jim Mahoney, R (1, 6) OBP: 0.255, SLG: 0.377		1B		F9		BB 1B 1-2		F8		4	0	2	0	0	0	0
Dick Donovan, L (1, 1) OBP: 0.214, SLG: 0.262		K		E4		BB 1-2 2-3		K		2	0	0	0	0	1	1
Ruben Gomez, R (6, 1) OBP: 0.273, SLG: 0.273										0	0	0	0	0	0	0
Don Dillard, L (6, PH) OBP: 0.288, SLG: 0.390										0	0	0	0	1	0	0
Frank Funk, R (7, 1) OBP: 0.077, SLG: 0.077										1	0	0	0	0	1	0
Inning Stats	R: 0 E: 0 K: 2 S: 8 H: 1 LOB: 2 BB: 1 P: 12	R: 0 E: 0 K: 2 S: 8 H: 1 LOB: 1 BB: 0 P: 8	R: 1 E: 0 K: 1 S: 6 H: 1 LOB: 2 BB: 2 P: 14	R: 0 E: 1 K: 0 S: 4 H: 0 LOB: 1 BB: 0 P: 4	R: 1 E: 0 K: 0 S: 5 H: 2 LOB: 1 BB: 0 P: 5	R: 0 E: 0 K: 2 S: 9 H: 2 LOB: 3 BB: 1 P: 13	R: 0 E: 0 K: 0 S: 3 H: 0 LOB: 1 BB: 1 P: 7	R: 0 E: 0 K: 1 S: 5 H: 0 LOB: 0 BB: 0 P: 5	R: 0 E: 0 K: 0 S: 3 H: 0 LOB: 1 BB: 1 P: 7	1B: 6 2B: 1 3B: 0 HR: 0	SF: 1 SAC: 0 DP: 0 HBP: 0					

AB	34
R	2
H	7
RBI	2
BB	6
SO	8
LOB	26

PITCHER		IP	WLS	BF	H	R	ER	SO	BB	IBB	HBP	BLK	WP	HR	S	P	ERA	WHIP
Jim Hannan, R ERA: 2.98	(1, 1)	5.0	W	27	7	2	2	5	4	0	0	0	0	0	33	49	3.60	2.200
Ed Hobaugh, R ERA: 3.83	(6, 1)	4.0	S	14	0	0	0	3	2	0	0	0	0	0	18	26	0.00	0.500

PITCHER	IP	WLS	BF	H	R	ER	SO	BB	IBB	HBP	BLK	WP	HR	S	P	ERA	WHIP

Washington Senators @ Cleveland Indians

Cleveland Municipal Stadium, Cleveland, OH

Mon Aug 13 1962, 7:05 PM EDT

Att. 4,434 - Unknown

TOP

livebaseballscorecards.com

Batter	1	2	3	4	5	6	7	8	9	AB	R	H	RBI	BB	SO	LOB
Ken Hamlin, R (1, 6) OBP: 0.305, SLG: 0.308	B B B B 4-0 K BB		S S S 0-3 ② K			x 0-0 ① 4-3			B B B B 4-0 G3 HR BB	2	0	0	0	1	1	1
Jim King, L (9, PH) OBP: 0.348, SLG: 0.380										0	1	0	0	1	0	0
(9, 9)																
Jim Piersall, R (1, 8) OBP: 0.321, SLG: 0.357	S S S 0-3 ① ② K 1-2		B B B B 4-0 1-2 BB			x 0-0 ② 6-3			x 0-0 ① G3 1-2	2	0	0	0	1	1	1
Joe Hicks, L (9, PH) OBP: 0.307, SLG: 0.400										1	0	0	0	0	0	1
Ed Brinkman, R (9, 6) OBP: 0.226, SLG: 0.230										0	0	0	0	0	0	0
Chuck Hinton, R (1, 9) OBP: 0.366, SLG: 0.497	x 0-0 1B		S S S 0-3 ③ K			x 0-0 ③ 5-3			B B B B 4-0 HR BB	3	1	1	0	1	1	2
(9, 8)																
Harry Bright, R (1, 3) OBP: 0.334, SLG: 0.500	S S S 0-3 ③ K			x 0-0 ① F3			x 0-0 ① F8		x 0-0 1-H 2-H HR	4	1	1	3	0	1	1
Don Lock, R (1, 7) OBP: 0.317, SLG: 0.488		x 0-0 ① F6		x 0-0 ② 4-3			B B B B 4-0 G6-4-3 BB		x 0-0 ② F7	3	0	0	0	1	0	0
Bob Johnson, R (1, 5) OBP: 0.327, SLG: 0.416		x 0-0 ② F9		x 0-0 ③ F3			x 0-0 ② ③ G6-4-3 1-2f		x 0-0 S 1B	4	0	1	0	0	0	1
Bob Schmidt, R (1, 2) OBP: 0.262, SLG: 0.403		x 0-0 ③ F7			x 0-0 ① G1			S S S 0-3 ① K	S S S 0-3 ③ K 1-2	4	0	0	0	0	2	1
Chuck Cottier, R (1, 4) OBP: 0.317, SLG: 0.373			x 0-0 ① F2		x 0-0 ② 5-3			x 0-0 ② F7		3	0	0	0	0	0	0
Don Rudolph, L (1, 1) OBP: 0.283, SLG: 0.310			x 0-0 BB 1B		x 0-0 ③ 3-1			S S S 0-3 ③ K		2	0	1	0	0	0	0
Bud Zipfel, L (8, PH) OBP: 0.317, SLG: 0.372										1	0	0	0	0	1	0
Marty Kutyna, R (8, 1) OBP: 0.250, SLG: 0.143										0	0	0	0	0	0	0

Inning Stats										
	R: 0 H: 1 E: 0 LOB: 1 K: 2 BB: 1 S: 7 P: 11	R: 0 H: 0 E: 0 LOB: 0 K: 0 BB: 0 S: 3 P: 3	R: 0 H: 1 E: 0 LOB: 2 K: 2 BB: 1 S: 8 P: 12	R: 0 H: 0 E: 0 LOB: 0 K: 0 BB: 0 S: 3 P: 3	R: 0 H: 0 E: 0 LOB: 0 K: 0 BB: 0 S: 3 P: 3	R: 0 H: 0 E: 0 LOB: 0 K: 0 BB: 0 S: 3 P: 3	R: 0 H: 0 E: 0 LOB: 0 K: 0 BB: 1 S: 2 P: 6	R: 0 H: 0 E: 0 LOB: 0 K: 2 BB: 0 S: 7 P: 7	R: 3 H: 2 E: 0 LOB: 1 K: 1 BB: 2 S: 7 P: 15	1B: 3 SF: 0 2B: 0 SAC: 0 3B: 0 DP: 1 HR: 1 HBP: 0	WP: 0 PA: 34 PB: 0 SB: 1 CS: 0

	AB	29
	R	3
	H	4
	RBI	3
	BB	5
	SO	7
	LOB	8

PITCHER	IP	WLS	BF	H	R	ER	SO	BB	IBB	HBP	BLK	WP	HR	S	P	ERA	WHIP
Barry Latman, R (1, 1) ERA: 3.71	9.0	L	34	4	3	3	7	5	0	0	0	0	1	43	63	3.00	1.000

PITCHER	IP	WLS	BF	H	R	ER	SO	BB	IBB	HBP	BLK	WP	HR	S	P	ERA	WHIP

BOTTOM

Batter	1	2	3	4	5	6	7	8	9	AB	R	H	RBI	BB	SO	LOB
Willie Tasby, R (1, 8) (9, 7) OBP: 0.323, SLG: 0.335	6-3		F9		F7		F9			4	0	0	0	0	0	2
Doc Edwards, R (1, 2) OBP: 0.414, SLG: 0.538	4-3		1-2 1B		F8			F6		4	0	1	0	0	0	1
Chuck Essegian, R (1, 7) OBP: 0.375, SLG: 0.508 Ty Cline, L (9, 8) OBP: 0.316, SLG: 0.313	F4		1-2 2-H 1B			F2		L6		4 0	0 0	1 0	1 0	0 0	0 0	0 0
Gene Green, R (1, 9) OBP: 0.344, SLG: 0.592 Willie Kirkland, L (9, 9) OBP: 0.280, SLG: 0.385		HR	F9			BBBB FC5-4 BB		F9		3 0	1 0	1 0	1 0	1 0	0 0	2 0
Woodie Held, R (1, 6) OBP: 0.357, SLG: 0.386 Jim Mahoney, R (6, PR) (7, 6) OBP: 0.255, SLG: 0.377 Don Dillard, L (9, PH) OBP: 0.286, SLG: 0.387		SSS K		F8		BBBB 1-2 FC5-4 BB			F7	2 0 1	0 0 0	0 0 0	0 0 0	1 0 0	1 0 0	0 0 0
Bubba Phillips, R (1, 5) OBP: 0.283, SLG: 0.340		L6		F7		1-2f 2-3 FC5-4			F4	4	0	0	0	0	0	2
Tito Francona, L (1, 3) OBP: 0.319, SLG: 0.394		4-3		F2		L6			FC5-4 1B	4	0	1	0	0	0	2
Jerry Kindall, R (1, 4) OBP: 0.282, SLG: 0.359			BBBB FC3-6 BB		1B		F9		1-2f FC5-4	3	0	1	0	1	0	1
Barry Latman, R (1, 1) OBP: 0.212, SLG: 0.290			1-2f FC3-6 1B 1B		F5		4-3			3	1	0	0	0	0	2
Inning Stats	R: 0 E: 0 K: 0 S: 3 H: 0 LOB: 0 BB: 0 P: 3	R: 1 E: 0 K: 1 S: 6 H: 1 LOB: 0 BB: 0 P: 6	R: 1 E: 0 K: 0 S: 5 H: 2 LOB: 2 BB: 1 P: 9	R: 0 E: 0 K: 0 S: 3 H: 0 LOB: 0 BB: 0 P: 3	R: 0 E: 0 K: 0 S: 4 H: 1 LOB: 1 BB: 0 P: 4	R: 0 E: 0 K: 0 S: 3 H: 0 LOB: 2 BB: 2 P: 11	R: 0 E: 0 K: 0 S: 3 H: 0 LOB: 0 BB: 0 P: 3	R: 0 E: 0 K: 0 S: 3 H: 0 LOB: 0 BB: 0 P: 3	R: 0 E: 0 K: 0 S: 4 H: 1 LOB: 1 BB: 0 P: 4	1B: 4 2B: 0 3B: 0 HR: 1 SF: 0 SAC: 0 DP: 0 HBP: 0							

PITCHER	IP	WLS	BF	H	R	ER	SO	BB	IBB	HBP	BLK	WP	HR	S	P	ERA	WHIP
Don Rudolph, L (1, 1) ERA: 3.55	7.0		28	4	2	2	1	3	0	0	0	0	1	27	39	2.57	1.000
Marty Kutyna, R (8, 1) ERA: 3.32	2.0	W	7	1	0	0	0	0	0	0	0	0	0	7	7	0.00	0.500

PITCHER	IP	WLS	BF	H	R	ER	SO	BB	IBB	HBP	BLK	WP	HR	S	P	ERA	WHIP

Washington Senators @ Cleveland Indians

Cleveland Municipal Stadium, Cleveland, OH

Mon Aug 13 1962, 7:05 PM EDT

Att. 4,434 - Unknown

livebaseballscorecards.com

AB	32
R	2
H	5
RBI	2
BB	3
SO	1
LOB	12

1B: 4 2B: 0 3B: 0 HR: 1 SF: 0 SAC: 0 DP: 0 HBP: 0 PA: 35

WP: 0 PB: 0 SB: 0 CS: 0

Batter	1	2	3	4	5	6	7	8	9	AB	R	H	RBI	BB	SO	LOB
Ken Hamlin, R (1, 6) OBP: 0.309, SLG: 0.323	4-3 1B 2B	6-3			2B 2B		F3			4	2	2	0	0	0	0
Jim Piersall, R (1, 8) OBP: 0.318, SLG: 0.353	F8		F9		S S S 0-3 K		1-3			4	0	0	0	0	1	2
Chuck Hinton, R (1, 9) OBP: 0.365, SLG: 0.497	4-3 2-3		F3		2-H 2B			F2		4	0	1	1	0	0	1
Harry Bright, R (1, 3) OBP: 0.337, SLG: 0.502	B B B B S 1B BB		2B		F8			S S S K		3	1	1	0	1	1	1
Ken Retzer, L (1, 2) OBP: 0.359, SLG: 0.424	HR 1-H 3-H 1B		F5		4-3			4-3		4	1	1	2	0	0	2
Don Lock, R (1, 7) OBP: 0.324, SLG: 0.517	HR 1-H			B B B B WP BB		F8			6-3	3	1	1	2	1	0	0
Bob Johnson, R (1, 5) OBP: 0.324, SLG: 0.412	4-3			5-3 1-2	S S S K			4-3		4	0	0	0	0	1	1
Chuck Cottier, R (1, 4) OBP: 0.314, SLG: 0.369		S S S K		5-3		F9		L4		4	0	0	0	0	1	1
Tom Cheney, R (1, 1) OBP: 0.176, SLG: 0.097		4-3		4-3			G3			3	0	0	0	0	0	1
Pete Burnside, R (7, 1) OBP: 0.111, SLG: 0.059										0	0	0	0	0	0	0
Marty Kutyna, R (9, 1) OBP: 0.250, SLG: 0.143										0	0	0	0	0	0	0

TOP

Washington Senators @ Kansas City Athletics
Municipal Stadium, Kansas City, MO
Tue Aug 14 1962, 8:05 PM EDT
Att. 4,861 - Unknown

livebaseballscorecards.com

AB	33
R	5
H	6
RBI	5
BB	2
SO	4
LOB	9

Inning Stats	1	2	3	4	5	6	7	8	9
	R: 4 E: 0 K: 0 S: 6	H: 3 LOB: 0 BB: 1 P: 10	R: 0 E: 0 K: 1 S: 5	H: 0 LOB: 0 BB: 0 P: 5	R: 0 E: 0 K: 0 S: 4	H: 1 LOB: 1 BB: 0 P: 4	R: 0 E: 0 K: 0 S: 3	H: 0 LOB: 1 BB: 1 P: 7	R: 1 E: 0 K: 1 S: 7	H: 2 LOB: 1 BB: 0 P: 7	R: 0 E: 0 K: 1 S: 5	H: 0 LOB: 0 BB: 0 P: 5	R: 0 E: 0 K: 0 S: 3	H: 0 LOB: 0 BB: 0 P: 3	R: 0 E: 0 K: 1 S: 5	H: 0 LOB: 0 BB: 0 P: 5	R: 0 E: 0 K: 0 S: 3	H: 0 LOB: 0 BB: 0 P: 3

1B: 1	SF: 0	WP: 1	PA: 35
2B: 4	SAC: 0	PB: 0	
3B: 0	DP: 0	SB: 1	
HR: 1	HBP: 0	CS: 0	

PITCHER		IP	WLS	BF	H	R	ER	SO	BB	IBB	HBP	BLK	WP	HR	S	P	ERA	WHIP
Orlando Pena, R ERA: 3.75	(1, 1)	7.0		29	6	5	5	3	2	0	0	0	1	1	33	41	6.43	1.143
John Wyatt, R ERA: 5.0	(8, 1)	2.0	W	6	0	0	0	1	0	0	0	0	0	0	8	8	0.00	0.000

PITCHER		IP	WLS	BF	H	R	ER	SO	BB	IBB	HBP	BLK	WP	HR	S	P	ERA	WHIP

BOTTOM

Batter	1	2	3	4	5	6	7	8	9	AB	R	H	RBI	BB	SO	LOB
Wayne Causey, L (1, 6) OBP: 0.354, SLG: 0.348	F7	F8			BB		1B		BB	3	0	1	0	1	0	1
Deron Johnson, R (9, PH) OBP: 0.267, SLG: 0.231										0	0	0	0	1	0	0
Dick Howser, R (9, PR) OBP: 0.326, SLG: 0.350										0	1	0	0	0	0	0
Ed Charles, R (1, 5) OBP: 0.350, SLG: 0.450	2B BB		F3		FC5-4 HR		F2		1B 1B	4	3	1	0	1	0	3
Jerry Lumpe, L (1, 4) OBP: 0.341, SLG: 0.429	2B		2B		F8		F4		1B	5	0	3	2	0	0	3
Norm Siebern, L (1, 3) OBP: 0.412, SLG: 0.477	BB		BB		HR		1B		BB	2	1	2	3	3	0	0
Manny Jimenez, L (1, 7) OBP: 0.374, SLG: 0.465	F8		F6		K		4-3		1B	4	0	0	0	0	1	6
John Wyatt, R (8, 1) OBP: 0.115, SLG: 0.080										0	0	0	0	0	0	0
Billy Consolo, R (9, PH) OBP: 0.335, SLG: 0.293										1	0	1	1	0	0	0
George Alusik, R (1, 9) OBP: 0.341, SLG: 0.603	K		FC5-4			K		5-3		4	0	0	0	0	2	4
Bobby Del Greco, R (1, 8) OBP: 0.383, SLG: 0.386 (8, 7)		1B		G6-4-3 1B		5-3		K		4	0	2	0	0	1	0
Haywood Sullivan, R (1, 2) OBP: 0.311, SLG: 0.308		K		K		F8		6-3		4	0	0	0	0	2	2
Orlando Pena, R (1, 1) OBP: 0.125, SLG: 0.125		K		G6-4-3			1B 1B		6-3	2	0	0	0	0	1	2
Jose Tartabull, L (7, PH) OBP: 0.329, SLG: 0.335 (8, 8)										1	1	1	0	0	0	0
Gino Cimoli, R (9, PH) OBP: 0.333, SLG: 0.429										1	0	0	0	0	0	0
Inning Stats	R: 1 E: 0 K: 1 S: 6 H: 1 LOB: 2 BB: 2 P: 14	R: 0 E: 0 K: 2 S: 8 H: 1 LOB: 1 BB: 0 P: 8	R: 0 E: 0 K: 0 S: 4 H: 1 LOB: 2 BB: 1 P: 8	R: 0 E: 0 K: 1 S: 5 H: 1 LOB: 0 BB: 0 P: 5	R: 2 E: 0 K: 1 S: 6 H: 1 LOB: 0 BB: 1 P: 10	R: 0 E: 0 K: 1 S: 5 H: 0 LOB: 0 BB: 0 P: 5	R: 1 E: 0 K: 0 S: 6 H: 3 LOB: 2 BB: 0 P: 6	R: 0 E: 0 K: 1 S: 5 H: 0 LOB: 0 BB: 0 P: 5	R: 2 E: 0 K: 0 S: 4 H: 3 LOB: 3 BB: 2 P: 12	1B: 8 2B: 2 3B: 0 HR: 1	SF: 0 SAC: 0 DP: 1 HBP: 0						

PITCHER	IP	WLS	BF	H	R	ER	SO	BB	IBB	HBP	BLK	WP	HR	S	P	ERA	WHIP
Tom Cheney, R (1, 1) ERA: 3.42	6.2		31	8	4	4	6	4	0	0	0	0	1	39	55	5.40	1.800
Pete Burnside, L (7, 1) ERA: 4.44	1.2	L	9	2	2	2	1	2	0	0	0	0	0	9	17	10.80	2.400
Marty Kutyna, R (9, 1) ERA: 3.32	0.0		1	1	0	0	0	0	0	0	0	0	0	1	1	∞	∞

PITCHER	IP	WLS	BF	H	R	ER	SO	BB	IBB	HBP	BLK	WP	HR	S	P	ERA	WHIP

Washington Senators @ Kansas City Athletics

Municipal Stadium, Kansas City, MO

Tue Aug 14 1962, 8:05 PM EDT

Att. 4,861 - Unknown

livebaseballscorecards.com

AB	35
R	6
H	11
RBI	6
BB	6
SO	7
LOB	21

1B: 8 SF: 0
2B: 2 SAC: 0
3B: 0 DP: 1
HR: 1 HBP: 0

WP: 0 PA: 41
PB: 0
SB: 0
CS: 0

Batter	1	2	3	4	5	6	7	8	9	AB	R	H	RBI	BB	SO	LOB
Ken Hamlin, R (1, 6) OBP: 0.308, SLG: 0.337 Don Rudolph, L (7, 1) OBP: 0.283, SLG: 0.310 Marty Kutyna, R (7, 1) OBP: 0.250, SLG: 0.143	6-3		F3			HR	G6-4-3 1-2f			4 0 0	1 0 0	1 0 0	1 0 0	0 0 0	0 0 0	3 0 0
Jim Piersall, R (1, 8) OBP: 0.317, SLG: 0.352	4-3			F9		F4		1B 1B 1B		4	0	1	0	0	0	0
Chuck Hinton, R (1, 9) (7, 6) OBP: 0.363, SLG: 0.493	F7			F2		BB		F9		3	0	0	0	1	0	1
Harry Bright, R (1, 3) OBP: 0.335, SLG: 0.498		F9		K		F9		1B 1-H 1B		4	0	1	0	0	1	1
Ken Retzer, L (1, 2) OBP: 0.361, SLG: 0.425		F8			1-3		1B E 1B	1-2 1B		4	1	2	0	0	0	0
Don Lock, R (1, 7) OBP: 0.330, SLG: 0.548		5-3			HR		E 1-2 1B 1B	F8		4	2	2	1	0	0	2
Bob Johnson, R (1, 5) OBP: 0.323, SLG: 0.410			G1-5-3 1B 1B		F9		F3		4-3	4	0	1	0	0	0	2
Chuck Cottier, R (1, 4) OBP: 0.313, SLG: 0.368			G1-5-3 1-2 1B		F3		E6 1B 1-3 2-H		F6	4	0	1	0	0	0	1
Dave Stenhouse, R (1, 1) OBP: 0.102, SLG: 0.064 Joe Hicks, L (6, PH) OBP: 0.305, SLG: 0.397 Bennie Daniels, L (6, 1) OBP: 0.132, SLG: 0.211 Jim Hannan, R (6, 1) OBP: 0.100, SLG: 0.100 Jim King, L (7, PH) OBP: 0.349, SLG: 0.381 (7, 9)			G1-5-3 1-2 2-3f			F8	G6-4-3 1-3 3-H 1B		F9	1 1 0 0 2	0 0 0 0 0	0 0 0 0 1	0 0 0 0 1	0 0 0 0 0	0 0 0 0 0	2 0 0 0 0
Inning Stats	R: 0 E: 0 K: 0 S: 3 H: 0 LOB: 0 BB: 0 P: 3	R: 0 E: 0 K: 0 S: 3 H: 0 LOB: 0 BB: 0 P: 3	R: 0 E: 0 K: 0 S: 4 H: 2 LOB: 1 BB: 0 P: 4	R: 0 E: 0 K: 1 S: 5 H: 0 LOB: 0 BB: 0 P: 5	R: 1 E: 0 K: 0 S: 4 H: 1 LOB: 0 BB: 0 P: 4	R: 1 E: 0 K: 0 S: 4 H: 1 LOB: 1 BB: 1 P: 8	R: 2 E: 1 K: 0 S: 6 H: 3 LOB: 1 BB: 0 P: 6	R: 0 E: 0 K: 0 S: 5 H: 3 LOB: 2 BB: 0 P: 5	R: 0 E: 0 K: 0 S: 3 H: 0 LOB: 0 BB: 0 P: 3	1B: 8 2B: 0 3B: 0 HR: 2 SF: 0 SAC: 0 DP: 2 HBP: 0						

PITCHER	IP	WLS	BF	H	R	ER	SO	BB	IBB	HBP	BLK	WP	HR	S	P	ERA	WHIP
Dan Pfister, R (1, 1) ERA: 4.91	6.0	W	24	6	4	3	1	1	0	0	0	0	2	25	29	4.50	1.167
John Wyatt, R (7, 1) ERA: 4.85	3.0	S	12	4	0	0	0	0	0	0	0	0	0	12	12	0.00	1.333

PITCHER	IP	WLS	BF	H	R	ER	SO	BB	IBB	HBP	BLK	WP	HR	S	P	ERA	WHIP

TOP

Washington Senators @ Kansas City Athletics

Municipal Stadium, Kansas City, MO

Wed Aug 15 1962, 8:05 PM EDT

Att. 4,928 - Unknown

livebaseballscorecards.com

AB	35
R	4
H	10
RBI	3
BB	1
SO	1
LOB	12

WP: 0 PB: 0 SB: 0 CS: 0 PA: 36

Batter	1	2	3	4	5	6	7	8	9	AB	R	H	RBI	BB	SO	LOB
Wayne Causey, L (1, 6) OBP: 0.371, SLG: 0.366	HR 1B		BBB 4-3 SH1-4 BB		1B 2B		SH1-4 1B 1B	BBB 1B 1-2 2-3 BB		3	3	3	0	2	0	0
Ed Charles, R (1, 5) OBP: 0.352, SLG: 0.452	SSS 0-3 ① K		0-0 ① SH1-4 1-2		0-0 ② 2-H 1B		0-0 ① SH1-4 1-2	0-0 1-2 2-3 3-H 1B		3	0	2	2	0	1	1
Jerry Lumpe, L (1, 4) OBP: 0.342, SLG: 0.435	0-0 1-H HR		0-0 ② 4-3 2-3		0-0 ③ 3-1		0-0 FC4-6 2-H 1B	0-0 ② SF7 3-H		4	1	2	4	0	0	1
Norm Siebern, L (1, 3) OBP: 0.410, SLG: 0.473	0-0 ② 1-3		0-0 ③ F8			BBBB 4-0 1B 1B BB	0-0 ② FC4-6 1B 1-2f	0-0 ③ 4-3		4	1	0	0	1	0	4
Manny Jimenez, L (1, 7) OBP: 0.375, SLG: 0.465 Gino Cimoli, R (7, PR) (8, 9) OBP: 0.333, SLG: 0.429	0-0 ③ 4-3			0-0 ① F6		0-0 FC2-5 1B 1-3 1B	0-0 FC5-4 1-3 1B			4 0	0 0	2 0	0 0	0 0	0 0	0 0
George Alusik, R (1, 9) (8, 7) OBP: 0.346, SLG: 0.597		SSS 0-3 ① K		BBB 4-0 G5-3 BB BB		0-0 2-3 FC2-5 1-2 3-H 1B	0-0 ③ FC5-4 1-2f			3	0	1	1	1	1	2
Bobby Del Greco, R (1, 8) OBP: 0.388, SLG: 0.400		0-0 HR		BBBB 4-0 1-2 BB		0-0 ① FC2-5 2-3 1-2 2-3f		BBBB 4-0 FC2-5 1B BB		2	1	1	1	2	0	2
Haywood Sullivan, R (1, 2) OBP: 0.310, SLG: 0.306		SSS 0-3 ② K		0-0 ②③ G5-3 2-3f		0-0 ② 2-3 1-2 2-3		0-0 BB FC2-5 1-2 1B 1B		4	1	1	0	0	1	4
Dan Pfister, R (1, 1) OBP: 0.151, SLG: 0.151 John Wyatt, R (7, 1) OBP: 0.111, SLG: 0.077		0-0 ③ F6			0-0 ① 4-3	0-0 ③ 1-3		0-0 ① FC2-5 1B BB SF7 1-2 2-3f		3 1	0 1	0 0	0 0	0 0	0 0	2 2
Inning Stats	R: 2 H: 2 E: 0 LOB: 0 K: 1 BB: 0 S: 7 P: 7	R: 1 H: 1 E: 0 LOB: 0 K: 2 BB: 0 S: 8 P: 8	R: 0 H: 0 E: 0 LOB: 1 K: 0 BB: 1 S: 3 P: 7	R: 0 H: 0 E: 0 LOB: 1 K: 0 BB: 2 S: 2 P: 10	R: 1 H: 2 E: 0 LOB: 0 K: 0 BB: 0 S: 4 P: 4	R: 1 H: 2 E: 0 LOB: 2 K: 0 BB: 1 S: 5 P: 9	R: 1 H: 3 E: 0 LOB: 2 K: 0 BB: 0 S: 6 P: 6	R: 2 H: 2 E: 0 LOB: 2 K: 0 BB: 2 S: 5 P: 13		1B: 9 SF: 1 2B: 1 SAC: 2 3B: 0 DP: 1 HR: 2 HBP: 0						

PITCHER		IP	WLS	BF	H	R	ER	SO	BB	IBB	HBP	BLK	WP	HR	S	P	ERA	WHIP
Dave Stenhouse, R ERA: 3.28	(1, 1)	5.0	L	21	5	4	4	3	3	0	0	0	0	2	24	36	7.20	1.600
Bennie Daniels, R ERA: 5.57	(6, 1)	0.0		2	1	1	1	0	1	0	0	0	0	0	1	5	∞	∞
Jim Hannan, R ERA: 2.93	(6, 1)	1.0		4	1	0	0	0	0	0	0	0	0	0	4	4	0.00	1.000
Don Rudolph, L ERA: 3.6	(7, 1)	0.2		5	3	1	1	0	0	0	0	0	0	0	5	5	13.50	4.500
Marty Kutyna, R ERA: 3.53	(7, 1)	1.1		8	2	2	2	0	2	0	0	0	0	0	6	14	13.50	3.000

PITCHER	IP	WLS	BF	H	R	ER	SO	BB	IBB	HBP	BLK	WP	HR	S	P	ERA	WHIP

BOTTOM

Washington Senators @ Kansas City Athletics

Municipal Stadium, Kansas City, MO

Wed Aug 15 1962, 8:05 PM EDT

Att. 4,928 - Unknown

livebaseballscorecards.com

AB	31
R	8
H	12
RBI	8
BB	6
SO	3
LOB	18

1B: 9	SF: 1	WP: 0	PA: 40
2B: 1	SAC: 2	PB: 0	
3B: 0	DP: 1	SB: 0	
HR: 2	HBP: 0	CS: 0	

Batter	1	2	3	4	5	6	7	8	9	AB	R	H	RBI	BB	SO	LOB
Ken Hamlin, R (1, 6) OBP: 0.307, SLG: 0.332	BBBB 4-0 FC1-5 HBP BB		x 0-0 ② L7		x 0-0 ③ F8			x 0-0 ② 1-3		3	0	0	0	1	0	0
Jim King, L (1, 9) OBP: 0.351, SLG: 0.381	H 1-0 1-2 1B FC1-5 HBP		x 0-0 ③ 1-3			x 0-0 ① 4-3		x 0-0 2B		0	1	0	0	0	0	0
Joe Hicks, L (3, PH) OBP: 0.305, SLG: 0.403										3	0	1	0	0	0	0
(3, 9)																
Chuck Hinton, R (1, 8) OBP: 0.362, SLG: 0.491	x 0-0 ① FC1-5 1B 1-2 2-3f			x 0-0 5-3 1B 1B		x 0-0 ② 5-3		x 0-0 ③ 5-3		4	1	1	0	0	0	3
Harry Bright, R (1, 3) OBP: 0.334, SLG: 0.495	x 0-0 ② WP 1-3 2-H 1B			x 0-0 ① 5-3 1-2		x 0-0 ③ 6-3			x 0-0 ① 6-3	4	0	1	1	0	0	1
Ken Retzer, L (1, 2) OBP: 0.363, SLG: 0.424	SSS 0-3 ③ K 1-2			x 0-0 FC6-4 2-H 1B			x 0-0 ① 4-3		BBBB 4-0 FC5-4 BB	3	0	1	1	1	1	1
Don Lock, R (1, 7) OBP: 0.327, SLG: 0.531		x 0-0 ① L5		x 0-0 ② FC6-4 1-2f			BBBB 4-0 FC6-4 BB		x 0-0 ② FC5-4 FC5-4 1-2f	3	0	0	0	1	0	2
Johnny Schaive, R (1, 5) OBP: 0.268, SLG: 0.429		x 0-0 ② 5-3		x 0-0 ③ F8			x 0-0 ② FC6-4 1-2f		x 0-0 ③ FC5-4 1-2f	4	0	0	0	0	0	3
Chuck Cottier, R (1, 4) OBP: 0.311, SLG: 0.364		x 0-0 ③ L7			x 0-0 ① F5		x 0-0 ③ F4			3	0	0	0	0	0	1
Claude Osteen, L (1, 1) OBP: 0.206, SLG: 0.294			x 0-0 ① F8		x 0-0 ② F7			x 0-0 ① F2		2	0	0	0	0	0	0
Bud Zipfel, L (8, PH) OBP: 0.314, SLG: 0.368										1	0	0	0	0	0	0
Pete Burnside, R (8, 1) OBP: 0.111, SLG: 0.059										0	0	0	0	0	0	0
Inning Stats	R: 1 H: 1 E: 0 LOB: 1 K: 1 BB: 1 S: 5 P: 10	R: 0 H: 0 E: 0 LOB: 0 K: 0 BB: 0 S: 3 P: 3	R: 0 H: 0 E: 0 LOB: 0 K: 0 BB: 0 S: 3 P: 3	R: 1 H: 2 E: 0 LOB: 1 K: 0 BB: 0 S: 5 P: 5	R: 0 H: 0 E: 0 LOB: 0 K: 0 BB: 0 S: 3 P: 3	R: 0 H: 0 E: 0 LOB: 0 K: 0 BB: 0 S: 3 P: 3	R: 0 H: 0 E: 0 LOB: 1 K: 0 BB: 1 S: 3 P: 7	R: 0 H: 1 E: 0 LOB: 1 K: 0 BB: 0 S: 4 P: 4	R: 0 H: 0 E: 0 LOB: 1 K: 0 BB: 1 S: 3 P: 7	1B: 3 SF: 0 2B: 1 SAC: 0 3B: 0 DP: 0 HR: 0 HBP: 1						

PITCHER	IP	WLS	BF	H	R	ER	SO	BB	IBB	HBP	BLK	WP	HR	S	P	ERA	WHIP
Ed Rakow, R (1, 1) ERA: 4.19	9.0	W	34	4	2	2	1	3	0	1	0	1	0	32	45	2.00	0.778

PITCHER	IP	WLS	BF	H	R	ER	SO	BB	IBB	HBP	BLK	WP	HR	S	P	ERA	WHIP

TOP

Washington Senators @ Kansas City Athletics

Municipal Stadium, Kansas City, MO

Thu Aug 16 1962, 8:05 PM EDT

Att. 3,135 - Unknown

livebaseballscorecards.com

AB	30
R	2
H	4
RBI	2
BB	3
SO	1
LOB	11

WP: 1 PA: 34
PB: 0
SB: 0
CS: 0

Batter	1	2	3	4	5	6	7	8	9	AB	R	H	RBI	BB	SO	LOB
Billy Consolo, R (1, 6) OBP: 0.331, SLG: 0.285	BBBB 4-0 FC6-4 BB	x 0-0 5-3 ③			x 0-0 F9 ①	x 0-0 F9 ②		x 0-0 F7 ③		4	0	0	0	1	0	3
Ed Charles, R (1, 5) Wayne Causey, L (7, 5) OBP: 0.351, SLG: 0.455 OBP: 0.371, SLG: 0.366	x 0-0 FC6-4 1B ① 1-2f		SSS 0-3 K ①		x 0-0 2B 3B	SSS 0-3 K ③				4 0	1 0	1 0	0 0	0 0	2 0	2 0
Jerry Lumpe, L (1, 4) OBP: 0.343, SLG: 0.438	x 0-0 G4-6-3 1B 1-2		x 0-0 F7 ②		x 0-0 1B 2B 3-H		x 0-0 4-3 ①			4	1	2	1	0	0	0
Norm Siebern, L (1, 3) OBP: 0.409, SLG: 0.470	x 0-0 G4-6-3 ②③ 1-2f		SSS 0-3 K ③		BBBB 4-0 1B BB		x 0-0 1-3 ②			3	0	0	0	1	1	2
George Alusik, R (1, 7) OBP: 0.357, SLG: 0.602		x 0-0 E9 1-3 3B 1B		x 0-0 6-3 ①	x 0-0 1-2 2-H 1B		x 0-0 FC6-4 1B			4	1	3	1	0	0	0
Gino Cimoli, R (1, 9) OBP: 0.333, SLG: 0.426		x 0-0 1-3 ① 2-3		BBBB 4-0 1B BB	x 0-0 F9 ②		x 0-0 FC6-4 ③ 1-2f			3	0	0	0	1	0	4
Bobby Del Greco, R (1, 8) OBP: 0.386, SLG: 0.406		x 0-0 1B 3B 3-H		x 0-0 L7 ② SSS 0-3 K ③				x 0-0 F9 ①		4	1	1	1	0	1	3
Haywood Sullivan, R (1, 2) OBP: 0.322, SLG: 0.317		x 0-0 FC6-4 1B 3-H		x 0-0 1-3 1B		x 0-0 SH1-4 1B		BBBB 4-0 SH3-4 BB		3	0	3	1	1	0	0
Ed Rakow, S (1, 1) OBP: 0.127, SLG: 0.115		x 0-0 FC6-4 ② 1-2f		x 0-0 F8 ③		x 0-0 SH1-4 ① 1-2		x 0-0 SH3-4 ② 1-2		2	0	0	0	0	0	3
Inning Stats	R: 0 H: 1 E: 0 LOB: 1 K: 0 BB: 1 S: 3 P: 7	R: 2 H: 3 E: 1 LOB: 1 K: 0 BB: 0 S: 6 P: 6	R: 0 H: 0 E: 0 LOB: 0 K: 2 BB: 0 S: 7 P: 7	R: 0 H: 1 E: 0 LOB: 2 K: 0 BB: 1 S: 4 P: 8	R: 2 H: 3 E: 0 LOB: 2 K: 1 BB: 1 S: 8 P: 12	R: 0 H: 1 E: 0 LOB: 1 K: 1 BB: 0 S: 6 P: 6	R: 0 H: 1 E: 0 LOB: 1 K: 0 BB: 0 S: 4 P: 4	R: 0 H: 0 E: 0 LOB: 1 K: 0 BB: 1 S: 3 P: 7		1B: 7 SF: 0 2B: 1 SAC: 2 3B: 2 DP: 1 HR: 0 HBP: 0						

PITCHER	IP	WLS	BF	H	R	ER	SO	BB	IBB	HBP	BLK	WP	HR	S	P	ERA	WHIP
Claude Osteen, L (1, 1) ERA: 3.55	7.0	L	33	10	4	4	4	3	0	0	0	0	0	38	50	5.14	1.857
Pete Burnside, L (8, 1) ERA: 4.41	1.0		4	0	0	0	0	1	0	0	0	0	0	3	7	0.00	1.000

PITCHER	IP	WLS	BF	H	R	ER	SO	BB	IBB	HBP	BLK	WP	HR	S	P	ERA	WHIP

BOTTOM

Washington Senators @ Kansas City Athletics

Municipal Stadium, Kansas City, MO

Thu Aug 16 1962, 8:05 PM EDT

Att. 3,135 - Unknown

livebaseballscorecards.com

AB	31
R	4
H	10
RBI	4
BB	4
SO	4
LOB	17

Batter	1	2	3	4	5	6	7	8	9	10	AB	R	H	RBI	BB	SO	LOB
Ken Hamlin, R (1, 6) OBP: 0.304, SLG: 0.325	BBBB 4-0 SH5-3 1B BB		x 0-0 ① F7		x 0-0 ② F8		x 0-0 ② F5		x 0-0 ③ 5-3		4	0	0	0	1	0	0
Chuck Cottier, R (1, 4) OBP: 0.309, SLG: 0.362	x 0-0 SH5-3 1-2 1B		x 0-0 ② F9		SSS 0-3 ③ K		x 0-0 ③ L8			x 0-0 ① F2	5	0	1	0	0	1	0
Chuck Hinton, R (1, 9) OBP: 0.361, SLG: 0.488	x 0-0 ① SH5-3 1-2 2-3		SSS 0-3 ③ K2-3			x 0-0 E6 BB 6-3 1B		x 0-0 5-3		x 0-0 ② F8	4	1	1	0	0	1	0
Harry Bright, R (1, 3) OBP: 0.335, SLG: 0.490	BBBB 4-0 G6-4-3 BB			x 0-0 ① 6-3		BBBB 4-0 6-3 BB BB		x 0-0 ② F9		x 0-0 ③ F2	3	0	0	0	2	0	0
Don Lock, R (1, 7) OBP: 0.333, SLG: 0.540	x 0-0 ② ③ G6-4-3 1-2f			x 0-0 2-3 2B		x 0-0 ① F5		x 0-0 HR 1B			4	1	2	0	0	0	5
Bob Johnson, R (1, 5) OBP: 0.327, SLG: 0.420		x 0-0 1B		x 0-0 ② 2-3 2-3		BBBB 4-0 6-3 1-2 2-3 BB		x 0-0 1-H HR			3	1	2	2	1	0	1
Bob Schmidt, R (1, 2) OBP: 0.262, SLG: 0.397		SSS 0-3 ① K		BBBB 4-0 BB		x 0-0 ② 6-3 1-2 2-3 3-H		x 0-0 ③ 6-3			3	0	0	1	1	1	3
Jim Piersall, R (1, 8) OBP: 0.314, SLG: 0.348		x 0-0 ② F3		SSS 0-3 ③ K		x 0-0 ③ F4			x 0-0 ① F8		4	0	0	0	0	1	5
Steve Hamilton, L (1, 1) OBP: 0.100, SLG: 0.053		SSS 0-3 ③ K			x 0-0 ① F8		x 0-0 ① F8		SSS 0-3 ② K		3	0	0	0	0	1	1
Jim Hannan, R (8, 1) OBP: 0.091, SLG: 0.091											1	0	0	0	0	1	0
Inning Stats	R: 0 E: 0 K: 0 S: 3 H: 1 LOB: 2 BB: 2 P: 11	R: 0 E: 0 K: 2 S: 8 H: 1 LOB: 1 BB: 0 P: 8	R: 0 E: 0 K: 1 S: 5 H: 0 LOB: 0 BB: 0 P: 5	R: 0 E: 0 K: 1 S: 6 H: 1 LOB: 2 BB: 1 P: 10	R: 0 E: 0 K: 1 S: 5 H: 0 LOB: 0 BB: 0 P: 5	R: 1 E: 1 K: 0 S: 4 H: 1 LOB: 2 BB: 2 P: 12	R: 0 E: 0 K: 0 S: 3 H: 0 LOB: 0 BB: 0 P: 3	R: 2 E: 0 K: 0 S: 5 H: 2 LOB: 0 BB: 0 P: 5	R: 0 E: 0 K: 1 S: 5 H: 0 LOB: 0 BB: 0 P: 5	R: 0 E: 0 K: 0 S: 3 H: 0 LOB: 0 BB: 0 P: 3	1B: 4 2B: 1 3B: 0 HR: 1 SF: 0 SAC: 1 DP: 1 HBP: 0						

PITCHER		IP	WLS	BF	H	R	ER	SO	BB	IBB	HBP	BLK	WP	HR	S	P	ERA	WHIP
Bo Belinsky, L ERA: 3.16	(1, 1)	8.0		34	6	3	3	5	5	0	0	0	0	1	39	59	3.38	1.375
Tom Morgan, R ERA: 3.35	(9, 1)	2.0	W	6	0	0	0	1	0	0	0	0	0	0	8	8	0.00	0.000

PITCHER	IP	WLS	BF	H	R	ER	SO	BB	IBB	HBP	BLK	WP	HR	S	P	ERA	WHIP

TOP

Washington Senators @ Los Angeles Angels

Dodger Stadium, Los Angeles, CA

Fri Aug 17 1962, 7:05 PM PDT

Unknown - 80 F

livebaseballscorecards.com

AB	34
R	3
H	6
RBI	3
BB	5
SO	6
LOB	15

WP: 0 PB: 0 SB: 0 CS: 0 PA: 40

Batter	1	2	3	4	5	6	7	8	9	10	AB	R	H	RBI	BB	SO	LOB
Albie Pearson, L (1, 8) OBP: 0.379, SLG: 0.368	4-3	4-3			4-3		1B 2B		4-3 IBB		4	1	1	0	1	0	1
Billy Moran, R (1, 4) OBP: 0.328, SLG: 0.414	1-3		F6		F5		2-H 1B		1-2 2-3 4-3		5	0	1	1	0	0	2
Lee Thomas, L (1, 3) OBP: 0.355, SLG: 0.442	1B 1B 1B		FC4 1B		F4			HR	IBB		4	2	3	1	1	0	0
Felix Torres, R (1, 5) OBP: 0.328, SLG: 0.423	1-2 1B 1B		L9			FC4 1B		K	K		5	0	2	0	0	2	4
Buck Rodgers, S (1, 2) OBP: 0.321, SLG: 0.390	1-2 2-H 1B		1-2f FC4			F8		6-3		F8	5	0	1	1	0	0	2
George Thomas, R (1, 9) OBP: 0.296, SLG: 0.286	5-3			5-3		F8		PB 1B		F9	5	0	1	0	0	0	3
Earl Averill, R (1, 7) OBP: 0.364, SLG: 0.335		BBBB 4-0 SH3-4 BB		1B K2-5-2 2B		1-2f FC4		1-2 6-3		HR	3	0	1	0	1	0	2
Leon Wagner, L (9, 7) OBP: 0.339, SLG: 0.517											1	1	1	1	0	0	0
Joe Koppe, R (1, 6) OBP: 0.355, SLG: 0.301		F4		2-3 1B			1-3		BBBB 4-0 4-3 SH2-4 BB		3	0	1	0	1	0	1
Bo Belinsky, L (1, 1) OBP: 0.220, SLG: 0.114		1-2 SH3-4		SSS 0-3 K2-5-2 3-3			SSS 0-3 K		1-2 SH2-4		2	0	0	0	0	2	2
Tom Morgan, R (9, 1)											0	0	0	0	0	0	0
Inning Stats	R: 1 E: 0 K: 0 S: 6 H: 3 LOB: 2 BB: 0 P: 6	R: 0 E: 0 K: 0 S: 3 H: 0 LOB: 1 BB: 1 P: 7	R: 0 E: 0 K: 0 S: 4 H: 1 LOB: 1 BB: 0 P: 4	R: 0 E: 0 K: 1 S: 6 H: 2 LOB: 2 BB: 0 P: 6	R: 0 E: 0 K: 0 S: 3 H: 0 LOB: 0 BB: 0 P: 3	R: 0 E: 0 K: 0 S: 4 H: 1 LOB: 1 BB: 0 P: 4	R: 1 E: 0 K: 1 S: 6 H: 2 LOB: 2 BB: 0 P: 6	R: 1 E: 0 K: 1 S: 7 H: 2 LOB: 1 BB: 0 P: 7	R: 0 E: 0 K: 1 S: 5 H: 0 LOB: 3 BB: 3 P: 17	R: 1 E: 0 K: 0 S: 3 H: 1 LOB: 0 BB: 0 P: 3	1B: 8 2B: 3 3B: 0 HR: 2 SF: 0 SAC: 2 DP: 1 HBP: 0						

PITCHER		IP	WLS	BF	H	R	ER	SO	BB	IBB	HBP	BLK	WP	HR	S	P	ERA	WHIP
Steve Hamilton, L ERA: 3.4	(1, 1)	7.0		30	10	3	3	2	1	0	0	0	0	1	33	37	3.86	1.571
Jim Hannan, R ERA: 2.95	(8, 1)	2.2	L	13	2	1	1	2	1	2	0	0	0	1	14	26	3.38	1.125

PITCHER	IP	WLS	BF	H	R	ER	SO	BB	IBB	HBP	BLK	WP	HR	S	P	ERA	WHIP

BOTTOM

Washington Senators @ Los Angeles Angels

Dodger Stadium, Los Angeles, CA

Fri Aug 17 1962, 7:05 PM PDT

Unknown - 80 F

livebaseballscorecards.com

AB	37
R	4
H	12
RBI	4
BB	4
SO	4
LOB	17

1B: 8 2B: 3 3B: 0 HR: 2 SF: 0 SAC: 2 DP: 1 HBP: 0

WP: 0 PB: 1 SB: 0 CS: 0 PA: 43

Washington Senators @ Los Angeles Angels

Dodger Stadium, Los Angeles, CA

Fri Aug 17 1962, 7:05 PM PDT

Att. 13,060 - Unknown - 72 F

livebaseballscorecards.com

TOP

Batter	1	2	3	4	5	6	7	8	9	AB	R	H	RBI	BB	SO	LOB
Joe Hicks, L (1, 8) OBP: 0.304, SLG: 0.393	K		F9		4-3		BB		4-3	3	1	0	0	1	1	1
Bennie Daniels, L (7, 1) OBP: 0.132, SLG: 0.211										0	0	0	0	0	0	0
Jim King, L (9, PH) OBP: 0.350, SLG: 0.380										1	0	0	0	0	0	0
Chuck Cottier, R (1, 4) OBP: 0.310, SLG: 0.361	F9		K			HBP	1B		L6	4	1	1	0	0	1	0
Chuck Hinton, R (1, 9) OBP: 0.364, SLG: 0.490	E S 1B		F8			1B	1B		F9	5	0	3	1	0	0	0
Bud Zipfel, L (1, 3) OBP: 0.324, SLG: 0.365	BB			G5-4-3 BB		F8	F8			1	0	0	0	2	0	2
Harry Bright, R (7, PH) OBP: 0.334, SLG: 0.488										1	0	0	0	0	0	2
(7, 3)																
Ken Retzer, L (1, 2) OBP: 0.365, SLG: 0.425	4-3			F6		1B		SH1-4 1B		4	0	2	1	0	0	3
Ken Hamlin, R (8, PR) OBP: 0.304, SLG: 0.325										0	0	0	0	0	0	0
(8, 6)																
Don Lock, R (1, 7) OBP: 0.331, SLG: 0.529		K		G5-4-3		K		SH1-4		4	0	1	0	0	2	3
Bob Johnson, R (1, 5) OBP: 0.327, SLG: 0.420		1-3			FC1-6 1B	L6		SH1-4		3	0	1	0	0	0	2
Ed Brinkman, R (1, 6) OBP: 0.229, SLG: 0.244					FC1-6 FC4-6		E6 G5-4-3	G3		3	0	1	0	0	0	1
Danny O'Connell, R (8, PH) OBP: 0.316, SLG: 0.346		2B								1	0	0	0	0	0	3
Bob Schmidt, R (8, 2) OBP: 0.262, SLG: 0.397										0	0	0	0	0	0	0
Ed Hobaugh, R (1, 1) OBP: 0.167, SLG: 0.500										1	0	0	0	0	0	1
Johnny Schaive, R (5, PH) OBP: 0.267, SLG: 0.426										1	0	0	0	0	0	1
Marty Kutyna, R (5, 1) OBP: 0.250, SLG: 0.143										0	0	0	0	0	0	0
Jim Piersall, R (7, PH) OBP: 0.313, SLG: 0.346										2	0	0	0	0	0	4
(7, 8)																
Inning Stats	R: 0 E: 0 K: 1 S: 6 H: 1 LOB: 2 BB: 1 P: 10	R: 0 E: 0 K: 1 S: 6 H: 1 LOB: 1 BB: 0 P: 6	R: 0 E: 0 K: 1 S: 5 H: 0 LOB: 0 BB: 0 P: 5	R: 0 E: 0 K: 0 S: 2 H: 0 LOB: 0 BB: 1 P: 6	R: 0 E: 0 K: 0 S: 4 H: 1 LOB: 1 BB: 0 P: 4	R: 1 E: 0 K: 1 S: 7 H: 2 LOB: 2 BB: 0 P: 8	R: 1 E: 1 K: 0 S: 5 H: 2 LOB: 2 BB: 1 P: 9	R: 0 E: 0 K: 0 S: 5 H: 2 LOB: 3 BB: 0 P: 5	R: 0 E: 0 K: 0 S: 3 H: 0 LOB: 0 BB: 0 P: 3	1B: 8 2B: 1 3B: 0 HR: 0	SF: 0 SAC: 1 DP: 2 HBP: 1						

AB	34
R	2
H	9
RBI	2
BB	3
SO	4
LOB	23

WP: 0 PB: 0 SB: 1 CS: 0 PA: 39

PITCHER		IP	WLS	BF	H	R	ER	SO	BB	IBB	HBP	BLK	WP	HR	S	P	ERA	WHIP
Don Lee, R ERA: 3.7	(1, 1)	6.2	W	30	7	2	2	4	3	0	1	0	0	0	34	47	2.70	1.500
Jack Spring, L ERA: 2.91	(7, 1)	0.1		3	2	0	0	0	0	0	0	0	0	0	3	3	0.00	6.000
Dan Osinski, R ERA: 6.04	(8, 1)	2.0	S	6	0	0	0	0	0	0	0	0	0	0	6	6	0.00	0.000

PITCHER	IP	WLS	BF	H	R	ER	SO	BB	IBB	HBP	BLK	WP	HR	S	P	ERA	WHIP

Batter	1	2	3	4	5	6	7	8	9	AB	R	H	RBI	BB	SO	LOB
Albie Pearson, L (1, 8) OBP: 0.380, SLG: 0.370	BBBB 4-0 FC3-6 1B FC4-6 BB	x 0-0 1-3 2B			x 0-0 ① 3-1		x 0-0 ② F7			3	1	1	0	1	0	0
Jim Fregosi, R (1, 6) OBP: 0.255, SLG: 0.250	x 0-0 1-2 FC3-6 1B	x 0-0 ③ F9			SSS 0-3 ② K		x 0-0 ③ F8			4	0	1	0	0	1	2
Lee Thomas, L (1, 3) OBP: 0.358, SLG: 0.454	x 0-0 ① FC3-6 FC4-6 1-2f 2-3		x 0-0 HR		x 0-0 1B 2B			x 0-0 2B 1B		4	1	3	1	0	0	2
Leon Wagner, L (1, 7) OBP: 0.340, SLG: 0.519	x 0-0 ② FC4-6 1-2f 3-H		x 0-0 ① F9		x 0-0 2-3 1B			x 0-0 1-3 2B		4	0	2	1	0	0	1
Buck Rodgers, S (1, 2) OBP: 0.318, SLG: 0.386	x 0-0 ③ G3		x 0-0 ② F8		x 0-0 ③ F8			x 0-0 ① 4-3		4	0	0	0	0	0	5
Felix Torres, R (1, 5) OBP: 0.330, SLG: 0.422		x 0-0 ① 5-3	x 0-0 ③ 6-3			x 0-0 G4-3 1B		BBBB 4-0 BB		3	0	1	0	1	0	0
George Thomas, R (1, 9) OBP: 0.280, SLG: 0.269		x 0-0 ② L5		x 0-0 ① F4		x 0-0 ① F8		SSS 0-3 ② K		4	0	0	0	0	1	4
Joe Koppe, R (1, 4) OBP: 0.355, SLG: 0.304 Billy Moran, R (8, 4) OBP: 0.328, SLG: 0.413		x 0-0 1B 2B		x 0-0 ② F2		x 0-0 ②③ G4-3 1-2f		x 0-0 ③ F8		3 1	1 0	1 0	0 0	0 0	0 0	1 3
Don Lee, R (1, 1) OBP: 0.204, SLG: 0.208 Jack Spring, R (7, 1) OBP: 0.091, SLG: 0.091 Dan Osinski, R (8, 1)		x 0-0 2B 2-H 1B		x 0-0 ③ 6-3			x 0-0 ① 4-3			2 1 0	0 0 0	1 0 0	1 0 0	0 0 0	0 0 0	0 0 0
Inning Stats	R: 1 H: 1 E: 0 LOB: 1 K: 0 BB: 1 S: 4 P: 8	R: 1 H: 3 E: 0 LOB: 2 K: 0 BB: 0 S: 6 P: 6	R: 1 H: 1 E: 0 LOB: 0 K: 0 BB: 0 S: 4 P: 4	R: 0 H: 0 E: 0 LOB: 0 K: 0 BB: 0 S: 3 P: 3	R: 0 H: 2 E: 0 LOB: 2 K: 1 BB: 0 S: 7 P: 7	R: 0 H: 1 E: 0 LOB: 0 K: 0 BB: 0 S: 3 P: 3	R: 0 H: 0 E: 0 LOB: 0 K: 0 BB: 0 S: 3 P: 3	R: 0 H: 2 E: 0 LOB: 3 K: 1 BB: 1 S: 7 P: 11		1B: 5 SF: 0 2B: 4 SAC: 0 3B: 0 DP: 1 HR: 1 HBP: 0						

PITCHER	IP	WLS	BF	H	R	ER	SO	BB	IBB	HBP	BLK	WP	HR	S	P	ERA	WHIP
Ed Hobaugh, R (1, 1) ERA: 4.09	4.0	L	18	5	3	3	0	1	0	0	0	0	1	17	21	6.75	1.500
Marty Kutyna, R (5, 1) ERA: 3.43	2.0		8	3	0	0	1	0	0	0	0	0	0	10	10	0.00	1.500
Bennie Daniels, R (7, 1) ERA: 5.48	2.0		9	2	0	0	1	1	0	0	0	0	0	10	14	0.00	1.500

PITCHER	IP	WLS	BF	H	R	ER	SO	BB	IBB	HBP	BLK	WP	HR	S	P	ERA	WHIP

BOTTOM

Washington Senators @ Los Angeles Angels

Dodger Stadium, Los Angeles, CA

Fri Aug 17 1962, 7:05 PM PDT
Att. 13,060 - Unknown - 72 F

livebaseballscorecards.com

AB	33
R	3
H	10
RBI	3
BB	2
SO	2
LOB	18

WP: 0 PA: 35
PB: 0
SB: 0
CS: 0

Batter	1	2	3	4	5	6	7	8	9	AB	R	H	RBI	BB	SO	LOB
Jim Piersall, R (1, 8) OBP: 0.312, SLG: 0.345	0-3 1B		0-0 F4 ②		S S S 0-3 K ③			x 0-0 6-3 ③		4	0	1	0	0	1	2
Chuck Cottier, R (1, 4) OBP: 0.310, SLG: 0.360	x 0-0 9-3 ① ② 1-2f		x 0-0 L4 ③			x 0-0 CS 1B			x 0-0 F6 ①	4	0	1	0	0	0	2
Chuck Hinton, R (1, 9) OBP: 0.363, SLG: 0.487	x 0-0 F7 ③			x 0-0 G5-4-3 1B		S S S 0-3 K ① ② 1-2			x 0-0 5-3 ②	4	0	1	0	0	1	1
Harry Bright, R (1, 3) OBP: 0.333, SLG: 0.485		x 0-0 6-3 ①		x 0-0 F9 ①		x 0-0 F9 ③			x 0-0 1B	4	0	1	0	0	0	1
Don Lock, R (1, 7) OBP: 0.320, SLG: 0.509		x 0-0 5-3 ②		x 0-0 G5-4-3 ② ③ 1-2f			x 0-0 F8 ①		S S S 0-3 K ③	4	0	0	0	0	1	2
Bob Johnson, R (1, 5) OBP: 0.330, SLG: 0.422		x 0-0 6-3 ③			x 0-0 1B SF8 1B		x 0-0 CS 1B			3	1	2	0	0	0	0
Bob Schmidt, R (1, 2) OBP: 0.268, SLG: 0.416			x 0-0 HR		x 0-0 FC1-6 1-3 1B		S S S 0-3 K ② ③ 1-2			3	1	2	1	0	1	1
Ed Brinkman, R (1, 6) OBP: 0.232, SLG: 0.272			x 0-0 3B		x 0-0 SF8 ① 3-H			x 0-0 5-3 ①		2	0	1	1	0	0	0
Don Rudolph, L (1, 1) OBP: 0.265, SLG: 0.289			x 0-0 4-3 ①		x 0-0 FC1-6 ② 1-2f			x 0-0 4-3 ②		3	0	0	0	0	0	2
Claude Osteen, L (9, 1) OBP: 0.206, SLG: 0.294										0	0	0	0	0	0	0
Inning Stats	R: 0 E: 0 K: 0 S: 3 H: 1 LOB: 0 BB: 0 P: 3	R: 0 E: 0 K: 0 S: 3 H: 0 LOB: 0 BB: 0 P: 3	R: 1 E: 0 K: 0 S: 5 H: 2 LOB: 0 BB: 0 P: 5	R: 0 E: 0 K: 0 S: 3 H: 1 LOB: 0 BB: 0 P: 3	R: 1 E: 0 K: 1 S: 7 H: 2 LOB: 1 BB: 0 P: 7	R: 0 E: 0 K: 1 S: 5 H: 1 LOB: 0 BB: 0 P: 5	R: 0 E: 0 K: 1 S: 5 H: 1 LOB: 0 BB: 0 P: 5	R: 0 E: 0 K: 0 S: 3 H: 0 LOB: 0 BB: 0 P: 3	R: 0 E: 0 K: 1 S: 6 H: 1 LOB: 1 BB: 0 P: 6	1B: 7 2B: 1 3B: 1 HR: 1	SF: 1 SAC: 0 DP: 2 HBP: 0						

PITCHER		IP	WLS	BF	H	R	ER	SO	BB	IBB	HBP	BLK	WP	HR	S	P	ERA	WHIP
Ted Bowsfield, L ERA: 4.53	(1, 1)	6.0	L	22	7	2	2	2	0	0	0	0	0	1	26	26	3.00	1.167
Eli Grba, R ERA: 5.15	(7, 1)	3.0		10	2	0	0	2	0	0	0	0	0	0	14	14	0.00	0.667

PITCHER	IP	WLS	BF	H	R	ER	SO	BB	IBB	HBP	BLK	WP	HR	S	P	ERA	WHIP

Washington Senators @ Los Angeles Angels

Dodger Stadium, Los Angeles, CA

Sat Aug 18 1962, 7:05 PM PDT

Att. 10,287 - Unknown - 71 F

TOP

livebaseballscorecards.com

AB	31
R	2
H	9
RBI	2
BB	0
SO	4
LOB	11

Batter	1	2	3	4	5	6	7	8	9	AB	R	H	RBI	BB	SO	LOB
Albie Pearson, L (1, 8) OBP: 0.382, SLG: 0.372	4-3 1B		F8			1-3 1B			BBBB 1B BB	3	0	2	0	1	0	0
Billy Moran, R (1, 4) OBP: 0.327, SLG: 0.411	F7			F8		SSS K			1-2 G4-6-3 1B	4	0	1	0	0	1	3
Lee Thomas, L (1, 3) OBP: 0.356, SLG: 0.451	4-3 1-2			SSS K		F9			SSS K	3	0	0	0	0	1	3
Joe Koppe, R (9, PH) OBP: 0.354, SLG: 0.303										1	0	0	0	0	1	2
Felix Torres, R (1, 5) OBP: 0.326, SLG: 0.418	G3			F9			5-3		G4-6-3 1-2f	4	0	0	0	0	0	3
Buck Rodgers, S (1, 2) OBP: 0.316, SLG: 0.383		6-3			F8		F8			3	0	0	0	0	0	0
Leon Wagner, L (1, 7) OBP: 0.338, SLG: 0.516		F9			F8		G3			3	0	0	0	0	0	0
George Thomas, R (1, 9) OBP: 0.282, SLG: 0.271		SSS K			F2			G6-4-3 1B		3	0	1	0	0	1	0
Jim Fregosi, R (1, 6) OBP: 0.260, SLG: 0.255			F8			1B 1B		G6-4-3 1-2f		3	0	1	0	0	0	1
Ted Bowsfield, R (1, 1) OBP: 0.316, SLG: 0.219			SSS K			F7		F8		1	0	0	0	0	1	0
Earl Averill, R (6, PH) OBP: 0.362, SLG: 0.333										1	0	0	0	0	0	1
Eli Grba, R (7, 1) OBP: 0.239, SLG: 0.262										1	0	0	0	0	0	0
Inning Stats	R: 0 E: 0 K: 0 S: 4 H: 1 LOB: 1 BB: 0 P: 4	R: 0 E: 0 K: 1 S: 5 H: 0 LOB: 0 BB: 0 P: 5	R: 0 E: 0 K: 1 S: 5 H: 0 LOB: 0 BB: 0 P: 5	R: 0 E: 0 K: 1 S: 5 H: 0 LOB: 0 BB: 0 P: 5	R: 0 E: 0 K: 0 S: 3 H: 0 LOB: 0 BB: 0 P: 3	R: 0 E: 0 K: 1 S: 7 H: 2 LOB: 2 BB: 0 P: 7	R: 0 E: 0 K: 0 S: 3 H: 0 LOB: 0 BB: 0 P: 3	R: 0 E: 0 K: 0 S: 3 H: 1 LOB: 0 BB: 0 P: 3	R: 0 E: 0 K: 1 S: 5 H: 1 LOB: 1 BB: 1 P: 9	1B: 5 2B: 0 3B: 0 HR: 0	SF: 0 SAC: 0 DP: 2 HBP: 0						

PITCHER	IP	WLS	BF	H	R	ER	SO	BB	IBB	HBP	BLK	WP	HR	S	P	ERA	WHIP
Don Rudolph, L (1, 1) ERA: 3.39	8.0	W	29	5	0	0	4	1	0	0	0	0	0	36	40	0.00	0.750
Claude Osteen, L (9, 1) ERA: 3.52	1.0	S	2	0	0	0	1	0	0	0	0	0	0	4	4	0.00	0.000

PITCHER	IP	WLS	BF	H	R	ER	SO	BB	IBB	HBP	BLK	WP	HR	S	P	ERA	WHIP

BOTTOM

Washington Senators @ Los Angeles Angels

Dodger Stadium, Los Angeles, CA

Sat Aug 18 1962, 7:05 PM PDT

Att. 10,287 - Unknown - 71 F

livebaseballscorecards.com

AB	30
R	0
H	5
RBI	0
BB	1
SO	5
LOB	13

WP: 0 PA: 31
PB: 0
SB: 0
CS: 0

Batter	1	2	3	4	5	6	7	8	9	AB	R	H	RBI	BB	SO	LOB
Jim Piersall, R (1, 8) OBP: 0.310, SLG: 0.342	E5 SH1-3		SH1-3 2-3		4-3			1-3		3	0	0	0	0	0	0
Chuck Cottier, R (1, 4) OBP: 0.310, SLG: 0.358	SH1-3 2-3		BBBB BB			F9		5-3		2	0	0	0	1	0	0
Chuck Hinton, R (1, 9) OBP: 0.360, SLG: 0.483	SSS K		SF7 3-H			F7			F6	3	0	0	1	0	1	1
Harry Bright, R (1, 3) OBP: 0.332, SLG: 0.482	SSS K		SSS K			1B			F8	4	0	1	0	0	2	2
Ken Retzer, L (1, 2) OBP: 0.367, SLG: 0.434		1B 3B		4-3		F7			FC6-4 1B	4	1	2	0	0	0	1
Don Lock, R (1, 7) OBP: 0.326, SLG: 0.509		CS 3-H 1B		F6			G4-6-3 1B		FC6-4 1-2f	4	0	2	1	0	0	1
Bob Johnson, R (1, 5) OBP: 0.328, SLG: 0.418		F7 1-2		6-3			G4-6-3 1-2f			3	0	0	0	0	0	2
Ed Brinkman, R (1, 6) OBP: 0.225, SLG: 0.263		SSS K			6-3		6-3			3	0	0	0	0	1	0
Tom Cheney, R (1, 1) OBP: 0.167, SLG: 0.091			E3 SH1-3 SF7		SSS K			4-3		2	1	0	0	0	1	0
Jim Hannan, R (6, 1) OBP: 0.091, SLG: 0.091										0	0	0	0	0	0	0
Joe Hicks, L (8, PH) OBP: 0.301, SLG: 0.390										1	0	0	0	0	0	0
Pete Burnside, R (8, 1) OBP: 0.111, SLG: 0.059										0	0	0	0	0	0	0

TOP

Washington Senators @ Los Angeles Angels

Dodger Stadium, Los Angeles, CA

Sun Aug 19 1962, 3:33 AM PDT

Att. 6,325 - Unknown - 85 F

livebaseballscorecards.com

AB	29
R	2
H	5
RBI	2
BB	1
SO	5
LOB	7

Inning Stats	1	2	3	4	5	6	7	8	9
	R: 0 E: 1 K: 2 S: 8	H: 0 LOB: 1 BB: 0 P: 8	R: 1 E: 0 K: 1 S: 6	H: 2 LOB: 0 BB: 0 P: 6	R: 1 E: 1 K: 1 S: 6	H: 0 LOB: 1 BB: 1 P: 10	R: 0 E: 0 K: 0 S: 3	H: 0 LOB: 0 BB: 0 P: 3	R: 0 E: 0 K: 1 S: 5	H: 0 LOB: 0 BB: 0 P: 5	R: 0 E: 0 K: 0 S: 4	H: 1 LOB: 1 BB: 0 P: 4	R: 0 E: 0 K: 0 S: 3	H: 1 LOB: 0 BB: 0 P: 3	R: 0 E: 0 K: 0 S: 3	H: 0 LOB: 0 BB: 0 P: 3	R: 0 E: 0 K: 0 S: 4	H: 1 LOB: 1 BB: 0 P: 4

| | | | | | | | | | |

Batter	1	2	3	4	5	6	7	8	9	AB	R	H	RBI	BB	SO	LOB
Albie Pearson, L (1, 8) OBP: 0.385, SLG: 0.375	F7		BBBB 4-0 FC1-5 1-2 BB			1B 2B	BBBB 4-0 5-3 BB			2	1	1	0	2	0	0
Billy Moran, R (1, 4) OBP: 0.327, SLG: 0.410	3-1 WP 1B 1B		FC1-5 G1-6-3 1-2 2-3f			F9	F9			4	1	1	0	0	0	4
Lee Thomas, L (1, 3) OBP: 0.353, SLG: 0.447	3-1 1-3		G1-6-3 1-2f			SSS 0-3 K	5-3 1-2			4	0	0	0	0	1	5
Leon Wagner, L (1, 7) OBP: 0.339, SLG: 0.516	3-H 1B			4-3		1B 2B 2-H 1B	SSS 0-3 K			4	1	2	2	0	1	1
Buck Rodgers, S (1, 2) OBP: 0.318, SLG: 0.384	G3			F8		1-3 2B 1B		CS 1B		4	1	2	0	0	0	1
Felix Torres, R (1, 5) OBP: 0.326, SLG: 0.419		F4		F9		1-H 1B 3-H 2B		SSS 0-3 K 1-2		4	1	1	2	0	1	1
George Thomas, R (1, 9) OBP: 0.293, SLG: 0.301		9-2 3B		SSS 0-3 K	BBBB 4-0 1B BB			F7		3	0	1	0	1	1	0
Jim Fregosi, R (1, 6) OBP: 0.264, SLG: 0.260		9-2 3-Hf		4-3		1-2 2-H 1B				3	0	1	1	0	0	1
Dean Chance, R (1, 1) OBP: 0.140, SLG: 0.075			BBBB 4-0 FC1-5 BB BB		SSS 0-3 K	4-3				2	0	0	0	1	1	2
Inning Stats	R: 1 H: 2 E: 0 LOB: 1 K: 0 BB: 0 S: 5 P: 5	R: 0 H: 1 E: 0 LOB: 0 K: 0 BB: 0 S: 3 P: 3	R: 0 H: 0 E: 0 LOB: 1 K: 0 BB: 2 S: 2 P: 10	R: 0 H: 0 E: 0 LOB: 0 K: 0 BB: 0 S: 3 P: 3	R: 0 H: 0 E: 0 LOB: 0 K: 2 BB: 0 S: 7 P: 7	R: 4 H: 5 E: 0 LOB: 2 K: 1 BB: 1 S: 10 P: 14	R: 0 H: 0 E: 0 LOB: 1 K: 1 BB: 1 S: 5 P: 9	R: 0 H: 1 E: 0 LOB: 0 K: 1 BB: 0 S: 5 P: 5		1B: 6 SF: 0 2B: 4 SAC: 0 3B: 1 DP: 3 HR: 0 HBP: 0						

PITCHER		IP	WLS	BF	H	R	ER	SO	BB	IBB	HBP	BLK	WP	HR	S	P	ERA	WHIP
Tom Cheney, R ERA: 3.63	(1, 1)	5.2	L	25	7	5	5	3	3	0	0	0	1	0	28	40	7.94	1.765
Jim Hannan, R ERA: 2.88	(6, 1)	1.1		6	1	0	0	1	1	0	0	0	0	0	7	11	0.00	1.500
Pete Burnside, L ERA: 4.37	(8, 1)	1.0		3	1	0	0	1	0	0	0	0	0	0	5	5	0.00	1.000

PITCHER	IP	WLS	BF	H	R	ER	SO	BB	IBB	HBP	BLK	WP	HR	S	P	ERA	WHIP

BOTTOM

Washington Senators @ Los Angeles Angels

Dodger Stadium, Los Angeles, CA

Sun Aug 19 1962, 3:33 AM PDT

Att. 6,325 - Unknown - 85 F

livebaseballscorecards.com

AB	30
R	5
H	9
RBI	5
BB	4
SO	5
LOB	15

WP: 1 PA: 34
PB: 0
SB: 0
CS: 1

Washington Senators @ Minnesota Twins

Metropolitan Stadium, Bloomington , MI

Tue Aug 21 1962, 8:05 PM EDT

Att. 19,590 - Unknown - 81 F

livebaseballscorecards.com

TOP

Batter	1	2	3	4	5	6	7	8	9	AB	R	H	RBI	BB	SO	LOB
Jim Piersall, R (1, 8) OBP: 0.310, SLG: 0.342	F8		E3			BB, 1B		BB, 1B, 1-2		0	0	0	0	0	0	0
Joe Hicks, L (1, PH) OBP: 0.307, SLG: 0.394 (1, 8)										4	1	2	0	0	0	0
Chuck Cottier, R (1, 4) OBP: 0.309, SLG: 0.355	6-3		F8			BB, 1-2		K		3	0	0	0	1	1	3
Chuck Hinton, R (1, 9) OBP: 0.359, SLG: 0.480	1-3			F8		F3		1B, 1-2, 2-3		3	0	0	0	1	0	2
Harry Bright, R (1, 3) OBP: 0.328, SLG: 0.476		5-3		4-3		F8		F6		4	0	0	0	0	0	5
Don Lock, R (1, 7) OBP: 0.331, SLG: 0.504		BB		F9			F2	1B, 1-3, 2-H, 3-H		3	0	1	2	1	0	0
Bob Johnson, R (1, 5) OBP: 0.325, SLG: 0.415		K			5-3		5-3	K		3	0	0	0	0	1	1
Jim King, L (8, PH) OBP: 0.348, SLG: 0.378										1	0	0	0	0	1	2
Tom Cheney, R (8, 1) OBP: 0.167, SLG: 0.091										0	0	0	0	0	0	0
Bob Schmidt, R (1, 2) OBP: 0.267, SLG: 0.413		F8			L5		1B		K	4	0	1	0	0	1	1
Ed Brinkman, R (1, 6) OBP: 0.229, SLG: 0.258			BB, B3-6-4		L9		F7		K	2	0	0	0	1	0	1
Bud Zipfel, L (9, PH) OBP: 0.321, SLG: 0.361										1	0	0	0	0	1	0
Dave Stenhouse, R (1, 1) OBP: 0.098, SLG: 0.061			B3-6-4, 1-2f			4-3		E5, BB, 1B, 1B	F7	2	0	0	0	0	0	1
Johnny Schaive, R (8, PH) OBP: 0.265, SLG: 0.424 (8, 5)										1	1	0	0	0	0	0
Ken Retzer, L (9, PH) OBP: 0.366, SLG: 0.433										1	0	0	0	0	0	0
Inning Stats	R: 0 E: 0 K: 0 S: 3 H: 0 LOB: 0 BB: 0 P: 3	R: 0 E: 0 K: 1 S: 5 H: 0 LOB: 1 BB: 1 P: 9	R: 0 E: 1 K: 0 S: 3 H: 0 LOB: 1 BB: 1 P: 7	R: 0 E: 0 K: 0 S: 3 H: 0 LOB: 0 BB: 0 P: 3	R: 0 E: 0 K: 0 S: 3 H: 0 LOB: 0 BB: 0 P: 3	R: 0 E: 0 K: 0 S: 4 H: 1 LOB: 2 BB: 1 P: 8	R: 0 E: 0 K: 0 S: 4 H: 1 LOB: 1 BB: 0 P: 4	R: 2 E: 1 K: 2 S: 10 H: 2 LOB: 2 BB: 1 P: 14	R: 0 E: 0 K: 2 S: 7 H: 0 LOB: 0 BB: 0 P: 7	1B: 4 2B: 0 3B: 0 HR: 0	SF: 0 SAC: 0 DP: 1 HBP: 0						

	AB	32
	R	2
	H	4
	RBI	2
	BB	4
	SO	5
	LOB	16

WP: 0 PB: 0 SB: 0 CS: 0 PA: 36

PITCHER		IP	WLS	BF	H	R	ER	SO	BB	IBB	HBP	BLK	WP	HR	S	P	ERA	WHIP
Jack Kralick, L ERA: 4.22	(1, 1)	7.2	W	32	4	2	0	2	4	0	0	0	0	0	32	48	0.00	1.043
Ray Moore, R ERA: 3.55	(8, 1)	1.1	S	4	0	0	0	3	0	0	0	0	0	0	10	10	0.00	0.000

PITCHER		IP	WLS	BF	H	R	ER	SO	BB	IBB	HBP	BLK	WP	HR	S	P	ERA	WHIP

BOTTOM

Washington Senators @ Minnesota Twins

Metropolitan Stadium, Bloomington , MI

Tue Aug 21 1962, 8:05 PM EDT

Att. 19,590 - Unknown - 81 F

livebaseballscorecards.com

Batter	1	2	3	4	5	6	7	8	9	AB	R	H	RBI	BB	SO	LOB
Lenny Green, L (1, 8) (8, 7) OBP: 0.375, SLG: 0.436	5-3		3-1		5-3, 2-H, 3-H, 1B		E, SH5-3, FC6-4, 1B			4	1	2	2	0	0	0
Rich Rollins, R (1, 5) OBP: 0.388, SLG: 0.452	K			E6, 3-1	5-3, 1-2		SH5-3, 1-2			3	0	0	0	0	1	1
Harmon Killebrew, R (1, 7) OBP: 0.368, SLG: 0.522 Bill Tuttle, R (8, 8) OBP: 0.312, SLG: 0.267	1B, 1B			L7	F7		E7, 2-3			4 0	0 0	1 0	0 0	0 0	0 0	3 0
Don Mincher, L (1, 3) OBP: 0.397, SLG: 0.473	1-3, 1B			3-1, 1-2		4-3	FC6-4, IBB			3	0	1	0	1	0	1
Bob Allison, R (1, 9) OBP: 0.365, SLG: 0.478		F9		BB		1B, 1B, BB	FC6-4, 1-2f, 3-H			2	1	0	1	2	0	2
Earl Battey, R (1, 2) OBP: 0.353, SLG: 0.414		G6-4-3, BB		F8		1B, SF7, 1-3, 1B	L4			3	1	1	0	1	0	4
Bernie Allen, L (1, 4) OBP: 0.339, SLG: 0.435		G6-4-3, 1-2f			SH1-4, 1B, 1B	1-3, 3-H, 1B		K		4	1	2	1	0	1	1
Zoilo Versalles, R (1, 6) OBP: 0.258, SLG: 0.349			L5		1-2, SH1-4, 1B	SF7, 3-H		F4		3	1	1	1	0	0	0
Jack Kralick, L (1, 1) OBP: 0.233, SLG: 0.275 Ray Moore, R (8, 1)			F9		SH1-4, 1-2, 2-3	F7		F3		2 1	0 0	0 0	0 0	0 0	0 0	1 0
Inning Stats	R: 0 E: 0 K: 1 S: 6 H: 2 LOB: 2 BB: 0 P: 6	R: 0 E: 0 K: 0 S: 2 H: 0 LOB: 0 BB: 1 P: 6	R: 0 E: 0 K: 0 S: 3 H: 0 LOB: 0 BB: 0 P: 3	R: 0 E: 1 K: 0 S: 4 H: 0 LOB: 2 BB: 1 P: 8	R: 2 E: 0 K: 0 S: 6 H: 3 LOB: 1 BB: 0 P: 6	R: 2 E: 0 K: 0 S: 5 H: 2 LOB: 1 BB: 1 P: 9	R: 1 E: 1 K: 0 S: 5 H: 1 LOB: 2 BB: 1 P: 9	R: 0 E: 0 K: 1 S: 5 H: 0 LOB: 0 BB: 0 P: 5		1B: 8 2B: 0 3B: 0 HR: 0 SF: 1 SAC: 2 DP: 1 HBP: 0						

| | | | | | |

Batter	1	2	3	4	5	6	7	8	9	10	AB	R	H	RBI	BB	SO	LOB
Joe Hicks, L (1, 8) OBP: 0.315, SLG: 0.417	6-3		6-3		K		HR		BB	1B	5	3	2	3	1	1	0
Jim Piersall, R (10, 8) OBP: 0.310, SLG: 0.342											0	0	0	0	0	0	0
Bob Johnson, R (1, 5) OBP: 0.330, SLG: 0.421	G5-4-3 1B		K2-3		4-3		S 1B		BB 1B	FC3 2B	6	2	4	0	0	1	0
Chuck Hinton, R (1, 9) OBP: 0.356, SLG: 0.475	G5-4-3		F8			K	1B		F5	FC3 6-3	6	0	1	2	0	1	4
Bud Zipfel, L (1, 3) OBP: 0.333, SLG: 0.366		1B		F8		K	1B		1B BB	6-3	4	0	2	0	1	1	0
Harry Bright, R (10, PH) OBP: 0.327, SLG: 0.475											1	0	0	0	0	0	2
(10, 3)																	
Ken Retzer, L (1, 2) OBP: 0.365, SLG: 0.430		BB 1B		L6		4-3	F9		BB 1B	K	6	0	2	2	0	1	4
Don Lock, R (1, 7) OBP: 0.348, SLG: 0.500		BB		2B BB			F5	FC6-4 BB	BB		1	1	0	0	4	0	0
Johnny Schaive, R (1, 4) OBP: 0.265, SLG: 0.425		K					1-3	FC6-4		F3	4	0	1	1	0	1	4
Chuck Cottier, R (8, 4) OBP: 0.309, SLG: 0.354				1-H 2B							1	0	0	0	0	0	3
Ed Brinkman, R (1, 6) OBP: 0.227, SLG: 0.248		K		K			1B HR	F8		1-3	4	1	0	0	1	2	8
Claude Osteen, L (1, 1) OBP: 0.194, SLG: 0.278		F8			K		HR	FC6-4		K	2	0	0	0	0	1	3
Jim Hannan, R (6, 1) OBP: 0.091, SLG: 0.091											0	0	0	0	0	0	0
Jim King, L (7, PH) OBP: 0.350, SLG: 0.381											1	1	1	0	0	0	0
Marty Kutyna, R (7, 1) OBP: 0.222, SLG: 0.125											1	0	0	0	0	0	1
Tom Cheney, R (9, 1) OBP: 0.167, SLG: 0.091											0	0	0	0	0	0	0
Steve Hamilton, L (9, 1) OBP: 0.095, SLG: 0.050											1	0	0	0	0	1	0
Bennie Daniels, L (10, 1) OBP: 0.132, SLG: 0.211											0	0	0	0	0	0	0
Inning Stats	R: 0 E: 0 K: 0 S: 3 H: 1 LOB: 0 BB: 0 P: 3	R: 0 E: 0 K: 2 S: 9 H: 2 LOB: 3 BB: 1 P: 13	R: 0 E: 0 K: 1 S: 5 H: 0 LOB: 0 BB: 0 P: 5	R: 1 E: 0 K: 1 S: 6 H: 1 LOB: 1 BB: 1 P: 10	R: 0 E: 0 K: 2 S: 7 H: 0 LOB: 0 BB: 0 P: 7	R: 0 E: 0 K: 2 S: 7 H: 0 LOB: 0 BB: 0 P: 7	R: 4 E: 0 K: 0 S: 8 H: 5 LOB: 2 BB: 1 P: 12	R: 0 E: 0 K: 0 S: 3 H: 0 LOB: 1 BB: 1 P: 7	R: 2 E: 0 K: 0 S: 5 H: 2 LOB: 3 BB: 3 P: 17	R: 1 E: 0 K: 2 S: 10 H: 2 LOB: 2 BB: 0 P: 10	1B: 10 2B: 2 3B: 0 HR: 1 SF: 0 SAC: 0 DP: 1 HBP: 0						

PITCHER		IP	WLS	BF	H	R	ER	SO	BB	IBB	HBP	BLK	WP	HR	S	P	ERA	WHIP
Lee Stange, R ERA: 4.14	(1, 1)	6.2		29	7	5	5	8	3	0	0	0	0	1	42	54	6.75	1.500
Frank Sullivan, R ERA: 4.37	(7, 1)	1.1		7	2	0	0	0	1	0	0	0	0	0	6	10	0.00	2.250
Ray Moore, R ERA: 3.84	(9, 1)	0.1		6	2	2	2	0	3	0	0	0	0	0	3	15	54.00	15.000
Georges Maranda, R ERA: 5.01	(9, 1)	1.0		6	2	1	1	1	0	0	0	0	0	0	8	8	9.00	2.000
Bill Pleis, L ERA: 4.22	(10, 1)	0.2		2	0	0	0	1	0	0	0	0	0	0	4	4	0.00	0.000

PITCHER	IP	WLS	BF	H	R	ER	SO	BB	IBB	HBP	BLK	WP	HR	S	P	ERA	WHIP

TOP

Washington Senators @ Minnesota Twins

Metropolitan Stadium, Bloomington , MI

Wed Aug 22 1962, 8:05 PM EDT
Att. 14,692 - Unknown - 72 F

livebaseballscorecards.com

AB	43
R	8
H	13
RBI	8
BB	7
SO	10
LOB	29

WP: 0	PB: 0	SB: 1	CS: 0
PA: 50			

Batter	1	2	3	4	5	6	7	8	9	10	AB	R	H	RBI	BB	SO	LOB
Lenny Green, L (1, 7) OBP: 0.376, SLG: 0.435	H 1-0 FC6-4 HBP		x 0-0 ① F3		x 0-0 1B	x 0-0 1B 1-3 2-H 3-H 1B		x 0-0 ②③ 3-1 1-2		S S S 0-3 ② K	5	0	2	2	0	1	2
Bill Tuttle, R (1, 8) OBP: 0.319, SLG: 0.287	S S S 0-3 ① K		x 0-0 ② 6-3		S S S 0-3 ② K	x 0-0 FC6-4 1-3 3-H 1B			x 0-0 1B 2B	x 0-0 1B 2-3 1B	6	1	3	1	0	2	2
Rich Rollins, R (1, 5) OBP: 0.386, SLG: 0.449	S S S 0-3 ② K		x 0-0 ③ 4-3		x 0-0 ③ F4	x 0-0 ③ FC6-4 1-2f			x 0-0 ① F4	x 0-0 1-2 3-H 1B	6	0	1	1	0	1	5
Harmon Killebrew, R (1, 3) OBP: 0.366, SLG: 0.524	x 0-0 ③ FC6-4 1-2f			x 0-0 ① 1-3		x 0-0 HR	x 0-0 ① F8		S S S 0-3 ② K	x 0-0 ③ 5-3	6	1	1	1	0	1	4
Bob Allison, R (1, 9) OBP: 0.368, SLG: 0.477		B B B B 4-0 E BB		x 0-0 4-3 1B		x 0-0 ① F8	S S S 0-3 ② K		B B B B 4-0 1B E BB		3	1	1	0	2	1	0
Earl Battey, R (1, 2) OBP: 0.353, SLG: 0.416 Jim Kaat, L (9, PR) OBP: 0.217, SLG: 0.263 Jerry Zimmerman, R (10, 2) OBP: 0.260, SLG: 0.255	S S S 0-3 ① K			x 0-0 ② 4-3 1-2		x 0-0 BB 1B 2B	x 0-0 ③ 6-3		x 0-0 E 1-3 2-H 1B		5 0 0	1 0 0	2 0 0	1 0 0	0 0 0	1 0 0	2 0 0
Bernie Allen, L (1, 4) OBP: 0.337, SLG: 0.431	x 0-0 ② 4-1 1-2		B B B B 4-0 FC5-4 BB			x 0-0 ② 1-3		x 0-0 ① F7	S S S 0-3 ③ K 1-2 3-H		4	0	0	0	1	1	3
Zoilo Versalles, R (1, 6) OBP: 0.264, SLG: 0.358	I I I 4-0 IBB		x 0-0 ③ FC5-4 1-2f			I I I 4-0 BB 1B IBB		x 0-0 HR		x 0-0 1B SH3-4 1B	3	3	2	1	2	0	2
Lee Stange, R (1, 1) OBP: 0.111, SLG: 0.059 Frank Sullivan, R (7, 1) Don Mincher, L (8, PH) OBP: 0.401, SLG: 0.473 Marty Martinez, S (8, PR) OBP: 0.417, SLG: 0.222 Ray Moore, R (9, 1) Georges Maranda, R (9, 1) OBP: 0.313, SLG: 0.400 Bill Pleis, L (10, 1) OBP: 0.200, SLG: 0.200 Johnny Goryl, R (10, PH) OBP: 0.259, SLG: 0.520	S S S 0-3 ③ K				x 0-0 ① F3	B B B B 4-0 1B 1-2 2-3 BB	B B B B 4-0 3-1 BB		x 0-0 1-2 SH3-4 ①		2 0 0 0 0 0 0 0	1 0 0 0 0 0 0 0	0 0 0 0 1 0 0 0	0 0 0 0 0 0 0 0	1 0 0 0 0 0 0 0	1 0 0 0 0 0 0 0	2 0 0 0 0 0 0 0
Inning Stats	R: 0 E: 0 K: 2 S: 7 H: 0 LOB: 1 BB: 0 P: 8	R: 0 E: 1 K: 2 S: 7 H: 0 LOB: 2 BB: 2 P: 15	R: 0 E: 0 K: 0 S: 3 H: 0 LOB: 0 BB: 0 P: 3	R: 0 E: 0 K: 0 S: 4 H: 1 LOB: 2 BB: 1 P: 8	R: 0 E: 0 K: 1 S: 6 H: 1 LOB: 1 BB: 0 P: 6	R: 4 E: 0 K: 0 S: 7 H: 4 LOB: 2 BB: 2 P: 15	R: 0 E: 0 K: 1 S: 5 H: 0 LOB: 0 BB: 0 P: 5	R: 1 E: 0 K: 0 S: 3 H: 1 LOB: 1 BB: 1 P: 7	R: 2 E: 1 K: 2 S: 9 H: 2 LOB: 2 BB: 1 P: 13	R: 1 E: 0 K: 1 S: 8 H: 3 LOB: 2 BB: 0 P: 8	1B: 8 2B: 2 3B: 0 HR: 2	SF: 0 SAC: 1 DP: 0 HBP: 1					

PITCHER		IP	WLS	BF	H	R	ER	SO	BB	IBB	HBP	BLK	WP	HR	S	P	ERA	WHIP
Claude Osteen, L ERA: 3.66	(1, 1)	5.2		28	5	4	4	5	3	2	1	0	0	1	32	53	6.35	1.412
Jim Hannan, R ERA: 2.87	(6, 1)	0.1		2	1	0	0	0	0	0	0	0	0	0	2	2	0.00	3.000
Marty Kutyna, R ERA: 3.59	(7, 1)	2.0		8	2	2	2	1	1	0	0	0	0	1	9	13	9.00	1.500
Tom Cheney, R ERA: 3.59	(9, 1)	0.2		4	1	0	0	1	1	0	0	0	0	0	5	9	0.00	3.000
Steve Hamilton, L ERA: 3.47	(9, 1)	1.0		6	3	2	1	2	0	0	0	0	0	0	10	10	9.00	3.000

PITCHER		IP	WLS	BF	H	R	ER	SO	BB	IBB	HBP	BLK	WP	HR	S	P	ERA	WHIP
Bennie Daniels, R ERA: 5.46	(10, 1)	0.1		1	0	0	0	0	0	0	0	0	0	0	1	1	0.00	0.000

BOTTOM

Washington Senators @ Minnesota Twins

Metropolitan Stadium, Bloomington , MI

Wed Aug 22 1962, 8:05 PM EDT

Att. 14,692 - Unknown - 72 F

livebaseballscorecards.com

AB	40
R	8
H	12
RBI	7
BB	7
SO	9
LOB	22

WP: 0 PB: 0 SB: 0 CS: 0 PA: 49

Batter	1	2	3	4	5	6	7	8	9	AB	R	H	RBI	BB	SO	LOB
Joe Hicks, L (1, 8) OBP: 0.311, SLG: 0.409	2-3		K		E 1B 1-2 2-H 1B		K		4-3	5	1	1	1	0	2	2
Bob Johnson, R (1, 5) OBP: 0.329, SLG: 0.420	6-3			4-1	CS 1-H 2-H 1B		6-3			4	0	1	2	0	0	0
Chuck Hinton, R (1, 9) OBP: 0.353, SLG: 0.470	5-3			5-3	CS 1-2	F7		E5 FC6-4		4	0	0	0	0	0	0
Bud Zipfel, L (1, 3) OBP: 0.339, SLG: 0.365		G4-6-3 1B		4-3		BBB HR BB		FC6-4 1-2f		3	1	1	0	1	0	1
Ken Retzer, L (1, 2) OBP: 0.367, SLG: 0.443		G4-6-3 1-2f			FC6-4 1B	1-H HR		F8		4	1	2	2	0	0	2
Don Lock, R (1, 7) OBP: 0.345, SLG: 0.492		K			FC6-4 2B 1-2f 6-3	S 1B		F8		4	1	1	0	0	1	2
Johnny Schaive, R (1, 4) OBP: 0.270, SLG: 0.438			1-3		1-3 1B 2B	K 1-2			2B	4	1	2	0	0	1	1
Chuck Cottier, R (9, 4) OBP: 0.309, SLG: 0.354										0	0	0	0	0	0	0
Ed Brinkman, R (1, 6) OBP: 0.228, SLG: 0.257			2B		6-3 3-H	K			K	4	0	1	1	0	2	3
Ed Hobaugh, R (1, 1) OBP: 0.143, SLG: 0.429			K		E 1B 1B BB		K		K2-3	1	0	0	0	0	1	1
Jim King, L (5, PH) OBP: 0.353, SLG: 0.381										0	1	0	0	1	0	0
Bennie Daniels, L (5, 1) OBP: 0.125, SLG: 0.200										2	0	0	0	0	2	1
Inning Stats	R: 0 E: 0 K: 0 S: 3 H: 0 LOB: 0 BB: 0 P: 3	R: 0 E: 0 K: 1 S: 5 H: 1 LOB: 0 BB: 0 P: 5	R: 0 E: 0 K: 2 S: 8 H: 1 LOB: 1 BB: 0 P: 8	R: 0 E: 0 K: 0 S: 3 H: 0 LOB: 0 BB: 0 P: 3	R: 4 E: 1 K: 0 S: 6 H: 4 LOB: 0 BB: 1 P: 10	R: 2 E: 0 K: 2 S: 9 H: 2 LOB: 1 BB: 1 P: 13	R: 0 E: 0 K: 2 S: 7 H: 0 LOB: 0 BB: 0 P: 7	R: 0 E: 1 K: 0 S: 4 H: 0 LOB: 1 BB: 0 P: 4	R: 0 E: 0 K: 2 S: 8 H: 1 LOB: 0 BB: 0 P: 8	1B: 5 2B: 3 3B: 0 HR: 1 SF: 0 SAC: 0 DP: 1 HBP: 0	WP: 0 PB: 0 SB: 1 CS: 1 PA: 38					

PITCHER	IP	WLS	BF	H	R	ER	SO	BB	IBB	HBP	BLK	WP	HR	S	P	ERA	WHIP
Ruben Gomez, R (1, 1) ERA: 4.8	5.1	L	24	8	6	5	3	2	0	0	0	0	1	28	36	8.44	1.875
Camilo Pascual, R (6, 1) ERA: 3.6	3.2		13	1	0	0	6	0	0	0	0	0	0	25	25	0.00	0.273

PITCHER	IP	WLS	BF	H	R	ER	SO	BB	IBB	HBP	BLK	WP	HR	S	P	ERA	WHIP

TOP

Washington Senators @ Minnesota Twins

Metropolitan Stadium, Bloomington , MI

Thu Aug 23 1962, 8:05 PM EDT

Unknown - 82 F

livebaseballscorecards.com

AB	35
R	6
H	9
RBI	6
BB	2
SO	9
LOB	13

BOTTOM

Washington Senators @ Minnesota Twins

Metropolitan Stadium, Bloomington , MI

Thu Aug 23 1962, 8:05 PM EDT

Unknown - 82 F

livebaseballscorecards.com

Batter	1	2	3	4	5	6	7	8	9	AB	R	H	RBI	BB	SO	LOB
Lenny Green, L (1, 8) OBP: 0.374, SLG: 0.432	6-3		F4		4-3			1-3		4	0	0	0	0	0	0
Vic Power, R (1, 3) OBP: 0.328, SLG: 0.431	HR, 1B		F6		6-3			F6		4	1	1	0	0	0	0
Rich Rollins, R (1, 5) OBP: 0.387, SLG: 0.448	1-2 HR		BBB 2B		5-3			5-3		3	2	1	0	1	0	0
Harmon Killebrew, R (1, 7) OBP: 0.365, SLG: 0.524	SSS K		1-H 2B			6-3			1-3	4	0	1	1	0	1	2
Bob Allison, R (1, 9) OBP: 0.367, SLG: 0.482	1-H 2-H HR		6-3			F8			SSS K	4	1	1	3	0	1	1
Earl Battey, R (1, 2) OBP: 0.352, SLG: 0.413	1-3			F8		F9			BBBB BB	3	0	0	0	1	0	0
Marty Martinez, S (9, PR) OBP: 0.417, SLG: 0.222										0	0	0	0	0	0	0
Bernie Allen, L (1, 4) OBP: 0.337, SLG: 0.431		4-3		2B			4-3		4-3	4	0	1	0	0	0	1
Zoilo Versalles, R (1, 6) OBP: 0.262, SLG: 0.356		SSS K		SSS K			F8			3	0	0	0	0	2	1
Ruben Gomez, R (1, 1) OBP: 0.200, SLG: 0.200		4-3		2-3			1-3			2	0	0	0	0	0	1
Camilo Pascual, R (6, 1) OBP: 0.273, SLG: 0.342										1	0	0	0	0	0	0
Inning Stats	R: 3 H: 3 E: 0 LOB: 0 K: 1 BB: 0 S: 8 P: 8		R: 0 H: 0 E: 0 LOB: 0 K: 1 BB: 0 S: 5 P: 5	R: 1 H: 1 E: 0 LOB: 1 K: 0 BB: 1 S: 4 P: 8	R: 0 H: 1 E: 0 LOB: 1 K: 1 BB: 0 S: 6 P: 6	R: 0 H: 0 E: 0 LOB: 0 K: 0 BB: 0 S: 3 P: 3	R: 0 H: 0 E: 0 LOB: 0 K: 0 BB: 0 S: 3 P: 3	R: 0 H: 0 E: 0 LOB: 0 K: 0 BB: 0 S: 3 P: 3	R: 0 H: 0 E: 0 LOB: 1 K: 1 BB: 1 S: 5 P: 9	1B: 2 SF: 0 2B: 2 SAC: 0 3B: 0 DP: 0 HR: 1 HBP: 0						

	AB	32
	R	4
	H	5
	RBI	4
	BB	2
	SO	4
	LOB	6

PITCHER	IP	WLS	BF	H	R	ER	SO	BB	IBB	HBP	BLK	WP	HR	S	P	ERA	WHIP
Ed Hobaugh, R (1, 1) ERA: 4.5	4.0		18	5	4	4	3	1	0	0	0	0	1	23	27	9.00	1.500
Bennie Daniels, R (5, 1) ERA: 5.24	5.0	W	16	0	0	0	1	1	0	0	0	0	0	17	21	0.00	0.200

PITCHER	IP	WLS	BF	H	R	ER	SO	BB	IBB	HBP	BLK	WP	HR	S	P	ERA	WHIP

WP: 0 PA: 34
PB: 0
SB: 0
CS: 0

Batter	1	2	3	4	5	6	7	8	9	AB	R	H	RBI	BB	SO	LOB
Jim Piersall, R (1, 8) OBP: 0.313, SLG: 0.346	G4-6-3 E 1B	1B 1-2 2-3 3-H			4-3		5-3		E9 2B 1B	5	1	3	1	0	0	0
Bob Johnson, R (1, 5) OBP: 0.333, SLG: 0.432	E1 G4-6-3 1-2	G4-6-3 1B 1-2 2-3 3-H			HR		F7		2-H 2B	5	1	3	3	0	0	1
Chuck Hinton, R (1, 9) OBP: 0.351, SLG: 0.474	G4-6-3 1-2f 2-3	G4-6-3 1-2f			HR		F8		F4	5	1	1	1	0	0	6
Harry Bright, R (1, 3) OBP: 0.328, SLG: 0.473	K		G6-4-3 1B		5-3			2B FC6-2 1B	K	5	0	2	0	0	2	2
Don Lock, R (1, 7) OBP: 0.340, SLG: 0.480		E5 1B 1B HBP	F3		1B			K	1-3	5	1	1	0	0	1	3
Johnny Schaive, R (1, 4) OBP: 0.275, SLG: 0.444		HBP 1B 1B 1-2	G6-4-3 1-2f		5-3			FC6-2 1-3		4	1	2	0	0	0	2
Bob Schmidt, R (1, 2) OBP: 0.267, SLG: 0.407		F9		F8	5-3			FC6-2 IBB		3	0	0	0	1	0	2
Ed Brinkman, R (1, 6) OBP: 0.231, SLG: 0.259 Jim King, L (8, PH) OBP: 0.351, SLG: 0.379 Ken Hamlin, R (8, 6) OBP: 0.304, SLG: 0.325		1B HBP 1B 1-2 2-3		6-3	G3			FC6-2 1-2 2-3 3-Hf		3 1 0	1 0 0	1 0 0	0 0 0	0 0 0	0 0 0	0 3 0
Don Rudolph, L (1, 1) OBP: 0.264, SLG: 0.271		1B 1B HBP 1-2 2-3 3-H		K	K			K		3	0	0	1	0	3	3
Inning Stats	R: 0 E: 1 K: 1 S: 6 H: 1 LOB: 1 BB: 0 P: 6	R: 3 E: 1 K: 0 S: 7 H: 4 LOB: 2 BB: 0 P: 8	R: 0 E: 0 K: 0 S: 3 H: 1 LOB: 0 BB: 0 P: 3	R: 0 E: 0 K: 1 S: 5 H: 0 LOB: 0 BB: 0 P: 5	R: 2 E: 0 K: 0 S: 6 H: 3 LOB: 1 BB: 0 P: 6	R: 0 E: 0 K: 1 S: 5 H: 0 LOB: 0 BB: 0 P: 5	R: 0 E: 0 K: 0 S: 3 H: 0 LOB: 0 BB: 0 P: 3	R: 0 E: 0 K: 2 S: 9 H: 2 LOB: 3 BB: 1 P: 13	R: 1 E: 1 K: 1 S: 7 H: 2 LOB: 1 BB: 0 P: 7	1B: 9 2B: 2 3B: 0 HR: 2 SF: 0 SAC: 0 DP: 3 HBP: 1						

TOP

Washington Senators @ Minnesota Twins

Metropolitan Stadium, Bloomington , MI

Thu Aug 23 1962, 8:05 PM EDT

Att. 15,506 - Unknown - 74 F

livebaseballscorecards.com

AB	39
R	6
H	13
RBI	6
BB	1
SO	6
LOB	22

WP: 0 PB: 0 SB: 0 CS: 0 PA: 41

PITCHER		IP	WLS	BF	H	R	ER	SO	BB	IBB	HBP	BLK	WP	HR	S	P	ERA	WHIP
Jim Kaat, L ERA: 3.26	(1, 1)	4.2	L	23	9	5	4	2	0	0	1	0	0	2	26	27	7.71	1.929
Georges Maranda, R ERA: 4.7	(5, 1)	4.1		18	4	1	0	4	0	1	0	0	0	0	25	29	0.00	0.923

PITCHER		IP	WLS	BF	H	R	ER	SO	BB	IBB	HBP	BLK	WP	HR	S	P	ERA	WHIP

BOTTOM

Washington Senators @ Minnesota Twins

Metropolitan Stadium, Bloomington , MI

Thu Aug 23 1962, 8:05 PM EDT

Att. 15,506 - Unknown - 74 F

livebaseballscorecards.com

Batter	1	2	3	4	5	6	7	8	9	AB	R	H	RBI	BB	SO	LOB
Lenny Green, L (1, 8) OBP: 0.375, SLG: 0.431	0-0 BB BB 1B	0-0 4-3		B B B B 4-0 1-2 BB			x 0-0 ① F8			3	0	1	0	1	0	1
Vic Power, R (1, 3) OBP: 0.325, SLG: 0.427	x 0-0 ① F7		x 0-0 ① F5	x 0-0 ③ FC5 2-3f			x 0-0 ② F8			4	0	0	0	0	0	3
Rich Rollins, R (1, 5) OBP: 0.386, SLG: 0.447	x 0-0 ② F4		x 0-0 ② F8		x 0-0 FC6-4 1B		x 0-0 ③ F5			4	0	1	0	0	0	1
Harmon Killebrew, R (1, 7) OBP: 0.366, SLG: 0.523	B B B B 4-0 1-2 BB BB		x 0-0 BB 1B		x 0-0 ① FC6-4 1-2f			x 0-0 ① F8		3	0	1	0	1	0	1
Bob Allison, R (1, 9) OBP: 0.368, SLG: 0.480	B B B B 4-0 1-2 2-3 BB		B B B B 4-0 1-2 BB		S S S 0-3 ② K			S S S 0-3 ② K		2	0	0	0	2	2	1
Earl Battey, R (1, 2) OBP: 0.349, SLG: 0.409	S S S 0-3 ③ K		x 0-0 ③ F5		x 0-0 ③ F8			x 0-0 ③ F7		4	0	0	0	0	1	6
Bernie Allen, L (1, 4) OBP: 0.338, SLG: 0.432		x 0-0 ① F2		x 0-0 FC3-6 1B		x 0-0 ① F5			x 0-0 G6-4-3 1B	4	0	2	0	0	0	0
Zoilo Versalles, R (1, 6) OBP: 0.260, SLG: 0.353		x 0-0 ② F5		x 0-0 ① F8		x 0-0 ② F6			x 0-0 ① ② G6-4-3 1-2f	4	0	0	0	0	0	2
Jim Kaat, L (1, 1) OBP: 0.224, SLG: 0.269 Georges Maranda, R (5, 1) OBP: 0.294, SLG: 0.375 George Banks, R (9, PH) OBP: 0.400, SLG: 0.415		x 0-0 1B		x 0-0 ② FC3-6 FC5 BB 1-2f		x 0-0 ③ 5-3			x 0-0 ③ F8	2 1 1	0 0 0	1 0 0	0 0 0	0 0 0	0 0 0	1 0 0
Inning Stats	R: 0 E: 0 K: 1 S: 6 H: 1 LOB: 3 BB: 2 P: 14	R: 0 E: 0 K: 0 S: 4 H: 1 LOB: 1 BB: 0 P: 4	R: 0 E: 0 K: 0 S: 4 H: 1 LOB: 2 BB: 1 P: 8	R: 0 E: 0 K: 0 S: 4 H: 1 LOB: 2 BB: 1 P: 8	R: 0 E: 0 K: 1 S: 6 H: 1 LOB: 1 BB: 0 P: 6	R: 0 E: 0 K: 0 S: 3 H: 0 LOB: 0 BB: 0 P: 3	R: 0 E: 0 K: 0 S: 3 H: 0 LOB: 0 BB: 0 P: 3	R: 0 E: 0 K: 1 S: 5 H: 0 LOB: 0 BB: 0 P: 5	R: 0 E: 0 K: 0 S: 3 H: 1 LOB: 0 BB: 0 P: 3	1B: 6 2B: 0 3B: 0 HR: 0	SF: 0 SAC: 0 DP: 1 HBP: 0						

	AB	32
	R	0
	H	6
	RBI	0
	BB	4
	SO	3
	LOB	16

WP: 0 PB: 0 SB: 0 CS: 0 PA: 36

PITCHER	IP	WLS	BF	H	R	ER	SO	BB	IBB	HBP	BLK	WP	HR	S	P	ERA	WHIP
Don Rudolph, L (1, 1) ERA: 3.18	9.0	W	36	6	0	0	3	4	0	0	0	0	0	38	54	0.00	1.111

PITCHER	IP	WLS	BF	H	R	ER	SO	BB	IBB	HBP	BLK	WP	HR	S	P	ERA	WHIP

Washington Senators @ Detroit Tigers

Tiger Stadium, Detroit, MI

Fri Aug 24 1962, 7:05 PM EDT

Att. 14,636 - Unknown

TOP

livebaseballscorecards.com

Batter	1	2	3	4	5	6	7	8	9	AB	R	H	RBI	BB	SO	LOB
Jim Piersall, R (1, 8) OBP: 0.310, SLG: 0.342	L9		L9			L9		6-3		4	0	0	0	0	0	2
Bob Johnson, R (1, 5) OBP: 0.332, SLG: 0.430	F8			L9		F3		1B		4	0	1	0	0	0	1
Chuck Hinton, R (1, 9) OBP: 0.350, SLG: 0.472	F3			4-3		BB 1-2		F7		4	0	1	0	0	0	1
Bud Zipfel, L (1, 3) OBP: 0.344, SLG: 0.393		4-3		HR		BBBB 4-0 1-2 2-3		F7		3	1	1	1	1	0	1
Ken Retzer, L (1, 2) OBP: 0.362, SLG: 0.436		L7		F8		F7			F7	4	0	0	0	0	0	3
Don Lock, R (1, 7) OBP: 0.338, SLG: 0.469		F7			BBBB 4-0 G5-4-3 BB		6-3		SSS 0-3 K	3	0	0	0	1	1	0
Johnny Schaive, R (1, 4) OBP: 0.269, SLG: 0.435			SSS 0-3 K		SSS 0-3 K		L6	F8		4	0	0	0	0	2	1
Ed Brinkman, R (1, 6) OBP: 0.233, SLG: 0.261			6-3		G5-4-3 1-2f		1B			3	0	1	0	0	0	1
Pete Burnside, R (1, 1) OBP: 0.111, SLG: 0.059			1B			BB 1B	F5			0	0	0	0	0	0	0
Joe Hicks, L (3, PH) OBP: 0.316, SLG: 0.413										1	0	1	0	0	0	0
Ed Hobaugh, R (3, 1) OBP: 0.250, SLG: 0.500										1	0	1	0	0	0	0
Jim King, L (7, PH) OBP: 0.350, SLG: 0.378										1	0	0	0	0	0	1
Marty Kutyna, R (7, 1) OBP: 0.222, SLG: 0.125										0	0	0	0	0	0	0
Inning Stats	R: 0 E: 0 K: 0 S: 3 H: 0 LOB: 0 BB: 0 P: 3	R: 0 E: 0 K: 0 S: 3 H: 0 LOB: 0 BB: 0 P: 3	R: 0 E: 0 K: 1 S: 6 H: 1 LOB: 1 BB: 0 P: 6	R: 1 E: 0 K: 0 S: 4 H: 1 LOB: 0 BB: 0 P: 4	R: 0 E: 0 K: 1 S: 4 H: 0 LOB: 0 BB: 1 P: 8	R: 0 E: 0 K: 0 S: 5 H: 2 LOB: 3 BB: 1 P: 9	R: 0 E: 0 K: 0 S: 4 H: 1 LOB: 1 BB: 0 P: 4	R: 0 E: 0 K: 0 S: 4 H: 1 LOB: 1 BB: 0 P: 4	R: 0 E: 0 K: 1 S: 5 H: 0 LOB: 0 BB: 0 P: 5	1B: 5 2B: 0 3B: 0 HR: 1 SF: 0 SAC: 0 DP: 1 HBP: 0						

	AB	32
	R	1
	H	6
	RBI	1
	BB	2
	SO	3
	LOB	11

PITCHER	IP	WLS	BF	H	R	ER	SO	BB	IBB	HBP	BLK	WP	HR	S	P	ERA	WHIP
Phil Regan, R (1, 1) ERA: 4.56	9.0	W	34	6	1	1	3	2	0	0	0	0	1	38	46	1.00	0.889

PITCHER	IP	WLS	BF	H	R	ER	SO	BB	IBB	HBP	BLK	WP	HR	S	P	ERA	WHIP

Batter	1	2	3	4	5	6	7	8	9	AB	R	H	RBI	BB	SO	LOB
Chico Fernandez, R (1, 6) OBP: 0.284, SLG: 0.392	F9	F7		F4		F5		1B 1B 2-H 1B		5	1	1	1	0	0	2
Bill Bruton, L (1, 8) OBP: 0.349, SLG: 0.426	WP HR 1B	3-1		F7		1-H 2-H HR		1B 1-2 1B		5	2	3	3	0	0	0
Al Kaline, R (1, 9) OBP: 0.387, SLG: 0.605	BB HR 1-3 BB	HR 1B		B B B 4-0 BB		L7		L6		3	2	1	0	2	0	2
Rocky Colavito, R (1, 7) OBP: 0.379, SLG: 0.529	HR 1-2 BB	1-H HR		S S S 0-3 K		S S S 0-3 K		1-3 2-H 1B		4	2	2	3	1	2	1
Steve Boros, R (1, 5) OBP: 0.341, SLG: 0.427	1-H 2-H 3-H HR	1B			5-3		L4	F2		5	1	2	4	0	0	2
Norm Cash, L (1, 3) OBP: 0.380, SLG: 0.506	1B 1B BB	5-3			CS 1B		S S S 0-3 K			3	0	1	0	1	1	1
Dick McAuliffe, L (1, 4) OBP: 0.360, SLG: 0.402	S S S 0-3 K			0-0 G3	0-0 F9 1-2		S S S 0-3 K			4	0	0	0	0	2	2
Dick Brown, R (1, 2) OBP: 0.283, SLG: 0.357	1B 1-2 1B			S S S 0-3 K		SH HR 1B		SH3-4 1B 1B		4	2	3	0	0	1	0
Phil Regan, R (1, 1) OBP: 0.267, SLG: 0.256	1-2 2-H 1B			3-1		SH 1-2 HR		SH3-4 1-2		2	1	1	0	0	0	0
Inning Stats	R: 4 E: 0 K: 1 S: 8 H: 4 LOB: 3 BB: 3 P: 20	R: 2 E: 0 K: 0 S: 6 H: 3 LOB: 1 BB: 0 P: 6	R: 0 E: 0 K: 0 S: 5 H: 0 LOB: 0 BB: 0 P: 5	R: 0 E: 0 K: 1 S: 5 H: 0 LOB: 1 BB: 1 P: 9	R: 0 E: 0 K: 0 S: 3 H: 1 LOB: 0 BB: 0 P: 3	R: 3 E: 1 K: 1 S: 8 H: 2 LOB: 0 BB: 0 P: 8	R: 0 E: 0 K: 2 S: 7 H: 0 LOB: 0 BB: 0 P: 7	R: 2 E: 0 K: 0 S: 7 H: 4 LOB: 2 BB: 0 P: 7		1B: 11 2B: 0 3B: 0 HR: 3 SF: 0 SAC: 2 DP: 0 HBP: 0			WP: 1 PB: 0 SB: 0 CS: 1 PA: 41		

PITCHER		IP	WLS	BF	H	R	ER	SO	BB	IBB	HBP	BLK	WP	HR	S	P	ERA	WHIP
Pete Burnside, L ERA: 4.72	(1, 1)	2.0	L	15	7	6	6	1	3	0	0	0	1	2	14	26	27.00	5.000
Ed Hobaugh, R ERA: 4.5	(3, 1)	4.0		16	3	3	2	3	1	0	0	0	0	1	21	25	4.50	1.000
Marty Kutyna, R ERA: 3.75	(7, 1)	2.0		10	4	2	2	2	0	0	0	0	0	0	14	14	9.00	2.000

PITCHER	IP	WLS	BF	H	R	ER	SO	BB	IBB	HBP	BLK	WP	HR	S	P	ERA	WHIP

BOTTOM

Washington Senators @ Detroit Tigers

Tiger Stadium, Detroit, MI

Fri Aug 24 1962, 7:05 PM EDT

Att. 14,636 - Unknown

livebaseballscorecards.com

AB	35
R	11
H	14
RBI	11
BB	4
SO	6
LOB	10

Batter	1	2	3	4	5	6	7	8	9	AB	R	H	RBI	BB	SO	LOB
Ken Hamlin, R (1, 6) OBP: 0.306, SLG: 0.332	L9	6-3		2B		1B			4-3	5	0	2	0	0	0	1
Bob Johnson, R (1, 5) OBP: 0.330, SLG: 0.428	L9		1B HR 1B	F8		5-3			4-3	5	1	1	0	0	0	2
Chuck Hinton, R (1, 9) OBP: 0.351, SLG: 0.474	2B		1-3 HR 1B		K		4-3		K	5	1	2	0	0	2	0
Harry Bright, R (1, 3) OBP: 0.328, SLG: 0.480	K		1-H 3-H HR		F7		6-3			4	1	1	3	0	1	1
Ken Retzer, L (1, 2) OBP: 0.364, SLG: 0.449		HR	L8		BB 1B		L9			4	1	2	1	0	0	0
Don Lock, R (1, 7) OBP: 0.335, SLG: 0.458		F8	K		1-2 BB			5-3		3	0	0	0	1	1	0
Chuck Cottier, R (1, 4) OBP: 0.310, SLG: 0.355		1B SH1-3 1B	K		F4			1B 1B		4	1	2	0	0	1	2
Jim Piersall, R (1, 8) OBP: 0.314, SLG: 0.345		SH1-3 1-3 1B		6-3		CS BB		G4-6-3 1-3 1B		3	0	2	0	1	0	0
Steve Hamilton, L (1, 1) OBP: 0.083, SLG: 0.043 Jim Hannan, R (8, 1) OBP: 0.091, SLG: 0.091		SH1-3 1-2 3-H		K2-3		3-1 1-2		G4-6-3 1-2f		3 0	0 0	0 0	1 0	0 0	1 0	3 0
Inning Stats	R: 0 E: 0 K: 1 S: 6 H: 1 LOB: 1 BB: 0 P: 6	R: 2 E: 0 K: 0 S: 6 H: 3 LOB: 1 BB: 0 P: 6	R: 3 E: 0 K: 2 S: 10 H: 3 LOB: 0 BB: 0 P: 10	R: 0 E: 0 K: 1 S: 6 H: 1 LOB: 1 BB: 0 P: 6	R: 0 E: 0 K: 1 S: 6 H: 1 LOB: 2 BB: 1 P: 10	R: 0 E: 0 K: 0 S: 3 H: 1 LOB: 1 BB: 1 P: 7	R: 0 E: 0 K: 0 S: 3 H: 0 LOB: 0 BB: 0 P: 3	R: 0 E: 0 K: 0 S: 4 H: 2 LOB: 1 BB: 0 P: 4	R: 0 E: 0 K: 1 S: 5 H: 0 LOB: 0 BB: 0 P: 5	1B: 8 2B: 2 3B: 0 HR: 2 SF: 0 SAC: 1 DP: 1 HBP: 0						

TOP

Washington Senators @ Detroit Tigers

Tiger Stadium, Detroit, MI

Sat Aug 25 1962, 4:33 AM EDT

Att. 8,184 - Unknown

livebaseballscorecards.com

AB	36
R	5
H	12
RBI	5
BB	2
SO	6
LOB	9

PITCHER		IP	WLS	BF	H	R	ER	SO	BB	IBB	HBP	BLK	WP	HR	S	P	ERA	WHIP
Howie Koplitz, R ERA: 4.78	(1, 1)	2.0		12	6	4	4	1	0	0	0	0	0	1	14	14	18.00	3.000
Sam Jones, R ERA: 3.72	(3, 1)	4.0		17	4	1	1	4	2	0	0	0	0	1	23	31	2.25	1.500
Paul Foytack, R ERA: 4.19	(7, 1)	2.0	W	7	2	0	0	0	0	0	0	0	0	0	7	7	0.00	1.000
Terry Fox, R ERA: 1.94	(9, 1)	1.0	S	3	0	0	0	1	0	0	0	0	0	0	5	5	0.00	0.000

PITCHER	IP	WLS	BF	H	R	ER	SO	BB	IBB	HBP	BLK	WP	HR	S	P	ERA	WHIP

Washington Senators @ Detroit Tigers

Tiger Stadium, Detroit, MI

Sat Aug 25 1962, 4:33 AM EDT

Att. 8,184 - Unknown

BOTTOM

Batter	1	2	3	4	5	6	7	8	9	AB	R	H	RBI	BB	SO	LOB
Chico Fernandez, R (1, 6) OBP: 0.286, SLG: 0.402	5-3			FC6-4 1B		L1		1-H 2-H HR		4	1	2	3	0	0	0
Bill Bruton, L (1, 8) OBP: 0.349, SLG: 0.424	K			FC6-4 L5-3 1-2f		6-3		1B 1B 1B		4	1	1	0	0	1	1
Al Kaline, R (1, 9) OBP: 0.382, SLG: 0.596	K			L5-3 1-2			L6-3	F6		4	0	0	0	0	1	2
Rocky Colavito, R (1, 7) OBP: 0.378, SLG: 0.533		5-3		6-3			HR	F5		4	1	1	1	0	0	2
Steve Boros, R (1, 5) OBP: 0.338, SLG: 0.423 Vic Wertz, L (8, PH) OBP: 0.356, SLG: 0.529 Don Buddin, R (8, PR) OBP: 0.354, SLG: 0.289 (9, 5)	F9				5-3		F6	WP 1B 1-2 1B 1B		3 1 0	0 0 1	0 1 0	0 0 0	0 0 0	0 0 0	0 0 0
Norm Cash, L (1, 3) OBP: 0.382, SLG: 0.506	F6				BB FC6-4	HBP		WP 1-2 2-H 1B 1B		2	1	1	1	1	0	0
Dick McAuliffe, L (1, 4) OBP: 0.359, SLG: 0.400		6-3			K		3-1	1-H 2-H FC6-4 1B		4	0	1	2	0	1	2
Dick Brown, R (1, 2) OBP: 0.283, SLG: 0.354		6-3			FC6-4 1-2f			HR HBP FC6-4 1-2f		3	1	0	0	0	0	2
Howie Koplitz, R (1, 1) OBP: 0.333, SLG: 0.231 Sam Jones, R (3, 1) OBP: 0.095, SLG: 0.238 Jake Wood, R (6, PH) OBP: 0.250, SLG: 0.349 Paul Foytack, R (7, 1) OBP: 0.195, SLG: 0.154 Bubba Morton, R (8, PH) OBP: 0.375, SLG: 0.382 Terry Fox, R (9, 1) OBP: 0.500, SLG: 0.200		1-3				F9		1-2 HR 1B		0 1 1 0 1 0	0 0 0 0 1 0	0 0 0 0 1 0	0 0 0 0 0 0	0 0 0 0 0 0	0 0 0 0 0 0	0 0 0 0 0 0
Inning Stats	R: 0 H: 0 E: 0 LOB: 0 K: 2 BB: 0 S: 7 P: 7	R: 0 H: 0 E: 0 LOB: 0 K: 0 BB: 0 S: 3 P: 3	R: 0 H: 0 E: 0 LOB: 0 K: 0 BB: 0 S: 3 P: 3	R: 0 H: 1 E: 0 LOB: 1 K: 0 BB: 0 S: 4 P: 4	R: 0 H: 0 E: 0 LOB: 1 K: 1 BB: 1 S: 5 P: 9	R: 0 H: 0 E: 0 LOB: 0 K: 0 BB: 0 S: 3 P: 3	R: 1 H: 1 E: 0 LOB: 1 K: 0 BB: 0 S: 4 P: 5	R: 6 H: 6 E: 0 LOB: 1 K: 0 BB: 0 S: 9 P: 10		1B: 6 SF: 0 2B: 0 SAC: 0 3B: 0 DP: 0 HR: 2 HBP: 2				WP: 1 PA: 35 PB: 0 SB: 0 CS: 0		

livebaseballscorecards.com

AB	32
R	7
H	8
RBI	7
BB	1
SO	3
LOB	9

PITCHER		IP	WLS	BF	H	R	ER	SO	BB	IBB	HBP	BLK	WP	HR	S	P	ERA	WHIP
Steve Hamilton, L ERA: 3.71	(1, 1)	7.0		29	5	5	5	3	1	0	2	0	0	2	32	38	6.43	0.857
Jim Hannan, R ERA: 3.12	(8, 1)	1.0	L	6	3	2	2	0	0	0	0	0	1	0	6	6	18.00	3.000

PITCHER		IP	WLS	BF	H	R	ER	SO	BB	IBB	HBP	BLK	WP	HR	S	P	ERA	WHIP

Washington Senators @ Detroit Tigers

Tiger Stadium, Detroit, MI

Sun Aug 26 1962, 4:33 AM EDT

Unknown

TOP

livebaseballscorecards.com

Batter	1	2	3	4	5	6	7	8	9	AB	R	H	RBI	BB	SO	LOB
Ken Hamlin, R (1, 6) OBP: 0.305, SLG: 0.330	K		6-3 3-H			1B		F7		4	0	1	1	0	1	0
Bob Johnson, R (1, 5) OBP: 0.329, SLG: 0.426	1B		K			L9		F6		4	0	1	0	0	1	1
Chuck Hinton, R (1, 9) (7, 4)	K			K		5-3		L8		4	0	0	0	0	2	2
Harry Bright, R (1, 3) OBP: 0.327, SLG: 0.480	K			6-3			WP 1B 2B		F5	4	1	1	0	0	1	1
Ken Retzer, L (1, 2) OBP: 0.359, SLG: 0.442		6-3		F8			F5		F8	4	0	0	0	0	0	1
Don Lock, R (1, 7) Ed Hobaugh, R (6, 1) OBP: 0.250, SLG: 0.500 Jim King, L (7, PH) OBP: 0.351, SLG: 0.376 (7, 9)		K			K		BBBB	1B WP 1B BB	F7	2 0 1	0 0 1	0 0 1	0 0 0	0 0 1	2 0 0	0 0 0
Chuck Cottier, R (1, 4) OBP: 0.309, SLG: 0.354 Bud Zipfel, L (7, PH) OBP: 0.350, SLG: 0.398 Marty Kutyna, R (7, 1) OBP: 0.222, SLG: 0.125 Bennie Daniels, L (7, 1) OBP: 0.125, SLG: 0.200		F8			6-3		CS 1B 1B 1-3 2-H			2 1 0 0	0 0 0 0	0 1 0 0	0 1 0 0	0 0 0 0	0 0 0 0	0 0 0 0
Jim Piersall, R (1, 8) OBP: 0.317, SLG: 0.350			SH1-3 6-3 2B		F7		1-2 3-H 1B			3	1	2	1	0	0	0
Dave Stenhouse, R (1, 1) OBP: 0.098, SLG: 0.061 Joe Hicks, L (6, PH) OBP: 0.312, SLG: 0.407 (6, 7)			SH1-3 2-3			4-3	K 2-3			0 2	0 0	0 0	0 0	0 0	0 1	0 2
Inning Stats	R: 0 E: 0 K: 3 S: 10 H: 1 LOB: 1 BB: 0 P: 10	R: 0 E: 0 K: 1 S: 5 H: 0 LOB: 0 BB: 0 P: 5	R: 1 E: 0 K: 1 S: 6 H: 1 LOB: 0 BB: 0 P: 6	R: 0 E: 0 K: 1 S: 5 H: 0 LOB: 0 BB: 0 P: 5	R: 0 E: 0 K: 1 S: 5 H: 0 LOB: 0 BB: 0 P: 5	R: 0 E: 0 K: 0 S: 4 H: 1 LOB: 1 BB: 0 P: 4	R: 2 E: 0 K: 1 S: 7 H: 3 LOB: 2 BB: 1 P: 11	R: 0 E: 0 K: 0 S: 3 H: 0 LOB: 0 BB: 0 P: 3	R: 0 E: 0 K: 0 S: 3 H: 0 LOB: 0 BB: 0 P: 3	1B: 4 2B: 3 3B: 0 HR: 0 SF: 0 SAC: 1 DP: 1 HBP: 0						

	AB	31
	R	3
	H	6
	RBI	3
	BB	1
	SO	8
	LOB	7

		WP: 1	PA: 33
		PB: 0	
		SB: 0	
		CS: 1	

PITCHER		IP	WLS	BF	H	R	ER	SO	BB	IBB	HBP	BLK	WP	HR	S	P	ERA	WHIP
Jim Bunning, R ERA: 3.47	(1, 1)	6.1	W	26	6	3	3	7	1	0	0	0	1	0	39	43	4.26	1.105
Terry Fox, R ERA: 1.83	(7, 1)	2.2	S	7	0	0	0	1	0	0	0	0	0	0	9	9	0.00	0.000

PITCHER	IP	WLS	BF	H	R	ER	SO	BB	IBB	HBP	BLK	WP	HR	S	P	ERA	WHIP

BOTTOM

Washington Senators @ Detroit Tigers

Tiger Stadium, Detroit, MI

Sun Aug 26 1962, 4:33 AM EDT

Unknown

Batter	1	2	3	4	5	6	7	8	9	AB	R	H	RBI	BB	SO	LOB
Chico Fernandez, R (1, 6) OBP: 0.288, SLG: 0.401	HR 1B		SH3 2-3	FC6-4 1-2 2-3 BB		K		L6		3	1	1	0	1	1	2
Bill Bruton, L (1, 8) OBP: 0.349, SLG: 0.431	1-H HR		G3	FC6-4 1-2f			1B S WP 1B	F8		5	2	2	2	0	0	5
Al Kaline, R (1, 9) OBP: 0.383, SLG: 0.593	L5-3		FC6-4 BB		L5-3		G3 WP 1-3 1B			3	0	1	0	1	0	0
Rocky Colavito, R (1, 7) OBP: 0.375, SLG: 0.529	K		FC6-4 1-2f		K		F8 1-2 3-H			4	0	0	0	0	2	3
Norm Cash, L (1, 3) OBP: 0.383, SLG: 0.512	3-1			HR	F8		G3 IBB			3	1	1	1	1	0	0
Dick McAuliffe, L (1, 4) OBP: 0.356, SLG: 0.395		K		F5		F8	G3 1-2 2-3			4	0	0	0	0	1	2
Steve Boros, R (1, 5) OBP: 0.337, SLG: 0.431		K		K		HR	K			4	1	1	1	0	3	2
Dick Brown, R (1, 2) OBP: 0.283, SLG: 0.351		K		BB 1B BB		F4		1-3		3	0	0	0	1	1	0
Jim Bunning, R (1, 1) OBP: 0.213, SLG: 0.288			SH3 2B	BB 1-2 1B		1B		2B		3	0	3	0	0	0	0
Terry Fox, R (7, 1) OBP: 0.556, SLG: 0.500										1	0	1	0	0	0	0
Inning Stats	R: 2 E: 0 K: 1 S: 7 H: 2 LOB: 0 BB: 0 P: 7	R: 0 E: 0 K: 3 S: 9 H: 0 LOB: 0 BB: 0 P: 9	R: 0 E: 0 K: 0 S: 4 H: 1 LOB: 2 BB: 1 P: 8	R: 1 E: 0 K: 1 S: 7 H: 2 LOB: 3 BB: 2 P: 15	R: 0 E: 0 K: 1 S: 5 H: 0 LOB: 0 BB: 0 P: 5	R: 1 E: 0 K: 1 S: 7 H: 2 LOB: 1 BB: 0 P: 7	R: 1 E: 0 K: 1 S: 7 H: 2 LOB: 2 BB: 1 P: 11	R: 0 E: 0 K: 0 S: 4 H: 1 LOB: 1 BB: 0 P: 4		1B: 5 2B: 2 3B: 0 HR: 3 SF: 0 SAC: 1 DP: 0 HBP: 0						

	AB	33
	R	5
	H	10
	RBI	4
	BB	4
	SO	8
	LOB	14

WP: 1 PA: 38
PB: 0
SB: 1
CS: 0

livebaseballscorecards.com

PITCHER		IP	WLS	BF	H	R	ER	SO	BB	IBB	HBP	BLK	WP	HR	S	P	ERA	WHIP
Dave Stenhouse, R ERA: 3.42	(1, 1)	5.0	L	23	5	3	3	6	3	0	0	0	0	2	32	44	5.40	1.600
Ed Hobaugh, R ERA: 4.58	(6, 1)	1.0		5	2	1	1	1	0	0	0	0	0	1	7	7	9.00	2.000
Marty Kutyna, R ERA: 3.88	(7, 1)	0.0		2	2	1	1	0	0	0	0	0	0	0	2	2	∞	∞
Bennie Daniels, R ERA: 5.16	(7, 1)	2.0		8	1	0	0	1	0	1	0	0	1	0	9	13	0.00	0.500

PITCHER	IP	WLS	BF	H	R	ER	SO	BB	IBB	HBP	BLK	WP	HR	S	P	ERA	WHIP

Batter	1	2	3	4	5	6	7	8	9	AB	R	H	RBI	BB	SO	LOB
Ken Hamlin, R (1, 6) OBP: 0.307, SLG: 0.332	F7		1B	G6-3 1-2f 3-H		2-3		L9		5	1	2	0	0	0	1
Bob Johnson, R (1, 5) OBP: 0.330, SLG: 0.424	L9		1B 1-3 L4-1	BB		2-3 1-2			L3	4	1	1	0	1	0	1
Chuck Hinton, R (1, 4) OBP: 0.353, SLG: 0.472	BB		E 1-3 3-H L4-1	1-2		4-3			CS	4	1	3	1	1	0	1
Harry Bright, R (1, 3) OBP: 0.322, SLG: 0.473	K		L4-1 1-2 3-H	L9			F8		K 1-2	5	0	0	1	0	2	5
Bud Zipfel, L (1, 7) OBP: 0.346, SLG: 0.387 Don Lock, R (7, 7) OBP: 0.331, SLG: 0.451		L1-3	K		FC3-5 BB		G3			3 0	0 0	0 0	0 0	1 0	1 0	1 0
Jim King, L (1, 9) OBP: 0.356, SLG: 0.393		1B	E9 2-H		FC3-5 1-2f		HR			4	1	3	2	0	0	1
Bob Schmidt, R (1, 2) OBP: 0.267, SLG: 0.404		1-3 1B	K		K		F8			4	0	1	0	0	2	2
Jim Piersall, R (1, 8) OBP: 0.316, SLG: 0.349		L9	1B G6-3	F8				L9		4	1	1	0	0	0	3
Claude Osteen, L (1, 1) OBP: 0.200, SLG: 0.275		F8	G6-3 1-3		K			L9		4	0	1	0	0	1	2
Inning Stats	R: 0 E: 0 K: 1 S: 5 H: 0 LOB: 1 BB: 1 P: 9	R: 0 E: 0 K: 0 S: 5 H: 2 LOB: 2 BB: 0 P: 5	R: 3 E: 1 K: 2 S: 11 H: 4 LOB: 1 BB: 0 P: 11	R: 1 E: 0 K: 0 S: 5 H: 3 LOB: 2 BB: 1 P: 9	R: 0 E: 0 K: 1 S: 5 H: 0 LOB: 1 BB: 1 P: 9	R: 0 E: 0 K: 1 S: 6 H: 1 LOB: 1 BB: 0 P: 6	R: 1 E: 0 K: 0 S: 4 H: 1 LOB: 0 BB: 0 P: 4	R: 0 E: 0 K: 0 S: 3 H: 0 LOB: 0 BB: 0 P: 3	R: 0 E: 0 K: 1 S: 5 H: 1 LOB: 0 BB: 0 P: 5	1B: 11 2B: 0 3B: 0 HR: 1 SF: 0 SAC: 0 DP: 1 HBP: 0						

PITCHER		IP	WLS	BF	H	R	ER	SO	BB	IBB	HBP	BLK	WP	HR	S	P	ERA	WHIP
Ron Kline, R ERA: 4.48	(1, 1)	3.2	L	21	9	4	4	3	2	0	0	0	0	0	25	33	9.82	3.000
Paul Foytack, R ERA: 4.15	(4, 1)	1.1		5	0	0	0	1	1	0	0	0	0	0	6	10	0.00	0.750
Ron Nischwitz, L ERA: 3.86	(6, 1)	2.0		8	2	1	1	1	0	0	0	0	0	1	10	10	4.50	1.000
Sam Jones, R ERA: 3.63	(8, 1)	2.0		6	1	0	0	1	0	0	0	0	0	0	8	8	0.00	0.500

PITCHER	IP	WLS	BF	H	R	ER	SO	BB	IBB	HBP	BLK	WP	HR	S	P	ERA	WHIP

TOP

Washington Senators @ Detroit Tigers

Tiger Stadium, Detroit, MI

Sun Aug 26 1962, 4:38 AM EDT

Att. 14,958 - Unknown

livebaseballscorecards.com

AB	37
R	5
H	12
RBI	4
BB	3
SO	6
LOB	17

WP: 0 PA: 40
PB: 0
SB: 0
CS: 1

Batter	1	2	3	4	5	6	7	8	9	AB	R	H	RBI	BB	SO	LOB
Chico Fernandez, R (1, 6) OBP: 0.287, SLG: 0.397	BBBB 4-0 1B BB		x 0-0 E6 FC6-4		x 0-0 ① F7			x 0-0 ① F8	x 0-0 ③ 6-3	4	0	0	0	1	0	3
Bill Bruton, L (1, 8)	SSS 0-3 ① K		x 0-0 ② FC6-4 1-2f		x 0-0 ②③ L5-3 1-2			x 0-0 FC6-4 1B		4	0	1	0	0	1	3
Al Kaline, R (1, 9) OBP: 0.381, SLG: 0.588	x 0-0 G6-4-3 1-3 1B		x 0-0 ③ L6-3			x 0-0 ① F3		x 0-0 ② L7		4	0	1	0	0	0	2
Rocky Colavito, R (1, 7) OBP: 0.374, SLG: 0.527	x 0-0 ②③ G6-4-3 1-2f			x 0-0 HBP 1B SF8 1B		x 0-0 ② F4		x 0-0 ③ FC6-4 1-2f		4	1	1	0	0	0	3
Steve Boros, R (1, 5) OBP: 0.339, SLG: 0.432		x 0-0 ① 5-3		x 0-0 HBP 1-2 1B		x 0-0 1B			x 0-0 ① F8	4	0	2	0	0	0	0
Norm Cash, L (1, 3) OBP: 0.384, SLG: 0.510 Bob Farley, L (4, PR) OBP: 0.336, SLG: 0.278 (5, 3) Bubba Morton, R (9, PH) OBP: 0.378, SLG: 0.398		SSS 0-3 ② K		H 1-0 G6-4-3 1-2 2-3 HBP		SSS 0-3 ③ K			x 0-0 1B 3B	1 1 1	0 0 1	0 0 1	0 0 0	0 0 0	1 1 0	0 1 0
Dick McAuliffe, L (1, 4) OBP: 0.353, SLG: 0.392		x 0-0 E4		x 0-0 ① SF8 3-H			x 0-0 ① 4-3		x 0-0 ② F4	3	0	0	1	0	0	1
Mike Roarke, R (1, 2) OBP: 0.264, SLG: 0.333 Dick Brown, R (9, PH) OBP: 0.285, SLG: 0.353		x 0-0 ③ 1-3		x 0-0 ②③ G6-4-3 1-2f			x 0-0 ② 6-3		x 0-0 BB 3-H 1B	3 1	0 0	0 1	0 1	0 0	0 0	3 0
Ron Kline, R (1, 1) OBP: 0.125, SLG: 0.125 Paul Foytack, R (4, 1) OBP: 0.166, SLG: 0.154 Don Buddin, R (5, PH) OBP: 0.357, SLG: 0.294 Ron Nischwitz, S (6, 1) OBP: 0.444, SLG: 0.667 Jake Wood, R (7, PH) OBP: 0.290, SLG: 0.348 Sam Jones, R (8, 1) OBP: 0.095, SLG: 0.238 Bobo Osborne, L (9, PH) OBP: 0.365, SLG: 0.246			SSS 0-3 ① K		x 0-0 L5-3 1B		SSS 0-3 ③ K		BBBB 4-0 1-2 BB	1 0 1 0 1 0 0	0 0 0 0 0 0 0	0 0 1 0 0 1 0	0 0 0 0 0 0 0	1 0 0 0 0 0 1	0 0 0 0 0 0 0	0 0 0 0 0 0 0
Inning Stats	R: 0 H: 1 E: 0 LOB: 1 K: 1 BB: 1 S: 5 P: 9	R: 0 H: 0 E: 1 LOB: 1 K: 1 BB: 0 S: 6 P: 6	R: 0 H: 0 E: 1 LOB: 1 K: 1 BB: 0 S: 6 P: 6	R: 1 H: 2 E: 0 LOB: 2 K: 0 BB: 0 S: 4 P: 5	R: 0 H: 1 E: 0 LOB: 0 K: 0 BB: 0 S: 3 P: 3	R: 0 H: 1 E: 0 LOB: 1 K: 1 BB: 0 S: 6 P: 6	R: 0 H: 0 E: 0 LOB: 0 K: 1 BB: 0 S: 5 P: 5	R: 0 H: 1 E: 0 LOB: 1 K: 0 BB: 0 S: 4 P: 4	R: 1 H: 2 E: 0 LOB: 2 K: 0 BB: 1 S: 5 P: 9	1B: 7 SF: 1 2B: 1 SAC: 0 3B: 1 DP: 3 HR: 0 HBP: 1						

PITCHER	IP	WLS	BF	H	R	ER	SO	BB	IBB	HBP	BLK	WP	HR	S	P	ERA	WHIP
Claude Osteen, L (1, 1) ERA: 3.54	9.0	W	37	8	2	2	5	2	0	1	0	0	0	44	53	2.00	1.111

PITCHER	IP	WLS	BF	H	R	ER	SO	BB	IBB	HBP	BLK	WP	HR	S	P	ERA	WHIP

BOTTOM

Washington Senators @ Detroit Tigers

Tiger Stadium, Detroit, MI

Sun Aug 26 1962, 4:38 AM EDT

Att. 14,958 - Unknown

livebaseballscorecards.com

AB	33
R	2
H	8
RBI	2
BB	2
SO	5
LOB	16

WP: 0	PA: 37		
PB: 0			
SB: 0			
CS: 0			

Baltimore Orioles @ Washington Senators

D.C. Stadium, Washington, DC

Mon Aug 27 1962, 7:05 PM EDT

Att. 6,526 - Unknown

TOP

livebaseballscorecards.com

Batter	1	2	3	4	5	6	7	8	9	AB	R	H	RBI	BB	SO	LOB
Jerry Adair, R (1, 6) OBP: 0.323, SLG: 0.426	F5		4-3		F3			5-3		4	0	0	0	0	0	0
Russ Snyder, L (1, 8) OBP: 0.324, SLG: 0.433	G3 HBP 1B		4-3			1B 1B		F5		4	0	2	0	0	0	0
Whitey Herzog, L (1, 9) OBP: 0.385, SLG: 0.423	G3 1-2 HBP			2B		1-3 1B		K		3	0	2	0	0	1	0
Barry Shetrone, L (8, 9) OBP: 0.167, SLG: 0.167										0	0	0	0	0	0	0
Jim Gentile, L (1, 3) OBP: 0.358, SLG: 0.505	G3 1-2 2-3			F2	K				F2	4	0	0	0	0	1	5
Brooks Robinson, R (1, 5) OBP: 0.334, SLG: 0.484	F7			FC6-4 BB	F3				F7	3	0	0	0	1	0	4
Boog Powell, L (1, 7) OBP: 0.319, SLG: 0.442		F3		F8		4-3			F9	4	0	0	0	0	0	4
Gus Triandos, R (1, 2) OBP: 0.258, SLG: 0.310		K		FC6-4 1-2f			F7			3	0	0	0	0	1	2
Marv Breeding, R (1, 4) OBP: 0.267, SLG: 0.305		K			F2		1-3			3	0	0	0	0	1	0
Billy Hoeft, L (1, 1) OBP: 0.360, SLG: 0.263			F8		K		K			3	0	0	0	0	2	0
Wes Stock, R (8, 1)										0	0	0	0	0	0	0

	AB	31
	R	0
	H	4
	RBI	0
	BB	1
	SO	6
	LOB	15

Inning Stats	1	2	3	4	5	6	7	8	9
	R: 0 E: 0 K: 0 S: 4	R: 0 E: 0 K: 2 S: 7	R: 0 E: 0 K: 0 S: 3	R: 0 E: 0 K: 0 S: 4	R: 0 E: 0 K: 1 S: 5	R: 0 E: 0 K: 1 S: 7	R: 0 E: 0 K: 1 S: 5	R: 0 E: 0 K: 1 S: 5	R: 0 E: 0 K: 0 S: 3
	H: 1 LOB: 2 BB: 0 P: 5	H: 0 LOB: 0 BB: 0 P: 7	H: 0 LOB: 0 BB: 0 P: 3	H: 1 LOB: 2 BB: 1 P: 8	H: 0 LOB: 0 BB: 0 P: 5	H: 2 LOB: 2 BB: 0 P: 7	H: 0 LOB: 0 BB: 0 P: 5	H: 0 LOB: 0 BB: 0 P: 5	H: 0 LOB: 0 BB: 0 P: 3

PITCHER		IP	WLS	BF	H	R	ER	SO	BB	IBB	HBP	BLK	WP	HR	S	P	ERA	WHIP	PITCHER		IP	WLS	BF	H	R	ER	SO	BB	IBB	HBP	BLK	WP	HR	S	P	ERA	WHIP
Tom Cheney, R (1, 1) ERA: 3.34		9.0	W	33	4	0	0	6	1	0	1	0	0	0	43	48	0.00	0.556																			

1B: 3	SF: 0	WP: 0	PA: 33						
2B: 1	SAC: 0	PB: 0							
3B: 0	DP: 0	SB: 0							
HR: 0	HBP: 1	CS: 0							

Batter	1	2	3	4	5	6	7	8	9	AB	R	H	RBI	BB	SO	LOB
Ken Hamlin, R (1, 6) OBP: 0.306, SLG: 0.335	4-3		1B SF8 2B	K 2-3			5-3			4	1	1	0	0	1	1
Bob Johnson, R (1, 5) OBP: 0.332, SLG: 0.427	5-3		1B 2-3 1B		4-3			E 2B		4	1	2	0	0	0	0
Chuck Hinton, R (1, 4) OBP: 0.354, SLG: 0.472 Chuck Cottier, R (9, 4) OBP: 0.309, SLG: 0.354	BBBB S 3B BB		SF8 3-H		F8			E1 1B 2-H 1B		2 0	2 0	1 0	1 0	1 0	0 0	0 0
Harry Bright, R (1, 3) OBP: 0.327, SLG: 0.482	1-H 3B		BB 1-3 1B		L8			SH1-3 BB E 3-H 1B		4	1	3	2	0	0	0
Don Lock, R (1, 7) OBP: 0.335, SLG: 0.444	K		BBBB FC4-6 1-2 BB			F7		BBBB SH1-3 E 1-2 BB		2	1	0	0	2	1	1
Jim King, L (1, 9) OBP: 0.353, SLG: 0.389		1-3	FC4-6 1-2f			K		SH1-3 1-2 2-3		3	0	0	0	0	1	3
Bob Schmidt, R (1, 2) OBP: 0.266, SLG: 0.398		F8	F3			5-3		E SH1-3-2 IBB		3	1	0	0	1	0	0
Jim Piersall, R (1, 8) OBP: 0.318, SLG: 0.350		5-3	WP SH1-4 1B				F8	E8 1-3 2-H 3-H SH1-3-2 1B		4	0	2	2	0	0	0
Tom Cheney, R (1, 1) OBP: 0.158, SLG: 0.086			K	SH1-4 1-2			5-3	SH1-3-2 2-Hf 3-H		2	0	0	1	0	1	0
Inning Stats	R: 1 E: 0 K: 1 S: 6 H: 1 LOB: 1 BB: 1 P: 10	R: 0 E: 0 K: 0 S: 3 H: 0 LOB: 0 BB: 0 P: 3	R: 1 E: 0 K: 1 S: 8 H: 3 LOB: 3 BB: 1 P: 12	R: 0 E: 0 K: 1 S: 6 H: 1 LOB: 1 BB: 0 P: 6	R: 0 E: 0 K: 0 S: 3 H: 0 LOB: 0 BB: 0 P: 3	R: 0 E: 0 K: 1 S: 5 H: 0 LOB: 0 BB: 0 P: 5	R: 0 E: 0 K: 0 S: 3 H: 0 LOB: 0 BB: 0 P: 3	R: 5 E: 2 K: 0 S: 6 H: 4 LOB: 0 BB: 2 P: 14		1B: 6 2B: 3 3B: 1 HR: 0	SF: 1 SAC: 3 DP: 1 HBP: 0					

PITCHER	IP	WLS	BF	H	R	ER	SO	BB	IBB	HBP	BLK	WP	HR	S	P	ERA	WHIP
Billy Hoeft, L (1, 1) ERA: 4.93	7.0	L	30	7	4	4	4	2	0	0	0	1	0	36	44	5.14	1.286
Wes Stock, R (8, 1) ERA: 4.13	1.0		6	2	3	3	0	1	1	0	0	0	0	4	12	27.00	3.000

PITCHER	IP	WLS	BF	H	R	ER	SO	BB	IBB	HBP	BLK	WP	HR	S	P	ERA	WHIP

BOTTOM

Baltimore Orioles @ Washington Senators

D.C. Stadium, Washington, DC

Mon Aug 27 1962, 7:05 PM EDT

Att. 6,526 - Unknown

livebaseballscorecards.com

AB	28
R	7
H	9
RBI	6
BB	4
SO	4
LOB	5

WP: 1 PB: 0 SB: 1 CS: 0 PA: 36

Baltimore Orioles @ Washington Senators

D.C. Stadium, Washington, DC

Tue Aug 28 1962, 7:05 PM EDT

Att. 9,107 - Unknown

livebaseballscorecards.com

TOP

Batter	1	2	3	4	5	6	7	8	9	AB	R	H	RBI	BB	SO	LOB
Jerry Adair, R (1, 6) OBP: 0.325, SLG: 0.428	K		6-4 2B			1B BB	F9			3	0	1	0	1	1	2
Dick Williams, R (1, 9) OBP: 0.274, SLG: 0.271	F8		6-4 2-3f			1-2 1B		6-3		4	0	1	0	0	0	1
Jackie Brandt, R (1, 8) OBP: 0.333, SLG: 0.450	2B			G4-6-3 1B		F4		F9		4	0	2	0	0	0	2
Jim Gentile, L (1, 3) OBP: 0.356, SLG: 0.500	K			G4-6-3 1-2f		K		F7		4	0	0	0	0	2	4
Brooks Robinson, R (1, 5) OBP: 0.333, SLG: 0.482		F8		1B		F3			F3	4	0	1	0	0	0	2
Boog Powell, L (1, 7) OBP: 0.315, SLG: 0.437		1-3		F5			F8		G3	4	0	0	0	0	0	1
Gus Triandos, R (1, 2) OBP: 0.258, SLG: 0.305		BB			K		6-3		6-3	3	0	0	0	1	1	0
Marv Breeding, R (1, 4) OBP: 0.268, SLG: 0.306		F8			F7		BB 1B			3	0	1	0	0	0	1
Jack Fisher, R (1, 1) OBP: 0.182, SLG: 0.077			K		F8					2	0	0	0	0	1	0
Dave Nicholson, R (7, PH) OBP: 0.286, SLG: 0.267										0	0	0	0	1	0	0
Milt Pappas, R (7, 1) OBP: 0.100, SLG: 0.316							1-2 BB			0	0	0	0	0	0	0
Inning Stats	R: 0 E: 0 K: 2 S: 8 H: 1 LOB: 1 BB: 0 P: 8	R: 0 E: 0 K: 0 S: 3 H: 0 LOB: 1 BB: 1 P: 7	R: 0 E: 0 K: 1 S: 5 H: 1 LOB: 0 BB: 0 P: 5	R: 0 E: 0 K: 0 S: 4 H: 2 LOB: 1 BB: 0 P: 4	R: 0 E: 0 K: 1 S: 5 H: 0 LOB: 0 BB: 0 P: 5	R: 0 E: 0 K: 1 S: 6 H: 1 LOB: 2 BB: 1 P: 10	R: 0 E: 0 K: 0 S: 4 H: 1 LOB: 2 BB: 1 P: 8	R: 0 E: 0 K: 0 S: 3 H: 0 LOB: 0 BB: 0 P: 3	R: 0 E: 0 K: 0 S: 3 H: 0 LOB: 0 BB: 0 P: 3	1B: 4 2B: 3 3B: 0 HR: 0 SF: 0 SAC: 0 DP: 2 HBP: 0						

	AB	31
	R	0
	H	6
	RBI	0
	BB	3
	SO	5
	LOB	13

WP: 0 PB: 0 SB: 0 CS: 0 PA: 34

PITCHER	IP	WLS	BF	H	R	ER	SO	BB	IBB	HBP	BLK	WP	HR	S	P	ERA	WHIP
Don Rudolph, L (1, 1) ERA: 3.0	9.0	W	34	6	0	0	5	3	0	0	0	0	0	41	53	0.00	1.000

PITCHER	IP	WLS	BF	H	R	ER	SO	BB	IBB	HBP	BLK	WP	HR	S	P	ERA	WHIP

Baltimore Orioles @ Washington Senators

D.C. Stadium, Washington, DC

Tue Aug 28 1962, 7:05 PM EDT

Att. 9,107 - Unknown

livebaseballscorecards.com

BOTTOM

Batter	1	2	3	4	5	6	7	8	9	AB	R	H	RBI	BB	SO	LOB
Ken Hamlin, R (1, 6) OBP: 0.310, SLG: 0.335	BBBB 4-0 CS BB		x 0-0 ① FC1-6 1B 1-2f		x 0-0 G6-4-3 1-2 2-H 1B		x 0-0 ③ 1-3			3	0	1	1	1	0	1
Bob Johnson, R (1, 5) OBP: 0.336, SLG: 0.430	x 0-0 ① 1-2 3B 1B		x 0-0 G4-3 1-2 1B		x 0-0 ②③ G6-4-3 1-2f			x 0-0 HR 1B		4	2	3	0	0	0	2
Chuck Hinton, R (1, 4) OBP: 0.353, SLG: 0.475 Chuck Cottier, R (9, 4) OBP: 0.309, SLG: 0.354	x 0-0 1-H FC5-2 3B		x 0-0 ②③ G4-3 1-2f			S S S 0-3 ① K		x 0-0 ① F8		4 0	0 0	1 0	1 0	0 0	1 0	3 0
Harry Bright, R (1, 3) OBP: 0.326, SLG: 0.488	x 0-0 ② FC5-2 3-H			x 0-0 ① F9		x 0-0 ② F9		x 0-0 1-H HR		4	1	1	2	0	0	1
Ken Retzer, L (1, 2) OBP: 0.357, SLG: 0.439	x 0-0 ③ 1-3			x 0-0 ② 4-3		x 0-0 1B 1B		x 0-0 ② F7		4	0	1	0	0	0	1
Jim King, L (1, 9) OBP: 0.352, SLG: 0.387		x 0-0 ① F7		x 0-0 ③ L4		x 0-0 1-2 1B		x 0-0 ③ 4-3		4	0	1	0	0	0	0
Bud Zipfel, L (1, 7) OBP: 0.338, SLG: 0.377 Don Lock, R (8, 7) OBP: 0.335, SLG: 0.444		S S S 0-3 ② K			x 0-0 E4 1B	x 0-0 ③ G3				3 0	1 0	0 0	0 0	0 0	1 0	2 0
Jim Piersall, R (1, 8) OBP: 0.316, SLG: 0.348		S S S 0-3 ③ K			x 0-0 ① G3		x 0-0 ① 1-3			3	0	0	0	0	1	1
Don Rudolph, L (1, 1) OBP: 0.268, SLG: 0.275			x 0-0 FC1-6 1B		x 0-0 FC 1B		x 0-0 ② F8			3	0	1	0	0	0	1
Inning Stats	R: 1 H: 2 E: 0 LOB: 1 K: 0 BB: 1 S: 4 P: 8	R: 0 H: 0 E: 0 LOB: 0 K: 2 BB: 0 S: 7 P: 7	R: 0 H: 2 E: 0 LOB: 1 K: 0 BB: 0 S: 4 P: 4	R: 0 H: 0 E: 0 LOB: 0 K: 0 BB: 0 S: 3 P: 3	R: 1 H: 1 E: 1 LOB: 1 K: 0 BB: 0 S: 5 P: 5	R: 0 H: 2 E: 0 LOB: 2 K: 1 BB: 0 S: 7 P: 7	R: 0 H: 0 E: 0 LOB: 0 K: 0 BB: 0 S: 3 P: 3	R: 2 H: 2 E: 0 LOB: 0 K: 0 BB: 0 S: 5 P: 5		1B: 7 SF: 0 2B: 0 SAC: 0 3B: 1 DP: 2 HR: 1 HBP: 0					WP: 0 PA: 33 PB: 0 SB: 0 CS: 1	

	AB	32
	R	4
	H	9
	RBI	4
	BB	1
	SO	3
	LOB	12

PITCHER		IP	WLS	BF	H	R	ER	SO	BB	IBB	HBP	BLK	WP	HR	S	P	ERA	WHIP
Jack Fisher, R ERA: 4.89	(1, 1)	6.0	L	25	7	2	1	3	1	0	0	0	0	0	30	34	1.50	1.333
Milt Pappas, R ERA: 3.99	(7, 1)	2.0		8	2	2	2	0	0	0	0	0	0	1	8	8	9.00	1.000

PITCHER	IP	WLS	BF	H	R	ER	SO	BB	IBB	HBP	BLK	WP	HR	S	P	ERA	WHIP

Batter	1	2	3	4	5	6	7	8	9	AB	R	H	RBI	BB	SO	LOB
Jerry Adair, R (1, 6) OBP: 0.321, SLG: 0.423	L6		E6 1B 3B	F2		5-3			6-3	5	1	0	0	0	0	1
Russ Snyder, L (1, 8) OBP: 0.327, SLG: 0.433	4-3		1-2 3B 1B		BBBB 4-0 2B BB	5-3			HR	2	2	1	0	1	0	0
Dave Nicholson, R (5, 9) OBP: 0.290, SLG: 0.312										2	1	1	1	0	0	0
Jackie Brandt, R (1, 9) (5, 8) OBP: 0.336, SLG: 0.466	SSS 0-3 K		1-H 2-H 2B 3B		1-H HR 2B		HR		6-3	5	3	3	4	0	1	0
Jim Gentile, L (1, 3) OBP: 0.356, SLG: 0.508		G3	3B 2B 3-H		2-H HR		F8		G3	5	2	2	3	0	0	0
Brooks Robinson, R (1, 5) OBP: 0.336, SLG: 0.488		1B	2-H 3B		6-3		G4-3 1B			4	0	3	1	0	0	0
Boog Powell, L (1, 7) OBP: 0.315, SLG: 0.433		F6	SSS K		BBBB 4-0 FC6 BB		1-2f G4-3			3	0	0	0	1	1	3
Hobie Landrith, L (1, 2) OBP: 0.316, SLG: 0.353		4-3		4-3	1-2f FC6			4-3		4	0	0	0	0	0	2
Marv Breeding, R (1, 4) OBP: 0.268, SLG: 0.311			F3	F8	F9			L4-6 2B		4	0	1	0	0	0	1
Chuck Estrada, R (1, 1) OBP: 0.167, SLG: 0.135			BBBB BB			F9		2-3 L4-6		3	0	0	0	1	0	1
Inning Stats	R: 0 E: 0 K: 1 S: 5 H: 0 LOB: 0 BB: 0 P: 5	R: 0 E: 0 K: 0 S: 4 H: 1 LOB: 1 BB: 0 P: 4	R: 4 E: 1 K: 1 S: 10 H: 4 LOB: 1 BB: 0 P: 10	R: 0 E: 0 K: 0 S: 3 H: 0 LOB: 1 BB: 1 P: 7	R: 3 E: 0 K: 0 S: 5 H: 2 LOB: 1 BB: 2 P: 13	R: 0 E: 0 K: 0 S: 3 H: 0 LOB: 0 BB: 0 P: 3	R: 1 E: 0 K: 0 S: 4 H: 2 LOB: 0 BB: 0 P: 4	R: 0 E: 0 K: 0 S: 3 H: 1 LOB: 0 BB: 0 P: 3	R: 1 E: 0 K: 0 S: 4 H: 1 LOB: 0 BB: 0 P: 4	1B: 3 2B: 4 3B: 2 HR: 3	SF: 0 SAC: 0 DP: 2 HBP: 0					

TOP

Baltimore Orioles @ Washington Senators

D.C. Stadium, Washington, DC

Wed Aug 29 1962, 7:05 PM EDT

Att. 8,002 - Unknown

livebaseballscorecards.com

AB	37
R	9
H	11
RBI	9
BB	3
SO	2
LOB	8

PITCHER		IP	WLS	BF	H	R	ER	SO	BB	IBB	HBP	BLK	WP	HR	S	P	ERA	WHIP
Bennie Daniels, R ERA: 5.21	(1, 1)	4.0	L	22	7	7	3	2	2	0	0	0	0	1	24	32	6.75	2.250
Pete Burnside, L ERA: 4.64	(5, 1)	4.0		14	3	1	1	0	1	0	0	0	0	1	13	17	2.25	1.000
Marty Kutyna, R ERA: 3.95	(9, 1)	1.0		4	1	1	1	0	0	0	0	0	0	1	4	4	9.00	1.000

PITCHER	IP	WLS	BF	H	R	ER	SO	BB	IBB	HBP	BLK	WP	HR	S	P	ERA	WHIP

BOTTOM

Baltimore Orioles @ Washington Senators

D.C. Stadium, Washington, DC

Wed Aug 29 1962, 7:05 PM EDT

Att. 8,002 - Unknown

livebaseballscorecards.com

Batter	1	2	3	4	5	6	7	8	9	AB	R	H	RBI	BB	SO	LOB
Ken Hamlin, R (1, 6) OBP: 0.309, SLG: 0.330	BBBB 4-0 1B SF9 BB		x 0-0 ② F8		x 0-0 ③ F8			x 0-0 ① F8		3	1	0	0	1	0	1
Bob Johnson, R (1, 5) OBP: 0.337, SLG: 0.430	x 0-0 1-3 1B		x 0-0 ③ 3-1			BBBB 4-0 BB		x 0-0 ② 1-3 1-2		3	0	1	0	1	0	1
Chuck Hinton, R (1, 4) OBP: 0.352, SLG: 0.481	x 0-0 ① SF9 3-H			x 0-0 ① F8		x 0-0 ① F6		x 0-0 2-H HR		3	1	1	3	0	0	1
Harry Bright, R (1, 3) OBP: 0.322, SLG: 0.483	SSS 0-3 ② K			SSS 0-3 ② K		SSS 0-3 ② K		x 0-0 ③ F7		4	0	0	0	0	3	2
Ken Retzer, L (1, 2) OBP: 0.356, SLG: 0.436	x 0-0 ③ 1-3			x 0-0 BB 1B		x 0-0 ③ F7			x 0-0 ① 1-3	4	0	1	0	0	0	2
Jim King, L (1, 9) OBP: 0.353, SLG: 0.384		x 0-0 ① 6-3		BBBB 4-0 1-2 BB			BBBB 4-0 G6-3 BB		SSS 0-3 ② K	2	0	0	0	2	1	0
Bud Zipfel, L (1, 7) OBP: 0.328, SLG: 0.364		SSS 0-3 ② K		x 0-0 ③ F7			x 0-0 ① F8		x 0-0 ③ F5	4	0	0	0	0	1	3
Jim Piersall, R (1, 8) OBP: 0.314, SLG: 0.345		x 0-0 ③ 5-3			x 0-0 ① G3		x 0-0 ② ③ G6-3 1-2f			3	0	0	0	0	0	1
Bennie Daniels, L (1, 1) OBP: 0.122, SLG: 0.195 Pete Burnside, R (5, 1) OBP: 0.108, SLG: 0.057 Joe Hicks, L (8, PH) OBP: 0.316, SLG: 0.411 Marty Kutyna, R (9, 1) OBP: 0.222, SLG: 0.125			SSS 0-3 ① K		SSS 0-3 ② K			x 0-0 1-3 HR 1B		1 1 1 0	0 0 1 0	0 0 1 0	0 0 0 0	0 0 0 0	1 1 0 0	0 0 0 0
Inning Stats	R: 1 H: 1 E: 0 LOB: 1 K: 1 BB: 1 S: 6 P: 10	R: 0 H: 0 E: 0 LOB: 0 K: 1 BB: 0 S: 5 P: 5	R: 0 H: 0 E: 0 LOB: 0 K: 1 BB: 0 S: 5 P: 5	R: 0 H: 1 E: 0 LOB: 2 K: 1 BB: 1 S: 6 P: 10	R: 0 H: 0 E: 0 LOB: 0 K: 1 BB: 0 S: 5 P: 5	R: 0 H: 0 E: 0 LOB: 1 K: 1 BB: 1 S: 5 P: 9	R: 0 H: 0 E: 0 LOB: 0 K: 0 BB: 1 S: 2 P: 6	R: 2 H: 2 E: 0 LOB: 0 K: 0 BB: 0 S: 5 P: 5	R: 0 H: 0 E: 0 LOB: 0 K: 1 BB: 0 S: 5 P: 5	1B: 3 SF: 1 2B: 0 SAC: 0 3B: 0 DP: 1 HR: 1 HBP: 0						

	AB	29
	R	3
	H	4
	RBI	3
	BB	4
	SO	7
	LOB	11

WP: 0 PB: 0 SB: 0 CS: 0 PA: 34

PITCHER		IP	WLS	BF	H	R	ER	SO	BB	IBB	HBP	BLK	WP	HR	S	P	ERA	WHIP
Chuck Estrada, R ERA: 4.04	(1, 1)	9.0	W	34	4	3	3	7	4	0	0	0	0	1	44	60	3.00	0.889

PITCHER	IP	WLS	BF	H	R	ER	SO	BB	IBB	HBP	BLK	WP	HR	S	P	ERA	WHIP

Batter	1	2	3	4	5	6	7	8	9	AB	R	H	RBI	BB	SO	LOB
Ken Hamlin, R (1, 6) OBP: 0.304, SLG: 0.324	F6	F9			6-3		F9			4	0	0	0	0	0	0
Bob Johnson, R (1, 5) OBP: 0.341, SLG: 0.435	5-3		FC6-4 1B		1B			CS 2B		4	0	3	0	0	0	0
Chuck Hinton, R (1, 4) OBP: 0.351, SLG: 0.478	3B 1B		F8		F7			F4 2-3		4	1	1	0	0	0	3
Harry Bright, R (1, 3) OBP: 0.327, SLG: 0.490	1-H 2B 3B		F8			FC6-4 1B		BBB 4-0 CS BB		3	1	2	1	1	0	1
Ken Retzer, L (1, 2) OBP: 0.354, SLG: 0.437	3-H 2B		FC6-4 1-2f			F9		CS 1-2	4-3	4	0	1	1	0	0	2
Jim King, L (1, 9) OBP: 0.349, SLG: 0.379	F9			4-3		FC6-4 1-2f			3-1	4	0	0	0	0	0	2
Don Lock, R (1, 7) OBP: 0.333, SLG: 0.460		HR		F8		F6			SSS K	4	1	1	1	0	1	1
Jim Piersall, R (1, 8) OBP: 0.312, SLG: 0.342		5-3		L5			4-3			3	0	0	0	0	0	0
Dave Stenhouse, R (1, 1) OBP: 0.093, SLG: 0.058		F4			SSS K		4-3			3	0	0	0	0	1	0
Inning Stats	R: 2 E: 0 K: 0 S: 6 H: 3 LOB: 1 BB: 0 P: 6	R: 1 E: 0 K: 0 S: 4 H: 1 LOB: 0 BB: 0 P: 4	R: 0 E: 0 K: 0 S: 4 H: 1 LOB: 1 BB: 0 P: 4	R: 0 E: 0 K: 0 S: 3 H: 0 LOB: 0 BB: 0 P: 3	R: 0 E: 0 K: 1 S: 6 H: 1 LOB: 1 BB: 0 P: 6	R: 0 E: 0 K: 0 S: 4 H: 1 LOB: 1 BB: 0 P: 4	R: 0 E: 0 K: 0 S: 3 H: 0 LOB: 0 BB: 0 P: 3	R: 0 E: 0 K: 0 S: 2 H: 1 LOB: 0 BB: 1 P: 6	R: 0 E: 0 K: 1 S: 5 H: 0 LOB: 0 BB: 0 P: 5	1B: 4 2B: 2 3B: 1 HR: 1	SF: 0 SAC: 0 DP: 0 HBP: 0						

TOP

Washington Senators @ Baltimore Orioles

Memorial Stadium, Baltimore, MD

Thu Aug 30 1962, 7:05 PM EDT

Att. 3,712 - Unknown

livebaseballscorecards.com

AB	33
R	3
H	8
RBI	3
BB	1
SO	2
LOB	9

WP: 0 PB: 0 SB: 0 CS: 2 PA: 35

PITCHER		IP	WLS	BF	H	R	ER	SO	BB	IBB	HBP	BLK	WP	HR	S	P	ERA	WHIP
Dick Hall, R ERA: 2.59	(1, 1)	7.0	L	29	8	3	3	1	0	0	0	0	0	1	31	31	3.86	1.143
Hoyt Wilhelm, R ERA: 1.48	(8, 1)	2.0		5	0	0	0	1	1	0	0	0	0	0	6	10	0.00	0.500

PITCHER		IP	WLS	BF	H	R	ER	SO	BB	IBB	HBP	BLK	WP	HR	S	P	ERA	WHIP

BOTTOM

Washington Senators @ Baltimore Orioles

Memorial Stadium, Baltimore, MD

Thu Aug 30 1962, 7:05 PM EDT

Att. 3,712 - Unknown

livebaseballscorecards.com

Batter	1	2	3	4	5	6	7	8	9	AB	R	H	RBI	BB	SO	LOB
Jerry Adair, R (1, 6) OBP: 0.323, SLG: 0.423	FC4-6 1B		1-2 3B 1B		5-3		G6-3 1-2f			4	1	2	0	0	0	2
Russ Snyder, L (1, 8) OBP: 0.329, SLG: 0.440	FC4-6 G5-4-3 1-2f		1-H 2-H 3B		2-3 1B			K		4	0	2	2	0	1	1
Jackie Brandt, R (1, 9) OBP: 0.335, SLG: 0.463	G5-4-3 1-2f		B B B B BB		F6			F4		3	0	0	0	1	0	3
Jim Gentile, L (1, 3) OBP: 0.355, SLG: 0.504		F7	F7			B B B B G1-4-3 BB		F6		3	0	0	0	1	0	2
Brooks Robinson, R (1, 5) OBP: 0.336, SLG: 0.487 Dave Nicholson, R (9, PR) OBP: 0.290, SLG: 0.312		S S S K		5-3		G1-4-3 1-2f			FC3-1-6 1B	4 0	0 0	1 0	0 0	0 0	1 0	1 0
Boog Powell, L (1, 7) OBP: 0.317, SLG: 0.433 Dick Williams, R (9, PH) OBP: 0.272, SLG: 0.269		L9		B B B B G6-4-3 BB		1B			FC3-1-6 1-2f	2 1	0 0	1 0	0 0	1 0	0 0	0 1
Gus Triandos, R (1, 2) OBP: 0.254, SLG: 0.299 Hobie Landrith, L (8, 2) OBP: 0.316, SLG: 0.353 Charlie Lau, L (9, PH) OBP: 0.322, SLG: 0.447			S S S K	G6-4-3 1-2f		G2			F8	3 0 1	0 0 0	0 0 0	0 0 0	1 0 0	2 0 1	2 0 1
Marv Breeding, R (1, 4) OBP: 0.275, SLG: 0.317 Whitey Herzog, L (9, PH) OBP: 0.383, SLG: 0.421			S S S K		1B SH1-4 1B		G6-3 1B		F7	3 1	0 0	2 0	0 0	0 0	1 0	0 1
Dick Hall, R (1, 1) OBP: 0.286, SLG: 0.222 Hoyt Wilhelm, R (8, 1) OBP: 0.143, SLG: 0.077			1B 3B 1B		SH1-4 1-2		S S S K			2 0	1 0	1 0	0 0	0 0	1 0	1 0
Inning Stats	R: 0 E: 0 K: 0 S: 3 H: 1 LOB: 0 BB: 0 P: 3	R: 0 E: 0 K: 1 S: 5 H: 0 LOB: 0 BB: 0 P: 5	R: 2 E: 0 K: 2 S: 10 H: 3 LOB: 2 BB: 1 P: 14	R: 0 E: 0 K: 0 S: 2 H: 0 LOB: 0 BB: 1 P: 6	R: 0 E: 0 K: 0 S: 5 H: 2 LOB: 2 BB: 0 P: 5	R: 0 E: 0 K: 0 S: 3 H: 1 LOB: 1 BB: 1 P: 7	R: 0 E: 0 K: 1 S: 5 H: 1 LOB: 0 BB: 0 P: 5	R: 0 E: 0 K: 1 S: 5 H: 0 LOB: 0 BB: 0 P: 5	R: 0 E: 0 K: 0 S: 4 H: 1 LOB: 1 BB: 0 P: 4	1B: 8 2B: 0 3B: 1 HR: 0	SF: 0 SAC: 1 DP: 4 HBP: 0						

	AB	31
	R	2
	H	9
	RBI	2
	BB	3
	SO	5
	LOB	15

PITCHER		IP	WLS	BF	H	R	ER	SO	BB	IBB	HBP	BLK	WP	HR	S	P	ERA	WHIP
Dave Stenhouse, R ERA: 3.35	(1, 1)	9.0	W	35	9	2	2	5	3	0	0	0	0	0	42	54	2.00	1.333

PITCHER	IP	WLS	BF	H	R	ER	SO	BB	IBB	HBP	BLK	WP	HR	S	P	ERA	WHIP

Los Angeles Angels @ Washington Senators

D.C. Stadium, Washington, DC

Fri Aug 31 1962, 7:05 PM EDT

Unknown - 95 F

TOP

livebaseballscorecards.com

Batter	1	2	3	4	5	6	7	8	9	AB	R	H	RBI	BB	SO	LOB
Albie Pearson, L (1, 8) OBP: 0.372, SLG: 0.360	F7		4-3	G3		L1			5-3	5	0	0	0	0	0	2
Billy Moran, R (1, 4) OBP: 0.333, SLG: 0.432	K		1B HR 1B		G3 1B		SH1-3 1B		L8	5	1	3	0	0	1	0
Lee Thomas, L (1, 3) OBP: 0.357, SLG: 0.462	5-3		1-3 HR 1B		G3 1-2		SH1-3 1-2			3	1	1	0	0	0	1
Felix Torres, R (1, 5) OBP: 0.316, SLG: 0.416		HR 1B	1-H 3-H HR		F7		F9			4	2	2	3	0	0	2
Leon Wagner, L (1, 7) OBP: 0.332, SLG: 0.514		F8	F8		F8		F4			4	0	0	0	0	0	3
Buck Rodgers, S (1, 2) OBP: 0.315, SLG: 0.386		F7	F9			HR		K		4	1	1	1	0	1	1
George Thomas, R (1, 9) OBP: 0.322, SLG: 0.394		1-H HR		F7		BBBB BB		F2		3	1	1	2	1	0	0
Jim Fregosi, R (1, 6) OBP: 0.341, SLG: 0.313		BBBB BB		F8		F9		F9		3	0	0	0	1	0	1
Ted Bowsfield, R (1, 1) OBP: 0.300, SLG: 0.206		4-3		1B		SSS K			5-3	1	0	0	0	0	0	1
Gene Leek, R (4, PH) OBP: 1.000, SLG: 1.000										1	0	1	0	0	0	0
Dan Osinski, R (4, 1)										2	0	0	0	0	1	1
Tom Morgan, R (9, 1)										0	0	0	0	0	0	0
Inning Stats	R: 0 E: 0 K: 1 S: 5 H: 0 LOB: 0 BB: 0 P: 5	R: 2 E: 0 K: 0 S: 5 H: 2 LOB: 1 BB: 1 P: 9	R: 3 E: 0 K: 0 S: 6 H: 3 LOB: 0 BB: 0 P: 6	R: 0 E: 0 K: 0 S: 4 H: 1 LOB: 1 BB: 0 P: 4	R: 0 E: 0 K: 0 S: 4 H: 1 LOB: 1 BB: 0 P: 4	R: 1 E: 0 K: 1 S: 6 H: 1 LOB: 1 BB: 1 P: 10	R: 0 E: 0 K: 0 S: 4 H: 1 LOB: 1 BB: 0 P: 4	R: 0 E: 0 K: 1 S: 5 H: 0 LOB: 0 BB: 0 P: 5	R: 0 E: 0 K: 0 S: 3 H: 0 LOB: 0 BB: 0 P: 3	1B: 6 2B: 0 3B: 0 HR: 3 SF: 0 SAC: 1 DP: 0 HBP: 0							

	AB	35
	R	6
	H	9
	RBI	6
	BB	2
	SO	3
	LOB	12

WP: 0 PB: 0 SB: 0 CS: 0 PA: 38

PITCHER		IP	WLS	BF	H	R	ER	SO	BB	IBB	HBP	BLK	WP	HR	S	P	ERA	WHIP
Claude Osteen, L ERA: 3.78	(1, 1)	4.0	L	19	6	5	5	1	1	0	0	0	0	2	20	24	11.25	1.750
Pete Burnside, L ERA: 4.64	(5, 1)	2.0		9	2	1	1	1	1	0	0	0	0	1	10	14	4.50	1.500
Ed Hobaugh, R ERA: 4.42	(7, 1)	2.0		7	1	0	0	1	0	0	0	0	0	0	9	9	0.00	0.500
Marty Kutyna, R ERA: 3.89	(9, 1)	1.0		3	0	0	0	0	0	0	0	0	0	0	3	3	0.00	0.000

PITCHER	IP	WLS	BF	H	R	ER	SO	BB	IBB	HBP	BLK	WP	HR	S	P	ERA	WHIP

BOTTOM

Angeles Angels @ Washington Senators

D.C. Stadium, Washington, DC

Fri Aug 31 1962, 7:05 PM EDT

Unknown - 95 F

livebaseballscorecards.com

Batter	1	2	3	4	5	6	7	8	9	AB	R	H	RBI	BB	SO	LOB
Ken Hamlin, R (1, 6) OBP: 0.310, SLG: 0.335	F7	1-2 2-H 1B		1-2 1B			2B 2B		F4	5	1	3	0	0	0	0
Bob Johnson, R (1, 5) OBP: 0.339, SLG: 0.432	FC6-4 1B		5-3	L4 2-3			1-3		F6	5	0	1	0	0	0	3
Chuck Hinton, R (1, 9) OBP: 0.352, SLG: 0.480	FC6-4 FC5 BB 1-2f		3-1		5-3		1-3 2-H 2B		1B 1B	5	0	2	1	0	0	1
Harry Bright, R (1, 3) OBP: 0.331, SLG: 0.499	BBBB 1-2 BB		HR		F1		1-3 2-3		1-2 1B	4	1	2	1	1	0	1
Don Lock, R (1, 7) OBP: 0.329, SLG: 0.451	FC5 2-3f		3B 1B		SSS K		SSS K		F6	5	1	1	0	0	2	5
Jim Piersall, R (1, 8) OBP: 0.313, SLG: 0.349		F9	1-H 3B			4-3		5-3 1B		4	0	2	1	0	0	0
Bob Schmidt, R (1, 2) OBP: 0.270, SLG: 0.397		1B 1B 1B	F8			BBBB FC4-6 BB		5-3 1-2		3	0	1	0	1	0	2
Chuck Cottier, L (1, 4) OBP: 0.307, SLG: 0.351		F3		F9		FC4-6 FC4-6 1-2f		SSS K		3	0	0	0	0	0	2
Ken Retzer, L (8, PH) OBP: 0.353, SLG: 0.436										1	0	0	0	0	1	1
Danny O'Connell, R (9, 4) OBP: 0.316, SLG: 0.346										0	0	0	0	0	0	0
Claude Osteen, L (1, 1) OBP: 0.220, SLG: 0.293		1B 1-2 1B		L4 1B 1B		FC4-6 1-2f		SSS K		1	0	1	0	0	0	0
Johnny Schaive, R (4, PH) OBP: 0.273, SLG: 0.438										1	0	1	0	0	0	0
Pete Burnside, R (5, 1) OBP: 0.108, SLG: 0.057										0	0	0	0	0	0	0
Jim King, L (6, PH) OBP: 0.348, SLG: 0.377										1	0	0	0	0	0	1
Ed Hobaugh, R (7, 1) OBP: 0.250, SLG: 0.500										0	0	0	0	0	0	0
Joe Hicks, L (8, PH) OBP: 0.314, SLG: 0.408										1	0	0	0	0	1	1
Marty Kutyna, R (9, 1) OBP: 0.222, SLG: 0.125										0	0	0	0	0	0	0

Inning Stats	1	2	3	4	5	6	7	8	9
	R: 0 E: 0 K: 0 S: 4	H: 1 LOB: 2 BB: 1 P: 8	R: 0 E: 0 K: 0 S: 5	H: 3 LOB: 2 BB: 0 P: 5	R: 2 E: 0 K: 0 S: 6	H: 3 LOB: 1 BB: 0 P: 6	R: 0 E: 0 K: 0 S: 4	H: 2 LOB: 1 BB: 0 P: 4	R: 0 E: 0 K: 1 S: 5	H: 0 LOB: 0 BB: 0 P: 5	R: 0 E: 0 K: 0 S: 3	H: 0 LOB: 1 BB: 1 P: 7	R: 1 E: 0 K: 1 S: 7	H: 2 LOB: 1 BB: 0 P: 7	R: 0 E: 0 K: 2 S: 8	H: 1 LOB: 1 BB: 0 P: 8	R: 0 E: 0 K: 0 S: 5	H: 2 LOB: 2 BB: 0 P: 5

| | | | | | | | | | |

Batter	1	2	3	4	5	6	7	8	9	AB	R	H	RBI	BB	SO	LOB
Albie Pearson, L (1, 8) OBP: 0.371, SLG: 0.359	FC6-4 1B		K		F8		F8			4	0	1	0	0	1	2
Billy Moran, R (1, 4) OBP: 0.334, SLG: 0.436	FC6-4 1-2f		1-3 2B		F8			L1-6 2B		4	0	2	0	0	0	2
Lee Thomas, L (1, 3) OBP: 0.356, SLG: 0.467	K		F4			HR		L1-6 2-3		4	1	1	1	0	1	4
Felix Torres, R (1, 5) OBP: 0.318, SLG: 0.420	1-3-2			3B		1B G6-4-3 BB		L6		3	1	1	0	1	0	1
Leon Wagner, L (1, 7) OBP: 0.331, SLG: 0.512		K		K		G6-4-3 1-3 1B			F4	4	0	1	0	0	2	1
Buck Rodgers, S (1, 2) OBP: 0.312, SLG: 0.382		F6		F7		G6-4-3 1-2f 3-H			F7	4	0	0	0	0	0	2
George Thomas, R (1, 9) OBP: 0.320, SLG: 0.398		K		6-3		5-3			2B	4	0	1	0	0	1	1
Jim Fregosi, R (1, 6) OBP: 0.352, SLG: 0.325			FC1-6 1B		SH5-4 1B		6-3		1-3	3	0	2	0	0	0	0
Tom Burgess, L (9, PH) OBP: 0.353, SLG: 0.321										1	0	0	0	0	0	1
Don Lee, R (1, 1) OBP: 0.213, SLG: 0.217			FC1-6 2B 1-2f		SH5-4 1-2		6-3			2	0	0	0	0	0	1
Jack Spring, R (8, 1) OBP: 0.091, SLG: 0.091										0	0	0	0	0	0	0
Inning Stats	R: 0 E: 0 K: 1 S: 6 H: 1 LOB: 1 BB: 0 P: 6	R: 0 E: 0 K: 2 S: 7 H: 0 LOB: 0 BB: 0 P: 7	R: 0 E: 0 K: 1 S: 7 H: 2 LOB: 2 BB: 0 P: 7	R: 0 E: 0 K: 1 S: 6 H: 1 LOB: 1 BB: 0 P: 6	R: 0 E: 0 K: 0 S: 4 H: 1 LOB: 1 BB: 0 P: 4	R: 2 E: 0 K: 0 S: 4 H: 2 LOB: 0 BB: 1 P: 8	R: 0 E: 0 K: 0 S: 3 H: 0 LOB: 0 BB: 0 P: 3	R: 0 E: 0 K: 0 S: 3 H: 1 LOB: 0 BB: 0 P: 3	R: 0 E: 0 K: 0 S: 4 H: 1 LOB: 1 BB: 0 P: 4	1B: 4 2B: 4 3B: 1 HR: 1	SF: 0 SAC: 1 DP: 2 HBP: 0						

PITCHER	IP	WLS	BF	H	R	ER	SO	BB	IBB	HBP	BLK	WP	HR	S	P	ERA	WHIP
Steve Hamilton, L (1, 1) ERA: 3.63	7.0		29	8	2	2	5	1	0	0	0	0	1	38	42	2.57	1.286
Bennie Daniels, R (8, 1) ERA: 5.13	2.0	W	6	1	0	0	0	0	0	0	0	0	0	6	6	0.00	0.500

PITCHER	IP	WLS	BF	H	R	ER	SO	BB	IBB	HBP	BLK	WP	HR	S	P	ERA	WHIP

TOP

Los Angeles Angels @ Washington Senators

D.C. Stadium, Washington, DC

Fri Aug 31 1962, 7:05 PM EDT

Att. 10,859 - Unknown

livebaseballscorecards.com

AB	33
R	2
H	9
RBI	1
BB	1
SO	5
LOB	15

Batter	1	2	3	4	5	6	7	8	9	AB	R	H	RBI	BB	SO	LOB
Ken Hamlin, R (1, 6) OBP: 0.305, SLG: 0.329	L5		5-3		F5		L6			4	0	0	0	0	0	1
Bob Johnson, R (1, 5) OBP: 0.343, SLG: 0.435	FC6-4 1B		5-3		1B 3-H 1B			1B 1B 1B 1B		4	0	3	1	0	0	0
Chuck Hinton, R (1, 4) OBP: 0.355, SLG: 0.482	FC6-4 1-2f			S 2B 1B	1-2 1B			1B 1-2 1B		4	2	3	0	0	0	1
Chuck Cottier, R (9, 4) OBP: 0.307, SLG: 0.351										0	0	0	0	0	0	0
Harry Bright, R (1, 3) OBP: 0.330, SLG: 0.496	F9			SSS K 1-2	L7			1B 1-2 2-3 1B		4	1	1	0	0	1	4
Ken Retzer, L (1, 2) OBP: 0.350, SLG: 0.431		G3		F8		F8		1-H 2-H 3-H 1B		3	0	0	0	0	0	1
Danny O'Connell, R (8, PH) OBP: 0.319, SLG: 0.349										1	0	1	2	0	0	0
Bob Schmidt, R (9, 2) OBP: 0.270, SLG: 0.397										0	0	0	0	0	0	0
Jim King, L (1, 9) OBP: 0.350, SLG: 0.386		2B		2-H 2B		4-3		F4		4	0	2	1	0	0	1
Don Lock, R (1, 7) OBP: 0.322, SLG: 0.439		F9		SSS K		5-3		6-3		4	0	0	0	0	1	3
Jim Piersall, R (1, 8) OBP: 0.311, SLG: 0.346		F8			6-3		F4			3	0	0	0	0	0	1
Steve Hamilton, L (1, 1) OBP: 0.111, SLG: 0.154			F6		1B 3B		SSS K			3	1	1	0	0	1	0
Bennie Daniels, L (8, 1) OBP: 0.122, SLG: 0.195										0	0	0	0	0	0	0
Inning Stats	R: 0 E: 0 K: 0 S: 4 H: 1 LOB: 1 BB: 0 P: 4	R: 0 E: 0 K: 0 S: 4 H: 1 LOB: 1 BB: 0 P: 4	R: 0 E: 0 K: 0 S: 3 H: 0 LOB: 0 BB: 0 P: 3	R: 1 E: 0 K: 2 S: 9 H: 2 LOB: 1 BB: 0 P: 9	R: 1 E: 0 K: 0 S: 6 H: 3 LOB: 2 BB: 0 P: 6	R: 0 E: 0 K: 0 S: 3 H: 0 LOB: 0 BB: 0 P: 3	R: 0 E: 0 K: 1 S: 5 H: 0 LOB: 0 BB: 0 P: 5	R: 2 E: 0 K: 0 S: 6 H: 4 LOB: 1 BB: 0 P: 6		1B: 8 2B: 2 3B: 1 HR: 0	SF: 0 SAC: 0 DP: 0 HBP: 0					

PITCHER	IP	WLS	BF	H	R	ER	SO	BB	IBB	HBP	BLK	WP	HR	S	P	ERA	WHIP
Don Lee, R (1, 1) ERA: 3.54	7.0	L	31	10	4	4	3	0	0	0	0	0	0	37	37	5.14	1.429
Jack Spring, L (8, 1) ERA: 3.79	1.0		3	1	0	0	0	0	0	0	0	0	0	3	3	0.00	1.000

PITCHER	IP	WLS	BF	H	R	ER	SO	BB	IBB	HBP	BLK	WP	HR	S	P	ERA	WHIP

BOTTOM

Los Angeles Angels @ Washington Senators

D.C. Stadium, Washington, DC

Fri Aug 31 1962, 7:05 PM EDT

Att. 10,859 - Unknown

livebaseballscorecards.com

AB	34
R	4
H	11
RBI	4
BB	0
SO	3
LOB	12

Batter	1	2	3	4	5	6	7	8	9	10	11	AB	R	H	RBI	BB	SO	LOB
Albie Pearson, L (1, 8) OBP: 0.370, SLG: 0.356	K			F9		BB		F6		F9		4	0	0	0	1	1	2
Billy Moran, R (1, 4) OBP: 0.333, SLG: 0.433	F3			F8		F4			K		FC6-4 BB	4	0	0	0	1	1	2
Lee Thomas, L (1, 3) OBP: 0.356, SLG: 0.465	F6			BB		F9			HR 1B		F5	4	1	1	0	1	0	3
Leon Wagner, L (1, 7) OBP: 0.330, SLG: 0.515		K		F7			1-3		1-H HR		FC6-4 1B 1B 1-2f	5	1	1	2	0	1	2
Buck Rodgers, S (1, 2) OBP: 0.311, SLG: 0.381		F6			F5		3-1		F6		1-2 1B	5	0	1	0	0	0	0
Felix Torres, R (1, 5) OBP: 0.317, SLG: 0.417		5-3			6-3		6-3		K		1-2 2-3 1B	5	0	1	0	0	1	0
George Thomas, R (1, 9) OBP: 0.315, SLG: 0.385			K		K			F2		BB	F7	4	0	0	0	1	2	3
Joe Koppe, R (1, 6) OBP: 0.354, SLG: 0.303			K			BB 1B		1B		K		4	0	2	0	0	2	1
Dean Chance, R (1, 1) OBP: 0.118, SLG: 0.063 Tom Burgess, L (8, PH) OBP: 0.351, SLG: 0.319 Art Fowler, R (8, 1) OBP: 0.385, SLG: 0.273 Tom Morgan, R (9, 1) Leo Burke, R (10, PH) Dan Osinski, R (10, 1)			K			F3		F7		K		2 1 0 0 1 0	0 0 0 0 0 0	0 0 0 0 0 0	0 0 0 0 0 0	0 0 0 0 1 0	1 1 0 0 1 0	1 1 0 0 1 0
Inning Stats	R: 0 E: 0 K: 1 S: 5 H: 0 LOB: 0 BB: 0 P: 5	R: 0 E: 0 K: 1 S: 5 H: 0 LOB: 0 BB: 0 P: 5	R: 0 E: 0 K: 3 S: 9 H: 0 LOB: 0 BB: 0 P: 9	R: 0 E: 0 K: 0 S: 3 H: 0 LOB: 1 BB: 1 P: 7	R: 0 E: 0 K: 1 S: 5 H: 0 LOB: 0 BB: 0 P: 5	R: 0 E: 0 K: 0 S: 4 H: 1 LOB: 2 BB: 1 P: 8	R: 0 E: 0 K: 0 S: 3 H: 0 LOB: 0 BB: 0 P: 3	R: 0 E: 0 K: 0 S: 4 H: 1 LOB: 1 BB: 0 P: 4	R: 2 E: 0 K: 2 S: 9 H: 2 LOB: 0 BB: 0 P: 9	R: 0 E: 0 K: 2 S: 7 H: 0 LOB: 1 BB: 1 P: 11	R: 0 E: 0 K: 0 S: 5 H: 2 LOB: 3 BB: 1 P: 9	1B: 5 2B: 0 3B: 0 HR: 1 SF: 0 SAC: 0 DP: 0 HBP: 0			WP: 0 PB: 0 SB: 0 CS: 0	PA: 43		

PITCHER		IP	WLS	BF	H	R	ER	SO	BB	IBB	HBP	BLK	WP	HR	S	P	ERA	WHIP
Tom Cheney, R ERA: 3.23	(1, 1)	10.0		37	4	2	2	10	3	0	0	0	0	1	54	66	1.80	0.700
Ed Hobaugh, R ERA: 4.34	(11, 1)	1.0	W	6	2	0	0	0	1	0	0	0	0	0	5	9	0.00	3.000

PITCHER	IP	WLS	BF	H	R	ER	SO	BB	IBB	HBP	BLK	WP	HR	S	P	ERA	WHIP

TOP

Los Angeles Angels @ Washington Senators

D.C. Stadium, Washington, DC

Sat Sep 01 1962, 7:05 PM EDT

Att. 7,775 - Unknown

livebaseballscorecards.com

AB	39
R	2
H	6
RBI	2
BB	4
SO	10
LOB	16

Batter	1	2	3	4	5	6	7	8	9	10	11	AB	R	H	RBI	BB	SO	LOB
Ken Hamlin, R (1, 6) OBP: 0.299, SLG: 0.322	6-3	6-3			G3		5-3			F8		5	0	0	0	0	0	0
Bob Johnson, R (1, 5) OBP: 0.341, SLG: 0.432	1B		F4		6-3			1-3		6-3		5	1	1	0	0	0	0
Chuck Hinton, R (1, 4) Chuck Cottier, R (9, 4) OBP: 0.306, SLG: 0.350	4-3 1B 1-3 1B		5-3			E4 4-3		4-3			L7	4 1	0 0	1 0	0 0	0 0	0 0	0 0
Harry Bright, R (1, 3) OBP: 0.328, SLG: 0.492	4-3 1-2 3-H 1B		K			F9		5-3			K	5	0	1	1	0	2	1
Ken Retzer, L (1, 2) OBP: 0.348, SLG: 0.429 Ed Brinkman, R (9, PR) OBP: 0.233, SLG: 0.261 Bob Schmidt, R (10, 2) OBP: 0.274, SLG: 0.414	4-3 1-2 2-3			G3		4-3 1-2			1B 1B		HR	4 0 1	0 0 1	1 0 1	0 0 1	0 0 0	0 0 0	3 0 0
Jim King, L (1, 9) OBP: 0.355, SLG: 0.397	IBB			HR		FC6-4 IBB			F1			2	1	1	1	2	0	1
Don Lock, R (1, 7) OBP: 0.320, SLG: 0.434	1-4			L4		FC6-4 1-2f			G4-3 1B 1-2			4	0	1	0	0	0	5
Jim Piersall, R (1, 8) OBP: 0.308, SLG: 0.343		F9		K			K		G4-3 1-2f			4	0	0	0	0	2	2
Tom Cheney, R (1, 1) OBP: 0.146, SLG: 0.079 Joe Hicks, L (10, PH) OBP: 0.312, SLG: 0.406 Ed Hobaugh, R (11, 1) OBP: 0.250, SLG: 0.500		K			6-3		G3			K		3 1 0	0 0 0	0 0 0	0 0 0	0 0 0	1 1 0	0 0 0
Inning Stats	R: 1 H: 3 E: 0 LOB: 3 K: 0 BB: 1 S: 6 P: 10	R: 0 H: 0 E: 0 LOB: 0 K: 1 BB: 0 S: 5 P: 5	R: 0 H: 0 E: 0 LOB: 0 K: 1 BB: 0 S: 5 P: 5	R: 1 H: 1 E: 0 LOB: 0 K: 1 BB: 0 S: 6 P: 6	R: 0 H: 0 E: 0 LOB: 0 K: 0 BB: 0 S: 3 P: 3	R: 0 H: 0 E: 1 LOB: 2 K: 0 BB: 1 S: 4 P: 8	R: 0 H: 0 E: 0 LOB: 0 K: 1 BB: 0 S: 5 P: 5	R: 0 H: 0 E: 0 LOB: 0 K: 0 BB: 0 S: 3 P: 3	R: 0 H: 2 E: 0 LOB: 2 K: 0 BB: 0 S: 4 P: 4	R: 0 H: 0 E: 0 LOB: 0 K: 1 BB: 0 S: 5 P: 5	R: 1 H: 1 E: 0 LOB: 0 K: 1 BB: 0 S: 5 P: 5	1B: 5 SF: 0 2B: 0 SAC: 0 3B: 0 DP: 1 HR: 2 HBP: 0						WP: 0 PA: 41 PB: 0 SB: 0 CS: 0

PITCHER	IP	WLS	BF	H	R	ER	SO	BB	IBB	HBP	BLK	WP	HR	S	P	ERA	WHIP
Dean Chance, R (1, 1) ERA: 3.04	7.0		28	4	2	2	4	0	2	0	0	0	1	34	42	2.57	0.571
Art Fowler, R (8, 1) ERA: 2.81	1.1		6	2	0	0	0	0	0	0	0	0	0	6	6	0.00	1.500
Tom Morgan, R (9, 1) ERA: 3.2	0.2		1	0	0	0	0	0	0	0	0	0	0	1	1	0.00	0.000
Dan Osinski, R (10, 1) ERA: 4.64	1.2	L	6	1	1	1	2	0	0	0	0	0	1	10	10	5.40	0.600

PITCHER	IP	WLS	BF	H	R	ER	SO	BB	IBB	HBP	BLK	WP	HR	S	P	ERA	WHIP

BOTTOM

Los Angeles Angels @ Washington Senators

D.C. Stadium, Washington, DC

Sat Sep 01 1962, 7:05 PM EDT

Att. 7,775 - Unknown

livebaseballscorecards.com

AB	39
R	3
H	7
RBI	3
BB	2
SO	6
LOB	12

Los Angeles Angels @ Washington Senators

D.C. Stadium, Washington, DC

Sun Sep 02 1962, 3:33 AM EDT

Att. 7,663 - Unknown

TOP

livebaseballscorecards.com

Batter	1	2	3	4	5	6	7	8	9	AB	R	H	RBI	BB	SO	LOB
Jim Fregosi, R (1, 6) OBP: 0.347, SLG: 0.322	F4		F9			1B 4-3 1B	F6		SSS K	4	1	1	0	0	0	1
Leon Wagner, L (9, PH) OBP: 0.330, SLG: 0.515										0	0	0	0	0	0	0
Buck Rodgers, S (9, PH) OBP: 0.311, SLG: 0.380										1	0	0	0	0	1	2
Joe Koppe, R (9, 6) OBP: 0.354, SLG: 0.303										0	0	0	0	0	0	0
Billy Moran, R (1, 4) OBP: 0.334, SLG: 0.431	G3-6-3 1B			1-3		F9		5-3	BBBBB 1-2 BB	4	0	1	0	1	0	1
Lee Thomas, L (1, 3) OBP: 0.353, SLG: 0.460	G3-6-3 1-2f			F6		4-3 1-2		4-3	G3	5	0	0	0	0	0	5
Felix Torres, R (1, 5) OBP: 0.319, SLG: 0.418		F8		4-3		1B HR 1B 2-3		1B 1B		4	1	2	0	0	0	0
Earl Averill, R (1, 7) OBP: 0.362, SLG: 0.335		1-3			1-3	1-2 HR 1B 3-H		1-3 1B		4	1	2	1	0	0	0
Albie Pearson, L (8, 8) OBP: 0.370, SLG: 0.356										0	0	0	0	0	0	0
Leo Burke, R (1, 9) OBP: 0.400, SLG: 1.000		F5			1B 1B	1-H 2-H HR		F8		4	1	2	3	0	0	2
George Thomas, R (1, 8) OBP: 0.313, SLG: 0.380			1B		F8	5-3			5-3	4	0	1	0	0	0	1
(8, 7)																
Ed Sadowski, R (1, 2) OBP: 0.214, SLG: 0.300			F7		1-2 1B		F7		SH 2B	4	0	2	0	0	0	1
Eli Grba, R (1, 1) OBP: 0.224, SLG: 0.244			F7		SSS K		F7		SH BB 2-3	3	0	0	0	0	1	3
Tom Morgan, R (9, 1)										0	0	0	0	0	0	0

	AB	37
	R	4
	H	11
	RBI	4
	BB	1
	SO	2
	LOB	16

Inning Stats										
	R: 0	H: 1	R: 0	H: 0	R: 0	H: 1	R: 0	H: 0	R: 0	H: 2
	E: 0	LOB: 0	E: 0	LOB: 0	E: 0	LOB: 1	E: 0	LOB: 0	E: 0	LOB: 2
	K: 0	BB: 0	K: 0	BB: 0	K: 0	BB: 0	K: 0	BB: 0	K: 1	BB: 0
	S: 3	P: 3	S: 3	P: 3	S: 4	P: 4	S: 3	P: 3	S: 7	P: 7

Inning Stats										
	R: 4	H: 4	R: 0	H: 0	R: 0	H: 2	R: 0	H: 1	1B: 9	SF: 0
	E: 0	LOB: 0	E: 0	LOB: 0	E: 0	LOB: 2	E: 1	LOB: 3	2B: 1	SAC: 1
	K: 0	BB: 0	K: 0	BB: 0	K: 0	BB: 0	K: 1	BB: 1	3B: 0	DP: 1
	S: 7	P: 7	S: 3	P: 3	S: 5	P: 5	S: 7	P: 11	HR: 1	HBP: 0

	WP: 0	PA: 39
	PB: 0	
	SB: 0	
	CS: 0	

PITCHER		IP	WLS	BF	H	R	ER	SO	BB	IBB	HBP	BLK	WP	HR	S	P	ERA	WHIP
Don Rudolph, L ERA: 3.09	(1, 1)	7.0	L	28	8	4	4	1	0	0	0	0	0	1	30	30	5.14	1.143
Marty Kutyna, R ERA: 3.82	(8, 1)	1.1		8	3	0	0	0	0	0	0	0	0	0	8	8	0.00	2.250
Steve Hamilton, L ERA: 3.6	(9, 1)	0.2		3	0	0	0	1	1	0	0	0	0	0	4	8	0.00	1.500

PITCHER	IP	WLS	BF	H	R	ER	SO	BB	IBB	HBP	BLK	WP	HR	S	P	ERA	WHIP

Batter	1	2	3	4	5	6	7	8	9	AB	R	H	RBI	BB	SO	LOB
Ken Hamlin, R (1, 6) OBP: 0.294, SLG: 0.317	F9		F4			F7		6-3		4	0	0	0	0	0	1
Bob Johnson, R (1, 5) OBP: 0.338, SLG: 0.429	K			4-3		6-3		K		4	0	0	0	0	2	0
Chuck Hinton, R (1, 4) OBP: 0.353, SLG: 0.478	F7			F4		1B		K		4	0	1	0	0	1	0
Harry Bright, R (1, 3) OBP: 0.325, SLG: 0.486		F8		F8		F8			5-3	4	0	0	0	0	0	1
Ken Retzer, L (1, 2) OBP: 0.350, SLG: 0.428		K			F7		5-3 HR BB		FC4-6 1B	3	1	1	0	1	1	0
Ed Brinkman, R (9, PR) OBP: 0.233, SLG: 0.261										0	0	0	0	0	0	0
Jim King, L (1, 9) OBP: 0.353, SLG: 0.399		F4			2B		5-3 1-2		FC4-6 1B 1-2f	4	0	1	0	0	0	2
Don Lock, R (1, 7) OBP: 0.324, SLG: 0.455			6-3		F6		HR 2-H		1B 1-3	4	1	2	2	0	0	1
Jim Piersall, R (1, 8) OBP: 0.311, SLG: 0.346			2B		IBB		F9		K	2	0	1	0	1	0	0
Bud Zipfel, L (9, PH) OBP: 0.326, SLG: 0.361										1	0	0	0	0	1	2
Don Rudolph, L (1, 1) OBP: 0.259, SLG: 0.264			K		F9		K			2	0	0	0	0	1	3
Johnny Schaive, R (7, PH) OBP: 0.271, SLG: 0.436										1	0	0	0	0	1	0
Marty Kutyna, R (8, 1) OBP: 0.222, SLG: 0.125										0	0	0	0	0	0	0
Steve Hamilton, L (9, 1) OBP: 0.111, SLG: 0.154										0	0	0	0	0	0	0
Inning Stats	R: 0 E: 0 K: 1 S: 5 H: 0 LOB: 0 BB: 0 P: 5	R: 0 E: 0 K: 1 S: 5 H: 0 LOB: 0 BB: 0 P: 5	R: 0 E: 0 K: 1 S: 6 H: 1 LOB: 1 BB: 0 P: 6	R: 0 E: 0 K: 0 S: 3 H: 0 LOB: 0 BB: 0 P: 3	R: 0 E: 0 K: 0 S: 4 H: 1 LOB: 2 BB: 1 P: 8	R: 0 E: 0 K: 0 S: 4 H: 1 LOB: 1 BB: 0 P: 4	R: 2 E: 0 K: 1 S: 6 H: 1 LOB: 0 BB: 1 P: 10	R: 0 E: 0 K: 2 S: 7 H: 0 LOB: 0 BB: 0 P: 7	R: 0 E: 0 K: 1 S: 7 H: 2 LOB: 2 BB: 0 P: 7	1B: 3 2B: 2 3B: 0 HR: 1 SF: 0 SAC: 0 DP: 0 HBP: 0						

PITCHER		IP	WLS	BF	H	R	ER	SO	BB	IBB	HBP	BLK	WP	HR	S	P	ERA	WHIP
Eli Grba, R ERA: 4.95	(1, 1)	8.2	W	34	6	2	2	6	1	1	0	0	0	1	44	52	2.08	0.808
Tom Morgan, R ERA: 3.18	(9, 1)	0.1	S	1	0	0	0	1	0	0	0	0	0	0	3	3	0.00	0.000

PITCHER	IP	WLS	BF	H	R	ER	SO	BB	IBB	HBP	BLK	WP	HR	S	P	ERA	WHIP

BOTTOM

Los Angeles Angels @ Washington Senators

D.C. Stadium, Washington, DC

Sun Sep 02 1962, 3:33 AM EDT

Att. 7,663 - Unknown

livebaseballscorecards.com

AB	33
R	2
H	6
RBI	2
BB	2
SO	7
LOB	10

Minnesota Twins @ Washington Senators

D.C. Stadium, Washington, DC

Mon Sep 03 1962, 3:33 AM EDT

Unknown

TOP

livebaseballscorecards.com

Batter	1	2	3	4	5	6	7	8	9	AB	R	H	RBI	BB	SO	LOB
Lenny Green, L (1, 8) (8, 7) OBP: 0.360, SLG: 0.406	4-3	BB		F9		1B	F8		BB	4	1	1	0	2	0	0
Vic Power, R (1, 3) OBP: 0.323, SLG: 0.424	4-3	SF7		G6-4-3		2B		K	F9	5	1	2	1	0	1	2
Rich Rollins, R (1, 5) OBP: 0.388, SLG: 0.450	FC6-4	2B		G6-4-3		1B		F8		5	1	3	3	0	0	1
Harmon Killebrew, R (1, 7) OBP: 0.358, SLG: 0.515 Johnny Goryl, R (8, PR) OBP: 0.250, SLG: 0.500 Bill Tuttle, R (8, 8) OBP: 0.319, SLG: 0.287	FC6-4	K			BB	5-3		BB		3 0 0	1 0 0	0 0 0	0 0 0	2 0 0	1 0 0	4 0 0
Bob Allison, R (1, 9) OBP: 0.363, SLG: 0.478		BB	F8		HR	F3				5	2	3	2	0	0	1
Earl Battey, R (1, 2) OBP: 0.347, SLG: 0.406 Jerry Zimmerman, R (2, PH) OBP: 0.276, SLG: 0.259 (2, 2)		BB	F8					F8		0 4	0 1	0 2	0 1	0 1	0 0	0 2
Bernie Allen, L (1, 4) OBP: 0.349, SLG: 0.430		SF7 BB	2B		K	1-3			4-3	3	1	0	0	2	1	2
Zoilo Versalles, R (1, 6) OBP: 0.270, SLG: 0.362		4-3 2B	2B		K		F6		3B	4	1	2	1	1	1	1
Camilo Pascual, R (1, 1) OBP: 0.265, SLG: 0.329 Bill Pleis, L (8, 1) OBP: 0.286, SLG: 0.231	4-3		6-3		K		F3		K	4 1	0 0	0 0	1 0	0 0	1 1	5 1
Inning Stats	R: 0 E: 0 K: 0 S: 4 H: 1 LOB: 1 BB: 0 P: 4	R: 4 E: 0 K: 1 S: 7 H: 2 LOB: 2 BB: 4 P: 23	R: 0 E: 0 K: 0 S: 4 H: 1 LOB: 2 BB: 1 P: 8	R: 0 E: 0 K: 0 S: 3 H: 1 LOB: 0 BB: 0 P: 3	R: 2 E: 0 K: 3 S: 11 H: 2 LOB: 1 BB: 1 P: 15	R: 3 E: 0 K: 0 S: 7 H: 4 LOB: 1 BB: 0 P: 7	R: 0 E: 0 K: 0 S: 3 H: 0 LOB: 0 BB: 0 P: 3	R: 0 E: 0 K: 1 S: 6 H: 1 LOB: 2 BB: 1 P: 10	R: 0 E: 0 K: 1 S: 6 H: 1 LOB: 2 BB: 1 P: 10	1B: 8 2B: 3 3B: 1 HR: 1 SF: 1 SAC: 0 DP: 1 HBP: 0						

	AB	38
	R	9
	H	13
	RBI	9
	BB	8
	SO	6
	LOB	19

WP: 0 PB: 0 SB: 0 CS: 0 PA: 47

PITCHER	IP	WLS	BF	H	R	ER	SO	BB	IBB	HBP	BLK	WP	HR	S	P	ERA	WHIP
Bob Baird, L (1, 1) ERA: 36.0	1.0	L	8	2	4	4	0	3	0	0	0	0	0	5	17	36.00	5.000
Ed Hobaugh, R (2, 1) ERA: 4.35	4.0		19	5	2	2	4	3	0	0	0	0	1	24	36	4.50	2.000
Marty Kutyna, R (6, 1) ERA: 4.08	2.0		10	4	3	3	0	0	0	0	0	0	0	10	10	13.50	2.000
Pete Burnside, L ERA: 4.58 (8, 1)	2.0		10	2	0	0	2	2	0	0	0	0	0	12	20	0.00	2.000

PITCHER	IP	WLS	BF	H	R	ER	SO	BB	IBB	HBP	BLK	WP	HR	S	P	ERA	WHIP

BOTTOM

Minnesota Twins @ Washington Senators

D.C. Stadium, Washington, DC

Mon Sep 03 1962, 3:33 AM EDT

Unknown

livebaseballscorecards.com

Batter	1	2	3	4	5	6	7	8	9	AB	R	H	RBI	BB	SO	LOB
Jim Piersall, R (1, 8) OBP: 0.307, SLG: 0.342	0-0 ① 6-3		0-0 ① F9		0-0 ③ F9			0-0 ① F9	0-0 ③ FC5-4 1-2f	5	0	0	0	0	0	1
Bob Johnson, R (1, 5) OBP: 0.338, SLG: 0.427 Ed Brinkman, R (7, 5) OBP: 0.231, SLG: 0.259	B B B B 4-0 2B BB		S S S 0-3 ② K			0-0 ① 6-3		S S S 0-3 ② K		2 1	1 0	0 0	0 0	1 0	1 0	0 0
Chuck Hinton, R (1, 4) OBP: 0.354, SLG: 0.481	0-0 S 1-H 6-3 2B		S S S 0-3 ③ K			0-0 ② L6		0-0 BB 1B 1B		4	1	2	1	0	1	0
Harry Bright, R (1, 3) OBP: 0.324, SLG: 0.484	0-0 ② 6-3 2-H			0-0 ① F6		0-0 ③ F3		0-0 BB 1-2 1B		4	0	1	1	0	0	0
Ken Retzer, L (1, 2) OBP: 0.355, SLG: 0.437	0-0 2B			0-0 ② F4			0-0 2B 2B	B B B B 4-0 1-2 2-3 BB		3	1	2	0	1	0	0
Jim King, L (1, 9) OBP: 0.352, SLG: 0.400	0-0 ③ 4-3			0-0 2B			0-0 ① F8	S S S 0-3 ③ K		4	0	1	0	0	1	5
Don Lock, R (1, 7) OBP: 0.323, SLG: 0.456		S S S 0-3 ① K		S S S 0-3 ③ K			0-0 2-H 2B		0-0 ① 6-3	4	0	1	1	0	2	1
Ken Hamlin, R (1, 6) OBP: 0.294, SLG: 0.316		S S S 0-3 ② K			0-0 ① 1-3		0-0 ② F7		0-0 FC5-4 1B	4	0	1	0	0	1	1
Bob Baird, L (1, 1) Ed Hobaugh, R (2, 1) OBP: 0.222, SLG: 0.444 Joe Hicks, L (5, PH) OBP: 0.310, SLG: 0.403 Marty Kutyna, R (6, 1) OBP: 0.222, SLG: 0.125 Bud Zipfel, L (7, PH) OBP: 0.324, SLG: 0.358 Pete Burnside, R (8, 1) OBP: 0.106, SLG: 0.057 Johnny Schaive, R (9, PH) OBP: 0.270, SLG: 0.434		S S S 0-3 ③ K			0-0 ② F6		S S S 0-3 ③ K		0-0 ② F3	0 1 1 0 1 0 1	0 0 0 0 0 0 0	0 0 0 0 0 0 0	0 0 0 0 1 0 0	0 0 0 0 0 0 0	0 0 0 0 1 0 0	0 0 0 0 1 0 1
Inning Stats	R: 2 H: 2 E: 0 LOB: 1 K: 0 BB: 1 S: 5 P: 9	R: 0 H: 0 E: 0 LOB: 0 K: 3 BB: 0 S: 9 P: 9	R: 0 H: 0 E: 0 LOB: 0 K: 2 BB: 0 S: 7 P: 7	R: 0 H: 1 E: 0 LOB: 1 K: 1 BB: 0 S: 6 P: 6	R: 0 H: 0 E: 0 LOB: 0 K: 0 BB: 0 S: 3 P: 3	R: 0 H: 0 E: 0 LOB: 0 K: 0 BB: 0 S: 3 P: 3	R: 1 H: 2 E: 0 LOB: 1 K: 1 BB: 0 S: 7 P: 7	R: 0 H: 2 E: 0 LOB: 3 K: 2 BB: 1 S: 9 P: 13	R: 0 H: 1 E: 0 LOB: 1 K: 0 BB: 0 S: 4 P: 4	1B: 3 SF: 0 2B: 5 SAC: 0 3B: 0 DP: 0 HR: 0 HBP: 0						WP: 0 PA: 37 PB: 0 SB: 1 CS: 0

	AB	35
	R	3
	H	8
	RBI	3
	BB	2
	SO	9
	LOB	10

PITCHER		IP	WLS	BF	H	R	ER	SO	BB	IBB	HBP	BLK	WP	HR	S	P	ERA	WHIP
Camilo Pascual, R ERA: 3.63	(1, 1)	7.2	W	32	7	3	3	8	2	0	0	0	0	0	46	54	3.52	1.174
Bill Pleis, L ERA: 4.15	(8, 1)	1.1	S	5	1	0	0	1	0	0	0	0	0	0	7	7	0.00	0.750

PITCHER	IP	WLS	BF	H	R	ER	SO	BB	IBB	HBP	BLK	WP	HR	S	P	ERA	WHIP

Minnesota Twins @ Washington Senators

D.C. Stadium, Washington, DC

Mon Sep 03 1962, 3:38 AM EDT

Att. 19,406 - Unknown

TOP

livebaseballscorecards.com

Batter	1	2	3	4	5	6	7	8	9	AB	R	H	RBI	BB	SO	LOB
Lenny Green, L (1, 8) (9, 7) OBP: 0.361, SLG: 0.405	G3			FC5-4 1B 1B		F9		3-1	1-2 BB	4	0	1	0	1	0	0
Vic Power, R (1, 3) OBP: 0.325, SLG: 0.428	6-3			1-2 FC5-4 1B		L6-4 2B		HR BB 1B	F9	5	1	3	0	0	0	2
Rich Rollins, R (1, 5) OBP: 0.385, SLG: 0.446	F3			FC5-4 1-2 2-3		L6-4 2-3		K	F8	5	0	0	0	0	1	6
Harmon Killebrew, R (1, 7) OBP: 0.359, SLG: 0.514 Bill Tuttle, R (9, 8) OBP: 0.319, SLG: 0.287		K		K			FC6-4 1B	HR 1-2 BB		3 0	1 0	1 0	0 0	1 0	2 0	1 0
Bob Allison, R (1, 9) OBP: 0.366, SLG: 0.491	6-3-2 3B				G4-6-3 BB		FC6-4 1-2f FC4-6	1-H 2-H HR		3	1	2	3	1	0	1
Bernie Allen, L (1, 4) OBP: 0.348, SLG: 0.427	6-3-2 3-Hf				G4-6-3 1-2f		FC4-6 1-2f 1B 1B		BB	3	1	0	0	1	0	3
Zoilo Versalles, R (1, 6) OBP: 0.272, SLG: 0.363		6-3			2B 1B		1B 1-2 1B	4-3		4	0	2	0	0	0	1
Jerry Zimmerman, R (1, 2) OBP: 0.290, SLG: 0.293		F9			1-3 2B		1-3 1B 2-H		6-3	4	0	2	1	0	0	0
Ruben Gomez, R (1, 1) OBP: 0.211, SLG: 0.167		K			6-3		F6		BB BB	3	0	0	0	1	1	4
Inning Stats	R: 0 E: 0 K: 0 S: 3 / H: 0 LOB: 0 BB: 0 P: 3	R: 0 E: 0 K: 1 S: 5 / H: 1 LOB: 0 BB: 0 P: 5	R: 0 E: 0 K: 1 S: 5 / H: 0 LOB: 0 BB: 0 P: 5	R: 0 E: 0 K: 1 S: 6 / H: 2 LOB: 1 BB: 0 P: 6	R: 0 E: 0 K: 0 S: 4 / H: 2 LOB: 2 BB: 1 P: 8	R: 0 E: 0 K: 0 S: 3 / H: 1 LOB: 0 BB: 0 P: 3	R: 1 E: 0 K: 0 S: 6 / H: 3 LOB: 2 BB: 0 P: 6	R: 3 E: 0 K: 1 S: 7 / H: 2 LOB: 1 BB: 2 P: 15	R: 0 E: 0 K: 0 S: 3 / H: 0 LOB: 2 BB: 2 P: 11	1B: 7 2B: 4 3B: 1 HR: 1 / SF: 0 SAC: 0 DP: 4 HBP: 0							

	AB	34
	R	4
	H	11
	RBI	4
	BB	5
	SO	4
	LOB	18

WP: 0 PB: 0 SB: 0 CS: 0 PA: 39

PITCHER		IP	WLS	BF	H	R	ER	SO	BB	IBB	HBP	BLK	WP	HR	S	P	ERA	WHIP
Bennie Daniels, R ERA: 5.09	(1, 1)	8.0	L	34	11	4	4	4	3	0	0	0	0	1	39	51	4.50	1.750
Jim Hannan, R ERA: 3.1	(9, 1)	0.1		3	0	0	0	0	2	0	0	0	0	0	1	9	0.00	6.000
Tom Cheney, R ERA: 3.22	(9, 1)	0.2		2	0	0	0	0	0	0	0	0	0	0	2	2	0.00	0.000

PITCHER	IP	WLS	BF	H	R	ER	SO	BB	IBB	HBP	BLK	WP	HR	S	P	ERA	WHIP

Batter	1	2	3	4	5	6	7	8	9	AB	R	H	RBI	BB	SO	LOB
Danny O'Connell, R (1, 5) OBP: 0.322, SLG: 0.349	1-3			BB		1B		F6		3	0	1	0	1	0	0
Jim Piersall, R (1, 8) OBP: 0.307, SLG: 0.341	F9			F9		S		F9		4	0	1	1	0	0	1
Chuck Hinton, R (1, 4) OBP: 0.354, SLG: 0.479	K			G4-6-3		F4			F9	4	0	1	0	0	1	1
Harry Bright, R (1, 3) OBP: 0.321, SLG: 0.478		F9		G4-6-3			4-3		6-3	4	0	0	0	0	0	2
Jim King, L (1, 9) OBP: 0.351, SLG: 0.398		4-3			F9		HR		F7	4	1	1	0	0	0	0
Don Lock, R (1, 7) OBP: 0.323, SLG: 0.451		BB CS			F5		L7			2	0	0	0	1	0	1
Bob Schmidt, R (1, 2) OBP: 0.274, SLG: 0.426		CS	K		6-3		HR			3	1	1	2	0	1	0
Ken Hamlin, R (1, 6) OBP: 0.294, SLG: 0.313			F7			BB 1B SH1-4 1B	F8			2	1	0	0	1	0	0
Bennie Daniels, L (1, 1) OBP: 0.119, SLG: 0.190 Joe Hicks, L (8, PH) OBP: 0.308, SLG: 0.400 Jim Hannan, R (9, 1) OBP: 0.091, SLG: 0.091 Tom Cheney, R (9, 1) OBP: 0.146, SLG: 0.079			K			SH1-4		F8		1 1 0 0	0 0 0 0	0 0 0 0	0 0 0 0	1 0 0 0	0 0 0 0	0 0 0 0
Inning Stats	R: 0 E: 0 K: 1 S: 5 H: 0 LOB: 0 BB: 0 P: 5	R: 0 E: 0 K: 0 S: 2 H: 0 LOB: 0 BB: 1 P: 6	R: 0 E: 0 K: 2 S: 7 H: 0 LOB: 0 BB: 0 P: 7	R: 0 E: 0 K: 0 S: 3 H: 1 LOB: 1 BB: 1 P: 7	R: 0 E: 0 K: 0 S: 3 H: 0 LOB: 0 BB: 0 P: 3	R: 1 E: 0 K: 0 S: 4 H: 2 LOB: 1 BB: 1 P: 8	R: 2 E: 0 K: 0 S: 5 H: 2 LOB: 0 BB: 0 P: 5	R: 0 E: 0 K: 0 S: 3 H: 0 LOB: 0 BB: 0 P: 3	R: 0 E: 0 K: 0 S: 3 H: 0 LOB: 0 BB: 0 P: 3	1B: 4 2B: 0 3B: 0 HR: 1	SF: 0 SAC: 1 DP: 1 HBP: 0					

PITCHER	IP	WLS	BF	H	R	ER	SO	BB	IBB	HBP	BLK	WP	HR	S	P	ERA	WHIP
Ruben Gomez, R (1, 1) ERA: 4.7	9.0	W	32	5	3	3	3	3	0	0	0	0	1	35	47	3.00	0.889

PITCHER	IP	WLS	BF	H	R	ER	SO	BB	IBB	HBP	BLK	WP	HR	S	P	ERA	WHIP

BOTTOM

Minnesota Twins @ Washington Senators

D.C. Stadium, Washington, DC

Mon Sep 03 1962, 3:38 AM EDT

Att. 19,406 - Unknown

livebaseballscorecards.com

AB	28
R	3
H	5
RBI	3
BB	3
SO	3
LOB	5

WP: 0	PA: 33		
PB: 0			
SB: 1			
CS: 1			

Batter	1	2	3	4	5	6	7	8	9	10	11	AB	R	H	RBI	BB	SO	LOB
Lenny Green, L (1, 8) (9, 7) OBP: 0.363, SLG: 0.409	HR 1B		F8 SF7 2B	4-3			F8	1B			WP 2B BB	5	3	3	0	1	0	0
Vic Power, R (1, 3) OBP: 0.324, SLG: 0.427	F7		F8 2-3		4-3		L5	K			L7-4 1-H 2-H 2B	6	0	1	2	0	1	4
Rich Rollins, R (1, 5) OBP: 0.384, SLG: 0.444	F8		SF7 3-H		2B BB		BB		6-3		5-3	3	0	0	1	2	0	3
Harmon Killebrew, R (1, 7) OBP: 0.360, SLG: 0.518 Bill Tuttle, R (9, 8) OBP: 0.317, SLG: 0.285	1-H HR		BB 1B BB		F2		F4		6-3		L7-4 2-3	4 1	2 0	1 0	2 0	1 0	0 0	2 2
Bob Allison, R (1, 9) OBP: 0.369, SLG: 0.492	F8		1B 1-2 BB		1-3 2B			SH 1B BB	5-3			3	1	1	0	2	0	0
Earl Battey, R (1, 2) OBP: 0.350, SLG: 0.414 Marty Martinez, S (10, PR) OBP: 0.417, SLG: 0.222 Jerry Zimmerman, R (10, 2) OBP: 0.290, SLG: 0.293		HR	1-3 2-H 1B		6-3			SH 1B 1-2 SF8		0-3 BB		3 0 0	2 0 0	2 0 0	2 0 0	1 0 0	0 0 0	2 0 0
Bernie Allen, L (1, 4) OBP: 0.347, SLG: 0.425	K		F3			F6		1B SH3-4 1-3 2-H 1B		F1		5	0	1	1	0	1	3
Zoilo Versalles, R (1, 6) OBP: 0.271, SLG: 0.362		F9		F7		CS 1B		SF8 3-H		9-3 1-2f		4	0	1	1	0	0	1
Dick Stigman, R (1, 1) OBP: 0.083, SLG: 0.059 Lee Stange, R (7, 1) OBP: 0.111, SLG: 0.059 Ray Moore, R (8, 1) Frank Sullivan, R (9, 1) Jim Lemon, R (11, PH) OBP: 0.308, SLG: 0.500 Johnny Goryl, R (11, PR) OBP: 0.250, SLG: 0.500 Bill Pleis, L (11, 1) OBP: 0.286, SLG: 0.231		K		L6		K 1-2		SH3-4 1-2			WP BB 2B 1B	3 0 0 0 1 0	0 0 0 0 0 1	0 0 0 0 0 0	0 0 0 0 0 0	2 0 0 0 0 0	1 0 0 0 0 0	0 0 0 0 0 0
Inning Stats	R: 2 E: 0 K: 0 S: 5 H: 2 LOB: 0 BB: 0 P: 5	R: 1 E: 0 K: 2 S: 8 H: 1 LOB: 0 BB: 0 P: 8	R: 2 E: 0 K: 0 S: 5 H: 2 LOB: 2 BB: 2 P: 13	R: 0 E: 0 K: 0 S: 3 H: 0 LOB: 0 BB: 0 P: 3	R: 0 E: 0 K: 0 S: 4 H: 1 LOB: 2 BB: 1 P: 8	R: 0 E: 0 K: 1 S: 5 H: 1 LOB: 0 BB: 0 P: 5	R: 0 E: 0 K: 0 S: 3 H: 0 LOB: 1 BB: 1 P: 7	R: 2 E: 1 K: 1 S: 8 H: 2 LOB: 2 BB: 1 P: 12	R: 0 E: 0 K: 0 S: 3 H: 0 LOB: 0 BB: 0 P: 3	R: 0 E: 0 K: 0 S: 2 H: 0 LOB: 1 BB: 1 P: 6	R: 2 E: 0 K: 0 S: 4 H: 2 LOB: 1 BB: 1 P: 8	1B: 6 2B: 5 3B: 0 HR: 2	SF: 2 SAC: 2 DP: 2 HBP: 0		WP: 1 PB: 0 SB: 0 CS: 1		PA: 49	

TOP

Minnesota Twins @ Washington Senators

D.C. Stadium, Washington, DC

Wed Sep 05 1962, 7:05 PM EDT

Unknown

livebaseballscorecards.com

AB	38
R	9
H	11
RBI	9
BB	7
SO	4
LOB	18

PITCHER		IP	WLS	BF	H	R	ER	SO	BB	IBB	HBP	BLK	WP	HR	S	P	ERA	WHIP
Dave Stenhouse, R ERA: 3.55	(1, 1)	2.2		14	4	5	5	2	2	0	0	0	0	2	16	24	16.88	2.250
Ed Hobaugh, R ERA: 4.12	(3, 1)	3.1		13	3	0	0	1	1	0	0	0	0	0	14	18	0.00	1.200
Pete Burnside, L ERA: 4.54	(7, 1)	1.0		4	0	0	0	0	1	0	0	0	0	0	3	7	0.00	1.000
Jim Hannan, R ERA: 3.14	(8, 1)	2.0		10	2	2	1	1	1	0	0	0	0	0	11	15	4.50	1.500
Steve Hamilton, L ERA: 3.75	(10, 1)	1.0	L	5	1	2	2	0	2	0	0	0	0	0	3	11	18.00	3.000

PITCHER		IP	WLS	BF	H	R	ER	SO	BB	IBB	HBP	BLK	WP	HR	S	P	ERA	WHIP
Marty Kutyna, R ERA: 4.03	(11, 1)	1.0		3	1	0	0	0	0	0	0	0	1	0	3	3	0.00	1.000

Batter	1	2	3	4	5	6	7	8	9	10	11	AB	R	H	RBI	BB	SO	LOB
Danny O'Connell, R (1, 5) OBP: 0.331, SLG: 0.349	6-3			G6-4-3 BB		S 1B BB		FC6-4 1B 1B	BB 1B 1-2 2-3 BB		6-3	3	2	1	0	3	0	0
Chuck Cottier, R (1, 4) OBP: 0.309, SLG: 0.351 Steve Hamilton, L (10, 1) OBP: 0.111, SLG: 0.154 Marty Kutyna, R (11, 1) OBP: 0.222, SLG: 0.125 Bob Johnson, R (11, PH) OBP: 0.340, SLG: 0.428	F9			F4		1-H 1B		FC6-4 1-2 1B	WP 1B FC6-5 1-2 2-3 3-H BB		4-3 1B	4	0	2	2	1	0	1
												0	0	0	0	0	0	0
												0	0	0	0	0	0	0
												1	0	1	0	0	0	0
Chuck Hinton, R (1, 9) OBP: 0.351, SLG: 0.475 (10, 4)	5-3			G6-4-3 1-2f		F8		FC6-4 BB 1-2f 2-3	WP 1B 1-2 2-H 3-H 1B		4-3 1-2	6	1	1	2	0	0	5
Harry Bright, R (1, 3) OBP: 0.319, SLG: 0.473 Bud Zipfel, L (9, PR) OBP: 0.321, SLG: 0.355 (10, 3)		K			F9		F8	BB 1-2 BB	FC6-5 1B 1-2 2-3		K	4	0	0	0	1	1	2
												1	0	0	0	0	1	1
Don Lock, R (1, 7) OBP: 0.321, SLG: 0.446 Jim King, L (9, PH) OBP: 0.353, SLG: 0.400 (10, 9)	K				F6		BB 1B	K	1-3 2-H 1B			4	1	1	0	0	2	3
												1	0	1	1	0	0	0
Jim Piersall, R (1, 8) OBP: 0.304, SLG: 0.337	F8				F8		F8	F6	F3			5	0	0	0	0	0	6
Bob Schmidt, R (1, 2) OBP: 0.275, SLG: 0.422 Ed Brinkman, R (7, PR) OBP: 0.231, SLG: 0.259 Jim Hannan, R (8, 1) OBP: 0.091, SLG: 0.091 Joe Hicks, L (9, PH) OBP: 0.304, SLG: 0.395 (10, 7)		K				F7	1B 1-2 BB		F5		K	2	0	0	0	1	1	0
												0	0	0	0	0	0	0
												0	0	0	0	0	0	0
												2	0	0	0	0	1	0
Ken Hamlin, R (1, 6) OBP: 0.296, SLG: 0.315		F8				6-3	1-2 2-H 1B		BB 1B BB 1B		6-3	5	1	2	1	0	0	0
Dave Stenhouse, R (1, 1) OBP: 0.093, SLG: 0.058 Ed Hobaugh, R (3, 1) OBP: 0.250, SLG: 0.400 John Kennedy, R (6, PH) OBP: 1.000, SLG: 4.000 Pete Burnside, R (7, 1) OBP: 0.108, SLG: 0.057 Johnny Schalve, R (7, PH) OBP: 0.270, SLG: 0.434 Ken Retzer, L (7, PH) OBP: 0.355, SLG: 0.436 (8, 2)		K				HR	1-3		BB BB 1B 1-2 1B		F8	0	0	0	0	0	0	0
												1	0	0	0	0	1	0
												1	1	1	0	0	0	0
												0	0	0	0	0	0	0
												0	0	0	0	0	0	0
												3	1	1	0	0	0	2
Inning Stats	R: 0 E: 0 K: 0 S: 3 H: 0 LOB: 0 BB: 0 P: 3	R: 0 E: 0 K: 2 S: 7 H: 0 LOB: 0 BB: 0 P: 7	R: 0 E: 0 K: 2 S: 7 H: 0 LOB: 0 BB: 0 P: 7	R: 0 E: 0 K: 0 S: 2 H: 0 LOB: 0 BB: 1 P: 6	R: 0 E: 0 K: 0 S: 3 H: 0 LOB: 0 BB: 0 P: 3	R: 2 E: 0 K: 0 S: 5 H: 2 LOB: 1 BB: 1 P: 9	R: 1 E: 0 K: 0 S: 5 H: 2 LOB: 2 BB: 1 P: 9	R: 0 E: 0 K: 1 S: 7 H: 2 LOB: 3 BB: 1 P: 11	R: 4 E: 0 K: 0 S: 7 H: 4 LOB: 2 BB: 2 P: 15	R: 0 E: 0 K: 1 S: 5 H: 0 LOB: 0 BB: 0 P: 5	R: 0 E: 0 K: 1 S: 6 H: 1 LOB: 1 BB: 0 P: 6							

PITCHER		IP	WLS	BF	H	R	ER	SO	BB	IBB	HBP	BLK	WP	HR	S	P	ERA	WHIP
Dick Stigman, L ERA: 3.72	(1, 1)	6.2		26	4	3	3	4	3	0	0	0	0	1	31	43	4.05	1.050
Lee Stange, R ERA: 4.39	(7, 1)	0.2		5	2	0	0	0	1	0	0	0	0	0	4	8	0.00	4.500
Ray Moore, R ERA: 4.6	(8, 1)	1.0		7	2	4	4	1	2	0	0	0	0	0	7	15	36.00	4.000
Frank Sullivan, R ERA: 4.3	(9, 1)	1.2	W	7	2	0	0	1	0	0	0	0	1	0	9	9	0.00	1.200
Bill Pleis, L ERA: 4.05	(11, 1)	1.0	S	4	1	0	0	1	0	0	0	0	0	0	6	6	0.00	1.000

PITCHER	IP	WLS	BF	H	R	ER	SO	BB	IBB	HBP	BLK	WP	HR	S	P	ERA	WHIP

BOTTOM

Minnesota Twins @ Washington Senators

D.C. Stadium, Washington, DC

Wed Sep 05 1962, 7:05 PM EDT

Unknown

livebaseballscorecards.com

AB	43
R	7
H	11
RBI	7
BB	6
SO	7
LOB	20

1B: 10	SF: 0	WP: 1	PA: 49
2B: 0	SAC: 0	PB: 0	
3B: 0	DP: 1	SB: 1	
HR: 1	HBP: 0	CS: 0	

Batter	1	2	3	4	5	6	7	8	9	AB	R	H	RBI	BB	SO	LOB
Lenny Green, L (1, 8) OBP: 0.363, SLG: 0.407	F9			F6		4-3 2-3		1B		4	0	1	0	0	0	1
Vic Power, R (1, 3) OBP: 0.321, SLG: 0.423	4-3			F9		3-1		F7		4	0	0	0	0	0	2
Rich Rollins, R (1, 5) OBP: 0.383, SLG: 0.442	4-3			FC5-4 1B			F9		6-3	4	0	1	0	0	0	0
Harmon Killebrew, R (1, 7) OBP: 0.359, SLG: 0.514 Johnny Goryl, R (9, PR) OBP: 0.250, SLG: 0.500		4-3		FC5-4 1-2f			6-3		BBBB FC5-4 BB	3 0	0 0	0 0	0 0	1 0	0 0	1 0
Bob Allison, R (1, 9) OBP: 0.368, SLG: 0.489		6-3			F8		BBBB E BB		F8	3	0	0	0	1	0	1
Earl Battey, R (1, 2) OBP: 0.347, SLG: 0.411		F8			F8		E5 1-3		FC5-4 1-2f	4	0	0	0	0	0	2
Bernie Allen, L (1, 4) OBP: 0.345, SLG: 0.422			3-1		F8		F8			3	0	0	0	0	0	2
Zoilo Versalles, R (1, 6) OBP: 0.272, SLG: 0.362			4-3			E6 4-3 SH1-4		G4-6-3 1B		3	0	1	0	0	0	0
Jack Kralick, L (1, 1) OBP: 0.241, SLG: 0.270 Jim Lemon, R (8, PH) OBP: 0.286, SLG: 0.455 Frank Sullivan, R (8, 1)			4-3			SH1-4 1-2		G4-6-3 1-2f		1 1 0	0 0 0	0 0 0	0 0 0	0 0 0	0 0 0	0 1 0
Inning Stats	R: 0 E: 0 K: 0 S: 3 H: 0 LOB: 0 BB: 0 P: 3	R: 0 E: 0 K: 0 S: 3 H: 0 LOB: 0 BB: 0 P: 3	R: 0 E: 0 K: 0 S: 3 H: 0 LOB: 0 BB: 0 P: 3	R: 0 E: 0 K: 0 S: 4 H: 1 LOB: 1 BB: 0 P: 4	R: 0 E: 0 K: 0 S: 3 H: 0 LOB: 0 BB: 0 P: 3	R: 0 E: 1 K: 0 S: 4 H: 0 LOB: 1 BB: 0 P: 4	R: 0 E: 1 K: 0 S: 4 H: 0 LOB: 2 BB: 1 P: 8	R: 0 E: 0 K: 0 S: 4 H: 2 LOB: 1 BB: 0 P: 4	R: 0 E: 0 K: 0 S: 3 H: 0 LOB: 1 BB: 1 P: 7	1B: 3 2B: 0 3B: 0 HR: 0	SF: 0 SAC: 1 DP: 1 HBP: 0						

TOP

Minnesota Twins @ Washington Senators

D.C. Stadium, Washington, DC

Wed Sep 05 1962, 7:05 PM EDT

Att. 7,622 - Unknown

livebaseballscorecards.com

AB	30
R	0
H	3
RBI	0
BB	2
SO	0
LOB	10

WP: 0 PB: 0 SB: 0 CS: 0 PA: 33

PITCHER	IP	W	L	S	BF	H	R	ER	SO	BB	IBB	HBP	BLK	WP	HR	P	ERA	WHIP
Claude Osteen, L (1, 1) ERA: 3.53	9.0	W			33	3	0	0	0	2	0	0	0	0	0	39	0.00	0.556

PITCHER	IP	W	L	S	BF	H	R	ER	SO	BB	IBB	HBP	BLK	WP	HR	P	ERA	WHIP

Batter	1	2	3	4	5	6	7	8	9	AB	R	H	RBI	BB	SO	LOB
Ken Hamlin, R (1, 6) OBP: 0.292, SLG: 0.310	F6		F6		1-3			5-3		4	0	0	0	0	0	0
Chuck Cottier, R (1, 4) OBP: 0.311, SLG: 0.353	FC6-4 1B		K		F7			1B 1B		4	1	2	0	0	1	0
Chuck Hinton, R (1, 9) OBP: 0.353, SLG: 0.477	FC6-4 1-2f		2B		5-3			1B 1-2 1B		4	1	2	0	0	0	1
Harry Bright, R (1, 3) OBP: 0.319, SLG: 0.471	4-3		5-3			6-3		1B 1-3 2-H FC3-2 1B		4	0	1	1	0	0	2
Don Lock, R (1, 7) OBP: 0.325, SLG: 0.459		5-3		2B 3B		F9		FC3-2 1-3 3-H 1B		4	1	2	1	0	0	0
Bob Johnson, R (1, 5) OBP: 0.339, SLG: 0.425	B B B B FC5-4 BB			F3		F8		FC3-2 1-2 3-H		3	0	0	0	1	0	3
Bob Schmidt, R (1, 2) OBP: 0.275, SLG: 0.424		FC5-4 1-2f 1B		3-H 2B			6-3	F7		4	0	1	1	0	0	3
Jim Piersall, R (1, 8) OBP: 0.304, SLG: 0.337		1-2 1B		F3			F6			3	0	1	0	0	0	1
Claude Osteen, L (1, 1) OBP: 0.205, SLG: 0.273		F8		F2			F6			3	0	0	0	0	0	3
Inning Stats	R: 0 H: 1 E: 0 LOB: 1 K: 0 BB: 0 S: 4 P: 4	R: 0 H: 1 E: 0 LOB: 2 K: 0 BB: 1 S: 4 P: 8	R: 0 H: 1 E: 0 LOB: 1 K: 1 BB: 0 S: 6 P: 6	R: 1 H: 2 E: 0 LOB: 1 K: 0 BB: 0 S: 5 P: 5	R: 0 H: 0 E: 0 LOB: 0 K: 0 BB: 0 S: 3 P: 3	R: 0 H: 0 E: 0 LOB: 0 K: 0 BB: 0 S: 3 P: 3	R: 0 H: 0 E: 0 LOB: 0 K: 0 BB: 0 S: 3 P: 3	R: 2 H: 4 E: 0 LOB: 2 K: 0 BB: 0 S: 7 P: 7		1B: 6 SF: 0 2B: 2 SAC: 0 3B: 1 DP: 0 HR: 0 HBP: 0						

PITCHER		IP	WLS	BF	H	R	ER	SO	BB	IBB	HBP	BLK	WP	HR	S	P	ERA	WHIP
Jack Kralick, L ERA: 3.93	(1, 1)	7.0	L	27	5	1	1	1	1	0	0	0	0	0	28	32	1.29	0.857
Frank Sullivan, R ERA: 4.56	(8, 1)	1.0		7	4	2	2	0	0	0	0	0	0	0	7	7	18.00	4.000

PITCHER	IP	WLS	BF	H	R	ER	SO	BB	IBB	HBP	BLK	WP	HR	S	P	ERA	WHIP

BOTTOM

Minnesota Twins @ Washington Senators

D.C. Stadium, Washington, DC

Wed Sep 05 1962, 7:05 PM EDT

Att. 7,622 - Unknown

livebaseballscorecards.com

AB	33
R	3
H	9
RBI	3
BB	1
SO	1
LOB	13

WP: 0 PA: 34
PB: 0
SB: 0
CS: 0

Batter	1	2	3	4	5	6	7	8	9	AB	R	H	RBI	BB	SO	LOB
Jim Piersall, R (1, 8) OBP: 0.303, SLG: 0.336	F8	1-3		S 1B 2-H 3-H	6-3			F3		5	0	1	2	0	0	3
Chuck Cottier, R (1, 4) OBP: 0.312, SLG: 0.352	SH5-3 1B		K SSS	K SSS		F8		7-4 BB BBBB		4	0	1	0	1	2	1
Chuck Hinton, R (1, 9) OBP: 0.354, SLG: 0.477 Jim King, L (6, 9) OBP: 0.355, SLG: 0.400	SH5-3 1-2		PB S BB BBBB	F7 1-2		E S 1B		BB BBBB 1-2		2 0	0 0	1 0	0 0	1 1	0 0	1 0
Harry Bright, R (1, 3) OBP: 0.318, SLG: 0.470 Bud Zipfel, L (3, PH) OBP: 0.312, SLG: 0.344 (3, 3)	6-3		F5 1-2		L3 SSS	K		7-4 2-3f		1 4	0 0	0 0	0 0	0 0	0 1	1 4
Ken Retzer, L (1, 2) OBP: 0.359, SLG: 0.440		PB 1B 2B	F9 2-3		6-3 1B 1B	BB BBBB 1-3			F7	4	2	2	0	1	0	1
Bob Johnson, R (1, 5) OBP: 0.337, SLG: 0.423		K SSS 2-3		1B 1B 1B	6-3 1-2	5-3			F9	5	1	1	0	0	1	4
Don Lock, R (1, 7) OBP: 0.332, SLG: 0.463		1B 1B 3-H		SH5-4 1B 1B 1-2	1B 2B 1B 2-H		6-3		F3	5	2	3	2	0	0	0
John Kennedy, R (1, 6) OBP: 0.800, SLG: 1.400		1-2 1B		SH5-4 1B 1B 1-2 2-H	1B 2B 1B 1-2		5-3			4	2	3	1	0	0	0
Tom Cheney, R (1, 1) OBP: 0.143, SLG: 0.077 Bennie Daniels, L (4, 1) OBP: 0.136, SLG: 0.227		K SSS		SH5-4 1-2 2-3	2B 1-H 2-H		K SSS			1 2	0 0	0 1	0 2	0 0	1 1	2 0
Inning Stats	R: 0 H: 1 E: 0 LOB: 1 K: 0 BB: 0 S: 4 P: 4	R: 1 H: 3 E: 0 LOB: 2 K: 2 BB: 0 S: 10 P: 10	R: 0 H: 0 E: 0 LOB: 1 K: 1 BB: 1 S: 5 P: 9	R: 3 H: 4 E: 0 LOB: 1 K: 1 BB: 0 S: 9 P: 9	R: 3 H: 4 E: 0 LOB: 1 K: 0 BB: 0 S: 7 P: 7	R: 0 H: 1 E: 0 LOB: 2 K: 1 BB: 1 S: 6 P: 10	R: 0 H: 0 E: 0 LOB: 0 K: 1 BB: 0 S: 5 P: 5	R: 0 H: 0 E: 0 LOB: 1 K: 0 BB: 2 S: 2 P: 10	R: 0 H: 0 E: 0 LOB: 0 K: 0 BB: 0 S: 3 P: 3	1B: 11 SF: 0 2B: 3 SAC: 2 3B: 0 DP: 1 HR: 0 HBP: 0						

TOP

Washington Senators @ Chicago White Sox

Comiskey Park, Chicago, IL

Fri Sep 07 1962, 8:05 PM EDT

Att. 10,651 - Unknown

livebaseballscorecards.com

AB	37
R	7
H	13
RBI	7
BB	4
SO	6
LOB	17

WP: 0 PA: 43
PB: 2
SB: 3
CS: 0

PITCHER		IP	WLS	BF	H	R	ER	SO	BB	IBB	HBP	BLK	WP	HR	S	P	ERA	WHIP
Eddie Fisher, R ERA: 3.4	(1, 1)	3.1	L	19	8	4	4	3	1	0	0	0	0	0	24	28	10.80	2.700
Dom Zanni, R ERA: 4.0	(4, 1)	0.2		2	0	0	0	1	0	0	0	0	0	0	4	4	0.00	0.000
Turk Lown, R ERA: 3.29	(5, 1)	0.2		6	4	3	3	0	0	0	0	0	0	0	6	6	40.50	6.000
Mike Joyce, R ERA: 3.52	(5, 1)	2.1		9	1	0	0	2	1	0	0	0	0	0	12	16	0.00	0.857
Dave DeBusschere, R ERA: 2.77	(8, 1)	2.0		7	0	0	0	0	2	0	0	0	0	0	5	13	0.00	1.000

PITCHER	IP	WLS	BF	H	R	ER	SO	BB	IBB	HBP	BLK	WP	HR	S	P	ERA	WHIP

Batter	1	2	3	4	5	6	7	8	9	AB	R	H	RBI	BB	SO	LOB
Jim Landis, R (1, 8) OBP: 0.332, SLG: 0.392	F9		F5	F7			5-3			4	0	0	0	0	0	3
Nellie Fox, L (1, 4) OBP: 0.310, SLG: 0.338	6-3		1B, 1-2		SH1-3, 1B		4-3			4	0	2	0	0	0	0
Joe Cunningham, L (1, 3) OBP: 0.414, SLG: 0.445	4-3		BB, 1-3, 2-3		SH1-3, 1-2			3-1		3	0	1	0	0	0	0
Floyd Robinson, L (1, 7) OBP: 0.385, SLG: 0.468		BBBB, 4-0, HR, BB	BBBB, 4-0, 1-2, BB		F9			G3		2	1	0	0	2	0	1
Bob Sadowski, L (1, 5) OBP: 0.299, SLG: 0.438 Luis Aparicio, R (9, 6) OBP: 0.272, SLG: 0.336		0-0, 1-H, HR	F6		SSS, 0-3, K			FC6-4, 1B		4 0	1 0	2 0	2 0	0 0	1 0	4 0
Mike Hershberger, R (1, 9) OBP: 0.334, SLG: 0.329	SSS, 0-3, K			FC2-5, 1B		G4-6-3, 1B		FC6-4, 1-2f		4	0	2	0	0	1	1
Cam Carreon, R (1, 2) OBP: 0.325, SLG: 0.367 Dave DeBusschere, R (8, 1) Sherm Lollar, R (9, PH) OBP: 0.379, SLG: 0.366	4-3			FC2-5, 1-2		G4-6-3, 1-2f			1-3	3 0 1	0 0 0	1 0 0	0 0 0	0 0 0	0 0 0	1 0 0
Sammy Esposito, R (1, 6) OBP: 0.366, SLG: 0.250 (9, 5)	F3			FC2-5, 1-2, 2-3f		F7			F5	4	0	0	0	0	0	2
Eddie Fisher, R (1, 1) OBP: 0.190, SLG: 0.250 Dom Zanni, R (4, 1) OBP: 0.400, SLG: 0.294 Charlie Maxwell, L (4, PH) OBP: 0.361, SLG: 0.446 Turk Lown, R (5, 1) Mike Joyce, R (5, 1) OBP: 0.429, SLG: 0.429 J.C. Martin, L (7, PH) (8, 2)			1B, 1B	F6			1-3		4-1	1 0 1 0 0 2	0 0 0 0 0 0	1 0 0 0 0 0	0 0 0 0 0 0	0 0 0 0 0 0	0 0 2 0 0 0	0 0 0 0 0 0
Inning Stats	R: 0 E: 0 K: 0 S: 3 H: 0 LOB: 0 BB: 0 P: 3	R: 2 E: 0 K: 1 S: 6 H: 1 LOB: 0 BB: 1 P: 10	R: 0 E: 0 K: 0 S: 5 H: 3 LOB: 3 BB: 1 P: 9	R: 0 E: 0 K: 0 S: 5 H: 2 LOB: 2 BB: 0 P: 5	R: 0 E: 0 K: 1 S: 6 H: 1 LOB: 1 BB: 0 P: 6	R: 0 E: 0 K: 0 S: 3 H: 1 LOB: 0 BB: 0 P: 3	R: 0 E: 0 K: 0 S: 3 H: 0 LOB: 0 BB: 0 P: 3	R: 0 E: 0 K: 0 S: 4 H: 1 LOB: 1 BB: 0 P: 4	R: 0 E: 0 K: 0 S: 3 H: 0 LOB: 0 BB: 0 P: 3	1B: 8 2B: 0 3B: 0 HR: 1	SF: 0 SAC: 1 DP: 1 HBP: 0						

PITCHER	IP	WLS	BF	H	R	ER	SO	BB	IBB	HBP	BLK	WP	HR	S	P	ERA	WHIP
Tom Cheney, R (1, 1) ERA: 3.27	3.0		16	6	2	2	1	2	0	0	0	0	1	16	24	6.00	2.667
Bennie Daniels, R (4, 1) ERA: 4.89	6.0	W	20	3	0	0	1	0	0	0	0	0	0	22	22	0.00	0.500

PITCHER	IP	WLS	BF	H	R	ER	SO	BB	IBB	HBP	BLK	WP	HR	S	P	ERA	WHIP

BOTTOM

Washington Senators @ Chicago White Sox

Comiskey Park, Chicago, IL

Fri Sep 07 1962, 8:05 PM EDT

Att. 10,651 - Unknown

livebaseballscorecards.com

AB	33
R	2
H	9
RBI	2
BB	2
SO	2
LOB	14

1B: 8	SF: 0	WP: 0	PA: 36
2B: 0	SAC: 1	PB: 0	
3B: 0	DP: 1	SB: 0	
HR: 1	HBP: 0	CS: 0	

Batter	1	2	3	4	5	6	7	8	9	AB	R	H	RBI	BB	SO	LOB
Jim Piersall, R (1, 8) OBP: 0.302, SLG: 0.334	0-0 1B 1B	0-0 1-3 ②			0-0 F8 ②		0-0 G4-6-3 ①② 1-2f		0-0 F9 ③	5	1	1	0	0	0	2
Chuck Cottier, R (1, 4) OBP: 0.312, SLG: 0.351	0-0 1B 1B 1-3 1B	0-0 F7 ③			0-3 K ③		0-0 F9 ③			4	1	1	0	0	1	0
Chuck Hinton, R (1, 9) OBP: 0.356, SLG: 0.477	0-0 1B S 1-3 3-H 1B		0-0 6-3 ①			0-0 1B 1B 1B		0-0 5-3 ①		4	1	2	1	0	0	0
Bud Zipfel, L (1, 3) OBP: 0.310, SLG: 0.341	0-3 K ①		0-0 4-3 ②			0-0 1B 1-3 1B		0-0 4-3 ②		4	0	1	0	0	1	2
Ken Retzer, L (1, 2) OBP: 0.364, SLG: 0.442	4-0 FC5 1B 1-2 IBB		0-0 F2 ③			0-0 1-2 3-H 1B		0-0 1B		3	0	2	1	1	0	0
Bob Johnson, R (1, 5) OBP: 0.335, SLG: 0.419	0-0 F4 ②			0-0 1-3 ①		0-0 F8 ①		0-0 F6 ③		4	0	0	0	0	0	6
Don Lock, R (1, 7) OBP: 0.330, SLG: 0.458	0-0 1-2 2-3 3-H 1B			0-3 K ②		0-0 F6 ②			0-0 F8 ①	4	0	1	1	0	1	2
John Kennedy, R (1, 6) OBP: 0.444, SLG: 0.778	0-0 FC5 ③ 2-3f			0-0 F3 ③		0-0 L6 ③			0-0 5-3 ②	4	0	0	0	0	0	5
Don Rudolph, L (1, 1) OBP: 0.254, SLG: 0.259 Joe Hicks, L (5, PH) OBP: 0.302, SLG: 0.392 Pete Burnside, R (5, 1) OBP: 0.108, SLG: 0.057 Danny O'Connell, R (7, PH) OBP: 0.333, SLG: 0.349 Jim Hannan, R (7, 1) OBP: 0.091, SLG: 0.091 Jim King, L (9, PH) OBP: 0.357, SLG: 0.402		0-0 4-3 ①			0-0 1-3 ①		B B B 4-0 G4-6-3 BB		0-0 1B	1 1 0 0 0 1	0 0 0 0 0 0	0 0 0 0 0 1	0 0 0 0 0 0	0 0 0 0 0 0	0 0 0 0 0 0	0 0 0 0 0 0

Inning Stats									
	R: 2 E: 0 K: 1 S: 9	H: 4 LOB: 3 BB: 1 P: 13	R: 0 E: 0 K: 0 S: 3	H: 0 LOB: 0 BB: 0 P: 3	R: 0 E: 0 K: 0 S: 3	H: 0 LOB: 0 BB: 0 P: 3	R: 0 E: 0 K: 1 S: 5	H: 0 LOB: 0 BB: 0 P: 5	R: 0 E: 0 K: 1 S: 5	H: 0 LOB: 0 BB: 0 P: 5
	R: 1 E: 0 K: 0 S: 6	H: 3 LOB: 2 BB: 0 P: 6	R: 0 E: 0 K: 0 S: 2	H: 0 LOB: 0 BB: 1 P: 6	R: 0 E: 0 K: 0 S: 4	H: 1 LOB: 1 BB: 0 P: 4	R: 0 E: 0 K: 0 S: 4	H: 1 LOB: 1 BB: 0 P: 4	1B: 9 2B: 0 3B: 0 HR: 0	SF: 0 SAC: 0 DP: 1 HBP: 0	WP: 0 PB: 0 SB: 1 CS: 0	PA: 37

PITCHER	IP	WLS	BF	H	R	ER	SO	BB	IBB	HBP	BLK	WP	HR	S	P	ERA	WHIP
Early Wynn, R (1, 1) ERA: 4.04	9.0	W	37	9	3	3	3	1	1	0	0	0	0	41	49	3.00	1.111

PITCHER	IP	WLS	BF	H	R	ER	SO	BB	IBB	HBP	BLK	WP	HR	S	P	ERA	WHIP

TOP

Washington Senators @ Chicago White Sox

Comiskey Park, Chicago, IL

Sat Sep 08 1962, 4:33 AM EDT

Att. 3,679 - Unknown

livebaseballscorecards.com

AB	35
R	3
H	9
RBI	3
BB	2
SO	3
LOB	17

Batter	1	2	3	4	5	6	7	8	9	AB	R	H	RBI	BB	SO	LOB
Luis Aparicio, R (1, 6) OBP: 0.275, SLG: 0.339	x 0-0 ① F3			x 0-0 E 1B 1B 1B	x 0-0 ① F3	x 0-0 1-3 2-H 2B		B B B B 4-0 FC4-6 BB		4	1	2	1	1	0	0
Joe Cunningham, L (1, 3) OBP: 0.412, SLG: 0.442	x 0-0 ② 4-3			x 0-0 E5 1-3 1B 1B	x 0-0 ② F7	x 0-0 ③ F9		x 0-0 ② FC4-6 FC4 1-2f		5	1	1	0	0	0	3
Floyd Robinson, L (1, 7) OBP: 0.385, SLG: 0.468	x 0-0 ③ F2			x 0-0 BB 2-H 3-H 2B 1B	x 0-0 1B 1B		x 0-0 ① 3-1	x 0-0 ③ FC4 1-2f		5	1	2	2	0	0	1
Jim Landis, R (1, 8) OBP: 0.335, SLG: 0.394		x 0-0 ① 6-3		B B B B 4-0 1-2 2B BB	x 0-0 1-3 1B		x 0-0 E S 1B 1B			3	2	2	0	1	0	0
Mike Hershberger, R (1, 9) OBP: 0.331, SLG: 0.325		x 0-0 ② 1-3		x 0-0 ① F7	x 0-0 ③ 5-3		x 0-0 E5 1B 1-3			4	0	0	0	0	0	5
Nellie Fox, L (1, 4) OBP: 0.308, SLG: 0.336 Dick Kenworthy, R (5, 4) Deacon Jones, L (7, PH) OBP: 1.000, SLG: 1.000 J.C. Martin, L (8, 5)		x 0-0 ③ F4		S S S 0-3 ② K		x 0-0 ① F6	x 0-0 1-3 3-H 1B			2 1 1 0	0 0 0 0	0 0 1 0	0 0 1 0	0 0 0 0	1 0 0 0	2 0 0 0
Cam Carreon, R (1, 2) OBP: 0.327, SLG: 0.370			B B B B 4-0 G6-4-3 BB	x 0-0 1-H 2-H 2B		x 0-0 ② 5-3	x 0-0 ② F4			3	0	1	2	1	0	2
Sammy Esposito, R (1, 5) OBP: 0.372, SLG: 0.254 (8, 4)			x 0-0 ① ② G6-4-3 1-2f	B B B B 4-0 BB		x 0-0 BB 2B 1B	x 0-0 ③ 4-3			3	1	1	0	1	0	3
Early Wynn, S (1, 1) OBP: 0.226, SLG: 0.167			x 0-0 ③ F4	x 0-0 ③ F6		B B B B 4-0 2B 1-2 BB		S S S 0-3 ① K		3	0	0	0	1	1	2
Inning Stats	R: 0 E: 0 K: 0 S: 3 H: 0 LOB: 0 BB: 0 P: 3	R: 0 E: 0 K: 0 S: 3 H: 0 LOB: 0 BB: 0 P: 3	R: 0 E: 0 K: 0 S: 2 H: 0 LOB: 0 BB: 1 P: 6	R: 4 E: 1 K: 1 S: 9 H: 4 LOB: 2 BB: 2 P: 17	R: 0 E: 0 K: 0 S: 5 H: 2 LOB: 2 BB: 0 P: 5	R: 1 E: 0 K: 0 S: 5 H: 2 LOB: 2 BB: 1 P: 9	R: 1 E: 1 K: 0 S: 6 H: 2 LOB: 2 BB: 0 P: 6	R: 0 E: 0 K: 1 S: 5 H: 0 LOB: 1 BB: 1 P: 9		1B: 8 2B: 2 3B: 0 HR: 0 SF: 0 SAC: 0 DP: 1 HBP: 0						

PITCHER		IP	WLS	BF	H	R	ER	SO	BB	IBB	HBP	BLK	WP	HR	S	P	ERA	WHIP
Don Rudolph, L ERA: 3.23	(1, 1)	4.0	L	18	4	4	4	1	3	0	0	0	0	0	17	29	9.00	1.750
Pete Burnside, L ERA: 4.54	(5, 1)	2.0		11	4	1	1	0	1	0	0	0	0	0	10	14	4.50	2.500
Jim Hannan, R ERA: 3.18	(7, 1)	2.0		10	2	1	1	1	1	0	0	0	0	0	11	15	4.50	1.500

PITCHER	IP	WLS	BF	H	R	ER	SO	BB	IBB	HBP	BLK	WP	HR	S	P	ERA	WHIP

BOTTOM

Washington Senators @ Chicago White Sox

Comiskey Park, Chicago, IL

Sat Sep 08 1962, 4:33 AM EDT

Att. 3,679 - Unknown

livebaseballscorecards.com

AB	34
R	6
H	10
RBI	6
BB	5
SO	2
LOB	18

1B: 8	SF: 0	WP: 0	PA: 39
2B: 2	SAC: 0	PB: 0	
3B: 0	DP: 1	SB: 1	
HR: 0	HBP: 0	CS: 0	

Batter	1	2	3	4	5	6	7	8	9	AB	R	H	RBI	BB	SO	LOB
Danny O'Connell, R (1, 5) OBP: 0.327, SLG: 0.341	F4			F4		6-3	6-3 1-2		F7	5	0	0	0	0	0	3
Chuck Cottier, R (1, 4) OBP: 0.310, SLG: 0.349	K			6-3		FC5-4 1B	2-3		F6	5	0	1	0	0	1	3
Chuck Hinton, R (1, 7) OBP: 0.357, SLG: 0.479	CS 1B			2B		FC5-4 1-2f HR		F8		4	1	2	0	0	0	1
Bud Zipfel, L (1, 3) OBP: 0.309, SLG: 0.361	CS 1-2	F8		4-3		1-H HR		5-3		4	1	1	2	0	0	1
Jim King, L (1, 9) OBP: 0.361, SLG: 0.405		F9			G3 3B 1B	BB 1B		BBBB 4-0 BB		3	1	2	0	1	0	0
Ken Retzer, L (1, 2) OBP: 0.361, SLG: 0.439		F9			G3 1-2	BBBB 4-0 1-2 BB		SSS 0-3 K		2	0	0	0	0	0	1
Don Lock, R (6, PH) OBP: 0.333, SLG: 0.458										0	0	0	0	1	0	0
Bob Schmidt, R (6, 2) OBP: 0.273, SLG: 0.422										1	0	0	0	0	1	1
Joe Hicks, L (1, 8) OBP: 0.305, SLG: 0.407			4-3		2-H 3B	SSS 0-3 K			6-3	2	0	1	1	0	0	0
Jim Piersall, R (6, PH) OBP: 0.300, SLG: 0.333										2	0	0	0	0	1	2
(6, 8)																
John Kennedy, R (1, 6) OBP: 0.364, SLG: 0.636			6-3		1-4		6-3		1B 1B	2	0	0	0	0	0	1
Ken Hamlin, R (7, PH) OBP: 0.293, SLG: 0.312										2	0	1	0	0	0	0
(7, 6)																
Dave Stenhouse, R (1, 1) OBP: 0.089, SLG: 0.056			SSS 0-3 K		1-3		WP 6-3 1B		1-2 1B	2	0	0	0	0	1	1
Johnny Schaive, R (7, PH) OBP: 0.274, SLG: 0.437										1	0	1	0	0	0	0
Steve Hamilton, L (7, 1) OBP: 0.111, SLG: 0.154										0	0	0	0	0	0	0
Bob Johnson, R (9, PH) OBP: 0.336, SLG: 0.420										1	0	1	0	0	0	0
Inning Stats	R: 0 E: 0 K: 1 S: 5 H: 1 LOB: 0 BB: 0 P: 5	R: 0 E: 0 K: 0 S: 3 H: 0 LOB: 0 BB: 0 P: 3	R: 0 E: 0 K: 1 S: 5 H: 0 LOB: 0 BB: 0 P: 5	R: 0 E: 0 K: 0 S: 4 H: 1 LOB: 1 BB: 0 P: 4	R: 1 E: 0 K: 0 S: 5 H: 2 LOB: 1 BB: 0 P: 5	R: 2 E: 0 K: 1 S: 8 H: 3 LOB: 2 BB: 1 P: 12	R: 0 E: 0 K: 0 S: 4 H: 1 LOB: 1 BB: 0 P: 4	R: 0 E: 0 K: 1 S: 5 H: 0 LOB: 1 BB: 1 P: 9	R: 0 E: 0 K: 0 S: 5 H: 2 LOB: 2 BB: 0 P: 5	1B: 7 2B: 1 3B: 1 HR: 1 SF: 0 SAC: 0 DP: 0 HBP: 0	WP: 1 PB: 0 SB: 0 CS: 1 PA: 39					

PITCHER		IP	WLS	BF	H	R	ER	SO	BB	IBB	HBP	BLK	WP	HR	S	P	ERA	WHIP
Joe Horlen, R ERA: 5.21	(1, 1)	5.2	W	21	5	2	2	2	0	0	0	0	0	0	25	25	3.18	0.882
Dean Stone, L ERA: 4.09	(6, 1)	0.0		3	2	1	1	0	1	0	0	0	0	1	2	6	∞	∞
Dom Zanni, R ERA: 3.84	(6, 1)	3.1	S	14	3	0	0	2	1	0	0	0	1	0	17	21	0.00	1.200

PITCHER	IP	WLS	BF	H	R	ER	SO	BB	IBB	HBP	BLK	WP	HR	S	P	ERA	WHIP

TOP

Washington Senators @ Chicago White Sox

Comiskey Park, Chicago, IL

Sun Sep 09 1962, 4:33 AM EDT

Unknown

livebaseballscorecards.com

AB	36
R	3
H	10
RBI	3
BB	2
SO	4
LOB	14

Batter	1	2	3	4	5	6	7	8	9	AB	R	H	RBI	BB	SO	LOB
Luis Aparicio, R (1, 6) OBP: 0.277, SLG: 0.340	1B	5-3			S 1B		4-3			4	2	2	0	0	0	1
Nellie Fox, L (1, 4) OBP: 0.308, SLG: 0.336	F5		E6 FC5-4		4-1 1-H 1B		L4			4	1	1	1	0	0	1
Joe Cunningham, L (1, 3) OBP: 0.411, SLG: 0.440	1-3 1-2		FC5-4 1-2f		4-1 2-3		BBBB 4-0 BB			3	0	0	0	1	0	3
Floyd Robinson, L (1, 7) OBP: 0.386, SLG: 0.468	1B S 2-H 1B		F6		3-H 1B		SSS 0-3 K			4	1	2	2	0	1	2
Jim Landis, R (1, 8) OBP: 0.335, SLG: 0.392	FC5 S 1-3 1B		F3		4-3			6-3		4	0	1	0	0	0	2
Mike Hershberger, R (1, 9) OBP: 0.330, SLG: 0.325	FC5 1-3 3-H			6-3		FC1-5-4 S 1B		6-3		4	0	1	0	0	0	1
Sherm Lollar, R (1, 2) OBP: 0.377, SLG: 0.363		F4		6-3		F7		1B		4	0	1	0	0	0	1
Sammy Esposito, R (1, 5) OBP: 0.367, SLG: 0.253		1B		5-3		FC1-5-4 1-3		4-3		4	0	1	0	0	0	2
Joe Horlen, R (1, 1) OBP: 0.114, SLG: 0.061		SSS 0-3 K			6-3	F8				2	0	0	0	0	1	1
Dean Stone, L (6, 1) OBP: 0.316, SLG: 0.333										0	0	0	0	0	0	0
Dom Zanni, R (6, 1) OBP: 0.381, SLG: 0.278										1	0	0	0	0	0	1
Inning Stats	R: 2 E: 0 K: 0 S: 6 H: 3 LOB: 1 BB: 0 P: 6	R: 0 E: 0 K: 1 S: 6 H: 1 LOB: 1 BB: 0 P: 6	R: 0 E: 1 K: 0 S: 4 H: 0 LOB: 1 BB: 0 P: 4	R: 0 E: 0 K: 0 S: 3 H: 0 LOB: 0 BB: 0 P: 3	R: 2 E: 0 K: 0 S: 6 H: 3 LOB: 1 BB: 0 P: 6	R: 0 E: 0 K: 0 S: 4 H: 1 LOB: 1 BB: 0 P: 4	R: 0 E: 0 K: 1 S: 5 H: 0 LOB: 1 BB: 1 P: 9	R: 0 E: 0 K: 0 S: 4 H: 1 LOB: 1 BB: 0 P: 4		1B: 9 2B: 0 3B: 0 HR: 0	SF: 0 SAC: 0 DP: 0 HBP: 0					

PITCHER	IP	WLS	BF	H	R	ER	SO	BB	IBB	HBP	BLK	WP	HR	S	P	ERA	WHIP
Dave Stenhouse, R (1, 1) ERA: 3.63	6.0	L	27	8	4	4	1	0	0	0	0	0	0	29	29	6.00	1.333
Steve Hamilton, L (7, 1) ERA: 3.67	2.0		8	1	0	0	1	1	0	0	0	0	0	9	13	0.00	1.000

PITCHER	IP	WLS	BF	H	R	ER	SO	BB	IBB	HBP	BLK	WP	HR	S	P	ERA	WHIP

BOTTOM

Washington Senators @ Chicago White Sox

Comiskey Park, Chicago, IL

Sun Sep 09 1962, 4:33 AM EDT

Unknown

livebaseballscorecards.com

AB	34
R	4
H	9
RBI	3
BB	1
SO	2
LOB	15

WP: 0 PB: 0 SB: 4 CS: 0 PA: 35

Washington Senators @ Chicago White Sox

Comiskey Park, Chicago, IL

Sun Sep 09 1962, 4:38 AM EDT

Att. 8,771 - Unknown

TOP

livebaseballscorecards.com

Batter	1	2	3	4	5	6	7	8	9	10	11	AB	R	H	RBI	BB	SO	LOB
Danny O'Connell, R (1, 5) OBP: 0.324, SLG: 0.335	BBBB 4-0 BB		x 0-0 5-3		x 0-0 F4		x 0-0 4-3			x 0-0 F9		4	0	0	0	1	0	0
Chuck Cottier, R (1, 4) OBP: 0.309, SLG: 0.346	x 0-0 F9			x 0-0 F7	BBBB 4-0 1B BB			x 0-0 F9		x 0-0 F7		4	0	0	0	1	0	1
Chuck Hinton, R (1, 7) OBP: 0.359, SLG: 0.481	x 0-0 F7			x 0-0 4-3 1B 1B	x 0-0 1-2 1B			x 0-0 1B 8-2-5 1B		SSS 0-3 K		5	1	3	0	0	1	1
Bud Zipfel, L (1, 3) OBP: 0.305, SLG: 0.355	x 0-0 4-3			x 0-0 4-3 1-2	x 0-0 3-1			x 0-0 1-3 1B			SSS 0-3 K	5	0	1	0	0	1	4
Jim King, L (1, 9) OBP: 0.359, SLG: 0.399		x 0-0 F8		4-0 1B 1B IBB		x 0-0 L6		x 0-0 8-2-5 3-Hf			x 0-0 4-3	4	1	0	0	1	0	2
Ken Retzer, L (1, 2) OBP: 0.360, SLG: 0.437 Bob Schmidt, R (11, PH) OBP: 0.272, SLG: 0.420 (11, 2)		x 0-0 6-3		x 0-0 1B 1-2 2-H 1B		x 0-0 F4			x 0-0 F6		x 0-0 F4	4 1	0 0	1 0	1 0	0 0	0 0	0 0
Joe Hicks, L (1, 8) OBP: 0.304, SLG: 0.403 Jim Piersall, R (9, 8) OBP: 0.300, SLG: 0.333		x 0-0 F7		x 0-0 FC5-4 1-3 2-H 1B		x 0-0 F7			SSS 0-3 K			4 0	0 0	1 0	1 0	0 0	1 0	0 0
John Kennedy, R (1, 6) OBP: 0.286, SLG: 0.500 Don Lock, R (9, PH) OBP: 0.337, SLG: 0.461 Ken Hamlin, R (9, 6) OBP: 0.293, SLG: 0.312			x 0-0 F8	x 0-0 FC5-4 1-2f			SSS 0-3 K		x 0-0 1B			3 1 0	0 0 0	0 1 0	0 0 0	0 0 0	1 0 0	2 0 0
Bob Baird, L (1, 1) Bennie Daniels, L (8, 1) OBP: 0.136, SLG: 0.227 Johnny Schaive, R (9, PH) OBP: 0.272, SLG: 0.434 Jim Hannan, R (9, 1) OBP: 0.091, SLG: 0.091 Steve Hamilton, L (9, 1) OBP: 0.111, SLG: 0.154 Tom Cheney, R (11, 1) OBP: 0.143, SLG: 0.077			SSS 0-3 K		x 0-0 L6		SSS 0-3 K		x 0-0 F7			3 0 1 0 0 0	0 0 0 0 0 0	0 0 0 0 0 0	0 0 0 0 0 0	0 0 0 0 0 0	2 0 0 0 0 0	0 0 1 0 0 0
Inning Stats	R: 0 E: 0 K: 0 S: 3 H: 0 LOB: 1 BB: 1 P: 7	R: 0 E: 0 K: 0 S: 3 H: 0 LOB: 0 BB: 0 P: 3	R: 0 E: 0 K: 1 S: 5 H: 0 LOB: 0 BB: 0 P: 5	R: 2 E: 0 K: 0 S: 6 H: 3 LOB: 2 BB: 1 P: 10	R: 0 E: 0 K: 0 S: 4 H: 1 LOB: 2 BB: 1 P: 8	R: 0 E: 0 K: 0 S: 3 H: 0 LOB: 0 BB: 0 P: 3	R: 0 E: 0 K: 2 S: 7 H: 0 LOB: 0 BB: 0 P: 7	R: 0 E: 0 K: 0 S: 4 H: 2 LOB: 1 BB: 0 P: 4	R: 0 E: 0 K: 1 S: 6 H: 1 LOB: 1 BB: 0 P: 6	R: 0 E: 0 K: 1 S: 5 H: 0 LOB: 0 BB: 0 P: 5	R: 0 E: 0 K: 1 S: 5 H: 0 LOB: 0 BB: 0 P: 5							

PITCHER		IP	WLS	BF	H	R	ER	SO	BB	IBB	HBP	BLK	WP	HR	S	P	ERA	WHIP
John Buzhardt, R ERA: 3.9	(1, 1)	7.1		31	6	2	2	3	2	1	0	0	0	0	34	46	2.46	1.091
Juan Pizarro, L ERA: 3.69	(8, 1)	3.2	W	11	1	0	0	3	0	0	0	0	0	0	17	17	0.00	0.273

PITCHER	IP	WLS	BF	H	R	ER	SO	BB	IBB	HBP	BLK	WP	HR	S	P	ERA	WHIP

AB	39
R	2
H	7
RBI	2
BB	3
SO	6
LOB	11

1B: 7	SF: 0	WP: 0	PA: 42
2B: 1	SAC: 0	PB: 0	
3B: 0	DP: 1	SB: 0	
HR: 0	HBP: 0	CS: 0	

Batter	1	2	3	4	5	6	7	8	9	10	11	AB	R	H	RBI	BB	SO	LOB
Luis Aparicio, R (1, 6) OBP: 0.281, SLG: 0.346	4-3		FC5-4 1B			SH1-4 1B 6-3 1B		G3 1B 2B	F4		2-3 3-H 1B	6	2	4	1	0	0	2
Nellie Fox, L (1, 4) OBP: 0.309, SLG: 0.335	4-3		FC5-4 1-2f			1-2 SH1-4 1B		2-3 G3	BBBB 4-0 1-2 BB			4	0	1	0	1	0	2
Deacon Jones, L (1, 3) OBP: 0.500, SLG: 0.333 Sherm Lollar, R (9, PH) OBP: 0.375, SLG: 0.361 J.C. Martin, L (10, 3)	BBBB 4-0 FC6 BB			F6		SH1-4 1-2 2-3		1-3	1-3			2 1 0	0 0 0	0 0 0	0 0 0	1 0 0	0 0 0	1 3 0
Floyd Robinson, L (1, 7) OBP: 0.384, SLG: 0.464 (10, 9)	FC6 1-2f			SSS 0-3 K		6-3 3-H		BBBB 4-0 1B BB		SSS 0-3 K		4	0	0	1	1	2	2
Mike Hershberger, R (1, 9) OBP: 0.328, SLG: 0.322 Joe Cunningham, L (8, PH) OBP: 0.412, SLG: 0.441 Jim Landis, R (9, 8) OBP: 0.334, SLG: 0.392		5-3		F2		F9		1-2 3-H 1B		F2		3 1 1	0 0 0	0 1 0	0 1 0	0 0 0	0 0 0	1 0 0
Cam Carreon, R (1, 2) OBP: 0.325, SLG: 0.365		4-3			5-3	BBBB 4-0 FC5-4 BB		F9		F9		4	0	0	0	1	0	2
Ken Berry, R (1, 8) OBP: 0.333, SLG: 0.333 (9, 9) Charlie Maxwell, L (9, PH) OBP: 0.366, SLG: 0.451 (10, 7)		F4			BB 1B	F9			1B SH1-4 1B		1-4 BB 1B 1B	3 2	0 1	1 2	0 0	0 0	0 0	1 0
Sammy Esposito, R (1, 5) OBP: 0.372, SLG: 0.247			4-3		BBBB 4-0 G4-6-3 1-2 BB	FC5-4 FC6-4 1-2f			SH1-4 1-2		BBBB 4-0 1B 1-4 1-2 BB	2	0	0	0	2	0	1
John Buzhardt, R (1, 1) OBP: 0.176, SLG: 0.125 Juan Pizarro, L (8, 1) OBP: 0.209, SLG: 0.177			SSS 0-3 K		G4-6-3 1-2f	FC6-4 1-2f			BB 2-3 1B		1-4 1-2 2-3	3 2	0 0	0 1	0 0	0 0	1 0	3 2
Inning Stats	R: 0 H: 0 E: 0 LOB: 1 K: 0 BB: 1 S: 3 P: 7	R: 0 H: 0 E: 0 LOB: 0 K: 0 BB: 0 S: 3 P: 3	R: 0 H: 1 E: 0 LOB: 1 K: 1 BB: 0 S: 6 P: 6	R: 0 H: 0 E: 0 LOB: 0 K: 1 BB: 0 S: 5 P: 5	R: 0 H: 1 E: 0 LOB: 1 K: 0 BB: 1 S: 3 P: 7	R: 1 H: 2 E: 0 LOB: 1 K: 0 BB: 0 S: 5 P: 5	R: 0 H: 0 E: 0 LOB: 1 K: 0 BB: 1 S: 3 P: 7	R: 1 H: 2 E: 0 LOB: 2 K: 0 BB: 1 S: 5 P: 9	R: 0 H: 2 E: 0 LOB: 3 K: 0 BB: 1 S: 5 P: 9	R: 0 H: 0 E: 0 LOB: 0 K: 1 BB: 0 S: 5 P: 5	R: 1 H: 2 E: 0 LOB: 2 K: 0 BB: 1 S: 3 P: 7	1B: 9 SF: 0 2B: 1 SAC: 2 3B: 0 DP: 1 HR: 0 HBP: 0						WP: 0 PA: 46 PB: 0 SB: 0 CS: 0

PITCHER		IP	WLS	BF	H	R	ER	SO	BB	IBB	HBP	BLK	WP	HR	S	P	ERA	WHIP
Bob Baird, L ERA: 6.23	(1, 1)	7.2		31	5	2	2	2	4	0	0	0	0	0	2	31	47	2.35	1.174
Bennie Daniels, R ERA: 4.88	(8, 1)	0.1		2	1	0	0	0	0	0	0	0	0	0	0	2	2	0.00	3.000
Jim Hannan, R ERA: 3.15	(9, 1)	0.2		4	2	0	0	0	0	0	0	0	0	0	0	4	4	0.00	3.000
Steve Hamilton, L ERA: 3.7	(9, 1)	1.2	L	8	1	1	1	1	2	0	0	0	0	0	0	8	16	5.40	1.800
Tom Cheney, R ERA: 3.27	(11, 1)	0.0		1	1	0	0	0	0	0	0	0	0	0	0	1	1	∞	∞

PITCHER	IP	WLS	BF	H	R	ER	SO	BB	IBB	HBP	BLK	WP	HR	S	P	ERA	WHIP

BOTTOM

Washington Senators @ Chicago White Sox

Comiskey Park, Chicago, IL

Sun Sep 09 1962, 4:38 AM EDT

Att. 8,771 - Unknown

livebaseballscorecards.com

AB	38
R	3
H	10
RBI	3
BB	6
SO	3
LOB	20

Batter	1	2	3	4	5	6	7	8	9	AB	R	H	RBI	BB	SO	LOB
Danny O'Connell, R (1, 5) OBP: 0.319, SLG: 0.329	6-3		G5-4-3 1-2f			4-3		F9		4	0	0	0	0	0	2
Chuck Cottier, R (1, 4) OBP: 0.309, SLG: 0.345	CS 1B			6-3		F7			F5	4	0	1	0	0	0	0
Chuck Hinton, R (1, 9) OBP: 0.356, SLG: 0.477	K 1-2			F8		1-3			K	4	0	0	0	0	2	1
Harry Bright, R (1, 3) OBP: 0.322, SLG: 0.470		F9		BB			BB L3		1B	2	0	1	0	2	0	0
Ken Retzer, L (1, 2) OBP: 0.356, SLG: 0.431		F7		F5			L3 1-2		F9	4	0	0	0	0	0	3
Joe Hicks, L (1, 8) OBP: 0.304, SLG: 0.401		L9			5-3		1B			3	0	1	0	0	0	0
Don Lock, R (1, 7) OBP: 0.336, SLG: 0.459			F9		FC1-6 1B		F8			3	0	1	0	0	0	1
John Kennedy, R (1, 6) OBP: 0.313, SLG: 0.500			1B 1B		FC1-6 1-2f			F8		2	0	1	0	0	0	1
Jim King, L (8, PH) OBP: 0.358, SLG: 0.398										1	0	0	0	0	0	0
Ken Hamlin, R (8, 6) OBP: 0.293, SLG: 0.312										0	0	0	0	0	0	0
Claude Osteen, L (1, 1) OBP: 0.217, SLG: 0.283			G5-4-3 1-2		F6			1-3		2	0	1	0	0	0	1
Bud Zipfel, L (8, PH) OBP: 0.303, SLG: 0.353										1	0	0	0	0	0	0
Bennie Daniels, L (8, 1) OBP: 0.136, SLG: 0.227										0	0	0	0	0	0	0
Inning Stats	R: 0 E: 0 K: 1 S: 5 H: 1 LOB: 0 BB: 0 P: 5	R: 0 E: 0 K: 0 S: 3 H: 0 LOB: 0 BB: 0 P: 3	R: 0 E: 0 K: 0 S: 4 H: 2 LOB: 1 BB: 0 P: 4	R: 0 E: 0 K: 0 S: 3 H: 0 LOB: 1 BB: 1 P: 7	R: 0 E: 0 K: 0 S: 4 H: 1 LOB: 1 BB: 0 P: 4	R: 0 E: 0 K: 0 S: 3 H: 0 LOB: 0 BB: 0 P: 3	R: 0 E: 0 K: 0 S: 3 H: 1 LOB: 1 BB: 1 P: 7	R: 0 E: 0 K: 0 S: 3 H: 0 LOB: 0 BB: 0 P: 3	R: 0 E: 0 K: 1 S: 6 H: 1 LOB: 1 BB: 0 P: 6	1B: 6 2B: 1 3B: 0 HR: 0 SF: 0 SAC: 0 DP: 2 HBP: 0						

PITCHER	IP	WLS	BF	H	R	ER	SO	BB	IBB	HBP	BLK	WP	HR	S	P	ERA	WHIP
Jim Perry, R (1, 1) ERA: 3.99	9.0	W	32	6	0	0	2	2	0	0	0	0	0	34	42	0.00	0.889

PITCHER	IP	WLS	BF	H	R	ER	SO	BB	IBB	HBP	BLK	WP	HR	S	P	ERA	WHIP

TOP

Washington Senators @ Cleveland Indians

Cleveland Municipal Stadium, Cleveland, OH

Tue Sep 11 1962, 7:05 PM EDT
Att. 2,145 - Unknown

livebaseballscorecards.com

AB	30
R	0
H	6
RBI	0
BB	2
SO	2
LOB	9

WP: 0 PB: 0 SB: 0 CS: 1 PA: 32

Batter	1	2	3	4	5	6	7	8	9	AB	R	H	RBI	BB	SO	LOB
Willie Tasby, R (1, 9) (9, 7) OBP: 0.328, SLG: 0.332	1-3			6-3 WP 1B 1B		F8		2B WP 1B		4	2	2	0	0	0	0
Tito Francona, L (1, 3) OBP: 0.322, SLG: 0.404	1-3			6-3 1-3		1B		WP 1-3 2B		4	0	2	0	0	0	1
Chuck Essegian, R (1, 7) OBP: 0.368, SLG: 0.497 Willie Kirkland, L (9, 9) OBP: 0.279, SLG: 0.389	1-3			SSS K		F7		6-3 2-3 3-H		4 0	0 0	0 0	0 0	0 0	1 0	3 0
Max Alvis, R (1, 5) OBP: 0.500, SLG: 0.333		F5		3-H 1B			F4	BBBB S BB		3	0	1	1	1	0	0
Doc Edwards, R (1, 2) OBP: 0.367, SLG: 0.441		G3		F9			6-3	5-3 1-2		4	0	0	0	0	0	3
Woodie Held, R (1, 6) OBP: 0.353, SLG: 0.401		5-3			F9		HR			3	1	1	1	0	0	0
Bubba Phillips, R (1, 8) OBP: 0.291, SLG: 0.357			SSS K		F3		1B			3	0	1	0	0	1	0
Jerry Kindall, R (1, 4) OBP: 0.291, SLG: 0.353			G5-4-3 1B		F9		F9			3	0	1	0	0	0	1
Jim Perry, S (1, 1) OBP: 0.175, SLG: 0.179			G5-4-3 1-2f			F7		6-3		3	0	0	0	0	0	1
Inning Stats	R: 0 E: 0 K: 0 S: 3 H: 0 LOB: 0 BB: 0 P: 3	R: 0 E: 0 K: 0 S: 3 H: 0 LOB: 0 BB: 0 P: 3	R: 0 E: 0 K: 1 S: 5 H: 1 LOB: 0 BB: 0 P: 5	R: 1 E: 0 K: 1 S: 7 H: 2 LOB: 1 BB: 0 P: 7	R: 0 E: 0 K: 0 S: 3 H: 0 LOB: 0 BB: 0 P: 3	R: 0 E: 0 K: 0 S: 4 H: 1 LOB: 1 BB: 0 P: 4	R: 1 E: 0 K: 0 S: 5 H: 2 LOB: 1 BB: 0 P: 5	R: 1 E: 0 K: 0 S: 5 H: 2 LOB: 2 BB: 1 P: 9		1B: 6 2B: 1 3B: 0 HR: 1	SF: 0 SAC: 0 DP: 1 HBP: 0					

BOTTOM

Washington Senators @ Cleveland Indians

Cleveland Municipal Stadium, Cleveland, OH

Tue Sep 11 1962, 7:05 PM EDT

Att. 2,145 - Unknown

livebaseballscorecards.com

AB	31
R	3
H	8
RBI	2
BB	1
SO	2
LOB	9

WP: 2 PA: 32
PB: 0
SB: 1
CS: 0

PITCHER		IP	WLS	BF	H	R	ER	SO	BB	IBB	HBP	BLK	WP	HR	S	P	ERA	WHIP
Claude Osteen, L ERA: 3.48	(1, 1)	7.0	L	26	6	2	2	2	0	0	0	0	1	1	30	30	2.57	0.857
Bennie Daniels, R ERA: 4.9	(8, 1)	1.0		6	2	1	1	0	1	0	0	0	1	0	5	9	9.00	3.000

PITCHER		IP	WLS	BF	H	R	ER	SO	BB	IBB	HBP	BLK	WP	HR	S	P	ERA	WHIP

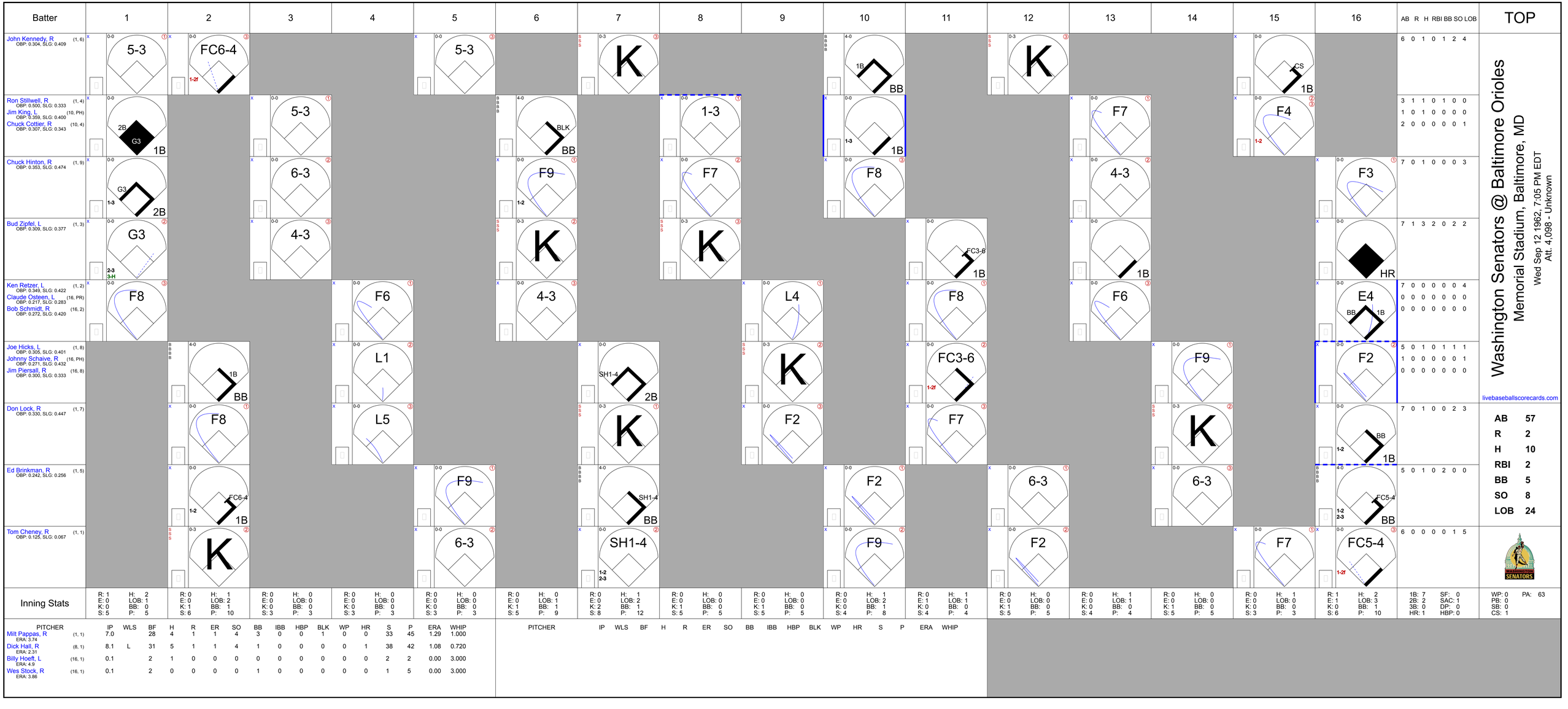
Batter
1
2
3
4
5
6
7
8
9
10
11
12
13
14
15
16
AB R H RBI BB SO LOB
TOP
John Kennedy, R (1, 6)
OBP: 0.304, SLG: 0.409
5-3
FC6-4
1-2f
5-3
K
1B BB
K
6 0 1 0 1 2 4
Ron Stillwell, R (1, 4)
OBP: 0.500, SLG: 0.333
Jim King, L (10, PH)
OBP: 0.359, SLG: 0.400
Chuck Cottier, R (10, 4)
OBP: 0.207, SLG: 0.343
2B G3 1B
5-3
BLK BB
1-3
1-3
1B
F7
F4
1-2
CS 1B
3 1 1 0 1 0 0
1 0 1 0 0 0 0
2 0 0 0 0 0 1
Chuck Hinton, R (1, 9)
OBP: 0.353, SLG: 0.474
G3 2B
1-3
6-3
F9
1-2
F7
F8
4-3
F3
7 0 1 0 0 0 3
Bud Zipfel, L (1, 3)
OBP: 0.309, SLG: 0.377
G3
2-3
3-H
4-3
K
K
FC3-6 1B
4-3
HR
7 1 3 2 0 2 2
Ken Retzer, L (1, 2)
OBP: 0.349, SLG: 0.422
Claude Osteen, L (16, PR)
OBP: 0.217, SLG: 0.283
Bob Schmidt, R (16, 2)
OBP: 0.272, SLG: 0.420
F8
F6
4-3
L4
F8
F6
E4 BB 1B
7 0 0 0 0 0 4
0 0 0 0 0 0 0
0 0 0 0 0 0 0
Joe Hicks, L (1, 8)
OBP: 0.305, SLG: 0.401
Johnny Schaive, R (16, PH)
OBP: 0.271, SLG: 0.432
Jim Piersall, R (16, 8)
OBP: 0.300, SLG: 0.333
1B BB
L1
SH1-4 2B
K
FC3-6
1-2f
F9
F2
5 0 1 0 1 1 1
1 0 0 0 0 0 1
0 0 0 0 0 0 0
Don Lock, R (1, 7)
OBP: 0.330, SLG: 0.447
F8
L5
K
F2
F7
K
F2
BB 1B
1-2
7 0 1 0 0 2 3
Ed Brinkman, R (1, 5)
OBP: 0.242, SLG: 0.256
FC6-4 1B
1-2
F9
SH1-4 BB
F2
6-3
6-3
FC5-4 BB
1-2
2-3
5 0 1 0 2 0 0
Tom Cheney, R (1, 1)
OBP: 0.125, SLG: 0.067
K
6-3
SH1-4
1-2
2-3
F9
F2
F7
FC5-4
1-2f
6 0 0 0 0 1 5
Inning Stats
R: 1 H: 2 E: 0 LOB: 1 K: 0 BB: 0 S: 5 P: 5
R: 0 H: 1 E: 0 LOB: 2 K: 1 BB: 1 S: 6 P: 10
R: 0 H: 0 E: 0 LOB: 0 K: 0 BB: 0 S: 3 P: 3
R: 0 H: 0 E: 0 LOB: 0 K: 0 BB: 0 S: 3 P: 3
R: 0 H: 0 E: 0 LOB: 0 K: 0 BB: 0 S: 3 P: 3
R: 0 H: 0 E: 0 LOB: 1 K: 1 BB: 1 S: 5 P: 9
R: 0 H: 1 E: 0 LOB: 2 K: 2 BB: 1 S: 8 P: 12
R: 0 H: 0 E: 0 LOB: 0 K: 1 BB: 0 S: 5 P: 5
R: 0 H: 0 E: 0 LOB: 0 K: 1 BB: 0 S: 5 P: 5
R: 0 H: 1 E: 0 LOB: 2 K: 0 BB: 1 S: 4 P: 8
R: 0 H: 1 E: 1 LOB: 1 K: 0 BB: 0 S: 4 P: 4
R: 0 H: 0 E: 0 LOB: 0 K: 1 BB: 0 S: 5 P: 5
R: 0 H: 1 E: 0 LOB: 1 K: 0 BB: 0 S: 4 P: 4
R: 0 H: 0 E: 0 LOB: 0 K: 1 BB: 0 S: 5 P: 5
R: 0 H: 1 E: 0 LOB: 0 K: 0 BB: 0 S: 3 P: 3
R: 1 H: 2 E: 1 LOB: 3 K: 0 BB: 1 S: 6 P: 10
1B: 7 SF: 0 2B: 2 SAC: 1 3B: 0 DP: 0 HR: 1 HBP: 0
WP: 0 PA: 63 PB: 0 SB: 0 CS: 1
Washington Senators @ Baltimore Orioles
Memorial Stadium, Baltimore, MD
Wed Sep 12 1962, 7:05 PM EDT
Att. 4,098 - Unknown
livebaseballscorecards.com
AB 57
R 2
H 10
RBI 2
BB 5
SO 8
LOB 24
PITCHER IP WLS BF H R ER SO BB IBB HBP BLK WP HR S P ERA WHIP
Milt Pappas, R (1, 1) ERA: 3.74 7.0 28 4 1 1 1 4 3 0 0 0 1 0 0 0 0 33 45 1.29 1.000
Dick Hall, R (8, 1) ERA: 2.31 8.1 L 31 5 1 1 4 1 0 0 0 0 0 1 0 38 42 1.08 0.720
Billy Hoeft, L (16, 1) ERA: 4.9 0.1 2 1 0 0 0 0 0 0 0 0 0 0 0 2 2 0.00 3.000
Wes Stock, R (16, 1) ERA: 3.86 0.1 2 0 0 0 0 1 0 0 0 0 0 0 0 1 5 0.00 3.000
PITCHER IP WLS BF H R ER SO BB IBB HBP BLK WP HR S P ERA WHIP

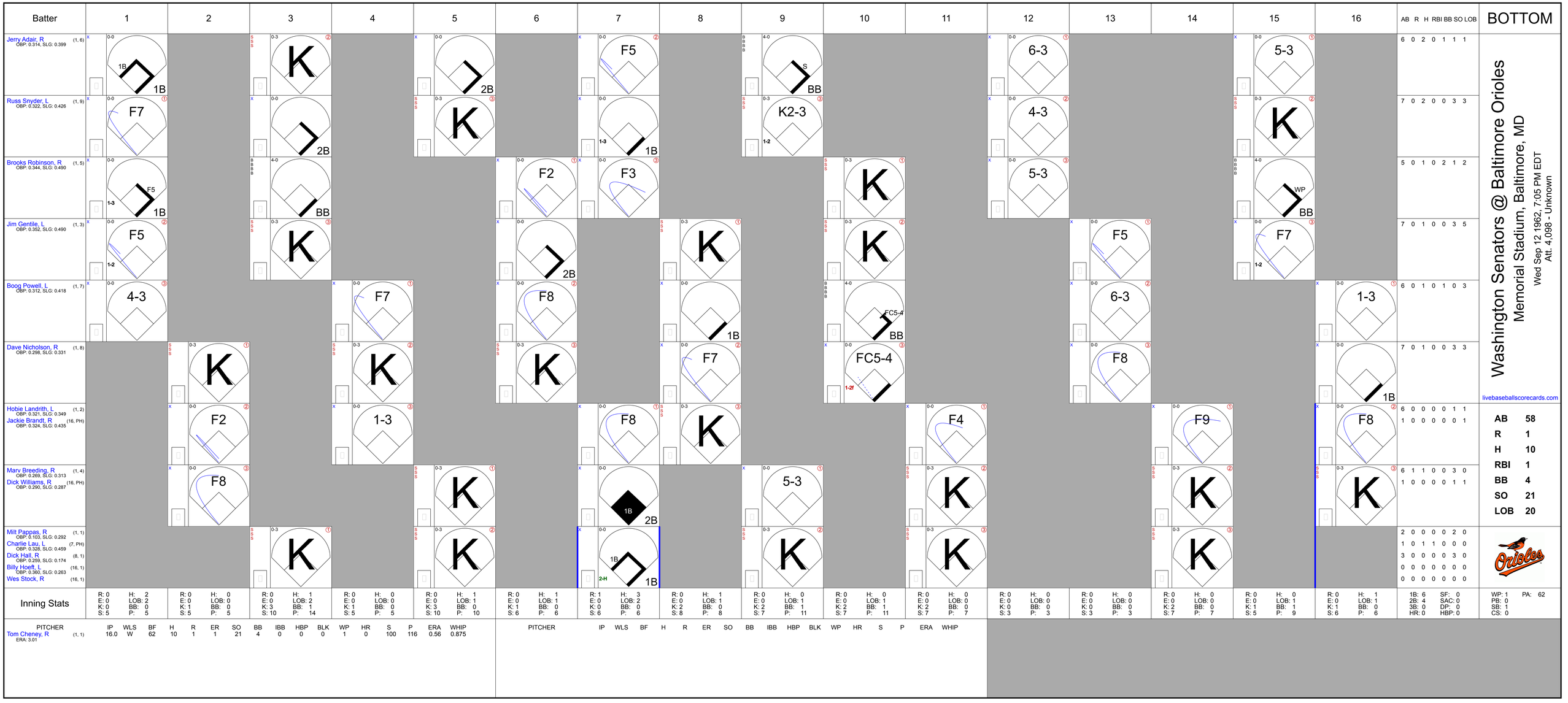
Batter
1
2
3
4
5
6
7
8
9
10
11
12
13
14
15
16
AB R H RBI BB SO LOB
BOTTOM
Jerry Adair, R (1, 6) OBP: 0.314, SLG: 0.399
6 0 2 0 1 1 1
Russ Snyder, L (1, 9) OBP: 0.322, SLG: 0.426
7 0 2 0 0 3 3
Brooks Robinson, R (1, 5) OBP: 0.344, SLG: 0.490
5 0 1 0 2 1 2
Jim Gentile, L (1, 3) OBP: 0.352, SLG: 0.490
7 0 1 0 0 3 5
Boog Powell, L (1, 7) OBP: 0.312, SLG: 0.418
6 0 1 0 1 0 3
Dave Nicholson, R (1, 8) OBP: 0.298, SLG: 0.331
7 0 1 0 0 3 3
Hobie Landrith, L (1, 2) OBP: 0.321, SLG: 0.349
Jackie Brandt, R (16, PH) OBP: 0.324, SLG: 0.435
6 0 0 0 0 1 1
1 0 0 0 0 0 1
Marv Breeding, R (1, 4) OBP: 0.269, SLG: 0.313
Dick Williams, R (16, PH) OBP: 0.290, SLG: 0.287
6 1 1 0 0 3 0
1 0 0 0 0 1 1
Milt Pappas, R (1, 1) OBP: 0.103, SLG: 0.292
Charlie Lau, L (7, PH) OBP: 0.328, SLG: 0.459
Dick Hall, R (8, 1) OBP: 0.259, SLG: 0.174
Billy Hoeft, L (16, 1) OBP: 0.360, SLG: 0.263
Wes Stock, R (16, 1)
2 0 0 0 0 2 0
1 0 1 1 0 0 0
3 0 0 0 0 3 0
0 0 0 0 0 0 0
0 0 0 0 0 0 0
Washington Senators @ Baltimore Orioles
Memorial Stadium, Baltimore, MD
Wed Sep 12 1962, 7:05 PM EDT
Att. 4,098 - Unknown
livebaseballscorecards.com
AB 58
R 1
H 10
RBI 1
BB 4
SO 21
LOB 20
Inning Stats
R: 0 H: 2
E: 0 LOB: 2
K: 0 BB: 0
S: 5 P: 5
R: 0 H: 0
E: 0 LOB: 0
K: 1 BB: 0
S: 5 P: 5
R: 0 H: 1
E: 0 LOB: 2
K: 3 BB: 1
S: 10 P: 14
R: 0 H: 0
E: 0 LOB: 0
K: 1 BB: 0
S: 5 P: 5
R: 0 H: 1
E: 0 LOB: 1
K: 3 BB: 0
S: 10 P: 10
R: 0 H: 1
E: 0 LOB: 1
K: 1 BB: 0
S: 6 P: 6
R: 1 H: 3
E: 0 LOB: 2
K: 0 BB: 0
S: 6 P: 6
R: 0 H: 1
E: 0 LOB: 1
K: 2 BB: 0
S: 8 P: 8
R: 0 H: 1
E: 0 LOB: 1
K: 2 BB: 1
S: 7 P: 11
R: 0 H: 0
E: 0 LOB: 1
K: 2 BB: 1
S: 7 P: 11
R: 0 H: 0
E: 0 LOB: 1
K: 2 BB: 1
S: 7 P: 11
R: 0 H: 0
E: 0 LOB: 0
K: 2 BB: 0
S: 7 P: 7
R: 0 H: 0
E: 0 LOB: 0
K: 0 BB: 0
S: 3 P: 3
R: 0 H: 0
E: 0 LOB: 0
K: 0 BB: 0
S: 3 P: 3
R: 0 H: 0
E: 0 LOB: 0
K: 2 BB: 0
S: 7 P: 7
R: 0 H: 0
E: 0 LOB: 1
K: 1 BB: 1
S: 5 P: 9
R: 0 H: 1
E: 0 LOB: 1
K: 1 BB: 0
S: 6 P: 6
1B: 6 SF: 0
2B: 4 SAC: 0
3B: 0 DP: 0
HR: 0 HBP: 0
WP: 1 PA: 62
PB: 0
SB: 1
CS: 0
PITCHER IP WLS BF H R ER SO BB IBB HBP BLK WP HR S P ERA WHIP
Tom Cheney, R (1, 1) ERA: 3.01
16.0 W 62 10 1 1 21 4 0 0 0 1 0 100 116 0.56 0.875
PITCHER IP WLS BF H R ER SO BB IBB HBP BLK WP HR S P ERA WHIP

Batter	1	2	3	4	5	6	7	8	9	AB	R	H	RBI	BB	SO	LOB
John Kennedy, R (1, 6) OBP: 0.259, SLG: 0.346	x 0-0 ① 5-3		x 0-0 ② F3			x 0-0 ① 6-3		S S S 0-3 ② K		4	0	0	0	0	1	0
Ron Stillwell, R (1, 4) OBP: 0.286, SLG: 0.167	x 0-0 ② F4		x 0-0 ③ 1-3			x 0-0 ② E3		x 0-0 1B 1B 1B		3	0	0	0	0	0	0
Chuck Cottier, R (6, 4) OBP: 0.309, SLG: 0.345										1	1	1	0	0	0	0
Chuck Hinton, R (1, 9) OBP: 0.358, SLG: 0.481	x 0-0 1B			x 0-0 3B		B B B B 4-0 S 1B BB		x 0-0 1B 1-2 1B		3	0	3	0	1	0	0
Bud Zipfel, L (1, 3) OBP: 0.313, SLG: 0.380	x 0-0 ③ F8			x 0-0 ① 6-3		x 0-0 1-2 1B		x 0-0 1-3 2-H 1B		4	0	2	1	0	0	2
Ken Retzer, L (1, 2) OBP: 0.348, SLG: 0.418		B B B B 4-0 BB		x 0-0 ② 4-3		x 0-0 ③ F7 2-3		x 0-0 ③ 4-3		3	0	0	0	1	0	5
Joe Hicks, L (1, 8) OBP: 0.298, SLG: 0.392		S S S 0-3 ① K		x 0-0 ③ F7			S S S 0-3 ① K		x 0-0 ① F7	4	0	0	0	0	2	2
Don Lock, R (1, 7) OBP: 0.329, SLG: 0.443		S S S 0-3 ② K			x 0-0 ① F8		x 0-0 G5-4-3 1B		S S S 0-3 ② K	4	0	1	0	0	2	1
Ed Brinkman, R (1, 5) OBP: 0.235, SLG: 0.248		x 0-0 ③ 4-3			x 0-0 ② 6-3		x 0-0 ② ③ G5-4-3 1-2f		x 0-0 ③ 6-3	4	0	0	0	0	0	2
Don Rudolph, L (1, 1) OBP: 0.246, SLG: 0.250			S S S 0-3 ① K		x 0-0 ③ 4-3			S S S 0-3 ① K		2	0	0	0	0	1	0
Jack Jenkins, R (6, 1)										1	0	0	0	0	1	0
Inning Stats	R: 0 H: 1 E: 0 LOB: 1 K: 0 BB: 0 S: 4 P: 4	R: 0 H: 0 E: 0 LOB: 1 K: 2 BB: 1 S: 7 P: 11	R: 0 H: 0 E: 0 LOB: 0 K: 1 BB: 0 S: 5 P: 5	R: 0 H: 1 E: 0 LOB: 1 K: 0 BB: 0 S: 4 P: 4	R: 0 H: 0 E: 0 LOB: 0 K: 0 BB: 0 S: 3 P: 3	R: 0 H: 1 E: 1 LOB: 2 K: 0 BB: 1 S: 4 P: 8	R: 0 H: 1 E: 0 LOB: 0 K: 1 BB: 0 S: 5 P: 5	R: 1 H: 3 E: 0 LOB: 2 K: 2 BB: 0 S: 10 P: 10	R: 0 H: 0 E: 0 LOB: 0 K: 1 BB: 0 S: 5 P: 5	1B: 6 SF: 0 2B: 0 SAC: 0 3B: 1 DP: 1 HR: 0 HBP: 0						

PITCHER	IP	WLS	BF	H	R	ER	SO	BB	IBB	HBP	BLK	WP	HR	S	P	ERA	WHIP
Chuck Estrada, R (1, 1) ERA: 3.88	9.0	W	35	7	1	1	7	2	0	0	0	0	0	47	55	1.00	1.000

PITCHER	IP	WLS	BF	H	R	ER	SO	BB	IBB	HBP	BLK	WP	HR	S	P	ERA	WHIP

TOP

Washington Senators @ Baltimore Orioles

Memorial Stadium, Baltimore, MD

Thu Sep 13 1962, 7:05 PM EDT

Att. 3,132 - Unknown

livebaseballscorecards.com

AB	33
R	1
H	7
RBI	1
BB	2
SO	7
LOB	12

Batter	1	2	3	4	5	6	7	8	9	AB	R	H	RBI	BB	SO	LOB
Jerry Adair, R (1, 6) OBP: 0.318, SLG: 0.402	G5-4-3 1B		1B 1B		FC6-4 1B	F9 ③				4	0	3	0	0	0	0
Jackie Brandt, R (1, 9) OBP: 0.325, SLG: 0.442	F8 ①		1-3 1B		FC6-4 ① 1-2f 2B		HR			4	2	2	1	0	0	2
Brooks Robinson, R (1, 5) OBP: 0.343, SLG: 0.490	G5-4-3 ② ③ 1-2f		5-3 ③		1-H 2B		F7 ①			4	0	1	1	0	0	3
Jim Gentile, L (1, 3) OBP: 0.353, SLG: 0.488		BBBB BB		G3 ① SSS	K ②		BBBB L4-3 BB			2	0	0	0	2	1	1
Boog Powell, L (1, 7) OBP: 0.312, SLG: 0.416		F8 ①		FC6-4 1B HR	F2 ③		L4-3 ② ③ 1-2			4	1	1	0	0	0	3
Dave Nicholson, R (1, 8) OBP: 0.297, SLG: 0.328		SSS K ②		FC6-4 1-2 1B		SSS K ①		F7 ①		4	0	1	0	0	2	1
Gus Triandos, R (1, 2) OBP: 0.260, SLG: 0.283		F6 ③		FC6-4 ② 1-2f 2-3 HR		6-3 ②		F7 ②		4	1	0	0	0	0	3
Marv Breeding, R (1, 4) OBP: 0.274, SLG: 0.330			F7 ① 1-H 3-H HR			HR 1B		5-3 ③		4	2	2	3	0	0	0
Chuck Estrada, R (1, 1) OBP: 0.180, SLG: 0.207			F3 ②	F8 ③		1-H HR				3	1	1	2	0	0	0
Inning Stats	R: 0 E: 0 K: 0 S: 3 H: 1 LOB: 0 BB: 0 P: 3	R: 0 E: 0 K: 1 S: 5 H: 0 LOB: 1 BB: 1 P: 9	R: 0 E: 0 K: 0 S: 5 H: 2 LOB: 2 BB: 0 P: 5	R: 3 E: 0 K: 0 S: 6 H: 3 LOB: 0 BB: 0 P: 6	R: 1 E: 0 K: 1 S: 7 H: 2 LOB: 1 BB: 0 P: 7	R: 2 E: 0 K: 1 S: 7 H: 2 LOB: 0 BB: 0 P: 7	R: 1 E: 0 K: 0 S: 3 H: 1 LOB: 0 BB: 1 P: 7	R: 0 E: 0 K: 0 S: 3 H: 0 LOB: 0 BB: 0 P: 3		1B: 7 2B: 2 3B: 0 HR: 3 SF: 0 SAC: 0 DP: 2 HBP: 0				WP: 0 PB: 0 SB: 0 CS: 0 PA: 35		

PITCHER		IP	WLS	BF	H	R	ER	SO	BB	IBB	HBP	BLK	WP	HR	S	P	ERA	WHIP
Don Rudolph, L ERA: 3.35	(1, 1)	5.0	L	23	8	4	4	2	1	0	0	0	0	1	26	30	7.20	1.800
Jack Jenkins, R ERA: 9.0	(6, 1)	3.0		12	3	3	3	1	1	0	0	0	0	2	13	17	9.00	1.333

PITCHER	IP	WLS	BF	H	R	ER	SO	BB	IBB	HBP	BLK	WP	HR	S	P	ERA	WHIP

BOTTOM

Washington Senators @ Baltimore Orioles

Memorial Stadium, Baltimore, MD

Thu Sep 13 1962, 7:05 PM EDT

Att. 3,132 - Unknown

livebaseballscorecards.com

AB	33
R	7
H	11
RBI	7
BB	2
SO	3
LOB	13

Batter	1	2	3	4	5	6	7	8	9	AB	R	H	RBI	BB	SO	LOB
Jim Landis, R (1, 8) OBP: 0.332, SLG: 0.385	K		F9		5-3			6-3		4	0	0	0	0	1	0
Nellie Fox, L (1, 4) OBP: 0.316, SLG: 0.342	F9		1B BB			CS BB		6-3		2	0	0	0	2	0	0
Charlie Maxwell, L (1, 7) OBP: 0.369, SLG: 0.454	2B		1-3 1B			1-2 HR BB		K		3	1	2	0	1	1	0
Mike Hershberger, R (9, 9) OBP: 0.323, SLG: 0.320										0	0	0	0	0	0	0
Floyd Robinson, L (1, 9) OBP: 0.381, SLG: 0.463	F8		G3			1-H HR			E3 SH5-4	4	1	1	2	0	0	3
(9, 7)																
Deacon Jones, L (1, 3) OBP: 0.400, SLG: 0.333		FC4-6 1B		1-3		G3			SH5-4 1-2	3	0	1	0	0	0	0
Al Smith, R (1, 5) OBP: 0.368, SLG: 0.475		K		F9		4-3			K	4	0	0	0	0	2	2
Sammy Esposito, R (9, 5) OBP: 0.361, SLG: 0.238										0	0	0	0	0	0	0
Luis Aparicio, R (1, 6) OBP: 0.285, SLG: 0.347		FC4-6 1-2f		1-3		6-3			BB	3	0	0	0	1	0	1
J.C. Martin, L (1, 2) OBP: 0.067, SLG: 0.067		G3 1-2			F8	F5			K	3	0	0	0	0	0	1
Sherm Lollar, R (9, PH) OBP: 0.371, SLG: 0.357										1	0	0	0	0	1	2
(9, 2)																
Joe Horlen, R (1, 1) OBP: 0.105, SLG: 0.056			K		5-3	4-3				3	0	0	0	0	1	0
Dom Zanni, R (9, 1) OBP: 0.381, SLG: 0.278										0	0	0	0	0	0	0
Inning Stats	R: 0 E: 0 K: 1 S: 6 H: 1 LOB: 1 BB: 0 P: 6	R: 0 E: 0 K: 1 S: 6 H: 1 LOB: 1 BB: 0 P: 6	R: 0 E: 0 K: 1 S: 6 H: 1 LOB: 2 BB: 1 P: 10	R: 0 E: 0 K: 0 S: 3 H: 0 LOB: 0 BB: 0 P: 3	R: 0 E: 0 K: 0 S: 3 H: 0 LOB: 0 BB: 0 P: 3	R: 2 E: 0 K: 0 S: 3 H: 1 LOB: 0 BB: 2 P: 11	R: 0 E: 0 K: 0 S: 3 H: 0 LOB: 0 BB: 0 P: 3	R: 0 E: 0 K: 1 S: 5 H: 0 LOB: 0 BB: 0 P: 5	R: 0 E: 1 K: 2 S: 8 H: 0 LOB: 2 BB: 1 P: 12	1B: 2 2B: 1 3B: 0 HR: 1 SF: 0 SAC: 1 DP: 0 HBP: 0	WP: 0 PB: 0 SB: 1 CS: 1 PA: 35					

PITCHER		IP	WLS	BF	H	R	ER	SO	BB	IBB	HBP	BLK	WP	HR	S	P	ERA	WHIP
Dave Stenhouse, R ERA: 3.61	(1, 1)	6.0	L	24	4	2	2	3	3	0	0	0	0	1	27	39	3.00	1.167
Bennie Daniels, R ERA: 4.84	(7, 1)	2.0		6	0	0	0	1	0	0	0	0	0	0	8	8	0.00	0.000
Pete Burnside, L ERA: 4.51	(9, 1)	1.0		5	0	0	0	2	1	0	0	0	0	0	8	12	0.00	1.000

PITCHER	IP	WLS	BF	H	R	ER	SO	BB	IBB	HBP	BLK	WP	HR	S	P	ERA	WHIP

TOP

Chicago White Sox @ Washington Senators

D.C. Stadium, Washington, DC

Fri Sep 14 1962, 7:05 PM EDT

Att. 4,964 - Unknown

livebaseballscorecards.com

AB	30
R	2
H	4
RBI	2
BB	4
SO	6
LOB	9

BOTTOM

Chicago White Sox @ Washington Senators

D.C. Stadium, Washington, DC

Fri Sep 14 1962, 7:05 PM EDT

Att. 4,964 - Unknown

livebaseballscorecards.com

Batter	1	2	3	4	5	6	7	8	9	AB	R	H	RBI	BB	SO	LOB
John Kennedy, R (1, 6) OBP: 0.233, SLG: 0.310 Johnny Schaive, R (8, PH) OBP: 0.270, SLG: 0.430 (9, 5)	K		6-3			K		FC6-4 1-2f		3 1	0 0	0 0	0 0	0 0	2 0	1 1
Ron Stillwell, R (1, 4) OBP: 0.200, SLG: 0.111 (9, 6) Bob Johnson, R (9, PH) OBP: 0.335, SLG: 0.419	4-3		5-3			F9			4-3	3 1	0 0	0 0	0 0	0 0	0 0	1 0
Chuck Hinton, R (1, 9) OBP: 0.359, SLG: 0.480	BB			F8		F7			G6-4-3 1B	3	0	1	0	1	0	1
Bud Zipfel, L (1, 3) OBP: 0.306, SLG: 0.370	6-3			K			1-3		G6-4-3 1-2f	4	0	0	0	0	1	2
Joe Hicks, L (1, 8) OBP: 0.293, SLG: 0.385		1-3		K			K			3	0	0	0	0	2	0
Don Lock, R (1, 7) OBP: 0.324, SLG: 0.437		6-3			F8		1-3			3	0	0	0	0	0	0
Bob Schmidt, R (1, 2) OBP: 0.273, SLG: 0.416		BB			6-3			5-3		2	0	0	0	1	0	0
Ed Brinkman, R (1, 5) OBP: 0.231, SLG: 0.244 Jim King, L (8, PH) OBP: 0.361, SLG: 0.402 Chuck Cottier, R (8, PR) OBP: 0.309, SLG: 0.345 (9, 4)		4-3			K			FC6-4 1B		2 1 0	0 0 0	0 1 0	0 0 0	0 0 0	1 0 0	1 0 0
Dave Stenhouse, R (1, 1) OBP: 0.088, SLG: 0.055 Danny O'Connell, R (6, PH) OBP: 0.322, SLG: 0.332 Bennie Daniels, L (7, 1) OBP: 0.136, SLG: 0.227 Ken Retzer, L (8, PH) OBP: 0.347, SLG: 0.417 Pete Burnside, R (9, 1) OBP: 0.108, SLG: 0.057			G3			1B		F9		1 1 0 1 0	0 0 0 0 0	0 1 0 0 0	0 0 0 0 0	0 0 0 0 0	0 0 0 0 0	0 0 0 1 0

Inning Stats	1	2	3	4	5	6	7	8	9
	R: 0 E: 0 K: 1 S: 5	H: 0 LOB: 1 BB: 1 P: 9	R: 0 E: 0 K: 0 S: 3	H: 0 LOB: 1 BB: 1 P: 7	R: 0 E: 0 K: 0 S: 3	H: 0 LOB: 0 BB: 0 P: 3	R: 0 E: 0 K: 2 S: 7	H: 0 LOB: 0 BB: 0 P: 7	R: 0 E: 0 K: 1 S: 5	H: 0 LOB: 0 BB: 0 P: 5	R: 0 E: 0 K: 1 S: 6	H: 1 LOB: 1 BB: 0 P: 6	R: 0 E: 0 K: 1 S: 5	H: 0 LOB: 0 BB: 0 P: 5	R: 0 E: 0 K: 0 S: 4	H: 1 LOB: 1 BB: 0 P: 4	R: 0 E: 0 K: 0 S: 3	H: 1 LOB: 0 BB: 0 P: 3

	AB	29
	R	0
	H	3
	RBI	0
	BB	2
	SO	6
	LOB	8

1B: 3 SF: 0 WP: 0 PA: 31
2B: 0 SAC: 0 PB: 0
3B: 0 DP: 1 SB: 0
HR: 0 HBP: 0 CS: 0

PITCHER		IP	WLS	BF	H	R	ER	SO	BB	IBB	HBP	BLK	WP	HR	S	P	ERA	WHIP
Joe Horlen, R ERA: 4.81	(1, 1)	8.0	W	28	2	0	0	6	2	0	0	0	0	0	38	46	0.00	0.500
Dom Zanni, R ERA: 3.8	(9, 1)	1.0	S	3	1	0	0	0	0	0	0	0	0	0	3	3	0.00	1.000

PITCHER	IP	WLS	BF	H	R	ER	SO	BB	IBB	HBP	BLK	WP	HR	S	P	ERA	WHIP

Chicago White Sox @ Washington Senators

D.C. Stadium, Washington, DC

Sat Sep 15 1962, 7:05 PM EDT

Att. 4,254 - Unknown

livebaseballscorecards.com

TOP

Batter	1	2	3	4	5	6	7	8	9	AB	R	H	RBI	BB	SO	LOB
Jim Landis, R (1, 8) OBP: 0.330, SLG: 0.382	F8			F7		5-3		K		4	0	0	0	0	1	0
Nellie Fox, L (1, 4) OBP: 0.316, SLG: 0.341	4-3			F8		5-3		1B		4	0	1	0	0	0	0
Charlie Maxwell, L (1, 7) OBP: 0.368, SLG: 0.451	F8			4-3		1B		F5		4	0	1	0	0	0	1
Floyd Robinson, L (1, 9) OBP: 0.380, SLG: 0.461		F9			L9	F7		1-2 1B		4	0	1	0	0	0	1
Deacon Jones, L (1, 3) OBP: 0.357, SLG: 0.385		K			E 1B 2B		F9	F8		4	1	1	0	0	1	2
Al Smith, R (1, 5) OBP: 0.365, SLG: 0.471		F5			K		K		F5	4	0	0	0	0	2	1
Al Weis, S (1, 6)			K		4-0 1B 2-3 BB		1-0 1B HBP		5-3	2	0	0	0	1	1	0
Cam Carreon, R (1, 2) OBP: 0.324, SLG: 0.363			5-3		1-2 3-H 1B		FC6-4 1-2 1B		FC6-4 1B	4	0	3	1	0	0	0
Juan Pizarro, L (1, 1) OBP: 0.203, SLG: 0.172 Sherm Lollar, R (7, PH) OBP: 0.370, SLG: 0.355 Turk Lown, R (7, 1) Mike Hershberger, R (9, PH) OBP: 0.323, SLG: 0.319			K		K		FC6-4 1-2f		FC6-4 1-2f	2 1 0 1	0 0 0 0	0 0 0 0	0 0 0 0	0 0 0 0	2 0 0 0	2 2 0 1
Inning Stats	R: 0 E: 0 K: 0 S: 3 H: 0 LOB: 0 BB: 0 P: 3	R: 0 E: 0 K: 1 S: 5 H: 0 LOB: 0 BB: 0 P: 5	R: 0 E: 0 K: 2 S: 7 H: 0 LOB: 0 BB: 0 P: 7	R: 0 E: 0 K: 0 S: 3 H: 0 LOB: 0 BB: 0 P: 3	R: 1 E: 1 K: 2 S: 9 H: 2 LOB: 2 BB: 1 P: 13	R: 0 E: 0 K: 0 S: 4 H: 1 LOB: 1 BB: 0 P: 4	R: 0 E: 0 K: 1 S: 6 H: 1 LOB: 2 BB: 0 P: 7	R: 0 E: 0 K: 1 S: 7 H: 2 LOB: 2 BB: 0 P: 7	R: 0 E: 0 K: 0 S: 4 H: 1 LOB: 1 BB: 0 P: 4	1B: 6 2B: 1 3B: 0 HR: 0	SF: 0 SAC: 0 DP: 0 HBP: 1						

	AB	34
	R	1
	H	7
	RBI	1
	BB	1
	SO	7
	LOB	10

WP: 0 PB: 0 SB: 0 CS: 0 PA: 36

PITCHER	IP	WLS	BF	H	R	ER	SO	BB	IBB	HBP	BLK	WP	HR	S	P	ERA	WHIP
Carl Bouldin, R (1, 1) ERA: 6.6	9.0	W	36	7	1	1	7	1	0	1	0	0	0	48	53	1.00	0.889

PITCHER	IP	WLS	BF	H	R	ER	SO	BB	IBB	HBP	BLK	WP	HR	S	P	ERA	WHIP

BOTTOM

Chicago White Sox @ Washington Senators

D.C. Stadium, Washington, DC

Sat Sep 15 1962, 7:05 PM EDT

Att. 4,254 - Unknown

Batter	1	2	3	4	5	6	7	8	9	AB	R	H	RBI	BB	SO	LOB
Ken Hamlin, R (1, 6) OBP: 0.289, SLG: 0.307	6-3		E6 BB		F8		F7			4	0	0	0	0	0	0
Chuck Cottier, R (1, 4) OBP: 0.306, SLG: 0.341	F8		F4		6-3		F2			4	0	0	0	0	0	1
Chuck Hinton, R (1, 9) OBP: 0.358, SLG: 0.477 (8, 8)	6-3		BBBB 1-2 BB		F9		F8			3	0	0	0	1	0	0
Johnny Schaive, R (1, 5) OBP: 0.269, SLG: 0.431		4-3 SF7 2B	G3			E5 SH3-4 1B		F8		4	2	1	0	0	0	2
Bob Johnson, R (1, 7) OBP: 0.334, SLG: 0.417 Jim King, L (8, 9) OBP: 0.360, SLG: 0.401	4-3 2-3			SSS K		SH3-4 1-2		4-3		2 1	0 0	0 0	0 0	0 0	1 0	1 0
Don Lock, R (1, 8) OBP: 0.332, SLG: 0.437 (8, 7)	BBBB 4-0 SF7 BB			BBBB 4-0 5-3 BB		S 1B 2-H 1B		SSS 0-3 K		2	1	1	1	2	1	0
Bob Schmidt, R (1, 2) OBP: 0.274, SLG: 0.417	SF7 1-2 3-H			5-3 1-2		1-H 1B				2	0	1	2	0	0	1
Bud Zipfel, L (1, 3) OBP: 0.306, SLG: 0.365	F9			IBB		F8				2	0	0	0	1	0	2
Carl Bouldin, S (1, 1)			SSS K2-3	SSS K		SSS K				3	0	0	0	0	3	3
Inning Stats	R: 0 E: 0 K: 0 S: 3 H: 0 LOB: 0 BB: 0 P: 3	R: 1 E: 0 K: 0 S: 4 H: 1 LOB: 1 BB: 1 P: 8	R: 0 E: 1 K: 1 S: 6 H: 0 LOB: 2 BB: 1 P: 10	R: 0 E: 0 K: 2 S: 7 H: 0 LOB: 2 BB: 2 P: 15	R: 0 E: 0 K: 0 S: 3 H: 0 LOB: 0 BB: 0 P: 3	R: 2 E: 1 K: 1 S: 8 H: 2 LOB: 1 BB: 0 P: 8	R: 0 E: 0 K: 0 S: 3 H: 0 LOB: 0 BB: 0 P: 3	R: 0 E: 0 K: 1 S: 5 H: 0 LOB: 0 BB: 0 P: 5		1B: 2 2B: 1 3B: 0 HR: 0	SF: 1 SAC: 1 DP: 0 HBP: 0					

livebaseballscorecards.com

	AB	27
	R	3
	H	3
	RBI	3
	BB	4
	SO	5
	LOB	10

WP: 0 PB: 0 SB: 1 CS: 0 PA: 33

PITCHER		IP	WLS	BF	H	R	ER	SO	BB	IBB	HBP	BLK	WP	HR	S	P	ERA	WHIP
Juan Pizarro, L ERA: 3.67	(1, 1)	6.0	L	27	3	3	2	4	3	1	0	0	0	0	31	47	3.00	1.000
Turk Lown, R ERA: 3.11	(7, 1)	2.0		6	0	0	0	1	0	0	0	0	0	0	8	8	0.00	0.000

PITCHER	IP	WLS	BF	H	R	ER	SO	BB	IBB	HBP	BLK	WP	HR	S	P	ERA	WHIP

Chicago White Sox @ Washington Senators

D.C. Stadium, Washington, DC

Sun Sep 16 1962, 3:33 AM EDT

Att. 4,219 - Unknown

TOP

livebaseballscorecards.com

Batter	1	2	3	4	5	6	7	8	9	AB	R	H	RBI	BB	SO	LOB
Luis Aparicio, R (1, 6) OBP: 0.284, SLG: 0.345	4-3			1B 2B 1B	FC6-4 1-2f	F3			F3	5	1	1	0	0	0	4
Floyd Robinson, L (1, 7) OBP: 0.380, SLG: 0.464	6-3			F3	1B 3B	FC6-4 1B			F2	5	1	2	0	0	0	1
Jim Landis, R (1, 8) OBP: 0.331, SLG: 0.383	F9			1-3 2B 1B	1B 1B 1B 3-H	FC6-4 S WP 1-2f				4	3	2	1	0	0	1
Al Smith, R (1, 5) OBP: 0.364, SLG: 0.471 Sammy Esposito, R (7, 5) OBP: 0.361, SLG: 0.238		F8		2-H 3-H 2B	F4	K 1-H				4 0	0 0	1 0	2 0	0 0	1 0	1 0
Mike Hershberger, R (1, 9) OBP: 0.322, SLG: 0.318		F9		F6	1B 1B 1-2	1-3				4	1	1	0	0	0	0
Deacon Jones, L (1, 3) OBP: 0.389, SLG: 0.375		K			1B BB	BB 1-2 2-H 1B		K		3	0	1	1	1	2	0
Dick Kenworthy, R (1, 4) Nellie Fox, L (6, PH) (6, 4) OBP: 0.316, SLG: 0.340			K	K	1B 2B BB 1-2	F9				2 1	0 1	0 1	0 0	0 1	2 0	1 0
Sherm Lollar, R (1, 2) OBP: 0.372, SLG: 0.358			5-3	FC6-4 1-2 1B	2B 1-2 2-H 1B			F4		4	0	2	1	0	0	0
Ray Herbert, R (1, 1) OBP: 0.238, SLG: 0.303 Dean Stone, L (9, 1) OBP: 0.316, SLG: 0.333			F7	F4	2B 1-3 2-H				L6	4 0	0 0	1 0	1 0	0 0	0 0	2 0
Inning Stats	R: 0 E: 0 K: 0 S: 3 H: 0 LOB: 0 BB: 0 P: 3	R: 0 E: 0 K: 1 S: 5 H: 0 LOB: 0 BB: 0 P: 5	R: 0 E: 0 K: 1 S: 5 H: 0 LOB: 0 BB: 0 P: 5	R: 2 E: 0 K: 0 S: 5 H: 3 LOB: 0 BB: 0 P: 5	R: 0 E: 0 K: 1 S: 6 H: 1 LOB: 2 BB: 1 P: 10	R: 4 E: 0 K: 0 S: 8 H: 6 LOB: 2 BB: 1 P: 12	R: 1 E: 0 K: 1 S: 6 H: 1 LOB: 0 BB: 0 P: 6	R: 0 E: 0 K: 1 S: 5 H: 0 LOB: 0 BB: 0 P: 5	R: 0 E: 0 K: 0 S: 3 H: 0 LOB: 0 BB: 0 P: 3	1B: 8 2B: 2 3B: 1 HR: 0 SF: 0 SAC: 0 DP: 0 HBP: 0						

	AB	36
	R	7
	H	11
	RBI	6
	BB	2
	SO	5
	LOB	10

WP: 2 PB: 0 SB: 1 CS: 0 PA: 38

PITCHER		IP	WLS	BF	H	R	ER	SO	BB	IBB	HBP	BLK	WP	HR	S	P	ERA	WHIP
Claude Osteen, L ERA: 3.66	(1, 1)	5.1	L	24	8	6	6	3	1	0	0	0	0	0	29	33	10.12	1.688
Bennie Daniels, R ERA: 4.9	(6, 1)	1.2		8	3	1	1	1	1	0	0	0	1	0	9	13	5.40	2.400
Steve Hamilton, L ERA: 3.63	(8, 1)	2.0		6	0	0	0	1	0	0	0	0	0	0	8	8	0.00	0.000

PITCHER		IP	WLS	BF	H	R	ER	SO	BB	IBB	HBP	BLK	WP	HR	S	P	ERA	WHIP

Batter	1	2	3	4	5	6	7	8	9	AB	R	H	RBI	BB	SO	LOB
Ken Hamlin, R (1, 6) OBP: 0.295, SLG: 0.313	6-3 SH1-3 1B		BB 1B BB		4-3 E 2B		1-3		F6	4	1	2	0	1	0	1
Chuck Cottier, R (1, 4) OBP: 0.310, SLG: 0.344	SH1-3 1-2		BB 1-2 1B		4-3 2-3		FC6-4 BB		BB 1B 1-2 1B	3	1	2	0	1	0	1
Chuck Hinton, R (1, 8) OBP: 0.361, SLG: 0.479	6-3 2-3		1-2 2-3 BB		E7 3-H 2B		FC6-4 1-2f		1B 1-2 2-3 BB	3	0	1	1	2	0	2
Johnny Schaive, R (1, 5) OBP: 0.268, SLG: 0.426	L8		1-3		5-3			F4	FC6-4 1-2 2-H 3-H 1B	5	0	1	2	0	0	5
Jim King, L (1, 9) OBP: 0.359, SLG: 0.399		FC4-6 1-2f 1B		F6	6-3			F8	FC6-4 1-2f	4	0	1	0	0	0	1
Danny O'Connell, R (9, PH) OBP: 0.320, SLG: 0.330										1	0	0	0	0	0	2
Bud Zipfel, L (1, 3) OBP: 0.305, SLG: 0.369		FC4-6 G6-4-3 1-2f		K		F8		2B		4	0	1	0	0	1	1
Don Lock, R (1, 7) OBP: 0.330, SLG: 0.448		G6-4-3 1-2f		HR		5-3		6-3		4	1	1	1	0	0	2
Bob Schmidt, R (1, 2) OBP: 0.273, SLG: 0.418			K	2B		F8			F7	4	0	1	0	0	1	0
Claude Osteen, L (1, 1) OBP: 0.208, SLG: 0.271			F7	F5			K		BB 1B 1B	2	0	0	0	0	0	1
Bennie Daniels, L (6, 1) OBP: 0.136, SLG: 0.227										0	0	0	0	0	0	0
Joe Hicks, L (7, PH) OBP: 0.292, SLG: 0.382										1	0	0	0	0	1	0
Steve Hamilton, L (8, 1) OBP: 0.111, SLG: 0.154										0	0	0	0	0	0	0
Bob Johnson, R (9, PH) OBP: 0.335, SLG: 0.419										1	1	1	0	0	0	0
Inning Stats	R: 0 H: 1 E: 0 LOB: 1 K: 0 BB: 0 S: 4 P: 4	R: 0 H: 1 E: 0 LOB: 0 K: 0 BB: 0 S: 3 P: 3	R: 0 H: 1 E: 0 LOB: 3 K: 1 BB: 2 S: 6 P: 14	R: 1 H: 2 E: 0 LOB: 1 K: 1 BB: 0 S: 7 P: 7	R: 1 H: 2 E: 1 LOB: 1 K: 0 BB: 0 S: 5 P: 5	R: 0 H: 0 E: 0 LOB: 0 K: 0 BB: 0 S: 3 P: 3	R: 0 H: 0 E: 0 LOB: 1 K: 1 BB: 1 S: 5 P: 9	R: 0 H: 1 E: 0 LOB: 1 K: 0 BB: 0 S: 4 P: 4	R: 2 H: 3 E: 0 LOB: 2 K: 0 BB: 1 S: 6 P: 10	1B: 6 SF: 0 2B: 4 SAC: 1 3B: 0 DP: 1 HR: 1 HBP: 0						

PITCHER	IP	WLS	BF	H	R	ER	SO	BB	IBB	HBP	BLK	WP	HR	S	P	ERA	WHIP
Ray Herbert, R (1, 1) ERA: 3.26	8.2	W	40	11	4	4	3	4	0	0	0	0	1	42	58	4.15	1.731
Dean Stone, L (9, 1) ERA: 4.08	0.1	S	1	0	0	0	0	0	0	0	0	0	0	1	1	0.00	0.000

PITCHER	IP	WLS	BF	H	R	ER	SO	BB	IBB	HBP	BLK	WP	HR	S	P	ERA	WHIP

BOTTOM

Chicago White Sox @ Washington Senators

D.C. Stadium, Washington, DC

Sun Sep 16 1962, 3:33 AM EDT

Att. 4,219 - Unknown

livebaseballscorecards.com

AB	36
R	4
H	11
RBI	4
BB	4
SO	3
LOB	16

WP: 0 PA: 41
PB: 0
SB: 0
CS: 0

Batter	1	2	3	4	5	6	7	8	9	AB	R	H	RBI	BB	SO	LOB
Tony Kubek, L (1, 6) OBP: 0.358, SLG: 0.450	K2-3	3-1		K		K			K	5	0	0	0	0	4	1
Bobby Richardson, R (1, 4) OBP: 0.338, SLG: 0.410	BB		HR	1B			6-3		1B	4	2	3	1	1	0	0
Tom Tresh, S (1, 7) OBP: 0.356, SLG: 0.439	HR		K	K			F8		F8	4	1	0	0	1	2	3
Mickey Mantle, S (1, 8) OBP: 0.478, SLG: 0.611 Jack Reed, R (7, 8) OBP: 0.333, SLG: 0.447	HR		HR	K			L8			4 0	2 0	2 0	5 0	0 0	1 0	1 0
Roger Maris, L (1, 9) OBP: 0.353, SLG: 0.477	2B		K		L4			L4		4	0	1	0	0	1	0
Elston Howard, R (1, 2) OBP: 0.315, SLG: 0.462	F9		E 1B 1B		5-3			5-3		4	1	1	0	0	0	1
Bill Skowron, R (1, 3) OBP: 0.315, SLG: 0.458	K		E8 1B		K			K		4	0	1	0	0	3	1
Clete Boyer, R (1, 5) OBP: 0.335, SLG: 0.424		F9	1B			F8			SH1-4 1B	4	1	2	1	0	0	0
Ralph Terry, R (1, 1) OBP: 0.214, SLG: 0.182		K	F2			K			SH1-4	3	0	0	0	0	2	2
Inning Stats	R: 3 E: 0 K: 2 S: 9 H: 2 LOB: 1 BB: 2 P: 17	R: 0 E: 0 K: 1 S: 5 H: 0 LOB: 0 BB: 0 P: 5	R: 3 E: 1 K: 2 S: 12 H: 5 LOB: 2 BB: 0 P: 12	R: 0 E: 0 K: 3 S: 10 H: 1 LOB: 1 BB: 0 P: 10	R: 0 E: 0 K: 1 S: 5 H: 0 LOB: 0 BB: 0 P: 5	R: 0 E: 0 K: 2 S: 7 H: 0 LOB: 0 BB: 0 P: 7	R: 0 E: 0 K: 0 S: 3 H: 0 LOB: 0 BB: 0 P: 3	R: 0 E: 0 K: 1 S: 5 H: 0 LOB: 0 BB: 0 P: 5	R: 1 E: 0 K: 1 S: 7 H: 2 LOB: 1 BB: 0 P: 7	1B: 6 2B: 2 3B: 0 HR: 2 SF: 0 SAC: 1 DP: 0 HBP: 0	WP: 0 PB: 0 SB: 0 CS: 0 PA: 39					

PITCHER	IP	WLS	BF	H	R	ER	SO	BB	IBB	HBP	BLK	WP	HR	S	P	ERA	WHIP
Tom Cheney, R (1, 1) ERA: 3.28	3.0	L	18	7	6	6	5	2	0	0	0	0	2	26	34	18.00	3.000
Steve Hamilton, L (4, 1) ERA: 3.53	3.0		10	1	0	0	6	0	0	0	0	0	0	22	22	0.00	0.333
Pete Burnside, L (7, 1) ERA: 4.45	2.0		6	0	0	0	1	0	0	0	0	0	0	8	8	0.00	0.000
Don Rudolph, L (9, 1) ERA: 3.38	1.0		5	2	1	1	1	0	0	0	0	0	0	7	7	9.00	2.000

PITCHER	IP	WLS	BF	H	R	ER	SO	BB	IBB	HBP	BLK	WP	HR	S	P	ERA	WHIP

New York Yankees @ Washington Senators

D.C. Stadium, Washington, DC

Tue Sep 18 1962, 7:05 PM EDT

Att. 16,824 - Unknown

TOP

livebaseballscorecards.com

AB	36
R	7
H	10
RBI	7
BB	2
SO	13
LOB	9

Batter	1	2	3	4	5	6	7	8	9	AB	R	H	RBI	BB	SO	LOB
Ken Hamlin, R (1, 6) OBP: 0.297, SLG: 0.320	F8			F3		1B		3-1 FC5-2 2B		4	0	2	0	0	0	0
Chuck Cottier, R (1, 4) OBP: 0.309, SLG: 0.343	F7			F3		1-2 1B		2-3 3-H 3-1		4	0	1	1	0	0	1
Chuck Hinton, R (1, 7) OBP: 0.358, SLG: 0.475	F5			L8		L8		FC5-2 3-H		4	0	0	0	0	0	3
Bud Zipfel, L (1, 3) OBP: 0.304, SLG: 0.366		6-3			K		BB 1B	6-3		4	0	1	0	0	1	1
Johnny Schaive, R (1, 5) OBP: 0.276, SLG: 0.429		5-3			FC4-6 1B		BBBB 1-2 BB		1B	3	0	2	0	1	0	0
Jim King, L (1, 9) OBP: 0.355, SLG: 0.394		F5			1-2f FC4-6 FC6-4		F3		F4	4	0	0	0	0	0	4
Jim Piersall, R (1, 8) OBP: 0.298, SLG: 0.330			4-3		1-2f FC6-4		F8		F9	4	0	0	0	0	0	4
Ken Retzer, L (1, 2) OBP: 0.343, SLG: 0.412			G3			5-3	F3		F8	4	0	0	0	0	0	3
Tom Cheney, R (1, 1) OBP: 0.125, SLG: 0.067 Joe Hicks, L (3, PH) OBP: 0.200, SLG: 0.380 Steve Hamilton, L (4, 1) OBP: 0.111, SLG: 0.154 John Kennedy, R (6, PH) OBP: 0.226, SLG: 0.300 Pete Burnside, R (7, 1) OBP: 0.108, SLG: 0.057 Bob Johnson, R (8, PH) OBP: 0.337, SLG: 0.420 Don Rudolph, L (9, 1) OBP: 0.246, SLG: 0.250			1-3			F9		2B 3-1 1B		0 0 0 0 0 0 0 1 0 0 0 0 0 0 0 0 0 0 0 0 0 1 0 0 0 0 0 0 0 0 0 0 0 0 0 1 1 1 0 0 0 0 0 0 0 0 0 0 0						
Inning Stats	R: 0 H: 0 E: 0 LOB: 0 K: 0 BB: 0 S: 3 P: 3	R: 0 H: 0 E: 0 LOB: 0 K: 0 BB: 0 S: 3 P: 3	R: 0 H: 0 E: 0 LOB: 0 K: 0 BB: 0 S: 3 P: 3	R: 0 H: 0 E: 0 LOB: 0 K: 0 BB: 0 S: 3 P: 3	R: 0 H: 1 E: 0 LOB: 1 K: 1 BB: 0 S: 6 P: 6	R: 0 H: 2 E: 0 LOB: 2 K: 0 BB: 0 S: 5 P: 5	R: 0 H: 1 E: 0 LOB: 2 K: 0 BB: 1 S: 4 P: 8	R: 1 H: 2 E: 0 LOB: 1 K: 0 BB: 0 S: 5 P: 5	R: 0 H: 1 E: 0 LOB: 1 K: 0 BB: 0 S: 4 P: 4	1B: 6 SF: 0 2B: 1 SAC: 0 3B: 0 DP: 0 HR: 0 HBP: 0						

PITCHER	IP	WLS	BF	H	R	ER	SO	BB	IBB	HBP	BLK	WP	HR	S	P	ERA	WHIP
Ralph Terry, R (1, 1) ERA: 3.18	9.0	W	35	7	1	1	1	1	0	0	0	0	0	36	40	1.00	0.889

PITCHER	IP	WLS	BF	H	R	ER	SO	BB	IBB	HBP	BLK	WP	HR	S	P	ERA	WHIP

BOTTOM

New York Yankees @ Washington Senators

D.C. Stadium, Washington, DC

Tue Sep 18 1962, 7:05 PM EDT

Att. 16,824 - Unknown

livebaseballscorecards.com

AB	34
R	1
H	7
RBI	1
BB	1
SO	1
LOB	16

WP: 0 PA: 35
PB: 0
SB: 0
CS: 0

Batter	1	2	3	4	5	6	7	8	9	AB	R	H	RBI	BB	SO	LOB
Tony Kubek, L (1, 6) OBP: 0.355, SLG: 0.445	S S S 0-3 ① K		x 0-0 ② 3-1		x 0-0 2B 2B 1-3 3-H 1B		x 0-0 ① ② L5-3 1-2		x 0-0 BB 1B 2-H BB 1B	4	1	1	1	0	1	1
Hector Lopez, R (9, PH) OBP: 0.346, SLG: 0.397										1	0	1	1	0	0	0
Jake Gibbs, L (9, PR)										0	1	0	0	0	0	0
(9, 5)																
Bobby Richardson, R (1, 4) OBP: 0.341, SLG: 0.415	x 0-0 ③ BB 1B		x 0-0 ③ 1B		x 0-0 2B 1-3 3-H 2B		x 0-0 ③ 6-3		x 0-0 BB BB 1B 1-2 1B	5	2	4	1	0	0	0
Tom Tresh, S (1, 7) OBP: 0.358, SLG: 0.440	B B B B 4-0 1-2 BB			x 0-0 ① F2	x 0-0 2-H 3-H 2B			x 0-0 ① 4-3	B B B B 4-0 1-2 2-3 BB 1B BB	3	1	1	2	2	0	0
Mickey Mantle, S (1, 8) OBP: 0.475, SLG: 0.604	x 0-0 ② F7			x 0-0 ② F8	x 0-0 ② 1-3			x 0-0 ② 4-3	B B B B 4-0 1-2 2-3 3-H 1B BB	4	0	0	1	1	0	3
Roger Maris, L (1, 9) OBP: 0.355, SLG: 0.477	S S S 0-3 ③ K			B B B B 4-0 FC6-4 BB	x 0-0 ③ 3-1			B B B B 4-0 BB	x 0-0 1-2 2-H 3-H 1B	3	0	1	2	2	1	3
Elston Howard, R (1, 2) OBP: 0.312, SLG: 0.457		S S S 0-3 ① K		x 0-0 ③ FC6-4 1-2f		x 0-0 ① 5-3		x 0-0 ③ 4-3	x 0-0 ③ 1-3	5	0	0	0	0	1	4
Bill Skowron, R (1, 3) OBP: 0.315, SLG: 0.456		x 0-0 ② 5-3			B B B B 4-0 FC6-4 1B 1B BB	x 0-0 ② 4-3			x 0-0 ① 3-1	2	1	0	0	1	0	0
Dale Long, L (9, PH)										1	0	0	0	0	0	0
(9, 3)																
Clete Boyer, R (1, 5) OBP: 0.335, SLG: 0.424		x 0-0 ③ 5-3			x 0-0 FC6-4 1-2 1B	S S S 0-3 ③ K			x 0-0 ② 4-3	3	0	1	0	0	1	0
Johnny Blanchard, L (9, PH) OBP: 0.308, SLG: 0.402										1	0	0	0	0	0	0
Bud Daley, L (9, 1) OBP: 0.208, SLG: 0.208										0	0	0	0	0	0	0
Bill Stafford, R (1, 1) OBP: 0.240, SLG: 0.274			x 0-0 ① F9		x 0-0 ① FC6-4 1B 1-2f 2-3 2B		x 0-0 L5-3 1B		x 0-0 1B 2B	1	0	0	0	0	0	0
Jim Bouton, R (3, 1) OBP: 0.147, SLG: 0.067										0	0	0	0	0	0	0
Joe Pepitone, L (5, PH) OBP: 0.263, SLG: 0.438										1	1	0	0	0	0	2
Jim Coates, R (5, 1) OBP: 0.156, SLG: 0.129										1	0	1	0	0	0	0
Marshall Bridges, S (8, 1)										0	0	0	0	0	0	0
Yogi Berra, L (9, PH) OBP: 0.295, SLG: 0.393										1	0	1	0	0	0	0
Phil Linz, R (9, PR) OBP: 0.330, SLG: 0.387										0	1	0	0	0	0	0
(9, 6)																
Inning Stats	R: 0 E: 0 K: 2 S: 8 H: 1 LOB: 2 BB: 1 P: 12	R: 0 E: 0 K: 1 S: 5 H: 0 LOB: 0 BB: 0 P: 5	R: 0 E: 0 K: 0 S: 3 H: 1 LOB: 1 BB: 0 P: 3	R: 0 E: 0 K: 0 S: 3 H: 0 LOB: 1 BB: 1 P: 7	R: 4 E: 0 K: 0 S: 7 H: 4 LOB: 1 BB: 1 P: 11	R: 0 E: 0 K: 1 S: 5 H: 0 LOB: 0 BB: 0 P: 5	R: 0 E: 0 K: 0 S: 3 H: 1 LOB: 0 BB: 0 P: 3	R: 0 E: 0 K: 0 S: 3 H: 0 LOB: 1 BB: 1 P: 7	R: 4 E: 0 K: 0 S: 7 H: 4 LOB: 2 BB: 2 P: 15	1B: 8 2B: 4 3B: 0 HR: 0 SF: 0 SAC: 0 DP: 1 HBP: 0						

TOP

New York Yankees @ Washington Senators

D.C. Stadium, Washington, DC

Wed Sep 19 1962, 7:05 PM EDT

Att. 12,126 - Unknown

livebaseballscorecards.com

AB	36
R	8
H	11
RBI	8
BB	6
SO	4
LOB	13

WP: 0 PB: 0 SB: 0 CS: 0 PA: 42

PITCHER		IP	WLS	BF	H	R	ER	SO	BB	IBB	HBP	BLK	WP	HR	S	P	ERA	WHIP
Dave Stenhouse, R ERA: 3.72	(1, 1)	4.1		21	6	4	4	3	3	0	0	0	0	0	24	36	8.31	2.077
Bennie Daniels, R ERA: 4.83	(5, 1)	4.1		15	2	1	1	1	1	0	0	0	0	0	16	20	2.08	0.692
Steve Hamilton, L ERA: 3.7	(9, 1)	0.0	L	2	2	0	0	0	0	0	0	0	0	0	2	2	∞	∞
Jim Hannan, R ERA: 3.29	(9, 1)	0.0		1	0	0	0	0	1	0	0	0	0	0	0	4	∞	∞
Claude Osteen, L ERA: 3.65	(9, 1)	0.1		3	1	3	3	0	1	0	0	0	0	0	2	6	81.00	6.000

PITCHER	IP	WLS	BF	H	R	ER	SO	BB	IBB	HBP	BLK	WP	HR	S	P	ERA	WHIP

BOTTOM

New York Yankees @ Washington Senators

D.C. Stadium, Washington, DC

Wed Sep 19 1962, 7:05 PM EDT

Att. 12,126 - Unknown

livebaseballscorecards.com

Batter	1	2	3	4	5	6	7	8	9	AB	R	H	RBI	BB	SO	LOB
Ken Hamlin, R (1, 6) OBP: 0.299, SLG: 0.321	CS 1B	4-3			F6		1B		K	5	0	2	0	0	1	1
Chuck Cottier, R (1, 4) OBP: 0.308, SLG: 0.341	F7 1-2		5-3		FC6-4 1B		F8		6-3	5	0	1	0	0	0	2
Chuck Hinton, R (1, 9) OBP: 0.360, SLG: 0.478	2B 1B 1B		1B SF7 1B		FC6-4 1-2f			SH2-3 1B 2B	F8	5	3	3	0	0	0	1
Bud Zipfel, L (1, 3) OBP: 0.310, SLG: 0.377	1B 2B 1-3		2B 1B 1-3		4-3			SH2-3 2-3		3	2	2	0	0	0	1
Johnny Schaive, R (1, 5) OBP: 0.281, SLG: 0.430 Ed Brinkman, R (8, PR) OBP: 0.231, SLG: 0.244 (9, 5)	1B 2-H 3-H		SF7 3-H			6-3		1B IBB		2 0	0 0	1 0	3 0	1 0	0 0	0 0
Don Lock, R (1, 7) OBP: 0.331, SLG: 0.451 Jim King, L (8, PH) OBP: 0.355, SLG: 0.394 Danny O'Connell, R (8, PH) OBP: 0.323, SLG: 0.333 Joe Hicks, L (8, PR) OBP: 0.290, SLG: 0.380 (9, 7)	K		2B 1-H			K		IBB 1B 1-3 3-H		3 0 1 0	0 0 0 0	1 0 1 0	1 0 1 0	0 0 0 0	2 0 0 0	1 0 0 0
Jim Piersall, R (1, 8) OBP: 0.300, SLG: 0.330		G3 1B		4-3		1-3		IBB 1-2		3	0	1	0	1	0	0
Ken Retzer, L (1, 2) OBP: 0.340, SLG: 0.408 Bob Johnson, R (8, PH) OBP: 0.336, SLG: 0.419 Bob Schmidt, R (9, 2) OBP: 0.273, SLG: 0.418		G3 1-2		K			1-4-3	K		3 1 0	0 0 0	0 0 0	0 0 0	0 0 0	1 1 0	1 3 0
Dave Stenhouse, R (1, 1) OBP: 0.085, SLG: 0.053 Bennie Daniels, L (5, 1) OBP: 0.130, SLG: 0.217 Steve Hamilton, L (9, 1) OBP: 0.111, SLG: 0.154 Jim Hannan, R (9, 1) OBP: 0.091, SLG: 0.091 Claude Osteen, L (9, 1) OBP: 0.208, SLG: 0.271		F6		6-3			K	L6		2 2 0 0 0	0 0 0 0 0	0 0 0 0 0	0 0 0 0 0	0 1 0 0 0	0 0 0 0 0	1 3 0 0 0
Inning Stats	R: 2 E: 0 K: 1 S: 8 H: 4 LOB: 1 BB: 0 P: 8	R: 0 E: 0 K: 0 S: 4 H: 1 LOB: 1 BB: 0 P: 4	R: 2 E: 0 K: 0 S: 5 H: 3 LOB: 1 BB: 0 P: 5	R: 0 E: 0 K: 1 S: 5 H: 0 LOB: 0 BB: 0 P: 5	R: 0 E: 0 K: 0 S: 4 H: 1 LOB: 1 BB: 0 P: 4	R: 0 E: 0 K: 1 S: 5 H: 0 LOB: 0 BB: 0 P: 5	R: 0 E: 0 K: 1 S: 6 H: 1 LOB: 1 BB: 0 P: 6	R: 1 E: 0 K: 1 S: 7 H: 2 LOB: 3 BB: 2 P: 15	R: 0 E: 0 K: 1 S: 5 H: 0 LOB: 0 BB: 0 P: 5	1B: 9 2B: 3 3B: 0 HR: 0		SF: 1 SAC: 1 DP: 0 HBP: 0		WP: 0 PB: 0 SB: 0 CS: 1	PA: 39	

	AB	35
	R	5
	H	12
	RBI	5
	BB	2
	SO	6
	LOB	14

PITCHER		IP	WLS	BF	H	R	ER	SO	BB	IBB	HBP	BLK	WP	HR	S	P	ERA	WHIP
Bill Stafford, R ERA: 3.58	(1, 1)	2.1		13	7	4	4	1	0	0	0	0	0	0	15	15	15.43	3.000
Jim Bouton, R ERA: 4.0	(3, 1)	1.2		5	1	0	0	1	0	0	0	0	0	0	7	7	0.00	0.600
Jim Coates, R ERA: 4.55	(5, 1)	3.1		14	3	1	1	2	0	1	0	0	0	0	17	21	2.70	0.900
Marshall Bridges, L ERA: 2.45	(8, 1)	0.2	W	4	1	0	0	1	0	1	0	0	0	0	5	9	0.00	1.500
Bud Daley, L ERA: 3.45	(9, 1)	1.0	S	3	0	0	0	1	0	0	0	0	0	0	5	5	0.00	0.000

PITCHER	IP	WLS	BF	H	R	ER	SO	BB	IBB	HBP	BLK	WP	HR	S	P	ERA	WHIP

Boston Red Sox @ Washington Senators

D.C. Stadium, Washington, DC

Fri Sep 21 1962, 7:05 PM EDT

Att. 2,809 - Unknown

TOP

livebaseballscorecards.com

Batter	1	2	3	4	5	6	7	8	9	AB	R	H	RBI	BB	SO	LOB
Gary Geiger, L (1, 8) OBP: 0.340, SLG: 0.400	CS 1B	4-3			6-3		3-1		PB 2-H 2B	5	0	2	1	0	0	2
Eddie Bressoud, R (1, 6) OBP: 0.331, SLG: 0.445	F4 1-2		F8		2B		5-3		K 2-3	5	0	1	0	0	1	2
Carl Yastrzemski, L (1, 7) OBP: 0.361, SLG: 0.469	2B		F7		K			HR		4	1	2	1	0	1	1
Lou Clinton, R (1, 9) OBP: 0.350, SLG: 0.553	K		6-3		F8			4-3		4	0	0	0	0	1	2
Pete Runnels, L (1, 3) OBP: 0.409, SLG: 0.458		1B 1B 1B		4-3		1-3		K		4	1	1	0	0	1	0
Frank Malzone, R (1, 5) OBP: 0.317, SLG: 0.428		F7		1B SF9 1B		E5		6-3		4	1	1	0	0	0	1
Russ Nixon, L (1, 2) OBP: 0.311, SLG: 0.357		1B 1-3 1B		SF9 1-3 1B		F5			BBBB SH1-4 2B BB	3	1	2	0	1	0	1
Chuck Schilling, R (1, 4) OBP: 0.293, SLG: 0.336		1-3 3-H 1B		SF9 1-2 3-H		F4			F7	3	0	1	2	0	0	2
Gene Conley, R (1, 1) OBP: 0.222, SLG: 0.341		K		1-3			F3		SH1-4 1-2	3	0	0	0	0	1	3
Dick Radatz, R (8, 1) OBP: 0.125, SLG: 0.097										0	0	0	0	0	0	0
Inning Stats	R: 0 E: 0 K: 1 S: 6 H: 2 LOB: 1 BB: 0 P: 6	R: 1 E: 0 K: 1 S: 8 H: 3 LOB: 2 BB: 0 P: 8	R: 0 E: 0 K: 0 S: 3 H: 0 LOB: 0 BB: 0 P: 3	R: 1 E: 0 K: 0 S: 5 H: 2 LOB: 1 BB: 0 P: 5	R: 0 E: 0 K: 1 S: 6 H: 1 LOB: 1 BB: 0 P: 6	R: 0 E: 1 K: 0 S: 4 H: 0 LOB: 1 BB: 0 P: 4	R: 0 E: 0 K: 0 S: 3 H: 0 LOB: 0 BB: 0 P: 3	R: 1 E: 0 K: 1 S: 6 H: 1 LOB: 0 BB: 0 P: 6	R: 1 E: 0 K: 1 S: 6 H: 1 LOB: 1 BB: 1 P: 10	1B: 6 2B: 3 3B: 0 HR: 1	SF: 1 SAC: 1 DP: 0 HBP: 0						

	AB	35
	R	4
	H	10
	RBI	4
	BB	1
	SO	5
	LOB	14

WP: 0 PB: 1 SB: 0 CS: 1 PA: 38

PITCHER		IP	WLS	BF	H	R	ER	SO	BB	IBB	HBP	BLK	WP	HR	S	P	ERA	WHIP
Carl Bouldin, R ERA: 5.85	(1, 1)	5.0	L	22	8	2	2	3	0	0	0	0	0	0	28	28	3.60	1.600
Pete Burnside, L ERA: 4.42	(6, 1)	3.0		11	1	1	1	1	0	0	0	0	0	1	13	13	3.00	0.333
Marty Kutyna, R ERA: 4.09	(9, 1)	1.0		5	1	1	1	1	1	0	0	0	0	0	6	10	9.00	2.000

PITCHER	IP	WLS	BF	H	R	ER	SO	BB	IBB	HBP	BLK	WP	HR	S	P	ERA	WHIP

Batter	1	2	3	4	5	6	7	8	9	AB	R	H	RBI	BB	SO	LOB
Ken Hamlin, R (1, 6) OBP: 0.298, SLG: 0.320	1-3		4-3			F8		BB, 1B, 1B		4	0	1	0	0	0	0
Chuck Cottier, R (1, 4) OBP: 0.312, SLG: 0.345	S, 1B, 1B		S, 1B			F3		1-2 BB, 1B		4	1	3	0	0	0	0
Chuck Hinton, R (1, 9) (5, 8) OBP: 0.359, SLG: 0.475	6-3 1-2		S S S K 1-2			F8		B B B 1-2 2-3 BB		3	0	0	0	1	1	2
Bud Zipfel, L (1, 3) OBP: 0.309, SLG: 0.374	2-H, 1B			F7			E1, SH3-4	F4		4	0	1	1	0	0	3
Johnny Schaive, R (1, 5) OBP: 0.277, SLG: 0.424	6-3			5-3			SH3-4 1-2		F8	3	0	0	0	0	0	1
Jim Piersall, R (1, 8) OBP: 0.301, SLG: 0.331 Jim King, L (4, PH) (5, 9) OBP: 0.352, SLG: 0.390		G6-4-3, 1B		F8			F4		F5	1 3	0 0	1 0	0 0	0 0	0 0	0 1
Don Lock, R (1, 7) OBP: 0.329, SLG: 0.448	G6-4-3 1-2f				5-3		5-3		1B, 1B	4	0	1	0	0	0	2
Bob Schmidt, R (1, 2) OBP: 0.273, SLG: 0.416	5-3				F3			6-3	1-2, 1B	4	0	1	0	0	0	0
Carl Bouldin, S (1, 1) Joe Hicks, L (5, PH) OBP: 0.289, SLG: 0.378 Pete Burnside, R (6, 1) OBP: 0.108, SLG: 0.057 Ken Retzer, L (8, PH) OBP: 0.339, SLG: 0.407 Marty Kutyna, R (9, 1) OBP: 0.222, SLG: 0.125 Bob Johnson, R (9, PH) OBP: 0.335, SLG: 0.418			F7		L9			F7	F9	1 1 0 1 0 0	0 0 0 0 0 0	0 0 0 0 0 0	0 0 0 0 0 0	0 0 0 0 0 0	0 0 0 0 0 0	0 0 0 0 0 2
Inning Stats	R: 1 E: 0 K: 0 S: 5 H: 2 LOB: 1 BB: 0 P: 5	R: 0 E: 0 K: 0 S: 3 H: 1 LOB: 0 BB: 0 P: 3	R: 0 E: 0 K: 1 S: 6 H: 1 LOB: 1 BB: 0 P: 6	R: 0 E: 0 K: 0 S: 3 H: 0 LOB: 0 BB: 0 P: 3	R: 0 E: 0 K: 0 S: 3 H: 0 LOB: 0 BB: 0 P: 3	R: 0 E: 0 K: 0 S: 3 H: 0 LOB: 0 BB: 0 P: 3	R: 0 E: 1 K: 0 S: 4 H: 0 LOB: 1 BB: 0 P: 4	R: 0 E: 0 K: 0 S: 5 H: 2 LOB: 3 BB: 1 P: 9	R: 0 E: 0 K: 0 S: 5 H: 2 LOB: 2 BB: 0 P: 5	1B: 8 2B: 0 3B: 0 HR: 0	SF: 0 SAC: 1 DP: 1 HBP: 0						

PITCHER		IP	WLS	BF	H	R	ER	SO	BB	IBB	HBP	BLK	WP	HR	S	P	ERA	WHIP
Gene Conley, R ERA: 3.99	(1, 1)	7.2	W	30	6	1	1	1	1	0	0	0	0	0	31	35	1.17	0.913
Dick Radatz, R ERA: 1.96	(8, 1)	1.1	S	6	2	0	0	0	0	0	0	0	0	0	6	6	0.00	1.500

PITCHER	IP	WLS	BF	H	R	ER	SO	BB	IBB	HBP	BLK	WP	HR	S	P	ERA	WHIP

BOTTOM

Boston Red Sox @ Washington Senators

D.C. Stadium, Washington, DC

Fri Sep 21 1962, 7:05 PM EDT

Att. 2,809 - Unknown

livebaseballscorecards.com

AB	34
R	1
H	8
RBI	1
BB	1
SO	1
LOB	11

1B: 8	SF: 0	WP: 0	PA: 36		
2B: 0	SAC: 1	PB: 0			
3B: 0	DP: 1	SB: 2			
HR: 0	HBP: 0	CS: 0			

Batter	1	2	3	4	5	6	7	8	9	10	11	12	AB	R	H	RBI	BB	SO	LOB
Carroll Hardy, R (1, 8) OBP: 0.314, SLG: 0.347	BBBB 4-0 1B BB	0-0 F3 ③			S S S 0-3 K ①		x 0-0 S 1B		x 0-0 1-H 3B		S S S 0-3 K ②		4	0	2	1	1	1	1
Gary Geiger, L (11, PH) OBP: 0.340, SLG: 0.399													1	0	0	0	0	1	2
(11, 8)																			
Eddie Bressoud, R (1, 6) OBP: 0.330, SLG: 0.444	x 0-0 F8 ①		x 0-0 1B 2B		S S S 0-3 K ②		x 0-0 F3 ③ 1-2		x 0-0 F8 ③		x 0-0 FC6-4 ③ 1-2f		6	1	1	0	0	1	5
Carl Yastrzemski, L (1, 7) OBP: 0.360, SLG: 0.468	x 0-0 FC6-4 1-3 1B		x 0-0 1B 3-2 ③ 2-H 1B		x 0-0 F8 ③			x 0-0 L4 ①		S S S 0-3 K ①		x 0-0 F5 ①	6	0	2	1	0	1	0
Lou Clinton, R (1, 9) OBP: 0.349, SLG: 0.548	x 0-0 F3 ②		x 0-0 3-2 1-3 1B			BBBB 4-0 G6-4-3 BB		x 0-0 F7 ②		S S S 0-3 K ②		S S S 0-3 K ②	5	0	1	0	1	2	2
Frank Malzone, R (1, 5) OBP: 0.316, SLG: 0.426	x 0-0 FC6-4 ③ 1-2f	x 0-0 3-2 ①② 1-2 3-Hf				x 0-0 G6-4-3 ①② 1-2f		x 0-0 1B		BBBB 4-0 FC6-4 BB		x 0-0 5-3 ③	3	0	0	0	0	0	5
Billy Gardner, R (6, 5) OBP: 0.309, SLG: 0.337													2	0	1	0	1	0	0
Bob Tillman, R (1, 2) OBP: 0.287, SLG: 0.459		x 0-0 1B WP SF9 1B	x 0-0 F8 ③			x 0-0 1B		S S S 0-3 K ③		x 0-0 FC6-4 ③ 1-2f			5	1	2	0	0	1	3
Pete Runnels, L (1, 3) OBP: 0.410, SLG: 0.459		x 0-0 SF9 1-3 1B		x 0-0 G6-4-3 1B		x 0-0 F8 ③			x 0-0 6-3 ①		BBBB 4-0 SH1-4 BB		4	0	2	0	1	0	1
Chuck Schilling, R (1, 4) OBP: 0.293, SLG: 0.336		x 0-0 SF9 ① 1-2 3-H		x 0-0 G6-4-3 ①② 1-2f			x 0-0 6-3 ①		x 0-0 3B 1B		x 0-0 SH1-4 ① 1-2		3	1	1	1	0	0	1
Wilbur Wood, R (1, 1) Mike Fornieles, R (8, 1) OBP: 0.188, SLG: 0.188 Pumpsie Green, S (9, PH) OBP: 0.304, SLG: 0.344 Merlin Nippert, R (9, 1) Russ Nixon, L (11, PH) OBP: 0.316, SLG: 0.357 Earl Wilson, R (11, PR) OBP: 0.225, SLG: 0.333 William MacLeod, L (11, 1)	S S S 0-3 K ②	S S S 0-3 K ③					S S S 0-3 K ②		x 0-0 F3 ②		4-0 FC6-4 IBB		3 0 1 0 0 0 0	0 0 0 0 0 0 0	0 0 0 0 1 0 0	0 0 0 0 0 0 0	0 0 0 0 0 0 0	3 0 0 0 1 0 0	1 0 1 0 0 0 0
Inning Stats	R: 0 H: 1 E: 0 LOB: 2 K: 0 BB: 1 S: 4 P: 8	R: 1 H: 2 E: 0 LOB: 1 K: 1 BB: 0 S: 7 P: 7	R: 1 H: 3 E: 0 LOB: 1 K: 0 BB: 0 S: 5 P: 5	R: 0 H: 1 E: 0 LOB: 0 K: 1 BB: 0 S: 5 P: 5	R: 0 H: 0 E: 0 LOB: 0 K: 2 BB: 0 S: 7 P: 7	R: 0 H: 1 E: 0 LOB: 1 K: 0 BB: 1 S: 3 P: 7	R: 0 H: 1 E: 0 LOB: 1 K: 1 BB: 0 S: 6 P: 6	R: 0 H: 1 E: 0 LOB: 1 K: 1 BB: 0 S: 6 P: 6	R: 1 H: 2 E: 0 LOB: 1 K: 0 BB: 0 S: 5 P: 5	R: 0 H: 0 E: 0 LOB: 1 K: 2 BB: 1 S: 7 P: 11	R: 0 H: 0 E: 0 LOB: 2 K: 1 BB: 2 S: 5 P: 13	R: 0 H: 0 E: 0 LOB: 0 K: 1 BB: 0 S: 5 P: 5	1B: 10 2B: 2 3B: 1 HR: 0	SF: 1 SAC: 1 DP: 3 HBP: 0		WP: 1 PB: 0 SB: 1 CS: 0	PA: 50		

PITCHER		IP	WLS	BF	H	R	ER	SO	BB	IBB	HBP	BLK	WP	HR	S	P	ERA	WHIP
Bob Baird, L ERA: 6.75	(1, 1)	2.0		13	6	2	2	1	1	0	0	0	1	0	5	18	9.00	3.500
Ed Hobaugh, R ERA: 3.76	(3, 1)	6.0		20	4	0	0	5	1	0	0	0	0	0	29	33	0.00	0.833
Don Rudolph, L ERA: 3.41	(9, 1)	1.0		5	2	1	1	0	0	0	0	0	0	0	5	5	9.00	2.000
Jim Hannan, R ERA: 3.22	(10, 1)	1.1		7	0	0	0	2	2	1	0	0	0	0	8	20	0.00	1.500
Steve Hamilton, L ERA: 3.67	(11, 1)	0.2		2	0	0	0	1	0	0	0	0	0	0	4	4	0.00	0.000

PITCHER		IP	WLS	BF	H	R	ER	SO	BB	IBB	HBP	BLK	WP	HR	S	P	ERA	WHIP
Marty Kutyna, R ERA: 4.04	(12, 1)	1.0	W	3	0	0	0	1	0	0	0	0	0	0	5	5	0.00	0.000

TOP

Boston Red Sox @ Washington Senators

D.C. Stadium, Washington, DC

Sat Sep 22 1962, 7:05 PM EDT

Att. 4,134 - Unknown

livebaseballscorecards.com

AB	43
R	3
H	12
RBI	3
BB	5
SO	10
LOB	22

BOTTOM

Boston Red Sox @ Washington Senators

D.C. Stadium, Washington, DC

Sat Sep 22 1962, 7:05 PM EDT

Att. 4,134 - Unknown

livebaseballscorecards.com

Batter	1	2	3	4	5	6	7	8	9	10	11	12	AB	R	H	RBI	BB	SO	LOB
John Kennedy, R (1, 6) OBP: 0.235, SLG: 0.281	BBBB 4-0 FC4-6 BB		x 0-0 1-3 ②		x 0-0 F8 ③			x 0-0 F9 ① 1-2		x 0-0 E1 SH1-4		x 0-0 5-3 ①	2	0	0	0	1	0	0
Jim King, L (8, PH) OBP: 0.276, SLG: 0.422													1	0	0	0	0	0	1
Ken Hamlin, R (9, 6) OBP: 0.296, SLG: 0.318													2	0	0	0	0	0	0
Ron Stillwell, R (1, 4) OBP: 0.333, SLG: 0.286	x 0-0 F9 ①		x 0-0 F9 ③			x 0-0 1B		x 0-0 E7 F8 1B 2-H 1B		x 0-0 SH1-4 ① 1-2		x 0-0 1B 2B 1B	5	2	3	1	0	0	1
Chuck Hinton, R (1, 9) OBP: 0.361, SLG: 0.476	SSS 0-3 K ②			x 0-0 6-3 ①		x 0-0 4-3 2B		BBBB 4-0 S 1B BB		x 0-0 F9 ②		x 0-0 2B 1-2 1B	5	1	2	0	1	1	2
(9, 7)																			
Bud Zipfel, L (1, 3) OBP: 0.304, SLG: 0.373	x 0-0 FC4-6 ③ 1-2f			x 0-0 E4 E ②		x 0-0 4-3 ② 2-3		x 0-0 F8 ② 2-3		x 0-0 L5 ③		x 0-0 2B 1-3 2-H	6	0	1	1	0	0	5
Don Lock, R (1, 7) OBP: 0.325, SLG: 0.441		SSS 0-3 K ①		x 0-0 F5 ②		x 0-0 F7 ③		x 0-0 FC6-4 1-H 3-H 1B			SSS 0-3 K ①		3	0	0	0	0	1	2
Jim King, L (8, PH) OBP: 0.353, SLG: 0.391													2	0	1	2	0	1	0
(9, 9)																			
Jim Piersall, R (1, 8) OBP: 0.302, SLG: 0.330		BBBB 4-0 1-3 BB		x 0-0 E7 1-3 1B			x 0-0 6-3 ①	x 0-0 FC6-4 ③ 1-2f			x 0-0 L4 ②		4	0	1	0	1	0	1
Bob Schmidt, R (1, 2) OBP: 0.275, SLG: 0.415	x 0-0 1-3 ② 1-2			x 0-0 5-3 ③			x 0-0 G6-4-3 1B		x 0-0 5-3 ①		x 0-0 BB 1B		5	0	2	0	0	0	3
Chuck Cottier, R (11, PR) OBP: 0.312, SLG: 0.345													0	0	0	0	0	0	0
Ken Retzer, L (12, 2) OBP: 0.339, SLG: 0.407													0	0	0	0	0	0	0
Ed Brinkman, R (1, 5) OBP: 0.225, SLG: 0.236	x 0-0 3-1 ③				x 0-0 6-3 ①		x 0-0 G6-4-3 ②③ 1-2f		SSS 0-3 K ②		BBBB 4-0 1-2 BB		4	0	0	0	0	1	2
Harry Bright, R (11, PH) OBP: 0.324, SLG: 0.470													0	0	0	0	1	0	0
Marty Kutyna, R (12, 1) OBP: 0.222, SLG: 0.125													0	0	0	0	0	0	0
Bob Baird, L (1, 7) Ed Hobaugh, R (3, 1) Danny O'Connell, R (6, PH) Don Rudolph, L (8, 1) OBP: 0.000, SLG: 0.000 Joe Hicks, L (8, PH) OBP: 0.000, SLG: 0.000 Jim Hannan, R (10, 1) Steve Hamilton, L (11, 1) OBP: 0.000, SLG: 0.000 Bob Johnson, R (11, PH) OBP: 0.000, SLG: 0.417			x 0-0 1-3 ①		SSS 0-3 K ②			x 0-0 PB E 1B	x 0-0 F7 ③		SSS 0-3 K ③		0 2 1 0 0 1 0 0 0	0 0 1 0 0 0 0 0 0	0 0 1 0 0 0 0 0 0	0 1 0 0 0 0 0 0 0	0 0 0 0 0 0 0 0 0	0 0 0 0 0 0 0 0 0	0 0 0 0 0 0 0 0 0
Inning Stats	R: 0 H: 0 E: 0 LOB: 1 K: 1 BB: 1 S: 5 P: 9	R: 0 H: 0 E: 0 LOB: 1 K: 1 BB: 1 S: 5 P: 9	R: 0 H: 0 E: 0 LOB: 0 K: 0 BB: 0 S: 3 P: 3	R: 0 H: 1 E: 2 LOB: 2 K: 0 BB: 0 S: 5 P: 5	R: 0 H: 0 E: 0 LOB: 0 K: 1 BB: 0 S: 5 P: 5	R: 0 H: 2 E: 0 LOB: 1 K: 0 BB: 0 S: 4 P: 4	R: 0 H: 1 E: 0 LOB: 0 K: 0 BB: 0 S: 3 P: 3	R: 3 H: 3 E: 1 LOB: 1 K: 0 BB: 1 S: 6 P: 10	R: 0 H: 0 E: 0 LOB: 0 K: 1 BB: 0 S: 5 P: 5	R: 0 H: 0 E: 1 LOB: 1 K: 0 BB: 0 S: 4 P: 4	R: 0 H: 1 E: 0 LOB: 2 K: 2 BB: 1 S: 8 P: 12	R: 1 H: 3 E: 0 LOB: 2 K: 0 BB: 0 S: 4 P: 4	1B: 9 SF: 0 2B: 2 SAC: 1 3B: 0 DP: 1 HR: 0 HBP: 0						

	AB	44
	R	4
	H	11
	RBI	4
	BB	4
	SO	6
	LOB	19

WP: 0 PA: 49
PB: 1
SB: 1
CS: 0

PITCHER	IP	WLS	BF	H	R	ER	SO	BB	IBB	HBP	BLK	WP	HR	S	P	ERA	WHIP
Wilbur Wood, L (1, 1) ERA: 3.52	7.2		31	6	3	3	3	3	0	0	0	0	0	34	46	3.52	1.174
Mike Fornieles, R (8, 1) ERA: 5.36	0.1		2	1	0	0	0	0	0	0	0	0	0	2	2	0.00	3.000
Merlin Nippert, R (9, 1) ERA: 4.5	2.0		7	0	0	0	1	0	0	0	0	0	0	9	9	0.00	0.000
William MacLeod, L (11, 1) ERA: 5.4	1.1	L	9	4	1	1	2	1	0	0	0	0	0	12	16	6.75	3.750

PITCHER	IP	WLS	BF	H	R	ER	SO	BB	IBB	HBP	BLK	WP	HR	S	P	ERA	WHIP

Batter	1	2	3	4	5	6	7	8	9	AB	R	H	RBI	BB	SO	LOB
Ken Hamlin, R (1, 6) OBP: 0.301, SLG: 0.323	K	4-3			FC6-4 1B 1-2		FC6-4 1B 1-2 2-H		1B 1B	5	1	3	1	0	1	2
Chuck Cottier, R (1, 4) OBP: 0.311, SLG: 0.343	K		F4		F7		F7		G6-4-3 1B 1-3	5	0	1	0	0	1	4
Chuck Hinton, R (1, 9) OBP: 0.361, SLG: 0.475	BB		F4		FC6-4 1-2f		FC6-4 FC6-4 1-2f 2-3		G6-4-3 1-2 3-H	4	0	1	1	1	0	4
Harry Bright, R (1, 3) OBP: 0.320, SLG: 0.464	5-3		F8			4-3	FC6-4 1-2f		G6-4-3 1-2f 2-3	5	0	0	0	0	0	5
Johnny Schaive, R (1, 5) OBP: 0.270, SLG: 0.413		K		4-3		F4		F8	6-3	5	0	0	0	0	1	1
Don Lock, R (1, 7) OBP: 0.332, SLG: 0.444		1B 1B BB		5-3		1B		1B 1B		3	1	2	0	1	0	0
Jim Piersall, R (1, 8) OBP: 0.304, SLG: 0.332		1B 1-3		6-3		K		1B 1-2		4	0	2	0	0	1	1
Bob Schmidt, R (1, 2) OBP: 0.279, SLG: 0.417		SH1-3 1-3 3-H			1-3		BB 1B	K		4	1	2	1	0	1	2
Bennie Daniels, L (1, 1) OBP: 0.130, SLG: 0.217 John Kennedy, R (5, PH) OBP: 0.257, SLG: 0.303 Steve Hamilton, L (5, 1) OBP: 0.111, SLG: 0.154 Danny O'Connell, R (7, PH) OBP: 0.328, SLG: 0.336 Pete Burnside, R (7, 1) OBP: 0.108, SLG: 0.057 Bob Johnson, R (8, PH) OBP: 0.334, SLG: 0.416 Jim Hannan, R (8, 1) OBP: 0.091, SLG: 0.091		SH1-3 1-2			1B		FC6-4 1B 1-2	K		0 1 0 0 0 0 1 0	0 0 0 0 0 0 0 0	0 1 0 0 1 0 0 1	0 0 0 0 0 0 0 0	0 0 0 0 0 0 0 0	0 0 0 0 0 0 0 0	0 0 0 0 0 1 2 0
Inning Stats	R: 0 E: 0 K: 2 S: 7 H: 0 LOB: 1 BB: 1 P: 11	R: 1 E: 0 K: 1 S: 7 H: 2 LOB: 2 BB: 1 P: 11	R: 0 E: 0 K: 0 S: 3 H: 0 LOB: 0 BB: 0 P: 3	R: 0 E: 0 K: 0 S: 3 H: 0 LOB: 0 BB: 0 P: 3	R: 0 E: 0 K: 0 S: 5 H: 2 LOB: 2 BB: 0 P: 5	R: 0 E: 0 K: 1 S: 6 H: 1 LOB: 1 BB: 0 P: 6	R: 1 E: 0 K: 0 S: 5 H: 2 LOB: 2 BB: 1 P: 9	R: 0 E: 0 K: 2 S: 9 H: 2 LOB: 2 BB: 0 P: 9	R: 1 E: 0 K: 0 S: 5 H: 3 LOB: 1 BB: 0 P: 5	1B: 12 2B: 0 3B: 0 HR: 0 SF: 0 SAC: 1 DP: 1 HBP: 0						

PITCHER	IP	WLS	BF	H	R	ER	SO	BB	IBB	HBP	BLK	WP	HR	S	P	ERA	WHIP
Whitey Ford, L (1, 1) ERA: 2.9	9.0	W	41	12	3	3	6	3	0	0	0	0	0	50	62	3.00	1.667

PITCHER	IP	WLS	BF	H	R	ER	SO	BB	IBB	HBP	BLK	WP	HR	S	P	ERA	WHIP

TOP

Washington Senators @ New York Yankees

Yankee Stadium, Bronx, NY

Tue Sep 25 1962, 7:05 PM EDT

Att. 11,702 - Unknown - 64 F

livebaseballscorecards.com

AB	37
R	3
H	12
RBI	3
BB	3
SO	6
LOB	21

WP: 0	PA: 41
PB: 0	
SB: 0	
CS: 0	

Batter	1	2	3	4	5	6	7	8	9	AB	R	H	RBI	BB	SO	LOB
Tony Kubek, L (1, 6) OBP: 0.363, SLG: 0.450	F6	FC5-4 2-H 1B		4-3		1-3 1B 1B		FC5-4 1B		5	1	3	1	0	0	0
Bobby Richardson, R (1, 4) OBP: 0.336, SLG: 0.407	PB 1B 1B	FC5-4 1-2f		CS 1B		1-3 1-2		FC5-4 BB 1-2f 1B		5	2	2	0	0	0	3
Tom Tresh, S (1, 7) OBP: 0.361, SLG: 0.442	K 1-2		B1	CS 1-2	1B PB 1B	BB 2-H 1B		1B 1-2 BB		4	1	2	1	1	1	1
Mickey Mantle, S (1, 8) OBP: 0.486, SLG: 0.601 Jack Reed, R (8, PR) OBP: 0.333, SLG: 0.447 (9, 8)	2B 2-H 1B		1B 1B 1B		PB 1-3 1B 1B	BB 1-2 BB		G4-6-3 1-3 2-H 1B		4 0	2 0	4 0	2 0	1 0	0 0	0 0
Roger Maris, L (1, 9) OBP: 0.355, SLG: 0.478 Joe Pepitone, L (7, 9) OBP: 0.261, SLG: 0.435	1-3 2B		1B 1-2 1B		K K	K		G4-6-3 1-2f		4 1	0 0	2 0	0 0	0 0	2 0	4 2
Yogi Berra, L (1, 2) OBP: 0.293, SLG: 0.386	F5	F2			K 1-2 3-H		F3			4	0	0	0	0	1	5
Dale Long, L (1, 3) OBP: 0.344, SLG: 0.380 Bill Skowron, R (5, PH) OBP: 0.322, SLG: 0.471 (6, 3)		S 1B BB	1-3 2-H 1B		2-H 1B		HR			1 2	1 1	1 2	1 2	1 0	0 0	0 0
Clete Boyer, R (1, 5) OBP: 0.330, SLG: 0.415		K 1-2	1-3		F6		4-3			4	0	0	0	0	1	4
Whitey Ford, L (1, 1) OBP: 0.198, SLG: 0.141		K		L8		K	K			4	0	0	0	0	3	1
Inning Stats	R: 1 E: 0 K: 1 S: 8 H: 3 LOB: 2 BB: 0 P: 8	R: 1 E: 0 K: 2 S: 8 H: 1 LOB: 1 BB: 1 P: 12	R: 1 E: 0 K: 0 S: 6 H: 3 LOB: 2 BB: 0 P: 6	R: 0 E: 0 K: 0 S: 3 H: 1 LOB: 0 BB: 0 P: 3	R: 2 E: 0 K: 2 S: 10 H: 3 LOB: 1 BB: 0 P: 10	R: 1 E: 0 K: 2 S: 9 H: 2 LOB: 2 BB: 1 P: 13	R: 1 E: 0 K: 1 S: 6 H: 1 LOB: 0 BB: 0 P: 6	R: 1 E: 0 K: 0 S: 4 H: 2 LOB: 2 BB: 1 P: 8		1B: 14 2B: 1 3B: 0 HR: 1 SF: 0 SAC: 0 DP: 1 HBP: 0		WP: 0 PB: 2 SB: 1 CS: 1 PA: 42		

PITCHER		IP	WLS	BF	H	R	ER	SO	BB	IBB	HBP	BLK	WP	HR	S	P	ERA	WHIP
Bennie Daniels, R ERA: 4.87	(1, 1)	4.0	L	20	8	3	3	3	1	0	0	0	0	0	25	29	6.75	2.250
Steve Hamilton, L ERA: 3.77	(5, 1)	2.0		12	5	3	2	4	1	0	0	0	0	0	19	23	9.00	3.000
Pete Burnside, L ERA: 4.45	(7, 1)	1.0		4	1	1	1	1	0	0	0	0	0	1	6	6	9.00	1.000
Jim Hannan, R ERA: 3.31	(8, 1)	1.0		5	2	1	1	0	1	0	0	0	0	0	4	8	9.00	3.000

PITCHER	IP	WLS	BF	H	R	ER	SO	BB	IBB	HBP	BLK	WP	HR	S	P	ERA	WHIP

BOTTOM

Washington Senators @ New York Yankees

Yankee Stadium, Bronx, NY

Tue Sep 25 1962, 7:05 PM EDT

Att. 11,702 - Unknown - 64 F

livebaseballscorecards.com

AB	38
R	8
H	16
RBI	7
BB	3
SO	8
LOB	20

Batter	1	2	3	4	5	6	7	8	9	AB	R	H	RBI	BB	SO	LOB
John Kennedy, R (1, 5) OBP: 0.275, SLG: 0.316	SSS 0-3 ① K		x 0-0 E5 E E 1-2		x 0-0 ③ F4			x 0-0 1B 1B 1B	x 0-0 WP BB 1B	5	2	2	0	0	1	1
Ron Stillwell, R (1, 4) OBP: 0.400, SLG: 0.333	SSS 0-3 ② K		x 0-0 E7 1B 1-H 2-H 1B			x 0-0 ① F7		x 0-0 1B 1B 1-2 1B	BBBB 4-0 WP 1-2 BB	4	2	2	1	1	1	0
Jim King, L (1, 9) OBP: 0.354, SLG: 0.391	x 0-0 ③ F9		x 0-0 2-H 1B			x 0-0 ② F2		x 0-0 F8 1B 1-3 2-H 1B	x 0-0 ③ 4-3 1-2 2-3	5	0	2	2	0	0	2
Bud Zipfel, L (1, 3) OBP: 0.303, SLG: 0.370		SSS 0-3 ① K	x 0-0 ③ G3			x 0-0 ③ 4-3		x 0-0 FC6-4 1-2 3-H 1B		4	0	1	1	0	1	1
Ken Retzer, L (1, 2) OBP: 0.338, SLG: 0.405		x 0-0 G5-4-3 1B		x 0-0 ① F9			x 0-0 ① F7	x 0-0 ① F9		4	0	1	0	0	0	2
Don Lock, R (1, 7) OBP: 0.331, SLG: 0.438		x 0-0 ②③ G5-4-3 1-2f		x 0-0 ② F7			BBBB 4-0 1B BB	x 0-0 ② F8 2-3		3	0	0	0	1	0	3
Jim Piersall, R (1, 8) OBP: 0.303, SLG: 0.331			x 0-0 CS BB 1B	x 0-0 ③ F6			SSS 0-3 ② K	x 0-0 ③ FC6-4 1-2f		4	0	1	0	0	1	3
Ed Brinkman, R (1, 6) OBP: 0.232, SLG: 0.238			BBBB 4-0 E E 1-2 BB		x 0-0 ① 6-3		x 0-0 1-2 1B		x 0-0 ① 4-3	3	1	1	0	1	0	0
Don Rudolph, L (1, 1) OBP: 0.242, SLG: 0.246			x 0-0 ①② F4 2-3		x 0-0 ② 5-3		SSS 0-3 ③ K		x 0-0 ② F9	1	0	0	0	0	0	2
Dave Stenhouse, R (3, 1) OBP: 0.083, SLG: 0.052										1	0	0	0	0	0	0
Danny O'Connell, R (7, PH) OBP: 0.327, SLG: 0.335										1	0	0	0	0	1	2
Jack Jenkins, R (7, 1)										0	0	0	0	0	0	0
Joe Hicks, L (9, PH) OBP: 0.286, SLG: 0.374										1	0	0	0	0	0	0
Inning Stats	R: 0 E: 0 K: 2 S: 7 H: 0 LOB: 0 BB: 0 P: 7	R: 0 E: 0 K: 1 S: 5 H: 1 LOB: 0 BB: 0 P: 5	R: 3 E: 2 K: 0 S: 6 H: 3 LOB: 1 BB: 1 P: 10	R: 0 E: 0 K: 0 S: 3 H: 0 LOB: 0 BB: 0 P: 3	R: 0 E: 0 K: 0 S: 3 H: 0 LOB: 0 BB: 0 P: 3	R: 0 E: 0 K: 0 S: 3 H: 0 LOB: 0 BB: 0 P: 3	R: 0 E: 0 K: 2 S: 8 H: 1 LOB: 2 BB: 1 P: 12	R: 2 E: 0 K: 0 S: 7 H: 4 LOB: 2 BB: 0 P: 7	R: 0 E: 0 K: 0 S: 4 H: 1 LOB: 2 BB: 1 P: 8	1B: 10 2B: 0 3B: 0 HR: 0 SF: 0 SAC: 0 DP: 1 HBP: 0	WP: 1 PB: 0 SB: 0 CS: 1 PA: 39					

PITCHER		IP	WLS	BF	H	R	ER	SO	BB	IBB	HBP	BLK	WP	HR	S	P	ERA	WHIP
Ralph Terry, R ERA: 3.17	(1, 1)	5.0	W	19	4	3	0	3	1	0	0	0	0	0	24	28	0.00	1.000
Luis Arroyo, L ERA: 4.96	(6, 1)	2.0		8	1	0	0	2	1	0	0	0	0	0	11	15	0.00	1.000
Rollie Sheldon, R ERA: 5.49	(8, 1)	1.0		7	4	2	2	0	0	0	0	0	0	0	7	7	18.00	4.000
Jack Cullen, R ERA:	(9, 1)	1.0	S	5	1	0	0	0	1	0	0	0	1	0	4	8	0.00	2.000

PITCHER	IP	WLS	BF	H	R	ER	SO	BB	IBB	HBP	BLK	WP	HR	S	P	ERA	WHIP

TOP

Washington Senators @ New York Yankees

Yankee Stadium, Bronx, NY

Wed Sep 26 1962, 3:33 AM EDT

Att. 4,140 - Overcast - 72 F

livebaseballscorecards.com

AB	36
R	5
H	10
RBI	4
BB	3
SO	5
LOB	16

BOTTOM

Washington Senators @ New York Yankees

Yankee Stadium, Bronx, NY

Wed Sep 26 1962, 3:33 AM EDT

Att. 4,140 - Overcast - 72 F

livebaseballscorecards.com

Batter	1	2	3	4	5	6	7	8	9	AB	R	H	RBI	BB	SO	LOB
Mickey Mantle, S (1, 8) OBP: 0.487, SLG: 0.603 Jack Reed, R (7, PR) (8, 8) OBP: 0.333, SLG: 0.447	F9	FC6-4 1-2	E 1-3 2-H		K		1B 1-2 BB			4 0	1 0	2 0	1 0	1 0	1 0	0 0
Bobby Richardson, R (1, 4) OBP: 0.337, SLG: 0.407	PB 1B	FC6-4 1-2f	K		K		1B 1-2 2-3			5	0	2	0	0	2	4
Tom Tresh, S (1, 7) OBP: 0.360, SLG: 0.440	5-3 1-2		2B 1B E5 1B 2-3 3-H		F9		4-3			5	1	1	0	0	0	5
Hector Lopez, R (1, 9) (5, 5) OBP: 0.342, SLG: 0.392	F8		2B 1-3 2B 1-2 3-H 1B			F9		F8		5	1	2	1	0	0	1
Elston Howard, R (1, 2) OBP: 0.317, SLG: 0.471 Johnny Blanchard, L (4, 2) OBP: 0.309, SLG: 0.407		6-3	1B SF6 2-H 3-H 2B F4			F9		4-3 2B		3 2	1 0	1 1	2 0	0 0	0 0	2 0
Bill Skowron, R (1, 3) OBP: 0.324, SLG: 0.476 Dale Long, L (4, 3) OBP: 0.341, SLG: 0.376	E 2B	WP 2-3 1B	F5			4-3		4-3 2-3		2 3	2 0	2 0	0 0	0 0	0 0	0 1
Clete Boyer, R (1, 5) OBP: 0.331, SLG: 0.415 Joe Pepitone, L (5, 9) OBP: 0.257, SLG: 0.429	F8	1B 1-2 2B BB	FC6-4 1B				K	F6		2 2	1 0	1 0	0 0	1 0	0 1	1 1
Phil Linz, R (1, 6) OBP: 0.313, SLG: 0.363	E5 1B 2-H	SF6 3-H	FC6-4 1-2f				5-3			3	1	0	1	0	0	1
Ralph Terry, R (1, 1) OBP: 0.220, SLG: 0.190 Luis Arroyo, L (6, 1) OBP: 0.500, SLG: 0.500 Tony Kubek, L (7, PH) OBP: 0.366, SLG: 0.450 Rollie Sheldon, R (8, 1) OBP: 0.273, SLG: 0.077 Jack Cullen, R (9, 1)	1B 2-H 1B	2B 1-2 2-H E 1B	F6				1B BB BB			3 0 0 0 0	1 0 0 0 0	2 0 0 0 0	2 0 1 0 0	0 0 0 0 0	0 0 0 0 0	1 0 0 0 0
Inning Stats	R: 0 E: 0 K: 0 S: 4 H: 1 LOB: 1 BB: 0 P: 4	R: 2 E: 1 K: 0 S: 7 H: 3 LOB: 2 BB: 0 P: 7	R: 7 E: 1 K: 1 S: 13 H: 7 LOB: 2 BB: 1 P: 17	R: 0 E: 0 K: 0 S: 4 H: 1 LOB: 1 BB: 0 P: 4	R: 0 E: 0 K: 2 S: 7 H: 0 LOB: 0 BB: 0 P: 7	R: 0 E: 0 K: 0 S: 3 H: 0 LOB: 0 BB: 0 P: 3	R: 0 E: 0 K: 1 S: 6 H: 1 LOB: 3 BB: 2 P: 14	R: 0 E: 0 K: 0 S: 4 H: 1 LOB: 1 BB: 0 P: 4		1B: 9 2B: 5 3B: 0 HR: 0 SF: 1 SAC: 0 DP: 0 HBP: 0	WP: 1 PB: 1 SB: 0 CS: 0 PA: 43				

	AB	R	H	RBI	BB	SO	LOB
AB	39						
R	9						
H	14						
RBI	7						
BB	3						
SO	4						
LOB	17						

PITCHER		IP	WLS	BF	H	R	ER	SO	BB	IBB	HBP	BLK	WP	HR	S	P	ERA	WHIP
Don Rudolph, L ERA: 3.62	(1, 1)	2.2	L	22	11	9	5	1	1	0	0	0	1	0	23	27	16.88	4.500
Dave Stenhouse, R ERA: 3.65	(3, 1)	3.1		11	1	0	0	2	0	0	0	0	0	0	15	15	0.00	0.300
Jack Jenkins, R ERA: 5.4	(7, 1)	2.0		10	2	0	0	1	2	0	0	0	0	0	10	18	0.00	2.000

PITCHER	IP	WLS	BF	H	R	ER	SO	BB	IBB	HBP	BLK	WP	HR	S	P	ERA	WHIP

Washington Senators @ Boston Red Sox

Fenway Park, Boston, MA

Sun Sep 30 1962, 3:33 AM EDT

Unknown

TOP

livebaseballscorecards.com

Batter	1	2	3	4	5	6	7	8	9	AB	R	H	RBI	BB	SO	LOB
Ken Hamlin, R (1, 6) OBP: 0.301, SLG: 0.325	6-3		WP, 2B		5-3			F8		4	0	1	0	0	0	0
Chuck Cottier, R (1, 4) OBP: 0.310, SLG: 0.341	F8		BBB, G5-4-3, 2-3, BB			F8		F9		3	0	0	0	1	0	0
Chuck Hinton, R (1, 9) (9, 8) OBP: 0.362, SLG: 0.474	F8		G5-4-3, 1-2f			1B			BBBB, SH, SF8, BB	3	1	1	0	1	0	2
Bud Zipfel, L (1, 3) OBP: 0.307, SLG: 0.370		S, HR, 1B		4-3		F8			BBBB, SF8, SH, 1-2, BB	3	1	1	0	1	0	1
Johnny Schaive, R (1, 5) OBP: 0.270, SLG: 0.409		SSS, K, 1-2		BBBB, BB		6-3			SH, SF8, 1-2, 2-3	2	0	0	0	1	1	2
Don Lock, R (1, 7) OBP: 0.329, SLG: 0.450		2-H, HR		F7			SSS, K		SF8, 1-2, 2-3, 3-H	3	1	1	3	0	1	1
Jim Piersall, R (1, 8) OBP: 0.301, SLG: 0.329 Jim King, L (9, PH) OBP: 0.355, SLG: 0.391 (9, 9)	G1		6-3				F7		G5-4-3, IBB	3 0	0 0	0 0	0 0	0 1	0 0	1 0
Bob Schmidt, R (1, 2) OBP: 0.278, SLG: 0.414	SSS, K			F2-4, 1B			F4		G5-4-3, 1-2f	4	0	1	0	0	1	3
Tom Cheney, R (1, 1) OBP: 0.118, SLG: 0.063 Bennie Daniels, L (9, 1) OBP: 0.130, SLG: 0.217			1-3	F2-4, 1-2				F9		3 0	0 0	0 0	0 0	0 0	0 0	1 0
Inning Stats	R: 0 E: 0 K: 0 S: 3 H: 0 LOB: 0 BB: 0 P: 3	R: 2 E: 0 K: 2 S: 9 H: 2 LOB: 0 BB: 0 P: 9	R: 0 E: 0 K: 0 S: 3 H: 1 LOB: 1 BB: 1 P: 7	R: 0 E: 0 K: 0 S: 3 H: 0 LOB: 1 BB: 1 P: 7	R: 0 E: 0 K: 0 S: 3 H: 1 LOB: 0 BB: 0 P: 3	R: 0 E: 0 K: 0 S: 4 H: 1 LOB: 1 BB: 0 P: 4	R: 0 E: 0 K: 1 S: 5 H: 0 LOB: 0 BB: 0 P: 5	R: 0 E: 0 K: 0 S: 3 H: 0 LOB: 0 BB: 0 P: 3	R: 1 E: 1 K: 0 S: 3 H: 0 LOB: 2 BB: 3 P: 15	1B: 3 2B: 2 3B: 0 HR: 1 SF: 1 SAC: 1 DP: 3 HBP: 0						

	AB	28
	R	3
	H	5
	RBI	3
	BB	5
	SO	3
	LOB	11

WP: 1 PB: 0 SB: 1 CS: 0 PA: 35

PITCHER		IP	WLS	BF	H	R	ER	SO	BB	IBB	HBP	BLK	WP	HR	S	P	ERA	WHIP
Gene Conley, R ERA: 3.95	(1, 1)	7.0	L	26	5	2	2	3	2	0	0	0	1	1	30	38	2.57	1.000
Earl Wilson, R ERA: 3.9	(8, 1)	2.0		9	0	1	1	0	2	1	0	0	0	0	6	18	4.50	1.000

PITCHER		IP	WLS	BF	H	R	ER	SO	BB	IBB	HBP	BLK	WP	HR	S	P	ERA	WHIP

Batter	1	2	3	4	5	6	7	8	9	AB	R	H	RBI	BB	SO	LOB
Gary Geiger, L (1, 8) OBP: 0.341, SLG: 0.396	FC5-4 1B		K		BB		F7		2B 1B	4	0	2	0	1	1	2
Eddie Bressoud, R (1, 6) OBP: 0.329, SLG: 0.444	K		L1		K		FC5-4		2B	5	0	1	0	0	2	5
Carl Yastrzemski, L (1, 7) OBP: 0.364, SLG: 0.470	F6		K			1-3 1B		2B 6-3 1B	BB	4	1	2	0	1	1	1
Lou Clinton, R (1, 9) OBP: 0.348, SLG: 0.539	FC5-4			K		K			5-3	5	0	1	0	0	2	5
Frank Malzone, R (1, 5) OBP: 0.319, SLG: 0.428		1B		6-3		1-3		6-3		4	0	1	1	0	0	2
Russ Nixon, L (1, 2) OBP: 0.313, SLG: 0.371		K		K		F5		F8		4	0	0	0	0	2	3
Don Gile, R (1, 3) OBP: 0.122, SLG: 0.027		1B			K		BB	K		3	0	1	0	1	2	1
Chuck Schilling, R (1, 4) OBP: 0.288, SLG: 0.329		F8			F2		F7		K	3	0	0	0	0	0	3
Bob Tillman, R (9, PH) OBP: 0.286, SLG: 0.454										1	0	0	0	0	1	0
Gene Conley, R (1, 1) OBP: 0.217, SLG: 0.333		K			E7		FC5-4		5-3	2	0	0	0	0	1	2
Pumpsie Green, S (7, PH) OBP: 0.308, SLG: 0.341										0	0	0	0	1	0	0
Earl Wilson, R (8, 1) OBP: 0.230, SLG: 0.333										0	0	0	0	0	0	0
Jim Pagliaroni, R (9, PH) OBP: 0.357, SLG: 0.442										1	0	0	0	0	0	0
Inning Stats	R: 0 E: 0 K: 1 S: 6 H: 1 LOB: 1 BB: 0 P: 6	R: 0 E: 0 K: 2 S: 9 H: 2 LOB: 2 BB: 0 P: 9	R: 0 E: 0 K: 2 S: 7 H: 0 LOB: 0 BB: 0 P: 7	R: 0 E: 0 K: 2 S: 7 H: 0 LOB: 0 BB: 0 P: 7	R: 0 E: 1 K: 2 S: 8 H: 0 LOB: 2 BB: 1 P: 12	R: 0 E: 0 K: 1 S: 6 H: 1 LOB: 1 BB: 0 P: 6	R: 0 E: 0 K: 0 S: 3 H: 0 LOB: 2 BB: 2 P: 11	R: 1 E: 0 K: 1 S: 7 H: 2 LOB: 1 BB: 0 P: 7	R: 0 E: 0 K: 1 S: 7 H: 2 LOB: 3 BB: 1 P: 11	1B: 6 2B: 2 3B: 0 HR: 0	SF: 0 SAC: 0 DP: 0 HBP: 0						

PITCHER	IP	WLS	BF	H	R	ER	SO	BB	IBB	HBP	BLK	WP	HR	S	P	ERA	WHIP
Tom Cheney, R (1, 1) ERA: 3.17	8.2	W	39	8	1	1	12	4	0	0	0	0	0	59	75	1.04	1.385
Bennie Daniels, R (9, 1) ERA: 4.86	0.1	S	1	0	0	0	0	0	0	0	0	0	0	1	1	0.00	0.000

PITCHER	IP	WLS	BF	H	R	ER	SO	BB	IBB	HBP	BLK	WP	HR	S	P	ERA	WHIP

BOTTOM

Washington Senators @ Boston Red Sox

Fenway Park, Boston, MA

Sun Sep 30 1962, 3:33 AM EDT

Unknown

livebaseballscorecards.com

AB	36
R	1
H	8
RBI	1
BB	4
SO	12
LOB	24

WP: 0 PB: 0 SB: 0 CS: 0 PA: 40

Batter	1	2	3	4	5	6	7	8	9	AB	R	H	RBI	BB	SO	LOB
John Kennedy, R (1, 5) OBP: 0.295, SLG: 0.381	3B		F9 ①		1-3 ③			1B		4	1	2	0	0	0	0
Ron Stillwell, R (1, 4) OBP: 0.333, SLG: 0.273	K ①		6-3 ②			F8 ①		F9 ③		4	0	0	0	0	1	2
Chuck Hinton, R (1, 8) OBP: 0.361, SLG: 0.472	F8 S 1B 3-H		5-3 ③			6-3 ②			F9 ①	4	0	1	1	0	0	0
Harry Bright, R (1, 3) OBP: 0.319, SLG: 0.462	F8 ② 1-3			5-3 ①		K ③			FC3-6 1B	4	0	1	0	0	1	1
Ken Retzer, L (1, 2) OBP: 0.334, SLG: 0.400	F8 ③			F6 ②			4-3 ①		FC3-6 ② 1-2f	4	0	0	0	0	0	2
Don Lock, R (1, 7) OBP: 0.336, SLG: 0.458		4-3 2B		BB			CS 1B		K ③	3	0	2	0	1	1	1
Jim King, L (1, 9) OBP: 0.353, SLG: 0.387		K ①		F2 ③			K ②③ 1-2			3	0	0	0	0	2	3
Ed Brinkman, R (1, 6) OBP: 0.228, SLG: 0.233		4-3 ② 2-3			4-3 ①			5-3 ①		3	0	0	0	0	0	1
Jack Jenkins, R (1, 1)		K ③			K ②			K ②		3	0	0	0	0	3	1
Inning Stats	R: 1 E: 0 K: 1 S: 7 H: 2 LOB: 1 BB: 0 P: 7	R: 0 E: 0 K: 2 S: 8 H: 1 LOB: 1 BB: 0 P: 8	R: 0 E: 0 K: 0 S: 3 H: 0 LOB: 0 BB: 0 P: 3	R: 0 E: 0 K: 0 S: 3 H: 0 LOB: 1 BB: 1 P: 7	R: 0 E: 0 K: 1 S: 5 H: 0 LOB: 0 BB: 0 P: 5	R: 0 E: 0 K: 1 S: 5 H: 0 LOB: 0 BB: 0 P: 5	R: 0 E: 0 K: 1 S: 5 H: 1 LOB: 1 BB: 0 P: 5	R: 0 E: 0 K: 1 S: 6 H: 1 LOB: 1 BB: 0 P: 6	R: 0 E: 0 K: 1 S: 6 H: 1 LOB: 1 BB: 0 P: 6	1B: 4 2B: 2 3B: 1 HR: 0	SF: 0 SAC: 0 DP: 1 HBP: 0						

PITCHER	IP	WLS	BF	H	R	ER	SO	BB	IBB	HBP	BLK	WP	HR	S	P	ERA	WHIP
Bill Monbouquette, R (1, 1) ERA: 3.33	9.0	W	33	6	1	1	8	1	0	0	0	0	0	48	52	1.00	0.778

PITCHER	IP	WLS	BF	H	R	ER	SO	BB	IBB	HBP	BLK	WP	HR	S	P	ERA	WHIP

TOP

Washington Senators @ Boston Red Sox

Fenway Park, Boston, MA

Sun Sep 30 1962, 3:38 AM EDT

Att. 6,346 - Unknown

livebaseballscorecards.com

AB	32
R	1
H	6
RBI	1
BB	1
SO	8
LOB	11

1B: 4	SF: 0	WP: 0	PA: 33
2B: 2	SAC: 0	PB: 0	
3B: 1	DP: 1	SB: 1	
HR: 0	HBP: 0	CS: 1	

BOTTOM

Washington Senators @ Boston Red Sox

Fenway Park, Boston, MA

Sun Sep 30 1962, 3:38 AM EDT

Att. 6,346 - Unknown

livebaseballscorecards.com

Batter	1	2	3	4	5	6	7	8	9	AB	R	H	RBI	BB	SO	LOB
Gary Geiger, L (1, 8) OBP: 0.344, SLG: 0.408	0-0 1B 2B		0-0 HR		0-0 1B		0-0 ③ F7			4	1	3	1	0	0	0
Billy Gardner, R (1, 6) OBP: 0.308, SLG: 0.335	0-0 CS 1B 2-3		0-0 ② 6-3		0-0 ③ F9			S S S 0-3 ① K		4	0	1	0	0	1	1
Carl Yastrzemski, L (1, 7) OBP: 0.363, SLG: 0.469 Carroll Hardy, R (4, 7) OBP: 0.316, SLG: 0.345	S S S 0-3 ① ② K 1-2		0-0 ③ 4-3			0-0 ① F3		B B B 4-0 G1-4-3 BB		2 1	0 0	0 0	0 0	0 1	1 0	2 0
Lou Clinton, R (1, 9) OBP: 0.349, SLG: 0.540	0-0 ③ 6-3			B B B 4-0 FC6-4 BB		0-0 2B		0-0 ② ③ G1-4-3 1-2f		3	0	1	0	1	0	2
Frank Malzone, R (1, 5) OBP: 0.319, SLG: 0.426		0-0 1B		0-0 ① F9		0-0 ② 6-3			0-0 ① F5	4	0	1	0	0	0	2
Jim Pagliaroni, R (1, 2) OBP: 0.359, SLG: 0.438 Earl Wilson, R (9, PR) OBP: 0.230, SLG: 0.333	S S S 0-3 ① K		0-0 ② L6			B B B 4-0 BB			B B B 4-0 HR BB	2 0	0 1	0 0	0 0	2 0	1 0	2 0
Don Gile, R (1, 3) OBP: 0.133, SLG: 0.122	S S S 0-3 ② K		0-0 ③ FC6-4 1-2f			0-0 ③ 5-3			0-0 1-H HR	4	1	1	2	0	1	4
Chuck Schilling, R (1, 4) OBP: 0.286, SLG: 0.327	S S S 0-3 ③ K				0-0 ① 5-3		0-0 ① 5-3			3	0	0	0	0	1	1
Bill Monbouquette, R (1, 1) OBP: 0.175, SLG: 0.096		S S S 0-3 ① K			S S S 0-3 ② K		S S S 0-3 ② K			3	0	0	0	0	3	0

	AB	30
	R	3
	H	7
	RBI	3
	BB	4
	SO	8
	LOB	14

Inning Stats	1	2	3	4	5	6	7	8	9
	R: 0 H: 2 E: 0 LOB: 1 K: 1 BB: 0 S: 6 P: 6	R: 0 H: 1 E: 0 LOB: 1 K: 3 BB: 0 S: 10 P: 10	R: 1 H: 1 E: 0 LOB: 0 K: 1 BB: 0 S: 6 P: 6	R: 0 H: 0 E: 0 LOB: 1 K: 0 BB: 1 S: 3 P: 7	R: 0 H: 1 E: 0 LOB: 1 K: 1 BB: 0 S: 6 P: 6	R: 0 H: 1 E: 0 LOB: 2 K: 0 BB: 1 S: 4 P: 8	R: 0 H: 0 E: 0 LOB: 0 K: 1 BB: 0 S: 5 P: 5	R: 0 H: 0 E: 0 LOB: 0 K: 1 BB: 1 S: 4 P: 8	R: 2 H: 1 E: 0 LOB: 1 K: 0 BB: 1 S: 2 P: 6

	1B	3	SF	0	WP	0	PA	34
	2B	3	SAC	0	PB	0		
	3B	0	DP	2	SB	0		
	HR	2	HBP	0	CS	1		

PITCHER	IP	WLS	BF	H	R	ER	SO	BB	IBB	HBP	BLK	WP	HR	S	P	ERA	WHIP
Jack Jenkins, R (1, 1) ERA: 4.05	8.1	L	34	7	3	3	8	4	0	0	0	0	2	46	62	3.24	1.320

PITCHER	IP	WLS	BF	H	R	ER	SO	BB	IBB	HBP	BLK	WP	HR	S	P	ERA	WHIP