

Washington Senators - 1962

Batter	1	2	3	4	5	6	7	8	9	AB	R	H	RBI	BB	SO	LOB	TOP			
Jake Wood, R (1.4) OBP: 0.667, SLG: 0.667			SH1-3 (2)				F7 (3)			3	1	2	0	0	0	3	Detroit Tigers @ Washington Senators D.C. Stadium, Washington, DC Mon Apr 09 1962, 3:33 AM EST Att: 44,383 - Unknown			
Bill Bruton, L (1.8) OBP: 0.250, SLG: 0.250	1-3 (1)		L1 (3)					1-3 (1)		4	0	1	0	0	0	2				
Al Kaline, R (1.9)	L6 (2)			L1-3 (1)		FC1-4 (2)		K (2)		4	0	0	1	0	1	2				
Rocky Colavito, R (1.7)	1-3 (3)			P3 (2)				F8 (3)		4	0	0	0	0	1	2				
Norm Cash, L (1.3) OBP: 0.250, SLG: 0.500		F8 (1)		G3 (3)				4-3 (1)		4	0	1	0	0	0	0				
Steve Boros, R (1.5)		5-3 (2)			K (1)			BB E BB (1)		3	0	0	0	1	1	1				
Chico Fernandez, R (1.6)		5-6-3 (3)			K (2)			K (2)		4	0	0	0	0	2	2				
Mike Roarke, R (1.2)			K (1)							2	0	0	0	0	1	0				
Vic Wertz, L (7, PH)					L7 (3)			E1 BB (3)		1	0	0	0	0	0	1				
Jim Bunning, R (7, PR)										0	0	0	0	0	0	0				
Dick Brown, R (7.2)										0	0	0	0	0	0	0				
Charlie Maxwell, L (9, PH)										1	0	0	0	0	1	1				
Don Mossi, L (1.1) OBP: 0.500, SLG: 0.500										2	0	1	0	0	0	0				
Bobo Osborne, L (7, PH)										0	0	0	0	1	0	0				
Ron Kline, R (7.1)										0	0	0	0	0	0	0				
Doug Gallagher, R (7.1)										0	0	0	0	0	0	0				
Inning Stats	R: 0 E: 1 K: 0 S: 4	H: 1 LOB: 1 BB: 0 P: 4	R: 0 E: 0 K: 0 S: 3	H: 0 LOB: 0 BB: 0 P: 3	R: 0 E: 0 K: 1 S: 6	H: 1 LOB: 1 BB: 0 P: 6	R: 0 E: 0 K: 0 S: 3	H: 0 LOB: 0 BB: 0 P: 3	R: 0 E: 0 K: 2 S: 7	H: 0 LOB: 0 BB: 0 P: 7	R: 1 E: 1 K: 1 S: 7	H: 2 LOB: 1 BB: 0 P: 7	R: 0 E: 1 K: 1 S: 6	H: 0 LOB: 0 BB: 2 P: 14	R: 0 E: 0 K: 1 S: 5	H: 1 LOB: 1 BB: 0 P: 6	1B: 4 2B: 1 3B: 0 HR: 0	SF: 0 SAC: 1 DP: 0 HBP: 0	WP: 0 PB: 0 SB: 0 CS: 0	PA: 35
PITCHER Bennie Daniels, R (1.1) ERA: 1.0	IP: 9.0 WLS: W BF: 35 H: 5 R: 1 ER: 1 SO: 7 BB: 2 IBB: 0 HBP: 0 BLK: 0 WP: 0 HR: 0 S: 47 P: 55 ERA: 1.00 WHIP: 0.778															PITCHER				

Batter	1	2	3	4	5	6	7	8	9	AB	R	H	RBI	BB	SO	LOB	BOTTOM			
Jim Piersall, R (1.8) OBP: 0.250, SLG: 0.750	K (1)		L9 (2)				G6-4-3 (2)			4	0	1	0	0	1	2	Detroit Tigers @ Washington Senators D.C. Stadium, Washington, DC Mon Apr 09 1962, 3:33 AM EST Att: 44,383 - Unknown			
Danny O'Connell, R (1.5) OBP: 0.500, SLG: 0.750	K (2)				L9 (2)		1B (2)			4	0	2	0	0	1	1				
Chuck Hinton, R (1.9) OBP: 0.250, SLG: 0.250	K (3)		1B (3)		F3 (3)					4	0	1	0	0	2	3				
Dale Long, L (1.3)		F7 (1)		F7 (1)		F7 (1)	4-3 (3)			4	0	0	0	0	0	2				
Willie Tasby, R (1.7) OBP: 0.500, SLG: 0.333		K (2)		HR BB (4)		G1-4-3 (1)		L9 (1)		3	1	1	0	1	1	0				
Bob Johnson, R (1.6) OBP: 0.750, SLG: 1.500					HR (1-H)		G1-4-3 (2)			4	1	3	2	0	0	1				
Chuck Cottler, R (1.4) OBP: 0.500, SLG: 0.500		1B (3)			HR (1-H)			1B (1)		4	1	2	0	0	0	1				
Bob Schmidt, R (1.2) OBP: 0.500, SLG: 0.500					1B (1)			E1 (1)		4	1	2	1	0	0	2				
Bennie Daniels, L (1.1) OBP: 0.333, SLG: 0.333			1B SH5-4 (1)		L9 (3)		1B (2-H)			4	1	2	1	0	0	2				
			SH5-4 (1)				1B (2-H)			3	0	1	1	0	2	2				
Inning Stats	R: 0 E: 0 K: 3 S: 9	H: 0 LOB: 0 BB: 0 P: 9	R: 0 E: 0 K: 1 S: 6	H: 1 LOB: 1 BB: 0 P: 6	R: 0 E: 0 K: 1 S: 7	H: 2 LOB: 2 BB: 0 P: 7	R: 2 E: 0 K: 0 S: 4	H: 1 LOB: 1 BB: 1 P: 8	R: 0 E: 0 K: 1 S: 6	H: 1 LOB: 1 BB: 0 P: 6	R: 0 E: 0 K: 0 S: 3	H: 1 LOB: 0 BB: 0 P: 3	R: 2 E: 2 K: 0 S: 7	H: 5 LOB: 2 BB: 0 P: 7	R: 0 E: 0 K: 1 S: 7	H: 2 LOB: 2 BB: 0 P: 7	1B: 10 2B: 1 3B: 1 HR: 1	SF: 0 SAC: 1 DP: 2 HBP: 0	WP: 0 PB: 0 SB: 0 CS: 0	PA: 36
PITCHER Don Mossi, L (1.1) ERA: 3.0	IP: 6.0 WLS: L BF: 24 H: 6 R: 2 ER: 2 SO: 6 BB: 1 IBB: 0 HBP: 0 BLK: 0 WP: 0 HR: 1 S: 35 P: 39 ERA: 3.00 WHIP: 1.167															PITCHER				
Ron Kline, R (7.1) ERA: 27.0	0.2	6	5	2	2	0	0	0	0	0	0	6	6	27.00	7.500					
Doug Gallagher, L (7.1) ERA:	1.1	6	2	0	0	1	0	0	0	0	0	8	8	0.00	1.500					

Batter	1	2	3	4	5	6	7	8	9	AB	R	H	RBI	BB	SO	LOB	TOP			
Jim Piersall, R OBP: 0.286, SLG: 0.571 (1, 8)	0-0 6-3 1B		0-0 5-3 1B		0-0 HR 1B					3	1	1	0	0	0	0	Washington Senators @ Cleveland Indians Cleveland Municipal Stadium, Cleveland, OH Fri Apr 13 1962, 3:33 AM EST Att: 17,543 - Unknown livebaseballscorecards.com	AB 22 R 5 H 8 RBI 4 BB 1 SO 6 LOB 6		
Danny O'Connell, R OBP: 0.429, SLG: 0.571 (1, 5)	0-0 1B PB 1B		0-0 F9		0-3 K					3	1	1	0	0	1					
Gene Woodling, L OBP: 1.000, SLG: 2.500 (1, 9)	0-0 PB 1B		0-1 CI 1B		0-0 HR					2	3	2	2	0	0					
Dale Long, L OBP: 0.286, SLG: 0.286 (1, 3)	0-0 1-H 3-H 1B		0-0 1B		0-3 K					3	0	2	1	0	1					
Jim King, L OBP: 0.333, SLG: 0.333 (1, 7)	0-0 P4		0-0 FC4 1B		0-0 L8					3	0	1	1	0	0					
Bob Johnson, R OBP: 0.571, SLG: 1.000 (1, 6)	0-0 P4		0-0 FC4 1-2		0-0 PO 1B					3	0	1	0	0	3					
Chuck Cottler, R OBP: 0.500, SLG: 0.400 (1, 4)		0-3 K		4-0 CS BB		0-0 PO				1	0	0	0	1	1					
Bob Schmidt, R OBP: 0.333, SLG: 0.333 (1, 2)		0-0 5-3		0-3 K 1-2						2	0	0	0	0	1					
Pete Burnside, R (1, 1)		0-3 K		0-3 K						2	0	0	0	0	2					
Inning Stats	R: 2 E: 0 K: 0 S: 6	H: 3 LOB: 1 BB: 0 P: 6	R: 0 E: 0 K: 2 S: 7	H: 0 LOB: 0 BB: 0 P: 7	R: 1 E: 1 K: 0 S: 6	H: 2 LOB: 2 BB: 0 P: 6	R: 0 E: 0 K: 2 S: 6	H: 0 LOB: 0 BB: 1 P: 10	R: 2 E: 0 K: 2 S: 9	H: 2 LOB: 0 BB: 0 P: 9	R: 0 E: 0 K: 0 S: 1	H: 1 LOB: 0 BB: 0 P: 1					1B: 7 2B: 0 3B: 0 HR: 1	SF: 0 SAC: 0 DP: 0 HBP: 0	WP: 0 PB: 1 SB: 0 CS: 1	PA: 25
PITCHER	IP WLS BF H R ER SO BB IBB HBP BLK WP HR S P ERA WHIP															PITCHER	IP WLS BF H R ER SO BB IBB HBP BLK WP HR S P ERA WHIP			
Barry Latman, R ERA: 3.0 (1, 1)	3.0 L 15 5 3 1 2 0 0 0 0 0 0 19 19 3.00 1.667																			
Bob Allen, L ERA: 9.0 (4, 1)	2.0 8 2 2 2 4 1 0 0 0 0 1 15 19 9.00 1.500																			
Don Rudolph, L ERA: (6, 1)	0.1 1 1 0 0 0 0 0 0 0 0 0 0 1 1 0.00 3.000																			

Batter	1	2	3	4	5	6	7	8	9	AB	R	H	RBI	BB	SO	LOB	BOTTOM			
Ty Cline, L (1, 8)	0-0 L8		0-0 L7		0-0 L4-3					3	0	0	0	0	0	1	Washington Senators @ Cleveland Indians Cleveland Municipal Stadium, Cleveland, OH Fri Apr 13 1962, 3:33 AM EST Att: 17,543 - Unknown livebaseballscorecards.com	AB 18 R 2 H 4 RBI 2 BB 0 SO 3 LOB 3		
Tito Francona, L OBP: 0.167, SLG: 0.167 (1, 3)	0-0 F9		0-0 1B							2	0	1	0	0	0					
Chuck Essegian, R OBP: 0.593, SLG: 0.556 (1, 7)	0-0 P3		0-0 1-2 2-H 1B							2	0	1	1	0	0					
John Romano, R OBP: 0.455, SLG: 0.556 (1, 2)		0-0 P6	0-3 K							2	0	0	0	0	1					
Woodie Held, R OBP: 0.455, SLG: 0.333 (1, 6)		0-0 P4		0-3 K						2	0	0	0	0	1					
Willie Kirkland, L (1, 9)		0-3 K		0-0 5-3						2	0	0	0	0	1					
Bubba Phillips, R OBP: 0.273, SLG: 0.300 (1, 5)			0-0 1B SF7 2B		0-0 F5					2	1	1	0	0	0					
Jerry Kindall, R OBP: 0.111, SLG: 0.111 (1, 4)			0-0 1B 1B		0-0 6-3					2	1	1	0	0	0					
Barry Latman, R (1, 1)			0-0 SF7		0-0 5-3					0	0	0	0	0	0					
Ken Aspromonte, R (3, PH)										0	0	0	1	0	0					
Bob Allen, L (4, 1)										0	0	0	0	0	0					
Miguel de la Hoz, R (5, PH)										1	0	0	0	0	0					
Don Rudolph, L (6, 1)										0	0	0	0	0	0					
Inning Stats	R: 0 E: 0 K: 0 S: 3	H: 0 LOB: 0 BB: 0 P: 3	R: 0 E: 0 K: 1 S: 5	H: 0 LOB: 0 BB: 0 P: 5	R: 2 E: 0 K: 1 S: 9	H: 4 LOB: 2 BB: 0 P: 9	R: 0 E: 0 K: 1 S: 5	H: 0 LOB: 0 BB: 0 P: 5	R: 0 E: 0 K: 0 S: 3	H: 0 LOB: 0 BB: 0 P: 3	R: 0 E: 0 K: 0 S: 1	H: 0 LOB: 0 BB: 0 P: 1					1B: 3 2B: 1 3B: 0 HR: 0	SF: 1 SAC: 0 DP: 0 HBP: 0	WP: 0 PB: 0 SB: 0 CS: 0	PA: 19
PITCHER	IP WLS BF H R ER SO BB IBB HBP BLK WP HR S P ERA WHIP															PITCHER	IP WLS BF H R ER SO BB IBB HBP BLK WP HR S P ERA WHIP			
Pete Burnside, L ERA: 3.6 (1, 1)	5.0 W 19 4 2 2 3 0 0 0 0 0 0 25 25 3.60 0.800																			

Batter	1	2	3	4	5	6	7	8	9	AB	R	H	RBI	BB	SO	LOB	TOP					
Jim Piersall, R OBP: 0.250, SLG: 0.417										5	0	1	0	0	0	2	Washington Senators @ Cleveland Indians Cleveland Municipal Stadium, Cleveland, OH Sat Apr 14 1962, 3:33 AM EST Att: 2,100 - Unknown					
Danny O'Connell, R OBP: 0.583, SLG: 0.917										5	2	4	1	0	0	0						
Gene Woodling, L OBP: 0.571, SLG: 1.000										4	1	1	0	1	0	2						
Dale Long, L OBP: 0.364, SLG: 0.636										4	1	2	3	0	0	2						
Jim King, L OBP: 0.286, SLG: 0.167										3	0	0	0	1	0	2						
Bob Johnson, R OBP: 0.455, SLG: 0.700										3	0	0	0	1	1	3						
Chuck Cottler, R OBP: 0.600, SLG: 0.556										4	0	3	0	0	1	0						
Bob Schmidt, R OBP: 0.200, SLG: 0.200										4	0	0	0	0	0	4						
Claude Osteen, L										0	0	0	0	0	0	0						
Ray Rippelmeyer, R										2	0	0	0	0	0	2						
Joe Hicks, L OBP: 1.000, SLG: 1.000										1	0	1	0	0	0	0						
Marty Kutyna, R										0	0	0	0	0	0	0						
Bud Zipfel, L										1	0	0	0	0	1	0						
Inning Stats	R: 0 E: 0 K: 0 S: 5	H: 2 LOB: 3 BB: 1 P: 9	R: 0 E: 0 K: 0 S: 4	H: 1 LOB: 1 BB: 0 P: 4	R: 0 E: 0 K: 0 S: 3	H: 2 LOB: 1 BB: 1 P: 7	R: 0 E: 0 K: 1 S: 6	H: 1 LOB: 1 BB: 0 P: 6	R: 0 E: 0 K: 0 S: 3	H: 0 LOB: 0 BB: 0 P: 3	R: 0 E: 0 K: 0 S: 4	H: 1 LOB: 2 BB: 1 P: 8	R: 3 E: 0 K: 0 S: 6	H: 4 LOB: 0 BB: 0 P: 6	R: 0 E: 0 K: 1 S: 5	H: 0 LOB: 0 BB: 0 P: 5	R: 1 E: 0 K: 1 S: 6	H: 1 LOB: 0 BB: 0 P: 6	1B: 10 2B: 0 3B: 0 HR: 2	SF: 0 SAC: 0 DP: 2 HBP: 0	WP: 0 PB: 0 SB: 0 CS: 0	PA: 39
PITCHER Gary Bell, R ERA: 4.0	IP: 9.0 WLS: W BF: 39 H: 12 R: 4 ER: 4 SO: 3	BB: 2 IBB: 1 HBP: 0 BLK: 0	WP: 0 HR: 2 S: 42 P: 54	ERA: 4.00 WHIP: 1.556	PITCHER	IP: 9.0 WLS: W BF: 39 H: 12 R: 4 ER: 4 SO: 3	BB: 2 IBB: 1 HBP: 0 BLK: 0	WP: 0 HR: 2 S: 42 P: 54	ERA: 4.00 WHIP: 1.556													

Batter	1	2	3	4	5	6	7	8	9	AB	R	H	RBI	BB	SO	LOB	BOTTOM			
Tito Francona, L OBP: 0.294, SLG: 0.250										4	1	2	0	1	0	1	Washington Senators @ Cleveland Indians Cleveland Municipal Stadium, Cleveland, OH Sat Apr 14 1962, 3:33 AM EST Att: 2,100 - Unknown			
Bubba Phillips, R OBP: 0.375, SLG: 0.467										5	1	3	0	0	1	1				
Chuck Essegian, R Don Dillard, L										4	1	2	1	0	0	3				
Gene Green, R Al Luplow, L										3	1	1	1	0	0	2				
John Romano, R										1	1	0	0	3	0	0				
Woodie Held, R										4	0	2	0	0	0	4				
Willie Kirkland, L										4	1	2	2	0	0	3				
Jerry Kindall, R										4	0	1	2	0	1	4				
Gary Bell, R										4	0	0	0	0	2	3				
Inning Stats	R: 6 E: 0 K: 1 S: 11	H: 6 LOB: 1 BB: 1 P: 15	R: 0 E: 0 K: 1 S: 5	H: 1 LOB: 0 BB: 0 P: 5	R: 0 E: 0 K: 1 S: 6	H: 1 LOB: 2 BB: 1 P: 10	R: 0 E: 0 K: 0 S: 4	H: 1 LOB: 1 BB: 0 P: 4	R: 0 E: 0 K: 0 S: 3	H: 1 LOB: 0 BB: 0 P: 3	R: 0 E: 0 K: 0 S: 4	H: 1 LOB: 2 BB: 1 P: 8	R: 0 E: 0 K: 0 S: 4	H: 1 LOB: 2 BB: 1 P: 8	R: 0 E: 0 K: 1 S: 6	H: 1 LOB: 1 BB: 0 P: 6		1B: 11 2B: 2 3B: 0 HR: 0	SF: 0 SAC: 0 DP: 2 HBP: 0	WP: 0 PB: 0 SB: 0 CS: 0
PITCHER Claude Osteen, L ERA: 162.0	IP: 0.1 WLS: L BF: 7 H: 5 R: 6 ER: 6 SO: 0	BB: 1 IBB: 0 HBP: 0 BLK: 0	WP: 0 HR: 0 S: 27 P: 35	ERA: 0.00 WHIP: 1.412	PITCHER	IP: 9.0 WLS: W BF: 39 H: 12 R: 4 ER: 4 SO: 3	BB: 2 IBB: 1 HBP: 0 BLK: 0	WP: 0 HR: 2 S: 42 P: 54	ERA: 4.00 WHIP: 1.556											
Ray Rippelmeyer, R ERA	5.2 WLS: 23 BF: 6 H: 0 R: 0 ER: 0 SO: 3	BB: 2 IBB: 0 HBP: 0 BLK: 0	WP: 0 HR: 0 S: 27 P: 35	ERA: 0.00 WHIP: 1.412																
Marty Kutyna, R ERA	2.0 WLS: 9 BF: 2 H: 0 R: 0 ER: 0 SO: 1	BB: 1 IBB: 0 HBP: 0 BLK: 0	WP: 0 HR: 0 S: 10 P: 14	ERA: 0.00 WHIP: 1.500																


Batter	1	2	3	4	5	6	7	8	9	AB	R	H	RBI	BB	SO	LOB	TOP					
Jim Piersall, R OBP: 0.188, SLG: 0.313 (1, 8)										4	0	0	0	0	1	0	Washington Senators @ Detroit Tigers Tiger Stadium, Detroit, MI Tue Apr 17 1962, 3:33 AM EST Att: 2,702 - Unknown					
Danny O'Connell, R OBP: 0.500, SLG: 0.813 (1, 5)										4	1	1	0	0	0	0						
Gene Woodling, L OBP: 0.364, SLG: 0.600 (1, 9)										4	0	0	1	0	1	0						
Dale Long, L OBP: 0.300, SLG: 0.571 (1, 3)										3	0	1	0	1	0	0						
Jim King, L OBP: 0.182, SLG: 0.100 (1, 7)										4	0	0	0	0	0	2						
Bob Johnson, R OBP: 0.467, SLG: 0.643 (1, 6)										4	1	2	0	0	1	0						
Chuck Cottler, R OBP: 0.500, SLG: 0.462 (1, 4)										4	0	1	0	0	0	2						
Ken Retzer, L OBP: 0.500, SLG: 0.500 (1, 2)										4	0	2	1	0	0	2						
Bennie Daniels, L OBP: 0.200, SLG: 0.200 Jim Hannan, R (6, 1)										2	0	0	0	0	1	1						
Joe Hicks, L OBP: 0.500, SLG: 0.500 Ray Rippelmeyer, R (7, 1)										0	0	0	0	0	0	0						
										1	0	0	0	0	1	2						
										0	0	0	0	0	0	0						
Inning Stats	R: 1 E: 0 K: 1 S: 6	H: 1 LOB: 1 BB: 1 P: 10	R: 0 E: 0 K: 1 S: 6	H: 1 LOB: 1 BB: 0 P: 6	R: 0 E: 0 K: 1 S: 5	H: 0 LOB: 0 BB: 0 P: 5	R: 0 E: 0 K: 0 S: 3	H: 0 LOB: 0 BB: 0 P: 3	R: 0 E: 0 K: 1 S: 5	H: 0 LOB: 0 BB: 0 P: 5	R: 0 E: 0 K: 0 S: 3	H: 0 LOB: 0 BB: 0 P: 3	R: 1 E: 0 K: 0 S: 8	H: 3 LOB: 2 BB: 0 P: 8	R: 0 E: 0 K: 0 S: 3	H: 0 LOB: 0 BB: 0 P: 3	R: 0 E: 0 K: 0 S: 5	H: 2 LOB: 2 BB: 0 P: 5	1B: 6 2B: 1 3B: 0 HR: 0	SF: 0 SAC: 0 DP: 0 HBP: 0	WP: 0 PB: 0 SB: 1 CS: 0	PA: 35
PITCHER Jim Bunning, R ERA: 1.64 (1, 1)	IP: 9.0 WLS: W BF: 35 H: 7 R: 2 ER: 2 SO: 5 BB: 1 IBB: 0 HBP: 0 BLK: 0 WP: 0 HR: 0 S: 44 P: 48 ERA: 2.00 WHIP: 0.889																					

Batter	1	2	3	4	5	6	7	8	9	AB	R	H	RBI	BB	SO	LOB	BOTTOM			
Jake Wood, R OBP: 0.412, SLG: 0.333 (1, 4)										3	2	1	0	1	0	0	Washington Senators @ Detroit Tigers Tiger Stadium, Detroit, MI Tue Apr 17 1962, 3:33 AM EST Att: 2,702 - Unknown			
Bill Bruton, L OBP: 0.353, SLG: 0.467 (1, 8)										4	2	2	4	0	0	0				
Al Kaline, R OBP: 0.412, SLG: 0.462 (1, 9)										4	1	1	2	0	0	0				
Norm Cash, L OBP: 0.412, SLG: 1.077 (1, 3)										3	1	1	1	1	0	0				
Rocky Colavito, R OBP: 0.059, SLG: 0.059 (1, 7)										4	0	0	0	0	0	1				
Steve Boros, R OBP: 0.250, SLG: 0.214 (1, 5)										4	1	2	0	0	0	0				
Chico Fernandez, R OBP: 0.250, SLG: 0.200 (1, 6)										4	0	1	0	0	0	1				
Dick Brown, R OBP: 0.600, SLG: 1.200 (1, 2)										4	2	3	2	0	0	0				
Jim Bunning, R (1, 1)										3	0	0	0	0	1	2				
Inning Stats	R: 0 E: 0 K: 0 S: 3	H: 0 LOB: 0 BB: 0 P: 3	R: 0 E: 0 K: 0 S: 3	H: 1 LOB: 1 BB: 1 P: 7	R: 3 E: 0 K: 1 S: 7	H: 2 LOB: 0 BB: 1 P: 11	R: 0 E: 0 K: 0 S: 3	H: 0 LOB: 0 BB: 0 P: 3	R: 3 E: 0 K: 0 S: 6	H: 3 LOB: 0 BB: 0 P: 6	R: 0 E: 0 K: 0 S: 3	H: 0 LOB: 0 BB: 0 P: 3	R: 1 E: 0 K: 0 S: 4	H: 1 LOB: 0 BB: 0 P: 4	R: 2 E: 0 K: 0 S: 7	H: 4 LOB: 2 BB: 0 P: 7	1B: 6 2B: 1 3B: 0 HR: 4	SF: 0 SAC: 1 DP: 1 HBP: 0	WP: 0 PB: 0 SB: 1 CS: 0	PA: 36
PITCHER Bennie Daniels, R ERA: 4.5 Jim Hannan, R Ray Rippelmeyer, R ERA: 3.52	IP: 5.0 WLS: L BF: 22 H: 6 R: 6 ER: 6 SO: 6 BB: 2 IBB: 0 HBP: 0 BLK: 0 WP: 0 HR: 2 S: 22 P: 30 ERA: 10.80 WHIP: 1.600																			

Batter	1	2	3	4	5	6	7	8	9	AB	R	H	RBI	BB	SO	LOB	TOP			
Chuck Hinton, R OBP: 0.250, SLG: 0.250 (1, 9)	0-0 1-3		0-0 F3			0-0 1B		0-0 F7		4	0	1	0	0	0	1				
Danny O'Connell, R OBP: 0.400, SLG: 0.650 (1, 5)	0-0 4-3			0-0 P5		0-0 G3		0-0 6-3		4	0	0	0	0	0	1				
Jim Piersall, R OBP: 0.200, SLG: 0.300 (1, 8)	0-0 L9			0-0 F8			0-0 5-3		0-0 FC4-6 1B	4	0	1	0	0	0	0				
Dale Long, L OBP: 0.368, SLG: 0.500 (1, 3)		0-3 K		0-3 K			0-0 FC5 1B E 1B		0-0 FC4-6 E 1-2	4	1	1	0	0	2	1				
Willie Tasby, R OBP: 0.375, SLG: 0.286 (1, 7)	0-0 6-3				0-0 F3		0-0 FC5 1B 1-2		0-0 FC6 FC5-4 1-2	4	0	1	0	0	0	1				
Bob Johnson, R OBP: 0.368, SLG: 0.500 (1, 6)	0-3 K				0-0 P5		0-0 FC5 1-2 2-H		0-0 F7	4	0	0	0	0	1	3				
Chuck Cottler, R OBP: 0.471, SLG: 0.500 Harry Bright, R (9, PH)			0-0 2B		0-0 L9		0-0 L9		0-0 FC5-4 1-2	3	0	1	0	0	0	2				
Bob Schmidt, R OBP: 0.154, SLG: 0.154 (1, 2)			0-3 K		0-3 K		0-0 P6			3	0	0	0	0	2	3				
Joe McClain, R Tom Cheney, R Johnny Schave, R Dave Stenhouse, R Ken Hamlin, R Marty Kutyna, R (1, 1) (4, 1) (6, PH) (6, 1) (8, PH) (8, 1)			0-0 F2			0-0 4-3		0-0 F7		1	0	0	0	0	0	1				
Inning Stats	R: 0 E: 0 K: 0 S: 3	H: 0 LOB: 0 BB: 0 P: 3	R: 0 E: 0 K: 2 S: 7	H: 0 LOB: 0 BB: 0 P: 7	R: 0 E: 0 K: 1 S: 6	H: 1 LOB: 1 BB: 0 P: 6	R: 0 E: 0 K: 1 S: 5	H: 0 LOB: 0 BB: 0 P: 5	R: 0 E: 0 K: 0 S: 3	H: 0 LOB: 0 BB: 0 P: 3	R: 0 E: 0 K: 0 S: 3	H: 0 LOB: 0 BB: 0 P: 3	R: 0 E: 1 K: 0 S: 5	H: 1 LOB: 2 BB: 0 P: 5	R: 0 E: 0 K: 0 S: 3	H: 0 LOB: 0 BB: 0 P: 3	1B: 4 2B: 1 3B: 0 HR: 0	SF: 0 SAC: 0 DP: 0 HBP: 0	WP: 0 PB: 0 SB: 0 CS: 0	PA: 34
PITCHER Don Mossi, L ERA: 1.2 (1, 1)	IP: 9.0 WLS: W BF: 34 H: 5 R: 1 ER: 0 SO: 5 BB: 0 IBB: 0 HBP: 0 BLK: 0 WP: 0 HR: 0 S: 44 P: 44 ERA: 0.00 WHIP: 0.556															PITCHER				

Washington Senators @ Detroit Tigers
Tiger Stadium, Detroit, MI
Wed Apr 18 1962, 3:33 AM EST
Att: 2,958 - Cloudy

AB	34
R	1
H	5
RBI	0
BB	0
SO	5
LOB	15



Batter	1	2	3	4	5	6	7	8	9	AB	R	H	RBI	BB	SO	LOB	BOTTOM			
Jake Wood, R OBP: 0.381, SLG: 0.316 (1, 4)	0-0 4-3		0-3 K	0-0 P4			0-0 L6-4 BB 1B			4	0	1	0	0	1	2				
Bill Bruton, L OBP: 0.333, SLG: 0.389 (1, 8)	0-0 4-3		0-0 G3		0-0 P5		4-0 BB 1B 1-2			3	0	0	0	1	0	1				
Al Kaline, R OBP: 0.429, SLG: 0.706 (1, 9)	0-0 HR			0-0 4-3 1B 2B	0-0 L4-3		0-0 L6-4 2-3			4	2	2	1	0	0	2				
Norm Cash, L OBP: 0.333, SLG: 0.824 (1, 3)	0-0 F5			0-0 4-3	0-0 P6			0-0 4-3		4	0	0	0	0	0	1				
Rocky Colavito, R OBP: 0.143, SLG: 0.053 (1, 7)		1-0 G1-4-3 HBP		4-0 BB 1B BB		0-3 K		0-0 5-3		2	1	0	0	1	1	0				
Steve Boros, R OBP: 0.300, SLG: 0.188 (1, 5)		0-0 G1-4-3 1-2		4-0 1B SF7 BB		4-0 CS BB		0-0 5-3		2	1	0	0	2	0	1				
Chico Fernandez, R OBP: 0.316, SLG: 0.278 (1, 6)				0-0 1-3 2-H 3-H 1B	0-0 P4		0-0 5-3			3	1	2	2	0	0	0				
Dick Brown, R OBP: 0.375, SLG: 0.857 (1, 2)				0-0 P4	0-0 SF7		0-0 5-3			2	0	0	1	0	0	1				
Don Mossi, L OBP: 0.600, SLG: 0.600 (1, 1)				0-0 1B	0-0 1B			0-3 K		3	0	2	1	0	1	0				
Inning Stats	R: 1 E: 0 K: 0 S: 4	H: 1 LOB: 0 BB: 0 P: 4	R: 0 E: 0 K: 0 S: 2	H: 0 LOB: 0 BB: 0 P: 3	R: 0 E: 0 K: 1 S: 6	H: 1 LOB: 1 BB: 0 P: 6	R: 4 E: 0 K: 0 S: 6	H: 3 LOB: 1 BB: 2 P: 14	R: 0 E: 0 K: 0 S: 3	H: 0 LOB: 0 BB: 0 P: 3	R: 0 E: 0 K: 1 S: 5	H: 1 LOB: 1 BB: 1 P: 9	R: 0 E: 0 K: 1 S: 5	H: 1 LOB: 1 BB: 1 P: 9	R: 0 E: 0 K: 0 S: 3	H: 0 LOB: 0 BB: 0 P: 3	1B: 5 2B: 2 3B: 0 HR: 1	SF: 1 SAC: 0 DP: 2 HBP: 1	WP: 0 PB: 0 SB: 0 CS: 1	PA: 33
PITCHER Joe McClain, R ERA: 12.27 Tom Cheney, R Dave Stenhouse, R Marty Kutyna, R (1, 1) (4, 1) (6, 1) (8, 1)	IP: 3.2 WLS: L BF: 18 H: 5 R: 5 ER: 5 SO: 1 BB: 2 IBB: 0 HBP: 0 BLK: 0 WP: 0 HR: 1 S: 17 P: 26 ERA: 12.27 WHIP: 1.909															PITCHER				

Washington Senators @ Detroit Tigers
Tiger Stadium, Detroit, MI
Wed Apr 18 1962, 3:33 AM EST
Att: 2,958 - Cloudy

AB	27
R	5
H	7
RBI	5
BB	4
SO	3
LOB	8



Batter	1	2	3	4	5	6	7	8	9	AB	R	H	RBI	BB	SO	LOB	TOP				
Johnny Temple, R (1,4) OBP: 0.483, SLG: 0.522 Chuck Estrada, R (7, FR)	4-0 BB		0-0 1B				0-0 F9		0-0 FC5-4	3	1	2	0	1	0	0	Baltimore Orioles @ Washington Senators D.C. Stadium, Washington, DC Fri Apr 20 1962, 6:05 PM EST Att: 5,729 - Unknown				
Mary Breeding, R (7,4) OBP: 0.167, SLG: 0.167	BB		G3 1B				1-3 2-H 1B		1-2 FC5-4	0	0	0	0	0	0	0					
Jerry Adair, R (1,6) OBP: 0.250, SLG: 0.250 Mary Throneberry, L (7, PH) Dick Hall, R (7,1) Hoyt Wilhelm, R (9,1)	0-0 G4-3		0-0 5-3				0-0 F7		0-0 FC5-4	3	0	0	0	0	0	3					
Boog Powell, L (1,7) OBP: 0.436, SLG: 0.407 Russ Snyder, L (8,7)	4-0 BB		0-0 G3				0-0 F9		0-0 SF8 1B	3	1	1	1	1	0	1					
Jim Gentile, L (1,3) OBP: 0.412, SLG: 0.357	0-0 BB		0-0				0-0 3-1		0-0 SF8 1B	4	1	3	1	0	0	0					
Jackie Brandt, R (1,8) OBP: 0.303, SLG: 0.286	0-0 1B		0-0 1B				0-0 CS 1B		0-0 SF8	3	0	1	1	0	1	3					
Brooks Robinson, R (1,5) OBP: 0.194, SLG: 0.310		0-0 6-3					0-0 F9		0-0 SF8	3	0	0	1	0	0	0					
Gus Triandos, R (1,2) OBP: 0.240, SLG: 0.400		0-0 F9					0-0 5-3		0-0 1-3	4	0	0	0	0	1	0					
Earl Robinson, R (1,9) OBP: 0.276, SLG: 0.308		0-0 F9					0-0 4-3		0-0 FC5-4 1B	4	1	2	0	0	0	0					
Billy Hoelt, L (1,1) OBP: 0.200, SLG: 0.200 Dick Williams, R (7, PH) Ron Hansen, R (7,6)			0-0 1B BLK G3 1B				0-0 F2		0-0 F8	2	1	1	0	0	0	0					
Inning Stats	R: 0 E: 0 K: 0 S: 3	H: 1 LOB: 2 BB: 2 P: 11	R: 0 E: 0 K: 0 S: 3	H: 0 LOB: 0 BB: 0 P: 3	R: 2 E: 0 K: 1 S: 8	H: 3 LOB: 1 BB: 0 P: 8	R: 0 E: 0 K: 0 S: 3	H: 0 LOB: 0 BB: 0 P: 3	R: 0 E: 0 K: 0 S: 3	H: 1 LOB: 0 BB: 0 P: 3	R: 1 E: 1 K: 1 S: 7	H: 2 LOB: 2 BB: 1 P: 11	R: 2 E: 0 K: 0 S: 5	H: 2 LOB: 2 BB: 0 P: 5	R: 0 E: 0 K: 0 S: 4	H: 1 LOB: 1 BB: 0 P: 4	1B: 10 2B: 0 3B: 0 HR: 0	SF: 2 2B: 0 3B: 0 HBP: 0	WP: 0 PB: 0 SB: 0 CS: 1	PA: 39	
PITCHER	IP 6.2	WLS L	BF 28	H 7	R 3	ER 2	SO 2	BB 3	IBB 0	HBP 0	BLK 1	WP 0	HR 0	S 29	P 41	ERA 2.70	WHIP 1.500				
Pete Burnside, L (1,1) ERA: 3.09	0.1	L	3	2	2	1	0	0	0	0	0	0	0	3	3	27.00	6.000				
Marty Kutyna, R (7,1) ERA: 2.7	2.0		7	1	0	0	0	0	0	0	0	0	0	7	7	0.00	0.500				
Jim Hannan, R (8,1) ERA:																					

Batter	1	2	3	4	5	6	7	8	9	AB	R	H	RBI	BB	SO	LOB	BOTTOM					
Chuck Hinton, R (1,9) OBP: 0.231, SLG: 0.462	0-0 6-3		0-0 HR				0-0 P4		0-0 FC1-2	5	1	1	2	0	0	4	Baltimore Orioles @ Washington Senators D.C. Stadium, Washington, DC Fri Apr 20 1962, 6:05 PM EST Att: 5,729 - Unknown					
Danny O'Connell, R (1,5) OBP: 0.360, SLG: 0.542	0-0 F8		0-3 K				0-3 K		0-3 K	4	0	0	0	1	3	4						
Jim Piersall, R (1,8) OBP: 0.174, SLG: 0.261 Joe Hicks, L (7,8) OBP: 0.667, SLG: 0.667	0-0 F8						0-0 P6		0-0 L9	3	0	0	0	0	0	0						
Willie Tasby, R (1,7) OBP: 0.250, SLG: 0.182		0-0 P4					0-3 K		0-3 K5-3	4	0	0	0	0	3	2						
Bob Johnson, R (1,6) OBP: 0.391, SLG: 0.476		0-0 F3					0-0 CS BB		0-0 K	3	0	1	0	1	1	2						
Dale Long, L (1,3) OBP: 0.391, SLG: 0.545 Claude Osteen, L (9, FR)		0-3 K					0-0 CS		0-0 BB FC1-2 1B	4	1	2	0	0	2	1						
Chuck Cottler, R (1,4) OBP: 0.450, SLG: 0.474 Jim King, L (9, PH) OBP: 0.167, SLG: 0.091			0-0 P5				0-0 1B		0-0 P6	3	0	1	1	0	0	0						
Bob Schmidt, R (1,2) OBP: 0.250, SLG: 0.250 Gene Woodling, L (9, PH) OBP: 0.417, SLG: 0.600 Ken Hamlin, R (9, FR)			0-0 FC3-6 1B				0-0 1B		0-0 BB BB	3	0	2	0	0	0	0						
Pete Burnside, R (1,1) Marty Kutyna, R (7,1) Jim Hannan, R (8,1) Ken Retzer, L (9, PH) OBP: 0.600, SLG: 0.500			0-0 FC3-6 HR				0-3 K		0-0 E BB	2	1	0	0	0	1	3						
Inning Stats	R: 0 E: 0 K: 0 S: 3	H: 0 LOB: 0 BB: 0 P: 3	R: 0 E: 0 K: 1 S: 5	H: 0 LOB: 0 BB: 0 P: 5	R: 2 E: 0 K: 1 S: 7	H: 2 LOB: 0 BB: 0 P: 7	R: 0 E: 0 K: 1 S: 4	H: 0 LOB: 0 BB: 1 P: 8	R: 1 E: 0 K: 2 S: 10	H: 3 LOB: 2 BB: 0 P: 10	R: 0 E: 0 K: 2 S: 8	H: 1 LOB: 1 BB: 0 P: 8	R: 0 E: 0 K: 2 S: 8	H: 0 LOB: 0 BB: 0 P: 3	R: 0 E: 0 K: 2 S: 8	H: 1 LOB: 2 BB: 1 P: 12		R: 1 E: 1 K: 1 S: 6	H: 1 LOB: 2 BB: 2 P: 14	1B: 6 2B: 1 3B: 0 HR: 1	SF: 0 2B: 1 3B: 0 HBP: 0	WP: 0 PB: 0 SB: 0 CS: 1
PITCHER	IP 6.0	WLS W	BF 24	H 6	R 3	ER 3	SO 7	BB 1	IBB 0	HBP 0	BLK 0	WP 0	HR 1	S 37	P 41	ERA 4.50	WHIP 1.167					
Billy Hoelt, L (1,1) ERA: 7.98	2.1	W	12	2	1	0	2	3	0	0	0	0	0	13	25	0.00	2.143					
Dick Hall, R (7,1) ERA: 3.98	0.2	S	2	0	0	0	1	0	0	0	0	0	0	4	4	0.00	0.000					
Hoyt Wilhelm, R (9,1) ERA:																						

Batter	1	2	3	4	5	6	7	8	9	AB	R	H	RBI	BB	SO	LOB	TOP					
Mary Breeding, R OBP: 0.273, SLG: 0.364 (1, 4)	K		5-3	1B		2B		2-3		5	0	2	4	0	1	1	<p>Baltimore Orioles @ Washington Senators D.C. Stadium, Washington, DC Sun Apr 22 1962, 3:33 AM EST Att: 10,713 - Unknown</p> <p>livebaseballscorecards.com</p>					
Whitey Herzog, L OBP: 0.364, SLG: 0.222 (1, 9)	F9		1B		4-3	F8		BB		4	0	1	0	1	0	1						
Boog Powell, L OBP: 0.314, SLG: 0.314 Russ Snyder, L OBP: 0.200, SLG: 0.200 (1, 7) (7, 7)	F9		4-3		4-3		F7	G3		4	0	0	0	0	0	1						
Jim Gentile, L OBP: 0.442, SLG: 0.424 (1, 3)		3-1		HR	BB		PB, BLK, BB	K		3	1	1	1	2	1	0						
Jackie Brandt, R OBP: 0.262, SLG: 0.324 (1, 8)		2-3		E7 WP, 1B	F7		K	HR		5	2	1	1	0	1	2						
Brooks Robinson, R OBP: 0.250, SLG: 0.405 (1, 5)		HR		WP, 1B, BB		2B, 1B	5-3	4-3		4	3	2	1	1	0	1						
Gus Triandos, R OBP: 0.324, SLG: 0.556 (1, 2)		BB		F2		2B		K		4	2	2	1	1	1	2						
Ron Hansen, R (1, 6)	F8			1B, 1B, IBB		F9		6-3		3	0	0	0	1	0	3						
Steve Barber, L (1, 1)			F8	K		K		2-3, BB		3	0	0	0	1	2	5						
Inning Stats	R: 0, H: 0, E: 0, K: 1, S: 5	H: 0, LOB: 1, BB: 1, P: 5	R: 0, H: 1, E: 0, K: 0, S: 4	H: 1, LOB: 1, BB: 1, P: 8	R: 0, H: 1, E: 0, K: 0, S: 4	H: 1, LOB: 1, BB: 0, P: 4	R: 3, H: 2, E: 1, K: 1, S: 7	H: 2, LOB: 2, BB: 2, P: 15	R: 0, H: 0, E: 0, K: 0, S: 3	H: 0, LOB: 1, BB: 1, P: 7	R: 2, H: 3, E: 0, K: 1, S: 8	H: 3, LOB: 1, BB: 0, P: 8	R: 0, H: 0, E: 0, K: 1, S: 5	H: 0, LOB: 1, BB: 1, P: 9	R: 1, H: 1, E: 0, K: 0, S: 4	H: 2, LOB: 2, BB: 2, P: 12		R: 1, H: 1, E: 0, K: 2, S: 8	H: 1, LOB: 0, BB: 0, P: 8	1B: 3, 2B: 2, 3B: 0, HR: 4	SF: 0, SAC: 0, DP: 0, HBP: 0	WP: 1, PB: 1, CS: 0
PITCHER	IP, WLS, BF, H, R, ER, SO, BB, IBB, HBP, BLK, WP, HR, S, P, ERA, WHIP																	IP, WLS, BF, H, R, ER, SO, BB, IBB, HBP, BLK, WP, HR, S, P, ERA, WHIP				
Bennie Daniels, R ERA: 4.26 (1, 1)	5.0, L, 23, 4, 4, 2, 2, 3, 1, 0, 0, 1, 2, 23, 39, 3.60, 1.400																					
Ed Hobaugh, R ERA: 9.0 (6, 1)	2.0, 10, 3, 2, 2, 2, 1, 0, 0, 1, 0, 0, 13, 17, 9.00, 2.000																					
Tom Cheney, R ERA: 5.4 (8, 1)	2.0, 10, 2, 2, 2, 2, 2, 0, 0, 0, 0, 2, 12, 20, 9.00, 2.000																					

Batter	1	2	3	4	5	6	7	8	9	AB	R	H	RBI	BB	SO	LOB	BOTTOM					
Chuck Hinton, R OBP: 0.238, SLG: 0.350 (1, 8)	L9		S, 1B		F9		F9			4	0	1	0	0	0	0	<p>Baltimore Orioles @ Washington Senators D.C. Stadium, Washington, DC Sun Apr 22 1962, 3:33 AM EST Att: 10,713 - Unknown</p> <p>livebaseballscorecards.com</p>					
Danny O'Connell, R OBP: 0.273, SLG: 0.406 (1, 5)	4-3		4-3		3-1			4-3		4	0	0	0	0	0	1						
Gene Woodling, L OBP: 0.450, SLG: 0.588 (1, 9)	6-3		1-3			E, WP, 4-3, 1B		1B		4	1	2	0	0	0	1						
Willie Tasby, R OBP: 0.300, SLG: 0.222 (1, 7)		6-3		E6, 1B		F8		F9		4	1	0	0	0	0	2						
Bob Johnson, R OBP: 0.323, SLG: 0.414 (1, 6)		1B, 2B		4-3		E6, 4-3		K		4	1	1	0	0	1	3						
Dale Long, L OBP: 0.319, SLG: 0.500 (1, 3)		2H, 1B		1B, BB		4-3		4-1		3	0	1	2	1	0	1						
Chuck Cottler, R OBP: 0.407, SLG: 0.400 (1, 4)	K			1B, 6-4, 1B		F9		E6		4	0	1	1	0	1	2						
Bob Schmidt, R OBP: 0.250, SLG: 0.292 (1, 2)	F9			L6-4				L8		4	0	0	0	0	0	4						
Bennie Daniels, L OBP: 0.167, SLG: 0.167 Johnny Schriver, R Ed Hobaugh, R Ken Hamlin, R Tom Cheney, R Harry Bright, R (1, 1) (5, PH) (6, 1) (7, PH) (8, 1) (9, PH)			K		6-3		F7		K	1	0	0	0	0	0	1						
Inning Stats	R: 0, H: 0, E: 0, K: 0, S: 3	H: 0, LOB: 0, BB: 0, P: 3	R: 1, H: 2, E: 0, K: 1, S: 7	H: 2, LOB: 1, BB: 0, P: 7	R: 0, H: 1, E: 0, K: 1, S: 6	H: 1, LOB: 1, BB: 0, P: 6	R: 1, H: 1, E: 1, K: 0, S: 4	H: 1, LOB: 1, BB: 1, P: 8	R: 0, H: 0, E: 0, K: 0, S: 3	H: 0, LOB: 0, BB: 0, P: 3	R: 1, H: 1, E: 1, K: 0, S: 5	H: 1, LOB: 1, BB: 0, P: 5	R: 0, H: 0, E: 0, K: 1, S: 3	H: 0, LOB: 0, BB: 0, P: 3	R: 0, H: 1, E: 0, K: 1, S: 6	H: 1, LOB: 1, BB: 0, P: 6		R: 0, H: 0, E: 2, K: 1, S: 6	H: 0, LOB: 1, BB: 0, P: 6	1B: 5, 2B: 2, 3B: 0, HR: 0	SF: 0, SAC: 0, DP: 1, HBP: 0	WP: 1, PB: 0, CS: 0
PITCHER	IP, WLS, BF, H, R, ER, SO, BB, IBB, HBP, BLK, WP, HR, S, P, ERA, WHIP																	IP, WLS, BF, H, R, ER, SO, BB, IBB, HBP, BLK, WP, HR, S, P, ERA, WHIP				
Steve Barber, L ERA: 1.0 (1, 1)	9.0, W, 36, 6, 3, 1, 4, 1, 0, 0, 0, 1, 0, 43, 47, 1.00, 0.778																					

Batter	1	2	3	4	5	6	7	8	9	AB	R	H	RBI	BB	SO	LOB	TOP					
Joe Hicks, L OBP: 0.375, SLG: 0.286 (1, 8)										3	0	0	0	1	0	0	Washington Senators @ Boston Red Sox Fenway Park, Boston, MA Tue Apr 24 1962, 3:33 AM EST Att: 2,749 - Unknown					
Chuck Cottier, R OBP: 0.355, SLG: 0.345 (1, 4)										4	0	0	0	0	0	1						
Gene Woodling, L OBP: 0.458, SLG: 0.526 (1, 7)										2	0	0	0	2	0	0						
Dale Long, L OBP: 0.371, SLG: 0.438 (1, 3)										4	0	0	0	0	1	3						
Jim King, L OBP: 0.235, SLG: 0.375 (1, 9)										4	1	2	1	0	0	0						
Bob Johnson, R OBP: 0.353, SLG: 0.438 (1, 6)										3	0	2	0	0	1	1						
Johnny Schaive, R (1, 5)										3	0	0	0	0	0	3						
Bob Schmidt, R OBP: 0.259, SLG: 0.269 (1, 2)										2	0	0	0	1	0	1						
Joe McClain, R Fred Green, R Dave Stenhouse, R (1, 1) (8, 1) (8, 1)										3	0	0	0	0	0	1						
										0	0	0	0	0	0	0						
										0	0	0	0	0	0	0						
Inning Stats	R: 0 E: 0 K: 0 S: 3	H: 0 LOB: 0 BB: 0 P: 3	R: 0 E: 0 K: 2 S: 8	H: 1 LOB: 1 BB: 0 P: 8	R: 0 E: 0 K: 0 S: 2	H: 0 LOB: 0 BB: 1 P: 6	R: 0 E: 0 K: 0 S: 2	H: 0 LOB: 0 BB: 1 P: 6	R: 0 E: 0 K: 0 S: 4	H: 1 LOB: 1 BB: 0 P: 4	R: 0 E: 0 K: 0 S: 3	H: 0 LOB: 2 BB: 2 P: 11	R: 1 E: 0 K: 0 S: 4	H: 2 LOB: 0 BB: 0 P: 4	R: 0 E: 0 K: 0 S: 3	H: 0 LOB: 0 BB: 0 P: 3	R: 0 E: 0 K: 0 S: 3	H: 0 LOB: 0 BB: 0 P: 3	1B: 3 2B: 1 3B: 0 HR: 1	SF: 0 SAC: 0 DP: 3 HBP: 0	WP: 1 PB: 0 SB: 0 CS: 0	PA: 32
PITCHER Galen Cisco, R ERA: 2.93 (1, 1)	IP: 9.0 WLS: W BF: 32 H: 4 R: 1 ER: 1 SO: 2 BB: 4 IBB: 0 HBP: 0 BLK: 0 WP: 1 HR: 1 S: 32 P: 48 ERA: 1.00 WHIP: 0.889															PITCHER						

AB	28
R	1
H	4
RBI	1
BB	4
SO	2
LOB	10



Batter	1	2	3	4	5	6	7	8	9	AB	R	H	RBI	BB	SO	LOB	BOTTOM					
Pete Runnels, L OBP: 0.311, SLG: 0.439 (1, 3)										4	2	2	2	0	0	0	Washington Senators @ Boston Red Sox Fenway Park, Boston, MA Tue Apr 24 1962, 3:33 AM EST Att: 2,749 - Unknown					
Eddie Brassoud, R OBP: 0.386, SLG: 0.513 (1, 6)										3	1	1	0	1	0	0						
Carl Yastrzemski, L OBP: 0.326, SLG: 0.399 (1, 7)										4	1	1	0	0	0	1						
Jim Pagliaroni, R OBP: 0.483, SLG: 0.609 (1, 2)										2	0	0	0	2	0	0						
Frank Matzone, R OBP: 0.342, SLG: 0.405 (1, 5)										4	0	2	2	0	0	2						
Gary Geiger, L OBP: 0.227, SLG: 0.300 (1, 8)										3	0	0	0	1	0	1						
Lou Clinton, R Dave Philley, S Carroll Hardy, R OBP: 0.200, SLG: 0.375 (8, PH) (9, 9)										3	0	0	0	0	0	1						
Chuck Schilling, R OBP: 0.132, SLG: 0.111 (1, 4)										3	0	1	0	0	0	1						
Galen Cisco, R OBP: 0.333, SLG: 0.400 (1, 1)										3	0	0	0	0	1	1						
Inning Stats	R: 0 E: 0 K: 0 S: 4	H: 1 LOB: 2 BB: 1 P: 8	R: 0 E: 0 K: 0 S: 4	H: 1 LOB: 0 BB: 0 P: 4	R: 1 E: 0 K: 0 S: 4	H: 1 LOB: 0 BB: 0 P: 4	R: 0 E: 0 K: 0 S: 3	H: 0 LOB: 0 BB: 0 P: 3	R: 0 E: 0 K: 1 S: 5	H: 0 LOB: 0 BB: 0 P: 5	R: 0 E: 0 K: 0 S: 3	H: 0 LOB: 0 BB: 0 P: 3	R: 0 E: 0 K: 0 S: 4	H: 1 LOB: 1 BB: 0 P: 4	R: 3 E: 0 K: 0 S: 5	H: 3 LOB: 2 BB: 3 P: 17		R: 0 E: 0 K: 0 S: 0	H: 0 LOB: 0 BB: 0 P: 0	1B: 1 2B: 4 3B: 0 HR: 2	SF: 0 SAC: 0 DP: 1 HBP: 0	WP: 0 PB: 0 SB: 0 CS: 0
PITCHER Joe McClain, R ERA: 7.36 Fred Green, L Dave Stenhouse, R (1, 1) (8, 1) (8, 1)	IP: 7.1 WLS: L BF: 32 H: 7 R: 4 ER: 4 SO: 1 BB: 3 IBB: 0 HBP: 0 BLK: 0 WP: 0 HR: 2 S: 31 P: 43 ERA: 4.91 WHIP: 1.364															PITCHER						



Batter	1	2	3	4	5	6	7	8	9	AB	R	H	RBI	BB	SO	LOB	TOP					
Joe Hicks, L (1,8) OBP: 0.250, SLG: 0.182	F7			F9		P6		4-3		4	0	0	0	0	0	2						
Chuck Cottier, R (1,4) OBP: 0.343, SLG: 0.313	F9			G4-6-3 BB			L4		K	3	0	0	0	1	1	0						
Gene Woodling, L (1,7) OBP: 0.393, SLG: 0.435	G3			G4-6-3 1-2f			4-3		6-3	4	0	0	0	0	0	1						
Dale Long, L (1,3) OBP: 0.359, SLG: 0.417		K							G3	4	0	1	0	0	2	0						
Jim King, L (1,9) OBP: 0.250, SLG: 0.368				L5					K	3	0	1	0	0	1	1						
Bob Johnson, R (1,6) OBP: 0.351, SLG: 0.429				G6-4-3 1B					K	3	1	1	0	0	1	2						
Ken Retzer, L (1,2) OBP: 0.625, SLG: 0.500									1B	2	0	1	0	1	0	1						
Johnny Schaive, R (1,5) OBP: 0.125, SLG: 0.250				G5-4-3 1-2f			F8			3	0	1	1	0	0	1						
Jim Hannan, R (1,1) 6, PH				K						1	0	0	0	0	1	0						
Danny O'Connell, R (6, PH) OBP: 0.265, SLG: 0.394										1	0	0	0	0	1	0						
Ray Rippelmeyer, R (6,1) OBP: 0.286, SLG: 0.211										0	0	0	0	0	0	0						
Willie Tasby, R (8, PH) OBP: 0.286, SLG: 0.211										1	0	0	0	0	1	2						
Marty Kutyna, R (8,1)										0	0	0	0	0	0	0						
Inning Stats	R: 0 E: 0 K: 0 S: 3	H: 0 LOB: 0 BB: 0 P: 3	R: 0 E: 0 K: 1 S: 5	H: 1 LOB: 0 BB: 0 P: 5	R: 0 E: 0 K: 1 S: 4	H: 0 LOB: 0 BB: 1 P: 8	R: 0 E: 0 K: 0 S: 2	H: 0 LOB: 0 BB: 1 P: 6	R: 0 E: 0 K: 1 S: 6	H: 1 LOB: 1 BB: 0 P: 6	R: 0 E: 0 K: 1 S: 5	H: 0 LOB: 0 BB: 0 P: 5	R: 0 E: 0 K: 1 S: 5	H: 0 LOB: 0 BB: 0 P: 5	R: 1 E: 0 K: 2 S: 10	H: 3 LOB: 2 BB: 0 P: 10	R: 0 E: 0 K: 1 S: 5	H: 0 LOB: 0 BB: 0 P: 5	1B: 4 2B: 1 3B: 0 HR: 0	SF: 0 SAC: 0 DP: 3 HBP: 0	WP: 0 PB: 0 SB: 0 CS: 0	PA: 31
PITCHER Gene Conley, R (1,1) ERA: 3.33	IP: 9.0 WLS: W BF: 31 H: 5 R: 1 ER: 1 SO: 8 BB: 2 IBB: 0 HBP: 0 BLK: 0 WP: 0 HR: 0 S: 45 P: 53 ERA: 1.00 WHIP: 0.778															PITCHER						

Washington Senators @ Boston Red Sox
Fenway Park, Boston, MA
Wed Apr 25 1962, 3:33 AM EST
Att: 4,536 - Sunny - 78 F

AB	29
R	1
H	5
RBI	1
BB	2
SO	8
LOB	10



Batter	1	2	3	4	5	6	7	8	9	AB	R	H	RBI	BB	SO	LOB	BOTTOM			
Pete Runnels, L (1,3) OBP: 0.286, SLG: 0.400	K		5-3	G3					K	4	0	0	0	0	2	1				
Eddie Brassoud, R (1,6) OBP: 0.378, SLG: 0.500	FC6-4 BB		4-3				G4-6-3 1B		F9	3	0	1	0	1	0	1				
Carl Yastrzemski, L (1,7) OBP: 0.340, SLG: 0.357	K			HR BB			G4-6-3 1-2f		2B 1B	3	2	1	0	1	1	2				
Jim Pagliaroni, R (1,2) OBP: 0.515, SLG: 0.640	FC6-4 1-2f			HR BB			FC6-4 BB		2B	2	1	1	2	2	0	1				
Frank Matzone, R (1,5) OBP: 0.333, SLG: 0.463		6-3		HR			FC6-4		L6	4	1	1	3	0	0	2				
Gary Geiger, L (1,8) OBP: 0.231, SLG: 0.375				4-3					L8	4	0	1	0	0	1	0				
Lou Clinton, R (1,9) OBP: 0.172, SLG: 0.321				4-3					F8	4	0	0	0	0	1	1				
Chuck Schilling, R (1,4) OBP: 0.143, SLG: 0.125		6-3					HR 1B		1-3	4	1	1	0	0	0	1				
Gene Conley, R (1,1) OBP: 0.333, SLG: 0.625			6-3				HR		1B 2B BB	2	2	1	2	1	0	0				
Inning Stats	R: 0 E: 0 K: 2 S: 7	H: 0 LOB: 1 BB: 1 P: 11	R: 0 E: 0 K: 1 S: 6	H: 1 LOB: 0 BB: 0 P: 6	R: 0 E: 0 K: 0 S: 3	H: 0 LOB: 0 BB: 0 P: 3	R: 5 E: 0 K: 0 S: 6	H: 3 LOB: 0 BB: 2 P: 14	R: 0 E: 0 K: 0 S: 3	H: 1 LOB: 1 BB: 1 P: 7	R: 0 E: 0 K: 1 S: 5	H: 0 LOB: 0 BB: 0 P: 5	R: 2 E: 0 K: 1 S: 7	H: 2 LOB: 1 BB: 1 P: 11	R: 0 E: 0 K: 0 S: 3	H: 0 LOB: 0 BB: 0 P: 3	1B: 3 2B: 1 3B: 1 HR: 2	SF: 0 SAC: 0 DP: 1 HBP: 0	WP: 0 PB: 0 SB: 0 CS: 0	PA: 35
PITCHER Jim Hannan, R (1,1) ERA: 5.63	IP: 5.0 WLS: L BF: 23 H: 5 R: 5 ER: 5 SO: 3 BB: 4 IBB: 0 HBP: 0 BLK: 0 WP: 0 HR: 2 S: 25 P: 41 ERA: 9.00 WHIP: 1.800															PITCHER				
Ray Rippelmeyer, R (6,1) ERA: 4.66	2.0 9 2 2 2 2 1 0 0 0 0 0 0 12 16 9.00 1.500																			
Marty Kutyna, R (8,1) ERA: 2.08	1.0 3 0 0 0 0 0 0 0 0 0 0 3 3 0.00 0.000																			

Washington Senators @ Boston Red Sox
Fenway Park, Boston, MA
Wed Apr 25 1962, 3:33 AM EST
Att: 4,536 - Sunny - 78 F

AB	30
R	7
H	7
RBI	7
BB	5
SO	5
LOB	9




Batter	1	2	3	4	5	6	7	8	9	AB R H RBI BB SO LOB	TOP
Jim Piersall, R (1, 8) OBP: 0.228, SLG: 0.304	F8		4-3			F9		SH 2B		4 1 1 0 0 0 0	Washington Senators @ New York Yankees Yankee Stadium, Bronx, NY Sun May 06 1962, 3:33 AM EDT Cloudy - 70 F
Danny O'Connell, R (1, 5) OBP: 0.273, SLG: 0.357	6-3		F9			4-3		SH SH1-3 SF8 2H		3 1 0 0 0 0 0	
Joe Hicks, L (1, 7) OBP: 0.250, SLG: 0.167	S 2B BB		G3			1B 1B		SH1-3 2-3		2 1 1 0 1 0 0	
Dale Long, L (1, 3) OBP: 0.343, SLG: 0.371	1-H 2B			K		1B		SF8		3 0 2 2 0 1 0	
Jim King, L (1, 9) OBP: 0.377, SLG: 0.457	4-3			F2		F2		3-H 3-1		4 0 0 0 0 0 3	
Bob Johnson, R (1, 6) OBP: 0.367, SLG: 0.493				6-3			F7		G3	4 0 0 0 0 1 0	
Ken Retzer, L (1, 2) OBP: 0.346, SLG: 0.261						F8	F9		K	4 0 1 0 0 1 0	
Chuck Cottler, R (1, 4) OBP: 0.333, SLG: 0.355						F8	F6		4-3	4 0 0 0 0 1 1	
Dave Stenhouse, R (1, 1) Gene Woodling, L (8, PH) Steve Hamilton, L (8, 1)						5-3			HR	2 0 0 0 0 1 1 1 1 1 1 0 0 0 0 0 0 0 0 0 0	
Inning Stats	R: 1 H: 1 E: 0 LOB: 1 K: 0 BB: 1 S: 4 P: 8	R: 0 H: 1 E: 0 LOB: 1 K: 3 BB: 0 S: 10 P: 10	R: 0 H: 0 E: 0 LOB: 0 K: 0 BB: 0 S: 3 P: 3	R: 0 H: 0 E: 0 LOB: 0 K: 1 BB: 0 S: 5 P: 5	R: 0 H: 0 E: 0 LOB: 0 K: 0 BB: 0 S: 3 P: 3	R: 0 H: 2 E: 0 LOB: 2 K: 0 BB: 0 S: 5 P: 5	R: 0 H: 0 E: 0 LOB: 0 K: 0 BB: 0 S: 3 P: 3	R: 3 H: 2 E: 1 LOB: 0 K: 0 BB: 0 S: 6 P: 6	R: 0 H: 0 E: 0 LOB: 0 K: 1 BB: 0 S: 5 P: 5	1B: 3 SF: 1 2B: 2 SAC: 2 3B: 0 DP: 0 HR: 1 HBP: 0	WP: 0 PA: 35 SB: 0 CS: 1
PITCHER	IP WLS BF H R ER SO BB IBB HBP BLK WP HR S P ERA WHIP	PITCHER									
Ralph Terry, R (1, 1) ERA: 3.65	8.0 L 32 6 4 3 4 1 0 0 0 0 0 1 39 43 3.38 0.875										
Marshall Bridges, L (8, 1) ERA:	1.0 3 0 0 0 1 0 0 0 0 0 0 0 5 5 0.00 0.000										

Batter	1	2	3	4	5	6	7	8	9	AB R H RBI BB SO LOB	BOTTOM
Bobby Richardson, R (1, 4) OBP: 0.323, SLG: 0.333	F5			F5		5-3		5-3		4 0 0 0 0 0 0	Washington Senators @ New York Yankees Yankee Stadium, Bronx, NY Sun May 06 1962, 3:33 AM EDT Cloudy - 70 F
Tom Tresh, S (1, 6) OBP: 0.379, SLG: 0.389	G4-6-3 BB			K2-3		F8		6-3		3 0 0 0 1 1 0	
Roger Maris, L (1, 9) OBP: 0.356, SLG: 0.512	G4-6-3 1-2			HR 2B		G3		4-3 2B		4 1 2 0 0 0 1	
Mickey Mantle, S (1, 8) OBP: 0.575, SLG: 0.625				F4		HR 1B		4-3		4 1 2 2 0 0 1	
Yogi Berra, L (1, 7) OBP: 0.325, SLG: 0.444				G3		K		K		3 0 0 0 1 2 1	
Johnny Blanchard, L (1, 2) Elioton Howard, R (8, PH) Marshall Bridges, S (8, 1)				F6		F2		6-3		2 0 0 0 1 0 2 1 0 0 0 0 0 1	
Joe Pepitone, L (1, 3) OBP: 0.176, SLG: 0.353				K		G3-6-3 1-2		F8		3 0 0 0 0 1 3	
Clete Boyer, R (1, 5) OBP: 0.458, SLG: 0.634				6-3		BB		FC6-4		2 0 0 0 1 0 2	
Ralph Terry, R (1, 1) Hector Lopez, R (8, PH) Marshall Bridges, S (8, 1)				K		5-3		F9		2 0 0 0 0 1 1 1 0 0 0 0 0 0 0 0 0 0 0 0 0	
Inning Stats	R: 0 H: 0 E: 0 LOB: 0 K: 0 BB: 1 S: 2 P: 6	R: 0 H: 0 E: 0 LOB: 0 K: 0 BB: 0 S: 3 P: 3	R: 0 H: 0 E: 0 LOB: 0 K: 2 BB: 0 S: 7 P: 7	R: 2 H: 2 E: 0 LOB: 0 K: 2 BB: 0 S: 9 P: 9	R: 0 H: 0 E: 0 LOB: 1 K: 0 BB: 2 S: 2 P: 10	R: 0 H: 0 E: 0 LOB: 0 K: 0 BB: 0 S: 3 P: 3	R: 0 H: 1 E: 0 LOB: 2 K: 0 BB: 1 S: 4 P: 8	R: 0 H: 0 E: 0 LOB: 0 K: 0 BB: 0 S: 3 P: 3	R: 0 H: 1 E: 0 LOB: 1 K: 1 BB: 0 S: 6 P: 6	1B: 1 SF: 0 2B: 2 SAC: 0 3B: 0 DP: 2 HR: 1 HBP: 0	WP: 0 PA: 33 SB: 0 CS: 0
PITCHER	IP WLS BF H R ER SO BB IBB HBP BLK WP HR S P ERA WHIP	PITCHER									
Dave Stenhouse, R (1, 1) ERA: 1.42	7.0 W 26 3 2 2 4 4 0 0 0 0 0 0 30 46 2.57 1.000										
Steve Hamilton, L (8, 1) ERA:	2.0 S 7 1 0 0 1 0 0 0 0 0 0 0 9 9 0.00 0.500										

Batter	1	2	3	4	5	6	7	8	9	AB	R	H	RBI	BB	SO	LOB	TOP			
Jim Piersall, R OBP: 0.296, SLG: 0.333 (1, 8)	F7		F9				F9										4 1 1 1 1 0 1			
Chuck Hinton, R OBP: 0.255, SLG: 0.245 (1, 7)	K						5-3										4 2 2 0 1 1 0			
Johnny Schaive, R OBP: 0.308, SLG: 0.569 (1, 5)	5-3						F5										5 1 1 1 0 0 4			
Harry Bright, R OBP: 0.381, SLG: 0.850 (1, 3)																	4 2 1 0 1 0 1			
Gene Woodling, L OBP: 0.483, SLG: 0.735 Joe Hicks, L OBP: 0.222, SLG: 0.125 (7, 9)	L9																2 2 1 4 2 0 0 1 0 0 0 0 0 0			
Bob Johnson, R OBP: 0.324, SLG: 0.430 (1, 6)	F7																5 1 1 0 0 1 3			
Bob Schmidt, R OBP: 0.262, SLG: 0.322 (1, 2)																	5 1 1 0 0 0 2			
Chuck Cottier, R OBP: 0.318, SLG: 0.363 (1, 4)																	5 1 3 3 0 1 0			
Dave Stenhouse, R OBP: 0.286, SLG: 0.167 (1, 1)																	4 1 1 2 1 0 2			
Inning Stats	R: 0 E: 0 K: 1 S: 5	H: 0 LOB: 0 BB: 0 P: 5	R: 0 E: 0 K: 0 S: 3	H: 0 LOB: 0 BB: 0 P: 3	R: 0 E: 0 K: 0 S: 3	H: 0 LOB: 1 BB: 1 P: 7	R: 1 E: 1 K: 0 S: 4	H: 1 LOB: 1 BB: 1 P: 8	R: 0 E: 0 K: 0 S: 5	H: 2 LOB: 3 BB: 1 P: 9	R: 11 E: 2 K: 1 S: 14	H: 9 LOB: 1 BB: 3 P: 26	R: 0 E: 0 K: 0 S: 3	H: 0 LOB: 0 BB: 0 P: 3	R: 0 E: 0 K: 1 S: 5	H: 0 LOB: 0 BB: 0 P: 5	1B: 9 2B: 2 3B: 0 HR: 1	SF: 0 SAC: 0 DP: 1 HBP: 0	WP: 0 PB: 0 CS: 1	PA: 45
PITCHER	IP WLS BF H R ER SO BB IBB HBP BLK WP HR S P ERA WHIP																			
Art Quirk, L ERA: 7.5 (1, 1)	5.2 L 27 6 5 4 2 4 0 0 0 0 0 0 27 43 6.35 1.765																			
Wes Stock, R ERA: 5.17 (6, 1)	0.0 6 4 5 5 0 2 0 0 0 0 0 1 4 12 ∞ ∞																			
Hal Brown, R ERA: 4.95 (6, 1)	2.1 9 2 2 2 0 0 0 0 0 0 0 0 9 9 7.71 0.857																			
Billy Hoelt, L ERA: 9.41 (9, 1)	1.0 3 0 0 0 1 0 0 0 0 0 0 0 5 5 0.00 0.000																			

Washington Senators @ Baltimore Orioles
Memorial Stadium, Baltimore, MD
Fri May 11 1962, 7:05 PM EDT
Att. 4,037 - Unknown

AB	39
R	12
H	12
RBI	11
BB	6
SO	3
LOB	13



Batter	1	2	3	4	5	6	7	8	9	AB	R	H	RBI	BB	SO	LOB	BOTTOM					
Johnny Temple, R OBP: 0.388, SLG: 0.425 Mary Breeding, R OBP: 0.176, SLG: 0.235 (1, 4)																	3 0 1 0 0 0 0 1 0 0 0 0 0 0					
Whitey Herzog, L OBP: 0.333, SLG: 0.250 (1, 9)																	4 0 2 0 0 0 0					
Brooks Robinson, R OBP: 0.277, SLG: 0.447 (1, 5)																	4 0 0 0 0 1 3					
Jim Gentile, L OBP: 0.440, SLG: 0.582 (1, 3)																	4 0 2 0 0 1 2					
Jackie Brandt, R OBP: 0.319, SLG: 0.364 (1, 8)																	4 1 0 0 0 0 4					
Boog Powell, L OBP: 0.276, SLG: 0.313 (1, 7)																	4 0 0 0 0 2 2					
Charlie Lau, L OBP: 0.444, SLG: 0.609 (1, 2)																	3 0 1 1 1 0 0					
Jerry Adair, R OBP: 0.225, SLG: 0.227 (1, 6)																	4 0 0 0 0 1 3					
Art Quirk, R OBP: 0.400, SLG: 0.250 Wes Stock, R (6, 1)																	2 0 0 0 0 0 1 0 0 0 0 0 0 0 0 0 0 0 0 0 0 1 0 0 0 0 1 0 0 0 0 0 0 0 0					
Hal Brown, R OBP: 0.286, SLG: 0.286 Russ Snyder, L OBP: 0.250, SLG: 0.500 Billy Hoelt, L OBP: 0.429, SLG: 0.500 (8, PH)																	0 0 0 0 0 0 0 0 0 0 0 0 0 0 1 0 0 0 0 1 0 0 0 0 0 0 0 0					
Inning Stats	R: 0 E: 0 K: 2 S: 9	H: 2 LOB: 2 BB: 0 P: 9	R: 0 E: 0 K: 1 S: 5	H: 0 LOB: 0 BB: 0 P: 5	R: 0 E: 0 K: 0 S: 3	H: 0 LOB: 0 BB: 0 P: 3	R: 0 E: 0 K: 0 S: 3	H: 0 LOB: 0 BB: 0 P: 3	R: 0 E: 0 K: 1 S: 6	H: 0 LOB: 1 BB: 0 P: 6	R: 0 E: 0 K: 0 S: 3	H: 0 LOB: 0 BB: 0 P: 3	R: 0 E: 0 K: 0 S: 4	H: 1 LOB: 2 BB: 1 P: 8	R: 0 E: 0 K: 1 S: 6	H: 1 LOB: 1 BB: 0 P: 6	R: 1 E: 0 K: 1 S: 7	H: 2 LOB: 1 BB: 0 P: 7	1B: 6 2B: 0 3B: 0 HR: 0	SF: 0 SAC: 0 DP: 0 HBP: 0	WP: 0 PB: 0 CS: 0	PA: 35
PITCHER	IP WLS BF H R ER SO BB IBB HBP BLK WP HR S P ERA WHIP																					
Dave Stenhouse, R ERA: 1.25 (1, 1)	9.0 W 35 6 1 1 6 1 0 0 0 0 0 0 46 50 1.00 0.778																					

Washington Senators @ Baltimore Orioles
Memorial Stadium, Baltimore, MD
Fri May 11 1962, 7:05 PM EDT
Att. 4,037 - Unknown

AB	34
R	1
H	6
RBI	1
BB	1
SO	6
LOB	15



Batter	1	2	3	4	5	6	7	8	9	AB	R	H	RBI	BB	SO	LOB	TOP			
Jim Piersall, R OBP: 0.282, SLG: 0.316 (1, 8)	0-0 6-3		0-0 F9			0-0 6-3	0-0 4-3			4	0	0	0	0	0	1	Washington Senators @ Baltimore Orioles Memorial Stadium, Baltimore, MD Sat May 12 1962, 7:05 PM EDT Att: 6,677 - Unknown livebaseballscorecards.com			
Chuck Hinton, R OBP: 0.254, SLG: 0.264 (1, 7)	0-0 6-3			0-0 F8		0-0 E 2B	0-0 5-3			4	1	1	0	0	0	1				
Johnny Schaive, R OBP: 0.304, SLG: 0.545 (1, 5)	0-0 1B			0-3 K		0-0 5-3		0-3 K		4	0	1	0	0	2	1				
Harry Bright, R OBP: 0.300, SLG: 0.792 (1, 3)	0-0 F3			0-0 BB 1B		0-0 E 2H 1B		0-0 F9		4	1	2	1	0	0	1				
Gene Woodling, L OBP: 0.469, SLG: 0.692 (1, 9)		0-0 4-3		4-0 BB 1B		0-0 E6 2H		0-0 F7		3	0	0	0	1	0	0				
Jim King, L OBP: 0.357, SLG: 0.400 (8, 9)				1-2 BB		0-0 BB				0	0	0	0	0	0	0				
Bob Johnson, R OBP: 0.330, SLG: 0.427 (1, 6)	0-3 K			0-0 6-3		4-0 BB			0-0 1-3 1B	3	0	1	0	1	1	2				
Bob Schmidt, R OBP: 0.246, SLG: 0.302 (1, 2)	0-3 K				0-0 F8	0-0 3-1			0-0 1-3 1-2	4	0	0	0	0	1	3				
Chuck Cottier, R OBP: 0.315, SLG: 0.357 (1, 4)			0-0 P4		0-0 F9		0-0 4-3 SH5-4 1B		0-0 6-3	4	0	1	0	0	0	1				
Pete Burnside, R (1, 1)			0-3 K		0-3 K2-3		0-0 SH5-4 1-2		0-0 4-3	2	0	0	0	0	2	0				
Dale Long, L (9, PH) OBP: 0.304, SLG: 0.468										1	0	0	0	0	0	1				
Inning Stats	R: 0 E: 0 K: 0 S: 4	H: 1 LOB: 1 BB: 0 P: 4	R: 0 E: 0 K: 2 S: 7	H: 0 LOB: 0 BB: 0 P: 7	R: 0 E: 0 K: 1 S: 5	H: 0 LOB: 2 BB: 1 P: 5	R: 0 E: 0 K: 1 S: 6	H: 0 LOB: 0 BB: 0 P: 5	R: 2 E: 2 K: 0 S: 6	H: 2 LOB: 2 BB: 1 P: 10	R: 0 E: 0 K: 0 S: 4	H: 1 LOB: 1 BB: 0 P: 4	R: 0 E: 0 K: 1 S: 5	H: 0 LOB: 0 BB: 0 P: 5	R: 0 E: 0 K: 0 S: 4	H: 1 LOB: 1 BB: 0 P: 4	1B: 5 2B: 1 3B: 0 HR: 0	SF: 0 SAC: 1 DP: 0 HBP: 0	WP: 0 PB: 0 CS: 0	PA: 36
PITCHER Steve Barber, L (1, 1) ERA: 1.3	IP: 9.0 WLS: W BF: 36 H: 6 R: 2 ER: 1 SO: 6 BB: 2 IBB: 0 HBP: 0 BLK: 0 WP: 0 HR: 0 S: 46 P: 54 ERA: 1.00 WHIP: 0.889															PITCHER				

Batter	1	2	3	4	5	6	7	8	9	AB	R	H	RBI	BB	SO	LOB	BOTTOM	
Johnny Temple, R OBP: 0.392, SLG: 0.422 (1, 4)	0-0 5-3		0-0 1B 1-2 1B		4-0 BB 5-3		0-0 F5			3	0	1	0	1	0	0	Washington Senators @ Baltimore Orioles Memorial Stadium, Baltimore, MD Sat May 12 1962, 7:05 PM EDT Att: 6,677 - Unknown livebaseballscorecards.com	
Earl Robinson, R OBP: 0.308, SLG: 0.289 (1, 9)	0-0 F9		0-3 K		0-0 5-3		4-0 BB			3	0	0	0	1	1	3		
Brooks Robinson, R OBP: 0.276, SLG: 0.439 (1, 5)	0-0 F7		0-0 1-3 2H 1B		0-0 F9		0-0 F7			4	0	1	1	0	0	2		
Jim Gentile, L (1, 3)		4-0 BB	0-0 F8		1-0 K 1B HBP		0-0 HR			2	1	1	1	1	0	2		
Jackie Brandt, R OBP: 0.316, SLG: 0.358 (1, 8)	0-0 F7			0-0 G3		0-0 K 1B 1B		0-3 K		4	1	1	0	0	1	1		
Boog Powell, L OBP: 0.284, SLG: 0.298 (1, 7)		0-3 K		0-3 K		0-3 K		0-0 P4		4	0	0	0	0	3	3		
Russ Snyder, L (9, 7) OBP: 0.250, SLG: 0.500					1-2 2-3		0-0 P4			0	0	0	0	0	0	0		
Gus Triandos, R (1, 2) OBP: 0.308, SLG: 0.455	0-0 6-3			4-0 BB		0-0 FC6-4 2H 1B		0-0 4-3		3	0	1	1	1	0	1		
Jerry Adair, R OBP: 0.216, SLG: 0.217 (1, 6)			0-0 F8		0-0 F7		0-0 FC6-4 1-2			3	0	0	0	0	0	2		
Steve Barber, L (1, 1)			0-0 E1 1B		0-3 K		0-0 1-3			3	1	0	0	0	1	0		
Inning Stats	R: 0 E: 0 K: 0 S: 3	H: 0 LOB: 0 BB: 0 P: 3	R: 0 E: 0 K: 1 S: 5	H: 0 LOB: 1 BB: 1 P: 9	R: 1 E: 1 K: 1 S: 8	H: 2 LOB: 2 BB: 0 P: 8	R: 0 E: 0 K: 1 S: 5	H: 0 LOB: 1 BB: 1 P: 9	R: 1 E: 0 K: 0 S: 6	H: 2 LOB: 1 BB: 0 P: 7	R: 0 E: 0 K: 0 S: 3	H: 0 LOB: 1 BB: 1 P: 7	R: 1 E: 0 K: 1 S: 6	H: 1 LOB: 0 BB: 0 P: 6	1B: 4 2B: 0 3B: 0 HR: 1	SF: 0 SAC: 0 DP: 0 HBP: 1	WP: 0 PB: 0 CS: 0	PA: 34
PITCHER Pete Burnside, L (1, 1) ERA: 4.25	IP: 8.0 WLS: L BF: 34 H: 5 R: 3 ER: 2 SO: 6 BB: 4 IBB: 0 HBP: 1 BLK: 0 WP: 0 HR: 1 S: 41 P: 58 ERA: 2.25 WHIP: 1.125															PITCHER		

Batter	1	2	3	4	5	6	7	8	9	AB	R	H	RBI	BB	SO	LOB	TOP										
Jim Piersall, R OBP: 0.281, SLG: 0.349 (1, 8)	F9		G6-4-3			6-3		HR		4	1	1	2	0	0	1	Washington Senators @ Baltimore Orioles Memorial Stadium, Baltimore, MD Sun May 13 1962, 3:33 AM EDT Att: 3,959 - Unknown livebaseballscorecards.com										
Jim King, L OBP: 0.351, SLG: 0.381 (1, 7)	K		F5			3-1		CS BB		3	0	0	0	1	1	0											
Johnny Schaive, R OBP: 0.300, SLG: 0.525 (1, 5)	1B			5-3		P4		CS	F7	4	0	1	0	0	0	0											
Dale Long, L OBP: 0.398, SLG: 0.457 (1, 3)	F9			1B		F7			4-3	4	0	1	0	0	0	1											
Gene Woodling, L OBP: 0.441, SLG: 0.643 Chuck Hinton, R OBP: 0.254, SLG: 0.264 (9, 9)		P6		K		F7			P4	4	0	0	0	0	1	1											
Bob Johnson, R OBP: 0.330, SLG: 0.424 (1, 6)		4-3 1B		P5		4-3				3	0	1	0	0	0	1											
Ken Retzer, L OBP: 0.303, SLG: 0.241 (1, 2)		4-3 1-2		4-1				HR	1B	3	1	1	0	0	0	1											
Chuck Cottier, R OBP: 0.309, SLG: 0.349 Joe Hicks, L OBP: 0.214, SLG: 0.120 Danny O'Connell, R OBP: 0.264, SLG: 0.320 (8, PH) (8, 4)		F7		5-3				F7		2	0	0	0	0	0	1											
Don Rudolph, L OBP: 0.333, SLG: 0.500 Claude Osteen, L OBP: 0.333, SLG: 0.333 Marty Kutyna, R (8, 1)			G6-4-3 1B		1-3			K		2	0	1	0	0	0	0											
										1	0	0	0	0	1	1											
										0	0	0	0	0	0	0											
Inning Stats	R: 0 E: 0 K: 1 S: 6	H: 1 LOB: 1 BB: 0 P: 6	R: 0 E: 0 K: 0 S: 4	H: 1 LOB: 1 BB: 0 P: 4	R: 0 E: 0 K: 0 S: 3	H: 1 LOB: 0 BB: 0 P: 3	R: 0 E: 0 K: 1 S: 6	H: 0 LOB: 0 BB: 0 P: 6	R: 0 E: 0 K: 0 S: 3	H: 0 LOB: 0 BB: 0 P: 3	R: 0 E: 0 K: 0 S: 3	H: 0 LOB: 0 BB: 0 P: 3	R: 0 E: 0 K: 0 S: 3	H: 0 LOB: 0 BB: 0 P: 3	R: 2 E: 0 K: 1 S: 6	H: 2 LOB: 0 BB: 1 P: 10	R: 0 E: 0 K: 0 S: 3	H: 0 LOB: 0 BB: 0 P: 3	1B: 5 2B: 0 3B: 0 HR: 1	SF: 0 SAC: 0 DP: 1 HBP: 0	WP: 0 PB: 0 CS: 1	PA: 33					
PITCHER	IP	WLS	BF	H	R	ER	SO	BB	IBB	HBP	BLK	WP	HR	S	P	ERA	WHIP										
Jack Fisher, R ERA: 2.35 Hoyt Wilhelm, R ERA: 0.82 (1, 1) (8, 1)	7.2		29	6	2	2	3	1	0	0	0	0	1	34	38	2.35	0.913										

Batter	1	2	3	4	5	6	7	8	9	AB	R	H	RBI	BB	SO	LOB	BOTTOM										
Johnny Temple, R OBP: 0.377, SLG: 0.404 (1, 4)	L8		F9		5-3			5-3		4	0	0	0	0	0	1	Washington Senators @ Baltimore Orioles Memorial Stadium, Baltimore, MD Sun May 13 1962, 3:33 AM EDT Att: 3,959 - Unknown livebaseballscorecards.com										
Earl Robinson, R OBP: 0.321, SLG: 0.367 (1, 9)	HR 1B		F9			K			HR	4	2	2	1	0	1	0											
Brooks Robinson, R OBP: 0.278, SLG: 0.465 (1, 5)	1H HR		F8			F8				3	1	1	2	0	0	0											
Jim Gentile, L OBP: 0.439, SLG: 0.595 (1, 3)	P6			4-3		K				3	0	0	0	0	1	0											
Jackie Brandt, R OBP: 0.306, SLG: 0.345 (1, 8)	F7			F9			F8			3	0	0	0	0	0	0											
Boog Powell, L OBP: 0.286, SLG: 0.299 Dave Nicholson, R OBP: 0.286, SLG: 0.182 Hoyt Wilhelm, R (8, 1)					K		P4			3	0	1	0	0	1	0											
Gus Triandos, R OBP: 0.296, SLG: 0.435 (1, 2)		F7			5-3		6-3			3	0	0	0	0	0	1											
Jerry Adair, R OBP: 0.234, SLG: 0.225 (1, 6)								K		2	0	1	0	1	1	0											
Jack Fisher, R Russ Snyder, L OBP: 0.238, SLG: 0.476 (1, 1) (8, 7)					SH1-4 1B			4-3		1	0	0	0	0	0	1											
										1	0	0	0	0	0	0											
Inning Stats	R: 2 E: 0 K: 0 S: 5	H: 2 LOB: 0 BB: 0 P: 5	R: 0 E: 0 K: 0 S: 3	H: 1 LOB: 1 BB: 1 P: 7	R: 0 E: 0 K: 0 S: 3	H: 0 LOB: 0 BB: 0 P: 3	R: 0 E: 0 K: 1 S: 5	H: 0 LOB: 0 BB: 0 P: 5	R: 0 E: 0 K: 2 S: 7	H: 0 LOB: 0 BB: 0 P: 7	R: 0 E: 0 K: 0 S: 3	H: 0 LOB: 0 BB: 0 P: 3	R: 0 E: 0 K: 1 S: 5	H: 0 LOB: 0 BB: 0 P: 5	R: 1 E: 0 K: 0 S: 1	H: 1 LOB: 0 BB: 0 P: 1	1B: 3 2B: 0 3B: 0 HR: 2	SF: 0 SAC: 1 DP: 0 HBP: 0	WP: 0 PB: 0 CS: 1	PA: 29							
PITCHER	IP	WLS	BF	H	R	ER	SO	BB	IBB	HBP	BLK	WP	HR	S	P	ERA	WHIP										
Don Rudolph, L ERA: 2.76 Marty Kutyna, R ERA: 2.45 (1, 1) (8, 1)	7.0		25	4	2	2	3	1	0	0	0	0	1	30	34	2.57	0.714										

Batter	1	2	3	4	5	6	7	8	9	AB	R	H	RBI	BB	SO	LOB	TOP			
Jim Piersall, R (1, 8) OBP: 0.276, SLG: 0.322										3	2	0	0	2	0	0				
Danny O'Connell, R (1, 4) OBP: 0.281, SLG: 0.333										4	1	2	0	0	0	0				
Johnny Schaive, R (1, 5) OBP: 0.294, SLG: 0.493										4	0	0	0	0	1	2				
Dale Long, L (1, 3) OBP: 0.396, SLG: 0.455										3	0	1	0	1	1	1				
Gene Woodling, L (1, 9) OBP: 0.474, SLG: 0.645 Chuck Hinton, R (8, PR) OBP: 0.254, SLG: 0.264										2	0	1	0	2	0	1				
0										0	0	0	0	0	0	0				
0										4	0	3	1	0	0	1				
Jim King, L (1, 7) OBP: 0.378, SLG: 0.408										4	0	3	1	0	0	1				
Bob Schmidt, R (1, 2) OBP: 0.236, SLG: 0.329										4	0	0	0	0	1	4				
Ken Hamlin, R (1, 6)										4	0	0	0	0	0	1				
Dave Stenhouse, R (1, 1) OBP: 0.182, SLG: 0.100										4	0	0	0	0	1	1				
Inning Stats	R: 1 E: 0 K: 0 S: 3	H: 1 LOB: 1 BB: 2 P: 11	R: 0 E: 0 K: 0 S: 4	H: 1 LOB: 1 BB: 0 P: 4	R: 2 E: 1 K: 2 S: 9	H: 2 LOB: 2 BB: 2 P: 17	R: 0 E: 0 K: 0 S: 3	H: 0 LOB: 0 BB: 0 P: 3	R: 0 E: 0 K: 0 S: 4	H: 2 LOB: 2 BB: 1 P: 8	R: 0 E: 0 K: 0 S: 3	H: 0 LOB: 0 BB: 0 P: 3	R: 0 E: 0 K: 0 S: 6	H: 1 LOB: 2 BB: 0 P: 6	R: 0 E: 0 K: 1 S: 5	H: 0 LOB: 0 BB: 0 P: 5	1B: 6 2B: 1 3B: 0 HR: 0	SF: 0 SAC: 0 DP: 1 HBP: 0	WP: 0 PB: 0 CS: 0	PA: 37
PITCHER	IP	WLS	BF	H	R	ER	SO	BB	IBB	HBP	BLK	WP	HR	S	P	ERA	WHIP			
Early Wynn, R (1, 1) ERA: 3.77	3.0	L	16	4	3	3	2	3	1	0	0	0	0	16	32	9.00	2.333			
Eddie Fisher, R (4, 1) ERA: 5.0	5.0		18	3	0	0	1	0	1	0	0	0	0	19	23	0.00	0.600			
Dom Zanni, R (9, 1) ERA: 3.46	1.0		3	0	0	0	1	0	0	0	0	0	0	5	5	0.00	0.000			

Washington Senators @ Chicago White Sox
Comiskey Park, Chicago, IL
Wed May 16 1962, 8:05 PM EDT
Att: 10,068 - Unknown

AB 32
R 3
H 7
RBI 1
BB 5
SO 4
LOB 11



Batter	1	2	3	4	5	6	7	8	9	AB	R	H	RBI	BB	SO	LOB	BOTTOM			
Luis Aparicio, R (1, 6) OBP: 0.272, SLG: 0.276										4	1	0	0	0	1	1				
Nellie Fox, L (1, 4) OBP: 0.331, SLG: 0.376										2	0	0	1	1	0	0				
Joe Cunningham, L (1, 3) OBP: 0.442, SLG: 0.406										2	0	0	0	2	0	1				
Floyd Robinson, L (1, 7) OBP: 0.392, SLG: 0.549										4	0	2	0	0	0	2				
Mike Hershberger, R (1, 9) OBP: 0.294, SLG: 0.297										4	0	0	0	0	0	5				
Jim Landis, R (1, 8) OBP: 0.338, SLG: 0.528										3	0	1	0	1	0	1				
Charley Smith, R (1, 5) OBP: 0.394, SLG: 0.163 Al Smith, R (9, PH) OBP: 0.427, SLG: 0.510										3	0	0	0	0	0	1				
1										1	0	0	0	0	1	3				
Cam Carreon, R (1, 2) OBP: 0.323, SLG: 0.404										3	0	0	0	0	1	0				
Early Wynn, S (1, 1)										0	0	0	0	0	0	0				
Bob Farley, L (3, PH) OBP: 0.394, SLG: 0.346 Eddie Fisher, R (4, 1) OBP: 0.292, SLG: 0.381 Dom Zanni, R (9, 1) OBP: 0.397, SLG: 0.500										1	0	0	0	0	0	0				
1										1	0	0	0	0	0	0				
1										1	0	0	0	0	0	0				
0										0	0	0	0	0	0	0				
Inning Stats	R: 1 E: 1 K: 0 S: 4	H: 0 LOB: 1 BB: 1 P: 8	R: 0 E: 0 K: 0 S: 3	H: 0 LOB: 0 BB: 0 P: 3	R: 0 E: 0 K: 0 S: 3	H: 0 LOB: 0 BB: 0 P: 3	R: 0 E: 0 K: 0 S: 2	H: 0 LOB: 0 BB: 1 P: 6	R: 0 E: 0 K: 1 S: 5	H: 0 LOB: 0 BB: 0 P: 5	R: 0 E: 0 K: 0 S: 4	H: 1 LOB: 1 BB: 0 P: 4	R: 0 E: 0 K: 1 S: 6	H: 1 LOB: 1 BB: 0 P: 6	R: 0 E: 0 K: 1 S: 6	H: 1 LOB: 3 BB: 2 P: 14	1B: 4 2B: 0 3B: 0 HR: 0	SF: 1 SAC: 0 DP: 2 HBP: 0	WP: 0 PB: 0 CS: 0	PA: 34
PITCHER	IP	WLS	BF	H	R	ER	SO	BB	IBB	HBP	BLK	WP	HR	S	P	ERA	WHIP			
Dave Stenhouse, R (1, 1) ERA: 0.88	9.0	W	34	4	1	0	3	4	0	0	0	0	0	36	52	0.00	0.889			

Washington Senators @ Chicago White Sox
Comiskey Park, Chicago, IL
Wed May 16 1962, 8:05 PM EDT
Att: 10,068 - Unknown


AB 29
R 1
H 4
RBI 1
BB 4
SO 3
LOB 14



Batter	1	2	3	4	5	6	7	8	9	AB	R	H	RBI	BB	SO	LOB	TOP			
Dick Howser, R OBP: 0.350, SLG: 0.399										4	2	2	0	0	0	0				
Bobby Del Greco, R OBP: 0.412, SLG: 0.392										4	0	2	2	0	0	0				
Jerry Lumpe, L OBP: 0.363, SLG: 0.431										4	0	0	0	0	1	2				
Norm Siebern, L OBP: 0.409, SLG: 0.484										4	0	0	0	0	0	2				
Manny Jimenez, L OBP: 0.423, SLG: 0.557										4	0	2	0	0	0	1				
Gino Cimoli, R OBP: 0.365, SLG: 0.481										4	0	1	0	0	1	2				
Ed Charles, R OBP: 0.257, SLG: 0.234										3	0	0	0	1	1	0				
Haywood Sullivan, R OBP: 0.309, SLG: 0.239										4	0	0	0	0	1	3				
Dan Pfister, R OBP: 0.333, SLG: 0.333										2	0	0	0	0	0	3				
George Alusik, R OBP: 0.091, SLG: 0.091										1	0	0	0	0	0	0				
Dave Wickersham, R OBP: 0.111, SLG: 0.111										0	0	0	0	0	0	0				
Inning Stats	R: 1 E: 0 K: 1 S: 8	H: 3 LOB: 2 BB: 0 P: 8	R: 0 E: 0 K: 0 S: 3	H: 0 LOB: 0 BB: 0 P: 3	R: 0 E: 0 K: 0 S: 3	H: 0 LOB: 0 BB: 0 P: 3	R: 0 E: 0 K: 1 S: 7	H: 2 LOB: 3 BB: 1 P: 11	R: 1 E: 0 K: 0 S: 7	H: 2 LOB: 1 BB: 0 P: 7	R: 0 E: 0 K: 0 S: 3	H: 0 LOB: 0 BB: 0 P: 3	R: 0 E: 0 K: 0 S: 3	H: 0 LOB: 0 BB: 0 P: 3	R: 0 E: 0 K: 1 S: 5	H: 0 LOB: 0 BB: 0 P: 5	1B: 3 2B: 4 3B: 0 HR: 0	SF: 0 SAC: 0 DP: 0 HBP: 0	WP: 0 PB: 1 SB: 0 CS: 0	PA: 35
PITCHER Pete Burnside, L ERA: 3.8	IP: 9.0 WLS: W BF: 35 H: 7 R: 2 ER: 2 SO: 4 BB: 1 IBB: 0 HBP: 0 BLK: 0 WP: 0 HR: 0 S: 42 P: 46 ERA: 2.00 WHIP: 0.889																			

Kansas City Athletics @ Washington Senators
D.C. Stadium, Washington, DC
Fri May 18 1962, 7:05 PM EDT
Att: 7,316 - Unknown

AB 34
R 2
H 7
RBI 2
BB 1
SO 4
LOB 13



Batter	1	2	3	4	5	6	7	8	9	AB	R	H	RBI	BB	SO	LOB	BOTTOM			
Jim Piersall, R OBP: 0.284, SLG: 0.330										4	1	2	0	0	1	2				
Danny O'Connell, R OBP: 0.279, SLG: 0.316										3	0	0	0	1	2	2				
Johnny Schaive, R OBP: 0.278, SLG: 0.465										4	0	0	1	0	0	1				
Dale Long, L OBP: 0.390, SLG: 0.440										3	0	0	0	1	1	1				
Gene Woodling, L OBP: 0.463, SLG: 0.615										3	0	0	0	1	0	3				
Chuck Hinton, R OBP: 0.254, SLG: 0.264										0	0	0	0	0	0	0				
Jim King, L OBP: 0.384, SLG: 0.397										2	0	0	0	2	0	3				
Bob Schmidt, R OBP: 0.237, SLG: 0.365										4	1	1	1	0	0	2				
Ken Hamlin, R OBP: 0.182, SLG: 0.100										3	1	1	0	1	0	1				
Pete Burnside, R OBP: 0.182, SLG: 0.100										3	0	0	0	0	1	3				
Inning Stats	R: 1 E: 1 K: 1 S: 7	H: 1 LOB: 1 BB: 0 P: 7	R: 0 E: 0 K: 1 S: 6	H: 1 LOB: 2 BB: 1 P: 10	R: 0 E: 0 K: 0 S: 3	H: 0 LOB: 2 BB: 2 P: 11	R: 1 E: 0 K: 1 S: 6	H: 1 LOB: 1 BB: 1 P: 10	R: 0 E: 0 K: 0 S: 3	H: 0 LOB: 1 BB: 1 P: 7	R: 1 E: 0 K: 1 S: 6	H: 1 LOB: 0 BB: 0 P: 6	R: 0 E: 0 K: 1 S: 5	H: 0 LOB: 0 BB: 0 P: 5	R: 0 E: 0 K: 0 S: 3	H: 0 LOB: 1 BB: 1 P: 7	1B: 3 2B: 0 3B: 0 HR: 1	SF: 0 SAC: 0 DP: 0 HBP: 0	WP: 0 PB: 0 SB: 0 CS: 0	PA: 35
PITCHER Dan Pfister, R ERA: 5.4	IP: 6.0 WLS: L BF: 28 H: 4 R: 3 ER: 3 SO: 4 BB: 5 IBB: 0 HBP: 0 BLK: 2 WP: 0 HR: 1 S: 31 P: 51 ERA: 4.50 WHIP: 1.500																			
PITCHER Dave Wickersham, R ERA: 3.6	IP: 2.0 WLS: 7 BF: 7 H: 0 R: 0 ER: 0 SO: 1 BB: 1 IBB: 0 HBP: 0 BLK: 0 WP: 0 HR: 0 S: 8 P: 12 ERA: 0.00 WHIP: 0.500																			


Kansas City Athletics @ Washington Senators
D.C. Stadium, Washington, DC
Fri May 18 1962, 7:05 PM EDT
Att: 7,316 - Unknown

AB 29
R 3
H 4
RBI 2
BB 6
SO 5
LOB 18



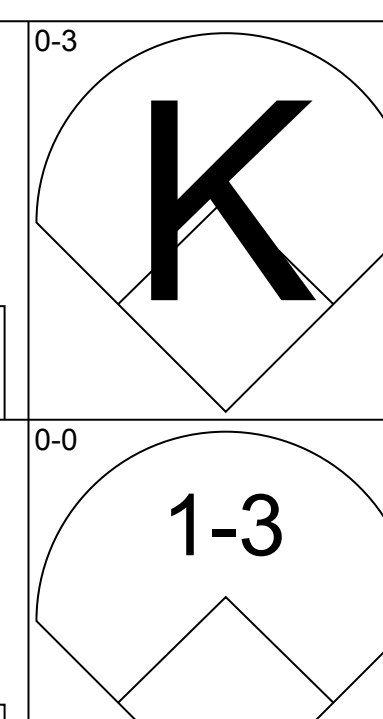
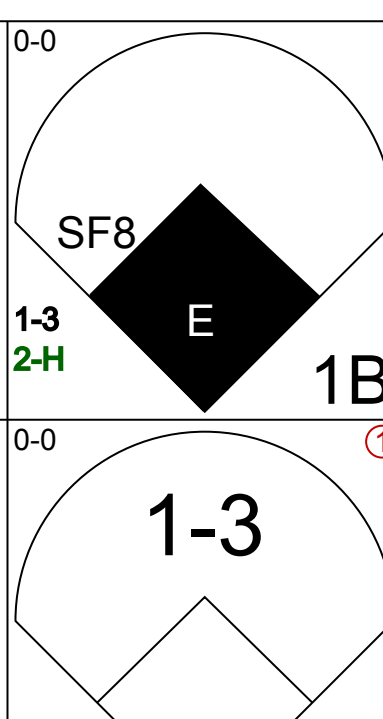
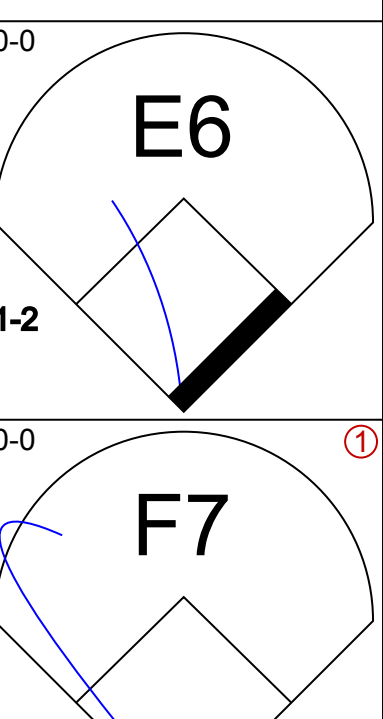
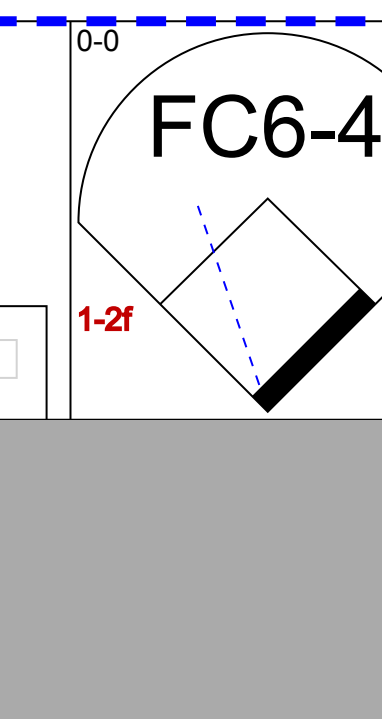
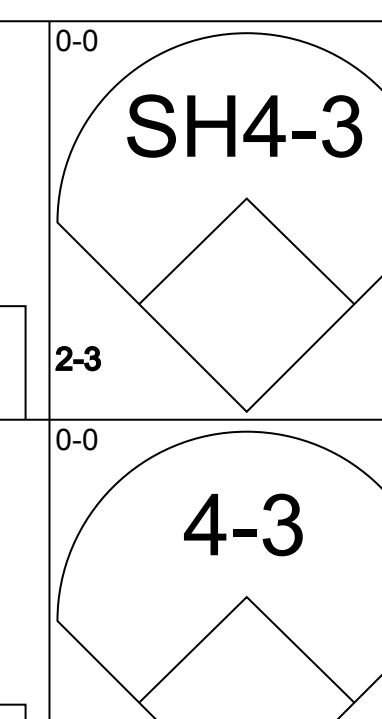
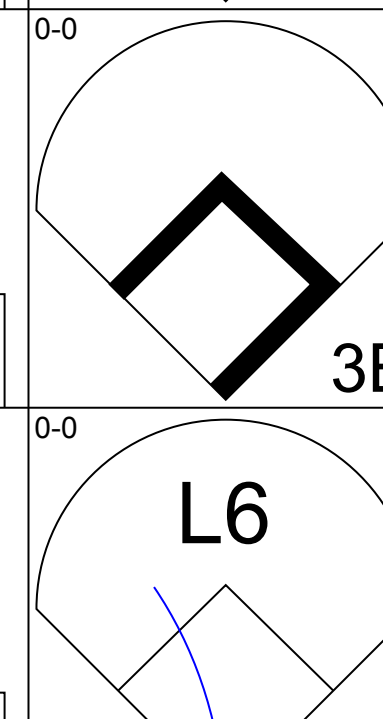
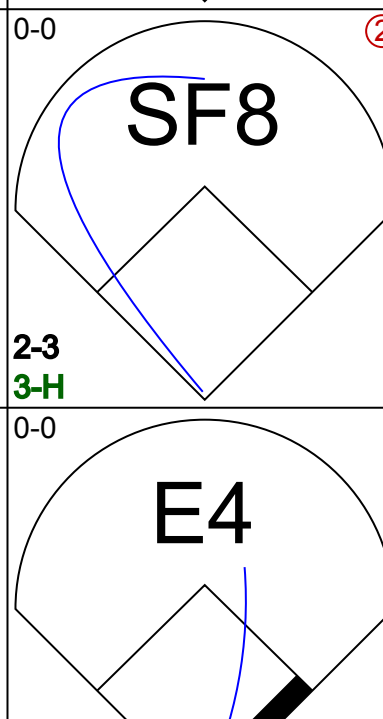
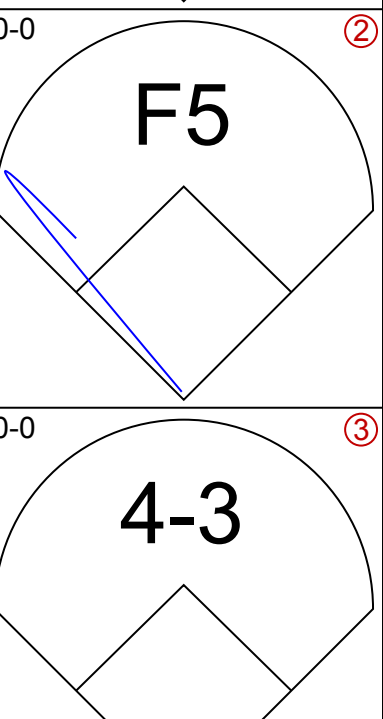
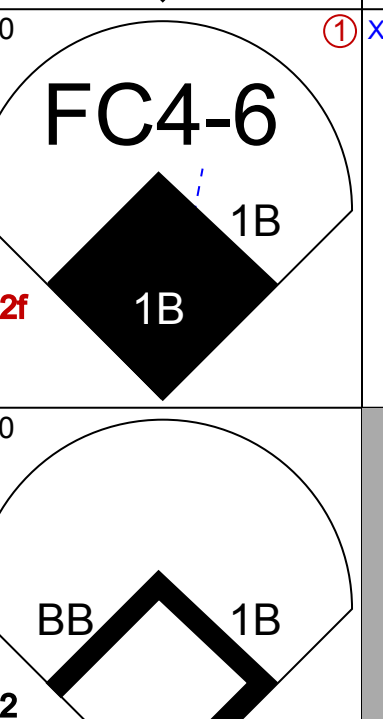
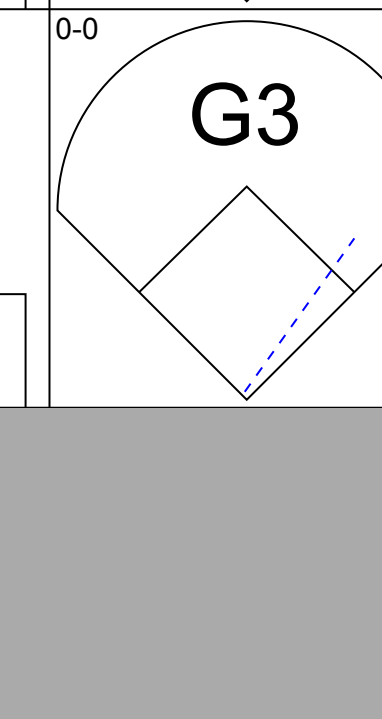

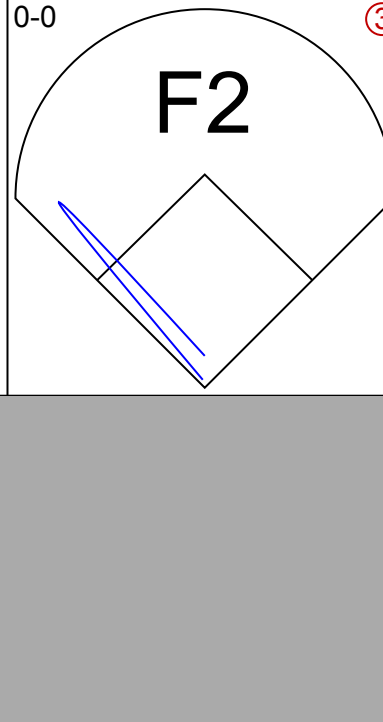

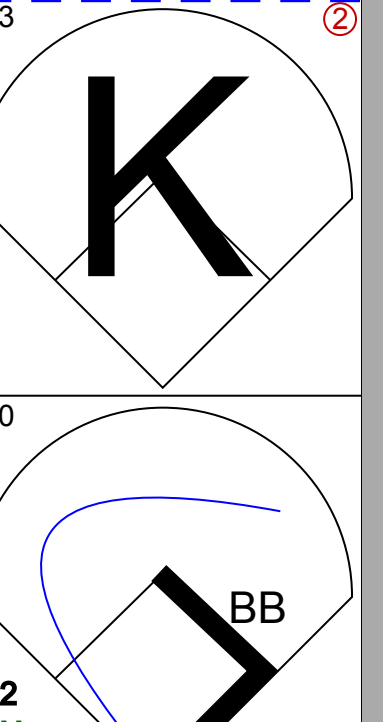


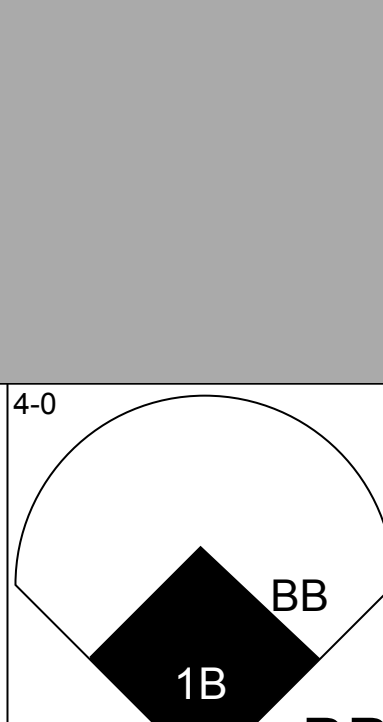

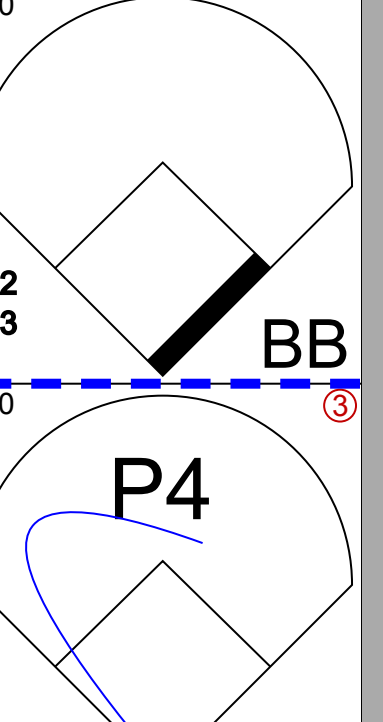

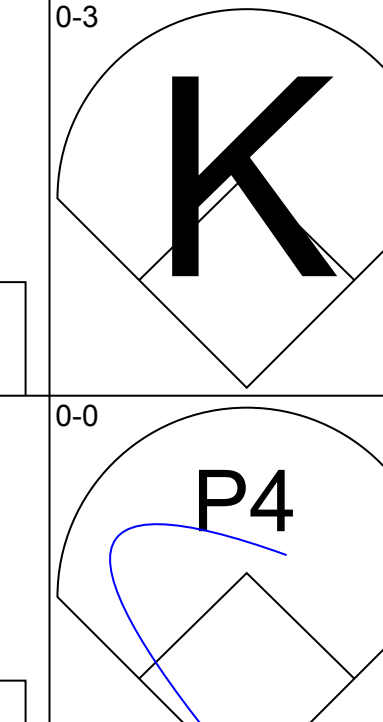
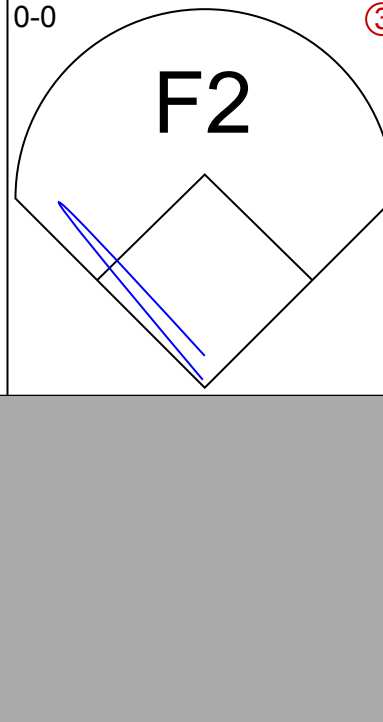
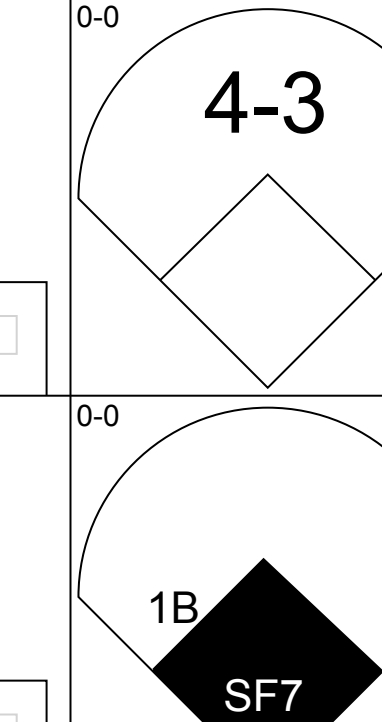

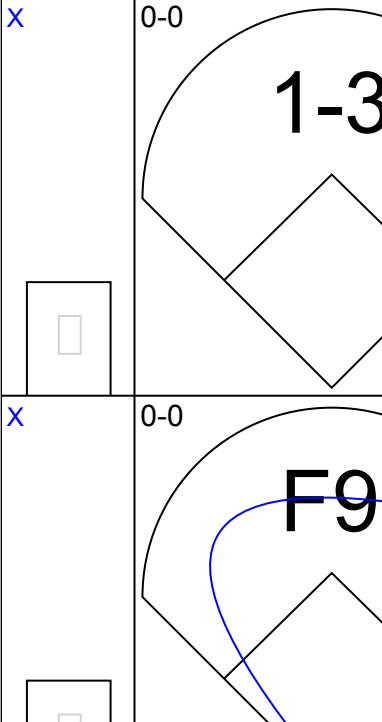
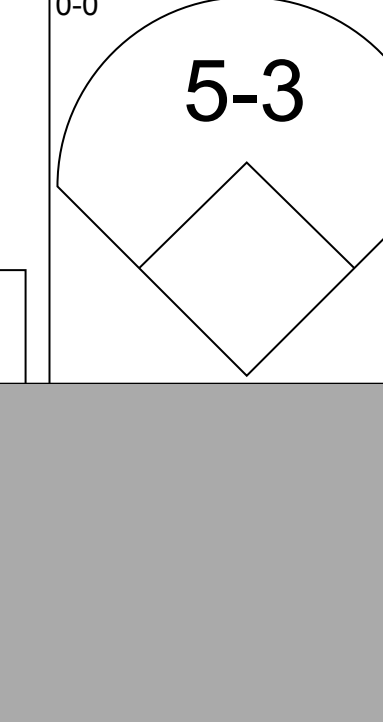
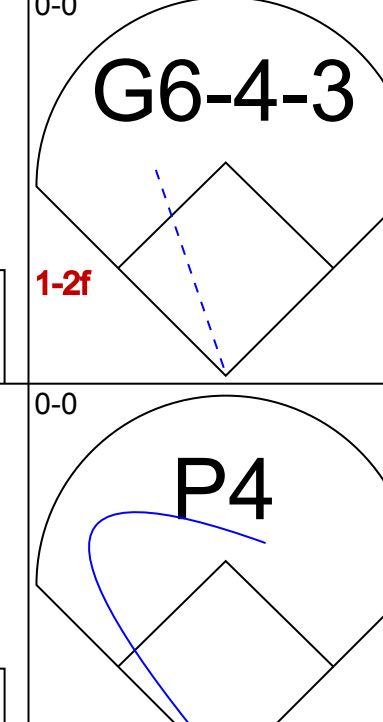
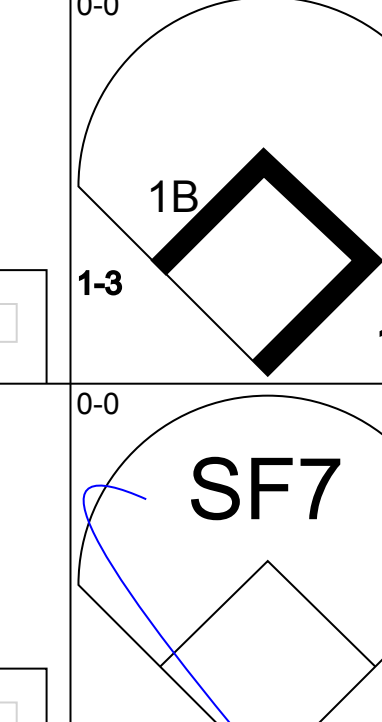
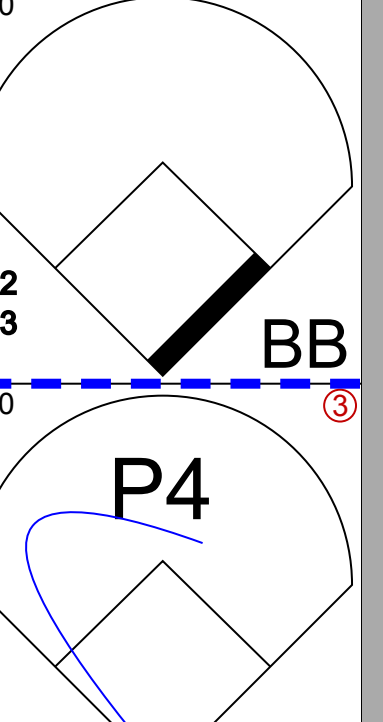



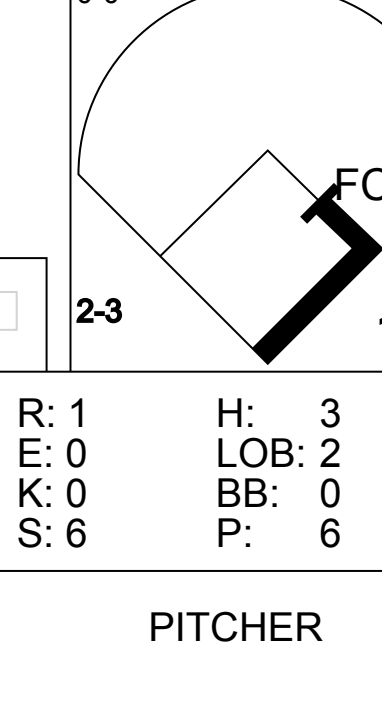
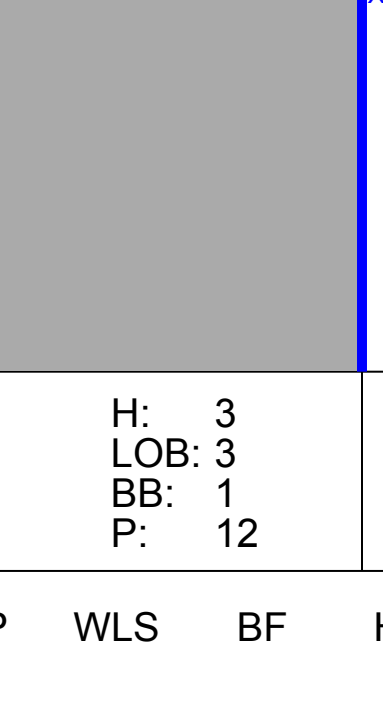
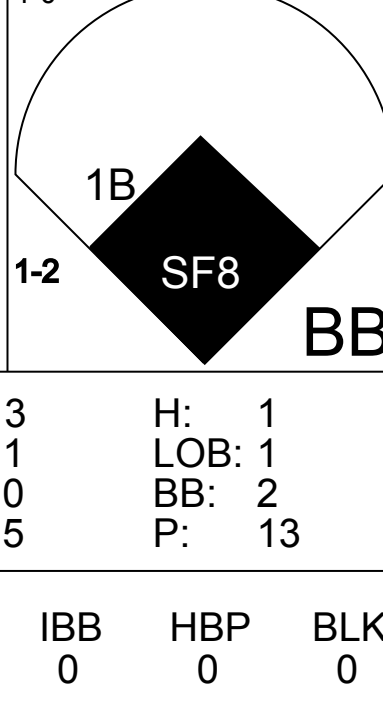

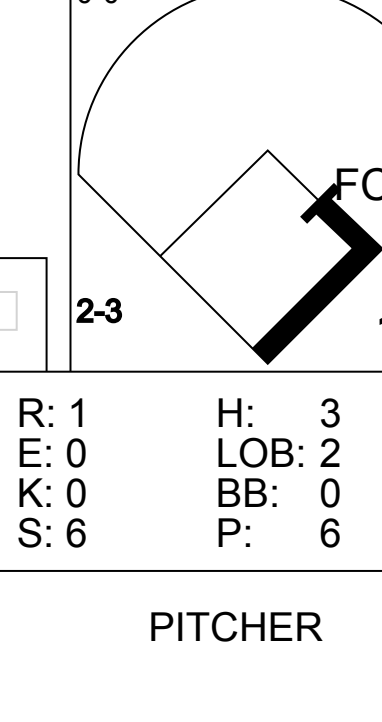
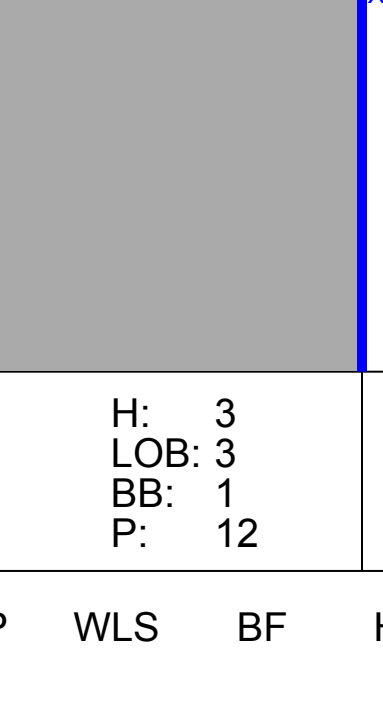
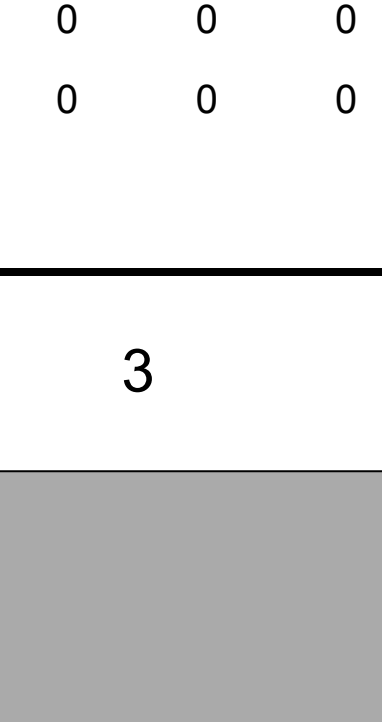
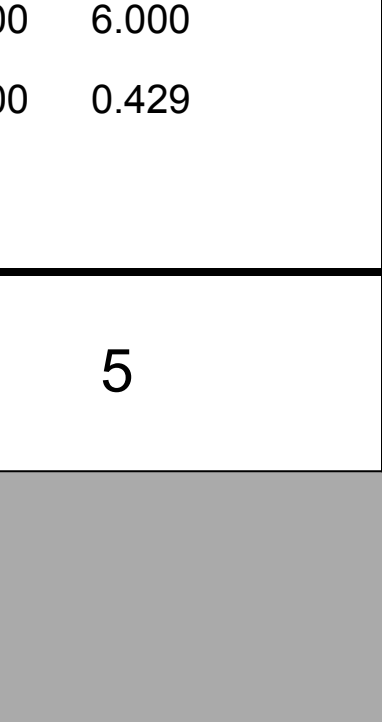
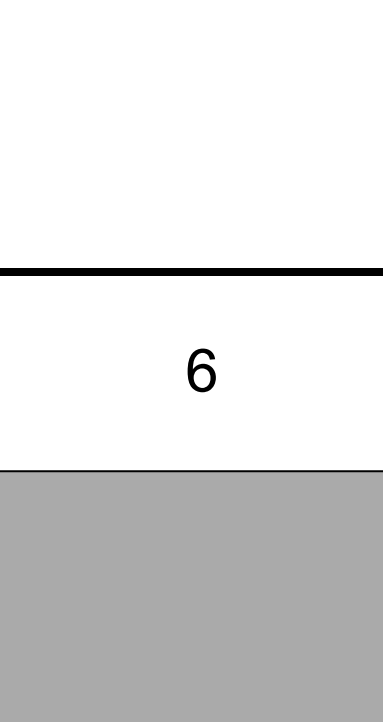
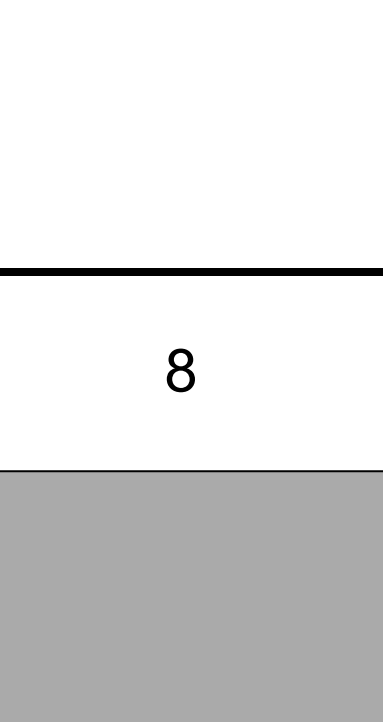
Batter	1	2	3	4	5	6	7	8	9	AB	R	H	RBI	BB	SO	LOB	TOP																			
Dick Howser, R OBP: 0.343, SLG: 0.408 (1, 6)	F9		5-3			4-3		E6		4	0	0	0	0	0	2	Kansas City Athletics @ Washington Senators D.C. Stadium, Washington, DC Sun May 20 1962, 3:33 AM EDT Unknown																			
Bobby Del Greco, R OBP: 0.400, SLG: 0.373 (1, 8) (9, 7)	F9			4-3		F7		L5		4	0	0	0	0	3																					
Jerry Lumpe, L OBP: 0.348, SLG: 0.410 (1, 4)	1-3			G6-3 1B		4-3		4-3		4	0	1	0	0	3																					
Norm Siebern, L OBP: 0.411, SLG: 0.489 (1, 3)		6-3		G6-3 1-2		6-3		6-3		4	0	0	0	0	1																					
Manny Jimenez, L OBP: 0.433, SLG: 0.611 Jose Tartabull, L OBP: 0.314, SLG: 0.364 (1, 7) (9, 8)		FC6-4 1B		1-3		6-3		HR		4	1	2	1	0	0																					
Gino Cimoli, R OBP: 0.361, SLG: 0.472 (1, 9)	FC6-4 1-2			2B		F3		F8		4	0	1	0	0	1																					
Ed Charles, R OBP: 0.293, SLG: 0.300 (1, 5)	FC5-4 1-2			5-3				E SH1-4 BB	WP BB	2	0	0	0	2	2																					
Joe Azcue, R OBP: 0.250, SLG: 0.214 (1, 2)			4-3		4-0	SH1-4 IBB		SH1-4		1	0	0	0	2	0																					
Ed Rakow, S OBP: 0.167, SLG: 0.208 (1, 1)	F8			FC5-4 1-2		FC5-4 1-2		E 1B	K	4	0	1	0	0	1	4																				
Inning Stats	R: 0 E: 0 K: 0 S: 3	H: 0 LOB: 0 BB: 0 P: 3	R: 0 E: 0 K: 0 S: 4	H: 1 LOB: 1 BB: 0 P: 4	R: 0 E: 0 K: 0 S: 3	H: 0 LOB: 0 BB: 0 P: 3	R: 0 E: 0 K: 0 S: 3	H: 1 LOB: 2 BB: 1 P: 3	R: 0 E: 0 K: 0 S: 5	H: 0 LOB: 0 BB: 0 P: 3	R: 0 E: 1 K: 0 S: 5	H: 1 LOB: 3 BB: 1 P: 9	R: 1 E: 0 K: 1 S: 6	H: 1 LOB: 2 BB: 2 P: 14	1B: 3 2B: 1 3B: 0 HR: 1	SF: 0 SAC: 1 DP: 1 HBP: 0	WP: 1 PB: 0 CS: 0	PA: 36																		
PITCHER	IP	WLS	BF	H	R	ER	SO	BB	IBB	HBP	BLK	WP	HR	S	P	ERA	WHIP	PITCHER		IP	WLS	BF	H	R	ER	SO	BB	IBB	HBP	BLK	WP	HR	S	P	ERA	WHIP
Claude Osteen, L ERA: 6.87 (1, 1)	8.2	L	35	5	1	1	0	2	2	0	0	1	1	31	47	1.04	0.808																			
Bennie Daniels, R ERA: 4.46 (9, 1)	0.1		1	0	0	0	1	0	0	0	0	0	0	3	3	0.00	0.000																			

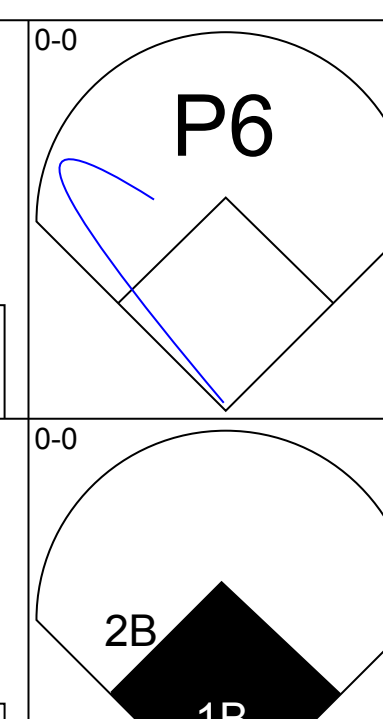
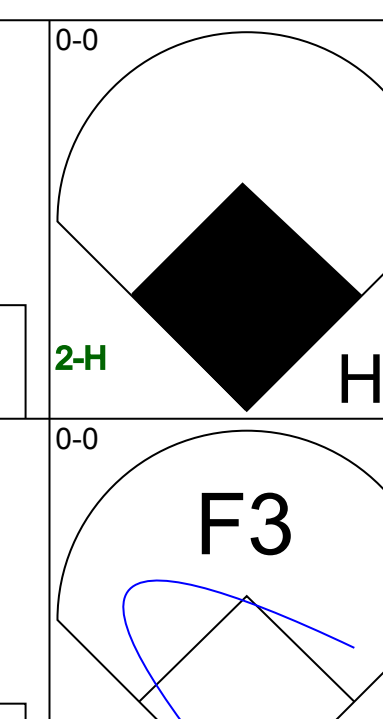
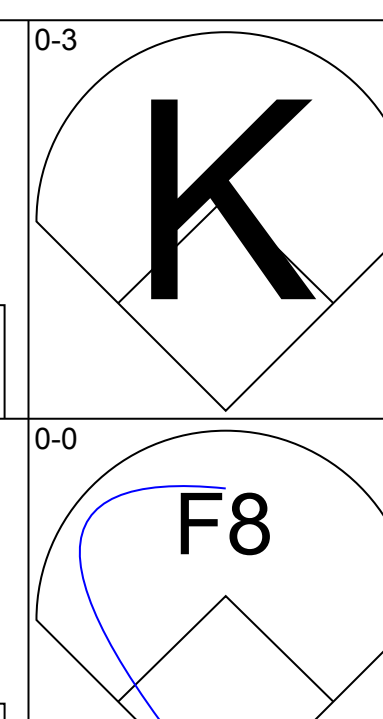
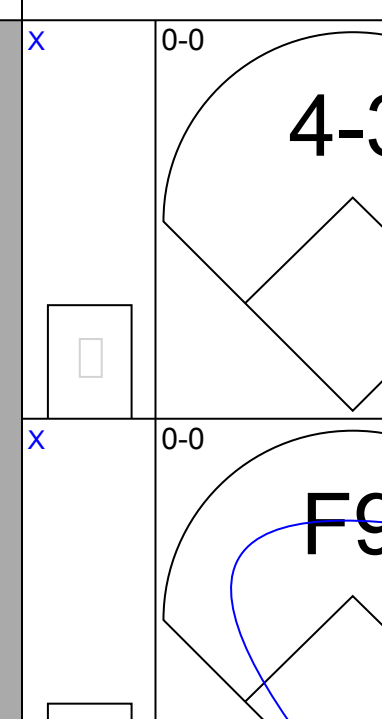
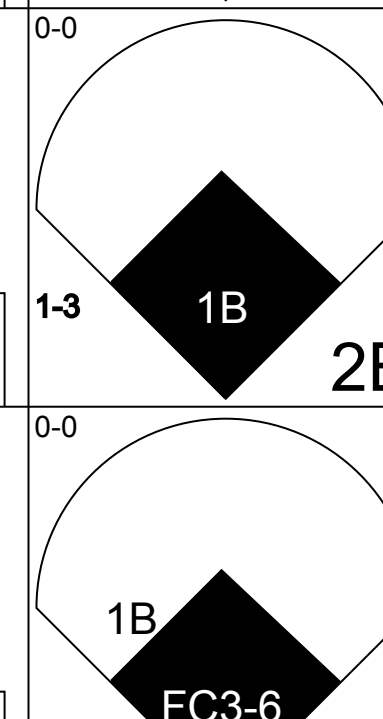



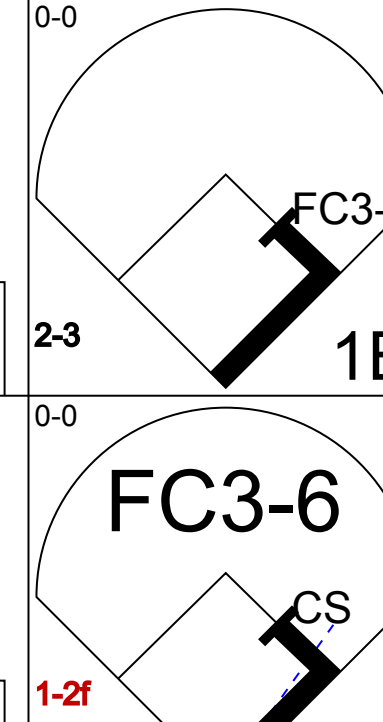
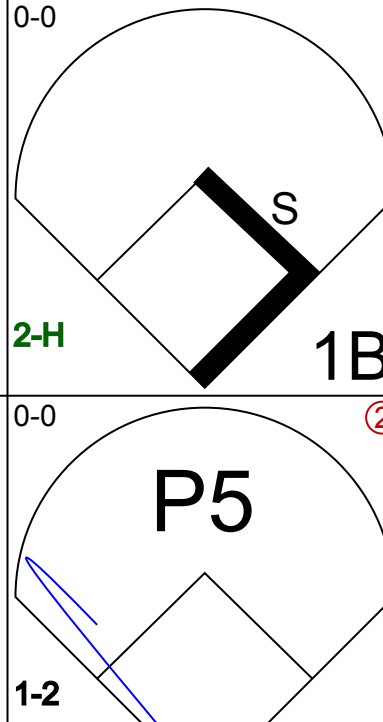
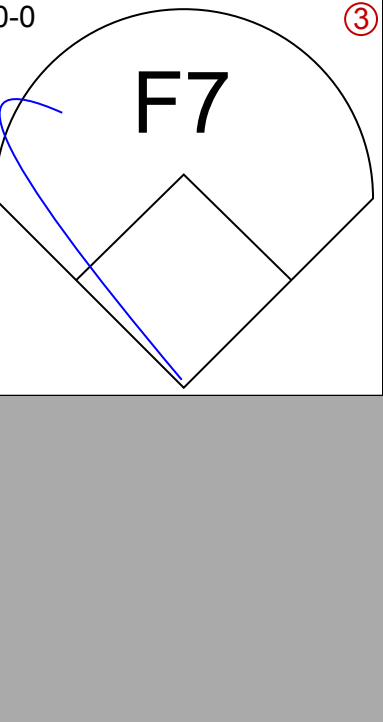
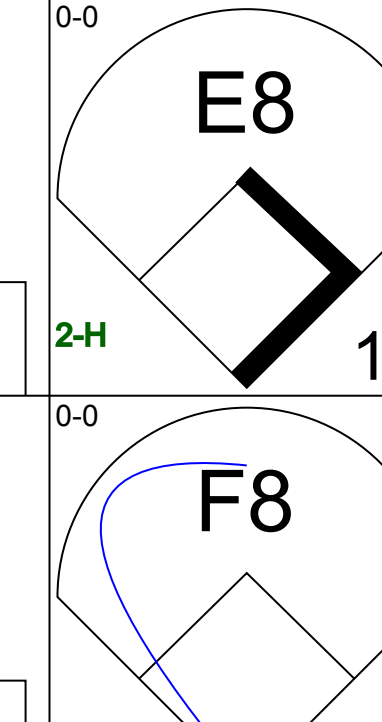
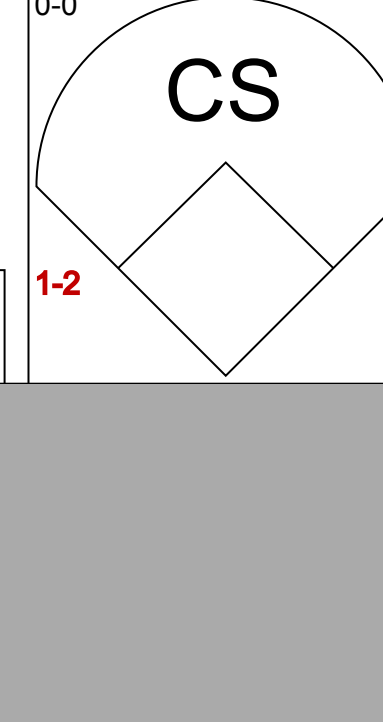
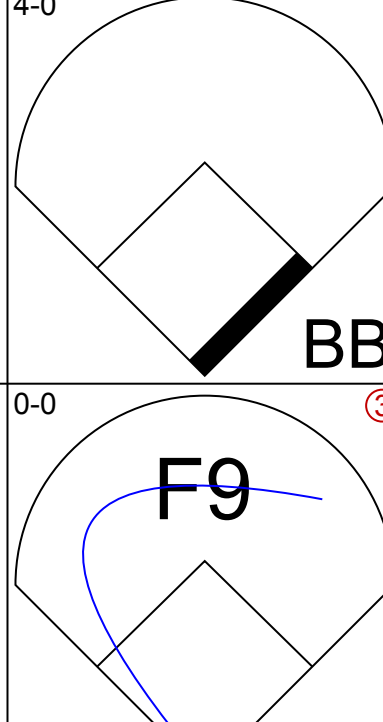

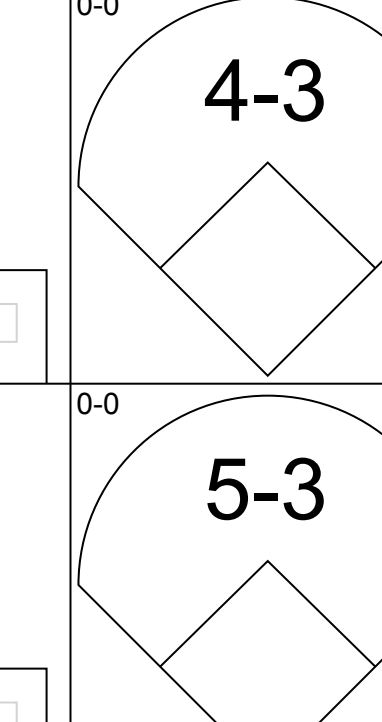
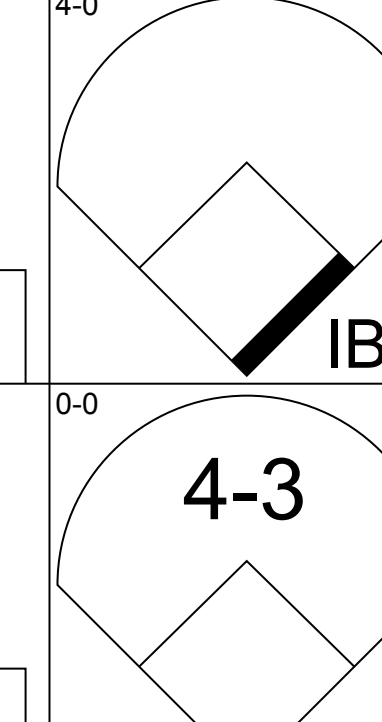


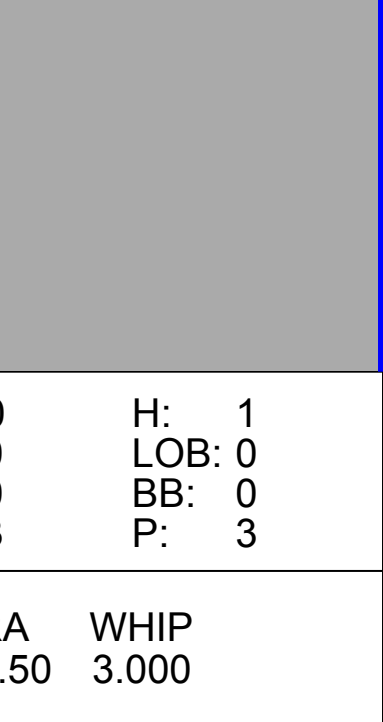





AB	31
R	1
H	5
RBI	1
BB	4
SO	1
LOB	16



Batter	1	2	3	4	5	6	7	8	9	AB	R	H	RBI	BB	SO	LOB	BOTTOM																			
Jim Piersall, R OBP: 0.279, SLG: 0.320 (1, 8)	5-3		6-3			K2-3			F8	4	0	0	0	0	1	0	Kansas City Athletics @ Washington Senators D.C. Stadium, Washington, DC Sun May 20 1962, 3:33 AM EDT Unknown																			
Danny O'Connell, R OBP: 0.290, SLG: 0.354 Joe Hicks, L OBP: 0.233, SLG: 0.148 (1, 4) (9, PH)	6-3			6-3		K			4-3	3	0	0	0	0	1	0																				
Gene Woodling, L OBP: 0.443, SLG: 0.569 (1, 9)				G3 1B					3-1	4	0	1	0	0	0	0																				
Dale Long, L OBP: 0.381, SLG: 0.434 (1, 3)	4-3			F8					3-1	3	0	0	0	0	1	0																				
Jim King, L OBP: 0.387, SLG: 0.400 (1, 7)					G3 1B				3-1	3	0	2	0	0	0	0																				
Johnny Schaive, R OBP: 0.275, SLG: 0.443 (1, 5)					F5 1-2				6-3	3	0	1	0	0	1	0																				
Bob Johnson, R OBP: 0.328, SLG: 0.410 (1, 6)					F3 1-2				P3 1-2	3	0	1	0	0	2	0																				
Ken Retzer, L OBP: 0.270, SLG: 0.212 (1, 2)									L6 1-2	3	0	0	0	0	3	0																				
Claude Osteen, L OBP: 0.167, SLG: 0.167 Bennie Daniels, L OBP: 0.231, SLG: 0.231 (1, 1) (9, 1)									4-3	3	0	0	0	0	0	0	0																			
Inning Stats	R: 0 E: 0 K: 0 S: 4	H: 1 LOB: 1 BB: 0 P: 4	R: 0 E: 0 K: 0 S: 3	H: 0 LOB: 0 BB: 0 P: 3	R: 0 E: 0 K: 0 S: 3	H: 0 LOB: 0 BB: 0 P: 3	R: 0 E: 0 K: 0 S: 4	H: 2 LOB: 1 BB: 0 P: 4	R: 0 E: 0 K: 2 S: 7	H: 0 LOB: 0 BB: 0 P: 7	R: 0 E: 0 K: 0 S: 4	H: 1 LOB: 1 BB: 0 P: 4	R: 0 E: 0 K: 0 S: 3	H: 1 LOB: 0 BB: 0 P: 3	R: 0 E: 0 K: 0 S: 3	H: 0 LOB: 0 BB: 0 P: 3	1B: 5 2B: 1 3B: 0 HR: 0	SF: 0 SAC: 0 DP: 2 HBP: 0	WP: 1 PB: 0 CS: 0	PA: 30																
PITCHER	IP	WLS	BF	H	R	ER	SO	BB	IBB	HBP	BLK	WP	HR	S	P	ERA	WHIP	PITCHER		IP	WLS	BF	H	R	ER	SO	BB	IBB	HBP	BLK	WP	HR	S	P	ERA	WHIP
Ed Rakow, R ERA: 4.39 (1, 1)	9.0	W	30	5	0	0	2	0	0	0	0	1	0	34	34	0.00	0.556																			



Batter	1	2	3	4	5	6	7	8	9	AB	R	H	RBI	BB	SO	LOB	TOP				
Dick Howser, R (1, 6) OBP: 0.341, SLG: 0.404										4	1	1	1	0	1	3	<p>Kansas City Athletics @ Washington Senators D.C. Stadium, Washington, DC</p> <p>Sun May 20 1962, 3:38 AM EDT Att: 8,052 - Unknown</p> <p>livebaseballscorecards.com</p>				
Jose Tartabull, L (1, 8) OBP: 0.300, SLG: 0.342										5	0	1	0	0	0	5					
Jerry Lumpe, L (1, 4) OBP: 0.344, SLG: 0.420										4	1	1	1	0	0	4					
Norm Siebern, L (1, 3) OBP: 0.405, SLG: 0.478										5	0	1	0	0	0	3					
Manny Jimenez, L (1, 7) OBP: 0.413, SLG: 0.580										5	0	0	0	0	2	3					
Gino Cimoli, R (1, 9) OBP: 0.366, SLG: 0.473										4	1	2	1	1	0	0					
Ed Charles, R (1, 5) OBP: 0.302, SLG: 0.301										3	0	1	0	1	0	1					
Haywood Sullivan, R (1, 2) OBP: 0.292, SLG: 0.221										2	1	0	1	1	0	3					
Jim Archer, R (1, 1) Leo Rosado, R (3, PH) John Wyatt, L (3, 1) Wayne Chappell, L (6, PH) Bob Grim, R (6, 1) George Aluskis, R (6, PH) Diego Segui, R (8, 1)										0	0	0	0	0	0	0					
Inning Stats	R: 0 E: 0 K: 1 S: 6	H: 1 LOB: 1 BB: 0 P: 6	R: 0 E: 0 K: 1 S: 5	H: 0 LOB: 0 BB: 0 P: 5	R: 3 E: 1 K: 0 S: 5	H: 1 LOB: 1 BB: 2 P: 13	R: 0 E: 0 K: 0 S: 2	H: 0 LOB: 0 BB: 0 P: 6	R: 0 E: 1 K: 0 S: 5	H: 1 LOB: 2 BB: 0 P: 5	R: 1 E: 0 K: 0 S: 6	H: 3 LOB: 2 BB: 0 P: 6	R: 1 E: 0 K: 1 S: 8	H: 3 LOB: 3 BB: 1 P: 12	R: 0 E: 0 K: 0 S: 4	H: 1 LOB: 1 BB: 0 P: 4		R: 0 E: 0 K: 0 S: 3	H: 0 LOB: 0 BB: 0 P: 3	1B: 8 2B: 1 3B: 1 HR: 0	SF: 2 SAC: 1 DP: 1 HBP: 0
PITCHER	IP WLS BF H R ER SO BB IBB HBP BLK WP HR S P ERA WHIP																				
Tom Cheney, R (1, 1) ERA: 4.29	5.2 W 27 6 4 3 2 3 0 0 0 0 0 0 28 40 4.76 1.588																				
Ray Rippelmeyer, R (6, 1) ERA: 4.71	0.2 4 2 1 1 0 0 0 0 0 0 0 0 4 4 13.50 3.000																				
Steve Hamilton, L (7, 1) ERA: 6.48	0.1 3 1 0 0 1 1 0 0 0 0 0 0 4 8 0.00 6.000																				
Bennie Daniels, R (7, 1) ERA: 4.22	2.1 S 8 1 0 0 0 0 0 0 0 0 0 0 8 8 0.00 0.429																				

Batter	1	2	3	4	5	6	7	8	9	AB	R	H	RBI	BB	SO	LOB	BOTTOM				
Jim Piersall, R (1, 8) OBP: 0.276, SLG: 0.346										4	1	1	2	0	1	0	<p>Kansas City Athletics @ Washington Senators D.C. Stadium, Washington, DC</p> <p>Sun May 20 1962, 3:38 AM EDT Att: 8,052 - Unknown</p> <p>livebaseballscorecards.com</p>				
Chuck Cottier, R (1, 4) OBP: 0.297, SLG: 0.333										4	1	1	0	0	0	0					
Chuck Hinton, R (1, 9) OBP: 0.286, SLG: 0.304										3	2	2	0	1	0	0					
Harry Bright, R (1, 3) OBP: 0.314, SLG: 0.786										3	2	2	2	0	0	1					
Bob Johnson, R (1, 6) OBP: 0.342, SLG: 0.422										4	0	3	2	0	0	0					
Johnny Schaive, R (1, 5) OBP: 0.262, SLG: 0.422										4	0	0	1	0	0	3					
Jim King, L (1, 7) OBP: 0.392, SLG: 0.390										2	0	0	0	2	1	0					
Bob Schmidt, R (1, 2) OBP: 0.241, SLG: 0.383										3	1	1	0	0	0	2					
Gene Woodling, L (6, PH) OBP: 0.436, SLG: 0.562										1	0	0	0	0	0	2					
Ken Retzer, L (9, 2) OBP: 0.270, SLG: 0.212										0	0	0	0	0	0	0					
Tom Cheney, R (1, 1) Ray Rippelmeyer, R (6, 1) Steve Hamilton, L (7, 1) Bennie Daniels, L (7, 1) OBP: 0.214, SLG: 0.214										2	0	0	0	0	0	0					
Inning Stats	R: 3 E: 0 K: 0 S: 6	H: 4 LOB: 0 BB: 0 P: 6	R: 2 E: 0 K: 1 S: 7	H: 2 LOB: 0 BB: 0 P: 7	R: 1 E: 0 K: 0 S: 5	H: 2 LOB: 2 BB: 1 P: 9	R: 0 E: 0 K: 1 S: 5	H: 0 LOB: 0 BB: 0 P: 5	R: 0 E: 0 K: 0 S: 3	H: 1 LOB: 0 BB: 0 P: 3	R: 0 E: 0 K: 0 S: 3	H: 0 LOB: 0 BB: 0 P: 3	R: 0 E: 0 K: 0 S: 3	H: 0 LOB: 0 BB: 0 P: 3	R: 1 E: 1 K: 0 S: 4	H: 1 LOB: 2 BB: 2 P: 12	R: 0 E: 0 K: 0 S: 3	H: 0 LOB: 0 BB: 0 P: 3	1B: 6 2B: 3 3B: 0 HR: 1	SF: 0 SAC: 1 DP: 0 HBP: 0	WP: 0 PA: 36 PB: 0 SB: 1 CS: 2
PITCHER	IP WLS BF H R ER SO BB IBB HBP BLK WP HR S P ERA WHIP																				
Jim Archer, L (1, 1) ERA: 10.32	2.0 L 11 6 5 5 1 0 0 0 0 0 0 1 13 13 22.50 3.000																				
John Wyatt, R (3, 1) ERA: 4.41	3.0 12 3 1 1 1 1 0 0 0 0 0 0 13 17 3.00 1.333																				
Bob Grim, R (6, 1) ERA: 2.25	2.0 6 0 0 0 0 0 0 0 0 0 0 0 6 6 0.00 0.000																				
Diego Segui, R (8, 1) ERA: 3.43	1.0 6 1 1 1 0 1 1 0 0 0 0 0 4 12 9.00 2.000																				

Batter	1	2	3	4	5	6	7	8	9	AB	R	H	RBI	BB	SO	LOB	TOP								
Lenny Green, L OBP: 0.386, SLG: 0.477 (1, 8)										5	0	0	0	0	1	4									
Vic Power, R OBP: 0.325, SLG: 0.427 (1, 3)										5	0	0	0	0	1	1									
Rich Rollins, R OBP: 0.401, SLG: 0.545 (1, 5)										4	0	1	0	1	3	0									
Harmon Killebrew, R OBP: 0.376, SLG: 0.491 Bill Tuttle, R OBP: 0.323, SLG: 0.309 (1, 7) (9, 8)										5	1	1	1	0	0	4									
Bob Allison, R OBP: 0.402, SLG: 0.404 (1, 9)										2	0	0	0	1	0	0									
Earl Battey, R OBP: 0.376, SLG: 0.441 Jerry Zimmerman, R OBP: 0.250, SLG: 0.250 (1, 2) (3, 2)										1	0	1	0	0	0	0									
Bernie Allen, L OBP: 0.328, SLG: 0.525 (1, 4)										4	3	3	1	0	0	1									
Zolio Versalles, R OBP: 0.275, SLG: 0.378 (1, 6)										2	0	1	1	1	0	0									
Camilo Pascual, R OBP: 0.323, SLG: 0.452 (1, 1)										4	0	2	2	0	1	1									
Inning Stats	R: 0 E: 0 K: 2 S: 7	H: 0 LOB: 0 BB: 0 P: 7	R: 0 E: 0 K: 0 S: 3	H: 1 LOB: 1 BB: 0 P: 4	R: 0 E: 0 K: 1 S: 5	H: 0 LOB: 0 BB: 1 P: 5	R: 0 E: 0 K: 0 S: 2	H: 0 LOB: 0 BB: 1 P: 6	R: 2 E: 0 K: 0 S: 6	H: 3 LOB: 1 BB: 0 P: 6	R: 1 E: 0 K: 2 S: 8	H: 1 LOB: 1 BB: 1 P: 12	R: 1 E: 1 K: 0 S: 7	H: 3 LOB: 3 BB: 0 P: 7	R: 1 E: 0 K: 1 S: 7	H: 2 LOB: 2 BB: 1 P: 11	R: 0 E: 0 K: 1 S: 5	H: 0 LOB: 0 BB: 0 P: 5	1B: 6 2B: 4 3B: 0 HR: 1	SF: 0 SAC: 1 DP: 1 HBP: 1	WP: 0 PB: 0 SB: 0 CS: 1	PA: 40			
PITCHER	IP	WLS	BF	H	R	ER	SO	BB	IBB	HBP	BLK	WP	HR	S	P	ERA	WHIP								
Dave Stenhouse, R ERA: 1.69 (1, 1)	6.2	L	30	8	4	4	5	2	0	1	0	0	1	37	46	5.40	1.500								
Ed Hobaugh, R ERA: 7.04 (7, 1)	1.1		7	2	1	1	1	0	1	0	0	0	0	8	12	6.75	1.500								
Marty Kutyna, R ERA: 3.24 (9, 1)	1.0		3	0	0	0	1	0	0	0	0	0	0	5	5	0.00	0.000								

Minnesota Twins @ Washington Senators
D.C. Stadium, Washington, DC
Mon May 21 1962, 7:05 PM EDT
Att: 11,797 - Unknown

livebaseballscores.com

AB 35
R 5
H 10
RBI 5
BB 3
SO 7
LOB 12

Batter	1	2	3	4	5	6	7	8	9	AB	R	H	RBI	BB	SO	LOB	BOTTOM								
Jim Piersall, R OBP: 0.286, SLG: 0.378 (1, 8)										4	1	2	1	0	1	1									
Chuck Cottier, R OBP: 0.314, SLG: 0.365 (1, 4)										3	0	2	1	1	0	1									
Gene Woodling, L OBP: 0.419, SLG: 0.532 (1, 9)										4	0	0	0	0	1	3									
Dale Long, L OBP: 0.385, SLG: 0.431 (1, 3)										3	1	1	0	1	1	1									
Bob Johnson, R OBP: 0.339, SLG: 0.411 (1, 6)										3	0	0	0	1	1	3									
Harry Bright, R OBP: 0.324, SLG: 0.750 Chuck Hinton, R OBP: 0.286, SLG: 0.304 (1, 5) (9, FR)										4	0	2	1	0	1	1									
Jim King, L OBP: 0.376, SLG: 0.372 (1, 7)										4	0	0	0	0	0	2									
Bob Schmidt, R OBP: 0.233, SLG: 0.369 (1, 2)										3	0	0	0	0	1	0									
Dave Stenhouse, R OBP: 0.154, SLG: 0.083 Ed Hobaugh, R (7, 1) Joe Hicks, L OBP: 0.258, SLG: 0.179 Marty Kutyna, R (9, 1)										2	0	0	0	0	0	0									
Inning Stats	R: 0 E: 0 K: 0 S: 3	H: 1 LOB: 0 BB: 0 P: 3	R: 1 E: 0 K: 1 S: 6	H: 2 LOB: 0 BB: 0 P: 6	R: 0 E: 0 K: 0 S: 4	H: 1 LOB: 1 BB: 0 P: 4	R: 0 E: 0 K: 2 S: 7	H: 0 LOB: 1 BB: 1 P: 11	R: 0 E: 0 K: 0 S: 3	H: 0 LOB: 0 BB: 0 P: 3	R: 1 E: 0 K: 0 S: 3	H: 1 LOB: 1 BB: 2 P: 11	R: 0 E: 0 K: 1 S: 5	H: 0 LOB: 0 BB: 0 P: 5	R: 1 E: 0 K: 2 S: 9	H: 2 LOB: 1 BB: 0 P: 9	R: 0 E: 0 K: 0 S: 3	H: 1 LOB: 1 BB: 0 P: 3	1B: 6 2B: 0 3B: 1 HR: 1	SF: 0 SAC: 0 DP: 3 HBP: 0	WP: 0 PB: 0 SB: 2 CS: 0	PA: 35			
PITCHER	IP	WLS	BF	H	R	ER	SO	BB	IBB	HBP	BLK	WP	HR	S	P	ERA	WHIP								
Camilo Pascual, R ERA: 3.47 (1, 1)	9.0	W	34	8	3	3	6	3	0	0	0	0	1	43	55	3.00	1.222								

Minnesota Twins @ Washington Senators
D.C. Stadium, Washington, DC
Mon May 21 1962, 7:05 PM EDT
Att: 11,797 - Unknown

livebaseballscores.com


AB 31
R 3
H 8
RBI 3
BB 3
SO 6
LOB 12


Batter	1	2	3	4	5	6	7	8	9	AB	R	H	RBI	BB	SO	LOB	TOP			
Lenny Green, L OBP: 0.387, SLG: 0.490	4-0 BB 1B BB	0-0 1-H HR	0-0 3-1			0-0 4-3			0-0 G3	4	1	2	1	0	1		Minnesota Twins @ Washington Senators D.C. Stadium, Washington, DC Tue May 22 1962, 7:05 PM EDT Att: 10,977 - Unknown livebaseballscorecards.com			
Vic Power, R OBP: 0.336, SLG: 0.434	0-0 1-2 BB 1B	0-0 5-3			0-0 F8	0-0 G5-4-3 1B			0-0 1B	5	0	3	0	0	0					
Rich Rollins, R OBP: 0.401, SLG: 0.537	0-0 F8		4-0 2B 1B BB	0-0 BB 1B	0-0 BB 1B				0-0 F8	4	1	1	0	1	0	4				
Harmon Killebrew, R OBP: 0.390, SLG: 0.504	4-0 1-2 2-3 BB		0-0 1B 2B	4-0 1-2 BB G6-4-3					0-0 F2	3	1	2	0	2	0	1				
Bob Allison, R OBP: 0.404, SLG: 0.406	0-0 L9		0-0 PB 1B	0-0 BB 1B	0-0 G6-4-3				0-0 F8	2	1	1	2	0	0	3				
Bill Tuttle, R OBP: 0.313, SLG: 0.298			0-0 PB 1B	0-0 BB 1B	0-0 G6-4-3				0-0 1B	2	0	0	0	0	0	3				
Bernie Allen, L OBP: 0.319, SLG: 0.508	0-0 F9		0-0 F7		0-0 P4				0-0 4-3	4	0	0	0	0	0	4				
Zolo Versailles, R OBP: 0.288, SLG: 0.367		0-0 6-3	0-0 2-3		0-0 F7				0-0 5-3	4	0	0	0	0	0	1				
Jerry Zimmerman, R OBP: 0.500, SLG: 0.429		0-0 HR 1B	0-0 PB 2B 1B	4-0 2B BB					0-0 5-3	3	2	2	1	1	0	0				
Georges Maranda, R OBP: 0.400, SLG: 0.800		0-0 P4	0-0 1B	0-0 2B					0-3 K	3	0	2	1	0	0	1				
Lee Stange, R										0	0	0	0	0	0	0				
Dick Stigman, R										1	0	0	0	0	1	0				
Ray Moore, R										0	0	0	0	0	0	0				
Inning Stats	R: 0 E: 0 K: 0 S: 4	H: 1 LOB: 3 BB: 2 P: 12	R: 2 E: 0 K: 0 S: 5	H: 2 LOB: 0 BB: 0 P: 5	R: 4 E: 0 K: 0 S: 7	H: 4 LOB: 1 BB: 1 P: 11	R: 0 E: 0 K: 0 S: 3	H: 1 LOB: 1 BB: 1 P: 7	R: 0 E: 0 K: 0 S: 3	H: 1 LOB: 2 BB: 1 P: 7	R: 0 E: 0 K: 0 S: 3	H: 1 LOB: 0 BB: 0 P: 3	R: 0 E: 0 K: 0 S: 3	H: 0 LOB: 0 BB: 0 P: 5	R: 0 E: 0 K: 0 S: 4	H: 1 LOB: 1 BB: 0 P: 4	1B: 8 2B: 3 3B: 0 HR: 1	SF: 0 SAC: 0 DP: 2 HBP: 0	WP: 0 PB: 2 SB: 1 CS: 0	PA: 40
PITCHER	IP WLS BF H R ER SO BB IBB HBP BLK WP HR S P ERA WHIP																			
Joe McClain, R ERA: 10.8	(1, 1) 2.0 L 14 5 5 5 0 3 0 0 0 0 0 1 11 23 22.50 4.000																			
Marty Kutyna, R ERA: 2.59	(3, 1) 2.0 9 3 1 0 0 1 0 0 0 0 0 0 8 12 0.00 2.000																			
Ray Rippelmeyer, R ERA: 4.13	(5, 1) 3.0 10 3 0 0 0 1 0 0 0 0 0 0 9 13 0.00 1.333																			
Bennie Daniels, R ERA: 4.03	(8, 1) 2.0 7 1 0 0 1 0 0 0 0 0 0 0 9 9 0.00 0.500																			

Batter	1	2	3	4	5	6	7	8	9	AB	R	H	RBI	BB	SO	LOB	BOTTOM					
Danny O'Connell, R OBP: 0.297, SLG: 0.348	0-0 F9	0-0 FC5-4 1B			4-0 E S 1B BB			0-0 G3	0-0 F3	4	1	1	1	1	0	3	Minnesota Twins @ Washington Senators D.C. Stadium, Washington, DC Tue May 22 1962, 7:05 PM EDT Att: 10,977 - Unknown livebaseballscorecards.com					
Chuck Cottier, R OBP: 0.318, SLG: 0.390	4-0 2B 3-1 BB	0-0 FC5-4			0-0 F7	0-0 1-3		0-0 P4		4	2	1	2	1	0	5						
Jim Piersall, R OBP: 0.298, SLG: 0.397	0-0 3-1 1-3 2B		0-0 F3		0-0 1B			0-0 F8		5	0	3	1	0	0	0						
Dale Long, L OBP: 0.377, SLG: 0.421	0-0 3-1		0-0 F2		0-0 F5			0-0 F8		5	0	1	1	0	0	3						
Chuck Hinton, R OBP: 0.279, SLG: 0.295	0-0 1-3		0-0 F2		0-3 K			0-0 F3		5	0	1	0	0	1	3						
Jim King, L OBP: 0.385, SLG: 0.368		0-0 1-3		4-0 1B BB		4-0 G5-4-3 BB		0-3 K		1	0	0	0	2	0	0						
Harry Bright, R OBP: 0.312, SLG: 0.727										1	0	0	0	0	1	2						
Bennie Daniels, L OBP: 0.200, SLG: 0.200										1	0	0	0	0	1	1						
Bob Johnson, R OBP: 0.328, SLG: 0.397		0-0 5-3		0-3 K		0-3 K		0-0 5-3		4	0	0	0	0	2	2						
Bob Schmidt, R OBP: 0.256, SLG: 0.391		4-0 1B BB		0-0 1B		0-0 G5-4-3		0-0 2B		3	1	2	0	1	0	1						
Ken Hamlin, R OBP: 0.143, SLG: 0.077										0	0	0	0	0	0	0						
Ken Retzer, L OBP: 0.270, SLG: 0.212										0	0	0	0	0	0	0						
Joe McClain, R OBP: 0.187, SLG: 0.187										1	0	1	0	0	0	0						
Marty Kutyna, R										0	0	0	0	0	0	0						
Joe Hicks, L										1	0	0	0	0	0	2						
Ray Rippelmeyer, R										0	0	0	0	0	0	0						
Johnny Schave, R										1	1	1	0	0	0	0						
Gene Woodling, R										0	0	0	0	1	0	0						
Inning Stats	R: 1 E: 0 K: 0 S: 4	H: 1 LOB: 1 BB: 1 P: 8	R: 1 E: 0 K: 0 S: 5	H: 2 LOB: 2 BB: 1 P: 9	R: 0 E: 0 K: 0 S: 3	H: 0 LOB: 0 BB: 0 P: 3	R: 0 E: 0 K: 1 S: 5	H: 1 LOB: 1 BB: 1 P: 9	R: 1 E: 0 K: 1 S: 6	H: 1 LOB: 1 BB: 1 P: 10	R: 0 E: 0 K: 1 S: 4	H: 0 LOB: 0 BB: 1 P: 8	R: 2 E: 0 K: 1 S: 9	H: 4 LOB: 2 BB: 0 P: 9	R: 0 E: 0 K: 0 S: 4	H: 1 LOB: 2 BB: 1 P: 8	R: 0 E: 0 K: 1 S: 6	H: 1 LOB: 1 BB: 0 P: 6	1B: 8 2B: 2 3B: 0 HR: 1	SF: 0 SAC: 0 DP: 2 HBP: 0	WP: 0 PB: 1 SB: 1 CS: 0	PA: 42
PITCHER	IP WLS BF H R ER SO BB IBB HBP BLK WP HR S P ERA WHIP																					
Georges Maranda, R ERA: 8.03	(1, 1) 4.1 21 4 2 2 2 1 0 0 0 0 0 1 14 18 6.23 2.077																					
Lee Stange, R ERA: 2.54	(5, 1) 2.1 11 4 2 2 2 1 0 0 0 0 0 1 14 18 7.71 2.143																					
Dick Stigman, L ERA: 1.93	(7, 1) 0.2 4 1 0 0 1 1 0 0 0 0 0 0 5 9 0.00 3.000																					
Ray Moore, R ERA: 4.32	(8, 1) 1.2 W 6 1 0 0 1 0 0 0 0 0 0 0 8 8 0.00 0.600																					

Batter	1	2	3	4	5	6	7	8	9	AB	R	H	RBI	BB	SO	LOB	TOP					
Albie Pearson, L (1, 8) OBP: 0.391, SLG: 0.356	4-0 SF9 BB		0-0 G4-3		0-0 F9		0-0 F8		0-0 L9	3	1	0	0	1	0	3	Los Angeles Angels @ Washington Senators D.C. Stadium, Washington, DC Wed May 23 1962, 7:05 PM EDT Att: 1,906 - Unknown livebaseballscorecards.com					
Art Fowler, R (7, 1)			1-2							0	0	0	0	0	0	0						
Tom Burgess, L (9, PH) OBP: 0.333, SLG: 0.463										1	0	0	0	0	0	1						
Billy Moran, R (1, 4) OBP: 0.318, SLG: 0.397	0-0		0-0		0-0		0-0		0-0	4	0	4	0	0	0	0						
Leon Wagner, L (1, 7) OBP: 0.348, SLG: 0.593	0-0 SF9		0-3 K2-3		0-0 P6				0-0 F9	3	0	0	1	0	1	4						
Steve Bilko, R (1, 3) OBP: 0.366, SLG: 0.478	0-0 F9				0-0 HR		0-3 K		4-0 BB	3	1	1	1	1	1	1						
Lee Thomas, L (1, 9) OBP: 0.314, SLG: 0.333	0-0 P6				0-0 G5-4-3 1B		0-0 4-3		0-0 F9	4	0	1	0	0	0	3						
Billy Conzolo, R (1, 5) OBP: 0.235, SLG: 0.235		0-3 K		0-3 K		0-3 K		0-0 5-3		3	0	0	0	0	3	1						
Felix Torres, R (8, PH) OBP: 0.329, SLG: 0.338										1	0	0	0	0	0	2						
Ed Sadowski, R (1, 2) OBP: 0.273, SLG: 0.273	0-0 6-3		0-0 G5-4-3		0-0 K		0-3 K		0-0 6-3	2	0	0	0	0	0	1						
Eddie Yost, R (7, PH) OBP: 0.473, SLG: 0.365			1-2							1	0	0	0	0	1	0						
Earl Averill, R (7, 7) OBP: 0.343, SLG: 0.367										1	0	0	0	0	0	0						
Joe Koppe, R (1, 6) OBP: 0.357, SLG: 0.328	0-0 6-3				0-0 1B		0-3 K		0-0 1B	4	0	2	0	0	1	0						
Ted Bowsfield, R (1, 1) OBP: 0.200, SLG: 0.330			4-0 G4-3 BB		0-3 K		0-0 1B		0-3 K	0	0	0	0	1	0	0						
Jim Donohue, R (3, 1) OBP: 0.292, SLG: 0.250										0	0	0	0	0	0	0						
Gordie Winchom, R (5, PH) OBP: 0.292, SLG: 0.250										1	0	0	0	0	1	1						
Bob Botz, R (5, 1) OBP: 0.300, SLG: 0.344										0	0	0	0	0	0	0						
Buck Rodgers, S (7, PH) OBP: 0.300, SLG: 0.344										2	0	1	0	0	1	1						
Inning Stats	R: 1 E: 0 K: 0 S: 4	H: 1 LOB: 1 BB: 1 P: 8	R: 0 E: 0 K: 1 S: 5	H: 0 LOB: 0 BB: 0 P: 5	R: 0 E: 0 K: 1 S: 5	H: 1 LOB: 1 BB: 1 P: 9	R: 1 E: 0 K: 1 S: 6	H: 2 LOB: 0 BB: 0 P: 6	R: 0 E: 0 K: 1 S: 7	H: 2 LOB: 2 BB: 0 P: 7	R: 0 E: 0 K: 2 S: 7	H: 0 LOB: 0 BB: 0 P: 7	R: 0 E: 0 K: 2 S: 8	H: 1 LOB: 1 BB: 0 P: 8	R: 0 E: 0 K: 0 S: 4	H: 1 LOB: 2 BB: 1 P: 8	R: 0 E: 0 K: 1 S: 6	H: 1 LOB: 1 BB: 0 P: 6	1B: 8 2B: 0 3B: 0 HR: 1	SF: 1 SAC: 0 DP: 2 HBP: 0	WP: 0 PB: 0 SB: 0 CS: 0	PA: 37
PITCHER Pete Burnside, L (1, 1) ERA: 3.5	IP: 9.0 WLS: W BF: 37 H: 9 R: 2 ER: 2 SO: 9 BB: 3 IBB: 0 HBP: 0 BLK: 0 WP: 0 HR: 1 S: 52 P: 64 ERA: 2.00 WHIP: 1.333															PITCHER						

Batter	1	2	3	4	5	6	7	8	9	AB	R	H	RBI	BB	SO	LOB	BOTTOM			
Danny O'Connell, R (1, 5) OBP: 0.329, SLG: 0.370	4-0 F8 3B BB	0-0 1B G6-4-3	0-0 E S 1B		0-0 F8			0-0 FC5 FC1-5 1B		4	2	3	1	1	0	0	Los Angeles Angels @ Washington Senators D.C. Stadium, Washington, DC Wed May 23 1962, 7:05 PM EDT Att: 1,906 - Unknown livebaseballscorecards.com			
Chuck Cottier, R (1, 4) OBP: 0.322, SLG: 0.390	0-0 F2	0-0 G6-4-3 1B	0-3 K		0-0 G6-3 1B		0-0 FC1-5		5	0	2	0	0	1	4					
Jim Piersall, R (1, 8) OBP: 0.287, SLG: 0.380	0-0 F8	0-0 P4	0-0 4-3		0-0 G6-3		0-0 F8		5	0	0	0	0	0	8					
Harry Bright, R (1, 3) OBP: 0.310, SLG: 0.737	0-0 E 3B	0-0 G6-4-3		0-0 5-3		0-0 1B		0-0 FC5		5	1	2	3	0	0	3				
Chuck Hinton, R (1, 7) OBP: 0.292, SLG: 0.328	4-0 BB E BB	0-0 6-3		0-0 3B		0-0 F9				3	0	1	0	1	0	2				
Jim King, L (1, 9) OBP: 0.389, SLG: 0.378	0-0 E5 BB		0-0 2B 2B		0-0 F5		4-0 G5-4-3 BB			3	1	1	0	1	0	2				
Bob Johnson, R (1, 6) OBP: 0.333, SLG: 0.403	4-0 1-2 2-3 BB		0-0 E 2B		0-3 K		0-0 G5-4-3			3	1	1	1	1	1	2				
Bob Schmidt, R (1, 2) OBP: 0.255, SLG: 0.385	0-0 F9		0-0 E7 1B 1B		0-0 P5		0-0 6-3			4	1	1	0	0	0	3				
Pete Burnside, R (1, 1)		0-0 E1 1B G6-4-3		0-3 K		0-3 K		4-0 FC1-5 1B BB		3	1	0	0	1	2	1				
Inning Stats	R: 2 E: 1 K: 0 S: 5	H: 1 LOB: 3 BB: 3 P: 17	R: 2 E: 1 K: 0 S: 6	H: 2 LOB: 1 BB: 0 P: 6	R: 3 E: 2 K: 2 S: 11	H: 4 LOB: 1 BB: 0 P: 11	R: 0 E: 0 K: 1 S: 6	H: 1 LOB: 1 BB: 0 P: 6	R: 0 E: 0 K: 1 S: 5	H: 0 LOB: 0 BB: 0 P: 5	R: 0 E: 0 K: 0 S: 4	H: 2 LOB: 1 BB: 0 P: 4	R: 0 E: 0 K: 0 S: 2	H: 0 LOB: 0 BB: 1 P: 6	R: 0 E: 0 K: 0 S: 4	H: 1 LOB: 2 BB: 1 P: 8		1B: 7 2B: 2 3B: 2 HR: 0	SF: 0 SAC: 0 DP: 2 HBP: 0	WP: 1 PB: 0 SB: 1 CS: 0
PITCHER Ted Bowsfield, L (1, 1) ERA: 7.86	IP: 2.0 WLS: L BF: 16 H: 5 R: 6 ER: 3 SO: 0 BB: 3 IBB: 0 HBP: 0 BLK: 0 WP: 0 HR: 0 S: 13 P: 25 ERA: 13.50 WHIP: 4.000															PITCHER				
Jim Donohue, R (3, 1) ERA: 3.86	2.0 9 3 1 0 3																			
Bob Botz, R (5, 1) ERA: 4.0	2.0 7 2 0 0 1																			
Art Fowler, R (7, 1) ERA: 2.08	2.0 8 1 0 0 0																			

Batter	1	2	3	4	5	6	7	8	9	AB	R	H	RBI	BB	SO	LOB	TOP										
Albie Pearson, L (1,8) OBP: 0.389, SLG: 0.355	0-0 6-3	0-0 4-3			0-0 1B 1B	0-0 1-3 2B 1B		0-0 G3-1	0-0 F7	6	1	2	2	0	0	4	Los Angeles Angels @ Washington Senators D.C. Stadium, Washington, DC Thu May 24 1962, 7:05 PM EDT Att: 3,226 - Overcast 										
Billy Moran, R (1,4) OBP: 0.320, SLG: 0.404	0-0 5-3		0-0 F9		0-0 1-2 1B 1B	0-0 1-H 2B		0-0 6-3		5	0	2	2	0	0	0											
Leon Wagner, L (1,7) OBP: 0.350, SLG: 0.600	0-0 1B		0-0 G3		0-0 P6	0-0 F7			0-0 1B 3B	5	1	2	0	0	0	3											
Steve Bilko, R (1,3) OBP: 0.402, SLG: 0.493	4-0 1-2 BB		0-0 1B		0-0 1-2 3 1B		1-0 G5-4-3 HBP		4-0 1B BB	2	1	2	0	2	0	0											
Buck Rodgers, S (1,2) OBP: 0.305, SLG: 0.338	0-0 F8		0-0 5-3		0-0 F3		0-0 G5-4-3 1-2		0-0 1B FC 1B	5	1	1	1	0	0	7											
Felix Torres, R (1,5) OBP: 0.308, SLG: 0.315		0-0 6-3		0-0 P3	0-0 F7				0-0 F5	5	0	0	0	0	0	5											
Billy Consolo, R (9,5) OBP: 0.235, SLG: 0.235									0-0 F7	0	0	0	0	0	0	0											
Lee Thomas, L (1,9) OBP: 0.331, SLG: 0.341		0-0 E 1B		0-0 L3		4-0 1B 2B BB		4-0 G3 BB G3-1 BB	0-0 FC 1B	3	2	2	1	2	0	0											
Joe Koppe, R (1,6) OBP: 0.356, SLG: 0.333		0-0 F7		0-0 2B		0-0 P4		4-0 G3 BB G3-1 BB	0-0 FC	4	1	1	1	1	0	3											
Bo Belinsky, L (11,1) Gordie Windstrom, R (6,PH) Eli Givon, R (6,PH) Tom Morgan, R (7,1) Tom Burgess, L (8,PH) Ryne Duren, R (8,1)		4-0 BB		0-3 K		0-0 F7		0-0 G3	0-3 K	1	0	0	0	1	1	1											
Inning Stats	R: 0 E: 0 K: 0 S: 4	H: 1 LOB: 2 BB: 1 P: 8	R: 0 E: 1 K: 0 S: 4	H: 1 LOB: 2 BB: 1 P: 8	R: 0 E: 0 K: 1 S: 6	H: 1 LOB: 1 BB: 0 P: 6	R: 0 E: 0 K: 0 S: 6	H: 3 LOB: 3 BB: 0 P: 6	R: 2 E: 0 K: 0 S: 5	H: 2 LOB: 1 BB: 1 P: 9	R: 0 E: 0 K: 0 S: 2	H: 0 LOB: 0 BB: 0 P: 3	R: 2 E: 0 K: 0 S: 3	H: 0 LOB: 0 BB: 2 P: 11	R: 3 E: 0 K: 1 S: 9	H: 3 LOB: 2 BB: 1 P: 13	1B: 9 2B: 2 3B: 1 HR: 0	SF: 0 SAC: 0 DP: 1 HBP: 1	WP: 0 PB: 0 SB: 0 CS: 0	PA: 46							
PITCHER	IP WLS BF H R ER SO	IP WLS BF H R ER SO	IP WLS BF H R ER SO	IP WLS BF H R ER SO	IP WLS BF H R ER SO	IP WLS BF H R ER SO	IP WLS BF H R ER SO	IP WLS BF H R ER SO	IP WLS BF H R ER SO	IP WLS BF H R ER SO	IP WLS BF H R ER SO	IP WLS BF H R ER SO	IP WLS BF H R ER SO	IP WLS BF H R ER SO	IP WLS BF H R ER SO	IP WLS BF H R ER SO	IP WLS BF H R ER SO	IP WLS BF H R ER SO	IP WLS BF H R ER SO	IP WLS BF H R ER SO	IP WLS BF H R ER SO	IP WLS BF H R ER SO	IP WLS BF H R ER SO	ERA WHIP	ERA WHIP		
Don Rudolph, L (1,1) ERA: 3.52	7.0	34	9	3	3	1	4	0	0	1	0	0	0	0	31	48	3.86	1.857									
Bennie Daniels, R (8,1) ERA: 4.7	1.1	L 8	2	4	4	0	2	0	0	0	0	0	0	6	14	27.00	3.000										
Steve Hamilton, L (9,1) ERA: 6.0	0.2	4	1	0	0	1	0	0	0	0	0	0	0	6	6	0.00	1.500										



Batter	1	2	3	4	5	6	7	8	9	AB	R	H	RBI	BB	SO	LOB	BOTTOM								
Danny O'Connell, R (1,5) OBP: 0.333, SLG: 0.372	0-0 5-3	0-0 5-3			0-0 6-3 SH1-4 1B		0-0 CS 1B		0-3 K	5	0	2	0	0	1	0	Los Angeles Angels @ Washington Senators D.C. Stadium, Washington, DC Thu May 24 1962, 7:05 PM EDT Att: 3,226 - Overcast 								
Chuck Cottier, R (1,4) OBP: 0.331, SLG: 0.393	4-0 S E 1B BB		0-0 CS 1B		0-0 SH1-4		0-3 K			2	1	1	0	1	1	1									
Jim Piersall, R (1,8) OBP: 0.278, SLG: 0.368	0-0 E6 1B PB		0-3 K		0-0 6-3			0-0 F9		4	1	0	0	0	1	3									
Harry Bright, R (1,3) OBP: 0.342, SLG: 0.725	0-0 1B		1-0 HBP		0-0 6-3			4-0 1B BB		2	1	1	2	1	0	1									
Claude Osteen, L (8,PR) OBP: 0.167, SLG: 0.167										0	0	0	0	0	0	0									
Dale Long, L (9,3) OBP: 0.377, SLG: 0.421	1-H 2H 1B									0	0	0	0	0	0	0									
Chuck Hinton, R (1,7) OBP: 0.289, SLG: 0.324	0-0 E S 1B		0-0 P4			0-0 F9		0-0 F9		4	0	1	1	0	0	2									
Jim King, L (1,9) OBP: 0.384, SLG: 0.372	0-3 K			0-0 P6		0-0 4-3		0-0 1B		4	0	1	0	0	1	1									
Bob Johnson, R (1,6) OBP: 0.338, SLG: 0.431	0-0 F8			0-0 G1-5-3 1B 1B		0-0 HR		0-3 K		4	1	2	1	0	1	3									
Bob Schmidt, R (1,2) OBP: 0.255, SLG: 0.379		0-0 5-3		0-0 1B		0-0 F8			0-0 F8	4	0	1	0	0	0	0									
Don Rudolph, L (1,1) OBP: 0.250, SLG: 0.333		0-3 K2-3		0-0 G1-5-3				0-0 1-6-3		3	0	0	0	0	1	2									
Bennie Daniels, L (8,1) OBP: 0.200, SLG: 0.200										0	0	0	0	0	0	0									
Steve Hamilton, L (9,1) OBP: 0.242, SLG: 0.167										1	0	0	0	0	1	0									
Inning Stats	R: 3 E: 1 K: 1 S: 8	H: 2 LOB: 1 BB: 1 P: 12	R: 0 E: 0 K: 1 S: 5	H: 0 LOB: 0 BB: 0 P: 5	R: 0 E: 0 K: 1 S: 5	H: 1 LOB: 1 BB: 0 P: 6	R: 0 E: 0 K: 0 S: 4	H: 2 LOB: 1 BB: 0 P: 4	R: 0 E: 0 K: 0 S: 4	H: 1 LOB: 1 BB: 0 P: 4	R: 1 E: 0 K: 0 S: 4	H: 1 LOB: 0 BB: 0 P: 5	R: 0 E: 0 K: 1 S: 6	H: 1 LOB: 2 BB: 1 P: 10	R: 0 E: 0 K: 2 S: 7	H: 0 LOB: 0 BB: 0 P: 7	1B: 8 2B: 2 3B: 0 HR: 1	SF: 0 SAC: 1 DP: 3 HBP: 1	WP: 0 PB: 1 SB: 2 CS: 2	PA: 37					
PITCHER	IP WLS BF H R ER SO	IP WLS BF H R ER SO	IP WLS BF H R ER SO	IP WLS BF H R ER SO	IP WLS BF H R ER SO	IP WLS BF H R ER SO	IP WLS BF H R ER SO	IP WLS BF H R ER SO	IP WLS BF H R ER SO	IP WLS BF H R ER SO	IP WLS BF H R ER SO	IP WLS BF H R ER SO	IP WLS BF H R ER SO	IP WLS BF H R ER SO	IP WLS BF H R ER SO	IP WLS BF H R ER SO	IP WLS BF H R ER SO	IP WLS BF H R ER SO	IP WLS BF H R ER SO	IP WLS BF H R ER SO	IP WLS BF H R ER SO	IP WLS BF H R ER SO	IP WLS BF H R ER SO	ERA WHIP	ERA WHIP
Bo Belinsky, L (1,1) ERA: 2.36	5.0	22	6	3	1	0	0	0	0	1	6	6	6.75	1.500											
Eli Givon, R (8,1) ERA: 7.84	1.1	6	2	1	1	0	0	0	0	1	6	6	6.75	1.500											
Tom Morgan, R (7,1) ERA: 3.71	0.2	1	0	0	0	1	0	0	0	3	3	0.00	0.000												
Ryne Duren, R (8,1) ERA: 2.57	2.0	W 8	1	0	0	3	0	0	0	13	17	0.00	1.000												

Batter	1	2	3	4	5	6	7	8	9	AB	R	H	RBI	BB	SO	LOB	TOP					
Willie Tasby, R OBP: 0.348, SLG: 0.250 (1, 8)										4	0	2	0	0	0	2	Cleveland Indians @ Washington Senators D.C. Stadium, Washington, DC Fri May 25 1962, 7:05 PM EDT Att: 10,127 - Unknown					
Bubba Phillips, R OBP: 0.315, SLG: 0.419 (1, 5)										4	0	2	0	0	0	1						
Chuck Essegian, R OBP: 0.468, SLG: 0.798 Don Dillard, L OBP: 0.267, SLG: 0.419 (1, 7) (8, 7)										4	2	2	1	0	0	4						
Gene Green, R OBP: 0.354, SLG: 0.630 Willie Kirkland, L OBP: 0.298, SLG: 0.378 (1, 9) (8, 9)										4	0	0	0	0	0	3						
John Romano, R OBP: 0.408, SLG: 0.543 (1, 2)										3	0	1	1	1	0	0						
Woodie Held, R OBP: 0.387, SLG: 0.384 (1, 6)										3	0	0	0	1	0	1						
Tito Francona, L OBP: 0.310, SLG: 0.325 (1, 3)										3	0	0	0	1	0	2						
Jerry Kindall, R OBP: 0.289, SLG: 0.389 (1, 4)										4	0	1	0	0	0	3						
Pedro Ramos, S OBP: 0.571, SLG: 1.167 Gary Bell, R OBP: 0.154, SLG: 0.154 (1, 1) (9, 1)										2	0	0	0	0	1	1						
Inning Stats	R: 0 E: 0 K: 0 S: 4	H: 2 LOB: 1 BB: 0 P: 4	R: 0 E: 0 K: 0 S: 3	H: 0 LOB: 0 BB: 0 P: 3	R: 0 E: 0 K: 0 S: 5	H: 2 LOB: 2 BB: 0 P: 5	R: 0 E: 0 K: 0 S: 3	H: 0 LOB: 2 BB: 2 P: 11	R: 0 E: 0 K: 1 S: 5	H: 1 LOB: 0 BB: 0 P: 5	R: 1 E: 0 K: 0 S: 4	H: 2 LOB: 0 BB: 0 P: 4	R: 0 E: 0 K: 0 S: 3	H: 0 LOB: 1 BB: 1 P: 7	R: 1 E: 0 K: 0 S: 4	H: 1 LOB: 0 BB: 0 P: 4	R: 0 E: 0 K: 0 S: 3	H: 0 LOB: 0 BB: 0 P: 3	1B: 6 2B: 1 3B: 0 HR: 1	SF: 0 SAC: 1 DP: 3 HBP: 0	WP: 0 PB: 0 SB: 0 CS: 0	PA: 35
PITCHER	IP WLS BF H R ER SO BB IBB HBP BLK WP HR S P ERA WHIP																					
Claude Osteen, L ERA: 5.47 (1, 1)	8.0 L 32 8 2 2 1 3 0 0 0 0 0 1 31 43 2.25 1.375																					
Tom Cheney, R ERA: 4.09 (9, 1)	1.0 3 0 0 0 0 0 0 0 0 0 0 0 0 3 3 0.00 0.000																					

Batter	1	2	3	4	5	6	7	8	9	AB	R	H	RBI	BB	SO	LOB	BOTTOM					
Danny O'Connell, R OBP: 0.330, SLG: 0.402 (1, 5)										4	1	1	1	0	1	0	Cleveland Indians @ Washington Senators D.C. Stadium, Washington, DC Fri May 25 1962, 7:05 PM EDT Att: 10,127 - Unknown					
Chuck Cottier, R OBP: 0.328, SLG: 0.387 (1, 4)										4	0	1	0	0	1	0						
Jim Piersall, R OBP: 0.270, SLG: 0.357 (1, 8)										4	0	0	0	0	0	1						
Gene Woodling, L OBP: 0.418, SLG: 0.519 (1, 9)										4	0	1	0	0	0	0						
Dale Long, L OBP: 0.373, SLG: 0.409 (1, 3)										3	0	0	0	1	0	1						
Jim King, L OBP: 0.383, SLG: 0.371 (1, 7)										3	0	1	0	0	0	2						
Bob Johnson, R OBP: 0.338, SLG: 0.429 (1, 6)										3	0	1	0	0	0	1						
Bob Schmidt, R OBP: 0.248, SLG: 0.367 (1, 2)										3	0	0	0	0	1	2						
Claude Osteen, L OBP: 0.125, SLG: 0.125 Johnny Schaive, R OBP: 0.267, SLG: 0.424 (8, PH) Tom Cheney, R ERA: 4.5 (9, 1)										2	0	0	0	0	0	0						
Inning Stats	R: 0 E: 0 K: 0 S: 3	H: 0 LOB: 0 BB: 0 P: 3	R: 0 E: 0 K: 0 S: 5	H: 2 LOB: 2 BB: 0 P: 5	R: 0 E: 0 K: 1 S: 5	H: 0 LOB: 0 BB: 0 P: 5	R: 0 E: 0 K: 0 S: 3	H: 0 LOB: 1 BB: 1 P: 7	R: 0 E: 0 K: 1 S: 5	H: 0 LOB: 0 BB: 0 P: 5	R: 0 E: 0 K: 0 S: 3	H: 1 LOB: 0 BB: 0 P: 3	R: 0 E: 0 K: 0 S: 4	H: 1 LOB: 1 BB: 0 P: 4	R: 1 E: 0 K: 1 S: 6	H: 1 LOB: 0 BB: 0 P: 6	R: 0 E: 0 K: 0 S: 3	H: 0 LOB: 0 BB: 0 P: 3	1B: 4 2B: 0 3B: 0 HR: 1	SF: 0 SAC: 0 DP: 0 HBP: 0	WP: 0 PB: 0 SB: 0 CS: 1	PA: 32
PITCHER	IP WLS BF H R ER SO BB IBB HBP BLK WP HR S P ERA WHIP																					
Pedro Ramos, R ERA: 5.54 (1, 1)	8.0 W 29 5 1 1 3 1 0 0 0 0 0 1 34 38 1.12 0.750																					
Gary Bell, R ERA: 4.5 (9, 1)	1.0 S 3 0 0 0 0 0 0 0 0 0 0 0 0 3 3 0.00 0.000																					

Batter	1	2	3	4	5	6	7	8	9	AB	R	H	RBI	BB	SO	LOB	TOP										
Danny O'Connell, R OBP: 0.360, SLG: 0.462 (1, 5)	0-0 6-3		0-0 2B		0-0 2B		0-0 3B	0-0 CS	0-0 1B	5	0	4	1	0	0	0	Washington Senators @ Los Angeles Angels Dodger Stadium, Los Angeles, CA Mon May 28 1962, 7:05 PM PDT Att: 5,377 - Unknown - 59 F livebaseballscorecards.com										
Chuck Cottier, R OBP: 0.308, SLG: 0.377 Gene Woodling, L OBP: 0.430, SLG: 0.506 Ray Rippelmeyer, R OBP: 0.500, SLG: 1.400 Dale Long, L OBP: 0.366, SLG: 0.424 (1, 4)	0-3 K		0-3 K		0-0 F7		0-0 1-3		0-0 G4-6-3	3	0	0	0	0	2	3											
Jim Piersall, R OBP: 0.267, SLG: 0.348 (1, 8)	0-3 K			0-0 6-3		0-0 5-3	0-0 F8		0-0 6-3	5	0	0	0	0	1	1											
Harry Bright, R OBP: 0.358, SLG: 0.705 (1, 3)		0-0 F7		4-0 2B BB		0-0 FC5 1B		0-0 E9 3B 1B		3	1	2	0	1	0	0											
Chuck Hinton, R OBP: 0.313, SLG: 0.389 (1, 7)		0-0 F9		0-0 1-3 2B		0-0 1-2 1B		0-0 E 3B		4	1	3	1	0	0	0											
Jim King, L OBP: 0.362, SLG: 0.343 (1, 9)		0-0 P6		0-3 K		0-0 P6		0-0 E3 6-3 WP 1B		4	1	0	1	0	1	4											
Bob Johnson, R OBP: 0.340, SLG: 0.449 (1, 6)			0-0 4-3	0-0 P6		0-0 FC5		0-0 6-3		4	0	0	0	0	0	5											
Bob Schmidt, R OBP: 0.252, SLG: 0.364 (1, 2)			0-3 K		0-3 K		0-0 F9	0-0 5-3		4	0	0	0	0	2	1											
Pete Burnside, R Ken Hamlin, R OBP: 0.250, SLG: 0.200 (7, PH) (7, 4)			4-0 2B BB		0-3 K		0-0 PB 3B 1B	0-0 CS 1B		1	0	0	0	1	1	0											
Inning Stats	R: 0 E: 0 K: 2 S: 7	H: 0 LOB: 0 BB: 0 P: 7	R: 0 E: 0 K: 0 S: 3	H: 0 LOB: 0 BB: 0 P: 3	R: 0 E: 0 K: 2 S: 8	H: 1 LOB: 2 BB: 1 P: 12	R: 0 E: 0 K: 1 S: 6	H: 1 LOB: 2 BB: 1 P: 10	R: 0 E: 0 K: 2 S: 8	H: 1 LOB: 1 BB: 0 P: 8	R: 0 E: 0 K: 0 S: 5	H: 2 LOB: 2 BB: 0 P: 5	R: 1 E: 0 K: 0 S: 5	H: 2 LOB: 1 BB: 0 P: 5	R: 3 E: 2 K: 0 S: 6	H: 3 LOB: 0 BB: 0 P: 6		R: 0 E: 0 K: 0 S: 3	H: 1 LOB: 0 BB: 0 P: 3	1B: 6 2B: 3 3B: 2 HR: 0	SF: 0 SAC: 0 DP: 1 HBP: 0	WP: 1 PB: 1 CS: 0	PA: 40				
PITCHER	IP	WLS	BF	H	R	ER	SO	BB	IBB	HBP	BLK	WP	HR	S	P	ERA	WHIP										
Bo Belinsky, L ERA: 2.26 Art Fowler, R ERA: 3.0 Tom Morgan, R ERA: 3.98	(1, 1) (7, 1) (8, 1)	6.1 0.2 2.0	28 4 7	7 2 2	1 2 1	1 2 0	7 0 0	2 0 0	0 0 0	0 0 0	0 0 0	0 0 1	0 4 7	40 4 7	48 4 7	1.42 27.00 0.00	1.421 3.000 1.000										

Batter	1	2	3	4	5	6	7	8	9	AB	R	H	RBI	BB	SO	LOB	BOTTOM										
Albie Pearson, L OBP: 0.397, SLG: 0.359 (1, 8)	0-0 F8			0-0 4-3	4-0 1-2 2-3 BB			0-0 BB 1B SF7 1B		3	1	1	0	1	0	0	Washington Senators @ Los Angeles Angels Dodger Stadium, Los Angeles, CA Mon May 28 1962, 7:05 PM PDT Att: 5,377 - Unknown - 59 F livebaseballscorecards.com										
Billy Moran, R OBP: 0.341, SLG: 0.436 (1, 4)	0-0 4-3			0-0 HR	0-0 F9			0-0 BB 1B 1B		4	2	2	1	0	0	3											
Leon Wagner, L OBP: 0.341, SLG: 0.578 (1, 7)	0-3 K			0-0 F9		0-0 4-3		4-0 1-2 2-3 BB BB		3	1	0	0	1	1	0											
Steve Bilko, R OBP: 0.398, SLG: 0.479 (1, 3)		0-0 G3		0-0 P4		0-0 1B		0-0 SF7		3	0	1	1	0	0	0											
Buck Rodgers, S OBP: 0.321, SLG: 0.361 (1, 2)		0-0 F9			0-0 P4	0-0 F9		0-0 F8		4	0	0	0	0	0	3											
Lee Thomas, L OBP: 0.341, SLG: 0.393 (1, 9)		0-0 P6			0-0 2B 1B	0-0 4-1		4-0 1B BLK BB		3	2	1	0	1	0	1											
Eddie Yost, R OBP: 0.464, SLG: 0.356 Tom Burgess, L OBP: 0.338, SLG: 0.429 Billy Consolo, R OBP: 0.222, SLG: 0.222 (1, 5) (8, PH) (8, FR) (9, 5)			0-0 F9		0-0 BB 1-3 2B		0-0 6-3	0-0 BLK 1B		3	0	1	1	0	0	0											
Joe Koppe, R OBP: 0.353, SLG: 0.317 (1, 6)			0-0 2-3		0-3 K		0-0 1-3	0-3 K		4	0	0	0	0	2	2											
Bo Belinsky, L OBP: 0.304, SLG: 0.059 Art Fowler, R Tom Morgan, R (1, 1) (7, 1) (8, 1)			0-3 K		4-0 BB BB		0-0 6-3			1	0	0	0	1	1	0											
Inning Stats	R: 0 E: 0 K: 1 S: 5	H: 0 LOB: 0 BB: 0 P: 5	R: 0 E: 0 K: 0 S: 3	H: 0 LOB: 0 BB: 0 P: 3	R: 0 E: 0 K: 1 S: 5	H: 0 LOB: 0 BB: 0 P: 5	R: 1 E: 0 K: 0 S: 4	H: 1 LOB: 0 BB: 0 P: 4	R: 1 E: 0 K: 1 S: 7	H: 2 LOB: 3 BB: 2 P: 15	R: 0 E: 0 K: 0 S: 4	H: 1 LOB: 1 BB: 0 P: 4	R: 0 E: 0 K: 0 S: 3	H: 0 LOB: 0 BB: 0 P: 3	R: 4 E: 0 K: 1 S: 8	H: 3 LOB: 2 BB: 2 P: 16		R: 0 E: 0 K: 0 S: 3	H: 1 LOB: 0 BB: 0 P: 3	1B: 5 2B: 1 3B: 0 HR: 1	SF: 1 SAC: 0 DP: 0 HBP: 0	WP: 0 PB: 0 CS: 0	PA: 35				
PITCHER	IP	WLS	BF	H	R	ER	SO	BB	IBB	HBP	BLK	WP	HR	S	P	ERA	WHIP										
Pete Burnside, L Ray Rippelmeyer, R ERA: 3.45 ERA: 5.19	(1, 1) (7, 1)	6.0 2.0	24 11	3 3	4 4	4 4	1 1	2 2	0 0	0 0	1 1	0 0	0 11	28 19	36 19	3.00 18.00	1.000 2.500										

Batter	1	2	3	4	5	6	7	8	9	AB	R	H	RBI	BB	SO	LOB	TOP								
Danny O'Connell, R OBP: 0.364, SLG: 0.461 (1.5)										4	1	2	1	0	0	1	Washington Senators @ Kansas City Athletics Municipal Stadium, Kansas City, MO Wed May 30 1962, 4:33 AM EDT Unknown 								
Chuck Cottier, R OBP: 0.315, SLG: 0.372 (1.4)										3	0	0	1	0	1	2									
Gene Woodling, L OBP: 0.422, SLG: 0.479 (1.9)										4	1	1	0	0	2	2									
Harry Bright, R OBP: 0.348, SLG: 0.647 (1.3)										3	2	0	0	2	1	1									
Chuck Hinton, R OBP: 0.322, SLG: 0.383 (1.7)										5	1	1	1	0	0	3									
Ken Retzer, L OBP: 0.348, SLG: 0.390 (1.2)										4	1	3	4	1	1	0									
Jim Piersall, R OBP: 0.269, SLG: 0.356 (1.8)										3	1	0	0	2	1	3									
Bob Johnson, R OBP: 0.340, SLG: 0.434 (1.6)										4	1	1	1	0	1	3									
Claude Osteen, L OBP: 0.250, SLG: 0.250 (1.1)										4	0	2	0	0	0	3									
Inning Stats	R: 4 E: 0 K: 1 S: 7	H: 3 LOB: 0 BB: 2 P: 15	R: 1 E: 0 K: 0 S: 5	H: 2 LOB: 1 BB: 0 P: 5	R: 0 E: 0 K: 1 S: 5	H: 0 LOB: 1 BB: 1 P: 9	R: 0 E: 0 K: 0 S: 4	H: 1 LOB: 1 BB: 0 P: 4	R: 2 E: 0 K: 0 S: 4	H: 1 LOB: 2 BB: 2 P: 13	R: 0 E: 0 K: 2 S: 7	H: 0 LOB: 0 BB: 0 P: 7	R: 0 E: 0 K: 2 S: 7	H: 0 LOB: 0 BB: 0 P: 7	R: 1 E: 1 K: 1 S: 7	H: 1 LOB: 1 BB: 0 P: 7	R: 0 E: 0 K: 0 S: 5	H: 2 LOB: 2 BB: 0 P: 5	1B: 8 2B: 1 3B: 0 HR: 1	SF: 1 SAC: 2 DP: 0 HBP: 1	WP: 0 PB: 0 SB: 0 CS: 1	PA: 44			
PITCHER	IP: 0.2 WLS: L BF: 7 ERA: 5.25	WLS: 7 BF: 18 ERA: 5.82	H: 3 R: 4 ER: 4 SO: 1	H: 4 R: 3 ER: 3 SO: 2	H: 3 R: 3 ER: 3 SO: 1	H: 4 R: 3 ER: 3 SO: 2	H: 0 R: 0 ER: 0 SO: 0	H: 0 R: 0 ER: 0 SO: 0	H: 0 R: 0 ER: 0 SO: 0	H: 0 R: 0 ER: 0 SO: 0	H: 2 R: 0 ER: 0 SO: 0	H: 0 R: 0 ER: 0 SO: 0	H: 0 R: 0 ER: 0 SO: 0	H: 0 R: 0 ER: 0 SO: 0	H: 1 R: 0 ER: 0 SO: 0	H: 1 R: 0 ER: 0 SO: 0	H: 0 R: 0 ER: 0 SO: 0	H: 2 R: 0 ER: 0 SO: 0	1B: 8 2B: 1 3B: 0 HR: 1	SF: 1 SAC: 2 DP: 0 HBP: 1	WP: 0 PB: 0 SB: 0 CS: 1	ERA: 0.00 WHIP: 2.000			
Ed Rakow, R ERA: 5.25 (1.1)	IP: 0.2	WLS: L	BF: 7	H: 3	R: 4	ER: 4	SO: 1	BB: 2	IBB: 0	HBP: 0	BLK: 0	WP: 0	HR: 1	S: 7	P: 15	ERA: 54.00	WHIP: 7.500								
Dan Pfister, R ERA: 5.82 (1.1)	IP: 3.2	WLS: 7	BF: 18	H: 4	R: 3	ER: 3	SO: 2	BB: 3	IBB: 0	HBP: 1	BLK: 0	WP: 0	HR: 0	S: 16	P: 29	ERA: 7.36	WHIP: 1.909								
Gordon Jones, R ERA: (5.1)	IP: 1.2	WLS: 5	BF: 4	H: 0	R: 0	ER: 0	SO: 2	BB: 0	IBB: 0	HBP: 0	BLK: 0	WP: 0	HR: 0	S: 9	P: 9	ERA: 0.00	WHIP: 0.000								
Bill Kunkel, R ERA: 3.6 (7.1)	IP: 1.0	WLS: 3	BF: 0	H: 0	R: 0	ER: 0	SO: 2	BB: 0	IBB: 0	HBP: 0	BLK: 0	WP: 0	HR: 0	S: 7	P: 7	ERA: 0.00	WHIP: 0.000								
Danny McDevitt, L ERA: 3.21 (8.1)	IP: 1.0	WLS: 5	BF: 1	H: 1	R: 1	ER: 0	SO: 1	BB: 0	IBB: 0	HBP: 0	BLK: 0	WP: 0	HR: 0	S: 7	P: 7	ERA: 0.00	WHIP: 1.000								
PITCHER	IP: 9.0 WLS: W BF: 34 ERA: 4.08	WLS: 7 BF: 34 ERA: 4.08	H: 6 R: 0 ER: 0 SO: 6	H: 6 R: 0 ER: 0 SO: 6	H: 6 R: 0 ER: 0 SO: 6	H: 6 R: 0 ER: 0 SO: 6	H: 6 R: 0 ER: 0 SO: 6	H: 1 R: 0 ER: 0 SO: 1	H: 0 R: 0 ER: 0 SO: 0	H: 0 R: 0 ER: 0 SO: 0	H: 0 R: 0 ER: 0 SO: 0	H: 0 R: 0 ER: 0 SO: 0	H: 0 R: 0 ER: 0 SO: 0	H: 0 R: 0 ER: 0 SO: 0	H: 1 R: 0 ER: 0 SO: 0	H: 1 R: 0 ER: 0 SO: 0	H: 0 R: 0 ER: 0 SO: 0	H: 2 R: 0 ER: 0 SO: 0	1B: 5 2B: 1 3B: 0 HR: 0	SF: 0 SAC: 0 DP: 1 HBP: 1	WP: 0 PB: 0 SB: 0 CS: 0	ERA: 0.00 WHIP: 0.778			
Dick Howser, R OBP: 0.330, SLG: 0.373 (1.6)										4	0	2	0	0	0	2	Washington Senators @ Kansas City Athletics Municipal Stadium, Kansas City, MO Wed May 30 1962, 4:33 AM EDT Unknown 								
Bobby Del Greco, R OBP: 0.405, SLG: 0.371 (1.8)										4	0	0	0	0	4										
Norm Siebern, L OBP: 0.423, SLG: 0.477 (1.3)										3	0	1	0	1	1										
Manny Jimenez, L OBP: 0.444, SLG: 0.654 (1.7)										3	0	0	0	0	2										
Jerry Lumpe, L OBP: 0.348, SLG: 0.418 (1.4)										4	0	1	0	0	1										
Gino Cimoli, R OBP: 0.330, SLG: 0.413 (1.9)										2	0	0	0	0	0										
Leo Posada, R OBP: 0.318, SLG: 0.270 (6.9)										2	0	0	0	0	2										
Ed Charles, R OBP: 0.283, SLG: 0.327 (1.5)										4	0	1	0	0	1	2									
Joe Azcue, R OBP: 0.323, SLG: 0.370 (1.2)										3	0	1	0	0	0										
Ed Rakow, R OBP: 0.169, SLG: 0.200 (1.1)										0	0	0	0	0	0										
Dan Pfister, R OBP: 0.276, SLG: 0.276 (1.1)										1	0	0	0	0	0										
Gordon Jones, R OBP: 0.395, SLG: 0.688 (5.1)										0	0	0	0	0	0										
Jerry Walker, S OBP: 0.195, SLG: 0.195 (6.1)										1	0	0	0	0	0										
Bill Kunkel, R ERA: (7.1)										0	0	0	0	0	0										
Danny McDevitt, L ERA: (8.1)										0	0	0	0	0	0										
George Alusik, R OBP: 0.195, SLG: 0.300 (6.1)										1	0	0	0	0	2										
Diego Segui, R ERA: (9.1)										0	0	0	0	0	0										
Inning Stats	R: 0 E: 0 K: 0 S: 3	H: 0 LOB: 0 BB: 0 P: 3	R: 0 E: 0 K: 0 S: 3	H: 0 LOB: 0 BB: 0 P: 3	R: 0 E: 0 K: 1 S: 5	H: 0 LOB: 0 BB: 0 P: 5	R: 0 E: 0 K: 0 S: 4	H: 2 LOB: 1 BB: 0 P: 4	R: 0 E: 0 K: 0 S: 3	H: 0 LOB: 0 BB: 0 P: 3	R: 0 E: 0 K: 1 S: 6	H: 1 LOB: 1 BB: 0 P: 6	R: 0 E: 0 K: 2 S: 7	H: 0 LOB: 1 BB: 1 P: 11	R: 0 E: 0 K: 0 S: 5	H: 2 LOB: 2 BB: 0 P: 5	R: 0 E: 0 K: 2 S: 8	H: 1 LOB: 2 BB: 0 P: 9	1B: 5 2B: 1 3B: 0 HR: 0	SF: 0 SAC: 0 DP: 1 HBP: 1	WP: 0 PB: 0 SB: 0 CS: 0	PA: 34			
PITCHER	IP: 9.0 WLS: W BF: 34 ERA: 4.08	WLS: 7 BF: 34 ERA: 4.08	H: 6 R: 0 ER: 0 SO: 6	H: 6 R: 0 ER: 0 SO: 6	H: 6 R: 0 ER: 0 SO: 6	H: 6 R: 0 ER: 0 SO: 6	H: 6 R: 0 ER: 0 SO: 6	H: 1 R: 0 ER: 0 SO: 1	H: 0 R: 0 ER: 0 SO: 0	H: 0 R: 0 ER: 0 SO: 0	H: 0 R: 0 ER: 0 SO: 0	H: 0 R: 0 ER: 0 SO: 0	H: 0 R: 0 ER: 0 SO: 0	H: 0 R: 0 ER: 0 SO: 0	H: 1 R: 0 ER: 0 SO: 0	H: 1 R: 0 ER: 0 SO: 0	H: 0 R: 0 ER: 0 SO: 0	H: 2 R: 0 ER: 0 SO: 0	1B: 5 2B: 1 3B: 0 HR: 0	SF: 0 SAC: 0 DP: 1 HBP: 1	WP: 0 PB: 0 SB: 0 CS: 0	ERA: 0.00 WHIP: 0.778			

Batter	1	2	3	4	5	6	7	8	9	AB	R	H	RBI	BB	SO	LOB	TOP					
Danny O'Connell, R OBP: 0.377, SLG: 0.472										4	0	3	0	0	0	0	Washington Senators @ Kansas City Athletics Municipal Stadium, Kansas City, MO Wed May 30 1962, 4:38 AM EDT Att: 10,405 - Unknown					
Chuck Cottier, R OBP: 0.305, SLG: 0.361										4	0	0	0	0	2	2						
Joe Hicks, L OBP: 0.256, SLG: 0.171										3	0	1	0	1	0	1						
Harry Bright, R OBP: 0.419, SLG: 0.600										4	0	0	0	0	0	3						
Chuck Hinton, R OBP: 0.330, SLG: 0.381										3	1	1	0	1	0	0						
Jim Piersall, R OBP: 0.268, SLG: 0.359										4	1	1	0	0	1	2						
Bob Johnson, R OBP: 0.340, SLG: 0.438										3	0	1	1	0	0	1						
Bob Schmidt, R OBP: 0.246, SLG: 0.358										2	0	0	1	0	0	1						
Jim King, L OBP: 0.307, SLG: 0.343										0	0	0	0	1	0	0						
Tom Cheney, R Marty Kutyna, R Pete Burnside, R Ed Hobaugh, R Dale Long, L OBP: 0.263, SLG: 0.420										2	0	0	0	1	1	1						
Inning Stats	R: 0 E: 0 K: 0 S: 4	H: 1 LOB: 1 BB: 0 P: 4	R: 1 E: 0 K: 1 S: 7	H: 2 LOB: 1 BB: 0 P: 7	R: 0 E: 0 K: 0 S: 4	H: 1 LOB: 1 BB: 0 P: 4	R: 0 E: 0 K: 0 S: 3	H: 0 LOB: 0 BB: 0 P: 3	R: 0 E: 0 K: 1 S: 6	H: 1 LOB: 0 BB: 0 P: 6	R: 0 E: 0 K: 0 S: 2	H: 0 LOB: 0 BB: 1 P: 6	R: 1 E: 0 K: 0 S: 4	H: 2 LOB: 2 BB: 1 P: 8	R: 0 E: 0 K: 1 S: 5	H: 0 LOB: 0 BB: 0 P: 5	R: 0 E: 0 K: 1 S: 5	H: 0 LOB: 2 BB: 2 P: 13	1B: 5 2B: 2 3B: 0 HR: 0	SF: 1 SAC: 1 DP: 1 HBP: 0	WP: 1 PB: 0 SB: 0 CS: 0	PA: 36
PITCHER	IP WLS BF H R ER SO BB IBB HBP BLK WP HR S P ERA WHIP																					
Norm Bass, R ERA: 5.69	(1, 1)	7.0 W 28	7 2 2 2 2	2 2 0 0 0 0	1 0 30 38	2.57 1.286																
Gordon Jones, R ERA:	(8, 1)	2.0 S 8	0 0 0 0 2	2 0 0 0 0	0 0 10 18	0.00 1.000																

Batter	1	2	3	4	5	6	7	8	9	AB	R	H	RBI	BB	SO	LOB	BOTTOM					
Dick Howser, R OBP: 0.336, SLG: 0.372										3	1	1	0	2	0	2	Washington Senators @ Kansas City Athletics Municipal Stadium, Kansas City, MO Wed May 30 1962, 4:38 AM EDT Att: 10,405 - Unknown					
Jose Tartabull, L OBP: 0.327, SLG: 0.385										2	0	0	0	1	0	2						
Bobby Del Greco, R OBP: 0.403, SLG: 0.368										1	0	0	0	0	1	2						
Norm Siebern, L OBP: 0.424, SLG: 0.475										3	0	1	2	1	0	1						
Manny Jimenez, L OBP: 0.439, SLG: 0.640										3	0	0	0	1	1	2						
Jerry Lumpe, L OBP: 0.351, SLG: 0.420										4	1	2	0	0	1	3						
Gino Cimoli, R OBP: 0.325, SLG: 0.406										3	0	0	0	0	2	4						
Ed Charles, R OBP: 0.290, SLG: 0.345										3	2	1	0	1	0	0						
Haywood Sullivan, R OBP: 0.295, SLG: 0.220										1	0	0	0	1	1	0						
Wayne Causey, L OBP: 0.376, SLG: 0.348										0	1	0	0	1	0	0						
Joe Azcue, R OBP: 0.333, SLG: 0.382										1	0	1	1	0	0	0						
Norm Bass, R OBP: 0.105, SLG: 0.056	(1, 1)	6.0 L 26	3 2 2 2 6	6 0 0 0 0	0 0 32 56	3.00 1.500																
Marty Kutyna, R ERA: 2.35	(7, 1)	0.1 L 2	0 0 0 0 1	1 0 0 0 0	0 0 3 7	0.00 3.000																
Pete Burnside, L ERA: 3.54	(7, 1)	1.0 5 2	2 2 1 1	0 0 0 0 0	0 0 7 7	9.00 2.000																
Ed Hobaugh, R ERA: 6.39	(8, 1)	0.2 4 1	1 1 1 0	1 0 0 0 0	0 0 3 7	13.50 3.000																
Inning Stats	R: 0 E: 0 K: 2 S: 7	H: 1 LOB: 3 BB: 3 P: 19	R: 0 E: 0 K: 2 S: 7	H: 0 LOB: 0 BB: 0 P: 7	R: 0 E: 0 K: 0 S: 3	H: 0 LOB: 0 BB: 1 P: 7	R: 0 E: 0 K: 0 S: 3	H: 0 LOB: 0 BB: 0 P: 3	R: 0 E: 0 K: 0 S: 3	H: 0 LOB: 1 BB: 1 P: 7	R: 0 E: 0 K: 2 S: 8	H: 1 LOB: 1 BB: 0 P: 8	R: 3 E: 0 K: 2 S: 9	H: 2 LOB: 1 BB: 2 P: 17	R: 2 E: 0 K: 0 S: 5	H: 2 LOB: 1 BB: 1 P: 9	1B: 5 2B: 0 3B: 1 HR: 0	SF: 0 SAC: 2 DP: 0 HBP: 0	WP: 0 PB: 1 SB: 0 CS: 0	PA: 37		
PITCHER	IP WLS BF H R ER SO BB IBB HBP BLK WP HR S P ERA WHIP																					

Batter	1	2	3	4	5	6	7	8	9	AB	R	H	RBI	BB	SO	LOB	TOP			
Danny O'Connell, R OBP: 0.373, SLG: 0.459										3	0	0	0	1	0	1	Washington Senators @ Kansas City Athletics Municipal Stadium, Kansas City, MO Thu May 31 1962, 8:05 PM EDT Att: 3,952 - Unknown			
Chuck Cottier, R OBP: 0.298, SLG: 0.350										4	0	0	0	0	1	2				
Joe Hicks, L OBP: 0.326, SLG: 0.216										2	0	2	0	2	0	0				
Dale Long, L OBP: 0.360, SLG: 0.415										4	0	1	0	0	0	2				
Chuck Hinton, R OBP: 0.327, SLG: 0.368										3	0	0	0	1	0	2				
Ken Retzer, L OBP: 0.367, SLG: 0.395										2	0	1	0	1	0	0				
Jim Piersall, R OBP: 0.262, SLG: 0.350										4	0	0	0	0	2	3				
Bob Johnson, R OBP: 0.343, SLG: 0.453										4	0	2	0	0	0	1				
Steve Hamilton, L (1, 1)										2	0	0	0	1	0	2				
Inning Stats	R: 0 E: 0 K: 0 S: 3	H: 1 LOB: 2 BB: 2 P: 11	R: 0 E: 0 K: 0 S: 4	H: 1 LOB: 1 BB: 0 P: 4	R: 0 E: 0 K: 0 S: 3	H: 1 LOB: 0 BB: 0 P: 3	R: 0 E: 0 K: 1 S: 5	H: 0 LOB: 1 BB: 1 P: 9	R: 0 E: 0 K: 0 S: 3	H: 1 LOB: 0 BB: 0 P: 3	R: 0 E: 0 K: 0 S: 4	H: 2 LOB: 1 BB: 0 P: 4	R: 0 E: 0 K: 1 S: 5	H: 0 LOB: 1 BB: 1 P: 9	R: 0 E: 0 K: 1 S: 5	H: 0 LOB: 1 BB: 1 P: 9	1B: 4 2B: 2 3B: 0 HR: 0	SF: 0 SAC: 1 DP: 2 HBP: 0	WP: 0 PB: 0 SB: 0 CS: 1	PA: 36
PITCHER Jerry Walker, R ERA: 4.44	IP: 9.0 WLS: W BF: 35 H: 6 R: 0 ER: 0 SO: 3 BB: 6 IBB: 0 HBP: 0 BLK: 0 WP: 0 HR: 0 S: 35 P: 59 ERA: 0.00 WHIP: 1.333															PITCHER				

Batter	1	2	3	4	5	6	7	8	9	AB	R	H	RBI	BB	SO	LOB	BOTTOM			
Dick Howser, R OBP: 0.339, SLG: 0.372										3	0	1	0	1	0	1	Washington Senators @ Kansas City Athletics Municipal Stadium, Kansas City, MO Thu May 31 1962, 8:05 PM EDT Att: 3,952 - Unknown			
Bobby Del Greco, R OBP: 0.407, SLG: 0.370										2	0	1	0	1	0	0				
Norm Sieber, L OBP: 0.416, SLG: 0.464										4	0	0	0	0	1	4				
Manny Jimenez, L OBP: 0.429, SLG: 0.622										4	0	0	0	0	0	4				
Jerry Lumpe, L OBP: 0.344, SLG: 0.411										4	0	0	0	0	0	1				
Gino Cimoli, R OBP: 0.324, SLG: 0.403										4	0	1	0	0	0	0				
Ed Charles, R OBP: 0.306, SLG: 0.356										2	1	2	0	0	0	0				
Joe Azcue, R OBP: 0.328, SLG: 0.373										4	0	1	0	0	2	3				
Jerry Walker, S OBP: 0.371, SLG: 0.657										3	0	1	0	0	2	1				
Inning Stats	R: 0 E: 0 K: 1 S: 5	H: 0 LOB: 0 BB: 0 P: 5	R: 0 E: 0 K: 0 S: 3	H: 0 LOB: 0 BB: 0 P: 3	R: 0 E: 0 K: 1 S: 5	H: 1 LOB: 1 BB: 0 P: 6	R: 0 E: 0 K: 0 S: 4	H: 1 LOB: 1 BB: 0 P: 4	R: 0 E: 0 K: 2 S: 8	H: 1 LOB: 1 BB: 0 P: 8	R: 0 E: 0 K: 0 S: 4	H: 1 LOB: 1 BB: 0 P: 4	R: 0 E: 0 K: 1 S: 5	H: 0 LOB: 2 BB: 2 P: 13	R: 1 E: 1 K: 0 S: 4	H: 2 LOB: 1 BB: 0 P: 4	1B: 7 2B: 0 3B: 0 HR: 0	SF: 0 SAC: 2 DP: 0 HBP: 1	WP: 0 PB: 0 SB: 1 CS: 0	PA: 35
PITCHER Steve Hamilton, L ERA: 2.61	IP: 8.2 WLS: L BF: 35 H: 7 R: 1 ER: 0 SO: 5 BB: 2 IBB: 0 HBP: 1 BLK: 0 WP: 0 HR: 0 S: 42 P: 51 ERA: 0.00 WHIP: 1.038															PITCHER				

Batter	1	2	3	4	5	6	7	8	9	10	11	12	AB	R	H	RBI	BB	SO	LOB	TOP								
Danny O'Connell, R OBP: 0.371, SLG: 0.447	G6-3 1B		5-3		4-3		P5		F8		BB BB		5	0	1	0	1	0	2									
Chuck Cottier, R OBP: 0.306, SLG: 0.348	G6-3 1-2r		2B BB		F9		K				BB BB		4	1	1	0	2	1	3									
Jim Piersall, R OBP: 0.270, SLG: 0.352	1B		2B 1B		F9			1B BB	F3		BB BB		5	1	2	0	1	0	4									
Hary Bright, R OBP: 0.424, SLG: 0.610	1B		1-2 2B			1-3		F8					4	0	2	2	0	0	1									
Dale Long, L OBP: 0.355, SLG: 0.408	1B		1-2 2B							K			2	0	0	0	0	1	0									
Chuck Hinton, R OBP: 0.337, SLG: 0.409	K		K										6	1	3	1	0	3	3									
Jim King, L OBP: 0.358, SLG: 0.327		G3			L5								5	0	0	0	1	1	1									
Bob Johnson, R OBP: 0.343, SLG: 0.442		6-3			5-3		SH1-4 HBP BB		K		BB SH1-4		4	0	0	0	2	1	3									
Bob Schmidt, R OBP: 0.256, SLG: 0.387													2	1	1	1	0	1	0									
Gene Woodling, L OBP: 0.419, SLG: 0.474									F3				1	0	0	0	0	0	3									
Ken Retzer, L OBP: 0.367, SLG: 0.395					HR								0	0	0	0	0	0	0									
Dave Stenhouse, R OBP: 0.260, SLG: 0.319													2	0	0	0	0	0	1	0								
Joe McClain, R OBP: 0.375, SLG: 0.512													2	0	1	1	0	1	1									
Ray Moore, R OBP: 0.270, SLG: 0.352													0	0	0	0	0	0	0									
Don Rudolph, L OBP: 0.274, SLG: 0.300													1	0	1	0	0	0	0									
Marty Kutyna, R OBP: 0.400, SLG: 0.250													0	0	0	0	0	0	0									
Jim King, L OBP: 0.260, SLG: 0.327													2	0	0	0	0	1	0									
Don Mischer, L OBP: 0.270, SLG: 0.319													0	0	0	0	0	0	0									
George Naragon, L OBP: 0.288, SLG: 0.439													1	0	0	0	0	0	0									
Earl Battey, R OBP: 0.288, SLG: 0.439													1	0	0	0	0	0	2									
Jerry Zimmerman, R OBP: 0.288, SLG: 0.439													1	0	0	0	0	0	2									
Inning Stats	R: 0 E: 0 K: 1 S: 7	H: 3 LOB: 2 BB: 0 P: 7	R: 0 E: 0 K: 1 S: 5	H: 0 LOB: 0 BB: 0 P: 5	R: 2 E: 0 K: 2 S: 9	H: 2 LOB: 1 BB: 1 P: 13	R: 1 E: 0 K: 0 S: 4	H: 1 LOB: 0 BB: 0 P: 4	R: 0 E: 0 K: 0 S: 3	H: 0 LOB: 0 BB: 0 P: 3	R: 0 E: 0 K: 1 S: 5	H: 0 LOB: 2 BB: 1 P: 5	R: 0 E: 0 K: 1 S: 6	H: 1 LOB: 3 BB: 2 P: 10	R: 0 E: 0 K: 1 S: 6	H: 1 LOB: 1 BB: 0 P: 6	R: 0 E: 0 K: 2 S: 7	H: 1 LOB: 0 BB: 0 P: 7	R: 0 E: 0 K: 0 S: 3	H: 0 LOB: 3 BB: 3 P: 15	R: 1 E: 0 K: 0 S: 4	H: 1 LOB: 0 BB: 0 P: 4	1B: 7 2B: 1 3B: 0 HR: 2	SF: 0 SAC: 2 DP: 1 HBP: 1	WP: 0 PB: 0 SB: 0 CS: 1	PA: 52		
PITCHER	IP WLS BF H R ER SO BB IBB HBP BLK WP HR S P ERA WHIP	IP WLS BF H R ER SO BB IBB HBP BLK WP HR S P ERA WHIP	IP WLS BF H R ER SO BB IBB HBP BLK WP HR S P ERA WHIP	IP WLS BF H R ER SO BB IBB HBP BLK WP HR S P ERA WHIP	IP WLS BF H R ER SO BB IBB HBP BLK WP HR S P ERA WHIP	IP WLS BF H R ER SO BB IBB HBP BLK WP HR S P ERA WHIP	IP WLS BF H R ER SO BB IBB HBP BLK WP HR S P ERA WHIP	IP WLS BF H R ER SO BB IBB HBP BLK WP HR S P ERA WHIP	IP WLS BF H R ER SO BB IBB HBP BLK WP HR S P ERA WHIP	IP WLS BF H R ER SO BB IBB HBP BLK WP HR S P ERA WHIP	IP WLS BF H R ER SO BB IBB HBP BLK WP HR S P ERA WHIP	IP WLS BF H R ER SO BB IBB HBP BLK WP HR S P ERA WHIP	IP WLS BF H R ER SO BB IBB HBP BLK WP HR S P ERA WHIP	IP WLS BF H R ER SO BB IBB HBP BLK WP HR S P ERA WHIP	IP WLS BF H R ER SO BB IBB HBP BLK WP HR S P ERA WHIP	IP WLS BF H R ER SO BB IBB HBP BLK WP HR S P ERA WHIP	IP WLS BF H R ER SO BB IBB HBP BLK WP HR S P ERA WHIP	IP WLS BF H R ER SO BB IBB HBP BLK WP HR S P ERA WHIP	IP WLS BF H R ER SO BB IBB HBP BLK WP HR S P ERA WHIP	IP WLS BF H R ER SO BB IBB HBP BLK WP HR S P ERA WHIP	IP WLS BF H R ER SO BB IBB HBP BLK WP HR S P ERA WHIP	IP WLS BF H R ER SO BB IBB HBP BLK WP HR S P ERA WHIP	IP WLS BF H R ER SO BB IBB HBP BLK WP HR S P ERA WHIP	IP WLS BF H R ER SO BB IBB HBP BLK WP HR S P ERA WHIP	IP WLS BF H R ER SO BB IBB HBP BLK WP HR S P ERA WHIP	IP WLS BF H R ER SO BB IBB HBP BLK WP HR S P ERA WHIP	IP WLS BF H R ER SO BB IBB HBP BLK WP HR S P ERA WHIP	IP WLS BF H R ER SO BB IBB HBP BLK WP HR S P ERA WHIP

Washington Senators @ Minnesota Twins
Metropolitan Stadium, Bloomington, MI
Fri Jun 01 1962, 8:05 PM EDT
Att: 6,430 - Unknown - 52 F

AB	42
R	4
H	10
RBI	4
BB	7
SO	10
LOB	21



Batter	1	2	3	4	5	6	7	8	9	10	11	12	AB	R	H	RBI	BB	SO	LOB	BOTTOM									
Lenny Green, L OBP: 0.400, SLG: 0.482	F8		BB		BB						6-3		4	0	2	0	2	0	0										
Vic Power, R OBP: 0.315, SLG: 0.428	K2-3		K		F7		P3		SH3 1B		4-3		5	0	0	0	0	2	4										
Rich Rollins, R OBP: 0.408, SLG: 0.524	S BB				S 1B		BB		F7		5-3		4	0	1	0	2	0	1										
Bob Allison, R OBP: 0.392, SLG: 0.386	5-3				K		P6		BB 1B		6-3		5	1	0	0	1	2	4										
Harmon Killebrew, R OBP: 0.402, SLG: 0.500		F8			BB		F9		1B BB		6-3		4	1	0	0	2	0	1										
Hal Naragon, L OBP: 0.333, SLG: 0.333		5-3			F7		F7		1B BB		6-3		4	0	1	1	0	0	3										
Marty Martinez, S OBP: 0.333, SLG: 0.333					F7		F7		1B BB		6-3		4	0	1	1	0	0	3										
Bernie Allen, L OBP: 0.288, SLG: 0.439		F7			F8				1B BB		1B 1B		5	0	1	1	1	1	4										
Zolo Versailles, R OBP: 0.250, SLG: 0.319					F5								2	0	0	0	0	0	0										
George Naragon, L OBP: 0.375, SLG: 0.512													2	0	1	1	0	1	1										
Ray Moore, R OBP: 0.270, SLG: 0.352													0	0	0	0	0	0	0										
Jim King, L OBP: 0.260, SLG: 0.327													1	0	1	0	0	0	0										
Don Mischer, L OBP: 0.270, SLG: 0.319													0	0	0	0	0	0	0										
George Naragon, L OBP: 0.288, SLG: 0.439													0	0	0	0	0	0	0										
Earl Battey, R OBP: 0.288, SLG: 0.439													1	0	0	0	0	0	0										
Jerry Zimmerman, R OBP: 0.288, SLG: 0.439													1	0	0	0	0	0	2										
Inning Stats	R: 0 E: 0 K: 1 S: 5	H: 0 LOB: 1 BB: 1 P: 5	R: 0 E: 0 K: 0 S: 3	H: 0 LOB: 0 BB: 0 P: 3	R: 0 E: 0 K: 2 S: 9	H: 0 LOB: 1 BB: 1 P: 11	R: 0 E: 0 K: 1 S: 6	H: 1 LOB: 2 BB: 1 P: 10	R: 0 E: 0 K: 0 S: 3	H: 0 LOB: 1 BB: 1 P: 7	R: 0 E: 0 K: 1 S: 5	H: 2 LOB: 2 BB: 1 P: 10	R: 3 E: 0 K: 0 S: 5	H: 3 LOB: 2 BB: 2 P: 13	R: 0 E: 0 K: 0 S: 4	H: 1 LOB: 1 BB: 0 P: 6	R: 0 E: 0 K: 1 S: 6	H: 1 LOB: 2 BB: 1 P: 10	R: 0 E: 0 K: 0 S: 3	H: 0 LOB: 0 BB: 0 P: 3	R: 0 E: 1 K: 1 S: 6	H: 0 LOB: 1 BB: 0 P: 6	1B: 8 2B: 1 3B: 0 HR: 0	SF: 0 SAC: 1 DP: 1 HBP: 0	WP: 0 PB: 0 SB: 2 CS: 0	PA: 52			
PITCHER	IP WLS BF H R ER SO BB IBB HBP BLK WP HR S P ERA WHIP	IP WLS BF H R ER SO BB IBB HBP BLK WP HR S P ERA WHIP	IP WLS BF H R ER SO BB IBB HBP BLK WP HR S P ERA WHIP	IP WLS BF H R ER SO BB IBB HBP BLK WP HR S P ERA WHIP	IP WLS BF H R ER SO BB IBB HBP BLK WP HR S P ERA WHIP	IP WLS BF H R ER SO BB IBB HBP BLK WP HR S P ERA WHIP	IP WLS BF H R ER SO BB IBB HBP BLK WP HR S P ERA WHIP	IP WLS BF H R ER SO BB IBB HBP BLK WP HR S P ERA WHIP	IP WLS BF H R ER SO BB IBB HBP BLK WP HR S P ERA WHIP	IP WLS BF H R ER SO BB IBB HBP BLK WP HR S P ERA WHIP	IP WLS BF H R ER SO BB IBB HBP BLK WP HR S P ERA WHIP	IP WLS BF H R ER SO BB IBB HBP BLK WP HR S P ERA WHIP	IP WLS BF H R ER SO BB IBB HBP BLK WP HR S P ERA WHIP	IP WLS BF H R ER SO BB IBB HBP BLK WP HR S P ERA WHIP	IP WLS BF H R ER SO BB IBB HBP BLK WP HR S P ERA WHIP	IP WLS BF H R ER SO BB IBB HBP BLK WP HR S P ERA WHIP	IP WLS BF H R ER SO BB IBB HBP BLK WP HR S P ERA WHIP	IP WLS BF H R ER SO BB IBB HBP BLK WP HR S P ERA WHIP	IP WLS BF H R ER SO BB IBB HBP BLK WP HR S P ERA WHIP	IP WLS BF H R ER SO BB IBB HBP BLK WP HR S P ERA WHIP	IP WLS BF H R ER SO BB IBB HBP BLK WP HR S P ERA WHIP	IP WLS BF H R ER SO BB IBB HBP BLK WP HR S P ERA WHIP	IP WLS BF H R ER SO BB IBB HBP BLK WP HR S P ERA WHIP	IP WLS BF H R ER SO BB IBB HBP BLK WP HR S P ERA WHIP	IP WLS BF H R ER SO BB IBB HBP BLK WP HR S P ERA WHIP	IP WLS BF H R ER SO BB IBB HBP BLK WP HR S P ERA WHIP	IP WLS BF H R ER SO BB IBB HBP BLK WP HR S P ERA WHIP	IP WLS BF H R ER SO BB IBB HBP BLK WP HR S P ERA WHIP	IP WLS BF H R ER SO BB IBB HBP BLK WP HR S P ERA WHIP

Washington Senators @ Minnesota Twins
Metropolitan Stadium, Bloomington, MI
Fri Jun 01 1962, 8:05 PM EDT
Att: 6,430 - Unknown - 52 F

AB	42
R	3
H	8
RBI	3
BB	9
SO	7
LOB	22



Batter	1	2	3	4	5	6	7	8	9	AB	R	H	RBI	BB	SO	LOB	TOP																		
Danny O'Connell, R OBP: 0.364, SLG: 0.437 (1, 5)	0-0 6-3		0-0 F9		0-0 FC6-4 1B		0-0 L3		0-0 5-3	5	0	1	0	0	0	2																			
Chuck Cottier, R OBP: 0.296, SLG: 0.338 (1, 4)	0-0 5-3		0-0 6-3		0-0 FC6-4 1-2			0-0 5-3		4	0	0	0	0	0	1																			
Jim King, L OBP: 0.362, SLG: 0.353 (1, 9)	4-0 1B BB		0-0 G3		0-0 HR			0-0 3-1		3	1	1	1	1	0	0																			
Dale Long, L OBP: 0.359, SLG: 0.419 (1, 3)	0-0 1-2 1B		0-0 G3		0-0 F8 4-3 2B			0-0 E5		4	1	2	0	0	0	0																			
Chuck Hinton, R OBP: 0.333, SLG: 0.402 (1, 7)	0-0 1-4-3		0-0 1B		0-0 F8 2-3			0-0 F7		4	0	1	0	0	0	4																			
Ken Retzer, L OBP: 0.377, SLG: 0.404 (1, 2)		0-0 BB 1B	0-0 G6-3 1B		0-0 4-3			0-0 4-3		4	0	2	1	0	0	0																			
Jim Piersall, R OBP: 0.270, SLG: 0.345 (1, 8)		4-0 G1-6-3 BB	0-0 G6-3 1-2		0-0 K 3-H 6-3			0-0 5-3		3	0	0	0	1	1	2																			
Bob Johnson, R OBP: 0.341, SLG: 0.437 (1, 6)		0-0 F3			0-0 1-3			0-0 F8		4	0	1	0	0	0	2																			
Pete Burnside, R Joe Hicks, L Tom Cheney, R Johnny Schave, R Ed Hobaugh, R Gene Woodling, L (1, 1) (2, PH) (2, 1) (7, PH) (7, 1) (8, PH)		0-0 G1-6-3 1-2			0-0 1-3			0-0 6-3		0	0	0	0	0	0	0																			
Inning Stats	R: 0 E: 0 K: 0 S: 4	H: 1 LOB: 2 BB: 1 P: 8	R: 0 E: 0 K: 0 S: 3	H: 1 LOB: 1 BB: 1 P: 7	R: 0 E: 0 K: 0 S: 3	H: 0 LOB: 0 BB: 0 P: 3	R: 0 E: 0 K: 0 S: 4	H: 2 LOB: 1 BB: 0 P: 4	R: 0 E: 0 K: 0 S: 7	H: 1 LOB: 1 BB: 0 P: 4	R: 2 E: 0 K: 1 S: 7	H: 2 LOB: 0 BB: 0 P: 7	R: 0 E: 0 K: 0 S: 3	H: 0 LOB: 0 BB: 0 P: 3	R: 0 E: 1 K: 0 S: 4	H: 0 LOB: 1 BB: 0 P: 4	R: 0 E: 0 K: 0 S: 5	H: 2 LOB: 2 BB: 0 P: 5	1B: 7 2B: 1 3B: 0 HR: 1	SF: 0 SAC: 0 DP: 2 HBP: 0	WP: 0 PB: 0 SB: 0 CS: 0	PA: 37													
PITCHER Joe Bonikowski, R ERA: 3.44 (1, 1)	IP 9.0	WLS W	BF 37	H 9	R 2	ER 2	SO 1	BB 2	IBB 0	HBP 0	BLK 0	WP 0	HR 1	S 37	P 45	ERA 2.00	WHIP 1.222	PITCHER	IP 9.0	WLS W	BF 37	H 9	R 2	ER 2	SO 1	BB 2	IBB 0	HBP 0	BLK 0	WP 0	HR 1	S 37	P 45	ERA 2.00	WHIP 1.222

Washington Senators @ Minnesota Twins
Metropolitan Stadium, Bloomington, MI

AB 35
R 2
H 9
RBI 2
BB 2
SO 1
LOB 13



Sat Jun 02 1962, 4:33 AM EDT
Att: 8,627 - Unknown - 54 F

Batter	1	2	3	4	5	6	7	8	9	AB	R	H	RBI	BB	SO	LOB	BOTTOM																		
Lenny Green, L OBP: 0.404, SLG: 0.498 (1, 8) (9, 7)	0-0 L9	0-0 FC1-5 1B	4-0 1-2 BB			0-0 3-1	0-0 HR			4	1	2	3	1	0	0																			
Vic Power, R OBP: 0.323, SLG: 0.429 (1, 3)	4-0 BB 2B BB	0-0 FC1-5 1B	0-0 P6			0-0 P4	0-0 1B			4	1	2	1	1	0	3																			
Rich Rollins, R OBP: 0.408, SLG: 0.515 (1, 5)	0-0 F8	0-0 FC1-5		4-0 CS BB		4-0 3B BB	0-0 1-4-3			3	1	0	0	2	0	4																			
Bob Allison, R OBP: 0.392, SLG: 0.406 (1, 9)	0-0 BB 2B 1B	0-3 K		0-3 1-2 K		0-0 1-H 3B		0-0 5-3		5	1	2	1	0	2	3																			
Harmon Killebrew, R OBP: 0.402, SLG: 0.490 Bill Tuttle, R OBP: 0.311, SLG: 0.296 (1, 7) (9, 8)	4-0 2B 1B BB	0-0 P3		4-0 BB		0-3 K		0-0 6-3		3	1	0	0	2	1	3																			
Bernie Allen, L OBP: 0.296, SLG: 0.446 (1, 4)	0-0 1B 2B		0-3 K	0-0 G3		0-0 SH3-4 SH HR 1B		4-0 BB		4	2	2	2	1	1	1																			
Marty Martinez, S OBP: 0.429, SLG: 0.200 (1, 6)	0-0 2H 3H 1B		4-0 1B BB		0-0 F7		0-0 SH HR	0-0 P6		3	1	1	2	1	0	1																			
Jerry Zimmerman, R OBP: 0.174, SLG: 0.136 (1, 2)	0-0 L7		0-0 P4		0-0 6-3		0-0 SH3-4			3	0	0	0	0	0	2																			
Joe Bonikowski, R OBP: 0.222, SLG: 0.176 (1, 1)		0-0 1B 1B 1B	0-0 BB 1B		0-0 6-3		0-3 K			4	1	2	0	0	1	2																			
Inning Stats	R: 4 E: 0 K: 0 S: 6	H: 3 LOB: 1 BB: 2 P: 14	R: 1 E: 0 K: 1 S: 8	H: 3 LOB: 0 BB: 0 P: 8	R: 0 E: 0 K: 1 S: 6	H: 1 LOB: 2 BB: 2 P: 14	R: 0 E: 0 K: 1 S: 4	H: 0 LOB: 1 BB: 2 P: 12	R: 0 E: 0 K: 0 S: 3	H: 0 LOB: 0 BB: 0 P: 3	R: 1 E: 0 K: 1 S: 6	H: 1 LOB: 1 BB: 1 P: 10	R: 3 E: 1 K: 1 S: 9	H: 3 LOB: 1 BB: 0 P: 9	R: 0 E: 0 K: 0 S: 3	H: 0 LOB: 1 BB: 1 P: 7	1B: 8 2B: 1 3B: 1 HR: 1	SF: 0 SAC: 2 DP: 0 HBP: 0	WP: 0 PB: 0 SB: 0 CS: 1	PA: 43															
PITCHER Pete Burnside, L ERA: 4.06 Tom Cheney, R ERA: 3.62 Ed Hobaugh, R ERA: 5.52 (1, 1) (2, 1) (7, 1)	IP 1.0	WLS L	BF 8	H 3	R 4	ER 4	SO 0	BB 2	IBB 0	HBP 0	BLK 0	WP 0	HR 0	S 6	P 14	ERA 36.00	WHIP 5.000	PITCHER	IP 5.0	WLS L	BF 24	H 5	R 2	ER 2	SO 4	BB 5	IBB 0	HBP 0	BLK 0	WP 0	HR 0	S 27	P 47	ERA 3.60	WHIP 2.000

Washington Senators @ Minnesota Twins
Metropolitan Stadium, Bloomington, MI

AB 33
R 9
H 11
RBI 9
BB 8
SO 5
LOB 19



Sat Jun 02 1962, 4:33 AM EDT
Att: 8,627 - Unknown - 54 F

Batter	1	2	3	4	5	6	7	8	9	AB	R	H	RBI	BB	SO	LOB	TOP			
Danny O'Connell, R (1,5) OBP: 0.353, SLG: 0.423 Ken Retzer, L (9,PH) OBP: 0.370, SLG: 0.396	F9		F9		F9		FC6-2 1B		K	4	0	0	0	0	0	1				
Chuck Cottier, R (1,4) OBP: 0.309, SLG: 0.340 Dale Long, L (9,PH) OBP: 0.356, SLG: 0.415	2B BB		6-3						F8	2	1	1	0	2	0	0				
Jim Piersall, R (1,8) OBP: 0.276, SLG: 0.353 Jim King, L (7,PH) OBP: 0.360, SLG: 0.350					1B S 4-3 BB		F9		P4	2	1	1	1	1	0	1				
Harry Bright, R (1,3) OBP: 0.400, SLG: 0.571	F8				F8		K		F5	4	0	0	0	0	1	3				
Chuck Hinton, R (1,7) OBP: 0.330, SLG: 0.396	K						F8		F3	4	0	1	0	0	1	2				
Gene Woodling, L (1,9)										3	2	1	1	1	0	1				
Bob Johnson, R (1,6) OBP: 0.339, SLG: 0.438										4	1	1	1	0	0	2				
Bob Schmidt, R (1,2) OBP: 0.256, SLG: 0.391										4	0	1	1	0	1	1				
Bennie Daniels, L (1,1) OBP: 0.176, SLG: 0.176 Johnny Schaive, R (7,PH) OBP: 0.258, SLG: 0.414 Ray Rippelmeyer, R (7,1) OBP: 0.600, SLG: 1.400 Joe Hicks, L (9,PH) OBP: 0.311, SLG: 0.205										2	0	0	0	0	1	0				
										0	0	0	1	0	0	0				
										0	0	0	0	0	0	0				
										1	0	0	0	0	1	0				
Inning Stats	R: 1 E: 0 K: 1 S: 6	H: 1 LOB: 1 BB: 1 P: 10	R: 0 E: 0 K: 0 S: 3	H: 0 LOB: 0 BB: 0 P: 3	R: 0 E: 0 K: 0 S: 3	H: 0 LOB: 0 BB: 0 P: 3	R: 1 E: 0 K: 0 S: 4	H: 1 LOB: 1 BB: 1 P: 8	R: 0 E: 0 K: 1 S: 7	H: 0 LOB: 0 BB: 1 P: 9	R: 2 E: 1 K: 0 S: 6	H: 2 LOB: 2 BB: 1 P: 10	R: 1 E: 0 K: 0 S: 5	H: 2 LOB: 1 BB: 0 P: 5	R: 0 E: 0 K: 2 S: 7	H: 0 LOB: 0 BB: 0 P: 7	1B: 2 2B: 4 3B: 0 HR: 0	SF: 1 SAC: 0 DP: 0 HBP: 0	WP: 0 PB: 0 SB: 2 CS: 0	PA: 38
PITCHER	IP WLS BF H R ER SO BB IBB HBP BLK WP HR S P ERA WHIP	IP WLS BF H R ER SO BB IBB HBP BLK WP HR S P ERA WHIP																		
Jack Kralick, L (1,1) ERA: 4.54 Ray Moore, R (7,1) ERA: 3.24	6.2 W 29 4 4 3 4 4 0 0 0 0 0 0 33 49 4.05 1.200	2.1 S 9 2 1 1 2 0 0 0 0 0 0 0 0 13 13 3.86 0.857																		

Washington Senators @ Minnesota Twins
Metropolitan Stadium, Bloomington, MI
Sun Jun 03 1962, 4:33 AM EDT
Att: 12,996 - Unknown - 65 F

AB 33
R 5
H 6
RBI 5
BB 4
SO 6
LOB 13



Batter	1	2	3	4	5	6	7	8	9	AB	R	H	RBI	BB	SO	LOB	BOTTOM			
Lenny Green, L (1,8) OBP: 0.404, SLG: 0.493	6-3		G3		4-3	E9 1B				4	1	1	2	1	0	0				
Vic Power, R (1,3) OBP: 0.330, SLG: 0.434	CS 1B		E5 HR 1B		5-3				6-3	5	1	3	1	0	0	2				
Rich Rollins, R (1,5) OBP: 0.410, SLG: 0.528	1-2 BB				5-3					3	1	1	2	1	0	1				
Bob Allison, R (1,9) OBP: 0.395, SLG: 0.413	F8									3	1	1	0	1	0	1				
Harmon Killebrew, R (1,7) OBP: 0.399, SLG: 0.481 Bill Tuttle, R (8,8) OBP: 0.311, SLG: 0.286										3	0	0	0	1	1	2				
										0	0	0	0	0	0	0				
Hal Naragon, L (1,2) OBP: 0.290, SLG: 0.286										4	0	0	0	0	0	3				
Bernie Allen, L (1,4) OBP: 0.301, SLG: 0.444										3	1	1	0	1	0	0				
Marty Martinez, S (1,6) OBP: 0.444, SLG: 0.286 Don Mincher, L (6,PH) OBP: 0.428, SLG: 0.612 Zoilo Versalles, R (7,6) OBP: 0.249, SLG: 0.317										2	0	1	0	0	0	1				
										0	1	0	0	1	0	0				
										1	0	0	0	0	0	0				
Jack Kralick, L (1,1) OBP: 0.250, SLG: 0.308 Ray Moore, R (7,1)										3	1	1	1	0	1	1				
										1	0	0	0	0	1	1				
Inning Stats	R: 0 E: 0 K: 0 S: 3	H: 1 LOB: 1 BB: 1 P: 7	R: 0 E: 0 K: 0 S: 4	H: 1 LOB: 1 BB: 0 P: 4	R: 2 E: 1 K: 1 S: 7	H: 2 LOB: 2 BB: 2 P: 15	R: 0 E: 0 K: 0 S: 3	H: 1 LOB: 0 BB: 0 P: 3	R: 0 E: 0 K: 1 S: 9	H: 4 LOB: 1 BB: 2 P: 17	R: 0 E: 1 K: 0 S: 3	H: 0 LOB: 0 BB: 0 P: 3	R: 0 E: 1 K: 1 S: 6	H: 0 LOB: 2 BB: 1 P: 10	R: 0 E: 0 K: 0 S: 3	H: 0 LOB: 0 BB: 0 P: 7	1B: 7 2B: 1 3B: 0 HR: 1	SF: 0 SAC: 0 DP: 2 HBP: 0	WP: 0 PB: 0 SB: 1 CS: 1	PA: 38
PITCHER	IP WLS BF H R ER SO BB IBB HBP BLK WP HR S P ERA WHIP	IP WLS BF H R ER SO BB IBB HBP BLK WP HR S P ERA WHIP																		
Bennie Daniels, R (1,1) ERA: 5.47 Ray Rippelmeyer, R (7,1) ERA: 4.5	6.0 L 30 9 7 6 2 4 1 0 0 0 0 0 29 49 9.00 2.167	2.0 8 0 0 0 1 1 0 0 0 0 0 0 9 13 0.00 0.500																		

Washington Senators @ Minnesota Twins
Metropolitan Stadium, Bloomington, MI
Sun Jun 03 1962, 4:33 AM EDT
Att: 12,996 - Unknown - 65 F

AB 32
R 7
H 9
RBI 6
BB 6
SO 3
LOB 12



Batter	1	2	3	4	5	6	7	8	9	AB	R	H	RBI	BB	SO	LOB	TOP					
Danny O'Connell, R OBP: 0.352, SLG: 0.417										4	0	1	0	0	1	1	Washington Senators @ Baltimore Orioles Memorial Stadium, Baltimore, MD Wed Jun 06 1962, 7:05 PM EDT Att: 6,590 - Unknown livebaseballscorecards.com					
Chuck Hinton, R OBP: 0.322, SLG: 0.409										4	0	1	0	0	0	2						
Jim King, L OBP: 0.372, SLG: 0.350										2	0	1	0	2	0	1						
Dale Long, L OBP: 0.342, SLG: 0.391										3	0	0	0	1	2	4						
Johnny Schaive, R OBP: 0.268, SLG: 0.404										3	0	0	0	1	1	1						
Ken Retzer, L OBP: 0.377, SLG: 0.500										4	0	0	0	0	0	4						
Joe Hicks, L OBP: 0.320, SLG: 0.341										4	2	2	1	0	1	0						
Bob Johnson, R OBP: 0.335, SLG: 0.429										4	0	2	1	0	1	0						
Claude Osteen, L OBP: 0.200, SLG: 0.200										3	0	0	0	0	1	2						
Inning Stats	R: 0 E: 0 K: 0 S: 3	H: 1 LOB: 1 BB: 1 P: 7	R: 0 E: 0 K: 1 S: 5	H: 0 LOB: 0 BB: 0 P: 5	R: 0 E: 0 K: 0 S: 4	H: 1 LOB: 1 BB: 0 P: 4	R: 0 E: 0 K: 1 S: 6	H: 1 LOB: 1 BB: 0 P: 6	R: 0 E: 0 K: 0 S: 3	H: 0 LOB: 0 BB: 0 P: 3	R: 0 E: 0 K: 0 S: 4	H: 1 LOB: 3 BB: 2 P: 12	R: 1 E: 0 K: 2 S: 8	H: 2 LOB: 0 BB: 0 P: 8	R: 0 E: 0 K: 1 S: 4	H: 0 LOB: 1 BB: 0 P: 8	R: 1 E: 0 K: 2 S: 8	H: 1 LOB: 0 BB: 0 P: 8	1B: 5 2B: 2 3B: 1 HR: 1	SF: 0 SAC: 0 DP: 3 HBP: 0	WP: 1 PB: 0 CS: 2	PA: 35
PITCHER	IP	WLS	BF	H	R	ER	SO	BB	IBB	HBP	BLK	WP	HR	S	P	ERA	WHIP					
Robin Roberts, R ERA: 2.42	(1, 1)	7.0	L 28	6	1	1	4	3	0	0	0	1	0	33	45	1.29	1.286					
Dick Hall, R ERA: 2.64	(8, 1)	2.0	7	1	1	1	3	1	0	0	0	0	1	12	16	4.50	1.000					

Batter	1	2	3	4	5	6	7	8	9	AB	R	H	RBI	BB	SO	LOB	BOTTOM					
Johnny Temple, R OBP: 0.389, SLG: 0.386										3	0	1	0	1	1	0	Washington Senators @ Baltimore Orioles Memorial Stadium, Baltimore, MD Wed Jun 06 1962, 7:05 PM EDT Att: 6,590 - Unknown livebaseballscorecards.com					
Earl Robinson, R OBP: 0.227, SLG: 0.390										4	0	1	0	0	2	2						
Brooks Robinson, R OBP: 0.313, SLG: 0.468										3	0	0	0	1	0	2						
Dave Nicholson, R OBP: 0.328, SLG: 0.353										3	0	0	0	1	1	2						
Jackie Brandt, R OBP: 0.303, SLG: 0.394										4	0	0	0	0	0	4						
Dick Williams, R OBP: 0.229, SLG: 0.163										4	1	2	0	0	0	0						
Ron Hansen, R OBP: 0.268, SLG: 0.226										4	0	1	0	0	1	1						
Darrell Johnson, R OBP: 0.214, SLG: 0.154										2	0	0	0	0	0	0						
Jim Gentile, L OBP: 0.392, SLG: 0.583										1	0	0	0	0	0	1						
Charlie Lau, L OBP: 0.346, SLG: 0.408										1	0	1	1	0	0	0						
Robin Roberts, S OBP: 0.429, SLG: 0.200										2	0	0	0	0	0	0						
Many Breeding, R OBP: 0.227, SLG: 0.222										1	0	0	0	0	0	1						
Dick Hall, R OBP: 0.250, SLG: 0.286										0	0	0	0	0	0	0						
Jerry Adair, R OBP: 0.230, SLG: 0.227										1	0	0	0	0	0	2						
Inning Stats	R: 0 E: 0 K: 2 S: 7	H: 0 LOB: 1 BB: 1 P: 11	R: 0 E: 0 K: 1 S: 5	H: 0 LOB: 0 BB: 0 P: 5	R: 0 E: 0 K: 0 S: 3	H: 0 LOB: 0 BB: 0 P: 3	R: 0 E: 0 K: 0 S: 4	H: 1 LOB: 1 BB: 0 P: 4	R: 0 E: 0 K: 0 S: 3	H: 0 LOB: 0 BB: 0 P: 3	R: 0 E: 0 K: 1 S: 6	H: 1 LOB: 3 BB: 2 P: 14	R: 0 E: 0 K: 0 S: 4	H: 1 LOB: 1 BB: 0 P: 4	R: 0 E: 0 K: 1 S: 5	H: 0 LOB: 0 BB: 0 P: 5	R: 1 E: 0 K: 0 S: 6	H: 3 LOB: 2 BB: 0 P: 6	1B: 5 2B: 1 3B: 0 HR: 0	SF: 0 SAC: 0 DP: 0 HBP: 0	WP: 0 PB: 0 CS: 0	PA: 36
PITCHER	IP	WLS	BF	H	R	ER	SO	BB	IBB	HBP	BLK	WP	HR	S	P	ERA	WHIP					
Claude Osteen, L ERA: 3.45	(1, 1)	9.0	W 36	6	1	1	5	2	1	0	0	0	0	43	55	1.00	0.889					

Batter	1	2	3	4	5	6	7	8	9	AB	R	H	RBI	BB	SO	LOB	TOP	
Danny O'Connell, R (1,4) OBP: 0.356, SLG: 0.426 Ken Hamlin, R (7,4) OBP: 0.235, SLG: 0.188	0-3 K		0-0 HR 1B	0-3 K		0-0 F8 1-3 2B	0-3 K			4	2	2	0	0	2	0	<p>Washington Senators @ Baltimore Orioles</p> <p>Memorial Stadium, Baltimore, MD</p> <p>Thu Jun 07 1962, 7:05 PM EDT</p> <p>Att: 5,163 - Unknown</p>	
Chuck Hinton, R (1,7) OBP: 0.325, SLG: 0.435	0-0 BB 1B		0-0 HR	0-3 K		0-0 F8 2-3		0-0 6-3		5	2	2	2	0	1	1		
Jim King, L (1,9) OBP: 0.367, SLG: 0.339	4-0 BB 1B		0-0 G3		0-0 L9		0-0 1-3		0-0 4-3		4	0	0	1	1	0		
Dale Long, L (1,3) OBP: 0.344, SLG: 0.392	0-0 BB 1B		0-0 BB BB 1B		0-0 5-3		0-0 F7 3-H		0-0 F9		5	0	2	1	0	0		
Johnny Schaive, R (1,5) OBP: 0.277, SLG: 0.402	0-0 G5-4-3		0-0 BB BB		0-0 1B			0-0 P3		3	0	1	0	1	0	2		
Ken Retzer, L (1,2) OBP: 0.365, SLG: 0.482 Harry Bright, R (5, PH) OBP: 0.303, SLG: 0.563		0-0 F9	0-0 F7		0-0 F7			0-0 FC4-6 BB		2	0	0	0	0	0	2		
Joe Hicks, L (1,8) OBP: 0.333, SLG: 0.340		0-0 1B	4-0 BB 1-2 2-3		0-0 F9			0-0 FC4-6 BB 1-2		3	1	1	0	1	0	1		
Bob Johnson, R (1,6) OBP: 0.333, SLG: 0.425		0-0 L7	0-0 F9		0-0 F8			0-0 BB 1B 1-3		4	0	1	0	0	0	4		
Pete Burnside, R (1,1) Ray Rippelmeyer, R (2,1) OBP: 0.300, SLG: 1.400 Jim Hannan, R (3,1) Marty Kutyna, R (7,1) Jim Piersall, R (8, PH) OBP: 0.306, SLG: 0.351 Don Rudolph, L (8,1) OBP: 0.253, SLG: 0.421		0-0 F8		0-3 K		0-3 K		0-0 1-3 3-H 1B		1	0	0	0	0	0	1		
Inning Stats	R: 1 H: 2 E: 0 LOB: 1 K: 1 BB: 1 S: 6	R: 0 H: 1 E: 0 LOB: 1 K: 0 BB: 0 S: 4	R: 2 H: 3 E: 0 LOB: 3 K: 0 BB: 2 S: 6	R: 0 H: 0 E: 0 LOB: 0 K: 3 BB: 0 S: 9	R: 0 H: 1 E: 0 LOB: 1 K: 0 BB: 0 S: 4	R: 0 H: 0 E: 0 LOB: 0 K: 1 BB: 0 S: 5	R: 1 H: 1 E: 0 LOB: 0 K: 0 BB: 0 S: 4	R: 1 H: 2 E: 0 LOB: 2 K: 1 BB: 1 S: 7	R: 0 H: 0 E: 0 LOB: 0 K: 0 BB: 0 S: 3	1B: 8 SF: 0 2B: 1 SAC: 0 3B: 0 DP: 1 HR: 1 HBP: 0	WP: 0 PA: 40							
PITCHER	IP WLS BF H R ER SO BB IBB HBP BLK WP HR S P ERA WHIP	IP WLS BF H R ER SO BB IBB HBP BLK WP HR S P ERA WHIP																
Jack Fisher, R (1,1) ERA: 5.82	2.1	14	6	3	3	1	2	0	0	0	0	0	1	14	22	11.57	3.429	
Billy Hoelt, L (3,1) ERA: 6.51	6.2	W 26	4	2	2	5	2	0	0	0	0	0	0	34	42	2.70	0.900	



AB	36
R	5
H	10
RBI	5
BB	4
SO	6
LOB	14

Batter	1	2	3	4	5	6	7	8	9	AB	R	H	RBI	BB	SO	LOB	BOTTOM	
Johnny Temple, R (1,4) OBP: 0.393, SLG: 0.387 Mary Breeding, R (4,4) OBP: 0.250, SLG: 0.262	0-0 P3	0-0 BB BB 1B	4-0 BB BB 1-2 2-3 3-H		0-0 SH5-4 1B	0-0 SH5-4 2B				2	1	1	2	1	0	0	<p>Washington Senators @ Baltimore Orioles</p> <p>Memorial Stadium, Baltimore, MD</p> <p>Thu Jun 07 1962, 7:05 PM EDT</p> <p>Att: 5,163 - Unknown</p>	
Dick Williams, R (1,3) OBP: 0.250, SLG: 0.234	0-0 5-3 2B	0-0 BB BB 1B 2B	0-0 G6-4-3 BB 1-2 2-3 3-H		0-0 SH5-4 1B	0-0 F8				4	2	2	1	0	0	4		
Brooks Robinson, R (1,5) OBP: 0.315, SLG: 0.476 Jerry Adair, R (8,5) OBP: 0.230, SLG: 0.227	0-0 5-3	0-0 FC5-4 BB 1B		0-0 E6 BB 1B	0-0 5-3		0-0 SF8 3B			5	2	2	2	0	0	3		
Dave Nicholson, R (1,9) OBP: 0.328, SLG: 0.340 Russ Snyder, L (6, PH) OBP: 0.314, SLG: 0.515	4-0 BB BB 2B	0-0 FC5-4 BB 1B		0-3 K	0-0 G3		0-0 SF8			2	1	0	0	1	1	2		
Jackie Brandt, R (1,8) OBP: 0.305, SLG: 0.400	0-0 1-3 2B	0-0 1-3		0-3 K		0-0 S BB 1B	0-0 L9			5	1	2	2	0	1	2		
Boog Powell, L (1,7) OBP: 0.338, SLG: 0.423	0-0 F3		4-0 FC6-4 BB BB	4-0 BB BB 1-2	0-0 1B	0-0 L7	0-0 L9			3	1	0	0	2	0	2		
Ron Hansen, R (1,6) OBP: 0.289, SLG: 0.242		0-0 5-3	0-0 FC6-4 BB 1B	0-0 1-2 2-H 1B	0-0 1B	4-0 BB BB 1B WP		0-0 F8		4	1	2	1	1	0	0		
Charlie Lau, L (1,2) OBP: 0.349, SLG: 0.421		0-0 BB BB 1B 2B	0-0 FC6-4 BB BB 1-2 2-3	0-0 4-3		0-0 BB WP 2B 1B		0-0 P6		5	2	2	1	0	0	4		
Jack Fisher, R (1,1) OBP: 0.333, SLG: 0.111 Billy Hoelt, L (3,1) OBP: 0.538, SLG: 0.375		0-0 BB BB 1B 2B	4-0 BB BB 1-2		4-0 SH5-4 BB 1B	0-0 F8		0-3 K		1	1	1	0	0	0	0		
Inning Stats	R: 2 H: 2 E: 0 LOB: 1 K: 0 BB: 1 S: 5	R: 4 H: 5 E: 0 LOB: 1 K: 0 BB: 0 S: 8	R: 1 H: 1 E: 0 LOB: 3 K: 0 BB: 3 S: 3	R: 1 H: 1 E: 1 LOB: 2 K: 2 BB: 1 S: 9	R: 0 H: 1 E: 0 LOB: 2 K: 0 BB: 1 S: 4	R: 3 H: 3 E: 0 LOB: 1 K: 0 BB: 1 S: 6	R: 1 H: 1 E: 0 LOB: 0 K: 0 BB: 0 S: 4	R: 0 H: 0 E: 0 LOB: 0 K: 1 BB: 0 S: 5	1B: 8 SF: 1 2B: 5 SAC: 1 3B: 1 DP: 1 HR: 0 HBP: 0	WP: 1 PA: 45								
PITCHER	IP WLS BF H R ER SO BB IBB HBP BLK WP HR S P ERA WHIP	IP WLS BF H R ER SO BB IBB HBP BLK WP HR S P ERA WHIP																
Pete Burnside, L (1,1) ERA: 4.83	1.1	11	6	6	6	0	1	0	0	0	0	5	14	9.00	4.000			
Ray Rippelmeyer, R (2,1) ERA: 4.65	1.0	7	2	1	1	0	2	0	0	0	0	5	13	9.00	4.000			
Jim Hannan, R (3,1) ERA: 7.27	3.2	20	5	4	3	2	4	0	0	0	1	0	20	36	7.36	2.455		
Marty Kutyna, R (7,1) ERA: 3.12	1.0	4	1	1	1	0	0	0	0	0	0	4	4	9.00	1.000			
Don Rudolph, L (8,1) ERA: 4.02	1.0	3	0	0	0	1	0	0	0	0	0	5	5	0.00	0.000			



AB	36
R	12
H	14
RBI	11
BB	7
SO	3
LOB	20

Batter	1	2	3	4	5	6	7	8	9	10	AB	R	H	RBI	BB	SO	LOB	TOP						
Jake Wood, R OBP: 0.333, SLG: 0.389 (1.4)	1-3		1B 2B BB		L7	1B 4-3		F7		F8	5	2	1	0	1	0	0							
Bill Bruton, L OBP: 0.342, SLG: 0.490 (1.8)	4-3 BB		K		E4	1B 4-3		K		1B SF8 BB	4	2	0	0	2	2	3							
Bubba Morton, R OBP: 0.400, SLG: 0.455 (1.9)	4-3		F8		1B	1B				2B E 1B	6	2	4	2	0	0	2							
Rocky Colavito, R OBP: 0.324, SLG: 0.461 (1.7)	G3		2B 1B		1B	1B				E 2B SF8	5	0	4	3	0	0	1							
Norm Cash, L OBP: 0.414, SLG: 0.556 (1.3)			2B		P6	1B				1-3 BB BB	5	0	2	1	1	1	5							
Steve Boros, R OBP: 0.342, SLG: 0.333 (1.5)	K		K		1B			F7		1-3 BB	5	0	1	0	1	2	5							
Chico Fernandez, R OBP: 0.308, SLG: 0.485 Dick McAuliffe, L OBP: 0.354, SLG: 0.383 (2.6)	F7				K			F7		E BB 4-3	1	0	0	0	0	1		AB 43						
Dick Brown, R OBP: 0.299, SLG: 0.449 (1.2)			IBB		F8			K		E4 BB	4	0	0	0	1	1	3		R 7					
Phil Foytack, R Sam Jones, R Ron Kline, R Jerry Casale, R Harry Bright, R Don Rudolph, L Terry Fox, R (1.1)	K				G4-6-3	1B		F8		K	2	0	0	0	0	0	0		H 13					
Inning Stats	R: 0 E: 0 K: 0 S: 3	H: 0 LOB: 1 BB: 1 P: 7	R: 0 E: 0 K: 2 S: 8	H: 1 LOB: 2 BB: 1 P: 12	R: 1 E: 0 K: 2 S: 9	H: 2 LOB: 2 BB: 1 P: 13	R: 0 E: 0 K: 0 S: 2	H: 0 LOB: 0 BB: 1 P: 6	R: 2 E: 1 K: 1 S: 9	H: 3 LOB: 2 BB: 0 P: 9	R: 2 E: 0 K: 1 S: 5	H: 0 LOB: 0 BB: 0 P: 5	R: 0 E: 0 K: 1 S: 5	H: 0 LOB: 0 BB: 0 P: 5	R: 1 E: 1 K: 1 S: 4	H: 2 LOB: 3 BB: 3 P: 16	R: 1 E: 0 K: 0 S: 4	H: 1 LOB: 3 BB: 3 P: 16	1B: 9 2B: 4 3B: 0 HR: 0	SF: 1 SAC: 0 DP: 1 HBP: 0	WP: 0 PB: 0 SB: 0 CS: 0	PA: 52		
PITCHER	IP	WLS	BF	H	R	ER	SO	BB	IBB	HBP	BLK	WP	HR	S	P	ERA	WHIP							
Steve Hamilton, L ERA: 3.42	5.2		31	10	5	4	5	3	1	0	0	0	0	0	0	6.35	2.294							
Pete Burnside, L ERA: 4.64	2.2		10	2	1	0	3	0	0	0	0	0	0	0	16	0.00	0.750							
Ray Ruppelmeier, R ERA: 4.6	0.1		1	0	0	0	0	0	0	0	0	0	0	1	1	0.00	0.000							
Claude Osteen, L ERA: 3.43	0.1		3	0	0	0	1	1	0	0	0	0	0	4	8	0.00	3.000							
Carl Bouldin, R ERA: 20.25	0.2	L	6	1	1	1	0	3	0	0	0	0	0	3	15	13.50	6.000							
Danny O'Connell, R OBP: 0.347, SLG: 0.414 Chuck Cottier, R OBP: 0.307, SLG: 0.338 (8.4)	5-3		E4		1-6-3					K														
Chuck Hinton, R OBP: 0.328, SLG: 0.442 (1.7)	1-3		L8		2B					F8														
Gene Woodling, L OBP: 0.423, SLG: 0.467 Jim Piersall, R OBP: 0.280, SLG: 0.351 (9.8)	G3		1B BB		4-3					G3														
Dale Long, L OBP: 0.333, SLG: 0.378 (1.3)			G3		F8					4-3														
Johnny Schaive, R OBP: 0.293, SLG: 0.402 (1.5)			BB HR 1B		L7					1B														
Joe Hicks, L OBP: 0.345, SLG: 0.340 (9.9)			HR BB		3-1																			
Jim King, L OBP: 0.367, SLG: 0.339 (10.9)			HR BB		1B																			
Ken Retzer, L OBP: 0.364, SLG: 0.525 Ken Hamlin, R OBP: 0.278, SLG: 0.235 Bob Schmidt, R OBP: 0.256, SLG: 0.391 (10.2)			HR		F8					4-3														
Bob Johnson, R OBP: 0.337, SLG: 0.424 (1.6)			SH1-4 E4 1B		4-3					4-3														
Steve Hamilton, L Pete Burnside, R Ray Ruppelmeier, R Claude Osteen, L Harry Bright, R Don Rudolph, L Terry Fox, R (1.1)			SH1-4		SH1-4					SH1-4														
Inning Stats	R: 0 E: 0 K: 0 S: 3	H: 0 LOB: 0 BB: 0 P: 3	R: 3 E: 1 K: 0 S: 6	H: 3 LOB: 2 BB: 1 P: 10	R: 2 E: 0 K: 0 S: 5	H: 2 LOB: 1 BB: 1 P: 9	R: 1 E: 0 K: 0 S: 4	H: 1 LOB: 1 BB: 1 P: 8	R: 0 E: 0 K: 0 S: 3	H: 0 LOB: 0 BB: 0 P: 3	R: 0 E: 0 K: 1 S: 5	H: 0 LOB: 0 BB: 0 P: 5	R: 0 E: 0 K: 1 S: 5	H: 0 LOB: 0 BB: 0 P: 5	R: 0 E: 0 K: 0 S: 4	H: 2 LOB: 1 BB: 0 P: 4	R: 0 E: 0 K: 0 S: 4	H: 1 LOB: 1 BB: 0 P: 4	1B: 7 2B: 1 3B: 0 HR: 1	SF: 0 SAC: 3 DP: 1 HBP: 0	WP: 0 PB: 0 SB: 0 CS: 0	PA: 41		
PITCHER	IP	WLS	BF	H	R	ER	SO	BB	IBB	HBP	BLK	WP	HR	S	P	ERA	WHIP							
Paul Foytack, R ERA: 4.93	4.0		21	6	6	6	0	3	0	0	0	0	0	1	18	13.50	2.250							
Sam Jones, R ERA: 6.06	1.0		3	0	0	0	0	0	0	0	0	0	0	3	3	0.00	0.000							
Ron Kline, R ERA: 5.88	2.0		6	0	0	0	2	0	0	0	0	0	0	10	10	0.00	0.000							
Jerry Casale, R ERA: 3.91	1.0		3	0	0	0	1	0	0	0	0	0	0	5	5	0.00	0.000							
Ron Nischwitz, L ERA: 2.7	1.2	W	7	3	0	0	0	0	0	0	0	0	0	7	7	0.00	1.800							
PITCHER	IP	WLS	BF	H	R	ER	SO	BB	IBB	HBP	BLK	WP	HR	S	P	ERA	WHIP							
Terry Fox, R ERA: 3.18	10.1		5	1	0	0	0	0	0	0	0	0	0	1	1	0.00	0.000							


Detroit Tigers @ Washington Senators
 D.C. Stadium, Washington, DC
 Fri Jun 08 1962, 7:05 PM EDT
 Unknown

AB 43
 R 7
 H 13
 RBI 6
 BB 8
 SO 9
 LOB 31




Detroit Tigers @ Washington Senators
 D.C. Stadium, Washington, DC
 Fri Jun 08 1962, 7:05 PM EDT
 Unknown

AB 35
 R 6
 H 9
 RBI 6
 BB 3
 SO 3
 LOB 9



Batter	1	2	3	4	5	6	7	8	9	AB	R	H	RBI	BB	SO	LOB	TOP			
Jake Wood, R OBP: 0.335, SLG: 0.386	6-3		1B BB					L6	P4	4	0	1	0	1	0	3	Detroit Tigers @ Washington Senators D.C. Stadium, Washington, DC Fri Jun 08 1962, 7:05 PM EDT Att: 21,202 - Unknown			
Bill Bruton, L OBP: 0.341, SLG: 0.485	F7		G6-4-3 1B					4-3		4	0	1	0	0	0	2				
Bubba Morton, R OBP: 0.414, SLG: 0.440			G6-4-3 1B							3	0	1	0	1	1	2				
Rocky Colavito, R OBP: 0.327, SLG: 0.464										3	0	1	0	1	1	1				
Norm Cash, L OBP: 0.412, SLG: 0.549	F7									4	0	1	0	0	0	3				
Dick McAuliffe, L OBP: 0.345, SLG: 0.372										4	0	0	0	0	0	2				
Chico Fernandez, R OBP: 0.302, SLG: 0.475										3	0	0	0	0	0	0				
Vic Wertz, L OBP: 0.381, SLG: 0.429	1-3									1	0	1	0	0	0	0				
Steve Boros, R OBP: 0.342, SLG: 0.333										0	0	0	0	0	0	0				
Mike Roarke, R OBP: 0.130, SLG: 0.136										3	0	0	0	0	0	0				
Bobo Osborne, L OBP: 0.524, SLG: 0.286	5-3									1	0	0	0	0	0	2				
Don Mossi, L OBP: 0.385, SLG: 0.273										2	0	0	0	1	2	0				
Charlie Maxwell, L OBP: 0.281, SLG: 0.286										0	0	0	0	1	0	0				
Inning Stats	R: 0 E: 0 K: 0 S: 3	H: 0 LOB: 2 BB: 2 P: 11	R: 0 E: 0 K: 0 S: 3	H: 0 LOB: 0 BB: 0 P: 3	R: 0 E: 0 K: 1 S: 5	H: 1 LOB: 1 BB: 1 P: 9	R: 0 E: 0 K: 1 S: 5	H: 0 LOB: 0 BB: 0 P: 5	R: 0 E: 0 K: 1 S: 6	H: 1 LOB: 1 BB: 0 P: 6	R: 0 E: 0 K: 1 S: 5	H: 0 LOB: 0 BB: 0 P: 5	R: 0 E: 0 K: 0 S: 4	H: 1 LOB: 1 BB: 0 P: 4	R: 0 E: 0 K: 0 S: 5	H: 2 LOB: 3 BB: 1 P: 9	1B: 5 2B: 1 3B: 0 HR: 0	SF: 0 SAC: 0 DP: 1 HBP: 0	WP: 0 PB: 0 SB: 0 CS: 0	PA: 37
PITCHER Dave Stenhouse, R ERA: 2.44	IP: 9.0 WLS: W BF: 37 H: 6 R: 0 ER: 0 SO: 4 BB: 4 IBB: 1 HBP: 0 BLK: 0 WP: 0 HR: 0 S: 40 P: 60 ERA: 0.00 WHIP: 1.111																			

Batter	1	2	3	4	5	6	7	8	9	AB	R	H	RBI	BB	SO	LOB	BOTTOM			
Chuck Hinton, R OBP: 0.333, SLG: 0.444	K		K							4	0	2	1	0	2	1	Detroit Tigers @ Washington Senators D.C. Stadium, Washington, DC Fri Jun 08 1962, 7:05 PM EDT Att: 21,202 - Unknown			
Chuck Cottier, R OBP: 0.300, SLG: 0.329	F8									4	0	0	0	0	0	2				
Jim King, L OBP: 0.357, SLG: 0.328	F3									4	0	0	0	0	2	2				
Harry Bright, R OBP: 0.395, SLG: 0.544										3	0	0	0	0	1	0				
Johnny Schaive, R OBP: 0.284, SLG: 0.400										3	0	1	0	0	0	0				
Jim Piersall, R OBP: 0.280, SLG: 0.351										3	0	1	0	0	0	1				
Bob Schmidt, R OBP: 0.250, SLG: 0.381										3	0	0	0	0	1	2				
Ken Hamlin, R OBP: 0.333, SLG: 0.300										3	1	2	0	0	0	1				
Dave Stenhouse, R OBP: 0.111, SLG: 0.059										2	0	0	0	0	1	1				
Inning Stats	R: 0 E: 0 K: 1 S: 5	H: 0 LOB: 0 BB: 0 P: 5	R: 0 E: 0 K: 0 S: 3	H: 0 LOB: 0 BB: 0 P: 3	R: 0 E: 0 K: 2 S: 8	H: 1 LOB: 1 BB: 0 P: 8	R: 0 E: 0 K: 0 S: 3	H: 0 LOB: 0 BB: 0 P: 3	R: 0 E: 0 K: 0 S: 6	H: 1 LOB: 1 BB: 0 P: 6	R: 0 E: 0 K: 1 S: 6	H: 1 LOB: 1 BB: 0 P: 6	R: 0 E: 0 K: 1 S: 6	H: 1 LOB: 1 BB: 0 P: 6	R: 1 E: 0 K: 1 S: 7	H: 2 LOB: 1 BB: 0 P: 7		1B: 6 2B: 0 3B: 0 HR: 0	SF: 0 SAC: 1 DP: 0 HBP: 0	WP: 0 PB: 0 SB: 3 CS: 0
PITCHER Don Mossi, L ERA: 3.62	IP: 8.0 WLS: L BF: 30 H: 6 R: 1 ER: 1 SO: 7 BB: 0 IBB: 0 HBP: 0 BLK: 0 WP: 0 HR: 0 S: 44 P: 44 ERA: 1.12 WHIP: 0.750																			



Batter	1	2	3	4	5	6	7	8	9	AB	R	H	RBI	BB	SO	LOB	TOP			
Jake Wood, R OBP: 0.330, SLG: 0.376 (1, 4)	0-0 5-3			0-0 5-3		0-3 K			0-3 K	4	0	0	0	0	2	0	Detroit Tigers @ Washington Senators D.C. Stadium, Washington, DC Sun Jun 10 1962, 3:33 AM EDT Unknown livebaseballscorecards.com			
Bill Bruton, L OBP: 0.345, SLG: 0.481 (1, 8)	0-0 1-3			4-0 BB		0-0 G5-4-3 1B			0-3 K	3	0	1	0	1	1	0				
Bubba Morton, R OBP: 0.405, SLG: 0.438 (1, 9)	0-0 F8			0-0 F8		0-0 G5-4-3 1-2			0-0 2B	4	0	1	0	0	0	2				
Rocky Colavito, R OBP: 0.314, SLG: 0.443 (1, 7)		0-0 P6		0-3 K				0-0 L8	0-0 F2	4	0	0	0	0	1	2				
Norm Cash, L OBP: 0.406, SLG: 0.533 (1, 3)		0-0 G3			0-0 1-3			0-0 F7		3	0	0	0	0	0	0				
Steve Boros, R OBP: 0.342, SLG: 0.364 (1, 5)		0-0 L7			0-0 HR			0-3 K		3	1	1	1	0	1	0				
Chico Fernandez, R OBP: 0.295, SLG: 0.459 (1, 6)			0-0 F3		0-0 SH5-3 1B			0-0 P6		3	0	1	0	0	0	0				
Dick Brown, R OBP: 0.301, SLG: 0.441 (1, 2)			0-0 F7		0-0 SH5-3 1-2			0-0 CS 1B		2	0	1	0	0	0	0				
Phil Regan, R OBP: 0.269, SLG: 0.250 (8, PH)			0-0 5-3		0-0 F2			0-3 K 1-2		2	0	0	0	0	0	1				
Bobo Osborne, L OBP: 0.500, SLG: 0.267 Ron Kline, R (8, 1)										1	0	0	0	0	1	1				
										0	0	0	0	0	0	0				
Inning Stats	R: 0 E: 0 K: 0 S: 3	H: 0 LOB: 0 BB: 0 P: 3	R: 0 E: 0 K: 0 S: 3	H: 0 LOB: 0 BB: 0 P: 3	R: 0 E: 0 K: 0 S: 5	H: 0 LOB: 1 BB: 1 P: 9	R: 1 E: 0 K: 0 S: 5	H: 2 LOB: 1 BB: 0 P: 5	R: 0 E: 0 K: 1 S: 5	H: 0 LOB: 0 BB: 0 P: 5	R: 0 E: 0 K: 1 S: 5	H: 1 LOB: 1 BB: 0 P: 5	R: 0 E: 0 K: 2 S: 8	H: 1 LOB: 1 BB: 0 P: 8	R: 0 E: 0 K: 2 S: 8	H: 1 LOB: 1 BB: 0 P: 8	1B: 3 2B: 2 3B: 0 HR: 1	SF: 0 SAC: 1 DP: 2 HBP: 0	WP: 0 PB: 0 SB: 0 CS: 1	PA: 31
PITCHER Don Rudolph, L ERA: 3.51 (1, 1)	IP: 9.0 WLS: W BF: 31 H: 5 R: 1 ER: 1 SO: 6 BB: 1 IBB: 0 HBP: 0 BLK: 0 WP: 0 HR: 1 S: 42 P: 46 ERA: 1.00 WHIP: 0.667															PITCHER Don Rudolph, L ERA: 3.51 (1, 1)				

Batter	1	2	3	4	5	6	7	8	9	AB	R	H	RBI	BB	SO	LOB	BOTTOM			
Chuck Hinton, R OBP: 0.328, SLG: 0.432 (1, 7)	0-0 F9		0-0 5-3			0-0 CS 1B				3	0	1	0	0	0	0	Detroit Tigers @ Washington Senators D.C. Stadium, Washington, DC Sun Jun 10 1962, 3:33 AM EDT Unknown livebaseballscorecards.com			
Chuck Cottier, R OBP: 0.303, SLG: 0.352 (1, 4)	0-0 L8			0-0 F9		0-0 F8 1-2				3	0	0	0	0	0	1				
Joe Hicks, L OBP: 0.344, SLG: 0.396 (1, 9)	0-0 P3			0-0 HR		0-0 3-1				3	1	1	1	0	0	0				
Dale Long, L OBP: 0.327, SLG: 0.371 (1, 3)		0-0 F8		0-0 P4		0-0 F9				3	0	0	0	0	0	0				
Johnny Schaive, R OBP: 0.284, SLG: 0.393 (1, 5)		0-0 6-3		0-0 E5		0-0 4-3				3	0	0	0	0	0	0				
Jim Piersall, R OBP: 0.276, SLG: 0.339 (1, 8)		0-0 F9		0-0 F3		0-0 4-3				3	0	0	0	0	0	1				
Ken Retzer, L OBP: 0.347, SLG: 0.508 (1, 2)			0-0 1B 2B		0-0 P4			0-0 G3		3	1	1	0	0	0	0				
Ken Hamlin, R OBP: 0.321, SLG: 0.269 (1, 6)			0-0 1-4 2H 1B		0-0 F8			0-0 P4		3	0	1	1	0	0	0				
Don Rudolph, L OBP: 0.227, SLG: 0.364 (1, 1)			0-0 1-4 1-2		0-0 F2			0-0 4-3		3	0	0	0	0	0	1				
Inning Stats	R: 0 E: 0 K: 0 S: 3	H: 0 LOB: 0 BB: 0 P: 3	R: 0 E: 0 K: 0 S: 3	H: 0 LOB: 0 BB: 0 P: 3	R: 1 E: 0 K: 0 S: 4	H: 2 LOB: 0 BB: 0 P: 4	R: 1 E: 1 K: 0 S: 5	H: 1 LOB: 1 BB: 0 P: 5	R: 0 E: 0 K: 0 S: 3	H: 0 LOB: 0 BB: 0 P: 3	R: 0 E: 0 K: 0 S: 3	H: 0 LOB: 0 BB: 0 P: 3	R: 0 E: 0 K: 0 S: 3	H: 0 LOB: 0 BB: 0 P: 3	R: 0 E: 0 K: 0 S: 3	H: 0 LOB: 0 BB: 0 P: 3		1B: 2 2B: 2 3B: 0 HR: 1	SF: 0 SAC: 0 DP: 1 HBP: 0	WP: 0 PB: 0 SB: 0 CS: 1
PITCHER Phil Regan, R ERA: 4.11 Ron Kline, R ERA: 5.67 (8, 1)	IP: 7.0 WLS: L BF: 24 H: 4 R: 2 ER: 2 SO: 2 BB: 0 IBB: 0 HBP: 0 BLK: 0 WP: 0 HR: 1 S: 24 P: 24 ERA: 2.57 WHIP: 0.571															PITCHER Don Rudolph, L ERA: 3.51 (1, 1)				

Batter	1	2	3	4	5	6	7	8	9	AB	R	H	RBI	BB	SO	LOB	TOP			
Jake Wood, R OBP: 0.332, SLG: 0.373 (1, 4)	1-0 HBP 1B		0-0 1B	0-3 K			0-0 F3		0-0 F2	4	2	1	0	0	1	0				
Bill Bruton, L OBP: 0.347, SLG: 0.484 (1, 8)	0-0 S		0-0 1B	0-3 K			0-0 6-3		0-0	1	0	1	0	0	0	0				
Bubba Morton, R OBP: 0.415, SLG: 0.444 (1, 8)	1-3 1B		4-3 2B	1-3 1B						4	1	2	0	0	1	0				
Charlie Maxwell, L OBP: 0.261, SLG: 0.267 (1, 9)	0-3 K		0-0 SF7	0-0 P5					0-0 3-1	4	0	0	1	0	1	2				
Norm Cash, L OBP: 0.412, SLG: 0.536 (1, 3)	4-0 BB		4-3	0-0 1B					0-0 2B	3	0	2	0	1	0	1				
Rocky Colavito, R OBP: 0.318, SLG: 0.454 (1, 7)	0-0 BB		0-0 1B	0-0 2B			0-0 F9		0-0 1B	4	1	2	1	0	0	3				
Dick McAuliffe, L OBP: 0.364, SLG: 0.380 (1, 5)			0-0 1B	0-0 1B			4-0 BB		4-0 IBB	2	0	2	1	2	0	0				
Chico Fernandez, R OBP: 0.289, SLG: 0.450 (1, 6)			0-0 1B	0-3 K			0-3 K		0-3 K	3	0	0	0	0	1	3	AB 34			
Vic Wertz, L OBP: 0.364, SLG: 0.409 (8, PH)	5-3		5-3							1	0	0	0	1	3		R 4			
Steve Boros, R OBP: 0.342, SLG: 0.364 (8, 5)	1-2									0	0	0	0	0	0		H 10			
Mike Roarke, R OBP: 0.115, SLG: 0.120 (1, 2)	5-3			0-3 K						3	0	0	0	0	1	2	RBI 3			
Dick Brown, R OBP: 0.299, SLG: 0.438 (8, 2)	5-3			G6-4-3			0-0 F7			1	0	0	0	0	3		BB 3			
Jim Bunning, R OBP: 0.237, SLG: 0.361 (1, 1)	4-3			5-3			1-2			3	0	0	0	0	1		SO 6			
Bobo Osborne, L OBP: 0.478, SLG: 0.250 (9, PH)									0-0 4-3	1	0	0	0	0	0		LOB 18			
Inning Stats	R: 1 E: 0 K: 1 S: 5	H: 1 LOB: 1 BB: 1 P: 10	R: 0 E: 0 K: 0 S: 4	H: 1 LOB: 1 BB: 0 P: 4	R: 3 E: 0 K: 0 S: 7	H: 4 LOB: 1 BB: 0 P: 7	R: 0 E: 0 K: 2 S: 7	H: 0 LOB: 0 BB: 0 P: 7	R: 0 E: 0 K: 1 S: 6	H: 1 LOB: 1 BB: 0 P: 6	R: 0 E: 0 K: 1 S: 4	H: 0 LOB: 0 BB: 1 P: 8	R: 0 E: 0 K: 0 S: 3	H: 2 LOB: 3 BB: 0 P: 11	R: 0 E: 0 K: 0 S: 4	H: 1 LOB: 1 BB: 0 P: 4	1B: 8 2B: 2 3B: 0 HR: 0	SF: 1 SAC: 0 DP: 2 HBP: 1	WP: 0 PB: 0 SB: 2 CS: 0	PA: 39
PITCHER	IP WLS BF H R ER SO BB IBB HBP BLK WP HR S P ERA WHIP	7.1 L 33 9 4 4 5 2 1 1 0 0 0 0 8 52 4.91 1.500	1.2 W 6 1 0 0 1 0 0 0 0 0 0 8 8 0.00 0.600	PITCHER																

Detroit Tigers @ Washington Senators
 D.C. Stadium, Washington, DC
 Sun Jun 10 1962, 3:38 AM EDT
 Att: 17,480 - Unknown

livebaseballscores.com
 AB 34
 R 4
 H 10
 RBI 3
 BB 3
 SO 6
 LOB 18



Batter	1	2	3	4	5	6	7	8	9	AB	R	H	RBI	BB	SO	LOB	BOTTOM			
Chuck Hinton, R OBP: 0.333, SLG: 0.456 (1, 7)	0-0 HR		0-0 F9	0-0 1B		0-0 F7				4	1	2	2	0	0	2				
Chuck Cottier, R OBP: 0.302, SLG: 0.350 (1, 4)	0-0 1B		0-3 K	0-0 1-3			0-0 P4			4	0	1	0	0	1	1				
Joe Hicks, L OBP: 0.354, SLG: 0.393 (1, 9)	0-0 1B		4-0 HR	0-0 BB		0-0 F9	0-0 P6			3	1	1	0	1	0	0				
Dale Long, L OBP: 0.331, SLG: 0.390 (1, 3)	0-3 K		0-0 HR	0-0 BB		4-0 CS	0-3 K			3	1	1	2	1	2	2				
Johnny Schaive, R OBP: 0.283, SLG: 0.388 (1, 5)	0-3 K		0-0 F9	0-0 1B		0-0 1-2	0-0 P4		0-0 P4	4	0	1	0	0	1	2				
Jim Piersall, R OBP: 0.275, SLG: 0.337 (1, 8)	0-0 F9		0-0 5-3	0-0 P4			0-0 S			4	1	1	0	0	0	3				
Ken Retzer, L OBP: 0.355, SLG: 0.500 (1, 2)			0-0 F9	0-0 F8		4-0 BB			0-0 1B	3	0	1	1	1	0	0				
Ken Hamlin, R OBP: 0.344, SLG: 0.276 (1, 6)			4-0 BB	0-0 S		0-0 F3			0-0 F8	3	1	1	0	1	0	2				
Bennie Daniels, L OBP: 0.150, SLG: 0.150 (1, 1)			0-3 K	0-0 P5			0-0 P1		0-3 K	3	0	0	0	0	1	3	AB 32			
Steve Hamilton, L OBP: 0.150, SLG: 0.150 (8, 1)				1-2						1	0	0	0	0	1	1	R 5			
Inning Stats	R: 1 E: 0 K: 2 S: 10	H: 3 LOB: 2 BB: 0 P: 10	R: 0 E: 0 K: 1 S: 5	H: 0 LOB: 1 BB: 1 P: 9	R: 2 E: 0 K: 1 S: 6	H: 1 LOB: 1 BB: 1 P: 10	R: 1 E: 0 K: 0 S: 5	H: 2 LOB: 1 BB: 0 P: 5	R: 0 E: 0 K: 0 S: 3	H: 1 LOB: 1 BB: 1 P: 7	R: 0 E: 0 K: 0 S: 3	H: 0 LOB: 1 BB: 1 P: 7	R: 0 E: 0 K: 1 S: 5	H: 0 LOB: 0 BB: 0 P: 5	R: 1 E: 0 K: 1 S: 7	H: 2 LOB: 1 BB: 0 P: 7	1B: 7 2B: 0 3B: 0 HR: 2	SF: 0 SAC: 0 DP: 0 HBP: 0	WP: 0 PB: 0 SB: 2 CS: 1	PA: 36
PITCHER	IP WLS BF H R ER SO BB IBB HBP BLK WP HR S P ERA WHIP	8.0 L 36 9 5 5 6 4 0 0 0 0 2 44 60 5.62 1.625	PITCHER																	

Detroit Tigers @ Washington Senators
 D.C. Stadium, Washington, DC
 Sun Jun 10 1962, 3:38 AM EDT
 Att: 17,480 - Unknown

livebaseballscores.com
 AB 32
 R 5
 H 9
 RBI 5
 BB 4
 SO 6
 LOB 16



Batter	1	2	3	4	5	6	7	8	9	AB	R	H	RBI	BB	SO	LOB	TOP			
Willie Tasby, R (1, 8) OBP: 0.337, SLG: 0.304	0-3 K			0-0 6-3		0-0 2B		0-0 6-3		4	1	1	0	0	1	0	Cleveland Indians @ Washington Senators D.C. Stadium, Washington, DC Wed Jun 13 1962, 7:05 PM EDT Unknown			
Bubba Phillips, R (1, 5) OBP: 0.335, SLG: 0.424	0-0 4-3			0-0 6-3		0-0 2B		0-0 1B		4	0	2	2	0	0	0				
Chuck Essegian, R (1, 7) OBP: 0.404, SLG: 0.592 Willie Kirkland, L (8, 9) OBP: 0.318, SLG: 0.448	0-3 K			4-0 BB		0-0 FC6-5-4		0-0 E2		3	0	0	0	1	1	2				
Gene Green, R (1, 9) OBP: 0.323, SLG: 0.576 Don Dillard, L (8, 7) OBP: 0.237, SLG: 0.329		0-0 6-3		0-0 FC6-4		0-0 F9		0-0 G5-3		4	0	0	0	0	0	4				
John Romano, R (1, 2) OBP: 0.391, SLG: 0.516		0-0 P5				0-0 F8				3	0	0	0	1	0	1				
Woodie Held, R (1, 6) OBP: 0.359, SLG: 0.415		0-3 K				0-0 2B		0-0 G4-6-3		4	0	1	0	0	1	1				
Tito Francona, L (1, 3) OBP: 0.327, SLG: 0.421			0-0 6-3			0-0 L6		0-0 4-3		4	0	0	0	0	0	1				
Jerry Kindall, R (1, 4) OBP: 0.281, SLG: 0.367			0-0 F2			0-0 P6				2	0	0	0	1	0	1				
Pedro Ramos, S (1, 1) OBP: 0.421, SLG: 1.000			0-3 K			4-0 2B		0-3 K		2	1	0	0	1	2	1				
Inning Stats	R: 0 E: 0 K: 2 S: 7	H: 0 LOB: 0 BB: 0 P: 7	R: 0 E: 0 K: 1 S: 5	H: 0 LOB: 0 BB: 0 P: 5	R: 0 E: 0 K: 1 S: 5	H: 0 LOB: 0 BB: 0 P: 5	R: 0 E: 0 K: 0 S: 3	H: 0 LOB: 1 BB: 0 P: 7	R: 0 E: 0 K: 0 S: 4	H: 1 LOB: 1 BB: 0 P: 4	R: 2 E: 0 K: 0 S: 5	H: 2 LOB: 1 BB: 1 P: 9	R: 0 E: 0 K: 1 S: 5	H: 0 LOB: 1 BB: 1 P: 9	R: 0 E: 1 K: 0 S: 4	H: 0 LOB: 0 BB: 0 P: 6		1B: 1 2B: 3 3B: 0 HR: 0	SF: 0 SAC: 0 DP: 2 HBP: 0	WP: 0 PB: 0 CS: 0
PITCHER	IP WLS BF H R ER SO BB IBB HBP BLK WP HR S P ERA WHIP																			
Claude Osteen, L (1, 1) ERA: 3.29	7.1 W 29 4 2 2 5 3 0 0 0 0 0 36 48 2.46 0.955																			
Steve Hamilton, L (8, 1) ERA: 3.03	1.2 S 5 0 0 0 0 1 0 0 0 0 0 4 8 0.00 0.600																			

Batter	1	2	3	4	5	6	7	8	9	AB	R	H	RBI	BB	SO	LOB	BOTTOM			
Chuck Hinton, R (1, 7) OBP: 0.331, SLG: 0.446	4-0 E S BB		0-0 P4			0-0 P6		0-0 L4		3	0	0	0	1	0	2	Cleveland Indians @ Washington Senators D.C. Stadium, Washington, DC Wed Jun 13 1962, 7:05 PM EDT Unknown			
Chuck Cottier, R (1, 4) OBP: 0.301, SLG: 0.343	0-3 K		0-3 K			4-0 SF7 E BB		0-0 P6		3	0	0	0	1	2	1				
Joe Hicks, L (1, 9) OBP: 0.348, SLG: 0.433	0-0 E4					0-0 E6		0-0 HR		4	1	1	1	0	0	3				
Dale Long, L (1, 3) OBP: 0.324, SLG: 0.382	0-0 G4-6-3					0-0 SF7		0-0 G3		3	0	0	1	0	0	2				
Johnny Schaive, R (1, 5) OBP: 0.279, SLG: 0.381 Gene Woodling, L (6, PH) OBP: 0.417, SLG: 0.458 Danny O'Connell, R (7, 5) OBP: 0.355, SLG: 0.423		0-3 K		0-0 5-3		0-0 4-3		0-0 S 1B		2	0	0	0	0	1	0				
Jim Piersall, R (1, 8) OBP: 0.275, SLG: 0.340		0-0 P5				0-0 6-3		0-0 P4		4	1	1	0	0	0	1				
Ken Retzer, L (1, 2) OBP: 0.354, SLG: 0.535		0-0 HR				0-0 F8		0-0 F8		3	1	1	1	0	0	1				
Ken Hamlin, R (1, 6) OBP: 0.314, SLG: 0.250		0-0 L7				0-3 K		0-0 P4		3	0	0	0	0	1	1				
Claude Osteen, L (1, 1) OBP: 0.222, SLG: 0.278 Steve Hamilton, L (8, 1) ERA: 4.53			0-0 F5			0-0 E SF7 2B		0-0 E4		3	1	1	0	0	0	0				
Inning Stats	R: 0 E: 1 K: 1 S: 5	H: 0 LOB: 1 BB: 1 P: 9	R: 1 E: 0 K: 1 S: 6	H: 1 LOB: 0 BB: 0 P: 6	R: 0 E: 0 K: 1 S: 5	H: 0 LOB: 0 BB: 0 P: 5	R: 0 E: 0 K: 0 S: 3	H: 0 LOB: 0 BB: 0 P: 3	R: 0 E: 0 K: 1 S: 5	H: 0 LOB: 0 BB: 0 P: 5	R: 1 E: 1 K: 0 S: 5	H: 1 LOB: 2 BB: 1 P: 9	R: 1 E: 0 K: 0 S: 5	H: 1 LOB: 1 BB: 0 P: 5	R: 1 E: 0 K: 0 S: 5	H: 2 LOB: 1 BB: 0 P: 5		1B: 1 2B: 2 3B: 0 HR: 2	SF: 1 SAC: 0 DP: 1 HBP: 0	WP: 0 PB: 0 CS: 0
PITCHER	IP WLS BF H R ER SO BB IBB HBP BLK WP HR S P ERA WHIP																			
Pedro Ramos, R (1, 1) ERA: 4.53	8.0 L 33 5 4 2 4 2 0 0 0 0 0 2 39 47 2.25 0.875																			

Batter	1	2	3	4	5	6	7	8	9	AB	R	H	RBI	BB	SO	LOB	TOP					
Don Dillard, L (1,8) OBP: 0.238, SLG: 0.325										4	0	1	0	0	0	0						
Al Luplow, L (1,7) OBP: 0.365, SLG: 0.523										4	1	1	0	0	0	1						
Tito Francona, L (1,3) OBP: 0.329, SLG: 0.422										4	1	2	1	0	0	0						
Willie Kirkland, L (1,9) OBP: 0.317, SLG: 0.443										4	1	1	0	0	2	1						
John Romano, R (1,2) OBP: 0.389, SLG: 0.526										4	1	1	3	0	0	2						
Bubba Phillips, R (1,5) OBP: 0.336, SLG: 0.420										4	0	1	0	0	1	2						
Jerry Kindall, R (1,4) OBP: 0.277, SLG: 0.361										3	0	0	0	0	0	1						
Jim Mahoney, R (1,6) OBP: 0.329, SLG: 0.441										3	0	0	0	0	1	0						
Dick Donovan, L (1,1) OBP: 0.282, SLG: 0.417										3	0	0	0	0	2	0						
Inning Stats	R: 0 E: 0 K: 0 S: 3	H: 1 LOB: 0 BB: 0 P: 3	R: 0 E: 0 K: 1 S: 6	H: 1 LOB: 1 BB: 0 P: 6	R: 0 E: 0 K: 1 S: 5	H: 0 LOB: 0 BB: 0 P: 5	R: 3 E: 1 K: 0 S: 6	H: 2 LOB: 0 BB: 0 P: 6	R: 0 E: 0 K: 1 S: 5	H: 0 LOB: 0 BB: 0 P: 5	R: 1 E: 0 K: 0 S: 5	H: 3 LOB: 1 BB: 0 P: 5	R: 0 E: 0 K: 1 S: 5	H: 0 LOB: 0 BB: 0 P: 5	R: 0 E: 0 K: 2 S: 7	H: 0 LOB: 0 BB: 0 P: 7	R: 0 E: 0 K: 0 S: 7	H: 0 LOB: 0 BB: 0 P: 7	1B: 5 2B: 1 3B: 0 HR: 1	SF: 0 SAC: 0 DP: 2 HBP: 0	WP: 0 PB: 0 SB: 0 CS: 0	PA: 33
PITCHER	IP WLS BF H R ER SO BB IBB HBP BLK WP HR S P ERA WHIP																					
Dave Stenhouse, R (1,1) ERA: 2.59	7.0 L 27 7 4 3 4 0 0 0 0 0 1 35 35 3.86 1.000																					
Jim Hannan, R (8,1) ERA: 6.52	2.0 6 0 0 0 2 0 0 0 0 0 0 10 10 0.00 0.000																					

Cleveland Indians @ Washington Senators
D.C. Stadium, Washington, DC
Wed Jun 13 1962, 7:05 PM EDT
Att: 12,968 - Unknown

AB 33
R 4
H 7
RBI 4
BB 0
SO 6
LOB 7



Batter	1	2	3	4	5	6	7	8	9	AB	R	H	RBI	BB	SO	LOB	BOTTOM							
Danny O'Connell, R (1,5) OBP: 0.346, SLG: 0.411										4	0	0	0	0	0	0								
Chuck Cottier, R (1,4) OBP: 0.300, SLG: 0.337										3	0	0	0	1	0	0								
Chuck Hinton, R (1,7) OBP: 0.329, SLG: 0.441										4	0	1	0	0	0	1								
Dale Long, L (1,3) OBP: 0.322, SLG: 0.379										4	0	1	0	0	0	2								
Joe Hicks, L (1,9) OBP: 0.347, SLG: 0.429										3	1	1	0	0	1	2								
Jim Piersall, R (1,8) OBP: 0.274, SLG: 0.339										4	0	1	0	0	0	2								
Bob Schmidt, R (1,2) OBP: 0.258, SLG: 0.402										4	0	2	1	0	1	3								
Ken Hamlin, R (1,6) OBP: 0.289, SLG: 0.229										3	0	0	0	0	0	2								
Dave Stenhouse, R (1,1) OBP: 0.100, SLG: 0.053										2	0	0	0	0	1	0								
Jim King, L (7, PH) OBP: 0.348, SLG: 0.318										1	0	0	0	0	0	1								
Jim Hannan, R (8,1) ERA: 6.52										0	0	0	0	0	0	0								
Inning Stats	R: 0 E: 0 K: 0 S: 3	H: 0 LOB: 0 BB: 0 P: 3	R: 1 E: 0 K: 0 S: 5	H: 2 LOB: 1 BB: 0 P: 5	R: 0 E: 0 K: 1 S: 7	H: 0 LOB: 0 BB: 0 P: 3	R: 0 E: 0 K: 1 S: 7	H: 2 LOB: 2 BB: 0 P: 7	R: 0 E: 0 K: 1 S: 5	H: 0 LOB: 0 BB: 0 P: 5	R: 0 E: 1 K: 1 S: 5	H: 0 LOB: 1 BB: 1 P: 9	R: 0 E: 0 K: 0 S: 4	H: 1 LOB: 1 BB: 0 P: 4	R: 0 E: 0 K: 0 S: 3	H: 0 LOB: 0 BB: 0 P: 3	R: 0 E: 0 K: 0 S: 4	H: 1 LOB: 1 BB: 0 P: 4	R: 0 E: 0 K: 0 S: 4	H: 1 LOB: 1 BB: 0 P: 4	1B: 4 2B: 2 3B: 0 HR: 0	SF: 0 SAC: 1 DP: 0 HBP: 0	WP: 0 PB: 0 SB: 1 CS: 0	PA: 34
PITCHER	IP WLS BF H R ER SO BB IBB HBP BLK WP HR S P ERA WHIP																							
Dick Donovan, R (1,1) ERA: 3.12	9.0 W 34 6 1 1 3 1 0 0 0 0 0 39 43 1.00 0.778																							

Cleveland Indians @ Washington Senators
D.C. Stadium, Washington, DC
Wed Jun 13 1962, 7:05 PM EDT
Att: 12,968 - Unknown

AB 32
R 1
H 6
RBI 1
BB 1
SO 3
LOB 13



Batter	1	2	3	4	5	6	7	8	9	AB	R	H	RBI	BB	SO	LOB	TOP		
Mary Breeding, R OBP: 0.282, SLG: 0.311	4-0 FC1-6 BB		0-0 6-3	0-0 3B			0-0 1B E 1B		0-3 K	4	1	2	0	1	1	0			
Russ Snyder, L OBP: 0.326, SLG: 0.537	0-0 FC1-6 1B		0-0 1B	0-0 P6			0-0 1B E1 SF8		0-3 K	5	1	2	0	0	1	2			
Brooks Robinson, R OBP: 0.320, SLG: 0.498	0-0 G4-6-3 1B		0-0 F7				0-0 1B G4-6-3		0-0 6-3 SF8	4	0	2	1	0	0	1			
Jim Gentile, L OBP: 0.376, SLG: 0.583	0-0 G4-6-3			0-0 HR 1B			0-0 1B K		0-0 1B	4	1	2	0	0	1	3			
Jackie Brandt, R OBP: 0.307, SLG: 0.446		0-0 1B 2B		0-0 HR 1B			0-0 1B G4-6-3		0-0 F8	4	2	2	2	0	0	2			
Dick Williams, R OBP: 0.270, SLG: 0.263				0-0 2B SF9 1B			0-0 1B 1-6-3		0-0 L5	3	1	2	1	0	0	0			
Dave Nicholson, R OBP: 0.314, SLG: 0.321										1	0	0	0	0	0	1			
Jerry Adair, R OBP: 0.234, SLG: 0.252										4	1	1	0	0	0	1			
Hobie Landrith, L OBP: 0.338, SLG: 0.365										3	0	0	1	0	0	0			
Milt Pappas, R OBP: 0.152, SLG: 0.533										3	1	1	2	0	1	0			
Inning Stats	R: 0 E: 0 K: 0 S: 3	H: 1 LOB: 1 BB: 1 P: 7	R: 1 E: 0 K: 0 S: 4	H: 2 LOB: 0 BB: 0 P: 4	R: 0 E: 0 K: 1 S: 6	H: 1 LOB: 1 BB: 0 P: 6	R: 4 E: 0 K: 0 S: 8	H: 5 LOB: 1 BB: 0 P: 8	R: 0 E: 0 K: 0 S: 5	H: 0 LOB: 0 BB: 0 P: 3	R: 3 E: 1 K: 0 S: 7	H: 4 LOB: 1 BB: 0 P: 7	R: 0 E: 0 K: 0 S: 3	H: 0 LOB: 0 BB: 0 P: 3	R: 0 E: 0 K: 2 S: 7	H: 0 LOB: 0 BB: 0 P: 7	1B: 9 2B: 2 3B: 1 HR: 2	SF: 3 SAC: 0 DP: 3 HBP: 0	WP: 0 PA: 39 PB: 0 SB: 0 CS: 0
PITCHER	IP WLS BF H R ER SO BB IBB HBP BLK WP HR S P ERA WHIP	IP WLS BF H R ER SO BB IBB HBP BLK WP HR S P ERA WHIP	IP WLS BF H R ER SO BB IBB HBP BLK WP HR S P ERA WHIP	IP WLS BF H R ER SO BB IBB HBP BLK WP HR S P ERA WHIP	IP WLS BF H R ER SO BB IBB HBP BLK WP HR S P ERA WHIP	IP WLS BF H R ER SO BB IBB HBP BLK WP HR S P ERA WHIP	IP WLS BF H R ER SO BB IBB HBP BLK WP HR S P ERA WHIP	IP WLS BF H R ER SO BB IBB HBP BLK WP HR S P ERA WHIP	IP WLS BF H R ER SO BB IBB HBP BLK WP HR S P ERA WHIP	IP WLS BF H R ER SO BB IBB HBP BLK WP HR S P ERA WHIP	IP WLS BF H R ER SO BB IBB HBP BLK WP HR S P ERA WHIP	IP WLS BF H R ER SO BB IBB HBP BLK WP HR S P ERA WHIP	IP WLS BF H R ER SO BB IBB HBP BLK WP HR S P ERA WHIP	IP WLS BF H R ER SO BB IBB HBP BLK WP HR S P ERA WHIP	IP WLS BF H R ER SO BB IBB HBP BLK WP HR S P ERA WHIP	IP WLS BF H R ER SO BB IBB HBP BLK WP HR S P ERA WHIP	IP WLS BF H R ER SO BB IBB HBP BLK WP HR S P ERA WHIP	IP WLS BF H R ER SO BB IBB HBP BLK WP HR S P ERA WHIP	

Baltimore Orioles @ Washington Senators
D.C. Stadium, Washington, DC
Fri Jun 15 1962, 7:05 PM EDT
Att: 15,198 - Unknown

AB 35
R 8
H 14
RBI 7
BB 1
SO 4
LOB 10



Batter	1	2	3	4	5	6	7	8	9	AB	R	H	RBI	BB	SO	LOB	BOTTOM		
Danny O'Connell, R OBP: 0.339, SLG: 0.400	0-0 6-3		0-0 4-3					0-0 G4-6-3		4	0	0	0	0	0	1			
Ken Hamlin, R OBP: 0.298, SLG: 0.318	0-0 FC5-4 1B		0-0 P5				0-0 1B G6-4-3		0-0 6-3	4	0	2	0	0	0	0			
Chuck Hinton, R OBP: 0.331, SLG: 0.457	0-0 FC5-4 1B		0-0 F7				0-0 1B G6-4-3		0-0 HR	4	2	1	1	0	0	2			
Dale Long, L OBP: 0.324, SLG: 0.371	0-0 1B			0-0 F8			0-0 P6		0-0 4-3	4	0	1	1	0	0	0			
Joe Hicks, L OBP: 0.363, SLG: 0.471	0-3 K			0-0 HR					0-0 4-3	4	1	2	1	0	1	1			
Jim Piersall, R OBP: 0.276, SLG: 0.342				0-0 F9			0-0 F9		0-0 F9	4	0	0	0	0	0	1			
Ken Retzer, L OBP: 0.360, SLG: 0.526										3	0	2	0	0	0	0			
Chuck Cottier, R OBP: 0.296, SLG: 0.328										3	0	0	0	0	0	3			
Don Rudolph, L OBP: 0.217, SLG: 0.348										1	0	0	0	0	0	1			
Johnny Schaive, R OBP: 0.276, SLG: 0.378										1	0	0	0	0	0	0			
Ray Rippelmeyer, R OBP: 0.600, SLG: 1.400										0	0	0	0	0	0	0			
Jim King, L OBP: 0.350, SLG: 0.316										0	0	0	0	1	0	0			
Jim Hannan, R OBP: 0.350, SLG: 0.316										0	0	0	0	0	0	0			
Inning Stats	R: 1 E: 0 K: 1 S: 7	H: 2 LOB: 1 BB: 0 P: 7	R: 0 E: 0 K: 0 S: 4	H: 1 LOB: 1 BB: 0 P: 4	R: 0 E: 0 K: 0 S: 3	H: 0 LOB: 0 BB: 0 P: 3	R: 1 E: 0 K: 0 S: 4	H: 1 LOB: 0 BB: 0 P: 4	R: 0 E: 0 K: 0 S: 3	H: 0 LOB: 0 BB: 0 P: 3	R: 0 E: 0 K: 0 S: 3	H: 1 LOB: 1 BB: 0 P: 3	R: 0 E: 0 K: 0 S: 2	H: 0 LOB: 0 BB: 1 P: 6	R: 0 E: 0 K: 0 S: 4	H: 1 LOB: 0 BB: 0 P: 4	1B: 6 2B: 0 3B: 0 HR: 2	SF: 0 SAC: 0 DP: 3 HBP: 0	WP: 0 PA: 33 PB: 0 SB: 1 CS: 0
PITCHER	IP WLS BF H R ER SO BB IBB HBP BLK WP HR S P ERA WHIP	IP WLS BF H R ER SO BB IBB HBP BLK WP HR S P ERA WHIP	IP WLS BF H R ER SO BB IBB HBP BLK WP HR S P ERA WHIP	IP WLS BF H R ER SO BB IBB HBP BLK WP HR S P ERA WHIP	IP WLS BF H R ER SO BB IBB HBP BLK WP HR S P ERA WHIP	IP WLS BF H R ER SO BB IBB HBP BLK WP HR S P ERA WHIP	IP WLS BF H R ER SO BB IBB HBP BLK WP HR S P ERA WHIP	IP WLS BF H R ER SO BB IBB HBP BLK WP HR S P ERA WHIP	IP WLS BF H R ER SO BB IBB HBP BLK WP HR S P ERA WHIP	IP WLS BF H R ER SO BB IBB HBP BLK WP HR S P ERA WHIP	IP WLS BF H R ER SO BB IBB HBP BLK WP HR S P ERA WHIP	IP WLS BF H R ER SO BB IBB HBP BLK WP HR S P ERA WHIP	IP WLS BF H R ER SO BB IBB HBP BLK WP HR S P ERA WHIP	IP WLS BF H R ER SO BB IBB HBP BLK WP HR S P ERA WHIP	IP WLS BF H R ER SO BB IBB HBP BLK WP HR S P ERA WHIP	IP WLS BF H R ER SO BB IBB HBP BLK WP HR S P ERA WHIP	IP WLS BF H R ER SO BB IBB HBP BLK WP HR S P ERA WHIP	IP WLS BF H R ER SO BB IBB HBP BLK WP HR S P ERA WHIP	

Baltimore Orioles @ Washington Senators
D.C. Stadium, Washington, DC
Fri Jun 15 1962, 7:05 PM EDT
Att: 15,198 - Unknown


AB 32
R 3
H 8
RBI 3
BB 1
SO 1
LOB 9



Batter	1	2	3	4	5	6	7	8	9	AB	R	H	RBI	BB	SO	LOB	TOP			
Jim Piersall, R (1, 8) OBP: 0.281, SLG: 0.355										4	0	2	0	0	1	3	<p>Washington Senators @ Detroit Tigers</p> <p>Tiger Stadium, Detroit, MI</p> <p>Tue Jun 19 1962, 7:05 PM EDT</p> <p>Att: 12,815 - Unknown</p>			
Joe Hicks, L (1, 9) OBP: 0.326, SLG: 0.451										4	0	0	0	0	2	2				
Bob Johnson, R (1, 5) OBP: 0.332, SLG: 0.416										3	0	0	0	1	0	1				
Chuck Hinton, R (1, 7) OBP: 0.337, SLG: 0.488										4	0	2	0	0	0	3				
Ken Retzer, L (1, 2) OBP: 0.357, SLG: 0.500										4	0	1	0	0	0	4				
Ed Brinkman, R (1, 6)										4	0	0	0	0	1	2				
Dale Long, L (1, 3) OBP: 0.320, SLG: 0.364										4	0	0	0	0	0	1				
Chuck Cottier, R (1, 4) OBP: 0.295, SLG: 0.326										4	0	1	0	0	0	0				
Claude Osteen, L (1, 1) OBP: 0.211, SLG: 0.263										1	0	0	0	0	0	0				
Marty Kutyna, R (4, 1) OBP: 0.200, SLG: 0.200										1	0	0	0	0	1	0				
Jim King, L (7, PH) OBP: 0.356, SLG: 0.326										1	0	0	0	0	0	2				
Carl Bouldin, S (7, 1)										0	0	0	0	0	0	0				
Inning Stats	R: 0 E: 0 K: 1 S: 6	H: 1 LOB: 2 BB: 1 P: 10	R: 0 E: 0 K: 0 S: 3	H: 0 LOB: 0 BB: 0 P: 3	R: 0 E: 0 K: 1 S: 5	H: 0 LOB: 0 BB: 0 P: 5	R: 0 E: 1 K: 1 S: 6	H: 1 LOB: 1 BB: 0 P: 6	R: 0 E: 0 K: 0 S: 5	H: 0 LOB: 0 BB: 0 P: 5	R: 0 E: 0 K: 1 S: 6	H: 2 LOB: 3 BB: 0 P: 6	R: 0 E: 0 K: 0 S: 4	H: 1 LOB: 1 BB: 0 P: 4	R: 0 E: 0 K: 0 S: 3	H: 0 LOB: 0 BB: 0 P: 3	1B: 6 2B: 0 3B: 0 HR: 0	SF: 0 SAC: 0 DP: 0 HBP: 0	WP: 0 PB: 0 CS: 0	PA: 35
PITCHER Frank Lary, R (1, 1) ERA: 4.14	IP: 9.0 WLS: W BF: 35 H: 6 R: 0 ER: 0 SO: 5 BB: 1 IBB: 0 HBP: 0 BLK: 0 WP: 0 HR: 0 S: 44 P: 48 ERA: 0.00 WHIP: 0.778															PITCHER				

Batter	1	2	3	4	5	6	7	8	9	AB	R	H	RBI	BB	SO	LOB	BOTTOM			
Jake Wood, R (1, 4) OBP: 0.317, SLG: 0.343										4	1	1	0	0	0	0	<p>Washington Senators @ Detroit Tigers</p> <p>Tiger Stadium, Detroit, MI</p> <p>Tue Jun 19 1962, 7:05 PM EDT</p> <p>Att: 12,815 - Unknown</p>			
Bubba Morton, R (1, 8) OBP: 0.385, SLG: 0.357										3	0	0	0	1	0	1				
Purnal Goldy, R (1, 9) OBP: 0.400, SLG: 0.700										4	1	2	1	0	0	1				
Rocky Colavito, R (1, 7) OBP: 0.331, SLG: 0.489										4	0	1	0	0	0	2				
Norm Cash, L (1, 3) OBP: 0.405, SLG: 0.540										3	2	2	2	0	1	0				
Steve Boros, R (1, 5) OBP: 0.347, SLG: 0.363										2	1	1	0	1	0	0				
Chico Fernandez, R (1, 6) OBP: 0.293, SLG: 0.450										3	0	1	1	0	0	2				
Mike Roarke, R (1, 2) OBP: 0.216, SLG: 0.257										3	0	0	0	0	0	2				
Frank Lary, R (1, 1) OBP: 0.250, SLG: 0.278										3	0	0	0	0	2	0				
Inning Stats	R: 1 E: 0 K: 0 S: 4	H: 2 LOB: 0 BB: 0 P: 4	R: 1 E: 0 K: 0 S: 4	H: 1 LOB: 0 BB: 0 P: 4	R: 0 E: 0 K: 1 S: 5	H: 0 LOB: 0 BB: 0 P: 5	R: 2 E: 1 K: 0 S: 5	H: 3 LOB: 1 BB: 1 P: 9	R: 0 E: 0 K: 0 S: 3	H: 0 LOB: 0 BB: 0 P: 3	R: 0 E: 0 K: 1 S: 5	H: 0 LOB: 0 BB: 0 P: 5	R: 1 E: 0 K: 1 S: 6	H: 2 LOB: 2 BB: 0 P: 6	R: 0 E: 0 K: 0 S: 3	H: 0 LOB: 1 BB: 1 P: 7		1B: 7 2B: 0 3B: 0 HR: 1	SF: 0 SAC: 0 DP: 1 HBP: 0	WP: 0 PB: 0 CS: 0
PITCHER Claude Osteen, L (1, 1) ERA: 3.6	IP: 3.0 WLS: L BF: 14 H: 6 R: 4 ER: 3 SO: 1 BB: 0 IBB: 0 HBP: 0 BLK: 0 WP: 0 HR: 1 S: 16 P: 16 ERA: 9.00 WHIP: 2.000															PITCHER				
Marty Kutyna, R (4, 1) ERA: 2.53	3.0	9	0	0	0	1	1	0	0	0	0	0	10	14	0.00	0.333				
Carl Bouldin, R (7, 1) ERA: 13.5	2.0	8	2	1	1	1	1	0	0	0	0	0	9	13	4.50	1.500				

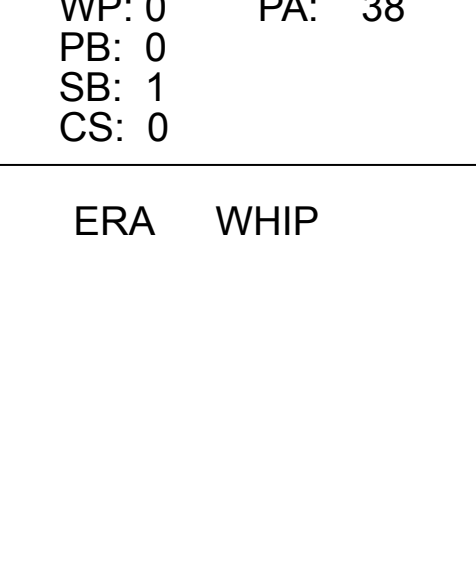
AB	34
R	0
H	6
RBI	0
BB	1
SO	5
LOB	18



Batter	1	2	3	4	5	6	7	8	9	AB	R	H	RBI	BB	SO	LOB	TOP					
Jim Piersall, R (1.8) OBP: 0.283, SLG: 0.356																	5 1 2 0 0 0 1					
Joe Hicks, L (1.9) OBP: 0.309, SLG: 0.425																	5 0 0 0 0 1 4					
Bob Johnson, R (1.5) OBP: 0.330, SLG: 0.413																	4 1 1 1 0 0 3					
Chuck Hinton, R (1.7) OBP: 0.341, SLG: 0.506																	4 1 2 2 0 1 2					
Harry Bright, R (1.3) OBP: 0.370, SLG: 0.512																	4 0 0 0 0 1 2					
Dale Long, L (8.3) OBP: 0.320, SLG: 0.364																	0 0 0 0 0 0 0					
Ed Brinkman, R (1.6)																	4 0 0 0 0 1 0					
Bob Schmidt, R (1.2) OBP: 0.265, SLG: 0.400																	3 1 1 0 1 0 0					
Chuck Cottier, R (1.4) OBP: 0.299, SLG: 0.346																	4 1 2 2 0 0 1					
Tom Cheney, R (1.1) OBP: 0.133, SLG: 0.071																	1 0 0 0 0 0 1					
Jim Hannan, R (3.1) OBP: 0.250, SLG: 0.250																	1 0 1 0 0 0 0					
Johnny Schaive, P (7, PH) OBP: 0.276, SLG: 0.374																	1 0 1 0 0 0 0					
Steve Hamilton, L (7.1) OBP: 0.276, SLG: 0.374																	0 0 0 0 0 0 0					
Pete Burnside, R (7.1)																	1 0 0 0 0 1 0					
Inning Stats	R: 0 E: 0 K: 0 S: 5	H: 2 LOB: 2 BB: 0 P: 5	R: 0 E: 0 K: 1 S: 6	H: 1 LOB: 1 BB: 0 P: 6	R: 0 E: 0 K: 1 S: 5	H: 0 LOB: 0 BB: 0 P: 5	R: 0 E: 0 K: 1 S: 5	H: 0 LOB: 0 BB: 0 P: 5	R: 2 E: 0 K: 0 S: 6	H: 3 LOB: 2 BB: 1 P: 10	R: 0 E: 0 K: 0 S: 4	H: 1 LOB: 1 BB: 0 P: 4	R: 3 E: 0 K: 1 S: 8	H: 3 LOB: 0 BB: 0 P: 8	R: 0 E: 0 K: 0 S: 3	H: 0 LOB: 0 BB: 0 P: 3	R: 0 E: 0 K: 1 S: 5	H: 0 LOB: 0 BB: 0 P: 5	1B: 8 2B: 0 3B: 0 HR: 2	SF: 0 SAC: 0 DP: 0 HBP: 0	WP: 0 PB: 0 SB: 1 CS: 0	PA: 38
PITCHER	IP WLS BF H R ER SO BB IBB HBP BLK WP HR S P ERA WHIP																					
Don Mossi, L (1.1) ERA: 3.69	6.2 L 31 10 5 5 3 1 0 0 0 0 0 2 36 40 6.75 1.650																					
Ron Kline, R (7.1) ERA: 5.6	0.1 1 0 0 0 1 0 0 0 0 0 0 0 3 3 0.00 0.000																					
Terry Fox, R (8.1) ERA: 2.25	1.0 3 0 0 0 0 0 0 0 0 0 0 0 3 3 0.00 0.000																					
Ron Nischwitz, L (9.1) ERA: 1.88	1.0 3 0 0 0 1 0 0 0 0 0 0 0 5 5 0.00 0.000																					

Washington Senators @ Detroit Tigers
Tiger Stadium, Detroit, MI
Wed Jun 20 1962, 4:33 AM EDT
Att: 5,697 - Unknown

AB	37
R	5
H	10
RBI	5
BB	1
SO	5
LOB	14



Batter	1	2	3	4	5	6	7	8	9	AB	R	H	RBI	BB	SO	LOB	BOTTOM					
Jake Wood, R (1.4) OBP: 0.311, SLG: 0.336										5	0	0	0	0	2	4						
Bubba Morton, R (1.8) OBP: 0.386, SLG: 0.367										4	1	1	0	1	0	1						
Purnal Goldy, R (1.9) OBP: 0.400, SLG: 0.680										5	0	2	2	0	0	2						
Rocky Colavito, R (1.7) OBP: 0.340, SLG: 0.494										2	1	1	0	3	0	2						
Norm Cash, L (1.3) OBP: 0.401, SLG: 0.546										5	1	1	2	0	0	4						
Dick McAuliffe, L (1.5) OBP: 0.340, SLG: 0.339										2	0	0	0	1	1	1						
Steve Boros, R (7, PH) OBP: 0.344, SLG: 0.359										1	0	0	0	0	1	2						
Chico Fernandez, R (1.6) OBP: 0.297, SLG: 0.448										3	0	1	0	1	0	1						
Mike Roarke, R (1.2) OBP: 0.205, SLG: 0.243										2	0	0	0	0	1	2						
Vic Wertz, L (6, PH) OBP: 0.310, SLG: 0.345										1	0	0	0	0	1	1						
Dick Brown, R (7.2) OBP: 0.288, SLG: 0.419										1	0	0	0	0	0	0						
Don Mossi, L (1.1) OBP: 0.387, SLG: 0.240										0	0	0	0	2	0	0						
Ron Kline, R (7.1) OBP: 0.337, SLG: 0.300										0	0	0	0	0	0	0						
Bobo Osborne, L (7, PH) OBP: 0.285, SLG: 0.350										0	1	0	0	1	0	0						
Terry Fox, R (8.1) OBP: 0.302, SLG: 0.454										0	0	0	0	0	0	0						
Bill Bruton, L (8, PH) OBP: 0.320, SLG: 0.454										0	0	0	0	1	0	0						
Frank Lary, R (8, PH) OBP: 0.320, SLG: 0.278										0	0	0	0	0	0	0						
Ron Nischwitz, S (9.1) ERA: 4.52										0	0	0	0	0	0	0						
Inning Stats	R: 0 E: 0 K: 0 S: 3	H: 0 LOB: 0 BB: 0 P: 3	R: 2 E: 0 K: 1 S: 5	H: 1 LOB: 0 BB: 2 P: 13	R: 0 E: 0 K: 0 S: 2	H: 0 LOB: 1 BB: 2 P: 10	R: 0 E: 0 K: 0 S: 4	H: 1 LOB: 2 BB: 1 P: 8	R: 0 E: 0 K: 1 S: 6	H: 1 LOB: 1 BB: 1 P: 10	R: 0 E: 0 K: 2 S: 8	H: 1 LOB: 1 BB: 0 P: 8	R: 2 E: 0 K: 1 S: 7	H: 2 LOB: 2 BB: 2 P: 15	R: 0 E: 0 K: 1 S: 5	H: 0 LOB: 1 BB: 1 P: 9	R: 0 E: 0 K: 0 S: 3	H: 0 LOB: 1 BB: 1 P: 7	1B: 2 2B: 3 3B: 0 HR: 1	SF: 0 SAC: 0 DP: 1 HBP: 0	WP: 0 PB: 0 SB: 0 CS: 1	PA: 41
PITCHER	IP WLS BF H R ER SO BB IBB HBP BLK WP HR S P ERA WHIP																					
Tom Cheney, R (1.1) ERA: 3.75	2.1 11 3 0 0 2 4 0 0 0 0 0 1 19 27 0.00 2.143																					
Jim Hannan, R (3.1) ERA: 5.25	3.2 W 15 3 0 0 3 2 0 0 0 0 0 0 19 27 0.00 1.364																					
Steve Hamilton, L (7.1) ERA: 3.48	0.1 5 2 2 2 0 2 0 0 0 0 0 0 3 11 54.00 12.000																					
Pete Burnside, L (7.1) ERA: 4.52	2.2 S 10 0 0 0 2 2 0 0 0 0 0 0 12 20 0.00 0.750																					

Washington Senators @ Detroit Tigers
Tiger Stadium, Detroit, MI
Wed Jun 20 1962, 4:33 AM EDT
Att: 5,697 - Unknown

AB	31
R	4
H	6
RBI	4
BB	10
SO	6
LOB	20



Batter	1	2	3	4	5	6	7	8	9	AB	R	H	RBI	BB	SO	LOB	TOP										
Jim Piersall, R OBP: 0.277, SLG: 0.350 (1, 8)	0-0 6-3		0-0 SF8		0-0 F8		0-0 F9		0-3 K	4	0	0	1	0	1	4	Washington Senators @ Detroit Tigers Tiger Stadium, Detroit, MI Thu Jun 21 1962, 4:33 AM EDT Att: 5,027 - Unknown										
Jim King, L OBP: 0.351, SLG: 0.321 (1, 9)	0-0 P6		0-3 K		0-0 F3		0-0 1B		0-0 P4	5	0	1	0	0	1	4											
Bob Johnson, R OBP: 0.329, SLG: 0.409 (1, 5)	0-0 1B			0-3 K	0-3 K		0-0 1-3			4	0	1	0	0	2	3											
Chuck Hinton, R OBP: 0.339, SLG: 0.518 (1, 7)		0-3 K		0-0 HR		0-0 L7		0-0 5-3		4	1	1	1	0	1	0											
Harry Bright, R OBP: 0.385, SLG: 0.558 (1, 3)	0-0 P6			0-0 1B		0-0 HR		0-0 G6-3		4	1	3	1	0	0	0											
Ed Brinkman, R (1, 6)	0-3 K			0-0 F5		0-3 K		0-0 G6-3		4	0	0	0	0	2	2											
Ken Retzer, L OBP: 0.373, SLG: 0.511 (1, 2)			0-0 E S SF8	1-3 1B	0-0 1B		0-0 F9		0-0 FC4-6	4	1	3	0	0	0	0											
Chuck Cottier, R OBP: 0.300, SLG: 0.342 Joe Hicks, L OBP: 0.356, SLG: 0.420 (9, PH)	0-0 F8		0-0 F8			4-0 CS		0-0 FC4-6	2	0	0	0	1	0	3	1											
Don Rudolph, L OBP: 0.286, SLG: 0.417 Marty Kutyna, R OBP: 0.333, SLG: 0.280 Steve Hamilton, L (7, 1) Ray Rippelmeyer, R OBP: 0.309, SLG: 1.486 Dale Long, L OBP: 0.323, SLG: 0.368 Claude Ostien, L OBP: 0.211, SLG: 0.293 (9, PH)	4-0 BB				0-0 F8	4-0 1B		0-0 1B	1	0	1	0	1	0	0	0											
Inning Stats	R: 0 E: 0 K: 0 S: 3	H: 1 LOB: 1 BB: 0 P: 3	R: 0 E: 0 K: 2 S: 7	H: 0 LOB: 0 BB: 0 P: 7	R: 1 E: 0 K: 1 S: 6	H: 1 LOB: 1 BB: 1 P: 10	R: 1 E: 0 K: 1 S: 8	H: 3 LOB: 2 BB: 0 P: 8	R: 0 E: 0 K: 1 S: 6	H: 1 LOB: 1 BB: 0 P: 6	R: 1 E: 0 K: 1 S: 6	H: 1 LOB: 2 BB: 0 P: 11	R: 0 E: 0 K: 0 S: 3	H: 1 LOB: 0 BB: 0 P: 3	R: 0 E: 0 K: 1 S: 7	H: 2 LOB: 2 BB: 0 P: 7		1B: 8 2B: 1 3B: 0 HR: 2	SF: 1 SAC: 0 DP: 1 HBP: 0	WP: 0 PB: 0 SB: 1 CS: 1	PA: 38						
PITCHER	IP	WLS	BF	H	R	ER	SO	BB	IBB	HBP	BLK	WP	HR	S	P	ERA	WHIP										
Jim Bunning, R ERA: 3.95 Terry Fox, R ERA: 1.74	(1, 1)	6.2	29	8	3	2	6	3	0	0	0	0	2	38	50	2.70	1.650										

Batter	1	2	3	4	5	6	7	8	9	AB	R	H	RBI	BB	SO	LOB	BOTTOM										
Jake Wood, R OBP: 0.307, SLG: 0.332 Dick McAuliffe, L OBP: 0.342, SLG: 0.337 (7, PH)	0-0 P4		0-0 F9		0-0 P6		4-0 1B	0-0 FC4-6		3	0	0	0	0	0	1	Washington Senators @ Detroit Tigers Tiger Stadium, Detroit, MI Thu Jun 21 1962, 4:33 AM EDT Att: 5,027 - Unknown										
Bubba Morton, R OBP: 0.384, SLG: 0.365 Bill Bruton, L OBP: 0.347, SLG: 0.479 (7, PH)	0-0 G6-4-3		0-0 F8			0-3 K	0-3 K	0-0 E3		3	0	1	0	0	1	1											
Purnal Goldy, R OBP: 0.400, SLG: 0.700 (1, 9)	0-0 G6-4-3			0-0 5-3		0-0 BLK	0-0 2B	0-3 K		5	2	2	1	0	1	3											
Rocky Colavito, R OBP: 0.342, SLG: 0.496 (1, 7)		0-0 6-3		4-0 1B		0-0 F8	0-0 FC6-4			3	0	1	2	1	0	0											
Norm Cash, L OBP: 0.406, SLG: 0.563 (1, 3)		0-3 K		0-0 G6-4-3		0-0 HR	4-0 FC6-4			3	1	2	1	1	1	0											
Steve Boros, R OBP: 0.341, SLG: 0.364 (1, 5)		0-0 E5		0-0 G6-4-3		0-0 2B	0-0 FC6-4			4	0	1	0	0	0	4											
Chico Fernandez, R OBP: 0.296, SLG: 0.441 (1, 6)		0-0 1-3			0-0 5-3	4-0 FC6-4	0-3 K			3	0	0	0	1	1	3											
Mike Roarke, R OBP: 0.233, SLG: 0.341 (1, 2)			0-0 SH1-4		0-0 HR	0-0 FC6-4		0-0 1-3		4	1	2	1	0	0	2											
Jim Bunning, R OBP: 0.231, SLG: 0.351 Terry Fox, R OBP: 1.000, SLG: 1.000 (7, 1)			0-0 SH1-4		0-3 K		4-0 BB	0-0 FC4-6		1	0	0	0	0	1	0											
Inning Stats	R: 0 E: 0 K: 0 S: 3	H: 1 LOB: 0 BB: 0 P: 3	R: 0 E: 1 K: 1 S: 6	H: 0 LOB: 1 BB: 0 P: 6	R: 0 E: 0 K: 0 S: 4	H: 1 LOB: 1 BB: 0 P: 4	R: 0 E: 0 K: 0 S: 3	H: 1 LOB: 1 BB: 1 P: 7	R: 1 E: 0 K: 1 S: 6	H: 1 LOB: 0 BB: 0 P: 6	R: 2 E: 0 K: 1 S: 8	H: 3 LOB: 2 BB: 1 P: 12	R: 3 E: 0 K: 2 S: 9	H: 2 LOB: 3 BB: 3 P: 21	R: 0 E: 1 K: 1 S: 7	H: 1 LOB: 2 BB: 0 P: 7		1B: 5 2B: 2 3B: 1 HR: 2	SF: 0 SAC: 1 DP: 2 HBP: 0	WP: 0 PB: 0 SB: 1 CS: 0	PA: 39						
PITCHER	IP	WLS	BF	H	R	ER	SO	BB	IBB	HBP	BLK	WP	HR	S	P	ERA	WHIP										
Don Rudolph, L ERA: 3.97 Marty Kutyna, R ERA: 3.09 Steve Hamilton, L ERA: 3.45 Ray Rippelmeyer, R ERA: 5.0	(1, 1)	5.2	24	7	3	3	3	1	0	0	1	0	0	1	13	4.76	1.412										




Batter	1	2	3	4	5	6	7	8	9	AB	R	H	RBI	BB	SO	LOB	TOP					
Jim Piersall, R OBP: 0.288, SLG: 0.360 (1, 8)										5	0	4	0	0	0	0	Washington Senators @ Cleveland Indians Cleveland Municipal Stadium, Cleveland, OH Fri Jun 22 1962, 7:05 PM EDT Att: 12,690 - Unknown livebaseballscorecards.com					
Chuck Cottier, R OBP: 0.302, SLG: 0.344 (1, 4)										5	0	2	1	0	1	3						
Bob Johnson, R OBP: 0.327, SLG: 0.406 (1, 5)										4	0	1	0	0	0	5						
Chuck Hinton, R OBP: 0.337, SLG: 0.511 (1, 7)										4	1	1	0	0	0	1						
Harry Bright, R OBP: 0.370, SLG: 0.533 (1, 3)										4	0	0	0	0	0	1						
Ken Retzer, L OBP: 0.358, SLG: 0.490 (1, 2)										4	0	0	0	0	0	1						
Jim King, L OBP: 0.355, SLG: 0.317 (1, 9)										2	0	0	0	2	0	0						
Ed Brinkman, R OBP: 0.188, SLG: 0.250 (1, 6)										4	1	3	1	0	0	1						
Bennie Daniels, L OBP: 0.130, SLG: 0.130 (1, 1)										1	0	0	0	0	0	0						
Carl Boulin, S OBP: 0.250, SLG: 0.449 (4, 1)										1	0	0	0	0	1	1						
Jim Hannan, R OBP: 0.250, SLG: 0.250 (5, 1)										0	0	0	0	0	0	0						
Joe Hicks, S OBP: 0.250, SLG: 0.449 (6, PH)										1	0	0	0	0	0	2						
Marty Kutyna, R OBP: 0.250, SLG: 0.250 (6, 1)										0	0	0	0	0	0	0						
Dale Long, L OBP: 0.250, SLG: 0.250 (6, PH)										1	0	0	0	0	0	1						
Inning Stats	R: 0 E: 0 K: 1 S: 6	H: 1 LOB: 1 BB: 0 P: 6	R: 0 E: 0 K: 0 S: 3	H: 0 LOB: 1 BB: 1 P: 7	R: 0 E: 0 K: 0 S: 4	H: 2 LOB: 1 BB: 0 P: 4	R: 0 E: 0 K: 0 S: 3	H: 0 LOB: 0 BB: 0 P: 3	R: 1 E: 0 K: 1 S: 8	H: 3 LOB: 2 BB: 0 P: 8	R: 1 E: 0 K: 0 S: 5	H: 2 LOB: 2 BB: 1 P: 9	R: 0 E: 0 K: 0 S: 3	H: 1 LOB: 0 BB: 0 P: 3	R: 0 E: 0 K: 0 S: 3	H: 0 LOB: 0 BB: 0 P: 3	R: 0 E: 1 K: 0 S: 5	H: 2 LOB: 2 BB: 0 P: 5	1B: 10 2B: 1 3B: 0 HR: 0	SF: 0 SAC: 0 DP: 2 HBP: 0	WP: 0 PB: 0 SB: 0 CS: 0	PA: 38
PITCHER Dick Donovan, R ERA: 2.86 (1, 1)	IP: 9.0 WLS: W BF: 38 H: 11 R: 2 ER: 2 SO: 2 BB: 2 IBB: 0 HBP: 0 BLK: 0 WP: 0 HR: 0 S: 40 P: 48 ERA: 2.00 WHIP: 1.444																					

Batter	1	2	3	4	5	6	7	8	9	AB	R	H	RBI	BB	SO	LOB	BOTTOM			
Ty Cline, L OBP: 0.376, SLG: 0.411 (1, 8)										4	1	1	0	0	0	3	Washington Senators @ Cleveland Indians Cleveland Municipal Stadium, Cleveland, OH Fri Jun 22 1962, 7:05 PM EDT Att: 12,690 - Unknown livebaseballscorecards.com			
Al Luplow, L OBP: 0.386, SLG: 0.507 (1, 7)										4	1	2	1	0	0	0				
Tito Francona, L OBP: 0.337, SLG: 0.434 (1, 3)										1	1	1	1	2	0	0				
Willie Kirkland, L OBP: 0.324, SLG: 0.447 (1, 9)										4	0	0	0	0	0	5				
John Romano, R OBP: 0.356, SLG: 0.480 (1, 2)										4	2	2	2	0	0	1				
Woodie Held, R OBP: 0.377, SLG: 0.427 (1, 6)										4	0	3	1	0	0	1				
Bubba Phillips, R OBP: 0.317, SLG: 0.403 (1, 5)										4	0	1	1	0	0	2				
Jerry Kindall, R OBP: 0.294, SLG: 0.412 (1, 4)										3	0	0	0	1	1	1				
Dick Donovan, L OBP: 0.283, SLG: 0.381 (1, 1)										4	1	1	0	0	1	3				
Inning Stats	R: 0 E: 0 K: 0 S: 4	H: 1 LOB: 1 BB: 0 P: 4	R: 0 E: 0 K: 0 S: 3	H: 1 LOB: 0 BB: 0 P: 3	R: 2 E: 0 K: 0 S: 6	H: 3 LOB: 1 BB: 0 P: 6	R: 1 E: 0 K: 1 S: 7	H: 3 LOB: 2 BB: 1 P: 11	R: 3 E: 0 K: 1 S: 8	H: 3 LOB: 1 BB: 1 P: 12	R: 0 E: 0 K: 0 S: 3	H: 0 LOB: 0 BB: 0 P: 3	R: 0 E: 0 K: 0 S: 3	H: 0 LOB: 1 BB: 1 P: 7	R: 0 E: 0 K: 0 S: 3	H: 0 LOB: 0 BB: 0 P: 3		1B: 7 2B: 3 3B: 1 HR: 0	SF: 1 SAC: 0 DP: 1 HBP: 0	WP: 1 PB: 0 SB: 1 CS: 1
PITCHER Bennie Daniels, R ERA: 5.07 (1, 1)	IP: 3.0 WLS: L BF: 17 H: 8 R: 3 ER: 3 SO: 0 BB: 1 IBB: 0 HBP: 0 BLK: 0 WP: 1 HR: 0 S: 16 P: 20 ERA: 9.00 WHIP: 3.000																			
Carl Boulin, R ERA: 15.0 (4, 1)	IP: 1.1 WLS: 7 BF: 3 H: 3 R: 3 ER: 3 SO: 1 BB: 1 IBB: 0 HBP: 0 BLK: 0 WP: 0 HR: 8 S: 12 P: 20.25 ERA: 3.000																			
Jim Hannan, R ERA: 5.11 (5, 1)	IP: 0.2 WLS: 2 BF: 0 H: 0 R: 0 ER: 0 SO: 1 BB: 0 IBB: 0 HBP: 0 BLK: 0 WP: 0 HR: 4 S: 4 P: 4 ERA: 0.00 WHIP: 0.000																			
Marty Kutyna, R ERA: 2.8 (6, 1)	IP: 3.0 WLS: 10 BF: 0 H: 0 R: 0 ER: 0 SO: 0 BB: 1 IBB: 0 HBP: 0 BLK: 0 WP: 0 HR: 9 S: 13 P: 0.00 WHIP: 0.333																			

Batter	1	2	3	4	5	6	7	8	9	AB	R	H	RBI	BB	SO	LOB	TOP										
Jose Tartabull, L (1,8) OBP: 0.345, SLG: 0.371										5	1	1	0	0	0	2											
Jerry Lumpe, L (1,4) OBP: 0.323, SLG: 0.371										4	0	0	0	0	0	1											
Gino Cimoli, R (1,9) OBP: 0.348, SLG: 0.426										3	1	1	1	1	0	0											
Manny Jimenez, L (1,7) OBP: 0.401, SLG: 0.523										4	0	2	1	0	1	1											
Bobby Del Greco, R (8, PR) OBP: 0.390, SLG: 0.335										0	0	0	0	0	0	0											
Norm Siebern, L (1,3) OBP: 0.408, SLG: 0.469										3	0	1	0	1	1	1											
Ed Charles, R (1,5) OBP: 0.323, SLG: 0.457										4	0	1	0	0	0	4											
Joe Azcue, R (1,2) OBP: 0.301, SLG: 0.346										4	0	1	0	0	1	4											
Billy Consolo, R (1,6) OBP: 0.290, SLG: 0.214										3	0	2	0	1	0	0											
Dan Pfister, R (1,1) OBP: 0.231, SLG: 0.231										3	0	0	0	0	2	3											
Inning Stats	R: 1 E: 0 K: 1 S: 7	H: 2 LOB: 2 BB: 1 P: 11	R: 0 E: 0 K: 1 S: 5	H: 0 LOB: 1 BB: 1 P: 9	R: 1 E: 0 K: 1 S: 7	H: 3 LOB: 2 BB: 1 P: 11	R: 0 E: 0 K: 0 S: 3	H: 0 LOB: 0 BB: 0 P: 3	R: 0 E: 0 K: 2 S: 9	H: 2 LOB: 2 BB: 0 P: 9	R: 0 E: 0 K: 0 S: 3	H: 0 LOB: 0 BB: 0 P: 3	R: 0 E: 0 K: 0 S: 4	H: 1 LOB: 2 BB: 0 P: 4	R: 0 E: 0 K: 0 S: 3	H: 1 LOB: 0 BB: 0 P: 3	1B: 7 2B: 3 3B: 0 HR: 0	SF: 0 SAC: 1 DP: 1 HBP: 0	WP: 0 PB: 0 SB: 1 CS: 0	PA: 37							
PITCHER	IP	WLS	BF	H	R	ER	SO	BB	IBB	HBP	BLK	WP	HR	S	P	ERA	WHIP										
Tom Cheney, R (1,1) ERA: 3.7	5.0	L	22	5	2	2	3	3	0	0	0	0	0	25	37	3.60	1.600										
Don Rudolph, L (6,1) ERA: 3.84	2.0		8	2	0	0	2	0	0	0	0	0	0	12	12	0.00	1.000										
Pete Burnside, L (8,1) ERA: 4.34	2.0		7	2	0	0	0	0	0	0	0	0	0	7	7	0.00	1.000										

Kansas City Athletics @ Washington Senators
D.C. Stadium, Washington, DC
Tue Jun 26 1962, 7:05 PM EDT
Att: 9,286 - Unknown

AB	33
R	2
H	9
RBI	2
BB	3
SO	5
LOB	16



Batter	1	2	3	4	5	6	7	8	9	AB	R	H	RBI	BB	SO	LOB	BOTTOM										
Jim Piersall, R (1,8) OBP: 0.296, SLG: 0.358										4	0	1	0	0	0	0											
Chuck Cottier, R (1,4) OBP: 0.303, SLG: 0.335										3	0	0	0	1	0	1											
Chuck Hinton, R (1,9) OBP: 0.340, SLG: 0.492										3	0	1	0	1	0	2											
Harry Bright, R (1,3) OBP: 0.371, SLG: 0.562										4	0	0	0	0	0	4											
Bud Zipfel, L (1,7) OBP: 0.333, SLG: 0.200										3	1	1	0	0	0	0											
Ken Retzer, L (1,2) OBP: 0.361, SLG: 0.477										4	0	2	0	0	0	1											
Claude Osteen, L (8, PR) OBP: 0.190, SLG: 0.238										0	0	0	0	0	0	0											
Bob Johnson, R (1,5) OBP: 0.328, SLG: 0.406										3	0	1	0	0	1	1											
Ken Hamlin, R (1,6) OBP: 0.294, SLG: 0.290										3	0	0	0	0	1	4											
Joe Hicks, L (9, PH) OBP: 0.297, SLG: 0.407										1	0	0	0	0	0	1											
Tom Cheney, R (1,1) OBP: 0.125, SLG: 0.067										1	0	0	0	0	0	0											
Dale Long, L (5, PH) OBP: 0.316, SLG: 0.362										1	0	0	0	0	0	2											
Don Rudolph, L (6,1) OBP: 0.280, SLG: 0.417										0	0	0	0	0	0	0											
Jim King, L (7, PH) OBP: 0.357, SLG: 0.316										1	0	0	0	0	0	1											
Pete Burnside, R (8,1) ERA: 5.27										0	0	0	0	0	0	0											
Inning Stats	R: 0 E: 0 K: 0 S: 4	H: 1 LOB: 1 BB: 0 P: 4	R: 0 E: 0 K: 1 S: 5	H: 0 LOB: 0 BB: 0 P: 5	R: 0 E: 0 K: 0 S: 3	H: 0 LOB: 0 BB: 0 P: 3	R: 0 E: 0 K: 0 S: 2	H: 0 LOB: 0 BB: 1 P: 6	R: 0 E: 0 K: 1 S: 7	H: 2 LOB: 2 BB: 0 P: 7	R: 0 E: 0 K: 0 S: 4	H: 1 LOB: 1 BB: 0 P: 4	R: 1 E: 1 K: 0 S: 4	H: 1 LOB: 1 BB: 0 P: 5	R: 0 E: 0 K: 0 S: 3	H: 0 LOB: 1 BB: 1 P: 7	R: 0 E: 0 K: 0 S: 4	H: 1 LOB: 1 BB: 0 P: 4	1B: 6 2B: 0 3B: 0 HR: 0	SF: 0 SAC: 1 DP: 1 HBP: 1	WP: 1 PB: 0 SB: 0 CS: 0	PA: 35					
PITCHER	IP	WLS	BF	H	R	ER	SO	BB	IBB	HBP	BLK	WP	HR	S	P	ERA	WHIP										
Dan Pfister, R (1,1) ERA: 5.27	9.0	W	35	6	1	0	2	2	0	1	0	1	0	36	45	0.00	0.889										

Kansas City Athletics @ Washington Senators
D.C. Stadium, Washington, DC
Tue Jun 26 1962, 7:05 PM EDT
Att: 9,286 - Unknown

AB	31
R	1
H	6
RBI	0
BB	2
SO	2
LOB	17




Batter	1	2	3	4	5	6	7	8	9	AB	R	H	RBI	BB	SO	LOB	TOP								
Billy Conzolo, R OBP: 0.314, SLG: 0.250 (1, 6)										4	0	2	1	0	0	0	Kansas City Athletics @ Washington Senators D.C. Stadium, Washington, DC Wed Jun 27 1962, 7:05 PM EDT Att: 3,954 - Unknown								
George Alusik, R OBP: 0.232, SLG: 0.321 (1, 9) (8, 7)										4	1	0	0	0	0	2									
Gino Cimoli, R OBP: 0.347, SLG: 0.431 (1, 8) (8, 9)										4	1	1	0	0	1	1									
Manny Jimenez, L OBP: 0.402, SLG: 0.521 Bobby DeGrego, R OBP: 0.390, SLG: 0.335 (1, 7) (8, 8)										3	0	1	1	1	1	1									
Norm Siebern, L OBP: 0.406, SLG: 0.464 (1, 3)										3	1	0	0	1	0	2									
Ed Charles, R OBP: 0.326, SLG: 0.462 (1, 5)										4	0	2	2	0	1	2									
Joe Azcue, R OBP: 0.306, SLG: 0.346 (1, 2)										3	1	1	0	1	0	2									
Charlie Shoemaker, L (1, 4)										4	0	0	0	0	2	4									
Ed Rakow, S OBP: 0.103, SLG: 0.128 (1, 1)										3	0	0	0	0	0	1									
Inning Stats	R: 0 E: 0 K: 0 S: 3	H: 0 LOB: 0 BB: 0 P: 3	R: 0 E: 0 K: 1 S: 5	H: 0 LOB: 1 BB: 1 P: 9	R: 0 E: 0 K: 0 S: 3	H: 0 LOB: 0 BB: 0 P: 3	R: 2 E: 1 K: 2 S: 9	H: 1 LOB: 2 BB: 2 P: 17	R: 0 E: 0 K: 0 S: 3	H: 1 LOB: 0 BB: 0 P: 3	R: 1 E: 0 K: 0 S: 4	H: 2 LOB: 1 BB: 0 P: 4	R: 1 E: 0 K: 1 S: 7	H: 2 LOB: 1 BB: 0 P: 7	R: 0 E: 0 K: 0 S: 3	H: 0 LOB: 0 BB: 0 P: 3	R: 0 E: 0 K: 1 S: 6	H: 1 LOB: 1 BB: 0 P: 6	1B: 5 2B: 1 3B: 1 HR: 0	SF: 0 SAC: 1 DP: 1 HBP: 0	WP: 2 PB: 0 SB: 1 CS: 1	PA: 36			
PITCHER	IP	WLS	BF	H	R	ER	SO	BB	IBB	HBP	BLK	WP	HR	S	P	ERA	WHIP								
Steve Hamilton, L ERA: 3.2 (1, 1)	8.0	L	32	6	4	2	4	2	1	0	0	0	0	37	49	2.25	1.000								
Jim Hannan, R ERA: 4.85 (9, 1)	1.0		4	1	0	0	1	0	0	0	0	1	0	6	6	0.00	1.000								

Batter	1	2	3	4	5	6	7	8	9	AB	R	H	RBI	BB	SO	LOB	BOTTOM								
Jim Piersall, R OBP: 0.295, SLG: 0.357 Jim Hannan, R OBP: 0.250, SLG: 0.250 (1, 8) (9, 1)										4	0	1	0	0	2	0	Kansas City Athletics @ Washington Senators D.C. Stadium, Washington, DC Wed Jun 27 1962, 7:05 PM EDT Att: 3,954 - Unknown								
Chuck Cottier, R OBP: 0.297, SLG: 0.329 (1, 4)										4	0	0	0	0	0	1									
Chuck Hinton, R OBP: 0.338, SLG: 0.484 (1, 9)										3	0	0	0	1	0	1									
Harry Bright, R OBP: 0.383, SLG: 0.587 (1, 3)										4	0	3	0	0	0	1									
Bud Zipfel, L OBP: 0.300, SLG: 0.125 (1, 7)										3	1	0	0	1	0	3									
Ken Retzer, L OBP: 0.366, SLG: 0.478 (1, 2)										4	0	2	0	0	0	2									
Bob Johnson, R OBP: 0.331, SLG: 0.407 (1, 5)										4	0	2	1	0	1	2									
Ken Hamlin, R OBP: 0.282, SLG: 0.277 Dale Long, L OBP: 0.317, SLG: 0.360 (1, 6) (9, PH)										3	0	0	0	0	1	2									
Steve Hamilton, L Joe Hicks, L OBP: 0.294, SLG: 0.402 (1, 1) (8, PH) (9, 8)										2	0	0	0	0	0	1									
Inning Stats	R: 0 E: 0 K: 0 S: 2	H: 0 LOB: 0 BB: 1 P: 6	R: 0 E: 0 K: 1 S: 6	H: 1 LOB: 0 BB: 0 P: 6	R: 0 E: 0 K: 1 S: 5	H: 0 LOB: 0 BB: 0 P: 5	R: 0 E: 0 K: 0 S: 4	H: 1 LOB: 1 BB: 0 P: 4	R: 0 E: 0 K: 0 S: 4	H: 1 LOB: 1 BB: 0 P: 4	R: 0 E: 0 K: 0 S: 4	H: 1 LOB: 1 BB: 0 P: 4	R: 0 E: 0 K: 1 S: 5	H: 1 LOB: 2 BB: 1 P: 9	R: 0 E: 0 K: 1 S: 5	H: 0 LOB: 0 BB: 0 P: 5	R: 1 E: 0 K: 0 S: 6	H: 3 LOB: 2 BB: 0 P: 6	1B: 7 2B: 0 3B: 1 HR: 0	SF: 0 SAC: 0 DP: 1 HBP: 0	WP: 0 PB: 1 SB: 0 CS: 1	PA: 36			
PITCHER	IP	WLS	BF	H	R	ER	SO	BB	IBB	HBP	BLK	WP	HR	S	P	ERA	WHIP								
Ed Rakow, R ERA: 4.57 (1, 1)	9.0	W	35	8	1	1	4	2	0	0	0	0	0	41	49	1.00	1.111								

Batter	1	2	3	4	5	6	7	8	9	AB	R	H	RBI	BB	SO	LOB	TOP					
Jose Tartabull, L OBP: 0.353, SLG: 0.373 Gordon Jones, R (8, 1)	0-0 CS 1B	4-0 BB		0-0 4-3 2-3		0-0 E1 1B SF9	0-0 2B 1B	0-0 F5		5	2	2	0	1	0	3						
Billy Conzolo, R OBP: 0.366, SLG: 0.324 (1, 6)	4-0 1B BB	0-3 K		0-0 F9		0-0 1B 1B	0-0 2B		0-0 CS 1B	5	2	3	1	1	1	2						
Gino Cimoli, R OBP: 0.347, SLG: 0.426 (1, 9)	4-0 1B BB	0-0 L9				0-0 F8	0-0 SF9	0-0 1-3	4-0 1B BB	3	2	0	1	2	0	2						
Manny Jimenez, L OBP: 0.406, SLG: 0.527 Bobby Del Greco, R OBP: 0.393, SLG: 0.339 (8, 8)	0-0 BB BB 1B			0-0 F5		0-0 F2	0-0 1B 1B	0-0 1B 2B	0-0 1B 1B	5	1	3	1	0	0	0						
Norm Siebern, L OBP: 0.411, SLG: 0.464 (1, 3)	4-0 BB BB			0-3 K		4-0 1B BB	0-0 1B 1B	0-0 F8	0-0 1B	4	1	2	1	2	1	1						
Ed Charles, R OBP: 0.331, SLG: 0.461 (1, 5)	4-0 BB			0-0 E5		0-0 1B 1B	0-0 1B	0-3 K	0-3 K	5	0	2	2	1	2	3						
Joe Azcue, R OBP: 0.307, SLG: 0.341 (1, 2)	0-3 K			0-0 F5		0-0 1B	0-0 F9	4-0 1B IBB	0-0 F9	5	1	1	1	1	1	8						
Charlie Shoemaker, L OBP: 0.125, SLG: 0.125 George Aluskis, R OBP: 0.246, SLG: 0.333 (8, PH) (8, 7)	0-0 F9			0-0 4-3 3-1 1B		0-0 P5	0-0 F8	0-0 1B 2H		4	0	1	0	0	0	5						
Jerry Walker, S OBP: 0.326, SLG: 0.565 John Wyatt, R OBP: 0.143, SLG: 0.100 Jerry Lumpe, L OBP: 0.325, SLG: 0.373 (8, PH) (8, 4)		0-0 F2		0-0 3-1 1-2		0-0 2B	0-3 K	0-0 1B	1-3 2H 1B	3	0	1	0	0	0	1						
Inning Stats	R: 2 E: 0 K: 1 S: 6	H: 2 LOB: 3 BB: 4 P: 22	R: 0 E: 0 K: 1 S: 5	H: 0 LOB: 1 BB: 1 P: 9	R: 0 E: 0 K: 1 S: 6	H: 0 LOB: 1 BB: 0 P: 6	R: 0 E: 0 K: 0 S: 4	H: 1 LOB: 1 BB: 0 P: 4	R: 1 E: 0 K: 0 S: 5	H: 2 LOB: 2 BB: 1 P: 9	R: 3 E: 1 K: 0 S: 8	H: 5 LOB: 2 BB: 0 P: 8	R: 1 E: 0 K: 1 S: 7	H: 2 LOB: 1 BB: 0 P: 7	R: 2 E: 0 K: 1 S: 8	H: 3 LOB: 2 BB: 1 P: 12	R: 1 E: 0 K: 1 S: 7	H: 3 LOB: 2 BB: 1 P: 11	1B: 15 2B: 3 3B: 0 HR: 0	SF: 1 SAC: 0 DP: 0 HBP: 0	WP: 1 PB: 0 CS: 2	PA: 52
PITCHER	IP WLS BF H R ER SO BB IBB HBP BLK WP HR S P ERA WHIP	IP WLS BF H R ER SO BB IBB HBP BLK WP HR S P ERA WHIP																				
Bennie Daniels, R ERA: 5.3 (1, 1)	0.1	6	2	2	2	0	4	0	0	0	0	0	0	0	2	18	54.00	18.000				
Don Rudolph, L ERA: 3.69 (1, 1)	5.1	L	26	7	4	1	3	2	0	0	0	0	0	0	30	38	1.69	1.688				
Marty Kutyna, R ERA: 2.63 (6, 1)	0.1	2	1	0	0	0	0	0	0	0	0	0	0	2	2	0.00	3.000					
Pete Burnside, L ERA: 4.55 (7, 1)	2.0	12	5	3	3	2	0	1	0	0	0	0	0	15	19	13.50	2.500					
Jim Hannan, R ERA: 5.0 (9, 1)	1.0	6	3	1	1	1	1	0	0	0	1	0	7	11	9.00	4.000						
PITCHER	IP WLS BF H R ER SO BB IBB HBP BLK WP HR S P ERA WHIP	IP WLS BF H R ER SO BB IBB HBP BLK WP HR S P ERA WHIP																				
Ken Hamlin, R OBP: 0.267, SLG: 0.261 Chuck Hinton, R OBP: 0.337, SLG: 0.482 Jim Hannan, R OBP: 0.250, SLG: 0.250 (8, PH) (8, 1) (9, 1)	0-0 F8			0-0 F8		0-0 F9	0-0 P4	0-0 FC4-6 FC5 BB		4	0	0	0	0	0	2						
Danny O'Connell, R OBP: 0.331, SLG: 0.382 (1, 4)	0-0 5-3			4-0 2B SF8 BB		0-3 K		4-0 G4-6-3 BB	0-3 K	3	1	0	0	2	2	1						
Jim King, L OBP: 0.363, SLG: 0.327 (1, 9)	0-0 F9			0-0 1-3 2B		0-0 1B 1B	0-0 G4-6-3 1B	4-0 1B BB	4-0 1B	4	1	2	0	1	0	1						
Harry Bright, R OBP: 0.376, SLG: 0.575 (1, 3)		0-0 5-3		0-0 SF8		0-0 F8	0-0 PB 1B	0-0 FC5		4	1	1	1	0	0	3						
Ken Retzer, L OBP: 0.375, SLG: 0.487 (1, 2)		0-0 4-3 1B 2B		0-0 F9		0-0 1B 1B	4-0 1B BB		0-0 F7	4	2	2	0	1	0	1						
Bud Zupfel, L OBP: 0.333, SLG: 0.231 (1, 7)		0-0 4-3 2-3		0-0 G3		0-0 1B 1B	0-0 1B 1B		0-0 F8	5	1	2	2	0	0	1						
Jim Piersall, R OBP: 0.297, SLG: 0.357 (1, 8)		0-0 1B 1B		0-0 1-3		0-0 1B 1B	0-3 K		0-0 F8	5	0	2	2	0	1	2						
Bob Johnson, R OBP: 0.338, SLG: 0.418 (1, 5)		0-0 1B		0-0 4-3		0-0 1B		0-0 FC4-6 2B		4	1	3	1	0	0	0						
Bennie Daniels, L OBP: 0.130, SLG: 0.130 Don Rudolph, L OBP: 0.259, SLG: 0.385 Marty Kutyna, R OBP: 0.331, SLG: 0.390 Dale Long, R OBP: 0.340, SLG: 0.398 Pete Burnside, R OBP: 0.409, SLG: 0.409 Joe Hicks, L OBP: 0.186, SLG: 0.250 (1, 1) (1, 1) (8, 1) (8, PH) (7, 1) (8, PH) (9, 6)		0-0 4-3		0-0 4-3		0-3 K		0-0 FC4-6 1B		0	0	0	0	0	0	0						
Inning Stats	R: 0 E: 0 K: 0 S: 3	H: 0 LOB: 0 BB: 0 P: 3	R: 1 E: 0 K: 0 S: 6	H: 3 LOB: 2 BB: 0 P: 6	R: 1 E: 0 K: 0 S: 4	H: 1 LOB: 1 BB: 1 P: 8	R: 0 E: 0 K: 0 S: 3	H: 0 LOB: 0 BB: 0 P: 3	R: 0 E: 0 K: 1 S: 5	H: 0 LOB: 0 BB: 0 P: 5	R: 3 E: 0 K: 1 S: 10	H: 5 LOB: 2 BB: 0 P: 10	R: 1 E: 0 K: 1 S: 6	H: 2 LOB: 2 BB: 2 P: 14	R: 1 E: 0 K: 1 S: 7	H: 2 LOB: 2 BB: 1 P: 11	R: 0 E: 0 K: 0 S: 3	H: 0 LOB: 0 BB: 0 P: 3	1B: 10 2B: 3 3B: 0 HR: 0	SF: 1 SAC: 0 DP: 1 HBP: 0	WP: 0 PB: 1 CS: 0	PA: 43
PITCHER	IP WLS BF H R ER SO BB IBB HBP BLK WP HR S P ERA WHIP	IP WLS BF H R ER SO BB IBB HBP BLK WP HR S P ERA WHIP																				
Jerry Walker, R ERA: 5.18 (1, 1)	5.1	W	25	8	5	5	1	0	0	0	0	0	0	26	30	8.44	1.688					
John Wyatt, R ERA: 4.74 (6, 1)	1.2	9	3	1	1	2	2	0	0	0	0	0	11	19	5.40	3.000						
Gordon Jones, R ERA: 4.42 (8, 1)	2.0	S	9	2	1	1	1	0	0	0	0	0	10	14	4.50	1.500						


Kansas City Athletics @ Washington Senators
D.C. Stadium, Washington, DC
Thu Jun 28 1962, 7:05 PM EDT
Att: 3,633 - Unknown

AB 43
R 10
H 18
RBI 10
BB 8
SO 6
LOB 25



Kansas City Athletics @ Washington Senators
D.C. Stadium, Washington, DC
Thu Jun 28 1962, 7:05 PM EDT
Att: 3,633 - Unknown

AB 38
R 7
H 13
RBI 7
BB 4
SO 4
LOB 16



Batter	1	2	3	4	5	6	7	8	9	10	AB	R	H	RBI	BB	SO	LOB						
Lenny Green, L OBP: 0.380, SLG: 0.436 (1.8) (8.7)	4-3		4-3		E7			K		F8	5	0	1	1	0	1	1						
Vic Power, R OBP: 0.332, SLG: 0.458 (1.3)	F2			P6	F8			K		F3	5	0	0	0	0	1	2						
Rich Rollins, R OBP: 0.393, SLG: 0.505 (1.5)	F7			F7						1-3	5	1	1	0	0	0	0						
Harmon Killebrew, R OBP: 0.374, SLG: 0.464 (1.7) (8.8)		P3				5-3					3	1	1	2	1	0	0						
Bill Tuttle, R OBP: 0.321, SLG: 0.292 (1.9)				BB						HR	3	0	0	0	1	1	1						
Bob Allison, R OBP: 0.382, SLG: 0.408 (1.9)				F3							4	0	1	0	0	2	1						
Earl Battey, R OBP: 0.340, SLG: 0.415 (1.2)								K		K	3	1	1	0	1	0	1						
Bernie Allen, L OBP: 0.317, SLG: 0.414 (1.4)											3	1	1	0	1	0	1						
Zoilo Versalles, R OBP: 0.255, SLG: 0.344 (1.6)											4	0	0	0	0	0	3						
Joe Bonikowski, R OBP: 0.192, SLG: 0.180 (5. PR) Don Mincher, L OBP: 0.307, SLG: 0.491 (5.1) Georges Maranda, R OBP: 0.282, SLG: 0.374 (7. PR) George Banks, R OBP: 0.190, SLG: 0.431 (7.1) Bill Pleis, L OBP: 0.282, SLG: 0.431 (7.1) Lee Stange, R OBP: 0.192, SLG: 0.180 (8.1) Ray Moore, R OBP: 0.282, SLG: 0.431 (8.1)											1	0	0	0	0	1	1						
Inning Stats	R: 0 E: 0 K: 0 S: 3	H: 0 LOB: 0 BB: 0 P: 3	R: 0 E: 0 K: 1 S: 5	H: 0 LOB: 0 BB: 0 P: 5	R: 0 E: 0 K: 1 S: 5	H: 0 LOB: 1 BB: 1 P: 9	R: 0 E: 0 K: 0 S: 3	H: 0 LOB: 1 BB: 0 P: 7	R: 1 E: 1 K: 0 S: 6	H: 3 LOB: 2 BB: 0 P: 6	R: 0 E: 0 K: 0 S: 3	H: 0 LOB: 0 BB: 0 P: 3	R: 0 E: 0 K: 1 S: 6	H: 1 LOB: 1 BB: 0 P: 6	R: 2 E: 0 K: 3 S: 11	H: 2 LOB: 1 BB: 1 P: 15	R: 0 E: 0 K: 1 S: 5	H: 0 LOB: 0 BB: 0 P: 5	R: 0 E: 0 K: 0 S: 3	H: 0 LOB: 0 BB: 0 P: 3	1B: 5 2B: 0 3B: 0 HR: 1	SF: 0 SAC: 0 DP: 0 HBP: 0	WP: 0 PA: 39 PB: 0 SB: 0 CS: 0
PITCHER Dave Stenhouse, R ERA: 2.61 (1.1)	IP: 10.0 WLS: 7 BF: 39 H: 6 R: 3 ER: 3 SO: 7 BB: 3 IBB: 0 HBP: 0 BLK: 0 WP: 0 HR: 1 S: 50 P: 62 ERA: 2.70 WHIP: 0.900																						

Minnesota Twins @ Washington Senators
D.C. Stadium, Washington, DC
Fri Jun 29 1962, 7:05 PM EDT
Att: 13,475 - Unknown

AB	36
R	3
H	6
RBI	3
BB	3
SO	7
LOB	11



Batter	1	2	3	4	5	6	7	8	9	10	AB	R	H	RBI	BB	SO	LOB				
Ken Hamlin, R OBP: 0.263, SLG: 0.247 (1.6)	K				5-3						4	1	0	0	1	1	2				
Danny O'Connell, R OBP: 0.331, SLG: 0.381 (1.4) Chuck Cottier, R OBP: 0.296, SLG: 0.327 (8. PR) (9.4)											3	1	1	0	0	0	0				
Jim King, L OBP: 0.356, SLG: 0.319 (1.9)											4	0	0	0	0	0	1				
Harry Bright, R OBP: 0.377, SLG: 0.585 (1.3)											5	2	2	1	0	0	3				
Ken Retzer, L OBP: 0.279, SLG: 0.484 (1.2) Claude Osteen, L OBP: 0.190, SLG: 0.238 (8. PR) Bob Schmidt, R OBP: 0.265, SLG: 0.391 (9.2)											3	0	1	1	1	0	0				
Bud Ziefel, L OBP: 0.278, SLG: 0.188 (1.7) Chuck Hinton, R OBP: 0.343, SLG: 0.500 (8. PH) (9.7)											3	0	0	0	1	1	1				
Jim Piersall, R OBP: 0.300, SLG: 0.364 (1.8)											4	0	2	0	0	1	3				
Bob Johnson, R OBP: 0.340, SLG: 0.417 (1.5)											3	0	1	0	1	0	0				
Dave Stenhouse, R OBP: 0.074, SLG: 0.038 (1.1)											4	0	0	0	0	0	4				
Inning Stats	R: 2 E: 0 K: 2 S: 10	H: 3 LOB: 1 BB: 0 P: 10	R: 0 E: 0 K: 0 S: 4	H: 2 LOB: 1 BB: 0 P: 4	R: 0 E: 0 K: 0 S: 3	H: 0 LOB: 0 BB: 0 P: 3	R: 0 E: 0 K: 1 S: 5	H: 0 LOB: 0 BB: 0 P: 5	R: 0 E: 0 K: 0 S: 3	H: 0 LOB: 0 BB: 0 P: 3	R: 0 E: 0 K: 0 S: 4	H: 1 LOB: 2 BB: 1 P: 8	R: 1 E: 0 K: 0 S: 4	H: 0 LOB: 3 BB: 3 P: 16	R: 0 E: 0 K: 0 S: 3	H: 0 LOB: 0 BB: 0 P: 3	R: 3 E: 0 K: 0 S: 4	H: 2 LOB: 0 BB: 1 P: 8	1B: 4 2B: 3 3B: 0 HR: 1	SF: 0 SAC: 2 DP: 1 HBP: 0	WP: 2 PA: 42 PB: 0 SB: 0 CS: 0
PITCHER Joe Bonikowski, R ERA: 3.92 (1.1) Georges Maranda, R ERA: 4.04 (5.1) Bill Pleis, L ERA: 3.38 (7.1) Lee Stange, R ERA: 3.91 (7.1) Ray Moore, R ERA: 3.96 (8.1)	IP: 4.0 WLS: 2 BF: 6 H: 0 R: 0 ER: 0 SO: 2 BB: 0 IBB: 0 HBP: 0 BLK: 0 WP: 1 HR: 0 S: 22 P: 22 ERA: 4.50 WHIP: 1.250																				

Minnesota Twins @ Washington Senators
D.C. Stadium, Washington, DC
Fri Jun 29 1962, 7:05 PM EDT
Att: 13,475 - Unknown

AB	35
R	6
H	8
RBI	6
BB	5
SO	3
LOB	14




Batter	1	2	3	4	5	6	7	8	9	AB	R	H	RBI	BB	SO	LOB	TOP			
Lenny Green, L OBP: 0.379, SLG: 0.434 (1, 8)	E4 1B		F9		3-1		F9			4	0	1	0	0	0	3				
Vic Power, R OBP: 0.331, SLG: 0.455 (1, 3)	K		F7					F7		4	0	1	0	0	1	1				
Rich Rollins, R OBP: 0.389, SLG: 0.498 (1, 5)	K		F8					6-3		4	0	0	0	0	1	2				
Harmon Killebrew, R OBP: 0.372, SLG: 0.458 (1, 7)	FC6-4 BB			F7			K	6-3		3	0	0	0	1	1	1				
Bob Allison, R OBP: 0.380, SLG: 0.405 (1, 9)	FC6-4 1-2			K			F2			4	0	1	0	0	1	3				
Earl Battey, R OBP: 0.338, SLG: 0.410 (1, 2)		G3		1-3					2B BB	3	0	0	0	1	1	1				
Bernie Allen, L OBP: 0.316, SLG: 0.416 (1, 4)		1-3				6-3			2B	4	0	1	0	0	0	1				
Zolio Versalles, R OBP: 0.256, SLG: 0.344 (9, PH)						E1			K	3	0	1	0	0	1	2				
Don Mincher, L OBP: 0.404, SLG: 0.506 (9, PH)									K	1	0	0	0	0	1	1				
Jim Kaat, L OBP: 0.265, SLG: 0.326 (1, 1)		K				K			K	3	0	0	0	0	3	4				
Inning Stats	R: 0 E: 1 K: 2 S: 8	H: 1 LOB: 2 BB: 1 P: 12	R: 0 E: 0 K: 1 S: 6	H: 1 LOB: 1 BB: 0 P: 6	R: 0 E: 0 K: 0 S: 3	H: 0 LOB: 0 BB: 0 P: 3	R: 0 E: 0 K: 1 S: 5	H: 0 LOB: 0 BB: 0 P: 5	R: 0 E: 1 K: 1 S: 6	H: 1 LOB: 1 BB: 0 P: 6	R: 0 E: 0 K: 2 S: 8	H: 1 LOB: 2 BB: 1 P: 12	R: 0 E: 0 K: 0 S: 3	H: 0 LOB: 0 BB: 0 P: 3	R: 0 E: 0 K: 2 S: 8	H: 1 LOB: 1 BB: 0 P: 8	1B: 4 2B: 1 3B: 0 HR: 0	SF: 0 SAC: 0 DP: 0 HBP: 0	WP: 0 PB: 0 SB: 0 CS: 0	PA: 35
PITCHER Tom Cheney, R ERA: 3.18 (1, 1)	IP: 9.0 WLS: W BF: 35 H: 5 R: 0 ER: 0 SO: 10 BB: 2 IBB: 0 HBP: 0 BLK: 0 WP: 0 HR: 0 S: 53 P: 61 ERA: 0.00 WHIP: 0.778															PITCHER				

Minnesota Twins @ Washington Senators
D.C. Stadium, Washington, DC
Sat Jun 30 1962, 7:05 PM EDT
Att: 15,506 - Unknown

livebaseballscorecards.com

AB 33
R 0
H 5
RBI 0
BB 2
SO 10
LOB 19



Batter	1	2	3	4	5	6	7	8	9	AB	R	H	RBI	BB	SO	LOB	BOTTOM			
Ken Hamlin, R OBP: 0.298, SLG: 0.276 (1, 6)	G6-3 1B									3	0	3	1	1	0	0				
Danny O'Connell, R OBP: 0.324, SLG: 0.372 (1, 4)										4	0	0	0	0	1	5				
Chuck Cottier, R OBP: 0.296, SLG: 0.327 (9, 4)	K		1-3							0	0	0	0	0	0	0				
Chuck Hinton, R OBP: 0.341, SLG: 0.492 (1, 7)	G6-3 1-2									3	0	0	0	1	0	1				
Harry Bright, R OBP: 0.373, SLG: 0.570 (1, 3)		1-3								3	0	0	0	1	1	1				
Jim Piersall, R OBP: 0.300, SLG: 0.362 (1, 8)		5-3								4	0	1	0	0	0	2				
Bob Johnson, R OBP: 0.344, SLG: 0.420 (1, 5)										3	0	2	0	0	1	1				
Jim King, L OBP: 0.360, SLG: 0.317 (1, 9)										1	1	0	0	2	0	1				
Bob Schmidt, R OBP: 0.259, SLG: 0.382 (1, 2)										3	0	0	0	0	0	3				
Tom Cheney, R OBP: 0.105, SLG: 0.056 (1, 1)										3	0	0	0	0	0	3				
Inning Stats	R: 0 E: 0 K: 1 S: 5	H: 1 LOB: 0 BB: 0 P: 5	R: 0 E: 0 K: 0 S: 4	H: 1 LOB: 1 BB: 0 P: 4	R: 0 E: 0 K: 0 S: 3	H: 0 LOB: 1 BB: 1 P: 7	R: 0 E: 0 K: 0 S: 2	H: 0 LOB: 0 BB: 1 P: 6	R: 0 E: 0 K: 0 S: 5	H: 2 LOB: 3 BB: 1 P: 9	R: 0 E: 0 K: 1 S: 6	H: 1 LOB: 1 BB: 0 P: 6	R: 1 E: 0 K: 0 S: 3	H: 1 LOB: 0 BB: 1 P: 7	R: 0 E: 0 K: 1 S: 5	H: 0 LOB: 1 BB: 1 P: 9	1B: 6 2B: 0 3B: 0 HR: 0	SF: 0 SAC: 0 DP: 2 HBP: 0	WP: 0 PB: 0 SB: 0 CS: 1	PA: 33
PITCHER Jim Kaat, L ERA: 3.43 (1, 1)	IP: 8.0 WLS: L BF: 32 H: 6 R: 1 ER: 1 SO: 3 BB: 5 IBB: 0 HBP: 0 BLK: 0 WP: 0 HR: 0 S: 33 P: 53 ERA: 1.12 WHIP: 1.375															PITCHER				

Minnesota Twins @ Washington Senators
D.C. Stadium, Washington, DC
Sat Jun 30 1962, 7:05 PM EDT
Att: 15,506 - Unknown

livebaseballscorecards.com

AB 27
R 1
H 6
RBI 1
BB 5
SO 3
LOB 17



Batter	1	2	3	4	5	6	7	8	9	AB	R	H	RBI	BB	SO	LOB	TOP								
Lenny Green, L OBP: 0.379, SLG: 0.443 (1, 8)	F8		HR	CS 1B		FC2-6 G5-3 1B		K		5	1	2	2	0	1	2									
Vic Power, R OBP: 0.332, SLG: 0.454 (1, 3)	F9		P4	CS		G5-3 1B		FC5-4		5	0	2	0	0	0	1									
Rich Rollins, R OBP: 0.392, SLG: 0.497 (1, 5)	BB		BB			G5-3 3B 1B		G5-3		3	2	1	0	2	0	2									
Harmon Killebrew, R OBP: 0.373, SLG: 0.467 Bill Tuttle, R OBP: 0.321, SLG: 0.292 (1, 7)	K		G6-4-3 BB			G5-3		6-3		4	1	1	2	1	1	3									
Bob Allison, R OBP: 0.381, SLG: 0.429 (1, 9)		4-3	G6-4-3			1B 3B		HR		5	2	2	2	0	0	2									
Earl Battley, R OBP: 0.343, SLG: 0.414 (1, 2)	FC5-4 1B			HR		BB 1B		4-3		5	1	3	1	0	1	0									
Bernie Allen, L OBP: 0.318, SLG: 0.424 (1, 4)	F8		HR			BB		3-1		4	1	1	2	1	0	1									
Zolio Versalles, R OBP: 0.253, SLG: 0.339 (1, 6)	FC5-4		6-3			4-3		1-6-3		4	0	0	0	0	0	3									
Camilo Pascual, R OBP: 0.306, SLG: 0.407 (1, 1)			HR 1B			F9		FC2-6 BB		2	1	1	0	2	0	0									
Inning Stats	R: 0 E: 0 K: 1 S: 5	H: 0 LOB: 1 BB: 1 P: 9	R: 0 E: 0 K: 0 S: 4	H: 1 LOB: 1 BB: 0 P: 4	R: 2 E: 0 K: 0 S: 4	H: 2 LOB: 1 BB: 2 P: 12	R: 2 E: 0 K: 0 S: 5	H: 3 LOB: 0 BB: 0 P: 5	R: 2 E: 0 K: 0 S: 6	H: 4 LOB: 2 BB: 1 P: 10	R: 0 E: 0 K: 0 S: 3	H: 1 LOB: 0 BB: 1 P: 7	R: 1 E: 0 K: 0 S: 4	H: 1 LOB: 0 BB: 0 P: 4	R: 0 E: 0 K: 1 S: 5	H: 0 LOB: 1 BB: 1 P: 9	R: 2 E: 1 K: 1 S: 7	H: 1 LOB: 0 BB: 0 P: 7	1B: 8 2B: 0 3B: 1 HR: 4	SF: 0 SAC: 0 DP: 3 HBP: 0	WP: 0 PB: 0 SB: 0 CS: 1	PA: 44			
PITCHER	IP	WLS	BF	H	R	ER	SO	BB	IBB	HBP	BLK	WP	HR	S	P	ERA	WHIP								
Ray Rippelmeyer, R ERA: 5.45 (1, 1)	3.2	L	19	6	4	4	1	3	0	0	0	0	2	18	30	9.82	2.455								
Bernie Daniels, R ERA: 5.45 (4, 1)	1.1		7	4	2	2	0	1	0	0	0	0	0	6	10	13.50	3.750								
Jim Hannan, R ERA: 4.8 (6, 1)	3.0		12	2	1	1	1	2	0	0	0	0	1	12	20	3.00	1.333								
Marty Kutyna, R ERA: 2.79 (9, 1)	1.0		5	1	2	1	1	0	0	0	0	0	1	7	7	9.00	1.000								

Minnesota Twins @ Washington Senators
D.C. Stadium, Washington, DC
Sun Jul 01 1962, 3:33 AM EDT
Att: 10,392 - Unknown

AB	37
R	9
H	13
RBI	9
BB	6
SO	3
LOB	14



Batter	1	2	3	4	5	6	7	8	9	AB	R	H	RBI	BB	SO	LOB	BOTTOM								
Ken Hamlin, R OBP: 0.295, SLG: 0.275 (1, 6)	F8		F7			P3		1B 1B		4	0	1	0	0	0	0									
Danny O'Connell, R OBP: 0.323, SLG: 0.369 (1, 4)	4-3		F3			F8		1B		4	0	1	0	0	0	0									
Chuck Hinton, R OBP: 0.339, SLG: 0.487 (1, 7)	F8					6-3		L7		4	0	1	0	0	0	2									
Harry Bright, R OBP: 0.370, SLG: 0.556 (1, 3)		FC3-6 BB		F9		3-1		K		3	0	0	0	1	1	1									
Ken Retzer, L OBP: 0.375, SLG: 0.476 (1, 2)		FC3-6 1B		P6				4-3		4	0	1	0	0	0	2									
Jim Piersall, R OBP: 0.300, SLG: 0.362 Bud Zipfel, L OBP: 0.227, SLG: 0.150 (1, 8)	K			F8		F8		F9		0	0	0	0	0	0	0									
Jim King, L OBP: 0.360, SLG: 0.317 (1, 9)						F8		F9		3	0	1	0	0	0	1									
Bob Johnson, R OBP: 0.340, SLG: 0.415 (1, 5)						6-3		F9		3	0	0	0	0	1	2									
Ray Rippelmeyer, R ERA: 5.50, SLG: 1.167 Bernie Daniels, L OBP: 0.170, SLG: 0.130 Joe Rickard, L OBP: 0.296, SLG: 0.290 Jim Hannan, R OBP: 0.321, SLG: 0.292 Dale Long, L OBP: 0.356, SLG: 0.356 Marty Kutyna, R OBP: 0.333, SLG: 0.200 (1, 1)			K			4-3		3-1		1	0	0	0	0	1	0									
Inning Stats	R: 0 E: 0 K: 0 S: 3	H: 0 LOB: 0 BB: 0 P: 3	R: 0 E: 0 K: 2 S: 8	H: 1 LOB: 2 BB: 1 P: 12	R: 0 E: 0 K: 1 S: 5	H: 0 LOB: 0 BB: 0 P: 5	R: 0 E: 0 K: 0 S: 4	H: 1 LOB: 1 BB: 0 P: 4	R: 0 E: 0 K: 0 S: 3	H: 0 LOB: 0 BB: 0 P: 3	R: 0 E: 0 K: 0 S: 3	H: 0 LOB: 0 BB: 0 P: 3	R: 0 E: 0 K: 0 S: 4	H: 1 LOB: 0 BB: 0 P: 4	R: 0 E: 0 K: 0 S: 5	H: 2 LOB: 2 BB: 0 P: 5	R: 0 E: 0 K: 1 S: 5	H: 0 LOB: 0 BB: 0 P: 5	1B: 5 2B: 0 3B: 0 HR: 0	SF: 0 SAC: 0 DP: 0 HBP: 0	WP: 0 PB: 0 SB: 0 CS: 0	PA: 33			
PITCHER	IP	WLS	BF	H	R	ER	SO	BB	IBB	HBP	BLK	WP	HR	S	P	ERA	WHIP								
Camilo Pascual, R ERA: 3.45 (1, 1)	9.0	W	33	5	0	0	4	1	0	0	0	0	0	40	44	0.00	0.667								

Minnesota Twins @ Washington Senators
D.C. Stadium, Washington, DC
Sun Jul 01 1962, 3:33 AM EDT
Att: 10,392 - Unknown


AB	32
R	0
H	5
RBI	0
BB	1
SO	4
LOB	11



Batter	1	2	3	4	5	6	7	8	9	AB	R	H	RBI	BB	SO	LOB	TOP				
Eddie Yost, R OBP: 0.439, SLG: 0.374 (1, 5)	4-0 PB BB		0-0 F6					0-0 5-3		3	0	1	0	1	0	0					
Billy Moran, R OBP: 0.338, SLG: 0.449 (1, 4)	0-0 F7		0-0 4-3					0-0 F7		4	0	0	0	0	0	3					
Leon Wagner, L OBP: 0.359, SLG: 0.583 (1, 9)	4-0 BB		0-3 K					0-3 K		3	0	0	0	1	2	0					
Steve Bilko, R OBP: 0.345, SLG: 0.442 Lee Thomas, L OBP: 0.342, SLG: 0.404 (1, 3) (9, 3)	0-0 6-3							0-0 F9		4	1	1	1	0	0	2					
Buck Rodgers, S OBP: 0.334, SLG: 0.439 (1, 2)	0-3 K							0-0 HR		4	1	1	1	0	1	2					
Earl Averill, R OBP: 0.413, SLG: 0.367 Albie Pearson, L OBP: 0.383, SLG: 0.369 (9, PR) (9, 8)								4-0 BB		3	0	0	0	1	1	0					
Gordie Windhorn, R OBP: 0.215, SLG: 0.279 (9, 7)								0-0 BB		4	0	0	0	0	0	1					
Jim Fregosi, R OBP: 0.273, SLG: 0.300 (1, 6)								4-0 IBB		3	0	1	0	1	0	0					
Eli Grba, R OBP: 0.296, SLG: 0.360 Jack Spring, R (7, 1) Tom Morgan, R (8, 1)								0-0 F7		3	0	0	0	0	0	2					
Inning Stats	R: 0 E: 0 K: 1 S: 5	H: 0 LOB: 2 BB: 2 P: 13	R: 0 E: 1 K: 0 S: 4	H: 0 LOB: 1 BB: 0 P: 4	R: 0 E: 0 K: 1 S: 5	H: 0 LOB: 0 BB: 0 P: 5	R: 0 E: 0 K: 0 S: 5	H: 2 LOB: 2 BB: 0 P: 5	R: 1 E: 0 K: 0 S: 4	H: 1 LOB: 0 BB: 0 P: 4	R: 0 E: 0 K: 0 S: 3	H: 0 LOB: 0 BB: 0 P: 3	R: 0 E: 0 K: 1 S: 5	H: 0 LOB: 0 BB: 0 P: 5	R: 1 E: 1 K: 0 S: 4	H: 1 LOB: 2 BB: 2 P: 12	1B: 2 2B: 0 3B: 0 HR: 2	SF: 0 SAC: 0 DP: 0 HBP: 0	WP: 0 PB: 1 CS: 0	PA: 36	
PITCHER	IP	WLS	BF	H	R	ER	SO	BB	IBB	HBP	BLK	WP	HR	S	P	ERA	WHIP				
Pete Burnside, L ERA: 4.3 Steve Hamilton, L ERA: 3.27	(1, 1) (8, 1)	7.0 L	27 9	3 1	1 1	1 1	3 1	2 1	0 1	0 0	0 0	0 0	1 1	31 9	39 17	1.29 4.50	0.714 1.000				

Los Angeles Angels @ Washington Senators
D.C. Stadium, Washington, DC
Mon Jul 02 1962, 7:05 PM EDT
Att. 7,286 - Unknown - 77 F

AB 32
R 2
H 4
RBI 2
BB 4
SO 4
LOB 12




Batter	1	2	3	4	5	6	7	8	9	AB	R	H	RBI	BB	SO	LOB	BOTTOM				
Danny O'Connell, R OBP: 0.332, SLG: 0.374 (1, 4)	0-0 FC4-6 1B		0-0 1B					4-0 IBB		3	0	2	0	1	0	2					
Jim King, L OBP: 0.353, SLG: 0.310 (1, 9)	0-0 FC4-6 S		0-0 F8					0-0 F9		4	0	0	0	0	0	5					
Chuck Hinton, R OBP: 0.338, SLG: 0.480 (1, 8)	0-3 K							4-0 SH3-4 BB		3	0	0	0	1	1	1					
Harry Bright, R OBP: 0.362, SLG: 0.543 (1, 3)	0-0 F4							0-0 SH3-4		3	0	0	0	0	0	1					
Ken Retzer, L OBP: 0.374, SLG: 0.469 Bob Schmidt, R OBP: 0.257, SLG: 0.379 (8, PH) (9, 2)								4-0 1B BB		2	1	0	0	1	0	0					
Bob Johnson, R OBP: 0.339, SLG: 0.412 (1, 5)								0-0 F7		1	0	0	0	0	0	1					
Bob Johnson, R OBP: 0.339, SLG: 0.412 (1, 5)								0-0 6-3		4	0	1	0	0	0	2					
Bud Zipfel, L OBP: 0.289, SLG: 0.174 (1, 7)								4-0 SH3-4 1B BB		3	0	1	0	1	0	0					
Ken Hamlin, R OBP: 0.304, SLG: 0.286 (1, 6)								0-0 F7		4	0	2	1	0	0	0					
Pete Burnside, R (1, 1) Joe Hicks, L OBP: 0.298, SLG: 0.494 (7, PH) Johnny Schaive, R OBP: 0.273, SLG: 0.371 ERA: 2.35 Steve Hamilton, L (8, 1) Dale Long, L OBP: 0.312, SLG: 0.354 (9, PH)								0-0 1-6-3		1	0	0	0	0	1	0					
Inning Stats	R: 0 E: 0 K: 1 S: 6	H: 1 LOB: 1 BB: 0 P: 6	R: 0 E: 0 K: 0 S: 3	H: 0 LOB: 0 BB: 0 P: 3	R: 0 E: 0 K: 1 S: 6	H: 1 LOB: 1 BB: 0 P: 6	R: 0 E: 0 K: 0 S: 3	H: 0 LOB: 0 BB: 0 P: 3	R: 0 E: 0 K: 0 S: 3	H: 2 LOB: 3 BB: 2 P: 13	R: 1 E: 0 K: 0 S: 5	H: 2 LOB: 3 BB: 2 P: 13	R: 0 E: 0 K: 0 S: 3	H: 0 LOB: 1 BB: 1 P: 7	R: 0 E: 0 K: 0 S: 3	H: 0 LOB: 0 BB: 0 P: 3	1B: 6 2B: 0 3B: 0 HR: 0	SF: 0 SAC: 2 DP: 0 HBP: 0	WP: 0 PB: 1 CS: 0	PA: 36	
PITCHER	IP	WLS	BF	H	R	ER	SO	BB	IBB	HBP	BLK	WP	HR	S	P	ERA	WHIP				
Eli Grba, R ERA: 6.42 Jack Spring, L ERA: 2.35 Tom Morgan, R ERA: 3.94	(1, 1) (7, 1) (8, 1)	6.1 1.0 1.2	26 5 5	6 0 0	1 0 0	1 0 0	2 0 0	2 1 0	0 1 0	0 0 0	0 0 0	0 0 0	0 0 0	3 11 5	28 11 5	0.00 0.00 0.00	1.263 1.000 0.000				

Los Angeles Angels @ Washington Senators
D.C. Stadium, Washington, DC
Mon Jul 02 1962, 7:05 PM EDT
Att. 7,286 - Unknown - 77 F

AB 30
R 1
H 6
RBI 1
BB 4
SO 2
LOB 14



Batter	1	2	3	4	5	6	7	8	9	AB	R	H	RBI	BB	SO	LOB	TOP							
Albie Pearson, L (1, 8) OBP: 0.386, SLG: 0.376	F8			E 2B 1B	S 1B		4-3		2H 2B	5	1	3	1	0	0	0	Los Angeles Angels @ Washington Senators D.C. Stadium, Washington, DC Wed Jul 04 1962, 3:33 AM EDT Unknown livebaseballscorecards.com							
Billy Moran, R (1, 4) OBP: 0.333, SLG: 0.442	F8			E5 2B BB	K 1-2		6-3		F8	5	1	0	0	0	1	3								
Leon Wagner, L (1, 9) OBP: 0.361, SLG: 0.579				P6					3-1	2	0	0	0	2	0	2								
Buck Rodgers, S (1, 2) OBP: 0.333, SLG: 0.440	CS	F8		BB FC5-2 1-3 2H	F9				F7	4	0	1	1	0	0	2								
Lee Thomas, L (1, 3) OBP: 0.347, SLG: 0.422		F6		FC5-2 BB HBP			HR		2B	3	1	2	1	0	0	0								
Earl Averill, R (1, 7) OBP: 0.408, SLG: 0.356				FC5-2 BB			K		P4	3	0	0	1	1	2	1								
Gordie Windhorn, R (8, 7) OBP: 0.215, SLG: 0.279	K			1-2 2-3 3-H	BB		K			0	0	0	0	0	0	0								
Eddie Yost, R (1, 5) OBP: 0.433, SLG: 0.368			5-3	FC5-2			5-3		SH3 2B 1B	4	1	1	0	0	0	3								
Jim Fregosi, R (1, 6) OBP: 0.200, SLG: 0.214			F9	K			F9		F9	4	0	0	0	0	1	4								
Ken McBride, R (1, 1) OBP: 0.171, SLG: 0.293							K		SH3	3	0	0	0	0	3	0								
Dean Chance, R (7, 1) OBP: 0.217, SLG: 0.143	K						K		1-2	0	0	0	0	0	0	0								
Inning Stats	R: 0 E: 0 K: 0 S: 2	H: 0 LOB: 0 BB: 1 P: 6	R: 0 E: 0 K: 1 S: 5	H: 0 LOB: 0 BB: 0 P: 5	R: 0 E: 0 K: 1 S: 5	H: 0 LOB: 0 BB: 1 P: 5	R: 2 E: 1 K: 1 S: 8	H: 2 LOB: 3 BB: 1 P: 13	R: 0 E: 0 K: 2 S: 8	H: 1 LOB: 2 BB: 1 P: 12	R: 1 E: 0 K: 1 S: 6	H: 1 LOB: 0 BB: 0 P: 6	R: 0 E: 0 K: 1 S: 5	H: 0 LOB: 0 BB: 0 P: 5	R: 0 E: 0 K: 0 S: 4	H: 1 LOB: 1 BB: 0 P: 4	R: 1 E: 0 K: 0 S: 5	H: 2 LOB: 1 BB: 0 P: 5	1B: 3 2B: 3 3B: 0 HR: 1	SF: 0 SAC: 1 DP: 0 HBP: 1	WP: 0 PB: 0 SB: 0 CS: 1	PA: 39		
PITCHER	IP WLS BF H R ER SO BB IBB HBP BLK WP HR S P ERA WHIP	7.0 L 29 4 3 2 7 3 0 1 0 0 1 39 52 2.57 1.000	2.0 S 9 3 1 1 0 0 0 0 0 0 0 9 9 4.50 1.500											2.0 S 9 3 1 1 0 0 0 0 0 0 9 9 4.50 1.500										

Batter	1	2	3	4	5	6	7	8	9	AB	R	H	RBI	BB	SO	LOB	BOTTOM							
Danny O'Connell, R (1, 4) OBP: 0.335, SLG: 0.374	6-3								F9	3	0	1	1	1	0	0	Los Angeles Angels @ Washington Senators D.C. Stadium, Washington, DC Wed Jul 04 1962, 3:33 AM EDT Unknown livebaseballscorecards.com							
Harry Bright, R (9, PH) OBP: 0.359, SLG: 0.539			F6							1	0	0	0	0	0	1								
Jim King, L (1, 9) OBP: 0.351, SLG: 0.314	G3									4	0	1	0	0	0	3								
Chuck Hinton, R (1, 8) OBP: 0.341, SLG: 0.478				2B						3	1	1	0	1	0	1								
Dale Long, L (1, 3) OBP: 0.311, SLG: 0.351	6-3									4	0	1	0	0	0	2								
Ken Retzer, L (1, 2) OBP: 0.371, SLG: 0.466										3	0	1	1	0	0	0								
Ed Brinkman, R (8, PR) OBP: 0.188, SLG: 0.250	4-3									0	0	0	0	0	0	0								
Bob Schmidt, R (9, 2) OBP: 0.257, SLG: 0.379										0	0	0	0	0	0	0								
Bob Johnson, R (1, 5) OBP: 0.337, SLG: 0.409										4	0	1	0	0	0	2								
Bud Zipfel, L (1, 7) OBP: 0.300, SLG: 0.231										3	1	1	0	1	0	0								
Ken Hamlin, R (1, 6) OBP: 0.302, SLG: 0.284										4	0	1	0	0	0	3								
Dave Stenhouse, R (1, 1) OBP: 0.071, SLG: 0.037										1	0	0	0	0	0	2								
Joe Hicks, L (7, PH) OBP: 0.295, SLG: 0.400										1	0	0	0	0	0	1								
Don Rudolph, L (8, 1) OBP: 0.259, SLG: 0.385										0	0	0	0	0	0	0								
Johnny Schaive, R (9, PH) OBP: 0.279, SLG: 0.384										1	0	1	0	0	0	0								
Inning Stats	R: 0 E: 0 K: 0 S: 3	H: 0 LOB: 1 BB: 1 P: 7	R: 0 E: 0 K: 0 S: 4	H: 1 LOB: 2 BB: 1 P: 8	R: 0 E: 0 K: 0 S: 4	H: 1 LOB: 1 BB: 0 P: 4	R: 0 E: 0 K: 0 S: 3	H: 0 LOB: 0 BB: 0 P: 3	R: 0 E: 0 K: 0 S: 3	H: 1 LOB: 1 BB: 1 P: 7	R: 1 E: 0 K: 0 S: 4	H: 2 LOB: 0 BB: 0 P: 4	R: 1 E: 0 K: 0 S: 5	H: 2 LOB: 1 BB: 0 P: 5	R: 0 E: 0 K: 0 S: 4	H: 1 LOB: 1 BB: 0 P: 4	R: 0 E: 0 K: 0 S: 4	H: 1 LOB: 1 BB: 0 P: 4	1B: 6 2B: 3 3B: 0 HR: 0	SF: 1 SAC: 1 DP: 2 HBP: 0	WP: 0 PB: 0 SB: 0 CS: 0	PA: 37		
PITCHER	IP WLS BF H R ER SO BB IBB HBP BLK WP HR S P ERA WHIP	6.2 W 28 7 2 2 2 7 3 0 0 0 0 25 37 2.70 1.500	2.1 S 9 2 0 0 0 0 0 0 0 0 0 9 9 0.00 0.857											2.1 S 9 2 0 0 0 0 0 0 0 0 9 9 0.00 0.857										

Batter	1	2	3	4	5	6	7	8	9	AB	R	H	RBI	BB	SO	LOB	TOP			
Jim King, L OBP: 0.359, SLG: 0.339 (1, 9)										4	1	1	1	1	1	1	Washington Senators @ Kansas City Athletics Municipal Stadium, Kansas City, MO Fri Jul 06 1962, 8:05 PM EDT Att: 7,750 - Unknown			
Chuck Cottier, R OBP: 0.303, SLG: 0.349 (1, 4)										4	0	2	0	1	0	0				
Ken Retzer, L OBP: 0.361, SLG: 0.452 Bob Schmidt, R OBP: 0.262, SLG: 0.401 (7, PH) (7, 2)										3	0	0	0	0	0	2				
Dale Long, L OBP: 0.311, SLG: 0.347 (1, 3)										4	2	1	0	1	0	3				
Chuck Hinton, R OBP: 0.345, SLG: 0.488 (7, 7)										4	3	2	1	1	1	0				
Bud Zipfel, L OBP: 0.316, SLG: 0.324 Jim Piersall, R OBP: 0.300, SLG: 0.362 Joe Hicks, L OBP: 0.292, SLG: 0.396 (9, PH) (7, 8)										4	1	2	2	0	2	2				
Bob Johnson, R OBP: 0.336, SLG: 0.416 Danny O'Connell, R OBP: 0.337, SLG: 0.372 (7, PH) (7, 5)										2	1	1	2	1	0	1				
Ken Hamlin, R OBP: 0.324, SLG: 0.302 (1, 6)										4	0	2	0	1	0	1				
Tom Cheney, R OBP: 0.107, SLG: 0.053 Steve Hamilton, L OBP: 0.276, SLG: 0.378 Johnny Schave, R OBP: 0.143, SLG: 0.128 Bennie Daniels, R OBP: 0.323, SLG: 0.200 Marty Kutyna, R OBP: 0.323, SLG: 0.200 Claude Osteen, L OBP: 0.221, SLG: 0.273 (8, PH) (5, 1) (6, 1) (8, 1) (8, 1)										1	0	0	0	0	0	2				
Inning Stats	R: 0 E: 0 K: 0 S: 3	H: 0 LOB: 0 BB: 0 P: 3	R: 3 E: 0 K: 1 S: 8	H: 3 LOB: 1 BB: 1 P: 12	R: 0 E: 0 K: 0 S: 3	H: 1 LOB: 0 BB: 0 P: 3	R: 1 E: 0 K: 0 S: 5	H: 3 LOB: 1 BB: 0 P: 5	R: 0 E: 0 K: 1 S: 6	H: 1 LOB: 2 BB: 1 P: 10	R: 5 E: 0 K: 0 S: 6	H: 3 LOB: 0 BB: 2 P: 14	R: 0 E: 0 K: 1 S: 5	H: 1 LOB: 1 BB: 1 P: 13	R: 0 E: 0 K: 1 S: 5	H: 0 LOB: 1 BB: 1 P: 9		1B: 7 2B: 1 3B: 1 HR: 4	SF: 0 SAC: 2 DP: 2 HBP: 0	WP: 1 PB: 0 SB: 1 CS: 1
PITCHER	IP WLS BF H R ER SO BB IBB HBP BLK WP HR S P ERA WHIP																			
Ed Rakow, R ERA: 4.84 (1, 1)	3.0 15 6 4 4 1 1 0 0 0 0 1 2 16 20 12.00 2.333																			
Danny McDevitt, L ERA: 3.74 (4, 1)	3.1 15 5 2 2 2 1 0 0 0 0 0 2 18 22 5.40 1.800																			
John Wyatt, R ERA: 5.58 (7, 1)	0.0 3 1 2 2 0 2 0 0 0 0 0 0 1 9 ∞ ∞																			
Gordon Jones, R ERA: 4.62 (7, 1)	1.2 W 7 1 1 1 1 2 0 0 0 0 0 7 15 5.40 1.800																			
Dan Pfister, R ERA: 5.54 (9, 1)	1.0 S 4 0 0 0 1 1 0 0 0 0 0 0 5 9 0.00 1.000																			

Batter	1	2	3	4	5	6	7	8	9	AB	R	H	RBI	BB	SO	LOB	BOTTOM			
Bobby Del Greco, R OBP: 0.383, SLG: 0.353 (9, 7)										4	3	2	0	1	1	0	Washington Senators @ Kansas City Athletics Municipal Stadium, Kansas City, MO Fri Jul 06 1962, 8:05 PM EDT Att: 7,750 - Unknown			
Jerry Lumpe, L OBP: 0.337, SLG: 0.414 (9, 6)										5	3	4	3	0	0	0				
Gino Cimoli, R OBP: 0.345, SLG: 0.431 (1, 9)										4	0	0	1	0	1	5				
Manny Jimenez, L OBP: 0.401, SLG: 0.523 Jose Tartabull, L OBP: 0.351, SLG: 0.364 (1, 7) (9, 8)										5	1	1	1	0	1	5				
Norm Siebern, L OBP: 0.410, SLG: 0.470 (1, 3)										5	1	4	4	0	0	0				
Ed Charles, R OBP: 0.353, SLG: 0.469 (1, 5)										2	1	0	0	3	1	2				
Joe Azcue, R OBP: 0.333, SLG: 0.338 Charlie Shoemaker, L OBP: 0.200, SLG: 0.200 (1, 2) (8, PH) (9, 4)										3	0	0	0	1	0	2				
Billy Consolo, R OBP: 0.284, SLG: 0.258 Wayne Causey, L OBP: 0.356, SLG: 0.318 Haywood Sullivan, R OBP: 0.316, SLG: 0.358 (1, 6) (8, PH) (9, 2)										2	0	0	0	1	0	0				
Ed Rakow, S OBP: 0.296, SLG: 0.119 Danny McDevitt, L OBP: 0.167, SLG: 0.167 John Wyatt, R OBP: 0.323, SLG: 0.100 Gordon Jones, R OBP: 0.323, SLG: 0.554 Dan Pfister, R OBP: 0.200, SLG: 0.200 (1, 1) (4, 1) (7, 1) (7, 1) (8, PH) (9, 1)										1	0	0	0	0	1	2				
Inning Stats	R: 0 E: 0 K: 2 S: 8	H: 1 LOB: 1 BB: 0 P: 8	R: 0 E: 0 K: 1 S: 5	H: 0 LOB: 2 BB: 2 P: 13	R: 2 E: 0 K: 1 S: 7	H: 2 LOB: 1 BB: 1 P: 11	R: 0 E: 0 K: 1 S: 5	H: 0 LOB: 0 BB: 0 P: 5	R: 3 E: 0 K: 1 S: 9	H: 4 LOB: 1 BB: 0 P: 9	R: 0 E: 0 K: 0 S: 3	H: 0 LOB: 0 BB: 0 P: 3	R: 0 E: 0 K: 0 S: 3	H: 0 LOB: 0 BB: 0 P: 3	R: 7 E: 0 K: 0 S: 9	H: 6 LOB: 2 BB: 3 P: 21		1B: 9 2B: 3 3B: 1 HR: 0	SF: 1 SAC: 0 DP: 0 HBP: 0	WP: 1 PB: 0 SB: 0 CS: 0
PITCHER	IP WLS BF H R ER SO BB IBB HBP BLK WP HR S P ERA WHIP																			
Tom Cheney, R ERA: 3.5 (5, 1)	0.2 4 2 1 1 1 0 0 0 0 0 0 0 6 6 13.50 3.000																			
Bennie Daniels, R ERA: 5.91 (6, 1)	2.0 L 11 3 5 5 0 2 0 0 0 0 1 0 9 17 22.50 2.500																			
Marty Kutyna, R ERA: 3.07 (8, 1)	0.1 3 2 1 1 1 0 0 0 0 0 0 0 3 3 27.00 6.000																			
Claude Osteen, L ERA: 3.49 (8, 1)	0.2 4 1 1 1 1 0 1 0 0 0 0 0 3 7 13.50 3.000																			

Batter	1	2	3	4	5	6	7	8	9	10	11	12	13	14	15	AB	R	H	RBI	BB	SO	LOB	TOP									
Jim King, L OBP: 0.362, SLG: 0.358 (1.9)	F9		K		HR	F8		3-1			F5			4-3		6	1	0	0	1	1	2	Washington Senators @ Kansas City Athletics Municipal Stadium, Kansas City, MO Sun Jul 08 1962, 4:33 AM EDT Att: 6,834 - Unknown livebaseballscorecards.com AB 55 R 5 H 13 RBI 5 BB 5 SO 10 LOB 21									
Chuck Cottler, R OBP: 0.317, SLG: 0.354 (1.4)	4-3		G3		L5						6-3			CS		4	1	2	0	3	0	1										
Ken Retzer, L OBP: 0.352, SLG: 0.456 (1.2)	4-3		G3		HR	F7					3-1			F2		7	1	1	2	0	0	7										
Harry Bright, R OBP: 0.301, SLG: 0.524 (1.3)	FC5-4		6-3		HR	F3					L7					7	0	2	1	0	0	1										
Chuck Hinton, R OBP: 0.348, SLG: 0.489 (10.7)	FC5-4				1B	F8								F9		7	1	3	0	0	0	1										
Bud Zipfel, L OBP: 0.333, SLG: 0.477 (1.7)					G3											5	1	2	2	0	2	3										
Jim Piersalle, R OBP: 0.297, SLG: 0.359 (10.8)	K				G1-6-3						HR					2	0	0	0	0	1	0										
Bob Johnson, R OBP: 0.330, SLG: 0.406 (1.5)	K				G1-6-3						5-3					6	0	1	0	0	1	2										
Ed Brinkman, R OBP: 0.306, SLG: 0.400 (1.6)					5-3									K		5	0	2	0	1	2	0										
Don Rudolph, L OBP: 0.375, SLG: 0.364 (11.1)	K				4-3						F7					3	0	0	0	0	1	3										
Claude Osteen, L OBP: 0.375, SLG: 0.364 (11.1)																1	0	0	0	0	1	0										
Bennie Daniels, R OBP: 0.375, SLG: 0.364 (11.1)																1	0	0	0	0	1	0										
Steve Hamilton, L OBP: 0.375, SLG: 0.364 (11.1)																0	0	0	0	0	0	0										
Marty Kutyna, R OBP: 0.375, SLG: 0.364 (11.1)																1	0	0	0	0	0	0										
Jim Hannan, R OBP: 0.375, SLG: 0.364 (11.1)																0	0	0	0	0	0	0										
Inning Stats	R: 1 E: 0 K: 1 S: 4	H: 1 LOB: 1 BB: 1 P: 8	R: 0 E: 0 K: 3 S: 10	H: 1 LOB: 1 BB: 0 P: 10	R: 0 E: 0 K: 1 S: 6	H: 1 LOB: 1 BB: 0 P: 6	R: 0 E: 0 K: 0 S: 4	H: 2 LOB: 0 BB: 0 P: 4	R: 2 E: 0 K: 0 S: 6	H: 3 LOB: 2 BB: 1 P: 10	R: 0 E: 0 K: 1 S: 7	H: 1 LOB: 1 BB: 0 P: 6	R: 0 E: 0 K: 2 S: 7	H: 0 LOB: 0 BB: 0 P: 7	R: 0 E: 0 K: 0 S: 3	H: 1 LOB: 0 BB: 0 P: 3	R: 1 E: 0 K: 0 S: 5	H: 2 LOB: 1 BB: 0 P: 5	R: 0 E: 0 K: 0 S: 3	H: 0 LOB: 0 BB: 0 P: 3	R: 0 E: 0 K: 2 S: 7	H: 0 LOB: 0 BB: 0 P: 7	R: 0 E: 0 K: 0 S: 2	H: 0 LOB: 0 BB: 1 P: 6	R: 0 E: 0 K: 1 S: 5	H: 0 LOB: 0 BB: 0 P: 5	R: 0 E: 0 K: 1 S: 5	H: 0 LOB: 0 BB: 0 P: 5	1B: 10 2B: 2 3B: 0 HR: 2	SF: 0 SAC: 0 DP: 2 HBP: 0	WP: 0 PB: 0 CS: 1	PA: 60
PITCHER	IP 4.2	WLS 8	BF 23	H 4	R 4	ER 4	SO 4	BB 2	IBB 0	HBP 0	BLK 0	WP 0	HR 0	S 29	P 37	ERA 4.2	WHIP 7.71															
Diego Segui, R ERA: 3.8 (1.1)																																
Norm Bass, R ERA: 5.79 (5.1)																																
Bill Fischer, R ERA: 5.4 (7.1)																																
Gordon Jones, R ERA: 4.5 (9.1)																																
Danny McDevitt, L ERA: 3.71 (10.1)																																
PITCHER	IP 5.0	WLS 15	BF 15	H 0	R 0	ER 0	SO 3	BB 0	IBB 0	HBP 0	BLK 0	WP 0	HR 0	S 20	P 24	ERA 0.00	WHIP 0.200															
John Wyatt, R ERA: 5.21 (11.1)																																

Batter	1	2	3	4	5	6	7	8	9	10	11	12	13	14	15	AB	R	H	RBI	BB	SO	LOB	BOTTOM											
Bobby Del Greco, R OBP: 0.345, SLG: 0.385 (8.1)	K		F4		L4						F7					4	1	1	0	0	1	3	Washington Senators @ Kansas City Athletics Municipal Stadium, Kansas City, MO Sun Jul 08 1962, 4:33 AM EDT Att: 6,834 - Unknown livebaseballscorecards.com AB 56 R 6 H 15 RBI 5 BB 10 SO 7 LOB 42											
Walter Alston, R OBP: 0.345, SLG: 0.385 (8.1)																1	0	0	0	0	0	2												
Gordon Jones, R OBP: 0.345, SLG: 0.385 (8.1)																0	0	0	0	0	0	0												
Danny McDevitt, L OBP: 0.345, SLG: 0.385 (8.1)																1	0	0	0	0	0	2												
Chuck Hinton, R OBP: 0.345, SLG: 0.385 (8.1)																2	0	0	0	0	2	2												
John Wyatt, R OBP: 0.345, SLG: 0.385 (8.1)																2	0	0	0	0	2	2												
Jerry Lumpe, L OBP: 0.339, SLG: 0.411 (1.4)	F4		FC6-4		F9						1-3			1-3		7	2	2	0	1	0	2												
Gino Cimoli, R OBP: 0.354, SLG: 0.434 (1.9)			FC6-4		FC3-6						1-3					6	0	4	1	1	0	1												
Manny Jimenez, L OBP: 0.397, SLG: 0.509 (1.7)	BB		1-2		FC3-6						1-3			BB		6	1	0	0	2	0	6												
	1-3		L6		FC3-6						F5					6	1	0	0	2	0	6												
Norm Siebern, L OBP: 0.413, SLG: 0.477 (1.3)					2B											6	1	3	2	2	0	3												
Ed Charles, R OBP: 0.343, SLG: 0.451 (1.5)					2B						1-3					7	1	0	0	1	0	10												
Joe Azcue, R OBP: 0.332, SLG: 0.338 (8.1)					2-3						4-3					4	0	1	0	0	0	3												
Jose Tartabull, L OBP: 0.358, SLG: 0.371 (8.8)					BB						6-3					3	0	2	1	0	0	2												
Billy Conello, R OBP: 0.317, SLG: 0.319 (1.6)					2B											3	0	1	1	2	1	0												
Diego Segui, R OBP: 0.352, SLG: 0.400 (11.1)																2	0	0	0	0	1	4												
Norm Bass, R OBP: 0.352, SLG: 0.400 (11.1)																1	0	0	0	0	0	0												
Leo Posada, R OBP: 0.352, SLG: 0.400 (11.1)																0	0	0	0	0	0	0												
Bill Fischer, R OBP: 0.352, SLG: 0.400 (11.1)																0	0	0	0	0	0	0												
George Alcock, R OBP: 0.352, SLG: 0.400 (11.1)																1	1	1	0	0	0	0												
Dan Pappas, R OBP: 0.352, SLG: 0.400 (11.1)																0	0	0	0	0	0	0												
Harwood Sullivan, R OBP: 0.352, SLG: 0.400 (11.1)																2	0	0	0	1	1	2												
Inning Stats	R: 0 E: 0 K: 1 S: 5	H: 0 LOB: 1 BB: 1 P: 9	R: 0 E: 0 K: 0 S: 4	H: 1 LOB: 1 BB: 1 P: 8	R: 0 E: 0 K: 0 S: 4	H: 1 LOB: 1 BB: 0 P: 4	R: 0 E: 0 K: 0 S: 7	H: 1 LOB: 3 BB: 1 P: 11	R: 1 E: 1 K: 0 S: 5	H: 2 LOB: 1 BB: 0 P: 5	R: 0 E: 0 K: 2 S: 7	H: 0 LOB: 0 BB: 0 P: 7	R: 2 E: 1 K: 0 S: 6	H: 3 LOB: 1 BB: 0 P: 6	R: 0 E: 0 K: 0 S: 4	H: 2 LOB: 2 BB: 0 P: 4	R: 0 E: 0 K: 0 S: 3	H: 0 LOB: 0 BB: 0 P: 3	R: 1 E: 0 K: 0 S: 5	H: 2 LOB: 2 BB: 1 P: 9	R: 0 E: 0 K: 0 S: 4	H: 1 LOB: 2 BB: 1 P: 8	R: 0 E: 0 K: 1 S: 6	H: 1 LOB: 2 BB: 1 P: 10	R: 0 E: 0 K: 0 S: 4	H: 0 LOB: 2 BB: 0 P: 8	R: 0 E: 0 K: 0 S: 7	H: 0 LOB: 0 BB: 0 P: 7	R: 1 E: 2 K: 0 S: 1	H: 0 LOB: 2 BB: 3 P: 13	1B: 12 2B: 3 3B: 0 HR: 0	SF: 0 SAC: 3 DP: 1 HBP: 0	WP: 0 PB: 0 CS: 0	PA: 69
PITCHER	IP 4.3	WLS 19	BF 19	H 2	R 1	ER 0	SO 3	BB 5	IBB 0	HBP 0	BLK 0	WP 0	HR 0	S 20	P 40	ERA 0.00	WHIP 1.750																	
Tom Cheney, R ERA: 3.31 (11.1)																																		
Jim Hannan, R ERA: 4.5 (15.1)																																		

Batter	1	2	3	4	5	6	7	8	9	10	AB	R	H	RBI	BB	SO	LOB	TOP										
Ken Hamlin, R OBP: 0.327, SLG: 0.307 (1, 6)	5-3		2B 1B			HR 1B	F9		G1-6-3 1-2		5	1	2	0	0	0	1											
Chuck Cottier, R OBP: 0.323, SLG: 0.377 (1, 4)	K		2B			HR 1B		E9 HR		HR 1B	5	3	3	2	0	1	0											
Jim King, L OBP: 0.363, SLG: 0.390 (1, 9)	F5		4-3			G3		HR		HR	5	2	2	4	0	0	2											
Harry Bright, R OBP: 0.362, SLG: 0.541 (1, 3)		1-3				F7		F9		F9	5	1	2	1	0	0	0											
Chuck Hinton, R OBP: 0.349, SLG: 0.485 (10, 7)		FC6-4 1B				6-3		K		3-1	4	0	1	0	1	1	1											
Bud Zupfel, L OBP: 0.321, SLG: 0.449 (1, 7)		K				F4		K		F6	5	0	1	0	0	2	2											
Joe Hicks, L OBP: 0.292, SLG: 0.396 (10, 8)		K				FC6-4 1B		K		F6	0	0	0	0	0	0	0											
Ed Brinkman, R OBP: 0.258, SLG: 0.333 (1, 5)		FC6-4 1-2				K		FC6-4 1B		F9	5	0	0	0	0	2	4											
Bob Schmidt, R OBP: 0.255, SLG: 0.390 (1, 2)			L5			F5		F9		6-3	4	0	0	0	0	0	0											
Dave Stenhouse, R OBP: 0.091, SLG: 0.032 (1, 1)		5-3				G3		F4		G1-6-3 HBP	3	0	0	0	0	0	0											
Inning Stats	R: 0 E: 0 K: 1 S: 5	H: 0 LOB: 0 BB: 0 P: 5	R: 0 E: 0 K: 1 S: 6	H: 1 LOB: 1 BB: 0 P: 6	R: 0 E: 0 K: 0 S: 5	H: 2 LOB: 2 BB: 0 P: 5	R: 0 E: 0 K: 0 S: 3	H: 0 LOB: 0 BB: 0 P: 3	R: 0 E: 0 K: 1 S: 5	H: 0 LOB: 0 BB: 0 P: 5	R: 2 E: 0 K: 0 S: 9	H: 4 LOB: 2 BB: 0 P: 9	R: 0 E: 0 K: 0 S: 3	H: 0 LOB: 0 BB: 0 P: 3	R: 2 E: 1 K: 1 S: 7	H: 1 LOB: 1 BB: 1 P: 11	R: 0 E: 0 K: 0 S: 2	H: 0 LOB: 0 BB: 0 P: 3	R: 3 E: 0 K: 1 S: 8	H: 3 LOB: 0 BB: 0 P: 8	1B: 6 2B: 1 3B: 0 HR: 4	SF: 0 SAC: 0 DP: 1 HBP: 1	WP: 0 PB: 0 SB: 1 CS: 0	PA: 43				
PITCHER	IP 7.0	WLS L	BF 30	H 8	R 4	ER 3	SO 4	BB 0	IBB 0	HBP 0	BLK 0	WP 0	HR 2	S 38	P 38	ERA 3.86	WHIP 1.143											
Jack Kralick, L ERA: 4.43 (1, 1)																												
Ray Moore, R ERA: 4.19 (8, 1)																												
Joe Bonikowski, R ERA: 3.94 (10, 1)																												

Washington Senators @ Minnesota Twins
Metropolitan Stadium, Bloomington, MI
Thu Jul 12 1962, 8:05 PM EDT
Att: 11,896 - Unknown - 75 F

AB 41
R 7
H 11
RBI 7
BB 1
SO 6
LOB 10



Batter	1	2	3	4	5	6	7	8	9	10	AB	R	H	RBI	BB	SO	LOB	BOTTOM										
Bernie Allen, L OBP: 0.313, SLG: 0.426 (1, 4)	F7		F9			1B 1B		L9		F9	5	0	1	0	0	0	1											
Vic Power, R OBP: 0.320, SLG: 0.440 (1, 3)	F2		F4			1B 1B		K		K	4	0	1	0	0	1	0											
Harmon Killebrew, R OBP: 0.371, SLG: 0.491 (1, 7)	K					K		K		K	4	1	1	1	0	3	2											
Rich Rollins, R OBP: 0.389, SLG: 0.496 (1, 5)		F3				HR		F7		K	3	0	0	0	1	1	0											
George Banks, R OBP: 0.402, SLG: 0.459 (1, 9)		HR 1B				F5		G6-4-3 IBB		F3	4	1	1	0	0	0	3											
Bob Allison, R OBP: 0.370, SLG: 0.445 (1, 8)		HR				3-1		K		3-1	4	1	1	2	0	1	0											
Earl Battey, R OBP: 0.336, SLG: 0.401 (1, 2)		F3				4-3		HR		1B	4	1	2	1	0	0	0											
Zoilo Versalles, R OBP: 0.252, SLG: 0.341 (1, 6)		1-3				K		K		F5	4	0	0	0	0	2	1											
Jack Kralick, L OBP: 0.220, SLG: 0.234 (1, 1)						G3		L3		K	3	0	0	0	0	0	0											
Ray Moore, R (8, 1)						4-3					0	0	0	0	0	0	0											
Joe Bonikowski, R OBP: 0.192, SLG: 0.160 (10, 1)						4-3					0	0	0	0	0	0	0											
Don Mincher, L OBP: 0.398, SLG: 0.527 (10, PH)											1	0	0	0	0	1	1											
Inning Stats	R: 0 E: 0 K: 1 S: 5	H: 0 LOB: 0 BB: 0 P: 5	R: 2 E: 0 K: 0 S: 5	H: 2 LOB: 0 BB: 0 P: 5	R: 0 E: 0 K: 0 S: 3	H: 0 LOB: 0 BB: 0 P: 3	R: 1 E: 0 K: 0 S: 4	H: 1 LOB: 0 BB: 0 P: 4	R: 0 E: 0 K: 1 S: 5	H: 0 LOB: 0 BB: 0 P: 5	R: 0 E: 0 K: 1 S: 6	H: 2 LOB: 2 BB: 1 P: 10	R: 1 E: 0 K: 2 S: 8	H: 1 LOB: 0 BB: 0 P: 8	R: 0 E: 0 K: 2 S: 7	H: 0 LOB: 0 BB: 0 P: 7	R: 0 E: 0 K: 1 S: 5	H: 0 LOB: 0 BB: 0 P: 5	R: 0 E: 0 K: 1 S: 6	H: 1 LOB: 1 BB: 0 P: 6	1B: 4 2B: 0 3B: 0 HR: 3	SF: 0 SAC: 0 DP: 1 HBP: 0	WP: 0 PB: 0 SB: 0 CS: 0	PA: 37				
PITCHER	IP 10.0	WLS W	BF 37	H 7	R 4	ER 4	SO 9	BB 0	IBB 1	HBP 0	BLK 0	WP 0	HR 3	S 54	P 58	ERA 3.60	WHIP 0.700											
Dave Stenhouse, R ERA: 3.09 (1, 1)																												

Washington Senators @ Minnesota Twins
Metropolitan Stadium, Bloomington, MI
Thu Jul 12 1962, 8:05 PM EDT
Att: 11,896 - Unknown - 75 F

AB 36
R 4
H 7
RBI 4
BB 1
SO 9
LOB 8



Batter	1	2	3	4	5	6	7	8	9	AB	R	H	RBI	BB	SO	LOB	TOP			
Ken Hamlin, R (1,6) OBP: 0.325, SLG: 0.298 Marty Kutyna, R (8,1) OBP: 0.333, SLG: 0.200	4-0 BB		0-0 F9			0-0 F2		0-3 K		3	0	0	0	1	1	2				
Chuck Cottier, R (1,4) OBP: 0.318, SLG: 0.371	0-3 K		0-3 K			0-0 F7		0-0 F7		4	0	0	0	0	0	2	3			
Jim King, L (1,9) OBP: 0.357, SLG: 0.382	0-0 F5					0-3 K				4	0	0	0	0	0	1	1			
Harry Bright, R (1,3) OBP: 0.371, SLG: 0.543	0-0 1-3					0-0 FC5-4 1B				3	0	2	0	1	0	1				
Chuck Hinton, R (1,8) OBP: 0.344, SLG: 0.476			0-0 F9			0-0 FC5-4 S 1-2				4	0	0	0	0	1	3				
Ken Retzer, L (1,2) OBP: 0.350, SLG: 0.450			0-0 4-1			0-0 1-3				4	0	1	0	0	0	2				
Bud Zipfel, L (1,7) OBP: 0.298, SLG: 0.415			0-3 K							4	0	0	0	0	4	3				
Ed Brinkman, R (1,5) OBP: 0.242, SLG: 0.313 Joe Hicks, L (8,PH) OBP: 0.299, SLG: 0.396 Bob Johnson, R (8,6) OBP: 0.330, SLG: 0.406			0-3 K			0-0 5-3				2	0	0	0	0	1	0				
Tom Cheney, R (1,1) OBP: 0.130, SLG: 0.091 Danny O'Connell, R (8,PH) OBP: 0.337, SLG: 0.372			0-0 1B			0-0 5-3				2	0	1	0	0	0	0				
Inning Stats	R: 0 E: 0 K: 1 S: 5	H: 0 LOB: 1 BB: 1 P: 9	R: 0 E: 0 K: 1 S: 5	H: 0 LOB: 0 BB: 0 P: 5	R: 0 E: 0 K: 2 S: 8	H: 1 LOB: 1 BB: 0 P: 8	R: 0 E: 0 K: 1 S: 6	H: 1 LOB: 1 BB: 0 P: 6	R: 0 E: 0 K: 0 S: 3	H: 0 LOB: 0 BB: 0 P: 3	R: 0 E: 0 K: 2 S: 7	H: 0 LOB: 1 BB: 1 P: 11	R: 0 E: 0 K: 1 S: 5	H: 0 LOB: 2 BB: 0 P: 7	R: 0 E: 0 K: 1 S: 7	H: 2 LOB: 2 BB: 0 P: 7	1B: 4 2B: 0 3B: 0 HR: 0	SF: 0 SAC: 1 DP: 0 HBP: 0	WP: 1 PB: 0 SB: 1 CS: 0	PA: 34
PITCHER Camilo Pascual, R (1,1) ERA: 3.51	IP: 9.0 WLS: W BF: 34 H: 4 R: 0 ER: 0 SO: 10 BB: 3 IBB: 0 HBP: 0 BLK: 0 WP: 1 HR: 0 S: 51 P: 63 ERA: 0.00 WHIP: 0.778															PITCHER				

Washington Senators @ Minnesota Twins
Metropolitan Stadium, Bloomington, MI
Fri Jul 13, 1962, 8:05 PM EDT
Att: 12,175 - Unknown - 66 F

AB 30
R 0
H 4
RBI 0
BB 3
SO 10
LOB 15

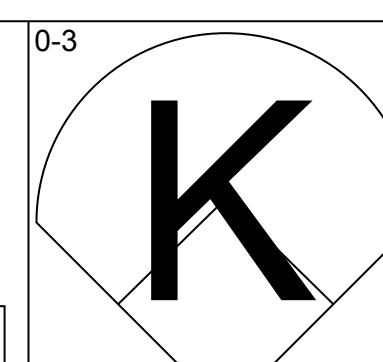
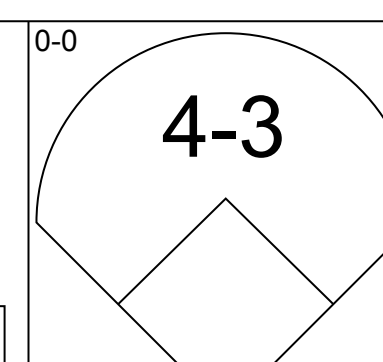
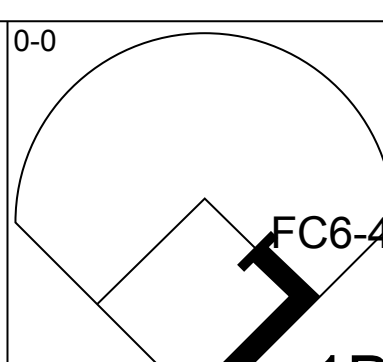
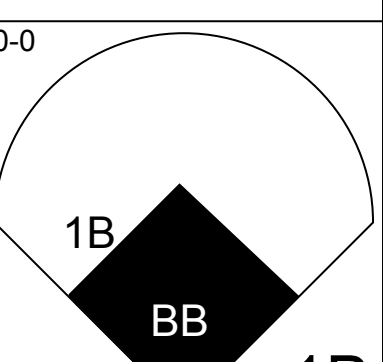
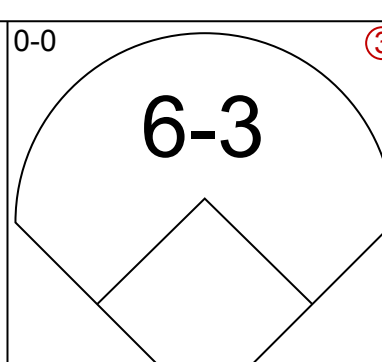
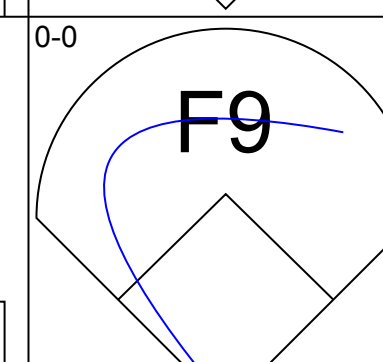
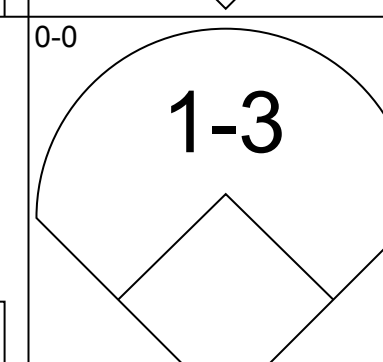
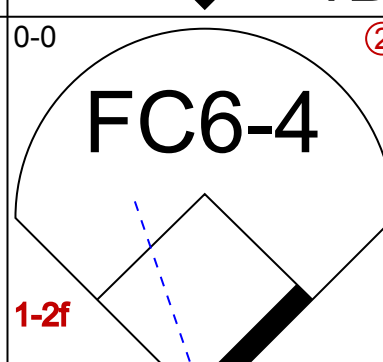
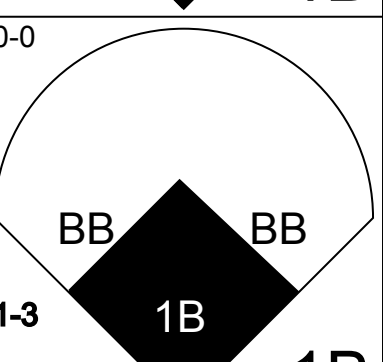
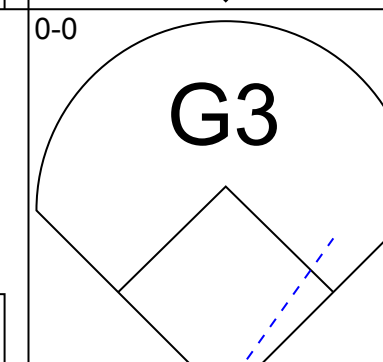
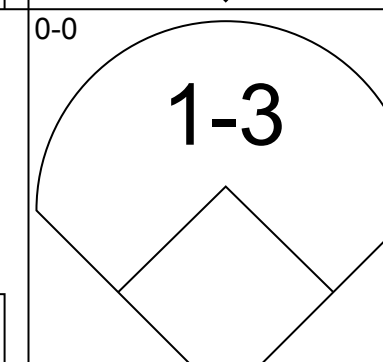
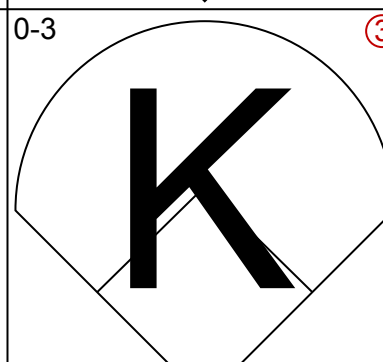
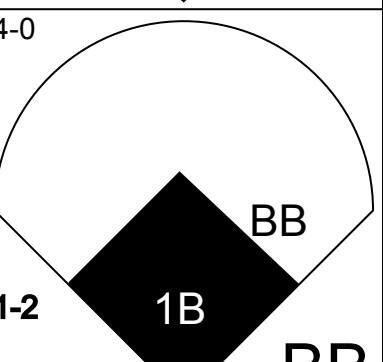
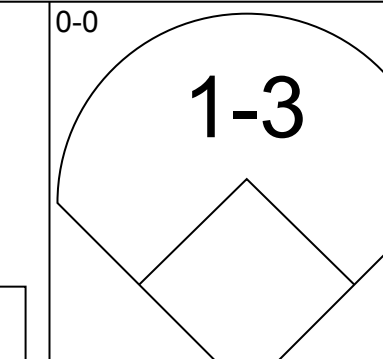
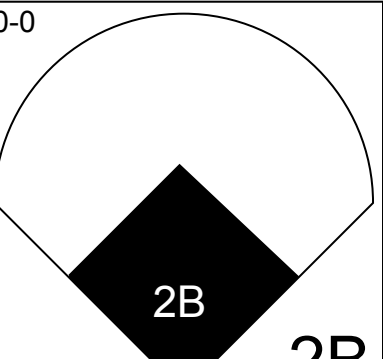
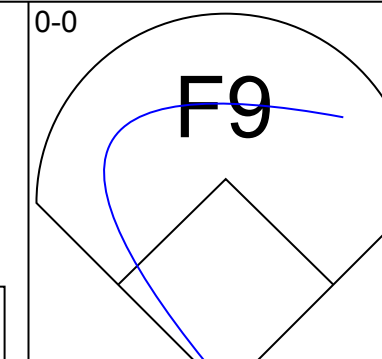
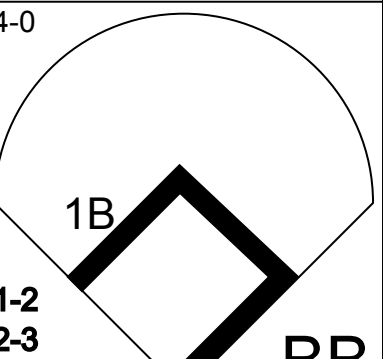
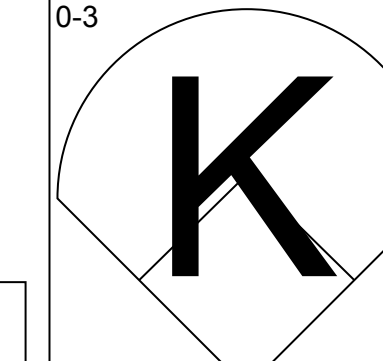
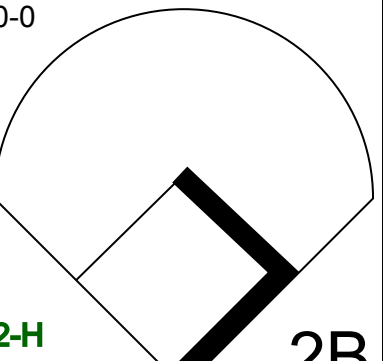
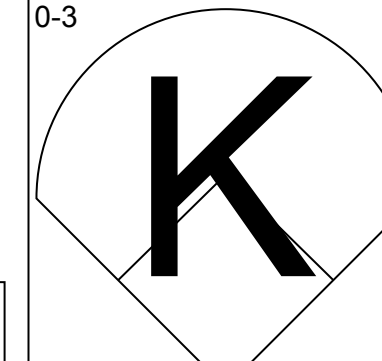
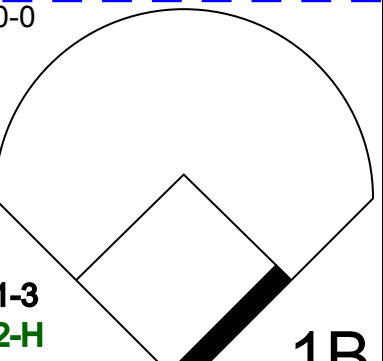
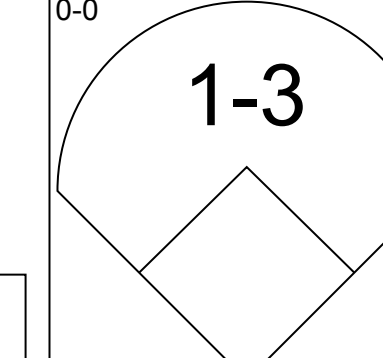
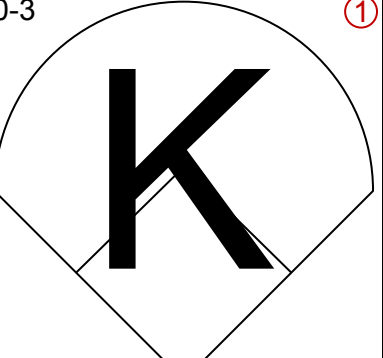
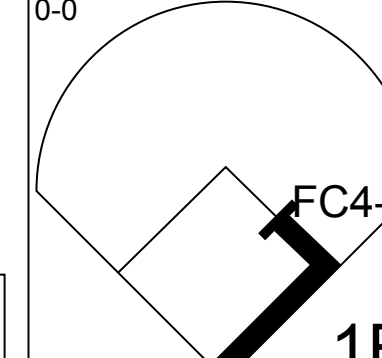
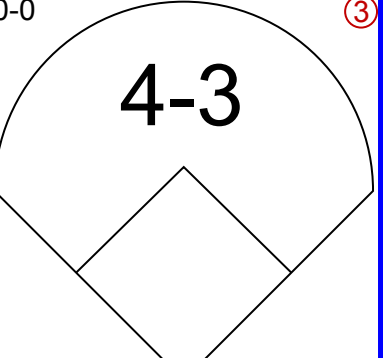
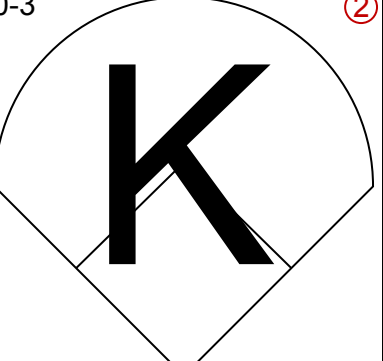
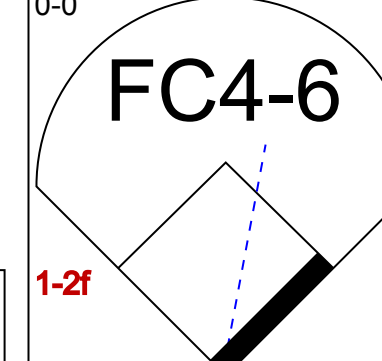

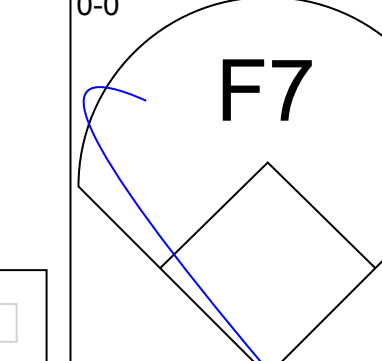
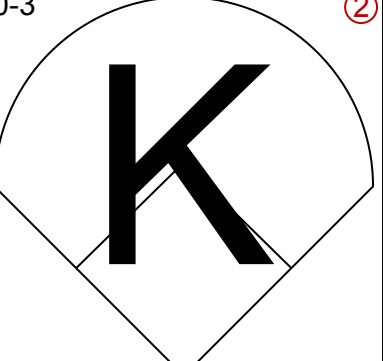
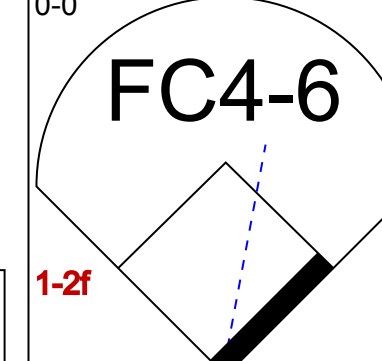
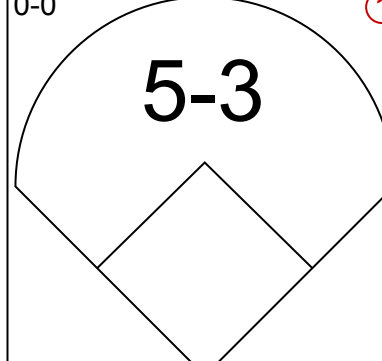
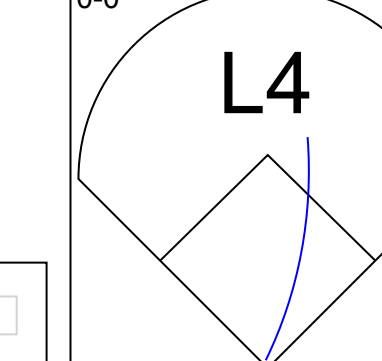
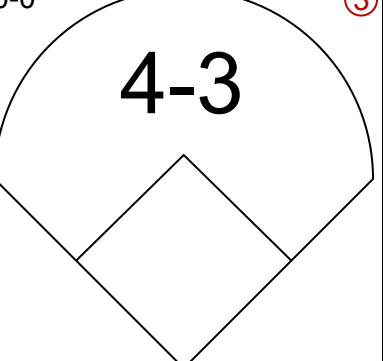
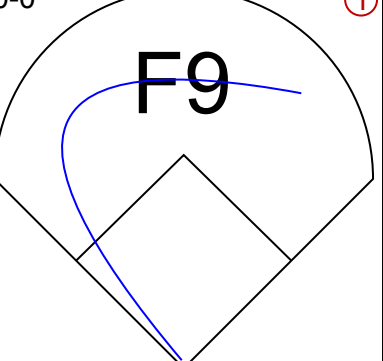
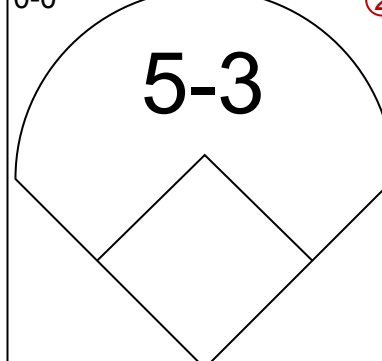
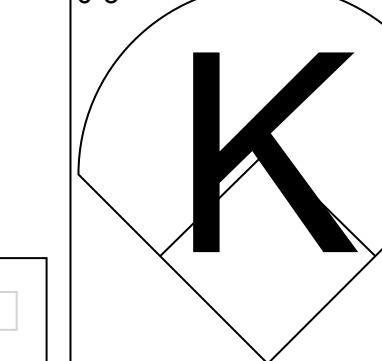
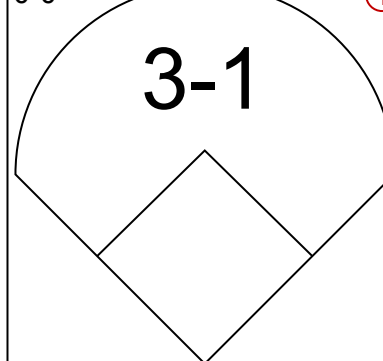
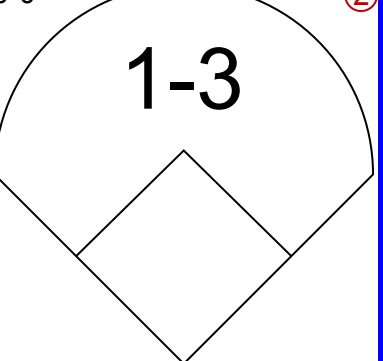
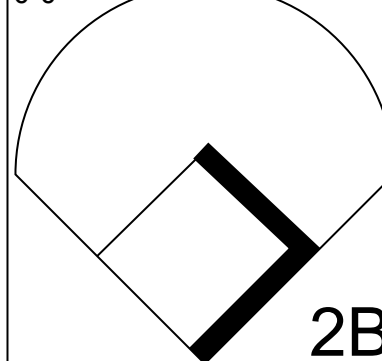


Batter	1	2	3	4	5	6	7	8	9	AB	R	H	RBI	BB	SO	LOB	BOTTOM			
Bill Tuttle, R (1,8) OBP: 0.316, SLG: 0.272	4-0 1B SF9 BB		0-0 F9			0-0 G6-4-3 1-2		0-0 6-3		3	1	0	0	1	0	2				
Vic Power, R (1,3) OBP: 0.326, SLG: 0.442	0-0 BB 1-3 1B		4-0 BB			0-0 F9		0-0 BLK SH5-3 HR 1B		3	1	2	0	1	0	0				
Rich Rollins, R (1,5) OBP: 0.388, SLG: 0.493	0-0 F2		0-0 F8			4-0 FC6-4 BB		0-0 SH5-3 1-2		2	0	0	0	1	0	3				
Harmon Killebrew, R (1,7) OBP: 0.370, SLG: 0.500 Lenny Green, L (9,7) OBP: 0.382, SLG: 0.442	0-0 SF9		0-0 F2			0-0 F7		0-0 HR		3	1	1	3	0	0	2				
Bob Allison, R (1,9) OBP: 0.372, SLG: 0.448	4-0 1-2 BB		4-0 BB			0-0 F8		0-0 F6		3	1	1	0	1	0	1				
Earl Battey, R (1,2) OBP: 0.334, SLG: 0.397	0-0 4-3					4-0 FC6-4 1-2		0-0 4-3 1B 2B		3	0	0	0	1	0	4				
Bernie Allen, L (1,4) OBP: 0.313, SLG: 0.423			0-3 K			0-0 F7		0-0 F8		4	0	1	1	0	1	1				
Zoilo Versalles, R (1,6) OBP: 0.249, SLG: 0.337			0-3 K			0-3 K		0-3 K		4	0	0	0	0	3	2				
Camilo Pascual, R (1,1) OBP: 0.318, SLG: 0.403			0-0 F9			4-0 G6-4-3 BB		0-0 1B		2	0	1	0	1	0	0				
Inning Stats	R: 1 E: 0 K: 0 S: 4	H: 1 LOB: 2 BB: 2 P: 12	R: 0 E: 0 K: 2 S: 7	H: 0 LOB: 0 BB: 0 P: 7	R: 0 E: 0 K: 0 S: 3	H: 0 LOB: 1 BB: 1 P: 7	R: 0 E: 0 K: 1 S: 5	H: 0 LOB: 1 BB: 1 P: 9	R: 0 E: 0 K: 0 S: 2	H: 0 LOB: 0 BB: 1 P: 6	R: 0 E: 0 K: 0 S: 3	H: 0 LOB: 1 BB: 1 P: 7	R: 0 E: 0 K: 1 S: 6	H: 1 LOB: 0 BB: 0 P: 6	R: 3 E: 0 K: 0 S: 7	H: 4 LOB: 1 BB: 0 P: 7	1B: 4 2B: 1 3B: 0 HR: 1	SF: 1 SAC: 1 DP: 1 HBP: 0	WP: 0 PB: 0 SB: 0 CS: 0	PA: 35
PITCHER Tom Cheney, R (1,1) ERA: 3.14 Marty Kutyna, R (8,1) ERA: 3.56	IP: 7.0 WLS: L BF: 28 H: 2 R: 1 ER: 1 SO: 4 BB: 6 IBB: 0 HBP: 0 BLK: 0 WP: 0 HR: 0 S: 30 P: 54 ERA: 1.29 WHIP: 1.143															PITCHER				

Washington Senators @ Minnesota Twins
Metropolitan Stadium, Bloomington, MI
Fri Jul 13, 1962, 8:05 PM EDT
Att: 12,175 - Unknown - 66 F

AB 27
R 4
H 6
RBI 4
BB 6
SO 4
LOB 15



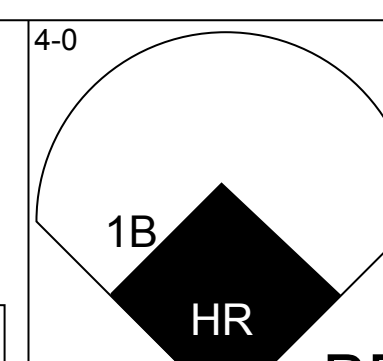
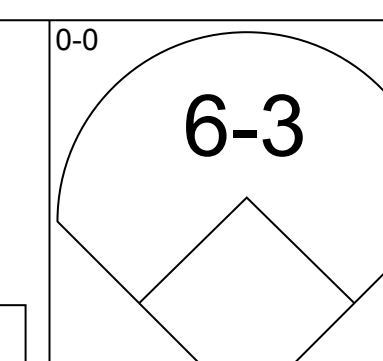
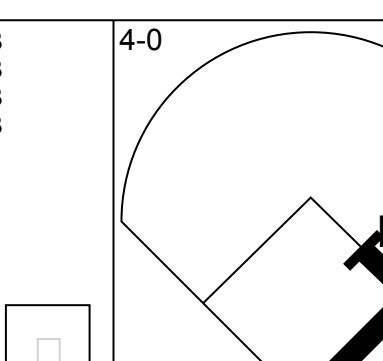
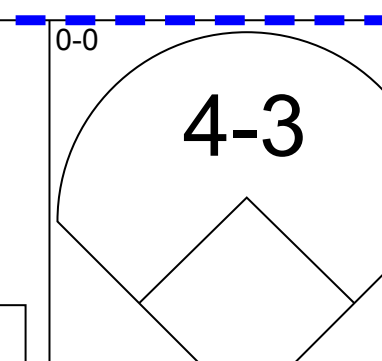
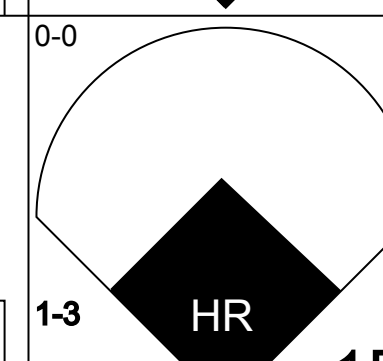
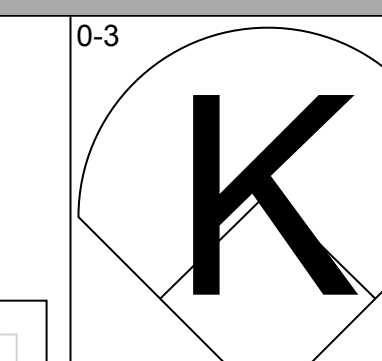
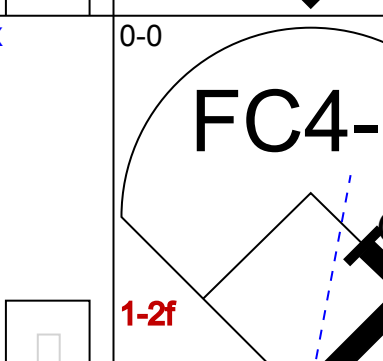
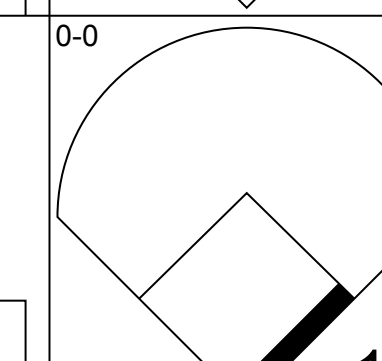
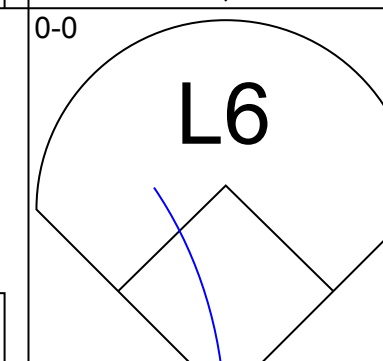
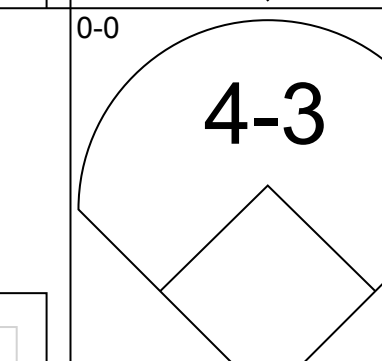
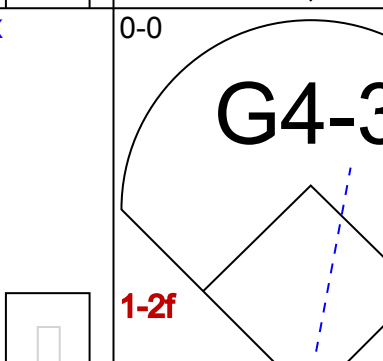
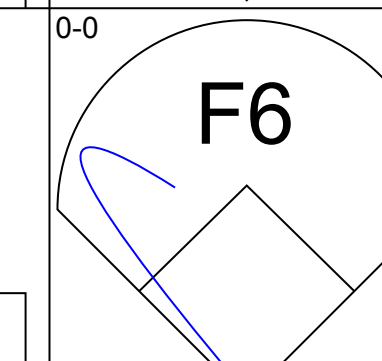
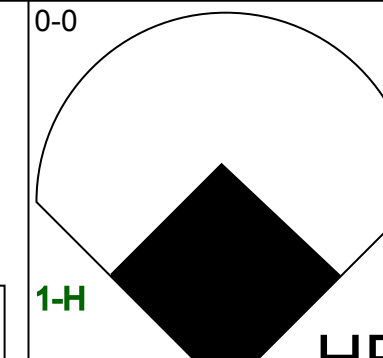
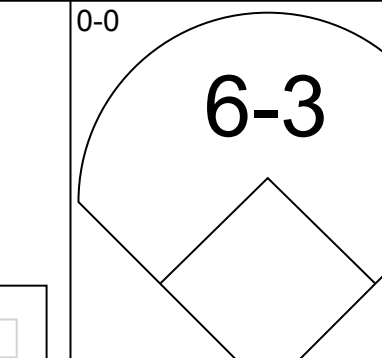
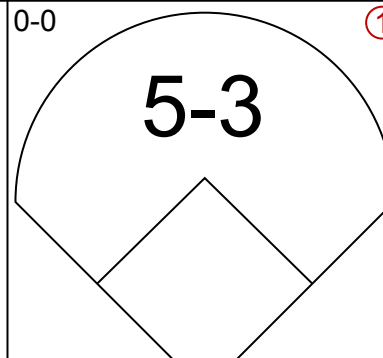
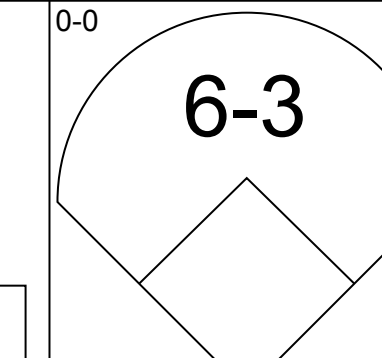
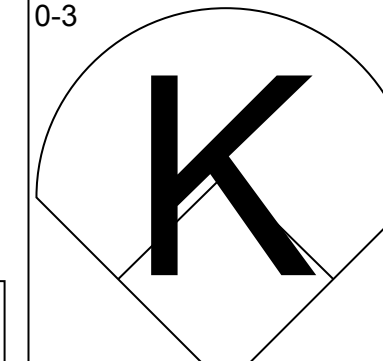
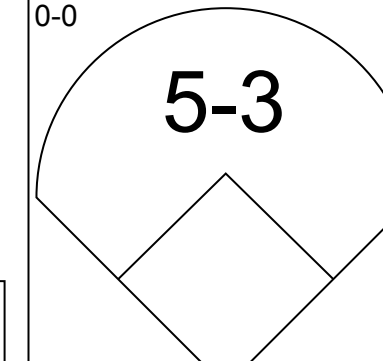
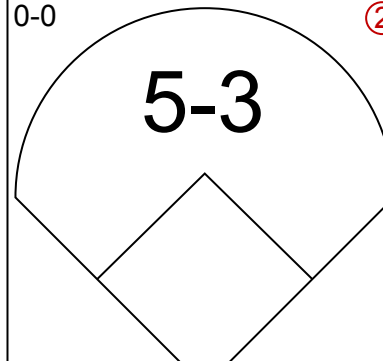
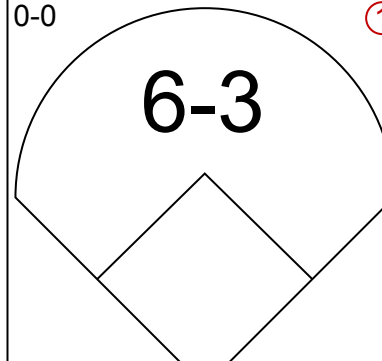
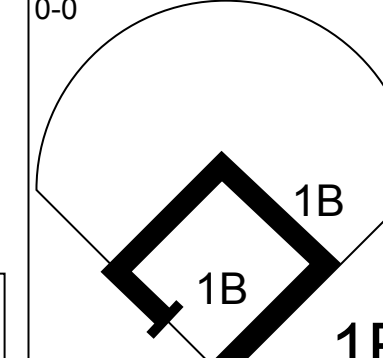
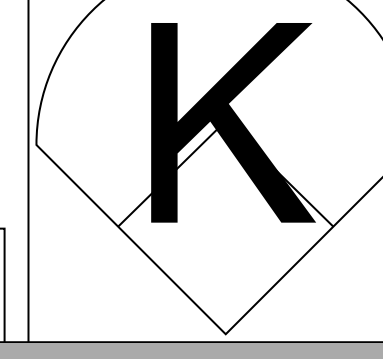
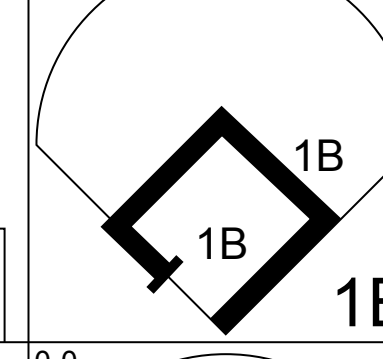
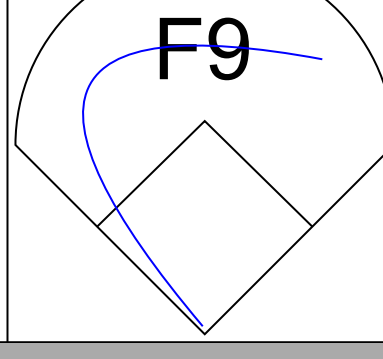
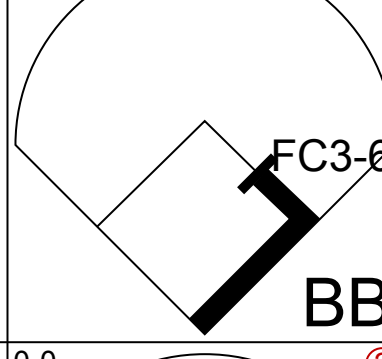
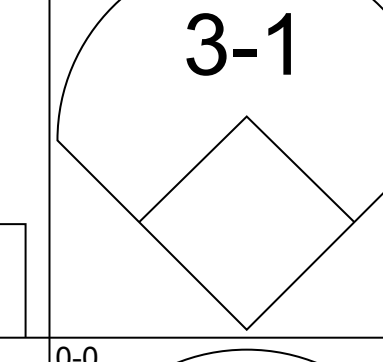
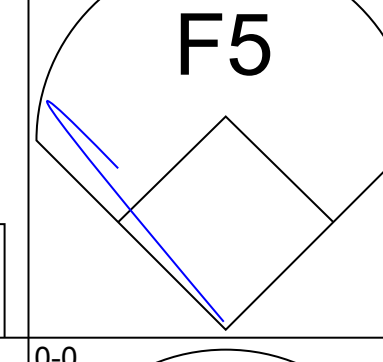
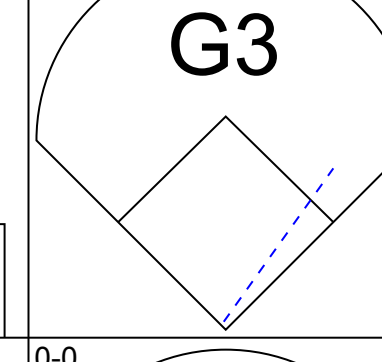
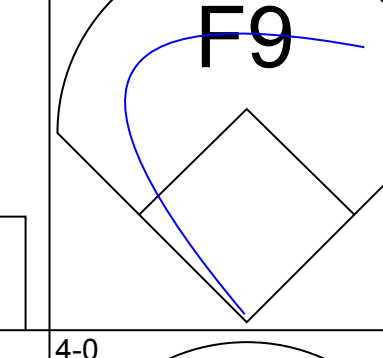
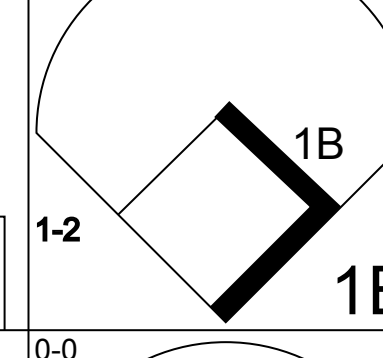
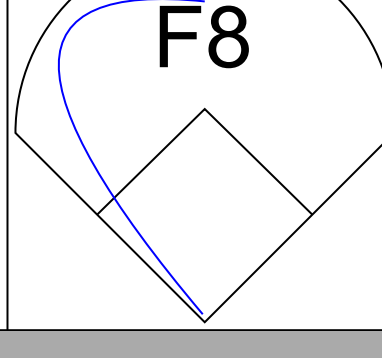
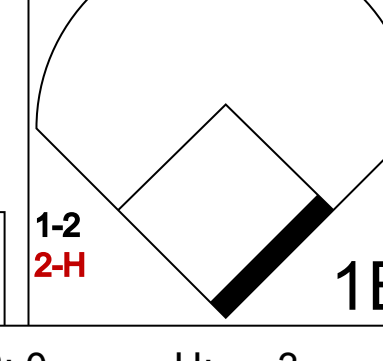
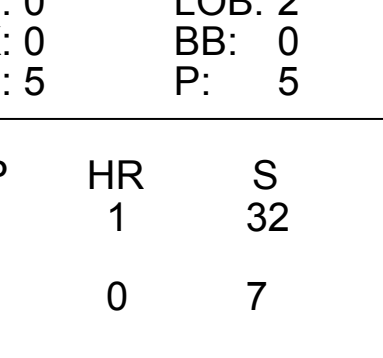
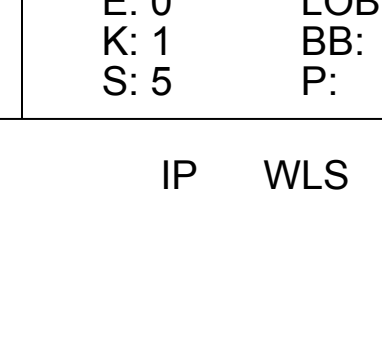
Batter	1	2	3	4	5	6	7	8	9	AB	R	H	RBI	BB	SO	LOB	TOP					
Ken Hamlin, R (1, 6) OBP: 0.328, SLG: 0.303										5	1	2	0	0	1	1						
Chuck Cottier, R (1, 4) OBP: 0.317, SLG: 0.369										4	1	1	0	0	0	1						
Jim King, L (1, 9) OBP: 0.355, SLG: 0.376										3	1	0	0	1	1	1						
Harry Bright, R (1, 3) OBP: 0.374, SLG: 0.545										3	1	1	1	1	0	0						
Chuck Hinton, R (1, 8) OBP: 0.346, SLG: 0.481										4	0	2	3	0	2	0						
Bud Zipfel, L (1, 7) OBP: 0.295, SLG: 0.404										4	0	1	0	0	1	3						
Jim Hannan, R (8, 1) OBP: 0.250, SLG: 0.250										0	0	0	0	0	0	0						
Bob Schmidt, R (1, 2) OBP: 0.248, SLG: 0.379										4	0	0	0	0	1	2						
Ed Brinkman, R (1, 5) OBP: 0.216, SLG: 0.278										4	0	0	0	0	0	1						
Bennie Daniels, L (1, 1) OBP: 0.111, SLG: 0.111										2	0	0	0	0	1	0						
Johanny Schaive, R (8, PH) OBP: 0.273, SLG: 0.375										1	0	0	0	0	0	0						
Joe Hicks, L (8, 8) OBP: 0.306, SLG: 0.412										1	0	1	0	0	0	0						
Inning Stats	R: 0 E: 0 K: 1 S: 5	H: 0 LOB: 0 BB: 0 P: 5	R: 0 E: 0 K: 1 S: 5	H: 0 LOB: 0 BB: 0 P: 5	R: 0 E: 0 K: 1 S: 5	H: 0 LOB: 0 BB: 0 P: 5	R: 0 E: 0 K: 0 S: 3	H: 0 LOB: 0 BB: 0 P: 3	R: 1 E: 0 K: 2 S: 9	H: 2 LOB: 1 BB: 0 P: 9	R: 0 E: 0 K: 1 S: 6	H: 1 LOB: 1 BB: 0 P: 6	R: 0 E: 0 K: 1 S: 6	H: 1 LOB: 1 BB: 0 P: 6	R: 3 E: 0 K: 0 S: 6	H: 3 LOB: 2 BB: 2 P: 14	R: 0 E: 0 K: 0 S: 4	H: 1 LOB: 1 BB: 0 P: 4	1B: 5 2B: 3 3B: 0 HR: 0	SF: 0 SAC: 0 DP: 0 HBP: 0	WP: 0 PB: 0 SB: 0 CS: 0	PA: 37
PITCHER	IP WLS BF H R ER SO BB IBB HBP BLK WP HR S P ERA WHIP																					
Jim Kaat, L (1, 1) ERA: 3.97	7.2 L 31 6 4 4 7 2 0 0 0 0 0 0 43 51 4.70 1.043																					
Joe Bonikowski, R (8, 1) ERA: 3.89	1.1 6 2 0 0 0 0 0 0 0 0 0 0 6 6 0.00 1.500																					

Washington Senators @ Minnesota Twins
Metropolitan Stadium, Bloomington, MI

AB 35
R 4
H 8
RBI 4
BB 2
SO 7
LOB 9



Sat Jul 14 1962, 4:33 AM EDT
Att: 10,468 - Unknown - 72 F

Batter	1	2	3	4	5	6	7	8	9	AB	R	H	RBI	BB	SO	LOB	BOTTOM					
Bill Tuttle, R (1, 8) OBP: 0.323, SLG: 0.265										2	1	0	0	2	0	1						
Vic Power, R (1, 3) OBP: 0.328, SLG: 0.443										4	1	2	0	0	1	1						
Rich Rollins, R (1, 5) OBP: 0.384, SLG: 0.487										4	0	0	0	0	0	4						
Harmon Killebrew, R (1, 7) OBP: 0.369, SLG: 0.507										4	1	1	3	0	0	1						
Bob Allison, R (1, 9) OBP: 0.367, SLG: 0.441										4	0	0	0	0	1	0						
Earl Battey, R (1, 2) OBP: 0.337, SLG: 0.396										3	0	1	0	1	1	0						
Marty Martinez, S (8, FR) OBP: 0.455, SLG: 0.250										0	0	0	0	0	0	0						
Bernie Allen, L (1, 4) OBP: 0.309, SLG: 0.418										4	0	0	0	0	0	2						
Zoilo Versalles, R (1, 6) OBP: 0.249, SLG: 0.335										4	0	1	0	0	0	1						
Jim Kaat, L (1, 1) OBP: 0.273, SLG: 0.313										2	0	1	0	1	1	0						
Joe Bonikowski, R (8, 1) OBP: 0.192, SLG: 0.160										0	0	0	0	0	0	0						
Inning Stats	R: 3 E: 0 K: 2 S: 9	H: 2 LOB: 1 BB: 1 P: 13	R: 0 E: 0 K: 0 S: 3	H: 0 LOB: 1 BB: 1 P: 7	R: 0 E: 0 K: 1 S: 5	H: 0 LOB: 0 BB: 0 P: 5	R: 0 E: 0 K: 0 S: 5	H: 3 LOB: 2 BB: 0 P: 5	R: 0 E: 0 K: 0 S: 2	H: 0 LOB: 0 BB: 1 P: 6	R: 0 E: 0 K: 0 S: 3	H: 0 LOB: 0 BB: 0 P: 3	R: 0 E: 0 K: 1 S: 5	H: 0 LOB: 0 BB: 0 P: 5	R: 0 E: 0 K: 0 S: 4	H: 1 LOB: 1 BB: 0 P: 4	R: 0 E: 0 K: 0 S: 3	H: 0 LOB: 1 BB: 1 P: 7	1B: 5 2B: 0 3B: 0 HR: 1	SF: 0 SAC: 0 DP: 1 HBP: 0	WP: 0 PB: 0 SB: 0 CS: 0	PA: 35
PITCHER	IP WLS BF H R ER SO BB IBB HBP BLK WP HR S P ERA WHIP																					
Bennie Daniels, R (1, 1) ERA: 5.7	7.0 W 27 5 3 3 4 3 0 0 0 0 0 0 32 44 3.86 1.143																					
Jim Hannan, R (8, 1) ERA: 4.24	2.0 S 8 1 0 0 0 1 0 0 0 0 0 0 7 11 0.00 1.000																					

Washington Senators @ Minnesota Twins
Metropolitan Stadium, Bloomington, MI

AB 31
R 3
H 6
RBI 3
BB 4
SO 4
LOB 10



Sat Jul 14 1962, 4:33 AM EDT
Att: 10,468 - Unknown - 72 F

Batter	1	2	3	4	5	6	7	8	9	AB	R	H	RBI	BB	SO	LOB	TOP					
Ken Hamlin, R OBP: 0.341, SLG: 0.330 Ed Brinkman, R OBP: 0.205, SLG: 0.256										2	0	1	2	1	0	2	Washington Senators @ Los Angeles Angels Dodger Stadium, Los Angeles, CA Sun Jul 15 1962, 3:38 AM PDT Att: 12,565 - Unknown - 74 F livebaseballscorecards.com					
Chuck Cottier, R OBP: 0.369										5	2	2	0	1	1	4						
Joe Hicks, L OBP: 0.300, SLG: 0.404 Bud Zipfel, L OBP: 0.314, SLG: 0.391										1	0	0	0	0	0	1						
Harry Bright, R OBP: 0.370, SLG: 0.530										6	1	2	0	0	0	6						
Chuck Hinton, R OBP: 0.337, SLG: 0.467										5	1	1	2	0	1	2						
Jim King, L OBP: 0.357, SLG: 0.374										6	2	3	0	0	0	2						
Bob Johnson, R OBP: 0.338, SLG: 0.409										3	3	2	1	2	0	1						
Bob Schmidt, R OBP: 0.266, SLG: 0.396									4	1	3	3	1	0	2							
Steve Hamilton, L OBP: 0.143, SLG: 0.077 Danny O'Connell, R OBP: 0.340, SLG: 0.380 Jim Hannan, R OBP: 0.250, SLG: 0.250										4	0	1	1	0	0	4						
Inning Stats	R: 0 E: 0 K: 1 S: 5	H: 0 LOB: 1 BB: 1 P: 9	R: 3 E: 1 K: 0 S: 7	H: 3 LOB: 3 BB: 2 P: 15	R: 1 E: 0 K: 1 S: 6	H: 1 LOB: 2 BB: 2 P: 14	R: 1 E: 0 K: 0 S: 5	H: 2 LOB: 1 BB: 0 P: 5	R: 0 E: 0 K: 0 S: 5	H: 2 LOB: 2 BB: 0 P: 5	R: 1 E: 0 K: 0 S: 6	H: 3 LOB: 2 BB: 0 P: 6	R: 0 E: 0 K: 0 S: 4	H: 1 LOB: 1 BB: 0 P: 4	R: 3 E: 0 K: 0 S: 6	H: 3 LOB: 1 BB: 1 P: 10	R: 1 E: 0 K: 0 S: 5	H: 2 LOB: 1 BB: 0 P: 5	1B: 15 2B: 2 3B: 0 HR: 0	SF: 1 SAC: 1 DP: 0 HBP: 0	WP: 0 PB: 0 SB: 6 CS: 0	PA: 51
PITCHER	IP	WLS	BF	H	R	ER	SO	BB	IBB	HBP	BLK	WP	HR	S	P	ERA	WHIP					
Ryne Duren, R ERA: 4.17	1.2	L	11	3	3	1	1	2	0	0	0	0	0	11	19	5.40	3.000					
Bo Belinsky, L ERA: 3.19	1.1		8	1	1	1	1	3	0	0	0	0	0	7	19	6.75	3.000					
Tom Morgan, R ERA: 3.92	1.0		5	2	1	1	0	0	0	0	0	0	0	5	5	9.00	2.000					
Bob Botz, R ERA: 4.06	3.0		15	6	1	1	0	0	0	0	0	0	0	15	15	3.00	2.000					
Jack Spring, L ERA: 2.91	0.1		5	3	3	3	0	1	0	0	0	0	0	4	8	81.00	12.000					
Don Lee, R ERA: 3.74	1.2		7	2	1	1	0	0	0	0	0	0	0	7	7	5.40	1.200					

Batter	1	2	3	4	5	6	7	8	9	AB	R	H	RBI	BB	SO	LOB	BOTTOM					
Albie Pearson, L OBP: 0.378, SLG: 0.373										4	1	1	0	1	0	0	Washington Senators @ Los Angeles Angels Dodger Stadium, Los Angeles, CA Sun Jul 15 1962, 3:38 AM PDT Att: 12,565 - Unknown - 74 F livebaseballscorecards.com					
Billy Moran, R OBP: 0.327, SLG: 0.437									5	1	1	1	0	0	2							
Leon Wagner, L OBP: 0.361, SLG: 0.583										5	0	1	1	0	1							
Felix Torres, R OBP: 0.326, SLG: 0.429										3	1	1	2	1	2							
Steve Bilko, R OBP: 0.338, SLG: 0.432 Jack Spring, R OBP: 0.237, SLG: 0.243										4	0	0	0	0	1	3						
Earl Averill, R OBP: 0.387, SLG: 0.341									3	0	0	0	1	0	1							
Joe Koppe, R OBP: 0.368, SLG: 0.323									2	0	1	0	2	0	2							
Ed Sadowski, R OBP: 0.208, SLG: 0.348 Lee Thomas, L OBP: 0.343, SLG: 0.416									3	0	0	0	0	0	5							
Ryne Duren, R OBP: 0.283, SLG: 0.167 Bo Belinsky, L OBP: 0.237, SLG: 0.094 Eddie Yost, L OBP: 0.242, SLG: 0.364 Tom Morgan, R OBP: 0.327, SLG: 0.394 Gordie Windhorn, R OBP: 0.237, SLG: 0.329 Bob Botz, R OBP: 0.250, SLG: 0.439 Buck Rodgers, S OBP: 0.250, SLG: 0.439										0	0	0	0	0	0							
Inning Stats	R: 0 E: 0 K: 0 S: 3	H: 0 LOB: 0 BB: 0 P: 3	R: 0 E: 0 K: 1 S: 5	H: 0 LOB: 2 BB: 2 P: 13	R: 1 E: 0 K: 1 S: 8	H: 3 LOB: 0 BB: 0 P: 8	R: 0 E: 0 K: 0 S: 4	H: 1 LOB: 1 BB: 0 P: 4	R: 0 E: 0 K: 0 S: 5	H: 0 LOB: 0 BB: 0 P: 5	R: 0 E: 0 K: 0 S: 4	H: 0 LOB: 2 BB: 1 P: 8	R: 3 E: 0 K: 0 S: 5	H: 2 LOB: 0 BB: 1 P: 9	R: 0 E: 0 K: 0 S: 3	H: 0 LOB: 1 BB: 1 P: 7	R: 0 E: 0 K: 0 S: 3	H: 0 LOB: 0 BB: 0 P: 3	1B: 2 2B: 3 3B: 0 HR: 1	SF: 0 SAC: 0 DP: 0 HBP: 0	WP: 0 PB: 0 SB: 0 CS: 0	PA: 39
PITCHER	IP	WLS	BF	H	R	ER	SO	BB	IBB	HBP	BLK	WP	HR	S	P	ERA	WHIP					
Steve Hamilton, L ERA: 3.65	7.0	W	32	6	4	4	3	4	0	0	1	0	0	34	50	5.14	1.429					
Jim Hannan, R ERA: 4.0	2.0	S	7	0	0	0	0	1	0	0	0	0	0	6	10	0.00	0.500					

Batter	1	2	3	4	5	6	7	8	9	AB	R	H	RBI	BB	SO	LOB	TOP			
Ken Hamlin, R OBP: 0.346, SLG: 0.336	F9		L4					BB 1B		4	1	2	0	0	0	1	Washington Senators @ Los Angeles Angels Dodger Stadium, Los Angeles, CA Mon Jul 16 1962, 3:33 AM PDT Att. 4,001 - Unknown livebaseballscorecards.com			
Chuck Cottier, R OBP: 0.319, SLG: 0.364	F7			6-3		L7		BB 1B		3	0	0	0	1	0	1				
Bob Johnson, R OBP: 0.340, SLG: 0.421	6-3			HR		F9		BB 1B		4	1	2	3	0	0	1				
Harry Bright, R OBP: 0.362, SLG: 0.518		F9		F9		K		K		4	0	0	0	0	2	2				
Chuck Hinton, R OBP: 0.336, SLG: 0.468		6-3		6-3			K		F9 1B 2B	4	1	1	0	0	1	0				
Jim King, L OBP: 0.352, SLG: 0.367		4-3			1-3		G3		F9	4	0	0	0	0	0	1				
Bud Zipfel, L OBP: 0.324, SLG: 0.397			F8				F7		FC4-6 1B	4	0	2	1	0	0	0				
Bob Schmidt, R OBP: 0.259, SLG: 0.386			6-3		F9			6-3	K	4	0	0	0	0	1	2				
Don Rudolph, L OBP: 0.265, SLG: 0.344				BB		K		BB 1B 1B	FC4-6	3	1	1	0	1	1	2				
Inning Stats	R: 0 E: 0 K: 0 S: 3	H: 0 LOB: 0 BB: 0 P: 3	R: 0 E: 0 K: 0 S: 3	H: 0 LOB: 0 BB: 0 P: 3	R: 0 E: 0 K: 0 S: 3	H: 0 LOB: 1 BB: 1 P: 7	R: 1 E: 0 K: 0 S: 4	H: 1 LOB: 0 BB: 0 P: 4	R: 0 E: 0 K: 1 S: 6	H: 1 LOB: 1 BB: 0 P: 6	R: 0 E: 0 K: 1 S: 5	H: 0 LOB: 0 BB: 0 P: 5	R: 2 E: 0 K: 1 S: 7	H: 3 LOB: 1 BB: 1 P: 11	R: 1 E: 0 K: 1 S: 7	H: 2 LOB: 1 BB: 0 P: 7	1B: 6 2B: 1 3B: 0 HR: 1	SF: 0 SAC: 0 DP: 0 HBP: 0	WP: 0 PB: 0 CS: 0	PA: 36
PITCHER	IP	WLS	BF	H	R	ER	SO	BB	IBB	HBP	BLK	WP	HR	S	P	ERA	WHIP			
Ted Bowsfield, L ERA: 4.84	(1, 1)	7.1	L	29	5	3	3	2	0	0	0	0	1	33	41	3.68	0.955			
Dean Chance, R ERA: 3.95	(8, 1)	1.2		7	3	1	1	2	0	0	0	0	0	11	11	5.40	1.800			

Batter	1	2	3	4	5	6	7	8	9	AB	R	H	RBI	BB	SO	LOB	BOTTOM					
Albie Pearson, L OBP: 0.374, SLG: 0.369	F6		6-3			F4		F7		4	0	0	0	0	0	0	Washington Senators @ Los Angeles Angels Dodger Stadium, Los Angeles, CA Mon Jul 16 1962, 3:33 AM PDT Att. 4,001 - Unknown livebaseballscorecards.com					
Billy Moran, R OBP: 0.332, SLG: 0.442				FC3-6 HBP		1-3		FC 2B		3	0	2	0	0	0	0						
Leon Wagner, L OBP: 0.358, SLG: 0.576			G4-6-3		F9		F8		K	4	0	0	0	0	1	3						
Buck Rodgers, S OBP: 0.335, SLG: 0.434		1-3		FC3-6 1B		F7		FC 1-4-3		4	0	0	0	0	0	2						
Felix Torres, R OBP: 0.329, SLG: 0.427					1-2 1B		F8		1-4-3	3	0	1	0	0	0	2						
Steve Bilko, R OBP: 0.331, SLG: 0.422							F9			3	0	0	0	0	0	3						
Dean Chance, R OBP: 0.208, SLG: 0.136							F9		F7	0	0	0	0	0	0	0						
Ed Sadowski, R OBP: 0.200, SLG: 0.333										1	0	0	0	0	0	2						
Earl Averill, R OBP: 0.380, SLG: 0.333			F4			K		F3		3	0	0	0	0	1	1						
Joe Koppe, R OBP: 0.364, SLG: 0.319			F9			F9		5-3		3	0	0	0	0	0	0						
Ted Bowsfield, R OBP: 0.125, SLG: 0.087										2	0	0	0	0	1	0						
Lee Thomas, L OBP: 0.345, SLG: 0.428			6-3			K		HR		1	1	1	1	0	0	0						
Inning Stats	R: 0 E: 0 K: 0 S: 3	H: 1 LOB: 0 BB: 0 P: 3	R: 0 E: 0 K: 0 S: 3	H: 0 LOB: 1 BB: 0 P: 4	R: 0 E: 0 K: 0 S: 3	H: 0 LOB: 0 BB: 0 P: 3	R: 0 E: 0 K: 0 S: 4	H: 1 LOB: 2 BB: 0 P: 5	R: 0 E: 0 K: 2 S: 7	H: 0 LOB: 0 BB: 0 P: 7	R: 0 E: 0 K: 0 S: 3	H: 0 LOB: 0 BB: 0 P: 3	R: 0 E: 0 K: 0 S: 3	H: 0 LOB: 0 BB: 0 P: 3	R: 1 E: 0 K: 1 S: 4	H: 1 LOB: 2 BB: 0 P: 4	R: 0 E: 0 K: 1 S: 7	H: 1 LOB: 2 BB: 0 P: 7	1B: 2 2B: 1 3B: 0 HR: 1	SF: 0 SAC: 0 DP: 1 HBP: 2	WP: 0 PB: 0 CS: 0	PA: 33
PITCHER	IP	WLS	BF	H	R	ER	SO	BB	IBB	HBP	BLK	WP	HR	S	P	ERA	WHIP					
Don Rudolph, L ERA: 3.5	(1, 1)	9.0	W	33	4	1	1	3	0	0	2	0	1	37	39	1.00	0.444					

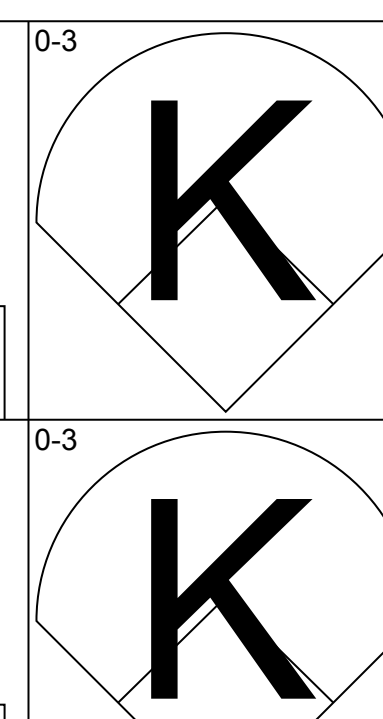
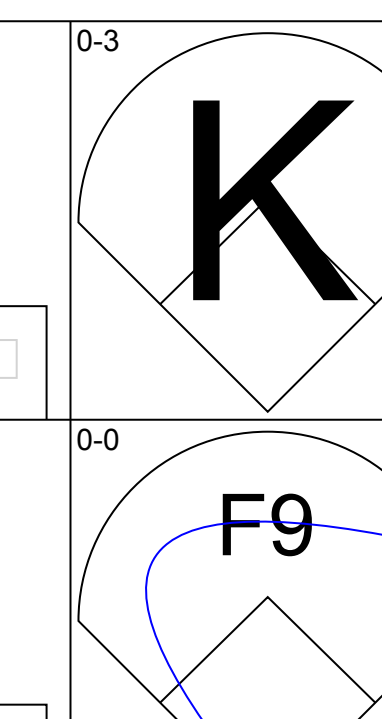
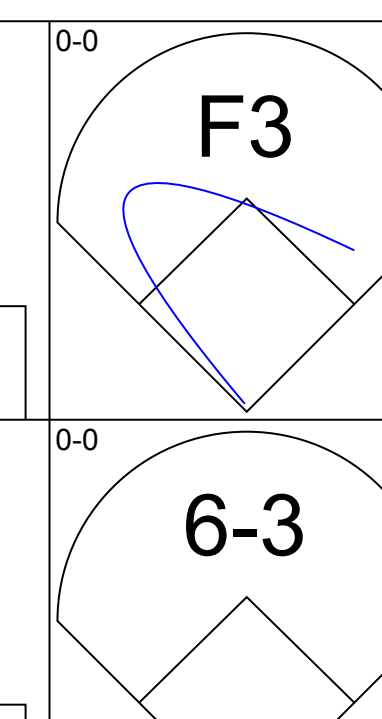
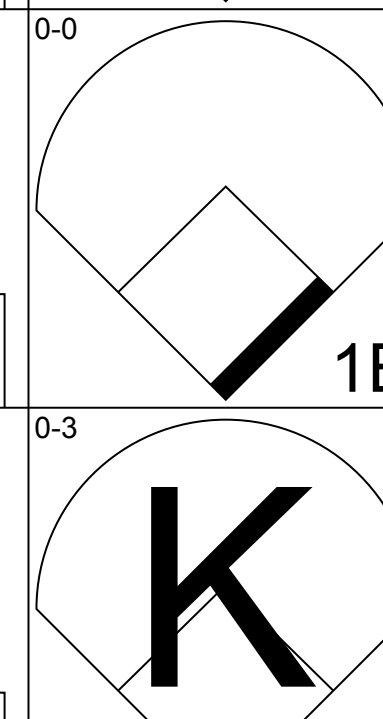
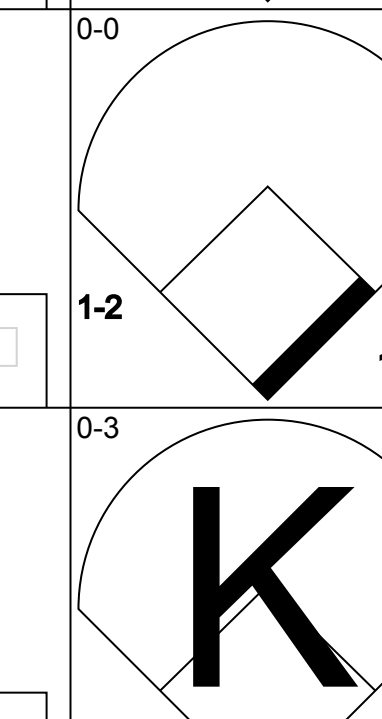







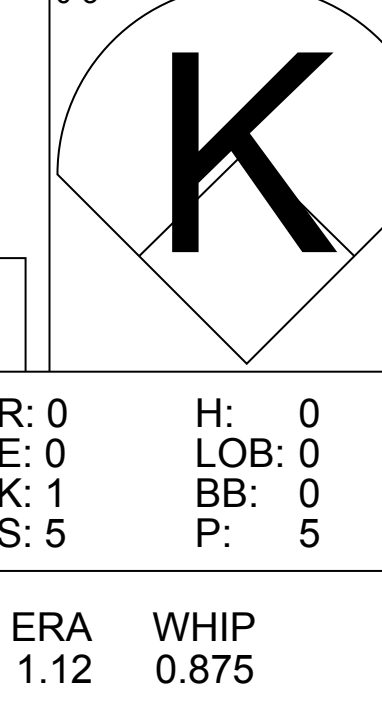
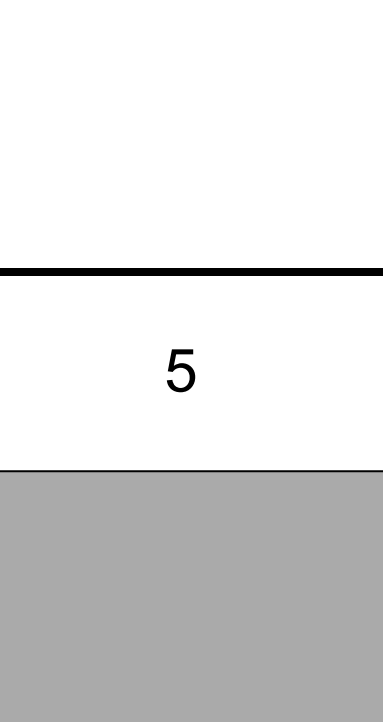
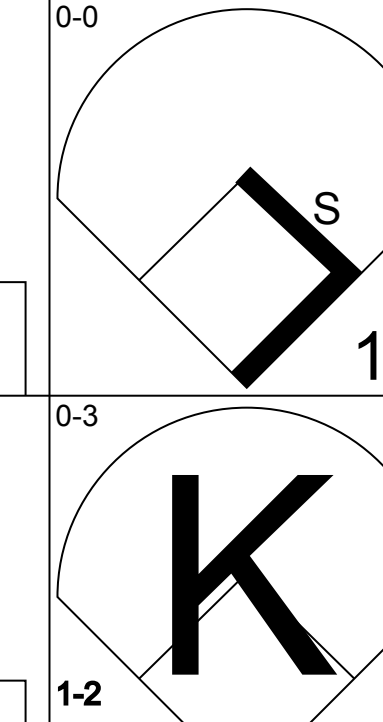
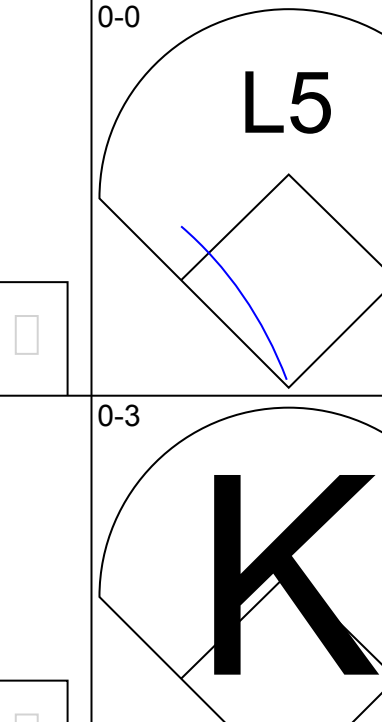

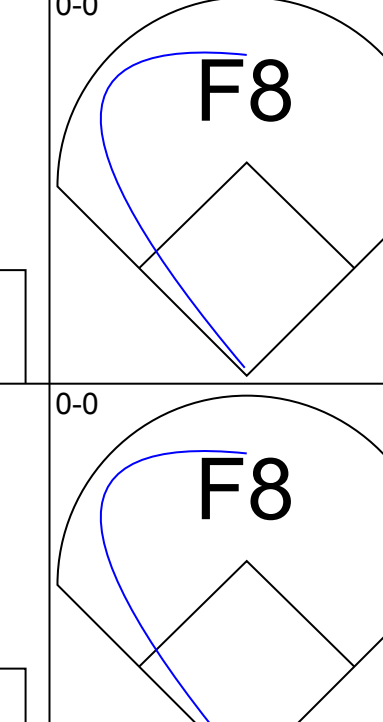
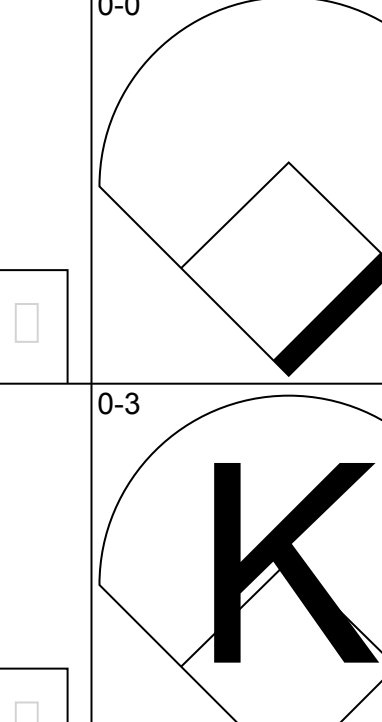
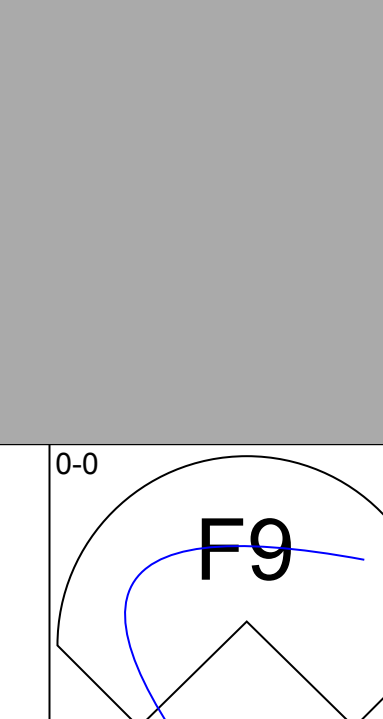
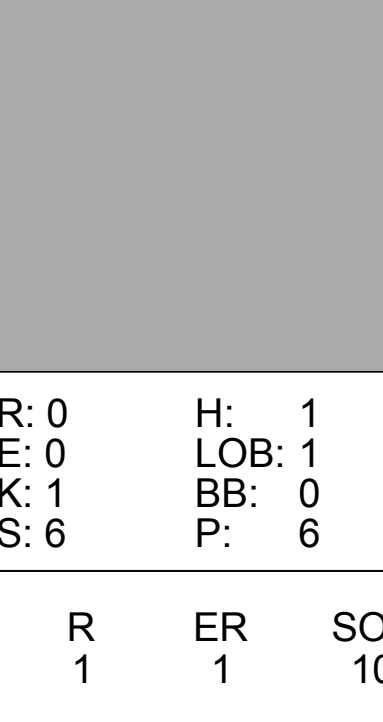
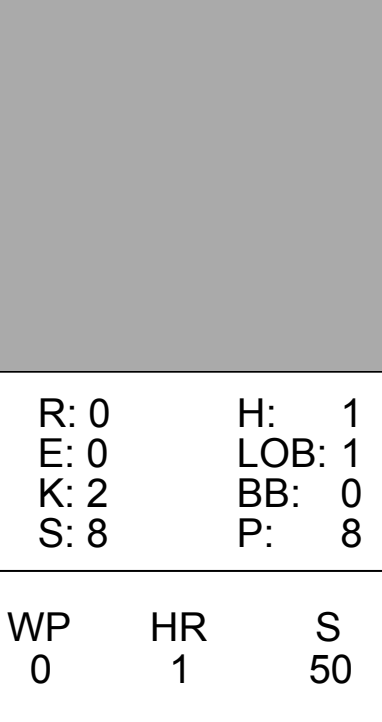
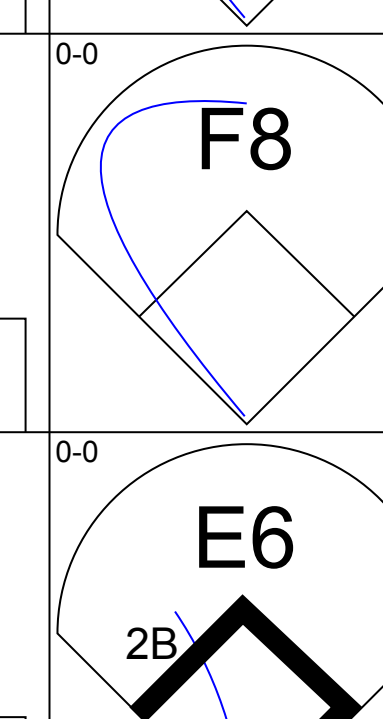
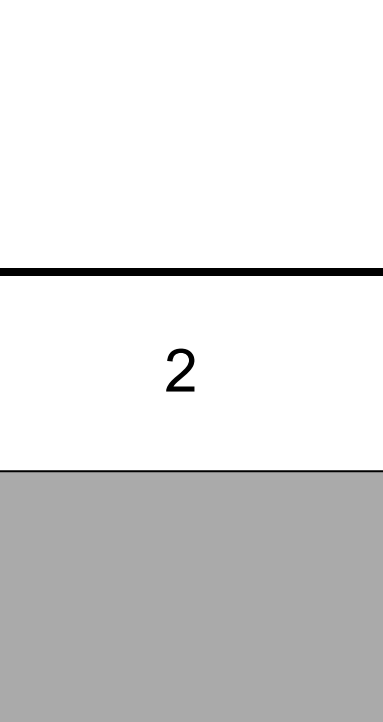
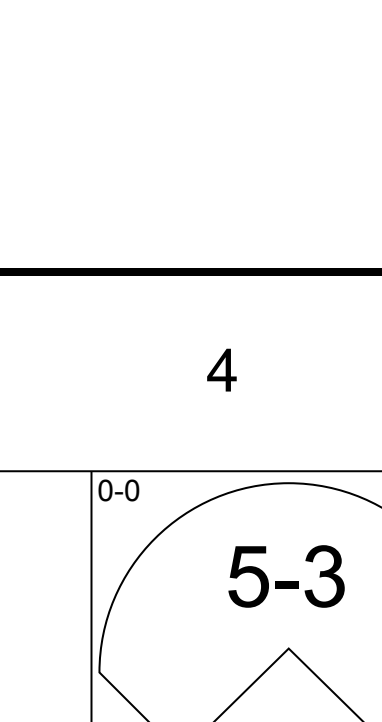
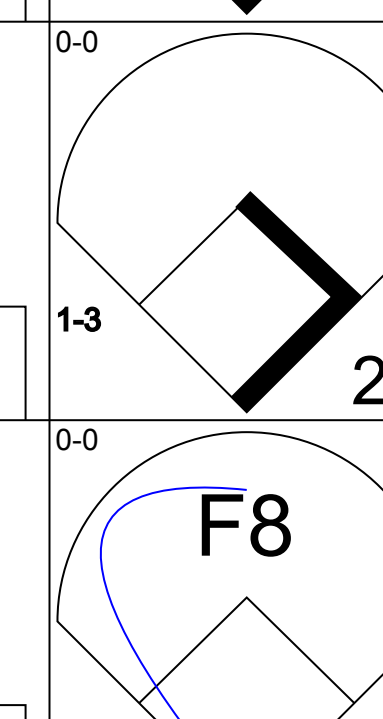

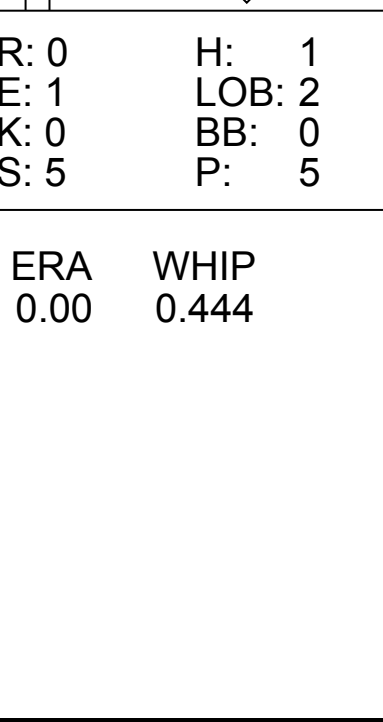
Washington Senators @ Los Angeles Angels
 Dodger Stadium, Los Angeles, CA
 Mon Jul 16 1962, 3:33 AM PDT
 Att. 4,001 - Unknown
livebaseballscorecards.com

Washington Senators @ Los Angeles Angels
 Dodger Stadium, Los Angeles, CA
 Mon Jul 16 1962, 3:33 AM PDT
 Att. 4,001 - Unknown
livebaseballscorecards.com

AB 34
 R 4
 H 8
 RBI 4
 BB 2
 SO 5
 LOB 10

AB 31
 R 1
 H 4
 RBI 1
 BB 0
 SO 3
 LOB 13

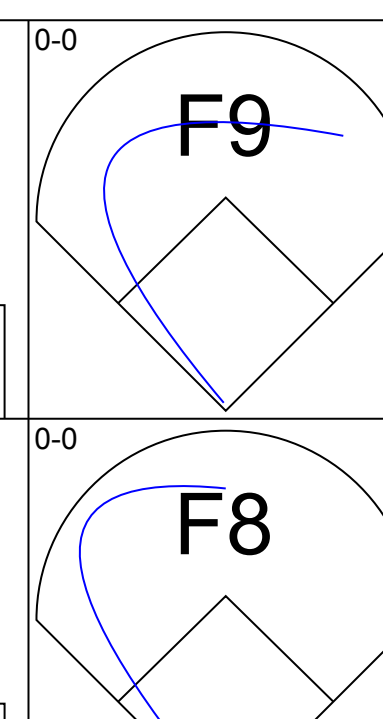


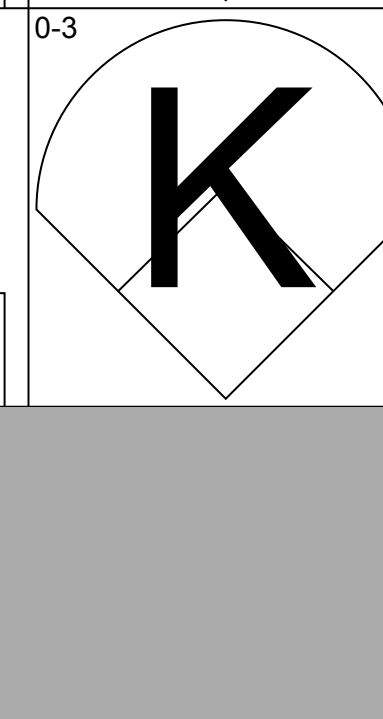



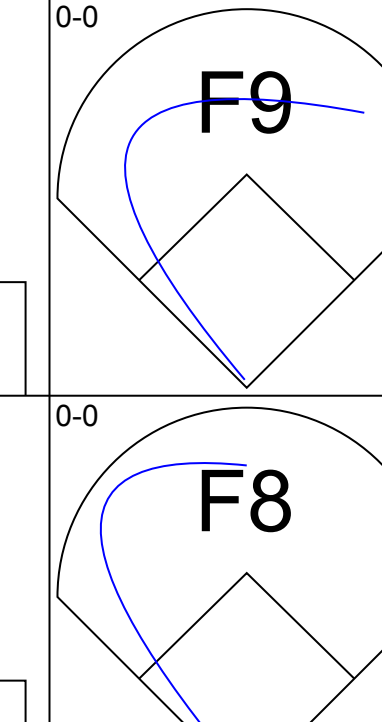
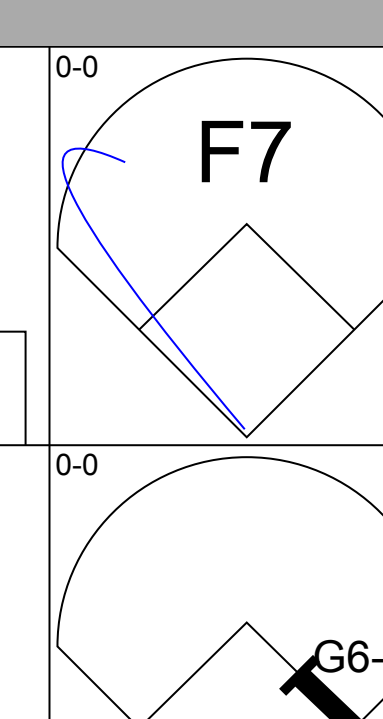
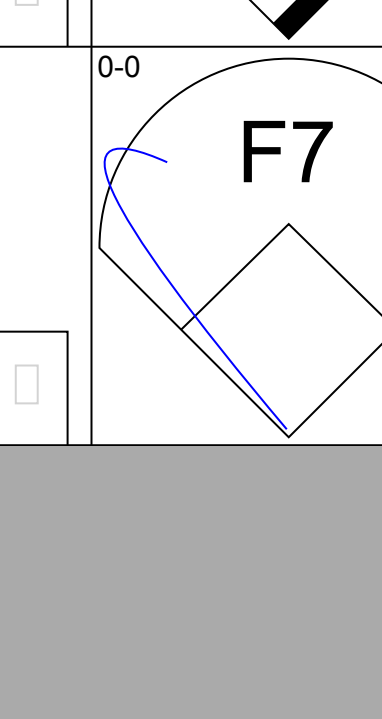
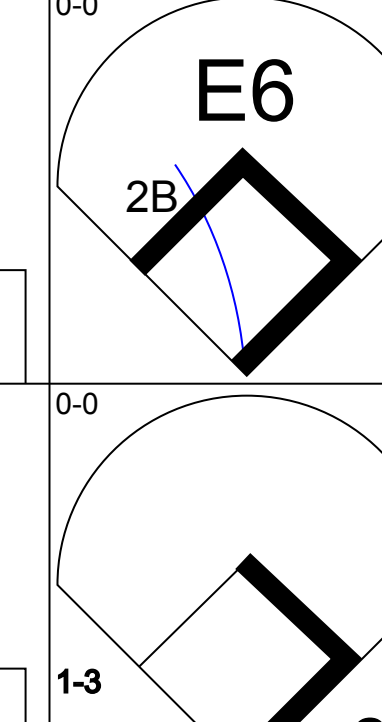
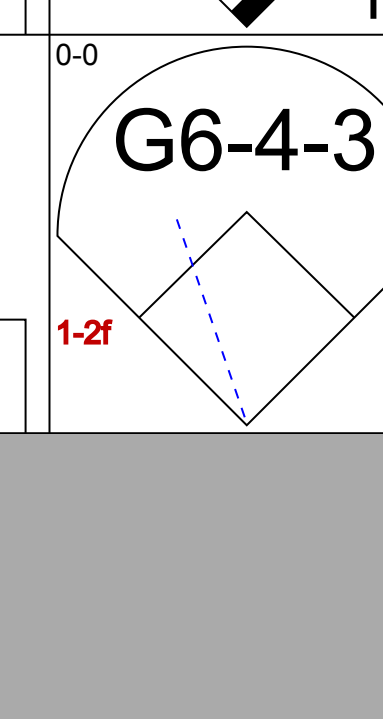

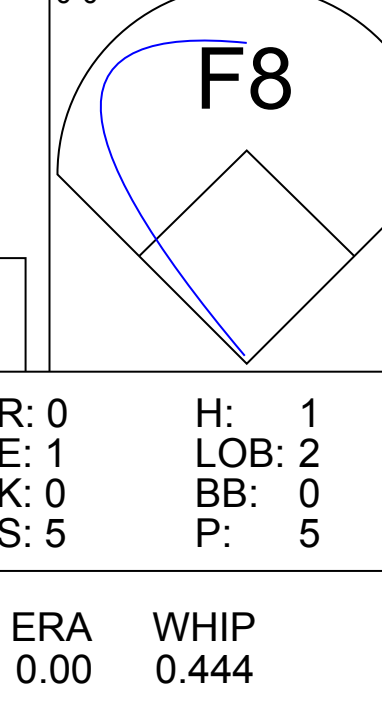



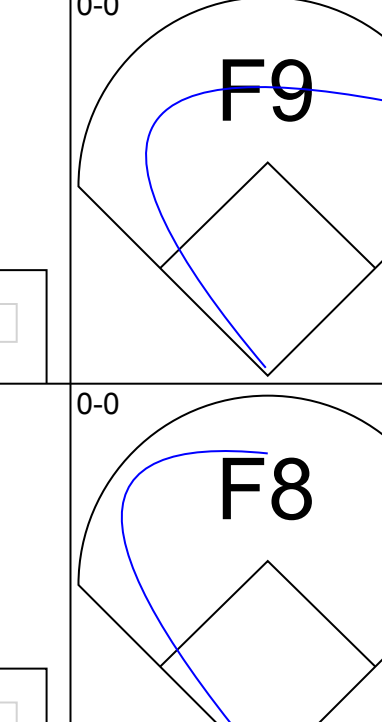

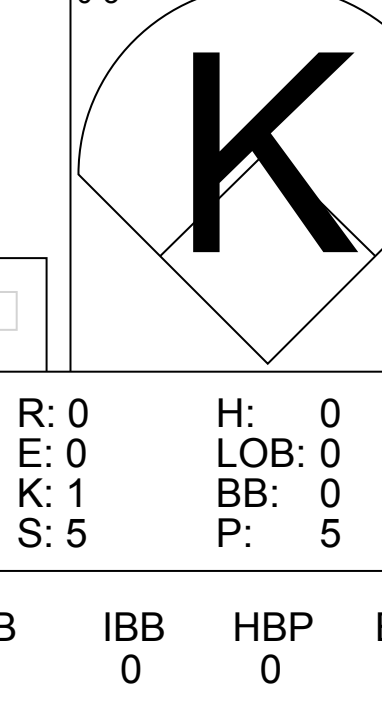
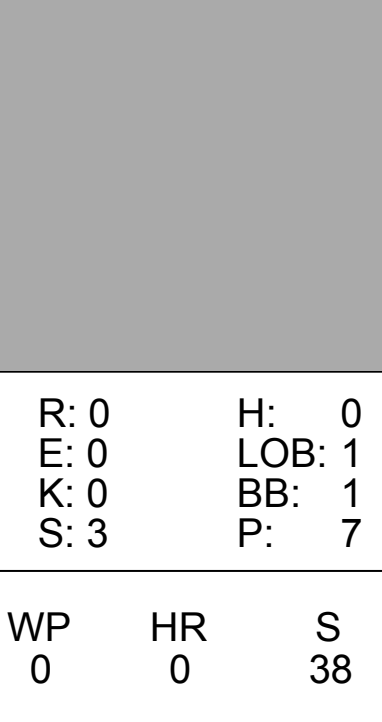




Batter	1	2	3	4	5	6	7	8	9	AB	R	H	RBI	BB	SO	LOB	TOP					
Ken Hamlin, R (1, 6) OBP: 0.336, SLG: 0.325											4	0	0	0	0	2	1					
Chuck Cottier, R (1, 4) OBP: 0.314, SLG: 0.359											4	0	0	0	0	1	1					
Bob Johnson, R (1, 5) OBP: 0.346, SLG: 0.426											4	0	3	0	0	0	0					
Harry Bright, R (1, 3) OBP: 0.360, SLG: 0.517											4	0	1	0	0	2	4					
Ed Brinkman, R (9, PR) OBP: 0.205, SLG: 0.256											0	0	0	0	0	0	0					
Bud Zipfel, L (9, 3) OBP: 0.324, SLG: 0.397											0	0	0	0	0	0	0					
Chuck Hinton, R (1, 8) OBP: 0.335, SLG: 0.465											4	0	1	0	0	0	1					
Don Lock, R (1, 7) OBP: 0.250, SLG: 1.000											4	1	1	1	0	2	2					
Jim King, L (1, 9) OBP: 0.351, SLG: 0.367											3	0	1	0	0	1	1					
Bob Schmidt, R (1, 2) OBP: 0.255, SLG: 0.378											3	0	0	0	0	1	2					
Dave Stenhouse, R (1, 1) OBP: 0.111, SLG: 0.059											3	0	1	0	0	1	0					
Inning Stats	R: 0 E: 0 K: 3 S: 10	H: 1 LOB: 1 BB: 0 P: 10	R: 0 E: 0 K: 1 S: 6	H: 1 LOB: 1 BB: 0 P: 6	R: 0 E: 0 K: 2 S: 9	H: 2 LOB: 2 BB: 0 P: 9	R: 0 E: 0 K: 2 S: 8	H: 1 LOB: 1 BB: 0 P: 8	R: 0 E: 0 K: 1 S: 5	H: 0 LOB: 0 BB: 0 P: 5	R: 0 E: 0 K: 0 S: 3	H: 1 LOB: 0 BB: 0 P: 3	R: 1 E: 0 K: 1 S: 6	H: 1 LOB: 0 BB: 0 P: 6	R: 0 E: 0 K: 0 S: 3	H: 0 LOB: 0 BB: 0 P: 3	R: 0 E: 0 K: 0 S: 3	H: 1 LOB: 1 BB: 0 P: 3	1B: 6 2B: 2 3B: 0 HR: 1	SF: 0 SAC: 0 DP: 2 HBP: 0	WP: 0 PB: 0 CS: 1	PA: 33
PITCHER	IP	WLS	BF	H	R	ER	SO	BB	IBB	HBP	BLK	WP	HR	S	P	ERA	WHIP					
Juan Pizarro, L (1, 1) ERA: 3.57	8.0	L	30	7	1	1	10	0	0	0	0	0	1	50	50	1.12	0.875					
Dom Zanni, R (9, 1) ERA: 3.75	1.0		3	1	0	0	0	0	0	0	0	0	0	3	3	0.00	1.000					

Washington Senators @ Chicago White Sox
Comiskey Park, Chicago, IL
Tue Jul 17 1962, 8:05 PM EDT
Unknown

AB	33
R	1
H	8
RBI	1
BB	0
SO	10
LOB	12



Batter	1	2	3	4	5	6	7	8	9	AB	R	H	RBI	BB	SO	LOB	BOTTOM					
Jim Landis, R (1, 8) OBP: 0.358, SLG: 0.430											4	0	0	0	0	1	0					
Nellie Fox, L (1, 4) OBP: 0.308, SLG: 0.343											4	0	0	0	0	0	0					
Joe Cunningham, L (1, 3) OBP: 0.437, SLG: 0.462											3	0	1	0	1	1	0					
Floyd Robinson, L (1, 9) OBP: 0.374, SLG: 0.478											4	0	0	0	0	0	2					
Charlie Maxwell, L (1, 7) OBP: 0.338, SLG: 0.419											3	0	1	0	0	0	0					
Ramon Conde, R (1, 5) OBP: 0.338, SLG: 0.419											3	0	0	0	0	1	1					
Luis Aparicio, R (1, 6) OBP: 0.289, SLG: 0.371											3	0	0	0	0	0	0					
Cam Carreon, R (1, 2) OBP: 0.313, SLG: 0.341											3	0	1	0	0	0	0					
Juan Pizarro, L (1, 1) OBP: 0.212, SLG: 0.188											2	0	0	0	0	1	2					
Bob Sadowski, L (8, PH) OBP: 0.309, SLG: 0.442											1	0	0	0	0	0	0					
Dom Zanni, R (9, 1) OBP: 0.471, SLG: 0.357											0	0	0	0	0	0	0					
Inning Stats	R: 0 E: 0 K: 1 S: 5	H: 0 LOB: 0 BB: 0 P: 5	R: 0 E: 0 K: 0 S: 3	H: 1 LOB: 0 BB: 0 P: 3	R: 0 E: 0 K: 1 S: 5	H: 0 LOB: 0 BB: 0 P: 5	R: 0 E: 0 K: 0 S: 3	H: 0 LOB: 1 BB: 1 P: 7	R: 0 E: 0 K: 0 S: 5	H: 1 LOB: 2 BB: 0 P: 5	R: 0 E: 0 K: 0 S: 4	H: 1 LOB: 1 BB: 0 P: 4	R: 0 E: 0 K: 1 S: 5	H: 0 LOB: 0 BB: 0 P: 5	R: 0 E: 0 K: 1 S: 5	H: 0 LOB: 0 BB: 0 P: 5	R: 0 E: 0 K: 0 S: 3	H: 0 LOB: 0 BB: 0 P: 3	1B: 1 2B: 2 3B: 0 HR: 0	SF: 0 SAC: 0 DP: 1 HBP: 0	WP: 0 PB: 0 CS: 0	PA: 31
PITCHER	IP	WLS	BF	H	R	ER	SO	BB	IBB	HBP	BLK	WP	HR	S	P	ERA	WHIP					
Dave Stenhouse, R (1, 1) ERA: 2.84	9.0	W	31	3	0	0	4	1	0	0	0	0	0	38	42	0.00	0.444					

Washington Senators @ Chicago White Sox
Comiskey Park, Chicago, IL
Tue Jul 17 1962, 8:05 PM EDT
Unknown

AB	30
R	0
H	3
RBI	0
BB	1
SO	4
LOB	5



Batter	1	2	3	4	5	6	7	8	9	AB	R	H	RBI	BB	SO	LOB	TOP										
Ken Hamlin, R (1, 6) OBP: 0.328, SLG: 0.317	1-3		F2			G6-4-3		SF9 1B BB	K	3	0	0	0	0	0	1	Washington Senators @ Chicago White Sox Comiskey Park, Chicago, IL Tue Jul 17 1962, 8:05 PM EDT Att: 26,508 - Unknown										
Joe Hicks, L (8, PH) OBP: 0.306, SLG: 0.410										1	1	1	1	0	0	0											
Jim Hannan, R (8, 1) OBP: 0.200, SLG: 0.200										1	0	0	0	0	1	1											
Jim King, L (1, 9) OBP: 0.354, SLG: 0.371	G3					F6		S		3	1	1	0	1	0	0											
Bob Johnson, R (1, 5) OBP: 0.341, SLG: 0.422	F7					F7		SF9		3	0	0	1	0	0	1											
Harry Bright, R (1, 3) OBP: 0.358, SLG: 0.511		6-3				F6				4	0	1	2	0	0	1											
Chuck Hinton, R (1, 8) OBP: 0.330, SLG: 0.457	5-3					F7		G6-4-3		4	0	0	0	0	0	2											
Ken Retzer, L (1, 2) OBP: 0.357, SLG: 0.478										4	2	3	0	0	1	0											
Bud Zipfel, L (1, 7) OBP: 0.343, SLG: 0.394										3	1	1	1	0	0	1											
Don Lock, R (8, 7) OBP: 0.200, SLG: 0.800	F7					F8		BB	K	1	0	0	0	0	1	1											
Chuck Cottier, R (1, 4) OBP: 0.317, SLG: 0.358			5-3			F5		1B		3	1	1	1	1	0	0											
Tom Cheney, R (1, 1) OBP: 0.160, SLG: 0.087										1	0	0	0	1	0	0											
Danny O'Connell, R (8, PH) OBP: 0.343, SLG: 0.384			6-3							1	0	1	1	0	0	0											
Ed Brinkman, R (8, PR) OBP: 0.200, SLG: 0.250										1	1	0	0	0	0	1											
Inning Stats	R: 0 E: 0 K: 0 S: 3	H: 0 LOB: 0 BB: 0 P: 3	R: 0 E: 0 K: 0 S: 4	H: 1 LOB: 1 BB: 0 P: 4	R: 0 E: 0 K: 0 S: 3	H: 0 LOB: 0 BB: 0 P: 3	R: 0 E: 0 K: 0 S: 4	H: 1 LOB: 1 BB: 0 P: 4	R: 0 E: 0 K: 1 S: 5	H: 0 LOB: 0 BB: 0 P: 5	R: 0 E: 0 K: 0 S: 2	H: 0 LOB: 0 BB: 1 P: 6	R: 0 E: 0 K: 0 S: 3	H: 0 LOB: 0 BB: 0 P: 3	R: 6 E: 1 K: 0 S: 7	H: 5 LOB: 1 BB: 2 P: 15	R: 1 E: 0 K: 2 S: 9	H: 2 LOB: 1 BB: 0 P: 9	1B: 6 2B: 3 3B: 0 HR: 0	SF: 1 SAC: 0 DP: 2 HBP: 0	WP: 0 PA: 37 CS: 1						
PITCHER	IP	WLS	BF	H	R	ER	SO	BB	IBB	HBP	BLK	WP	HR	S	P	ERA	WHIP										
Early Wynn, R (1, 1) ERA: 5.09	7.0	L	27	5	4	4	1	2	0	0	0	0	0	27	35	5.14	1.000										
Dom Zanni, R (8, 1) ERA: 4.05	0.0		2	1	0	0	0	1	0	0	0	0	0	1	5	∞	∞										
Mike Joyce, R (8, 1) ERA:	1.0		3	1	2	2	0	0	0	0	0	0	0	3	3	18.00	1.000										
Dean Stone, L (9, 1) ERA: 4.6	1.0		5	2	1	1	2	0	0	0	0	0	0	9	9	9.00	2.000										

Batter	1	2	3	4	5	6	7	8	9	AB	R	H	RBI	BB	SO	LOB	BOTTOM										
Jim Landis, R (1, 8) OBP: 0.359, SLG: 0.426	CS		E6			K			5-3	3	0	0	0	2	1	2	Washington Senators @ Chicago White Sox Comiskey Park, Chicago, IL Tue Jul 17 1962, 8:05 PM EDT Att: 26,508 - Unknown										
Nellie Fox, L (1, 4) OBP: 0.304, SLG: 0.338	F8		F7			F7			E3	5	0	0	0	0	0	5											
Joe Cunningham, L (1, 3) OBP: 0.436, SLG: 0.466	1B		K						K	4	1	1	0	1	2	2											
Floyd Robinson, L (1, 9) OBP: 0.374, SLG: 0.477	E		4-3						F7	5	1	2	1	0	1	2											
Charlie Maxwell, L (1, 7) OBP: 0.336, SLG: 0.414	E7									4	0	1	0	0	1	2											
Mike Hershberger, R (8, 9) OBP: 0.330, SLG: 0.313										0	0	0	0	0	0	0											
Al Smith, R (1, 5) OBP: 0.375, SLG: 0.479	5-3									4	0	0	0	0	0	2											
Luis Aparicio, R (1, 6) OBP: 0.294, SLG: 0.376			F6							3	1	2	0	1	0	0											
Bob Roselli, R (1, 2) OBP: 0.327, SLG: 0.362			F6							3	0	1	0	1	0	1											
Early Wynn, S (1, 1) OBP: 0.214, SLG: 0.083										3	0	1	1	0	1	2											
Dom Zanni, R (8, 1) OBP: 0.471, SLG: 0.357	6-3									0	0	0	0	0	0	0											
Mike Joyce, R (8, 1) OBP: 0.471, SLG: 0.357										0	0	0	0	0	0	0											
Bob Sadowski, L (8, PH) OBP: 0.306, SLG: 0.437										1	0	0	0	0	0	1											
Dean Stone, L (9, 1) OBP: 0.333, SLG: 0.353										0	0	0	0	0	0	0											
Inning Stats	R: 2 E: 1 K: 0 S: 5	H: 2 LOB: 1 BB: 1 P: 9	R: 0 E: 0 K: 0 S: 3	H: 0 LOB: 0 BB: 0 P: 3	R: 0 E: 0 K: 1 S: 6	H: 0 LOB: 1 BB: 0 P: 6	R: 0 E: 0 K: 1 S: 7	H: 3 LOB: 2 BB: 0 P: 7	R: 0 E: 0 K: 1 S: 5	H: 1 LOB: 2 BB: 2 P: 13	R: 1 E: 0 K: 1 S: 7	H: 2 LOB: 2 BB: 1 P: 11	R: 0 E: 0 K: 1 S: 5	H: 0 LOB: 0 BB: 0 P: 5	R: 0 E: 0 K: 0 S: 3	H: 0 LOB: 1 BB: 1 P: 7	R: 0 E: 1 K: 1 S: 6	H: 0 LOB: 1 BB: 0 P: 6	1B: 6 2B: 1 3B: 1 HR: 0	SF: 0 SAC: 0 DP: 1 HBP: 0	WP: 0 PA: 40 CS: 2						
PITCHER	IP	WLS	BF	H	R	ER	SO	BB	IBB	HBP	BLK	WP	HR	S	P	ERA	WHIP										
Tom Cheney, R (1, 1) ERA: 3.09	7.0	W	32	8	3	2	5	4	0	0	0	0	0	38	54	2.57	1.714										
Jim Hannan, R (8, 1) ERA: 3.79	2.0	S	8	0	0	0	1	1	0	0	0	0	0	9	13	0.00	0.500										

AB 33
R 7
H 9
RBI 7
BB 3
SO 3
LOB 9





AB 35
R 3
H 8
RBI 2
BB 5
SO 6
LOB 19



Batter	1	2	3	4	5	6	7	8	9	AB	R	H	RBI	BB	SO	LOB	TOP			
Ken Hamlin, R (1, 6) OBP: 0.321, SLG: 0.310 Joe Hicks, L (8, FH) OBP: 0.304, SLG: 0.406 Ed Brinkman, R (8, 6) OBP: 0.200, SLG: 0.250	0-0 6-3			0-0 6-3		0-0 4-3		0-3 K		3	0	0	0	0	0	0	<p>Washington Senators @ Chicago White Sox</p> <p>Comiskey Park, Chicago, IL</p> <p>Wed Jul 18 1962, 8:05 PM EDT</p> <p>Att: 12,760 - Unknown</p>			
Jim King, L (1, 9) OBP: 0.352, SLG: 0.369	0-0 1-3			0-0 FC6-4 1B			0-0 F8		0-0 1-3	4	0	1	0	0	0	0				
Bob Johnson, R (1, 5) OBP: 0.340, SLG: 0.419	0-0 1-3			0-0 FC6-4 1-2 1B			0-0 6-3 1B		0-0 F5	4	0	1	0	0	0	1				
Harry Bright, R (1, 3) OBP: 0.355, SLG: 0.511 Bud Ziptel, L (9, PR) OBP: 0.325, SLG: 0.394		0-0 5-3		0-0 F9			0-0 6-3		0-0 2B	4	0	1	0	0	0	2				
Chuck Hinton, R (1, 8) OBP: 0.332, SLG: 0.460		4-0 F7 BB				0-3 K2-3			0-0 F8	3	0	1	1	1	1	1				
Ken Retzer, L (1, 2) OBP: 0.354, SLG: 0.469		0-0 F7 1-2				0-0 5-3			0-3 K	3	0	0	0	1	1	1				
Don Lock, R (1, 7) OBP: 0.222, SLG: 0.500				0-0 F7					4-0 1B BB	3	0	0	0	1	1	2				
Chuck Cottier, R (1, 4) OBP: 0.317, SLG: 0.358				0-0 F8					4-0 1B	3	0	1	0	0	0	0				
Bennie Daniels, L (1, 1) OBP: 0.100, SLG: 0.100				0-0 F8				0-3 K	0-3 K	3	0	0	0	0	2	2				
Inning Stats	R: 0 E: 0 K: 0 S: 3	H: 0 LOB: 0 BB: 0 P: 3	R: 0 E: 0 K: 0 S: 2	H: 0 LOB: 0 BB: 1 P: 6	R: 0 E: 0 K: 0 S: 3	H: 0 LOB: 0 BB: 0 P: 3	R: 0 E: 0 K: 0 S: 4	H: 1 LOB: 1 BB: 0 P: 4	R: 0 E: 0 K: 1 S: 5	H: 0 LOB: 0 BB: 0 P: 5	R: 0 E: 0 K: 0 S: 4	H: 1 LOB: 1 BB: 0 P: 4	R: 0 E: 0 K: 3 S: 10	H: 1 LOB: 2 BB: 1 P: 14	R: 1 E: 0 K: 1 S: 7	H: 2 LOB: 2 BB: 1 P: 11		1B: 3 2B: 2 3B: 0 HR: 0	SF: 0 SAC: 0 DP: 0 HBP: 0	WP: 0 PB: 0 CS: 0
PITCHER Ray Herbert, R (1, 1) ERA: 3.68	IP: 9.0 WLS: L BF: 34 H: 5 R: 1 ER: 1 SO: 6 BB: 2 IBB: 1 HBP: 0 BLK: 0 WP: 0 HR: 0 S: 43 P: 55 ERA: 1.00 WHIP: 0.778															PITCHER				

Batter	1	2	3	4	5	6	7	8	9	AB	R	H	RBI	BB	SO	LOB	BOTTOM	
Jim Landis, R (1, 8) OBP: 0.395, SLG: 0.421	0-0 L8		0-0 5-3			0-0 5-3			0-0 4-3	4	0	0	0	0	0	0	<p>Washington Senators @ Chicago White Sox</p> <p>Comiskey Park, Chicago, IL</p> <p>Wed Jul 18 1962, 8:05 PM EDT</p> <p>Att: 12,760 - Unknown</p>	
Nellie Fox, L (1, 4) OBP: 0.301, SLG: 0.334	0-0 F8			0-0 F7			0-0 F8		0-3 K	4	0	0	0	0	1	0		
Joe Cunningham, L (1, 3) OBP: 0.446, SLG: 0.475	0-0 3B			0-0 6-3			0-0 FC3-6 1B		4-0 BB	3	0	2	0	1	0	0		
Floyd Robinson, L (1, 9) OBP: 0.370, SLG: 0.471	0-0 4-3			0-0 6-3			0-0 FC3-6 1-2 1B		0-0 1-3	4	0	0	0	0	0	3		
Charlie Maxwell, L (1, 7) OBP: 0.342, SLG: 0.415		0-0 G6-4-3 1B			4-0 G6-4-3 BB			0-0 4-3		2	0	1	0	1	0	1		
Al Smith, R (1, 5) OBP: 0.371, SLG: 0.474		0-0 G6-4-3 1-2			0-0 G6-4-3 1-2			0-0 F7		3	0	0	0	0	0	2		
Luis Aparicio, R (1, 6) OBP: 0.294, SLG: 0.374		0-0 5-3			0-0 6-3			4-0 FC1-4 BB		2	0	0	0	1	0	0		
Cam Carreon, R (1, 2) OBP: 0.308, SLG: 0.335			0-0 5-3			0-0 1-3		0-0 FC1-4 1-2		3	0	0	0	0	0	1		
Ray Herbert, R (1, 1) OBP: 0.163, SLG: 0.234			0-3 K			0-0 5-3		0-0 1-3		3	0	0	0	0	1	1		
Inning Stats	R: 0 E: 0 K: 0 S: 4	H: 1 LOB: 1 BB: 0 P: 4	R: 0 E: 0 K: 0 S: 3	H: 1 LOB: 0 BB: 0 P: 3	R: 0 E: 0 K: 1 S: 5	H: 0 LOB: 0 BB: 0 P: 5	R: 0 E: 0 K: 0 S: 3	H: 0 LOB: 0 BB: 0 P: 3	R: 0 E: 0 K: 0 S: 4	H: 1 LOB: 1 BB: 0 P: 4	R: 0 E: 0 K: 0 S: 3	H: 0 LOB: 1 BB: 1 P: 7	R: 0 E: 0 K: 1 S: 5	H: 0 LOB: 1 BB: 1 P: 9	1B: 2 2B: 0 3B: 1 HR: 0	SF: 0 SAC: 0 DP: 2 HBP: 0		WP: 0 PB: 0 CS: 0
PITCHER Bennie Daniels, R (1, 1) ERA: 5.15	IP: 9.0 WLS: W BF: 31 H: 3 R: 0 ER: 0 SO: 2 BB: 3 IBB: 0 HBP: 0 BLK: 0 WP: 0 HR: 0 S: 32 P: 44 ERA: 0.00 WHIP: 0.667															PITCHER		

Batter	1	2	3	4	5	6	7	8	9	AB	R	H	RBI	BB	SO	LOB	TOP			
Ken Hamlin, R (1, 6) OBP: 0.319, SLG: 0.308	F7		1-6-3			G6-4-3 1B		5-3		4	1	1	0	0	0	0	Washington Senators @ New York Yankees Yankee Stadium, Bronx, NY Fri Jul 20 1962, 7:05 PM EDT Att: 20,255 - Unknown - 78 F 			
Chuck Cottier, R (1, 4) OBP: 0.320, SLG: 0.358	L4-3 BB		K			G6-4-3 1B		6-3		3	0	1	0	1	1	0				
Bob Johnson, R (1, 5) OBP: 0.339, SLG: 0.415	L4-3			6-3		G6-4-3 1-2 3-H		G6-4-3 1B BB		3	0	0	0	1	0	2				
Harry Bright, R (1, 3) OBP: 0.353, SLG: 0.505		2B WP 1B		6-3		F9		F2		4	1	1	0	0	0	1				
Chuck Hinton, R (1, 9) OBP: 0.331, SLG: 0.457	F8		K			1-3		1-3		4	0	1	0	0	1	1				
Don Lock, R (1, 7) OBP: 0.231, SLG: 0.500	WP 1-3 2B				K2-3			F4		4	0	1	0	0	2	2				
Bob Schmidt, R (1, 2) OBP: 0.250, SLG: 0.371	1-3			6-3		5-3				3	0	0	0	0	0	1				
Jim Piersall, R (1, 8) OBP: 0.301, SLG: 0.363	2-3 3-H L4					FC6-4 1B		G1-6-3 1B		3	0	2	0	0	0	1				
Steve Hamilton, L (1, 1) OBP: 0.133, SLG: 0.071	F7					FC6-4 1-2		G1-6-3 1-2		1	0	0	0	0	0	0				
Johney Schaeve, R (5, PH) OBP: 0.271, SLG: 0.372										1	0	0	0	0	0	1				
Pete Burnside, R (5, 1) OBP: 0.100, SLG: 0.036										0	0	0	0	0	0	0				
Danny O'Connell, R (8, PH) OBP: 0.342, SLG: 0.382										1	0	0	0	0	0	1				
Jim Hannan, R (8, 1) OBP: 0.200, SLG: 0.200										0	0	0	0	0	0	0				
Inning Stats	R: 0 E: 0 K: 0 S: 2	H: 0 LOB: 0 BB: 1 P: 6	R: 1 E: 0 K: 0 S: 5	H: 2 LOB: 1 BB: 0 P: 5	R: 0 E: 0 K: 1 S: 5	H: 0 LOB: 0 BB: 0 P: 5	R: 0 E: 0 K: 1 S: 5	H: 1 LOB: 1 BB: 0 P: 6	R: 1 E: 0 K: 0 S: 4	H: 2 LOB: 0 BB: 0 P: 4	R: 0 E: 0 K: 0 S: 3	H: 0 LOB: 0 BB: 0 P: 3	R: 0 E: 0 K: 0 S: 3	H: 1 LOB: 0 BB: 0 P: 3	R: 0 E: 0 K: 1 S: 6	H: 1 LOB: 2 BB: 1 P: 10	1B: 6 2B: 2 3B: 0 HR: 0	SF: 0 SAC: 0 DP: 3 HBP: 0	WP: 1 PB: 0 CS: 0	PA: 33
PITCHER	IP WLS BF H R ER SO BB IBB HBP BLK WP HR S P ERA WHIP																			
Whitey Ford, L (1, 1) ERA: 3.01	7.0 W 25 5 2 2 3 1 0 0 0 1 0 30 34 2.57 0.857																			
Marshall Bridges, L (8, 1) ERA: 2.51	2.0 S 8 2 0 0 1 1 0 0 0 0 0 9 13 0.00 1.500																			

Batter	1	2	3	4	5	6	7	8	9	AB	R	H	RBI	BB	SO	LOB	BOTTOM			
Tom Tresh, S (1, 6) OBP: 0.343, SLG: 0.395	K		FC5 1B		F8		SH1-4			3	0	1	0	0	1	0	Washington Senators @ New York Yankees Yankee Stadium, Bronx, NY Fri Jul 20 1962, 7:05 PM EDT Att: 20,255 - Unknown - 78 F 			
Bobby Richardson, R (1, 4) OBP: 0.325, SLG: 0.377	5-3		F9		F7		F4			4	0	0	0	0	0	2				
Roger Maris, L (1, 9) OBP: 0.350, SLG: 0.503	4-0 HR BB		F9		3-1		F9			3	1	0	0	1	0	2				
Mickey Mantle, S (1, 8) OBP: 0.510, SLG: 0.686	1-H HR		1-2 1B		FC6-4 1B		F5			4	1	3	2	0	0	0				
Elston Howard, R (1, 2) OBP: 0.312, SLG: 0.451	K		FC5 2-3f		FC6-4 BB		K			4	0	0	0	0	2	3				
Hector Lopez, R (1, 7) OBP: 0.350, SLG: 0.425		G3		HR		1-2 BB		1-3		3	1	1	1	1	0	0				
Bill Skowron, R (1, 3) OBP: 0.316, SLG: 0.438		4-0 BB		6-3		F4				2	0	0	0	1	0	2				
Clete Boyer, R (1, 5) OBP: 0.365, SLG: 0.450		F7		K		F2				3	0	0	0	0	1	3				
Whitey Ford, L (1, 1) OBP: 0.052, SLG: 0.067										2	0	0	0	0	1	1				
Phil Lutz, R (7, PH) OBP: 0.329, SLG: 0.364										1	0	1	0	0	0	0				
Marshall Bridges, S (8, 1) ERA: 3.69							SH1-4 1B			0	0	0	0	0	0	0				
Inning Stats	R: 2 E: 0 K: 2 S: 8	H: 1 LOB: 0 BB: 1 P: 12	R: 0 E: 0 K: 1 S: 5	H: 0 LOB: 1 BB: 1 P: 9	R: 0 E: 0 K: 0 S: 5	H: 2 LOB: 0 BB: 0 P: 5	R: 1 E: 0 K: 1 S: 6	H: 1 LOB: 0 BB: 0 P: 6	R: 0 E: 0 K: 0 S: 3	H: 0 LOB: 0 BB: 0 P: 3	R: 0 E: 0 K: 0 S: 4	H: 1 LOB: 2 BB: 1 P: 8	R: 0 E: 0 K: 0 S: 4	H: 1 LOB: 1 BB: 0 P: 4	R: 0 E: 0 K: 1 S: 5	H: 0 LOB: 0 BB: 0 P: 5	1B: 4 2B: 0 3B: 0 HR: 2	SF: 0 SAC: 1 DP: 0 HBP: 0	WP: 0 PB: 0 CS: 0	PA: 33
PITCHER	IP WLS BF H R ER SO BB IBB HBP BLK WP HR S P ERA WHIP																			
Steve Hamilton, L (1, 1) ERA: 3.88	4.0 L 18 4 3 3 4 2 0 0 0 0 0 24 32 6.75 1.500																			
Pete Burnside, L (5, 1) ERA: 4.3	3.0 12 2 0 0 0 1 0 0 0 0 0 11 15 0.00 1.000																			
Jim Hannan, R (8, 1) ERA: 3.69	1.0 3 0 0 0 0 1 0 0 0 0 0 5 5 0.00 0.000																			

Batter	1	2	3	4	5	6	7	8	9	AB	R	H	RBI	BB	SO	LOB	TOP					
Ken Hamlin, R (1, 6) OBP: 0.313, SLG: 0.301										3	0	0	0	0	1	0	<p>Washington Senators @ New York Yankees Yankee Stadium, Bronx, NY</p> <p>Sat Jul 21 1962, 3:33 AM EDT Att: 23,565 - Overcast - 85 F</p> <p>livebaseballscorecards.com</p> <p>AB 34 R 3 H 9 RBI 3 BB 1 SO 8 LOB 14</p>					
Joe Hicks, L (7, PH) OBP: 0.301, SLG: 0.402			B3-1			F2			6-3	1	0	0	0	0	1	2						
Ed Brinkman, R (7, 6) OBP: 0.200, SLG: 0.250										0	0	0	0	0	0	0						
Johnny Schaive, R (9, PH) OBP: 0.269, SLG: 0.369										1	0	0	0	0	0	2						
Chuck Cottier, R (1, 4) OBP: 0.319, SLG: 0.354	F7		F3			F4			F8	3	1	0	0	1	0	0						
Bob Johnson, R (1, 5) OBP: 0.338, SLG: 0.412	K				6-3	E5			5-3	4	0	1	0	0	1	0						
Harry Bright, R (1, 3) OBP: 0.351, SLG: 0.519		5-3			6-3	SF7			HR	3	1	1	2	0	0	0						
Chuck Hinton, R (1, 7) OBP: 0.337, SLG: 0.465						F9				4	1	3	0	0	0	1						
Ken Retzer, L (1, 2) OBP: 0.354, SLG: 0.473										3	0	1	0	0	0	2						
Don Lock, R (8, PH) OBP: 0.214, SLG: 0.462										1	0	0	0	0	1	1						
Jim King, L (1, 9) OBP: 0.352, SLG: 0.373						F4				3	0	1	1	0	1	1						
Bob Schmidt, R (8, 2) OBP: 0.254, SLG: 0.375										1	0	1	0	0	0	0						
Steve Hamilton, L (9, PR) OBP: 0.133, SLG: 0.071										0	0	0	0	0	0	0						
Jim Piersall, R (1, 8) OBP: 0.302, SLG: 0.362										3	0	1	0	0	1	1						
Don Rudolph, L (1, 1) OBP: 0.250, SLG: 0.324										2	0	0	0	0	1	0						
Bud Zupfel, L (7, PH) OBP: 0.321, SLG: 0.389										1	0	0	0	0	1	2						
Claude Osteen, L (7, 1) OBP: 0.217, SLG: 0.261										0	0	0	0	0	0	0						
Danny O'Connell, R (9, PH) OBP: 0.340, SLG: 0.380										1	0	0	0	0	0	2						
Inning Stats	R: 0 E: 0 K: 2 S: 7	H: 0 LOB: 0 BB: 0 P: 7	R: 1 E: 0 K: 0 S: 5	H: 2 LOB: 1 BB: 0 P: 5	R: 0 E: 0 K: 1 S: 5	H: 0 LOB: 0 BB: 0 P: 5	R: 0 E: 0 K: 0 S: 4	H: 1 LOB: 1 BB: 0 P: 4	R: 0 E: 0 K: 1 S: 5	H: 0 LOB: 0 BB: 0 P: 5	R: 1 E: 1 K: 0 S: 4	H: 1 LOB: 1 BB: 1 P: 8	R: 0 E: 0 K: 3 S: 11	H: 2 LOB: 2 BB: 0 P: 11	R: 1 E: 0 K: 1 S: 7	H: 2 LOB: 1 BB: 0 P: 7	R: 0 E: 0 K: 0 S: 4	H: 1 LOB: 2 BB: 0 P: 4	1B: 5 2B: 3 3B: 0 HR: 1	SF: 1 SAC: 1 DP: 0 HBP: 0	WP: 0 PB: 0 SB: 0 CS: 0	PA: 37
PITCHER	IP WLS BF H R ER SO BB IBB HBP BLK WP HR S P ERA WHIP																					
Ralph Terry, R (1, 1) ERA: 3.29	7.2 W 32 8 3 2 7 1 0 0 0 0 1 45 49 2.35 1.174																					
Bud Daley, L (8, 1) ERA: 4.93	1.1 S 5 1 0 0 1 0 0 0 0 0 0 7 7 0.00 0.750																					

Batter	1	2	3	4	5	6	7	8	9	AB	R	H	RBI	BB	SO	LOB	BOTTOM				
Tom Tresh, S (1, 6) OBP: 0.342, SLG: 0.393			F3		E6	F4				4	2	1	0	0	0	2	<p>Washington Senators @ New York Yankees Yankee Stadium, Bronx, NY</p> <p>Sat Jul 21 1962, 3:33 AM EDT Att: 23,565 - Overcast - 85 F</p> <p>livebaseballscorecards.com</p> <p>AB 32 R 4 H 9 RBI 4 BB 3 SO 3 LOB 17</p>				
Bobby Richardson, R (1, 4) OBP: 0.328, SLG: 0.379	SH1-3		L6		HR					3	1	2	0	0	0	1					
Roger Maris, L (1, 9) OBP: 0.349, SLG: 0.509			F2			F5				4	1	1	3	0	0	3					
Mickey Mantle, S (1, 8) OBP: 0.510, SLG: 0.681					HR					3	0	1	1	1	0	0					
Elston Howard, R (1, 2) OBP: 0.311, SLG: 0.446	1-3									3	0	0	0	1	1	3					
Hector Lopez, R (1, 7) OBP: 0.352, SLG: 0.443										4	0	2	0	0	0	2					
Bill Skowron, R (1, 3) OBP: 0.312, SLG: 0.432										4	0	0	0	0	2	3					
Clete Boyer, R (1, 5) OBP: 0.363, SLG: 0.446										3	0	0	0	1	0	0					
Ralph Terry, R (1, 1) ERA: 3.56										3	0	2	0	0	0	3					
Bud Daley, L (8, 1) OBP: 0.308, SLG: 0.308										1	0	0	0	0	0	0					
Inning Stats	R: 1 E: 0 K: 0 S: 5	H: 2 LOB: 1 BB: 0 P: 5	R: 0 E: 0 K: 1 S: 5	H: 1 LOB: 0 BB: 0 P: 5	R: 0 E: 0 K: 0 S: 4	H: 1 LOB: 1 BB: 0 P: 4	R: 0 E: 0 K: 0 S: 4	H: 1 LOB: 3 BB: 2 P: 12	R: 3 E: 2 K: 0 S: 6	H: 2 LOB: 0 BB: 0 P: 6	R: 0 E: 0 K: 1 S: 6	H: 1 LOB: 1 BB: 0 P: 6	R: 0 E: 0 K: 1 S: 6	H: 1 LOB: 2 BB: 1 P: 10	R: 0 E: 0 K: 0 S: 3	H: 0 LOB: 0 BB: 0 P: 3		1B: 6 2B: 1 3B: 1 HR: 1	SF: 0 SAC: 1 DP: 0 HBP: 0	WP: 0 PB: 0 SB: 0 CS: 0	PA: 37
PITCHER	IP WLS BF H R ER SO BB IBB HBP BLK WP HR S P ERA WHIP																				
Don Rudolph, L (1, 1) ERA: 3.56	6.0 L 28 8 4 3 2 1 0 0 0 0 1 30 38 4.50 1.500																				
Claude Osteen, L (7, 1) ERA: 3.33	2.0 8 1 0 0 1 1 0 0 0 0 0 9 13 0.00 1.000																				

Batter	1	2	3	4	5	6	7	8	9	AB	R	H	RBI	BB	SO	LOB	TOP			
Jim Piersall, R OBP: 0.301, SLG: 0.361 (1, 8)	0-0 FC3-5 1B		0-0 B1-3			0-0 5-3		0-0 4-3		4	0	1	0	0	0	1				
Chuck Cottier, R OBP: 0.318, SLG: 0.352 (1, 4)	0-0 FC3-5 HR 1B		0-0 F9			0-0 F8			0-0 F8	4	1	1	0	0	0	0				
Bob Johnson, R OBP: 0.333, SLG: 0.406 (1, 5)	0-0 FC3-5 HR 1-2 2-3F		0-0 L9			0-0 F9			0-0 F8	4	1	0	0	0	0	2				
Harry Bright, R OBP: 0.349, SLG: 0.529 (1, 3)	0-0 1-H 2-H HR			0-0 F9					0-3 K	4	1	1	3	0	1	0				
Chuck Hinton, R OBP: 0.340, SLG: 0.467 (1, 9)	0-0 CS 1B			0-0 F3 1B						3	0	2	0	0	0	0				
Ken Retzer, L OBP: 0.348, SLG: 0.464 (1, 2)	0-0 4-3 1-2			0-0 F3 1-2						3	0	0	0	0	0	2				
Bud Zipfel, L OBP: 0.309, SLG: 0.373 Don Lock, R OBP: 0.214, SLG: 0.462 (8, 7)		0-3 K			0-3 K				0-0 1-3	3	0	0	0	0	2	0	AB 29			
Ed Brinkman, R OBP: 0.208, SLG: 0.239 (1, 6)		0-3 K			0-0 F7				4-0 SH3 BB	2	0	0	0	1	1	0	R 3			
Dave Stenhouse, R OBP: 0.105, SLG: 0.056 (1, 1)		0-0 F5			0-0 4-3				0-0 SH3 1-2	2	0	0	0	0	0	0	H 5			
Inning Stats	R: 3 E: 0 K: 0 S: 6	H: 4 LOB: 0 BB: 0 P: 6	R: 0 E: 0 K: 2 S: 7	H: 0 LOB: 0 BB: 0 P: 7	R: 0 E: 0 K: 0 S: 3	H: 0 LOB: 0 BB: 0 P: 3	R: 0 E: 0 K: 0 S: 3	H: 1 LOB: 1 BB: 0 P: 3	R: 0 E: 0 K: 1 S: 5	H: 0 LOB: 0 BB: 0 P: 5	R: 0 E: 0 K: 0 S: 3	H: 0 LOB: 0 BB: 0 P: 3	R: 0 E: 0 K: 0 S: 3	H: 0 LOB: 1 BB: 1 P: 7	R: 0 E: 0 K: 1 S: 5	H: 0 LOB: 0 BB: 0 P: 5	1B: 4 2B: 0 3B: 0 HR: 1	SF: 0 SAC: 1 DP: 0 HBP: 0	WP: 0 PB: 0 SB: 0 CS: 1	PA: 31
PITCHER	IP WLS BF H R ER SO BB IBB HBP BLK WP HR S P ERA WHIP	IP WLS BF H R ER SO BB IBB HBP BLK WP HR S P ERA WHIP																		
Bill Stafford, R ERA: 3.8 Jim Coates, R ERA: 4.82 (1, 1) (9, 1)	8.0 L 28 5 3 3 3 1 0 0 0 0 1 33 37 3.38 0.750	1.0 3 0 0 0 1 0 0 0 0 0 0 5 5 0.00 0.000																		

Washington Senators @ New York Yankees
Yankee Stadium, Bronx, NY
Sun Jul 22 1962, 3:33 AM EDT
Unknown - 80 F

AB	29
R	3
H	5
RBI	3
BB	1
SO	4
LOB	5



Batter	1	2	3	4	5	6	7	8	9	AB	R	H	RBI	BB	SO	LOB	BOTTOM			
Tom Tresh, S OBP: 0.345, SLG: 0.394 (1, 6)	0-0 2B 4-1 1B	4-0 WP BB			0-0 G3			0-0 SH1-4 1-2		2	1	1	0	1	0	0				
Bobby Richardson, R OBP: 0.327, SLG: 0.380 (1, 4)	0-0 4-1 4-3 2B	0-0 F4 1-2 2-3			0-3 K			0-0 F5		4	1	1	0	0	1	4				
Roger Maris, L OBP: 0.346, SLG: 0.503 (1, 9)	0-0 4-1 2-3 3-H		0-0 F8			0-3 K		0-0 F6		4	0	0	1	0	1	3				
Mickey Mantle, S OBP: 0.502, SLG: 0.667 (1, 8)	0-0 4-3 3-H		0-0 G3			0-3 K			0-0 3-1	4	0	0	1	0	1	0				
Yogi Berra, L OBP: 0.302, SLG: 0.411 (1, 2)	4-0 BB		0-0 F7			0-0 4-3			0-3 K	3	0	0	0	1	1	0				
Dale Long, L OBP: 0.311, SLG: 0.341 Jack Reed, R OBP: 0.360, SLG: 0.545 (1, 3) (9, FR)	0-3 K		0-0 F8			0-0 4-3			0-0 S 1B	4	0	1	0	0	1	1				
Hector Lopez, R OBP: 0.355, SLG: 0.441 (1, 7)		4-0 WP BB			0-0 F4			0-0 G4-3 1B		3	0	1	0	1	1	1	AB 29			
Clete Boyer, R OBP: 0.360, SLG: 0.441 (1, 5)		0-0 F5			0-3 K			0-0 G4-3 1-2		3	0	0	0	0	1	2	R 2			
Bill Stafford, R OBP: 0.239, SLG: 0.244 Johnny Blanchard, L OBP: 0.320, SLG: 0.413 Phil Lutz, R OBP: 0.329, SLG: 0.384 Jim Coates, R OBP: 0.105, SLG: 0.056 (1, 1) (8, PH) (8, FR) (9, 1)	0-3 K		0-0 F8			0-0 4-3			4-0 SH1-4 BB	2	0	0	0	0	1	1	H 4			
Inning Stats	R: 2 E: 0 K: 1 S: 7	H: 2 LOB: 1 BB: 1 P: 11	R: 0 E: 0 K: 1 S: 5	H: 0 LOB: 2 BB: 2 P: 13	R: 0 E: 0 K: 0 S: 3	H: 0 LOB: 0 BB: 0 P: 3	R: 0 E: 0 K: 1 S: 5	H: 0 LOB: 0 BB: 0 P: 5	R: 0 E: 0 K: 2 S: 7	H: 0 LOB: 0 BB: 0 P: 7	R: 0 E: 0 K: 0 S: 3	H: 1 LOB: 0 BB: 0 P: 3	R: 0 E: 0 K: 0 S: 3	H: 0 LOB: 2 BB: 1 P: 7	R: 0 E: 0 K: 2 S: 8	H: 1 LOB: 2 BB: 0 P: 8	1B: 3 2B: 1 3B: 0 HR: 0	SF: 0 SAC: 1 DP: 1 HBP: 0	WP: 2 PB: 0 SB: 1 CS: 0	PA: 34
PITCHER	IP WLS BF H R ER SO BB IBB HBP BLK WP HR S P ERA WHIP	IP WLS BF H R ER SO BB IBB HBP BLK WP HR S P ERA WHIP																		
Dave Stenhouse, R ERA: 2.78 (1, 1)	9.0 W 34 4 2 2 8 4 0 0 0 2 0 46 62 2.00 0.889																			

Washington Senators @ New York Yankees
Yankee Stadium, Bronx, NY
Sun Jul 22 1962, 3:33 AM EDT
Unknown - 80 F

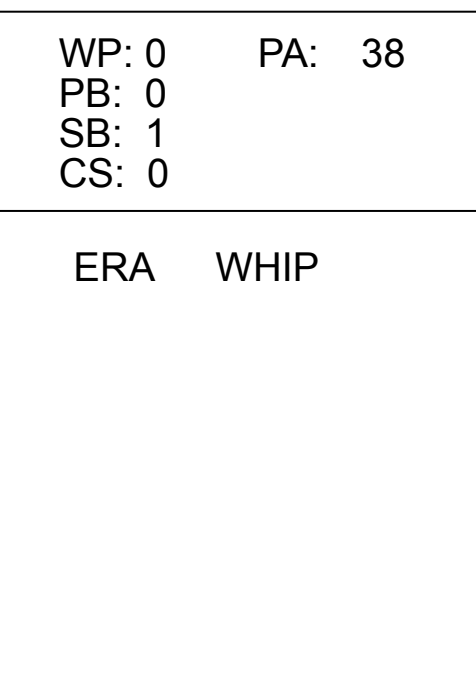
AB	29
R	2
H	4
RBI	2
BB	4
SO	8
LOB	12



Batter	1	2	3	4	5	6	7	8	9	AB	R	H	RBI	BB	SO	LOB	TOP					
Ken Hamlin, R OBP: 0.309, SLG: 0.293 (1, 6)	L9		6-3			F8		BB 1B BB	5-3	4	1	0	0	1	0	0						
Chuck Cottier, R OBP: 0.319, SLG: 0.360 (1, 4)	L9			1B G6-4-3 1B		1B 3B		F7	L5	5	2	2	0	0	0	1						
Bob Johnson, R OBP: 0.339, SLG: 0.409 (1, 5)	K			1B G6-4-3 1B		1B S		1B IHR BB		3	1	2	1	1	1	0						
Harry Bright, R OBP: 0.347, SLG: 0.523 (1, 3)		F9		G6-4-3		F9		1B IHR		4	1	1	1	0	0	2						
Chuck Hinton, R OBP: 0.342, SLG: 0.482 (7, 7)	F9			F9			6-3	IHR		4	1	2	3	0	0	0						
Jim King, L OBP: 0.354, SLG: 0.388 (1, 9)	F9				F7		HR	1B		4	1	2	1	0	0	1						
Bud Zipfel, L OBP: 0.359, SLG: 0.359 (7, 8)	K				4-3		K	K		3	0	0	0	0	2	1						
Bob Schmidt, R OBP: 0.249, SLG: 0.366 (1, 2)			6-3		6-3		4-3		5-3	4	0	0	0	0	0	0						
Bennie Daniels, L OBP: 0.118, SLG: 0.206 (1, 1)			K			1-3		K	HR	4	1	1	1	0	2	0						
Inning Stats	R: 0 E: 0 K: 1 S: 5	H: 0 LOB: 0 BB: 0 P: 5	R: 0 E: 0 K: 1 S: 6	H: 1 LOB: 1 BB: 0 P: 6	R: 0 E: 0 K: 1 S: 5	H: 0 LOB: 0 BB: 0 P: 5	R: 1 E: 0 K: 0 S: 4	H: 2 LOB: 0 BB: 0 P: 4	R: 0 E: 0 K: 0 S: 3	H: 0 LOB: 0 BB: 0 P: 3	R: 1 E: 0 K: 0 S: 5	H: 2 LOB: 1 BB: 0 P: 5	R: 1 E: 0 K: 1 S: 6	H: 1 LOB: 0 BB: 0 P: 6	R: 4 E: 0 K: 2 S: 10	H: 3 LOB: 1 BB: 2 P: 18	R: 1 E: 0 K: 0 S: 4	H: 1 LOB: 0 BB: 0 P: 4	1B: 5 2B: 1 3B: 1 HR: 3	SF: 0 SAC: 0 DP: 1 HBP: 0	WP: 0 PB: 0 SB: 1 CS: 1	PA: 38
PITCHER	IP	WLS	BF	H	R	ER	SO	BB	IBB	HBP	BLK	WP	HR	S	P	ERA	WHIP					
Jim Bouton, R ERA: 3.39 (1, 1)	7.2	L	31	7	6	6	5	2	0	0	0	0	1	39	47	7.04	1.174					
Luis Arroyo, L ERA: 5.75 (8, 1)	0.1		3	2	1	1	1	0	0	0	0	0	0	5	5	27.00	6.000					
Tex Clevenger, R ERA: 3.66 (9, 1)	1.0		4	1	1	1	0	0	0	0	0	0	1	4	4	9.00	1.000					

Washington Senators @ New York Yankees
Yankee Stadium, Bronx, NY
Sun Jul 22 1962, 7:05 PM EDT
Att: 27,548 - Unknown - 78 F

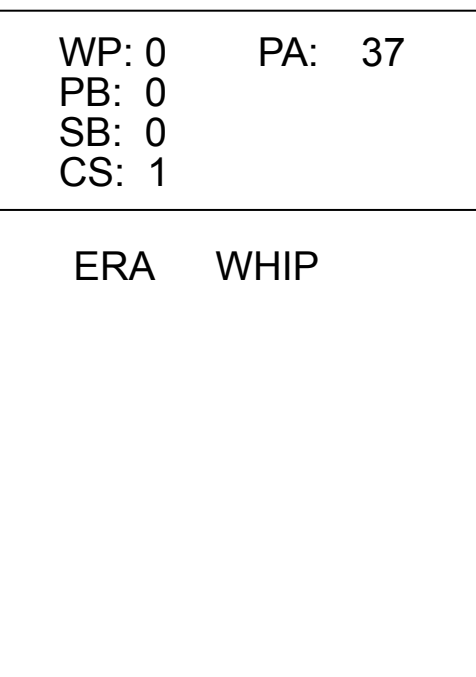
AB	36
R	8
H	10
RBI	7
BB	2
SO	6
LOB	6



Batter	1	2	3	4	5	6	7	8	9	AB	R	H	RBI	BB	SO	LOB	BOTTOM					
Tom Tresh, S OBP: 0.344, SLG: 0.392 (1, 6)	G3		4-3		1-3 1B			F4		4	0	1	0	0	0	1						
Bobby Richardson, R OBP: 0.326, SLG: 0.377 (1, 4)	1-3		6-3			CS BB		L7		3	0	0	0	1	0	1						
Roger Maris, L OBP: 0.347, SLG: 0.506 (1, 9)	2B 1B			F8 SF7 2B		F2		F9		4	1	2	0	0	0	2						
Mickey Mantle, S OBP: 0.502, SLG: 0.668 (1, 8)	1-3 2B			F8		F7		FC3-6 1B		4	0	2	0	0	0	2						
Johnny Blanchard, L OBP: 0.294, SLG: 0.406 (1, 7)	G3			SF7		CS	F9	FC3-6 HR		3	1	0	1	0	0	3						
Dale Long, L OBP: 0.315, SLG: 0.364 (1, 3)		L9-5 2B		F8		4-3		HR		4	1	2	2	0	0	0						
Elston Howard, R OBP: 0.311, SLG: 0.443 (1, 2)	L9-5				K		1B	L9		4	0	1	0	0	1	1						
Clete Boyer, R OBP: 0.359, SLG: 0.439 (1, 5)	1-3				F7		1-3	1B		4	0	1	0	0	0	1						
Jim Bouton, R OBP: 0.111, SLG: 0.063 (1, 1)					2-3			F9		1	0	0	0	1	0	0						
Luis Arroyo, L OBP: 0.500, SLG: 0.500 (8, PH)						1B		L7 BLK 1B		0	0	0	0	0	0	0						
Joe Pepitone, L OBP: 0.270, SLG: 0.431 (9, PH)						BB		F9		1	0	0	0	0	0	0						
Yogi Berra, L OBP: 0.300, SLG: 0.409 (9, PH)										1	0	0	0	0	0	1						
Inning Stats	R: 0 E: 0 K: 0 S: 5	H: 2 LOB: 2 BB: 0 P: 5	R: 0 E: 0 K: 0 S: 3	H: 1 LOB: 0 BB: 0 P: 3	R: 0 E: 0 K: 0 S: 3	H: 0 LOB: 0 BB: 0 P: 3	R: 1 E: 0 K: 0 S: 4	H: 1 LOB: 0 BB: 0 P: 4	R: 0 E: 0 K: 1 S: 5	H: 1 LOB: 2 BB: 1 P: 9	R: 0 E: 0 K: 0 S: 2	H: 0 LOB: 0 BB: 1 P: 6	R: 0 E: 0 K: 0 S: 4	H: 1 LOB: 1 BB: 0 P: 4	R: 0 E: 0 K: 0 S: 4	H: 1 LOB: 1 BB: 0 P: 4	R: 2 E: 0 K: 0 S: 6	H: 3 LOB: 1 BB: 0 P: 6	1B: 6 2B: 4 3B: 0 HR: 1	SF: 1 SAC: 0 DP: 1 HBP: 0	WP: 0 PB: 0 SB: 0 CS: 1	PA: 37
PITCHER	IP	WLS	BF	H	R	ER	SO	BB	IBB	HBP	BLK	WP	HR	S	P	ERA	WHIP					
Bennie Daniels, R ERA: 4.96 (1, 1)	9.0	W	36	10	3	3	1	2	0	0	1	0	1	36	44	3.00	1.333					

Washington Senators @ New York Yankees
Yankee Stadium, Bronx, NY
Sun Jul 22 1962, 7:05 PM EDT
Att: 27,548 - Unknown - 78 F

AB	33
R	3
H	10
RBI	3
BB	2
SO	1
LOB	12




Batter	1	2	3	4	5	6	7	8	9	AB	R	H	RBI	BB	SO	LOB	TOP		
Luis Aparicio, R OBP: 0.290, SLG: 0.364 (1, 6)	E6 2B	FC1-6 1-2 3-H		K			1B G1-6-3 BB		F8	4	2	0	1	1	1	3			
Nelle Fox, L OBP: 0.302, SLG: 0.338 (1, 4)	1B 2B	F7			3-1		1B G1-6-3		FC4-6 1-2	5	1	2	1	0	0	2			
Joe Cunningham, L OBP: 0.435, SLG: 0.477 (1, 3)	K		4-3		4-3		G1-6-3 1-2 3-H		1-3	5	0	0	0	0	1	3			
Floyd Robinson, L OBP: 0.376, SLG: 0.468 (3, 9)	1B		F6		HR BB		F7			3	1	1	1	1	0	0			
Al Smith, R OBP: 0.373, SLG: 0.498 (3, 7)	K		2B		HR		F7			4	1	2	2	0	1	0			
Jim Landis, R OBP: 0.349, SLG: 0.408 Ramon Conde, R (3, PH) (3, 5)		2B 1B HBP	5-3		5-3		F9			0	1	0	0	0	0	0			
Mike Hershberger, R OBP: 0.332, SLG: 0.327 (3, 8)		1B FC1-6 2B		6-3		F7		1B		4	1	2	0	0	0	0			
Sherm Lollar, R OBP: 0.343, SLG: 0.328 (1, 2)		5-3		F8		K		5-3		4	0	0	0	0	1	3			
Ray Herbert, R OBP: 0.182, SLG: 0.231 (1, 1)		FC1-6 1B 2-3 3-H		E1		K		FC4-6 BB		3	0	1	1	1	1	0			
Inning Stats	R: 2 E: 1 K: 2 S: 9	H: 2 LOB: 0 BB: 0 P: 9	R: 0 E: 0 K: 0 S: 5	H: 1 LOB: 1 BB: 0 P: 6	R: 0 E: 1 K: 1 S: 6	H: 0 LOB: 1 BB: 0 P: 6	R: 2 E: 0 K: 0 S: 4	H: 1 LOB: 0 BB: 1 P: 8	R: 0 E: 0 K: 2 S: 7	H: 0 LOB: 0 BB: 0 P: 7	R: 1 E: 0 K: 0 S: 3	H: 1 LOB: 0 BB: 1 P: 7	R: 0 E: 0 K: 0 S: 4	H: 1 LOB: 1 BB: 0 P: 4	R: 0 E: 0 K: 0 S: 3	H: 0 LOB: 1 BB: 1 P: 7	1B: 4 2B: 3 3B: 0 HR: 1	SF: 0 SAC: 0 DP: 1 HBP: 1	WP: 0 PA: 39 PB: 0 CS: 0
PITCHER	IP WLS BF H R ER SO BB IBB HBP BLK WP HR S P ERA WHIP	IP WLS BF H R ER SO BB IBB HBP BLK WP HR S P ERA WHIP	IP WLS BF H R ER SO BB IBB HBP BLK WP HR S P ERA WHIP	IP WLS BF H R ER SO BB IBB HBP BLK WP HR S P ERA WHIP	IP WLS BF H R ER SO BB IBB HBP BLK WP HR S P ERA WHIP	IP WLS BF H R ER SO BB IBB HBP BLK WP HR S P ERA WHIP	IP WLS BF H R ER SO BB IBB HBP BLK WP HR S P ERA WHIP	IP WLS BF H R ER SO BB IBB HBP BLK WP HR S P ERA WHIP	IP WLS BF H R ER SO BB IBB HBP BLK WP HR S P ERA WHIP	IP WLS BF H R ER SO BB IBB HBP BLK WP HR S P ERA WHIP	IP WLS BF H R ER SO BB IBB HBP BLK WP HR S P ERA WHIP	IP WLS BF H R ER SO BB IBB HBP BLK WP HR S P ERA WHIP	IP WLS BF H R ER SO BB IBB HBP BLK WP HR S P ERA WHIP	IP WLS BF H R ER SO BB IBB HBP BLK WP HR S P ERA WHIP	IP WLS BF H R ER SO BB IBB HBP BLK WP HR S P ERA WHIP	IP WLS BF H R ER SO BB IBB HBP BLK WP HR S P ERA WHIP	IP WLS BF H R ER SO BB IBB HBP BLK WP HR S P ERA WHIP	IP WLS BF H R ER SO BB IBB HBP BLK WP HR S P ERA WHIP	
Bennie Daniels, R ERA: 5.15 (1, 1)	5.0 L 24	6 6 5 3	1 0 1 0	0 0 0 0	0 0 14 18	3.00 1.000	9.00 1.400												
Ed Hobaugh, R ERA: 4.55 (6, 1)	3.0 11	2 1 1 2	1 0 0 0	0 0 0 0	0 0 3 7	0.00 1.000													
Marty Kutyna, R ERA: 3.38 (9, 1)	1.0 4	0 0 0 0	1 0 0 0	0 0 0 0	0 0 3 7	0.00 1.000													

Chicago White Sox @ Washington Senators
D.C. Stadium, Washington, DC
Thu Jul 26 1962, 7:05 PM EDT
Att: 6,832 - Unknown

livebaseballscorecards.com

AB 35
R 7
H 8
RBI 6
BB 3
SO 5
LOB 12





Batter	1	2	3	4	5	6	7	8	9	AB	R	H	RBI	BB	SO	LOB	BOTTOM				
Jim Piersall, R OBP: 0.301, SLG: 0.361 (1, 8)	4-3			FC5-4 BB		3B		F9		3	0	1	0	1	0	0					
Chuck Cottier, R OBP: 0.317, SLG: 0.351 (1, 4)	F4			F3		1-3		F3		4	0	0	0	0	0	2					
Bob Johnson, R OBP: 0.335, SLG: 0.413 (1, 5)	6-3			FC5-4 1-2		K		HR		4	1	1	1	0	1	2					
Harry Bright, R OBP: 0.333, SLG: 0.498 (1, 3)		L7		F4		F3		F9		4	0	0	0	0	0	2					
Chuck Hinton, R OBP: 0.345, SLG: 0.483 (1, 9)		L1-3 1B		1B #3-4-5		K		1B		4	0	3	0	0	1	0					
Ken Retzer, L OBP: 0.346, SLG: 0.454 (1, 2)	L1-3 1-2			G4-3-4-6-4 1-2		G6-3 BB		4-3		3	0	0	0	1	0	3					
Don Lock, R OBP: 0.333, SLG: 0.611 (1, 7)			K		1B BB	G6-3 1-2				2	0	0	0	1	1	1					
Ed Brinkman, R OBP: 0.193, SLG: 0.218 (1, 6)			F9		1B			5-3		3	0	1	0	0	0	0					
Bennie Daniels, L OBP: 0.114, SLG: 0.200 Jim King, L OBP: 0.353, SLG: 0.383 Ed Hobaugh, R (5, PH) (6, 1)			K		F5			K		1	0	0	0	0	0	0					
Joe Hicks, L OBP: 0.304, SLG: 0.404 (8, PH) Marty Kutyna, R OBP: 0.333, SLG: 0.200 (9, 1)										0	0	0	0	0	0	0					
Joe Hicks, L OBP: 0.304, SLG: 0.404 (8, PH) Marty Kutyna, R OBP: 0.333, SLG: 0.200 (9, 1)										0	0	0	0	0	0	0					
Inning Stats	R: 0 E: 0 K: 0 S: 3	H: 0 LOB: 0 BB: 0 P: 3	R: 0 E: 0 K: 0 S: 3	H: 1 LOB: 0 BB: 0 P: 3	R: 0 E: 0 K: 2 S: 7	H: 0 LOB: 0 BB: 0 P: 7	R: 0 E: 0 K: 0 S: 3	H: 0 LOB: 1 BB: 1 P: 7	R: 0 E: 0 K: 0 S: 4	H: 2 LOB: 2 BB: 1 P: 8	R: 0 E: 0 K: 1 S: 6	H: 1 LOB: 0 BB: 0 P: 6	R: 0 E: 0 K: 1 S: 4	H: 0 LOB: 0 BB: 1 P: 8	R: 0 E: 0 K: 1 S: 5	H: 0 LOB: 0 BB: 0 P: 5	R: 1 E: 0 K: 0 S: 5	H: 2 LOB: 1 BB: 0 P: 5	1B: 4 2B: 1 3B: 1 HR: 1	SF: 0 SAC: 0 DP: 3 HBP: 0	WP: 0 PA: 33 PB: 0 CS: 0
PITCHER	IP WLS BF H R ER SO BB IBB HBP BLK WP HR S P ERA WHIP	IP WLS BF H R ER SO BB IBB HBP BLK WP HR S P ERA WHIP	IP WLS BF H R ER SO BB IBB HBP BLK WP HR S P ERA WHIP	IP WLS BF H R ER SO BB IBB HBP BLK WP HR S P ERA WHIP	IP WLS BF H R ER SO BB IBB HBP BLK WP HR S P ERA WHIP	IP WLS BF H R ER SO BB IBB HBP BLK WP HR S P ERA WHIP	IP WLS BF H R ER SO BB IBB HBP BLK WP HR S P ERA WHIP	IP WLS BF H R ER SO BB IBB HBP BLK WP HR S P ERA WHIP	IP WLS BF H R ER SO BB IBB HBP BLK WP HR S P ERA WHIP	IP WLS BF H R ER SO BB IBB HBP BLK WP HR S P ERA WHIP	IP WLS BF H R ER SO BB IBB HBP BLK WP HR S P ERA WHIP	IP WLS BF H R ER SO BB IBB HBP BLK WP HR S P ERA WHIP	IP WLS BF H R ER SO BB IBB HBP BLK WP HR S P ERA WHIP	IP WLS BF H R ER SO BB IBB HBP BLK WP HR S P ERA WHIP	IP WLS BF H R ER SO BB IBB HBP BLK WP HR S P ERA WHIP	IP WLS BF H R ER SO BB IBB HBP BLK WP HR S P ERA WHIP	IP WLS BF H R ER SO BB IBB HBP BLK WP HR S P ERA WHIP	IP WLS BF H R ER SO BB IBB HBP BLK WP HR S P ERA WHIP			
Ray Herbert, R ERA: 3.61 (1, 1)	9.0 W 33	6 1 1 5	3 0 0 0	0 0 0 0	0 0 1 40	1.00 1.000															


Chicago White Sox @ Washington Senators
D.C. Stadium, Washington, DC
Thu Jul 26 1962, 7:05 PM EDT
Att: 6,832 - Unknown

livebaseballscorecards.com

AB 30
R 1
H 6
RBI 1
BB 3
SO 5
LOB 12



Batter	1	2	3	4	5	6	7	8	9	AB	R	H	RBI	BB	SO	LOB	TOP			
Billy Gardner, R OBP: 0.303, SLG: 0.321 (1, 5)	F5		1B			BB 1B		2-3 1B		5	0	4	0	0	0	0	Boston Red Sox @ Washington Senators D.C. Stadium, Washington, DC Fri Jul 27 1962, 7:05 PM EDT Unknown 			
Gary Geiger, L OBP: 0.316, SLG: 0.374 (1, 8)	4-3 1B		F5			F7		F2		5	0	1	0	0	1	6				
Carl Yastrzemski, L OBP: 0.367, SLG: 0.494 (1, 7)	4-3		1-2 1B			F8		1-3		5	0	1	0	0	1	4				
Russ Nixon, L OBP: 0.327, SLG: 0.404 (1, 2)	F8		F8			BB 1B		BB		4	1	2	1	1	0	3				
Pete Runnels, L OBP: 0.432, SLG: 0.492 (1, 3)		1-3 1B	G3			FC5-4 BB		F7		4	0	1	0	1	0	3				
Lou Clinton, R OBP: 0.358, SLG: 0.602 (1, 9)	F8				K	FC5-4 BB		F8		5	0	0	0	0	1	5				
Chuck Schilling, R OBP: 0.292, SLG: 0.335 (1, 4)	1-3				K			F7		5	1	1	1	0	1	1				
Eddie Bressoud, R OBP: 0.320, SLG: 0.418 (1, 6)		IBB			1B			G3		3	0	2	0	1	0	0				
Bill Monbouquette, R OBP: 0.295, SLG: 0.125 (6, PH)	G3				K			5-3		2	0	0	0	0	1	3				
Dave Philley, S OBP: 0.255, SLG: 0.195 (6, 1)										1	0	1	0	0	0	0				
Don Schwall, R OBP: 0.163, SLG: 0.143 (6, 1)										0	0	0	0	0	0	0				
Mike Fornieles, R OBP: 0.250, SLG: 0.250 (6, 1)										1	0	0	0	0	0	1				
Inning Stats	R: 0 E: 0 K: 0 S: 4	H: 1 LOB: 1 BB: 0 P: 4	R: 0 E: 0 K: 0 S: 4	H: 1 LOB: 2 BB: 1 P: 8	R: 0 E: 0 K: 0 S: 5	H: 2 LOB: 2 BB: 0 P: 5	R: 0 E: 0 K: 3 S: 10	H: 1 LOB: 1 BB: 0 P: 10	R: 0 E: 0 K: 1 S: 7	H: 2 LOB: 3 BB: 0 P: 7	R: 0 E: 0 K: 0 S: 3	H: 0 LOB: 1 BB: 1 P: 7	R: 0 E: 0 K: 1 S: 8	H: 3 LOB: 2 BB: 0 P: 8	R: 1 E: 0 K: 0 S: 4	H: 1 LOB: 0 BB: 0 P: 4	1B: 9 2B: 2 3B: 0 HR: 2	SF: 0 SAC: 0 DP: 0 HBP: 0	WP: 0 PB: 0 SB: 0 CS: 0	PA: 43
PITCHER Dave Stenhouse, R ERA: 2.73 (1, 1)	IP: 9.0 WLS: W BF: 43	H: 13 R: 2 ER: 2 SO: 5	BB: 2 IBB: 1 HBP: 0 BLK: 0	WP: 0 HR: 2 S: 50 P: 62	ERA: 2.00 WHIP: 1.667											ERA: 2.00 WHIP: 1.667				


Batter	1	2	3	4	5	6	7	8	9	AB	R	H	RBI	BB	SO	LOB	BOTTOM			
Ken Hamlin, R OBP: 0.299, SLG: 0.283 (1, 6)	6-3		F8			F9		5-3		5	0	0	0	0	1	1	Boston Red Sox @ Washington Senators D.C. Stadium, Washington, DC Fri Jul 27 1962, 7:05 PM EDT Unknown 			
Jim Piersall, R OBP: 0.303, SLG: 0.365 (1, 8)	S 1B				F8	F8		5-3		5	0	2	0	0	0	1				
Bob Johnson, R OBP: 0.354, SLG: 0.421 (1, 5)	F9				E5	F8		F9		4	2	1	2	0	0	2				
Danny O'Connell, R OBP: 0.337, SLG: 0.376 (7, 5)	1-2				HR	1-H		HR		1	0	0	0	0	0	0				
Harry Bright, R OBP: 0.341, SLG: 0.517 (6, PR)	F2					1B				4	2	3	2	0	0	1				
Bud Zupfel, L OBP: 0.294, SLG: 0.354 (7, 3)					1-H	HR				0	0	0	0	0	0	0				
Chuck Hinton, R OBP: 0.344, SLG: 0.483 (1, 9)		5-3			F7	FC5-4				4	1	1	0	0	0	1				
Ken Retzer, L OBP: 0.354, SLG: 0.460 (1, 2)		3-1				BB 2B		G5-4-3 BB		2	1	1	0	2	0	0				
Don Lock, R OBP: 0.320, SLG: 0.524 (1, 7)			K			F4		G5-4-3		3	1	0	1	1	1	2				
Chuck Cottier, R OBP: 0.320, SLG: 0.368 (1, 4)			F6							3	2	2	3	0	0	0				
Johnny Schalve, R OBP: 0.274, SLG: 0.397 (7, 4)						HR		1B 2B		1	1	1	1	0	0	0				
Dave Stenhouse, R OBP: 0.119, SLG: 0.075 (1, 1)			K			F8		HR 1B		4	1	1	2	0	2	0				
Inning Stats	R: 0 E: 0 K: 0 S: 4	H: 1 LOB: 0 BB: 0 P: 4	R: 0 E: 0 K: 1 S: 5	H: 0 LOB: 0 BB: 0 P: 5	R: 0 E: 0 K: 1 S: 5	H: 0 LOB: 0 BB: 0 P: 5	R: 2 E: 1 K: 0 S: 6	H: 2 LOB: 1 BB: 0 P: 6	R: 1 E: 0 K: 0 S: 5	H: 2 LOB: 1 BB: 0 P: 5	R: 7 E: 0 K: 1 S: 11	H: 6 LOB: 1 BB: 2 P: 19	R: 1 E: 0 K: 1 S: 5	H: 1 LOB: 0 BB: 1 P: 9	R: 0 E: 0 K: 0 S: 3	H: 0 LOB: 0 BB: 0 P: 3	1B: 4 2B: 4 3B: 0 HR: 4	SF: 0 SAC: 0 DP: 1 HBP: 0	WP: 0 PB: 0 SB: 1 CS: 0	PA: 39
PITCHER Bill Monbouquette, R ERA: 4.98 (1, 1)	IP: 5.0 WLS: L BF: 21	H: 5 R: 3 ER: 2 SO: 2	BB: 0 IBB: 0 HBP: 0 BLK: 0	WP: 0 HR: 2 S: 25 P: 25	ERA: 3.60 WHIP: 1.000											ERA: 3.60 WHIP: 1.000				
Don Schwall, R ERA: 5.55 (6, 1)	IP: 0.0 WLS: 0 BF: 4	H: 2 R: 4 ER: 4 SO: 0	BB: 2 IBB: 0 HBP: 0 BLK: 0	WP: 0 HR: 0 S: 2 P: 10	ERA: - WHIP: -											ERA: - WHIP: -				
Mike Fornieles, R ERA: 6.74 (6, 1)	IP: 3.0 WLS: 0 BF: 14	H: 5 R: 4 ER: 4 SO: 2	BB: 1 IBB: 0 HBP: 0 BLK: 0	WP: 0 HR: 2 S: 17 P: 21	ERA: 12.00 WHIP: 2.000											ERA: 12.00 WHIP: 2.000				


Batter	1	2	3	4	5	6	7	8	9	AB	R	H	RBI	BB	SO	LOB	TOP					
Billy Gardner, R OBP: 0.309, SLG: 0.333 (1, 5)										4	0	2	0	0	1	0	Boston Red Sox @ Washington Senators D.C. Stadium, Washington, DC Fri Jul 27 1962, 7:05 PM EDT Att: 11,598 - Unknown					
Carroll Hardy, R OBP: 0.318, SLG: 0.342 (1, 8)										4	0	1	0	0	0	3						
Carl Yastrzemski, L OBP: 0.366, SLG: 0.491 (1, 7)										4	1	1	0	0	0	1						
Jim Pagliaroni, R OBP: 0.381, SLG: 0.515 Bob Tillman, R OBP: 0.297, SLG: 0.500 (1, 2) (2, 2)										1	0	0	0	0	1	1						
Lou Clinton, R OBP: 0.356, SLG: 0.591 (1, 9)										3	0	0	0	1	0	2						
Pete Runnels, L OBP: 0.428, SLG: 0.488 Don Gile, R (7, 3)										3	0	0	0	0	0	1						
Chuck Schilling, R OBP: 0.291, SLG: 0.333 (1, 4)										4	0	1	0	0	0	1						
Eddie Bressoud, R OBP: 0.323, SLG: 0.420 (1, 6)										3	0	2	0	0	0	0						
Galen Cisco, R OBP: 0.179, SLG: 0.120 Chet Nichols, S (6, 1)										2	0	0	0	0	1	1						
Inning Stats	R: 0 E: 0 K: 2 S: 8	H: 1 LOB: 1 BB: 0 P: 8	R: 0 E: 0 K: 0 S: 2	H: 0 LOB: 0 BB: 1 P: 6	R: 0 E: 0 K: 1 S: 6	H: 1 LOB: 1 BB: 0 P: 6	R: 0 E: 0 K: 0 S: 3	H: 0 LOB: 0 BB: 0 P: 3	R: 0 E: 0 K: 0 S: 4	H: 1 LOB: 1 BB: 0 P: 4	R: 0 E: 0 K: 0 S: 3	H: 0 LOB: 0 BB: 0 P: 3	R: 0 E: 0 K: 0 S: 3	H: 0 LOB: 0 BB: 0 P: 3	R: 0 E: 0 K: 0 S: 5	H: 2 LOB: 2 BB: 0 P: 5	R: 1 E: 0 K: 0 S: 5	H: 3 LOB: 2 BB: 0 P: 5	1B: 7 2B: 1 3B: 0 HR: 0	SF: 0 SAC: 0 DP: 1 HBP: 0	WP: 0 PB: 0 SB: 0 CS: 0	PA: 34
PITCHER Don Rudolph, L ERA: 3.31 (1, 1)	IP: 9.0 WLS: W BF: 34 H: 8 R: 1 ER: 1 SO: 3 BB: 1 IBB: 0 HBP: 0 BLK: 0 WP: 0 HR: 0 S: 39 P: 43 ERA: 1.00 WHIP: 1.000															PITCHER IP: WLS: BF: H: R: ER: SO: BB: IBB: HBP: BLK: WP: HR: S: P: ERA: WHIP						

Batter	1	2	3	4	5	6	7	8	9	AB	R	H	RBI	BB	SO	LOB	BOTTOM			
Ken Hamlin, R OBP: 0.313, SLG: 0.320 Ed Brinkman, R OBP: 0.193, SLG: 0.218 (1, 6) (8, 6)										5	2	3	5	1	0	1	Boston Red Sox @ Washington Senators D.C. Stadium, Washington, DC Fri Jul 27 1962, 7:05 PM EDT Att: 11,598 - Unknown			
Jim Piersall, R OBP: 0.306, SLG: 0.372 Joe Hicks, L OBP: 0.314, SLG: 0.421 (1, 8) (5, 8)										3	2	2	0	0	0	1				
Bob Johnson, R OBP: 0.349, SLG: 0.430 Jim King, L OBP: 0.351, SLG: 0.381 (1, 5) (7, 9)										5	1	2	2	0	1	5				
Harry Bright, R OBP: 0.339, SLG: 0.512 Bud Zupfel, L OBP: 0.299, SLG: 0.350 (1, 3) (6, PH) (7, 3)										4	1	1	2	0	1	3				
Chuck Hinton, R OBP: 0.349, SLG: 0.485 Danny O'Connell, R OBP: 0.333, SLG: 0.372 (1, 9) (6, PH) (7, 5)										3	1	2	0	1	0	0				
Don Lock, R OBP: 0.367, SLG: 0.640 (1, 7)										4	2	2	2	1	0	1				
Bob Schmidt, R OBP: 0.253, SLG: 0.364 (1, 2)										5	1	2	1	0	0	3				
Chuck Cottier, R OBP: 0.322, SLG: 0.370 Johnny Schlave, R OBP: 0.279, SLG: 0.402 (1, 4) (7, 4)										4	2	2	1	0	0	1				
Don Rudolph, L OBP: 0.293, SLG: 0.324 (1, 1)										3	2	1	0	2	1	3				
Inning Stats	R: 2 E: 0 K: 1 S: 7	H: 2 LOB: 0 BB: 0 P: 7	R: 3 E: 2 K: 0 S: 7	H: 3 LOB: 2 BB: 1 P: 11	R: 0 E: 0 K: 0 S: 3	H: 0 LOB: 1 BB: 1 P: 7	R: 3 E: 0 K: 0 S: 8	H: 5 LOB: 2 BB: 0 P: 8	R: 0 E: 0 K: 1 S: 7	H: 3 LOB: 2 BB: 0 P: 7	R: 6 E: 0 K: 1 S: 10	H: 5 LOB: 3 BB: 3 P: 22	R: 0 E: 0 K: 0 S: 5	H: 2 LOB: 3 BB: 1 P: 9	R: 0 E: 0 K: 0 S: 3	H: 0 LOB: 0 BB: 0 P: 3	1B: 14 2B: 5 3B: 0 HR: 3	SF: 0 SAC: 0 DP: 2 HBP: 0	WP: 1 PB: 0 SB: 1 CS: 1	PA: 50
PITCHER Galen Cisco, R ERA: 6.75 Chet Nichols, L ERA: 2.36 (1, 1) (6, 1)	IP: 5.1 WLS: L BF: 36 H: 16 R: 13 ER: 11 SO: 2 BB: 4 IBB: 0 HBP: 0 BLK: 0 WP: 1 HR: 2 S: 36 P: 52 ERA: 18.56 WHIP: 3.750															PITCHER IP: WLS: BF: H: R: ER: SO: BB: IBB: HBP: BLK: WP: HR: S: P: ERA: WHIP				

AB	33
R	1
H	8
RBI	1
BB	1
SO	3
LOB	12



Batter	1	2	3	4	5	6	7	8	9	AB	R	H	RBI	BB	SO	LOB	TOP								
Billy Gardner, R OBP: 0.318, SLG: 0.356 (1, 5)	6-3		SH2-4						1-3	4	1	2	1	0	0	0	Boston Red Sox @ Washington Senators D.C. Stadium, Washington, DC Sun Jul 29 1962, 3:33 AM EDT Att: 5,634 - Unknown AB 35 R 4 H 11 RBI 4 BB 2 SO 6 LOB 18 								
Gary Geiger, L OBP: 0.316, SLG: 0.374 (1, 8)	PB 1B		K						F7	5	1	2	1	0	2	3									
Carl Yastrzemski, L OBP: 0.363, SLG: 0.485 (1, 7)	CS 1B		F8						4-3	5	0	1	1	0	1	4									
Jim Pagliaroni, R OBP: 0.385, SLG: 0.514 (1, 2)	F4									3	1	1	0	1	0	1									
Pete Runnels, L OBP: 0.424, SLG: 0.480 (1, 3)										4	0	1	1	0	2	1									
Lou Clinton, R OBP: 0.346, SLG: 0.570 (1, 9)										4	0	1	0	0	1	2									
Chuck Schilling, R OBP: 0.291, SLG: 0.332 (1, 4)										4	0	1	0	0	0	2									
Eddie Bressoud, R OBP: 0.325, SLG: 0.418 (1, 6)										3	1	2	0	1	0	2									
Earl Wilson, R OBP: 0.275, SLG: 0.432 (1, 1)										3	0	0	0	0	0	3									
Dick Radatz, R OBP: 0.105, SLG: 0.105 (8, 1)										0	0	0	0	0	0	0									
Inning Stats	R: 1 E: 0 K: 0 S: 4	H: 2 LOB: 0 BB: 4	R: 0 E: 0 K: 2 S: 7	H: 0 LOB: 0 BB: 7	R: 0 E: 1 K: 1 S: 7	H: 1 LOB: 2 BB: 7	R: 0 E: 0 K: 1 S: 5	H: 0 LOB: 1 BB: 1 P: 9	R: 2 E: 0 K: 0 S: 5	H: 3 LOB: 0 BB: 0 P: 5	R: 0 E: 0 K: 2 S: 5	H: 2 LOB: 2 BB: 0 P: 5	R: 0 E: 0 K: 2 S: 8	H: 1 LOB: 1 BB: 0 P: 8	R: 1 E: 0 K: 0 S: 5	H: 2 LOB: 2 BB: 1 P: 9	R: 0 E: 0 K: 0 S: 3	H: 0 LOB: 0 BB: 0 P: 3	1B: 9 2B: 1 3B: 1 HR: 0	SF: 0 SAC: 2 DP: 0 HBP: 0	WP: 0 PB: 2 SB: 0 CS: 2	PA: 39			
PITCHER	IP	WLS	BF	H	R	ER	SO	BB	IBB	HBP	BLK	WP	HR	S	P	ERA	WHIP								
Tom Cheney, R ERA: 3.34 (1, 1)	6.0	L	26	8	3	2	4	1	0	0	0	0	0	33	37	3.00	1.500								
Steve Hamilton, L ERA: 3.7 (7, 1)	2.0		10	3	1	1	2	0	1	0	0	0	0	13	17	4.50	1.500								
Jim Hannan, R ERA: 3.6 (9, 1)	1.0		3	0	0	0	0	0	0	0	0	0	0	3	3	0.00	0.000								

Batter	1	2	3	4	5	6	7	8	9	AB	R	H	RBI	BB	SO	LOB	BOTTOM								
Ken Hamlin, R OBP: 0.312, SLG: 0.314 (1, 6)	F7									5	0	1	0	0	1	6	Boston Red Sox @ Washington Senators D.C. Stadium, Washington, DC Sun Jul 29 1962, 3:33 AM EDT Att: 5,634 - Unknown AB 30 R 2 H 5 RBI 1 BB 9 SO 9 LOB 17 								
Jim Piersall, R OBP: 0.306, SLG: 0.363 (1, 8)	1-3									4	0	0	0	1	1	0									
Bob Johnson, R OBP: 0.334, SLG: 0.424 (1, 5)	6-3									4	0	0	0	1	0	1									
Harry Bright, R OBP: 0.339, SLG: 0.505 (1, 3)										4	0	0	0	1	3	1									
Chuck Hinton, R OBP: 0.353, SLG: 0.485 (1, 9)										3	2	2	0	1	0	1									
Ken Retzer, L OBP: 0.362, SLG: 0.464 (1, 2)										3	0	2	0	1	0	0									
Claude Osteen, L OBP: 0.192, SLG: 0.231 (8, FR)										0	0	0	0	0	0	0									
Danny O'Connell, R OBP: 0.333, SLG: 0.372 (9, 4)										0	0	0	0	0	0	0									
Don Lock, R OBP: 0.368, SLG: 0.567 (1, 7)										2	0	0	1	1	1	3									
Chuck Cottier, R OBP: 0.321, SLG: 0.364 (1, 4)										2	0	0	0	1	0	2									
Joe Hicks, L OBP: 0.311, SLG: 0.417 (8, PH)										1	0	0	0	0	1	2									
Bob Schmidt, R OBP: 0.263, SLG: 0.386 (9, 2)										0	0	0	0	0	0	0									
Tom Cheney, R OBP: 0.185, SLG: 0.083 (1, 1)										1	0	0	0	1	1	0									
Jim King, L OBP: 0.350, SLG: 0.380 (6, PH)										1	0	0	0	0	1	1									
Steve Hamilton, L OBP: 0.133, SLG: 0.071 (7, 1)										0	0	0	0	0	0	0									
Bud Zipfel, L OBP: 0.307, SLG: 0.350 (8, PH)										0	0	0	0	1	0	0									
Jim Hannan, R OBP: 0.200, SLG: 0.200 (9, 1)										0	0	0	0	0	0	0									
Inning Stats	R: 0 E: 0 K: 0 S: 3	H: 0 LOB: 0 BB: 0 P: 3	R: 1 E: 1 K: 0 S: 4	H: 1 LOB: 1 BB: 1 P: 8	R: 0 E: 0 K: 1 S: 5	H: 1 LOB: 1 BB: 1 P: 9	R: 1 E: 0 K: 1 S: 7	H: 2 LOB: 3 BB: 2 P: 15	R: 0 E: 0 K: 0 S: 3	H: 0 LOB: 1 BB: 1 P: 7	R: 0 E: 0 K: 1 S: 5	H: 0 LOB: 1 BB: 1 P: 9	R: 0 E: 0 K: 1 S: 5	H: 0 LOB: 1 BB: 1 P: 9	R: 0 E: 0 K: 3 S: 10	H: 1 LOB: 3 BB: 2 P: 18	R: 0 E: 0 K: 2 S: 7	H: 0 LOB: 0 BB: 0 P: 7	1B: 5 2B: 0 3B: 0 HR: 0	SF: 1 SAC: 0 DP: 0 HBP: 0	WP: 2 PB: 0 SB: 3 CS: 1	PA: 40			
PITCHER	IP	WLS	BF	H	R	ER	SO	BB	IBB	HBP	BLK	WP	HR	S	P	ERA	WHIP								
Earl Wilson, R ERA: 3.83 (1, 1)	7.0	W	33	5	2	1	4	8	0	0	0	0	0	33	65	1.29	1.857								
Dick Radatz, R ERA: 2.03 (8, 1)	2.0	S	7	0	0	0	5	1	0	0	0	0	0	16	20	0.00	0.500								

Batter	1	2	3	4	5	6	7	8	9	AB	R	H	RBI	BB	SO	LOB	TOP					
Tom Tresh, S OBP: 0.343, SLG: 0.399										5	1	3	0	0	1	2						
Bobby Richardson, R OBP: 0.327, SLG: 0.360										5	0	0	0	0	1	4						
Roger Maris, L OBP: 0.347, SLG: 0.486										3	3	1	0	2	0	0						
Hector Lopez, R OBP: 0.365, SLG: 0.436										3	1	0	0	2	0	2						
Elston Howard, R OBP: 0.308, SLG: 0.441										5	1	1	3	0	2	4						
Bill Skowron, R OBP: 0.320, SLG: 0.466										4	2	2	4	0	1	0						
Clete Boyer, R OBP: 0.351, SLG: 0.431										4	1	1	0	0	1	0						
Jack Reed, R OBP: 0.300, SLG: 0.444									4	0	0	0	0	1	2							
Bill Stafford, R OBP: 0.283, SLG: 0.333									3	0	2	2	1	0	0							
Rollie Sheldon, R OBP: 0.207, SLG: 0.042									0	0	0	0	0	0	0							
Jim Coates, R OBP: 0.105, SLG: 0.056									0	0	0	0	0	0	0							
Inning Stats	R: 4 E: 0 K: 2 S: 9	H: 2 LOB: 0 BB: 2 P: 17	R: 0 E: 0 K: 0 S: 4	H: 1 LOB: 1 BB: 0 P: 4	R: 2 E: 0 K: 2 S: 9	H: 2 LOB: 0 BB: 0 P: 9	R: 0 E: 0 K: 0 S: 3	H: 0 LOB: 1 BB: 1 P: 7	R: 0 E: 0 K: 1 S: 5	H: 0 LOB: 0 BB: 0 P: 5	R: 2 E: 0 K: 1 S: 8	H: 4 LOB: 1 BB: 0 P: 8	R: 1 E: 0 K: 0 S: 3	H: 0 LOB: 0 BB: 1 P: 7	R: 0 E: 0 K: 1 S: 6	H: 1 LOB: 0 BB: 0 P: 6	R: 0 E: 0 K: 0 S: 3	H: 0 LOB: 1 BB: 1 P: 7	1B: 6 2B: 2 3B: 0 HR: 2	SF: 0 SAC: 0 DP: 0 HBP: 0	WP: 0 PB: 0 SB: 1 CS: 0	PA: 41
PITCHER	IP WLS BF H R ER SO BB IBB HBP BLK WP HR S P ERA WHIP	IP WLS BF H R ER SO BB IBB HBP BLK WP HR S P ERA WHIP																				
Claude Osteen, L ERA: 3.81	(1, 1)	3.0	L	16	5	6	6	4	2	0	0	0	0	0	2	22	30	18.00	2.333			
Ed Hobaugh, R ERA: 4.89	(4, 1)	4.0		17	4	3	2	2	2	0	0	0	0	0	19	27	4.50	1.500				
Marty Kutyna, R ERA: 3.24	(8, 1)	2.0		8	1	0	0	1	1	0	0	0	0	0	9	13	0.00	1.000				

New York Yankees @ Washington Senators
D.C. Stadium, Washington, DC
Tue Jul 31 1962, 7:05 PM EDT
Att: 30,421 - Unknown

AB	36
R	9
H	10
RBI	9
BB	5
SO	7
LOB	14



Batter	1	2	3	4	5	6	7	8	9	AB	R	H	RBI	BB	SO	LOB	BOTTOM					
Ken Hamlin, R OBP: 0.309, SLG: 0.311										5	0	1	0	0	0	4						
Jim Piersall, R OBP: 0.317, SLG: 0.367										2	2	2	0	3	0	0						
Johnny Schaive, R OBP: 0.284, SLG: 0.416										5	1	2	2	0	2	4						
Harry Bright, R OBP: 0.337, SLG: 0.500										4	1	1	0	0	0	1						
Chuck Hinton, R OBP: 0.351, SLG: 0.485										4	1	1	2	0	0	0						
Ken Retzer, L OBP: 0.365, SLG: 0.462										3	0	1	0	1	0	0						
Don Lock, R OBP: 0.333, SLG: 0.515										3	0	0	1	0	1	1						
Chuck Cottier, R OBP: 0.320, SLG: 0.362										4	0	1	0	0	0	1						
Claude Osteen, L OBP: 0.192, SLG: 0.231	(1, 1)									0	0	0	0	0	0	0						
Joe Hicks, L OBP: 0.208, SLG: 0.413	(3, PH)									1	0	0	0	0	0	0						
Ed Hobaugh, R OBP: 0.207, SLG: 0.042	(4, 1)									1	0	0	0	0	1	1						
Bud Zupfel, L OBP: 0.303, SLG: 0.346	(7, PH)									1	0	0	0	0	2	0						
Marty Kutyna, R OBP: 0.300, SLG: 0.200	(8, 1)									0	0	0	0	0	0	0						
Jim King, L OBP: 0.302, SLG: 0.390	(9, PH)									0	0	0	0	1	0	0						
Inning Stats	R: 0 E: 0 K: 1 S: 6	H: 1 LOB: 1 BB: 0 P: 6	R: 0 E: 0 K: 0 S: 3	H: 0 LOB: 0 BB: 0 P: 3	R: 0 E: 0 K: 0 S: 5	H: 2 LOB: 2 BB: 0 P: 5	R: 0 E: 0 K: 0 S: 3	H: 0 LOB: 0 BB: 0 P: 3	R: 0 E: 1 K: 2 S: 8	H: 0 LOB: 1 BB: 0 P: 8	R: 1 E: 0 K: 0 S: 3	H: 1 LOB: 0 BB: 1 P: 7	R: 0 E: 0 K: 0 S: 4	H: 1 LOB: 2 BB: 1 P: 8	R: 4 E: 0 K: 0 S: 6	H: 4 LOB: 0 BB: 1 P: 10	R: 0 E: 0 K: 1 S: 4	H: 0 LOB: 1 BB: 2 P: 12	1B: 6 2B: 3 3B: 0 HR: 0	SF: 1 SAC: 0 DP: 2 HBP: 0	WP: 1 PB: 0 SB: 0 CS: 0	PA: 39
PITCHER	IP WLS BF H R ER SO BB IBB HBP BLK WP HR S P ERA WHIP	IP WLS BF H R ER SO BB IBB HBP BLK WP HR S P ERA WHIP																				
Bill Stafford, R ERA: 3.8	(1, 1)	7.0		30	6	3	3	3	3	0	0	0	0	0	0	0	45	3.86	1.286			
Rollie Sheldon, R ERA: 5.4	(8, 1)	0.0		3	3	1	1	0	0	0	0	0	0	0	3	3	∞	∞				
Jim Coates, R ERA: 4.5	(8, 1)	2.0	S	6	0	1	1	1	2	0	0	0	0	0	6	14	4.50	1.000				

New York Yankees @ Washington Senators
D.C. Stadium, Washington, DC
Tue Jul 31 1962, 7:05 PM EDT
Att: 30,421 - Unknown

AB	33
R	5
H	9
RBI	5
BB	5
SO	4
LOB	14



Batter	1	2	3	4	5	6	7	8	9	10	11	AB	R	H	RBI	BB	SO	LOB	TOP			
Tom Tresh, S OBP: 0.342, SLG: 0.398 (1, 6)	F4	K			4-3		3-1			SH3-1 1B	6-3	6	0	1	0	0	1	2				
Bobby Richardson, R OBP: 0.332, SLG: 0.383 (1, 4)	4-3 2B		B3		1B FC6-4 BB					SH3-1		3	2	2	0	1	0	0				
Roger Maris, L OBP: 0.350, SLG: 0.486 (1, 8)	4-3				FC6-4 1B							4	0	2	0	1	1	2				
Hector Lopez, R OBP: 0.364, SLG: 0.437 (1, 7)					FC6-4 1B					G1-4-3 1BB		5	0	1	2	0	0	4				
Dale Long, L OBP: 0.331, SLG: 0.383 Phil Linz, R OBP: 0.324, SLG: 0.358 Jack Reed, R OBP: 0.300, SLG: 0.444 (1, 3)					1-2f 3-H 0-3							3	0	1	0	2	1	1				
Elston Howard, R OBP: 0.310, SLG: 0.439 (1, 2)	F7				K						WP 1B	4	1	1	1	1	1	4				
Johnny Blanchard, L OBP: 0.299, SLG: 0.420 Ralph Terry, R OBP: 0.191, SLG: 0.167 (1, 1)												4	1	1	2	1	0	0				
Clete Boyer, R OBP: 0.348, SLG: 0.424 (1, 5)												5	0	0	0	0	0	3				
Whitey Ford, L OBP: 0.318, SLG: 0.462 Bill Skowron, R OBP: 0.318, SLG: 0.462 (1, 1)												4	0	1	0	0	1	1				
Inning Stats	R: 1 E: 0 K: 0 S: 5	H: 2 LOB: 2 BB: 1 P: 9	R: 0 E: 0 K: 1 S: 6	H: 1 LOB: 1 BB: 0 P: 6	R: 0 E: 0 K: 0 S: 4	H: 1 LOB: 2 BB: 1 P: 8	R: 0 E: 0 K: 0 S: 3	H: 0 LOB: 0 BB: 0 P: 3	R: 1 E: 1 K: 1 S: 6	H: 1 LOB: 1 BB: 1 P: 10	R: 0 E: 0 K: 1 S: 5	H: 0 LOB: 0 BB: 0 P: 5	R: 0 E: 0 K: 0 S: 3	H: 0 LOB: 0 BB: 0 P: 3	R: 0 E: 0 K: 0 S: 3	H: 1 LOB: 1 BB: 1 P: 7	R: 3 E: 0 K: 1 S: 8	H: 3 LOB: 1 BB: 0 P: 8	1B: 6 2B: 3 3B: 0 HR: 1	SF: 0 SAC: 1 DP: 2 HBP: 0	WP: 1 PB: 0 SB: 1 CS: 0	PA: 47
PITCHER	IP 10.0	WLS L	BF 43	H 10	R 5	ER 5	SO 5	BB 5	IBB 1	HBP 0	BLK 0	WP 0	HR 1	S 47	P 71	ERA 4.50	WHIP 1.500					
Dave Stenhouse, R ERA: 2.85 Jim Hannan, R ERA: 3.51 (1, 1)	1.0	3	0	0	0	1	0	0	0	0	0	0	0	5	5	0.00	0.000					

New York Yankees @ Washington Senators
D.C. Stadium, Washington, DC
Wed Aug 01 1962, 7:05 PM EDT
Att: 48,147 - Unknown


AB	39
R	5
H	10
RBI	5
BB	6
SO	6
LOB	18



Batter	1	2	3	4	5	6	7	8	9	10	11	AB	R	H	RBI	BB	SO	LOB	BOTTOM			
Jim Piersall, R OBP: 0.317, SLG: 0.362 (1, 8)	SH1-3 2B 1B		6-3		L9			L7				4	1	1	0	1	0	0				
Chuck Cottier, R OBP: 0.322, SLG: 0.369 (1, 4)	SH1-3							F8 1B				4	0	2	0	0	0	1				
Johnny Schaive, R OBP: 0.273, SLG: 0.404 (1, 5)					F2			F8				5	1	1	1	0	0	2				
Harry Bright, R OBP: 0.337, SLG: 0.496 (1, 3)	2-H 1B 2B							F2				5	0	1	0	0	0	2				
Chuck Hinton, R OBP: 0.351, SLG: 0.487 (1, 9)								F9				5	0	2	1	0	0	0				
Don Lock, R OBP: 0.319, SLG: 0.474 (1, 7)	2-H F8							K				4	0	1	0	0	2	3				
Bob Schmidt, R OBP: 0.283, SLG: 0.383 (1, 2)												4	0	1	0	0	1	3				
Ed Brinkman, R OBP: 0.180, SLG: 0.203 (1, 6)												4	0	0	0	0	1	1				
Dave Stenhouse, R ERA: 3.02 Jim Hannan, R ERA: 3.33 (1, 1)												4	0	0	0	0	0	0				
Inning Stats	R: 2 E: 0 K: 0 S: 6	H: 3 LOB: 1 BB: 0 P: 6	R: 0 E: 0 K: 1 S: 5	H: 0 LOB: 0 BB: 0 P: 5	R: 0 E: 0 K: 0 S: 4	H: 1 LOB: 1 BB: 0 P: 4	R: 0 E: 0 K: 0 S: 3	H: 1 LOB: 0 BB: 0 P: 3	R: 0 E: 0 K: 1 S: 5	H: 1 LOB: 1 BB: 0 P: 5	R: 0 E: 0 K: 0 S: 3	H: 0 LOB: 0 BB: 0 P: 3	R: 0 E: 0 K: 0 S: 7	H: 2 LOB: 2 BB: 0 P: 7	R: 0 E: 0 K: 0 S: 3	H: 0 LOB: 1 BB: 1 P: 7	R: 0 E: 0 K: 0 S: 3	H: 0 LOB: 0 BB: 0 P: 3	1B: 8 2B: 1 3B: 0 HR: 0	SF: 0 SAC: 1 DP: 0 HBP: 0	WP: 0 PB: 0 SB: 0 CS: 1	PA: 41
PITCHER	IP 10.0	WLS W	BF 38	H 9	R 2	ER 2	SO 4	BB 1	IBB 0	HBP 0	BLK 0	WP 0	HR 0	S 45	P 49	ERA 1.80	WHIP 1.000					
Whitey Ford, L ERA: 3.02 Ralph Terry, R ERA: 3.33 (1, 1)	1.0	S	3	0	0	0	0	0	0	0	0	0	0	3	3	0.00	0.000					

New York Yankees @ Washington Senators
D.C. Stadium, Washington, DC
Wed Aug 01 1962, 7:05 PM EDT
Att: 48,147 - Unknown

AB	39
R	2
H	9
RBI	2
BB	1
SO	4
LOB	12



Batter	1	2	3	4	5	6	7	8	9	AB	R	H	RBI	BB	SO	LOB	TOP					
Jim Piersall, R (1, 8) OBP: 0.320, SLG: 0.362										3	0	1	1	1	1	0	Washington Senators @ Boston Red Sox Fenway Park, Boston, MA Fri Aug 03 1962, 7:05 PM EDT Att: 10,112 - Unknown					
Chuck Cottier, R (1, 4) OBP: 0.324, SLG: 0.371										4	0	2	1	0	0	2						
Bob Johnson, R (1, 5) OBP: 0.330, SLG: 0.419										4	0	0	0	0	0	5						
Harry Bright, R (1, 3) OBP: 0.340, SLG: 0.496										4	0	2	0	0	0	2						
Chuck Hinton, R (1, 9) OBP: 0.350, SLG: 0.483										3	0	0	0	1	1	3						
Ken Retzer, L (1, 2) OBP: 0.356, SLG: 0.444										4	0	0	0	0	0	2						
Don Lock, R (1, 7) OBP: 0.314, SLG: 0.439										3	1	0	0	1	3	0						
Ed Brinkman, R (1, 6) OBP: 0.200, SLG: 0.210										3	1	1	0	1	1	0						
Don Rudolph, L (1, 1) OBP: 0.279, SLG: 0.308										2	0	0	0	0	2	2						
Jim Hannan, R (8, 1) OBP: 0.167, SLG: 0.167										1	0	0	0	0	1	0						
Inning Stats	R: 0 E: 0 K: 2 S: 9	H: 2 LOB: 2 P: 9	R: 0 E: 0 K: 1 S: 5	H: 0 LOB: 0 BB: 0 P: 5	R: 0 E: 0 K: 1 S: 5	H: 0 LOB: 0 BB: 0 P: 5	R: 0 E: 0 K: 0 S: 4	H: 1 LOB: 1 BB: 0 P: 4	R: 2 E: 0 K: 1 S: 8	H: 3 LOB: 2 BB: 1 P: 12	R: 0 E: 0 K: 0 S: 5	H: 0 LOB: 0 BB: 0 P: 5	R: 0 E: 0 K: 0 S: 3	H: 0 LOB: 2 BB: 2 P: 11	R: 0 E: 0 K: 0 S: 2	H: 0 LOB: 0 BB: 1 P: 6	R: 0 E: 0 K: 3 S: 9	H: 0 LOB: 0 BB: 0 P: 9	1B: 6 2B: 1 3B: 0 HR: 0	SF: 0 SAC: 1 DP: 1 HBP: 0	WP: 0 PB: 0 SB: 0 CS: 0	PA: 36
PITCHER	IP WLS BF H R ER SO BB IBB HBP BLK WP HR S P ERA WHIP																					
Earl Wilson, R (1, 1) ERA: 3.75	7.0 L 30 6 2 2 6 3 0 0 0 0 0 0 39 51 2.57 1.286																					
Mike Fomies, R (8, 1) ERA: 5.65	1.0 3 0 0 0 0 1 0 0 0 0 0 0 2 6 0.00 1.000																					
Dick Radatz, R (9, 1) ERA: 2.03	1.0 3 0 0 0 3 0 0 0 0 0 0 0 9 9 0.00 0.000																					

Batter	1	2	3	4	5	6	7	8	9	AB	R	H	RBI	BB	SO	LOB	BOTTOM					
Billy Gardner, R (1, 4) OBP: 0.302, SLG: 0.335										5	0	0	0	0	0	2	Washington Senators @ Boston Red Sox Fenway Park, Boston, MA Fri Aug 03 1962, 7:05 PM EDT Att: 10,112 - Unknown					
Carroll Hardy, R (1, 8) OBP: 0.317, SLG: 0.338										3	1	1	0	1	0	0						
Dick Radatz, R (9, 1) OBP: 0.100, SLG: 0.100										0	0	0	0	0	0	0						
Carl Yastrzemski, L (1, 7) OBP: 0.362, SLG: 0.463										4	0	1	1	0	1	1						
Jim Pagliaroni, R (1, 2) OBP: 0.381, SLG: 0.498										3	0	1	0	1	0	2						
Gary Geiger, L (8, PR) OBP: 0.319, SLG: 0.371										0	0	0	0	0	0	0						
Lou Clinton, R (1, 9) OBP: 0.355, SLG: 0.565										4	0	0	0	0	1	3						
Frank Malzone, R (1, 5) OBP: 0.309, SLG: 0.396										4	0	2	0	0	0	2						
Pete Runnels, L (1, 3) OBP: 0.424, SLG: 0.483										4	0	2	0	0	0	2						
Eddie Bressoud, R (1, 6) OBP: 0.326, SLG: 0.418										2	0	0	0	1	0	1						
Earl Wilson, R (1, 1) OBP: 0.262, SLG: 0.410										2	0	0	0	0	1	0						
Bob Tillman, R (7, PH) OBP: 0.295, SLG: 0.497										1	0	0	0	0	0	2						
Mike Fomies, R (8, 1) OBP: 0.250, SLG: 0.250										0	0	0	0	0	0	0						
Russ Nixon, L (9, 2) OBP: 0.340, SLG: 0.404										0	0	0	0	1	0	0						
Inning Stats	R: 0 E: 0 K: 1 S: 5	H: 0 LOB: 0 P: 5	R: 0 E: 0 K: 1 S: 6	H: 1 LOB: 1 BB: 0 P: 6	R: 0 E: 0 K: 0 S: 3	H: 0 LOB: 0 BB: 0 P: 3	R: 0 E: 0 K: 0 S: 4	H: 1 LOB: 1 BB: 0 P: 4	R: 0 E: 0 K: 0 S: 3	H: 1 LOB: 0 BB: 0 P: 3	R: 0 E: 1 K: 1 S: 7	H: 1 LOB: 2 BB: 0 P: 7	R: 0 E: 0 K: 0 S: 4	H: 1 LOB: 2 BB: 1 P: 8	R: 1 E: 0 K: 0 S: 4	H: 1 LOB: 2 BB: 2 P: 12	R: 0 E: 0 K: 0 S: 3	H: 1 LOB: 1 BB: 1 P: 7	1B: 6 2B: 0 3B: 1 HR: 0	SF: 0 SAC: 1 DP: 2 HBP: 0	WP: 0 PB: 0 SB: 0 CS: 0	PA: 37
PITCHER	IP WLS BF H R ER SO BB IBB HBP BLK WP HR S P ERA WHIP																					
Don Rudolph, L (1, 1) ERA: 3.18	7.1 W 30 6 1 1 3 2 0 0 0 0 0 0 34 42 1.23 1.091																					
Jim Hannan, R (8, 1) ERA: 3.35	1.2 S 7 1 0 0 0 2 0 0 0 0 0 0 5 13 0.00 1.800																					

Batter	1	2	3	4	5	6	7	8	9	AB	R	H	RBI	BB	SO	LOB	TOP
Jim Piersall, R (1.8) OBP: 0.321, SLG: 0.360	5-3		F9 1B BB	K		1-3 2-H 1B		F4		4	0	1	1	1	1	2	
Chuck Cottier, R (1.4) OBP: 0.328, SLG: 0.373	3-1		S 1B			F8		S 1B		4	0	2	0	1	0	2	
Johnny Schaive, R (1.5) OBP: 0.277, SLG: 0.444	HR		F9			F6		K		5	2	2	2	0	1	4	
Harry Bright, R (1.3) OBP: 0.337, SLG: 0.490	1B		F6			G5-4-3		K		5	0	1	0	0	1	4	
Chuck Hinton, R (1.9) OBP: 0.348, SLG: 0.477	K		F8					F7	1B SF8 BB	4	1	0	0	1	1	3	
Ken Retzer, L (1.2) OBP: 0.357, SLG: 0.443			F7			FC6-4 1B		F6	1B	5	0	2	0	0	0	0	
Don Lock, R (1.7) OBP: 0.304, SLG: 0.489	6-3					FC6-4 1B		HR	SF8	4	1	1	2	0	0	1	
Ed Brinkman, R (1.6) OBP: 0.232, SLG: 0.246						L7		HBP 1B BB	1B	3	1	2	0	1	0	1	
Pete Burnside, R (1.1) OBP: 0.114, SLG: 0.061 (6, PH)	5-3							L9		2	0	1	0	0	0	1	
Jim King, L (6, PH) OBP: 0.350, SLG: 0.375						1B				0	0	0	0	0	0	0	
Ed Hobaugh, R (6, 1)						1-2 1B				1	0	0	0	0	0	2	
Inning Stats	R: 1 H: 2 E: 0 LOB: 1 K: 1 BB: 0 S: 7	R: 0 H: 1 E: 0 LOB: 1 K: 0 BB: 0 S: 4	R: 0 H: 1 E: 0 LOB: 2 K: 0 BB: 1 S: 4	R: 0 H: 2 E: 0 LOB: 2 K: 1 BB: 0 S: 7	R: 0 H: 0 E: 0 LOB: 0 K: 0 BB: 1 S: 2	R: 2 H: 2 E: 0 LOB: 2 K: 0 BB: 1 S: 5	R: 2 H: 3 E: 0 LOB: 1 K: 1 BB: 1 S: 8	R: 0 H: 1 E: 0 LOB: 1 K: 0 BB: 0 S: 3	R: 0 H: 0 E: 0 LOB: 0 K: 0 BB: 0 S: 3	1B: 8 SF: 1 2B: 1 SAC: 0 3B: 0 DP: 1 HR: 3 HBP: 1	WP: 0 PA: 43						
PITCHER	IP WLS BF H R ER SO BB IBB HBP BLK WP HR S P ERA WHIP																
Gene Conley, R (1.1) ERA: 4.24	5.2	L	8	3	2	1	1	0	0	0	1	9	13	13.50	3.000		
Arnold Earley, L (6, 1) ERA: 5.5	1.1																
Galen Cisco, R (8, 1) ERA: 6.59	2.0																

Washington Senators @ Boston Red Sox
Fenway Park, Boston, MA
Sat Aug 04 1962, 3:33 AM EDT
Att: 5,328 - Unknown

AB 37
R 5
H 12
RBI 5
BB 4
SO 4
LOB 20



Batter	1	2	3	4	5	6	7	8	9	AB	R	H	RBI	BB	SO	LOB	BOTTOM
Billy Gardner, R (1.4) OBP: 0.297, SLG: 0.329	6-3		F9	F6			G6-3		F7	3	0	0	0	0	0	3	
Russ Nixon, L (7, PH) OBP: 0.333, SLG: 0.396										1	0	0	0	0	0	1	
Chuck Schilling, R (8, 4) OBP: 0.290, SLG: 0.330										1	0	0	0	0	0	1	
Carroll Hardy, R (1.8) OBP: 0.316, SLG: 0.334			6-3			F7				3	0	0	0	1	0	1	
Galen Cisco, R (8, 1) OBP: 0.179, SLG: 0.120										0	0	0	0	0	0	0	
Carl Yastrzemski, L (1.7) OBP: 0.359, SLG: 0.479	F9		K			F8		K		4	0	0	0	0	2	2	
Jim Pagliaroni, R (1.2) OBP: 0.379, SLG: 0.493	F7			F4	F7				FC5-4 1B	4	0	1	0	0	0	1	
Lou Clinton, R (1.9) OBP: 0.358, SLG: 0.572			G6-4-3 BB	1B 3B		F7		F8		3	1	1	0	1	0	1	
Frank Malzone, R (1.5) OBP: 0.308, SLG: 0.395			G6-4-3	1B E		E3 1B		FC5-4		4	1	1	1	0	0	2	
Pete Runnels, L (1.3) OBP: 0.424, SLG: 0.483			K	1-3 E 1B						4	0	2	0	0	1	0	
Eddie Bressoud, R (1.6) OBP: 0.325, SLG: 0.419				E5		G6-4-3			F7	4	1	1	1	0	0	3	
Gene Conley, R (1.1) OBP: 0.254, SLG: 0.400				3B 2B						2	0	1	1	0	0	2	
Arnold Earley, L (6, 1) OBP: 0.273, SLG: 0.200				1-3						0	0	0	0	0	0	0	
Gary Geiger, L (7, PH) OBP: 0.323, SLG: 0.375 (8, 8)				2-H 3B				G6-3 1B		2	0	2	0	0	0	0	
Inning Stats	R: 0 H: 0 E: 0 LOB: 1 K: 0 BB: 1 S: 3	R: 0 H: 0 E: 0 LOB: 0 K: 1 BB: 1 S: 4	R: 1 H: 2 E: 0 LOB: 1 K: 1 BB: 0 S: 7	R: 2 H: 3 E: 1 LOB: 2 K: 0 BB: 0 S: 7	R: 0 H: 0 E: 0 LOB: 0 K: 0 BB: 0 S: 3	R: 0 H: 1 E: 0 LOB: 1 K: 0 BB: 0 S: 4	R: 0 H: 1 E: 0 LOB: 0 K: 0 BB: 0 S: 3	R: 0 H: 1 E: 0 LOB: 1 K: 1 BB: 0 S: 6	R: 0 H: 1 E: 0 LOB: 1 K: 0 BB: 0 S: 4	1B: 6 SF: 0 2B: 1 SAC: 0 3B: 2 DP: 3 HR: 0 HBP: 0	WP: 0 PA: 37						
PITCHER	IP WLS BF H R ER SO BB IBB HBP BLK WP HR S P ERA WHIP																
Pete Burnside, L (1.1) ERA: 4.03	5.0	W	15	4	0	0	1	0	0	0	0	17	17	0.00	1.000		
Ed Hobaugh, R (6, 1) ERA: 4.18	4.0																

Washington Senators @ Boston Red Sox
Fenway Park, Boston, MA
Sat Aug 04 1962, 3:33 AM EDT
Att: 5,328 - Unknown

AB 35
R 3
H 9
RBI 3
BB 2
SO 3
LOB 17




Batter	1	2	3	4	5	6	7	8	9	10	11	AB	R	H	RBI	BB	SO	LOB	TOP			
Jim Piersall, R OBP: 0.325, SLG: 0.359 (1, 8)												5	0	1	0	1	0	0				
Chuck Cottier, R OBP: 0.321, SLG: 0.368 (1, 4)												5	1	0	1	0	2	1				
Johnny Schaive, R OBP: 0.278, SLG: 0.449 (3, PR)												2	0	1	0	0	0	1				
Bob Johnson, R OBP: 0.332, SLG: 0.420 (3, 5)												4	0	2	0	0	0	1				
Harry Bright, R OBP: 0.344, SLG: 0.488 (1, 3)												4	0	2	1	0	1	2				
Chuck Hinton, R OBP: 0.347, SLG: 0.474 (1, 9)												4	0	1	0	1	1	3				
Don Lock, R OBP: 0.308, SLG: 0.500 (1, 7)												5	0	1	0	0	4	4				
Bob Schmidt, R OBP: 0.288, SLG: 0.397 (8, PR)												4	1	2	0	0	0	4				
Ken Hamlin, R OBP: 0.308, SLG: 0.311 (8, 6)												1	0	0	0	0	0	1				
Ed Brinkman, R OBP: 0.213, SLG: 0.225 (8, PH)												3	1	0	0	0	0	0				
Jim King, L OBP: 0.347, SLG: 0.372 (8, 2)												1	0	0	0	0	1	1				
Ken Retzer, L OBP: 0.358, SLG: 0.437 (8, 2)												0	0	0	0	1	0	0				
Bennie Daniels, L OBP: 0.303, SLG: 0.211 (8, PH)												2	1	1	0	0	1	0				
Marty Kutyna, R OBP: 0.297, SLG: 0.167 (8, PH)												1	0	0	0	0	0	0				
Jim Hanman, R OBP: 0.319, SLG: 0.395 (8, PH)												1	0	0	0	0	1	1				
Joe Judge, L OBP: 0.167, SLG: 0.167 (10, PH)												1	0	0	0	0	0	0				
Don Rudolph, R OBP: 0.276, SLG: 0.338 (10, 1)												0	0	0	0	0	0	2				
Don Rudolph, R OBP: 0.276, SLG: 0.338 (10, 1)												0	0	0	0	0	0	0				
Inning Stats	R: 1 E: 1 K: 1 S: 8	H: 2 LOB: 3 BB: 1 P: 12	R: 0 E: 0 K: 1 S: 5	H: 0 LOB: 0 BB: 0 P: 5	R: 0 E: 0 K: 0 S: 3	H: 1 LOB: 1 BB: 0 P: 4	R: 3 E: 1 K: 1 S: 8	H: 2 LOB: 1 BB: 1 P: 12	R: 0 E: 0 K: 2 S: 8	H: 1 LOB: 1 BB: 0 P: 8	R: 0 E: 0 K: 3 S: 10	H: 1 LOB: 1 BB: 0 P: 10	R: 0 E: 0 K: 2 S: 8	H: 1 LOB: 1 BB: 0 P: 8	R: 0 E: 0 K: 0 S: 4	H: 1 LOB: 2 BB: 1 P: 8	R: 0 E: 0 K: 1 S: 5	H: 0 LOB: 0 BB: 0 P: 5	1B: 7 2B: 3 3B: 1 HR: 0	SF: 1 SAC: 0 DP: 1 HBP: 1	WP: 0 PB: 0 SB: 2 CS: 1	PA: 49
PITCHER	IP: 7.0 WLS: 0 BF: 32 ERA: 6.16	WLS: 0 BF: 16 ERA: 1.91	H: 8 R: 4 ER: 1 SO: 5	H: 4 R: 0 ER: 0 SO: 6	H: 1 R: 0 ER: 0 SO: 3	H: 1 R: 0 ER: 0 SO: 4	H: 2 R: 0 ER: 0 SO: 3	H: 2 R: 0 ER: 0 SO: 4	H: 0 R: 0 ER: 0 SO: 3	H: 1 R: 0 ER: 0 SO: 4	H: 1 R: 0 ER: 0 SO: 10	H: 1 R: 0 ER: 0 SO: 10	H: 1 R: 0 ER: 0 SO: 8	H: 1 R: 0 ER: 0 SO: 8	H: 1 R: 0 ER: 0 SO: 4	H: 1 R: 0 ER: 0 SO: 8	H: 0 R: 0 ER: 0 SO: 5	H: 0 R: 0 ER: 0 SO: 5	ERA: 0.00 WHIP: 0.750	ERA: 0.00 WHIP: 0.750		

Washington Senators @ Boston Red Sox
Fenway Park, Boston, MA
Sun Aug 05 1962, 3:38 AM EDT
Att: 13,321 - Unknown

livebaseballscores.com

AB 43
R 4
H 11
RBI 2
BB 3
SO 11
LOB 21




Batter	1	2	3	4	5	6	7	8	9	10	11	AB	R	H	RBI	BB	SO	LOB	BOTTOM			
Billy Gardner, R OBP: 0.296, SLG: 0.324 (1, 4)												3	0	0	0	1	0	2				
Russ Nixon, L OBP: 0.321, SLG: 0.380 (9, PH)												1	0	0	0	0	0	0				
Chuck Schilling, R OBP: 0.290, SLG: 0.329 (10, 4)												0	0	0	0	0	0	0				
Gary Geiger, L OBP: 0.318, SLG: 0.367 (1, 8)												5	0	0	0	0	0	3				
Carl Yastrzemski, L OBP: 0.300, SLG: 0.478 (1, 7)												4	1	1	0	1	0	0				
Lou Clinton, R OBP: 0.352, SLG: 0.561 (1, 9)												5	1	2	1	0	0	1				
Pete Runnels, L OBP: 0.420, SLG: 0.477 (1, 3)												5	0	2	1	0	0	1				
Bob Tillman, R OBP: 0.293, SLG: 0.494 (1, 2)												5	0	1	0	0	2	3				
Carroll Hardy, R OBP: 0.316, SLG: 0.334 (11, PR)												0	1	0	0	0	0	0				
Frank Malzone, R OBP: 0.307, SLG: 0.392 (1, 5)												5	1	1	0	0	0	3				
Eddie Bressoud, R OBP: 0.324, SLG: 0.423 (1, 6)												5	1	2	2	0	0	0				
Hal Kolstad, R OBP: 0.091, SLG: 0.091 (1, 1)												2	0	0	0	0	1	0				
Dick Radatz, R OBP: 0.095, SLG: 0.095 (8, 1)												1	0	0	0	0	1	0				
Inning Stats	R: 2 E: 0 K: 0 S: 5	H: 2 LOB: 1 BB: 1 P: 9	R: 0 E: 1 K: 0 S: 5	H: 1 LOB: 2 BB: 0 P: 5	R: 0 E: 0 K: 0 S: 3	H: 0 LOB: 0 BB: 0 P: 3	R: 2 E: 0 K: 2 S: 9	H: 2 LOB: 1 BB: 1 P: 13	R: 0 E: 0 K: 1 S: 7	H: 2 LOB: 2 BB: 0 P: 7	R: 0 E: 0 K: 0 S: 3	H: 0 LOB: 0 BB: 0 P: 3	R: 0 E: 0 K: 0 S: 5	H: 0 LOB: 0 BB: 0 P: 5	R: 0 E: 0 K: 0 S: 3	H: 0 LOB: 0 BB: 0 P: 3	R: 1 E: 1 K: 0 S: 3	H: 1 LOB: 2 BB: 0 P: 3	1B: 5 2B: 3 3B: 0 HR: 1	SF: 0 SAC: 1 DP: 0 HBP: 0	WP: 0 PB: 0 SB: 0 CS: 0	PA: 44
PITCHER	IP: 4.0 WLS: 0 BF: 20 ERA: 5.59	WLS: 3.0 BF: 12 ERA: 2.95	WLS: 2.0 BF: 6 ERA: 3.22	WLS: 1.1 BF: 6 ERA: 3.14	IP: 7.0 WLS: 0 BF: 32 ERA: 6.16	WLS: 0 BF: 16 ERA: 1.91	IP: 4.0 WLS: 0 BF: 20 ERA: 5.59	WLS: 3.0 BF: 12 ERA: 2.95	IP: 2.0 WLS: 0 BF: 6 ERA: 3.22	IP: 1.1 WLS: 0 BF: 6 ERA: 3.14	IP: 7.0 WLS: 0 BF: 32 ERA: 6.16	WLS: 0 BF: 16 ERA: 1.91	IP: 4.0 WLS: 0 BF: 20 ERA: 5.59	WLS: 3.0 BF: 12 ERA: 2.95	IP: 2.0 WLS: 0 BF: 6 ERA: 3.22	IP: 1.1 WLS: 0 BF: 6 ERA: 3.14	IP: 7.0 WLS: 0 BF: 32 ERA: 6.16	WLS: 0 BF: 16 ERA: 1.91	ERA: 0.00 WHIP: 1.750	ERA: 0.00 WHIP: 1.750		

Washington Senators @ Boston Red Sox
Fenway Park, Boston, MA
Sun Aug 05 1962, 3:38 AM EDT
Att: 13,321 - Unknown

livebaseballscores.com


AB 41
R 5
H 9
RBI 4
BB 2
SO 4
LOB 13



Batter	1	2	3	4	5	6	7	8	9	AB	R	H	RBI	BB	SO	LOB	TOP										
Billy Consolo, R OBP: 0.348, SLG: 0.304 (1, 6)	0-0 4-3		0-0 1B		0-0 1-3 1B		0-0 F4			4	0	2	0	0	0	2											
Jerry Lumpe, L OBP: 0.343, SLG: 0.431 (1, 4)	0-0 5-3		0-0 1-3		0-0 G1-6-3 1-2			0-0 4-3		4	0	0	0	0	0	3											
Ed Charles, R OBP: 0.349, SLG: 0.452 (1, 5)	0-3 K			0-0 WP 2B		0-0 6-3		0-0 F9		4	1	1	0	0	1	0											
Norm Siebern, L OBP: 0.400, SLG: 0.460 (1, 3)		4-0 BB		0-0 5-3 2H 2B		0-0 F7		0-0 4-3		3	0	1	1	1	0	0											
Manny Jimenez, L OBP: 0.384, SLG: 0.474 Jose Tartabull, L OBP: 0.333, SLG: 0.336 (1, 7) (9, 8)		0-0 G4-6-3 1-2		0-0 5-3		0-0 4-3			0-0 4-3	4	0	0	0	0	0	2											
George Alusik, R OBP: 0.317, SLG: 0.505 Bobby Del Greco, R OBP: 0.381, SLG: 0.384 (1, 9) (9, 7)		0-0 FC5-4 1B		0-0 6-3			0-0 5-3		0-0 F7	4	0	1	0	0	0	1											
Gino Cimoli, R OBP: 0.336, SLG: 0.426 (1, 8) (9, 9)		0-0 FC5-4 1-2		0-0 5-3			0-0 E4 1B		0-3 K	4	0	0	0	0	1	2											
Joe Azcue, R OBP: 0.297, SLG: 0.320 (1, 2)			0-0 5-3		0-0 F7		0-0 1-2 1B			3	0	1	0	0	0	0											
Ed Rakow, S OBP: 0.133, SLG: 0.121 (1, 1)			0-0 F4		4-0 1B BB		0-0 F4			2	0	0	0	1	0	2											
Inning Stats	R: 0 E: 0 K: 1 S: 5	H: 0 LOB: 0 BB: 0 P: 5	R: 0 E: 0 K: 0 S: 3	H: 1 LOB: 1 BB: 1 P: 7	R: 0 E: 0 K: 0 S: 4	H: 1 LOB: 1 BB: 0 P: 4	R: 1 E: 0 K: 0 S: 5	H: 2 LOB: 1 BB: 0 P: 5	R: 0 E: 0 K: 0 S: 3	H: 0 LOB: 0 BB: 0 P: 3	R: 0 E: 1 K: 0 S: 5	H: 1 LOB: 2 BB: 0 P: 5	R: 0 E: 0 K: 0 S: 3	H: 0 LOB: 0 BB: 0 P: 3	R: 0 E: 0 K: 1 S: 5	H: 0 LOB: 0 BB: 0 P: 5	1B: 4 2B: 2 3B: 0 HR: 0	SF: 0 SAC: 0 DP: 2 HBP: 0	WP: 1 PB: 0 CS: 0	PA: 34							
PITCHER	IP	WLS	BF	H	R	ER	SO	BB	IBB	HBP	BLK	WP	HR	S	P	ERA	WHIP										
Claude Osteen, L ERA: 3.58 Steve Hamilton, L ERA: 3.47 (1, 1) (9, 1)	8.0	L	31	6	1	1	1	2	0	0	0	1	0	31	39	1.12	1.000										

Kansas City Athletics @ Washington Senators
D.C. Stadium, Washington, DC
Mon Aug 06 1962, 7:05 PM EDT
Att: 5,299 - Unknown

AB 32
R 1
H 6
RBI 1
BB 2
SO 2
LOB 12



Batter	1	2	3	4	5	6	7	8	9	AB	R	H	RBI	BB	SO	LOB	BOTTOM										
Jim Piersall, R OBP: 0.324, SLG: 0.358 Joe Hicks, L OBP: 0.303, SLG: 0.405 (1, 8) (8, FR) (9, 8)	0-0 4-3		0-3 K			0-0 F9		0-0 1B		4	0	1	0	0	1	0											
Chuck Cottier, R OBP: 0.319, SLG: 0.365 Bud Zipfel, L OBP: 0.316, SLG: 0.391 Steve Hamilton, L OBP: 0.133, SLG: 0.071 (1, 4) (8, PH) (9, 1)	0-0 3-1		0-3 K			0-0 F8		0-3 K		3	0	0	0	0	1	0											
Johnny Schaive, R OBP: 0.271, SLG: 0.438 (1, 5)	0-0 5-3		0-3 K		0-0 1-3		0-0 F6			4	0	0	0	0	1	1											
Harry Bright, R OBP: 0.347, SLG: 0.492 (1, 3)		0-0 FC4-6 G1-2-3 1B 1B		0-0 F4		0-0 F7		0-0 2B		4	0	2	0	0	0	0											
Chuck Hinton, R OBP: 0.346, SLG: 0.471 (1, 9) (8, 7)		0-0 FC4-6 1-2 1B		0-0 F9		0-3 K		0-3 K		4	0	1	0	0	2	1											
Ken Retzer, L OBP: 0.362, SLG: 0.437 Ken Hamlin, R OBP: 0.306, SLG: 0.310 (1, 2) (7, FR) (8, 6)		0-0 FC4-6 1-2 2-3 BB			0-0 1B		4-0 1B BB		0-0 5-3	2	0	1	0	1	0	2											
Don Lock, R OBP: 0.179, SLG: 0.500 Bob Schmidt, R OBP: 0.267, SLG: 0.395 (1, 7) (8, 2)		4-0 BB		0-3 K		0-0 1-2 1B		0-0 6-3		2	0	1	0	1	1	1											
Ed Brinkman, R OBP: 0.208, SLG: 0.219 Jim King, L OBP: 0.346, SLG: 0.370 (1, 6) (7, PH) (8, 9)		0-0 G1-2-3 3-H		0-3 K		0-3 K		0-3 K		2	0	0	0	0	1	4											
Claude Osteen, L OBP: 0.179, SLG: 0.214 Danny O'Connell, R OBP: 0.330, SLG: 0.368 (1, 1) (8, PH) (9, 4)			0-3 K		0-3 K		0-0 F4			2	0	0	0	0	2	1											
Inning Stats	R: 0 E: 0 K: 0 S: 3	H: 0 LOB: 0 BB: 0 P: 3	R: 0 E: 0 K: 0 S: 4	H: 2 LOB: 2 BB: 1 P: 8	R: 0 E: 0 K: 3 S: 9	H: 0 LOB: 0 BB: 0 P: 9	R: 0 E: 0 K: 1 S: 5	H: 0 LOB: 0 BB: 0 P: 5	R: 0 E: 0 K: 3 S: 10	H: 1 LOB: 1 BB: 0 P: 10	R: 0 E: 0 K: 0 S: 3	H: 0 LOB: 0 BB: 0 P: 3	R: 0 E: 0 K: 2 S: 8	H: 1 LOB: 2 BB: 1 P: 12	R: 0 E: 0 K: 1 S: 6	H: 1 LOB: 1 BB: 0 P: 6	R: 0 E: 0 K: 1 S: 6	H: 1 LOB: 1 BB: 0 P: 6	1B: 5 2B: 1 3B: 0 HR: 0	SF: 0 SAC: 0 DP: 1 HBP: 0	WP: 0 PB: 0 CS: 0	PA: 34					
PITCHER	IP	WLS	BF	H	R	ER	SO	BB	IBB	HBP	BLK	WP	HR	S	P	ERA	WHIP										
Ed Rakow, R ERA: 4.08 (1, 1)	9.0	W	34	6	0	0	11	2	0	0	0	0	0	54	62	0.00	0.889										

Kansas City Athletics @ Washington Senators
D.C. Stadium, Washington, DC
Mon Aug 06 1962, 7:05 PM EDT
Att: 5,299 - Unknown


AB 32
R 0
H 6
RBI 0
BB 2
SO 11
LOB 15



Batter	1	2	3	4	5	6	7	8	9	AB	R	H	RBI	BB	SO	LOB	TOP					
Billy Conso , R (1, 6) OBP: 0.344, SLG: 0.300										5	1	1	0	0	1	3						
Jerry Lumpe , L (1, 4) OBP: 0.342, SLG: 0.430										3	1	1	1	0	0	2						
Wayne Causey , L (7, 4) OBP: 0.363, SLG: 0.371										1	0	0	0	0	0	0						
Ed Charles , R (1, 5) OBP: 0.350, SLG: 0.451										3	1	1	0	1	0	1						
Norm Sieber , L (1, 3) OBP: 0.401, SLG: 0.461										3	2	1	0	1	0	0						
Deron Johnson , R (7, 3) OBP: 0.300, SLG: 0.333										1	0	0	0	0	1	1						
Manny Jimenez , L (1, 7) OBP: 0.382, SLG: 0.472										4	1	1	2	0	0	1						
George Alusik , R (1, 9) OBP: 0.333, SLG: 0.544										4	2	3	4	0	0	0						
Gino Cimoli , R (1, 8) OBP: 0.336, SLG: 0.430										4	1	1	2	0	0	1						
Joe Azcue , R (1, 2) OBP: 0.300, SLG: 0.323										4	1	2	0	0	0	0						
Bill Fischer , R (1, 1) OBP: 0.118, SLG: 0.176										4	0	0	1	0	3	2						
Inning Stats	R: 0 E: 1 K: 0 S: 3	H: 0 LOB: 0 BB: 0 P: 3	R: 0 E: 0 K: 0 S: 4	H: 1 LOB: 1 BB: 0 P: 4	R: 0 E: 0 K: 1 S: 6	H: 1 LOB: 1 BB: 0 P: 6	R: 6 E: 2 K: 1 S: 12	H: 6 LOB: 1 BB: 0 P: 12	R: 0 E: 0 K: 0 S: 3	H: 0 LOB: 0 BB: 0 P: 3	R: 0 E: 0 K: 1 S: 5	H: 0 LOB: 0 BB: 0 P: 5	R: 4 E: 0 K: 0 S: 6	H: 3 LOB: 0 BB: 1 P: 10	R: 0 E: 0 K: 1 S: 5	H: 0 LOB: 0 BB: 0 P: 5	R: 0 E: 0 K: 1 S: 5	H: 0 LOB: 1 BB: 1 P: 9	1B: 8 2B: 2 3B: 1 HR: 1	SF: 2 SAC: 1 DP: 1 HBP: 0	WP: 0 PB: 0 SB: 0 CS: 0	PA: 41
PITCHER	IP	WLS	BF	H	R	ER	SO	BB	IBB	HBP	BLK	WP	HR	S	P	ERA	WHIP					
Don Rudolph , L (1, 1) ERA: 3.44	3.0	L	16	7	5	5	1	0	0	0	0	0	0	18	18	15.00	2.333					
Ed Hobaugh , R (4, 1) ERA: 4.54	5.0		21	4	5	4	3	0	1	0	0	0	1	26	30	7.20	0.800					
Marty Kutyna , R (9, 1) ERA: 2.89	1.0		4	0	0	0	1	1	0	0	0	0	0	5	9	0.00	1.000					

Kansas City Athletics @ Washington Senators
D.C. Stadium, Washington, DC
Tue Aug 07 1962, 7:05 PM EDT
Att: 5,041 - Unknown

AB	36
R	10
H	11
RBI	10
BB	2
SO	5
LOB	11

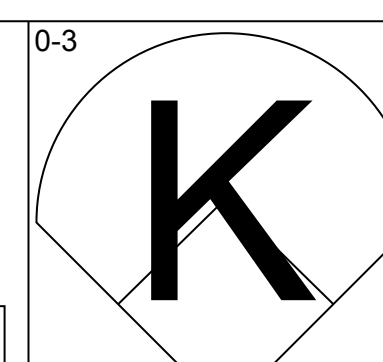
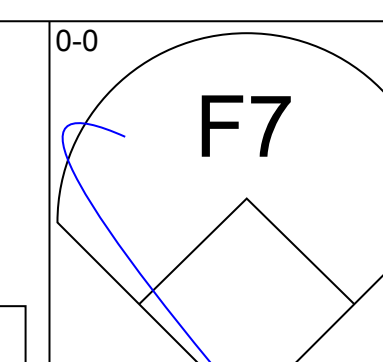
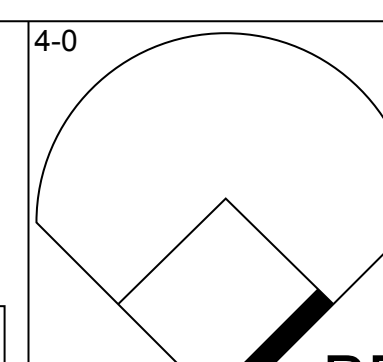
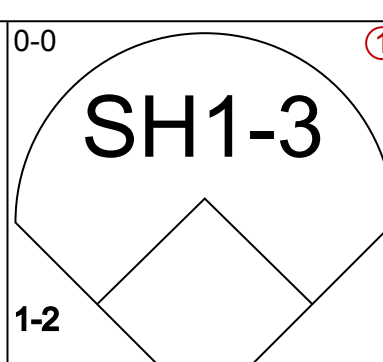
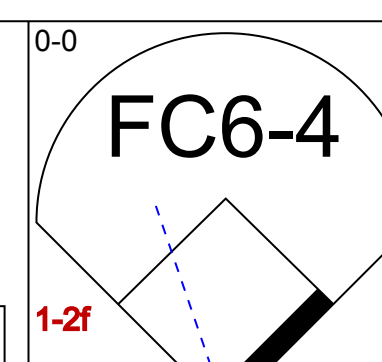
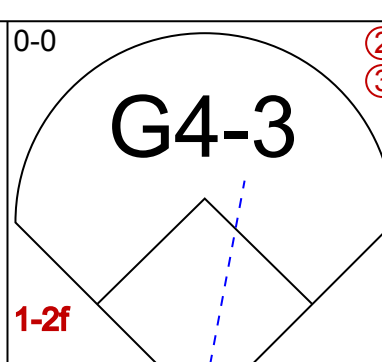
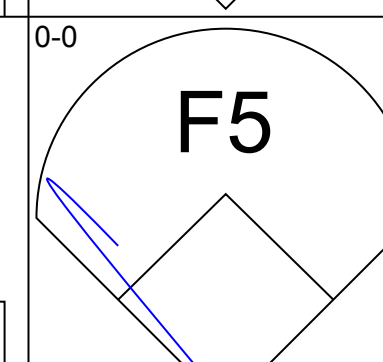
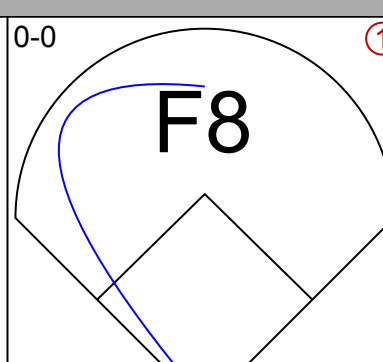
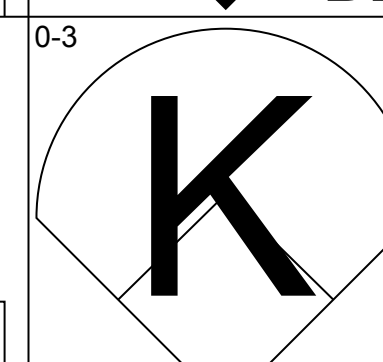
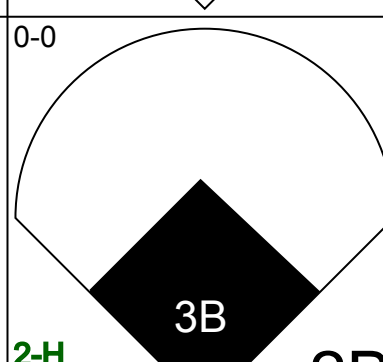
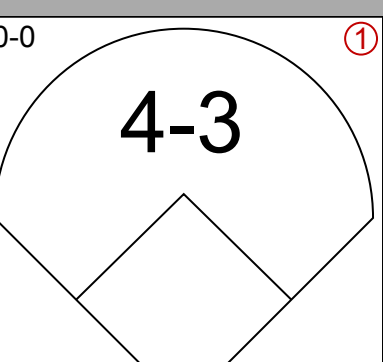
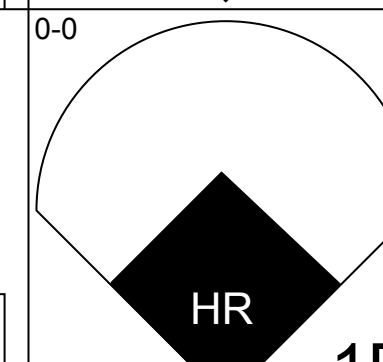
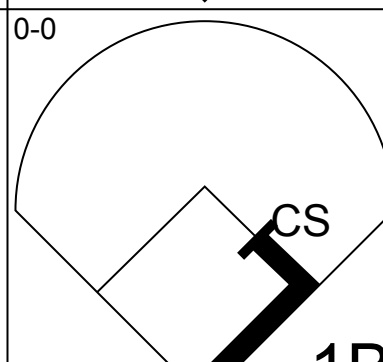

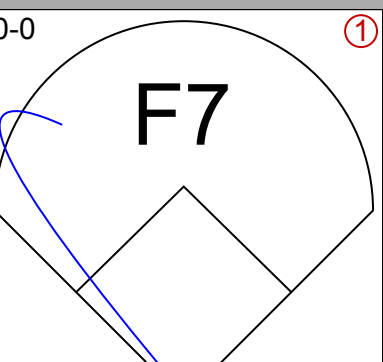
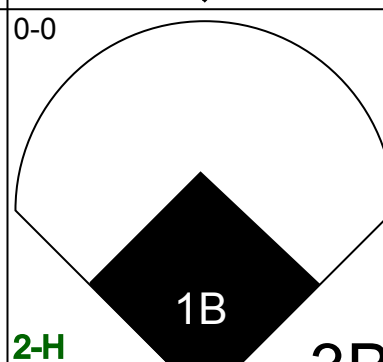
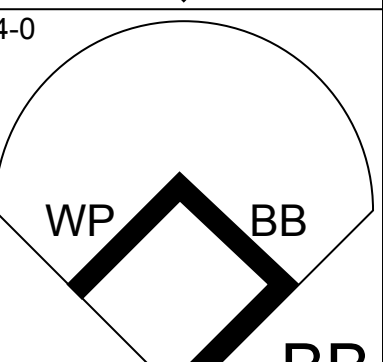

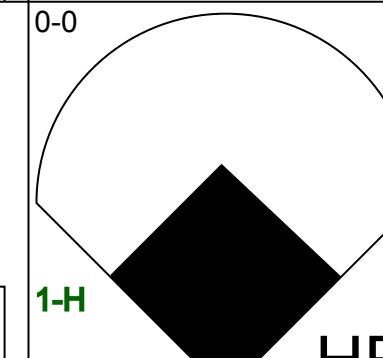
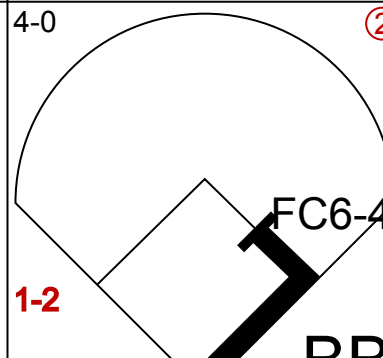

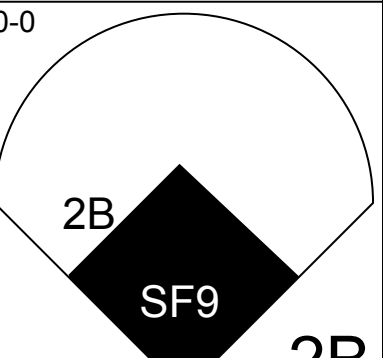
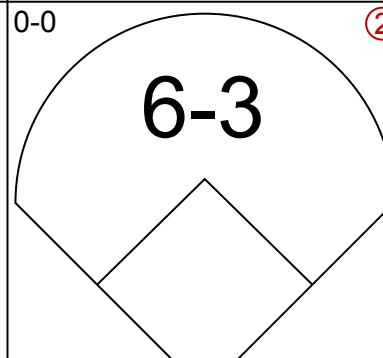
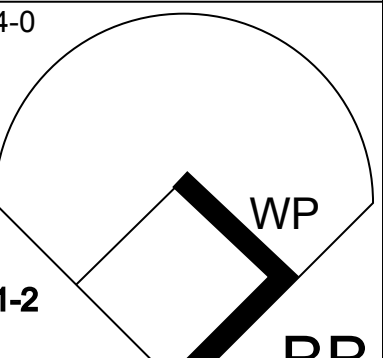

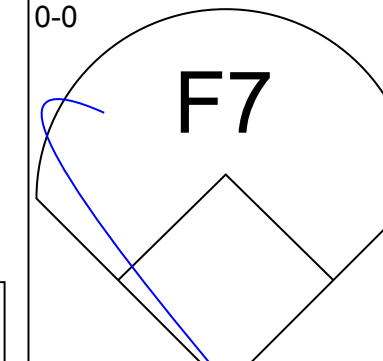
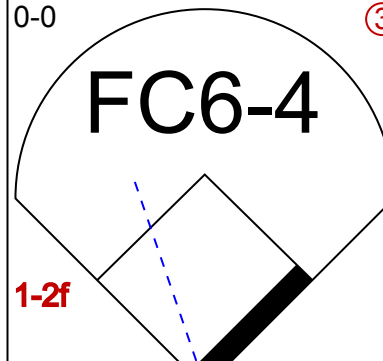
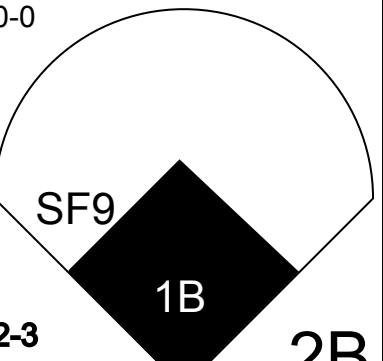
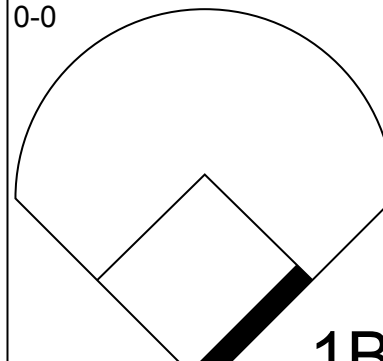
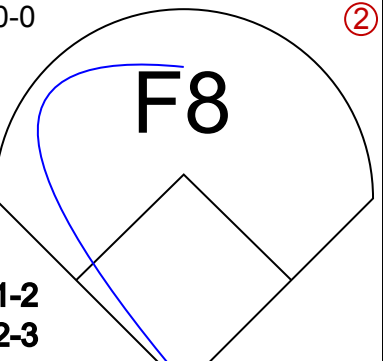
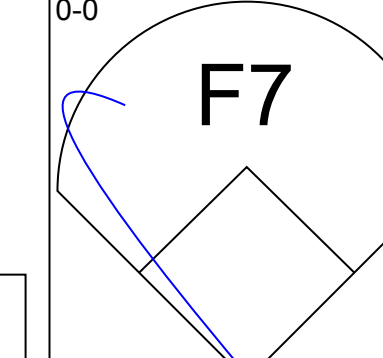
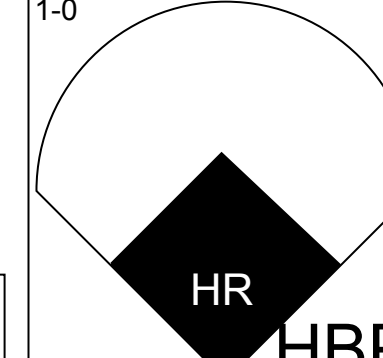
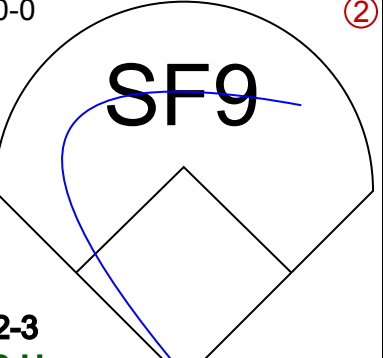
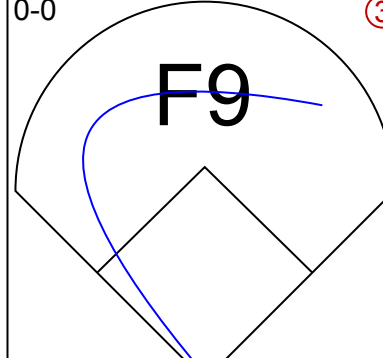
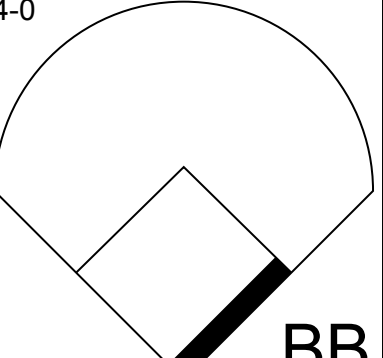
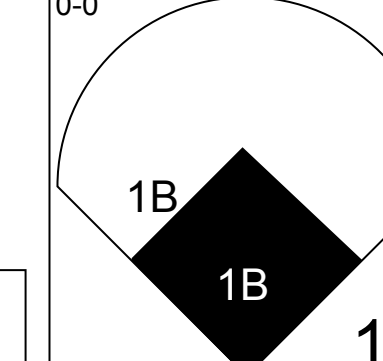
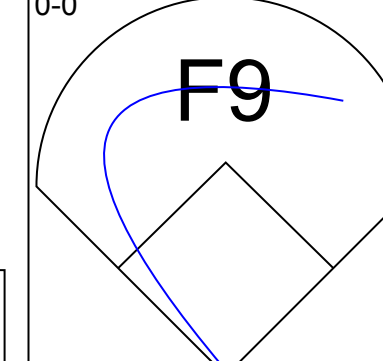

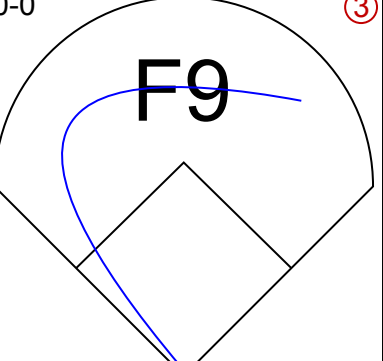
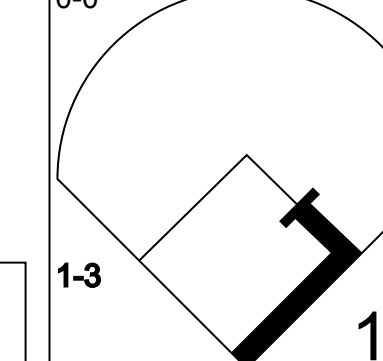
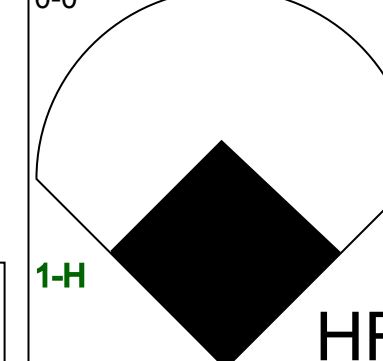
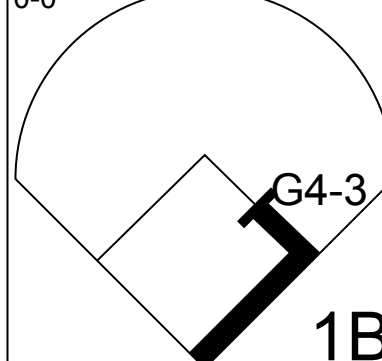
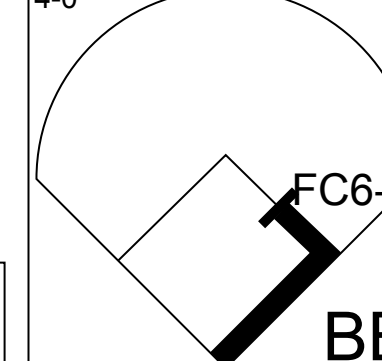
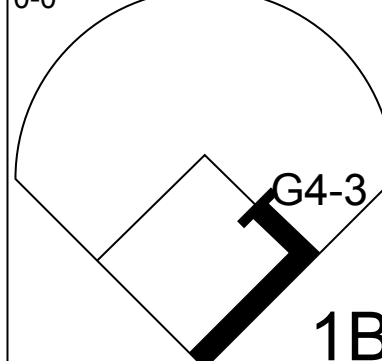
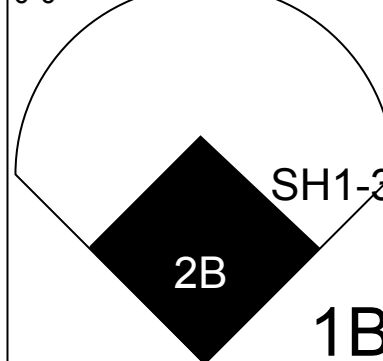
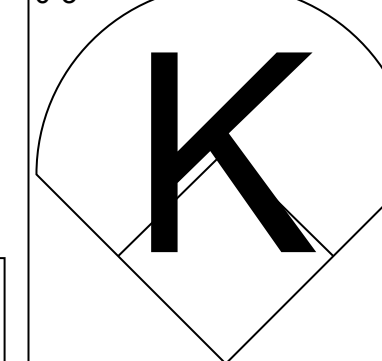
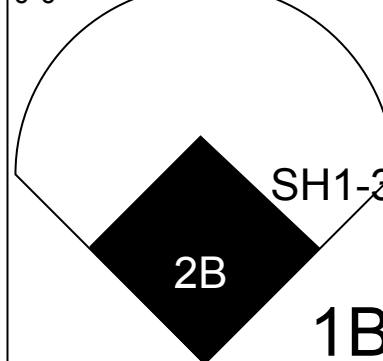
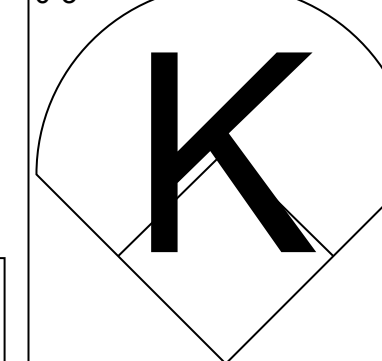

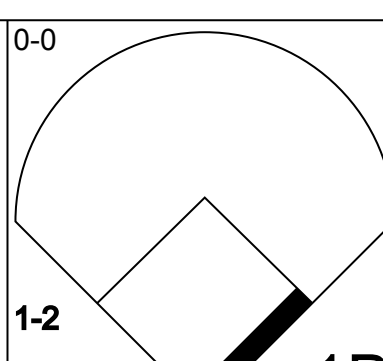
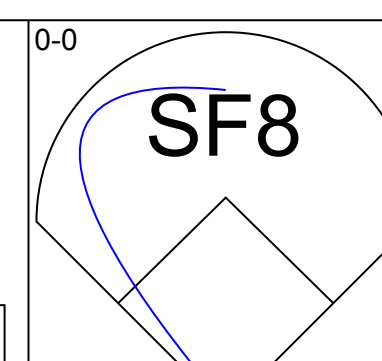
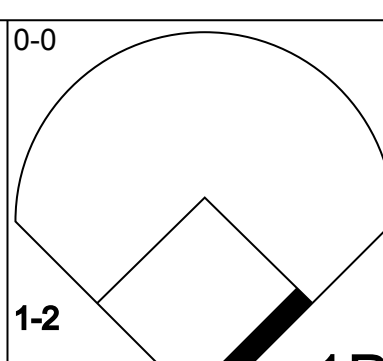
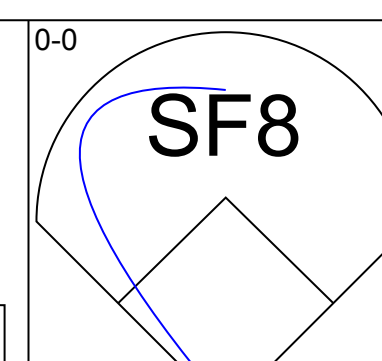
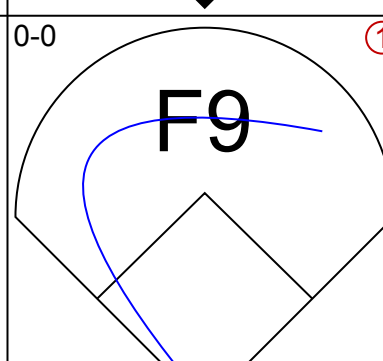
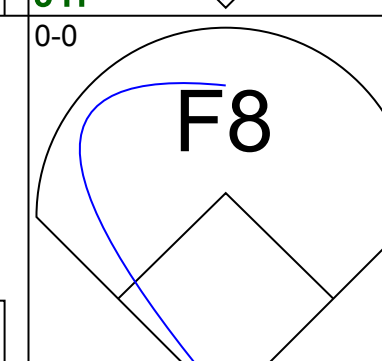
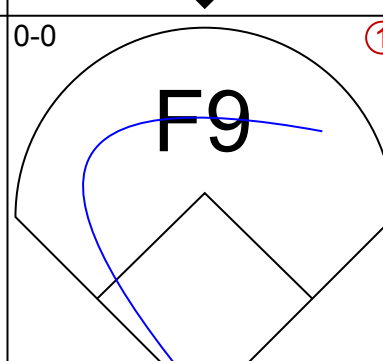
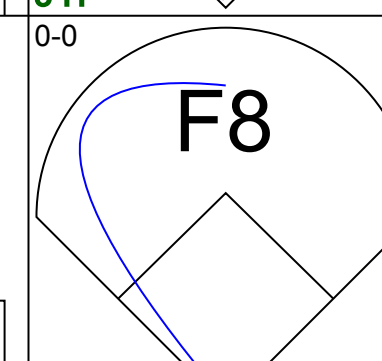
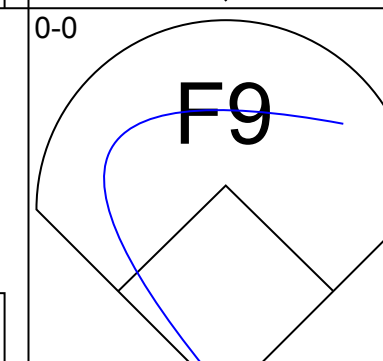
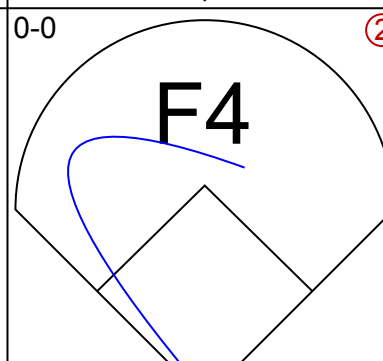
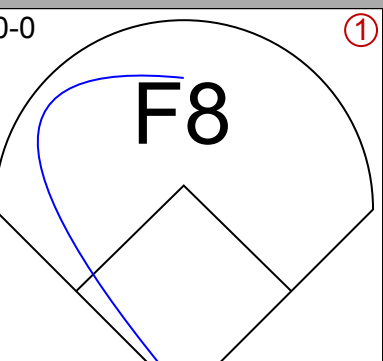
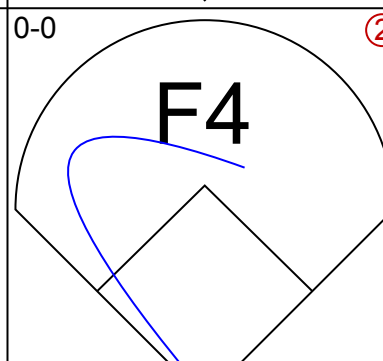
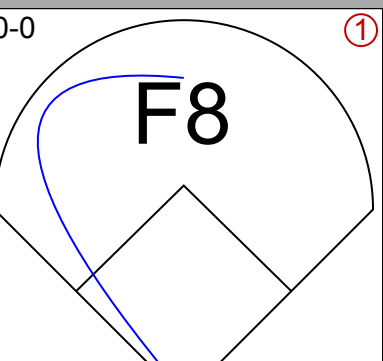
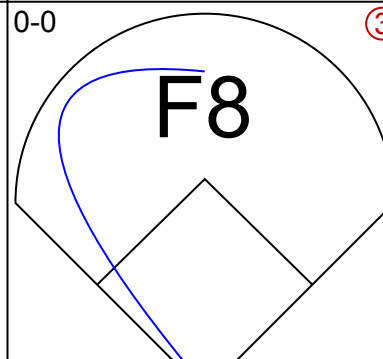
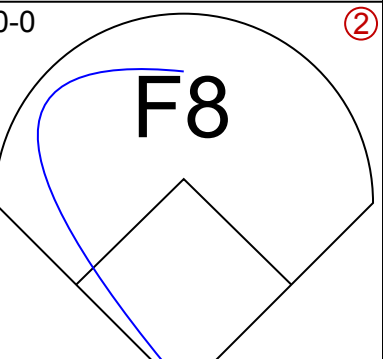

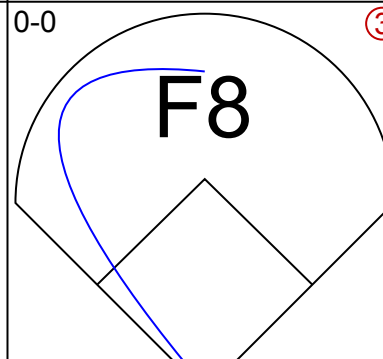

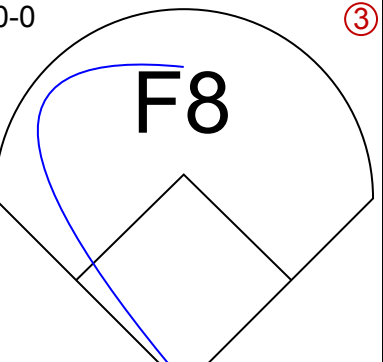

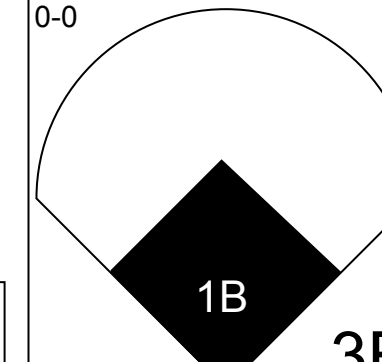

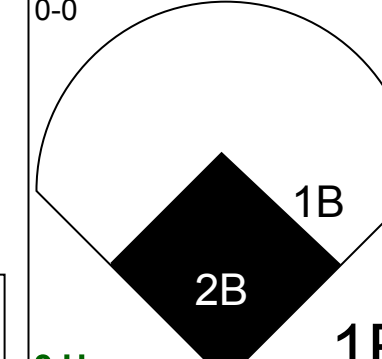
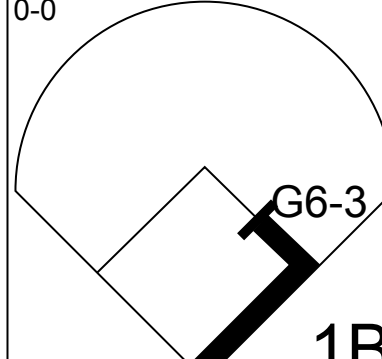
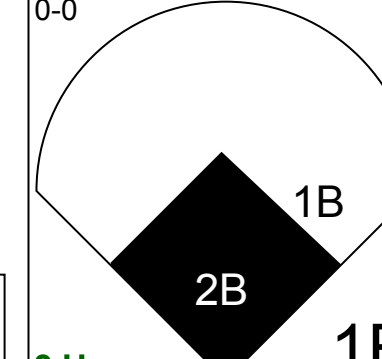
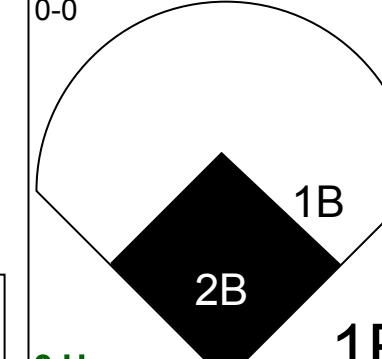

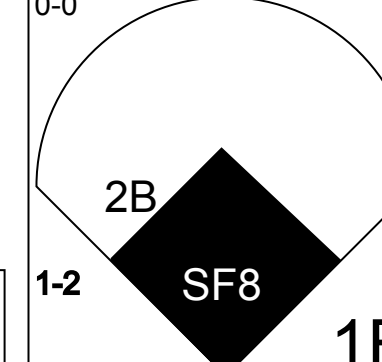
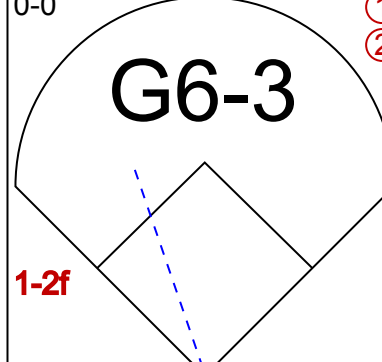
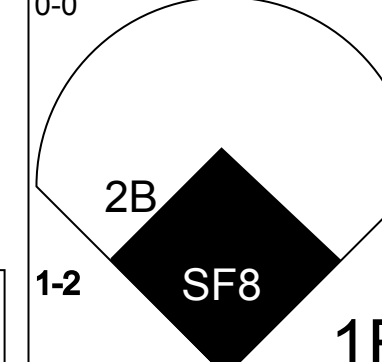
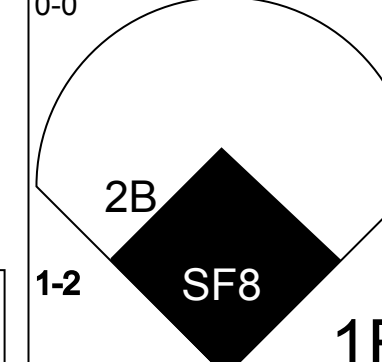

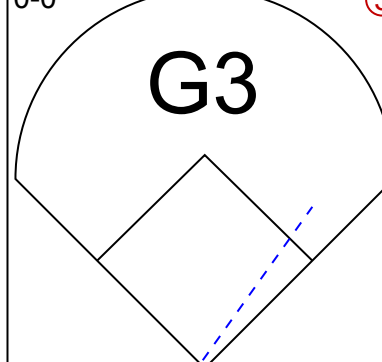

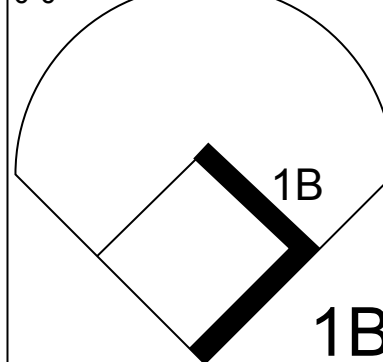
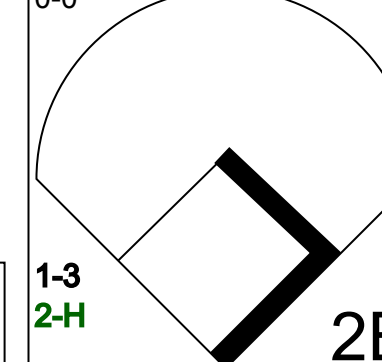
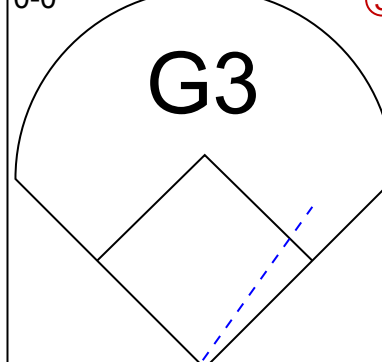
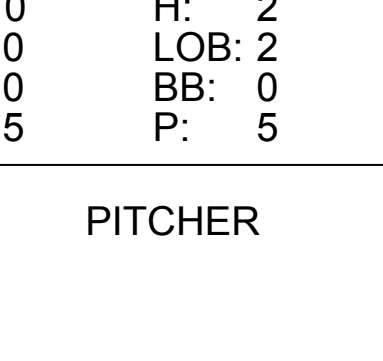
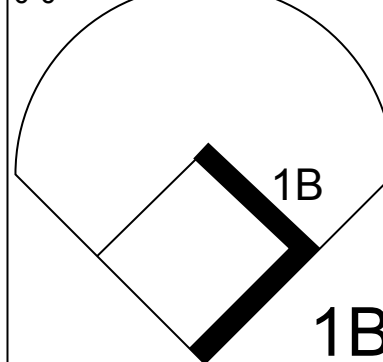
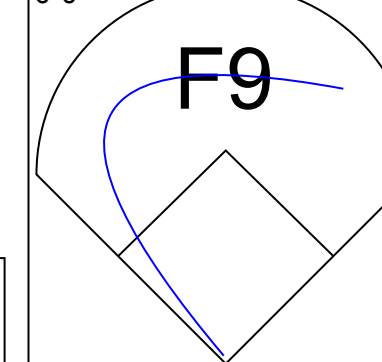


Batter	1	2	3	4	5	6	7	8	9	AB	R	H	RBI	BB	SO	LOB	BOTTOM					
Jim Piersall , R (1, 8) OBP: 0.323, SLG: 0.357										4	0	1	0	0	0	1						
Danny O'Connell , R (1, 4) OBP: 0.329, SLG: 0.365										4	0	1	0	0	0	1						
Johnny Schaive , R (1, 5) OBP: 0.271, SLG: 0.434										4	0	1	0	0	0	1						
Harry Bright , R (1, 3) OBP: 0.342, SLG: 0.484										4	1	0	0	0	1	1						
Chuck Hinton , R (1, 9) OBP: 0.351, SLG: 0.487										4	1	3	2	0	0	0						
Ken Retzer , L (1, 2) OBP: 0.356, SLG: 0.429										4	0	0	0	0	0	2						
Don Lock , R (1, 7) OBP: 0.333, SLG: 0.550										4	1	2	1	0	0	1						
Ed Brinkman , R (1, 6) OBP: 0.198, SLG: 0.208										4	0	0	0	0	0	2						
Don Rudolph , L (1, 1) OBP: 0.273, SLG: 0.300										1	0	0	0	0	1	0						
Ed Hobaugh , R (4, 1) OBP: 0.250, SLG: 0.750										1	0	1	0	0	0	0						
Bud Zippel , L (6, PH) OBP: 0.313, SLG: 0.386										1	0	0	0	0	0	0						
Marty Kutyna , R (9, 1) OBP: 0.286, SLG: 0.167										0	0	0	0	0	0	0						
Inning Stats	R: 0 E: 0 K: 0 S: 3	H: 1 LOB: 0 BB: 0 P: 3	R: 0 E: 0 K: 0 S: 3	H: 0 LOB: 0 BB: 0 P: 3	R: 1 E: 0 K: 1 S: 7	H: 2 LOB: 1 BB: 0 P: 7	R: 0 E: 0 K: 0 S: 4	H: 1 LOB: 1 BB: 0 P: 4	R: 0 E: 0 K: 0 S: 4	H: 1 LOB: 1 BB: 0 P: 4	R: 0 E: 0 K: 1 S: 5	H: 0 LOB: 0 BB: 0 P: 5	R: 0 E: 0 K: 0 S: 4	H: 1 LOB: 1 BB: 0 P: 4	R: 0 E: 0 K: 0 S: 3	H: 0 LOB: 0 BB: 0 P: 3	R: 2 E: 1 K: 0 S: 6	H: 3 LOB: 1 BB: 0 P: 6	1B: 5 2B: 1 3B: 1 HR: 2	SF: 0 SAC: 0 DP: 1 HBP: 0	WP: 0 PB: 0 SB: 0 CS: 0	PA: 35
PITCHER	IP	WLS	BF	H	R	ER	SO	BB	IBB	HBP	BLK	WP	HR	S	P	ERA	WHIP					
Bill Fischer , R (1, 1) ERA: 3.62	9.0	W	35	9	3	3	2	0	0	0	0	0	2	39	39	3.00	1.000					

Kansas City Athletics @ Washington Senators
D.C. Stadium, Washington, DC
Tue Aug 07 1962, 7:05 PM EDT
Att: 5,041 - Unknown

AB	35
R	3
H	9
RBI	3
BB	0
SO	2
LOB	9



Batter	1	2	3	4	5	6	7	8	9	AB	R	H	RBI	BB	SO	LOB	TOP								
Chico Fernandez, R OBP: 0.282, SLG: 0.391 (1, 6)										4	0	0	0	1	1	3	Detroit Tigers @ Washington Senators D.C. Stadium, Washington, DC Wed Aug 08 1962, 7:05 PM EDT Att: 11,196 - Unknown								
Bill Bruton, L OBP: 0.342, SLG: 0.411 (1, 8)										5	1	1	1	0	1	1									
Bubba Morton, R OBP: 0.358, SLG: 0.360 (1, 9)										4	2	3	1	1	0	0									
Rocky Colavito, R OBP: 0.372, SLG: 0.512 (1, 7)										3	2	2	2	2	0	1									
Steve Boros, R OBP: 0.338, SLG: 0.427 (1, 5)										5	1	2	1	0	0	3									
Norm Cash, L OBP: 0.376, SLG: 0.532 Bob Farley, L OBP: 0.333, SLG: 0.280 (1, 3) (6, 3)										2	1	0	1	0	0	1									
Dick McAuliffe, L OBP: 0.367, SLG: 0.408 (1, 4)										5	1	2	1	0	0	4									
Mike Roarke, R OBP: 0.250, SLG: 0.349 (1, 2)										4	1	3	2	1	1	1									
Phil Regan, R OBP: 0.263, SLG: 0.250 (1, 1)										5	1	2	1	0	3	2									
Inning Stats	R: 2 E: 0 K: 1 S: 7	H: 2 LOB: 0 BB: 0 P: 7	R: 1 E: 0 K: 0 S: 5	H: 3 LOB: 1 BB: 0 P: 5	R: 0 E: 0 K: 0 S: 3	H: 1 LOB: 1 BB: 1 P: 7	R: 2 E: 0 K: 2 S: 8	H: 1 LOB: 1 BB: 1 P: 13	R: 2 E: 0 K: 1 S: 8	H: 3 LOB: 1 BB: 0 P: 8	R: 3 E: 0 K: 0 S: 7	H: 4 LOB: 1 BB: 0 P: 7	R: 0 E: 0 K: 1 S: 5	H: 0 LOB: 1 BB: 1 P: 9	R: 0 E: 0 K: 0 S: 3	H: 0 LOB: 3 BB: 3 P: 15		R: 0 E: 0 K: 1 S: 5	H: 1 LOB: 0 BB: 0 P: 5	1B: 9 2B: 3 3B: 1 HR: 2	SF: 1 SAC: 1 DP: 1 HBP: 1	WP: 1 PB: 0 SB: 0 CS: 1	PA: 46		
PITCHER	IP	WLS	BF	H	R	ER	SO	BB	IBB	HBP	BLK	WP	HR	S	P	ERA	WHIP								
Pete Burnside, L ERA: 4.37 (1, 1)	5.0	L	26	10	7	7	4	2	0	1	0	0	2	31	40	12.60	2.400								
Marty Kutyna, R ERA: 3.43 (6, 1)	1.0		7	4	3	3	0	0	0	0	0	0	0	7	7	27.00	4.000								
Jim Hannan, R ERA: 2.96 (7, 1)	3.0		13	1	0	0	2	4	0	0	0	1	0	13	29	0.00	1.667								
Batter	1	2	3	4	5	6	7	8	9	AB	R	H	RBI	BB	SO	LOB	BOTTOM								
Jim King, L OBP: 0.347, SLG: 0.370 (1, 9)										2	0	1	1	1	1	0	Detroit Tigers @ Washington Senators D.C. Stadium, Washington, DC Wed Aug 08 1962, 7:05 PM EDT Att: 11,196 - Unknown								
Danny O'Connell, R OBP: 0.315, SLG: 0.350 (1, 4)										4	0	0	0	0	1	4									
Bob Johnson, R OBP: 0.331, SLG: 0.416 (1, 5)										4	0	1	0	0	0	2									
Bud Zipfel, L OBP: 0.317, SLG: 0.374 (1, 3)										3	0	0	0	1	1	2									
Chuck Hinton, R OBP: 0.351, SLG: 0.490 (1, 7)										4	1	1	0	0	0	2									
Ken Retzer, L OBP: 0.361, SLG: 0.433 (1, 2)										4	1	2	1	0	0	0									
Jim Piersall, R OBP: 0.323, SLG: 0.359 (1, 8)										4	1	1	0	0	0	1									
Ed Brinkman, R OBP: 0.227, SLG: 0.241 (1, 6)										3	0	1	1	1	0	0									
Pete Burnside, R OBP: 0.111, SLG: 0.059 Marty Kutyna, R OBP: 0.250, SLG: 0.143 Joe Hicks, L OBP: 0.306, SLG: 0.407 Jim Hannan, R OBP: 0.143, SLG: 0.143 (1, 1) (6, 1) (6, PH) (7, 1)										1	0	0	0	0	0	1									
Inning Stats	R: 0 E: 0 K: 1 S: 4	H: 0 LOB: 0 BB: 1 P: 8	R: 0 E: 0 K: 1 S: 5	H: 0 LOB: 0 BB: 0 P: 5	R: 0 E: 0 K: 0 S: 2	H: 0 LOB: 0 BB: 1 P: 6	R: 0 E: 0 K: 1 S: 6	H: 1 LOB: 2 BB: 1 P: 10	R: 0 E: 0 K: 0 S: 3	H: 0 LOB: 0 BB: 0 P: 3	R: 0 E: 0 K: 0 S: 5	H: 2 LOB: 2 BB: 0 P: 5	R: 3 E: 0 K: 0 S: 7	H: 4 LOB: 1 BB: 0 P: 7	R: 0 E: 0 K: 0 S: 3	H: 0 LOB: 0 BB: 0 P: 3		R: 0 E: 0 K: 0 S: 3	H: 1 LOB: 0 BB: 0 P: 3	1B: 6 2B: 2 3B: 1 HR: 0	SF: 1 SAC: 0 DP: 3 HBP: 0	WP: 0 PB: 0 SB: 0 CS: 1	PA: 35		
PITCHER	IP	WLS	BF	H	R	ER	SO	BB	IBB	HBP	BLK	WP	HR	S	P	ERA	WHIP								
Phil Regan, R ERA: 4.82 (1, 1)	9.0	W	35	8	3	3	3	3	0	0	0	0	0	38	50	3.00	1.222								

Batter	1	2	3	4	5	6	7	8	9	AB	R	H	RBI	BB	SO	LOB	TOP								
Don Buddin, R OBP: 0.355, SLG: 0.306 (1, 6)										3	0	1	1	2	0	0	Detroit Tigers @ Washington Senators D.C. Stadium, Washington, DC Thu Aug 09 1962, 7:05 PM EDT Att: 5,101 - Unknown								
Bill Bruton, L OBP: 0.343, SLG: 0.411 (1, 8)										5	0	2	3	0	1	1									
Norm Cash, L OBP: 0.377, SLG: 0.526 (1, 9) (7, 3)										4	1	0	0	0	5										
Rocky Colavito, R OBP: 0.374, SLG: 0.510 (1, 7)										2	1	0	0	3	1	3									
Vic Wertz, L OBP: 0.338, SLG: 0.484 Bubba Morton, R OBP: 0.362, SLG: 0.370 (1, 3) (7, 9)										3	1	2	1	1	0	1									
Dick McAuliffe, L OBP: 0.364, SLG: 0.411 (1, 4)										5	1	1	1	0	1	6									
Steve Boros, R OBP: 0.340, SLG: 0.424 (1, 5)										4	1	1	1	1	0	3									
Mike Roarke, R OBP: 0.248, SLG: 0.342 (1, 2)										5	1	1	1	0	0	4									
Howie Koplitz, R OBP: 0.385, SLG: 0.273 Sam Jones, R OBP: 0.100, SLG: 0.250 (1, 1) (9, 1)										5	1	1	0	0	3	4									
Inning Stats	R: 0 E: 0 K: 1 S: 4	H: 0 LOB: 0 BB: 1 P: 8	R: 0 E: 0 K: 0 S: 3	H: 0 LOB: 2 BB: 2 P: 11	R: 0 E: 0 K: 1 S: 5	H: 0 LOB: 0 BB: 0 P: 5	R: 5 E: 1 K: 2 S: 11	H: 3 LOB: 3 BB: 3 P: 24	R: 0 E: 0 K: 0 S: 4	H: 1 LOB: 1 BB: 0 P: 4	R: 0 E: 0 K: 0 S: 3	H: 0 LOB: 0 BB: 1 P: 3	R: 0 E: 0 K: 0 S: 3	H: 0 LOB: 1 BB: 1 P: 7	R: 1 E: 0 K: 0 S: 6	H: 3 LOB: 2 BB: 0 P: 6		R: 2 E: 0 K: 2 S: 10	H: 3 LOB: 1 BB: 0 P: 10	1B: 8 2B: 2 3B: 1 HR: 0	SF: 0 SAC: 0 DP: 1 HBP: 1	WP: 0 PB: 0 SB: 1 CS: 0	PA: 45		
PITCHER	IP	WLS	BF	H	R	ER	SO	BB	IBB	HBP	BLK	WP	HR	S	P	ERA	WHIP								
Tom Cheney, R ERA: 3.3 (1, 1)	3.2	L	19	2	5	5	4	6	0	1	0	0	0	20	45	12.27	2.182								
Bennie Daniels, R ERA: 5.53 (4, 1)	1.1		7	2	0	0	0	0	0	0	0	0	0	7	7	0.00	1.500								
Ed Hobaugh, R ERA: 4.25 (6, 1)	2.0		7	0	0	0	0	1	0	0	0	0	0	6	10	0.00	0.500								
Don Rudolph, L ERA: 3.6 (8, 1)	2.0		12	6	3	3	2	0	0	0	0	0	0	16	16	13.50	3.000								
Batter	1	2	3	4	5	6	7	8	9	AB	R	H	RBI	BB	SO	LOB	BOTTOM								
Danny O'Connell, R OBP: 0.317, SLG: 0.348 (1, 4)										4	1	1	0	1	0	1	Detroit Tigers @ Washington Senators D.C. Stadium, Washington, DC Thu Aug 09 1962, 7:05 PM EDT Att: 5,101 - Unknown								
Jim King, L OBP: 0.351, SLG: 0.388 (1, 9)										4	2	2	2	1	0	3									
Chuck Hinton, R OBP: 0.349, SLG: 0.494 (1, 8)										5	1	1	2	0	0	4									
Harry Bright, R OBP: 0.341, SLG: 0.483 (1, 3)										5	0	2	1	0	0	2									
Ken Retzer, L OBP: 0.363, SLG: 0.434 (1, 2)										4	0	2	0	0	0	1									
Don Lock, R OBP: 0.313, SLG: 0.500 (1, 7)										4	0	1	0	0	2	3									
Bob Johnson, R OBP: 0.330, SLG: 0.414 (1, 5)										4	0	1	0	0	0	4									
Ed Brinkman, R OBP: 0.220, SLG: 0.233 Johnny Schaefer, R OBP: 0.274, SLG: 0.439 Ken Hamlin, R OBP: 0.304, SLG: 0.308 (1, 6) (8, PH) (9, 6)										3	0	0	0	0	0	4									
Tom Cheney, R OBP: 0.194, SLG: 0.107 Bennie Daniels, R OBP: 0.132, SLG: 0.211 Joe Rickard, L OBP: 0.312, SLG: 0.497 Ed Hobaugh, R OBP: 0.323, SLG: 0.750 Jim Piersall, R OBP: 0.323, SLG: 0.358 Don Rudolph, L OBP: 0.320, SLG: 0.300 Bud Zupfel, L OBP: 0.320, SLG: 0.380 (1, 1) (4, 1) (5, PH) (6, 1) (7, PH) (8, 1) (9, PH)										1	0	0	0	0	1	1									
Inning Stats	R: 1 E: 0 K: 0 S: 5	H: 2 LOB: 1 BB: 0 P: 5	R: 0 E: 0 K: 1 S: 6	H: 1 LOB: 0 BB: 0 P: 6	R: 0 E: 0 K: 0 S: 2	H: 0 LOB: 0 BB: 1 P: 6	R: 0 E: 0 K: 1 S: 7	H: 2 LOB: 2 BB: 0 P: 7	R: 0 E: 0 K: 0 S: 3	H: 0 LOB: 2 BB: 2 P: 11	R: 0 E: 0 K: 0 S: 4	H: 1 LOB: 1 BB: 0 P: 4	R: 2 E: 0 K: 0 S: 5	H: 2 LOB: 0 BB: 0 P: 5	R: 0 E: 0 K: 1 S: 6	H: 1 LOB: 0 BB: 0 P: 6		R: 2 E: 0 K: 0 S: 5	H: 2 LOB: 0 BB: 0 P: 5	1B: 8 2B: 1 3B: 0 HR: 2	SF: 0 SAC: 0 DP: 1 HBP: 0	WP: 0 PB: 0 SB: 2 CS: 0	PA: 40		
PITCHER	IP	WLS	BF	H	R	ER	SO	BB	IBB	HBP	BLK	WP	HR	S	P	ERA	WHIP								
Howie Koplitz, R ERA: 2.81 (1, 1)	8.1	W	38	11	5	5	3	3	0	0	0	0	0	2	41	5.3	1.680								
Sam Jones, R ERA: 3.42 (9, 1)	0.2	S	2	0	0	0	0	0	0	0	0	0	0	2	2	0.00	0.000								

Batter	1	2	3	4	5	6	7	8	9	AB	R	H	RBI	BB	SO	LOB	TOP								
Ty Cline, L OBP: 0.320, SLG: 0.319 (1, 8)	L9		BB		L4-3		1B 2B	L3-1		4	1	1	0	1	0	2	Cleveland Indians @ Washington Senators D.C. Stadium, Washington, DC Fri Aug 10 1962, 7:05 PM EDT Att: 6,778 - Unknown								
Al Luplow, L OBP: 0.373, SLG: 0.500 (1, 7)	4-3		K		K		2B SF8	F7		5	1	1	0	0	2	3									
Tito Francona, L OBP: 0.322, SLG: 0.400 (1, 3)	K			F2		HR	SF8 2B	K		5	1	2	2	0	2	0									
Willie Kirkland, L OBP: 0.280, SLG: 0.385 Gene Green, R OBP: 0.333, SLG: 0.533 Don Dillard, L OBP: 0.283, SLG: 0.390 (7, 9)	F9			K		K	SF8	1-3		3	0	0	0	0	2	0									
John Romano, R OBP: 0.365, SLG: 0.489 (1, 2)	K			1B		2B BB	5-3			3	0	1	0	1	1	1									
Bubba Phillips, R OBP: 0.293, SLG: 0.353 (1, 5)	F7			1B		K	5-3			4	0	1	0	0	1	2									
Jerry Kindall, R OBP: 0.277, SLG: 0.358 (1, 4)			F4		K		2B	SH1-3 BB		3	0	1	0	1	1	2									
Jim Mahoney, R OBP: 0.244, SLG: 0.409 (1, 6)			5-3		L4-3 SH1-4		1B IBB	SH1-3		2	0	2	0	1	0	0									
Pedro Ramos, S OBP: 0.238, SLG: 0.475 (1, 1)	5-3		1-2		SH1-4		K	K		3	0	0	0	0	2	5									
Inning Stats	R: 0 E: 0 K: 1 S: 5	H: 0 LOB: 0 BB: 0 P: 5	R: 0 E: 0 K: 1 S: 5	H: 0 LOB: 0 BB: 0 P: 5	R: 0 E: 0 K: 1 S: 6	H: 1 LOB: 2 BB: 1 P: 10	R: 0 E: 0 K: 2 S: 9	H: 2 LOB: 2 BB: 0 P: 9	R: 0 E: 0 K: 1 S: 6	H: 1 LOB: 1 BB: 0 P: 6	R: 1 E: 0 K: 3 S: 11	H: 2 LOB: 3 BB: 2 P: 19	R: 2 E: 0 K: 0 S: 6	H: 3 LOB: 1 BB: 0 P: 6	R: 0 E: 0 K: 1 S: 5	H: 0 LOB: 1 BB: 1 P: 9		R: 0 E: 0 K: 1 S: 5	H: 0 LOB: 0 BB: 0 P: 5	1B: 6 2B: 2 3B: 0 HR: 1	SF: 1 SAC: 2 DP: 0 HBP: 0	WP: 0 PB: 0 SB: 0 CS: 0	PA: 40		
PITCHER	IP	WLS	BF	H	R	ER	SO	BB	IBB	HBP	BLK	WP	HR	S	P	ERA	WHIP								
Dave Stenhouse, R ERA: 3.15 (1, 1)	6.0	L	30	9	3	3	9	2	1	0	0	0	1	45	57	4.50	1.833								
Pete Burnside, L ERA: 4.36 (7, 1)	0.1		1	0	0	0	0	0	0	0	0	0	0	1	1	0.00	0.000								
Jim Hannan, R ERA: 2.92 (7, 1)	0.2		2	0	0	0	0	0	0	0	0	0	0	2	2	0.00	0.000								
Bennie Daniels, R ERA: 5.43 (8, 1)	2.0		7	0	0	0	2	1	0	0	0	0	0	10	14	0.00	0.500								

Batter	1	2	3	4	5	6	7	8	9	AB	R	H	RBI	BB	SO	LOB	BOTTOM								
Chuck Cottier, R OBP: 0.315, SLG: 0.361 (1, 4)	5-3		F3		K		F7			4	0	0	0	0	1	0	Cleveland Indians @ Washington Senators D.C. Stadium, Washington, DC Fri Aug 10 1962, 7:05 PM EDT Att: 6,778 - Unknown								
Jim King, L OBP: 0.347, SLG: 0.382 (1, 9)	6-3		1-4-3		F4			G3		4	0	0	0	0	0	0									
Chuck Hinton, R OBP: 0.353, SLG: 0.497 (1, 8)	1B		1B		FC1-6 1B		F7			4	0	3	0	0	0	0									
Harry Bright, R OBP: 0.340, SLG: 0.480 (1, 3)	F5		1B		FC1-6 1B		F9			4	0	1	0	0	0	2									
Ken Retzer, L OBP: 0.366, SLG: 0.435 (1, 2)	BB 1B		5-3		E7 1B			3-1		4	0	2	0	0	0	2									
Don Lock, R OBP: 0.298, SLG: 0.472 (1, 7)	F3			K		F3		F9		4	0	0	0	0	1	3									
Bob Johnson, R OBP: 0.326, SLG: 0.409 (1, 5)	K			4-3		K		4-3		4	0	0	0	0	2	3									
Ed Brinkman, R OBP: 0.226, SLG: 0.230 Joe Hicks, L OBP: 0.310, SLG: 0.404 Ken Hamlin, R OBP: 0.304, SLG: 0.308 (8, 6)	BB			K			L8			1	0	0	0	1	1	0									
Dave Stenhouse, R OBP: 0.104, SLG: 0.065 Pete Burnside, R OBP: 0.111, SLG: 0.059 Jim Hannan, R OBP: 0.143, SLG: 0.143 Bud Zipfel, L OBP: 0.320, SLG: 0.376 Bennie Daniels, L OBP: 0.132, SLG: 0.211 (8, 1)	K				F6		L8			2	0	0	0	0	1	2									
Inning Stats	R: 0 E: 0 K: 0 S: 4	H: 1 LOB: 1 BB: 0 P: 4	R: 0 E: 0 K: 2 S: 8	H: 1 LOB: 2 BB: 1 P: 12	R: 0 E: 0 K: 0 S: 5	H: 2 LOB: 0 BB: 0 P: 5	R: 0 E: 0 K: 2 S: 7	H: 0 LOB: 0 BB: 0 P: 7	R: 0 E: 0 K: 1 S: 5	H: 0 LOB: 0 BB: 0 P: 5	R: 0 E: 1 K: 1 S: 7	H: 2 LOB: 2 BB: 0 P: 7	R: 0 E: 0 K: 0 S: 3	H: 0 LOB: 0 BB: 0 P: 3	R: 0 E: 0 K: 0 S: 3	H: 0 LOB: 0 BB: 0 P: 3		R: 0 E: 0 K: 0 S: 3	H: 0 LOB: 0 BB: 0 P: 3	1B: 6 2B: 0 3B: 0 HR: 0	SF: 0 SAC: 0 DP: 0 HBP: 0	WP: 0 PB: 0 SB: 0 CS: 0	PA: 34		
PITCHER	IP	WLS	BF	H	R	ER	SO	BB	IBB	HBP	BLK	WP	HR	S	P	ERA	WHIP								
Pedro Ramos, R ERA: 4.05 (1, 1)	9.0	W	34	6	0	0	6	1	0	0	0	0	0	45	49	0.00	0.778								

Batter	1	2	3	4	5	6	7	8	9	AB	R	H	RBI	BB	SO	LOB	TOP			
Willie Tasby, R OBP: 0.333, SLG: 0.348 (1, 8)	0-0 1-3		0-0 HR			0-0 F8		0-0 1B		4	1	2	1	0	0	0	Cleveland Indians @ Washington Senators D.C. Stadium, Washington, DC Sat Aug 11 1962, 7:05 PM EDT Att: 9,880 - Unknown livebaseballscorecards.com			
Tito Francona, L OBP: 0.321, SLG: 0.401 (1, 3)	0-0 4-3 1B 2B		0-3 K			0-0 F6		0-0 4-3		4	1	1	0	0	1	2				
Chuck Essegian, R OBP: 0.361, SLG: 0.502 (1, 7)	0-0 4-3 2-3		0-0 6-3			0-0 L5			0-0 F8	4	0	0	0	0	0	1				
Gene Green, R OBP: 0.330, SLG: 0.523 (1, 9)	0-0 1B			0-3 K			0-0 F7		0-0 6-3	4	0	1	1	0	1	0				
John Romano, R OBP: 0.363, SLG: 0.485 Doc Edwards, R OBP: 0.449, SLG: 0.594 (1, 2) (7, 2)	0-3 K			0-0 5-3			0-0 F9		0-0 1B	3	0	0	0	0	1	1				
Bubba Phillips, R OBP: 0.292, SLG: 0.350 (1, 5)		0-0 2-3		0-0 F6			0-0 F7		0-0 F4	4	0	0	0	0	0	1				
Jerry Kindall, R OBP: 0.275, SLG: 0.355 (1, 4)		0-0 F9			0-0 F8			0-0 6-3		3	0	0	0	0	0	0				
Jim Mahoney, R OBP: 0.229, SLG: 0.383 (1, 6)		0-0 F8			0-3 K			0-0 F4		3	0	0	0	0	1	0				
Sam McDowell, L OBP: 0.125, SLG: 0.125 Frank Funk, R OBP: 0.093, SLG: 0.083 Jack Kubiszyn, R OBP: 0.196, SLG: 0.238 Bill Dailey, R (8, 1) (8, 1)			0-0 F8		0-0 1-3			0-0 E6 1B		2	0	0	0	0	0	0				
Inning Stats	R: 1 E: 0 K: 1 S: 7	H: 2 LOB: 1 BB: 0 P: 7	R: 0 E: 0 K: 0 S: 3	H: 0 LOB: 0 BB: 0 P: 3	R: 1 E: 0 K: 1 S: 6	H: 1 LOB: 0 BB: 0 P: 6	R: 0 E: 0 K: 1 S: 5	H: 0 LOB: 0 BB: 0 P: 5	R: 0 E: 0 K: 1 S: 5	H: 0 LOB: 0 BB: 0 P: 5	R: 0 E: 0 K: 0 S: 3	H: 0 LOB: 0 BB: 0 P: 3	R: 0 E: 1 K: 0 S: 5	H: 1 LOB: 2 BB: 0 P: 5	R: 0 E: 0 K: 0 S: 4	H: 1 LOB: 1 BB: 0 P: 4		1B: 3 2B: 1 3B: 0 HR: 1	SF: 0 SAC: 0 DP: 0 HBP: 0	WP: 0 PB: 0 SB: 0 CS: 0
PITCHER Claude Osteen, L ERA: 3.44 (1, 1)	IP: 9.0 WLS: W BF: 33 H: 5 R: 2 ER: 2 SO: 4 BB: 0 IBB: 0 HBP: 0 BLK: 0 WP: 0 HR: 1 S: 41 P: 41 ERA: 2.00 WHIP: 0.556																			

Batter	1	2	3	4	5	6	7	8	9	AB	R	H	RBI	BB	SO	LOB	BOTTOM			
Ken Hamlin, R OBP: 0.309, SLG: 0.310 (1, 6)	4-0 G6-4-3 BB		0-0 SH3-4		0-0 F4		0-0 SF8	0-0 WP 1B		2	0	1	2	1	0	0	Cleveland Indians @ Washington Senators D.C. Stadium, Washington, DC Sat Aug 11 1962, 7:05 PM EDT Att: 9,880 - Unknown livebaseballscorecards.com			
Jim Piersall, R OBP: 0.321, SLG: 0.359 (1, 8)	0-3 K		0-0 1B 2B		0-3 K		0-0 F7	0-0 5-3		5	1	1	2	0	2	3				
Chuck Hinton, R OBP: 0.357, SLG: 0.499 (1, 9)	0-0 G6-4-3 1-2		0-0 1B			0-0 FC6-4 1B	4-0 BB			3	0	2	1	1	0	1				
Harry Bright, R OBP: 0.336, SLG: 0.473 (1, 3)		0-0 6-3	0-3 K			0-0 FC6-4 2B	0-0 F8			4	1	0	0	0	1	3				
Don Lock, R OBP: 0.307, SLG: 0.480 (1, 7)		0-3 K	0-3 K			0-0 CS 2B		4-0 FC6-4 BB		3	0	1	1	1	2	1				
Bob Johnson, R OBP: 0.325, SLG: 0.406 (1, 5)		0-0 F9		0-0 6-3		4-0 CS BB		0-0 FC6-4 1B		3	1	0	0	1	0	1				
Bob Schmidt, R OBP: 0.267, SLG: 0.411 (1, 2)			0-0 1B E 2B	0-0 6-3		0-0 F6		0-3 K		4	1	1	0	0	1	3				
Chuck Cottier, R OBP: 0.320, SLG: 0.371 (1, 4)			0-0 SH3-4 E 2B 1B	0-0 F4			0-0 3B 3B	0-0 1B 1B		4	3	3	1	0	0	0				
Claude Osteen, L OBP: 0.219, SLG: 0.313 (1, 1)			0-0 E4 SH3-4 2B		0-3 K		0-0 SF8 3B	0-0 WP 1B		4	2	2	2	0	1	1				
Inning Stats	R: 0 E: 0 K: 1 S: 4	H: 0 LOB: 0 BB: 1 P: 8	R: 0 E: 0 K: 1 S: 5	H: 0 LOB: 0 BB: 0 P: 5	R: 4 E: 1 K: 2 S: 12	H: 4 LOB: 1 BB: 0 P: 12	R: 0 E: 0 K: 0 S: 3	H: 0 LOB: 0 BB: 0 P: 3	R: 0 E: 0 K: 2 S: 7	H: 0 LOB: 0 BB: 0 P: 7	R: 1 E: 0 K: 0 S: 4	H: 2 LOB: 1 BB: 1 P: 8	R: 2 E: 0 K: 0 S: 5	H: 2 LOB: 1 BB: 1 P: 9	R: 2 E: 1 K: 1 S: 8	H: 3 LOB: 2 BB: 1 P: 12		1B: 6 2B: 3 3B: 2 HR: 0	SF: 1 SAC: 1 DP: 1 HBP: 0	WP: 1 PB: 0 SB: 0 CS: 2
PITCHER Sam McDowell, L ERA: 6.18 Frank Funk, R ERA: 3.13 Bill Dailey, R ERA: 3.49 (1, 1) (7, 1) (8, 1)	IP: 6.0 WLS: L BF: 27 H: 8 R: 7 ER: 6 SO: 6 BB: 2 IBB: 0 HBP: 0 BLK: 0 WP: 0 HR: 0 S: 37 P: 45 ERA: 9.00 WHIP: 1.667																			

Batter	1	2	3	4	5	6	7	8	9	AB	R	H	RBI	BB	SO	LOB	TOP					
Ken Hamlin, R OBP: 0.305, SLG: 0.311 (1,6)										5	0	2	1	0	0	0	Washington Senators @ Cleveland Indians Cleveland Municipal Stadium, Cleveland, OH Mon Aug 13 1962, 7:05 PM EDT Unknown					
Jim Piersall, R OBP: 0.321, SLG: 0.359 (1,8)										5	1	2	0	0	0	2						
Chuck Hinton, R OBP: 0.364, SLG: 0.499 (1,9)										4	1	2	0	1	0	2						
Harry Bright, R OBP: 0.336, SLG: 0.493 (1,3)										5	3	2	3	0	0	3						
Ken Retzer, L OBP: 0.360, SLG: 0.427 (1,2)										5	2	2	0	0	1	0						
Don Lock, R OBP: 0.320, SLG: 0.506 (1,7)										5	2	3	4	0	1	0						
Bob Johnson, R OBP: 0.328, SLG: 0.418 (1,5)										5	1	2	2	0	0	0						
Chuck Cottier, R OBP: 0.319, SLG: 0.376 (1,4)										3	1	1	1	0	0	1						
Jim Hannan, R OBP: 0.100, SLG: 0.100 (1,1)										3	0	0	0	0	2	1						
Ed Hobaugh, R OBP: 0.200, SLG: 0.600 (6,1)										1	0	0	0	0	1	0						
Inning Stats	R: 0 E: 0 K: 0 S: 4	H: 1 LOB: 1 BB: 0 P: 4	R: 0 E: 0 K: 0 S: 4	H: 2 LOB: 1 BB: 0 P: 4	R: 3 E: 0 K: 2 S: 9	H: 2 LOB: 0 BB: 1 P: 13	R: 0 E: 0 K: 0 S: 3	H: 0 LOB: 0 BB: 0 P: 3	R: 0 E: 0 K: 1 S: 6	H: 1 LOB: 1 BB: 0 P: 6	R: 4 E: 0 K: 0 S: 8	H: 5 LOB: 1 BB: 0 P: 8	R: 4 E: 0 K: 1 S: 9	H: 4 LOB: 0 BB: 0 P: 9	R: 0 E: 0 K: 0 S: 4	H: 1 LOB: 1 BB: 0 P: 4	R: 0 E: 0 K: 1 S: 5	H: 0 LOB: 0 BB: 0 P: 5	1B: 9 2B: 4 3B: 1 HR: 2	SF: 1 SAC: 0 DP: 0 HBP: 0	WP: 1 PB: 0 SB: 2 CS: 0	PA: 43
PITCHER	IP WLS BF H R ER SO BB IBB HBP BLK WP HR S P ERA WHIP																					
Dick Donovan, R ERA: 3.25 (1,1)	5.2 L 28 11 7 7 3 1 0 0 0 0 2 33 37 11.12 2.118																					
Ruben Gomez, R ERA: 4.1 (6,1)	0.1 1 0 0 0 0 0 0 0 0 0 1 0 1 1 0.00 0.000																					
Frank Funk, R ERA: 3.5 (7,1)	3.0 14 5 4 4 2 0 0 0 0 0 0 0 18 18 12.00 1.667																					

Batter	1	2	3	4	5	6	7	8	9	AB	R	H	RBI	BB	SO	LOB	BOTTOM					
Ty Cline, L OBP: 0.316, SLG: 0.313 (1,8)										4	1	0	0	1	2	4	Washington Senators @ Cleveland Indians Cleveland Municipal Stadium, Cleveland, OH Mon Aug 13 1962, 7:05 PM EDT Unknown					
Tito Francona, L OBP: 0.320, SLG: 0.395 (1,3)										3	0	0	0	2	1	3						
Chuck Essegian, R OBP: 0.376, SLG: 0.512 (1,7)										4	1	3	1	1	0	3						
Gene Green, R OBP: 0.339, SLG: 0.573 (1,9)										5	0	1	0	0	2	5						
John Romano, R OBP: 0.361, SLG: 0.481 (1,2)										3	0	0	1	1	0	5						
Bubba Phillips, R OBP: 0.285, SLG: 0.343 (1,5)										4	0	0	0	0	0	4						
Jack Kubiszyn, R OBP: 0.196, SLG: 0.238 (8,5)										0	0	0	0	0	0	0						
Jerry Kindall, R OBP: 0.279, SLG: 0.359 (1,4)										4	0	1	0	0	1	1						
Jim Mahoney, R OBP: 0.255, SLG: 0.377 (1,6)										4	0	2	0	0	0	0						
Dick Donovan, L OBP: 0.214, SLG: 0.262 (1,1)										2	0	0	0	0	1	1						
Ruben Gomez, R OBP: 0.273, SLG: 0.273 (6,1)										0	0	0	0	0	0	0						
Don Dillard, L OBP: 0.288, SLG: 0.390 (6,PH)										0	0	0	0	1	0	0						
Frank Funk, R OBP: 0.077, SLG: 0.077 (7,1)										1	0	0	0	0	1	0						
Inning Stats	R: 0 E: 0 K: 2 S: 8	H: 1 LOB: 2 BB: 1 P: 12	R: 0 E: 0 K: 2 S: 8	H: 1 LOB: 0 BB: 0 P: 8	R: 1 E: 0 K: 1 S: 6	H: 1 LOB: 2 BB: 2 P: 14	R: 0 E: 1 K: 0 S: 4	H: 0 LOB: 1 BB: 0 P: 4	R: 1 E: 0 K: 0 S: 5	H: 2 LOB: 1 BB: 0 P: 5	R: 0 E: 0 K: 2 S: 9	H: 2 LOB: 3 BB: 1 P: 13	R: 0 E: 0 K: 0 S: 3	H: 0 LOB: 1 BB: 1 P: 7	R: 0 E: 0 K: 1 S: 5	H: 0 LOB: 0 BB: 0 P: 5	R: 0 E: 0 K: 0 S: 3	H: 0 LOB: 1 BB: 1 P: 7	1B: 6 2B: 1 3B: 0 HR: 0	SF: 1 SAC: 0 DP: 0 HBP: 0	WP: 0 PB: 0 SB: 0 CS: 0	PA: 41
PITCHER	IP WLS BF H R ER SO BB IBB HBP BLK WP HR S P ERA WHIP																					
Jim Hannan, R ERA: 2.98 (1,1)	5.0 W 27 7 2 2 2 4 0 0 0 0 0 33 49 3.60 2.200																					
Ed Hobaugh, R ERA: 3.63 (6,1)	4.0 S 14 0 0 0 3 2 0 0 0 0 0 0 18 26 0.00 0.500																					

Batter	1	2	3	4	5	6	7	8	9	AB	R	H	RBI	BB	SO	LOB	TOP						
Ken Hamlin, R (1, 6) OBP: 0.305, SLG: 0.308 Jim King, L (9, PH) OBP: 0.348, SLG: 0.380 (9, 9)	4-0 BB		0-3 K			0-0 4-3			4-0 HR BB	2	0	0	0	1	1	1	Washington Senators @ Cleveland Indians Cleveland Municipal Stadium, Cleveland, OH Mon Aug 13 1962, 7:05 PM EDT Att: 4,434 - Unknown						
Jim Piersall, R (1, 8) OBP: 0.321, SLG: 0.357 Joe Hicks, L (9, PH) OBP: 0.307, SLG: 0.400 Ed Brinkman, R (9, 6) OBP: 0.226, SLG: 0.230	0-3 K		4-0 BB			0-0 6-3			0-0 G3	2	0	0	0	1	1	1							
Chuck Hinton, R (1, 9) OBP: 0.366, SLG: 0.497 (9, 8)	0-0 1B		0-3 K			0-0 5-3			4-0 HR BB	3	1	1	0	1	1	2							
Harry Bright, R (1, 3) OBP: 0.334, SLG: 0.500	0-3 K			0-0 F3			0-0 F8		0-0 HR	4	1	1	3	0	1	1							
Don Lock, R (1, 7) OBP: 0.317, SLG: 0.488		0-0 F6		0-0 4-3			4-0 BB		0-0 F7	3	0	0	0	1	0	0							
Bob Johnson, R (1, 5) OBP: 0.327, SLG: 0.416		0-0 F9		0-0 F3			0-0 G6-4-3 BB		0-0 1B	4	0	1	0	0	0	1							
Bob Schmidt, R (1, 2) OBP: 0.262, SLG: 0.403		0-0 F7			0-0 G1			0-3 K	0-3 K	4	0	0	0	0	2	1							
Chuck Cottier, R (1, 4) OBP: 0.317, SLG: 0.373			0-0 F2		0-0 5-3			0-0 F7		3	0	0	0	0	0	0							
Don Rudolph, L (1, 1) OBP: 0.283, SLG: 0.310 Bud Zupfel, L (8, PH) OBP: 0.317, SLG: 0.372 Marty Kutyna, R (8, 1) OBP: 0.250, SLG: 0.143			0-0 1B		0-0 3-1			0-3 K		2	0	1	0	0	0	0							
Inning Stats	R: 0 E: 0 K: 2 S: 7	H: 1 LOB: 1 BB: 1 P: 11	R: 0 E: 0 K: 0 S: 3	H: 0 LOB: 0 BB: 0 P: 3	R: 0 E: 0 K: 2 S: 8	H: 1 LOB: 2 BB: 1 P: 12	R: 0 E: 0 K: 0 S: 3	H: 0 LOB: 0 BB: 0 P: 3	R: 0 E: 0 K: 0 S: 3	H: 0 LOB: 0 BB: 0 P: 3	R: 0 E: 0 K: 0 S: 2	H: 0 LOB: 0 BB: 1 P: 6	R: 0 E: 0 K: 2 S: 7	H: 0 LOB: 0 BB: 0 P: 7	R: 3 E: 0 K: 1 S: 7	H: 2 LOB: 1 BB: 2 P: 15		1B: 3 2B: 0 3B: 0 HR: 1	SF: 0 SAC: 0 DP: 1 HBP: 0	WP: 0 PB: 0 SB: 1 CS: 0	PA: 34		
PITCHER Barry Latman, R (1, 1) ERA: 3.71	IP: 9.0 WLS: L BF: 34 H: 4 R: 3 ER: 3 SO: 7 BB: 5 IBB: 0 HBP: 0 BLK: 0 WP: 0 HR: 1 S: 43 P: 63 ERA: 3.00 WHIP: 1.000											PITCHER	IP: 9.0 WLS: L BF: 34 H: 4 R: 3 ER: 3 SO: 7 BB: 5 IBB: 0 HBP: 0 BLK: 0 WP: 0 HR: 1 S: 43 P: 63 ERA: 3.00 WHIP: 1.000										

Batter	1	2	3	4	5	6	7	8	9	AB	R	H	RBI	BB	SO	LOB	BOTTOM						
Willie Tasby, R (1, 8) OBP: 0.323, SLG: 0.335 (9, 7)	0-0 6-3		0-0 F9			0-0 F7			0-0 F9	4	0	0	0	0	0	2	Washington Senators @ Cleveland Indians Cleveland Municipal Stadium, Cleveland, OH Mon Aug 13 1962, 7:05 PM EDT Att: 4,434 - Unknown						
Doc Edwards, R (1, 2) OBP: 0.414, SLG: 0.538	0-0 4-3		0-0 1B		0-0 F8			0-0 F6	4	0	1	0	0	0	1								
Chuck Essegian, R (1, 7) Ty Cline, L (9, 8) OBP: 0.375, SLG: 0.508 OBP: 0.316, SLG: 0.313	0-0 F4		0-0 1B		0-0 F2			0-0 L6	4	0	1	1	0	0	0								
Gene Green, R (1, 9) OBP: 0.344, SLG: 0.592 Willie Kirkland, L (9, 9) OBP: 0.290, SLG: 0.385		0-0 HR	0-0 F9		0-0 F9			0-0 F9	3	1	1	1	1	0	2								
Woodie Held, R (1, 6) OBP: 0.357, SLG: 0.386 Jim Mahoney, R (6, PR) OBP: 0.255, SLG: 0.377 (7, 6)	0-3 K			0-0 F8		4-0 FC5-4 BB			0-0 F7	2	0	0	0	1	1	0							
Don Dillard, L (9, PH) OBP: 0.286, SLG: 0.387					0-0 F8		1-2 FC5-4 BB		0-0 F7	1	0	0	0	0	0	0							
Bubba Phillips, R (1, 5) OBP: 0.283, SLG: 0.340	0-0 L6			0-0 F7		0-0 FC5-4			0-0 F4	4	0	0	0	0	2								
Tito Francona, L (1, 3) OBP: 0.319, SLG: 0.394	0-0 4-3			0-0 F2		0-0 L6			0-0 FC5-4 1B	4	0	1	0	0	2								
Jerry Kindall, R (1, 4) OBP: 0.282, SLG: 0.359			4-0 FC3-6 BB		0-0 1B			0-0 F9	3	0	1	0	1	0	1								
Barry Latman, R (1, 1) OBP: 0.212, SLG: 0.290			0-0 FC3-6 1B		0-0 F5			0-0 4-3	3	1	0	0	0	0	2								
Inning Stats	R: 0 E: 0 K: 0 S: 3	H: 0 LOB: 0 BB: 0 P: 3	R: 1 E: 0 K: 1 S: 6	H: 1 LOB: 0 BB: 0 P: 6	R: 1 E: 0 K: 0 S: 5	H: 2 LOB: 2 BB: 1 P: 9	R: 0 E: 0 K: 0 S: 3	H: 0 LOB: 0 BB: 0 P: 3	R: 0 E: 0 K: 0 S: 4	H: 1 LOB: 1 BB: 0 P: 4	R: 0 E: 0 K: 0 S: 3	H: 0 LOB: 0 BB: 0 P: 3	R: 0 E: 0 K: 0 S: 3	H: 0 LOB: 0 BB: 0 P: 3	R: 0 E: 0 K: 0 S: 4	H: 1 LOB: 1 BB: 0 P: 4	1B: 4 2B: 0 3B: 0 HR: 1	SF: 0 SAC: 0 DP: 0 HBP: 0	WP: 0 PB: 0 SB: 0 CS: 0	PA: 35			
PITCHER Don Rudolph, L (1, 1) ERA: 3.55 Marty Kutyna, R (8, 1) ERA: 3.32	IP: 7.0 WLS: W BF: 28 H: 4 R: 2 ER: 2 SO: 1 BB: 3 IBB: 0 HBP: 0 BLK: 0 WP: 0 HR: 1 S: 27 P: 39 ERA: 2.57 WHIP: 1.000											PITCHER	IP: 7.0 WLS: W BF: 28 H: 4 R: 2 ER: 2 SO: 1 BB: 3 IBB: 0 HBP: 0 BLK: 0 WP: 0 HR: 1 S: 27 P: 39 ERA: 2.57 WHIP: 1.000										

Batter	1	2	3	4	5	6	7	8	9	AB	R	H	RBI	BB	SO	LOB	TOP					
Ken Hamlin, R OBP: 0.309, SLG: 0.323	0-0 4-3 1B 2B	0-0 6-3					0-0 2B 2B			0-0 F3							4 2 2 0 0 0 0					
Jim Piersall, R OBP: 0.318, SLG: 0.353	0-0 F8		0-0 F9			0-3 K	0-0 1-3			0-0 1-3							4 0 0 0 0 1 2					
Chuck Hinton, R OBP: 0.365, SLG: 0.497	0-0 4-3 2-3		0-0 F3			0-0 2B 2B				0-0 F2							4 0 1 1 0 0 1					
Harry Bright, R OBP: 0.337, SLG: 0.502	4-0 S 1B BB		0-0 2B			0-0 F8				0-3 K							3 1 1 0 1 1 1					
Ken Retzer, L OBP: 0.359, SLG: 0.424	0-0 HR 1B		0-0 F5			0-0 4-3				0-0 4-3							4 1 1 2 0 0 2					
Don Lock, R OBP: 0.324, SLG: 0.517	0-0 HR			4-0 WP BB						0-0 F8							3 1 1 2 1 0 0					
Bob Johnson, R OBP: 0.324, SLG: 0.412	0-0 4-3		0-0 5-3 1-2			0-3 K				0-0 4-3							4 0 0 0 0 1 1					
Chuck Cottier, R OBP: 0.314, SLG: 0.369			0-3 K			0-0 5-3				0-0 F9							4 0 0 0 0 1 1					
Tom Cheney, R OBP: 0.176, SLG: 0.097			0-0 4-3			0-0 4-3				0-0 G3							3 0 0 0 0 0 1					
Pete Burnside, R OBP: 0.111, SLG: 0.059																	0 0 0 0 0 0 0					
Marty Kutyna, R OBP: 0.250, SLG: 0.143																	0 0 0 0 0 0 0					
Inning Stats	R: 4 E: 0 K: 0 S: 6	H: 3 LOB: 0 BB: 1 P: 10	R: 0 E: 0 K: 1 S: 5	H: 0 LOB: 0 BB: 0 P: 5	R: 0 E: 0 K: 0 S: 4	H: 1 LOB: 1 BB: 0 P: 4	R: 0 E: 0 K: 0 S: 3	H: 0 LOB: 1 BB: 1 P: 7	R: 1 E: 0 K: 1 S: 7	H: 2 LOB: 0 BB: 0 P: 7	R: 0 E: 0 K: 1 S: 5	H: 0 LOB: 0 BB: 0 P: 5	R: 0 E: 0 K: 0 S: 3	H: 0 LOB: 0 BB: 0 P: 3	R: 0 E: 0 K: 1 S: 5	H: 0 LOB: 0 BB: 0 P: 3	R: 0 E: 0 K: 0 S: 3	H: 0 LOB: 0 BB: 0 P: 3	1B: 1 2B: 4 3B: 0 HR: 1	SF: 0 SAC: 0 DP: 0 HBP: 0	WP: 1 PB: 0 SB: 1 CS: 0	PA: 35
PITCHER	IP WLS BF H R ER SO BB IBB HBP BLK WP HR S P ERA WHIP																					
Orlando Pena, R ERA: 3.75	(1, 1) 7.0 29 6 5 5 3 2 0 0 0 1 1 33 41 6.43 1.143																					
John Wyatt, R ERA: 5.0	(8, 1) 2.0 W 6 0 0 0 1 0 0 0 0 0 0 8 8 0.00 0.000																					

Washington Senators @ Kansas City Athletics
Municipal Stadium, Kansas City, MO
Tue Aug 14 1962, 8:05 PM EDT
Att. 4,861 - Unknown

AB 33
R 5
H 6
RBI 5
BB 2
SO 4
LOB 9



Batter	1	2	3	4	5	6	7	8	9	AB	R	H	RBI	BB	SO	LOB	BOTTOM					
Wayne Causey, L OBP: 0.354, SLG: 0.348	0-0 F7	0-0 F8								4-0 1B BB							3 0 1 0 1 0 1					
Deron Johnson, R OBP: 0.267, SLG: 0.231										0-0 1B BB							0 0 0 0 1 0 0					
Dick Howser, R OBP: 0.326, SLG: 0.350										0-0 1B BB							0 1 0 0 0 0 0					
Ed Charles, R OBP: 0.412, SLG: 0.450	4-0 2B BB		0-0 F3			4-0 FC5-4 HR				0-0 F2							4 3 1 0 1 0 3					
Jerry Lumpe, L OBP: 0.341, SLG: 0.429	0-0 1H 2B		0-0 2B			0-0 F8				0-0 F4							5 0 3 2 0 0 3					
Norm Siebern, L OBP: 0.412, SLG: 0.477	4-0 BB		4-0 FC5-4 BB			0-0 1H HR				0-0 1B							2 1 2 3 3 0 0					
Manny Jimenez, L OBP: 0.374, SLG: 0.465	0-0 F8		0-0 F6			0-3 K				0-0 4-3							4 0 0 0 0 1 6					
John Wyatt, R OBP: 0.315, SLG: 0.080																	0 0 0 0 0 0 0					
Billy Conzolo, R OBP: 0.335, SLG: 0.293																	1 0 1 1 0 0 0					
George Alusik, R OBP: 0.341, SLG: 0.603	0-3 K		0-0 FC5-4 1-2							0-0 5-3							4 0 0 0 0 2 4					
Bobby Del Greco, R OBP: 0.383, SLG: 0.386										0-0 5-3							4 0 2 0 0 1 0					
Haywood Sullivan, R OBP: 0.311, SLG: 0.308			0-3 K			0-0 F8				0-0 6-3							4 0 0 0 0 2 2					
Orlando Pena, R OBP: 0.125, SLG: 0.125			0-3 K			0-0 G6-4-3				0-0 6-3							2 0 0 0 0 1 2					
Jose Tartabull, L OBP: 0.329, SLG: 0.335																	1 1 1 0 0 0 0					
Gino Cimoli, R OBP: 0.333, SLG: 0.429										1B 1B 1B							1 0 0 0 0 0 0					
Inning Stats	R: 1 E: 0 K: 1 S: 6	H: 1 LOB: 2 BB: 2 P: 14	R: 0 E: 0 K: 2 S: 8	H: 1 LOB: 0 BB: 0 P: 8	R: 0 E: 0 K: 0 S: 4	H: 1 LOB: 1 BB: 1 P: 8	R: 0 E: 0 K: 1 S: 5	H: 1 LOB: 0 BB: 0 P: 5	R: 2 E: 0 K: 1 S: 6	H: 1 LOB: 0 BB: 1 P: 10	R: 0 E: 0 K: 1 S: 5	H: 0 LOB: 0 BB: 0 P: 5	R: 1 E: 0 K: 0 S: 6	H: 3 LOB: 2 BB: 0 P: 6	R: 0 E: 0 K: 1 S: 5	H: 0 LOB: 0 BB: 0 P: 5	R: 2 E: 0 K: 0 S: 4	H: 3 LOB: 3 BB: 2 P: 12	1B: 8 2B: 2 3B: 0 HR: 1	SF: 0 SAC: 0 DP: 1 HBP: 0	WP: 0 PB: 0 SB: 0 CS: 0	PA: 41
PITCHER	IP WLS BF H R ER SO BB IBB HBP BLK WP HR S P ERA WHIP																					
Tom Cheney, R ERA: 3.42	(1, 1) 6.2 31 8 4 4 6 4 0 0 0 0 1 39 55 5.40 1.800																					
Pete Burnside, L ERA: 4.44	(7, 1) 1.2 L 9 2 2 2 1 2 0 0 0 0 0 9 17 10.80 2.400																					
Marty Kutyna, R ERA: 3.32	(9, 1) 0.0 1 1 0 0 0 0 0 0 0 0 0 1 1 ∞ ∞																					

Washington Senators @ Kansas City Athletics
Municipal Stadium, Kansas City, MO
Tue Aug 14 1962, 8:05 PM EDT
Att. 4,861 - Unknown


AB 35
R 6
H 11
RBI 6
BB 6
SO 7
LOB 21



Batter	1	2	3	4	5	6	7	8	9	AB	R	H	RBI	BB	SO	LOB	TOP	
Ken Hamlin, R (1, 6) OBP: 0.307, SLG: 0.332	4-0 FC1-5 HBP BB		0-0 L7		0-0 F8			0-0 1-3		3	0	0	0	1	0	0	Washington Senators @ Kansas City Athletics Municipal Stadium, Kansas City, MO Thu Aug 16 1962, 8:05 PM EDT Att: 3,135 - Unknown	
Jim King, L (1, 9) OBP: 0.351, SLG: 0.381	1-0		0-0 1-3				0-0 4-3	0-0		0	1	0	0	0	0	0		
Joe Hicks, L (3, PH) OBP: 0.305, SLG: 0.403	1-2 1B HBP							2B		3	0	1	0	0	0	0		
Chuck Hinton, R (1, 8) OBP: 0.362, SLG: 0.491	0-0 FC1-5 1B 1-2 2-3F			0-0 5-3 1B			0-0 5-3	0-0 5-3		4	1	1	0	0	0	3		
Harry Bright, R (1, 3) OBP: 0.334, SLG: 0.495	0-0 WP 1-3 2H 1B			0-0 5-3			0-0 6-3			4	0	1	1	0	0	1		
Ken Retzer, L (1, 2) OBP: 0.363, SLG: 0.424	0-3 K			0-0 FC6-4 2H 1B			0-0 4-3	4-0 FC5-4 BB		3	0	1	1	1	1	1		
Don Lock, R (1, 7) OBP: 0.327, SLG: 0.531		0-0 L5		0-0 FC6-4 1-2F			4-0 FC6-4 BB	0-0 FC5-4 1-2F		3	0	0	0	1	0	2		
Johnny Schaive, R (1, 5) OBP: 0.268, SLG: 0.429		0-0 5-3		0-0 F8			0-0 FC6-4 1-2F	0-0 FC5-4 1-2F		4	0	0	0	0	0	3		
Chuck Cottier, R (1, 4) OBP: 0.311, SLG: 0.364		0-0 L7			0-0 F5		0-0 F4			3	0	0	0	0	0	1		
Claude Osteen, L (1, 1) OBP: 0.206, SLG: 0.294			0-0 F8			0-0 F7		0-0 F2		2	0	0	0	0	0	0		
Bud Zupfel, L (8, PH) OBP: 0.314, SLG: 0.368										1	0	0	0	0	0	0		
Pete Burnside, R (8, 1) OBP: 0.111, SLG: 0.059										0	0	0	0	0	0	0		
Inning Stats	R: 1 E: 0 K: 1 S: 5	H: 1 LOB: 1 BB: 1 P: 10	R: 0 E: 0 K: 0 S: 3	H: 0 LOB: 0 BB: 0 P: 3	R: 0 E: 0 K: 0 S: 3	H: 2 LOB: 1 BB: 0 P: 5	R: 0 E: 0 K: 0 S: 3	H: 0 LOB: 0 BB: 0 P: 3	R: 0 E: 0 K: 0 S: 3	H: 0 LOB: 1 BB: 1 P: 7	R: 0 E: 0 K: 0 S: 4	H: 1 LOB: 1 BB: 0 P: 4	R: 0 E: 0 K: 0 S: 3	H: 0 LOB: 1 BB: 1 P: 7	1B: 3 2B: 1 3B: 0 HR: 0	SF: 0 SAC: 0 DP: 0 HBP: 1	WP: 1 PB: 0 SB: 0 CS: 0	PA: 34
PITCHER Ed Rakow, R (1, 1) ERA: 4.19	IP: 9.0 WLS: W BF: 34 H: 4 R: 2 ER: 2 SO: 1 BB: 3 IBB: 0 HBP: 1 BLK: 0 WP: 1 HR: 0 S: 32 P: 45 ERA: 2.00 WHIP: 0.778															PITCHER		


Batter	1	2	3	4	5	6	7	8	9	AB	R	H	RBI	BB	SO	LOB	BOTTOM			
Billy Consolo, R (1, 6) OBP: 0.331, SLG: 0.285	4-0 FC6-4 BB	0-0 5-3			0-0 F9	0-0 F9		0-0 F7		4	0	0	0	1	0	3	Washington Senators @ Kansas City Athletics Municipal Stadium, Kansas City, MO Thu Aug 16 1962, 8:05 PM EDT Att: 3,135 - Unknown			
Ed Charles, R (1, 5) OBP: 0.351, SLG: 0.455	0-0 FC6-4 1B 1-2F		0-3 K		0-0 2B 3B	0-3 K				4	1	1	0	0	2	2				
Wayne Causey, L (7, 5) OBP: 0.371, SLG: 0.366										0	0	0	0	0	0	0				
Jerry Lumpe, L (1, 4) OBP: 0.343, SLG: 0.438	0-0 G4-6-3 1B		0-0 F7		0-0 1B 2B		0-0 4-3			4	1	2	1	0	0	0				
Norm Siebern, L (1, 3) OBP: 0.409, SLG: 0.470	0-0 G4-6-3 1-2F		0-3 K		4-0 1B BB		0-0 1-3			3	0	0	0	1	1	2				
George Alusik, R (1, 7) OBP: 0.357, SLG: 0.602		0-0 E9 1-3 3B 1B		0-0 6-3	0-0 1-2 2H 1B		0-0 FC6-4 1B			4	1	3	1	0	0	0				
Gino Cimoli, R (1, 9) OBP: 0.333, SLG: 0.426		0-0 1-3		4-0 1B BB	0-0 F9		0-0 FC6-4 1-2F			3	0	0	0	1	0	4				
Bobby Del Greco, R (1, 8) OBP: 0.386, SLG: 0.496		0-0 1B 3B		0-0 L7	0-3 K		0-0 F9			4	1	1	1	0	1	3				
Haywood Sullivan, R (1, 2) OBP: 0.322, SLG: 0.317		0-0 FC6-4 1B		0-0 1-3 1B		0-0 SH1-4 1B		4-0 SH3-4 BB		3	0	3	1	1	0	0				
Ed Rakow, S (1, 1) OBP: 0.127, SLG: 0.115		0-0 FC6-4 1-2F		0-0 F8		0-0 SH1-4		0-0 SH3-4		2	0	0	0	0	0	3				
Inning Stats	R: 0 E: 0 K: 0 S: 3	H: 1 LOB: 1 BB: 1 P: 7	R: 2 E: 1 K: 0 S: 6	H: 3 LOB: 1 BB: 0 P: 6	R: 0 E: 0 K: 2 S: 7	H: 0 LOB: 0 BB: 0 P: 7	R: 0 E: 0 K: 0 S: 4	H: 1 LOB: 2 BB: 1 P: 8	R: 2 E: 0 K: 1 S: 8	H: 3 LOB: 2 BB: 1 P: 12	R: 0 E: 0 K: 1 S: 6	H: 1 LOB: 1 BB: 0 P: 6	R: 0 E: 0 K: 0 S: 4	H: 1 LOB: 1 BB: 0 P: 4	R: 0 E: 0 K: 0 S: 3	H: 0 LOB: 1 BB: 1 P: 7	1B: 7 2B: 1 3B: 2 HR: 0	SF: 0 SAC: 2 DP: 1 HBP: 0	WP: 0 PB: 0 SB: 0 CS: 0	PA: 37
PITCHER Claude Osteen, L (1, 1) ERA: 3.55	IP: 7.0 WLS: L BF: 33 H: 10 R: 4 ER: 4 SO: 4 BB: 3 IBB: 0 HBP: 0 BLK: 0 WP: 0 HR: 0 S: 38 P: 50 ERA: 5.14 WHIP: 1.857															PITCHER				
Pete Burnside, L (8, 1) ERA: 4.41	IP: 1.0 WLS: L BF: 4 H: 0 R: 0 ER: 0 SO: 0 BB: 1 IBB: 0 HBP: 0 BLK: 0 WP: 0 HR: 0 S: 7 P: 7 ERA: 0.00 WHIP: 1.000															PITCHER				

AB	30
R	2
H	4
RBI	2
BB	3
SO	1
LOB	11



WP	1
PB	0
SB	0
CS	0

AB	31
R	4
H	10
RBI	4
BB	4
SO	4
LOB	17

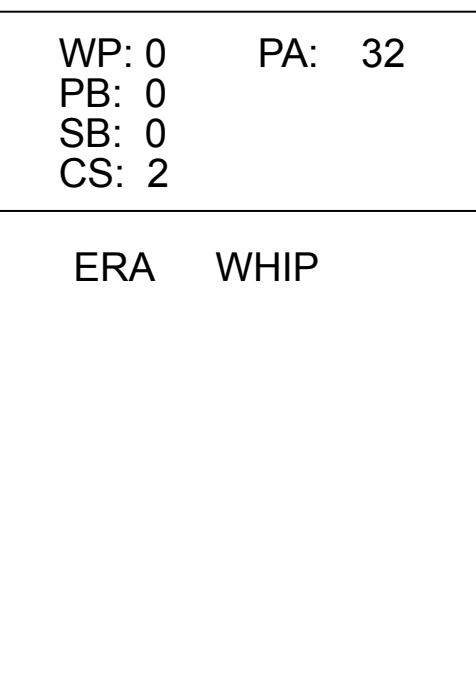


WP	0
PB	0
SB	0
CS	0

Batter	1	2	3	4	5	6	7	8	9	AB	R	H	RBI	BB	SO	LOB	TOP																		
Jim Piersall, R OBP: 0.312, SLG: 0.345	0-0 9-3 1B		0-0 F4		0-3 K			0-0 6-3		4	0	1	0	0	1	2																			
Chuck Cottier, R OBP: 0.310, SLG: 0.360	0-0 9-3 1-2		0-0 L4			0-0 CS 1B			0-0 F6	4	0	1	0	0	0	2																			
Chuck Hinton, R OBP: 0.363, SLG: 0.487	0-0 F7			0-0 G5-4-3 1B		0-3 K 1-2			0-0 5-3	4	0	1	0	0	1	1																			
Harry Bright, R OBP: 0.333, SLG: 0.485		0-0 6-3		0-0 F9		0-0 F9			0-0 1B	4	0	1	0	0	0	1																			
Don Lock, R OBP: 0.320, SLG: 0.509		0-0 5-3		0-0 G5-4-3 1-2			0-0 F8		0-3 K	4	0	0	0	0	1	2																			
Bob Johnson, R OBP: 0.330, SLG: 0.422		0-0 6-3			0-0 1B SF8		0-0 CS 1B			3	1	2	0	0	0	0																			
Bob Schmidt, R OBP: 0.268, SLG: 0.416			0-0 HR		0-0 FC1-6 1B		0-3 K 1-2			3	1	2	1	0	1	1																			
Ed Brinkman, R OBP: 0.232, SLG: 0.272			0-0 3B		0-0 SF8			0-0 5-3		2	0	1	1	0	0	0																			
Don Rudolph, L OBP: 0.265, SLG: 0.289			0-0 4-3		0-0 FC1-6 1-2			0-0 4-3		3	0	0	0	0	0	2																			
Claude Osteen, L OBP: 0.206, SLG: 0.294										0	0	0	0	0	0	0																			
Inning Stats	R: 0 E: 0 K: 0 S: 3	H: 1 LOB: 0 BB: 0 P: 3	R: 0 E: 0 K: 0 S: 3	H: 0 LOB: 0 BB: 0 P: 3	R: 1 E: 0 K: 0 S: 5	H: 2 LOB: 1 BB: 0 P: 5	R: 0 E: 0 K: 0 S: 3	H: 1 LOB: 0 BB: 0 P: 3	R: 1 E: 0 K: 1 S: 7	H: 2 LOB: 1 BB: 0 P: 7	R: 0 E: 0 K: 1 S: 5	H: 1 LOB: 0 BB: 0 P: 5	R: 0 E: 0 K: 1 S: 5	H: 0 LOB: 0 BB: 0 P: 3	R: 0 E: 0 K: 1 S: 6	H: 1 LOB: 1 BB: 0 P: 6	1B: 7 2B: 1 3B: 1 HR: 1	SF: 1 SAC: 0 DP: 2 HBP: 0	WP: 0 PB: 0 CS: 2	PA: 32															
PITCHER	IP WLS BF H R ER SO BB IBB HBP BLK WP HR S P ERA WHIP	IP WLS BF H R ER SO BB IBB HBP BLK WP HR S P ERA WHIP																																	
Ted Bowsfield, L ERA: 4.53	(1, 1)	6.0	L	22	7	2	2	2	0	0	0	0	0	0	1	26	26	3.00	1.167																
Eli Grba, R ERA: 5.15	(7, 1)	3.0		10	2	0	0	2	0	0	0	0	0	0	0	14	14	0.00	0.667																

Washington Senators @ Los Angeles Angels
Dodger Stadium, Los Angeles, CA
Sat Aug 18 1962, 7:05 PM PDT
Att: 10,287 - Unknown - 71 F

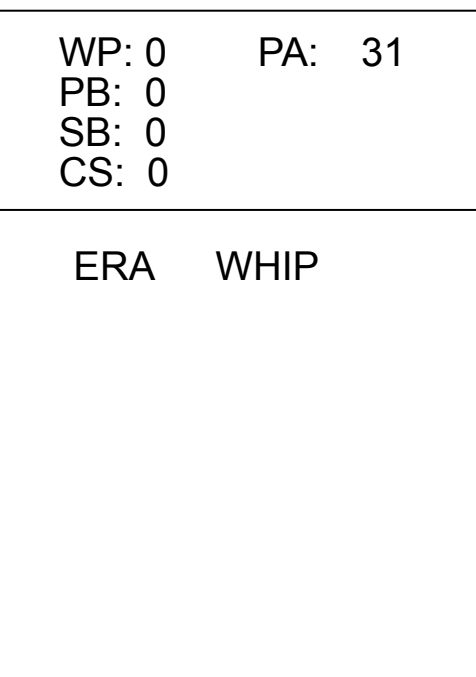
AB	31
R	2
H	9
RBI	2
BB	0
SO	4
LOB	11



Batter	1	2	3	4	5	6	7	8	9	AB	R	H	RBI	BB	SO	LOB	BOTTOM																		
Albie Pearson, L OBP: 0.382, SLG: 0.372	0-0 4-3 1B		0-0 F8			0-0 1-3 1B			4-0 1B BB	3	0	2	0	1	0	0																			
Billy Moran, R OBP: 0.327, SLG: 0.411	0-0 F7			0-0 F8		0-3 K			0-0 G4-6-3 1B	4	0	1	0	0	1	3																			
Lee Thomas, L OBP: 0.356, SLG: 0.451	0-0 4-3			0-3 K		0-0 F9			0-3 K	3	0	0	0	0	1	3																			
Joe Koppe, R OBP: 0.354, SLG: 0.303	0-0 1-2				0-0 K				0-3 K	1	0	0	0	0	1	2																			
Felix Torres, R OBP: 0.326, SLG: 0.418	0-0 G3			0-0 F9			0-0 5-3		0-0 G4-6-3 1-2	4	0	0	0	0	0	3																			
Buck Rodgers, S OBP: 0.316, SLG: 0.383		0-0 6-3			0-0 F8		0-0 F8			3	0	0	0	0	0	0																			
Leon Wagner, L OBP: 0.338, SLG: 0.516		0-0 F9			0-0 F8		0-0 G3			3	0	0	0	0	0	0																			
George Thomas, R OBP: 0.282, SLG: 0.271		0-3 K			0-0 F2			0-0 G6-4-3 1B		3	0	1	0	0	1	0																			
Jim Fregosi, R OBP: 0.260, SLG: 0.255			0-0 F8			0-0 1B 1B		0-0 G6-4-3 1-2		3	0	1	0	0	0	1																			
Ted Bowsfield, R OBP: 0.316, SLG: 0.219	(1, 1)	8.0	W	29	5	0	0	4	0	0	0	0	0	0	1	0																			
Earl Averill, R OBP: 0.362, SLG: 0.333	(6, PH)									1	0	0	0	0	0	1																			
Eli Grba, R OBP: 0.239, SLG: 0.262	(7, 1)									1	0	0	0	0	0	0																			
Inning Stats	R: 0 E: 0 K: 0 S: 4	H: 1 LOB: 1 BB: 0 P: 4	R: 0 E: 0 K: 1 S: 5	H: 0 LOB: 0 BB: 0 P: 5	R: 0 E: 0 K: 1 S: 5	H: 0 LOB: 0 BB: 0 P: 5	R: 0 E: 0 K: 1 S: 5	H: 0 LOB: 0 BB: 0 P: 5	R: 0 E: 0 K: 1 S: 3	H: 0 LOB: 0 BB: 0 P: 3	R: 0 E: 0 K: 1 S: 7	H: 2 LOB: 2 BB: 0 P: 7	R: 0 E: 0 K: 0 S: 3	H: 0 LOB: 0 BB: 0 P: 3	R: 0 E: 0 K: 0 S: 3	H: 1 LOB: 0 BB: 0 P: 3	R: 0 E: 0 K: 1 S: 5	H: 1 LOB: 1 BB: 1 P: 9	1B: 5 2B: 0 3B: 0 HR: 0	SF: 0 SAC: 0 DP: 2 HBP: 0	WP: 0 PB: 0 CS: 0	PA: 31													
PITCHER	IP WLS BF H R ER SO BB IBB HBP BLK WP HR S P ERA WHIP	IP WLS BF H R ER SO BB IBB HBP BLK WP HR S P ERA WHIP																																	
Don Rudolph, L ERA: 3.39	(1, 1)	8.0	W	29	5	0	0	4	0	0	0	0	0	0	0	4	4	0.00	0.000																
Claude Osteen, L ERA: 3.52	(9, 1)	1.0	S	2	0	0	0	1	0	0	0	0	0	0	0	4	4	0.00	0.000																

Washington Senators @ Los Angeles Angels
Dodger Stadium, Los Angeles, CA
Sat Aug 18 1962, 7:05 PM PDT
Att: 10,287 - Unknown - 71 F

AB	30
R	0
H	5
RBI	0
BB	1
SO	5
LOB	13



Batter	1	2	3	4	5	6	7	8	9	AB	R	H	RBI	BB	SO	LOB	TOP			
Jim Piersall, R OBP: 0.310, SLG: 0.342 (1, 8)	E5 SH1-3		SH1-3		4-3			1-3		3	0	0	0	0	0	0	Washington Senators @ Los Angeles Angels Dodger Stadium, Los Angeles, CA Sun Aug 19 1962, 3:33 AM PDT Att. 6,325 - Unknown - 85 F livebaseballscorecards.com			
Chuck Cottier, R OBP: 0.310, SLG: 0.358 (1, 4)	SH1-3		BB			F9		5-3		2	0	0	0	1	0	0				
Chuck Hinton, R OBP: 0.360, SLG: 0.483 (1, 9)	K		SF7			F7		F6		3	0	0	1	0	1	1				
Harry Bright, R OBP: 0.332, SLG: 0.482 (1, 3)	K		K			1B		F8		4	0	1	0	0	2	2				
Ken Retzer, L OBP: 0.367, SLG: 0.434 (1, 2)		1B			4-3	F7		FC6-4		4	1	2	0	0	0	1				
Don Lock, R OBP: 0.326, SLG: 0.509 (1, 7)		CS			F6			FC6-4		4	0	2	1	0	0	1				
Bob Johnson, R OBP: 0.328, SLG: 0.418 (1, 5)	F7				6-3			G4-6-3		3	0	0	0	0	0	2				
Ed Brinkman, R OBP: 0.225, SLG: 0.263 (1, 6)	K				6-3			6-3		3	0	0	0	0	1	0				
Tom Cheney, R OBP: 0.167, SLG: 0.091 (1, 1)								4-3		2	1	0	0	0	1	0				
Jim Hannan, R OBP: 0.091, SLG: 0.091 (6, 1)										0	0	0	0	0	0	0				
Joe Hicks, L OBP: 0.301, SLG: 0.390 (6, PH)										1	0	0	0	0	0	0				
Pete Burnside, R OBP: 0.111, SLG: 0.059 (8, 1)										0	0	0	0	0	0	0				
Inning Stats	R: 0 E: 1 K: 2 S: 8	H: 0 LOB: 1 BB: 0 P: 8	R: 1 E: 0 K: 1 S: 6	H: 2 LOB: 0 BB: 0 P: 6	R: 1 E: 1 K: 1 S: 6	H: 0 LOB: 1 BB: 1 P: 10	R: 0 E: 0 K: 0 S: 3	H: 0 LOB: 0 BB: 0 P: 3	R: 0 E: 0 K: 1 S: 5	H: 1 LOB: 0 BB: 0 P: 5	R: 0 E: 0 K: 0 S: 4	H: 1 LOB: 0 BB: 0 P: 4	R: 0 E: 0 K: 0 S: 3	H: 0 LOB: 0 BB: 0 P: 3	R: 0 E: 0 K: 0 S: 4	H: 1 LOB: 1 BB: 0 P: 4	1B: 4 2B: 0 3B: 1 HR: 0	SF: 1 SAC: 2 DP: 1 HBP: 0	WP: 0 PB: 0 SB: 0 CS: 1	PA: 33
PITCHER Dean Chance, R ERA: 2.87 (1, 1)	IP: 9.0 WLS: W BF: 33	H: 5 R: 2 ER: 1 SO: 5	BB: 1 IBB: 0 HBP: 0 BLK: 0	WP: 0 HR: 0 S: 42 P: 46	ERA: 1.00 WHIP: 0.667	PITCHER														

Batter	1	2	3	4	5	6	7	8	9	AB	R	H	RBI	BB	SO	LOB	BOTTOM												
Albie Pearson, L OBP: 0.385, SLG: 0.375 (1, 8)	F7		FC1-5			1B				2	1	1	0	2	0	0	Washington Senators @ Los Angeles Angels Dodger Stadium, Los Angeles, CA Sun Aug 19 1962, 3:33 AM PDT Att. 6,325 - Unknown - 85 F livebaseballscorecards.com												
Billy Moran, R OBP: 0.327, SLG: 0.410 (1, 4)	3-1		FC1-5			F9		F9		4	1	1	0	0	0	4													
Lee Thomas, L OBP: 0.353, SLG: 0.447 (1, 3)	3-1		G1-6-3			K		5-3		4	0	0	0	0	1	5													
Leon Wagner, L OBP: 0.339, SLG: 0.516 (1, 7)					4-3	1B		K		4	1	2	2	0	1	1													
Buck Rodgers, S OBP: 0.318, SLG: 0.384 (1, 2)	G3				F8	2B		CS		4	1	2	0	0	0	1													
Felix Torres, R OBP: 0.326, SLG: 0.419 (1, 5)	F4				F9	1B		K		4	1	1	2	0	1	1													
George Thomas, R OBP: 0.293, SLG: 0.301 (1, 9)					K	1B		F7		3	0	1	0	1	1	0													
Jim Fregosi, R OBP: 0.264, SLG: 0.260 (1, 6)			9-2		4-3	1B				3	0	1	1	0	0	1													
Dean Chance, R OBP: 0.140, SLG: 0.075 (1, 1)			FC1-5		K	4-3				2	0	0	0	1	1	2													
Inning Stats	R: 1 E: 0 K: 0 S: 5	H: 2 LOB: 1 BB: 0 P: 5	R: 0 E: 0 K: 0 S: 3	H: 1 LOB: 0 BB: 0 P: 3	R: 0 E: 0 K: 0 S: 2	H: 0 LOB: 2 BB: 2 P: 10	R: 0 E: 0 K: 0 S: 3	H: 0 LOB: 0 BB: 0 P: 3	R: 0 E: 0 K: 2 S: 7	H: 0 LOB: 0 BB: 0 P: 7	R: 4 E: 0 K: 1 S: 10	H: 5 LOB: 2 BB: 1 P: 14	R: 0 E: 0 K: 1 S: 5	H: 0 LOB: 1 BB: 1 P: 9	R: 0 E: 0 K: 1 S: 5	H: 1 LOB: 0 BB: 0 P: 5		1B: 6 2B: 4 3B: 1 HR: 0	SF: 0 SAC: 0 DP: 3 HBP: 0	WP: 1 PB: 0 SB: 0 CS: 1	PA: 34								
PITCHER Tom Cheney, R ERA: 3.63 (1, 1)	IP: 5.2 WLS: L BF: 25	H: 7 R: 5 ER: 5 SO: 3	BB: 3 IBB: 0 HBP: 0 BLK: 0	WP: 1 HR: 0 S: 28 P: 40	ERA: 7.94 WHIP: 1.765	PITCHER																							
Jim Hannan, R ERA: 2.89 (6, 1)	1.1	6	1	0	0	1	1	0	0	0	0	7	11	0.00	1.500														
Pete Burnside, L ERA: 4.37 (8, 1)	1.0	3	1	0	0	1	0	0	0	0	0	5	5	0.00	1.000														

Batter	1	2	3	4	5	6	7	8	9	10	AB	R	H	RBI	BB	SO	LOB	TOP				
Joe Hicks, L OBP: 0.315, SLG: 0.417 Jim Piersall, R OBP: 0.310, SLG: 0.342	6-3		6-3		K		HR		BB	FC3	5	3	2	3	1	1	0					
Bob Johnson, R OBP: 0.330, SLG: 0.421	G5-4-3 1B		K2-3		4-3		S		BB	FC3	6	2	4	0	0	1	0					
Chuck Hinton, R OBP: 0.356, SLG: 0.475	G5-4-3		F8				1B		F5	FC3	6	0	1	2	0	1	4					
Bud Zupfel, L OBP: 0.333, SLG: 0.366 Harry Bright, R OBP: 0.327, SLG: 0.475		1B	F8						BB	6-3	4	0	2	0	1	1	0					
Ken Retzer, L OBP: 0.365, SLG: 0.430		BB	L6						BB		6	0	2	2	0	1	4					
Don Lock, R OBP: 0.348, SLG: 0.500		BB			2B				BB		1	1	0	0	4	0	0					
Johnny Schaive, R OBP: 0.265, SLG: 0.425 Chuck Cottler, R OBP: 0.309, SLG: 0.354		K			2B				BB	F3	4	0	1	1	0	1	4					
Ed Brinkman, R OBP: 0.227, SLG: 0.248		K			K						4	1	0	0	1	2	8					
Claude Osteen, L OBP: 0.194, SLG: 0.278 Jim Hanan, R OBP: 0.211, SLG: 0.299 Marty Kutyna, R OBP: 0.287, SLG: 0.416 Tom Cheney, R OBP: 0.217, SLG: 0.263 Steve Hamilton, L OBP: 0.260, SLG: 0.255 Bernie Allen, L OBP: 0.337, SLG: 0.431		F8			K					K	2	0	0	0	0	1	3					
Inning Stats	R: 0 E: 0 K: 0 S: 3	H: 1 LOB: 0 BB: 0 P: 3	R: 0 E: 0 K: 2 S: 9	H: 2 LOB: 3 BB: 1 P: 13	R: 0 E: 0 K: 1 S: 5	H: 0 LOB: 0 BB: 0 P: 5	R: 1 E: 0 K: 1 S: 6	H: 1 LOB: 1 BB: 1 P: 10	R: 0 E: 0 K: 2 S: 7	H: 0 LOB: 0 BB: 0 P: 7	R: 4 E: 0 K: 0 S: 8	H: 5 LOB: 2 BB: 1 P: 12	R: 0 E: 0 K: 0 S: 3	H: 0 LOB: 1 BB: 1 P: 7	R: 2 E: 0 K: 0 S: 5	H: 2 LOB: 3 BB: 3 P: 17	R: 1 E: 0 K: 2 S: 10	H: 2 LOB: 2 BB: 0 P: 10	1B: 10 2B: 2 3B: 0 HR: 1	SF: 0 SAC: 0 DP: 1 HBP: 0	WP: 0 PB: 0 SB: 1 CS: 0	PA: 50
PITCHER	IP	WLS	BF	H	R	ER	SO	BB	IBB	HBP	BLK	WP	HR	S	P	ERA	WHIP					
Lee Stange, R ERA: 4.14	6.2		29	7	5	5	8	3	0	0	0	0	1	42	54	6.75	1.500					
Frank Sullivan, R ERA: 4.37	1.1		7	2	0	0	0	1	0	0	0	0	0	6	10	0.00	2.250					
Ray Moore, R ERA: 3.84	0.1		6	2	2	2	0	3	0	0	0	0	0	3	15	54.00	15.000					
Georges Maranda, R ERA: 5.01	1.0		6	2	1	1	1	0	0	0	0	0	0	8	8	9.00	2.000					
Bill Pleis, L ERA: 4.22	0.2		2	0	0	0	1	0	0	0	0	0	0	4	4	0.00	0.000					

Washington Senators @ Minnesota Twins
Metropolitan Stadium, Bloomington, MI
Wed Aug 22 1962, 8:05 PM EDT
Att: 14,692 - Unknown - 72 F

AB 43
R 8
H 13
RBI 8
BB 7
SO 10
LOB 29



Batter	1	2	3	4	5	6	7	8	9	10	AB	R	H	RBI	BB	SO	LOB	BOTTOM						
Lenny Green, L OBP: 0.376, SLG: 0.435	FC6-4 HBP		F3		1B			3-1		K	5	0	2	2	0	1	2							
Bill Tuttle, R OBP: 0.319, SLG: 0.287	K		6-3		K		FC6-4		BB	1B	6	1	3	1	0	2	2							
Rich Rollins, R OBP: 0.386, SLG: 0.449	K		4-3		F4		FC6-4		F4		6	0	1	1	0	1	5							
Harmon Killebrew, R OBP: 0.366, SLG: 0.524	FC6-4				1-3		HR		F8		6	1	1	1	0	1	4							
Bob Allison, R OBP: 0.368, SLG: 0.477		E			4-3		F8		K		3	1	1	0	2	1	0							
Earl Battey, R OBP: 0.353, SLG: 0.416 Jim Kaat, L OBP: 0.217, SLG: 0.263 Jerry Zimmerman, R OBP: 0.260, SLG: 0.255		BB			4-3					BB	5	1	2	1	0	1	2							
Bernie Allen, L OBP: 0.337, SLG: 0.431		K			4-3		BB		6-3		0	0	0	0	0	0	0							
Zoilo Versalles, R OBP: 0.264, SLG: 0.358					1-2		1B			1B	0	0	0	0	0	0	0							
Lee Stange, R ERA: 3.66 Frank Sullivan, R ERA: 4.37 Don Mincher, L OBP: 0.211, SLG: 0.299 Marty Kutyna, R OBP: 0.287, SLG: 0.416 Tom Cheney, R OBP: 0.217, SLG: 0.263 Steve Hamilton, L OBP: 0.260, SLG: 0.255 Johnny Cooney, R OBP: 0.298, SLG: 0.330			4-1				1-3		F7		4	0	0	0	1	1	3							
Inning Stats	R: 0 E: 0 K: 2 S: 7	H: 0 LOB: 1 BB: 0 P: 8	R: 0 E: 1 K: 2 S: 7	H: 0 LOB: 2 BB: 2 P: 15	R: 0 E: 0 K: 0 S: 3	H: 0 LOB: 0 BB: 0 P: 3	R: 0 E: 0 K: 0 S: 4	H: 1 LOB: 2 BB: 1 P: 8	R: 0 E: 0 K: 1 S: 6	H: 1 LOB: 1 BB: 1 P: 6	R: 4 E: 0 K: 0 S: 7	H: 4 LOB: 4 BB: 2 P: 15	R: 0 E: 0 K: 1 S: 5	H: 0 LOB: 0 BB: 0 P: 5	R: 1 E: 0 K: 0 S: 3	H: 1 LOB: 1 BB: 1 P: 7	R: 2 E: 1 K: 2 S: 9	H: 2 LOB: 2 BB: 1 P: 13	R: 1 E: 0 K: 1 S: 8	H: 3 LOB: 2 BB: 0 P: 8	1B: 8 2B: 2 3B: 0 HR: 2	SF: 0 SAC: 1 DP: 1 HBP: 1	WP: 0 PB: 0 SB: 0 CS: 0	PA: 49
PITCHER	IP	WLS	BF	H	R	ER	SO	BB	IBB	HBP	BLK	WP	HR	S	P	ERA	WHIP							
Claude Osteen, L ERA: 3.66	5.2		28	5	4	4	5	3	2	0	0	0	0	32	53	6.35	1.412							
Jim Hannan, R ERA: 2.87	0.1		2	1	0	0	0	0	0	0	0	0	0	2	2	0.00	3.000							
Marty Kutyna, R ERA: 3.59	2.0		8	2	2	2	1	1	0	0	0	0	1	9	13	9.00	1.500							
Tom Cheney, R ERA: 3.59	0.2		4	1	0	0	1	1	0	0	0	0	0	5	9	0.00	3.000							
Steve Hamilton, L ERA: 3.47	1.0		6	3	2	1	2	0	0	0	0	0	0	10	10	9.00	3.000							
PITCHER	IP	WLS	BF	H	R	ER	SO	BB	IBB	HBP	BLK	WP	HR	S	P	ERA	WHIP							
Bernie Daniels, R ERA: 5.46	10.1		41	10	7	7	0	0	0	0	0	0	0	31	41	6.35	1.412							

Washington Senators @ Minnesota Twins
Metropolitan Stadium, Bloomington, MI
Wed Aug 22 1962, 8:05 PM EDT
Att: 14,692 - Unknown - 72 F

AB 40
R 8
H 12
RBI 7
BB 7
SO 9
LOB 22



Batter	1	2	3	4	5	6	7	8	9	AB	R	H	RBI	BB	SO	LOB	TOP								
Joe Hicks, L OBP: 0.311, SLG: 0.409 (1.8)	0-0 2-3		0-3 K		0-0 E 1B		0-3 K		0-0 4-3	5	1	1	1	0	2	2									
Bob Johnson, R OBP: 0.329, SLG: 0.420 (1.5)	0-0 6-3			0-0 4-1	0-0 CS 1B		0-0 6-3			4	0	1	2	0	0	0									
Chuck Hinton, R OBP: 0.353, SLG: 0.470 (1.9)	0-0 5-3			0-0 5-3	0-0 CS	0-0 F7		0-0 E5 FC6-4		4	0	0	0	0	0	0									
Bud Zipfel, L OBP: 0.339, SLG: 0.365 (1.3)		0-0 G4-6-3 1B		0-0 4-3		4-0 HR BB		0-0 FC6-4 1B		3	1	1	0	1	0	1									
Ken Retzer, L OBP: 0.367, SLG: 0.443 (1.2)		0-0 G4-6-3 1-2			0-0 FC6-4 1B	0-0 1-H HR		0-0 F8		4	1	2	2	0	0	2									
Don Lock, R OBP: 0.345, SLG: 0.492 (1.7)		0-3 K			0-0 FC6-4 2B 6-3	0-0 S 1B		0-0 F8		4	1	1	0	0	1	2									
Johnny Schave, R OBP: 0.270, SLG: 0.438 (1.4) Chuck Cottier, R OBP: 0.309, SLG: 0.354 (9.4)			0-0 1-3		0-0 1B 2B	0-3 K			0-0 2B	4	1	2	0	0	1	1	AB 35								
Ed Brinkman, R OBP: 0.228, SLG: 0.257 (1.6)			0-0 2B		0-0 6-3	0-3 K			0-3 K	0	0	0	0	0	0	0	R 6								
Ed Hobaugh, R OBP: 0.143, SLG: 0.429 (1.1) Jim King, L OBP: 0.353, SLG: 0.381 (5, PH) Bennie Daniels, L OBP: 0.125, SLG: 0.200 (5.1)			0-3 K		0-0 E 1B BB		0-3 K		0-3 K2-3	4	0	1	1	0	2	3	H 9								
Inning Stats	R: 0 E: 0 K: 0 S: 3	H: 0 LOB: 0 BB: 0 P: 3	R: 0 E: 0 K: 1 S: 5	H: 1 LOB: 0 BB: 0 P: 5	R: 0 E: 0 K: 2 S: 8	H: 1 LOB: 1 BB: 0 P: 8	R: 0 E: 0 K: 0 S: 3	H: 0 LOB: 0 BB: 0 P: 3	R: 4 E: 1 K: 0 S: 6	H: 4 LOB: 0 BB: 1 P: 10	R: 2 E: 0 K: 2 S: 9	H: 2 LOB: 1 BB: 1 P: 13	R: 0 E: 0 K: 0 S: 7	H: 0 LOB: 0 BB: 0 P: 7	R: 0 E: 1 K: 0 S: 4	H: 0 LOB: 1 BB: 0 P: 4	R: 0 E: 0 K: 2 S: 8	H: 1 LOB: 1 BB: 0 P: 8	1B: 5 2B: 3 3B: 0 HR: 1	SF: 0 SAC: 0 DP: 1 HBP: 0	WP: 0 PB: 0 SB: 0 CS: 1	PA: 38			
PITCHER	IP	WLS	BF	H	R	ER	SO	BB	IBB	HBP	BLK	WP	HR	S	P	ERA	WHIP								
Ruben Gomez, R ERA: 4.8 (1.1)	5.1	L	24	8	6	5	3	2	0	0	0	0	1	28	36	8.44	1.875								
Camilo Pascual, R ERA: 3.6 (6.1)	3.2		13	1	0	0	6	0	0	0	0	0	0	25	25	0.00	0.273								

Washington Senators @ Minnesota Twins
Metropolitan Stadium, Bloomington, MI
Thu Aug 23 1962, 8:05 PM EDT
Unknown - 82 F

AB 35
R 6
H 9
RBI 6
BB 2
SO 9
LOB 13



Batter	1	2	3	4	5	6	7	8	9	AB	R	H	RBI	BB	SO	LOB	BOTTOM								
Lenny Green, L OBP: 0.374, SLG: 0.432 (1.8)	0-0 6-3		0-0 F4		0-0 4-3			0-0 1-3		4	0	0	0	0	0	0									
Vic Power, R OBP: 0.328, SLG: 0.431 (1.3)	0-0 1B HR		0-0 F6		0-0 6-3			0-0 F6		4	1	1	0	0	0	0									
Rich Rollins, R OBP: 0.387, SLG: 0.448 (1.5)	0-0 1-2 1B		4-0 2B BB		0-0 5-3			0-0 5-3		3	2	1	0	1	0	0									
Harmon Killebrew, R OBP: 0.365, SLG: 0.524 (1.7)	0-3 K		0-0 1-H 2B		0-0 6-3			0-0 1-3		4	0	1	1	0	1	2									
Bob Allison, R OBP: 0.367, SLG: 0.482 (1.9)	0-0 1-H 2-H HR		0-0 6-3		0-0 F8			0-0 K		4	1	1	3	0	1	1									
Earl Battey, R OBP: 0.352, SLG: 0.413 (1.2) Marty Martinez, S OBP: 0.417, SLG: 0.222 (9, FR)	0-0 1-3			0-0 F8		0-0 F9		4-0 BB		3	0	0	0	1	0	0									
Bernie Allen, L OBP: 0.337, SLG: 0.431 (1.4)		0-0 4-3		0-0 2B			0-0 4-3		0-0 4-3	4	0	1	0	0	0	1	AB 32								
Zoilo Versalles, R OBP: 0.262, SLG: 0.356 (1.6)		0-3 K		0-3 K			0-0 F8			3	0	0	0	0	2	1	R 4								
Ruben Gomez, R OBP: 0.200, SLG: 0.200 (1.1) Camilo Pascual, R OBP: 0.273, SLG: 0.342 (6.1)		0-0 4-3		0-0 2-3			0-0 1-3			2	0	0	0	0	0	1	H 5								
Inning Stats	R: 3 E: 0 K: 1 S: 8	H: 3 LOB: 0 BB: 0 P: 8	R: 0 E: 0 K: 1 S: 5	H: 0 LOB: 0 BB: 0 P: 5	R: 1 E: 0 K: 0 S: 4	H: 1 LOB: 1 BB: 1 P: 8	R: 0 E: 0 K: 1 S: 6	H: 1 LOB: 0 BB: 0 P: 6	R: 0 E: 0 K: 0 S: 3	H: 0 LOB: 0 BB: 0 P: 3	R: 0 E: 0 K: 0 S: 3	H: 0 LOB: 0 BB: 0 P: 3	R: 0 E: 0 K: 0 S: 3	H: 0 LOB: 0 BB: 0 P: 3	R: 0 E: 0 K: 1 S: 5	H: 0 LOB: 1 BB: 1 P: 9	1B: 2 2B: 2 3B: 0 HR: 1	SF: 0 SAC: 0 DP: 0 HBP: 0	WP: 0 PB: 0 SB: 0 CS: 0	PA: 34					
PITCHER	IP	WLS	BF	H	R	ER	SO	BB	IBB	HBP	BLK	WP	HR	S	P	ERA	WHIP								
Ed Hobaugh, R ERA: 4.5 (1.1)	4.0		18	5	4	4	3	1	0	0	0	0	1	23	27	9.00	1.500								
Bennie Daniels, R ERA: 5.24 (5.1)	5.0	W	16	0	0	0	1	1	0	0	0	0	0	17	21	0.00	0.200								

Washington Senators @ Minnesota Twins
Metropolitan Stadium, Bloomington, MI
Thu Aug 23 1962, 8:05 PM EDT
Unknown - 82 F

AB 32
R 4
H 5
RBI 4
BB 2
SO 4
LOB 6



Batter	1	2	3	4	5	6	7	8	9	AB	R	H	RBI	BB	SO	LOB	TOP			
Jim Piersall, R (1.8) OBP: 0.310, SLG: 0.342	L9		L9			L9		6-3		4	0	0	0	0	0	2	<p>Washington Senators @ Detroit Tigers</p> <p>Tiger Stadium, Detroit, MI</p> <p>Fri Aug 24 1962, 7:05 PM EDT</p> <p>Att: 14,636 - Unknown</p>			
Bob Johnson, R (1.5) OBP: 0.332, SLG: 0.430	F8			L9		F3		1B		4	0	1	0	0	0	1				
Chuck Hinton, R (1.9) OBP: 0.350, SLG: 0.472	F3			4-3		BB 1-2 1B		F7		4	0	1	0	0	0	1				
Bud Zipfel, L (1.3) OBP: 0.344, SLG: 0.393		4-3		HR		1-2 2-3 BB		F7		3	1	1	1	1	0	1				
Ken Retzer, L (1.2) OBP: 0.362, SLG: 0.436	L7			F8		F7		F7		4	0	0	0	0	0	3				
Don Lock, R (1.7) OBP: 0.338, SLG: 0.469	F7							K		3	0	0	0	1	1	0				
Johnny Schaive, R (1.4) OBP: 0.269, SLG: 0.435			K			K		L6		4	0	0	0	0	2	1				
Ed Brinkman, R (1.6) OBP: 0.233, SLG: 0.261		6-3		G5-4-3		1B				3	0	1	0	0	0	1				
Pete Burnside, R (1.1) OBP: 0.111, SLG: 0.059								F5		0	0	0	0	0	0	0				
Joe Hicks, L (3, PH) OBP: 0.316, SLG: 0.413										1	0	1	0	0	0	0				
Ed Hobaugh, R (3.1) OBP: 0.250, SLG: 0.500										1	0	1	0	0	0	0				
Jim King, L (7, PH) OBP: 0.350, SLG: 0.378										1	0	0	0	0	0	1				
Marty Kutyna, R (7.1) OBP: 0.222, SLG: 0.125										0	0	0	0	0	0	0				
Inning Stats	R: 0 E: 0 K: 0 S: 3	H: 0 LOB: 0 BB: 0 P: 3	R: 0 E: 0 K: 0 S: 3	H: 0 LOB: 0 BB: 0 P: 3	R: 0 E: 0 K: 1 S: 6	H: 1 LOB: 1 BB: 0 P: 6	R: 1 E: 0 K: 0 S: 4	H: 1 LOB: 0 BB: 0 P: 4	R: 0 E: 0 K: 1 S: 4	H: 1 LOB: 1 BB: 0 P: 4	R: 0 E: 0 K: 0 S: 4	H: 1 LOB: 1 BB: 0 P: 4	R: 0 E: 0 K: 1 S: 5	H: 0 LOB: 0 BB: 0 P: 5	R: 0 E: 0 K: 1 S: 5	H: 0 LOB: 0 BB: 0 P: 5	1B: 5 2B: 0 3B: 0 HR: 1	SF: 0 SAC: 0 DP: 1 HBP: 0	WP: 0 PB: 0 SB: 0 CS: 0	PA: 34
PITCHER Phil Regan, R (1.1) ERA: 4.56	IP: 9.0 WLS: W BF: 34 H: 6 R: 1 ER: 1 SO: 3 BB: 2 IBB: 0 HBP: 0 BLK: 0 WP: 0 HR: 1 S: 38 P: 46 ERA: 1.00 WHIP: 0.889															PITCHER				

Batter	1	2	3	4	5	6	7	8	9	AB	R	H	RBI	BB	SO	LOB	BOTTOM				
Chico Fernandez, R (1.6) OBP: 0.284, SLG: 0.392	F9	F7		F4		F5		1B		5	1	1	1	0	0	2	<p>Washington Senators @ Detroit Tigers</p> <p>Tiger Stadium, Detroit, MI</p> <p>Fri Aug 24 1962, 7:05 PM EDT</p> <p>Att: 14,636 - Unknown</p>				
Bill Bruton, L (1.8) OBP: 0.349, SLG: 0.426	WP HR 1B	3-1		F7		1-H 2-H HR		1B 1-2 1B		5	2	3	3	0	0	0					
Al Kaline, R (1.9) OBP: 0.387, SLG: 0.605	4-0 BB 1-3 HR BB	0-0 HR 1B		4-0 BB		L7		L6		3	2	1	0	2	0	2					
Rocky Colavito, R (1.7) OBP: 0.379, SLG: 0.529	4-0 1-2 HR BB	0-0 1-H HR		0-3 K		K		1-3 2-H 1B		4	2	2	3	1	2	1					
Steve Boros, R (1.5) OBP: 0.341, SLG: 0.427	0-0 1-H 2-H HR	0-0 1B		5-3		L4		F2		5	1	2	4	0	0	2					
Norm Cash, L (1.3) OBP: 0.380, SLG: 0.506	4-0 1B 1B BB	5-3		0-0 CS 1B		K				3	0	1	0	1	1	1					
Dick McAuliffe, L (1.4) OBP: 0.360, SLG: 0.402	0-3 K		0-0 G3		0-0 1-2 F9		K			4	0	0	0	0	2	2					
Dick Brown, R (1.2) OBP: 0.283, SLG: 0.357	0-0 1-2 1B		0-3 K		0-0 SH HR 1B			SH3-4 1B 1B		4	2	3	0	0	1	0					
Phil Regan, R (1.1) OBP: 0.267, SLG: 0.256	0-0 1-2 1B		0-0 3-1		0-0 SH HR			SH3-4		2	1	1	0	0	0	0					
Inning Stats	R: 4 E: 0 K: 1 S: 8	H: 4 LOB: 3 BB: 3 P: 20	R: 2 E: 0 K: 0 S: 6	H: 3 LOB: 1 BB: 0 P: 6	R: 0 E: 0 K: 1 S: 5	H: 0 LOB: 0 BB: 0 P: 5	R: 0 E: 0 K: 1 S: 5	H: 0 LOB: 1 BB: 1 P: 9	R: 0 E: 0 K: 1 S: 3	H: 1 LOB: 0 BB: 0 P: 3	R: 3 E: 1 K: 1 S: 8	H: 2 LOB: 0 BB: 0 P: 8	R: 0 E: 0 K: 2 S: 7	H: 0 LOB: 0 BB: 0 P: 7	R: 2 E: 0 K: 0 S: 7	H: 4 LOB: 2 BB: 0 P: 7		1B: 11 2B: 0 3B: 0 HR: 3	SF: 0 SAC: 2 DP: 0 HBP: 0	WP: 1 PB: 0 SB: 0 CS: 1	PA: 41
PITCHER Pete Burnside, L (1.1) ERA: 4.72	IP: 2.0 WLS: L BF: 15 H: 7 R: 6 ER: 6 SO: 1 BB: 3 IBB: 0 HBP: 0 BLK: 0 WP: 0 HR: 2 S: 14 P: 26 ERA: 27.00 WHIP: 5.000															PITCHER					
Ed Hobaugh, R (3.1) ERA: 4.5	4.0 3 3 2 3 1 0 0 0 0 0 1 21 25 4.50 1.000																				
Marty Kutyna, R (7.1) ERA: 3.75	2.0 4 2 2 2 0 0 0 0 0 0 0 14 14 9.00 2.000																				

Batter	1	2	3	4	5	6	7	8	9	AB	R	H	RBI	BB	SO	LOB	TOP		
Ken Hamlin, R OBP: 0.306, SLG: 0.332 (1, 6)	L9	6-3							4-3	5	0	2	0	0	0	1	Washington Senators @ Detroit Tigers Tiger Stadium, Detroit, MI Sat Aug 25 1962, 4:33 AM EDT Att: 8,184 - Unknown		
Bob Johnson, R OBP: 0.330, SLG: 0.428 (1, 5)	L9		1B HR	F8		5-3		4-3	5	1	1	0	0	0	2				
Chuck Hinton, R OBP: 0.351, SLG: 0.474 (1, 9)			1B HR		K			K	5	1	2	0	0	2	0				
Harry Bright, R OBP: 0.328, SLG: 0.480 (1, 3)	K		1B HR		F7			6-3	4	1	1	3	0	1	1				
Ken Retzer, L OBP: 0.364, SLG: 0.449 (1, 2)		HR	L8		BB 1B			L9	4	1	2	1	0	0	0				
Don Lock, R OBP: 0.335, SLG: 0.458 (1, 7)		F8	K		1-2 BB			5-3	3	0	0	0	1	1	0				
Chuck Cottier, R OBP: 0.310, SLG: 0.355 (1, 4)		1B SH1-3	K		F4			1B	4	1	2	0	0	1	2				
Jim Piersall, R OBP: 0.314, SLG: 0.345 (1, 8)	SH1-3 1B			6-3		CS BB		1B	3	0	2	0	1	0	0				
Steve Hamilton, L OBP: 0.083, SLG: 0.043 Jim Hannan, R OBP: 0.091, SLG: 0.091 (8, 1)	SH1-3			K2-3		3-1		G4-6-3	3	0	0	1	0	1	3				
									0	0	0	0	0	0	0				
Inning Stats	R: 0 E: 0 K: 1 S: 6	H: 1 LOB: 1 P: 6	R: 2 E: 0 K: 0 S: 6	H: 3 LOB: 1 BB: 0 P: 6	R: 3 E: 0 K: 2 S: 10	H: 3 LOB: 0 BB: 0 P: 10	R: 0 E: 0 K: 1 S: 6	H: 1 LOB: 2 BB: 1 P: 6	R: 0 E: 0 K: 0 S: 3	H: 0 LOB: 0 BB: 0 P: 3	R: 0 E: 0 K: 0 S: 4	H: 2 LOB: 1 BB: 0 P: 4	R: 0 E: 0 K: 1 S: 5	H: 0 LOB: 0 BB: 0 P: 5	1B: 8 2B: 2 3B: 0 HR: 2	SF: 0 SAC: 1 DP: 1 HBP: 0	WP: 0 PB: 0 SB: 0 CS: 1	PA: 39	
PITCHER	IP	WLS	BF	H	R	ER	SO	BB	IBB	HBP	BLK	WP	HR	S	P	ERA	WHIP		
Howie Koplitz, R ERA: 4.78 (1, 1)	2.0		12	6	4	4	1	0	0	0	0	0	1	14	14	18.00	3.000		
Sam Jones, R ERA: 3.72 (3, 1)	4.0	W	17	4	1	1	4	2	0	0	0	0	1	23	31	2.25	1.500		
Paul Foytack, R ERA: 4.19 (7, 1)	2.0	S	3	2	0	0	0	0	0	0	0	0	0	7	7	0.00	1.000		
Terry Fox, R ERA: 1.94 (9, 1)	1.0		3	0	0	0	1	0	0	0	0	0	0	5	5	0.00	0.000		

Batter	1	2	3	4	5	6	7	8	9	AB	R	H	RBI	BB	SO	LOB	BOTTOM		
Chico Fernandez, R OBP: 0.286, SLG: 0.402 (1, 6)	5-3			FC6-4 1B		L1		HR		4	1	2	3	0	0		Washington Senators @ Detroit Tigers Tiger Stadium, Detroit, MI Sat Aug 25 1962, 4:33 AM EDT Att: 8,184 - Unknown		
Bill Bruton, L OBP: 0.349, SLG: 0.424 (1, 8)	K			FC6-4 L5-3		6-3		1B		4	1	1	0	0	1				
Al Kaline, R OBP: 0.382, SLG: 0.596 (1, 9)	K			L5-3		L6-3		F6		4	0	0	0	0	1				
Rocky Colavito, R OBP: 0.378, SLG: 0.533 (1, 7)		5-3		6-3		F5		F5		4	1	1	1	0	2				
Steve Boros, R OBP: 0.338, SLG: 0.423 (8, PH) Vic Wertz, L OBP: 0.356, SLG: 0.529 Don Buddin, R OBP: 0.354, SLG: 0.289 (9, 5)		F9		5-3		F6		WP 1B 1B		3	0	0	0	0	0				
Norm Cash, L OBP: 0.382, SLG: 0.506 (1, 3)	F6			FC6-4 BB		HBP		WP 1B 1B		1	0	1	0	0	0				
Dick McAuliffe, L OBP: 0.359, SLG: 0.490 (1, 4)			6-3	K		3-1		FC6-4 1B		4	0	1	2	0	1				
Dick Brown, R OBP: 0.283, SLG: 0.354 (1, 2)			6-3	FC6-4		FC6-4		HR HBP		3	1	0	0	0	2				
Howie Koplitz, R OBP: 0.333, SLG: 0.231 Sam Jones, R OBP: 0.299, SLG: 0.238 Jake Wood, L OBP: 0.296, SLG: 0.349 Paul Foytack, R OBP: 0.352, SLG: 0.154 Bubba Morton, R OBP: 0.352, SLG: 0.352 Terry Fox, R OBP: 0.350, SLG: 0.200 (1, 1) (3, 1) (6, PH) (7, 1) (8, PH) (9, 1)				1-3		F9		HR 1B		0	0	0	0	0	0				
										0	0	0	0	0	0				
Inning Stats	R: 0 E: 0 K: 2 S: 7	H: 0 LOB: 0 P: 7	R: 0 E: 0 K: 0 S: 3	H: 0 LOB: 0 BB: 0 P: 3	R: 0 E: 0 K: 0 S: 3	H: 1 LOB: 1 BB: 0 P: 4	R: 0 E: 0 K: 1 S: 5	H: 0 LOB: 1 BB: 1 P: 9	R: 0 E: 0 K: 0 S: 3	H: 0 LOB: 0 BB: 0 P: 3	R: 1 E: 0 K: 0 S: 4	H: 1 LOB: 1 BB: 0 P: 5	R: 6 E: 0 K: 0 S: 9	H: 6 LOB: 1 BB: 0 P: 10	1B: 6 2B: 0 3B: 0 HR: 2	SF: 0 SAC: 0 DP: 0 HBP: 2	WP: 1 PB: 0 SB: 0 CS: 0	PA: 35	
PITCHER	IP	WLS	BF	H	R	ER	SO	BB	IBB	HBP	BLK	WP	HR	S	P	ERA	WHIP		
Steve Hamilton, L ERA: 3.71 (1, 1)	7.0		29	5	5	5	3	1	0	2	0	0	2	32	38	6.43	0.857		
Jim Hannan, R ERA: 3.12 (8, 1)	1.0	L	6	3	2	2	0	0	0	0	0	1	0	6	6	18.00	3.000		



Batter	1	2	3	4	5	6	7	8	9	AB	R	H	RBI	BB	SO	LOB	TOP			
Ken Hamlin, R OBP: 0.305, SLG: 0.330 (1, 6)			6-3					F7		4	0	1	1	0	1	0	<p>Washington Senators @ Detroit Tigers</p> <p>Tiger Stadium, Detroit, MI</p> <p>Sun Aug 26 1962, 4:33 AM EDT</p> <p>Unknown</p>			
Bob Johnson, R OBP: 0.329, SLG: 0.426 (1, 5)						L9		F6		4	0	1	0	0	1	1				
Chuck Hinton, R OBP: 0.348, SLG: 0.469 (1, 9) (7, 4)						5-3		L8		4	0	0	0	0	2	2				
Harry Bright, R OBP: 0.327, SLG: 0.480 (1, 3)				6-3					F5	4	1	1	0	0	1	1				
Ken Retzer, L OBP: 0.359, SLG: 0.442 (1, 2)		6-3		F8					F5	4	0	0	0	0	0	1				
Don Lock, R OBP: 0.331, SLG: 0.451 (1, 7)									F7	2	0	0	0	0	2	0				
Ed Hobaugh, R OBP: 0.250, SLG: 0.500 (6, 1)										0	0	0	0	0	0	0				
Jim King, L OBP: 0.351, SLG: 0.376 (7, PH) (7, 9)										1	1	0	0	1	0	0				
Chuck Cottler, R OBP: 0.354 (1, 4)		F8								2	0	0	0	0	0	0				
Bud Zipfel, L OBP: 0.350, SLG: 0.398 (7, PH)										1	0	1	1	0	0	0				
Marty Kutyna, R OBP: 0.222, SLG: 0.125 (7, 1)										0	0	0	0	0	0	0				
Bennie Daniels, L OBP: 0.125, SLG: 0.200 (7, 1)										0	0	0	0	0	0	0				
Jim Piersall, R OBP: 0.317, SLG: 0.350 (1, 8)										3	1	2	1	0	0	0				
Dave Stenhouse, R OBP: 0.098, SLG: 0.061 (1, 1)			SH1-3							0	0	0	0	0	0	0				
Joe Hicks, L OBP: 0.312, SLG: 0.407 (6, PH) (6, 7)			SH1-3			4-3				2	0	0	0	0	1	2				
Inning Stats	R: 0 E: 0 K: 3 S: 10	H: 1 LOB: 1 BB: 0 P: 10	R: 0 E: 0 K: 1 S: 5	H: 0 LOB: 0 BB: 0 P: 5	R: 1 E: 0 K: 1 S: 6	H: 1 LOB: 0 BB: 0 P: 6	R: 0 E: 0 K: 1 S: 5	H: 0 LOB: 0 BB: 0 P: 5	R: 0 E: 0 K: 0 S: 4	H: 1 LOB: 1 BB: 0 P: 4	R: 2 E: 0 K: 1 S: 7	H: 3 LOB: 2 BB: 1 P: 11	R: 0 E: 0 K: 0 S: 3	H: 0 LOB: 0 BB: 0 P: 3	R: 0 E: 0 K: 0 S: 3	H: 0 LOB: 0 BB: 0 P: 3	1B: 4 2B: 3 3B: 0 HR: 0	SF: 0 SAC: 1 DP: 1 HBP: 0	WP: 1 PB: 0 SB: 0 CS: 1	PA: 33
PITCHER	IP WLS BF H R ER SO BB IBB HBP BLK WP HR S P ERA WHIP																			
Jim Bunning, R ERA: 3.47 (1, 1)	6.1 W 26 6 3 3 7 1 0 0 0 1 0 39 43 4.26 1.105																			
Terry Fox, R ERA: 1.83 (7, 1)	2.2 S 7 0 0 0 1 0 0 0 0 0 0 9 9 0.00 0.000																			

Batter	1	2	3	4	5	6	7	8	9	AB	R	H	RBI	BB	SO	LOB	BOTTOM			
Chico Fernandez, R OBP: 0.288, SLG: 0.401 (1, 6)			SH3	FC6-4				L6		3	1	1	0	1	1	2	<p>Washington Senators @ Detroit Tigers</p> <p>Tiger Stadium, Detroit, MI</p> <p>Sun Aug 26 1962, 4:33 AM EDT</p> <p>Unknown</p>			
Bill Bruton, L OBP: 0.349, SLG: 0.431 (1, 8)			G3	FC6-4				F8		5	2	2	2	0	0	5				
Al Kaline, R OBP: 0.383, SLG: 0.593 (1, 9)	L5-3		FC6-4		L5-3					3	0	1	0	1	0	0				
Rocky Colavito, R OBP: 0.375, SLG: 0.529 (1, 7)			FC6-4				F8			4	0	0	0	0	2	3				
Norm Cash, L OBP: 0.383, SLG: 0.512 (1, 3)	3-1			HR			G3	IBB		3	1	1	1	1	0	0				
Dick McAuliffe, L OBP: 0.356, SLG: 0.395 (1, 4)				F5		F8	G3			4	0	0	0	0	1	2				
Steve Boros, R OBP: 0.337, SLG: 0.431 (1, 5)										4	1	1	1	0	3	2				
Dick Brown, R OBP: 0.283, SLG: 0.351 (1, 2)				BB	1B		F4			3	0	0	0	1	1	0				
Jim Bunning, R OBP: 0.213, SLG: 0.288 (1, 1)			SH3							3	0	3	0	0	0	0				
Terry Fox, R OBP: 0.556, SLG: 0.500 (7, 1)				BB	1B					1	0	1	0	0	0	0				
Inning Stats	R: 2 E: 0 K: 1 S: 7	H: 2 LOB: 0 BB: 0 P: 7	R: 0 E: 0 K: 3 S: 9	H: 0 LOB: 0 BB: 0 P: 9	R: 0 E: 0 K: 0 S: 4	H: 1 LOB: 2 BB: 1 P: 8	R: 1 E: 0 K: 1 S: 7	H: 2 LOB: 3 BB: 2 P: 15	R: 0 E: 0 K: 1 S: 5	H: 0 LOB: 0 BB: 0 P: 5	R: 1 E: 0 K: 1 S: 7	H: 2 LOB: 2 BB: 1 P: 11	R: 0 E: 0 K: 0 S: 4	H: 1 LOB: 1 BB: 0 P: 4	R: 0 E: 0 K: 0 S: 4	H: 1 LOB: 1 BB: 0 P: 4	1B: 5 2B: 2 3B: 0 HR: 3	SF: 0 SAC: 1 DP: 0 HBP: 0	WP: 1 PB: 0 SB: 1 CS: 0	PA: 38
PITCHER	IP WLS BF H R ER SO BB IBB HBP BLK WP HR S P ERA WHIP																			
Dave Stenhouse, R ERA: 3.42 (6, 1)	5.0 L 23 5 3 3 6 0 0 0 0 0 0 1 7 7 9.00 2.000																			
Ed Hobaugh, R ERA: 4.58 (7, 1)	1.0 5 2 1 1 1 0 0 0 0 0 0 2 2 ∞ ∞																			
Marty Kutyna, R ERA: 3.88 (7, 1)	0.0 2 2 1 1 0 0 0 0 0 0 0 2 2 ∞ ∞																			
Bennie Daniels, R ERA: 5.16 (7, 1)	2.0 8 1 0 0 1 0 1 0 0 1 0 9 13 0.00 0.500																			

Batter	1	2	3	4	5	6	7	8	9	AB	R	H	RBI	BB	SO	LOB	TOP				
Ken Hamlin, R OBP: 0.307, SLG: 0.332 (1, 6)										5	1	2	0	0	0	1					
Bob Johnson, R OBP: 0.330, SLG: 0.424 (1, 5)										4	1	1	0	1	0	1					
Chuck Hinton, R OBP: 0.353, SLG: 0.472 (1, 4)										4	1	3	1	1	0	1					
Harry Bright, R OBP: 0.322, SLG: 0.473 (1, 3)										5	0	0	1	0	2	5					
Bud Zipfel, L OBP: 0.346, SLG: 0.387 Don Lock, R OBP: 0.331, SLG: 0.451 (7, 7)										3	0	0	0	1	1	1					
Jim King, L OBP: 0.356, SLG: 0.393 (1, 9)										4	1	3	2	0	0	1					
Bob Schmidt, R OBP: 0.267, SLG: 0.404 (1, 2)										4	0	1	0	0	2	2					
Jim Piersall, R OBP: 0.316, SLG: 0.349 (1, 8)										4	1	1	0	0	0	3					
Claude Osteen, L OBP: 0.200, SLG: 0.275 (1, 1)										4	0	1	0	0	1	2					
Inning Stats	R: 0 E: 0 K: 1 S: 5	H: 0 LOB: 1 BB: 1 P: 9	R: 0 E: 0 K: 0 S: 5	H: 2 LOB: 2 BB: 0 P: 5	R: 3 E: 1 K: 2 S: 11	H: 4 LOB: 1 BB: 0 P: 11	R: 1 E: 0 K: 0 S: 5	H: 3 LOB: 2 BB: 1 P: 9	R: 0 E: 0 K: 1 S: 6	H: 1 LOB: 1 BB: 0 P: 6	R: 1 E: 0 K: 0 S: 4	H: 1 LOB: 0 BB: 0 P: 4	R: 0 E: 0 K: 0 S: 3	H: 0 LOB: 0 BB: 0 P: 3	R: 0 E: 0 K: 1 S: 5	H: 1 LOB: 0 BB: 0 P: 5	1B: 11 2B: 0 3B: 0 HR: 1	SF: 0 SAC: 0 DP: 1 HBP: 0	WP: 0 PB: 0 SB: 0 CS: 1	PA: 40	
PITCHER	IP	WLS	BF	H	R	ER	SO	BB	IBB	HBP	BLK	WP	HR	S	P	ERA	WHIP				
Ron Kline, R ERA: 4.48 Paul Foytack, R ERA: 4.15 Ron Nischwitz, L ERA: 3.86 Sam Jones, R ERA: 3.63 (1, 1)	3.2	L	21	9	4	4	3	2	0	0	0	0	0	25	33	9.82	3.000				

Washington Senators @ Detroit Tigers
Tiger Stadium, Detroit, MI
Sun Aug 26 1962, 4:38 AM EDT
Att: 14,968 - Unknown

AB	37
R	5
H	12
RBI	4
BB	3
SO	6
LOB	17



Batter	1	2	3	4	5	6	7	8	9	AB	R	H	RBI	BB	SO	LOB	BOTTOM					
Chico Fernandez, R OBP: 0.287, SLG: 0.397 (1, 6)										4	0	0	0	1	0	3						
Bill Bruton, L OBP: 0.346, SLG: 0.429 (1, 8)										4	0	1	0	0	1	3						
Al Kaline, R OBP: 0.381, SLG: 0.588 (1, 9)										4	0	1	0	0	0	2						
Rocky Colavito, R OBP: 0.374, SLG: 0.527 (1, 7)										4	1	1	0	0	0	3						
Steve Boros, R OBP: 0.339, SLG: 0.432 (1, 5)										4	0	2	0	0	0	0						
Norm Cash, L OBP: 0.384, SLG: 0.510 Bob Farley, L OBP: 0.336, SLG: 0.278 (4, FR)										1	0	0	0	0	1	0						
Bubba Morton, R OBP: 0.378, SLG: 0.398 (9, PH)										1	1	1	0	0	0	0						
Dick McAuliffe, L OBP: 0.353, SLG: 0.392 (1, 4)										3	0	0	1	0	0	1						
Mike Roarke, R OBP: 0.264, SLG: 0.333 Dick Brown, R OBP: 0.285, SLG: 0.353 (9, PH)										3	0	0	0	0	0	3						
Ron Kline, R Paul Foytack, R Don Budnik, R Ron Nischwitz, L Jake Wood, R Sam Jones, R Bobo Osborne, L (1, 1)										1	0	0	0	0	1	0						
Inning Stats	R: 0 E: 0 K: 1 S: 5	H: 1 LOB: 1 BB: 1 P: 9	R: 0 E: 1 K: 1 S: 6	H: 0 LOB: 0 BB: 0 P: 6	R: 0 E: 1 K: 1 S: 6	H: 0 LOB: 1 BB: 0 P: 6	R: 1 E: 0 K: 0 S: 4	H: 2 LOB: 2 BB: 0 P: 5	R: 0 E: 0 K: 0 S: 3	H: 1 LOB: 0 BB: 0 P: 3	R: 0 E: 0 K: 1 S: 6	H: 1 LOB: 1 BB: 0 P: 6	R: 0 E: 0 K: 0 S: 5	H: 0 LOB: 0 BB: 0 P: 5	R: 0 E: 0 K: 0 S: 4	H: 1 LOB: 1 BB: 0 P: 4	R: 1 E: 0 K: 0 S: 5	H: 2 LOB: 2 BB: 1 P: 9	1B: 7 2B: 1 3B: 1 HR: 0	SF: 1 SAC: 0 DP: 3 HBP: 1	WP: 0 PB: 0 SB: 0 CS: 0	PA: 37
PITCHER	IP	WLS	BF	H	R	ER	SO	BB	IBB	HBP	BLK	WP	HR	S	P	ERA	WHIP					
Claude Osteen, L ERA: 3.54 (1, 1)	9.0	W	37	8	2	2	5	2	0	1	0	0	0	44	53	2.00	1.111					

Washington Senators @ Detroit Tigers
Tiger Stadium, Detroit, MI
Sun Aug 26 1962, 4:38 AM EDT
Att: 14,968 - Unknown


AB	33
R	2
H	8
RBI	2
BB	2
SO	5
LOB	16



Batter	1	2	3	4	5	6	7	8	9	AB	R	H	RBI	BB	SO	LOB	TOP			
Jerry Adair, R OBP: 0.323, SLG: 0.426 (1, 6)	F5		4-3		F3			5-3		4	0	0	0	0	0	0				
Russ Snyder, L OBP: 0.324, SLG: 0.433 (1, 8)	G3 HBP 1B		4-3			1B		F5		4	0	2	0	0	0	0				
Whitney Herzog, L OBP: 0.365, SLG: 0.423 Barry Shetrone, L OBP: 0.167, SLG: 0.167 (1, 9) (8, 9)	G3 HBP 1-2							K		3	0	2	0	0	1	0				
0 0										0	0	0	0	0	0	0				
Jim Gentile, L OBP: 0.358, SLG: 0.505 (1, 3)	G3 1-2 2-3			F2		K			F2	4	0	0	0	1	5					
Brooks Robinson, R OBP: 0.334, SLG: 0.484 (1, 5)	F7			FC6-4 BB		F3			F7	3	0	0	0	1	0	4				
Boog Powell, L OBP: 0.319, SLG: 0.442 (1, 7)		F3		F8		4-3			F9	4	0	0	0	0	0	4				
Gus Triandos, R OBP: 0.258, SLG: 0.310 (1, 2)		K		FC6-4 1-2				F7		3	0	0	0	0	1	2				
Mary Breeding, R OBP: 0.267, SLG: 0.305 (1, 4)		K			F2		1-3			3	0	0	0	0	1	0				
Billy Hoelt, L OBP: 0.360, SLG: 0.263 Wes Stock, R (8, 1)			F8		K		K			3	0	0	0	0	2	0				
0 0										0	0	0	0	0	0	0				
Inning Stats	R: 0 E: 0 K: 0 S: 4	H: 1 LOB: 2 BB: 0 P: 5	R: 0 E: 0 K: 2 S: 7	H: 0 LOB: 0 BB: 0 P: 7	R: 0 E: 0 K: 0 S: 3	H: 0 LOB: 0 BB: 0 P: 3	R: 0 E: 0 K: 0 S: 4	H: 1 LOB: 2 BB: 1 P: 8	R: 0 E: 0 K: 1 S: 5	H: 0 LOB: 0 BB: 0 P: 5	R: 0 E: 0 K: 1 S: 5	H: 0 LOB: 0 BB: 0 P: 5	R: 0 E: 0 K: 1 S: 5	H: 0 LOB: 0 BB: 0 P: 5	R: 0 E: 0 K: 0 S: 3	H: 0 LOB: 0 BB: 0 P: 3	1B: 3 2B: 1 3B: 0 HR: 0	SF: 0 SAC: 0 DP: 0 HBP: 1	WP: 0 PB: 0 SB: 0 CS: 0	PA: 33
PITCHER Tom Cheney, R ERA: 3.34 (1, 1)	IP: 9.0 WLS: W BF: 33 H: 4 R: 0 ER: 0 SO: 6 BB: 1 IBB: 0 HBP: 1 BLK: 0 WP: 0 HR: 0 S: 43 P: 48 ERA: 0.00 WHIP: 0.556															PITCHER				

Baltimore Orioles @ Washington Senators
D.C. Stadium, Washington, DC
Mon Aug 27 1962, 7:05 PM EDT
Att: 6,526 - Unknown


AB	31
R	0
H	4
RBI	0
BB	1
SO	6
LOB	15



Batter	1	2	3	4	5	6	7	8	9	AB	R	H	RBI	BB	SO	LOB	BOTTOM	
Ken Hamlin, R OBP: 0.306, SLG: 0.335 (1, 6)	4-3		1B SF8 2B	K			5-3			4	1	1	0	0	1	1		
Bob Johnson, R OBP: 0.332, SLG: 0.427 (1, 5)	5-3		1B 2-3		4-3			E		4	1	2	0	0	0	0		
Chuck Hinton, R OBP: 0.354, SLG: 0.472 Chuck Cottier, R OBP: 0.309, SLG: 0.354 (1, 4) (9, 4)	S 3B BB		SF8		F8			E1 1B		2	2	1	1	1	0	0		
0 0										0	0	0	0	0	0	0		
Harry Bright, R OBP: 0.327, SLG: 0.482 (1, 3)	1-H 3B		3-H BB	1B	L8			SH1-3 E 1B		4	1	3	2	0	0	0		
Don Lock, R OBP: 0.335, SLG: 0.444 (1, 7)	K		FC4-6 BB		F7			SH1-3 E BB		2	1	0	0	2	1	1		
Jim King, L OBP: 0.353, SLG: 0.389 (1, 9)		1-3	FC4-6 1-2		K			SH1-3		3	0	0	0	0	1	3		
Bob Schmidt, R OBP: 0.266, SLG: 0.398 (1, 2)		F8		F3		5-3		E IBB		3	1	0	0	1	0	0		
Jim Piersall, R OBP: 0.318, SLG: 0.350 (1, 8)		5-3		WP SH1-4 1B			F8	E8 1B		4	0	2	2	0	0	0		
Tom Cheney, R OBP: 0.158, SLG: 0.086 (1, 1)			K	SH1-4			5-3	SH1-3-2		2	0	0	1	0	1	0		
Inning Stats	R: 1 E: 0 K: 1 S: 6	H: 1 LOB: 1 BB: 1 P: 10	R: 0 E: 0 K: 0 S: 3	H: 0 LOB: 0 BB: 0 P: 3	R: 1 E: 0 K: 1 S: 8	H: 3 LOB: 3 BB: 1 P: 12	R: 0 E: 0 K: 1 S: 6	H: 1 LOB: 1 BB: 0 P: 6	R: 0 E: 0 K: 1 S: 5	H: 0 LOB: 0 BB: 0 P: 5	R: 0 E: 0 K: 0 S: 3	H: 0 LOB: 0 BB: 0 P: 3	R: 0 E: 2 K: 0 S: 6	H: 4 LOB: 0 BB: 2 P: 14	1B: 6 2B: 3 3B: 1 HR: 0	SF: 1 SAC: 3 DP: 1 HBP: 0	WP: 1 PB: 0 SB: 1 CS: 0	PA: 36
PITCHER Billy Hoelt, L ERA: 4.93 Wes Stock, R ERA: 4.13 (1, 1) (8, 1)	IP: 7.0 WLS: L BF: 30 H: 7 R: 4 ER: 4 SO: 4 BB: 2 IBB: 0 HBP: 0 BLK: 0 WP: 1 HR: 0 S: 36 P: 44 ERA: 5.14 WHIP: 1.286															PITCHER		

Baltimore Orioles @ Washington Senators
D.C. Stadium, Washington, DC
Mon Aug 27 1962, 7:05 PM EDT
Att: 6,526 - Unknown

AB	28
R	7
H	9
RBI	6
BB	4
SO	4
LOB	5



Batter	1	2	3	4	5	6	7	8	9	AB	R	H	RBI	BB	SO	LOB	TOP					
Jerry Adair, R OBP: 0.325, SLG: 0.428 (1, 6)										3	0	1	0	1	1	2	Baltimore Orioles @ Washington Senators D.C. Stadium, Washington, DC Tue Aug 28 1962, 7:05 PM EDT Att: 9,107 - Unknown livebaseballscorecards.com					
Dick Williams, R OBP: 0.274, SLG: 0.271 (1, 9)										4	0	1	0	0	0	1						
Jackie Brandt, R OBP: 0.333, SLG: 0.450 (1, 8)										4	0	2	0	0	0	2						
Jim Gentile, L OBP: 0.356, SLG: 0.500 (1, 3)										4	0	0	0	0	2	4						
Brooks Robinson, R OBP: 0.333, SLG: 0.482 (1, 5)										4	0	1	0	0	0	2						
Boog Powell, L OBP: 0.315, SLG: 0.437 (1, 7)										4	0	0	0	0	0	1						
Gus Triandos, R OBP: 0.258, SLG: 0.305 (1, 2)										3	0	0	0	1	1	0						
Mary Breeding, R OBP: 0.268, SLG: 0.306 (1, 4)										3	0	1	0	0	0	1						
Jack Fisher, R OBP: 0.182, SLG: 0.077 (7, PH)										2	0	0	0	0	1	0						
Dave Nicholson, R OBP: 0.286, SLG: 0.267 (7, PH)										0	0	0	0	1	0	0						
Milt Pappas, R OBP: 0.100, SLG: 0.316 (7, 1)										0	0	0	0	0	0	0						
Inning Stats	R: 0 E: 0 K: 2 S: 8	H: 1 LOB: 1 BB: 0 P: 8	R: 0 E: 0 K: 0 S: 3	H: 0 LOB: 1 BB: 1 P: 7	R: 0 E: 0 K: 1 S: 5	H: 1 LOB: 0 BB: 0 P: 5	R: 0 E: 0 K: 0 S: 4	H: 2 LOB: 1 BB: 0 P: 4	R: 0 E: 0 K: 1 S: 5	H: 0 LOB: 0 BB: 0 P: 5	R: 0 E: 0 K: 1 S: 6	H: 1 LOB: 2 BB: 1 P: 10	R: 0 E: 0 K: 0 S: 4	H: 1 LOB: 2 BB: 1 P: 8	R: 0 E: 0 K: 0 S: 3	H: 0 LOB: 0 BB: 0 P: 3	R: 0 E: 0 K: 0 S: 3	H: 0 LOB: 0 BB: 0 P: 3	1B: 4 2B: 3 3B: 0 HR: 0	SF: 0 SAC: 0 DP: 2 HBP: 0	WP: 0 PB: 0 SB: 0 CS: 0	PA: 34
PITCHER Don Rudolph, L ERA: 3.0 (1, 1)	IP: 9.0 WLS: W BF: 34 H: 6 R: 0 ER: 0 SO: 5 BB: 3 IBB: 0 HBP: 0 BLK: 0 WP: 0 HR: 0 S: 41 P: 53 ERA: 0.00 WHIP: 1.000															PITCHER						

Batter	1	2	3	4	5	6	7	8	9	AB	R	H	RBI	BB	SO	LOB	BOTTOM			
Ken Hamlin, R OBP: 0.310, SLG: 0.335 (1, 6)										3	0	1	1	1	0	1	Baltimore Orioles @ Washington Senators D.C. Stadium, Washington, DC Tue Aug 28 1962, 7:05 PM EDT Att: 9,107 - Unknown livebaseballscorecards.com			
Bob Johnson, R OBP: 0.336, SLG: 0.430 (1, 5)										4	2	3	0	0	0	2				
Chuck Hinton, R OBP: 0.339, SLG: 0.475 (1, 4)										4	0	1	1	0	1	3				
Chuck Cottier, R OBP: 0.309, SLG: 0.354 (9, 4)										0	0	0	0	0	0	0				
Harry Bright, R OBP: 0.326, SLG: 0.488 (1, 3)										4	1	1	2	0	0	1				
Ken Retzer, L OBP: 0.357, SLG: 0.439 (1, 2)										4	0	1	0	0	0	1				
Jim King, L OBP: 0.352, SLG: 0.387 (1, 9)										4	0	1	0	0	0	0				
Bud Zupfel, L OBP: 0.338, SLG: 0.377 (1, 7)										3	1	0	0	0	1	2				
Don Lock, R OBP: 0.335, SLG: 0.444 (8, 7)										0	0	0	0	0	0	0				
Jim Piersall, R OBP: 0.316, SLG: 0.348 (1, 8)										3	0	0	0	0	1	1				
Don Rudolph, L OBP: 0.268, SLG: 0.275 (1, 1)										3	0	1	0	0	0	1				
Inning Stats	R: 1 E: 0 K: 0 S: 4	H: 2 LOB: 1 BB: 1 P: 8	R: 0 E: 0 K: 2 S: 7	H: 0 LOB: 0 BB: 0 P: 7	R: 0 E: 0 K: 0 S: 4	H: 2 LOB: 1 BB: 0 P: 4	R: 0 E: 0 K: 0 S: 3	H: 0 LOB: 0 BB: 0 P: 3	R: 1 E: 1 K: 0 S: 5	H: 1 LOB: 1 BB: 0 P: 5	R: 0 E: 0 K: 1 S: 7	H: 2 LOB: 0 BB: 0 P: 7	R: 0 E: 0 K: 0 S: 3	H: 0 LOB: 0 BB: 0 P: 3	R: 2 E: 0 K: 0 S: 5	H: 2 LOB: 0 BB: 0 P: 5	1B: 7 2B: 0 3B: 1 HR: 1	SF: 0 SAC: 0 DP: 2 HBP: 0	WP: 0 PB: 0 SB: 0 CS: 1	PA: 33
PITCHER Jack Fisher, R ERA: 4.89 (1, 1)	IP: 6.0 WLS: L BF: 25 H: 7 R: 2 ER: 1 SO: 3 BB: 1 IBB: 0 HBP: 0 BLK: 0 WP: 0 HR: 0 S: 30 P: 34 ERA: 1.50 WHIP: 1.333															PITCHER				
Milt Pappas, R ERA: 3.99 (7, 1)	IP: 2.0 WLS: L BF: 8 H: 2 R: 2 ER: 2 SO: 0 BB: 0 IBB: 0 HBP: 0 BLK: 0 WP: 0 HR: 1 S: 8 P: 8 ERA: 9.00 WHIP: 1.000															PITCHER				

Batter	1	2	3	4	5	6	7	8	9	AB	R	H	RBI	BB	SO	LOB	TOP								
Ken Hamlin, R (1, 6) OBP: 0.304, SLG: 0.324	F6	F9			6-3		F9			4	0	0	0	0	0	0	Washington Senators @ Baltimore Orioles Memorial Stadium, Baltimore, MD Thu Aug 30 1962, 7:05 PM EDT Att: 3,712 - Unknown livebaseballscorecards.com								
Bob Johnson, R (1, 5) OBP: 0.341, SLG: 0.435	5-3		FC6-4 1B					CS 2B		4	0	3	0	0	0										
Chuck Hinton, R (1, 4) OBP: 0.351, SLG: 0.478	3B 1B		F8		F7		F4 2-3			4	1	1	0	0	0	3									
Harry Bright, R (1, 3) OBP: 0.327, SLG: 0.490	1-H 2B 3B		F8			FC6-4 1B		CS BB		3	1	2	1	1	0	1									
Ken Retzer, L (1, 2) OBP: 0.354, SLG: 0.437	2B		FC6-4 1-2		F9		CS 1-2		4-3	4	0	1	1	0	0	2									
Jim King, L (1, 9) OBP: 0.349, SLG: 0.379	F9			4-3	FC6-4 1-2			3-1		4	0	0	0	0	0	2									
Don Lock, R (1, 7) OBP: 0.333, SLG: 0.460		HR	F8		F6			K		4	1	1	1	0	1	1									
Jim Piersall, R (1, 8) OBP: 0.312, SLG: 0.342	5-3		L5				4-3			3	0	0	0	0	0	0									
Dave Stenhouse, R (1, 1) OBP: 0.093, SLG: 0.058	F4				K		4-3			3	0	0	0	0	1	0									
Inning Stats	R: 2 E: 0 K: 0 S: 6	H: 3 LOB: 1 BB: 0 P: 6	R: 1 E: 0 K: 0 S: 4	H: 1 LOB: 0 BB: 0 P: 4	R: 0 E: 0 K: 0 S: 4	H: 1 LOB: 1 BB: 0 P: 4	R: 0 E: 0 K: 0 S: 3	H: 0 LOB: 0 BB: 0 P: 3	R: 0 E: 0 K: 1 S: 6	H: 1 LOB: 1 BB: 0 P: 6	R: 0 E: 0 K: 0 S: 4	H: 1 LOB: 0 BB: 0 P: 4	R: 0 E: 0 K: 0 S: 3	H: 0 LOB: 0 BB: 0 P: 3	R: 0 E: 0 K: 0 S: 2	H: 1 LOB: 0 BB: 1 P: 6	R: 0 E: 0 K: 1 S: 5	H: 0 LOB: 0 BB: 0 P: 5	1B: 4 2B: 2 3B: 1 HR: 1	SF: 0 SAC: 0 DP: 0 HBP: 0	WP: 0 PB: 0 CS: 2	PA: 35			
PITCHER	IP	WLS	BF	H	R	ER	SO	BB	IBB	HBP	BLK	WP	HR	S	P	ERA	WHIP								
Dick Hall, R (1, 1) ERA: 2.59	7.0	L	29	8	3	3	1	0	0	0	0	0	1	31	31	3.86	1.143								
Hoyt Wilhelm, R (8, 1) ERA: 1.45	2.0		5	0	0	0	1	1	0	0	0	0	0	6	10	0.00	0.500								

Batter	1	2	3	4	5	6	7	8	9	AB	R	H	RBI	BB	SO	LOB	BOTTOM								
Jerry Adair, R (1, 6) OBP: 0.323, SLG: 0.423	FC4-6 1B		1-2 3B 1B		5-3		G6-3 1-2			4	1	2	0	0	0	2	Washington Senators @ Baltimore Orioles Memorial Stadium, Baltimore, MD Thu Aug 30 1962, 7:05 PM EDT Att: 3,712 - Unknown livebaseballscorecards.com								
Russ Snyder, L (1, 8) OBP: 0.323, SLG: 0.440	FC4-6 1-2 G5-4-3		1-H 2-H 3B			2-3 1B		K		4	0	2	2	0	1	1									
Jackie Brandt, R (1, 9) OBP: 0.335, SLG: 0.463	G5-4-3 1-2		4-0 BB		F6		F4			3	0	0	0	1	0	3									
Jim Gentile, L (1, 3) OBP: 0.355, SLG: 0.504		F7	F7			G1-4-3 BB		F6		3	0	0	0	1	0	2									
Brooks Robinson, R (1, 5) OBP: 0.336, SLG: 0.487		K		5-3		G1-4-3 1-2				4	0	1	0	0	1	1									
Dave Nicholson, R (9, PR) OBP: 0.290, SLG: 0.312								CS-1-6 1B		0	0	0	0	0	0	0									
Boog Powell, L (1, 7) OBP: 0.317, SLG: 0.433		L9						FC3-1-6 1-2		2	0	1	0	1	0	0									
Dick Williams, R (9, PH) OBP: 0.272, SLG: 0.269				G6-4-3 BB						1	0	0	0	0	0	1									
Gus Triandos, R (1, 2) OBP: 0.254, SLG: 0.299			K		G6-4-3 1-2		G2		F8	3	0	0	0	0	1	2									
Hobie Landrith, L (8, 2) OBP: 0.316, SLG: 0.353										0	0	0	0	0	0	0									
Charlie Lau, L (9, PH) OBP: 0.322, SLG: 0.447										1	0	0	0	0	0	1									
Mary Breeding, R (1, 4) OBP: 0.275, SLG: 0.317										3	0	2	0	0	1	0									
Whitey Herzog, L (9, PH) OBP: 0.383, SLG: 0.421										1	0	0	0	0	0	1									
Dick Hall, R (1, 1) OBP: 0.286, SLG: 0.222					1B SH1-4 1B					2	1	1	0	0	1	1									
Hoyt Wilhelm, R (8, 1) OBP: 0.143, SLG: 0.077			1B 3B 1B							0	0	0	0	0	0	0									
Inning Stats	R: 0 E: 0 K: 0 S: 3	H: 1 LOB: 0 BB: 0 P: 3	R: 0 E: 0 K: 1 S: 5	H: 0 LOB: 0 BB: 0 P: 5	R: 2 E: 0 K: 2 S: 10	H: 3 LOB: 2 BB: 1 P: 14	R: 0 E: 0 K: 0 S: 2	H: 0 LOB: 0 BB: 1 P: 6	R: 0 E: 0 K: 0 S: 5	H: 2 LOB: 2 BB: 0 P: 5	R: 0 E: 0 K: 0 S: 3	H: 1 LOB: 1 BB: 1 P: 7	R: 0 E: 0 K: 1 S: 5	H: 1 LOB: 0 BB: 0 P: 5	R: 0 E: 0 K: 0 S: 5	H: 1 LOB: 0 BB: 0 P: 5	R: 0 E: 0 K: 0 S: 4	H: 1 LOB: 1 BB: 0 P: 4	1B: 8 2B: 0 3B: 1 HR: 0	SF: 0 SAC: 1 DP: 4 HBP: 0	WP: 0 PB: 0 CS: 0	PA: 35			
PITCHER	IP	WLS	BF	H	R	ER	SO	BB	IBB	HBP	BLK	WP	HR	S	P	ERA	WHIP								
Dave Stenhouse, R (1, 1) ERA: 3.35	9.0	W	35	9	2	2	5	3	0	0	0	0	0	42	54	2.00	1.333								



Batter	1	2	3	4	5	6	7	8	9	AB	R	H	RBI	BB	SO	LOB	TOP					
Albie Pearson, L OBP: 0.372, SLG: 0.360 (1, 8)	F7		4-3	G3		L1			5-3	5	0	0	0	0	0	2	Los Angeles Angels @ Washington Senators D.C. Stadium, Washington, DC Fri Aug 31 1962, 7:05 PM EDT Unknown - 95 F livebaseballscorecards.com					
Billy Moran, R OBP: 0.333, SLG: 0.432 (1, 4)	K		1B HR			G3 1B			L8	5	1	3	0	0	1	0						
Lee Thomas, L OBP: 0.357, SLG: 0.462 (1, 3)	5-3			HR 1B		G3 1-2			SH1-3	3	1	1	0	0	0	1						
Felix Torres, R OBP: 0.316, SLG: 0.416 (1, 5)		HR 1B		HR		F7			F9	4	2	2	3	0	0	2						
Leon Wagner, L OBP: 0.332, SLG: 0.514 (1, 7)	F8		F8			F8			F4	4	0	0	0	0	0	3						
Buck Rodgers, S OBP: 0.315, SLG: 0.386 (1, 2)	F7		F9						K	4	1	1	1	0	1	1						
George Thomas, R OBP: 0.322, SLG: 0.394 (1, 9)		HR				F7			F2	3	1	1	2	1	0	0						
Jim Fregosi, R OBP: 0.341, SLG: 0.313 (1, 6)						F8			F9	3	0	0	0	1	0	1						
Ted Bowsfield, R OBP: 0.300, SLG: 0.206 (1, 1)										1	0	0	0	0	0	1						
Gene Leek, R OBP: 1.000, SLG: 1.000 (4, PH)	4-3									1	0	1	0	0	0	0						
Dan Osinski, R (4, 1)										2	0	0	0	0	1	1						
Tom Morgan, R (9, 1)										0	0	0	0	0	0	0						
Inning Stats	R: 0 E: 0 K: 1 S: 5	H: 0 LOB: 0 BB: 0 P: 5	R: 2 E: 0 K: 0 S: 5	H: 2 LOB: 1 BB: 1 P: 9	R: 3 E: 0 K: 0 S: 6	H: 3 LOB: 0 BB: 0 P: 6	R: 0 E: 0 K: 0 S: 4	H: 1 LOB: 1 BB: 0 P: 4	R: 0 E: 0 K: 1 S: 6	H: 1 LOB: 1 BB: 1 P: 10	R: 0 E: 0 K: 0 S: 4	H: 1 LOB: 1 BB: 0 P: 4	R: 0 E: 0 K: 1 S: 5	H: 0 LOB: 0 BB: 0 P: 5	R: 0 E: 0 K: 0 S: 3	H: 0 LOB: 0 BB: 0 P: 3	1B: 6 2B: 0 3B: 0 HR: 3	SF: 0 SAC: 1 DP: 0 HBP: 0	WP: 0 PB: 0 SB: 0 CS: 0	PA: 38		
PITCHER	IP WLS BF H R ER SO BB IBB HBP BLK WP HR S P ERA WHIP	IP WLS BF H R ER SO BB IBB HBP BLK WP HR S P ERA WHIP	IP WLS BF H R ER SO BB IBB HBP BLK WP HR S P ERA WHIP	IP WLS BF H R ER SO BB IBB HBP BLK WP HR S P ERA WHIP	IP WLS BF H R ER SO BB IBB HBP BLK WP HR S P ERA WHIP	IP WLS BF H R ER SO BB IBB HBP BLK WP HR S P ERA WHIP	IP WLS BF H R ER SO BB IBB HBP BLK WP HR S P ERA WHIP	IP WLS BF H R ER SO BB IBB HBP BLK WP HR S P ERA WHIP	IP WLS BF H R ER SO BB IBB HBP BLK WP HR S P ERA WHIP	IP WLS BF H R ER SO BB IBB HBP BLK WP HR S P ERA WHIP	IP WLS BF H R ER SO BB IBB HBP BLK WP HR S P ERA WHIP	IP WLS BF H R ER SO BB IBB HBP BLK WP HR S P ERA WHIP	IP WLS BF H R ER SO BB IBB HBP BLK WP HR S P ERA WHIP	IP WLS BF H R ER SO BB IBB HBP BLK WP HR S P ERA WHIP	IP WLS BF H R ER SO BB IBB HBP BLK WP HR S P ERA WHIP	IP WLS BF H R ER SO BB IBB HBP BLK WP HR S P ERA WHIP	IP WLS BF H R ER SO BB IBB HBP BLK WP HR S P ERA WHIP					
Claude Osteen, L ERA: 3.78 (1, 1)	4.0 L	19 6 5 5 1	6 5 5 1	5 5 1 1	1 1 0 0	0 0 0 0	0 0 1 10 14	4.50 1.500	Ed Hobaugh, R ERA: 4.54 (7, 1)	2.0 9 2 1 1 1	1 1 0 0 1	0 0 0 0 0	0 0 0 0 0	0 0 0 0 0	0 0 9 9	0.00 0.500	Marty Kutyna, R ERA: 3.89 (9, 1)	1.0 3 0 0 0 0	0 0 0 0 0	0 0 0 0 0	0 0 3 3	0.00 0.000

Batter	1	2	3	4	5	6	7	8	9	AB	R	H	RBI	BB	SO	LOB	BOTTOM						
Ken Hamlin, R OBP: 0.310, SLG: 0.335 (1, 6)	F7								F4	5	1	3	0	0	0	0	Los Angeles Angels @ Washington Senators D.C. Stadium, Washington, DC Fri Aug 31 1962, 7:05 PM EDT Unknown - 95 F livebaseballscorecards.com						
Bob Johnson, R OBP: 0.339, SLG: 0.432 (1, 5)		1-2 2-H 1B		L4		1-3			F6	5	0	1	0	0	0	3							
Chuck Hinton, R OBP: 0.352, SLG: 0.480 (1, 9)	FC6-4 1B		5-3	L4		1-3			F6	5	0	2	1	0	0	1							
Harry Bright, R OBP: 0.331, SLG: 0.499 (1, 3)	FC6-4 FC5 1-2 1B		3-1			5-3			1B	4	1	2	1	1	0	1							
Don Lock, R OBP: 0.329, SLG: 0.451 (1, 7)	FC5 2-3F 1B					F1			1-3	4	1	2	1	1	0	1							
Jim Piersall, R OBP: 0.313, SLG: 0.349 (1, 8)									1-3	5	1	1	0	0	2	5							
Bob Schmidt, R OBP: 0.270, SLG: 0.397 (1, 2)									F6	4	0	2	1	0	0	0							
Chuck Cottier, R OBP: 0.307, SLG: 0.351 (1, 4)										3	0	1	0	1	0	2							
Ken Retzer, L OBP: 0.275, SLG: 0.436 (8, PH)										1	0	0	0	0	1	1							
Danny O'Connell, R OBP: 0.316, SLG: 0.346 (9, 4)										0	0	0	0	0	0	0							
Claude Osteen, L OBP: 0.228, SLG: 0.299 (4, PH)										1	0	1	0	0	0	0							
Johnny Schickles, R OBP: 0.275, SLG: 0.436 (5, 1)										0	0	0	0	0	0	0							
Pete Burdette, R OBP: 0.275, SLG: 0.436 (5, 1)										0	0	0	0	0	0	0							
Jim King, R OBP: 0.275, SLG: 0.436 (5, 1)										0	0	0	0	0	0	0							
Ed Hobaugh, R OBP: 0.275, SLG: 0.436 (5, 1)										0	0	0	0	0	0	0							
Joe Hicks, L OBP: 0.275, SLG: 0.436 (5, 1)										0	0	0	0	0	0	0							
Marty Kutyna, R OBP: 0.275, SLG: 0.436 (5, 1)										0	0	0	0	0	0	0							
Inning Stats	R: 0 E: 0 K: 0 S: 4	H: 1 LOB: 2 BB: 1 P: 8	R: 0 E: 0 K: 0 S: 5	H: 3 LOB: 2 BB: 0 P: 5	R: 2 E: 0 K: 0 S: 6	H: 3 LOB: 1 BB: 0 P: 6	R: 0 E: 0 K: 0 S: 4	H: 2 LOB: 1 BB: 0 P: 4	R: 0 E: 0 K: 0 S: 5	H: 0 LOB: 0 BB: 0 P: 5	R: 0 E: 0 K: 0 S: 3	H: 0 LOB: 1 BB: 1 P: 7	R: 1 E: 0 K: 1 S: 7	H: 2 LOB: 1 BB: 0 P: 7	R: 0 E: 0 K: 2 S: 8	H: 1 LOB: 1 BB: 0 P: 8	R: 0 E: 0 K: 0 S: 5	H: 2 LOB: 2 BB: 0 P: 5	1B: 10 2B: 3 3B: 1 HR: 1	SF: 0 SAC: 0 DP: 1 HBP: 0	WP: 0 PB: 0 SB: 0 CS: 0	PA: 41	
PITCHER	IP WLS BF H R ER SO BB IBB HBP BLK WP HR S P ERA WHIP	IP WLS BF H R ER SO BB IBB HBP BLK WP HR S P ERA WHIP	IP WLS BF H R ER SO BB IBB HBP BLK WP HR S P ERA WHIP	IP WLS BF H R ER SO BB IBB HBP BLK WP HR S P ERA WHIP	IP WLS BF H R ER SO BB IBB HBP BLK WP HR S P ERA WHIP	IP WLS BF H R ER SO BB IBB HBP BLK WP HR S P ERA WHIP	IP WLS BF H R ER SO BB IBB HBP BLK WP HR S P ERA WHIP	IP WLS BF H R ER SO BB IBB HBP BLK WP HR S P ERA WHIP	IP WLS BF H R ER SO BB IBB HBP BLK WP HR S P ERA WHIP	IP WLS BF H R ER SO BB IBB HBP BLK WP HR S P ERA WHIP	IP WLS BF H R ER SO BB IBB HBP BLK WP HR S P ERA WHIP	IP WLS BF H R ER SO BB IBB HBP BLK WP HR S P ERA WHIP	IP WLS BF H R ER SO BB IBB HBP BLK WP HR S P ERA WHIP	IP WLS BF H R ER SO BB IBB HBP BLK WP HR S P ERA WHIP	IP WLS BF H R ER SO BB IBB HBP BLK WP HR S P ERA WHIP	IP WLS BF H R ER SO BB IBB HBP BLK WP HR S P ERA WHIP	IP WLS BF H R ER SO BB IBB HBP BLK WP HR S P ERA WHIP						
Ted Bowsfield, L ERA: 4.66 (1, 1)	3.0 W	16 7 2 2 0	7 2 1 1 4	1 1 0 0 0	0 0 0 0 0	0 0 0 0 0	0 0 31 35	1.59 1.412	Dan Osinski, R ERA: 4.61 (4, 1)	5.2 S	1 0 0 0 0	0 0 0 0 0	0 0 0 0 0	0 0 0 0 0	0 0 1 1	0.00 0.000	Tom Morgan, R ERA: 3.24 (9, 1)	0.1 S	1 0 0 0 0	0 0 0 0 0	0 0 0 0 0	0 0 1 1	0.00 0.000

Batter	1	2	3	4	5	6	7	8	9	AB	R	H	RBI	BB	SO	LOB	TOP			
Albie Pearson, L OBP: 0.371, SLG: 0.359 (1, 8)										4	0	1	0	0	1	2	Los Angeles Angels @ Washington Senators D.C. Stadium, Washington, DC Fri Aug 31 1962, 7:05 PM EDT Att: 10,859 - Unknown			
Billy Moran, R OBP: 0.334, SLG: 0.436 (1, 4)										4	0	2	0	0	0	2				
Lee Thomas, L OBP: 0.356, SLG: 0.467 (1, 3)										4	1	1	1	0	1	4				
Felix Torres, R OBP: 0.318, SLG: 0.420 (1, 5)										3	1	1	0	1	0	1				
Leon Wagner, L OBP: 0.331, SLG: 0.512 (1, 7)										4	0	1	0	0	2	1				
Buck Rodgers, S OBP: 0.312, SLG: 0.382 (1, 2)										4	0	0	0	0	0	2				
George Thomas, R OBP: 0.320, SLG: 0.398 (1, 9)										4	0	1	0	0	1	1				
Jim Fregosi, R OBP: 0.352, SLG: 0.325 Tom Burgess, L OBP: 0.353, SLG: 0.321 (9, PH)										3	0	2	0	0	0	0				
Don Lee, R OBP: 0.213, SLG: 0.217 Jack Spring, R OBP: 0.091, SLG: 0.091 (8, 1)										1	0	0	0	0	0	1				
Inning Stats	R: 0 E: 0 K: 1 S: 6	H: 1 LOB: 1 BB: 0 P: 6	R: 0 E: 0 K: 2 S: 7	H: 0 LOB: 0 BB: 0 P: 7	R: 0 E: 0 K: 1 S: 7	H: 2 LOB: 2 BB: 0 P: 7	R: 0 E: 0 K: 1 S: 6	H: 1 LOB: 1 BB: 0 P: 6	R: 0 E: 0 K: 0 S: 4	H: 1 LOB: 1 BB: 0 P: 4	R: 2 E: 0 K: 0 S: 4	H: 2 LOB: 0 BB: 1 P: 8	R: 0 E: 0 K: 0 S: 3	H: 0 LOB: 0 BB: 0 P: 3	R: 0 E: 0 K: 0 S: 4	H: 1 LOB: 1 BB: 0 P: 4		1B: 4 2B: 4 3B: 1 HR: 1	SF: 0 SAC: 1 DP: 2 HBP: 0	WP: 0 PB: 0 SB: 0 CS: 0
PITCHER	IP WLS BF H R ER SO BB IBB HBP BLK WP HR S P ERA WHIP																			
Steve Hamilton, L ERA: 3.63 Bennie Daniels, R ERA: 5.13	(1, 1) 7.0 29 8 2 2 5 1 0 0 0 0 1 38 42 2.57 1.286																			
(8, 1) 2.0 W 6 1 0 0 0 0 0 0 0 0 0 0 6 6 0.00 0.500																				

Batter	1	2	3	4	5	6	7	8	9	AB	R	H	RBI	BB	SO	LOB	BOTTOM			
Ken Hamlin, R OBP: 0.305, SLG: 0.329 (1, 6)										4	0	0	0	0	0	1	Los Angeles Angels @ Washington Senators D.C. Stadium, Washington, DC Fri Aug 31 1962, 7:05 PM EDT Att: 10,859 - Unknown			
Bob Johnson, R OBP: 0.343, SLG: 0.435 (1, 5)										4	0	3	1	0	0	0				
Chuck Hinton, R OBP: 0.355, SLG: 0.482 Chuck Cottier, R OBP: 0.307, SLG: 0.351 (9, 4)										4	2	3	0	0	0	1				
Harry Bright, R OBP: 0.330, SLG: 0.496 (1, 3)										4	1	1	0	0	1	4				
Ken Retzer, L OBP: 0.350, SLG: 0.431 Danny O'Connell, R OBP: 0.319, SLG: 0.349 Bob Schmidt, R OBP: 0.270, SLG: 0.397 (8, PH)										3	0	0	0	0	0	1				
Jim King, L OBP: 0.350, SLG: 0.386 (1, 9)										4	0	2	1	0	0	1				
Don Lock, R OBP: 0.322, SLG: 0.439 (1, 7)										4	0	0	0	0	1	3				
Jim Piersall, R OBP: 0.311, SLG: 0.346 (1, 8)										3	0	0	0	0	0	1				
Steve Hamilton, L OBP: 0.111, SLG: 0.154 Bennie Daniels, L OBP: 0.122, SLG: 0.195 (8, 1)										3	1	1	0	0	1	0				
Inning Stats	R: 0 E: 0 K: 0 S: 4	H: 1 LOB: 1 BB: 0 P: 4	R: 0 E: 0 K: 0 S: 4	H: 1 LOB: 1 BB: 0 P: 4	R: 0 E: 0 K: 0 S: 3	H: 0 LOB: 0 BB: 0 P: 3	R: 1 E: 0 K: 2 S: 9	H: 2 LOB: 1 BB: 0 P: 9	R: 1 E: 0 K: 0 S: 6	H: 3 LOB: 2 BB: 0 P: 6	R: 0 E: 0 K: 0 S: 3	H: 0 LOB: 0 BB: 0 P: 3	R: 0 E: 0 K: 1 S: 5	H: 0 LOB: 0 BB: 0 P: 5	R: 2 E: 0 K: 0 S: 6	H: 4 LOB: 1 BB: 0 P: 6		1B: 8 2B: 2 3B: 1 HR: 0	SF: 0 SAC: 0 DP: 0 HBP: 0	WP: 0 PB: 0 SB: 1 CS: 0
PITCHER	IP WLS BF H R ER SO BB IBB HBP BLK WP HR S P ERA WHIP																			
Don Lee, R ERA: 3.54 Jack Spring, L ERA: 3.79	(1, 1) 7.0 L 31 10 4 4 3 0 0 0 0 0 0 0 37 37 5.14 1.429																			
(8, 1) 1.0 3 1 0 0 0 0 0 0 0 0 0 0 3 3 0.00 1.000																				

Batter	1	2	3	4	5	6	7	8	9	10	11	AB	R	H	RBI	BB	SO	LOB	TOP				
Abbie Pearson, L OBP: 0.370, SLG: 0.356 (1, 8)	K			F9		F9		F6		F9		4	0	0	0	1	1	2					
Billy Moran, R OBP: 0.333, SLG: 0.433 (1, 4)	F3			F8		F4				K		4	0	0	0	1	1	2					
Lee Thomas, L OBP: 0.356, SLG: 0.465 (1, 3)	F6					F9						4	1	1	0	1	0	3					
Leon Wagner, L OBP: 0.330, SLG: 0.515 (1, 7)	K			F7								5	1	1	2	0	1	2					
Buck Rodgers, S OBP: 0.311, SLG: 0.381 (1, 2)	F6					F5						5	0	1	0	0	0	0					
Felix Torres, R OBP: 0.317, SLG: 0.417 (1, 5)	5-3					6-3						5	0	1	0	0	1	0					
George Thomas, R OBP: 0.315, SLG: 0.385 (1, 9)				K		K						4	0	0	0	1	2	3					
Joe Koppe, R OBP: 0.354, SLG: 0.303 (1, 6)				K								4	0	2	0	0	2	1					
Dean Chance, R OBP: 0.362, SLG: 0.503 (8, PH) Tom Burgess, R OBP: 0.319, SLG: 0.319 (8, 1) Art Fowler, R OBP: 0.273, SLG: 0.273 (8, 1) Tom Morgan, R OBP: 0.273, SLG: 0.273 (8, 1) Leo Burke, R OBP: 0.273, SLG: 0.273 (8, 1) Dan Osinski, R OBP: 0.273, SLG: 0.273 (8, 1)				K								2	0	0	0	0	1	1					
Inning Stats	R: 0 E: 0 K: 1 S: 5	H: 0 LOB: 0 BB: 0 P: 5	R: 0 E: 0 K: 1 S: 5	H: 0 LOB: 0 BB: 0 P: 5	R: 0 E: 0 K: 3 S: 9	H: 0 LOB: 0 BB: 0 P: 9	R: 0 E: 0 K: 0 S: 3	H: 1 LOB: 1 BB: 1 P: 7	R: 0 E: 0 K: 0 S: 3	H: 0 LOB: 0 BB: 0 P: 3	R: 0 E: 0 K: 0 S: 4	H: 1 LOB: 1 BB: 0 P: 4	R: 2 E: 0 K: 2 S: 9	H: 2 LOB: 0 BB: 0 P: 9	R: 0 E: 0 K: 2 S: 7	H: 0 LOB: 1 BB: 1 P: 11	R: 0 E: 0 K: 0 S: 5	H: 2 LOB: 3 BB: 1 P: 9	1B: 5 2B: 0 3B: 0 HR: 1	SF: 0 SAC: 0 DP: 0 HBP: 0	WP: 0 PB: 0 SB: 0 CS: 0	PA: 43	
PITCHER	IP 10.0	WLS 10.0	BF 37	H 4	R 2	ER 0	SO 10	BB 1	IBB 0	HBP 0	BLK 0	WP 0	HR 0	S 54	P 66	ERA 1.80	WHIP 0.700						
Tom Cheney, R ERA: 3.23 (1, 1)	1.0	W	6	2	0	0	0	1	0	0	0	0	0	5	9	0.00	3.000						
Ed Hobaugh, R ERA: 4.34 (11, 1)																							

Los Angeles Angels @ Washington Senators
D.C. Stadium, Washington, DC
Sat Sep 01 1962, 7:05 PM EDT
Atf: 7,775 - Unknown

livebaseballscores.com

AB 39
R 2
H 6
RBI 2
BB 4
SO 10
LOB 16



Batter	1	2	3	4	5	6	7	8	9	10	11	AB	R	H	RBI	BB	SO	LOB	BOTTOM				
Ken Hamlin, R OBP: 0.299, SLG: 0.322 (1, 6)	6-3	6-3			G3					F8		5	0	0	0	0	0	0					
Bob Johnson, R OBP: 0.341, SLG: 0.432 (1, 5)					F4					1-3		5	1	1	0	0	0	0					
Chuck Hinton, R OBP: 0.354, SLG: 0.480 (1, 4) Chuck Cottier, R OBP: 0.306, SLG: 0.350 (9, 4)												4	0	1	0	0	0	0					
Harry Bright, R OBP: 0.328, SLG: 0.492 (1, 3)												1	0	0	0	0	0	0					
Ken Retzer, L OBP: 0.343, SLG: 0.429 (1, 2) Ed Brinkman, R OBP: 0.233, SLG: 0.261 (9, PR) Bob Schmidt, R OBP: 0.274, SLG: 0.414 (10, 2)												4	0	1	0	0	0	3					
Jim King, L OBP: 0.355, SLG: 0.397 (1, 9)												0	0	0	0	0	0	0					
Don Lock, R OBP: 0.320, SLG: 0.434 (1, 7)												1	1	1	1	0	0	0					
Jim Piersall, R OBP: 0.308, SLG: 0.343 (1, 8)												2	1	1	1	2	0	1					
Tom Cheney, R ERA: 3.04 (8, 1) Joe Hicks, L OBP: 0.312, SLG: 0.406 (10, PH) Ed Hobaugh, R OBP: 0.250, SLG: 0.500 (11, 1)												4	0	1	0	0	0	5					
Inning Stats	R: 1 E: 0 K: 0 S: 6	H: 3 LOB: 3 BB: 1 P: 10	R: 0 E: 0 K: 1 S: 5	H: 0 LOB: 0 BB: 0 P: 5	R: 0 E: 0 K: 1 S: 5	H: 0 LOB: 0 BB: 0 P: 5	R: 1 E: 0 K: 1 S: 6	H: 1 LOB: 0 BB: 0 P: 6	R: 0 E: 0 K: 0 S: 3	H: 0 LOB: 0 BB: 0 P: 3	R: 0 E: 0 K: 0 S: 3	H: 0 LOB: 0 BB: 0 P: 3	R: 0 E: 0 K: 0 S: 4	H: 2 LOB: 2 BB: 0 P: 4	R: 0 E: 0 K: 1 S: 5	H: 0 LOB: 0 BB: 0 P: 5	R: 1 E: 0 K: 1 S: 5	H: 1 LOB: 0 BB: 0 P: 5	1B: 5 2B: 0 3B: 0 HR: 2	SF: 0 SAC: 0 DP: 1 HBP: 0	WP: 0 PB: 0 SB: 0 CS: 0	PA: 41	
PITCHER	IP 7.0	WLS 1.1	BF 28	H 4	R 2	ER 2	SO 4	BB 0	IBB 2	HBP 0	BLK 0	WP 0	HR 1	S 34	P 42	ERA 2.57	WHIP 0.571						
Dean Chance, R ERA: 3.04 (8, 1) Art Fowler, R ERA: 2.81 (9, 1) Tom Morgan, R ERA: 3.2 (10, 1) Dan Osinski, R ERA: 4.64 (10, 1)	1.1	6	2	0	0	0	0	0	0	0	0	0	0	1	1	0.00	0.000						
	0.2	1	0	0	0	0	0	0	0	0	0	0	0	1	1	0.00	0.000						
	1.2	L	6	1	1	1	2	0	0	0	0	0	1	10	10	5.40	0.600						

Los Angeles Angels @ Washington Senators
D.C. Stadium, Washington, DC
Sat Sep 01 1962, 7:05 PM EDT
Atf: 7,775 - Unknown

livebaseballscores.com

AB 39
R 3
H 7
RBI 3
BB 2
SO 6
LOB 12



Batter	1	2	3	4	5	6	7	8	9	AB	R	H	RBI	BB	SO	LOB	TOP					
Jim Fregosi, R (1,6) OBP: 0.347, SLG: 0.322	F4		F9				F6		K	4	1	1	0	0	0	1	Los Angeles Angels @ Washington Senators D.C. Stadium, Washington, DC Sun Sep 02 1962, 3:33 AM EDT Att: 7,663 - Unknown livebaseballscorecards.com					
Leon Wagner, L (9,PH) OBP: 0.330, SLG: 0.515	F4		F9			1B 4-3 1B	F6		K	0	0	0	0	0	0	0						
Buck Rodgers, S (9,PH) OBP: 0.311, SLG: 0.380	F4		F9			1B 4-3 1B	F6		K	1	0	0	0	0	1	2						
Joe Koppe, R (9,6) OBP: 0.354, SLG: 0.303	F4		F9			1B 4-3 1B	F6		K	0	0	0	0	0	0	0						
Billy Moran, R (1,4) OBP: 0.334, SLG: 0.431	G3-6-3 1B		F9			F9		5-3	4-0 BB	4	0	1	0	1	0	1						
Lee Thomas, L (1,3) OBP: 0.353, SLG: 0.460	G3-6-3 1-2		F6			4-3		4-3	G3	5	0	0	0	0	0	5						
Felix Torres, R (1,5) OBP: 0.319, SLG: 0.418		F8		4-3		1B HR 1B		1B	1B	4	1	2	0	0	0	0						
Earl Averill, R (1,7) OBP: 0.362, SLG: 0.335	1-3		1-3			1-2 HR 1B		1B	1B	4	1	2	1	0	0	0						
Albie Pearson, L (8,8) OBP: 0.370, SLG: 0.356	1-3		1-3			1-2 3H 1B		1B	1B	0	0	0	0	0	0	0						
Leo Burke, R (1,9) OBP: 0.400, SLG: 1.000	F5		F5			1B 1B 1H 2H HR		F8	F8	4	1	2	3	0	0	2						
George Thomas, R (1,8) OBP: 0.313, SLG: 0.380			1B			F8		5-3	5-3	4	0	1	0	0	0	1						
Ed Sadowski, R (1,2) OBP: 0.214, SLG: 0.300			F7			1-2 1B		F7	SH 2B	4	0	2	0	0	0	1						
Eli Grba, R (1,1) OBP: 0.224, SLG: 0.244			F7			K		F7	SH BB	3	0	0	0	0	1	3						
Tom Morgan, R (9,1)			F7			K		F7	2-3	0	0	0	0	0	0	0						
Inning Stats	R: 0 E: 0 K: 0 S: 3	H: 1 LOB: 0 BB: 0 P: 3	R: 0 E: 0 K: 0 S: 3	H: 0 LOB: 0 BB: 0 P: 3	R: 0 E: 0 K: 0 S: 4	H: 1 LOB: 1 BB: 0 P: 4	R: 0 E: 0 K: 0 S: 3	H: 0 LOB: 0 BB: 0 P: 3	R: 0 E: 0 K: 1 S: 7	H: 2 LOB: 2 BB: 0 P: 7	R: 4 E: 0 K: 0 S: 7	H: 4 LOB: 0 BB: 0 P: 7	R: 0 E: 0 K: 0 S: 3	H: 0 LOB: 0 BB: 0 P: 3	R: 0 E: 0 K: 0 S: 5	H: 2 LOB: 2 BB: 0 P: 5	R: 0 E: 1 K: 1 S: 7	H: 1 LOB: 3 BB: 1 P: 11	1B: 9 2B: 1 3B: 0 HR: 1	SF: 0 SAC: 1 DP: 1 HBP: 0	WP: 0 PB: 0 SB: 0 CS: 0	PA: 39
PITCHER	IP WLS BF H R ER SO BB IBB HBP BLK WP HR S P ERA WHIP																					
Don Rudolph, L (1,1) ERA: 3.09	7.0 L 28 8 4 4 1 0 0 0 0 0 0 1 30 30 5.14 1.143																					
Marty Kutyna, R (8,1) ERA: 3.52	1.1 8 3 0 0 0 0 0 0 0 0 0 0 8 8 0.00 2.250																					
Steve Hamilton, L (9,1) ERA: 3.6	0.2 3 0 0 0 0 1 1 0 0 0 0 0 0 4 8 0.00 1.500																					

Batter	1	2	3	4	5	6	7	8	9	AB	R	H	RBI	BB	SO	LOB	BOTTOM			
Ken Hamlin, R (1,6) OBP: 0.294, SLG: 0.317	F9		F4			F7		6-3		4	0	0	0	0	0	1	Los Angeles Angels @ Washington Senators D.C. Stadium, Washington, DC Sun Sep 02 1962, 3:33 AM EDT Att: 7,663 - Unknown livebaseballscorecards.com			
Bob Johnson, R (1,5) OBP: 0.338, SLG: 0.429	K		4-3			6-3		K		4	0	0	0	0	2	0				
Chuck Hinton, R (1,4) OBP: 0.353, SLG: 0.478	F7		F4			1B		K		4	0	1	0	0	1	0				
Harry Bright, R (1,3) OBP: 0.325, SLG: 0.486		F8		F8		F8		F8	5-3	4	0	0	0	0	0	1				
Ken Retzer, L (1,2) OBP: 0.350, SLG: 0.428		K		F7		5-3 HR BB		FC4-6 1B		3	1	1	0	1	1	0				
Ed Brinkman, R (9,PR) OBP: 0.233, SLG: 0.261		K		F7		5-3 HR BB		FC4-6 1B		0	0	0	0	0	0	0				
Jim King, L (1,9) OBP: 0.353, SLG: 0.399		F4		F4		2B		5-3	FC4-6 1B	4	0	1	0	0	0	2				
Don Lock, R (1,7) OBP: 0.324, SLG: 0.455			6-3			F6		HR	1-3 1B	4	1	2	2	0	0	1				
Jim Piersall, R (1,8) OBP: 0.311, SLG: 0.346			2B			F6		HR	1-3 1B	2	0	1	0	1	0	0				
Bud Zippel, L (9,PH) OBP: 0.325, SLG: 0.361			2B			F6		HR	1-3 1B	1	0	0	0	0	1	2				
Don Rudolph, L (1,1) OBP: 0.259, SLG: 0.264			K			F9		K		2	0	0	0	0	1	3				
Johnny Schaive, R (7,PH) OBP: 0.271, SLG: 0.436			K			F9		K		1	0	0	0	0	1	0				
Marty Kutyna, R (8,1) OBP: 0.222, SLG: 0.125			K			F9		K		0	0	0	0	0	0	0				
Steve Hamilton, L (9,1) OBP: 0.111, SLG: 0.154			K			F9		K		0	0	0	0	0	0	0				
Inning Stats	R: 0 E: 0 K: 1 S: 5	H: 0 LOB: 0 BB: 0 P: 5	R: 0 E: 0 K: 1 S: 5	H: 0 LOB: 0 BB: 0 P: 5	R: 0 E: 0 K: 1 S: 6	H: 1 LOB: 1 BB: 0 P: 6	R: 0 E: 0 K: 0 S: 3	H: 0 LOB: 0 BB: 0 P: 3	R: 0 E: 0 K: 0 S: 4	H: 1 LOB: 2 BB: 1 P: 8	R: 2 E: 0 K: 1 S: 6	H: 1 LOB: 0 BB: 1 P: 10	R: 0 E: 0 K: 2 S: 7	H: 0 LOB: 0 BB: 0 P: 7	R: 0 E: 0 K: 1 S: 7	H: 2 LOB: 2 BB: 0 P: 7	1B: 3 2B: 2 3B: 0 HR: 1	SF: 0 SAC: 0 DP: 0 HBP: 0	WP: 0 PB: 0 SB: 0 CS: 0	PA: 35
PITCHER	IP WLS BF H R ER SO BB IBB HBP BLK WP HR S P ERA WHIP																			
Eli Grba, R (1,1) ERA: 4.95	8.2 W 34 6 2 2 6 1 0 0 0 0 0 1 44 52 2.08 0.808																			
Tom Morgan, R (9,1) ERA: 3.18	0.1 S 1 0 0 0 0 1 0 0 0 0 0 0 0 3 3 0.00 0.000																			

Batter	1	2	3	4	5	6	7	8	9	AB	R	H	RBI	BB	SO	LOB	TOP										
Lenny Green, L OBP: 0.361, SLG: 0.405 (1, 8)	G3			FC5-4 1B		F9		3-1	BB 1-2	4	0	1	0	1	0	0	Minnesota Twins @ Washington Senators D.C. Stadium, Washington, DC Mon Sep 03 1962, 3:38 AM EDT Att: 19,406 - Unknown livebaseballscorecards.com										
Vic Power, R OBP: 0.325, SLG: 0.428 (1, 3)	6-3			FC5-4 1B		L6-4 2B		HR 1B	F9	5	1	3	0	0	0	2											
Rich Rollins, R OBP: 0.385, SLG: 0.446 (1, 5)	F3			FC5-4 1-2 2-3		L6-4 2-3		K	F8	5	0	0	0	0	1	6											
Harmon Killebrew, R OBP: 0.359, SLG: 0.514 Bill Tuttle, R OBP: 0.319, SLG: 0.287 (1, 7) (9, 8)	K			K				FC6-4 1B	HR BB	3	1	1	0	1	2	1											
Bob Allison, R OBP: 0.366, SLG: 0.491 (1, 9)	6-3-2 3B					G4-6-3 BB		FC6-4 FC4-6 1-2	HR 1-H 2-H	3	1	2	3	1	0	1											
Bernie Allen, L OBP: 0.348, SLG: 0.427 (1, 4)	6-3-2 3-H					G4-6-3 1-2		FC4-6 1B	BB	3	1	0	0	1	0	3											
Zolo Versailles, R OBP: 0.272, SLG: 0.363 (1, 6)				6-3		2B 1B		1B 1-2	4-3	4	0	2	0	0	0	1											
Jerry Zimmerman, R OBP: 0.290, SLG: 0.293 (1, 2)				F9		1-3 2-H		1B	6-3	4	0	2	1	0	0	0											
Ruben Gomez, R OBP: 0.211, SLG: 0.167 (1, 1)				K		6-3		F6	BB BB	3	0	0	0	1	1	4											
Inning Stats	R: 0 E: 0 K: 0 S: 3	H: 0 LOB: 0 BB: 0 P: 3	R: 0 E: 0 K: 1 S: 5	H: 1 LOB: 0 BB: 0 P: 5	R: 0 E: 0 K: 1 S: 5	H: 0 LOB: 0 BB: 0 P: 5	R: 0 E: 0 K: 1 S: 6	H: 2 LOB: 1 BB: 0 P: 6	R: 0 E: 0 K: 0 S: 4	H: 2 LOB: 2 BB: 1 P: 8	R: 0 E: 0 K: 0 S: 3	H: 1 LOB: 0 BB: 0 P: 3	R: 1 E: 0 K: 0 S: 6	H: 3 LOB: 2 BB: 0 P: 6	R: 3 E: 0 K: 1 S: 7	H: 2 LOB: 1 BB: 2 P: 15		R: 0 E: 0 K: 0 S: 3	H: 0 LOB: 2 BB: 2 P: 11	1B: 7 2B: 4 3B: 1 HR: 1	SF: 0 SAC: 0 DP: 4 HBP: 0	WP: 0 PB: 0 SB: 0 CS: 0	PA: 39				
PITCHER	IP	WLS	BF	H	R	ER	SO	BB	IBB	HBP	BLK	WP	HR	S	P	ERA	WHIP										
Bennie Daniels, R ERA: 5.09 (1, 1)	8.0	L	34	11	4	4	4	3	0	0	0	0	1	39	51	4.50	1.750										
Jim Hannan, R ERA: 3.1 (9, 1)	0.1		3	0	0	0	0	2	0	0	0	0	0	1	9	0.00	6.000										
Tom Cheney, R ERA: 3.22 (9, 1)	0.2		2	0	0	0	0	0	0	0	0	0	0	2	2	0.00	0.000										

Batter	1	2	3	4	5	6	7	8	9	AB	R	H	RBI	BB	SO	LOB	BOTTOM										
Danny O'Connell, R OBP: 0.322, SLG: 0.349 (1, 5)	1-3			1B BB		2-3 1B		F6		3	0	1	0	1	0	0	Minnesota Twins @ Washington Senators D.C. Stadium, Washington, DC Mon Sep 03 1962, 3:38 AM EDT Att: 19,406 - Unknown livebaseballscorecards.com										
Jim Piersall, R OBP: 0.307, SLG: 0.341 (1, 8)	F9			F9		S 1B		F9		4	0	1	1	0	0	1											
Chuck Hinton, R OBP: 0.354, SLG: 0.479 (1, 4)	K			G4-6-3 1B		F4 1-2		F9		4	0	1	0	0	1	1											
Harry Bright, R OBP: 0.321, SLG: 0.478 (1, 3)				F9		G4-6-3 1-2		4-3		4	0	0	0	0	0	2											
Jim King, L OBP: 0.351, SLG: 0.398 (1, 9)				4-3		F9		HR 1B		4	1	1	0	0	0	0											
Don Lock, R OBP: 0.323, SLG: 0.451 (1, 7)				CS BB		F5		L7		2	0	0	0	1	0	1											
Bob Schmidt, R OBP: 0.274, SLG: 0.426 (1, 2)				CS 1-2		6-3		HR		3	1	1	2	0	1	0											
Ken Hamlin, R OBP: 0.294, SLG: 0.313 (1, 6)				F7		1B SH1-4 1B BB		F8		2	1	0	0	1	0	0											
Bennie Daniels, L OBP: 0.119, SLG: 0.190 Joe Hicks, L OBP: 0.306, SLG: 0.400 Jim Hannan, R OBP: 0.091, SLG: 0.091 Tom Cheney, R OBP: 0.146, SLG: 0.079 (1, 1) (8, PH) (9, 1) (9, 1)				K		K		F8		1	0	0	0	0	1	0											
Inning Stats	R: 0 E: 0 K: 1 S: 5	H: 0 LOB: 0 BB: 0 P: 5	R: 0 E: 0 K: 0 S: 2	H: 0 LOB: 1 BB: 1 P: 6	R: 0 E: 0 K: 2 S: 7	H: 0 LOB: 0 BB: 0 P: 7	R: 0 E: 0 K: 0 S: 3	H: 1 LOB: 1 BB: 1 P: 7	R: 0 E: 0 K: 0 S: 3	H: 0 LOB: 0 BB: 0 P: 3	R: 1 E: 0 K: 0 S: 4	H: 2 LOB: 1 BB: 1 P: 8	R: 2 E: 0 K: 0 S: 5	H: 2 LOB: 0 BB: 0 P: 5	R: 0 E: 0 K: 0 S: 3	H: 0 LOB: 0 BB: 0 P: 3		R: 0 E: 0 K: 0 S: 3	H: 0 LOB: 0 BB: 0 P: 3	1B: 4 2B: 0 3B: 0 HR: 1	SF: 0 SAC: 1 DP: 1 HBP: 0	WP: 0 PB: 0 SB: 1 CS: 1	PA: 33				
PITCHER	IP	WLS	BF	H	R	ER	SO	BB	IBB	HBP	BLK	WP	HR	S	P	ERA	WHIP										
Ruben Gomez, R ERA: 4.7 (1, 1)	9.0	W	32	5	3	3	3	3	0	0	0	0	1	35	47	3.00	0.889										

Batter	1	2	3	4	5	6	7	8	9	10	11	AB	R	H	RBI	BB	SO	LOB	TOP						
Lenny Green, L OBP: 0.363, SLG: 0.409 (1.8)												5	3	3	0	1	0	0							
Vic Power, R OBP: 0.324, SLG: 0.427 (1.3)												6	0	1	2	0	1	4							
Rich Rollins, R OBP: 0.384, SLG: 0.444 (1.5)												3	0	0	1	2	0	3							
Harmon Killebrew, R OBP: 0.360, SLG: 0.518 Bill Tuttle, R OBP: 0.317, SLG: 0.285 (1.7)												4	2	1	2	1	0	2							
Bob Allison, R OBP: 0.369, SLG: 0.492 (1.9)												3	1	1	0	2	0	0							
Earl Battey, R OBP: 0.350, SLG: 0.414 Marty Martinez, S OBP: 0.417, SLG: 0.222 Jerry Zimmerman, R OBP: 0.290, SLG: 0.293 (1.2)												3	2	2	2	1	0	2							
Bernie Allen, L OBP: 0.347, SLG: 0.425 (1.4)												5	0	1	1	0	1	3							
Zoilo Versalles, R OBP: 0.271, SLG: 0.362 (1.6)												4	0	1	1	0	0	1							
Dick Stigman, R OBP: 0.300, SLG: 0.509 Lee Stange, R OBP: 0.321, SLG: 0.400 Ray Moore, R OBP: 0.353, SLG: 0.400 Frank Sullivan, R OBP: 0.353, SLG: 0.400 Jim Lemon, R OBP: 0.321, SLG: 0.400 Johnny Schaefer, L OBP: 0.321, SLG: 0.400 Bill Pleis, L OBP: 0.321, SLG: 0.400 (1.1)												3	0	0	0	0	2	1							
Inning Stats	R: 2 E: 0 K: 0 S: 5	H: 2 LOB: 0 BB: 0 P: 5	R: 1 E: 0 K: 2 S: 8	H: 1 LOB: 0 BB: 0 P: 8	R: 2 E: 0 K: 2 S: 5	H: 2 LOB: 2 BB: 2 P: 13	R: 0 E: 0 K: 0 S: 3	H: 0 LOB: 0 BB: 0 P: 3	R: 0 E: 0 K: 1 S: 5	H: 1 LOB: 0 BB: 0 P: 5	R: 0 E: 0 K: 0 S: 3	H: 0 LOB: 1 BB: 1 P: 7	R: 2 E: 1 K: 1 S: 8	H: 2 LOB: 2 BB: 1 P: 12	R: 0 E: 0 K: 0 S: 3	H: 0 LOB: 0 BB: 0 P: 3	R: 0 E: 0 K: 0 S: 2	H: 0 LOB: 1 BB: 1 P: 6	R: 2 E: 0 K: 0 S: 4	H: 2 LOB: 1 BB: 1 P: 8	1B: 6 2B: 5 3B: 0 HR: 2	SF: 2 SAC: 2 DP: 2 HBP: 0	WP: 1 PB: 0 SB: 0 CS: 1	PA: 49	
PITCHER	Dave Stenhouse, R ERA: 3.55 (1.1)	IP: 2.2 WLS: 14 BF: 4	H: 4 R: 5 ER: 5 SO: 2	BB: 2 IBB: 0 HBP: 0 BLK: 0	WP: 0 HR: 2 S: 16 P: 24	ERA: 16.88 WHIP: 2.250	Marty Kutyna, R ERA: 4.03 (11.1)	IP: 1.0 WLS: 3 BF: 3	H: 1 R: 0 ER: 0 SO: 0	BB: 0 IBB: 0 HBP: 0 BLK: 0	WP: 1 HR: 0 S: 3 P: 3	ERA: 0.00 WHIP: 1.000													

Minnesota Twins @ Washington Senators
D.C. Stadium, Washington, DC
Wed Sep 05 1962, 7:05 PM EDT
Unknown

livebaseballscores.com

AB 38
R 9
H 11
RBI 9
BB 7
SO 4
LOB 18



Batter	1	2	3	4	5	6	7	8	9	10	11	AB	R	H	RBI	BB	SO	LOB	BOTTOM											
Danny O'Connell, R OBP: 0.331, SLG: 0.349 (1.5)												3	2	1	0	3	0	0												
Chuck Cottier, R OBP: 0.309, SLG: 0.351 Steve Hamilton, L OBP: 0.111, SLG: 0.154 Marty Kutyna, R OBP: 0.222, SLG: 0.125 Bob Johnson, R OBP: 0.340, SLG: 0.428 (1.4)												4	0	2	2	1	0	1												
Chuck Hinton, R OBP: 0.351, SLG: 0.475 (1.9)												6	1	1	2	0	0	5												
Harry Bright, R OBP: 0.319, SLG: 0.473 Bud Zupfel, L OBP: 0.321, SLG: 0.355 (1.3)												4	0	0	0	1	1	2												
Don Lock, R OBP: 0.321, SLG: 0.446 Jim King, L OBP: 0.353, SLG: 0.400 (1.7)												4	1	1	0	0	2	3												
Jim Piersall, R OBP: 0.304, SLG: 0.337 (1.8)												5	0	0	0	0	0	6												
Bob Schmidt, R OBP: 0.275, SLG: 0.422 Ed Brinkman, R OBP: 0.231, SLG: 0.259 Jim Hannan, R OBP: 0.091, SLG: 0.091 Joe Hicks, L OBP: 0.304, SLG: 0.395 (1.2)												2	0	0	0	1	1	0												
Ken Hamlin, R OBP: 0.296, SLG: 0.315 (1.6)												5	1	2	1	0	0	0												
Dave Stenhouse, R OBP: 0.300, SLG: 0.509 Ed Hobaugh, R OBP: 0.321, SLG: 0.400 John Fingers, R OBP: 0.321, SLG: 0.400 Pete Burnside, R OBP: 0.222, SLG: 0.125 Johnny Schaefer, L OBP: 0.321, SLG: 0.400 Ken Rietzler, L OBP: 0.321, SLG: 0.400 (1.1)												0	0	0	0	0	0	0												
Inning Stats	R: 0 E: 0 K: 0 S: 3	H: 0 LOB: 0 BB: 0 P: 3	R: 0 E: 0 K: 2 S: 7	H: 0 LOB: 0 BB: 0 P: 7	R: 0 E: 0 K: 2 S: 7	H: 0 LOB: 0 BB: 0 P: 7	R: 0 E: 0 K: 0 S: 2	H: 0 LOB: 0 BB: 1 P: 6	R: 0 E: 0 K: 0 S: 5	H: 2 LOB: 2 BB: 1 P: 9	R: 1 E: 0 K: 0 S: 5	H: 2 LOB: 2 BB: 1 P: 9	R: 0 E: 0 K: 1 S: 7	H: 2 LOB: 3 BB: 1 P: 11	R: 4 E: 0 K: 0 S: 7	H: 4 LOB: 2 BB: 2 P: 15	R: 0 E: 0 K: 1 S: 5	H: 0 LOB: 0 BB: 0 P: 5	R: 0 E: 0 K: 1 S: 6	H: 1 LOB: 1 BB: 0 P: 6	1B: 10 2B: 0 3B: 0 HR: 1	SF: 0 SAC: 0 DP: 1 HBP: 0	WP: 1 PB: 0 SB: 0 CS: 1	PA: 49						
PITCHER	Dick Stigman, L ERA: 3.72 (7.1)	IP: 6.2 WLS: 5 BF: 26	H: 4 R: 3 ER: 3 SO: 4	BB: 3 IBB: 0 HBP: 0 BLK: 0	WP: 0 HR: 1 S: 31 P: 43	ERA: 4.05 WHIP: 1.050	Lee Stange, R ERA: 4.39 (8.1)	IP: 0.2 WLS: 2 BF: 4	H: 2 R: 0 ER: 0 SO: 0	BB: 1 IBB: 0 HBP: 0 BLK: 0	WP: 0 HR: 0 S: 7 P: 8	ERA: 0.00 WHIP: 4.500	Ray Moore, R ERA: 4.39 (8.1)	IP: 1.0 WLS: 7 BF: 4	H: 4 R: 4 ER: 4 SO: 1	BB: 2 IBB: 0 HBP: 0 BLK: 0	WP: 0 HR: 0 S: 15 P: 15	ERA: 36.00 WHIP: 4.000	Frank Sullivan, R ERA: 4.3 (9.1)	IP: 1.2 WLS: 7 BF: 2	H: 0 R: 0 ER: 0 SO: 1	BB: 0 IBB: 0 HBP: 0 BLK: 0	WP: 0 HR: 0 S: 9 P: 9	ERA: 0.00 WHIP: 1.200	Bill Pleis, L ERA: 4.03 (11.1)	IP: 1.0 WLS: 4 BF: 1	H: 0 R: 0 ER: 0 SO: 1	BB: 0 IBB: 0 HBP: 0 BLK: 0	WP: 0 HR: 0 S: 6 P: 6	ERA: 0.00 WHIP: 1.000

Minnesota Twins @ Washington Senators
D.C. Stadium, Washington, DC
Wed Sep 05 1962, 7:05 PM EDT
Unknown

livebaseballscores.com

AB 43
R 7
H 11
RBI 7
BB 6
SO 7
LOB 20



Batter	1	2	3	4	5	6	7	8	9	AB	R	H	RBI	BB	SO	LOB	TOP			
Lenny Green, L (1, 8) OBP: 0.363, SLG: 0.407	F9			F6		4-3		1B		4	0	1	0	0	0	1	Minnesota Twins @ Washington Senators D.C. Stadium, Washington, DC Wed Sep 05 1962, 7:05 PM EDT Att: 7,622 - Unknown livebaseballscorecards.com			
Vic Power, R (1, 3) OBP: 0.321, SLG: 0.423	4-3			F9		3-1		F7		4	0	0	0	0	0	2				
Rich Rollins, R (1, 5) OBP: 0.383, SLG: 0.442	4-3			FC5-4 1B				F9		4	0	1	0	0	0	0				
Harmon Killebrew, R (1, 7) OBP: 0.359, SLG: 0.514 Johnny Gonyea, R (9, PR) OBP: 0.250, SLG: 0.500		4-3		FC5-4 1-2				6-3		3	0	0	0	1	0	1				
Bob Allison, R (1, 9) OBP: 0.368, SLG: 0.489		6-3						F8		3	0	0	0	1	0	1				
Earl Battey, R (1, 2) OBP: 0.347, SLG: 0.411		F8						F8		4	0	0	0	0	0	2				
Bernie Allen, L (1, 4) OBP: 0.345, SLG: 0.422				3-1				F8		3	0	0	0	0	0	2				
Zolio Versalles, R (1, 6) OBP: 0.272, SLG: 0.362				4-3		E6 4-3 SH1-4		G4-6-3 1B		3	0	1	0	0	0	0				
Jack Kralick, L (1, 1) OBP: 0.241, SLG: 0.270 Jim Lemon, R (8, PH) OBP: 0.286, SLG: 0.455 Frank Sullivan, R (8, 1)				4-3		SH1-4		G4-6-3 1-2		1	0	0	0	0	0	0				
Inning Stats	R: 0 E: 0 K: 0 S: 3	H: 0 LOB: 0 BB: 0 P: 3	R: 0 E: 0 K: 0 S: 3	H: 0 LOB: 0 BB: 0 P: 3	R: 0 E: 0 K: 0 S: 3	H: 0 LOB: 0 BB: 0 P: 3	R: 0 E: 0 K: 0 S: 4	H: 1 LOB: 1 BB: 0 P: 4	R: 0 E: 0 K: 0 S: 3	H: 0 LOB: 0 BB: 0 P: 3	R: 0 E: 1 K: 0 S: 4	H: 0 LOB: 1 BB: 0 P: 4	R: 0 E: 1 K: 0 S: 4	H: 0 LOB: 2 BB: 1 P: 8	R: 0 E: 0 K: 0 S: 3	H: 0 LOB: 1 BB: 1 P: 7	1B: 3 2B: 0 3B: 0 HR: 0	SF: 0 SAC: 1 DP: 1 HBP: 0	WP: 0 PB: 0 SB: 0 CS: 0	PA: 33
PITCHER Claude Osteen, L (1, 1) ERA: 3.53	IP: 9.0 WLS: W BF: 33 H: 3 R: 0 ER: 0 SO: 0 BB: 2 IBB: 0 HBP: 0 BLK: 0 WP: 0 HR: 0 S: 31 P: 39 ERA: 0.00 WHIP: 0.556															PITCHER				

Batter	1	2	3	4	5	6	7	8	9	AB	R	H	RBI	BB	SO	LOB	BOTTOM			
Ken Hamlin, R (1, 6) OBP: 0.292, SLG: 0.310	F6		F6		1-3			5-3		4	0	0	0	0	0	0	Minnesota Twins @ Washington Senators D.C. Stadium, Washington, DC Wed Sep 05 1962, 7:05 PM EDT Att: 7,622 - Unknown livebaseballscorecards.com			
Chuck Cottier, R (1, 4) OBP: 0.311, SLG: 0.353	FC6-4 1B		K		F7			1B 1B		4	1	2	0	0	1	0				
Chuck Hinton, R (1, 9) OBP: 0.353, SLG: 0.477	FC6-4 1-2		2B		5-3			1B 1-2 1B		4	1	2	0	0	0	1				
Harry Bright, R (1, 3) OBP: 0.319, SLG: 0.471	4-3		5-3					1B FC3-2 1B		4	0	1	1	0	0	2				
Don Lock, R (1, 7) OBP: 0.325, SLG: 0.459		5-3		2B 3B		F9		FC3-2 1-3 3-H 1B		4	1	2	1	0	0	0				
Bob Johnson, R (1, 5) OBP: 0.339, SLG: 0.425		FC5-4 BB		F3		F8		FC3-2 1-2 3-H		3	0	0	0	1	0	3				
Bob Schmidt, R (1, 2) OBP: 0.275, SLG: 0.424		FC5-4 1B 1-2		2B				F7		4	0	1	1	0	0	3				
Jim Piersall, R (1, 8) OBP: 0.304, SLG: 0.337				F3				F6		3	0	1	0	0	0	1				
Claude Osteen, L (1, 1) OBP: 0.205, SLG: 0.273		F8		F2				F6		3	0	0	0	0	0	3				
Inning Stats	R: 0 E: 0 K: 0 S: 4	H: 1 LOB: 1 BB: 0 P: 4	R: 0 E: 0 K: 0 S: 4	H: 1 LOB: 2 BB: 1 P: 8	R: 0 E: 0 K: 1 S: 6	H: 1 LOB: 1 BB: 0 P: 6	R: 1 E: 0 K: 0 S: 5	H: 2 LOB: 1 BB: 0 P: 5	R: 0 E: 0 K: 0 S: 3	H: 0 LOB: 0 BB: 0 P: 3	R: 0 E: 0 K: 0 S: 3	H: 0 LOB: 0 BB: 0 P: 3	R: 0 E: 0 K: 0 S: 3	H: 0 LOB: 0 BB: 0 P: 3	R: 2 E: 0 K: 0 S: 7	H: 4 LOB: 2 BB: 0 P: 7	1B: 6 2B: 2 3B: 1 HR: 0	SF: 0 SAC: 0 DP: 0 HBP: 0	WP: 0 PB: 0 SB: 0 CS: 0	PA: 34
PITCHER Jack Kralick, L (1, 1) ERA: 3.93 Frank Sullivan, R (8, 1) ERA: 4.56	IP: 7.0 WLS: L BF: 27 H: 5 R: 1 ER: 1 SO: 1 BB: 1 IBB: 0 HBP: 0 BLK: 0 WP: 0 HR: 0 S: 28 P: 32 ERA: 1.29 WHIP: 0.857															PITCHER				

Batter	1	2	3	4	5	6	7	8	9	AB	R	H	RBI	BB	SO	LOB	TOP				
Jim Piersall, R (1, 8) OBP: 0.303, SLG: 0.336	F8	1-3			6-3			F3		5	0	1	2	0	0	3	Washington Senators @ Chicago White Sox Comiskey Park, Chicago, IL Fri Sep 07 1962, 8:05 PM EDT Att: 10,651 - Unknown livebaseballscorecards.com				
Chuck Cottier, R (1, 4) OBP: 0.312, SLG: 0.352	SH5-3 1B		K	K			F8	7-4 BB BB		4	0	1	0	1	2	1					
Chuck Hinton, R (1, 9) OBP: 0.354, SLG: 0.477	SH5-3		PB S BB	F7			E S 1B			2	0	1	0	1	0	1					
Jim King, L (6, 9) OBP: 0.355, SLG: 0.400	1-2							1-2 BB		0	0	0	0	1	0	0					
Harry Bright, R (1, 3) OBP: 0.318, SLG: 0.470	6-3									1	0	0	0	0	0	1					
Bud Zipfel, L (3, PH) OBP: 0.312, SLG: 0.344			F5		L3		K	7-4		4	0	0	0	0	1	4					
Ken Retzer, L (1, 2) OBP: 0.359, SLG: 0.440								2-3													
Bob Johnson, R (1, 5) OBP: 0.337, SLG: 0.423																					
Don Lock, R (1, 7) OBP: 0.332, SLG: 0.463																					
John Kennedy, R (1, 6) OBP: 0.800, SLG: 1.400																					
Tom Cheney, R (1, 1) OBP: 0.143, SLG: 0.077																					
Bennie Daniels, L (4, 1) OBP: 0.136, SLG: 0.227																					
Inning Stats	R: 0 E: 0 K: 0 S: 4	H: 1 LOB: 1 P: 4	R: 1 E: 0 K: 2 S: 10	H: 3 LOB: 2 BB: 0 P: 10	R: 0 E: 0 K: 1 S: 5	H: 0 LOB: 1 BB: 1 P: 9	R: 3 E: 0 K: 1 S: 9	H: 4 LOB: 1 BB: 0 P: 9	R: 3 E: 0 K: 0 S: 7	H: 4 LOB: 2 BB: 1 P: 10	R: 0 E: 0 K: 1 S: 6	H: 0 LOB: 0 BB: 1 P: 5	R: 0 E: 0 K: 0 S: 2	H: 0 LOB: 1 BB: 2 P: 10	R: 0 E: 0 K: 0 S: 3	H: 0 LOB: 0 BB: 0 P: 3	1B: 11 2B: 3 3B: 0 HR: 0	SF: 0 SAC: 2 DP: 1 HBP: 0	WP: 0 PB: 2 CS: 3	PA: 43	
PITCHER	IP WLS BF H R ER SO	IP WLS BF H R ER SO	IP WLS BF H R ER SO	IP WLS BF H R ER SO	IP WLS BF H R ER SO	IP WLS BF H R ER SO	IP WLS BF H R ER SO	IP WLS BF H R ER SO	IP WLS BF H R ER SO	IP WLS BF H R ER SO	IP WLS BF H R ER SO	IP WLS BF H R ER SO	IP WLS BF H R ER SO	IP WLS BF H R ER SO	IP WLS BF H R ER SO	IP WLS BF H R ER SO	ERA WHIP	ERA WHIP			
Eddie Fisher, R (1, 1) ERA: 3.4	3.1 L 19 8 4 4 3																	10.80	2.700		
Dom Zanni, R (4, 1) ERA: 4.0	0.2 2 0 0 0 1																	0.00	0.000		
Turk Lowm, R (5, 1) ERA: 3.25	0.2 6 4 3 3 0																	40.50	6.000		
Mike Joyce, R (5, 1) ERA: 3.52	2.1 9 1 0 0 2																	0.00	0.857		
Dave DeBusschere, R (8, 1) ERA: 2.77	2.0 7 0 0 0 0																	0.00	1.000		

Batter	1	2	3	4	5	6	7	8	9	AB	R	H	RBI	BB	SO	LOB	BOTTOM				
Jim Landis, R (1, 8) OBP: 0.332, SLG: 0.392	F9		F5	F7			5-3			4	0	0	0	0	0	3	Washington Senators @ Chicago White Sox Comiskey Park, Chicago, IL Fri Sep 07 1962, 8:05 PM EDT Att: 10,651 - Unknown livebaseballscorecards.com				
Nellie Fox, L (1, 4) OBP: 0.310, SLG: 0.338	6-3		1B				4-3			4	0	2	0	0	0	0					
Joe Cunningham, L (1, 3) OBP: 0.414, SLG: 0.445	4-3						SH1-3 1B			3	0	1	0	0	0	0					
Floyd Robinson, L (1, 7) OBP: 0.385, SLG: 0.468																					
Bob Sadowski, L (1, 5) OBP: 0.299, SLG: 0.438																					
Luis Aparicio, R (9, 6) OBP: 0.272, SLG: 0.336																					
Mike Hershberger, R (1, 9) OBP: 0.334, SLG: 0.329																					
Cam Carreon, R (1, 2) OBP: 0.325, SLG: 0.367																					
Dave DeBusschere, R (8, 1) OBP: 0.379, SLG: 0.366																					
Sammy Esposito, R (1, 6) OBP: 0.366, SLG: 0.250																					
Eddie Fisher, R (1, 1) OBP: 0.190, SLG: 0.250																					
Dom Camiri, R (4, 1) OBP: 0.400, SLG: 0.294																					
Charlie Maxwell, L (4, PH) OBP: 0.340, SLG: 0.446																					
Turk Lowm, R (5, 1) OBP: 0.420, SLG: 0.429																					
Mike Joyce, R (7, PH) OBP: 0.420, SLG: 0.429																					
J.C. Martin, L (8, 2)																					
Inning Stats	R: 0 E: 0 K: 0 S: 3	H: 0 LOB: 0 BB: 0 P: 3	R: 2 E: 0 K: 1 S: 6	H: 1 LOB: 0 BB: 1 P: 10	R: 0 E: 0 K: 0 S: 5	H: 3 LOB: 3 BB: 1 P: 9	R: 0 E: 0 K: 0 S: 5	H: 2 LOB: 2 BB: 0 P: 5	R: 0 E: 0 K: 0 S: 6	H: 1 LOB: 1 BB: 0 P: 6	R: 0 E: 0 K: 0 S: 3	H: 0 LOB: 0 BB: 0 P: 3	R: 0 E: 0 K: 0 S: 4	H: 1 LOB: 1 BB: 0 P: 4	R: 0 E: 0 K: 0 S: 3	H: 0 LOB: 0 BB: 0 P: 3	1B: 8 2B: 0 3B: 0 HR: 1	SF: 0 SAC: 1 DP: 1 HBP: 0	WP: 0 PB: 0 CS: 0	PA: 36	
PITCHER	IP WLS BF H R ER SO	IP WLS BF H R ER SO	IP WLS BF H R ER SO	IP WLS BF H R ER SO	IP WLS BF H R ER SO	IP WLS BF H R ER SO	IP WLS BF H R ER SO	IP WLS BF H R ER SO	IP WLS BF H R ER SO	IP WLS BF H R ER SO	IP WLS BF H R ER SO	IP WLS BF H R ER SO	IP WLS BF H R ER SO	IP WLS BF H R ER SO	IP WLS BF H R ER SO	IP WLS BF H R ER SO	ERA WHIP	ERA WHIP			
Tom Cheney, R (1, 1) ERA: 3.27	3.0 W 16 6 2 2 1																	6.00	2.667		
Bennie Daniels, R (4, 1) ERA: 4.89	6.0 W 20 3 0 0 1																	0.00	0.500		

Batter	1	2	3	4	5	6	7	8	9	AB	R	H	RBI	BB	SO	LOB	TOP									
Danny O'Connell, R OBP: 0.327, SLG: 0.341	F4			F4		6-3	6-3		F7	5	0	0	0	0	0	3	Washington Senators @ Chicago White Sox Comiskey Park, Chicago, IL Sun Sep 09 1962, 4:33 AM EDT Unknown livebaseballscorecards.com									
Chuck Cottier, R OBP: 0.310, SLG: 0.349	K			6-3		FC5-4 1B	2-3		F6	5	0	1	0	0	1	3										
Chuck Hinton, R OBP: 0.357, SLG: 0.479	CS 1B								F8	4	1	2	0	0	0	1										
Bud Zipfel, L OBP: 0.309, SLG: 0.361	CS 1-2	F8		4-3		HR			5-3	4	1	1	2	0	0	1										
Jim King, L OBP: 0.361, SLG: 0.405		F9				G3 3B	BB 1B			3	1	2	0	1	0	0										
Ken Retzer, L OBP: 0.361, SLG: 0.439		F9				G3 1-2	BB 1B			2	0	0	0	0	0	1										
Don Lock, R OBP: 0.333, SLG: 0.458		F9				1-2	BB		K	0	0	0	0	1	0	0										
Bob Schmidt, R OBP: 0.273, SLG: 0.422										1	0	0	0	0	1	1										
Joe Hicks, L OBP: 0.365, SLG: 0.407			4-3						6-3	2	0	1	1	0	0	0										
Jim Piersall, R OBP: 0.300, SLG: 0.333						2H 3B	K			2	0	0	0	0	1	2										
John Kennedy, R OBP: 0.364, SLG: 0.636			6-3							2	0	0	0	0	0	1										
Ken Hamlin, R OBP: 0.293, SLG: 0.312					1-4				1B 1B	2	0	1	0	0	0	0										
Dave Stenhouse, R OBP: 0.089, SLG: 0.056			K							2	0	0	0	0	1	1										
Johnny Schaive, R OBP: 0.274, SLG: 0.437					1-3					1	0	1	0	0	0	0										
Steve Hamilton, L OBP: 0.111, SLG: 0.154							WP 6-3 1B			0	0	0	0	0	0	0										
Bob Johnson, R OBP: 0.336, SLG: 0.420									1-2 1B	1	0	1	0	0	0	0										
Inning Stats	R: 0 E: 0 K: 1 S: 5	H: 1 LOB: 0 BB: 0 P: 5	R: 0 E: 0 K: 0 S: 3	H: 0 LOB: 0 BB: 0 P: 3	R: 0 E: 0 K: 1 S: 5	H: 0 LOB: 1 BB: 0 P: 5	R: 0 E: 0 K: 0 S: 4	H: 1 LOB: 1 BB: 0 P: 4	R: 1 E: 0 K: 0 S: 5	H: 2 LOB: 1 BB: 0 P: 5	R: 2 E: 0 K: 1 S: 8	H: 3 LOB: 2 BB: 1 P: 12	R: 0 E: 0 K: 0 S: 4	H: 1 LOB: 1 BB: 0 P: 4	R: 0 E: 0 K: 1 S: 5	H: 0 LOB: 1 BB: 1 P: 9	R: 0 E: 0 K: 0 S: 5	H: 2 LOB: 2 BB: 0 P: 5	1B: 7 2B: 1 3B: 1 HR: 1	SF: 0 SAC: 0 DP: 0 HBP: 0	WP: 1 PB: 0 CS: 0	PA: 39				
PITCHER	IP	WLS	BF	H	R	ER	SO	BB	IBB	HBP	BLK	WP	HR	S	P	ERA	WHIP									
Joe Horlen, R ERA: 5.21	(1, 1)	5.2	W	21	5	2	2	2	0	0	0	0	0	25	25	3.18	0.882									
Dean Stone, L ERA: 4.09	(6, 1)	0.0		3	2	1	1	0	1	0	0	0	0	1	2	6	∞	∞								
Dom Zanni, R ERA: 3.84	(6, 1)	3.1	S	14	3	0	0	2	1	0	0	0	1	0	17	21	0.00	1.200								


Batter	1	2	3	4	5	6	7	8	9	AB	R	H	RBI	BB	SO	LOB	BOTTOM									
Luis Aparicio, R OBP: 0.277, SLG: 0.340	1-3 1B	5-3			S 1B		4-3			4	2	2	0	0	0	1	Washington Senators @ Chicago White Sox Comiskey Park, Chicago, IL Sun Sep 09 1962, 4:33 AM EDT Unknown livebaseballscorecards.com									
Nellie Fox, L OBP: 0.308, SLG: 0.336	F5		E6 FC5-4		4-1 1H 1B		L4			4	1	1	1	0	0	1										
Joe Cunningham, L OBP: 0.411, SLG: 0.440	1-3		FC5-4 1-2		4-1 2-3		BB			3	0	0	0	1	0	3										
Floyd Robinson, L OBP: 0.386, SLG: 0.468	1B S 2H 1B		F6				K			4	1	2	2	0	1	2										
Jim Landis, R OBP: 0.335, SLG: 0.392	FC5 S 1-3 1B		F3		4-3				6-3	4	0	1	0	0	0	2										
Mike Hershberger, R OBP: 0.330, SLG: 0.325	FC5 1-3 3H				6-3		FC1-5 S 1B		6-3	4	0	1	0	0	0	1										
Sherm Lollar, R OBP: 0.377, SLG: 0.363		F4		6-3			F7			4	0	1	0	0	0	1										
Sammy Esposito, R OBP: 0.367, SLG: 0.253				5-3			FC1-5-4 1-3		4-3	4	0	1	0	0	0	2										
Joe Horlen, R OBP: 0.114, SLG: 0.061					6-3					2	0	0	0	0	1	1										
Dean Stone, L OBP: 0.316, SLG: 0.333							F8			0	0	0	0	0	0	0										
Dom Zanni, R OBP: 0.381, SLG: 0.278		K								1	0	0	0	0	0	1										
Inning Stats	R: 2 E: 0 K: 0 S: 6	H: 3 LOB: 1 BB: 0 P: 6	R: 0 E: 0 K: 1 S: 6	H: 1 LOB: 1 BB: 0 P: 6	R: 0 E: 0 K: 0 S: 4	H: 0 LOB: 1 BB: 0 P: 4	R: 0 E: 0 K: 0 S: 3	H: 0 LOB: 0 BB: 0 P: 3	R: 2 E: 0 K: 0 S: 6	H: 3 LOB: 1 BB: 0 P: 6	R: 0 E: 0 K: 0 S: 4	H: 1 LOB: 1 BB: 0 P: 4	R: 0 E: 0 K: 1 S: 5	H: 0 LOB: 1 BB: 1 P: 9	R: 0 E: 0 K: 0 S: 4	H: 1 LOB: 1 BB: 0 P: 4		1B: 9 2B: 0 3B: 0 HR: 0	SF: 0 SAC: 0 DP: 0 HBP: 0	WP: 0 PB: 0 CS: 0	PA: 35					
PITCHER	IP	WLS	BF	H	R	ER	SO	BB	IBB	HBP	BLK	WP	HR	S	P	ERA		WHIP								
Dave Stenhouse, R ERA: 3.63	(1, 1)	6.0	L	27	8	4	4	1	0	0	0	0	0	29	29	6.00		1.333								
Steve Hamilton, L ERA: 3.67	(7, 1)	2.0		8	1	0	0	1	1	0	0	0	0	9	13	0.00		1.000								

Batter	1	2	3	4	5	6	7	8	9	10	11	AB	R	H	RBI	BB	SO	LOB							
Danny O'Connell, R OBP: 0.324, SLG: 0.335	4-0 BB		5-3		F4		4-3			F9		4	0	0	0	1	0	0							
Chuck Cottler, R OBP: 0.309, SLG: 0.346	F9			F7	1B BB			F9		F7		4	0	0	0	1	0	1							
Chuck Hinton, R OBP: 0.359, SLG: 0.481	F7			4-3 1B	1-2 1B			1B 8-2-5 1B		K		5	1	3	0	0	1	1							
Bud Zipfel, L OBP: 0.305, SLG: 0.355	4-3			4-3	3-1			1-3 1B			K	5	0	1	0	0	1	4							
Jim King, L OBP: 0.359, SLG: 0.399		F8		1B 1B IBB		L6		8-2-5			4-3	4	1	0	0	1	0	2							
Ken Retzer, L OBP: 0.360, SLG: 0.437		6-3		1B 1-2 2-H 1B		F4			F6		F4	4	0	1	1	0	0	0							
Bob Schmidt, R OBP: 0.272, SLG: 0.420												1	0	0	0	0	0	0							
Joe Hicks, L OBP: 0.304, SLG: 0.403		F7										4	0	1	1	0	1	0							
Jim Piersall, R OBP: 0.300, SLG: 0.333					FC5-4 1B		F7			K		0	0	0	0	0	0	0							
John Kennedy, R OBP: 0.286, SLG: 0.500												3	0	0	0	0	1	2							
Don Look, R OBP: 0.337, SLG: 0.461			F8		FC5-4							1	0	1	0	0	0	0							
Ken Hamlin, R OBP: 0.293, SLG: 0.312							K					0	0	0	0	0	0	0							
Bob Baird, L OBP: 0.272, SLG: 0.327												3	0	0	0	0	0	2							
Bennie Daniels, R OBP: 0.272, SLG: 0.434												0	0	0	0	0	0	0							
Jim Hamman, R OBP: 0.272, SLG: 0.434												0	0	0	0	0	0	0							
Steve Hamilton, L OBP: 0.311, SLG: 0.154												0	0	0	0	0	0	0							
Tom Cheney, R OBP: 0.142, SLG: 0.077												0	0	0	0	0	0	0							
Inning Stats	R: 0 E: 0 K: 0 S: 3	H: 0 LOB: 1 BB: 1 P: 7	R: 0 E: 0 K: 0 S: 3	H: 0 LOB: 0 BB: 0 P: 3	R: 0 E: 0 K: 1 S: 5	H: 0 LOB: 0 BB: 0 P: 5	R: 2 E: 0 K: 0 S: 6	H: 3 LOB: 2 BB: 1 P: 10	R: 0 E: 0 K: 0 S: 4	H: 1 LOB: 2 BB: 1 P: 8	R: 0 E: 0 K: 2 S: 7	H: 0 LOB: 0 BB: 0 P: 7	R: 0 E: 0 K: 0 S: 4	H: 2 LOB: 1 BB: 0 P: 4	R: 0 E: 0 K: 1 S: 6	H: 1 LOB: 1 BB: 0 P: 6	R: 0 E: 0 K: 1 S: 5	H: 0 LOB: 0 BB: 0 P: 5	R: 0 E: 0 K: 1 S: 5	H: 0 LOB: 0 BB: 0 P: 5	1B: 7 2B: 1 3B: 0 HR: 0	SF: 0 SAC: 0 DP: 1 HBP: 0	WP: 0 PB: 0 SB: 0 CS: 0	PA: 42	
PITCHER	IP 7.1	WLS 3	BF 31	H 6	R 2	ER 2	SO 3	BB 2	IBB 1	HBP 0	BLK 0	WP 0	HR 0	S 34	P 46	ERA 2.46	WHIP 1.091								
John Buzhardt, R ERA: 3.9	(1, 1)																								
Juan Pizarro, L ERA: 3.69	(8, 1)	3.2	W	11	1	0	0	3	0	0	0	0	0	17	17	0.00	0.273								

Washington Senators @ Chicago White Sox
Comiskey Park, Chicago, IL
Sun Sep 09 1962, 4:38 AM EDT
Att: 8,771 - Unknown

livebaseballscores.com

AB 39
R 2
H 7
RBI 2
BB 3
SO 6
LOB 11




Batter	1	2	3	4	5	6	7	8	9	10	11	AB	R	H	RBI	BB	SO	LOB						
Luis Aparicio, R OBP: 0.281, SLG: 0.346	4-3					SH1-4 1B 6-3 1B		G3 1B 2B	F4			6	2	4	1	0	0	2						
Nellie Fox, L OBP: 0.309, SLG: 0.335	4-3			FC5-4 1B		SH1-4 1B		G3				4	0	1	0	1	0	2						
Deacon Jones, L OBP: 0.500, SLG: 0.333												2	0	0	0	1	0	1						
Sherm Lollar, R OBP: 0.375, SLG: 0.361												1	0	0	0	0	0	3						
J.C. Martin, L												0	0	0	0	0	0	0						
Floyd Robinson, L OBP: 0.384, SLG: 0.464												4	0	0	1	1	2	2						
Mike Hershberger, R OBP: 0.328, SLG: 0.322												3	0	0	0	0	0	1						
Joe Cunningham, L OBP: 0.412, SLG: 0.441												1	0	1	1	0	0	0						
Jim Landis, R OBP: 0.334, SLG: 0.392												1	0	0	0	0	0	0						
Cam Carson, R OBP: 0.325, SLG: 0.365												4	0	0	0	1	0	2						
Ken Berry, R OBP: 0.333, SLG: 0.333												3	0	1	0	0	0	1						
Charlie Maxwell, L OBP: 0.366, SLG: 0.451												2	1	2	0	0	0	0						
Sammy Esposito, R OBP: 0.372, SLG: 0.247												2	0	0	0	2	0	1						
John Buzhardt, R OBP: 0.176, SLG: 0.125												3	0	0	0	0	1	3						
Juan Pizarro, L OBP: 0.209, SLG: 0.177												2	0	1	0	0	0	2						
Inning Stats	R: 0 E: 0 K: 0 S: 3	H: 0 LOB: 1 BB: 1 P: 7	R: 0 E: 0 K: 0 S: 3	H: 0 LOB: 0 BB: 0 P: 3	R: 0 E: 0 K: 1 S: 6	H: 1 LOB: 1 BB: 0 P: 6	R: 0 E: 0 K: 1 S: 5	H: 0 LOB: 0 BB: 0 P: 5	R: 0 E: 0 K: 0 S: 5	H: 0 LOB: 1 BB: 1 P: 7	R: 1 E: 0 K: 0 S: 5	H: 2 LOB: 2 BB: 1 P: 9	R: 0 E: 0 K: 0 S: 5	H: 2 LOB: 3 BB: 1 P: 9	R: 0 E: 0 K: 1 S: 5	H: 0 LOB: 0 BB: 0 P: 5	R: 1 E: 0 K: 0 S: 3	H: 2 LOB: 2 BB: 1 P: 7	1B: 9 2B: 1 3B: 0 HR: 0	SF: 0 SAC: 2 DP: 1 HBP: 0	WP: 0 PB: 0 SB: 0 CS: 0	PA: 46		
PITCHER	IP 7.2	WLS 1	BF 31	H 5	R 1	ER 2	SO 2	BB 4	IBB 0	HBP 0	BLK 0	WP 0	HR 0	S 31	P 47	ERA 2.35	WHIP 1.174							
Bob Baird, L ERA: 6.23	(1, 1)																							
Bennie Daniels, R ERA: 4.88	(8, 1)	0.1		2	1	0	0	0	0	0	0	0	0	2	2	0.00	3.000							
Jim Hamman, R ERA: 3.15	(9, 1)	0.2		4	2	0	0	0	0	0	0	0	0	4	4	0.00	3.000							
Steve Hamilton, L ERA: 3.7	(9, 1)	1.2	L	8	1	1	1	1	2	0	0	0	0	8	16	5.40	1.800							
Tom Cheney, R ERA: 3.27	(11, 1)	0.0		1	1	0	0	0	0	0	0	0	0	1	1	∞	∞							

Washington Senators @ Chicago White Sox
Comiskey Park, Chicago, IL
Sun Sep 09 1962, 4:38 AM EDT
Att: 8,771 - Unknown

livebaseballscores.com

AB 38
R 3
H 10
RBI 3
BB 6
SO 3
LOB 20



Batter	1	2	3	4	5	6	7	8	9	AB	R	H	RBI	BB	SO	LOB	TOP			
Danny O'Connell, R OBP: 0.319, SLG: 0.329 (1, 5)	0-0 6-3		0-0 G5-4-3			0-0 4-3		0-0 F9		4	0	0	0	0	0	2	Washington Senators @ Cleveland Indians Cleveland Municipal Stadium, Cleveland, OH Tue Sep 11 1962, 7:05 PM EDT Att: 2,145 - Unknown livebaseballscorecards.com			
Chuck Cottier, R OBP: 0.305, SLG: 0.345 (1, 4)	0-0 CS 1B			0-0 6-3		0-0 F7		0-0 F5		4	0	1	0	0	0	0				
Chuck Hinton, R OBP: 0.356, SLG: 0.477 (1, 9)	0-3 K			0-0 F8		0-0 1-3		0-3 K		4	0	0	0	0	2	1				
Harry Bright, R OBP: 0.322, SLG: 0.470 (1, 3)		0-0 F9		4-0 BB		4-0 L3 BB		0-0 1B		2	0	1	0	2	0	0				
Ken Retzer, L OBP: 0.356, SLG: 0.431 (1, 2)		0-0 F7		0-0 F5		0-0 L3		0-0 F9		4	0	0	0	0	0	3				
Joe Hicks, L OBP: 0.304, SLG: 0.401 (1, 8)		0-0 L9			0-0 5-3		0-0 1B			3	0	1	0	0	0	0				
Don Lock, R OBP: 0.336, SLG: 0.459 (1, 7)			0-0 F9		0-0 FC1-6 1B		0-0 F8			3	0	1	0	0	0	1				
John Kennedy, R OBP: 0.313, SLG: 0.500 (8, PH)					0-0 FC1-6			0-0 F8		2	0	1	0	0	0	1				
Jim King, L OBP: 0.358, SLG: 0.398 (8, PH)					0-0 1B					1	0	0	0	0	0	0				
Ken Hamlin, R OBP: 0.293, SLG: 0.312 (8, 6)					0-0 1B					0	0	0	0	0	0	0				
Claude Osteen, L OBP: 0.217, SLG: 0.283 (8, PH)					0-0 F6			0-0 1-3		2	0	1	0	0	0	1				
Bud Zipfel, L OBP: 0.303, SLG: 0.353 (8, PH)										1	0	0	0	0	0	0				
Bennie Daniels, L OBP: 0.136, SLG: 0.227 (8, 1)										0	0	0	0	0	0	0				
Inning Stats	R: 0 E: 0 K: 1 S: 5	H: 1 LOB: 0 BB: 0 P: 5	R: 0 E: 0 K: 0 S: 3	H: 0 LOB: 0 BB: 0 P: 3	R: 0 E: 0 K: 0 S: 4	H: 2 LOB: 1 BB: 0 P: 4	R: 0 E: 0 K: 0 S: 3	H: 0 LOB: 1 BB: 1 P: 7	R: 0 E: 0 K: 0 S: 4	H: 1 LOB: 1 BB: 0 P: 4	R: 0 E: 0 K: 0 S: 3	H: 1 LOB: 1 BB: 1 P: 7	R: 0 E: 0 K: 0 S: 3	H: 0 LOB: 0 BB: 0 P: 3	R: 0 E: 0 K: 1 S: 6	H: 1 LOB: 1 BB: 0 P: 6	1B: 6 2B: 1 3B: 0 HR: 0	SF: 0 SAC: 0 DP: 2 HBP: 0	WP: 0 PB: 0 SB: 0 CS: 1	PA: 32
PITCHER Jim Perry, R ERA: 3.99 (1, 1)	IP: 9.0 WLS: W BF: 32 H: 6 R: 0 ER: 0 SO: 2 BB: 2 IBB: 0 HBP: 0 BLK: 0 WP: 0 HR: 0 S: 34 P: 42 ERA: 0.00 WHIP: 0.889															PITCHER				

Batter	1	2	3	4	5	6	7	8	9	AB	R	H	RBI	BB	SO	LOB	BOTTOM			
Willie Tasby, R OBP: 0.326, SLG: 0.332 (1, 9) (9, 7)	0-0 1-3			0-0 6-3 WP 1B		0-0 F8		0-0 2B WP 1B		4	2	2	0	0	0	0	Washington Senators @ Cleveland Indians Cleveland Municipal Stadium, Cleveland, OH Tue Sep 11 1962, 7:05 PM EDT Att: 2,145 - Unknown livebaseballscorecards.com			
Tito Francona, L OBP: 0.322, SLG: 0.404 (1, 3)	0-0 1-3			0-0 6-3		0-0 1B		0-0 WP 2B		4	0	2	0	0	0	1				
Chuck Essegian, R OBP: 0.368, SLG: 0.497 (1, 7)	0-0 1-3			0-3 K		0-0 F7		0-0 6-3		4	0	0	0	0	1	3				
Willie Kirkland, L OBP: 0.279, SLG: 0.389 (9, 9)								2-3 3-H 4-0		0	0	0	0	0	0	0				
Max Alvis, R OBP: 0.500, SLG: 0.333 (1, 5)		0-0 F5		0-0 1B		0-0 F4		0-0 S BB		3	0	1	1	1	0	0				
Doc Edwards, R OBP: 0.367, SLG: 0.441 (1, 2)		0-0 G3		0-0 F9		0-0 6-3		0-0 5-3		4	0	0	0	0	0	3				
Woodie Held, R OBP: 0.353, SLG: 0.401 (1, 6)		0-0 5-3				0-0 F9		0-0 HR		3	1	1	1	0	0	0				
Bubba Phillips, R OBP: 0.291, SLG: 0.357 (1, 8)			0-3 K		0-0 F3		0-0 1B			3	0	1	0	0	1	0				
Jerry Kindall, R OBP: 0.291, SLG: 0.353 (1, 4)			0-0 G5-4-3 1B		0-0 F9		0-0 F9			3	0	1	0	0	0	1				
Jim Perry, S OBP: 0.175, SLG: 0.179 (1, 1)			0-0 G5-4-3		0-0 F7		0-0 6-3			3	0	0	0	0	0	1				
Inning Stats	R: 0 E: 0 K: 0 S: 3	H: 0 LOB: 0 BB: 0 P: 3	R: 0 E: 0 K: 0 S: 3	H: 0 LOB: 0 BB: 0 P: 3	R: 0 E: 0 K: 1 S: 5	H: 1 LOB: 0 BB: 0 P: 5	R: 1 E: 0 K: 1 S: 7	H: 2 LOB: 1 BB: 0 P: 7	R: 0 E: 0 K: 0 S: 3	H: 0 LOB: 0 BB: 0 P: 3	R: 0 E: 0 K: 0 S: 4	H: 1 LOB: 1 BB: 0 P: 4	R: 1 E: 0 K: 0 S: 5	H: 2 LOB: 1 BB: 0 P: 5	R: 1 E: 0 K: 0 S: 5	H: 2 LOB: 2 BB: 1 P: 9	1B: 6 2B: 1 3B: 0 HR: 1	SF: 0 SAC: 0 DP: 1 HBP: 0	WP: 2 PB: 0 SB: 1 CS: 0	PA: 32
PITCHER Claude Osteen, L ERA: 3.48 Bennie Daniels, R ERA: 4.9 (8, 1)	IP: 7.0 WLS: L BF: 26 H: 6 R: 2 ER: 2 SO: 2 BB: 0 IBB: 0 HBP: 0 BLK: 0 WP: 1 HR: 1 S: 30 P: 30 ERA: 2.57 WHIP: 0.857															PITCHER				

Batter	1	2	3	4	5	6	7	8	9	10	11	12	13	14	15	16	AB	R	H	RBI	BB	SO	LOB	TOP						
John Kennedy, R OBP: 0.304, SLG: 0.409 (1, 6)	5-3	FC6-4			5-3		K			1B		K					6	0	1	0	1	2	4							
Ron Stillwell, R OBP: 0.590, SLG: 0.333 (1, 4)			5-3					1-3					F7				3	1	1	0	1	0	0							
Jim King, L OBP: 0.399, SLG: 0.400 (10, PH)	2B	G3															1	0	1	0	0	0	0							
Chuck Cotter, R OBP: 0.307, SLG: 0.343 (10, 4)																	2	0	0	0	0	0	1							
Chuck Hinton, R OBP: 0.383, SLG: 0.474 (1, 9)			6-3				F9	F7		F8			4-3				7	0	1	0	0	0	3							
Bud Zipfel, L OBP: 0.309, SLG: 0.377 (1, 3)				4-3				K									7	1	3	2	0	2	2							
Ken Retzer, L OBP: 0.348, SLG: 0.422 (1, 2)					F6					L4							7	0	0	0	0	0	4							
Claude Osteen, L OBP: 0.277, SLG: 0.283 (16, PH)																	0	0	0	0	0	0	0							
Bob Schmidt, R OBP: 0.272, SLG: 0.420 (16, 2)																	0	0	0	0	0	0	0							
Joe Hicks, L OBP: 0.305, SLG: 0.401 (1, 8)																	5	0	1	0	1	1	1							
Johnny Schiave, R OBP: 0.271, SLG: 0.432 (16, PH)					L1												1	0	0	0	0	0	1							
Jim Piersall, R OBP: 0.300, SLG: 0.333 (16, 8)																	0	0	0	0	0	0	0							
Don Lock, R OBP: 0.330, SLG: 0.447 (1, 7)																	7	0	1	0	0	2	3							
Ed Brinkman, R OBP: 0.242, SLG: 0.256 (1, 6)																	5	0	1	0	2	0	0							
Tom Cheney, R OBP: 0.126, SLG: 0.087 (1, 1)																	6	0	0	0	0	1	5							
Inning Stats	R: 1 E: 0 K: 0 S: 5	H: 2 LOB: 1 BB: 0 P: 5	R: 0 E: 0 K: 1 S: 6	H: 1 LOB: 2 BB: 1 P: 10	R: 0 E: 0 K: 0 S: 3	H: 0 LOB: 0 BB: 0 P: 3	R: 0 E: 0 K: 0 S: 3	H: 0 LOB: 0 BB: 0 P: 3	R: 0 E: 0 K: 1 S: 5	H: 0 LOB: 0 BB: 0 P: 5	R: 0 E: 0 K: 1 S: 5	H: 0 LOB: 0 BB: 0 P: 5	R: 0 E: 0 K: 1 S: 5	H: 0 LOB: 0 BB: 0 P: 5	R: 0 E: 0 K: 1 S: 5	H: 1 LOB: 1 BB: 0 P: 4	R: 0 E: 0 K: 1 S: 5	H: 1 LOB: 0 BB: 0 P: 5	R: 0 E: 0 K: 0 S: 4	H: 1 LOB: 1 BB: 0 P: 4	R: 0 E: 0 K: 0 S: 4	H: 1 LOB: 0 BB: 0 P: 3	R: 0 E: 0 K: 0 S: 6	H: 1 LOB: 0 BB: 0 P: 10	R: 1 E: 1 K: 0 S: 6	H: 2 LOB: 3 BB: 1 P: 10	1B: 7 2B: 2 3B: 0 HR: 1	SF: 0 SAC: 1 DP: 0 HBP: 0	WP: 0 PB: 0 SB: 0 CS: 1	PA: 63
PITCHER	IP 7.0	WLS 28	BF 4	H 4	R 1	ER 0	SO 4	BB 3	IBB 0	HBP 0	BLK 1	WP 0	HR 0	S 33	P 45	ERA 1.29	WHIP 1.000													
Mit Pappas, R ERA: 3.74											Dick Hall, R ERA: 2.31																			
Billy Hoelt, L ERA: 4.9											Wes Stock, R ERA: 3.86																			

Washington Senators @ Baltimore Orioles
 Memorial Stadium, Baltimore, MD
 Wed Sep 12 1962, 7:05 PM EDT
 Att: 4,098 - Unknown

AB 57
 R 10
 H 2
 RBI 2
 BB 5
 SO 8
 LOB 24





Batter	1	2	3	4	5	6	7	8	9	10	11	12	13	14	15	16	AB	R	H	RBI	BB	SO	LOB	BOTTOM				
Jerry Adair, R OBP: 0.314, SLG: 0.399 (1, 6)	1B						F5										6	0	2	0	1	1	1					
Russ Snyder, L OBP: 0.322, SLG: 0.426 (1, 9)																	7	0	2	0	0	3	3					
Brooks Robinson, R OBP: 0.344, SLG: 0.490 (1, 9)																	5	0	1	0	2	1	2					
Jim Gentile, L OBP: 0.352, SLG: 0.490 (1, 3)																	7	0	1	0	0	3	5					
Boog Powell, L OBP: 0.312, SLG: 0.418 (1, 7)																	6	0	1	0	1	0	3					
Dave Nicholson, R OBP: 0.298, SLG: 0.331 (1, 8)																	7	0	1	0	0	3	3					
Hobie Landrith, L OBP: 0.321, SLG: 0.349 (1, 2)																	6	0	0	0	0	1	1					
Jackie Brandt, R OBP: 0.324, SLG: 0.435 (16, PH)																	1	0	0	0	0	0	1					
Mary Breeding, R OBP: 0.269, SLG: 0.313 (1, 4)																	6	1	1	0	0	3	0					
Dick Williams, R OBP: 0.290, SLG: 0.287 (16, PH)																	1	0	0	0	0	1	1					
Mit Pappas, R OBP: 0.103, SLG: 0.292 (1, 1)																	2	0	0	0	0	2	0					
Charlie Lau, L OBP: 0.326, SLG: 0.459 (7, PH)																	1	0	1	1	0	0	0					
Dick Hall, R OBP: 0.259, SLG: 0.174 (8, 1)																	3	0	0	0	0	3	0					
Billy Hoelt, L OBP: 0.360, SLG: 0.263 (16, 1)																	0	0	0	0	0	0	0					
Wes Stock, R ERA: 3.01											Tom Cheney, R ERA: 3.01																	
Inning Stats	R: 0 E: 0 K: 0 S: 5	H: 2 LOB: 2 BB: 0 P: 5	R: 0 E: 0 K: 1 S: 5	H: 0 LOB: 0 BB: 0 P: 5	R: 0 E: 0 K: 3 S: 10	H: 1 LOB: 1 BB: 1 P: 14	R: 0 E: 0 K: 1 S: 5	H: 0 LOB: 0 BB: 0 P: 5	R: 0 E: 0 K: 3 S: 10	H: 1 LOB: 1 BB: 0 P: 10	R: 0 E: 0 K: 1 S: 8	H: 1 LOB: 1 BB: 0 P: 8	R: 0 E: 0 K: 2 S: 7	H: 0 LOB: 1 BB: 1 P: 11	R: 0 E: 0 K: 2 S: 7	H: 0 LOB: 0 BB: 0 P: 7	R: 0 E: 0 K: 0 S: 3	H: 0 LOB: 0 BB: 0 P: 3	R: 0 E: 0 K: 0 S: 3	H: 0 LOB: 0 BB: 0 P: 3	R: 0 E: 0 K: 1 S: 5	H: 0 LOB: 1 BB: 0 P: 9	R: 0 E: 0 K: 1 S: 6	H: 1 LOB: 1 BB: 0 P: 6	1B: 6 2B: 4 3B: 0 HR: 0	SF: 0 SAC: 0 DP: 0 HBP: 0	WP: 1 PB: 0 SB: 0 CS: 1	PA: 62

Washington Senators @ Baltimore Orioles
 Memorial Stadium, Baltimore, MD
 Wed Sep 12 1962, 7:05 PM EDT
 Att: 4,098 - Unknown

AB 58
 R 10
 H 1
 RBI 1
 BB 4
 SO 21
 LOB 20




Batter	1	2	3	4	5	6	7	8	9	AB	R	H	RBI	BB	SO	LOB	TOP					
John Kennedy, R OBP: 0.259, SLG: 0.346	5-3		F3			6-3		K		4	0	0	0	0	1	0	Washington Senators @ Baltimore Orioles Memorial Stadium, Baltimore, MD Thu Sep 13 1962, 7:05 PM EDT Att: 3,132 - Unknown					
Ron Stillwell, R OBP: 0.286, SLG: 0.167 Chuck Cottier, R OBP: 0.309, SLG: 0.345	F4		1-3			E3		1B 1B		3	0	0	0	0	0	0						
Chuck Hinton, R OBP: 0.358, SLG: 0.481						S 1B BB		1B 1-2 1B		3	0	3	0	1	0	0						
Bud Zipfel, L OBP: 0.313, SLG: 0.380	F8					6-3		1-2 1B		4	0	2	1	0	0	2						
Ken Retzer, L OBP: 0.348, SLG: 0.418						4-3		4-3		3	0	0	0	1	0	5						
Joe Hicks, L OBP: 0.298, SLG: 0.392						F7				4	0	0	0	0	2	2						
Don Lock, R OBP: 0.329, SLG: 0.443						F8				4	0	1	0	0	2	1						
Ed Brinkman, R OBP: 0.235, SLG: 0.248						6-3		6-3		4	0	0	0	0	0	2						
Don Rudolph, L OBP: 0.246, SLG: 0.250 Jack Jenkins, R (6, 1)						4-3				2	0	0	0	0	1	0						
Inning Stats	R: 0 E: 0 K: 0 S: 4	H: 1 LOB: 1 BB: 0 P: 4	R: 0 E: 0 K: 2 S: 7	H: 0 LOB: 1 BB: 1 P: 11	R: 0 E: 0 K: 1 S: 5	H: 0 LOB: 0 BB: 0 P: 5	R: 0 E: 0 K: 0 S: 4	H: 1 LOB: 1 BB: 0 P: 4	R: 0 E: 0 K: 0 S: 3	H: 0 LOB: 0 BB: 0 P: 3	R: 0 E: 1 K: 0 S: 4	H: 1 LOB: 2 BB: 1 P: 8	R: 0 E: 0 K: 1 S: 5	H: 1 LOB: 0 BB: 0 P: 5	R: 1 E: 0 K: 2 S: 10	H: 3 LOB: 2 BB: 0 P: 10		R: 0 E: 0 K: 1 S: 5	H: 0 LOB: 0 BB: 0 P: 5	1B: 6 2B: 0 3B: 1 HR: 0	SF: 0 SAC: 0 DP: 1 HBP: 0	WP: 0 PB: 0 CS: 1
PITCHER Chuck Estrada, R ERA: 3.88	IP: 9.0 WLS: W BF: 35 H: 7 R: 1 ER: 1 SO: 7 BB: 2 IBB: 0 HBP: 0 BLK: 0 WP: 0 HR: 0 S: 47 P: 55 ERA: 1.00 WHIP: 1.000															PITCHER	IP: 9.0 WLS: W BF: 35 H: 7 R: 1 ER: 1 SO: 7 BB: 2 IBB: 0 HBP: 0 BLK: 0 WP: 0 HR: 0 S: 47 P: 55 ERA: 1.00 WHIP: 1.000					

Batter	1	2	3	4	5	6	7	8	9	AB	R	H	RBI	BB	SO	LOB	BOTTOM			
Jerry Adair, R OBP: 0.318, SLG: 0.402			1B			F9				4	0	3	0	0	0	0	Washington Senators @ Baltimore Orioles Memorial Stadium, Baltimore, MD Thu Sep 13 1962, 7:05 PM EDT Att: 3,132 - Unknown			
Jackie Brandt, R OBP: 0.325, SLG: 0.442						FC6-4 2B		HR		4	2	2	1	0	0	2				
Brooks Robinson, R OBP: 0.343, SLG: 0.490			5-3			1-H 2B		F7		4	0	1	1	0	0	3				
Jim Gentile, L OBP: 0.353, SLG: 0.488						G3 K		L4-3 BB		2	0	0	0	2	1	1				
Boog Powell, L OBP: 0.312, SLG: 0.416						FC6-4 HR 1B		L4-3		4	1	1	0	0	0	3				
Dave Nicholson, R OBP: 0.297, SLG: 0.328						FC6-4 1B		K		4	0	1	0	0	2	1				
Gus Triandos, R OBP: 0.260, SLG: 0.283						FC6-4 HR		F7		4	1	0	0	0	0	3				
Mary Breeding, R OBP: 0.274, SLG: 0.330						F7 1-H HR		5-3		4	2	2	3	0	0	0				
Chuck Estrada, R OBP: 0.180, SLG: 0.207						F3 F8		HR		3	1	1	2	0	0	0				
Inning Stats	R: 0 E: 0 K: 0 S: 3	H: 1 LOB: 0 BB: 0 P: 3	R: 0 E: 0 K: 1 S: 5	H: 0 LOB: 1 BB: 1 P: 9	R: 0 E: 0 K: 0 S: 5	H: 2 LOB: 0 BB: 0 P: 5	R: 3 E: 0 K: 0 S: 6	H: 3 LOB: 0 BB: 0 P: 6	R: 1 E: 0 K: 1 S: 7	H: 2 LOB: 1 BB: 0 P: 7	R: 2 E: 0 K: 1 S: 7	H: 2 LOB: 0 BB: 0 P: 7	R: 1 E: 0 K: 0 S: 3	H: 1 LOB: 0 BB: 1 P: 7	R: 0 E: 0 K: 0 S: 3	H: 0 LOB: 0 BB: 0 P: 3		1B: 7 2B: 2 3B: 0 HR: 3	SF: 0 SAC: 0 DP: 2 HBP: 0	WP: 0 PB: 0 CS: 0
PITCHER Don Rudolph, L ERA: 3.35 Jack Jenkins, R ERA: 9.0	IP: 5.0 WLS: L BF: 23 H: 8 R: 4 ER: 4 SO: 4 BB: 1 IBB: 0 HBP: 0 BLK: 0 WP: 0 HR: 1 S: 26 P: 30 ERA: 7.20 WHIP: 1.800															PITCHER	IP: 5.0 WLS: L BF: 23 H: 8 R: 4 ER: 4 SO: 4 BB: 1 IBB: 0 HBP: 0 BLK: 0 WP: 0 HR: 1 S: 26 P: 30 ERA: 7.20 WHIP: 1.800			

Batter	1	2	3	4	5	6	7	8	9	AB	R	H	RBI	BB	SO	LOB	TOP					
Jim Landis, R (1,8) OBP: 0.332, SLG: 0.385	0-3 K		0-0 F9		0-0 5-3			0-0 6-3		4	0	0	0	0	1	0						
Nellie Fox, L (1,4) OBP: 0.316, SLG: 0.342	0-0 F9		4-0 1B BB			4-0 CS BB		0-0 6-3		2	0	0	0	2	0	0						
Charlie Maxwell, L (1,7) OBP: 0.389, SLG: 0.454	0-0		0-0			4-0 1-2 HR BB		0-3 K		3	1	2	0	1	1	0						
Mike Hershberger, R (9,9)										0	0	0	0	0	0	0						
Floyd Robinson, L (1,9) OBP: 0.381, SLG: 0.463	0-0 F8		0-0 G3			0-0 1-H HR			0-0 E3 SH5-4	4	1	1	2	0	0	3						
Deacon Jones, L (1,3) OBP: 0.400, SLG: 0.333		0-0 FC4-6 1B		0-0 1-3		0-0 G3			0-0 SH5-4	3	0	1	0	0	0	0						
Al Smith, R (1,5) OBP: 0.388, SLG: 0.475		0-3 K		0-0 F9		0-0 4-3			0-3 K	4	0	0	0	0	2	2						
Sammy Esposito, R (9,5) OBP: 0.361, SLG: 0.238										0	0	0	0	0	0	0						
Luis Aparicio, R (1,6) OBP: 0.285, SLG: 0.347		0-0 FC4-6 1-2		0-0 1-3				0-0 6-3	4-0 BB	3	0	0	0	1	0	1						
J.C. Martin, L (1,2) OBP: 0.067, SLG: 0.067		0-0 G3			0-0 F8			0-0 F5	0-3 K	3	0	0	0	0	0	1						
Sherm Lollar, R (9,PH) OBP: 0.371, SLG: 0.357										1	0	0	0	0	1	2						
Joe Horlen, R (1,1) OBP: 0.105, SLG: 0.056			0-3 K		0-0 5-3			0-0 4-3		3	0	0	0	0	1	0						
Dom Zanni, R (9,1) OBP: 0.381, SLG: 0.278										0	0	0	0	0	0	0						
Inning Stats	R: 0 E: 0 K: 1 S: 6	H: 1 LOB: 1 P: 6	R: 0 E: 0 K: 1 S: 6	H: 1 LOB: 1 BB: 0 P: 6	R: 0 E: 0 K: 1 S: 6	H: 1 LOB: 2 BB: 1 P: 10	R: 0 E: 0 K: 0 S: 3	H: 0 LOB: 0 BB: 0 P: 3	R: 0 E: 0 K: 0 S: 3	H: 0 LOB: 0 BB: 0 P: 3	R: 2 E: 0 K: 0 S: 3	H: 1 LOB: 0 BB: 2 P: 11	R: 0 E: 0 K: 0 S: 3	H: 0 LOB: 0 BB: 0 P: 3	R: 0 E: 0 K: 1 S: 5	H: 0 LOB: 0 BB: 0 P: 5	R: 0 E: 0 K: 2 S: 8	H: 0 LOB: 2 BB: 1 P: 12	1B: 2 2B: 1 3B: 0 HR: 1	SF: 0 SAC: 1 DP: 0 HBP: 0	WP: 0 PB: 0 CS: 1	PA: 35
PITCHER	IP	WLS	BF	H	R	ER	SO	BB	IBB	HBP	BLK	WP	HR	S	P	ERA	WHIP					
Dave Stenhouse, R (1,1) ERA: 3.61	6.0	L	24	4	2	2	3	3	0	0	0	0	1	27	39	3.00	1.167					
Bennie Daniels, R (7,1) ERA: 4.84	2.0		6	0	0	0	1	0	0	0	0	0	0	8	8	0.00	0.000					
Pete Burnside, L (9,1) ERA: 4.51	1.0	S	5	0	0	0	2	1	0	0	0	0	0	8	12	0.00	1.000					

Chicago White Sox @ Washington Senators
D.C. Stadium, Washington, DC
Fri Sep 14 1962, 7:05 PM EDT
Att: 4,964 - Unknown


AB 30
R 2
H 4
RBI 2
BB 4
SO 6
LOB 9



Batter	1	2	3	4	5	6	7	8	9	AB	R	H	RBI	BB	SO	LOB	BOTTOM					
John Kennedy, R (1,6) OBP: 0.233, SLG: 0.310	0-3 K		0-0 6-3			0-3 K		0-0 FC6-4		3	0	0	0	0	2	1						
Johnny Schaive, R (8,PH) OBP: 0.270, SLG: 0.430										1	0	0	0	0	0	1						
Ron Stillwell, R (1,4) OBP: 0.200, SLG: 0.111	0-0 4-3		0-0 5-3			0-0 F9			0-0 4-3	3	0	0	0	0	0	1						
Bob Johnson, R (9,PH) OBP: 0.335, SLG: 0.419										1	0	0	0	0	0	0						
Chuck Hinton, R (1,9) OBP: 0.359, SLG: 0.480	4-0 BB			0-0 F8		0-0 F7			0-0 G6-4-3 1B	3	0	1	0	1	0	1						
Bud Zipfel, L (1,3) OBP: 0.306, SLG: 0.370	0-0 6-3			0-3 K		0-0 1-3			0-0 G6-4-3	4	0	0	0	0	1	2						
Joe Hicks, L (1,8) OBP: 0.293, SLG: 0.385			0-0 1-3		0-3 K			0-3 K		3	0	0	0	0	2	0						
Don Lock, R (1,7) OBP: 0.324, SLG: 0.437			0-0 6-3			0-0 F8			0-0 1-3	3	0	0	0	0	0	0						
Bob Schmidt, R (1,2) OBP: 0.273, SLG: 0.416		4-0 BB				0-0 6-3			0-0 5-3	2	0	0	0	1	0	0						
Ed Brinkman, R (1,5) OBP: 0.231, SLG: 0.244									0-0 FC6-4 1B	2	0	0	0	0	1	1						
Jim King, L (8,PH) OBP: 0.361, SLG: 0.402										1	0	1	0	0	0	0						
Chuck Cottier, R (8,FR) OBP: 0.309, SLG: 0.345										0	0	0	0	0	0	0						
Dave Stenhouse, R (1,1) OBP: 0.088, SLG: 0.055									0-0 F9	1	0	0	0	0	0	0						
Danny O'Connell, R (6,PH) OBP: 0.322, SLG: 0.332			0-0 G3							1	0	1	0	0	0	0						
Bennie Daniels, L (7,1) OBP: 0.136, SLG: 0.227										0	0	0	0	0	0	0						
Ken Retzer, L (8,PH) OBP: 0.347, SLG: 0.417										1	0	0	0	0	0	1						
Pete Burnside, R (9,1) OBP: 0.108, SLG: 0.057									0-0 1B	0	0	0	0	0	0	0						
Inning Stats	R: 0 E: 0 K: 1 S: 5	H: 0 LOB: 1 P: 9	R: 0 E: 0 K: 0 S: 3	H: 0 LOB: 1 BB: 1 P: 7	R: 0 E: 0 K: 0 S: 3	H: 0 LOB: 0 BB: 0 P: 3	R: 0 E: 0 K: 2 S: 7	H: 0 LOB: 0 BB: 0 P: 7	R: 0 E: 0 K: 1 S: 5	H: 0 LOB: 0 BB: 0 P: 5	R: 0 E: 0 K: 1 S: 6	H: 1 LOB: 1 BB: 0 P: 6	R: 0 E: 0 K: 1 S: 5	H: 0 LOB: 0 BB: 0 P: 5	R: 0 E: 0 K: 0 S: 4	H: 1 LOB: 1 BB: 0 P: 4	R: 0 E: 0 K: 0 S: 3	H: 1 LOB: 0 BB: 0 P: 3	1B: 3 2B: 0 3B: 0 HR: 0	SF: 0 SAC: 0 DP: 1 HBP: 0	WP: 0 PB: 0 CS: 0	PA: 31
PITCHER	IP	WLS	BF	H	R	ER	SO	BB	IBB	HBP	BLK	WP	HR	S	P	ERA	WHIP					
Joe Horlen, R (1,1) ERA: 4.81	8.0	W	28	2	0	0	6	2	0	0	0	0	0	38	46	0.00	0.500					
Dom Zanni, R (9,1) ERA: 3.6	1.0	S	3	1	0	0	0	0	0	0	0	0	0	3	3	0.00	1.000					

Chicago White Sox @ Washington Senators
D.C. Stadium, Washington, DC
Fri Sep 14 1962, 7:05 PM EDT
Att: 4,964 - Unknown

AB 29
R 0
H 3
RBI 0
BB 2
SO 6
LOB 8



Batter	1	2	3	4	5	6	7	8	9	AB	R	H	RBI	BB	SO	LOB	TOP					
Jim Landis, R OBP: 0.330, SLG: 0.382 (1, 8)										4	0	0	0	0	1	0						
Nelle Fox, L OBP: 0.316, SLG: 0.341 (1, 4)										4	0	1	0	0	0	0						
Charlie Maxwell, L OBP: 0.368, SLG: 0.451 (1, 7)										4	0	1	0	0	0	1						
Floyd Robinson, L OBP: 0.380, SLG: 0.461 (1, 9)										4	0	1	0	0	0	1						
Deacon Jones, L OBP: 0.357, SLG: 0.385 (1, 3)										4	1	1	0	0	1	2						
Al Smith, R OBP: 0.365, SLG: 0.471 (1, 5)										4	0	0	0	0	2	1						
Al Weis, S (1, 6)										2	0	0	0	1	1	0	AB 34					
Cam Carreon, R OBP: 0.324, SLG: 0.363 (1, 2)										4	0	3	1	0	0	0	R 1					
Juan Pizarro, L OBP: 0.203, SLG: 0.172 (7, PH)										2	0	0	0	0	2	2	H 7					
Sherm Lollar, R OBP: 0.370, SLG: 0.355 (7, 1)										1	0	0	0	0	0	0	RBI 1					
Turk Lown, R (7, 1)										0	0	0	0	0	0	0	BB 1					
Mike Hershberger, R OBP: 0.323, SLG: 0.319 (9, PH)										1	0	0	0	0	0	1	SO 7					
Inning Stats	R: 0 E: 0 K: 0 S: 3	H: 0 LOB: 0 BB: 0 P: 3	R: 0 E: 0 K: 1 S: 5	H: 0 LOB: 0 BB: 0 P: 5	R: 0 E: 0 K: 2 S: 7	H: 0 LOB: 0 BB: 0 P: 7	R: 0 E: 0 K: 0 S: 3	H: 0 LOB: 0 BB: 0 P: 3	R: 1 E: 1 K: 2 S: 9	H: 2 LOB: 2 BB: 1 P: 13	R: 0 E: 0 K: 0 S: 4	H: 1 LOB: 1 BB: 0 P: 4	R: 0 E: 0 K: 1 S: 6	H: 1 LOB: 2 BB: 0 P: 7	R: 0 E: 0 K: 1 S: 7	H: 2 LOB: 2 BB: 0 P: 7	R: 0 E: 0 K: 0 S: 4	H: 1 LOB: 1 BB: 0 P: 4	1B: 6 2B: 1 3B: 0 HR: 0	SF: 0 SAC: 0 DP: 0 HBP: 1	WP: 0 PB: 0 CS: 0	PA: 36
PITCHER Carl Bouldin, R ERA: 6.6 (1, 1)	IP: 9.0 WLS: W BF: 36 H: 7 R: 1 ER: 1 SO: 7 BB: 1 IBB: 0 HBP: 1 BLK: 0 WP: 0 HR: 0 S: 48 P: 53 ERA: 1.00 WHIP: 0.889															PITCHER IP: 9.0 WLS: W BF: 36 H: 7 R: 1 ER: 1 SO: 7 BB: 1 IBB: 0 HBP: 1 BLK: 0 WP: 0 HR: 0 S: 48 P: 53 ERA: 1.00 WHIP: 0.889						

Chicago White Sox @ Washington Senators
D.C. Stadium, Washington, DC
Sat Sep 15 1962, 7:05 PM EDT
Att: 4,254 - Unknown

AB	34
R	1
H	7
RBI	1
BB	1
SO	7
LOB	10



Batter	1	2	3	4	5	6	7	8	9	AB	R	H	RBI	BB	SO	LOB	BOTTOM			
Ken Hamlin, R OBP: 0.289, SLG: 0.307 (1, 6)										4	0	0	0	0	0	0				
Chuck Cottier, R OBP: 0.306, SLG: 0.341 (1, 4)										4	0	0	0	0	0	1				
Chuck Hinton, R OBP: 0.358, SLG: 0.477 (1, 9) (8, 8)										3	0	0	0	1	0	0				
Johnny Schaive, R OBP: 0.269, SLG: 0.431 (1, 5)										4	2	1	0	0	0	2				
Bob Johnson, R OBP: 0.334, SLG: 0.417 (1, 7)										2	0	0	0	0	1	1				
Jim King, L OBP: 0.360, SLG: 0.401 (8, 9)										1	0	0	0	0	0	0				
Don Lock, R OBP: 0.332, SLG: 0.437 (1, 8) (8, 7)										2	1	1	1	2	1	0				
Bob Schmidt, R OBP: 0.274, SLG: 0.417 (1, 2)										2	0	1	2	0	0	1				
Bud Zipfel, L OBP: 0.306, SLG: 0.365 (1, 3)										2	0	0	0	1	0	2				
Carl Bouldin, S (1, 1)										3	0	0	0	0	3	3				
Inning Stats	R: 0 E: 0 K: 0 S: 3	H: 0 LOB: 0 BB: 0 P: 3	R: 1 E: 0 K: 0 S: 4	H: 1 LOB: 1 BB: 1 P: 8	R: 0 E: 1 K: 1 S: 6	H: 0 LOB: 2 BB: 1 P: 10	R: 0 E: 0 K: 2 S: 7	H: 0 LOB: 2 BB: 2 P: 15	R: 0 E: 0 K: 1 S: 8	H: 2 LOB: 1 BB: 0 P: 8	R: 0 E: 0 K: 0 S: 3	H: 0 LOB: 0 BB: 0 P: 3	R: 0 E: 0 K: 1 S: 5	H: 0 LOB: 0 BB: 0 P: 5	R: 0 E: 0 K: 1 S: 5	H: 0 LOB: 0 BB: 0 P: 5	1B: 2 2B: 1 3B: 0 HR: 0	SF: 1 SAC: 1 DP: 0 HBP: 0	WP: 0 PB: 0 CS: 0	PA: 33
PITCHER Juan Pizarro, L ERA: 3.67 (1, 1)	IP: 6.0 WLS: L BF: 27 H: 3 R: 3 ER: 2 SO: 4 BB: 3 IBB: 1 HBP: 0 BLK: 0 WP: 0 HR: 0 S: 31 P: 47 ERA: 3.00 WHIP: 1.000															PITCHER Turk Lown, R ERA: 3.11 (7, 1)	IP: 2.0 WLS: L BF: 6 H: 0 R: 0 ER: 0 SO: 1 BB: 0 IBB: 0 HBP: 0 BLK: 0 WP: 0 HR: 0 S: 8 P: 8 ERA: 0.00 WHIP: 0.000			


Chicago White Sox @ Washington Senators
D.C. Stadium, Washington, DC
Sat Sep 15 1962, 7:05 PM EDT
Att: 4,254 - Unknown


AB	27
R	3
H	3
RBI	3
BB	4
SO	5
LOB	10



Batter	1	2	3	4	5	6	7	8	9	AB	R	H	RBI	BB	SO	LOB	TOP								
Luis Aparicio, R (1.6)	4-3			1B	FC6-4	F3			F3	5	1	1	0	0	0	4	Chicago White Sox @ Washington Senators D.C. Stadium, Washington, DC Sun Sep 16 1962, 3:33 AM EDT Att: 4,219 - Unknown livebaseballscorecards.com								
Floyd Robinson, L (1.7)	6-3			F3					F2	5	1	2	0	0	0	1									
Jim Landis, R (1.8)	F9			2B	1B	1B	1B			4	3	2	1	0	0	1									
Al Smith, R (1.5) Sammy Esposito, R (7.5)		F8		2B	F4	K				4	0	1	2	0	1	1									
Mike Hershberger, R (1.9)	F9			F6						4	1	1	0	0	0	0									
Deacon Jones, L (1.3)	K								K	3	0	1	1	1	2	0									
Dick Kenworthy, R (1.4) Nellie Fox, L (6. PH)			K		K	1B			F9	2	0	0	0	0	2	1									
Sherm Lollar, R (1.2)			5-3			2B			F4	4	0	2	1	0	0	0									
Ray Herbert, R (1.1) Dean Stone, L (9.1)	F7				F4				L6	4	0	1	1	0	0	2									
										0	0	0	0	0	0	0									
Inning Stats	R: 0 E: 0 K: 0 S: 3	H: 0 LOB: 0 BB: 0 P: 3	R: 0 E: 0 K: 1 S: 5	H: 0 LOB: 0 BB: 0 P: 5	R: 0 E: 0 K: 1 S: 5	H: 0 LOB: 0 BB: 0 P: 5	R: 2 E: 0 K: 0 S: 5	H: 3 LOB: 0 BB: 0 P: 5	R: 0 E: 0 K: 1 S: 6	H: 1 LOB: 2 BB: 1 P: 10	R: 4 E: 0 K: 0 S: 8	H: 6 LOB: 2 BB: 1 P: 12	R: 1 E: 0 K: 1 S: 6	H: 1 LOB: 0 BB: 0 P: 6	R: 0 E: 0 K: 1 S: 5	H: 0 LOB: 0 BB: 0 P: 5	R: 0 E: 0 K: 0 S: 3	H: 0 LOB: 0 BB: 0 P: 3	1B: 8 2B: 2 3B: 1 HR: 0	SF: 0 SAC: 0 DP: 0 HBP: 0	WP: 2 PB: 0 SB: 1 CS: 0	PA: 38			
PITCHER	IP	WLS	BF	H	R	ER	SO	BB	IBB	HBP	BLK	WP	HR	S	P	ERA	WHIP								
Claude Osteen, L (1.1)	5.1	L	24	8	6	6	3	1	0	0	0	0	0	29	33	10.12	1.688								
Bennie Daniels, R (6.1)	1.2		8	3	1	1	1	1	0	0	0	1	0	9	13	5.40	2.400								
Steve Hamilton, L (8.1)	2.0		6	0	0	0	1	0	0	0	0	0	0	8	8	0.00	0.000								

Batter	1	2	3	4	5	6	7	8	9	AB	R	H	RBI	BB	SO	LOB	BOTTOM								
Ken Hamlin, R (1.6)	6-3		BB	1B	BB	4-3			F6	4	1	2	0	1	0	1	Chicago White Sox @ Washington Senators D.C. Stadium, Washington, DC Sun Sep 16 1962, 3:33 AM EDT Att: 4,219 - Unknown livebaseballscorecards.com								
Chuck Cottier, R (1.4)	SH1-3			BB	1B	4-3			BB	3	1	2	0	1	0	1									
Chuck Hinton, R (1.8)	6-3			BB	2B	E7			1B	3	0	1	1	2	0	2									
Johnny Schaive, R (1.5)	L8			1-3	5-3				F4	5	0	1	2	0	0	5									
Jim King, L (1.9) Danny O'Connell, R (9. PH)			FC4-6		F6	6-3			F8	4	0	1	0	0	0	1									
Bud Zipfel, L (1.3)	FC4-6			K					FC6-4	1	0	0	0	0	0	2									
Don Lock, R (1.7)	G6-4-3			HR					2B	4	0	1	0	0	1	1									
Bob Schmidt, R (1.2)				K					F7	4	0	1	0	0	1	0									
Claude Osteen, L (1.1) Bennie Daniels, L (6.1) Joe Hicks, L (7. PH) Steve Hamilton, L (8.1) Bob Johnson, R (9. PH)				F7	F5				BB	2	0	0	0	0	0	0									
									1B	1	1	0	0	0	0	0									
Inning Stats	R: 0 E: 0 K: 0 S: 4	H: 1 LOB: 1 BB: 0 P: 4	R: 0 E: 0 K: 0 S: 3	H: 1 LOB: 0 BB: 0 P: 3	R: 0 E: 0 K: 1 S: 6	H: 1 LOB: 3 BB: 2 P: 14	R: 1 E: 0 K: 1 S: 7	H: 2 LOB: 1 BB: 0 P: 7	R: 1 E: 0 K: 0 S: 5	H: 2 LOB: 1 BB: 0 P: 5	R: 0 E: 0 K: 0 S: 3	H: 0 LOB: 0 BB: 0 P: 3	R: 0 E: 0 K: 1 S: 5	H: 0 LOB: 1 BB: 1 P: 9	R: 0 E: 0 K: 0 S: 4	H: 1 LOB: 1 BB: 0 P: 4	R: 2 E: 0 K: 0 S: 6	H: 3 LOB: 2 BB: 1 P: 10	1B: 6 2B: 4 3B: 0 HR: 1	SF: 0 SAC: 1 DP: 1 HBP: 0	WP: 0 PB: 0 SB: 0 CS: 0	PA: 41			
PITCHER	IP	WLS	BF	H	R	ER	SO	BB	IBB	HBP	BLK	WP	HR	S	P	ERA	WHIP								
Ray Herbert, R (1.1)	8.2	W	40	11	4	4	3	4	0	0	0	0	0	42	58	4.15	1.731								
Dean Stone, L (9.1)	0.1	S	1	0	0	0	0	0	0	0	0	0	0	1	1	0.00	0.000								

Batter	1	2	3	4	5	6	7	8	9	AB R H RBI BB SO LOB	TOP									
Tony Kubek, L (1,6) OBP: 0.358, SLG: 0.450	K2-3	3-1		K		K			K	5 0 0 0 0 4 1	<p>New York Yankees @ Washington Senators D.C. Stadium, Washington, DC Tue Sep 18 1962, 7:05 PM EDT Att: 16,824 - Unknown</p> <p>livebaseballscorecards.com</p> <p>AB 36 R 7 H 10 RBI 7 BB 2 SO 13 LOB 9</p> 									
Bobby Richardson, R (1,4) OBP: 0.336, SLG: 0.410	HR BB		HR	1B			6-3		1B	4 2 3 1 1 0 0										
Tom Tresh, S (1,7) OBP: 0.356, SLG: 0.439	HR BB		K	K			F8		F8	4 1 0 0 1 2 3										
Mickey Mantle, S (1,8) OBP: 0.478, SLG: 0.611 Jack Reed, R (7,8) OBP: 0.333, SLG: 0.447	HR		HR	K			L8			4 2 2 5 0 1 1 0 0 0 0 0 0 0										
Roger Maris, L (1,9) OBP: 0.353, SLG: 0.477	F9 2B		K		L4				L4	4 0 1 0 0 1 0										
Elston Howard, R (1,2) OBP: 0.315, SLG: 0.462	F9		1B 1B		5-3				5-3	4 1 1 0 0 0 1										
Bill Skowron, R (1,3) OBP: 0.315, SLG: 0.458	K		E8 1B		K				K	4 0 1 0 0 3 1										
Clete Boyer, R (1,5) OBP: 0.335, SLG: 0.424		F9	1B				F8		SH1-4 1B 2B	4 1 2 1 0 0 0										
Ralph Terry, R (1,1) OBP: 0.214, SLG: 0.182	K		F2				K		SH1-4	3 0 0 0 0 2 2										
Inning Stats	R: 3 E: 0 K: 2 S: 9	H: 2 LOB: 1 BB: 2 P: 17	R: 0 E: 0 K: 1 S: 5	H: 0 LOB: 0 BB: 0 P: 5	R: 3 E: 1 K: 2 S: 12	H: 5 LOB: 2 BB: 0 P: 12	R: 0 E: 0 K: 3 S: 10	H: 1 LOB: 1 BB: 0 P: 10	R: 0 E: 0 K: 1 S: 5	H: 0 LOB: 0 BB: 0 P: 5	R: 0 E: 0 K: 0 S: 3	H: 0 LOB: 0 BB: 0 P: 3	R: 0 E: 0 K: 1 S: 5	H: 0 LOB: 1 BB: 0 P: 5	R: 1 E: 0 K: 1 S: 7	H: 2 LOB: 1 BB: 0 P: 7	1B: 6 2B: 2 3B: 0 HR: 2	SF: 0 SAC: 1 DP: 0 HBP: 0	WP: 0 PB: 0 SB: 0 CS: 0	PA: 39
PITCHER	IP WLS BF H R ER SO BB IBB HBP BLK WP HR S P ERA WHIP											IP WLS BF H R ER SO BB IBB HBP BLK WP HR S P ERA WHIP								
Tom Cheney, R (1,1) ERA: 3.28	3.0 L 18 7 6 6 5 2 0 0 0 0 0 2 26 34 18.00 3.000																			
Steve Hamilton, L (4,1) ERA: 3.53	3.0 1 0 0 0 6 0 0 0 0 0 0 0 22 22 0.00 0.333																			
Pete Burnside, L (7,1) ERA: 4.45	2.0 6 0 0 0 1 0 0 0 0 0 0 0 8 8 0.00 0.000																			
Don Rudolph, L (9,1) ERA: 3.38	1.0 5 2 1 1 1 0 0 0 0 0 0 0 7 7 9.00 2.000																			

Batter	1	2	3	4	5	6	7	8	9	AB R H RBI BB SO LOB	BOTTOM									
Ken Hamlin, R (1,6) OBP: 0.297, SLG: 0.320	F8			F3		1B			3-1 FC5-2 2B	4 0 2 0 0 0 0	<p>New York Yankees @ Washington Senators D.C. Stadium, Washington, DC Tue Sep 18 1962, 7:05 PM EDT Att: 16,824 - Unknown</p> <p>livebaseballscorecards.com</p> <p>AB 34 R 1 H 7 RBI 1 BB 1 SO 1 LOB 16</p> 									
Chuck Cottier, R (1,4) OBP: 0.305, SLG: 0.343	F7			F3		1B			3-1	4 0 1 1 0 0 1										
Chuck Hinton, R (1,7) OBP: 0.358, SLG: 0.475	F5			L8		L8			FC5-2	4 0 0 0 0 0 3										
Bud Zupfel, L (1,3) OBP: 0.304, SLG: 0.366		6-3				K			6-3	4 0 1 0 0 1 1										
Johnny Schaive, R (1,5) OBP: 0.276, SLG: 0.429		5-3				FC4-6 1B			1B	3 0 2 0 1 0 0										
Jim King, L (1,9) OBP: 0.355, SLG: 0.394						FC4-6 FC6-4			F3	4 0 0 0 0 0 4										
Jim Piersall, R (1,8) OBP: 0.298, SLG: 0.330				4-3		FC6-4			F8	4 0 0 0 0 0 4										
Ken Retzer, L (1,2) OBP: 0.343, SLG: 0.412				G3					F3	4 0 0 0 0 0 3										
Tom Cheney, R (1,1) OBP: 0.125, SLG: 0.067 Joe Hicks, L (3,PH) OBP: 0.269, SLG: 0.380 Steve Hamilton, L (4,1) OBP: 0.115, SLG: 0.154 John Kennedy, R (6,PH) OBP: 0.266, SLG: 0.300 Pete Burnside, R (7,1) OBP: 0.302, SLG: 0.502 Bob Johnson, R (8,PH) OBP: 0.337, SLG: 0.420 Don Rudolph, L (9,1) OBP: 0.246, SLG: 0.250				1-3					F9	0 0 0 0 0 0 0 1 0 0 0 0 0 0 0 0 0 0 0 0 0 1 0 1 1 1 0 0 0 0 0 0 0 0 0 0 0										
Inning Stats	R: 0 E: 0 K: 0 S: 3	H: 0 LOB: 0 BB: 0 P: 3	R: 0 E: 0 K: 0 S: 3	H: 0 LOB: 0 BB: 0 P: 3	R: 0 E: 0 K: 0 S: 3	H: 0 LOB: 0 BB: 0 P: 3	R: 0 E: 0 K: 0 S: 6	H: 1 LOB: 1 BB: 0 P: 6	R: 0 E: 0 K: 0 S: 5	H: 2 LOB: 2 BB: 0 P: 5	R: 0 E: 0 K: 0 S: 4	H: 1 LOB: 2 BB: 1 P: 8	R: 1 E: 0 K: 0 S: 5	H: 2 LOB: 1 BB: 0 P: 5	R: 0 E: 0 K: 0 S: 4	H: 1 LOB: 1 BB: 0 P: 4	1B: 6 2B: 1 3B: 0 HR: 0	SF: 0 SAC: 0 DP: 0 HBP: 0	WP: 0 PB: 0 SB: 0 CS: 0	PA: 35
PITCHER	IP WLS BF H R ER SO BB IBB HBP BLK WP HR S P ERA WHIP											IP WLS BF H R ER SO BB IBB HBP BLK WP HR S P ERA WHIP								
Ralph Terry, R (1,1) ERA: 3.18	9.0 W 35 7 1 1 1 1 0 0 0 0 0 0 36 40 1.00 0.889																			

Batter	1	2	3	4	5	6	7	8	9	AB	R	H	RBI	BB	SO	LOB	TOP																	
Tony Kubek, L OBP: 0.395, SLG: 0.445 Hector Lopez, R OBP: 0.346, SLG: 0.397 Jake Gibbs, L (9, PH)	0-3 K		0-0 3-1		0-0 2B		0-0 L5-3		0-0 BB 1B	4	1	1	1	0	1	1	New York Yankees @ Washington Senators D.C. Stadium, Washington, DC Wed Sep 19 1962, 7:05 PM EDT Att: 12,126 - Unknown																	
Bobby Richardson, R OBP: 0.341, SLG: 0.415	0-0 BB 1B		0-0 1B		0-0 2B		0-0 6-3		0-0 BB 1B	5	2	4	1	0	0	0																		
Tom Tresh, S OBP: 0.358, SLG: 0.440	4-0 1-2 BB				0-0 F2		0-0 2B		4-0 BB 1B	3	1	1	2	2	0	0																		
Mickey Mantle, S OBP: 0.475, SLG: 0.604	0-0 F7				0-0 F8		1-3 1B		4-0 BB 1B	4	0	0	1	1	0	3																		
Roger Maris, L OBP: 0.355, SLG: 0.477	0-3 K				4-0 FC6-4 BB		0-0 3-1		4-0 BB 1B	3	0	1	2	2	1	3																		
Elston Howard, R OBP: 0.312, SLG: 0.457		0-3 K			0-0 FC6-4		0-0 5-3		0-0 1-3	5	0	0	0	0	1	4																		
Bill Skowron, R OBP: 0.315, SLG: 0.456 Dale Long, L OBP: 0.340, SLG: 0.378		0-0 5-3			4-0 FC6-4 1B BB		0-0 4-3		0-0 3-1	2	1	0	0	1	0	0																		
Clete Boyer, R OBP: 0.335, SLG: 0.424 Johnny Blanchard, L OBP: 0.308, SLG: 0.402 Bud Daley, L OBP: 0.268, SLG: 0.208		0-0 5-3			0-0 FC6-4 1B		0-3 K		0-0 4-3	3	0	1	0	0	1	0																		
Bill Stafford, R OBP: 0.240, SLG: 0.274 Jim Bouton, R OBP: 0.147, SLG: 0.087 Joe Paganone, R OBP: 0.226, SLG: 0.438 Jim Coates, R OBP: 0.323, SLG: 0.438 Marshall Bridges, S OBP: 0.290, SLG: 0.380 Yogi Berra, L OBP: 0.363, SLG: 0.500 Phil Linz, R OBP: 0.330, SLG: 0.387			0-0 F9		0-0 FC6-4 1B 2B		0-0 L5-3 1B		0-0 1B 2B	1	0	0	0	0	0	0																		
Inning Stats	R: 0 E: 0 K: 2 S: 8	H: 1 LOB: 2 BB: 1 P: 12	R: 0 E: 0 K: 1 S: 5	H: 0 LOB: 0 BB: 0 P: 5	R: 0 E: 0 K: 0 S: 3	H: 1 LOB: 1 BB: 0 P: 3	R: 0 E: 0 K: 0 S: 3	H: 0 LOB: 1 BB: 1 P: 7	R: 4 E: 0 K: 0 S: 7	H: 4 LOB: 1 BB: 1 P: 11	R: 0 E: 0 K: 1 S: 5	H: 0 LOB: 0 BB: 0 P: 5	R: 0 E: 0 K: 0 S: 3	H: 1 LOB: 0 BB: 0 P: 3	R: 0 E: 0 K: 0 S: 3	H: 0 LOB: 1 BB: 1 P: 7		R: 4 E: 0 K: 0 S: 7	H: 4 LOB: 2 BB: 2 P: 15	1B: 8 2B: 4 3B: 0 HR: 0	SF: 0 SAC: 0 DP: 1 HBP: 0	WP: 0 PB: 0 CS: 0	PA: 42											
PITCHER	IP WLS BF H R ER SO BB IBB HBP BLK WP HR S P ERA WHIP																																	
Dave Stenhouse, R ERA: 3.72	4.1	21	6	4	4	3	3	0	0	0	0	0	0	0	24	36	8.31	2.077																
Bennie Daniels, R ERA: 4.53	4.1	15	2	1	1	1	1	0	0	0	0	0	0	0	16	20	2.08	0.692																
Steve Hamilton, L ERA: 3.7	0.0	L	2	2	0	0	0	0	0	0	0	0	0	0	2	2	∞	∞																
Jim Hannan, R ERA: 3.29	0.0	1	0	0	0	0	1	0	0	0	0	0	0	0	4	∞	∞																	
Claude Osteen, L ERA: 3.65	0.1	3	1	3	3	0	1	0	0	0	0	0	0	2	6	81.00	6.000																	
Batter	1	2	3	4	5	6	7	8	9	AB	R	H	RBI	BB	SO	LOB	BOTTOM																	
Ken Hamlin, R OBP: 0.299, SLG: 0.321	0-0 CS 1B		0-0 4-3		0-0 F6		0-0 1B		0-3 K	5	0	2	0	0	1	1	New York Yankees @ Washington Senators D.C. Stadium, Washington, DC Wed Sep 19 1962, 7:05 PM EDT Att: 12,126 - Unknown																	
Chuck Cottier, R OBP: 0.308, SLG: 0.341	0-0 F7		0-0 5-3		0-0 FC6-4 1B		0-0 F8		0-0 6-3	5	0	1	0	0	0	2																		
Chuck Hinton, R OBP: 0.360, SLG: 0.478	0-0 2B 1B		0-0 1B SF7 1B		0-0 FC6-4 1B		0-0 SH2-3 1B 2B		0-0 F8	5	3	3	0	0	0	1																		
Bud Zipfel, L OBP: 0.310, SLG: 0.377	0-0 1B 2B		0-0 2B 1B		0-0 4-3		0-0 SH2-3		0-0 SH2-3	3	2	2	0	0	0	1																		
Johnny Schaive, R OBP: 0.281, SLG: 0.430 Ed Brinkman, R OBP: 0.231, SLG: 0.244	0-0 1B		0-0 SF7 1B		0-0 6-3		4-0 1B IBB		0-0 1B IBB	2	0	1	3	1	0	0																		
Don Lock, R OBP: 0.331, SLG: 0.451 Jim King, L OBP: 0.355, SLG: 0.394 Danny O'Connell, R OBP: 0.323, SLG: 0.333 Joe Hicks, L OBP: 0.290, SLG: 0.380	0-3 K		0-0 2B		0-3 K		0-0 1B		0-0 1B	3	0	1	1	0	2	1																		
Jim Piersall, R OBP: 0.300, SLG: 0.330		0-0 G3 1B		0-0 4-3		0-0 1-3		0-0 1B IBB	3	0	1	0	1	0	0	0																		
Ken Retzer, L OBP: 0.340, SLG: 0.408 Bob Johnson, R OBP: 0.336, SLG: 0.419 Bob Schmidt, R OBP: 0.273, SLG: 0.418		0-0 G3		0-3 K		0-0 1-4-3		0-3 K	3	0	0	0	0	1	1	1																		
Dave Stenhouse, R OBP: 0.085, SLG: 0.053 Bennie Daniels, L OBP: 0.330, SLG: 0.217 Steve Hamilton, L OBP: 0.111, SLG: 0.154 Jim Hannan, R OBP: 0.091, SLG: 0.091 Claude Osteen, L OBP: 0.206, SLG: 0.271		0-0 F6		0-0 6-3		0-3 K		0-0 L6	2	0	0	0	0	0	0	0																		
Inning Stats	R: 2 E: 0 K: 1 S: 8	H: 4 LOB: 1 BB: 0 P: 8	R: 0 E: 0 K: 0 S: 4	H: 1 LOB: 0 BB: 0 P: 4	R: 2 E: 0 K: 0 S: 5	H: 3 LOB: 1 BB: 0 P: 5	R: 0 E: 0 K: 1 S: 5	H: 0 LOB: 0 BB: 0 P: 5	R: 0 E: 0 K: 1 S: 5	H: 0 LOB: 1 BB: 0 P: 5	R: 0 E: 0 K: 1 S: 6	H: 1 LOB: 1 BB: 0 P: 6	R: 1 E: 0 K: 1 S: 7	H: 2 LOB: 2 BB: 2 P: 15	R: 0 E: 0 K: 1 S: 5	H: 0 LOB: 0 BB: 0 P: 5		1B: 9 2B: 3 3B: 0 HR: 0	SF: 1 SAC: 1 DP: 0 HBP: 0	WP: 0 PB: 0 CS: 1	PA: 39													
PITCHER	IP WLS BF H R ER SO BB IBB HBP BLK WP HR S P ERA WHIP																																	
Bill Stafford, R ERA: 3.58	2.1	13	7	4	4	1	0	0	0	0	0	0	0	15	15	15.43	3.000																	
Jim Bouton, R ERA: 4.0	1.2	5	1	0	0	1	0	0	0	0	0	0	0	7	7	0.00	0.600																	
Jim Coates, R ERA: 4.56	3.1	14	3	1	1	2	0	1	0	0	0	0	0	17	21	2.70	0.900																	
Marshall Bridges, L ERA: 2.45	0.2	W	4	1	0	0	1	0	0	0	0	0	0	5	9	0.00	1.500																	
Bud Daley, L ERA: 3.45	1.0	S	3	0	0	0	1	0	0	0	0	0	0	5	5	0.00	0.000																	

Batter	1	2	3	4	5	6	7	8	9	AB	R	H	RBI	BB	SO	LOB	TOP										
Gary Geiger, L OBP: 0.340, SLG: 0.400 (1, 8)	0-0 CS 1B	0-0 4-3			0-0 6-3		0-0 3-1		0-0 PB 2B	5	0	2	1	0	0	2	Boston Red Sox @ Washington Senators D.C. Stadium, Washington, DC Fri Sep 21 1962, 7:05 PM EDT Att: 2,809 - Unknown										
Eddie Bressoud, R OBP: 0.331, SLG: 0.445 (1, 6)	0-0 F4 1-2		0-0 F8		0-0 2B		0-0 5-3		0-3 K 2-3	5	0	1	0	0	1	2											
Carl Yastrzemski, L OBP: 0.361, SLG: 0.469 (1, 7)	0-0 2B		0-0 F7		0-3 K				0-0 HR	4	1	2	1	0	1	1											
Lou Clinton, R OBP: 0.350, SLG: 0.553 (1, 9)	0-3 K		0-0 6-3		0-0 F8				0-0 4-3	4	0	0	0	0	1	2											
Pete Runnels, L OBP: 0.409, SLG: 0.458 (1, 3)		0-0 1B 1B		0-0 4-3		0-0 1-3		0-3 K		4	1	1	0	0	1	0											
Frank Malzone, R OBP: 0.317, SLG: 0.428 (1, 5)	0-0 F7		0-0 1B SF9		0-0 E5			0-0 6-3		4	1	1	0	0	0	1											
Russ Nixon, L OBP: 0.311, SLG: 0.357 (1, 2)	0-0 1B 1-3 1B		0-0 SF9 1B		0-0 F5			4-0 SH1-4 2B BB		3	1	2	0	1	0	1											
Chuck Schilling, R OBP: 0.293, SLG: 0.336 (1, 4)	0-0 1-3 3-H 1B		0-0 SF9		0-0 F4			0-0 F7		3	0	1	2	0	0	2											
Gene Conley, R OBP: 0.222, SLG: 0.341 Dick Radatz, R OBP: 0.125, SLG: 0.097 (8, 1)	0-3 K		0-0 1-3 3-H 1-3 1B		0-0 1-3		0-0 F3		0-0 SH1-4 1-2	3	0	0	0	0	1	3											
0-0 K: 1 S: 6	H: 2 LOB: 1 BB: 0 P: 6	R: 1 E: 0 K: 1 S: 8	H: 3 LOB: 2 BB: 0 P: 8	R: 0 E: 0 K: 0 S: 3	H: 0 LOB: 0 BB: 0 P: 3	R: 1 E: 0 K: 0 S: 5	H: 2 LOB: 1 BB: 0 P: 5	R: 0 E: 0 K: 1 S: 6	H: 1 LOB: 1 BB: 0 P: 6	R: 0 E: 1 K: 0 S: 4	H: 0 LOB: 0 BB: 0 P: 4	R: 0 E: 0 K: 0 S: 3	H: 0 LOB: 0 BB: 0 P: 3	R: 1 E: 0 K: 1 S: 6	H: 1 LOB: 1 BB: 1 P: 10	1B: 6 2B: 3 HR: 1		SF: 1 SAC: 1 DP: 0 HBP: 0	WP: 0 PB: 1 SB: 0 CS: 1	PA: 38							
PITCHER	IP	WLS	BF	H	R	ER	SO	BB	IBB	HBP	BLK	WP	HR	S	P	ERA	WHIP										
Carl Bouldin, R ERA: 5.85 (1, 1)	5.0	L	22	8	2	2	3	0	0	0	0	0	0	28	28	3.60	1.600										
Pete Burnside, L ERA: 4.42 (6, 1)	3.0		11	1	1	1	1	0	0	0	0	0	1	13	13	3.00	0.333										
Marty Kutyna, R ERA: 4.09 (9, 1)	1.0		5	1	1	1	1	1	0	0	0	0	0	6	10	9.00	2.000										

AB	35
R	4
H	10
RBI	4
BB	1
SO	5
LOB	14



Batter	1	2	3	4	5	6	7	8	9	AB	R	H	RBI	BB	SO	LOB	BOTTOM										
Ken Hamlin, R OBP: 0.298, SLG: 0.320 (1, 6)	0-0 1-3		0-0 4-3			0-0 F8		0-0 BB 1B		4	0	1	0	0	0	0	Boston Red Sox @ Washington Senators D.C. Stadium, Washington, DC Fri Sep 21 1962, 7:05 PM EDT Att: 2,809 - Unknown										
Chuck Cottier, R OBP: 0.312, SLG: 0.345 (1, 4)	0-0 S 1B		0-0 S 1B		0-0 F3		0-0 1-2 1B		0-0 BB 1B	4	1	3	0	0	0	0											
Chuck Hinton, R OBP: 0.359, SLG: 0.475 (5, 8)	0-0 6-3 1-2		0-3 K 1-2		0-0 F8		4-0 1-2 2-3 BB		0-0 BB 1B	3	0	0	0	1	1	2											
Bud Zipfel, L OBP: 0.309, SLG: 0.374 (1, 3)	0-0 2H 1B		0-0 F7		0-0 E1 SH3-4		0-0 F4		0-0 F4	4	0	1	1	0	0	3											
Johnny Schaive, R OBP: 0.277, SLG: 0.424 (1, 5)	0-0 6-3		0-0 5-3		0-0 SH3-4 1-2		0-0 F8		0-0 F8	3	0	0	0	0	0	1											
Jim Piersall, R OBP: 0.301, SLG: 0.331 Jim King, L OBP: 0.352, SLG: 0.390 (4, FH) (5, 9)		0-0 G6-4-3 1B		0-0 F8		0-0 F4		0-0 F5		1	0	1	0	0	0	0											
Don Lock, R OBP: 0.329, SLG: 0.448 (1, 7)	0-0 G6-4-3 1-2		0-0 5-3		0-0 5-3		0-0 1B 1B		0-0 1B 1B	4	0	1	0	0	0	2											
Bob Schmidt, R OBP: 0.273, SLG: 0.416 (1, 2)	0-0 5-3		0-0 F3		0-0 6-3		0-0 1-2 1B		0-0 F9	4	0	1	0	0	0	0											
Carl Bouldin, S Joe Hicks, L Pete Burnside, R Ken Radatz, L Marty Kutyna, R Bob Johnson, R (1, 1) (5, PH) (6, 1) (6, PH) (9, 1) (9, PH)		0-0 F7		0-0 L9		0-0 F7		0-0 F9		1	0	0	0	0	0	0											
0-0 E: 0 K: 0 S: 5	H: 2 LOB: 1 BB: 0 P: 5	R: 0 E: 0 K: 0 S: 3	H: 1 LOB: 0 BB: 0 P: 3	R: 0 E: 0 K: 1 S: 6	H: 1 LOB: 1 BB: 0 P: 6	R: 0 E: 0 K: 0 S: 3	H: 0 LOB: 0 BB: 0 P: 3	R: 0 E: 0 K: 0 S: 3	H: 0 LOB: 0 BB: 0 P: 3	R: 0 E: 1 K: 0 S: 4	H: 0 LOB: 1 BB: 0 P: 4	R: 0 E: 0 K: 0 S: 5	H: 2 LOB: 3 BB: 1 P: 9	R: 0 E: 0 K: 0 S: 5	H: 2 LOB: 2 BB: 0 P: 5	1B: 8 2B: 0 3B: 0 HR: 0		SF: 0 SAC: 1 DP: 1 HBP: 0	WP: 0 PB: 0 SB: 2 CS: 0	PA: 36							
PITCHER	IP	WLS	BF	H	R	ER	SO	BB	IBB	HBP	BLK	WP	HR	S	P	ERA	WHIP										
Gene Conley, R ERA: 3.99 Dick Radatz, R ERA: 1.99 (1, 1) (8, 1)	7.2	S	30	6	2	0	0	0	0	0	0	0	0	31	35	0.00	1.500										

AB	34
R	1
H	8
RBI	1
BB	1
SO	1
LOB	11



Batter	1	2	3	4	5	6	7	8	9	10	11	12	AB	R	H	RBI	BB	SO	LOB	TOP			
Carroll Hardy, R OBP: 0.314, SLG: 0.347 Gary Geiger, L OBP: 0.340, SLG: 0.399	1B	F3			K						K		4	0	2	1	1	1	1	1			
Eddie Bressoud, R OBP: 0.330, SLG: 0.444	F8		1B	2B	K		F3		F8		FC6-4		6	1	1	0	0	1	5				
Carl Yastrzemski, L OBP: 0.360, SLG: 0.468	FC6-4		1B	3-2	F8			L4		K		F5	6	0	2	1	0	1	0				
Lou Clinton, R OBP: 0.349, SLG: 0.548	F3		3-2	1B		G6-4-3		F7		K		K	5	0	1	0	1	2	2				
Frank Malzone, R OBP: 0.316, SLG: 0.426 Billy Gardner, R OBP: 0.309, SLG: 0.337	FC6-4		3-2			G6-4-3				FC6-4		5-3	3	0	0	0	0	0	5				
Bob Tillman, R OBP: 0.287, SLG: 0.459		1B	F8					K		FC6-4			5	1	2	0	0	1	3				
Pete Runnels, L OBP: 0.410, SLG: 0.459		1B				F8				6-3		SH1-4	4	0	2	0	1	0	1				
Chuck Schilling, R OBP: 0.283, SLG: 0.336		1B				G6-4-3				6-3		SH1-4	3	1	1	1	0	0	1				
Wilbur Wood, R Mike Fornieles, R Pumpkin Greene, S Merlin Nippert, R Russ Nixon, L Earl Wilson, R William MacLeod, L	K				K			K		F3		FC6-4	3	0	0	0	0	3	1				
Inning Stats	R: 0 E: 0 K: 4	H: 1 LOB: 2 BB: 1 P: 8	R: 1 E: 0 K: 7	H: 2 LOB: 1 BB: 0 P: 7	R: 1 E: 0 K: 5	H: 3 LOB: 1 BB: 0 P: 5	R: 0 E: 0 K: 1	H: 1 LOB: 0 BB: 0 P: 6	R: 0 E: 0 K: 2	H: 1 LOB: 1 BB: 1 P: 7	R: 0 E: 0 K: 3	H: 1 LOB: 1 BB: 0 P: 6	R: 0 E: 0 K: 2	H: 0 LOB: 1 BB: 1 P: 11	R: 0 E: 0 K: 5	H: 0 LOB: 2 BB: 2 P: 13	R: 0 E: 0 K: 5	H: 0 LOB: 0 BB: 0 P: 6	1B: 10 2B: 2 3B: 1 HR: 0	SF: 1 SAC: 1 DP: 3 HBP: 0	WP: 1 PB: 0 SB: 1 CS: 0	PA: 50	
PITCHER	IP WLS BF H R ER SO BB IBB HBP BLK WP HR S P ERA WHIP	PITCHER											IP WLS BF H R ER SO BB IBB HBP BLK WP HR S P ERA WHIP										
Bob Baird, L ERA: 3.75	1.0	2.0	6	2	2	1	0	0	0	0	0	0	0	0	0	0	0	0	0	0			
Ed Hobaugh, R ERA: 3.78	6.0	20	4	0	0	5	1	0	0	0	0	0	0	0	0	0	0	0	0	0			
Don Rudolph, L ERA: 3.41	1.0	5	2	1	1	0	0	0	0	0	0	0	0	0	0	0	0	0	0	0			
Jim Hannan, R ERA: 3.22	1.1	7	0	0	0	2	2	1	0	0	0	0	0	0	0	0	0	0	0	0			
Steve Hamilton, L ERA: 3.57	0.2	2	0	0	0	1	0	0	0	0	0	0	0	0	0	0	0	0	0	0			

Boston Red Sox @ Washington Senators
D.C. Stadium, Washington, DC
Sat Sep 22 1962, 7:05 PM EDT
Att. 4,134 - Unknown

AB 43
R 3
H 12
RBI 3
BB 5
SO 10
LOB 22



Batter	1	2	3	4	5	6	7	8	9	10	11	12	AB	R	H	RBI	BB	SO	LOB	BOTTOM				
John Kennedy, R OBP: 0.235, SLG: 0.281 Johnny Schaefer, R OBP: 0.276, SLG: 0.422 Ken Hamlin, R OBP: 0.286, SLG: 0.318	FC4-6		1-3		F8			F9		E1		5-3	2	0	0	0	1	0	0					
Ron Stillwell, R OBP: 0.333, SLG: 0.286	F9		F9					E7		SH1-4			5	2	3	1	0	0	1					
Chuck Hinton, R OBP: 0.361, SLG: 0.476	K				6-3			1B		SH1-4			5	1	2	0	1	1	2					
Bud Zupfel, L OBP: 0.304, SLG: 0.373	FC4-6				E4			1B		F9			6	0	1	1	0	0	5					
Don Lock, R OBP: 0.325, SLG: 0.441 Jim King, L OBP: 0.353, SLG: 0.391	K				F5			F7		FC6-4		K	3	0	0	0	0	1	2					
Jim Piersall, R OBP: 0.302, SLG: 0.330					E7			1B		6-3		L4	4	0	1	0	1	0	1					
Bob Schmidt, R OBP: 0.275, SLG: 0.415 Chuck Cottier, R OBP: 0.312, SLG: 0.345 Ken Retzer, L OBP: 0.339, SLG: 0.407					1-3			1B		FC6-4			5	0	2	0	0	0	3					
Ed Brinkman, R OBP: 0.225, SLG: 0.236 Harry Bright, R OBP: 0.294, SLG: 0.470 Marty Kutyna, R OBP: 0.222, SLG: 0.125					3-1			6-3		G6-4-3			4	0	0	0	0	1	2					
Bob Baird, L Earl Wilson, R Darryl Strawberry, R Don Williams, L Joe Judge, L Jim Piersall, R Steve Hamilton, L Bob Adreon, L					1-3			K		F7		K	0	0	0	0	0	0	0					
Inning Stats	R: 0 E: 0 K: 1 S: 5	H: 0 LOB: 1 BB: 1 P: 9	R: 0 E: 0 K: 1 S: 5	H: 0 LOB: 1 BB: 1 P: 9	R: 0 E: 0 K: 0 S: 3	H: 0 LOB: 0 BB: 0 P: 3	R: 0 E: 2 K: 0 S: 5	H: 1 LOB: 2 BB: 0 P: 6	R: 0 E: 0 K: 1 S: 5	H: 1 LOB: 0 BB: 0 P: 3	R: 3 E: 1 K: 0 S: 6	H: 3 LOB: 1 BB: 1 P: 10	R: 0 E: 0 K: 1 S: 5	H: 0 LOB: 0 BB: 0 P: 5	R: 0 E: 0 K: 4 S: 4	H: 0 LOB: 1 BB: 0 P: 4	R: 0 E: 0 K: 2 S: 8	H: 1 LOB: 2 BB: 1 P: 12	R: 1 E: 0 K: 4 S: 4	H: 3 LOB: 2 BB: 0 P: 4	1B: 9 2B: 2 3B: 0 HR: 0	SF: 0 SAC: 1 DP: 1 HBP: 0	WP: 0 PB: 1 SB: 1 CS: 0	PA: 49
PITCHER	IP WLS BF H R ER SO BB IBB HBP BLK WP HR S P ERA WHIP	PITCHER											IP WLS BF H R ER SO BB IBB HBP BLK WP HR S P ERA WHIP											
Wilbur Wood, L ERA: 3.52	7.2	31	6	3	3	3	3	0	0	0	0	0	0	0	0	0	0	0	0					
Mike Fornieles, R ERA: 5.36	0.1	2	1	0	0	0	0	0	0	0	0	0	0	0	0	0	0	0	0					
Merlin Nippert, R ERA: 4.5	2.0	7	0	0	0	1	0	0	0	0	0	0	0	0	0	0	0	0	0					
William MacLeod, L ERA: 5.4	1.1	L	9	4	1	1	2	1	0	0	0	0	0	0	0	0	0	0	0					

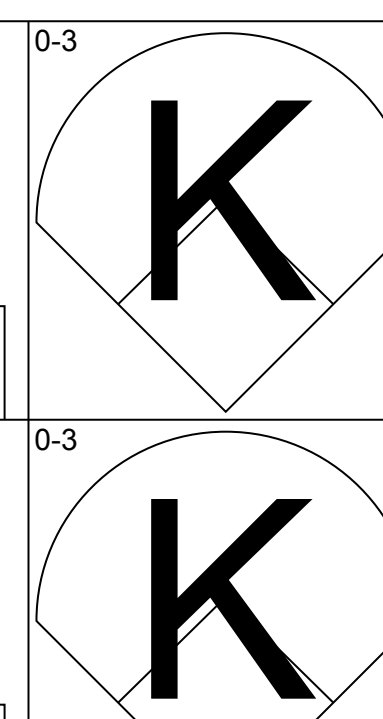
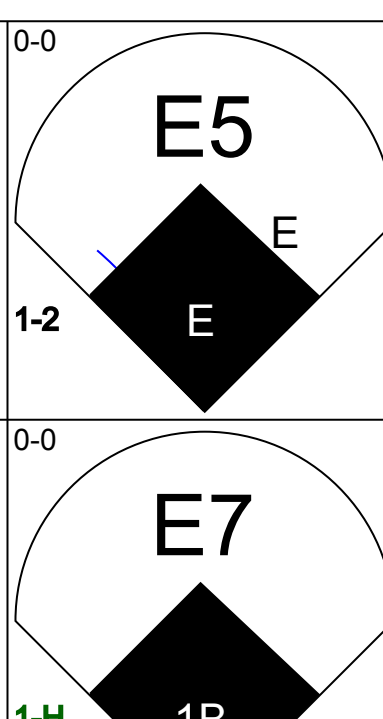
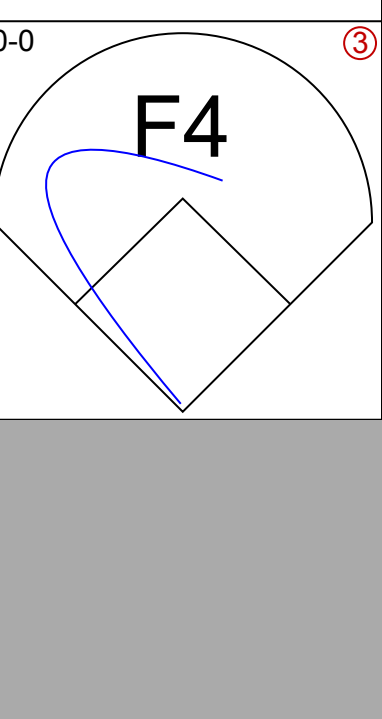
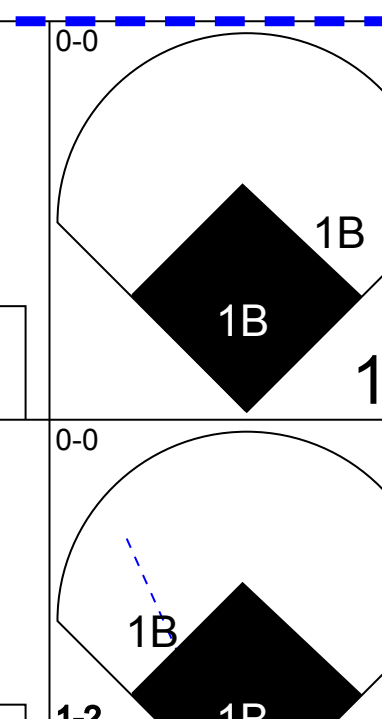
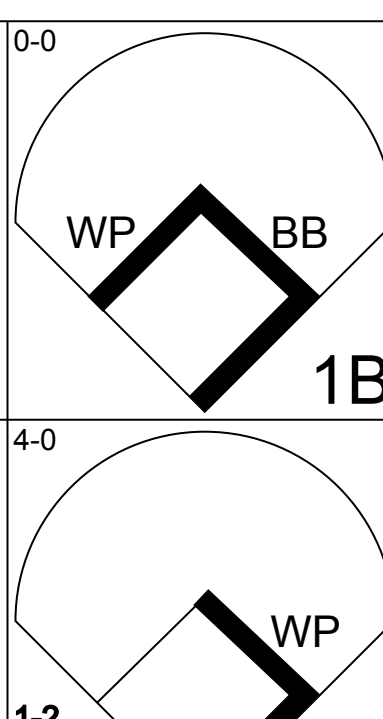
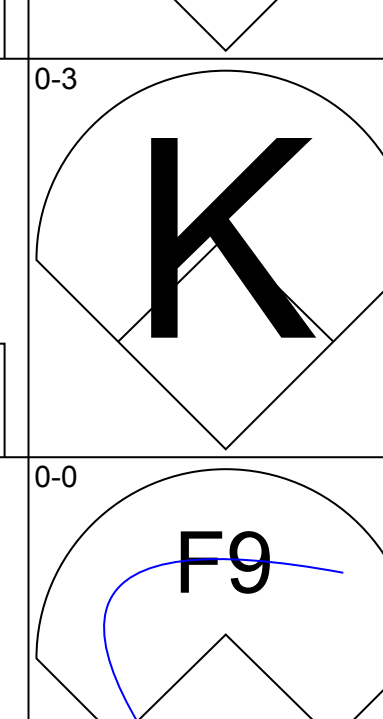
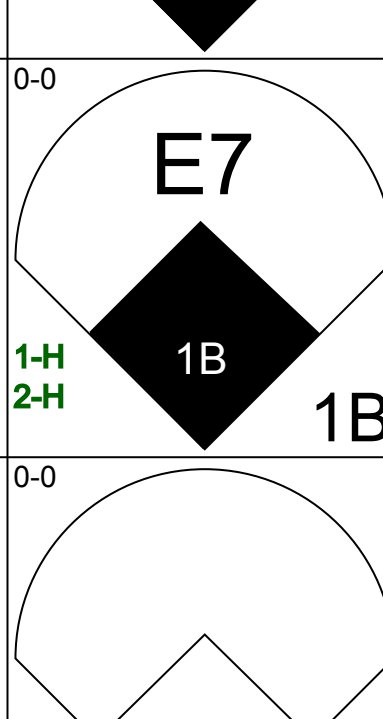
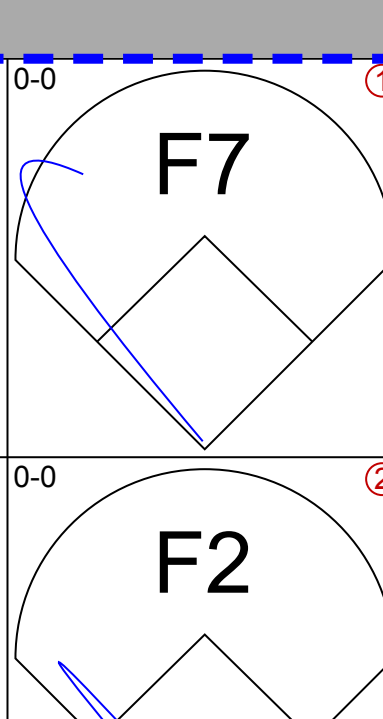
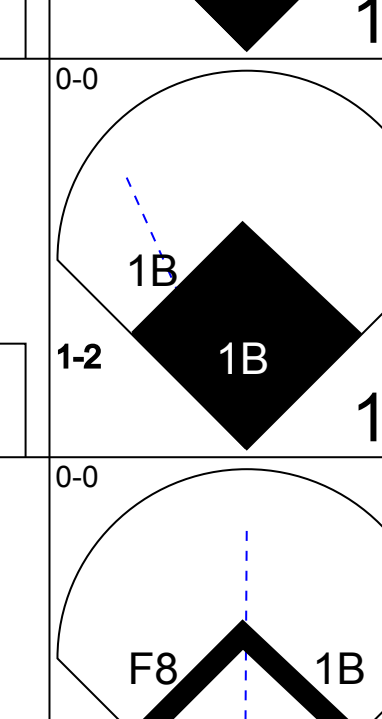
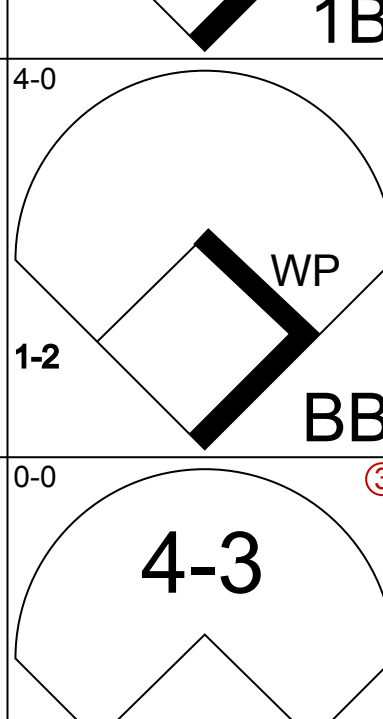
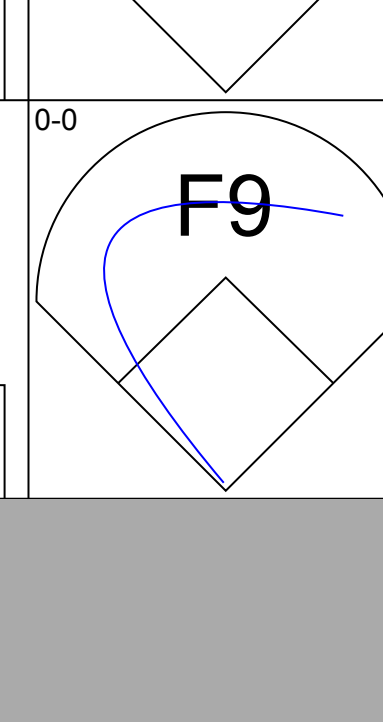
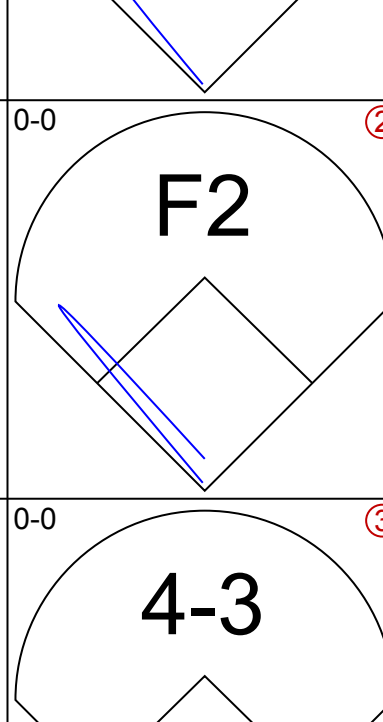
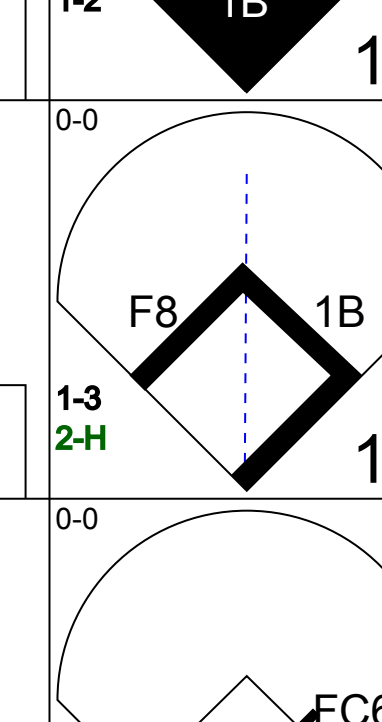
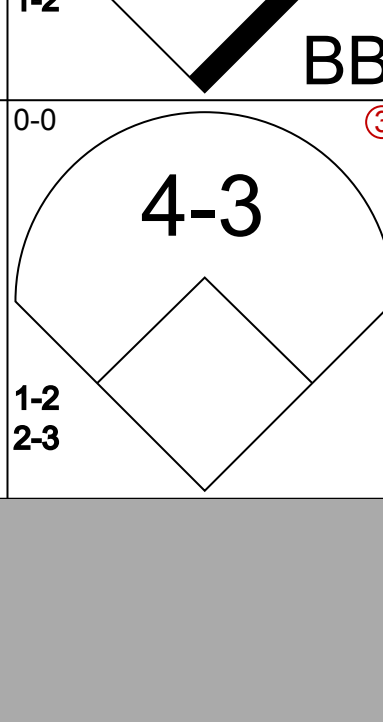
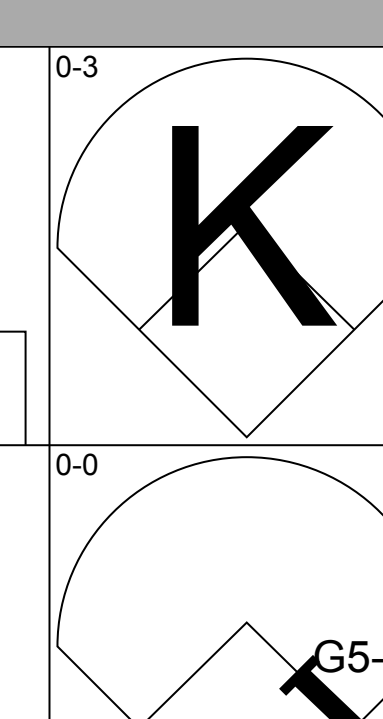
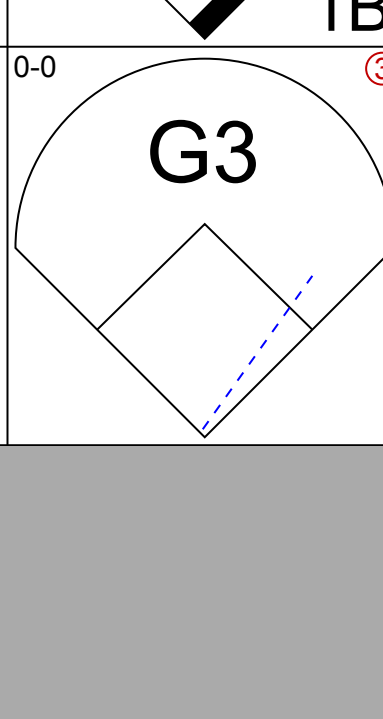
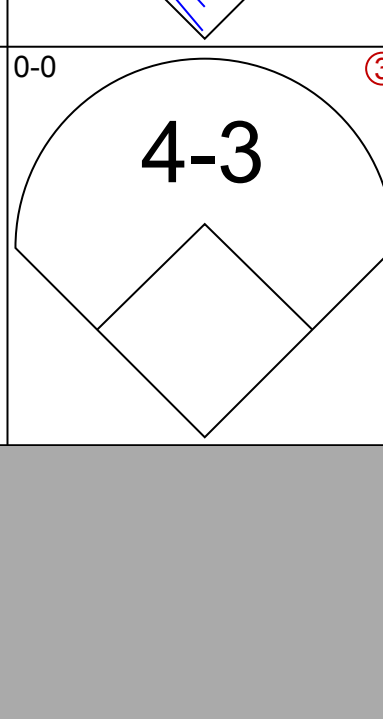
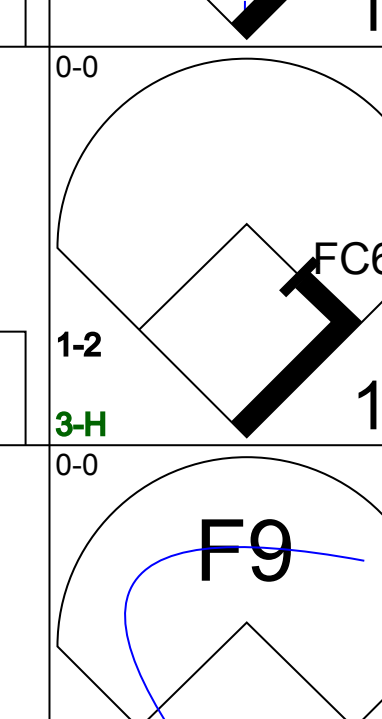
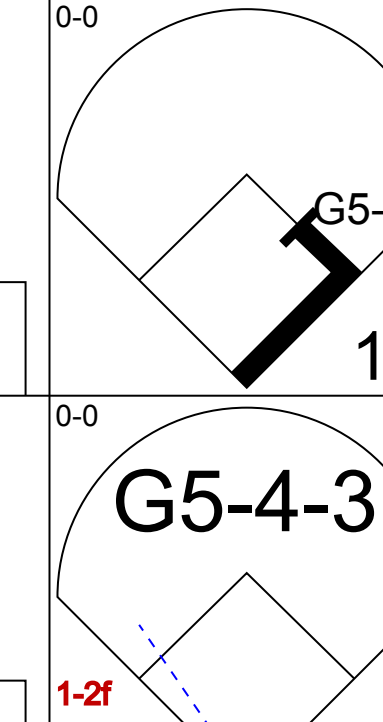
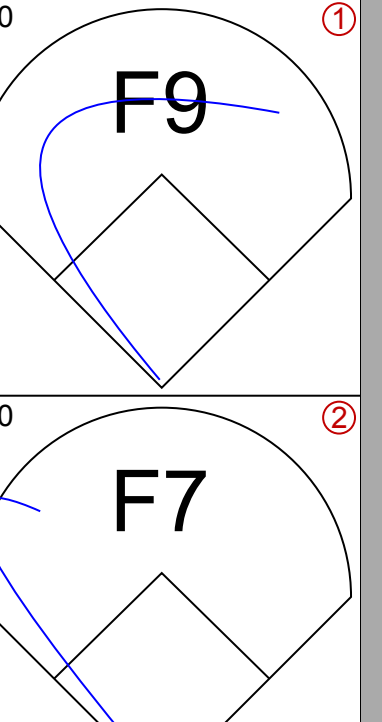
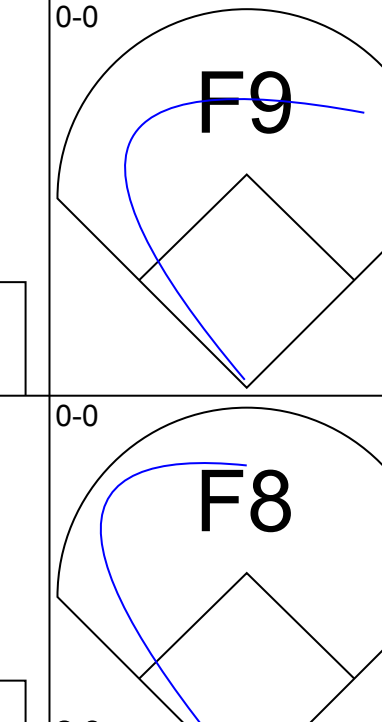
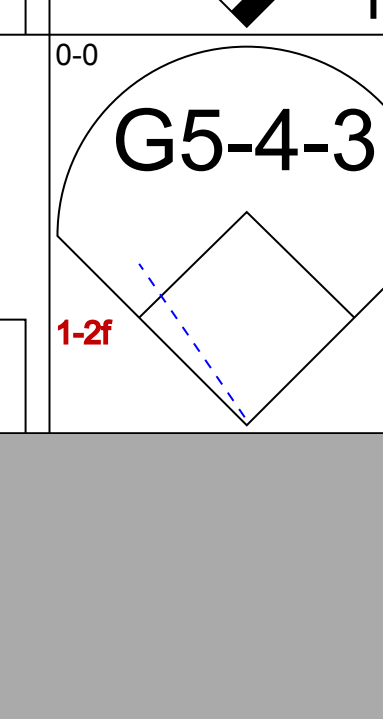
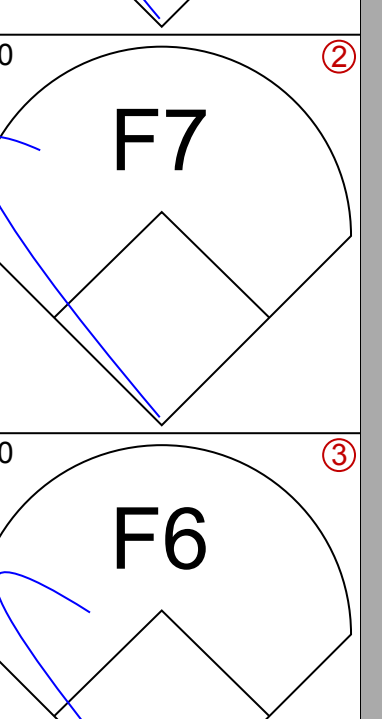
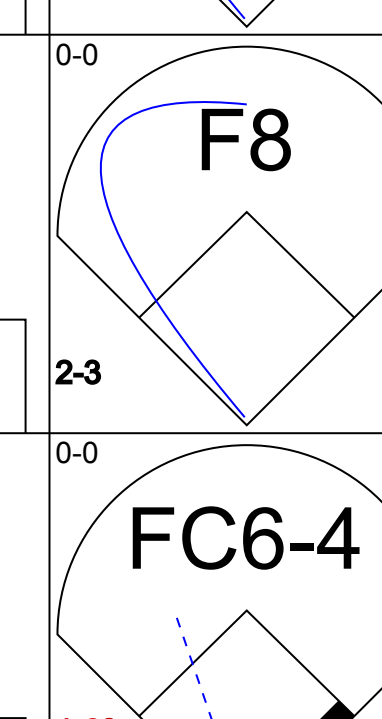
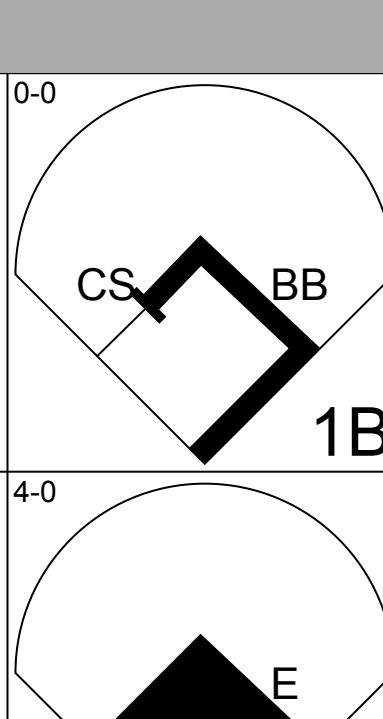
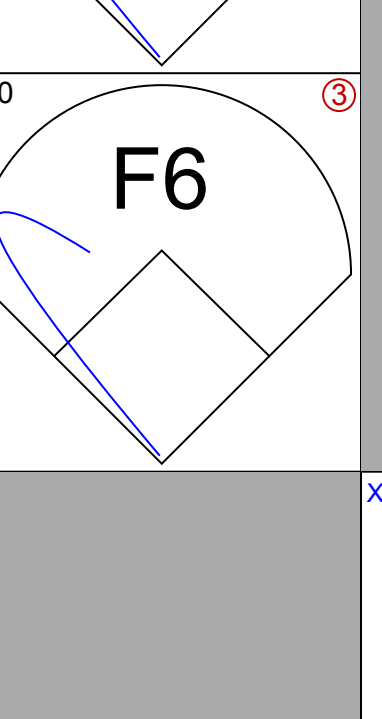
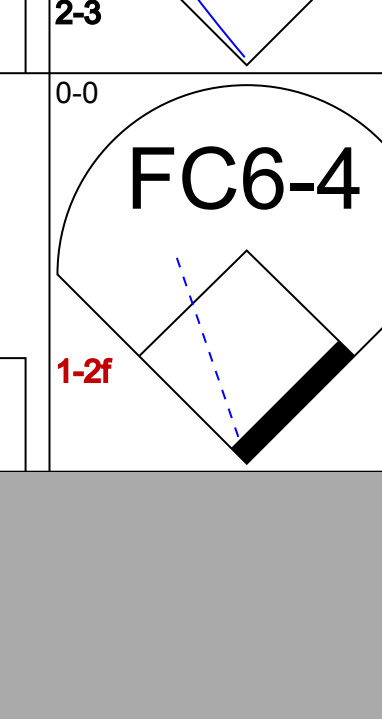
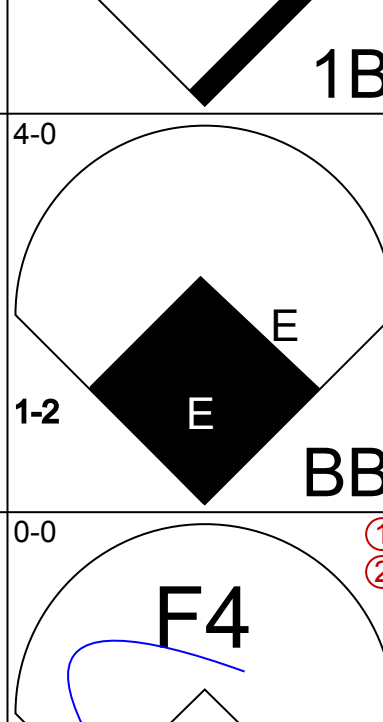
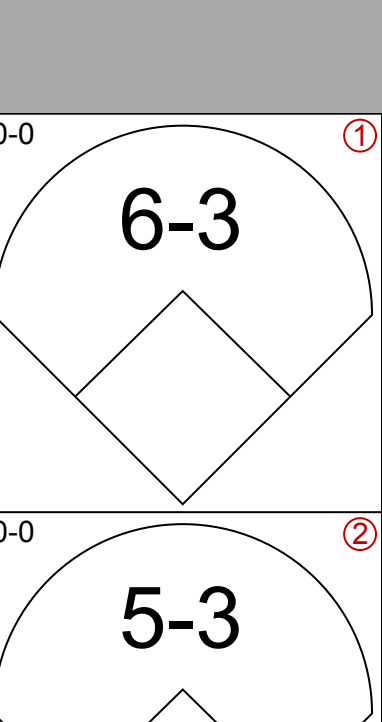
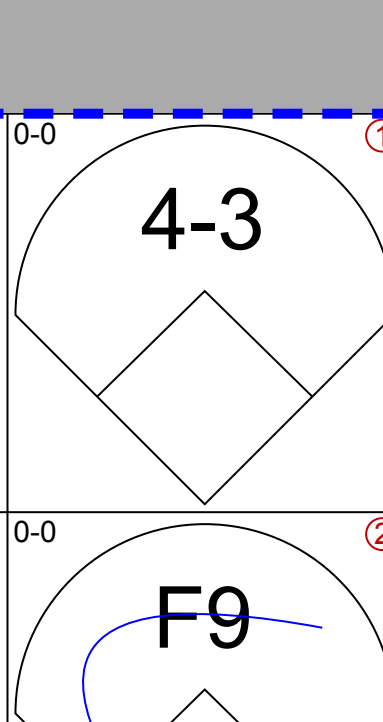
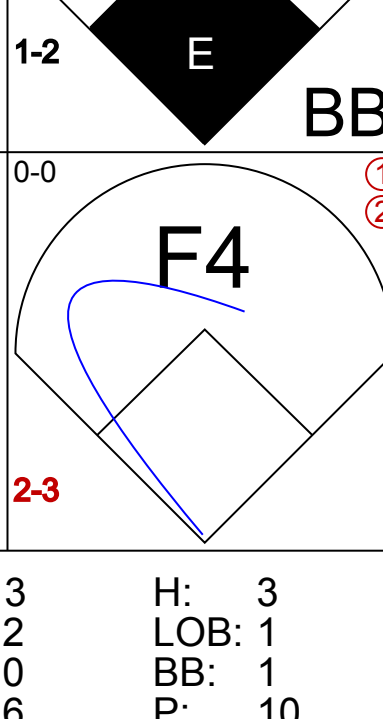
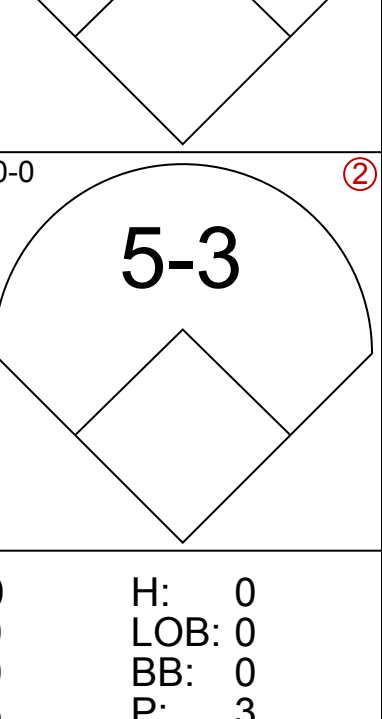
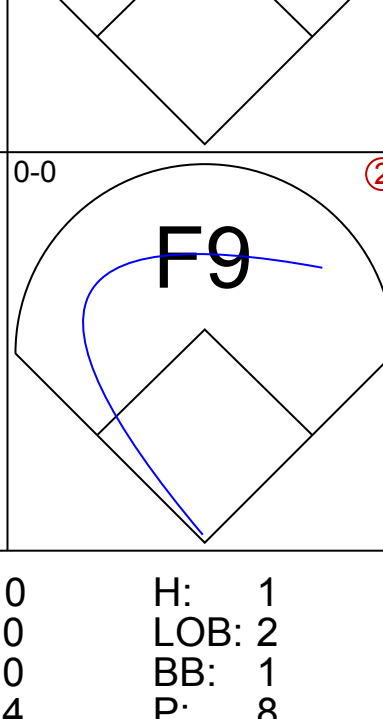
Boston Red Sox @ Washington Senators
D.C. Stadium, Washington, DC
Sat Sep 22 1962, 7:05 PM EDT
Att. 4,134 - Unknown

AB 44
R 4
H 11
RBI 4
BB 4
SO 6
LOB 19



Batter	1	2	3	4	5	6	7	8	9	AB	R	H	RBI	BB	SO	LOB	TOP					
Ken Hamlin, R OBP: 0.301, SLG: 0.323 (1, 6)		4-3								5	1	3	1	0	1	2	<p>Washington Senators @ New York Yankees Yankee Stadium, Bronx, NY Tue Sep 25 1962, 7:05 PM EDT Att: 11,702 - Unknown - 64 F</p> <p>livebaseballscorecards.com</p> <p>AB 37 R 3 H 12 RBI 3 BB 3 SO 6 LOB 21</p>					
Chuck Cottier, R OBP: 0.311, SLG: 0.343 (1, 4)										5	0	1	0	0	1	4						
Chuck Hinton, R OBP: 0.361, SLG: 0.475 (1, 9)										4	0	1	1	1	0	4						
Harry Bright, R OBP: 0.320, SLG: 0.464 (1, 3)	5-3					4-3				5	0	0	0	0	0	5						
Johnny Schaive, R OBP: 0.270, SLG: 0.413 (1, 5)				4-3						5	0	0	0	0	1	1						
Don Lock, R OBP: 0.332, SLG: 0.444 (1, 7)				5-3						3	1	2	0	1	0	0						
Jim Piersall, R OBP: 0.304, SLG: 0.332 (1, 8)				6-3						4	0	2	0	0	1	1						
Bob Schmidt, R OBP: 0.279, SLG: 0.417 (1, 2)					1-3					4	1	2	1	0	1	2						
Bennie Daniels, L OBP: 0.136, SLG: 0.217 (5, PH)										0	0	0	0	0	0	0						
John Kennedy, R OBP: 0.257, SLG: 0.300 (5, PH)										0	0	0	0	0	0	0						
Steve Hamilton, L OBP: 0.111, SLG: 0.134 (7, PH)										0	0	0	0	0	0	0						
Danny O'Connor, R OBP: 0.124, SLG: 0.154 (7, PH)										0	0	0	0	0	0	0						
Pete Burnside, R OBP: 0.134, SLG: 0.165 (7, PH)										0	0	0	0	0	0	0						
Bob Johnson, R OBP: 0.124, SLG: 0.154 (8, PH)										1	0	0	0	0	0	0						
Jim Hannan, R OBP: 0.091, SLG: 0.091 (8, PH)										0	0	0	0	0	0	0						
Inning Stats	R: 0 E: 0 K: 2 S: 7	H: 0 LOB: 1 BB: 1 P: 11	R: 1 E: 0 K: 1 S: 7	H: 2 LOB: 2 BB: 1 P: 11	R: 0 E: 0 K: 0 S: 3	H: 0 LOB: 0 BB: 0 P: 3	R: 0 E: 0 K: 0 S: 3	H: 0 LOB: 0 BB: 0 P: 3	R: 0 E: 0 K: 1 S: 5	H: 2 LOB: 2 BB: 0 P: 5	R: 0 E: 0 K: 1 S: 6	H: 1 LOB: 1 BB: 0 P: 6	R: 1 E: 0 K: 0 S: 5	H: 2 LOB: 2 BB: 1 P: 9	R: 0 E: 0 K: 2 S: 9	H: 2 LOB: 2 BB: 0 P: 9	R: 1 E: 0 K: 0 S: 5	H: 3 LOB: 1 BB: 0 P: 5	1B: 12 2B: 0 3B: 0 HR: 0	SF: 0 SAC: 1 DP: 1 HBP: 0	WP: 0 PB: 0 SB: 0 CS: 0	PA: 41
PITCHER Whitey Ford, L ERA: 2.9 (1, 1)	IP: 9.0 WLS: W BF: 41 H: 12 R: 3 ER: 3 SO: 6 BB: 3 IBB: 0 HBP: 0 BLK: 0 WP: 0 HR: 0 S: 50 P: 62 ERA: 3.00 WHIP: 1.667															PITCHER						

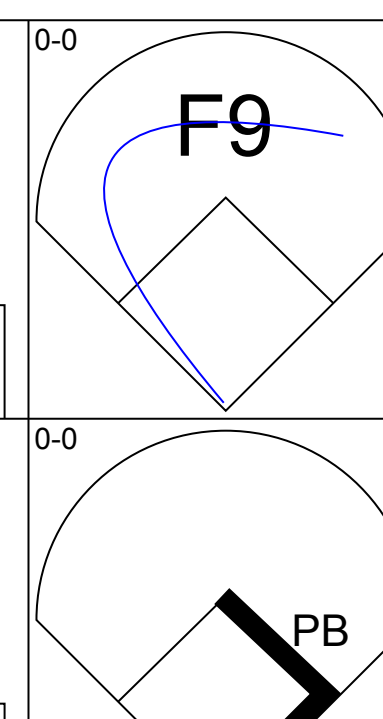
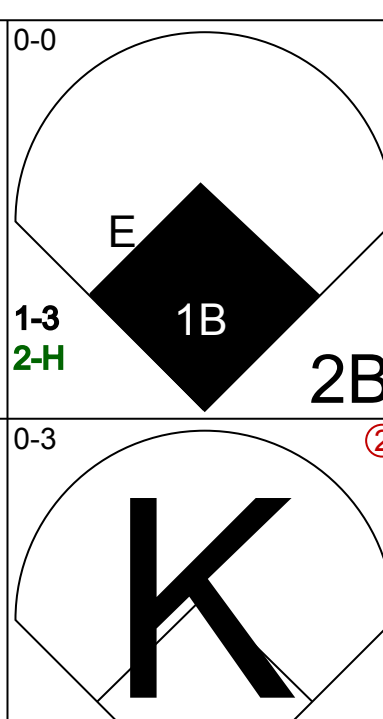
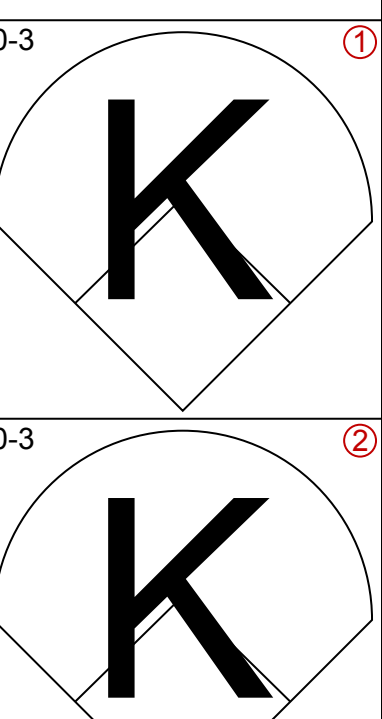

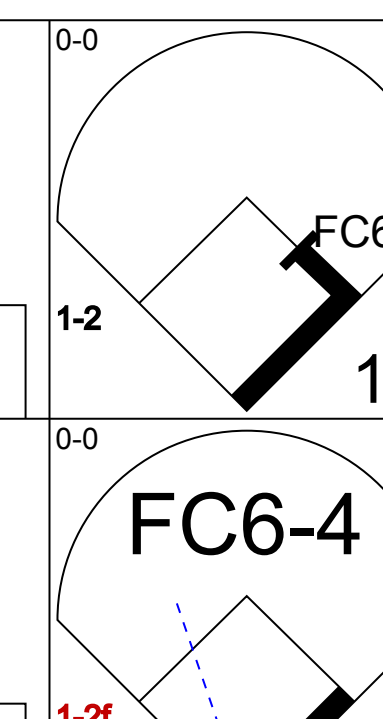
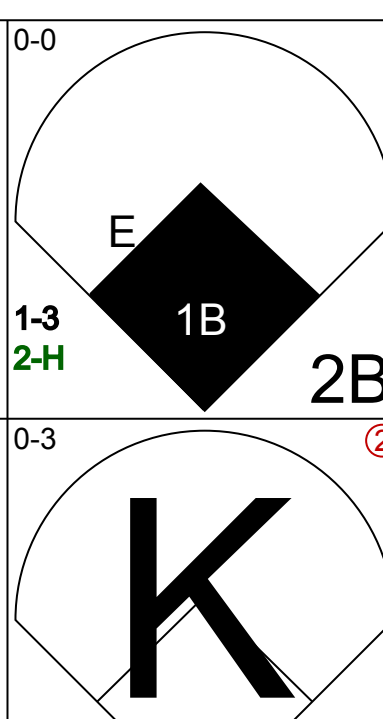

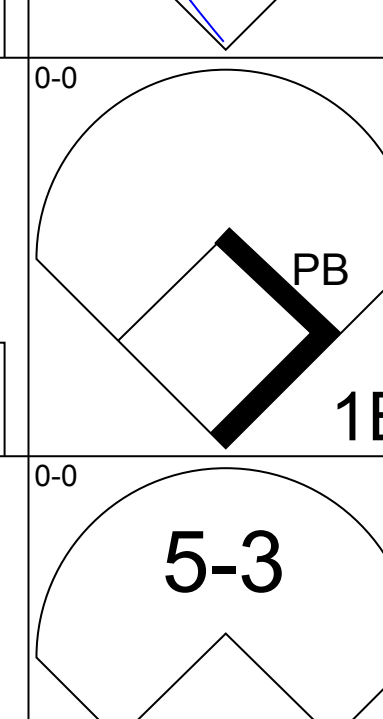
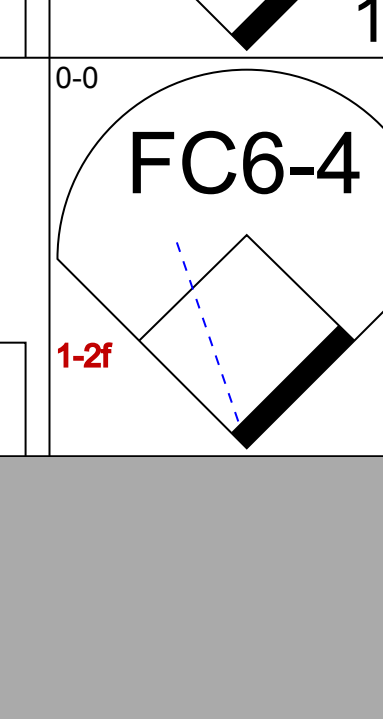
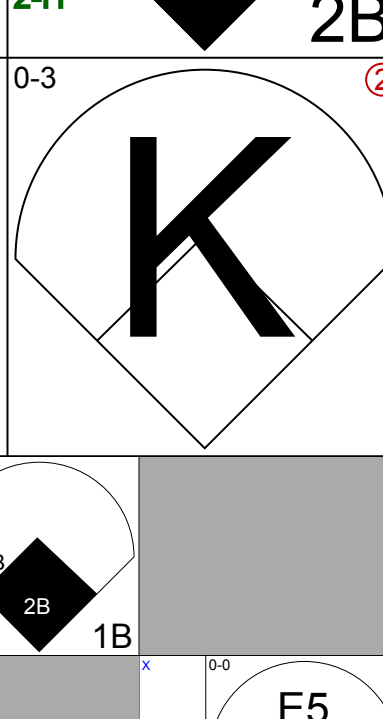
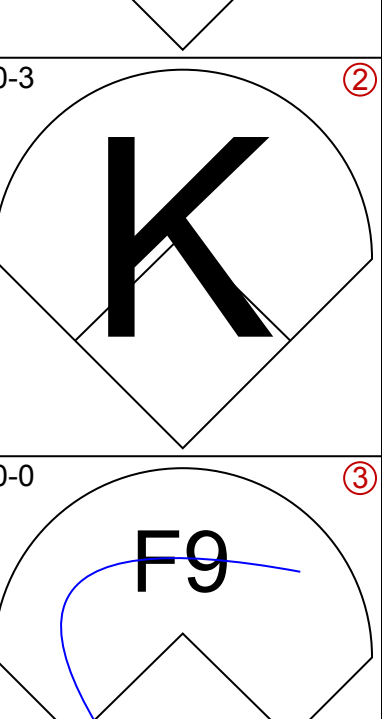

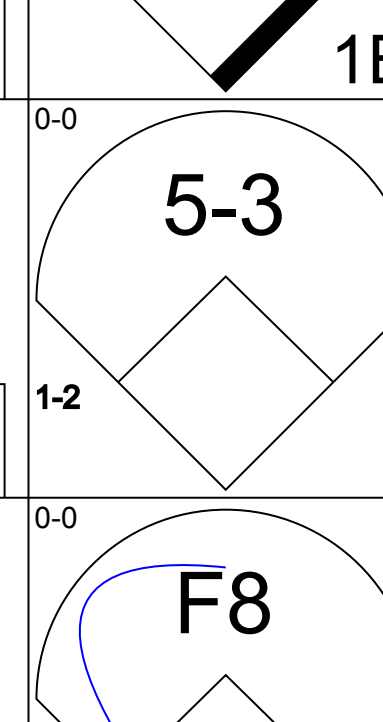
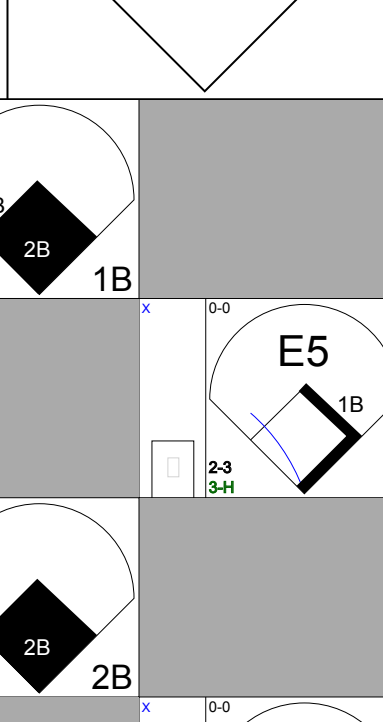
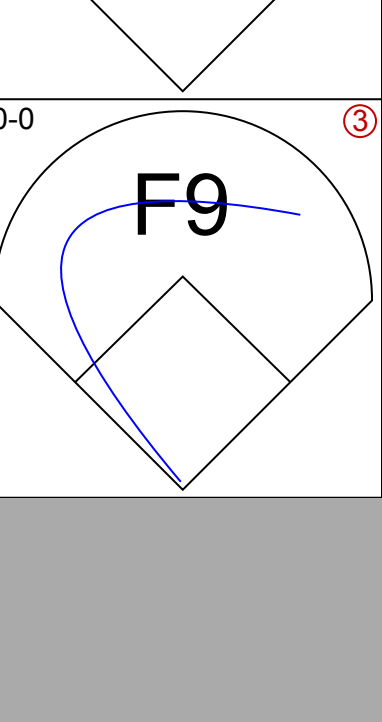
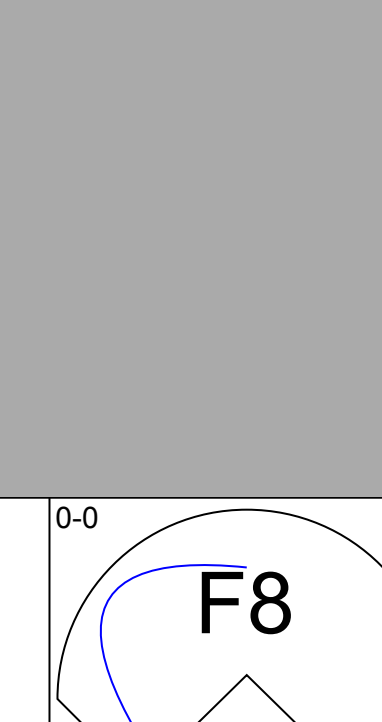
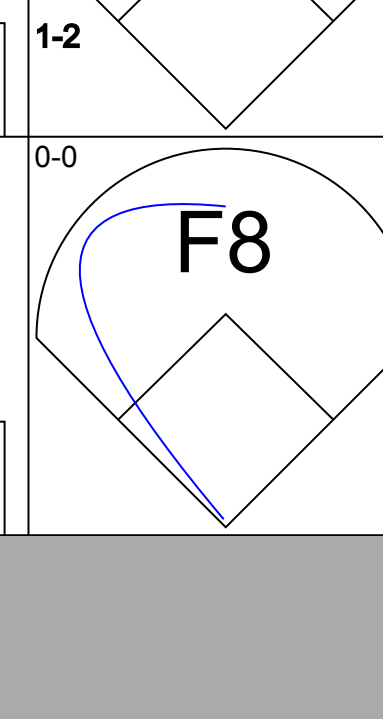
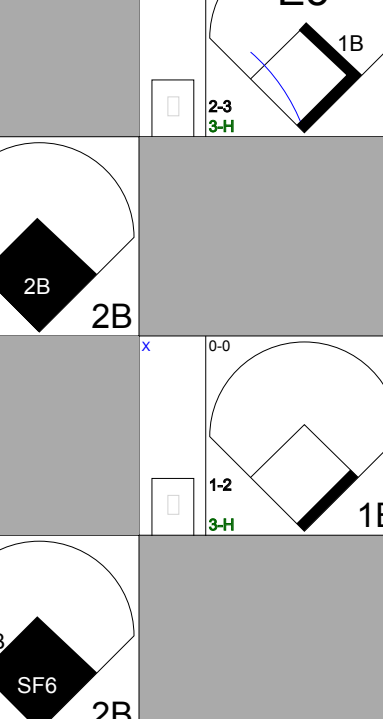

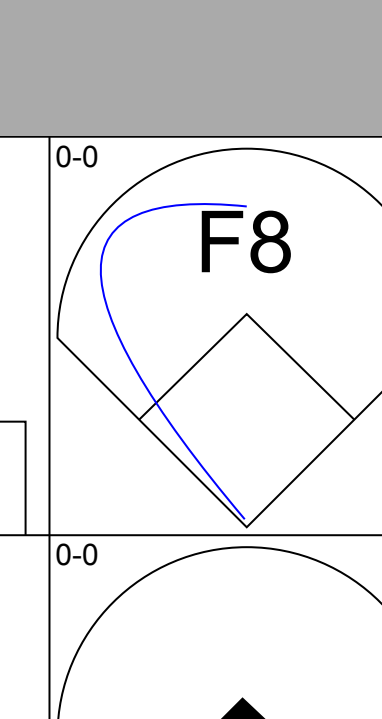
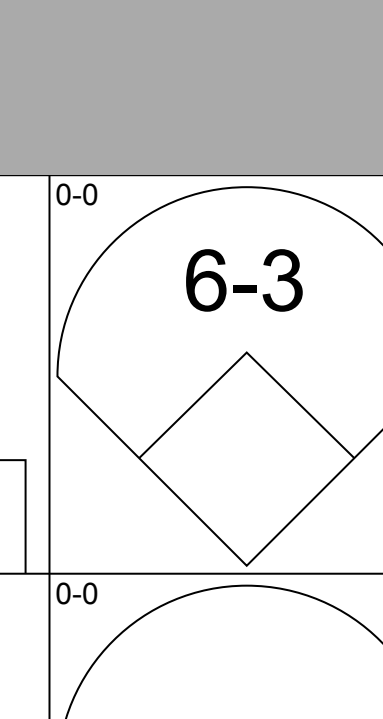

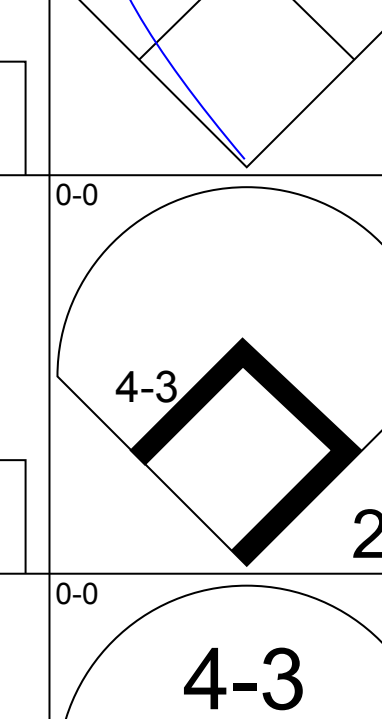
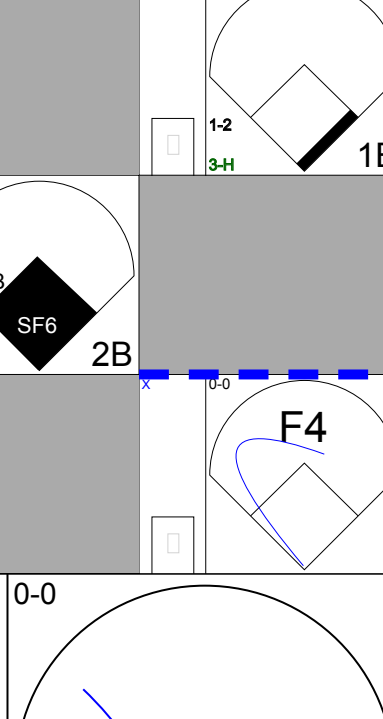
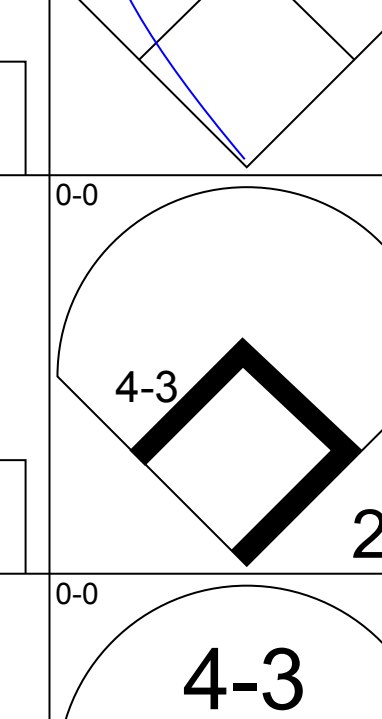
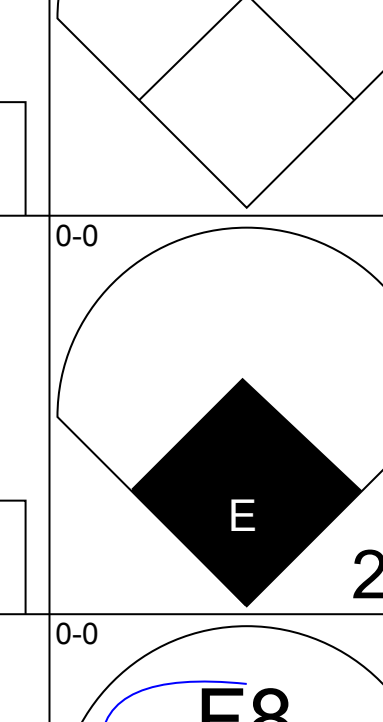
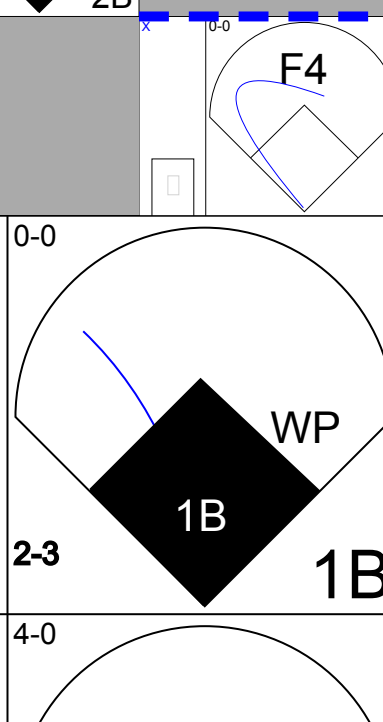
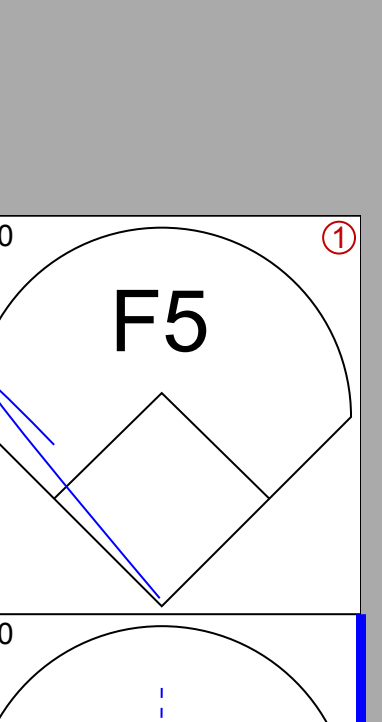
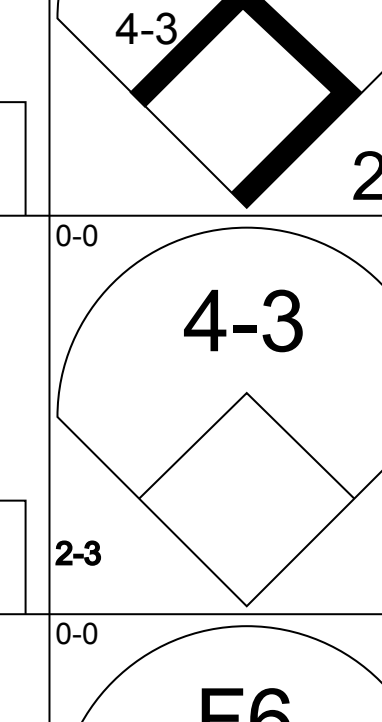
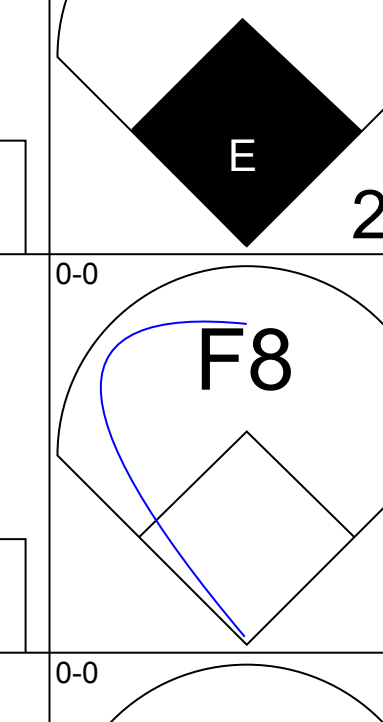
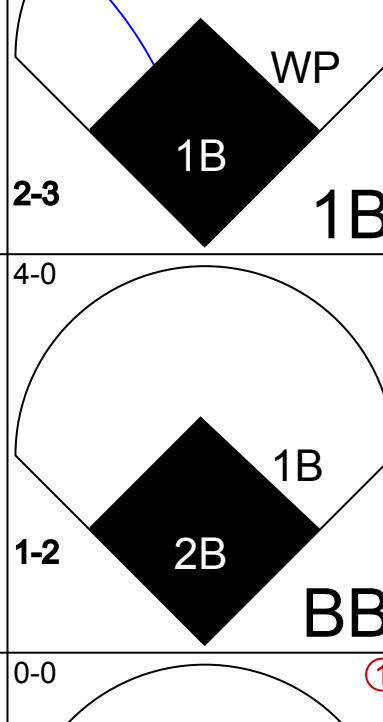
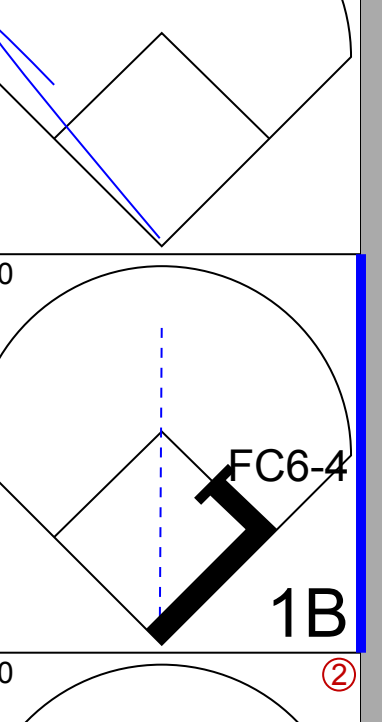
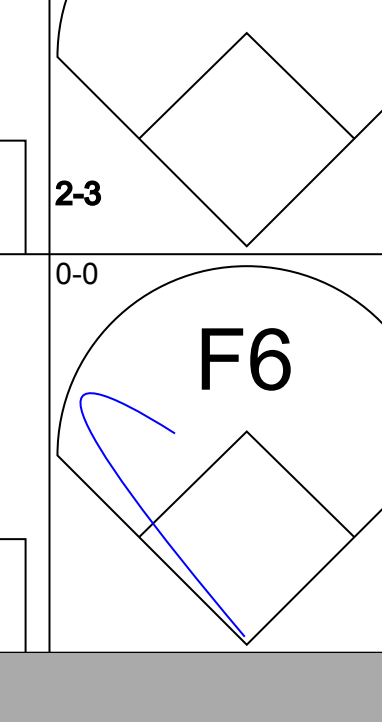
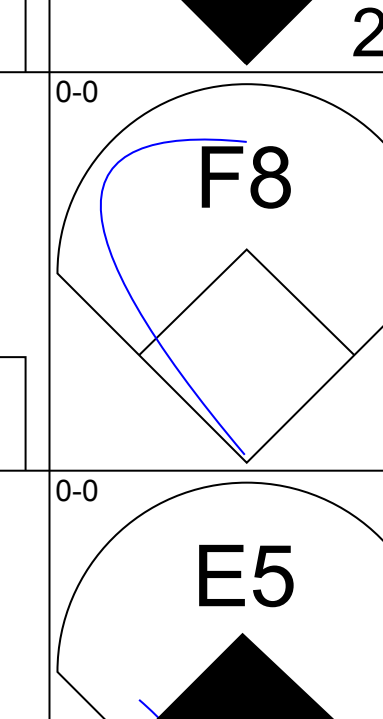
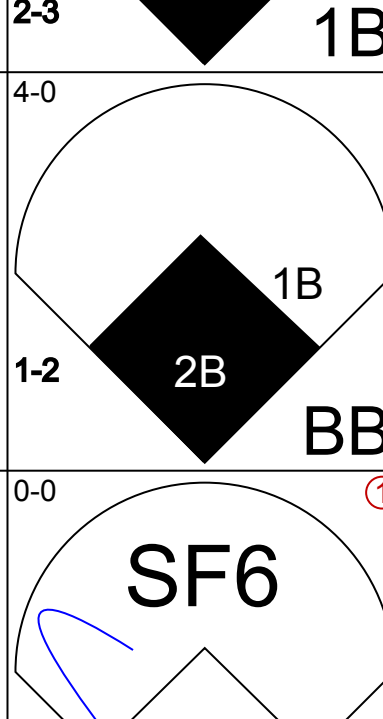
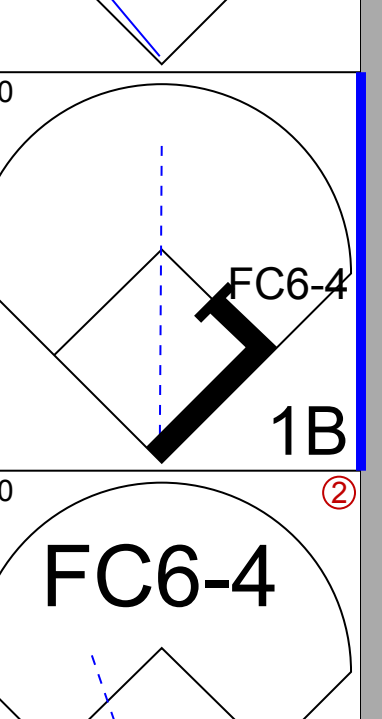
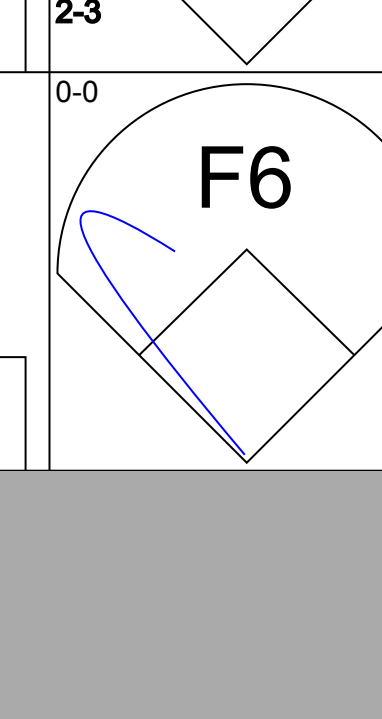
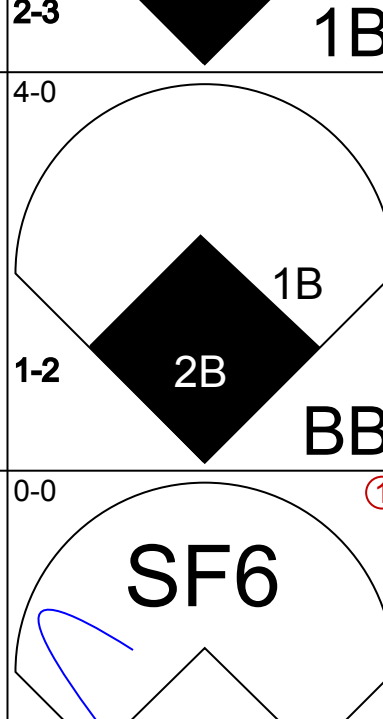
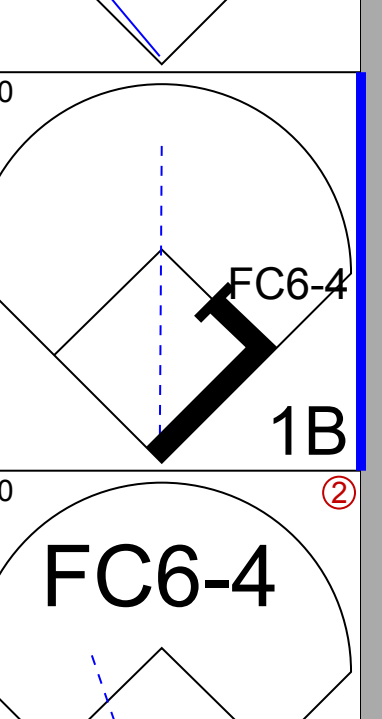
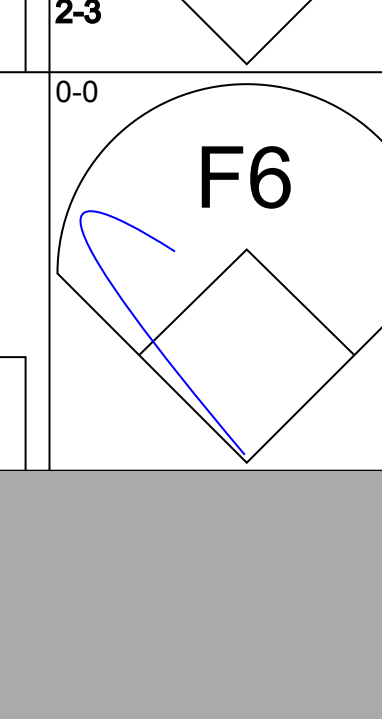
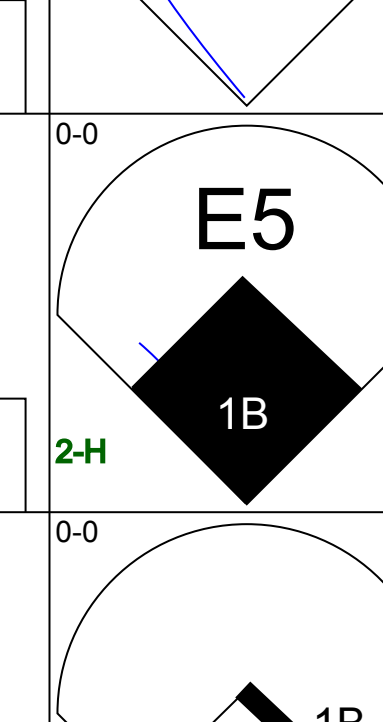
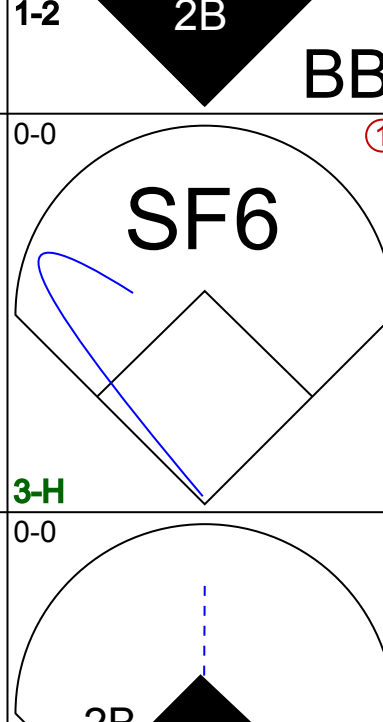
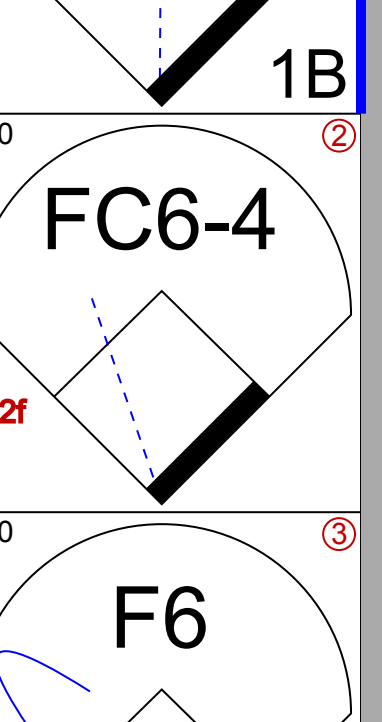

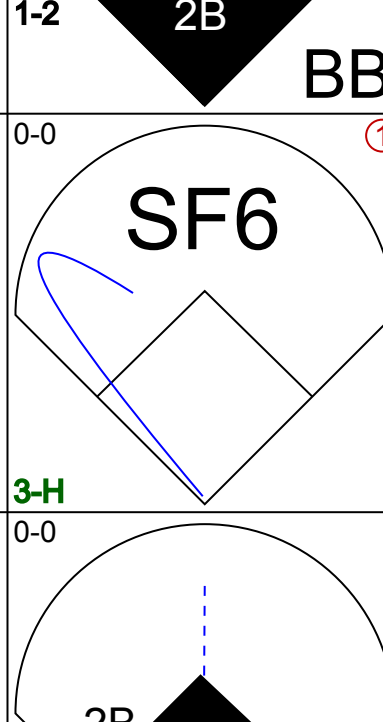
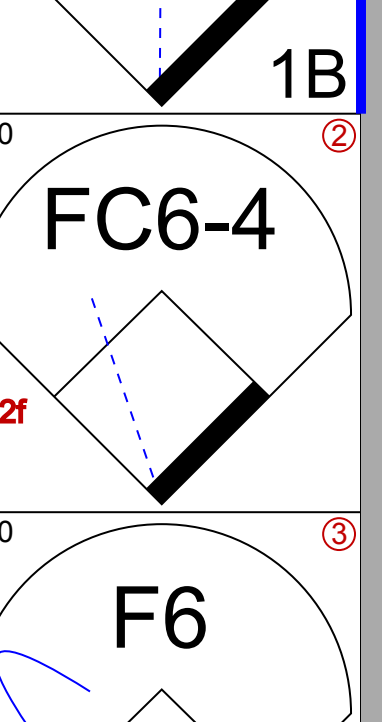

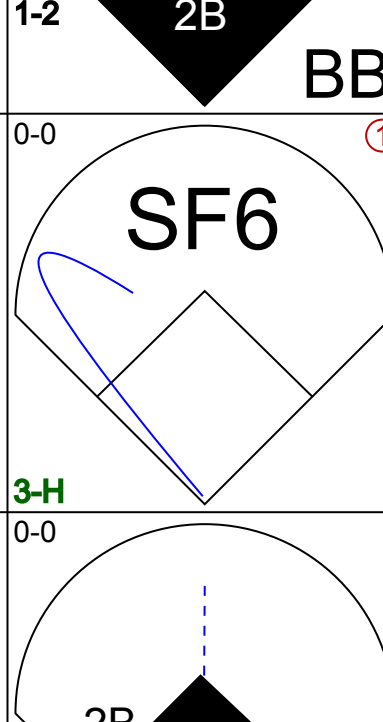
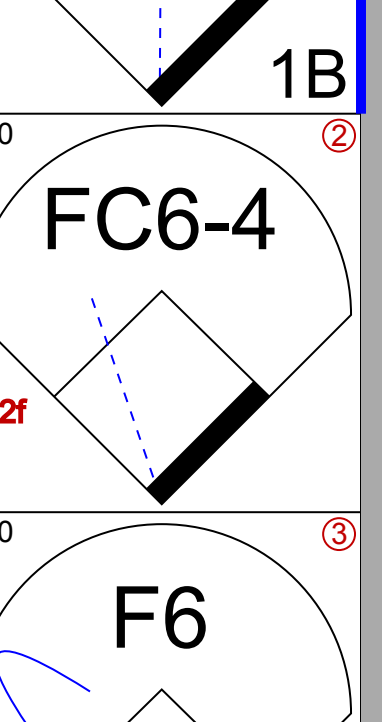

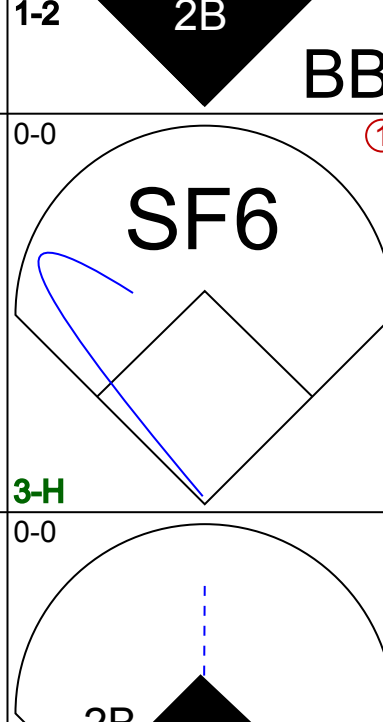
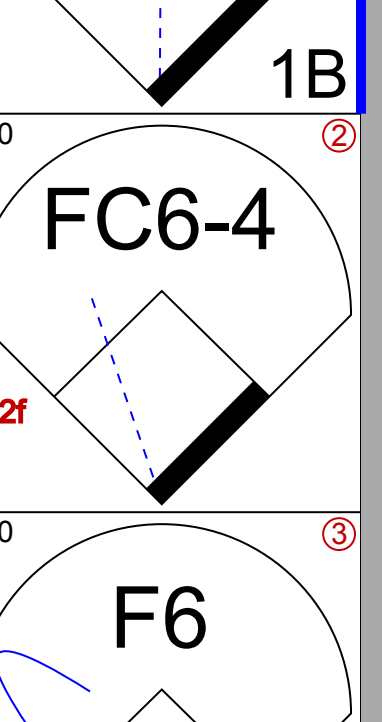

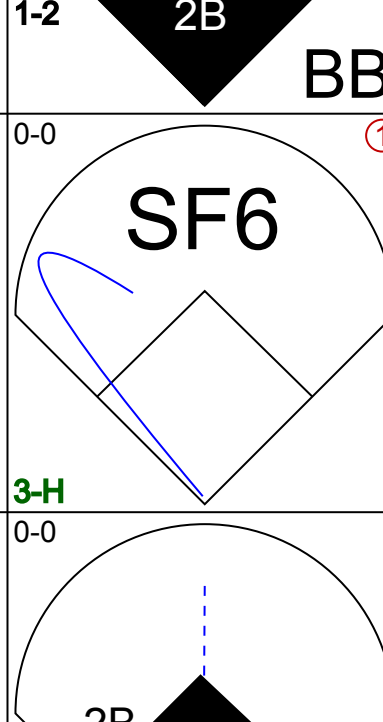
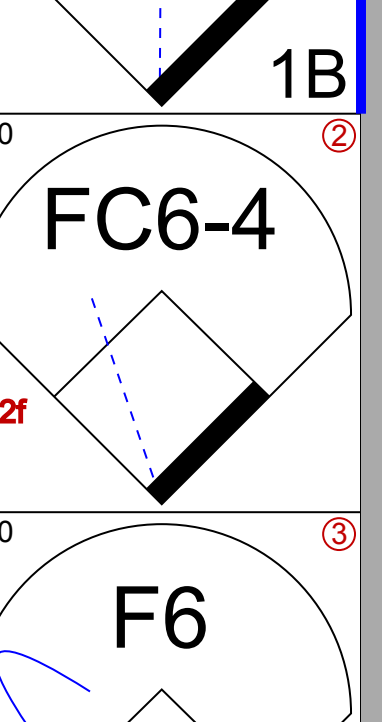

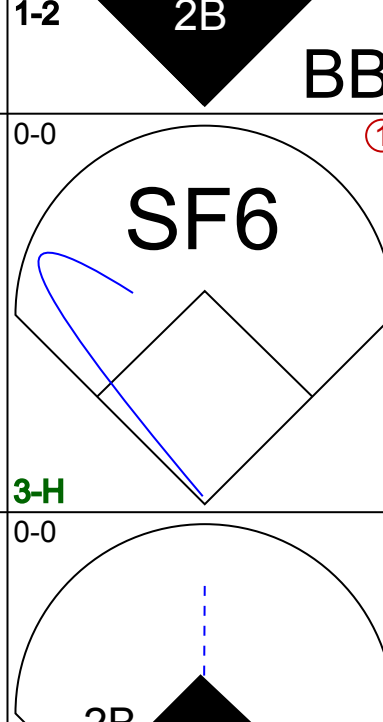
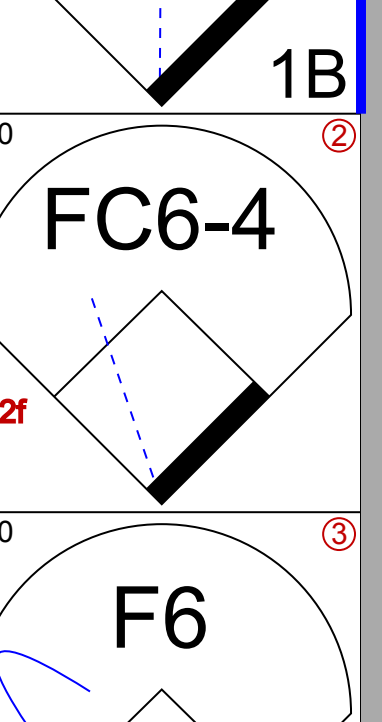

Batter	1	2	3	4	5	6	7	8	9	AB	R	H	RBI	BB	SO	LOB	BOTTOM			
Tony Kubek, L OBP: 0.363, SLG: 0.450 (1, 6)				4-3						5	1	3	1	0	0	0	<p>Washington Senators @ New York Yankees Yankee Stadium, Bronx, NY Tue Sep 25 1962, 7:05 PM EDT Att: 11,702 - Unknown - 64 F</p> <p>livebaseballscorecards.com</p> <p>AB 38 R 8 H 16 RBI 7 BB 3 SO 8 LOB 20</p>			
Bobby Richardson, R OBP: 0.336, SLG: 0.467 (1, 4)						1-3				5	2	2	0	0	0	3				
Tom Tresh, S OBP: 0.361, SLG: 0.442 (1, 7)			B1	CS						4	1	2	1	1	1	1				
Mickey Mantle, S OBP: 0.486, SLG: 0.601 (8, PR)										4	2	4	2	1	0	0				
Jack Reed, R OBP: 0.333, SLG: 0.447 (9, 8)										0	0	0	0	0	0	0				
Roger Maris, L OBP: 0.355, SLG: 0.478 (1, 9)										4	0	2	0	0	2	4				
Joe Pepitone, L OBP: 0.261, SLG: 0.435 (7, 9)										1	0	0	0	0	0	2				
Yogi Berra, L OBP: 0.293, SLG: 0.386 (1, 2)										4	0	0	0	0	1	5				
Dale Long, L OBP: 0.344, SLG: 0.380 (5, PH)										1	1	1	1	1	0	0				
Bill Skowron, R OBP: 0.322, SLG: 0.471 (6, 3)										2	1	2	2	0	0	0				
Clete Boyer, R OBP: 0.330, SLG: 0.415 (1, 5)										4	0	0	0	0	1	4				
Whitey Ford, L OBP: 0.198, SLG: 0.141 (1, 1)										4	0	0	0	0	3	1				
Inning Stats	R: 1 E: 0 K: 1 S: 8	H: 3 LOB: 2 BB: 0 P: 8	R: 1 E: 0 K: 2 S: 8	H: 1 LOB: 1 BB: 1 P: 12	R: 1 E: 0 K: 0 S: 6	H: 3 LOB: 2 BB: 0 P: 6	R: 0 E: 0 K: 0 S: 3	H: 1 LOB: 0 BB: 0 P: 3	R: 2 E: 0 K: 2 S: 10	H: 3 LOB: 1 BB: 0 P: 10	R: 1 E: 0 K: 1 S: 9	H: 2 LOB: 2 BB: 1 P: 13	R: 1 E: 0 K: 1 S: 6	H: 1 LOB: 0 BB: 0 P: 6	R: 1 E: 0 K: 0 S: 4	H: 2 LOB: 2 BB: 1 P: 8	1B: 14 2B: 1 3B: 0 HR: 1	SF: 0 SAC: 0 DP: 1 HBP: 0	WP: 0 PB: 2 SB: 1 CS: 1	PA: 42
PITCHER Bennie Daniels, R ERA: 4.87 (5, 1)	IP: 2.0 WLS: L BF: 12 H: 5 R: 3 ER: 2 SO: 4 BB: 1 IBB: 0 HBP: 0 BLK: 0 WP: 0 HR: 0 S: 25 P: 29 ERA: 6.75 WHIP: 2.250															PITCHER				
Steve Hamilton, L ERA: 3.77 (7, 1)	IP: 1.0 WLS: L BF: 4 H: 1 R: 1 ER: 1 SO: 1 BB: 0 IBB: 0 HBP: 0 BLK: 0 WP: 0 HR: 0 S: 6 P: 6 ERA: 9.00 WHIP: 1.000																			
Pete Burnside, L ERA: 4.45 (8, 1)	IP: 1.0 WLS: L BF: 5 H: 2 R: 1 ER: 1 SO: 0 BB: 0 IBB: 0 HBP: 0 BLK: 0 WP: 0 HR: 0 S: 4 P: 8 ERA: 9.00 WHIP: 3.000																			

Batter	1	2	3	4	5	6	7	8	9	AB	R	H	RBI	BB	SO	LOB	TOP			
John Kennedy, R OBP: 0.275, SLG: 0.316 (1, 5)										5	2	2	0	0	1	1				
Ron Stillwell, R OBP: 0.400, SLG: 0.333 (1, 4)										4	2	2	1	1	1	0				
Jim King, L OBP: 0.354, SLG: 0.391 (1, 9)										5	0	2	2	2	0	2				
Bud Zipfel, L OBP: 0.303, SLG: 0.370 (1, 3)										4	0	1	1	0	1	1				
Ken Retzer, L OBP: 0.338, SLG: 0.405 (1, 2)										4	0	1	0	0	0	2				
Don Lock, R OBP: 0.331, SLG: 0.438 (1, 7)										3	0	0	0	1	0	3				
Jim Piersall, R OBP: 0.303, SLG: 0.331 (1, 8)										4	0	1	0	0	1	3				
Ed Brinkman, R OBP: 0.232, SLG: 0.238 (1, 6)										3	1	1	0	1	0	0				
Don Rudolph, L OBP: 0.242, SLG: 0.246 (1, 1)										1	0	0	0	0	0	2				
Dave Stenhouse, R OBP: 0.093, SLG: 0.052 (3, 1)										1	0	0	0	0	0	0				
Danny O'Connell, R OBP: 0.327, SLG: 0.335 (7, PH)										1	0	0	0	0	1	2				
Jack Jenkins, R (7, 1)										0	0	0	0	0	0	0				
Joe Hicks, L OBP: 0.285, SLG: 0.374 (9, PH)										1	0	0	0	0	0	0				
Inning Stats	R: 0 E: 0 K: 2 S: 7	H: 0 LOB: 0 BB: 0 P: 7	R: 0 E: 0 K: 1 S: 5	H: 1 LOB: 0 BB: 0 P: 5	R: 3 E: 2 K: 0 S: 6	H: 3 LOB: 1 BB: 1 P: 10	R: 0 E: 0 K: 0 S: 3	H: 0 LOB: 0 BB: 0 P: 3	R: 0 E: 0 K: 0 S: 3	H: 0 LOB: 0 BB: 0 P: 3	R: 0 E: 0 K: 2 S: 8	H: 1 LOB: 2 BB: 1 P: 12	R: 2 E: 0 K: 0 S: 7	H: 4 LOB: 2 BB: 0 P: 7	R: 0 E: 0 K: 0 S: 4	H: 1 LOB: 2 BB: 1 P: 8	1B: 10 2B: 0 3B: 0 HR: 0	SF: 0 SAC: 0 DP: 1 HBP: 0	WP: 1 PB: 0 SB: 0 CS: 1	PA: 39
PITCHER	IP	WLS	BF	H	R	ER	SO	BB	IBB	HBP	BLK	WP	HR	S	P	ERA	WHIP			
Ralph Terry, R ERA: 3.17 (1, 1)	5.0	W	19	4	3	0	3	1	0	0	0	0	0	24	28	0.00	1.000			
Luis Arroyo, L ERA: 4.96 (6, 1)	2.0		8	1	0	0	2	1	0	0	0	0	0	11	15	0.00	1.000			
Rollie Sheldon, R ERA: 5.49 (8, 1)	1.0	S	7	4	2	2	0	0	0	0	0	0	0	7	7	18.00	4.000			
Jack Cullen, R ERA: (9, 1)	1.0	S	5	1	0	0	0	1	0	0	0	1	0	4	8	0.00	2.000			

Washington Senators @ New York Yankees
 Yankee Stadium, Bronx, NY
 Wed Sep 26 1962, 3:33 AM EDT
 Att. 4,140 - Overcast - 72 F

AB 36
 R 5
 H 10
 RBI 4
 BB 3
 SO 5
 LOB 16



Batter	1	2	3	4	5	6	7	8	9	AB	R	H	RBI	BB	SO	LOB	BOTTOM			
Mickey Mantle, S OBP: 0.487, SLG: 0.603 (1, 8)										4	1	2	1	1	1	0				
Jack Reed, R OBP: 0.333, SLG: 0.447 (7, PR) (8, 8)										0	0	0	0	0	0	0				
Bobby Richardson, R OBP: 0.337, SLG: 0.407 (1, 4)										5	0	2	0	0	2	4				
Tom Tresh, S OBP: 0.360, SLG: 0.440 (1, 7)										5	1	1	0	0	0	5				
Hector Lopez, R OBP: 0.342, SLG: 0.392 (1, 9) (5, 5)										5	1	2	1	0	0	1				
Elston Howard, R OBP: 0.317, SLG: 0.471 (1, 2)										3	1	1	2	0	0	2				
Johnny Blanchard, L OBP: 0.309, SLG: 0.407 (4, 2)										2	0	1	0	0	0	0				
Bill Skowron, R OBP: 0.324, SLG: 0.476 (1, 3)										2	2	2	0	0	0	0				
Dale Long, L OBP: 0.341, SLG: 0.376 (4, 3)										3	0	0	0	0	0	1				
Clete Boyer, R OBP: 0.300, SLG: 0.415 (1, 5)										2	1	1	0	1	0	1				
Joe Pepitone, L OBP: 0.257, SLG: 0.429 (5, 9)										2	0	0	0	0	1	1				
Phil Linz, R OBP: 0.313, SLG: 0.363 (1, 6)										3	1	0	1	0	0	1				
Ralph Terry, R OBP: 0.220, SLG: 0.190 (1, 1)										3	1	2	2	0	0	1				
Luis Arroyo, L OBP: 0.300, SLG: 0.500 (6, 1)										0	0	0	0	0	0	0				
Tony Kubek, L OBP: 0.366, SLG: 0.450 (7, PH)										0	0	0	0	1	0	0				
Rollie Sheldon, R OBP: 0.273, SLG: 0.077 (8, 1)										0	0	0	0	0	0	0				
Jack Cullen, R (9, 1)										0	0	0	0	0	0	0				
Inning Stats	R: 0 E: 0 K: 0 S: 4	H: 1 LOB: 1 BB: 0 P: 4	R: 2 E: 1 K: 0 S: 7	H: 3 LOB: 2 BB: 0 P: 7	R: 7 E: 1 K: 1 S: 13	H: 7 LOB: 2 BB: 1 P: 17	R: 0 E: 0 K: 0 S: 4	H: 1 LOB: 1 BB: 0 P: 4	R: 0 E: 0 K: 2 S: 7	H: 0 LOB: 0 BB: 0 P: 7	R: 0 E: 0 K: 0 S: 3	H: 0 LOB: 0 BB: 0 P: 3	R: 0 E: 0 K: 1 S: 6	H: 1 LOB: 3 BB: 2 P: 14	R: 0 E: 0 K: 0 S: 4	H: 1 LOB: 1 BB: 0 P: 4	1B: 9 2B: 5 3B: 0 HR: 0	SF: 1 SAC: 0 DP: 0 HBP: 0	WP: 1 PB: 1 SB: 0 CS: 0	PA: 43
PITCHER	IP	WLS	BF	H	R	ER	SO	BB	IBB	HBP	BLK	WP	HR	S	P	ERA	WHIP			
Don Rudolph, L ERA: 3.62 (1, 1)	2.2	L	22	11	9	5	1	1	0	0	0	0	0	15	15	0.00	0.300			
Dave Stenhouse, R ERA: 3.65 (3, 1)	3.1		11	1	0	0	2	0	0	0	0	0	0	15	15	0.00	0.300			
Jack Jenkins, R ERA: 5.4 (7, 1)	2.0		10	2	0	0	1	2	0	0	0	0	0	10	18	0.00	2.000			

Washington Senators @ New York Yankees
 Yankee Stadium, Bronx, NY
 Wed Sep 26 1962, 3:33 AM EDT
 Att. 4,140 - Overcast - 72 F

AB 39
 R 9
 H 14
 RBI 7
 BB 3
 SO 4
 LOB 17



Batter	1	2	3	4	5	6	7	8	9	AB	R	H	RBI	BB	SO	LOB	TOP			
John Kennedy, R OBP: 0.295, SLG: 0.381 (1,5)										4	1	2	0	0	0	0	Washington Senators @ Boston Red Sox Fenway Park, Boston, MA Sun Sep 30 1962, 3:38 AM EDT Att: 6,346 - Unknown livebaseballscorecards.com			
Ron Stillwell, R OBP: 0.333, SLG: 0.273 (1,4)										4	0	0	0	0	1	2				
Chuck Hinton, R OBP: 0.361, SLG: 0.472 (1,8)										4	0	1	1	0	0	0				
Harry Bright, R OBP: 0.319, SLG: 0.462 (1,3)										4	0	1	0	0	1	1				
Ken Retzer, L OBP: 0.334, SLG: 0.400 (1,2)										4	0	0	0	0	0	2				
Don Lock, R OBP: 0.336, SLG: 0.458 (1,7)										3	0	2	0	1	1	1				
Jim King, L OBP: 0.353, SLG: 0.387 (1,9)										3	0	0	0	0	2	3				
Ed Brinkman, R OBP: 0.228, SLG: 0.233 (1,6)										3	0	0	0	0	0	1				
Jack Jenkins, R (1,1)										3	0	0	0	0	3	1				
Inning Stats	R: 1 E: 0 K: 1 S: 7	H: 2 LOB: 1 BB: 0 P: 7	R: 0 E: 0 K: 2 S: 8	H: 1 LOB: 1 BB: 0 P: 8	R: 0 E: 0 K: 0 S: 3	H: 0 LOB: 0 BB: 0 P: 3	R: 0 E: 0 K: 0 S: 3	H: 0 LOB: 1 BB: 1 P: 7	R: 0 E: 0 K: 1 S: 5	H: 0 LOB: 0 BB: 0 P: 5	R: 0 E: 0 K: 1 S: 5	H: 1 LOB: 1 BB: 0 P: 5	R: 0 E: 0 K: 1 S: 6	H: 1 LOB: 1 BB: 0 P: 6	R: 0 E: 0 K: 1 S: 6	H: 1 LOB: 1 BB: 0 P: 6	1B: 4 2B: 2 3B: 1 HR: 0	SF: 0 SAC: 0 DP: 1 HBP: 0	WP: 0 PB: 0 SB: 1 CS: 1	PA: 33
PITCHER Bill Monbouquette, R ERA: 3.33 (1,1)	IP: 9.0 WLS: W BF: 33 H: 6 R: 1 ER: 1 SO: 8 BB: 1 IBB: 0 HBP: 0 BLK: 0 WP: 0 HR: 0 S: 48 P: 52 ERA: 1.00 WHIP: 0.778															PITCHER				

Batter	1	2	3	4	5	6	7	8	9	AB	R	H	RBI	BB	SO	LOB	BOTTOM				
Gary Geiger, L OBP: 0.344, SLG: 0.408 (1,8)										4	1	3	1	0	0	0	Washington Senators @ Boston Red Sox Fenway Park, Boston, MA Sun Sep 30 1962, 3:38 AM EDT Att: 6,346 - Unknown livebaseballscorecards.com				
Billy Gardner, R OBP: 0.308, SLG: 0.335 (1,6)										4	0	1	0	0	1	1					
Carl Yastrzemski, L OBP: 0.363, SLG: 0.469 (1,7)										2	0	0	0	0	1	2					
Carroll Hardy, R OBP: 0.316, SLG: 0.345 (4,7)										1	0	0	0	1	0	0					
Lou Clinton, R OBP: 0.349, SLG: 0.540 (1,9)										3	0	1	0	1	0	2					
Frank Matzone, R OBP: 0.319, SLG: 0.426 (1,5)										4	0	1	0	0	0	2					
Jim Pagliaroni, R OBP: 0.359, SLG: 0.438 (1,2)										2	0	0	0	2	1	2					
Earl Wilson, R OBP: 0.230, SLG: 0.333 (9, FR)										0	1	0	0	0	0	0					
Don Gile, R OBP: 0.133, SLG: 0.122 (1,3)										4	1	1	2	0	1	4					
Chuck Schilling, R OBP: 0.286, SLG: 0.327 (1,4)										3	0	0	0	0	1	1					
Bill Monbouquette, R OBP: 0.175, SLG: 0.096 (1,1)										3	0	0	0	0	3	0					
Inning Stats	R: 0 E: 0 K: 1 S: 6	H: 2 LOB: 1 BB: 0 P: 6	R: 0 E: 0 K: 3 S: 10	H: 1 LOB: 0 BB: 0 P: 10	R: 1 E: 0 K: 1 S: 6	H: 1 LOB: 0 BB: 0 P: 6	R: 0 E: 0 K: 0 S: 3	H: 0 LOB: 1 BB: 1 P: 7	R: 0 E: 0 K: 0 S: 3	H: 1 LOB: 1 BB: 1 P: 6	R: 0 E: 0 K: 0 S: 4	H: 0 LOB: 0 BB: 0 P: 5	R: 0 E: 0 K: 1 S: 4	H: 0 LOB: 0 BB: 1 P: 8	R: 0 E: 0 K: 1 S: 5	R: 2 E: 0 K: 0 S: 2	H: 1 LOB: 1 BB: 1 P: 6	1B: 3 2B: 3 3B: 0 HR: 2	SF: 0 SAC: 0 DP: 2 HBP: 0	WP: 0 PB: 0 SB: 0 CS: 1	PA: 34
PITCHER Jack Jenkins, R ERA: 4.05 (1,1)	IP: 8.1 WLS: L BF: 34 H: 7 R: 3 ER: 3 SO: 8 BB: 4 IBB: 0 HBP: 0 BLK: 0 WP: 0 HR: 2 S: 46 P: 62 ERA: 3.24 WHIP: 1.320															PITCHER					