

Washington Senators - 1963

Batter	1	2	3	4	5	6	7	8	9	AB	R	H	RBI	BB	SO	LOB	TOP		
Luis Aparicio, R (1,6)										4	0	0	0	0	0	0	Baltimore Orioles @ Washington Senators D.C. Stadium, Washington, DC Mon Apr 08 1963, 3:33 AM EST Att: 43,022 - Unknown		
Jackie Brandt, R (1,8)										4	0	0	0	0	0				
Brooks Robinson, R (1,5) OBP: 0.500, SLG: 0.333										3	0	1	0	1	0				
Jim Gentile, L (1,3) OBP: 0.250, SLG: 1.000										4	1	1	1	0	2				
Al Smith, R (1,9) OBP: 0.500, SLG: 0.667										3	1	1	0	1	1				
Boog Powell, L (1,7) OBP: 0.250, SLG: 1.000 Bob Saverine, S (9,7)										4	1	1	2	0	1				
Jerry Adair, R (1,4) OBP: 0.500, SLG: 0.500										4	0	2	0	0	0				
Dick Brown, R (1,2)										3	0	0	0	1	0				
Steve Barber, L (1,1) Stu Miller, R (9,1)										3	0	0	0	0	3				
										0	0	0	0	0	0				
Inning Stats	R: 0 E: 0 K: 0 S: 3	H: 0 LOB: 0 BB: 0 P: 3	R: 3 E: 0 K: 1 S: 7	H: 2 LOB: 0 BB: 1 P: 11	R: 0 E: 0 K: 1 S: 6	H: 1 LOB: 1 BB: 0 P: 6	R: 0 E: 0 K: 1 S: 6	H: 1 LOB: 0 BB: 1 P: 10	R: 0 E: 0 K: 0 S: 3	H: 0 LOB: 0 BB: 0 P: 3	R: 0 E: 0 K: 1 S: 5	H: 1 LOB: 0 BB: 0 P: 5	R: 0 E: 0 K: 1 S: 5	H: 0 LOB: 1 BB: 1 P: 9	R: 0 E: 0 K: 1 S: 6	H: 1 LOB: 1 BB: 0 P: 6	1B: 3 2B: 1 3B: 0 HR: 2	SF: 0 SAC: 0 DP: 1 HBP: 0	WP: 1 PA: 35 PB: 0 SB: 0 CS: 0
PITCHER	IP WLS BF H R ER SO BB IBB HBP BLK WP HR S P ERA WHIP																		
Don Rudolph, L (1,1) ERA: 5.4	5.0 L 21 4 3 3 3 1 1 0 0 0 2 25 33 5.40 1.000																		
Ron Kline, R (6,1) ERA:	3.0 10 1 0 0 3 1 0 0 0 1 0 15 19 0.00 0.667																		
Steve Hamilton, L (9,1) ERA:	1.0 4 1 0 0 1 0 0 0 0 0 0 6 6 0.00 1.000																		

Batter	1	2	3	4	5	6	7	8	9	AB	R	H	RBI	BB	SO	LOB	BOTTOM				
Mary Breeding, R (1,4)										2	0	0	0	2	0	0	Baltimore Orioles @ Washington Senators D.C. Stadium, Washington, DC Mon Apr 08 1963, 3:33 AM EST Att: 43,022 - Unknown				
Chuck Hinton, R (1,9)										4	0	0	0	0	2						
Minnie Minoso, R (1,7) OBP: 0.500, SLG: 0.750										4	0	2	0	0	1						
Don Lock, R (1,8) OBP: 0.500, SLG: 0.333										3	0	1	0	1	0						
Bobo Osborne, L (1,5) OBP: 0.500, SLG: 0.500										4	1	2	0	0	1						
Don Leppert, R (1,2) OBP: 0.667, SLG: 1.000 Jim King, L (9,PH)										3	0	2	0	0	0						
Tom Brown, S (1,3) Dick Phillips, L (9,PH)										2	0	0	0	1	1						
Ed Brinkman, R (1,6)										3	0	0	1	0	2						
Don Rudolph, L (1,1) Johnny Schaive, R (5,PH) Ron Kline, R (6,1) Jim Piersall, R (8,PH) Steve Hamilton, L (9,1)										1	0	0	0	0	1						
										0	0	0	0	0	0						
Inning Stats	R: 0 E: 0 K: 0 S: 3	H: 1 LOB: 0 BB: 0 P: 3	R: 0 E: 0 K: 0 S: 4	H: 2 LOB: 1 BB: 0 P: 4	R: 0 E: 0 K: 1 S: 5	H: 0 LOB: 0 BB: 0 P: 5	R: 0 E: 0 K: 0 S: 3	H: 0 LOB: 0 BB: 0 P: 3	R: 1 E: 0 K: 2 S: 9	H: 2 LOB: 1 BB: 0 P: 9	R: 0 E: 0 K: 0 S: 4	H: 1 LOB: 2 BB: 1 P: 8	R: 0 E: 0 K: 0 S: 2	H: 0 LOB: 0 BB: 1 P: 6	R: 0 E: 0 K: 0 S: 2	H: 0 LOB: 0 BB: 1 P: 6	R: 0 E: 0 K: 1 S: 6	H: 1 LOB: 2 BB: 1 P: 10	1B: 5 2B: 4 3B: 0 HR: 0	SF: 0 SAC: 0 DP: 3 HBP: 0	WP: 0 PA: 35 PB: 0 SB: 0 CS: 1
PITCHER	IP WLS BF H R ER SO BB IBB HBP BLK WP HR S P ERA WHIP																				
Steve Barber, L (1,1) ERA: 1.13 Stu Miller, R (9,1) ERA:	8.0 W 30 7 1 1 3 3 0 0 0 0 0 33 45 1.12 1.250																				
	1.0 S 4 0 0 0 1 1 0 0 0 0 0 5 9 0.00 1.000																				

Batter	1	2	3	4	5	6	7	8	9	AB	R	H	RBI	BB	SO	LOB	TOP				
Mary Breeding, R (1,4) Jim King, L (7,PH) Chuck Cottier, R (7,4)	F5		1-3			F7	FC9-6			3	0	0	0	0	0	1	<p>Washington Senators @ Baltimore Orioles</p> <p>Memorial Stadium, Baltimore, MD</p> <p>Wed Apr 10 1963, 3:33 AM EST</p> <p>Att: 26,859 - Unknown</p> <p>livebaseballscores.com</p>				
Chuck Hinton, R (1,9) OBP: 0.250, SLG: 0.250	4-3 1B			F3		1B		P6		4	0	2	0	0	0	0					
Minnie Minoso, R (1,7) Jim Piersall, R (8,8)	4-3 1-2			5-3		4-3		F8		4	0	0	0	0	0	3					
Don Lock, R (1,8) OBP: 0.375, SLG: 0.429	F3			1-3				K		4	1	1	0	0	1	1					
Bobo Osborne, L (1,5) OBP: 0.375, SLG: 0.500		G3			1-3			K		4	1	1	1	0	1	0					
Don Lepert, R (1,2) OBP: 0.286, SLG: 0.429	F9			5-3		6-3		P5		4	0	0	0	0	0	1					
Tom Brown, S (1,3)	P5			K		F9		F7		4	0	0	0	0	1	1					
Ed Brinkman, R (1,6) OBP: 0.333, SLG: 0.333				1B		P4		1B		3	0	2	1	0	0	0					
Claude Osteen, L (1,1) Steve Hamilton, L (9,1) Jim Hannan, R (9,1)	4-3					1B		1B		3	0	2	0	0	0	0					
Inning Stats	R: 0 E: 0 K: 0 S: 4	H: 1 LOB: 1 BB: 0 P: 4	R: 0 E: 0 K: 0 S: 3	H: 0 LOB: 0 BB: 0 P: 3	R: 0 E: 0 K: 0 S: 3	H: 1 LOB: 0 BB: 0 P: 3	R: 0 E: 0 K: 1 S: 5	H: 0 LOB: 0 BB: 0 P: 5	R: 0 E: 0 K: 1 S: 5	H: 2 LOB: 2 BB: 0 P: 5	R: 2 E: 0 K: 0 S: 7	H: 4 LOB: 2 BB: 0 P: 7	R: 0 E: 0 K: 1 S: 5	H: 0 LOB: 0 BB: 0 P: 5	R: 0 E: 0 K: 1 S: 5	H: 0 LOB: 0 BB: 0 P: 5		1B: 6 2B: 2 3B: 0 HR: 0	SF: 0 SAC: 0 DP: 0 HBP: 0	WP: 0 PB: 0 CS: 0	PA: 34
PITCHER	IP	WLS	BF	H	R	ER	SO	BB	IBB	HBP	BLK	WP	HR	S	P	ERA	WHIP				
Robin Roberts, R (1,1) ERA: 2.7	6.2		27	8	2	2	1	0	0	0	0	0	0	29	29	2.70	1.200				
Dick Hall, R (7,1) ERA:	1.1		4	0	0	0	1	0	0	0	0	0	0	6	6	0.00	0.000				
Wes Stock, R (9,1) ERA:	1.0	W	3	0	0	0	1	0	0	0	0	0	0	5	5	0.00	0.000				

Batter	1	2	3	4	5	6	7	8	9	AB	R	H	RBI	BB	SO	LOB	BOTTOM				
Luis Aparicio, R (1,6)	G6-4-3 BB		2-3			1-3		P4		3	0	0	0	1	0	1	<p>Washington Senators @ Baltimore Orioles</p> <p>Memorial Stadium, Baltimore, MD</p> <p>Wed Apr 10 1963, 3:33 AM EST</p> <p>Att: 26,859 - Unknown</p> <p>livebaseballscores.com</p>				
Jackie Brandt, R (1,8) OBP: 0.250, SLG: 0.625	G6-4-3 1-2		5-3			1B		HR		4	1	2	1	0	0	2					
Brooks Robinson, R (1,5) OBP: 0.375, SLG: 0.167	6-3			K		F9		1B BB BB		3	1	0	0	1	1	1					
Jim Gentile, L (1,3) Bob Saverine, S (9,PR)	1B FC3-2 BB	4-0		F9		G3		BB 1B SF8 1B		3	0	1	0	1	0	1					
Al Smith, R (1,9) OBP: 0.500, SLG: 0.571	FC3-2 1B			K		E4 FC3-6		BB 1B		4	0	2	0	0	1	0					
Boog Powell, L (1,7) OBP: 0.250, SLG: 0.571	FC3-2 1-2 3-H					F8		BB 1B		3	0	0	1	1	0	3					
Jerry Adair, R (1,4) OBP: 0.250, SLG: 0.286	L4-3 1-2					K		BB SF8		3	0	0	1	0	1	3					
Dick Brown, R (1,2) OBP: 0.429, SLG: 0.500				SH1-4 2B		1B		4-3		3	0	2	0	0	0	0					
Robin Roberts, S (1,1) Dick Hall, R (7,1) Bob Johnson, R (8,PH) Wes Stock, R (9,1)				SH1-4		4-3		6-3		1	0	0	0	0	0	1					
Inning Stats	R: 0 E: 0 K: 0 S: 2	H: 0 LOB: 1 BB: 1 P: 6	R: 0 E: 0 K: 0 S: 3	H: 1 LOB: 1 BB: 1 P: 7	R: 0 E: 0 K: 0 S: 4	H: 1 LOB: 1 BB: 0 P: 4	R: 0 E: 0 K: 2 S: 7	H: 0 LOB: 0 BB: 0 P: 7	R: 0 E: 0 K: 1 S: 6	H: 1 LOB: 1 BB: 0 P: 6	R: 0 E: 0 K: 0 S: 4	H: 0 LOB: 0 BB: 0 P: 4	R: 0 E: 0 K: 0 S: 3	H: 0 LOB: 0 BB: 0 P: 3	R: 0 E: 0 K: 0 S: 3	H: 3 LOB: 2 BB: 2 P: 12		1B: 5 2B: 2 3B: 0 HR: 1	SF: 1 SAC: 1 DP: 3 HBP: 0	WP: 0 PB: 0 CS: 0	PA: 34
PITCHER	IP	WLS	BF	H	R	ER	SO	BB	IBB	HBP	BLK	WP	HR	S	P	ERA	WHIP				
Claude Osteen, L (1,1) ERA: 2.25	8.0		30	5	2	2	3	3	0	0	0	0	1	33	45	2.25	1.000				
Steve Hamilton, L (9,1) ERA: 9.0	0.0	L	3	2	0	0	0	1	0	0	0	0	0	2	6	∞	∞				
Jim Hannan, R (9,1) ERA:	0.1		1	0	1	1	0	0	0	0	0	0	0	1	1	27.00	0.000				

Batter	1	2	3	4	5	6	7	8	9	AB	R	H	RBI	BB	SO	LOB	TOP		
Chuck Schilling, R (1.4) OBP: 0.231, SLG: 0.231	K			F8		K			P6	4	0	0	0	0	2	1	Boston Red Sox @ Washington Senators D.C. Stadium, Washington, DC Thu Apr 11 1963, 6:05 PM EST Att. 4,939 - Unknown livebaseballscorecards.com		
Eddie Bressoud, R (1.6) OBP: 0.308, SLG: 0.308	K			FC6-4 1B		F6			P4	4	0	1	0	0	1	1			
Carl Yastrzemski, L (1.7) OBP: 0.333, SLG: 0.667	K			F8					L9	3	0	0	0	0	1	1			
Dick Stuart, R (1.3) OBP: 0.182, SLG: 0.100		K		FC6-4 1-2					4-3	3	0	0	0	0	1	1			
Roman Mejias, R (1.8)		4-3				P6			F7	3	0	0	0	0	0	0			
Lou Clinton, R (1.9) OBP: 0.100, SLG: 0.200		K				F3			K	3	0	0	0	0	2	0			
Frank Malzone, R (1.5) OBP: 0.100, SLG: 0.100				F6		1-3			6-3	3	0	0	0	0	0	0			
Bob Tillman, R (1.2) OBP: 0.300, SLG: 0.222				K					G1	2	0	0	0	1	1	0			
Ike Delock, R (1.1)				K															
Russ Nixon, L (6, PH)				K					F8	1	0	0	0	0	1	0			
Jack Lamabe, R (6.1)																			
Chet Nichols, S (6.1)																			
Gary Geiger, L (9, PH)																			
Inning Stats	R: 0 E: 0 K: 3 S: 9	H: 0 LOB: 0 BB: 0 P: 9	R: 0 E: 0 K: 2 S: 7	H: 0 LOB: 0 BB: 0 P: 7	R: 0 E: 0 K: 2 S: 7	H: 0 LOB: 0 BB: 0 P: 7	R: 0 E: 0 K: 0 S: 4	H: 1 LOB: 1 BB: 0 P: 4	R: 0 E: 0 K: 0 S: 3	H: 0 LOB: 0 BB: 0 P: 3	R: 0 E: 0 K: 0 S: 3	H: 0 LOB: 0 BB: 0 P: 3	R: 0 E: 0 K: 1 S: 5	H: 0 LOB: 0 BB: 0 P: 5	R: 0 E: 0 K: 0 S: 3	H: 0 LOB: 0 BB: 0 P: 3	1B: 1 2B: 0 3B: 0 HR: 0	SF: 0 SAC: 0 DP: 0 HBP: 0	WP: 0 PA: 29 PB: 0 SB: 0 CS: 0
PITCHER Tom Cheney, R (1.1) ERA:	IP: 9.0 WLS: W BF: 29 H: 1 R: 0 ER: 0 SO: 10 BB: 1 IBB: 0 HBP: 0 BLK: 0 WP: 0 HR: 0 S: 48 P: 52 ERA: 0.00 WHIP: 0.222																		



Batter	1	2	3	4	5	6	7	8	9	AB	R	H	RBI	BB	SO	LOB	BOTTOM		
Mary Breeding, R (1.4)	P6		L7		6-3	G3				4	0	0	0	0	0	1	Boston Red Sox @ Washington Senators D.C. Stadium, Washington, DC Thu Apr 11 1963, 6:05 PM EST Att. 4,939 - Unknown livebaseballscorecards.com		
Chuck Hinton, R (1.9) OBP: 0.250, SLG: 0.250	F9		6-3			WP 1B S	F9			4	1	1	0	0	0	0			
Minnie Minoso, R (1.7) OBP: 0.250, SLG: 0.333	K		L9			1B S FC4	6-3			4	1	1	1	0	1	0			
Don Lock, R (1.8) OBP: 0.417, SLG: 0.545		E 2B		K		1B S FC4	5-3			4	2	2	0	0	1	0			
Bobo Osborne, L (1.5) OBP: 0.333, SLG: 0.364		2-3 E BB		4-3		1-3 HR 1B	FC4	4-3		3	1	0	1	1	0	1			
Don Lepore, R (1.2) OBP: 0.455, SLG: 1.364		E5 1-2 2H		HR		1-2 3H HR		HR		4	3	3	5	0	0	1			
Tom Brown, S (1.3)	F7			K		HR		K		4	0	0	0	0	2	2			
Ed Brinkman, R (1.6) OBP: 0.300, SLG: 0.300		2-3			K			K		4	0	1	0	0	2	2			
Tom Cheney, R (1.1)	K				3-1	SH2-4 1B				2	0	0	0	0	1	2			
Inning Stats	R: 0 E: 0 K: 1 S: 5	H: 0 LOB: 0 BB: 0 P: 5	R: 1 E: 1 K: 1 S: 7	H: 1 LOB: 2 BB: 1 P: 11	R: 0 E: 0 K: 0 S: 3	H: 0 LOB: 0 BB: 0 P: 3	R: 1 E: 0 K: 2 S: 8	H: 1 LOB: 0 BB: 0 P: 8	R: 0 E: 0 K: 1 S: 5	H: 0 LOB: 0 BB: 0 P: 5	R: 5 E: 0 K: 1 S: 11	H: 5 LOB: 1 BB: 0 P: 11	R: 0 E: 0 K: 0 S: 3	H: 0 LOB: 0 BB: 0 P: 3	R: 1 E: 0 K: 1 S: 6	H: 1 LOB: 0 BB: 0 P: 6		1B: 4 2B: 1 3B: 0 HR: 3	SF: 0 SAC: 1 DP: 0 HBP: 0
PITCHER Ike Delock, R (1.1) ERA: 1.8 Jack Lamabe, R (6.1) ERA: 13.5 Chet Nichols, L (6.1) ERA: 6.75	IP: 5.0 WLS: L BF: 19 H: 2 R: 2 ER: 1 SO: 5 BB: 1 IBB: 0 HBP: 0 BLK: 0 WP: 0 HR: 1 S: 28 P: 32 ERA: 1.80 WHIP: 0.600																		



Batter	1	2	3	4	5	6	7	8	9	AB	R	H	RBI	BB	SO	LOB	TOP		
Chuck Schilling, R OBP: 0.333, SLG: 0.294	P4	BB			FC4-6 1B		BB 1B		6-3	4	0	2	0	1	0	0	Boston Red Sox @ Washington Senators D.C. Stadium, Washington, DC Sat Apr 13 1963, 3:33 AM EST Att: 9,047 - Unknown livebaseballscorecards.com		
Eddie Bresoud, R OBP: 0.333, SLG: 0.294	F8	5-3			FC4-6 1B		G3-6-1 BB		6-3	4	0	1	0	1	0	2			
Carl Yastrzemski, L OBP: 0.313, SLG: 0.533	CS BB		6-3		FC4-6 1-2 2-3		G3-6-1 BB			3	0	0	0	1	0	4			
Dick Stuart, R OBP: 0.267, SLG: 0.385 Gary Geiger, L (8, PR) (8, 3)	CS 1-2	HR	K		P3		6-3 SH3-4 BB			3	1	1	1	1	1	2			
Roman Mejias, R OBP: 0.077, SLG: 0.077		HR 1B	F8		F7		SH3-4 1-2			3	1	1	0	0	0	2			
Lou Clinton, R OBP: 0.143, SLG: 0.429		HR			6-3		F8 2-3		6-3	4	1	1	2	0	0	2			
Frank Malzone, R OBP: 0.286, SLG: 0.231		SH5-4 1B			F8 4-3 1B		F8 BB			3	0	2	0	1	0	0			
Bob Tillman, R OBP: 0.214, SLG: 0.154		K			4-3 1-2		5-3		B5	4	0	0	0	0	1	4			
Dave Morehead, R (1, 1)	SH5-4 1-2				K		L6		P4	3	0	0	0	0	1	1			
Inning Stats	R: 0 E: 0 K: 0 S: 2	H: 0 LOB: 0 BB: 1 P: 6	R: 3 E: 0 K: 1 S: 9	H: 4 LOB: 2 BB: 1 P: 13	R: 0 E: 0 K: 1 S: 5	H: 0 LOB: 0 BB: 0 P: 5	R: 0 E: 0 K: 1 S: 6	H: 1 LOB: 1 BB: 0 P: 6	R: 0 E: 0 K: 0 S: 3	H: 0 LOB: 0 BB: 0 P: 3	R: 0 E: 0 K: 0 S: 3	H: 1 LOB: 1 BB: 1 P: 7	R: 0 E: 0 K: 0 S: 3	H: 0 LOB: 2 BB: 2 P: 11	R: 0 E: 0 K: 0 S: 3	H: 0 LOB: 0 BB: 0 P: 3	1B: 6 2B: 0 3B: 0 HR: 2	SF: 0 SAC: 2 DP: 1 HBP: 0	WP: 0 PA: 39 PB: 0 SB: 0 CS: 1
PITCHER	IP WLS BF H R ER SO BB IBB HBP BLK WP HR S P ERA WHIP	IP WLS BF H R ER SO BB IBB HBP BLK WP HR S P ERA WHIP	IP WLS BF H R ER SO BB IBB HBP BLK WP HR S P ERA WHIP	IP WLS BF H R ER SO BB IBB HBP BLK WP HR S P ERA WHIP	IP WLS BF H R ER SO BB IBB HBP BLK WP HR S P ERA WHIP	IP WLS BF H R ER SO BB IBB HBP BLK WP HR S P ERA WHIP	IP WLS BF H R ER SO BB IBB HBP BLK WP HR S P ERA WHIP	IP WLS BF H R ER SO BB IBB HBP BLK WP HR S P ERA WHIP	IP WLS BF H R ER SO BB IBB HBP BLK WP HR S P ERA WHIP	IP WLS BF H R ER SO BB IBB HBP BLK WP HR S P ERA WHIP	IP WLS BF H R ER SO BB IBB HBP BLK WP HR S P ERA WHIP	IP WLS BF H R ER SO BB IBB HBP BLK WP HR S P ERA WHIP	IP WLS BF H R ER SO BB IBB HBP BLK WP HR S P ERA WHIP	IP WLS BF H R ER SO BB IBB HBP BLK WP HR S P ERA WHIP	IP WLS BF H R ER SO BB IBB HBP BLK WP HR S P ERA WHIP	IP WLS BF H R ER SO BB IBB HBP BLK WP HR S P ERA WHIP	IP WLS BF H R ER SO BB IBB HBP BLK WP HR S P ERA WHIP		
Don Rudolph, L ERA: 9.0	(1, 1)	1.0	L	7	4	3	3	0	1	0	0	0	0	0	0	0	27.00	5.000	
Jim Duckworth, R ERA:	(2, 1)	3.0		11	1	0	0	3	1	0	0	0	0	0	0	16	0.00	0.667	
Jim Bronstad, R ERA:	(5, 1)	3.0		12	3	0	0	0	1	0	0	0	0	0	11	15	0.00	1.333	
Jim Hannan, R ERA:	(8, 1)	2.0		8	0	0	0	0	2	0	0	0	0	0	6	14	0.00	1.000	



Batter	1	2	3	4	5	6	7	8	9	AB	R	H	RBI	BB	SO	LOB	BOTTOM				
Mary Breeding, R OBP: 0.188, SLG: 0.071	4-3		E9		FC6-4 1B		F7		P6	5	0	1	0	0	0	2	Boston Red Sox @ Washington Senators D.C. Stadium, Washington, DC Sat Apr 13 1963, 3:33 AM EST Att: 9,047 - Unknown livebaseballscorecards.com				
Chuck Hinton, R OBP: 0.188, SLG: 0.188	K		F9		F8		6-3			4	0	0	0	0	1	2					
Minnie Minoso, R OBP: 0.313, SLG: 0.333	1B		BB		FC6-4 1-2		F9			3	0	1	0	1	0	1					
Don Lock, R OBP: 0.375, SLG: 0.429	F8		K		P4		CS BB			3	0	0	0	1	1	4					
Bobo Osborne, L OBP: 0.375, SLG: 0.357		1B			4-3 BB		K 1-2			3	0	1	0	1	1	1					
Ken Retzer, L OBP: 0.750, SLG: 0.667 Chuck Cottier, R (9, PR)	F7				1-2 1B		BB		E 1B	3	0	2	0	1	0	1					
Tom Brown, S	K		K		K		K		K	4	0	0	0	0	4	5					
Ed Brinkman, R OBP: 0.214, SLG: 0.214	1-3		K		K		F8		P6	4	0	0	0	0	1	5					
Don Rudolph, L Jim Duckworth, R Dick Phillips, L Jim Bronstad, R Lou Klimchock, L Jim Hannan, R Jim King, L			K		K		P4		E3	0	0	0	0	0	0	0					
Inning Stats	R: 0 E: 0 K: 1 S: 6	H: 1 LOB: 1 BB: 0 P: 6	R: 0 E: 0 K: 1 S: 6	H: 1 LOB: 1 BB: 0 P: 6	R: 0 E: 1 K: 2 S: 8	H: 0 LOB: 2 BB: 1 P: 12	R: 0 E: 0 K: 3 S: 10	H: 1 LOB: 2 BB: 1 P: 14	R: 0 E: 0 K: 0 S: 4	H: 1 LOB: 1 BB: 0 P: 4	R: 0 E: 0 K: 1 S: 5	H: 0 LOB: 1 BB: 1 P: 9	R: 0 E: 0 K: 0 S: 3	H: 0 LOB: 0 BB: 0 P: 3	R: 0 E: 0 K: 1 S: 4	H: 0 LOB: 1 BB: 1 P: 8	R: 0 E: 1 K: 1 S: 7	H: 1 LOB: 2 BB: 0 P: 7	1B: 5 2B: 1 3B: 0 HR: 0	SF: 0 SAC: 0 DP: 1 HBP: 0	WP: 0 PA: 37 PB: 0 SB: 0 CS: 1
PITCHER	IP WLS BF H R ER SO BB IBB HBP BLK WP HR S P ERA WHIP	IP WLS BF H R ER SO BB IBB HBP BLK WP HR S P ERA WHIP	IP WLS BF H R ER SO BB IBB HBP BLK WP HR S P ERA WHIP	IP WLS BF H R ER SO BB IBB HBP BLK WP HR S P ERA WHIP	IP WLS BF H R ER SO BB IBB HBP BLK WP HR S P ERA WHIP	IP WLS BF H R ER SO BB IBB HBP BLK WP HR S P ERA WHIP	IP WLS BF H R ER SO BB IBB HBP BLK WP HR S P ERA WHIP	IP WLS BF H R ER SO BB IBB HBP BLK WP HR S P ERA WHIP	IP WLS BF H R ER SO BB IBB HBP BLK WP HR S P ERA WHIP	IP WLS BF H R ER SO BB IBB HBP BLK WP HR S P ERA WHIP	IP WLS BF H R ER SO BB IBB HBP BLK WP HR S P ERA WHIP	IP WLS BF H R ER SO BB IBB HBP BLK WP HR S P ERA WHIP	IP WLS BF H R ER SO BB IBB HBP BLK WP HR S P ERA WHIP	IP WLS BF H R ER SO BB IBB HBP BLK WP HR S P ERA WHIP	IP WLS BF H R ER SO BB IBB HBP BLK WP HR S P ERA WHIP	IP WLS BF H R ER SO BB IBB HBP BLK WP HR S P ERA WHIP	IP WLS BF H R ER SO BB IBB HBP BLK WP HR S P ERA WHIP				
Dave Morehead, R ERA:	(1, 1)	9.0	W	37	5	0	0	10	4	0	0	0	0	0	0	0	0.00	1.000			

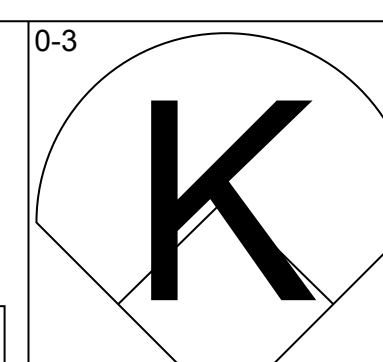
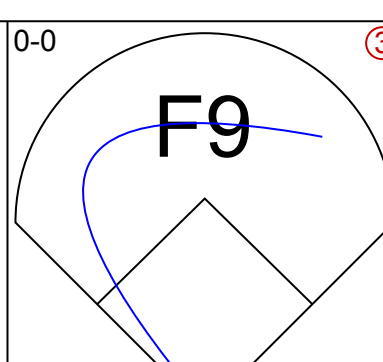
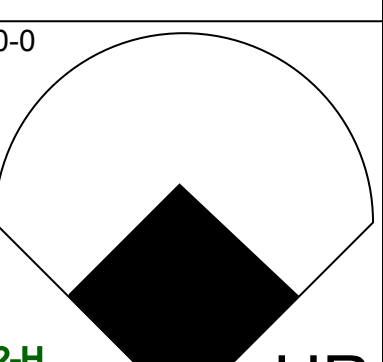
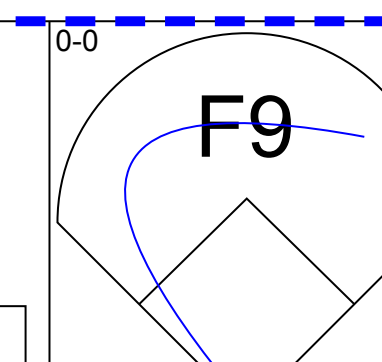
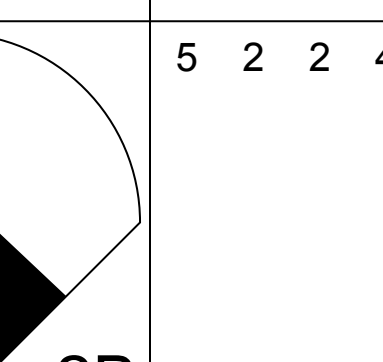
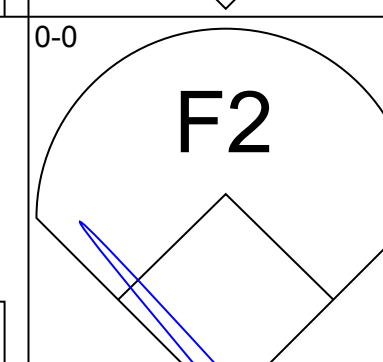
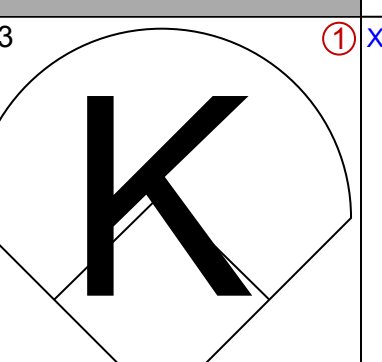
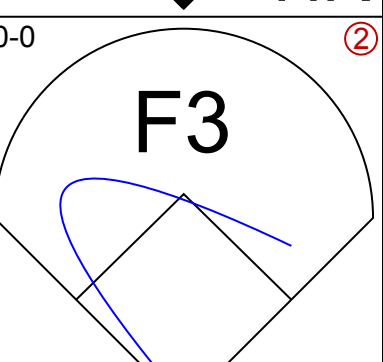
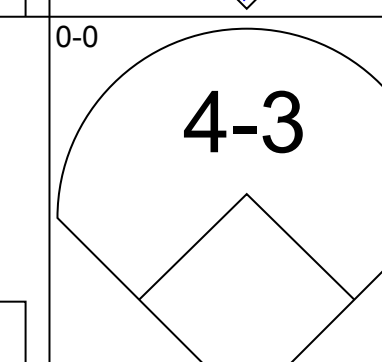
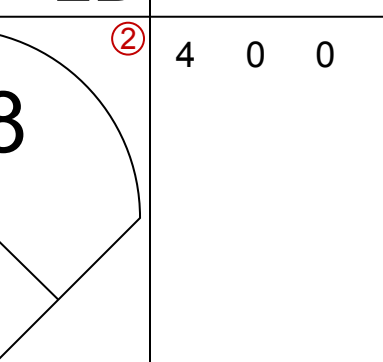
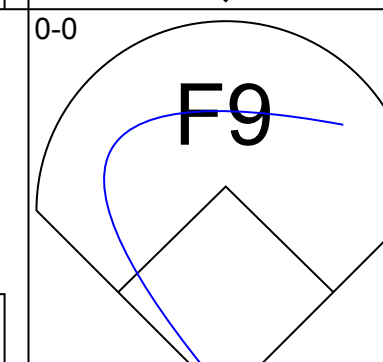
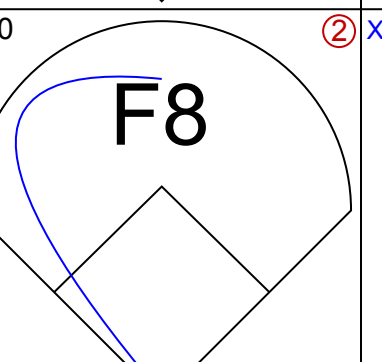
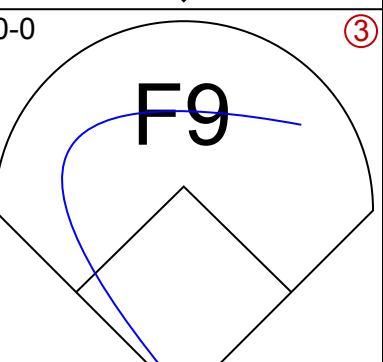
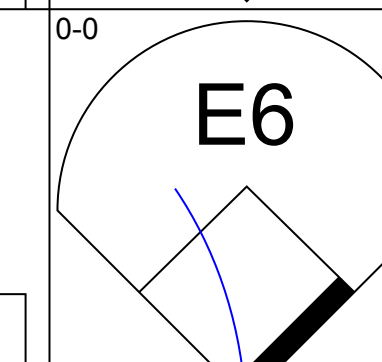
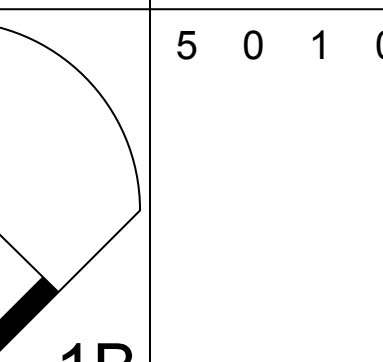
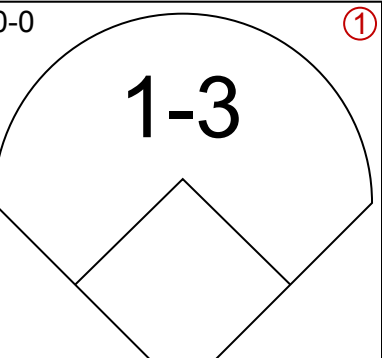
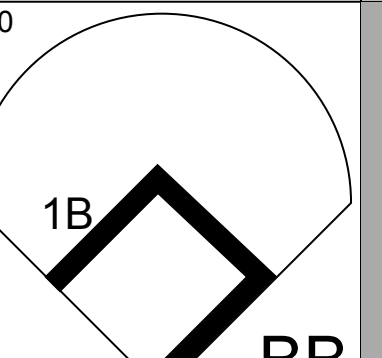
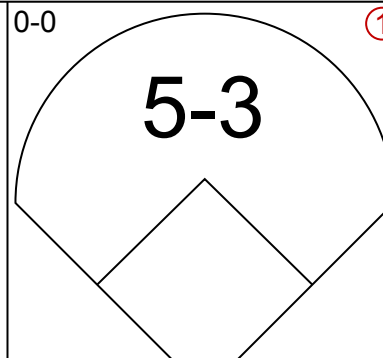
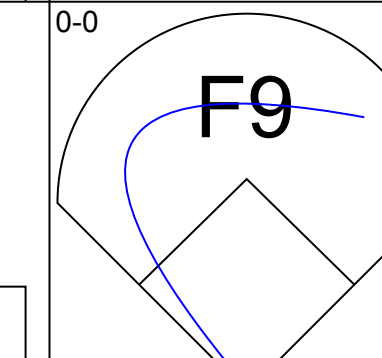
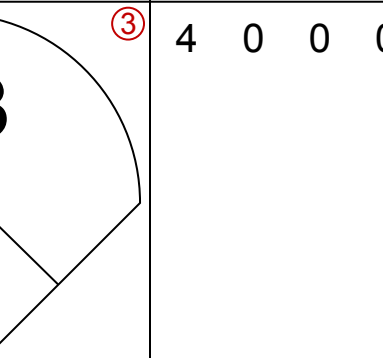
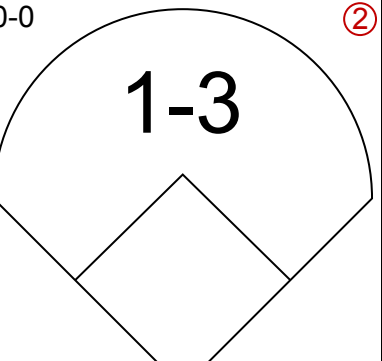
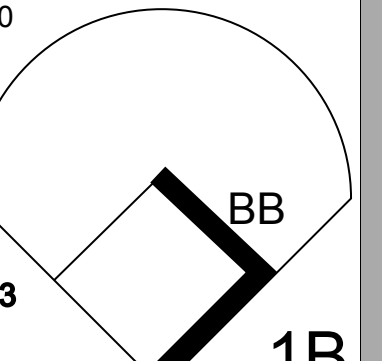
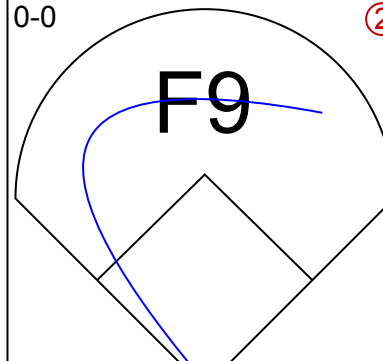
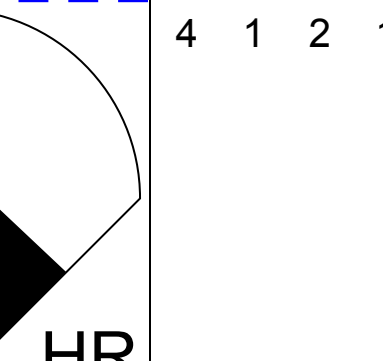
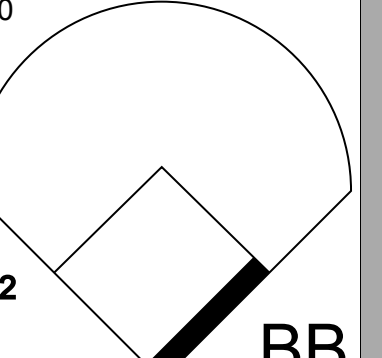
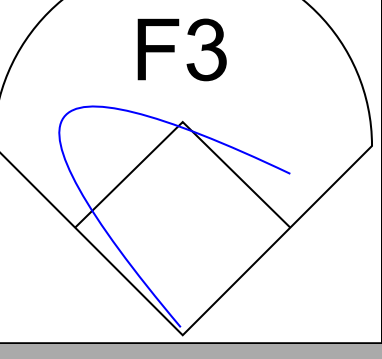
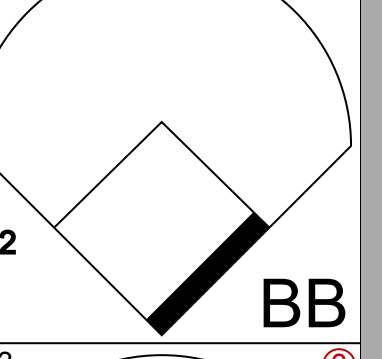

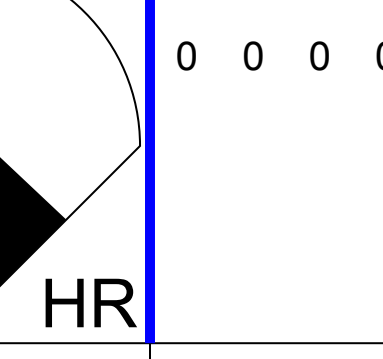
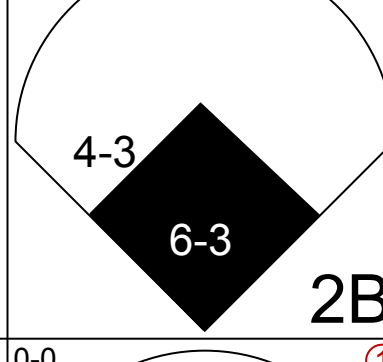

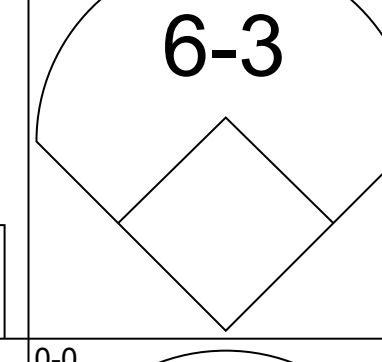
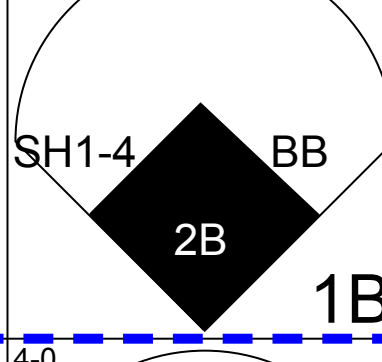
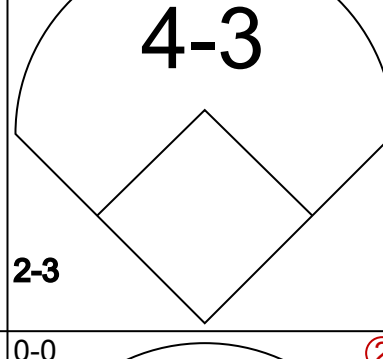
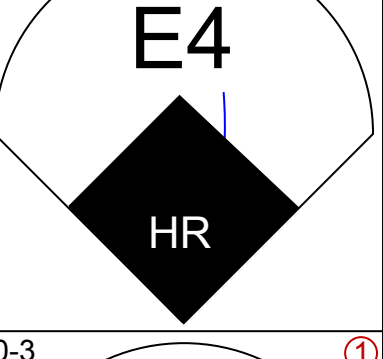
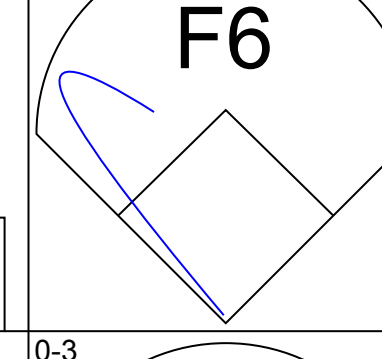
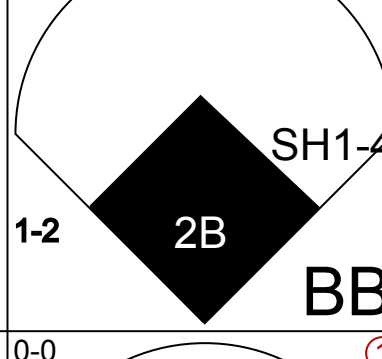
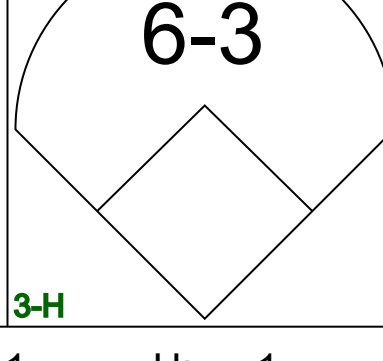
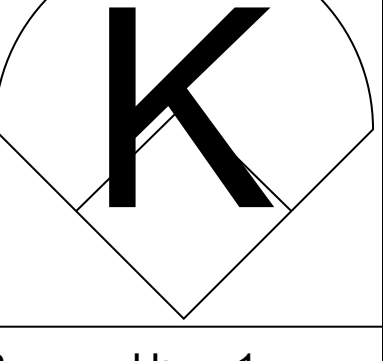
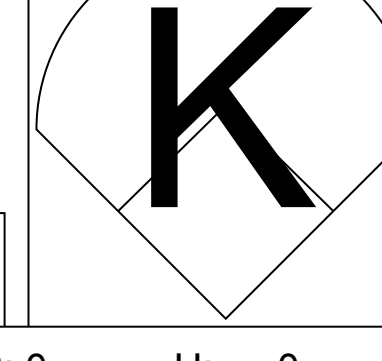
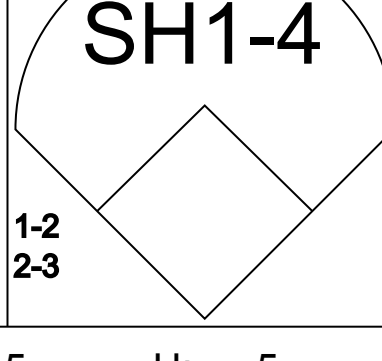
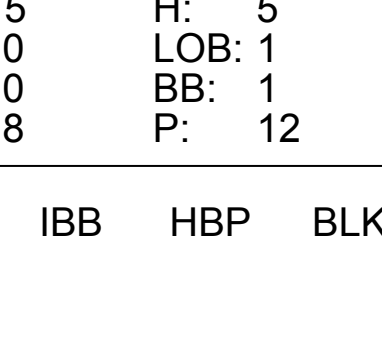


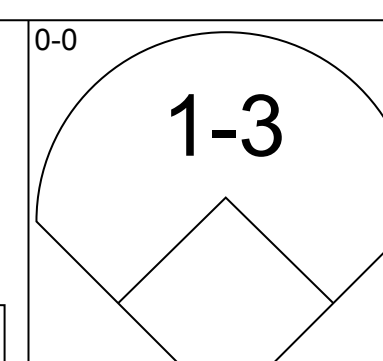
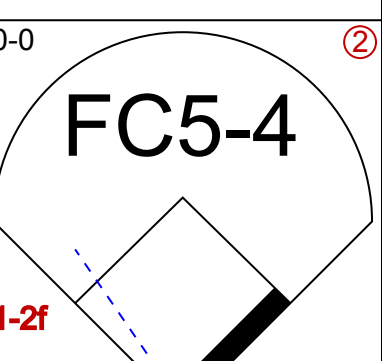
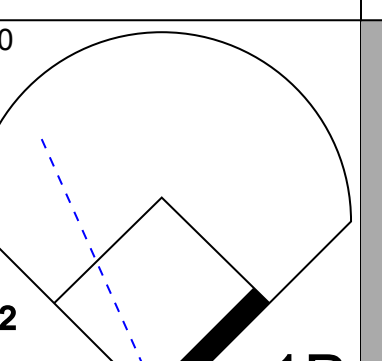
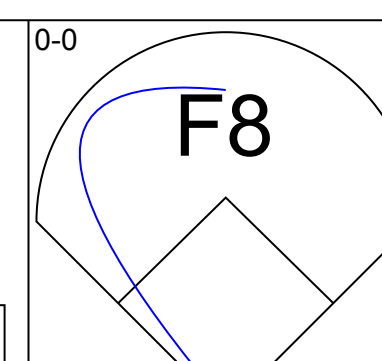
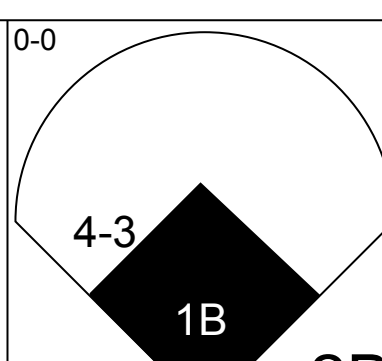
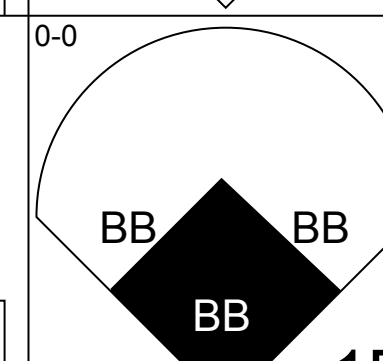
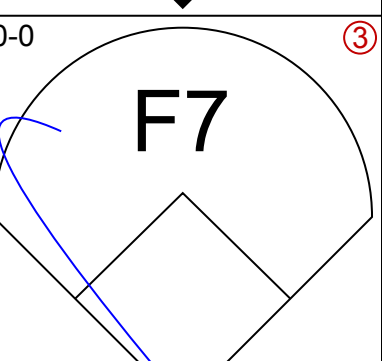
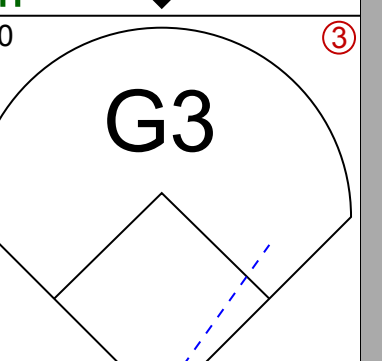
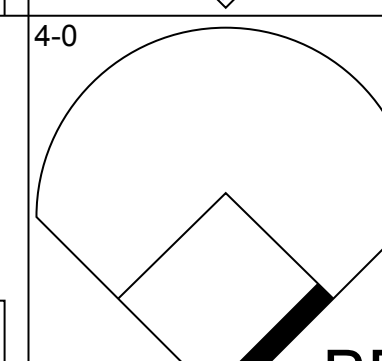
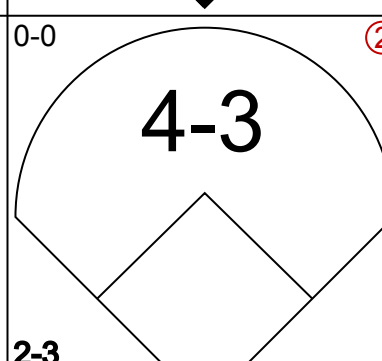
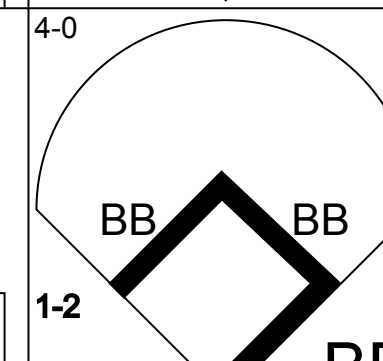
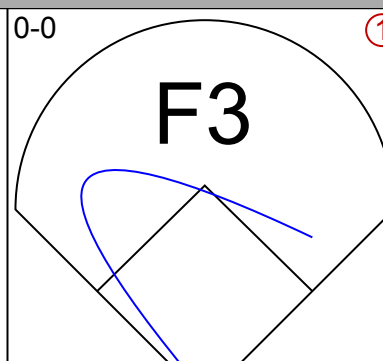
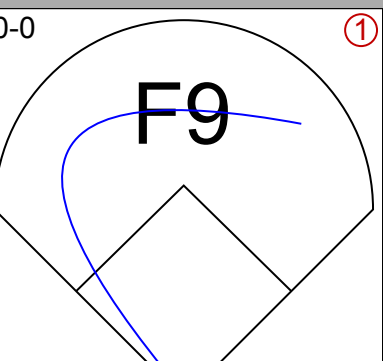
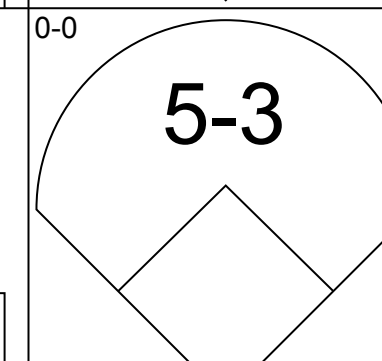
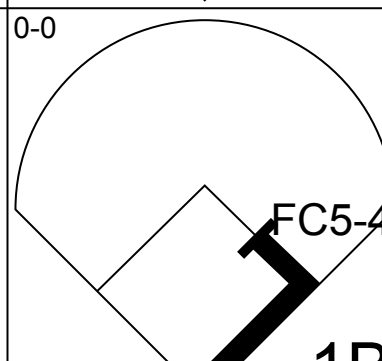
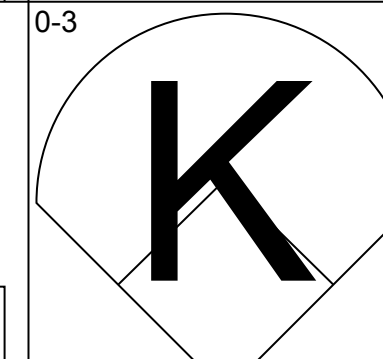
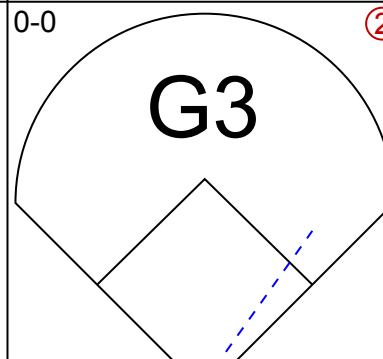
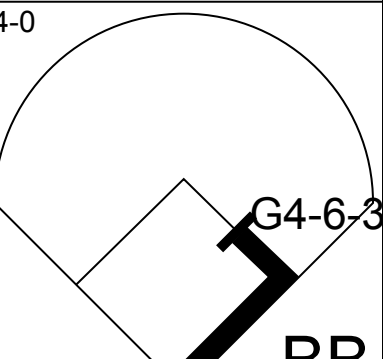
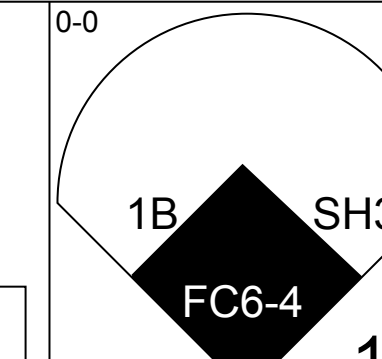
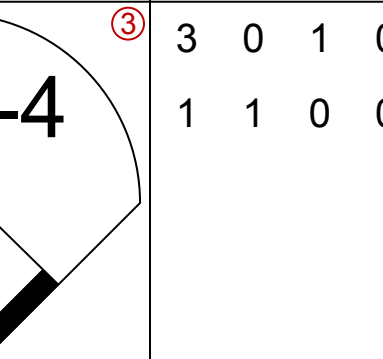
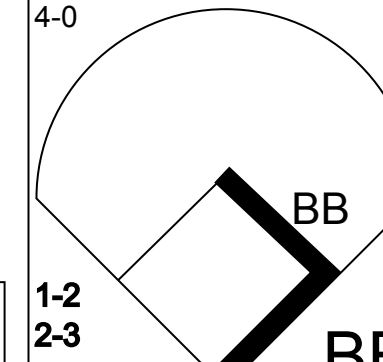
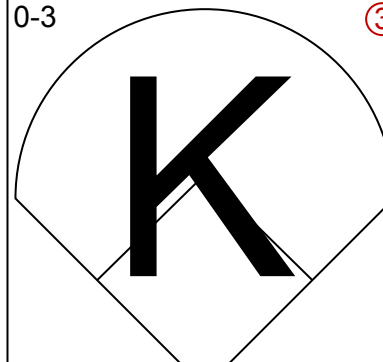
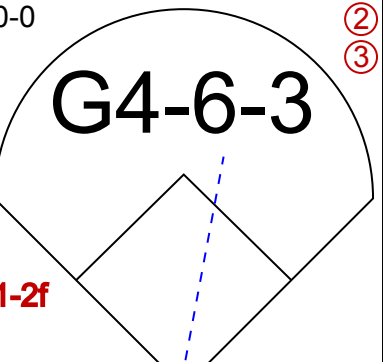
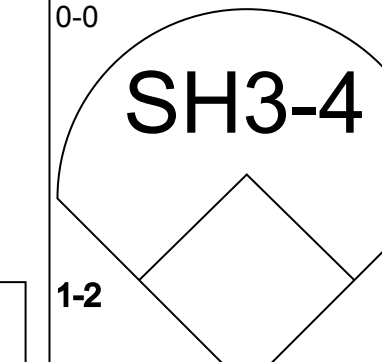
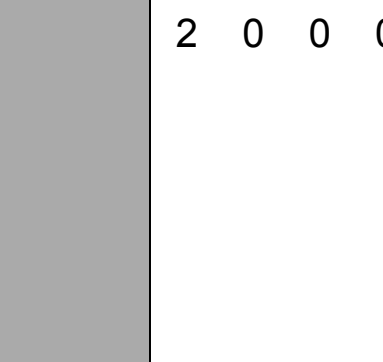
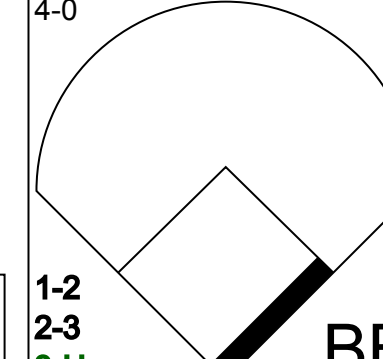


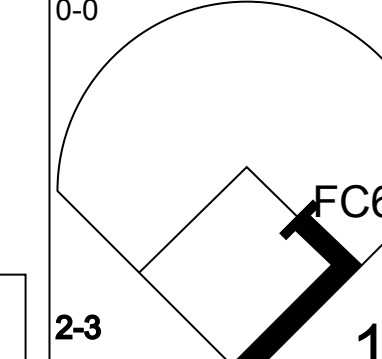
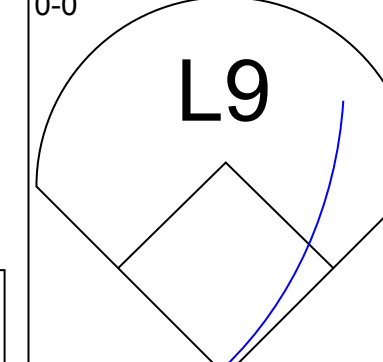
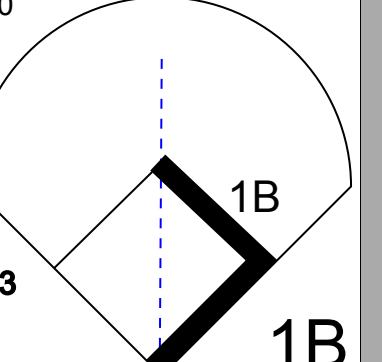
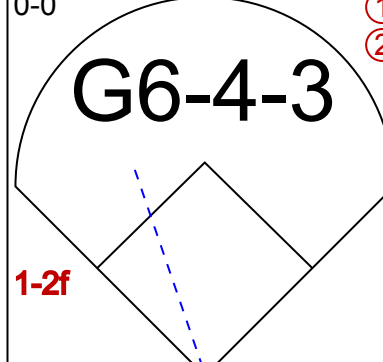
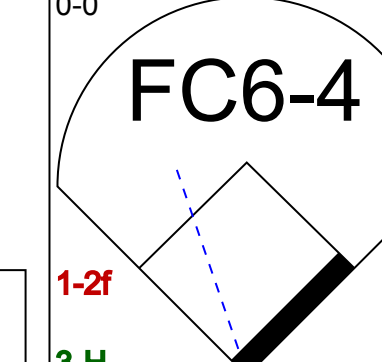


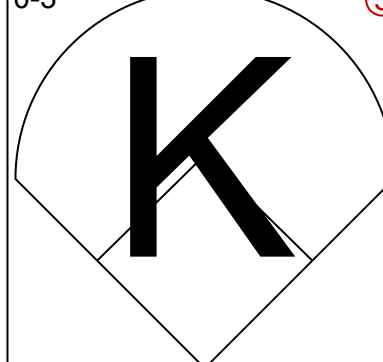
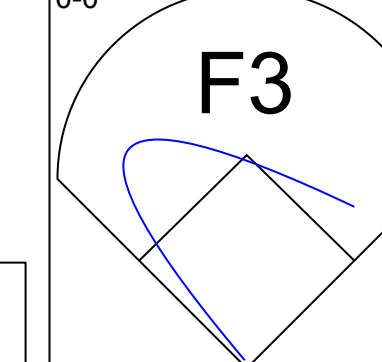
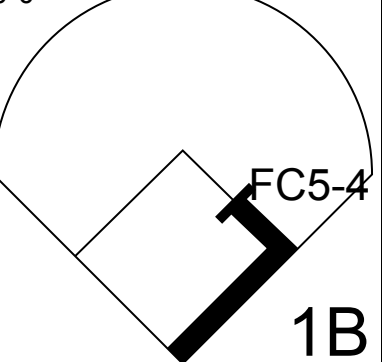
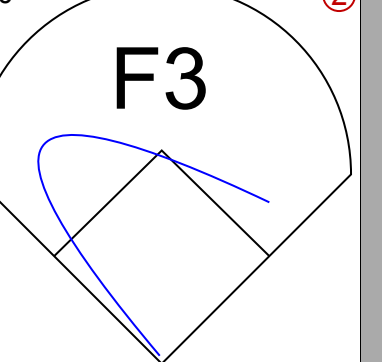


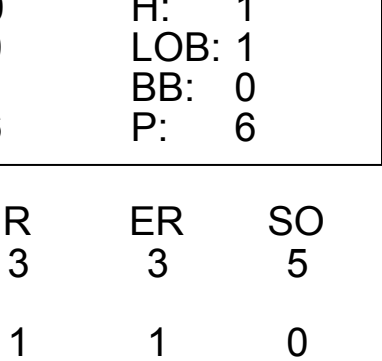
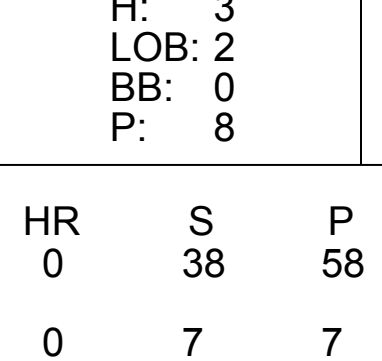
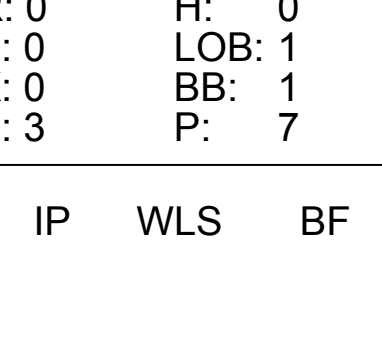
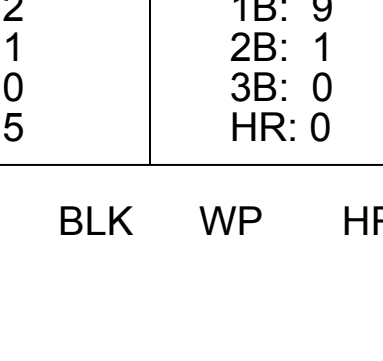
Batter	1	2	3	4	5	6	7	8	9	AB	R	H	RBI	BB	SO	LOB	TOP			
Chuck Schilling, R OBP: 0.348, SLG: 0.318										5	0	2	1	0	2	0	Boston Red Sox @ Washington Senators D.C. Stadium, Washington, DC Sun Apr 14 1963, 3:33 AM EST Att: 7,497 - Unknown			
Eddie Bressoud, R OBP: 0.281, SLG: 0.227										5	0	0	0	0	1	4				
Carl Yastrzemski, L OBP: 0.429, SLG: 0.650										5	1	4	0	0	1	0				
Dick Stuart, R OBP: 0.250, SLG: 0.294										4	1	0	0	1	0	2				
Roman Mejias, R OBP: 0.118, SLG: 0.063										3	1	0	0	1	0	3				
Lou Clinton, R OBP: 0.167, SLG: 0.389										4	1	1	1	0	1	4				
Frank Malzone, R OBP: 0.278, SLG: 0.313									3	1	1	1	0	0	0					
Bob Tillman, R OBP: 0.278, SLG: 0.375									3	1	1	1	1	0	1					
Jerry Stephenson, L Hal Kolstad, R Mike Fornieles, R Chet Nichols, S Jack Lamabe, R Gary Geiger, L Dick Radatz, R									1	0	0	0	0	0	0	0				
Inning Stats	R: 0 E: 0 K: 0 S: 3	H: 2 LOB: 1 BB: 0 P: 3	R: 0 E: 0 K: 1 S: 5	H: 0 LOB: 0 BB: 0 P: 5	R: 1 E: 1 K: 0 S: 5	H: 1 LOB: 1 BB: 0 P: 5	R: 4 E: 2 K: 0 S: 8	H: 3 LOB: 2 BB: 1 P: 12	R: 0 E: 0 K: 1 S: 5	H: 0 LOB: 0 BB: 0 P: 5	R: 0 E: 0 K: 2 S: 7	H: 1 LOB: 3 BB: 2 P: 16	R: 1 E: 0 K: 1 S: 6	H: 1 LOB: 0 BB: 0 P: 6	R: 0 E: 0 K: 1 S: 5	H: 0 LOB: 0 BB: 0 P: 5	1B: 6 2B: 2 3B: 0 HR: 1	SF: 1 SAC: 1 DP: 1 HBP: 0	WP: 2 PB: 0 SB: 0 CS: 0	PA: 40
PITCHER	IP WLS BF H R ER SO BB IBB HBP BLK WP HR S P ERA WHIP																			
Bennie Daniels, R ERA: 2.45	(1, 1) 3.2 19 6 5 1 1 0 1 0 0 0 1 1 20 24 2.46 1.636																			
Carl Bouldin, R ERA:	(4, 1) 1.1 W 5 1 0 0 0 0 0 0 0 0 0 5 5 0.00 0.750																			
Ron Kline, R ERA: 1.29	(6, 1) 4.0 S 16 2 1 1 5 2 0 0 0 0 1 0 24 32 2.25 1.000																			

Batter	1	2	3	4	5	6	7	8	9	AB	R	H	RBI	BB	SO	LOB	BOTTOM			
Mary Breeding, R OBP: 0.238, SLG: 0.158										5	2	2	0	0	1	2	Boston Red Sox @ Washington Senators D.C. Stadium, Washington, DC Sun Apr 14 1963, 3:33 AM EST Att: 7,497 - Unknown			
Chuck Hinton, R OBP: 0.333, SLG: 0.476										5	1	4	0	0	0	0				
Minnie Minoso, R OBP: 0.400, SLG: 0.333 Jim Piersall, R										0	1	0	1	3	0	0				
Don Lock, R OBP: 0.381, SLG: 0.412										3	1	1	1	0	1	4				
Bobo Osborne, L OBP: 0.381, SLG: 0.412										3	1	1	2	1	1	3				
Ken Retzer, L OBP: 0.857, SLG: 0.750 Don Leppert, R OBP: 0.500, SLG: 1.364 Claude Osteen, L OBP: 0.607, SLG: 0.667 Bob Schmidt, R										1	1	1	2	1	0	0				
Dick Phillips, L OBP: 0.167, SLG: 0.167										4	0	1	0	0	0	6				
Ed Brinkman, R OBP: 0.222, SLG: 0.333										4	0	1	1	0	2	2				
Bennie Daniels, L Carl Bouldin, S Jim King, L Ron Kline, R										1	0	0	0	0	1	2				
Inning Stats	R: 1 E: 0 K: 0 S: 4	H: 2 LOB: 1 BB: 1 P: 8	R: 0 E: 0 K: 3 S: 10	H: 1 LOB: 2 BB: 1 P: 14	R: 1 E: 0 K: 1 S: 7	H: 2 LOB: 2 BB: 0 P: 8	R: 0 E: 0 K: 1 S: 5	H: 0 LOB: 0 BB: 0 P: 5	R: 4 E: 0 K: 0 S: 6	H: 3 LOB: 1 BB: 1 P: 11	R: 1 E: 0 K: 0 S: 5	H: 2 LOB: 3 BB: 2 P: 13	R: 0 E: 0 K: 2 S: 7	H: 0 LOB: 0 BB: 0 P: 7	R: 0 E: 0 K: 2 S: 8	H: 1 LOB: 2 BB: 1 P: 12	1B: 7 2B: 2 3B: 2 HR: 0	SF: 3 SAC: 1 DP: 0 HBP: 2	WP: 3 PB: 0 SB: 0 CS: 1	PA: 42
PITCHER	IP WLS BF H R ER SO BB IBB HBP BLK WP HR S P ERA WHIP																			
Jerry Stephenson, R ERA: 7.71 Hal Kolstad, R ERA: 18.0 Mike Fornieles, R ERA: 9.0 Chet Nichols, L ERA: 5.79 Jack Lamabe, R ERA: 9.0	(1, 1) 2.1 13 5 2 2 3 2 0 0 0 0 1 0 17 25 7.71 3.000																			
Dick Radatz, R ERA:	(8, 1) 1.0 5 1 0 0 0 0 0 0 0 0 0 6 10 9.00 4.000																			

Batter	1	2	3	4	5	6	7	8	9	AB	R	H	RBI	BB	SO	LOB	TOP							
Mary Breeding, R OBP: 0.417, SLG: 0.227 (1, 4)	4-3						L1			3	0	1	0	1	0	0	Washington Senators @ Cleveland Indians Cleveland Municipal Stadium, Cleveland, OH Tue Apr 16 1963, 6:05 PM EST Att: 3,044 - Unknown livebaseballscorecards.com							
Chuck Hinton, R OBP: 0.320, SLG: 0.417 (1, 9)					5-3		1-3			3	0	0	0	1	1	4								
Minnie Minoso, R OBP: 0.417, SLG: 0.294 (1, 7)										2	0	0	0	2	1	1								
Don Lock, R OBP: 0.320, SLG: 0.333 (1, 8)										4	0	0	0	0	3	4								
Bobo Osborne, L OBP: 0.360, SLG: 0.350 (1, 5)										3	0	0	0	1	1	3								
Don Lepore, R OBP: 0.438, SLG: 1.071 (1, 2)										3	0	0	0	1	0	2								
Dick Phillips, L OBP: 0.222, SLG: 0.222 (9, PH) Jim Piersall, R (9, PH)										3	0	1	0	0	1	1								
Ed Brinkman, R OBP: 0.238, SLG: 0.300 (9, PH) Johnny Schnaive, R (9, PH)										2	0	0	0	1	2	1								
Claude Osteen, L OBP: 0.333, SLG: 0.333 (9, PH) Bob Schmidt, R (9, PH)										3	0	0	0	0	3	2								
										1	0	0	0	0	0	0								
Inning Stats	R: 0 E: 0 K: 2 S: 7	H: 0 LOB: 2 BB: 2 P: 15	R: 0 E: 0 K: 2 S: 8	H: 1 LOB: 3 BB: 2 P: 16	R: 0 E: 0 K: 1 S: 5	H: 0 LOB: 0 BB: 1 P: 9	R: 0 E: 0 K: 3 S: 9	H: 0 LOB: 0 BB: 0 P: 9	R: 0 E: 0 K: 1 S: 6	H: 1 LOB: 1 BB: 0 P: 6	R: 0 E: 0 K: 1 S: 5	H: 0 LOB: 1 BB: 1 P: 9	R: 0 E: 0 K: 1 S: 5	H: 0 LOB: 0 BB: 0 P: 5	R: 0 E: 0 K: 1 S: 5	H: 0 LOB: 1 BB: 1 P: 9	R: 0 E: 0 K: 1 S: 5	H: 0 LOB: 0 BB: 0 P: 5	R: 0 E: 0 K: 1 S: 5	H: 0 LOB: 0 BB: 0 P: 5	1B: 1 2B: 1 3B: 0 HR: 0	SF: 0 SAC: 0 DP: 0 HBP: 0	WP: 0 PB: 0 SB: 0 CS: 0	PA: 36
PITCHER Sam McDowell, L ERA: 2.25 (1, 1)	IP: 9.0 WLS: W BF: 36 H: 2 R: 0 ER: 0 SO: 13 BB: 7 IBB: 0 HBP: 0 BLK: 0 WP: 0 HR: 0 S: 55 P: 83 ERA: 0.00 WHIP: 1.000															PITCHER	IP: 9.0 WLS: W BF: 36 H: 2 R: 0 ER: 0 SO: 13 BB: 7 IBB: 0 HBP: 0 BLK: 0 WP: 0 HR: 0 S: 55 P: 83 ERA: 0.00 WHIP: 1.000							

Batter	1	2	3	4	5	6	7	8	9	AB	R	H	RBI	BB	SO	LOB	BOTTOM			
Vic Davallilo, L OBP: 0.208, SLG: 0.375 (1, 8)										3	0	2	0	0	0	1	Washington Senators @ Cleveland Indians Cleveland Municipal Stadium, Cleveland, OH Tue Apr 16 1963, 6:05 PM EST Att: 3,044 - Unknown livebaseballscorecards.com			
Ellis Burton, S OBP: 0.125, SLG: 0.125 (1, 9)										4	0	0	0	0	1	4				
Tito Francona, L OBP: 0.316, SLG: 0.526 (1, 7)										4	0	2	1	0	1	3				
Joe Adcock, R OBP: 0.182, SLG: 0.182 (8, 3) Jerry Kindall, R (8, 3)										4	0	1	0	0	1	3				
John Romano, R OBP: 0.286, SLG: 0.550 (1, 2)										0	0	0	0	0	0	0				
John Romano, R OBP: 0.286, SLG: 0.550 (1, 2)										4	1	1	1	0	1	3				
Max Alvis, R OBP: 0.348, SLG: 0.591 (1, 5)										4	0	2	0	0	0	0				
Tony Martinez, R OBP: 0.250, SLG: 0.261 (1, 6)										4	0	0	0	0	0	3				
Woodie Held, R OBP: 0.625, SLG: 1.000 (1, 4)										3	1	2	1	1	1	0				
Sam McDowell, L OBP: 0.200, SLG: 0.200 (1, 1)										4	1	1	0	0	2	1				
										1B: 8 2B: 1 3B: 0 HR: 2	SF: 0 SAC: 1 DP: 1 HBP: 0	WP: 0 PB: 0 SB: 1 CS: 0	PA: 36							
Inning Stats	R: 0 E: 0 K: 2 S: 9	H: 2 LOB: 0 BB: 0 P: 9	R: 0 E: 0 K: 1 S: 5	H: 0 LOB: 0 BB: 0 P: 5	R: 0 E: 0 K: 2 S: 8	H: 1 LOB: 1 BB: 0 P: 8	R: 0 E: 0 K: 0 S: 4	H: 2 LOB: 1 BB: 0 P: 4	R: 0 E: 0 K: 0 S: 5	H: 1 LOB: 2 BB: 0 P: 5	R: 0 E: 0 K: 1 S: 6	H: 1 LOB: 1 BB: 0 P: 6	R: 2 E: 0 K: 0 S: 6	H: 3 LOB: 1 BB: 0 P: 6	R: 1 E: 0 K: 1 S: 6	H: 1 LOB: 1 BB: 1 P: 10	1B: 8 2B: 1 3B: 0 HR: 2	SF: 0 SAC: 1 DP: 1 HBP: 0	WP: 0 PB: 0 SB: 1 CS: 0	PA: 36
PITCHER Claude Osteen, L ERA: 2.81 (1, 1)	IP: 8.0 WLS: L BF: 36 H: 11 R: 3 ER: 3 SO: 7 BB: 1 IBB: 0 HBP: 0 BLK: 0 WP: 0 HR: 2 S: 49 P: 53 ERA: 3.38 WHIP: 1.500															PITCHER	IP: 8.0 WLS: L BF: 36 H: 11 R: 3 ER: 3 SO: 7 BB: 1 IBB: 0 HBP: 0 BLK: 0 WP: 0 HR: 2 S: 49 P: 53 ERA: 3.38 WHIP: 1.500			

Batter	1	2	3	4	5	6	7	8	9	AB R H RBI BB SO LOB	TOP																										
Tony Kubek, L (1,6) OBP: 0.194, SLG: 0.333										5 2 2 4 0 1 0	New York Yankees @ Washington Senators D.C. Stadium, Washington, DC Fri Apr 19 1963, 6:05 PM EST Att: 18,991 - Overcast - 81 F																										
Bobby Richardson, R (1,4) OBP: 0.229, SLG: 0.363										4 0 0 1 0 1 0																											
Clete Boyer, R (1,5) OBP: 0.344, SLG: 0.500										5 0 1 0 0 0 0																											
Tom Tresh, S (1,8) OBP: 0.500, SLG: 0.652										4 0 0 0 1 0 2																											
Elston Howard, R (1,2) OBP: 0.344, SLG: 0.733										4 1 2 1 0 0 0																											
Roger Maris, L (1,9) OBP: 0.500, SLG: 1.333										3 1 1 1 1 1 0																											
Jack Reed, R (9,9) OBP: 0.250, SLG: 0.250										0 0 0 0 0 0 0																											
Hector Lopez, R (1,7) OBP: 0.258, SLG: 0.296										4 2 2 0 0 1 3																											
Joe Pepitone, L (1,3) OBP: 0.250, SLG: 0.433										3 2 0 0 1 0 1																											
Stan Williams, R (1,1) OBP: 0.143, SLG: 0.143										3 0 0 1 0 2 1																											
Luis Arroyo, L (8,1)										0 0 0 0 0 0 0																											
Inning Stats	R: 0 E: 0 K: 1 S: 5	H: 0 LOB: 0 BB: 5 P: 5	R: 0 E: 0 K: 0 S: 3	H: 0 LOB: 0 BB: 3 P: 3	R: 1 E: 0 K: 0 S: 4	H: 1 LOB: 0 BB: 0 P: 4	R: 0 E: 0 K: 2 S: 8	H: 1 LOB: 3 BB: 2 P: 16	R: 2 E: 1 K: 1 S: 7	H: 1 LOB: 0 BB: 0 P: 7	R: 0 E: 0 K: 1 S: 5	H: 0 LOB: 0 BB: 0 P: 5	R: 0 E: 0 K: 0 S: 5	H: 0 LOB: 1 BB: 0 P: 5	R: 0 E: 1 K: 0 S: 4	H: 0 LOB: 1 BB: 0 P: 4	R: 5 E: 0 K: 0 S: 8	H: 5 LOB: 1 BB: 1 P: 12	1B: 3 2B: 2 3B: 0 HR: 3	SF: 1 SAC: 1 DP: 0 HBP: 0	WP: 0 PB: 0 SB: 0 CS: 0	PA: 40															
PITCHER	IP WLS BF H R ER SO BB IBB HBP BLK WP HR S P ERA WHIP																																				
Art Quirk, L (1,1) ERA: 2.57	7.0	27	3	3	2	6	2	0	0	0	0	0	0	1	37	45	2.57	0.714																			
Jim Duckworth, R (8,1) ERA: 6.75	1.0	L	7	3	3	3	0	0	0	0	0	0	0	2	7	7	27.00	3.000																			
Steve Hamilton, L (9,1) ERA: 13.5	1.0		6	2	2	2	0	1	0	0	0	0	0	0	5	9	18.00	3.000																			

Batter	1	2	3	4	5	6	7	8	9	AB R H RBI BB SO LOB	BOTTOM																										
Mary Breeding, R (1,4) OBP: 0.300, SLG: 0.296										5 1 2 1 0 0 1	New York Yankees @ Washington Senators D.C. Stadium, Washington, DC Fri Apr 19 1963, 6:05 PM EST Att: 18,991 - Overcast - 81 F																										
Dick Phillips, L (1,3) OBP: 0.286, SLG: 0.231										4 1 1 0 1 0 4																											
Chuck Hinton, R (1,9) OBP: 0.333, SLG: 0.393										4 0 1 1 1 0 1																											
Bobo Osborne, L (1,5) OBP: 0.379, SLG: 0.348										3 0 1 0 1 1 2																											
Chuck Cottier, R (8, PR) (9, 4)										1 1 0 0 0 0 1																											
Minnie Minoso, R (1,7) OBP: 0.407, SLG: 0.263										2 0 0 0 1 1 1																											
Don Lock, R (1,8) OBP: 0.414, SLG: 0.417										3 1 3 1 1 0 0																											
Don Leppert, R (1,2) OBP: 0.400, SLG: 0.889										4 0 1 1 0 0 5																											
Ed Brinkman, R (1,6) OBP: 0.200, SLG: 0.250										4 0 0 0 0 3 3																											
Art Quirk, R (1,1) OBP: 0.500, SLG: 0.500										2 0 1 0 0 0 2																											
Lou Klimchok, L (7, PH)										1 0 0 0 0 0 0																											
Jim Duckworth, R (8,1)										0 0 0 0 0 0 0																											
Steve Hamilton, L (9,1)										0 0 0 0 0 0 0																											
Johnny Schaive, R (9, PH)										1 0 0 0 0 0 0																											
Inning Stats	R: 1 E: 0 K: 1 S: 6	H: 1 LOB: 3 BB: 3 P: 18	R: 0 E: 0 K: 1 S: 6	H: 1 LOB: 1 BB: 0 P: 6	R: 0 E: 0 K: 1 S: 5	H: 0 LOB: 0 BB: 0 P: 5	R: 1 E: 0 K: 1 S: 8	H: 3 LOB: 2 BB: 0 P: 8	R: 0 E: 0 K: 0 S: 2	H: 0 LOB: 0 BB: 1 P: 6	R: 0 E: 0 K: 1 S: 5	H: 1 LOB: 0 BB: 0 P: 5	R: 0 E: 0 K: 0 S: 3	H: 0 LOB: 1 BB: 1 P: 7	R: 1 E: 0 K: 0 S: 5	H: 2 LOB: 1 BB: 0 P: 5	R: 1 E: 0 K: 0 S: 5	H: 2 LOB: 1 BB: 0 P: 5	1B: 9 2B: 1 3B: 0 HR: 0	SF: 0 SAC: 1 DP: 2 HBP: 0	WP: 0 PB: 0 SB: 0 CS: 0	PA: 40															
PITCHER	IP WLS BF H R ER SO BB IBB HBP BLK WP HR S P ERA WHIP																																				
Stan Williams, R (1,1) ERA: 2.2	1.1		33	8	3	3	0	0	0	0	0	0	0	0	38	58	3.68	1.773																			
Luis Arroyo, L (8,1) ERA: 5.4	1.2	W	7	2	1	1	0	0	0	0	0	0	0	7	7	5.40	1.200																				

Batter	1	2	3	4	5	6	7	8	9	AB	R	H	RBI	BB	SO	LOB	TOP
Tony Kubek, L OBP: 0.200, SLG: 0.325 (1, 6)	F8		FC6-4 1B		FC4-6			F8		4	0	1	0	0	0	1	
Bobby Richardson, R OBP: 0.266, SLG: 0.270 (1, 4)	F8		FC6-4 1-2		F8			5-3		4	0	0	0	0	0	2	
Joe Pepitone, L OBP: 0.250, SLG: 0.412 (1, 3)			G3					L9		4	0	1	0	0	0	1	
Tom Tresh, S OBP: 0.471, SLG: 0.577 (1, 8)	G3			FC3-6 BB				L3		3	0	0	0	1	0	1	
Roger Maris, L OBP: 0.500, SLG: 1.333 (1, 9)		3-1		FC3-6 F9 1-2				HR		3	1	1	1	1	0	1	
Elston Howard, R OBP: 0.306, SLG: 0.647 (1, 2)		1-3		F9 2-3				6-3		4	0	0	0	0	0	2	
Hector Lopez, R OBP: 0.257, SLG: 0.290 (1, 7)				K				F9		4	0	1	0	0	1	1	
Clete Boyer, R OBP: 0.314, SLG: 0.457 (1, 5)		1-3						F7		3	0	0	0	0	0	1	
Bill Stafford, R OBP: 0.285, SLG: 0.250 (1, 1)								F9		1	0	0	0	0	0	0	
Bill Kunkel, R OBP: 0.267, SLG: 0.500 (3, 1)								FC4-6 1B		0	0	0	0	0	0	0	
Dale Long, L OBP: 0.267, SLG: 0.500 (5, Ph)										1	0	1	0	0	0	0	
Hal Reniff, R OBP: 0.267, SLG: 0.500 (5, 1)										0	0	0	0	0	0	0	
Johnny Blanchard, L OBP: 0.250, SLG: 0.250 (7, Ph)										1	0	0	0	0	0	0	
Marshall Bridges, S OBP: 0.250, SLG: 0.250 (7, 1)										0	0	0	0	0	0	0	
Inning Stats	R: 0 E: 0 K: 0 S: 4	H: 1 LOB: 1 BB: 0 P: 4	R: 0 E: 0 K: 0 S: 4	H: 1 LOB: 1 BB: 0 P: 4	R: 0 E: 0 K: 1 S: 5	H: 0 LOB: 1 BB: 0 P: 9	R: 0 E: 0 K: 0 S: 3	H: 1 LOB: 1 BB: 0 P: 4	R: 0 E: 0 K: 0 S: 3	H: 0 LOB: 0 BB: 0 P: 3	R: 0 E: 0 K: 0 S: 3	H: 0 LOB: 0 BB: 0 P: 3	R: 1 E: 0 K: 0 S: 4	H: 1 LOB: 0 BB: 0 P: 4	1B: 4 2B: 0 3B: 0 HR: 1	SF: 0 SAC: 0 DP: 0 HBP: 0	WP: 0 PA: 34 PB: 0 SB: 0 CS: 0
PITCHER Dave Stenhouse, R ERA: 1.0 (1, 1)	IP: 9.0 WLS: W BF: 34 H: 5 R: 1 ER: 1 SO: 1 BB: 2 IBB: 0 HBP: 0 BLK: 0 WP: 0 HR: 1 S: 34 P: 42 ERA: 1.00 WHIP: 0.778																

New York Yankees @ Washington Senators
D.C. Stadium, Washington, DC
Sat Apr 20 1963, 6:05 PM EST
Att: 16,563 - Unknown - 70 F

AB 32
R 1
H 5
RBI 1
BB 2
SO 1
LOB 10



Batter	1	2	3	4	5	6	7	8	9	AB	R	H	RBI	BB	SO	LOB	BOTTOM		
Mary Breeding, R OBP: 0.314, SLG: 0.387 (1, 4)	HR	F3		5-3		3B BB		F7		4	2	1	1	1	0	1			
Dick Phillips, L OBP: 0.283, SLG: 0.222 (1, 3)	4-3		1B E	F6		F9		1-3		5	1	1	0	0	0	1			
Chuck Hinton, R OBP: 0.429, SLG: 0.594 (1, 9)	HR		1B E	1B		3B		BB		4	2	4	1	1	0	0			
Bobo Osborne, L OBP: 0.353, SLG: 0.429 (1, 5)	HR		E4 1B	5-3		1-3		1-3		5	2	1	3	0	0	4			
Minnie Minoso, R OBP: 0.387, SLG: 0.261 (1, 7)	F4		F7			G6-3 BB		1-3		4	0	1	0	0	0	2			
Don Lock, R OBP: 0.424, SLG: 0.407 (1, 8)	K		1B	1B		G6-3 BB		K		3	0	1	1	1	2	0			
Don Leppert, R OBP: 0.417, SLG: 0.818 (1, 2)			5-3	1B		G6-3		1B		4	0	2	1	0	0	2			
Ed Brinkman, R OBP: 0.207, SLG: 0.250 (1, 6)		F7	F2			6-3		1B		4	0	1	0	0	0	3			
Dave Stenhouse, R OBP: 0.250, SLG: 0.250 (1, 1)			1-3			L9		K		4	0	1	0	0	1	4			
Inning Stats	R: 3 E: 0 K: 1 S: 8	H: 3 LOB: 0 BB: 0 P: 8	R: 0 E: 0 K: 0 S: 4	H: 1 LOB: 0 BB: 0 P: 4	R: 3 E: 1 K: 0 S: 8	H: 4 LOB: 2 BB: 0 P: 8	R: 0 E: 0 K: 0 S: 4	H: 1 LOB: 1 BB: 0 P: 4	R: 0 E: 0 K: 0 S: 3	H: 1 LOB: 1 BB: 1 P: 7	R: 1 E: 0 K: 0 S: 4	H: 1 LOB: 1 BB: 1 P: 8	R: 0 E: 0 K: 2 S: 9	H: 2 LOB: 2 BB: 0 P: 9	R: 0 E: 0 K: 0 S: 3	H: 0 LOB: 1 BB: 1 P: 7	1B: 9 2B: 0 3B: 2 HR: 2	SF: 0 SAC: 0 DP: 1 HBP: 0	WP: 0 PA: 40 PB: 0 SB: 1 CS: 0
PITCHER Bill Stafford, R ERA: 5.0 Bill Kunkel, R ERA: 1.35 Hal Reniff, R ERA: 4.5 Marshall Bridges, L ERA: (1, 1) (3, 1) (5, 1) (7, 1)	IP: 2.1 WLS: L BF: 15 H: 7 R: 6 ER: 5 SO: 1 BB: 0 IBB: 0 HBP: 0 BLK: 0 WP: 0 HR: 0 S: 17 P: 17 ERA: 19.29 WHIP: 3.000																		

New York Yankees @ Washington Senators
D.C. Stadium, Washington, DC
Sat Apr 20 1963, 6:05 PM EST
Att: 16,563 - Unknown - 70 F

AB 37
R 7
H 13
RBI 7
BB 3
SO 3
LOB 17



Batter	1	2	3	4	5	6	7	8	9	AB	R	H	RBI	BB	SO	LOB	TOP			
Tony Kubek, L (1, 6) OBP: 0.178, SLG: 0.289										5	0	0	0	0	1	3				
Bobby Richardson, R (1, 4) OBP: 0.250, SLG: 0.333										5	2	3	2	0	0	1				
Clete Boyer, R (1, 5) OBP: 0.325, SLG: 0.475										5	2	2	0	0	0	1				
Tom Tresh, S (1, 8) OBP: 0.487, SLG: 0.700										4	1	3	3	0	0	1				
Roger Maris, L (1, 9) OBP: 0.385, SLG: 0.800										4	0	0	0	1	1	3				
Jack Reed, R (9, 9) OBP: 0.250, SLG: 0.250										0	0	0	0	0	0	0				
Elston Howard, R (1, 2) OBP: 0.317, SLG: 0.667										5	0	2	2	0	0	2				
Hector Lopez, R (1, 7) OBP: 0.282, SLG: 0.294										3	1	1	0	1	0	2				
Joe Pepitone, L (1, 3) OBP: 0.225, SLG: 0.368										4	1	0	0	0	0	4				
Ralph Terry, R (1, 1) OBP: 0.125, SLG: 0.125										1	0	0	0	0	0	0				
Jim Bouton, R (2, 1) OBP: 0.333, SLG: 0.333										3	0	1	0	0	2	2				
Inning Stats	R: 2 E: 0 K: 1 S: 8	H: 3 LOB: 3 BB: 2 P: 16	R: 0 E: 0 K: 0 S: 3	H: 0 LOB: 0 BB: 0 P: 3	R: 1 E: 0 K: 1 S: 6	H: 1 LOB: 0 BB: 0 P: 6	R: 2 E: 1 K: 1 S: 8	H: 2 LOB: 1 BB: 0 P: 8	R: 0 E: 0 K: 0 S: 4	H: 0 LOB: 1 BB: 0 P: 5	R: 2 E: 0 K: 0 S: 6	H: 2 LOB: 1 BB: 0 P: 6	R: 0 E: 0 K: 0 S: 4	H: 1 LOB: 1 BB: 0 P: 4	R: 0 E: 0 K: 0 S: 4	H: 1 LOB: 1 BB: 0 P: 4	1B: 7 2B: 4 3B: 0 HR: 1	SF: 1 SAC: 0 DP: 0 HBP: 0	WP: 0 PB: 0 SB: 2 CS: 0	PA: 42
PITCHER	IP WLS BF H R ER SO BB IBB HBP BLK WP HR S P ERA WHIP																			
Claude Osteen, L (1, 1) ERA: 3.6	4.0	L	21	6	5	3	3	1	1	0	0	0	0	0	1	25	33	6.75	1.750	
Jim Bronstad, R (5, 1) ERA: 2.57	4.0	L	17	5	2	2	1	0	0	0	0	0	0	0	0	19	19	4.50	1.250	
Jim Hannan, R (9, 1) ERA:	1.0		4	1	0	0	0	0	0	0	0	0	0	0	0	4	4	0.00	1.000	

New York Yankees @ Washington Senators
D.C. Stadium, Washington, DC
Sun Apr 21 1963, 3:33 AM EST
Att: 15,007 - Unknown

AB	39
R	7
H	12
RBI	7
BB	2
SO	4
LOB	19



Batter	1	2	3	4	5	6	7	8	9	AB	R	H	RBI	BB	SO	LOB	BOTTOM					
Mary Breeding, R (1, 4) OBP: 0.308, SLG: 0.371										4	0	1	0	0	0	1						
Ken Retzer, L (9, PH) OBP: 0.750, SLG: 0.600										1	0	0	0	0	0	0						
Dick Phillips, L (1, 3) OBP: 0.292, SLG: 0.261										5	1	2	1	0	0	1						
Chuck Hinton, R (1, 9) OBP: 0.425, SLG: 0.595										5	1	2	0	0	0	2						
Bobo Osborne, L (1, 5) OBP: 0.368, SLG: 0.469										4	1	2	1	0	0	1						
Minnie Minoso, R (1, 7) OBP: 0.371, SLG: 0.259										4	0	1	1	0	0	3						
Don Lock, R (1, 8) OBP: 0.432, SLG: 0.400										3	1	1	0	1	2	2						
Don Leppert, R (1, 2) OBP: 0.429, SLG: 0.808										4	1	2	2	0	0	2						
Ed Brinkman, R (1, 6) OBP: 0.212, SLG: 0.250										4	0	1	0	0	0	1						
Claude Osteen, L (1, 1) OBP: 0.429, SLG: 0.429										1	1	1	1	0	0	0						
Lou Klimchok, L (4, PH)										1	0	0	0	0	0	0						
Jim Bronstad, R (5, 1) ERA: 2.7										1	0	0	0	0	1	0						
Jim King, L (8, PH)										1	0	0	0	0	0	0						
Jim Hannan, R (9, 1) ERA: 4.22										0	0	0	0	0	0	0						
Inning Stats	R: 1 E: 0 K: 0 S: 5	H: 2 LOB: 1 BB: 0 P: 5	R: 3 E: 1 K: 0 S: 6	H: 3 LOB: 1 BB: 1 P: 10	R: 0 E: 0 K: 0 S: 4	H: 2 LOB: 1 BB: 0 P: 4	R: 0 E: 0 K: 0 S: 4	H: 1 LOB: 1 BB: 0 P: 4	R: 1 E: 0 K: 1 S: 8	H: 4 LOB: 2 BB: 0 P: 8	R: 0 E: 0 K: 1 S: 5	H: 0 LOB: 0 BB: 0 P: 5	R: 1 E: 0 K: 1 S: 6	H: 1 LOB: 0 BB: 0 P: 6	R: 0 E: 0 K: 0 S: 3	H: 0 LOB: 0 BB: 0 P: 3	R: 0 E: 0 K: 0 S: 3	H: 0 LOB: 0 BB: 0 P: 3	1B: 10 2B: 3 3B: 0 HR: 0	SF: 0 SAC: 0 DP: 1 HBP: 0	WP: 0 PB: 0 SB: 0 CS: 0	PA: 39
PITCHER	IP WLS BF H R ER SO BB IBB HBP BLK WP HR S P ERA WHIP																					
Ralph Terry, R (1, 1) ERA: 2.7	1.2	W	11	5	4	3	0	1	0	0	0	0	0	0	10	14	16.20	3.600				
Jim Bouton, R (2, 1) ERA: 4.22	7.1	W	28	8	2	2	3	0	0	0	0	0	0	34	34	2.46	1.091					

New York Yankees @ Washington Senators
D.C. Stadium, Washington, DC
Sun Apr 21 1963, 3:33 AM EST
Att: 15,007 - Unknown

AB	38
R	6
H	13
RBI	6
BB	1
SO	3
LOB	13



Batter	1	2	3	4	5	6	7	8	9	AB	R	H	RBI	BB	SO	LOB	TOP			
Albie Pearson, L OBP: 0.414, SLG: 0.420 (1, 8)	F7		F3			FC4-6 2H 1B			4-3	4	0	1	1	0	0	1	Los Angeles Angels @ Washington Senators D.C. Stadium, Washington, DC Mon Apr 22 1963, 6:05 PM EST Att: 3,343 - Unknown livebaseballscorecards.com			
Billy Moran, R OBP: 0.291, SLG: 0.269 (1, 4)	F7			6-3		F2			F9	4	0	0	0	0	0	1				
Lee Thomas, L OBP: 0.352, SLG: 0.529 (1, 3)	P4			F8		FC4-6 1-2			4-3	4	0	0	0	0	0	1				
Leon Wagner, L OBP: 0.333, SLG: 0.415 (1, 7) (8, 9)		L6-3 1B		3-1					F9	3	0	1	0	0	0	0				
Buck Rodgers, S OBP: 0.176, SLG: 0.298 (1, 2)		F7			G3				4-3	3	0	0	0	0	0	1				
Felix Torres, R OBP: 0.415, SLG: 0.457 (1, 5)		L6-3 1-2			K				4-3	3	0	0	0	0	1	1				
George Thomas, R OBP: 0.146, SLG: 0.200 (8, PH) Tom Satriano, L OBP: 0.222, SLG: 0.333 Tom Morgan, R (8, 1)				K		6-3			F8	2	0	0	0	0	1	0				
Jim Fregosi, R OBP: 0.300, SLG: 0.333 (1, 6)									F8	3	1	2	0	0	0	0				
Ken McBride, R (1, 1) Mel Nelson, R (4, 1) Ed Kirkpatrick, L OBP: 0.250, SLG: 0.250 (8, PH) Eli Grba, R (8, 1) Ken Hunt, R OBP: 0.154, SLG: 0.167 (8, 7)										1	0	0	0	0	0	1				
Inning Stats	R: 0 E: 0 K: 0 S: 3	H: 0 LOB: 0 BB: 0 P: 3	R: 0 E: 0 K: 0 S: 3	H: 1 LOB: 0 BB: 0 P: 3	R: 0 E: 0 K: 1 S: 6	H: 1 LOB: 1 BB: 0 P: 6	R: 0 E: 0 K: 0 S: 3	H: 0 LOB: 0 BB: 0 P: 3	R: 0 E: 0 K: 1 S: 5	H: 0 LOB: 0 BB: 0 P: 5	R: 0 E: 0 K: 0 S: 3	H: 0 LOB: 0 BB: 0 P: 3	R: 0 E: 0 K: 1 S: 5	H: 0 LOB: 0 BB: 0 P: 5	R: 0 E: 0 K: 0 S: 3	H: 0 LOB: 0 BB: 0 P: 3		1B: 4 2B: 1 3B: 0 HR: 0	SF: 0 SAC: 0 DP: 1 HBP: 0	WP: 0 PB: 0 SB: 1 CS: 0
PITCHER Tom Cheney, R ERA:	(1, 1)	IP: 9.0 WLS: W BF: 30	H: 4 R: 1 ER: 0 SO: 4	BB: 0 IBB: 0 HBP: 0 BLK: 0	WP: 0 HR: 0 S: 38 P: 38	ERA: 0.00 WHIP: 0.444														

Batter	1	2	3	4	5	6	7	8	9	AB	R	H	RBI	BB	SO	LOB	BOTTOM			
Chuck Cottier, R OBP: 0.200, SLG: 0.400 (1, 4)	F2		2-3						F2	4	0	1	1	0	0	0	Los Angeles Angels @ Washington Senators D.C. Stadium, Washington, DC Mon Apr 22 1963, 6:05 PM EST Att: 3,343 - Unknown livebaseballscorecards.com			
Dick Phillips, L OBP: 0.250, SLG: 0.222 (1, 3)	F9		F9						4-3	4	0	0	0	0	0	2				
Chuck Hinton, R OBP: 0.432, SLG: 0.650 (1, 9)									P3	3	1	1	1	1	0	0				
Bobo Osborne, L OBP: 0.381, SLG: 0.457 (1, 5)	4-3		CS						L9	3	1	1	0	1	0	0				
Minnie Minoso, R OBP: 0.385, SLG: 0.290 (1, 7)									6-3	4	0	2	0	0	0	1				
Don Lock, R OBP: 0.439, SLG: 0.441 (1, 8)										4	1	2	0	0	1	3				
Ken Retzer, L OBP: 0.583, SLG: 0.375 (1, 2)									FC6	3	1	0	0	1	1	2				
Ed Brinkman, R OBP: 0.278, SLG: 0.294 (1, 6)										2	0	2	2	1	0	0				
Tom Cheney, R (1, 1)										3	0	0	0	0	0	5				
Inning Stats	R: 1 E: 0 K: 0 S: 4	H: 1 LOB: 0 BB: 0 P: 4	R: 0 E: 0 K: 1 S: 6	H: 2 LOB: 2 BB: 1 P: 10	R: 0 E: 0 K: 0 S: 2	H: 0 LOB: 0 BB: 1 P: 6	R: 3 E: 0 K: 0 S: 7	H: 4 LOB: 2 BB: 1 P: 11	R: 0 E: 0 K: 1 S: 5	H: 0 LOB: 1 BB: 1 P: 9	R: 0 E: 0 K: 0 S: 3	H: 1 LOB: 0 BB: 0 P: 3	R: 0 E: 0 K: 0 S: 3	H: 0 LOB: 0 BB: 0 P: 3	R: 0 E: 0 K: 0 S: 4	H: 1 LOB: 1 BB: 0 P: 4		1B: 6 2B: 2 3B: 0 HR: 1	SF: 0 SAC: 0 DP: 1 HBP: 0	WP: 0 PB: 0 SB: 0 CS: 2
PITCHER Ken McBride, R ERA: 2.35 Mel Nelson, L ERA: Eli Grba, R ERA: Tom Morgan, R ERA: 10.8	(1, 1)	IP: 3.2 WLS: L BF: 19	H: 7 R: 4 ER: 4 SO: 1	BB: 3 IBB: 0 HBP: 0 BLK: 0	WP: 0 HR: 1 S: 18 P: 30	ERA: 9.82 WHIP: 2.727														


Batter	1	2	3	4	5	6	7	8	9	10	AB	R	H	RBI	BB	SO	LOB	TOP								
Albie Pearson, L OBP: 0.413, SLG: 0.407 (1, 8)	0-0 4-3			0-0 1-3		0-0 BB BB 2-H 1B	0-0 1-3		4-0 WP 1-2 2-3 BB		4	0	1	1	1	0	1	Los Angeles Angels @ Washington Senators D.C. Stadium, Washington, DC Tue Apr 23 1963, 3:33 AM EST Att: 1,578 - Unknown livebaseballscorecards.com								
Billy Moran, R OBP: 0.283, SLG: 0.250 (1, 4)	0-0 F8			0-0 F9		4-0 BB BB 1-2		0-3 K	0-3 K	4	0	0	0	1	2	2										
Lee Thomas, L OBP: 0.373, SLG: 0.519 (1, 3)	0-0 4-1			0-0 F9		4-0 BB BB 1-2 2-3		0-0 E 1B	4-0 IBB	3	0	1	0	2	0	0										
Felix Torres, R OBP: 0.370, SLG: 0.400 (1, 5)		0-3 K			0-0 F7	0-0 L6		0-0 F9	0-3 K	5	0	0	0	0	2	7										
Leon Wagner, L OBP: 0.320, SLG: 0.457 (8, 7)		0-0 F8			0-0 F7		0-0 HR	1-2 E4		0-0 P4	5	1	1	1	0	0	1									
Ken Hunt, R OBP: 0.125, SLG: 0.133 (1, 7)		0-0 F8			0-3 K		0-0 F9	0-0 4-3		0-3 K	0	0	0	0	0	0	0									
Bob Sadowski, L OBP: 0.400, SLG: 0.250 (8, PH)											1	0	0	0	0	2										
George Thomas, R OBP: 0.143, SLG: 0.195 (8, 9)											1	0	0	0	0	1										
Jim Fregosi, R OBP: 0.333, SLG: 0.455 (1, 6)			0-0 F9			0-0 1B 2B	0-0 6-3		0-0 FC5-6 1B	0-0 HR	5	2	3	1	0	0	0									
Ed Sadowski, R OBP: 0.250, SLG: 1.000 (9, 1)			0-0 4-3			0-0 P4	0-0 HR		0-0 FC5-6 BB 1B 1-2 WP	0-0 P4	4	2	1	1	0	0	2									
Tom Satriano, L OBP: 0.200, SLG: 0.300 (10, PH)											0	0	0	0	0	0	0									
Tom Morgan, R (10, 1)											0	0	0	0	0	0	0									
Bo Belinsky, L OBP: 0.195, SLG: 0.250 (7, PH)			0-0 4-3			0-0 F8	0-0 1B		0-0 WP 1-2 BB 1B		2	0	0	0	0	0	1									
Joe Koppe, R OBP: 0.150, SLG: 0.200 (7, PH)											1	0	1	0	0	0	0									
Julio Navarro, R OBP: 0.150, SLG: 0.250 (7, PH)											0	0	0	0	0	0	0									
Art Fowler, R OBP: 0.150, SLG: 0.250 (7, PH)											0	0	0	0	0	0	0									
Buck Rodgers, R OBP: 0.150, SLG: 0.313 (8, PH)											1	0	1	0	0	0	0									
Inning Stats	R: 0 E: 0 K: 0 S: 3	H: 0 LOB: 0 BB: 0 P: 3	R: 0 E: 0 K: 1 S: 5	H: 0 LOB: 0 BB: 0 P: 5	R: 0 E: 0 K: 0 S: 3	H: 0 LOB: 0 BB: 0 P: 3	R: 0 E: 0 K: 0 S: 3	H: 0 LOB: 0 BB: 0 P: 3	R: 0 E: 0 K: 1 S: 5	H: 0 LOB: 0 BB: 0 P: 5	R: 1 E: 0 K: 0 S: 5	H: 2 LOB: 3 BB: 2 P: 13	R: 2 E: 0 K: 0 S: 6	H: 3 LOB: 1 BB: 0 P: 6	R: 0 E: 1 K: 1 S: 7	H: 1 LOB: 2 BB: 0 P: 7	R: 1 E: 0 K: 2 S: 9	H: 2 LOB: 3 BB: 2 P: 17	R: 1 E: 0 K: 1 S: 6	H: 1 LOB: 0 BB: 0 P: 6	1B: 5 2B: 1 3B: 0 HR: 3	SF: 0 SAC: 0 DP: 0 HBP: 0	WP: 1 PB: 0 SB: 0 CS: 0	PA: 44		
PITCHER	IP 7.0	WLS 28	H 5	R 3	ER 3	SO 2	BB 2	IBB 0	HBP 0	BLK 0	WP 0	HR 2	S 30	P 38	ERA 3.86	WHIP 1.000										
Don Rudolph, L ERA: 6.23 (1, 1)	2.0	12	3	1	1	3	1	1	0	0	1	0	16	24	4.50	2.000										
Ron Kline, R ERA: 2.0 (8, 1)	1.0	L	4	1	1	1	0	0	0	0	0	1	6	6	9.00	1.000										
Jim Coates, R ERA: 9.0 (10, 1)																										

Batter	1	2	3	4	5	6	7	8	9	10	AB	R	H	RBI	BB	SO	LOB	BOTTOM								
Jim Piersall, R OBP: 0.167, SLG: 0.167 (1, 8)	0-0 F9		0-0 F9		0-0 F9		0-0 SH1-3		0-0 1-3 1B		4	0	1	0	0	2	Los Angeles Angels @ Washington Senators D.C. Stadium, Washington, DC Tue Apr 23 1963, 3:33 AM EST Att: 1,578 - Unknown livebaseballscorecards.com									
Chuck Cottier, R OBP: 0.100, SLG: 0.200 (1, 4)	0-3 K		0-0 F9			0-0 F3	0-0 P3		0-0 F8	5	0	0	0	0	1	5										
Chuck Hinton, R OBP: 0.449, SLG: 0.778 (1, 3)	0-0 F7				0-0 HR	0-0 1B 3B	0-0 F9		0-0 F8 2B	5	2	3	1	0	0	1										
Bobo Osborne, L OBP: 0.340, SLG: 0.400 (1, 5)		0-3 K		0-3 K		0-0 P3		0-3 K	0-3 K	5	0	0	0	0	4	2										
Minnie Minoso, R OBP: 0.432, SLG: 0.303 (1, 7)		0-0 F9			0-0 1B	4-0 1B S IBB		4-0 CS BB		2	1	1	0	2	0	0										
Don Lock, R OBP: 0.413, SLG: 0.410 (1, 9)		0-0 5-3		0-0 F7		0-0 S 1B	1-3 3H 1B	0-0 F3	0-0 F8	5	0	1	1	0	0	4										
Bob Schmidt, R OBP: 0.333, SLG: 0.333 (1, 2)			0-0 1B 1B		0-0 6-3	0-0 K	0-3 K		0-0 4-3	4	0	2	0	0	1	2										
Mary Breeding, R OBP: 0.308, SLG: 0.371 (9, PR)						1-2 3H 1B			0-0 4-3	0	0	0	0	0	0	0										
Ken Reitzer, L OBP: 0.538, SLG: 0.333 (10, 2)						1-2 3H 1B			0-0 FC1-6 1B	1	0	0	0	0	0	2										
Ed Brinkman, R OBP: 0.300, SLG: 0.297 (1, 6)			0-0 1B		0-0 1-3	0-0 2B BB	4-0 SH1-3 1H 2B		0-0 FC5-4 1B	3	1	1	0	1	0	1										
Don Rudolph, L OBP: 0.195, SLG: 0.250 (7, PH)			0-3 K		0-0 G3				0-0 FC5-4	2	0	0	0	0	1	2										
Dick Phillips, L OBP: 0.300, SLG: 0.286 (8, 1)											1	0	1	0	0	0										
Ron Kline, R ERA: 3.75 (8, 1)											0	0	0	0	0	0										
Don Lippert, R OBP: 0.143, SLG: 0.178 (8, PH)											1	0	0	0	0	1										
Tom Brown, S OBP: 0.150, SLG: 0.150 (10, 1)											0	0	0	0	0	0										
Inning Stats	R: 0 E: 0 K: 1 S: 5	H: 0 LOB: 0 BB: 0 P: 5	R: 0 E: 0 K: 1 S: 5	H: 0 LOB: 0 BB: 0 P: 5	R: 0 E: 0 K: 1 S: 7	H: 2 LOB: 2 BB: 0 P: 7	R: 1 E: 0 K: 1 S: 7	H: 2 LOB: 1 BB: 0 P: 7	R: 0 E: 0 K: 0 S: 3	H: 0 LOB: 0 BB: 0 P: 3	R: 2 E: 0 K: 0 S: 7	H: 2 LOB: 1 BB: 1 P: 11	R: 1 E: 0 K: 0 S: 4	H: 1 LOB: 1 BB: 1 P: 8	R: 0 E: 0 K: 1 S: 4	H: 0 LOB: 0 BB: 1 P: 8	R: 0 E: 0 K: 0 S: 5	H: 2 LOB: 2 BB: 0 P: 5	R: 0 E: 0 K: 1 S: 6	H: 1 LOB: 2 BB: 0 P: 7	1B: 6 2B: 2 3B: 1 HR: 1	SF: 0 SAC: 1 DP: 0 HBP: 1	WP: 0 PB: 0 SB: 2 CS: 1	PA: 43		
PITCHER	IP 6.0	WLS 25	H 6	R 3	ER 3	SO 5	BB 0	IBB 1	HBP 0	BLK 0	WP 0	HR 1	S 34	P 38	ERA 4.50	WHIP 1.000										
Bo Belinsky, L ERA: 3.93 (7, 1)	0.0	2	1	1	1	0	1	0	0	0	0	0	1	5	∞	∞										
Julio Navarro, R ERA: 3.75 (7, 1)	2.0	6	0	0	0	1	1	0	0	0	0	0	7	11	0.00	0.500										
Art Fowler, R ERA: (9, 1)	1.0	W	5	2	0	0	0	0	0	0	0	0	5	5	0.00	2.000										
Jack Spring, L ERA: (10, 1)	1.0	S	5	1	0	0	1	0	0	1	0	0	6	7	0.00	1.000										

Batter	1	2	3	4	5	6	7	8	9	AB	R	H	RBI	BB	SO	LOB	TOP								
Lenny Green, L OBP: 0.319, SLG: 0.379 (1, 8)	F8		1B 4-3		4-3		F7		G3	5	0	1	1	0	0	2									
Vic Power, R OBP: 0.288, SLG: 0.344 (1, 3)	F8		4-3		F9 2B		G4-3-6			4	1	1	0	0	0	2									
Jimmie Hall, L Bill Tuttle, R OBP: 0.278, SLG: 0.278 (1, 7) (9, 8)	F7		1B BB		F9				1-3 BB	2	0	0	0	2	0	1									
Bob Allison, R OBP: 0.406, SLG: 0.649 (1, 9)		4-3 1B	1-2 1B		2B				F6	4	0	3	1	0	0	1									
Earl Battey, R OBP: 0.346, SLG: 0.417 (1, 2)	4-3		F8		F8				1-3	4	0	0	0	0	0	6									
Bernie Allen, L OBP: 0.270, SLG: 0.281 (1, 4)	L5				G3				1-3	4	0	0	0	0	1	2									
Rich Rollins, R OBP: 0.318, SLG: 0.400 (1, 5)	F7				HR		L5		SH1-3 BB	3	1	1	1	1	0	1									
Zolio Versailles, R OBP: 0.246, SLG: 0.296 (1, 6)			5-3		F3		6-3		SH1-3	3	0	0	0	0	0	0									
Jack Kralick, L OBP: 0.429, SLG: 0.600 (1, 1)			1B 3B		K				SH1-3	2	1	1	0	1	1	0									
Inning Stats	R: 0 E: 0 K: 0 S: 3	H: 0 LOB: 0 BB: 0 P: 3	R: 0 E: 0 K: 0 S: 4	H: 1 LOB: 1 BB: 0 P: 4	R: 1 E: 0 K: 0 S: 6	H: 3 LOB: 3 BB: 1 P: 10	R: 1 E: 0 K: 1 S: 6	H: 1 LOB: 0 BB: 0 P: 6	R: 1 E: 0 K: 0 S: 5	H: 2 LOB: 1 BB: 0 P: 5	R: 0 E: 0 K: 1 S: 5	H: 0 LOB: 0 BB: 0 P: 5	R: 0 E: 0 K: 0 S: 2	H: 0 LOB: 0 BB: 1 P: 6	R: 0 E: 0 K: 0 S: 3	H: 0 LOB: 1 BB: 1 P: 7	R: 0 E: 0 K: 0 S: 3	H: 0 LOB: 1 BB: 1 P: 7	1B: 3 2B: 2 3B: 1 HR: 1	SF: 0 SAC: 2 DP: 1 HBP: 0	WP: 0 PB: 0 SB: 0 CS: 0	PA: 37			
PITCHER	IP	WLS	BF	H	R	ER	SO	BB	IBB	HBP	BLK	WP	HR	S	P	ERA	WHIP								
Dave Stenhouse, R ERA: 2.4 (1, 1)	6.0	L	26	7	3	3	2	1	0	0	0	0	1	29	33	4.50	1.333								
Jim Duckworth, R ERA: 3.52 (7, 1)	2.0		7	0	0	0	0	2	0	0	0	0	0	5	13	0.00	1.000								
Bennie Daniels, R ERA: 1.93 (9, 1)	1.0		4	0	0	0	0	1	0	0	0	0	0	3	7	0.00	1.000								

Minnesota Twins @ Washington Senators
D.C. Stadium, Washington, DC
Thu Apr 25 1963, 6:05 PM EST
Att: 3,256 - Unknown

AB 31
R 3
H 7
RBI 3
BB 4
SO 2
LOB 15



Batter	1	2	3	4	5	6	7	8	9	AB	R	H	RBI	BB	SO	LOB	BOTTOM								
Jim Piersall, R OBP: 0.100, SLG: 0.100 (1, 8)	K		F9			G6-4-3			3-1	4	0	0	0	0	1	1									
Minnie Minoso, R OBP: 0.415, SLG: 0.293 (1, 7)	6-3			5-3 1B		F8			K	4	0	1	0	0	1	0									
Chuck Hinton, R OBP: 0.421, SLG: 0.692 (1, 3)				1-4-3		F7			F8	3	0	0	0	1	0	1									
Don Leppert, R OBP: 0.424, SLG: 0.742 (1, 2)	K			5-3		1B				3	0	1	0	0	1	2									
Don Lock, R OBP: 0.396, SLG: 0.364 (1, 9)			K		K		5-3			3	0	0	0	0	2	2									
Bobo Osborne, L OBP: 0.315, SLG: 0.348 (1, 5)					1-3		4-3			2	0	0	0	0	0	1									
Lou Klimchok, L (1, 4)					F2 HBP					2	0	0	0	0	0	1									
Mary Breeding, R OBP: 0.300, SLG: 0.361 (8, PH) (9, 4)	F2				F5				F9	1	0	0	0	0	0	0									
Ed Brinkman, R OBP: 0.319, SLG: 0.372 (1, 6)					F4		5-3		5-3	3	0	0	0	0	0	0									
Dave Stenhouse, R OBP: 0.200, SLG: 0.200 (1, 1)					4-3					1	0	0	0	0	0	0									
Tom Brown, S OBP: 0.118, SLG: 0.063 (6, PH) (7, 1)										0	0	0	0	0	0	0									
Bob Schmidt, R OBP: 0.286, SLG: 0.286 (8, PH) (9, 1)							G6-4-3 1B		5-3	0	0	0	0	0	0	0									
Inning Stats	R: 0 E: 0 K: 2 S: 7	H: 0 LOB: 1 BB: 1 P: 11	R: 0 E: 0 K: 1 S: 4	H: 0 LOB: 1 BB: 0 P: 5	R: 0 E: 0 K: 0 S: 3	H: 0 LOB: 0 BB: 0 P: 3	R: 0 E: 0 K: 1 S: 6	H: 1 LOB: 1 BB: 0 P: 6	R: 0 E: 0 K: 0 S: 3	H: 0 LOB: 0 BB: 0 P: 3	R: 0 E: 0 K: 0 S: 4	H: 1 LOB: 1 BB: 0 P: 4	R: 0 E: 0 K: 0 S: 3	H: 0 LOB: 0 BB: 0 P: 3	R: 0 E: 0 K: 1 S: 5	H: 0 LOB: 0 BB: 0 P: 5	1B: 3 2B: 0 3B: 0 HR: 0	SF: 0 SAC: 0 DP: 1 HBP: 1	WP: 0 PB: 0 SB: 0 CS: 0	PA: 30					
PITCHER	IP	WLS	BF	H	R	ER	SO	BB	IBB	HBP	BLK	WP	HR	S	P	ERA	WHIP								
Jack Kralick, L ERA: 2.74 (1, 1)	9.0	W	30	3	0	0	5	1	0	1	0	0	0	38	43	0.00	0.444								

Minnesota Twins @ Washington Senators
D.C. Stadium, Washington, DC
Thu Apr 25 1963, 6:05 PM EST
Att: 3,256 - Unknown

AB 28
R 0
H 3
RBI 0
BB 1
SO 5
LOB 8



Batter	1	2	3	4	5	6	7	8	9	10	11	12	13	AB	R	H	RBI	BB	SO	LOB	TOP						
Wayne Causey, L OBP: 0.514, SLG: 0.581	K	G6-3 1B		2B			2B 1B	FC3 1B	1B			6-3		7	1	4	2	0	1	1							
Gino Cimoli, R OBP: 0.357, SLG: 0.422	E5 1B	G6-3		F8			F9	G6-4-3 1B	F8			F9		7	0	1	1	0	0	6							
Ed Charles, R OBP: 0.441, SLG: 0.407	1-3 1B			F3			HR 2B	K				CS 1B		7	2	4	1	0	1	2							
Norm Siebern, L OBP: 0.295, SLG: 0.276	1-3			4-3			F8	G6-4-3				F7		7	1	0	0	0	0	7							
Chuck Essegian, R OBP: 0.216, SLG: 0.319	6-3			5-3			F7					F8		4	1	1	2	1	0	2							
Bill Fischer, R														1	0	0	0	0	0	0							
George Alusik, R OBP: 0.289, SLG: 0.294		K					L7					F8		5	1	1	2	2	1	1							
Jerry Lumpe, L OBP: 0.250, SLG: 0.210		S BB		E1 1B 2B			5-3 BB	1B BB				1-3		4	3	1	0	3	0	1							
Haywood Sullivan, R OBP: 0.438, SLG: 0.407		E6 1B 1B					F9	F7				1-3		3	1	1	0	0	0	1							
Manny Jimenez, L OBP: 0.333, SLG: 0.385														1	0	0	0	0	0	2							
Billy Bryan, L OBP: 0.214, SLG: 0.289														0	0	0	0	0	0	0							
Bobby Del Greco, R OBP: 0.235, SLG: 0.400														3	1	1	3	0	0	2							
Diego Segui, R OBP: 0.350, SLG: 0.333														2	0	1	0	0	0	2							
Norm Bass, R														1	0	0	0	0	1	1							
Jose Tartabull, R OBP: 0.245, SLG: 0.345														0	1	0	0	1	0	0							
Pete Lovrich, R														0	0	0	0	0	0	0							
Joe Azcue, R														3	0	0	0	0	0	2							
Diego Segui, R OBP: 0.350, SLG: 0.333														0	1	0	0	0	0	0							
Norm Bass, R														0	0	0	0	0	0	0							
Jose Tartabull, R OBP: 0.245, SLG: 0.345														0	0	0	0	0	0	0							
Pete Lovrich, R														0	0	0	0	0	0	0							
Joe Azcue, R														3	0	0	0	0	0	2							
Inning Stats	R: 0 E: 1 K: 1 S: 7	H: 1 LOB: 2 BB: 0 P: 7	R: 2 E: 1 K: 1 S: 7	H: 2 LOB: 1 BB: 11 P: 11	R: 0 E: 0 K: 0 S: 3	H: 0 LOB: 0 BB: 0 P: 3	R: 1 E: 1 K: 0 S: 6	H: 2 LOB: 2 BB: 0 P: 6	R: 0 E: 0 K: 0 S: 5	H: 0 LOB: 0 BB: 1 P: 9	R: 3 E: 0 K: 2 S: 7	H: 4 LOB: 2 BB: 1 P: 11	R: 1 E: 0 K: 1 S: 6	H: 1 LOB: 1 BB: 10 P: 10	R: 3 E: 0 K: 0 S: 5	H: 2 LOB: 1 BB: 2 P: 13	R: 0 E: 0 K: 0 S: 3	H: 1 LOB: 0 BB: 0 P: 3	R: 0 E: 0 K: 0 S: 3	H: 0 LOB: 0 BB: 0 P: 3	R: 2 E: 1 K: 0 S: 6	H: 2 LOB: 2 BB: 1 P: 10	1B: 11 2B: 2 3B: 0 HR: 2	SF: 0 SAC: 1 DP: 2 HBP: 0	WIP: 0 PB: 0 SB: 1 CS: 1	PA: 63	
PITCHER	IP 6.2	WLS 34	BF 9	H 6	R 4	ER 3	SO 3	BB 0	IBB 0	HBP 0	BLK 0	WP 0	HR 1	S 37	P 49	ERA 5.40	WHIP 1.800										
Claude Osteen, L ERA: 4.05																											
Bennie Daniels, R ERA: 3.6																											
Jim Hannan, R ERA: 2.7																											
Don Rudolph, L ERA: 6.92																											
Carl Bouldin, R ERA: 5.96																											
PITCHER	IP 4.0	WLS L	BF 16	H 3	R 2	ER 1	SO 0	BB 0	IBB 1	HBP 0	BLK 0	WP 0	HR 0	S 15	P 19	ERA 2.25	WHIP 0.750										
Jim Bronstad, R ERA: 2.77																											

Kansas City Athletics @ Washington Senators
D.C. Stadium, Washington, DC
Fri Apr 26 1963, 6:05 PM EST
Unknown

AB 55
R 12
H 15
RBI 11
BB 7
SO 4
LOB 30



Batter	1	2	3	4	5	6	7	8	9	10	11	12	13	AB	R	H	RBI	BB	SO	LOB	BOTTOM							
Jim Piersall, R OBP: 0.176, SLG: 0.250	5-3	S 1B		2B 2B	E1 FC6-4		4-3		SF7			K		6	1	2	2	0	1	2								
Jim King, L OBP: 0.333, SLG: 0.727	6-3 E 2B	K		2B BB	F5		HR		F8			F9		6	2	2	1	1	1	5								
Chuck Hinton, R OBP: 0.391, SLG: 0.644	6-3 2-3			K	FC6-4 2B		K		F3			F9		7	0	1	1	0	2	4								
Don Lock, R OBP: 0.417, SLG: 0.375	E BB			K			4-3 2B 2B		F7			K		4	1	1	0	3	2	0								
Bobo Osborne, L OBP: 0.279, SLG: 0.302	F2			L9	F7		4-3		K			6-3		7	0	0	0	0	1	6								
Ken Retzer, L OBP: 0.458, SLG: 0.421		HR 2B		BLK 3B 1B	SH BB BB		2B		P4			P4		6	2	3	1	1	0	2								
Chuck Cotter, R OBP: 0.214, SLG: 0.385		F2					F3		F7			F8		3	2	1	1	1	0	2								
Minnie Minsco, R OBP: 0.407, SLG: 0.286				2B	BB SH BB									1	0	0	0	0	0	0								
Lou Klimchok, L				3B	E BB									2	0	0	0	0	0	2								
Ed Brinkman, R OBP: 0.320, SLG: 0.435														3	1	1	2	0	1	2								
Dick Phillips, L OBP: 0.214, SLG: 0.324				K	SH E BB		F3					L6		1	0	1	0	0	0	0								
Tom Brown, S OBP: 0.118, SLG: 0.063														0	1	0	0	0	0	0								
Jim Bronstad, R														1	0	0	0	0	0	0								
Claude Osteen, L OBP: 0.458, SLG: 0.333														2	0	0	0	1	0	1								
Bennie Daniels, L														1	0	0	0	0	1	0								
Jim Hannan, R														0	0	0	0	0	0	0								
Don Rudolph, L														0	0	0	0	0	0	0								
Carl Bouldin, S														0	0	0	0	0	0	0								
Don Leggett, R														1	0	1	0	0	0	0								
Mary Breckenridge, R OBP: 0.200, SLG: 0.281														1	0	0	0	0	1	0								
Inning Stats	R: 1 E: 1 K: 0 S: 4	H: 1 LOB: 1 BB: 1 P: 8	R: 2 E: 0 K: 1 S: 8	H: 3 LOB: 1 BB: 0 P: 8	R: 0 E: 0 K: 2 S: 7	H: 0 LOB: 0 BB: 0 P: 7	R: 3 E: 0 K: 1 S: 9	H: 4 LOB: 3 BB: 2 P: 17	R: 1 E: 2 K: 0 S: 4	H: 0 LOB: 3 BB: 3 P: 16	R: 1 E: 0 K: 2 S: 5	H: 1 LOB: 0 BB: 0 P: 8	R: 0 E: 0 K: 1 S: 5	H: 0 LOB: 0 BB: 0 P: 5	R: 1 E: 0 K: 0 S: 5	H: 2 LOB: 1 BB: 0 P: 5	R: 0 E: 0 K: 1 S: 5	H: 0 LOB: 0 BB: 0 P: 5	R: 0 E: 0 K: 0 S: 3	H: 0 LOB: 0 BB: 0 P: 3	R: 0 E: 0 K: 2 S: 7	H: 0 LOB: 0 BB: 0 P: 7	R: 0 E: 1 K: 0 S: 4	H: 0 LOB: 2 BB: 1 P: 8	1B: 4 2B: 6 3B: 1 HR: 2	SF: 1 SAC: 1 DP: 0 HBP: 0	WIP: 0 PB: 0 SB: 1 CS: 0	PA: 61
PITCHER	IP 3.0	WLS 16	BF 6	H 5	R 4	ER 3	SO 3	BB 1	IBB 0	HBP 0	BLK 1	WP 0	HR 1	S 21	P 25	ERA 12.00	WHIP 2.333											
Diego Segui, R ERA: 7.27																												
Norm Bass, R ERA: 11.74																												
Pete Lovrich, R ERA:																												
Bill Fischer, R ERA: 1.46																												
PITCHER	IP 5.0	WLS 19	BF 2	H 1	R 1	ER 1	SO 3	BB 1	IBB 0	HBP 0	BLK 0	WP 0	HR 0	S 24	P 28	ERA 1.80	WHIP 0.600											
Diego Segui, R ERA: 7.27																												
Norm Bass, R ERA: 11.74																												
Pete Lovrich, R ERA:																												
Bill Fischer, R ERA: 1.46																												

Kansas City Athletics @ Washington Senators
D.C. Stadium, Washington, DC
Fri Apr 26 1963, 6:05 PM EST
Unknown

AB 52
R 10
H 13
RBI 8
BB 7
SO 10
LOB 26



Batter	1	2	3	4	5	6	7	8	9	AB	R	H	RBI	BB	SO	LOB	TOP		
Wayne Causey, L (1, 6) OBP: 0.462, SLG: 0.514										4	0	0	0	0	3	2	Kansas City Athletics @ Washington Senators D.C. Stadium, Washington, DC Fri Apr 26 1963, 6:05 PM EST Att: 8,805 - Unknown		
Jose Tartabull, L (1, 8) OBP: 0.361, SLG: 0.344										3	0	1	0	1	0	1			
Jerry Lumpe, L (1, 4) OBP: 0.236, SLG: 0.197										4	0	0	0	0	1	4			
Norm Siebern, L (1, 3) OBP: 0.280, SLG: 0.258										4	0	0	0	0	1	3			
Manny Jimenez, L (1, 7) OBP: 0.263, SLG: 0.294										4	0	0	0	0	0	2			
Ed Charles, R (1, 5) OBP: 0.423, SLG: 0.387										3	0	0	0	0	1	0			
Gino Cimoli, R (1, 9) OBP: 0.342, SLG: 0.403										3	0	0	0	0	2	0			
Billy Bryan, L (1, 2) OBP: 0.194, SLG: 0.241										3	0	0	0	0	3	0			
Ted Bowsfield, R (1, 1) OBP: 0.286, SLG: 0.333										2	0	1	0	0	1	0			
Chuck Essegian, R (8, PH) OBP: 0.231, SLG: 0.354										1	0	1	0	0	0	0			
Pete Lovrich, R (8, 1)										0	0	0	0	0	0	0			
Inning Stats	R: 0 H: 0 E: 0 K: 3 S: 9	H: 0 LOB: 1 BB: 1 P: 13	R: 0 H: 0 E: 0 K: 2 S: 7	H: 0 LOB: 0 BB: 0 P: 7	R: 0 H: 0 E: 0 K: 3 S: 9	H: 0 LOB: 0 BB: 0 P: 9	R: 0 H: 0 E: 1 K: 0 S: 4	H: 0 LOB: 1 BB: 0 P: 4	R: 0 H: 1 E: 0 K: 0 S: 5	H: 0 LOB: 1 BB: 0 P: 5	R: 0 H: 0 E: 0 K: 0 S: 3	H: 0 LOB: 0 BB: 0 P: 3	R: 0 H: 1 E: 0 K: 3 S: 10	H: 1 LOB: 1 BB: 0 P: 10	R: 0 H: 1 E: 0 K: 0 S: 4	H: 1 LOB: 1 BB: 0 P: 4	1B: 1 2B: 2 3B: 0 HR: 0	SF: 0 SAC: 0 DP: 0 HBP: 0	WP: 0 PA: 32 PB: 0 SB: 1 CS: 0
PITCHER Tom Cheney, R (1, 1) ERA: 0.00	IP: 9.0 WLS: W BF: 32 H: 3 R: 0 ER: 0 SO: 12 BB: 1 IBB: 0 HBP: 0 BLK: 0 WP: 0 HR: 0 S: 55 P: 59 ERA: 0.00 WHIP: 0.444																		

Batter	1	2	3	4	5	6	7	8	9	AB	R	H	RBI	BB	SO	LOB	BOTTOM
Jim Piersall, R (1, 8) OBP: 0.236, SLG: 0.300										4	1	2	0	0	0	1	Kansas City Athletics @ Washington Senators D.C. Stadium, Washington, DC Fri Apr 26 1963, 6:05 PM EST Att: 8,805 - Unknown
Chuck Cottier, R (1, 4) OBP: 0.167, SLG: 0.294										4	0	0	0	0	1	2	
Minnie Minoso, R (1, 7) OBP: 0.414, SLG: 0.289										3	2	1	0	1	0	0	
Don Lock, R (1, 9) OBP: 0.438, SLG: 0.462										4	3	3	3	0	1	0	
Chuck Hinton, R (1, 3) OBP: 0.388, SLG: 0.629										3	0	1	0	0	0	0	
Don Leppert, R (1, 2) OBP: 0.395, SLG: 0.667										4	0	0	0	0	0	3	
Mary Breeding, R (1, 5) OBP: 0.311, SLG: 0.366										4	0	2	2	0	0	2	
Ed Brinkman, R (1, 6) OBP: 0.302, SLG: 0.408										3	0	0	0	0	1	2	
Tom Cheney, R (1, 1)										3	0	0	0	0	1	1	
Inning Stats	R: 3 H: 2 E: 1 K: 0 S: 5	H: 1 LOB: 1 BB: 0 P: 8	R: 0 H: 0 E: 0 K: 2 S: 7	H: 0 LOB: 0 BB: 0 P: 7	R: 0 H: 0 E: 1 K: 0 S: 4	H: 0 LOB: 1 BB: 0 P: 4	R: 0 H: 3 E: 0 K: 0 S: 5	H: 0 LOB: 0 BB: 0 P: 5	R: 0 H: 1 E: 0 K: 0 S: 4	H: 1 LOB: 1 BB: 0 P: 4	R: 1 H: 2 E: 0 K: 0 S: 5	H: 2 LOB: 1 BB: 0 P: 5	R: 0 H: 0 E: 0 K: 0 S: 5	H: 0 LOB: 1 BB: 0 P: 5	1B: 8 2B: 0 3B: 0 HR: 1	SF: 0 SAC: 1 DP: 0 HBP: 0	WP: 0 PA: 35 PB: 0 SB: 0 CS: 1
PITCHER Ted Bowsfield, L (1, 1) ERA: 6.12	IP: 7.0 WLS: L BF: 29 H: 7 R: 5 ER: 5 SO: 4 BB: 1 IBB: 0 HBP: 0 BLK: 0 WP: 0 HR: 1 S: 36 P: 40 ERA: 6.43 WHIP: 1.143																
PITCHER Pete Lovrich, R (8, 1) ERA: 4.5	IP: 1.0 WLS: 5 BF: 2 H: 1 R: 1 ER: 1 SO: 0 BB: 0 IBB: 0 HBP: 0 BLK: 1 WP: 0 HR: 0 S: 5 P: 5 ERA: 9.00 WHIP: 2.000																

Batter	1	2	3	4	5	6	7	8	9	AB	R	H	RBI	BB	SO	LOB	TOP	
Wayne Causey, L OBP: 0.455, SLG: 0.525 (1, 6)										5	1	2	0	0	1	0	Kansas City Athletics @ Washington Senators D.C. Stadium, Washington, DC Sat Apr 27 1963, 3:33 AM EST Att: 5,056 - Unknown	
Gino Cimoli, R OBP: 0.346, SLG: 0.417 (1, 8) (8, 9)										5	2	2	1	0	2	1		
Manny Jimenez, L OBP: 0.304, SLG: 0.300 Jose Tartabull, L OBP: 0.378, SLG: 0.424 (1, 9) (8, 8)										3	0	1	0	1	0	2		
Norm Siebern, L OBP: 0.275, SLG: 0.254 (1, 3)										5	1	1	2	0	1	4		
Ed Charles, R OBP: 0.447, SLG: 0.391 (1, 5)										2	0	1	0	2	0	0		
Chuck Essegian, R OBP: 0.214, SLG: 0.327 Bobby Del Greco, R OBP: 0.235, SLG: 0.400 (1, 7) (8, 7)										4	0	0	0	0	2	4		
Jerry Lumpe, L OBP: 0.234, SLG: 0.200 (1, 4)										4	1	1	1	0	0	2		
Billy Bryan, L OBP: 0.278, SLG: 0.355 (1, 2)										2	1	1	2	3	0	0		
Dan Pfister, R Dale Willis, R George Alusik, R John Wyatt, R (1, 1) (7, 1) (8, PH) (8, 1)										3	0	0	0	0	1	2		
Inning Stats	R: 1 E: 0 K: 0 S: 5	H: 2 LOB: 2 BB: 0 P: 6	R: 0 E: 0 K: 0 S: 3	H: 0 LOB: 0 BB: 0 P: 3	R: 0 E: 0 K: 2 S: 8	H: 0 LOB: 2 BB: 2 P: 13	R: 0 E: 0 K: 1 S: 7	H: 2 LOB: 0 BB: 0 P: 11	R: 0 E: 0 K: 0 S: 4	H: 1 LOB: 1 BB: 0 P: 4	R: 0 E: 0 K: 2 S: 7	H: 0 LOB: 2 BB: 15	R: 4 E: 0 K: 0 S: 8	H: 5 LOB: 2 BB: 1 P: 12	1B: 6 2B: 2 3B: 1 HR: 1	SF: 1 SAC: 1 DP: 0 HBP: 1		WP: 0 PB: 1 SB: 2 CS: 0
PITCHER	IP WLS BF H R ER SO BB IBB HBP BLK WP HR S P ERA WHIP																	
Ron Kline, R ERA: 2.25 Jim Duckworth, R ERA: 3.95 Bennie Daniels, R ERA: 7.5 Carl Bouldin, R ERA: 5.88 (1, 1) (4, 1) (8, 1) (9, 1)	3.0 L 17 3 2 2 2 1 1 0 0 0 0 1 23 31 3.00 1.000																	

Batter	1	2	3	4	5	6	7	8	9	AB	R	H	RBI	BB	SO	LOB	BOTTOM					
Jim Piersall, R OBP: 0.280, SLG: 0.458 Bennie Daniels, L Carl Bouldin, S Lou Klimchuck, L OBP: 0.083, SLG: 0.083 (1, 8) (8, 1) (9, 1) (9, PH)										4	1	2	1	0	0	2	Kansas City Athletics @ Washington Senators D.C. Stadium, Washington, DC Sat Apr 27 1963, 3:33 AM EST Att: 5,056 - Unknown					
Chuck Cottier, R OBP: 0.238, SLG: 0.400 Bobo Osborne, L OBP: 0.286, SLG: 0.296 (1, 4) (7, PH) (8, 5)										3	0	2	0	0	1	0						
Minnie Minoza, R OBP: 0.413, SLG: 0.286 (1, 7)										4	0	1	1	0	2	1						
Don Lock, R OBP: 0.406, SLG: 0.421 (1, 9) (8, 8)										5	0	0	0	0	3	4						
Chuck Hinton, R OBP: 0.380, SLG: 0.652 (1, 3) (9, 6)										4	1	1	1	0	1	2						
Don Leggett, R OBP: 0.381, SLG: 0.615 Tom Brown, S OBP: 0.118, SLG: 0.063 (1, 2) (8, FR) (9, 3)										3	0	0	0	1	0	0						
Mary Breeding, R OBP: 0.313, SLG: 0.364 Ken Retzer, L OBP: 0.440, SLG: 0.400 (1, 5) (8, PH) (9, 2)										3	0	1	0	0	0	0						
Ed Brinkman, R OBP: 0.309, SLG: 0.431 Dick Phillips, L OBP: 0.297, SLG: 0.306 (1, 6) (7, PH) (8, 4)										2	0	1	0	0	0	0						
Ron Kline, R Jim Duckworth, R Jim King, L OBP: 0.357, SLG: 0.667 (1, 1) (4, 1) (7, PH) (8, 9)										1	0	0	0	0	1	2						
Inning Stats	R: 0 E: 0 K: 0 S: 4	H: 1 LOB: 2 BB: 0 P: 5	R: 0 E: 0 K: 1 S: 7	H: 2 LOB: 2 BB: 0 P: 7	R: 0 E: 0 K: 3 S: 9	H: 0 LOB: 0 BB: 0 P: 9	R: 0 E: 0 K: 1 S: 5	H: 0 LOB: 0 BB: 0 P: 5	R: 1 E: 0 K: 1 S: 7	H: 2 LOB: 1 BB: 0 P: 7	R: 0 E: 0 K: 0 S: 3	H: 0 LOB: 0 BB: 0 P: 3	R: 0 E: 0 K: 1 S: 6	H: 1 LOB: 2 BB: 1 P: 10	R: 1 E: 0 K: 2 S: 8	H: 1 LOB: 1 BB: 1 P: 12		R: 1 E: 0 K: 1 S: 7	H: 2 LOB: 2 BB: 1 P: 11	1B: 5 2B: 2 3B: 0 HR: 2	SF: 0 SAC: 0 DP: 0 HBP: 1	WP: 0 PB: 0 SB: 0 CS: 0
PITCHER	IP WLS BF H R ER SO BB IBB HBP BLK WP HR S P ERA WHIP																					
Dan Pfister, R ERA: 1.93 Dale Willis, R ERA: 1.69 John Wyatt, R ERA: 3.38 (1, 1) (7, 1) (8, 1)	6.2 W 27 5 1 0 0 1 0 0 0 0 0 0 4 4 0.00 3.000																					

Batter	1	2	3	4	5	6	7	8	9	AB	R	H	RBI	BB	SO	LOB	TOP					
Wayne Causey, L OBP: 0.449, SLG: 0.511 (1, 6)	F8						3-1	4-3		5	0	2	1	0	0	2	Kansas City Athletics @ Washington Senators D.C. Stadium, Washington, DC Sun Apr 28 1963, 3:33 AM EDT Att: 7,293 - Unknown					
Jose Tartabull, L OBP: 0.333, SLG: 0.368 (1, 8)	F7		F9		FC6-5		1-3	E6		5	0	0	0	0	0	3						
Manny Jimenez, L Gino Cimoli, R OBP: 0.354, SLG: 0.417 (7, PR) (7, 9)	2B		F7		F9					3	0	1	0	1	0	2						
Norm Siebern, L OBP: 0.282, SLG: 0.278 (1, 3)			F9				1B	BB		0	0	0	0	1	0	0						
Ed Charles, R OBP: 0.444, SLG: 0.382 (1, 5)				P4		K		1B	F7	4	1	1	0	0	1	1						
Chuck Essegian, R Haywood Sullivan, R OBP: 0.233, SLG: 0.339 OBP: 0.424, SLG: 0.393 (1, 7) (8, 2)	G3			K		G3		E	K	4	1	2	1	0	1	3						
Jerry Lumpe, L OBP: 0.232, SLG: 0.200 (1, 4)			F7		F8		G3	E1	P6	5	1	1	0	0	0	1						
Billy Bryan, L George Alusk, R Bobby Del Greco, R OBP: 0.308, SLG: 0.394 OBP: 0.300, SLG: 0.306 OBP: 0.235, SLG: 0.400 (8, PH) (8, PR) (8, 7)			K					E		2	1	1	0	1	1	0						
Ed Rakow, S Bill Fischer, R OBP: 0.273, SLG: 0.200 (7, 1)			K		5-4		F2	SH3-4		3	0	0	0	0	1	3						
Inning Stats	R: 0 E: 0 K: 0 S: 4	H: 1 LOB: 3 BB: 1 P: 9	R: 0 E: 0 K: 2 S: 7	H: 0 LOB: 0 BB: 0 P: 7	R: 0 E: 0 K: 0 S: 4	H: 1 LOB: 1 BB: 0 P: 4	R: 0 E: 0 K: 1 S: 5	H: 0 LOB: 0 BB: 0 P: 5	R: 1 E: 0 K: 0 S: 5	H: 2 LOB: 1 BB: 0 P: 5	R: 1 E: 0 K: 0 S: 7	H: 2 LOB: 2 BB: 1 P: 11	R: 0 E: 0 K: 0 S: 4	H: 1 LOB: 1 BB: 0 P: 4	R: 4 E: 2 K: 0 S: 8	H: 4 LOB: 2 BB: 1 P: 12		R: 0 E: 0 K: 1 S: 5	H: 0 LOB: 0 BB: 0 P: 5	1B: 9 2B: 2 3B: 0 HR: 0	SF: 0 SAC: 1 DP: 0 HBP: 1	WP: 0 PB: 0 SB: 2 CS: 0
PITCHER	IP WLS BF H R ER SO BB IBB HBP BLK WP HR S P ERA WHIP																					
Jim Coates, R ERA: 3.86 (1, 1)	6.0	27	6	2	2	4	1	1	1	0	0	0	0	0	32	41	3.00	1.167				
Jim Hannan, R ERA: 2.35 (7, 1)	1.0	4	1	0	0	0	0	0	0	0	0	0	0	4	4	0.00	1.000					
Jim Bronstad, R ERA: 4.15 (8, 1)	0.0	2	2	2	2	0	0	0	0	0	0	0	0	2	2	∞	∞					
Claude Osteen, L ERA: 3.77 (8, 1)	2.0	L 10	2	2	0	1	1	0	0	0	0	0	0	11	15	0.00	1.500					

Batter	1	2	3	4	5	6	7	8	9	AB	R	H	RBI	BB	SO	LOB	BOTTOM					
Jim Piersall, R OBP: 0.310, SLG: 0.464 (1, 8)			4-3				E1	1-3		4	0	2	0	0	0	1	Kansas City Athletics @ Washington Senators D.C. Stadium, Washington, DC Sun Apr 28 1963, 3:33 AM EDT Att: 7,293 - Unknown					
Jim King, L OBP: 0.333, SLG: 0.563 (1, 9)	F5				F9			K		4	0	1	1	0	1	1						
Minnie Minoso, R OBP: 0.403, SLG: 0.283 (1, 7)	5-3					G5-4-3		F8		4	0	1	0	0	0	3						
Chuck Hinton, R OBP: 0.360, SLG: 0.614 (1, 5)	K				G6-4-3			F9		4	0	0	0	0	1	2						
Bobo Osborne, L OBP: 0.284, SLG: 0.345 (1, 3)			4-3			K			F3	4	1	1	1	0	1	0						
Ken Retzer, L OBP: 0.414, SLG: 0.375 (1, 2)			K			F8		F9		4	1	1	0	0	1	0						
Chuck Cottier, R OBP: 0.280, SLG: 0.542 (8, 6)			K			P4				4	2	2	1	0	1	0						
Ed Brinkman, R Dick Phillips, L OBP: 0.298, SLG: 0.415 OBP: 0.308, SLG: 0.297 (7, PH) (8, 4)					6-3			F8		2	0	0	0	0	0	0						
Jim Coates, R Tom Brown, S Jim Hannan, R Lou Klimchuck, L Jim Bronstad, R Claude Osteen, L OBP: 0.400, SLG: 0.333 (1, 1) (6, PH) (7, 1) (7, PH) (8, 1) (8, 1)										1	0	0	0	0	1	0						
Inning Stats	R: 0 E: 0 K: 1 S: 6	H: 1 LOB: 1 BB: 0 P: 6	R: 0 E: 0 K: 2 S: 7	H: 0 LOB: 0 BB: 0 P: 7	R: 0 E: 0 K: 1 S: 5	H: 0 LOB: 0 BB: 0 P: 5	R: 0 E: 0 K: 0 S: 3	H: 1 LOB: 0 BB: 0 P: 3	R: 0 E: 0 K: 1 S: 5	H: 0 LOB: 0 BB: 0 P: 5	R: 1 E: 1 K: 0 S: 5	H: 3 LOB: 1 BB: 0 P: 5	R: 3 E: 0 K: 0 S: 6	H: 4 LOB: 1 BB: 1 P: 10	R: 0 E: 0 K: 1 S: 5	H: 0 LOB: 0 BB: 0 P: 5		R: 1 E: 0 K: 0 S: 4	H: 1 LOB: 0 BB: 0 P: 4	1B: 8 2B: 0 3B: 0 HR: 2	SF: 0 SAC: 0 DP: 2 HBP: 0	WP: 0 PB: 0 SB: 1 CS: 0
PITCHER	IP WLS BF H R ER SO BB IBB HBP BLK WP HR S P ERA WHIP																					
Ed Rakow, R ERA: 2.01 (7, 1)	6.1	26	8	4	4	5	1	0	0	0	0	0	0	1	35	39	5.68	1.421				
Bill Fischer, R ERA: 1.6 (7, 1)	2.2	W 9	2	1	1	1	0	0	0	0	0	1	11	11	3.38	0.750						

Batter	1	2	3	4	5	6	7	8	9	AB	R	H	RBI	BB	SO	LOB	TOP
Jim Piersall, R <small>OBP: 0.308, SLG: 0.405</small> (1, 8)										4	1	1	0	1	1	1	Washington Senators @ Los Angeles Angels Dodger Stadium, Los Angeles, CA Mon Apr 29 1963, 7:05 PM PDT Att: 7,059 - Unknown livebaseballscorecards.com
Jim King, L <small>OBP: 0.400, SLG: 0.550</small> (1, 9)									2 1 1 0 0 0 0 3 1 1 0 0 1 2	2	1	1	0	0	0	0	
Don Lock, R <small>OBP: 0.403, SLG: 0.417</small> (4, PH) (4, 9)									3 1 0 0 0 0 0	3	1	0	0	0	0	0	
Minnie Minoso, R <small>OBP: 0.395, SLG: 0.267</small> (1, 7)									3 1 0 0 0 0 0	3	1	0	0	0	0	0	
Chuck Hinton, R <small>OBP: 0.388, SLG: 0.646</small> (1, 5)									4 2 3 1 1 0 0	4	2	3	1	1	0	0	
Bobo Osborne, L <small>OBP: 0.286, SLG: 0.353</small> (1, 3)									5 0 2 3 0 0 2	5	0	2	3	0	0	2	
Ken Retzer, L <small>OBP: 0.406, SLG: 0.346</small> (1, 2)									2 1 0 0 1 1 1 1 0 0 0 0 1 1 0 0 0 0 0 0 0 0 0 0 0 0 0 0 0 0 0 0 0 0 0	2	1	0	0	1	1		
Carl Bouldin, S (6, 1)									1 0 0 0 0 1 1 0 0 0 0 0 0 0 0 0 0 0 0 0 0 0 0 0 0 0 0 0	1	0	0	0	0	1		
Jim Hannan, R (7, 1)									0 0 0 0 0 0 0 0 0 0 0 0 0 0 0 0 0 0 0 0 0	0	0	0	0	0	0		
Bennie Daniels, L (7, 1)									0 0 0 0 0 0 0 0 0 0 0 0 0 0	0	0	0	0	0	0		
Jim Duckworth, R (7, 1)									0 0 0 0 0 0 0 0 0 0 0 0 0 0	0	0	0	0	0	0		
Chuck Cottier, R <small>OBP: 0.265, SLG: 0.485</small> (1, 4)									4 1 1 0 0 0 3	4	1	1	0	0	3		
Ed Brinkman, R <small>OBP: 0.308, SLG: 0.407</small> (1, 6)									3 0 0 0 1 2 1	3	0	0	0	1	2		
Dave Stenhouse, R <small>OBP: 0.167, SLG: 0.167</small> (1, 1)									1 0 0 0 0 0 1 0 0 0 1 0 0 0 0 0 0 0 0 0 0 2 0 0 0 0 1 0	1	0	0	0	0	1		
Dick Phillips, L <small>OBP: 0.300, SLG: 0.297</small> (4, PH)									0 0 0 1 0 0 0 0 0 0 0 0 0 0 2 0 0 0 0 1 0	0	0	0	1	0	0		
Art Quirk, R <small>OBP: 0.500, SLG: 0.500</small> (4, 1)									0 0 0 0 0 0 0 2 0 0 0 0 1 0	0	0	0	0	0	0		
Bob Schmidt, R <small>OBP: 0.222, SLG: 0.222</small> (6, PH)									2 0 0 0 0 1 0	2	0	0	0	0	1		
Inning Stats	R: 0 H: 0 E: 0 LOB: 0 K: 0 BB: 0 S: 3 P: 3	R: 0 H: 0 E: 0 LOB: 0 K: 0 BB: 0 S: 3 P: 3	R: 0 H: 1 E: 0 LOB: 1 K: 2 BB: 0 S: 8 P: 8	R: 5 H: 3 E: 0 LOB: 2 K: 1 BB: 3 S: 8 P: 21	R: 0 H: 1 E: 0 LOB: 1 K: 1 BB: 0 S: 6 P: 6	R: 0 H: 0 E: 0 LOB: 0 K: 1 BB: 0 S: 5 P: 5	R: 3 H: 3 E: 1 LOB: 1 K: 1 BB: 1 S: 8 P: 12	R: 0 H: 0 E: 0 LOB: 0 K: 0 BB: 0 S: 4 P: 4	R: 0 H: 1 E: 0 LOB: 1 K: 0 BB: 0 S: 4 P: 4	1B: 6 SF: 1 2B: 3 SAC: 1 3B: 0 DP: 0 HR: 0 HBP: 1	WP: 2 PA: 41 FB: 0 SB: 2 CS: 0						
PITCHER	IP WLS BF H R ER SO BB IBB HBP BLK WP HR S P ERA WHIP	IP WLS BF H R ER SO BB IBB HBP BLK WP HR S P ERA WHIP	IP WLS BF H R ER SO BB IBB HBP BLK WP HR S P ERA WHIP	IP WLS BF H R ER SO BB IBB HBP BLK WP HR S P ERA WHIP	IP WLS BF H R ER SO BB IBB HBP BLK WP HR S P ERA WHIP	IP WLS BF H R ER SO BB IBB HBP BLK WP HR S P ERA WHIP	IP WLS BF H R ER SO BB IBB HBP BLK WP HR S P ERA WHIP	IP WLS BF H R ER SO BB IBB HBP BLK WP HR S P ERA WHIP	IP WLS BF H R ER SO BB IBB HBP BLK WP HR S P ERA WHIP	IP WLS BF H R ER SO BB IBB HBP BLK WP HR S P ERA WHIP	IP WLS BF H R ER SO BB IBB HBP BLK WP HR S P ERA WHIP						
Don Lee, R <small>ERA: 3.62</small> (1, 1)	3.0 15 4 5 5 2 1 0 1 0 1 0 17 22 15.00 1.667	0.2 4 0 0 0 0 2 0 0 0 0 1 0 2 10 0.00 3.000	3.1 W 15 4 3 2 4 0 1 0 0 0 0 22 26 5.40 1.200	2.0 S 7 1 0 0 1 0 0 0 0 0 0 9 9 0.00 0.500													
Eli Grba, R <small>ERA: 1.08</small> (4, 1)	0.2 4 0 0 0 0 2 0 0 0 0 1 0 2 10 0.00 3.000	3.1 W 15 4 3 2 4 0 1 0 0 0 0 22 26 5.40 1.200	2.0 S 7 1 0 0 1 0 0 0 0 0 0 9 9 0.00 0.500														
Mel Nelson, L <small>ERA: 3.09</small> (4, 1)	0.2 4 0 0 0 0 2 0 0 0 0 1 0 2 10 0.00 3.000	3.1 W 15 4 3 2 4 0 1 0 0 0 0 22 26 5.40 1.200	2.0 S 7 1 0 0 1 0 0 0 0 0 0 9 9 0.00 0.500														
Art Fowler, R <small>ERA:</small> (8, 1)	2.0 S 7 1 0 0 1 0 0 0 0 0 0 9 9 0.00 0.500																

Washington Senators @ Los Angeles Angels
 Dodger Stadium, Los Angeles, CA
 Mon Apr 29 1963, 7:05 PM PDT
 Att: 7,059 - Unknown
livebaseballscorecards.com

AB	34
R	8
H	9
RBI	5
BB	4
SO	7
LOB	12



Batter	1	2	3	4	5	6	7	8	9	AB	R	H	RBI	BB	SO	LOB	BOTTOM
Albie Pearson, L <small>OBP: 0.421, SLG: 0.372</small> (1, 8)										5	1	3	1	1	1	0	Washington Senators @ Los Angeles Angels Dodger Stadium, Los Angeles, CA Mon Apr 29 1963, 7:05 PM PDT Att: 7,059 - Unknown livebaseballscorecards.com
Jim Fregosi, R <small>OBP: 0.312, SLG: 0.384</small> (1, 6)									4 1 1 2 2 1 3	4	1	1	2	2	1	3	
Lee Thomas, L <small>OBP: 0.340, SLG: 0.435</small> (1, 3)									3 2 2 2 2 1 2	3	2	2	2	2	1	2	
Leon Wagner, L <small>OBP: 0.398, SLG: 0.627</small> (1, 7)									3 2 2 1 2 0 2	3	2	2	1	2	0	2	
Bob Sadowski, L <small>OBP: 0.409, SLG: 0.250</small> (1, 4)									4 1 1 1 1 0 0 6	4	1	1	1	1	0	6	
Felix Torres, R <small>OBP: 0.324, SLG: 0.364</small> (1, 5)									2 0 1 1 1 1 1 2 0 1 0 0 1 0 0	2	0	1	1	1	1	2	
Joe Koppe, R <small>OBP: 0.412, SLG: 0.333</small> (7, FR) (8, 5)									0 1 0 0 1 0 0	0	1	0	0	1	0	0	
George Thomas, R <small>OBP: 0.222, SLG: 0.327</small> (1, 9)									4 2 2 2 1 0 2	4	2	2	2	1	0	2	
Ed Kirkpatrick, L <small>OBP: 0.167, SLG: 0.167</small> (1, 2)									5 1 1 1 1 0 0 4	5	1	1	1	1	0	4	
Don Lee, R <small>ERA: 3.5</small> (1, 1)									1 0 0 0 0 0 1 0 0 0 0 0 0 0 2 0 0 0 0 1 0 1 0 1 1 0 0 0 0 1 0 0 0 0 0 1 1 0 0 0 0 2	1	0	0	0	0	1		
Eli Grba, R <small>ERA: 1.08</small> (4, 1)									0 0 0 0 0 0 0 2 0 0 0 0 1 0 1 0 1 1 0 0 0 0 1 0 0 0 0 0 1 1 0 0 0 0 2	0	0	0	0	0	0		
Mel Nelson, R <small>ERA: 3.09</small> (4, 1)									0 0 0 0 0 0 0 2 0 0 0 0 1 0 1 0 1 1 0 0 0 0 1 0 0 0 0 0 1 1 0 0 0 0 2	0	0	0	0	0	0		
Billy Moran, R <small>OBP: 0.269</small> (7, PH)									0 0 0 0 0 0 0 2 0 0 0 0 1 0 1 0 1 1 0 0 0 0 1 0 0 0 0 0 1 1 0 0 0 0 2	0	0	0	0	0	0		
Buck Rodgers, S <small>OBP: 0.269</small> (7, PH)									0 0 0 0 0 0 0 2 0 0 0 0 1 0 1 0 1 1 0 0 0 0 1 0 0 0 0 0 1 1 0 0 0 0 2	0	0	0	0	0	0		
Art Fowler, R <small>ERA: 8.53</small> (8, 1)									1 0 0 0 0 0 2	1	0	0	0	0	2		
Inning Stats	R: 1 H: 2 E: 0 LOB: 2 K: 2 BB: 1 S: 9 P: 13	R: 1 H: 2 E: 0 LOB: 0 K: 1 BB: 0 S: 6 P: 6	R: 1 H: 1 E: 0 LOB: 2 K: 0 BB: 2 S: 4 P: 12	R: 0 H: 0 E: 0 LOB: 1 K: 0 BB: 0 S: 4 P: 4	R: 2 H: 1 E: 1 LOB: 1 K: 0 BB: 1 S: 4 P: 8	R: 0 H: 1 E: 0 LOB: 0 K: 1 BB: 0 S: 6 P: 6	R: 6 H: 5 E: 0 LOB: 3 K: 0 BB: 4 S: 8 P: 24	R: 2 H: 2 E: 1 LOB: 2 K: 1 BB: 2 S: 7 P: 15	R: 2 H: 2 E: 1 LOB: 2 K: 1 BB: 2 S: 7 P: 15	1B: 12 SF: 3 2B: 2 SAC: 0 3B: 1 DP: 2 HR: 0 HBP: 0	WP: 1 PA: 48 FB: 0 SB: 1 CS: 0						
PITCHER	IP WLS BF H R ER SO BB IBB HBP BLK WP HR S P ERA WHIP	IP WLS BF H R ER SO BB IBB HBP BLK WP HR S P ERA WHIP	IP WLS BF H R ER SO BB IBB HBP BLK WP HR S P ERA WHIP	IP WLS BF H R ER SO BB IBB HBP BLK WP HR S P ERA WHIP	IP WLS BF H R ER SO BB IBB HBP BLK WP HR S P ERA WHIP	IP WLS BF H R ER SO BB IBB HBP BLK WP HR S P ERA WHIP	IP WLS BF H R ER SO BB IBB HBP BLK WP HR S P ERA WHIP	IP WLS BF H R ER SO BB IBB HBP BLK WP HR S P ERA WHIP	IP WLS BF H R ER SO BB IBB HBP BLK WP HR S P ERA WHIP	IP WLS BF H R ER SO BB IBB HBP BLK WP HR S P ERA WHIP	IP WLS BF H R ER SO BB IBB HBP BLK WP HR S P ERA WHIP						
Dave Stenhouse, R <small>ERA: 3.5</small> (1, 1)	3.0 16 4 5 5 2 1 0 1 0 1 0 17 22 15.00 1.667	0.2 4 0 0 0 0 2 0 0 0 0 1 0 2 10 0.00 3.000	3.1 W 15 4 3 2 4 0 1 0 0 0 0 22 26 5.40 1.200	2.0 S 7 1 0 0 1 0 0 0 0 0 0 9 9 0.00 0.500													
Art Quirk, L <small>ERA: 2.0</small> (4, 1)	0.2 4 0 0 0 0 2 0 0 0 0 1 0 2 10 0.00 3.000	3.1 W 15 4 3 2 4 0 1 0 0 0 0 22 26 5.40 1.200	2.0 S 7 1 0 0 1 0 0 0 0 0 0 9 9 0.00 0.500														
Carl Bouldin, R <small>ERA: 7.36</small> (6, 1)	0.2 4 0 0 0 0 2 0 0 0 0 1 0 2 10 0.00 3.000	3.1 W 15 4 3 2 4 0 1 0 0 0 0 22 26 5.40 1.200	2.0 S 7 1 0 0 1 0 0 0 0 0 0 9 9 0.00 0.500														
Jim Hannan, R <small>ERA: 5.87</small> (7, 1)	0.2 4 0 0 0 0 2 0 0 0 0 1 0 2 10 0.00 3.000	3.1 W 15 4 3 2 4 0 1 0 0 0 0 22 26 5.40 1.2															

Batter	1	2	3	4	5	6	7	8	9	AB	R	H	RBI	BB	SO	LOB	TOP			
Jim Piersall, R (1, 8) OBP: 0.286, SLG: 0.375 Jim King, L (7, PH) OBP: 0.385, SLG: 0.524 (7, 9)	5-3		6-3			L9	3-1			3	0	0	0	0	0	0				
Minnie Minoso, R (1, 7) OBP: 0.375, SLG: 0.250	K		L9			6-3		P4		4	0	0	0	0	1	0				
Chuck Hinton, R (1, 5) OBP: 0.382, SLG: 0.639	E5			K			P6	G3 2B		4	1	1	0	0	1	0				
Don Lock, R (1, 9) OBP: 0.395, SLG: 0.406 (7, 8)	K			F8			1B 2B	G3		4	1	1	0	0	1	2				
Bobo Osborne, L (1, 3) OBP: 0.296, SLG: 0.375		P6		F7			2B E 1B			4	1	2	1	0	0	0				
Don Lepore, R (1, 2) OBP: 0.322, SLG: 0.660		HR			6-3		E9 1B 1-H 3-H	6-3		4	1	2	2	0	0	1				
Chuck Cottler, R (1, 4) OBP: 0.237, SLG: 0.432		P6			1-3		6-3			4	0	0	0	0	0	1				
Ed Brinkman, R (1, 6) OBP: 0.304, SLG: 0.387		F8			6-3		1B IBB			3	0	0	0	1	0	0				
Tom Cheney, R (1, 1) OBP: 0.083, SLG: 0.083			4-3			6-3		6-3		4	0	1	0	0	0	0				
Inning Stats	R: 0 E: 1 K: 2 S: 8	H: 0 LOB: 1 BB: 0 P: 8	R: 1 E: 0 K: 0 S: 4	H: 1 LOB: 0 BB: 0 P: 4	R: 0 E: 0 K: 1 S: 3	H: 0 LOB: 0 BB: 0 P: 3	R: 0 E: 0 K: 1 S: 5	H: 0 LOB: 0 BB: 0 P: 5	R: 0 E: 0 K: 0 S: 3	H: 0 LOB: 0 BB: 0 P: 3	R: 2 E: 1 K: 0 S: 7	H: 4 LOB: 3 BB: 1 P: 11	R: 1 E: 0 K: 0 S: 5	H: 2 LOB: 1 BB: 0 P: 5	R: 0 E: 0 K: 0 S: 3	H: 0 LOB: 0 BB: 0 P: 3	1B: 3 2B: 3 3B: 0 HR: 1	SF: 0 SAC: 0 DP: 0 HBP: 0	WP: 0 PB: 0 SB: 0 CS: 0	PA: 36
PITCHER	IP WLS BF H R ER SO BB IBB HBP BLK WP HR S P ERA WHIP																			
Hank Aguirre, L (1, 1) ERA: 3.19	6.2 L 27 5 3 3 3 0 1 0 0 0 1 32 36 4.05 0.750																			
Terry Fox, R (7, 1) ERA: 3.72	0.1 1 0 0 0 0 0 0 0 0 0 0 0 1 1 0.00 0.000																			
Paul Foytack, R (8, 1) ERA: 3.38	2.0 8 2 1 1 0 0 0 0 0 0 0 0 8 8 4.50 1.000																			

Washington Senators @ Detroit Tigers
Tiger Stadium, Detroit, MI
Wed May 01 1963, 4:33 AM EDT
Att: 1,616 - Unknown

AB 35
R 4
H 7
RBI 3
BB 1
SO 3
LOB 7



Batter	1	2	3	4	5	6	7	8	9	AB	R	H	RBI	BB	SO	LOB	BOTTOM					
Jake Wood, R (1, 4) OBP: 0.296, SLG: 0.423	F7		F7		K2-3		6-3		5-3	5	0	0	0	0	1	1						
Bill Bruton, L (1, 8) OBP: 0.280, SLG: 0.290	K		K		F8		1B			4	0	1	0	0	2	1						
Al Kaline, R (1, 9) OBP: 0.382, SLG: 0.463	K		L5-3			2B 1B	1-2 1B			4	1	2	0	0	1	1						
Rocky Colavito, R (1, 7) OBP: 0.333, SLG: 0.347		1B BB		5-3		P4	F8			3	0	0	0	1	0	3						
Gus Triandos, R (1, 2) OBP: 0.324, SLG: 0.484	K			BB 1B		1B 2B		F7		4	0	2	1	0	1	1						
Frank Koestel, R (1, 3) OBP: 0.400, SLG: 0.261		1-2 1B			1-2 BB		2-3 1B	K		3	0	2	0	1	1	0						
Bubba Phillips, R (1, 5) OBP: 0.236, SLG: 0.261	P6				P4	K		K		4	0	0	0	0	2	6						
Coot Veal, R (1, 6) OBP: 0.333, SLG: 0.250	K				K		P4			4	0	0	0	0	2	6						
Hank Aguirre, R (1, 1) OBP: 0.143, SLG: 0.077										1	0	0	0	1	1	0						
Terry Fox, R (7, 1) ERA: 3.72										0	0	0	0	0	0	0						
Dick McAuliffe, L (7, PH) OBP: 0.268, SLG: 0.234										1	0	0	0	0	1	0						
Paul Foytack, R (8, 1) ERA: 3.38										0	0	0	0	0	0	0						
Whitey Herzog, L (9, PH) ERA: 3.38										1	0	0	0	0	0	0						
Inning Stats	R: 0 E: 0 K: 2 S: 7	H: 0 LOB: 0 BB: 0 P: 7	R: 0 E: 0 K: 2 S: 8	H: 1 LOB: 2 BB: 1 P: 12	R: 0 E: 0 K: 1 S: 5	H: 0 LOB: 1 BB: 1 P: 9	R: 0 E: 0 K: 1 S: 6	H: 1 LOB: 2 BB: 1 P: 10	R: 0 E: 0 K: 2 S: 7	H: 0 LOB: 0 BB: 0 P: 7	R: 1 E: 0 K: 1 S: 8	H: 3 LOB: 2 BB: 0 P: 8	R: 0 E: 0 K: 1 S: 7	H: 2 LOB: 2 BB: 0 P: 7	R: 0 E: 0 K: 2 S: 7	H: 0 LOB: 0 BB: 0 P: 7	R: 0 E: 0 K: 0 S: 3	H: 0 LOB: 0 BB: 0 P: 3	1B: 6 2B: 1 3B: 0 HR: 0	SF: 0 SAC: 0 DP: 0 HBP: 0	WP: 0 PB: 0 SB: 0 CS: 0	PA: 37
PITCHER	IP WLS BF H R ER SO BB IBB HBP BLK WP HR S P ERA WHIP																					
Tom Cheney, R (1, 1) ERA: 0.25	9.0 W 37 7 1 1 12 3 0 0 0 0 0 58 70 1.00 1.111																					

Washington Senators @ Detroit Tigers
Tiger Stadium, Detroit, MI
Wed May 01 1963, 4:33 AM EDT
Att: 1,616 - Unknown

AB 34
R 1
H 7
RBI 1
BB 3
SO 12
LOB 19



Batter	1	2	3	4	5	6	7	8	9	AB	R	H	RBI	BB	SO	LOB	TOP					
Jim Piersall, R OBP: 0.319, SLG: 0.400 (1, 8)										5	1	3	0	0	1	0	<p>Washington Senators @ Detroit Tigers</p> <p>Tiger Stadium, Detroit, MI</p> <p>Thu May 02 1963, 4:33 AM EDT</p> <p>Att: 2,165 - Unknown</p>					
Jim King, L OBP: 0.387, SLG: 0.654 (1, 9)										5	3	2	1	0	0	2						
Minnie Minoso, R OBP: 0.365, SLG: 0.235 (1, 7)										4	1	0	1	1	0	1						
Chuck Hinton, R OBP: 0.383, SLG: 0.621 (1, 5)										4	2	1	2	1	1	1						
Bobo Osborne, L OBP: 0.306, SLG: 0.461 (1, 3)										4	2	2	3	0	1	0						
Ken Retzer, L OBP: 0.371, SLG: 0.310 Bob Schmidt, R OBP: 0.182, SLG: 0.182 (7, PH) (7, 2)										3	0	0	0	0	0	0						
Chuck Cottler, R OBP: 0.286, SLG: 0.488 (1, 4)										4	0	3	2	0	0	0						
Ed Brinkman, R OBP: 0.315, SLG: 0.394 (1, 6)										4	0	2	0	0	0	2						
Claude Osteen, L OBP: 0.333, SLG: 0.273 Jim Bronstad, R (5, 1)										2	0	0	0	0	1	3						
										2	0	0	0	0	2	1						
Inning Stats	R: 1 E: 0 K: 0 S: 4	H: 2 LOB: 0 BB: 0 P: 4	R: 0 E: 0 K: 2 S: 9	H: 2 LOB: 2 BB: 0 P: 9	R: 0 E: 0 K: 1 S: 5	H: 0 LOB: 0 BB: 0 P: 5	R: 2 E: 0 K: 0 S: 5	H: 2 LOB: 1 BB: 1 P: 9	R: 0 E: 0 K: 0 S: 4	H: 1 LOB: 1 BB: 0 P: 4	R: 1 E: 0 K: 1 S: 7	H: 2 LOB: 1 BB: 0 P: 7	R: 4 E: 1 K: 0 S: 7	H: 3 LOB: 1 BB: 1 P: 11	R: 1 E: 0 K: 1 S: 6	H: 1 LOB: 0 BB: 0 P: 6	R: 0 E: 0 K: 1 S: 5	H: 0 LOB: 0 BB: 0 P: 5	1B: 8 2B: 2 3B: 0 HR: 3	SF: 0 SAC: 1 DP: 0 HBP: 0	WP: 0 PB: 0 SB: 0 CS: 0	PA: 42
PITCHER	IP WLS BF H R ER SO BB IBB HBP BLK WP HR S P ERA WHIP																					
Frank Lary, R ERA: 5.73 Bob Anderson, R ERA: 1.23 Bob Dustal, R ERA: 9.0 Dick Egan, L ERA: 7.04 Bill Faul, R ERA: 3.0	(1, 1) (5, 1) (7, 1) (7, 1) (9, 1)	4.0 2.0 0.0 2.0 1.0	WLS L 9 3 0	BF 18 9 3 0	H 6 3 2 0	R 3 1 4 0	ER 3 1 1 0	SO 3 1 1 1	BB 1 0 0 0	IBB 0 0 0 0	HBP 0 0 0 0	BLK 0 0 0 0	WP 0 0 0 0	HR 1 11 0 1	S 23 11 7 10	P 27 11 7 5	ERA 6.75 4.50 ∞ 4.50 0.00	WHIP 1.750 1.500 ∞ 1.000 0.000				

Batter	1	2	3	4	5	6	7	8	9	AB	R	H	RBI	BB	SO	LOB	BOTTOM							
Jake Wood, R OBP: 0.344, SLG: 0.433 (1, 4)										4	0	2	1	1	0	3	<p>Washington Senators @ Detroit Tigers</p> <p>Tiger Stadium, Detroit, MI</p> <p>Thu May 02 1963, 4:33 AM EDT</p> <p>Att: 2,165 - Unknown</p>							
Bill Bruton, L OBP: 0.286, SLG: 0.301 (1, 8)										4	0	2	2	0	1	4								
Frank Kostro, R OBP: 0.400, SLG: 0.259 (1, 3)										4	0	1	0	1	0	3								
Al Kaline, R OBP: 0.383, SLG: 0.471 (1, 9)										5	0	2	0	0	2	3								
Rocky Colavito, R OBP: 0.315, SLG: 0.325 (1, 7)										5	1	0	0	0	2	3								
Gus Triandos, R OBP: 0.385, SLG: 0.500 Purnal Goldy, R (9, FR)										4	1	3	0	0	0	1								
Bubba Phillips, R OBP: 0.234, SLG: 0.257 (1, 5)										5	0	1	1	0	0	3								
Coot Veal, R OBP: 0.321, SLG: 0.250 (1, 6)										4	1	1	0	0	0	2								
Frank Lary, R Bubba Morton, R Bob Anderson, R Dick McAuliffe, L Bob Dustal, R Dick Egan, L Whitney Herzog, L Bill Faul, R	(1, 1) (4, PH) (5, 1) (6, PH) (7, 1) (7, 1) (8, PH) (9, 1)	R: 0 E: 0 K: 0 S: 5	H: 3 LOB: 2 BB: 0 P: 5	R: 0 E: 0 K: 0 S: 3	H: 1 LOB: 0 BB: 0 P: 3	R: 0 E: 0 K: 0 S: 3	H: 1 LOB: 1 BB: 1 P: 7	R: 2 E: 2 K: 1 S: 8	H: 2 LOB: 3 BB: 2 P: 16	R: 0 E: 0 K: 1 S: 6	H: 1 LOB: 1 BB: 0 P: 6	R: 1 E: 0 K: 0 S: 8	H: 3 LOB: 3 BB: 1 P: 12	R: 0 E: 0 K: 1 S: 4	H: 0 LOB: 0 BB: 0 P: 5	R: 1 E: 0 K: 0 S: 5		H: 2 LOB: 1 BB: 0 P: 5	R: 0 E: 0 K: 1 S: 6	H: 1 LOB: 1 BB: 0 P: 6	1B: 13 2B: 2 3B: 0 HR: 0	SF: 1 SAC: 0 DP: 3 HBP: 1	WP: 0 PB: 0 SB: 0 CS: 0	PA: 43
PITCHER	IP WLS BF H R ER SO BB IBB HBP BLK WP HR S P ERA WHIP																							
Claude Osteen, L ERA: 3.27 Jim Bronstad, R ERA: 4.09	(1, 1) (5, 1)	4.1 4.2	WLS W	BF 22 21	H 6 2	R 2 2	ER 0 2	SO 0 4	BB 3 1	IBB 0 0	HBP 0 1	BLK 0 0	WP 0 0	HR 0 27	S 21 32	P 33 32	ERA 0.00 3.86	WHIP 2.538 1.500						

AB	39
R	9
H	13
RBI	9
BB	2
SO	6
LOB	12



AB	37
R	4
H	14
RBI	4
BB	4
SO	5
LOB	22



Batter	1	2	3	4	5	6	7	8	9	AB	R	H	RBI	BB	SO	LOB	TOP										
Jim Piersall, R OBP: 0.308, SLG: 0.380 (1, 8)	F9		K	FC6-4				P3		5	0	1	1	0	1	5	Washington Senators @ Chicago White Sox Comiskey Park, Chicago, IL Fri May 03 1963, 8:05 PM EDT Att: 11,953 - Unknown livebaseballscorecards.com										
Jim King, L OBP: 0.389, SLG: 0.600 (1, 9)	4-3		1B		4-3	F3			FC1-6 BB	4	0	1	2	1	0	1											
Minnie Minoso, R OBP: 0.356, SLG: 0.233 (1, 7)	F2				5-3			F9	FC1-6 5-3	5	0	1	0	0	0	1											
Chuck Hinton, R OBP: 0.384, SLG: 0.630 (1, 5)		1-3	K						5-3	5	1	2	0	0	1	3											
Bobo Osborne, L OBP: 0.333, SLG: 0.506 (1, 3)	K									3	1	2	2	2	1	0											
Ken Retzer, L OBP: 0.351, SLG: 0.290 Don Lock, R OBP: 0.390, SLG: 0.400 Bob Schmidt, R OBP: 0.154, SLG: 0.154 (5, PH)	P3			HR	1-2					2	0	0	0	0	0	0											
Chuck Cottler, R OBP: 0.304, SLG: 0.511 (1, 4)										4	2	2	0	0	0	0											
Ed Brinkman, R OBP: 0.325, SLG: 0.400 (1, 6)										4	1	2	0	0	0	1											
Don Rudolph, L OBP: 0.400, SLG: 0.556 (1, 1)										3	0	2	0	0	0	1											
Inning Stats	R: 0 E: 0 K: 0 S: 3	H: 0 LOB: 0 BB: 0 P: 3	R: 0 E: 0 K: 1 S: 5	H: 0 LOB: 0 BB: 0 P: 5	R: 2 E: 0 K: 2 S: 11	H: 4 LOB: 2 BB: 0 P: 11	R: 1 E: 0 K: 0 S: 6	H: 3 LOB: 2 BB: 0 P: 6	R: 0 E: 0 K: 1 S: 6	H: 1 LOB: 2 BB: 1 P: 10	R: 1 E: 0 K: 0 S: 4	H: 2 LOB: 1 BB: 0 P: 4	R: 0 E: 0 K: 0 S: 4	H: 1 LOB: 1 BB: 0 P: 4	R: 0 E: 0 K: 1 S: 5	H: 0 LOB: 2 BB: 2 P: 13		1B: 9 2B: 2 3B: 1 HR: 1	SF: 0 SAC: 1 DP: 1 HBP: 0	WP: 1 PB: 0 CS: 1	PA: 42						
PITCHER	IP	WLS	BF	H	R	ER	SO	BB	IBB	HBP	BLK	WP	HR	S	P	ERA	WHIP										
John Buzhardt, R ERA: 3.27 (1, 1)	4.0	L	19	7	3	3	3	0	0	0	0	0	1	25	25	6.75	1.750										
Frank Baumann, L ERA: 1.76 (5, 1)	3.0		14	5	2	2	1	1	0	0	0	0	0	15	19	6.00	2.000										
Dave DeBusschere, R ERA: 4.7 (8, 1)	2.0		9	1	0	0	1	1	1	0	0	1	0	9	17	0.00	1.000										

Batter	1	2	3	4	5	6	7	8	9	AB	R	H	RBI	BB	SO	LOB	BOTTOM										
Jim Landis, R OBP: 0.297, SLG: 0.393 (1, 8)										3	1	0	0	1	0	1	Washington Senators @ Chicago White Sox Comiskey Park, Chicago, IL Fri May 03 1963, 8:05 PM EDT Att: 11,953 - Unknown livebaseballscorecards.com										
Nellie Fox, L OBP: 0.395, SLG: 0.368 Al Weis, S OBP: 0.286, SLG: 0.167 (4, 4)	F8									2	0	1	0	0	0	1											
Floyd Robinson, L OBP: 0.416, SLG: 0.485 (1, 9)										4	0	1	1	0	0	1											
Dave Nicholson, R OBP: 0.297, SLG: 0.400 (1, 7)	FC6-4									4	1	2	1	0	0	1											
Joe Cunningham, L OBP: 0.413, SLG: 0.433 (1, 3)										3	0	0	0	1	0	1											
Ron Hansen, R OBP: 0.288, SLG: 0.348 (1, 6)	FC6-4									4	0	1	0	0	0	2											
Pete Ward, L OBP: 0.333, SLG: 0.357 (1, 5)										4	0	0	0	0	1	1											
Sherm Lollar, R OBP: 0.250, SLG: 0.200 (1, 2)										3	0	0	0	0	0	0											
John Buzhardt, R Cam Carreon, R OBP: 0.300, SLG: 0.231 Frank Baumann, L OBP: 0.333, SLG: 0.333 Mike Herschberger, R OBP: 0.270, SLG: 0.188 Dave DeBusschere, R (8, 1)	E5									1	0	0	0	0	0	0											
Inning Stats	R: 1 E: 0 K: 0 S: 4	H: 1 LOB: 2 BB: 2 P: 12	R: 0 E: 1 K: 0 S: 4	H: 0 LOB: 1 BB: 0 P: 4	R: 0 E: 0 K: 0 S: 3	H: 1 LOB: 0 BB: 0 P: 3	R: 0 E: 1 K: 0 S: 4	H: 1 LOB: 2 BB: 0 P: 5	R: 0 E: 0 K: 1 S: 5	H: 0 LOB: 0 BB: 0 P: 5	R: 1 E: 0 K: 0 S: 4	H: 1 LOB: 0 BB: 0 P: 4	R: 0 E: 0 K: 0 S: 3	H: 0 LOB: 0 BB: 0 P: 3	R: 0 E: 0 K: 0 S: 4	H: 1 LOB: 1 BB: 0 P: 4		R: 0 E: 0 K: 1 S: 5	H: 0 LOB: 0 BB: 0 P: 5	1B: 4 2B: 1 3B: 0 HR: 1	SF: 0 SAC: 0 DP: 1 HBP: 1	WP: 0 PB: 0 CS: 0	PA: 35				
PITCHER	IP	WLS	BF	H	R	ER	SO	BB	IBB	HBP	BLK	WP	HR	S	P	ERA	WHIP										
Don Rudolph, L ERA: 4.35 (1, 1)	9.0	W	35	5	2	2	2	2	0	1	0	0	1	36	45	2.00	0.778										

Batter	1	2	3	4	5	6	7	8	9	AB	R	H	RBI	BB	SO	LOB	TOP		
Jim Piersall, R OBP: 0.328, SLG: 0.368 (1, 8)	4-0 FC4-6 BB		0-0 F9		0-0 FC6-4			0-0 4-3		3	0	0	0	1	0	1	<p>Washington Senators @ Chicago White Sox</p> <p>Comiskey Park, Chicago, IL</p> <p>Sun May 05 1963, 4:33 AM EDT</p> <p>Unknown</p> <p>livebaseballscorecards.com</p>		
Jim King, L OBP: 0.356, SLG: 0.513 (1, 9)	0-0 FC4-6 FC5-4			0-0 1-3		0-0 1-3		0-0 F9		4	0	0	0	0	0	1			
Minnie Minoso, R OBP: 0.337, SLG: 0.213 (1, 7)	0-0 FC5-4			0-0 5-3		0-0 F7			0-3 K	4	0	0	0	0	1	1			
Chuck Hinton, R OBP: 0.358, SLG: 0.586 Dick Phillips, L OBP: 0.296, SLG: 0.282 (1, 5) (8, 5)	0-0 F8			0-0 E5 1B		0-0 F8			0-0 4-3	3	0	0	0	0	0	1			
Bobo Osborne, L OBP: 0.357, SLG: 0.535 (1, 3)		0-0 3-1		0-0 1-2 1B					0-3 K	4	0	2	0	0	1	0			
Ken Retzer, L OBP: 0.325, SLG: 0.265 (1, 2)		0-0 F5		0-3 K					0-0 L4	3	0	0	0	0	1	3			
Chuck Cottler, R OBP: 0.283, SLG: 0.462 (1, 4)		0-3 K			0-0 5-3			0-3 K		3	0	0	0	0	2	1			
Ed Brinkman, R OBP: 0.333, SLG: 0.416 (1, 6)			0-0 F3		0-0 FC6-4 1B				0-0 5-3	3	0	1	0	0	0	1			
Tom Cheney, R OBP: 0.071, SLG: 0.071 Jim Bronstad, R (5, 1)			0-0 5-3		0-3 K			0-3 K		2	0	0	0	0	1	1			
Tom Brown, S OBP: 0.150, SLG: 0.105 Jim Hannan, R (8, 1) (8, 1)									0-3 K	0	0	0	0	0	0	0			
Inning Stats	R: 0 E: 0 K: 0 S: 3	H: 0 LOB: 1 BB: 1 P: 7	R: 0 E: 0 K: 1 S: 5	H: 0 LOB: 0 BB: 0 P: 5	R: 0 E: 0 K: 0 S: 3	H: 0 LOB: 0 BB: 0 P: 3	R: 0 E: 1 K: 1 S: 7	H: 1 LOB: 2 BB: 0 P: 7	R: 0 E: 0 K: 1 S: 6	H: 0 LOB: 0 BB: 0 P: 3	R: 0 E: 0 K: 1 S: 6	H: 1 LOB: 1 BB: 0 P: 6	R: 0 E: 0 K: 1 S: 5	H: 0 LOB: 0 BB: 0 P: 5	R: 0 E: 0 K: 2 S: 7	H: 0 LOB: 0 BB: 0 P: 7	1B: 2 2B: 1 3B: 0 HR: 0	SF: 0 SAC: 0 DP: 0 HBP: 0	WP: 0 PA: 32
PITCHER Ray Herbert, R ERA: 2.84 (1, 1)	IP: 9.0 WLS: W BF: 32 H: 3 R: 0 ER: 0 SO: 7 BB: 1 IBB: 0 HBP: 0 BLK: 0 WP: 0 HR: 0 S: 45 P: 49 ERA: 0.00 WHIP: 0.444															PITCHER			


Batter	1	2	3	4	5	6	7	8	9	AB	R	H	RBI	BB	SO	LOB	BOTTOM		
Mike Hershtberger, R OBP: 0.267, SLG: 0.225 (1, 8)	0-3 K		0-0 F3		0-0 3-1 1B 2B	0-0 FC6-4		0-0 1B		5	1	2	3	0	1	1	<p>Washington Senators @ Chicago White Sox</p> <p>Comiskey Park, Chicago, IL</p> <p>Sun May 05 1963, 4:33 AM EDT</p> <p>Unknown</p> <p>livebaseballscorecards.com</p>		
Nellie Fox, L OBP: 0.376, SLG: 0.351 (1, 4)	0-0 P4			0-0 6-3	0-0 5-3	0-0 4-3		0-0 4-3		5	0	0	0	0	0	3			
Joe Cunningham, L OBP: 0.395, SLG: 0.392 (1, 3)	0-0 F5			0-0 F7	0-0 3-1		0-0 4-3		4	0	0	0	0	0	0	1			
Floyd Robinson, L OBP: 0.430, SLG: 0.541 (1, 9)		4-0 BB		0-0 1B 3B	0-0 1B 3H	0-0 4-3		0-0 4-3		3	1	2	1	1	0	0			
Pete Ward, L OBP: 0.371, SLG: 0.403 (1, 5)		0-0 F8		0-0 HR 1B	0-0 1-3 1B		0-0 WP 1B		4	1	3	1	0	0	1	1			
Dave Nicholson, R OBP: 0.317, SLG: 0.528 (1, 7)		0-3 K		0-0 HR 1B	0-0 K		0-3 K		4	1	1	2	0	3	4				
Ron Hansen, R OBP: 0.296, SLG: 0.392 Al Weis, S OBP: 0.250, SLG: 0.143 (1, 6) (8, PR) (9, 6)		0-0 F8		0-0 F7		0-0 HR		0-0 SH3-4 1B		4	1	2	1	0	0	1			
J.C. Martin, L OBP: 0.244, SLG: 0.297 (1, 2)			0-0 F9		4-0 SH 2B BB	0-0 FC6-4 1B		0-0 P4		3	1	1	0	1	0	1			
Ray Herbert, R OBP: 0.182, SLG: 0.273 (1, 1)			0-0 F8		0-0 SH 2B	0-3 K		0-0 SH3-4		2	1	0	0	0	1	1			
Inning Stats	R: 0 E: 0 K: 1 S: 5	H: 0 LOB: 0 BB: 0 P: 5	R: 0 E: 0 K: 1 S: 5	H: 0 LOB: 1 BB: 1 P: 9	R: 0 E: 0 K: 0 S: 3	H: 0 LOB: 0 BB: 0 P: 3	R: 3 E: 0 K: 0 S: 6	H: 3 LOB: 0 BB: 0 P: 6	R: 3 E: 1 K: 1 S: 9	H: 3 LOB: 2 BB: 1 P: 13	R: 1 E: 0 K: 1 S: 7	H: 2 LOB: 1 BB: 0 P: 7	R: 0 E: 0 K: 1 S: 6	H: 1 LOB: 1 BB: 0 P: 6	R: 1 E: 0 K: 0 S: 5	H: 2 LOB: 1 BB: 0 P: 5		1B: 7 2B: 1 3B: 1 HR: 2	SF: 0 SAC: 2 DP: 0 HBP: 0
PITCHER Tom Cheney, R ERA: 1.13 Jim Bronstad, R ERA: 3.92 Jim Hannan, R ERA: 6.23 (1, 1) (5, 1) (8, 1)	IP: 4.0 WLS: L BF: 19 H: 4 R: 6 ER: 4 SO: 2 BB: 2 IBB: 0 HBP: 0 BLK: 0 WP: 1 HR: 1 S: 21 P: 29 ERA: 9.00 WHIP: 1.500															PITCHER			

Batter	1	2	3	4	5	6	7	8	9	10	11	AB	R	H	RBI	BB	SO	LOB	TOP	
Vic Davallio, L OBP: 0.293, SLG: 0.413 (1, 8)	1-3		F7		F7		K			G3	P6	6	0	0	0	0	1	5		
Willie Kirkland, L OBP: 0.311, SLG: 0.308 Bob Allen, L (10, 1)	1B 2B		K			P4		F9		F8		5	1	1	0	0	1	0		
Woodie Held, R OBP: 0.403, SLG: 0.623 (11, 6)	L6					K				K2-3	K	5	1	1	0	0	3	1		
Joe Adcock, R OBP: 0.294, SLG: 0.455 Fred Whitfield, L OBP: 0.244, SLG: 0.372 (4, PR) (4, 3)	2H 1B			E3 1-3		4-3					2B 1B	2	0	2	1	0	0	0		
Tito Francona, L OBP: 0.309, SLG: 0.418 Ellis Burton, S OBP: 0.286, SLG: 0.316 (1, 7) (8, 7)	F7			1-3		4-3		4-3		F5	2B	4	0	0	0	0	0	3		
Max Alvis, R OBP: 0.319, SLG: 0.431 Miguel de la Hoz, R OBP: 0.286, SLG: 0.429 (11, PR) (11, 5)		F2		6-3				HR		CS 1B	2B 1B	4	1	2	1	1	0	2		
Tony Martinez, R OBP: 0.176, SLG: 0.186 John Romano, R OBP: 0.333, SLG: 0.581 Mudcat Grant, R OBP: 0.111, SLG: 0.222 Willie Tasby, R OBP: 0.143, SLG: 0.429 (1, 6) (11, PH) (11, PR) (11, 4)	K			F8				F9		L7	1B 2B	4	0	0	0	0	1	3		
Doc Edwards, R OBP: 0.321, SLG: 0.346 (1, 2)	4-3					K				K	1B IBB	4	0	1	0	1	2	0		
Sam McDowell, L OBP: 0.250, SLG: 0.250 Ron Nischwitz, S (9, 1) (9, 1)			G3			K					1B	3	0	1	0	0	1	0		
Barry Latman, R OBP: 0.250, SLG: 0.250 Al Luplow, L OBP: 0.143, SLG: 0.179 (10, PH) (10, 9)										P6	1B	0	0	0	0	0	0	0		
Inning Stats	R: 1 E: 0 K: 0 S: 5	H: 2 LOB: 1 BB: 0 P: 5	R: 0 E: 0 K: 1 S: 5	H: 0 LOB: 0 BB: 0 P: 5	R: 0 E: 0 K: 1 S: 5	H: 0 LOB: 0 BB: 0 P: 5	R: 1 E: 1 K: 0 S: 5	H: 2 LOB: 2 BB: 0 P: 5	R: 0 E: 0 K: 2 S: 7	H: 0 LOB: 0 BB: 0 P: 7	R: 0 E: 0 K: 1 S: 5	H: 1 LOB: 1 BB: 0 P: 6	R: 0 E: 0 K: 1 S: 3	H: 0 LOB: 0 BB: 0 P: 3	R: 0 E: 0 K: 1 S: 8	H: 4 LOB: 3 BB: 2 P: 16	1B: 7 2B: 5 3B: 0 HR: 1	SF: 0 SAC: 0 DP: 0 HBP: 0	WP: 0 PB: 0 SB: 0 CS: 1	PA: 46
PITCHER	IP ERA: 3.29	WLS 3	BF 32	H 8	R 3	ER 3	SO 7	BB 0	IBB 0	HBP 0	BLK 0	WP 0	HR 0	S 46	P 46	ERA 3.38	WHIP 1.000			
Ron Kline, R ERA: 1.93 Jim Coates, R ERA: 1.95 Art Quirk, L ERA: 2.84 (9, 1) (10, 1) (11, 1)	1.0	3	1	0	0	1	0	0	0	0	0	0	0	5	5	0.00	1.000			
Claude Osteen, L ERA: 3.29 Ron Kline, R ERA: 1.93 Jim Coates, R ERA: 1.95 Art Quirk, L ERA: 2.84 (11, 1) (11, 1) (11, 1) (11, 1)	1.1	L 9	3	4	4	1	0	2	0	0	0	0	0	9	17	27.00	2.250			
0.2	2	1	0	0	0	0	0	0	0	0	0	0	0	2	2	0.00	1.500			

Cleveland Indians @ Washington Senators
D.C. Stadium, Washington, DC
Tue May 07 1963, 7:05 PM EDT
Att: 6:331 - Unknown

livebaseballscores.com

AB 44
R 7
H 13
RBI 6
BB 2
SO 9
LOB 14





Batter	1	2	3	4	5	6	7	8	9	10	11	AB	R	H	RBI	BB	SO	LOB	BOTTOM	
Jim Piersall, R OBP: 0.313, SLG: 0.349 Jim King, L OBP: 0.370, SLG: 0.521 Jim Bronstad, R (10, PH) Bennie Daniels, L (11, 9) (11, 7)	K		K		1B			F7		K2-3		1	0	0	0	0	1	0		
Minnie Minoso, R OBP: 0.350, SLG: 0.226 (11, 9)	G4-6-3 1B			K	P5			4B BB			1B	4	0	2	0	1	1	2		
Chuck Hinton, R OBP: 0.345, SLG: 0.578 (1, 5) (10, 6)	G4-6-3 1-2			WP 1B 1B		6-3		F9			K	5	1	1	0	0	1	3		
Don Lock, R OBP: 0.356, SLG: 0.360 (2, 8)		F7		F3		L5				1B 1B	K	5	1	1	0	0	1	2		
Bobo Osborne, L OBP: 0.355, SLG: 0.505 (1, 3) (10, 5)						K				1B 1B		3	1	1	1	2	1	0		
Don Leppert, R OBP: 0.383, SLG: 0.607 Tom Brown, S OBP: 0.143, SLG: 0.100 (1, 2) (9, PR) (10, 3)	K			3H 1B	F8			P6		1B 1B	P3	4	0	1	0	0	1	2		
Chuck Cottier, R OBP: 0.288, SLG: 0.448 Dick Phillips, L OBP: 0.267, SLG: 0.268 (1, 4) (9, PH) (10, 4)	K				G5-4-3 1B			F2		K	K	3	0	1	0	0	1	1		
Ed Brinkman, R OBP: 0.330, SLG: 0.398 Ken Reitzer, L OBP: 0.341, SLG: 0.286 (1, 6) (9, PH) (10, 2)				5-3	G5-4-3 1-2			5-3			1B	3	0	0	0	0	1			
Claude Osteen, L ERA: 3.29 Ron Kline, R ERA: 1.93 Bob Schmitt, R OBP: 0.333, SLG: 0.287 Jim Coates, R ERA: 1.95 Art Quirk, R OBP: 0.143, SLG: 0.179 (11, 1) (8, PH) (8, PH) (10, 1) (11, 1)				K				K		K		2	0	1	0	0	1	0		
Inning Stats	R: 0 E: 0 K: 1 S: 5	H: 1 LOB: 0 BB: 0 P: 5	R: 0 E: 0 K: 2 S: 7	H: 0 LOB: 1 BB: 1 P: 11	R: 0 E: 0 K: 2 S: 7	H: 0 LOB: 0 BB: 0 P: 7	R: 1 E: 0 K: 1 S: 7	H: 2 LOB: 1 BB: 0 P: 7	R: 0 E: 0 K: 0 S: 5	H: 0 LOB: 0 BB: 0 P: 5	R: 0 E: 0 K: 3 S: 10	H: 1 LOB: 1 BB: 0 P: 10	R: 0 E: 0 K: 3 S: 10	H: 1 LOB: 1 BB: 0 P: 10	R: 0 E: 0 K: 1 S: 5	H: 0 LOB: 0 BB: 0 P: 5	1B: 10 2B: 0 3B: 0 HR: 0	SF: 0 SAC: 0 DP: 2 HBP: 0	WP: 2 PB: 0 SB: 0 CS: 0	PA: 43
PITCHER	IP ERA: 3.74	WLS 1	BF 31	H 7	R 2	ER 2	SO 8	BB 2	IBB 0	HBP 0	BLK 0	WP 1	HR 0	S 45	P 53	ERA 2.25	WHIP 1.125			
Ron Nischwitz, L ERA: 14.54 Bary Latman, R ERA: 2.77 Bob Allen, L ERA: 2.35 (9, 1) (9, 1) (10, 1)	0.0	1	0	0	0	0	0	0	0	0	0	0	0	0	0	4	∞	∞		
1.0	4	2	1	1	2	0	0	0	0	0	0	0	0	8	8	9.00	2.000			
2.0	W 7	1	0	0	4	0	0	0	0	0	0	0	0	15	15	0.00	0.500			


Cleveland Indians @ Washington Senators
D.C. Stadium, Washington, DC
Tue May 07 1963, 7:05 PM EDT
Att: 6:331 - Unknown

livebaseballscores.com

AB 40
R 3
H 10
RBI 3
BB 3
SO 14
LOB 16



Batter	1	2	3	4	5	6	7	8	9	10	11	12	13	AB R H RBI BB SO LOB	TOP					
Vic Davalillo, L OBP: 0.264, SLG: 0.395 (1.8)	P5	F8			6-3			1-3			G3			6 0 1 1 0 0 2	Cleveland Indians @ Washington Senators D.C. Stadium, Washington, DC Wed May 08 1963, 7:05 PM EDT Att: 7,047 - Unknown AB 42 R 3 H 4 RBI 3 BB 2 SO 6 LOB 12 					
Wille Kirkland, L OBP: 0.273, SLG: 0.267 (1.9)	G3		F9		L1			4-3			K		F7	6 0 0 0 0 1 1						
Woodie Held, R OBP: 0.389, SLG: 0.579 (1.4)	HBP		K			4-3		F8			F9			4 0 0 0 0 1 0						
Joe Adcock, R OBP: 0.296, SLG: 0.395 (1.3)	F5		F8			P3		L7			6-3			5 0 0 0 0 0 1						
Tito Francona, L OBP: 0.316, SLG: 0.408 (12, PH) Gene Green, R OBP: 0.400, SLG: 1.000 (12, PH) Ellis Burton, S OBP: 0.286, SLG: 0.316 (12, 7)	SH SH BB				G5-4-3 BB			F2			F7			2 1 0 0 2 0 0 1 0 0 0 0 1 0 0 0 0 0 0 0 0						
Miguel de la Hoz, R OBP: 0.273, SLG: 0.364 (1.5)	SH G3 SH				G5-4-3 1-2			6-3			1-3		3B 1B	4 1 1 0 0 0 1						
Tony Martinez, R OBP: 0.179, SLG: 0.189 (1.6)	SH G3				FC6-4 1B			4-3			F8		F3	4 0 1 1 0 0 1						
Doc Edwards, R OBP: 0.300, SLG: 0.321 (7, PH) John Romano, R OBP: 0.323, SLG: 0.600 (7, 2)	G3				FC6-4 1-2			4-3			F8		1B 3B	2 0 0 0 0 0 3 3 1 1 1 0 0 0						
Jack Kralick, L OBP: 0.250, SLG: 0.300 (13, PH) Al Luplow, L OBP: 0.138, SLG: 0.172 (13, PH) Barry Latman, R OBP: 0.250, SLG: 0.250 (13, 1) Ron Nischwitz, S OBP: 0.250, SLG: 0.250 (13, 1)	K				L6			K			F8		K	4 0 0 0 0 2 2 1 0 0 0 0 1 1 0 0 0 0 0 0 0 0 0 0 0 0 0 0						
Inning Stats	R: 0 E: 0 K: 0 S: 3	H: 0 LOB: 1 BB: 0 P: 4	R: 1 E: 1 K: 1 S: 7	H: 0 LOB: 2 BB: 1 P: 11	R: 0 E: 0 K: 1 S: 5	H: 0 LOB: 0 BB: 0 P: 5	R: 0 E: 0 K: 0 S: 3	H: 0 LOB: 0 BB: 0 P: 3	R: 0 E: 0 K: 0 S: 3	H: 0 LOB: 0 BB: 0 P: 3	R: 0 E: 0 K: 1 S: 5	H: 0 LOB: 0 BB: 0 P: 5	R: 0 E: 0 K: 1 S: 8	H: 3 LOB: 1 BB: 0 P: 8		1B: 3 2B: 0 3B: 1 HR: 0	SF: 0 SAC: 2 DP: 1 HBP: 1	WIP: 0 PB: 0 SB: 1 CS: 0		
PITCHER Don Rudolph, L ERA: 3.68 (1.1)	IP: 13.0 WLS: 47 BF: 4	H: 4 R: 3 ER: 3 SO: 6	BB: 2 IBB: 0 HBP: 1 BLK: 0	WP: 0 HR: 0 S: 56 P: 65	ERA: 2.08 WHIP: 0.462	PITCHER														

Batter	1	2	3	4	5	6	7	8	9	10	11	12	13	AB R H RBI BB SO LOB	BOTTOM					
Jim Piersall, R OBP: 0.292, SLG: 0.328 (13, PH) Ken Retzer, L OBP: 0.341, SLG: 0.286 (13, PH) Mavy Breeding, R OBP: 0.320, SLG: 0.370 (13, PH)	5-3			F8		SF8		F8			6-3			4 0 0 1 0 0 2 0 0 0 0 0 0 0 1 1 1 1 0 0 0	Cleveland Indians @ Washington Senators D.C. Stadium, Washington, DC Wed May 08 1963, 7:05 PM EDT Att: 7,047 - Unknown AB 42 R 6 H 8 RBI 6 BB 4 SO 9 LOB 15 					
Minnie Minoso, R OBP: 0.339, SLG: 0.222 (1.7)	F8			F7		F9			6-3				FC5-2 1B	6 1 1 0 0 0 2						
Chuck Hinton, R OBP: 0.339, SLG: 0.558 (1.5)	F2			K			F7		6-3			SH3-4 1B	HR BB	4 1 0 0 1 1 0						
Don Lock, R OBP: 0.306, SLG: 0.392 (1.9)		L7				E S BB		K		5-3		FC6-2 IBB	HR BB	4 1 1 4 2 1 0						
Bobo Osborne, L OBP: 0.348, SLG: 0.485 (1.3)	3-1			P4			K		K			FC6-2 BB	HR HR	4 0 0 0 1 2 1						
Don Leppert, R OBP: 0.354, SLG: 0.957 (1.2)	K			K			F8		F7			FC6-2 BB		5 0 0 0 0 2 4						
Chuck Cotter, R OBP: 0.281, SLG: 0.429 (1.4)			F9			F8		1B		K		P4		5 0 1 0 0 1 4						
Ed Brinkman, R OBP: 0.344, SLG: 0.420 (1.6)			F9			SH5-4 SF8 2B					P4		1B 1B 1B	5 2 3 0 0 0 0						
Don Rudolph, L OBP: 0.306, SLG: 0.417 (1.1) Dick Phillips, L OBP: 0.263, SLG: 0.286 (13, PH)			F9			SH5-4		K			K		1B FC5-2 1B	3 0 0 0 0 2 2 1 0 1 0 0 0 0						
Inning Stats	R: 0 E: 0 K: 0 S: 3	H: 0 LOB: 0 BB: 0 P: 3	R: 0 E: 0 K: 1 S: 5	H: 0 LOB: 0 BB: 0 P: 5	R: 0 E: 0 K: 0 S: 3	H: 0 LOB: 0 BB: 0 P: 3	R: 1 E: 0 K: 0 S: 4	H: 1 LOB: 0 BB: 1 P: 4	R: 0 E: 0 K: 2 S: 7	H: 0 LOB: 0 BB: 0 P: 7	R: 0 E: 0 K: 2 S: 7	H: 0 LOB: 0 BB: 0 P: 3	R: 0 E: 0 K: 1 S: 5	H: 4 LOB: 1 BB: 1 P: 9		1B: 6 2B: 1 3B: 0 HR: 1	SF: 1 SAC: 2 DP: 0 HBP: 0	WIP: 0 PB: 0 SB: 1 CS: 0		
PITCHER Jack Kralick, L ERA: 2.87 (1.1) Barry Latman, R ERA: 4.15 (13, 1) Ron Nischwitz, L ERA: 19.29 (13, 1)	IP: 12.0 WLS: 43 BF: 4	H: 4 R: 1 ER: 1 SO: 9	BB: 2 IBB: 1 HBP: 0 BLK: 0	WP: 0 HR: 0 S: 58 P: 70	ERA: 0.75 WHIP: 0.500	PITCHER														

Batter	1	2	3	4	5	6	7	8	9	AB	R	H	RBI	BB	SO	LOB	TOP				
Vic Davallio, L (1,8) OBP: 0.275, SLG: 0.382	F8		SH1-3		4-3			4-3		3	0	0	0	0	0	0	Cleveland Indians @ Washington Senators D.C. Stadium, Washington, DC Thu May 09 1963, 7:05 PM EDT Att: 8,006 - Unknown livebaseballscorecards.com				
Al Luplow, L (1,9) OBP: 0.121, SLG: 0.152	4-3		4-3			F8		K		4	0	0	0	0	1	1					
Woodie Held, R (1,4) OBP: 0.395, SLG: 0.567	5-3			4-3 1B		P4			4-0	3	0	1	0	1	0	0					
Fred Whitfield, L (1,3) OBP: 0.286, SLG: 0.404		K2-3		4-3 1B					0-0	4	0	3	0	0	1	0					
John Romano, R (1,2) OBP: 0.327, SLG: 0.580				K		K			0-0	4	0	1	0	0	2	5					
Tito Francona, L (1,7) OBP: 0.300, SLG: 0.384		G3		4-3					0-0	4	0	0	0	0	0	5					
Miguel de la Hoz, R (1,5) OBP: 0.214, SLG: 0.286 Willie Kirkland, L (9, PH) OBP: 0.288, SLG: 0.283				6-3					0-0	3	0	0	0	0	1	3					
Tony Martinez, R (1,6) OBP: 0.185, SLG: 0.195 Gene Green, R (9, PH) OBP: 0.333, SLG: 0.833			SH1-3 SH1-4		F2				0-0	3	0	1	0	0	0	0					
Mudcat Grant, R (1,1) OBP: 0.111, SLG: 0.222 Pedro Ramos, S (4,1)			SH1-4		F2				0-0	0	0	0	0	0	0	0					
Ellis Burton, S (8, PH) OBP: 0.273, SLG: 0.300 Ron Nischwitz, S (8,1)								F3		1	0	0	0	0	0	0					
Inning Stats	R: 0 E: 0 K: 0 S: 3	H: 0 LOB: 0 BB: 0 P: 3	R: 0 E: 0 K: 2 S: 8	H: 1 LOB: 1 BB: 0 P: 8	R: 0 E: 0 K: 1 S: 4	H: 1 LOB: 1 BB: 0 P: 4	R: 0 E: 0 K: 1 S: 7	H: 2 LOB: 2 BB: 0 P: 7	R: 0 E: 0 K: 0 S: 3	H: 0 LOB: 0 BB: 0 P: 3	R: 0 E: 0 K: 1 S: 6	H: 1 LOB: 1 BB: 0 P: 6	R: 0 E: 0 K: 0 S: 3	H: 0 LOB: 0 BB: 0 P: 3	R: 0 E: 0 K: 1 S: 5	H: 2 LOB: 3 BB: 1 P: 9		1B: 7 2B: 0 3B: 0 HR: 0	SF: 0 SAC: 2 DP: 0 HBP: 0	WP: 0 PB: 0 SB: 0 CS: 0	PA: 35
PITCHER Dave Stenhouse, R (1,1) ERA: 2.84	IP: 9.0 WLS: W BF: 35 H: 7 R: 0 ER: 0 SO: 5 BB: 1 IBB: 0 HBP: 0 BLK: 0 WP: 0 HR: 0 S: 44 P: 48 ERA: 0.00 WHIP: 0.889															PITCHER					

Batter	1	2	3	4	5	6	7	8	9	AB	R	H	RBI	BB	SO	LOB	BOTTOM				
Jim Piersall, R (1,8) OBP: 0.307, SLG: 0.333	K		SH1-4	S						2	0	1	0	1	1	0	Cleveland Indians @ Washington Senators D.C. Stadium, Washington, DC Thu May 09 1963, 7:05 PM EDT Att: 8,006 - Unknown livebaseballscorecards.com				
Minnie Minoso, R (1,7) OBP: 0.336, SLG: 0.215			FC1-6	5-3						3	1	0	0	1	0	3					
Jim King, L (1,9) OBP: 0.362, SLG: 0.500	K			L4						4	1	1	0	0	1	2					
Chuck Hinton, R (1,5) OBP: 0.352, SLG: 0.569		E	E6							3	1	2	1	1	0	0					
Bobo Osborne, L (1,3) OBP: 0.336, SLG: 0.465		K	6-3							4	0	0	0	0	1	3					
Don Leppert, R (1,2) OBP: 0.353, SLG: 0.547 Hobie Landrith, L (8,2)		E1								3	1	1	0	0	0	1					
Chuck Cottier, R (1,4) OBP: 0.279, SLG: 0.418		K								4	1	1	0	0	2	2					
Ed Brinkman, R (1,6) OBP: 0.340, SLG: 0.446		FC5-4								4	1	1	3	0	0	1					
Dave Stenhouse, R (1,1) OBP: 0.182, SLG: 0.200			FC1-6							3	0	1	0	0	0	0					
Inning Stats	R: 0 E: 0 K: 2 S: 6	H: 0 LOB: 0 BB: 1 P: 10	R: 1 E: 1 K: 2 S: 9	H: 1 LOB: 1 BB: 0 P: 9	R: 2 E: 1 K: 0 S: 6	H: 3 LOB: 1 BB: 0 P: 6	R: 3 E: 0 K: 0 S: 7	H: 4 LOB: 1 BB: 0 P: 7	R: 0 E: 0 K: 1 S: 5	H: 0 LOB: 1 BB: 1 P: 9	R: 0 E: 0 K: 0 S: 3	H: 0 LOB: 0 BB: 0 P: 7	R: 0 E: 0 K: 0 S: 3	H: 0 LOB: 0 BB: 0 P: 3	R: 0 E: 0 K: 0 S: 3	H: 0 LOB: 0 BB: 0 P: 3		1B: 6 2B: 1 3B: 0 HR: 1	SF: 0 SAC: 1 DP: 0 HBP: 0	WP: 0 PB: 0 SB: 1 CS: 1	PA: 35
PITCHER Mudcat Grant, R (1,1) ERA: 4.05 Pedro Ramos, R (4,1) ERA: 4.52 Ron Nischwitz, L (8,1) ERA: 15.88	IP: 3.0 WLS: L BF: 17 H: 7 R: 6 ER: 4 SO: 4 BB: 1 IBB: 0 HBP: 0 BLK: 0 WP: 0 HR: 0 S: 24 P: 28 ERA: 12.00 WHIP: 2.667															PITCHER					

Batter	1	2	3	4	5	6	7	8	9	AB	R	H	RBI	BB	SO	LOB	TOP							
Jim Piersall, R OBP: 0.338, SLG: 0.356 (1, 8)										4	1	3	0	1	0	2								
Jim King, L OBP: 0.349, SLG: 0.464 (1, 9)										4	0	0	0	1	0	4								
Chuck Hinton, R OBP: 0.349, SLG: 0.558 (1, 5)										4	0	1	1	0	0	1								
Don Lock, R OBP: 0.361, SLG: 0.378 (1, 7)										3	0	0	0	1	2	3								
Bobo Osborne, L OBP: 0.333, SLG: 0.486 (1, 3)										4	1	1	1	0	1	1								
Don Lepore, R OBP: 0.347, SLG: 0.522 (1, 2)										3	0	0	0	1	2	0								
Chuck Cottler, R OBP: 0.292, SLG: 0.437 (1, 4)										4	1	2	0	0	1	0								
Ed Brinkman, R OBP: 0.337, SLG: 0.448 (1, 6)										4	0	1	0	0	1	3								
Tom Cheney, R OBP: 0.116, SLG: 0.118 Ron Kline, R (8, 1)										3	0	1	1	0	1	3								
Dick Phillips, L OBP: 0.277, SLG: 0.279 (9, PH)										0	0	0	0	0	0	0								
										1	0	0	0	0	1	0								
Inning Stats	R: 0 E: 0 K: 0 S: 4	H: 1 LOB: 1 BB: 0 P: 4	R: 0 E: 0 K: 2 S: 7	H: 0 LOB: 0 BB: 0 P: 7	R: 1 E: 0 K: 2 S: 9	H: 3 LOB: 2 BB: 1 P: 13	R: 1 E: 0 K: 0 S: 5	H: 2 LOB: 2 BB: 1 P: 9	R: 0 E: 0 K: 0 S: 3	H: 0 LOB: 1 BB: 1 P: 7	R: 1 E: 0 K: 0 S: 6	H: 3 LOB: 2 BB: 0 P: 6	R: 0 E: 0 K: 1 S: 5	H: 0 LOB: 0 BB: 0 P: 5	R: 0 E: 0 K: 3 S: 9	H: 0 LOB: 0 BB: 1 P: 9	R: 0 E: 0 K: 1 S: 4	H: 0 LOB: 0 BB: 1 P: 8	1B: 6 2B: 2 3B: 0 HR: 1	SF: 0 SAC: 0 DP: 1 HBP: 0	WP: 0 PB: 0 SB: 0 CS: 0	PA: 38		
PITCHER	IP WLS BF H R ER SO BB IBB HBP BLK WP HR S P ERA WHIP	5.2 L 28 9 3 3 4 3 0 0 0 0 1 33 45 4.76 2.118	3.1 W 10 0 0 0 5 1 0 0 0 0 0 19 23 0.00 0.300																					

Washington Senators @ Boston Red Sox
Fenway Park, Boston, MA
Fri May 10 1963, 7:05 PM EDT
Att: 9,025 - Unknown

AB	34
R	3
H	9
RBI	3
BB	4
SO	9
LOB	17

WP	0	PA	38
PB	0		
SB	0		
CS	0		

Batter	1	2	3	4	5	6	7	8	9	AB	R	H	RBI	BB	SO	LOB	BOTTOM						
Chuck Schilling, R OBP: 0.385, SLG: 0.463 (1, 4)										3	0	0	0	0	1	0							
Eddie Brissaud, R OBP: 0.319, SLG: 0.400 (1, 6)										2	1	0	0	2	2	0							
Carl Yastrzemski, L OBP: 0.394, SLG: 0.461 (1, 7)										3	1	0	0	1	2	2							
Frank Maltzone, R OBP: 0.360, SLG: 0.434 (1, 5)										4	1	3	3	0	0	0							
Gary Geiger, L OBP: 0.231, SLG: 0.167 (1, 8)										3	1	1	1	1	1	3							
Dick Stuart, R OBP: 0.316, SLG: 0.412 (1, 3)										4	1	1	2	0	2	2							
Lou Clinton, R OBP: 0.258, SLG: 0.384 (1, 9)										3	0	0	0	0	1	0							
Bob Tillman, R OBP: 0.295, SLG: 0.343 (1, 2)										3	0	0	0	0	2	0							
Ike Delock, R Jack Lamabe, R (6, 1)										2	0	0	0	0	1	0							
										0	1	0	0	1	0	0							
Inning Stats	R: 0 E: 0 K: 2 S: 7	H: 0 LOB: 0 BB: 0 P: 7	R: 0 E: 0 K: 3 S: 9	H: 1 LOB: 0 BB: 0 P: 8	R: 0 E: 0 K: 3 S: 9	H: 0 LOB: 0 BB: 0 P: 9	R: 0 E: 0 K: 2 S: 7	H: 0 LOB: 0 BB: 0 P: 7	R: 2 E: 0 K: 0 S: 4	H: 1 LOB: 1 BB: 2 P: 8	R: 1 E: 0 K: 0 S: 3	H: 1 LOB: 2 BB: 0 P: 11	R: 0 E: 0 K: 2 S: 7	H: 0 LOB: 0 BB: 0 P: 7	R: 3 E: 0 K: 0 S: 5	H: 2 LOB: 1 BB: 2 P: 13	1B: 3 2B: 1 3B: 0 HR: 1	SF: 0 SAC: 1 DP: 0 HBP: 0	WP: 0 PB: 0 SB: 0 CS: 0	PA: 33			
PITCHER	IP WLS BF H R ER SO BB IBB HBP BLK WP HR S P ERA WHIP	7.1 L 29 3 5 5 11 3 0 0 0 0 0 4 6 6.14 1.091	0.2 L 4 2 1 1 0 0 0 0 0 0 0 4 4 13.50 3.000																				

Washington Senators @ Boston Red Sox
Fenway Park, Boston, MA
Fri May 10 1963, 7:05 PM EDT
Att: 9,025 - Unknown

AB	27
R	6
H	5
RBI	6
BB	5
SO	11
LOB	8

WP	0	PA	33
PB	0		
SB	0		
CS	0		

Batter	1	2	3	4	5	6	7	8	9	10	11	12	13	14	AB	R	H	RBI	BB	SO	LOB	TOP					
Jim Piersall, R OBP: 0.326, SLG: 0.342 Ken Retzer, L OBP: 0.333, SLG: 0.278 Jim Coates, R (13, 1)	6-3		G4-6-3 1-2r			F8	FC6-4 1-2r		K			FC4-6 1B	K		6	0	1	0	0	1	3	6 1 0 0 0 0 0 0					
Jim King, L OBP: 0.343, SLG: 0.435	P6			K					4-3			FC4-6 1-2r		K	6	1	1	0	1	2	1	6 1 1 0 1 2 1					
Chuck Hinton, R OBP: 0.346, SLG: 0.567	F9			L7								K		P5	7	1	2	1	0	1	2	7 1 2 1 0 1 2					
Don Lock, R OBP: 0.365, SLG: 0.427 (13, 8)				F8								K			7	1	3	2	0	2	2	7 1 3 2 0 2 2					
Bobo Osborne, L OBP: 0.346, SLG: 0.477		2B												HR	4	0	1	0	3	1	1	4 0 1 0 3 1 1					
Hobie Landrith, L (1, 2)		P6											K	WP BB 1B	5	0	0	0	2	1	7	5 0 0 0 2 1 7					
Chuck Cottier, R OBP: 0.304, SLG: 0.455	F9													BB	6	0	2	0	1	1	1	6 0 2 0 1 1 1					
Ed Brinkman, R OBP: 0.333, SLG: 0.431			L4											1B	6	0	1	0	0	1	4	6 0 1 0 0 1 4					
Bennie Daniels, L OBP: 0.333, SLG: 0.200 Dick Phillips, L OBP: 0.271, SLG: 0.273 Minnie Mincso, R OBP: 0.336, SLG: 0.215															3	0	1	0	1	1	0	3 0 1 0 0 0 0 3					
Inning Stats	R: 0 E: 0 K: 0 S: 3	H: 0 LOB: 0 BB: 0 P: 3	R: 0 E: 0 K: 1 S: 6	H: 1 LOB: 1 BB: 0 P: 6	R: 0 E: 0 K: 0 S: 2	H: 0 LOB: 0 BB: 1 P: 6	R: 0 E: 0 K: 1 S: 5	H: 1 LOB: 0 BB: 0 P: 6	R: 0 E: 0 K: 1 S: 6	H: 1 LOB: 1 BB: 0 P: 6	R: 0 E: 0 K: 0 S: 3	H: 0 LOB: 2 BB: 0 P: 11	R: 0 E: 0 K: 2 S: 8	H: 1 LOB: 1 BB: 0 P: 8	R: 0 E: 0 K: 1 S: 8	H: 1 LOB: 3 BB: 1 P: 13	R: 1 E: 0 K: 1 S: 7	H: 2 LOB: 3 BB: 2 P: 15	1B: 7 2B: 3 3B: 0 HR: 2	SF: 0 SAC: 1 DP: 1 HBP: 1	WP: 3 PB: 0 SB: 0 CS: 0	PA: 62					
PITCHER	IP 10.0	WLS 42	BF 8	H 2	R 2	ER 5	SO 5	BB 4	IBB 1	HBP 1	BLK 0	WP 2	HR 1	S 47	P 67	ERA 2.32	WHIP 1.200										
Earl Wilson, R ERA: 2.32 Dick Radatz, R ERA: 2.5	(1, 1) (11, 1)	4.0 L	20 20	4 4	1 1	1 1	7 7	2 2	1 1	1 1	0 0	1 1	1 1	30 30	43 43	2.25 2.25	1.500 1.500										

Washington Senators @ Boston Red Sox
Fenway Park, Boston, MA
Sun May 12 1963, 3:33 AM EDT
Unknown

AB 52
R 3
H 12
RBI 3
BB 8
SO 12
LOB 27



Batter	1	2	3	4	5	6	7	8	9	10	11	12	13	14	AB	R	H	RBI	BB	SO	LOB	BOTTOM					
Chuck Schilling, R OBP: 0.382, SLG: 0.465	1-3														6	1	2	0	0	0	1	6 1 2 0 0 0 1					
Eddie Bressoud, R OBP: 0.310, SLG: 0.385															6	0	1	0	0	3	2	6 0 1 0 0 3 2					
Carl Yastrzemski, L OBP: 0.410, SLG: 0.462															4	1	2	1	2	0	2	4 1 2 1 2 0 2					
Frank Malzone, R OBP: 0.358, SLG: 0.427															6	0	2	0	0	1	4	6 0 2 0 0 1 4					
Gary Geiger, L OBP: 0.263, SLG: 0.222															6	0	2	1	0	1	3	6 0 2 1 0 1 3					
Dick Stuart, R OBP: 0.158, SLG: 0.400															5	0	1	0	1	1	2	5 0 1 0 1 1 2					
Lou Clinton, R OBP: 0.242, SLG: 0.359															6	0	0	0	0	2	3	6 0 0 0 0 2 3					
Russ Nixon, L OBP: 0.294, SLG: 0.143															4	0	0	0	1	0	0	4 0 0 0 1 0 0					
Earl Wilson, R OBP: 0.158, SLG: 0.158 Jim Gosger, L (10, PH) Dick Radatz, R (11, 1)															3	0	1	0	0	0	2	3 0 1 0 0 0 1 0					
Inning Stats	R: 0 E: 0 K: 0 S: 4	H: 1 LOB: 1 BB: 0 P: 4	R: 0 E: 0 K: 0 S: 4	H: 1 LOB: 2 BB: 1 P: 8	R: 2 E: 0 K: 0 S: 5	H: 3 LOB: 0 BB: 0 P: 5	R: 0 E: 0 K: 0 S: 5	H: 0 LOB: 0 BB: 0 P: 5	R: 0 E: 0 K: 1 S: 5	H: 0 LOB: 0 BB: 0 P: 5	R: 0 E: 0 K: 1 S: 9	H: 2 LOB: 2 BB: 0 P: 9	R: 0 E: 0 K: 0 S: 3	H: 0 LOB: 1 BB: 0 P: 3	R: 0 E: 0 K: 1 S: 6	H: 1 LOB: 1 BB: 0 P: 6	R: 0 E: 0 K: 0 S: 4	H: 1 LOB: 1 BB: 0 P: 4	R: 0 E: 0 K: 2 S: 6	H: 0 LOB: 0 BB: 1 P: 10	R: 0 E: 0 K: 2 S: 7	H: 0 LOB: 0 BB: 0 P: 7	1B: 10 2B: 2 3B: 0 HR: 0	SF: 0 SAC: 0 DP: 4 HBP: 0	WP: 0 PB: 0 SB: 2 CS: 1	PA: 53	
PITCHER	IP 12.0	WLS 46	BF 11	H 2	R 2	ER 2	SO 6	BB 2	IBB 1	HBP 0	BLK 0	WP 0	HR 0	S 55	P 67	ERA 1.50	WHIP 1.083										
Bennie Daniels, R ERA: 3.8 Jim Coates, R ERA: 7.55	(1, 1) (13, 1)	2.0 W	6 6	0 0	0 0	0 0	4 4	1 1	0 0	0 0	0 0	0 0	0 0	13 13	17 17	0.00 0.00	0.500 0.500										

Washington Senators @ Boston Red Sox
Fenway Park, Boston, MA
Sun May 12 1963, 3:33 AM EDT
Unknown

AB 48
R 2
H 11
RBI 11
BB 4
SO 10
LOB 19



Batter	1	2	3	4	5	6	7	8	9	AB	R	H	RBI	BB	SO	LOB	TOP			
Jim Piersall, R OBP: 0.311, SLG: 0.325 (1, 8)	F9		F9		1-3			F8		4	0	0	0	0	0	1	Washington Senators @ Boston Red Sox Fenway Park, Boston, MA Sun May 12 1963, 3:38 AM EDT Att: 13,115 - Unknown livebaseballscorecards.com			
Jim King, L OBP: 0.324, SLG: 0.409 (1, 9)	1-3		F8				F7	K		4	0	0	0	0	1					
Chuck Hinton, R OBP: 0.343, SLG: 0.580 (1, 5)	HR			5-3			P6		F8	4	1	1	1	0	0					
Don Lock, R OBP: 0.370, SLG: 0.418 (1, 7)	BB			BB			1-3		1-3	2	0	0	0	2	0					
Bobo Osborne, L OBP: 0.344, SLG: 0.464 (1, 3)	4-3			BB			3-1		4-3	3	0	0	0	1	0	1				
Don Lepore, R OBP: 0.380, SLG: 0.515 (1, 2)				BB			6-3			1	0	0	0	2	0	0				
Chuck Cottler, R OBP: 0.293, SLG: 0.438 (1, 4)			G6-4-3		L5				P5	3	0	0	0	0	0	4				
Ed Brinkman, R OBP: 0.325, SLG: 0.419 (1, 6)			F8				6-3		K	3	0	0	0	0	1	0				
Claude Osteen, L OBP: 0.313, SLG: 0.267 Jim Bronstad, R (7, 1)			K				5-3			2	0	0	0	0	1	0				
Dick Phillips, L OBP: 0.286, SLG: 0.273 Jim Duckworth, R (8, 1)									BB	0	0	0	0	1	0	0				
Inning Stats	R: 1 E: 0 K: 0 S: 4	H: 1 LOB: 1 BB: 1 P: 8	R: 0 E: 0 K: 0 S: 2	H: 0 LOB: 0 BB: 1 P: 6	R: 0 E: 0 K: 1 S: 5	H: 0 LOB: 0 BB: 0 P: 5	R: 0 E: 0 K: 0 S: 2	H: 0 LOB: 0 BB: 3 P: 14	R: 0 E: 0 K: 0 S: 3	H: 0 LOB: 0 BB: 0 P: 3	R: 0 E: 0 K: 0 S: 3	H: 0 LOB: 0 BB: 0 P: 3	R: 0 E: 0 K: 2 S: 7	H: 0 LOB: 1 BB: 1 P: 11	R: 0 E: 0 K: 0 S: 3	H: 0 LOB: 0 BB: 0 P: 3	1B: 0 2B: 1 3B: 0 HR: 1	SF: 0 SAC: 0 DP: 2 HBP: 0	WP: 0 PB: 0 SB: 1 CS: 0	PA: 32
PITCHER Dave Morehead, R ERA: 1.11 (1, 1)	IP: 9.0 WLS: W BF: 32 H: 1 R: 1 ER: 1 SO: 3 BB: 6 IBB: 0 HBP: 0 BLK: 0 WP: 0 HR: 1 S: 32 P: 56 ERA: 1.00 WHIP: 0.778															PITCHER				

Batter	1	2	3	4	5	6	7	8	9	AB	R	H	RBI	BB	SO	LOB	BOTTOM			
Chuck Schilling, R OBP: 0.395, SLG: 0.471 (1, 4)	BB			F7				1B		3	1	2	0	1	0	1	Washington Senators @ Boston Red Sox Fenway Park, Boston, MA Sun May 12 1963, 3:38 AM EDT Att: 13,115 - Unknown livebaseballscorecards.com			
Eddie Brassoud, R OBP: 0.308, SLG: 0.379 (1, 6)	E5			5-3			1B			4	1	1	0	0	0	4				
Carl Yastrzemski, L OBP: 0.404, SLG: 0.454 (1, 7)	E4			K			4-3			4	0	1	1	0	1	2				
Frank Maltzone, R OBP: 0.354, SLG: 0.452 (1, 5)	K			HR			6-3		G6-2-3	4	1	1	1	0	1	6				
Lou Clinton, R OBP: 0.252, SLG: 0.351 (1, 9)	BB			FC5-4			K		K	2	0	0	1	2	2	2				
Dick Stuart, R OBP: 0.305, SLG: 0.383 (1, 3)	5-3-2			FC5-4			P4		6-3	4	0	0	1	0	0	3				
Roman Mejias, R OBP: 0.147, SLG: 0.204 (1, 8)				F8					P4	4	0	1	0	0	0	1				
Bob Tillman, R OBP: 0.305, SLG: 0.342 (1, 2)	1B						G6-4-3		6-3	3	0	1	0	1	0	1				
Dave Morehead, R OBP: 0.091, SLG: 0.091 (1, 1)	K			K					1B	3	1	1	0	0	2	2				
Inning Stats	R: 2 E: 2 K: 1 S: 6	H: 0 LOB: 1 BB: 2 P: 14	R: 0 E: 0 K: 1 S: 6	H: 1 LOB: 2 BB: 1 P: 10	R: 1 E: 0 K: 1 S: 6	H: 1 LOB: 1 BB: 1 P: 10	R: 0 E: 0 K: 1 S: 6	H: 1 LOB: 1 BB: 0 P: 6	R: 0 E: 0 K: 0 S: 3	H: 1 LOB: 0 BB: 0 P: 3	R: 1 E: 0 K: 1 S: 8	H: 4 LOB: 2 BB: 0 P: 8	R: 0 E: 0 K: 0 S: 3	H: 0 LOB: 0 BB: 0 P: 3	R: 0 E: 0 K: 0 S: 3	H: 0 LOB: 0 BB: 0 P: 3		1B: 7 2B: 1 3B: 0 HR: 1	SF: 0 SAC: 0 DP: 3 HBP: 0	WP: 0 PB: 0 SB: 0 CS: 0
PITCHER Claude Osteen, L ERA: 3.26 Jim Bronstad, R ERA: 3.74 Jim Duckworth, R ERA: 6.46	IP: 6.0 WLS: L BF: 30 H: 8 R: 4 ER: 2 SO: 5 BB: 4 IBB: 0 HBP: 0 BLK: 0 WP: 0 HR: 1 S: 36 P: 52 ERA: 3.00 WHIP: 2.000															PITCHER				



Batter	1	2	3	4	5	6	7	8	9	AB	R	H	RBI	BB	SO	LOB	TOP					
Luis Aparicio, R OBP: 0.326, SLG: 0.397 (1, 6)	F9		F9	F8		6-3			1B	5	0	1	0	0	0	2	Baltimore Orioles @ Washington Senators D.C. Stadium, Washington, DC Wed May 15 1963, 7:05 PM EDT Att: 5,864 - Unknown					
Jerry Adair, R OBP: 0.268, SLG: 0.341 (1, 4)	K		F9		HR		1-3		SF8	4	1	1	2	0	1	1						
Al Smith, R OBP: 0.350, SLG: 0.454 Bob Saverine, S OBP: 0.313, SLG: 0.286 (7, 8)	4-3		5-3		F6		F2		BB	4	0	0	0	0	0	1						
Jim Gentile, L OBP: 0.351, SLG: 0.466 Russ Snyder, L OBP: 0.250, SLG: 0.269 (5, 7)		HR		SH	FC5		1-3		6-3	2	2	2	1	1	0	0						
Brooks Robinson, R OBP: 0.336, SLG: 0.407 (1, 5)				SH	FC5				F4	3	0	1	0	0	0	1						
Boog Powell, L OBP: 0.320, SLG: 0.548 (5, 3)	K		FC3-6	HR	SF7				3-1	3	1	0	1	0	1	2						
Jackie Brandt, R OBP: 0.286, SLG: 0.402 (7, 9)	F9			HR	F2				CS	3	1	1	2	1	0	2						
John Orsino, R OBP: 0.343, SLG: 0.393 (1, 2)	F9					K			CS	4	0	1	0	0	1	1						
Milt Pappas, R OBP: 0.250, SLG: 0.182 (1, 1)						K			1B	4	1	2	0	0	2	1						
									1B													
Inning Stats	R: 0 E: 0 K: 1 S: 5	H: 0 LOB: 0 BB: 0 P: 5	R: 1 E: 0 K: 1 S: 7	H: 2 LOB: 1 BB: 0 P: 7	R: 0 E: 0 K: 0 S: 4	H: 1 LOB: 1 BB: 0 P: 4	R: 3 E: 2 K: 1 S: 9	H: 3 LOB: 1 BB: 0 P: 9	R: 2 E: 1 K: 0 S: 5	H: 1 LOB: 1 BB: 1 P: 9	R: 0 E: 0 K: 2 S: 7	H: 0 LOB: 0 BB: 0 P: 7	R: 0 E: 0 K: 0 S: 3	H: 0 LOB: 0 BB: 0 P: 3	R: 0 E: 0 K: 0 S: 2	H: 0 LOB: 0 BB: 1 P: 6	R: 1 E: 0 K: 0 S: 5	H: 2 LOB: 2 BB: 1 P: 9	1B: 6 2B: 0 3B: 0 HR: 3	SF: 2 SAC: 1 DP: 0 HBP: 0	WP: 0 PB: 0 SB: 1 CS: 1	PA: 41
PITCHER	IP WLS BF H R ER SO BB IBB HBP BLK WP HR S P ERA WHIP																					
Tom Cheney, R ERA: 2.36 (1, 1)	6.0 L 28 7 6 4 5 1 0 0 0 0 3 37 41 6.00 1.333																					
Jim Bronstad, R ERA: 3.49 (7, 1)	3.0 12 2 1 1 0 2 0 0 0 0 0 10 18 3.00 1.333																					

Batter	1	2	3	4	5	6	7	8	9	AB	R	H	RBI	BB	SO	LOB	BOTTOM	
Minnie Minoso, R OBP: 0.339, SLG: 0.208 Jim Bronstad, R (7, 1)	K		4-3			G3			F6	3	0	0	0	0	1	0	Baltimore Orioles @ Washington Senators D.C. Stadium, Washington, DC Wed May 15 1963, 7:05 PM EDT Att: 5,864 - Unknown	
Dick Phillips, L OBP: 0.269, SLG: 0.255 (9, PH)										0	0	0	0	0	0	0		
Jim Piersall, R OBP: 0.286, SLG: 0.297 (1, 8)	6-3				F9				4-3	4	0	0	0	0	0	0		
Chuck Hinton, R OBP: 0.340, SLG: 0.549 (1, 5)					6-3				F9	4	0	1	0	0	0	0		
Jim King, L OBP: 0.326, SLG: 0.429 (1, 9)	F9				F2				1B	3	0	1	0	0	0	1		
Bobo Osborne, L OBP: 0.338, SLG: 0.488 (1, 3)									4-3	3	0	0	0	0	0	1		
Ken Retzer, L OBP: 0.333, SLG: 0.359 (1, 2)	F6					F6			HR	3	1	1	1	0	0	0		
Chuck Cottier, R OBP: 0.261, SLG: 0.389 (1, 4)									6-3	3	0	0	0	0	0	0		
Ed Brinkman, R OBP: 0.323, SLG: 0.404 (1, 6)					5-3				6-3	3	0	0	0	0	0	0		
Tom Cheney, R OBP: 0.111, SLG: 0.111 Tom Brown, S OBP: 0.120, SLG: 0.083 (6, PH)					F8				G3	1	0	0	0	0	0	0		
										2	0	0	0	0	0	0		
Inning Stats	R: 0 E: 0 K: 1 S: 6	H: 1 LOB: 1 BB: 0 P: 6	R: 0 E: 0 K: 0 S: 3	H: 0 LOB: 0 BB: 0 P: 3	R: 0 E: 0 K: 0 S: 3	H: 0 LOB: 0 BB: 0 P: 3	R: 0 E: 0 K: 0 S: 3	H: 0 LOB: 0 BB: 0 P: 3	R: 0 E: 0 K: 0 S: 4	H: 1 LOB: 1 BB: 0 P: 4	R: 1 E: 0 K: 0 S: 4	H: 1 LOB: 0 BB: 0 P: 4	R: 0 E: 0 K: 0 S: 3	H: 0 LOB: 0 BB: 0 P: 3	1B: 2 2B: 0 3B: 0 HR: 1	SF: 0 SAC: 0 DP: 0 HBP: 0	WP: 0 PB: 0 SB: 0 CS: 0	PA: 30
PITCHER	IP WLS BF H R ER SO BB IBB HBP BLK WP HR S P ERA WHIP																	
Milt Pappas, R ERA: 1.47 (1, 1)	9.0 W 30 3 1 1 1 0 0 0 0 0 1 32 32 1.00 0.333																	

Batter	1	2	3	4	5	6	7	8	9	AB	R	H	RBI	BB	SO	LOB	TOP																
Jake Wood, R OBP: 0.315, SLG: 0.452 (1,4)	F9		FC6-4			6-3		F5		5	0	1	1	0	0	4	Detroit Tigers @ Washington Senators D.C. Stadium, Washington, DC Sat May 18 1963, 7:05 PM EDT Unknown																
Norm Cash, L OBP: 0.333, SLG: 0.361 (1,3)							P1		K	5	0	3	0	0	1	1																	
Al Kaline, R OBP: 0.388, SLG: 0.520 (1,8) (8,9)	L4-3				L5-3			L6	BB	5	1	2	0	0	0	2																	
Rocky Colavito, R OBP: 0.352, SLG: 0.358 (1,7)										3	2	1	0	2	0	1																	
Bill Freehan, R OBP: 0.491, SLG: 0.756 (1,2)		6-3			F9		P4			3	2	0	0	2	0	4																	
Frank Kostrer, R OBP: 0.404, SLG: 0.308 (1,9)										3	0	0	0	0	0	3																	
Bill Bruton, L OBP: 0.300, SLG: 0.299 (8,8)						P3	F9			1	0	1	3	1	0	0																	
Don Wert, R OBP: 0.417, SLG: 0.455 (1,5)										5	1	2	0	0	0	3																	
Dick McAuliffe, L OBP: 0.277, SLG: 0.287 (1,6)										3	0	0	1	1	0	2																	
Hank Aquirre, R OBP: 0.200, SLG: 0.158 (1,1)										2	0	1	0	0	1	1																	
Gus Triandos, R OBP: 0.359, SLG: 0.489 (7, PH)										1	0	0	0	0	0	1																	
Tom Sturdivant, L OBP: 0.333, SLG: 0.333 (8, PH)										0	0	0	0	0	0	0																	
Whitley Herzog, L OBP: 0.333, SLG: 0.333 (8, PH)										0	0	0	0	1	0	0																	
Terry Fox, R OBP: 0.333, SLG: 0.333 (8,1)										1	0	0	0	0	0	2																	
Inning Stats	R: 0 E: 0 K: 0 S: 3	H: 1 LOB: 0 BB: 0 P: 3	R: 0 E: 0 K: 0 S: 3	H: 0 LOB: 0 BB: 0 P: 3	R: 0 E: 0 K: 0 S: 4	H: 1 LOB: 1 BB: 0 P: 4	R: 0 E: 0 K: 0 S: 4	H: 1 LOB: 1 BB: 0 P: 4	R: 0 E: 0 K: 0 S: 5	H: 2 LOB: 3 BB: 1 P: 9	R: 1 E: 0 K: 0 S: 5	H: 2 LOB: 1 BB: 0 P: 5	R: 2 E: 0 K: 0 S: 5	H: 2 LOB: 3 BB: 3 P: 17	R: 3 E: 1 K: 1 S: 7	H: 1 LOB: 2 BB: 3 P: 19	1B: 7 2B: 3 3B: 1 HR: 0	SF: 1 SAC: 0 DP: 1 HBP: 0	WP: 3 PA: 45 PB: 0 SB: 0 CS: 0														
PITCHER	IP WLS BF H R ER SO BB IBB HBP BLK WP HR S P ERA WHIP																																
Claude Osteen, L ERA: 3.25 (1,1)	7.1	32	9	3	3	1	2	0	0	0	1	0	32	40	3.68	1.500																	
Ron Kline, R ERA: 2.45 (8,1)	1.2	L	13	2	3	1	1	3	2	0	0	2	0	10	30	5.40	3.000																

Batter	1	2	3	4	5	6	7	8	9	AB	R	H	RBI	BB	SO	LOB	BOTTOM															
Ed Brinkman, R OBP: 0.311, SLG: 0.385 (1,6)	L8		5-3							4	1	1	0	0	0	0	Detroit Tigers @ Washington Senators D.C. Stadium, Washington, DC Sat May 18 1963, 7:05 PM EDT Unknown															
Tom Brown, S OBP: 0.182, SLG: 0.219 (1,7)										4	0	1	1	0	0	0																
Chuck Hinton, R OBP: 0.329, SLG: 0.523 (1,9)										3	0	0	0	1	0	1																
Don Lock, R OBP: 0.355, SLG: 0.382 (1,8)										4	0	1	0	0	1	1																
Bobo Osborne, L OBP: 0.327, SLG: 0.466 (1,3)										4	0	1	0	0	0	1																
Don Leppert, R OBP: 0.353, SLG: 0.532 (1,2)										2	1	1	1	0	0	0																
Hobie Landrith, L OBP: 0.300, SLG: 0.250 (9,2)										1	0	1	0	0	0	0																
Mary Breeding, R OBP: 0.327, SLG: 0.373 (1,5)										4	1	1	0	0	1	3																
Chuck Cottier, R OBP: 0.245, SLG: 0.365 (1,4)										3	0	0	0	0	1	3																
Dick Phillips, L OBP: 0.294, SLG: 0.250 (9, PH)										1	0	0	0	0	0	1																
Claude Osteen, L OBP: 0.278, SLG: 0.235 (1,1)										2	0	0	0	0	0	0																
Ron Kline, R OBP: 0.330, SLG: 0.420 (9, PH)										1	0	0	0	0	0	1																
Inning Stats	R: 0 E: 0 K: 0 S: 3	H: 0 LOB: 1 BB: 1 P: 7	R: 0 E: 0 K: 0 S: 3	H: 0 LOB: 0 BB: 0 P: 3	R: 0 E: 0 K: 1 S: 5	H: 0 LOB: 0 BB: 0 P: 5	R: 0 E: 0 K: 0 S: 4	H: 1 LOB: 1 BB: 0 P: 4	R: 3 E: 0 K: 2 S: 8	H: 4 LOB: 2 BB: 0 P: 9	R: 0 E: 0 K: 0 S: 3	H: 0 LOB: 0 BB: 0 P: 3	R: 0 E: 0 K: 0 S: 3	H: 0 LOB: 0 BB: 0 P: 3	R: 0 E: 0 K: 0 S: 4	H: 1 LOB: 1 BB: 0 P: 4	1B: 4 2B: 2 3B: 0 HR: 1	SF: 0 SAC: 1 DP: 0 HBP: 1	WP: 0 PA: 36 PB: 0 SB: 2 CS: 0													
PITCHER	IP WLS BF H R ER SO BB IBB HBP BLK WP HR S P ERA WHIP																															
Hank Aguirre, L ERA: 3.65 (1,1)	6.0		6	3	3	3	1	0	0	0	0	1	30	35	4.50	1.167																
Tom Sturdivant, R ERA: 3.2 (7,1)	1.0		3	0	0	0	0	0	0	0	0	0	3	3	0.00	0.000																
Terry Fox, R ERA: 2.63 (8,1)	2.0	W	7	1	0	0	0	0	0	0	0	0	7	7	0.00	0.500																

Batter	1	2	3	4	5	6	7	8	9	AB	R	H	RBI	BB	SO	LOB	TOP										
Jake Wood, R OBP: 0.319, SLG: 0.483										5	1	2	2	0	0	2											
Bill Bruton, L OBP: 0.306, SLG: 0.317										3	1	1	0	1	1	1											
Al Kaline, R OBP: 0.365, SLG: 0.512										4	0	1	0	0	0	2											
Whitey Herzog, L OBP: 0.333, SLG: 0.333										0	0	0	0	0	0	0											
Rocky Colavito, R OBP: 0.356, SLG: 0.382										3	1	1	2	1	1	1											
Gus Triandos, R OBP: 0.346, SLG: 0.468										4	0	0	0	0	2	2											
Norm Cash, L OBP: 0.330, SLG: 0.391										4	1	1	1	0	0	1											
Don Wert, R OBP: 0.375, SLG: 0.357										3	1	0	0	1	2	1											
Dick McAuliffe, L OBP: 0.276, SLG: 0.278										3	0	0	0	1	0	1											
Jim Bunning, R ERA: 3.28										2	0	0	0	0	0	0											
Tom Sturdivant, L ERA: 4.74										0	0	0	0	0	0	1											
Dick Egan, L ERA: 5.27										0	0	0	0	0	0	0											
Frank Kostro, R ERA: 7.8										1	0	0	0	0	0	0											
Paul Foytack, R ERA: 7.8										0	0	0	0	0	0	0											
Bill Freshman, R ERA: 7.8										1	0	1	0	0	0	0											
Inning Stats	R: 0 E: 0 K: 0 S: 3	H: 1 LOB: 0 BB: 0 P: 3	R: 0 E: 0 K: 1 S: 5	H: 0 LOB: 1 BB: 1 P: 9	R: 0 E: 0 K: 0 S: 3	H: 0 LOB: 0 BB: 0 P: 3	R: 0 E: 0 K: 3 S: 10	H: 1 LOB: 1 BB: 0 P: 10	R: 3 E: 0 K: 0 S: 5	H: 2 LOB: 1 BB: 2 P: 13	R: 0 E: 0 K: 0 S: 3	H: 0 LOB: 0 BB: 0 P: 3	R: 0 E: 0 K: 1 S: 5	H: 0 LOB: 0 BB: 0 P: 5	R: 2 E: 0 K: 1 S: 7	H: 2 LOB: 0 BB: 0 P: 7	R: 0 E: 0 K: 0 S: 4	H: 1 LOB: 2 BB: 1 P: 8	1B: 3 2B: 0 3B: 1 HR: 3	SF: 0 SAC: 0 DP: 1 HBP: 0	WP: 0 PA: 37 PB: 0 SB: 0 CS: 0						
PITCHER	IP	WLS	BF	H	R	ER	SO	BB	IBB	HBP	BLK	WP	HR	S	P	ERA	WHIP										
Art Quirk, L ERA: 3.92	5.0	W	21	4	3	3	4	3	0	0	0	0	2	26	38	5.40	1.400										
Jim Bronstad, R ERA: 3.62	4.0	S	16	3	2	2	2	1	0	0	0	0	1	19	23	4.50	1.000										

Detroit Tigers @ Washington Senators
 D.C. Stadium, Washington, DC
 Sat May 18 1963, 7:05 PM EDT
 Att: 13,972 - Unknown

AB	33
R	5
H	7
RBI	5
BB	4
SO	6
LOB	12

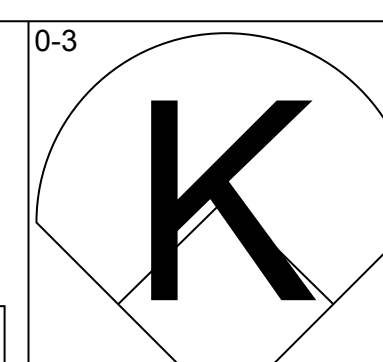
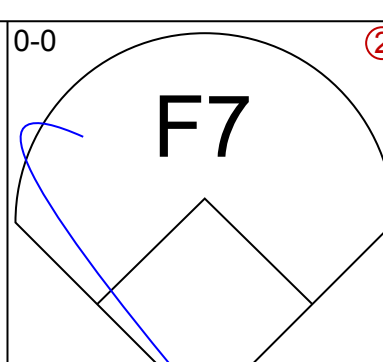
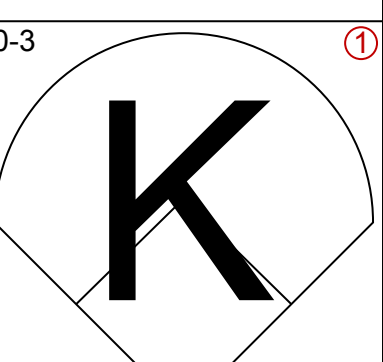
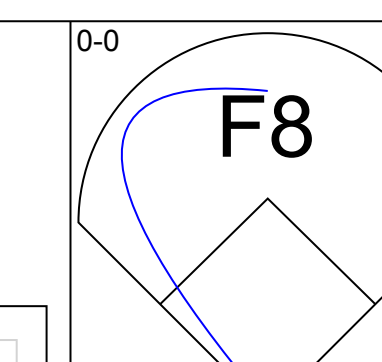
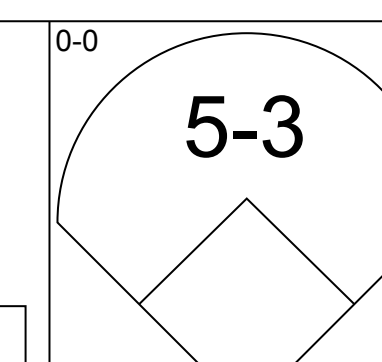
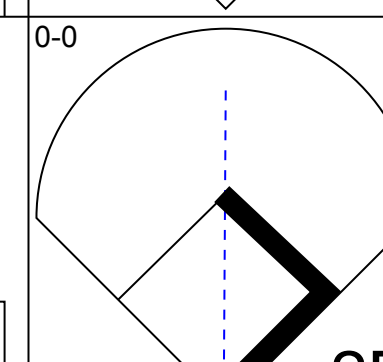
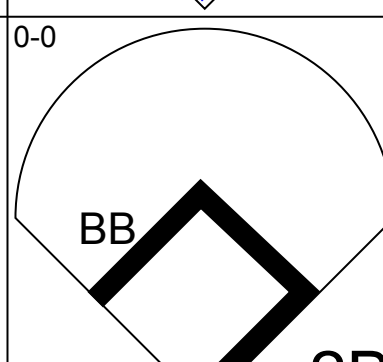
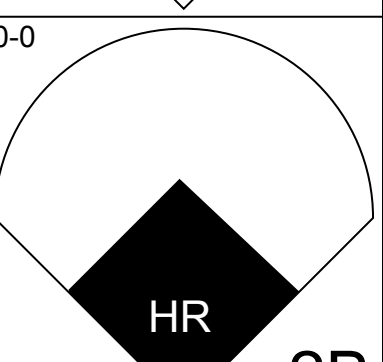
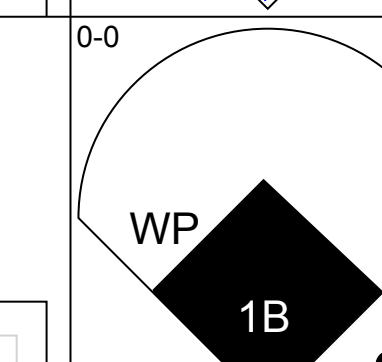
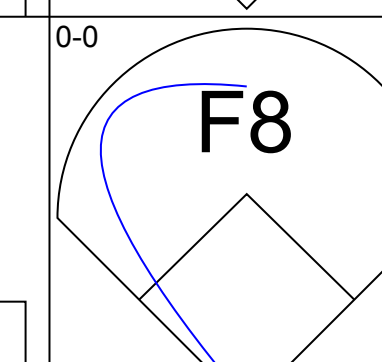
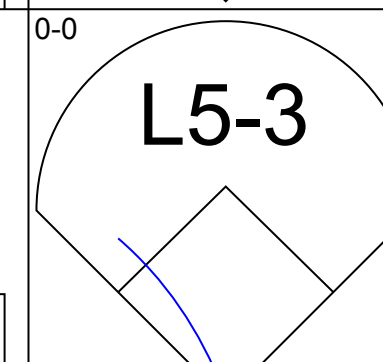
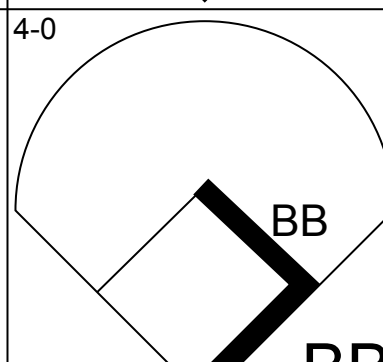
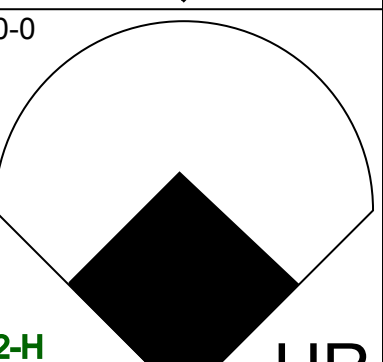
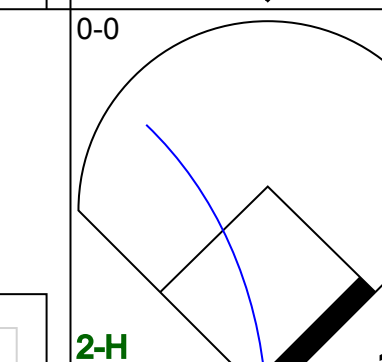
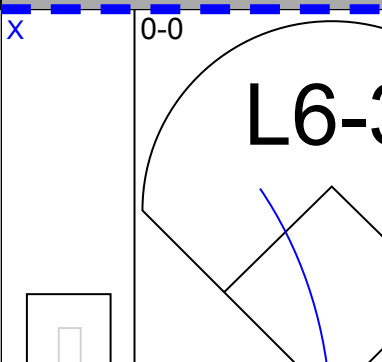
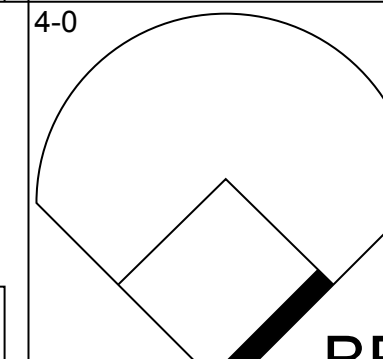
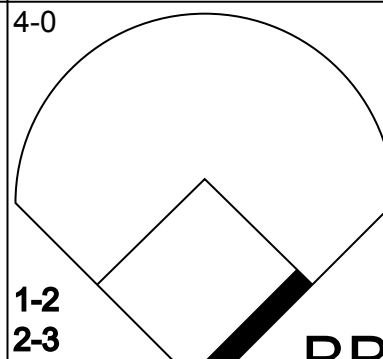
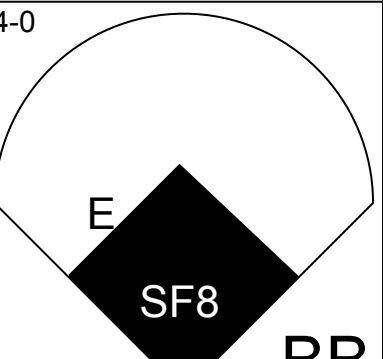
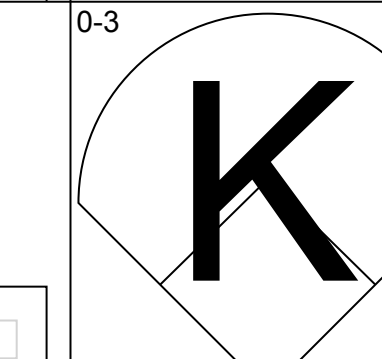
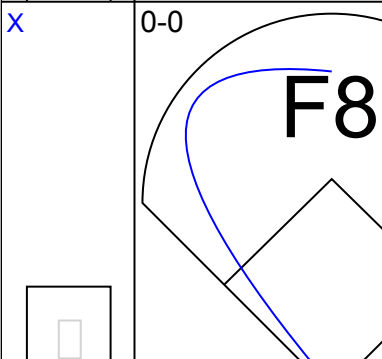
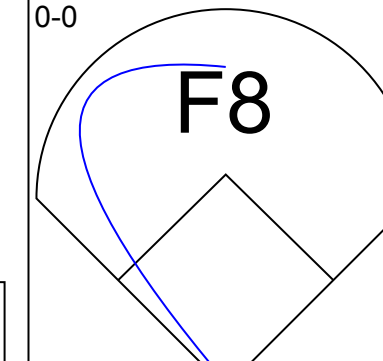
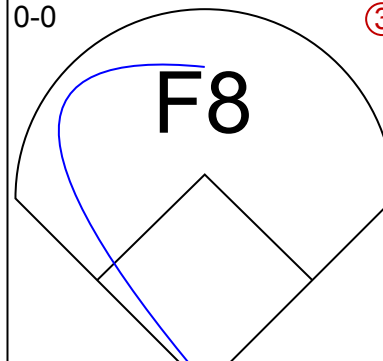
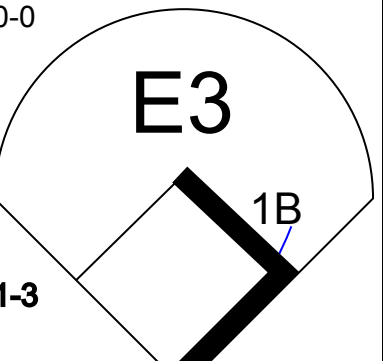
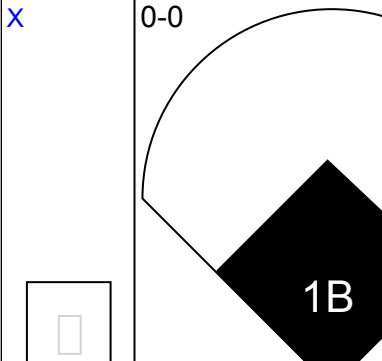
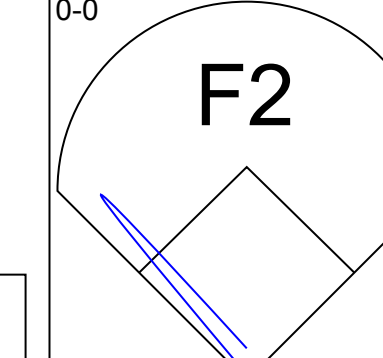
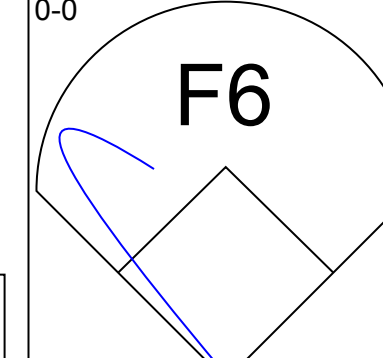
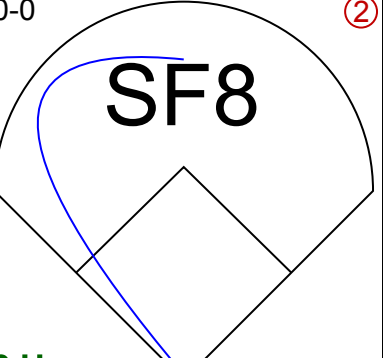
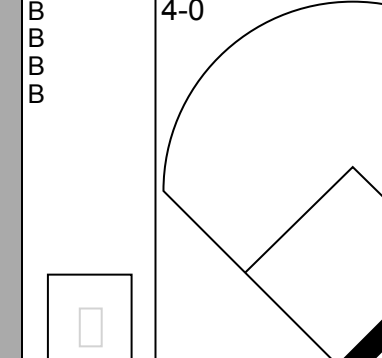
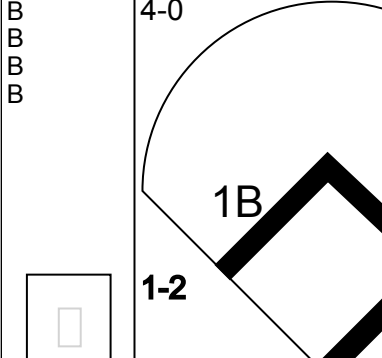

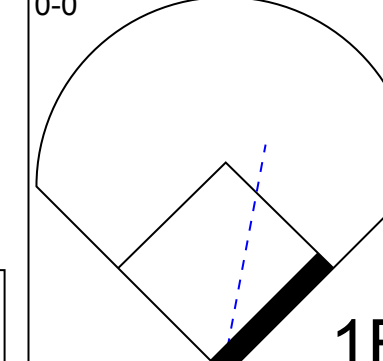
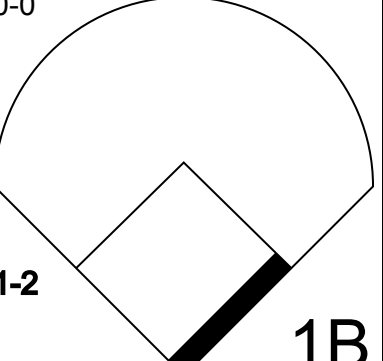
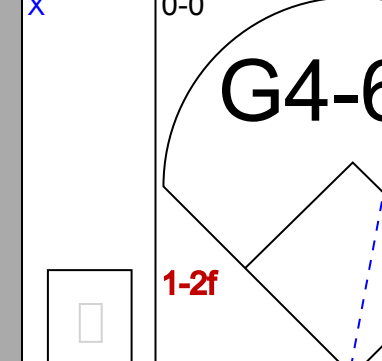
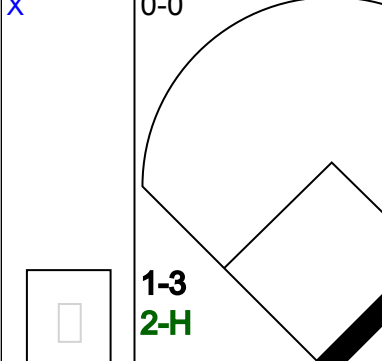

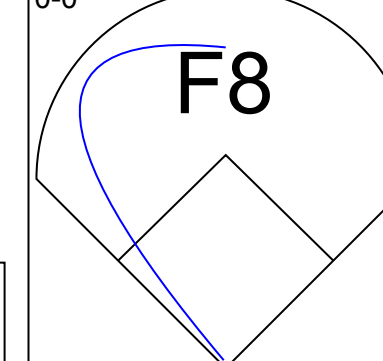
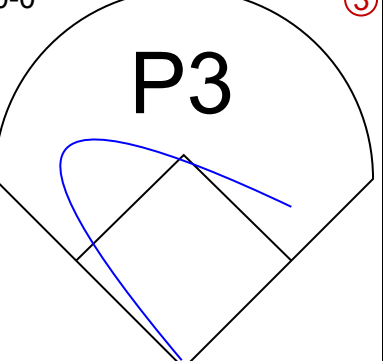
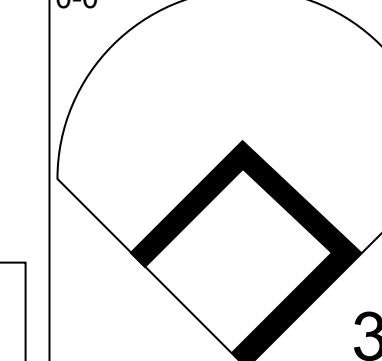
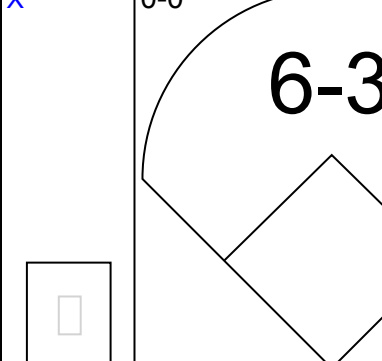
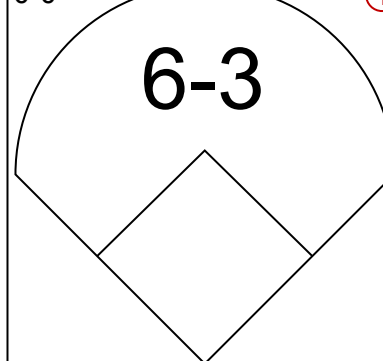
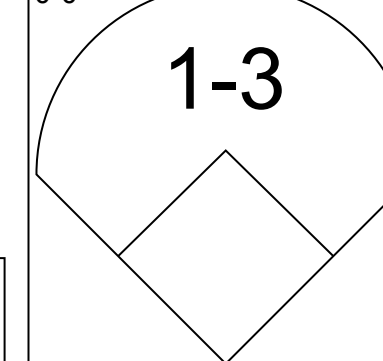
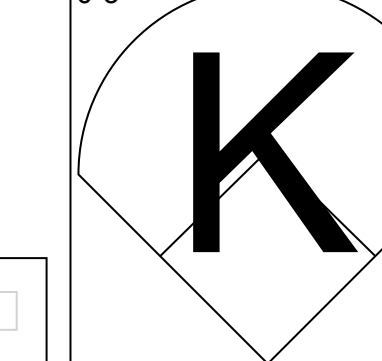
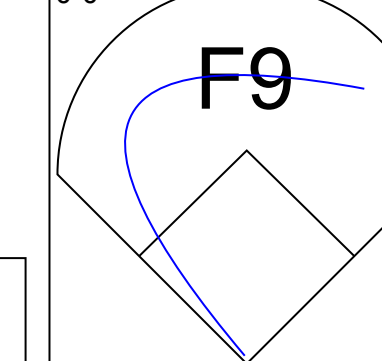


Batter	1	2	3	4	5	6	7	8	9	AB	R	H	RBI	BB	SO	LOB	BOTTOM										
Ed Brinkman, R OBP: 0.314, SLG: 0.381										4	1	1	1	1	0	1											
Tom Brown, S OBP: 0.237, SLG: 0.229										3	0	1	0	2	1	0											
Chuck Hinton, R OBP: 0.329, SLG: 0.520										3	1	1	1	0	0	3											
Bobo Osborne, L OBP: 0.331, SLG: 0.462										1	1	0	1	2	1	3											
Jim King, L OBP: 0.326, SLG: 0.447										4	1	1	3	0	0	6											
Ken Retzer, L OBP: 0.308, SLG: 0.311										4	0	0	0	0	0	0											
Mary Breeding, R OBP: 0.339, SLG: 0.382										4	1	2	0	0	0	0											
Chuck Cottier, R OBP: 0.245, SLG: 0.380										4	1	1	1	0	0	1											
Art Quirk, R OBP: 0.250, SLG: 0.250										1	0	0	0	0	0	1											
Jim Piersall, R OBP: 0.293, SLG: 0.297										0	1	0	0	1	0	0											
Jim Bronstad, R ERA: 7.8										2	0	0	0	0	0	1											
Inning Stats	R: 1 E: 0 K: 0 S: 3	H: 0 LOB: 1 BB: 2 P: 11	R: 0 E: 0 K: 0 S: 4	H: 1 LOB: 0 BB: 0 P: 4	R: 0 E: 0 K: 1 S: 6	H: 1 LOB: 2 BB: 1 P: 10	R: 0 E: 0 K: 0 S: 3	H: 0 LOB: 0 BB: 0 P: 3	R: 4 E: 0 K: 1 S: 9	H: 2 LOB: 0 BB: 2 P: 13	R: 2 E: 1 K: 1 S: 3	H: 3 LOB: 3 BB: 1 P: 13	R: 0 E: 0 K: 0 S: 3	H: 0 LOB: 0 BB: 0 P: 3	R: 0 E: 0 K: 0 S: 3	H: 0 LOB: 0 BB: 0 P: 3	1B: 5 2B: 0 3B: 1 HR: 1	SF: 1 SAC: 1 DP: 0 HBP: 0	WP: 0 PA: 38 PB: 0 SB: 2 CS: 0								
PITCHER	IP	WLS	BF	H	R	ER	SO	BB	IBB	HBP	BLK	WP	HR	S	P	ERA	WHIP										
Jim Bunning, R ERA: 3.28	0.0																										
Tom Sturdivant, R ERA: 4.74	5.0	L	24	6	6	6	1	3	0	0	0	0	1	23	35	10.80	1.800										
Dick Egan, L ERA: 5.27	1.0		6	1	0	0	1	1	0	0	0	0	0	7	11	0.00	2.000										
Paul Foytack, R ERA: 7.8	2.0		6	0	0	0	0	0	0	0	0	0	0	6	6	0.00	0.000										

Detroit Tigers @ Washington Senators
 D.C. Stadium, Washington, DC
 Sat May 18 1963, 7:05 PM EDT
 Att: 13,972 - Unknown

AB	30
R	7
H	7
RBI	7
BB	6
SO	2
LOB	16

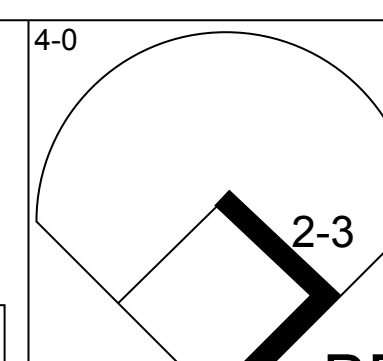
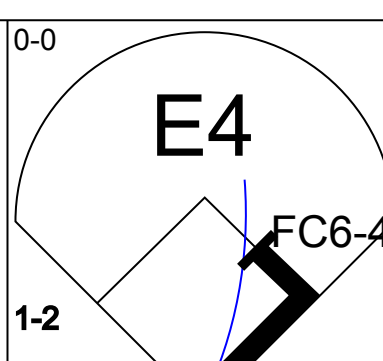
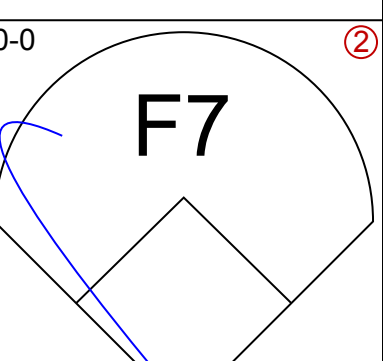
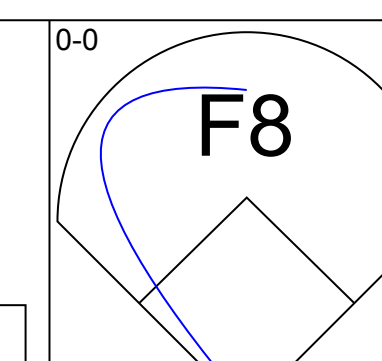
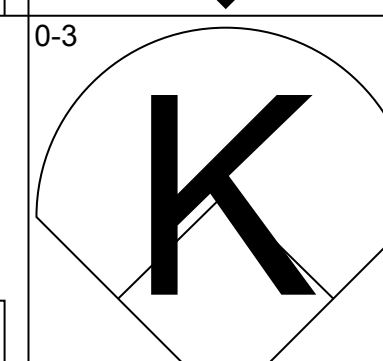
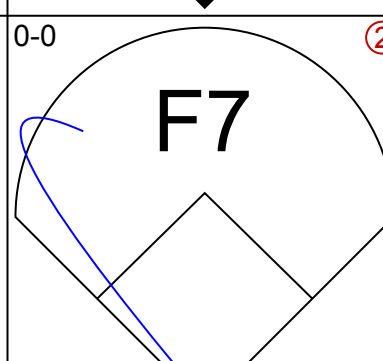
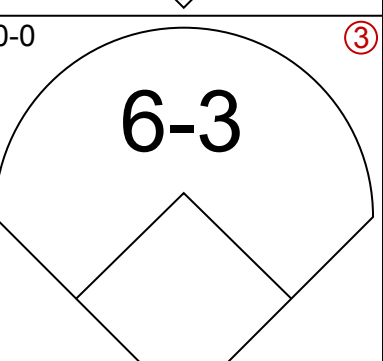
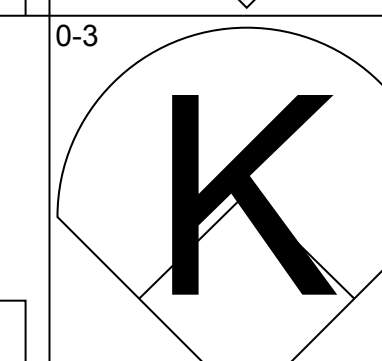
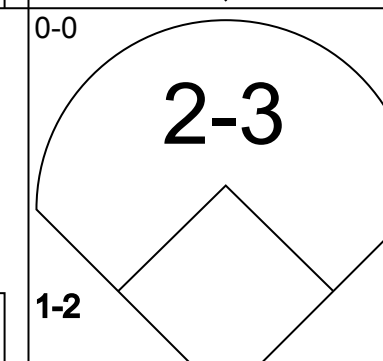
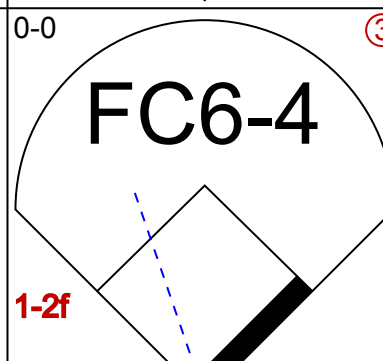
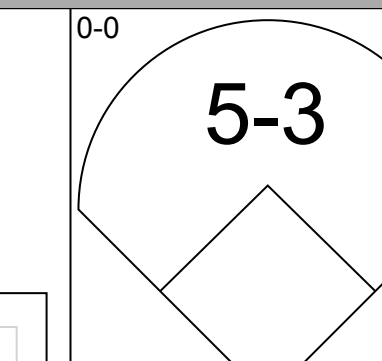
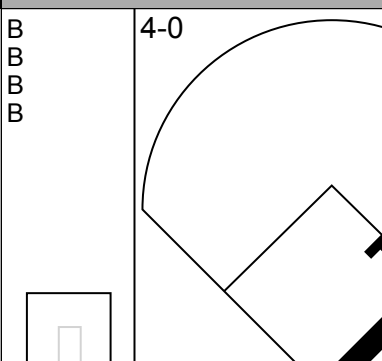
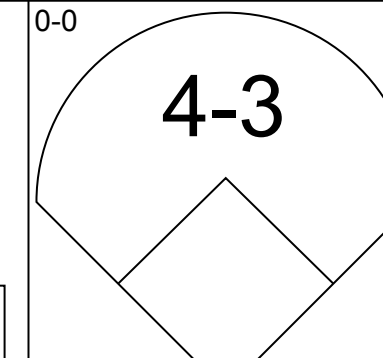
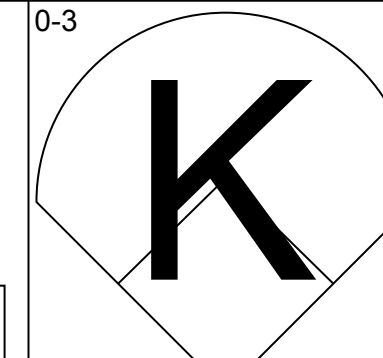
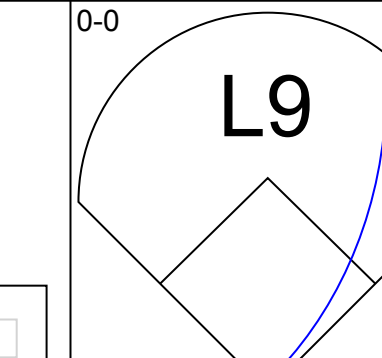
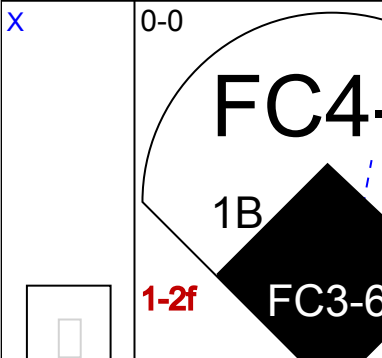
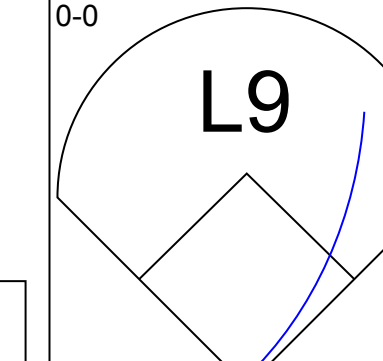
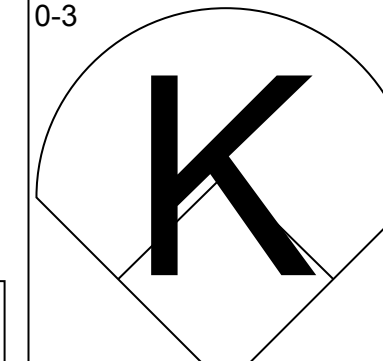
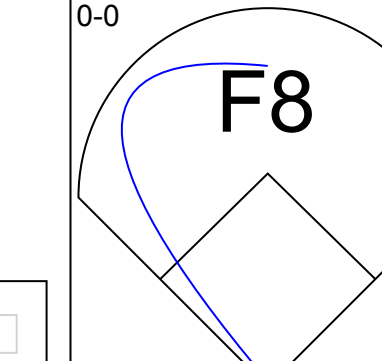
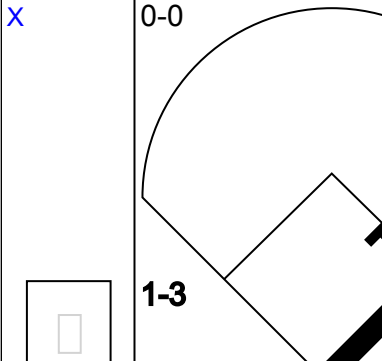

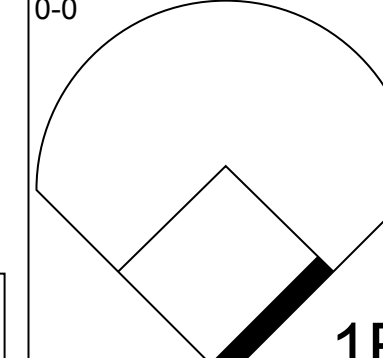
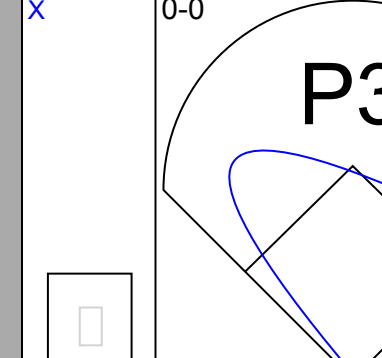
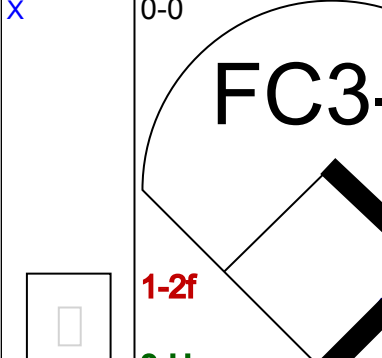

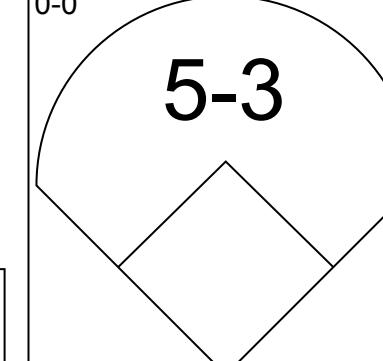
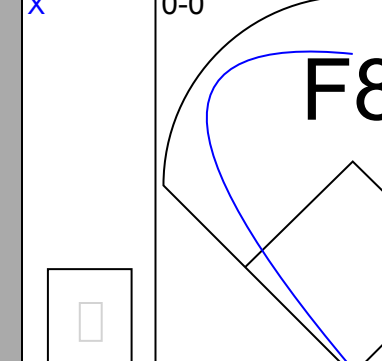
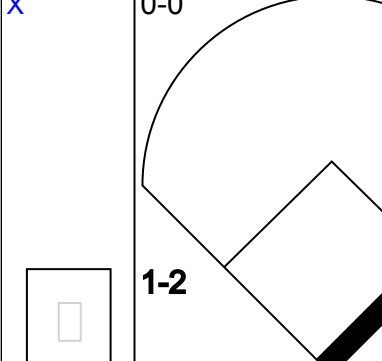
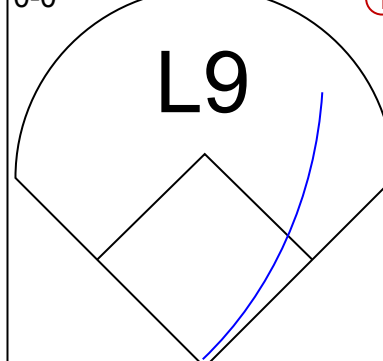
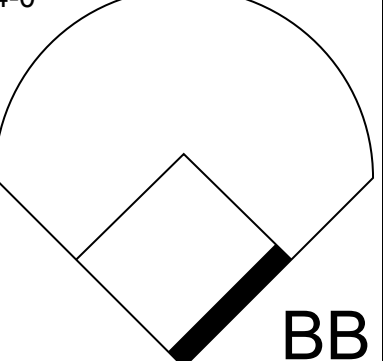
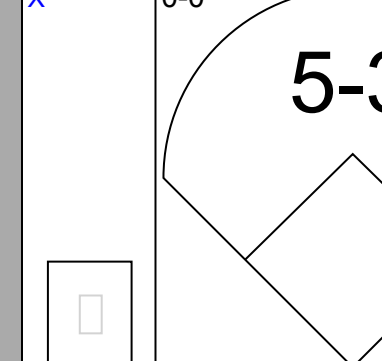
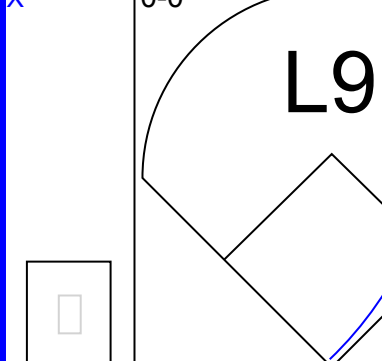
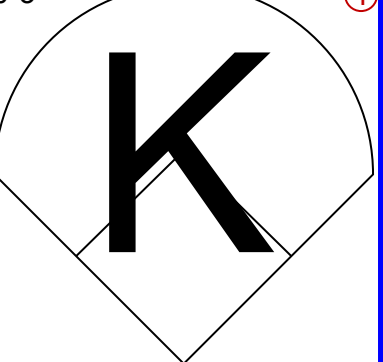
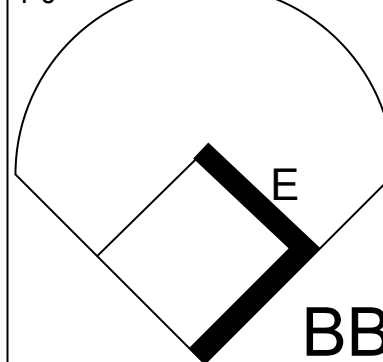
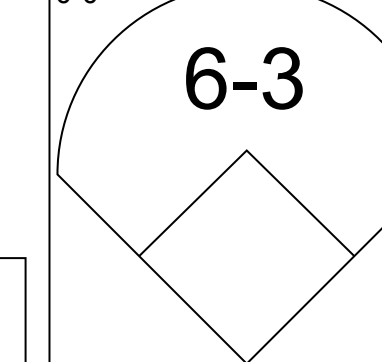


Batter	1	2	3	4	5	6	7	8	9	AB	R	H	RBI	BB	SO	LOB	TOP					
Jake Wood, R (1,4) OBP: 0.303, SLG: 0.457										5	0	0	0	0	2	1						
Bill Bruton, L (1,8) OBP: 0.324, SLG: 0.368										5	2	4	0	0	0	1						
Al Kaline, R (1,9) OBP: 0.392, SLG: 0.534										4	1	2	3	1	0	1						
Norm Cash, L (1,3) OBP: 0.343, SLG: 0.382										2	1	0	0	3	1	1						
Rocky Colavito, R (1,7) OBP: 0.351, SLG: 0.375										5	1	1	0	0	0	6						
Bill Freehan, R (1,2) OBP: 0.492, SLG: 0.729										2	0	0	1	2	0	0						
Dick McAuliffe, L (1,6) OBP: 0.291, SLG: 0.295										5	0	3	1	0	0	1						
Don Wert, R (1,5) OBP: 0.333, SLG: 0.421										5	0	1	0	0	0	5						
Bill Faul, R (1,1)										4	0	0	0	0	1	2						
Inning Stats	R: 0 E: 0 K: 1 S: 6	H: 1 LOB: 2 BB: 1 P: 10	R: 0 E: 0 K: 0 S: 3	H: 0 LOB: 0 BB: 0 P: 3	R: 0 E: 0 K: 0 S: 4	H: 1 LOB: 3 BB: 2 P: 12	R: 0 E: 0 K: 0 S: 4	H: 1 LOB: 1 BB: 0 P: 4	R: 3 E: 1 K: 1 S: 9	H: 3 LOB: 2 BB: 1 P: 13	R: 1 E: 0 K: 2 S: 9	H: 2 LOB: 1 BB: 0 P: 9	R: 0 E: 0 K: 0 S: 2	H: 0 LOB: 0 BB: 1 P: 6	R: 0 E: 0 K: 0 S: 4	H: 1 LOB: 1 BB: 0 P: 4	R: 1 E: 0 K: 0 S: 5	H: 2 LOB: 2 BB: 1 P: 9	1B: 5 2B: 4 3B: 1 HR: 1	SF: 1 SAC: 0 DP: 1 HBP: 0	WP: 1 PB: 0 SB: 0 CS: 0	PA: 44
PITCHER	IP WLS BF H R ER SO BB IBB HBP BLK WP HR S P ERA WHIP																					
Dave Stenhouse, R (1,1) ERA: 3.46	5.0 L 26 6 3 2 2 4 0 0 0 0 1 26 42 3.60 2.000																					
Jim Coates, R (6,1) ERA: 7.71	3.0 12 3 1 1 2 1 0 0 0 1 0 15 19 3.00 1.333																					
Jim Duckworth, R (9,1) ERA: 6.55	1.0 6 2 1 1 0 1 0 0 0 0 0 5 9 9.00 3.000																					

Detroit Tigers @ Washington Senators
 D.C. Stadium, Washington, DC
 Sun May 19 1963, 3:33 AM EDT
 Att: 5,972 - Unknown

AB 37
 R 5
 H 11
 RBI 5
 BB 6
 SO 4
 LOB 18



Batter	1	2	3	4	5	6	7	8	9	AB	R	H	RBI	BB	SO	LOB	BOTTOM					
Ed Brinkman, R (1,6) OBP: 0.312, SLG: 0.372										3	0	0	0	1	0	2						
Tom Brown, S (1,7) OBP: 0.214, SLG: 0.205										4	0	0	0	0	2	4						
Chuck Hinton, R (1,8) OBP: 0.327, SLG: 0.510										3	0	0	0	1	0	3						
Bobo Osborne, L (1,3) OBP: 0.323, SLG: 0.449										4	1	0	0	0	1	2						
Jim King, L (1,9) OBP: 0.323, SLG: 0.438										4	0	1	0	0	1	0						
Ken Retzer, L (1,2) OBP: 0.304, SLG: 0.306										4	0	1	1	0	0	1						
Mary Breeding, R (1,5) OBP: 0.333, SLG: 0.373										4	0	1	0	0	1	1						
Chuck Cottier, R (1,4) OBP: 0.248, SLG: 0.373										2	0	0	0	1	0	0						
Dick Phillips, L (9,PH) OBP: 0.259, SLG: 0.245										1	0	0	0	0	0	2						
Dave Stenhouse, R (1,1) OBP: 0.231, SLG: 0.182										0	0	0	0	1	0	0						
Jim Piersall, R (5,PH) OBP: 0.290, SLG: 0.293										1	0	0	0	0	1	1						
Jim Coates, R (6,1) OBP: 0.290, SLG: 0.293										0	0	0	0	0	0	0						
Minnie Minoso, R (8,PH) OBP: 0.336, SLG: 0.206										1	0	0	0	0	0	0						
Jim Duckworth, R (9,1) OBP: 0.336, SLG: 0.206										0	0	0	0	0	0	0						
Inning Stats	R: 0 E: 0 K: 1 S: 5	H: 0 LOB: 1 BB: 1 P: 9	R: 0 E: 0 K: 1 S: 5	H: 0 LOB: 0 BB: 0 P: 5	R: 0 E: 1 K: 0 S: 4	H: 0 LOB: 2 BB: 1 P: 8	R: 0 E: 0 K: 2 S: 8	H: 1 LOB: 1 BB: 0 P: 8	R: 0 E: 0 K: 1 S: 5	H: 0 LOB: 0 BB: 1 P: 9	R: 0 E: 0 K: 0 S: 3	H: 0 LOB: 0 BB: 0 P: 3	R: 0 E: 0 K: 0 S: 3	H: 0 LOB: 0 BB: 0 P: 3	R: 0 E: 0 K: 1 S: 5	H: 0 LOB: 0 BB: 0 P: 5	R: 1 E: 0 K: 0 S: 5	H: 2 LOB: 2 BB: 1 P: 9	1B: 3 2B: 0 3B: 0 HR: 0	SF: 0 SAC: 0 DP: 0 HBP: 0	WP: 0 PB: 0 SB: 0 CS: 0	PA: 35
PITCHER	IP WLS BF H R ER SO BB IBB HBP BLK WP HR S P ERA WHIP																					
Bill Faul, R (1,1) ERA: 2.81	9.0 W 35 3 1 1 6 4 0 0 0 0 0 43 59 1.00 0.778																					

Detroit Tigers @ Washington Senators
 D.C. Stadium, Washington, DC
 Sun May 19 1963, 3:33 AM EDT
 Att: 5,972 - Unknown

AB 31
 R 1
 H 3
 RBI 1
 BB 4
 SO 6
 LOB 16



Batter	1	2	3	4	5	6	7	8	9	AB	R	H	RBI	BB	SO	LOB	TOP		
Mike Hershberger, R OBP: 0.376, SLG: 0.427 (1, 8)	4-0 SH FC6-4 BB		0-0 G3			0-0 1B 3B	0-0 FC6-4 1B			3	2	1	1	1	0	1			
Nelle Fox, L OBP: 0.361, SLG: 0.355 (1, 4)	0-0 SH FC6-4		0-0 F9			0-0 1B	0-0 1B			3	0	2	1	0	0	0			
Pete Ward, L OBP: 0.323, SLG: 0.400 (1, 5)	0-0 F5			0-0 1B	0-0 F7		0-0 P6			4	0	1	0	0	0	4			
Floyd Robinson, L OBP: 0.411, SLG: 0.500 Jim Landis, R OBP: 0.352, SLG: 0.489 (1, 9)	0-0 FC6-4			0-0 FC5-4 1B		0-0 2B SF8 1B		0-0 4-3		4	1	2	1	0	0	1			
Joe Cunningham, L OBP: 0.341, SLG: 0.313 (1, 3)	0-0 F7			0-0 F7		0-0 SF8 SF7 2B		0-0 L1-3		4	1	1	0	0	0	2			
Dave Nicholson, R OBP: 0.355, SLG: 0.496 (1, 7)		0-0 P5		0-0 FC5-4 1B		0-0 SF8		0-3 K		3	0	0	1	0	1	1			
Al Weis, S OBP: 0.292, SLG: 0.304 Charlie Maxwell, L OBP: 0.441, SLG: 0.346 Ron Hansen, R OBP: 0.301, SLG: 0.378 (6, PH)	0-0 6-3				0-3 K		0-0 SF7		0-0 F7	2	0	0	0	0	1	0	AB 31		
J.C. Martin, L OBP: 0.235, SLG: 0.250 (1, 2)	0-0 4-3				0-0 F8		0-0 F7		0-0 F5	4	0	0	0	0	0	0	R 5		
Eddie Fisher, R OBP: 0.214, SLG: 0.214 Frank Baumann, L OBP: 0.333, SLG: 0.200 Jim Brosnan, R OBP: 0.250, SLG: 0.250 (7, 1)	0-0 F8		0-0 F8				4-0 FC6-4 BB		0-0 P6	2	1	1	0	0	0	0	H 8		
Inning Stats	R: 1 E: 1 K: 0 S: 4	H: 0 LOB: 1 BB: 1 P: 8	R: 0 E: 0 K: 0 S: 3	H: 0 LOB: 0 BB: 0 P: 3	R: 0 E: 0 K: 0 S: 3	H: 2 LOB: 1 BB: 0 P: 4	R: 2 E: 0 K: 1 S: 8	H: 3 LOB: 1 BB: 0 P: 8	R: 2 E: 0 K: 0 S: 5	H: 2 LOB: 1 BB: 1 P: 5	R: 0 E: 0 K: 0 S: 5	H: 0 LOB: 0 BB: 0 P: 5	R: 0 E: 0 K: 0 S: 3	H: 0 LOB: 0 BB: 0 P: 3	R: 0 E: 0 K: 0 S: 3	H: 0 LOB: 0 BB: 0 P: 3	1B: 6 2B: 1 3B: 1 HR: 0	SF: 2 SAC: 1 DP: 0 HBP: 0	WP: 0 PA: 36
PITCHER	IP WLS BF H R ER SO BB IBB HBP BLK WP HR S P ERA WHIP	IP WLS BF H R ER SO BB IBB HBP BLK WP HR S P ERA WHIP																	
Tom Cheney, R ERA: 2.69 Ron Kline, R ERA: 2.21	(1, 1) (8, 1)	7.0 L 30 8 5 4 1 2 0 0 0 0 0 0 30 38 5.14 1.429	2.0 6 0 0 0 1 0 0 0 0 0 0 0 0 8 8 0.00 0.000																

Chicago White Sox @ Washington Senators
D.C. Stadium, Washington, DC
Mon May 20 1963, 7:05 PM EDT
Att: 3,887 - Unknown



Batter	1	2	3	4	5	6	7	8	9	AB	R	H	RBI	BB	SO	LOB	BOTTOM		
Minnie Minoso, R OBP: 0.333, SLG: 0.208 Ron Kline, R (8, 1)	0-0 6-3		0-0 4-3		0-0 L6		0-0 E5 1B			4	0	1	0	0	0	0			
Mary Breeding, R OBP: 0.313, SLG: 0.349 (1, 5)	0-0 1-3			0-0 L4		0-0 F9	0-0 6-3			4	0	0	0	0	0	2			
Chuck Hinton, R OBP: 0.331, SLG: 0.516 (1, 8)	0-0 F8			0-0 2B		0-0 FC4-6 1B		0-0 F8		4	1	2	0	0	0	0			
Bobo Osborne, L OBP: 0.321, SLG: 0.450 (1, 3)		0-0 4-3		0-0 4-3 2B		0-0 FC4-6 1B		0-0 4-3		4	1	1	1	0	0	1			
Jim King, L OBP: 0.320, SLG: 0.462 (1, 9)		0-0 HR		0-0 4-3		0-0 F9		0-0 P4		4	1	1	1	0	0	2			
Ken Retzer, L OBP: 0.317, SLG: 0.327 Tom Brown, S OBP: 0.214, SLG: 0.205 (9, FR)	0-0 6-3			0-0 2B			0-0 F9		4-0 FC1-6 BB	3	0	1	1	1	0	0			
Chuck Cottier, R OBP: 0.248, SLG: 0.368 (1, 4)	0-0 CS 1B			0-0 6-3			0-0 6-3		0-0 FC1-6	4	0	1	0	0	0	2	AB 35		
Ed Brinkman, R OBP: 0.313, SLG: 0.371 Dick Phillips, L OBP: 0.255, SLG: 0.240 (9, PH)	0-0 CS		0-0 6-3		0-3 K		0-0 WP 1B		0-3 K	3	1	1	0	0	1	0	RBI 4		
Tom Cheney, R OBP: 0.100, SLG: 0.100 Don Lock, R OBP: 0.358, SLG: 0.385 (7, PH)	0-0 K		0-3 K		0-0 P3		0-0 E 1B		0-3 K	2	0	0	0	0	1	0	BB 1		
Inning Stats	R: 0 E: 0 K: 0 S: 3	H: 0 LOB: 0 BB: 0 P: 3	R: 1 E: 0 K: 0 S: 4	H: 2 LOB: 0 BB: 0 P: 4	R: 0 E: 0 K: 1 S: 5	H: 0 LOB: 0 BB: 0 P: 5	R: 2 E: 0 K: 0 S: 6	H: 3 LOB: 1 BB: 0 P: 6	R: 0 E: 0 K: 0 S: 4	H: 1 LOB: 1 BB: 0 P: 4	R: 1 E: 1 K: 0 S: 6	H: 3 LOB: 2 BB: 0 P: 6	R: 0 E: 0 K: 0 S: 3	H: 0 LOB: 0 BB: 0 P: 3	R: 0 E: 0 K: 2 S: 7	H: 0 LOB: 1 BB: 1 P: 11	1B: 5 2B: 3 3B: 0 HR: 1	SF: 0 SAC: 0 DP: 0 HBP: 0	WP: 1 PA: 37
PITCHER	IP WLS BF H R ER SO BB IBB HBP BLK WP HR S P ERA WHIP	IP WLS BF H R ER SO BB IBB HBP BLK WP HR S P ERA WHIP																	
Eddie Fisher, R ERA: 5.5 Frank Baumann, L ERA: 1.61 Jim Brosnan, R ERA: 2.81	(1, 1) (6, 1) (7, 1)	5.1 W 21 5 1 1 0 0 0 0 0 0 0 5 5 6.75 0.750	2.1 S 10 2 0 0 2 1 0 0 0 1 0 13 17 0.00 1.286																


Chicago White Sox @ Washington Senators
D.C. Stadium, Washington, DC
Mon May 20 1963, 7:05 PM EDT
Att: 3,887 - Unknown



Batter	1	2	3	4	5	6	7	8	9	AB	R	H	RBI	BB	SO	LOB	TOP				
Mike Hershberger, R OBP: 0.390, SLG: 0.441 (1.8)	X 0-0 G4-6-3 1B		X 0-0 2H 1B			X 0-0 2B 1B 1B	X 0-0 F3			4	1	3	1	0	0	0					
Joe Cunningham, L OBP: 0.345, SLG: 0.328 (1.3)	X 0-0 G4-6-3 1-2		X 0-0 F5			X 0-0 1B 1B 2B	X 0-0 1B			4	1	2	0	0	0	2					
Floyd Robinson, L OBP: 0.407, SLG: 0.492 Hoyt Wilhelm, R OBP: 0.100, SLG: 0.100 (1.9)	X 0-0 4-1		X 0-0 F8			X 0-0 BB 1B	X 0-3 K			4	1	1	1	0	1	2					
Dave Nicholson, R OBP: 0.353, SLG: 0.484 (1.7)		X 0-0 F3		X 0-0 5-3		X 0-0 1B BB		X 0-0 F7		3	0	0	0	1	0	0					
Ron Hansen, R OBP: 0.299, SLG: 0.374 (1.6)		X 0-0 F7		X 0-0 6-3		X 0-0 FC1-4 1B		X 0-3 K		4	0	1	2	0	1	0					
Pete Ward, L OBP: 0.321, SLG: 0.392 (1.5)		X 4-0 BB		X 0-0 1-4-3		X 0-0 F8		X 0-0 F9		3	0	0	0	1	0	2					
Cam Carreon, R OBP: 0.309, SLG: 0.367 J.C. Martin, L OBP: 0.233, SLG: 0.247 (1.2)		X 0-0 F9			X 0-0 F9	X 0-3 K		X 0-0 F8		3	0	0	0	0	1	3					
Al Weis, S OBP: 0.286, SLG: 0.296 (1.4)			X 0-0 SH1-4 1B		X 0-0 5-3	X 0-0 FC1-4		X 0-0 6-3		4	1	1	0	0	0	2					
John Buzhardt, R OBP: 0.048, SLG: 0.048 Jim Landis, R OBP: 0.349, SLG: 0.484 (1.1)			X 0-0 SH1-4		X 0-0 P4		X 0-0 4-3		X 0-3 K	2	0	0	0	0	0	0					
Inning Stats	R: 0 E: 0 K: 0 S: 3	H: 1 LOB: 0 BB: 0 P: 3	R: 0 E: 0 K: 0 S: 3	H: 0 LOB: 1 BB: 1 P: 7	R: 1 E: 0 K: 0 S: 5	H: 2 LOB: 1 BB: 0 P: 5	R: 0 E: 0 K: 0 S: 3	H: 0 LOB: 0 BB: 0 P: 3	R: 0 E: 0 K: 1 S: 9	H: 4 LOB: 2 BB: 1 P: 13	R: 0 E: 0 K: 1 S: 6	H: 1 LOB: 1 BB: 0 P: 6	R: 0 E: 0 K: 1 S: 5	H: 0 LOB: 0 BB: 0 P: 5	R: 0 E: 0 K: 1 S: 5	H: 0 LOB: 0 BB: 0 P: 5	1B: 7 2B: 1 3B: 0 HR: 0	SF: 0 SAC: 1 DP: 1 HBP: 0	WP: 0 PB: 0 SB: 0 CS: 0	PA: 36	
PITCHER	IP WLS BF H R ER SO BB IBB HBP BLK WP HR S P ERA WHIP	IP WLS BF H R ER SO BB IBB HBP BLK WP HR S P ERA WHIP	IP WLS BF H R ER SO BB IBB HBP BLK WP HR S P ERA WHIP	IP WLS BF H R ER SO BB IBB HBP BLK WP HR S P ERA WHIP	IP WLS BF H R ER SO BB IBB HBP BLK WP HR S P ERA WHIP	IP WLS BF H R ER SO BB IBB HBP BLK WP HR S P ERA WHIP	IP WLS BF H R ER SO BB IBB HBP BLK WP HR S P ERA WHIP	IP WLS BF H R ER SO BB IBB HBP BLK WP HR S P ERA WHIP	IP WLS BF H R ER SO BB IBB HBP BLK WP HR S P ERA WHIP	IP WLS BF H R ER SO BB IBB HBP BLK WP HR S P ERA WHIP	IP WLS BF H R ER SO BB IBB HBP BLK WP HR S P ERA WHIP	IP WLS BF H R ER SO BB IBB HBP BLK WP HR S P ERA WHIP	IP WLS BF H R ER SO BB IBB HBP BLK WP HR S P ERA WHIP	IP WLS BF H R ER SO BB IBB HBP BLK WP HR S P ERA WHIP	IP WLS BF H R ER SO BB IBB HBP BLK WP HR S P ERA WHIP	IP WLS BF H R ER SO BB IBB HBP BLK WP HR S P ERA WHIP	IP WLS BF H R ER SO BB IBB HBP BLK WP HR S P ERA WHIP	IP WLS BF H R ER SO BB IBB HBP BLK WP HR S P ERA WHIP	IP WLS BF H R ER SO BB IBB HBP BLK WP HR S P ERA WHIP	IP WLS BF H R ER SO BB IBB HBP BLK WP HR S P ERA WHIP	IP WLS BF H R ER SO BB IBB HBP BLK WP HR S P ERA WHIP

Chicago White Sox @ Washington Senators
D.C. Stadium, Washington, DC
Tue May 21 1963, 7:05 PM EDT
Att: 1,909 - Unknown


AB 33
R 4
H 8
RBI 4
BB 2
SO 4
LOB 11



Batter	1	2	3	4	5	6	7	8	9	AB	R	H	RBI	BB	SO	LOB	BOTTOM				
Mary Breeding, R OBP: 0.306, SLG: 0.338 (1.5)	X 0-0 6-3		X 0-0 6-3			X 0-0 G6-3 1B		X 0-0 6-3	X 0-0 1-3	5	0	1	0	0	0	1					
Chuck Cottier, R OBP: 0.239, SLG: 0.355 (1.4)	X 0-0 5-3		X 0-0 F8			X 0-0 G6-3 1-2		X 0-0 6-3		4	0	0	0	0	0	1					
Jim King, L OBP: 0.318, SLG: 0.448 (1.7)	X 4-0 FC6-4 BB		X 0-0 L3			X 0-0 F8		X 0-0 E4		3	0	0	0	1	0	0					
Chuck Hinton, R OBP: 0.335, SLG: 0.528 (1.9)	X 0-0 FC6-4 1-2		X 0-0 3B			X 0-0 1B 4-3 1B		X 0-0 F8		4	1	2	0	0	0	2					
Bobo Osborne, L OBP: 0.325, SLG: 0.451 (1.3)		X 0-0 4-3		X 0-0 F7		X 0-0 4-3 BB 1B		X 0-0 HR 1B		4	1	2	0	0	0	1					
Don Lock, R OBP: 0.362, SLG: 0.411 (1.8)		X 0-3 K		X 0-0 F8		X 0-0 F8		X 0-0 4-3 BB		3	1	1	2	1	1	0					
Ken Retzer, L OBP: 0.313, SLG: 0.321 Tom Brown, S OBP: 0.214, SLG: 0.205 (1.2)		X 0-0 F2		X 0-0 F8		X 0-0 F8		X 0-0 4-3		4	0	1	1	0	0	2					
Ed Brinkman, R OBP: 0.304, SLG: 0.360 (1.6)			X 0-3 K		X 0-0 E6	X 0-0 1-3		X 0-3 K		4	0	0	0	0	2	3					
Don Rudolph, L OBP: 0.235, SLG: 0.333 Jim Bronstad, R (6.1)		X 0-0 F9		X 0-0 3-1		X 0-0 F7		X 0-0 L6		2	0	0	0	0	0	1					
Dick Phillips, L OBP: 0.250, SLG: 0.235 Jim Coates, R (8.1)		X 0-0 F2		X 0-0 F8		X 0-0 F8		X 0-0 1B		1	0	0	0	0	0	0					
Hobie Landrith, L OBP: 0.273, SLG: 0.222 (8. PH)		X 0-0 F2		X 0-0 F8		X 0-0 F8		X 0-0 1B		1	0	0	0	0	0	1					
Inning Stats	R: 0 E: 0 K: 0 S: 3	H: 0 LOB: 1 BB: 1 P: 7	R: 0 E: 0 K: 1 S: 5	H: 0 LOB: 0 BB: 0 P: 5	R: 0 E: 0 K: 1 S: 5	H: 0 LOB: 0 BB: 0 P: 5	R: 0 E: 0 K: 0 S: 4	H: 1 LOB: 1 BB: 0 P: 4	R: 0 E: 1 K: 0 S: 4	H: 0 LOB: 1 BB: 0 P: 4	R: 0 E: 0 K: 0 S: 5	H: 0 LOB: 0 BB: 1 P: 9	R: 0 E: 1 K: 0 S: 4	H: 0 LOB: 1 BB: 0 P: 4	R: 2 E: 0 K: 1 S: 8	H: 3 LOB: 1 BB: 0 P: 8	1B: 5 2B: 0 3B: 1 HR: 1	SF: 0 SAC: 0 DP: 1 HBP: 0	WP: 0 PB: 0 SB: 0 CS: 0	PA: 37	
PITCHER	IP WLS BF H R ER SO BB IBB HBP BLK WP HR S P ERA WHIP	IP WLS BF H R ER SO BB IBB HBP BLK WP HR S P ERA WHIP	IP WLS BF H R ER SO BB IBB HBP BLK WP HR S P ERA WHIP	IP WLS BF H R ER SO BB IBB HBP BLK WP HR S P ERA WHIP	IP WLS BF H R ER SO BB IBB HBP BLK WP HR S P ERA WHIP	IP WLS BF H R ER SO BB IBB HBP BLK WP HR S P ERA WHIP	IP WLS BF H R ER SO BB IBB HBP BLK WP HR S P ERA WHIP	IP WLS BF H R ER SO BB IBB HBP BLK WP HR S P ERA WHIP	IP WLS BF H R ER SO BB IBB HBP BLK WP HR S P ERA WHIP	IP WLS BF H R ER SO BB IBB HBP BLK WP HR S P ERA WHIP	IP WLS BF H R ER SO BB IBB HBP BLK WP HR S P ERA WHIP	IP WLS BF H R ER SO BB IBB HBP BLK WP HR S P ERA WHIP	IP WLS BF H R ER SO BB IBB HBP BLK WP HR S P ERA WHIP	IP WLS BF H R ER SO BB IBB HBP BLK WP HR S P ERA WHIP	IP WLS BF H R ER SO BB IBB HBP BLK WP HR S P ERA WHIP	IP WLS BF H R ER SO BB IBB HBP BLK WP HR S P ERA WHIP	IP WLS BF H R ER SO BB IBB HBP BLK WP HR S P ERA WHIP	IP WLS BF H R ER SO BB IBB HBP BLK WP HR S P ERA WHIP	IP WLS BF H R ER SO BB IBB HBP BLK WP HR S P ERA WHIP	IP WLS BF H R ER SO BB IBB HBP BLK WP HR S P ERA WHIP	IP WLS BF H R ER SO BB IBB HBP BLK WP HR S P ERA WHIP

Chicago White Sox @ Washington Senators
D.C. Stadium, Washington, DC
Tue May 21 1963, 7:05 PM EDT
Att: 1,909 - Unknown

AB 35
R 3
H 7
RBI 3
BB 2
SO 3
LOB 14



Batter	1	2	3	4	5	6	7	8	9	AB	R	H	RBI	BB	SO	LOB	TOP			
Ed Brinkman, R (1, 6) OBP: 0.301, SLG: 0.361										4	0	2	0	0	0	0	Washington Senators @ Baltimore Orioles Memorial Stadium, Baltimore, MD Thu May 23 1963, 7:05 PM EDT Att: 4,555 - Unknown livebaseballscorecards.com			
Jim King, L (1, 9) OBP: 0.313, SLG: 0.433										4	0	0	0	0	0	2				
Chuck Hinton, R (1, 7) OBP: 0.333, SLG: 0.521										3	0	0	0	0	0	1				
Bobo Osborne, L (1, 3)										3	0	0	0	0	1	1				
Don Lock, R (1, 8) OBP: 0.343, SLG: 0.386										3	0	0	0	0	1	0				
Ken Retzer, L (1, 2) OBP: 0.286, SLG: 0.290										3	0	0	0	0	1	0				
Mary Breeding, R (1, 5) OBP: 0.304, SLG: 0.360										3	0	0	0	0	1	0				
Chuck Cottier, R (1, 4) OBP: 0.233, SLG: 0.350										3	0	0	0	0	1	0				
Claude Osteen, L (1, 1) OBP: 0.263, SLG: 0.222 Jim Duckworth, R (3, 1) Dick Phillips, L (9, PH) OBP: 0.241, SLG: 0.226										1	0	0	0	0	1	0				
										1	0	0	0	0	1	0				
										1	0	0	0	0	0	0				
Inning Stats	R: 0 E: 0 K: 0 S: 3	H: 0 LOB: 0 BB: 0 P: 3	R: 0 E: 0 K: 0 S: 3	H: 0 LOB: 0 BB: 0 P: 3	R: 0 E: 0 K: 2 S: 7	H: 0 LOB: 0 BB: 0 P: 7	R: 0 E: 0 K: 1 S: 6	H: 1 LOB: 1 BB: 0 P: 6	R: 0 E: 0 K: 3 S: 9	H: 0 LOB: 0 BB: 0 P: 9	R: 0 E: 0 K: 1 S: 6	H: 1 LOB: 1 BB: 0 P: 6	R: 0 E: 0 K: 0 S: 3	H: 0 LOB: 0 BB: 0 P: 3	R: 0 E: 0 K: 0 S: 3	H: 0 LOB: 0 BB: 0 P: 3	1B: 1 2B: 1 3B: 0 HR: 0	SF: 0 SAC: 0 DP: 0 HBP: 0	WP: 0 PB: 0 CS: 0	PA: 29
PITCHER Robin Roberts, R (1, 1) ERA: 2.65	IP: 9.0 WLS: W BF: 29 H: 2 R: 0 ER: 0 SO: 7 BB: 0 IBB: 0 HBP: 0 BLK: 0 WP: 0 HR: 0 S: 43 P: 43 ERA: 0.00 WHIP: 0.222															PITCHER				

Batter	1	2	3	4	5	6	7	8	9	AB	R	H	RBI	BB	SO	LOB	BOTTOM	
Luis Aparicio, R (1, 6) OBP: 0.306, SLG: 0.384										5	0	1	0	0	0	3	Washington Senators @ Baltimore Orioles Memorial Stadium, Baltimore, MD Thu May 23 1963, 7:05 PM EDT Att: 4,555 - Unknown livebaseballscorecards.com	
Jerry Adair, R (1, 4) OBP: 0.206, SLG: 0.357										5	1	1	1	0	1	5		
Al Smith, R (1, 9) Russ Snyder, L (7, 9) OBP: 0.269, SLG: 0.295										3	2	2	1	0	0	0		
Boog Powell, L (1, 3) OBP: 0.333, SLG: 0.541										3	1	1	0	1	1	0		
Brooks Robinson, R (1, 5) OBP: 0.327, SLG: 0.384										4	1	0	0	0	0	5		
Jackie Brandt, R (1, 7) OBP: 0.299, SLG: 0.427										3	1	2	2	1	0	0		
John Orsino, R (1, 2) OBP: 0.355, SLG: 0.450										3	0	1	1	0	0	2		
Bob Saverine, S (1, 8) OBP: 0.318, SLG: 0.263										3	0	1	1	1	1	1		
Robin Roberts, S (1, 1) OBP: 0.273, SLG: 0.238										3	0	1	0	1	1	1		
Inning Stats	R: 1 E: 0 K: 1 S: 6	H: 1 LOB: 0 BB: 0 P: 6	R: 1 E: 0 K: 0 S: 5	H: 2 LOB: 1 BB: 0 P: 5	R: 4 E: 1 K: 0 S: 8	H: 4 LOB: 1 BB: 0 P: 8	R: 0 E: 0 K: 1 S: 5	H: 0 LOB: 0 BB: 0 P: 5	R: 0 E: 0 K: 1 S: 4	H: 0 LOB: 0 BB: 1 P: 8	R: 0 E: 0 K: 1 S: 6	H: 2 LOB: 2 BB: 2 P: 14	R: 0 E: 0 K: 0 S: 4	H: 1 LOB: 3 BB: 2 P: 12	1B: 6 2B: 2 3B: 0 HR: 2	SF: 1 SAC: 0 DP: 0 HBP: 0	WP: 1 PB: 1 CS: 1	PA: 38
PITCHER Claude Osteen, L (1, 1) ERA: 3.75 Jim Duckworth, R (3, 1) ERA: 5.2	IP: 2.1 WLS: L BF: 15 H: 7 R: 6 ER: 4 SO: 1 BB: 0 IBB: 0 HBP: 0 BLK: 0 WP: 1 HR: 2 S: 17 P: 17 ERA: 15.43 WHIP: 3.000															PITCHER		

Batter	1	2	3	4	5	6	7	8	9	AB	R	H	RBI	BB	SO	LOB	TOP							
Mary Breeding, R OBP: 0.313, SLG: 0.380 (1,5)										4	1	2	0	0	0	1								
Minnie Minoza, R OBP: 0.326, SLG: 0.200 (1,7)										3	1	0	0	1	1	2								
Chuck Hinton, R OBP: 0.337, SLG: 0.517 (1,9)										3	0	1	1	1	0	2								
Don Lock, R OBP: 0.333, SLG: 0.373 (1,8)										4	0	0	0	0	1	4								
Bobo Osborne, L OBP: 0.314, SLG: 0.454 (1,3)										3	1	1	2	0	1	2								
Ed Brinkman, R OBP: 0.294, SLG: 0.351 (1,6)										4	0	0	0	0	1	1								
Chuck Cottler, R OBP: 0.242, SLG: 0.355 (1,4)										4	0	2	0	0	0	0								
Hobie Landrith, L OBP: 0.214, SLG: 0.167 (9, PH)										3	0	0	0	0	1	2								
Tom Brown, S OBP: 0.205, SLG: 0.195 (7, PH)										1	0	0	0	0	0	0								
Dave Stenhouse, R OBP: 0.200, SLG: 0.154 Ron Kline, R (6, 1)										2	0	0	0	0	2	1								
Jim King, L OBP: 0.310, SLG: 0.429 Jim Bronstad, R (7, 1)										0	0	0	0	0	0	0								
										1	0	0	0	0	0	1								
										0	0	0	0	0	0	0								
Inning Stats	R: 0 E: 0 K: 0 S: 3	H: 1 LOB: 0 BB: 0 P: 3	R: 1 E: 0 K: 0 S: 4	H: 1 LOB: 0 BB: 0 P: 4	R: 0 E: 0 K: 1 S: 5	H: 0 LOB: 0 BB: 0 P: 5	R: 0 E: 0 K: 2 S: 7	H: 0 LOB: 1 BB: 1 P: 11	R: 0 E: 0 K: 3 S: 10	H: 1 LOB: 1 BB: 0 P: 10	R: 2 E: 1 K: 0 S: 6	H: 2 LOB: 1 BB: 0 P: 6	R: 0 E: 0 K: 0 S: 4	H: 1 LOB: 1 BB: 0 P: 4	R: 0 E: 0 K: 1 S: 5	H: 0 LOB: 0 BB: 0 P: 9	R: 0 E: 0 K: 0 S: 3	H: 0 LOB: 0 BB: 0 P: 3	1B: 4 2B: 1 3B: 0 HR: 1	SF: 1 SAC: 0 DP: 1 HBP: 0	WP: 0 PB: 0 SB: 1 CS: 0	PA: 35		
PITCHER Whitey Ford, L ERA: 3.36 (1, 1)	IP: 9.0 WLS: W BF: 35 H: 6 R: 3 ER: 2 SO: 7 BB: 2 IBB: 0 HBP: 0 BLK: 0 WP: 0 HR: 1 S: 47 P: 55 ERA: 2.00 WHIP: 0.889																							

Washington Senators @ New York Yankees
Yankee Stadium, Bronx, NY
Fri May 24 1963, 7:05 PM EDT
Att: 15,714 - Unknown - 56 F

AB 32
R 3
H 6
RBI 3
BB 2
SO 7
LOB 16



Batter	1	2	3	4	5	6	7	8	9	AB	R	H	RBI	BB	SO	LOB	BOTTOM						
Tony Kubek, L OBP: 0.236, SLG: 0.273 (1,6)										5	1	3	0	0	0	0							
Bobby Richardson, R OBP: 0.271, SLG: 0.316 (1,4)										4	0	2	0	0	0	2							
Tom Tresh, S OBP: 0.366, SLG: 0.553 (1,7)										4	1	1	0	1	2	5							
Mickey Mantle, S OBP: 0.446, SLG: 0.704 (1,8)										2	2	2	1	3	0	0							
Joe Pepitone, L OBP: 0.296, SLG: 0.528 (1,3)										5	1	1	3	0	0	9							
Yogi Berra, L OBP: 0.281, SLG: 0.391 (1,2)										4	0	2	1	0	0	6							
Johnny Blanchard, L OBP: 0.230, SLG: 0.100 Jack Reed, R OBP: 0.333, SLG: 0.500 (7, 9)										3	0	0	0	1	0	1							
Clete Boyer, R OBP: 0.345, SLG: 0.500 (1,5)										4	0	0	0	0	1	2							
Whitey Ford, L OBP: 0.217, SLG: 0.286 (1, 1)										3	0	0	0	1	1	2							
Inning Stats	R: 0 E: 0 K: 0 S: 5	H: 2 LOB: 3 BB: 1 P: 9	R: 0 E: 0 K: 1 S: 6	H: 1 LOB: 2 BB: 1 P: 10	R: 2 E: 0 K: 0 S: 6	H: 3 LOB: 2 BB: 1 P: 10	R: 0 E: 1 K: 1 S: 7	H: 1 LOB: 3 BB: 1 P: 11	R: 0 E: 0 K: 1 S: 5	H: 0 LOB: 0 BB: 0 P: 5	R: 3 E: 0 K: 1 S: 8	H: 3 LOB: 1 BB: 1 P: 12	R: 0 E: 0 K: 0 S: 3	H: 0 LOB: 0 BB: 0 P: 3	R: 0 E: 0 K: 0 S: 3	H: 1 LOB: 1 BB: 1 P: 7	1B: 6 2B: 3 3B: 1 HR: 1	SF: 0 SAC: 1 DP: 1 HBP: 0	WP: 0 PB: 0 SB: 0 CS: 0	PA: 41			
PITCHER Dave Stenhouse, R ERA: 3.99 Ron Kline, R ERA: 2.18 Jim Bronstad, R ERA: 3.13	IP: 5.2 WLS: L BF: 33 H: 10 R: 5 ER: 5 SO: 4 BB: 3 IBB: 2 HBP: 0 BLK: 0 WP: 0 HR: 1 S: 36 P: 56 ERA: 7.94 WHIP: 2.294																						

Washington Senators @ New York Yankees
Yankee Stadium, Bronx, NY
Fri May 24 1963, 7:05 PM EDT
Att: 15,714 - Unknown - 56 F

AB 34
R 5
H 11
RBI 5
BB 6
SO 4
LOB 27



Batter	1	2	3	4	5	6	7	8	9	AB	R	H	RBI	BB	SO	LOB	TOP			
Mary Breeding, R OBP: 0.307, SLG: 0.369 (1, 5)	5-3		F8			SH1-3 1B		F5	F6	5	0	1	0	0	0	2				
Jim King, L OBP: 0.303, SLG: 0.417 (1, 9)	3-1			3-1		SH1-3 1-2		3-1		3	0	0	0	0	0	0				
Chuck Hinton, R OBP: 0.335, SLG: 0.511 (1, 7)	5-3			5-3		F8			1B	4	0	1	0	0	0	1				
Bobo Osborne, L OBP: 0.313, SLG: 0.445 (1, 3)		F7		3-1					L3	3	0	0	0	1	0	1				
Don Lock, R OBP: 0.338, SLG: 0.377 (1, 8)	5-3				G3 E B1-2-3 1B			F6	FC4-6 1B	4	0	2	0	0	0	2				
Ed Brinkman, R OBP: 0.293, SLG: 0.344 (1, 6)					E6 G3 1-2			F6	FC4-6 1B 1-2	3	1	0	0	1	0	2				
Ken Retzer, L OBP: 0.284, SLG: 0.288 (1, 2)			G3		G3 1-2 2-3			F3		4	0	1	0	0	0	3				
Chuck Cottier, R OBP: 0.250, SLG: 0.371 (1, 4)			F7						F7	3	0	1	0	1	0	2				
Tom Cheney, R OBP: 0.087, SLG: 0.087 Ron Kline, R Pete Burnside, R Dick Phillips, L (8, FH) OBP: 0.254, SLG: 0.241			K		B1-2-3 3-H			F7		3	0	0	0	0	1	4				
										0	0	0	0	0	0	0				
										1	0	1	1	0	0	0				
Inning Stats	R: 0 E: 0 K: 0 S: 3	H: 0 LOB: 0 BB: 0 P: 3	R: 0 E: 0 K: 0 S: 3	H: 0 LOB: 1 BB: 1 P: 7	R: 0 E: 0 K: 1 S: 5	H: 0 LOB: 0 BB: 0 P: 5	R: 0 E: 0 K: 0 S: 3	H: 0 LOB: 0 BB: 0 P: 3	R: 0 E: 1 K: 0 S: 4	H: 1 LOB: 2 BB: 1 P: 8	R: 0 E: 0 K: 0 S: 4	H: 1 LOB: 1 BB: 0 P: 4	R: 0 E: 0 K: 0 S: 4	H: 1 LOB: 1 BB: 0 P: 4	R: 1 E: 0 K: 0 S: 6	H: 3 LOB: 2 BB: 0 P: 6	1B: 6 2B: 0 3B: 1 HR: 0	SF: 0 SAC: 1 DP: 1 HBP: 0	WP: 0 PB: 0 SB: 0 CS: 0	PA: 37
PITCHER Ralph Terry, R ERA: 2.99 (1, 1)	IP: 9.0 WLS: W BF: 37 H: 7 R: 1 ER: 1 SO: 1 BB: 2 IBB: 1 HBP: 0 BLK: 0 WP: 0 HR: 0 S: 36 P: 48 ERA: 1.00 WHIP: 1.000															PITCHER				

Washington Senators @ New York Yankees
Yankee Stadium, Bronx, NY
Sat May 25 1963, 3:33 AM EDT
Att: 22,753 - Unknown - 64 F

AB	33
R	1
H	7
RBI	1
BB	3
SO	1
LOB	17





Batter	1	2	3	4	5	6	7	8	9	AB	R	H	RBI	BB	SO	LOB	BOTTOM
Tony Kubek, L OBP: 0.243, SLG: 0.287 (1, 6)	F7		G3			4-3 SH1-4 1B				4	1	2	0	0	0	0	
Bobby Richardson, R OBP: 0.273, SLG: 0.324 (1, 4)	B5-3		F8			SH1-4 1-2				3	0	1	2	0	0	0	
Tom Tresh, S OBP: 0.362, SLG: 0.543 (1, 7)	K					4-3 2-3			F9	4	0	1	0	0	1	2	
Mickey Mantle, S OBP: 0.438, SLG: 0.682 (1, 8)					L9					4	0	1	0	0	1	1	
Joe Pepitone, L OBP: 0.304, SLG: 0.555 (1, 3)					2-3					4	1	2	1	0	0	0	
Euston Howard, R OBP: 0.310, SLG: 0.479 (1, 2)					K					4	0	0	0	0	1	2	
Hector Lopez, R OBP: 0.262, SLG: 0.325 Jack Reed, R OBP: 0.360, SLG: 0.520										1	1	0	0	2	0	0	
										1	0	1	0	0	0	0	
Clete Boyer, R OBP: 0.342, SLG: 0.500 (1, 5)										4	1	1	1	0	1	4	
Ralph Terry, R OBP: 0.125, SLG: 0.087 (1, 1)										3	1	0	0	0	1	3	
Inning Stats	R: 0 E: 0 K: 1 S: 5	H: 2 LOB: 3 BB: 1 P: 11	R: 0 E: 0 K: 0 S: 3	H: 1 LOB: 1 BB: 0 P: 3	R: 0 E: 0 K: 1 S: 5	H: 0 LOB: 0 BB: 0 P: 5	R: 0 E: 0 K: 1 S: 6	H: 1 LOB: 1 BB: 0 P: 6	R: 4 E: 1 K: 0 S: 7	H: 3 LOB: 1 BB: 1 P: 11	R: 1 E: 0 K: 0 S: 5	H: 2 LOB: 1 BB: 0 P: 5	1B: 5 2B: 3 3B: 0 HR: 1	SF: 0 SAC: 1 DP: 0 HBP: 0	WP: 0 PB: 0 SB: 0 CS: 0	PA: 35	
PITCHER Tom Cheney, R ERA: 2.55 Ron Kline, R ERA: 2.14 Pete Burnside, L ERA: 5.4	IP: 6.2 WLS: L BF: 29 H: 7 R: 4 ER: 0 SO: 5 BB: 1 IBB: 1 HBP: 0 BLK: 0 WP: 0 HR: 0 S: 37 P: 45 ERA: 1.35 WHIP: 1.200															PITCHER	

Washington Senators @ New York Yankees
Yankee Stadium, Bronx, NY
Sat May 25 1963, 3:33 AM EDT
Att: 22,753 - Unknown - 64 F

AB	32
R	5
H	9
RBI	4
BB	2
SO	5
LOB	12



Batter	1	2	3	4	5	6	7	8	9	AB	R	H	RBI	BB	SO	LOB	TOP							
Mary Breeding, R OBP: 0.315, SLG: 0.360 (1,5)	6-3		G4-6-3 BB				6-3			2	0	0	0	2	0	1	Washington Senators @ New York Yankees Yankee Stadium, Bronx, NY Sun May 26 1963, 3:33 AM EDT Unknown - 60 F 							
Jim King, L OBP: 0.293, SLG: 0.402 (1,9)	F7		G4-6-3 1-2				F8		F3	4	0	0	0	0	0	4								
Chuck Hinton, R OBP: 0.333, SLG: 0.517 (1,7)	K								K	4	1	1	0	0	2	0								
Bobo Osborne, L OBP: 0.317, SLG: 0.453 (1,3)		6-3							F8	4	0	2	1	0	0	0								
Don Lock, R OBP: 0.342, SLG: 0.381 (1,8)									WP 1B	4	0	2	0	0	0	2								
Ken Retzer, L OBP: 0.269, SLG: 0.271 (1,2)		K							1-3	4	0	0	0	0	1	4								
Ed Brinkman, R OBP: 0.292, SLG: 0.338 (1,6)		K							6-3	3	0	0	0	1	1	2								
Chuck Cottier, R OBP: 0.250, SLG: 0.375 (1,4)									5-3	4	0	1	0	0	0	2								
Don Rudolph, L OBP: 0.316, SLG: 0.375 (1,1)										1	0	1	0	1	0	0								
Dick Phillips, L OBP: 0.250, SLG: 0.236 (7, PH)										1	0	0	0	0	0	1								
Jim Bronstad, R (7, 1)										0	0	0	0	0	0	0								
Claude Osteen, L OBP: 0.263, SLG: 0.222 (7, 1)										0	0	0	0	0	0	0								
Inning Stats	R: 0 E: 0 K: 1 S: 5	H: 0 LOB: 0 BB: 0 P: 5	R: 0 E: 0 K: 2 S: 8	H: 1 LOB: 1 BB: 0 P: 8	R: 0 E: 0 K: 0 S: 3	H: 1 LOB: 1 BB: 1 P: 7	R: 0 E: 0 K: 0 S: 4	H: 1 LOB: 1 BB: 0 P: 4	R: 0 E: 0 K: 0 S: 2	H: 0 LOB: 2 BB: 3 P: 14	R: 1 E: 0 K: 0 S: 4	H: 2 LOB: 0 BB: 0 P: 4	R: 0 E: 0 K: 0 S: 4	H: 1 LOB: 1 BB: 0 P: 4	R: 0 E: 0 K: 1 S: 5	H: 0 LOB: 0 BB: 0 P: 5	R: 0 E: 0 K: 0 S: 4	H: 1 LOB: 1 BB: 0 P: 4	R: 0 E: 0 K: 0 S: 4	H: 1 LOB: 1 BB: 0 P: 4	1B: 4 2B: 3 3B: 1 HR: 0	SF: 0 SAC: 0 DP: 3 HBP: 0	WP: 1 PB: 0 CS: 0	PA: 35
PITCHER Jim Bouton, R ERA: 2.29 (1,1)	IP: 9.0 WLS: W BF: 35 H: 7 R: 1 ER: 1 SO: 4 BB: 4 IBB: 0 HBP: 0 BLK: 0 WP: 1 HR: 0 S: 39 P: 55 ERA: 1.00 WHIP: 1.222															PITCHER	IP: 9.0 WLS: W BF: 35 H: 7 R: 1 ER: 1 SO: 4 BB: 4 IBB: 0 HBP: 0 BLK: 0 WP: 1 HR: 0 S: 39 P: 55 ERA: 1.00 WHIP: 1.222							

Batter	1	2	3	4	5	6	7	8	9	AB	R	H	RBI	BB	SO	LOB	BOTTOM			
Clete Boyer, R OBP: 0.351, SLG: 0.503 (1,5)	FC5-4 1B		1B							5	1	3	0	0	0	0	Washington Senators @ New York Yankees Yankee Stadium, Bronx, NY Sun May 26 1963, 3:33 AM EDT Unknown - 60 F 			
Bobby Richardson, R OBP: 0.272, SLG: 0.321 (1,4)	FC5-4 E		F2							4	1	1	1	0	0	2				
Tom Tresh, S OBP: 0.366, SLG: 0.538 (1,7)	E6									3	1	1	0	1	0	1				
Mickey Mantle, S OBP: 0.440, SLG: 0.705 (7, PR)	G5-4-3									3	1	1	1	1	1	4				
Jack Reed, R OBP: 0.360, SLG: 0.520 (8, 8)			K							0	1	0	0	0	0	0				
Elston Howard, R OBP: 0.315, SLG: 0.512 (1,2)			FC6-4							4	1	2	3	0	0	2				
Harry Bright, R OBP: 0.432, SLG: 0.529 (1,3)										3	0	2	0	0	1	0				
Joe Pepitone, L OBP: 0.301, SLG: 0.555 (7, PH) (8, 3)										0	0	0	1	0	0	0				
Hector Lopez, R OBP: 0.270, SLG: 0.309 (1,9)										4	0	0	0	0	0	4				
Tony Kubek, L OBP: 0.244, SLG: 0.281 (1,6)										3	1	0	0	1	0	1				
Jim Bouton, R OBP: 0.095, SLG: 0.050 (1,1)										4	0	0	0	0	1	2				
Inning Stats	R: 0 E: 1 K: 0 S: 4	H: 1 LOB: 1 BB: 0 P: 4	R: 1 E: 0 K: 0 S: 5	H: 2 LOB: 1 BB: 0 P: 5	R: 0 E: 0 K: 1 S: 7	H: 2 LOB: 2 BB: 0 P: 7	R: 0 E: 0 K: 1 S: 5	H: 0 LOB: 0 BB: 0 P: 5	R: 0 E: 0 K: 0 S: 3	H: 0 LOB: 0 BB: 0 P: 3	R: 1 E: 0 K: 0 S: 5	H: 2 LOB: 1 BB: 0 P: 5	R: 5 E: 0 K: 1 S: 8	H: 3 LOB: 2 BB: 3 P: 20	R: 0 E: 0 K: 0 S: 3	H: 0 LOB: 0 BB: 0 P: 3	1B: 6 2B: 2 3B: 0 HR: 2	SF: 1 SAC: 0 DP: 1 HBP: 0	WP: 0 PB: 1 CS: 0	PA: 37
PITCHER Don Rudolph, L ERA: 4.7 (1,1)	IP: 6.0 WLS: L BF: 25 H: 7 R: 2 ER: 2 SO: 2 BB: 0 IBB: 0 HBP: 0 BLK: 0 WP: 0 HR: 2 S: 29 P: 29 ERA: 3.00 WHIP: 1.167															PITCHER	IP: 6.0 WLS: L BF: 25 H: 7 R: 2 ER: 2 SO: 2 BB: 0 IBB: 0 HBP: 0 BLK: 0 WP: 0 HR: 2 S: 29 P: 29 ERA: 3.00 WHIP: 1.167			
Jim Bronstad, R ERA: 4.3 (7, 1)	0.1	7	3	5	5	1	2	1	0	0	0	6	18	135.00	15.000					
Claude Osteen, L ERA: 3.64 (7, 1)	1.2	5	0	0	0	0	0	0	0	0	5	5	0.00	0.000						

Batter	1	2	3	4	5	6	7	8	9	AB	R	H	RBI	BB	SO	LOB	TOP										
Ed Brinkman, R (1, 6) OBP: 0.295, SLG: 0.335	F9		FC4-6 BB	1-3 2-H 3-H 1B		K		6-3		4	0	1	2	1	1	1	<p>Washington Senators @ New York Yankees Yankee Stadium, Bronx, NY Sun May 26 1963, 7:05 PM EDT Att: 18,741 - Unknown - 60 F</p> <p>livebaseballscorecards.com</p>										
Jim King, L (1, 9) OBP: 0.288, SLG: 0.395	F2		FC4-6 FC6-4	K		K		K		2	0	0	0	0	0	1											
Tom Brown, S (4, PH) OBP: 0.200, SLG: 0.190										1	0	0	0	0	1	2											
Jim Duckworth, R (4, 1)										2	0	0	0	0	2	1											
Chuck Hinton, R (1, 7) OBP: 0.325, SLG: 0.503	4-3		FC6-4 1B	K				L9		5	1	0	0	0	1	3											
Bobo Osborne, L (1, 3) OBP: 0.319, SLG: 0.451		F5	FC6-4 1B			6-3 WP 1B		3-1		5	1	2	1	0	1	0											
Don Lock, R (1, 8) OBP: 0.351, SLG: 0.405			FC6-4			F6				5	2	3	0	0	0	2											
Chuck Cottier, R (1, 4) OBP: 0.248, SLG: 0.364								E4		4	1	0	0	1	1	2											
Mary Breeding, R (1, 5) OBP: 0.333, SLG: 0.378								F8		4	1	3	2	0	0	1											
Hobie Landrith, L (1, 2) OBP: 0.294, SLG: 0.214		SH3								2	1	1	1	1	0	1											
Jim Coates, R (1, 1)										1	0	0	0	0	1	1											
Claude Osteen, L (3, 1) OBP: 0.263, SLG: 0.222								F3		0	0	0	0	0	0	0											
Minnie Minoso, R (4, PH) OBP: 0.328, SLG: 0.196										2	0	0	0	0	1	1											
Inning Stats	R: 0 E: 0 K: 0 S: 3	H: 0 LOB: 0 BB: 0 P: 3	R: 2 E: 0 K: 1 S: 7	H: 2 LOB: 1 BB: 1 P: 11	R: 1 E: 0 K: 0 S: 4	H: 1 LOB: 1 BB: 1 P: 8	R: 2 E: 0 K: 3 S: 12	H: 3 LOB: 3 BB: 0 P: 13	R: 1 E: 0 K: 0 S: 5	H: 2 LOB: 1 BB: 0 P: 5	R: 0 E: 0 K: 0 S: 9	H: 0 LOB: 1 BB: 0 P: 9	R: 1 E: 1 K: 0 S: 5	H: 1 LOB: 1 BB: 0 P: 5	R: 0 E: 0 K: 1 S: 5	H: 0 LOB: 1 BB: 1 P: 9	R: 0 E: 0 K: 1 S: 6	H: 1 LOB: 1 BB: 0 P: 6	1B: 8 2B: 2 3B: 0 HR: 0	SF: 0 SAC: 1 DP: 0 HBP: 1	WP: 1 PB: 0 SB: 1 CS: 0	PA: 42					
PITCHER	IP	WLS	BF	H	R	ER	SO	BB	IBB	HBP	BLK	WP	HR	S	P	ERA	WHIP										
Stan Williams, R (1, 1) ERA: 5.35	3.1		17	5	5	5	2	2	0	0	0	0	0	19	27	13.50	2.100										
Steve Hamilton, L (4, 1) ERA: 2.78	2.2	L	12	3	1	1	5	0	0	1	0	1	0	21	22	3.38	1.125										
Hal Reniff, R (7, 1) ERA: 3.5	2.0		9	1	1	0	1	1	0	0	0	0	0	10	14	0.00	1.000										
Bill Kunkel, R (9, 1) ERA: 1.5	1.0		4	1	0	0	1	0	0	0	0	0	0	6	6	0.00	1.000										

Batter	1	2	3	4	5	6	7	8	9	AB	R	H	RBI	BB	SO	LOB	BOTTOM										
Tony Kubek, L (1, 6) OBP: 0.236, SLG: 0.272	L8	4-3		E1 BB HBP		5-3		F7		5	0	0	0	0	0	4	<p>Washington Senators @ New York Yankees Yankee Stadium, Bronx, NY Sun May 26 1963, 7:05 PM EDT Att: 18,741 - Unknown - 60 F</p> <p>livebaseballscorecards.com</p>										
Bobby Richardson, R (1, 4) OBP: 0.263, SLG: 0.338	4-3			K				2B		5	1	3	1	0	1	2											
Tom Tresh, S (1, 7) OBP: 0.367, SLG: 0.537	F2			B1				F8		4	0	1	0	0	0	2											
Mickey Mantle, S (1, 8) OBP: 0.451, SLG: 0.711										2	1	1	2	2	0	0											
Jack Reed, R (8, 8) OBP: 0.360, SLG: 0.520										0	0	0	0	0	0	0											
Dale Long, L (8, PH) OBP: 0.333, SLG: 0.200										1	0	0	0	0	0	2											
Bill Kunkel, R (9, 1)										0	0	0	0	0	0	0											
Roger Maris, L (1, 9) OBP: 0.313, SLG: 0.533										5	2	2	1	0	1	3											
Joe Pepitone, L (1, 3) OBP: 0.331, SLG: 0.575										3	0	3	0	2	0	0											
Yogi Berra, L (1, 2) OBP: 0.231, SLG: 0.346										3	0	0	0	0	0	5											
Elston Howard, R (7, 2) OBP: 0.311, SLG: 0.504										2	0	0	0	0	1	2											
Clete Boyer, R (1, 5) OBP: 0.353, SLG: 0.500										5	1	2	1	0	1	1											
Stan Williams, R (1, 1) ERA: 5.35										1	0	0	0	0	0	2											
Steve Hamilton, L (4, 1) ERA: 2.78										0	0	0	0	0	0	0											
Johnny Blanchard, L (6, PH) OBP: 0.245, SLG: 0.091										1	0	0	0	0	0	0											
Hal Reniff, R (7, 1) ERA: 3.5										0	0	0	0	0	0	0											
Phil Linz, R (8, PH) OBP: 0.286, SLG: 0.167										0	1	0	0	0	0	0											
Hector Lopez, R (9, 7) OBP: 0.270, SLG: 0.309										0	0	0	0	0	0	0											
Inning Stats	R: 0 E: 0 K: 0 S: 3	H: 0 LOB: 0 BB: 0 P: 3	R: 2 E: 0 K: 0 S: 5	H: 2 LOB: 2 BB: 2 P: 13	R: 2 E: 0 K: 0 S: 6	H: 4 LOB: 1 BB: 0 P: 6	R: 1 E: 1 K: 1 S: 7	H: 1 LOB: 3 BB: 1 P: 12	R: 0 E: 0 K: 1 S: 4	H: 0 LOB: 0 BB: 1 P: 8	R: 0 E: 0 K: 0 S: 8	H: 1 LOB: 1 BB: 0 P: 4	R: 0 E: 0 K: 2 S: 8	H: 1 LOB: 1 BB: 0 P: 8	R: 1 E: 0 K: 0 S: 5	H: 2 LOB: 2 BB: 1 P: 9	R: 0 E: 0 K: 0 S: 4	H: 1 LOB: 1 BB: 0 P: 4	1B: 7 2B: 4 3B: 0 HR: 1	SF: 0 SAC: 1 DP: 1 HBP: 1	WP: 1 PB: 0 SB: 0 CS: 0	PA: 44					
PITCHER	IP	WLS	BF	H	R	ER	SO	BB	IBB	HBP	BLK	WP	HR	S	P	ERA	WHIP										
Jim Coates, R (1, 1) ERA: 7.71	2.2		14	5	4	4	0	2	0	0	0	0	0	12	20	13.50	2.625										
Claude Osteen, L (3, 1) ERA: 3.02	0.1		2	1	0	0	0	0	0	0	0	0	0	2	2	0.00	3.000										
Jim Duckworth, R (4, 1) ERA: 4.54	6.0	W	28	6	2	1	4	3	0	1	1	0	0	32	45	1.50	1.500										

Batter	1	2	3	4	5	6	7	8	9	AB	R	H	RBI	BB	SO	LOB	TOP					
Ed Brinkman, R (1.6) OBP: 0.288, SLG: 0.327	F9		5-3			5-3		K		4	0	0	0	0	1	1						
Minnie Minoza, R (1.7) OBP: 0.340, SLG: 0.233	CS 1B					5-3			1B 2B	4	1	3	0	0	0	0						
Chuck Hinton, R (1.9) OBP: 0.324, SLG: 0.497	K 1-2								HR 1B	4	1	1	1	0	3	2						
Don Lock, R (1.8) OBP: 0.361, SLG: 0.440									HR 1B	3	1	2	2	1	1	1						
Bobo Osborne, L (1.3) OBP: 0.313, SLG: 0.440	P6								HR	4	0	0	0	0	2	3						
Mary Breeding, R (1.5) OBP: 0.320, SLG: 0.362	K									4	0	0	0	0	1	2						
Chuck Cottler, R (1.4) OBP: 0.248, SLG: 0.360	5-3									4	0	1	0	0	1	1						
Hobie Landrith, L (1.2) OBP: 0.263, SLG: 0.188										2	0	0	0	0	1	0						
Tom Brown, S (8, PH) OBP: 0.259, SLG: 0.190										0	0	0	0	0	0	0						
Ken Retzer, L (8.2) OBP: 0.269, SLG: 0.271										0	0	0	0	0	0	0						
Bennie Daniels, L (1.1) OBP: 0.300, SLG: 0.125										2	0	0	0	0	1	0						
John Kennedy, R (8, PH) OBP: 0.269, SLG: 0.271										1	0	0	0	0	0	2						
Ron Kline, R (8.1)										0	0	0	0	0	0	0						
Inning Stats	R: 0 E: 0 K: 1 S: 5	H: 1 LOB: 1 BB: 0 P: 5	R: 0 E: 0 K: 1 S: 6	H: 1 LOB: 1 BB: 0 P: 6	R: 0 E: 0 K: 1 S: 5	H: 0 LOB: 0 BB: 0 P: 5	R: 0 E: 0 K: 2 S: 8	H: 1 LOB: 1 BB: 0 P: 8	R: 0 E: 0 K: 0 S: 3	H: 0 LOB: 0 BB: 0 P: 3	R: 0 E: 0 K: 1 S: 5	H: 0 LOB: 0 BB: 1 P: 5	R: 0 E: 0 K: 2 S: 7	H: 0 LOB: 1 BB: 1 P: 11	R: 0 E: 0 K: 1 S: 5	H: 1 LOB: 1 BB: 0 P: 6	R: 3 E: 0 K: 2 S: 10	H: 3 LOB: 0 BB: 0 P: 10	1B: 3 2B: 4 3B: 0 HR: 1	SF: 0 SAC: 0 DP: 2 HBP: 1	WP: 0 PB: 0 SB: 0 CS: 1	PA: 34
PITCHER Jim Kaat, L (1.1) ERA: 3.34	IP: 9.0 WLS: W BF: 34 H: 7 R: 3 ER: 3 SO: 11 BB: 1 IBB: 0 HBP: 1 BLK: 0 WP: 0 HR: 1 S: 54 P: 59 ERA: 3.00 WHIP: 0.889															PITCHER	IP: 9.0 WLS: W BF: 34 H: 7 R: 3 ER: 3 SO: 11 BB: 1 IBB: 0 HBP: 1 BLK: 0 WP: 0 HR: 1 S: 54 P: 59 ERA: 3.00 WHIP: 0.889					

Washington Senators @ Minnesota Twins
Metropolitan Stadium, Bloomington, MI
Tue May 28 1963, 8:05 PM EDT
Att: 7,532 - Unknown

AB	32
R	3
H	7
RBI	3
BB	1
SO	11
LOB	12



Batter	1	2	3	4	5	6	7	8	9	AB	R	H	RBI	BB	SO	LOB	BOTTOM			
Lenny Green, L (1.8) OBP: 0.286, SLG: 0.333	BB 1B BB									4	2	1	0	1	0	0				
Vic Power, R (1.3) OBP: 0.267, SLG: 0.349	1B BB 1B								HR 2B	3	1	1	0	2	0	2				
Harmon Killebrew, R (1.7) OBP: 0.293, SLG: 0.467	K									4	0	0	0	0	2	4				
Jimmie Hall, L (8.7) OBP: 0.289, SLG: 0.346										1	0	0	0	0	0	2				
Bob Allison, R (1.9) OBP: 0.376, SLG: 0.579	1B BB								HR	4	1	1	3	1	2	1				
Earl Battey, R (1.2) OBP: 0.352, SLG: 0.474	1B									2	1	1	1	2	0	0				
Rich Rollins, R (1.5) OBP: 0.370, SLG: 0.429	L6									4	1	1	2	0	1	5				
Zollo Versalles, R (1.6) OBP: 0.309, SLG: 0.433	F7									3	0	1	0	1	0	3				
Bernie Allen, L (1.4) OBP: 0.265, SLG: 0.259										4	0	0	0	0	1	3				
Jim Kaat, L (1.1) OBP: 0.130, SLG: 0.130										3	0	0	0	0	1	0				
Wally Post, R (8, PH) OBP: 0.267, SLG: 0.517	K									1	0	0	0	0	1	0				
Inning Stats	R: 1 E: 0 K: 1 S: 7	H: 2 LOB: 3 BB: 2 P: 15	R: 0 E: 0 K: 1 S: 5	H: 0 LOB: 0 BB: 0 P: 5	R: 0 E: 0 K: 0 S: 2	H: 0 LOB: 0 BB: 1 P: 6	R: 0 E: 0 K: 0 S: 2	H: 0 LOB: 0 BB: 1 P: 6	R: 0 E: 1 K: 1 S: 6	H: 0 LOB: 1 BB: 0 P: 6	R: 2 E: 0 K: 1 S: 6	H: 1 LOB: 1 BB: 2 P: 14	R: 0 E: 1 K: 2 S: 9	H: 0 LOB: 2 BB: 0 P: 9	R: 3 E: 0 K: 1 S: 6	H: 2 LOB: 0 BB: 1 P: 10	1B: 3 2B: 1 3B: 0 HR: 2	SF: 0 SAC: 0 DP: 2 HBP: 0	WP: 0 PB: 0 SB: 0 CS: 0	PA: 40
PITCHER Bennie Daniels, R (1.1) ERA: 4.75	IP: 7.0 WLS: L BF: 30 H: 3 R: 3 ER: 3 SO: 5 BB: 6 IBB: 0 HBP: 0 BLK: 0 WP: 0 HR: 1 S: 34 P: 58 ERA: 3.86 WHIP: 1.286															PITCHER Ron Kline, R (8.1) ERA: 3.15	IP: 1.2 WLS: L BF: 10 H: 3 R: 3 ER: 3 SO: 3 BB: 1 IBB: 0 HBP: 0 BLK: 0 WP: 0 HR: 1 S: 15 P: 19 ERA: 16.20 WHIP: 2.400			

Washington Senators @ Minnesota Twins
Metropolitan Stadium, Bloomington, MI
Tue May 28 1963, 8:05 PM EDT
Att: 7,532 - Unknown

AB	33
R	6
H	6
RBI	6
BB	7
SO	8
LOB	20




Batter	1	2	3	4	5	6	7	8	9	AB	R	H	RBI	BB	SO	LOB	TOP					
Ed Brinkman, R OBP: 0.281, SLG: 0.324 (1, 6)	0-0 5-3		0-3 K		0-0 F3			0-0 4-3		4	0	0	0	0	1	3						
Jim King, L OBP: 0.295, SLG: 0.398 (1, 9)	0-0 4-3		0-0 4-3		0-0 E8 1-H 3-H 6-3			0-0 3-2 1B		4	0	2	1	0	0	1						
Chuck Hinton, R OBP: 0.321, SLG: 0.485 (1, 7)	0-0 1B			0-0 F8				0-0 E5 1-3		4	0	1	0	0	1	2						
Bobo Osborne, L OBP: 0.306, SLG: 0.430 (1, 3)	0-3 K			0-0 F7				0-0 3-2		4	0	0	0	0	2	3						
Don Lock, R OBP: 0.362, SLG: 0.433 (1, 8)		4-0 F8 BB		0-0 1B				0-3 K		3	0	2	0	1	1	0						
Ken Retzer, L OBP: 0.256, SLG: 0.257 (1, 2)		0-0 F8 1-2		0-0 1-3				0-0 F9		4	0	0	0	0	0	3						
John Kennedy, R OBP: 0.250, SLG: 0.143 (1, 5)		0-3 K			0-0 1B 1B			0-3 K		4	1	1	0	0	2	1						
Chuck Cottier, R OBP: 0.257, SLG: 0.359 (1, 4)			0-0 FC1-6 1B		0-0 1B E 1B			0-0 F7		3	1	2	0	1	0	0						
Tom Cheney, R OBP: 0.074, SLG: 0.074 (1, 1)			0-0 FC1-6 1-2		0-3 K			0-0 6-3		4	0	0	0	0	1	5						
Inning Stats	R: 0 E: 0 K: 1 S: 6	H: 1 LOB: 1 BB: 0 P: 6	R: 0 E: 0 K: 1 S: 4	H: 0 LOB: 0 BB: 1 P: 8	R: 0 E: 0 K: 1 S: 6	H: 1 LOB: 1 BB: 0 P: 6	R: 0 E: 0 K: 0 S: 4	H: 1 LOB: 1 BB: 0 P: 4	R: 2 E: 1 K: 2 S: 10	H: 3 LOB: 1 BB: 0 P: 10	R: 0 E: 0 K: 2 S: 7	H: 0 LOB: 0 BB: 0 P: 7	R: 0 E: 0 K: 1 S: 5	H: 0 LOB: 0 BB: 0 P: 5	R: 0 E: 1 K: 0 S: 4	H: 1 LOB: 1 BB: 0 P: 4	R: 0 E: 0 K: 0 S: 4	H: 1 LOB: 2 BB: 1 P: 8	1B: 8 2B: 1 3B: 0 HR: 0	SF: 0 SAC: 0 DP: 1 HBP: 0	WP: 0 PB: 0 SB: 0 CS: 0	PA: 36
PITCHER Camilo Pascual, R ERA: 3.08 (1, 1)	IP: 9.0 WLS: W BF: 36 H: 8 R: 2 ER: 1 SO: 8 BB: 1 IBB: 1 HBP: 0 BLK: 0 WP: 0 HR: 0 S: 50 P: 58 ERA: 1.00 WHIP: 1.000															PITCHER						

Washington Senators @ Minnesota Twins
Metropolitan Stadium, Bloomington, MI
Thu May 30 1963, 4:33 AM EDT
Att: 22,081 - Unknown - 70 F

livebaseballscorecards.com

AB	34
R	2
H	8
RBI	1
BB	2
SO	8
LOB	18




Batter	1	2	3	4	5	6	7	8	9	AB	R	H	RBI	BB	SO	LOB	BOTTOM					
Lenny Green, L OBP: 0.292, SLG: 0.321 (1, 8)	0-0 F7		4-0 S E BB		0-0 G3			0-0 F5		3	1	0	0	1	0	0						
Vic Power, R OBP: 0.280, SLG: 0.367 (1, 3)	0-0 F3		0-0 E8 6-3 1-H 1B		0-0 4-3			0-0 G5-4-3 1B		4	0	2	1	0	0	0						
Harmon Killebrew, R OBP: 0.286, SLG: 0.444 (1, 7)	0-0 F7		0-0 6-3		0-0 F7			0-0 F7		4	0	0	0	0	0	2						
Bob Allison, R OBP: 0.390, SLG: 0.592 (1, 9)		0-0 HR	4-0 BB		0-0 1B BB			0-0 G5-4-3 1-2		2	1	1	1	2	0	1						
Earl Battey, R OBP: 0.357, SLG: 0.490 (1, 2)		4-0 BB	0-0 F9		0-0 1B			0-0 SH5-4 SF8 1B		3	0	2	0	1	0	2						
Johnny Goryl, R OBP: 0.300, SLG: 0.600 (9, PR)			0-0 BB		0-0 1B			0-0 SH5-4		0	1	0	0	0	0	0						
Rich Rollins, R OBP: 0.376, SLG: 0.429 (1, 5)		0-0 F8		0-0 G5-4-3 1B				0-0 SH5-4		3	0	1	0	0	0	3						
Zolo Versailles, R OBP: 0.310, SLG: 0.424 (1, 6)		0-0 F7		0-0 G5-4-3 1-2				0-0 1B		4	0	1	0	0	0	4						
Bernie Allen, L OBP: 0.274, SLG: 0.255 (1, 4)		0-0 F6		0-0 F3				0-0 1B		3	0	0	0	1	0	1						
Camilo Pascual, R OBP: 0.250, SLG: 0.300 (1, 1)			0-0 F8		0-0 1-3			0-0 F2		3	0	0	1	0	0	0						
Inning Stats	R: 0 E: 0 K: 0 S: 3	H: 0 LOB: 0 BB: 0 P: 3	R: 1 E: 0 K: 0 S: 4	H: 1 LOB: 1 BB: 1 P: 8	R: 1 E: 1 K: 0 S: 4	H: 1 LOB: 2 BB: 2 P: 12	R: 0 E: 0 K: 0 S: 3	H: 1 LOB: 0 BB: 0 P: 3	R: 0 E: 0 K: 0 S: 4	H: 1 LOB: 2 BB: 1 P: 8	R: 0 E: 0 K: 0 S: 3	H: 0 LOB: 0 BB: 0 P: 3	R: 0 E: 0 K: 0 S: 3	H: 0 LOB: 0 BB: 0 P: 3	R: 0 E: 0 K: 0 S: 3	H: 1 LOB: 0 BB: 0 P: 3	R: 1 E: 0 K: 0 S: 4	H: 2 LOB: 2 BB: 1 P: 8	1B: 6 2B: 0 3B: 0 HR: 1	SF: 1 SAC: 1 DP: 2 HBP: 0	WP: 0 PB: 0 SB: 1 CS: 0	PA: 36
PITCHER Tom Cheney, R ERA: 2.62 (1, 1)	IP: 8.2 WLS: L BF: 36 H: 7 R: 3 ER: 3 SO: 0 BB: 4 IBB: 1 HBP: 0 BLK: 0 WP: 0 HR: 1 S: 31 P: 51 ERA: 3.12 WHIP: 1.269															PITCHER						

Washington Senators @ Minnesota Twins
Metropolitan Stadium, Bloomington, MI
Thu May 30 1963, 4:33 AM EDT
Att: 22,081 - Unknown - 70 F

livebaseballscorecards.com

AB	29
R	3
H	7
RBI	3
BB	5
SO	0
LOB	13



Batter	1	2	3	4	5	6	7	8	9	AB	R	H	RBI	BB	SO	LOB	TOP
Ed Brinkman, R (1.6) OBP: 0.275, SLG: 0.316	5-3		5-3		F8			F8		4	0	0	0	0	0	0	Washington Senators @ Kansas City Athletics Municipal Stadium, Kansas City, MO Fri May 31 1963, 8:05 PM EDT Att: 9,392 - Unknown
Jim King, L (1.9) OBP: 0.293, SLG: 0.418	P4		HR			4-3		1-3		4	1	1	1	0	0		
Chuck Hinton, R (1.7) OBP: 0.315, SLG: 0.475	6-3		F7			4-3			K	4	0	0	0	0	1		
Bobo Osborne, L (1.3)		HR	K			4-3				4	1	2	1	0	1		
Don Lock, R (1.8) OBP: 0.365, SLG: 0.462		HR		L7						4	1	2	1	0	1		
Ken Retzer, L (1.2) OBP: 0.244, SLG: 0.244		K		P4			F5			4	0	0	0	0	1		
John Kennedy, R (1.5) OBP: 0.182, SLG: 0.100		E5		F9				K		3	0	0	0	0	1		
Chuck Cottier, R (1.4) OBP: 0.252, SLG: 0.352		FC4-6				K		F9		3	0	0	0	0	1		
Don Rudolph, L (1.1) OBP: 0.286, SLG: 0.333										2	0	0	0	0	1		
Claude Osteen, L (5.1) OBP: 0.263, SLG: 0.222		K			F7			4-3		0	0	0	0	0	0		
Jim Coates, R (5.1)										0	0	0	0	0	0		
Barry Shetrone, L (8, PH)										1	0	0	0	0	0		
Pete Burnside, R (8.1)										0	0	0	0	0	0		
Inning Stats	R: 0 E: 0 K: 0 S: 3	H: 0 LOB: 0 BB: 0 P: 3	R: 2 E: 1 K: 2 S: 10	H: 2 LOB: 1 BB: 0 P: 10	R: 1 E: 0 K: 1 S: 6	H: 1 LOB: 0 BB: 0 P: 6	R: 0 E: 0 K: 0 S: 3	H: 0 LOB: 0 BB: 0 P: 3	R: 0 E: 0 K: 1 S: 6	H: 1 LOB: 1 BB: 0 P: 6	R: 0 E: 0 K: 2 S: 8	H: 0 LOB: 0 BB: 0 P: 3	R: 0 E: 0 K: 2 S: 8	H: 1 LOB: 1 BB: 0 P: 8	1B: 1 2B: 1 3B: 0 HR: 3	SF: 0 SAC: 0 DP: 0 HBP: 0	WP: 0 PA: 33 CS: 0
PITCHER Orlando Pena, R (1.1) ERA: 3.12	IP: 9.0 WLS: W BF: 33 H: 5 R: 3 ER: 3 SO: 7 BB: 0 IBB: 0 HBP: 0 BLK: 0 WP: 0 HR: 3 S: 47 P: 47 ERA: 3.00 WHIP: 0.556											PITCHER	IP: 9.0 WLS: W BF: 33 H: 5 R: 3 ER: 3 SO: 7 BB: 0 IBB: 0 HBP: 0 BLK: 0 WP: 0 HR: 3 S: 47 P: 47 ERA: 3.00 WHIP: 0.556				

Batter	1	2	3	4	5	6	7	8	9	AB	R	H	RBI	BB	SO	LOB	BOTTOM
Wayne Causey, L (1.6) OBP: 0.388, SLG: 0.477	P4		F7	G1-2-3	FC5-4		F8			5	0	1	0	0	0	3	Washington Senators @ Kansas City Athletics Municipal Stadium, Kansas City, MO Fri May 31 1963, 8:05 PM EDT Att: 9,392 - Unknown
Gino Cimoli, R (1.9) OBP: 0.337, SLG: 0.400						P4				4	0	1	0	0	1		
John Wojcik, L (6.9) OBP: 0.222, SLG: 0.125			K					K		1	0	0	0	0	1		
Ed Charles, R (1.5) OBP: 0.374, SLG: 0.433					1B					5	2	3	1	0	0		
Norm Siebern, L (1.3) OBP: 0.351, SLG: 0.388										5	2	2	0	0	0		
George Alusik, R (1.7) OBP: 0.326, SLG: 0.422										5	1	1	1	0	0		
Doc Edwards, R (1.2) OBP: 0.327, SLG: 0.378										3	1	2	3	0	0		
Jerry Lumpe, L (1.4) OBP: 0.289, SLG: 0.335										3	1	3	0	1	0		
Bobby Del Greco, R (1.8) OBP: 0.333, SLG: 0.357										2	1	0	0	1	0		
Orlando Pena, R (1.1) OBP: 0.286, SLG: 0.333										4	1	2	4	0	1		
Inning Stats	R: 0 E: 0 K: 0 S: 4	H: 1 LOB: 1 BB: 0 P: 4	R: 0 E: 0 K: 0 S: 4	H: 1 LOB: 2 BB: 0 P: 5	R: 1 E: 0 K: 1 S: 6	H: 1 LOB: 0 BB: 0 P: 6	R: 1 E: 0 K: 0 S: 6	H: 4 LOB: 2 BB: 0 P: 6	R: 6 E: 0 K: 0 S: 9	H: 6 LOB: 1 BB: 1 P: 13	R: 1 E: 0 K: 2 S: 7	H: 2 LOB: 2 BB: 1 P: 9	R: 0 E: 0 K: 0 S: 3	H: 0 LOB: 0 BB: 0 P: 3	1B: 10 2B: 2 3B: 0 HR: 3	SF: 1 SAC: 0 DP: 1 HBP: 1	WP: 0 PA: 41 CS: 0
PITCHER Don Rudolph, L (1.1) ERA: 5.06	IP: 4.2 WLS: L BF: 24 H: 10 R: 5 ER: 5 SO: 1 BB: 0 IBB: 0 HBP: 0 BLK: 0 WP: 0 HR: 1 S: 25 P: 26 ERA: 9.64 WHIP: 2.143											PITCHER	IP: 4.2 WLS: L BF: 24 H: 10 R: 5 ER: 5 SO: 1 BB: 0 IBB: 0 HBP: 0 BLK: 0 WP: 0 HR: 1 S: 25 P: 26 ERA: 9.64 WHIP: 2.143				
Claude Osteen, L (5.1) ERA: 4.49	0.0	4	3	3	3	0	1	0	0	0	1	3	7				
Jim Coates, R (5.1) ERA: 6.94	2.1	10	2	1	1	2	0	1	0	0	0	13	17	3.86	0.857		
Pete Burnside, L (8.1) ERA: 4.66	1.0	3	0	0	0	0	0	0	0	0	0	3	3	0.00	0.000		

Batter	1	2	3	4	5	6	7	8	9	AB	R	H	RBI	BB	SO	LOB	TOP			
Ed Brinkman, R (1.6)	6-3		1B 2B		FC4-6 1B		SH1-4 BB 2B	FC4-6 1B		5	2	4	0	0	0	0	Washington Senators @ Kansas City Athletics Municipal Stadium, Kansas City, MO Sat Jun 01 1963, 8:05 PM EDT Att: 15,455 - Unknown			
Jim King, L (1.9)	G6-4-3 1B		F7		FC4-6 2B		BB SH1-4 BB	K		4	2	1	0	1	1	3				
Chuck Hinton, R (1.7)	G6-4-3 1-2		1B HR BB		P4		SH1-4	FC4-6		3	1	0	0	1	0	3				
Bobo Osborne, L (1.3)		HBP 1B	HR 1B		1-H 2B		BB BB 1B	IBB	K		4	2	3	2	1	1		0		
Don Lock, R (1.8)	P6		HR		K		BB 1B BB	1-3		4	2	1	4	1	1	2				
John Kennedy, R (1.5)	HBP 2B						BB BB			3	0	1	0	1	2	3				
Chuck Cottier, R (1.4)	P6				F8		1B BB	K		4	0	1	1	1	1	3				
Hobie Landrith, L (1.2)	F8				P4		1-2 2-3 3-H			4	0	1	2	0	0	3				
Jim Duckworth, R (1.1)			K		1-3		F8 1B			4	0	0	0	0	3	1				
Inning Stats	R: 0 E: 0 K: 0 S: 3	H: 1 LOB: 2 BB: 0 P: 3	R: 4 E: 0 K: 1 S: 8	H: 4 LOB: 1 BB: 1 P: 12	R: 0 E: 0 K: 0 S: 3	H: 0 LOB: 0 BB: 0 P: 3	R: 1 E: 0 K: 1 S: 7	H: 2 LOB: 1 BB: 0 P: 7	R: 0 E: 0 K: 2 S: 8	H: 1 LOB: 1 BB: 0 P: 8	R: 4 E: 0 K: 1 S: 6	H: 2 LOB: 2 BB: 4 P: 22	R: 0 E: 0 K: 2 S: 8	H: 1 LOB: 1 BB: 1 P: 8	R: 0 E: 0 K: 2 S: 7	H: 0 LOB: 1 BB: 1 P: 11		1B: 7 2B: 4 3B: 0 HR: 1	SF: 0 SAC: 1 DP: 1 HBP: 1	WP: 0 PB: 0 SB: 0 CS: 0
PITCHER	IP WLS BF H R ER SO BB IBB HBP BLK WP HR S P ERA WHIP	IP WLS BF H R ER SO BB IBB HBP BLK WP HR S P ERA WHIP																		
Dave Thies, R (1.1)	5.0 L 23 8 5 5 2 1 0 1 0 0 0 1 25 30 9.00 1.800																			
Dale Willis, R (6.1)	2.0 12 3 4 4 3 3 1 0 0 0 0 0 14 30 18.00 3.000																			
Diego Segui, R (8.1)	2.0 8 1 0 0 4 1 0 0 0 0 0 0 15 19 0.00 1.000																			

Batter	1	2	3	4	5	6	7	8	9	AB	R	H	RBI	BB	SO	LOB	BOTTOM			
Wayne Causey, L (1.6)	F7		F8			4-3	6-3		F9	5	0	0	0	0	0	4	Washington Senators @ Kansas City Athletics Municipal Stadium, Kansas City, MO Sat Jun 01 1963, 8:05 PM EDT Att: 15,455 - Unknown			
Gino Cimoli, R (1.9)	F9				1B 2B	BB 1B		F9		4	1	2	0	0	0	0				
Ed Charles, R (1.5)	1B				2H 1B	BB 1B		HBP		3	0	3	1	0	0	0				
Norm Siebern, L (1.3)	4-3				K			F8		3	0	0	0	1	1	3				
George Alusik, R (1.7)		F8			F8			F7		4	0	0	0	0	0	5				
Jerry Lumpe, L (1.4)	F8				1-3			6-3		3	0	0	0	1	0	1				
Doc Edwards, R (1.2)	P3				1-3			BB		4	0	1	0	0	0	1				
Bobby Del Greco, R (1.8)			5-3		5-3			BB		2	0	0	0	2	0	0				
Dave Thies, R (1.1)			K					K		1	0	0	0	0	1	0				
Inning Stats	R: 0 E: 0 K: 0 S: 4	H: 1 LOB: 1 BB: 0 P: 4	R: 0 E: 0 K: 1 S: 5	H: 0 LOB: 0 BB: 0 P: 5	R: 1 E: 0 K: 1 S: 7	H: 2 LOB: 1 BB: 0 P: 7	R: 0 E: 0 K: 1 S: 5	H: 0 LOB: 0 BB: 0 P: 5	R: 0 E: 0 K: 0 S: 4	H: 2 LOB: 2 BB: 1 P: 8	R: 0 E: 0 K: 1 S: 6	H: 1 LOB: 2 BB: 1 P: 10	R: 0 E: 0 K: 1 S: 3	H: 0 LOB: 1 BB: 0 P: 4	R: 0 E: 0 K: 1 S: 5	H: 0 LOB: 2 BB: 2 P: 13		1B: 4 2B: 2 3B: 0 HR: 0	SF: 0 SAC: 0 DP: 1 HBP: 1	WP: 0 PB: 0 SB: 0 CS: 0
PITCHER	IP WLS BF H R ER SO BB IBB HBP BLK WP HR S P ERA WHIP	IP WLS BF H R ER SO BB IBB HBP BLK WP HR S P ERA WHIP																		
Jim Duckworth, R (1.1)	9.0 W 37 6 1 1 5 4 0 1 0 0 0 0 42 59 1.00 1.111																			


Batter	1	2	3	4	5	6	7	8	9	10	AB	R	H	RBI	BB	SO	LOB							
Ed Brinkman, R (1, 6) OBP: 0.285, SLG: 0.332	F8		E6		P4	K		BB		P4	5	0	0	0	1	1	4							
Minnie Minoso, R (1, 7) OBP: 0.338, SLG: 0.262	F9		L6					F9		F3	3	0	1	1	0	0	1							
Jim King, L (7, PH) OBP: 0.298, SLG: 0.426	F9				1B					HR	3	1	1	0	0	0	2							
Chuck Hinton, R (1, 9) OBP: 0.314, SLG: 0.488	1B		F9		G3			F9		L8	6	2	2	2	0	0	4							
Don Lock, R (1, 8) OBP: 0.376, SLG: 0.510	1B				K					HR	6	2	4	2	0	2	1							
Bobo Osborne, L (1, 3) OBP: 0.327, SLG: 0.454	4-3				4-3					K	3	0	0	0	3	1	1							
John Kennedy, R (1, 5) OBP: 0.333, SLG: 0.188			4-3		K					K	3	0	0	0	2	2	4							
Chuck Cottier, R (1, 4) OBP: 0.248, SLG: 0.338			K		F7					FC4-2-5	5	0	0	0	0	1	7							
Hobie Landrith, L (1, 2) OBP: 0.321, SLG: 0.250			4-3							F8	4	1	2	1	1	0	1							
Bennie Daniels, L (1, 1) OBP: 0.333, SLG: 0.111					SH5-4						1	0	0	0	1	1	1							
Ron Kline, R (6, 1) OBP: 0.333, SLG: 1.000			K		SH5-4						1	0	1	0	0	0	0							
Dick Phillips, L (9, PH) OBP: 0.246, SLG: 0.232											1	0	0	0	0	1	3							
Jim Coates, R (9, 1)											0	0	0	0	0	0	0							
Inning Stats	R: 1 E: 0 K: 0 S: 5	H: 2 LOB: 1 BB: 0 P: 5	R: 0 E: 0 K: 2 S: 7	H: 0 LOB: 1 BB: 1 P: 11	R: 0 E: 1 K: 1 S: 6	H: 0 LOB: 1 BB: 0 P: 6	R: 0 E: 0 K: 1 S: 5	H: 0 LOB: 0 BB: 0 P: 5	R: 1 E: 0 K: 0 S: 5	H: 2 LOB: 1 BB: 0 P: 5	R: 1 E: 0 K: 0 S: 9	H: 2 LOB: 3 BB: 2 P: 17	R: 1 E: 0 K: 0 S: 4	H: 1 LOB: 2 BB: 2 P: 12	R: 0 E: 0 K: 0 S: 4	H: 1 LOB: 2 BB: 1 P: 8	R: 0 E: 0 K: 1 S: 6	H: 1 LOB: 3 BB: 2 P: 14	R: 2 E: 0 K: 2 S: 9	H: 2 LOB: 0 BB: 0 P: 9	1B: 5 2B: 1 3B: 3 HR: 2	SF: 0 SAC: 1 DP: 0 HBP: 0	WP: 1 PB: 0 SB: 1 CS: 0	PA: 50
PITCHER	IP WLS BF H R ER SO	IP WLS BF H R ER SO	IP WLS BF H R ER SO	IP WLS BF H R ER SO	IP WLS BF H R ER SO	IP WLS BF H R ER SO	IP WLS BF H R ER SO	IP WLS BF H R ER SO	IP WLS BF H R ER SO	IP WLS BF H R ER SO	IP WLS BF H R ER SO	IP WLS BF H R ER SO	IP WLS BF H R ER SO	IP WLS BF H R ER SO	IP WLS BF H R ER SO	IP WLS BF H R ER SO	IP WLS BF H R ER SO	IP WLS BF H R ER SO	IP WLS BF H R ER SO	ERA WHIP	ERA WHIP			
Ted Bowfield, L ERA: 5.29	5.2										4.76	1.588												
Diego Segui, R ERA: 6.82	0.1										0.00	0.000												
Bill Fischer, R ERA: 1.76	1.1										6.75	3.000												
John Wyatt, R ERA: 2.42	1.2										0.00	1.800												
Dale Willis, R ERA: 4.41	1.0										18.00	2.000												

TOP

Washington Senators @ Kansas City Athletics
Municipal Stadium, Kansas City, MO

Sun Jun 02 1963, 4:33 AM EDT
Att. 10,946 - Unknown

AB	41
R	6
H	11
RBI	6
BB	8
SO	9
LOB	29




Batter	1	2	3	4	5	6	7	8	9	10	AB	R	H	RBI	BB	SO	LOB							
Wayne Causey, L (1, 6) OBP: 0.383, SLG: 0.500	HR		4-3			HR		F8			4	2	2	2	1	0	0							
John Wojcik, L (1, 7) OBP: 0.250, SLG: 0.182	1B		K			BB		F7		F9	5	1	2	0	0	1	2							
Ed Charles, R (1, 5) OBP: 0.367, SLG: 0.438	F8				1-3	FC4-6		1B		F5	4	0	1	0	1	0	1							
Norm Siebern, L (1, 3) OBP: 0.350, SLG: 0.381	F9				G3	FC4-6		1B		1B	5	1	2	0	0	0	2							
Jerry Lumpe, L (1, 4) OBP: 0.296, SLG: 0.326	F8				1-3	1B		FC4-2		F7	5	0	1	0	0	0	4							
Gino Cimoli, R (1, 9) OBP: 0.343, SLG: 0.409			1-3		1-3	1B		FC5-4			5	0	2	1	0	0	2							
Bobby Del Greco, R (1, 8) OBP: 0.316, SLG: 0.306			K		6-3	5-3				F8	5	0	0	0	0	1	4							
Haywood Sullivan, R (1, 2) OBP: 0.304, SLG: 0.265			5-3								3	0	0	0	0	1	0							
George Alusik, R (9, PH) OBP: 0.330, SLG: 0.402											0	0	0	0	1	0	0							
Sammy Esposito, R (9, PR)											0	0	0	0	0	0	0							
Dale Willis, R (10, 1)											0	0	0	0	0	0	0							
Ted Bowfield, R (1, 1) OBP: 0.222, SLG: 0.133			5-3								1	0	0	0	0	0	0							
Diego Segui, L (6, 1) OBP: 0.222, SLG: 0.133											0	0	0	0	0	0	0							
Chuck Essington, R (6, PH) OBP: 0.246, SLG: 0.330											1	0	0	0	0	0	0							
Bill Fischer, R (7, 1) OBP: 0.246, SLG: 0.330											1	0	0	0	0	0	0							
John Wyatt, R (8, 1) OBP: 0.246, SLG: 0.330											0	0	0	0	0	0	0							
Doc Edwards, R (9, PH) OBP: 0.246, SLG: 0.330											1	0	0	0	0	0	1							
Inning Stats	R: 1 E: 0 K: 0 S: 5	H: 2 LOB: 1 BB: 5 P: 5	R: 0 E: 0 K: 1 S: 5	H: 0 LOB: 0 BB: 5 P: 5	R: 0 E: 0 K: 1 S: 5	H: 0 LOB: 0 BB: 0 P: 5	R: 0 E: 0 K: 0 S: 3	H: 0 LOB: 0 BB: 3 P: 3	R: 0 E: 0 K: 1 S: 5	H: 0 LOB: 0 BB: 5 P: 5	R: 3 E: 1 K: 0 S: 7	H: 4 LOB: 2 BB: 1 P: 11	R: 0 E: 0 K: 0 S: 5	H: 0 LOB: 2 BB: 0 P: 5	R: 0 E: 0 K: 0 S: 3	H: 0 LOB: 2 BB: 11 P: 11	R: 0 E: 0 K: 0 S: 5	H: 0 LOB: 2 BB: 5 P: 5	R: 0 E: 0 K: 0 S: 5	H: 2 LOB: 2 BB: 5 P: 5	1B: 8 2B: 0 3B: 0 HR: 2	SF: 0 SAC: 0 DP: 0 HBP: 0	WP: 0 PB: 0 SB: 0 CS: 0	PA: 43
PITCHER	IP WLS BF H R ER SO	IP WLS BF H R ER SO	IP WLS BF H R ER SO	IP WLS BF H R ER SO	IP WLS BF H R ER SO	IP WLS BF H R ER SO	IP WLS BF H R ER SO	IP WLS BF H R ER SO	IP WLS BF H R ER SO	IP WLS BF H R ER SO	IP WLS BF H R ER SO	IP WLS BF H R ER SO	IP WLS BF H R ER SO	IP WLS BF H R ER SO	IP WLS BF H R ER SO	IP WLS BF H R ER SO	IP WLS BF H R ER SO	IP WLS BF H R ER SO	IP WLS BF H R ER SO	ERA WHIP	ERA WHIP			
Bennie Daniels, R ERA: 4.97	5.2										6.35	1.235												
Ron Kline, R ERA: 2.88	2.1										0.00	0.857												
Jim Coates, R ERA: 6.39	2.0										0.00	2.000												

BOTTOM

Washington Senators @ Kansas City Athletics
Municipal Stadium, Kansas City, MO

Sun Jun 02 1963, 4:33 AM EDT
Att. 10,946 - Unknown

AB	40
R	4
H	10
RBI	3
BB	3
SO	4
LOB	16



Batter	1	2	3	4	5	6	7	8	9	AB	R	H	RBI	BB	SO	LOB	TOP							
Chuck Schilling, R OBP: 0.363, SLG: 0.418 (1, 4)										4	0	1	0	0	1	1	Boston Red Sox @ Washington Senators D.C. Stadium, Washington, DC Tue Jun 04 1963, 7:05 PM EDT Att: 6,406 - Unknown							
Roman Mejias, R OBP: 0.164, SLG: 0.211 (1, 8)										4	0	0	0	0	1	2								
Carl Yastrzemski, L OBP: 0.356, SLG: 0.384 (1, 7)										4	0	0	0	0	1	2								
Frank Matzone, R OBP: 0.384, SLG: 0.512 (1, 5)										4	0	1	0	0	0	0								
Lou Clinton, R OBP: 0.286, SLG: 0.443 (1, 9)										4	0	0	0	0	1	1								
Dick Stuart, R OBP: 0.303, SLG: 0.491 (1, 3)										4	0	2	0	0	0	1								
Russ Nixon, L OBP: 0.381, SLG: 0.453 (1, 2)										3	0	0	0	0	1	2								
Eddie Bressoud, R OBP: 0.317, SLG: 0.444 (1, 6)										3	0	1	0	0	1	1								
Earl Wilson, R OBP: 0.200, SLG: 0.241 (8, PH)										1	0	0	0	1	0	1								
Gary Geiger, L OBP: 0.410, SLG: 0.568 (8, 1)										1	0	0	0	0	0	0								
Dick Radatz, R (8, 1)										0	0	0	0	0	0	0								
Inning Stats	R: 0 E: 0 K: 1 S: 5	H: 0 LOB: 0 BB: 0 P: 5	R: 0 E: 0 K: 1 S: 6	H: 1 LOB: 1 BB: 0 P: 6	R: 0 E: 0 K: 2 S: 8	H: 1 LOB: 2 BB: 1 P: 12	R: 0 E: 0 K: 0 S: 3	H: 0 LOB: 0 BB: 0 P: 3	R: 0 E: 0 K: 0 S: 3	H: 1 LOB: 1 BB: 0 P: 6	R: 0 E: 0 K: 1 S: 6	H: 0 LOB: 0 BB: 0 P: 5	R: 0 E: 0 K: 0 S: 4	H: 1 LOB: 1 BB: 0 P: 4	R: 0 E: 0 K: 0 S: 3	H: 1 LOB: 1 BB: 0 P: 6	R: 0 E: 0 K: 0 S: 5	H: 0 LOB: 0 BB: 0 P: 5	R: 0 E: 0 K: 0 S: 4	H: 1 LOB: 1 BB: 0 P: 4	1B: 4 2B: 1 3B: 0 HR: 0	SF: 0 SAC: 0 DP: 0 HBP: 0	WP: 0 PB: 0 SB: 0 CS: 0	PA: 33
PITCHER Tom Cheney, R ERA: 2.34 (1, 1)	IP: 9.0 WLS: W BF: 33 H: 5 R: 0 ER: 0 SO: 6 BB: 1 IBB: 0 HBP: 0 BLK: 0 WP: 0 HR: 0 S: 44 P: 48 ERA: 0.00 WHIP: 0.667															PITCHER Tom Cheney, R ERA: 2.34 (1, 1)	IP: 9.0 WLS: W BF: 33 H: 5 R: 0 ER: 0 SO: 6 BB: 1 IBB: 0 HBP: 0 BLK: 0 WP: 0 HR: 0 S: 44 P: 48 ERA: 0.00 WHIP: 0.667							

Batter	1	2	3	4	5	6	7	8	9	AB	R	H	RBI	BB	SO	LOB	BOTTOM							
Ed Brinkman, R OBP: 0.286, SLG: 0.337 (1, 6)										3	0	1	0	0	0	0	Boston Red Sox @ Washington Senators D.C. Stadium, Washington, DC Tue Jun 04 1963, 7:05 PM EDT Att: 6,406 - Unknown							
Jim King, L OBP: 0.310, SLG: 0.423 (1, 9)										1	0	0	0	3	0	2								
Chuck Hinton, R OBP: 0.309, SLG: 0.479 (1, 7)										4	0	0	0	0	1	6								
Bobo Osborne, L OBP: 0.321, SLG: 0.444 (1, 3)										4	0	0	0	0	2	3								
Don Lock, R OBP: 0.385, SLG: 0.532 (1, 8)										3	1	2	1	1	0	0								
Ken Retzer, L OBP: 0.256, SLG: 0.256 (1, 2)										4	0	2	0	0	0	0								
John Kennedy, R OBP: 0.292, SLG: 0.158 (1, 5)										3	0	0	0	0	2									
Chuck Cottler, R OBP: 0.244, SLG: 0.331 (1, 4)										3	0	0	0	0	2									
Tom Cheney, R OBP: 0.100, SLG: 0.100 (1, 1)										3	0	1	0	0	0	0								
Inning Stats	R: 0 E: 0 K: 0 S: 3	H: 0 LOB: 1 BB: 1 P: 7	R: 0 E: 0 K: 0 S: 3	H: 1 LOB: 1 BB: 1 P: 7	R: 0 E: 1 K: 1 S: 7	H: 1 LOB: 2 BB: 0 P: 7	R: 0 E: 0 K: 0 S: 4	H: 1 LOB: 1 BB: 0 P: 4	R: 0 E: 0 K: 0 S: 3	H: 0 LOB: 1 BB: 1 P: 7	R: 1 E: 0 K: 1 S: 6	H: 1 LOB: 0 BB: 0 P: 6	R: 0 E: 0 K: 0 S: 4	H: 1 LOB: 2 BB: 1 P: 8	R: 0 E: 0 K: 1 S: 5	H: 1 LOB: 0 BB: 0 P: 5		R: 0 E: 0 K: 1 S: 5	H: 1 LOB: 0 BB: 0 P: 5	R: 0 E: 0 K: 1 S: 5	H: 1 LOB: 0 BB: 0 P: 5	1B: 4 2B: 1 3B: 0 HR: 1	SF: 0 SAC: 1 DP: 0 HBP: 0	WP: 2 PB: 0 SB: 0 CS: 0
PITCHER Earl Wilson, R ERA: 2.96 Dick Radatz, R ERA: 1.39 (8, 1)	IP: 7.0 WLS: L BF: 30 H: 5 R: 1 ER: 0 SO: 2 BB: 4 IBB: 0 HBP: 0 BLK: 0 WP: 0 HR: 1 S: 30 P: 46 ERA: 1.29 WHIP: 1.286															PITCHER Earl Wilson, R ERA: 2.96 Dick Radatz, R ERA: 1.39 (8, 1)	IP: 7.0 WLS: L BF: 30 H: 5 R: 1 ER: 0 SO: 2 BB: 4 IBB: 0 HBP: 0 BLK: 0 WP: 0 HR: 1 S: 30 P: 46 ERA: 1.29 WHIP: 1.286							

Batter	1	2	3	4	5	6	7	8	9	AB	R	H	RBI	BB	SO	LOB	TOP				
Chuck Schilling, R <small>(1, 4)</small> <small>OBP: 0.364, SLG: 0.418</small>											5	0	2	0	0	0	4	Boston Red Sox @ Washington Senators D.C. Stadium, Washington, DC Thu Jun 06 1963, 7:05 PM EDT Att: 5,273 - Unknown			
Gary Geiger, L <small>(1, 8)</small> <small>OBP: 0.405, SLG: 0.545</small>											3	0	0	0	2	1	3				
Carl Yastrzemski, L <small>(1, 7)</small> <small>OBP: 0.353, SLG: 0.379</small>											5	0	1	0	0	1	4				
Dick Stuart, R <small>(1, 3)</small> <small>OBP: 0.302, SLG: 0.482</small>											3	0	0	0	1	0	2				
Frank Matzone, R <small>(1, 5)</small> <small>OBP: 0.386, SLG: 0.523</small>											4	1	2	0	0	1	1				
Lou Clinton, R <small>(1, 9)</small> <small>OBP: 0.280, SLG: 0.433</small>											4	0	0	0	0	2	2				
Eddie Bressoud, R <small>(1, 6)</small> <small>OBP: 0.321, SLG: 0.443</small>											3	0	1	1	1	1	0				
Bob Tillman, R <small>(1, 2)</small> <small>OBP: 0.264, SLG: 0.325</small>											4	0	0	0	0	2	2				
Gene Conley, R <small>(1, 1)</small> <small>OBP: 0.250, SLG: 0.333</small>											1	0	0	0	0	0	1				
Jack Lamabe, R <small>(3, 1)</small> <small>OBP: 0.179, SLG: 0.222</small>											1	0	0	0	0	1	0				
Dick Williams, R <small>(7, PH)</small> <small>OBP: 0.179, SLG: 0.222</small>											1	0	0	0	0	0	1				
Dick Radatz, R <small>(7, 1)</small> <small>OBP: 0.171, SLG: 0.218</small>											0	0	0	0	0	0	0				
Roman Mejias, R <small>(9, PH)</small> <small>OBP: 0.171, SLG: 0.218</small>											1	0	1	0	0	0	0				
Inning Stats	R: 0 H: 1 E: 0 K: 0 S: 3	H: 1 LOB: 1 BB: 1 P: 7	R: 1 H: 2 E: 1 K: 1 S: 8	H: 2 LOB: 2 BB: 0 P: 8	R: 0 H: 0 E: 0 K: 1 S: 5	H: 0 LOB: 1 BB: 1 P: 9	R: 0 H: 0 E: 0 K: 3 S: 9	H: 0 LOB: 0 BB: 0 P: 9	R: 0 H: 1 E: 0 K: 1 S: 6	H: 1 LOB: 1 BB: 0 P: 6	R: 0 H: 0 E: 0 K: 1 S: 5	H: 0 LOB: 0 BB: 1 P: 5	R: 0 H: 0 E: 1 K: 1 S: 6	H: 0 LOB: 2 BB: 1 P: 10	R: 0 H: 1 E: 0 K: 1 S: 6	H: 1 LOB: 1 BB: 0 P: 6	R: 0 H: 2 E: 0 K: 0 S: 5	H: 2 LOB: 3 BB: 1 P: 9	1B: 6 2B: 0 3B: 1 HR: 0	SF: 0 SAC: 0 DP: 1 HBP: 0	WP: 0 PA: 39 PB: 0 SB: 1 CS: 0
PITCHER	IP: 8.2 WLS: W BF: 38	H: 7 R: 1 ER: 1 SO: 9	BB: 4 IBB: 0 HBP: 0 BLK: 0	WP: 0 HR: 0 S: 52 P: 68	ERA: 1.04 WHIP: 1.269	PITCHER	IP: 0.1 WLS: S BF: 1	H: 0 R: 0 ER: 0 SO: 0	BB: 0 IBB: 0 HBP: 0 BLK: 0	WP: 0 HR: 0 S: 1 P: 1	ERA: 0.00 WHIP: 0.000										
Dave Stenhouse, R <small>(1, 1)</small> <small>ERA: 3.47</small>																					
Ron Kline, R <small>(9, 1)</small> <small>ERA: 2.64</small>																					
Batter	1	2	3	4	5	6	7	8	9	AB	R	H	RBI	BB	SO	LOB	BOTTOM				
Ed Brinkman, R <small>(1, 6)</small> <small>OBP: 0.280, SLG: 0.330</small>											4	0	0	0	0	0	Boston Red Sox @ Washington Senators D.C. Stadium, Washington, DC Thu Jun 06 1963, 7:05 PM EDT Att: 5,273 - Unknown				
Jim King, L <small>(1, 9)</small> <small>OBP: 0.315, SLG: 0.421</small>											3	1	1	0	1	1		0			
Chuck Hinton, R <small>(1, 7)</small> <small>OBP: 0.312, SLG: 0.477</small>											3	0	1	0	1	0		2			
Bobo Osborne, L <small>(1, 3)</small> <small>OBP: 0.321, SLG: 0.458</small>											3	1	1	2	0	1		2			
Don Lock, R <small>(1, 8)</small> <small>OBP: 0.384, SLG: 0.525</small>											2	0	0	0	1	0		1			
Tom Brown, S <small>(7, 8)</small> <small>OBP: 0.204, SLG: 0.178</small>											0	0	0	0	0	0		0			
Ken Retzer, L <small>(1, 2)</small> <small>OBP: 0.247, SLG: 0.247</small>											3	0	0	0	0	0		2			
John Kennedy, R <small>(1, 5)</small> <small>OBP: 0.259, SLG: 0.136</small>											3	0	0	0	0	1		2			
Chuck Cottier, R <small>(1, 4)</small> <small>OBP: 0.246, SLG: 0.331</small>											3	0	1	0	0	0		0			
Dave Stenhouse, R <small>(1, 1)</small> <small>OBP: 0.158, SLG: 0.118</small>											3	0	0	0	0	2		1			
Ron Kline, R <small>(9, 1)</small> <small>OBP: 0.333, SLG: 1.000</small>											0	0	0	0	0	0	0				
Inning Stats	R: 2 H: 2 E: 0 K: 0 S: 5	H: 2 LOB: 0 BB: 0 P: 5	R: 0 H: 0 E: 0 K: 0 S: 3	H: 0 LOB: 0 BB: 0 P: 3	R: 0 H: 0 E: 0 K: 2 S: 7	H: 0 LOB: 0 BB: 0 P: 7	R: 0 H: 0 E: 0 K: 0 S: 3	H: 0 LOB: 2 BB: 2 P: 11	R: 0 H: 0 E: 0 K: 0 S: 3	H: 0 LOB: 0 BB: 0 P: 3	R: 0 H: 0 E: 0 K: 1 S: 5	H: 0 LOB: 1 BB: 1 P: 9	R: 0 H: 1 E: 0 K: 2 S: 8	H: 1 LOB: 1 BB: 0 P: 8	R: 0 H: 1 E: 0 K: 0 S: 3	H: 1 LOB: 1 BB: 0 P: 3	1B: 3 2B: 0 3B: 0 HR: 1	SF: 0 SAC: 0 DP: 0 HBP: 0	WP: 0 PA: 30 PB: 0 SB: 1 CS: 0		
PITCHER	IP: 2.0 WLS: L BF: 8	H: 2 R: 2 ER: 2 SO: 2	BB: 0 IBB: 0 HBP: 0 BLK: 0	WP: 0 HR: 0 S: 18 P: 30	ERA: 0.00 WHIP: 0.750	PITCHER	IP: 4.0 WLS: 15 BF: 15	H: 0 R: 0 ER: 0 SO: 3	BB: 3 IBB: 0 HBP: 0 BLK: 0	WP: 0 HR: 0 S: 11 P: 11	ERA: 0.00 WHIP: 1.000										
Gene Conley, R <small>(1, 1)</small> <small>ERA: 7.63</small>																					
Jack Lamabe, R <small>(3, 1)</small> <small>ERA: 3.55</small>																					
Dick Radatz, R <small>(7, 1)</small> <small>ERA: 1.31</small>																					

Batter	1	2	3	4	5	6	7	8	9	AB	R	H	RBI	BB	SO	LOB	TOP										
Dick Howser, R OBP: 0.316, SLG: 0.207 (1, 6)										4	1	1	0	0	0	0											
Vic Davallilo, L OBP: 0.317, SLG: 0.429 (1, 8)										4	1	2	0	1	0	1											
Al Luplow, L OBP: 0.262, SLG: 0.313 (1, 9)										3	1	0	0	1	1	2											
Fred Whitfield, L OBP: 0.287, SLG: 0.477 (1, 3)										5	0	0	0	0	1	5											
Max Alvis, R OBP: 0.302, SLG: 0.433 (1, 5)										4	1	2	1	0	0	0											
Tito Francona, L OBP: 0.285, SLG: 0.315 (1, 7)										4	0	0	0	0	0	3											
Joe Azcue, R OBP: 0.432, SLG: 0.475 (1, 2)										4	1	1	2	0	1	0											
Woodie Held, R OBP: 0.351, SLG: 0.475 (1, 4)										3	2	1	2	0	1	0											
Dick Donovan, L OBP: 0.048, SLG: 0.048 (8, PH)										2	0	0	0	0	2	0											
Willie Kirkland, L OBP: 0.303, SLG: 0.343 (8, 1)										2	1	1	0	0	0	0											
Ted Abernathy, R (8, 1)										0	0	0	0	0	0	0											
Inning Stats	R: 0 E: 0 K: 0 S: 3	H: 0 LOB: 1 BB: 1 P: 7	R: 0 E: 0 K: 1 S: 5	H: 0 LOB: 0 BB: 0 P: 5	R: 0 E: 0 K: 1 S: 6	H: 1 LOB: 1 BB: 0 P: 6	R: 0 E: 0 K: 0 S: 4	H: 1 LOB: 0 BB: 0 P: 4	R: 0 E: 0 K: 2 S: 7	H: 0 LOB: 0 BB: 0 P: 7	R: 0 E: 0 K: 1 S: 5	H: 0 LOB: 1 BB: 1 P: 9	R: 0 E: 0 K: 0 S: 3	H: 0 LOB: 0 BB: 0 P: 3	R: 0 E: 0 K: 0 S: 10	H: 5 LOB: 5 BB: 11 P: 11	R: 0 E: 0 K: 1 S: 6	H: 1 LOB: 1 BB: 0 P: 6	1B: 6 2B: 1 3B: 0 HR: 1	SF: 0 SAC: 2 DP: 0 HBP: 1	WP: 1 PB: 0 SB: 1 CS: 0	PA: 40					
PITCHER	IP	WLS	BF	H	R	ER	SO	BB	IBB	HBP	BLK	WP	HR	S	P	ERA	WHIP										
Jim Duckworth, R ERA: 3.62 (1, 1)	7.0	L	29	4	4	2	5	2	0	1	0	0	0	36	45	2.57	0.857										
Ron Kline, R ERA: 2.77 (8, 1)	0.2		6	3	4	0	0	0	0	0	0	0	1	6	6	0.00	4.500										
Pete Burnside, L ERA: 4.5 (8, 1)	0.1		1	0	0	0	0	0	0	0	0	0	0	1	1	0.00	0.000										
Jim Bronstad, R ERA: 4.76 (9, 1)	1.0		4	1	0	0	1	0	0	0	0	1	0	6	6	0.00	1.000										

Cleveland Indians @ Washington Senators
D.C. Stadium, Washington, DC
Fri Jun 07 1963, 7:05 PM EDT
Att: 9,478 - Unknown

AB 35
R 8
H 8
RBI 5
BB 2
SO 6
LOB 11

Batter	1	2	3	4	5	6	7	8	9	AB	R	H	RBI	BB	SO	LOB	BOTTOM										
Chuck Cottier, R OBP: 0.246, SLG: 0.329 (1, 4)										4	0	1	0	0	0	1											
Tom Brown, S OBP: 0.188, SLG: 0.163 (1, 8)										4	0	0	0	0	1	1											
Chuck Hinton, R OBP: 0.315, SLG: 0.477 (1, 7)										4	1	2	0	0	0	0											
Bobo Osborne, L OBP: 0.320, SLG: 0.454 (1, 3)										4	0	1	0	0	0	2											
Jim King, L OBP: 0.314, SLG: 0.416 (1, 9)										4	0	1	1	0	0	1											
Ed Brinkman, R OBP: 0.289, SLG: 0.335 (1, 6)										3	0	2	0	0	1	1											
Hobie Landrith, L OBP: 0.290, SLG: 0.222 (1, 2)										3	0	0	0	0	0	4											
John Kennedy, R OBP: 0.241, SLG: 0.125 (8, PH)										2	0	0	0	0	1	0											
Barry Shetrone, L (8, PH)										1	0	0	0	0	0	0											
Jim Bronstad, R (9, 1)										0	0	0	0	0	0	0											
Jim Duckworth, R (1, 1)										2	0	0	0	0	1	0											
Ron Kline, R OBP: 0.333, SLG: 1.000 (8, 1)										0	0	0	0	0	0	0											
Pete Burnside, R (8, 1)										0	0	0	0	0	0	0											
Dick Phillips, L OBP: 0.258, SLG: 0.232 (8, PH)										0	0	0	0	1	0	0											
Mary Breeding, R OBP: 0.317, SLG: 0.358 (9, 5)										0	0	0	0	0	0	0											
Inning Stats	R: 0 E: 0 K: 0 S: 3	H: 0 LOB: 0 BB: 0 P: 3	R: 0 E: 0 K: 0 S: 3	H: 0 LOB: 0 BB: 0 P: 4	R: 0 E: 0 K: 2 S: 7	H: 0 LOB: 0 BB: 0 P: 7	R: 0 E: 0 K: 0 S: 3	H: 1 LOB: 0 BB: 0 P: 3	R: 0 E: 0 K: 0 S: 3	H: 1 LOB: 0 BB: 0 P: 3	R: 0 E: 0 K: 0 S: 6	H: 3 LOB: 2 BB: 0 P: 6	R: 0 E: 0 K: 1 S: 5	H: 0 LOB: 1 BB: 1 P: 9	R: 0 E: 0 K: 1 S: 6	H: 1 LOB: 1 BB: 0 P: 6	1B: 7 2B: 0 3B: 0 HR: 0	SF: 0 SAC: 0 DP: 2 HBP: 1	WP: 0 PB: 0 SB: 1 CS: 0	PA: 34							
PITCHER	IP	WLS	BF	H	R	ER	SO	BB	IBB	HBP	BLK	WP	HR	S	P	ERA	WHIP										
Dick Donovan, R ERA: 3.61 (1, 1)	7.0	W	25	6	1	1	2	0	0	0	0	0	0	28	29	1.29	0.857										
Ted Abernathy, R ERA: 2.7 (8, 1)	2.0	S	8	1	0	0	2	1	0	0	0	0	0	11	15	0.00	1.000										

Cleveland Indians @ Washington Senators
D.C. Stadium, Washington, DC
Fri Jun 07 1963, 7:05 PM EDT
Att: 9,478 - Unknown

AB 31
R 1
H 7
RBI 1
BB 1
SO 4
LOB 10

Batter	1	2	3	4	5	6	7	8	9	AB	R	H	RBI	BB	SO	LOB	TOP								
Dick Howser, R OBP: 0.333, SLG: 0.231										4	1	1	0	1	0	5	Cleveland Indians @ Washington Senators D.C. Stadium, Washington, DC Sun Jun 09 1963, 3:33 AM EDT Att: 5,637 - Unknown								
Vic Davallio, L OBP: 0.332, SLG: 0.463										5	2	3	2	0	0	1									
Al Luplow, L OBP: 0.274, SLG: 0.317										3	1	1	1	1	0	2									
Fred Whitfield, L OBP: 0.298, SLG: 0.469										5	1	3	0	0	0	0									
Tito Francona, L OBP: 0.287, SLG: 0.316										5	1	2	1	0	0	3									
Max Alvis, R OBP: 0.313, SLG: 0.440										5	1	2	0	0	0	3									
Joe Azcue, R OBP: 0.396, SLG: 0.429										5	0	0	0	0	0	7									
Woodie Held, R OBP: 0.362, SLG: 0.486										3	0	3	3	1	0	0									
Sam McDowell, L OBP: 0.278, SLG: 0.235										0	0	0	0	0	0	0									
Gary Bell, R OBP: 0.167, SLG: 0.091										4	0	1	0	0	1	3									
Ted Abernathy, R OBP: 0.167, SLG: 0.091										0	0	0	0	0	0	0									
Inning Stats	R: 2 E: 1 K: 0 S: 6	H: 3 LOB: 2 BB: 1 P: 10	R: 0 E: 0 K: 0 S: 5	H: 2 LOB: 2 BB: 0 P: 5	R: 0 E: 0 K: 0 S: 4	H: 1 LOB: 1 BB: 0 P: 4	R: 0 E: 0 K: 0 S: 3	H: 1 LOB: 1 BB: 1 P: 7	R: 3 E: 0 K: 0 S: 8	H: 5 LOB: 2 BB: 0 P: 8	R: 0 E: 0 K: 0 S: 4	H: 1 LOB: 1 BB: 0 P: 4	R: 1 E: 0 K: 1 S: 6	H: 1 LOB: 0 BB: 0 P: 6	R: 1 E: 1 K: 0 S: 4	H: 1 LOB: 1 BB: 0 P: 8	R: 0 E: 0 K: 0 S: 4	H: 1 LOB: 1 BB: 0 P: 4	1B: 13 2B: 2 3B: 0 HR: 1	SF: 2 SAC: 1 DP: 1 HBP: 0	WP: 0 PB: 0 SB: 1 CS: 1	PA: 45			
PITCHER	IP WLS BF H R ER SO BB IBB HBP BLK WP HR S P ERA WHIP																								
Tom Cheney, R ERA: 2.64	(1, 1)	4.0	L	22	9	4	4	0	2	0	0	0	0	0	1	20	28	9.00	2.750						
Jim Coates, R ERA: 6.23	(5, 1)	3.0		14	5	2	2	1	0	0	0	0	0	0	0	16	16	6.00	1.667						
Jim Bronstad, R ERA: 4.53	(8, 1)	2.0		9	2	1	1	0	1	0	0	0	0	0	0	8	12	4.50	1.500						

Batter	1	2	3	4	5	6	7	8	9	AB	R	H	RBI	BB	SO	LOB	BOTTOM								
Chuck Cottier, R OBP: 0.235, SLG: 0.314										4	0	0	0	0	1	2	Cleveland Indians @ Washington Senators D.C. Stadium, Washington, DC Sun Jun 09 1963, 3:33 AM EDT Att: 5,637 - Unknown								
Minnie Mioso, R OBP: 0.340, SLG: 0.254										4	1	1	0	0	1	0									
Chuck Hinton, R OBP: 0.313, SLG: 0.487										4	1	2	2	0	1	0									
Don Lock, R OBP: 0.368, SLG: 0.500										4	1	0	0	0	2	1									
Ed Brinkman, R OBP: 0.288, SLG: 0.332										4	0	1	0	0	1	2									
John Kennedy, R OBP: 0.226, SLG: 0.115										2	0	0	0	0	2	2									
Jim King, L OBP: 0.316, SLG: 0.417										2	0	1	0	0	0	1									
Tom Brown, S OBP: 0.190, SLG: 0.167										4	0	1	1	0	2	1									
Ken Retzer, L OBP: 0.250, SLG: 0.250										3	0	1	0	0	0	2									
Claude Osteen, L OBP: 0.263, SLG: 0.222										0	0	0	0	0	0	0									
Jim Bronstad, R										0	0	0	0	0	0	0									
Bobo Osborne, L OBP: 0.313, SLG: 0.442										1	0	0	0	0	0	1									
Tom Cheney, R OBP: 0.097, SLG: 0.097										1	0	0	0	0	0	2									
Jim Coates, R										1	0	0	0	0	1	0									
Dick Phillips, L OBP: 0.270, SLG: 0.246										1	0	1	0	0	0	0									
Hobie Landrith, L OBP: 0.286, SLG: 0.226										1	0	0	0	0	0	1									
Inning Stats	R: 0 E: 0 K: 2 S: 7	H: 0 LOB: 0 BB: 0 P: 7	R: 1 E: 1 K: 1 S: 8	H: 2 LOB: 2 BB: 0 P: 8	R: 2 E: 0 K: 1 S: 7	H: 2 LOB: 0 BB: 0 P: 7	R: 0 E: 0 K: 2 S: 7	H: 0 LOB: 0 BB: 0 P: 7	R: 0 E: 0 K: 1 S: 5	H: 0 LOB: 0 BB: 0 P: 5	R: 0 E: 1 K: 1 S: 6	H: 0 LOB: 1 BB: 0 P: 6	R: 0 E: 0 K: 0 S: 4	H: 2 LOB: 2 BB: 0 P: 4	R: 0 E: 0 K: 2 S: 8	H: 1 LOB: 1 BB: 0 P: 8	R: 0 E: 0 K: 1 S: 6	H: 1 LOB: 1 BB: 0 P: 6	1B: 6 2B: 1 3B: 0 HR: 1	SF: 0 SAC: 0 DP: 1 HBP: 0	WP: 0 PB: 0 SB: 0 CS: 0	PA: 36			
PITCHER	IP WLS BF H R ER SO BB IBB HBP BLK WP HR S P ERA WHIP																								
Sam McDowell, L ERA: 4.55	(1, 1)	2.0		9	2	1	1	3	0	0	0	0	0	0	0	15	15	4.50	1.000						
Gary Bell, R ERA: 4.29	(3, 1)	6.0	W	24	6	2	2	7	0	0	0	0	0	0	1	38	38	3.00	1.000						
Ted Abernathy, R ERA: 2.35	(9, 1)	1.0	S	3	0	0	0	1	0	0	0	0	0	0	5	5	0.00	0.000							

Batter	1	2	3	4	5	6	7	8	9	AB	R	H	RBI	BB	SO	LOB	TOP								
Clete Boyer, R OBP: 0.338, SLG: 0.485 (1, 6)	0-0 4-3 1B		0-0 1B		0-0 1B		0-0 6-3		0-0 HR	5	1	3	1	0	0	1	New York Yankees @ Washington Senators D.C. Stadium, Washington, DC Mon Jun 10 1963, 7:05 PM EDT Unknown - 95 F livebaseballscores.com								
Bobby Richardson, R OBP: 0.270, SLG: 0.317 (1, 4)	0-0 5-3 1B		0-0 F9		0-0 6-3		0-0 FC5-4		0-0 F8	5	1	2	1	0	0	2									
Tom Tresh, S OBP: 0.352, SLG: 0.505 (1, 8)	0-0 5-3		0-3 K		0-3 K		0-3 FC5-4		0-0 F9	5	0	0	0	0	2	3									
Harry Bright, R OBP: 0.393, SLG: 0.510 (1, 5)	0-0 1B		0-0 F6		0-0 F8		0-0 F8		0-0 F8	4	0	1	1	0	0	1									
Roger Maris, L OBP: 0.328, SLG: 0.530 Jack Reed, R OBP: 0.344, SLG: 0.452 (1, 9) (6, 9)	0-0 1B		0-0 4-3		0-3 K		0-0 L9		0-0 L9	3	0	1	0	0	1	0									
Hector Lopez, R OBP: 0.282, SLG: 0.396 (1, 7)	0-3 K		0-0 SF7		0-0 F7		0-0 HR		0-0 HR	4	2	2	0	0	1	2									
Elston Howard, R OBP: 0.293, SLG: 0.486 (1, 2)	4-0 BB		0-0 E4		0-0 1B		0-0 2B		0-0 HR	3	2	2	2	1	0	1									
Joe Pepitone, L OBP: 0.299, SLG: 0.491 (1, 3)	0-0 L6-3		0-0 SF7		0-0 1B		0-0 F8		0-0 F8	3	1	1	2	0	0	1									
Al Downing, R (1, 1)	0-3 K		0-0 1-3		0-0 SH1-4		0-0 K		0-3 K	3	0	0	0	0	2	1									
Inning Stats	R: 1 E: 0 K: 1 S: 8	H: 3 LOB: 2 BB: 0 P: 8	R: 0 E: 0 K: 1 S: 4	H: 0 LOB: 0 BB: 1 P: 8	R: 0 E: 0 K: 1 S: 6	H: 1 LOB: 1 BB: 0 P: 6	R: 1 E: 1 K: 0 S: 5	H: 1 LOB: 1 BB: 0 P: 5	R: 0 E: 0 K: 1 S: 5	H: 0 LOB: 0 BB: 0 P: 5	R: 2 E: 0 K: 0 S: 6	H: 3 LOB: 1 BB: 0 P: 6	R: 2 E: 0 K: 0 S: 5	H: 2 LOB: 2 BB: 0 P: 5	R: 1 E: 0 K: 1 S: 6	H: 1 LOB: 0 BB: 0 P: 6	1B: 9 2B: 2 3B: 0 HR: 2	SF: 1 SAC: 1 DP: 1 HBP: 0	WP: 0 PB: 1 SB: 0 CS: 1	PA: 39					
PITCHER	IP	WLS	BF	H	R	ER	SO	BB	IBB	HBP	BLK	WP	HR	S	P	ERA	WHIP								
Don Rudolph, L ERA: 5.13 (1, 1)	8.0	L	35	11	6	5	5	1	0	0	0	0	1	44	48	5.62	1.500								
Pete Burnside, L ERA: 5.54 (9, 1)	1.0		4	1	1	1	1	0	0	0	0	0	1	6	6	9.00	1.000								

Batter	1	2	3	4	5	6	7	8	9	AB	R	H	RBI	BB	SO	LOB	BOTTOM								
Chuck Cottier, R OBP: 0.235, SLG: 0.318 (1, 4)	0-3 K		0-0 FC5		0-0 F4		0-0 F9		0-0 F9	4	0	1	0	0	1	1	New York Yankees @ Washington Senators D.C. Stadium, Washington, DC Mon Jun 10 1963, 7:05 PM EDT Unknown - 95 F livebaseballscores.com								
Minnie Minoso, R OBP: 0.344, SLG: 0.263 (1, 7)	0-0 2B		4-0 BB		0-0 F2		0-0 F3		0-0 F3	3	0	1	0	1	0	1									
Chuck Hinton, R OBP: 0.312, SLG: 0.481 (1, 9)	0-0 4-3		0-0 FC5		4-0 BB		0-0 6-3		0-0 6-3	3	0	0	0	1	0	3									
Don Lock, R OBP: 0.360, SLG: 0.488 (1, 8)	0-3 K		0-0 6-3		0-3 K		0-0 F8		0-0 F8	4	0	0	0	0	2	2									
Don Leppert, R OBP: 0.333, SLG: 0.494 (1, 2)	0-0 5-3		0-0 4-3		0-0 F9		0-0 F5		0-0 F5	4	0	0	0	0	0	0									
Ed Brinkman, R OBP: 0.284, SLG: 0.327 (1, 6)	0-3 K		0-3 K		0-0 6-3		0-0 K		0-0 K	3	0	0	0	0	2	0									
Tom Brown, S OBP: 0.180, SLG: 0.158 (1, 3)	0-3 K		0-0 F9		0-3 K		0-0 K		0-0 K	3	0	0	0	0	2	0									
John Kennedy, R OBP: 0.212, SLG: 0.107 Mary Breeding, R OBP: 0.281, SLG: 0.364 (8, PH) (9, 5)	0-3 K		0-0 F9		0-0 F9		0-0 F5		0-0 F5	2	0	0	0	0	1	0									
Don Rudolph, L OBP: 0.261, SLG: 0.300 Dick Phillips, L OBP: 0.281, SLG: 0.246 Pete Burnside, R (9, 1)	0-3 K		0-0 B3-1		0-0 BB		0-0 BB		0-0 BB	2	0	0	0	0	1	0									
Inning Stats	R: 0 E: 0 K: 2 S: 8	H: 1 LOB: 1 BB: 0 P: 8	R: 0 E: 0 K: 2 S: 7	H: 0 LOB: 0 BB: 0 P: 7	R: 0 E: 0 K: 1 S: 5	H: 0 LOB: 0 BB: 0 P: 5	R: 0 E: 0 K: 1 S: 5	H: 0 LOB: 0 BB: 0 P: 5	R: 0 E: 0 K: 1 S: 5	H: 0 LOB: 1 BB: 1 P: 9	R: 0 E: 0 K: 1 S: 5	H: 0 LOB: 0 BB: 0 P: 5	R: 0 E: 0 K: 0 S: 3	H: 0 LOB: 1 BB: 1 P: 7	R: 0 E: 0 K: 0 S: 3	H: 0 LOB: 0 BB: 0 P: 3	1B: 0 2B: 2 3B: 0 HR: 0	SF: 0 SAC: 0 DP: 0 HBP: 0	WP: 0 PB: 0 SB: 0 CS: 0	PA: 32					
PITCHER	IP	WLS	BF	H	R	ER	SO	BB	IBB	HBP	BLK	WP	HR	S	P	ERA	WHIP								
Al Downing, L ERA: (1, 1)	9.0	W	32	2	0	0	9	3	0	0	0	0	0	47	59	0.00	0.556								

Batter	1	2	3	4	5	6	7	8	9	AB	R	H	RBI	BB	SO	LOB	TOP
Clete Boyer, R OBP: 0.336, SLG: 0.481 (1, 6)										4	0	1	0	0	0	0	New York Yankees @ Washington Senators D.C. Stadium, Washington, DC Mon Jun 10 1963, 7:05 PM EDT Att: 25,716 - Unknown
Bobby Richardson, R OBP: 0.270, SLG: 0.316 (1, 4)										4	0	1	0	0	0	2	
Tom Tresh, S OBP: 0.350, SLG: 0.505 (1, 8)										4	0	1	0	0	1	1	
Harry Bright, R OBP: 0.367, SLG: 0.473 (1, 5)										4	0	0	0	0	1	3	
Hector Lopez, R OBP: 0.281, SLG: 0.390 (1, 7)										4	0	1	0	0	0	3	
Elston Howard, R OBP: 0.285, SLG: 0.478 (1, 2)										3	0	0	0	0	0	1	
Joe Pepitone, L OBP: 0.306, SLG: 0.494 (1, 3)										3	0	2	0	0	0	1	
Jack Reed, R OBP: 0.314, SLG: 0.412 (1, 9)										3	0	0	0	0	0	3	
Jim Bouton, R OBP: 0.143, SLG: 0.148 (8, PH)										2	0	0	0	0	0	0	
Roger Maris, L OBP: 0.326, SLG: 0.526 (8, 1)										1	0	0	0	0	0	1	
Marshall Bridges, S (8, 1)										0	0	0	0	0	0	0	
Inning Stats	R: 0 E: 0 K: 1 S: 6	H: 1 LOB: 1 BB: 0 P: 6	R: 0 E: 0 K: 0 S: 4	H: 1 LOB: 1 BB: 0 P: 4	R: 0 E: 1 K: 0 S: 3	H: 0 LOB: 0 BB: 0 P: 3	R: 0 E: 1 K: 0 S: 3	H: 0 LOB: 0 BB: 0 P: 3	R: 0 E: 0 K: 0 S: 3	H: 0 LOB: 0 BB: 0 P: 3	R: 0 E: 0 K: 1 S: 5	H: 1 LOB: 1 BB: 0 P: 4	R: 0 E: 0 K: 0 S: 5	H: 2 LOB: 2 BB: 0 P: 5	1B: 5 2B: 1 3B: 0 HR: 0	SF: 0 SAC: 0 DP: 3 HBP: 0	WP: 0 PA: 32 PB: 0 SB: 0 CS: 0
PITCHER Claude Osteen, L ERA: 3.89 (1, 1)	IP: 9.0 WLS: W BF: 32 H: 6 R: 0 ER: 0 SO: 2 BB: 0 IBB: 0 HBP: 0 BLK: 0 WP: 0 HR: 0 S: 36 P: 36 ERA: 0.00 WHIP: 0.667																

Batter	1	2	3	4	5	6	7	8	9	AB	R	H	RBI	BB	SO	LOB	BOTTOM		
Ed Brinkman, R OBP: 0.283, SLG: 0.325 (1, 6)										4	1	1	0	0	0	3	New York Yankees @ Washington Senators D.C. Stadium, Washington, DC Mon Jun 10 1963, 7:05 PM EDT Att: 25,716 - Unknown		
Jim King, L OBP: 0.308, SLG: 0.406 (1, 9)										4	0	0	0	0	1	2			
Chuck Hinton, R OBP: 0.315, SLG: 0.487 (1, 7)										3	0	1	1	1	0	0			
Bobo Osborne, L OBP: 0.316, SLG: 0.441 (1, 3)										3	0	1	0	1	0	1			
Don Lock, R OBP: 0.358, SLG: 0.483 (1, 8)										4	0	1	0	0	1	3			
Mary Breeding, R OBP: 0.333, SLG: 0.373 (9, 5)										3	0	2	0	0	0	1			
John Kennedy, R OBP: 0.212, SLG: 0.107 (9, 5)										0	0	0	0	0	0	0			
Hobie Landrith, L OBP: 0.289, SLG: 0.212 (1, 2)										2	0	0	0	1	0	2			
Chuck Cottier, R OBP: 0.231, SLG: 0.313 (1, 4)										3	0	0	0	0	0	3			
Claude Osteen, L OBP: 0.227, SLG: 0.190 (1, 1)										3	0	0	0	0	0	2			
Inning Stats	R: 0 E: 0 K: 1 S: 5	H: 0 LOB: 2 BB: 2 P: 13	R: 0 E: 0 K: 0 S: 4	H: 1 LOB: 1 BB: 1 P: 8	R: 0 E: 0 K: 0 S: 3	H: 0 LOB: 0 BB: 0 P: 3	R: 0 E: 0 K: 0 S: 4	H: 1 LOB: 1 BB: 0 P: 4	R: 1 E: 0 K: 0 S: 5	H: 2 LOB: 1 BB: 0 P: 5	R: 0 E: 0 K: 0 S: 3	H: 1 LOB: 0 BB: 0 P: 3	R: 0 E: 1 K: 0 S: 4	H: 0 LOB: 1 BB: 1 P: 4	R: 0 E: 0 K: 1 S: 6	H: 1 LOB: 1 BB: 0 P: 6	1B: 5 2B: 0 3B: 1 HR: 0	SF: 0 SAC: 1 DP: 1 HBP: 0	WP: 0 PA: 33 PB: 1 SB: 0 CS: 0
PITCHER Jim Bouton, R ERA: 2.3 (1, 1)	IP: 7.0 WLS: L BF: 29 H: 5 R: 1 ER: 1 SO: 1 BB: 3 IBB: 0 HBP: 0 BLK: 0 WP: 0 HR: 0 S: 28 P: 40 ERA: 1.29 WHIP: 1.143																		
Marshall Bridges, L ERA: 1.5 (8, 1)	IP: 1.0 WLS: L BF: 4 H: 1 R: 0 ER: 0 SO: 1 BB: 0 IBB: 0 HBP: 0 BLK: 0 WP: 0 HR: 0 S: 6 P: 6 ERA: 0.00 WHIP: 1.000																		

Batter	1	2	3	4	5	6	7	8	9	AB	R	H	RBI	BB	SO	LOB	TOP					
Ed Brinkman, R (1, 6) OBP: 0.287, SLG: 0.338										4	1	2	1	0	1	0	Washington Senators @ Boston Red Sox Fenway Park, Boston, MA Wed Jun 12 1963, 7:05 PM EDT Att: 6,285 - Unknown livebaseballscorecards.com					
Jim King, L (1, 9) OBP: 0.313, SLG: 0.429										4	1	2	2	0	1	0						
Chuck Hinton, R (1, 7) OBP: 0.314, SLG: 0.483										4	0	1	0	0	1	2						
Bobo Osborne, L (1, 3) OBP: 0.311, SLG: 0.432										4	0	0	0	0	3	3						
Don Lock, R (1, 8) OBP: 0.351, SLG: 0.472										4	0	0	0	0	0	2						
Mary Breeding, R (1, 5) OBP: 0.321, SLG: 0.358										4	0	0	0	0	0	0						
Hobie Landrith, L (1, 2) OBP: 0.286, SLG: 0.194										3	0	0	0	1	2	0						
Chuck Cottier, R (1, 4) OBP: 0.237, SLG: 0.317										4	0	2	0	0	0	0						
Dave Stenhouse, R (1, 1) OBP: 0.143, SLG: 0.105										2	0	0	0	0	2	3						
Dick Phillips, L (7, PH) OBP: 0.292, SLG: 0.259										1	1	1	0	0	0	0						
Jim Bronstad, R (7, PH) OBP: 0.342, SLG: 0.261										0	0	0	0	0	0	0						
Minnie Minoso, R (9, PH) OBP: 0.342, SLG: 0.261										1	0	0	0	0	0	0						
Inning Stats	R: 0 E: 0 K: 2 S: 9	H: 2 LOB: 2 BB: 0 P: 9	R: 0 E: 0 K: 2 S: 8	H: 1 LOB: 1 BB: 0 P: 8	R: 0 E: 0 K: 3 S: 10	H: 1 LOB: 1 BB: 0 P: 10	R: 0 E: 0 K: 1 S: 6	H: 1 LOB: 2 BB: 1 P: 10	R: 0 E: 0 K: 0 S: 3	H: 0 LOB: 0 BB: 0 P: 3	R: 0 E: 0 K: 0 S: 3	H: 0 LOB: 0 BB: 0 P: 3	R: 3 E: 0 K: 0 S: 6	H: 3 LOB: 0 BB: 0 P: 6	R: 0 E: 0 K: 1 S: 5	H: 0 LOB: 0 BB: 0 P: 5	R: 0 E: 0 K: 1 S: 5	H: 0 LOB: 0 BB: 0 P: 5	1B: 6 2B: 0 3B: 1 HR: 1	SF: 0 SAC: 0 DP: 0 HBP: 0	WP: 0 PB: 0 SB: 0 CS: 0	PA: 36
PITCHER Bill Monbouquette, R (1, 1) ERA: 3.71	IP: 9.0 WLS: W BF: 36 H: 8 R: 3 ER: 3 SO: 10 BB: 1 IBB: 0 HBP: 0 BLK: 0 WP: 0 HR: 1 S: 55 P: 59 ERA: 3.00 WHIP: 1.000															PITCHER						

Batter	1	2	3	4	5	6	7	8	9	AB	R	H	RBI	BB	SO	LOB	BOTTOM			
Chuck Schilling, R (1, 4) OBP: 0.350, SLG: 0.393										2	0	0	0	2	0	0	Washington Senators @ Boston Red Sox Fenway Park, Boston, MA Wed Jun 12 1963, 7:05 PM EDT Att: 6,285 - Unknown livebaseballscorecards.com			
Roman Mejias, R (1, 8) OBP: 0.195, SLG: 0.273										4	0	1	0	0	0	1				
Carl Yastrzemski, L (1, 7) OBP: 0.373, SLG: 0.406										3	1	1	1	1	1	0				
Frank Maltzone, R (1, 5) OBP: 0.386, SLG: 0.518										4	1	2	0	0	0	0				
Dick Stuart, R (1, 3) OBP: 0.303, SLG: 0.487										3	1	1	1	0	0	4				
Lou Clinton, R (1, 9) OBP: 0.280, SLG: 0.414										3	1	1	0	1	0	3				
Eddie Bressoud, R (1, 6) OBP: 0.318, SLG: 0.434										3	1	1	3	0	0	2				
Bob Tillman, R (1, 2) OBP: 0.254, SLG: 0.303										3	0	0	0	0	0	1				
Bill Monbouquette, R (1, 1) OBP: 0.189, SLG: 0.143										3	0	0	0	0	1	1				
Inning Stats	R: 0 E: 0 K: 1 S: 5	H: 0 LOB: 0 BB: 0 P: 5	R: 3 E: 0 K: 0 S: 6	H: 3 LOB: 0 BB: 0 P: 6	R: 1 E: 0 K: 0 S: 3	H: 1 LOB: 0 BB: 1 P: 7	R: 1 E: 0 K: 1 S: 6	H: 1 LOB: 1 BB: 1 P: 10	R: 0 E: 0 K: 0 S: 3	H: 0 LOB: 0 BB: 0 P: 3	R: 0 E: 0 K: 0 S: 3	H: 0 LOB: 1 BB: 0 P: 4	R: 0 E: 0 K: 0 S: 2	H: 0 LOB: 0 BB: 1 P: 6	R: 0 E: 0 K: 0 S: 4	H: 2 LOB: 2 BB: 1 P: 8	1B: 3 2B: 1 3B: 0 HR: 3	SF: 0 SAC: 0 DP: 2 HBP: 1	WP: 0 PB: 0 SB: 0 CS: 1	PA: 34
PITCHER Dave Stenhouse, R (1, 1) ERA: 3.84	IP: 6.0 WLS: L BF: 25 H: 5 R: 5 ER: 5 SO: 2 BB: 2 IBB: 0 HBP: 1 BLK: 0 WP: 0 HR: 3 S: 26 P: 35 ERA: 7.50 WHIP: 1.167															PITCHER				
Jim Bronstad, R (7, 1) ERA: 4.34	IP: 2.0 WLS: 8 BF: 2 H: 2 R: 0 ER: 0 SO: 0 BB: 2 IBB: 0 HBP: 0 BLK: 0 WP: 0 HR: 0 S: 6 P: 14 ERA: 0.00 WHIP: 2.000															PITCHER				


Batter	1	2	3	4	5	6	7	8	9	AB	R	H	RBI	BB	SO	LOB	TOP						
Ed Brinkman, R (1.6) OBP: 0.285, SLG: 0.339										5	1	1	0	0	0	1	Washington Senators @ Boston Red Sox Fenway Park, Boston, MA Thu Jun 13 1963, 3:33 AM EDT Att: 3,601 - Unknown 						
Minnie Minoso, R (1.7) OBP: 0.343, SLG: 0.273										5	0	2	2	0	0	0							
Chuck Hinton, R (1.9) OBP: 0.313, SLG: 0.477										3	1	0	0	1	1	3							
Don Lock, R (1.8) OBP: 0.354, SLG: 0.475										3	0	1	1	1	0	3							
Don Leppert, R (1.2) OBP: 0.330, SLG: 0.494										4	0	1	0	0	0	3							
Many Breeding, R (1.5) OBP: 0.310, SLG: 0.345										4	0	0	0	0	1	1							
Chuck Cottler, R (1.4) OBP: 0.242, SLG: 0.337										4	2	2	1	0	0	2							
Tom Brown, S (1.3) OBP: 0.169, SLG: 0.148										4	0	0	0	0	2	3							
Jim Duckworth, R (1.1) Jim Coates, R (3.1) Dick Phillips, L (5. PH) Pete Burnside, R (5.1) John Kennedy, R (6. PH) Ron Kline, R (6.1) Jim King, R (9. PH)										1	0	0	0	0	1	0							
Inning Stats	R: 1 E: 0 K: 0 S: 4	H: 1 LOB: 1 BB: 1 P: 8	R: 1 E: 0 K: 2 S: 8	H: 1 LOB: 0 BB: 0 P: 8	R: 0 E: 0 K: 1 S: 5	H: 0 LOB: 0 BB: 0 P: 5	R: 0 E: 0 K: 0 S: 2	H: 0 LOB: 0 BB: 1 P: 6	R: 2 E: 1 K: 1 S: 8	H: 2 LOB: 2 BB: 0 P: 9	R: 0 E: 1 K: 1 S: 7	H: 1 LOB: 2 BB: 0 P: 7	R: 1 E: 0 K: 0 S: 5	H: 2 LOB: 1 BB: 0 P: 5	R: 0 E: 0 K: 1 S: 5	H: 0 LOB: 0 BB: 0 P: 3		1B: 2 2B: 4 3B: 0 HR: 1	SF: 0 SAC: 0 DP: 1 HBP: 1	WP: 0 PB: 0 SB: 0 CS: 0	PA: 38		
PITCHER	IP WLS BF H R ER SO BB IBB HBP BLK WP HR S P ERA WHIP																						
Arnold Earley, L (1.1) ERA: 4.63	6.0 W 28	6 5 4 5	2 0 0 0	0 0 0 0	0 0 0 0	0 0 1 35	44 6.00 1.333																
Jack Lamabe, R (7.1) ERA: 3.29	3.0 S 10	1 0 0 1	0 0 0 0	0 0 0 0	0 0 0 12	12 0.00 0.333																	

Batter	1	2	3	4	5	6	7	8	9	AB	R	H	RBI	BB	SO	LOB	BOTTOM					
Chuck Schilling, R (1.4) OBP: 0.348, SLG: 0.390										4	1	1	0	0	1	0	Washington Senators @ Boston Red Sox Fenway Park, Boston, MA Thu Jun 13 1963, 3:33 AM EDT Att: 3,601 - Unknown 					
Roman Mejias, R (1.8) OBP: 0.190, SLG: 0.265										4	0	0	0	0	1	0						
Carl Yastrzemski, L (1.7) OBP: 0.380, SLG: 0.417										4	1	3	0	0	0	0						
Frank Maltzone, R (1.5) OBP: 0.384, SLG: 0.527										4	1	1	3	0	0	2						
Dick Stuart, R (1.3) OBP: 0.302, SLG: 0.497										4	2	1	1	0	0	0						
Russ Nixon, L (1.2) OBP: 0.346, SLG: 0.451										4	2	2	1	0	0	0						
Eddie Bressoud, R (1.6) OBP: 0.326, SLG: 0.434										2	0	1	1	2	0	1						
Lou Clinton, R (1.9) OBP: 0.275, SLG: 0.408										3	0	0	1	0	1	3						
Arnold Earley, L (1.1) OBP: 0.143, SLG: 0.143										3	0	0	0	0	3	2						
Jack Lamabe, R (7.1) ERA: 2.48										1	0	0	0	0	1	0						
Inning Stats	R: 0 E: 0 K: 0 S: 4	H: 1 LOB: 1 BB: 0 P: 4	R: 1 E: 0 K: 1 S: 6	H: 1 LOB: 1 BB: 1 P: 10	R: 5 E: 1 K: 2 S: 13	H: 5 LOB: 1 BB: 0 P: 13	R: 0 E: 0 K: 0 S: 4	H: 1 LOB: 1 BB: 0 P: 4	R: 0 E: 0 K: 0 S: 3	H: 0 LOB: 0 BB: 1 P: 7	R: 0 E: 0 K: 2 S: 7	H: 0 LOB: 0 BB: 0 P: 7	R: 0 E: 0 K: 0 S: 3	H: 0 LOB: 0 BB: 0 P: 3	R: 1 E: 0 K: 1 S: 6	H: 1 LOB: 0 BB: 0 P: 6	1B: 4 2B: 2 3B: 1 HR: 2	SF: 1 SAC: 0 DP: 0 HBP: 0	WP: 0 PB: 0 SB: 0 CS: 0	PA: 36		
PITCHER	IP WLS BF H R ER SO BB IBB HBP BLK WP HR S P ERA WHIP																					
Jim Duckworth, R (1.1) ERA: 4.33	2.1 L 15	6 6 5 1	0 0 0 2	0 0 0 0	0 0 0 11	11 0.00 1.200																
Jim Coates, R (3.1) ERA: 5.91	1.2 7	2 0 0 2	0 0 0 0	0 0 3 7	7 0.00 1.000																	
Pete Burnside, L (5.1) ERA: 5.14	1.0 4	0 0 0 0	1 0 0 0	0 0 0 16	16 0.00 0.333																	
Ron Kline, R (6.1) ERA: 2.48	3.0 10	1 1 0 3	0 0 0 0	0 0 0 16	16 0.00 0.333																	

Batter	1	2	3	4	5	6	7	8	9	AB R H RBI BB SO LOB	TOP											
Mary Breeding, R (1, 5) John Kennedy, R (8, FH) OBP: 0.319, SLG: 0.348 OBP: 0.200, SLG: 0.100	4-0 G6-3 BB		0-0 HR 1B		0-0 F7			0-0 5-3		2 1 1 1 1 0 1 1 0 0 0 0 0 0												
Jim King, L (1, 9) OBP: 0.321, SLG: 0.474	0-0 G6-3 1-2		0-0 HR		0-0 HR			0-0 G1-4-3 1B		4 2 3 4 0 0 1												
Chuck Hinton, R (1, 7) OBP: 0.312, SLG: 0.482	0-0 3B		0-0 L6		0-0 P5			0-0 G1-4-3 1-2		4 0 1 0 0 0 1												
Bobo Osborne, L (1, 3) OBP: 0.305, SLG: 0.424	0-0 F3		0-0 L4		0-0 P5			0-0 5-3		4 0 0 0 0 0 1												
Don Lock, R (1, 8) OBP: 0.347, SLG: 0.465		0-3 K		0-3 K				0-0 6-3		4 0 0 0 0 2 0												
Ed Brinkman, R (1, 6) OBP: 0.280, SLG: 0.333	0-0 3-1		0-0 F8		0-0 6-3			0-0 G1-4-3 1-2		4 0 0 0 0 0 1												
Ken Retzer, L (1, 2) OBP: 0.242, SLG: 0.242	0-3 K2-3		0-0 4-3				0-0 3-1			3 0 0 0 0 1 0												
Chuck Cottier, R (1, 4) OBP: 0.249, SLG: 0.344			4-0 SH3-4 1B BB		0-0 FC1-5 2B			0-0 5-3		2 1 1 0 1 0 0												
Tom Cheney, R (1, 1) Ron Kline, R (8, 1) OBP: 0.091, SLG: 0.091 OBP: 0.333, SLG: 1.000			0-0 SH3-4 1-2		0-0 FC1-5 HR			0-0 1-3		2 1 0 0 0 0 1 0 0 0 0 0 0 0												
Inning Stats	R: 0 E: 0 K: 0 S: 3	H: 1 LOB: 1 BB: 1 P: 7	R: 0 E: 0 K: 2 S: 7	H: 0 LOB: 2 BB: 0 P: 7	R: 3 E: 1 K: 0 S: 5	H: 2 LOB: 0 BB: 1 P: 9	R: 0 E: 0 K: 1 S: 5	H: 0 LOB: 0 BB: 0 P: 5	R: 2 E: 0 K: 0 S: 5	H: 2 LOB: 0 BB: 0 P: 5	R: 0 E: 0 K: 0 S: 3	H: 0 LOB: 0 BB: 0 P: 3	R: 0 E: 0 K: 0 S: 3	H: 0 LOB: 0 BB: 0 P: 3	R: 0 E: 0 K: 0 S: 3	H: 1 LOB: 0 BB: 0 P: 3	R: 0 E: 1 K: 0 S: 3	H: 0 LOB: 0 BB: 0 P: 3	1B: 2 2B: 1 3B: 1 HR: 2	SF: 0 SAC: 1 DP: 3 HBP: 0	WP: 0 PB: 0 SB: 0 CS: 0	PA: 33
PITCHER	IP WLS BF H R ER SO BB IBB HBP BLK WP HR S P ERA WHIP											IP WLS BF H R ER SO BB IBB HBP BLK WP HR S P ERA WHIP										
Barry Latman, R (1, 1) ERA: 4.91	7.0 L 27 5 5 5 3 2 0 0 0 0 0 2 31 39 6.43 1.000																					
Bob Allen, L (8, 1) ERA: 3.5	2.0 6 1 0 0 0 0 0 0 0 0 0 0 6 6 0.00 0.500																					

Washington Senators @ Cleveland Indians
Cleveland Municipal Stadium, Cleveland, OH
Fri Jun 14 1963, 7:05 PM EDT
Unknown

AB	30
R	5
H	6
RBI	5
BB	2
SO	3
LOB	6



Batter	1	2	3	4	5	6	7	8	9	AB R H RBI BB SO LOB	BOTTOM											
Dick Howser, R (1, 6) OBP: 0.348, SLG: 0.273	4-0 HR BB	0-0 1B		4-0 S BB			0-0 G3		0-0 6-3	3 1 1 0 2 0 0												
Jerry Kindall, R (1, 4) OBP: 0.293, SLG: 0.368	0-0 HR	0-0 1B		0-3 K			0-0 F8		0-0 5-3	5 1 2 2 0 1 1												
Al Luplow, L (1, 7) OBP: 0.267, SLG: 0.303	4-0 1B BB	0-0 4-3			0-0 3-1			4-0 BB S BB		2 0 0 0 2 0 2												
Fred Whitfield, L (1, 3) OBP: 0.291, SLG: 0.462	0-0 F7		0-0 F7		0-0 4-3			0-0 F9		4 0 0 0 0 0 2												
Willie Kirkland, L (1, 9) OBP: 0.340, SLG: 0.432	0-0 FC4 1B		0-0 F5		0-0 P6			0-0 F5		4 0 1 0 0 0 1												
Max Alvis, R (1, 5) OBP: 0.318, SLG: 0.441	0-3 K		0-0 1B			0-0 F5		1-0 BB HBP		3 0 1 0 0 1 2												
Joe Azcue, R (1, 2) Joe Adcock, R (8, FH) Pedro Ramos, S (8, FPR) Cal Neeman, R (9, 2) OBP: 0.167, SLG: 0.426 OBP: 0.395, SLG: 0.545 OBP: 0.100, SLG: 0.100	0-0 FC4 1-2		0-0 F2			0-3 K		4-0 1-2 2-3 BB		3 0 0 0 0 1 3 0 0 0 0 1 0 0 0 0 0 0 0 0 0 0 0 0 0 0 0 0												
Woodie Held, R (1, 8) OBP: 0.364, SLG: 0.482		4-0 CS BB		0-0 F7		0-3 K		0-0 F8		3 0 0 0 1 1 3												
Barry Latman, R (1, 1) Tito Francona, L (7, FH) Bob Allen, L (8, 1) Miguel de la Hoz, R (9, FH) OBP: 0.167, SLG: 0.417 OBP: 0.279, SLG: 0.305		0-3 K		0-3 K				0-0 F7		2 0 0 0 0 2 1 1 0 0 0 0 0 0 0 0 0 0 0 0 0 1 0 0 0 0 0 0												
Inning Stats	R: 2 E: 0 K: 1 S: 7	H: 2 LOB: 2 BB: 2 P: 15	R: 0 E: 0 K: 1 S: 6	H: 2 LOB: 1 BB: 1 P: 10	R: 0 E: 0 K: 0 S: 4	H: 1 LOB: 1 BB: 0 P: 4	R: 0 E: 0 K: 2 S: 7	H: 0 LOB: 0 BB: 1 P: 11	R: 0 E: 0 K: 0 S: 3	H: 0 LOB: 0 BB: 0 P: 3	R: 0 E: 0 K: 2 S: 7	H: 0 LOB: 0 BB: 0 P: 7	R: 0 E: 0 K: 0 S: 3	H: 0 LOB: 0 BB: 0 P: 3	R: 0 E: 0 K: 0 S: 3	H: 0 LOB: 3 BB: 2 P: 12	R: 0 E: 0 K: 0 S: 3	H: 0 LOB: 0 BB: 0 P: 3	1B: 4 2B: 0 3B: 0 HR: 1	SF: 0 SAC: 0 DP: 0 HBP: 1	WP: 0 PB: 0 SB: 3 CS: 1	PA: 38
PITCHER	IP WLS BF H R ER SO BB IBB HBP BLK WP HR S P ERA WHIP											IP WLS BF H R ER SO BB IBB HBP BLK WP HR S P ERA WHIP										
Tom Cheney, R (1, 1) ERA: 2.62	1.1 S 4 0 0 0 0 0 0 0 0 0 0 4 4 0.00 0.000																					
Ron Kline, R (8, 1) ERA: 2.37	1.1 S 4 0 0 0 0 0 0 0 0 0 0 4 4 0.00 0.000																					

Washington Senators @ Cleveland Indians
Cleveland Municipal Stadium, Cleveland, OH
Fri Jun 14 1963, 7:05 PM EDT
Unknown

AB	31
R	2
H	5
RBI	2
BB	6
SO	6
LOB	15



Batter	1	2	3	4	5	6	7	8	9	AB	R	H	RBI	BB	SO	LOB	TOP										
Minnie Minoso, R OBP: 0.333, SLG: 0.265										4	0	0	0	0	0	1											
Dick Phillips, L OBP: 0.300, SLG: 0.274										3	0	0	0	0	0	0											
Jim King, L OBP: 0.318, SLG: 0.485										3	0	1	0	0	1	0											
Chuck Hinton, R OBP: 0.307, SLG: 0.465										3	0	0	0	0	1	1											
Don Leppert, R OBP: 0.323, SLG: 0.483										2	0	0	0	0	0	0											
Hobie Landrith, L OBP: 0.300, SLG: 0.209										1	0	0	0	0	0	0											
Don Lock, R OBP: 0.336, SLG: 0.448										3	0	0	0	0	2	0											
Ed Brinkman, R OBP: 0.272, SLG: 0.322										3	0	0	0	0	2	0											
Chuck Cottier, R OBP: 0.239, SLG: 0.330										2	0	0	0	0	2	0											
Ken Retzer, L OBP: 0.248, SLG: 0.239										1	0	0	0	0	0	0											
Bennie Daniels, L OBP: 0.267, SLG: 0.083										2	0	0	0	0	0	0											
Pete Burnside, R										0	0	0	0	0	0	0											
Bobo Osborne, L OBP: 0.310, SLG: 0.422										0	0	0	0	1	0	0											
Claude Osteen, L OBP: 0.192, SLG: 0.160										0	0	0	0	0	0	0											
Inning Stats	R: 0 E: 0 K: 0 S: 3	H: 0 LOB: 0 BB: 0 P: 3	R: 0 E: 0 K: 1 S: 5	H: 0 LOB: 0 BB: 0 P: 5	R: 0 E: 0 K: 2 S: 7	H: 0 LOB: 0 BB: 0 P: 7	R: 0 E: 0 K: 1 S: 5	H: 0 LOB: 0 BB: 0 P: 5	R: 0 E: 0 K: 2 S: 7	H: 0 LOB: 0 BB: 0 P: 7	R: 0 E: 0 K: 0 S: 4	H: 1 LOB: 1 BB: 0 P: 4	R: 0 E: 0 K: 1 S: 5	H: 0 LOB: 0 BB: 1 P: 5	R: 0 E: 0 K: 0 S: 2	H: 0 LOB: 1 BB: 1 P: 6	1B: 0 2B: 1 3B: 0 HR: 0	SF: 0 SAC: 0 DP: 1 HBP: 0	WP: 1 PB: 0 SB: 0 CS: 0	PA: 28							
PITCHER	IP	WLS	BF	H	R	ER	SO	BB	IBB	HBP	BLK	WP	HR	S	P	ERA	WHIP										
Pedro Ramos, R ERA: 3.63	7.0	W	22	1	0	0	7	0	0	0	0	1	0	36	36	0.00	0.143										
Ted Abernathy, R ERA: 2.03	2.0	S	6	0	0	0	1	1	0	0	0	0	0	7	11	0.00	0.500										

Washington Senators @ Cleveland Indians
Cleveland Municipal Stadium, Cleveland, OH

AB 27
R 0
H 1
RBI 0
BB 1
SO 8
LOB 2



Sat Jun 15 1963, 3:33 AM EDT
Att: 2,954 - Unknown

Batter	1	2	3	4	5	6	7	8	9	AB	R	H	RBI	BB	SO	LOB	BOTTOM										
Dick Howser, R OBP: 0.333, SLG: 0.262										4	0	1	1	0	0	0											
Jerry Kindall, R OBP: 0.289, SLG: 0.327										4	0	0	0	0	3	1											
Willie Kirkland, L OBP: 0.349, SLG: 0.495										4	0	2	0	0	0	0											
Fred Whitfield, L OBP: 0.293, SLG: 0.455										4	1	1	0	0	1	2											
Max Alvis, R OBP: 0.318, SLG: 0.431										2	1	0	0	1	0	1											
Al Luplow, L OBP: 0.260, SLG: 0.288										3	1	0	0	0	0	3											
Joe Azcue, R OBP: 0.359, SLG: 0.419										2	0	0	0	0	0	1											
Joe Adcock, R OBP: 0.367, SLG: 0.542										1	0	1	2	0	0	0											
Mudcat Grant, R OBP: 0.130, SLG: 0.217										0	0	0	0	0	0	0											
Cal Neeman, R										0	0	0	0	0	0	0											
Woodie Held, R OBP: 0.356, SLG: 0.459										2	0	0	0	1	1	2											
Pedro Ramos, S OBP: 0.077, SLG: 0.077										3	1	0	0	0	1	4											
Ted Abernathy, R										0	0	0	0	0	0	0											
Inning Stats	R: 0 E: 0 K: 1 S: 5	H: 0 LOB: 0 BB: 0 P: 5	R: 0 E: 0 K: 1 S: 5	H: 0 LOB: 0 BB: 0 P: 5	R: 0 E: 0 K: 2 S: 7	H: 0 LOB: 0 BB: 0 P: 7	R: 0 E: 0 K: 0 S: 4	H: 1 LOB: 1 BB: 0 P: 4	R: 0 E: 0 K: 0 S: 5	H: 0 LOB: 2 BB: 2 P: 11	R: 0 E: 0 K: 1 S: 5	H: 0 LOB: 0 BB: 0 P: 5	R: 4 E: 1 K: 1 S: 10	H: 3 LOB: 1 BB: 0 P: 10	R: 0 E: 0 K: 0 S: 3	H: 1 LOB: 0 BB: 0 P: 3	1B: 5 2B: 0 3B: 0 HR: 0	SF: 0 SAC: 1 DP: 1 HBP: 0	WP: 0 PB: 0 SB: 0 CS: 0	PA: 32							
PITCHER	IP	WLS	BF	H	R	ER	SO	BB	IBB	HBP	BLK	WP	HR	S	P	ERA	WHIP										
Bennie Daniels, R ERA: 5.05	7.0	L	29	4	4	3	6	1	1	0	0	0	0	39	47	3.86	0.714										
Pete Burnside, L ERA: 4.6	1.0		3	1	0	0	0	0	0	0	0	0	0	3	3	0.00	1.000										

Washington Senators @ Cleveland Indians
Cleveland Municipal Stadium, Cleveland, OH

AB 29
R 4
H 5
RBI 3
BB 2
SO 6
LOB 14



Sat Jun 15 1963, 3:33 AM EDT
Att: 2,954 - Unknown

Batter	1	2	3	4	5	6	7	8	9	AB	R	H	RBI	BB	SO	LOB	TOP			
Tom Brown, S OBP: 0.176, SLG: 0.145	F5		6-3		4-3			1B	K	5	0	1	0	0	1	3				
Minnie Minoza, R OBP: 0.339, SLG: 0.276	F8		6-3		F7			F9		4	0	0	0	0	0	1				
Jim King, L OBP: 0.330, SLG: 0.497	K			HR	3-1			P4		4	1	1	1	0	1	1				
Bobo Osborne, L OBP: 0.316, SLG: 0.433		1B	E1		P6			1B	2B	4	2	2	0	0	0	0				
Don Leppert, R OBP: 0.330, SLG: 0.484		1B	F8		F8			FC2-6		4	1	2	1	0	0	1				
Claude Osteen, L OBP: 0.192, SLG: 0.160		1B						2H		0	0	0	0	0	0	0				
John Kennedy, R OBP: 0.194, SLG: 0.097		1B						1B		0	0	0	0	0	0	0				
Mary Breeding, R OBP: 0.302, SLG: 0.328	F7						1-3	FC2-6		4	0	0	0	0	1	3				
Hobie Landrith, L OBP: 0.294, SLG: 0.205								2B		0	0	0	0	0	0	0				
Ed Brinkman, R OBP: 0.272, SLG: 0.325					5-3			1-3	2B	4	0	2	1	0	0	0				
Chuck Cottier, R OBP: 0.236, SLG: 0.322	SF7				6-3					2	0	0	1	1	0	0				
Don Rudolph, L OBP: 0.231, SLG: 0.261																				
Dick Phillips, L OBP: 0.292, SLG: 0.266	F2							K		3	0	0	0	0	2	1				
Jim Bronstad, R OBP: 0.284, SLG: 0.317								K	K	1	0	0	0	0	1	3				
										0	0	0	0	0	0	0				
Inning Stats	R: 0 E: 0 K: 1 S: 5	H: 0 LOB: 0 BB: 0 P: 5	R: 2 E: 0 K: 0 S: 6	H: 3 LOB: 1 BB: 0 P: 6	R: 1 E: 1 K: 0 S: 5	H: 1 LOB: 1 BB: 0 P: 5	R: 0 E: 0 K: 1 S: 5	H: 0 LOB: 0 BB: 0 P: 5	R: 0 E: 0 K: 0 S: 3	H: 0 LOB: 0 BB: 0 P: 3	R: 0 E: 0 K: 0 S: 3	H: 0 LOB: 0 BB: 0 P: 3	R: 0 E: 0 K: 1 S: 6	H: 1 LOB: 1 BB: 0 P: 6	R: 1 E: 0 K: 2 S: 10	H: 3 LOB: 3 BB: 1 P: 14	1B: 5 2B: 2 3B: 0 HR: 1	SF: 1 SAC: 0 DP: 0 HBP: 0	WP: 0 PB: 0 SB: 0 CS: 0	PA: 37
PITCHER Dick Donovan, R ERA: 4.09	IP: 9.0 WLS: W BF: 37 H: 8 R: 4 ER: 4 SO: 6 BB: 0 IBB: 1 HBP: 0 BLK: 0 WP: 0 HR: 1 S: 48 P: 52 ERA: 4.00 WHIP: 0.889																			

Washington Senators @ Cleveland Indians
Cleveland Municipal Stadium, Cleveland, OH
Sun Jun 16 1963, 3:38 AM EDT
Att: 15,347 - Unknown

AB	35
R	4
H	8
RBI	4
BB	1
SO	6
LOB	13


WP: 0	PA: 37
PB: 0	
SB: 0	
CS: 0	


Batter	1	2	3	4	5	6	7	8	9	AB	R	H	RBI	BB	SO	LOB	BOTTOM				
Dick Howser, R OBP: 0.351, SLG: 0.282	FC1-6		6-3	E9		1B			HR	5	1	3	0	0	0	1					
Jerry Kindall, R OBP: 0.282, SLG: 0.316	FC1-6			6-3					1B	3	1	0	0	1	1	3					
Fred Whitfield, L OBP: 0.297, SLG: 0.487			HR						HR	1	1	1	3	0	0	0					
Willie Kirkland, L OBP: 0.351, SLG: 0.505	6-3					1B				3	2	1	2	1	0	1					
Joe Adcock, R OBP: 0.386, SLG: 0.550										2	0	2	0	2	0	0					
Gene Green, R OBP: 0.250, SLG: 0.257	FC6-4									3	0	0	1	0	0	4					
Max Alvis, R OBP: 0.311, SLG: 0.416			6-3		G3					4	0	0	0	0	1	1					
Joe Azcue, R OBP: 0.349, SLG: 0.415		E5			P4					4	0	0	0	0	0	0					
Woodie Held, R OBP: 0.352, SLG: 0.447		K			5-3					4	0	1	0	0	1	1					
Dick Donovan, L OBP: 0.077, SLG: 0.077										3	0	1	0	0	1	2					
Tito Francona, L OBP: 0.284, SLG: 0.317									HR	1	1	1	0	0	0	0					
Inning Stats	R: 0 E: 1 K: 0 S: 4	H: 1 LOB: 2 BB: 1 P: 8	R: 0 E: 1 K: 3 S: 10	H: 0 LOB: 0 BB: 0 P: 10	R: 2 E: 0 K: 0 S: 4	H: 1 LOB: 1 BB: 2 P: 12	R: 0 E: 1 K: 0 S: 5	H: 1 LOB: 2 BB: 0 P: 5	R: 1 E: 0 K: 0 S: 3	H: 1 LOB: 0 BB: 1 P: 7	R: 0 E: 0 K: 0 S: 4	H: 2 LOB: 2 BB: 0 P: 4	R: 0 E: 1 K: 1 S: 6	H: 1 LOB: 1 BB: 0 P: 6	R: 0 E: 0 K: 0 S: 3	R: 3 E: 0 K: 0 S: 3	H: 3 LOB: 0 BB: 0 P: 3	1B: 7 2B: 1 3B: 0 HR: 2	SF: 1 SAC: 0 DP: 0 HBP: 0	WP: 0 PB: 1 SB: 0 CS: 1	PA: 38
PITCHER Don Rudolph, L ERA: 4.95	IP: 8.0 WLS: L BF: 35 H: 7 R: 3 ER: 3 SO: 4 BB: 4 IBB: 0 HBP: 0 BLK: 0 WP: 0 HR: 1 S: 39 P: 55 ERA: 3.38 WHIP: 1.375																				
PITCHER Jim Bronstad, R ERA: 4.93	IP: 0.0 WLS: L BF: 3 H: 3 R: 3 ER: 3 SO: 0 BB: 0 IBB: 0 HBP: 0 BLK: 0 WP: 0 HR: 1 S: 3 P: 3 ERA: ∞ WHIP: ∞																				

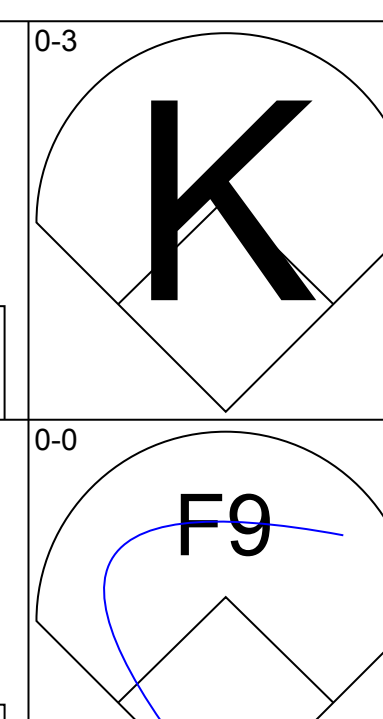
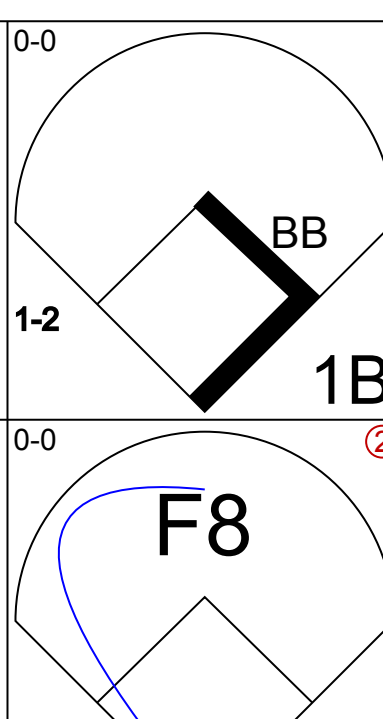
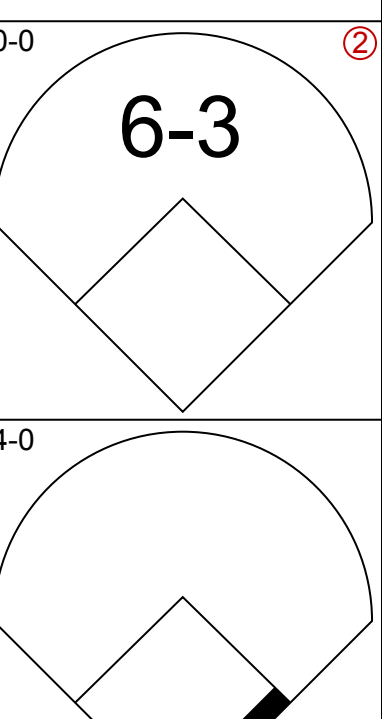
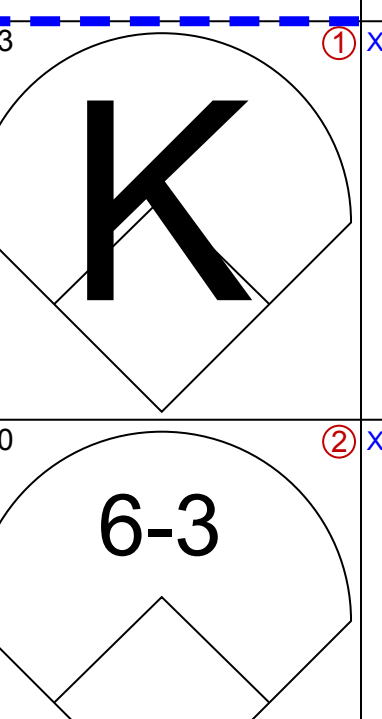
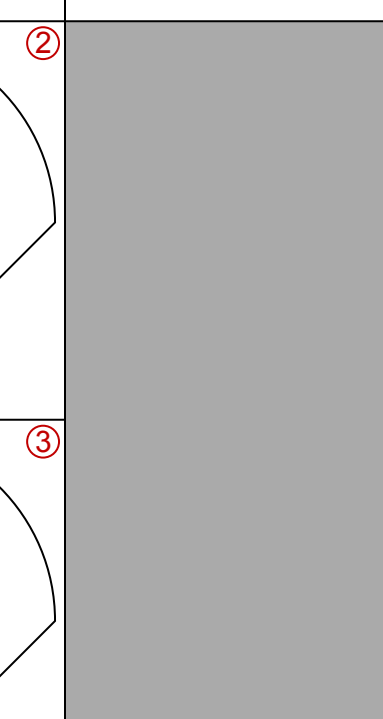

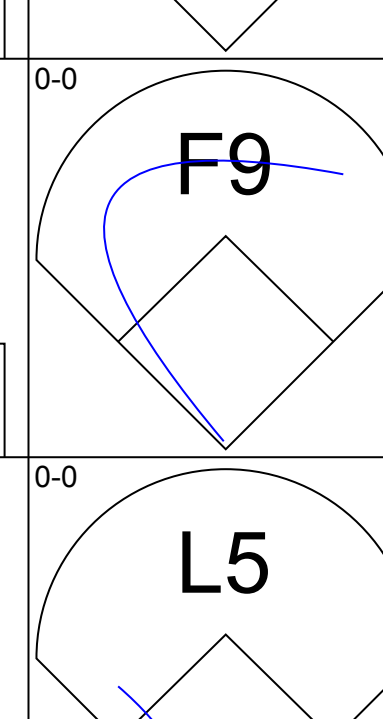
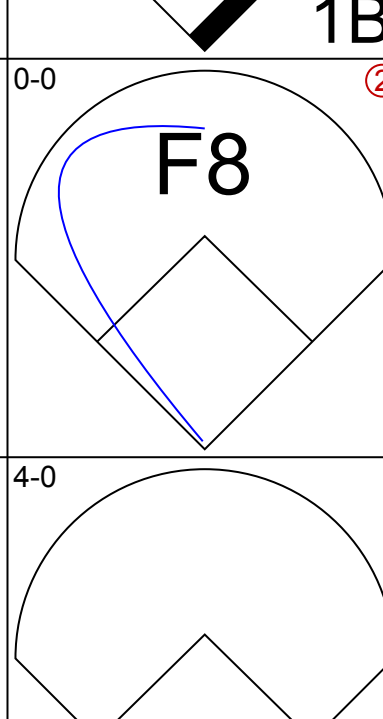
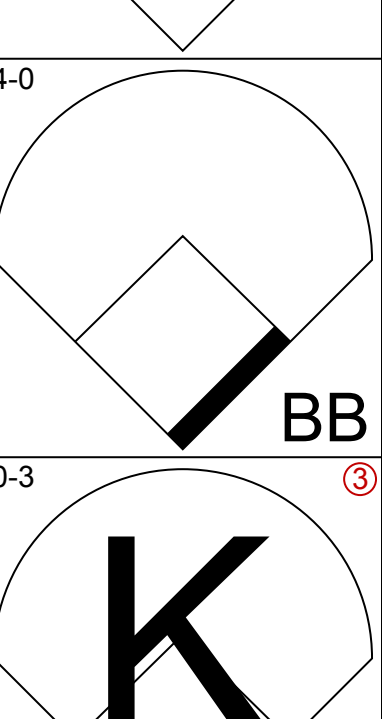
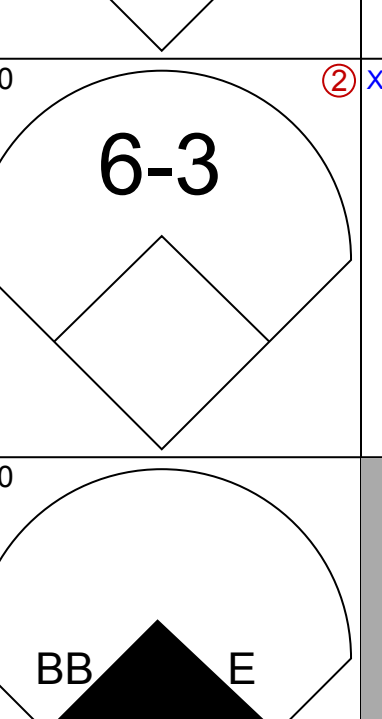
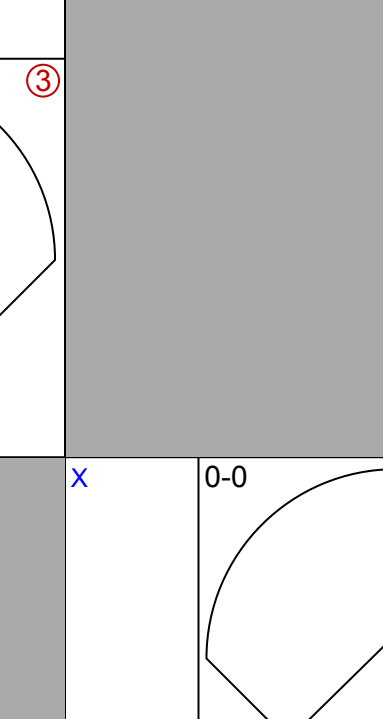
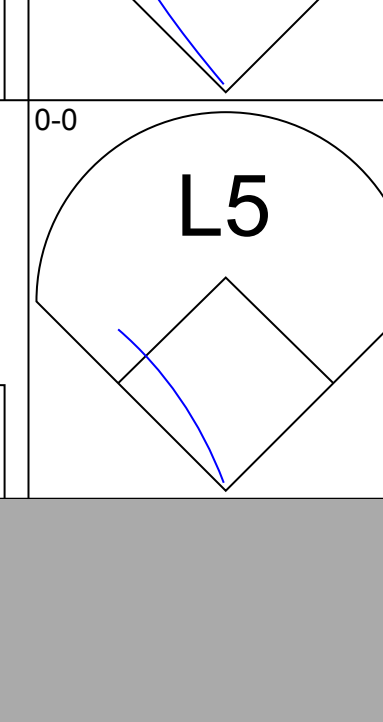
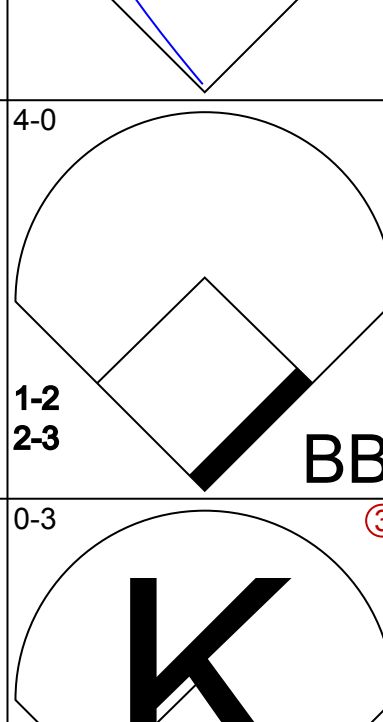
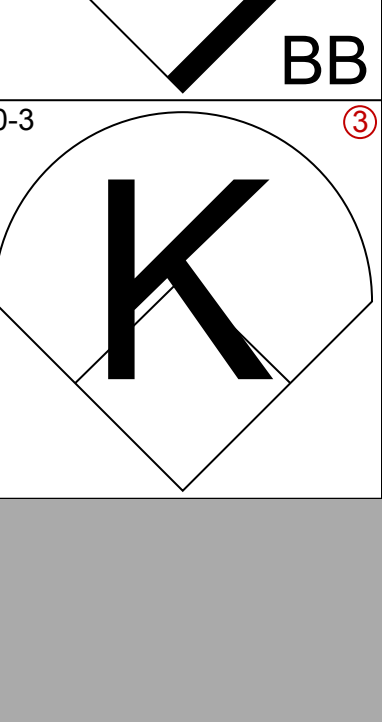
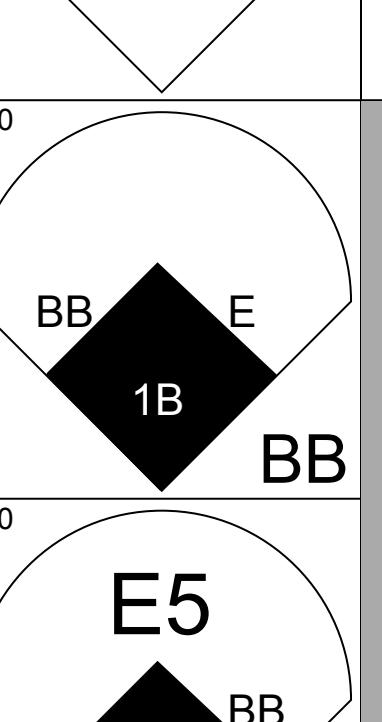
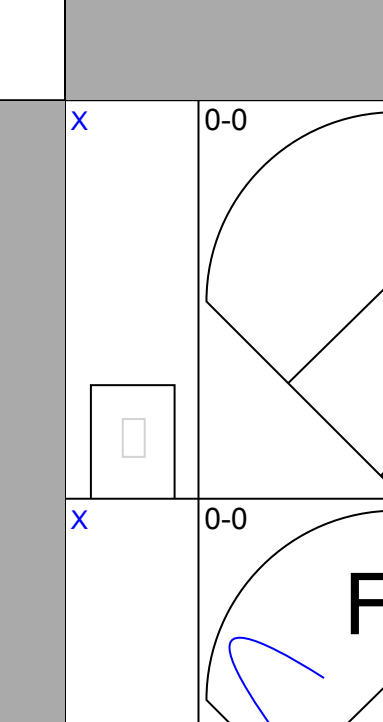
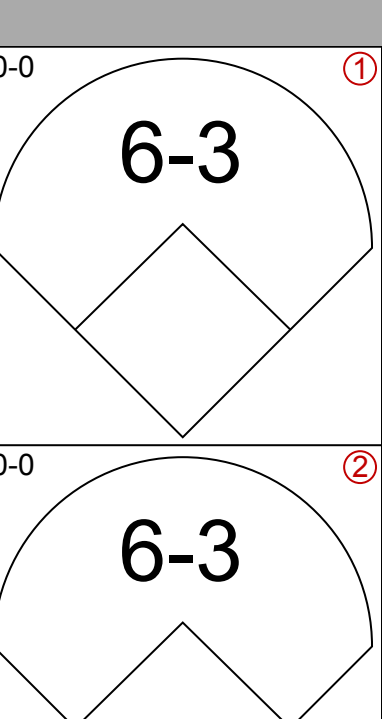

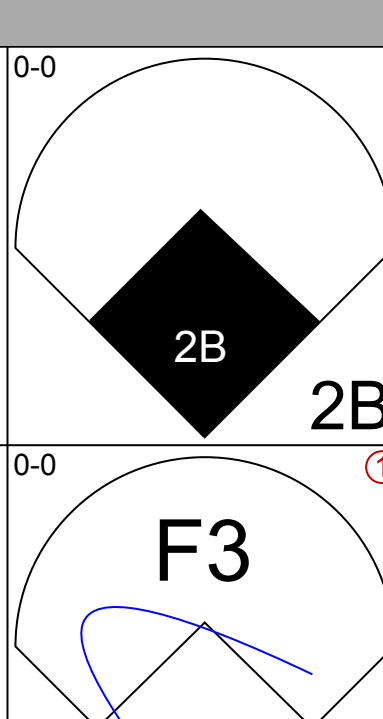
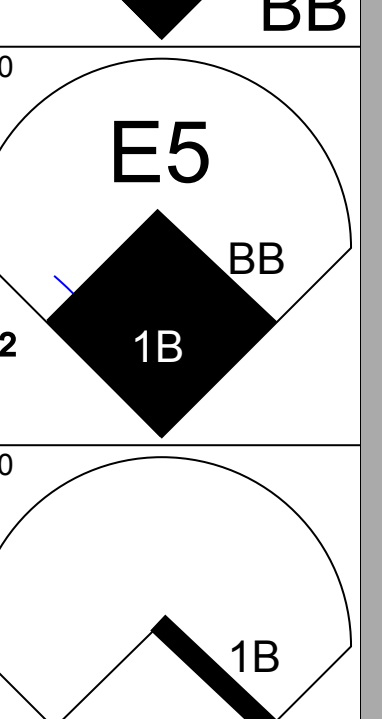
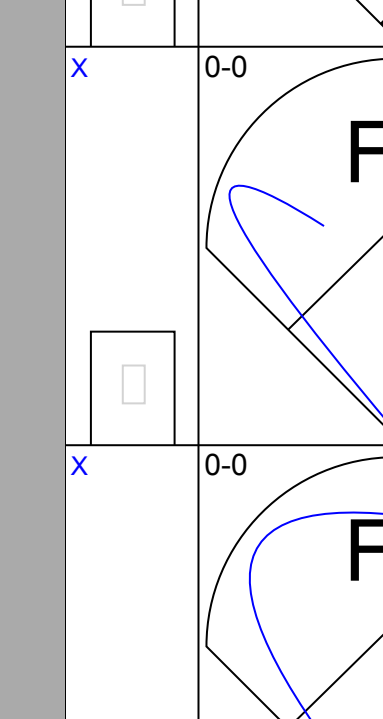
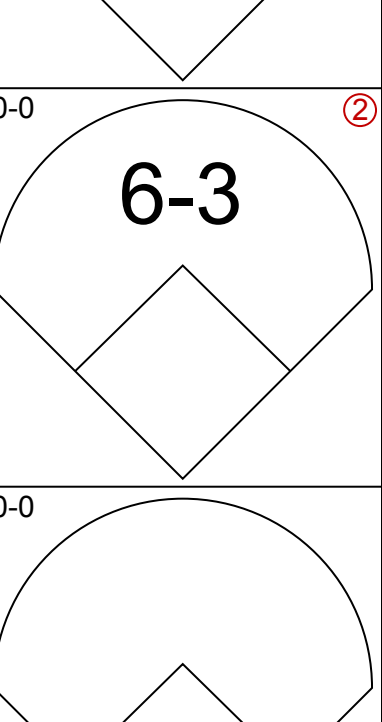
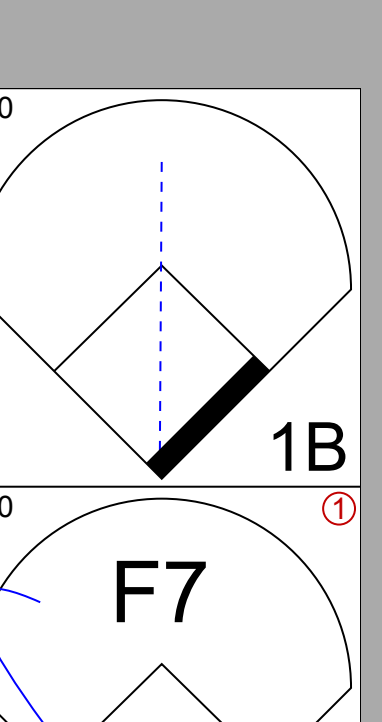
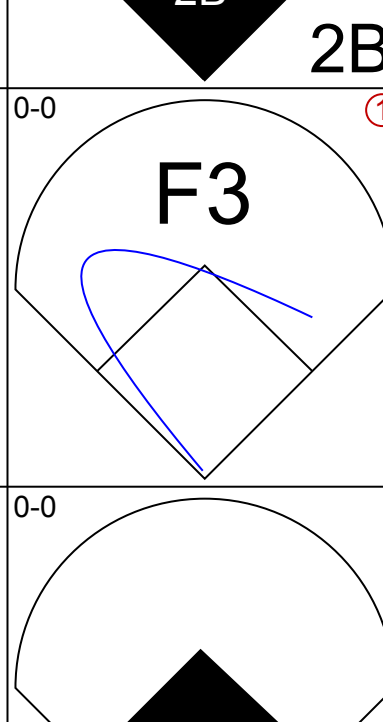
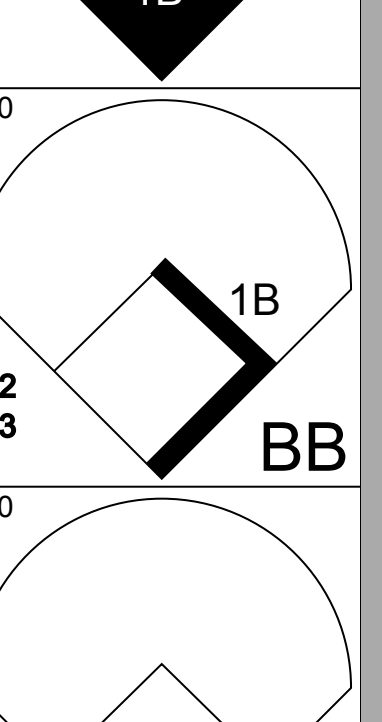
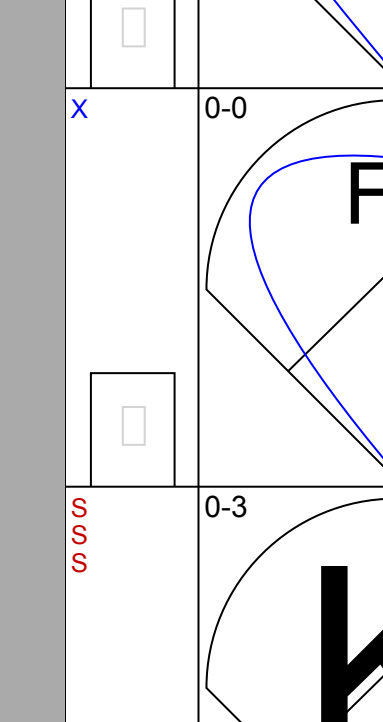
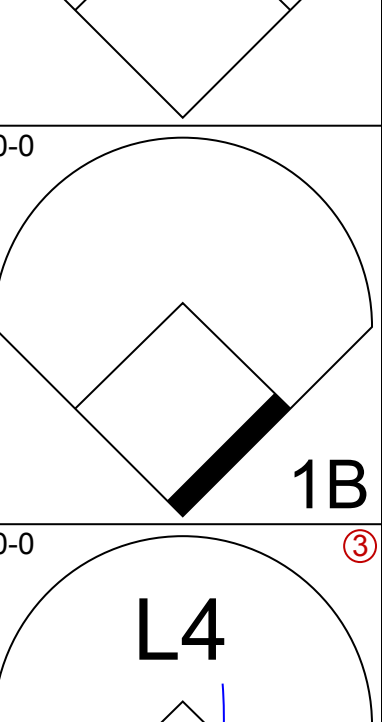
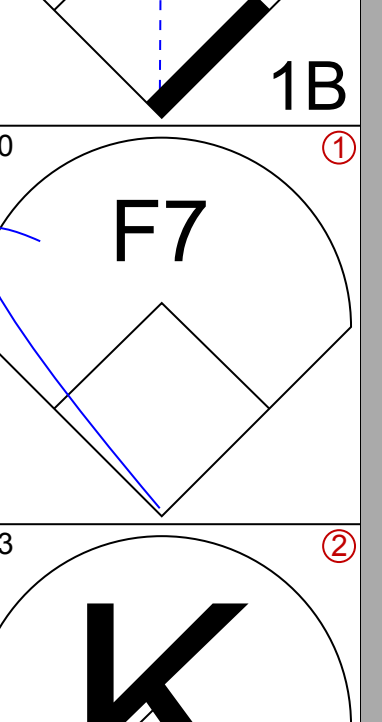
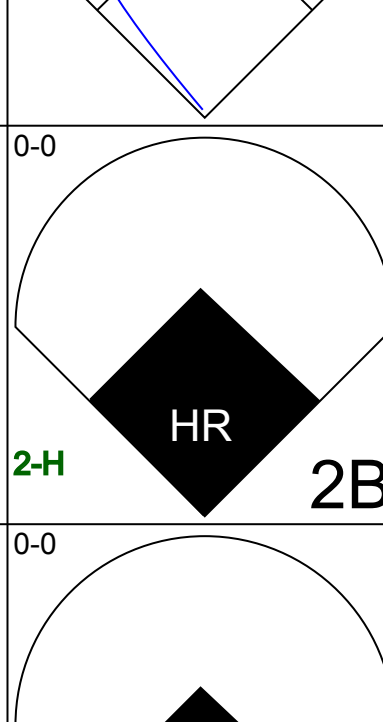
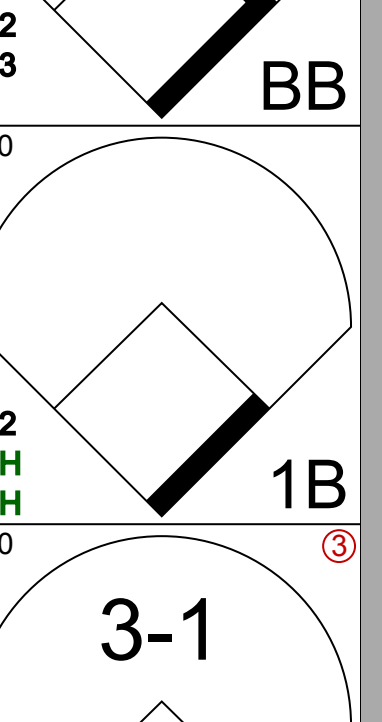
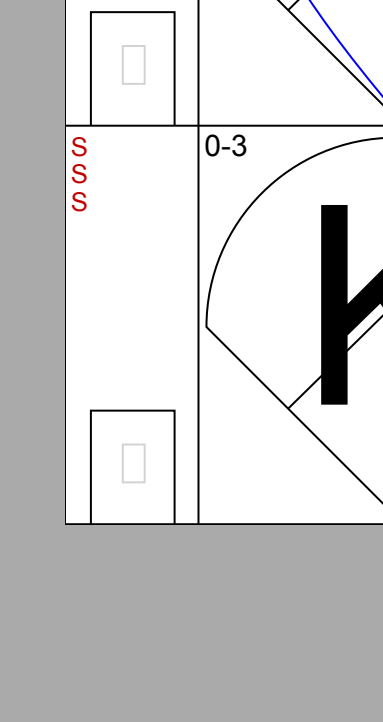
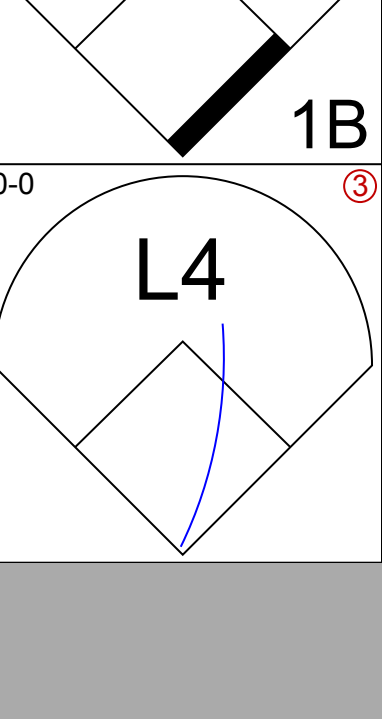
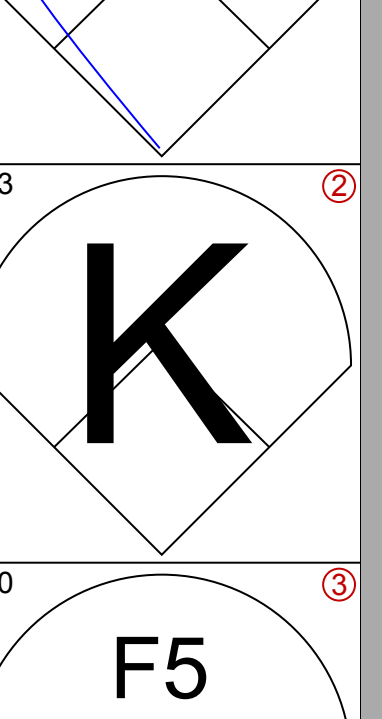
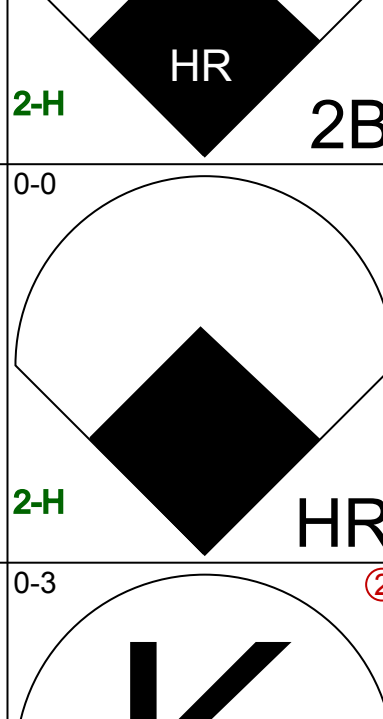
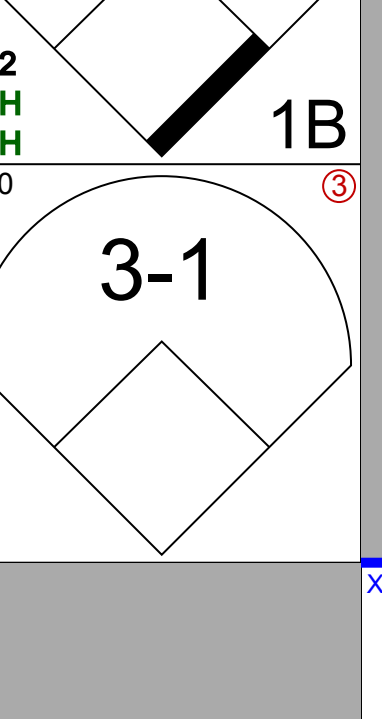
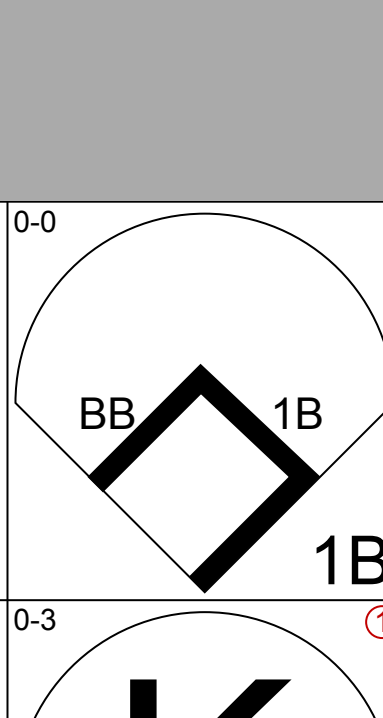
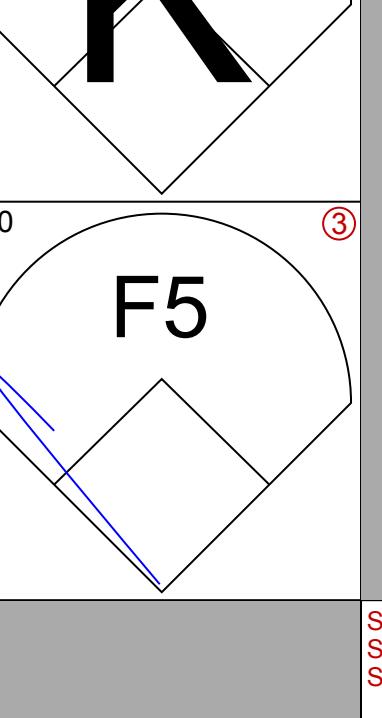
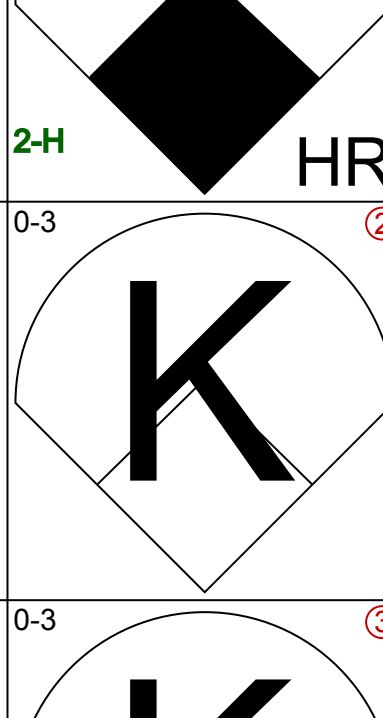
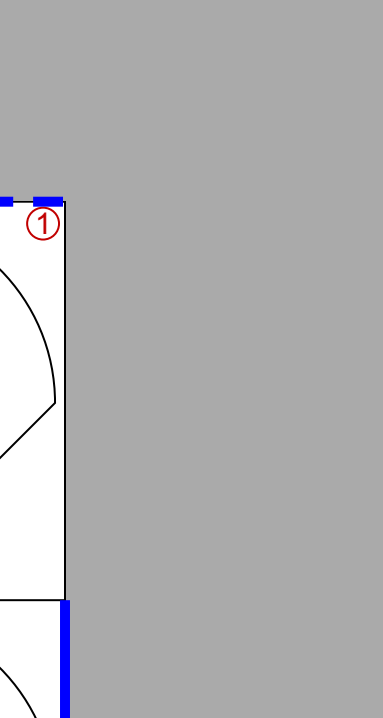
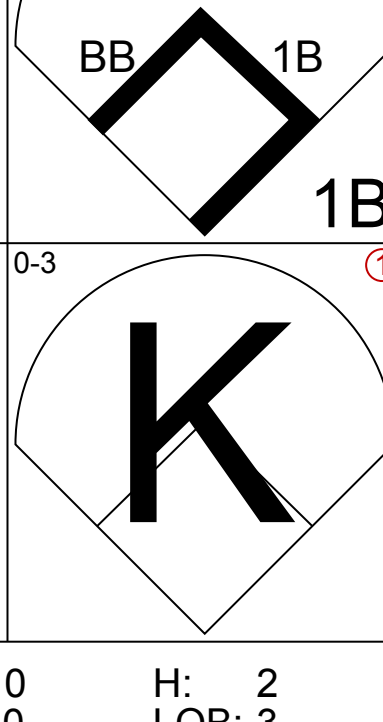
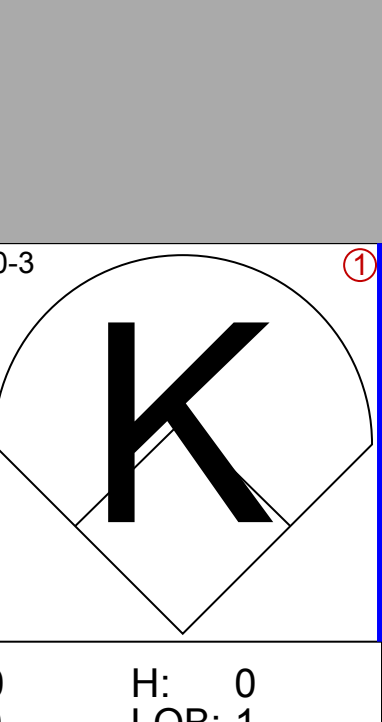
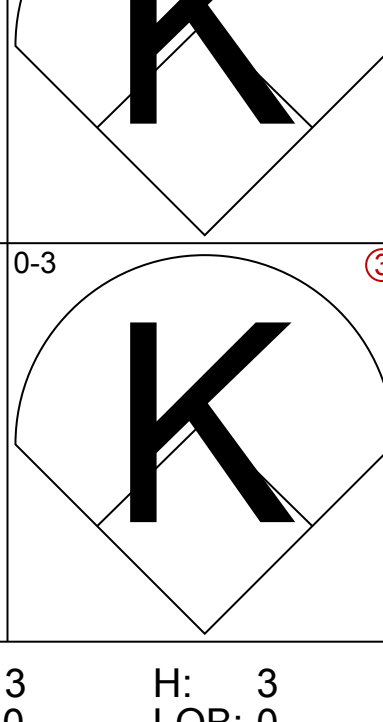
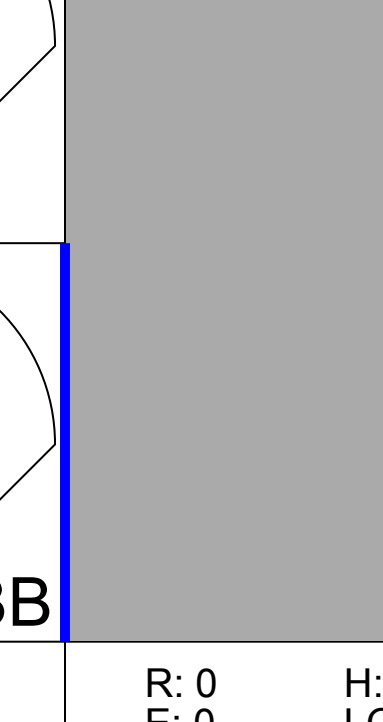
Washington Senators @ Cleveland Indians
Cleveland Municipal Stadium, Cleveland, OH
Sun Jun 16 1963, 3:38 AM EDT
Att: 15,347 - Unknown

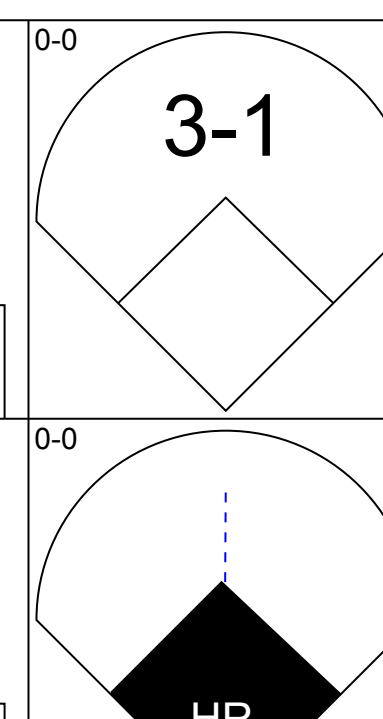
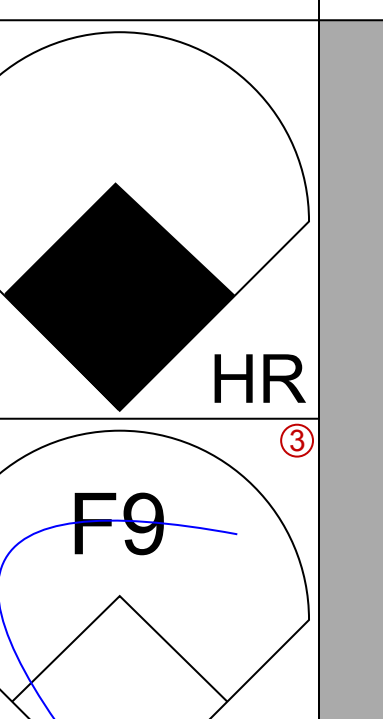
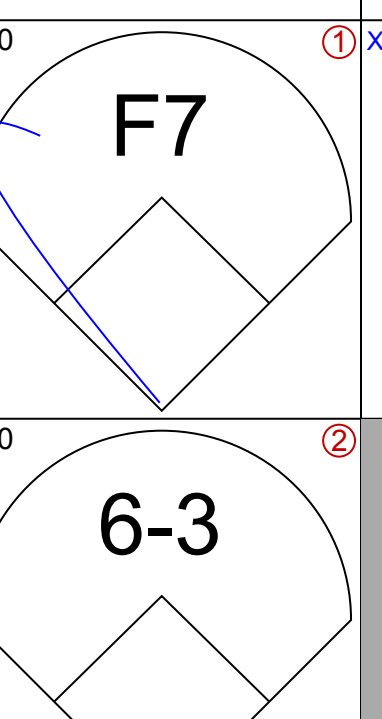
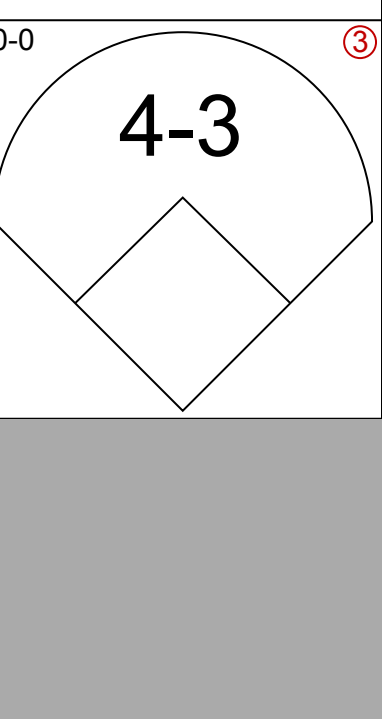
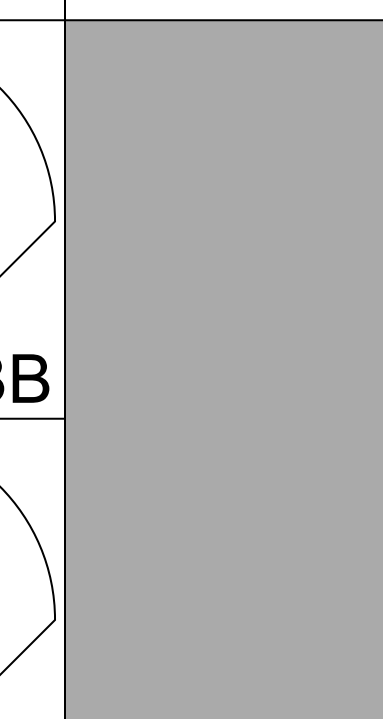

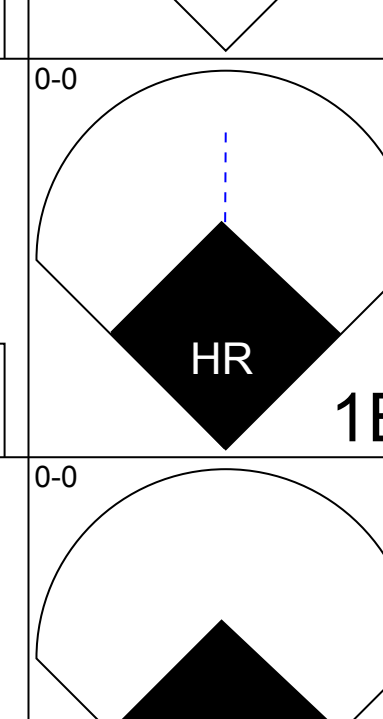
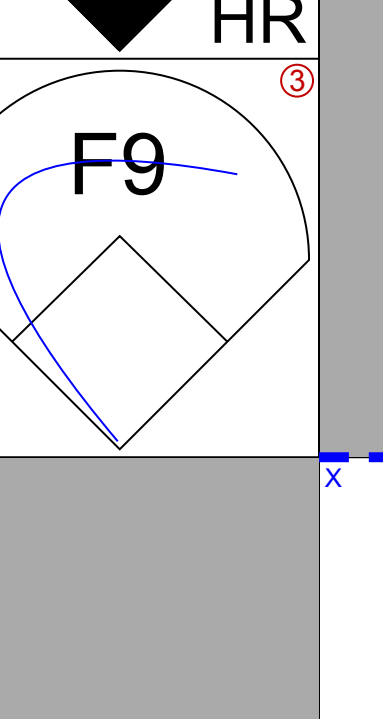

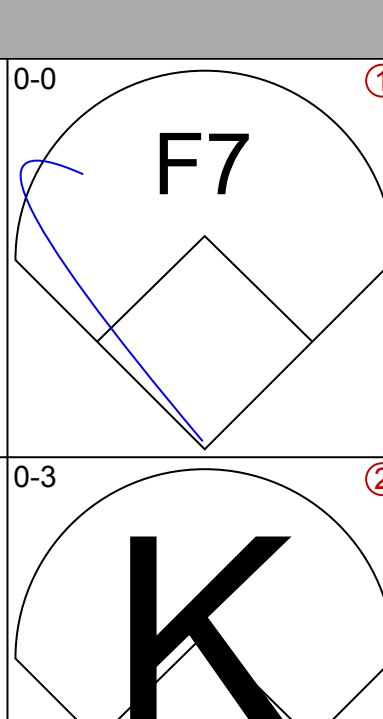
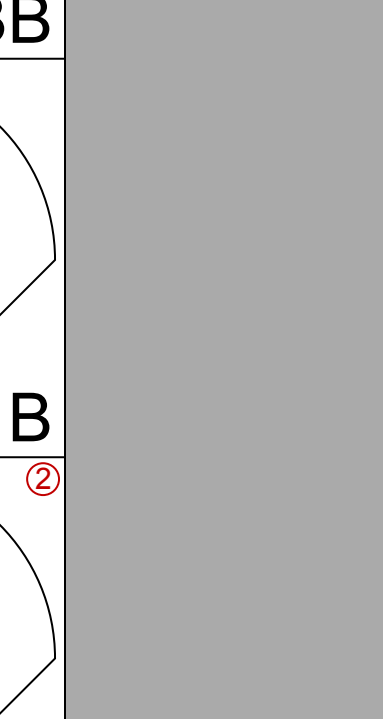
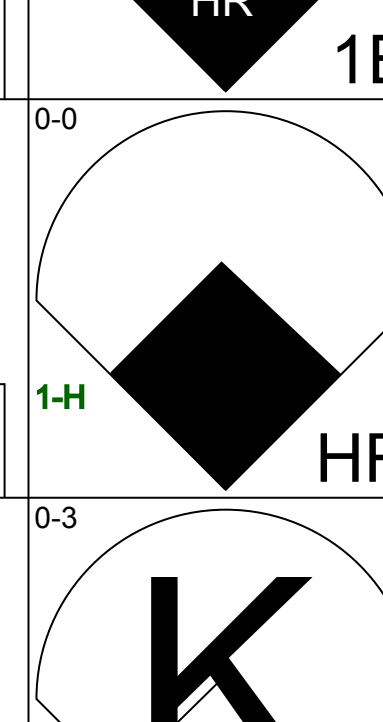
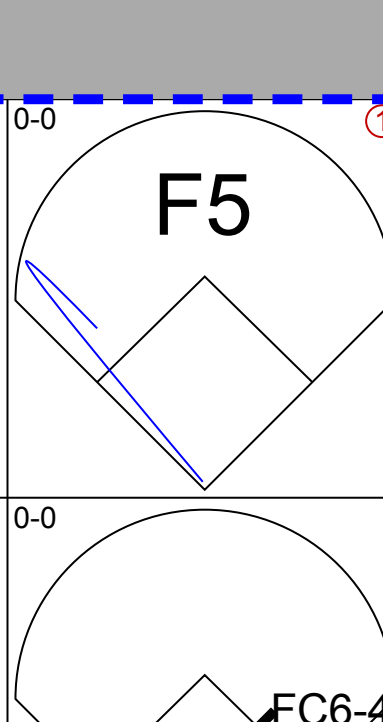
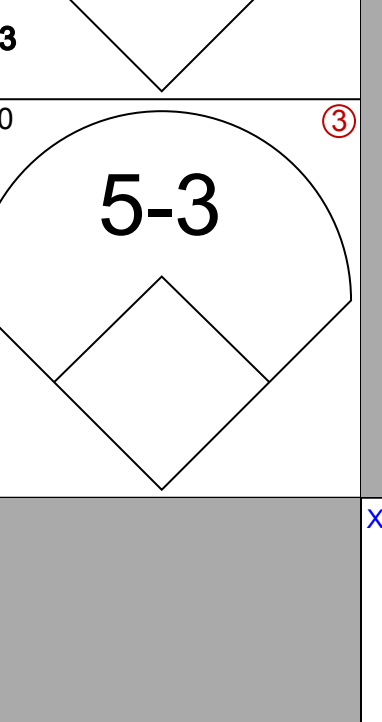
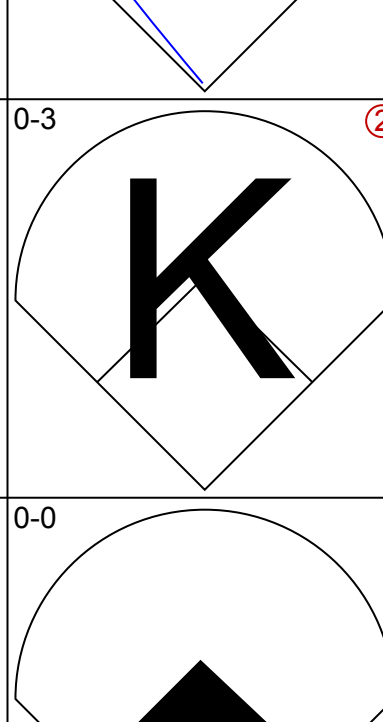
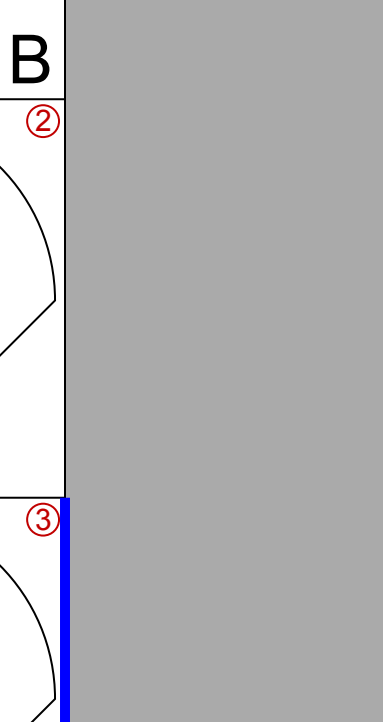
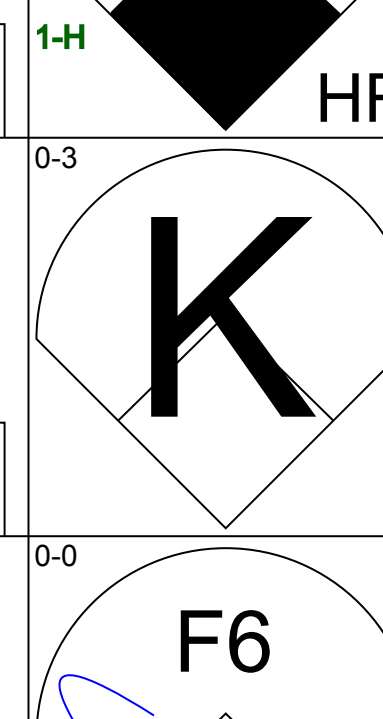
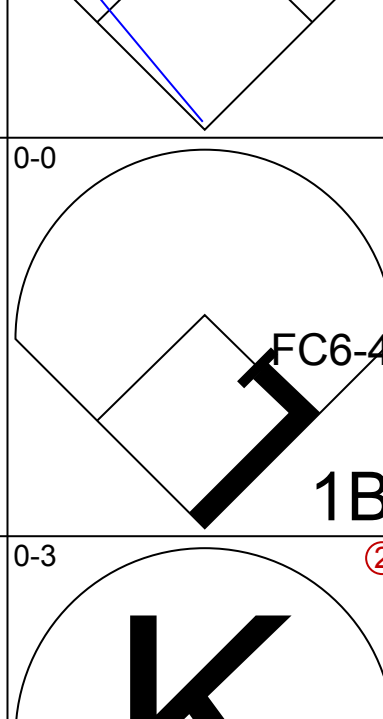
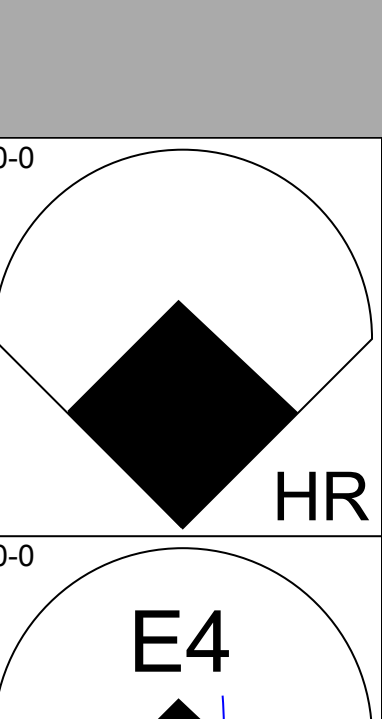
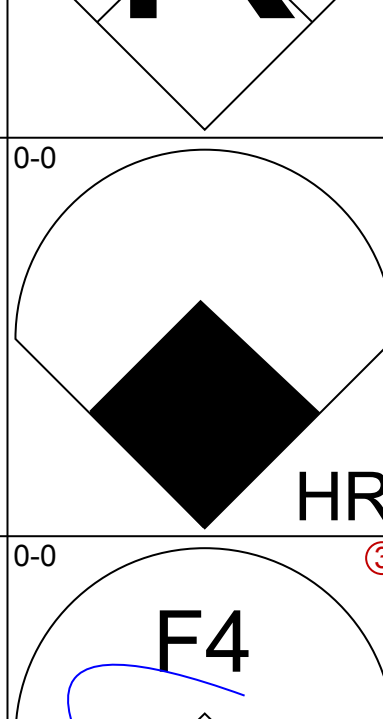
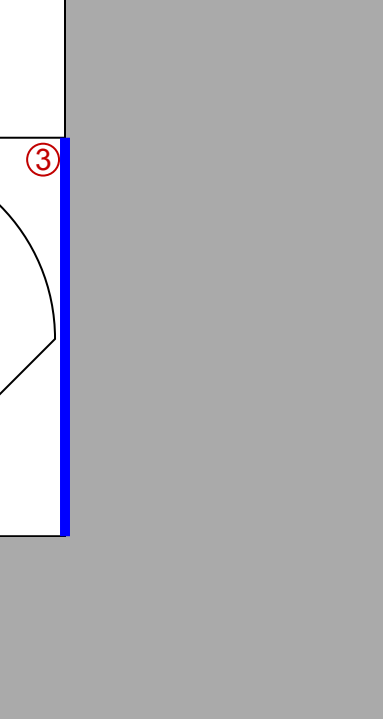
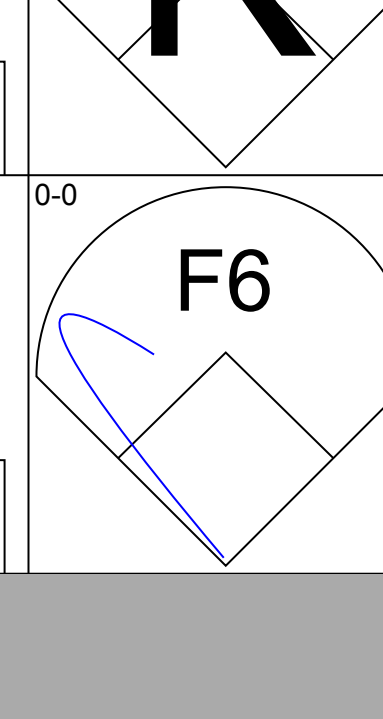
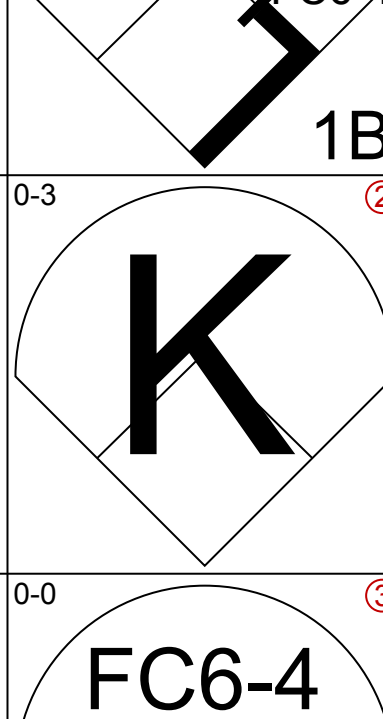
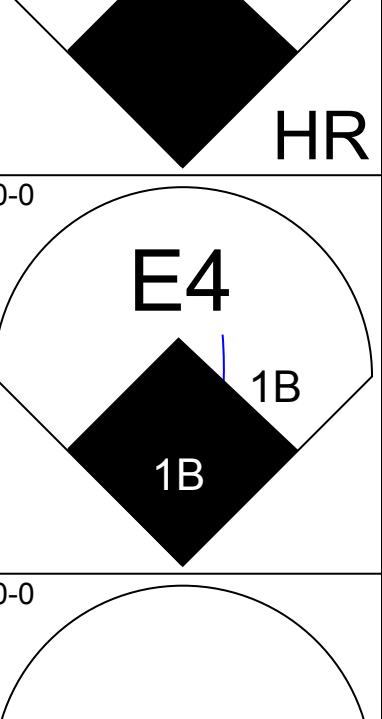
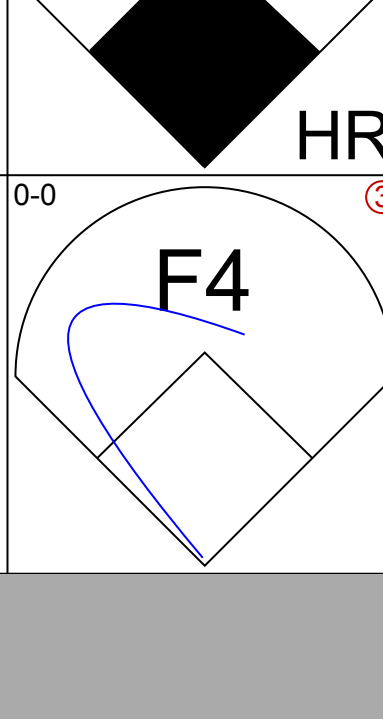
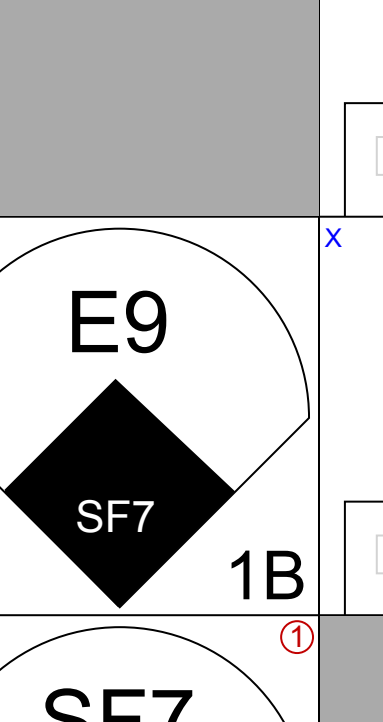
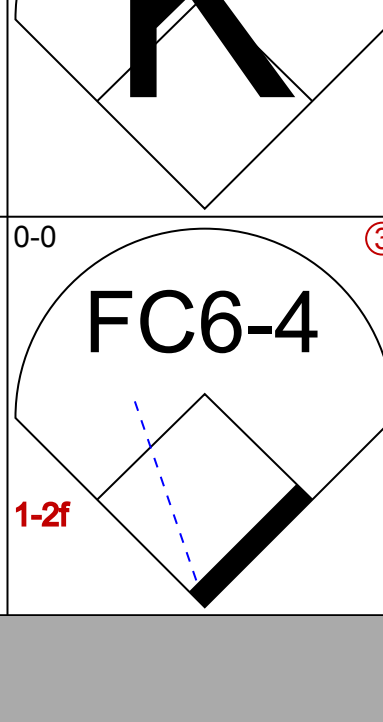
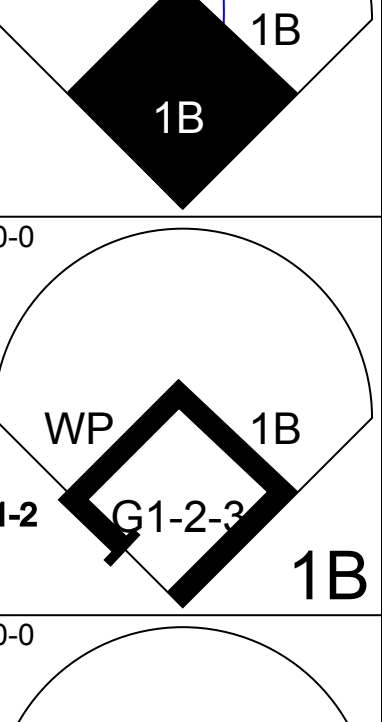
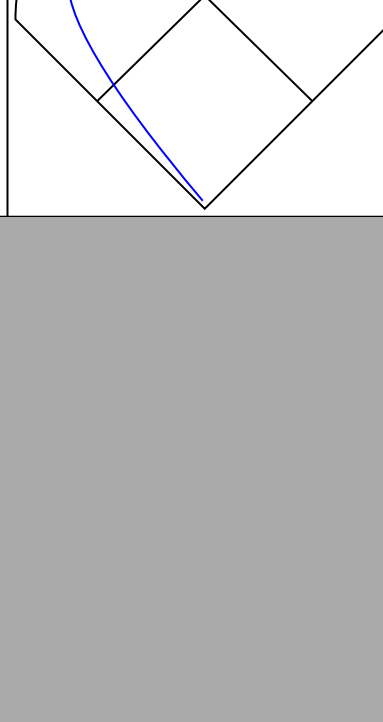


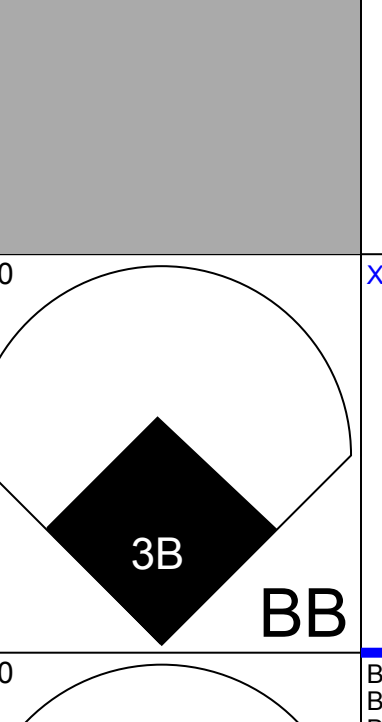
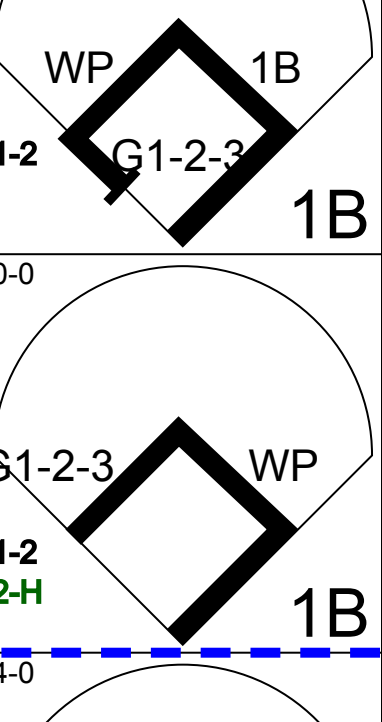

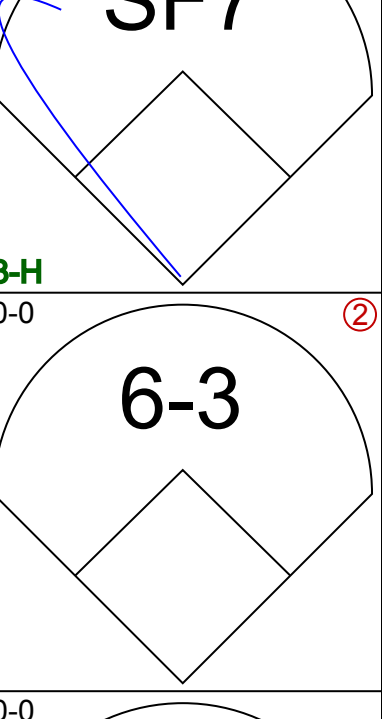
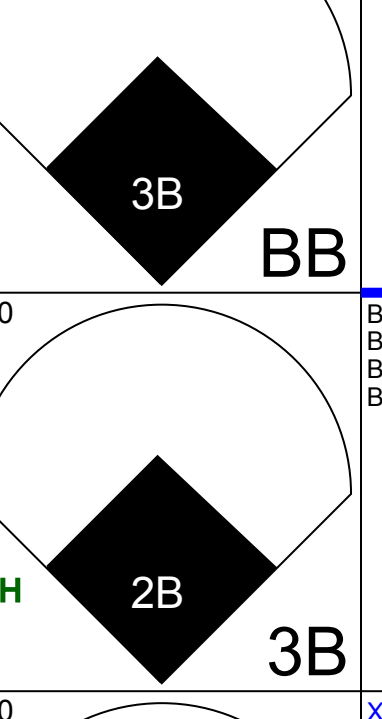
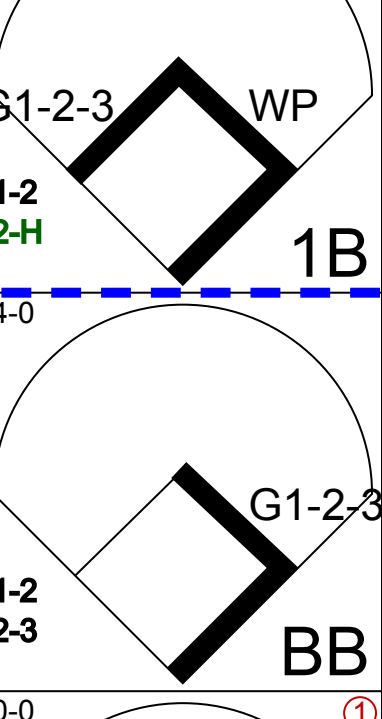

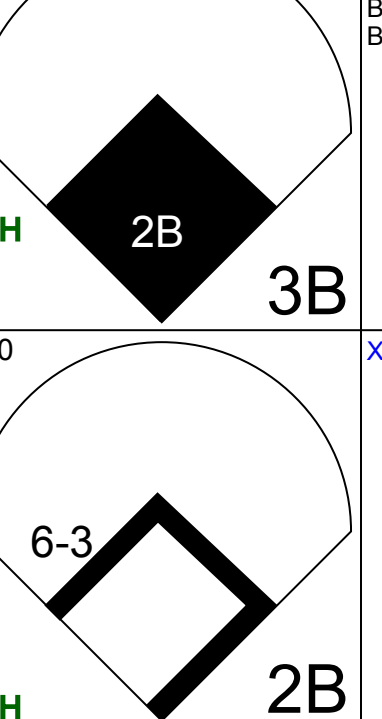
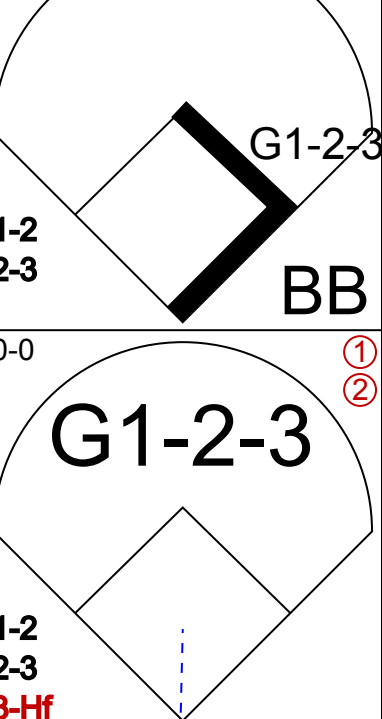
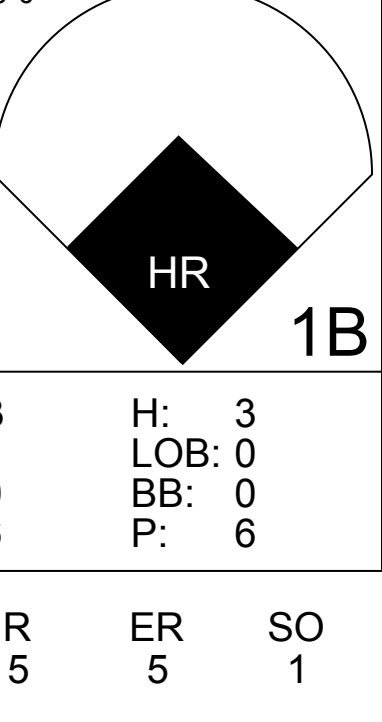
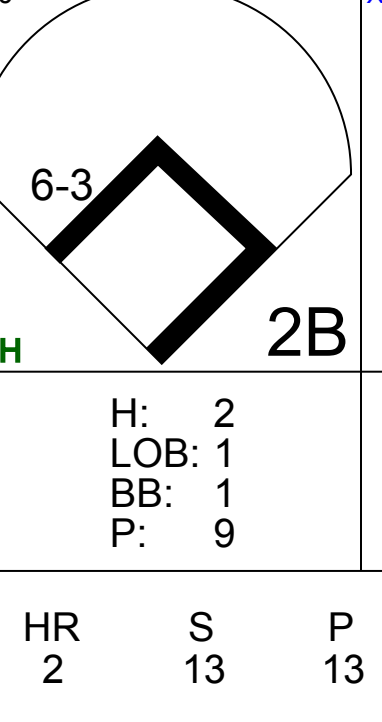
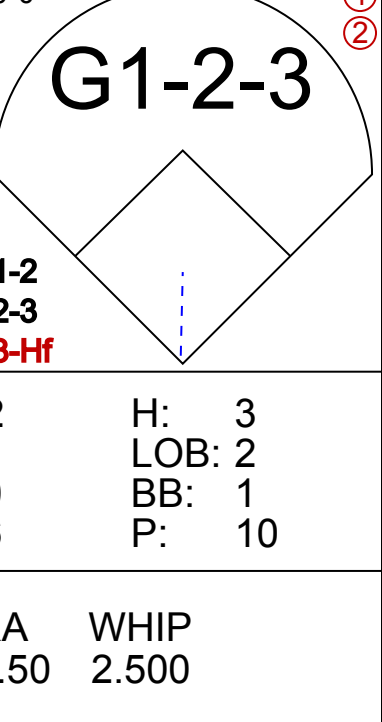
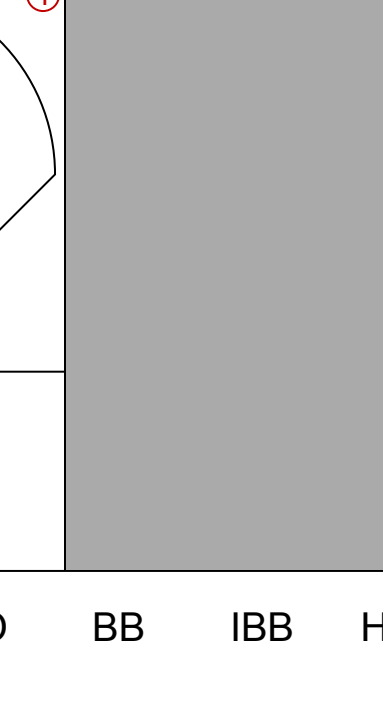
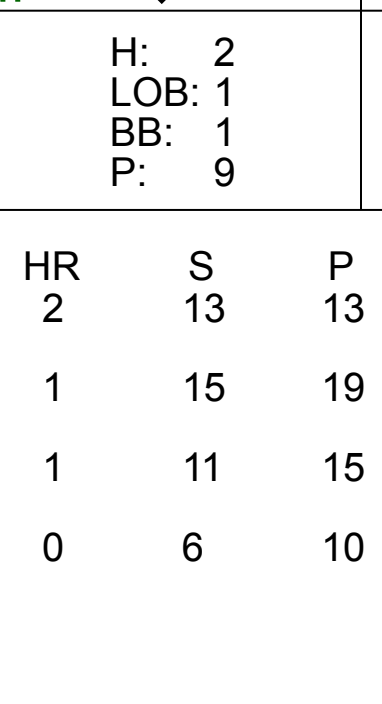
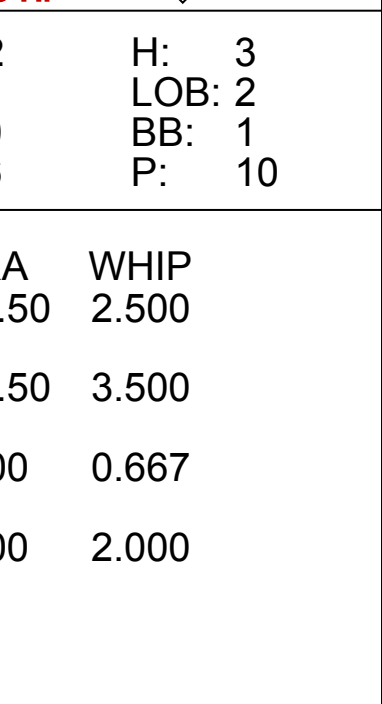
AB	33
R	6
H	10
RBI	6
BB	4
SO	4
LOB	13

WP: 0	PA: 38
PB: 1	
SB: 0	
CS: 1	

Batter	1	2	3	4	5	6	7	8	9	AB	R	H	RBI	BB	SO	LOB	TOP			
Mary Breeding, R OBP: 0.292, SLG: 0.317 (1, 5)	F9		F9		F8			5-3		4	0	0	0	0	0	1	Washington Senators @ Cleveland Indians Cleveland Municipal Stadium, Cleveland, OH Mon Jun 17 1963, 7:05 PM EDT Att: 4,162 - Unknown livebaseballscorecards.com			
Minnie Minoza, R OBP: 0.348, SLG: 0.288 (1, 7)	6-3		1B			G5-4-3 1B		1-3 1B		4	0	3	0	0	0	0				
Chuck Hinton, R OBP: 0.302, SLG: 0.452 (1, 9)	E5 1B		L4		F8			1-3 1-2		4	0	0	0	0	0	3				
Don Leppert, R OBP: 0.327, SLG: 0.474 (1, 2)	1-3 1B			F8		G5-4-3 1-2		F3		4	0	1	0	0	0	2				
Don Lock, R OBP: 0.325, SLG: 0.431 (1, 8)	P4			6-3			G3	K		4	0	0	0	0	1	3				
Ed Brinkman, R OBP: 0.289, SLG: 0.321 (1, 6)		4-3		P4			P4			3	0	0	0	0	0	0				
Tom Brown, S OBP: 0.169, SLG: 0.139 (1, 3)		K			F9			K		3	0	0	0	0	2	0				
Chuck Cottier, R OBP: 0.237, SLG: 0.322 (1, 4)		K						1-3		3	0	1	0	0	1	0				
Jim Duckworth, R (1, 1)			F2					K		3	0	0	0	0	2	1				
Inning Stats	R: 0 E: 1 K: 0 S: 5	H: 1 LOB: 2 BB: 0 P: 5	R: 0 E: 0 K: 2 S: 7	H: 0 LOB: 0 BB: 0 P: 7	R: 0 E: 0 K: 0 S: 4	H: 1 LOB: 1 BB: 0 P: 4	R: 0 E: 0 K: 0 S: 3	H: 0 LOB: 0 BB: 0 P: 3	R: 0 E: 0 K: 1 S: 6	H: 1 LOB: 1 BB: 0 P: 6	R: 0 E: 0 K: 1 S: 5	H: 0 LOB: 0 BB: 0 P: 5	R: 0 E: 0 K: 1 S: 5	H: 0 LOB: 0 BB: 0 P: 5	R: 0 E: 0 K: 1 S: 6	H: 1 LOB: 1 BB: 0 P: 6	1B: 5 2B: 0 3B: 0 HR: 0	SF: 0 SAC: 0 DP: 1 HBP: 0	WP: 0 PB: 0 CS: 0	PA: 32
PITCHER Jack Kralick, L ERA: 2.46 (1, 1)	IP: 9.0 WLS: W BF: 32 H: 5 R: 0 ER: 0 SO: 6 BB: 0 IBB: 0 HBP: 0 BLK: 0 WP: 0 HR: 0 S: 44 P: 44 ERA: 0.00 WHIP: 0.556															PITCHER IP: WLS: BF: H: R: ER: SO: BB: IBB: HBP: BLK: WP: HR: S: P: ERA: WHIP				

Batter	1	2	3	4	5	6	7	8	9	AB	R	H	RBI	BB	SO	LOB	BOTTOM				
Dick Howser, R OBP: 0.342, SLG: 0.274 (1, 6)	6-3		6-3		F3			E1 SH5-4 BLK		4	1	0	0	0	0	1	Washington Senators @ Cleveland Indians Cleveland Municipal Stadium, Cleveland, OH Mon Jun 17 1963, 7:05 PM EDT Att: 4,162 - Unknown livebaseballscorecards.com				
Jerry Kindall, R OBP: 0.286, SLG: 0.317 (1, 4)	F3			F9		1B 1B		SH5-4		3	0	1	0	0	0	0					
Willie Kirkland, L OBP: 0.339, SLG: 0.485 (1, 9)	6-3			F7		F8		F7		4	0	0	0	0	0	1					
Fred Whitfield, L OBP: 0.311, SLG: 0.487 Al Luplow, L OBP: 0.297, SLG: 0.289 (1, 3) (9, 7)		K		BB BB		BB BB		BB BB		2	0	1	0	2	1	0					
Tito Francona, L OBP: 0.283, SLG: 0.312 (1, 7) (9, 3)	6-3			BB BB	FC5-4 BB	F9		F7		3	0	0	0	1	0	3					
Max Alvis, R OBP: 0.311, SLG: 0.412 (1, 5)	BB BB	S BB		FC5-4		F5				2	0	0	0	1	0	4					
Joe Azcue, R OBP: 0.337, SLG: 0.490 (1, 2)	6-3 1-2				6-3			K		3	0	0	0	0	1	1					
Woodie Held, R OBP: 0.352, SLG: 0.445 (1, 8)			K					1-3		3	0	1	0	0	1	0					
Jack Kralick, L OBP: 0.172, SLG: 0.185 (1, 1)			F8		SH3-4 1B			F9		2	0	0	0	0	0	0					
Inning Stats	R: 0 E: 0 K: 0 S: 3	H: 0 LOB: 0 BB: 1 P: 3	R: 0 E: 0 K: 1 S: 5	H: 0 LOB: 0 BB: 1 P: 9	R: 0 E: 0 K: 0 S: 3	H: 0 LOB: 2 BB: 2 P: 11	R: 0 E: 0 K: 0 S: 5	H: 2 LOB: 2 BB: 0 P: 5	R: 0 E: 0 K: 1 S: 5	H: 0 LOB: 0 BB: 0 P: 5	R: 1 E: 1 K: 0 S: 4	H: 0 LOB: 1 BB: 1 P: 8	R: 0 E: 0 K: 0 S: 4	H: 0 LOB: 1 BB: 1 P: 8	R: 0 E: 0 K: 0 S: 4	H: 0 LOB: 0 BB: 0 P: 5		1B: 3 2B: 0 3B: 0 HR: 0	SF: 0 SAC: 2 DP: 0 HBP: 0	WP: 0 PB: 0 CS: 0	PA: 32
PITCHER Jim Duckworth, R ERA: 3.75 (1, 1)	IP: 8.0 WLS: L BF: 32 H: 3 R: 1 ER: 0 SO: 3 BB: 4 IBB: 0 HBP: 0 BLK: 1 WP: 0 HR: 0 S: 34 P: 50 ERA: 0.00 WHIP: 0.875															PITCHER IP: WLS: BF: H: R: ER: SO: BB: IBB: HBP: BLK: WP: HR: S: P: ERA: WHIP					

Batter	1	2	3	4	5	6	7	8	9	AB	R	H	RBI	BB	SO	LOB	TOP					
Mary Breeding, R OBP: 0.289, SLG: 0.313 (1, 5)										5	0	1	0	0	2	1	<p>Washington Senators @ New York Yankees Yankee Stadium, Bronx, NY Tue Jun 18 1963, 7:05 PM EDT Att: 12,762 - Unknown - 76 F</p> <p>livebaseballscorecards.com</p> <p>AB 37 R 5 H 9 RBI 5 BB 5 SO 10 LOB 20</p> 					
Minnie Minoza, R OBP: 0.344, SLG: 0.280 (1, 7)										4	0	0	0	1	0	3						
Chuck Hinton, R OBP: 0.307, SLG: 0.451 (1, 9)										3	1	1	0	2	1	1						
Don Leppert, R OBP: 0.321, SLG: 0.471 (1, 2)										5	2	1	0	0	1	5						
Don Lock, R OBP: 0.326, SLG: 0.427 (1, 8)										4	0	1	0	1	0	2						
Ed Brinkman, R OBP: 0.275, SLG: 0.331 (1, 6)										5	1	3	3	0	1	2						
Bobo Osborne, L OBP: 0.315, SLG: 0.443 (1, 3)										4	1	1	2	0	1	4						
Chuck Cottier, R OBP: 0.237, SLG: 0.321 (1, 4)										4	0	1	0	0	1	1						
Tom Cheney, R OBP: 0.261, SLG: 0.091 (3, PH)										0	0	0	0	0	0	0						
Tom Brown, S OBP: 0.187, SLG: 0.137 (3, PH)										1	0	0	0	0	1	1						
Pete Burnside, R OBP: 0.307, SLG: 0.286 (8, PH)										1	0	0	0	0	1	0						
Jim Bronstad, R OBP: 0.307, SLG: 0.286 (8, PH)										0	0	0	0	0	0	0						
Dick Phillips, L OBP: 0.307, SLG: 0.286 (8, PH)										0	0	0	0	0	0	0						
Jim Coates, R OBP: 0.307, SLG: 0.286 (8, PH)										0	0	0	0	0	0	0						
Inning Stats	R: 0 E: 0 K: 1 S: 5	H: 0 LOB: 0 BB: 0 P: 5	R: 0 E: 0 K: 0 S: 4	H: 1 LOB: 1 BB: 0 P: 4	R: 0 E: 0 K: 2 S: 9	H: 2 LOB: 3 BB: 1 P: 13	R: 0 E: 0 K: 1 S: 6	H: 1 LOB: 0 BB: 0 P: 6	R: 0 E: 0 K: 2 S: 7	H: 0 LOB: 1 BB: 1 P: 11	R: 3 E: 0 K: 2 S: 10	H: 3 LOB: 0 BB: 0 P: 10	R: 2 E: 1 K: 1 S: 7	H: 1 LOB: 2 BB: 2 P: 15	R: 0 E: 0 K: 0 S: 3	H: 0 LOB: 1 BB: 1 P: 7	R: 0 E: 0 K: 1 S: 6	H: 1 LOB: 1 BB: 0 P: 6	1B: 6 2B: 2 3B: 0 HR: 1	SF: 0 SAC: 0 DP: 0 HBP: 0	WP: 0 PB: 0 SB: 0 CS: 0	PA: 42
PITCHER	IP WLS BF H R ER SO BB IBB HBP BLK WP HR S P ERA WHIP																					
Whitey Ford, L ERA: 3.02 (7, 1)	6.0 W 27 7 3 3 8 2 0 0 0 0 1 41 49 4.50 1.500																					
Marshall Bridges, L ERA: 1.29 (8, 1)	1.0 S 7 1 2 0 1 2 0 0 0 0 0 7 15 0.00 3.000																					
Hal Reniff, R ERA: 2.73 (8, 1)	2.0 S 8 1 0 0 1 1 0 0 0 0 0 9 13 0.00 1.000																					

Batter	1	2	3	4	5	6	7	8	9	AB	R	H	RBI	BB	SO	LOB	BOTTOM					
Tony Kubek, L OBP: 0.290, SLG: 0.331 (1, 6)										4	1	1	2	1	0	3	<p>Washington Senators @ New York Yankees Yankee Stadium, Bronx, NY Tue Jun 18 1963, 7:05 PM EDT Att: 12,762 - Unknown - 76 F</p> <p>livebaseballscorecards.com</p> <p>AB 36 R 10 H 13 RBI 10 BB 3 SO 4 LOB 14</p> 					
Clete Boyer, R OBP: 0.347, SLG: 0.494 (1, 4)										5	1	2	0	0	0	1						
Tom Tresh, S OBP: 0.339, SLG: 0.502 (1, 8)										5	1	1	2	0	1	3						
Roger Maris, L OBP: 0.342, SLG: 0.563 (9, 9)										5	2	3	2	0	1	2						
Jack Reed, R OBP: 0.293, SLG: 0.375 (1, 3)										4	1	0	0	0	1	1						
Joe Pepitone, L OBP: 0.312, SLG: 0.495 (1, 2)										4	1	2	0	0	0	1						
Harry Bright, R OBP: 0.373, SLG: 0.467 (1, 5)										2	1	1	2	1	0	0						
Hector Lopez, R OBP: 0.282, SLG: 0.385 (1, 7)										3	1	1	1	1	0	0						
Whitey Ford, L OBP: 0.296, SLG: 0.306 (7, 1)										3	1	2	1	0	0	3						
Marshall Bridges, S OBP: 0.307, SLG: 0.286 (8, 1)										0	0	0	0	0	0	0						
Hal Reniff, R OBP: 0.307, SLG: 0.286 (8, 1)										1	0	0	0	0	1	0						
Inning Stats	R: 2 E: 0 K: 1 S: 7	H: 2 LOB: 0 BB: 0 P: 7	R: 3 E: 1 K: 0 S: 6	H: 3 LOB: 0 BB: 0 P: 6	R: 0 E: 0 K: 1 S: 6	H: 1 LOB: 1 BB: 0 P: 6	R: 2 E: 0 K: 0 S: 5	H: 2 LOB: 1 BB: 1 P: 9	R: 2 E: 1 K: 0 S: 6	H: 3 LOB: 2 BB: 1 P: 10	R: 1 E: 0 K: 1 S: 6	H: 1 LOB: 0 BB: 0 P: 6	R: 0 E: 0 K: 0 S: 3	H: 0 LOB: 0 BB: 0 P: 3	R: 0 E: 0 K: 1 S: 6	H: 1 LOB: 2 BB: 1 P: 10	R: 0 E: 0 K: 0 S: 3	H: 0 LOB: 0 BB: 0 P: 3	1B: 7 2B: 1 3B: 1 HR: 4	SF: 1 SAC: 0 DP: 1 HBP: 0	WP: 1 PB: 0 SB: 0 CS: 0	PA: 40
PITCHER	IP WLS BF H R ER SO BB IBB HBP BLK WP HR S P ERA WHIP																					
Tom Cheney, R ERA: 3.02 (3, 1)	2.0 L 14 6 4 3 1 1 0 0 0 0 0 1 15 19 13.50 3.500																					
Pete Burnside, L ERA: 5.92 (5, 1)	3.0 10 1 1 1 1 1 0 0 0 0 1 1 11 15 3.00 0.667																					
Jim Bronstad, R ERA: 4.81 (8, 1)	1.0 5 1 0 0 1 1 0 0 0 0 0 0 6 10 0.00 2.000																					

Batter	1	2	3	4	5	6	7	8	9	AB	R	H	RBI	BB	SO	LOB	TOP																	
Mary Breeding, R OBP: 0.284, SLG: 0.306 (1, 5)										5	0	0	0	0	1	5																		
Minnie Minoza, R OBP: 0.342, SLG: 0.269 (1, 7)										3	1	0	0	1	2	3																		
Chuck Hinton, R OBP: 0.311, SLG: 0.451 (1, 9)										5	1	2	0	0	2	1																		
Don Leppert, R OBP: 0.319, SLG: 0.454 (1, 2)										5	1	1	1	0	1	3																		
Don Lock, R OBP: 0.331, SLG: 0.430 (1, 8)										4	1	2	1	1	1	1																		
Ed Brinkman, R OBP: 0.274, SLG: 0.324 (1, 6)										3	0	1	0	1	0	3																		
Bobo Osborne, L OBP: 0.317, SLG: 0.443 (1, 3)										3	0	0	0	1	0	6																		
Chuck Cottier, R OBP: 0.240, SLG: 0.322 (1, 4)										3	0	1	2	1	2	2																		
Dave Stenhouse, R OBP: 0.148, SLG: 0.083 Jim Coates, R (8, 1)										3	0	0	0	1	0	2																		
										0	0	0	0	0	0	0																		
Inning Stats	R: 0 E: 0 K: 2 S: 7	H: 0 LOB: 0 BB: 0 P: 7	R: 2 E: 0 K: 1 S: 8	H: 3 LOB: 3 BB: 2 P: 16	R: 0 E: 0 K: 1 S: 6	H: 1 LOB: 2 BB: 1 P: 10	R: 0 E: 0 K: 1 S: 5	H: 0 LOB: 0 BB: 0 P: 5	R: 2 E: 0 K: 1 S: 7	H: 2 LOB: 2 BB: 2 P: 15	R: 0 E: 0 K: 1 S: 5	H: 0 LOB: 0 BB: 0 P: 5	R: 0 E: 0 K: 0 S: 4	H: 1 LOB: 2 BB: 1 P: 8	R: 0 E: 0 K: 1 S: 5	H: 0 LOB: 1 BB: 0 P: 6	1B: 5 2B: 2 3B: 0 HR: 0	SF: 0 SAC: 0 DP: 0 HBP: 1	WP: 1 PB: 0 SB: 1 CS: 0	PA: 41														
PITCHER	IP WLS BF H R ER SO BB IBB HBP BLK WP HR S P ERA WHIP																																	
Al Downing, L ERA: 2.91 Hal Reniff, R ERA: 2.52 Marshall Bridges, L ERA: 1.13	(1, 1) (5, 1) (8, 1)	4.1 2.2 2.0	WLS 9 9	BF 23 9 9	H 6 0 1	R 4 0 0	ER 4 0 0	SO 5 3 1	BB 4 0 1	IBB 0 1 0	HBP 0 0 1	BLK 0 0 0	WP 0 1 0	HR 0 0 0	S 29 14 9	P 45 18 14	ERA 8.31 0.00 0.00	WHIP 2.308 0.000 1.000																

Washington Senators @ New York Yankees
 Yankee Stadium, Bronx, NY
 Thu Jun 20 1963, 3:33 AM EDT
 Att: 18,915 - Unknown - 80 F

AB 34
 R 4
 H 7
 RBI 4
 BB 6
 SO 9
 LOB 26

Batter	1	2	3	4	5	6	7	8	9	AB	R	H	RBI	BB	SO	LOB	BOTTOM																		
Tony Kubek, L OBP: 0.243, SLG: 0.320 (1, 6)										5	1	1	0	0	0	1																			
Bobby Richardson, R OBP: 0.294, SLG: 0.340 (1, 4)										5	1	2	2	0	0	0																			
Joe Pepitone, L OBP: 0.309, SLG: 0.492 (1, 3)										4	1	1	0	0	0	1																			
Roger Maris, L OBP: 0.352, SLG: 0.581 (1, 9)										3	0	2	0	1	0	1																			
Yogi Berra, L OBP: 0.231, SLG: 0.351 (1, 2)										3	1	1	2	1	0	2																			
Johnny Blanchard, L OBP: 0.227, SLG: 0.056 (1, 7)										2	0	0	1	2	0	1																			
Clete Boyer, R OBP: 0.337, SLG: 0.479 (1, 5)										4	0	0	0	0	1	5																			
Jack Reed, R OBP: 0.318, SLG: 0.381 Hector Lopez, R OBP: 0.261, SLG: 0.381 (9, PH)										2	0	1	0	1	0	0																			
Al Downing, R OBP: 0.125, SLG: 0.250 Hal Reniff, R Dale Long, L OBP: 0.333, SLG: 0.273 Marshall Bridges, S Pedro Gonzalez, R OBP: 0.500, SLG: 1.000 (9, PH)	(1, 1) (5, 1) (7, PH) (8, 1) (9, PH)	0.2 L	6	3	2	2	1	1	0	0	0	0	0	0	0	0																			
Inning Stats	R: 0 E: 0 K: 0 S: 3	H: 0 LOB: 0 BB: 0 P: 3	R: 0 E: 0 K: 0 S: 3	H: 0 LOB: 1 BB: 1 P: 7	R: 0 E: 0 K: 0 S: 2	H: 0 LOB: 0 BB: 1 P: 6	R: 2 E: 0 K: 0 S: 5	H: 2 LOB: 1 BB: 1 P: 9	R: 0 E: 0 K: 1 S: 5	H: 0 LOB: 0 BB: 0 P: 5	R: 0 E: 0 K: 0 S: 4	H: 1 LOB: 1 BB: 0 P: 4	R: 0 E: 0 K: 0 S: 4	H: 1 LOB: 3 BB: 2 P: 15	R: 1 E: 0 K: 1 S: 7	H: 2 LOB: 3 BB: 2 P: 15	R: 2 E: 0 K: 0 S: 4	H: 3 LOB: 1 BB: 0 P: 4	1B: 6 2B: 2 3B: 0 HR: 1	SF: 0 SAC: 1 DP: 1 HBP: 0	WP: 0 PB: 0 SB: 0 CS: 0	PA: 38													
PITCHER	IP WLS BF H R ER SO BB IBB HBP BLK WP HR S P ERA WHIP																																		
Dave Stenhouse, R ERA: 3.71 Jim Coates, R ERA: 5.31	(1, 1) (8, 1)	7.2 0.2	L	6	3	2	2	1	1	0	0	0	0	0	0	7	11	27.00	6.000																

Washington Senators @ New York Yankees
 Yankee Stadium, Bronx, NY
 Thu Jun 20 1963, 3:33 AM EDT
 Att: 18,915 - Unknown - 80 F

AB 32
 R 5
 H 9
 RBI 5
 BB 5
 SO 2
 LOB 13

Batter	1	2	3	4	5	6	7	8	9	AB	R	H	RBI	BB	SO	LOB	TOP		
Minnie Minoso, R OBP: 0.340, SLG: 0.264 (1, 5)										3	0	0	0	0	2	1	<p>Washington Senators @ Los Angeles Angels Dodger Stadium, Los Angeles, CA Fri Jun 21 1963, 7:05 PM PDT Att: 7,813 - Unknown</p> <p>livebaseballscorecards.com</p>		
Jim King, L OBP: 0.321, SLG: 0.477 (1, 9)										3	0	0	0	1	0	1			
Chuck Hinton, R OBP: 0.314, SLG: 0.449 (1, 7)										3	0	1	0	1	0	1			
Bobo Osborne, L OBP: 0.316, SLG: 0.437 (1, 3)										3	0	0	0	1	0	3			
Ken Retzer, L OBP: 0.264, SLG: 0.257 John Kennedy, R OBP: 0.194, SLG: 0.097 (9, PR)										4	0	2	0	0	0	1			
Don Lock, R OBP: 0.327, SLG: 0.424 Don Leppert, R OBP: 0.325, SLG: 0.454 Jim Bronstad, R (9, PR)										3	0	0	0	0	1	2			
Ed Brinkman, R OBP: 0.273, SLG: 0.323 (1, 6)										4	0	1	0	0	1	4			
Chuck Cottier, R OBP: 0.237, SLG: 0.318 Hobie Landrith, L OBP: 0.167, SLG: 0.191 (9, PH)										3	0	0	0	0	0	1			
Don Rudolph, L OBP: 0.214, SLG: 0.240 Bennie Daniels, L OBP: 0.297, SLG: 0.083 Dick Phillips, L OBP: 0.320, SLG: 0.266 Tom Brown, S OBP: 0.167, SLG: 0.137 Claude Osteen, L OBP: 0.173, SLG: 0.191 (8, 1)										2	0	0	0	0	0	0			
Inning Stats	R: 0 E: 0 K: 0 S: 2	H: 0 LOB: 1 BB: 1 P: 7	R: 0 E: 0 K: 0 S: 4	H: 1 LOB: 1 BB: 0 P: 4	R: 0 E: 0 K: 1 S: 5	H: 0 LOB: 0 BB: 1 P: 5	R: 0 E: 0 K: 1 S: 6	H: 1 LOB: 2 BB: 1 P: 10	R: 0 E: 0 K: 0 S: 3	H: 0 LOB: 0 BB: 0 P: 3	R: 0 E: 0 K: 0 S: 2	H: 0 LOB: 1 BB: 2 P: 10	R: 0 E: 0 K: 1 S: 6	H: 1 LOB: 2 BB: 1 P: 10	1B: 4 2B: 0 3B: 0 HR: 0	SF: 0 SAC: 0 DP: 2 HBP: 1		WP: 0 PB: 0 SB: 2 CS: 0	PA: 35
PITCHER	IP WLS BF H R ER SO BB IBB HBP BLK WP HR S P ERA WHIP	8.1 W 33 4 0 0 3 5 0 0 0 0 0 0 0 0.00 1.080	0.2 S 2 0 0 0 1 0 0 0 0 0 0 0 0 0.00 0.000																

Batter	1	2	3	4	5	6	7	8	9	AB	R	H	RBI	BB	SO	LOB	BOTTOM			
Jim Fregosi, R OBP: 0.306, SLG: 0.411 (1, 6)										4	0	0	0	0	0	3	<p>Washington Senators @ Los Angeles Angels Dodger Stadium, Los Angeles, CA Fri Jun 21 1963, 7:05 PM PDT Att: 7,813 - Unknown</p> <p>livebaseballscorecards.com</p>			
Billy Moran, R OBP: 0.284, SLG: 0.332 (1, 4)										4	0	0	0	0	2	3				
Leon Wagner, L OBP: 0.314, SLG: 0.562 (1, 7)										4	0	2	0	0	1	0				
Felix Torres, R OBP: 0.329, SLG: 0.386 (1, 5)										4	1	2	0	0	0	2				
Charlie Dees, L OBP: 0.406, SLG: 0.455 (1, 3)										4	0	1	0	0	0	3				
Bob Perry, R OBP: 0.311, SLG: 0.379 (1, 8)										3	0	0	1	0	0	1				
Lee Thomas, L OBP: 0.304, SLG: 0.331 (1, 9)										4	0	1	0	0	0	0				
Hank Foiles, R OBP: 0.400, SLG: 0.440 (1, 2)										3	0	1	0	0	0	2				
Dean Chance, R OBP: 0.097, SLG: 0.067 Julio Navarro, R OBP: 0.400, SLG: 0.333 (9, 1)										3	0	1	0	0	1	2				
Inning Stats	R: 0 E: 0 K: 0 S: 5	H: 2 LOB: 2 BB: 0 P: 5	R: 0 E: 0 K: 0 S: 3	H: 0 LOB: 0 BB: 0 P: 3	R: 0 E: 0 K: 1 S: 5	H: 0 LOB: 0 BB: 0 P: 5	R: 0 E: 1 K: 1 S: 6	H: 0 LOB: 1 BB: 0 P: 6	R: 0 E: 0 K: 0 S: 7	H: 3 LOB: 2 BB: 0 P: 6	R: 0 E: 0 K: 1 S: 7	H: 2 LOB: 2 BB: 0 P: 7	R: 0 E: 0 K: 0 S: 3	H: 0 LOB: 0 BB: 0 P: 3	1B: 8 2B: 0 3B: 0 HR: 0	SF: 1 SAC: 0 DP: 0 HBP: 0		WP: 0 PB: 0 SB: 0 CS: 0	PA: 34	
PITCHER	IP WLS BF H R ER SO BB IBB HBP BLK WP HR S P ERA WHIP	6.2 L 30 8 1 1 4 0 0 0 0 0 0 0 1 1.00 1.200	0.1	1	0	0	0	0	0	0	0	0	1	1	0.00 0.000	1.0		3	3	0.00 0.000

Batter	1	2	3	4	5	6	7	8	9	AB	R	H	RBI	BB	SO	LOB	TOP																					
Minnie Mino, R OBP: 0.337, SLG: 0.261 Tom Brown, S OBP: 0.160, SLG: 0.132	L4		F9		F8			6-3	3-1	2	0	0	0	0	0	0																						
Jim King, L OBP: 0.320, SLG: 0.483	4-3			4-1		K		SF8 3B		4	1	1	0	0	1	0																						
Chuck Hinton, R OBP: 0.316, SLG: 0.450	6-3			BB 1B BB		G3 1B		SF8		2	1	1	1	1	0	0																						
Bobo Osborne, L OBP: 0.312, SLG: 0.430		K		F8		G3		F7		4	0	0	0	0	1	2																						
Dick Phillips, L OBP: 0.342, SLG: 0.288				1B BB		4-3			1B WP 2B	2	1	1	0	2	0	1																						
Don Leggett, R OBP: 0.331, SLG: 0.455	K			FC6-4 1B			6-3		WP SF7 1B	4	1	2	1	0	1	1																						
Ed Brinkman, R OBP: 0.273, SLG: 0.319	K			FC6-4			E6		WP HBP	3	0	0	0	0	1	3																						
Chuck Cottier, R OBP: 0.234, SLG: 0.314 Ken Retzer, L OBP: 0.261, SLG: 0.255			F8		6-3		K		F7	3	0	0	0	0	1	1																						
Jim Duckworth, R Jim Bronstad, R Pete Burnside, R Hobie Landrith, L Bennie Daniels, L Don Lock, R	4-3		4-3		5-3		4-3		SF7	0	0	0	0	0	0	0																						
Inning Stats	R: 0 E: 0 K: 0 S: 3	H: 0 LOB: 0 BB: 0 P: 3	R: 0 E: 0 K: 3 S: 9	H: 0 LOB: 1 BB: 1 P: 13	R: 0 E: 0 K: 0 S: 3	H: 0 LOB: 0 BB: 0 P: 3	R: 1 E: 0 K: 0 S: 4	H: 1 LOB: 2 BB: 2 P: 12	R: 0 E: 0 K: 1 S: 6	H: 0 LOB: 0 BB: 0 P: 3	R: 0 E: 0 K: 1 S: 6	H: 0 LOB: 1 BB: 0 P: 6	R: 0 E: 1 K: 1 S: 6	H: 0 LOB: 1 BB: 0 P: 6	R: 1 E: 0 K: 0 S: 4	H: 1 LOB: 0 BB: 4 P: 4	R: 2 E: 0 K: 0 S: 5	H: 2 LOB: 1 BB: 0 P: 6	1B: 3 2B: 1 3B: 1 HR: 0	SF: 2 SAC: 0 DP: 0 HBP: 1	WP: 2 PA: 37 PB: 0 SB: 0 CS: 0																	
PITCHER	IP	WLS	BF	H	R	ER	SO	BB	IBB	HBP	BLK	WP	HR	S	P	ERA	WHIP	PITCHER				IP	WLS	BF	H	R	ER	SO	BB	IBB	HBP	BLK	WP	HR	S	P	ERA	WHIP
Ken McBride, R ERA: 2.89	(1, 1)	8.0	W	34	5	4	4	5	3	0	1	0	0	40	53	4.50	1.000																					
Art Fowler, R ERA: 1.82	(9, 1)	1.0	S	3	0	0	0	0	0	0	0	1	0	3	3	0.00	0.000																					

Washington Senators @ Los Angeles Angels
Dodger Stadium, Los Angeles, CA
Sat Jun 22 1963, 7:05 PM PDT
Att: 8,128 - Unknown - 63 F

AB	31
R	4
H	5
RBI	3
BB	3
SO	5
LOB	12

WP	2	PA	37
PB	0	SB	0
CS	0		

Batter	1	2	3	4	5	6	7	8	9	AB	R	H	RBI	BB	SO	LOB	BOTTOM																					
Jim Fregosi, R OBP: 0.308, SLG: 0.431	SF9 3B	FC6-4 2B 4-3	HR			K		P6		5	3	2	2	0	1	2																						
Billy Moran, R OBP: 0.283, SLG: 0.335	SF9	2B	G3			6-3		4-3		4	1	1	1	0	0	1																						
Leon Wagner, L OBP: 0.311, SLG: 0.555	2B BB	4-3	4-3			4-3				3	0	0	1	1	0	1																						
Charlie Dees, L OBP: 0.417, SLG: 0.489 Bob Sadowski, L OBP: 0.344, SLG: 0.250	2B	1B 2B				F9		2-3		2	1	2	1	0	0	0																						
Lee Thomas, L OBP: 0.310, SLG: 0.332	2B	1B 2B				K				2	0	1	1	2	1	0																						
Felix Torres, R OBP: 0.324, SLG: 0.380 Frank Kostro, R OBP: 0.333, SLG: 0.241	G6-4-3	FC6-4 1B				K		K		3	0	0	0	0	1	4																						
Bob Perry, R OBP: 0.321, SLG: 0.386		WP 3B 1B	1-3 1B 1B			6-3		K		4	2	2	0	0	1	1																						
Ed Sadowski, R OBP: 0.266, SLG: 0.331		1B 3B	1-3			F7		SH3 BB		3	1	1	1	1	0	1																						
Ken McBride, R OBP: 0.182, SLG: 0.279 Art Fowler, R OBP: 0.400, SLG: 0.250		FC6-4 1B	HR 1B			K		SH3		3	1	2	2	0	1	0																						
Inning Stats	R: 1 E: 0 K: 0 S: 4	H: 2 LOB: 2 BB: 2 P: 12	R: 5 E: 0 K: 0 S: 9	H: 6 LOB: 1 BB: 0 P: 9	R: 3 E: 0 K: 0 S: 6	H: 3 LOB: 0 BB: 0 P: 6	R: 0 E: 0 K: 2 S: 7	H: 0 LOB: 0 BB: 0 P: 7	R: 0 E: 0 K: 1 S: 5	H: 0 LOB: 0 BB: 0 P: 5	R: 0 E: 0 K: 1 S: 5	H: 0 LOB: 1 BB: 1 P: 11	R: 0 E: 0 K: 0 S: 3	H: 0 LOB: 1 BB: 1 P: 7	1B: 5 2B: 3 3B: 2 HR: 1	SF: 1 SAC: 1 DP: 1 HBP: 0	WP: 2 PA: 38 PB: 0 SB: 0 CS: 0																					
PITCHER	IP	WLS	BF	H	R	ER	SO	BB	IBB	HBP	BLK	WP	HR	S	P	ERA	WHIP	PITCHER				IP	WLS	BF	H	R	ER	SO	BB	IBB	HBP	BLK	WP	HR	S	P	ERA	WHIP
Jim Duckworth, R ERA: 4.28	(1, 1)	1.0	L	9	5	4	4	0	0	0	0	1	1	10	10	33.75	4.500																					
Jim Bronstad, R ERA: 5.59	(2, 1)	1.1		6	5	5	0	0	0	0	0	0	0	19	19	0.00	0.000																					
Pete Burnside, L ERA: 4.79	(3, 1)	3.2		11	0	0	4	0	0	0	0	0	0	19	19	0.00	0.000																					
Bennie Daniels, R ERA: 4.83	(7, 1)	2.0		8	0	0	2	2	0	0	0	0	0	10	18	0.00	1.000																					

Washington Senators @ Los Angeles Angels
Dodger Stadium, Los Angeles, CA
Sat Jun 22 1963, 7:05 PM PDT
Att: 8,128 - Unknown - 63 F

AB	32
R	9
H	11
RBI	9
BB	4
SO	6
LOB	11

WP	2	PA	38
PB	0	SB	0
CS	0		

Batter	1	2	3	4	5	6	7	8	9	AB	R	H	RBI	BB	SO	LOB	TOP					
Minnie Minoso, R OBP: 0.330, SLG: 0.259 (1, 7)	4-0 BB BB		0-0 6-3		0-0 6-3	0-3 K		0-0 F9	4 0 0 0 1 1 3								Washington Senators @ Los Angeles Angels Dodger Stadium, Los Angeles, CA Mon Jun 24 1963, 7:05 PM PDT Att. 4,468 - Unknown - 66 F					
Jim King, L OBP: 0.330, SLG: 0.505 (1, 9)	4-0 1-2 BB		0-0 HR		0-0 1B 2B	0-0 F8		0-3 K	4 2 2 1 1 1 1													
Chuck Hinton, R OBP: 0.316, SLG: 0.444 (1, 8)	0-3 K		0-0 F6		4-0 1B BB	0-0 4-3		0-0 F8	3 0 0 0 1 1 2													
Bobo Osborne, L OBP: 0.323, SLG: 0.434 (1, 3)	0-3 K		4-0 BB		0-0 FC4-6 1B	0-0 F8		0-0 G3	3 0 1 1 1 1 2													
Dick Phillips, L OBP: 0.310, SLG: 0.257 John Kennedy, R OBP: 0.189, SLG: 0.094 (1, 5)	0-0 F9		0-0 G3		0-0 FC4-6 1B	0-0 G3		0-0 G3	4 0 0 0 0 0 5 0 0 0 0 0 0 0													
Ed Brinkman, R OBP: 0.276, SLG: 0.327 (1, 6)		0-0 F6		0-0 CS 1B		0-0 SH2-4 BB 1B		0-3 K	4 0 2 0 0 1 0													
Hobie Landrith, L OBP: 0.323, SLG: 0.189 (1, 2)	4-0 BB		0-3 K		0-3 SH2-4 BB	4-0 F3		0-0 F3	2 0 0 0 2 1 1													
Chuck Cottier, R OBP: 0.231, SLG: 0.313 Don Lock, R OBP: 0.327, SLG: 0.425 (9, PH)	0-3 K		0-0 1-3		0-0 F7	0-0 F7		0-0 1B	3 0 0 0 0 1 3 1 0 1 0 0 0 0													
Claude Osteen, L OBP: 0.167, SLG: 0.138 Ron Kline, R OBP: 0.333, SLG: 1.000 Don Lappert, R OBP: 0.328, SLG: 0.451 (9, PH)	0-0 F5		0-0 F5		0-3 K	0-0 SH2-4		0-0 F2	2 0 0 0 0 1 1 0 0 0 0 0 0 0 1 0 0 0 0 0 1													
Inning Stats	R: 0 E: 0 K: 2 S: 7	H: 0 LOB: 2 BB: 2 P: 15	R: 0 E: 0 K: 1 S: 5	H: 0 LOB: 1 BB: 1 P: 9	R: 1 E: 0 K: 0 S: 4	H: 1 LOB: 1 BB: 1 P: 8	R: 0 E: 0 K: 1 S: 5	H: 1 LOB: 0 BB: 0 P: 5	R: 1 E: 0 K: 1 S: 7	H: 2 LOB: 2 BB: 1 P: 11	R: 0 E: 0 K: 0 S: 3	H: 0 LOB: 0 BB: 0 P: 3	R: 0 E: 0 K: 1 S: 5	H: 0 LOB: 0 BB: 0 P: 5	R: 0 E: 0 K: 1 S: 6	H: 1 LOB: 1 BB: 0 P: 6		1B: 4 2B: 1 3B: 0 HR: 1	SF: 0 SAC: 1 DP: 0 HBP: 0	WP: 0 PB: 0 SB: 0 CS: 1	PA: 38	
PITCHER	IP WLS BF H R ER SO BB IBB HBP BLK WP HR S P ERA WHIP	IP WLS BF H R ER SO BB IBB HBP BLK WP HR S P ERA WHIP	IP WLS BF H R ER SO BB IBB HBP BLK WP HR S P ERA WHIP	IP WLS BF H R ER SO BB IBB HBP BLK WP HR S P ERA WHIP	IP WLS BF H R ER SO BB IBB HBP BLK WP HR S P ERA WHIP	IP WLS BF H R ER SO BB IBB HBP BLK WP HR S P ERA WHIP	IP WLS BF H R ER SO BB IBB HBP BLK WP HR S P ERA WHIP	IP WLS BF H R ER SO BB IBB HBP BLK WP HR S P ERA WHIP	IP WLS BF H R ER SO BB IBB HBP BLK WP HR S P ERA WHIP	IP WLS BF H R ER SO BB IBB HBP BLK WP HR S P ERA WHIP	IP WLS BF H R ER SO BB IBB HBP BLK WP HR S P ERA WHIP	IP WLS BF H R ER SO BB IBB HBP BLK WP HR S P ERA WHIP	IP WLS BF H R ER SO BB IBB HBP BLK WP HR S P ERA WHIP	IP WLS BF H R ER SO BB IBB HBP BLK WP HR S P ERA WHIP	IP WLS BF H R ER SO BB IBB HBP BLK WP HR S P ERA WHIP	IP WLS BF H R ER SO BB IBB HBP BLK WP HR S P ERA WHIP	IP WLS BF H R ER SO BB IBB HBP BLK WP HR S P ERA WHIP	IP WLS BF H R ER SO BB IBB HBP BLK WP HR S P ERA WHIP	IP WLS BF H R ER SO BB IBB HBP BLK WP HR S P ERA WHIP	IP WLS BF H R ER SO BB IBB HBP BLK WP HR S P ERA WHIP	IP WLS BF H R ER SO BB IBB HBP BLK WP HR S P ERA WHIP	
Bob Turley, R ERA: 3.17 Jack Spring, L ERA: 2.35 Don Lee, R ERA: 3.88 Art Fowler, R ERA: 1.73 Julio Navarro, R ERA: 2.53 (1, 1)	5.0 0.2 0.1 2.0 1.0	WLS 2 1 W S	BF 25 0 6 4	H 5 0 0 1	R 2 0 0 0	ER 2 0 0 0	SO 5 0 1 1	BB 6 0 0 0	IBB 0 0 0 0	HBP 0 0 0 0	BLK 0 0 0 0	WP 0 0 0 0	HR 1 0 0 0	S 29 2 3 8 6	P 53 2 3 8 6	ERA 3.60 0.00 0.00 0.00 0.00	WHIP 2.200 0.000 0.000 0.000 1.000					
Batter	1	2	3	4	5	6	7	8	9	AB	R	H	RBI	BB	SO	LOB	BOTTOM					
Albie Pearson, L OBP: 0.403, SLG: 0.425 (1, 9)	0-0 G3		0-0 1-3 1B		0-0 1-3 BB	4-0 K		0-0 1B	3 0 2 0 1 0 0								Washington Senators @ Los Angeles Angels Dodger Stadium, Los Angeles, CA Mon Jun 24 1963, 7:05 PM PDT Att. 4,468 - Unknown - 66 F					
Jim Fregosi, R OBP: 0.303, SLG: 0.421 (1, 6)	0-0 F8		0-3 K		0-3 K	0-3 K		0-0 1B	4 0 1 1 0 2 2													
Billy Moran, R OBP: 0.282, SLG: 0.336 (1, 4)	0-3 K		0-0 1-3		0-0 1-2	0-0 6-3		0-0 G6-4-3	4 0 0 0 0 1 3													
Leon Wagner, L OBP: 0.305, SLG: 0.544 (1, 7)		0-0 G6-4-3 1B		0-0 6-3		0-0 4-3		0-0 4-3	3 0 1 0 0 0 1													
Felix Torres, R OBP: 0.316, SLG: 0.370 (1, 5)	0-3 K		0-0 6-3		0-0 6-3	0-0 5-3		0-0 5-3	3 0 0 0 0 1 1													
Hank Foiles, R OBP: 0.394, SLG: 0.536 Julio Navarro, R OBP: 0.400, SLG: 0.333 (1, 2)	0-0 G6-4-3		0-0 F2		0-0 F2	0-0 HR		0-0 HR	3 1 1 1 0 0 1 0 0 0 0 0 0 0													
Lee Thomas, L OBP: 0.307, SLG: 0.328 (1, 3)		0-0 F7		0-0 F4		0-0 SH5-4 1B		0-0 SH5-4 1B	3 1 1 0 0 0 0													
Bob Perry, R OBP: 0.325, SLG: 0.378 (1, 8)		0-3 K		0-3 K		0-3 K		0-0 SH5-4	2 0 0 0 0 2 0													
Bob Turley, R ERA: 3.17 Jack Spring, L ERA: 2.35 Don Lee, R ERA: 3.88 Art Fowler, R ERA: 1.73 Julio Navarro, R ERA: 2.53 (1, 1)	5.0 0.2 0.1 2.0 1.0	WLS 2 1 W S	BF 25 0 6 4	H 5 0 0 1	R 2 0 0 0	ER 2 0 0 0	SO 5 0 1 1	BB 6 0 0 0	IBB 0 0 0 0	HBP 0 0 0 0	BLK 0 0 0 0	WP 0 0 0 0	HR 1 0 0 0	S 29 2 3 8 6	P 53 2 3 8 6	ERA 3.60 0.00 0.00 0.00 0.00		WHIP 2.200 0.000 0.000 0.000 1.000				
Inning Stats	R: 0 E: 0 K: 1 S: 5	H: 0 LOB: 0 BB: 0 P: 5	R: 0 E: 0 K: 1 S: 5	H: 1 LOB: 0 BB: 0 P: 5	R: 0 E: 0 K: 1 S: 5	H: 0 LOB: 0 BB: 0 P: 5	R: 0 E: 0 K: 1 S: 6	H: 1 LOB: 1 BB: 0 P: 6	R: 0 E: 0 K: 2 S: 7	H: 0 LOB: 0 BB: 1 P: 11	R: 0 E: 0 K: 0 S: 3	H: 0 LOB: 0 BB: 0 P: 3	R: 3 E: 0 K: 0 S: 7	H: 5 LOB: 1 BB: 0 P: 7	R: 0 E: 0 K: 0 S: 7	H: 0 LOB: 0 BB: 0 P: 7		1B: 6 2B: 0 3B: 0 HR: 1	SF: 0 SAC: 1 DP: 2 HBP: 0	WP: 0 PB: 0 SB: 0 CS: 0	PA: 30	
PITCHER	IP WLS BF H R ER SO BB IBB HBP BLK WP HR S P ERA WHIP	IP WLS BF H R ER SO BB IBB HBP BLK WP HR S P ERA WHIP	IP WLS BF H R ER SO BB IBB HBP BLK WP HR S P ERA WHIP	IP WLS BF H R ER SO BB IBB HBP BLK WP HR S P ERA WHIP	IP WLS BF H R ER SO BB IBB HBP BLK WP HR S P ERA WHIP	IP WLS BF H R ER SO BB IBB HBP BLK WP HR S P ERA WHIP	IP WLS BF H R ER SO BB IBB HBP BLK WP HR S P ERA WHIP	IP WLS BF H R ER SO BB IBB HBP BLK WP HR S P ERA WHIP	IP WLS BF H R ER SO BB IBB HBP BLK WP HR S P ERA WHIP	IP WLS BF H R ER SO BB IBB HBP BLK WP HR S P ERA WHIP	IP WLS BF H R ER SO BB IBB HBP BLK WP HR S P ERA WHIP	IP WLS BF H R ER SO BB IBB HBP BLK WP HR S P ERA WHIP	IP WLS BF H R ER SO BB IBB HBP BLK WP HR S P ERA WHIP	IP WLS BF H R ER SO BB IBB HBP BLK WP HR S P ERA WHIP	IP WLS BF H R ER SO BB IBB HBP BLK WP HR S P ERA WHIP	IP WLS BF H R ER SO BB IBB HBP BLK WP HR S P ERA WHIP	IP WLS BF H R ER SO BB IBB HBP BLK WP HR S P ERA WHIP	IP WLS BF H R ER SO BB IBB HBP BLK WP HR S P ERA WHIP	IP WLS BF H R ER SO BB IBB HBP BLK WP HR S P ERA WHIP	IP WLS BF H R ER SO BB IBB HBP BLK WP HR S P ERA WHIP	IP WLS BF H R ER SO BB IBB HBP BLK WP HR S P ERA WHIP	
Claude Osteen, L ERA: 3.52 Ron Kline, R ERA: 2.62 (8, 1)	0.2	L	2	1	0	0	0	0	0	0	0	2	2	0.00	1.500							

Batter	1	2	3	4	5	6	7	8	9	AB	R	H	RBI	BB	SO	LOB	TOP					
Minnie Minoso, R OBP: 0.329, SLG: 0.262 John Kennedy, R OBP: 0.189, SLG: 0.094	6-3						F3		K	5	0	1	0	0	1	1	Washington Senators @ Kansas City Athletics Municipal Stadium, Kansas City, MO Thu Jun 27 1963, 4:33 AM EDT Att: 4,637 - Unknown livebaseballscorecards.com AB 34 R 4 H 8 RBI 4 BB 4 SO 5 LOB 17					
Jim King, L OBP: 0.324, SLG: 0.505	HR		F2			F3		K	F4	5	1	1	1	0	1	2						
Chuck Hinton, R OBP: 0.324, SLG: 0.445	BB		F9			1B		BB		2	1	1	0	2	0	1						
Bobo Osborne, L OBP: 0.321, SLG: 0.426	BB		6-3			1B		BB		3	0	1	0	1	0	3						
Don Lock, R OBP: 0.324, SLG: 0.419	F7					F6		F5		4	0	0	0	0	0	4						
Ed Brinkman, R OBP: 0.281, SLG: 0.337	1-3							BB		3	0	1	1	1	1	2						
Don Zimmer, R OBP: 0.300, SLG: 0.481			K			G6-4-3		F6		4	1	1	1	0	1	3						
Hobie Landrith, L OBP: 0.315, SLG: 0.246	F2							F3		4	1	1	1	0	0	1						
Bennie Daniels, L OBP: 0.278, SLG: 0.133 Jim Coates, R Ron Kline, R OBP: 0.333, SLG: 1.000	4-3					L4		E8		3	0	1	0	0	0	0						
Inning Stats	R: 1 E: 0 K: 0 S: 4	H: 1 LOB: 2 BB: 2 P: 12	R: 0 E: 0 K: 1 S: 5	H: 0 LOB: 0 BB: 0 P: 5	R: 0 E: 0 K: 0 S: 4	H: 1 LOB: 1 BB: 0 P: 4	R: 1 E: 0 K: 1 S: 6	H: 1 LOB: 0 BB: 0 P: 6	R: 0 E: 0 K: 0 S: 3	H: 0 LOB: 0 BB: 0 P: 3	R: 1 E: 0 K: 0 S: 5	H: 3 LOB: 1 BB: 0 P: 5	R: 1 E: 0 K: 1 S: 7	H: 2 LOB: 2 BB: 1 P: 11	R: 0 E: 0 K: 0 S: 3	H: 0 LOB: 1 BB: 1 P: 7	R: 0 E: 0 K: 2 S: 7	H: 0 LOB: 0 BB: 0 P: 7	1B: 5 2B: 0 3B: 0 HR: 3	SF: 0 SAC: 0 DP: 1 HBP: 0	WP: 0 PB: 0 SB: 2 CS: 0	PA: 38
PITCHER	IP	WLS	BF	H	R	ER	SO	BB	IBB	HBP	BLK	WP	HR	S	P	ERA	WHIP					
Dave Wickersham, R ERA: 3.53	6.0	L	25	6	3	3	2	2	0	0	0	0	2	27	35	4.50	1.333					
Dale Willis, R ERA: 3.5	2.0		10	2	1	1	1	2	0	0	0	0	1	10	18	4.50	2.000					
Diego Segui, R ERA: 4.94	1.0	S	3	0	0	0	2	0	0	0	0	0	0	7	7	0.00	0.000					


Batter	1	2	3	4	5	6	7	8	9	AB	R	H	RBI	BB	SO	LOB	BOTTOM					
Bobby Del Greco, R OBP: 0.303, SLG: 0.376	F7		K			E7		F5		4	0	1	0	0	1	1	Washington Senators @ Kansas City Athletics Municipal Stadium, Kansas City, MO Thu Jun 27 1963, 4:33 AM EDT Att: 4,637 - Unknown livebaseballscorecards.com AB 28 R 2 H 5 RBI 2 BB 3 SO 5 LOB 10					
Wayne Causey, L OBP: 0.353, SLG: 0.408	K					F9		BB		3	1	1	0	1	1	1						
Ed Charles, R OBP: 0.350, SLG: 0.402	6-3					F9		BB		2	0	0	1	1	0	1						
Norm Siebern, L OBP: 0.385, SLG: 0.418	G3					4-3		K		4	1	1	1	0	1	2						
Jerry Lumpe, L OBP: 0.289, SLG: 0.309	1-3					3-1		F8		4	0	1	0	0	0	2						
George Aluskis, R OBP: 0.297, SLG: 0.351	1-3					K		G6-4-3		3	0	1	0	0	1	1						
Ken Harrelson, R OBP: 0.239, SLG: 0.419	G3					F9		G6-4-3		3	0	0	0	0	0	2						
Haywood Sullivan, R OBP: 0.311, SLG: 0.294			K			5-3		F5		3	0	0	0	0	1	0						
Dave Wickersham, R Gino Cimoli, R Dale Willis, R Manny Jimenez, R Tony La Russa, R Diego Segui, R	1-3					L4		F5		1	0	0	0	0	0	0						
Inning Stats	R: 0 E: 0 K: 1 S: 5	H: 0 LOB: 0 BB: 0 P: 5	R: 0 E: 0 K: 0 S: 4	H: 1 LOB: 1 BB: 0 P: 4	R: 0 E: 0 K: 2 S: 7	H: 0 LOB: 0 BB: 0 P: 7	R: 1 E: 0 K: 0 S: 4	H: 1 LOB: 0 BB: 0 P: 4	R: 0 E: 0 K: 1 S: 5	H: 0 LOB: 0 BB: 0 P: 5	R: 0 E: 0 K: 0 S: 4	H: 1 LOB: 1 BB: 0 P: 4	R: 1 E: 0 K: 0 S: 4	H: 2 LOB: 0 BB: 0 P: 4	R: 0 E: 0 K: 0 S: 2	H: 0 LOB: 1 BB: 1 P: 6	R: 0 E: 0 K: 1 S: 4	H: 0 LOB: 1 BB: 2 P: 12	1B: 3 2B: 0 3B: 1 HR: 1	SF: 1 SAC: 0 DP: 2 HBP: 0	WP: 0 PB: 0 SB: 0 CS: 0	PA: 32
PITCHER	IP	WLS	BF	H	R	ER	SO	BB	IBB	HBP	BLK	WP	HR	S	P	ERA	WHIP					
Bennie Daniels, R ERA: 4.62	6.1	W	24	5	2	2	4	0	0	0	0	0	0	3	32	2.84	0.789					
Jim Coates, R ERA: 5.1	1.2		6	0	0	0	0	3	0	0	0	0	0	3	15	0.00	1.800					
Ron Kline, R ERA: 2.55	1.0	S	2	0	0	0	1	0	0	0	0	0	0	4	4	0.00	0.000					

Batter	1	2	3	4	5	6	7	8	9	AB	R	H	RBI	BB	SO	LOB	TOP										
Zoilo Versalles, R OBP: 0.313, SLG: 0.431 (1, 6)	6-3		K		F8		1B	G6-4-3		5	1	1	1	0	1	1											
Rich Rollins, R OBP: 0.388, SLG: 0.442 (1, 5)	4-3		F3		6-3		SH2-4 1B		2B HBP	4	1	1	0	0	0	0											
Hamron Killebrew, R OBP: 0.379, SLG: 0.688 Lenny Green, L OBP: 0.304, SLG: 0.316 (1, 7) (9, PR) (9, 8)	6-3			E7 1B		1B 1B	SH2-4 1B		WP E 2B	5	1	4	2	0	0	0											
Jimmie Hall, L OBP: 0.342, SLG: 0.469 (1, 8) (9, 7)		4-3		F6		1B 1B	SH2-4		F2	4	1	1	0	0	0	2											
Bob Allison, R OBP: 0.403, SLG: 0.583 (1, 9)		K		FC6-4 BB		K	L5		E 1B BB	3	1	0	0	2	2	4											
Vic Wertz, L OBP: 0.227, SLG: 0.263 Vic Power, R OBP: 0.273, SLG: 0.347 (1, 3) (8, 3)		HR		F2		1B IBB	4-3		F9	3	1	1	1	1	0	4											
Johnny Goryl, R OBP: 0.273, SLG: 0.390 (1, 4)		HR		FC6-4		FC5-4 1B		SH1-4 1B BB	E5 1B	4	2	2	3	1	0	4											
Jerry Zimmerman, R OBP: 0.100, SLG: 0.100 (1, 2)		F3			F9	FC5-4		SH1-4		4	0	1	1	0	0	2											
Jim Kaat, L OBP: 0.190, SLG: 0.175 Bill Dailey, R OBP: 0.250, SLG: 0.162 (1, 1) (7, 1)			K		F7		E7 1B	G6-4-3 1B	K	3	1	0	0	0	1	0											
Inning Stats	R: 0 E: 0 K: 0 S: 3	H: 0 LOB: 0 BB: 0 P: 3	R: 2 E: 0 K: 1 S: 7	H: 2 LOB: 0 BB: 0 P: 7	R: 0 E: 0 K: 2 S: 7	H: 0 LOB: 0 BB: 0 P: 7	R: 0 E: 1 K: 0 S: 4	H: 1 LOB: 2 BB: 1 P: 8	R: 0 E: 0 K: 0 S: 3	H: 0 LOB: 0 BB: 0 P: 3	R: 2 E: 0 K: 1 S: 8	H: 3 LOB: 2 BB: 1 P: 12	R: 2 E: 1 K: 0 S: 7	H: 3 LOB: 2 BB: 0 P: 7	R: 1 E: 0 K: 0 S: 3	H: 1 LOB: 0 BB: 1 P: 7	R: 3 E: 1 K: 1 S: 8	H: 2 LOB: 3 BB: 1 P: 13	1B: 9 2B: 1 3B: 0 HR: 2	SF: 0 SAC: 2 DP: 1 HBP: 1	WP: 1 PB: 0 CS: 0	PA: 45					
PITCHER	IP	WLS	BF	H	R	ER	SO	BB	IBB	HBP	BLK	WP	HR	S	P	ERA	WHIP										
Tom Cheney, R ERA: 3.02 (1, 1)	6.0	L	29	8	6	5	4	1	1	0	0	0	2	35	43	7.50	1.500										
Ron Kline, R ERA: 2.49 (7, 1)	1.0		4	1	0	0	0	0	0	0	0	0	0	4	4	0.00	1.000										
Jim Coates, R ERA: 5.28 (8, 1)	2.0		12	3	4	2	1	2	0	1	0	1	0	11	20	9.00	2.500										

Minnesota Twins @ Washington Senators
D.C. Stadium, Washington, DC
Fri Jun 28 1963, 7:05 PM EDT
Att: 16,067 - Unknown

livebaseballscores.com

AB 38
R 10
H 12
RBI 9
BB 4
SO 5
LOB 23




Batter	1	2	3	4	5	6	7	8	9	AB	R	H	RBI	BB	SO	LOB	BOTTOM										
Mary Breeding, R OBP: 0.293, SLG: 0.322 (1, 5)	E4 1B		F3				6-3		4-3	5	0	1	0	0	0	0											
Minnie Minoso, R OBP: 0.325, SLG: 0.275 (1, 7)	F8		F4		F9		HR		F9	5	1	1	1	0	0	2											
Chuck Hinton, R OBP: 0.328, SLG: 0.450 (1, 9) (8, 8)				FC1-5 1B		F4	1-3			4	0	2	0	0	0	0											
Don Lock, R OBP: 0.323, SLG: 0.427 Jim King, L OBP: 0.323, SLG: 0.503 (1, 8) (7, PH) (8, 9)	F8			FC1-5 1B		F9	K			3	0	1	0	0	0	2											
Ed Brinkman, R OBP: 0.277, SLG: 0.331 (1, 6)	K			FC1-5		WP 1B			1-3	4	0	1	0	0	1	4											
Chuck Cottier, R OBP: 0.232, SLG: 0.323 Dick Phillips, L OBP: 0.315, SLG: 0.253 (1, 4) (8, PH) (9, 4)		G3		F9					1-6-3	3	0	1	0	0	0	2											
Tom Brown, S OBP: 0.125 Bobo Osborne, L OBP: 0.316, SLG: 0.419 (1, 3) (8, PH) (9, 3)		K		K		K			E1 FC6-4	3	0	0	0	0	3	4											
Hobie Landrith, L OBP: 0.312, SLG: 0.246 (1, 2)		6-3			F8		HR 1B		FC6-4	4	1	1	0	0	0	1											
Tom Cheney, R OBP: 0.077, SLG: 0.077 Ron Kline, R OBP: 0.333, SLG: 1.000 Don Zimmer, R OBP: 0.314, SLG: 0.563 Jim Coates, R OBP: 0.259, SLG: 0.252 (1, 1) (7, 1) (7, PH) (8, 1) (8, PH)				4-3			3-1		F7	2	0	0	0	0	0	0											
Inning Stats	R: 0 E: 1 K: 1 S: 7	H: 1 LOB: 2 BB: 0 P: 7	R: 0 E: 0 K: 1 S: 5	H: 0 LOB: 0 BB: 0 P: 5	R: 0 E: 0 K: 0 S: 3	H: 0 LOB: 0 BB: 0 P: 3	R: 0 E: 0 K: 1 S: 7	H: 2 LOB: 2 BB: 0 P: 7	R: 0 E: 0 K: 0 S: 4	H: 1 LOB: 1 BB: 0 P: 4	R: 3 E: 0 K: 1 S: 8	H: 2 LOB: 2 BB: 0 P: 7	R: 3 E: 1 K: 0 S: 4	H: 3 LOB: 0 BB: 0 P: 8	R: 0 E: 0 K: 0 S: 3	H: 0 LOB: 0 BB: 0 P: 3	R: 0 E: 0 K: 0 S: 3	H: 0 LOB: 0 BB: 0 P: 3	1B: 7 2B: 0 3B: 0 HR: 2	SF: 0 SAC: 0 DP: 0 HBP: 0	WP: 1 PB: 0 CS: 0	PA: 38					
PITCHER	IP	WLS	BF	H	R	ER	SO	BB	IBB	HBP	BLK	WP	HR	S	P	ERA	WHIP										
Jim Kaat, L ERA: 3.88 Bill Dailey, R ERA: 1.6 (1, 1) (7, 1)	6.1	W	29	9	3	3	4	0	0	0	0	0	0	11	11	0.00	0.000										

Minnesota Twins @ Washington Senators
D.C. Stadium, Washington, DC
Fri Jun 28 1963, 7:05 PM EDT
Att: 16,067 - Unknown

livebaseballscores.com

AB 38
R 3
H 9
RBI 3
BB 0
SO 5
LOB 15




Batter	1	2	3	4	5	6	7	8	9	AB	R	H	RBI	BB	SO	LOB	TOP										
Zoilo Versalles, R OBP: 0.317, SLG: 0.446 (1, 6)	F8		HR 3B	HBP			4-3 3B		F4	4	2	2	2	0	0	0											
Vic Power, R OBP: 0.269, SLG: 0.341 (1, 3)	F8		F8	G3			4-3		F9	5	0	0	1	0	0	3											
Hamron Killebrew, R OBP: 0.379, SLG: 0.691 Lenny Green, L OBP: 0.304, SLG: 0.316 (1, 7) (9, PR) (9, 8)	5-3		HR BB				5-3		1B 1B	4	1	1	0	1	1	0											
Jimmie Hall, L OBP: 0.349, SLG: 0.491 (1, 8) (9, 7)		L4	HR	WP 1B			F6		FC5-4 1B	5	1	3	3	0	0	0											
Bob Allison, R OBP: 0.403, SLG: 0.578 (1, 9)		K	HR	1B			F4		FC5-4 1B	4	0	1	0	1	1	3											
Earl Battey, R OBP: 0.353, SLG: 0.508 (1, 2)		K	BB				F4		F3	4	0	0	0	0	1	3											
Rich Rollins, R OBP: 0.389, SLG: 0.447 (1, 5)			F7	SH5-3 2B			F9		2-3 1B	4	0	2	0	0	0	0											
Johnny Goryl, R OBP: 0.277, SLG: 0.409 (1, 4)			3B 2B	SH5-3			K		2-3	3	1	1	0	0	1	2											
Camilo Pascual, R OBP: 0.317, SLG: 0.368 Vic Wertz, L OBP: 0.217, SLG: 0.250 Mike Fornieles, R OBP: 0.222, SLG: 0.556 Bill Dailey, R OBP: 0.250, SLG: 0.182 (1, 1) (4, PH) (4, 1) (8, 1)			3B BB	4-3			K		L1	0	1	0	0	1	0	0											
Inning Stats	R: 0 E: 0 K: 0 S: 3	H: 0 LOB: 0 BB: 0 P: 3	R: 0 E: 0 K: 2 S: 7	H: 0 LOB: 0 BB: 0 P: 7	R: 5 E: 0 K: 0 S: 6	H: 3 LOB: 1 BB: 3 P: 18	R: 0 E: 0 K: 0 S: 4	H: 1 LOB: 2 BB: 0 P: 5	R: 0 E: 0 K: 1 S: 6	H: 1 LOB: 1 BB: 0 P: 6	R: 0 E: 0 K: 2 S: 7	H: 0 LOB: 0 BB: 0 P: 7	R: 1 E: 0 K: 0 S: 4	H: 1 LOB: 0 BB: 0 P: 4	R: 0 E: 0 K: 0 S: 5	H: 2 LOB: 2 BB: 0 P: 5	R: 0 E: 0 K: 0 S: 5	H: 2 LOB: 2 BB: 0 P: 5	1B: 5 2B: 2 3B: 2 HR: 1	SF: 0 SAC: 1 DP: 0 HBP: 1	WP: 1 PA: 41 PB: 0 SB: 0 CS: 0						
PITCHER	IP	WLS	BF	H	R	ER	SO	BB	IBB	HBP	BLK	WP	HR	S	P	ERA	WHIP										
Dave Stenhouse, R ERA: 4.6 Jim Duckworth, R ERA: 4.3 Don Rudolph, L ERA: 4.63 Ron Kline, R ERA: 2.41 (1, 1) (3, 1) (7, 1) (9, 1)	2.2	L	14	3	5	5	2	3	0	0	0	0	1	15	27	16.88	2.250										

Minnesota Twins @ Washington Senators
D.C. Stadium, Washington, DC
Sun Jun 30 1963, 3:33 AM EDT
Att: 6,907 - Unknown

livebaseballscorecards.com

AB 36
R 6
H 10
RBI 6
BB 3
SO 5
LOB 14




Batter	1	2	3	4	5	6	7	8	9	AB	R	H	RBI	BB	SO	LOB	BOTTOM										
Mary Breeding, R OBP: 0.292, SLG: 0.320 (1, 4)	K		5-3				F3		SF3 1B BB	4	1	1	0	0	1	2											
Jim King, L OBP: 0.321, SLG: 0.495 (1, 9)	4-3			F3			F3		1B SF3 BB	3	0	0	0	1	0	1											
Chuck Hinton, R OBP: 0.324, SLG: 0.446 (1, 7)	K			6-3			6-3		SF3	3	0	0	1	0	1	0											
Bobo Osborne, L OBP: 0.319, SLG: 0.418 (1, 3)		K		F9			FC5 1B BB		2-3 3-H 1B	3	0	1	1	1	1	0											
Don Lock, R OBP: 0.322, SLG: 0.424 (1, 8)		K			F5		FC5 1B		K	4	0	1	0	0	2	2											
Don Zimmer, R OBP: 0.282, SLG: 0.500 (1, 5)		F6			F6		FC5		F3	4	0	0	0	0	2												
Ed Brinkman, R OBP: 0.274, SLG: 0.328 Ken Retzer, L OBP: 0.257, SLG: 0.250 (1, 6) (9, PH)				K			F3		K	3	0	0	0	0	1	2											
Hobie Landrith, L OBP: 0.321, SLG: 0.239 (1, 2)				3-1			BB		F7	2	1	0	0	2	0	0											
Dave Stenhouse, R OBP: 0.343, SLG: 0.380 Jim Duckworth, R Minnie Minoso, R OBP: 0.325, SLG: 0.279 Don Rudolph, L OBP: 0.317, SLG: 0.340 Dick Phillips, L OBP: 0.257, SLG: 0.250 Ron Kline, R OBP: 0.333, SLG: 1.000 (1, 1) (3, 1) (6, PH) (7, 1) (8, PH) (9, 1)				E6			F6		F8	0	0	0	0	0	0	0											
Inning Stats	R: 0 E: 0 K: 2 S: 7	H: 0 LOB: 0 BB: 0 P: 7	R: 0 E: 0 K: 2 S: 7	H: 0 LOB: 0 BB: 0 P: 7	R: 0 E: 1 K: 1 S: 6	H: 0 LOB: 1 BB: 0 P: 6	R: 0 E: 0 K: 0 S: 3	H: 0 LOB: 0 BB: 0 P: 3	R: 0 E: 0 K: 0 S: 3	H: 0 LOB: 0 BB: 0 P: 3	R: 0 E: 0 K: 0 S: 3	H: 0 LOB: 1 BB: 1 P: 7	R: 0 E: 0 K: 0 S: 4	H: 1 LOB: 2 BB: 1 P: 8	R: 2 E: 0 K: 1 S: 7	H: 2 LOB: 2 BB: 2 P: 15	R: 0 E: 0 K: 1 S: 5	H: 0 LOB: 0 BB: 0 P: 5	1B: 3 2B: 0 3B: 0 HR: 0	SF: 1 SAC: 0 DP: 0 HBP: 0	WP: 0 PA: 35 PB: 0 SB: 0 CS: 0						
PITCHER	IP	WLS	BF	H	R	ER	SO	BB	IBB	HBP	BLK	WP	HR	S	P	ERA	WHIP										
Camilo Pascual, R ERA: 2.57 Mike Fornieles, R ERA: 6.37 Bill Dailey, R ERA: 1.74 (1, 1) (4, 1) (8, 1)	3.0	W	19	2	2	2	0	4	0	0	0	0	0	15	31	4.15	1.385										

Minnesota Twins @ Washington Senators
D.C. Stadium, Washington, DC
Sun Jun 30 1963, 3:33 AM EDT
Att: 6,907 - Unknown

livebaseballscorecards.com


AB 30
R 2
H 3
RBI 2
BB 4
SO 7
LOB 11



Batter	1	2	3	4	5	6	7	8	9	AB	R	H	RBI	BB	SO	LOB	TOP					
Bobby Del Greco, R OBP: 0.272, SLG: 0.338 (1, 8)	5-3		5-3					1-3	F7	4	0	0	0	1	0	2						
Wayne Causey, L OBP: 0.345, SLG: 0.409 (1, 6)	4-3		3-1					2B		3	1	0	0	1	0	1						
George Alusik, R OBP: 0.318, SLG: 0.384 (1, 9)			L3					1-H	2B	3	0	2	1	1	0	0						
Norm Siebern, L OBP: 0.381, SLG: 0.420 (1, 7)	F7							2B		4	1	1	0	0	0	3						
Ed Charles, R OBP: 0.337, SLG: 0.380 (1, 5)		4-3		6-3				4-3		4	0	0	1	0	0	2						
Ken Harrelson, R OBP: 0.292, SLG: 0.415 (1, 3)		6-3		6-3						4	0	0	0	0	1	1						
Jerry Lumpe, L OBP: 0.292, SLG: 0.391 (1, 4)										3	0	1	0	0	0	0						
Sammy Esposito, R OBP: 0.125, SLG: 0.143 (8, 4)		1B		1-3					L4	1	0	0	0	0	0	0						
Charlie Lau, L OBP: 0.226, SLG: 0.250 (1, 2)										4	0	2	0	0	0	0						
Orlando Pena, R OBP: 0.235, SLG: 0.233 (1, 1)										2	0	0	0	0	0	2						
Chuck Essegian, R OBP: 0.302, SLG: 0.358 (7, PH)		5-3								1	0	0	0	0	1	0						
Dale Willis, R OBP: 0.250, SLG: 0.250 (7, 1)										0	0	0	0	0	0	0						
Gino Cimoli, R OBP: 0.336, SLG: 0.385 (8, PH)										1	0	1	0	0	0	0						
Inning Stats	R: 0 E: 0 K: 0 S: 4	H: 1 LOB: 1 BB: 0 P: 4	R: 0 E: 0 K: 0 S: 5	H: 2 LOB: 2 BB: 0 P: 5	R: 0 E: 0 K: 0 S: 3	H: 0 LOB: 0 BB: 0 P: 3	R: 1 E: 0 K: 0 S: 4	H: 1 LOB: 0 BB: 0 P: 4	R: 0 E: 0 K: 0 S: 3	H: 0 LOB: 1 BB: 1 P: 7	R: 0 E: 0 K: 0 S: 3	H: 0 LOB: 1 BB: 1 P: 7	R: 0 E: 0 K: 1 S: 5	H: 0 LOB: 0 BB: 0 P: 5	R: 1 E: 0 K: 0 S: 4	H: 1 LOB: 2 BB: 0 P: 8	R: 0 E: 0 K: 1 S: 7	H: 2 LOB: 2 BB: 0 P: 7	1B: 5 2B: 2 3B: 0 HR: 0	SF: 0 SAC: 0 DP: 0 HBP: 0	WP: 1 PB: 0 CS: 0	PA: 37
PITCHER Bennie Daniels, R ERA: 4.28 (1, 1)	IP: 9.0 WLS: W BF: 37 H: 7 R: 2 ER: 2 SO: 2 BB: 3 IBB: 0 HBP: 0 BLK: 0 WP: 1 HR: 0 S: 38 P: 50 ERA: 2.00 WHIP: 1.111															PITCHER						

Kansas City Athletics @ Washington Senators
D.C. Stadium, Washington, DC
Tue Jul 02 1963, 7:05 PM EDT
Att: 3,429 - Unknown

AB 34
R 2
H 7
RBI 2
BB 3
SO 2
LOB 11



Batter	1	2	3	4	5	6	7	8	9	AB	R	H	RBI	BB	SO	LOB	BOTTOM			
Mary Breeding, R OBP: 0.297, SLG: 0.325 (1, 4)	5-3		4-3							4	1	2	2	0	0	1				
Chuck Cottler, R OBP: 0.231, SLG: 0.322 (8, 4)										1	0	0	0	0	0	1				
Chuck Hinton, R OBP: 0.321, SLG: 0.440 (1, 7)	K		F4							4	0	0	0	0	1	3				
Jim King, L OBP: 0.329, SLG: 0.507 (1, 9)	F8									3	1	2	1	1	0	0				
Bobo Osborne, L OBP: 0.315, SLG: 0.414 (1, 3)										3	0	0	1	0	2	3				
Don Lock, R OBP: 0.321, SLG: 0.423 (1, 8)										3	0	1	1	0	1	4				
Don Zimmer, R OBP: 0.279, SLG: 0.475 (1, 5)										4	1	1	0	0	0	1				
Ed Brinkman, R OBP: 0.274, SLG: 0.324 (1, 6)										3	2	0	0	0	0	1				
Hobie Landrith, L OBP: 0.318, SLG: 0.239 (1, 2)										4	1	1	0	0	0	3				
Bennie Daniels, L OBP: 0.350, SLG: 0.188 (1, 1)										1	1	1	1	1	0	0				
Inning Stats	R: 0 E: 0 K: 1 S: 5	H: 0 LOB: 0 BB: 0 P: 5	R: 0 E: 0 K: 1 S: 6	H: 1 LOB: 1 BB: 0 P: 6	R: 0 E: 0 K: 0 S: 4	H: 1 LOB: 1 BB: 0 P: 4	R: 1 E: 0 K: 0 S: 4	H: 1 LOB: 0 BB: 0 P: 4	R: 0 E: 0 K: 0 S: 3	H: 0 LOB: 0 BB: 0 P: 3	R: 1 E: 0 K: 1 S: 6	H: 1 LOB: 2 BB: 2 P: 14	R: 2 E: 1 K: 0 S: 5	H: 2 LOB: 1 BB: 0 P: 6	R: 0 E: 0 K: 0 S: 5	H: 2 LOB: 1 BB: 0 P: 6	1B: 7 2B: 0 3B: 1 HR: 0	SF: 2 SAC: 3 DP: 0 HBP: 1	WP: 1 PB: 0 CS: 0	PA: 38
PITCHER Orlando Pena, R ERA: 3.3 (1, 1)	IP: 6.0 WLS: L BF: 26 H: 5 R: 4 ER: 1 SO: 3 BB: 0 IBB: 0 HBP: 0 BLK: 0 WP: 0 HR: 0 S: 32 P: 32 ERA: 1.50 WHIP: 0.833															PITCHER				
Dale Willis, R ERA: 4.5 (7, 1)	IP: 2.0 WLS: L BF: 12 H: 3 R: 3 ER: 3 SO: 1 BB: 1 IBB: 1 HBP: 1 BLK: 0 WP: 0 HR: 0 S: 11 P: 20 ERA: 13.50 WHIP: 2.000															PITCHER				

Kansas City Athletics @ Washington Senators
D.C. Stadium, Washington, DC
Tue Jul 02 1963, 7:05 PM EDT
Att: 3,429 - Unknown

AB 30
R 7
H 8
RBI 6
BB 2
SO 4
LOB 17



Batter	1	2	3	4	5	6	7	8	9	AB	R	H	RBI	BB	SO	LOB	TOP		
Bobby Del Greco, R (1, 8) OBP: 0.271, SLG: 0.336										4	0	1	0	0	1	0	Kansas City Athletics @ Washington Senators D.C. Stadium, Washington, DC Thu Jul 04 1963, 3:33 AM EDT Unknown		
Wayne Causey, L (1, 6) OBP: 0.357, SLG: 0.430										3	1	3	1	1	0	0			
George Alusik, R (1, 9) OBP: 0.316, SLG: 0.376										3	0	0	0	1	1	4			
Norm Siebern, L (1, 7) OBP: 0.377, SLG: 0.414										4	0	0	0	0	1	4			
Charlie Lau, L (1, 2) OBP: 0.214, SLG: 0.236										3	0	0	0	0	1	1			
Ed Charles, R (1, 5) OBP: 0.334, SLG: 0.376										3	0	0	0	0	0	0			
Jerry Lumpe, L (1, 4) OBP: 0.279, SLG: 0.298										3	0	0	0	0	0	0			
Ken Harrelson, R (1, 3) OBP: 0.280, SLG: 0.397										3	0	0	0	0	2	0			
Moe Drabowsky, R (1, 1) OBP: 0.154, SLG: 0.231										2	0	0	0	0	1	0			
Ted Bowsfield, R (8, 1) OBP: 0.190, SLG: 0.111										0	0	0	0	0	0	0			
John Wyatt, R (8, 1) OBP: 0.190, SLG: 0.111										0	0	0	0	0	0	0			
Gino Cimoli, R (8, FH) OBP: 0.335, SLG: 0.383										1	0	0	0	0	0	0			
Inning Stats	R: 0 E: 0 K: 0 S: 3	H: 1 LOB: 0 BB: 0 P: 3	R: 0 E: 0 K: 2 S: 7	H: 0 LOB: 0 BB: 0 P: 7	R: 0 E: 0 K: 2 S: 7	H: 0 LOB: 1 BB: 1 P: 7	R: 0 E: 0 K: 1 S: 5	H: 0 LOB: 0 BB: 0 P: 9	R: 0 E: 0 K: 0 S: 3	H: 0 LOB: 0 BB: 0 P: 3	R: 1 E: 0 K: 0 S: 3	H: 1 LOB: 0 BB: 1 P: 7	R: 0 E: 0 K: 0 S: 3	H: 0 LOB: 2 BB: 0 P: 7	1B: 2 2B: 1 3B: 0 HR: 1	SF: 0 SAC: 0 DP: 1 HBP: 0	WP: 0 PA: 31 CS: 0		
PITCHER	IP	WLS	BF	H	R	ER	SO	BB	IBB	HBP	BLK	WP	HR	S	P	ERA	WHIP		
Tom Cheney, R (1, 1) ERA: 2.88	8.1	W	29	4	1	1	6	2	0	0	0	0	1	39	47	1.08	0.720		
Ron Kline, R (9, 1) ERA: 2.37	0.2	S	2	0	0	0	1	0	0	0	0	0	0	4	4	0.00	0.000		

Batter	1	2	3	4	5	6	7	8	9	AB	R	H	RBI	BB	SO	LOB	BOTTOM		
Mary Breeding, R (1, 4) OBP: 0.296, SLG: 0.323										4	1	1	0	0	1	0	Kansas City Athletics @ Washington Senators D.C. Stadium, Washington, DC Thu Jul 04 1963, 3:33 AM EDT Unknown		
Chuck Cottler, R (9, 4) OBP: 0.231, SLG: 0.322										0	0	0	0	0	0	0			
Chuck Hinton, R (1, 7) OBP: 0.320, SLG: 0.437										4	0	1	0	0	1	0			
Jim King, L (1, 9) OBP: 0.336, SLG: 0.507										2	0	1	0	2	0	2			
Bobo Osborne, L (1, 3) OBP: 0.312, SLG: 0.409										3	0	0	0	0	1	3			
Minnie Minoso, R (8, FH) OBP: 0.326, SLG: 0.273										0	0	0	0	1	0	0			
Hobie Landrith, L (9, 2) OBP: 0.318, SLG: 0.239										0	0	0	0	0	0	0			
Don Leppert, R (1, 2) OBP: 0.318, SLG: 0.429										3	0	0	0	0	0	1			
Dick Phillips, L (8, FH) OBP: 0.308, SLG: 0.247										1	0	0	0	0	0	2			
Don Lock, R (1, 8) OBP: 0.321, SLG: 0.420										2	0	0	0	1	2	0			
Don Zimmer, R (1, 5) OBP: 0.283, SLG: 0.465										3	1	1	0	0	0	1			
Ed Brinkman, R (1, 6) OBP: 0.274, SLG: 0.324										3	0	1	1	0	0	1			
Tom Cheney, R (1, 1) OBP: 0.071, SLG: 0.071										3	0	0	0	0	0	1			
Ron Kline, R (9, 1) OBP: 0.333, SLG: 1.000										0	0	0	0	0	0	0			
Inning Stats	R: 0 E: 0 K: 0 S: 3	H: 0 LOB: 1 BB: 1 P: 7	R: 1 E: 0 K: 1 S: 7	H: 2 LOB: 1 BB: 0 P: 7	R: 0 E: 0 K: 1 S: 5	H: 0 LOB: 1 BB: 1 P: 9	R: 0 E: 0 K: 1 S: 5	H: 0 LOB: 0 BB: 0 P: 5	R: 0 E: 0 K: 1 S: 6	H: 1 LOB: 1 BB: 0 P: 6	R: 0 E: 0 K: 0 S: 2	H: 0 LOB: 0 BB: 1 P: 6	R: 1 E: 0 K: 0 S: 5	H: 2 LOB: 2 BB: 1 P: 9	1B: 5 2B: 1 3B: 0 HR: 0	SF: 0 SAC: 0 DP: 1 HBP: 0	WP: 0 PA: 32 CS: 0		
PITCHER	IP	WLS	BF	H	R	ER	SO	BB	IBB	HBP	BLK	WP	HR	S	P	ERA	WHIP		
Moe Drabowsky, R (1, 1) ERA: 3.38	7.1	L	29	5	2	2	5	3	0	0	0	0	0	36	48	2.46	1.091		
Ted Bowsfield, L (8, 1) ERA: 4.92	0.1		2	0	0	0	0	1	0	0	0	0	0	1	5	0.00	3.000		
John Wyatt, R (8, 1) ERA: 2.25	0.1		1	0	0	0	0	0	0	0	1	0	0	1	1	0.00	0.000		

Batter	1	2	3	4	5	6	7	8	9	AB	R	H	RBI	BB	SO	LOB	TOP		
Bobby Del Greco, R (1, 8) OBP: 0.277, SLG: 0.331										2	0	0	0	2	0	2	Kansas City Athletics @ Washington Senators D.C. Stadium, Washington, DC Thu Jul 04 1963, 3:38 AM EDT Att: 9,943 - Unknown		
Wayne Causey, L (1, 6) OBP: 0.352, SLG: 0.424										4	0	0	0	0	1	6			
Ed Charles, R (1, 5) OBP: 0.336, SLG: 0.376										3	0	1	0	1	0	1			
Norm Siebern, L (1, 7) OBP: 0.372, SLG: 0.409										3	0	0	1	0	0	2			
Doc Edwards, R (1, 2) OBP: 0.314, SLG: 0.372										3	0	2	0	1	0	0			
Gino Cimoli, R (1, 9) OBP: 0.332, SLG: 0.380										2	0	0	0	0	1	1			
George Alusik, R (4, 9) OBP: 0.313, SLG: 0.371										2	0	0	0	0	3				
Ken Harrelson, R (1, 3) OBP: 0.291, SLG: 0.386										2	0	0	0	2	0	1			
Sammy Esposito, R (1, 4) OBP: 0.182, SLG: 0.111										2	1	0	0	1	0	1			
Jerry Lumpe, L (9, PH) OBP: 0.276, SLG: 0.297										1	0	0	0	0	0	1			
Diego Segui, R (1, 1) OBP: 0.292, SLG: 0.348										2	1	2	0	0	0	0			
John Wyatt, R (7, 1)										0	0	0	0	0	0	0			
Charlie Lau, L (9, PH) OBP: 0.211, SLG: 0.232										1	0	0	0	0	0	1			
Inning Stats	R: 0 E: 0 K: 0 S: 3	H: 0 LOB: 1 BB: 1 P: 7	R: 0 E: 0 K: 1 S: 5	H: 1 LOB: 0 BB: 0 P: 5	R: 2 E: 2 K: 0 S: 4	H: 0 LOB: 1 BB: 2 P: 12	R: 0 E: 0 K: 0 S: 3	H: 0 LOB: 1 BB: 1 P: 7	R: 0 E: 1 K: 1 S: 6	H: 1 LOB: 1 BB: 1 P: 10	R: 0 E: 0 K: 0 S: 4	H: 1 LOB: 1 BB: 0 P: 4	R: 0 E: 0 K: 0 S: 2	H: 0 LOB: 0 BB: 1 P: 6	1B: 4 2B: 2 3B: 1 HR: 0	SF: 1 SAC: 1 DP: 5 HBP: 0	WP: 0 PB: 0 SB: 0 CS: 0	PA: 36	
PITCHER	IP	WLS	BF	H	R	ER	SO	BB	IBB	HBP	BLK	WP	HR	S	P	ERA	WHIP		
Claude Osteen, L (1, 1) ERA: 3.24	8.0	W	34	5	2	0	2	6	1	0	0	0	0	31	59	0.00	1.375		
Ron Kline, R (9, 1) ERA: 2.31	1.0	S	2	0	0	0	0	0	0	0	0	0	0	2	2	0.00	0.000		

Batter	1	2	3	4	5	6	7	8	9	AB	R	H	RBI	BB	SO	LOB	BOTTOM			
Mary Breeding, R (1, 4) OBP: 0.299, SLG: 0.325										5	1	2	0	0	0	1	Kansas City Athletics @ Washington Senators D.C. Stadium, Washington, DC Thu Jul 04 1963, 3:38 AM EDT Att: 9,943 - Unknown			
Chuck Cottler, R (9, 4) OBP: 0.231, SLG: 0.322										0	0	0	0	0	0	0				
Chuck Hinton, R (1, 7) OBP: 0.324, SLG: 0.440										5	1	3	0	0	0	1				
Jim King, L (1, 9) OBP: 0.335, SLG: 0.500										3	0	0	0	1	0	2				
Bobo Osborne, L (1, 3) OBP: 0.311, SLG: 0.404										3	0	0	0	1	2	3				
Don Lock, R (1, 8) OBP: 0.327, SLG: 0.423										3	1	2	0	1	1	3				
Don Zimmer, R (1, 5) OBP: 0.280, SLG: 0.435										3	0	0	1	1	2	2				
Ed Brinkman, R (1, 6) OBP: 0.280, SLG: 0.330										4	0	3	1	0	0	3				
Hobie Landrith, L (1, 2) OBP: 0.315, SLG: 0.240										4	0	1	0	0	1	4				
Claude Osteen, L (1, 1) OBP: 0.152, SLG: 0.125										3	0	0	0	0	1	3				
Ron Kline, R (9, 1) OBP: 0.333, SLG: 1.000										0	0	0	0	0	0	0				
Inning Stats	R: 1 E: 0 K: 0 S: 4	H: 2 LOB: 0 BB: 0 P: 4	R: 0 E: 0 K: 1 S: 7	H: 2 LOB: 2 BB: 0 P: 7	R: 0 E: 0 K: 0 S: 3	H: 0 LOB: 0 BB: 0 P: 3	R: 1 E: 0 K: 1 S: 6	H: 1 LOB: 1 BB: 1 P: 10	R: 0 E: 0 K: 2 S: 9	H: 2 LOB: 3 BB: 1 P: 13	R: 0 E: 0 K: 3 S: 10	H: 1 LOB: 1 BB: 0 P: 10	R: 1 E: 0 K: 0 S: 5	H: 2 LOB: 3 BB: 2 P: 13	R: 0 E: 0 K: 0 S: 4	H: 1 LOB: 1 BB: 0 P: 4		1B: 11 2B: 0 3B: 0 HR: 0	SF: 0 SAC: 1 DP: 1 HBP: 0	WP: 0 PB: 0 SB: 2 CS: 0
PITCHER	IP	WLS	BF	H	R	ER	SO	BB	IBB	HBP	BLK	WP	HR	S	P	ERA	WHIP			
Diego Segui, R (1, 1) ERA: 4.73	6.2	L	32	10	3	3	7	1	2	0	0	0	0	43	55	4.05	1.650			
John Wyatt, R (7, 1) ERA: 2.18	1.1		6	1	0	0	0	1	0	0	0	0	0	5	9	0.00	1.500			


Batter	1	2	3	4	5	6	7	8	9	AB	R	H	RBI	BB	SO	LOB	TOP			
Albie Pearson, L OBP: 0.395, SLG: 0.443 (1,8)	4-3		F9 1B		E4 FC5-2		2H 1B			4	0	2	1	0	0	2	Los Angeles Angels @ Washington Senators D.C. Stadium, Washington, DC Fri Jul 05 1963, 7:05 PM EDT Att: 5,692 - Unknown livebaseballscorecards.com			
Jim Fregosi, R OBP: 0.302, SLG: 0.421 (1,6)	6-3		F9		FC5-2			FC5-4 1B		4	0	1	0	0	0	5				
Leon Wagner, L OBP: 0.308, SLG: 0.561 (1,7)	F9		1-3		3-1			F2		4	0	0	0	0	0	6				
Felix Torres, R OBP: 0.337, SLG: 0.384 (1,5)		K		P6			F3	FC5-4 1-2		4	0	0	0	0	1	1				
Hank Foiles, R OBP: 0.304, SLG: 0.390 (1,2)	F9			F8			K			1	0	0	0	0	0	0				
Ed Sadowski, R OBP: 0.260, SLG: 0.313 (3,2)								P4		3	0	0	0	0	1	1				
Bob Perry, R OBP: 0.313, SLG: 0.340 (1,9)				6-3			F3			4	0	1	0	0	0	0				
Billy Moran, R OBP: 0.280, SLG: 0.325 (1,4)									F7	4	0	1	0	0	0	1				
Lee Thomas, L OBP: 0.307, SLG: 0.325 (1,3)			4-3		E6 FC1-5 FC5-2		SH3 1B		HBP	3	1	1	0	0	0	1				
Dan Osinski, R OBP: 0.121, SLG: 0.094 (1,1)					FC1-5		SH3			2	0	1	0	0	0	2				
Julio Navarro, R OBP: 0.333, SLG: 0.273 (7,1)					FC5-2 E				F8	0	0	0	0	0	0	0				
Joe Koppe, R OBP: 0.275, SLG: 0.271 (9,PH)			F9 1B		FC5-2 E		1-2 2-3			1	0	0	0	0	0	1				
Inning Stats	R: 0 E: 0 K: 0 S: 3	H: 0 LOB: 0 BB: 0 P: 3	R: 0 E: 0 K: 1 S: 6	H: 1 LOB: 1 BB: 0 P: 6	R: 0 E: 0 K: 0 S: 5	H: 2 LOB: 0 BB: 0 P: 5	R: 0 E: 0 K: 0 S: 3	H: 0 LOB: 0 BB: 0 P: 3	R: 0 E: 2 K: 1 S: 5	H: 0 LOB: 0 BB: 0 P: 5	R: 1 E: 0 K: 0 S: 4	H: 2 LOB: 1 BB: 0 P: 4	R: 0 E: 0 K: 0 S: 4	H: 1 LOB: 1 BB: 0 P: 4	R: 0 E: 0 K: 0 S: 3	H: 0 LOB: 1 BB: 0 P: 4	1B: 6 2B: 1 3B: 0 HR: 0	SF: 0 SAC: 1 DP: 0 HBP: 1	WP: 0 PB: 0 SB: 0 CS: 0	PA: 36
PITCHER Don Rudolph, L ERA: 4.3 (1,1)	IP: 9.0 WLS: W BF: 36 H: 7 R: 1 ER: 1 SO: 2 BB: 0 IBB: 0 HBP: 1 BLK: 0 WP: 0 HR: 0 S: 39 P: 40 ERA: 1.00 WHIP: 0.778															PITCHER				

Batter	1	2	3	4	5	6	7	8	9	AB	R	H	RBI	BB	SO	LOB	BOTTOM			
Mary Breeding, R OBP: 0.298, SLG: 0.323 (1,4)	K					6-3	1-3			4	0	1	0	0	1	2	Los Angeles Angels @ Washington Senators D.C. Stadium, Washington, DC Fri Jul 05 1963, 7:05 PM EDT Att: 5,692 - Unknown livebaseballscorecards.com			
Chuck Cottler, R OBP: 0.231, SLG: 0.322 (8,4)			FC1-6 1B							0	0	0	0	0	0	0				
Chuck Hinton, R OBP: 0.320, SLG: 0.434 (1,7)	4-3		FC1-6 CS			6-3		5-3		4	0	0	0	0	0	1				
Jim King, L OBP: 0.338, SLG: 0.514 (1,9)			CS		F7		F7	2B SF8 1B		4	2	2	1	0	0	0				
Don Leppert, R OBP: 0.326, SLG: 0.434 (1,2)					P5			SF8 1B		3	0	2	0	0	0	0				
John Kennedy, R OBP: 0.189, SLG: 0.094 (7,PR)								SF8 2B		0	1	0	0	0	0	0				
Hobie Landrith, L OBP: 0.322, SLG: 0.263 (8,2)								SF8 IBB		1	0	1	0	0	0	0				
Bobo Osborne, L OBP: 0.310, SLG: 0.400 (1,3)	4-3				4-3		K	SF8		3	0	0	0	1	1	2				
Don Lock, R OBP: 0.326, SLG: 0.419 (1,8)		K				F2		SF8		2	1	0	1	1	1	0				
Don Zimmer, R OBP: 0.276, SLG: 0.420 (1,5)		F2				K		6-3		4	1	1	1	0	1	2				
Ed Brinkman, R OBP: 0.284, SLG: 0.333 (1,6)		F9								3	0	2	2	0	0	0				
Don Rudolph, L OBP: 0.200, SLG: 0.222 (1,1)				6-3			F3			2	0	0	0	0	0	1				
Inning Stats	R: 1 E: 0 K: 1 S: 7	H: 2 LOB: 1 BB: 0 P: 7	R: 0 E: 0 K: 1 S: 5	H: 0 LOB: 0 BB: 0 P: 5	R: 0 E: 0 K: 0 S: 3	H: 0 LOB: 0 BB: 0 P: 3	R: 0 E: 0 K: 0 S: 3	H: 0 LOB: 0 BB: 0 P: 3	R: 3 E: 1 K: 1 S: 8	H: 3 LOB: 2 BB: 1 P: 12	R: 1 E: 0 K: 0 S: 5	H: 2 LOB: 2 BB: 1 P: 9	R: 0 E: 0 K: 0 S: 5	H: 0 LOB: 1 BB: 0 P: 4	R: 0 E: 0 K: 0 S: 5	H: 0 LOB: 0 BB: 0 P: 4	1B: 7 2B: 1 3B: 0 HR: 1	SF: 1 SAC: 1 DP: 0 HBP: 0	WP: 0 PB: 0 SB: 0 CS: 1	PA: 35
PITCHER Dan Osinski, R ERA: 3.04 (1,1)	IP: 6.1 WLS: L BF: 25 H: 6 R: 4 ER: 3 SO: 4 BB: 1 IBB: 0 HBP: 0 BLK: 0 WP: 0 HR: 1 S: 32 P: 36 ERA: 4.26 WHIP: 1.105															PITCHER				
PITCHER Julio Navarro, R ERA: 2.87 (7,1)	IP: 1.2 WLS: 9 BF: 3 H: 3 R: 1 ER: 1 SO: 0 BB: 0 IBB: 0 HBP: 0 BLK: 0 WP: 0 HR: 0 S: 8 P: 12 ERA: 5.40 WHIP: 1.800															PITCHER				

Batter	1	2	3	4	5	6	7	8	9	10	AB	R	H	RBI	BB	SO	LOB	TOP	
Albie Pearson, L OBP: 0.391, SLG: 0.437 (1, 8)	F9			K		P4		K			4	0	0	0	0	2	0		
Jim Fregosi, R OBP: 0.298, SLG: 0.416 (1, 6)	K			2-3		F2			4-3		4	0	0	0	0	1	0		
Leon Wagner, L OBP: 0.406, SLG: 0.567 (1, 7)	P6			F5		HR			P6		4	1	1	1	0	0	0		
Lee Thomas, L OBP: 0.309, SLG: 0.331 (1, 9)						WP SF7		K			4	1	2	0	0	2	0		
Felix Torres, R OBP: 0.336, SLG: 0.382 (1, 5)											4	0	1	0	0	1	2		
Mel Nelson, R OBP: 0.100, SLG: 0.100 (10, PR)	G6-4-3					K					0	0	0	0	0	0	0		
Art Fowler, R OBP: 0.333, SLG: 0.200 (10, 1)											0	0	0	0	0	0	0		
Charlie Dees, L OBP: 0.395, SLG: 0.400 (1, 3)											3	0	0	0	1	0	1		
Joe Koppe, R OBP: 0.263, SLG: 0.261 (10, 5)											3	0	0	1	0	0	1		
Ed Sadowski, R OBP: 0.255, SLG: 0.307 (1, 2)											3	0	0	0	0	1	1		
Ken McBride, R OBP: 0.157, SLG: 0.240 (9, 1)											3	0	0	0	0	2	2		
Jack Spring, R OBP: 0.500, SLG: 0.500 (9, 1)											0	0	0	0	0	0	0		
Billy Moran, R OBP: 0.280, SLG: 0.325 (10, 4)											0	0	0	0	0	0	0		
Inning Stats	R: 0 E: 0 K: 1 S: 5	H: 0 LOB: 0 BB: 0 P: 5	R: 0 E: 0 K: 0 S: 3	H: 1 LOB: 0 BB: 0 P: 3	R: 0 E: 0 K: 2 S: 7	H: 0 LOB: 0 BB: 0 P: 5	R: 1 E: 1 K: 2 S: 9	H: 1 LOB: 2 BB: 1 P: 13	R: 1 E: 0 K: 1 S: 6	H: 1 LOB: 0 BB: 0 P: 6	R: 0 E: 0 K: 0 S: 3	H: 0 LOB: 0 BB: 0 P: 3	R: 0 E: 0 K: 1 S: 5	H: 0 LOB: 0 BB: 0 P: 5	R: 0 E: 0 K: 0 S: 3	H: 1 LOB: 1 BB: 0 P: 3	1B: 2 2B: 1 3B: 0 HR: 1	SF: 1 SAC: 0 DP: 2 HBP: 0	WP: 1 PA: 34
PITCHER	IP WLS BF H R ER SO BB IBB HBP BLK WP HR S P ERA WHIP	IP WLS BF H R ER SO BB IBB HBP BLK WP HR S P ERA WHIP	IP WLS BF H R ER SO BB IBB HBP BLK WP HR S P ERA WHIP	IP WLS BF H R ER SO BB IBB HBP BLK WP HR S P ERA WHIP	IP WLS BF H R ER SO BB IBB HBP BLK WP HR S P ERA WHIP	IP WLS BF H R ER SO BB IBB HBP BLK WP HR S P ERA WHIP	IP WLS BF H R ER SO BB IBB HBP BLK WP HR S P ERA WHIP	IP WLS BF H R ER SO BB IBB HBP BLK WP HR S P ERA WHIP	IP WLS BF H R ER SO BB IBB HBP BLK WP HR S P ERA WHIP	IP WLS BF H R ER SO BB IBB HBP BLK WP HR S P ERA WHIP	IP WLS BF H R ER SO BB IBB HBP BLK WP HR S P ERA WHIP	IP WLS BF H R ER SO BB IBB HBP BLK WP HR S P ERA WHIP	IP WLS BF H R ER SO BB IBB HBP BLK WP HR S P ERA WHIP	IP WLS BF H R ER SO BB IBB HBP BLK WP HR S P ERA WHIP	IP WLS BF H R ER SO BB IBB HBP BLK WP HR S P ERA WHIP	IP WLS BF H R ER SO BB IBB HBP BLK WP HR S P ERA WHIP	IP WLS BF H R ER SO BB IBB HBP BLK WP HR S P ERA WHIP	IP WLS BF H R ER SO BB IBB HBP BLK WP HR S P ERA WHIP	IP WLS BF H R ER SO BB IBB HBP BLK WP HR S P ERA WHIP
Dave Stenhouse, R ERA: 4.55 (1, 1)	1.0																		
Steve Ridzik, R ERA: 2.57 (2, 1)	7.0																		
Claude Osteen, L ERA: 3.21 (9, 1)	1.0																		
Ron Kline, R ERA: 2.25 (10, 1)	1.0																		

Los Angeles Angels @ Washington Senators
D.C. Stadium, Washington, DC
Sat Jul 06 1963, 7:05 PM EDT
Att: 6,411 - Unknown


AB 32
R 2
H 4
RBI 2
BB 1
SO 9
LOB 7



Batter	1	2	3	4	5	6	7	8	9	10	AB	R	H	RBI	BB	SO	LOB	BOTTOM			
Don Blasingame, L OBP: 0.326, SLG: 0.229 (1, 4)	F7										4	1	1	0	1	0	2				
Dick Phillips, L OBP: 0.313, SLG: 0.293 (1, 3)	HR										5	1	2	1	0	2	4				
Jim King, L OBP: 0.339, SLG: 0.509 (1, 9)	E4										4	0	1	1	1	0	1				
Chuck Hinton, R OBP: 0.324, SLG: 0.435 (1, 7)											4	1	2	0	1	0	3				
Don Leppert, R OBP: 0.329, SLG: 0.441 (1, 2)											5	0	2	1	0	0	4				
Don Lock, R OBP: 0.322, SLG: 0.413 (1, 8)											4	0	0	0	0	2	3				
Don Zimmer, R OBP: 0.310, SLG: 0.423 (1, 5)											2	0	1	0	1	0	0				
Ed Brinkman, R OBP: 0.281, SLG: 0.330 (1, 6)											3	0	0	0	0	3	3				
Dave Stenhouse, R ERA: 2.76 (1, 1)											0	0	0	0	0	0	0				
Steve Ridzik, R ERA: 2.95 (9, 1)											0	0	0	0	0	0	0				
Claude Osteen, L ERA: 3.21 (9, PR)											0	0	0	0	0	0	0				
Bobo Daborn, L ERA: 2.95 (9, PR)											0	0	0	0	0	0	0				
John Kennedy, R ERA: 3.21 (9, PR)											0	0	0	0	0	0	0				
Ron Kline, R ERA: 2.25 (10, 1)											0	0	0	0	0	0	0				
Inning Stats	R: 1 E: 1 K: 0 S: 5	H: 2 LOB: 1 BB: 0 P: 5	R: 0 E: 0 K: 1 S: 5	H: 1 LOB: 1 BB: 0 P: 5	R: 0 E: 0 K: 1 S: 5	H: 0 LOB: 1 BB: 1 P: 9	R: 0 E: 0 K: 1 S: 6	H: 2 LOB: 2 BB: 1 P: 10	R: 1 E: 1 K: 0 S: 6	H: 3 LOB: 2 BB: 0 P: 6	R: 0 E: 0 K: 2 S: 7	H: 0 LOB: 0 BB: 0 P: 7	R: 0 E: 0 K: 1 S: 5	H: 0 LOB: 1 BB: 1 P: 9	R: 0 E: 1 K: 0 S: 3	H: 0 LOB: 2 BB: 1 P: 8	R: 1 E: 0 K: 0 S: 2	H: 1 LOB: 1 BB: 1 P: 6	1B: 7 2B: 3 3B: 0 HR: 1	SF: 0 SAC: 1 DP: 3 HBP: 1	WP: 0 PA: 41
PITCHER	IP WLS BF H R ER SO BB IBB HBP BLK WP HR S P ERA WHIP	IP WLS BF H R ER SO BB IBB HBP BLK WP HR S P ERA WHIP	IP WLS BF H R ER SO BB IBB HBP BLK WP HR S P ERA WHIP	IP WLS BF H R ER SO BB IBB HBP BLK WP HR S P ERA WHIP	IP WLS BF H R ER SO BB IBB HBP BLK WP HR S P ERA WHIP	IP WLS BF H R ER SO BB IBB HBP BLK WP HR S P ERA WHIP	IP WLS BF H R ER SO BB IBB HBP BLK WP HR S P ERA WHIP	IP WLS BF H R ER SO BB IBB HBP BLK WP HR S P ERA WHIP	IP WLS BF H R ER SO BB IBB HBP BLK WP HR S P ERA WHIP	IP WLS BF H R ER SO BB IBB HBP BLK WP HR S P ERA WHIP	IP WLS BF H R ER SO BB IBB HBP BLK WP HR S P ERA WHIP	IP WLS BF H R ER SO BB IBB HBP BLK WP HR S P ERA WHIP	IP WLS BF H R ER SO BB IBB HBP BLK WP HR S P ERA WHIP	IP WLS BF H R ER SO BB IBB HBP BLK WP HR S P ERA WHIP	IP WLS BF H R ER SO BB IBB HBP BLK WP HR S P ERA WHIP	IP WLS BF H R ER SO BB IBB HBP BLK WP HR S P ERA WHIP	IP WLS BF H R ER SO BB IBB HBP BLK WP HR S P ERA WHIP	IP WLS BF H R ER SO BB IBB HBP BLK WP HR S P ERA WHIP	IP WLS BF H R ER SO BB IBB HBP BLK WP HR S P ERA WHIP		
Ken McBride, R ERA: 2.76 (1, 1)	8.1																				
Jack Spring, L ERA: 2.95 (9, 1)	0.2																				
Art Fowler, R ERA: 1.9 (10, 1)	0.1																				


Los Angeles Angels @ Washington Senators
D.C. Stadium, Washington, DC
Sat Jul 06 1963, 7:05 PM EDT
Att: 6,411 - Unknown


AB 34
R 3
H 9
RBI 3
BB 5
SO 8
LOB 20



Batter	1	2	3	4	5	6	7	8	9	AB	R	H	RBI	BB	SO	LOB	TOP			
Albie Pearson, L (1.8) OBP: 0.389, SLG: 0.434	0-0 4-3		0-0 4-3 1B		0-0 F8			0-3 K		4	0	1	0	0	1	0	Los Angeles Angels @ Washington Senators D.C. Stadium, Washington, DC Sun Jul 07 1963, 3:33 AM EDT Unknown livebaseballscorecards.com			
Jim Fregosi, R (1.6) OBP: 0.294, SLG: 0.410	0-3 K		0-0 6-3 1-2		0-3 K			0-0 6-3		4	0	0	0	0	2	1				
Leon Wagner, L (1.7) OBP: 0.304, SLG: 0.563	0-3 K		0-0 4-3 2-3		0-0 4-3			0-0 1B		4	0	1	0	0	1	1				
Lee Thomas, L (1.3) OBP: 0.305, SLG: 0.327		0-0 F8	0-3 K		0-3 K			0-0 F2		4	0	0	0	0	2	2				
Felix Torres, R (1.5) OBP: 0.335, SLG: 0.377		4-0 E 1B BB		0-0 6-3				0-3 K		3	1	0	0	1	1	0				
Buck Rodgers, S (1.2) OBP: 0.308, SLG: 0.346		0-3 K 1-3		0-3 K				0-0 4-3		4	0	0	0	0	2	1				
Billy Moran, R (1.4) OBP: 0.280, SLG: 0.324		0-0 HR 1B		0-0 E5				0-0 F7		4	1	1	1	0	0	0				
Bob Perry, R (1.9) OBP: 0.319, SLG: 0.375		0-0 HR 1B		0-0 F8				0-0 1B		4	1	2	2	0	1	2				
Dean Chance, R (1.1) OBP: 0.128, SLG: 0.105		0-3 K		0-0 1-3				0-3 K		2	0	0	0	0	1	0				
Bob Sadowski, L (7, PH) OBP: 0.338, SLG: 0.241										1	0	0	0	0	1	1				
Mel Nelson, R (7.1) OBP: 0.100, SLG: 0.100										0	0	0	0	0	0	0				
Don Lee, R (8.1) OBP: 0.048, SLG: 0.048										0	0	0	0	0	0	0				
Inning Stats	R: 0 E: 0 K: 2 S: 7	H: 0 LOB: 0 BB: 0 P: 7	R: 3 E: 0 K: 2 S: 9	H: 2 LOB: 0 BB: 1 P: 13	R: 0 E: 0 K: 1 S: 6	H: 1 LOB: 1 BB: 0 P: 6	R: 0 E: 1 K: 1 S: 6	H: 0 LOB: 1 BB: 0 P: 6	R: 0 E: 0 K: 2 S: 7	H: 0 LOB: 0 BB: 0 P: 7	R: 0 E: 0 K: 1 S: 6	H: 1 LOB: 1 BB: 0 P: 6	R: 0 E: 0 K: 1 S: 6	H: 1 LOB: 1 BB: 0 P: 6	R: 0 E: 1 K: 1 S: 6	H: 0 LOB: 1 BB: 0 P: 6	1B: 4 2B: 0 3B: 0 HR: 1	SF: 0 SAC: 0 DP: 0 HBP: 0	WP: 0 PB: 0 SB: 1 CS: 0	PA: 35
PITCHER Bennie Daniels, R (1.1) ERA: 4.14	IP: 9.0 WLS: W BF: 35 H: 5 R: 3 ER: 3 SO: 12 BB: 1 IBB: 0 HBP: 0 BLK: 0 WP: 0 HR: 1 S: 58 P: 62 ERA: 3.00 WHIP: 0.667															PITCHER				

Batter	1	2	3	4	5	6	7	8	9	AB	R	H	RBI	BB	SO	LOB	BOTTOM			
Don Blasingame, L (1.4) OBP: 0.298, SLG: 0.205	0-0 4-3		0-0 FC6-4 1B HR		0-0 F8			0-0 F8		4	1	0	0	0	0	1	Los Angeles Angels @ Washington Senators D.C. Stadium, Washington, DC Sun Jul 07 1963, 3:33 AM EDT Unknown livebaseballscorecards.com			
Dick Phillips, L (1.3) OBP: 0.320, SLG: 0.294	0-0 4-3		0-0 HR 1B		0-0 G3			1-0 FC5-4 WP E HBP		3	2	1	0	0	0	0				
Jim King, L (1.9) OBP: 0.345, SLG: 0.523	0-0 F8		0-0 HR			4-0 1B BB		4-0 FC5-4 BB		2	1	1	3	2	0	0				
Chuck Hinton, R (1.7) OBP: 0.323, SLG: 0.433		0-0 5-3	0-0 1-3			0-0 1B WP 1B		0-0 FC5-4 E		4	1	1	0	0	0	2				
Don Lock, R (1.8) OBP: 0.328, SLG: 0.430		0-0 1B		0-0 HR		0-0 2B 1B		0-3 K		4	2	3	1	0	1	2				
Don Zimmer, R (1.5) OBP: 0.323, SLG: 0.464		0-3 K		0-0 F9		0-0 2B		0-0 E6 2B		4	0	2	3	0	1	1				
Hobie Landrith, L (1.2) OBP: 0.309, SLG: 0.250		0-0 4-3		0-0 F8		0-0 5-3		0-0 F5		4	0	0	0	0	0	3				
Ed Brinkman, R (1.6) OBP: 0.279, SLG: 0.327			0-0 4-3		0-0 F8			0-3 K		3	0	0	0	0	1	0				
Bennie Daniels, L (1.1) OBP: 0.348, SLG: 0.167			1-0 FC6-4 HBP		0-0 6-3			0-3 K		2	0	0	0	0	1	0				
Inning Stats	R: 0 E: 0 K: 0 S: 3	H: 0 LOB: 0 BB: 0 P: 3	R: 0 E: 0 K: 1 S: 6	H: 1 LOB: 1 BB: 0 P: 6	R: 3 E: 0 K: 0 S: 5	H: 2 LOB: 0 BB: 0 P: 6	R: 1 E: 0 K: 0 S: 4	H: 1 LOB: 0 BB: 0 P: 4	R: 0 E: 0 K: 0 S: 3	H: 0 LOB: 0 BB: 0 P: 3	R: 1 E: 0 K: 0 S: 4	H: 3 LOB: 1 BB: 1 P: 8	R: 0 E: 0 K: 2 S: 7	H: 0 LOB: 0 BB: 0 P: 7	R: 2 E: 1 K: 1 S: 6	H: 1 LOB: 1 BB: 1 P: 11		1B: 4 2B: 2 3B: 0 HR: 2	SF: 0 SAC: 0 DP: 0 HBP: 2	WP: 2 PB: 0 SB: 0 CS: 0
PITCHER Dean Chance, R (1.1) ERA: 3.62	IP: 6.0 WLS: L BF: 25 H: 7 R: 5 ER: 5 SO: 1 BB: 1 IBB: 0 HBP: 1 BLK: 0 WP: 1 HR: 2 S: 25 P: 30 ERA: 7.50 WHIP: 1.333															PITCHER				
Mel Nelson, L (7.1) ERA: 5.33	1.0 5 0 2 2 2 1 0 1 0 1 0 7 12 18.00 1.000																			
Don Lee, R (8.1) ERA: 3.91	1.0 4 1 0 0 1 0 0 0 0 0 0 6 6 0.00 1.000																			

Batter	1	2	3	4	5	6	7	8	9	AB	R	H	RBI	BB	SO	LOB	TOP			
Albie Pearson, L OBP: 0.389, SLG: 0.434 (1, 8)	0-0 1-3		0-0 P4		0-0 1B		0-0 3B 1B		0-0 5-3	5	1	2	1	0	0	0	Los Angeles Angels @ Washington Senators D.C. Stadium, Washington, DC Sun Jul 07 1963, 3:38 AM EDT Att: 9,561 - Unknown AB 32 R 4 H 5 RBI 4 BB 4 SO 5 LOB 11 			
Billy Moran, R OBP: 0.279, SLG: 0.329 (1, 4)	0-3 K		0-0 4-3		0-0 F8		0-0 4-3 3B			4	1	1	2	0	1	1				
Leon Wagner, L OBP: 0.399, SLG: 0.556 (1, 7)	0-3 K		0-0 F9		0-0 4-3		0-0 4-3			4	0	0	1	0	1	1				
Lee Thomas, L OBP: 0.302, SLG: 0.322 (1, 3)		0-3 K2-3		0-0 4-3		0-0 F7		0-0 6-3		4	0	0	0	0	1	0				
Felix Torres, R OBP: 0.337, SLG: 0.375 (1, 5)		4-0 BB 5-3 BB		1-0 1B HBP		0-0 6-3		0-0 6-3		2	0	0	0	1	0	0				
Bob Perry, R OBP: 0.308, SLG: 0.361 (1, 9)		0-0 5-3		0-0 L7		0-3 K		0-0 5-3		4	0	0	0	0	1	2				
Jim Fregosi, R OBP: 0.300, SLG: 0.413 (1, 6)		4-0 BB BB		0-0 1-3 1B			0-0 FC5-4 1B	0-0 L4		3	1	2	0	1	0	0				
Ed Sadowski, R OBP: 0.261, SLG: 0.302 (1, 2)		4-0 1-2 2-3 BB		0-0 F8			4-0 1-2 2-3 BB FC5-4	0-0 F8		2	0	0	0	2	0	2				
Paul Foytack, R OBP: 0.206, SLG: 0.111 (2, PH)		0-0 P6			0-3 K		0-0 FC5-4 1B 3B	0-0 F7		0	0	0	0	0	0	0				
Bob Sadowski, L OBP: 0.333, SLG: 0.237 (2, 1)										1	0	0	0	0	0	3				
Bob Turley, R OBP: 0.302, SLG: 0.354 (5, PH)										0	0	0	0	0	0	0				
Frank Kostro, R OBP: 0.182, SLG: 0.222 (5, PH)										1	0	0	0	0	0	0				
Don Lee, R OBP: 0.048, SLG: 0.048 (7, PH)										0	0	0	0	0	0	0				
Charlie Dees, L OBP: 0.392, SLG: 0.387 (7, 1)										1	1	0	0	0	0	2				
Julio Navarro, R OBP: 0.333, SLG: 0.273 (7, 1)										0	0	0	0	0	0	0				
Buck Rodgers, S OBP: 0.306, SLG: 0.344 (9, PH)										1	0	0	0	0	0	0				
Inning Stats	R: 0 E: 0 K: 2 S: 7	H: 0 LOB: 0 BB: 0 P: 7	R: 0 E: 0 K: 1 S: 5	H: 0 LOB: 3 BB: 3 P: 17	R: 0 E: 0 K: 0 S: 3	H: 1 LOB: 2 BB: 0 P: 5	R: 0 E: 0 K: 1 S: 4	H: 1 LOB: 1 BB: 0 P: 6	R: 0 E: 0 K: 1 S: 5	H: 0 LOB: 0 BB: 0 P: 5	R: 4 E: 0 K: 0 S: 6	H: 3 LOB: 0 BB: 1 P: 10	R: 0 E: 0 K: 0 S: 3	H: 0 LOB: 0 BB: 0 P: 3	R: 0 E: 0 K: 0 S: 3	H: 0 LOB: 0 BB: 0 P: 3	1B: 4 2B: 0 3B: 1 HR: 0	SF: 0 SAC: 0 DP: 0 HBP: 1	WP: 0 PB: 0 SB: 0 CS: 0	PA: 37
PITCHER	IP WLS BF H R ER SO	IP WLS BF H R ER SO	IP WLS BF H R ER SO	IP WLS BF H R ER SO	IP WLS BF H R ER SO	IP WLS BF H R ER SO	IP WLS BF H R ER SO	IP WLS BF H R ER SO	IP WLS BF H R ER SO	IP WLS BF H R ER SO	IP WLS BF H R ER SO	IP WLS BF H R ER SO	IP WLS BF H R ER SO	IP WLS BF H R ER SO	IP WLS BF H R ER SO	IP WLS BF H R ER SO	ERA WHIP	ERA WHIP		
Jim Duckworth, R ERA: 4.42	6.1 W 29 5 4 4 5																5.68 1.421			
Don Rudolph, L ERA: 4.19	7.1 S 8 0 0 0 0																0.00 0.000			

Batter	1	2	3	4	5	6	7	8	9	AB	R	H	RBI	BB	SO	LOB	BOTTOM			
Mary Breeding, R OBP: 0.303, SLG: 0.339 (1, 4)	0-0 SF8 3B		0-0 4-3		0-0 1B		0-0 5-3			4	1	2	1	0	0	0	Los Angeles Angels @ Washington Senators D.C. Stadium, Washington, DC Sun Jul 07 1963, 3:38 AM EDT Att: 9,561 - Unknown AB 29 R 6 H 6 RBI 6 BB 3 SO 9 LOB 10 			
Dick Phillips, L OBP: 0.317, SLG: 0.295 (1, 3)	0-0 SF8		0-0 1B		0-0 L9		0-3 K			3	0	1	1	0	1	2				
Jim King, L OBP: 0.340, SLG: 0.513 (1, 9)	0-0 3H G3		0-0 4-3		0-3 K		0-0 F8			4	0	0	0	0	1	3				
Chuck Hinton, R OBP: 0.322, SLG: 0.431 (1, 7)	0-0 E6 BB HR		0-0 F7		0-3 K		0-0 FC6-4 1B			4	1	1	0	0	1	0				
Don Leppert, R OBP: 0.326, SLG: 0.431 (8, PR)	4-0 BB HR		0-3 K		0-3 K		0-0 FC6-4			3	1	0	0	1	2	1				
John Kennedy, R OBP: 0.169, SLG: 0.094 (9, 2)	1-2 HR BB						1-2 1B			0	0	0	0	0	0	0				
Hobie Landrieth, L OBP: 0.309, SLG: 0.250 (1, 8)	4-0 HR BB		0-3 K		0-0 P4		0-0 F7			3	1	0	0	1	1	1				
Don Lock, R OBP: 0.327, SLG: 0.425 (1, 5)	0-0 HR BB						0-0 F8			3	2	2	4	1	0	1				
Don Zimmer, R OBP: 0.348, SLG: 0.525 (1, 5)	0-0 1H 2H 3H HR		4-0 SH5-4 E 1B BB		0-0 L6-3 1B					3	0	0	0	0	1	2				
Ed Brinkman, R OBP: 0.276, SLG: 0.324 (1, 6)	0-3 K		0-0 E9 SH5-4		0-0 L6-3					3	0	0	0	0	1	2				
Jim Duckworth, R (1, 1)			0-3 K		0-0 SH5-4		0-3 K			2	0	0	0	0	2	0				
Don Rudolph, L OBP: 0.200, SLG: 0.222 (7, 1)										0	0	0	0	0	0	0				
Inning Stats	R: 5 E: 1 K: 1 S: 8	H: 2 LOB: 0 BB: 2 P: 16	R: 0 E: 0 K: 1 S: 6	H: 1 LOB: 1 BB: 0 P: 6	R: 0 E: 0 K: 2 S: 7	H: 0 LOB: 0 BB: 0 P: 7	R: 1 E: 0 K: 1 S: 7	H: 1 LOB: 2 BB: 1 P: 11	R: 0 E: 0 K: 2 S: 7	H: 0 LOB: 0 BB: 0 P: 7	R: 0 E: 0 K: 1 S: 5	H: 1 LOB: 0 BB: 0 P: 5	R: 0 E: 0 K: 0 S: 4	H: 1 LOB: 1 BB: 0 P: 4	R: 0 E: 0 K: 0 S: 4	H: 1 LOB: 1 BB: 0 P: 4	1B: 4 2B: 1 3B: 1 HR: 1	SF: 1 SAC: 1 DP: 1 HBP: 0	WP: 0 PB: 0 SB: 0 CS: 0	PA: 34
PITCHER	IP WLS BF H R ER SO	IP WLS BF H R ER SO	IP WLS BF H R ER SO	IP WLS BF H R ER SO	IP WLS BF H R ER SO	IP WLS BF H R ER SO	IP WLS BF H R ER SO	IP WLS BF H R ER SO	IP WLS BF H R ER SO	IP WLS BF H R ER SO	IP WLS BF H R ER SO	IP WLS BF H R ER SO	IP WLS BF H R ER SO	IP WLS BF H R ER SO	IP WLS BF H R ER SO	IP WLS BF H R ER SO	ERA WHIP	ERA WHIP		
Paul Foytack, R ERA: 5.59	1.0 L																9.00 4.000			
Bob Turley, R ERA: 3.39	3.0	13	2	1	0	4	1	0	0	0	0	20	24	0.00	1.000					
Don Lee, R ERA: 3.8	2.0	6	1	0	0	3	0	0	0	0	0	12	12	0.00	0.500					
Julio Navarro, R ERA: 2.77	2.0	7	1	0	0	1	0	0	0	0	0	9	9	0.00	0.500					

Batter	1	2	3	4	5	6	7	8	9	AB	R	H	RBI	BB	SO	LOB	TOP										
Luis Aparicio, R (1, 6) OBP: 0.314, SLG: 0.371	F3			6-3		1B	1B		F8	5	1	2	0	0	0	1											
Russ Snyder, L (1, 8) OBP: 0.327, SLG: 0.362 (8, 9)	6-3			F7		G3	1B		F5	5	0	1	2	0	0	2											
Al Smith, R (1, 9) OBP: 0.356, SLG: 0.448 Bob Saverine, S (8, PR) OBP: 0.302, SLG: 0.250 (8, 8)	K			1B			1B	1B	FC5-4	4	1	3	0	0	1	0											
Jim Gentile, L (1, 3) OBP: 0.378, SLG: 0.475		F4		4-1			1B	1B	FC5-4	4	1	2	1	0	0	1											
Boog Powell, L (1, 7) OBP: 0.311, SLG: 0.449		F4			F9		1B	1B	FC5-4	3	1	0	1	1	0	1											
Brooks Robinson, R (1, 5) OBP: 0.326, SLG: 0.371		5-3			6-3		1B	1B	K	4	0	1	0	0	1	1											
Jerry Adair, R (1, 4) OBP: 0.205, SLG: 0.320			F8		F8		FC4-6	1B	5-3	4	1	0	1	0	0	4											
John Orsino, R (1, 2) OBP: 0.332, SLG: 0.396			F4		K2-3		5-3		L6	4	0	0	1	0	1	1											
Robin Roberts, S (1, 1) OBP: 0.298, SLG: 0.304 Joe Gaines, R (6, PH) OBP: 0.371, SLG: 0.471 Dick Hall, R (6, PH) OBP: 0.429, SLG: 0.714 Jackie Brandt, R (7, PH) OBP: 0.306, SLG: 0.412 Stu Miller, R (7, 1) OBP: 0.333, SLG: 0.333			K		B3		1B	1B		1	0	0	0	0	1	0											
Inning Stats	R: 0 E: 0 K: 1 S: 5	H: 0 LOB: 0 BB: 0 P: 5	R: 0 E: 0 K: 0 S: 3	H: 0 LOB: 0 BB: 0 P: 3	R: 0 E: 0 K: 1 S: 5	H: 0 LOB: 0 BB: 0 P: 5	R: 0 E: 0 K: 0 S: 4	H: 1 LOB: 1 BB: 0 P: 4	R: 0 E: 0 K: 0 S: 3	H: 0 LOB: 0 BB: 0 P: 3	R: 0 E: 0 K: 1 S: 6	H: 1 LOB: 1 BB: 0 P: 6	R: 6 E: 0 K: 0 S: 8	H: 6 LOB: 1 BB: 1 P: 12	R: 1 E: 0 K: 1 S: 7	H: 2 LOB: 2 BB: 0 P: 7	R: 0 E: 0 K: 0 S: 4	H: 1 LOB: 1 BB: 0 P: 4	1B: 10 2B: 1 3B: 0 HR: 0	SF: 0 SAC: 0 DP: 0 HBP: 0	WP: 0 PA: 38 PB: 0 SB: 2 CS: 0						
PITCHER	IP	WLS	BF	H	R	ER	SO	BB	IBB	HBP	BLK	WP	HR	S	P	ERA	WHIP	PITCHER									
Tom Cheney, R (1, 1) ERA: 2.76	5.2		19	2	2	0	3	0	0	0	0	0	0	25	25	0.00	0.353										
Claude Osteen, L (6, 1) ERA: 3.46	0.1		4	2	3	3	0	1	0	0	0	0	0	3	7	81.00	9.000										
Ron Kline, R (7, 1) ERA: 3.0	2.0	L	11	6	4	4	1	0	0	0	0	0	0	13	13	18.00	3.000										
Pete Burnside, L (9, 1) ERA: 5.16	1.0		4	1	0	0	0	0	0	0	0	0	0	4	4	0.00	1.000										

Baltimore Orioles @ Washington Senators
D.C. Stadium, Washington, DC
Thu Jul 11 1963, 7:05 PM EDT
Att: 9,992 - Unknown

AB 37
R 7
H 11
RBI 7
BB 1
SO 4
LOB 11



Batter	1	2	3	4	5	6	7	8	9	AB	R	H	RBI	BB	SO	LOB	BOTTOM										
Don Blasingame, L (1, 4) OBP: 0.288, SLG: 0.205	F4		BB	FC4-6		L3		G3-6		5	2	1	0	0	0	2											
Dick Phillips, L (1, 3) OBP: 0.330, SLG: 0.344	F5		F8	1B		1B			HR	5	1	3	1	0	0	1											
Jim King, L (1, 9) OBP: 0.349, SLG: 0.518	F6		BB	1B		1B			1B	4	1	3	1	1	0	0											
Chuck Hinton, R (1, 7) OBP: 0.321, SLG: 0.426		BB	F8	F7		L5			K	4	0	0	0	1	1	7											
Don Leppert, R (1, 2) OBP: 0.329, SLG: 0.421		BB	BB		G3		K		K	3	0	0	0	2	2	1											
Don Lock, R (1, 8) OBP: 0.328, SLG: 0.426		BB	BB		K		5-3		E4	4	0	1	2	1	1	1											
Don Zimmer, R (1, 5) OBP: 0.336, SLG: 0.516		BB	BB		2B		5-3		K	5	0	1	0	0	1	7											
Ed Brinkman, R (1, 6) OBP: 0.276, SLG: 0.321					G3				F9	3	0	0	0	1	0	1											
Tom Cheney, R (1, 1) OBP: 0.091, SLG: 0.091 Claude Osteen, L (6, 1) OBP: 0.147, SLG: 0.121 Ron Kline, R (7, 1) OBP: 0.333, SLG: 1.000 Minnie Minoso, R (8, PH) OBP: 0.325, SLG: 0.272 Pete Burnside, R (9, 1)		6-3		1B		F7		E5		2	0	1	0	0	0	3											
Inning Stats	R: 0 E: 0 K: 0 S: 3	H: 0 LOB: 3 BB: 4 P: 18	R: 2 E: 0 K: 0 S: 5	H: 2 LOB: 2 BB: 2 P: 13	R: 1 E: 0 K: 0 S: 6	H: 3 LOB: 2 BB: 0 P: 6	R: 0 E: 0 K: 0 S: 5	H: 2 LOB: 2 BB: 0 P: 5	R: 0 E: 1 K: 0 S: 3	H: 0 LOB: 0 BB: 0 P: 3	R: 1 E: 1 K: 3 S: 12	H: 2 LOB: 2 BB: 0 P: 12	1B: 7 2B: 2 3B: 0 HR: 1	SF: 0 SAC: 0 DP: 2 HBP: 0	WP: 0 PA: 43 PB: 0 SB: 0 CS: 0												
PITCHER	IP	WLS	BF	H	R	ER	SO	BB	IBB	HBP	BLK	WP	HR	S	P	ERA	WHIP	PITCHER									
Robin Roberts, R (1, 1) ERA: 3.11	5.0		26	6	3	3	1	5	1	0	0	0	0	22	46	5.40	2.200										
Dick Hall, R (6, 1) ERA: 4.68	1.0	W	5	2	0	0	0	0	0	0	0	0	0	5	5	0.00	2.000										
Stu Miller, R (7, 1) ERA: 2.76	3.0	S	12	2	1	1	4	0	0	0	0	0	1	20	20	3.00	0.667										

Baltimore Orioles @ Washington Senators
D.C. Stadium, Washington, DC
Thu Jul 11 1963, 7:05 PM EDT
Att: 9,992 - Unknown

AB 37
R 4
H 10
RBI 4
BB 6
SO 5
LOB 23



Batter	1	2	3	4	5	6	7	8	9	AB	R	H	RBI	BB	SO	LOB	TOP					
Luis Aparicio, R (1, 6) OBP: 0.314, SLG: 0.368 Bob Saverine, S (7, PH) OBP: 0.296, SLG: 0.244 (7, 6)	4-0 FC4-6 BB		0-0 L4		0-0 FC1-6 FC5 BB 1-2f		0-3 K		0-0 F7	2	0	0	0	1	0	1						
Russ Snyder, L (1, 8) OBP: 0.329, SLG: 0.360	0-0 FC4-6 G6-4-3 1-2f		0-0 3-1 1B		4-0 BB 1-2		0-0 F8		0-0 4-3	4	0	1	0	1	0	3						
Al Smith, R (1, 9) OBP: 0.354, SLG: 0.449	0-0 G6-4-3 1-2f		0-0 3-1		0-0 FC5 2-3f				0-0 1-3 G3 2B	4	1	1	0	0	0	4						
Jim Gentile, L (1, 3) OBP: 0.376, SLG: 0.475		0-0 4-3 E 2B	0-0 F7		0-0 F9				0-0 1-3	4	1	1	0	0	0	2						
Boog Powell, L (1, 7) OBP: 0.310, SLG: 0.444		0-0 4-3 2-3		0-0 G3		4-0 BB G6-4-3		0-0 G3	3	0	0	1	1	0	1							
Brooks Robinson, R (1, 5) OBP: 0.322, SLG: 0.367		0-0 E6 1B FC1-2-5-1		0-3 K		0-0 G6-4-3 1-2f		0-0 L4	4	0	0	1	0	1	1							
Jerry Adair, R (1, 4) OBP: 0.213, SLG: 0.327		0-0 FC1-2-5-1 1-3		0-0 6-3			0-0 E 1B		0-0 HR 1B	4	1	3	0	0	0	0						
John Orsino, R (1, 2) OBP: 0.335, SLG: 0.417 Dick Brown, R (9, 2) OBP: 0.307, SLG: 0.339		0-0 FC1-2-5-1			0-0 FC1-6 1B		0-0 E5		0-0 HR	4	1	2	2	0	0	3						
Mitt Pappas, R (1, 1) OBP: 0.128, SLG: 0.105 Joe Gaines, R (7, PH) OBP: 0.368, SLG: 0.466 Wes Stock, R (7, 1) Stu Miller, R (9, 1) OBP: 0.333, SLG: 0.333		0-3 K			0-0 F3		0-3 K		0-3 K	2	0	0	0	0	1	3						
Inning Stats	R: 0 E: 0 K: 0 S: 2	H: 0 LOB: 0 BB: 1 P: 6	R: 1 E: 1 K: 1 S: 8	H: 2 LOB: 2 BB: 0 P: 8	R: 0 E: 0 K: 1 S: 4	H: 1 LOB: 1 BB: 0 P: 4	R: 0 E: 0 K: 1 S: 5	H: 0 LOB: 0 BB: 0 P: 5	R: 0 E: 0 K: 0 S: 4	H: 1 LOB: 2 BB: 1 P: 8	R: 0 E: 0 K: 0 S: 2	H: 0 LOB: 0 BB: 1 P: 6	R: 0 E: 1 K: 2 S: 9	H: 1 LOB: 2 BB: 0 P: 9	R: 1 E: 0 K: 0 S: 4	H: 1 LOB: 0 BB: 0 P: 4	R: 2 E: 0 K: 1 S: 7	H: 2 LOB: 0 BB: 0 P: 7	1B: 5 2B: 2 3B: 0 HR: 1	SF: 0 SAC: 0 DP: 2 HBP: 0	WP: 0 PB: 0 SB: 0 CS: 0	PA: 38
PITCHER Bennie Daniels, R (1, 1) ERA: 4.12	IP: 9.0 WLS: L BF: 38 H: 8 R: 4 ER: 4 SO: 5 BB: 3 IBB: 0 HBP: 0 BLK: 0 WP: 0 HR: 1 S: 45 P: 57 ERA: 4.00 WHIP: 1.222															PITCHER						

Baltimore Orioles @ Washington Senators
D.C. Stadium, Washington, DC
Fri Jul 12, 1963, 7:05 PM EDT
Att: 10,788 - Unknown

AB	35
R	4
H	8
RBI	4
BB	3
SO	5
LOB	22



Batter	1	2	3	4	5	6	7	8	9	AB	R	H	RBI	BB	SO	LOB	BOTTOM					
Don Blasingame, L (1, 4) OBP: 0.304, SLG: 0.229	0-0 1B		0-0 3-1			0-0 1B G4-6-3 1B		0-0 L6		4	1	2	0	0	0	0						
Dick Phillips, L (1, 3) OBP: 0.327, SLG: 0.340	0-0 F9		0-0 4-3			0-0 G4-6-3 1B 1-3 2-H		0-0 L4		4	0	1	1	0	0	1						
Jim King, L (1, 9) OBP: 0.344, SLG: 0.509	0-0 F2				0-0 F8		0-0 G4-6-3		0-0 4-3	4	0	0	0	0	0	2						
Chuck Hinton, R (1, 7) OBP: 0.320, SLG: 0.422	0-3 K				0-0 F9		0-0 4-3		4-0 BB	3	0	0	0	1	1	1						
Don Lock, R (1, 8) OBP: 0.327, SLG: 0.434		0-0 HR			0-3 K		0-3 K		0-3 K	4	1	1	1	0	3	1						
Don Zimmer, R (1, 5) OBP: 0.324, SLG: 0.493		0-0 F8			0-3 K		0-0 5-3			3	0	0	0	0	1	0						
Hobie Landrith, L (1, 2) OBP: 0.299, SLG: 0.241		0-3 K			0-0 3-1		0-0 F9			3	0	0	0	0	1	0						
Ed Brinkman, R (1, 6) OBP: 0.274, SLG: 0.318		0-0 1-3			0-3 K			0-0 5-3		3	0	0	0	0	1	0						
Bennie Daniels, L (1, 1) OBP: 0.346, SLG: 0.190			0-3 K			0-0 1B 1B		0-0 F8		3	1	1	0	0	1	0						
Inning Stats	R: 0 E: 0 K: 1 S: 6	H: 1 LOB: 1 BB: 0 P: 6	R: 1 E: 0 K: 1 S: 6	H: 1 LOB: 0 BB: 0 P: 6	R: 0 E: 0 K: 1 S: 5	H: 0 LOB: 0 BB: 0 P: 5	R: 0 E: 0 K: 1 S: 5	H: 0 LOB: 0 BB: 0 P: 5	R: 0 E: 0 K: 0 S: 3	H: 0 LOB: 0 BB: 0 P: 3	R: 2 E: 0 K: 0 S: 5	H: 3 LOB: 0 BB: 0 P: 5	R: 0 E: 0 K: 1 S: 5	H: 0 LOB: 0 BB: 0 P: 5	R: 0 E: 0 K: 0 S: 3	H: 0 LOB: 0 BB: 0 P: 3	R: 0 E: 0 K: 1 S: 5	H: 0 LOB: 1 BB: 1 P: 9	1B: 4 2B: 0 3B: 0 HR: 1	SF: 0 SAC: 0 DP: 1 HBP: 0	WP: 0 PB: 0 SB: 0 CS: 0	PA: 32
PITCHER Mitt Pappas, R (1, 1) ERA: 2.84 Wes Stock, R (7, 1) ERA: 2.92 Stu Miller, R (9, 1) ERA: 2.75	IP: 6.0 WLS: W BF: 9 H: 0 R: 0 ER: 0 SO: 1 BB: 1 IBB: 0 HBP: 0 BLK: 0 WP: 0 HR: 0 S: 10 P: 14 ERA: 0.00 WHIP: 0.375															PITCHER						

Baltimore Orioles @ Washington Senators
D.C. Stadium, Washington, DC
Fri Jul 12, 1963, 7:05 PM EDT
Att: 10,788 - Unknown

AB	31
R	3
H	5
RBI	2
BB	1
SO	8
LOB	5



Batter	1	2	3	4	5	6	7	8	9	AB	R	H	RBI	BB	SO	LOB	TOP																	
Bob Saverine, S (1,6) OBP: 0.291, SLG: 0.233	4-0 1-3 1B SF7 BB		0-0 F6		0-0 4-3	0-3 K		0-0 G3	4 1 0 0 1 1 2								Baltimore Orioles @ Washington Senators D.C. Stadium, Washington, DC Sat Jul 13 1963, 3:33 AM EDT Att: 5,110 - Unknown livebaseballscorecards.com																	
Russ Snyder, L (1,8) OBP: 0.335, SLG: 0.371	0-0 SF7 1-2 1B		0-0 E3		0-0 E6 1B	0-0 F4		0-0 2B	5 1 3 0 0 0 0																									
Al Smith, R (1,9) OBP: 0.352, SLG: 0.442	0-0 1-3		0-3 K		0-0 F7	4-0 FC3-6 BB		0-3 K	4 0 0 0 1 2 5																									
Jim Gentile, L (1,3) OBP: 0.371, SLG: 0.469	0-0 SF7		0-0 4-3		0-0 L5	0-0 FC3-6 1-2		0-0 F8	4 0 0 1 0 0 4																									
Boog Powell, L (1,7) OBP: 0.320, SLG: 0.451	0-0 1B			0-0 G6-4-3 1B		0-0 1B 2B		0-0 BB	3 1 3 1 1 0 0																									
Brooks Robinson, R (1,5) OBP: 0.322, SLG: 0.365	0-3 K			0-0 1B	0-0 G6-4-3 1B	0-0 F7		0-0 F8	4 0 1 0 0 1 4																									
Jerry Adair, R (1,4) OBP: 0.213, SLG: 0.326		0-0 B3-6-4 1B		0-0 G6-4-3	0-0 F3		0-0 F8	4 0 1 0 0 0 3																										
John Orsino, R (1,2) OBP: 0.339, SLG: 0.416		0-0 F8		4-0 1B	0-0 S IBB	0-0 2B 1B		0-0 5-3	3 0 1 0 1 0 1																									
Ike Delock, R (1,1) Steve Barber, L (4,1) Bob Johnson, R (6, Ph) Dick Hall, R (6, Ph) Jackie Brandt, R (8, Ph) Herman Starrette, R (8, Ph)		0-0 B3-6-4		0-0 6-3	0-0 1-2 2B	0-0 1-3 2-H 2B		0-0 L5	2 0 0 0 0 0 0 3 0 0 0 0 0 0 0 0 1 0 0 1 1 0 0 0 0 0 0 0 0 0 0 0 0 0 1 0 0 0 0 0 0 0 0 0 0 0 0 0 0 0 0 0																									
Inning Stats	R: 2 E: 0 K: 1 S: 7	H: 2 LOB: 1 BB: 1 P: 11	R: 0 E: 0 K: 0 S: 3	H: 1 LOB: 0 BB: 0 P: 3	R: 0 E: 1 K: 1 S: 6	H: 0 LOB: 1 BB: 0 P: 6	R: 0 E: 0 K: 0 S: 4	H: 2 LOB: 1 BB: 1 P: 8	R: 0 E: 1 K: 0 S: 4	H: 1 LOB: 1 BB: 0 P: 4	R: 1 E: 0 K: 1 S: 8	H: 3 LOB: 2 BB: 0 P: 8	R: 0 E: 1 K: 0 S: 3	H: 0 LOB: 2 BB: 2 P: 11	R: 0 E: 0 K: 0 S: 3	H: 0 LOB: 1 BB: 0 P: 6		1B: 8 2B: 2 3B: 0 HR: 0	SF: 1 SAC: 0 DP: 2 HBP: 0	WP: 0 PB: 0 SB: 2 CS: 0	PA: 40													
PITCHER	IP WLS BF H R ER SO BB IBB HBP BLK WP HR S P ERA WHIP																																	
Jim Duckworth, R (1,1) ERA: 4.44	5.2	27	9	3	3	2	1	1	0	0	0	0	0	0	29	37	4.76	1.765																
Steve Ridzik, R (6,1) ERA: 1.74	3.1	W 13	1	0	0	2	2	0	0	0	0	0	0	15	23	0.00	0.900																	

Batter	1	2	3	4	5	6	7	8	9	AB	R	H	RBI	BB	SO	LOB	BOTTOM																
Don Blasingame, L (1,4) OBP: 0.317, SLG: 0.235	4-0 G3-6-3 BB		0-0 F3		0-0 4-3			0-0 L3 1B	3 0 1 0 1 0 1								Baltimore Orioles @ Washington Senators D.C. Stadium, Washington, DC Sat Jul 13 1963, 3:33 AM EDT Att: 5,110 - Unknown livebaseballscorecards.com																
Dick Phillips, L (1,3) OBP: 0.316, SLG: 0.327	0-3 K			0-0 6-3	0-0 L1			0-0 L3	4 0 0 0 0 1 2																								
Jim King, L (1,9) OBP: 0.346, SLG: 0.519	0-0 G3-6-3			0-0 HR		0-0 F9		4-0 FC6-4 BB	3 1 1 1 1 0 1																								
Chuck Hinton, R (1,7) OBP: 0.325, SLG: 0.440		0-0 CS 2B		0-0 1B 2B		0-0 HR		0-0 FC6-4	4 2 3 1 0 0 1																								
Don Lock, R (1,8) OBP: 0.330, SLG: 0.435		4-0 G6-4-3 BB		0-0 1B 1B	0-0 S 2-H	0-3 K		0-0 K	2 1 1 1 1 1 0																								
Don Zimmer, R (1,5) OBP: 0.325, SLG: 0.486		0-0 G6-4-3		0-0 1B	0-0 1B	0-3 K		0-0 K	3 0 1 1 0 1 2																								
Ken Retzer, L (1,2) OBP: 0.250, SLG: 0.243			0-0 F5	0-0 F7		0-0 F9			3 0 0 0 0 0 1																								
Ed Brinkman, R (1,6) OBP: 0.274, SLG: 0.316			4-0 SH1-3 BB	0-0 L8		0-3 K			2 0 0 0 1 1 1																								
Jim Duckworth, R (1,1) Steve Ridzik, R (6,1)			0-0 SH1-3		0-3 K			0-0 1-3	1 0 0 0 0 1 0 1 0 0 0 0 0 0																								
Inning Stats	R: 0 E: 0 K: 1 S: 4	H: 0 LOB: 0 BB: 1 P: 8	R: 0 E: 0 K: 0 S: 2	H: 1 LOB: 1 BB: 1 P: 6	R: 0 E: 0 K: 0 S: 3	H: 0 LOB: 1 BB: 1 P: 7	R: 3 E: 0 K: 0 S: 7	H: 4 LOB: 1 BB: 0 P: 7	R: 0 E: 0 K: 1 S: 5	H: 0 LOB: 0 BB: 0 P: 5	R: 1 E: 0 K: 2 S: 8	H: 1 LOB: 0 BB: 0 P: 8	R: 0 E: 0 K: 1 S: 5	H: 0 LOB: 0 BB: 0 P: 5	R: 0 E: 0 K: 0 S: 3	H: 1 LOB: 1 BB: 1 P: 7		1B: 3 2B: 3 3B: 0 HR: 2	SF: 0 SAC: 1 DP: 3 HBP: 0	WP: 0 PB: 0 SB: 1 CS: 1	PA: 31												
PITCHER	IP WLS BF H R ER SO BB IBB HBP BLK WP HR S P ERA WHIP																																
Ike Delock, R (1,1) ERA: 4.76	3.1	15	5	3	3	1	3	0	0	0	0	0	0	7	7	0.00	0.000																
Steve Barber, L (4,1) ERA: 2.56	1.2	5	0	0	0	1	0	0	0	0	0	0	0	7	7	0.00	0.000																
Dick Hall, R (6,1) ERA: 4.67	2.0	L 7	1	1	1	3	0	0	0	0	1	13	13	4.50	0.500																		
Herman Starrette, R (8,1) ERA: 9.0	1.0	4	1	0	0	0	1	0	0	0	0	3	7	0.00	2.000																		

Batter	1	2	3	4	5	6	7	8	9	AB	R	H	RBI	BB	SO	LOB	TOP			
Jake Wood, R OBP: 0.324, SLG: 0.405 (1,4)	0-0 4-3 1B		0-0 P3		0-3 K			0-0 6-3		4	0	1	0	0	1	0	Detroit Tigers @ Washington Senators D.C. Stadium, Washington, DC Mon Jul 15 1963, 3:33 AM EDT Att: 3,210 - Unknown			
Dick McAuliffe, L OBP: 0.337, SLG: 0.392 (1,6)	0-0 4-3 1-2		0-3 K		0-0 F8			0-0 1B HR 1B		4	1	1	0	0	1	1				
Al Kaline, R OBP: 0.389, SLG: 0.533 (1,9)	0-0 F5		0-0 L8		0-0 L5			0-0 1-2 HR 1B		4	1	1	0	0	0	1				
Rocky Colavito, R OBP: 0.358, SLG: 0.419 (1,7)	0-0 F8			0-0 F2		0-0 F8		0-0 F7		4	0	0	0	0	0	3				
Bubba Phillips, R OBP: 0.265, SLG: 0.318 (1,5)		0-0 P4		0-0 E 1B E 1B		0-0 F9		0-0 1-1 2-H HR		4	2	2	3	0	0	0				
Bill Freehan, R OBP: 0.376, SLG: 0.449 (1,3)		4-0 3B BB		0-0 E5 1-3 1B		0-0 5-3		0-0 5-3		3	2	0	0	1	0	1				
George Thomas, R OBP: 0.316, SLG: 0.387 (9, PH)		0-0 1-H 3B		0-0 1-3 1B			0-0 5-3		0-3 K	3	0	1	1	0	0	2				
Norm Cash, L OBP: 0.346, SLG: 0.425 (9, PH)		0-0 1-H 3B		0-0 1-3 1B			0-0 5-3		0-0 K	1	0	0	0	0	1	0				
Gus Triandos, R OBP: 0.316, SLG: 0.387 (1,2)		0-0 P4		4-0 1B IBB		0-0 L4		0-0 F8		2	0	0	0	1	0	1				
Bill Bruton, L OBP: 0.313, SLG: 0.365 (9, PH)		0-0 P4		0-0 1-3 2-H 3-H 1B		0-0 P4		0-0 G3		1	0	0	0	0	0	0				
Jim Bunning, R OBP: 0.200, SLG: 0.208 (7, PH)		0-3 K		0-0 1-3 2-H 3-H 1B		0-0 P4		0-0 G3		2	0	1	2	0	1	1				
Don Wert, R OBP: 0.313, SLG: 0.261 (7, PH)		0-0 K		0-0 1-3 2-H 3-H 1B		0-0 P4		0-0 G3		1	0	0	0	0	0	0				
Bill Faul, R OBP: 0.154, SLG: 0.200 (7, 1)		0-0 K		0-0 1-3 2-H 3-H 1B		0-0 P4		0-0 G3		0	0	0	0	0	0	0				
Willie Smith, L OBP: 0.250, SLG: 0.250 (8, 1)		0-0 K		0-0 1-3 2-H 3-H 1B		0-0 P4		0-0 G3		0	0	0	0	0	0	0				
Gates Brown, L OBP: 0.290, SLG: 0.364 (9, PH)		0-0 K		0-0 1-3 2-H 3-H 1B		0-0 P4		0-0 G3		1	0	0	0	0	0	0				
Inning Stats	R: 0 E: 0 K: 0 S: 4	H: 1 LOB: 1 BB: 0 P: 4	R: 1 E: 0 K: 1 S: 6	H: 1 LOB: 1 BB: 1 P: 10	R: 0 E: 0 K: 1 S: 5	H: 0 LOB: 0 BB: 0 P: 5	R: 2 E: 1 K: 0 S: 5	H: 2 LOB: 2 BB: 1 P: 9	R: 0 E: 0 K: 0 S: 3	H: 0 LOB: 0 BB: 0 P: 3	R: 0 E: 0 K: 0 S: 3	H: 0 LOB: 0 BB: 0 P: 3	R: 3 E: 0 K: 0 S: 6	H: 3 LOB: 0 BB: 0 P: 6	R: 0 E: 0 K: 1 S: 5	H: 0 LOB: 0 BB: 0 P: 5	1B: 5 2B: 0 3B: 1 HR: 1	SF: 0 SAC: 0 DP: 0 HBP: 0	WP: 0 PB: 0 SB: 0 CS: 0	PA: 36
PITCHER	IP WLS BF H R ER SO BB IBB HBP BLK WP HR S P ERA WHIP																			
Don Rudolph, L ERA: 4.22 (1, 1)	7.2 W 32 7 6 4 3 1 1 0 0 0 1 36 44 4.70 1.043																			
Ron Kline, R ERA: 2.91 (8, 1)	1.1 S 4 0 0 0 1 0 0 0 0 0 0 6 6 0.00 0.000																			

Batter	1	2	3	4	5	6	7	8	9	AB	R	H	RBI	BB	SO	LOB	BOTTOM			
Don Blasingame, L OBP: 0.308, SLG: 0.232 (1,4)	0-0 6-3	0-0 FC5 2-3f		0-0 F7		0-0 1-2 HR 1B		0-0 F7		5	1	1	0	0	0	4	Detroit Tigers @ Washington Senators D.C. Stadium, Washington, DC Mon Jul 15 1963, 3:33 AM EDT Att: 3,210 - Unknown			
Jim King, L OBP: 0.343, SLG: 0.513 (1,9)	0-3 K		0-0 F8		0-0 L9	0-0 L9		0-0 1B E 1B		5	1	1	0	0	1	2				
Chuck Hinton, R OBP: 0.328, SLG: 0.451 (1,7)	0-0 F8		0-0 HR 1B		0-0 F8	0-0 1-1 2-H HR		0-0 1-3 E BB 1B		5	3	3	3	0	0	0				
Bobo Osborne, L OBP: 0.317, SLG: 0.410 (1,3)		0-0 4-3	0-0 1-H HR		4-0 BB	0-0 P4		4-0 1-2 E BB		3	2	1	2	2	0	0				
Don Lock, R OBP: 0.331, SLG: 0.434 (1,8)		0-0 1B BB 1B	0-3 K		0-3 K		0-0 F7	0-0 1-1 2-H 3-H 1B		5	1	2	2	0	2	1				
Don Zimmer, R OBP: 0.329, SLG: 0.480 (1,5)		0-0 BB IBB FC3-2 1B	0-0 F8		0-0 E 1B	0-0 F7		0-3 K		5	1	2	0	0	1	1				
Ken Retzer, L OBP: 0.267, SLG: 0.248 (1,2)		4-0 FC3-2 1-2 IBB		0-3 K		0-0 E6 1-1 1B 1B	4-0 BB			2	1	1	0	2	1	0				
Chuck Cottier, R OBP: 0.239, SLG: 0.326 (1,6)		4-0 FC5 FC3-2 1-2 2-3 3-H BB		0-0 SH5-3 1B		0-0 FC5-6 1B	0-0 L9			3	0	2	2	1	0	1				
Don Rudolph, L OBP: 0.188, SLG: 0.207 (1, 1)		0-0 FC3-2		0-0 SH5-3		0-0 FC5-6 1B		0-0 L4-3		2	1	0	0	0	0	4				
Ron Kline, R OBP: 0.250, SLG: 0.750 (8, 1)		0-0 FC3-2		0-0 SH5-3		0-0 FC5-6 1B		0-0 L4-3		1	0	0	0	0	0	0				
Inning Stats	R: 0 E: 0 K: 1 S: 5	H: 0 LOB: 0 BB: 0 P: 5	R: 1 E: 0 K: 0 S: 5	H: 2 LOB: 3 BB: 2 P: 13	R: 2 E: 0 K: 1 S: 7	H: 2 LOB: 0 BB: 0 P: 7	R: 0 E: 0 K: 1 S: 6	H: 1 LOB: 1 BB: 0 P: 6	R: 0 E: 0 K: 0 S: 5	H: 0 LOB: 0 BB: 1 P: 9	R: 5 E: 1 K: 0 S: 8	H: 5 LOB: 0 BB: 0 P: 8	R: 0 E: 0 K: 0 S: 3	H: 0 LOB: 1 BB: 1 P: 7	R: 3 E: 1 K: 1 S: 8	H: 3 LOB: 1 BB: 1 P: 12	1B: 11 2B: 0 3B: 0 HR: 2	SF: 0 SAC: 1 DP: 0 HBP: 0	WP: 0 PB: 0 SB: 0 CS: 0	PA: 42
PITCHER	IP WLS BF H R ER SO BB IBB HBP BLK WP HR S P ERA WHIP																			
Jim Bunning, R ERA: 4.13 (1, 1)	6.0 L 31 10 8 8 4 2 1 0 0 0 0 0 36 48 12.00 2.000																			
Bill Faul, R ERA: 4.04 (7, 1)	1.2 8 2 2 2 0 1 0 0 0 0 0 7 11 10.80 1.800																			
Willie Smith, L ERA: 4.66 (8, 1)	0.1 3 1 1 1 0 1 1 0 0 0 0 4 8 0.00 6.000																			

AB	34
R	6
H	7
RBI	6
BB	2
SO	4
LOB	10



Batter	1	2	3	4	5	6	7	8	9	10	11	12	13	AB R H RBI BB SO LOB	TOP										
Marv Breeding, R OBP: 0.305, SLG: 0.350 (1.4)														7 0 2 0 0 1 8	<p>Washington Senators @ Minnesota Twins Metropolitan Stadium, Bloomington, MI</p> <p>Fri Jul 19 1963, 8:05 PM EDT Att. 17,172 - Unknown - 80 F</p> <p>livebaseballscores.com</p> <p>AB 52 R 6 H 12 RBI 6 BB 8 SO 12 LOB 30</p>										
Minnie Minoza, R OBP: 0.319, SLG: 0.271 (1.7) Ken Retzer, L OBP: 0.266, SLG: 0.248 (8.2)														4 1 1 0 0 0 3 3 1 0 0 0 0 0											
Chuck Hinton, R OBP: 0.333, SLG: 0.455 (8.7)														6 1 1 1 1 2 3											
Don Leppert, R OBP: 0.321, SLG: 0.407 (1.2) Jim King, L OBP: 0.343, SLG: 0.502 (8. PH) (8.9)														3 0 0 0 0 1 1 3 1 1 0 1 0 1											
Don Lock, R OBP: 0.331, SLG: 0.438 (1.8)														6 2 3 3 1 2 1											
Don Zimmer, R OBP: 0.320, SLG: 0.478 (1.5)														7 0 2 2 0 2 3											
Dick Phillips, L OBP: 0.306, SLG: 0.324 (1.3)														6 0 1 0 0 0 2 4											
Chuck Cotter, R OBP: 0.250, SLG: 0.323 (1.6)														3 0 0 0 3 0 2											
Jim Duckworth, R OBP: 0.305, SLG: 0.350 (1.4) Don Zimmer, R OBP: 0.320, SLG: 0.478 (1.5) Minnie Minoza, R OBP: 0.319, SLG: 0.271 (1.7) Ken Retzer, L OBP: 0.266, SLG: 0.248 (8.2) Chuck Hinton, R OBP: 0.333, SLG: 0.455 (8.7) Don Leppert, R OBP: 0.321, SLG: 0.407 (1.2) Jim King, L OBP: 0.343, SLG: 0.502 (8. PH) (8.9) Don Lock, R OBP: 0.331, SLG: 0.438 (1.8) Don Zimmer, R OBP: 0.320, SLG: 0.478 (1.5) Dick Phillips, L OBP: 0.306, SLG: 0.324 (1.3) Chuck Cotter, R OBP: 0.250, SLG: 0.323 (1.6)													0 1 0 0 0 0 0 0 0 1 0 0 0 0 0 0 0 0 1 0 0 0 0 0 0 0 0 1 0 0 0 0 0 0 0 0 1 0 0 0 0 0 0 0 0 1 0 0 0 0 0 0 0 0 1 0 0 0 0 0 0 0 0 1 0 0 0 0 0 0 0 0 1 0 0 0 0 0 0 0 0 1 0 0 0 0 0 0 0 0												
Inning Stats	R: 0 E: 0 K: 1 S: 6	H: 1 LOB: 1 BB: 0 P: 6	R: 1 E: 0 K: 0 S: 4	H: 1 LOB: 0 BB: 0 P: 4	R: 0 E: 0 K: 1 S: 6	H: 1 LOB: 1 BB: 0 P: 6	R: 0 E: 0 K: 1 S: 5	H: 0 LOB: 1 BB: 1 P: 9	R: 0 E: 0 K: 0 S: 2	H: 2 LOB: 2 BB: 0 P: 5	R: 4 E: 0 K: 1 S: 10	H: 5 LOB: 2 BB: 1 P: 14	R: 0 E: 0 K: 2 S: 8	H: 1 LOB: 2 BB: 1 P: 12		R: 0 E: 0 K: 1 S: 5	H: 0 LOB: 0 BB: 0 P: 5	R: 0 E: 0 K: 2 S: 8	H: 0 LOB: 2 BB: 1 P: 12	R: 1 E: 1 K: 1 S: 7	H: 1 LOB: 2 BB: 1 P: 11	1B: 6 2B: 5 3B: 0 HR: 1	SF: 0 SAC: 0 DP: 1 HBP: 0	W/P: 0 PB: 0 SB: 0 CS: 0	PA: 60
PITCHER	IP WLS BF H R ER SO BB IBB HBP BLK WP HR S P ERA WHIP	7.0 30 3 7 3 3 4 3 0 0 0 0 0 1 35 47 3.86 1.429	0.0 3 3 2 2 0 0 0 0 0 0 0 0 0 3 3 0.00 0.000	0.2 3 0 0 0 1 1 0 0 0 0 0 0 4 8 0.00 1.500	1.1 5 0 0 1 1 0 0 0 0 0 6 10 0.00 0.750	0.2 4 1 0 0 1 0 1 0 0 0 0 5 9 0.00 1.500	PITCHER		IP WLS BF H R ER SO BB IBB HBP BLK WP HR S P ERA WHIP	1.1 4 0 0 0 2 0 0 0 0 0 0 8 8 0.00 0.000	2.0 L 11 1 1 0 3 0 2 0 0 0 0 15 23 0.00 0.500														

Batter	1	2	3	4	5	6	7	8	9	10	11	12	13	AB R H RBI BB SO LOB	BOTTOM										
Zolo Versailles, R OBP: 0.310, SLG: 0.431 (1.6)														6 0 0 0 0 0 2	<p>Washington Senators @ Minnesota Twins Metropolitan Stadium, Bloomington, MI</p> <p>Fri Jul 19 1963, 8:05 PM EDT Att. 17,172 - Unknown - 80 F</p> <p>livebaseballscores.com</p> <p>AB 46 R 5 H 11 RBI 5 BB 8 SO 4 LOB 18</p>										
Rich Rollins, R OBP: 0.370, SLG: 0.478 (1.5)														5 2 2 1 1 1 2											
Harmon Killebrew, R OBP: 0.379, SLG: 0.590 (1.7)														3 2 1 2 3 0 1											
Jimmie Hall, L OBP: 0.341, SLG: 0.485 (1.8)														5 0 0 0 1 0 3											
Bob Allison, R OBP: 0.394, SLG: 0.542 (1.9)														5 1 1 0 1 0 1											
Don Mincher, L OBP: 0.358, SLG: 0.435 (1.3)														5 0 2 0 1 2 1											
Earl Battey, R OBP: 0.356, SLG: 0.505 (1.2) Camilo Pascual, R OBP: 0.310, SLG: 0.356 (13. PR)														6 0 2 2 0 0 2 0 0 0 0 0 0 0											
Bernie Allen, L OBP: 0.271, SLG: 0.289 (1.4) Vic Power, L OBP: 0.274, SLG: 0.342 (13. PH)														5 0 1 0 0 1 3 1 0 1 0 0 0 0											
Jim King, R OBP: 0.305, SLG: 0.350 (1.4) Don Zimmer, R OBP: 0.320, SLG: 0.478 (1.5) Minnie Minoza, R OBP: 0.319, SLG: 0.271 (1.7) Ken Retzer, L OBP: 0.266, SLG: 0.248 (8.2) Chuck Hinton, R OBP: 0.333, SLG: 0.455 (8.7) Don Leppert, R OBP: 0.321, SLG: 0.407 (1.2) Jim King, L OBP: 0.343, SLG: 0.502 (8. PH) (8.9) Don Lock, R OBP: 0.331, SLG: 0.438 (1.8) Don Zimmer, R OBP: 0.320, SLG: 0.478 (1.5) Dick Phillips, L OBP: 0.306, SLG: 0.324 (1.3) Chuck Cotter, R OBP: 0.250, SLG: 0.323 (1.6)														3 0 0 0 0 0 0 0 0 0 0 0 0 0 0 0 0 0 0 0 0 0 0 0 0 0 0 0 0 0 0 0 0 0 0 0 0 0 0 0 0 0 0 0 0 0 0 0 0 0 0 0 0 0 0 0 0 0 0 0 0 0 0 0 0 0 0 0 0 0 0 0 0 0 0 0 0 0 0 0											
Inning Stats	R: 3 E: 0 K: 0 S: 6	H: 3 LOB: 2 BB: 2 P: 14	R: 2 E: 0 K: 0 S: 4	H: 2 LOB: 0 BB: 1 P: 8	R: 0 E: 0 K: 1 S: 4	H: 1 LOB: 1 BB: 0 P: 9	R: 0 E: 0 K: 1 S: 5	H: 0 LOB: 0 BB: 0 P: 5	R: 0 E: 0 K: 0 S: 3	H: 0 LOB: 1 BB: 1 P: 7	R: 0 E: 0 K: 0 S: 3	H: 1 LOB: 0 BB: 0 P: 3	R: 0 E: 0 K: 0 S: 3	H: 0 LOB: 0 BB: 0 P: 3		R: 0 E: 0 K: 0 S: 4	H: 1 LOB: 1 BB: 0 P: 4	R: 0 E: 0 K: 1 S: 5	H: 0 LOB: 1 BB: 1 P: 9	R: 0 E: 0 K: 1 S: 5	H: 3 LOB: 2 BB: 0 P: 5	1B: 9 2B: 0 3B: 0 HR: 2	SF: 0 SAC: 0 DP: 3 HBP: 0	W/P: 0 PB: 0 SB: 0 CS: 0	PA: 54
PITCHER	IP WLS BF H R ER SO BB IBB HBP BLK WP HR S P ERA WHIP	2.0 13 5 5 5 0 3 0 0 0 0 0 2 22 22.50 4.000	4.0 14 1 0 0 3 2 0 0 0 0 0 18 26 0.00 0.750	1.0 4 0 0 0 0 1 0 0 0 0 0 7 10 0.00 1.000	4.0 14 2 0 0 0 1 0 0 0 0 0 13 17 0.00 0.750	2.0 W 9 3 0 0 1 1 0 0 0 0 0 10 14 0.00 2.000	PITCHER		IP WLS BF H R ER SO BB IBB HBP BLK WP HR S P ERA WHIP	2.0 13 5 5 5 0 3 0 0 0 0 0 22 22.50 4.000	4.0 14 1 0 0 3 2 0 0 0 0 0 18 26 0.00 0.750	1.0 4 0 0 0 0 1 0 0 0 0 0 7 10 0.00 1.000	4.0 14 2 0 0 0 1 0 0 0 0 0 13 17 0.00 0.750	2.0 W 9 3 0 0 1 1 0 0 0 0 0 10 14 0.00 2.000											

Batter	1	2	3	4	5	6	7	8	9	AB	R	H	RBI	BB	SO	LOB	TOP						
Mary Breeding, R OBP: 0.298, SLG: 0.342	F8		6-3		F9		F7			4	0	0	0	0	0	0							
Minnie Minoza, R OBP: 0.313, SLG: 0.266	1-3		F8		K			5-3		4	0	0	0	0	1	0							
Chuck Hinton, R OBP: 0.334, SLG: 0.463	G3							5-3		4	1	2	1	0	0	0							
Don Leppert, R OBP: 0.313, SLG: 0.396		P4	F3					G3		4	0	0	0	0	0	1							
Don Lock, R OBP: 0.330, SLG: 0.445		P2						5-3		4	1	1	1	0	0	0							
Don Zimmer, R OBP: 0.337, SLG: 0.521		2B 1B			L6			1B		4	1	3	1	0	0	0							
Dick Phillips, L OBP: 0.305, SLG: 0.330			1-3		1-3			F8		4	0	1	0	0	0	1							
Chuck Cottier, R OBP: 0.254, SLG: 0.320					P6			L6		2	0	0	0	2	0	0							
Steve Ritzik, R Pete Burnside, R Ed Brinkman, R OBP: 0.275, SLG: 0.317		P4			F8			F8		3	0	0	0	0	0	3							
Inning Stats	R: 0 E: 0 K: 0 S: 3	H: 0 LOB: 0 BB: 0 P: 3	R: 0 E: 0 K: 0 S: 5	H: 2 LOB: 3 BB: 1 P: 9	R: 0 E: 0 K: 0 S: 4	H: 1 LOB: 1 BB: 0 P: 4	R: 1 E: 0 K: 0 S: 4	H: 1 LOB: 3 BB: 0 P: 4	R: 0 E: 0 K: 1 S: 5	H: 0 LOB: 0 BB: 0 P: 5	R: 1 E: 0 K: 0 S: 5	H: 2 LOB: 1 BB: 0 P: 5	R: 0 E: 0 K: 0 S: 3	H: 0 LOB: 0 BB: 0 P: 3	R: 0 E: 0 K: 0 S: 3	H: 0 LOB: 0 BB: 0 P: 3	R: 1 E: 0 K: 0 S: 4	H: 1 LOB: 1 BB: 1 P: 8	1B: 3 2B: 1 3B: 0 HR: 3	SF: 0 SAC: 0 DP: 0 HBP: 0	WP: 0 PB: 0 SB: 0 CS: 0	PA: 36	
PITCHER Dick Stigman, L ERA: 3.12	IP: 9.0 WLS: W BF: 36 H: 7 R: 3 ER: 3 SO: 1 BB: 2 IBB: 0 HBP: 0 BLK: 0 WP: 0 HR: 3 S: 36 P: 44 ERA: 3.00 WHIP: 1.000											PITCHER	IP: 9.0 WLS: W BF: 36 H: 7 R: 3 ER: 3 SO: 1 BB: 2 IBB: 0 HBP: 0 BLK: 0 WP: 0 HR: 3 S: 36 P: 44 ERA: 3.00 WHIP: 1.000										

Washington Senators @ Minnesota Twins
Metropolitan Stadium, Bloomington, MI

AB 34
R 3
H 7
RBI 3
BB 2
SO 1
LOB 6



WP: 0 PA: 36
PB: 0
SB: 0
CS: 0

Sat Jul 20 1963, 4:33 AM EDT
Att: 11,681 - Unknown - 84 F

livebaseballscorecards.com

Batter	1	2	3	4	5	6	7	8	9	AB	R	H	RBI	BB	SO	LOB	BOTTOM						
Bernie Allen, L OBP: 0.270, SLG: 0.299	4-3		F7	FC4-6 1B		4-3		HR		5	1	1	2	0	0	3							
Rich Rollins, R OBP: 0.373, SLG: 0.487	6-3		1B HR	1B BB		1-3		WP 3B		5	2	3	1	0	0	0							
Harmon Killebrew, R Lenny Green, L OBP: 0.363, SLG: 0.587 OBP: 0.303, SLG: 0.312										3	1	1	1	2	0	0							
Don Mincher, L OBP: 0.362, SLG: 0.549	G3		1-3 2-H HR	1B		3-1		HR		5	2	2	4	0	1	4							
Bob Allison, R OBP: 0.389, SLG: 0.533		2-3	F8			K		K		5	0	0	0	0	2	0							
Jimmie Hall, L OBP: 0.336, SLG: 0.477	F5		1-3			L4		F9		4	0	0	0	0	0	0							
Earl Battey, R Jerry Zimmerman, R OBP: 0.363, SLG: 0.511 OBP: 0.182, SLG: 0.182						FC1-5 2B		2B 1B		2	1	2	0	1	0	0							
Johnny Goryl, R OBP: 0.371, SLG: 0.477	F8					E5 FC4-6 FC1-5 1B		FC5-4 BB		4	2	1	0	0	0	3							
Dick Stigman, R OBP: 0.204, SLG: 0.125						FC1-5 1B		F8		3	2	1	2	1	0	2							
Inning Stats	R: 0 E: 0 K: 0 S: 3	H: 0 LOB: 1 BB: 1 P: 7	R: 0 E: 0 K: 0 S: 3	H: 0 LOB: 1 BB: 0 P: 4	R: 4 E: 0 K: 0 S: 6	H: 3 LOB: 0 BB: 1 P: 10	R: 1 E: 1 K: 0 S: 6	H: 2 LOB: 3 BB: 1 P: 10	R: 0 E: 0 K: 1 S: 5	H: 0 LOB: 0 BB: 0 P: 3	R: 0 E: 0 K: 1 S: 5	H: 0 LOB: 0 BB: 0 P: 5	R: 0 E: 0 K: 1 S: 11	H: 6 LOB: 0 BB: 0 P: 11	R: 6 E: 0 K: 1 S: 11	H: 6 LOB: 0 BB: 0 P: 11	1B: 5 2B: 2 3B: 1 HR: 3	SF: 0 SAC: 0 DP: 0 HBP: 1	WP: 1 PB: 0 SB: 0 CS: 0	PA: 41			
PITCHER Steve Ritzik, R Pete Burnside, L ERA: 6.87 ERA: 4.33	IP: 7.2 WLS: L BF: 40 H: 11 R: 11 ER: 10 SO: 2 BB: 4 IBB: 0 HBP: 1 BLK: 0 WP: 1 HR: 3 S: 39 P: 56 ERA: 11.74 WHIP: 1.957											PITCHER	IP: 0.1 WLS: L BF: 1 H: 0 R: 0 ER: 0 SO: 1 BB: 0 IBB: 0 HBP: 0 BLK: 0 WP: 0 HR: 0 S: 3 P: 3 ERA: 0.00 WHIP: 0.000										

Washington Senators @ Minnesota Twins
Metropolitan Stadium, Bloomington, MI

AB 36
R 11
H 11
RBI 10
BB 4
SO 3
LOB 12



WP: 1 PA: 41
PB: 0
SB: 0
CS: 0

Sat Jul 20 1963, 4:33 AM EDT
Att: 11,681 - Unknown - 84 F

livebaseballscorecards.com

Batter	1	2	3	4	5	6	7	8	9	AB	R	H	RBI	BB	SO	LOB	TOP				
Don Blasingame, L (1, 4) OBP: 0.284, SLG: 0.215	G3		FC4-6 1B			F8	3-1			4	0	1	0	0	0	1					
Dick Phillips, L (1, 3) OBP: 0.303, SLG: 0.328	4-3		FC4-6				4-3			4	1	1	0	0	0	3					
Chuck Hinton, R (1, 7) OBP: 0.336, SLG: 0.462		CS BB		4-3				6-3		3	0	1	0	1	0	0					
Jim King, L (1, 9) OBP: 0.338, SLG: 0.496	CS	L4		P4		SF8		E3		3	0	0	1	0	0	0					
Don Lock, R (1, 8) OBP: 0.332, SLG: 0.446		5-3						G5-4-3		4	0	2	0	0	0	1					
Don Zimmer, R (1, 5) OBP: 0.333, SLG: 0.510		6-3		P4				F7		4	0	1	0	0	0	1					
Ken Retzer, L (1, 2) OBP: 0.268, SLG: 0.250			F9			F2				3	1	1	0	0	0	0					
Mary Breeding, R (9, PH) OBP: 0.302, SLG: 0.346								L8-3 1B		1	0	1	0	0	0	0					
Ed Brinkman, R (1, 6) OBP: 0.275, SLG: 0.316			F9			K		L8-3 1B		4	0	1	0	0	1	1					
Don Rudolph, L (1, 1) OBP: 0.206, SLG: 0.226										2	0	1	1	0	0	0					
Ron Kline, R (8, 1) OBP: 0.200, SLG: 0.600						P6				0	0	0	0	0	0	0					
Inning Stats	R: 0 E: 0 K: 0 S: 2	H: 0 LOB: 0 BB: 1 P: 6	R: 0 E: 0 K: 0 S: 3	H: 0 LOB: 0 BB: 0 P: 3	R: 0 E: 0 K: 0 S: 5	H: 2 LOB: 2 BB: 0 P: 5	R: 0 E: 0 K: 0 S: 4	H: 1 LOB: 1 BB: 0 P: 4	R: 0 E: 0 K: 1 S: 5	H: 0 LOB: 0 BB: 0 P: 5	R: 1 E: 0 K: 0 S: 6	H: 4 LOB: 1 BB: 0 P: 6	R: 0 E: 1 K: 0 S: 3	H: 0 LOB: 0 BB: 0 P: 3	R: 0 E: 0 K: 0 S: 3	H: 1 LOB: 0 BB: 0 P: 3	1B: 10 2B: 1 3B: 0 HR: 0	SF: 1 SAC: 1 DP: 2 HBP: 0	WP: 0 PB: 0 SB: 0 CS: 1	PA: 36	
PITCHER	IP	WLS	BF	H	R	ER	SO	BB	IBB	HBP	BLK	WP	HR	S	P	ERA	WHIP				
Jim Perry, R (1, 1) ERA: 3.08	6.0		26	9	2	2	1	1	0	0	0	0	0	27	31	3.00	1.667				
Gary Roggenburk, L (7, 1) ERA: 2.59	3.0	W	9	1	0	0	0	0	0	0	0	0	0	9	9	0.00	0.333				

Washington Senators @ Minnesota Twins
Metropolitan Stadium, Bloomington, MI

Sun Jul 21 1963, 4:33 AM EDT
Att: 16,279 - Unknown - 89 F

AB 32
R 2
H 10
RBI 2
BB 1
SO 1
LOB 7



Batter	1	2	3	4	5	6	7	8	9	AB	R	H	RBI	BB	SO	LOB	BOTTOM				
Zoilo Versalles, R (1, 6) OBP: 0.310, SLG: 0.429	G6-4-3 1B			4-3		F9		K		4	0	1	0	0	1	2					
Rich Rollins, R (1, 5) OBP: 0.369, SLG: 0.480	F9			P4		FC5-4		G4-6-3		4	0	0	0	0	0	3					
Harmon Killebrew, R (1, 7) OBP: 0.382, SLG: 0.582	G6-4-3			F7				BB		2	0	0	0	1	0	1					
Bob Allison, R (1, 8) OBP: 0.387, SLG: 0.529		6-3				P4		F9		3	0	0	0	0	0	1					
Earl Battey, R (1, 2) OBP: 0.363, SLG: 0.509		P4				F9				3	0	1	0	0	0	0					
Wally Post, R (1, 9) OBP: 0.229, SLG: 0.356										3	0	0	0	0	1	2					
Jimmie Hall, L (8, 8) OBP: 0.336, SLG: 0.477	1-3					K		G5-4-3		0	0	0	0	0	0	0					
Don Mincher, L (1, 3) OBP: 0.377, SLG: 0.667				F8						3	2	2	2	0	0	0					
Vic Power, R (9, 3) OBP: 0.274, SLG: 0.342										0	0	0	0	0	0	0					
Johnny Goryl, R (1, 4) OBP: 0.370, SLG: 0.506				P6		F8				3	1	1	1	0	0	0					
Jim Perry, S (1, 1) OBP: 0.328, SLG: 0.250										2	0	1	0	0	1	0					
Gary Roggenburk, R (7, 1) OBP: 0.250, SLG: 0.250				K						1	0	1	0	0	0	0					
Inning Stats	R: 0 E: 0 K: 0 S: 3	H: 1 LOB: 0 BB: 0 P: 3	R: 0 E: 0 K: 0 S: 3	H: 0 LOB: 0 BB: 0 P: 3	R: 0 E: 0 K: 1 S: 5	H: 0 LOB: 0 BB: 0 P: 5	R: 0 E: 0 K: 0 S: 3	H: 0 LOB: 0 BB: 0 P: 3	R: 0 E: 0 K: 0 S: 3	H: 0 LOB: 0 BB: 0 P: 5	R: 1 E: 0 K: 0 S: 5	H: 2 LOB: 1 BB: 0 P: 5	R: 0 E: 0 K: 0 S: 3	H: 1 LOB: 1 BB: 1 P: 7	R: 2 E: 0 K: 1 S: 7	H: 3 LOB: 0 BB: 0 P: 7	1B: 4 2B: 0 3B: 0 HR: 3	SF: 0 SAC: 0 DP: 3 HBP: 0	WP: 0 PB: 0 SB: 0 CS: 0	PA: 29	
PITCHER	IP	WLS	BF	H	R	ER	SO	BB	IBB	HBP	BLK	WP	HR	S	P	ERA	WHIP				
Don Rudolph, L (1, 1) ERA: 4.17	7.1	L	28	7	3	3	3	1	0	0	0	0	0	3	33	3.68	1.091				
Ron Kline, R (8, 1) ERA: 3.14	0.2		1	0	0	0	0	0	0	0	0	0	0	1	1	0.00	0.000				

Washington Senators @ Minnesota Twins
Metropolitan Stadium, Bloomington, MI

Sun Jul 21 1963, 4:33 AM EDT
Att: 16,279 - Unknown - 89 F

AB 28
R 3
H 7
RBI 3
BB 1
SO 3
LOB 9



Batter	1	2	3	4	5	6	7	8	9	AB	R	H	RBI	BB	SO	LOB	TOP			
Mary Breeding, R OBP: 0.296, SLG: 0.339 (1, 4)	0-0 6-3		0-0 5-3			0-0 6-3		0-0 F9	4 0 0 0 0 0 0								<p>Washington Senators @ Baltimore Orioles</p> <p>Memorial Stadium, Baltimore, MD</p> <p>Tue Jul 23 1963, 7:05 PM EDT</p> <p>Att: 5,894 - Unknown</p> <p>livebaseballscores.com</p>			
Dick Phillips, L OBP: 0.294, SLG: 0.317 (1, 3)	0-3 K		0-3 K			0-0 F5		0-0 4-3	4 0 0 0 0 2 0											
Chuck Hinton, R OBP: 0.335, SLG: 0.458 (1, 9)	0-3 K			0-0 4-3			0-0 F8	4-0 BB	3 0 0 0 1 1 0											
Don Lock, R OBP: 0.337, SLG: 0.448 (1, 8)		0-0 FC1-6 1B		0-0 5-3			0-0 FC3-6 1B	4-0 BB	3 0 2 0 1 0 0											
Don Zimmer, R OBP: 0.321, SLG: 0.490 (1, 5)		0-0 FC1-6 1B		0-0 6-3			0-0 FC3-6 E	1-2 BB	4 0 0 0 0 0 4											
Minnie Minoso, R OBP: 0.318, SLG: 0.271 (1, 7)		0-0 1B			0-0 FC1-6 1B		0-0 F9	1-2	3 0 2 0 0 0 1											
Ed Brinkman, R OBP: 0.273, SLG: 0.313 (1, 6)		0-0 F3			0-0 FC1-6 1B			0-0 5-3	3 0 0 0 0 0 3											
Hobie Landrith, L OBP: 0.291, SLG: 0.236 (8, PH)		0-0 F8			0-0 G3-6-1 1-2			0-0 4-3	2 0 0 0 0 0 3											
Don Leppert, R OBP: 0.311, SLG: 0.393 (8, 2)					0-0 G3-6-1 1-2			0-0 1-3	1 0 0 0 0 0 0											
Claude Osteen, L OBP: 0.179, SLG: 0.158 Jim Duckworth, R (6, 1)			0-0 6-3			0-3 K		0-0 1-3	2 0 0 0 0 1 0											
Chuck Cottier, R OBP: 0.253, SLG: 0.319 Pete Burnside, R (8, 1)									0 0 0 0 0 0 0											
									1 0 0 0 0 0 0											
									0 0 0 0 0 0 0											
									0 0 0 0 0 0 0											
Inning Stats	R: 0 E: 0 K: 2 S: 7	H: 0 LOB: 0 BB: 0 P: 7	R: 0 E: 0 K: 0 S: 5	H: 2 LOB: 2 BB: 0 P: 5	R: 0 E: 0 K: 1 S: 5	H: 0 LOB: 0 BB: 0 P: 5	R: 0 E: 0 K: 0 S: 3	H: 0 LOB: 0 BB: 0 P: 3	R: 0 E: 0 K: 1 S: 5	H: 1 LOB: 0 BB: 0 P: 3	R: 0 E: 0 K: 0 S: 4	H: 1 LOB: 1 BB: 0 P: 4	R: 0 E: 0 K: 0 S: 3	H: 0 LOB: 0 BB: 0 P: 3	R: 0 E: 0 K: 0 S: 3	H: 0 LOB: 2 BB: 2 P: 11	1B: 4 2B: 0 3B: 0 HR: 0	SF: 0 SAC: 0 DP: 1 HBP: 0	WP: 0 PB: 0 SB: 0 CS: 0	PA: 32
PITCHER Steve Barber, L ERA: 2.59 (1, 1)	IP: 9.0 WLS: W BF: 32 H: 4 R: 0 ER: 0 SO: 4 BB: 2 IBB: 0 HBP: 0 BLK: 0 WP: 0 HR: 0 S: 38 P: 46 ERA: 0.00 WHIP: 0.667															PITCHER				

Batter	1	2	3	4	5	6	7	8	9	AB	R	H	RBI	BB	SO	LOB	BOTTOM			
Luis Aparicio, R OBP: 0.321, SLG: 0.374 (1, 6)	0-0 1B FC4-6		0-0 G4-3 1B			0-0 1B	0-0 S 1B		4 2 4 0 0 0 0								<p>Washington Senators @ Baltimore Orioles</p> <p>Memorial Stadium, Baltimore, MD</p> <p>Tue Jul 23 1963, 7:05 PM EDT</p> <p>Att: 5,894 - Unknown</p> <p>livebaseballscores.com</p>			
Bob Johnson, R OBP: 0.388, SLG: 0.548 (1, 4)	0-0 FC4-6 1B		0-0 G4-3 1-2			0-0 1B	0-0 F8		4 0 2 0 0 0 2											
Boog Powell, L OBP: 0.318, SLG: 0.453 (1, 7)	0-0 FC4-6 1-4-3 1-2 3-H			0-0 G3		0-0 HR 1B	0-3 K		4 1 1 2 0 1 2											
John Orsino, R OBP: 0.339, SLG: 0.427 (1, 2)	0-0 1-4-3			0-0 F8		0-0 HR	0-0 F9		4 1 1 2 0 0 2											
Brooks Robinson, R OBP: 0.319, SLG: 0.373 (1, 5)	0-0 F9			0-0 5-3		0-0 E 1B		0-0 F9	4 0 1 0 0 0 1											
Jim Gentile, L OBP: 0.360, SLG: 0.459 (1, 3)		0-0 5-3			0-0 G3	0-0 F8		0-0 G3	4 0 0 0 0 0 1											
Jackie Brandt, R OBP: 0.294, SLG: 0.387 (1, 8)		0-0 CS 1B			0-0 6-3	0-0 E3 BB	1-3 BB	4-0 1B BB	3 0 1 0 1 0 1											
Joe Gaines, R OBP: 0.366, SLG: 0.462 Russ Snyder, L OBP: 0.326, SLG: 0.354 (6, PR) (6, 9)		0-3 K			4-0 BB	4-0 BB	1-2 BB	0-0 1B	1 0 0 0 1 1 1											
					0-0 K	0-0 6-3		0-3 K	1 0 1 0 1 0 0											
Steve Barber, L OBP: 0.123, SLG: 0.109 (1, 1)			0-0 5-3			0-0 K		0-3 K	4 0 0 0 0 2 6											
									1B: 10 2B: 1 3B: 0 HR: 1											
									SF: 0 SAC: 0 DP: 2 HBP: 0											
									WP: 0 PB: 0 SB: 0 CS: 1											
									PA: 36											
Inning Stats	R: 1 E: 0 K: 0 S: 5	H: 2 LOB: 1 BB: 0 P: 5	R: 0 E: 0 K: 1 S: 5	H: 1 LOB: 1 BB: 0 P: 5	R: 0 E: 0 K: 0 S: 3	H: 1 LOB: 0 BB: 0 P: 3	R: 0 E: 0 K: 0 S: 3	H: 0 LOB: 0 BB: 0 P: 3	R: 0 E: 0 K: 1 S: 5	H: 0 LOB: 1 BB: 1 P: 9	R: 3 E: 1 K: 0 S: 8	H: 5 LOB: 3 BB: 1 P: 12	R: 0 E: 0 K: 1 S: 6	H: 1 LOB: 1 BB: 0 P: 6	R: 0 E: 0 K: 1 S: 6	H: 1 LOB: 2 BB: 1 P: 10	1B: 10 2B: 1 3B: 0 HR: 1	SF: 0 SAC: 0 DP: 2 HBP: 0	WP: 0 PB: 0 SB: 0 CS: 1	PA: 36
PITCHER Claude Osteen, L ERA: 3.37 Jim Duckworth, R ERA: 4.79 Pete Burnside, L ERA: 4.18 (1, 1) (6, 1) (8, 1)	IP: 5.1 WLS: L BF: 23 H: 9 R: 4 ER: 4 SO: 2 BB: 1 IBB: 0 HBP: 0 BLK: 0 WP: 0 HR: 1 S: 26 P: 30 ERA: 6.75 WHIP: 1.875															PITCHER				

Batter	1	2	3	4	5	6	7	8	9	AB	R	H	RBI	BB	SO	LOB	TOP			
Minnie Minoso, R OBP: 0.320, SLG: 0.293 (1, 7)										4	1	2	4	0	0	1	Washington Senators @ Baltimore Orioles Memorial Stadium, Baltimore, MD Wed Jul 24 1963, 7:05 PM EDT Att: 4,656 - Unknown			
Dick Phillips, L OBP: 0.293, SLG: 0.315 (1, 3)										4	0	1	0	0	1	1				
Chuck Hinton, R OBP: 0.334, SLG: 0.459 (1, 9)										4	1	1	0	0	2					
Don Lock, R OBP: 0.336, SLG: 0.446 (1, 8)										4	0	1	0	0	1	2				
Don Zimmer, R OBP: 0.319, SLG: 0.481 (1, 5)										4	0	1	1	0	0	1				
Mary Breeding, R OBP: 0.296, SLG: 0.339 Pete Burnside, R (7, 1)										3	1	1	0	0	1	1				
Jim King, L OBP: 0.337, SLG: 0.494 (9, PH)										0	0	0	0	0	0	0				
Ed Brinkman, R OBP: 0.275, SLG: 0.315 (1, 6)										4	1	2	0	0	0	0				
Hobie Landrith, L OBP: 0.283, SLG: 0.228 Bobo Osborne, L OBP: 0.313, SLG: 0.401 (9, PH)										3	0	0	0	0	0	3				
Bennie Daniels, L OBP: 0.355, SLG: 0.200 Jim Duckworth, R (5, 1)										1	1	0	0	1	0	1				
Don Blasingame, L OBP: 0.280, SLG: 0.212 (7, 4)										0	0	0	0	0	0	0				
Inning Stats	R: 0 E: 0 K: 0 S: 4	H: 1 LOB: 1 BB: 0 P: 4	R: 4 E: 0 K: 1 S: 8	H: 3 LOB: 0 BB: 1 P: 12	R: 1 E: 0 K: 2 S: 8	H: 2 LOB: 0 BB: 0 P: 8	R: 0 E: 0 K: 0 S: 4	H: 1 LOB: 1 BB: 0 P: 4	R: 0 E: 0 K: 0 S: 3	H: 0 LOB: 0 BB: 0 P: 3	R: 0 E: 0 K: 0 S: 3	H: 0 LOB: 0 BB: 0 P: 3	R: 0 E: 0 K: 0 S: 4	H: 2 LOB: 1 BB: 0 P: 4	R: 0 E: 0 K: 1 S: 5	H: 0 LOB: 0 BB: 0 P: 5	1B: 6 2B: 2 3B: 0 HR: 1	SF: 0 SAC: 0 DP: 1 HBP: 0	WP: 0 PB: 0 CS: 0	PA: 35
PITCHER	IP WLS BF H R ER SO BB IBB HBP BLK WP HR S P ERA WHIP																			
Dave McNally, L ERA: 4.67 Dick Hall, R ERA: 4.12	(1, 1) 2.1 14 6 5 5 2 1 0 0 0 0 1 17 21 19.29 3.000																			
(3, 1) 6.2 W 21 3 0 0 2 0 0 0 0 0 0 25 25 0.00 0.450																				

Batter	1	2	3	4	5	6	7	8	9	AB	R	H	RBI	BB	SO	LOB	BOTTOM			
Luis Aparicio, R OBP: 0.316, SLG: 0.369 (1, 6)										5	0	0	0	0	0	1	Washington Senators @ Baltimore Orioles Memorial Stadium, Baltimore, MD Wed Jul 24 1963, 7:05 PM EDT Att: 4,656 - Unknown			
Russ Snyder, L OBP: 0.325, SLG: 0.353 (1, 9)										4	0	1	0	0	1	1				
Boog Powell, L OBP: 0.317, SLG: 0.449 Bob Saverine, S OBP: 0.305, SLG: 0.227 (8, 8)										3	0	0	0	1	2	1				
John Orsino, R OBP: 0.346, SLG: 0.453 (1, 2)										4	2	3	1	0	1	1				
Brooks Robinson, R OBP: 0.320, SLG: 0.374 (1, 5)										4	1	2	1	0	0	2				
Jim Gentile, L OBP: 0.361, SLG: 0.457 (1, 3)										3	2	1	0	1	1	3				
Bob Johnson, R OBP: 0.391, SLG: 0.570 (1, 4)										4	2	2	3	0	0	3				
Jackie Brandt, R OBP: 0.294, SLG: 0.396 (8, 7)										4	1	1	3	0	0	0				
Dave McNally, R Dick Hall, R OBP: 0.389, SLG: 0.611	(1, 1) 4.1 L 7 1 2 2 1 1 0 0 0 0 0 1 8 12 10.80 1.200																			
(3, 1) 2.0 8 2 1 1 1 0 0 0 0 0 0 10 10 4.50 1.000																				
Inning Stats	R: 0 E: 0 K: 2 S: 8	H: 1 LOB: 1 BB: 0 P: 8	R: 4 E: 0 K: 0 S: 7	H: 4 LOB: 0 BB: 0 P: 7	R: 0 E: 0 K: 0 S: 4	H: 1 LOB: 2 BB: 1 P: 8	R: 0 E: 0 K: 0 S: 4	H: 1 LOB: 1 BB: 0 P: 4	R: 3 E: 0 K: 1 S: 7	H: 2 LOB: 0 BB: 1 P: 11	R: 0 E: 0 K: 1 S: 5	H: 0 LOB: 0 BB: 0 P: 5	R: 1 E: 0 K: 1 S: 7	H: 2 LOB: 1 BB: 0 P: 7	R: 0 E: 0 K: 0 S: 3	H: 0 LOB: 0 BB: 0 P: 3	1B: 7 2B: 1 3B: 0 HR: 3	SF: 0 SAC: 0 DP: 0 HBP: 0	WP: 0 PB: 0 CS: 0	PA: 37
PITCHER	IP WLS BF H R ER SO BB IBB HBP BLK WP HR S P ERA WHIP																			
Bennie Daniels, R ERA: 4.36 Jim Duckworth, R ERA: 4.9 Pete Burnside, L ERA: 4.2	(1, 1) 1.2 L 7 1 2 2 1 1 0 0 0 0 0 1 8 12 10.80 1.200																			
(7, 1) 2.0 8 2 1 1 1 0 0 0 0 0 0 10 10 4.50 1.000																				



Batter	1	2	3	4	5	6	7	8	9	AB	R	H	RBI	BB	SO	LOB	TOP																					
Don Blasingame, L (1,4) OBP: 0.291, SLG: 0.229	F8		1B		1B			F5		4	0	2	0	0	0	0	Washington Senators @ Baltimore Orioles Memorial Stadium, Baltimore, MD Thu Jul 25 1963, 7:05 PM EDT Att: 4,620 - Unknown																					
Dick Phillips, L (1,3) OBP: 0.292, SLG: 0.336 Ron Kline, R (8,1) OBP: 0.200, SLG: 0.600	4-3		4-3		F3			HR		4	1	1	1	0	0	2																						
Jim King, L (1,9) OBP: 0.339, SLG: 0.498	1B			1B	G6-3			3-1		4	1	2	0	0	0	0																						
Chuck Hinton, R (1,7) OBP: 0.336, SLG: 0.459	K			G6-3	1B			K		4	0	2	0	0	2	1																						
Don Lock, R (1,8) OBP: 0.332, SLG: 0.440		4-3		G6-3	1B			E5		4	0	0	0	0	0	2																						
Don Zimmer, R (1,5) OBP: 0.316, SLG: 0.473	F9			1B				G6-3		4	0	1	0	0	1	2																						
Ken Retzer, L (1,2) OBP: 0.260, SLG: 0.242	3-1			F9				K		4	0	0	0	0	1	2																						
Ed Brinkman, R (1,6) OBP: 0.273, SLG: 0.313			6-3		K			F8		3	0	0	0	0	1	0																						
Tom Cheney, R (1,1) OBP: 0.091, SLG: 0.091 Steve Ridzik, R (2,1)	F9			F9				F2		0	0	0	0	0	0	0																						
Bobo Osborne, L (8, PH) OBP: 0.312, SLG: 0.399										2	0	0	0	0	0	0																						
Inning Stats	R: 0 E: 0 K: 1 S: 6	H: 1 LOB: 1 BB: 0 P: 6	R: 0 E: 0 K: 0 S: 3	H: 0 LOB: 0 BB: 0 P: 3	R: 0 E: 0 K: 0 S: 4	H: 1 LOB: 1 BB: 0 P: 4	R: 1 E: 0 K: 0 S: 5	H: 3 LOB: 1 BB: 0 P: 5	R: 0 E: 0 K: 1 S: 6	H: 1 LOB: 0 BB: 0 P: 6	R: 0 E: 0 K: 1 S: 5	H: 0 LOB: 0 BB: 0 P: 5	R: 0 E: 0 K: 1 S: 5	H: 0 LOB: 0 BB: 0 P: 5	R: 1 E: 0 K: 0 S: 4	H: 1 LOB: 0 BB: 0 P: 4	R: 0 E: 1 K: 1 S: 6	H: 1 LOB: 1 BB: 0 P: 6	1B: 6 2B: 1 3B: 0 HR: 1	SF: 0 SAC: 0 DP: 2 HBP: 0	WP: 0 PB: 0 CS: 0	PA: 34																
PITCHER	IP	WLS	BF	H	R	ER	SO	BB	IBB	HBP	BLK	WP	HR	S	P	ERA	WHIP	PITCHER				IP	WLS	BF	H	R	ER	SO	BB	IBB	HBP	BLK	WP	HR	S	P	ERA	WHIP
Robin Roberts, R (1,1) ERA: 3.15	8.0	W	31	8	2	2	4	0	0	0	0	0	1	39	39	2.25	1.000					8.0	W	31	8	2	2	4	0	0	0	0	0	1	39	39	2.25	1.000
Stu Miller, R (9,1) ERA: 2.47	1.0	S	3	0	0	0	1	0	0	0	0	0	0	5	5	0.00	0.000					1.0	S	3	0	0	0	1	0	0	0	0	0	5	5	0.00	0.000	

AB	34
R	2
H	8
RBI	1
BB	0
SO	5
LOB	9



Batter	1	2	3	4	5	6	7	8	9	AB	R	H	RBI	BB	SO	LOB	BOTTOM																					
Luis Aparicio, R (1,6) OBP: 0.318, SLG: 0.371	BB		1B		F3			FC2-3		4	1	2	0	0	0	1	Washington Senators @ Baltimore Orioles Memorial Stadium, Baltimore, MD Thu Jul 25 1963, 7:05 PM EDT Att: 4,620 - Unknown																					
Russ Snyder, L (1,9) OBP: 0.331, SLG: 0.354	1B		1B		HR			F7		2	1	1	0	2	0	0																						
Boog Powell, L (1,7) OBP: 0.316, SLG: 0.456 Bob Saverine, S (9,8) OBP: 0.305, SLG: 0.227	BB		1B		BB			K		4	1	1	2	0	1	4																						
John Orsino, R (1,2) OBP: 0.345, SLG: 0.449	F7		F6		HR			K		0	0	0	0	0	0	0																						
John Orsino, R (1,2) OBP: 0.345, SLG: 0.449	F4		1B		F6			F8		4	0	1	2	0	0	1																						
Brooks Robinson, R (1,5) OBP: 0.318, SLG: 0.371	F8		5-3		5-3					3	0	0	0	0	0	2																						
Jim Gentile, L (1,3) OBP: 0.358, SLG: 0.453	K				4-3			F6		3	0	0	0	0	1	0																						
Bob Johnson, R (1,4) OBP: 0.380, SLG: 0.557	1-3				L3			L1		3	0	0	0	0	0	0																						
Jackie Brandt, R (1,8) OBP: 0.297, SLG: 0.400			FC4-6		F7			SH3-4		2	0	1	0	1	0	0																						
Robin Roberts, S (1,1) OBP: 0.278, SLG: 0.283 Stu Miller, R (9,1) OBP: 0.364, SLG: 0.455	FC4-6		1B		3-1			SH3-4		2	1	0	0	0	0	1																						
Inning Stats	R: 0 E: 0 K: 0 S: 3	H: 1 LOB: 1 BB: 1 P: 7	R: 0 E: 0 K: 1 S: 5	H: 0 LOB: 0 BB: 0 P: 5	R: 2 E: 0 K: 0 S: 6	H: 3 LOB: 2 BB: 1 P: 10	R: 0 E: 0 K: 0 S: 3	H: 0 LOB: 0 BB: 0 P: 3	R: 2 E: 0 K: 0 S: 4	H: 1 LOB: 0 BB: 1 P: 8	R: 0 E: 0 K: 0 S: 3	H: 0 LOB: 0 BB: 0 P: 3	R: 0 E: 0 K: 1 S: 5	H: 0 LOB: 0 BB: 0 P: 5	R: 0 E: 0 K: 1 S: 5	H: 0 LOB: 0 BB: 0 P: 4	R: 0 E: 0 K: 1 S: 5	H: 0 LOB: 0 BB: 0 P: 6	1B: 4 2B: 2 3B: 0 HR: 1	SF: 0 SAC: 1 DP: 1 HBP: 0	WP: 0 PB: 0 CS: 0	PA: 31																
PITCHER	IP	WLS	BF	H	R	ER	SO	BB	IBB	HBP	BLK	WP	HR	S	P	ERA	WHIP	PITCHER				IP	WLS	BF	H	R	ER	SO	BB	IBB	HBP	BLK	WP	HR	S	P	ERA	WHIP
Tom Cheney, R (1,1) ERA: 2.74	1.0	L	24	5	4	4	1	2	0	0	0	0	1	24	32	6.00	1.167					1.0	L	24	5	4	4	1	2	0	0	0	0	1	24	32	6.00	1.167
Steve Ridzik, R (2,1) ERA: 6.66	6.0	L	24	5	4	4	1	2	0	0	0	0	1	24	32	6.00	1.167					6.0	L	24	5	4	4	1	2	0	0	0	0	1	24	32	6.00	1.167
Ron Kline, R (8,1) ERA: 3.08	1.0	S	3	0	0	0	1	0	0	0	0	0	0	5	5	0.00	0.000					1.0	S	3	0	0	0	1	0	0	0	0	5	5	0.00	0.000		

AB	27
R	4
H	6
RBI	4
BB	3
SO	2
LOB	9



Batter	1	2	3	4	5	6	7	8	9	AB	R	H	RBI	BB	SO	LOB	TOP					
Mary Breeding, R OBP: 0.299, SLG: 0.345 (1, 4)	L9	1-3		HBP 1B		2B		F2		5	0	2	0	0	0	1						
Minnie Minoza, R OBP: 0.326, SLG: 0.301 (1, 7)	1B SF8		F8	HBP		5-3		1B		4	2	2	0	0	0	1						
Chuck Hinton, R OBP: 0.336, SLG: 0.458 (1, 9)	1B		2B	1B	SF8	K		2B		4	1	3	2	0	1	1						
Don Leppert, R OBP: 0.313, SLG: 0.396 (1, 2)	BB		2B	2B	L9			1-3		4	1	1	0	1	0	2						
Don Lock, R OBP: 0.335, SLG: 0.462 (1, 8)	SF8		2B		HR			F7		4	2	3	5	0	0	0						
Don Zimmer, R OBP: 0.302, SLG: 0.471 (1, 5)	4-3		4-3		K			F8		5	1	1	1	0	1	3						
Dick Phillips, L OBP: 0.284, SLG: 0.326 (1, 3)		1-3	K		4-3			1-3		4	0	0	0	0	1	1						
Ed Brinkman, R OBP: 0.273, SLG: 0.315 (1, 6)		PB 2B			F7			F7		4	0	1	0	0	0	0						
Claude Osteen, L OBP: 0.186, SLG: 0.146 Ron Kline, R OBP: 0.200, SLG: 0.600 (9, 1)		K		HBP 1B SF8 BB	1-5-3			F8		3	1	0	0	1	1	1						
										0	0	0	0	0	0	0						
Inning Stats	R: 1 E: 0 K: 0 S: 5	H: 2 LOB: 2 BB: 1 P: 9	R: 0 E: 0 K: 1 S: 6	H: 1 LOB: 1 BB: 0 P: 6	R: 2 E: 0 K: 1 S: 8	H: 3 LOB: 1 BB: 0 P: 8	R: 1 E: 0 K: 0 S: 4	H: 1 LOB: 2 BB: 1 P: 9	R: 1 E: 0 K: 1 S: 6	H: 1 LOB: 0 BB: 0 P: 6	R: 0 E: 0 K: 1 S: 6	H: 1 LOB: 1 BB: 0 P: 6	R: 2 E: 0 K: 0 S: 5	H: 2 LOB: 0 BB: 0 P: 5	R: 1 E: 0 K: 0 S: 4	H: 2 LOB: 1 BB: 0 P: 4	R: 0 E: 0 K: 0 S: 3	H: 0 LOB: 0 BB: 0 P: 3	1B: 5 2B: 5 3B: 0 HR: 3	SF: 2 SAC: 0 DP: 0 HBP: 1	WP: 0 PB: 1 SB: 0 CS: 0	PA: 42
PITCHER	IP	WLS	BF	H	R	ER	SO	BB	IBB	HBP	BLK	WP	HR	S	P	ERA	WHIP					
Hank Aguirre, L ERA: 4.26 (1, 1)	3.1	L	19	7	4	4	2	2	0	0	0	0	0	21	29	10.80	2.700					
Bob Anderson, R ERA: 2.57 (4, 1)	1.2		7	1	1	1	1	0	0	1	0	0	1	8	9	5.40	0.600					
Bill Faul, R ERA: 4.36 (6, 1)	2.0		9	3	2	2	1	0	0	0	0	0	2	11	11	9.00	1.500					
Terry Fox, R ERA: 4.62 (8, 1)	2.0		7	2	1	1	0	0	0	0	0	0	0	7	7	4.50	1.000					

Washington Senators @ Detroit Tigers
Tiger Stadium, Detroit, MI
Sat Jul 27 1963, 4:33 AM EDT
Att.: 4,983 - Unknown

AB 37
R 8
H 13
RBI 8
BB 2
SO 4
LOB 10



Batter	1	2	3	4	5	6	7	8	9	AB	R	H	RBI	BB	SO	LOB	BOTTOM					
Dick McAuliffe, L OBP: 0.332, SLG: 0.384 (1, 6)	G4-6-3 1B		6-3			3-1	F8		L7	5	0	1	0	0	0	1						
Bubba Phillips, R OBP: 0.285, SLG: 0.317 (1, 5)	G4-6-3 1-2		L8			1B E		1B WP		5	2	2	0	0	0	1						
Al Kaline, R OBP: 0.386, SLG: 0.529 (1, 9)	L9			L7		E5	1B	L5-3	L4	5	0	1	0	0	0	2						
Rocky Colavito, R OBP: 0.372, SLG: 0.442 (1, 7)		E 1B		4-3		BB		1B SF8	1B	3	1	2	0	1	0	0						
Norm Cash, L OBP: 0.359, SLG: 0.437 (1, 3)		E6		K		K		SF8	1B	4	0	1	1	0	2	3						
George Thomas, R OBP: 0.276, SLG: 0.336 (1, 8)		1-2		K		3-1	F9	SF8	1B	3	0	0	1	0	1	4						
Gus Triandos, R OBP: 0.316, SLG: 0.398 (1, 2)		F9			6-3		K	F8		4	0	0	0	0	1	3						
Don Wert, R OBP: 0.324, SLG: 0.340 (1, 4)		L4							HR	4	1	3	1	0	0	2						
Hank Aguirre, R OBP: 0.186, SLG: 0.217 Bob Anderson, R OBP: 0.200, SLG: 0.500 Mike Kousser, R OBP: 0.194, SLG: 0.278 Bill Faul, R OBP: 0.154, SLG: 0.200 Gates Brown, L OBP: 0.211, SLG: 0.378 Terry Fox, R OBP: 0.262, SLG: 0.418 (1, 1) (4, 1) (5, PH) (6, 1) (7, PH) (8, 1) (9, PH)			K		F3		K		F5	1	0	0	0	0	1	0						
										0	0	0	0	0	0	0						
										0	0	0	0	0	0	0						
										0	0	0	0	0	0	0						
										0	0	0	0	0	0	0						
										0	0	0	0	0	0	0						
										0	0	0	0	0	0	0						
Inning Stats	R: 0 E: 0 K: 0 S: 3	H: 1 LOB: 0 BB: 0 P: 3	R: 0 E: 1 K: 1 S: 7	H: 1 LOB: 2 BB: 0 P: 7	R: 0 E: 0 K: 1 S: 5	H: 0 LOB: 0 BB: 0 P: 5	R: 0 E: 0 K: 1 S: 5	H: 0 LOB: 0 BB: 0 P: 5	R: 0 E: 0 K: 0 S: 4	H: 1 LOB: 1 BB: 0 P: 4	R: 1 E: 1 K: 1 S: 7	H: 2 LOB: 2 BB: 1 P: 11	R: 0 E: 0 K: 2 S: 8	H: 1 LOB: 1 BB: 0 P: 8	R: 2 E: 1 K: 0 S: 6	H: 2 LOB: 1 BB: 0 P: 6	R: 1 E: 0 K: 0 S: 5	H: 2 LOB: 1 BB: 0 P: 5	1B: 9 2B: 0 3B: 0 HR: 1	SF: 1 SAC: 0 DP: 1 HBP: 0	WP: 1 PB: 0 SB: 0 CS: 0	PA: 39
PITCHER	IP	WLS	BF	H	R	ER	SO	BB	IBB	HBP	BLK	WP	HR	S	P	ERA	WHIP					
Claude Osteen, L ERA: 3.23 (1, 1)	8.0	W	35	9	4	1	6	1	0	0	0	0	0	46	50	1.12	1.250					
Ron Kline, R ERA: 2.95 (9, 1)	1.0	S	4	1	0	0	0	0	0	0	0	0	0	4	4	0.00	1.000					


Washington Senators @ Detroit Tigers
Tiger Stadium, Detroit, MI
Sat Jul 27 1963, 4:33 AM EDT
Att.: 4,983 - Unknown

AB 37
R 4
H 10
RBI 3
BB 1
SO 6
LOB 18

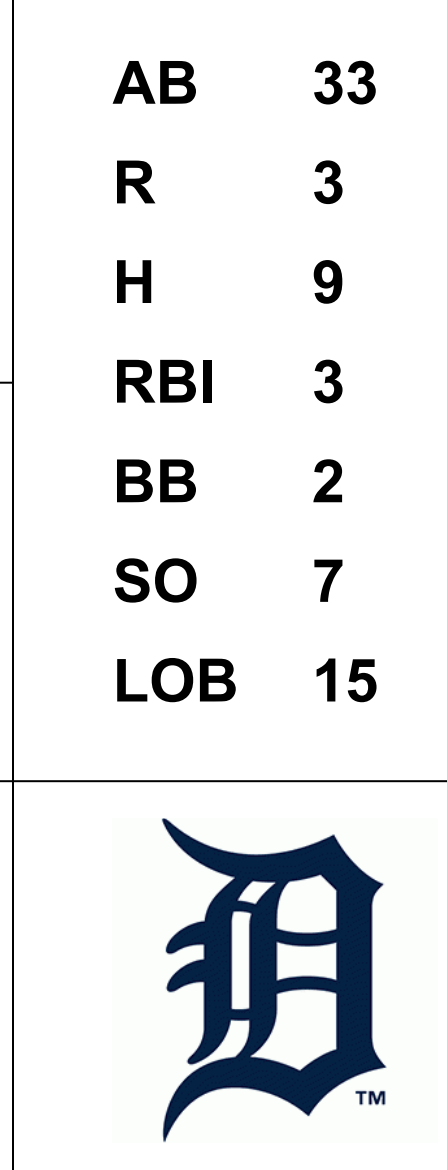


Batter	1	2	3	4	5	6	7	8	9	AB	R	H	RBI	BB	SO	LOB	TOP				
Don Blasingame, L (1, 4) OBP: 0.295, SLG: 0.211	L4						FC5-4		P5	4	0	0	0	1	0	1	Washington Senators @ Detroit Tigers Tiger Stadium, Detroit, MI Sun Jul 28 1963, 4:33 AM EDT Unknown				
Jim King, L (1, 9) OBP: 0.336, SLG: 0.489	1-3	4-3			G3		K			5	0	1	0	0	1	4					
Chuck Hinton, R (1, 7) OBP: 0.336, SLG: 0.457	F8				P6				L9	5	0	2	0	0	0	1					
Bobo Osborne, L (1, 3) OBP: 0.311, SLG: 0.395										4	0	1	0	0	1	1					
Don Lock, R (1, 8) OBP: 0.334, SLG: 0.457	1-3				K					3	0	0	0	1	1	2					
Don Zimmer, R (1, 5) OBP: 0.308, SLG: 0.488					G4-3					4	1	2	0	0	1	4					
Ken Retzer, L (1, 2) OBP: 0.268, SLG: 0.278										3	1	1	0	1	1	1					
Ed Brinkman, R (1, 6) OBP: 0.276, SLG: 0.316										2	0	1	0	1	0	0					
Dick Phillips, L (8, PH) OBP: 0.292, SLG: 0.323					F2					1	0	0	0	0	0	3					
Chuck Cottier, R (8, 6) OBP: 0.253, SLG: 0.319										0	0	0	0	0	0	0					
Pete Burnside, R (1, 1) OBP: 0.333, SLG: 0.200										2	0	1	2	0	1	0					
Jim Duckworth, R (5, 1)										1	0	0	0	0	1	1					
Minnie Minoso, R (9, PH) OBP: 0.325, SLG: 0.300										1	0	0	0	0	0	0					
Inning Stats	R: 0 E: 0 K: 0 S: 3	H: 0 LOB: 0 BB: 0 P: 3	R: 2 E: 0 K: 1 S: 8	H: 3 LOB: 3 BB: 2 P: 16	R: 0 E: 0 K: 1 S: 6	H: 2 LOB: 1 BB: 0 P: 6	R: 0 E: 0 K: 2 S: 7	H: 0 LOB: 0 BB: 0 P: 7	R: 0 E: 0 K: 0 S: 4	H: 1 LOB: 1 BB: 0 P: 4	R: 0 E: 0 K: 2 S: 8	H: 1 LOB: 1 BB: 0 P: 8	R: 0 E: 0 K: 1 S: 6	H: 1 LOB: 3 BB: 2 P: 14	R: 0 E: 0 K: 0 S: 4	H: 1 LOB: 1 BB: 0 P: 4	1B: 7 2B: 1 3B: 1 HR: 0	SF: 0 SAC: 0 DP: 1 HBP: 0	WP: 0 PB: 0 SB: 2 CS: 0	PA: 39	
PITCHER	IP WLS BF H R ER SO BB IBB HBP BLK WP HR S P ERA WHIP	IP WLS BF H R ER SO BB IBB HBP BLK WP HR S P ERA WHIP	IP WLS BF H R ER SO BB IBB HBP BLK WP HR S P ERA WHIP	IP WLS BF H R ER SO BB IBB HBP BLK WP HR S P ERA WHIP	IP WLS BF H R ER SO BB IBB HBP BLK WP HR S P ERA WHIP	IP WLS BF H R ER SO BB IBB HBP BLK WP HR S P ERA WHIP	IP WLS BF H R ER SO BB IBB HBP BLK WP HR S P ERA WHIP	IP WLS BF H R ER SO BB IBB HBP BLK WP HR S P ERA WHIP	IP WLS BF H R ER SO BB IBB HBP BLK WP HR S P ERA WHIP	IP WLS BF H R ER SO BB IBB HBP BLK WP HR S P ERA WHIP	IP WLS BF H R ER SO BB IBB HBP BLK WP HR S P ERA WHIP	IP WLS BF H R ER SO BB IBB HBP BLK WP HR S P ERA WHIP	IP WLS BF H R ER SO BB IBB HBP BLK WP HR S P ERA WHIP	IP WLS BF H R ER SO BB IBB HBP BLK WP HR S P ERA WHIP	IP WLS BF H R ER SO BB IBB HBP BLK WP HR S P ERA WHIP	IP WLS BF H R ER SO BB IBB HBP BLK WP HR S P ERA WHIP	IP WLS BF H R ER SO BB IBB HBP BLK WP HR S P ERA WHIP	IP WLS BF H R ER SO BB IBB HBP BLK WP HR S P ERA WHIP	IP WLS BF H R ER SO BB IBB HBP BLK WP HR S P ERA WHIP	IP WLS BF H R ER SO BB IBB HBP BLK WP HR S P ERA WHIP	IP WLS BF H R ER SO BB IBB HBP BLK WP HR S P ERA WHIP

AB	35
R	2
H	9
RBI	2
BB	4
SO	7
LOB	18



Batter	1	2	3	4	5	6	7	8	9	AB	R	H	RBI	BB	SO	LOB	BOTTOM				
Don Wert, R (1, 4) OBP: 0.330, SLG: 0.350	4-3									3	0	1	0	1	0	0	Washington Senators @ Detroit Tigers Tiger Stadium, Detroit, MI Sun Jul 28 1963, 4:33 AM EDT Unknown				
Dick McAuliffe, L (1, 6) OBP: 0.334, SLG: 0.389										4	1	2	0	0	1	3					
Al Kaline, R (1, 9) OBP: 0.385, SLG: 0.534										4	1	1	2	0	2	3					
Rocky Colavito, R (1, 7) OBP: 0.371, SLG: 0.440										4	0	1	0	0	0	1					
Bubba Phillips, R (1, 5) OBP: 0.269, SLG: 0.316										4	0	1	0	0	0	3					
George Thomas, R (1, 8) OBP: 0.286, SLG: 0.363										4	1	3	1	0	0	0					
Bill Freehan, R (1, 3) OBP: 0.354, SLG: 0.407										4	0	0	0	0	1	3					
Gus Triandos, R (1, 2) OBP: 0.310, SLG: 0.391										4	0	0	0	0	2	2					
Jim Bunning, R (1, 1) OBP: 0.200, SLG: 0.192										2	0	0	0	1	1	0					
Fred Gladding, L (8, 1)										0	0	0	0	0	0	0					
Inning Stats	R: 0 E: 0 K: 0 S: 4	H: 1 LOB: 1 BB: 0 P: 4	R: 0 E: 0 K: 1 S: 6	H: 1 LOB: 1 BB: 0 P: 6	R: 0 E: 0 K: 2 S: 8	H: 1 LOB: 3 BB: 2 P: 16	R: 1 E: 1 K: 0 S: 4	H: 1 LOB: 0 BB: 0 P: 4	R: 2 E: 0 K: 1 S: 9	H: 4 LOB: 2 BB: 0 P: 9	R: 0 E: 0 K: 2 S: 8	H: 1 LOB: 1 BB: 0 P: 8	R: 0 E: 0 K: 1 S: 5	H: 0 LOB: 0 BB: 0 P: 5	R: 0 E: 0 K: 0 S: 3	H: 0 LOB: 0 BB: 0 P: 3	1B: 4 2B: 3 3B: 0 HR: 2	SF: 0 SAC: 0 DP: 1 HBP: 0	WP: 0 PB: 0 SB: 0 CS: 0	PA: 35	
PITCHER	IP WLS BF H R ER SO BB IBB HBP BLK WP HR S P ERA WHIP	IP WLS BF H R ER SO BB IBB HBP BLK WP HR S P ERA WHIP	IP WLS BF H R ER SO BB IBB HBP BLK WP HR S P ERA WHIP	IP WLS BF H R ER SO BB IBB HBP BLK WP HR S P ERA WHIP	IP WLS BF H R ER SO BB IBB HBP BLK WP HR S P ERA WHIP	IP WLS BF H R ER SO BB IBB HBP BLK WP HR S P ERA WHIP	IP WLS BF H R ER SO BB IBB HBP BLK WP HR S P ERA WHIP	IP WLS BF H R ER SO BB IBB HBP BLK WP HR S P ERA WHIP	IP WLS BF H R ER SO BB IBB HBP BLK WP HR S P ERA WHIP	IP WLS BF H R ER SO BB IBB HBP BLK WP HR S P ERA WHIP	IP WLS BF H R ER SO BB IBB HBP BLK WP HR S P ERA WHIP	IP WLS BF H R ER SO BB IBB HBP BLK WP HR S P ERA WHIP	IP WLS BF H R ER SO BB IBB HBP BLK WP HR S P ERA WHIP	IP WLS BF H R ER SO BB IBB HBP BLK WP HR S P ERA WHIP	IP WLS BF H R ER SO BB IBB HBP BLK WP HR S P ERA WHIP	IP WLS BF H R ER SO BB IBB HBP BLK WP HR S P ERA WHIP	IP WLS BF H R ER SO BB IBB HBP BLK WP HR S P ERA WHIP	IP WLS BF H R ER SO BB IBB HBP BLK WP HR S P ERA WHIP	IP WLS BF H R ER SO BB IBB HBP BLK WP HR S P ERA WHIP	IP WLS BF H R ER SO BB IBB HBP BLK WP HR S P ERA WHIP	IP WLS BF H R ER SO BB IBB HBP BLK WP HR S P ERA WHIP



Batter	1	2	3	4	5	6	7	8	9	AB	R	H	RBI	BB	SO	LOB	TOP								
Don Blasingame, L (1,4) OBP: 0.304, SLG: 0.253	F8		G6-4-3 BB		3-1			HR		3	1	1	1	1	0	1	Washington Senators @ Detroit Tigers Tiger Stadium, Detroit, MI Sun Jul 28 1963, 4:38 AM EDT Att: 10,453 - Unknown								
Dick Phillips, L (1,3) OBP: 0.275, SLG: 0.314	P6		L9				L9	5-3		4	0	0	0	0	0	1									
Chuck Hinton, R (1,7) OBP: 0.336, SLG: 0.455	K		G6-4-3 1-2				4-3 1B	F8		4	0	1	0	0	1	1									
Jim King, L (1,9) OBP: 0.338, SLG: 0.500					F2		4-3	HR		4	2	2	1	0	0	1									
Don Lock, R (1,8) OBP: 0.333, SLG: 0.453	P4				K			1-3		3	0	0	0	1	1	1									
Don Zimmer, R (1,5) OBP: 0.299, SLG: 0.472	L9				K		4-3			4	0	0	0	0	1	3									
Ed Brinkman, R (1,6) OBP: 0.276, SLG: 0.315							6-3	F9		4	1	1	0	0	0	0									
Hobie Landrith, L (1,2) OBP: 0.282, SLG: 0.240					5-3			G3		4	0	1	2	0	0	0									
Bennie Daniels, L (1,1) OBP: 0.353, SLG: 0.214 Jim Duckworth, R (8,1)	4-3							6-3		3	0	1	0	0	0	1									
Inning Stats	R: 0 E: 0 K: 1 S: 5	H: 0 LOB: 0 BB: 0 P: 5	R: 2 E: 0 K: 0 S: 6	H: 3 LOB: 1 BB: 0 P: 6	R: 0 E: 0 K: 2 S: 2	H: 0 LOB: 0 BB: 1 P: 6	R: 0 E: 0 K: 2 S: 7	H: 0 LOB: 0 BB: 0 P: 7	R: 0 E: 0 K: 0 S: 4	H: 1 LOB: 1 BB: 0 P: 4	R: 0 E: 0 K: 0 S: 4	H: 1 LOB: 2 BB: 1 P: 8	R: 0 E: 0 K: 0 S: 3	H: 0 LOB: 0 BB: 0 P: 3	R: 2 E: 0 K: 0 S: 5	H: 2 LOB: 0 BB: 0 P: 5	R: 0 E: 0 K: 0 S: 3	H: 0 LOB: 0 BB: 0 P: 3	1B: 4 2B: 1 3B: 0 HR: 2	SF: 0 SAC: 0 DP: 1 HBP: 0	WP: 0 PB: 0 SB: 0 CS: 0	PA: 35			
PITCHER	IP	WLS	BF	H	R	ER	SO	BB	IBB	HBP	BLK	WP	HR	S	P	ERA	WHIP								
Phil Regan, R (1,1) ERA: 3.71	8.0	W	32	7	4	4	3	2	0	0	0	0	2	36	44	4.50	1.125								
Fred Gladding, R (9,1) ERA:	1.0	S	3	0	0	0	0	0	0	0	0	0	0	3	3	0.00	0.000								

Batter	1	2	3	4	5	6	7	8	9	AB	R	H	RBI	BB	SO	LOB	BOTTOM								
Bill Bruton, L (1,8) OBP: 0.317, SLG: 0.358	1B 1B BB	4-3			3-4-3 1B			F8		3	1	1	0	1	0	0	Washington Senators @ Detroit Tigers Tiger Stadium, Detroit, MI Sun Jul 28 1963, 4:38 AM EDT Att: 10,453 - Unknown								
Dick McAuliffe, L (1,6) OBP: 0.333, SLG: 0.387	1B 1-2 6-3 1B		3-1		3-4-3 1-2			G3		4	1	1	0	0	0	1									
Al Kaline, R (1,9) OBP: 0.386, SLG: 0.533	G3 1-3 2-H 1B		L6-3		L7			2B SF8 1B		4	2	2	1	0	0	1									
Rocky Colavito, R (1,7) OBP: 0.368, SLG: 0.435	6-3		5-3				P6	F2		4	0	0	1	0	0	2									
Norm Cash, L (1,3) OBP: 0.361, SLG: 0.450	G3				F8			HR		4	2	2	1	0	0	1									
Bubba Phillips, R (1,5) OBP: 0.275, SLG: 0.320							F7	3B 2B		3	1	2	1	1	0	0									
Don Wert, R (1,4) OBP: 0.339, SLG: 0.353 Gates Brown, L (8,PH) OBP: 0.303, SLG: 0.379 Fred Gladding, L (9,1)	3-H K				1-2 1B			SF8		2	0	1	0	1	1	1									
Bill Freehan, R (1,2) OBP: 0.352, SLG: 0.416			6-3		1-3 1B			3-H 2-H 3B		4	0	1	2	0	0	2									
Phil Regan, R (1,1) OBP: 0.250, SLG: 0.303 George Thomas, R (8,PH) OBP: 0.284, SLG: 0.361			F7		6-3			F8		3	0	0	0	0	0	0									
Inning Stats	R: 3 E: 0 K: 1 S: 8	H: 3 LOB: 1 BB: 1 P: 12	R: 0 E: 0 K: 0 S: 3	H: 0 LOB: 0 BB: 0 P: 3	R: 0 E: 0 K: 0 S: 3	H: 0 LOB: 0 BB: 0 P: 3	R: 0 E: 0 K: 0 S: 4	H: 2 LOB: 1 BB: 0 P: 4	R: 0 E: 0 K: 0 S: 4	H: 1 LOB: 1 BB: 0 P: 4	R: 1 E: 0 K: 0 S: 4	H: 1 LOB: 1 BB: 1 P: 8	R: 0 E: 0 K: 0 S: 3	H: 0 LOB: 0 BB: 0 P: 3	R: 3 E: 0 K: 0 S: 6	H: 3 LOB: 1 BB: 1 P: 10	R: 0 E: 0 K: 0 S: 6	H: 3 LOB: 1 BB: 1 P: 10	1B: 7 2B: 1 3B: 1 HR: 1	SF: 1 SAC: 0 DP: 0 HBP: 0	WP: 0 PB: 0 SB: 0 CS: 1	PA: 36			
PITCHER	IP	WLS	BF	H	R	ER	SO	BB	IBB	HBP	BLK	WP	HR	S	P	ERA	WHIP								
Bennie Daniels, R (1,1) ERA: 4.66	7.1	L	33	9	7	7	1	0	0	0	0	0	0	32	44	8.59	1.500								
Jim Duckworth, R (8,1) ERA: 4.66	0.2		3	1	0	0	0	0	0	0	0	0	0	3	3	0.00	1.500								



Batter	1	2	3	4	5	6	7	8	9	AB	R	H	RBI	BB	SO	LOB	TOP		
Jim Landis, R OBP: 0.334, SLG: 0.417 (1, 8)	0-3 K	0-0 FC5-4			0-0 F8			0-3 K		4	0	0	0	0	2	2			
Nelle Fox, L OBP: 0.316, SLG: 0.326 (1, 4)	0-0 1-3				0-0 F8			0-0 4-3		3	1	0	0	1	0	0			
Al Weis, S OBP: 0.316, SLG: 0.302 (9, 4)						4-0 1B 1B BB				0	0	0	0	0	0	0			
Floyd Robinson, L OBP: 0.355, SLG: 0.433 (1, 9)	0-0 1B 1B				0-0 P4			0-0 1B		4	0	3	0	0	0	0			
Pete Ward, L OBP: 0.343, SLG: 0.453 (1, 5)	0-0 1-3 1B				0-0 F8			0-0 3-6-3-4-3		4	0	1	0	0	0	3			
Dave Nicholson, R OBP: 0.337, SLG: 0.468 (1, 7)	0-3 K				0-0 P6			0-0 1B 1B		4	0	1	1	0	2	2			
Tom McCraw, L OBP: 0.271, SLG: 0.327 (1, 3)		0-0 L9			0-0 F8			0-0 3-H 1B		4	0	1	0	0	1	0			
Ron Hansen, R OBP: 0.314, SLG: 0.384 (1, 6)		0-0 6-3			0-0 F2			0-0 5-3		4	0	1	0	0	0	0			
J.C. Martin, L OBP: 0.259, SLG: 0.280 (1, 2)		4-0 FC5 BB			0-0 F9			0-3 K		3	0	0	0	1	1	1			
Joe Horlen, R OBP: 0.211, SLG: 0.211 (1, 1)		0-0 FC5 1-2			0-0 F9			0-0 6-3		3	0	0	0	0	0	1			
Inning Stats	R: 0 H: 2 E: 0 LOB: 2 K: 2 S: 9	H: 0 R: 1 ER: 1 SO: 4 BB: 0 IBB: 0 HBP: 0 BLK: 0 WP: 0 HR: 0 S: 37 P: 45	R: 0 H: 0 E: 0 LOB: 0 K: 0 S: 3	H: 0 R: 0 ER: 0 SO: 3 BB: 0 IBB: 0 HBP: 0 BLK: 0 WP: 0 HR: 0 S: 37 P: 45	R: 0 H: 0 E: 0 LOB: 0 K: 0 S: 3	R: 0 H: 0 E: 0 LOB: 0 K: 0 S: 3	R: 1 H: 3 E: 0 LOB: 2 K: 1 S: 4	H: 0 R: 0 ER: 0 SO: 5 BB: 0 IBB: 0 HBP: 0 BLK: 0 WP: 0 HR: 0 S: 8 P: 8	R: 0 H: 1 E: 0 LOB: 1 K: 1 S: 6	H: 1 R: 0 ER: 0 SO: 8 BB: 0 IBB: 0 HBP: 0 BLK: 0 WP: 0 HR: 0 S: 8 P: 8	1B: 7 2B: 1 3B: 0 HR: 0	SF: 0 SAC: 0 DP: 1 HBP: 0	WP: 0 PA: 35 PB: 0 SB: 0 CS: 0						
PITCHER	IP	WLS	BF	H	R	ER	SO	BB	IBB	HBP	BLK	WP	HR	S	P	ERA	WHIP		
Steve Ridzik, R ERA: 5.29 (1, 1)	8.0		31	6	1	1	4	2	0	0	0	0	0	37	45	1.12	1.000		
Ron Kline, R ERA: 2.91 (9, 1)	1.0	W	4	1	0	0	2	0	0	0	0	0	0	8	8	0.00	1.000		

Chicago White Sox @ Washington Senators
D.C. Stadium, Washington, DC
Mon Jul 29 1963, 7:05 PM EDT
Att: 4,769 - Unknown

AB 33
R 1
H 7
RBI 1
BB 2
SO 6
LOB 9



Batter	1	2	3	4	5	6	7	8	9	AB	R	H	RBI	BB	SO	LOB	BOTTOM		
Don Blasingame, L OBP: 0.302, SLG: 0.244 (1, 4)	0-0 F8		0-0 F7			4-0 BB		0-0 P6		3	0	0	0	1	0	0			
Jim King, L OBP: 0.333, SLG: 0.493 (1, 9)	0-0 F2				0-0 P4			0-0 4-3		4	0	0	0	0	0	1			
Chuck Hinton, R OBP: 0.337, SLG: 0.454 (1, 7)	0-0 P4				4-0 CS BB			0-0 F7		3	1	1	0	1	0	0			
Bobo Osborne, L OBP: 0.307, SLG: 0.390 (1, 3)		0-0 6-3			0-3 K			0-0 6-3		4	0	0	0	0	1	2			
Don Lock, R OBP: 0.338, SLG: 0.463 (1, 8)		4-0 WP BB			0-3 K			4-0 BB BB		2	1	1	2	2	1	0			
Don Zimmer, R OBP: 0.299, SLG: 0.465 (1, 5)		0-0 L7 1-2			0-0 P3			4-0 1-2 BB		2	0	0	0	1	0	1			
Ken Retzer, L OBP: 0.262, SLG: 0.271 (1, 2)		0-0 G3			0-0 F8			0-0 4-3		3	0	0	0	0	0	3			
Ed Brinkman, R OBP: 0.275, SLG: 0.313 (1, 6)					0-0 F9			0-0 5-3		2	0	0	0	0	0	0			
Dick Phillips, L OBP: 0.273, SLG: 0.312 (8, PH)								0-0 6-3		1	0	0	0	0	0	0			
Chuck Cottier, R OBP: 0.253, SLG: 0.319 (9, 6)								0-0 6-3		0	0	0	0	0	0	0			
Steve Ridzik, R OBP: 0.200, SLG: 0.600 (1, 1)					0-0 5-3			0-3 K		2	0	0	0	0	0	0			
Minnie Minoza, R OBP: 0.293, SLG: 0.299 (8, PH)								0-0 F9		1	0	0	0	0	1	0			
Ron Kline, R OBP: 0.200, SLG: 0.600 (9, 1)								0-0 K		0	0	0	0	0	0	0			
Inning Stats	R: 0 H: 0 E: 0 LOB: 0 K: 0 S: 3	H: 0 R: 2 ER: 2 SO: 3 BB: 1 IBB: 0 HBP: 0 BLK: 0 WP: 1 HR: 1 S: 33 P: 53	R: 0 H: 0 E: 0 LOB: 0 K: 0 S: 3	H: 0 R: 2 ER: 2 SO: 3 BB: 0 IBB: 0 HBP: 0 BLK: 0 WP: 1 HR: 1 S: 33 P: 53	R: 0 H: 0 E: 0 LOB: 0 K: 1 S: 4	R: 0 H: 0 E: 0 LOB: 0 K: 1 S: 5	R: 0 H: 0 E: 0 LOB: 1 K: 0 S: 3	H: 0 R: 0 ER: 0 SO: 11 BB: 2 IBB: 0 HBP: 0 BLK: 0 WP: 0 HR: 0 S: 8 P: 8	R: 0 H: 0 E: 0 LOB: 0 K: 1 S: 5	H: 2 R: 0 ER: 0 SO: 4 BB: 0 IBB: 0 HBP: 0 BLK: 0 WP: 0 HR: 1 S: 8 P: 8	1B: 1 2B: 0 3B: 0 HR: 1	SF: 0 SAC: 0 DP: 0 HBP: 0	WP: 1 PA: 32 PB: 0 SB: 0 CS: 1						
PITCHER	IP	WLS	BF	H	R	ER	SO	BB	IBB	HBP	BLK	WP	HR	S	P	ERA	WHIP		
Joe Horlen, R ERA: 3.88 (1, 1)	8.2	L	32	2	2	2	3	5	0	0	0	1	1	33	53	2.08	0.808		

Chicago White Sox @ Washington Senators
D.C. Stadium, Washington, DC
Mon Jul 29 1963, 7:05 PM EDT
Att: 4,769 - Unknown

AB 27
R 2
H 2
RBI 2
BB 5
SO 3
LOB 7



Batter	1	2	3	4	5	6	7	8	9	AB	R	H	RBI	BB	SO	LOB	TOP				
Mike Hershberger, R OBP: 0.354, SLG: 0.385 (1, 9)	0-3 K		0-0 G3 2-H 3-H 1B		0-0 F9		0-0 6-3	0-0 F7		5	0	1	2	0	1	2					
Nelle Fox, L OBP: 0.316, SLG: 0.328 (1, 4)	0-0 6-3		0-0 G3			0-0 1B HR	4-0 BB		0-3 K	4	1	1	0	1	1	1					
Dave Nicholson, R OBP: 0.341, SLG: 0.469 (1, 7)	0-0 BB 1B		0-0 5-3			0-0 HR 1B	4-0 BB		0-0 4-3	4	1	2	0	1	0	1					
Jim Lemon, R OBP: 0.314, SLG: 0.317 Tom McCraw, L OBP: 0.296, SLG: 0.324 (1, 3) (6, 3)	4-0 PO BB		0-0 P4			0-0 HR	0-3 K		0-0 4-3	2	1	1	3	1	0	1					
Jim Landis, R OBP: 0.330, SLG: 0.411 (1, 8)	0-0 PO	0-0 E5 G6-4-3		0-0 F8		0-0 F8	0-3 K			4	0	0	0	0	1	2					
Ron Hansen, R OBP: 0.313, SLG: 0.383 (1, 6)		0-0 G6-4-3 1-2f		0-0 L5		0-0 WP 1B		0-0 6-3		4	0	1	0	0	0	1					
Pete Ward, L OBP: 0.340, SLG: 0.448 (1, 5)		0-0 4-1		0-0 F8		0-0 F7 1-2		0-0 F8		4	0	0	0	0	0	1					
Cam Carreon, R OBP: 0.305, SLG: 0.326 (1, 2)			0-0 SH 1B		0-0 F8	4-0 BB		0-0 BB 1B		3	1	2	0	1	0	0					
Dave DeBusschere, R OBP: 0.133, SLG: 0.071 Jim Brosnan, R OBP: 0.222, SLG: 0.222 (1, 1) (9, 1)			0-0 SH 1B		0-0 K	0-3 6-3		4-0 BB		2	1	0	0	1	1	2					
										0	0	0	0	0	0	0					
Inning Stats	R: 0 E: 0 K: 1 S: 5	H: 1 LOB: 1 BB: 1 P: 9	R: 0 E: 1 K: 0 S: 3	H: 0 LOB: 0 BB: 0 P: 3	R: 2 E: 1 K: 0 S: 6	H: 2 LOB: 1 BB: 0 P: 6	R: 0 E: 0 K: 0 S: 3	H: 0 LOB: 0 BB: 0 P: 3	R: 0 E: 0 K: 1 S: 5	H: 0 LOB: 0 BB: 0 P: 5	R: 3 E: 0 K: 0 S: 7	H: 4 LOB: 2 BB: 1 P: 11	R: 0 E: 0 K: 2 S: 7	H: 0 LOB: 2 BB: 2 P: 15	R: 0 E: 0 K: 0 S: 4	H: 1 LOB: 2 BB: 1 P: 8	R: 0 E: 0 K: 1 S: 5	H: 0 LOB: 0 BB: 0 P: 5	1B: 6 2B: 1 3B: 0 HR: 1	SF: 0 SAC: 1 DP: 1 HBP: 0	WP: 1 PA: 41 CS: 0
PITCHER	IP WLS BF H R ER SO BB IBB HBP BLK WP HR S P ERA WHIP	IP WLS BF H R ER SO BB IBB HBP BLK WP HR S P ERA WHIP	IP WLS BF H R ER SO BB IBB HBP BLK WP HR S P ERA WHIP	IP WLS BF H R ER SO BB IBB HBP BLK WP HR S P ERA WHIP	IP WLS BF H R ER SO BB IBB HBP BLK WP HR S P ERA WHIP	IP WLS BF H R ER SO BB IBB HBP BLK WP HR S P ERA WHIP	IP WLS BF H R ER SO BB IBB HBP BLK WP HR S P ERA WHIP	IP WLS BF H R ER SO BB IBB HBP BLK WP HR S P ERA WHIP	IP WLS BF H R ER SO BB IBB HBP BLK WP HR S P ERA WHIP	IP WLS BF H R ER SO BB IBB HBP BLK WP HR S P ERA WHIP	IP WLS BF H R ER SO BB IBB HBP BLK WP HR S P ERA WHIP	IP WLS BF H R ER SO BB IBB HBP BLK WP HR S P ERA WHIP	IP WLS BF H R ER SO BB IBB HBP BLK WP HR S P ERA WHIP	IP WLS BF H R ER SO BB IBB HBP BLK WP HR S P ERA WHIP	IP WLS BF H R ER SO BB IBB HBP BLK WP HR S P ERA WHIP	IP WLS BF H R ER SO BB IBB HBP BLK WP HR S P ERA WHIP	IP WLS BF H R ER SO BB IBB HBP BLK WP HR S P ERA WHIP	IP WLS BF H R ER SO BB IBB HBP BLK WP HR S P ERA WHIP	IP WLS BF H R ER SO BB IBB HBP BLK WP HR S P ERA WHIP	IP WLS BF H R ER SO BB IBB HBP BLK WP HR S P ERA WHIP	IP WLS BF H R ER SO BB IBB HBP BLK WP HR S P ERA WHIP

Chicago White Sox @ Washington Senators
D.C. Stadium, Washington, DC
Tue Jul 30 1963, 7:05 PM EDT
Att: 7,826 - Unknown

livebaseballscorecards.com

AB 34
R 5
H 8
RBI 5
BB 5
SO 5
LOB 13



Batter	1	2	3	4	5	6	7	8	9	AB	R	H	RBI	BB	SO	LOB	BOTTOM				
Don Blasingame, L OBP: 0.313, SLG: 0.250 Chuck Cottler, R OBP: 0.295, SLG: 0.320 (1, 4) (6, 4)	4-0 1B BB		0-0 FC3-6 1B		0-0 2-3		0-0 F5		0-0 1B E	2	0	1	0	1	0	0					
Jim King, L OBP: 0.331, SLG: 0.487 (1, 9)	0-3 K		0-0 FC3-6 BB		0-3 K		0-0 P5		0-0 E 1B	5	0	1	0	0	2	4					
Chuck Hinton, R OBP: 0.340, SLG: 0.453 (1, 7)	0-0 FC6-4 1B		4-0 1-2 BB			4-0 BB		0-3 K	0-0 E4	3	0	1	0	2	1	1					
Bobo Osborne, L OBP: 0.306, SLG: 0.387 (1, 3)	0-3 K		0-0 4-3			0-0 F8		0-0 1B	0-3 K	5	0	1	0	0	2	7					
Don Lock, R OBP: 0.337, SLG: 0.460 (1, 8)	0-0 FC6-4			0-3 K		0-3 K		0-0 1B		4	0	1	0	0	2	3					
Don Zimmer, R OBP: 0.298, SLG: 0.459 (1, 5)		0-0 F7		0-0 WP 1B		0-0 F7		0-3 K		4	0	1	0	0	1	3					
Ken Retzer, L OBP: 0.262, SLG: 0.271 (1, 2)		0-0 F9		0-0 F8			0-0 BB 1B		0-0 4-3	4	0	1	0	0	0	3					
Ed Brinkman, R OBP: 0.272, SLG: 0.310 (1, 6)		0-3 K		0-0 P4			0-0 F8		0-0 6-3	4	0	0	0	0	1	2					
Don Rudolph, L OBP: 0.205, SLG: 0.222 Jim Duckworth, R (1, 1) (6, 1)			0-0 F8		0-0 5-3		4-0 BB		0-0 6-3	2	0	0	0	0	0	0					
Dick Phillips, L OBP: 0.277, SLG: 0.312 Pete Burnside, R OBP: 0.333, SLG: 0.200 Minnie Minoso, R OBP: 0.322, SLG: 0.297 (7, PH) (8, 1) (9, PH)								1-2 BB		0	0	0	0	0	0	0					
										0	0	0	0	0	0	0					
Inning Stats	R: 0 E: 0 K: 2 S: 8	H: 1 LOB: 2 BB: 1 P: 12	R: 0 E: 0 K: 1 S: 5	H: 0 LOB: 0 BB: 0 P: 5	R: 0 E: 0 K: 0 S: 4	H: 1 LOB: 2 BB: 1 P: 8	R: 0 E: 0 K: 1 S: 6	H: 1 LOB: 1 BB: 0 P: 6	R: 0 E: 0 K: 1 S: 5	H: 0 LOB: 0 BB: 0 P: 5	R: 0 E: 0 K: 1 S: 5	H: 0 LOB: 1 BB: 1 P: 9	R: 0 E: 0 K: 0 S: 4	H: 1 LOB: 2 BB: 1 P: 8	R: 0 E: 0 K: 2 S: 9	H: 2 LOB: 2 BB: 0 P: 9	R: 1 E: 1 K: 1 S: 8	H: 2 LOB: 2 BB: 0 P: 8	1B: 8 2B: 0 3B: 0 HR: 0	SF: 0 SAC: 0 DP: 0 HBP: 0	WP: 1 PA: 40 CS: 0
PITCHER	IP WLS BF H R ER SO BB IBB HBP BLK WP HR S P ERA WHIP	IP WLS BF H R ER SO BB IBB HBP BLK WP HR S P ERA WHIP	IP WLS BF H R ER SO BB IBB HBP BLK WP HR S P ERA WHIP	IP WLS BF H R ER SO BB IBB HBP BLK WP HR S P ERA WHIP	IP WLS BF H R ER SO BB IBB HBP BLK WP HR S P ERA WHIP	IP WLS BF H R ER SO BB IBB HBP BLK WP HR S P ERA WHIP	IP WLS BF H R ER SO BB IBB HBP BLK WP HR S P ERA WHIP	IP WLS BF H R ER SO BB IBB HBP BLK WP HR S P ERA WHIP	IP WLS BF H R ER SO BB IBB HBP BLK WP HR S P ERA WHIP	IP WLS BF H R ER SO BB IBB HBP BLK WP HR S P ERA WHIP	IP WLS BF H R ER SO BB IBB HBP BLK WP HR S P ERA WHIP	IP WLS BF H R ER SO BB IBB HBP BLK WP HR S P ERA WHIP	IP WLS BF H R ER SO BB IBB HBP BLK WP HR S P ERA WHIP	IP WLS BF H R ER SO BB IBB HBP BLK WP HR S P ERA WHIP	IP WLS BF H R ER SO BB IBB HBP BLK WP HR S P ERA WHIP	IP WLS BF H R ER SO BB IBB HBP BLK WP HR S P ERA WHIP	IP WLS BF H R ER SO BB IBB HBP BLK WP HR S P ERA WHIP	IP WLS BF H R ER SO BB IBB HBP BLK WP HR S P ERA WHIP	IP WLS BF H R ER SO BB IBB HBP BLK WP HR S P ERA WHIP	IP WLS BF H R ER SO BB IBB HBP BLK WP HR S P ERA WHIP	IP WLS BF H R ER SO BB IBB HBP BLK WP HR S P ERA WHIP

Chicago White Sox @ Washington Senators
D.C. Stadium, Washington, DC
Tue Jul 30 1963, 7:05 PM EDT
Att: 7,826 - Unknown

livebaseballscorecards.com

AB 36
R 1
H 8
RBI 0
BB 4
SO 9
LOB 25



Batter	1	2	3	4	5	6	7	8	9	AB	R	H	RBI	BB	SO	LOB	TOP										
Gary Geiger, L OBP: 0.348, SLG: 0.492 (1, 8)	0-0 1-3	0-3 K		4-0 S 1B BB		0-0 BB 1-2 1B		0-0 FC3-6 CS		4	1	1	0	1	1	1	Boston Red Sox @ Washington Senators D.C. Stadium, Washington, DC Fri Aug 02 1963, 7:05 PM EDT Unknown										
Chuck Schilling, R OBP: 0.319, SLG: 0.363 (1, 4)	0-0 2B 1B	0-3 K		0-0 F9		0-0 F8		0-0 CS	0-0 P6	5	0	1	0	0	1	3											
Carl Yastrzemski, L OBP: 0.424, SLG: 0.509 (1, 7)	0-0 1-3 2B		0-0 1B 1B	0-0 S 1B		4-0 1-2 2-3 BB			0-0 6-3	4	1	3	1	1	0	0											
Dick Stuart, R OBP: 0.314, SLG: 0.482 (1, 3)	0-0 P6		0-0 FC5 1B	0-3 K		0-0 F7			0-0 F8	5	0	1	0	0	1	6											
Roman Mejias, R OBP: 0.259, SLG: 0.362 (1, 9)	0-0 5-3		0-0 1-2 2-H 1B		0-0 5-3		0-0 5-3			4	0	1	1	0	0	2											
Frank Malzone, R OBP: 0.348, SLG: 0.457 (1, 5)		0-0 BB HR 1B	0-0 FC5	0-0 F7		0-0 4-3				4	1	1	0	0	0	2											
Eddie Bressoud, R OBP: 0.320, SLG: 0.422 (1, 6)		4-0 1-2 HR BB	0-3 K		0-0 6-3		0-3 K			3	1	0	0	1	2	2											
Bob Tillman, R OBP: 0.314, SLG: 0.376 (1, 2)		0-0 L7	0-0 5-3		4-0 BB 1B BB		0-3 K			3	0	0	0	1	1	4											
Earl Wilson, R OBP: 0.306, SLG: 0.404 (1, 1)		0-0 1-H 2-H HR		0-0 6-3		0-0 P3		0-0 FC3-6 1B		4	1	2	3	0	0	1											
Inning Stats	R: 0 E: 0 K: 0 S: 5	H: 2 LOB: 2 BB: 0 P: 5	R: 3 E: 0 K: 2 S: 9	H: 2 LOB: 0 BB: 1 P: 13	R: 1 E: 0 K: 1 S: 8	H: 3 LOB: 2 BB: 0 P: 8	R: 1 E: 0 K: 1 S: 6	H: 1 LOB: 1 BB: 1 P: 10	R: 0 E: 0 K: 0 S: 3	H: 0 LOB: 0 BB: 0 P: 3	R: 0 E: 0 K: 1 S: 5	H: 0 LOB: 0 BB: 0 P: 5	R: 0 E: 0 K: 1 S: 5	H: 1 LOB: 0 BB: 0 P: 5	R: 0 E: 0 K: 0 S: 3	H: 0 LOB: 0 BB: 0 P: 3	1B: 8 2B: 1 3B: 0 HR: 1	SF: 0 SAC: 0 DP: 0 HBP: 0	WP: 0 PB: 0 SB: 2 CS: 1	PA: 41							
PITCHER	IP	WLS	BF	H	R	ER	SO	BB	IBB	HBP	BLK	WP	HR	S	P	ERA	WHIP										
Bennie Daniels, R ERA: 4.9 (1, 1)	2.0	L	14	7	4	4	2	1	0	0	0	0	1	17	21	18.00	4.000										
Ed Roebuck, R ERA: 4.09 (3, 1)	4.0		17	2	1	1	2	3	0	0	0	0	0	18	30	2.25	1.250										
Pete Burnside, L ERA: 4.06 (7, 1)	1.0		3	0	0	0	1	0	0	0	0	0	0	5	5	0.00	0.000										
Ron Kline, R ERA: 2.75 (8, 1)	2.0		6	1	0	0	1	0	0	0	0	0	0	8	8	0.00	0.500										

Batter	1	2	3	4	5	6	7	8	9	AB	R	H	RBI	BB	SO	LOB	BOTTOM										
Don Blasingame, L OBP: 0.308, SLG: 0.250 (1, 4)	0-0 S 1B		0-0 F8		0-0 F9		0-0 FC4-6			4	0	1	0	0	0	5	Boston Red Sox @ Washington Senators D.C. Stadium, Washington, DC Fri Aug 02 1963, 7:05 PM EDT Unknown										
Dick Phillips, L OBP: 0.270, SLG: 0.301 (1, 3)	0-3 K			0-0 F8		0-0 F9		0-0 F3		4	0	0	0	0	1	1											
Chuck Hinton, R OBP: 0.336, SLG: 0.447 (1, 7)	0-0 1-3			0-0 6-3		0-0 F8		0-0 L7		4	0	0	0	0	0	1											
Jim King, L OBP: 0.329, SLG: 0.481 (1, 9)	0-0 F8			0-0 1-3		0-0 1B		0-0 6-3		4	0	1	0	0	0	1											
Don Lock, R OBP: 0.332, SLG: 0.452 (1, 8)		0-0 F8			0-0 E6 1B BB	0-0 F2		0-3 K		4	0	0	0	0	1	1											
Don Zimmer, R OBP: 0.302, SLG: 0.471 (1, 5)		0-0 F7			4-0 1-2 1B BB		0-0 F6		0-3 K	3	0	0	0	1	1	0											
Chuck Cottier, R OBP: 0.252, SLG: 0.315 (1, 6)		0-0 6-3			0-3 K		0-0 5-3		0-0 BB 1B	4	0	1	0	0	1	2											
Hobie Landrith, L OBP: 0.280, SLG: 0.233 (1, 2)			0-0 F7		0-0 F7		0-0 1B 1B		4-0 1-2 BB	3	0	1	0	1	0	2											
Bennie Daniels, L OBP: 0.353, SLG: 0.214 (1, 1)					0-0 5-3		0-0 FC4-6 1B		0-3 K	0	0	0	0	0	0	0											
Ed Roebuck, R OBP: 0.333, SLG: 0.333 (3, 1)										2	0	1	0	0	0	0											
Pete Burnside, R OBP: 0.333, SLG: 0.333 (7, 1)										0	0	0	0	0	0	0											
Bobo Osborne, L OBP: 0.302, SLG: 0.399 (7, PH)										1	0	1	0	0	0	0											
Ron Kline, R OBP: 0.302, SLG: 0.400 (8, 1)										0	0	0	0	0	0	0											
Minnie Minoso, R OBP: 0.321, SLG: 0.285 (8, PH)										1	0	0	0	0	1	2											
Inning Stats	R: 0 E: 0 K: 1 S: 6	H: 1 LOB: 1 BB: 0 P: 6	R: 0 E: 0 K: 0 S: 3	H: 0 LOB: 0 BB: 0 P: 3	R: 0 E: 0 K: 0 S: 3	H: 0 LOB: 0 BB: 0 P: 3	R: 0 E: 0 K: 0 S: 3	H: 0 LOB: 0 BB: 0 P: 3	R: 0 E: 0 K: 1 S: 7	H: 1 LOB: 3 BB: 1 P: 11	R: 0 E: 0 K: 0 S: 4	H: 1 LOB: 2 BB: 0 P: 4	R: 0 E: 0 K: 0 S: 5	H: 2 LOB: 2 BB: 0 P: 5	R: 0 E: 0 K: 0 S: 3	H: 0 LOB: 0 BB: 0 P: 3	R: 0 E: 0 K: 3 S: 10	H: 1 LOB: 2 BB: 1 P: 14	1B: 6 2B: 0 3B: 0 HR: 0	SF: 0 SAC: 0 DP: 0 HBP: 0	WP: 0 PB: 0 SB: 1 CS: 0	PA: 36					
PITCHER	IP	WLS	BF	H	R	ER	SO	BB	IBB	HBP	BLK	WP	HR	S	P	ERA	WHIP										
Earl Wilson, R ERA: 3.12 (1, 1)	9.0	W	36	6	0	0	5	2	0	0	0	0	0	44	52	0.00	0.889										

Batter	1	2	3	4	5	6	7	8	9	AB	R	H	RBI	BB	SO	LOB	TOP					
Gary Geiger, L (1, 8) OBP: 0.351, SLG: 0.490	4-0 BB		0-0 1B		0-0 L6		0-3 K			3	1	1	0	1	1	1	Boston Red Sox @ Washington Senators D.C. Stadium, Washington, DC Fri Aug 02 1963, 7:05 PM EDT Att: 7,363 - Unknown					
Chuck Schilling, R (1, 4) OBP: 0.321, SLG: 0.362	0-0 P4		0-0 CS		4-0 BB			0-0 6-3		3	0	1	1	1	0	1						
Carl Yastrzemski, L (1, 7) OBP: 0.420, SLG: 0.504	0-0 F5		0-0 CS	0-0 4-3	0-0 4-3			0-0 3-1		4	0	0	0	0	0	3						
Dick Stuart, R (1, 3) OBP: 0.313, SLG: 0.480	0-0 F7			0-3 K		0-0 5-3		0-0 1B		4	0	1	0	0	1	1						
Roman Mejias, R (1, 9) OBP: 0.259, SLG: 0.372		0-3 K		0-0 E6		0-0 HR		0-0 F8		4	1	1	1	0	1	1						
Frank Malzone, R (1, 5) OBP: 0.345, SLG: 0.453		0-0 6-3		0-0 6-3		0-3 K		0-0 5-3		4	0	0	0	0	1	1						
Eddie Bressoud, R (1, 6) OBP: 0.319, SLG: 0.423		0-3 K			0-0 2B		0-0 5-3		0-0 F8		4	1	1	0	0	1						
Russ Nixon, L (1, 2) OBP: 0.323, SLG: 0.416			0-3 K		0-0 FC1-5		0-0 4-3		0-0 6-3		4	0	1	1	0	1						
Dave Morehead, R (1, 1) OBP: 0.086, SLG: 0.086			0-0 F8		0-0 FC1-5		0-0 5-3			2	0	0	0	0	0	1						
Jack Lamabe, R (6, 1) Dick Radatz, R (7, 1) OBP: 0.043, SLG: 0.087					2-3					1	0	0	0	0	0	0						
Inning Stats	R: 0 E: 0 K: 0 S: 3	H: 0 LOB: 1 BB: 1 P: 7	R: 0 E: 0 K: 2 S: 7	H: 0 LOB: 0 BB: 0 P: 7	R: 1 E: 0 K: 1 S: 6	H: 2 LOB: 0 BB: 0 P: 6	R: 0 E: 1 K: 1 S: 6	H: 0 LOB: 1 BB: 0 P: 6	R: 1 E: 0 K: 0 S: 5	H: 2 LOB: 2 BB: 1 P: 9	R: 1 E: 0 K: 1 S: 6	H: 1 LOB: 0 BB: 0 P: 6	R: 0 E: 0 K: 1 S: 5	H: 0 LOB: 0 BB: 0 P: 5	R: 0 E: 0 K: 0 S: 4	H: 1 LOB: 1 BB: 0 P: 4	R: 0 E: 0 K: 0 S: 3	H: 0 LOB: 0 BB: 0 P: 3	1B: 3 2B: 2 3B: 0 HR: 1	SF: 0 SAC: 0 DP: 0 HBP: 0	WP: 0 PB: 0 SB: 2 CS: 1	PA: 36
PITCHER	IP WLS BF H R ER SO BB IBB HBP BLK WP HR S P ERA WHIP	7.0 W 28 5 3 3 6 2 0 0 0 0 1 38 46 3.86 1.000	2.0 S 7 1 0 0 0 0 0 0 0 0 0 0 7 7 0.00 0.500	PITCHER																		

AB	33
R	3
H	6
RBI	3
BB	2
SO	6
LOB	9




Batter	1	2	3	4	5	6	7	8	9	AB	R	H	RBI	BB	SO	LOB	BOTTOM		
Don Blasingame, L (1, 4) OBP: 0.321, SLG: 0.260	0-0 P6		4-0 BB		0-0 WP		0-0 3B	0-0 4-3		4	1	2	0	1	0	0	Boston Red Sox @ Washington Senators D.C. Stadium, Washington, DC Fri Aug 02 1963, 7:05 PM EDT Att: 7,363 - Unknown		
Jim King, L (1, 9) OBP: 0.328, SLG: 0.484	0-0 4-3		0-0 L9		0-3 K		0-0 SF9			4	1	1	2	0	1	2			
Chuck Hinton, R (1, 7) OBP: 0.333, SLG: 0.443	0-0 F9		0-0 L4		0-0 6-3		0-0 SF9			3	0	0	1	0	0	2			
Bobo Osborne, L (1, 3) OBP: 0.315, SLG: 0.394		0-0 F8		0-0 1B		4-0 1B	0-0 BB	0-0 1B		3	1	2	0	1	0	0			
Don Lock, R (1, 8) OBP: 0.337, SLG: 0.452		0-0 5-3		4-0 BB		0-0 G4-6-3	4-0 1B	4-0 BB		2	0	1	0	2	0	0			
Don Zimmer, R (1, 5) OBP: 0.307, SLG: 0.469		4-0 1B		0-3 K		0-0 P4	0-0 1B	0-0 1B		3	0	1	1	1	1	4			
Ken Retzer, L (1, 2) OBP: 0.262, SLG: 0.270		0-0 1B		0-0 F9		0-0 G4-6-3	0-0 P6			4	0	1	0	0	0	6			
Chuck Cottier, R (1, 6) OBP: 0.252, SLG: 0.312		0-3 K		0-0 F4			4-0 1B	0-3 K		3	1	0	0	1	2	4			
Steve Ridzik, R (1, 1) Dick Phillips, L (7, PH) Bennie Daniels, L (8, 1) OBP: 0.343, SLG: 0.207			0-3 K		0-0 F9		0-0 L7	0-3 K		2	0	0	0	0	1	0			
Inning Stats	R: 0 E: 0 K: 0 S: 3	H: 0 LOB: 0 BB: 0 P: 3	R: 0 E: 0 K: 1 S: 6	H: 1 LOB: 1 BB: 1 P: 10	R: 0 E: 0 K: 1 S: 5	H: 0 LOB: 1 BB: 1 P: 9	R: 0 E: 0 K: 1 S: 6	H: 1 LOB: 2 BB: 1 P: 10	R: 0 E: 0 K: 0 S: 3	H: 1 LOB: 1 BB: 1 P: 7	R: 4 E: 0 K: 0 S: 7	H: 4 LOB: 2 BB: 2 P: 15	R: 0 E: 0 K: 2 S: 7	H: 0 LOB: 0 BB: 0 P: 7	1B: 7 2B: 0 3B: 1 HR: 0	SF: 1 SAC: 0 DP: 1 HBP: 0		WP: 1 PB: 0 SB: 0 CS: 0	PA: 37
PITCHER	IP WLS BF H R ER SO BB IBB HBP BLK WP HR S P ERA WHIP	5.0 L 23 4 0 0 4 1 0 0 0 0 5 9 20.25 2.250	1.1 L 8 2 1 1 2 1 0 0 0 0 0 11 15 5.40 1.800	PITCHER															


AB	30
R	4
H	8
RBI	4
BB	6
SO	6
LOB	19



Batter	1	2	3	4	5	6	7	8	9	AB	R	H	RBI	BB	SO	LOB	TOP					
Gary Geiger, L (1, 8) OBP: 0.352, SLG: 0.488	0-0 BB 2B 1B	0-3 K					0-0 F7		0-0 F8	5	2	2	0	0	1	3	Boston Red Sox @ Washington Senators D.C. Stadium, Washington, DC Sat Aug 03 1963, 7:05 PM EDT Att: 4,709 - Unknown livebaseballscorecards.com					
Chuck Schilling, R (1, 4) OBP: 0.320, SLG: 0.360	0-3 K		0-0 6-3		4-0 1B 1-2 SF8 BB		0-0 F8			3	1	0	0	1	1	2						
Carl Yastrzemski, L (1, 7) OBP: 0.423, SLG: 0.505	4-0 2B 1-2 BB		0-0 1-3		0-0 1B 1-3 2-H		0-0 CS 1B			3	0	2	2	1	0	0						
Frank Maltzone, R (1, 5) OBP: 0.342, SLG: 0.449	0-0 F3		0-0 F9		0-0 SF8		0-0 CS 1B	0-0 F2		3	0	0	1	0	0	2						
Roman Mejias, R (1, 9) OBP: 0.259, SLG: 0.374	0-0 1-3 2-H 2B		0-0 L5		0-0 G3			0-0 F7		4	0	1	1	0	0	1						
Dick Stuart, R (1, 3) OBP: 0.313, SLG: 0.478	0-3 K		0-0 P4		0-0 L3 1B			0-0 6-3		4	0	1	0	0	1	2						
Eddie Bressoud, R (1, 6) OBP: 0.316, SLG: 0.418		0-0 P4		0-0 E6		0-0 L3		0-0 F7		4	0	0	0	0	0	1						
Russ Nixon, L (1, 2) OBP: 0.321, SLG: 0.409		4-0 SH1-4 BB		0-0 P6		0-0 F8		0-0 F7		3	0	0	0	1	0	1						
Bill Monbouquette, R (1, 1) OBP: 0.169, SLG: 0.129		0-0 SH1-4			4-0 BB 1B BB		0-0 F9		0-0 1B	1	1	0	0	1	0	0						
Arnold Earley, L (7, 1) OBP: 0.256, SLG: 0.357										0	0	0	0	0	0	0						
Dick Williams, R (9, PH) OBP: 0.365, SLG: 0.419										1	0	1	0	0	0	0						
Inning Stats	R: 1 E: 0 K: 2 S: 9	H: 2 LOB: 2 BB: 1 P: 13	R: 0 E: 0 K: 1 S: 5	H: 0 LOB: 1 BB: 1 P: 9	R: 0 E: 0 K: 0 S: 3	H: 0 LOB: 0 BB: 0 P: 3	R: 0 E: 1 K: 0 S: 4	H: 0 LOB: 1 BB: 0 P: 4	R: 2 E: 0 K: 0 S: 4	H: 1 LOB: 1 BB: 2 P: 12	R: 0 E: 0 K: 0 S: 3	H: 1 LOB: 0 BB: 0 P: 3	R: 1 E: 0 K: 0 S: 4	H: 2 LOB: 0 BB: 0 P: 4	R: 0 E: 0 K: 0 S: 3	H: 0 LOB: 0 BB: 0 P: 3	R: 0 E: 0 K: 0 S: 4	H: 1 LOB: 1 BB: 0 P: 4	1B: 6 2B: 2 3B: 0 HR: 0	SF: 1 SAC: 1 DP: 1 HBP: 0	WP: 0 PB: 0 SB: 1 CS: 1	PA: 38
PITCHER	IP WLS BF H R ER SO BB IBB HBP BLK WP HR S P ERA WHIP	IP WLS BF H R ER SO BB IBB HBP BLK WP HR S P ERA WHIP																				
Jim Duckworth, R (1, 1) ERA: 4.65	7.0 W 30 6 4 4 3 4 0 0 0 0 0 0 32 48 5.14 1.429																					
Ron Kline, R (8, 1) ERA: 2.65	2.0 S 7 1 0 0 0 0 0 0 0 0 0 0 7 7 0.00 0.500																					

Batter	1	2	3	4	5	6	7	8	9	AB	R	H	RBI	BB	SO	LOB	BOTTOM			
Don Blasingame, L (1, 4) OBP: 0.306, SLG: 0.300	0-0 6-3		0-0 1B 3B		0-0 FC4-6 1B		0-0 BB 1-3 1B			4	1	3	2	0	0	0	Boston Red Sox @ Washington Senators D.C. Stadium, Washington, DC Sat Aug 03 1963, 7:05 PM EDT Att: 4,709 - Unknown livebaseballscorecards.com			
Jim King, L (1, 9) OBP: 0.324, SLG: 0.478	0-0 P4		0-3 K		0-0 FC4-6		0-0 1-3			4	0	0	0	0	1	4				
Chuck Hinton, R (1, 7) OBP: 0.337, SLG: 0.444	0-0 F9		0-0 1B		4-0 FC6-4 BB		4-0 BB IBB			2	0	1	1	2	0	0				
Bobo Osborne, L (1, 3) OBP: 0.314, SLG: 0.390		0-0 F9	0-3 K		0-3 K		4-0 1-2 2-3 3-H BB			3	0	0	1	1	2	2				
Don Lock, R (1, 8) OBP: 0.333, SLG: 0.447		0-0 1-3		0-3 K		0-3 K	0-0 P4			4	0	0	0	0	2	4				
Don Zimmer, R (1, 5) OBP: 0.306, SLG: 0.459		0-0 F9		0-0 5-3		0-0 FC6-4		4-0 S BB		3	0	0	0	1	0	1				
Ken Retzer, L (1, 2) OBP: 0.270, SLG: 0.279			0-0 SH1-4 PB 1B		0-0 F9		0-0 E SH3-4 1B 1B			3	1	2	0	0	0	0				
Tom Cheney, R (7, PR) OBP: 0.091, SLG: 0.091										0	1	0	0	0	0	0				
Ron Kline, R (8, 1) OBP: 0.167, SLG: 0.500										1	0	0	0	0	1	1				
Chuck Cottier, R (1, 6) OBP: 0.253, SLG: 0.312			0-0 PB SH1-4 3B 1B		0-3 K		0-0 SH3-4	0-3 K		3	1	1	0	0	2	1				
Jim Duckworth, R (1, 1) OBP: 0.310, SLG: 0.391			0-0 SH1-4		0-3 K		0-0 E3 1-3 1B BB	0-0 P1		1	0	0	0	0	1	0				
Dick Phillips, L (7, PH) OBP: 0.268, SLG: 0.299										0	0	0	0	0	0	0				
Don Leppert, R (7, PH) OBP: 0.310, SLG: 0.391										2	1	0	0	0	0	3				
Inning Stats	R: 0 E: 0 K: 0 S: 3	H: 0 LOB: 0 BB: 0 P: 3	R: 0 E: 0 K: 0 S: 3	H: 0 LOB: 0 BB: 0 P: 3	R: 3 E: 0 K: 2 S: 11	H: 4 LOB: 1 BB: 0 P: 11	R: 0 E: 0 K: 1 S: 5	H: 0 LOB: 0 BB: 0 P: 5	R: 0 E: 0 K: 2 S: 8	H: 1 LOB: 1 BB: 0 P: 8	R: 0 E: 0 K: 2 S: 7	H: 0 LOB: 1 BB: 1 P: 11	R: 2 E: 1 K: 0 S: 6	H: 2 LOB: 3 BB: 2 P: 14	R: 0 E: 0 K: 2 S: 7	H: 0 LOB: 1 BB: 1 P: 11	1B: 6 2B: 0 3B: 1 HR: 0	SF: 0 SAC: 2 DP: 0 HBP: 0	WP: 0 PB: 1 SB: 1 CS: 0	PA: 36
PITCHER	IP WLS BF H R ER SO BB IBB HBP BLK WP HR S P ERA WHIP	IP WLS BF H R ER SO BB IBB HBP BLK WP HR S P ERA WHIP																		
Bill Monbouquette, R (1, 1) ERA: 3.21	6.1 L 26 6 5 4 7 1 0 0 0 0 0 0 11 23 0.00 1.105																			
Arnold Earley, L (7, 1) ERA: 4.6	1.2 L 10 1 0 0 2 2 1 0 0 0 0 0 11 23 0.00 1.800																			

Batter	1	2	3	4	5	6	7	8	9	AB	R	H	RBI	BB	SO	LOB	TOP								
Felix Mantilla, R OBP: 0.242, SLG: 0.226 (1, 6)	0-0 5-3	0-0 1B		0-0 L7		0-0 1B		0-0 5-3		5	0	2	2	0	0	1	Boston Red Sox @ Washington Senators D.C. Stadium, Washington, DC Sun Aug 04 1963, 3:33 AM EDT Att: 7,237 - Unknown AB 37 R 5 H 11 RBI 5 BB 3 SO 5 LOB 22 								
Dick Williams, R OBP: 0.356, SLG: 0.405 (1, 5)	0-0 F7	0-0 F2		0-0 L9		0-0 1B		0-0 6-3		5	0	1	0	0	0	3									
Carl Yastrzemski, L OBP: 0.423, SLG: 0.503 (1, 7)	0-0 FC6-4 1B		0-0 3-1	0-3 K		4-0 FC6-4 1B SF9 BB		0-0 4-3		4	1	1	0	1	1	1									
Roman Mejias, R OBP: 0.264, SLG: 0.375 (1, 8)	0-0 FC6-4 1-2		0-0 E5 FC 1B		0-0 F5		0-0 FC6-4 1B	4-0 G6-4-3 BB		4	1	2	0	1	0	1									
Lou Clinton, R OBP: 0.272, SLG: 0.398 (1, 9)		0-0 E6 BB HBP 1B	0-0 FC 1B 2-3		0-3 K		0-0 FC6-4 1B 2B	0-0 G6-4-3 BB		5	2	0	0	0	1	4									
Gary Geiger, L OBP: 0.353, SLG: 0.486 (1, 3)		1-0 BB HBP 1B	0-0 1B		0-3 K		0-0 SF9	0-0 F7		3	1	1	2	0	1	0									
Billy Gardner, R OBP: 0.348, SLG: 0.333 (1, 4)		0-3 K	0-3 K			0-0 6-3	0-0 2B 1B			4	0	1	0	0	2	4									
Bob Tillman, R OBP: 0.321, SLG: 0.385 (1, 2)		4-0 1B BB 2-3	0-0 P4			0-0 FC3-6 1B	0-0 2B			3	0	2	1	1	0	2									
Bob Turley, R OBP: 0.188, SLG: 0.313 Wilbur Wood, R (6, 1)		0-0 P4		0-0 WP 1B		0-0 FC3-6 1B	0-0 F8			3	0	1	0	0	0	4									
Russ Nixon, L OBP: 0.320, SLG: 0.407 Jack Lamabe, R (7, 1)						1-2 1B				0	0	0	0	0	0	0									
Inning Stats	R: 0 E: 0 K: 0 S: 4	H: 1 LOB: 1 BB: 0 P: 4	R: 2 E: 1 K: 1 S: 7	H: 1 LOB: 2 BB: 1 P: 12	R: 1 E: 1 K: 1 S: 8	H: 2 LOB: 2 BB: 0 P: 8	R: 0 E: 0 K: 1 S: 6	H: 1 LOB: 1 BB: 0 P: 6	R: 0 E: 0 K: 2 S: 7	H: 0 LOB: 0 BB: 0 P: 7	R: 0 E: 0 K: 0 S: 5	H: 3 LOB: 2 BB: 0 P: 5	R: 2 E: 0 K: 0 S: 6	H: 3 LOB: 2 BB: 1 P: 10	R: 0 E: 0 K: 0 S: 3	H: 0 LOB: 0 BB: 0 P: 3	R: 0 E: 0 K: 0 S: 2	H: 0 LOB: 0 BB: 1 P: 6	1B: 10 2B: 1 3B: 0 HR: 0	SF: 1 SAC: 0 DP: 1 HBP: 1	WP: 1 PB: 0 SB: 0 CS: 0	PA: 42			
PITCHER	IP	WLS	BF	H	R	ER	SO	BB	IBB	HBP	BLK	WP	HR	S	P	ERA	WHIP								
Don Rudolph, L ERA: 3.89 (1, 1)	6.0	W	29	8	3	0	5	1	0	1	0	1	0	37	42	0.00	1.500								
Pete Burnside, L ERA: 4.46 (7, 1)	0.2		5	2	2	2	0	1	0	0	0	0	0	4	8	27.00	4.500								
Ed Roebuck, R ERA: 3.86 (7, 1)	2.1	S	8	1	0	0	0	1	0	0	0	0	0	7	11	0.00	0.857								

Batter	1	2	3	4	5	6	7	8	9	AB	R	H	RBI	BB	SO	LOB	BOTTOM								
Don Blasingame, L OBP: 0.331, SLG: 0.288 (1, 4)	0-3 K	4-0 BB			0-0 3-1	0-0 4-3		0-0 E1		4	0	0	0	1	1	0	Boston Red Sox @ Washington Senators D.C. Stadium, Washington, DC Sun Aug 04 1963, 3:33 AM EDT Att: 7,237 - Unknown AB 34 R 7 H 12 RBI 7 BB 2 SO 6 LOB 12 								
Jim King, L OBP: 0.328, SLG: 0.503 (1, 9)	0-0 HR	0-0 F3			0-0 1B 2B	0-0 HR		0-0 G3		5	3	3	2	0	0	3									
Chuck Hinton, R OBP: 0.340, SLG: 0.447 (1, 7)	0-0 1B		0-0 1-3 1B		0-0 2H 1B	0-0 F8				4	0	3	1	0	0	0									
Bobo Osborne, L OBP: 0.313, SLG: 0.386 (1, 3)	0-0 F9		0-0 F5		0-3 K		4-0 SH1-3 BB			3	1	0	0	1	1	3									
Don Lock, R OBP: 0.333, SLG: 0.446 (1, 8)	0-0 1B		0-0 1-3		0-0 F7		0-0 SH1-3			3	0	1	0	0	0	2									
Don Zimmer, R OBP: 0.311, SLG: 0.460 (1, 5)	0-0 F7		0-3 K			0-0 SH2-4 HR 1B	0-0 L4-3 1B			4	1	2	1	0	1	3									
Ken Retzer, L OBP: 0.266, SLG: 0.275 Don Leppert, R OBP: 0.312, SLG: 0.392 (6, PH) (7, 2)		0-0 F9		0-0 F8		0-0 SH2-4 HR 1B	0-0 L4-3			2	0	0	0	0	0	0									
Chuck Cottier, R OBP: 0.250, SLG: 0.309 (1, 6)		0-3 K		0-3 K		0-0 SH2-4		0-3 K		3	0	0	0	0	3	0									
Don Rudolph, L OBP: 0.220, SLG: 0.237 Minnie Minoza, R OBP: 0.323, SLG: 0.312 Pete Burnside, R OBP: 0.333, SLG: 0.200 Ed Roebuck, R OBP: 0.286, SLG: 0.286 (7, 1)		0-0 F9		0-0 F8		0-0 HR	0-0 6-3			2	0	1	0	0	0	0									
Inning Stats	R: 1 E: 0 K: 1 S: 8	H: 3 LOB: 2 BB: 0 P: 8	R: 0 E: 0 K: 1 S: 6	H: 1 LOB: 1 BB: 1 P: 10	R: 0 E: 0 K: 1 S: 5	H: 0 LOB: 0 BB: 0 P: 5	R: 1 E: 0 K: 1 S: 7	H: 2 LOB: 1 BB: 0 P: 7	R: 4 E: 0 K: 0 S: 7	H: 4 LOB: 0 BB: 0 P: 7	R: 1 E: 0 K: 0 S: 3	H: 1 LOB: 0 BB: 1 P: 7	R: 0 E: 1 K: 1 S: 6	H: 0 LOB: 1 BB: 0 P: 6	R: 0 E: 0 K: 0 S: 3	H: 0 LOB: 0 BB: 0 P: 6		1B: 8 2B: 2 3B: 0 HR: 3	SF: 0 SAC: 2 DP: 1 HBP: 0	WP: 0 PB: 0 SB: 1 CS: 0	PA: 38				
PITCHER	IP	WLS	BF	H	R	ER	SO	BB	IBB	HBP	BLK	WP	HR	S	P	ERA	WHIP								
Bob Turley, R ERA: 3.78 (1, 1)	5.0		24	8	3	3	5	1	0	0	0	0	0	33	37	5.40	1.800								
Wilbur Wood, L ERA: 4.33 (6, 1)	1.0	L	6	3	3	3	0	0	0	0	0	0	2	6	6	27.00	3.000								
Jack Lamabe, R ERA: 3.49 (7, 1)	2.0		8	1	1	1	1	1	0	0	0	0	0	9	13	4.50	1.000								

Batter	1	2	3	4	5	6	7	8	9	AB	R	H	RBI	BB	SO	LOB	TOP					
Phil Linz, R OBP: 0.325, SLG: 0.352 (1, 6)	4-0 HR BB		0-0 F8	0-0 F9			0-0 E5		0-0 L5	4	1	0	0	1	0	2						
Bobby Richardson, R OBP: 0.306, SLG: 0.347 (1, 4)	0-0 F9		0-0 HR				0-0 L7		0-0 6-3	5	1	1	1	0	0	3						
Tom Tresh, S OBP: 0.373, SLG: 0.508 (1, 8)	0-0 HR		4-0 FC4-6 BB				4-0 5-3		4-0 FC6-4 BB	2	1	1	2	2	0	0						
Joe Pepitone, L OBP: 0.307, SLG: 0.466 (8, 3)	0-0 3-1		0-0 FC4-6 3B				0-0 F9		0-0 F7	4	1	0	0	0	0	4						
Elston Howard, R OBP: 0.330, SLG: 0.541 (1, 2)	0-0 1B		0-0 3B				0-0 HR		0-0 FC6-4	4	1	3	2	0	0	3						
Harry Bright, R OBP: 0.331, SLG: 0.479 Roger Maris, L OBP: 0.341, SLG: 0.566 (8, PH) (8, 9)	0-0 F9		0-0 6-3				0-0 6-3		0-0 1-3	3	0	0	0	0	0	2						
Hector Lopez, R OBP: 0.294, SLG: 0.403 (1, 7)			0-0 4-3				0-0 F8		0-3 K	4	0	0	0	0	2	0						
Clete Boyer, R OBP: 0.304, SLG: 0.386 (1, 5)			0-0 F3				0-0 E6		0-0 6-3	4	0	0	0	0	0	0						
Whitey Ford, L OBP: 0.217, SLG: 0.234 Tony Kubek, L OBP: 0.277, SLG: 0.316 Bill Kunkel, R OBP: 0.333, SLG: 0.333 Johnny Blanchard, L OBP: 0.306, SLG: 0.495 (7, PH) (7, 1) (8, PH) (9, PH)			0-0 4-3				0-0 B1		4-0 BB	2	0	0	0	0	0	1						
Inning Stats	R: 2 E: 0 K: 0 S: 5	H: 2 LOB: 1 BB: 1 P: 9	R: 0 E: 0 K: 0 S: 3	H: 0 LOB: 0 BB: 0 P: 3	R: 2 E: 0 K: 0 S: 5	H: 2 LOB: 1 BB: 1 P: 9	R: 0 E: 1 K: 0 S: 4	H: 0 LOB: 1 BB: 0 P: 4	R: 0 E: 0 K: 0 S: 3	H: 0 LOB: 0 BB: 0 P: 3	R: 1 E: 0 K: 1 S: 6	H: 1 LOB: 0 BB: 0 P: 6	R: 0 E: 1 K: 0 S: 4	H: 0 LOB: 3 BB: 2 P: 12	R: 0 E: 0 K: 1 S: 5	H: 0 LOB: 0 BB: 0 P: 5	R: 0 E: 0 K: 0 S: 3	H: 0 LOB: 0 BB: 0 P: 3	1B: 1 2B: 0 3B: 1 HR: 3	SF: 0 SAC: 0 DP: 0 HBP: 0	WP: 0 PB: 0 SB: 0 CS: 0	PA: 38
PITCHER	IP WLS BF H R ER SO BB IBB HBP BLK WP HR S P ERA WHIP	IP WLS BF H R ER SO BB IBB HBP BLK WP HR S P ERA WHIP															IP WLS BF H R ER SO BB IBB HBP BLK WP HR S P ERA WHIP					
Claude Osteen, L ERA: 3.54 Ed Roebuck, R ERA: 3.62	(1, 1) (7, 1)	6.0 W 27 5 5 5 1 3 0 0 0 0 3 26 38 7.50 1.333	(7, 1)	3.0 S 11 0 0 0 1 1 0 0 0 0 0 0 12 16 0.00 0.333																		

New York Yankees @ Washington Senators
D.C. Stadium, Washington, DC
Tue Aug 06 1963, 7:05 PM EDT
Unknown

livebaseballscores.com

AB	34
R	5
H	5
RBI	5
BB	4
SO	2
LOB	15




Batter	1	2	3	4	5	6	7	8	9	AB	R	H	RBI	BB	SO	LOB	BOTTOM			
Ed Brinkman, R OBP: 0.274, SLG: 0.315 (1, 6)	0-0 F9 1B		0-0 5-3				0-0 F9			4	0	2	0	0	0	0				
Minnie Minoso, R OBP: 0.320, SLG: 0.308 Jim King, L OBP: 0.327, SLG: 0.502 (7, PH) (8, 9)	0-0 F9		0-0 F8				0-0 F7			3	0	0	1	0	0	2				
Chuck Hinton, R OBP: 0.340, SLG: 0.452 (1, 9) (8, 7)	0-0 IHR		0-3 K2-3				0-0 F2			4	1	1	1	0	1	1				
Don Leppert, R OBP: 0.316, SLG: 0.395 (1, 2)	0-0 HR 1B						0-0 6-3		0-3 K	4	1	2	0	0	1	0				
Don Lock, R OBP: 0.332, SLG: 0.452 (1, 8)	0-0 HR						0-3 K		0-0 L7	4	1	1	2	0	2	1				
Don Zimmer, R OBP: 0.309, SLG: 0.461 (1, 5)	0-0 5-3						0-0 6-3		0-0 5-3	4	1	1	0	0	0	0				
Bobo Osborne, L OBP: 0.311, SLG: 0.382 (1, 3)			0-0 F2				0-0 K		0-0 FC3 HR	3	1	0	0	0	1	2				
Chuck Cottier, R OBP: 0.254, SLG: 0.335 (1, 4)	0-0 F8						0-0 HR		0-0 HR	3	2	2	4	0	0	0				
Claude Osteen, L OBP: 0.188, SLG: 0.152 Ed Roebuck, R OBP: 0.286, SLG: 0.286 (7, 1)	0-0 5-3						0-0 2B 5-3 1B		0-0 6-3	3	1	1	0	0	0	0				
Inning Stats	R: 3 E: 0 K: 0 S: 6	H: 4 LOB: 0 BB: 0 P: 6	R: 0 E: 0 K: 0 S: 3	H: 0 LOB: 0 BB: 0 P: 3	R: 0 E: 0 K: 1 S: 5	H: 0 LOB: 0 BB: 0 P: 5	R: 0 E: 0 K: 1 S: 5	H: 0 LOB: 0 BB: 0 P: 5	R: 2 E: 0 K: 1 S: 8	H: 3 LOB: 1 BB: 0 P: 8	R: 3 E: 0 K: 1 S: 8	H: 3 LOB: 0 BB: 0 P: 8	R: 0 E: 0 K: 0 S: 3	H: 0 LOB: 0 BB: 0 P: 3	R: 0 E: 0 K: 1 S: 5	H: 0 LOB: 0 BB: 0 P: 5	1B: 4 2B: 2 3B: 0 HR: 4	SF: 0 SAC: 0 DP: 0 HBP: 0	WP: 0 PB: 0 SB: 0 CS: 0	PA: 33
PITCHER	IP WLS BF H R ER SO BB IBB HBP BLK WP HR S P ERA WHIP	IP WLS BF H R ER SO BB IBB HBP BLK WP HR S P ERA WHIP															IP WLS BF H R ER SO BB IBB HBP BLK WP HR S P ERA WHIP			
Whitey Ford, L ERA: 3.65 Bill Kunkel, R ERA: 2.43	(1, 1) (7, 1)	6.0 L 27 10 8 8 4 0 0 0 0 0 0 8 35 35 12.00 1.667	(7, 1)	2.0 6 0 0 0 1 0 0 0 0 0 0 0 8 8 0.00 0.000																

New York Yankees @ Washington Senators
D.C. Stadium, Washington, DC
Tue Aug 06 1963, 7:05 PM EDT
Unknown

livebaseballscores.com

AB	33
R	8
H	10
RBI	8
BB	0
SO	5
LOB	6



Batter	1	2	3	4	5	6	7	8	9	AB	R	H	RBI	BB	SO	LOB	TOP			
Tony Kubek, L (1, 6) OBP: 0.279, SLG: 0.323	0-0 3-1		0-0 CS 1B		0-0 1-3			0-0 SF8 3B		4	1	2	0	0	0	1				
Bobby Richardson, R (1, 4) OBP: 0.306, SLG: 0.347	0-0 F4		0-0 CS 1-2	0-0 F8		0-0 3-1 1B		0-0 SF8		3	0	1	1	0	0	0				
Tom Tresh, S (1, 8) OBP: 0.372, SLG: 0.505	0-0 1B			0-0 F8		0-0 F5		0-0 3-1		4	0	1	0	0	0	1				
Roger Maris, L (1, 9) OBP: 0.343, SLG: 0.563	0-0 G3			0-0 1B		0-0 3-1			4-0 4-3 F7 BB	3	0	1	0	1	0	2				
Joe Pepitone, L (1, 3) OBP: 0.307, SLG: 0.464		0-0 G3		0-0 1B		0-0 4-3			0-0 F7 1-2	4	0	1	0	0	0	2				
Yogi Berra, L (1, 2) OBP: 0.350, SLG: 0.478		0-0 4-3		0-0 F9			0-0 L4-3 1B		0-0 4-3	4	0	1	0	0	0	3				
Johnny Blanchard, L (1, 7) Jack Reed, R (9, PR) OBP: 0.293, SLG: 0.302		0-0 L9			0-0 F6		0-3 K		4-0 FC6-4 IBB	3	0	0	0	1	1	1				
Clete Boyer, R (1, 5) OBP: 0.303, SLG: 0.383			0-0 F3		4-0 SH3-4 BB		0-0 L4-3		0-0 FC6-4	3	0	0	0	1	0	3				
Stan Williams, R (1, 1) OBP: 0.111, SLG: 0.154			0-0 5-3		0-0 SH3-4			0-0 F8		2	0	0	0	0	0	0				
Inning Stats	R: 0 E: 0 K: 0 S: 4	H: 1 LOB: 1 BB: 0 P: 4	R: 0 E: 0 K: 0 S: 3	H: 0 LOB: 0 BB: 0 P: 3	R: 0 E: 0 K: 0 S: 3	H: 1 LOB: 0 BB: 0 P: 3	R: 0 E: 0 K: 0 S: 5	H: 2 LOB: 2 BB: 0 P: 5	R: 0 E: 0 K: 0 S: 3	H: 1 LOB: 1 BB: 1 P: 7	R: 0 E: 0 K: 1 S: 5	H: 1 LOB: 0 BB: 0 P: 5	R: 1 E: 0 K: 0 S: 4	H: 1 LOB: 0 BB: 0 P: 4	R: 0 E: 0 K: 0 S: 3	H: 0 LOB: 2 BB: 2 P: 11	1B: 6 2B: 1 3B: 1 HR: 0	SF: 1 SAC: 1 DP: 1 HBP: 0	WP: 0 PB: 0 SB: 0 CS: 1	PA: 36
PITCHER Bennie Daniels, R (1, 1) ERA: 4.53	IP: 9.0 WLS: L BF: 35	H: 7 R: 1 ER: 1 SO: 1	BB: 2 IBB: 1 HBP: 0 BLK: 0	WP: 0 HR: 0 S: 34 P: 46	ERA: 1.00 WHIP: 1.000															

New York Yankees @ Washington Senators
D.C. Stadium, Washington, DC
Tue Aug 06 1963, 7:05 PM EDT
Att: 38,486 - Unknown

AB 30
R 1
H 7
RBI 1
BB 3
SO 1
LOB 13



Batter	1	2	3	4	5	6	7	8	9	AB	R	H	RBI	BB	SO	LOB	BOTTOM			
Don Blasingame, L (1, 4) OBP: 0.328, SLG: 0.296	0-3 K		0-0 2B			0-0 B4-3			0-0 4-3	4	0	1	0	0	1	0				
Jim King, L (1, 9) OBP: 0.326, SLG: 0.497	4-0 BB		0-0 1-3			0-0 G3			0-0 F3	3	0	0	0	1	0	1				
Chuck Hinton, R (1, 7) OBP: 0.338, SLG: 0.449	0-3 K			0-0 F9			0-0 F4			3	0	0	0	0	1	1				
Bobo Osborne, L (1, 3) OBP: 0.308, SLG: 0.379	0-3 K			0-0 F7			0-0 F5			3	0	0	0	0	1	1				
Don Lock, R (1, 8) OBP: 0.330, SLG: 0.449		0-3 K		0-3 K			0-0 6-3			3	0	0	0	0	2	0				
Don Zimmer, R (1, 5) OBP: 0.304, SLG: 0.452		0-0 1-3			0-3 K			0-0 1-3		3	0	0	0	0	1	0				
Ken Retzer, L (1, 2) OBP: 0.261, SLG: 0.269		0-0 4-3			0-0 F5			0-0 4-3		3	0	0	0	0	0	0				
Chuck Cottier, R (1, 6) OBP: 0.252, SLG: 0.331			0-3 K		0-3 K			0-3 K		3	0	0	0	0	3	0				
Bennie Daniels, L (1, 1) Dick Phillips, L (9, PH) OBP: 0.267, SLG: 0.297			0-3 K		0-3 K		0-3 K		0-0 F2	2	0	0	0	0	2	0				
Inning Stats	R: 0 E: 0 K: 3 S: 9	H: 0 LOB: 1 BB: 1 P: 13	R: 0 E: 0 K: 1 S: 5	H: 0 LOB: 0 BB: 0 P: 5	R: 0 E: 0 K: 2 S: 8	H: 1 LOB: 1 BB: 0 P: 8	R: 0 E: 0 K: 1 S: 5	H: 0 LOB: 0 BB: 0 P: 5	R: 0 E: 0 K: 2 S: 7	H: 0 LOB: 0 BB: 0 P: 7	R: 0 E: 0 K: 1 S: 5	H: 0 LOB: 0 BB: 0 P: 5	R: 0 E: 0 K: 1 S: 5	H: 0 LOB: 0 BB: 0 P: 5	R: 0 E: 0 K: 0 S: 3	H: 0 LOB: 0 BB: 0 P: 3	1B: 0 2B: 1 3B: 0 HR: 0	SF: 0 SAC: 0 DP: 0 HBP: 0	WP: 0 PB: 0 SB: 0 CS: 0	PA: 29
PITCHER Stan Williams, R (1, 1) ERA: 3.61	IP: 9.0 WLS: W BF: 29	H: 1 R: 0 ER: 0 SO: 11	BB: 1 IBB: 0 HBP: 0 BLK: 0	WP: 0 HR: 0 S: 50 P: 54	ERA: 0.00 WHIP: 0.222															

New York Yankees @ Washington Senators
D.C. Stadium, Washington, DC
Tue Aug 06 1963, 7:05 PM EDT
Att: 38,486 - Unknown

AB 28
R 0
H 1
RBI 0
BB 1
SO 11
LOB 3



Batter	1	2	3	4	5	6	7	8	9	AB	R	H	RBI	BB	SO	LOB	TOP								
Tony Kubek, L (1,6) OBP: 0.277, SLG: 0.322	F8		4-3		4-3			E 2B 1B		4	1	1	0	0	0	1									
Bobby Richardson, R (1,4) OBP: 0.309, SLG: 0.362	F8			6-3		F8		1-H 1B 2B		4	1	1	1	0	0	0									
Tom Tresh, S (1,8) OBP: 0.373, SLG: 0.506	K			6-3			2B	G6-4-3 2-H 1B		4	0	2	1	0	1	0									
Elston Howard, R (1,2) OBP: 0.330, SLG: 0.543		F9		1B BB		5-3		G6-4-3 1-2		3	0	0	0	1	0	2									
Harry Bright, R (1,3) OBP: 0.343, SLG: 0.479		F7								2	0	1	0	2	0	0									
Jack Reed, R (8, PR) OBP: 0.293, SLG: 0.302				1-3 1B			BB			0	0	0	0	0	0	0									
Joe Pepitone, L (1,9) OBP: 0.302, SLG: 0.463	K			K		4-3		G3		4	0	0	0	0	2	5									
Hector Lopez, R (1,7) OBP: 0.294, SLG: 0.401						F8			K	4	0	1	0	0	1	0									
Phil Linz, R (1,5) OBP: 0.360, SLG: 0.438			F3						K	4	1	2	1	0	1	1									
Clete Boyer, R (9,5) OBP: 0.303, SLG: 0.383						HR		G6-4-3 1B		0	0	0	0	0	0	0									
Ralph Terry, R (1,1) OBP: 0.086, SLG: 0.074			F8		F4		G6-4-3 1-2		4-3	4	0	0	0	0	0	2									
Inning Stats	R: 0 E: 0 K: 1 S: 5	H: 0 LOB: 0 BB: 0 P: 5	R: 0 E: 0 K: 1 S: 5	H: 0 LOB: 0 BB: 0 P: 5	R: 0 E: 0 K: 0 S: 4	H: 1 LOB: 1 BB: 0 P: 4	R: 0 E: 0 K: 1 S: 6	H: 1 LOB: 2 BB: 1 P: 10	R: 1 E: 0 K: 0 S: 4	H: 1 LOB: 0 BB: 0 P: 4	R: 0 E: 0 K: 0 S: 4	H: 1 LOB: 2 BB: 1 P: 8	R: 0 E: 0 K: 0 S: 3	H: 1 LOB: 1 BB: 0 P: 3	R: 2 E: 0 K: 0 S: 5	H: 3 LOB: 1 BB: 1 P: 9	R: 0 E: 0 K: 2 S: 7	H: 0 LOB: 0 BB: 0 P: 7	1B: 5 2B: 2 3B: 0 HR: 1	SF: 0 SAC: 0 DP: 2 HBP: 0	WP: 0 PB: 0 SB: 0 CS: 0	PA: 36			
PITCHER	IP	WLS	BF	H	R	ER	SO	BB	IBB	HBP	BLK	WP	HR	S	P	ERA	WHIP								
Don Rudolph, L (1,1) ERA: 3.83	7.0	L	30	8	3	2	3	2	0	0	0	0	1	34	42	2.57	1.429								
Pete Burnside, L (8,1) ERA: 4.57	1.0		3	0	0	0	0	1	0	0	0	0	0	2	6	0.00	1.000								
Ron Kline, R (9,1) ERA: 2.61	1.0		3	0	0	0	2	0	0	0	0	0	0	7	7	0.00	0.000								

New York Yankees @ Washington Senators
 D.C. Stadium, Washington, DC
 Thu Aug 08 1963, 3:33 AM EDT
 Att: 15,570 - Unknown - 87 F

AB 33
R 3
H 8
RBI 3
BB 3
SO 5
LOB 11



Batter	1	2	3	4	5	6	7	8	9	AB	R	H	RBI	BB	SO	LOB	BOTTOM								
Don Blasingame, L (1,4) OBP: 0.323, SLG: 0.301	6-3		F8			6-3			4-3 SF8 2B	4	1	1	0	0	0	0									
Dick Phillips, L (1,3) OBP: 0.282, SLG: 0.290	G3			K			4-3		4-3	4	0	0	0	0	1	1									
Chuck Hinton, R (1,7) OBP: 0.340, SLG: 0.447	F3			K			FC4-6 1B		SF8	3	0	1	1	0	1	0									
Jim King, L (1,9) OBP: 0.326, SLG: 0.493		4-3		F8			FC4-6 BB			4	0	1	0	0	0	1									
Don Lock, R (1,8) OBP: 0.331, SLG: 0.444		1B 1B			6-3		1-2 BB		F4	3	0	1	0	1	0	1									
Don Zimmer, R (1,5) OBP: 0.297, SLG: 0.439				G4-6-3 1B		5-3				3	0	1	0	0	1	2									
Ken Retzer, L (1,2) OBP: 0.253, SLG: 0.260			G4-6-3 1-2		F6				G3	3	0	0	0	0	2										
Chuck Cottier, R (1,6) OBP: 0.253, SLG: 0.329			K			4-3			G3-6-3 1B	3	0	1	0	0	1	0									
Don Rudolph, L (1,1) OBP: 0.209, SLG: 0.225			K							2	0	0	0	0	1	0									
Pete Burnside, R (8,1) OBP: 0.333, SLG: 0.200			K							0	0	0	0	0	0	0									
Bobo Osborne, L (6, PH) OBP: 0.307, SLG: 0.378										1	0	0	0	0	0	1									
Ron Kline, R (9,1) OBP: 0.167, SLG: 0.500			K						G3-6-3 1-2	0	0	0	0	0	0	0									
Inning Stats	R: 0 E: 0 K: 0 S: 3	H: 0 LOB: 0 BB: 0 P: 3	R: 0 E: 0 K: 0 S: 4	H: 2 LOB: 1 BB: 0 P: 4	R: 0 E: 0 K: 2 S: 7	H: 0 LOB: 0 BB: 0 P: 7	R: 0 E: 0 K: 2 S: 7	H: 0 LOB: 0 BB: 0 P: 7	R: 0 E: 0 K: 0 S: 3	H: 0 LOB: 0 BB: 0 P: 3	R: 0 E: 0 K: 1 S: 6	H: 1 LOB: 2 BB: 1 P: 10	R: 0 E: 0 K: 0 S: 3	H: 1 LOB: 1 BB: 0 P: 3	R: 1 E: 0 K: 0 S: 5	H: 2 LOB: 1 BB: 0 P: 5	1B: 5 2B: 1 3B: 0 HR: 0	SF: 1 SAC: 0 DP: 2 HBP: 0	WP: 0 PB: 0 SB: 0 CS: 0	PA: 32					
PITCHER	IP	WLS	BF	H	R	ER	SO	BB	IBB	HBP	BLK	WP	HR	S	P	ERA	WHIP								
Ralph Terry, R (1,1) ERA: 3.18	9.0	W	32	6	1	1	5	1	0	0	0	0	0	41	45	1.00	0.778								

New York Yankees @ Washington Senators
 D.C. Stadium, Washington, DC
 Thu Aug 08 1963, 3:33 AM EDT
 Att: 15,570 - Unknown - 87 F

AB 30
R 1
H 6
RBI 1
BB 1
SO 5
LOB 8



Batter	1	2	3	4	5	6	7	8	9	AB	R	H	RBI	BB	SO	LOB	TOP					
Luis Aparicio, R (1, 6) OBP: 0.300, SLG: 0.348	F3			6-3		SF9 BB 1-2 2-3 1B		3B 1B	G6-4-3	5	1	2	0	0	0	1						
Russ Snyder, L (1, 8) OBP: 0.342, SLG: 0.369	K			4-3		G6-4-3 1-2 2-3 3-H BB		BLK 3B		3	1	1	3	1	1	0						
Boog Powell, L (1, 3)	F7			3-1		SF9 2-3 3-H BB		5-3 BB		2	0	0	1	1	0	0						
John Orsino, R (1, 2) OBP: 0.336, SLG: 0.444		F8			G3 1B 6-3-2-5 HBP	G6-4-3 1-2		5-3		3	1	0	0	0	0	3						
Al Smith, R (1, 9) OBP: 0.350, SLG: 0.429	5-3				G3 1B 6-3-2-5 1-2		6-3	K		3	0	1	0	0	0	0						
Bob Saverine, S (7, 8) OBP: 0.303, SLG: 0.221										1	0	0	0	0	1	1						
Bob Johnson, R (1, 5) OBP: 0.363, SLG: 0.506	K				G3 1-2 2-3		6-3	6-3		4	0	0	0	0	1	3						
Brooks Robinson, R (9, 5) OBP: 0.315, SLG: 0.370										0	0	0	0	0	0	0						
Jackie Brandt, R (1, 7) OBP: 0.289, SLG: 0.381			3-1		6-3-5-2-5 2-3H 3-H		FC4 1B	E6 1B FC3-6		4	1	1	1	0	0	1	AB 32					
Jerry Adair, R (1, 4) OBP: 0.233, SLG: 0.351			6-3			1B BB 2B	FC4	FC3-6 1B		4	1	2	0	0	0	1	R 7					
Dave McNally, R (1, 1)										1	1	0	0	1	0	0	H 8					
Dick Hall, R (7, 1) OBP: 0.429, SLG: 0.619	5-3					BB 1B SF9 BB		FC3-6 G6-4-3		2	1	1	1	0	0	1	RBI 6					
										1	1	0	0	1	0	0	BB 3					
										2	1	1	1	0	0	1	SO 3					
																	LOB 11					
Inning Stats	R: 0 E: 0 K: 1 S: 5	H: 0 LOB: 0 BB: 0 P: 5	R: 0 E: 0 K: 1 S: 5	H: 0 LOB: 0 BB: 0 P: 5	R: 0 E: 0 K: 0 S: 3	H: 0 LOB: 0 BB: 0 P: 3	R: 0 E: 0 K: 0 S: 3	H: 0 LOB: 0 BB: 0 P: 3	R: 1 E: 0 K: 0 S: 3	H: 1 LOB: 0 BB: 0 P: 4	R: 2 E: 0 K: 0 S: 4	H: 2 LOB: 1 BB: 2 P: 12	R: 0 E: 0 K: 0 S: 4	H: 1 LOB: 1 BB: 0 P: 4	R: 3 E: 0 K: 1 S: 8	H: 3 LOB: 1 BB: 1 P: 12	R: 1 E: 1 K: 0 S: 4	H: 1 LOB: 0 BB: 0 P: 4	1B: 6 2B: 2 3B: 1 HR: 0	SF: 1 SAC: 0 DP: 3 HBP: 1	WP: 0 PB: 0 SB: 0 CS: 0	PA: 37
PITCHER	IP WLS BF H R ER SO BB IBB HBP BLK WP HR S P ERA WHIP																					
Jim Duckworth, R (1, 1) ERA: 4.69	5.0 L 20 3 3 3 2 2 0 1 0 0 0 21 30 5.40 1.000																					
Ed Roebuck, R (6, 1) ERA: 3.73	4.0 17 5 4 3 1 1 0 0 1 0 0 18 22 6.75 1.500																					

Baltimore Orioles @ Washington Senators
D.C. Stadium, Washington, DC
Fri Aug 09 1963, 7:05 PM EDT
Att: 4,486 - Unknown

AB 32
R 7
H 8
RBI 6
BB 3
SO 3
LOB 11



Batter	1	2	3	4	5	6	7	8	9	AB	R	H	RBI	BB	SO	LOB	BOTTOM					
Ed Brinkman, R (1, 6) OBP: 0.269, SLG: 0.309	K	F8		F9			F7			3	0	0	0	0	1	3						
Don Blasingame, L (7, PH) OBP: 0.321, SLG: 0.298										1	0	0	0	0	0	1						
Minnie Minoso, R (1, 7) OBP: 0.319, SLG: 0.311					F8		F9			3	1	1	0	0	1	0						
Jim King, L (7, PH) OBP: 0.325, SLG: 0.492	3B 2B		K							1	0	0	0	0	0	1						
Chuck Hinton, R (1, 9) OBP: 0.342, SLG: 0.452	2H 3B		E 1B		L6		FC6-4 1-2			4	0	2	1	0	0	1						
Don Leppert, R (1, 2) OBP: 0.309, SLG: 0.385	K		5-3		6-3			K		4	0	0	0	0	2	2						
Don Lock, R (1, 8) OBP: 0.330, SLG: 0.440	IBB		F2		5-3		5-3	5-3		3	0	0	0	1	0	1						
Don Zimmer, R (1, 5) OBP: 0.291, SLG: 0.429	F4			F3		5-3	5-3	5-3		4	0	0	0	0	0	2						
Dick Phillips, L (1, 3) OBP: 0.267, SLG: 0.291			4-3	1B S 1B		BB		F8		3	0	1	0	1	0	0	AB 33					
Chuck Cottier, R (1, 4) OBP: 0.253, SLG: 0.327	F4			1B		F7		F2		4	0	1	0	0	0	1	R 1					
Jim Duckworth, R (1, 1)				1B						1	0	0	0	0	1	2	RBI 1					
Ed Roebuck, R (6, 1) OBP: 0.375, SLG: 0.375				K						1	0	1	0	0	0	0	BB 2					
Bobo Osborne, L (9, PH) OBP: 0.306, SLG: 0.377						FC6-4 1B		K		1	0	0	0	0	1	0	SO 6					
										1	0	0	0	0	1	0	LOB 14					
Inning Stats	R: 1 E: 0 K: 2 S: 9	H: 2 LOB: 2 BB: 1 P: 13	R: 0 E: 0 K: 0 S: 3	H: 0 LOB: 1 BB: 0 P: 4	R: 0 E: 1 K: 1 S: 6	H: 1 LOB: 1 BB: 0 P: 6	R: 0 E: 0 K: 1 S: 7	H: 2 LOB: 2 BB: 0 P: 7	R: 0 E: 0 K: 0 S: 3	H: 0 LOB: 0 BB: 0 P: 3	R: 0 E: 0 K: 0 S: 3	H: 0 LOB: 1 BB: 1 P: 7	R: 0 E: 0 K: 0 S: 4	H: 1 LOB: 1 BB: 0 P: 4	R: 0 E: 0 K: 1 S: 5	H: 0 LOB: 0 BB: 0 P: 5	R: 0 E: 0 K: 1 S: 5	H: 0 LOB: 0 BB: 0 P: 5	1B: 4 2B: 1 3B: 1 HR: 0	SF: 0 SAC: 0 DP: 0 HBP: 1	WP: 0 PB: 0 SB: 1 CS: 0	PA: 36
PITCHER	IP WLS BF H R ER SO BB IBB HBP BLK WP HR S P ERA WHIP																					
Dave McNally, L (1, 1) ERA: 4.81	6.0 W 27 6 1 1 4 1 0 0 0 0 0 32 41 1.50 1.167																					
Dick Hall, R (7, 1) ERA: 3.53	3.0 S 9 0 0 0 2 0 0 0 0 0 0 13 13 0.00 0.000																					

Baltimore Orioles @ Washington Senators
D.C. Stadium, Washington, DC
Fri Aug 09 1963, 7:05 PM EDT
Att: 4,486 - Unknown

AB 33
R 1
H 6
RBI 1
BB 2
SO 6
LOB 14




Batter	1	2	3	4	5	6	7	8	9	AB	R	H	RBI	BB	SO	LOB	TOP			
Luis Aparicio, R OBP: 0.297, SLG: 0.344	F8	6-3		6-3		F7			E6	5	0	0	0	0	0	3	<p>Baltimore Orioles @ Washington Senators</p> <p>D.C. Stadium, Washington, DC</p> <p>Sat Aug 10 1963, 7:05 PM EDT</p> <p>Att: 6,408 - Unknown</p>			
Russ Snyder, L OBP: 0.336, SLG: 0.363	1-3		1-3	F8		4-3			F3	5	0	0	0	0	4					
Boog Powell, L OBP: 0.320, SLG: 0.482	HR		HR		HR				F7	4	3	3	3	1	0					
John Orsino, R OBP: 0.337, SLG: 0.444	2B 1B		F9		F9				G6-4-3	5	1	2	0	0	0					
Al Smith, R OBP: 0.352, SLG: 0.431	1-3 1B 2B		1B BB		5-3				F8	3	1	1	0	1	0					
Bob Johnson, R OBP: 0.366, SLG: 0.506	WP 2H 3H 1B		1-2 1B		F8				F4	4	0	2	2	0	0					
Jackie Brandt, R OBP: 0.291, SLG: 0.379	4-3		L8						BB	2	0	0	0	2	0					
Jerry Adair, R OBP: 0.233, SLG: 0.349			F7		SH3-4 1B				F3	4	0	1	0	0	1					
Robin Roberts, S George Brunet, R Fred Valentine, S Stu Miller, R Brooks Robinson, R Herman Starrette, R	F5			SH3-4					5-3	1	0	0	0	0	0					
				1-2		BB				0	0	0	0	0	0					
Inning Stats	R: 3 E: 0 K: 0 S: 7	H: 4 LOB: 1 BB: 7 P: 7	R: 0 E: 0 K: 0 S: 3	H: 0 LOB: 0 BB: 0 P: 3	R: 1 E: 0 K: 0 S: 5	H: 2 LOB: 2 BB: 1 P: 9	R: 0 E: 0 K: 0 S: 4	H: 1 LOB: 1 BB: 0 P: 4	R: 1 E: 0 K: 0 S: 4	H: 1 LOB: 0 BB: 0 P: 4	R: 0 E: 0 K: 0 S: 2	H: 0 LOB: 0 BB: 1 P: 6	R: 0 E: 0 K: 0 S: 3	H: 0 LOB: 1 BB: 1 P: 7	R: 0 E: 1 K: 0 S: 4	H: 1 LOB: 2 BB: 0 P: 4	1B: 5 2B: 1 3B: 0 HR: 3	SF: 0 SAC: 1 DP: 1 HBP: 0	WP: 1 PB: 0 SB: 1 CS: 0	PA: 40
PITCHER	IP WLS BF H R ER SO BB IBB HBP BLK WP HR S P ERA WHIP																			
Bennie Daniels, R ERA: 4.72	(1, 1) 2.2 15 6 4 4 0 1 0 0 0 0 1 2 14 18 13.50 2.625																			
Pete Burnside, L ERA: 4.71	(3, 1) 1.1 5 1 0 0 0 0 0 0 0 0 0 0 5 5 0.00 0.750																			
Steve Ridzik, R ERA: 5.51	(5, 1) 4.1 W 18 1 1 1 1 4 0 0 0 0 0 1 16 32 2.08 1.154																			
Claude Osteen, L ERA: 3.53	(9, 1) 0.1 1 0 0 0 0 0 0 0 0 0 0 0 1 1 0.00 0.000																			
Ron Kline, R ERA: 2.59	(9, 1) 0.1 S 1 1 0 0 0 0 0 0 0 0 0 0 0 1 1 0.00 3.000																			

Batter	1	2	3	4	5	6	7	8	9	AB	R	H	RBI	BB	SO	LOB	BOTTOM			
Don Blasingame, L OBP: 0.316, SLG: 0.288	E1 2B	G3		F6		5-3			FC1-6 BB	4	1	0	0	1	0	1	<p>Baltimore Orioles @ Washington Senators</p> <p>D.C. Stadium, Washington, DC</p> <p>Sat Aug 10 1963, 7:05 PM EDT</p> <p>Att: 6,408 - Unknown</p>			
Dick Phillips, L OBP: 0.271, SLG: 0.296	E 2H 2B		F8		6-3	WP 1B BB			FC1-6 BB	4	1	1	1	1	0	1				
Chuck Hinton, R OBP: 0.342, SLG: 0.450	E6 BB 2-3		F4		F7	1B 1B			BB	4	0	1	1	1	0	1				
Jim King, L OBP: 0.326, SLG: 0.490	K		4-3		HR 1B	1-2 1B			F8	5	1	2	0	0	1	4				
Don Lock, R OBP: 0.331, SLG: 0.456	K			HR	HR	K			F8	5	2	2	3	0	2	6				
Don Zimmer, R OBP: 0.301, SLG: 0.433				5-3	BB 1B				1B	3	0	2	0	1	0	0				
Ken Retzer, L OBP: 0.259, SLG: 0.268	F7			2B 2B	1-2 BB				K	3	1	1	0	1	1	4				
Chuck Cottier, R OBP: 0.253, SLG: 0.330		G3		2H 2B	F4				F6	4	0	1	1	0	0	3				
Bennie Daniels, L Pete Burnside, R Minnie Miroski, R Steve Ridzik, R Claude Osteen, L Ron Kline, R	4-3			6-3		6-3			K	1	0	0	0	0	0	0				
										0	0	0	0	0	0	0				
Inning Stats	R: 1 E: 2 K: 2 S: 10	H: 1 LOB: 3 BB: 1 P: 14	R: 0 E: 0 K: 0 S: 3	H: 0 LOB: 0 BB: 0 P: 3	R: 0 E: 0 K: 0 S: 3	H: 0 LOB: 0 BB: 0 P: 3	R: 2 E: 0 K: 0 S: 6	H: 3 LOB: 1 BB: 0 P: 6	R: 2 E: 0 K: 0 S: 6	H: 3 LOB: 2 BB: 1 P: 10	R: 1 E: 0 K: 1 S: 7	H: 2 LOB: 1 BB: 1 P: 11	R: 0 E: 0 K: 2 S: 8	H: 1 LOB: 1 BB: 0 P: 8	R: 0 E: 0 K: 0 S: 3	H: 0 LOB: 2 BB: 2 P: 11	1B: 5 2B: 3 3B: 0 HR: 2	SF: 0 SAC: 0 DP: 0 HBP: 0	WP: 1 PB: 0 SB: 0 CS: 0	PA: 41
PITCHER	IP WLS BF H R ER SO BB IBB HBP BLK WP HR S P ERA WHIP																			
Robin Roberts, R ERA: 3.17	(1, 1) 4.2 24 7 5 4 2 1 0 0 0 0 0 2 27 31 7.71 1.714																			
George Brunet, L ERA: 6.04	(5, 1) 0.1 2 0 0 0 0 1 0 0 0 0 0 0 1 5 0.00 3.000																			
Stu Miller, R ERA: 2.53	(6, 1) 2.0 L 10 3 1 1 3 1 0 0 0 0 1 0 15 19 4.50 2.000																			
Herman Starrette, R ERA: 3.21	(8, 1) 1.0 5 0 0 0 0 2 0 0 0 0 0 0 0 3 11 0.00 2.000																			

Batter	1	2	3	4	5	6	7	8	9	AB	R	H	RBI	BB	SO	LOB	TOP					
Luis Aparicio, R OBP: 0.294, SLG: 0.340 (1, 6)	F8		5-3			F9		F9	L4	5	0	0	0	0	0	2						
Russ Snyder, L OBP: 0.334, SLG: 0.360 (8, 9)	F5		F7			1B		L3-1	F7	5	0	1	0	0	0	2						
Boog Powell, L OBP: 0.321, SLG: 0.483 (1, 3)	F9			4-3		F8		2B	FC6-4	4	1	1	0	1	0	1						
John Orsino, R OBP: 0.342, SLG: 0.450 Bob Saverine, S OBP: 0.301, SLG: 0.219 (8, 8)		G6-3 BB		CS 1B		L3		2B	FC6-4	3	0	2	1	1	0	1						
Al Smith, R OBP: 0.348, SLG: 0.426 Dick Brown, R OBP: 0.315, SLG: 0.361 (8, 2)	F3			K				L8		4	0	0	0	0	1	3						
Bob Johnson, R OBP: 0.369, SLG: 0.503 (9, 4)	G6-3					G6-4-3 1B		F9	1B 3B HBP	3	1	1	0	0	0	1						
Jackie Brandt, R OBP: 0.296, SLG: 0.381 (1, 7)			HR BB			E6		1B	1B 3B HBP	3	2	2	0	1	0	1						
Jerry Adair, R OBP: 0.236, SLG: 0.349 Brooks Robinson, R OBP: 0.314, SLG: 0.359 (9, 5)			F9			G6-4-3		FC5-4 1B	3B HBP	3	0	1	0	0	0	3						
Mitt Pappas, R OBP: 0.138, SLG: 0.161 Stu Miller, R OBP: 0.417, SLG: 0.667 (8, 1)				HR		K		FC5-4	3B	3	1	1	2	0	1	3						
Inning Stats	R: 0 E: 0 K: 0 S: 3	H: 0 LOB: 0 BB: 0 P: 3	R: 0 E: 0 K: 0 S: 2	H: 0 LOB: 0 BB: 1 P: 6	R: 2 E: 0 K: 0 S: 4	H: 1 LOB: 0 BB: 1 P: 8	R: 0 E: 0 K: 1 S: 5	H: 1 LOB: 1 BB: 0 P: 5	R: 0 E: 1 K: 1 S: 6	H: 1 LOB: 1 BB: 0 P: 6	R: 0 E: 0 K: 0 S: 4	H: 2 LOB: 2 BB: 0 P: 5	R: 1 E: 0 K: 0 S: 5	H: 2 LOB: 1 BB: 1 P: 5	R: 3 E: 0 K: 0 S: 5	H: 2 LOB: 2 BB: 1 P: 11	1B: 6 2B: 3 3B: 1 HR: 1	SF: 0 SAC: 0 DP: 3 HBP: 2	WP: 0 PB: 0 SB: 1 CS: 1	PA: 40		
PITCHER	IP WLS BF H R ER SO BB IBB HBP BLK WP HR S P ERA WHIP	IP WLS BF H R ER SO BB IBB HBP BLK WP HR S P ERA WHIP	IP WLS BF H R ER SO BB IBB HBP BLK WP HR S P ERA WHIP	IP WLS BF H R ER SO BB IBB HBP BLK WP HR S P ERA WHIP	IP WLS BF H R ER SO BB IBB HBP BLK WP HR S P ERA WHIP	IP WLS BF H R ER SO BB IBB HBP BLK WP HR S P ERA WHIP	IP WLS BF H R ER SO BB IBB HBP BLK WP HR S P ERA WHIP	IP WLS BF H R ER SO BB IBB HBP BLK WP HR S P ERA WHIP	IP WLS BF H R ER SO BB IBB HBP BLK WP HR S P ERA WHIP	IP WLS BF H R ER SO BB IBB HBP BLK WP HR S P ERA WHIP	IP WLS BF H R ER SO BB IBB HBP BLK WP HR S P ERA WHIP	IP WLS BF H R ER SO BB IBB HBP BLK WP HR S P ERA WHIP	IP WLS BF H R ER SO BB IBB HBP BLK WP HR S P ERA WHIP	IP WLS BF H R ER SO BB IBB HBP BLK WP HR S P ERA WHIP	IP WLS BF H R ER SO BB IBB HBP BLK WP HR S P ERA WHIP	IP WLS BF H R ER SO BB IBB HBP BLK WP HR S P ERA WHIP	IP WLS BF H R ER SO BB IBB HBP BLK WP HR S P ERA WHIP	IP WLS BF H R ER SO BB IBB HBP BLK WP HR S P ERA WHIP	IP WLS BF H R ER SO BB IBB HBP BLK WP HR S P ERA WHIP	IP WLS BF H R ER SO BB IBB HBP BLK WP HR S P ERA WHIP	IP WLS BF H R ER SO BB IBB HBP BLK WP HR S P ERA WHIP	IP WLS BF H R ER SO BB IBB HBP BLK WP HR S P ERA WHIP

Baltimore Orioles @ Washington Senators
D.C. Stadium, Washington, DC
Sun Aug 11 1963, 3:33 AM EDT
Att: 6,625 - Unknown


AB 35
R 6
H 10
RBI 6
BB 3
SO 2
LOB 19



Batter	1	2	3	4	5	6	7	8	9	AB	R	H	RBI	BB	SO	LOB	BOTTOM						
Don Blasingame, L OBP: 0.312, SLG: 0.279 (1, 4)	4-3		F2		F8		F7		BB	4	0	0	0	1	0	1							
Dick Phillips, L OBP: 0.280, SLG: 0.301 (1, 3)	WP BB		4-3			FC1-6 1B		SH5-3 1B	3-1	4	0	2	0	1	0	3							
Chuck Hinton, R OBP: 0.342, SLG: 0.448 (1, 7)	F8			BB WP BB		FC1-6 1B		SH5-3		2	1	0	0	1	0	2							
Jim King, L OBP: 0.322, SLG: 0.484 (1, 9)	3-1		F3		F9		F8			4	0	0	0	0	0	4							
Don Lock, R OBP: 0.335, SLG: 0.455 (1, 8)		K		WP BB				BB		1	0	0	0	3	1	0							
Don Zimmer, R OBP: 0.294, SLG: 0.423 (1, 5)		K		F5		F6		4-3		4	0	0	0	0	1	5							
Ken Retzer, L OBP: 0.259, SLG: 0.287 (1, 2)	F3		F7					HR	4-3	4	1	1	1	0	0	1							
Chuck Cottier, R OBP: 0.253, SLG: 0.329 (1, 6)			1B		4-3		F7		F4	4	0	1	0	0	0	0							
Tom Cheney, R OBP: 0.106, SLG: 0.100 Ed Roebuck, R OBP: 0.375, SLG: 0.375 Minnie Minoso, R OBP: 0.317, SLG: 0.300 Pete Burnside, R OBP: 0.333, SLG: 0.300 Bobo Osborne, L OBP: 0.302, SLG: 0.375 Ron Kline, R OBP: 0.307, SLG: 0.500 Don Leppert, R OBP: 0.303, SLG: 0.360 Claude Osteen, L OBP: 0.188, SLG: 0.152 (8, 9)			K		K		F8		2B	1	0	0	0	0	0	1							
Inning Stats	R: 0 E: 0 K: 0 S: 3	H: 0 LOB: 1 BB: 1 P: 7	R: 0 E: 0 K: 2 S: 7	H: 0 LOB: 0 BB: 0 P: 7	R: 0 E: 0 K: 1 S: 6	H: 1 LOB: 1 BB: 0 P: 6	R: 1 E: 0 K: 0 S: 3	H: 0 LOB: 1 BB: 2 P: 11	R: 0 E: 0 K: 1 S: 5	H: 0 LOB: 0 BB: 0 P: 5	R: 0 E: 0 K: 0 S: 4	H: 1 LOB: 2 BB: 1 P: 8	R: 1 E: 0 K: 0 S: 4	H: 1 LOB: 0 BB: 0 P: 4	R: 0 E: 0 K: 0 S: 4	H: 1 LOB: 2 BB: 1 P: 8	R: 0 E: 0 K: 0 S: 4	H: 1 LOB: 2 BB: 1 P: 8	1B: 3 2B: 1 3B: 0 HR: 1	SF: 0 SAC: 1 DP: 0 HBP: 0	WP: 2 PB: 0 SB: 1 CS: 0	PA: 38	
PITCHER	IP WLS BF H R ER SO BB IBB HBP BLK WP HR S P ERA WHIP	IP WLS BF H R ER SO BB IBB HBP BLK WP HR S P ERA WHIP	IP WLS BF H R ER SO BB IBB HBP BLK WP HR S P ERA WHIP	IP WLS BF H R ER SO BB IBB HBP BLK WP HR S P ERA WHIP	IP WLS BF H R ER SO BB IBB HBP BLK WP HR S P ERA WHIP	IP WLS BF H R ER SO BB IBB HBP BLK WP HR S P ERA WHIP	IP WLS BF H R ER SO BB IBB HBP BLK WP HR S P ERA WHIP	IP WLS BF H R ER SO BB IBB HBP BLK WP HR S P ERA WHIP	IP WLS BF H R ER SO BB IBB HBP BLK WP HR S P ERA WHIP	IP WLS BF H R ER SO BB IBB HBP BLK WP HR S P ERA WHIP	IP WLS BF H R ER SO BB IBB HBP BLK WP HR S P ERA WHIP	IP WLS BF H R ER SO BB IBB HBP BLK WP HR S P ERA WHIP	IP WLS BF H R ER SO BB IBB HBP BLK WP HR S P ERA WHIP	IP WLS BF H R ER SO BB IBB HBP BLK WP HR S P ERA WHIP	IP WLS BF H R ER SO BB IBB HBP BLK WP HR S P ERA WHIP	IP WLS BF H R ER SO BB IBB HBP BLK WP HR S P ERA WHIP	IP WLS BF H R ER SO BB IBB HBP BLK WP HR S P ERA WHIP	IP WLS BF H R ER SO BB IBB HBP BLK WP HR S P ERA WHIP	IP WLS BF H R ER SO BB IBB HBP BLK WP HR S P ERA WHIP	IP WLS BF H R ER SO BB IBB HBP BLK WP HR S P ERA WHIP	IP WLS BF H R ER SO BB IBB HBP BLK WP HR S P ERA WHIP	IP WLS BF H R ER SO BB IBB HBP BLK WP HR S P ERA WHIP	IP WLS BF H R ER SO BB IBB HBP BLK WP HR S P ERA WHIP


Baltimore Orioles @ Washington Senators
D.C. Stadium, Washington, DC
Sun Aug 11 1963, 3:33 AM EDT
Att: 6,625 - Unknown


AB 31
R 2
H 5
RBI 1
BB 6
SO 4
LOB 17



Batter	1	2	3	4	5	6	7	8	9	AB	R	H	RBI	BB	SO	LOB	TOP		
Don Blasingame, L (1,4) OBP: 0.308, SLG: 0.276	4-3		G3 1B		F9		FC4		4-3	5	0	1	0	0	0	3	Washington Senators @ Los Angeles Angels Dodger Stadium, Los Angeles, CA Tue Aug 13 1963, 7:05 PM PDT Alt. 5,729 - Unknown - 73 F livebaseballscores.com AB 37 R 3 H 12 RBI 3 BB 1 SO 1 LOB 18		
Dick Phillips, L (1,3) OBP: 0.288, SLG: 0.310	1B		F8			G3		1B 2B	FC6-4 1B	5	1	3	1	0	0	1			
Chuck Hinton, R (1,7) OBP: 0.341, SLG: 0.445	F9		G3			F8		1B 2B	FC6-4	5	0	1	0	0	0	3			
Jim King, L (1,9) OBP: 0.324, SLG: 0.491	4-3		F3			2B		1B 2B		4	0	2	1	0	0	2			
Don Lock, R (1,8) OBP: 0.332, SLG: 0.450		F7		5-3		4-3		L6		4	0	0	0	0	0	3			
Don Zimmer, R (1,5) OBP: 0.298, SLG: 0.438		HR		K			F2	G6-4-3 IBB		3	1	1	1	1	1	0			
Ken Retzer, L (1,2) Claude Osteen, L (7, PR) Cal Neeman, R (7, 2)	4-3		F9				HBP 1B	G6-4-3 IBB		3	0	1	0	0	0	0			
Don Leppert, R (8, PH) Chuck Cottier, R (1,6) OBP: 0.311, SLG: 0.393							F8	6-3		4	0	2	0	0	0	1			
Don Rudolph, L (1,1) Bobo Osborne, L (7, PH) Pete Burnside, R (7, 1) Ron Kline, R (8, 1) Minnie Minoza, R (9, PH) OBP: 0.200, SLG: 0.214 OBP: 0.307, SLG: 0.375 OBP: 0.333, SLG: 0.200 OBP: 0.167, SLG: 0.500 OBP: 0.319, SLG: 0.316	F8		B1-6-4				FC4 HBP	4-3 1B 2B		2	0	0	0	0	0	2			
Inning Stats	R: 0 E: 0 K: 0 S: 4	H: 1 LOB: 1 BB: 0 P: 4	R: 1 E: 0 K: 0 S: 5	H: 2 LOB: 1 BB: 0 P: 5	R: 0 E: 0 K: 1 S: 4	H: 0 LOB: 0 BB: 0 P: 5	R: 0 E: 0 K: 0 S: 3	H: 1 LOB: 1 BB: 0 P: 3	R: 0 E: 0 K: 0 S: 4	H: 1 LOB: 2 BB: 0 P: 5	R: 1 E: 0 K: 0 S: 5	H: 3 LOB: 2 BB: 1 P: 9	R: 1 E: 0 K: 0 S: 5	H: 2 LOB: 1 BB: 0 P: 5	1B: 8 2B: 3 3B: 0 HR: 1	SF: 0 SAC: 0 DP: 2 HBP: 1		WP: 0 PA: 39 PB: 0 SB: 0 CS: 0	
PITCHER	IP WLS BF H R ER SO BB IBB HBP BLK WP HR S P ERA WHIP	7.0 W 30 9 2 2 1 0 0 0 1 0 0 1 31 32 2.57 1.286	0.0 1 1 0 0 0 0 0 0 0 0 0 0 1 1 ∞ ∞	2.0 S 8 2 1 1 0 0 0 1 0 0 0 0 7 11 4.50 1.000															

Batter	1	2	3	4	5	6	7	8	9	AB	R	H	RBI	BB	SO	LOB	BOTTOM		
Albie Pearson, L (1,8) OBP: 0.390, SLG: 0.397	4-3	6-3			FC3-6 2B		P4			4	0	0	0	0	0	4	Washington Senators @ Los Angeles Angels Dodger Stadium, Los Angeles, CA Tue Aug 13 1963, 7:05 PM PDT Alt. 5,729 - Unknown - 73 F livebaseballscores.com AB 32 R 3 H 11 RBI 4 BB 0 SO 4 LOB 12		
Jim Fregosi, R (1,6) OBP: 0.306, SLG: 0.391	K		6-3		2B		1B			4	0	2	1	0	1	0			
Leon Wagner, L (1,7) OBP: 0.363, SLG: 0.477	L3		K		4-3		1-3			4	0	0	0	0	1	2			
Billy Moran, R (1,4) OBP: 0.300, SLG: 0.349		2B 1B	F3			G6-4 1B		WP SH5-4 2B		4	2	3	0	0	0	0			
Frank Kostro, R (1,5) Bob Sadowski, L (8, PH) Felix Torres, R (9, 5) OBP: 0.306, SLG: 0.266 OBP: 0.319, SLG: 0.314 OBP: 0.316, SLG: 0.364	F8				F9		F3	SH5-4		3	0	0	0	0	0	2			
Buck Rodgers, S (1,2) OBP: 0.299, SLG: 0.327	F9				K		F8			4	0	1	0	0	1	2			
Ken Hunt, R (1,9) OBP: 0.261, SLG: 0.382		2B			6-3		G6-4			4	0	1	1	0	1	2			
Lee Thomas, L (1,3) OBP: 0.317, SLG: 0.344		1B 2B			3-1		SH1-4 1B			3	1	2	1	0	0	0			
Don Lee, R (1,1) Jack Spring, R (8, 1) Paul Foytack, R (8, 1) OBP: 0.143, SLG: 0.143 OBP: 0.333, SLG: 0.333 OBP: 0.211, SLG: 0.167		1B					SH1-4			2	0	2	0	0	0	0			
Inning Stats	R: 0 E: 0 K: 1 S: 5	H: 0 LOB: 0 BB: 0 P: 5	R: 2 E: 0 K: 0 S: 7	H: 4 LOB: 2 BB: 0 P: 7	R: 0 E: 0 K: 1 S: 5	H: 0 LOB: 0 BB: 0 P: 5	R: 0 E: 0 K: 1 S: 5	H: 0 LOB: 0 BB: 0 P: 5	R: 0 E: 0 K: 0 S: 4	H: 1 LOB: 1 BB: 0 P: 4	R: 1 E: 0 K: 0 S: 4	H: 2 LOB: 1 BB: 0 P: 4	R: 1 E: 0 K: 1 S: 7	H: 2 LOB: 1 BB: 0 P: 7	1B: 8 2B: 3 3B: 0 HR: 0	SF: 0 SAC: 2 DP: 0 HBP: 0		WP: 1 PA: 34 PB: 0 SB: 0 CS: 0	
PITCHER	IP WLS BF H R ER SO BB IBB HBP BLK WP HR S P ERA WHIP	6.0 L 25 7 2 2 2 0 0 0 0 0 0 0 6 6 3.00 1.167	1.1 6 3 2 2 0 0 0 0 0 0 0 0 6 6 13.50 2.250	0.2 3 1 0 0 1 0 0 0 0 0 1 0 5 5 0.00 1.500															

Batter	1	2	3	4	5	6	7	8	9	AB	R	H	RBI	BB	SO	LOB	TOP			
Don Blasingame, L (1,4) OBP: 0.300, SLG: 0.267	0-0 6-3			0-3 K		0-0 6-3		0-0 F9		4	0	0	0	0	1	1	 Washington Senators @ Los Angeles Angels Dodger Stadium, Los Angeles, CA Wed Aug 14 1963, 7:05 PM PDT Alt. 4,883 - Unknown - 80 F			
Dick Phillips, L (1,3) OBP: 0.287, SLG: 0.309	0-0 5-3			0-0 6-3 1B		0-0 F7			0-0 4-3	4	0	1	0	0	0	0				
Chuck Hinton, R (1,7) OBP: 0.338, SLG: 0.441	0-0 1-3			0-0 6-3 1-2			0-0 6-3		0-0 4-3	4	0	0	0	0	0	1				
Jim King, L (1,9) OBP: 0.320, SLG: 0.485		0-0 F2		0-0 F8			0-0 4-3		0-3 K2-3	4	0	0	0	0	1	1				
Don Lock, R (1,8) OBP: 0.334, SLG: 0.457		0-0 F8			0-0 3B					3	0	2	0	0	0	0				
Don Zimmer, R (1,5) OBP: 0.294, SLG: 0.431		0-0 F2			0-0 L6					3	0	0	0	0	0	2				
Ken Retzer, L (1,2) OBP: 0.261, SLG: 0.288			0-0 G4-6-3 1B		0-0 G3			0-0 F8		3	0	1	0	0	0	1				
Chuck Cottier, R (1,6) OBP: 0.254, SLG: 0.328			0-0 G4-6-3 1-2		0-0 5-3			0-0 F7		3	0	0	0	0	0	2				
Claude Osteen, L (1,1) OBP: 0.196, SLG: 0.163			0-0 F8			0-0 F9				3	0	1	0	0	0	0				
Steve Ridzik, R (8,1)										0	0	0	0	0	0	0				
Inning Stats	R: 0 E: 0 K: 0 S: 3	H: 0 LOB: 0 BB: 0 P: 3	R: 0 E: 0 K: 0 S: 3	H: 0 LOB: 0 BB: 0 P: 3	R: 0 E: 0 K: 0 S: 3	H: 1 LOB: 0 BB: 0 P: 3	R: 0 E: 0 K: 1 S: 6	H: 1 LOB: 1 BB: 0 P: 6	R: 0 E: 0 K: 0 S: 4	H: 0 LOB: 0 BB: 0 P: 3	R: 0 E: 0 K: 0 S: 4	H: 1 LOB: 1 BB: 0 P: 4	R: 0 E: 0 K: 0 S: 4	H: 1 LOB: 1 BB: 0 P: 4	R: 0 E: 0 K: 1 S: 5	H: 0 LOB: 0 BB: 0 P: 5	1B: 4 2B: 0 3B: 1 HR: 0	SF: 0 SAC: 0 DP: 1 HBP: 0	WP: 0 PB: 0 CS: 0	PA: 31
PITCHER Dean Chance, R (1,1) ERA: 3.11	IP: 9.0 WLS: W BF: 31 H: 5 R: 0 ER: 0 SO: 2 BB: 0 IBB: 0 HBP: 0 BLK: 0 WP: 0 HR: 0 S: 35 P: 35 ERA: 0.00 WHIP: 0.556															PITCHER				

Batter	1	2	3	4	5	6	7	8	9	AB	R	H	RBI	BB	SO	LOB	BOTTOM			
Albie Pearson, L (1,8) OBP: 0.387, SLG: 0.393	0-0 4-3	0-0 L6			0-0 6-3			0-0 3-1		4	0	0	0	0	0	1	 Washington Senators @ Los Angeles Angels Dodger Stadium, Los Angeles, CA Wed Aug 14 1963, 7:05 PM PDT Alt. 4,883 - Unknown - 80 F			
Jim Fregosi, R (1,6) OBP: 0.310, SLG: 0.393	0-0 1B 4-3 1B		0-0 L4-3 1B		4-0 L6-3 BB		0-0 5-3			3	1	2	0	1	0	0				
Leon Wagner, L (1,7) OBP: 0.362, SLG: 0.477	0-0 4-3 1-2		0-0 L4-3 1-2		0-0 L6-3 1-2		0-0 L6-3 2B			4	0	1	0	0	0	3				
Billy Moran, R (1,4) OBP: 0.303, SLG: 0.353	0-0 1B 2-3 1B		0-0 FC6-4 1B		0-0 P3		0-0 1B 2-3 1B			4	0	3	0	0	0	0				
Felix Torres, R (1,5) OBP: 0.318, SLG: 0.365	0-0 1-3 3-H 1B		0-0 FC6-4 1-2		0-0 G6-4-3 1B		0-0 K			4	0	2	1	0	1	3				
Buck Rodgers, S (1,2) OBP: 0.300, SLG: 0.327	0-0 F8		0-0 1B G4-6-3 1B		0-0 G6-4-3 1-2					3	1	1	0	0	0	3				
Ken Hunt, R (1,9) OBP: 0.262, SLG: 0.381		0-0 1-3 1B		0-0 1B 1-3 1B		0-0 F2				3	0	1	0	0	0	0				
Lee Thomas, L (1,3) OBP: 0.317, SLG: 0.342		4-0 SH2-3 BB		0-0 G4-6-3 1- 3-H		0-0 F9				2	0	0	0	1	0	1				
Dean Chance, R (1,1) OBP: 0.186, SLG: 0.175		0-0 SH2-3 1-2		0-0 1-3 1B		0-3 K				2	0	0	0	0	1	0				
Inning Stats	R: 1 E: 0 K: 0 S: 6	H: 3 LOB: 2 BB: 0 P: 6	R: 0 E: 0 K: 0 S: 3	H: 0 LOB: 1 BB: 1 P: 7	R: 0 E: 0 K: 0 S: 4	H: 2 LOB: 1 BB: 0 P: 4	R: 1 E: 0 K: 0 S: 4	H: 2 LOB: 0 BB: 0 P: 4	R: 0 E: 0 K: 0 S: 2	H: 0 LOB: 0 BB: 1 P: 6	R: 0 E: 0 K: 0 S: 3	H: 1 LOB: 0 BB: 0 P: 3	R: 0 E: 0 K: 1 S: 5	H: 0 LOB: 0 BB: 0 P: 5	R: 0 E: 0 K: 1 S: 7	H: 2 LOB: 2 BB: 0 P: 7	1B: 9 2B: 3 3B: 0 HR: 0	SF: 0 SAC: 1 DP: 4 HBP: 0	WP: 0 PB: 0 CS: 0	PA: 32
PITCHER Claude Osteen, L (1,1) ERA: 3.47	IP: 7.2 WLS: L BF: 31 H: 10 R: 2 ER: 2 SO: 1 BB: 2 IBB: 0 HBP: 0 BLK: 0 WP: 0 HR: 0 S: 31 P: 39 ERA: 2.35 WHIP: 1.565															PITCHER				
Steve Ridzik, R (8,1) ERA: 5.49	0.1 L 1 0 0 0 1 0 0 0 0 0 0 0 3 3 0.00 0.000															PITCHER				

Batter	1	2	3	4	5	6	7	8	9	AB	R	H	RBI	BB	SO	LOB	TOP			
Don Blasingame, L (1, 4) OBP: 0.284, SLG: 0.270										5	1	2	1	0	1	2	Washington Senators @ Minnesota Twins Metropolitan Stadium, Bloomington, MI Fri Aug 16 1963, 8:05 PM EDT Att: 13,763 - Unknown - 59 F 			
Dick Phillips, L (1, 3) OBP: 0.283, SLG: 0.317										4	1	1	2	1	0	3				
Chuck Hinton, R (1, 7) OBP: 0.335, SLG: 0.438										5	0	0	0	0	2	6				
Jim King, L (1, 9) OBP: 0.322, SLG: 0.489										4	0	1	1	1	1	1				
Don Lock, R (1, 8) OBP: 0.339, SLG: 0.463										4	1	2	1	0	1	3				
Don Zimmer, R (1, 5) OBP: 0.291, SLG: 0.426										4	0	0	0	0	1	4				
Ken Retzer, L (1, 2) OBP: 0.272, SLG: 0.294										4	0	1	0	0	0	1				
Ed Brinkman, R (1, 6) OBP: 0.264, SLG: 0.302										4	1	0	0	0	0	2				
Jim Duckworth, R (1, 1) Pete Burnside, R (4, 1) Bobo Osborne, L (7, PH) Ed Roebuck, R (7, 1) Minnie Minoza, R (9, PH)										1	0	0	0	0	1	0				
Inning Stats	R: 1 E: 0 K: 2 S: 9	H: 2 LOB: 2 BB: 1 P: 13	R: 0 E: 0 K: 1 S: 5	H: 0 LOB: 0 BB: 0 P: 5	R: 1 E: 0 K: 1 S: 6	H: 1 LOB: 1 BB: 0 P: 6	R: 0 E: 0 K: 1 S: 6	H: 1 LOB: 0 BB: 0 P: 6	R: 0 E: 0 K: 1 S: 5	H: 0 LOB: 0 BB: 1 P: 9	R: 0 E: 1 K: 1 S: 8	H: 2 LOB: 3 BB: 0 P: 8	R: 1 E: 0 K: 0 S: 4	H: 1 LOB: 0 BB: 0 P: 4	R: 2 E: 1 K: 0 S: 6	H: 2 LOB: 1 BB: 0 P: 6		1B: 6 2B: 1 3B: 0 HR: 2	SF: 0 SAC: 0 DP: 0 HBP: 0	WP: 0 PB: 0 SB: 2 CS: 0
PITCHER	IP WLS BF H R ER SO BB IBB HBP BLK WP HR S P ERA WHIP																			
Camilo Pascual, R (1, 1) ERA: 2.81	8.0 W 37 9 5 4 8 2 0 0 0 0 0 2 51 59 4.50 1.375																			
Gary Roggenburk, L (9, 1) ERA: 2.08	1.0 S 3 0 0 0 0 0 0 0 0 0 0 0 0 3 3 0.00 0.000																			

Batter	1	2	3	4	5	6	7	8	9	AB	R	H	RBI	BB	SO	LOB	BOTTOM			
Rich Rollins, R (1, 5) OBP: 0.372, SLG: 0.471										3	3	2	0	2	0	0	Washington Senators @ Minnesota Twins Metropolitan Stadium, Bloomington, MI Fri Aug 16 1963, 8:05 PM EDT Att: 13,763 - Unknown - 59 F 			
Vic Power, R (1, 4) OBP: 0.293, SLG: 0.373										4	0	1	1	0	0	2				
Jimmie Hall, L (1, 8) OBP: 0.339, SLG: 0.518										4	1	2	3	0	0	2				
Harmon Killebrew, R (1, 7) OBP: 0.353, SLG: 0.525										3	0	0	0	1	0	3				
Don Mincher, L (1, 3) Bernie Allen, L (9, 4)										4	0	1	0	0	0	4				
Bob Allison, R (1, 9) OBP: 0.383, SLG: 0.526										4	1	1	0	0	1	3				
Earl Batley, R (1, 2) Jerry Zimmerman, R (8, 2)										3	1	1	1	1	0	2				
Zoilo Versalles, R (1, 6) OBP: 0.306, SLG: 0.425										4	0	2	1	0	0	2				
Camilo Pascual, R (1, 1) Gary Roggenburk, R (9, 1)										4	1	0	0	0	1	4				
Inning Stats	R: 0 E: 0 K: 0 S: 2	H: 0 LOB: 0 BB: 1 P: 6	R: 2 E: 1 K: 1 S: 8	H: 3 LOB: 1 BB: 0 P: 8	R: 2 E: 1 K: 0 S: 6	H: 2 LOB: 2 BB: 1 P: 10	R: 2 E: 1 K: 0 S: 7	H: 3 LOB: 2 BB: 0 P: 7	R: 0 E: 0 K: 0 S: 3	H: 1 LOB: 1 BB: 1 P: 7	R: 1 E: 0 K: 0 S: 4	H: 1 LOB: 1 BB: 1 P: 8	R: 0 E: 0 K: 1 S: 5	H: 0 LOB: 0 BB: 0 P: 5	R: 0 E: 0 K: 0 S: 3	H: 0 LOB: 0 BB: 0 P: 3		1B: 7 2B: 3 3B: 0 HR: 1	SF: 0 SAC: 1 DP: 2 HBP: 0	WP: 0 PB: 0 SB: 1 CS: 0
PITCHER	IP WLS BF H R ER SO BB IBB HBP BLK WP HR S P ERA WHIP																			
Jim Duckworth, R (1, 1) ERA: 4.96	3.1 L 20 2 1 1 0 2 0 0 0 0 0 0 10 18 3.38 1.500																			
Pete Burnside, L (4, 1) ERA: 4.69	2.2 12 2 1 1 0 2 0 0 0 0 0 0 10 18 3.38 1.500																			
Ed Roebuck, R (7, 1) ERA: 3.75	2.0 6 0 0 0 0 1 0 0 0 0 0 0 8 8 0.00 0.000																			

Batter	1	2	3	4	5	6	7	8	9	AB	R	H	RBI	BB	SO	LOB	TOP		
Ed Brinkman, R OBP: 0.266, SLG: 0.311 (1, 6)	0-0 HR	0-0 6-3		0-0 1-3		0-0 1B 1-2		0-0 5-3		5	1	2	1	0	0	1			
Minnie Minoso, R OBP: 0.326, SLG: 0.328 (1, 7)	0-0 F3	0-0 HR 2B		0-0 G6-4-3 1B		0-0 WP 1B		0-0 F7		5	1	3	2	0	0	0			
Chuck Hinton, R OBP: 0.338, SLG: 0.444 (1, 9)	4-0 PB 1B BB	0-0 HR		0-0 G6-4-3 1-2		0-0 F7 1-2		4-0 S BB		3	2	1	2	2	0	3			
Don Lock, R OBP: 0.339, SLG: 0.462 (1, 8)	0-0 HR 1B	0-0 5-3		0-3 K		0-0 FC1-5 1B		0-3 K 1-2		5	1	2	1	0	2	1			
Don Leppert, R OBP: 0.308, SLG: 0.387 (1, 2)	0-0 F3		0-0 F8		0-0 F7		0-0 FC1-5 1B		0-3 K		5	0	1	0	0	1	2		
Don Zimmer, R OBP: 0.293, SLG: 0.441 (1, 5)	0-0 HR		0-0 F9		0-0 HR 1B		0-0 FC1-5 3-1		0-0 G3		5	2	2	2	0	3			
Dick Phillips, L OBP: 0.282, SLG: 0.332 (1, 3)	0-0 P4		0-3 K		0-0 HR 1B		0-0 3-1				4	1	1	2	0	1	2		
Chuck Cottier, R OBP: 0.254, SLG: 0.327 (1, 4)		0-0 SH2-4 2B 1B		0-0 6-3		0-3 K		0-0 6-3		4	1	1	0	0	1	2			
Bennie Daniels, L OBP: 0.317, SLG: 0.176 (1, 1)		0-0 SH2-4		0-3 K		4-0 1B BB		0-3 K		2	1	0	0	1	2	0			
Inning Stats	R: 4 E: 0 K: 0 S: 6	H: 3 LOB: 0 BB: 1 P: 10	R: 3 E: 0 K: 0 S: 6	H: 3 LOB: 0 BB: 0 P: 6	R: 0 E: 0 K: 1 S: 5	H: 0 LOB: 0 BB: 0 P: 5	R: 0 E: 0 K: 1 S: 5	H: 1 LOB: 0 BB: 0 P: 5	R: 0 E: 0 K: 1 S: 9	H: 4 LOB: 2 BB: 1 P: 13	R: 0 E: 0 K: 0 S: 5	H: 2 LOB: 2 BB: 0 P: 5	R: 0 E: 0 K: 2 S: 7	H: 0 LOB: 1 BB: 1 P: 11	1B: 8 2B: 1 3B: 0 HR: 4	SF: 0 SAC: 1 DP: 1 HBP: 0	WP: 1 PB: 1 SB: 1 CS: 0	PA: 42	
PITCHER	IP	WLS	BF	H	R	ER	SO	BB	IBB	HBP	BLK	WP	HR	S	P	ERA	WHIP		
Dick Stigman, L ERA: 2.98 (1, 1)	0.2	L	6	3	4	4	0	1	0	0	0	0	2	5	9	54.00	6.000		
Bill Plets, L ERA: 4.23 (1, 1)	4.1		16	4	3	3	3	0	0	0	0	0	1	22	22	6.23	0.923		
Don Williams, R ERA: 10.38 (6, 1)	3.0		16	6	3	3	2	1	0	0	0	1	1	19	23	9.00	2.333		
Ray Moore, R ERA: 6.68 (9, 1)	1.0		4	0	0	0	2	1	0	0	0	0	0	7	11	0.00	1.000		

Washington Senators @ Minnesota Twins
Metropolitan Stadium, Bloomington, MI
Sat Aug 17 1963, 4:33 AM EDT
Att: 16,589 - Unknown - 63 F

AB 38
R 10
H 13
RBI 10
BB 3
SO 7
LOB 14

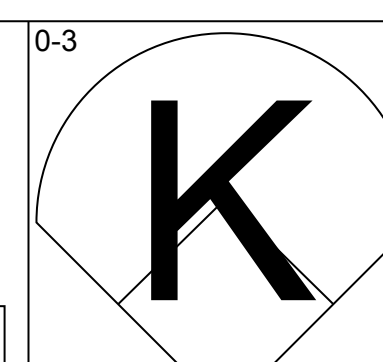
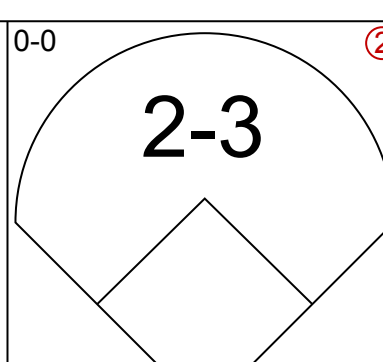
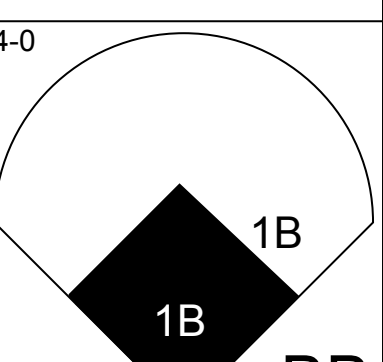
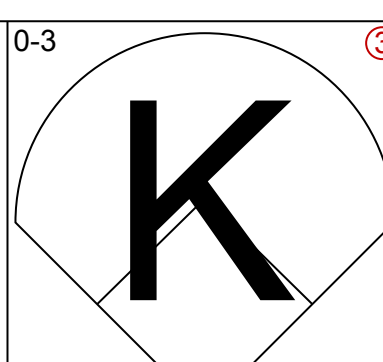
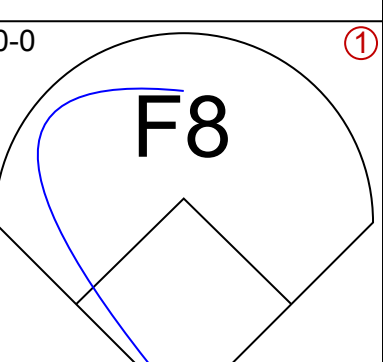
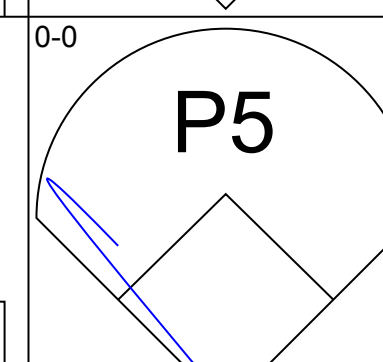
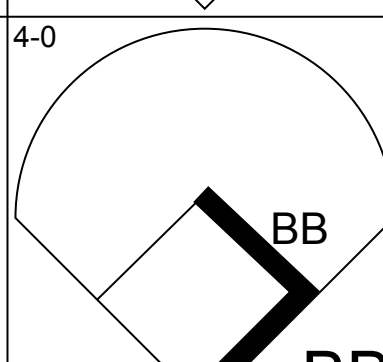
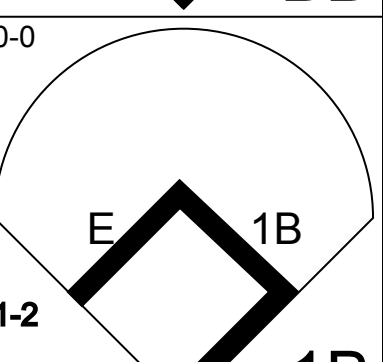
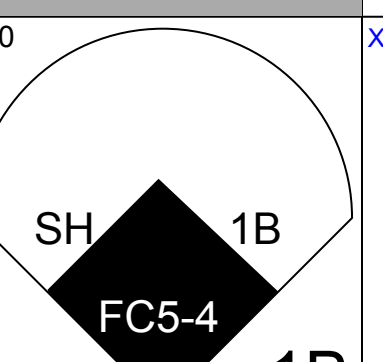
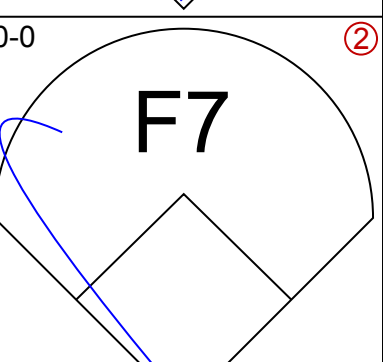
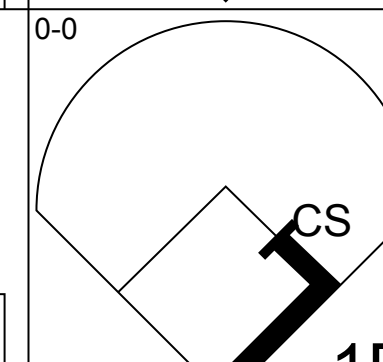
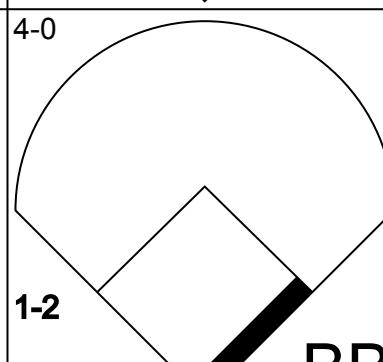
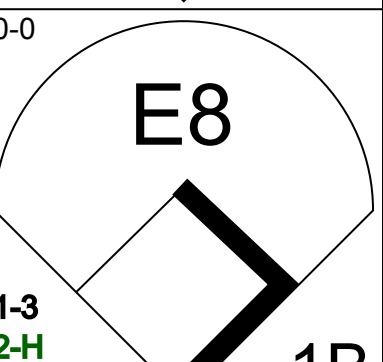
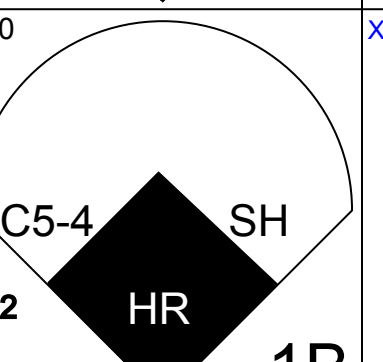
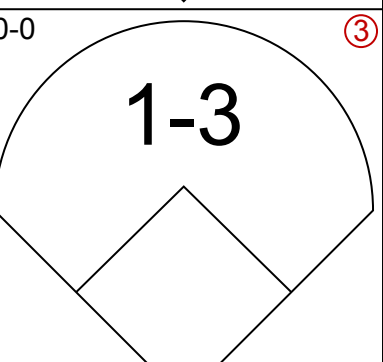
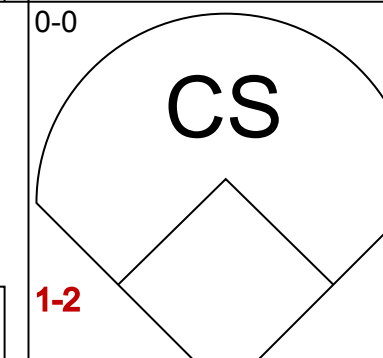
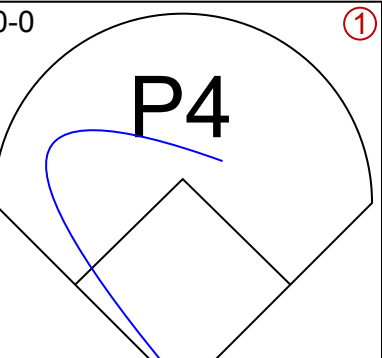
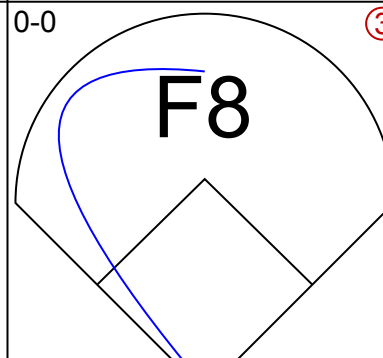
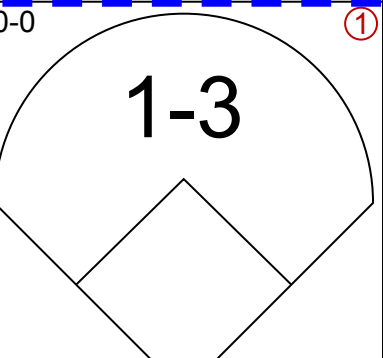
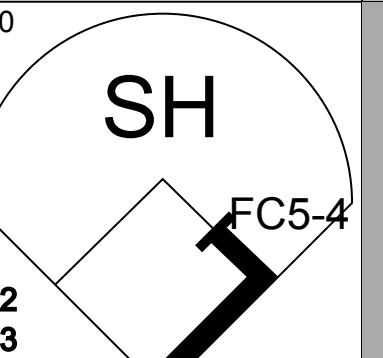
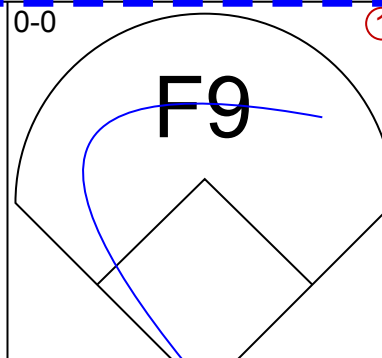
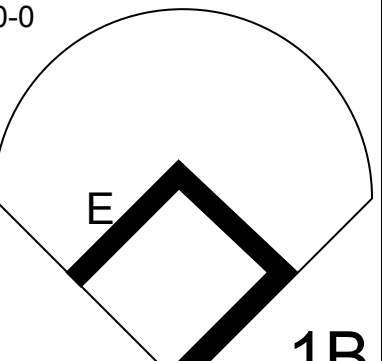
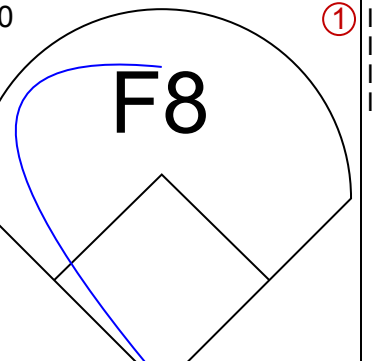
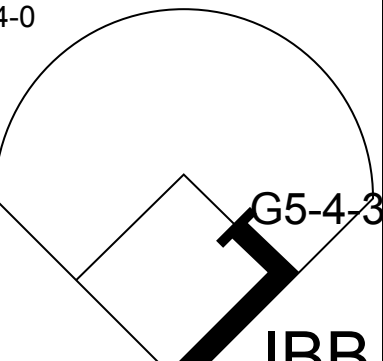
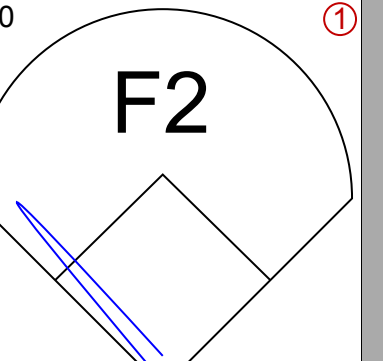
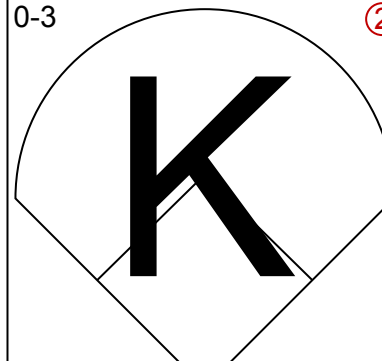
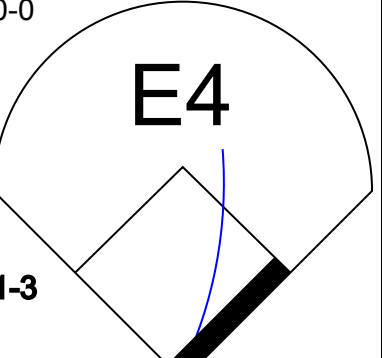
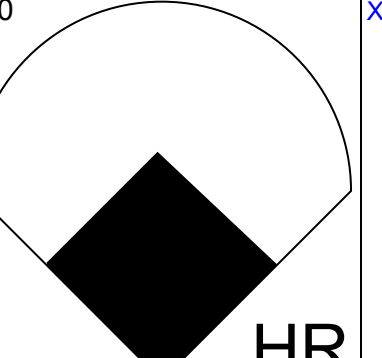
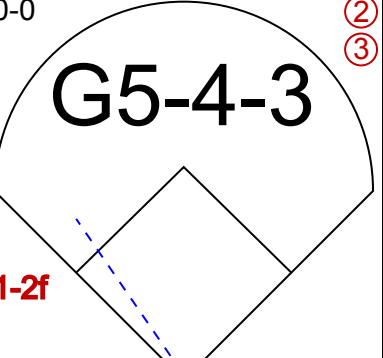
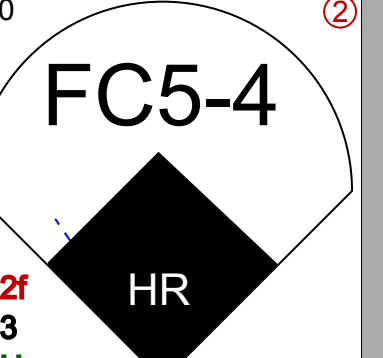
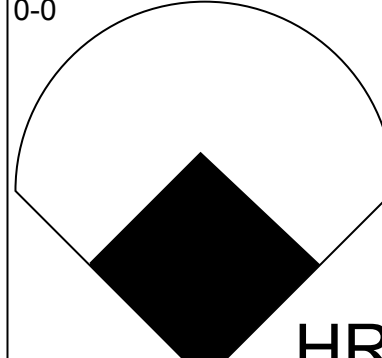
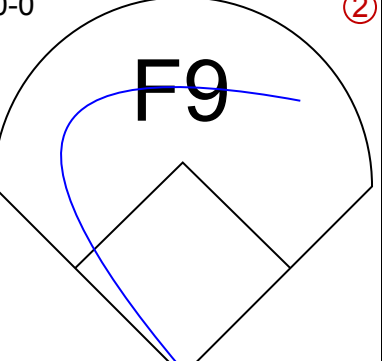
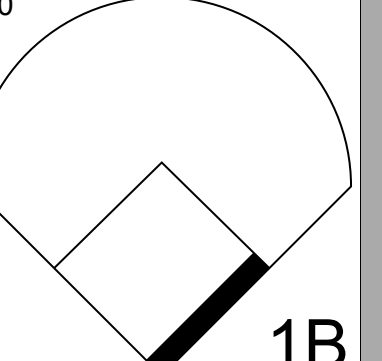
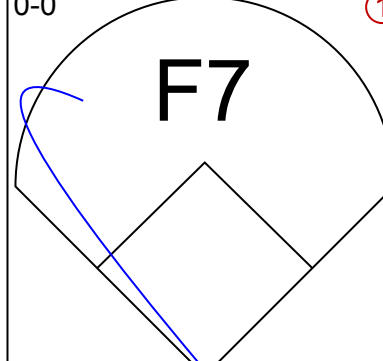
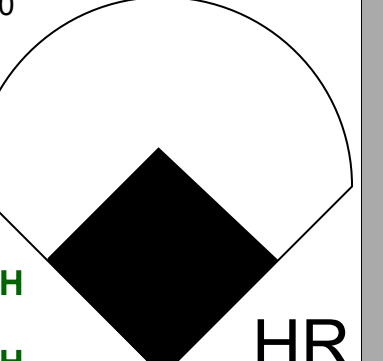
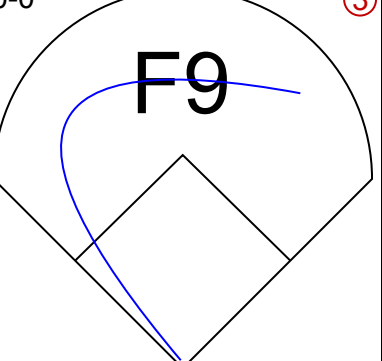
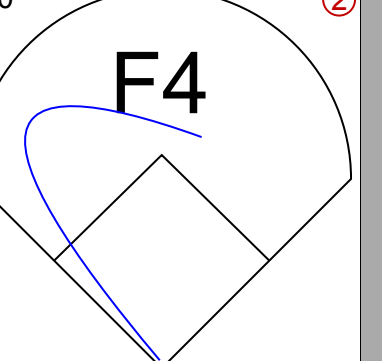
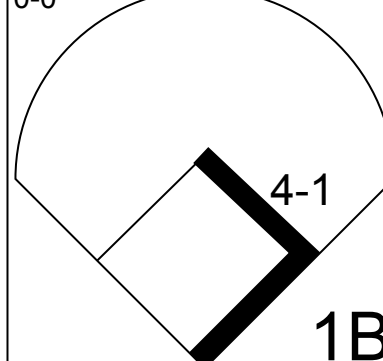
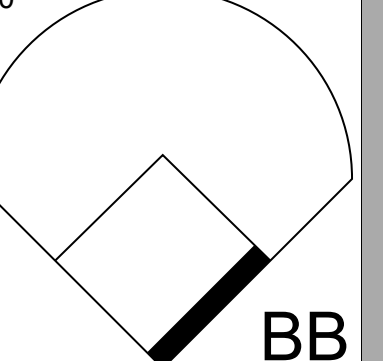
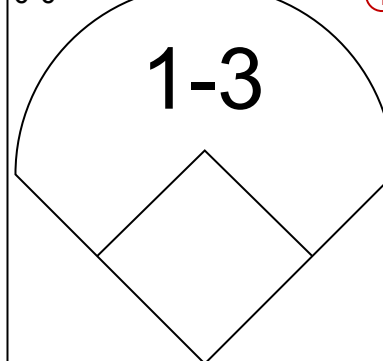

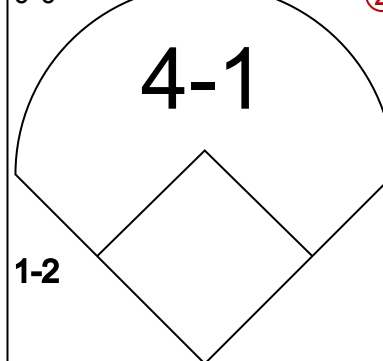



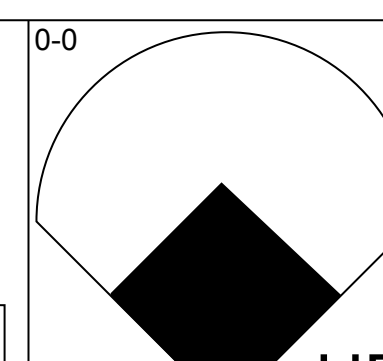
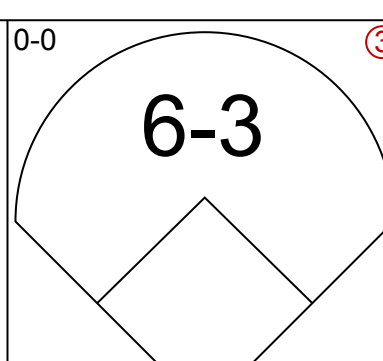
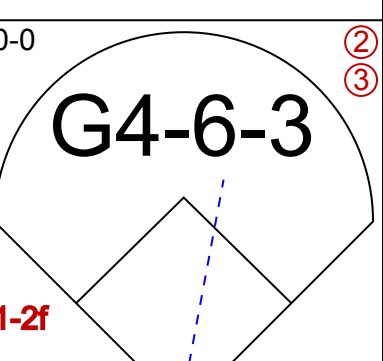
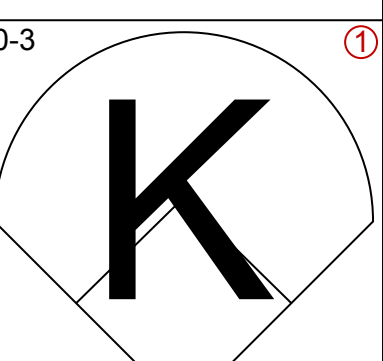
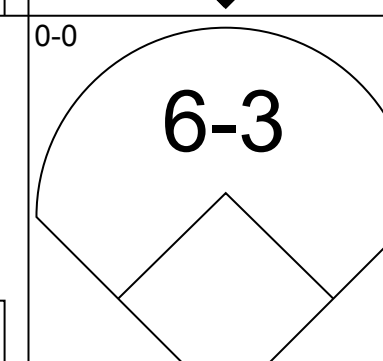
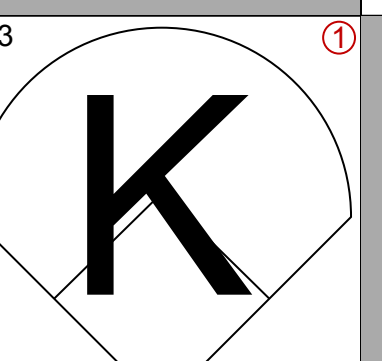
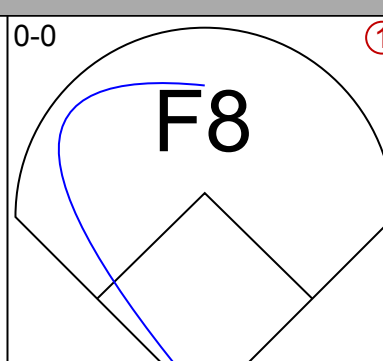
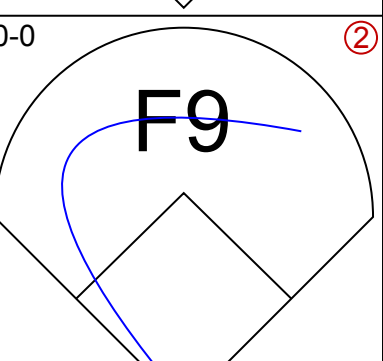
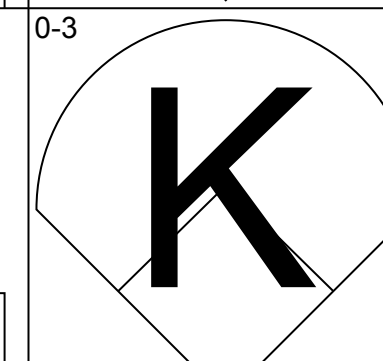
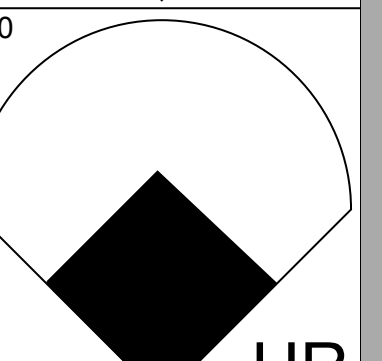
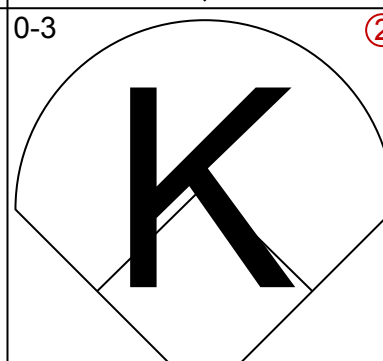
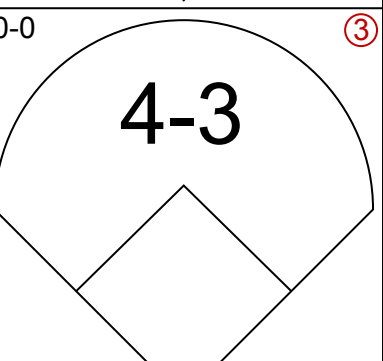
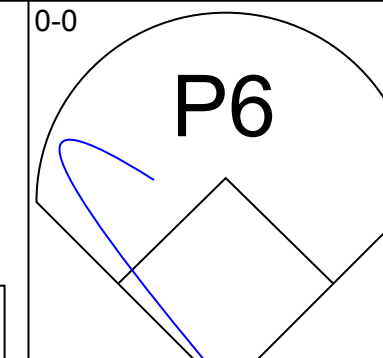
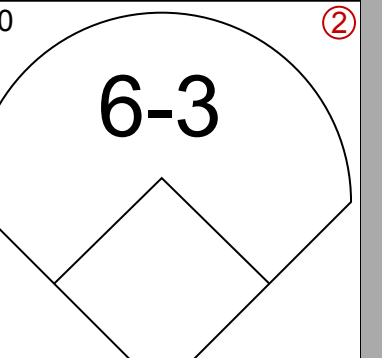
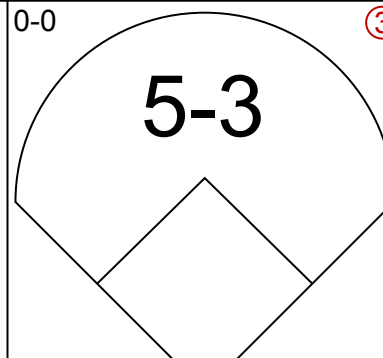
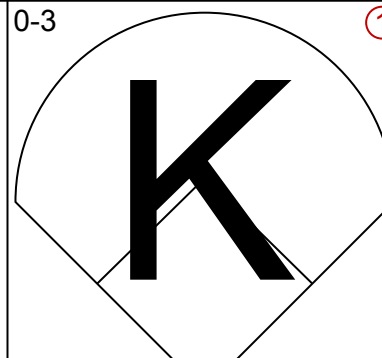
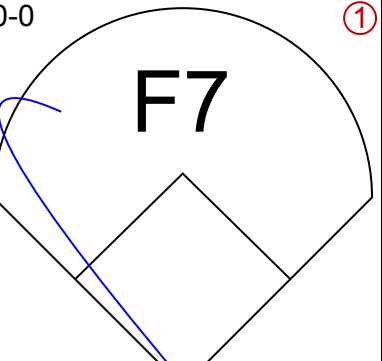
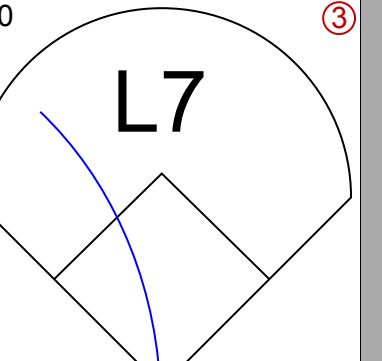
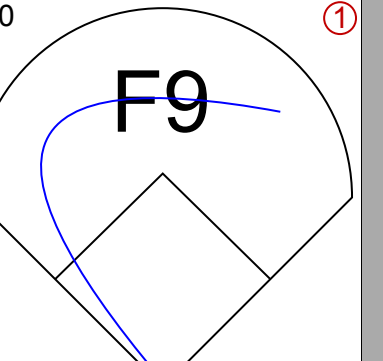
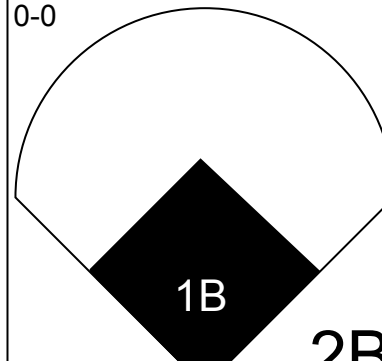
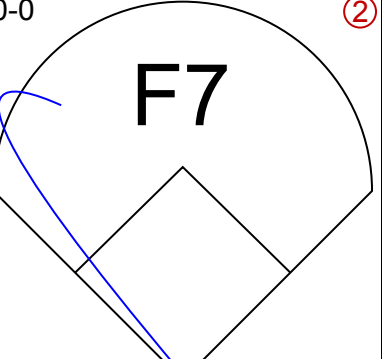
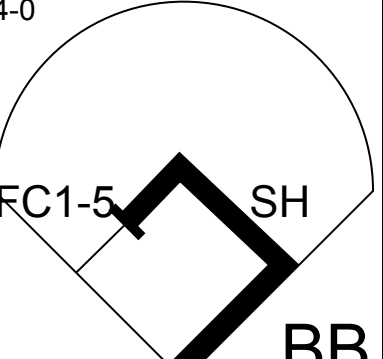

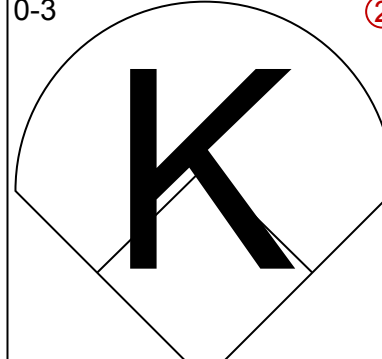
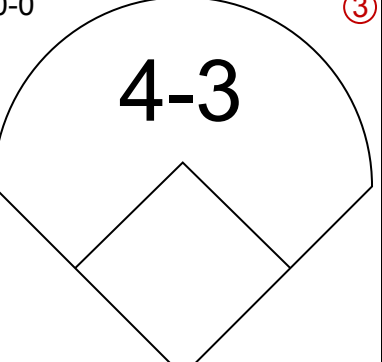
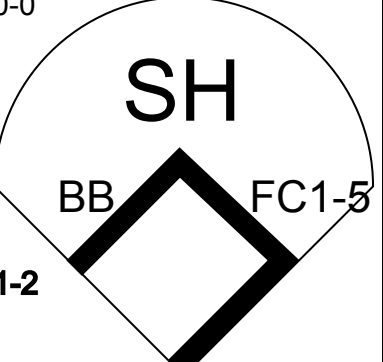
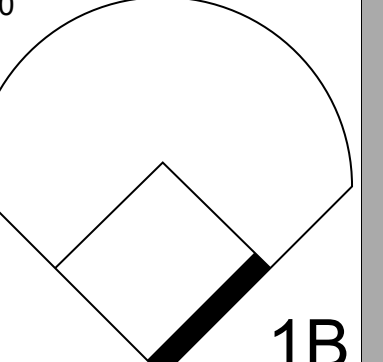
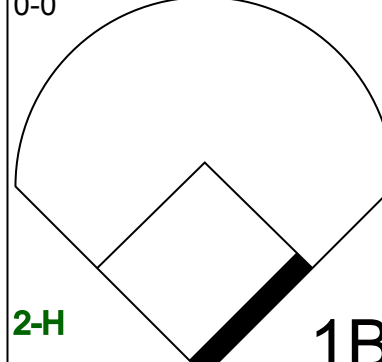
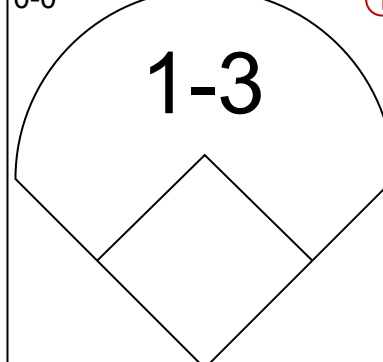
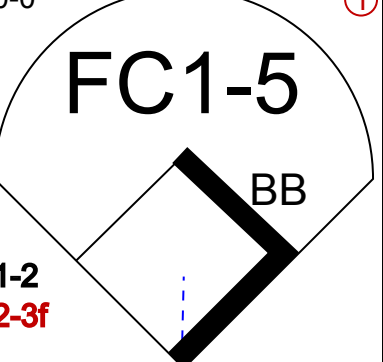
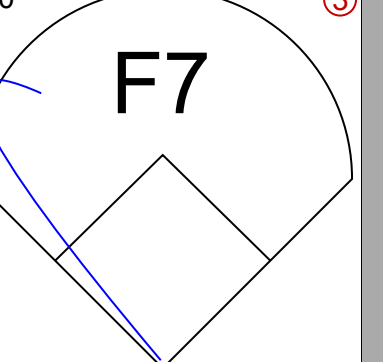
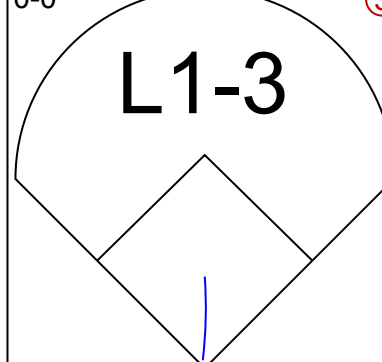
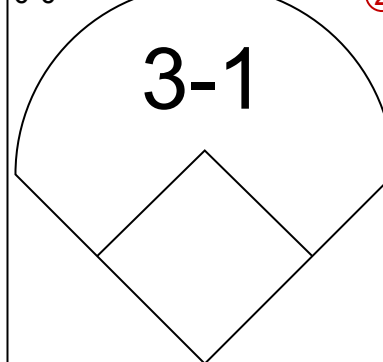
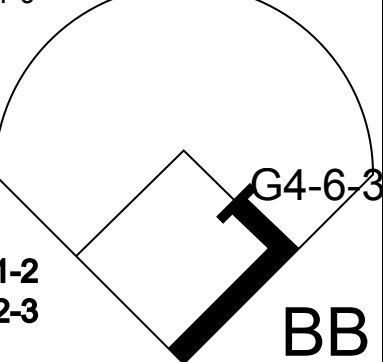

Batter	1	2	3	4	5	6	7	8	9	AB	R	H	RBI	BB	SO	LOB	BOTTOM			
Rich Rollins, R OBP: 0.371, SLG: 0.467 (1, 5)	0-0 6-3		4-0 FC6-4 BB		0-0 5-3		0-0 E6		3	0	0	0	1	0	0					
Vic Power, R OBP: 0.292, SLG: 0.372 (1, 4)	0-0 6-3		0-0 FC6-4 1-2		0-0 FC3-6 1B		0-0 4-3		4	0	1	0	0	0	2					
Jimmie Hall, L OBP: 0.335, SLG: 0.512 (1, 8)	0-0 G3		0-0 4-3		0-0 FC3-6 FC6-4		0-0 4-3		4	0	0	0	0	0	1					
Harmon Killebrew, R OBP: 0.350, SLG: 0.519 (1, 7)		0-0 4-3		0-0 6-3		0-0 FC6-4		0-3 K		4	0	0	0	0	1	1				
Don Mincher, L OBP: 0.356, SLG: 0.540 (1, 3)		0-0 1B		0-3 K		4-0 G6-4-3 BB		0-3 K		3	0	1	0	1	2	0				
Bob Allison, R OBP: 0.381, SLG: 0.522 (1, 9)		0-0 F9		0-3 K		0-0 G6-4-3 1-2		0-0 K		3	0	0	0	0	1	2				
Earl Batley, R OBP: 0.359, SLG: 0.475 (1, 2)		0-0 1-3		4-0 FC5-4 BB		0-0 F9		2	0	0	0	1	0	1						
Jerry Zimmerman, R OBP: 0.194, SLG: 0.194 (8, 2)								0	0	0	0	0	0	0	0	0				
Zoilo Versalles, R OBP: 0.304, SLG: 0.422 (1, 6)			0-0 F9		0-0 FC5-4 1-2		0-0 4-3		3	0	0	0	0	0	1					
Dick Stigman, R OBP: 0.200, SLG: 0.113 (1, 1)			0-3 K		0-0 4-3		0-0 5-3		0	0	0	0	0	0	0	0				
Bill Plets, L OBP: 0.313, SLG: 0.154 (1, 1)								1	0	0	0	0	0	1						
Bennie Daniels, L OBP: 0.271, SLG: 0.299 (5, PH)								0	0	0	0	0	0	0	0	0				
Don Williams, R OBP: 0.299, SLG: 0.299 (8, 1)								1	0	0	0	0	0	0	0	0				
Lenny Green, L OBP: 0.324, SLG: 0.376 (8, PH)								0	0	0	0	0	0	0	0	0				
Ray Moore, R (9, 1)								0	0	0	0	0	0	0	0	0				
Inning Stats	R: 0 E: 0 K: 0 S: 3	H: 0 LOB: 0 BB: 0 P: 3	R: 0 E: 0 K: 0 S: 4	H: 1 LOB: 1 BB: 0 P: 4	R: 0 E: 0 K: 1 S: 5	H: 0 LOB: 1 BB: 1 P: 9	R: 0 E: 0 K: 1 S: 5	H: 0 LOB: 0 BB: 0 P: 5	R: 0 E: 0 K: 1 S: 4	H: 1 LOB: 1 BB: 0 P: 4	R: 0 E: 0 K: 0 S: 2	H: 0 LOB: 0 BB: 1 P: 6	R: 0 E: 1 K: 0 S: 4	H: 0 LOB: 1 BB: 0 P: 4	R: 0 E: 0 K: 2 S: 7	H: 0 LOB: 0 BB: 0 P: 7	1B: 2 2B: 0 3B: 0 HR: 0	SF: 0 SAC: 0 DP: 1 HBP: 0	WP: 0 PB: 0 SB: 0 CS: 0	PA: 32
PITCHER	IP	WLS	BF	H	R	ER	SO	BB	IBB	HBP	BLK	WP	HR	S	P	ERA	WHIP			
Bennie Daniels, R ERA: 4.4 (1, 1)	9.0	W	32	2	0	0	5	3	0	0	0	0	0	39	51	0.00	0.556			


Washington Senators @ Minnesota Twins
Metropolitan Stadium, Bloomington, MI
Sat Aug 17 1963, 4:33 AM EDT
Att: 16,589 - Unknown - 63 F


AB 29
R 0
H 2
RBI 0
BB 3
SO 5
LOB 9



Batter	1	2	3	4	5	6	7	8	9	AB	R	H	RBI	BB	SO	LOB	TOP					
Don Blasingame, L (1,4) OBP: 0.291, SLG: 0.262										4	1	0	0	1	2	1	<p>Washington Senators @ Minnesota Twins Metropolitan Stadium, Bloomington, MI</p> <p>Sun Aug 18 1963, 4:33 AM EDT Att: 18,557 - Unknown - 72 F</p> <p>livebaseballscorecards.com</p>					
Dick Phillips, L (1,3) OBP: 0.290, SLG: 0.335										4	1	2	0	1	0	0						
Chuck Hinton, R (1,7) OBP: 0.342, SLG: 0.447										4	1	3	1	1	0	0						
Jim King, L (1,9) OBP: 0.319, SLG: 0.484										4	0	0	0	0	0	4						
Don Lock, R (1,8) OBP: 0.340, SLG: 0.460										4	0	1	0	1	1	3						
Don Zimmer, R (1,5) OBP: 0.296, SLG: 0.470										5	3	2	3	0	0	6						
Don Leppert, R (1,2) OBP: 0.311, SLG: 0.405										5	1	2	3	0	0	2						
Ed Brinkman, R (1,6) OBP: 0.268, SLG: 0.312										3	0	1	0	1	0	3						
Steve Ritzik, R (1,1) Ron Kline, R (9,1) OBP: 0.167, SLG: 0.500										4	0	0	0	0	2	3						
Inning Stats	R: 0 E: 0 K: 1 S: 5	H: 1 LOB: 0 BB: 0 P: 5	R: 0 E: 1 K: 0 S: 5	H: 1 LOB: 2 BB: 0 P: 5	R: 0 E: 0 K: 0 S: 3	H: 0 LOB: 2 BB: 2 P: 11	R: 1 E: 0 K: 1 S: 7	H: 2 LOB: 1 BB: 0 P: 7	R: 1 E: 1 K: 0 S: 4	H: 2 LOB: 2 BB: 2 P: 12	R: 0 E: 0 K: 1 S: 6	H: 1 LOB: 1 BB: 0 P: 6	R: 4 E: 1 K: 1 S: 9	H: 3 LOB: 1 BB: 1 P: 13	R: 0 E: 0 K: 0 S: 3	H: 0 LOB: 0 BB: 0 P: 3		R: 1 E: 0 K: 1 S: 6	H: 1 LOB: 0 BB: 0 P: 6	1B: 8 2B: 0 3B: 0 HR: 3	SF: 0 SAC: 1 DP: 1 HBP: 0	WP: 0 PB: 0 SB: 0 CS: 1
PITCHER	IP WLS BF H R ER SO BB IBB HBP BLK WP HR S P ERA WHIP																					
Jim Perry, R (1,1) ERA: 3.31	4.0	21	6	2	2	2	3	0	0	0	0	0	0	1	22	34	4.50	2.250				
Gary Roggenburk, L (5,1) ERA: 1.94	2.2	L 14	4	4	0	1	1	1	0	0	0	0	0	1	14	22	0.00	1.875				
Ray Moore, R (7,1) ERA: 0.4	1.1	4	0	0	0	1	0	0	0	0	0	0	0	6	6	0.00	0.000					
Bill Dailey, R (9,1) ERA: 1.84	1.0	4	1	1	1	1	0	0	0	0	0	0	0	1	6	6	9.00	1.000				

Batter	1	2	3	4	5	6	7	8	9	AB	R	H	RBI	BB	SO	LOB	BOTTOM					
Rich Rollins, R (1,5) OBP: 0.370, SLG: 0.472										4	1	1	1	0	1	4	<p>Washington Senators @ Minnesota Twins Metropolitan Stadium, Bloomington, MI</p> <p>Sun Aug 18 1963, 4:33 AM EDT Att: 18,557 - Unknown - 72 F</p> <p>livebaseballscorecards.com</p>					
Vic Power, R (1,4) OBP: 0.290, SLG: 0.368										4	0	0	0	0	1	1						
Jimmie Hall, L (1,9) OBP: 0.334, SLG: 0.517										4	1	1	1	0	2	1						
Harmon Killebrew, R (1,7) OBP: 0.347, SLG: 0.514										4	0	0	0	0	1	0						
Don Mincher, L (1,3) OBP: 0.354, SLG: 0.539										4	1	1	0	0	0	0						
Earl Battey, R (1,2) OBP: 0.358, SLG: 0.471										3	0	0	0	1	2	1						
Lenny Green, L (1,8) OBP: 0.307, SLG: 0.320										3	0	2	1	0	0	0						
Zoilo Versalles, R (1,6) OBP: 0.301, SLG: 0.419										4	0	0	0	0	0	4						
Jim Perry, S (1,1) OBP: 0.304, SLG: 0.260										1	0	0	0	0	0	0						
Gary Roggenburk, R (5,1) OBP: 0.250, SLG: 0.143										0	0	0	0	1	0	0						
Ray Moore, R (7,1) Bernie Allen, L (8,PH) Bill Dailey, R (9,1) OBP: 0.250, SLG: 0.368										0	0	0	0	0	0	0						
Inning Stats	R: 1 E: 0 K: 1 S: 6	H: 1 LOB: 0 BB: 0 P: 6	R: 0 E: 0 K: 0 S: 3	H: 0 LOB: 0 BB: 0 P: 3	R: 0 E: 0 K: 0 S: 3	H: 0 LOB: 0 BB: 0 P: 3	R: 1 E: 0 K: 1 S: 6	H: 1 LOB: 0 BB: 0 P: 6	R: 0 E: 0 K: 0 S: 3	H: 0 LOB: 2 BB: 2 P: 11	R: 0 E: 0 K: 1 S: 5	H: 0 LOB: 0 BB: 0 P: 5	R: 0 E: 0 K: 1 S: 6	H: 1 LOB: 1 BB: 0 P: 6	R: 0 E: 0 K: 1 S: 6	H: 1 LOB: 1 BB: 0 P: 6	R: 1 E: 0 K: 2 S: 9	H: 2 LOB: 1 BB: 0 P: 9	1B: 3 2B: 1 3B: 0 HR: 2	SF: 0 SAC: 1 DP: 1 HBP: 0	WP: 0 PB: 0 SB: 0 CS: 0	PA: 35
PITCHER	IP WLS BF H R ER SO BB IBB HBP BLK WP HR S P ERA WHIP																					
Steve Ritzik, R (1,1) ERA: 5.11	8.2	W 34	6	3	3	7	2	0	0	0	0	0	0	0	46	54	3.12	0.923				
Ron Kline, R (9,1) ERA: 2.95	0.1	S 1	0	0	0	0	0	0	0	0	0	0	0	1	1	0.00	0.000					


Batter	1	2	3	4	5	6	7	8	9	AB	R	H	RBI	BB	SO	LOB	TOP	
Don Blasingame, L (1,4) OBP: 0.290, SLG: 0.262	1-3			BB 1B		F7			F2	4	0	1	0	0	0	0	Washington Senators @ Kansas City Athletics Municipal Stadium, Kansas City, MO Tue Aug 20 1963, 8:05 PM EDT Unknown livebaseballscores.com AB 27 R 0 H 1 RBI 0 BB 2 SO 2 LOB 7 	
Dick Phillips, L (1,3) OBP: 0.284, SLG: 0.328	F8			F9		4-3			4-3	4	0	0	0	0	0	1		
Chuck Hinton, R (1,7) OBP: 0.342, SLG: 0.445	5-3			BB 1-2 BB				F3		2	0	0	0	1	0	0		
Jim King, L (1,9) OBP: 0.316, SLG: 0.479				F8		F8			4-3	3	0	0	0	0	0	2		
Don Lock, R (1,8) OBP: 0.338, SLG: 0.456				P6		F9			5-3	3	0	0	0	0	0	2		
Don Zimmer, R (1,5) OBP: 0.296, SLG: 0.465				5-3						2	0	0	0	1	1	0		
Don Leppert, R (1,2) Cal Neeman, R (6,2) OBP: 0.307, SLG: 0.400				F7		6-3			FC3-6 BB	2	0	0	0	0	0	0		
Ed Brinkman, R (1,6) OBP: 0.266, SLG: 0.309				1-3		F7			G6-4-3 1-2	3	0	0	0	0	0	1		
Claude Osteen, L (1,1) Pete Burnside, R (3,1) Bobo Osborne, L (9, PH) OBP: 0.192, SLG: 0.160				P5					G3	1	0	0	0	0	0	0		
										1	0	0	0	0	1	0		
										1	0	0	0	0	0	0		
Inning Stats	R: 0 E: 0 K: 0 S: 3	H: 0 LOB: 0 BB: 0 P: 3	R: 0 E: 0 K: 0 S: 3	H: 0 LOB: 0 BB: 0 P: 3	R: 0 E: 0 K: 0 S: 3	H: 1 LOB: 2 BB: 1 P: 8	R: 0 E: 0 K: 1 S: 5	H: 0 LOB: 0 BB: 0 P: 5	R: 0 E: 0 K: 0 S: 3	H: 0 LOB: 0 BB: 0 P: 3	R: 0 E: 0 K: 0 S: 2	H: 0 LOB: 0 BB: 1 P: 6	R: 0 E: 0 K: 0 S: 3	H: 0 LOB: 0 BB: 0 P: 3	1B: 1 2B: 0 3B: 0 HR: 0	SF: 0 SAC: 0 DP: 1 HBP: 0	WP: 0 PB: 0 CS: 0	PA: 29
PITCHER Moe Drabowsky, R (1,1) ERA: 2.77	IP: 9.0 WLS: W BF: 29 H: 1 R: 0 ER: 0 SO: 2 BB: 2 IBB: 0 HBP: 0 BLK: 0 WP: 0 HR: 0 S: 31 P: 39 ERA: 0.00 WHIP: 0.333											PITCHER	IP: 9.0 WLS: W BF: 29 H: 1 R: 0 ER: 0 SO: 2 BB: 2 IBB: 0 HBP: 0 BLK: 0 WP: 0 HR: 0 S: 31 P: 39 ERA: 0.00 WHIP: 0.333					

Batter	1	2	3	4	5	6	7	8	9	AB	R	H	RBI	BB	SO	LOB	BOTTOM
Gino Cimoli, R (1,9) OBP: 0.318, SLG: 0.374	4-3			G3		P5			F8	3	0	0	0	0	0	2	Washington Senators @ Kansas City Athletics Municipal Stadium, Kansas City, MO Tue Aug 20 1963, 8:05 PM EDT Unknown livebaseballscores.com AB 36 R 9 H 15 RBI 9 BB 2 SO 2 LOB 13 
Jose Tartabull, L (6,8) OBP: 0.271, SLG: 0.296				G3 2-3		P5			F8	2	0	0	0	0	0	0	
Wayne Causey, L (1,6) OBP: 0.342, SLG: 0.413	F8			F3					L4	5	0	1	0	0	0	1	
Ed Charles, R (1,5) OBP: 0.347, SLG: 0.399	F9			HR BB		F2			K	4	2	1	1	1	1	1	
Norm Siebern, L (1,3) OBP: 0.363, SLG: 0.422				HR BB		F2			K	4	3	3	1	0	0	1	
Doc Edwards, R (1,2) OBP: 0.278, SLG: 0.356				HR BB		F2			K	4	2	3	5	0	0	0	
Jerry Lumpe, L (1,4) Sammy Esposito, R (8,4) OBP: 0.326, SLG: 0.373				HR BB		F2			K	4	0	3	0	0	0	0	
Ken Harrelson, R (1,7) OBP: 0.314, SLG: 0.399				HR BB		F2			K	0	0	0	0	0	0	0	
Bobby Del Greco, R (1,8) OBP: 0.297, SLG: 0.307				HR BB		F2			K	4	1	2	1	0	0	3	
Moe Drabowsky, R (1,1) OBP: 0.250, SLG: 0.475				HR BB		F2			K	2	0	0	1	1	0	3	
				HR BB		F2			K	4	1	2	0	0	1	2	
Inning Stats	R: 0 E: 0 K: 0 S: 3	H: 5 LOB: 1 BB: 0 P: 7	R: 2 E: 0 K: 0 S: 7	H: 4 LOB: 2 BB: 0 P: 7	R: 4 E: 0 K: 0 S: 6	H: 3 LOB: 0 BB: 1 P: 10	R: 0 E: 0 K: 1 S: 5	H: 1 LOB: 0 BB: 0 P: 5	R: 0 E: 0 K: 0 S: 4	H: 1 LOB: 2 BB: 1 P: 8	R: 0 E: 0 K: 1 S: 5	H: 0 LOB: 0 BB: 0 P: 5	1B: 8 2B: 4 3B: 1 HR: 2	SF: 1 SAC: 0 DP: 1 HBP: 0	WP: 0 PB: 1 CS: 0	PA: 39	
PITCHER Claude Osteen, L (1,1) ERA: 3.71 Pete Burnside, L (3,1) ERA: 4.66	IP: 2.1 WLS: L BF: 14 H: 7 R: 4 ER: 4 SO: 2 BB: 2 IBB: 0 HBP: 0 BLK: 0 WP: 0 HR: 1 S: 14 P: 14 ERA: 6.35 WHIP: 3.429											PITCHER	IP: 2.1 WLS: L BF: 14 H: 7 R: 4 ER: 4 SO: 2 BB: 2 IBB: 0 HBP: 0 BLK: 0 WP: 0 HR: 1 S: 14 P: 14 ERA: 6.35 WHIP: 3.429				

Batter	1	2	3	4	5	6	7	8	9	10	11	12	13	14	AB	R	H	RBI	BB	SO	LOB	TOP				
Don Blasina, L OBP: 0.288, SLG: 0.288 (1.4)															7	0	3	2	0	1	1					
Dick Phillips, L OBP: 0.288, SLG: 0.330 (1.3)															5	1	1	1	1	1	0	2				
Chuck Hinton, R OBP: 0.344, SLG: 0.444 (1.7)															5	1	2	0	1	0	4					
Jim King, L OBP: 0.317, SLG: 0.477 (1.9)															6	0	2	1	0	1	2					
Don Lock, R OBP: 0.333, SLG: 0.449 (1.8)															6	0	0	0	0	0	3					
Don Zimmer, R OBP: 0.293, SLG: 0.457 (1.5)															6	0	1	0	0	1	1					
Don Leppert, R OBP: 0.303, SLG: 0.392 (1.2)															6	1	1	0	0	1	1					
Ed Brinkman, R OBP: 0.263, SLG: 0.305 (1.6)															5	1	0	0	0	1	1					
Minnie Minoso, R OBP: 0.325, SLG: 0.327 (14. PH)															1	0	0	0	0	0	0					
Chuck Cottier, R OBP: 0.254, SLG: 0.327 (14.6)															0	0	0	0	0	0	0					
Jim Duckworth, R OBP: 0.263, SLG: 0.305 (1.6)															1	0	0	0	0	1	0					
Ed Roebuck, R OBP: 0.263, SLG: 0.305 (4.1)															0	0	0	0	0	0	0					
Ron Kline, R OBP: 0.319, SLG: 0.360 (7.1)															2	0	0	0	0	0	0					
Ken Retzer, R OBP: 0.295, SLG: 0.306 (14. PH)															1	0	0	0	0	0	0					
Don Rudolph, L OBP: 0.263, SLG: 0.274 (14.1)															0	0	0	0	0	0	0					
Inning Stats	R: 0 E: 0 K: 0 S: 4	H: 1 LOB: 1 BB: 0 P: 4	R: 0 E: 0 K: 0 S: 3	H: 0 LOB: 0 BB: 0 P: 3	R: 0 E: 0 K: 1 S: 5	H: 0 LOB: 0 BB: 0 P: 5	R: 1 E: 1 K: 1 S: 7	H: 2 LOB: 1 BB: 0 P: 7	R: 2 E: 0 K: 1 S: 6	H: 3 LOB: 2 BB: 1 P: 12	R: 0 E: 0 K: 0 S: 5	H: 0 LOB: 0 BB: 0 P: 5	R: 0 E: 0 K: 1 S: 5	H: 0 LOB: 0 BB: 0 P: 5	R: 0 E: 0 K: 0 S: 4	H: 1 LOB: 1 BB: 0 P: 4	R: 0 E: 0 K: 0 S: 3	H: 0 LOB: 0 BB: 0 P: 3	R: 0 E: 0 K: 0 S: 3	H: 0 LOB: 0 BB: 0 P: 3	R: 0 E: 0 K: 0 S: 3	H: 0 LOB: 0 BB: 0 P: 3	1B: 8 2B: 3 HR: 0	SF: 0 SAC: 1 DP: 1 HBP: 0	WP: 1 PB: 0 SB: 0 CS: 0	PA: 55
PITCHER	IP ERA WLS BF H R ER SO BB IBB HBP BLK WP HR S P ERA WHIP	6.2 4.73 2.1 10 2 0 0 1 1 0 0 0 0 0 0 11 15 0.00 1.286	7.1 2.44 2.0 6 0 0 0 2 0 0 0 0 0 0 0 10 10 0.00 0.000	12.1 4.6 3.0 W 10 1 0 0 0 0 0 0 0 0 10 10 0.00 0.333	PITCHER																					

Washington Senators @ Kansas City Athletics
Municipal Stadium, Kansas City, MO
Tue Aug 20 1963, 8:05 PM EDT
Att. 10,276 - Unknown


AB 52
R 5
H 11
RBI 4
BB 2
SO 7
LOB 15



Batter	1	2	3	4	5	6	7	8	9	10	11	12	13	14	AB	R	H	RBI	BB	SO	LOB	BOTTOM				
Jose Tartabull, L OBP: 0.267, SLG: 0.297 (1.8)															6	0	1	0	0	1	3					
Wayne Causey, L OBP: 0.339, SLG: 0.409 (1.6)															7	1	1	0	0	1	4					
Jerry Lumpe, L OBP: 0.331, SLG: 0.383 (1.4)															6	2	4	2	1	0	0					
Norm Siebern, L OBP: 0.365, SLG: 0.428 (1.3)															4	2	1	3	2	0	3					
Charlie Lau, L OBP: 0.321, SLG: 0.382 (1.2)															6	0	1	0	0	0	4					
Ed Charles, R OBP: 0.349, SLG: 0.399 (1.5)															5	1	2	1	1	2	1					
Gino Cimoli, R OBP: 0.320, SLG: 0.380 (1.9)															5	0	2	1	1	0	2					
Ken Harrelson, R OBP: 0.311, SLG: 0.393 (1.7)															5	0	1	0	0	0	3					
Tony La Russa, R OBP: 0.333, SLG: 1.000 (11. PR)															0	0	0	0	0	0	0					
Bobby Dal Cervo, R OBP: 0.295, SLG: 0.306 (12.7)															1	0	0	0	0	0	1					
Tom Sturdivant, L OBP: 0.311, SLG: 0.393 (1.7)															3	0	0	0	0	1	2					
John Wyatt, R OBP: 0.311, SLG: 0.393 (7.1)															0	0	0	0	0	0	0					
Manny Jimenez, L OBP: 0.267, SLG: 0.297 (1.8)															0	0	0	0	0	0	0					
Ted Bowsfield, L OBP: 0.339, SLG: 0.409 (1.6)															0	0	0	0	0	0	0					
Chuck Cottier, R OBP: 0.254, SLG: 0.327 (14.6)															0	0	0	0	0	0	0					
Dave Wicksham, R OBP: 0.263, SLG: 0.305 (1.6)															0	0	0	0	0	0	0					
Ed Roebuck, R OBP: 0.263, SLG: 0.305 (4.1)															0	0	0	0	0	0	0					
Ron Kline, R OBP: 0.319, SLG: 0.360 (7.1)															0	0	0	0	0	0	0					
Ken Retzer, R OBP: 0.295, SLG: 0.306 (14. PH)															0	0	0	0	0	0	0					
Don Rudolph, L OBP: 0.263, SLG: 0.274 (14.1)															0	0	0	0	0	0	0					
Inning Stats	R: 2 E: 0 K: 1 S: 7	H: 2 LOB: 1 BB: 1 P: 11	R: 0 E: 0 K: 0 S: 5	H: 2 LOB: 2 BB: 0 P: 5	R: 0 E: 0 K: 0 S: 3	H: 1 LOB: 0 BB: 0 P: 3	R: 1 E: 0 K: 1 S: 6	H: 1 LOB: 1 BB: 1 P: 10	R: 2 E: 1 K: 0 S: 6	H: 3 LOB: 1 BB: 0 P: 6	R: 0 E: 0 K: 1 S: 5	H: 0 LOB: 0 BB: 0 P: 5	R: 0 E: 0 K: 0 S: 4	H: 1 LOB: 1 BB: 1 P: 8	R: 0 E: 0 K: 0 S: 3	H: 1 LOB: 1 BB: 0 P: 4	R: 0 E: 0 K: 0 S: 3	H: 1 LOB: 0 BB: 0 P: 3	R: 0 E: 0 K: 0 S: 5	H: 1 LOB: 1 BB: 1 P: 9	R: 2 E: 0 K: 1 S: 5	H: 1 LOB: 1 BB: 1 P: 9	1B: 8 2B: 3 HR: 2	SF: 0 SAC: 1 DP: 3 HBP: 0	WP: 0 PB: 0 SB: 0 CS: 0	PA: 57
PITCHER	IP ERA WLS BF H R ER SO BB IBB HBP BLK WP HR S P ERA WHIP	3.0 5.07 3.0 12 3 2 1 2 0 0 0 0 0 0 16 16 3.00 1.000	7.0 2.44 7.0 25 3 0 0 1 4 0 0 0 0 0 0 23 39 0.00 1.000	14.1 4.6 0.2 L 4 1 2 2 1 1 0 0 0 0 1 5 9 27.00 3.000	PITCHER																					

Washington Senators @ Kansas City Athletics
Municipal Stadium, Kansas City, MO
Tue Aug 20 1963, 8:05 PM EDT
Att. 10,276 - Unknown


AB 49
R 7
H 13
RBI 7
BB 7
SO 5
LOB 23



Batter	1	2	3	4	5	6	7	8	9	AB	R	H	RBI	BB	SO	LOB	TOP					
Don Blasingame, L (1,4) OBP: 0.293, SLG: 0.286										5	0	1	0	0	0	3	Washington Senators @ Kansas City Athletics Municipal Stadium, Kansas City, MO Wed Aug 21 1963, 8:05 PM EDT Att: 5,425 - Unknown					
Minnie Minoso, R (1,7) OBP: 0.320, SLG: 0.320										5	0	0	0	0	0	1						
Jim King, L (1,9) OBP: 0.315, SLG: 0.479										5	1	1	0	0	1	1						
Don Lock, R (1,8) OBP: 0.335, SLG: 0.458										4	2	2	2	0	0	1						
Bobo Osborne, L (1,3) OBP: 0.309, SLG: 0.378										4	0	0	0	0	0	1						
Don Zimmer, R (1,5) OBP: 0.296, SLG: 0.472										4	2	2	2	0	2	0						
Ken Retzer, L (1,2) OBP: 0.280, SLG: 0.303										4	0	3	0	0	0	0						
Chuck Cottier, R (1,6) OBP: 0.257, SLG: 0.327										3	0	1	1	1	1	2						
Ron Moeller, L (1,1) OBP: 0.250, SLG: 0.250										2	0	0	0	0	1	1						
Dick Phillips, L (7, PH) OBP: 0.284, SLG: 0.328										1	0	0	0	0	0	2						
Ed Roebuck, R (7, 1) OBP: 0.300, SLG: 0.300										1	0	0	0	0	0	2						
Inning Stats	R: 0 E: 0 K: 0 S: 4	H: 1 LOB: 1 BB: 0 P: 4	R: 0 E: 0 K: 2 S: 8	H: 1 LOB: 1 BB: 0 P: 8	R: 0 E: 0 K: 0 S: 3	H: 0 LOB: 0 BB: 0 P: 3	R: 1 E: 0 K: 1 S: 6	H: 1 LOB: 0 BB: 0 P: 6	R: 0 E: 0 K: 1 S: 5	H: 0 LOB: 1 BB: 1 P: 9	R: 0 E: 0 K: 0 S: 3	H: 0 LOB: 0 BB: 0 P: 3	R: 1 E: 0 K: 0 S: 6	H: 3 LOB: 2 BB: 0 P: 6	R: 3 E: 1 K: 0 S: 8	H: 4 LOB: 2 BB: 0 P: 8	R: 0 E: 0 K: 1 S: 5	H: 0 LOB: 0 BB: 0 P: 5	1B: 7 2B: 0 3B: 1 HR: 2	SF: 0 SAC: 0 DP: 0 HBP: 0	WP: 0 PB: 0 SB: 1 CS: 0	PA: 39
PITCHER	IP WLS BF H R ER SO BB IBB HBP BLK WP HR S P ERA WHIP																					
Orlando Pena, R (1, 1) ERA: 3.74	7.1 L 31 8 4 4 4 4 1 0 0 0 0 1 38 42 4.91 1.227																					
John Wyatt, R (8, 1) ERA: 2.55	0.2 5 2 1 1 0 0 0 0 0 0 0 1 5 5 13.50 3.000																					
Pete Lovrich, R (9, 1) ERA: 5.19	1.0 3 0 0 0 0 1 0 0 0 0 0 0 5 5 0.00 0.000																					

Batter	1	2	3	4	5	6	7	8	9	AB	R	H	RBI	BB	SO	LOB	BOTTOM					
Gino Cimoli, R (1,9) OBP: 0.322, SLG: 0.383										4	0	2	0	0	0	0	Washington Senators @ Kansas City Athletics Municipal Stadium, Kansas City, MO Wed Aug 21 1963, 8:05 PM EDT Att: 5,425 - Unknown					
Wayne Causey, L (1,6) OBP: 0.341, SLG: 0.408										3	0	1	0	1	0	1						
Ed Charles, R (1,5) OBP: 0.348, SLG: 0.396										3	0	0	0	1	0	4						
Norm Siebern, L (1,3) OBP: 0.364, SLG: 0.428										4	1	1	0	0	1	4						
Doc Edwards, R (1,2) OBP: 0.281, SLG: 0.354										4	0	1	0	0	1	4						
Jerry Lumpe, L (1,4) OBP: 0.333, SLG: 0.384										4	0	2	1	0	0	1						
Ken Harrelson, R (1,7) OBP: 0.310, SLG: 0.390										4	0	1	0	0	1	2						
Bobby Del Greco, R (1,8) OBP: 0.292, SLG: 0.302										3	0	0	0	0	0	1						
Manny Jimenez, L (9, PH) OBP: 0.356, SLG: 0.342										1	0	0	0	0	0	2						
Orlando Pena, R (1, 1) ERA: 3.09	6.0 W 23 5 1 1 3 3 1 0 0 0 0 0 28 32 1.50 1.000																					
Ed Roebuck, R (7, 1) ERA: 3.56	3.0 S 13 4 0 0 0 1 1 0 0 0 0 0 0 14 18 0.00 1.667																					
Inning Stats	R: 0 E: 0 K: 1 S: 5	H: 0 LOB: 1 BB: 1 P: 9	R: 0 E: 0 K: 1 S: 6	H: 1 LOB: 1 BB: 0 P: 6	R: 0 E: 0 K: 0 S: 4	H: 1 LOB: 1 BB: 0 P: 4	R: 1 E: 0 K: 0 S: 4	H: 2 LOB: 0 BB: 0 P: 4	R: 0 E: 0 K: 1 S: 6	H: 1 LOB: 1 BB: 0 P: 6	R: 0 E: 0 K: 0 S: 3	H: 0 LOB: 0 BB: 0 P: 3	R: 0 E: 0 K: 0 S: 3	H: 0 LOB: 0 BB: 0 P: 3	R: 0 E: 0 K: 1 S: 7	H: 2 LOB: 3 BB: 1 P: 11	R: 0 E: 0 K: 0 S: 4	H: 2 LOB: 1 BB: 0 P: 4	1B: 6 2B: 3 3B: 0 HR: 0	SF: 0 SAC: 0 DP: 2 HBP: 0	WP: 0 PB: 0 SB: 1 CS: 0	PA: 36
PITCHER	IP WLS BF H R ER SO BB IBB HBP BLK WP HR S P ERA WHIP																					

AB 38
R 5
H 10
RBI 5
BB 1
SO 5
LOB 14



Batter	1	2	3	4	5	6	7	8	9	AB	R	H	RBI	BB	SO	LOB	TOP					
Albie Pearson, L OBP: 0.403, SLG: 0.407										5	1	3	2	1	0	1						
Jim Fregosi, R OBP: 0.317, SLG: 0.398										5	2	3	0	1	0	2						
Leon Wagner, L OBP: 0.368, SLG: 0.484 Ken Hunt, R OBP: 0.261, SLG: 0.346										5	3	3	3	0	0	2						
Buck Rodgers, S OBP: 0.309, SLG: 0.319 Ed Sadowski, R OBP: 0.249, SLG: 0.263										4	1	0	0	2	0	5						
Billy Moran, R OBP: 0.304, SLG: 0.359 Joe Koppe, R OBP: 0.263, SLG: 0.290										6	2	2	4	0	0	2						
Lee Thomas, L OBP: 0.302, SLG: 0.322										6	2	1	1	0	0	1						
Felix Torres, R OBP: 0.325, SLG: 0.378										6	3	4	2	0	1	0						
Bob Sadowski, L OBP: 0.315, SLG: 0.316										5	1	2	3	0	0	2						
Ken McBride, R OBP: 0.181, SLG: 0.266										3	2	1	2	1	1							
Inning Stats	R: 0 E: 0 K: 0 S: 4	H: 1 LOB: 2 BB: 1 P: 8	R: 1 E: 0 K: 0 S: 5	H: 2 LOB: 1 BB: 0 P: 5	R: 6 E: 1 K: 0 S: 10	H: 6 LOB: 1 BB: 0 P: 10	R: 1 E: 0 K: 0 S: 4	H: 1 LOB: 0 BB: 0 P: 4	R: 2 E: 0 K: 1 S: 5	H: 2 LOB: 2 BB: 2 P: 13	R: 0 E: 0 K: 1 S: 5	H: 0 LOB: 0 BB: 0 P: 5	R: 7 E: 0 K: 1 S: 11	H: 6 LOB: 1 BB: 2 P: 19	R: 0 E: 0 K: 0 S: 4	H: 1 LOB: 1 BB: 0 P: 4	R: 0 E: 0 K: 0 S: 3	H: 0 LOB: 0 BB: 0 P: 3	1B: 13 2B: 5 3B: 0 HR: 1	SF: 2 SAC: 0 DP: 0 HBP: 0	WP: 0 PB: 1 SB: 0 CS: 0	PA: 52
PITCHER	IP WLS BF H R ER SO BB IBB HBP BLK WP HR S P ERA WHIP																					
Steve Ridzik, R ERA: 5.52	(1, 1) 2.1 L 16 7 6 4 0 0 1 0 0 0 0 0 0 1 15 19 15.43 3.429																					
Ed Roebuck, R ERA: 3.94	(3, 1) 2.0 12 5 4 3 0 1 0 0 0 0 0 1 11 15 13.50 3.000																					
Jim Duckworth, R ERA: 5.27	(5, 1) 2.1 13 3 5 5 2 3 0 0 0 0 0 0 0 14 26 19.29 2.571																					
Pete Burnside, L ERA: 4.91	(7, 1) 2.1 11 4 2 2 0 0 0 0 0 0 0 0 0 11 11 7.71 1.714																					

Los Angeles Angels @ Washington Senators
D.C. Stadium, Washington, DC
Fri Aug 23 1963, 7:05 PM EDT
Att: 5,267 - Unknown

AB 45
R 17
H 19
RBI 17
BB 5
SO 2
LOB 16

Batter	1	2	3	4	5	6	7	8	9	AB	R	H	RBI	BB	SO	LOB	BOTTOM					
Don Blasingame, L OBP: 0.286, SLG: 0.274										3	0	0	0	1	0	1						
Jim King, L OBP: 0.313, SLG: 0.482 Minnie Minoso, R OBP: 0.320, SLG: 0.318										2	0	0	0	0	0	1						
Chuck Hinton, R OBP: 0.344, SLG: 0.447										4	0	1	0	0	0	1						
Bobo Osborne, L OBP: 0.311, SLG: 0.376										2	0	1	0	1	0	0						
Don Lock, R OBP: 0.332, SLG: 0.451										3	0	0	0	0	2	3						
Don Zimmer, R OBP: 0.288, SLG: 0.457 Chuck Cottier, R OBP: 0.255, SLG: 0.324										3	0	0	0	0	1	2						
Ken Retzer, L OBP: 0.292, SLG: 0.313										2	0	1	0	0	0	0						
Ed Brinkman, R OBP: 0.261, SLG: 0.303										3	0	0	0	0	1	3						
Steve Ridzik, R Ed Roebuck, R Jim Duckworth, R Pete Burnside, R	(1, 1) (3, 1) (5, 1) (7, 1)									0 0 1 1	0 0 0 0	0 0 0 0	0 0 0 0	0 1 0 0	0 0 0 1							
Inning Stats	R: 0 E: 0 K: 0 S: 2	H: 0 LOB: 0 BB: 1 P: 6	R: 0 E: 0 K: 1 S: 4	H: 0 LOB: 0 BB: 1 P: 8	R: 0 E: 0 K: 0 S: 2	H: 0 LOB: 1 BB: 1 P: 7	R: 0 E: 0 K: 0 S: 3	H: 0 LOB: 0 BB: 0 P: 3	R: 0 E: 0 K: 1 S: 6	H: 0 LOB: 1 BB: 0 P: 6	R: 0 E: 0 K: 2 S: 7	H: 0 LOB: 0 BB: 0 P: 7	R: 0 E: 0 K: 1 S: 6	H: 2 LOB: 1 BB: 0 P: 6	R: 0 E: 0 K: 1 S: 5	H: 1 LOB: 0 BB: 0 P: 5	R: 0 E: 0 K: 0 S: 2	H: 0 LOB: 0 BB: 0 P: 3	1B: 3 2B: 1 3B: 0 HR: 0	SF: 0 SAC: 0 DP: 6 HBP: 2	WP: 0 PB: 0 SB: 0 CS: 0	PA: 30
PITCHER	IP WLS BF H R ER SO BB IBB HBP BLK WP HR S P ERA WHIP																					
Ken McBride, R ERA: 2.69	(1, 1) 9.0 W 30 3 0 0 6 3 0 0 2 0 0 0 0 37 51 0.00 0.667																					

Los Angeles Angels @ Washington Senators
D.C. Stadium, Washington, DC
Fri Aug 23 1963, 7:05 PM EDT
Att: 5,267 - Unknown

AB 25
R 0
H 3
RBI 0
BB 3
SO 6
LOB 12

Batter	1	2	3	4	5	6	7	8	9	AB	R	H	RBI	BB	SO	LOB	TOP			
Albie Pearson, L (1, 8) OBP: 0.406, SLG: 0.411										4	1	2	0	0	0	0	Los Angeles Angels @ Washington Senators D.C. Stadium, Washington, DC Sun Aug 25 1963, 3:33 AM EDT Att: 3,849 - Unknown livebaseballscorecards.com			
Jim Fregosi, R (1, 6) OBP: 0.321, SLG: 0.402										3	0	2	0	0	0	1				
Leon Wagner, L (1, 7) OBP: 0.369, SLG: 0.485										4	0	1	1	1	0	2				
Felix Torres, R (1, 5) OBP: 0.328, SLG: 0.382										4	0	1	0	0	1	2				
Billy Moran, R (1, 4) OBP: 0.304, SLG: 0.368										4	0	1	0	0	0	3				
Buck Rodgers, S (1, 2) OBP: 0.307, SLG: 0.316										3	0	1	0	0	0	2				
Ed Sadowski, R (6, 2) OBP: 0.247, SLG: 0.262										1	0	0	0	0	0	0				
Lee Thomas, L (1, 3) OBP: 0.301, SLG: 0.319										3	0	0	0	0	0	4				
Joe Koppe, R (1, 9) OBP: 0.268, SLG: 0.290										4	0	0	0	0	0	3				
Dan Osinski, R (1, 1) OBP: 0.114, SLG: 0.095										2	0	0	0	0	0	0				
Paul Foytack, R (6, 1) OBP: 0.286, SLG: 0.211										0	0	0	0	0	0	0				
Art Fowler, R (6, 1) OBP: 0.333, SLG: 0.143										0	0	0	0	0	0	0				
Frank Kostro, R (7, PH) OBP: 0.296, SLG: 0.258										1	0	0	0	0	1	0				
Jack Spring, R (7, 1) OBP: 0.333, SLG: 0.333										0	0	0	0	0	0	0				
Inning Stats	R: 1 E: 0 K: 0 S: 5	H: 2 LOB: 1 BB: 0 P: 5	R: 0 E: 1 K: 0 S: 2	H: 0 LOB: 0 BB: 0 P: 3	R: 0 E: 0 K: 1 S: 6	H: 1 LOB: 1 BB: 0 P: 6	R: 0 E: 0 K: 1 S: 7	H: 2 LOB: 2 BB: 0 P: 7	R: 0 E: 0 K: 0 S: 4	H: 1 LOB: 1 BB: 0 P: 4	R: 0 E: 0 K: 0 S: 4	H: 1 LOB: 0 BB: 0 P: 5	R: 0 E: 0 K: 1 S: 6	H: 1 LOB: 1 BB: 0 P: 6	R: 0 E: 0 K: 0 S: 3	H: 0 LOB: 0 BB: 0 P: 3		1B: 7 2B: 1 3B: 0 HR: 0	SF: 0 SAC: 1 DP: 2 HBP: 1	WP: 0 PB: 1 SB: 0 CS: 1
PITCHER Claude Osteen, L (1, 1) ERA: 3.56	IP: 9.0 WLS: W BF: 35 H: 8 R: 1 ER: 1 SO: 4 BB: 0 IBB: 0 HBP: 1 BLK: 0 WP: 0 HR: 0 S: 42 P: 43 ERA: 1.00 WHIP: 0.889																			

Batter	1	2	3	4	5	6	7	8	9	AB	R	H	RBI	BB	SO	LOB	BOTTOM				
Don Blasingame, L (1, 4) OBP: 0.299, SLG: 0.290										4	1	3	0	0	0	0	Los Angeles Angels @ Washington Senators D.C. Stadium, Washington, DC Sun Aug 25 1963, 3:33 AM EDT Att: 3,849 - Unknown livebaseballscorecards.com				
Dick Phillips, L (1, 3) OBP: 0.286, SLG: 0.340										4	1	1	2	0	1	3					
Chuck Hinton, R (1, 7) OBP: 0.343, SLG: 0.444										4	0	2	0	0	0	0					
Jim King, L (1, 9) OBP: 0.314, SLG: 0.490										4	1	2	1	0	0	3					
Don Lock, R (1, 8) OBP: 0.333, SLG: 0.449										4	0	2	0	0	1	0					
Don Zimmer, R (1, 5) OBP: 0.279, SLG: 0.442										3	0	0	0	0	0	1					
Ken Retzer, L (1, 2) OBP: 0.291, SLG: 0.317										4	1	1	0	0	0	3					
Ed Brinkman, R (1, 6) OBP: 0.262, SLG: 0.303										3	0	1	1	0	0	3					
Claude Osteen, L (1, 1) OBP: 0.182, SLG: 0.151										3	0	0	0	0	2	4					
Inning Stats	R: 0 E: 0 K: 0 S: 3	H: 1 LOB: 0 BB: 0 P: 3	R: 0 E: 0 K: 0 S: 3	H: 1 LOB: 0 BB: 0 P: 3	R: 1 E: 0 K: 2 S: 11	H: 4 LOB: 3 BB: 0 P: 11	R: 0 E: 0 K: 1 S: 5	H: 0 LOB: 0 BB: 0 P: 5	R: 2 E: 0 K: 0 S: 5	H: 2 LOB: 0 BB: 0 P: 5	R: 0 E: 1 K: 1 S: 8	H: 2 LOB: 3 BB: 0 P: 8	R: 0 E: 0 K: 0 S: 3	H: 1 LOB: 0 BB: 0 P: 3	R: 1 E: 0 K: 0 S: 4	H: 1 LOB: 0 BB: 0 P: 4		1B: 9 2B: 2 3B: 0 HR: 2	SF: 0 SAC: 1 DP: 2 HBP: 0	WP: 0 PB: 0 SB: 0 CS: 1	PA: 35
PITCHER Dan Osinski, R (1, 1) ERA: 3.45	IP: 5.0 WLS: L BF: 22 H: 9 R: 3 ER: 3 SO: 3 BB: 0 IBB: 0 HBP: 0 BLK: 0 WP: 0 HR: 1 S: 28 P: 28 ERA: 5.40 WHIP: 1.800																				
Paul Foytack, R (6, 1) ERA: 5.14	0.0	2	1	0	0	0	0	0	0	0	0	2	2								
Art Fowler, R (6, 1) ERA: 2.42	1.0	3	0	0	0	1	0	0	0	0	5	5	0.00	0.000							
Jack Spring, L (7, 1) ERA: 2.94	2.0	7	2	1	1	0	0	0	0	0	1	7	7	4.50	1.000						

Batter	1	2	3	4	5	6	7	8	9	AB	R	H	RBI	BB	SO	LOB	TOP																					
Zoilo Versalles, R OBP: 0.289, SLG: 0.399 (1, 6)	F8		K	FC6-4		FC5-4		F8		5	0	0	0	0	1	2																						
Rich Rollins, R OBP: 0.362, SLG: 0.460 (1, 5)	6-3					F9				5	1	3	0	0	0	0																						
Jimmie Hall, L OBP: 0.341, SLG: 0.524 (1, 8) (9, 7)	1B		F8					SH3-4		4	0	2	0	0	0	2																						
Don Mincher, L OBP: 0.351, SLG: 0.526 Vic Power, R OBP: 0.290, SLG: 0.369 (1, 3) (8, 3)	FC5		F8			F9				3	0	1	0	1	0	2																						
Harmon Killebrew, R OBP: 0.354, SLG: 0.515 Lenny Green, L OBP: 0.310, SLG: 0.319 (1, 7) (9, 8)	1B					K				3	2	1	2	2	1	2																						
Bob Allison, R OBP: 0.377, SLG: 0.522 (1, 9)	FC5					F2				5	1	1	1	0	1	6																						
Earl Batley, R OBP: 0.363, SLG: 0.475 (1, 2)			K							4	1	2	0	0	1	0																						
Bernie Allen, L OBP: 0.286, SLG: 0.320 (1, 4)	F8									4	0	2	1	0	0	1																						
Dick Stigman, R OBP: 0.200, SLG: 0.119 Bill Dailey, R OBP: 0.250, SLG: 0.368 (1, 1) (8, 1)	L6									4	0	1	1	0	1	1																						
Inning Stats	R: 0 E: 0 K: 0 S: 5	H: 2 LOB: 3 BB: 1 P: 9	R: 0 E: 0 K: 1 S: 5	H: 0 LOB: 0 BB: 0 P: 5	R: 0 E: 0 K: 1 S: 6	H: 1 LOB: 1 BB: 0 P: 6	R: 2 E: 0 K: 0 S: 5	H: 3 LOB: 1 BB: 1 P: 9	R: 0 E: 0 K: 1 S: 6	H: 1 LOB: 2 BB: 1 P: 10	R: 3 E: 0 K: 0 S: 7	H: 4 LOB: 1 BB: 0 P: 7	R: 0 E: 0 K: 1 S: 4	H: 1 LOB: 1 BB: 0 P: 4	R: 0 E: 0 K: 1 S: 5	H: 0 LOB: 0 BB: 0 P: 5	1B: 9 2B: 2 3B: 0 HR: 2	SF: 0 SAC: 1 DP: 0 HBP: 0	WP: 0 PB: 0 SB: 0 CS: 0	PA: 42																		
PITCHER	IP	WLS	BF	H	R	ER	SO	BB	IBB	HBP	BLK	WP	HR	S	P	ERA	WHIP	PITCHER				IP	WLS	BF	H	R	ER	SO	BB	IBB	HBP	BLK	WP	HR	S	P	ERA	WHIP
Tom Cheney, R ERA: 2.71 (1, 1)	0.2		5	2	0	0	0	1	0	0	0	0	0	4	8	0.00	4.500																					
Ed Roebuck, R ERA: 4.13 (7, 1)	6.0	L	29	10	5	5	4	2	0	0	0	0	2	35	43	7.50	2.000																					
Pete Burnside, L ERA: 4.8 (9, 1)	1.1		5	1	0	0	0	0	0	0	0	0	0	5	5	0.00	0.750																					
Don Rudolph, L ERA: 4.1 (1, 1)	1.0		3	0	0	0	1	0	0	0	0	0	0	5	5	0.00	0.000																					

Minnesota Twins @ Washington Senators
D.C. Stadium, Washington, DC
Mon Aug 26 1963, 7:05 PM EDT
Unknown


AB 38
R 5
H 13
RBI 5
BB 3
SO 5
LOB 16





Batter	1	2	3	4	5	6	7	8	9	AB	R	H	RBI	BB	SO	LOB	BOTTOM																					
Ed Brinkman, R OBP: 0.259, SLG: 0.300 (1, 6)	L6		K2-3			K		F3		4	0	0	0	0	2	1																						
Minnie Minoso, R OBP: 0.322, SLG: 0.318 (1, 7)	1B		K			HR		F9		3	1	1	0	1	1	1																						
Chuck Hinton, R OBP: 0.346, SLG: 0.451 (1, 9)	1B					6-3				3	1	2	2	1	0	0																						
Don Lock, R OBP: 0.332, SLG: 0.447 (1, 8)	F8					K				4	0	1	0	0	2	4																						
Don Zimmer, R OBP: 0.275, SLG: 0.435 (1, 5)	K					F9				4	0	0	0	0	2	3																						
Don Leppert, R OBP: 0.299, SLG: 0.382 Jim King, L OBP: 0.316, SLG: 0.492 (1, 2) (9, FH)			K							3	0	0	0	0	1	0																						
Dick Phillips, L OBP: 0.285, SLG: 0.338 (1, 3)	F5									4	0	1	0	0	0	0																						
Chuck Cottier, R OBP: 0.252, SLG: 0.321 Bobo Osborne, L OBP: 0.307, SLG: 0.370 (1, 4) (9, FH)	K					L6				3	0	0	0	0	2	0																						
Tom Cheney, R OBP: 0.166, SLG: 0.100 Ed Roebuck, R OBP: 0.308, SLG: 0.280 Pete Burnside, L OBP: 0.222, SLG: 0.125 Don Blasingame, R OBP: 0.194, SLG: 0.256 Don Rudolph, L OBP: 0.290, SLG: 0.320 Ken Rietzer, L OBP: 0.200, SLG: 0.315 (1, 1) (1, 1) (7, 1) (8, PH) (9, 1) (9, PH)			K							0	0	0	0	0	0	0																						
Inning Stats	R: 0 E: 1 K: 1 S: 7	H: 2 LOB: 2 BB: 0 P: 7	R: 0 E: 0 K: 2 S: 7	H: 0 LOB: 0 BB: 0 P: 7	R: 0 E: 0 K: 3 S: 9	H: 0 LOB: 0 BB: 0 P: 9	R: 0 E: 0 K: 1 S: 5	H: 0 LOB: 0 BB: 0 P: 5	R: 0 E: 0 K: 1 S: 5	H: 2 LOB: 1 BB: 1 P: 11	R: 0 E: 0 K: 1 S: 5	H: 0 LOB: 0 BB: 0 P: 5	R: 0 E: 0 K: 1 S: 5	H: 0 LOB: 2 BB: 2 P: 13	R: 0 E: 0 K: 1 S: 7	H: 2 LOB: 2 BB: 0 P: 7	1B: 5 2B: 0 3B: 0 HR: 1	SF: 0 SAC: 0 DP: 0 HBP: 0	WP: 0 PB: 0 SB: 0 CS: 0	PA: 36																		
PITCHER	IP	WLS	BF	H	R	ER	SO	BB	IBB	HBP	BLK	WP	HR	S	P	ERA	WHIP	PITCHER				IP	WLS	BF	H	R	ER	SO	BB	IBB	HBP	BLK	WP	HR	S	P	ERA	WHIP
Dick Stigman, L ERA: 3.25 (8, 1)	1.1	S	6	2	0	0	2	0	0	0	0	0	0	10	10	0.00	1.500																					

Minnesota Twins @ Washington Senators
D.C. Stadium, Washington, DC
Mon Aug 26 1963, 7:05 PM EDT
Unknown

AB 33
R 2
H 6
RBI 2
BB 3
SO 11
LOB 13



Batter	1	2	3	4	5	6	7	8	9	AB	R	H	RBI	BB	SO	LOB	TOP										
Bernie Allen, L OBP: 0.284, SLG: 0.318 (1, 4)	3-1		F4		G4-6-3		6-3		G6-4-3 1B	5	0	1	0	0	0	2	Minnesota Twins @ Washington Senators D.C. Stadium, Washington, DC Mon Aug 26 1963, 7:05 PM EDT Att: 8,078 - Unknown 										
Rich Rollins, R OBP: 0.361, SLG: 0.456 (1, 5)	6-3		K				K		G6-4-3 1-2	4	0	0	0	1	2	2											
Jimmie Hall, L OBP: 0.339, SLG: 0.528 (1, 8)	K		E1 1B		G3				K	5	1	1	1	0	2	2											
Don Mincher, L OBP: 0.359, SLG: 0.545 (1, 3)		F9								3	1	2	1	0	0	0											
Harmon Killebrew, R OBP: 0.353, SLG: 0.513 (1, 7)										4	0	1	0	0	1	4											
Bob Allison, R OBP: 0.378, SLG: 0.531 (1, 9)										4	1	2	1	0	2	0											
Earl Batley, R OBP: 0.364, SLG: 0.474 (1, 2)										3	0	1	0	1	0	0											
Zolio Versalles, R OBP: 0.289, SLG: 0.397 (1, 6)										3	0	0	0	1	1	2											
Jim Kaat, L OBP: 0.184, SLG: 0.207 (5, 1) Dwight Siebler, R OBP: 0.221, SLG: 0.109 (6, 1) Vic Wertz, L OBP: 0.250, SLG: 0.144 (7, 1) Ray Moore, R OBP: 0.300, SLG: 0.317 (8, 1) Lenny Green, L OBP: 0.260, SLG: 0.368 (9, 1)										0	0	0	0	1	0	0											
Inning Stats	R: 0 E: 0 K: 1 S: 5	H: 0 LOB: 0 BB: 0 P: 5	R: 0 E: 0 K: 0 S: 4	H: 2 LOB: 2 BB: 1 P: 8	R: 0 E: 1 K: 1 S: 7	H: 1 LOB: 3 BB: 1 P: 11	R: 0 E: 0 K: 1 S: 5	H: 0 LOB: 0 BB: 0 P: 5	R: 0 E: 0 K: 0 S: 2	H: 0 LOB: 1 BB: 1 P: 7	R: 1 E: 0 K: 1 S: 7	H: 2 LOB: 2 BB: 1 P: 11	R: 1 E: 0 K: 2 S: 8	H: 1 LOB: 1 BB: 0 P: 9	R: 1 E: 0 K: 1 S: 6	H: 1 LOB: 0 BB: 0 P: 6		R: 0 E: 0 K: 1 S: 5	H: 1 LOB: 0 BB: 0 P: 5	1B: 4 2B: 1 3B: 0 HR: 3	SF: 0 SAC: 0 DP: 2 HBP: 2	WP: 0 PA: 39 PB: 0 SB: 0 CS: 0					
PITCHER	IP	WLS	BF	H	R	ER	SO	BB	IBB	HBP	BLK	WP	HR	S	P	ERA	WHIP										
Steve Ridzik, R ERA: 5.23 (1, 1)	6.2	W	31	6	2	2	5	4	0	2	0	0	2	35	53	2.70	1.500										
Ron Kline, R ERA: 2.91 (7, 1)	2.1	S	8	2	1	1	3	0	0	0	0	0	1	14	14	3.86	0.857										

Batter	1	2	3	4	5	6	7	8	9	AB	R	H	RBI	BB	SO	LOB	BOTTOM										
Don Blasingame, L OBP: 0.305, SLG: 0.298 (1, 4)	K		FC4-6 1B			G3		G3		5	1	2	0	0	1	1	Minnesota Twins @ Washington Senators D.C. Stadium, Washington, DC Mon Aug 26 1963, 7:05 PM EDT Att: 8,078 - Unknown 										
Minnie Minoso, R OBP: 0.321, SLG: 0.315 (1, 7)	G3									3	1	0	1	1	0	2											
Jim King, L OBP: 0.315, SLG: 0.490 (8, PH)			FC4-6 S							1	0	0	0	0	0	0											
Chuck Hinton, R OBP: 0.345, SLG: 0.449 (9, 7)										5	1	1	0	0	0	3											
Don Lock, R OBP: 0.333, SLG: 0.445 (1, 8)										2	0	0	0	2	0	1											
Don Zimmer, R OBP: 0.282, SLG: 0.433 (1, 5)										1	2	0	1	2	1	1											
Dick Phillips, L OBP: 0.289, SLG: 0.354 (1, 3)										2	1	1	4	1	0	1											
Cal Neeman, R OBP: 0.133, SLG: 0.071 (1, 2)										4	0	1	0	0	0	4											
Ed Brinkman, R OBP: 0.262, SLG: 0.300 (1, 6)										3	1	1	1	1	0	0											
Steve Ridzik, R OBP: 0.087, SLG: 0.045 (1, 1)										3	0	1	0	0	1	1											
Ron Kline, R OBP: 0.111, SLG: 0.333 (7, 1)										1	0	0	0	0	1	2											
Inning Stats	R: 0 E: 0 K: 1 S: 5	H: 0 LOB: 0 BB: 0 P: 5	R: 0 E: 0 K: 1 S: 5	H: 0 LOB: 1 BB: 1 P: 9	R: 1 E: 0 K: 0 S: 4	H: 1 LOB: 1 BB: 1 P: 8	R: 2 E: 0 K: 0 S: 4	H: 1 LOB: 0 BB: 1 P: 8	R: 2 E: 0 K: 1 S: 6	H: 1 LOB: 3 BB: 3 P: 19	R: 0 E: 0 K: 0 S: 4	H: 1 LOB: 1 BB: 0 P: 4	R: 2 E: 0 K: 1 S: 8	H: 3 LOB: 2 BB: 1 P: 12	R: 0 E: 0 K: 0 S: 3	H: 0 LOB: 0 BB: 0 P: 3	1B: 5 2B: 1 3B: 0 HR: 1	SF: 1 SAC: 0 DP: 0 HBP: 1	WP: 0 PA: 39 PB: 0 SB: 2 CS: 0								
PITCHER	IP	WLS	BF	H	R	ER	SO	BB	IBB	HBP	BLK	WP	HR	S	P	ERA	WHIP										
Jim Kaat, L ERA: 3.34 (5, 1)	0.2	L	20	3	5	5	3	4	0	0	0	0	0	2	11	0.00	3.000										
Gary Roggenburk, L ERA: 2.31 (6, 1)	1.2		10	4	2	2	0	1	0	0	0	0	0	9	13	10.80	3.000										
Ray Moore, R ERA: 7.11 (7, 1)	0.1		1	0	0	0	1	0	0	0	0	0	0	3	3	0.00	0.000										
Bill Dalley, R ERA: 1.77 (8, 1)	1.0		3	0	0	0	0	0	0	0	0	0	0	3	3	0.00	0.000										

Batter	1	2	3	4	5	6	7	8	9	AB	R	H	RBI	BB	SO	LOB	TOP								
Rich Rollins, R OBP: 0.360, SLG: 0.460 (1, 5)	P4	K2-3		F7		HR	F9		HR	5	2	1	1	1	1	4	Minnesota Twins @ Washington Senators D.C. Stadium, Washington, DC Thu Aug 29 1963, 3:33 AM EDT Unknown livebaseballscores.com								
Vic Power, R OBP: 0.294, SLG: 0.386 (1, 3)	HR		SH3 3B 1B		F7	HR		F9	FC4-6 1B	6	3	4	4	0	0	0									
Jimmie Hall, L OBP: 0.340, SLG: 0.534 (1, 8) (6, 7)	K		SH3 1-2		4-3	HR		HR	FC4-6 1-2	5	2	2	1	0	1	1									
Harmon Killebrew, R OBP: 0.357, SLG: 0.530 Lenny Green, L OBP: 0.308, SLG: 0.316 (1, 7) (6, 8)	HR		F3			HR		HR	FC3-6 BB	4	3	3	3	1	0	1									
Bob Allison, R OBP: 0.378, SLG: 0.542 (1, 9)	HR		2H 3B		F8	6-3		FC3-6 1B	1-2	5	1	2	3	0	0	1									
Earl Battey, R OBP: 0.361, SLG: 0.469 Jerry Zimmerman, R OBP: 0.200, SLG: 0.200 (1, 2) (7, 2)	K		K		1-3	5-3		1B	1-2	4	0	0	0	0	2	1									
Zolo Versailles, R OBP: 0.290, SLG: 0.397 (1, 6)			F4		F8	FC3-6 1B		F8		5	0	2	0	0	0	2									
Bernie Allen, L OBP: 0.289, SLG: 0.332 (1, 4)			4-3 1B		SH3 1B	FC3-6 2B		F9	HR	5	2	3	1	0	0	2									
Lee Stange, R OBP: 0.225, SLG: 0.143 (1, 1)			4-3		SH3	HR		5-3		4	1	2	1	0	0	1									
Inning Stats	R: 3 E: 0 K: 2 S: 10	H: 3 LOB: 0 BB: 0 P: 10	R: 0 E: 0 K: 1 S: 6	H: 1 LOB: 1 BB: 0 P: 6	R: 1 E: 0 K: 1 S: 7	H: 2 LOB: 1 BB: 0 P: 7	R: 0 E: 0 K: 0 S: 4	H: 1 LOB: 0 BB: 0 P: 4	R: 1 E: 0 K: 0 S: 4	H: 1 LOB: 0 BB: 0 P: 4	R: 6 E: 0 K: 0 S: 8	H: 5 LOB: 0 BB: 1 P: 12	R: 0 E: 0 K: 0 S: 5	H: 2 LOB: 2 BB: 0 P: 5	R: 1 E: 0 K: 0 S: 5	H: 2 LOB: 2 BB: 1 P: 9		R: 2 E: 0 K: 0 S: 6	H: 3 LOB: 1 BB: 0 P: 6	1B: 10 2B: 1 3B: 1 HR: 8	SF: 0 SAC: 2 DP: 0 HBP: 0	WP: 0 PB: 0 SB: 0 CS: 0	PA: 49		
PITCHER	IP	WLS	BF	H	R	ER	SO	BB	IBB	HBP	BLK	WP	HR	S	P	ERA	WHIP								
Don Rudolph, L ERA: 4.25 (1, 1)	3.0	L	15	6	4	4	4	0	0	0	0	0	2	23	23	12.00	2.000								
Pete Burnside, L ERA: 4.79 (4, 1)	2.0		8	2	1	1	0	0	0	0	0	0	1	8	8	4.50	1.000								
Ron Moeller, L ERA: 6.62 (6, 1)	3.0		20	9	7	7	0	2	0	0	0	0	3	18	26	21.00	3.667								
Ed Roebuck, R ERA: 4.31 (9, 1)	1.0		6	3	2	2	0	0	0	0	0	0	2	6	6	18.00	3.000								

Batter	1	2	3	4	5	6	7	8	9	AB	R	H	RBI	BB	SO	LOB	BOTTOM								
Don Blasingame, L OBP: 0.303, SLG: 0.296 (1, 4)	F8			1-3		1B		F3	F7	5	0	1	0	0	0	1	Minnesota Twins @ Washington Senators D.C. Stadium, Washington, DC Thu Aug 29 1963, 3:33 AM EDT Unknown livebaseballscores.com								
Dick Phillips, L OBP: 0.290, SLG: 0.355 Ron Moeller, L OBP: 0.333, SLG: 0.333 Don Leppert, R OBP: 0.302, SLG: 0.382 Ed Roebuck, R OBP: 0.308, SLG: 0.250 (1, 3) (6, 1) (6, PH) (9, 1)	G3			SH1-3 1B		K		FC3-6 1B BB		2	0	1	0	0	0	0									
Chuck Hinton, R OBP: 0.345, SLG: 0.448 (1, 7)	6-3			SH1-3 1-2		F3		FC3-6 1B		3	0	1	0	0	0	1									
Jim King, L OBP: 0.312, SLG: 0.485 (1, 9)				3-1		F9		FC3-6 BB	1-2 2-3	4	0	0	0	0	0	4									
Don Lock, R OBP: 0.333, SLG: 0.442 (1, 8)				6-3		L8		BB		3	0	0	0	1	0	0									
Don Zimmer, R OBP: 0.286, SLG: 0.434 (1, 5)				BB 1B		HR		F8		4	1	2	0	0	0	3									
Ken Retzer, L OBP: 0.294, SLG: 0.332 (1, 2)				F9		BB		L3		3	1	1	2	1	0	0									
Ed Brinkman, R OBP: 0.264, SLG: 0.305 (1, 6)				F9		F9		1B		4	0	2	0	0	0	2									
Don Rudolph, L OBP: 0.196, SLG: 0.209 Minnie Minoza, R OBP: 0.320, SLG: 0.313 Pete Burnside, R OBP: 0.222, SLG: 0.125 Bobo Osborne, L OBP: 0.305, SLG: 0.367 (1, 1) (3, PH) (4, 1) (5, PH) (6, 3)				9-6 2B		F4		F8		0	0	0	0	0	0	0									
Inning Stats	R: 0 E: 0 K: 0 S: 3	H: 0 LOB: 0 BB: 0 P: 3	R: 0 E: 0 K: 0 S: 3	H: 0 LOB: 0 BB: 0 P: 3	R: 0 E: 0 K: 0 S: 3	H: 1 LOB: 0 BB: 0 P: 3	R: 0 E: 0 K: 0 S: 4	H: 1 LOB: 1 BB: 0 P: 4	R: 0 E: 0 K: 1 S: 6	H: 1 LOB: 2 BB: 1 P: 8	R: 2 E: 0 K: 0 S: 5	H: 2 LOB: 0 BB: 0 P: 5	R: 0 E: 0 K: 0 S: 4	H: 1 LOB: 3 BB: 2 P: 12	R: 0 E: 0 K: 0 S: 4	H: 1 LOB: 1 BB: 0 P: 4		1B: 6 2B: 2 3B: 0 HR: 1	SF: 0 SAC: 1 DP: 1 HBP: 0	WP: 0 PB: 0 SB: 0 CS: 0	PA: 37				
PITCHER	IP	WLS	BF	H	R	ER	SO	BB	IBB	HBP	BLK	WP	HR	S	P	ERA	WHIP								
Lee Stange, R ERA: 2.83 (1, 1)	9.0	W	37	8	2	2	1	3	0	0	0	0	1	36	48	2.00	1.222								

Batter	1	2	3	4	5	6	7	8	9	AB	R	H	RBI	BB	SO	LOB	TOP					
Bernie Allen, L OBP: 0.293, SLG: 0.346 (1, 4)										5	1	3	3	0	0	0	Minnesota Twins @ Washington Senators D.C. Stadium, Washington, DC Thu Aug 29 1963, 3:38 AM EDT Att: 2,161 - Unknown livebaseballscorecards.com					
Rich Rollins, R OBP: 0.363, SLG: 0.462 (1, 5)										5	0	3	0	0	1	2						
Jimmie Hall, L OBP: 0.343, SLG: 0.543 (1, 8) (8, 7)										5	2	3	1	0	1	2						
Don Mincher, L OBP: 0.355, SLG: 0.533 (1, 3)										4	1	0	0	1	1	3						
Harmon Killebrew, R OBP: 0.356, SLG: 0.533 Jerry Zimmerman, R OBP: 0.200, SLG: 0.200 (1, 7) (8, 2)										5	1	1	2	0	0	3						
Bob Allison, R OBP: 0.376, SLG: 0.536 (1, 9)										4	0	0	0	1	2	3						
Earl Batley, R OBP: 0.362, SLG: 0.470 Lenny Green, L OBP: 0.307, SLG: 0.315 (1, 2) (8, 8)										4	1	2	1	0	0	0						
Zolio Versalles, R OBP: 0.292, SLG: 0.407 (1, 6)										4	3	2	1	1	0	2						
Dwight Siebler, R OBP: 0.200, SLG: 0.200 (1, 1)										5	1	1	1	0	2	1						
Inning Stats	R: 1 E: 0 K: 1 S: 8	H: 3 LOB: 2 BB: 0 P: 8	R: 1 E: 0 K: 2 S: 9	H: 2 LOB: 1 BB: 0 P: 9	R: 5 E: 1 K: 0 S: 7	H: 4 LOB: 1 BB: 2 P: 15	R: 2 E: 0 K: 0 S: 5	H: 2 LOB: 0 BB: 0 P: 5	R: 1 E: 0 K: 0 S: 5	H: 2 LOB: 1 BB: 0 P: 5	R: 0 E: 0 K: 1 S: 6	H: 1 LOB: 2 BB: 1 P: 10	R: 0 E: 0 K: 1 S: 6	H: 1 LOB: 0 BB: 0 P: 6	R: 0 E: 0 K: 1 S: 5	H: 0 LOB: 0 BB: 0 P: 5	R: 0 E: 0 K: 1 S: 5	H: 0 LOB: 0 BB: 0 P: 5	1B: 10 2B: 0 3B: 1 HR: 4	SF: 0 SAC: 0 DP: 0 HBP: 0	WP: 3 PB: 0 SB: 0 CS: 0	PA: 45
PITCHER	IP WLS BF H R ER SO BB IBB HBP BLK WP HR S P ERA WHIP																					
Jim Duckworth, R ERA: 5.69 (1, 1)	2.2 L 18 8 7 7 3 2 0 0 0 0 2 2 22 30 23.62 3.750																					
Pete Bumside, L ERA: 5.04 (3, 1)	2.1 12 5 3 3 0 0 0 0 0 0 2 12 12 11.57 2.143																					
Don Rudolph, L ERA: 4.17 (6, 1)	3.0 12 2 0 0 0 1 0 0 0 0 0 0 17 21 0.00 1.000																					
Ron Kline, R ERA: 2.87 (9, 1)	1.0 3 0 0 0 0 1 0 0 0 0 0 0 5 5 0.00 0.000																					


Batter	1	2	3	4	5	6	7	8	9	AB	R	H	RBI	BB	SO	LOB	BOTTOM					
Don Blasingame, L OBP: 0.302, SLG: 0.295 (1, 4)										4	0	1	0	0	0	0	Minnesota Twins @ Washington Senators D.C. Stadium, Washington, DC Thu Aug 29 1963, 3:38 AM EDT Att: 2,161 - Unknown livebaseballscorecards.com					
Jim King, L OBP: 0.309, SLG: 0.480 (1, 9)										4	0	0	0	0	1							
Chuck Hinton, R OBP: 0.346, SLG: 0.448 (1, 7)										3	0	1	0	1	0	0						
Don Lock, R OBP: 0.330, SLG: 0.438 (1, 8)										4	0	0	0	0	3	2						
Bobo Osborne, L OBP: 0.303, SLG: 0.364 (1, 3)										3	0	0	0	0	0	0						
Don Zimmer, R OBP: 0.282, SLG: 0.429 (1, 5)										3	0	0	0	0	0	0						
Ken Retzer, L OBP: 0.295, SLG: 0.337 (1, 2)										3	0	1	0	0	0	0						
Ed Brinkman, R OBP: 0.262, SLG: 0.303 (1, 6)										3	0	0	0	0	1							
Jim Duckworth, R (1, 1)										0	0	0	0	0	0	0						
Pete Bumside, R OBP: 0.200, SLG: 0.111 (3, 1)										1	0	0	0	0	1	0						
Don Rudolph, L OBP: 0.213, SLG: 0.209 (6, 1)										0	1	0	0	1	0	0						
Minnie Minoso, R OBP: 0.319, SLG: 0.312 (8, PH)										1	0	0	0	0	0	0						
Ron Kline, R OBP: 0.311, SLG: 0.333 (9, 1)										0	0	0	0	0	0	0						
Inning Stats	R: 0 E: 0 K: 1 S: 5	H: 0 LOB: 1 BB: 1 P: 9	R: 0 E: 0 K: 0 S: 3	H: 0 LOB: 0 BB: 0 P: 3	R: 0 E: 0 K: 1 S: 5	H: 0 LOB: 0 BB: 0 P: 5	R: 0 E: 0 K: 1 S: 5	H: 0 LOB: 0 BB: 0 P: 5	R: 0 E: 0 K: 1 S: 4	H: 1 LOB: 1 BB: 0 P: 4	R: 1 E: 0 K: 1 S: 6	H: 2 LOB: 1 BB: 1 P: 10	R: 0 E: 0 K: 0 S: 3	H: 0 LOB: 0 BB: 0 P: 3	R: 0 E: 0 K: 0 S: 3	H: 0 LOB: 0 BB: 0 P: 3	R: 0 E: 0 K: 0 S: 3	H: 0 LOB: 0 BB: 0 P: 3	1B: 2 2B: 1 3B: 0 HR: 0	SF: 0 SAC: 0 DP: 1 HBP: 0	WP: 0 PB: 0 SB: 0 CS: 0	PA: 31
PITCHER	IP WLS BF H R ER SO BB IBB HBP BLK WP HR S P ERA WHIP																					
Dwight Siebler, R ERA: 0.93 (1, 1)	9.0 W 31 3 1 1 4 2 0 0 0 0 0 0 37 45 1.00 0.556																					

Batter	1	2	3	4	5	6	7	8	9	AB	R	H	RBI	BB	SO	LOB	TOP					
Don Blasingame, L (1, 4) OBP: 0.304, SLG: 0.297										5	2	2	0	0	1	3						
Dick Phillips, L (1, 3) OBP: 0.289, SLG: 0.352										5	1	1	0	0	0	3						
Chuck Hinton, R (1, 7) OBP: 0.346, SLG: 0.447										5	1	2	0	0	0	2						
Jim King, L (1, 9) OBP: 0.308, SLG: 0.475										4	1	0	1	1	0	4						
Don Lock, R (1, 8) OBP: 0.333, SLG: 0.439										4	1	2	2	0	0	1						
Don Zimmer, R (1, 5) OBP: 0.282, SLG: 0.438										4	1	1	4	0	0	2						
Don Leppert, R (1, 2) OBP: 0.301, SLG: 0.384										4	0	1	0	0	1	1						
Ed Brinkman, R (1, 6) OBP: 0.262, SLG: 0.302										4	0	1	0	0	2	1						
Claude Osteen, L (1, 1) OBP: 0.203, SLG: 0.161										3	0	1	0	1	1	2						
Inning Stats	R: 2 E: 0 K: 0 S: 6	H: 3 LOB: 1 BB: 0 P: 6	R: 0 E: 0 K: 1 S: 6	H: 1 LOB: 1 BB: 0 P: 6	R: 0 E: 0 K: 1 S: 4	H: 1 LOB: 1 BB: 0 P: 4	R: 0 E: 0 K: 1 S: 6	H: 1 LOB: 1 BB: 0 P: 6	R: 4 E: 0 K: 0 S: 6	H: 3 LOB: 0 BB: 0 P: 7	R: 0 E: 0 K: 2 S: 8	H: 1 LOB: 1 BB: 0 P: 8	R: 1 E: 0 K: 0 S: 4	H: 1 LOB: 1 BB: 1 P: 8	R: 0 E: 0 K: 1 S: 5	H: 0 LOB: 0 BB: 1 P: 9	R: 0 E: 0 K: 0 S: 3	H: 0 LOB: 0 BB: 0 P: 3	1B: 9 2B: 1 3B: 0 HR: 1	SF: 0 SAC: 0 DP: 0 HBP: 1	WP: 1 PB: 0 CS: 0	PA: 41
PITCHER	IP WLS BF H R ER SO BB IBB HBP BLK WP HR S P ERA WHIP																					
Bob Heffner, R (1, 1) ERA: 4.62	5.0 L 25 9 6 6 2 0 0 0 1 0 28 29 10.80 1.800																					
Arnold Earley, L (6, 1) ERA: 4.77	3.0 13 2 1 1 3 2 0 0 0 1 0 17 25 3.00 1.333																					
Wilbur Wood, L (9, 1) ERA: 4.2	1.0 3 0 0 0 0 0 0 0 0 0 0 3 3 0.00 0.000																					

Washington Senators @ Boston Red Sox
Fenway Park, Boston, MA
Fri Aug 30 1963, 7:05 PM EDT
Att: 6,973 - Unknown

livebaseballscores.com

AB 38
R 7
H 11
RBI 7
BB 2
SO 5
LOB 19




Batter	1	2	3	4	5	6	7	8	9	AB	R	H	RBI	BB	SO	LOB	BOTTOM					
Billy Gardner, R (1, 4) OBP: 0.286, SLG: 0.276										4	0	0	0	0	2	0						
Gary Geiger, L (1, 8) OBP: 0.329, SLG: 0.472										3	0	0	0	0	0	0						
Dick Williams, R (7, 7) OBP: 0.327, SLG: 0.367										1	0	0	0	0	1	0						
Roman Mejias, R (1, 7) OBP: 0.249, SLG: 0.346										4	0	1	0	0	1	0						
Frank Malzone, R (1, 5) OBP: 0.329, SLG: 0.436										4	0	0	0	0	1	1						
Dick Stuart, R (1, 3) OBP: 0.311, SLG: 0.518										4	0	2	0	0	0	0						
Lou Clinton, R (1, 9) OBP: 0.290, SLG: 0.423										2	0	1	0	1	0	0						
Eddie Bressoud, R (1, 6) OBP: 0.320, SLG: 0.430										3	0	1	0	0	0	4						
Bob Tillman, R (1, 2) OBP: 0.311, SLG: 0.366										3	0	0	0	0	0	3						
Bob Heffner, R (1, 1) OBP: 0.194, SLG: 0.267										1	0	0	0	0	1	0						
Felix Mantilla, R (5, PH) OBP: 0.313, SLG: 0.377										1	0	0	0	0	0	0						
Arnold Earley, L (6, 1) OBP: 0.235, SLG: 0.294										0	0	0	0	0	0	0						
Chuck Schilling, R (8, PH) OBP: 0.298, SLG: 0.328										1	0	0	0	0	0	0						
Wilbur Wood, R (9, 1) ERA: 4.2										0	0	0	0	0	0	0						
Inning Stats	R: 0 E: 0 K: 1 S: 5	H: 0 LOB: 0 BB: 0 P: 5	R: 0 E: 0 K: 0 S: 4	H: 1 LOB: 2 BB: 1 P: 8	R: 0 E: 0 K: 1 S: 5	H: 0 LOB: 0 BB: 0 P: 5	R: 0 E: 0 K: 1 S: 7	H: 2 LOB: 2 BB: 0 P: 7	R: 0 E: 0 K: 1 S: 5	H: 0 LOB: 0 BB: 0 P: 5	R: 0 E: 0 K: 1 S: 5	H: 0 LOB: 0 BB: 0 P: 5	R: 0 E: 0 K: 0 S: 4	H: 1 LOB: 1 BB: 0 P: 4	R: 0 E: 0 K: 1 S: 5	H: 0 LOB: 0 BB: 0 P: 5	R: 0 E: 0 K: 0 S: 3	H: 1 LOB: 0 BB: 0 P: 3	1B: 3 2B: 1 3B: 1 HR: 0	SF: 0 SAC: 0 DP: 1 HBP: 0	WP: 0 PB: 0 CS: 0	PA: 32
PITCHER	IP WLS BF H R ER SO BB IBB HBP BLK WP HR S P ERA WHIP																					
Claude Osteen, L (1, 1) ERA: 3.38	9.0 W 32 5 0 0 6 1 0 0 0 0 0 43 47 0.00 0.667																					

Washington Senators @ Boston Red Sox
Fenway Park, Boston, MA
Fri Aug 30 1963, 7:05 PM EDT
Att: 6,973 - Unknown

livebaseballscores.com

AB 31
R 0
H 5
RBI 0
BB 1
SO 6
LOB 8



Batter	1	2	3	4	5	6	7	8	9	AB	R	H	RBI	BB	SO	LOB	TOP			
Don Blasingame, L (1,4) OBP: 0.302, SLG: 0.295	3-1		F8			6-3		G3	1B	5	0	1	1	0	0	1				
Dick Phillips, L (1,3) OBP: 0.291, SLG: 0.350	3-1		F9			BB		K	1B	4	0	1	1	1	1	1				
Chuck Hinton, R (1,7) OBP: 0.348, SLG: 0.445	1B					1-2		BB	K	2	0	0	0	3	2	2				
Jim King, L (1,9) OBP: 0.307, SLG: 0.473	1-2					G3		K		4	0	1	0	0	1	4				
Don Lock, R (1,8) OBP: 0.332, SLG: 0.444	K								K	4	1	1	1	0	3	2				
Don Zimmer, R (1,5) OBP: 0.285, SLG: 0.441						K			BB	3	1	1	0	1	2	0				
Don Leppert, R (1,2) OBP: 0.300, SLG: 0.378						6-3		6-3	BB	3	0	0	0	1	0	1				
Claude Osteen, L (0, PR) OBP: 0.203, SLG: 0.161	G5-4-3					6-3		6-3	1B	0	1	0	0	0	0	0				
Ed Brinkman, R (1,6) OBP: 0.262, SLG: 0.300	L7					5-3		6-3	1B	3	1	0	0	1	0	0				
Steve Ridzik, R (1,1) Ming, Miroso, R (0, PH) Ed Roebuck, R (0, PH) Bobo Osborn, L (0, PH) Ron Kline, R (0, PH) Ken Rietzer, L (0, PH)			P4			F7		G3	3-1	1	0	0	0	0	0	0				
Inning Stats	R: 0 E: 0 K: 1 S: 6	H: 1 LOB: 2 BB: 1 P: 10	R: 0 E: 0 K: 0 S: 2	H: 0 LOB: 0 BB: 1 P: 6	R: 0 E: 0 K: 0 S: 3	H: 0 LOB: 0 BB: 0 P: 3	R: 0 E: 0 K: 2 S: 7	H: 0 LOB: 0 BB: 0 P: 7	R: 0 E: 0 K: 0 S: 5	H: 0 LOB: 0 BB: 0 P: 5	R: 1 E: 0 K: 1 S: 6	H: 1 LOB: 2 BB: 2 P: 11	R: 0 E: 0 K: 2 S: 7	H: 0 LOB: 2 BB: 2 P: 15	R: 3 E: 0 K: 2 S: 10	H: 3 LOB: 2 BB: 2 P: 18	1B: 3 2B: 1 3B: 0 HR: 1	SF: 0 SAC: 0 DP: 1 HBP: 0	WP: 0 PB: 0 CS: 0	PA: 39
PITCHER	IP WLS BF H R ER SO BB IBB HBP BLK WP HR S P ERA WHIP																			
Bob Turley, R (1,1) ERA: 4.04	7.2 W 30 2 1 1 6 6 0 0 0 0 1 36 60 1.17 1.043																			
Dick Radatz, R (0,1) ERA: 1.64	1.1 S 9 3 3 3 3 2 0 0 0 0 0 13 21 20.25 3.750																			

Washington Senators @ Boston Red Sox
Fenway Park, Boston, MA
Sat Aug 31 1963, 7:05 PM EDT
Att: 6,965 - Unknown

AB 31
R 4
H 5
RBI 4
BB 8
SO 9
LOB 13



Batter	1	2	3	4	5	6	7	8	9	AB	R	H	RBI	BB	SO	LOB	BOTTOM
Felix Mantilla, R (1,8) OBP: 0.333, SLG: 0.407	6-3		S				4-3			4	1	3	0	0	0	0	
Chuck Schilling, R (1,4) OBP: 0.298, SLG: 0.329	F9		1B			FC5		4-3		4	0	1	1	0	0	3	
Carl Yastrzemski, L (1,7) OBP: 0.414, SLG: 0.491	4-3		P6			P4		K		4	0	0	0	0	1	2	
Dick Stuart, R (1,3) OBP: 0.309, SLG: 0.514			F9			F3		F8		4	0	0	0	0	0	0	
Frank Matzone, R (1,5) OBP: 0.332, SLG: 0.440			WP			BB		F7		4	1	3	0	0	0	0	
Lou Clinton, R (1,9) OBP: 0.288, SLG: 0.420			K			2B		FC5-4		3	2	0	0	1	1	2	
Eddie Bressoud, R (1,6) OBP: 0.321, SLG: 0.432			P6			F7		FC5-4		3	0	1	1	1	0	3	
Russ Nixon, L (1,2) OBP: 0.310, SLG: 0.379			F8			1B		FC5-4		3	1	1	1	1	0	1	
Bob Turley, R (1,1) OBP: 0.179, SLG: 0.282			P6			FC5		1-3		3	0	1	2	0	0	0	
Dick Radatz, R (0,1) OBP: 0.074, SLG: 0.077						1B		K		1	0	0	0	0	1	2	
Inning Stats	R: 0 E: 0 K: 0 S: 3	H: 1 LOB: 1 BB: 0 P: 6	R: 1 E: 0 K: 0 S: 5	H: 2 LOB: 1 BB: 0 P: 5	R: 3 E: 0 K: 0 S: 7	H: 4 LOB: 2 BB: 1 P: 11	R: 0 E: 0 K: 0 S: 2	H: 0 LOB: 1 BB: 1 P: 6	R: 0 E: 0 K: 1 S: 6	H: 1 LOB: 1 BB: 0 P: 6	R: 1 E: 0 K: 1 S: 7	H: 2 LOB: 2 BB: 1 P: 11	1B: 5 2B: 5 3B: 0 HR: 0	SF: 0 SAC: 0 DP: 1 HBP: 0	WP: 1 PB: 0 SB: 1 CS: 0	PA: 36	
PITCHER	IP WLS BF H R ER SO BB IBB HBP BLK WP HR S P ERA WHIP																
Steve Ridzik, R (1,1) ERA: 5.37	5.0 L 23 7 4 4 1 1 0 0 0 0 0 0 8 12 0.00 1.000																
Ed Roebuck, R (0,1) ERA: 4.2	2.0 7 1 0 0 1 1 0 0 0 0 0 0 8 12 0.00 1.000																
Ron Kline, R (0,1) ERA: 2.95	1.0 6 2 1 1 1 0 1 0 0 0 0 0 7 11 9.00 2.000																

Washington Senators @ Boston Red Sox
Fenway Park, Boston, MA
Sat Aug 31 1963, 7:05 PM EDT
Att: 6,965 - Unknown

AB 33
R 5
H 10
RBI 5
BB 3
SO 3
LOB 13




Batter	1	2	3	4	5	6	7	8	9	10	AB	R	H	RBI	BB	SO	LOB				
Don Blasingame, L (1.4) OBP: 0.313, SLG: 0.300	4-0 BB		4-0 BB			0-0 F9		0-0 G6-3 1B		0-0 1B	3	0	2	0	2	0	1				
Dick Phillips, L (1.3) OBP: 0.289, SLG: 0.344	0-0 F8		0-0 F9			4-0 2B BB		0-0 G6-3 1-2f		0-0 P5	4	1	0	0	1	0	4				
Chuck Hinton, R (1.7) OBP: 0.348, SLG: 0.446	0-3 K					0-0 P5		0-0 F8			4	1	1	2	0	1	1				
Jim King, L (1.9) OBP: 0.307, SLG: 0.469	0-0 F9					4-0 BB		0-0 3-1 1B 2B			3	0	0	0	1	1	2				
Don Lock, R (1.8) OBP: 0.336, SLG: 0.447						0-0 G6-4-3 1-2f		0-0 1B			3	0	2	1	1	0	1				
Don Zimmer, R (1.5) OBP: 0.285, SLG: 0.435						0-0 P5		0-0 5-3			3	0	0	0	1	1	2				
Ken Retzer, L (1.2) OBP: 0.289, SLG: 0.330						0-0 P5		0-0 4-3			3	0	0	0	0	0	1				
Minnie Minoso, R (9, PH) OBP: 0.317, SLG: 0.310						0-0 P5					1	0	0	0	0	0	2				
Cal Neeman, R (9, 2) OBP: 0.133, SLG: 0.071						0-0 F9					0	0	0	0	0	0	0				
Ed Brinkman, R (1.6) OBP: 0.262, SLG: 0.300						0-0 F9					4	0	1	0	0	2	1				
Bennie Daniels, L (1.1) OBP: 0.311, SLG: 0.162						0-3 K					2	1	0	0	1	2	1				
Ed Roebuck, R (8, 1) OBP: 0.308, SLG: 0.250						0-3 K					0	0	0	0	0	0	0				
Bobo Osborne, L (10, PH) OBP: 0.303, SLG: 0.363						0-3 K					1	0	0	0	0	1	0				
Ron Kline, R (10, 1) OBP: 0.111, SLG: 0.333						4-0 2B BB		0-3 K			0	0	0	0	0	0	0				
Inning Stats	R: 0 E: 0 K: 1 S: 5	H: 0 LOB: 1 BB: 1 P: 9	R: 0 E: 0 K: 2 S: 7	H: 0 LOB: 1 BB: 1 P: 11	R: 0 E: 0 K: 1 S: 4	H: 0 LOB: 0 BB: 1 P: 8	R: 0 E: 0 K: 0 S: 2	H: 0 LOB: 0 BB: 1 P: 6	R: 0 E: 0 K: 1 S: 5	H: 1 LOB: 0 BB: 0 P: 5	R: 0 E: 0 K: 0 S: 3	H: 1 LOB: 0 BB: 0 P: 3	R: 0 E: 0 K: 1 S: 5	H: 1 LOB: 1 BB: 1 P: 9	R: 0 E: 0 K: 2 S: 8	H: 1 LOB: 1 BB: 0 P: 8	1B: 4 2B: 2 3B: 0 HR: 0	SF: 0 SAC: 0 DP: 3 HBP: 0	WP: 1 PB: 0 SB: 1 CS: 1	PA: 38	
PITCHER	IP 7.0	WLS 3	BF 27	H 3	R 3	ER 3	SO 5	BB 6	IBB 0	HBP 0	BLK 0	WP 1	HR 0	S 31	P 55	ERA 3.86	WHIP 1.286				
Earl Wilson, R (1.1) ERA: 3.63	1.1	6	2	0	0	1	0	1	0	0	0	0	0	7	11	0.00	1.500				
Arnold Earley, L (8, 1) ERA: 4.71	0.2	1	0	0	0	0	0	0	0	0	0	0	0	1	1	0.00	0.000				
Jack Lamabe, R (9, 1) ERA: 3.47	1.0	W	4	1	0	0	2	0	0	0	0	0	0	8	8	0.00	1.000				
Dick Radatz, R (10, 1) ERA: 1.83																					

Washington Senators @ Boston Red Sox
 Fenway Park, Boston, MA
 Sun Sep 01 1963, 3:33 AM EDT
 Att: 15,079 - Unknown

livebaseballscorecards.com

AB 31
 R 3
 H 6
 RBI 3
 BB 7
 SO 8
 LOB 16





Batter	1	2	3	4	5	6	7	8	9	10	AB	R	H	RBI	BB	SO	LOB					
Felix Mantilla, R (1.8) OBP: 0.337, SLG: 0.393	0-0 6-3		0-0 G6-4-3 1-2f			0-0 FC5 2-3f		4-0 1B BB		4-0 IBB	3	1	0	0	2	0	3					
Chuck Schilling, R (1.4) OBP: 0.297, SLG: 0.328	0-0 E6					0-0 5-3		0-0 1-3		0-0 L7	5	1	1	0	0	0	2					
Carl Yastrzemski, L (1.7) OBP: 0.410, SLG: 0.486	0-0 4-3					0-0 4-3		0-0 F7		0-0 G3	5	0	0	0	0	0	5					
Dick Stuart, R (1, 3) OBP: 0.312, SLG: 0.518	0-0 4-3					0-0 FC6-4 1B		0-0 6-3		0-0 1B 3B	5	0	3	1	0	0	1					
Jim Gosger, L (10, PR) OBP: 0.333, SLG: 0.143											0	1	0	0	0	0	0					
Frank Matzone, R (1, 5) OBP: 0.331, SLG: 0.437						0-0 L7		0-0 FC6-4 1-2f		4-0 1B IBB IBB	4	0	0	1	1	0	2					
Lou Clinton, R (1, 9) OBP: 0.290, SLG: 0.419						0-0 G6-4-3 1B		0-0 6-3 FC6-4 1-2f		4-0 1B IBB	4	0	1	0	1	1	1					
Eddie Bressoud, R (1, 6) OBP: 0.324, SLG: 0.434						0-0 G6-4-3 1-2f		0-0 6-3		0-0 1B IBB	5	1	3	1	0	0	1					
Russ Nixon, L (1, 2) OBP: 0.319, SLG: 0.391						0-0 G6-4-3 1B		0-0 FC5 2B		0-0 SH1-4 1B	3	0	3	0	0	0	0					
Earl Wilson, R (1, 1) OBP: 0.282, SLG: 0.354						0-0 G3		0-0 K		0-0 E4 1B	1	0	0	0	1	0	1					
Gary Gaster, R (7, PH) OBP: 0.282, SLG: 0.471											1	0	0	0	0	1	2					
Arnold Earley, L (8, 1) OBP: 0.318, SLG: 0.294											0	0	0	0	0	0	0					
Jack Lamabe, R (9, 1) OBP: 0.303, SLG: 0.174											0	0	0	0	0	0	0					
Dick Williams, R (9, PH) OBP: 0.225, SLG: 0.374											1	0	1	1	0	0	0					
Dick Radatz, R (10, 1) OBP: 0.111, SLG: 0.077											0	0	0	0	0	0	0					
Inning Stats	R: 0 E: 1 K: 0 S: 4	H: 0 LOB: 1 BB: 0 P: 4	R: 0 E: 0 K: 0 S: 3	H: 1 LOB: 0 BB: 0 P: 3	R: 0 E: 0 K: 0 S: 3	H: 1 LOB: 1 BB: 0 P: 3	R: 0 E: 0 K: 0 S: 4	H: 1 LOB: 1 BB: 0 P: 4	R: 0 E: 0 K: 1 S: 6	H: 1 LOB: 2 BB: 1 P: 10	R: 0 E: 0 K: 0 S: 3	H: 0 LOB: 0 BB: 0 P: 3	R: 0 E: 0 K: 1 S: 7	H: 2 LOB: 2 BB: 0 P: 7	R: 2 E: 0 K: 0 S: 5	H: 2 LOB: 1 BB: 1 P: 9	R: 1 E: 1 K: 0 S: 5	H: 2 LOB: 3 BB: 2 P: 10	1B: 10 2B: 1 3B: 1 HR: 0	SF: 0 SAC: 1 DP: 2 HBP: 0	WP: 0 PB: 0 SB: 0 CS: 0	PA: 43
PITCHER	IP 7.0	WLS 7	BF 29	H 7	R 2	ER 2	SO 2	BB 2	IBB 0	HBP 0	BLK 0	WP 0	HR 0	S 31	P 39	ERA 2.57	WHIP 1.286					
Bennie Daniels, R (1, 1) ERA: 4.49	2.0	10	3	1	1	0	0	1	0	0	0	0	0	9	13	4.50	1.500					
Ed Roebuck, R (8, 1) ERA: 4.2	0.0	L	4	2	1	1	0	0	2	0	0	0	0	2	10	=	=					
Ron Kline, R (10, 1) ERA: 3.07																						


Washington Senators @ Boston Red Sox
 Fenway Park, Boston, MA
 Sun Sep 01 1963, 3:33 AM EDT
 Att: 15,079 - Unknown

livebaseballscorecards.com

AB 37
 R 4
 H 12
 RBI 4
 BB 5
 SO 2
 LOB 18



Batter	1	2	3	4	5	6	7	8	9	AB	R	H	RBI	BB	SO	LOB	TOP			
Ed Brinkman, R (1,6) OBP: 0.284, SLG: 0.300	1-3		F8		G5-4-3 BB			1B		3	0	1	0	1	0	0	Washington Senators @ Cleveland Indians Cleveland Municipal Stadium, Cleveland, OH Mon Sep 02 1963, 3:33 AM EDT Unknown 			
Minnie Minoza, R (1,7) OBP: 0.316, SLG: 0.307	2B SF7 BB		L3		G5-4-3 1-2			F9		3	1	0	0	1	0	2				
Chuck Hinton, R (1,9) OBP: 0.347, SLG: 0.446	1-3 2B		F8					F8		4	0	1	0	0	0	1				
Don Lock, R (1,8) OBP: 0.335, SLG: 0.454	SF7			F7				F7		3	1	1	2	0	0	0				
Don Zimmer, R (1,5) OBP: 0.284, SLG: 0.430	3-H P3			1B BB				K		3	0	0	0	1	1	1				
Don Lepore, R (1,2) OBP: 0.295, SLG: 0.371		4-1		K				F9		4	0	0	0	0	1	1				
Dick Phillips, L (1,3) OBP: 0.292, SLG: 0.346		4-3						K		4	0	2	0	0	1	0				
Chuck Cottier, R (1,4) OBP: 0.249, SLG: 0.316		5-3						F3		4	0	0	0	0	0	3				
Don Rudolph, L (1,1) OBP: 0.229, SLG: 0.295					4-3					1	1	1	1	0	0	0				
Pete Burnside, R (4,1) OBP: 0.192, SLG: 0.100								F7		1	0	0	0	0	0	0				
Cal Neeman, R (6, PH) OBP: 0.125, SLG: 0.067										1	0	0	0	0	0	0				
Ron Moeller, L (8,1) OBP: 0.333, SLG: 0.333				HR						0	0	0	0	0	0	0				
Inning Stats	R: 1 E: 0 K: 0 S: 4	H: 1 LOB: 1 BB: 1 P: 8	R: 0 E: 0 K: 0 S: 3	H: 0 LOB: 0 BB: 0 P: 3	R: 1 E: 0 K: 0 S: 4	H: 1 LOB: 0 BB: 1 P: 4	R: 0 E: 0 K: 1 S: 6	H: 1 LOB: 2 BB: 1 P: 10	R: 0 E: 0 K: 1 S: 5	H: 0 LOB: 0 BB: 0 P: 5	R: 0 E: 0 K: 1 S: 5	H: 0 LOB: 0 BB: 0 P: 5	R: 0 E: 0 K: 0 S: 4	H: 1 LOB: 1 BB: 0 P: 4	R: 1 E: 0 K: 0 S: 5	H: 2 LOB: 1 BB: 0 P: 5	1B: 3 2B: 1 3B: 0 HR: 2	SF: 1 SAC: 0 DP: 1 HBP: 0	WP: 0 PB: 0 SB: 0 CS: 0	PA: 35
PITCHER Jack Kralick, L (1,1) ERA: 3.26	IP: 9.0 WLS: W BF: 35 H: 6 R: 3 ER: 3 SO: 3 BB: 3 IBB: 0 HBP: 0 BLK: 0 WP: 0 HR: 2 S: 38 P: 50 ERA: 3.00 WHIP: 1.000															PITCHER				

Batter	1	2	3	4	5	6	7	8	9	AB	R	H	RBI	BB	SO	LOB	BOTTOM			
Woodie Held, R (1,9) OBP: 0.347, SLG: 0.429	G3 SH1-3 1B	1-2 2-H 3-H HR 1B		F3		FC5-4 BB		1-H HR 1B		4	2	3	3	1	0	0	Washington Senators @ Cleveland Indians Cleveland Municipal Stadium, Cleveland, OH Mon Sep 02 1963, 3:33 AM EDT Unknown 			
Larry Brown, R (1,6) OBP: 0.320, SLG: 0.365	SH1-3 1-2	1-H 2-H HR		F8		FC5-4 1-2		HR BB		3	2	1	3	1	0	1				
Vic Davalillo, L (1,8) OBP: 0.354, SLG: 0.441	G3	4-3			F9			F3		2	0	0	0	0	0	1				
Willie Tasby, R (3,8) OBP: 0.308, SLG: 0.371	2-3									3	0	0	0	0	0	2				
Joe Adcock, R (1,3) OBP: 0.313, SLG: 0.391	F9			P3		HR BB		HR BB		4	2	1	3	1	0	1				
Max Alvis, R (1,5) OBP: 0.329, SLG: 0.473		FC5 1B 1B		P6		1-H HR		HR 1B		5	2	3	2	0	0	0				
John Romano, R (1,2) OBP: 0.325, SLG: 0.391		F7		F7		HR		HR		4	1	1	2	0	0	1				
Miguel de la Hoz, R (1,4) OBP: 0.324, SLG: 0.457										4	2	2	0	0	0	0				
Dick Howser, R (8,6) OBP: 0.347, SLG: 0.295		1B FC5 1B 1B				E 1B		F8		0	0	0	0	0	0	0				
Tito Francona, L (1,7) OBP: 0.308, SLG: 0.350		FC5 1B 1-2 2-3		E8 SF9 2B				F2		4	2	1	1	0	0	2				
Jack Kralick, L (1,1) OBP: 0.200, SLG: 0.200		1-2 2-3 HR 1B		SF9				1-3		2	2	1	1	1	0	0				
Inning Stats	R: 0 E: 0 K: 0 S: 4	H: 1 LOB: 1 BB: 0 P: 4	R: 5 E: 0 K: 0 S: 8	H: 5 LOB: 0 BB: 0 P: 8	R: 0 E: 0 K: 0 S: 3	H: 0 LOB: 0 BB: 0 P: 3	R: 2 E: 1 K: 0 S: 5	H: 2 LOB: 0 BB: 0 P: 5	R: 2 E: 0 K: 0 S: 4	H: 1 LOB: 0 BB: 1 P: 8	R: 0 E: 0 K: 0 S: 3	H: 0 LOB: 1 BB: 1 P: 7	R: 2 E: 0 K: 0 S: 5	H: 2 LOB: 0 BB: 0 P: 5	R: 4 E: 0 K: 0 S: 5	H: 2 LOB: 2 BB: 2 P: 13	1B: 8 2B: 1 3B: 0 HR: 4	SF: 1 SAC: 1 DP: 0 HBP: 0	WP: 1 PB: 0 SB: 0 CS: 0	PA: 41
PITCHER Don Rudolph, L (1,1) ERA: 4.41	IP: 3.1 WLS: L BF: 18 H: 8 R: 7 ER: 6 SO: 0 BB: 0 IBB: 0 HBP: 0 BLK: 0 WP: 0 HR: 1 S: 18 P: 18 ERA: 16.20 WHIP: 2.400															PITCHER				
Pete Burnside, L (4,1) ERA: 5.92	IP: 3.2 WLS: L BF: 16 H: 3 R: 4 ER: 4 SO: 0 BB: 2 IBB: 0 HBP: 0 BLK: 0 WP: 0 HR: 2 S: 14 P: 22 ERA: 9.82 WHIP: 1.364															PITCHER				
Ron Moeller, L (8,1) ERA: 8.2	IP: 1.0 WLS: L BF: 7 H: 2 R: 4 ER: 4 SO: 0 BB: 2 IBB: 0 HBP: 0 BLK: 0 WP: 1 HR: 1 S: 5 P: 13 ERA: 36.00 WHIP: 4.000															PITCHER				

Batter	1	2	3	4	5	6	7	8	9	AB	R	H	RBI	BB	SO	LOB	TOP									
Don Blasingame, L (1,4) OBP: 0.315, SLG: 0.305	0-0 4-3		0-0 4-3			0-0 3-1		4-0 CS BB		3	0	0	0	1	0	0	<p>Washington Senators @ New York Yankees</p> <p>Yankee Stadium, Bronx, NY</p> <p>Wed Sep 04 1963, 3:33 AM EDT</p> <p>Alt: 8,629 - Unknown - 74 F</p> <p>livebaseballscores.com</p>									
Dick Phillips, L (1,3) OBP: 0.294, SLG: 0.346	0-0 4-3		0-0 4-1			0-0 4-3		0-0 F7		4	0	0	0	0	0	1										
Chuck Hinton, R (1,7) OBP: 0.346, SLG: 0.446	0-0 5-3			0-0 G3-6-3 1B		0-0 F4		0-0 CS 1-2	0-0 SH2-4 FC5-2 2B	4	0	2	0	0	0	0										
Jim King, L (1,9) OBP: 0.306, SLG: 0.472		0-0 F2		0-0 G3-6-3 1-2		0-0 4-3		0-0 SH2-4	0-0 SH2-4	3	0	0	0	0	0	1										
Don Lock, R (1,8) OBP: 0.333, SLG: 0.457		0-0 F8		0-0 F2		0-0 HR		0-0 FC5-2 1B	0-0 FC5-2	4	1	1	1	0	0	1										
Don Zimmer, R (1,5) OBP: 0.283, SLG: 0.436		0-0 5-3			0-0 F6		0-0 E5 E S	0-0 1B	0-0 1-2	4	0	1	0	0	0	0										
Ken Retzer, L (1,2) Minnie Minoso, R (9, PH) Cal Neeman, R (9, 2) OBP: 0.294, SLG: 0.325 OBP: 0.315, SLG: 0.305 OBP: 0.125, SLG: 0.067		0-0 F8		0-0 F8		0-0 3-1		0-0 F9	0-3 K	3	0	0	0	0	0	1										
Ed Brinkman, R (1,6) OBP: 0.266, SLG: 0.316		0-0 HR 1B		0-0 HR		0-0 HR		0-0 F8 1-3		3	2	2	1	0	0	1										
Claude Osteen, L (1,1) OBP: 0.210, SLG: 0.220		0-0 HR		0-0 HR		0-0 F6		0-0 3-1		3	1	1	2	0	0	0										
Inning Stats	R: 0 E: 0 K: 0 S: 3	H: 0 LOB: 0 BB: 0 P: 3	R: 0 E: 0 K: 0 S: 3	H: 0 LOB: 0 BB: 0 P: 3	R: 2 E: 0 K: 0 S: 5	H: 2 LOB: 0 BB: 0 P: 5	R: 0 E: 0 K: 0 S: 3	H: 1 LOB: 0 BB: 0 P: 3	R: 1 E: 0 K: 0 S: 4	H: 1 LOB: 0 BB: 0 P: 4	R: 0 E: 0 K: 0 S: 3	H: 0 LOB: 0 BB: 0 P: 3	R: 1 E: 2 K: 0 S: 5	H: 1 LOB: 1 BB: 0 P: 5	R: 0 E: 0 K: 0 S: 2	H: 0 LOB: 2 BB: 1 P: 6		R: 0 E: 0 K: 1 S: 7	H: 2 LOB: 2 BB: 0 P: 7	1B: 3 2B: 1 3B: 0 HR: 3	SF: 0 SAC: 1 DP: 1 HBP: 0	WP: 0 PB: 0 SB: 1 CS: 1	PA: 35			
PITCHER	IP	WLS	BF	H	R	ER	SO	BB	IBB	HBP	BLK	WP	HR	S	P	ERA		WHIP								
Jim Bouton, R (1,1) ERA: 2.57	8.0		29	5	4	4	0	1	0	0	0	0	3	28	32	4.50		0.750								
Steve Hamilton, L (9,1) ERA: 2.96	1.0	W	5	2	0	0	1	0	0	0	0	0	0	7	7	0.00		2.000								

Batter	1	2	3	4	5	6	7	8	9	AB	R	H	RBI	BB	SO	LOB	BOTTOM									
Tony Kubek, L (1,6) OBP: 0.295, SLG: 0.339	0-0 3B 1B		0-0 6-3			4-0 FC5-4 BB		0-0 F8		3	1	1	0	1	0	1	<p>Washington Senators @ New York Yankees</p> <p>Yankee Stadium, Bronx, NY</p> <p>Wed Sep 04 1963, 3:33 AM EDT</p> <p>Alt: 8,629 - Unknown - 74 F</p> <p>livebaseballscores.com</p>									
Bobby Richardson, R (1,4) OBP: 0.304, SLG: 0.348	0-0 1B 3B		0-0 F8			0-0 FC5-4 S 1-2		0-0 1B 1-2		4	1	2	1	0	0	1										
Hector Lopez, R (1,7) OBP: 0.301, SLG: 0.409	0-0 G5-4-3 3H 1B		0-0 5-3			0-3 K 1-2		0-0 F9		4	0	1	1	0	1	3										
Elston Howard, R (1,2) Jack Reed, R (9, PR) OBP: 0.341, SLG: 0.533 OBP: 0.306, SLG: 0.321	0-0 G5-4-3 1-2		0-0 6-3			0-0 F3		4-0 HR BB		3	0	0	0	1	0	2										
Roger Maris, L (1,9) OBP: 0.333, SLG: 0.525	0-0 1-3		0-0 F8			0-0 F6		0-0 HR 1H		4	1	1	2	0	0	0										
Joe Pepitone, L (1,3) OBP: 0.306, SLG: 0.446		0-0 F7			0-0 1B FC5-4 1B		4-0 L4-3 BB			2	1	1	0	1	0	0										
Phil Linz, R (1,8) OBP: 0.321, SLG: 0.350		0-0 B1-3			0-0 FC5-4 1B		0-0 L4-3 1-2			3	0	1	0	0	0	1										
Clete Boyer, R (1,5) OBP: 0.298, SLG: 0.368		0-0 F9			0-0 FC5-4 L5-3		0-0 6-3			3	0	0	1	0	0	1										
Jim Bouton, R (1,1) Mickey Mantle, S (8, PH) Tom Tresh, S (8, PR) Steve Hamilton, L (9,1) OBP: 0.081, SLG: 0.082 OBP: 0.453, SLG: 0.672 OBP: 0.368, SLG: 0.486 OBP: 0.286, SLG: 0.429			0-0 L9		0-0 L5-3		0-0 1B			2	0	0	0	0	0	1										
Inning Stats	R: 2 E: 0 K: 0 S: 5	H: 3 LOB: 0 BB: 0 P: 5	R: 0 E: 0 K: 0 S: 3	H: 0 LOB: 0 BB: 0 P: 3	R: 0 E: 0 K: 0 S: 3	H: 0 LOB: 0 BB: 0 P: 3	R: 0 E: 0 K: 1 S: 5	H: 0 LOB: 1 BB: 1 P: 9	R: 0 E: 0 K: 0 S: 2	H: 0 LOB: 0 BB: 1 P: 6	R: 0 E: 0 K: 0 S: 5	H: 2 LOB: 2 BB: 0 P: 5	R: 2 E: 0 K: 0 S: 1	H: 1 LOB: 1 BB: 1 P: 5	1B: 6 2B: 2 3B: 1 HR: 1	SF: 0 SAC: 0 DP: 3 HBP: 0		WP: 0 PB: 0 SB: 1 CS: 0	PA: 32							
PITCHER	IP	WLS	BF	H	R	ER	SO	BB	IBB	HBP	BLK	WP	HR	S	P	ERA		WHIP								
Claude Osteen, L (1,1) ERA: 3.48	8.0	L	32	8	5	5	1	3	0	0	0	0	1	31	43	5.62		1.375								

Batter	1	2	3	4	5	6	7	8	9	10	11	12	AB	R	H	RBI	BB	SO	LOB	TOP						
Don Blasingame, L (1.4) OBP: 0.320, SLG: 0.307	G3		FC3-6 BB		FC6-4 HR		CS 1B			FC5 G3 1B		F5	5	1	2	0	1	0	1							
Dick Phillips, L (1.3) OBP: 0.292, SLG: 0.355	6-3		FC3-6 HBP		HR		F9			G3			5	1	1	2	0	0	4							
Chuck Hinton, R (1.7) OBP: 0.348, SLG: 0.447																										
Minnie Minoso, R (3, PR) OBP: 0.312, SLG: 0.302	E S 1B				F4				5-3	FC5			1	0	1	0	0	0	0							
Jim King, L (1.9) OBP: 0.303, SLG: 0.466	F6				HBP				F2				3	0	0	0	0	0	1							
Don Lock, R (1.8) OBP: 0.332, SLG: 0.453																										
Don Zimmer, R (1.5) OBP: 0.263, SLG: 0.433																										
Ken Retzer, L (1.2) OBP: 0.263, SLG: 0.322																										
Ed Brinkman, R (1.6) OBP: 0.266, SLG: 0.314																										
Steve Riddick, R (1.1) OBP: 0.154, SLG: 0.160																										
Ed Roebuck, R (6.1) OBP: 0.287, SLG: 0.214																										
Bobo Osborne, L (10, PH) OBP: 0.303, SLG: 0.362																										
Ron Kline, R (10, 1) OBP: 0.091, SLG: 0.273																										
Inning Stats	R: 0 E: 0 K: 0 S: 4	H: 1 LOB: 1 BB: 0 P: 4	R: 0 E: 0 K: 0 S: 3	H: 0 LOB: 0 BB: 0 P: 3	R: 0 E: 0 K: 1 S: 6	H: 1 LOB: 3 BB: 1 P: 11	R: 0 E: 0 K: 0 S: 3	H: 1 LOB: 1 BB: 1 P: 7	R: 2 E: 0 K: 0 S: 5	H: 2 LOB: 0 BB: 0 P: 5	R: 0 E: 0 K: 1 S: 5	H: 1 LOB: 0 BB: 0 P: 3	R: 0 E: 0 K: 0 S: 3	H: 0 LOB: 0 BB: 0 P: 3	R: 0 E: 0 K: 1 S: 5	H: 0 LOB: 2 BB: 0 P: 5	R: 0 E: 0 K: 0 S: 3	H: 0 LOB: 0 BB: 0 P: 3	R: 0 E: 0 K: 0 S: 3	H: 1 LOB: 0 BB: 0 P: 3	R: 0 E: 0 K: 0 S: 3	H: 1 LOB: 0 BB: 0 P: 3	1B: 7 2B: 1 3B: 0 HR: 1	SF: 0 SAC: 0 DP: 2 HBP: 1	WP: 0 PB: 0 SB: 1 CS: 2	PA: 46
PITCHER Ralph Terry, R (1.1) ERA: 3.29	IP: 12.0 WLS: 7 BF: 46 H: 9 R: 2 ER: 2 SO: 3	BB: 3 IBB: 0 HBP: 1 BLK: 0	WP: 0 HR: 1 S: 48 P: 61	ERA: 1.50 WHIP: 1.000																						

Washington Senators @ New York Yankees
Yankee Stadium, Bronx, NY

Thu Sep 05 1963, 3:33 AM EDT
Att: 5,733 - Unknown - 62 F

AB 42
R 2
H 9
RBI 2
BB 3
SO 3
LOB 18



Batter	1	2	3	4	5	6	7	8	9	10	11	12	AB	R	H	RBI	BB	SO	LOB	BOTTOM						
Tony Kubek, L (1.6) OBP: 0.294, SLG: 0.343	3-1		4-3											5	1	1	1	0	0	1						
Bobby Richardson, R (1.4) OBP: 0.303, SLG: 0.346	L7													5	1	1	0	0	0	0						
Joe Pepitone, L (1.3) OBP: 0.303, SLG: 0.441	F9													5	0	0	0	0	0	1						
Mickey Mantle, S (1.8) OBP: 0.497, SLG: 0.667														1	0	0	0	2	1	1						
Phil Linz, R (7.8) OBP: 0.316, SLG: 0.345														2	0	0	0	0	0	1						
Roger Maris, L (1.9) OBP: 0.334, SLG: 0.521														4	0	1	0	1	0	2						
Elston Howard, R (1.2) OBP: 0.339, SLG: 0.528														4	0	0	0	1	1	3						
Johnny Blanchard, L (1.7) OBP: 0.311, SLG: 0.475														4	0	0	0	1	1	3						
Clete Boyer, R (1.5) OBP: 0.299, SLG: 0.369														4	1	1	0	1	0	1						
Ralph Terry, R (1.1) OBP: 0.093, SLG: 0.073														4	0	0	0	0	1	2						
Hector Lopez, R (12, PH) OBP: 0.303, SLG: 0.411														1	0	1	1	0	0	0						
Inning Stats	R: 0 E: 0 K: 0 S: 3	H: 0 LOB: 0 BB: 0 P: 3	R: 0 E: 0 K: 2 S: 7	H: 0 LOB: 1 BB: 1 P: 11	R: 0 E: 0 K: 0 S: 3	H: 0 LOB: 0 BB: 0 P: 3	R: 0 E: 0 K: 0 S: 3	H: 0 LOB: 1 BB: 1 P: 7	R: 0 E: 0 K: 1 S: 5	H: 0 LOB: 1 BB: 1 P: 9	R: 0 E: 0 K: 0 S: 2	H: 0 LOB: 0 BB: 1 P: 6	R: 0 E: 0 K: 0 S: 3	H: 0 LOB: 0 BB: 0 P: 3	R: 0 E: 0 K: 0 S: 3	H: 0 LOB: 0 BB: 0 P: 3	R: 0 E: 0 K: 0 S: 3	H: 0 LOB: 0 BB: 0 P: 3	R: 0 E: 0 K: 0 S: 3	H: 0 LOB: 0 BB: 0 P: 3	R: 0 E: 0 K: 0 S: 3	H: 2 LOB: 1 BB: 0 P: 3	1B: 3 2B: 1 3B: 0 HR: 1	SF: 0 SAC: 0 DP: 1 HBP: 0	WP: 0 PB: 0 SB: 1 CS: 0	PA: 45
PITCHER Steve Riddick, R (1.1) ERA: 5.59	IP: 5.2 WLS: 2 BF: 24 H: 3 R: 0 ER: 2 SO: 4	BB: 4 IBB: 0 HBP: 0 BLK: 0	WP: 0 HR: 1 S: 28 P: 44	ERA: 1.59 WHIP: 1.235																						
Ed Roebuck, R (6.1) ERA: 3.86	IP: 3.1 WLS: 12 BF: 9 H: 2 R: 0 ER: 0 SO: 1	BB: 1 IBB: 1 HBP: 0 BLK: 0	WP: 0 HR: 0 S: 10 P: 18	ERA: 0.00 WHIP: 0.300																						
Ron Kline, R (10, 1) ERA: 3.02	IP: 2.1 WLS: 9 BF: 2 H: 1 R: 1 ER: 1 SO: 0	BB: 0 IBB: 0 HBP: 0 BLK: 0	WP: 0 HR: 0 S: 9 P: 9	ERA: 3.86 WHIP: 0.857																						

Washington Senators @ New York Yankees
Yankee Stadium, Bronx, NY

Thu Sep 05 1963, 3:33 AM EDT
Att: 5,733 - Unknown - 62 F

AB 39
R 3
H 5
RBI 2
BB 6
SO 4
LOB 15



Batter	1	2	3	4	5	6	7	8	9	AB	R	H	RBI	BB	SO	LOB	TOP			
Dick Howser, R (1, 6) OBP: 0.337, SLG: 0.282	6-3		F8		K			FC6-4 BB		3	0	0	0	1	1	2				
Tito Francona, L (1, 7) OBP: 0.307, SLG: 0.357 Ted Abernathy, R (8, 1) OBP: 0.500, SLG: 0.600	F8			1B 2B		4-3		F8		4	1	1	0	0	0	2				
Max Alvis, R (1, 5) OBP: 0.329, SLG: 0.475	F7			4-3		K		FC6-4		4	0	0	0	0	1	3				
Fred Whitfield, L (1, 3) OBP: 0.294, SLG: 0.466 Tony Martinez, R (9, PR) OBP: 0.197, SLG: 0.198		F8		F5		F8		1B 3-1 BB		3	0	0	0	1	0	1				
Joe Azcue, R (1, 2) OBP: 0.298, SLG: 0.464		E5 G5-4-3				K		F9		4	0	1	1	0	1	1				
Willie Kirkland, L (1, 8) OBP: 0.305, SLG: 0.384		G5-4-3		4-3		P6		3-1		4	0	0	0	0	0	3				
Bob Chance, L (1, 9) OBP: 0.200, SLG: 0.200 Tommie Agee, R (5, PR) OBP: 0.500, SLG: 0.500				K		6-3				2	0	1	0	0	1	0				
Larry Brown, R (1, 4) OBP: 0.319, SLG: 0.358								E5 BB		3	0	1	0	1	0	2				
Dick Donovan, L (1, 1) OBP: 0.162, SLG: 0.197 Tommy John, R (7, 1)										2	0	0	0	0	1	2				
Al Luplow, L (8, PH) OBP: 0.313, SLG: 0.329				K		G6-3		K		0	0	0	0	0	0	0				
Inning Stats	R: 0 E: 0 K: 0 S: 3	H: 0 LOB: 0 BB: 0 P: 3	R: 0 E: 1 K: 0 S: 3	H: 0 LOB: 0 BB: 0 P: 3	R: 0 E: 0 K: 2 S: 7	H: 3 LOB: 1 BB: 1 P: 11	R: 1 E: 0 K: 0 S: 5	H: 2 LOB: 1 BB: 0 P: 5	R: 1 E: 0 K: 1 S: 6	H: 2 LOB: 1 BB: 0 P: 6	R: 0 E: 0 K: 1 S: 5	H: 0 LOB: 0 BB: 0 P: 5	R: 0 E: 0 K: 1 S: 5	H: 0 LOB: 0 BB: 0 P: 5	R: 0 E: 1 K: 1 S: 6	H: 1 LOB: 2 BB: 1 P: 8	1B: 4 2B: 1 3B: 0 HR: 0	SF: 0 SAC: 0 DP: 2 HBP: 0	WP: 0 PB: 0 SB: 1 CS: 0	PA: 35
PITCHER Bennie Daniels, R (1, 1) ERA: 4.34	IP: 9.0 WLS: W BF: 35 H: 5 R: 2 ER: 2 SO: 6 BB: 3 IBB: 0 HBP: 0 BLK: 0 WP: 0 HR: 0 S: 44 P: 56 ERA: 2.00 WHIP: 0.889																			

Cleveland Indians @ Washington Senators
D.C. Stadium, Washington, DC
Fri Sep 06 1963, 7:05 PM EDT
Att: 12,054 - Unknown


AB 32
R 2
H 5
RBI 1
BB 3
SO 6
LOB 17



Batter	1	2	3	4	5	6	7	8	9	AB	R	H	RBI	BB	SO	LOB	BOTTOM			
Don Blasingame, L (1, 4) OBP: 0.321, SLG: 0.311	F7		1B 2B		P2			1-3		4	0	1	1	1	0	0				
Minnie Minoso, R (1, 7) OBP: 0.311, SLG: 0.301	P6		FC6-4 1B		6-3			K		4	0	1	1	0	1	0				
Jim King, L (1, 9) OBP: 0.300, SLG: 0.461	P5		F2		F8			F2		4	0	0	0	0	0	4				
Don Lock, R (1, 8) OBP: 0.331, SLG: 0.457		1-3	FC6-4			P6		HR		4	1	1	1	0	0	2				
Dick Phillips, L (1, 3) OBP: 0.299, SLG: 0.359		BB			F2			1B E		3	2	2	0	1	0	0				
Don Zimmer, R (1, 5) OBP: 0.288, SLG: 0.434		K			E FC5-2			E5 1B		4	1	2	0	0	1	2				
Ken Retzer, L (1, 2) OBP: 0.286, SLG: 0.325		4-3			E7			8-2 1B		4	1	2	2	0	0	2				
Ed Brinkman, R (1, 6) OBP: 0.268, SLG: 0.316			SH2-3 2B		FC5-2			F8		4	2	2	0	0	0	2				
Bennie Daniels, L (1, 1) OBP: 0.313, SLG: 0.200			SH2-3		5-3			F7		3	0	1	1	0	0	2				
Inning Stats	R: 0 E: 0 K: 0 S: 3	H: 0 LOB: 0 BB: 0 P: 3	R: 0 E: 0 K: 1 S: 5	H: 0 LOB: 1 BB: 1 P: 9	R: 1 E: 0 K: 0 S: 6	H: 3 LOB: 2 BB: 0 P: 6	R: 0 E: 0 K: 0 S: 5	H: 2 LOB: 0 BB: 0 P: 5	R: 0 E: 1 K: 0 S: 3	H: 0 LOB: 0 BB: 0 P: 3	R: 4 E: 1 K: 0 S: 8	H: 4 LOB: 2 BB: 1 P: 12	R: 2 E: 1 K: 0 S: 5	H: 3 LOB: 0 BB: 0 P: 5	R: 0 E: 0 K: 1 S: 5	H: 0 LOB: 0 BB: 0 P: 5	1B: 9 2B: 3 3B: 0 HR: 1	SF: 1 SAC: 1 DP: 1 HBP: 0	WP: 0 PB: 0 SB: 0 CS: 0	PA: 38
PITCHER Dick Donovan, R (1, 1) ERA: 4.24 Tommy John, L (7, 1) Ted Abernathy, R (8, 1) ERA: 3.07	IP: 6.0 WLS: L BF: 31 H: 10 R: 6 ER: 4 SO: 1 BB: 1 IBB: 0 HBP: 0 BLK: 0 WP: 0 HR: 1 S: 31 P: 39 ERA: 6.00 WHIP: 1.833																			

Cleveland Indians @ Washington Senators
D.C. Stadium, Washington, DC
Fri Sep 06 1963, 7:05 PM EDT
Att: 12,054 - Unknown

AB 34
R 7
H 12
RBI 6
BB 2
SO 2
LOB 14



Batter	1	2	3	4	5	6	7	8	9	AB	R	H	RBI	BB	SO	LOB	TOP					
Dick Howser, R OBP: 0.333, SLG: 0.280 (1, 6)	5-3		L5		G6-3	6-3			1B HR	5	1	1	0	0	0	1						
Larry Brown, R OBP: 0.321, SLG: 0.365 (1, 4)	F8			4-3			6-3		1B HR	5	1	2	0	0	0	0						
Max Alvis, R OBP: 0.332, SLG: 0.482 (1, 5)	6-3			F6			1B		1B HR	5	1	3	3	0	0	0						
Joe Adcock, R OBP: 0.310, SLG: 0.386 (1, 3)		F5		HR 1B	5-3		1-3		F7	5	1	1	0	0	0	3						
John Romano, R OBP: 0.323, SLG: 0.384 (1, 2)	F8			HR BB			F9		F7	4	2	1	0	1	0	1						
Woodie Held, R OBP: 0.352, SLG: 0.439 (1, 9)		FC6-4 BB		HR			HR BB		1B	3	2	2	3	2	0	0						
Tommie Agee, R OBP: 0.286, SLG: 0.429 (1, 8)	FC6-4						6-3		F9	5	0	1	1	0	0	3						
Tito Francona, L OBP: 0.306, SLG: 0.356 (1, 7)			P6	4-3			3-1			4	0	1	0	0	0	2						
Pedro Ramos, S OBP: 0.170, SLG: 0.318 (1, 1)	F8						G6-3 1B		K	4	1	2	2	0	1	1						
Inning Stats	R: 0 E: 0 K: 0 S: 3	H: 0 LOB: 0 BB: 0 P: 3	R: 0 E: 0 K: 0 S: 3	H: 0 LOB: 1 BB: 1 P: 7	R: 0 E: 0 K: 0 S: 3	H: 0 LOB: 0 BB: 0 P: 3	R: 3 E: 0 K: 0 S: 6	H: 3 LOB: 1 BB: 1 P: 10	R: 0 E: 0 K: 0 S: 5	H: 3 LOB: 2 BB: 0 P: 5	R: 3 E: 1 K: 0 S: 5	H: 2 LOB: 0 BB: 1 P: 9	R: 0 E: 0 K: 0 S: 4	H: 1 LOB: 1 BB: 0 P: 4	R: 0 E: 0 K: 1 S: 6	H: 1 LOB: 1 BB: 0 P: 6	R: 3 E: 0 K: 0 S: 7	H: 4 LOB: 1 BB: 0 P: 7	1B: 9 2B: 2 3B: 0 HR: 3	SF: 0 SAC: 0 DP: 1 HBP: 0	WP: 0 PB: 0 SB: 0 CS: 0	PA: 43
PITCHER	IP	WLS	BF	H	R	ER	SO	BB	IBB	HBP	BLK	WP	HR	S	P	ERA	WHIP					
Don Rudolph, L ERA: 4.54 (1, 1)	4.2	L	20	5	3	3	0	2	0	0	0	0	1	18	26	5.79	1.500					
Ed Hobaugh, R ERA: 11.81 (5, 1)	2.1		12	4	3	3	0	1	0	0	0	0	1	11	15	11.57	2.143					
Pete Burnside, L ERA: 5.61 (8, 1)	1.0		7	4	3	3	1	0	0	0	0	0	1	9	9	27.00	4.000					
Ron Moeller, L ERA: 7.78 (9, 1)	1.0		4	1	0	0	0	0	0	0	0	0	0	4	4	0.00	1.000					

Cleveland Indians @ Washington Senators
D.C. Stadium, Washington, DC
Sat Sep 07 1963, 7:05 PM EDT
Att: 2,758 - Unknown

AB	40
R	9
H	14
RBI	9
BB	3
SO	1
LOB	11



Batter	1	2	3	4	5	6	7	8	9	AB	R	H	RBI	BB	SO	LOB	BOTTOM							
Don Blasingame, L OBP: 0.316, SLG: 0.305 (1, 4)	F3		P5		FC6-4		4-3			4	0	0	0	0	0	2								
Minnie Minoso, R OBP: 0.307, SLG: 0.297 (1, 7)	F9		F7		FC6-4				5-3	4	0	0	0	0	0	1								
Jim King, L OBP: 0.304, SLG: 0.474 (1, 9)					FC6-4				1B	4	2	3	1	0	0	1								
Don Lock, R OBP: 0.333, SLG: 0.457 (1, 8)	1B		HR						F9	3	0	1	1	1	1	1								
Dick Phillips, L OBP: 0.298, SLG: 0.357 (1, 3)			G3				P6		K	4	0	1	0	0	1	2								
Don Zimmer, R OBP: 0.288, SLG: 0.432 (1, 5)	F3				P6		6-3		1B	4	0	1	0	0	0	2								
Ken Retzer, L OBP: 0.281, SLG: 0.319 (1, 2)		P5			K				F8	4	0	0	0	0	1	1								
Ed Brinkman, R OBP: 0.267, SLG: 0.315 (1, 6)					K				F7	4	0	1	0	0	2	1								
Don Rudolph, L OBP: 0.234, SLG: 0.289 (5, 1)									K	1	0	0	0	0	1	1								
Ed Hobaugh, R OBP: 0.267, SLG: 0.200 (7, PH)										0	0	0	0	1	0	0								
Bobo Carmichael, L OBP: 0.246, SLG: 0.362 (8, 1)										0	0	0	0	0	0	0								
Pete Burnside, R OBP: 0.182, SLG: 0.100 (9, 1)										0	0	0	0	0	0	0								
Ron Moeller, L OBP: 0.333, SLG: 0.333 (9, PH)										0	0	0	0	0	0	0								
Tom Brown, L OBP: 0.161, SLG: 0.123 (9, PH)										1	0	0	0	0	1	1								
Inning Stats	R: 1 E: 0 K: 0 S: 6	H: 3 LOB: 2 BB: 0 P: 6	R: 0 E: 0 K: 1 S: 5	H: 1 LOB: 0 BB: 0 P: 5	R: 1 E: 0 K: 0 S: 4	H: 1 LOB: 1 BB: 1 P: 8	R: 0 E: 0 K: 2 S: 7	H: 0 LOB: 0 BB: 0 P: 7	R: 0 E: 0 K: 0 S: 3	H: 0 LOB: 1 BB: 1 P: 7	R: 0 E: 0 K: 1 S: 5	H: 0 LOB: 0 BB: 0 P: 5	R: 0 E: 0 K: 1 S: 5	H: 0 LOB: 1 BB: 1 P: 9	R: 0 E: 0 K: 1 S: 6	H: 1 LOB: 1 BB: 0 P: 6	R: 0 E: 0 K: 1 S: 6	H: 1 LOB: 1 BB: 0 P: 6	R: 0 E: 0 K: 1 S: 6	H: 1 LOB: 1 BB: 0 P: 6	1B: 5 2B: 1 3B: 0 HR: 1	SF: 0 SAC: 0 DP: 0 HBP: 0	WP: 0 PB: 0 SB: 0 CS: 1	PA: 36
PITCHER	IP	WLS	BF	H	R	ER	SO	BB	IBB	HBP	BLK	WP	HR	S	P	ERA	WHIP							
Pedro Ramos, R ERA: 3.36 (1, 1)	9.0	W	36	7	2	2	7	3	0	0	0	0	1	47	59	2.00	1.111							

Cleveland Indians @ Washington Senators
D.C. Stadium, Washington, DC
Sat Sep 07 1963, 7:05 PM EDT
Att: 2,758 - Unknown

AB	33
R	2
H	7
RBI	2
BB	3
SO	7
LOB	13



Batter	1	2	3	4	5	6	7	8	9	AB	R	H	RBI	BB	SO	LOB	TOP																				
Don Wert, R OBP: 0.313, SLG: 0.362 (1, 5)										4	0	1	0	0	0	3																					
Dick McAuliffe, L OBP: 0.346, SLG: 0.402 Bubba Phillips, R OBP: 0.276, SLG: 0.303 (1, 6)										2	0	0	0	0	0	3																					
Al Kaline, R OBP: 0.374, SLG: 0.507 (1, 9)										4	0	0	0	0	0	1																					
Rocky Colavito, R OBP: 0.365, SLG: 0.442 (1, 7)										4	0	2	0	0	0	0																					
Bill Freehan, R OBP: 0.333, SLG: 0.388 Norm Cash, L OBP: 0.384, SLG: 0.460 (1, 3)										3	0	0	0	0	1	3																					
Gus Triandos, R OBP: 0.317, SLG: 0.401 Gates Brown, L OBP: 0.348, SLG: 0.407 Terry Fox, R OBP: 0.167, SLG: 0.091 (1, 2)										3	0	1	0	1	0	1																					
George Thomas, R OBP: 0.283, SLG: 0.342 Bill Bruton, L OBP: 0.346, SLG: 0.380 (1, 8)										3	0	0	0	0	0	1																					
George Smith, R OBP: 0.291, SLG: 0.310 (1, 4)										3	1	2	0	0	0	0																					
Jim Bunning, R OBP: 0.175, SLG: 0.171 Mike Roarke, R OBP: 0.361, SLG: 0.324 (1, 1)										3	0	1	0	0	0	2																					
Inning Stats	R: 0 E: 0 K: 0 S: 5	H: 2 LOB: 2 BB: 0 P: 5	R: 1 E: 1 K: 0 S: 6	H: 3 LOB: 2 BB: 0 P: 6	R: 0 E: 0 K: 1 S: 6	H: 1 LOB: 1 BB: 0 P: 6	R: 0 E: 1 K: 0 S: 4	H: 1 LOB: 1 BB: 0 P: 4	R: 0 E: 0 K: 0 S: 3	H: 0 LOB: 0 BB: 0 P: 3	R: 0 E: 0 K: 0 S: 3	H: 0 LOB: 0 BB: 0 P: 3	R: 0 E: 0 K: 0 S: 3	H: 0 LOB: 0 BB: 0 P: 3	R: 0 E: 0 K: 0 S: 2	H: 0 LOB: 1 BB: 1 P: 6	1B: 7 2B: 1 3B: 0 HR: 0	SF: 0 SAC: 0 DP: 2 HBP: 0	WP: 0 PA: 34 PB: 0 SB: 0 CS: 1																		
PITCHER	IP	WLS	BF	H	R	ER	SO	BB	IBB	HBP	BLK	WP	HR	S	P	ERA	WHIP	PITCHER		IP	WLS	BF	H	R	ER	SO	BB	IBB	HBP	BLK	WP	HR	S	P	ERA	WHIP	
Claude Osteen, L ERA: 3.33 Ron Kline, R ERA: 2.99 (1, 1)	8.0	L	31	7	1	0	1	0	0	0	0	0	0	33	33	0.00	0.875																				
Don Blasingame, L OBP: 0.314, SLG: 0.303 (1, 4)																																					
Minnie Minoso, R OBP: 0.308, SLG: 0.307 (1, 7)																																					
Jim King, L OBP: 0.301, SLG: 0.466 (1, 9)																																					
Don Lock, R OBP: 0.333, SLG: 0.455 (1, 8)																																					
Dick Phillips, L OBP: 0.297, SLG: 0.354 (1, 3)																																					
Don Zimmer, R OBP: 0.283, SLG: 0.423 (1, 5)																																					
Ken Retzer, L OBP: 0.282, SLG: 0.319 Tom Brown, S OBP: 0.161, SLG: 0.123 Cal Neeman, R OBP: 0.118, SLG: 0.063 (1, 2)																																					
Ed Brinkman, R OBP: 0.265, SLG: 0.312 (1, 6)																																					
Claude Osteen, L OBP: 0.203, SLG: 0.213 Bobo Osborne, L OBP: 0.303, SLG: 0.360 Ron Kline, R OBP: 0.091, SLG: 0.273 (1, 1)																																					
Inning Stats	R: 0 E: 0 K: 1 S: 5	H: 0 LOB: 0 BB: 0 P: 5	R: 0 E: 0 K: 2 S: 7	H: 0 LOB: 0 BB: 0 P: 7	R: 0 E: 0 K: 0 S: 3	H: 0 LOB: 0 BB: 0 P: 3	R: 0 E: 0 K: 0 S: 3	H: 1 LOB: 0 BB: 0 P: 3	R: 0 E: 0 K: 1 S: 6	H: 2 LOB: 1 BB: 0 P: 6	R: 0 E: 0 K: 0 S: 3	H: 0 LOB: 0 BB: 0 P: 3	R: 0 E: 0 K: 1 S: 6	H: 1 LOB: 2 BB: 1 P: 10	R: 0 E: 0 K: 2 S: 9	H: 2 LOB: 2 BB: 0 P: 9	R: 0 E: 0 K: 0 S: 4	H: 1 LOB: 1 BB: 0 P: 4	1B: 7 2B: 1 3B: 0 HR: 0	SF: 0 SAC: 0 DP: 2 HBP: 0	WP: 0 PA: 33 PB: 0 SB: 0 CS: 1																
PITCHER	IP	WLS	BF	H	R	ER	SO	BB	IBB	HBP	BLK	WP	HR	S	P	ERA	WHIP	PITCHER		IP	WLS	BF	H	R	ER	SO	BB	IBB	HBP	BLK	WP	HR	S	P	ERA	WHIP	
Jim Bunning, R ERA: 4.17 Terry Fox, R ERA: 3.45 (1, 1)	8.0	W	29	6	0	0	7	1	0	0	0	0	0	42	46	0.00	0.875																				

Detroit Tigers @ Washington Senators
 D.C. Stadium, Washington, DC
 Mon Sep 09 1963, 7:05 PM EDT
 Unknown

AB 33
 R 1
 H 7
 RBI 0
 BB 1
 SO 1
 LOB 15



Batter	1	2	3	4	5	6	7	8	9	AB	R	H	RBI	BB	SO	LOB	BOTTOM																				
Don Blasingame, L OBP: 0.314, SLG: 0.303 (1, 4)										4	0	1	0	0	0	2																					
Minnie Minoso, R OBP: 0.308, SLG: 0.307 (1, 7)										4	0	0	0	0	3	3																					
Jim King, L OBP: 0.301, SLG: 0.466 (1, 9)										3	0	0	0	1	0	0																					
Don Lock, R OBP: 0.333, SLG: 0.455 (1, 8)										4	0	2	0	0	1	1																					
Dick Phillips, L OBP: 0.297, SLG: 0.354 (1, 3)										4	0	1	0	0	1	2																					
Don Zimmer, R OBP: 0.283, SLG: 0.423 (1, 5)										4	0	1	0	0	1	3																					
Ken Retzer, L OBP: 0.282, SLG: 0.319 Tom Brown, S OBP: 0.161, SLG: 0.123 Cal Neeman, R OBP: 0.118, SLG: 0.063 (1, 2)										3	0	1	0	0	0	1																					
Ed Brinkman, R OBP: 0.265, SLG: 0.312 (1, 6)										3	0	1	0	0	0	0																					
Claude Osteen, L OBP: 0.203, SLG: 0.213 Bobo Osborne, L OBP: 0.303, SLG: 0.360 Ron Kline, R OBP: 0.091, SLG: 0.273 (1, 1)										2	0	0	0	0	0	0																					
Inning Stats	R: 0 E: 0 K: 1 S: 5	H: 0 LOB: 0 BB: 0 P: 5	R: 0 E: 0 K: 2 S: 7	H: 0 LOB: 0 BB: 0 P: 7	R: 0 E: 0 K: 0 S: 3	H: 0 LOB: 0 BB: 0 P: 3	R: 0 E: 0 K: 0 S: 3	H: 1 LOB: 0 BB: 0 P: 3	R: 0 E: 0 K: 1 S: 6	H: 2 LOB: 1 BB: 0 P: 6	R: 0 E: 0 K: 0 S: 3	H: 0 LOB: 0 BB: 0 P: 3	R: 0 E: 0 K: 1 S: 6	H: 1 LOB: 2 BB: 1 P: 10	R: 0 E: 0 K: 2 S: 9	H: 2 LOB: 2 BB: 0 P: 9	R: 0 E: 0 K: 0 S: 4	H: 1 LOB: 1 BB: 0 P: 4	1B: 7 2B: 1 3B: 0 HR: 0	SF: 0 SAC: 0 DP: 2 HBP: 0	WP: 0 PA: 33 PB: 0 SB: 0 CS: 1																
PITCHER	IP	WLS	BF	H	R	ER	SO	BB	IBB	HBP	BLK	WP	HR	S	P	ERA	WHIP	PITCHER		IP	WLS	BF	H	R	ER	SO	BB	IBB	HBP	BLK	WP	HR	S	P	ERA	WHIP	
Jim Bunning, R ERA: 4.17 Terry Fox, R ERA: 3.45 (1, 1)	8.0	W	29	6	0	0	7	1	0	0	0	0	0	42	46	0.00	0.875																				

Detroit Tigers @ Washington Senators
 D.C. Stadium, Washington, DC
 Mon Sep 09 1963, 7:05 PM EDT
 Unknown

AB 32
 R 0
 H 7
 RBI 0
 BB 1
 SO 7
 LOB 14




Batter	1	2	3	4	5	6	7	8	9	AB	R	H	RBI	BB	SO	LOB	TOP								
Bill Bruton, L OBP: 0.348, SLG: 0.381 (1, 8)										4	3	2	0	1	0	0	Detroit Tigers @ Washington Senators D.C. Stadium, Washington, DC Mon Sep 09 1963, 7:05 PM EDT Att: 1,859 - Unknown								
Don Wert, R OBP: 0.312, SLG: 0.362 (1, 6)										3	1	1	2	0	0	0									
Al Kaline, R OBP: 0.341, SLG: 0.597 George Thomas, R OBP: 0.285, SLG: 0.341 (1, 9)										0	0	0	0	0	0	0									
Gates Brown, L OBP: 0.338, SLG: 0.400 (6, 7)										1	0	0	1	0	0	0									
Rocky Colavito, R OBP: 0.365, SLG: 0.442 (1, 7)										5	2	2	2	0	0	1									
Bubba Phillips, R OBP: 0.277, SLG: 0.304 (1, 5)										5	1	2	1	0	1	0									
Norm Cash, L OBP: 0.386, SLG: 0.459 (1, 3)										3	1	1	1	2	0	0									
Bill Freehan, R OBP: 0.341, SLG: 0.395 Mike Roark, R OBP: 0.361, SLG: 0.324 (1, 2)										3	0	3	2	1	0	0									
George Smith, R OBP: 0.281, SLG: 0.299 (1, 4)										5	0	0	0	0	1	7									
Phil Regan, R OBP: 0.186, SLG: 0.200 Fred Gladding, L (8, 1)										4	1	1	0	0	0	0									
Terry Fox, R OBP: 0.167, SLG: 0.091 (9, 1)										0	0	0	0	0	0	0									
Inning Stats	R: 3 E: 0 K: 0 S: 6	H: 3 LOB: 2 BB: 1 P: 11	R: 4 E: 0 K: 0 S: 7	H: 5 LOB: 2 BB: 1 P: 12	R: 0 E: 0 K: 0 S: 3	H: 0 LOB: 0 BB: 0 P: 3	R: 0 E: 0 K: 0 S: 3	H: 0 LOB: 0 BB: 0 P: 3	R: 1 E: 0 K: 0 S: 3	H: 1 LOB: 0 BB: 1 P: 7	R: 0 E: 1 K: 0 S: 4	H: 0 LOB: 1 BB: 0 P: 4	R: 0 E: 0 K: 0 S: 4	H: 1 LOB: 1 BB: 0 P: 4	R: 2 E: 0 K: 0 S: 5	H: 2 LOB: 2 BB: 0 P: 5	R: 0 E: 0 K: 2 S: 7	H: 0 LOB: 1 BB: 1 P: 11	1B: 12 2B: 0 3B: 0 HR: 0	SF: 3 SAC: 1 DP: 1 HBP: 2	WP: 0 PB: 0 SB: 1 CS: 0	PA: 44			
PITCHER	IP	WLS	BF	H	R	ER	SO	BB	IBB	HBP	BLK	WP	HR	S	P	ERA	WHIP								
Bob Baird, L ERA: 81.0 (1, 1)	0.1	L	6	3	3	3	0	1	0	1	0	0	0	4	9	81.00	12.000								
Jim Duckworth, L ERA: 6.04 (1, 1)	1.1		8	3	4	4	0	1	0	1	0	0	0	6	11	27.00	3.000								
Pete Burnside, L ERA: 5.54 (2, 1)	5.1		21	4	1	1	0	1	0	0	0	0	0	20	24	1.69	0.938								
Ed Hobaugh, R ERA: 9.72 (8, 1)	1.0		5	2	2	2	0	0	0	0	0	0	0	5	5	18.00	2.000								
Ed Roebuck, R ERA: 3.72 (9, 1)	1.0		4	0	0	0	2	1	0	0	0	0	0	7	11	0.00	1.000								

Batter	1	2	3	4	5	6	7	8	9	AB	R	H	RBI	BB	SO	LOB	BOTTOM									
Minnie Minoso, R OBP: 0.307, SLG: 0.305 Tom Brown, S OBP: 0.167, SLG: 0.167 (1, 7)										2	0	0	0	0	0	0	Detroit Tigers @ Washington Senators D.C. Stadium, Washington, DC Mon Sep 09 1963, 7:05 PM EDT Att: 1,859 - Unknown									
Don Blasingame, L OBP: 0.315, SLG: 0.305 (1, 4)										5	2	2	0	0	0											
Dick Phillips, L OBP: 0.298, SLG: 0.355 (1, 3)										5	1	2	0	0	0											
Don Lock, R OBP: 0.334, SLG: 0.453 (1, 8)										4	1	1	1	1	1	2										
Jim King, L OBP: 0.306, SLG: 0.474 (1, 9)										4	2	3	1	1	0	1										
Ken Retzer, L OBP: 0.285, SLG: 0.327 Chuck Cottier, R OBP: 0.251, SLG: 0.318 (1, 2)										4	0	2	3	0	0	1										
Don Zimmer, R OBP: 0.285, SLG: 0.426 (1, 5)										5	0	2	1	0	2	4										
Ed Brinkman, R OBP: 0.265, SLG: 0.310 (1, 6)										3	0	0	0	1	0	2										
Bob Baird, L Jim Duckworth, R Pete Burnside, R Bobo Osborne, L Ed Hobaugh, R Don Leppert, R Ed Roebuck, R (1, 1)										0	0	0	0	0	0	0										
Inning Stats	R: 0 E: 0 K: 0 S: 3	H: 0 LOB: 0 BB: 0 P: 3	R: 0 E: 0 K: 2 S: 7	H: 0 LOB: 1 BB: 1 P: 11	R: 0 E: 0 K: 0 S: 3	H: 0 LOB: 0 BB: 0 P: 3	R: 0 E: 0 K: 0 S: 3	H: 1 LOB: 0 BB: 0 P: 3	R: 1 E: 0 K: 0 S: 5	H: 2 LOB: 1 BB: 0 P: 5	R: 1 E: 0 K: 0 S: 4	H: 1 LOB: 1 BB: 1 P: 8	R: 0 E: 0 K: 0 S: 4	H: 1 LOB: 2 BB: 1 P: 8	R: 4 E: 0 K: 1 S: 10	H: 5 LOB: 2 BB: 1 P: 14		R: 1 E: 0 K: 1 S: 8	H: 3 LOB: 2 BB: 0 P: 8	1B: 8 2B: 4 3B: 0 HR: 1	SF: 1 SAC: 0 DP: 1 HBP: 0	WP: 0 PB: 0 SB: 1 CS: 0	PA: 43			
PITCHER	IP	WLS	BF	H	R	ER	SO	BB	IBB	HBP	BLK	WP	HR	S	P	ERA	WHIP									
Phil Regan, R ERA: 3.72 (1, 1)	7.1	W	34	10	6	6	2	3	0	0	0	0	0	1	35	47	7.36	1.773								
Fred Gladding, R ERA: 2.22 (8, 1)	1.1		8	3	1	1	1	1	0	0	0	0	0	9	13	6.75	3.000									
Terry Fox, R ERA: 3.44 (9, 1)	0.1	S	1	0	0	0	1	0	0	0	0	0	0	3	3	0.00	0.000									

Batter	1	2	3	4	5	6	7	8	9	AB	R	H	RBI	BB	SO	LOB	TOP										
Bill Bruton, L OBP: 0.349, SLG: 0.392 (1, 8)										5	0	2	1	0	0	2											
Bubba Phillips, R OBP: 0.282, SLG: 0.316 (1, 5)										5	1	2	1	0	0	3											
Norm Cash, L OBP: 0.388, SLG: 0.467 (1, 3)										5	0	2	0	0	0	0											
Rocky Colavito, R OBP: 0.363, SLG: 0.442 (1, 9)										5	0	1	0	0	1	2											
Gates Brown, L OBP: 0.342, SLG: 0.388 (1, 7)										4	1	1	0	0	0	4											
Don Wert, R OBP: 0.314, SLG: 0.356 (1, 6)										2	0	0	0	2	0	2											
Mike Roarke, R OBP: 0.350, SLG: 0.316 (1, 2)										4	1	1	0	0	0	3											
George Smith, R OBP: 0.279, SLG: 0.291 (1, 4)										4	1	1	0	0	1	3											
Mickey Lolich, S OBP: 0.256, SLG: 0.059 (1, 1)										1	0	0	0	2	0	0											
Fred Gladding, L (9, 1)										0	0	0	0	0	0	0											
Inning Stats	R: 0 E: 0 K: 0 S: 5	H: 2 LOB: 2 BB: 0 P: 5	R: 1 E: 0 K: 1 S: 6	H: 3 LOB: 2 BB: 2 P: 14	R: 1 E: 1 K: 0 S: 4	H: 1 LOB: 1 BB: 1 P: 8	R: 2 E: 1 K: 0 S: 5	H: 2 LOB: 0 BB: 0 P: 5	R: 0 E: 1 K: 0 S: 4	H: 0 LOB: 2 BB: 1 P: 8	R: 0 E: 0 K: 0 S: 5	H: 2 LOB: 2 BB: 0 P: 5	R: 0 E: 0 K: 0 S: 3	H: 0 LOB: 0 BB: 0 P: 3	R: 0 E: 0 K: 0 S: 3	H: 0 LOB: 0 BB: 0 P: 3	1B: 9 2B: 1 3B: 0 HR: 1	SF: 0 SAC: 1 DP: 1 HBP: 0	WP: 1 PB: 0 SB: 1 CS: 0	PA: 40							
PITCHER	IP	WLS	BF	H	R	ER	SO	BB	IBB	HBP	BLK	WP	HR	S	P	ERA	WHIP										
Jack Jenkins, R ERA: 9.82 (1, 1)	3.2	L	20	8	4	4	1	3	0	0	0	1	1	19	31	9.82	3.000										
Steve Ridzik, R ERA: 5.22 (4, 1)	2.1		9	0	0	0	1	1	0	0	0	0	0	10	14	0.00	0.429										
Ron Kline, R ERA: 2.84 (7, 1)	3.0		11	2	0	0	0	0	0	0	0	0	0	11	11	0.00	0.667										

Detroit Tigers @ Washington Senators
D.C. Stadium, Washington, DC
Tue Sep 10 1963, 7:05 PM EDT
Att: 3,061 - Unknown


AB	35
R	4
H	10
RBI	2
BB	4
SO	2
LOB	19



Batter	1	2	3	4	5	6	7	8	9	AB	R	H	RBI	BB	SO	LOB	BOTTOM										
Tom Brown, S OBP: 0.189, SLG: 0.193 (1, 9)										4	1	2	0	1	1	1											
Dick Phillips, L OBP: 0.302, SLG: 0.367 (1, 3)										5	0	1	0	0	1	5											
Minnie Minoso, R OBP: 0.306, SLG: 0.303 (1, 7)										4	0	0	0	1	0	5											
Don Lock, R OBP: 0.335, SLG: 0.452 (1, 8)										5	0	1	0	0	0	4											
Ed Brinkman, R OBP: 0.267, SLG: 0.315 (1, 6)										3	0	0	0	1	0	0											
Jim King, L OBP: 0.305, SLG: 0.469 (9, PH)										1	0	0	0	0	0	3											
John Kennedy, R OBP: 0.220, SLG: 0.139 (1, 5)										4	0	2	0	0	1	1											
Chuck Cottier, R OBP: 0.258, SLG: 0.325 (1, 4)										2	0	1	0	2	1	1											
Cal Neeman, R OBP: 0.143, SLG: 0.053 (1, 2)										3	0	0	0	1	0	4											
Jack Jenkins, R OBP: 1.000, SLG: 1.000 (1, 1)										1	0	1	0	0	0	0											
Steve Ridzik, R OBP: 0.214, SLG: 0.222 (4, 1)										1	0	1	0	0	0	0											
Don Zimmer, R OBP: 0.246, SLG: 0.222 (9, PH)										1	0	0	0	0	0	3											
Ron Kline, R OBP: 0.306, SLG: 0.426 (7, 1)										1	0	0	0	0	0	0											
Don Leppert, R OBP: 0.292, SLG: 0.372 (9, PH)										1	0	1	0	0	0	0											
Tom Chertney, R OBP: 0.105, SLG: 0.105 (9, PH)										0	0	0	0	0	0	0											
Inning Stats	R: 1 E: 0 K: 0 S: 4	H: 2 LOB: 0 BB: 0 P: 4	R: 0 E: 0 K: 1 S: 6	H: 1 LOB: 1 BB: 0 P: 6	R: 0 E: 0 K: 1 S: 7	H: 2 LOB: 2 BB: 0 P: 7	R: 0 E: 0 K: 0 S: 3	H: 0 LOB: 1 BB: 1 P: 7	R: 0 E: 0 K: 0 S: 4	H: 1 LOB: 2 BB: 1 P: 8	R: 0 E: 0 K: 1 S: 4	H: 0 LOB: 0 BB: 3 P: 16	R: 0 E: 0 K: 1 S: 5	H: 0 LOB: 2 BB: 0 P: 5	R: 0 E: 0 K: 0 S: 5	H: 2 LOB: 3 BB: 0 P: 5	R: 0 E: 0 K: 0 S: 5	H: 2 LOB: 3 BB: 1 P: 9	1B: 9 2B: 1 3B: 0 HR: 0	SF: 0 SAC: 0 DP: 1 HBP: 0	WP: 0 PB: 0 SB: 0 CS: 0	PA: 41					
PITCHER	IP	WLS	BF	H	R	ER	SO	BB	IBB	HBP	BLK	WP	HR	S	P	ERA	WHIP										
Mickey Lolich, L ERA: 3.82 (1, 1)	8.2	W	40	10	1	1	4	6	0	0	0	0	0	42	66	1.04	1.846										
Fred Gladding, R ERA: 2.19 (9, 1)	0.1	S	1	0	0	0	0	0	0	0	0	0	0	1	1	0.00	0.000										

Detroit Tigers @ Washington Senators
D.C. Stadium, Washington, DC
Tue Sep 10 1963, 7:05 PM EDT
Att: 3,061 - Unknown

AB	35
R	1
H	10
RBI	0
BB	6
SO	4
LOB	27



Batter	1	2	3	4	5	6	7	8	9	10	AB	R	H	RBI	BB	SO	LOB	TOP						
Bill Bruton, L OBP: 0.346, SLG: 0.388 (1, 8)	G3			G3	F9		1-3-2			F8	5	0	0	0	0	0	4							
Dick McAuliffe, L OBP: 0.346, SLG: 0.407 (1, 6)	F8			HR	F9			6-3			5	1	2	1	0	0	1							
Norm Cash, L OBP: 0.384, SLG: 0.462 (1, 3)	G3			4-3		K		G3		3-1	5	0	0	0	0	1	2							
Rocky Colavito, R OBP: 0.362, SLG: 0.442 (1, 9)		6-3		1-3		1B		K			4	1	1	0	0	1	0							
Gates Brown, L OBP: 0.338, SLG: 0.380 (1, 7)	P6				G3	1B			F9		4	0	1	1	0	0	0							
Bubba Phillips, R OBP: 0.282, SLG: 0.315 (1, 5)	5-3				1B	SH		F2		P6	4	1	1	0	0	0	0							
Mike Roarke, R OBP: 0.341, SLG: 0.310 (1, 2)			5-3		1B	SH		4-3		6-3	4	1	1	0	0	0	0							
George Smith, R OBP: 0.280, SLG: 0.287 (1, 4)			5-3		SH	1B			F9		2	1	0	1	1	0	0							
Bob Anderson, R OBP: 0.444, SLG: 0.556 (6, 1)											2	0	1	2	0	1	0							
Terry Fox, R OBP: 0.251, SLG: 0.091 (6, 1)											0	0	0	0	1	0	0							
Hank Aquirre, R OBP: 0.178, SLG: 0.186 (9, 1)											0	0	0	0	1	0	0							
Inning Stats	R: 0 E: 0 K: 0 S: 3	H: 0 LOB: 0 BB: 0 P: 3	R: 0 E: 0 K: 0 S: 3	H: 0 LOB: 0 BB: 0 P: 3	R: 0 E: 0 K: 1 S: 5	H: 0 LOB: 0 BB: 0 P: 5	R: 1 E: 0 K: 0 S: 4	H: 1 LOB: 0 BB: 0 P: 4	R: 3 E: 1 K: 0 S: 7	H: 3 LOB: 1 BB: 0 P: 7	R: 1 E: 0 K: 1 S: 6	H: 2 LOB: 0 BB: 0 P: 6	R: 0 E: 0 K: 0 S: 2	H: 0 LOB: 1 BB: 2 P: 10	R: 0 E: 0 K: 1 S: 5	H: 0 LOB: 0 BB: 0 P: 5	R: 0 E: 0 K: 0 S: 3	H: 0 LOB: 0 BB: 0 P: 3	R: 0 E: 0 K: 0 S: 4	H: 1 LOB: 2 BB: 1 P: 8	1B: 5 2B: 2 3B: 0 HR: 1	SF: 0 SAC: 1 DP: 1 HBP: 0	WP: 0 PA: 39 PB: 0 SB: 1 CS: 0	
PITCHER	IP 6.0	WLS 24	BF 6	H 5	R 4	ER 2	SO 2	BB 0	IBB 0	HBP 0	BLK 0	WP 0	HR 1	S 28	P 28	ERA 6.00	WHIP 1.000							
Bennie Daniels, R ERA: 4.4																								
Carl Bouldin, R ERA: 4.73																								

Detroit Tigers @ Washington Senators
 D.C. Stadium, Washington, DC
 Wed Sep 11 1963, 7:05 PM EDT
 Att: 1,979 - Unknown
 livebaseballscores.com

AB	35
R	5
H	7
RBI	5
BB	3
SO	3
LOB	7

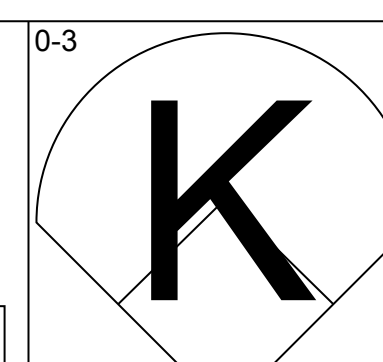
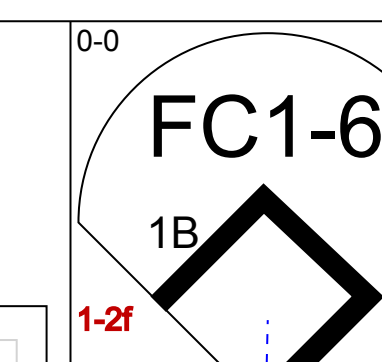
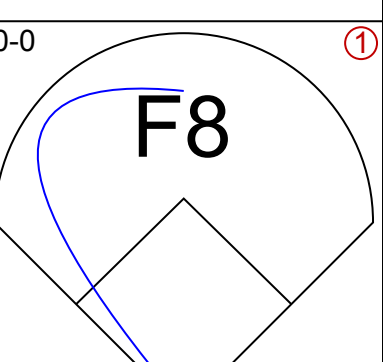
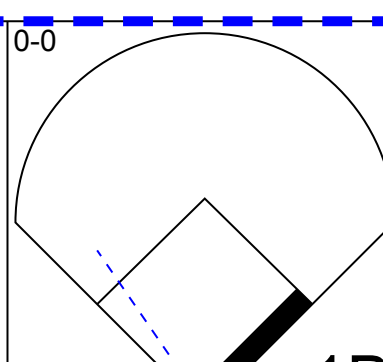
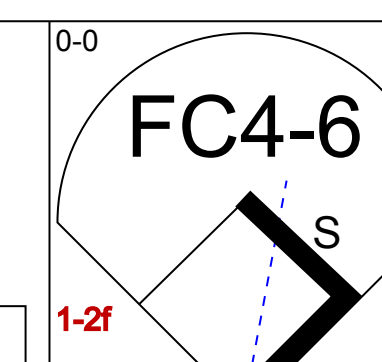
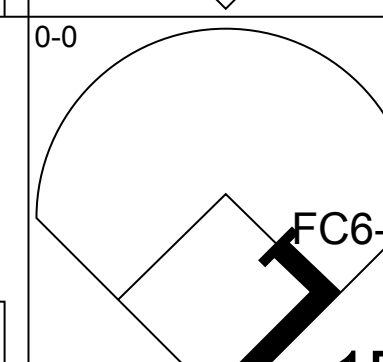
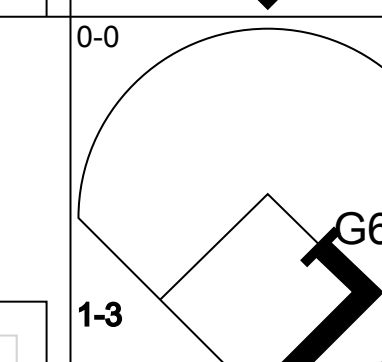
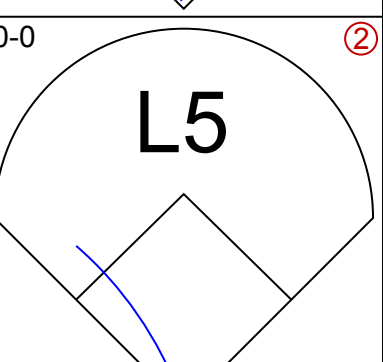
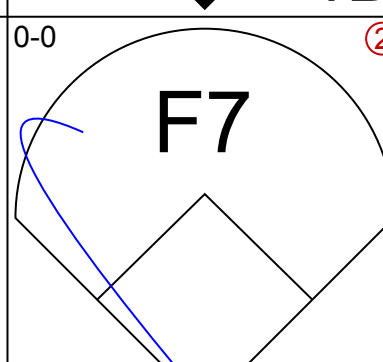
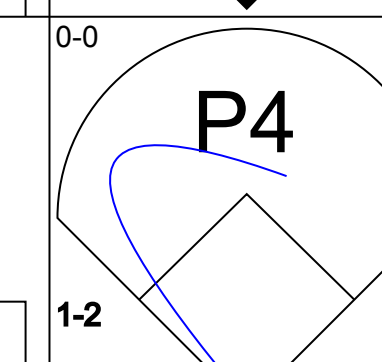
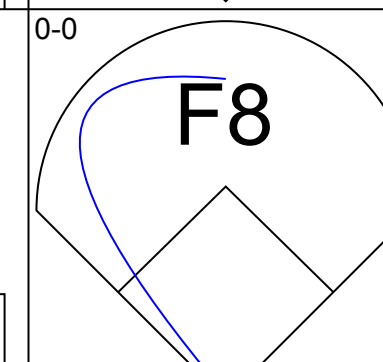
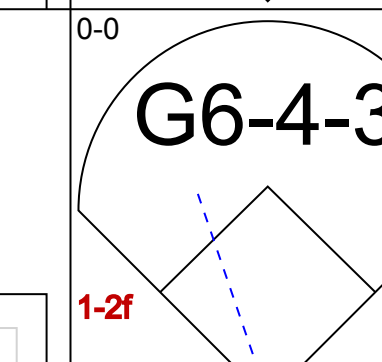
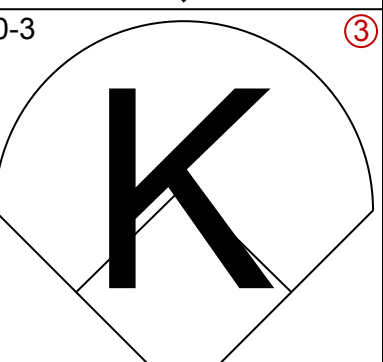
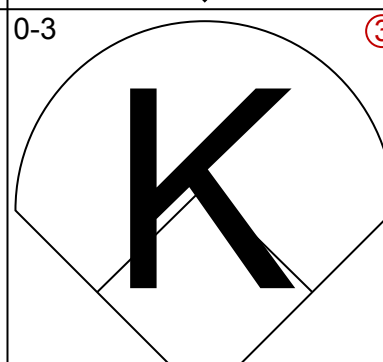
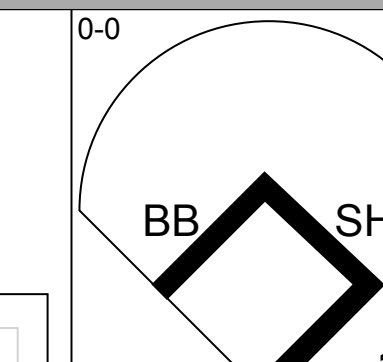
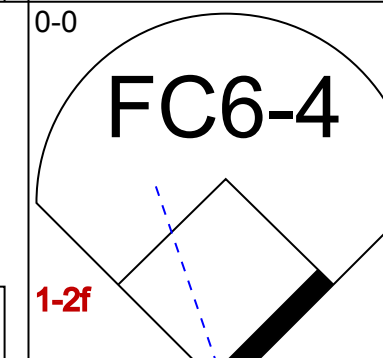
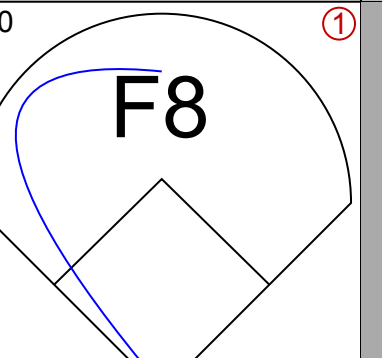
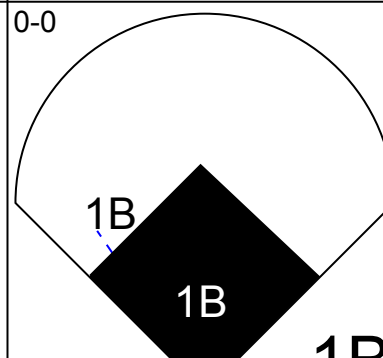
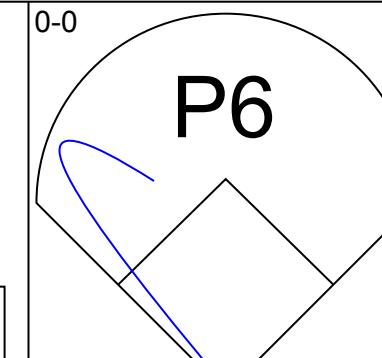
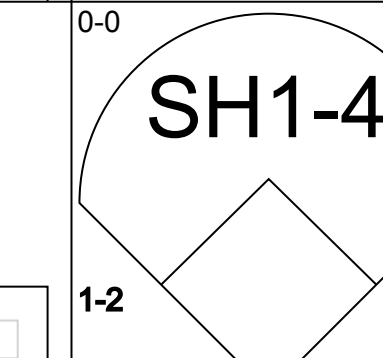
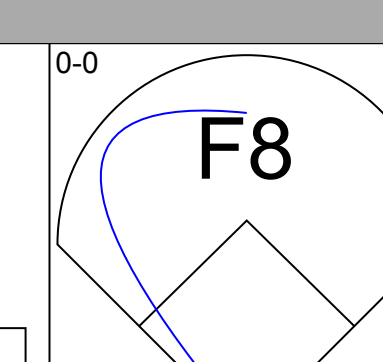
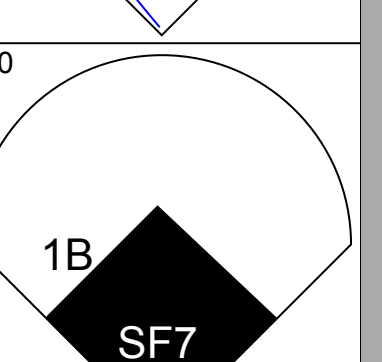
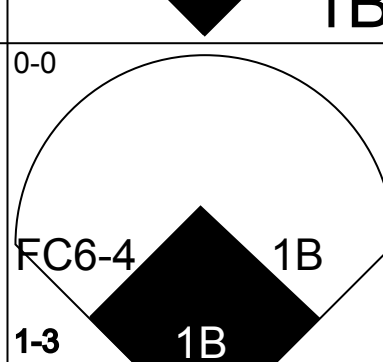
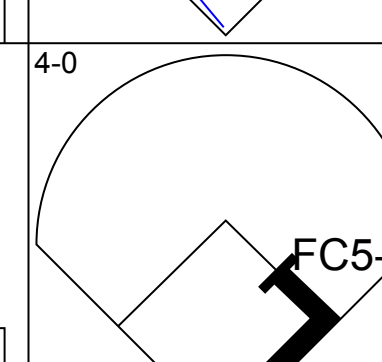
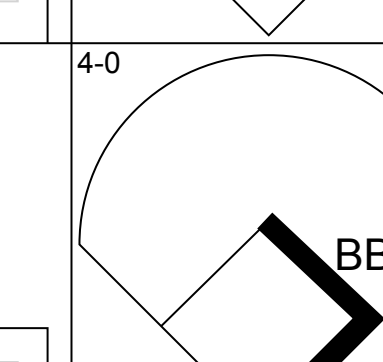
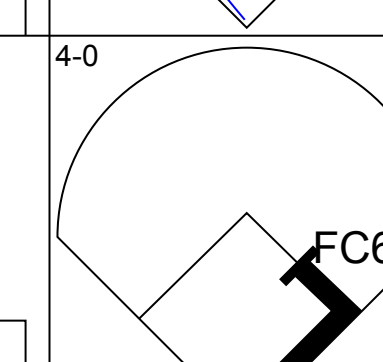
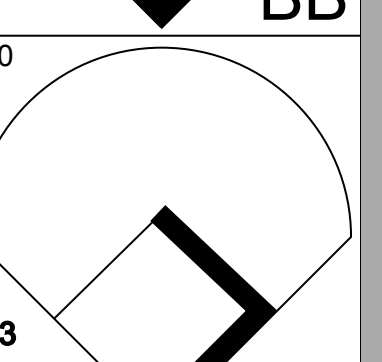
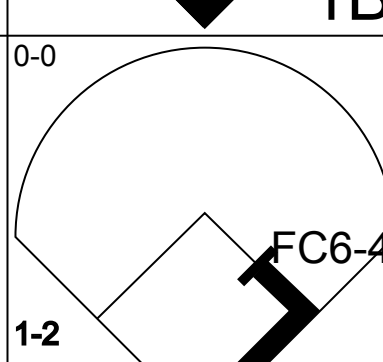
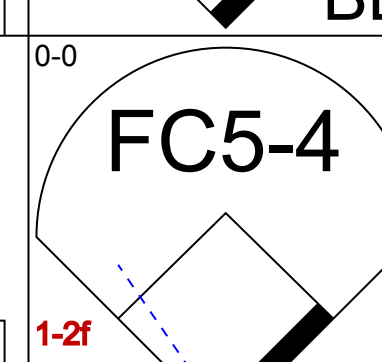
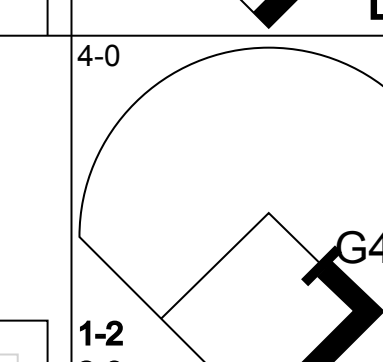
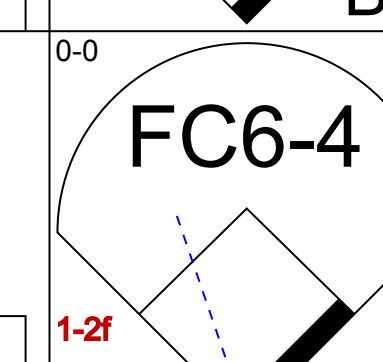
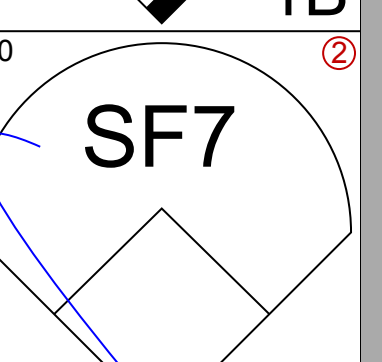
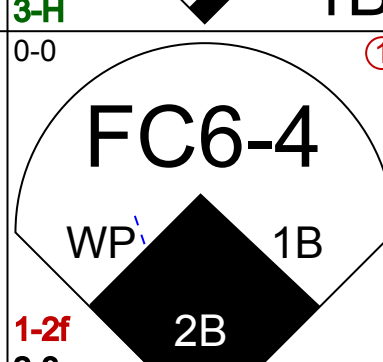
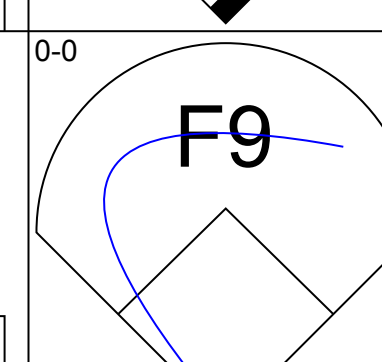
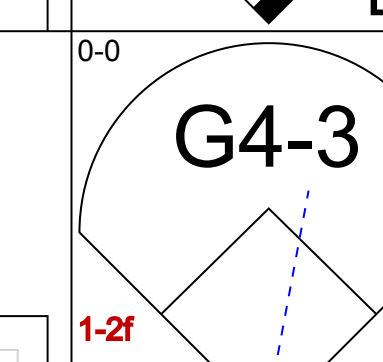
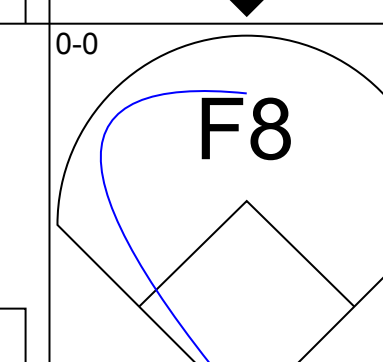
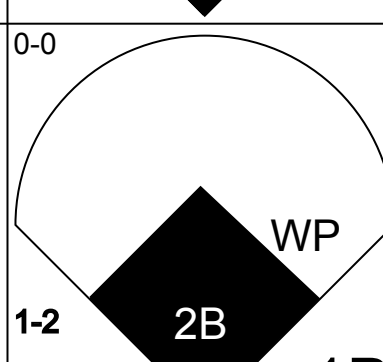
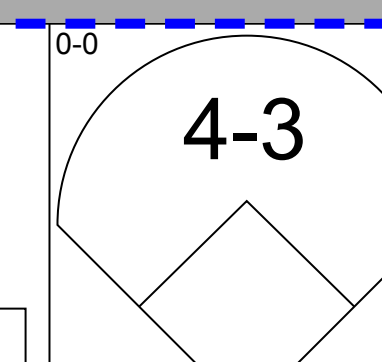
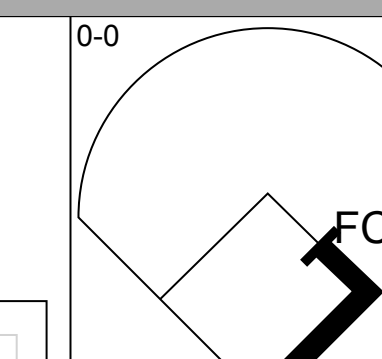
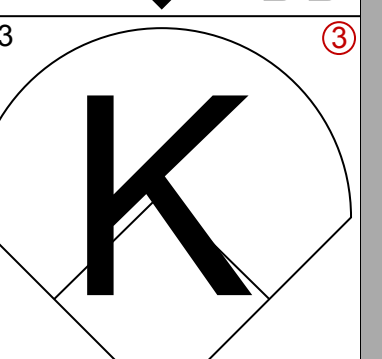
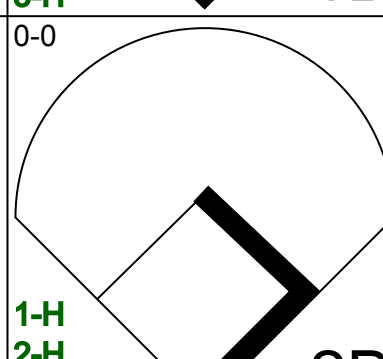
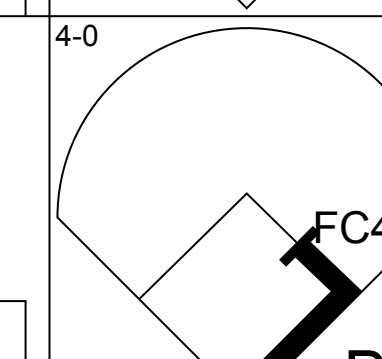


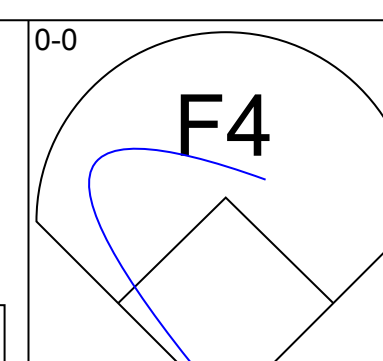
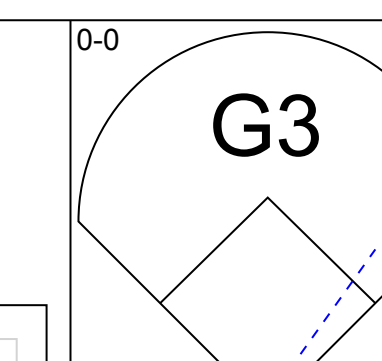
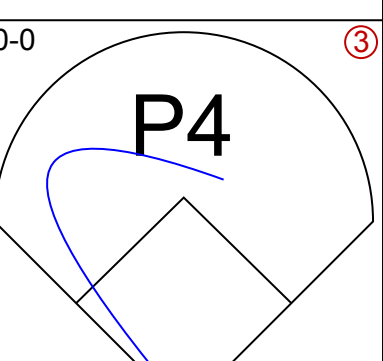
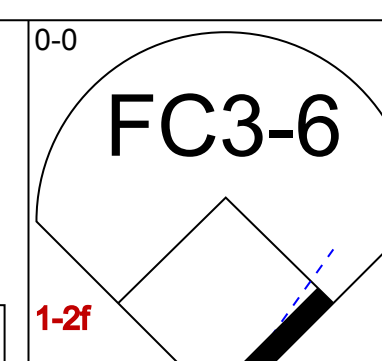
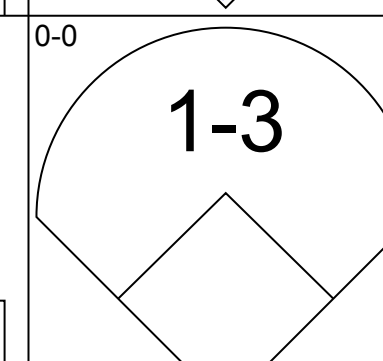
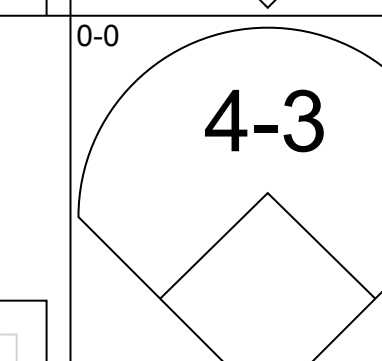
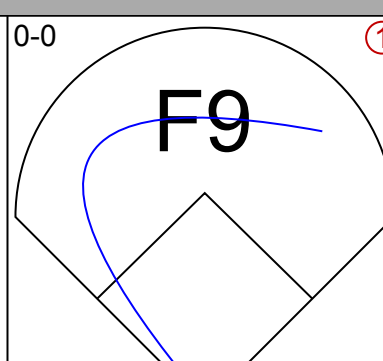
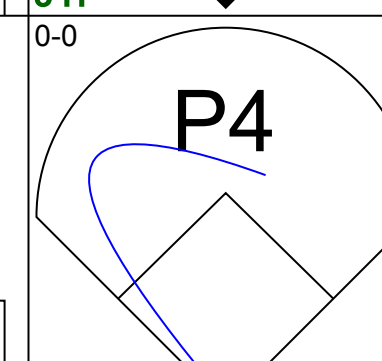
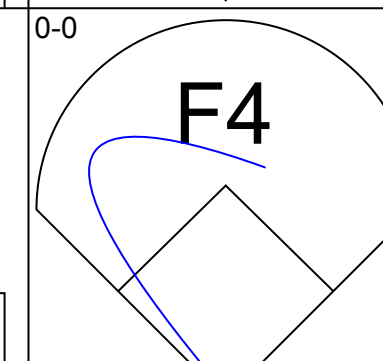
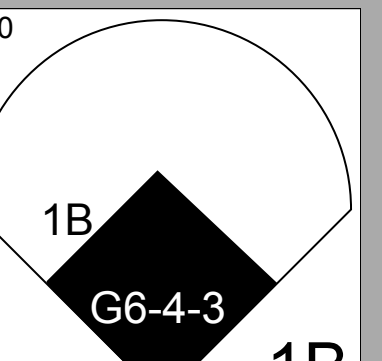
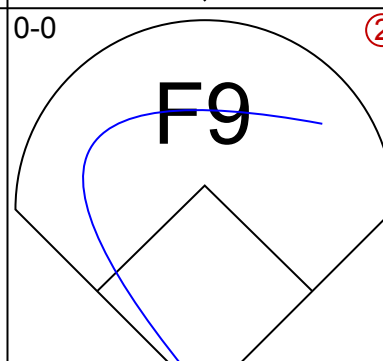
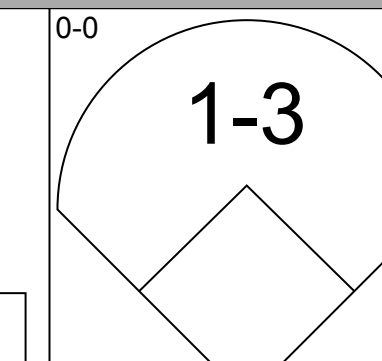
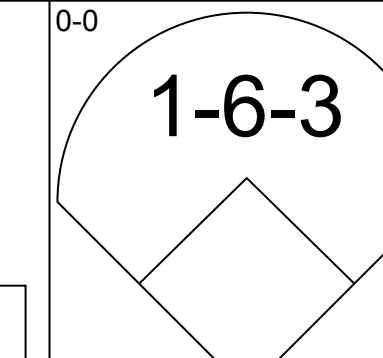
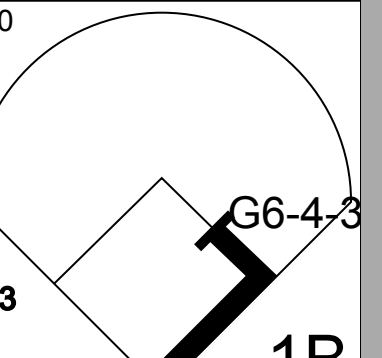
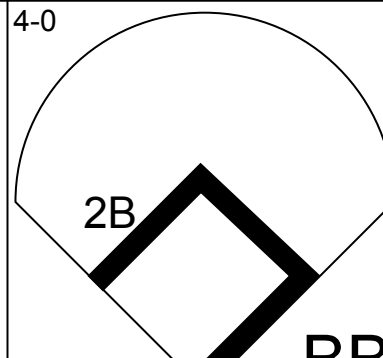
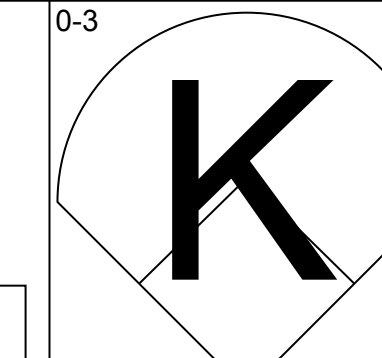
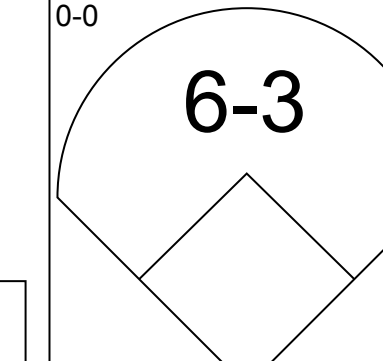
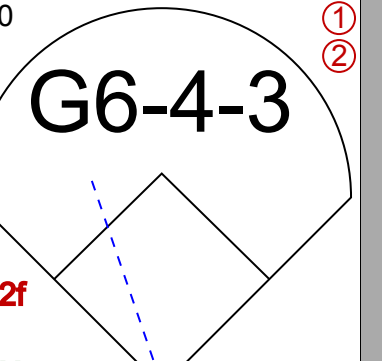
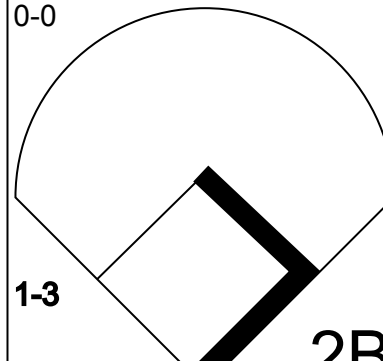
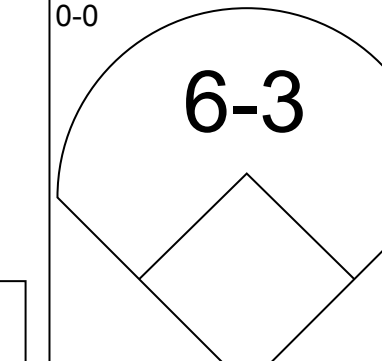
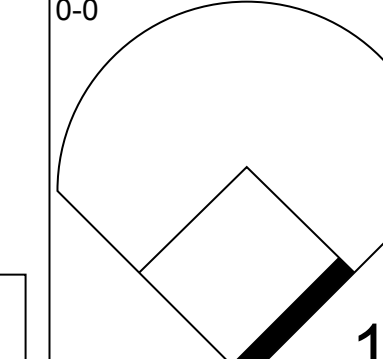
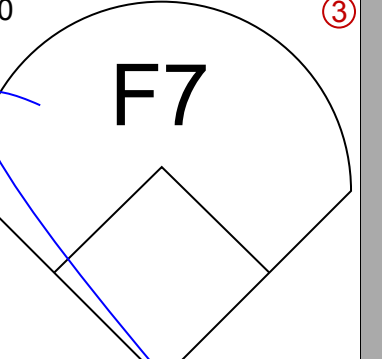
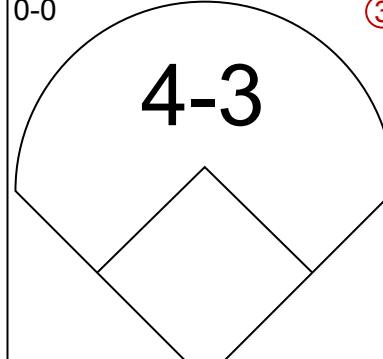
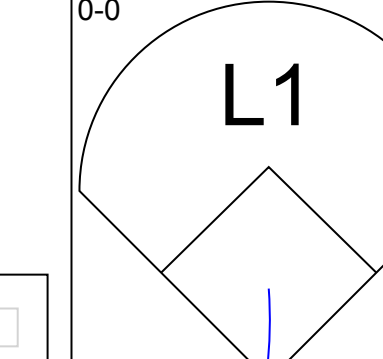
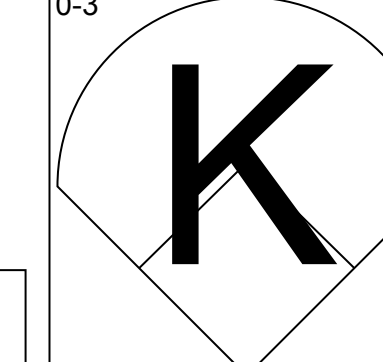


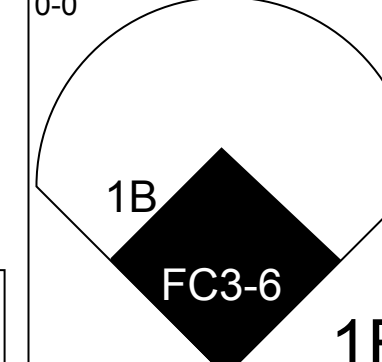
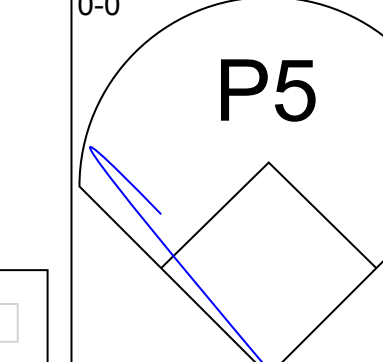
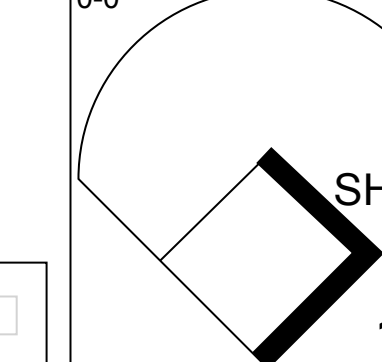
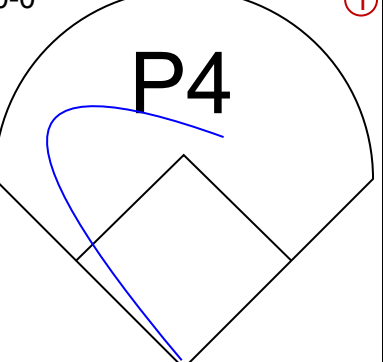
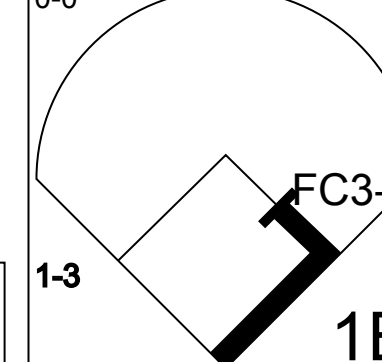
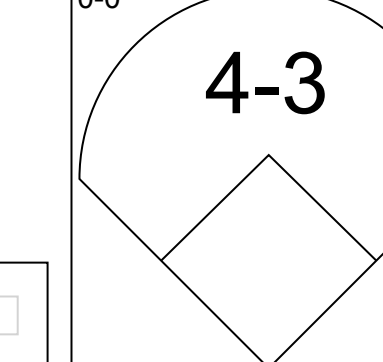
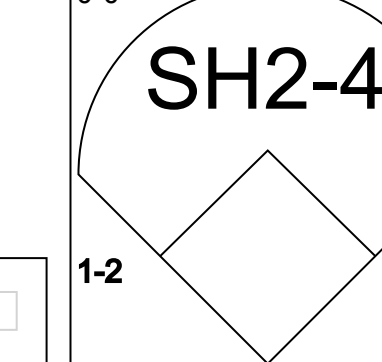
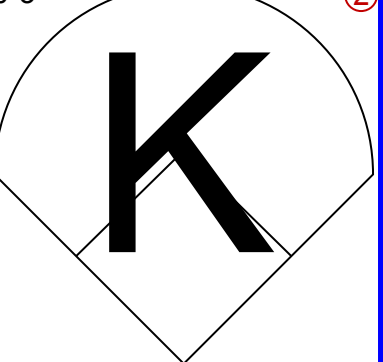
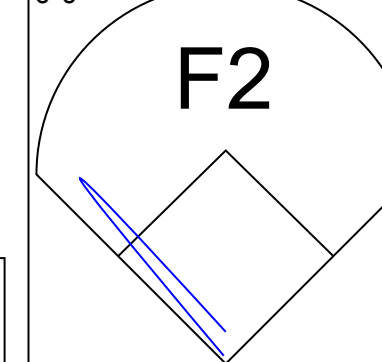
Batter	1	2	3	4	5	6	7	8	9	10	AB	R	H	RBI	BB	SO	LOB	BOTTOM						
Tom Brown, S OBP: 0.200, SLG: 0.215 (1, 7)	F9		WP		G3	F7		F8			5	1	2	0	0	0	3							
Don Blasingame, L OBP: 0.318, SLG: 0.310 (1, 4)	K				4-3	4-3			K		5	0	1	1	0	2	3							
Jim King, L OBP: 0.306, SLG: 0.467 (1, 9)	F9							F8		F9	4	1	1	0	1	0	1							
Don Lock, R OBP: 0.338, SLG: 0.451 (1, 8)											3	1	1	0	2	1	2							
Dick Phillips, L OBP: 0.303, SLG: 0.376 (1, 3)	4-3										4	2	1	1	1	0	5							
Ken Retzer, L OBP: 0.283, SLG: 0.324 (1, 2)		G3									4	0	1	1	0	0	4							
John Kennedy, R OBP: 0.209, SLG: 0.132 (1, 5)											2	0	0	0	0	1	2							
Bobo Osborne, L OBP: 0.306, SLG: 0.360 (6, PH)											0	1	0	0	1	0	0							
Carl Bouldin, S (7, 1)											1	0	0	0	0	1	2							
Ed Brinkman, R OBP: 0.267, SLG: 0.314 (1, 6)											4	0	1	2	0	0	2							
Bennie Daniels, L OBP: 0.300, SLG: 0.190 (1, 1)											2	0	0	0	0	0	0							
Don Zimmer, R OBP: 0.285, SLG: 0.426 (6, PH)											2	0	1	1	0	0	0							
Inning Stats	R: 0 E: 0 K: 1 S: 6	H: 1 LOB: 2 BB: 1 P: 10	R: 0 E: 0 K: 1 S: 5	H: 0 LOB: 0 BB: 0 P: 5	R: 1 E: 0 K: 0 S: 4	H: 2 LOB: 1 BB: 1 P: 8	R: 0 E: 0 K: 0 S: 3	H: 1 LOB: 1 BB: 1 P: 7	R: 4 E: 1 K: 0 S: 7	H: 3 LOB: 2 BB: 1 P: 15	R: 0 E: 1 K: 1 S: 7	H: 1 LOB: 2 BB: 0 P: 7	R: 0 E: 1 K: 0 S: 3	H: 0 LOB: 0 BB: 0 P: 3	R: 0 E: 0 K: 2 S: 7	H: 0 LOB: 0 BB: 0 P: 7	R: 1 E: 0 K: 0 S: 1	H: 1 LOB: 0 BB: 0 P: 1	1B: 7 2B: 1 3B: 0 HR: 1	SF: 0 SAC: 0 DP: 2 HBP: 0	WP: 1 PA: 41 PB: 0 SB: 1 CS: 1			
PITCHER	IP 5.1	WLS 25	BF 5	H 5	R 4	ER 2	SO 2	BB 5	IBB 0	HBP 0	BLK 0	WP 1	HR 0	S 24	P 44	ERA 6.75	WHIP 1.875							
Bob Anderson, R ERA: 3.32																								
Terry Fox, R ERA: 3.3																								
Hank Aquirre, L ERA: 3.65																								

Detroit Tigers @ Washington Senators
 D.C. Stadium, Washington, DC
 Wed Sep 11 1963, 7:05 PM EDT
 Att: 1,979 - Unknown
 livebaseballscores.com

AB	36
R	6
H	9
RBI	6
BB	5
SO	5
LOB	24



Batter	1	2	3	4	5	6	7	8	9	AB	R	H	RBI	BB	SO	LOB	TOP			
Jim Landis, R OBP: 0.315, SLG: 0.376 (1, 8)										5	0	1	0	0	1	2	Chicago White Sox @ Washington Senators D.C. Stadium, Washington, DC Fri Sep 13 1963, 7:05 PM EDT Att: 2,301 - Unknown			
Floyd Robinson, L OBP: 0.363, SLG: 0.412 (1, 9)										5	0	2	0	0	0	3				
Dave Nicholson, R OBP: 0.322, SLG: 0.428 (1, 7)										5	0	1	0	0	2	5				
Cam Carreon, R OBP: 0.323, SLG: 0.348 (1, 2)										4	1	1	0	0	0	1				
Pete Ward, L OBP: 0.349, SLG: 0.475 (1, 5)										2	2	1	0	3	0	0				
Ron Hansen, R OBP: 0.319, SLG: 0.345 (1, 6)										3	0	2	1	2	0	1				
Joe Cunningham, L OBP: 0.364, SLG: 0.349 (1, 3)										4	1	0	1	0	0	7				
Al Weis, S OBP: 0.343, SLG: 0.321 (1, 4)										3	1	1	1	1	0	1				
Ray Herbert, R OBP: 0.319, SLG: 0.350 (1, 1)										3	0	2	2	1	1	2				
Inning Stats	R: 0 E: 0 K: 1 S: 6	H: 1 LOB: 1 BB: 0 P: 6	R: 0 E: 0 K: 0 S: 3	H: 0 LOB: 1 BB: 7	R: 0 E: 0 K: 0 S: 4	H: 2 LOB: 1 BB: 0	R: 1 E: 0 K: 1 S: 6	H: 1 LOB: 2 BB: 2 P: 14	R: 0 E: 0 K: 1 S: 5	H: 0 LOB: 0 BB: 0 P: 5	R: 4 E: 0 K: 1 S: 11	H: 6 LOB: 2 BB: 0 P: 11	R: 0 E: 0 K: 0 S: 3	H: 0 LOB: 1 BB: 1 P: 7	R: 0 E: 0 K: 0 S: 3	H: 1 LOB: 2 BB: 2 P: 11	1B: 10 2B: 1 3B: 0 HR: 0	SF: 1 SAC: 1 DP: 2 HBP: 0	WP: 1 PB: 0 SB: 1 CS: 0	PA: 43
PITCHER	IP	WLS	BF	H	R	ER	SO	BB	IBB	HBP	BLK	WP	HR	S	P	ERA	WHIP			
Claude Osteen, L ERA: 3.47 (1, 1)	5.1	L	27	9	5	5	3	3	0	0	0	1	0	30	42	8.44	2.250			
Ed Hobaugh, R ERA: 8.1 (6, 1)	1.2		7	1	0	0	1	1	0	0	0	0	0	8	12	0.00	1.200			
Jack Jenkins, R ERA: 6.35 (8, 1)	2.0		9	1	0	0	0	3	0	0	0	0	0	6	18	0.00	2.000			

Batter	1	2	3	4	5	6	7	8	9	AB	R	H	RBI	BB	SO	LOB	BOTTOM					
Don Blasingame, L OBP: 0.311, SLG: 0.305 (1, 4)										4	0	0	1	0	0	3	Chicago White Sox @ Washington Senators D.C. Stadium, Washington, DC Fri Sep 13 1963, 7:05 PM EDT Att: 2,301 - Unknown					
Dick Phillips, L OBP: 0.299, SLG: 0.371 (1, 3)										4	0	0	0	0	2							
Chuck Hinton, R OBP: 0.347, SLG: 0.445 (1, 7)										4	1	1	0	0	0	0						
Jim King, L OBP: 0.308, SLG: 0.466 (1, 9)										3	0	1	0	1	1	0						
Don Lock, R OBP: 0.337, SLG: 0.452 (1, 8)										4	0	1	0	0	0	1						
Ken Retzer, L OBP: 0.282, SLG: 0.323 (1, 2)										4	0	1	0	0	0	2						
Don Zimmer, R OBP: 0.288, SLG: 0.427 (1, 5)										4	1	2	0	0	1	1						
Ed Brinkman, R OBP: 0.288, SLG: 0.316 (1, 6)										4	0	2	0	0	0	1						
Claude Osteen, L OBP: 0.200, SLG: 0.210 (1, 1)										1	0	0	0	0	1	1						
Ed Hobaugh, R OBP: 0.687, SLG: 2.000 (7, PH)										0	0	0	0	0	0	0						
Tom Brown, S OBP: 0.198, SLG: 0.213 (8, 1)										1	0	0	0	0	0	2						
Jack Jenkins, R OBP: 1.000, SLG: 1.000 (8, 1)										0	0	0	0	0	0	0						
Inning Stats	R: 0 E: 0 K: 0 S: 3	H: 0 LOB: 0 BB: 0 P: 3	R: 0 E: 0 K: 1 S: 6	H: 1 LOB: 1 BB: 0 P: 6	R: 0 E: 0 K: 0 S: 4	H: 1 LOB: 1 BB: 0 P: 4	R: 1 E: 0 K: 0 S: 4	H: 2 LOB: 0 BB: 0 P: 4	R: 0 E: 0 K: 0 S: 6	H: 1 LOB: 1 BB: 0 P: 6	R: 0 E: 0 K: 0 S: 4	H: 1 LOB: 2 BB: 1 P: 8	R: 1 E: 0 K: 0 S: 5	H: 2 LOB: 0 BB: 0 P: 5	R: 0 E: 0 K: 1 S: 5	H: 0 LOB: 0 BB: 0 P: 5	R: 0 E: 0 K: 0 S: 3	H: 0 LOB: 0 BB: 0 P: 3	1B: 7 2B: 1 3B: 0 HR: 0	SF: 0 SAC: 1 DP: 1 HBP: 0	WP: 0 PB: 0 SB: 0 CS: 0	PA: 35
PITCHER	IP	WLS	BF	H	R	ER	SO	BB	IBB	HBP	BLK	WP	HR	S	P	ERA	WHIP					
Ray Herbert, R ERA: 3.32 (1, 1)	9.0	W	35	8	2	2	3	1	0	0	0	0	0	40	44	2.00	1.000					

Batter	1	2	3	4	5	6	7	8	9	AB	R	H	RBI	BB	SO	LOB	TOP								
Mike Hershberger, R OBP: 0.333, SLG: 0.349	F7		6-3		F9		FC3-6 1B		P4	5	0	1	1	0	0	1									
Floyd Robinson, L OBP: 0.362, SLG: 0.416	E5 1B		4-3			4-3	FC3-6		HR	5	2	1	2	0	0	2									
Dave Nicholson, R OBP: 0.321, SLG: 0.424	1B SF8 BB		5-3			F9	K		F8	4	1	0	0	1	1	2									
Cam Carreon, R OBP: 0.323, SLG: 0.348					F8		L			3	0	1	1	0	0	0									
Gene Stephens, L (7, PH)						6-3				1	0	0	0	0	0	2									
J.C. Martin, L OBP: 0.262, SLG: 0.279								G3-6-3 1B		1	0	1	0	0	0	0									
Pete Ward, L OBP: 0.348, SLG: 0.475										0	0	0	1	0	0	0									
Don Buford, S OBP: 0.333, SLG: 0.667	SF8				5-3			G3-6-3		3	1	1	0	0	0	1									
Ron Hansen, R OBP: 0.320, SLG: 0.343	1-3				F8					2	1	0	0	2	0	1									
Tom McCraw, L OBP: 0.308, SLG: 0.383		L6				K				3	1	1	0	1	1	0									
Al Weis, S OBP: 0.346, SLG: 0.330										4	1	2	1	0	0	2									
Hoyt Wilhelm, R OBP: 0.136, SLG: 0.074		5-3				G3			P5	0	0	0	0	0	0	0									
Gary Peters, L OBP: 0.286, SLG: 0.447										1	0	0	0	0	0	1									
Bruce Howard, S OBP: 0.309, SLG: 0.500										1	0	0	0	0	0	1									
Jim Landis, L OBP: 0.316, SLG: 0.476										0	0	0	0	0	0	0									
Joe Cunningham, S OBP: 0.299, SLG: 0.354										1	0	1	1	0	0	0									
Jim Brosnan, R OBP: 0.306, SLG: 0.359										0	0	0	0	0	0	0									
Nellie Fox, L OBP: 0.300, SLG: 0.310										1	0	0	0	0	0	0									
Inning Stats	R: 2 E: 1 K: 0 S: 5	H: 1 LOB: 1 BB: 1 P: 9	R: 0 E: 0 K: 1 S: 5	H: 0 LOB: 0 BB: 0 P: 5	R: 0 E: 0 K: 0 S: 3	H: 0 LOB: 0 BB: 0 P: 3	R: 0 E: 0 K: 0 S: 3	H: 0 LOB: 0 BB: 0 P: 3	R: 0 E: 0 K: 1 S: 6	H: 1 LOB: 1 BB: 0 P: 6	R: 0 E: 0 K: 0 S: 3	H: 0 LOB: 0 BB: 0 P: 3	R: 4 E: 0 K: 1 S: 9	H: 5 LOB: 1 BB: 1 P: 13	R: 0 E: 0 K: 0 S: 3	H: 1 LOB: 2 BB: 2 P: 11	R: 1 E: 0 K: 0 S: 4	H: 1 LOB: 0 BB: 0 P: 4	1B: 6 2B: 2 3B: 0 HR: 1	SF: 1 SAC: 0 DP: 1 HBP: 0	WP: 1 PB: 1 SB: 0 CS: 0	PA: 40			
PITCHER	IP	WLS	BF	H	R	ER	SO	BB	IBB	HBP	BLK	WP	HR	S	P	ERA	WHIP								
Bob Baird, L ERA: 9.95	6.0	L	26	5	6	4	2	2	0	0	0	0	0	28	36	6.00	1.167								
Ron Kline, R ERA: 2.8	1.0		5	2	0	0	1	0	0	0	0	0	0	6	6	0.00	2.000								
Ed Roebuck, R ERA: 3.64	1.0		5	1	0	0	0	2	0	0	0	1	0	3	11	0.00	3.000								
Carl Bouldin, R ERA: 5.02	1.0		4	1	1	1	0	0	0	0	0	0	1	4	4	9.00	1.000								

Chicago White Sox @ Washington Senators
D.C. Stadium, Washington, DC
Sat Sep 14 1963, 7:05 PM EDT
Att: 1,969 - Unknown

AB	35
R	7
H	9
RBI	7
BB	4
SO	3
LOB	12



Batter	1	2	3	4	5	6	7	8	9	AB	R	H	RBI	BB	SO	LOB	BOTTOM								
Ed Brinkman, R OBP: 0.268, SLG: 0.314	G1-6-3 1B	P3		F8			K		F8	5	0	1	0	0	1	3									
Minnie Minoso, R OBP: 0.309, SLG: 0.306										3	1	2	0	0	0	1									
Jim King, L OBP: 0.309, SLG: 0.466	G1-6-3								F3	2	0	1	0	0	0	1									
Chuck Hinton, R OBP: 0.348, SLG: 0.444										2	1	0	1	2	0	2									
Don Lock, R OBP: 0.337, SLG: 0.450										4	1	1	1	1	1	4									
Don Zimmer, R OBP: 0.294, SLG: 0.430										3	1	2	0	1	1	2									
Don Leppert, R OBP: 0.300, SLG: 0.376										3	0	2	2	0	0	0									
Ken Retzer, L OBP: 0.282, SLG: 0.323										0	0	0	0	0	0	0									
Dick Phillips, L OBP: 0.299, SLG: 0.369										4	0	1	0	0	1	3									
Chuck Cottier, R OBP: 0.256, SLG: 0.322										3	0	0	0	0	2	1									
Ed Roebuck, R OBP: 0.250, SLG: 0.200										0	0	0	0	0	0	0									
Bobo Osborne, L OBP: 0.306, SLG: 0.359										1	0	0	0	0	0	1									
Carl Bouldin, S										0	0	0	0	0	0	0									
Bob Baird, L OBP: 0.500, SLG: 0.500										2	0	1	0	0	0	0									
Ron Kline, R OBP: 0.091, SLG: 0.273										0	0	0	0	0	0	0									
Don Blasingame, L OBP: 0.316, SLG: 0.307										1	1	1	0	1	0	0									
Inning Stats	R: 3 E: 1 K: 0 S: 5	H: 4 LOB: 1 BB: 1 P: 9	R: 0 E: 0 K: 1 S: 6	H: 2 LOB: 0 BB: 0 P: 6	R: 1 E: 0 K: 2 S: 9	H: 2 LOB: 1 BB: 1 P: 13	R: 0 E: 0 K: 1 S: 5	H: 0 LOB: 0 BB: 0 P: 5	R: 0 E: 0 K: 1 S: 5	H: 1 LOB: 2 BB: 1 P: 9	R: 0 E: 0 K: 0 S: 3	H: 0 LOB: 0 BB: 0 P: 3	R: 1 E: 0 K: 1 S: 7	H: 2 LOB: 1 BB: 0 P: 7	R: 0 E: 0 K: 0 S: 4	H: 1 LOB: 1 BB: 0 P: 4	R: 0 E: 0 K: 0 S: 3	H: 0 LOB: 2 BB: 2 P: 11	1B: 12 2B: 2 3B: 0 HR: 0	SF: 1 SAC: 1 DP: 3 HBP: 0	WP: 0 PB: 0 SB: 3 CS: 1	PA: 40			
PITCHER	IP	WLS	BF	H	R	ER	SO	BB	IBB	HBP	BLK	WP	HR	S	P	ERA	WHIP								
Gary Peters, L ERA: 2.04	3.0		16	8	4	3	3	2	0	0	0	0	0	20	28	9.00	3.333								
Bruce Howard, R ERA: 1.8	3.0	W	10	1	0	0	2	1	0	0	0	0	0	13	17	0.00	0.667								
Jim Brosnan, R ERA: 3.13	1.0		5	2	1	1	1	0	0	0	0	0	0	7	7	9.00	2.000								
Hoyt Wilhelm, R ERA: 2.78	2.0	S	9	1	0	0	0	2	0	0	0	0	0	7	15	0.00	1.500								

Chicago White Sox @ Washington Senators
D.C. Stadium, Washington, DC
Sat Sep 14 1963, 7:05 PM EDT
Att: 1,969 - Unknown

AB	33
R	5
H	12
RBI	4
BB	5
SO	6
LOB	18



Batter	1	2	3	4	5	6	7	8	9	10	AB	R	H	RBI	BB	SO	LOB	TOP	
Jose Tartabull, L OBP: 0.286, SLG: 0.321 (1, 8)	1-3		1-3 1B		K			6-3	FC6		5	0	1	0	0	1	3		
Wayne Causey, L OBP: 0.344, SLG: 0.395 (1, 6)	6-3		L9-3			3B 1B				F8	5	1	2	0	0	0	1		
Jerry Lumpe, L OBP: 0.335, SLG: 0.369 (1, 4)			1-3			4-3 3B		G4-6-3 1B			5	2	3	1	0	0	1		
Norm Siebern, L OBP: 0.357, SLG: 0.418 (1, 3)	4-3					4-3				BB BB 1B	5	1	3	1	0	0	1		
Manny Jimenez, L OBP: 0.324, SLG: 0.340 (1, 7)		F8			G3	G3				6-3	4	0	0	1	0	0	2		
Ed Charles, R OBP: 0.341, SLG: 0.403 (1, 5)		F8			K	K				F9	5	0	0	0	0	2	3		
Gino Cimoli, R OBP: 0.320, SLG: 0.377 Bobby Del Greco, R OBP: 0.309, SLG: 0.321 (7, 9)					6-3			K2-3		BB BB BB BB	3	0	1	0	0	1	1		
Charlie Lau, L OBP: 0.311, SLG: 0.359 (1, 2)						G3				FC6 BB	2	0	1	0	2	0	0		
Moe Drabowsky, R OBP: 0.175, SLG: 0.333 Ted Bowsfield, R OBP: 0.167, SLG: 0.095 Chuck Essegian, R OBP: 0.278, SLG: 0.319 John Wyatt, R (9, 1)						6-3		G5-4-3 BB			3	0	0	0	0	1	3		
Inning Stats	R: 0 E: 0 K: 0 S: 4	H: 1 LOB: 1 BB: 0 P: 4	R: 0 E: 0 K: 1 S: 7	H: 2 LOB: 2 BB: 0 P: 7	R: 0 E: 0 K: 0 S: 3	H: 1 LOB: 1 BB: 0 P: 3	R: 0 E: 0 K: 1 S: 5	H: 0 LOB: 0 BB: 0 P: 5	R: 2 E: 0 K: 1 S: 7	H: 2 LOB: 0 BB: 0 P: 7	R: 0 E: 0 K: 1 S: 4	H: 0 LOB: 0 BB: 1 P: 8	R: 0 E: 0 K: 0 S: 3	H: 1 LOB: 0 BB: 0 P: 3	R: 1 E: 0 K: 0 S: 5	H: 2 LOB: 1 BB: 0 P: 5	1B: 10 2B: 1 3B: 1 HR: 0	SF: 1 SAC: 0 DP: 3 HBP: 0	WP: 0 PA: 42
PITCHER	IP WLS BF H R ER SO	IP WLS BF H R ER SO	IP WLS BF H R ER SO	IP WLS BF H R ER SO	IP WLS BF H R ER SO	IP WLS BF H R ER SO	IP WLS BF H R ER SO	IP WLS BF H R ER SO	IP WLS BF H R ER SO	IP WLS BF H R ER SO	IP WLS BF H R ER SO	IP WLS BF H R ER SO	IP WLS BF H R ER SO	IP WLS BF H R ER SO	IP WLS BF H R ER SO	IP WLS BF H R ER SO	ERA WHIP	ERA WHIP	
Bennie Daniels, R ERA: 4.35 (1, 1)	6.0	24	7	2	2	4	0	0	0	0	0	0	0	0	0	0	0	3.00	1.167
Jim Hannan, R ERA: 5.74 (7, 1)	1.0	3	0	0	0	1	1	0	0	0	0	0	0	0	0	0	0	0.00	1.000
Ed Roebuck, R ERA: 3.67 (8, 1)	1.2	9	2	1	1	0	3	0	0	0	0	0	0	0	0	0	0	5.40	3.000
Ron Kline, R ERA: 2.86 (9, 1)	1.1	6	2	1	1	0	0	0	0	0	0	0	0	0	0	0	0	6.75	1.500

Kansas City Athletics @ Washington Senators
D.C. Stadium, Washington, DC
Tue Sep 17 1963, 7:05 PM EDT
Att: 1,643 - Unknown

AB	37
R	4
H	11
RBI	4
BB	4
SO	5
LOB	15



Batter	1	2	3	4	5	6	7	8	9	10	AB	R	H	RBI	BB	SO	LOB	BOTTOM			
Don Blasingame, L OBP: 0.318, SLG: 0.309 Minnie Minoso, R OBP: 0.306, SLG: 0.366 Ed Roebuck, R OBP: 0.320, SLG: 0.200 Ron Kline, R OBP: 0.301, SLG: 0.273 Don Lippert, R OBP: 0.269, SLG: 0.376 Tom Chatterton, R OBP: 0.158, SLG: 0.159 (10, 9)	K		BB			P6	SF8			SH1-4 BB	2	0	0	0	1	1	1				
Dick Phillips, L OBP: 0.295, SLG: 0.364 (1, 3)	F9		4-3			F7	K			SH1-4	4	0	0	0	0	1	5				
Chuck Hinton, R OBP: 0.345, SLG: 0.440 (1, 7)	K					K				5-3	5	0	0	0	0	3	3				
Jim King, L OBP: 0.305, SLG: 0.461 (1, 9)		K				F8	F9			P4	5	0	0	0	0	1	2				
Don Lock, R OBP: 0.337, SLG: 0.446 (1, 8)	F2					F2				1-3	4	1	1	0	0	0	0				
Ken Retzer, L OBP: 0.287, SLG: 0.325 Chuck Cottier, R OBP: 0.258, SLG: 0.322 (8, 4)						4-3				SH3-4 BB	2	0	1	0	1	0	0				
Don Zimmer, R OBP: 0.294, SLG: 0.429 (1, 5)	FC6-4					K				SH3-4	3	1	1	1	0	1	1				
Ed Brinkman, R OBP: 0.268, SLG: 0.316 (1, 6)			5-3			K				F9	4	0	1	1	0	1	1				
Bennie Daniels, L OBP: 0.294, SLG: 0.186 Tom Brown, R OBP: 0.296, SLG: 0.221 Jim Hannan, R OBP: 0.309, SLG: 0.359 Bobo Osborne, L OBP: 0.262, SLG: 0.345 Ken Hunt, R OBP: 0.186, SLG: 0.050 Cal Neeman, R (8, 2)			G3							5-3	1	0	0	0	0	0	0				
Inning Stats	R: 0 E: 0 K: 2 S: 7	H: 0 LOB: 0 BB: 0 P: 7	R: 0 E: 0 K: 1 S: 6	H: 1 LOB: 1 BB: 0 P: 6	R: 0 E: 0 K: 0 S: 3	H: 0 LOB: 1 BB: 1 P: 7	R: 0 E: 0 K: 0 S: 3	H: 0 LOB: 0 BB: 0 P: 3	R: 0 E: 0 K: 2 S: 7	H: 0 LOB: 0 BB: 0 P: 7	R: 3 E: 0 K: 1 S: 8	H: 3 LOB: 3 BB: 2 P: 16	R: 0 E: 0 K: 1 S: 5	H: 0 LOB: 0 BB: 0 P: 5	R: 0 E: 0 K: 0 S: 3	H: 0 LOB: 1 BB: 1 P: 7	R: 0 E: 0 K: 0 S: 3	H: 0 LOB: 2 BB: 1 P: 7	1B: 4 2B: 1 3B: 0 HR: 0	SF: 1 SAC: 2 DP: 0 HBP: 0	WP: 0 PA: 40
PITCHER	IP WLS BF H R ER SO	IP WLS BF H R ER SO	IP WLS BF H R ER SO	IP WLS BF H R ER SO	IP WLS BF H R ER SO	IP WLS BF H R ER SO	IP WLS BF H R ER SO	IP WLS BF H R ER SO	IP WLS BF H R ER SO	IP WLS BF H R ER SO	IP WLS BF H R ER SO	IP WLS BF H R ER SO	IP WLS BF H R ER SO	IP WLS BF H R ER SO	IP WLS BF H R ER SO	IP WLS BF H R ER SO	ERA WHIP	ERA WHIP			
Moe Drabowsky, R ERA: 2.98 (1, 1)	6.1	26	5	3	3	6	2	0	0	0	0	0	0	0	0	0	0	4.26	1.105		
Ted Bowsfield, L ERA: 4.6 (7, 1)	1.2	6	0	0	0	2	0	1	0	0	0	0	0	0	0	0	0	0.00	0.000		
John Wyatt, R ERA: 3.06 (9, 1)	2.0	8	0	0	0	0	2	0	0	0	0	0	0	0	0	0	0	0.00	1.000		

Kansas City Athletics @ Washington Senators
D.C. Stadium, Washington, DC
Tue Sep 17 1963, 7:05 PM EDT
Att: 1,643 - Unknown


AB	32
R	3
H	5
RBI	3
BB	5
SO	8
LOB	14



Batter	1	2	3	4	5	6	7	8	9	AB	R	H	RBI	BB	SO	LOB	TOP																
Jose Tartabull, L (1, 8) OBP: 0.288, SLG: 0.332										5	1	2	0	0	0	3																	
Dick Green, R (1, 6) OBP: 0.714, SLG: 0.500										3	2	2	0	1	1	1																	
Jerry Lumpe, L (1, 4) OBP: 0.337, SLG: 0.370										4	1	2	0	1	0	2																	
Norm Siebern, L (1, 3) OBP: 0.356, SLG: 0.415										3	0	0	2	1	0	2																	
Ed Charles, R (1, 5) OBP: 0.340, SLG: 0.401										5	1	1	1	0	1	3																	
Manny Jimenez, L (1, 7) OBP: 0.361, SLG: 0.338										4	0	1	0	0	0	0																	
Bobby Del Greco, R (9, 7) OBP: 0.309, SLG: 0.321										0	0	0	0	0	0	0																	
Gino Cimoli, R (1, 9) OBP: 0.321, SLG: 0.378										4	0	2	1	0	0	0																	
Doc Edwards, R (1, 2) OBP: 0.283, SLG: 0.350										3	0	2	0	1	0	0																	
Dave Wickersham, R (1, 1) OBP: 0.145, SLG: 0.133										4	0	0	0	0	2	6																	
Ted Bowsfield, R (9, 1) OBP: 0.167, SLG: 0.095										0	0	0	0	0	0	0																	
Inning Stats	R: 1 E: 0 K: 0 S: 3	H: 1 LOB: 0 BB: 1 P: 7	R: 0 E: 0 K: 0 S: 3	H: 0 LOB: 0 BB: 0 P: 3	R: 0 E: 0 K: 0 S: 3	H: 0 LOB: 0 BB: 0 P: 3	R: 3 E: 0 K: 1 S: 11	H: 6 LOB: 3 BB: 0 P: 11	R: 1 E: 0 K: 0 S: 4	H: 2 LOB: 0 BB: 0 P: 4	R: 0 E: 0 K: 0 S: 4	H: 1 LOB: 1 BB: 0 P: 4	R: 0 E: 0 K: 1 S: 5	H: 1 LOB: 1 BB: 1 P: 9	R: 0 E: 0 K: 2 S: 8	H: 1 LOB: 2 BB: 1 P: 12	R: 0 E: 0 K: 0 S: 3	H: 0 LOB: 2 BB: 1 P: 8	1B: 11 2B: 0 3B: 1 HR: 0	SF: 1 SAC: 0 DP: 1 HBP: 1	WP: 1 PB: 0 SB: 0 CS: 2	PA: 42											
PITCHER	IP WLS BF H R ER SO BB IBB HBP BLK WP HR S P ERA WHIP																																
Claude Osteen, L (1, 1) ERA: 3.59	3.1		16	6	4	4	0	1	0	0	0	0	0	15	19	10.80	2.100																
Steve Ridzik, R (4, 1) ERA: 5.1	3.2	L	15	5	1	1	2	1	0	0	0	0	0	18	22	2.46	1.636																
Ed Hobaugh, R (8, 1) ERA: 6.75	2.0		10	1	0	0	2	0	2	1	0	1	0	11	20	0.00	0.500																

Kansas City Athletics @ Washington Senators
D.C. Stadium, Washington, DC
Wed Sep 18 1963, 7:05 PM EDT
Att: 2,473 - Unknown

AB 35
R 5
H 12
RBI 4
BB 4
SO 4
LOB 17



Batter	1	2	3	4	5	6	7	8	9	AB	R	H	RBI	BB	SO	LOB	BOTTOM																
Don Blasingame, L (1, 4) OBP: 0.315, SLG: 0.304										4	1	1	0	0	1	1																	
Ken Hunt, R (9, PH) OBP: 0.264, SLG: 0.343										1	0	0	0	0	0	2																	
Dick Phillips, L (1, 3) OBP: 0.298, SLG: 0.367										3	1	1	0	1	0	1																	
Chuck Hinton, R (1, 7) OBP: 0.346, SLG: 0.439										3	2	1	0	1	0	2																	
Jim King, L (1, 9) OBP: 0.307, SLG: 0.463										2	0	1	3	1	0	0																	
Don Lock, R (1, 8) OBP: 0.336, SLG: 0.449										4	0	1	0	0	0	2																	
Ken Retzer, L (1, 2) OBP: 0.282, SLG: 0.319										4	0	0	0	0	1	3																	
Don Zimmer, R (1, 5) OBP: 0.291, SLG: 0.423										4	0	0	0	0	0	1																	
Ed Brinkman, R (1, 6) OBP: 0.266, SLG: 0.314										3	0	0	0	0	2	0																	
Bobo Osborne, L (9, PH) OBP: 0.207, SLG: 0.359										0	0	0	0	0	0	0																	
John Kennedy, R (9, FR) OBP: 0.209, SLG: 0.132										0	0	0	0	0	0	0																	
Claude Osteen, L (1, 1) OBP: 0.197, SLG: 0.206										1	0	0	0	0	0	0																	
Steve Ridzik, R (4, 1) OBP: 0.207, SLG: 0.214										1	0	0	0	0	1	0																	
Tom Brown, S (7, PH) OBP: 0.214, SLG: 0.229										1	0	1	0	0	0	0																	
Ed Hobaugh, R (8, 1) OBP: 0.667, SLG: 2.000										0	0	0	0	0	0	0																	
Minnie Mingo, R (9, PH) OBP: 0.311, SLG: 0.308										1	0	1	0	0	0	0																	
Inning Stats	R: 2 E: 0 K: 0 S: 5	H: 2 LOB: 1 BB: 1 P: 9	R: 0 E: 0 K: 0 S: 3	H: 0 LOB: 0 BB: 0 P: 3	R: 2 E: 0 K: 0 S: 5	H: 2 LOB: 1 BB: 1 P: 9	R: 0 E: 0 K: 2 S: 7	H: 0 LOB: 0 BB: 0 P: 7	R: 0 E: 0 K: 1 S: 5	H: 0 LOB: 0 BB: 0 P: 5	R: 0 E: 0 K: 1 S: 5	H: 0 LOB: 1 BB: 1 P: 9	R: 0 E: 0 K: 1 S: 7	H: 2 LOB: 2 BB: 0 P: 7	R: 0 E: 0 K: 0 S: 3	H: 0 LOB: 0 BB: 0 P: 3	R: 0 E: 0 K: 0 S: 3	H: 1 LOB: 2 BB: 0 P: 4	1B: 4 2B: 3 3B: 0 HR: 0	SF: 1 SAC: 0 DP: 1 HBP: 1	WP: 2 PB: 0 SB: 0 CS: 0	PA: 37											
PITCHER	IP WLS BF H R ER SO BB IBB HBP BLK WP HR S P ERA WHIP																																
Dave Wickersham, R (1, 1) ERA: 4.24	8.1	W	36	7	4	4	5	3	0	1	0	0	0	42	55	4.32	1.200																
Ted Bowsfield, L (9, 1) ERA: 4.57	0.2	S	1	0	0	0	0	0	0	0	0	0	0	1	1	0.00	0.000																

Kansas City Athletics @ Washington Senators
D.C. Stadium, Washington, DC
Wed Sep 18 1963, 7:05 PM EDT
Att: 2,473 - Unknown

AB 32
R 4
H 7
RBI 3
BB 3
SO 5
LOB 12



Batter	1	2	3	4	5	6	7	8	9	AB	R	H	RBI	BB	SO	LOB	TOP				
Don Blasingame, L (1,4) OBP: 0.320, SLG: 0.318										5	1	3	0	0	0	1	Washington Senators @ Baltimore Orioles Memorial Stadium, Baltimore, MD Fri Sep 20 1963, 7:05 PM EDT Att: 3,115 - Unknown				
Dick Phillips, L (1,3) OBP: 0.296, SLG: 0.365										5	0	1	0	0	0	5					
Chuck Hinton, R (1,7) OBP: 0.345, SLG: 0.436										4	2	0	0	1	2	2					
Jim King, L (1,9) OBP: 0.306, SLG: 0.460										5	1	1	1	0	1	2					
Don Lock, R (1,8) OBP: 0.339, SLG: 0.449										2	1	1	2	2	0	0					
Ken Retzer, L (1,2) OBP: 0.285, SLG: 0.321										5	1	2	1	0	2	2					
Don Zimmer, R (1,5) OBP: 0.290, SLG: 0.424										4	0	1	1	0	2	2					
Ed Brinkman, R (1,6) OBP: 0.266, SLG: 0.314										3	0	1	1	0	0	0					
Carl Bouldin, S (1,1) Ed Roebuck, R (6,1) Don Rudolph, L (6,1) Ron Kline, R (7,1) Tom Brown, S (8,PH) Ed Hobaugh, R (8,1)										2	0	0	0	1	0	1					
Inning Stats	R: 5 E: 0 K: 0 S: 8	H: 5 LOB: 1 BB: 1 P: 12	R: 0 E: 0 K: 0 S: 4	H: 1 LOB: 1 BB: 0 P: 4	R: 0 E: 0 K: 2 S: 7	H: 0 LOB: 0 BB: 0 P: 7	R: 0 E: 0 K: 0 S: 3	H: 0 LOB: 0 BB: 0 P: 3	R: 1 E: 1 K: 0 S: 5	H: 1 LOB: 1 BB: 0 P: 5	R: 0 E: 0 K: 1 S: 6	H: 1 LOB: 2 BB: 1 P: 10	R: 0 E: 0 K: 1 S: 6	H: 1 LOB: 2 BB: 1 P: 10	R: 0 E: 0 K: 3 S: 9	H: 0 LOB: 1 BB: 1 P: 13	1B: 7 2B: 3 3B: 0 HR: 0	SF: 2 SAC: 0 DP: 0 HBP: 0	WP: 0 PB: 0 CS: 0	PA: 42	
PITCHER	IP WLS BF H R ER SO BB IBB HBP BLK WP HR S P ERA WHIP	Mitt Pappas, R (1,1) ERA: 3.03	4.2 18 3 1 0 2 0 0 0 0 0 0 22 22 0.00 0.643	1.0 5 1 0 0 1 1 0 0 0 0 0 6 10 0.00 2.000	3.0 W 13 2 0 0 5 2 0 0 0 0 0 0 21 29 0.00 1.333																

Batter	1	2	3	4	5	6	7	8	9	AB	R	H	RBI	BB	SO	LOB	BOTTOM			
Jerry Adair, R (1,4) OBP: 0.244, SLG: 0.344										4	1	1	2	1	0	2	Washington Senators @ Baltimore Orioles Memorial Stadium, Baltimore, MD Fri Sep 20 1963, 7:05 PM EDT Att: 3,115 - Unknown			
Russ Snyder, L (1,8) OBP: 0.323, SLG: 0.366										3	0	0	0	0	2	2				
Jackie Brandt, R (6,PH) OBP: 0.301, SLG: 0.401										2	0	0	0	0	1	2				
Boog Powell, L (1,7) OBP: 0.331, SLG: 0.480										4	1	1	1	1	1	2				
John Orsino, R (1,2) OBP: 0.346, SLG: 0.472										3	0	1	1	1	0	0				
Jim Gentile, L (1,3) OBP: 0.342, SLG: 0.417										3	1	1	0	1	1	2				
Brooks Robinson, R (1,5) OBP: 0.303, SLG: 0.366										4	3	2	0	0	1	3				
Sam Bowens, R (1,9) OBP: 0.276, SLG: 0.357										4	1	3	3	0	0	1				
Bob Saverine, S (1,6) OBP: 0.318, SLG: 0.257										4	0	2	0	0	1	3				
Mitt Pappas, R (1,1) ERA: 6.05	5.0 25 8 5 5 3 3 0 0 0 0 0 0 28 40 9.00 2.200	0.1 3 1 0 0 0 1 0 0 0 0 0 0 2 6 0.00 6.000	0.2 L 4 1 2 2 1 1 0 0 0 0 0 0 5 9 27.00 3.000	1.0 4 2 0 0 0 0 0 0 0 0 0 4 4 0.00 2.000	1.0 3 0 0 0 1 0 0 0 0 0 0 5 5 0.00 0.000															
PITCHER	IP WLS BF H R ER SO BB IBB HBP BLK WP HR S P ERA WHIP	Carl Bouldin, R (1,1) ERA: 6.05	Ed Roebuck, R (6,1) ERA: 3.66	Don Rudolph, L (6,1) ERA: 4.63	Ron Kline, R (7,1) ERA: 2.83	Ed Hobaugh, R (8,1) ERA: 6.23														
Inning Stats	R: 0 E: 0 K: 0 S: 3	H: 0 LOB: 0 BB: 0 P: 3	R: 0 E: 0 K: 1 S: 5	H: 0 LOB: 1 BB: 1 P: 9	R: 0 E: 0 K: 0 S: 4	H: 2 LOB: 1 BB: 0 P: 4	R: 2 E: 0 K: 1 S: 8	H: 3 LOB: 1 BB: 0 P: 8	R: 1 E: 0 K: 1 S: 6	H: 1 LOB: 2 BB: 2 P: 14	R: 2 E: 0 K: 1 S: 8	H: 3 LOB: 2 BB: 1 P: 12	R: 2 E: 0 K: 0 S: 5	H: 3 LOB: 1 BB: 1 P: 9	R: 0 E: 0 K: 1 S: 5	H: 0 LOB: 0 BB: 0 P: 5	1B: 8 2B: 2 3B: 2 HR: 1	SF: 0 SAC: 0 DP: 1 HBP: 0	WP: 0 PB: 0 CS: 0	PA: 39

Batter	1	2	3	4	5	6	7	8	9	AB	R	H	RBI	BB	SO	LOB	TOP			
Ed Brinkman, R OBP: 0.267, SLG: 0.313 (1, 6)										4	1	0	0	1	1	4	Washington Senators @ Baltimore Orioles Memorial Stadium, Baltimore, MD Sun Sep 22 1963, 7:05 PM EDT Att: 2,891 - Unknown livebaseballscorecards.com			
Don Blasingame, L OBP: 0.320, SLG: 0.314 (1, 4)										4	1	1	0	1	0	0				
Chuck Hinton, R OBP: 0.344, SLG: 0.433 (1, 9)										4	0	0	0	0	0	2				
Don Lock, R OBP: 0.338, SLG: 0.448 (1, 8)										4	1	1	1	0	3	2				
Dick Phillips, L OBP: 0.301, SLG: 0.368 (1, 3)										4	1	2	1	0	0	0				
Ken Retzer, L OBP: 0.284, SLG: 0.316 (1, 2)										4	0	0	0	0	0	4				
Tom Brown, S OBP: 0.212, SLG: 0.212 (1, 7)										3	0	0	0	1	2	1				
John Kennedy, R OBP: 0.255, SLG: 0.239 (1, 5)										4	0	3	2	0	0	0				
Jim Hannan, R (1, 1)										3	0	0	0	1	1	3				
Ron Kline, R OBP: 0.091, SLG: 0.273 (8, 1)										0	0	0	0	0	0	0				
Inning Stats	R: 1 E: 0 K: 1 S: 6	H: 1 LOB: 2 BB: 2 P: 14	R: 0 E: 0 K: 1 S: 6	H: 1 LOB: 1 BB: 0 P: 6	R: 0 E: 0 K: 1 S: 5	H: 0 LOB: 0 BB: 0 P: 5	R: 0 E: 1 K: 2 S: 9	H: 1 LOB: 3 BB: 1 P: 13	R: 0 E: 0 K: 1 S: 5	H: 0 LOB: 0 BB: 0 P: 5	R: 0 E: 0 K: 1 S: 3	H: 0 LOB: 0 BB: 0 P: 3	R: 0 E: 0 K: 0 S: 7	H: 4 LOB: 2 BB: 1 P: 11	R: 0 E: 0 K: 0 S: 3	H: 0 LOB: 0 BB: 0 P: 3	1B: 7 2B: 0 3B: 0 HR: 0	SF: 0 SAC: 1 DP: 0 HBP: 0	WP: 0 PB: 0 CS: 0	PA: 39
PITCHER	IP WLS BF H R ER SO BB IBB HBP BLK WP HR S P ERA WHIP	IP WLS BF H R ER SO BB IBB HBP BLK WP HR S P ERA WHIP																		
John Miller, R ERA: 3.6 (1, 1)	8.0 L 36 7 4 4 7 4 0 0 0 0 0 0 46 62 4.50 1.375																			
Herman Starrette, R ERA: 3.75 (9, 1)	1.0 3 0 0 0 0 0 0 0 0 0 0 0 0 3 3 0.00 0.000																			

Batter	1	2	3	4	5	6	7	8	9	AB	R	H	RBI	BB	SO	LOB	BOTTOM					
Bob Saverine, S OBP: 0.319, SLG: 0.256 (1, 4)										5	0	2	0	0	1	1	Washington Senators @ Baltimore Orioles Memorial Stadium, Baltimore, MD Sun Sep 22 1963, 7:05 PM EDT Att: 2,891 - Unknown livebaseballscorecards.com					
Fred Valentine, S OBP: 0.400, SLG: 0.316 (1, 7) (4, 9)										5	1	1	0	0	0	3						
Boog Powell, L OBP: 0.329, SLG: 0.474 (1, 3)										2	0	0	0	0	2	0						
Jim Gentile, L OBP: 0.343, SLG: 0.417 (5, 3)										2	1	1	0	0	0	1						
Brooks Robinson, R OBP: 0.305, SLG: 0.372 (1, 5)										3	0	1	0	1	1	2						
Sam Bowens, R OBP: 0.353, SLG: 0.485 (1, 9)										1	0	0	0	0	0	1						
Joe Gaines, R OBP: 0.379, SLG: 0.471 (4, 7)										3	0	2	2	0	0	1						
Jackie Brandt, R OBP: 0.302, SLG: 0.403 (1, 8)										4	0	2	0	0	0	2						
Bob Johnson, R OBP: 0.346, SLG: 0.439 (1, 6)										4	0	0	0	0	0	5						
Dick Brown, R OBP: 0.310, SLG: 0.322 (1, 2)										3	0	1	0	1	1	0						
John Miller, R (1, 1)										3	0	0	0	0	2	2						
Herman Starrette, R (9, 1)										0	0	0	0	0	0	0						
Russ Snyder, L OBP: 0.323, SLG: 0.366 (9, PH)										1	0	0	0	0	0	0						
Inning Stats	R: 0 E: 0 K: 2 S: 7	H: 0 LOB: 0 BB: 0 P: 7	R: 0 E: 0 K: 0 S: 3	H: 1 LOB: 0 BB: 0 P: 3	R: 0 E: 0 K: 1 S: 6	H: 1 LOB: 1 BB: 1 P: 10	R: 0 E: 0 K: 1 S: 5	H: 0 LOB: 1 BB: 1 P: 9	R: 0 E: 0 K: 0 S: 4	H: 1 LOB: 1 BB: 0 P: 4	R: 1 E: 0 K: 1 S: 8	H: 3 LOB: 2 BB: 0 P: 8	R: 0 E: 0 K: 1 S: 5	H: 0 LOB: 0 BB: 0 P: 5	R: 1 E: 1 K: 0 S: 6	H: 3 LOB: 2 BB: 0 P: 6	R: 0 E: 0 K: 1 S: 6	H: 1 LOB: 1 BB: 0 P: 6	1B: 10 2B: 1 3B: 0 HR: 0	SF: 0 SAC: 0 DP: 2 HBP: 0	WP: 0 PB: 0 CS: 0	PA: 38
PITCHER	IP WLS BF H R ER SO BB IBB HBP BLK WP HR S P ERA WHIP	IP WLS BF H R ER SO BB IBB HBP BLK WP HR S P ERA WHIP																				
Jim Hannan, R ERA: 4.3 (1, 1)	7.1 W 32 8 2 1 6 2 0 0 0 0 0 0 42 50 1.23 1.364																					
Ron Kline, R ERA: 2.75 (8, 1)	1.2 S 6 2 0 0 1 0 0 0 0 0 0 0 8 8 0.00 1.200																					

Batter	1	2	3	4	5	6	7	8	9	AB	R	H	RBI	BB	SO	LOB	TOP										
Don Blasingame, L (1,4) OBP: 0.322, SLG: 0.326	0-0 HR		0-0 5-3		0-0 4-3			0-0 BB BB		3	1	1	1	1	0	0	Washington Senators @ Detroit Tigers Tiger Stadium, Detroit, MI Mon Sep 23 1963, 4:33 AM EDT Att: 674 - Unknown										
Dick Phillips, L (1,3) OBP: 0.303, SLG: 0.368	0-0 4-3		0-0 F8			0-0 1B		0-0 BB BB		3	0	1	0	1	0	0											
Chuck Hinton, R (1,7) OBP: 0.341, SLG: 0.430	0-3 K		0-3 K			0-0 F8		0-3 BB		4	0	0	0	0	3	3											
Jim King, L (1,9) OBP: 0.304, SLG: 0.453	4-0 BB			4-0 BB		0-0 P4		0-3 K2-3		2	0	0	0	2	1	3											
Don Lock, R (1,8) OBP: 0.336, SLG: 0.444	0-3 K			0-3 K		0-0 6-3			0-3 K	4	0	0	0	0	3	3											
Ken Retzer, L (1,2)		0-0 4-3		0-0 L9			0-0 F8		0-0 4-3	4	0	0	0	0	0	1											
Ed Brinkman, R (1,6) OBP: 0.269, SLG: 0.315		0-0 1B		0-0 P6			0-0 P6		0-0 1B 1B	4	0	2	0	0	0	1											
John Kennedy, R (1,5) OBP: 0.255, SLG: 0.240		0-0 F8			0-0 5-3			0-0 F7		4	0	1	0	0	0	1											
Bennie Daniels, L (1,1) OBP: 0.283, SLG: 0.178		0-3 K			0-3 K			0-3 K		2	0	0	0	0	2	1											
Bob Baird, L (7,1) OBP: 0.309, SLG: 0.500										0	0	0	0	0	0	0											
Tom Brown, L (8, Ph) OBP: 0.271, SLG: 0.219										0	0	0	0	0	0	0											
Ed Roebuck, R (8, Ph) OBP: 0.309, SLG: 0.359										0	0	0	0	0	0	0											
Bobo Osborne, L (8, Ph) OBP: 0.309, SLG: 0.359										0	0	0	0	0	0	0											
Minnie Minoso, R (8, Ph) OBP: 0.310, SLG: 0.337										1	0	0	0	0	1	2											
Inning Stats	R: 1 E: 0 K: 2 S: 8	H: 1 LOB: 1 BB: 1 P: 12	R: 0 E: 0 K: 1 S: 6	H: 1 LOB: 1 BB: 0 P: 6	R: 0 E: 0 K: 1 S: 5	H: 0 LOB: 0 BB: 0 P: 5	R: 0 E: 0 K: 1 S: 5	H: 0 LOB: 1 BB: 1 P: 9	R: 0 E: 0 K: 1 S: 5	H: 0 LOB: 0 BB: 0 P: 5	R: 0 E: 0 K: 0 S: 4	H: 1 LOB: 1 BB: 0 P: 4	R: 0 E: 0 K: 0 S: 3	H: 0 LOB: 0 BB: 0 P: 3	R: 0 E: 0 K: 3 S: 9	H: 0 LOB: 2 BB: 2 P: 17	R: 0 E: 0 K: 2 S: 9	H: 2 LOB: 2 BB: 0 P: 9	1B: 4 2B: 0 3B: 0 HR: 1	SF: 0 SAC: 0 DP: 0 HBP: 0	WP: 0 PB: 0 CS: 0	PA: 36					
PITCHER	IP	WLS	BF	H	R	ER	SO	BB	IBB	HBP	BLK	WP	HR	S	P	ERA	WHIP										
Phil Regan, R (1,1) ERA: 3.61	8.2	W	35	5	1	1	10	4	0	0	0	0	1	51	67	1.04	1.038										
Willie Smith, L (9,1) ERA: 5.03	0.1	S	1	0	0	0	1	0	0	0	0	0	0	3	3	0.00	0.000										

Batter	1	2	3	4	5	6	7	8	9	AB	R	H	RBI	BB	SO	LOB	BOTTOM										
Bill Bruton, L (1,8) OBP: 0.333, SLG: 0.375	0-0 1-3		0-3 K		0-0 4-3		0-0 6-3			4	0	0	0	0	1	0	Washington Senators @ Detroit Tigers Tiger Stadium, Detroit, MI Mon Sep 23 1963, 4:33 AM EDT Att: 674 - Unknown										
Dick McAuliffe, L (1,6) OBP: 0.335, SLG: 0.388	0-0 F7		0-0 4-3		0-0 1-3		0-3 K			4	0	0	0	0	1	0											
Norm Cash, L (1,3) OBP: 0.384, SLG: 0.469	0-0 HR		0-0 1B		0-0 HR 1B		0-3 K			4	2	3	1	0	1	0											
Rocky Colavito, R (1,9) OBP: 0.360, SLG: 0.443	0-0 5-3		0-0 F9		0-0 HR		0-3 K			4	1	1	2	0	1	1											
Willie Horton, R (1,7) OBP: 0.286, SLG: 0.476		0-0 4-3 2B		0-0 6-3		0-0 5-3		0-0 S 1B		4	0	2	0	0	0	0											
Bubba Phillips, R (1,5) OBP: 0.274, SLG: 0.306		0-0 4-3 2-3		0-0 2B 2B		0-0 F9		0-0 F8 1-2		4	1	1	0	0	0	2											
Gus Triandos, R (1,2) OBP: 0.318, SLG: 0.414		0-3 K		0-0 2B		0-3 K		0-3 K		4	0	1	1	0	3	2											
George Smith, R (1,4) OBP: 0.298, SLG: 0.294		4-0 BB		0-0 F9		0-0 1B				2	0	1	0	1	0	1											
Phil Regan, R (1,1) OBP: 0.169, SLG: 0.180		0-0 1-3		0-0 6-3		0-0 L1				3	0	0	0	0	0	4											
Willie Smith, L (9,1) OBP: 0.125, SLG: 0.125										0	0	0	0	0	0	0											
Inning Stats	R: 1 E: 0 K: 0 S: 4	H: 1 LOB: 0 BB: 0 P: 4	R: 0 E: 0 K: 1 S: 6	H: 1 LOB: 2 BB: 1 P: 10	R: 0 E: 0 K: 1 S: 6	H: 1 LOB: 1 BB: 0 P: 6	R: 1 E: 0 K: 0 S: 5	H: 2 LOB: 1 BB: 0 P: 5	R: 2 E: 0 K: 0 S: 5	H: 2 LOB: 0 BB: 0 P: 5	R: 0 E: 0 K: 1 S: 6	H: 1 LOB: 1 BB: 0 P: 6	R: 0 E: 0 K: 2 S: 7	H: 0 LOB: 0 BB: 0 P: 7	R: 0 E: 0 K: 2 S: 8	H: 1 LOB: 1 BB: 0 P: 8	1B: 4 2B: 3 3B: 0 HR: 2	SF: 0 SAC: 0 DP: 0 HBP: 0	WP: 0 PB: 0 CS: 0	PA: 34							
PITCHER	IP	WLS	BF	H	R	ER	SO	BB	IBB	HBP	BLK	WP	HR	S	P	ERA	WHIP										
Bennie Daniels, R (1,1) ERA: 4.41	6.0	L	27	8	4	4	3	1	0	0	0	0	0	7	7	0.00	0.000										
Bob Baird, L (7,1) ERA: 7.56	1.0		3	0	0	0	2	0	0	0	0	0	0	7	7	0.00	0.000										
Ed Roebuck, R (8,1) ERA: 3.62	1.0		4	1	0	0	2	0	0	0	0	0	0	8	8	0.00	1.000										

AB	32
R	1
H	5
RBI	1
BB	4
SO	11
LOB	15


AB	33
R	4
H	9
RBI	4
BB	1
SO	7
LOB	10



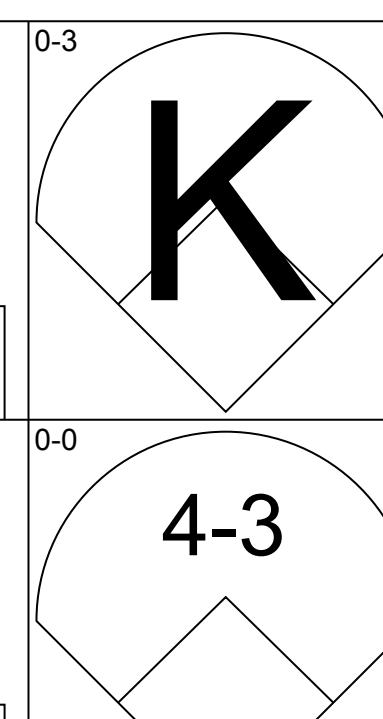
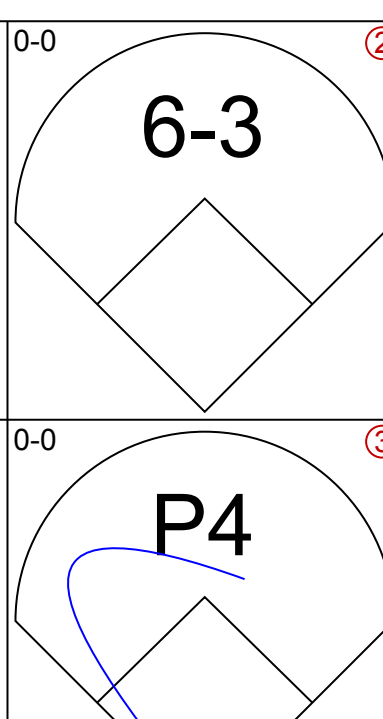
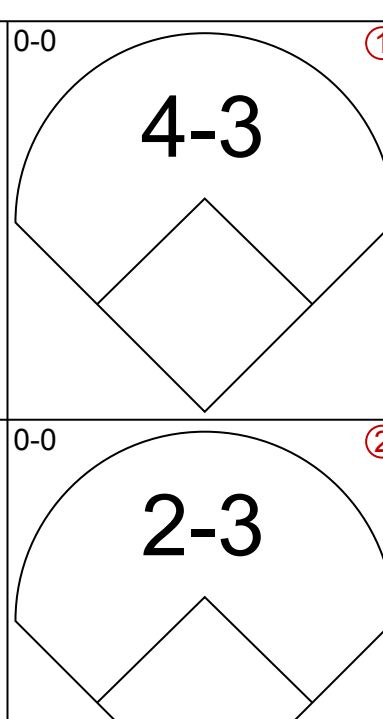
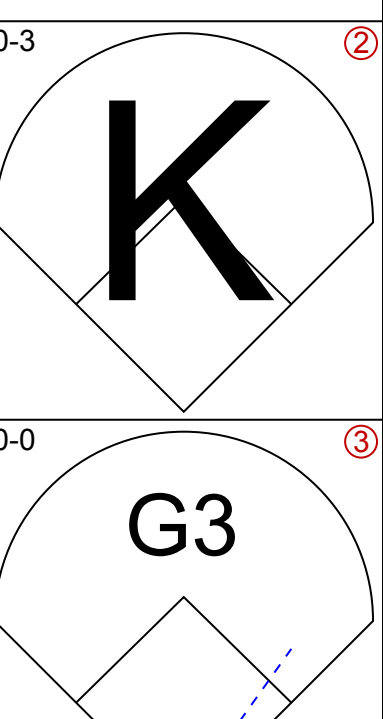
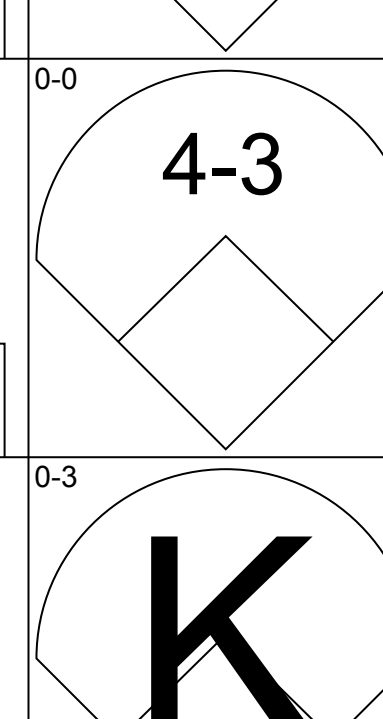
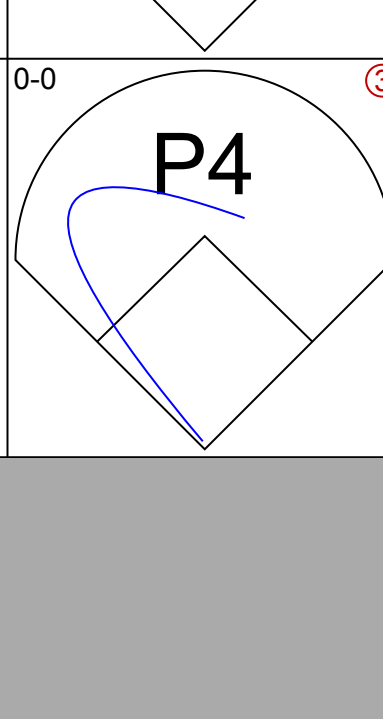
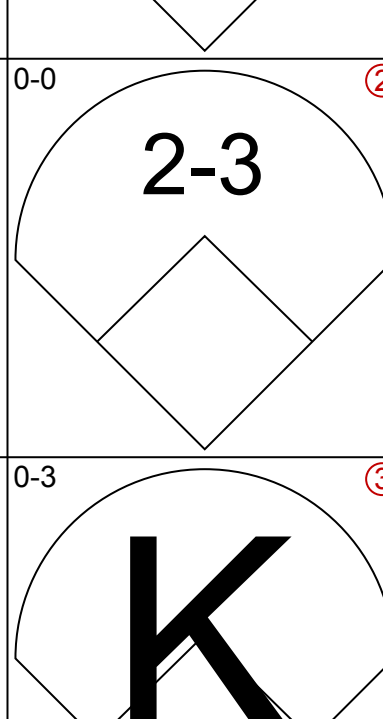
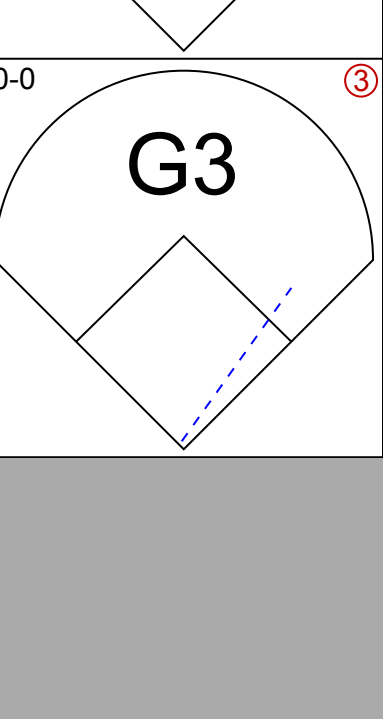
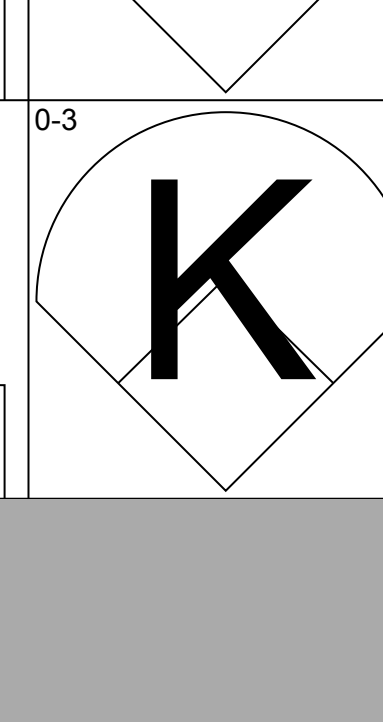
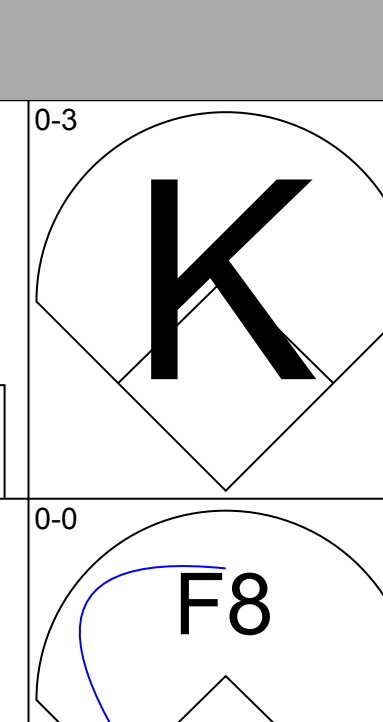
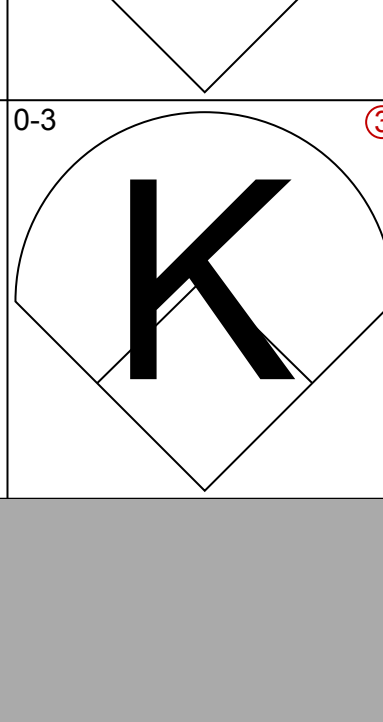
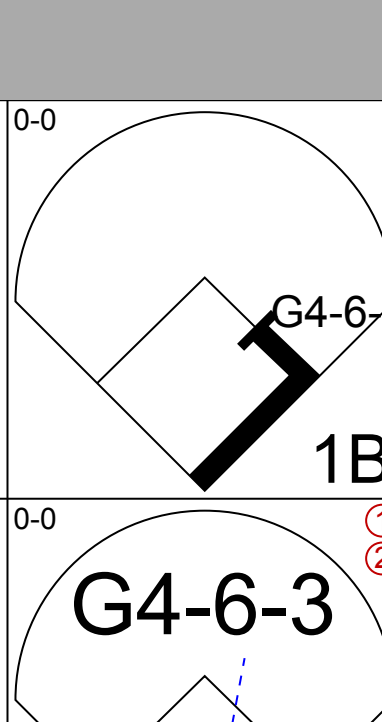
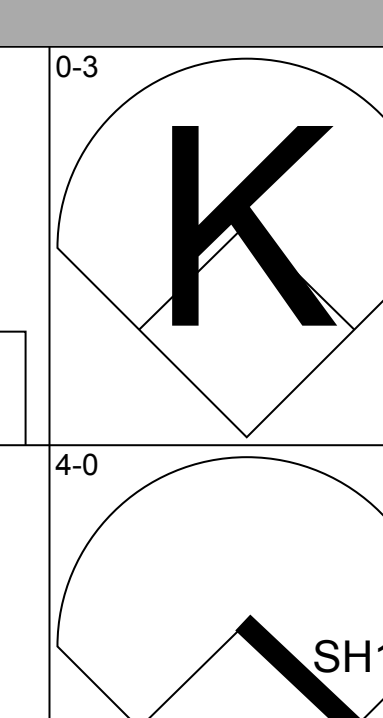
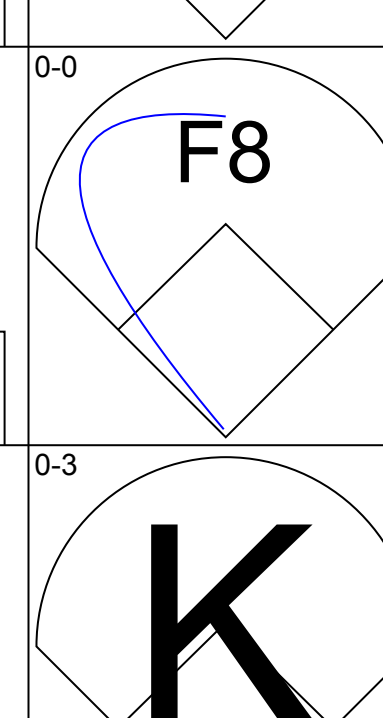
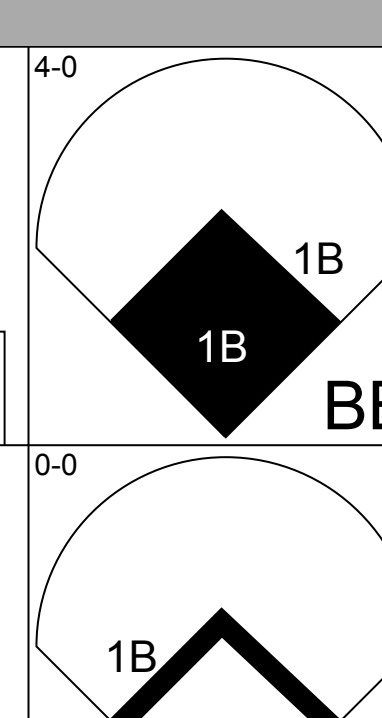
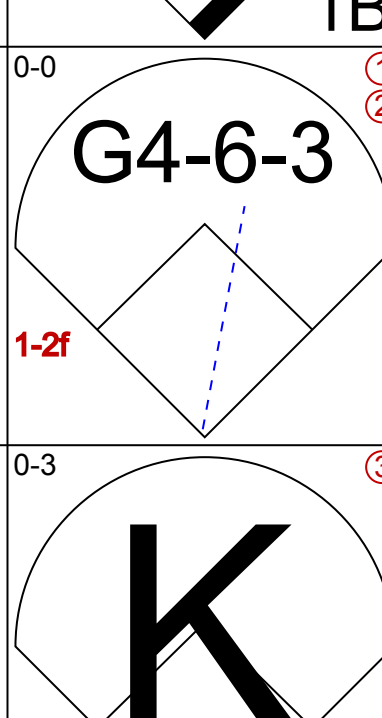
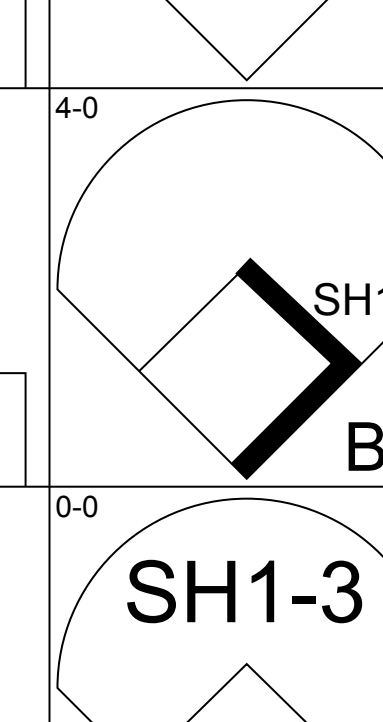
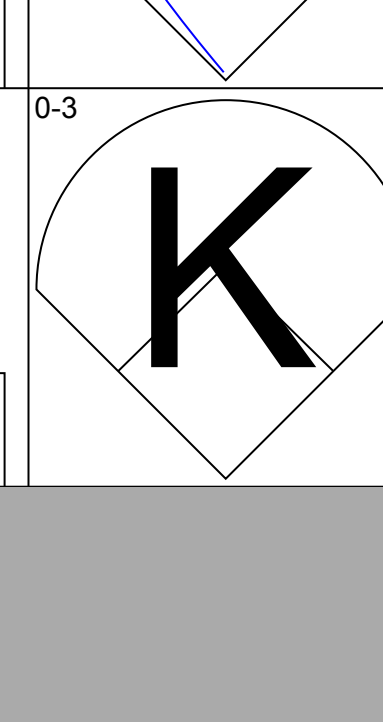
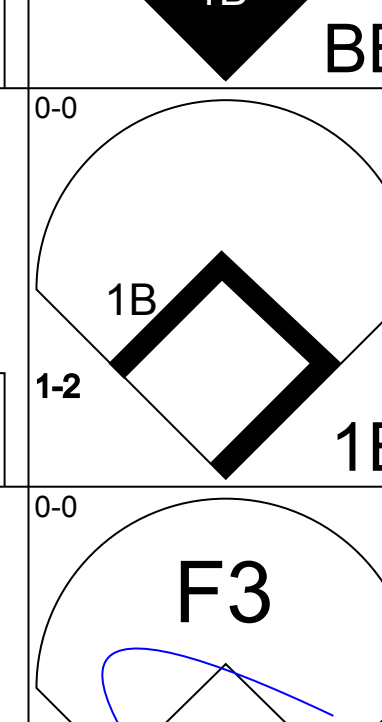
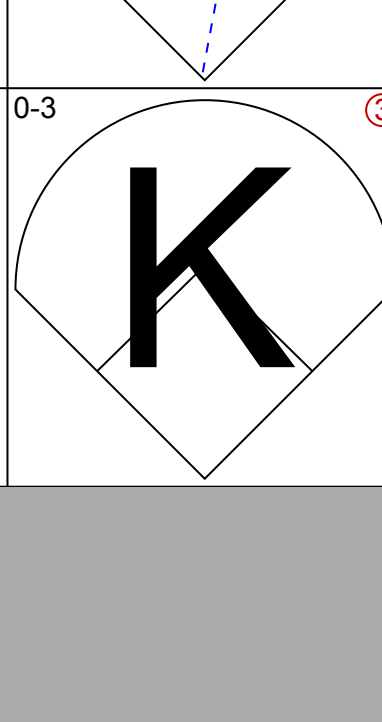
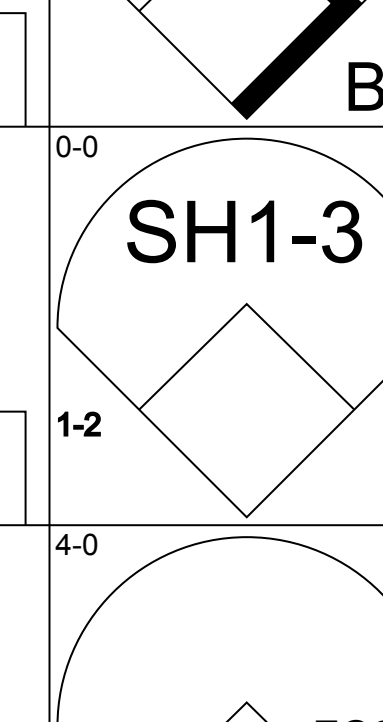
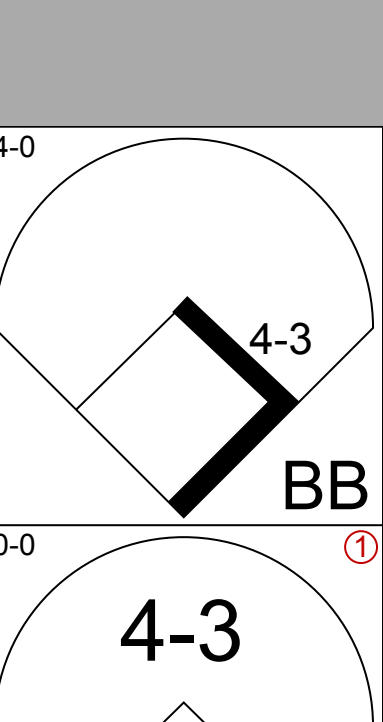
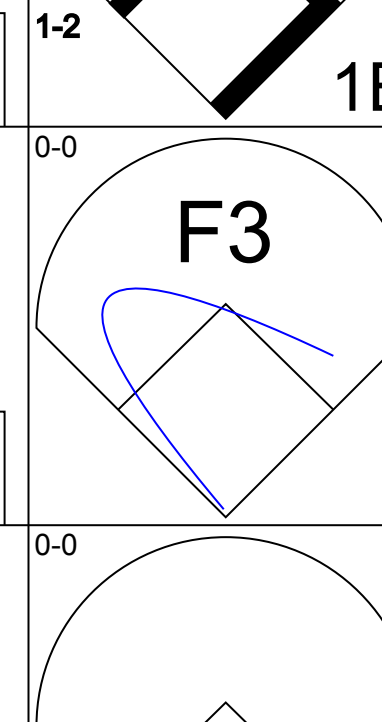
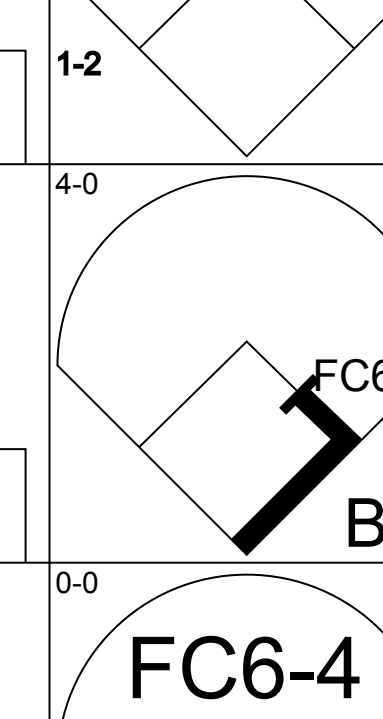
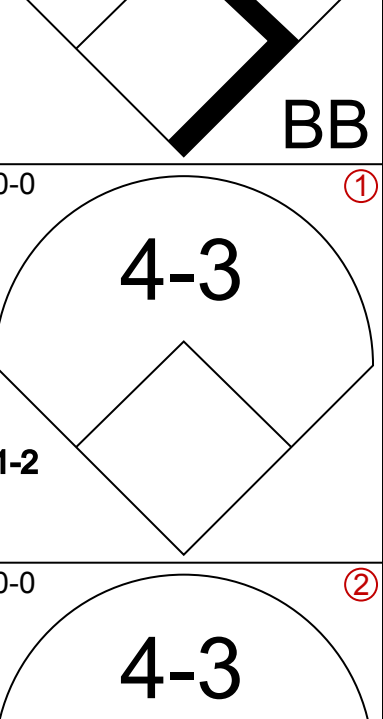
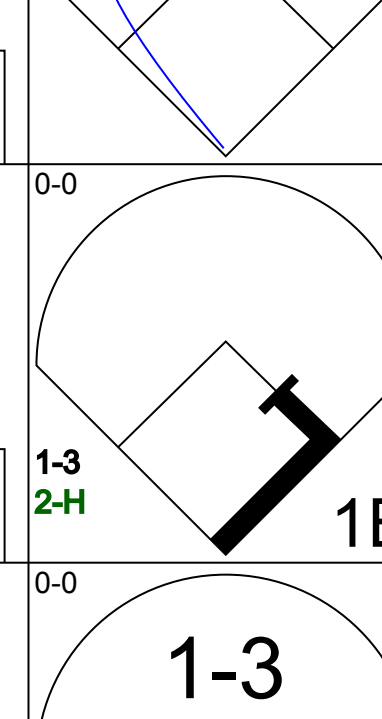
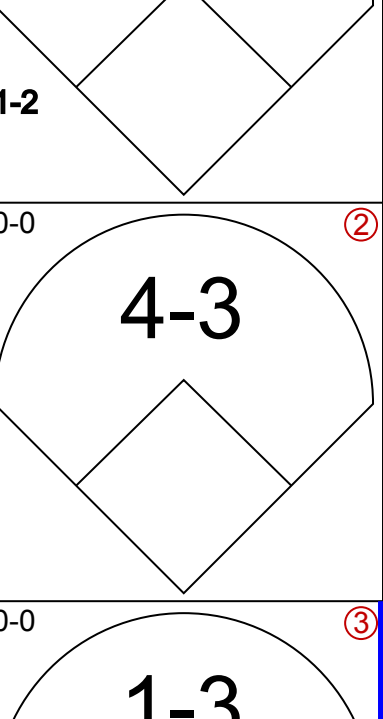
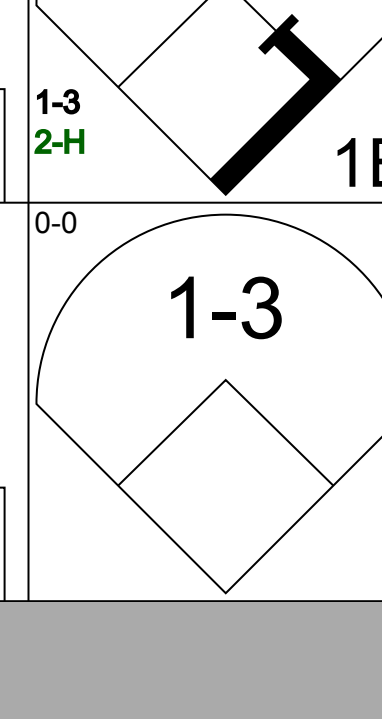
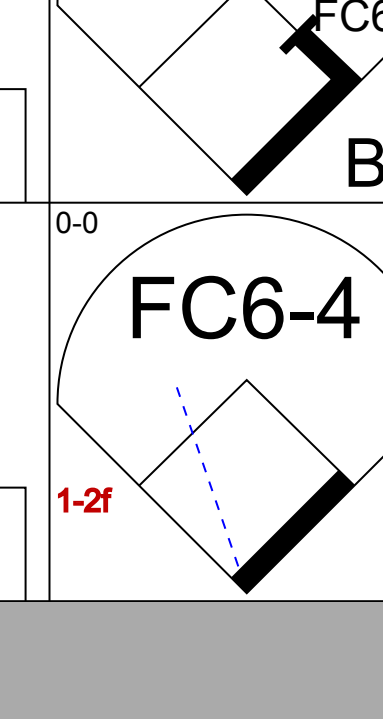

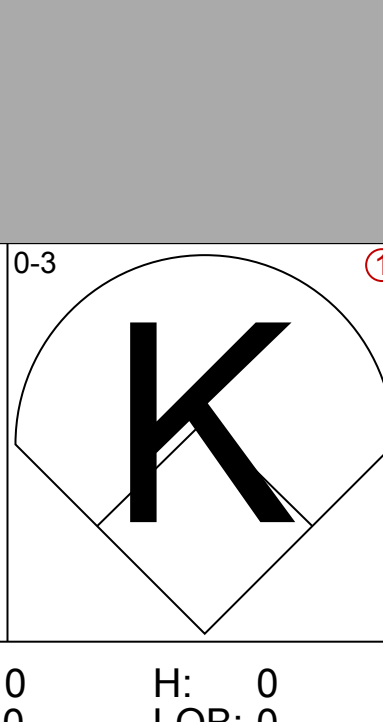
Batter	1	2	3	4	5	6	7	8	9	AB	R	H	RBI	BB	SO	LOB	TOP										
Don Blasingame, L (1, 4) OBP: 0.326, SLG: 0.330										5	1	3	0	0	0	1	Washington Senators @ Detroit Tigers Tiger Stadium, Detroit, MI Wed Sep 25 1963, 4:33 AM EDT Att: 1,552 - Unknown										
Dick Phillips, L (1, 3) OBP: 0.305, SLG: 0.364										3	1	0	0	1	0	2											
Chuck Hinton, R (1, 7) OBP: 0.342, SLG: 0.428										2	2	0	0	2	0	1											
Don Lock, R (1, 8) OBP: 0.335, SLG: 0.440										3	1	0	0	1	1	3											
Don Zimmer, R (1, 5) OBP: 0.287, SLG: 0.419										4	0	0	0	0	2	4											
John Kennedy, R (8, 5) OBP: 0.246, SLG: 0.231										0	0	0	0	0	0	0											
Ken Retzer, L (1, 2) OBP: 0.289, SLG: 0.332										4	1	4	5	0	0	0											
Ken Hunt, R (1, 9) OBP: 0.257, SLG: 0.331										4	0	0	0	0	2	3											
Ed Brinkman, R (1, 6) OBP: 0.269, SLG: 0.312										3	0	0	0	1	0	2											
Ron Moeller, L (1, 1) OBP: 0.222, SLG: 0.222										3	0	0	0	0	2	2											
Steve Ridzik, R (6, 1) OBP: 0.200, SLG: 0.207										1	0	0	0	0	0	0											
Inning Stats	R: 3 E: 1 K: 2 S: 9	H: 2 LOB: 1 BB: 2 P: 17	R: 0 E: 0 K: 0 S: 3	H: 0 LOB: 1 BB: 1 P: 7	R: 3 E: 0 K: 1 S: 6	H: 1 LOB: 0 BB: 2 P: 14	R: 0 E: 0 K: 1 S: 5	H: 1 LOB: 0 BB: 0 P: 5	R: 0 E: 0 K: 0 S: 3	H: 0 LOB: 0 BB: 0 P: 3	R: 0 E: 0 K: 0 S: 4	H: 1 LOB: 1 BB: 0 P: 4	R: 0 E: 0 K: 1 S: 6	H: 1 LOB: 1 BB: 0 P: 6	R: 0 E: 0 K: 0 S: 3	H: 0 LOB: 0 BB: 3 P: 3	1B: 6 2B: 0 3B: 0 HR: 1	SF: 0 SAC: 1 DP: 1 HBP: 0	WP: 0 PB: 0 SB: 1 CS: 0	PA: 38							
PITCHER	IP	WLS	BF	H	R	ER	SO	BB	IBB	HBP	BLK	WP	HR	S	P	ERA	WHIP										
Denny McLain, R (1, 1) ERA: 5.25	3.0	L	17	3	6	6	3	5	0	0	1	0	1	18	38	18.00	2.667										
Mickey Lolich, L (4, 1) ERA: 3.59	2.0	6	1	0	0	1	0	0	0	0	0	0	0	8	8	0.00	0.500										
Willie Smith, L (6, 1) ERA: 4.57	2.0	8	2	0	0	2	0	0	0	0	0	0	0	12	12	0.00	1.000										
Bob Anderson, R (8, 1) ERA: 3.3	2.0	7	1	0	0	1	0	0	0	0	0	0	0	9	9	0.00	0.500										

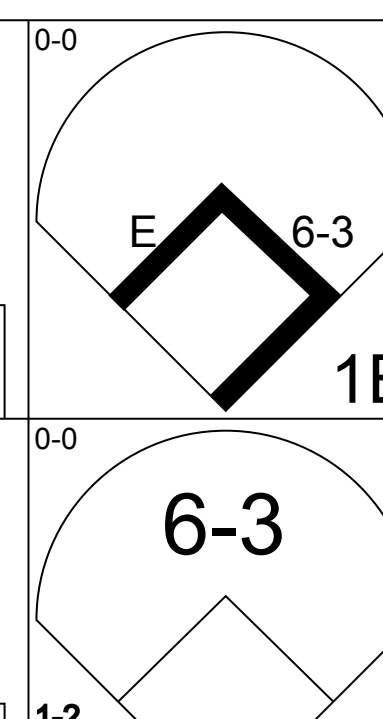
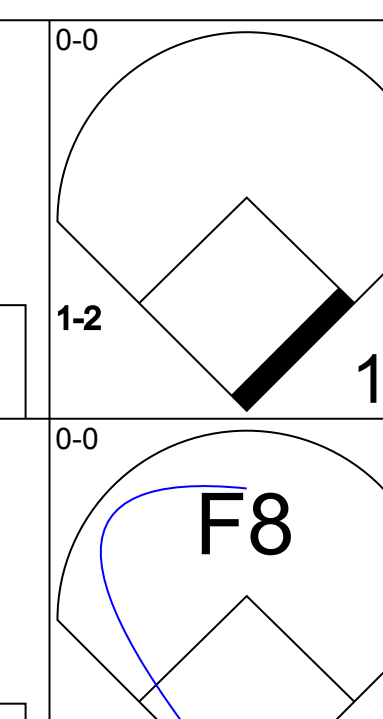
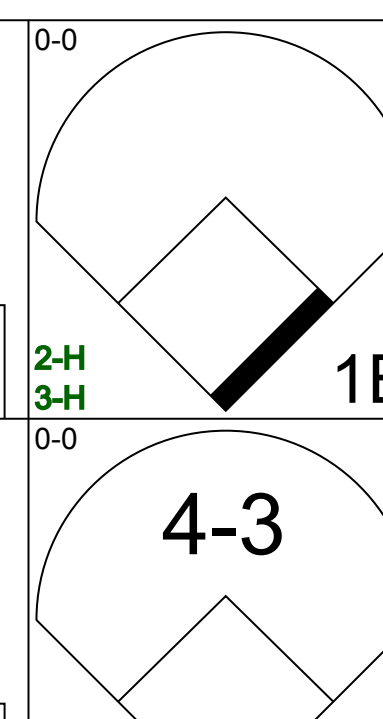
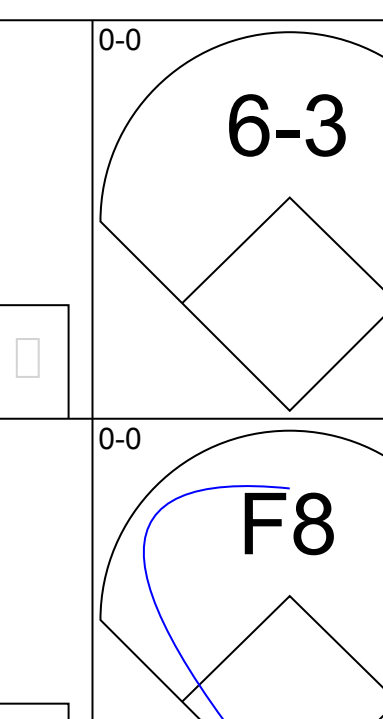
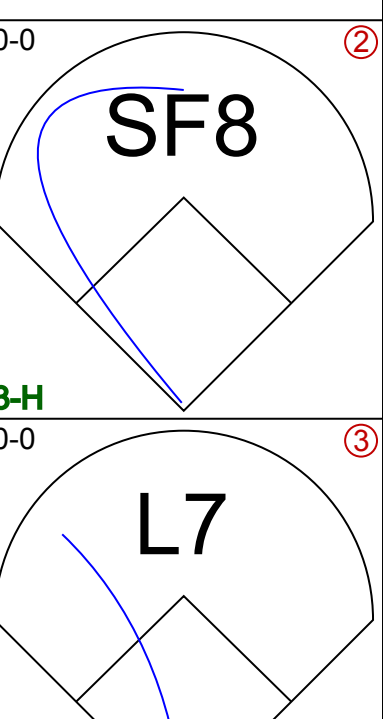
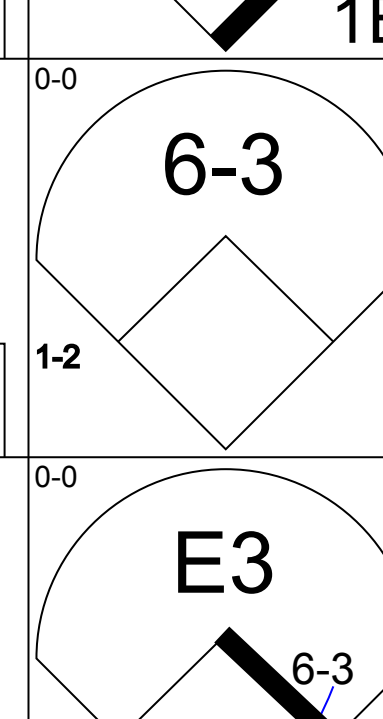
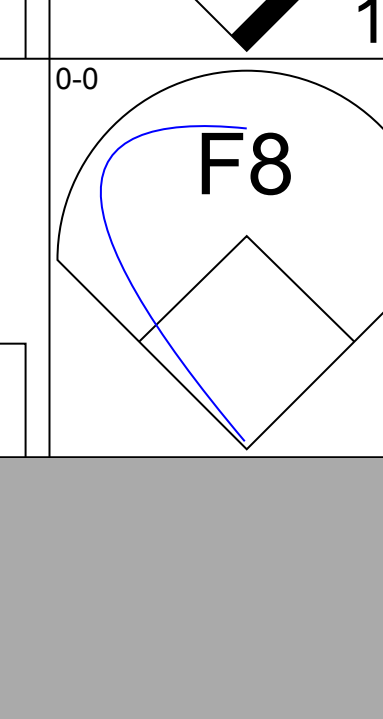
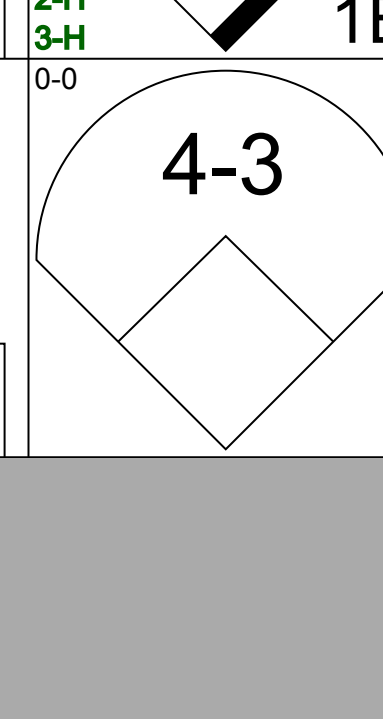
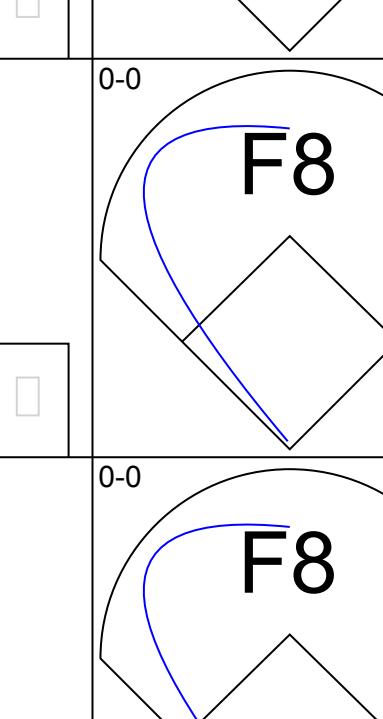
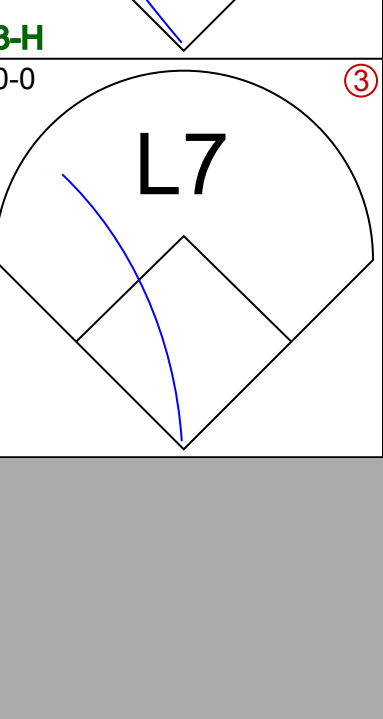
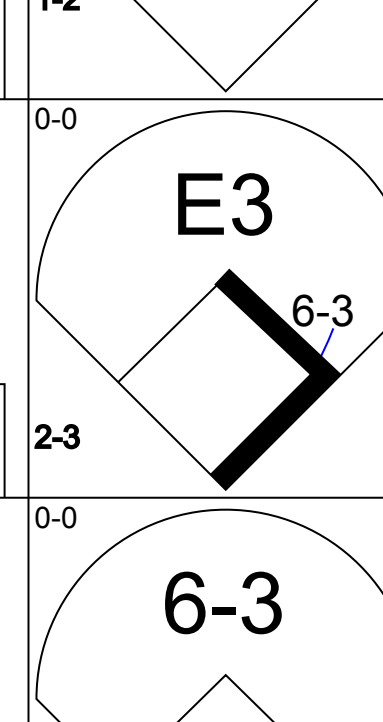
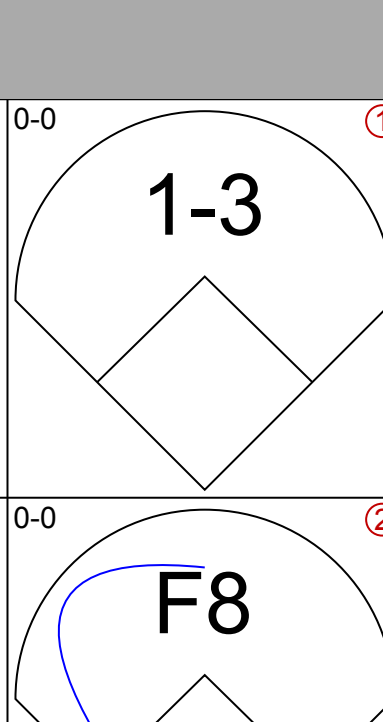
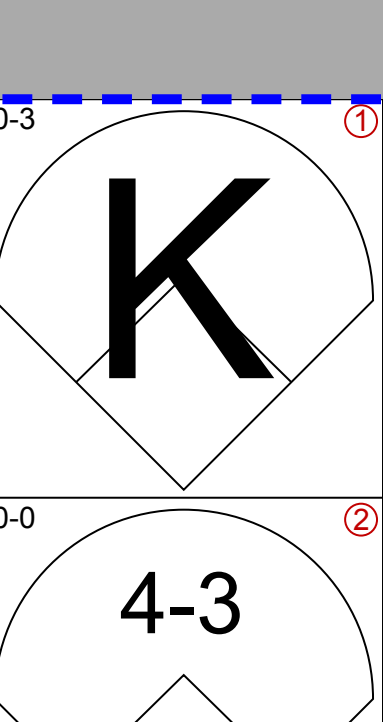
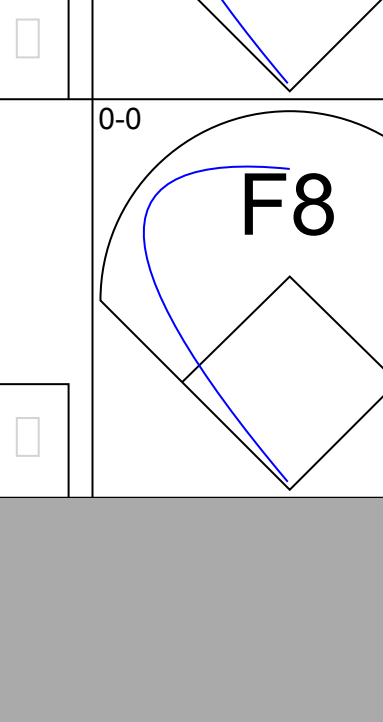
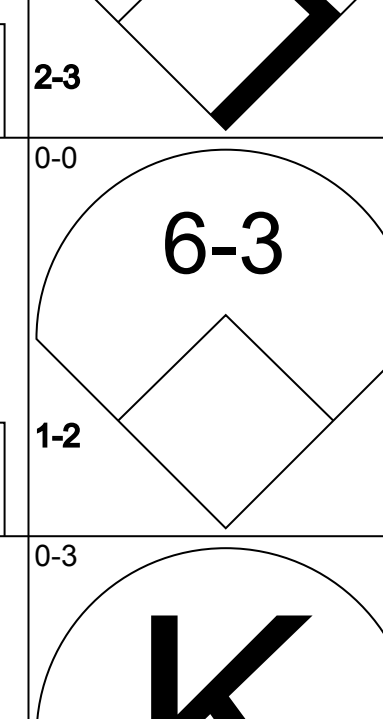
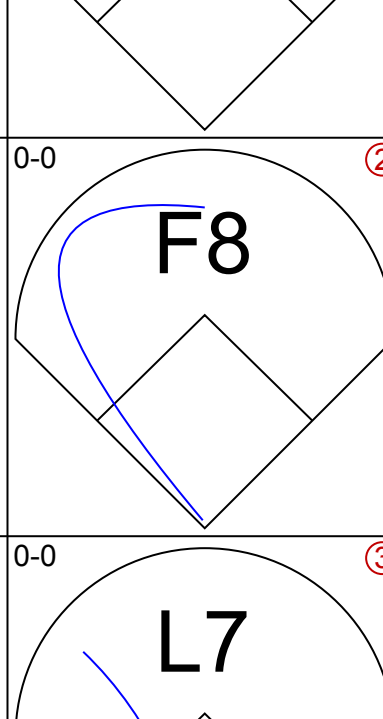
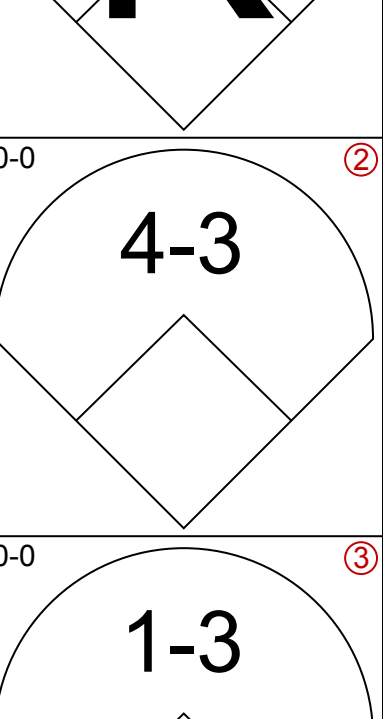
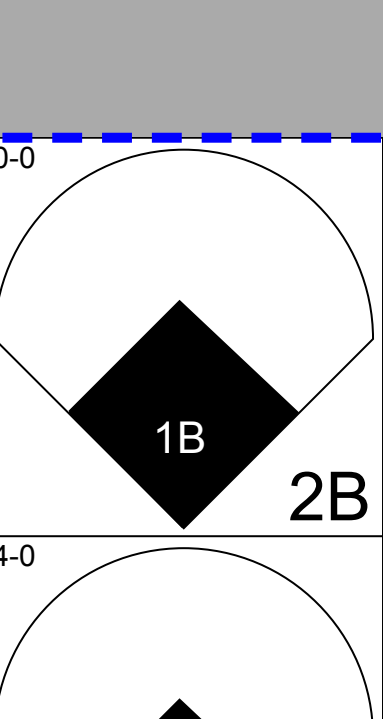
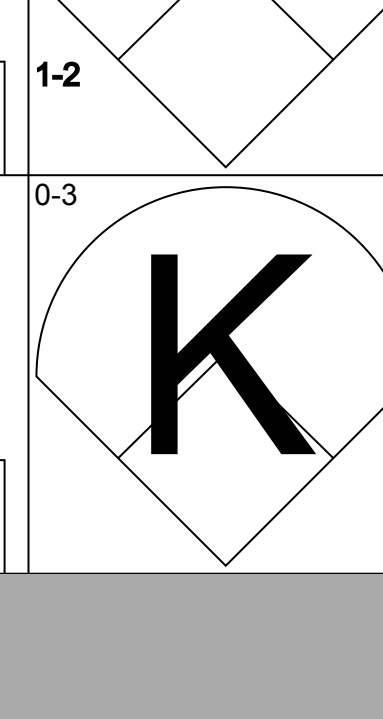
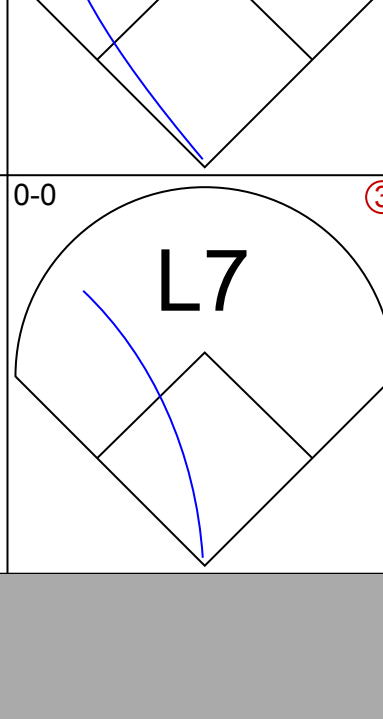
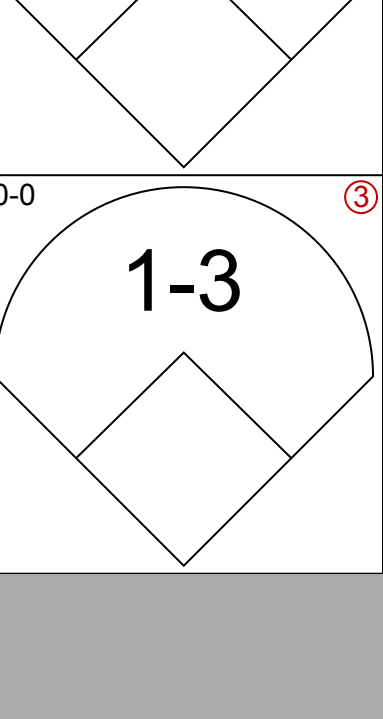
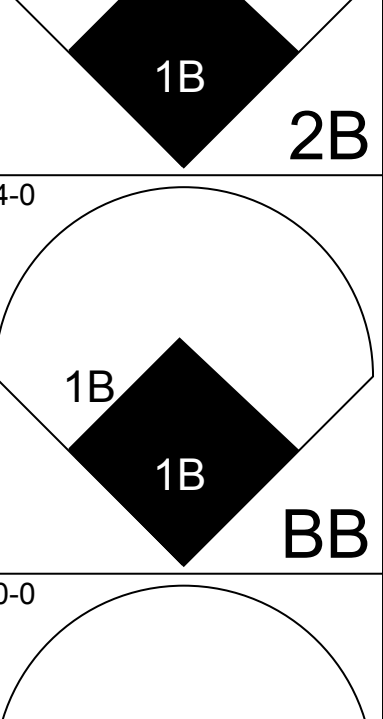
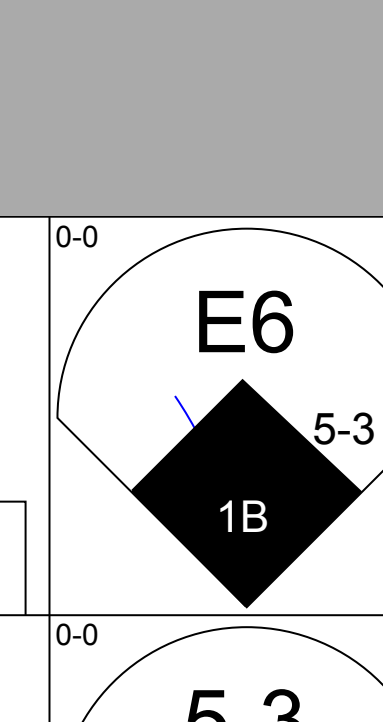
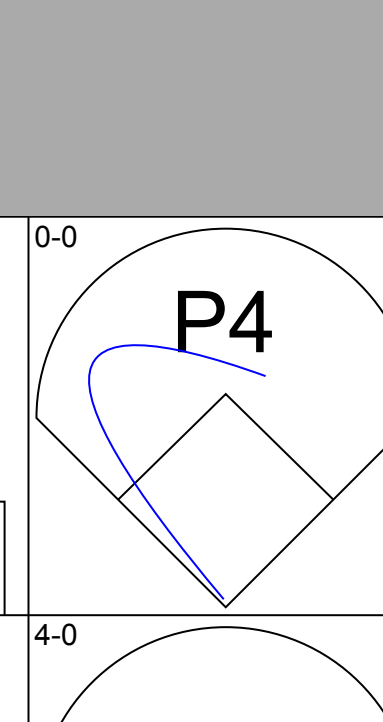
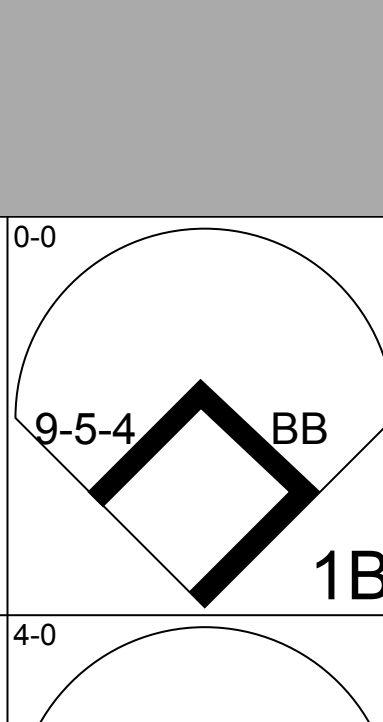
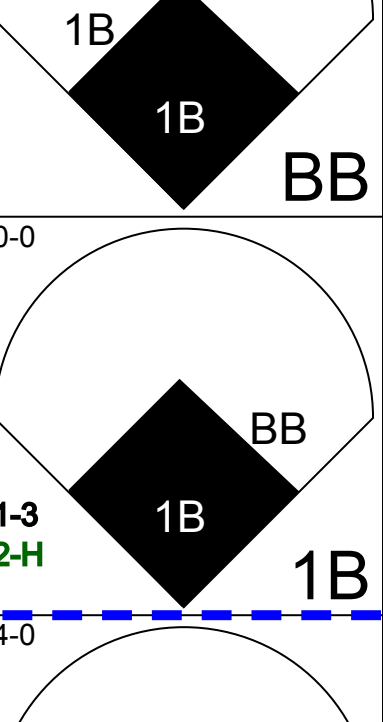
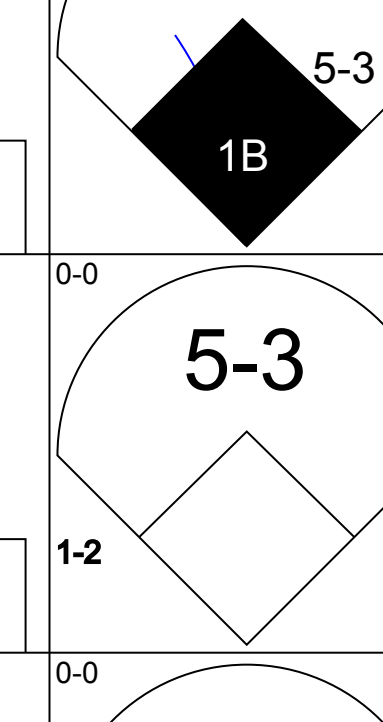
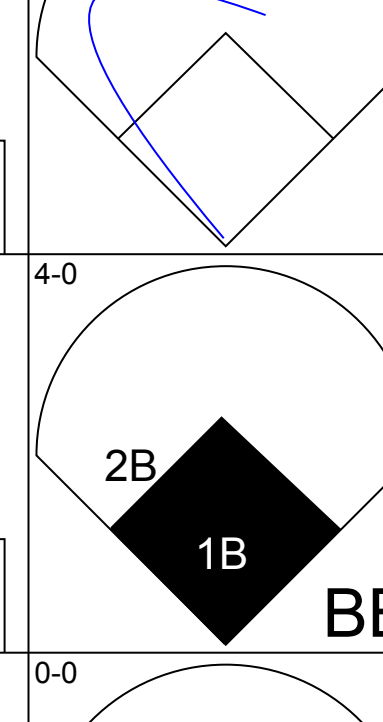
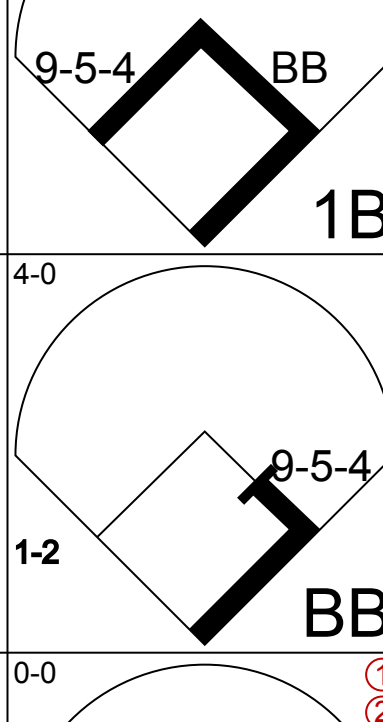
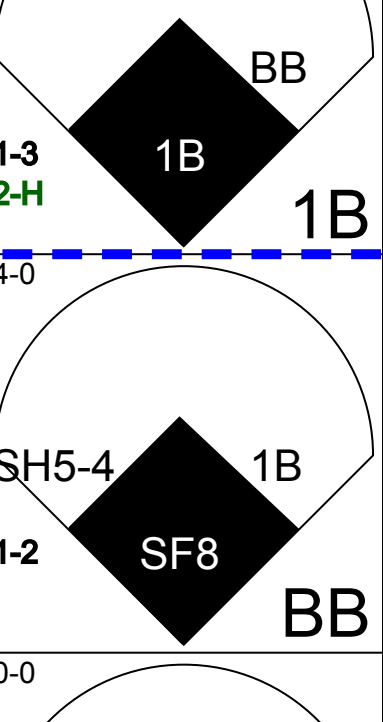
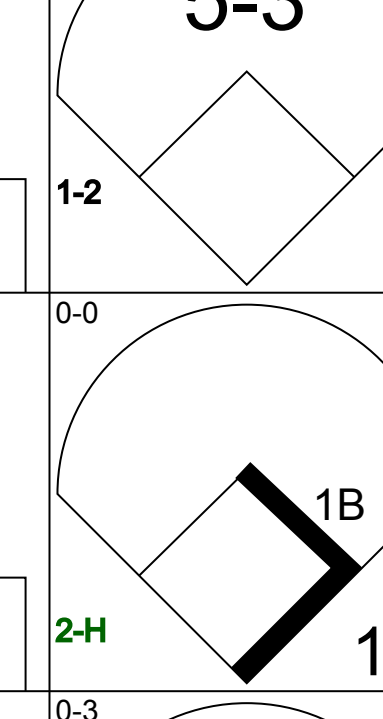
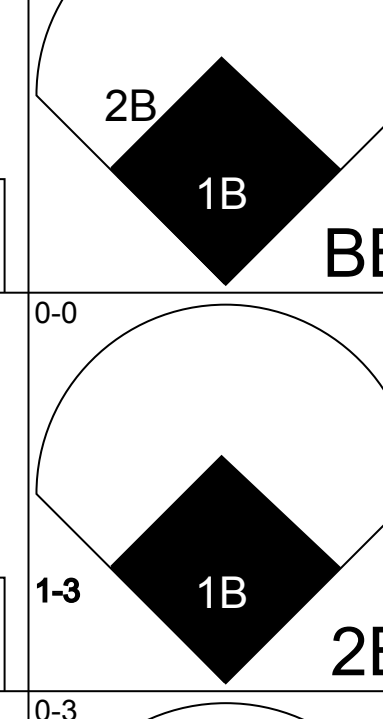
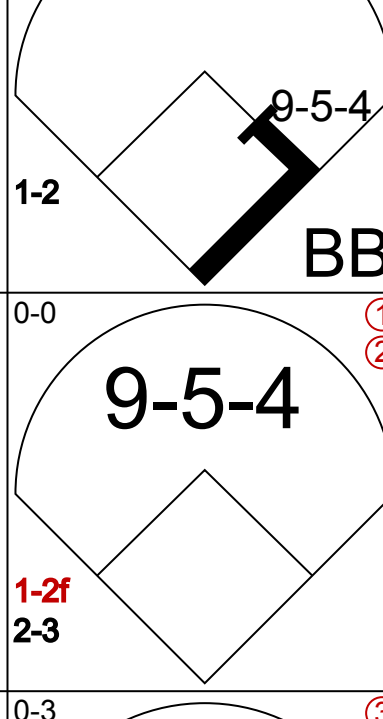
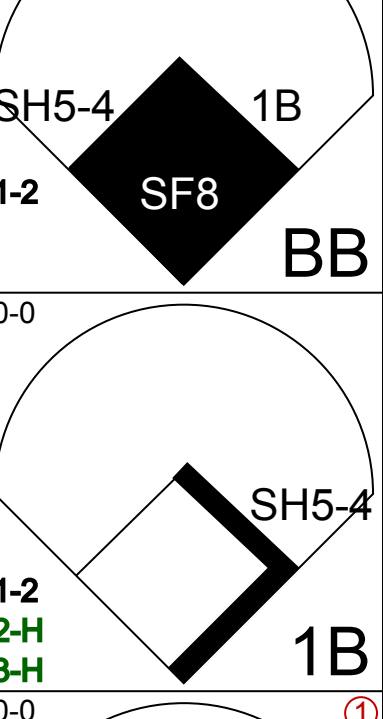
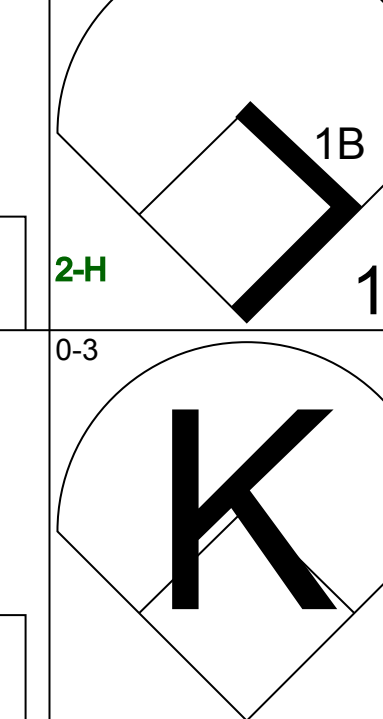
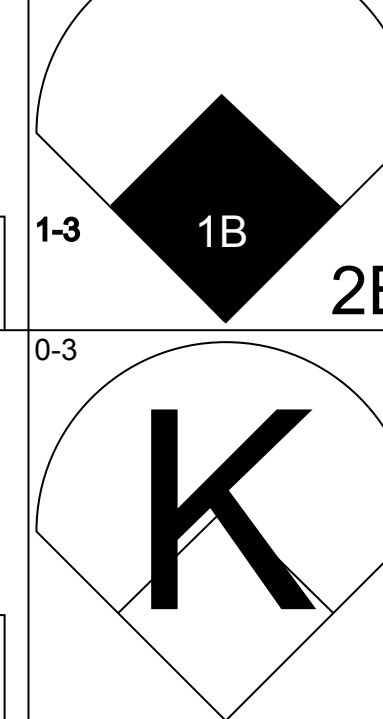
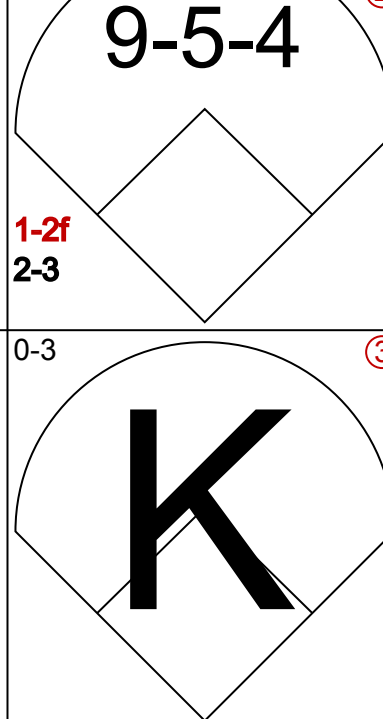
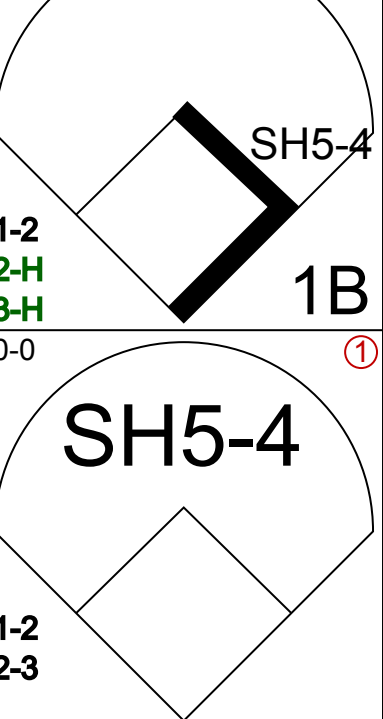
Batter	1	2	3	4	5	6	7	8	9	AB	R	H	RBI	BB	SO	LOB	BOTTOM										
George Thomas, R (1, 8) OBP: 0.276, SLG: 0.327										4	0	0	0	0	0	3	Washington Senators @ Detroit Tigers Tiger Stadium, Detroit, MI Wed Sep 25 1963, 4:33 AM EDT Att: 1,552 - Unknown										
Dick McAuliffe, L (1, 6) OBP: 0.333, SLG: 0.385										4	1	1	0	0	0	2											
Willie Horton, R (1, 7) OBP: 0.250, SLG: 0.464										4	1	1	0	0	1	1											
Rocky Colavito, R (1, 9) OBP: 0.359, SLG: 0.442										4	0	1	1	0	0	1											
Don Wert, R (1, 5) OBP: 0.322, SLG: 0.371										3	0	0	1	1	1	1											
Gus Triandos, R (1, 2) OBP: 0.316, SLG: 0.409										3	0	1	0	0	0	2											
Al Kaline, R (9, PH) OBP: 0.373, SLG: 0.512										1	0	0	0	0	0	0											
Bill Freehan, R (1, 3) OBP: 0.328, SLG: 0.371										4	0	0	0	0	1	2											
George Smith, R (1, 4) OBP: 0.299, SLG: 0.292										3	0	1	0	0	1	0											
Denny McLain, R (1, 1) OBP: 0.333, SLG: 1.333										0	0	0	0	0	0	0											
Purzell Godoy, R (3, PH) OBP: 0.147, SLG: 0.143										1	0	0	0	0	0	0											
Mickey Lolich, L (4, 1) OBP: 0.244, SLG: 0.096										0	0	0	0	0	0	0											
Bubba Phillips, R (5, PH) OBP: 0.124, SLG: 0.306										0	0	0	0	0	0	0											
Willie Smith, L (6, 1) OBP: 0.122, SLG: 0.125										0	0	0	0	0	0	0											
John Sullivan, L (7, PH) OBP: 0.122, SLG: 0.125										0	0	0	0	0	0	0											
Bob Anderson, R (8, 1) OBP: 0.444, SLG: 0.556										0	0	0	0	0	0	0											
Inning Stats	R: 0 E: 0 K: 0 S: 3	H: 0 LOB: 0 BB: 0 P: 3	R: 0 E: 0 K: 1 S: 5	H: 0 LOB: 1 BB: 1 P: 9	R: 0 E: 0 K: 0 S: 4	H: 2 LOB: 1 BB: 0 P: 4	R: 1 E: 0 K: 0 S: 5	H: 2 LOB: 1 BB: 0 P: 5	R: 0 E: 0 K: 1 S: 3	H: 0 LOB: 1 BB: 1 P: 7	R: 0 E: 0 K: 0 S: 3	H: 0 LOB: 0 BB: 0 P: 3	R: 0 E: 0 K: 1 S: 5	H: 0 LOB: 0 BB: 0 P: 5	R: 0 E: 0 K: 0 S: 3	H: 0 LOB: 0 BB: 0 P: 3	1B: 4 2B: 1 3B: 1 HR: 0	SF: 0 SAC: 0 DP: 1 HBP: 0	WP: 0 PB: 0 SB: 1 CS: 0	PA: 34							
PITCHER	IP	WLS	BF	H	R	ER	SO	BB	IBB	HBP	BLK	WP	HR	S	P	ERA	WHIP										
Ron Moeller, L (1, 1) ERA: 6.33	5.1	W	22	6	2	2	3	1	0	0	0	0	0	27	31	3.38	1.312										
Steve Ridzik, R (6, 1) ERA: 4.82	3.2	S	12	0	0	0	1	1	0	0	0	0	0	13	17	0.00	0.273										



Batter	1	2	3	4	5	6	7	8	9	AB	R	H	RBI	BB	SO	LOB	TOP					
Don Blasingame, L (1.4) OBP: 0.325, SLG: 0.329	E3 1B		4-3		6-3		5-3			4	0	1	0	0	0	2	Washington Senators @ Chicago White Sox Comiskey Park, Chicago, IL Fri Sep 27 1963, 8:05 PM EDT Unknown					
Dick Phillips, L (1.3) OBP: 0.301, SLG: 0.360	F8		3-1		G3			E3 1-3		4	0	0	0	0	0	1						
Chuck Hinton, R (1.7) OBP: 0.342, SLG: 0.429	K				1B 2B		F8	1-3		4	1	1	0	0	1	2						
Don Lock, R (1.8) OBP: 0.333, SLG: 0.437	5-3				6-3		4-3	1-3		4	0	0	0	0	0	3						
Jim King, L (1.9) OBP: 0.302, SLG: 0.447					F8		F7	F9		4	0	1	0	0	0	2						
Ken Retzer, L (1.2) OBP: 0.292, SLG: 0.338					F9			3B 1B		4	1	2	1	0	0	1						
Ed Brinkman, R (1.6) OBP: 0.270, SLG: 0.318					2H 1B		F3	2B		4	0	2	1	0	1	1						
John Kennedy, R (1.5) OBP: 0.262, SLG: 0.222					1H 3B		1B BB	G6-4-3 BB		2	0	0	0	2	1	3						
Bob Baird, L (1.1) Ed Roebuck, R (4.1) Tom Brown, R (5.1) Jack Jenkins, R (5.1) Don Zimmer, R (7.1) Ed Hobaugh, R (7.1) Minnie Minoso, R (9.1)					G3			1-3 1B		1	0	0	0	0	0	0						
Inning Stats	R: 0 E: 1 K: 1 S: 6	H: 1 LOB: 1 BB: 0 P: 6	R: 0 E: 0 K: 0 S: 4	H: 2 LOB: 1 BB: 0 P: 4	R: 0 E: 0 K: 0 S: 3	H: 0 LOB: 0 BB: 0 P: 3	R: 2 E: 0 K: 1 S: 8	H: 3 LOB: 1 BB: 0 P: 8	R: 0 E: 0 K: 0 S: 5	H: 0 LOB: 0 BB: 0 P: 5	R: 0 E: 0 K: 0 S: 3	H: 0 LOB: 0 BB: 0 P: 3	R: 0 E: 0 K: 0 S: 4	H: 1 LOB: 2 BB: 1 P: 8	R: 0 E: 1 K: 0 S: 4	H: 0 LOB: 1 BB: 0 P: 4		R: 0 E: 0 K: 1 S: 5	H: 1 LOB: 1 BB: 1 P: 9	1B: 5 2B: 3 3B: 1 HR: 0	SF: 0 SAC: 0 DP: 2 HBP: 0	WP: 0 PB: 0 CS: 0
PITCHER Joe Horlen, R (1.1) ERA: 3.27	IP: 9.0 WLS: W BF: 36 H: 8 R: 2 ER: 2 SO: 4 BB: 2 IBB: 0 HBP: 0 BLK: 0 WP: 0 HR: 0 S: 42 P: 50 ERA: 2.00 WHIP: 1.111															PITCHER						

Batter	1	2	3	4	5	6	7	8	9	AB	R	H	RBI	BB	SO	LOB	BOTTOM			
Mike Hershberger, R (1.8) OBP: 0.335, SLG: 0.357	6-3				SF9 2B BB		5-3			4	2	2	3	1	0	0	Washington Senators @ Chicago White Sox Comiskey Park, Chicago, IL Fri Sep 27 1963, 8:05 PM EDT Unknown			
Don Buford, S (1.5) OBP: 0.361, SLG: 0.485	6-3				SF9 1B BB		2-3 1B			3	1	1	1	1	0	1				
Floyd Robinson, L (1.9) OBP: 0.362, SLG: 0.418	4-3				1-3 2B 1B HBP		2-3 1B			4	1	0	0	0	0	2				
Ron Hansen, R (1.6) OBP: 0.328, SLG: 0.352					6-3 BLK 1B 2B		F8			5	2	3	3	0	0	1				
Cam Carreon, R (1.2) OBP: 0.333, SLG: 0.345					FC3-6 BB 1B					4	1	3	3	1	1	1				
Dave Nicholson, R (1.7) OBP: 0.320, SLG: 0.413					FC3-6 BB 4-3		K			4	0	0	0	1	3	4				
Joe Cunningham, L (1.3) OBP: 0.390, SLG: 0.372					FC3-6 1-2 2-3					4	2	2	0	0	0	2				
Al Weis, S (1.4) OBP: 0.342, SLG: 0.323					K		FC SF9 SH3-4 2B			4	2	1	1	0	1	3				
Joe Horlen, R (1.1) OBP: 0.244, SLG: 0.225					6-3 SH3-4 P4					3	0	0	0	0	1	2				
Inning Stats	R: 0 E: 0 K: 0 S: 3	H: 0 LOB: 0 BB: 0 P: 3	R: 0 E: 0 K: 1 S: 5	H: 0 LOB: 2 BB: 2 P: 13	R: 3 E: 0 K: 1 S: 8	H: 3 LOB: 1 BB: 1 P: 12	R: 5 E: 1 K: 0 S: 7	H: 3 LOB: 1 BB: 1 P: 12	R: 0 E: 0 K: 0 S: 3	H: 0 LOB: 0 BB: 0 P: 3	R: 0 E: 0 K: 0 S: 4	H: 1 LOB: 1 BB: 0 P: 4	R: 3 E: 1 K: 2 S: 11	H: 4 LOB: 1 BB: 0 P: 11	R: 0 E: 0 K: 2 S: 8	H: 1 LOB: 1 BB: 0 P: 8		1B: 9 2B: 2 3B: 0 HR: 1	SF: 1 SAC: 1 DP: 0 HBP: 1	WP: 0 PB: 1 CS: 0
PITCHER Bob Baird, L (1.1) ERA: 7.71 Ed Roebuck, R (4.1) ERA: 3.59 Jack Jenkins, R (5.1) ERA: 5.84 Ed Hobaugh, R (7.1) ERA: 6.19	IP: 3.1 WLS: L BF: 19 H: 4 R: 6 ER: 3 SO: 2 BB: 4 IBB: 0 HBP: 1 BLK: 0 WP: 0 HR: 1 S: 19 P: 35 ERA: 8.10 WHIP: 2.400															PITCHER				

Batter	1	2	3	4	5	6	7	8	9	AB	R	H	RBI	BB	SO	LOB	TOP				
Tom Brown, S OBP: 0.202, SLG: 0.200 (1, 7)										4	0	0	0	0	2	0	<p>Washington Senators @ Chicago White Sox</p> <p>Comiskey Park, Chicago, IL</p> <p>Fri Sep 27 1963, 8:05 PM EDT</p> <p>Att: 10,531 - Unknown</p>				
Don Blasingame, L OBP: 0.321, SLG: 0.324 (1, 4)										4	0	0	0	0	0	0					
Chuck Hinton, R OBP: 0.341, SLG: 0.427 (1, 9)										4	0	1	0	0	3	0					
Dick Phillips, L OBP: 0.301, SLG: 0.356 (1, 3)											3	1	0	0	1	1					
Don Zimmer, R OBP: 0.291, SLG: 0.420 (1, 5)											3	0	1	0	1	2		0			
Ed Brinkman, R OBP: 0.271, SLG: 0.317 (1, 6)											1	0	0	0	1	0		2			
Ken Hunt, R OBP: 0.265, SLG: 0.333 (1, 8)											2	0	1	1	0	1		<p>AB 27</p> <p>R 1</p> <p>H 3</p> <p>RBI 1</p> <p>BB 4</p> <p>SO 10</p> <p>LOB 9</p>			
Cal Neeman, R OBP: 0.125, SLG: 0.045 (7, PH)											2	0	0	0	0	3					
Ken Retzer, L OBP: 0.291, SLG: 0.337 (7, 2)											1	0	0	0	0	1					
Carl Bouldin, S (5, PH)											1	0	0	0	0	1					
Jim King, L OBP: 0.301, SLG: 0.446 (5, 1)											1	0	0	0	0	1					
Don Rudolph, L OBP: 0.224, SLG: 0.289 (6, PH)											0	0	0	0	0	0					
Minnie Miñoso, S OBP: 0.292, SLG: 0.302 (8, PH)											1	0	0	0	0	1					
Pete Burnside, R OBP: 0.141, SLG: 0.083 (8, 1)											0	0	0	0	0	0					
Ron Kline, R OBP: 0.201, SLG: 0.273 (8, 1)											0	0	0	0	0	0					
Inning Stats	R: 0 E: 0 K: 2 S: 7	H: 0 LOB: 0 BB: 7	R: 0 E: 0 K: 1 S: 5	H: 0 LOB: 2 BB: 13	R: 0 E: 0 K: 1 S: 5	H: 0 LOB: 0 BB: 0	R: 0 E: 0 K: 2 S: 7	H: 0 LOB: 0 BB: 7	R: 0 E: 0 K: 1 S: 5	H: 0 LOB: 1 BB: 1	R: 1 E: 0 K: 0 S: 4	H: 2 LOB: 1 BB: 1 P: 8	R: 0 E: 0 K: 2 S: 7	H: 0 LOB: 0 BB: 7	R: 0 E: 0 K: 1 S: 5	H: 1 LOB: 0 BB: 0 P: 5	1B: 3 2B: 0 3B: 0 HR: 0	SF: 0 SAC: 1 DP: 1 HBP: 0	WP: 0 PB: 0 CS: 0	PA: 32	
PITCHER	IP WLS BF H R ER SO BB IBB HBP BLK WP HR S P ERA WHIP																				
Fritz Ackley, R ERA: 2.08 (1, 1)	7.0 W 26	H 2 R 1 ER 1 SO 7	BB 4 IBB 0 HBP 0 BLK 0	WP 0 HR 0 S 36 P 52	ERA 1.29 WHIP 0.857																
Hoyt Wilhelm, R ERA: 2.64 (8, 1)	2.0 S 6	H 1 R 0 ER 0 SO 3	BB 0 IBB 0 HBP 0 BLK 0	WP 0 HR 0 S 12 P 12	ERA 0.00 WHIP 0.500																

Batter	1	2	3	4	5	6	7	8	9	AB	R	H	RBI	BB	SO	LOB	BOTTOM				
Mike Hershberger, R OBP: 0.337, SLG: 0.361 (1, 8)										4	0	3	3	0	0	0	<p>Washington Senators @ Chicago White Sox</p> <p>Comiskey Park, Chicago, IL</p> <p>Fri Sep 27 1963, 8:05 PM EDT</p> <p>Att: 10,531 - Unknown</p>				
Nellie Fox, L OBP: 0.299, SLG: 0.306 (1, 4)										5	0	0	0	0	5						
Don Buford, S OBP: 0.325, SLG: 0.432 (1, 5)										4	0	0	0	0	1	1					
Floyd Robinson, L OBP: 0.361, SLG: 0.419 (1, 9)										4	1	1	0	0	2						
Joe Cunningham, L OBP: 0.388, SLG: 0.367 (1, 3)										3	1	0	0	1	1	2					
Gene Stephens, L OBP: 0.467, SLG: 0.643 (1, 7)										4	2	2	1	0	0	0					
Ron Hansen, R OBP: 0.331, SLG: 0.351 (1, 6)										1	2	0	0	3	0	1					
J.C. Martin, L OBP: 0.274, SLG: 0.293 (1, 2)										4	1	3	3	0	0	2					
Fritz Ackley, L OBP: 0.200, SLG: 0.200 (1, 1)										3	0	0	0	0	3	4					
Hoyt Wilhelm, R OBP: 0.182, SLG: 0.069 (8, 1)										0	0	0	0	0	0	0					
Inning Stats	R: 0 E: 1 K: 1 S: 7	H: 1 LOB: 2 BB: 0 P: 7	R: 1 E: 1 K: 1 S: 8	H: 2 LOB: 2 BB: 0 P: 8	R: 0 E: 0 K: 0 S: 3	H: 0 LOB: 0 BB: 0 P: 3	R: 2 E: 0 K: 1 S: 7	H: 2 LOB: 1 BB: 1 P: 11	R: 0 E: 0 K: 1 S: 5	H: 0 LOB: 0 BB: 0 P: 5	R: 0 E: 0 K: 1 S: 5	H: 1 LOB: 1 BB: 1 P: 9	R: 0 E: 0 K: 0 S: 3	H: 0 LOB: 0 BB: 0 P: 3	R: 4 E: 0 K: 0 S: 6	H: 3 LOB: 1 BB: 2 P: 14	1B: 7 2B: 3 3B: 0 HR: 0	SF: 1 SAC: 1 DP: 1 HBP: 0	WP: 0 PB: 0 CS: 0	PA: 38	
PITCHER	IP WLS BF H R ER SO BB IBB HBP BLK WP HR S P ERA WHIP																				
Carl Bouldin, R ERA: 5.79 (5, 1)	3.0 L 10	H 1 R 0 ER 0 SO 2	BB 1 IBB 0 HBP 0 BLK 0	WP 0 HR 0 S 13 P 17	ERA 0.00 WHIP 0.667																
Don Rudolph, L ERA: 4.55 (8, 1)	0.0	H 2 R 3 ER 3 SO 0	BB 1 IBB 0 HBP 0 BLK 0	WP 0 HR 0 S 2 P 6	ERA ∞ WHIP ∞																
Pete Burnside, L ERA: 6.03 (8, 1)	1.0	H 5 R 1 ER 1 SO 0	BB 1 IBB 0 HBP 0 BLK 0	WP 0 HR 0 S 4 P 8	ERA 9.00 WHIP 2.000																

