

Washington Senators - 1964

Batter	1	2	3	4	5	6	7	8	9	AB R H RBI BB SO LOB	TOP
Albie Pearson, L (1, 7) X	0-0 4-3		0-3 K	0-0 4-3		0-0 1-3			0-0 F8	5 0 0 0 0 1 2	Los Angeles Angels @ Washington Senators D.C. Stadium, Washington, DC Mon Apr 13 1964, 3:33 AM EST Att. 40,145 - Unknown livebaseballscorecards.com
Billy Moran, R (1, 5) X OBP: 0.200, SLG: 0.200	0-0 5-3		0-0 BB 2B 1B		0-0 4-3		0-0 6-3	0-0 2-3	5 1 1 0 0 0 0		
Jim Fregosi, R (1, 6) X OBP: 0.800, SLG: 0.667	0-0 1B 1B		4-0 2B 1-2 BB		4-0 1B 1B BB		0-0 E WP 4-3 1B	0-0 6-3	3 1 2 0 2 0 0		
Joe Adcock, R (1, 3) X OBP: 0.750, SLG: 1.000	0-0 1-2 1B		0-0 1-3 2-H 2B		0-0 1-3 1B 1B		0-0 E5 1-3		4 1 3 1 0 0 1		
Lee Thomas, L (1, 9) X OBP: 0.250, SLG: 0.250	0-0 P5		0-0 F9		0-0 4-3 1B 2-H 3-H		0-0 4-3 3-H		4 0 1 2 0 0 6		
Buck Rodgers, S (1, 2) X OBP: 0.250, SLG: 0.750		0-0 1-3		0-0 4-3		0-0 4-3 1-2		0-0 SH3 3B	4 1 1 0 0 0 1		
Dick Simpson, R (1, 8) X OBP: 0.250, SLG: 0.250		0-0 5-3		0-0 E S 1B		0-0 F8		0-0 P5	4 0 1 0 0 0 2		
Bobby Knoop, R (1, 4) X		0-0 6-3		0-3 K 1-3		0-0 6-3		0-0 SH3 3-H	3 0 0 1 0 1 1		
Ken McBride, R (1, 1) X			0-0 P4		4-0 BB		0-0 5-3	0-3 K	2 0 0 0 1 0 0		
Julio Navarro, R (7, 1) X									1 0 0 0 0 1 0		
Inning Stats	R: 0 E: 0 K: 0 S: 5 H: 2 LOB: 2 BB: 0 P: 5	R: 0 E: 0 K: 0 S: 3 H: 0 LOB: 0 BB: 0 P: 3	R: 1 E: 0 K: 1 S: 7 H: 2 LOB: 2 BB: 1 P: 11	R: 0 E: 0 K: 1 S: 6 H: 1 LOB: 2 BB: 1 P: 10	R: 2 E: 0 K: 0 S: 5 H: 2 LOB: 1 BB: 1 P: 9	R: 0 E: 0 K: 0 S: 3 H: 0 LOB: 0 BB: 0 P: 3	R: 0 E: 1 K: 0 S: 4 H: 1 LOB: 1 BB: 0 P: 4	R: 1 E: 0 K: 1 S: 6 H: 1 LOB: 0 BB: 0 P: 6	R: 0 E: 0 K: 0 S: 3 H: 0 LOB: 0 BB: 0 P: 3	1B: 7 2B: 1 3B: 1 HR: 0 SF: 0 SAC: 1 DP: 0 HBP: 0	WP: 1 PB: 0 SB: 1 CS: 0 PA: 39
PITCHER Claude Osteen, L (1, 1) ERA: 3.86 Ron Kline, R (8, 1) ERA: 4.5	IP WLS BF H R ER SO BB IBB HBP BLK WP HR S P ERA WHIP	7.0 L 32 8 3 3 2 3 0 0 0 1 0 33 45 3.86 1.571	2.0 7 1 1 1 1 0 0 0 0 0 0 9 9 4.50 0.500	PITCHER IP WLS BF H R ER SO BB IBB HBP BLK WP HR S P ERA WHIP							

Batter	1	2	3	4	5	6	7	8	9	AB	R	H	RBI	BB	SO	LOB
Don Blasingame, L (1, 4)	0-0 2-3		0-0 4-3			0-0 F5	0-0 G3			4	0	0	0	0	0	4
Ed Brinkman, R (1, 6)	0-0 1-3		0-0 6-3			0-3 K		0-0 F9		4	0	0	0	0	1	1
Chuck Hinton, R (1, 7)	0-3 K			0-0 F9		4-0 BB		0-0 6-3		3	0	0	0	1	1	0
Bill Skowron, R (1, 3)		0-0 1-3		0-0 4-3		0-0 F7		0-3 K		4	0	0	0	0	1	1
Jim King, L (1, 9)		0-0 4-3		0-0 E4			0-0 F9		0-0 3-1	4	0	0	0	0	0	0
Don Lock, R (1, 8)		4-0 BB		0-0 F8		4-0 BB BB		0-0 1-3		2	0	0	0	2	0	1
Ken Retzer, L (1, 2)		0-0 4-3			0-0 4-3		4-0 BB BB		4-0 FC6-4 BB	2	0	0	0	2	0	1
Chuck Cottier, R (9, PR)										0	0	0	0	0	0	0
John Kennedy, R (1, 5)			0-3 K		1-0 HBP		4-0 BB BB		0-0 FC6-4	2	0	0	0	1	1	1
Claude Osteen, L (1, 1)			0-0 4-3		0-0 G1-6-3		0-3 K			2	0	1	0	0	0	1
Dick Phillips, L (7, PH)					1-2 2-3					1	0	0	0	0	1	3
Ron Kline, R (8, 1)					1-2f					0	0	0	0	0	0	0

Inning Stats	R: 0	H: 0	E: 0	LOB: 0	K: 1	BB: 0	S: 5	P: 5	R: 0	H: 0	E: 0	LOB: 1	K: 0	BB: 1	S: 3	P: 7	R: 0	H: 1	E: 0	LOB: 1	K: 1	BB: 0	S: 6	P: 6	R: 0	H: 0	E: 1	LOB: 1	K: 0	BB: 0	S: 4	P: 4	R: 0	H: 0	E: 0	LOB: 0	K: 0	BB: 0	S: 2	P: 3	R: 0	H: 0	E: 0	LOB: 1	K: 1	BB: 1	S: 5	P: 9	R: 0	H: 0	E: 0	LOB: 3	K: 1	BB: 3	S: 5	P: 17	R: 0	H: 0	E: 0	LOB: 0	K: 1	BB: 0	S: 5	P: 5	R: 0	H: 0	E: 0	LOB: 1	K: 0	BB: 1	S: 3	P: 7	1B: 0	SF: 0	2B: 1	SAC: 0	3B: 0	DP: 1	HR: 0	HBP: 1	WP: 0	PA: 35
PITCHER	IP	WLS	BF	H	R	ER	SO	BB	IBB	HBP	BLK	WP	HR	S	P	ERA	WHIP																																																																	
Ken McBride, R (1, 1)	6.1	W	26	1	0	0	3	5	0	1	0	0	0	26	47	0.00	0.947																																																																	
Julio Navarro, R (7, 1)	2.2	S	9	0	0	0	2	1	0	0	0	0	0	12	16	0.00	0.375																																																																	

BOTTOM

Los Angeles Angels @ Washington Senators

D.C. Stadium, Washington, DC

Mon Apr 13 1964, 3:33 AM EST
Att. 40,145 - Unknown

livebaseballscorecards.com

AB	28
R	0
H	1
RBI	0
BB	6
SO	5
LOB	13



Batter	1	2	3	4	5	6	7	8	9	AB R H RBI BB SO LOB	TOP											
Albie Pearson, L (1, 8) OBP: 0.200, SLG: 0.111	0-0 CS 1B		0-0 F8		4-0 1B BB	0-0 L3			0-0 5-3	4 0 1 0 1 0 3												
Billy Moran, R (1, 5) OBP: 0.400, SLG: 0.333	0-0 1-2 HR 1B		0-0 F7		0-0 1-2 1B		1-0 FC5-4 HBP		0-0 5-3	4 1 2 0 0 0 1												
Jim Fregosi, R (1, 6) OBP: 0.700, SLG: 1.000	0-0 1-H HR		0-0 1B		0-3 K		0-0 F7		4-0 BB	4 1 2 2 1 1 3												
Lee Thomas, L (1, 9) OBP: 0.111, SLG: 0.111	0-0 G3		0-0 F9		0-0 3-1		0-0 F5		0-0 F9	5 0 0 0 0 0 4												
Joe Adcock, R (1, 3) OBP: 0.500, SLG: 0.571	4-0 BB			0-0 5-3		0-0 6-3		0-0 FC5-4		3 0 0 0 1 0 1												
Buck Rodgers, S (1, 2) OBP: 0.125, SLG: 0.375	0-3 K			0-0 F8		0-0 E1 1B 1B		0-0 P6		4 1 0 0 0 1 1												
Ed Kirkpatrick, L (1, 7) OBP: 0.250, SLG: 0.250		0-0 F7		0-3 K		0-0 1-3 1B 1B		0-0 1-3		4 1 1 0 0 1 0												
Bobby Knoop, R (1, 4) OBP: 0.143, SLG: 0.143		0-3 K			0-0 6-3		0-0 1-2 1B 1B		0-3 K	4 0 1 1 0 2 0												
Barry Latman, R (1, 1) Don Lee, R (2, 1) Charlie Dees, L (5, PH) Bob Lee, R (5, 1) Felix Torres, R (6, PH) Joe Koppe, R (6, PR) Dan Osinski, R (6, 1) Tom Satriano, L (9, PH)		0-3 K			0-3 K		0-0 1-2 2-H 1B		0-0 PB 1B	1 0 0 0 0 0 1 0 0 0 0 0 0 0 0 0 1 0 0 0 0 0 1 0 0 0 0 0 0 0 0 0 1 0 1 1 0 1 0 1 0 0 0 0 0												
Inning Stats	R: 2 E: 0 K: 1 S: 7	H: 3 LOB: 1 BB: 1 P: 11	R: 0 E: 0 K: 2 S: 7	H: 0 LOB: 0 BB: 0 P: 7	R: 0 E: 0 K: 0 S: 4	H: 1 LOB: 1 BB: 0 P: 4	R: 0 E: 0 K: 1 S: 5	H: 0 LOB: 0 BB: 0 P: 5	R: 0 E: 0 K: 2 S: 8	H: 1 LOB: 2 BB: 1 P: 12	R: 2 E: 1 K: 0 S: 7	H: 3 LOB: 2 BB: 0 P: 7	R: 0 E: 0 K: 0 S: 3	H: 0 LOB: 1 BB: 0 P: 4	R: 0 E: 0 K: 1 S: 5	H: 0 LOB: 0 BB: 0 P: 5	R: 0 E: 0 K: 0 S: 4	H: 1 LOB: 2 BB: 1 P: 8	1B: 8 2B: 0 3B: 0 HR: 1	SF: 0 SAC: 0 DP: 0 HBP: 1	WP: 0 PB: 1 SB: 0 CS: 1	PA: 40
PITCHER	IP WLS BF H R ER SO BB IBB HBP BLK WP HR S P ERA WHIP																					
Bennie Daniels, R (1, 1) ERA: 3.18	5.2 W 27 8 4 2 6 2 0 0 0 0 1 37 45 3.18 1.765																					
Steve Ridzik, R (6, 1) ERA:	3.0 12 1 0 0 1 1 0 1 0 0 0 12 17 0.00 0.667																					
Marshall Bridges, L (9, 1) ERA:	0.1 S 1 0 0 0 0 0 0 0 0 0 0 1 1 0.00 0.000																					

Los Angeles Angels @ Washington Senators
D.C. Stadium, Washington, DC
Wed Apr 15 1964, 6:05 PM EST
Att. 8,104 - Unknown

AB	36
R	4
H	9
RBI	4
BB	3
SO	7
LOB	13



Batter	1	2	3	4	5	6	7	8	9	AB	R	H	RBI	BB	SO	LOB
Don Blasingame, L (1, 4) OBP: 0.125, SLG: 0.125	0-0 F8	0-0 3B 1B		0-0 1-3			0-0 E6 CS			4	1	1	2	0	0	0
Ed Brinkman, R (1, 6) OBP: 0.125, SLG: 0.125	0-0 5-3	0-0 P3		0-0 5-3			0-0 F8			4	0	0	0	0	0	3
Chuck Hinton, R (1, 7) OBP: 0.250, SLG: 0.429	0-0 5-3	0-0 3B			0-3 K			0-0 5-3		4	0	1	2	0	1	0
Bill Skowron, R (1, 3) OBP: 0.250, SLG: 0.625		HR			0-0 F9			0-0 1B 1B		4	1	2	1	0	1	1
Jim King, L (1, 9)		1-0 HBP 1B HBP	0-0 4-3		0-3 K			0-0 P6		3	1	0	0	0	1	1
Don Lock, R (1, 8) OBP: 0.625, SLG: 0.250		4-0 1B 1B BB	4-0 FC4-6 BB		0-3 K			0-0 1-2 1B		2	1	1	0	2	1	0
Ken Retzer, L (1, 2)		1-0 1-2 2-3 1B HBP	0-0 FC4-6		0-0 F8			0-0 1-3		3	1	0	0	0	0	3
John Kennedy, R (1, 5)		0-0 F7	0-3 K		0-3 K					3	0	0	0	0	2	4
Bennie Daniels, L (1, 1) OBP: 0.500, SLG: 0.500		0-0 1-2 2-3 3-H 3B 1B		0-0 3-1				0-0 F7		2	1	1	1	0	0	0
Steve Ridzik, R (6, 1)										1	0	0	0	0	0	0
Marshall Bridges, S (9, 1)										0	0	0	0	0	0	0

Inning Stats	R: 0	H: 0	E: 0	K: 3	S: 3	H: 0	LOB: 0	BB: 0	P: 3	R: 6	H: 4	E: 0	K: 1	S: 9	H: 0	LOB: 1	BB: 1	P: 15	R: 0	H: 0	E: 0	K: 1	S: 5	R: 0	H: 0	E: 0	K: 0	S: 3	R: 0	H: 0	E: 0	K: 2	S: 7	H: 0	LOB: 0	BB: 0	P: 7	R: 0	H: 0	E: 1	K: 0	S: 3	H: 2	LOB: 2	BB: 0	P: 5
--------------	------	------	------	------	------	------	--------	-------	------	------	------	------	------	------	------	--------	-------	-------	------	------	------	------	------	------	------	------	------	------	------	------	------	------	------	------	--------	-------	------	------	------	------	------	------	------	--------	-------	------

PITCHER	IP	WLS	BF	H	R	ER	SO	BB	IBB	HBP	BLK	WP	HR	S	P	ERA	WHIP
Barry Latman, R (1, 1) ERA: 40.5	1.1	L	10	3	6	6	0	1	0	0	0	0	1	7	13	40.50	3.000
Don Lee, R (2, 1) ERA:	2.2		10	1	0	0	2	1	0	0	0	0	0	13	17	0.00	0.750
Bob Lee, R (5, 1) ERA:	1.0		3	0	0	0	2	0	0	0	0	0	0	7	7	0.00	0.000
Dan Osinski, R (6, 1) ERA:	3.0		11	2	0	0	2	0	0	0	0	0	0	15	15	0.00	0.667

BOTTOM

Los Angeles Angels @ Washington Senators
D.C. Stadium, Washington, DC
Wed Apr 15 1964, 6:05 PM EST
Att. 8,104 - Unknown

AB	30
R	6
H	6
RBI	6
BB	2
SO	6
LOB	12



1B	2B	3B	HR	SF	SAC	DP	HBP	WP	PB	SB	CS	PA
4	0	1	1	0	0	0	2	0	0	0	0	34

Batter	1	2	3	4	5	6	7	8	9	AB R H RBI BB SO LOB	TOP											
Rich Rollins, R OBP: 0.300, SLG: 0.333 (1, 5) X	0-0 4-3 2B 2B		0-3 K		0-0 F9		1-0 3B HBP		0-0 5-3	4 2 1 0 0 1 0												
Vic Power, R OBP: 0.400, SLG: 0.250 (1, 3) X	0-0 4-3 2-3 2B		0-0 FC6-4 1B		0-0 F7		0-0 F7		4-0 BB	4 0 1 0 1 0 2												
Tony Oliva, L OBP: 0.500, SLG: 0.800 (1, 9) X	0-0 3-H 2B		0-0 F7		0-0 FC5-4 1B 3B		0-0 1B 3B		0-0 F9	5 1 3 2 0 0 2												
Bob Allison, R OBP: 0.444, SLG: 0.167 (1, 8) B B B	4-0 5-3 BB		0-0 FC6-4 1-2f		0-0 FC5-4 1B		4-0 1-3 S WP BB			2 1 1 0 2 0 1												
Harmon Killebrew, R OBP: 0.250, SLG: 0.375 (1, 7) X	0-0 5-3 1-2		0-0 5-3		0-0 FC5-4 BB 3B		0-0 F7			4 1 0 0 0 0 5												
Earl Battey, R OBP: 0.250, SLG: 0.571 (1, 2) S S		0-3 K		0-0 6-3		4-0 1-2 3B BB		0-0 1-3		3 1 0 0 1 1 1												
Zoilo Versalles, R OBP: 0.500, SLG: 0.833 (1, 6) X		0-0 1-3 2B		0-0 P4		0-0 1-H 2-H 3-H 3B		0-0 E1		4 0 2 3 0 0 0												
Bernie Allen, L (1, 4) X		0-0 1-3 2-3 2B		0-0 4-3		0-0 F7		0-0 3-H F2		4 0 0 0 0 0 3												
Jim Kaat, L (1, 1) X		0-0 1-3		0-3 K		0-0 6-3		0-3 K		4 0 0 0 0 2 1												
Inning Stats	R: 1 E: 0 K: 0 S: 4	H: 2 LOB: 1 BB: 1 P: 8	R: 0 E: 0 K: 1 S: 6	H: 1 LOB: 1 BB: 0 P: 6	R: 0 E: 0 K: 1 S: 6	H: 1 LOB: 1 BB: 0 P: 6	R: 0 E: 0 K: 0 S: 3	H: 0 LOB: 0 BB: 0 P: 3	R: 0 E: 0 K: 1 S: 5	H: 0 LOB: 0 BB: 0 P: 5	R: 3 E: 0 K: 0 S: 6	H: 3 LOB: 1 BB: 1 P: 10	R: 1 E: 0 K: 0 S: 3	H: 1 LOB: 1 BB: 0 P: 4	R: 1 E: 1 K: 0 S: 4	H: 0 LOB: 1 BB: 1 P: 8	R: 0 E: 0 K: 1 S: 5	H: 0 LOB: 1 BB: 1 P: 9	1B: 3 2B: 3 3B: 2 HR: 0	SF: 0 SAC: 0 DP: 0 HBP: 1	WP: 1 PB: 0 SB: 1 CS: 0	PA: 39
PITCHER	IP WLS BF H R ER SO BB IBB HBP BLK WP HR S P ERA WHIP																					
Carl Bouldin, R ERA: 6.43 (1, 1)	7.0 L 30 8 5 5 3 2 0 1 0 0 0 33 42 6.43 1.429																					
Ed Roebuck, R ERA: 9.0 (8, 1)	1.0 5 0 1 1 0 1 0 0 0 1 0 4 8 9.00 1.000																					
Jim Hannan, R ERA: (9, 1)	1.0 4 0 0 0 0 1 1 0 0 0 0 5 9 0.00 1.000																					

Minnesota Twins @ Washington Senators
D.C. Stadium, Washington, DC
Thu Apr 16 1964, 6:05 PM EST
Att. 5,760 - Unknown

AB	34
R	6
H	8
RBI	5
BB	4
SO	4
LOB	15



Batter	1	2	3	4	5	6	7	8	9	AB	R	H	RBI	BB	SO	LOB		
Chuck Cottier, R (1, 4)	0-0 P3		0-0 F3			0-0 F9		0-0 F7		4	0	0	0	0	0	1		
Ed Brinkman, R (1, 6)	0-0 F9		0-0 6-3			0-3 K		0-3 K		4	0	0	0	0	2	1		
Chuck Hinton, R (1, 7) OBP: 0.333, SLG: 0.400	0-0 1B		0-0 F9			4-0 BB		0-0 F8		3	0	1	0	1	0	0		
Bill Skowron, R (1, 3) OBP: 0.167, SLG: 0.417	0-0 1-3			0-3 K		0-0 F8		0-0 F5		4	0	0	0	0	1	2		
Ken Hunt, R (1, 8) OBP: 0.250, SLG: 1.000		0-0 6-3		0-0 5-3			0-3 K		0-0 HR	4	1	1	1	0	1	0		
Don Lock, R (1, 9) OBP: 0.500, SLG: 0.625		0-0 HR		0-0 4-3			0-3 K		0-0 6-3	4	1	1	1	0	1	0		
Ken Retzer, L (1, 2) OBP: 0.364, SLG: 0.125		0-0 4-3			0-0 P4 1B		0-0 4-3			3	0	1	0	0	0	0		
John Kennedy, R (1, 5) OBP: 0.400, SLG: 0.250		0-0 1B			0-0 P4 1-2			0-0 1B		3	0	2	0	0	0	1		
Carl Bouldin, S (1, 1)		0-3 K			0-3 K			0-0 F7		2	0	0	0	0	2	1		
Ed Roebuck, R (8, 1)										0	0	0	0	0	0	0		
Don Zimmer, R (8, PH)										1	0	0	0	0	0	1		
Jim Hannan, R (9, 1)										0	0	0	0	0	0	0		
Inning Stats	R: 0 E: 0 K: 0 S: 4	H: 1 LOB: 1 BB: 0 P: 4	R: 1 E: 0 K: 1 S: 7	H: 2 LOB: 1 BB: 0 P: 7	R: 0 E: 0 K: 0 S: 3	H: 0 LOB: 0 BB: 0 P: 3	R: 0 E: 0 K: 1 S: 5	H: 1 LOB: 0 BB: 0 P: 5	R: 0 E: 0 K: 1 S: 5	H: 0 LOB: 1 BB: 1 P: 9	R: 0 E: 0 K: 2 S: 7	H: 0 LOB: 0 BB: 0 P: 7	R: 0 E: 0 K: 1 S: 6	H: 1 LOB: 1 BB: 0 P: 6	R: 1 E: 0 K: 0 S: 4	H: 1 LOB: 0 BB: 0 P: 4	1B: 4 2B: 0 3B: 0 HR: 2	SF: 0 SAC: 0 DP: 0 HBP: 0
PITCHER Jim Kaat, L (1, 1) ERA: 2.0	IP: 9.0 WLS: W BF: 33 H: 6 R: 2 ER: 2 SO: 7	BB: 1 IBB: 0 HBP: 0 BLK: 0	WP: 0 HR: 2 S: 46 P: 50	ERA: 2.00 WHIP: 0.778	PITCHER	IP: 9.0 WLS: W BF: 33 H: 6 R: 2 ER: 2 SO: 7	BB: 1 IBB: 0 HBP: 0 BLK: 0	WP: 0 HR: 2 S: 46 P: 50	ERA: 2.00 WHIP: 0.778									

BOTTOM

Minnesota Twins @ Washington Senators
D.C. Stadium, Washington, DC
 Thu Apr 16 1964, 6:05 PM EST
 Att. 5,760 - Unknown

livebaseballscorecards.com

AB	32
R	2
H	6
RBI	2
BB	1
SO	7
LOB	7




WP: 0	PA: 33
PB: 0	
SB: 0	
CS: 0	

Batter	1	2	3	4	5	6	7	8	9	AB R H RBI BB SO LOB	TOP										
Rich Rollins, R (1, 5) OBP: 0.357, SLG: 0.385	0-0 F7		0-0 FC6-4 1B		0-0 F8			0-0 1B		4 0 2 0 0 0 0	Minnesota Twins @ Washington Senators D.C. Stadium, Washington, DC Fri Apr 17 1964, 6:05 PM EST Att. 10,606 - Unknown livebaseballscorecards.com										
Vic Power, R (1, 3) OBP: 0.222, SLG: 0.125	0-0 F9		0-0 FC6-4 E			0-0 6-3		0-0 F2		4 1 0 0 0 0 2											
Tony Oliva, L (1, 9) OBP: 0.500, SLG: 0.786	0-0 F7		0-0 E7 2B			0-0 CS 1B		0-0 4-3		4 0 2 1 0 0 1											
Bob Allison, R (1, 8) OBP: 0.385, SLG: 0.500		0-0 HR	0-0 F8		0-0 F8			0-0 F8		4 1 1 1 0 0 2											
Harmon Killebrew, R (1, 7) OBP: 0.250, SLG: 0.273		4-0 BB		0-0 F9			0-0 P5	0-3 K		3 0 0 0 1 1 0											
Earl Battey, R (1, 2) OBP: 0.250, SLG: 0.455		0-3 K		0-0 F7			0-0 P6	0-0 FC5-4 1B		4 0 1 0 0 1 1											
Zoilo Versalles, R (1, 6) OBP: 0.333, SLG: 0.500		0-0 F8		0-3 K			0-0 F8	0-0 FC5-4		4 0 0 0 0 1 2											
Bernie Allen, L (1, 4) OBP: 0.273, SLG: 0.444		0-0 F7			0-0 5-3			0-0 HR		3 1 1 1 0 0 1											
Lee Stange, R (1, 1) Jimmie Hall, L (8, PH) Bill Dailey, R (8, 1)			0-3 K		0-0 F7			0-0 F9		2 0 0 0 0 1 0 1 0 0 0 0 0 0 0 0 0 0 0 0 0											
Inning Stats	R: 0 E: 0 K: 0 S: 3	H: 0 LOB: 0 BB: 0 P: 3	R: 1 E: 0 K: 1 S: 6	H: 1 LOB: 1 BB: 1 P: 10	R: 1 E: 1 K: 1 S: 7	H: 2 LOB: 1 BB: 0 P: 7	R: 0 E: 0 K: 1 S: 5	H: 0 LOB: 0 BB: 0 P: 5	R: 0 E: 0 K: 0 S: 3	H: 1 LOB: 0 BB: 0 P: 3	R: 0 E: 0 K: 0 S: 3	H: 0 LOB: 0 BB: 0 P: 3	R: 1 E: 0 K: 0 S: 5	H: 2 LOB: 1 BB: 0 P: 5	R: 0 E: 0 K: 1 S: 6	H: 1 LOB: 1 BB: 0 P: 6	1B: 4 2B: 1 3B: 0 HR: 2	SF: 0 SAC: 0 DP: 0 HBP: 0	WP: 0 PB: 0 SB: 0 CS: 1	PA: 34	
PITCHER Tom Cheney, R (1, 1) Ron Kline, R (8, 1)	IP 7.0	WLS 26	BF 5	H 3	R 3	ER 3	SO 3	BB 1	IBB 0	HBP 0	BLK 0	WP 0	HR 2	S 31	P 35	ERA 3.86	WHIP 0.857				
	IP 2.0	WLS 8	BF 2	H 0	R 0	ER 0	SO 1	BB 0	IBB 0	HBP 0	BLK 0	WP 0	HR 0	S 10	P 10	ERA 0.00	WHIP 1.000				



Batter	1	2	3	4	5	6	7	8	9	AB	R	H	RBI	BB	SO	LOB
Chuck Cottier, R (1, 4) Don Blasingame, L (8, PH) OBP: 0.222, SLG: 0.125 (9, 4)	0-0 6-3 ①		0-3 K ②		0-0 F9 ②			4-0 FC6-5 SH3-4 BB ①		3	0	0	0	0	1	2
Ed Brinkman, R (1, 6) OBP: 0.067, SLG: 0.067	0-3 K ②		0-0 2-H 1B ③		0-3 K ③			0-0 SH3-4 1-2 ①		3	0	1	1	0	2	1
Chuck Hinton, R (1, 7) OBP: 0.313, SLG: 0.357	0-0 S 1B ③		0-0 F8 ③			0-0 6-3 ①		0-0 FC6-5 2-3 ②		4	0	1	0	0	0	2
Bill Skowron, R (1, 3) OBP: 0.188, SLG: 0.563	0-0 1-2 ③			0-3 K ①		0-0 HR ②		0-0 5-3 ③		4	1	1	1	0	1	2
Jim King, L (1, 9)		0-3 K2-3 ①		0-0 P6 ②		0-0 F8 ②			0-0 F8 ①	4	0	0	0	0	1	0
Don Lock, R (1, 8) OBP: 0.500, SLG: 0.545		0-0 F9 ②		4-0 BB ③		0-0 4-3 ③			0-0 FC3-6 1B 2B 1B ①	3	1	1	0	1	0	0
Ken Retzer, L (1, 2) Fred Valentine, S (9, PH) OBP: 0.286, SLG: 0.091 OBP: 1.000, SLG: 1.000		0-0 F8 ③		0-0 4-3 ③			0-0 4-3 ①		0-0 FC3-6 1B 1-2 ①	3	0	0	0	0	0	1
John Kennedy, R (1, 5) Dick Phillips, L (9, PH) OBP: 0.462, SLG: 0.300			0-0 WP 1B 1B ①		4-0 SH1-4 BB ①		0-0 1-3 ②		0-0 FC3-6 2B E 1-2f 2-3 ②	2	1	1	0	1	0	0
Tom Cheney, R (1, 1) Ron Kline, R (8, 1) Don Zimmer, R (9, PH) OBP: 0.500, SLG: 1.000			0-3 K 1-2 ①		0-0 SH1-4 1-2 ①		0-0 G3 ③		0-0 E2 1-H 3-H 2B ①	2	0	0	0	0	1	1

BOTTOM	
Minnesota Twins @ Washington Senators	D.C. Stadium, Washington, DC Fri Apr 17 1964, 6:05 PM EST Att. 10,606 - Unknown
AB 31 R 4 H 7 RBI 3 BB 3 SO 6 LOB 11	
	

Inning Stats		R: 0	H: 1	R: 0	H: 0	R: 1	H: 2	R: 0	H: 0	R: 1	H: 1	R: 0	H: 0	R: 0	H: 0	R: 2	H: 3
Lee Stange, R (1, 1) ERA: 2.57		E: 0	LOB: 1	E: 0	LOB: 0	E: 0	LOB: 1	E: 0	LOB: 0	E: 0	LOB: 0	E: 0	LOB: 0	E: 0	LOB: 0	E: 1	LOB: 1
Bill Dailey, R (9, PH) ERA: 5.4		K: 1	BB: 0	K: 1	BB: 0	K: 2	BB: 0	K: 1	BB: 1	K: 0	BB: 0	K: 0	BB: 1	K: 0	BB: 1	K: 0	BB: 0
		S: 6	P: 6	S: 5	P: 5	S: 9	P: 9	S: 5	P: 9	S: 4	P: 4	S: 3	P: 3	S: 3	P: 7	S: 5	P: 5

PITCHER		IP	WLS	BF	H	R	ER	SO	BB	IBB	HBP	BLK	WP	HR	S	P	ERA	WHIP
Lee Stange, R (1, 1) ERA: 2.57		7.0		27	4	2	2	6	2	0	0	0	1	1	37	45	2.57	0.857
Bill Dailey, R (9, PH) ERA: 5.4		1.2	L	9	3	2	1	0	1	0	0	0	0	0	8	12	5.40	2.400

BOTTOM		WP: 1	PA: 36
PB: 0	CS: 0		
SB: 1			

Batter	1	2	3	4	5	6	7	8	9	10	AB R H RBI BB SO LOB	TOP												
Rich Rollins, R OBP: 0.316, SLG: 0.333 (1, 5)	0-0 1B 1B	0-3 K		0-0 1-3		0-3 K 1-2			0-0 F9		5 1 1 0 0 2 1													
Vic Power, R OBP: 0.143, SLG: 0.077 (1, 3)	0-0 F5	0-3 K			0-0 E6 1B PB		0-0 4-3		0-0 F7		5 1 0 0 0 1 1													
Tony Oliva, L OBP: 0.474, SLG: 0.842 (1, 9)	0-0 F7		0-0 3-1		0-0 6-3 1-3 SF8 1B		0-3 K			0-0 HR	5 2 2 1 0 1 1													
Bob Allison, R OBP: 0.500, SLG: 0.538 (1, 8) (10, 7)	0-0 1B BB 1B		4-0 BB BB BB		0-0 6-3 1-3 3-H		0-0 1B			4-0 E 1B BB	3 2 2 0 2 0 1													
Harmon Killebrew, R OBP: 0.294, SLG: 0.214 Joe Nassek, R (10, 8)	4-0 1B BB		0-0 P6		0-0 BB BB BB BB		4-0 BB BB		0-0 P6	0-0 L4 1-3	3 0 0 0 2 0 3 0 0 0 0 0 0 0													
Earl Battey, R OBP: 0.286, SLG: 0.462 Joe McCabe, R (4, 2)	0-0		0-0 F8		0-0 SF8			0-0 F3		0-0	2 0 1 2 0 0 1 0 0 0 1 0 0 0 1 0 0 0 0 0 0 1 0 1 1 0 0 0													
Jimmie Hall, L OBP: 0.286, SLG: 0.429 Jerry Zimmerman, R OBP: 1.000, SLG: 1.000 (8, 2)	1-2 2-H 3-H 1B				0-0 3-H					0-0 3-H 1B														
Zoilo Versalles, R OBP: 0.235, SLG: 0.333 (1, 6)	0-0 F7				0-0 P6		0-3 K		0-0 P6	0-0 F9	5 0 0 0 0 1 4													
Bernie Allen, L OBP: 0.438, SLG: 1.077 (1, 4)		0-0 HR			0-0 HR		4-0 CS BB		0-0 P5	0-0 1-H 2B	4 2 3 2 1 0 0													
Dick Stigman, R (1, 1)		0-0 F8			0-3 K				0-0 F7		3 0 0 0 0 2 1 0 0 0 0 0 0 0 0 0 0 0 0 0 0 1 0 0 0 0 0 0 0 0 0 0 0 0 0													
Jim Perry, S (6, 1)																								
Gerry Arrigo, L (6, 1)																								
Lenny Green, L (9, PH)																								
Bill Pleis, L (9, 1)																								
Inning Stats	R: 2 E: 0 K: 0 S: 6	H: 3 LOB: 2 BB: 1 P: 10	R: 1 E: 0 K: 2 S: 8	H: 1 LOB: 0 BB: 0 P: 8	R: 0 E: 0 K: 0 S: 3	H: 0 LOB: 1 BB: 1 P: 7	R: 1 E: 0 K: 1 S: 6	H: 1 LOB: 0 BB: 0 P: 6	R: 2 E: 1 K: 1 S: 7	H: 1 LOB: 1 BB: 1 P: 11	R: 0 E: 0 K: 2 S: 6	H: 0 LOB: 1 BB: 1 P: 10	R: 0 E: 0 K: 1 S: 6	H: 1 LOB: 1 BB: 0 P: 6	R: 0 E: 0 K: 0 S: 3	H: 0 LOB: 0 BB: 0 P: 3	R: 0 E: 0 K: 0 S: 3	H: 0 LOB: 0 BB: 0 P: 3	R: 2 E: 1 K: 0 S: 5	H: 3 LOB: 2 BB: 1 P: 9	1B: 6 2B: 2 3B: 0 HR: 3	SF: 1 SAC: 0 DP: 1 HBP: 0	WP: 0 PB: 1 SB: 0 CS: 1	PA: 44
PITCHER	IP WLS BF H R ER SO BB IBB HBP BLK WP HR S P ERA WHIP																							
Dave Stenhouse, R ERA: 9.0 (1, 1)	4.0	21	6	6	4	3	2	0	0	0	0	2	25	33	9.00	2.000								
Buster Narum, R ERA: (5, 1)	1.0	4	0	0	0	1	1	0	0	0	0	0	5	9	0.00	1.000								
Jim Duckworth, R ERA: (6, 1)	2.0	7	1	0	0	3	1	0	0	0	0	0	12	16	0.00	1.000								
Steve Ridzik, R ERA: 3.0 (8, 1)	3.0	L 12	3	2	2	0	1	0	0	0	0	1	11	15	6.00	1.333								

Minnesota Twins @ Washington Senators
 D.C. Stadium, Washington, DC

Sat Apr 18 1964, 3:33 AM EST
 Att: 4,166 - Unknown

AB	38
R	8
H	10
RBI	7
BB	5
SO	7
LOB	13



Minnesota Twins @ Washington Senators

D.C. Stadium, Washington, DC

Sat Apr 18 1964, 3:33 AM EST

Att. 4,166 - Unknown

livebaseballscorecards.com

AB	36
R	6
H	10
RBI	5
BB	3
SO	8
LOB	10




WP	0	PA	40
PB	0		
SB	0		
CS	0		

Batter	1	2	3	4	5	6	7	8	9	10	AB	R	H	RBI	BB	SO	LOB	BOTTOM									
Chuck Cottier, R (1, 4) X	0-0 5-3		0-3 K		0-0 5-3		0-0 F8		0-3 K		5	0	0	0	0	2	1										
Ed Brinkman, R (1, 6) OBP: 0.200, SLG: 0.400 X	0-0 2B		0-0 3B 1B			0-0 HR	0-3 K		0-0 F8		5	2	3	1	0	1	0										
Chuck Hinton, R (1, 7) OBP: 0.429, SLG: 0.833 X	0-0 F8		0-0 3B			0-0 HR		0-0 1B 3B	4-0 L1-3 BB		4	2	3	3	1	0	1										
Bill Skowron, R (1, 3) OBP: 0.238, SLG: 0.524 S	0-3 K		0-0 5-3			0-0 1B BB G6-4-3 1B		0-0 F8-4 SH1-4 1B	0-0 L1-3		5	1	2	1	0	1	3										
Ken Hunt, R (1, 8) OBP: 0.286, SLG: 0.667 X		0-0 1-3		0-0 5-3		4-0 1B BB G6-4-3		0-0 SH1-4			2	0	0	0	1	0	0										
Don Lock, R (1, 9) OBP: 0.500, SLG: 0.500 S	0-3 K			0-0 P3		0-0 1B G6-4-3		4-0 IBB			3	0	1	0	1	1	0										
Ken Retzer, L (1, 2) OBP: 0.250, SLG: 0.077 Don Zimmer, R (6, PH) OBP: 0.333, SLG: 0.667 Mike Brumley, L (7, 2)	0-0 P6		0-0 F9			0-0 1B G6-4-3		0-0 F8-4			2	0	0	0	0	0	0										
John Kennedy, R (1, 5) OBP: 0.353, SLG: 0.214 X			0-0 4-3		0-3 K	0-0 1-3		0-0 F9			4	0	0	0	0	1	1										
Dave Stenhouse, R (1, 1) OBP: 1.000, SLG: 1.000 Buster Narum, R (5, 1) Fred Valentine, S (5, PH) OBP: 0.500, SLG: 0.500 Jim Dickworth, R (6, 1) Don Leppert, R (7, PH) Steve Ridzik, R (8, 1)			0-0 3B 1B		0-0 3-1		0-3 K		0-3 K		1	1	1	0	0	0	0										
Inning Stats	R: 0 E: 0 K: 1 S: 6	H: 1 LOB: 1 BB: 0 P: 6	R: 0 E: 0 K: 1 S: 5	H: 0 LOB: 0 BB: 0 P: 5	R: 2 E: 0 K: 1 S: 8	H: 3 LOB: 1 BB: 0 P: 8	R: 0 E: 0 K: 0 S: 3	H: 0 LOB: 0 BB: 0 P: 3	R: 0 E: 0 K: 1 S: 5	H: 0 LOB: 0 BB: 0 P: 5	R: 3 E: 0 K: 0 S: 6	H: 4 LOB: 1 BB: 1 P: 10	R: 0 E: 0 K: 2 S: 7	H: 0 LOB: 0 BB: 0 P: 7	R: 1 E: 0 K: 0 S: 4	H: 2 LOB: 1 BB: 1 P: 8	R: 0 E: 0 K: 2 S: 7	H: 0 LOB: 0 BB: 0 P: 7	R: 0 E: 0 K: 0 S: 2	H: 0 LOB: 0 BB: 1 P: 6	1B: 5 2B: 3 3B: 2 HR: 2	SF: 0 SAC: 1 DP: 3 HBP: 0	WP: 0 PA: 40				
PITCHER	IP	WLS	BF	H	R	ER	SO	BB	IBB	HBP	BLK	WP	HR	S	P	ERA	WHIP										
Dick Stigman, L (1, 1) ERA: 9.0	5.0		22	7	5	5	4	0	0	0	0	0	2	30	30	9.00	1.400										
Jim Perry, R (6, 1) ERA:	0.0		2	1	0	0	0	1	0	0	0	0	0	1	5	∞	∞										
Gerry Arrigo, L (6, 1) ERA: 6.75	3.0		10	2	1	1	2	0	1	0	0	0	0	13	17	3.00	0.667										
Bill Pleis, L (9, 1) ERA:	2.0	W	6	0	0	0	2	1	0	0	0	0	0	9	13	0.00	0.500										

Batter	1	2	3	4	5	6	7	8	9	AB R H RBI BB SO LOB	TOP		
Nelson Mathews, R (1, 8) OBP: 0.538, SLG: 0.727	0-0 L4		0-0 SH5-3 E 1B		4-0 SF7 1B BB	0-0 BB 1B				3 2 2 0 1 0 0	Kansas City Athletics @ Washington Senators D.C. Stadium, Washington, DC Sun Apr 19 1964, 3:33 AM EST Att. 8,500 - Unknown		
Wayne Causey, L (1, 6) OBP: 0.667, SLG: 0.571	4-0 BB 1B BB		0-0 SH5-3 1-2		0-0 F5 BB	4-0 1-2 BB				1 1 0 0 2 0 1			
Ed Charles, R (1, 5) OBP: 0.231, SLG: 0.167	4-0 1B 1-2 BB		0-0 E7 1B 2-H		0-0 SF7 1B	0-3 K				3 1 2 0 1 1 2			
Rocky Colavito, R (1, 9) OBP: 0.417, SLG: 0.333	0-0 1-3 2-H 1B		0-0 F9 1-3 2-H		4-0 SF7 1B BB	4-0 BB				2 1 1 1 2 0 1			
Jim Gentile, L (1, 3) OBP: 0.182, SLG: 0.500	0-3 K		0-0 F8		0-0 SF7 1-2 2-H 3-H					2 0 0 1 0 1 3			
Doc Edwards, R (1, 2) OBP: 0.400, SLG: 0.444	0-3 K			0-0 2B	0-0 FC6-4 1B 2-H					3 0 2 1 0 1 2			
Tommie Reynolds, R (1, 7)		0-0 F9		0-0 6-3	0-0 FC6-4 1-2f					3 0 0 0 0 0 2			
Dick Green, R (1, 4)		0-3 K		0-0 1-3		0-0 6-3				3 0 0 0 0 1 1			
Orlando Pena, R (1, 1)		0-0 5-3		0-0 P4		0-3 K				3 0 0 0 0 1 1			
Inning Stats	R: 1 H: 1 E: 0 LOB: 2 K: 2 BB: 2 S: 8 P: 16	R: 0 H: 0 E: 0 LOB: 0 K: 1 BB: 0 S: 5 P: 5	R: 1 H: 2 E: 1 LOB: 1 K: 0 BB: 0 S: 5 P: 5	R: 0 H: 1 E: 0 LOB: 1 K: 0 BB: 0 S: 4 P: 4	R: 3 H: 2 E: 0 LOB: 1 K: 0 BB: 2 S: 5 P: 13	R: 0 H: 1 E: 0 LOB: 2 K: 2 BB: 1 S: 8 P: 12	R: 0 H: 0 E: 0 LOB: 1 K: 0 BB: 1 S: 0 P: 4			1B: 6 SF: 1 2B: 1 SAC: 1 3B: 0 DP: 0 HR: 0 HBP: 0	WP: 0 PA: 31 PB: 0 SB: 0 CS: 0		
PITCHER	IP WLS BF H R ER SO BB IBB HBP BLK WP HR S P ERA WHIP											PITCHER	IP WLS BF H R ER SO BB IBB HBP BLK WP HR S P ERA WHIP
Claude Osteen, L (1, 1) ERA: 5.4	4.2 L 24 6 5 4 3 4 0 0 0 0 0 0 26 42 7.71 2.143												
Jim Hannan, R (5, 1) ERA:	1.1 6 1 0 0 2 1 0 0 0 0 0 0 9 13 0.00 1.500												
Ed Roebuck, R (7, 1) ERA: 9.0	0.0 1 0 0 0 0 0 1 0 0 0 0 0 0 4 ∞ ∞												

AB	23
R	5
H	7
RBI	3
BB	6
SO	5
LOB	13



Batter	1	2	3	4	5	6	7	8	9	AB	R	H	RBI	BB	SO	LOB	
Don Blasingame, L (1, 4) OBP: 0.250, SLG: 0.364	0-0 3B		0-0 F9			0-0 4-3				3	0	1	0	0	0	0	
Ed Brinkman, R (1, 6) OBP: 0.217, SLG: 0.478	0-3 K			0-0 SF8 3B		0-0 6-3				3	1	1	0	0	1	1	
Chuck Hinton, R (1, 7) OBP: 0.391, SLG: 0.789	0-3 K			0-0 SF8						1	0	0	1	0	1	1	
Ken Hunt, R (6, 7) OBP: 0.286, SLG: 0.667	0-3 K			3-H 0-3 K						0	0	0	0	0	0	0	
Bill Skowron, R (1, 3) OBP: 0.217, SLG: 0.478	0-0 P4			0-3 K						2	0	0	0	0	1	1	
Jim King, L (1, 9)		0-3 K		0-0 4-1						2	0	0	0	0	1	0	
Don Lock, R (1, 8) OBP: 0.455, SLG: 0.438		0-0 F8			0-3 K					2	0	0	0	0	1	0	
Mike Brumley, L (1, 2)		0-0 F9			0-3 K					2	0	0	0	0	1	0	
John Kennedy, R (1, 5) OBP: 0.316, SLG: 0.188			0-0 F8		0-3 K					2	0	0	0	0	1	0	
Claude Osteen, L (1, 1) OBP: 0.333, SLG: 0.667			0-3 K			0-3 K				1	0	0	0	0	1	0	
Jim Hannan, R (5, 1)										0	0	0	0	0	0	0	
Don Zimmer, R (6, PH) OBP: 0.250, SLG: 0.500										1	0	0	0	0	1	0	
Ed Roebuck, R (7, 1)										0	0	0	0	0	0	0	
Inning Stats	R: 0 E: 0 K: 2 S: 8	H: 1 LOB: 1 BB: 0 P: 8	R: 0 E: 0 K: 1 S: 5	H: 0 LOB: 0 BB: 0 P: 5	R: 0 E: 0 K: 1 S: 5	H: 0 LOB: 0 BB: 0 P: 5	R: 1 E: 0 K: 1 S: 6	H: 1 LOB: 0 BB: 0 P: 6	R: 0 E: 0 K: 3 S: 9	H: 0 LOB: 0 BB: 0 P: 9	R: 0 E: 0 K: 1 S: 5	H: 0 LOB: 0 BB: 0 P: 5					

BOTTOM

Kansas City Athletics @ Washington Senators
D.C. Stadium, Washington, DC
 Sun Apr 19 1964, 3:33 AM EST
 Att. 8,500 - Unknown

livebaseballscorecards.com

AB	19
R	1
H	2
RBI	1
BB	0
SO	9
LOB	3



PITCHER	IP	WLS	BF	H	R	ER	SO	BB	IBB	HBP	BLK	WP	HR	S	P	ERA	WHIP	PITCHER	IP	WLS	BF	H	R	ER	SO	BB	IBB	HBP	BLK	WP	HR	S	P	ERA	WHIP	
Orlando Pena, R (1, 1) ERA: 4.09	6.0	W	20	2	1	1	9	0	0	0	0	0	0	38	38	1.50	0.333																			

WP: 0 PA: 20
 PB: 0 SB: 0
 CS: 0

Batter	1	2	3	4	5	6	7	8	9	AB	R	H	RBI	BB	SO	LOB
Don Zimmer, R (1, 4) OBP: 0.333, SLG: 0.556 (8, 5)	0-0 1B	0-0 G4-6-3 1B		0-0 F9			0-0 F8	0-0 F8		5	1	2	0	0	0	3
Ed Brinkman, R (1, 6) OBP: 0.250, SLG: 0.444 (8, 5)	4-0 1B FC5-4	0-0 G4-6-3 1-2f		0-0 F9			0-0 F7		0-0 G4-6-3 1B	4	1	1	0	1	0	1
Chuck Hinton, R (1, 7) OBP: 0.357, SLG: 0.667 (8, 5)	0-0 FC5-4 1-3 2-H 1B	0-0 L4		0-0 F9			0-0 F9		0-0 G4-6-3 1-2f	5	1	1	1	0	0	1
Bill Skowron, R (1, 3) OBP: 0.286, SLG: 0.643 (8, 5)	0-0 F5		0-0 4-3				0-0 1B		0-0 HR	5	1	3	1	0	0	2
Don Lock, R (1, 9) OBP: 0.444, SLG: 0.368 (8, 8)	4-0 FC5-4 1-2 BB		0-0 6-3			0-3 K			4-0 1B SF7 BB	3	1	0	0	2	1	2
Ken Hunt, R (1, 8) OBP: 0.222, SLG: 0.500 (8, 9)	0-0 FC5-4 1B		0-0 F9						0-0 BB 1-3 1B	2	1	0	1	0	0	2
Jim King, L (6, PH) OBP: 0.188, SLG: 0.133 (8, 9)	1-2f 2-3 3-H E 1B		0-0 F9				0-0 PB 1B			2	0	2	0	0	0	0
Don Leppert, R (1, 2) OBP: 0.250, SLG: 0.250 (8, PH)	0-0 E9 1B		0-0 4-3				0-3 K		0-0 P6	3	0	1	1	0	1	1
Dick Phillips, L (8, 2)	1-H 3-H 1B		0-0 4-3				1-2 K			1	0	0	0	0	0	2
Mike Brumley, L (8, 2)			0-0 4-3				1-2 K			0	0	0	0	0	0	0
John Kennedy, R (1, 5) OBP: 0.318, SLG: 0.167 (8, PH)	4-0 IBB		0-0 5-3				0-3 K		4-0 BB 1-2	2	0	0	0	1	1	1
Don Blasingame, L (8, PH) OBP: 0.308, SLG: 0.364 (8, 4)			0-0 5-3				0-3 K		1-2 BB	0	0	0	0	1	0	0
Howie Koplitz, R (1, 1) OBP: 0.357, SLG: 0.667 (8, 1)	0-0 F9		4-0 BB				0-0 6-3		0-0 SF7 3-H	2	0	0	0	1	0	3
Jim Duckworth, R (6, 1) OBP: 0.250, SLG: 0.250 (8, PH)			0-0 4-3				0-3 K			0	0	0	0	0	0	0
Chuck Cottier, R (8, PH) OBP: 0.357, SLG: 0.667 (8, 1)			0-0 4-3				0-3 K			0	0	0	1	0	0	0
Marshall Bridges, S (8, 1)			0-0 4-3				0-3 K			0	0	0	0	0	0	0


TOP	AB	R	H	RBI	BB	SO	LOB
	34	6	10	5	6	3	18

Inning Stats		R	H	R	H	R	H	R	H	R	H	R	H	R	H	1B	SF	2B	SAC	3B	DP	HR	HBP	WP	PA
		4	3	0	1	0	0	0	1	0	1	0	1	0	0	7	1	2	2	0	0	0	0	0	41
		E: 1	LOB: 2	E: 0	LOB: 0	E: 0	LOB: 0	E: 0	LOB: 1	E: 0	LOB: 1	E: 0	LOB: 0	E: 0	LOB: 1	2B: 2	SAC: 0	3B: 0	DP: 2	HR: 1	HBP: 0			WP: 0	PA: 41
		K: 0	BB: 3	K: 0	BB: 0	K: 0	BB: 0	K: 1	BB: 0	K: 2	BB: 0	K: 0	BB: 0	K: 0	BB: 0									PB: 1	
		S: 6	P: 18	S: 3	P: 3	S: 3	P: 3	S: 3	P: 7	S: 8	P: 8	S: 3	P: 3	S: 5	P: 13									CS: 0	

PITCHER		IP	WLS	BF	H	R	ER	SO	BB	IBB	HBP	BLK	WP	HR	S	P	ERA	WHIP
Jim Kaat, L (1, 1) ERA: 4.66		0.2		7	3	4	3	0	2	0	0	0	0	0	5	13	40.50	7.500
Dwight Siebler, R (1, 1) ERA:		1.1		5	1	0	0	0	0	1	0	0	0	0	4	8	0.00	0.750
Jim Perry, R (3, 1) ERA: 1.5		5.0		19	3	1	1	3	1	0	0	0	0	1	24	28	1.80	0.800
Bill Dailey, R (8, 1) ERA: 10.8		0.0		2	1	0	0	0	1	0	0	0	0	0	1	5	∞	∞
Bill Fischer, R (8, 1) ERA: 6.75		0.1		1	0	0	0	0	0	0	0	0	0	0	1	1	0.00	0.000

Washington Senators @ Minnesota Twins
Metropolitan Stadium, Bloomington, MI
Wed Apr 22 1964, 4:33 AM EST
Att: 14,885 - Unknown

Batter	1	2	3	4	5	6	7	8	9	AB	R	H	RBI	BB	SO	LOB
Rich Rollins, R OBP: 0.324, SLG: 0.424 (1, 5)	0-0 1-3 1-H 2-H HR	0-0 HR			0-0 1-3	0-3 K				4	1	1	3	0	1	1
Tony Oliva, L OBP: 0.412, SLG: 0.818 (1, 9)	0-0 HR	0-0 F8			0-0 F7			0-0 1-3		4	1	1	1	0	0	0
Jimmie Hall, L OBP: 0.333, SLG: 0.300 (1, 8)	0-0 G3		0-0 F8		4-0 BB			0-0 P4		3	0	0	0	1	0	0
Harmon Killebrew, R OBP: 0.300, SLG: 0.462 (1, 7)	0-0 E5		0-0 1-3		0-0 F8			0-3 K		4	0	0	0	0	1	1
Don Mincher, L OBP: 0.385, SLG: 0.583 (1, 3) Vic Power, R OBP: 0.133, SLG: 0.071 (8, PH) (9, 3)	0-0 P2		0-0 G3			0-0 HR		0-0 5-3		3	1	1	1	0	0	1
Earl Battey, R OBP: 0.222, SLG: 0.353 (1, 2)		0-0 F9		0-0 F8		0-0 F8		0-0 F9		4	0	0	0	0	0	0
Zoilo Versalles, R OBP: 0.433, SLG: 0.520 (1, 6)		0-0 F9		0-0 3B		0-0 1B		4-0 1B PB BB		3	2	2	0	1	0	0
Bernie Allen, L OBP: 0.448, SLG: 0.727 (1, 4)		4-0 1B HR BB		0-0 4-3		0-0 5-3		0-0 1-3 1B		3	1	1	0	1	0	2
Jim Kaat, L Dwight Siebler, R Johnny Gory, R Jim Peary, R Bill Dalbey, R Bill Fischer, R Bill Pleis, L George Banks, R Jim Roland, R		0-0 1-2 HR 1B		0-0 6-3		0-0 2-H 1B		0-3 1-2 3-H K		0	0	0	0	0	0	0

BOTTOM																																	
Washington Senators @ Minnesota Twins Metropolitan Stadium, Bloomington, MI Wed Apr 22 1964, 4:33 AM EST Att. 14,885 - Unknown																																	
<table border="0"> <tr><td>AB</td><td>33</td></tr> <tr><td>R</td><td>7</td></tr> <tr><td>H</td><td>8</td></tr> <tr><td>RBI</td><td>6</td></tr> <tr><td>BB</td><td>3</td></tr> <tr><td>SO</td><td>3</td></tr> <tr><td>LOB</td><td>7</td></tr> </table>	AB	33	R	7	H	8	RBI	6	BB	3	SO	3	LOB	7																			
AB	33																																
R	7																																
H	8																																
RBI	6																																
BB	3																																
SO	3																																
LOB	7																																
<table border="0"> <tr><td>1B:</td><td>4</td><td>SF:</td><td>0</td></tr> <tr><td>2B:</td><td>0</td><td>SAC:</td><td>0</td></tr> <tr><td>3B:</td><td>1</td><td>DP:</td><td>0</td></tr> <tr><td>HR:</td><td>3</td><td>HBP:</td><td>0</td></tr> </table>	1B:	4	SF:	0	2B:	0	SAC:	0	3B:	1	DP:	0	HR:	3	HBP:	0	<table border="0"> <tr><td>WP:</td><td>0</td><td>PA:</td><td>36</td></tr> <tr><td>PB:</td><td>1</td><td></td><td></td></tr> <tr><td>SB:</td><td>1</td><td></td><td></td></tr> <tr><td>CS:</td><td>0</td><td></td><td></td></tr> </table>	WP:	0	PA:	36	PB:	1			SB:	1			CS:	0		
1B:	4	SF:	0																														
2B:	0	SAC:	0																														
3B:	1	DP:	0																														
HR:	3	HBP:	0																														
WP:	0	PA:	36																														
PB:	1																																
SB:	1																																
CS:	0																																

Inning Stats																											
R: 1		H: 1		R: 3		H: 2		R: 0		H: 0		R: 0		H: 0		R: 2		H: 3		R: 1		H: 1					
E: 1		LOB: 1		E: 0		LOB: 0		E: 0		LOB: 1		E: 0		LOB: 0		E: 0		LOB: 1		E: 0		LOB: 1					
K: 0		BB: 0		K: 0		BB: 1		K: 0		BB: 0		K: 1		BB: 0		K: 1		BB: 0		K: 1		BB: 1					
S: 5		P: 5		S: 5		P: 9		S: 3		P: 3		S: 4		P: 7		S: 8		P: 8		S: 6		P: 10					
PITCHER	IP	WLS	BF	H	R	ER	SO	BB	IBB	HBP	BLK	WP	HR	S	P	ERA	WHIP										
Howie Koplitz, R ERA: 10.13 (1, 1)	5.1		25	6	6	6	0	2	0	0	0	0	3	23	31	10.12	1.500										
Jim Duckworth, R ERA: (6, 1)	1.2		6	1	0	0	2	0	0	0	0	0	0	10	10	0.00	0.600										
Marshall Bridges, L ERA: (8, 1)	1.0	L	5	1	1	0	1	1	0	0	0	0	0	6	10	0.00	2.000										

Batter	1	2	3	4	5	6	7	8	9	AB R H RBI BB SO LOB	TOP
--------	---	---	---	---	---	---	---	---	---	----------------------	-----

Don Zimmer, R (1, 5) <small>OBP: 0.308, SLG: 0.462</small> John Kennedy, R (8, 5) <small>OBP: 0.318, SLG: 0.167</small>	0-3 K		0-0 5-3			0-0 6-3		0-0 1B <small>FC5-2-6</small> 1B		4 0 1 1 0 1 0 0 0 0 0 0 0 0	
--	-----------------	--	-------------------	--	--	-------------------	--	---	--	--------------------------------	--

Don Blasingame, L (1, 4) <small>OBP: 0.412, SLG: 0.467</small>	0-0 FC1-6 1B HR 1B		0-0 4-3			0-0 S 1B		0-0 1B 1B <small>FC5-2-6</small>		4 2 3 0 0 0 0	
--	--	--	-------------------	--	--	------------------------------	--	---	--	---------------	--

Chuck Hinton, R (1, 7) <small>OBP: 0.344, SLG: 0.607</small>	0-0 FC1-6 1B 1-2		0-0 F7			0-0 F9 1-2		0-0 FC5-2-6 1B 1-2 3-3		4 0 1 0 0 0 3	
--	--	--	------------------	--	--	--------------------------------	--	--	--	---------------	--

Bill Skowron, R (1, 3) <small>OBP: 0.281, SLG: 0.594</small>	0-0 FC1-6 HR 1-2 2-3		0-0 F3			0-0 4-3		0-0 1B 1-3 2-H		4 1 1 1 0 0 3	
--	--	--	------------------	--	--	-------------------	--	--	--	---------------	--

Jim King, L (1, 9) <small>OBP: 0.200, SLG: 0.316</small>	0-0 HR 1-H 3-H		0-0 4-3			0-0 4-3		0-0 P6		4 1 1 3 0 0 2	
--	--	--	-------------------	--	--	-------------------	--	------------------	--	---------------	--

Don Lock, R (1, 8) <small>OBP: 0.414, SLG: 0.333</small> Ken Hunt, R (6, 8) <small>OBP: 0.273, SLG: 0.500</small>	0-0 P4		0-3 K			0-3 K		0-0 CS 5-3 1B		2 0 0 0 0 1 0 2 0 1 0 0 1 0	
--	------------------	--	-----------------	--	--	-----------------	--	---	--	--------------------------------	--

Mike Brumley, L (1, 2)		0-0 4-3		0-0 3-1		0-0 4-3		0-0 5-3 1-2		4 0 0 0 0 0 1	
-------------------------------	--	-------------------	--	-------------------	--	-------------------	--	---------------------------------	--	---------------	--

Ed Brinkman, R (1, 6) <small>OBP: 0.219, SLG: 0.387</small>		0-3 K		0-0 F8				0-3 K	0-0 5-3 2-3		4 0 0 0 0 2 1
---	--	-----------------	--	------------------	--	--	--	-----------------	---------------------------------	--	---------------

Carl Bouldin, S (1, 1) Jim Hannan, R (2, 1) Steve Ridzik, R (3, 1) Fred Valentine, S (8, PH) <small>OBP: 0.667, SLG: 1.000</small> Ron Kline, R (8, 1)		0-3 K		0-0 L5				0-0 1B 2B		1 0 0 0 0 1 0 0 0 0 0 0 0 0 1 0 0 0 0 0 0 1 1 1 0 0 0 0 0 0 0 0 0 0 0	
--	--	-----------------	--	------------------	--	--	--	-------------------------------	--	---	--

Inning Stats	R: 3	H: 3	E: 0	LOB: 0	K: 1	BB: 0	S: 8	P: 8	R: 0	H: 0	E: 0	LOB: 0	K: 2	BB: 0	S: 7	P: 7	R: 0	H: 0	E: 0	LOB: 0	K: 0	BB: 0	S: 3	P: 3	R: 0	H: 0	E: 0	LOB: 0	K: 1	BB: 0	S: 5	P: 5	R: 0	H: 1	E: 0	LOB: 1	K: 0	BB: 0	S: 4	P: 4	R: 0	H: 0	E: 0	LOB: 0	K: 1	BB: 0	S: 5	P: 5	R: 2	H: 4	E: 0	LOB: 2	K: 1	BB: 0	S: 9	P: 9	R: 0	H: 1	E: 0	LOB: 0	K: 0	BB: 0	S: 3	P: 3	1B: 7	SF: 0	2B: 1	SAC: 0	3B: 0	DP: 0	HR: 1	HBP: 0	WP: 0	PA: 35
--------------	------	------	------	--------	------	-------	------	------	------	------	------	--------	------	-------	------	------	------	------	------	--------	------	-------	------	------	------	------	------	--------	------	-------	------	------	------	------	------	--------	------	-------	------	------	------	------	------	--------	------	-------	------	------	------	------	------	--------	------	-------	------	------	------	------	------	--------	------	-------	------	------	-------	-------	-------	--------	-------	-------	-------	--------	-------	--------

PITCHER	IP	WLS	BF	H	R	ER	SO	BB	IBB	HBP	BLK	WP	HR	S	P	ERA	WHIP	PITCHER	IP	WLS	BF	H	R	ER	SO	BB	IBB	HBP	BLK	WP	HR	S	P	ERA	WHIP
Lee Stange, R (1, 1) <small>ERA: 4.4</small>	7.1	L	29	7	5	5	6	0	0	0	0	0	1	41	41	6.14	0.955	Bill Fischer, R (8, 1) <small>ERA: 3.0</small>	1.2		6	2	0	0	0	0	0	0	0	6	6	0.00	1.200		

Washington Senators @ Minnesota Twins
 Metropolitan Stadium, Bloomington, MI
 Thu Apr 23 1964, 4:33 AM EST
 Att. 4,638 - Unknown
livebaseballscorecards.com



Batter	1	2	3	4	5	6	7	8	9	AB	R	H	RBI	BB	SO	LOB
Rich Rollins, R OBP: 0.308, SLG: 0.421 (1, 5)	0-0 5-3	0-0 1-3	0-0 1-3			0-3 K	0-0 F7			5	0	1	0	0	1	5
Tony Oliva, L OBP: 0.436, SLG: 0.811 (1, 9)	0-0 G3 2B 1B	1-0 HBP		0-0 4-3		0-0 2B 2B		0-0 L1-3		4	2	2	0	0	0	0
Jimmie Hall, L OBP: 0.294, SLG: 0.333 (1, 8)	0-0 G3 1-2	0-0 3-1		0-0 4-3		0-0 2B 2B		0-0 F5		5	0	1	1	0	0	4
Harmon Killebrew, R OBP: 0.314, SLG: 0.433 (1, 7)	4-0 2B BB		0-0 BB 1B 1B	0-3 K		0-3 K		0-0 F9		4	1	1	0	1	2	1
Don Mincher, L OBP: 0.444, SLG: 0.625 (1, 3)	0-0 1-3 2-H 2B		0-3 K		0-0 FC6-4 BB 1B		4-0 SH5-4 1B BB		0-0 P4	4	1	2	1	1	1	1
Earl Battey, R OBP: 0.318, SLG: 0.368 Joe Nossek, R (9, PR)	0-0 4-3		4-0 E 1B BB		4-0 FC6-4 BB		0-0 SH5-4		0-0 WP 1B 1B	2	0	1	0	2	0	2
Zoilo Versalles, R OBP: 0.400, SLG: 0.467 (1, 6)		0-3 K	0-0 F9		0-0 FC6-4 G3-6-3		0-0 1-3		0-0 L6 WP 1B	5	0	1	0	0	1	5
Bernie Allen, L OBP: 0.500, SLG: 0.708 (1, 4)		4-0 FC3-6 BB	0-0 E8 BB 1B		0-0 G3-6-3		4-0 1B IBB		4-0 1B IBB	2	0	1	1	3	0	2
Lee Stange, R OBP: 0.333, SLG: 0.200 Bill Fischer, R (8, 1) Lenny Green, L (9, PH)		0-0 FC3-6 2B	4-0 1B BB		0-0 6-3		0-0 1B		0-0 L6	3	0	1	1	1	0	1

Inning Stats	R: 1	H: 2	E: 0	K: 0	S: 5	H: 2	LOB: 2	BB: 1	P: 9	R: 0	H: 1	E: 0	K: 1	S: 6	H: 1	LOB: 3	BB: 1	P: 11	R: 1	H: 2	E: 1	K: 1	S: 7	R: 0	H: 0	E: 0	K: 1	S: 5	R: 0	H: 1	E: 0	K: 0	S: 3	R: 1	H: 2	E: 0	K: 2	S: 9	R: 1	H: 1	E: 0	K: 0	S: 4	R: 0	H: 0	E: 0	K: 0	S: 3	R: 0	H: 2	E: 0	K: 0	S: 4	R: 0	H: 2	E: 0	K: 0	S: 4	R: 0	H: 0	E: 0	K: 0	S: 3	R: 0	H: 2	E: 0	K: 0	S: 4	1B: 7	2B: 5	3B: 0	HR: 0	SF: 0	SAC: 1	DP: 2	HBP: 1	WP: 1	PB: 0	SB: 0	CS: 0	PA: 45
--------------	------	------	------	------	------	------	--------	-------	------	------	------	------	------	------	------	--------	-------	-------	------	------	------	------	------	------	------	------	------	------	------	------	------	------	------	------	------	------	------	------	------	------	------	------	------	------	------	------	------	------	------	------	------	------	------	------	------	------	------	------	------	------	------	------	------	------	------	------	------	------	-------	-------	-------	-------	-------	--------	-------	--------	-------	-------	-------	-------	--------

PITCHER	IP	WLS	BF	H	R	ER	SO	BB	IBB	HBP	BLK	WP	HR	S	P	ERA	WHIP
Carl Bouldin, R ERA: 6.23 (1, 1)	1.2		11	3	1	1	1	2	0	0	0	0	0	7	15	9.00	4.000
Jim Hannan, R ERA: 2.7 (2, 1)	1.0		7	2	1	1	1	2	0	0	0	0	0	7	15	9.00	4.000
Steve Ridzik, R ERA: 3.48 (3, 1)	4.1	W	19	4	2	2	3	2	1	0	0	0	0	22	34	4.15	1.385
Ron Kline, R ERA: 1.5 (8, 1)	2.0	S	8	2	0	0	0	0	1	0	0	1	0	7	11	0.00	1.000

BOTTOM

Washington Senators @ Minnesota Twins
Metropolitan Stadium, Bloomington, MI
Thu Apr 23 1964, 4:33 AM EST
Att. 4,638 - Unknown

AB	35
R	4
H	11
RBI	4
BB	8
SO	5
LOB	24




WP	PA
1	45

Batter	1	2	3	4	5	6	7	8	9	10	AB	R	H	RBI	BB	SO	LOB	TOP
Don Zimmer, R (1, 5) OBP: 0.333, SLG: 0.667 John Kennedy, R (10, 5) OBP: 0.318, SLG: 0.167	0-0 SH1-3 2B		0-0 HR			0-3 K		0-3 K		0-3 K	5	1	2	1	0	3	4	
Don Blasingame, L (1, 4) OBP: 0.429, SLG: 0.526	0-0 SH1-3 2-3		0-0 F9			0-0 4-3			0-0 G5-4-3 1B	0-0 WP 1B 1B 2B	4	1	2	2	0	0	0	
Chuck Hinton, R (1, 7) OBP: 0.351, SLG: 0.576	0-0 P4			0-0 1-3				0-0 P4-3 1B		0-0 K 1B 1B	5	0	2	1	0	1	2	
Bill Skowron, R (1, 3) OBP: 0.270, SLG: 0.541	0-3 K			0-0 5-3				0-0 F9		0-0 G5-4-3 1-2f 1-3 1B	5	0	1	0	0	1	3	
Jim King, L (1, 9) OBP: 0.160, SLG: 0.250		0-0 1-3		0-0 F8				0-0 P4-3 1-2f		0-0 F8 4-3	5	0	0	0	0	0	3	
Don Lock, R (1, 8) OBP: 0.424, SLG: 0.333		0-3 K			4-0 CS BB			0-0 1B 1B		0-0 E6 1B	3	1	1	0	1	1	0	
Mike Brumley, L (1, 2) Fred Valentine, S (10, PH) Ken Retzer, L (10, 2) OBP: 0.250, SLG: 0.077		0-3 K			0-3 K 1-2			0-0 F8		4-0 BB 1B BB	3	0	0	0	0	2	2	
Ed Brinkman, R (1, 6) OBP: 0.250, SLG: 0.400			0-0 F8			0-0 1-3		0-0 1B		0-0 1B 2B 1B	4	1	2	1	0	0	0	
Claude Osteen, L (1, 1) OBP: 0.286, SLG: 0.429			0-3 K			0-0 2-3		0-3 K		0-0 1-2 2-H 2B 1B	4	1	1	1	0	2	2	
Inning Stats	R: 0 H: 1 E: 0 K: 1 S: 6 LOB: 1 BB: 0 P: 6	R: 0 H: 0 E: 0 K: 2 S: 7 LOB: 0 BB: 0 P: 7	R: 1 H: 1 E: 0 K: 1 S: 6 LOB: 0 BB: 0 P: 6	R: 0 H: 0 E: 0 K: 0 S: 3 LOB: 0 BB: 0 P: 3	R: 0 H: 0 E: 0 K: 1 S: 4 LOB: 0 BB: 1 P: 8	R: 0 H: 0 E: 0 K: 1 S: 5 LOB: 0 BB: 0 P: 5	R: 0 H: 1 E: 0 K: 0 S: 3 LOB: 0 BB: 0 P: 3	R: 0 H: 2 E: 0 K: 2 S: 9 LOB: 2 BB: 0 P: 9	R: 0 H: 1 E: 0 K: 1 S: 5 LOB: 0 BB: 0 P: 5	R: 5 H: 5 E: 1 K: 1 S: 11 LOB: 2 BB: 1 P: 15	1B: 8 2B: 3 3B: 0 HR: 1 SF: 0 SAC: 1 DP: 2 HBP: 0	WP: 1 PB: 0 SB: 1 CS: 1	PA: 41					
PITCHER	IP WLS BF H R ER SO BB IBB HBP BLK WP HR S P ERA WHIP																	
Orlando Pena, R (1, 1) ERA: 3.1	9.1	35	7	4	2	9	2	0	0	0	0	0	0	51	59	1.93	0.964	
Ted Bowsfield, L (10, 1) ERA: 4.5	0.0	1	1	0	0	0	0	0	0	0	0	0	0	1	1	∞	∞	
John Wyatt, R (10, 1) ERA:	0.1	4	3	2	0	1	0	0	0	0	0	1	0	6	6	0.00	9.000	
John O'Donoghue, L (10, 1) ERA:	0.1	1	0	0	0	0	0	0	0	0	0	0	0	1	1	0.00	0.000	

Washington Senators @ Kansas City Athletics
 Municipal Stadium, Kansas City, MO
 Fri Apr 24 1964, 7:05 PM EST
 Att: 5,452 - Unknown

livebaseballscorecards.com

AB	38
R	6
H	11
RBI	6
BB	2
SO	10
LOB	16



Batter	1	2	3	4	5	6	7	8	9	10	AB R H RBI BB SO LOB	BOTTOM
Nelson Mathews, R OBP: 0.348, SLG: 0.429 (1, 8)	0-0 5-3		0-0 4-3		0-3 K		0-0 F8			0-0 FC1-6 1B	5 0 1 0 0 1 0	Washington Senators @ Kansas City Athletics Municipal Stadium, Kansas City, MO Fri Apr 24 1964, 7:05 PM EST Att. 5,452 - Unknown
Wayne Causey, L OBP: 0.636, SLG: 0.500 (1, 6)	0-0 P3		4-0 2B BB		0-0 1-3		0-0 FC6-4 1B			0-0 FC1-6 G4-6-3 1-2f	4 1 1 0 1 0 1	
Ed Charles, R OBP: 0.318, SLG: 0.350 (1, 5)	4-0 S BB		0-0 1-H 2B		0-0 6-3		0-0 FC6-4 1-2f			0-0 G4-6-3 1-2f	4 0 1 1 1 0 2	
Rocky Colavito, R OBP: 0.350, SLG: 0.250 (1, 9)	0-0 F7 1-2		4-0 BB			0-0 G3		0-0 G3-6-1 1B			3 0 1 0 1 0 1	
Jim Gentile, L OBP: 0.150, SLG: 0.316 (1, 3)		0-3 K	0-0 P6			0-0 1B 1B		0-0 F7			4 0 1 0 0 1 3	
Doc Edwards, R OBP: 0.357, SLG: 0.385 (1, 2)		0-0 F2		0-0 4-3		0-0 1-2 1B		0-0 G3-6-1 1-2f			4 0 1 0 0 0 1	
Tommie Reynolds, R OBP: 0.250, SLG: 0.143 (1, 7)		0-0 1B		4-0 BB BB		0-0 F9		0-0 F8		0-0 F8	3 0 1 0 1 0 2	
Dick Green, R OBP: 0.111, SLG: 0.111 (1, 4)		0-0 6-3		0-0 F9		0-0 F8		0-0 F8		0-0 F8	4 0 0 0 0 0 4	
Orlando Pena, R (1, 1)			0-3 K		0-3 K		0-0 F9		0-0 1-3		4 0 0 0 0 2 1	
Ted Bowsfield, R (10, 1)											0 0 0 0 0 0 0	
John Wyatt, R (10, 1)											0 0 0 0 0 0 0	
John O'Donoghue, R (10, 1)											0 0 0 0 0 0 0	

Inning Stats	R: 0 E: 0 K: 0 S: 3	H: 0 LOB: 1 BB: 1 P: 7	R: 0 E: 0 K: 1 S: 6	H: 1 LOB: 1 BB: 0 P: 6	R: 1 E: 0 K: 1 S: 6	H: 1 LOB: 2 BB: 2 P: 14	R: 0 E: 0 K: 1 S: 5	H: 0 LOB: 1 BB: 1 P: 9	R: 0 E: 0 K: 1 S: 5	H: 0 LOB: 0 BB: 0 P: 5	R: 0 E: 0 K: 0 S: 5	H: 2 LOB: 2 BB: 0 P: 5	R: 0 E: 0 K: 0 S: 4	H: 1 LOB: 1 BB: 0 P: 4	R: 0 E: 0 K: 0 S: 3	H: 1 LOB: 0 BB: 0 P: 3	R: 0 E: 0 K: 0 S: 3	H: 0 LOB: 0 BB: 0 P: 3	R: 0 E: 0 K: 0 S: 3	H: 1 LOB: 0 BB: 0 P: 3	1B: 6 2B: 1 3B: 0 HR: 0	SF: 0 SAC: 0 DP: 2 HBP: 0	WP: 0 PB: 0 SB: 1 CS: 0	PA: 39
PITCHER Claude Osteen, L ERA: 3.32 (1, 1)	IP: 10.0 WLS: W BF: 39 H: 7 R: 1 ER: 1 SO: 4 BB: 4 IBB: 0 HBP: 0 BLK: 0 WP: 0 HR: 0 S: 43 P: 59 ERA: 0.90 WHIP: 1.100																							



Batter	1	2	3	4	5	6	7	8	9	AB R H RBI BB SO LOB	TOP											
Don Zimmer, R (1, 5) OBP: 0.318, SLG: 0.571	0-0 6-3		0-3 K		0-3 K			4-0 1B BB		3 0 0 0 1 2 2												
Don Blasingame, L (1, 4) OBP: 0.440, SLG: 0.522	0-0 CS 1B			0-0 FC1-5 1B		0-0 F7		0-0 F8		4 0 2 0 0 0 1												
Chuck Hinton, R (1, 7) OBP: 0.366, SLG: 0.622	0-3 K 1-2			0-0 FC1-5 1-2 FC4-6 1B		0-0 3B		0-0 F9		4 1 2 0 0 1 2												
Bill Skowron, R (1, 3) OBP: 0.268, SLG: 0.512		0-3 K		0-0 FC1-5 1-2 2-3f FC4-6		0-3 K		0-0 1-2 1B		4 0 1 0 0 2 3												
Jim King, L (1, 9) OBP: 0.138, SLG: 0.214		0-0 F8		0-0 FC4-6 1-2f 2-H FC6-4		0-0 4-3		0-0 4-3		4 0 0 1 0 0 4												
Don Lock, R (1, 8) OBP: 0.378, SLG: 0.286		0-0 F8		0-0 FC6-4 1-2f		0-3 K		0-0 1-3		4 0 0 0 0 1 1												
Mike Brumley, L (1, 2) OBP: 0.143, SLG: 0.143			0-0 SH1-4 1B		0-0 4-3		0-0 E5		0-0 FC6-4 1B	4 0 2 0 0 0 0												
Ed Brinkman, R (1, 6) OBP: 0.225, SLG: 0.359			0-3 K		0-3 K		0-3 K		0-0 FC6-4 1-2f	4 0 0 0 0 3 3												
Tom Cheney, R (1, 1) Dick Phillips, L (5, PH) Jim Duckworth, R (5, 1) Fred Valentine, S (7, PH) Dave Stenhouse, R (7, 1) Ken Nietzer, L (8, PH)			0-0 SH1-4		0-0 1B		0-0 P4		0-0 F9	0 0 0 0 0 0 0 1 0 1 0 0 0 0 0 0 0 0 0 0 0 1 0 0 0 0 0 1 0 0 0 0 0 0 0 1 0 0 0 0 0 1												
Inning Stats	R: 0 E: 0 K: 1 S: 5	H: 1 LOB: 0 BB: 0 P: 5	R: 0 E: 0 K: 1 S: 5	H: 0 LOB: 0 BB: 0 P: 5	R: 0 E: 0 K: 2 S: 8	H: 1 LOB: 1 BB: 0 P: 8	R: 1 E: 0 K: 0 S: 5	H: 2 LOB: 1 BB: 0 P: 5	R: 0 E: 0 K: 2 S: 8	H: 1 LOB: 1 BB: 0 P: 8	R: 0 E: 0 K: 1 S: 6	H: 1 LOB: 1 BB: 0 P: 6	R: 0 E: 1 K: 2 S: 8	H: 0 LOB: 1 BB: 0 P: 8	R: 0 E: 0 K: 0 S: 4	H: 1 LOB: 2 BB: 1 P: 8	R: 0 E: 0 K: 0 S: 4	H: 1 LOB: 1 BB: 0 P: 4	1B: 7 2B: 0 3B: 1 HR: 0	SF: 0 SAC: 1 DP: 0 HBP: 0	WP: 0 PB: 0 SB: 0 CS: 1	PA: 36
PITCHER	IP WLS BF H R ER SO BB IBB HBP BLK WP HR S P ERA WHIP																					
Moe Drabowsky, R (1, 1) ERA: 1.29	7.0 W 28 6 1 1 9 1 0 0 0 0 0 0 45 49 1.29 1.000																					
John Wyatt, R (8, 1) ERA:	2.0 S 8 2 0 0 0 0 0 0 0 0 0 0 8 8 0.00 1.000																					

Washington Senators @ Kansas City Athletics
Municipal Stadium, Kansas City, MO
Sat Apr 25 1964, 7:05 PM EST
Att. 5,019 - Unknown

livebaseballscorecards.com

AB 34
R 1
H 8
RBI 1
BB 1
SO 9
LOB 18



Batter	1	2	3	4	5	6	7	8	9	AB	R	H	RBI	BB	SO	LOB
Nelson Mathews, R OBP: 0.333, SLG: 0.400 (1, 8)	0-0 F3		0-0 P4		0-3 K		0-0 1B			4	0	1	0	0	1	0
Ed Charles, R OBP: 0.308, SLG: 0.304 (1, 5)	4-0 3-1 E BB		0-0 P4		0-0 6-3		0-0 5-3			3	0	0	0	1	0	1
Wayne Causey, L OBP: 0.615, SLG: 0.556 (1, 6)	0-0 3-1 1-3		0-0 1B		0-0 2B		0-0 F8			4	0	2	0	0	0	1
Jim Gentile, L OBP: 0.125, SLG: 0.261 (1, 3)	0-0 F8		0-3 K		0-3 K		0-3 K			4	0	0	0	0	3	3
Charlie Lau, L OBP: 0.333, SLG: 0.200 (1, 2)		0-3 K		0-0 F8		0-3 K		0-0 4-3		4	0	0	0	0	2	0
Rocky Colavito, R OBP: 0.435, SLG: 0.500 (1, 9)		0-0 HR		0-0 HR		4-0 G4-6-3 BB				2	2	2	1	1	0	0
Tommie Reynolds, R OBP: 0.273, SLG: 0.111 (1, 7)		4-0 BB		0-3 K		0-0 G4-6-3 1-2f				2	0	0	0	1	1	2
Dick Green, R OBP: 0.143, SLG: 0.286 (1, 4)		0-0 F7		0-0 1-H HR		0-0 F8				3	1	1	2	0	0	1
Moe Drabowsky, R John Wyatt, R (8, 1)		0-3 K		0-0 F7		0-0 F7				3	0	0	0	0	1	1
										0	0	0	0	0	0	0

Inning Stats	R: 0	H: 0	E: 1	K: 0	S: 3	LOB: 1	BB: 1	P: 7	R: 1	H: 1	E: 0	K: 2	S: 8	LOB: 1	BB: 1	P: 12	R: 0	H: 1	E: 0	K: 1	S: 6	LOB: 1	BB: 0	P: 6	R: 2	H: 2	E: 0	K: 1	S: 7	LOB: 0	BB: 0	P: 7	R: 0	H: 1	E: 0	K: 2	S: 8	LOB: 1	BB: 0	P: 8	R: 0	H: 0	E: 0	K: 1	S: 4	LOB: 0	BB: 1	P: 8	R: 0	H: 1	E: 0	K: 0	S: 4	LOB: 1	BB: 0	P: 4	R: 0	H: 0	E: 0	K: 1	S: 5	LOB: 0	BB: 0	P: 5
PITCHER	IP	WLS	BF	H	R	ER	SO	BB	IBB	HBP	BLK	WP	HR	S	P	ERA	WHIP																																															
Tom Cheney, R ERA: 4.91 (1, 1)	4.0	L	18	4	3	3	4	2	0	0	0	0	0	24	32	6.75	1.500																																															
Jim Duckworth, R ERA: (5, 1)	2.0		7	1	0	0	3	1	0	0	0	0	0	12	16	0.00	1.000																																															
Dave Stenhouse, R ERA: 6.0 (7, 1)	2.0		7	1	0	0	1	0	0	0	0	0	0	9	9	0.00	0.500																																															

BOTTOM

Washington Senators @ Kansas City Athletics
Municipal Stadium, Kansas City, MO
Sat Apr 25 1964, 7:05 PM EST
Att. 5,019 - Unknown

livebaseballscorecards.com

AB	29
R	3
H	6
RBI	3
BB	3
SO	8
LOB	9



WP: 0	PA: 32
PB: 0	SB: 0
CS: 0	

Batter	1	2	3	4	5	6	7	8	9	AB R H RBI BB SO LOB	TOP											
Don Zimmer, R (1, 5) OBP: 0.370, SLG: 0.800	0-0 HR	0-0 F7			0-0 HR		4-0 SH1-4 BB		0-0 F9	4 2 2 2 1 0 0												
Don Blasingame, L (1, 4) OBP: 0.414, SLG: 0.519	0-0 1B 2B	0-0 F8			0-0 1-3		0-0 SH1-4		0-0 4-3	4 1 1 0 0 0 0												
Chuck Hinton, R (1, 7) OBP: 0.348, SLG: 0.571	0-3 K				0-3 K		0-0 F3		0-0 WP 1B	5 0 1 0 0 2 3												
Bill Skowron, R (1, 3) OBP: 0.283, SLG: 0.556	4-0 1B BB				0-0 5-3		0-0 HR		0-0 6-3	4 2 1 1 1 0 3												
Jim King, L (1, 9) OBP: 0.152, SLG: 0.219	0-0 FC4-6 1B 1-3 2-H				0-0 L3		0-0 3-1		0-0 3-1	4 0 1 1 0 0 0												
Don Lock, R (1, 8) OBP: 0.390, SLG: 0.313	0-0 FC4-6 1B 1-2 3-H				0-0 F8		0-3 K		0-0 BB 1B	4 1 2 1 0 1 0												
Mike Brumley, L (1, 2) OBP: 0.222, SLG: 0.235	0-0 FC4-6 1-2 2-3				0-0 3-1		0-0 2B		4-0 1B BLK BB	3 1 1 0 1 0 2												
Ed Brinkman, R (1, 6) OBP: 0.227, SLG: 0.349	0-0 F9				0-0 F2		0-0 P6		0-0 BLK F9 1B 1-3 2-H	4 0 1 1 0 0 3												
Bennie Daniels, L (1, 1) OBP: 0.333, SLG: 0.200									0-0 F9	3 0 0 0 1 0 1												
Ron Kline, R (9, 1)									0-0 F9	0 0 0 0 0 0 0												
Inning Stats	R: 3 E: 0 K: 1 S: 9	H: 4 LOB: 2 BB: 1 P: 13	R: 0 E: 0 K: 0 S: 3	H: 0 LOB: 0 BB: 0 P: 3	R: 0 E: 0 K: 0 S: 3	H: 0 LOB: 0 BB: 0 P: 3	R: 0 E: 0 K: 0 S: 3	H: 0 LOB: 0 BB: 0 P: 3	R: 1 E: 0 K: 1 S: 6	H: 1 LOB: 0 BB: 0 P: 6	R: 1 E: 0 K: 1 S: 7	H: 2 LOB: 1 BB: 0 P: 7	R: 0 E: 0 K: 0 S: 3	H: 0 LOB: 2 BB: 2 P: 11	R: 2 E: 0 K: 0 S: 4	H: 2 LOB: 0 BB: 1 P: 8	R: 0 E: 0 K: 0 S: 4	H: 1 LOB: 1 BB: 0 P: 4	1B: 5 2B: 2 3B: 0 HR: 3	SF: 0 SAC: 1 DP: 0 HBP: 0	WP: 1 PB: 0 SB: 0 CS: 0	PA: 40
PITCHER	IP WLS BF H R ER SO BB IBB HBP BLK WP HR S P ERA WHIP																					
Lew Krausse, R (1, 1) ERA: 81.0	0.1 L 6 4 3 3 1 1 0 0 0 0 0 1 7 11 81.00 15.000																					
Aurelio Montegudo, R (1, 1) ERA: 3.18	5.2 20 3 2 2 2 0 0 0 0 0 0 2 24 24 3.18 0.529																					
Dan Pfister, R (7, 1) ERA: 13.5	1.1 9 2 2 2 0 3 0 0 0 0 0 0 6 18 13.50 3.750																					
Tom Sturdivant, R (8, 1) ERA:	0.2 1 0 0 0 0 0 0 0 0 1 0 0 1 1 0.00 0.000																					
Vern Handrahan, R (9, 1) ERA: 7.71	1.0 4 1 0 0 0 0 0 0 0 0 1 0 4 4 0.00 1.000																					

Washington Senators @ Kansas City Athletics
Municipal Stadium, Kansas City, MO
Sun Apr 26 1964, 4:33 AM EDT
Att. 4,263 - Unknown

livebaseballscorecards.com

AB	35
R	7
H	10
RBI	6
BB	4
SO	3
LOB	12



Batter	1	2	3	4	5	6	7	8	9	AB	R	H	RBI	BB	SO	LOB
--------	---	---	---	---	---	---	---	---	---	----	---	---	-----	----	----	-----

Nelson Mathews, R OBP: 0.313, SLG: 0.400 (1, 8)	0-0 F8		0-0 1-3			0-0 1B 2B		0-0 P6	0-3 K	5	1	1	0	0	1	2
Ed Charles, R OBP: 0.333, SLG: 0.333 (1, 5)	0-0 F8			0-0 F7 1B		0-0 6-3		0-0 G1-6-3 1B		4	0	2	0	0	0	1
Wayne Causey, L OBP: 0.567, SLG: 0.500 (1, 6)	0-0 4-3			0-0 F7 1-2		0-0 1B 1B 2-H		0-0 G1-6-3 1-2f		4	0	1	1	0	0	2
Jim Gentile, L OBP: 0.179, SLG: 0.407 (1, 3)		0-0 4-3		0-0 F9		0-0 1B 1-2			0-0 HR	4	1	2	1	0	0	1
Charlie Lau, L OBP: 0.300, SLG: 0.333 (1, 2)		0-0 2B		0-0 G3		0-0 F8			0-0 F8	4	0	1	0	0	0	3
Rocky Colavito, R OBP: 0.444, SLG: 0.619 (1, 9)		4-0 G6-4-3 BB			0-0 5-3		0-0 F7		0-0 HR	3	1	1	1	1	0	0
Tommie Reynolds, R OBP: 0.267, SLG: 0.154 (1, 7)		0-0 G6-4-3 1-2f			0-0 P4		0-0 F7		0-0 BB 1B	4	0	1	0	0	0	2
Dick Green, R OBP: 0.120, SLG: 0.240 (1, 4)			0-3 K		0-0 L5		0-3 K2-3		0-0 F8	4	0	0	0	0	2	1
Lew Krausse, R (1, 1)			0-3 K			0-3 K			0-0 HR							
Aurelio Montegudo, R (1, 1)									4-0 BB							
Billy Bryan, L OBP: 0.667, SLG: 1.333 (6, PH)										0	0	0	0	0	0	0
Dan Pfister, R (7, 1)										1	0	0	0	0	1	0
Tom Sturdivant, L (8, 1)										0	0	0	0	0	0	0
Manny Jimenez, L OBP: 0.429, SLG: 1.333 (8, PH)										1	1	1	1	0	0	0
Vern Handrahan, L (9, 1)										0	0	0	0	0	0	0
George Alusik, R (9, PH)										0	0	0	0	1	0	0

Inning Stats	R: 0	H: 0	E: 0	K: 0	S: 3	P: 3	R: 0	H: 1	E: 0	K: 0	S: 3	P: 7	R: 0	H: 0	E: 0	K: 2	S: 7	R: 0	H: 1	E: 0	K: 0	S: 4	P: 4	R: 0	H: 0	E: 0	K: 0	S: 3	P: 3	R: 1	H: 3	E: 0	K: 1	S: 8	P: 8	R: 0	H: 0	E: 0	K: 1	S: 5	P: 5	R: 1	H: 2	E: 0	K: 0	S: 4	P: 4	R: 2	H: 3	E: 0	K: 1	S: 8	P: 12	1B: 5	2B: 2	3B: 0	HR: 3	SF: 0	SAC: 0	DP: 2	HBP: 0	WP: 0	PA: 37
--------------	------	------	------	------	------	------	------	------	------	------	------	------	------	------	------	------	------	------	------	------	------	------	------	------	------	------	------	------	------	------	------	------	------	------	------	------	------	------	------	------	------	------	------	------	------	------	------	------	------	------	------	------	-------	-------	-------	-------	-------	-------	--------	-------	--------	-------	--------

PITCHER	IP	WLS	BF	H	R	ER	SO	BB	IBB	HBP	BLK	WP	HR	S	P	ERA	WHIP
Bennie Daniels, R ERA: 3.86 (1, 1)	8.1	W	33	9	4	4	4	1	0	0	0	0	3	40	44	4.32	1.200
Ron Kline, R ERA: 1.35 (9, 1)	0.2	S	4	1	0	0	1	1	0	0	0	0	0	5	9	0.00	3.000

BOTTOM

Washington Senators @ Kansas City Athletics
Municipal Stadium, Kansas City, MO
 Sun Apr 26 1964, 4:33 AM EDT
 Att: 4,263 - Unknown

AB 35

R 4

H 10

RBI 4

BB 2

SO 5

LOB 12

Batter	1	2	3	4	5	6	7	8	9	AB R H RBI BB SO LOB	TOP											
Don Zimmer, R (1, 5) <small>OBP: 0.387, SLG: 0.750</small> John Kennedy, R (7, 5) <small>OBP: 0.304, SLG: 0.158</small>	4-0 1B 4-3 BB		0-3 K	0-0 FC4-6 1B		0-3 K			0-3 K	3 1 1 2 1 2 0 1 0 0 0 0 1 0												
Don Blasingame, L (1, 4) <small>OBP: 0.424, SLG: 0.500</small>	0-0 4-3 1-3 1B		4-0 BB	0-0 FC4-6 1-2f 1B			0-0 5-3			3 0 1 0 1 0 1												
Fred Valentine, S (1, 7) <small>OBP: 0.556, SLG: 1.000</small>	0-0 4-3 2-3 3-H		0-0 4-3		0-0 HR		4-0 G6-4-3 BB			3 1 1 2 1 0 2												
Bill Skowron, R (1, 3) <small>OBP: 0.280, SLG: 0.521</small>	0-0 F2			4-0 2B 1B BB		0-0 6-3		0-0 G6-4-3 1-2f		3 1 0 0 1 0 2												
Jim King, L (1, 9) <small>OBP: 0.189, SLG: 0.278</small>	0-0 3-1			0-0 1B 2B		0-0 1B		0-0 4-3		4 1 2 0 0 0 1												
Don Lock, R (1, 8) <small>OBP: 0.378, SLG: 0.286</small>		0-0 1-3		4-0 E 1B 1B BB		0-3 K		0-0 4-3		3 1 0 0 1 1 1												
Mike Brumley, L (1, 2) <small>OBP: 0.227, SLG: 0.238</small>		0-0 1-3		0-0 E8 1B 1B		0-0 4-3		0-0 1-3		4 1 1 2 0 0 1												
Ed Brinkman, R (1, 6) <small>OBP: 0.208, SLG: 0.319</small>		0-3 K		0-3 K			0-3 K		0-0 F9	4 0 0 0 0 3 2												
Buster Narum, R (1, 1) Marshall Bridges, S (7, 1)			0-3 K	0-3 K		0-3 K			0-0 6-3	3 0 0 0 0 3 2 1 0 0 0 0 0 0												
Inning Stats	R: 1 E: 0 K: 0 S: 4	H: 1 LOB: 1 BB: 1 P: 8	R: 0 E: 0 K: 1 S: 5	H: 0 LOB: 0 BB: 0 P: 5	R: 0 E: 0 K: 2 S: 7	H: 0 LOB: 1 BB: 1 P: 11	R: 4 E: 1 K: 2 S: 10	H: 3 LOB: 1 BB: 2 P: 18	R: 1 E: 0 K: 1 S: 7	H: 2 LOB: 1 BB: 0 P: 7	R: 0 E: 0 K: 3 S: 9	H: 0 LOB: 0 BB: 0 P: 9	R: 0 E: 0 K: 0 S: 2	H: 0 LOB: 0 BB: 1 P: 6	R: 0 E: 0 K: 0 S: 3	H: 0 LOB: 0 BB: 0 P: 3	R: 0 E: 0 K: 1 S: 5	H: 0 LOB: 0 BB: 0 P: 5	1B: 4 2B: 1 3B: 0 HR: 1	SF: 0 SAC: 0 DP: 1 HBP: 0	WP: 0 PB: 0 SB: 0 CS: 0	PA: 37
PITCHER	IP WLS BF H R ER SO BB IBB HBP BLK WP HR S P ERA WHIP	IP WLS BF H R ER SO BB IBB HBP BLK WP HR S P ERA WHIP											IP WLS BF H R ER SO BB IBB HBP BLK WP HR S P ERA WHIP									
Ken McBride, R (1, 1) <small>ERA: 3.96</small>	4.1 L 23 6 6 5 5 4 0 0 0 0 1 29 45 10.38 2.308																					
Don Lee, R <small>ERA: 1.8</small>	0.2 2 0 0 0 1 0 0 0 0 0 0 0 4 4 0.00 0.000																					
Dan Osinski, R (6, 1) <small>ERA: 1.13</small>	2.0 6 0 0 0 3 1 0 0 0 0 0 0 11 15 0.00 0.500																					
Bob Dulliba, R (8, 1) <small>ERA:</small>	2.0 6 0 0 0 1 0 0 0 0 0 0 0 8 8 0.00 0.000																					

Washington Senators @ Los Angeles Angels
Dodger Stadium, Los Angeles, CA
 Mon Apr 27 1964, 7:05 PM PDT
 Att. 2,954 - Unknown

AB	32
R	6
H	6
RBI	6
BB	5
SO	10
LOB	12



Batter	1	2	3	4	5	6	7	8	9	AB	R	H	RBI	BB	SO	LOB
Albie Pearson, L OBP: 0.321, SLG: 0.304 (1, 8)	G3		F8		L6-3			E 4-3 BB		3	0	0	0	1	0	2
Billy Moran, R OBP: 0.304, SLG: 0.311 (1, 5)	F3		FC6-4			WP 3B 1B		4-3		4	1	1	0	0	0	2
Jim Fregosi, R OBP: 0.500, SLG: 0.636 (1, 6) Joe Koppe, R (9, 6)	S 1B		K			4-3 3B		E3 G3-6-3		4	1	2	1	0	1	2
Lee Thomas, L OBP: 0.224, SLG: 0.239 (1, 9)	F5				G4-6-3 1B		4-3	G3-6-3		4	0	1	1	0	0	3
Buck Rodgers, S OBP: 0.367, SLG: 0.386 (1, 2)		G3			G4-6-3		G3		1B 2B	4	1	1	0	0	0	1
Tom Satriano, L OBP: 0.538, SLG: 0.400 (1, 3)		FC6-4 BB			WP BB		F7		F7	2	0	0	0	2	0	1
Ed Kirkpatrick, L OBP: 0.192, SLG: 0.087 (1, 7)		K			F9		F9		F8	4	0	0	0	0	1	3
Bobby Knoop, R OBP: 0.279, SLG: 0.342 (1, 4)		FC6-4			L6-3 1B		G6-4-3 BB		1B	3	0	2	1	1	0	1
Ken McBride, R OBP: 0.325, SLG: 0.167 (5, 1) Don Lee, R (5, 1) Jim Piersall, R OBP: 0.300, SLG: 0.222 (6, 1) Dan Osinski, R (6, 1) Charlie Dees, L OBP: 0.200, SLG: 0.111 (7, PH) Felix Torres, R OBP: 0.236, SLG: 0.200 (7, PH) Bob Duliba, R (8, 1) Joe Adcock, R OBP: 0.286, SLG: 0.226 (9, PH)			FC6-4 BB		F8		G6-4-3		P6	0	0	0	0	1	0	0

Inning Stats	R: 0	H: 1	E: 0	LOB: 1	K: 0	P: 4	R: 0	H: 0	E: 0	LOB: 1	K: 1	P: 9	R: 0	H: 0	E: 0	LOB: 1	K: 1	P: 9	R: 0	H: 1	E: 0	LOB: 1	K: 0	P: 7	R: 0	H: 1	E: 0	LOB: 0	K: 0	P: 3	R: 2	H: 2	E: 0	LOB: 0	K: 0	P: 5	R: 0	H: 0	E: 0	LOB: 0	K: 0	P: 6	R: 0	H: 0	E: 1	LOB: 1	K: 0	P: 7	R: 1	H: 2	E: 0	LOB: 1	K: 0	P: 5	1B: 5	SF: 0	2B: 2	SAC: 0	3B: 1	DP: 4	HR: 0	HBP: 0	WP: 2	PA: 36
PITCHER	IP	WLS	BF	H	R	ER	SO	BB	IBB	HBP	BLK	WP	HR	S	P	ERA	WHIP																			PITCHER	IP	WLS	BF	H	R	ER	SO	BB	IBB	HBP	BLK	WP	HR	S	P	ERA	WHIP											
Buster Narum, R ERA: 2.45 (1, 1)	6.1	W	26	5	2	2	2	4	0	0	0	2	0	26	42	2.84	1.421																			Marshall Bridges, L ERA: 2.25 (7, 1)	2.2	S	10	2	1	1	0	1	0	0	0	0	0	9	13	3.38	1.125											

BOTTOM

Washington Senators @ Los Angeles Angels
 Dodger Stadium, Los Angeles, CA
 Mon Apr 27 1964, 7:05 PM PDT
 Att. 2,954 - Unknown

livebaseballscorecards.com

AB	31
R	3
H	7
RBI	3
BB	5
SO	2
LOB	18



Batter	1	2	3	4	5	6	7	8	9	AB R H RBI BB SO LOB	TOP																	
Don Zimmer, R (1, 5) OBP: 0.343, SLG: 0.656	0-3 K		0-0 5-3		0-3 K			0-0 6-3		4 0 0 0 0 2 2	<p>Washington Senators @ Los Angeles Angels</p> <p>Dodger Stadium, Los Angeles, CA</p> <p>Tue Apr 28 1964, 7:05 PM PDT</p> <p>Att. 2,237 - Unknown</p>																	
Don Blasingame, L (1, 4) OBP: 0.405, SLG: 0.471	0-0 4-3			0-0 L3		0-0 1B 4-3 1B		0-0 4-3		4 0 1 0 0 0 0																		
Fred Valentine, S (1, 7) OBP: 0.385, SLG: 0.636	0-3 K			0-0 4-3		0-0 4-3 1-2		0-0 F7		4 0 0 0 0 1 1																		
Bill Skowron, R (1, 3) OBP: 0.296, SLG: 0.538 John Kennedy, R (9, PR) OBP: 0.304, SLG: 0.158		0-0 G3		0-0 1B		0-3 K		0-0 4-3 2B		4 0 2 0 0 1 1 0 0 0 0 0 0 0																		
Jim King, L (1, 9) OBP: 0.195, SLG: 0.275		0-0 L6		0-0 F8		0-0 1B		0-3 K		4 0 1 0 0 1 2																		
Don Lock, R (1, 8) OBP: 0.388, SLG: 0.289		4-0 BB			0-0 2B 1B	0-0 F3		0-0 4-3 2-3		3 1 1 0 1 0 3																		
Mike Brumley, L (1, 2) OBP: 0.231, SLG: 0.280		0-0 F5			0-0 1B 2B		0-0 1-3		0-0 6-3	4 0 1 1 0 0 3																		
Ed Brinkman, R (1, 6) OBP: 0.196, SLG: 0.300			0-0 4-3		0-0 L5		0-0 2-3			3 0 0 0 0 0 1																		
Claude Osteen, L (1, 1) OBP: 0.280, SLG: 0.375 Jim Hannan, R (4, 1) Ken Retzer, L (5, PH) Carl Bouldin, S (5, PR) Tom Cheney, R (5, 1) Dick Phillips, L (7, PH) OBP: 0.200, SLG: 0.200 Jim Duckworth, R (7, 1)			0-0 4-3		0-0 CS 1B		0-0 4-3			1 0 0 0 0 0 0 0 0 0 0 0 0 0 0 0 1 0 1 0 1 0 0 0 0 0 0 0 0 0 0 0 0 0 0 0																		
Inning Stats	R: 0 E: 0 K: 2 S: 7	H: 0 LOB: 0 BB: 0 P: 7	R: 0 E: 0 K: 0 S: 3	H: 0 LOB: 1 BB: 1 P: 7	R: 0 E: 0 K: 0 S: 3	H: 0 LOB: 0 BB: 0 P: 3	R: 0 E: 0 K: 0 S: 4	H: 1 LOB: 1 BB: 0 P: 4	R: 1 E: 0 K: 1 S: 7	H: 3 LOB: 2 BB: 0 P: 7	R: 0 E: 0 K: 1 S: 7	H: 2 LOB: 2 BB: 0 P: 7	R: 0 E: 0 K: 0 S: 3	H: 0 LOB: 0 BB: 0 P: 3	R: 0 E: 0 K: 0 S: 3	H: 0 LOB: 0 BB: 0 P: 3	R: 0 E: 0 K: 1 S: 6	H: 1 LOB: 2 BB: 0 P: 6	1B: 5 2B: 3 3B: 0 HR: 0	SF: 0 SAC: 0 DP: 1 HBP: 0	WP: 0 PB: 0 SB: 0 CS: 1	PA: 34						
PITCHER	IP WLS BF H R ER SO BB IBB HBP BLK WP HR S P ERA WHIP																											
Barry Latman, R (1, 1) ERA: 5.93	4.1		18	4	1	1	2	1	0	0	0	0	0	0	21	25	2.08	1.154										
Don Lee, R (5, 1) ERA: 1.04	3.2	W	13	3	0	0	2	0	0	0	0	0	0	0	17	17	0.00	0.818										
Dean Chance, R (9, 1) ERA: 3.86	1.0	S	3	0	0	0	1	0	0	0	0	0	0	0	5	5	0.00	0.000										

livebaseballscores.com



Batter	1	2	3	4	5	6	7	8	9
Albie Pearson, L (1, 8) OBP: 0.328, SLG: 0.314	0-0 1B SF8 1B	0-0 F8		0-0 2-3		0-0 F3		0-0 PB 1B	
Billy Moran, R (1, 5) OBP: 0.314, SLG: 0.320	0-0 SF8 1-3 1B		0-0 1-3	0-0 FC6-4 1B		0-3 K		0-0 F7	
Jim Fregosi, R (1, 6) OBP: 0.491, SLG: 0.617 Joe Koppe, R (5, 6) OBP: 0.333, SLG: 0.333	0-3 K		0-0 1B 1B	0-0 FC6-4			0-0 WP WP 1B		
Joe Adcock, R (1, 3) OBP: 0.282, SLG: 0.235	0-0 SF8 1-2		0-0 P6		0-0 FC5-4 1B		0-3 K		
Buck Rodgers, S (1, 2) OBP: 0.358, SLG: 0.375	0-0 1-3		0-0 1B 1-2 1B		0-0 FC5-4		0-0 P6		
Lee Thomas, L (1, 9) OBP: 0.264, SLG: 0.265		0-0 E 1B	0-0 1-3 2-H 1B		0-0 F9		4-0 IBB		
Bobby Knoop, R (1, 4) OBP: 0.255, SLG: 0.310		0-3 K	0-0 F9		0-3 K		0-3 K		
Jim Piersall, R (1, 7) OBP: 0.286, SLG: 0.231		0-0 E6 1-2		0-0 2-3 1B		0-0 F8		0-0 F9	
Barry Latman, R (1, 1) OBP: 0.200, SLG: 0.200 Don Lee, R (5, 1) OBP: 0.500, SLG: 0.500 Dean Chance, R (9, 1)		0-0 F9		0-3 K		0-0 1B		0-0 F9	

Inning Stats	R: 1	H: 2	E: 0	K: 1	S: 7	H: 2	LOB: 1	BB: 0	P: 7	R: 0	H: 1	E: 1	K: 1	S: 7	R: 0	H: 3	E: 0	K: 0	S: 6	R: 0	H: 2	E: 0	K: 1	S: 7	R: 0	H: 1	E: 0	K: 1	S: 6	R: 0	H: 1	E: 0	K: 2	S: 8	R: 0	H: 1	E: 0	K: 0	S: 4	R: 0	H: 1	E: 0	K: 0	S: 4
--------------	------	------	------	------	------	------	--------	-------	------	------	------	------	------	------	------	------	------	------	------	------	------	------	------	------	------	------	------	------	------	------	------	------	------	------	------	------	------	------	------	------	------	------	------	------

PITCHER	IP	WLS	BF	H	R	ER	SO	BB	IBB	HBP	BLK	WP	HR	S	P	ERA	WHIP
Claude Osteen, L (1, 1) ERA: 3.65	3.0	L	17	7	2	2	2	0	0	0	0	0	0	21	21	6.00	2.333
Jim Hannan, R (4, 1) ERA: 2.08	1.0		4	1	0	0	1	0	0	0	0	0	0	6	6	0.00	1.000
Tom Cheney, R (5, 1) ERA: 4.15	2.0		8	2	0	0	2	0	0	0	0	0	0	12	12	0.00	1.000
Jim Duckworth, R (7, 1) ERA:	2.0		9	2	0	0	2	0	1	0	0	2	0	12	16	0.00	1.000

AB R H RBI BB SO LOB

5	1	2	0	0	0	4
5	0	2	0	0	1	2
3	1	1	0	0	1	4
1	0	1	0	0	0	0
3	0	1	1	0	1	2
4	0	1	0	0	0	3
3	0	2	1	1	0	1
4	0	0	0	0	3	6
4	0	1	0	0	0	1
2	0	0	0	0	1	3
2	0	1	0	0	0	0
0	0	0	0	0	0	0


AB	R	H	RBI	BB	SO	LOB
36	2	12	2	1	7	26


WP	PB	SB	CS	PA
2	1	0	0	38

Washington Senators @ Los Angeles Angels
Dodger Stadium, Los Angeles, CA
 Tue Apr 28 1964, 7:05 PM PDT
 Att. 2,237 - Unknown

livebaseballscorecards.com

AB	R	H	RBI	BB	SO	LOB
36	2	12	2	1	7	26



Batter	1	2	3	4	5	6	7	8	9	AB R H RBI BB SO LOB	TOP														
Don Zimmer, R (1, 5) OBP: 0.308, SLG: 0.583	0-0 E1 G4-6-3			x 0-0 F5			x 0-0 6-3		x 0-0 F8	4 0 0 0 0 0 0	<p>Washington Senators @ Los Angeles Angels</p> <p>Dodger Stadium, Los Angeles, CA</p> <p>Wed Apr 29 1964, 7:05 PM PDT Att. 2,981 - Unknown</p> <p>livebaseballscorecards.com</p> <table border="1"> <tr><td>AB</td><td>28</td></tr> <tr><td>R</td><td>1</td></tr> <tr><td>H</td><td>3</td></tr> <tr><td>RBI</td><td>1</td></tr> <tr><td>BB</td><td>2</td></tr> <tr><td>SO</td><td>3</td></tr> <tr><td>LOB</td><td>9</td></tr> </table> 	AB	28	R	1	H	3	RBI	1	BB	2	SO	3	LOB	9
AB	28																								
R	1																								
H	3																								
RBI	1																								
BB	2																								
SO	3																								
LOB	9																								
Don Blasingame, L (1, 4) OBP: 0.366, SLG: 0.421	0-3 K			x 0-0 P3			x 0-0 P6		x 0-3 K	4 0 0 0 0 2 1															
Fred Valentine, S (1, 7) OBP: 0.294, SLG: 0.467	0-0 G4-6-3 1-2f			x 0-0 4-3			x 0-0 F8		x 0-3 K	4 0 0 0 0 1 1															
Jim King, L (1, 9) OBP: 0.209, SLG: 0.268		B B B B 4-0 G4-6-3 BB		x 0-0 3-1				B B B B 4-0 1B BB	1 0 0 0 1 0 0																
Ken Hunt, R (5, 8) OBP: 0.333, SLG: 0.500									0 1 0 0 1 0 0																
Dick Phillips, L (1, 3) OBP: 0.250, SLG: 0.250		x 0-0 G4-6-3 1-2f		x 0-0 1B			x 0-0 F9		x 0-0 F9	3 0 1 0 0 0 2															
Don Lock, R (1, 8) OBP: 0.385, SLG: 0.293		x 0-0 F8		x 0-0 G6-4-3 1-2f			x 0-0 G6-4-3		x 0-0 1B 1B	3 0 1 0 0 0 1															
Mike Brumley, L (1, 2) OBP: 0.207, SLG: 0.250			x 0-0 P6			x 0-0 F7		x 0-0 F7		3 0 0 0 0 0 2															
Ed Brinkman, R (1, 6) OBP: 0.189, SLG: 0.288			x 0-0 F7			x 0-0 5-3		x 0-0 1B 1-2 2-H		2 0 0 0 0 0 0															
Ken Retzer, L (8, PH) OBP: 0.316, SLG: 0.188										1 0 1 1 0 0 0															
John Kennedy, R (8, PR) OBP: 0.304, SLG: 0.158			x 0-0 L6			x 0-0 6-3		x 0-0 F9		0 0 0 0 0 0 0															
Carl Bouldin, S (1, 1) Howie Koplitz, R (3, 1) Chuck Hinton, R (6, PH) Steve Ridzik, R (6, 1) Bill Skowron, R (8, PH) Dave Stenhouse, R (8, 1) OBP: 0.291, SLG: 0.628 OBP: 1.000, SLG: 1.000										1 0 0 0 0 0 0 0 0 0 0 0 0 0 1 0 0 0 0 0 0 0 0 0 0 0 0 0 1 0 0 0 0 0 2 0 0 0 0 0 0 0															
Inning Stats	R: 0 E: 1 K: 1 S: 5	H: 0 LOB: 0 BB: 0 P: 5	R: 0 E: 0 K: 0 S: 2	H: 0 LOB: 0 BB: 1 P: 6	R: 0 E: 0 K: 0 S: 3	H: 0 LOB: 0 BB: 0 P: 3	R: 0 E: 0 K: 0 S: 3	H: 1 LOB: 0 BB: 0 P: 3	R: 0 E: 0 K: 0 S: 3	H: 0 LOB: 0 BB: 0 P: 3	R: 0 E: 0 K: 0 S: 3	H: 0 LOB: 0 BB: 0 P: 3	R: 1 E: 0 K: 2 S: 5	H: 2 LOB: 2 BB: 1 P: 9	R: 0 E: 0 K: 2 S: 7	H: 0 LOB: 0 BB: 0 P: 7	1B: 3 2B: 0 3B: 0 HR: 0	SF: 0 SAC: 0 DP: 3 HBP: 0	WP: 0 PB: 0 SB: 0 CS: 0	PA: 30					
PITCHER	IP WLS BF H R ER SO BB IBB HBP BLK WP HR S P ERA WHIP																								
Bob Lee, R (1, 1) ERA: 1.29	7.0 W 22 1 1 1 1 2 0 0 0 0 0 0 22 30 1.29 0.429																								
Bob Duliba, R (8, 1) ERA:	0.2 4 2 0 0 0 0 0 0 0 0 0 0 4 4 0.00 3.000																								
Dean Chance, R (8, 1) ERA: 3.24	1.1 S 4 0 0 0 2 0 0 0 0 0 0 0 8 8 0.00 0.000																								

Batter	1	2	3	4	5	6	7	8	9
Albie Pearson, L OBP: 0.339, SLG: 0.315 (1, 8)	4-0 CS BB		0-0 G3	0-0 F5		0-0 G6-4-3 1B			
Billy Moran, R OBP: 0.309, SLG: 0.315 (1, 5)	0-0 5-3 1-2		0-0 S 1B 1B	0-0 F9		0-0 G6-4-3 1-2f			
Lee Thomas, L OBP: 0.246, SLG: 0.245 (1, 9)	0-0 1-3		0-0 F7		0-0 4-3		0-0 F8		
Buck Rodgers, S OBP: 0.351, SLG: 0.365 (1, 2)		0-0 3-1	0-0 S 1B 1B		0-0 F8		0-0 G3		
Tom Satriano, L OBP: 0.647, SLG: 0.538 (1, 3)		0-0 1B 3B 1B	0-0 1B 1B		4-0 2B BB		0-0 CS 1B		
Ed Kirkpatrick, L OBP: 0.233, SLG: 0.185 (1, 7)		0-0 1-2 3B 1B	0-0 F8		0-0 1-3 2B		0-0 CS 1-2	0-0 4-3	
Joe Koppe, R OBP: 0.714, SLG: 1.000 (1, 6)		0-0 1-H 2-H SF8 3B		4-0 1B BB	4-0 BB BB		0-0 1B		
Bobby Knoop, R OBP: 0.255, SLG: 0.311 (1, 4)		0-0 SF8		0-0 1-3 1B	0-0 F3		0-3 S S K	0-3 K	
Bob Lee, R (1, 1)		0-3 K		0-3 K		0-3 K		0-0 2-3	
Bob Duliba, R (8, 1)									
Dean Chance, R (8, 1)									

Inning Stats	R: 0	H: 0	E: 0	K: 0	S: 2	LOB: 0	BB: 1	P: 6
	R: 3	H: 3	E: 0	K: 1	S: 8	LOB: 0	BB: 0	P: 8
	R: 2	H: 3	E: 0	K: 0	S: 6	LOB: 1	BB: 0	P: 6
	R: 0	H: 1	E: 0	K: 1	S: 6	LOB: 2	BB: 1	P: 10
	R: 0	H: 1	E: 0	K: 0	S: 4	LOB: 3	BB: 2	P: 12
	R: 0	H: 1	E: 0	K: 1	S: 5	LOB: 0	BB: 0	P: 5
	R: 0	H: 1	E: 0	K: 0	S: 3	LOB: 0	BB: 0	P: 3
	R: 0	H: 1	E: 0	K: 1	S: 6	LOB: 1	BB: 0	P: 6

AB	R	H	RBI	BB	SO	LOB
3	0	1	0	1	0	2
4	1	1	0	0	0	4
4	0	0	0	0	0	1
4	1	1	1	0	0	0
3	1	3	1	1	0	0
4	1	2	0	0	0	1
2	1	2	2	2	0	0
3	0	1	1	0	1	4
3	0	0	0	0	3	2
0	0	0	0	0	0	0
1	0	0	0	0	0	1

BOTTOM

Washington Senators @ Los Angeles Angels
Dodger Stadium, Los Angeles, CA

Wed Apr 29 1964, 7:05 PM PDT
Att. 2,981 - Unknown

AB	31
R	5
H	11
RBI	5
BB	4
SO	4
LOB	15



PITCHER	IP	WLS	BF	H	R	ER	SO	BB	IBB	HBP	BLK	WP	HR	S	P	ERA	WHIP
Carl Bouldin, R ERA: 8.18 (1, 1)	2.1	L	11	4	4	4	1	1	0	0	0	0	0	12	16	15.43	2.143
Howie Koplitz, R ERA: 7.88 (3, 1)	2.2		15	4	1	1	1	3	0	0	0	0	0	14	26	3.38	2.625
Steve Ridzik, R ERA: 2.92 (6, 1)	2.0		6	2	0	0	1	0	0	0	0	0	0	8	8	0.00	1.000
Dave Stenhouse, R ERA: 5.14 (8, 1)	1.0		4	1	0	0	1	0	0	0	0	0	0	6	6	0.00	1.000

Batter	1	2	3	4	5	6	7	8	9	AB R H RBI BB SO LOB	TOP																													
Don Zimmer, R (1, 5) OBP: 0.302, SLG: 0.550	0-3 K		0-0 1B			0-0 F3		0-0 G3		4 0 1 0 0 1 1																														
Ed Brinkman, R (1, 6) OBP: 0.179, SLG: 0.273 Don Blasingame, L (9, PH) OBP: 0.357, SLG: 0.410	0-0 3-1		0-0 L9			0-0 6-3		0-3 K	3 0 0 0 0 0 1 1 0 0 0 0 1 0																															
Chuck Hinton, R (1, 7) OBP: 0.333, SLG: 0.522	0-3 K			4-0 BB			0-0 5-3	0-0 F9	3 0 0 0 1 1 0																															
Bill Skowron, R (1, 3) OBP: 0.271, SLG: 0.491		0-0 3-1		0-0 G4-6-3			0-0 F3	0-3 K	4 0 0 0 0 1 1																															
Ken Hunt, R (1, 8) OBP: 0.400, SLG: 0.583		0-0 2B		0-0 4-3			4-0 BB		2 0 1 0 1 0 0																															
Don Lock, R (1, 9) OBP: 0.364, SLG: 0.273		0-3 K			0-3 K		0-3 K		3 0 0 0 0 3 2																															
Don Leppert, R (1, 2) OBP: 0.143, SLG: 0.143		0-0 F7			0-0 4-3			0-0 5-3	3 0 0 0 0 0 1																															
Chuck Cottier, R (1, 4)			0-0 5-3		0-0 F8			4-0 BB	2 0 0 0 1 0 0																															
Bennie Daniels, L (1, 1) OBP: 0.250, SLG: 0.143 Tom Cheney, R (7, 1) Fred Valentine, S (8, PH) OBP: 0.278, SLG: 0.438 Jim Duckworth, R (8, 1)		0-3 K				0-0 F8		0-0 FC3-6	2 0 0 0 0 1 0 0 0 0 0 0 0 0 1 0 0 0 0 0 1 0 0 0 0 0 0 0																															
Inning Stats	R: 0 E: 0 K: 2 S: 7	H: 0 LOB: 0 BB: 0 P: 7	R: 0 E: 0 K: 1 S: 6	H: 1 LOB: 1 BB: 0 P: 6	R: 0 E: 0 K: 1 S: 6	H: 1 LOB: 1 BB: 0 P: 6	R: 0 E: 0 K: 0 S: 2	H: 0 LOB: 0 BB: 1 P: 6	R: 0 E: 0 K: 1 S: 5	H: 0 LOB: 0 BB: 0 P: 5	R: 0 E: 0 K: 0 S: 3	H: 0 LOB: 0 BB: 0 P: 3	R: 0 E: 0 K: 1 S: 5	H: 0 LOB: 1 BB: 1 P: 9	R: 0 E: 0 K: 0 S: 3	H: 0 LOB: 1 BB: 1 P: 7	R: 0 E: 0 K: 2 S: 7	H: 0 LOB: 0 BB: 0 P: 7	1B: 1 2B: 1 3B: 0 HR: 0	SF: 0 SAC: 0 DP: 1 HBP: 0	WP: 0 PB: 0 SB: 0 CS: 0	PA: 31																		
PITCHER Whitey Ford, L (1, 1) ERA: 1.75	IP 9.0	WLS W	BF 31	H 2	R 0	ER 0	SO 8	BB 3	IBB 0	HBP 0	BLK 0	WP 0	HR 0	S 44	P 56	ERA 0.00	WHIP 0.556						PITCHER	IP 9.0	WLS W	BF 31	H 2	R 0	ER 0	SO 8	BB 3	IBB 0	HBP 0	BLK 0	WP 0	HR 0	S 44	P 56	ERA 0.00	WHIP 0.556

Washington Senators @ New York Yankees
Yankee Stadium, Bronx, NY

Fri May 01 1964, 7:05 PM EDT
Att. 10,967 - Sunny - 50 F

livebaseballscores.com

AB	28
R	0
H	2
RBI	0
BB	3
SO	8
LOB	7



Batter	1	2	3	4	5	6	7	8	9	AB	R	H	RBI	BB	SO	LOB
Tony Kubek, L (1, 6)	0-0 6-3 ①		0-0 4-3 ③		4-0 2B BB		0-0 F5 ③			3	0	0	0	1	0	0
Bobby Richardson, R (1, 4) OBP: 0.366, SLG: 0.368	0-0 6-3 ②			4-0 1B BB	0-0 2B			0-0 L8 ①		3	1	1	0	1	0	0
Hector Lopez, R (1, 9) OBP: 0.417, SLG: 0.455	0-0 1B			0-0 1B	0-0 3-4 ②			0-0 2B		4	0	3	0	0	0	2
Mickey Mantle, S (1, 8) Pedro Gonzalez, R (6, 9)	0-0 F5 ③			0-3 K ①	0-3 K ③			0-3 K ②		3	0	0	0	0	2	5
Tom Tresh, S (1, 7) OBP: 0.425, SLG: 0.500		0-0 L8 ①		0-0 1B				0-0 F7 ③		4	0	1	1	0	0	1
Joe Pepitone, L (1, 3) OBP: 0.231, SLG: 0.147		0-0 1-3 ②		4-0 IBB				0-0 4-3 ②		2	0	0	0	1	0	0
Elston Howard, R (1, 2) OBP: 0.333, SLG: 0.267		0-0 5-3 ③		0-0 F4				0-0 1-3 ③		3	0	0	0	0	0	3
Clete Boyer, R (1, 5) OBP: 0.250, SLG: 0.250			0-0 F4 ①	0-0 L7 ③			0-3 K ①			3	0	0	0	0	1	3
Whitey Ford, L (1, 1)			0-0 1-3 ②		0-0 1-3 ①		0-3 K ②			3	0	0	0	0	1	0

Inning Stats	R: 0	H: 1	E: 0	LOB: 1	K: 0	BB: 0	S: 4	P: 4	R: 0	H: 0	E: 0	LOB: 0	K: 0	BB: 0	S: 3	P: 3	R: 0	H: 0	E: 0	LOB: 0	K: 0	BB: 0	S: 3	P: 3	R: 1	H: 2	E: 0	LOB: 3	K: 1	BB: 2	S: 7	P: 15	R: 0	H: 1	E: 0	LOB: 2	K: 1	BB: 1	S: 6	P: 10	R: 0	H: 0	E: 0	LOB: 0	K: 0	BB: 0	S: 3	P: 3	R: 0	H: 0	E: 0	LOB: 0	K: 2	BB: 0	S: 7	P: 7	R: 0	H: 1	E: 0	LOB: 1	K: 1	BB: 0	S: 6	P: 6
PITCHER	IP	WLS	BF	H	R	ER	SO	BB	IBB	HBP	BLK	WP	HR	S	P	ERA	WHIP																																															
Bennie Daniels, R (1, 1) ERA: 3.05	6.2	L	27	4	1	1	4	2	1	0	0	0	0	32	44	1.35	0.900																																															
Tom Cheney, R (7, 1) ERA: 4.05	0.1		1	0	0	0	0	0	0	0	0	0	0	1	1	0.00	0.000																																															
Jim Duckworth, R (8, 1) ERA:	1.0		4	1	0	0	1	0	0	0	0	0	0	6	6	0.00	1.000																																															

BOTTOM

Washington Senators @ New York Yankees
 Yankee Stadium, Bronx, NY
 Fri May 01 1964, 7:05 PM EDT
 Att. 10,967 - Sunny - 50 F

livebaseballscorecards.com

AB	29
R	1
H	5
RBI	1
BB	3
SO	5
LOB	15



WP: 0	PA: 32
PB: 0	CS: 0
SB: 0	
1B: 3	SF: 0
2B: 2	SAC: 0
3B: 0	DP: 0
HR: 0	HBP: 0

Batter	1	2	3	4	5	6	7	8	9	10	AB	R	H	RBI	BB	SO	LOB	TOP								
Don Zimmer, R (1.5) OBP: 0.298, SLG: 0.512 John Kennedy, R (8.5) OBP: 0.333, SLG: 0.300	4-0 L5-3 BB			x 0-0 6-3		x 0-0 FC5-4 1B HR		x 0-0 6-3		x 0-0 1B 3B	3	1	0	0	1	0	1									
Don Blasingame, L (1.4) OBP: 0.370, SLG: 0.419 Bill Skowron, R (10, PH) OBP: 0.283, SLG: 0.500 Chuck Cottier, R (10, PR) (10, 4)	x 0-0 L5-3 1-2		x 0-0 5-3		x 0-0 HR 1B		x 0-0 1B		x 0-0 1B	x 0-0 G5-4-3 1B	4	1	2	0	0	0	1									
Chuck Hinton, R (1.7) OBP: 0.304, SLG: 0.471	0-3 K		x 0-0 6-3		x 0-0 F9		x 0-0 K		x 0-3 K	x 0-0 G5-4-3 1-2	5	0	0	0	0	2	4									
Jim King, L (1.9) OBP: 0.234, SLG: 0.341		0-3 K		x 0-3 K		x 0-0 HR		BB BB BB BB BB	4-0 BB		3	1	1	3	1	2	0									
Dick Phillips, L (1.3) OBP: 0.333, SLG: 0.273	x 0-0 4-3		H 1-0 FC4-6 1B WP HBP		x 0-0 S 1B		x 0-3 K		x 0-3 K		3	1	1	0	0	1	2									
Ken Hunt, R (1.8) OBP: 0.368, SLG: 0.500	0-3 K		x 0-0 FC4-6 1B		x 0-0 F4		x 0-0 5-3		x 0-0 5-3		4	0	1	0	0	1	1									
Mike Brumley, L (1.2) OBP: 0.182, SLG: 0.219		x 0-0 F9		x 0-0 FC4-6 WP 1-2 2-3		x 0-3 K		x 0-0 1-3		x 0-0 1-3	4	0	0	0	0	1	2									
Ed Brinkman, R (1.6) OBP: 0.183, SLG: 0.259	4-0 L4-3 BB		BB BB BB BB BB		x 0-3 K		x 0-0 6-3		x 0-0 5-3		3	0	0	0	1	1	1									
Claude Osteen, L (1.1) OBP: 0.300, SLG: 0.400 Marshall Bridges, S (6, 1) Steve Ridzik, R (6, 1) Fred Valentine, S (10, PH) OBP: 0.283, SLG: 0.412 Jim Duckworth, R (10, 1)	x 0-0 L4-3 1-2		x 0-0 L4-3		x 0-0 FC5-4 1B		x 0-0 6-3		x 0-0 6-3	x 0-0 F7	2	0	1	0	0	0	1									
Inning Stats	R: 0 E: 0 K: 1 S: 4	H: 0 LOB: 0 BB: 1 P: 8	R: 0 E: 0 K: 2 S: 7	H: 0 LOB: 0 BB: 0 P: 7	R: 0 E: 0 K: 0 S: 2	H: 0 LOB: 0 BB: 1 P: 6	R: 0 E: 0 K: 0 S: 3	H: 0 LOB: 0 BB: 0 P: 3	R: 1 E: 0 K: 2 S: 8	H: 1 LOB: 1 BB: 0 P: 9	R: 3 E: 0 K: 0 S: 7	H: 4 LOB: 1 BB: 0 P: 7	R: 0 E: 0 K: 1 S: 5	H: 0 LOB: 0 BB: 0 P: 5	R: 0 E: 0 K: 2 S: 8	H: 1 LOB: 2 BB: 1 P: 12	R: 0 E: 0 K: 0 S: 3	H: 0 LOB: 0 BB: 0 P: 3	R: 1 E: 0 K: 0 S: 4	H: 2 LOB: 1 BB: 0 P: 4	1B: 6 2B: 2 3B: 1 HR: 1	SF: 0 SAC: 0 DP: 3 HBP: 1	WP: 2 PB: 0 SB: 2 CS: 0	PA: 39		
PITCHER	IP	WLS	BF	H	R	ER	SO	BB	IBB	HBP	BLK	WP	HR	S	P	ERA	WHIP									
Jim Bouton, R (1.1) ERA: 3.0	6.0		24	5	4	4	5	2	0	0	0	1	1	31	40	6.00	1.167									
Bill Stafford, R (7.1) ERA:	1.0		3	0	0	0	1	0	0	0	0	0	0	5	5	0.00	0.000									
Hal Reniff, R (8.1) ERA:	2.0		8	1	0	0	2	1	0	0	0	0	0	11	15	0.00	1.000									
Bud Daley, L (10.1) ERA: 4.5	1.0	L	4	2	1	1	0	0	0	0	0	0	0	4	4	9.00	2.000									

Washington Senators @ New York Yankees
Yankee Stadium, Bronx, NY
Sat. May 02 1964, 3:33 AM EDT
Att. 7,712 - Sunny - 58 F

AB	35
R	5
H	8
RBI	4
BB	3
SO	8
LOB	13



Batter	1	2	3	4	5	6	7	8	9	10	AB R H RBI BB SO LOB
Tony Kubek, L (1, 6) 0-0-0	K		1-3		F5		6-3		F9		5 0 0 0 0 1 3
Bobby Richardson, R (1, 4) OBP: 0.348, SLG: 0.372	F9			5-3		1B 2B	E6		F5		5 1 1 0 0 0 0
Hector Lopez, R (1, 7) OBP: 0.353, SLG: 0.375	K			L9		G3 BB E 1B	7-3				5 1 1 1 0 2 1
Elston Howard, R (1, 2) OBP: 0.316, SLG: 0.314		1-3		4-3		L8		SF9 3B			5 1 1 0 0 0 1
Tom Tresh, S (1, 8) OBP: 0.444, SLG: 0.605		4-3			HR	E G3 1-2 BB		6-3			4 1 2 1 1 0 1
Joe Pepitone, L (1, 3) OBP: 0.205, SLG: 0.132		4-3		4-3		G3		SF9			4 0 0 1 0 0 3
Pedro Gonzalez, R (1, 9) OBP: 0.308, SLG: 0.182			FC6-4 BB		1B	E BB		1B			2 0 2 0 2 0 0
Clete Boyer, R (1, 5) OBP: 0.225, SLG: 0.222			F8		F9	E5		5-3			4 0 0 0 0 0 5
Jim Bouton, R (1, 1) OBP: 0.125, SLG: 0.125 Mickey Mantle, S (6, PH) Bill Stafford, R (7, 1) Hal Reniff, R (8, 1) Johnny Blanchard, L (9, PH) Bud Daley, L (10, 1)			FC6-4 1-2f		1B	F8			K		2 0 1 0 0 0 1 1 0 0 0 0 0 3 0 0 0 0 0 0 0 0 0 0 0 0 0 0 1 0 0 0 0 1 0 0 0 0 0 0 0 0

Inning Stats	R: 0 E: 0 K: 2 S: 7	H: 0 LOB: 0 BB: 0 P: 7	R: 0 E: 0 K: 0 S: 3	H: 0 LOB: 0 BB: 0 P: 3	R: 0 E: 0 K: 0 S: 3	H: 0 LOB: 0 BB: 0 P: 3	R: 1 E: 0 K: 0 S: 6	H: 3 LOB: 2 BB: 0 P: 6	R: 2 E: 1 K: 0 S: 6	H: 2 LOB: 3 BB: 2 P: 14	R: 0 E: 1 K: 0 S: 3	H: 0 LOB: 0 BB: 0 P: 3	R: 1 E: 0 K: 0 S: 5	H: 2 LOB: 1 BB: 0 P: 5	R: 0 E: 0 K: 1 S: 5	H: 0 LOB: 0 BB: 0 P: 5	R: 0 E: 0 K: 1 S: 6	H: 1 LOB: 1 BB: 0 P: 6	1B: 4 2B: 3 3B: 1 HR: 1	SF: 1 SAC: 0 DP: 1 HBP: 0	WP: 0 PB: 0 SB: 0 CS: 0	PA: 42
--------------	------------------------------	---------------------------------	------------------------------	---------------------------------	------------------------------	---------------------------------	------------------------------	---------------------------------	------------------------------	----------------------------------	------------------------------	---------------------------------	------------------------------	---------------------------------	------------------------------	---------------------------------	------------------------------	---------------------------------	----------------------------------	------------------------------------	----------------------------------	--------

PITCHER	IP	WLS	BF	H	R	ER	SO	BB	IBB	HBP	BLK	WP	HR	S	P	ERA	WHIP
Claude Osteen, L (1, 1) ERA: 3.6	5.1		22	5	3	2	2	1	0	0	0	0	1	25	29	3.38	1.125
Marshall Bridges, L (6, 1) ERA: 2.08	0.1		3	0	0	0	0	2	0	0	0	0	0	1	9	0.00	6.000
Steve Ridzik, R (6, 1) ERA: 2.87	3.1	W	13	2	1	1	1	0	0	0	0	0	0	15	15	2.70	0.600
Jim Duckworth, R (10, 1) ERA:	1.0	S	4	1	0	0	1	0	0	0	0	0	0	6	6	0.00	1.000


BOTTOM

Washington Senators @ New York Yankees
 Yankee Stadium, Bronx, NY

Sat May 02 1964, 3:33 AM EDT
 Att: 7,712 - Sunny - 58 F

livebaseballscores.com

AB	38
R	4
H	8
RBI	3
BB	3
SO	4
LOB	18



Batter	1	2	3	4	5	6	7	8	9	AB R H RBI BB SO LOB	TOP
Chuck Cottier, R (1, 4) <small>BBB</small>	4-0 1B BB		0-3 K		0-0 F6		0-0 4-3			3 0 0 0 1 1 2	Washington Senators @ New York Yankees Yankee Stadium, Bronx, NY Sun May 03 1964, 3:33 AM EDT Sunny - 59 F
Don Zimmer, R (1, 5) <small>OBP: 0.294, SLG: 0.489</small>	0-0 BB 1B		0-0 F7		0-0 F7		0-3 K			4 0 1 0 0 1 1	
Chuck Hinton, R (1, 7) <small>OBP: 0.317, SLG: 0.453</small>	4-0 G6-4-3 BB			4-0 BB 1B	0-3 K		0-0 F9			2 0 0 0 2 1 1	
Bill Skowron, R (1, 3) <small>OBP: 0.281, SLG: 0.484</small>	0-3 K			0-0 BB 1B		0-0 F5		0-3 K		4 0 1 0 0 2 3	
Ken Hunt, R (1, 8) <small>OBP: 0.304, SLG: 0.400</small>	0-0 G6-4-3 1-2f			0-3 K		0-0 F4		0-0 6-3		4 0 0 0 0 1 5	
Don Lock, R (1, 9) <small>OBP: 0.356, SLG: 0.255</small>		0-3 K		4-0 1-2 2-3 BB		0-3 K		0-0 6-3		3 0 0 0 1 2 0	
Don Leppert, R (1, 2) <small>OBP: 0.091, SLG: 0.091</small>		0-3 K		0-3 K		0-3 K		0-0 L8		4 0 0 0 0 3 3	
Ed Brinkman, R (1, 6) <small>OBP: 0.190, SLG: 0.262</small>		0-0 F7		0-3 K		0-0 FC4-6 1B				3 0 1 0 0 1 3	
Dave Stenhouse, R (1, 1) <small>OBP: 1.000, SLG: 1.000</small> Carl Bouldin, S (1, 1) Fred Valentine, S (7, PH) <small>OBP: 0.250, SLG: 0.389</small> Jim Hannan, R (7, 1)			0-3 K		4-0 BB		0-0 FC4-6 1-2f			0 0 0 0 0 0 0 1 0 0 0 1 1 0 1 0 0 0 0 0 1 0 0 0 0 0 0 0	
Inning Stats	R: 0 H: 1 E: 0 LOB: 2 K: 1 BB: 2 S: 5 P: 13	R: 0 H: 0 E: 0 LOB: 0 K: 2 BB: 0 S: 7 P: 7	R: 0 H: 0 E: 0 LOB: 0 K: 2 BB: 0 S: 7 P: 7	R: 0 H: 1 E: 0 LOB: 3 K: 3 BB: 2 S: 10 P: 18	R: 0 H: 0 E: 0 LOB: 1 K: 1 BB: 1 S: 5 P: 9	R: 0 H: 0 E: 0 LOB: 0 K: 1 BB: 0 S: 5 P: 5	R: 0 H: 1 E: 0 LOB: 1 K: 1 BB: 0 S: 6 P: 6	R: 0 H: 0 E: 0 LOB: 0 K: 2 BB: 0 S: 7 P: 7	R: 0 H: 0 E: 0 LOB: 0 K: 0 BB: 0 S: 3 P: 3	1B: 3 SF: 0 2B: 0 SAC: 0 3B: 0 DP: 1 HR: 0 HBP: 0	WP: 0 PA: 34 PB: 0 SB: 0 CS: 0
PITCHER Al Downing, L (1, 1) <small>ERA: 0.49</small>	IP 9.0 WLS W BF 34 H 3 R 0 ER 0 SO 13 BB 5 IBB 0 HBP 0 BLK 0 WP 0 HR 0 S 55 P 75 ERA 0.00 WHIP 0.889										

AB	29
R	0
H	3
RBI	0
BB	5
SO	13
LOB	19



Batter	1	2	3	4	5	6	7	8	9	AB	R	H	RBI	BB	SO	LOB
Tony Kubek, L OBP: 0.154, SLG: 0.083 (1, 6)	0-0 BB BB BB 1B	0-3 K		0-0 F7		0-0 F6				4	1	1	0	0	1	2
Bobby Richardson, R OBP: 0.320, SLG: 0.340 (1, 4)	0-0 F8	0-0 F9		0-0 F9			0-0 5-3			4	0	0	0	0	0	1
Hector Lopez, R OBP: 0.286, SLG: 0.300 (1, 7)	0-0 F3	0-0 F8			0-0 5-3		0-0 1-3			4	0	0	0	0	0	1
Johnny Blanchard, L (1, 9)	4-0 BB BB BB 1-2 BB BB		0-0 4-3		0-0 F4		0-0 G3			3	1	0	0	1	0	0
Tom Tresh, S OBP: 0.449, SLG: 0.575 (1, 8)	4-0 BB BB BB 1-2 2-3 BB		4-0 FC4-6 BB		0-0 4-3		0-0 F4			2	1	0	0	2	0	0
Joe Pepitone, L OBP: 0.229, SLG: 0.146 (1, 3)	4-0 1B BB BB 1-2 2-3 3-H BB		0-0 FC4-6 WP 1-2f 1B		0-0 1B FC5-2 1B		0-0 4-3			3	1	1	1	1	0	1
Elston Howard, R OBP: 0.357, SLG: 0.342 (1, 2)	4-0 1B BB BB 1-2 2-3 3-H BB		0-0 1H 1B		0-0 1B FC5-2 1B		0-0 F2			3	0	2	2	1	0	0
Clete Boyer, R OBP: 0.233, SLG: 0.231 (1, 5)	0-0 1-2 2-3 3-H 1B		0-0 F4		0-0 FC5-2		0-0 F4			3	0	1	1	0	0	3
Al Downing, R (1, 1)	0-0 F8			0-0 6-3		0-3 K				3	0	0	0	0	1	5

Inning Stats	R: 3	H: 2	E: 0	LOB: 3	K: 0	BB: 4	S: 5	R: 0	H: 0	E: 0	LOB: 0	K: 1	BB: 0	S: 5	R: 1	H: 1	E: 0	LOB: 1	K: 0	BB: 1	S: 4	R: 0	H: 0	E: 0	LOB: 0	K: 0	BB: 0	S: 3	R: 0	H: 2	E: 0	LOB: 2	K: 1	BB: 0	S: 7	R: 0	H: 0	E: 0	LOB: 0	K: 0	BB: 0	S: 3	R: 0	H: 0	E: 0	LOB: 0	K: 0	BB: 0	S: 3	R: 0	H: 0	E: 0	LOB: 0	K: 0	BB: 0	S: 3
--------------	------	------	------	--------	------	-------	------	------	------	------	--------	------	-------	------	------	------	------	--------	------	-------	------	------	------	------	--------	------	-------	------	------	------	------	--------	------	-------	------	------	------	------	--------	------	-------	------	------	------	------	--------	------	-------	------	------	------	------	--------	------	-------	------

PITCHER	IP	WLS	BF	H	R	ER	SO	BB	IBB	HBP	BLK	WP	HR	S	P	ERA	WHIP
Dave Stenhouse, R ERA: 8.22 (1, 1)	0.2	L	7	1	3	3	0	4	0	0	0	0	0	3	19	40.50	7.500
Carl Bouldin, R ERA: 6.06 (1, 1)	5.1		21	4	1	1	2	1	0	0	0	1	0	24	28	1.69	0.938
Jim Hannan, R ERA: 1.42 (7, 1)	2.0		6	0	0	0	0	0	0	0	0	0	0	6	6	0.00	0.000


BOTTOM

Washington Senators @ New York Yankees
 Yankee Stadium, Bronx, NY
 Sun May 03 1964, 3:33 AM EDT
 Sunny - 59 F

AB	29
R	4
H	5
RBI	4
BB	5
SO	2
LOB	13

livebaseballscores.com

1B:	5	SF:	0	WP:	1	PA:	34
2B:	0	SAC:	0	PB:	0	SB:	0
3B:	0	DP:	0	CS:	0		
HR:	0	HBP:	0				



Batter	1	2	3	4	5	6	7	8	9	AB R H RBI BB SO LOB	TOP											
Ed Brinkman, R (1, 6) OBP: 0.191, SLG: 0.273	0-0 F7		0-0 1-3		0-3 K		0-0 F7		0-0 1B 2B	5 1 1 0 0 1 1	Washington Senators @ New York Yankees Yankee Stadium, Bronx, NY Sun May 03 1964, 3:38 AM EDT Att. 20,487 - Sunny - 59 F											
Don Blasingame, L (1, 4) OBP: 0.353, SLG: 0.396	0-0 L6			0-0 F7	0-0 F4		0-3 K	0-0 E 1B	5 1 1 1 0 1 1													
Fred Valentine, S (1, 9) OBP: 0.240, SLG: 0.348	0-0 F6			0-0 E 1B 1B		0-0 L6	0-0 L5	0-0 E3 1B PB 2-H	5 0 1 0 0 0 0													
Chuck Hinton, R (1, 7) OBP: 0.354, SLG: 0.464		0-0 FC6 1B		0-0 E4 BB 1B		0-0 3-1		4-0 G3 2B BB	3 1 2 0 2 0 0													
Dick Phillips, L (1, 3) OBP: 0.353, SLG: 0.267		0-0 FC6 CS 1B 1-2f		0-0 F2		4-0 1B 1B BB		0-0 G3 1-2 1B G3-6-3	4 1 1 0 1 0 4													
Mike Brumley, L (1, 2) OBP: 0.237, SLG: 0.250		0-0 1-2 1B		4-0 1-2 BB		0-0 1B 1B BB		0-0 G3-6-3 1-2f	4 1 2 0 1 1 4													
Ken Hunt, R (1, 8) OBP: 0.333, SLG: 0.435		0-3 K 2-3		0-3 K		4-0 1-2 1B BB		0-0 2B	3 1 1 1 1 2 5													
John Kennedy, R (1, 5) OBP: 0.357, SLG: 0.333			0-0 5-3		0-0 SH3-4 1B	0-0 1-2 2-3 3-H 1B		0-0 6-3	4 0 2 1 0 0 1													
Buster Narum, R (1, 1) Jim King, L (6, PH) Marshall Bridges, S (6, 1) Dave Stenhouse, R (9, 1) OBP: 1.000, SLG: 1.000			0-3 K		0-0 SH3-4	0-0 1-H 2-H 3-H 1B		0-3 K	1 0 0 0 0 1 0 1 0 1 2 0 0 0 1 0 0 0 0 1 0 0 0 0 0 0 0 0													
Inning Stats	R: 0 E: 0 K: 0 S: 3	H: 0 LOB: 0 BB: 0 P: 3	R: 0 E: 0 K: 1 S: 6	H: 2 LOB: 2 BB: 0 P: 6	R: 0 E: 0 K: 1 S: 5	H: 0 LOB: 0 BB: 0 P: 5	R: 0 E: 1 K: 1 S: 7	H: 2 LOB: 3 BB: 1 P: 11	R: 0 E: 0 K: 1 S: 6	H: 1 LOB: 1 BB: 0 P: 6	R: 3 E: 0 K: 0 S: 5	H: 3 LOB: 2 BB: 2 P: 13	R: 0 E: 0 K: 1 S: 5	H: 0 LOB: 0 BB: 0 P: 5	R: 1 E: 0 K: 1 S: 6	H: 1 LOB: 1 BB: 1 P: 10	R: 2 E: 1 K: 1 S: 8	H: 3 LOB: 2 BB: 1 P: 12	1B: 10 2B: 3 3B: 0 HR: 0	SF: 0 SAC: 1 DP: 2 HBP: 0	WP: 0 PB: 1 SB: 0 CS: 1	PA: 42
PITCHER	IP WLS BF H R ER SO BB IBB HBP BLK WP HR S P ERA WHIP												PITCHER	IP WLS BF H R ER SO BB IBB HBP BLK WP HR S P ERA WHIP								
Ralph Terry, R (1, 1) ERA: 4.5	6.0 L 27 8 3 3 4 3 0 0 0 0 0 0 32 44 4.50 1.833																					
Steve Hamilton, L (7, 1) ERA:	1.0 3 0 0 0 1 0 0 0 0 0 0 0 5 5 0.00 0.000																					
Pete Mikkelsen, R (8, 1) ERA: 8.31	2.0 12 4 3 3 2 1 1 0 0 0 0 0 14 22 13.50 2.500																					

livebaseballscorecards.com



Batter	1	2	3	4	5	6	7	8	9	AB	R	H	RBI	BB	SO	LOB	BOTTOM			
Tony Kubek, L OBP: 0.167, SLG: 0.176 (1, 6)	0-0 5-3 ①		0-0 4-3 ①		0-0 F5 ②		0-0 G6-3 ② ③ 1-2f		0-0 L9 ① 1-H 2-H	5	0	1	2	0	0	2				
Bobby Richardson, R OBP: 0.309, SLG: 0.314 (1, 4)	4-0 1B SF8 1B BB		0-0 1-3 ②		0-0 5-3 ③				0-0 4-3 ③	4	1	0	0	1	0	3				
Hector Lopez, R OBP: 0.280, SLG: 0.292 (1, 7)	0-0 1B E 1-2 1B		0-0 5-3 ③						0-0 5-3 ②	4	1	1	0	0	1	0				
Johnny Blanchard, L OBP: 0.333, SLG: 0.091 (1, 9)	0-0 E 1-2 2-3 1B			0-0 G3 ①					0-0 F5 ③	3	0	1	0	1	0	0				
Tom Tresh, S OBP: 0.442, SLG: 0.571 Phil Linz, R OBP: 0.194, SLG: 0.167 (1, 8) (7, 8)	0-0 SF8 ②			0-0 1B ②					0-0 5-3 ①	2	0	1	1	0	0	1				
Joe Pepitone, L OBP: 0.250, SLG: 0.140 (1, 3)	0-3 K 1-3 2-H ③			0-0 F9 ②					4-0 1B BB ③	1	0	0	0	0	0	0				
Elston Howard, R OBP: 0.326, SLG: 0.310 (1, 2)		0-0 6-3 ①		0-3 K ③					0-0 F7 ②	4	0	0	0	0	1	4				
Clete Boyer, R OBP: 0.234, SLG: 0.233 (1, 5)		0-0 1-3 ②			0-0 F5 ①				0-0 F7 ①	4	1	1	0	0	0	0				
Ralph Terry, R OBP: 0.550, SLG: 1.000 Steve Hamilton, L (7, 1) Pedro Gonzalez, R OBP: 0.357, SLG: 0.182 Pete Mikkelsen, R (8, 1) Mickey Mantle, S OBP: 0.341, SLG: 0.316 Archie Moore, L (9, PR)		0-0 L1 ③			0-0 2B ②				4-0 G6-3 BB ③	2	0	1	0	0	0	0				
Inning Stats	R: 2 E: 1 K: 1 S: 7	H: 2 LOB: 1 BB: 1 P: 11	R: 0 E: 0 K: 0 S: 3	H: 0 LOB: 0 BB: 0 P: 3	R: 0 E: 0 K: 0 S: 3	H: 1 LOB: 1 BB: 0 P: 6	R: 0 E: 0 K: 0 S: 4	H: 1 LOB: 1 BB: 0 P: 4	R: 0 E: 0 K: 1 S: 5	H: 0 LOB: 2 BB: 2 P: 13	R: 0 E: 0 K: 0 S: 2	H: 0 LOB: 0 BB: 1 P: 6	R: 0 E: 0 K: 0 S: 3	H: 0 LOB: 0 BB: 0 P: 3	R: 3 E: 0 K: 0 S: 6	H: 3 LOB: 2 BB: 1 P: 10	1B: 5 2B: 2 3B: 0 HR: 0	SF: 1 SAC: 0 DP: 1 HBP: 0	WP: 0 PB: 0 SB: 0 CS: 0	PA: 38
PITCHER	IP	WLS	BF	H	R	ER	SO	BB	IBB	HBP	BLK	WP	HR	S	P	ERA	WHIP			
Buster Narum, R ERA: 2.19 (1, 1)	5.0	W	20	4	2	1	2	1	0	0	0	0	0	23	27	1.80	1.000			
Marshall Bridges, L ERA: 4.5 (6, 1)	3.2		17	3	3	3	1	4	0	0	0	0	0	15	31	7.36	1.909			
Dave Stenhouse, R ERA: 7.88 (9, 1)	0.1	S	1	0	0	0	0	0	0	0	0	0	0	1	1	0.00	0.000			

Washington Senators @ New York Yankees
 Yankee Stadium, Bronx, NY
 Sun May 03 1964, 3:38 AM EDT
 Att. 20,487 - Sunny - 59 F

AB	32
R	5
H	7
RBI	4
BB	5
SO	3
LOB	12



Batter	1	2	3	4	5	6	7	8	9	AB R H RBI BB SO LOB	TOP											
Ed Brinkman, R (1, 6) OBP: 0.194, SLG: 0.286	0-0 L6	0-3 K		1-3 2-H 2B			0-0 6-3			4 0 1 1 0 1 1	Washington Senators @ Baltimore Orioles Memorial Stadium, Baltimore, MD Mon May 04 1964, 7:05 PM EDT Att. 3,199 - Unknown livebaseballscorecards.com											
Don Blasingame, L (1, 4) OBP: 0.327, SLG: 0.365	0-0 F5		0-0 5-3	0-0 F5			0-0 F5			4 0 0 0 0 0 2												
Chuck Hinton, R (1, 7) OBP: 0.348, SLG: 0.441	4-0 1B BB		0-0 6-3			0-0 L4	0-0 F8			3 1 0 0 1 0 0												
Jim King, L (1, 9) OBP: 0.269, SLG: 0.429	0-0 1B		0-0 HR			0-3 K	0-0 F8			4 1 2 2 0 1 0												
Don Lock, R (8, 9) OBP: 0.356, SLG: 0.255	1-H 1B									0 0 0 0 0 0 0												
Bill Skowron, R (1, 3) OBP: 0.265, SLG: 0.455	0-0 L8		0-0 F9			0-0 1-3		0-0 4-3		4 0 0 0 0 0 1												
Mike Brumley, L (1, 2) OBP: 0.214, SLG: 0.225		0-3 K		0-0 5-3			0-0 F5	0-0 6-3		4 0 0 0 0 1 0												
Ken Hunt, R (1, 8) OBP: 0.355, SLG: 0.462		0-0 1B 2B		4-0 1B 2B BB		0-3 K		0-0 F9		3 2 1 0 1 1 0												
John Kennedy, R (1, 5) OBP: 0.344, SLG: 0.357		0-0 L4		0-3 K		0-0 2B		0-0 F9		4 0 1 0 0 1 2												
Tom Cheney, R (1, 1) OBP: 0.400, SLG: 0.400		0-0 1B		0-0 2B 1B		0-0 F7		0-3 K		3 0 2 1 0 0 1												
Jim Duckworth, R (6, 1)										0 0 0 0 0 0 0												
Steve Ridzik, R (6, 1)										0 0 0 0 0 0 0												
Fred Valentine, S (9, PH) OBP: 0.231, SLG: 0.333		2-H 1B		1-2 1B						1 0 0 0 0 1 0												
Inning Stats	R: 1 E: 0 K: 0 S: 4	H: 1 LOB: 1 BB: 1 P: 8	R: 1 E: 0 K: 2 S: 9	H: 2 LOB: 1 BB: 0 P: 9	R: 1 E: 0 K: 0 S: 4	H: 1 LOB: 0 BB: 0 P: 4	R: 1 E: 0 K: 1 S: 7	H: 2 LOB: 2 BB: 1 P: 11	R: 0 E: 0 K: 1 S: 5	H: 0 LOB: 0 BB: 0 P: 5	R: 0 E: 0 K: 1 S: 6	H: 1 LOB: 1 BB: 0 P: 6	R: 0 E: 0 K: 0 S: 3	H: 0 LOB: 0 BB: 0 P: 3	R: 0 E: 0 K: 0 S: 3	H: 0 LOB: 0 BB: 0 P: 3	R: 0 E: 0 K: 1 S: 5	H: 0 LOB: 0 BB: 0 P: 5	1B: 3 2B: 3 3B: 0 HR: 1	SF: 0 SAC: 0 DP: 0 HBP: 0	WP: 0 PB: 0 SB: 1 CS: 0	PA: 36
PITCHER Chuck Estrada, R (1, 1) ERA: 4.2	IP: 4.0	WLS: 20	BF: 6	H: 4	R: 4	ER: 4	SO: 3	BB: 2	IBB: 0	HBP: 0	BLK: 0	WP: 0	HR: 1	S: 24	P: 32	ERA: 9.00	WHIP: 2.000					
Dick Hall, R (5, 1) ERA: 1.5	IP: 5.0	WLS: 16	BF: 1	H: 0	R: 0	ER: 0	SO: 3	BB: 0	IBB: 0	HBP: 0	BLK: 0	WP: 0	HR: 0	S: 22	P: 22	ERA: 0.00	WHIP: 0.200					



Batter	1	2	3	4	5	6	7	8	9
Jackie Brandt, R OBP: 0.311, SLG: 0.329 (1, 8) X	0-0 F7 ①		0-3 K ②			1B BB 6-3		0-0 F9 ③	
Luis Aparicio, R OBP: 0.286, SLG: 0.268 (1, 6) X	0-0 5-3 ②		0-0 L5 ③			1B 1B 2B			
Brooks Robinson, R OBP: 0.349, SLG: 0.441 (1, 5) X	0-0 E7 1B ①			0-0 G3 ①		6-3 F9			
Norm Siebern, L OBP: 0.379, SLG: 0.393 (1, 3) X	0-0 1B ③			0-0 6-3 3B ②		2B 1B	0-0 F8 ①		
Boog Powell, L OBP: 0.245, SLG: 0.292 (1, 7) X		0-3 K ①		0-0 6-3 ②		2B BB 1B	0-0 1B 2B		
Sam Bowens, R OBP: 0.390, SLG: 0.459 (1, 9) X		0-0 F7 ②		0-0 F8 ③		SH 2B	0-0 G4-6-3 1B		
Jerry Adair, R OBP: 0.279, SLG: 0.281 (1, 4) X		0-0 5-3 ③			0-0 5-3 ①	SH IBB	0-0 G4-6-3 ② ③		
John Orsino, R OBP: 0.328, SLG: 0.455 (1, 2) X			0-0 HR		0-0 1-3 ②	SH 2B BB	0-0 G1-6-3 1B		
Chuck Estrada, R Dick Hall, R (5, 1)			0-0 F9 ①		0-0 F8 ③	SH 2B	0-0 G1-6-3 ① ②		

Inning Stats	R: 0	H: 2	E: 1	LOB: 2	K: 0	BB: 0	S: 4	P: 4	R: 0	H: 0	E: 0	LOB: 0	K: 1	BB: 0	S: 5	P: 5	R: 1	H: 1	E: 0	LOB: 0	K: 1	BB: 0	S: 6	P: 6	R: 1	H: 1	E: 0	LOB: 0	K: 0	BB: 0	S: 4	P: 4	R: 0	H: 0	E: 0	LOB: 0	K: 0	BB: 0	S: 3	P: 3	R: 8	H: 4	E: 1	LOB: 1	K: 0	BB: 4	S: 8	P: 24	R: 1	H: 2	E: 0	LOB: 0	K: 0	BB: 0	S: 4	P: 4	R: 0	H: 1	E: 0	LOB: 0	K: 0	BB: 0	S: 3	P: 3
--------------	------	------	------	--------	------	-------	------	------	------	------	------	--------	------	-------	------	------	------	------	------	--------	------	-------	------	------	------	------	------	--------	------	-------	------	------	------	------	------	--------	------	-------	------	------	------	------	------	--------	------	-------	------	-------	------	------	------	--------	------	-------	------	------	------	------	------	--------	------	-------	------	------

PITCHER	IP	WLS	BF	H	R	ER	SO	BB	IBB	HBP	BLK	WP	HR	S	P	ERA	WHIP
Tom Cheney, R ERA: 5.3 (1, 1)	5.1	L	22	6	5	5	2	1	0	0	0	0	1	25	29	8.44	1.312
Jim Duckworth, R ERA: 1.86 (6, 1)	0.0		5	1	3	2	0	2	1	0	0	0	0	2	14	∞	∞
Steve Ridzik, R ERA: 2.95 (6, 1)	2.2		10	4	3	1	0	0	0	0	0	0	0	10	10	3.38	1.500

AB R H RBI BB SO LOB

4	1	0	0	1	1	2
4	1	2	2	0	0	0
4	0	1	1	0	0	2
4	2	3	1	0	0	0
3	2	1	1	1	1	0
4	1	2	2	0	0	0
3	1	0	0	1	0	1
3	2	2	2	1	0	0
1	0	0	0	0	0	0
2	1	0	1	0	0	1


AB	32
R	11
H	11
RBI	10
BB	4
SO	2
LOB	6



WP	HR	S	P	ERA	WHIP
0	0	0	0	0	0

Washington Senators @ Baltimore Orioles
Memorial Stadium, Baltimore, MD
 Mon May 04 1964, 7:05 PM EDT
 Att. 3,199 - Unknown

livebaseballscorecards.com

Batter	1	2	3	4	5	6	7	8	9	AB R H RBI BB SO LOB	TOP																								
Ed Brinkman, R (1, 6) OBP: 0.197, SLG: 0.274	0-0 F5		0-0 CS	4-0 1B FC5-4 BB		0-0 6-3			0-0 5-3	3 1 0 0 1 0 0	<p>Washington Senators @ Baltimore Orioles Memorial Stadium, Baltimore, MD Tue May 05 1964, 7:05 PM EDT Att. 4,599 - Unknown</p> <p>livebaseballscorecards.com</p> <table border="1"> <tr><td>AB</td><td>27</td></tr> <tr><td>R</td><td>1</td></tr> <tr><td>H</td><td>1</td></tr> <tr><td>RBI</td><td>1</td></tr> <tr><td>BB</td><td>3</td></tr> <tr><td>SO</td><td>4</td></tr> <tr><td>LOB</td><td>6</td></tr> </table> 	AB	27	R	1	H	1	RBI	1	BB	3	SO	4	LOB	6										
AB	27																																		
R	1																																		
H	1																																		
RBI	1																																		
BB	3																																		
SO	4																																		
LOB	6																																		
Don Blasingame, L (1, 4) OBP: 0.305, SLG: 0.339	0-0 F6			0-0 F6		0-0 3-1			0-0 1-3	4 0 0 0 0 0 1																									
Chuck Hinton, R (1, 7) OBP: 0.342, SLG: 0.429	0-3 K			0-0 FC5-4 1-3 BB 1B		0-3 K			0-0 4-3	4 0 1 0 0 2 0																									
Jim King, L (1, 9) OBP: 0.273, SLG: 0.412		0-0 L9		4-0 1-2 FC5-4 BB		0-0 F8				2 0 0 0 1 0 0																									
Bill Skowron, R (1, 3) OBP: 0.254, SLG: 0.435		0-0 F6		0-0 FC5-4 FC6-4		0-0 L6				3 0 0 1 0 0 2																									
Ken Hunt, R (1, 8) OBP: 0.324, SLG: 0.414		0-3 K		0-0 FC6-4		0-0 F8				3 0 0 0 0 1 2																									
Ken Retzer, L (1, 2) OBP: 0.273, SLG: 0.158			0-0 F9		0-0 F9			0-0 F6		3 0 0 0 0 0 0																									
John Kennedy, R (1, 5) OBP: 0.353, SLG: 0.345			4-0 CS BB		0-0 4-3			0-0 F6		1 0 0 0 1 0 0																									
Fred Valentine, S (8, PH) OBP: 0.222, SLG: 0.320								0-0 F6		1 0 0 0 0 0 0																									
Don Zimmer, R (8, 5) OBP: 0.294, SLG: 0.489								0-0 F6		0 0 0 0 0 0 0																									
Jim Hannan, R (1, 1)			0-3 K		0-0 2-3			0-0 1-3		2 0 0 0 0 1 1																									
Dick Phillips, L (8, PH) OBP: 0.333, SLG: 0.250										1 0 0 0 0 0 0																									
Howie Koplitz, R (8, 1)										0 0 0 0 0 0 0																									
Inning Stats	R: 0 E: 0 K: 1 S: 5	H: 0 LOB: 0 BB: 0 P: 5	R: 0 E: 0 K: 1 S: 5	H: 0 LOB: 0 BB: 0 P: 5	R: 0 E: 0 K: 1 S: 4	H: 0 LOB: 0 BB: 1 P: 8	R: 1 E: 0 K: 0 S: 4	H: 1 LOB: 2 BB: 2 P: 12	R: 0 E: 0 K: 0 S: 3	H: 0 LOB: 0 BB: 0 P: 3	R: 0 E: 0 K: 1 S: 5	H: 0 LOB: 0 BB: 0 P: 5	R: 0 E: 0 K: 0 S: 3	H: 0 LOB: 0 BB: 0 P: 3	R: 0 E: 0 K: 0 S: 3	H: 0 LOB: 0 BB: 0 P: 3	R: 0 E: 0 K: 0 S: 3	H: 0 LOB: 0 BB: 0 P: 3	R: 0 E: 0 K: 0 S: 3	H: 0 LOB: 0 BB: 0 P: 3	1B: 1 2B: 0 3B: 0 HR: 0	SF: 0 SAC: 0 DP: 0 HBP: 0	WP: 0 PB: 0 SB: 0 CS: 1	PA: 31											
PITCHER Wally Bunker, R (1, 1) ERA: 1.0	IP 9.0	WLS W	BF 30	H 1	R 1	ER 1	SO 4	BB 3	IBB 0	HBP 0	BLK 0	WP 0	HR 0	S 35	P 47	ERA 1.00	WHIP 0.444	PITCHER	IP	WLS	BF	H	R	ER	SO	BB	IBB	HBP	BLK	WP	HR	S	P	ERA	WHIP

Batter	1	2	3	4	5	6	7	8	9
Jackie Brandt, R OBP: 0.308, SLG: 0.324 (1, 8)	0-3 K		0-0 FC6-5 CS			0-3 K		0-0 E5 1B	
Luis Aparicio, R OBP: 0.288, SLG: 0.288 (1, 6)	0-0 5-3		0-0 CS	0-0 CS 2B			0-0 F9		
Brooks Robinson, R OBP: 0.348, SLG: 0.435 (1, 5)	0-0 L7			0-3 K			0-0 HR 1B		
Norm Siebern, L OBP: 0.391, SLG: 0.448 (1, 3)		4-0 BB 6-3 S		0-0 1-3			0-0 HR		
Boog Powell, L OBP: 0.250, SLG: 0.280 (1, 7)		0-3 K			0-0 4-3		4-0 CS BB		
Russ Snyder, L OBP: 0.375, SLG: 0.286 (7, PR) (8, 7)		1-2 K							
Sam Bowens, R OBP: 0.364, SLG: 0.425 (1, 9)		0-0 6-3			0-0 5-3		0-0 F8		
Jerry Adair, R OBP: 0.266, SLG: 0.267 (1, 4)		0-0 F4			0-0 5-3			0-3 K	
John Orsino, R OBP: 0.344, SLG: 0.466 (1, 2)			0-0 FC6-5 SH5-4 1B			0-3 K		0-0 1B 1B	
Wally Bunker, R (1, 1)			0-0 SH5-4			0-0 1-3		0-0 F1	

AB	R	H	RBI	BB	SO	LOB	
4	0	1	0	0	2	1	
3	0	1	0	0	0	0	
3	1	1	0	0	1	1	
2	1	1	2	1	0	0	
2	0	0	0	1	1	1	
0	0	0	0	0	0	0	
3	0	0	0	0	0	2	
3	0	0	0	0	1	1	
3	0	2	0	0	1	0	
2	0	0	0	0	0	1	
1B: 4	SF: 0	2B: 1	SAC: 1	3B: 0	DP: 0	HR: 1	HBP: 0

BOTTOM

Washington Senators @ Baltimore Orioles
Memorial Stadium, Baltimore, MD
 Tue May 05 1964, 7:05 PM EDT
 Att. 4,599 - Unknown

AB	25
R	2
H	6
RBI	2
BB	2
SO	6
LOB	7



Inning Stats	R: 0	H: 0	E: 0	LOB: 0	K: 1	BB: 0	S: 5	P: 5									
Jim Hannan, R ERA: 2.03 (1, 1)	7.0	WLS: L	BF: 24	H: 4	R: 2	ER: 2	SO: 5	BB: 2	IBB: 0	HBP: 0	BLK: 0	WP: 0	HR: 1	S: 32	P: 40	ERA: 2.57	WHIP: 0.857
Howie Koplitz, R ERA: 7.0 (8, 1)	1.0		4	2	0	0	1	0	0	0	0	0	0	6	6	0.00	2.000

WP	HR	S	P	ERA	WHIP
WP: 0	HR: 1	S: 6	P: 6	ERA: 7.0	WHIP: 2.000

Batter	1	2	3	4	5	6	7	8	9	AB R H RBI BB SO LOB												
Tony Kubek, L (1, 6) OBP: 0.214, SLG: 0.240	0-0 4-3			0-0 5-3	4-0 1B E BB		0-0 E6 6-3 HR	0-0 F7		4 2 0 0 1 0 0												
Bobby Richardson, R (1, 4) OBP: 0.308, SLG: 0.311	0-0 5-3			0-0 F7	0-0 BB E 1B		0-0 6-3		0-0 F4	5 0 1 1 0 0 1												
Hector Lopez, R (1, 7) OBP: 0.294, SLG: 0.469	0-0 4-3			0-0 HR	0-0 E5 BB		0-0 HR		0-0 4-3	5 2 2 3 0 0 1												
Mickey Mantle, S (1, 8) OBP: 0.340, SLG: 0.372 Pedro Gonzalez, R (9, 9) OBP: 0.353, SLG: 0.214		0-0 1-3		0-0 HR	4-0 BB BB BB		0-3 K		0-0 G3	4 1 1 1 1 1 0 0 0 0 0 0 0 0												
Joe Pepitone, L (1, 3) OBP: 0.267, SLG: 0.176		0-0 G3-6-3 1B		0-0 3-1	0-0 3-1		0-0 4-3			4 0 1 0 0 0 3												
Johnny Blanchard, L (1, 9) OBP: 0.300, SLG: 0.200 Archie Moore, L (9, 3)		0-0 G3-6-3			0-0 1-3	0-0 2B		0-0 F9		4 0 1 0 0 0 1 0 0 0 0 0 0 0												
Elston Howard, R (1, 2) OBP: 0.315, SLG: 0.320			0-0 6-3		0-0 1B 2B	0-0 5-3		0-0 E6 HR		4 2 1 0 0 0 1												
Clete Boyer, R (1, 5) OBP: 0.218, SLG: 0.220			0-0 6-3		0-0 SH3-4 1B	0-3 K		0-3 K		4 1 1 1 0 2 2												
Jim Bouton, R (1, 1) OBP: 0.100, SLG: 0.100 Roger Maris, L (8, PH) OBP: 0.345, SLG: 0.517 Bill Stafford, R (8, 1)			0-0 5-3		0-0 SH3-4	0-0 6-3		0-0 1-H HR		2 0 0 0 0 0 1 1 1 1 2 0 0 0 0 0 0 0 0 0 0												
Inning Stats	R: 0 E: 0 K: 0 S: 3	H: 0 LOB: 0 BB: 0 P: 3	R: 0 E: 0 K: 0 S: 3	H: 1 LOB: 0 BB: 0 P: 3	R: 0 E: 0 K: 0 S: 3	H: 0 LOB: 0 BB: 0 P: 3	R: 2 E: 0 K: 0 S: 5	H: 2 LOB: 0 BB: 0 P: 5	R: 3 E: 1 K: 0 S: 7	H: 3 LOB: 3 BB: 2 P: 15	R: 0 E: 0 K: 1 S: 6	H: 1 LOB: 1 BB: 0 P: 6	R: 2 E: 1 K: 1 S: 7	H: 1 LOB: 0 BB: 0 P: 7	R: 2 E: 1 K: 1 S: 7	H: 1 LOB: 0 BB: 0 P: 7	R: 0 E: 0 K: 0 S: 3	H: 0 LOB: 0 BB: 0 P: 3	1B: 3 2B: 2 3B: 0 HR: 4	SF: 0 SAC: 1 DP: 1 HBP: 0	WP: 0 PB: 0 SB: 0 CS: 0	PA: 40

PITCHER	IP	WLS	BF	H	R	ER	SO	BB	IBB	HBP	BLK	WP	HR	S	P	ERA	WHIP
Bennie Daniels, R (1, 1) ERA: 3.91	4.2	L	19	5	5	4	0	1	0	0	0	0	2	18	22	7.71	1.286
Carl Bouldin, R (5, 1) ERA: 5.49	3.1		18	4	4	1	3	1	0	0	0	0	2	23	27	2.70	1.500
Steve Ridzik, R (9, 1) ERA: 2.79	1.0		3	0	0	0	0	0	0	0	0	0	0	3	3	0.00	0.000

New York Yankees @ Washington Senators
D.C. Stadium, Washington, DC
Wed May 06 1964, 7:05 PM EDT
Unknown - 70 F

AB	37
R	9
H	9
RBI	8
BB	2
SO	3
LOB	10



Batter	1	2	3	4	5	6	7	8	9	AB	R	H	RBI	BB	SO	LOB
Don Zimmer, R OBP: 0.273, SLG: 0.451 (1, 5)	0-0 6-3 K		0-3 K		0-0 L5			0-0 E5		4	0	0	0	0	1	0
Don Blasingame, L OBP: 0.333, SLG: 0.400 (1, 4)	0-0 HR 3B		0-0 1B			0-0 3-1		0-0 G1-4-3 1B		4	1	3	0	0	0	0
Chuck Hinton, R OBP: 0.338, SLG: 0.463 (1, 7)	0-0 HR		0-3 K			0-0 F8		0-0 G1-4-3 1-2f		4	1	1	2	0	1	3
Jim King, L OBP: 0.271, SLG: 0.400 (1, 9)	0-3 K			0-0 F5		0-0 F2		0-0 G4-6-3 1B		4	0	1	0	0	1	0
Bill Skowron, R OBP: 0.267, SLG: 0.452 (1, 3)	0-0 F3			0-0 FC5-4 1B		0-0 3-1 2B		0-3 K		4	0	2	0	0	1	1
Don Lock, R OBP: 0.333, SLG: 0.235 (1, 8)		0-0 F7		0-0 FC5-4 1-2f		0-0 6-3		0-0 G4-6-3 1-2f		4	0	0	0	0	0	3
Ken Retzer, L OBP: 0.240, SLG: 0.136 (1, 2)		0-0 F6		0-0 4-3		0-0 3-1		0-0 2-3		3	0	0	0	0	0	2
Ed Brinkman, R OBP: 0.190, SLG: 0.263 (1, 6)		0-3 K			0-0 F8		0-0 L5			3	0	0	0	0	1	1
Bennie Daniels, L OBP: 0.222, SLG: 0.125 Carl Bouldin, S (5, 1)			0-3 K		0-3 K			0-0 F8		1	0	0	0	0	1	0
Fred Valentine, S OBP: 0.214, SLG: 0.308 Steve Ridzik, R (8, PH) (9, 1)										1	0	0	0	0	0	0
Inning Stats	R: 2 E: 0 K: 1 S: 7	H: 2 LOB: 0 BB: 0 P: 7	R: 0 E: 0 K: 1 S: 5	H: 0 LOB: 0 BB: 0 P: 5	R: 0 E: 0 K: 3 S: 10	H: 1 LOB: 1 BB: 0 P: 10	R: 0 E: 0 K: 0 S: 4	H: 1 LOB: 1 BB: 0 P: 4	R: 0 E: 0 K: 0 S: 4	H: 1 LOB: 1 BB: 0 P: 4	R: 0 E: 0 K: 1 S: 5	H: 1 LOB: 0 BB: 0 P: 5	1B: 4 2B: 1 3B: 1 HR: 1	SF: 0 SAC: 0 DP: 2 HBP: 0	WP: 0 PB: 0 SB: 0 CS: 0	PA: 33
PITCHER	IP WLS BF H R ER SO BB IBB HBP BLK WP HR S P ERA WHIP	IP WLS BF H R ER SO BB IBB HBP BLK WP HR S P ERA WHIP	IP WLS BF H R ER SO BB IBB HBP BLK WP HR S P ERA WHIP	IP WLS BF H R ER SO BB IBB HBP BLK WP HR S P ERA WHIP	IP WLS BF H R ER SO BB IBB HBP BLK WP HR S P ERA WHIP	IP WLS BF H R ER SO BB IBB HBP BLK WP HR S P ERA WHIP	IP WLS BF H R ER SO BB IBB HBP BLK WP HR S P ERA WHIP	IP WLS BF H R ER SO BB IBB HBP BLK WP HR S P ERA WHIP	IP WLS BF H R ER SO BB IBB HBP BLK WP HR S P ERA WHIP	IP WLS BF H R ER SO BB IBB HBP BLK WP HR S P ERA WHIP	IP WLS BF H R ER SO BB IBB HBP BLK WP HR S P ERA WHIP	IP WLS BF H R ER SO BB IBB HBP BLK WP HR S P ERA WHIP	IP WLS BF H R ER SO BB IBB HBP BLK WP HR S P ERA WHIP	IP WLS BF H R ER SO BB IBB HBP BLK WP HR S P ERA WHIP	IP WLS BF H R ER SO BB IBB HBP BLK WP HR S P ERA WHIP	IP WLS BF H R ER SO BB IBB HBP BLK WP HR S P ERA WHIP
Jim Bouton, R ERA: 2.9 Bill Stafford, R ERA:	(1, 1) (8, 1)															

BOTTOM

New York Yankees @ Washington Senators
D.C. Stadium, Washington, DC
Wed May 06 1964, 7:05 PM EDT
Unknown - 70 F

livebaseballscorecards.com

AB	33
R	2
H	7
RBI	2
BB	0
SO	7
LOB	10



Batter	1	2	3	4	5	6	7	8	9	AB R H RBI BB SO LOB	TOP						
Tony Kubek, L (1, 6) OBP: 0.242, SLG: 0.267	0-0 E3 F9 2B	0-3 K		0-0 1-2 1B		0-0 1B 1B		0-0 L9 2-3		5 1 2 0 0 1 3							
Bobby Richardson, R (1, 4) OBP: 0.314, SLG: 0.318	0-0 F9 1-2		0-0 1B HR 1B	0-0 F7		0-0 1-3 1B		0-0 4-3		5 1 2 0 0 0 5							
Hector Lopez, R (1, 7) OBP: 0.282, SLG: 0.432	0-3 K		0-0 1-3 HR 1B	0-0 F8		0-0 F8		0-0 5-3		5 1 1 0 0 1 5							
Mickey Mantle, S (1, 8) OBP: 0.353, SLG: 0.468 Harry Bright, R (7, 3) OBP: 0.400, SLG: 0.250	0-0 2-H 2B		0-0 1-H 3-H HR	0-0 6-3		0-0 6-3		0-0 6-3		4 1 2 4 0 1 0 1 0 0 0 0 0 0							
Elston Howard, R (1, 2) OBP: 0.339, SLG: 0.333	4-0 IBB		0-0 6-3	0-0 FC4-6 1B		0-0 F9		0-0 1B		4 0 2 0 1 0 0							
Joe Pepitone, L (1, 3) OBP: 0.246, SLG: 0.161	0-0 F5		0-3 K	0-3 K		0-0 F8		0-0 F6		5 0 0 0 0 2 4							
Pedro Gonzalez, R (1, 9) OBP: 0.381, SLG: 0.333		0-0 G3 1B	0-0 5-3	0-0 FC4-6 1-2f		0-0 L9 2B				4 0 2 0 0 0 1							
Clete Boyer, R (1, 5) OBP: 0.220, SLG: 0.208		0-0 G3 1-2		0-0 F9		0-0 F8		4-0 BB BB		3 0 0 0 1 0 1							
Stan Williams, R (1, 1) OBP: 0.500, SLG: 0.500 Tom Tresh, S (6, PH) OBP: 0.434, SLG: 0.558 Bob Meyer, R (6, 1) Steve Hamilton, L (9, 1)		0-3 K		0-0 1B 1B		0-0 F4		0-3 K		2 0 1 0 0 1 1 1 0 0 0 0 0 0 1 0 0 0 0 1 2 0 0 0 0 0 0 0							
Inning Stats	R: 1 E: 1 K: 1 S: 7 H: 1 LOB: 2 BB: 1 P: 11	R: 0 E: 0 K: 2 S: 8 H: 1 LOB: 1 BB: 0 P: 8	R: 3 E: 0 K: 1 S: 8 H: 3 LOB: 0 BB: 0 P: 8	R: 0 E: 0 K: 0 S: 5 H: 2 LOB: 2 BB: 0 P: 5	R: 0 E: 0 K: 1 S: 6 H: 1 LOB: 1 BB: 0 P: 6	R: 0 E: 0 K: 0 S: 5 H: 2 LOB: 2 BB: 0 P: 5	R: 0 E: 0 K: 1 S: 5 H: 0 LOB: 0 BB: 0 P: 5	R: 0 E: 0 K: 1 S: 6 H: 1 LOB: 2 BB: 1 P: 10	R: 0 E: 0 K: 0 S: 4 H: 1 LOB: 1 BB: 0 P: 4	1B: 9 2B: 2 3B: 0 HR: 1 SF: 0 SAC: 0 DP: 0 HBP: 0	WP: 0 PB: 0 SB: 0 CS: 0 PA: 42						
PITCHER	IP WLS BF H R ER SO BB IBB HBP BLK WP HR S P ERA WHIP																
Claude Osteen, L (1, 1) ERA: 3.79	5.2		29	10	4	3	5	0	1	0	0	0	1	38	42	4.76	1.765
Jim Duckworth, R (6, 1) ERA: 1.5	2.1		9	1	0	0	2	1	0	0	0	0	0	12	16	0.00	0.857
Ron Kline, R (9, 1) ERA: 1.17	1.0	W	4	1	0	0	0	0	0	0	0	0	0	4	4	0.00	1.000

New York Yankees @ Washington Senators
 D.C. Stadium, Washington, DC
 Wed May 06 1964, 7:05 PM EDT
 Att. 32,026 - Unknown - 68 F

AB	40
R	4
H	12
RBI	4
BB	2
SO	7
LOB	22



Batter	1	2	3	4	5	6	7	8	9	AB R H RBI BB SO LOB
Don Blasingame, L (1, 4) OBP: 0.338, SLG: 0.381	4-0 1B BB		4-0 HR BB	1-3		0-3 K			0-0 F7	3 1 0 0 2 1 2
Ed Brinkman, R (1, 6) OBP: 0.202, SLG: 0.263	0-0 F7		0-0 HR 1B	F8			0-3 K		4-0 1B BB	4 2 1 0 1 1 3
Chuck Hinton, R (1, 7) OBP: 0.341, SLG: 0.500	0-0 L9		0-0 HR		0-0 5-3		0-0 6-3		0-0 1B PB	5 2 2 3 0 0 1
Jim King, L (1, 9) OBP: 0.297, SLG: 0.417	0-0 1B		0-0 CS 1B		0-3 K		0-0 3-1		0-0 1B	5 0 3 1 0 1 0
Bill Skowron, R (1, 3) OBP: 0.278, SLG: 0.455	0-0 F8		0-3 K		0-0 BB 1B			0-0 SH1-4 1B	0-0 PB	5 0 2 0 0 1 4
Mike Brumley, L (1, 2) OBP: 0.222, SLG: 0.214		0-0 4-3	0-0 F8		4-0 BB			0-0 SH1-4		2 0 0 0 1 0 0
Don Leppert, R (8, PH) OBP: 0.091, SLG: 0.091					1-2 BB			1-2		0 0 0 0 0 0 0
Don Lock, R (1, 8) OBP: 0.358, SLG: 0.296		0-0 3B			0-0 SH1-4 1B			4-0 BB		3 0 2 0 1 0 2
John Kennedy, R (1, 5) OBP: 0.351, SLG: 0.344		0-3 K			0-0 SH1-4 1B		0-3 K	0-3 K		3 0 1 0 0 2 1
Don Zimmer, R (8, PH) OBP: 0.268, SLG: 0.442					1-2 1B					1 0 0 0 0 1 2
Claude Osteen, L (1, 1) OBP: 0.273, SLG: 0.364		0-0 F7			0-0 SH1-4		0-0 L4		0-0 6-3	1 0 0 0 0 0 1
Jim Duckworth, R (6, 1)					1-2 2-3					1 0 0 0 0 0 0
Ken Hunt, R (8, PH) OBP: 0.314, SLG: 0.400										1 0 0 0 0 0 2
Ron Kline, R (9, 1)										0 0 0 0 0 0 0

Inning Stats	R: 0	H: 1	R: 0	H: 1	R: 3	H: 3	R: 0	H: 1	R: 0	H: 0	R: 0	H: 0	R: 0	H: 1	R: 2	H: 2	1B: 9	SF: 0	WP: 0	PA: 41
	E: 0	LOB: 2	E: 0	LOB: 1	E: 0	LOB: 0	E: 0	LOB: 2	E: 0	LOB: 0	E: 0	LOB: 0	E: 0	LOB: 2	E: 0	LOB: 1	2B: 1	SAC: 2	PB: 1	
	K: 0	BB: 1	K: 1	BB: 0	K: 1	BB: 1	K: 0	BB: 1	K: 1	BB: 0	K: 1	BB: 0	K: 1	BB: 1	K: 0	BB: 1	3B: 1	DP: 1	SB: 0	
	S: 4	P: 8	S: 6	P: 6	S: 7	P: 11	S: 5	P: 10	S: 7	P: 7	S: 5	P: 5	S: 6	P: 10	S: 3	P: 7	HR: 1	HBP: 0	CS: 1	

PITCHER	IP	WLS	BF	H	R	ER	SO	BB	IBB	HBP	BLK	WP	HR	S	P	ERA	WHIP
Stan Williams, R (1, 1) ERA: 5.4	5.0		25	8	3	3	3	3	0	0	0	0	1	28	40	5.40	2.200
Bob Meyer, L (6, 1) ERA: 4.82	3.1	L	14	2	2	1	4	2	0	0	0	0	0	20	28	2.70	1.200
Steve Hamilton, L (9, 1) ERA:	0.0		2	1	0	0	0	0	0	0	0	0	0	1	1	∞	∞


BOTTOM

New York Yankees @ Washington Senators
D.C. Stadium, Washington, DC

Wed May 06 1964, 7:05 PM EDT
Att: 32,026 - Unknown - 68 F

livebaseballscorecards.com

AB	34
R	5
H	11
RBI	4
BB	5
SO	7
LOB	18



Batter	1	2	3	4	5	6	7	8	9	AB R H RBI BB SO LOB	TOP
--------	---	---	---	---	---	---	---	---	---	----------------------	-----

Tony Kubek, L (1, 6) OBP: 0.231, SLG: 0.250	0-0 4-3		0-0 4-3			0-0 1-3	0-0 1-3		0-0 1-2 2-3 3-H	6 0 1 1 0 0 3	
Bobby Richardson, R (1, 4) OBP: 0.329, SLG: 0.329	0-0 2-3		0-0 1B	4-0 BB		0-0 1B		0-0 F8	0-0 SF8	4 2 2 1 1 0 0	
Hector Lopez, R (1, 7) OBP: 0.311, SLG: 0.465	0-0 2B		0-0 1B	G5-4-3 BB		0-0 1B		0-0 F7	0-3 K	6 1 3 1 0 1 3	
Mickey Mantle, S (1, 8) OBP: 0.393, SLG: 0.480	4-0 IBB		0-3 K			4-0 1B		0-0 1B		3 0 2 0 2 1 2	
Joe Pepitone, L (1, 3) OBP: 0.243, SLG: 0.164	0-0 F8		0-0 2B	F5		0-0 F9		0-0 4-3		5 1 1 2 0 0 6	
Johnny Blanchard, L (1, 9) OBP: 0.375, SLG: 0.235		0-0 F8	0-0 2B	L6-3 BB		4-0 1B		0-0 1B	0-0 1B	2 1 1 0 2 0 0	
Pedro Gonzalez, R (7, PR) OBP: 0.409, SLG: 0.368			1-2 1B						1B	1 2 1 0 0 0 0	
Elston Howard, R (1, 2) OBP: 0.359, SLG: 0.362		0-0 FC5-4 1B	0-0 1B			0-0 F8		0-0 1-3	1-0 1B	4 2 2 1 0 0 2	
Clete Boyer, R (1, 5) OBP: 0.234, SLG: 0.211		0-0 FC5-4 1B	4-0 1B			0-0 L6-3		0-0 F8	0-0 S	4 0 1 0 1 0 4	
Al Downing, R (1, 1) OBP: 0.111, SLG: 0.111		0-0 F9	0-0 1B			0-3 K		0-0 1B	0-3 K	2 0 1 2 0 0 1	
Pete Mikkelsen, R (5, 1)										1 0 0 0 0 1 0	
Tom Tresh, S (7, PH) OBP: 0.444, SLG: 0.568										1 0 1 1 0 0 0	
Archie Moore, L (7, PR)										0 0 0 0 0 0 0	
Hal Reniff, R (7, 1)										1 0 0 0 0 1 3	


Inning Stats	R: 0 E: 0 K: 0 S: 4	H: 1 LOB: 2 BB: 1 P: 8	R: 0 E: 0 K: 0 S: 4	H: 1 LOB: 1 BB: 0 P: 4	R: 5 E: 0 K: 1 S: 11	H: 6 LOB: 2 BB: 1 P: 15	R: 0 E: 0 K: 0 S: 3	H: 1 LOB: 1 BB: 1 P: 7	R: 0 E: 0 K: 0 S: 2	H: 0 LOB: 0 BB: 1 P: 6	R: 1 E: 0 K: 1 S: 7	H: 2 LOB: 2 BB: 1 P: 11	R: 1 E: 0 K: 0 S: 4	H: 1 LOB: 1 BB: 1 P: 8	R: 0 E: 0 K: 0 S: 4	H: 1 LOB: 1 BB: 0 P: 4	R: 2 E: 0 K: 2 S: 10	H: 3 LOB: 2 BB: 0 P: 11	1B: 14 2B: 3 3B: 0 HR: 0	SF: 1 SAC: 0 DP: 2 HBP: 1	WP: 0 PB: 0 SB: 3 CS: 0	PA: 48
--------------	------------------------------	---------------------------------	------------------------------	---------------------------------	-------------------------------	----------------------------------	------------------------------	---------------------------------	------------------------------	---------------------------------	------------------------------	----------------------------------	------------------------------	---------------------------------	------------------------------	---------------------------------	-------------------------------	----------------------------------	-----------------------------------	------------------------------------	----------------------------------	--------

PITCHER	IP	WLS	BF	H	R	ER	SO	BB	IBB	HBP	BLK	WP	HR	S	P	ERA	WHIP
Dave Stenhouse, R (1, 1) ERA: 9.28	2.2		15	6	4	4	1	0	1	0	0	0	0	16	20	13.50	2.250
Howie Kopitz, R (3, 1) ERA: 6.97	1.1		8	3	1	1	0	1	1	0	0	0	0	6	14	6.75	3.000
Marshall Bridges, L (5, 1) ERA: 5.25	4.0	L	19	5	3	3	1	3	0	0	0	0	0	18	30	6.75	2.000
Ron Kline, R (9, 1) ERA: 2.08	1.0		6	2	1	1	2	0	0	1	0	0	0	9	10	9.00	2.000

New York Yankees @ Washington Senators
 D.C. Stadium, Washington, DC
 Thu May 07 1964, 7:05 PM EDT
 Att. 10,485 - Unknown - 80 F

AB	40
R	9
H	16
RBI	9
BB	6
SO	4
LOB	24



Batter	1	2	3	4	5	6	7	8	9	AB	R	H	RBI	BB	SO	LOB	BOTTOM			
Don Blasingame, L OBP: 0.315, SLG: 0.353 (1, 4) X	0-0 5-3 ①		X 0-0 F7 ②		S S S 0-3 K ① X	0-0 2-3 ③		X 0-0 F7 ①	X 0-0 F7 ②	5	0	0	0	0	1	0	<p>New York Yankees @ Washington Senators D.C. Stadium, Washington, DC</p> <p>Thu May 07 1964, 7:05 PM EDT Att: 10,485 - Unknown - 80 F</p> <p>livebaseballscorecards.com</p> <p>AB 33 R 6 H 8 RBI 6 BB 3 SO 6 LOB 11</p> 			
Ed Brinkman, R OBP: 0.202, SLG: 0.271 (1, 6) X	0-0 HR 2B		X 0-0 1-3 ③		X 0-0 E3 2B SF7		X 0-0 F7 ①	X 0-0 6-3 ③	5	2	1	0	0	0	0	0				
Chuck Hinton, R OBP: 0.360, SLG: 0.526 (1, 7) S S S	0-3 K ②			X 0-0 1B 1B	X 0-0 1B 2B		X 0-0 G4-3 1B			4	2	3	0	0	1	1				
Bill Skowron, R OBP: 0.277, SLG: 0.488 (1, 3) X	0-0 HR 2-H			X 0-0 F3 ① X	X 0-0 SF7 ②		X 0-0 G4-3 ② ③ 1-2f			3	1	1	3	0	0	2				
Don Lock, R OBP: 0.380, SLG: 0.304 (1, 9) X (6, 8)	0-0 F8 ③			B B B B 4-0 1B 1-2 1B BB	X 0-0 BB 2-H 1B		B B B B 4-0 SH1-4 BB			2	1	1	1	2	0	0				
Don Leppert, R OBP: 0.214, SLG: 0.154 (1, 2) X		X 0-0 6-3 ①		X 0-0 1B 1B	X 4-0 BB 1-2 BB		X 0-0 SH1-4 ① 1-2			2	0	1	1	1	0	0				
Ken Hunt, R OBP: 0.297, SLG: 0.375 (1, 8) S S S		0-3 K ②		S S S 0-3 K ② X	X 0-0 3-1 ③		X 0-0 F4 ②			2	0	0	0	0	2	2				
Jim King, L OBP: 0.288, SLG: 0.403 (5, PH) (6, 9)										2	0	0	0	0	0	3				
John Kennedy, R OBP: 0.341, SLG: 0.333 (1, 5) X			X 0-0 F9 ③		X 0-0 1B ③ 1-2 2-H 1B		X 0-3 K ① S S S		X 0-0 6-3 ③	4	0	1	1	0	1	1				
Dave Stenhouse, R OBP: 1.000, SLG: 1.000 (1, 1) S S S			S S S 0-3 K2-3 ① X		X 0-0 F5 ③		X 0-0 6-3 ②		X 0-0 5-3 ①	0	0	0	0	0	0	0				
Howie Koplitz, R (3, 1)										1	0	0	0	0	1	0				
Don Zimmer, R OBP: 0.263, SLG: 0.434 (4, PH)										1	0	0	0	0	0	2				
Marshall Bridges, S (5, 1)										1	0	0	0	0	0	0				
Ron Kline, R (9, 1)										0	0	0	0	0	0	0				
Dick Phillips, L OBP: 0.316, SLG: 0.235 (9, PH)										1	0	0	0	0	0	0				
Inning Stats	R: 2 E: 0 K: 1 S: 7	H: 2 LOB: 0 BB: 0 P: 7	R: 0 E: 0 K: 1 S: 5	H: 0 LOB: 0 BB: 0 P: 5	R: 0 E: 0 K: 1 S: 5	H: 0 LOB: 0 BB: 0 P: 5	R: 2 E: 0 K: 1 S: 8	H: 3 LOB: 2 BB: 1 P: 12	R: 2 E: 1 K: 1 S: 8	H: 2 LOB: 2 BB: 1 P: 12	R: 0 E: 0 K: 0 S: 3	H: 1 LOB: 0 BB: 0 P: 3	R: 0 E: 0 K: 0 S: 3	H: 0 LOB: 1 BB: 1 P: 7	R: 0 E: 0 K: 0 S: 3	H: 0 LOB: 0 BB: 0 P: 3	1B: 5 2B: 2 3B: 0 HR: 1	SF: 1 SAC: 1 DP: 1 HBP: 0	WP: 0 PB: 0 SB: 0 CS: 0	PA: 38
PITCHER	IP WLS BF H R ER SO	IP WLS BF H R ER SO	IP WLS BF H R ER SO	IP WLS BF H R ER SO	IP WLS BF H R ER SO	IP WLS BF H R ER SO	IP WLS BF H R ER SO	IP WLS BF H R ER SO	IP WLS BF H R ER SO	IP WLS BF H R ER SO	IP WLS BF H R ER SO	IP WLS BF H R ER SO	IP WLS BF H R ER SO	IP WLS BF H R ER SO	IP WLS BF H R ER SO	IP WLS BF H R ER SO	ERA WHIP	ERA WHIP		
Al Downing, L ERA: 1.96 (1, 1)	4.2	0	24	7	6	4	5	2	0	0	0	0	0	0	0	0	0	7.71	1.929	
Pete Mikkelsen, R ERA: 6.35 (5, 1)	1.1	W	4	0	0	0	1	0	0	0	0	0	0	0	0	0	0	0.00	0.000	
Hal Reniff, R ERA: (7, 1)	3.0	S	10	1	0	0	0	1	0	0	0	0	0	0	0	0	0	0.00	0.667	

New York Yankees @ Washington Senators
D.C. Stadium, Washington, DC

Thu May 07 1964, 7:05 PM EDT
Att: 10,485 - Unknown - 80 F

livebaseballscorecards.com

AB 33
R 6
H 8
RBI 6
BB 3
SO 6
LOB 11



Batter	1	2	3	4	5	6	7	8	9	AB R H RBI BB SO LOB	TOP			
Dalton Jones, L (1, 4) OBP: 0.382, SLG: 0.697	0-0 G4-6-3 BB 1B		0-0 F9		0-0 4-3		0-0 F2	0-0 4-3		5 0 1 0 0 0 5				
Eddie Bressoud, R (1, 6) OBP: 0.430, SLG: 0.481	4-0 G4-6-3 BB 1-2		0-0 5-3			0-0 F7	0-0 E 1B		0-0 5-3	4 1 1 2 1 0 0				
Carl Yastrzemski, L (1, 8) OBP: 0.305, SLG: 0.427	0-0 G4-6-3 1-2f 2-3			0-0 HR		0-0 F7	4-0 E 2B IBB		4-0 1B G3 BB	3 2 1 1 2 0 2				
Frank Malzone, R (1, 5) OBP: 0.338, SLG: 0.408	0-0 6-3			0-0 F7		0-0 F7	0-0 E6 2B		0-0 G3	5 1 0 0 0 0 3				
Dick Stuart, R (1, 3) OBP: 0.288, SLG: 0.370		0-3 K		0-0 F7			K		0-0 1B	5 0 2 2 0 2 0				
Lou Clinton, R (1, 9) OBP: 0.258, SLG: 0.333		0-0 2B		0-0 P6			HR		0-0 P6	5 2 2 1 0 0 3				
Tony Conigliaro, R (1, 7) OBP: 0.286, SLG: 0.507		0-0 FC8-6-4 2-H 2B			0-0 1B		4-0 1B BB 1B BB		0-0 F7	3 1 2 1 1 0 0				
Bob Tillman, R (1, 2) OBP: 0.393, SLG: 0.455		0-0 FC8-6-4 2-3			0-3 K		4-0 1B BB 1B BB		4-0 SH3 BB	2 1 0 0 2 1 2				
Bill Spanswick, L (1, 1) OBP: 0.429, SLG: 0.333			0-3 K			0-0 P6			0-0 SH3	2 0 0 0 0 1 1				
Gary Geiger, L (7, PH) OBP: 0.500, SLG: 0.429										1 1 1 0 0 0 0				
Dick Radatz, R (7, 1)										0 0 0 0 0 0 0				
Inning Stats	R: 0 H: 1 E: 0 LOB: 1 K: 0 BB: 1 S: 3 P: 7	R: 1 H: 2 E: 0 LOB: 0 K: 1 BB: 0 S: 6 P: 6	R: 0 H: 0 E: 0 LOB: 0 K: 1 BB: 0 S: 5 P: 5	R: 1 H: 1 E: 0 LOB: 0 K: 0 BB: 0 S: 4 P: 4	R: 0 H: 1 E: 0 LOB: 1 K: 1 BB: 0 S: 6 P: 6	R: 0 H: 0 E: 0 LOB: 0 K: 0 BB: 0 S: 3 P: 3	R: 7 H: 4 E: 1 LOB: 1 K: 1 BB: 3 S: 10 P: 22	R: 0 H: 0 E: 0 LOB: 1 K: 0 BB: 1 S: 3 P: 7	R: 0 H: 1 E: 0 LOB: 2 K: 0 BB: 1 S: 4 P: 8	1B: 5 SF: 0 2B: 4 SAC: 1 3B: 0 DP: 2 HR: 2 HBP: 0	WP: 0 PA: 42 PB: 0 SB: 0 CS: 0			
PITCHER	IP WLS BF H R ER SO BB IBB HBP BLK WP HR S P ERA WHIP												PITCHER	IP WLS BF H R ER SO BB IBB HBP BLK WP HR S P ERA WHIP
Buster Narum, R (1, 1) ERA: 3.86	6.1 L 26 6 5 5 4 3 0 0 0 0 0 2 31 43 7.11 1.421													
Steve Ridzik, R (7, 1) ERA: 2.75	0.1 6 3 4 0 0 0 0 1 0 0 0 0 5 9 0.00 9.000													
Jim Duckworth, R (7, 1) ERA: 1.46	0.1 1 0 0 0 0 0 0 0 0 0 0 0 1 1 0.00 0.000													
Carl Bouldin, R (8, 1) ERA: 4.98	2.0 9 1 0 0 0 0 2 0 0 0 0 0 7 15 0.00 1.500													

Boston Red Sox @ Washington Senators
D.C. Stadium, Washington, DC
Fri May 08 1964, 7:05 PM EDT
Att. 7,495 - Unknown

livebaseballscorecards.com

AB 35
R 9
H 10
RBI 7
BB 6
SO 4
LOB 16



Batter	1	2	3	4	5	6	7	8	9	AB R H RBI BB SO LOB
Chuck Cottier, R (1, 4) Don Blasingame, L (7, PH) <small>OBP: 0.320, SLG: 0.348</small> (8, 4)	0-3 K		0-0 F7		4-0 WP BB		4-0 1B BB		0-0 P4	2 0 0 0 1 1 1 1 0 0 0 1 0 1
Ed Brinkman, R (1, 6) <small>OBP: 0.204, SLG: 0.261</small> Jim King, L (9, PH) <small>OBP: 0.284, SLG: 0.397</small>	0-3 K			4-0 G5-4-3 BB	0-0 F8		0-3 K		0-3 K	3 0 0 0 1 2 2 1 0 0 0 0 1 1
Chuck Hinton, R (1, 7) <small>OBP: 0.352, SLG: 0.506</small>	0-3 K			0-0 G5-4-3 1-2f	0-3 K 1-2		0-0 1B		0-0 P3	5 0 1 0 0 2 3
Bill Skowron, R (1, 3) <small>OBP: 0.276, SLG: 0.476</small>		0-0 5-3		0-0 WP BB 1B		0-0 6-3		0-3 K		4 0 1 0 0 1 2
Don Lock, R (1, 9) <small>OBP: 0.387, SLG: 0.293</small>		0-0 5-3		4-0 1B WP BB		4-0 1B SF8 BB		0-0 6-3		2 1 0 0 2 0 0
Don Leppert, R (1, 2) <small>OBP: 0.222, SLG: 0.176</small>		0-0 4-3		0-3 K 1-2 2-3		0-0 1B 1-3		0-3 K		4 0 1 0 0 2 2
Ken Hunt, R (1, 8) <small>OBP: 0.317, SLG: 0.382</small>			0-0 6-3		0-0 HR 1B	0-0 SF8		4-0 BB		2 1 1 1 1 0 0
John Kennedy, R (1, 5) <small>OBP: 0.356, SLG: 0.425</small>			0-0 1B		0-0 HR 1-H	0-3 K2-3		0-3 K		4 1 2 2 0 2 2
Buster Narum, R (1, 1) Steve Ridzik, R (7, 1) Jim Duckworth, R (7, 1) Dick Phillips, L (7, PH) <small>OBP: 0.300, SLG: 0.222</small> Carl Bouldin, S (8, 1) Mike Brumley, L (9, PH) <small>OBP: 0.239, SLG: 0.214</small>			0-3 K		0-3 K		0-0 P4		4-0 BB	2 0 0 0 0 0 2 1 0 0 0 0 0 0 0 0 0 0 0 0 0 0 0 0 1 0 1 0 0 0

Inning Stats	R: 0	H: 0	E: 0	K: 3	S: 9	LOB: 0	BB: 0	P: 9	R: 0	H: 0	E: 0	K: 0	S: 3	LOB: 0	BB: 0	P: 3	R: 0	H: 1	E: 0	K: 1	S: 6	LOB: 1	BB: 0	P: 6	R: 0	H: 1	E: 0	K: 1	S: 5	LOB: 2	BB: 2	P: 13	R: 2	H: 2	E: 0	K: 2	S: 9	LOB: 1	BB: 1	P: 13	R: 1	H: 1	E: 0	K: 1	S: 6	LOB: 1	BB: 1	P: 10	R: 0	H: 1	E: 0	K: 2	S: 8	LOB: 2	BB: 1	P: 12	R: 0	H: 0	E: 0	K: 2	S: 7	LOB: 1	BB: 1	P: 11	R: 0	H: 0	E: 0	K: 1	S: 5	LOB: 1	BB: 1	P: 9	1B: 5	SF: 1	2B: 0	3B: 0	HR: 1	SAC: 0	DP: 1	HBP: 0
--------------	------	------	------	------	------	--------	-------	------	------	------	------	------	------	--------	-------	------	------	------	------	------	------	--------	-------	------	------	------	------	------	------	--------	-------	-------	------	------	------	------	------	--------	-------	-------	------	------	------	------	------	--------	-------	-------	------	------	------	------	------	--------	-------	-------	------	------	------	------	------	--------	-------	-------	------	------	------	------	------	--------	-------	------	-------	-------	-------	-------	-------	--------	-------	--------


PITCHER	IP	WLS	BF	H	R	ER	SO	BB	IBB	HBP	BLK	WP	HR	S	P	ERA	WHIP
Bill Spanwick, L (1, 1) <small>ERA: 4.71</small>	6.0	W	26	5	3	3	8	4	0	0	0	2	1	38	54	4.50	1.500
Dick Radatz, R (7, 1) <small>ERA: 0.84</small>	3.0	S	13	1	0	0	5	3	0	0	0	0	0	20	32	0.00	1.333

BOTTOM

Boston Red Sox @ Washington Senators
 D.C. Stadium, Washington, DC

Fri May 08 1964, 7:05 PM EDT
 Att. 7,495 - Unknown

AB	31
R	3
H	6
RBI	3
BB	7
SO	13
LOB	15



WP : 2	PA : 39
PB : 0	
SB : 0	
CS : 0	

livebaseballscorecards.com

Batter	1	2	3	4	5	6	7	8	9	10	AB R H RBI BB SO LOB	TOP													
Dalton Jones, L (1, 4) OBP: 0.385, SLG: 0.658	0-0 P3		0-0 1-3	0-0 F5		0-0 S 1B			0-0 FC1-5 FC 1B		5 0 2 0 0 0 3	Boston Red Sox @ Washington Senators D.C. Stadium, Washington, DC Sat May 09 1964, 3:33 AM EDT Att: 2,378 - Unknown													
Eddie Bressoud, R (1, 6) OBP: 0.418, SLG: 0.476	0-3 K		0-0 F9		0-0 G3 HR 2B	0-0 F5			0-0 FC FC1-5 1-2		5 1 1 0 0 1 2														
Carl Yastrzemski, L (1, 8) OBP: 0.310, SLG: 0.421 Gary Geiger, L (3, 8) OBP: 0.364, SLG: 0.300	4-0 PB 1B BB		0-0 1-3		0-0 G3 2-3		0-0 4-3		0-0 FC1-5 G6-4-3 1-2 2-3f		1 0 0 0 1 0 0 3 0 0 0 0 0 3														
Frank Malzone, R (1, 5) OBP: 0.341, SLG: 0.444	0-0 PB 1-2 1B			0-0 P6	0-0 HR		0-0 6-3		0-0 G6-4-3 1-2f		5 1 2 2 0 0 2														
Dick Stuart, R (1, 3) OBP: 0.306, SLG: 0.368	4-0 1-2 2-3 BB			0-0 BB 1B BB 1B	0-0 P4		4-0 BB BB		0-0 F9	0-0 F9	3 1 1 0 2 0 0														
Lou Clinton, R (1, 9) OBP: 0.284, SLG: 0.355	0-3 K			0-0 BB 1-2 BB 1B	0-0 2B 1B		0-0 F5		0-0 FC6-4 1B	0-0 FC6-4 1B	5 1 3 0 0 1 4														
Tony Conigliaro, R (1, 7) OBP: 0.280, SLG: 0.500		0-0 6-3		0-3 K	0-0 1-H 2B			0-3 K	0-0 FC6-4 E S 1-2f	0-0 FC6-4	5 0 1 1 0 2 3														
Bob Tillman, R (1, 2) OBP: 0.379, SLG: 0.424		0-0 F3		4-0 BB 1-2 2-3 BB		0-0 5-3		0-3 K	0-0 6-3	0-0 6-3	4 0 0 0 1 1 1														
Dave Morehead, R (1, 1) OBP: 0.200, SLG: 0.111 Dick Williams, R (4, PH) Arnold Earley, L (4, 1) Bob Hefner, R (5, 1)		0-0 F8		4-0 BB 1-2 2-3 3-H BB		0-0 F7		0-3 K			1 0 0 0 0 0 0 0 0 0 1 1 0 0 0 0 0 0 0 0 0 2 0 0 0 0 1 0														
Inning Stats	R: 0 E: 0 K: 2 S: 8	H: 1 LOB: 3 BB: 2 P: 16	R: 0 E: 0 K: 0 S: 3	H: 0 LOB: 0 BB: 0 P: 3	R: 0 E: 0 K: 0 S: 3	H: 0 LOB: 0 BB: 0 P: 3	R: 1 E: 0 K: 1 S: 7	H: 2 LOB: 3 BB: 2 P: 15	R: 3 E: 0 K: 0 S: 6	H: 4 LOB: 1 BB: 0 P: 6	R: 0 E: 0 K: 0 S: 4		H: 1 LOB: 1 BB: 0 P: 4	R: 0 E: 0 K: 0 S: 3	H: 0 LOB: 1 BB: 1 P: 7	R: 0 E: 0 K: 3 S: 9	H: 0 LOB: 0 BB: 0 P: 9	R: 0 E: 0 K: 0 S: 4	H: 1 LOB: 1 BB: 0 P: 4	R: 0 E: 0 K: 0 S: 4	H: 1 LOB: 1 BB: 0 P: 4	1B: 7 2B: 2 3B: 0 HR: 1	SF: 0 SAC: 0 DP: 1 HBP: 0	WP: 0 PB: 1 SB: 2 CS: 0	PA: 44
PITCHER	IP WLS BF H R ER SO BB IBB HBP BLK WP HR S P ERA WHIP	IP WLS BF H R ER SO BB IBB HBP BLK WP HR S P ERA WHIP											IP WLS BF H R ER SO BB IBB HBP BLK WP HR S P ERA WHIP												
Tom Cheney, R (1, 1) ERA: 5.48	4.1																								
Howie Koplitz, R (5, 1) ERA: 5.79	3.2																								
Ron Kline, R (9, 1) ERA: 1.69	2.0	W	8	2	0	0	0	0	0	0	0	0	0	0	0	0	0	0	0	0	0	0	0	0	0

AB	39
R	4
H	10
RBI	4
BB	5
SO	6
LOB	18



livebaseballscorecards.com

BOTTOM

Boston Red Sox @ Washington Senators
D.C. Stadium, Washington, DC

livebaseballscores.com

AB 40
R 5
H 15
RBI 4
BB 2
SO 7
LOB 18



WP: 1 PA: 42
PB: 0
SB: 1
CS: 0

Sat May 09 1964, 3:33 AM EDT
Att. 2,378 - Unknown

AB R H RBI BB SO LOB

5 0 0 0 0 1 3

5 1 2 0 0 0 0
0 0 0 0 0 0 0

5 1 2 2 0 0 1

5 1 4 0 0 0 1

5 1 2 0 0 1 3

4 1 3 2 1 1 1

1 0 0 0 1 1 1
2 0 0 0 0 1 3

4 0 1 0 0 1 3

2 0 1 0 0 0 1
1 0 0 0 0 1 0
1 0 0 0 0 0 1
0 0 0 0 0 0 0

1B: 12 SF: 0
2B: 1 SAC: 0
3B: 0 DP: 2
HR: 2 HBP: 0

Batter	1	2	3	4	5	6	7	8	9	10
Don Zimmer, R (1, 5) OBP: 0.242, SLG: 0.397	F9		4-3	F7		K		F7		
Don Blasingame, L (1, 4) OBP: 0.325, SLG: 0.351 Chuck Cottier, R (10, 4)	4-3		WP 1B		G5-4-3 1B		F7		1-3	
Chuck Hinton, R (1, 7) OBP: 0.354, SLG: 0.535	F9				G5-4-3 1B		HR		F8	
Jim King, L (1, 9) OBP: 0.319, SLG: 0.441		1B 1B	F8		1B 2B		S 1B		FC5-4 1B	
Bill Skowron, R (1, 3) OBP: 0.283, SLG: 0.472		BB 1B 1-2 G6-4-3 1B	P6		BB 1B 2-3		K		FC5-4 1-2	
Don Lock, R (1, 8) OBP: 0.413, SLG: 0.371		G6-4-3 BB 1-2 2-H 1B		1B 1B	FC6-4 BB 1-2		K			HR
Ken Retzer, L (1, 2) OBP: 0.259, SLG: 0.130 Don Leppert, R (5, PH) OBP: 0.200, SLG: 0.158		BB BB BB G6-4-3 BB 1-2 2-3		K	FC6-4 1-2		K			
John Kennedy, R (1, 6) OBP: 0.347, SLG: 0.409		G6-4-3 1-2f 2-3 3-H		F8		K		G3 1B		
Tom Cheney, R (1, 1) OBP: 0.429, SLG: 0.429 Howie Koplitz, R (5, 1) Dick Phillips, L (8, PH) OBP: 0.286, SLG: 0.211 Ron Kline, R (9, 1)		4-3			1B		K		G3	

Inning Stats	R: 0	H: 0	E: 0	K: 0	S: 3	P: 3	R: 2	H: 3	E: 0	K: 0	S: 5	R: 1	H: 2	E: 0	K: 0	S: 5	R: 0	H: 2	E: 0	K: 1	S: 7	R: 0	H: 3	E: 0	K: 0	S: 5	R: 0	H: 0	E: 0	K: 3	S: 9	R: 1	H: 2	E: 0	K: 2	S: 9	R: 0	H: 1	E: 0	K: 1	S: 6	R: 0	H: 1	E: 0	K: 0	S: 4	R: 1	H: 1	E: 0	K: 0	S: 1
--------------	------	------	------	------	------	------	------	------	------	------	------	------	------	------	------	------	------	------	------	------	------	------	------	------	------	------	------	------	------	------	------	------	------	------	------	------	------	------	------	------	------	------	------	------	------	------	------	------	------	------	------

PITCHER	IP	WLS	BF	H	R	ER	SO	BB	IBB	HBP	BLK	WP	HR	S	P	ERA	WHIP
Dave Morehead, R (1, 1) ERA: 2.49	3.0		14	5	3	3	0	1	0	0	0	1	0	13	17	9.00	2.000
Arnold Earley, L (4, 1) ERA:	1.2		10	5	0	0	1	1	0	0	0	0	0	11	15	0.00	3.600
Bob Heffner, R (5, 1) ERA: 4.05	4.1	L	18	5	2	2	6	0	0	0	0	0	2	30	30	4.15	1.154

Batter	1	2	3	4	5	6	7	8	9	AB R H RBI BB SO LOB	TOP												
Chuck Schilling, R (1, 4) <small>OBP: 0.288, SLG: 0.306</small>	0-0 		0-3 		0-0 		0-0 			4 1 1 0 0 1 1													
Eddie Bressoud, R (1, 6) <small>OBP: 0.415, SLG: 0.465</small>	0-0 		0-0 			4-0 		0-0 		2 1 0 0 1 0 0													
Felix Mantilla, R (1, 8) <small>OBP: 0.125, SLG: 0.313</small>	0-0 		0-0 			0-0 		0-0 		4 1 1 3 0 0 0													
Frank Malzone, R (1, 5) <small>OBP: 0.341, SLG: 0.440</small> Wilbur Wood, R (7, 1)	0-0 			0-0 		0-0 		0-3 		3 0 1 0 0 0 0 1 0 0 0 0 1 0													
Dick Stuart, R (1, 3) <small>OBP: 0.292, SLG: 0.350</small>	0-0 			0-0 		0-0 		0-0 		4 0 0 0 0 0 1													
Lou Clinton, R (1, 9) <small>OBP: 0.268, SLG: 0.333</small>		0-0 		0-0 		0-3 		0-3 		4 0 0 0 0 2 0													
Tony Conigliaro, R (1, 7) <small>OBP: 0.286, SLG: 0.474</small>		0-0 			0-0 		0-0 		0-3 	4 0 0 0 0 1 0													
Bob Tillman, R (1, 2) <small>OBP: 0.406, SLG: 0.500</small>		0-0 			0-0 		0-0 			3 1 3 1 0 0 0													
Bill Monbouquette, R (1, 1) <small>OBP: 0.333, SLG: 0.111</small> Roman Mejias, R (5, PH) <small>OBP: 0.143, SLG: 0.143</small> Pete Charton, L (5, 1) Arnold Earley, L (6, 1) Dick Williams, R (7, PH) <small>(7, 5)</small>		0-0 			0-0 		0-0 			1 0 0 0 0 0 1 1 0 1 0 0 0 0 0 1													
Inning Stats	R: 1 E: 0 K: 0 S: 5	H: 2 LOB: 1 BB: 0 P: 5	R: 0 E: 0 K: 0 S: 4	H: 1 LOB: 1 BB: 0 P: 4	R: 0 E: 0 K: 1 S: 5	H: 0 LOB: 0 BB: 0 P: 5	R: 0 E: 0 K: 0 S: 3	H: 0 LOB: 0 BB: 0 P: 3	R: 1 E: 0 K: 0 S: 4	H: 1 LOB: 0 BB: 0 P: 4	R: 2 E: 0 K: 1 S: 6	H: 1 LOB: 0 BB: 1 P: 10	R: 0 E: 0 K: 0 S: 4	H: 1 LOB: 1 BB: 0 P: 4	R: 0 E: 0 K: 1 S: 5	H: 0 LOB: 0 BB: 0 P: 5	R: 0 E: 0 K: 2 S: 7	H: 0 LOB: 0 BB: 0 P: 7	R: 0 E: 0 K: 2 S: 7	H: 0 LOB: 0 BB: 0 P: 7	1B: 3 2B: 1 3B: 0 HR: 2	SF: 0 SAC: 1 DP: 0 HBP: 0	WP: 0 PA: 34 PB: 0 SB: 0 CS: 0
PITCHER Claude Osteen, L (1, 1) <small>ERA: 3.83</small>	IP: 9.0 WLS: W BF: 34 H: 6 R: 4 ER: 4 SO: 5 BB: 1 IBB: 0 HBP: 0 BLK: 0 WP: 0 HR: 2 S: 43 P: 47 ERA: 4.00 WHIP: 0.778											PITCHER IP: WLS: BF: H: R: ER: SO: BB: IBB: HBP: BLK: WP: HR: S: P: ERA: WHIP											

Boston Red Sox @ Washington Senators
 D.C. Stadium, Washington, DC
 Sun May 10 1964, 3:33 AM EDT
 Unknown

livebaseballscorecards.com

AB 32
R 4
H 6
RBI 4
BB 1
SO 5
LOB 4



Batter	1	2	3	4	5	6	7	8	9	AB R H RBI BB SO LOB	TOP		
Dalton Jones, L (1, 4) OBP: 0.341, SLG: 0.581	0-0 F8	0-0 G3		0-0 3-6		0-0 E1 WP 1-2 G4-6-3	0-0 6-3			5 1 0 0 0 0 4	Boston Red Sox @ Washington Senators D.C. Stadium, Washington, DC Sun May 10 1964, 3:38 AM EDT Att. 13,603 - Unknown		
Eddie Bressoud, R (1, 6) OBP: 0.434, SLG: 0.478	0-0 BB 1B 1B		0-0 HR 1B	0-0 6-3		4-0 BB 1-3 2-H G4-6-3		0-0 WP 1B		4 1 3 0 1 0 0			
Carl Yastrzemski, L (1, 8) Felix Mantilla, R (7, 8) OBP: 0.330, SLG: 0.475 OBP: 0.118, SLG: 0.294	0-0 BB 1B 1-2		0-0 HR		0-0 3B 1B	0-0 G4-6-3 1-2f		0-3 K		4 2 3 2 0 0 1 1 0 0 0 0 1 1			
Frank Malzone, R (1, 5) Dick Williams, R (8, PH) (8, 5)	0-0 F8		0-0 6-3		0-3 K	0-3 K 3-H		0-3 K 1-2		4 0 0 0 0 2 3 1 0 0 0 0 1 1			
Gary Geiger, L (1, 9) Lou Clinton, R (7, 9) OBP: 0.467, SLG: 0.538 OBP: 0.264, SLG: 0.328	4-0 BB 1-2 2-3		0-0 1B 1B		0-0 SF8 3B 1-H		0-3 K	0-3 K		3 1 2 1 1 1 0 1 0 0 0 0 1 1			
Dick Stuart, R (1, 3) OBP: 0.287, SLG: 0.357	0-0 4-3		0-3 K		0-0 SF8 3-H		0-0 1B 2B		0-0 6-3	4 1 1 1 0 1 4			
Russ Nixon, L (1, 2) Bob Tillman, R (5, 2) OBP: 0.412, SLG: 0.471 OBP: 0.394, SLG: 0.484		0-0 6-3	0-0 1B		0-0 4-3		0-3 K		0-0 F8	3 0 1 0 0 0 0 2 0 0 0 0 1 1			
Tony Conigliaro, R (1, 7) OBP: 0.274, SLG: 0.494		0-0 F2	0-3 K			0-0 1B 3B	0-0 1B 1B 2-H		0-0 F8	5 2 2 1 0 1 2			
Earl Wilson, R (1, 1) Dick Radatz, R (6, 1) OBP: 0.600, SLG: 0.333 OBP: 0.200, SLG: 0.200		4-0 BB		4-0 BB		0-0 E 1B 3-H	0-0 1B			1 1 1 1 2 0 0 1 0 1 1 0 0 0			
Inning Stats	R: 0 H: 2 E: 0 LOB: 3 K: 0 BB: 1 S: 5 P: 9	R: 0 H: 0 E: 0 LOB: 1 K: 0 BB: 1 S: 3 P: 7	R: 2 H: 4 E: 0 LOB: 2 K: 2 BB: 0 S: 11 P: 11	R: 0 H: 0 E: 0 LOB: 0 K: 0 BB: 1 S: 2 P: 6	R: 2 H: 2 E: 0 LOB: 0 K: 1 BB: 0 S: 7 P: 7	R: 3 H: 2 E: 1 LOB: 0 K: 1 BB: 1 S: 7 P: 11	R: 2 H: 3 E: 0 LOB: 1 K: 2 BB: 0 S: 10 P: 10	R: 0 H: 1 E: 0 LOB: 1 K: 3 BB: 0 S: 10 P: 10	R: 0 H: 0 E: 0 LOB: 0 K: 0 BB: 0 S: 3 P: 3	1B: 10 SF: 1 2B: 2 SAC: 0 3B: 2 DP: 2 HR: 1 HBP: 0		WP: 3 PA: 44 PB: 0 SB: 0 CS: 0	
PITCHER	IP WLS BF H R ER SO BB IBB HBP BLK WP HR S P ERA WHIP											PITCHER	IP WLS BF H R ER SO BB IBB HBP BLK WP HR S P ERA WHIP
Jim Hannan, R (1, 1) ERA: 3.57	4.1 L 23 8 4 4 3 3 0 0 0 0 0 1 26 38 8.31 2.538											Buster Narum, R (9, 1) ERA: 3.66	1.0 3 0 0 0 0 0 0 0 0 0 0 3 3 0.00 0.000
Carl Bouldin, R ERA: 5.24	(5, 1) 0.2 5 2 3 1 0 0 0 0 0 0 0 0 5 5 13.50 3.000												
Steve Ridzik, R ERA: 2.61	(6, 1) 1.0 3 0 0 0 1 1 0 0 0 1 0 4 8 0.00 1.000												
Marshall Bridges, L ERA: 6.23	(7, 1) 1.0 6 3 2 2 2 0 0 0 0 0 0 10 10 18.00 3.000												
Alan Koch, R ERA: 5.4	(8, 1) 1.0 4 1 0 0 3 0 0 0 0 0 1 0 10 10 0.00 1.000												

livebaseballscorecards.com

AB	39
R	9
H	14
RBI	7
BB	4
SO	9
LOB	18



Batter	1	2	3	4	5	6	7	8	9	AB	R	H	RBI	BB	SO	LOB
Don Zimmer, R OBP: 0.250, SLG: 0.456 (1, 5)	0-3 K		0-3 K		0-0 FC3-6 1B		0-0 6-3	0-0 F5		5	0	1	0	0	2	2
Don Blasingame, L OBP: 0.318, SLG: 0.378 (1, 4)	0-0 E4 G6-4-3		0-0 HR		0-0 FC3-6 1-2f		0-0 5-3		0-0 F7	5	1	1	1	0	0	1
Chuck Hinton, R OBP: 0.362, SLG: 0.521 (1, 7)	0-0 G6-4-3 1-2f		0-0 F9		0-3 K		4-0 BB		0-0 BB 1B	4	0	1	0	1	1	2
Jim King, L OBP: 0.313, SLG: 0.432 (1, 9)		0-3 K		0-0 HR 2B	0-3 K		4-0 BB		0-0 F7	4	1	1	0	1	2	2
Bill Skowron, R OBP: 0.307, SLG: 0.577 (1, 3)		0-0 6-3		0-0 HR 2-H		0-3 K	0-3 K		0-3 K	5	1	1	2	0	3	3
Don Lock, R OBP: 0.420, SLG: 0.368 (1, 8)		0-0 1B 1B		0-0 F8		4-0 BB FC4-6		0-0 1B 1B		3	0	2	0	1	0	0
Mike Brumley, L OBP: 0.296, SLG: 0.286 (1, 2)		0-0 1B 1-3		0-0 F7		0-0 FC4-6 1B WP 1-2f		0-0 1B 1-2		4	1	2	0	0	0	1
John Kennedy, R OBP: 0.368, SLG: 0.451 (1, 6)		0-3 K		4-0 BB		0-0 1B 1-H		0-3 K		3	0	1	1	1	2	4
Jim Hannan, R (1, 1) Carl Bouldin, S (5, 1) Steve Ridzik, R (6, 1) Dick Phillips, L (6, PH) Marshall Bridges, S (7, 1) Alan Koch, R (8, 1) Fred Valentine, S (8, PH) Buster Narum, R (9, 1)			0-0 3-1		0-0 5-3		0-3 K		0-3 K	2	0	0	0	0	0	1

BOTTOM

Boston Red Sox @ Washington Senators
D.C. Stadium, Washington, DC
Sun May 10 1964, 3:38 AM EDT
Att. 13,603 - Unknown

livebaseballscorecards.com

AB	37
R	4
H	10
RBI	4
BB	4
SO	12
LOB	19



Inning Stats	R: 0	H: 0	E: 1	K: 1	S: 5	LOB: 0	BB: 0	P: 5	R: 0	H: 2	E: 0	K: 2	S: 9	LOB: 2	BB: 0	P: 9	R: 1	H: 1	E: 0	K: 1	S: 6	LOB: 0	BB: 0	P: 6	R: 2	H: 2	E: 0	K: 0	S: 5	LOB: 1	BB: 1	P: 9	R: 0	H: 1	E: 0	K: 2	S: 8	LOB: 1	BB: 0	P: 8	R: 1	H: 1	E: 0	K: 2	S: 8	LOB: 1	BB: 1	P: 12	R: 0	H: 0	E: 0	K: 1	S: 5	LOB: 2	BB: 2	P: 13	R: 0	H: 2	E: 0	K: 2	S: 9	LOB: 2	BB: 0	P: 9	R: 0	H: 1	E: 0	K: 1	S: 6	LOB: 1	BB: 0	P: 6	1B: 7	SF: 0	2B: 1	SAC: 0	3B: 0	DP: 1	HR: 2	HBP: 0	WP: 1	PA: 41	PB: 0	SB: 1	CS: 0
--------------	------	------	------	------	------	--------	-------	------	------	------	------	------	------	--------	-------	------	------	------	------	------	------	--------	-------	------	------	------	------	------	------	--------	-------	------	------	------	------	------	------	--------	-------	------	------	------	------	------	------	--------	-------	-------	------	------	------	------	------	--------	-------	-------	------	------	------	------	------	--------	-------	------	------	------	------	------	------	--------	-------	------	-------	-------	-------	--------	-------	-------	-------	--------	-------	--------	-------	-------	-------

PITCHER	IP	WLS	BF	H	R	ER	SO	BB	IBB	HBP	BLK	WP	HR	S	P	ERA	WHIP
Earl Wilson, R (1, 1) ERA: 6.57	5.2	W	26	7	4	4	7	2	0	0	0	1	2	38	46	6.35	1.588
Dick Radatz, R (6, 1) ERA: 0.73	3.1	S	15	3	0	0	5	2	0	0	0	0	0	23	31	0.00	1.500


Batter	1	2	3	4	5	6	7	8	9	AB	R	H	RBI	BB	SO	LOB	BOTTOM	
Don Zimmer, R <small>OBP: 0.286, SLG: 0.507</small> (1, 5)										5	1	4	2	0	0	0		
John Kennedy, R <small>OBP: 0.371, SLG: 0.446</small> (1, 6)										5	1	2	0	0	0	3		
Chuck Hinton, R <small>OBP: 0.373, SLG: 0.535</small> (1, 7)										5	0	3	0	0	2	2		
Bill Skowron, R <small>OBP: 0.292, SLG: 0.549</small> (1, 3)										5	0	0	0	0	1	6		
Don Lock, R <small>OBP: 0.441, SLG: 0.414</small> (1, 9)										2	2	1	3	3	1	0		
Don Leppert, R <small>OBP: 0.182, SLG: 0.143</small> Mike Brumley, L <small>OBP: 0.286, SLG: 0.275</small> (1, 2) (4, 2)										2	0	0	0	0	1	2		
Ken Hunt, R <small>OBP: 0.326, SLG: 0.368</small> (1, 8)										3	1	1	0	1	0	1		
Chuck Cottier, R <small>OBP: 0.214, SLG: 0.130</small> Don Blasingame, L <small>OBP: 0.326, SLG: 0.378</small> (7, PH) (8, 4)										2	0	0	0	1	0	4		
Bennie Daniels, L <small>OBP: 0.154, SLG: 0.083</small> Ron Kline, R (8, 1)										4	1	0	1	0	1	5		
Inning Stats	R: 3 H: 3 E: 0 LOB: 0 K: 2 BB: 0 S: 10 P: 10	R: 0 H: 1 E: 0 LOB: 2 K: 1 BB: 1 S: 6 P: 10	R: 0 H: 1 E: 0 LOB: 3 K: 0 BB: 2 S: 4 P: 12	R: 0 H: 3 E: 0 LOB: 2 K: 0 BB: 0 S: 5 P: 5	R: 0 H: 0 E: 1 LOB: 2 K: 0 BB: 1 S: 4 P: 8	R: 0 H: 1 E: 0 LOB: 1 K: 0 BB: 0 S: 4 P: 4	R: 3 H: 2 E: 0 LOB: 1 K: 0 BB: 2 S: 5 P: 13	R: 0 H: 0 E: 0 LOB: 0 K: 3 BB: 0 S: 9 P: 9		1B: 8 SF: 0 2B: 1 SAC: 0 3B: 1 DP: 0 HR: 1 HBP: 0	WP: 1 PA: 41 PB: 0 SB: 0 CS: 0							
PITCHER Mike McCormick, L <small>ERA: 5.19</small> Stu Miller, R <small>ERA: 2.7</small>	IP: 6.1 WLS: L BF: 34 H: 10 R: 5 ER: 5 SO: 3 BB: 5 IBB: 0 HBP: 0 BLK: 0 WP: 1 HR: 1 S: 35 P: 55 ERA: 7.11 WHIP: 2.368						IP: 1.2 WLS: L BF: 7 H: 1 R: 1 ER: 1 SO: 3 BB: 0 IBB: 0 HBP: 0 BLK: 0 WP: 0 HR: 0 S: 12 P: 16 ERA: 5.40 WHIP: 0.600											

Baltimore Orioles @ Washington Senators
 D.C. Stadium, Washington, DC
 Mon May 11 1964, 7:05 PM EDT
 Att. 3,813 - Unknown

AB	35
R	6
H	11
RBI	6
BB	6
SO	6
LOB	25



livebaseballscorecards.com

Batter	1	2	3	4	5	6	7	8	9	AB R H RBI BB SO LOB	TOP											
Jackie Brandt, R OBP: 0.339, SLG: 0.336 (1, 8) X	0-0 L5	0-3 K		0-0 F7		0-3 K		0-0 F6		5 0 0 0 0 2 1	<p>Baltimore Orioles @ Washington Senators D.C. Stadium, Washington, DC</p> <p>Tue May 12 1964, 7:05 PM EDT Att. 2,188 - Unknown</p> <p>livebaseballscorecards.com</p> <p>AB 34 R 5 H 8 RBI 5 BB 7 SO 10 LOB 18</p> 											
Luis Aparicio, R OBP: 0.255, SLG: 0.237 (1, 6) X	0-0 1B		0-3 K	0-0 1B		4-0 BB		0-0 F9		4 1 2 0 1 1 0												
Willie Kirkland, L OBP: 0.325, SLG: 0.257 (1, 9) X	0-0 1B		4-0 BB	0-0 F7		4-0 BB		0-0 4-3		3 1 1 1 2 0 2												
Norm Siebern, L OBP: 0.410, SLG: 0.417 (1, 3) X	0-0 L9		0-0 FC4-6 BB	0-0 FC4-6 HR		0-0 FC5-4 BB 1B		0-0 F7		5 1 1 0 0 1 4												
Brooks Robinson, R OBP: 0.380, SLG: 0.467 (1, 5) X	0-0 1B		0-0 HR 1B	0-0 HR 1B		0-3 K		0-0 F9		5 1 2 1 0 1 3												
Boog Powell, L OBP: 0.293, SLG: 0.408 Russ Snyder, L OBP: 0.300, SLG: 0.222 (1, 7) BB (9, 7) BB	4-0 BB		0-0 HR	0-0 HR		4-0 FC5-4 BB		0-3 K		2 1 1 3 2 1 0 0 0 0 0 0 0 0												
John Orsino, R OBP: 0.310, SLG: 0.395 (1, 2) S	0-3 K		0-0 F5	0-0 FC5-4 BB		0-0 FC5-4 BB		0-0 G6-4-3 1B		4 0 1 0 0 1 4												
Jerry Adair, R OBP: 0.247, SLG: 0.213 (1, 4) X		0-0 L9		0-0 F8		4-0 BB		0-0 G6-4-3		3 0 0 0 1 0 1												
Dave McNally, R OBP: 0.267, SLG: 0.286 (1, 1) S		0-3 K		4-0 BB		0-3 K		0-3 K		3 0 0 0 1 3 3												
Inning Stats	R: 2 E: 0 K: 1 S: 8	H: 3 LOB: 2 BB: 1 P: 12	R: 0 E: 0 K: 2 S: 7	H: 0 LOB: 0 BB: 0 P: 7	R: 3 E: 0 K: 1 S: 7	H: 2 LOB: 0 BB: 1 P: 11	R: 0 E: 0 K: 0 S: 4	H: 1 LOB: 2 BB: 1 P: 8	R: 0 E: 0 K: 2 S: 8	H: 1 LOB: 3 BB: 2 P: 16	R: 0 E: 0 K: 2 S: 7	H: 0 LOB: 2 BB: 2 P: 15	R: 0 E: 0 K: 1 S: 5	H: 1 LOB: 0 BB: 0 P: 5	R: 0 E: 0 K: 1 S: 5	H: 0 LOB: 0 BB: 0 P: 5	R: 0 E: 0 K: 0 S: 3	H: 0 LOB: 0 BB: 0 P: 3	1B: 7 2B: 0 3B: 0 HR: 1	SF: 0 SAC: 0 DP: 1 HBP: 0	WP: 0 PB: 0 SB: 5 CS: 0	PA: 41
PITCHER	IP WLS BF H R ER SO BB IBB HBP BLK WP HR S P ERA WHIP																					
Dave Stenhouse, R ERA: 10.54 (1, 1)	3.0 L 16 5 5 5 4 2 0 0 0 0 0 1 22 30 15.00 2.333																					
Howie Kopplitz, R ERA: 4.76 (4, 1)	3.0 16 2 0 0 4 5 0 0 0 0 0 0 19 39 0.00 2.333																					
Tom Cheney, R ERA: 5.04 (7, 1)	2.0 6 1 0 0 2 0 0 0 0 0 0 0 10 10 0.00 0.500																					
Steve Ridzik, R ERA: 2.49 (9, 1)	1.0 3 0 0 0 0 0 0 0 0 0 0 0 3 3 0.00 0.000																					

Batter	1	2	3	4	5	6	7	8	9	AB R H RBI BB SO LOB
Don Zimmer, R OBP: 0.272, SLG: 0.481 (1, 5) X	0-0 F8 ①		0-0 F9 ②			0-0 G6-4-3 ①②			0-0 F9 ①	4 0 0 0 0 0 1
John Kennedy, R OBP: 0.348, SLG: 0.417 (1, 6) X	0-0 F9 ②		0-0 F4 ③			0-0 6-3 ③			0-0 5-3 ②	4 0 0 0 0 0 0
Chuck Hinton, R OBP: 0.377, SLG: 0.539 (1, 7) X	0-0 2B			0-0 6-3 ①			0-0 F3 ①		4-0 BB	3 0 1 0 1 0 0
Bill Skowron, R OBP: 0.282, SLG: 0.528 (1, 3) X	0-0 F8 ③			0-0 F9 ②			0-0 4-3 ②		0-0 6-3 ③	4 0 0 0 0 0 2
Don Lock, R OBP: 0.438, SLG: 0.403 (1, 9) X		4-0 BB		0-0 F3 ③			0-0 F8 ③			2 0 0 0 1 0 0
Ken Hunt, R OBP: 0.306, SLG: 0.341 (1, 8) X		0-0 FC6-4 ①			0-0 F9 ①			0-0 5-3 ①		3 0 0 0 0 0 1
Don Leppert, R OBP: 0.200, SLG: 0.130 (1, 2) X		0-0 6-3 ②			0-0 F8 ②			4-0 BB		2 0 0 0 1 0 1
Chuck Cottier, R OBP: 0.194, SLG: 0.115 (1, 4) X		0-0 F9 ③			0-0 F8 ③			0-0 FC6-4 ②		3 0 0 0 0 0 2
Dave Stenhouse, R OBP: 1.000, SLG: 1.000 (1, 1) X			0-3 K ①			0-0 G6-4-3 ①		0-0 F5 ③		0 0 0 0 0 0 0
Dick Phillips, L OBP: 0.267, SLG: 0.190 (3, PH) S										1 0 0 0 0 0 1
Howie Koplitz, R OBP: 0.228, SLG: 0.310 (4, 1) S										0 0 0 0 0 0 0
Fred Valentine, S OBP: 0.228, SLG: 0.310 (6, PH) S										1 0 1 0 0 0 0
Tom Cheney, R OBP: 0.429, SLG: 0.429 (7, 1) S										0 0 0 0 0 0 0
Ed Brinkman, R OBP: 0.292, SLG: 0.258 (8, PH) S										1 0 0 0 0 0 1
Steve Ruzick, R OBP: 0.292, SLG: 0.258 (9, 1) S										0 0 0 0 0 0 0

BOTTOM

Baltimore Orioles @ Washington Senators
D.C. Stadium, Washington, DC
 Tue May 12 1964, 7:05 PM EDT
 Att. 2,188 - Unknown

livebaseballscorecards.com

AB	28
R	0
H	2
RBI	0
BB	3
SO	1
LOB	8



WP: 0	PA: 31
PB: 0	
SB: 0	
CS: 0	

Inning Stats	R: 0	H: 1	E: 0	LOB: 1	K: 0	BB: 0	S: 4	P: 4								
IP	WLS	BF	H	R	ER	SO	BB	IBB	HBP	BLK	WP	HR	S	P	ERA	WHIP
Dave McNally, L ERA: 3.6 (1, 1)	9.0	31	2	0	0	1	3	0	0	0	0	0	30	42	0.00	0.556

Batter	1	2	3	4	5	6	7	8	9	AB R H RBI BB SO LOB	TOP									
Jackie Brandt, R (1, 8) OBP: 0.328, SLG: 0.324	0-0 5-3		0-0 4-3		0-0 F7			0-3 K		4 0 0 0 0 1 0	<p>Baltimore Orioles @ Washington Senators D.C. Stadium, Washington, DC</p> <p>Thu May 14 1964, 7:05 PM EDT Att. 4,224 - Unknown</p>									
Luis Aparicio, R (1, 6) OBP: 0.264, SLG: 0.248	0-0 4-3 1B		0-0 4-3 1B			0-0 5-3		0-3 K		4 1 2 0 0 1 0										
Willie Kirkland, L (1, 9) OBP: 0.295, SLG: 0.231	0-0 4-3 1-2		0-0 F8			0-0 6-3		0-0 F7		4 0 0 0 0 0 2										
Norm Siebern, L (1, 3) OBP: 0.413, SLG: 0.414	0-0 FC5-4 2-H 1B			4-0 G3 BB		0-0 G3		0-3 K		3 0 1 1 1 1 0										
Brooks Robinson, R (1, 5) OBP: 0.375, SLG: 0.469	0-0 FC5-4 1-2f			0-0 F2			0-0 F9		0-0 2B	4 0 1 0 0 0 2										
Boog Powell, L (1, 7) OBP: 0.291, SLG: 0.392		0-3 K		0-0 G3 1-2			4-0 BB		0-0 4-3	3 0 0 0 1 1 2										
John Orsino, R (1, 2) OBP: 0.299, SLG: 0.380			0-0 F5		0-0 5-3		0-0 F5			3 0 0 0 0 0 2										
Jerry Adair, R (1, 4) OBP: 0.240, SLG: 0.207			0-0 4-3			0-0 F7		0-0 4-3		3 0 0 0 0 0 1										
Robin Roberts, S (1, 1) OBP: 0.118, SLG: 0.118 Russ Snyder, L (8, PH) OBP: 0.273, SLG: 0.200 Stu Miller, R (8, 1)			0-3 K			0-3 K		0-3 K		2 0 0 0 0 2 0 1 0 0 0 0 1 0 0 0 0 0 0 0 0										
Inning Stats	R: 1 E: 0 K: 0 S: 5	H: 2 LOB: 1 BB: 0 P: 5	R: 0 E: 0 K: 1 S: 5	H: 0 LOB: 0 BB: 0 P: 5	R: 0 E: 0 K: 1 S: 6	H: 1 LOB: 1 BB: 0 P: 6	R: 0 E: 0 K: 1 S: 3	H: 0 LOB: 1 BB: 1 P: 7	R: 0 E: 0 K: 0 S: 5	H: 0 LOB: 0 BB: 0 P: 5	R: 0 E: 0 K: 1 S: 3	H: 0 LOB: 1 BB: 1 P: 7	R: 0 E: 0 K: 3 S: 9	H: 0 LOB: 0 BB: 0 P: 9	R: 0 E: 0 K: 1 S: 6	H: 1 LOB: 1 BB: 0 P: 6	1B: 3 2B: 1 3B: 0 HR: 0	SF: 0 SAC: 0 DP: 0 HBP: 0	WP: 0 PB: 0 SB: 0 CS: 0	PA: 33
PITCHER Buster Narum, R (1, 1) ERA: 2.83	IP: 9.0 WLS: W BF: 33 H: 4 R: 1 ER: 1 SO: 7 BB: 2 IBB: 0 HBP: 0 BLK: 0 WP: 0 HR: 0 S: 45 P: 53 ERA: 1.00 WHIP: 0.667											PITCHER	IP: 9.0 WLS: W BF: 33 H: 4 R: 1 ER: 1 SO: 7 BB: 2 IBB: 0 HBP: 0 BLK: 0 WP: 0 HR: 0 S: 45 P: 53 ERA: 1.00 WHIP: 0.667							

AB	31
R	1
H	4
RBI	1
BB	2
SO	7
LOB	9



WP: 0	PA: 33
PB: 0	
SB: 0	
CS: 0	

1B: 3	SF: 0
2B: 1	SAC: 0
3B: 0	DP: 0
HR: 0	HBP: 0

Batter	1	2	3	4	5	6	7	8	9
Don Zimmer, R (1, 5) OBP: 0.282, SLG: 0.531	0-0 5-3	0-0 HR		0-0 FC6-4			0-0 2B		
Don Blasingame, L (1, 4) OBP: 0.312, SLG: 0.360	0-0 F6	0-3 K			0-0 4-3		0-0 F3		
Chuck Hinton, R (1, 7) OBP: 0.373, SLG: 0.528	0-0 1B		0-0 F7		0-0 F9		0-3 K		
Jim King, L (1, 9) OBP: 0.321, SLG: 0.436	0-3 K		0-0 FC6-4 1B		0-0 F5		0-0 1B		
Bill Skowron, R (1, 3) OBP: 0.281, SLG: 0.518		0-0 HR 1B	0-0 FC6-4		0-0 4-3		0-0 5-3		
Don Lock, R (1, 8) OBP: 0.430, SLG: 0.387		4-0 HR BB	0-3 K		0-3 K		0-0 F5		
Mike Brumley, L (1, 2) OBP: 0.288, SLG: 0.278		0-3 K		0-0 FC5-6 1B		0-0 F7			
John Kennedy, R (1, 6) OBP: 0.348, SLG: 0.403		4-0 HR BB	0-0 F4		0-0 1-3		0-0 F9		
Buster Narum, R (1, 1)		0-3 K		0-0 FC5-6 FC6-4					

Inning Stats	R: 0	H: 1	E: 0	K: 1	S: 6	LOB: 1	BB: 0	P: 6	R: 4	H: 2	E: 0	K: 3	S: 11	LOB: 0	BB: 2	P: 19	R: 0	H: 1	E: 0	K: 1	S: 6	LOB: 1	BB: 0	P: 6	R: 0	H: 1	E: 0	K: 0	S: 4	LOB: 1	BB: 0	P: 4	R: 0	H: 0	E: 0	K: 0	S: 3	LOB: 0	BB: 0	P: 3	R: 0	H: 0	E: 0	K: 1	S: 5	LOB: 0	BB: 0	P: 5	R: 0	H: 1	E: 0	K: 0	S: 4	LOB: 1	BB: 0	P: 4	R: 0	H: 1	E: 0	K: 1	S: 6	LOB: 1	BB: 0	P: 6
--------------	------	------	------	------	------	--------	-------	------	------	------	------	------	-------	--------	-------	-------	------	------	------	------	------	--------	-------	------	------	------	------	------	------	--------	-------	------	------	------	------	------	------	--------	-------	------	------	------	------	------	------	--------	-------	------	------	------	------	------	------	--------	-------	------	------	------	------	------	------	--------	-------	------

PITCHER	IP	WLS	BF	H	R	ER	SO	BB	IBB	HBP	BLK	WP	HR	S	P	ERA	WHIP
Robin Roberts, R (1, 1) ERA: 2.16	7.0	L	29	6	4	4	6	2	0	0	0	0	1	39	47	5.14	1.143
Stu Miller, R (8, 1) ERA: 2.57	1.0		4	1	0	0	1	0	0	0	0	0	0	6	6	0.00	1.000


BOTTOM

Baltimore Orioles @ Washington Senators
D.C. Stadium, Washington, DC
 Thu May 14 1964, 7:05 PM EDT
 Att. 4,224 - Unknown

AB	R	H	RBI	BB	SO	LOB
4	1	2	4	0	0	1
4	0	0	0	0	1	1
4	0	1	0	0	1	0
4	0	2	0	0	1	1
4	1	1	0	0	0	2
3	1	0	0	1	2	2
3	0	1	0	0	1	2
2	1	0	0	1	0	1
3	0	0	0	0	1	4

AB	31
R	4
H	7
RBI	4
BB	2
SO	7
LOB	14

WP: 0 PA: 33
 PB: 0
 SB: 2
 CS: 0



PITCHER	IP	WLS	BF	H	R	ER	SO	BB	IBB	HBP	BLK	WP	HR	S	P	ERA	WHIP
---------	----	-----	----	---	---	----	----	----	-----	-----	-----	----	----	---	---	-----	------

Batter	1	2	3	4	5	6	7	8	9	AB R H RBI BB SO LOB	TOP																				
Mike Hershberger, R OBP: 0.309, SLG: 0.259 (1, 8)	0-3 K		0-0 SF8		0-0 FC6-4			0-0 P4		3 0 0 1 0 1 1																					
Don Buford, S OBP: 0.314, SLG: 0.233 (1, 5)	0-0 1-3		0-0 F9			0-0 5-3		0-3 K		4 0 0 0 0 1 0																					
Floyd Robinson, L OBP: 0.421, SLG: 0.463 (1, 9)	0-0 1B			0-3 K		0-0 F9 1B 2B		0-0 1-3		4 1 2 0 0 1 0																					
Ron Hansen, R OBP: 0.406, SLG: 0.544 (1, 6)	0-0 F9			0-0 PB 1B		0-0 F9			0-0 G6-4-3 1B 1B	4 0 2 0 0 0 2																					
Dave Nicholson, R OBP: 0.436, SLG: 0.566 (1, 7)		0-3 K		0-3 K 1-2		0-0 1B		0-0 1B	0-0 G6-4-3 1B	4 0 2 1 0 2 1																					
Al Weis, S OBP: 0.316, SLG: 0.310 (1, 4)		0-3 K		0-0 1-3		0-0 F8		0-0 G6-4-3	0-0 G6-4-3	4 0 0 0 0 1 4																					
Tom McCraw, L OBP: 0.280, SLG: 0.480 (1, 3)		0-0 4-3			0-3 K		0-0 F9		0-0 4-3	4 0 0 0 0 1 1																					
Jerry McNertney, R OBP: 0.167, SLG: 0.115 (1, 2)			0-0 E9 SH2-4 SF8		0-0 F9		0-0 F9			3 1 0 0 0 0 0																					
John Buzhardt, R OBP: 0.200, SLG: 0.111 (1, 1)			0-0 SH2-4		0-0 FC6-4 1B		0-3 K			2 0 1 0 0 1 0																					
Inning Stats	R: 0 E: 0 K: 1 S: 6	H: 1 LOB: 1 BB: 0 P: 6	R: 0 E: 0 K: 2 S: 7	H: 0 LOB: 0 BB: 0 P: 7	R: 1 E: 1 K: 0 S: 4	H: 0 LOB: 0 BB: 0 P: 4	R: 0 E: 0 K: 2 S: 8	H: 1 LOB: 1 BB: 0 P: 8	R: 0 E: 0 K: 1 S: 6	H: 1 LOB: 1 BB: 0 P: 6	R: 1 E: 0 K: 0 S: 5	H: 2 LOB: 1 BB: 0 P: 5	R: 0 E: 0 K: 1 S: 5	H: 0 LOB: 0 BB: 0 P: 5	R: 0 E: 0 K: 1 S: 5	H: 0 LOB: 0 BB: 0 P: 5	R: 0 E: 0 K: 0 S: 4	H: 2 LOB: 1 BB: 0 P: 4	R: 0 E: 0 K: 0 S: 4	H: 2 LOB: 1 BB: 0 P: 4	1B: 6 2B: 1 3B: 0 HR: 0	SF: 1 SAC: 1 DP: 1 HBP: 0	WP: 0 PB: 1 SB: 0 CS: 0	PA: 34							
PITCHER Claude Osteen, L ERA: 3.35 (1, 1)	IP 9.0	WLS L	BF 34	H 7	R 2	ER 1	SO 8	BB 0	IBB 0	HBP 0	BLK 0	WP 0	HR 0	S 50	P 50	ERA 1.00	WHIP 0.778														
											PITCHER	IP	WLS	BF	H	R	ER	SO	BB	IBB	HBP	BLK	WP	HR	S	P	ERA	WHIP			

Chicago White Sox @ Washington Senators
D.C. Stadium, Washington, DC
Fri May 15 1964, 7:05 PM EDT
Att. 7,706 - Unknown

AB	32
R	2
H	7
RBI	2
BB	0
SO	8
LOB	9



livebaseballscores.com

Batter	1	2	3	4	5	6	7	8	9	AB R H RBI BB SO LOB
Don Zimmer, R (1, 5) OBP: 0.281, SLG: 0.518	0-0 1-3-2-5 5-3 1B		0-3 K			0-3 K			0-3 K	4 0 1 0 0 3 1
Don Blasingame, L (1, 4) OBP: 0.309, SLG: 0.356	0-0 5-3 1-2			0-0 1B		0-3 K			0-0 F7	4 0 1 0 0 1 1
Chuck Hinton, R (1, 7) OBP: 0.364, SLG: 0.514	0-0 1-3-2-5 2-3f			0-0 F9			0-3 K			3 0 0 0 0 1 2
Jim King, L (1, 9) OBP: 0.310, SLG: 0.420		0-0 4-3		0-0 F9		0-0 P3				3 0 0 0 0 0 1
Bill Skowron, R (1, 3) OBP: 0.274, SLG: 0.504		0-0 6-3		0-3 K		0-0 F9				3 0 0 0 0 1 1
Don Lock, R (1, 8) OBP: 0.417, SLG: 0.372		0-0 F8		0-3 K			0-3 K			3 0 0 0 0 2 0
Mike Brumley, L (1, 2) OBP: 0.274, SLG: 0.263			0-0 F8		0-3 K			0-0 6-3		3 0 0 0 0 1 0
John Kennedy, R (1, 6) OBP: 0.347, SLG: 0.400			0-0 6-3 1B		0-0 G3			0-0 6-3		3 0 1 0 0 0 0
Claude Osteen, L (1, 1) OBP: 0.176, SLG: 0.250 Fred Valentine, S (9, PH) OBP: 0.219, SLG: 0.300			0-0 6-3 1-2			0-0 L5			0-0 4-3	2 0 0 0 0 0 1 1 0 0 0 0 0 0

Inning Stats	R: 0 E: 0 K: 0 S: 3	H: 1 LOB: 0 BB: 0 P: 3	R: 0 E: 0 K: 0 S: 3	H: 0 LOB: 0 BB: 0 P: 3	R: 0 E: 0 K: 1 S: 6	H: 1 LOB: 1 BB: 0 P: 6	R: 0 E: 0 K: 1 S: 6	H: 1 LOB: 1 BB: 0 P: 6	R: 0 E: 0 K: 2 S: 7	H: 0 LOB: 0 BB: 0 P: 7	R: 0 E: 0 K: 2 S: 7	H: 0 LOB: 0 BB: 0 P: 7	R: 0 E: 0 K: 1 S: 5	H: 0 LOB: 0 BB: 0 P: 5	R: 0 E: 0 K: 1 S: 5	H: 0 LOB: 0 BB: 0 P: 5	R: 0 E: 0 K: 1 S: 5	H: 0 LOB: 0 BB: 0 P: 5	1B: 3 2B: 1 3B: 0 HR: 0	SF: 0 SAC: 0 DP: 1 HBP: 0
WP: 0 PB: 0 SB: 0 CS: 0	PA: 29																			

PITCHER	IP	WLS	BF	H	R	ER	SO	BB	IBB	HBP	BLK	WP	HR	S	P	ERA	WHIP												
John Buzhardt, R (1, 1) ERA: 2.32	9.0	W	29	3	0	0	9	0	0	0	0	0	0	47	47	0.00	0.333												
PITCHER	IP	WLS	BF	H	R	ER	SO	BB	IBB	HBP	BLK	WP	HR	S	P	ERA	WHIP												

BOTTOM

Chicago White Sox @ Washington Senators
D.C. Stadium, Washington, DC
Fri May 15 1964, 7:05 PM EDT
Att. 7,706 - Unknown

livebaseballscorecards.com

AB	29
R	0
H	3
RBI	0
BB	0
SO	9
LOB	7



Batter	1	2	3	4	5	6	7	8	9	AB R H RBI BB SO LOB	TOP																
Mike Hershberger, R (1, 8) OBP: 0.306, SLG: 0.258	0-0 1-3		0-0 6-3			0-0 F7		0-0 E E 1B		4 1 1 0 0 0 0																	
Tom McCraw, L (1, 3) OBP: 0.276, SLG: 0.448	0-3 K			0-0 4-3		0-0 CS 1B		0-0 E CS 1B		4 0 1 0 0 1 1																	
Floyd Robinson, L (1, 9) OBP: 0.404, SLG: 0.442	0-0 F8			0-0 4-3		0-0 CS 1-2	0-0 6-3	0-0 E4 BB		4 0 0 0 0 0 1																	
Pete Ward, L (1, 5) OBP: 0.435, SLG: 0.368 Don Buford, S (8, PR) OBP: 0.314, SLG: 0.233		0-3 K		0-0 FC5-4 1B			4-0 E BB	4-0 BB BB		2 0 1 0 2 1 0 0 0 0 0 0 0 0																	
Ron Hansen, R (1, 6) OBP: 0.400, SLG: 0.524		4-0 BB		0-0 FC5-4 1-2f			0-0 E5 1-2	0-0 CS 3-H	0-0 P6	3 0 0 0 1 0 2																	
Dave Nicholson, R (1, 7) OBP: 0.418, SLG: 0.538		0-3 K			0-3 K		0-0 F8		0-0 6-3	4 0 0 0 0 2 3																	
Al Weis, S (1, 4) OBP: 0.300, SLG: 0.293		0-0 5-3			0-0 1-3		0-0 G3		0-0 F8	4 0 0 0 0 0 3																	
J.C. Martin, L (1, 2) OBP: 0.262, SLG: 0.317			0-0 4-3		0-0 2-3			0-0 4-3		3 0 0 0 0 0 0																	
Ray Herbert, R (1, 1) OBP: 0.286, SLG: 0.286 Gene Stephens, L (6, PH) OBP: 0.200, SLG: 0.200 Eddie Fisher, R (6, 1) Minnie Minoso, R (8, PH) OBP: 0.500, SLG: 0.800 Hoyt Wilhelm, R (8, 1)			0-0 P6			0-0 G3		0-0 1B 1B		1 0 0 0 0 0 0 1 0 0 0 0 0 0 0 0 0 0 0 0 0 1 0 1 0 0 0 0 0 0 0 0 0 0 0																	
Inning Stats	R: 0 E: 0 K: 1 S: 5	H: 0 LOB: 0 BB: 0 P: 5	R: 0 E: 0 K: 2 S: 7	H: 0 LOB: 1 BB: 1 P: 11	R: 0 E: 0 K: 0 S: 3	H: 0 LOB: 0 BB: 0 P: 3	R: 0 E: 0 K: 0 S: 4	H: 1 LOB: 1 BB: 0 P: 4	R: 0 E: 0 K: 1 S: 5	H: 0 LOB: 0 BB: 0 P: 5	R: 0 E: 1 K: 0 S: 3	H: 1 LOB: 0 BB: 0 P: 3	R: 0 E: 1 K: 0 S: 4	H: 0 LOB: 2 BB: 1 P: 8	R: 1 E: 2 K: 0 S: 5	H: 2 LOB: 2 BB: 1 P: 9	R: 0 E: 0 K: 0 S: 3	H: 0 LOB: 0 BB: 0 P: 3	1B: 4 2B: 0 3B: 0 HR: 0	SF: 0 SAC: 0 DP: 0 HBP: 0	WP: 0 PB: 0 SB: 0 CS: 2	PA: 36					
PITCHER Bennie Daniels, R (1, 1) ERA: 3.32 Ron Kline, R (8, 1) ERA: 1.35	IP: 7.2 WLS: W BF: 31 H: 4 R: 1 ER: 0 SO: 4 BB: 3 IBB: 0 HBP: 0 BLK: 0 WP: 0 HR: 0 S: 36 P: 48 ERA: 0.00 WHIP: 0.913	IP: 1.1 WLS: S BF: 3 H: 0 R: 0 ER: 0 SO: 0 BB: 0 IBB: 0 HBP: 0 BLK: 0 WP: 0 HR: 0 S: 3 P: 3 ERA: 0.00 WHIP: 0.000											PITCHER	IP: 7.2 WLS: W BF: 31 H: 4 R: 1 ER: 0 SO: 4 BB: 3 IBB: 0 HBP: 0 BLK: 0 WP: 0 HR: 0 S: 36 P: 48 ERA: 0.00 WHIP: 0.913	IP: 1.1 WLS: S BF: 3 H: 0 R: 0 ER: 0 SO: 0 BB: 0 IBB: 0 HBP: 0 BLK: 0 WP: 0 HR: 0 S: 3 P: 3 ERA: 0.00 WHIP: 0.000											PITCHER	IP: 1.1 WLS: S BF: 3 H: 0 R: 0 ER: 0 SO: 0 BB: 0 IBB: 0 HBP: 0 BLK: 0 WP: 0 HR: 0 S: 3 P: 3 ERA: 0.00 WHIP: 0.000

Chicago White Sox @ Washington Senators
D.C. Stadium, Washington, DC
Sat May 16 1964, 3:33 AM EDT
Att. 3,393 - Unknown

livebaseballscores.com

AB	31
R	1
H	4
RBI	0
BB	3
SO	4
LOB	10



Batter	1	2	3	4	5	6	7	8	9	AB	R	H	RBI	BB	SO	LOB
Don Zimmer, R OBP: 0.280, SLG: 0.506 (1, 5)	F7		K	FC6-4		1B				4	0	1	0	0	1	2
Don Blasingame, L OBP: 0.297, SLG: 0.340 (1, 4)	F9		F8		6-3	F9				4	0	0	0	0	0	0
Chuck Hinton, R OBP: 0.376, SLG: 0.522 (1, 7)	2B		1B		F9			G6-3		4	0	3	0	0	0	0
Jim King, L OBP: 0.319, SLG: 0.435 (1, 9)	2B		4-3		1B	1B		G6-3		4	0	2	0	0	0	2
Bill Skowron, R OBP: 0.273, SLG: 0.496 (1, 3)		5-3		6-3		1B		6-3		4	0	1	0	0	0	0
Don Lock, R OBP: 0.421, SLG: 0.415 (1, 8)		1B		HR		F9			F7	4	1	2	1	0	0	2
Mike Brumley, L OBP: 0.303, SLG: 0.295 (1, 2)		1B		1B		1B			F7	4	0	3	0	0	0	0
John Kennedy, R OBP: 0.355, SLG: 0.406 (1, 6)		F9		FC6-4		HR			K	4	1	2	0	0	1	3
Bennie Daniels, L OBP: 0.188, SLG: 0.333 (1, 1)		4-3		F7		HR			K	3	1	1	2	0	0	4
Ron Kline, R (8, 1)										1	0	0	0	0	1	1

Inning Stats	R: 0	H: 2	E: 0	LOB: 2	K: 0	BB: 0	S: 4	R: 0	H: 2	E: 0	LOB: 2	K: 0	BB: 0	S: 5	R: 0	H: 1	E: 0	LOB: 1	K: 1	BB: 0	S: 6	R: 1	H: 3	E: 0	LOB: 2	K: 0	BB: 0	S: 6	R: 0	H: 2	E: 0	LOB: 2	K: 0	BB: 0	S: 5	R: 2	H: 3	E: 0	LOB: 0	K: 0	BB: 0	S: 5	R: 0	H: 1	E: 0	LOB: 0	K: 0	BB: 0	S: 3	R: 0	H: 1	E: 0	LOB: 1	K: 2	BB: 0	S: 8	R: 0	H: 1	E: 0	LOB: 0	K: 2	BB: 0	S: 8
--------------	------	------	------	--------	------	-------	------	------	------	------	--------	------	-------	------	------	------	------	--------	------	-------	------	------	------	------	--------	------	-------	------	------	------	------	--------	------	-------	------	------	------	------	--------	------	-------	------	------	------	------	--------	------	-------	------	------	------	------	--------	------	-------	------	------	------	------	--------	------	-------	------

PITCHER	IP	WLS	BF	H	R	ER	SO	BB	IBB	HBP	BLK	WP	HR	S	P	ERA	WHIP
Ray Herbert, R ERA: 3.86 (1, 1)	5.0	L	24	10	1	1	1	0	0	0	0	0	1	26	26	1.80	2.000
Eddie Fisher, R ERA: 5.74 (6, 1)	2.0		8	4	2	2	0	0	0	0	0	0	1	8	8	9.00	2.000
Hoyt Wilhelm, R ERA: 2.3 (8, 1)	1.0		4	1	0	0	2	0	0	0	0	0	0	8	8	0.00	1.000

BOTTOM

Chicago White Sox @ Washington Senators
D.C. Stadium, Washington, DC
Sat May 16 1964, 3:33 AM EDT
Att. 3,393 - Unknown

AB	36
R	3
H	15
RBI	3
BB	0
SO	3
LOB	14



1B: 12	SF: 0	WP: 0	PA: 36
2B: 1	SAC: 0	PB: 0	
3B: 0	DP: 1	SB: 0	
HR: 2	HBP: 0	CS: 0	

Chicago White Sox @ Washington Senators
 D.C. Stadium, Washington, DC
 Sun May 17 1964, 3:33 AM EDT
 Att. 8,108 - Unknown

livebaseballscorecards.com

AB	33
R	3
H	7
RBI	3
BB	2
SO	5
LOB	11



WP:	0	PA:	36
PB:	0		
SB:	0		
CS:	1		

AB R H RBI BB SO LOB

4	0	0	0	0	0	0
3	2	2	0	1	0	0
4	1	1	2	0	0	2
4	0	1	1	0	0	1
0	0	0	0	0	0	0
3	0	0	0	1	0	0
4	0	1	0	0	3	1
4	0	1	0	0	0	2
4	0	1	0	0	1	2
3	0	0	0	0	1	3
0	0	0	0	0	0	0
0	0	0	0	0	0	0

Batter	1	2	3	4	5	6	7	8	9
Tom McCraw, L (1, 3) OBP: 0.242, SLG: 0.394	0-0 3-1		0-0 F7			0-0 6-3		0-0 P4	
Al Weis, S (1, 4) OBP: 0.321, SLG: 0.308	0-0 1B			0-0 P5		4-0 HR BB		0-0 1B 1B	
Floyd Robinson, L (1, 9) OBP: 0.398, SLG: 0.467	0-0 F8			0-0 5-3		0-0 1-H HR		0-0 1-3	
Pete Ward, L (1, 5) OBP: 0.407, SLG: 0.348 Don Buford, S (8, PR) OBP: 0.314, SLG: 0.233	0-0 P6			0-0 F9		0-0 4-3		0-0 2-H CS 1B	

Ron Hansen, R (1, 6) OBP: 0.394, SLG: 0.506		0-0 1-3		0-0 F8		0-0 F2		0-0 CS	4-0 BB
Dave Nicholson, R (1, 7) OBP: 0.412, SLG: 0.524		0-3 K		0-0 1B 1B		0-3 K		0-3 K	0-3 K
Mike Hershberger, R (1, 8) OBP: 0.304, SLG: 0.258		0-0 F9		0-0 F9		0-0 4-6-3 1B		0-0 F9	0-0 F9
J.C. Martin, L (1, 2) OBP: 0.261, SLG: 0.311		0-3 K		0-0 1-3 1B		0-0 4-6-3		0-0 4-3	0-0 4-3
Juan Pizarro, L (1, 1) OBP: 0.267, SLG: 0.429 Hoyt Wilhelm, R (8, 1) Don Mossi, L (9, 1)		0-3 K		0-0 F7		0-0 F8			

Inning Stats	R: 0 E: 0 K: 0 S: 4	H: 1 LOB: 1 BB: 0 P: 4	R: 0 E: 0 K: 1 S: 5	H: 0 LOB: 0 BB: 0 P: 5	R: 0 E: 0 K: 2 S: 7	H: 0 LOB: 0 BB: 0 P: 7	R: 0 E: 0 K: 0 S: 3	H: 0 LOB: 0 BB: 0 P: 3	R: 0 E: 0 K: 0 S: 5	H: 2 LOB: 2 BB: 0 P: 5	R: 2 E: 0 K: 0 S: 4	H: 1 LOB: 0 BB: 1 P: 8	R: 0 E: 0 K: 1 S: 6	H: 1 LOB: 1 BB: 0 P: 6	R: 1 E: 0 K: 0 S: 4	H: 2 LOB: 1 BB: 0 P: 4	R: 0 E: 0 K: 1 S: 5	H: 0 LOB: 1 BB: 1 P: 9	1B: 6 2B: 0 3B: 0 HR: 1	SF: 0 SAC: 0 DP: 0 HBP: 0	WP: 0 PB: 0 SB: 0 CS: 1	PA: 36
--------------	------------------------------	---------------------------------	------------------------------	---------------------------------	------------------------------	---------------------------------	------------------------------	---------------------------------	------------------------------	---------------------------------	------------------------------	---------------------------------	------------------------------	---------------------------------	------------------------------	---------------------------------	------------------------------	---------------------------------	----------------------------------	------------------------------------	----------------------------------	--------

PITCHER	IP	WLS	BF	H	R	ER	SO	BB	IBB	HBP	BLK	WP	HR	S	P	ERA	WHIP
Alan Koch, R (1, 1) ERA: 4.09	6.0		23	4	2	2	3	1	0	0	0	0	1	28	32	3.00	0.833
Jim Duckworth, R (7, 1) ERA: 1.35	1.0		4	1	0	0	1	0	0	0	0	0	0	6	6	0.00	1.000
Marshall Bridges, L (8, 1) ERA: 6.59	0.2	L	4	2	1	1	0	0	0	0	0	0	0	4	4	13.50	3.000
Tom Cheney, R (8, 1) ERA: 4.78	1.1		4	0	0	0	1	1	0	0	0	0	0	5	9	0.00	0.750

PITCHER	IP	WLS	BF	H	R	ER	SO	BB	IBB	HBP	BLK	WP	HR	S	P	ERA	WHIP
---------	----	-----	----	---	---	----	----	----	-----	-----	-----	----	----	---	---	-----	------

Batter	1	2	3	4	5	6	7	8	9	AB	R	H	RBI	BB	SO	LOB
Don Zimmer, R OBP: 0.289, SLG: 0.500 (1, 5)	0-0 1B 1B		0-0 F7		4-0 BB			0-0 6-3		3	1	1	0	1	0	0
John Kennedy, R OBP: 0.350, SLG: 0.397 (1, 6)	0-0 P4		0-0 1B		0-0 F8			0-0 4-3		4	0	1	0	0	0	2
Chuck Hinton, R OBP: 0.388, SLG: 0.530 (1, 7)	0-0 1B 1-2 1B		0-0 G4-6-3 1B		0-0 G6-4-3 1B			0-3 K		4	0	3	0	0	1	0
Bill Skowron, R OBP: 0.272, SLG: 0.488 (1, 3)	0-0 1B		0-0 G4-6-3		0-0 G6-4-3			0-0 F8		4	0	1	1	0	0	3
Don Lock, R OBP: 0.414, SLG: 0.430 (1, 9)	0-3 K			0-0 F2		0-0 L6		0-0 3B		4	0	1	0	0	1	2
Ken Hunt, R OBP: 0.308, SLG: 0.326 (1, 8)	0-3 K			4-0 BB		0-0 F9		1-0 HBP		2	0	0	0	1	1	2
Jim King, L OBP: 0.326, SLG: 0.435 (9, PH)										0	0	0	0	0	0	0
Don Leppert, R OBP: 0.172, SLG: 0.111 (1, 2)		0-0 F5		0-0 G4-6-3		0-0 F6		0-3 K		4	0	0	0	0	1	3
Chuck Cottier, R OBP: 0.200, SLG: 0.233 (1, 4)		0-0 F8		0-3 K		0-0 HR		0-0 5-3		4	1	1	1	0	1	2
Alan Koch, R (1, 1)		0-3 K		0-0 F8						2	0	0	0	0	1	0
Jim Duckworth, R (7, 1)										0	0	0	0	0	0	0
Fred Valentine, S (7, PH)										1	0	0	0	0	1	0
Marshall Bridges, S (8, 1)										0	0	0	0	0	0	0
Tom Cheney, R (8, 1)										0	0	0	0	0	0	0

Inning Stats	R: 1	H: 3	E: 0	K: 2	S: 10	LOB: 2	BB: 0	P: 10	R: 0	H: 0	E: 0	K: 1	S: 5	LOB: 0	BB: 0	P: 5	R: 0	H: 2	E: 0	K: 0	S: 4	LOB: 1	BB: 0	P: 4	R: 0	H: 0	E: 0	K: 0	S: 2	LOB: 0	BB: 1	P: 6	R: 0	H: 1	E: 0	K: 1	S: 5	LOB: 1	BB: 1	P: 9	R: 0	H: 1	E: 0	K: 0	S: 3	LOB: 0	BB: 0	P: 3	R: 1	H: 1	E: 0	K: 1	S: 6	LOB: 0	BB: 0	P: 6	R: 0	H: 0	E: 0	K: 1	S: 5	LOB: 0	BB: 0	P: 5	R: 0	H: 1	E: 0	K: 1	S: 6	LOB: 2	BB: 0	P: 7	1B: 6	SF: 0	2B: 0	SAC: 0	3B: 1	DP: 3	HR: 1	HBP: 1	WP: 0	PA: 35
--------------	------	------	------	------	-------	--------	-------	-------	------	------	------	------	------	--------	-------	------	------	------	------	------	------	--------	-------	------	------	------	------	------	------	--------	-------	------	------	------	------	------	------	--------	-------	------	------	------	------	------	------	--------	-------	------	------	------	------	------	------	--------	-------	------	------	------	------	------	------	--------	-------	------	------	------	------	------	------	--------	-------	------	-------	-------	-------	--------	-------	-------	-------	--------	-------	--------

PITCHER	IP	WLS	BF	H	R	ER	SO	BB	IBB	HBP	BLK	WP	HR	S	P	ERA	WHIP
Juan Pizarro, L (1, 1) ERA: 1.43	7.0	W	27	7	2	2	5	2	0	0	0	0	1	35	43	2.57	1.286
Hoyt Wilhelm, R (8, 1) ERA: 2.12	1.1		5	1	0	0	1	0	0	0	0	0	0	7	7	0.00	0.750
Don Mossi, L (9, 1) ERA: 2.16	0.2	S	3	0	0	0	1	0	0	1	0	0	0	4	5	0.00	0.000

BOTTOM


Chicago White Sox @ Washington Senators
D.C. Stadium, Washington, DC

Sun May 17 1964, 3:33 AM EDT
Att. 8,108 - Unknown

AB	32
R	2
H	8
RBI	2
BB	2
SO	7
LOB	14

livebaseballscorecards.com



Batter	1	2	3	4	5	6	7	8	9	AB R H RBI BB SO LOB	TOP																	
Bill Bruton, L (1, 8) OBP: 0.333, SLG: 0.415	4-0 2B BB		0-0 1-3		0-0 FC4-6 1B		0-0 L6-3 F9 1B		0-0 E5 2B	4 2 2 0 1 0 1	<p>Detroit Tigers @ Washington Senators D.C. Stadium, Washington, DC</p> <p>Mon May 18 1964, 7:05 PM EDT Att. 4,280 - Unknown</p> <p>livebaseballscorecards.com</p> <p>AB 38 R 7 H 10 RBI 7 BB 3 SO 3 LOB 18</p> 																	
Gates Brown, L (1, 7) OBP: 0.348, SLG: 0.619 Larry Sherry, R (9, 1)	0-0 L4-3 1-H 2B		0-0 4-3		0-0 FC4-6		0-0 F9		0-0 L4-3 1-H 2-H 2B	5 2 2 3 0 0 3 0 0 0 0 0 0 0																		
Al Kaline, R (1, 9) OBP: 0.343, SLG: 0.341	0-0 L4-3 2-3		0-0 L5-3		0-0 L8		0-0 L6-3		0-0 L4-3 2-3	5 0 0 0 0 0 5																		
Norm Cash, L (1, 3) OBP: 0.366, SLG: 0.509	0-0 HR			0-0 1B 1B	0-0 F7		0-0 L8		0-0 WP 3-H 2B	5 1 3 3 0 0 3																		
Jerry Lumpe, L (1, 4) OBP: 0.274, SLG: 0.325	0-3 K			0-0 F8		0-0 4-3		0-0 F7	0-0 4-3 2-3	5 0 0 0 0 1 2																		
Dick McAuliffe, L (1, 6) OBP: 0.355, SLG: 0.481	0-0 G3			0-0 F5		0-0 1-3		0-0 F9		4 0 0 0 0 0 1																		
Bill Freehan, R (1, 2) OBP: 0.422, SLG: 0.494		0-0 L6		0-0 1-3 1B		0-0 HR		0-0 F8		4 1 2 1 0 0 0																		
Don Wert, R (1, 5) OBP: 0.314, SLG: 0.367		0-0 6-3		0-3 K2-3		4-0 BB		0-0 P4		3 0 0 0 1 1 2																		
Frank Lary, R (1, 1) Phil Regan, R (2, 1) OBP: 0.467, SLG: 0.333 Don Demeter, R (9, PH) OBP: 0.243, SLG: 0.362 George Thomas, R (9, 7) OBP: 0.364, SLG: 0.800		0-0 6-3			4-0 FC4-6 1B BB	0-3 K		0-0 2B 2B		1 0 0 0 0 0 0 1 0 0 0 1 1 1 1 1 1 0 0 0 0 0 0 0 0 0 0 0																		
Inning Stats	R: 3 E: 0 K: 1 S: 7	H: 2 LOB: 0 BB: 1 P: 11	R: 0 E: 0 K: 0 S: 3	H: 0 LOB: 0 BB: 0 P: 3	R: 0 E: 0 K: 0 S: 3	H: 2 LOB: 2 BB: 0 P: 7	R: 0 E: 0 K: 1 S: 4	H: 1 LOB: 2 BB: 1 P: 8	R: 1 E: 0 K: 1 S: 6	H: 1 LOB: 1 BB: 1 P: 10	R: 0 E: 0 K: 0 S: 4	H: 1 LOB: 1 BB: 0 P: 4	R: 0 E: 0 K: 0 S: 3	H: 0 LOB: 0 BB: 0 P: 3	R: 3 E: 1 K: 0 S: 7	H: 3 LOB: 1 BB: 0 P: 7	1B: 4 2B: 4 3B: 0 HR: 2	SF: 0 SAC: 0 DP: 0 HBP: 0	WP: 1 PB: 0 SB: 0 CS: 0	PA: 41								
PITCHER	IP WLS BF H R ER SO BB IBB HBP BLK WP HR S P ERA WHIP																											
Jim Hannan, R (1, 1) ERA: 4.24	5.2		26	6	4	4	2	3	0	0	0	0	0	2	27	39	6.35	1.588										
Steve Ridzik, R (6, 1) ERA: 2.35	1.1		5	1	0	0	1	0	0	0	0	0	0	0	7	7	0.00	0.750										
Ron Kline, R (8, 1) ERA: 1.76	2.0	L	10	3	3	1	0	0	0	0	0	1	0	10	10	4.50	1.500											

Batter	1	2	3	4	5	6	7	8	9	AB	R	H	RBI	BB	SO	LOB
Don Zimmer, R (1, 5) OBP: 0.294, SLG: 0.505	0-0 2B 1B	0-3 K		0-3 K		0-0 3-1 2B		0-0 6-3		5	1	2	0	0	2	2
Don Blasingame, L (1, 4) OBP: 0.292, SLG: 0.327	0-3 K	0-0 P6		4-0 S BB		0-0 3-1 2-3		0-0 L9		4	0	0	0	1	1	4
Chuck Hinton, R (1, 7) OBP: 0.381, SLG: 0.525	0-0 1-H 2B		0-0 6-3	0-0 L9		0-0 F8		0-0 E6		5	0	1	1	0	0	2
Jim King, L (1, 9) OBP: 0.320, SLG: 0.422	0-0 F2		0-0 1B HR 1B	0-0 4-3 1-2			0-0 L9	0-0 G3		5	1	1	0	0	0	3
Bill Skowron, R (1, 3) OBP: 0.277, SLG: 0.480	0-0 6-3		0-0 1-3 HR 1B		0-0 1-6-3		1-0 E 1B HBP		0-3 K	4	2	1	0	0	1	1
Don Lock, R (1, 8) OBP: 0.422, SLG: 0.500		0-0 HR	0-0 1-H 3-H HR		4-0 FC6-4 BB		0-0 E5 1B		0-3 K	4	2	2	4	1	1	1
Mike Brumley, L (1, 2) OBP: 0.310, SLG: 0.303		0-0 1B 1B	0-0 4-3		0-0 P5		0-0 1-3 2-H 1B		0-3 K	5	0	2	1	0	1	1
John Kennedy, R (1, 6) OBP: 0.357, SLG: 0.395		0-0 F8	0-0 1B		0-0 FC6-4 1-2f		4-0 G4-6-3 IBB			3	0	1	0	1	0	2
Jim Hannan, R (1, 1) OBP: 0.167, SLG: 0.167		0-0 1B	0-0 1-3			0-0 G3		0-0 G4-6-3 1-2f		2	0	1	0	0	0	1
Steve Ridzik, R (6, 1)										1	0	0	0	0	0	0
Fred Valentine, S (7, PH) OBP: 0.206, SLG: 0.281										1	0	0	0	0	0	3
Ron Kline, R (8, 1)		1-2 1B								0	0	0	0	0	0	0


Inning Stats	R: 1	H: 2	E: 0	K: 1	S: 7	H: 2	LOB: 1	BB: 0	P: 7	R: 1	H: 3	E: 0	K: 1	S: 8	H: 3	LOB: 2	BB: 0	P: 8	R: 3	H: 4	E: 0	K: 0	S: 7	H: 4	LOB: 1	BB: 0	P: 7	R: 0	H: 0	E: 0	K: 1	S: 5	H: 0	LOB: 1	BB: 1	P: 9	R: 0	H: 0	E: 0	K: 0	S: 3	H: 1	LOB: 1	BB: 0	P: 4	R: 1	H: 1	E: 1	K: 0	S: 4	H: 1	LOB: 2	BB: 1	P: 9	R: 0	H: 0	E: 1	K: 0	S: 4	H: 0	LOB: 1	BB: 0	P: 4	R: 0	H: 0	E: 0	K: 3	S: 9	H: 0	LOB: 0	BB: 0	P: 9	1B: 7	SF: 0	2B: 2	SAC: 0	3B: 0	DP: 1	HR: 2	HBP: 1	WP: 0	PA: 43
--------------	------	------	------	------	------	------	--------	-------	------	------	------	------	------	------	------	--------	-------	------	------	------	------	------	------	------	--------	-------	------	------	------	------	------	------	------	--------	-------	------	------	------	------	------	------	------	--------	-------	------	------	------	------	------	------	------	--------	-------	------	------	------	------	------	------	------	--------	-------	------	------	------	------	------	------	------	--------	-------	------	-------	-------	-------	--------	-------	-------	-------	--------	-------	--------

PITCHER	IP	WLS	BF	H	R	ER	SO	BB	IBB	HBP	BLK	WP	HR	S	P	ERA	WHIP
Frank Lary, R (1, 1) ERA: 7.41	1.1		9	5	2	2	1	0	0	0	0	0	1	11	11	13.50	3.750
Phil Regan, R (2, 1) ERA: 4.25	6.2	W	31	6	4	3	2	2	1	1	0	0	1	31	44	4.05	1.200
Larry Sherry, R (9, 1) ERA: 3.54	1.0	S	3	0	0	0	3	0	0	0	0	0	0	9	9	0.00	0.000

DETROIT TIGERS @ WASHINGTON SENATORS
D.C. Stadium, Washington, DC

Mon May 18 1964, 7:05 PM EDT
Att. 4,280 - Unknown

AB	39
R	6
H	11
RBI	6
BB	3
SO	6
LOB	20



Batter	1	2	3	4	5	6	7	8	9	AB R H RBI BB SO LOB	TOP																
Bill Bruton, L (1, 8) <small>OBP: 0.342, SLG: 0.464</small>	0-3 		0-0 	0-0 			0-0 			4 1 2 2 0 1 0																	
Gates Brown, L (1, 7) George Thomas, R (9, 7) <small>OBP: 0.370, SLG: 0.640</small> <small>OBP: 0.364, SLG: 0.800</small>	0-0 4-3		0-0 	0-0 			0-0 			4 1 2 0 0 0 0 0 0 0 0 0 0 0																	
Al Kaline, R (1, 9) <small>OBP: 0.343, SLG: 0.341</small>	0-0 		0-0 				0-0 			3 0 1 0 0 0 0																	
Norm Cash, L (1, 3) <small>OBP: 0.370, SLG: 0.532</small>	0-3 		0-0 				0-0 			3 1 1 2 1 1 1																	
Jerry Lumpe, L (1, 4) <small>OBP: 0.266, SLG: 0.315</small>		0-0 6-3	0-0 				0-0 	0-3 		4 0 0 0 0 1 1																	
Dick McAuliffe, L (1, 6) <small>OBP: 0.352, SLG: 0.468</small>		0-0 3-1		0-0 			4-0 	0-0 4-3		3 0 0 0 1 0 0																	
Bill Freehan, R (1, 2) <small>OBP: 0.426, SLG: 0.488</small>		0-0 		4-0 			0-3 			3 1 1 0 1 1 1																	
Don Wert, R (1, 5) <small>OBP: 0.311, SLG: 0.372</small>		0-0 		0-0 			0-0 	0-0 		4 1 1 1 0 0 2																	
Dave Wickersham, R (1, 1) <small>OBP: 0.095, SLG: 0.095</small>			0-3 	0-0 			0-3 	0-3 		4 0 0 0 0 3 2																	
Inning Stats	R: 0 E: 0 K: 2 S: 8	H: 1 LOB: 1 BB: 0 P: 8	R: 0 E: 0 K: 0 S: 4	H: 1 LOB: 1 BB: 0 P: 4	R: 3 E: 0 K: 1 S: 8	H: 3 LOB: 0 BB: 0 P: 8	R: 2 E: 0 K: 0 S: 5	H: 3 LOB: 2 BB: 1 P: 9	R: 0 E: 0 K: 0 S: 2	H: 0 LOB: 0 BB: 1 P: 6	R: 0 E: 0 K: 2 S: 7	H: 0 LOB: 1 BB: 1 P: 11	R: 0 E: 0 K: 0 S: 3	H: 0 LOB: 0 BB: 0 P: 3	R: 0 E: 0 K: 1 S: 5	H: 0 LOB: 0 BB: 0 P: 5	R: 0 E: 0 K: 1 S: 5	H: 0 LOB: 0 BB: 0 P: 5	1B: 4 2B: 3 3B: 0 HR: 2	SF: 0 SAC: 1 DP: 1 HBP: 0	WP: 0 PB: 0 SB: 1 CS: 0	PA: 36					
PITCHER	IP	WLS	BF	H	R	ER	SO	BB	IBB	HBP	BLK	WP	HR	S	P	ERA	WHIP										
Buster Narum, R (1, 1) <small>ERA: 3.74</small>	5.0	L	23	8	5	5	3	2	0	0	0	0	2	27	35	9.00	2.000										
Marshall Bridges, L (6, 1) <small>ERA: 5.74</small>	2.0		7	0	0	0	2	1	0	0	0	0	0	10	14	0.00	0.500										
Jim Duckworth, R (8, 1) <small>ERA: 1.17</small>	2.0		6	0	0	0	2	0	0	0	0	0	0	10	10	0.00	0.000										

Detroit Tigers @ Washington Senators
 D.C. Stadium, Washington, DC
 Tue May 19 1964, 7:05 PM EDT
 Att. 4,306 - Unknown

livebaseballscorecards.com

AB	32
R	5
H	8
RBI	5
BB	3
SO	7
LOB	7



Batter	1	2	3	4	5	6	7	8	9	AB R H RBI BB SO LOB
Don Zimmer, R OBP: 0.292, SLG: 0.525 (1, 5)	0-3 K		0-0 HR		0-0 FC6-4 1B		0-3 K			4 1 1 1 0 2 2
Don Blasingame, L OBP: 0.300, SLG: 0.333 (1, 4)	0-0 1-3		0-0 1B		0-0 1-3 3-H 1B			0-0 4-3		4 0 2 1 0 0 0
Chuck Hinton, R OBP: 0.370, SLG: 0.508 (1, 7)	0-3 K		0-0 4-3		0-0 F8			0-0 4-3		4 0 0 0 0 1 3
Jim King, L OBP: 0.317, SLG: 0.415 (1, 9)		0-0 L9		0-0 G3		0-0 6-3		0-0 FC6-4 1B		4 0 1 0 0 0 0
Don Lock, R OBP: 0.408, SLG: 0.479 (1, 8)		0-0 6-3		0-0 F2		0-0 L9		0-0 FC6-4 1-2f		4 0 0 0 0 0 1
Dick Phillips, L OBP: 0.296, SLG: 0.280 (1, 3)		0-0 2B		0-0 4-3		0-0 1B		0-0 4-3		4 0 2 0 0 0 0
Mike Brumley, L OBP: 0.307, SLG: 0.300 (1, 2)		0-0 L9		0-0 FC6-4 1B 5-3 1B		0-0 P6		0-0 4-3		4 1 1 0 0 0 2
John Kennedy, R OBP: 0.341, SLG: 0.375 (1, 6)			0-0 5-3		0-0 5-3		0-0 4-3	0-3 K		4 0 0 0 0 1 1
Buster Narum, R (1, 1)			0-3 K2-3		4-0 FC6-4 BB		0-3 K			1 0 0 0 0 1 0
Fred Valentine, S (5, PH)										0 0 0 0 0 1 0 0
Marshall Bridges, S (6, 1)										0 0 0 0 0 0 0 0
Ken Hunt, R (7, PH)										1 0 0 0 0 1 0
Jim Duckworth, R (8, 1)										0 0 0 0 0 0 0 0

Inning Stats	R: 0	H: 0	E: 0	K: 2	S: 7	R: 0	H: 1	E: 0	K: 0	S: 4	R: 1	H: 2	E: 0	K: 1	S: 7	R: 0	H: 0	E: 0	K: 0	S: 3	R: 1	H: 2	E: 0	K: 0	S: 5	R: 0	H: 1	E: 0	K: 0	S: 4	R: 0	H: 0	E: 0	K: 2	S: 7	R: 0	H: 1	E: 0	K: 1	S: 5	R: 0	H: 0	E: 0	K: 0	S: 5	1B: 5	SF: 0	2B: 1	SAC: 0	3B: 0	DP: 0	HR: 1	HBP: 0	WP: 0	PA: 35
--------------	------	------	------	------	------	------	------	------	------	------	------	------	------	------	------	------	------	------	------	------	------	------	------	------	------	------	------	------	------	------	------	------	------	------	------	------	------	------	------	------	------	------	------	------	------	-------	-------	-------	--------	-------	-------	-------	--------	-------	--------


PITCHER	IP	WLS	BF	H	R	ER	SO	BB	IBB	HBP	BLK	WP	HR	S	P	ERA	WHIP
Dave Wickersham, R (1, 1) ERA: 2.17	9.0	W	35	7	2	2	6	1	0	0	0	0	1	46	50	2.00	0.889

BOTTOM

Detroit Tigers @ Washington Senators
D.C. Stadium, Washington, DC
Tue May 19 1964, 7:05 PM EDT
Att. 4,306 - Unknown

livebaseballscorecards.com

AB	34
R	2
H	7
RBI	2
BB	1
SO	6
LOB	9



Batter	1	2	3	4	5	6	7	8	9	AB R H RBI BB SO LOB	TOP									
Don Wert, R (1, 5) OBP: 0.310, SLG: 0.368	0-0 F9		0-0 6-3			0-0 FC4-6 1B	0-0 FC6-4			4 0 1 0 0 0 1										
Jerry Lumpe, L (1, 4) OBP: 0.265, SLG: 0.313	0-0 1B			0-0 4-3		0-0 FC4-6 1B	0-0 F8			4 1 1 0 0 0 2										
Al Kaline, R (1, 9) OBP: 0.349, SLG: 0.348	0-0 L9			0-0 L5-3		0-0 FC6-4 1B		0-0 1B		4 0 2 0 0 0 1										
Norm Cash, L (1, 3) OBP: 0.359, SLG: 0.513	0-0 P4			0-0 4-3		0-0 FC6-4		0-0 P6		4 0 0 1 0 0 3										
Don Demeter, R (1, 8) OBP: 0.243, SLG: 0.358		0-0 F8			0-0 1B 1B	0-3 K		0-3 K		4 0 1 0 0 2 2										
Bill Freehan, R (1, 2) OBP: 0.418, SLG: 0.512		0-0 5-3			0-0 F8		0-0 HR	0-0 F3		4 1 1 1 0 0 2										
George Thomas, R (1, 7) OBP: 0.346, SLG: 0.833		0-0 F9			0-3 K		0-0 HR		0-0 F9	4 1 1 1 0 1 1										
Dick McAuliffe, L (1, 6) OBP: 0.349, SLG: 0.461			0-3 K		0-0 1B		0-0 P4		0-0 F9	4 0 1 0 0 1 0										
Ed Rakow, S (1, 1) Jake Wood, R (5, PH) Julio Navarro, R (5, 1) Bubba Phillips, R (7, PH) Dick Egan, L (7, 1) Joe Sparma, R (8, 1) Gates Brown, L (9, PH)			0-0 P4		0-3 K		0-0 FC6-4 1B		0-0 P4	1 0 0 0 0 0 0 1 0 0 0 0 0 1 2 0 0 0 0 0 0 0 0 1 0 0 1 0 1 0 0 0 0 0 0 0										
Inning Stats	R: 0 E: 0 K: 0 S: 4	H: 1 LOB: 1 BB: 0 P: 4	R: 0 E: 0 K: 0 S: 3	H: 0 LOB: 0 BB: 0 P: 3	R: 0 E: 0 K: 1 S: 5	H: 0 LOB: 0 BB: 0 P: 5	R: 0 E: 0 K: 2 S: 9	H: 2 LOB: 2 BB: 0 P: 9	R: 1 E: 0 K: 1 S: 7	H: 2 LOB: 1 BB: 0 P: 7	R: 2 E: 0 K: 0 S: 6	H: 3 LOB: 1 BB: 0 P: 6	R: 0 E: 0 K: 1 S: 6	H: 1 LOB: 1 BB: 0 P: 6	R: 0 E: 0 K: 0 S: 3	H: 0 LOB: 0 BB: 0 P: 3	1B: 7 2B: 0 3B: 0 HR: 2	SF: 0 SAC: 0 DP: 0 HBP: 0	WP: 0 PB: 0 SB: 0 CS: 0	PA: 36
PITCHER	IP WLS BF H R ER SO BB IBB HBP BLK WP HR S P ERA WHIP																			
Claude Osteen, L (1, 1) ERA: 3.45	6.1 W 27 8 3 3 4 0 0 0 0 0 2 35 35 4.26 1.263																			
Tom Cheney, R (7, 1) ERA: 4.34	2.2 S 9 1 0 0 1 0 0 0 0 0 0 0 11 11 0.00 0.375																			

Detroit Tigers @ Washington Senators
 D.C. Stadium, Washington, DC
 Wed May 20 1964, 7:05 PM EDT
 Att. 6,407 - Unknown

livebaseballscorecards.com

AB	36
R	3
H	9
RBI	3
BB	0
SO	5
LOB	14



Batter	1	2	3	4	5	6	7	8	9	AB	R	H	RBI	BB	SO	LOB
Don Blasingame, L OBP: 0.296, SLG: 0.327 (1, 4)	0-3 K	0-0 G3		0-0 1-3		0-0 G3		0-0 E 1B 1B		5	1	1	1	0	1	2
John Kennedy, R OBP: 0.355, SLG: 0.459 (1, 6) (7, 5)	0-0 HR		0-0 P6		0-0 HR		0-0 4-3	0-0 E2 FC6 SF8 1B		5	3	3	3	0	0	0
Chuck Hinton, R OBP: 0.378, SLG: 0.515 (1, 7)	0-0 WP 1B 1B		0-0 1B 2B		0-0 6-3		0-0 FC1-6 BB	0-0 FC6 SF8 BB		4	2	2	0	1	0	1
Jim King, L OBP: 0.321, SLG: 0.408 (1, 9)	0-0 F9 1-2		0-0 P6		0-0 BB 1B		0-0 FC1-6 1-2f	0-0 BB BB		4	0	1	0	1	0	3
Dick Phillips, L OBP: 0.367, SLG: 0.333 Bill Skowron, R OBP: 0.273, SLG: 0.476 (1, 3) (7, PH) (8, 3)	0-0 2-H 1B		0-0 1B		0-0 BB BB		0-0 F5	0-0 SF8 2-3 3-H		2	0	2	2	1	0	0
Don Lock, R OBP: 0.400, SLG: 0.459 (1, 8)		0-3 K	0-0 F3		0-3 K		0-0 SH BB	0-0 SH BB		4	1	0	0	1	2	5
Mike Brumley, L OBP: 0.321, SLG: 0.315 (1, 2)		0-0 6-3 1B 1B		0-0 1-3 1B		0-3 K		0-0 SH 1-3 1B		3	2	2	0	0	1	2
Don Zimmer, R OBP: 0.284, SLG: 0.510 Ed Brinkman, R OBP: 0.200, SLG: 0.256 (1, 5) (7, 6)		0-0 6-3 1-2		0-3 K		0-0 F8		0-0 1-3 1-2		3	0	0	0	0	1	2
Claude Osteen, L OBP: 0.200, SLG: 0.263 Tom Cheney, R OBP: 0.426, SLG: 0.429 (1, 1) (7, 1)		0-0 2-H 1B		0-0 1-3 1-2		0-0 F7		0-0 SH 1B 1B		3	0	1	1	0	0	1

Inning Stats	R: 2	H: 3	E: 0	K: 1	S: 7	H: 3	LOB: 1	BB: 0	P: 7	R: 1	H: 2	E: 0	K: 1	S: 7	R: 1	H: 2	E: 0	K: 0	S: 5	R: 0	H: 1	E: 0	K: 1	S: 6	R: 1	H: 2	E: 0	K: 2	S: 9	R: 0	H: 0	E: 0	K: 0	S: 3	R: 0	H: 0	E: 0	K: 0	S: 3	R: 5	H: 2	E: 3	K: 0	S: 8	H: 2	LOB: 2	BB: 2	P: 16
--------------	------	------	------	------	------	------	--------	-------	------	------	------	------	------	------	------	------	------	------	------	------	------	------	------	------	------	------	------	------	------	------	------	------	------	------	------	------	------	------	------	------	------	------	------	------	------	--------	-------	-------


PITCHER	IP	WLS	BF	H	R	ER	SO	BB	IBB	HBP	BLK	WP	HR	S	P	ERA	WHIP
Ed Rakow, R ERA: 4.57 (1, 1)	4.0	L	19	8	4	4	3	0	0	0	0	1	1	25	25	9.00	2.000
Julio Navarro, R ERA: 7.31 (5, 1)	2.0		9	2	1	1	2	1	0	0	0	0	1	12	16	4.50	1.500
Dick Egan, L ERA: 2.2 (7, 1)	1.1		9	1	4	0	0	2	0	0	0	0	0	7	15	0.00	2.250
Joe Sparma, R ERA: (8, 1)	0.2		5	1	1	0	0	1	0	0	0	0	0	4	8	0.00	3.000

BOTTOM

Detroit Tigers @ Washington Senators
D.C. Stadium, Washington, DC
 Wed May 20 1964, 7:05 PM EDT
 Att. 6,407 - Unknown

AB	35
R	10
H	12
RBI	9
BB	4
SO	5
LOB	19

livebaseballscorecards.com



1B	2B	3B	HR	SF	SAC	DP	HBP	WP	HR	S	P	ERA	WHIP
9	1	0	2	1	0	0	0	1	0	0	0	4.57	2.000
1	0	0	0	0	0	0	0	0	0	0	0	4.50	1.500
0	0	0	0	0	0	0	0	0	0	0	0	0.00	2.250
0	0	0	0	0	0	0	0	0	0	0	0	0.00	3.000

Batter	1	2	3	4	5	6	7	8	9	AB R H RBI BB SO LOB	TOP																					
Bill Bruton, L (1, 8) OBP: 0.338, SLG: 0.452	0-0 F9		0-0 4-3			0-0 E6 4-3 SF7 1B		0-0 F8		4 1 1 0 0 0 1	<p align="center">Detroit Tigers @ Washington Senators D.C. Stadium, Washington, DC</p> <p align="right">Thu May 21 1964, 7:05 PM EDT Att. 4,947 - Unknown</p>																					
Gates Brown, L (1, 7) OBP: 0.406, SLG: 0.724	0-0 HR		0-0 L4-3 1B			0-0 4-3		4-0 FC6-4 1-2 BB		3 1 2 1 1 0 1																						
Al Kaline, R (1, 9) OBP: 0.345, SLG: 0.340	4-0 BB BB		0-0 L4-3 1-2			0-0 SF7		0-0 FC6-4 1-2f		2 0 0 1 1 0 3																						
Norm Cash, L (1, 3) OBP: 0.356, SLG: 0.500	4-0 G4-6-3 1-2 BB			0-3 K		0-0 L9		0-0 F8		3 0 0 0 1 1 0																						
Jerry Lumpe, L (1, 4) OBP: 0.257, SLG: 0.303	0-0 G4-6-3 1-2f			0-0 1-3			0-0 L7		0-0 6-3	4 0 0 0 0 0 2																						
Dick McAuliffe, L (1, 6) OBP: 0.338, SLG: 0.445		0-0 P6		0-0 4-3			0-0 F9		0-0 E6	4 0 0 0 0 0 0																						
Don Wert, R (1, 5) OBP: 0.300, SLG: 0.355		0-3 K			0-0 5-3		0-0 6-3		0-0 P4	4 0 0 0 0 1 1																						
Mike Roarke, R (1, 2) OBP: 0.240, SLG: 0.208 Bill Freehan, R (8, PH) OBP: 0.414, SLG: 0.506 (8, 2)		4-0 FC6-4 BB			0-0 5-3			0-3 K		1 0 0 0 1 0 0 1 0 0 0 0 1 0																						
Jack Hamilton, R (1, 1) Don Demeter, R (8, PH) OBP: 0.250, SLG: 0.364 Julio Navarro, R (8, 1)		0-0 FC6-4 1-2f			0-3 K			0-0 BB 1B		2 0 0 0 0 1 1 1 0 1 0 0 0 0 0 0 0 0 0 0 0																						
Inning Stats	R: 1 E: 0 K: 0 S: 3	H: 1 LOB: 1 BB: 2 P: 11	R: 0 E: 0 K: 1 S: 5	H: 0 LOB: 1 BB: 1 P: 9	R: 0 E: 0 K: 0 S: 3	H: 1 LOB: 0 BB: 0 P: 3	R: 0 E: 0 K: 1 S: 5	H: 0 LOB: 0 BB: 0 P: 5	R: 1 E: 1 K: 0 S: 4	H: 1 LOB: 0 BB: 0 P: 4		R: 0 E: 0 K: 0 S: 3	H: 0 LOB: 0 BB: 0 P: 3	R: 0 E: 0 K: 1 S: 6	H: 1 LOB: 2 BB: 1 P: 10	R: 0 E: 1 K: 0 S: 4	H: 0 LOB: 1 BB: 0 P: 4	1B: 3 2B: 0 3B: 0 HR: 1	SF: 1 SAC: 0 DP: 2 HBP: 0	WP: 0 PB: 0 SB: 0 CS: 0	PA: 34											
PITCHER Bennie Daniels, R (1, 1) ERA: 2.96 Jim Duckworth, R (9, 1) ERA: 1.1	IP 8.0	WLS W	BF 30	H 4	R 2	ER 1	SO 4	BB 4	IBB 0	HBP 0	BLK 0	WP 0	HR 1	S 34	P 50	ERA 1.12	WHIP 1.000															
											PITCHER	IP	WLS	BF	H	R	ER	SO	BB	IBB	HBP	BLK	WP	HR	S	P	ERA	WHIP				

livebaseballscorecards.com

AB	29
R	2
H	4
RBI	2
BB	4
SO	4
LOB	9



Batter	1	2	3	4	5	6	7	8	9	AB	R	H	RBI	BB	SO	LOB											
Don Blasingame, L (1, 4) OBP: 0.294, SLG: 0.324	0-0 BB 2B 1B	0-0 1-6-3		0-0 6-3			0-0 4-3 1-2 2-3			4	1	1	0	0	0	4											
John Kennedy, R (1, 6) OBP: 0.361, SLG: 0.455 (8, 5)	4-0 2B 1B BB		0-0 CS 1B		0-0 1-3		0-3 K			3	1	1	0	1	1	3											
Chuck Hinton, R (1, 7) OBP: 0.361, SLG: 0.522	0-0 1B FC4-6 2B		0-0 F8		0-0 5-3		0-0 1B WP 1B			4	2	2	3	0	0	1											
Jim King, L (1, 9) OBP: 0.327, SLG: 0.412	0-0 FC4-6 1B		0-0 F5		0-0 3-1		0-0 WP 1B			4	0	2	1	0	0	1											
Dick Phillips, L (1, 3) OBP: 0.324, SLG: 0.290	0-0 FC4-6 WP 1B		0-0 CS		0-0 G3		0-0 4-3 F8			4	0	0	1	0	0	2											
Don Lock, R (1, 8) OBP: 0.395, SLG: 0.446	0-0 F3 1-2			4-0 BB 1B BB		0-3 K		0-3 K		3	1	0	0	1	2	1											
Mike Brumley, L (1, 2) OBP: 0.317, SLG: 0.303	0-0 L9			4-0 1B 1-2 BB		0-0 4-3		0-0 L9		3	0	0	0	1	0	1											
Don Zimmer, R (1, 5) OBP: 0.286, SLG: 0.505 Ed Brinkman, R (7, PR) OBP: 0.208, SLG: 0.297 (8, 6)		0-0 P5		0-0 SH1-3 1B		0-0 E4 BLK BB 1B		0-0 HR		3	0	1	1	0	0	0											
Bennie Daniels, L (1, 1) OBP: 0.222, SLG: 0.313 Fred Valentine, S (8, PH) OBP: 0.222, SLG: 0.273 Jim Duckworth, R (9, 1)		0-3 K		0-0 SH1-3 1-2		4-0 BLK 1B BB		0-3 K		1	2	1	1	0	0	0											
										1	1	0	0	0	1	0											
										1	0	0	0	0	1	0											
										0	0	0	0	0	0	0											
Inning Stats	R: 3 E: 0 K: 0 S: 6	H: 3 LOB: 1 BB: 1 P: 10	R: 0 E: 0 K: 1 S: 5	H: 0 LOB: 0 BB: 0 P: 5	R: 0 E: 0 K: 0 S: 3	H: 1 LOB: 0 BB: 0 P: 3	R: 1 E: 0 K: 0 S: 4	H: 1 LOB: 2 BB: 2 P: 12	R: 0 E: 0 K: 1 S: 5	H: 0 LOB: 0 BB: 0 P: 3	R: 0 E: 0 K: 1 S: 5	H: 0 LOB: 0 BB: 0 P: 5	R: 3 E: 1 K: 1 S: 8	H: 2 LOB: 2 BB: 1 P: 12	R: 1 E: 0 K: 2 S: 8	H: 1 LOB: 0 BB: 0 P: 8	1B: 6 2B: 1 3B: 0 HR: 1	SF: 0 SAC: 1 DP: 0 HBP: 0	WP: 2 PB: 0 SB: 0 CS: 1	PA: 37							
PITCHER	IP	WLS	BF	H	R	ER	SO	BB	IBB	HBP	BLK	WP	HR	S	P	ERA	WHIP										
Jack Hamilton, R (1, 1) ERA: 5.14	7.0	L	32	7	7	4	3	4	0	0	1	2	0	34	50	5.14	1.571										
Julio Navarro, R (8, 1) ERA: 7.41	1.0		4	1	1	1	2	0	0	0	0	0	1	8	8	9.00	1.000										


BOTTOM

Detroit Tigers @ Washington Senators
D.C. Stadium, Washington, DC
Thu May 21 1964, 7:05 PM EDT
Att. 4,947 - Unknown

livebaseballscores.com


AB	31
R	8
H	8
RBI	7
BB	4
SO	5
LOB	13



Batter	1	2	3	4	5	6	7	8	9	AB R H RBI BB SO LOB	TOP														
Don Zimmer, R (1, 5) OBP: 0.276, SLG: 0.486	0-3 K		0-0 F7		0-0 6-3			0-3 K		4 0 0 0 0 2 1	<p>Washington Senators @ Chicago White Sox Comiskey Park, Chicago, IL</p> <p>Fri May 22 1964, 8:05 PM EDT Att. 19,347 - Unknown</p> <p>livebaseballscores.com</p> <table border="1"> <tr><td>AB</td><td>30</td></tr> <tr><td>R</td><td>1</td></tr> <tr><td>H</td><td>4</td></tr> <tr><td>RBI</td><td>0</td></tr> <tr><td>BB</td><td>0</td></tr> <tr><td>SO</td><td>13</td></tr> <tr><td>LOB</td><td>5</td></tr> </table> 	AB	30	R	1	H	4	RBI	0	BB	0	SO	13	LOB	5
AB	30																								
R	1																								
H	4																								
RBI	0																								
BB	0																								
SO	13																								
LOB	5																								
John Kennedy, R (1, 6) OBP: 0.356, SLG: 0.457	0-0 E 2B		0-0 F9			0-3 K		0-0 5-3	4 1 1 0 0 1 0																
Chuck Hinton, R (1, 7) OBP: 0.377, SLG: 0.514	0-3 K		0-0 6-3			0-0 CS 1B		0-0 6-3	4 0 1 0 0 1 1																
Bill Skowron, R (1, 3) OBP: 0.265, SLG: 0.462	0-0 E5 1B 2-H			0-3 K		0-3 K 1-2		0-0 F9	4 0 0 0 0 2 1																
Don Lock, R (1, 9) OBP: 0.394, SLG: 0.442	0-0 1-2 1B			0-0 6-3			0-3 K		3 0 1 0 0 1 0																
Ken Hunt, R (1, 8) OBP: 0.286, SLG: 0.298	0-3 K			0-0 P4			0-0 6-3		3 0 0 0 0 1 2																
Don Leppert, R (1, 2) OBP: 0.156, SLG: 0.100		0-0 F7			0-3 K		0-3 K		3 0 0 0 0 2 0																
Chuck Cottier, R (1, 4) OBP: 0.211, SLG: 0.273		0-3 K			0-0 SH1-3 2B			0-0 P4	3 0 1 0 0 1 0																
Alan Koch, R (1, 1) Marshall Bridges, S (7, 1) Ed Brinkman, R (8, PH) Ron Kline, R (8, 1)		0-3 K			0-0 SH1-3 2-3			0-3 K	1 0 0 0 0 1 0 0 0 0 0 0 0 0 1 0 0 0 0 1 0 0 0 0 0 0 0 0																
Inning Stats	R: 1 H: 2 E: 1 LOB: 2 K: 3 BB: 0 S: 12 P: 12	R: 0 H: 0 E: 0 LOB: 0 K: 2 BB: 0 S: 7 P: 7	R: 0 H: 0 E: 0 LOB: 0 K: 0 BB: 0 S: 3 P: 3	R: 0 H: 0 E: 0 LOB: 0 K: 1 BB: 0 S: 5 P: 5	R: 0 H: 1 E: 0 LOB: 1 K: 1 BB: 0 S: 6 P: 6	R: 0 H: 1 E: 0 LOB: 1 K: 2 BB: 0 S: 7 P: 7	R: 0 H: 0 E: 0 LOB: 0 K: 2 BB: 0 S: 7 P: 7	R: 0 H: 0 E: 0 LOB: 0 K: 2 BB: 0 S: 7 P: 7	R: 0 H: 0 E: 0 LOB: 0 K: 0 BB: 0 S: 3 P: 3	1B: 2 SF: 0 2B: 3 SAC: 1 3B: 0 DP: 1 HR: 0 HBP: 0	WP: 0 PA: 31 PB: 0 SB: 0 CS: 1														
PITCHER Juan Pizarro, L (1, 1) ERA: 1.16	IP WLS BF H R ER SO BB IBB HBP BLK WP HR S P ERA WHIP																								
	9.0 W 31 4 1 0 13 0 0 0 0 0 0 0 57 57 0.00 0.444																								

Batter	1	2	3	4	5	6	7	8	9	AB	R	H	RBI	BB	SO	LOB
Tom McCraw, L OBP: 0.310, SLG: 0.439 (1, 3)	0-0 F7		0-0 P4		0-0 F9		0-0 1B			4	0	1	0	0	0	1
Al Weis, S OBP: 0.315, SLG: 0.302 (1, 4)	0-3 K		0-0 6-3		0-0 4-3		0-0 1B			4	0	1	1	0	1	1
Floyd Robinson, L OBP: 0.384, SLG: 0.469 (1, 9) (9, 7)	0-0 HR		0-0 F5		0-0 F3		0-0 F9			4	1	1	1	0	0	2
Pete Ward, L OBP: 0.417, SLG: 0.310 Don Buford, S OBP: 0.314, SLG: 0.233 (1, 5) (8, PR) (9, 5)	4-0 BB		0-0 F7		0-0 1-3		0-0 CS			3	0	1	0	1	0	0
Ron Hansen, R OBP: 0.389, SLG: 0.500 (1, 6)	0-0 F7		0-3 K2-3		0-0 1B		0-0 P4			4	0	1	0	0	1	2
Dave Nicholson, R OBP: 0.418, SLG: 0.511 Jim Landis, R OBP: 0.200, SLG: 0.600 (1, 7) (9, 8)		0-0 1B	0-3 K		0-0 F8		0-0 L1-3			4	0	1	0	0	1	2
Mike Hershberger, R OBP: 0.312, SLG: 0.270 (1, 8) (9, 9)		0-0 F9			0-0 4-3		0-0 P5			3	1	1	0	0	0	1
J.C. Martin, L OBP: 0.264, SLG: 0.346 (1, 2)		0-0 F9			0-0 4-3		0-0 F8			3	0	0	0	0	0	2
Juan Pizarro, L OBP: 0.333, SLG: 0.471 (1, 1)		0-3 K			0-0 1B		0-0 1B			3	1	2	1	0	1	1

Inning Stats		R: 1	H: 1	R: 0	H: 1	R: 0	H: 0	R: 0	H: 0	R: 1	H: 2	R: 0	H: 1	R: 1	H: 3	R: 0	H: 1
E: 0		E: 0	LOB: 1	E: 0	LOB: 1	E: 0	LOB: 0	E: 0	LOB: 0	E: 0	LOB: 1	E: 0	LOB: 1	E: 0	LOB: 2	E: 0	LOB: 1
K: 1		K: 1	BB: 1	K: 1	BB: 0	K: 0	BB: 0	K: 2	BB: 0	K: 0	BB: 0	K: 0	BB: 0	K: 0	BB: 0	K: 0	BB: 0
S: 6		S: 6	P: 10	S: 6	P: 6	S: 3	P: 3	S: 7	P: 7	S: 5	P: 5	S: 4	P: 4	S: 6	P: 6	S: 3	P: 3

BOTTOM															
Washington Senators @ Chicago White Sox															
Comiskey Park, Chicago, IL															
Fri May 22 1964, 8:05 PM EDT															
Att. 19,347 - Unknown															
AB	32														
R	3														
H	9														
RBI	3														
BB	1														
SO	4														
LOB	12														
															
1B:	8	SF:	0	WP:	0	PA:	33								
2B:	0	SAC:	0	PB:	0	SB:	0								
3B:	0	DP:	0	CS:	1										

PITCHER																
IP	WLS	BF	H	R	ER	SO	BB	IBB	HBP	BLK	WP	HR	S	P	ERA	WHIP
Alan Koch, R ERA: 4.08 (1, 1)	6.2	L	28	7	3	3	4	1	0	0	0	1	35	39	4.05	1.200
Marshall Bridges, L ERA: 5.63 (7, 1)	0.1		2	1	0	0	0	0	0	0	0	0	2	2	0.00	3.000
Ron Kline, R ERA: 1.65 (8, 1)	1.0		3	1	0	0	0	0	0	0	0	0	3	3	0.00	1.000

Batter	1	2	3	4	5	6	7	8	9	AB R H RBI BB SO LOB	TOP	
Don Blasingame, L (1, 4) <small>OBP: 0.285, SLG: 0.313</small>	0-0 	0-0 			0-0 		0-0 			4 0 0 0 0 0 1		
John Kennedy, R (1, 6) <small>OBP: 0.362, SLG: 0.458</small> (7, 5)	0-0 		0-0 		0-0 			0-0 		4 0 2 0 0 0 0		
Chuck Hinton, R (1, 7) <small>OBP: 0.383, SLG: 0.525</small> Marshall Bridges, S (5, 1) Don Lock, R (8, PH) <small>OBP: 0.391, SLG: 0.438</small> Steve Ridzik, R (8, 1)	0-0 		0-0 		0-0 		0-3 			3 0 2 0 0 0 1 0 0 0 0 0 0 0 1 0 0 0 0 1 1 0 0 0 0 0 0 0		
Jim King, L (1, 9) <small>OBP: 0.316, SLG: 0.396</small>	0-0 		0-0 		0-0 		0-0 			4 0 0 0 0 0 4		
Dick Phillips, L (1, 3) <small>OBP: 0.289, SLG: 0.257</small>		0-0 	0-0 		0-0 		0-0 			4 0 0 0 0 0 2		
Mike Brumley, L (1, 2) <small>OBP: 0.314, SLG: 0.300</small>		0-0 		0-0 		0-0 		0-0 		4 1 1 0 0 0 0		
Fred Valentine, S (1, 8) <small>OBP: 0.250, SLG: 0.324</small> (5, 7)		0-0 		0-0 		0-0 		0-0 		4 1 2 0 0 0 0		
Don Zimmer, R (1, 5) <small>OBP: 0.280, SLG: 0.487</small> Ed Brinkman, R (7, PH) <small>OBP: 0.202, SLG: 0.287</small> (7, 6)		0-0 		0-0 		0-0 		0-0 		2 0 1 2 0 0 1 2 0 0 0 0 0 0		
Jim Hannan, R (1, 1) <small>OBP: 0.143, SLG: 0.143</small> Tom Cheney, R (2, 1) <small>OBP: 0.375, SLG: 0.375</small> Ken Hunt, R (5, 8) <small>OBP: 0.281, SLG: 0.292</small>		0-0 		0-3 		0-3 				1 0 0 0 0 0 1 1 0 0 0 0 1 1 1 0 0 0 0 1 0		
Inning Stats	R: 0 H: 1 E: 0 LOB: 1 K: 0 BB: 0 S: 4 P: 4	R: 2 H: 3 E: 0 LOB: 1 K: 0 BB: 0 S: 6 P: 6	R: 0 H: 1 E: 0 LOB: 1 K: 0 BB: 0 S: 4 P: 4	R: 0 H: 1 E: 0 LOB: 1 K: 1 BB: 0 S: 6 P: 6	R: 0 H: 1 E: 0 LOB: 1 K: 0 BB: 0 S: 4 P: 4	R: 0 H: 0 E: 0 LOB: 0 K: 0 BB: 0 S: 3 P: 3	R: 0 H: 0 E: 0 LOB: 0 K: 1 BB: 0 S: 5 P: 5	R: 0 H: 1 E: 0 LOB: 1 K: 1 BB: 0 S: 6 P: 6	R: 0 H: 0 E: 0 LOB: 0 K: 0 BB: 0 S: 3 P: 3	1B: 6 SF: 0 2B: 2 SAC: 0 3B: 0 DP: 0 HR: 0 HBP: 0	WP: 0 PA: 35 PB: 0 SB: 0 CS: 0	
PITCHER John Buzhardt, R (1, 1) <small>ERA: 2.25</small>	IP WLS BF H R ER SO BB IBB HBP BLK WP HR S P ERA WHIP 9.0 W 35 8 2 2 3 0 0 0 0 0 0 0 41 41 2.00 0.889											PITCHER IP WLS BF H R ER SO BB IBB HBP BLK WP HR S P ERA WHIP

Washington Senators @ Chicago White Sox
 Comiskey Park, Chicago, IL
 Sat May 23 1964, 4:33 AM EDT
 Att. 6,654 - Unknown

AB	35
R	2
H	8
RBI	2
BB	0
SO	3
LOB	12



Batter	1	2	3	4	5	6	7	8	9	AB	R	H	RBI	BB	SO	LOB
Tom McCraw, L (1, 3) OBP: 0.319, SLG: 0.489	4-0 FC4-6 BB	0-3 K	0-0 HR		0-0 F9	0-3 K				4	1	1	1	1	2	4
Al Weis, S (1, 4) OBP: 0.309, SLG: 0.297	0-0 FC4-6 1-2f	0-0 E2 HR 1B	0-0 P6		0-0 F9			0-0 F8		5	1	1	0	0	0	1
Floyd Robinson, L (1, 9) OBP: 0.363, SLG: 0.460 Jim Landis, R (6, 8) OBP: 0.429, SLG: 1.000	0-0 L3 1-2	4-0 HR IBB	0-0 3-1			0-0 E 3B		0-0 E 1B		2	1	0	0	1	0	1
Pete Ward, L (1, 5) OBP: 0.439, SLG: 0.471	0-0 G3	0-0 HR		0-0 2B		0-0 E4 E F2 1B		0-0 E9 G4-6-3 1B		5	2	3	5	0	0	1
Ron Hansen, R (1, 6) OBP: 0.390, SLG: 0.495		0-0 FC1 E 1B		0-0 3B 1B		0-0 F2 1-2		0-0 G4-6-3 1-2f		5	2	2	0	0	0	3
Dave Nicholson, R (1, 7) OBP: 0.426, SLG: 0.547		0-0 FC1 E 1B		0-0 F8		0-0 E6 1B SF8 1B		0-0 G1-6-3 BB 1B		5	3	3	1	0	0	2
Mike Hershberger, R (1, 8) OBP: 0.333, SLG: 0.308		0-0 FC1 E 1B		0-0 1-H 3B		0-0 1B		4-0 G1-6-3 BB 1B		4	1	3	2	1	0	2
J.C. Martin, L (1, 2) OBP: 0.259, SLG: 0.333		0-0 E6 E 1B		0-0 4-3		0-0 1B		0-0 G1-6-3 1-2f 2-3		5	1	1	1	0	0	6
John Buzhardt, R (1, 1) OBP: 0.200, SLG: 0.154		0-0 E HR 1B		0-0 F7		0-0 K		0-0 SF8 3-H		4	1	1	3	0	1	1

Inning Stats		R: 0	H: 0	E: 0	K: 0	S: 3	R: 9	H: 7	E: 2	K: 1	S: 14	R: 1	H: 1	E: 0	K: 0	S: 4	R: 1	H: 3	E: 0	K: 0	S: 5	R: 0	H: 0	E: 0	K: 1	S: 5	R: 3	H: 3	E: 2	K: 1	S: 10	R: 0	H: 2	E: 1	K: 0	S: 4	R: 0	H: 1	E: 0	K: 0	S: 3	1B: 11	SF: 1	2B: 1	SAC: 0	3B: 2	DP: 2	HR: 3	HBP: 0				
PITCHER	IP	WLS	BF	H	R	ER	SO	BB	IBB	HBP	BLK	WP	HR	S	P	ERA	WHIP	PITCHER	IP	WLS	BF	H	R	ER	SO	BB	IBB	HBP	BLK	WP	HR	S	P	ERA	WHIP	WP: 0	PA: 45	PB: 0	SB: 1	CS: 0													
Jim Hannan, R (1, 1) ERA: 4.74	1.1	L	11	4	6	2	1	1	0	0	0	0	0	12	16	13.50	3.750																																				
Tom Cheney, R (2, 1) ERA: 4.55	2.2		15	7	5	2	0	0	1	0	0	0	3	14	18	6.75	2.625																																				
Marshall Bridges, L (5, 1) ERA: 5.21	3.0		15	5	3	1	2	0	0	0	0	0	0	19	19	3.00	1.667																																				
Steve Ridzik, R (8, 1) ERA: 2.25	1.0		4	1	0	0	0	1	0	0	0	0	0	3	7	0.00	2.000																																				

BOTTOM

Washington Senators @ Chicago White Sox
Comiskey Park, Chicago, IL
Sat May 23 1964, 4:33 AM EDT
Att. 6,654 - Unknown

livebaseballscorecards.com

AB	41
R	14
H	17
RBI	13
BB	3
SO	3
LOB	21



Batter	1	2	3	4	5	6	7	8	9	AB R H RBI BB SO LOB	TOP	
Don Blasingame, L (1, 4) <small>OBP: 0.278, SLG: 0.305</small> Chuck Cottier, R (8, PH) <small>OBP: 0.205, SLG: 0.265</small> (8, 4)	0-0 F8		0-0 4-3		0-0 G3			0-3 K		3 0 0 0 0 0 1 1 0 0 0 0 1 0		
John Kennedy, R (1, 6) <small>OBP: 0.367, SLG: 0.460</small>	0-0 1B		0-0 P3			0-0 5-3		0-0 2B 1B		4 1 2 0 0 0 0		
Chuck Hinton, R (1, 7) <small>OBP: 0.380, SLG: 0.524</small>	0-0 F9		0-0 5-3			0-0 4-3		0-0 2B		4 0 1 1 0 0 1		
Jim King, L (1, 9) <small>OBP: 0.314, SLG: 0.418</small>	0-0 4-3			0-0 G3		0-0 HR		0-0 F9		4 1 1 1 0 0 2		
Bill Skowron, R (1, 3) <small>OBP: 0.271, SLG: 0.459</small>		0-0 2B SF8 1B		0-0 5-3		0-0 5-3		4-0 IBB		3 1 1 0 1 0 0		
Mike Brumley, L (1, 2) <small>OBP: 0.311, SLG: 0.310</small>		0-0 SF8 1-3 2B		0-0 F7			0-0 4-3	0-3 K		4 0 1 0 0 1 2		
Don Lock, R (1, 8) <small>OBP: 0.394, SLG: 0.472</small>		0-0 SF8 2-3 3-H			0-0 6-3 1B		0-0 HR	0-3 K		3 1 2 2 0 1 0		
Don Zimmer, R (1, 5) <small>OBP: 0.273, SLG: 0.474</small> Fred Valentine, S (9, PH) <small>OBP: 0.244, SLG: 0.316</small>		0-0 P6			0-0 6-3		0-0 6-3	0-0 4-3		3 0 0 0 0 0 2 1 0 0 0 0 0 0		
Claude Osteen, L (1, 1) <small>OBP: 0.174, SLG: 0.227</small> Ron Kline, R (8, 1) Don Rudolph, L (8, 1) Steve Ridzik, R (8, 1) Dick Phillips, L (9, PH) <small>OBP: 0.282, SLG: 0.250</small>		0-0 4-3			0-0 F7		0-3 K	0-0 F3		3 0 0 0 0 1 2 0 1 0 0 0 0 0 0		
Inning Stats	R: 0 H: 1 E: 0 LOB: 1 K: 0 BB: 0 S: 4 P: 4	R: 1 H: 2 E: 0 LOB: 1 K: 0 BB: 0 S: 5 P: 5	R: 0 H: 0 E: 0 LOB: 0 K: 0 BB: 0 S: 3 P: 3	R: 0 H: 0 E: 0 LOB: 0 K: 0 BB: 0 S: 3 P: 3	R: 0 H: 1 E: 0 LOB: 1 K: 0 BB: 0 S: 4 P: 4	R: 1 H: 1 E: 0 LOB: 0 K: 0 BB: 0 S: 4 P: 4	R: 1 H: 1 E: 0 LOB: 0 K: 1 BB: 0 S: 6 P: 6	R: 1 H: 2 E: 0 LOB: 2 K: 2 BB: 1 S: 9 P: 13	R: 0 H: 0 E: 0 LOB: 0 K: 1 BB: 0 S: 5 P: 5	1B: 4 SF: 1 2B: 2 SAC: 0 3B: 0 DP: 0 HR: 2 HBP: 0	WP: 0 PA: 36 PB: 0 SB: 0 CS: 0	
PITCHER	IP WLS BF H R ER SO BB IBB HBP BLK WP HR S P ERA WHIP											
Ray Herbert, R (1, 1) <small>ERA: 3.67</small> Don Mossi, L (7, 1) <small>ERA: 3.38</small> Hoyt Wilhelm, R (9, 1) <small>ERA: 2.0</small>	6.0 W 23 5 2 2 0 0 0 0 0 0 1 23 23 3.00 0.833											

Washington Senators @ Chicago White Sox
 Comiskey Park, Chicago, IL
 Sun May 24 1964, 4:33 AM EDT
 Unknown

AB	34
R	4
H	8
RBI	4
BB	1
SO	4
LOB	10



WP: 0	PA: 36
PB: 0	
SB: 0	
CS: 0	

PITCHER	IP	WLS	BF	H	R	ER	SO	BB	IBB	HBP	BLK	WP	HR	S	P	ERA	WHIP
Ray Herbert, R	6.0	W	23	5	2	2	0	0	0	0	0	0	1	23	23	3.00	0.833
Don Mossi, L	2.0	W	10	3	2	2	3	0	1	0	0	0	1	15	19	9.00	1.500
Hoyt Wilhelm, R	1.0	S	3	0	0	0	1	0	0	0	0	0	0	5	5	0.00	0.000

Batter	1	2	3	4	5	6	7	8	9	AB R H RBI BB SO LOB	TOP		
Don Blasingame, L (1, 4) OBP: 0.292, SLG: 0.320	0-0 1B 1B		0-0 E5 4-3 1B		0-0 1B E 1B		0-0 F8			4 2 3 0 0 0 0	<p>Washington Senators @ Chicago White Sox Comiskey Park, Chicago, IL</p> <p>Sun May 24 1964, 4:38 AM EDT Att. 22,852 - Unknown</p> <p>livebaseballscorecards.com</p>		
John Kennedy, R (1, 5) OBP: 0.363, SLG: 0.452	0-0 1B 1-2 SF7 1B		0-0 4-3		0-3 K		0-0 6-3			4 1 1 0 0 1 2			
Chuck Hinton, R (1, 7) OBP: 0.389, SLG: 0.530	0-0 1-3 2-H 1B		0-0 5-3		0-0 E 1-3 1B		0-0 4-3 1B			4 0 3 1 0 0 1			
Jim King, L (1, 9) OBP: 0.303, SLG: 0.404	0-3 K		0-0 5-3		0-0 E4 1-3 3-H		0-0 4-3			4 0 0 0 0 1 5			
Don Lock, R (1, 8) OBP: 0.390, SLG: 0.468	0-0 SF7 3-H			0-0 G4-6-3 1B 1B		0-3 K		0-0 P4		3 0 1 1 0 1 3			
Mike Brumley, L (1, 2) OBP: 0.309, SLG: 0.307	0-3 K			0-0 G4-6-3 1-2 1B		0-0 L6		0-0 F8		4 0 1 0 0 1 2			
Dick Phillips, L (1, 3) OBP: 0.256, SLG: 0.225		0-0 3-1		0-0 G4-6-3 1-2 2-3		0-0 3-1		0-0 4-3		4 0 0 0 0 0 2			
Ed Brinkman, R (1, 6) OBP: 0.194, SLG: 0.276		0-0 P4		0-0 F3		0-0 5-3		0-0 P2		4 0 0 0 0 0 1			
Buster Narum, R (1, 1) OBP: 0.194, SLG: 0.276		0-0 F9		0-0 G2		0-0 6-3		0-0 1-3		4 0 0 0 0 0 0			
Inning Stats	R: 2 H: 3 E: 0 LOB: 1 K: 2 BB: 0 S: 10 P: 10	R: 0 H: 0 E: 0 LOB: 0 K: 0 BB: 0 S: 3 P: 3	R: 0 H: 1 E: 1 LOB: 1 K: 0 BB: 0 S: 4 P: 4	R: 0 H: 2 E: 0 LOB: 1 K: 0 BB: 0 S: 4 P: 4	R: 1 H: 2 E: 1 LOB: 2 K: 2 BB: 0 S: 10 P: 10	R: 0 H: 0 E: 0 LOB: 0 K: 0 BB: 0 S: 3 P: 3	R: 0 H: 0 E: 0 LOB: 0 K: 0 BB: 0 S: 3 P: 3	R: 0 H: 1 E: 0 LOB: 1 K: 0 BB: 0 S: 4 P: 4	R: 0 H: 0 E: 0 LOB: 0 K: 0 BB: 0 S: 3 P: 3	1B: 9 SF: 1 2B: 0 SAC: 0 3B: 0 DP: 1 HR: 0 HBP: 0	WP: 0 PA: 36 PB: 0 SB: 0 CS: 0		
PITCHER	IP WLS BF H R ER SO BB IBB HBP BLK WP HR S P ERA WHIP											PITCHER	IP WLS BF H R ER SO BB IBB HBP BLK WP HR S P ERA WHIP
Joe Horlen, R (1, 1) ERA: 5.06	5.0 L 23 8 3 2 4 0 0 0 0 0 0 0 31 31 3.60 1.600												
Eddie Fisher, R (6, 1) ERA: 5.09	2.0 6 0 0 0 0 0 0 0 0 0 0 0 6 6 0.00 0.000												
Hoyt Wilhelm, R (8, 1) ERA: 1.8	2.0 7 1 0 0 0 0 0 0 0 0 0 0 7 7 0.00 0.500												


AB	35
R	3
H	9
RBI	2
BB	0
SO	4
LOB	16



Batter	1	2	3	4	5	6	7	8	9	AB	R	H	RBI	BB	SO	LOB	BOTTOM			
Tom McCraw, L (1, 3) OBP: 0.364, SLG: 0.490	0-0 FC1-6 1B		4-0 BB BB		4-0 BB BB		0-0 F7			2	0	1	0	2	0	0				
Al Weis, S (1, 4) OBP: 0.302, SLG: 0.330	0-0 FC1-6 F9 1B 1-2f		0-0 P5		0-0 F9			0-0 P6		4	0	0	0	0	0	3				
Floyd Robinson, L (1, 9) OBP: 0.400, SLG: 0.481	0-0 1-2 1B		4-0 1-2 BB			0-0 4-3		0-0 BB 1B		3	0	2	0	1	0	0				
Pete Ward, L (1, 5) OBP: 0.408, SLG: 0.415	0-0 F9 2-3		0-0 F5			0-0 1-3 1B		4-0 1-2 BB		3	0	1	0	1	0	4				
Ron Hansen, R (1, 6) OBP: 0.389, SLG: 0.491	0-0 F8			0-3 K		0-0 1-3		0-0 1-2 BB		4	0	0	0	0	1	5				
Dave Nicholson, R (1, 7) OBP: 0.431, SLG: 0.545		0-0 P5		0-3 K		4-0 BB			0-0 G6-3 1B	3	0	1	0	1	1	0				
Mike Hershberger, R (1, 8) OBP: 0.328, SLG: 0.313		0-0 G1-6-3 1B		0-0 F7		0-0 F8			0-0 G6-3 1B 1-2f	4	0	1	0	0	0	3				
J.C. Martin, L (1, 2) OBP: 0.238, SLG: 0.311		0-0 G1-6-3 1-2f			0-0 G3		0-0 4-3		0-0 F8	4	0	0	0	0	0	1				
Joe Horlen, R (1, 1) OBP: 0.250, SLG: 0.250			0-0 1-3		0-0 P6		0-0 6-3			1	0	0	0	0	0	0				
Gene Stephens, L (5, PH) OBP: 0.167, SLG: 0.167										1	0	0	0	0	0	0				
Eddie Fisher, R (6, 1)										0	0	0	0	0	0	0				
Don Buford, S (7, PH) OBP: 0.310, SLG: 0.230										1	0	0	0	0	0	0				
Hoyt Wilhelm, R (8, 1)										0	0	0	0	0	0	0				
Inning Stats	R: 0 E: 0 K: 5 S: 5	H: 2 LOB: 2 BB: 0 P: 5	R: 0 E: 0 K: 3 S: 3	H: 1 LOB: 0 BB: 0 P: 3	R: 0 E: 0 K: 0 S: 3	H: 0 LOB: 2 BB: 2 P: 11	R: 0 E: 0 K: 2 S: 7	H: 0 LOB: 0 BB: 0 P: 7	R: 0 E: 0 K: 0 S: 3	H: 1 LOB: 2 BB: 1 P: 8	R: 0 E: 0 K: 0 S: 3	H: 0 LOB: 0 BB: 0 P: 3	R: 0 E: 0 K: 0 S: 3	H: 1 LOB: 1 BB: 1 P: 7	R: 0 E: 0 K: 0 S: 3	H: 1 LOB: 0 BB: 0 P: 3	1B: 6 2B: 1 3B: 0 HR: 0	SF: 0 SAC: 0 DP: 3 HBP: 0	WP: 0 PB: 0 SB: 0 CS: 0	PA: 35
PITCHER Buster Narum, R (1, 1) ERA: 2.95	IP: 9.0 WLS: W BF: 35 H: 6 R: 0 ER: 0 SO: 2 BB: 5 IBB: 0 HBP: 0 BLK: 0 WP: 0 HR: 0 S: 34 P: 54 ERA: 0.00 WHIP: 1.222								PITCHER	IP: 9.0 WLS: W BF: 35 H: 6 R: 0 ER: 0 SO: 2 BB: 5 IBB: 0 HBP: 0 BLK: 0 WP: 0 HR: 0 S: 34 P: 54 ERA: 0.00 WHIP: 1.222										

Washington Senators @ Chicago White Sox
Comiskey Park, Chicago, IL
Sun May 24 1964, 4:38 AM EDT
Att. 22,852 - Unknown

AB	30
R	0
H	6
RBI	0
BB	5
SO	2
LOB	16



Batter	1	2	3	4	5	6	7	8	9	AB R H RBI BB SO LOB	TOP										
Don Blasingame, L (1, 4) <small>OBP: 0.293, SLG: 0.320</small> Ken Hunt, R (7, PH) <small>OBP: 0.276, SLG: 0.286</small> Don Rudolph, L (7, 1) Ed Brinkman, R (9, PH) <small>OBP: 0.192, SLG: 0.276</small>	0-0 F7		0-0 1B 1-3 3-H 1B		0-3 K		0-0 G6-4-3 1-2f		0-0 SF8 2-H	3 0 1 1 0 1 0 1 0 0 0 0 0 3 0 0 0 0 0 0 0 0 0 0 1 0 0 0	Washington Senators @ Boston Red Sox Fenway Park, Boston, MA Mon May 25 1964, 7:05 PM EDT Att. 6,902 - Unknown										
John Kennedy, R (1, 6) <small>OBP: 0.364, SLG: 0.477</small>	0-3 K		0-0 2B 1-3 3-H 1B		0-3 K			0-0 HR	0-0 F9	5 2 2 2 0 2 1											
Chuck Hinton, R (1, 7) <small>OBP: 0.392, SLG: 0.536</small>	0-3 K		0-0 2B 2-H			0-0 CS 1B		0-3 K		4 0 2 1 0 2 0											
Jim King, L (1, 9) <small>OBP: 0.294, SLG: 0.390</small>		0-0 E6 FC6-4	0-0 3-1			0-3 K 1-2		0-3 K		4 0 0 0 0 2 2											
Bill Skowron, R (1, 3) <small>OBP: 0.271, SLG: 0.449</small>		0-0 FC6-4 G1-6-3 1-2f		0-0 6-3		0-0 F8		1-0 HBP		3 0 0 0 0 0 1											
Don Lock, R (1, 8) <small>OBP: 0.386, SLG: 0.456</small>		0-0 G1-6-3 1-2f		4-0 BB			0-3 K	0-3 K		3 0 0 0 1 2 2											
Mike Brumley, L (1, 2) <small>OBP: 0.316, SLG: 0.308</small>			0-0 6-3	0-0 F7		4-0 BB BB			0-0 FC5-4 1B	3 0 1 0 1 0 1											
Don Zimmer, R (1, 5) <small>OBP: 0.280, SLG: 0.466</small>		4-0 E 1B BB	0-0 P4			4-0 BB BB		0-0 FC5-4 S BB SF8	2 2 0 0 2 0 2												
Jim Duckworth, R (1, 1) <small>OBP: 0.333, SLG: 0.333</small> Steve Ridzik, R (6, 1) Dick Phillips, L (7, PH) <small>OBP: 0.256, SLG: 0.225</small> Fred Valentine, S (7, PH) <small>OBP: 0.262, SLG: 0.316</small> Chuck Cottier, R (7, 4) <small>OBP: 0.225, SLG: 0.265</small>		0-0 E2 1B 1-3 1B		0-3 K		4-0 G6-4-3 1-2 2-3 BB		4-0 BB 1-2	2 1 1 0 0 1 0 0 0 0 0 0 0 0 0 0 0 0 0 0 0 0 0 0 0 1 0 0 0 0 0 0 1 0 0												
Inning Stats	R: 0 E: 0 K: 2 S: 7 H: 0 LOB: 0 BB: 0 P: 7	R: 0 E: 1 K: 0 S: 3 H: 0 LOB: 0 BB: 0 P: 3	R: 3 E: 1 K: 0 S: 6 H: 4 LOB: 1 BB: 1 P: 10	R: 0 E: 0 K: 0 S: 3 H: 0 LOB: 1 BB: 1 P: 7	R: 0 E: 0 K: 3 S: 9 H: 0 LOB: 0 BB: 0 P: 9	R: 0 E: 0 K: 1 S: 5 H: 1 LOB: 0 BB: 0 P: 5	R: 0 E: 0 K: 1 S: 4 H: 0 LOB: 2 BB: 3 P: 16	R: 1 E: 0 K: 3 S: 10 H: 1 LOB: 1 BB: 0 P: 11	R: 1 E: 0 K: 0 S: 4 H: 1 LOB: 1 BB: 1 P: 8	1B: 5 2B: 1 3B: 0 HR: 1 SF: 1 SAC: 0 DP: 2 HBP: 1	WP: 0 PB: 0 SB: 1 CS: 1 PA: 38										
PITCHER Dave Morehead, R (1, 1) <small>ERA: 3.35</small> Arnold Earley, L (7, 1) <small>ERA: 0.73</small> Bill Spanswick, L (7, 1) <small>ERA: 6.26</small> Dick Radatz, R (9, 1) <small>ERA: 1.56</small>	IP	WLS	BF	H	R	ER	SO	BB	IBB	HBP	BLK	WP	HR	S	P	ERA	WHIP				
	6.1	W	26	5	3	3	7	4	0	0	0	0	0	36	52	4.26	1.421				
	0.0		1	0	0	0	0	1	0	0	0	0	0	4	∞	∞					
	1.2		6	1	1	1	3	0	0	1	0	0	1	11	12	5.40	0.600				
	1.0	S	5	1	1	1	0	1	0	0	0	0	0	4	8	9.00	2.000				

livebaseballscorecards.com

AB	30
R	5
H	7
RBI	5
BB	6
SO	10
LOB	12



Batter	1	2	3	4	5	6	7	8	9
Dalton Jones, L (1, 4) OBP: 0.348, SLG: 0.494	0-0 1B 2B	4-0 1-2 BB			4-3 BB	0-0 P6 BB		0-0 F2	
Eddie Bressoud, R (1, 6) OBP: 0.407, SLG: 0.493	0-0 2B 1B	0-0 F3			4-0 BB	0-0 1-2 2-3 3-H 1B			
Frank Malzone, R (1, 5) OBP: 0.317, SLG: 0.388	0-0 P6 1-2		0-0 F8		0-0 F5	0-3 K			
Carl Yastrzemski, L (1, 8) OBP: 0.358, SLG: 0.460	0-0 1B 2B		0-0 5-3			0-0 E 2B 1B	0-0 P4		
Dick Stuart, R (1, 3) OBP: 0.281, SLG: 0.367	0-0 G1-4-3 1B		0-0 4-3			0-0 F8	0-0 F8		
Roman Mejias, R (1, 7) OBP: 0.269, SLG: 0.417	0-0 G1-4-3			0-0 F5		0-0 E5 2B E	0-3 K		
Bob Tillman, R (1, 2) OBP: 0.360, SLG: 0.420		0-3 K		0-0 6-3		0-0 E 1B 2B	0-0 F3		
Lou Clinton, R (1, 9) OBP: 0.293, SLG: 0.357		4-0 BB BB		0-0 5-3		4-0 1B E IBB	0-0 2B		
Dave Morehead, R (1, 1) OBP: 0.111, SLG: 0.059		0-3 K			0-0 6-3	0-0 E4 1B	0-0 6-3		
Arnold Earley, L (7, 1)									
Bill Spanswick, L (7, 1) OBP: 0.429, SLG: 0.333									
Felix Mantilla, R (8, PH) OBP: 0.182, SLG: 0.375									
Dick Radatz, R (9, 1) OBP: 0.333, SLG: 0.333									

Inning Stats	R: 3 E: 0 K: 0 S: 6	H: 4 LOB: 0 BB: 0 P: 6	R: 0 E: 0 K: 2 S: 7	H: 0 LOB: 2 BB: 2 P: 15	R: 0 E: 0 K: 0 S: 3	H: 0 LOB: 0 BB: 0 P: 3	R: 0 E: 0 K: 0 S: 3	H: 0 LOB: 0 BB: 0 P: 3	R: 0 E: 0 K: 0 S: 3	H: 0 LOB: 1 BB: 1 P: 7	R: 3 E: 2 K: 1 S: 10	H: 3 LOB: 3 BB: 1 P: 14	R: 0 E: 0 K: 1 S: 5	H: 0 LOB: 0 BB: 0 P: 5	R: 0 E: 0 K: 0 S: 4	H: 1 LOB: 1 BB: 0 P: 4
--------------	------------------------------	---------------------------------	------------------------------	----------------------------------	------------------------------	---------------------------------	------------------------------	---------------------------------	------------------------------	---------------------------------	-------------------------------	----------------------------------	------------------------------	---------------------------------	------------------------------	---------------------------------


PITCHER	IP	WLS	BF	H	R	ER	SO	BB	IBB	HBP	BLK	WP	HR	S	P	ERA	WHIP
Jim Duckworth, R (1, 1) ERA: 2.08	5.1	L	26	6	6	3	2	3	1	0	0	1	0	26	42	5.06	1.688
Steve Ridzik, R (6, 1) ERA: 2.13	0.2		4	1	0	0	1	0	0	0	0	0	0	6	6	0.00	1.500
Don Rudolph, L (7, 1) ERA:	2.0		7	1	0	0	1	0	0	0	0	0	0	9	9	0.00	0.500

BOTTOM

Washington Senators @ Boston Red Sox
Fenway Park, Boston, MA
 Mon May 25 1964, 7:05 PM EDT
 Att. 6,902 - Unknown

AB	R	H	RBI	BB	SO	LOB
4	1	1	0	1	0	4
3	1	2	2	1	0	2
4	0	0	0	0	1	5
4	2	2	1	0	0	0
4	0	1	1	0	0	1
4	1	0	0	0	1	2
4	1	1	1	0	1	0
2	0	1	0	2	0	0
3	0	0	1	0	1	3
0	0	0	0	0	0	0
0	0	0	0	0	0	0
1	0	0	0	0	0	1
0	0	0	0	0	0	0

AB 33
R 6
H 8
RBI 6
BB 4
SO 4
LOB 18



PITCHER	IP	WLS	BF	H	R	ER	SO	BB	IBB	HBP	BLK	WP	HR	S	P	ERA	WHIP
Jim Duckworth, R (1, 1) ERA: 2.08	5.1	L	26	6	6	3	2	3	1	0	0	1	0	26	42	5.06	1.688
Steve Ridzik, R (6, 1) ERA: 2.13	0.2		4	1	0	0	1	0	0	0	0	0	0	6	6	0.00	1.500
Don Rudolph, L (7, 1) ERA:	2.0		7	1	0	0	1	0	0	0	0	0	0	9	9	0.00	0.500

Batter	1	2	3	4	5	6	7	8	9	AB R H RBI BB SO LOB	TOP											
Don Blasingame, L (1, 4) OBP: 0.285, SLG: 0.310	0-0 4-3		0-0 F7		0-0 6-3		0-0 4-3			4 0 0 0 0 0 2												
John Kennedy, R (1, 5) OBP: 0.352, SLG: 0.460	0-0 F9		0-3 K			0-0 6-3		0-0 6-3		4 0 0 0 0 1 0												
Chuck Hinton, R (1, 7) OBP: 0.388, SLG: 0.529	0-0 2B 1B		0-3 K			0-0 F9		0-0 F9		4 1 1 0 0 1 0												
Jim King, L (1, 9) OBP: 0.315, SLG: 0.459	0-0 1-H 2B			0-0 1B		0-0 HR		0-0 3B		4 1 4 2 0 0 0												
Dick Phillips, L (1, 3) OBP: 0.255, SLG: 0.250	0-3 K			0-0 P4 1B		0-0 2B		0-0 4-3		4 0 1 0 0 1 2												
Don Lock, R (1, 8) OBP: 0.383, SLG: 0.458		0-3 K		0-3 K				0-0 4-3 2B		4 0 1 0 0 3 1												
Mike Brumley, L (1, 2) OBP: 0.333, SLG: 0.312		4-0 BB			0-0 FC1-6 1B		4-0 SH5-4 BB		0-0 4-3	2 0 1 0 2 0 1	AB 32 R 2 H 8 RBI 2 BB 2 SO 8 LOB 12											
Ed Brinkman, R (1, 6) OBP: 0.185, SLG: 0.265		0-0 F9			0-0 FC1-6 SH1-4		0-0 F9		0-3 K	4 0 0 0 0 1 4												
Bennie Daniels, L (1, 1) OBP: 0.211, SLG: 0.294		0-3 K			0-0 SH1-4		0-0 SH5-4		0-0 F2	1 0 0 0 0 1 1												
Jim Hannan, R (6, 1) OBP: 0.143, SLG: 0.143										0 0 0 0 0 0 0												
Don Zimmer, R (9, PH) OBP: 0.278, SLG: 0.462										1 0 0 0 0 0 1												
Ron Kline, R (9, 1)										0 0 0 0 0 0 0												
Inning Stats	R: 1 E: 0 K: 1 S: 7	H: 2 LOB: 1 BB: 0 P: 7	R: 0 E: 0 K: 2 S: 7	H: 0 LOB: 1 BB: 1 P: 11	R: 0 E: 0 K: 2 S: 7	H: 0 LOB: 0 BB: 0 P: 7	R: 0 E: 0 K: 1 S: 5	H: 1 LOB: 0 BB: 0 P: 5	R: 0 E: 0 K: 0 S: 4	H: 1 LOB: 1 BB: 0 P: 4	R: 1 E: 0 K: 1 S: 7	H: 2 LOB: 1 BB: 0 P: 7	R: 0 E: 0 K: 0 S: 3	H: 0 LOB: 1 BB: 1 P: 7	R: 0 E: 0 K: 0 S: 4	H: 1 LOB: 1 BB: 0 P: 4	R: 0 E: 0 K: 1 S: 6	H: 1 LOB: 1 BB: 0 P: 6	1B: 3 2B: 3 3B: 1 HR: 1	SF: 0 SAC: 2 DP: 0 HBP: 0	WP: 0 PB: 0 SB: 0 CS: 0	PA: 36
PITCHER Earl Wilson, R (1, 1) ERA: 4.84	IP 9.0 WLS W BF 36 H 8 R 2 ER 2 SO 8 BB 2 IBB 0 HBP 0 BLK 0 WP 0 HR 1 S 50 P 58 ERA 2.00 WHIP 1.111											PITCHER	IP WLS BF H R ER SO BB IBB HBP BLK WP HR S P ERA WHIP									

Washington Senators @ Boston Red Sox
Fenway Park, Boston, MA
Tue May 26 1964, 7:05 PM EDT
Att. 10,181 - Unknown

livebaseballscores.com



Batter	1	2	3	4	5	6	7	8	9	AB R H RBI BB SO LOB
Dalton Jones, L (1, 4) OBP: 0.361, SLG: 0.494	0-0 G5-4-3 1B		4-0 1B 1-2 G1-2-3 BB	0-3 K		0-3 K			0-0 1B 1-3 1B	4 0 2 0 1 2 1
Eddie Bressoud, R (1, 6) OBP: 0.407, SLG: 0.490	0-0 G5-4-3 1-2f		0-0 G1-2-3 1-3 2-H 1B		0-0 6-3		0-0 5-3		0-0 1B 1-2 3-H 1B	5 0 2 2 0 0 1
Frank Malzone, R (1, 5) OBP: 0.308, SLG: 0.377	0-3 K		0-0 E6 G1-2-3 1-2		0-3 K		0-0 5-3			4 0 0 0 0 2 2
Carl Yastrzemski, L (1, 8) OBP: 0.362, SLG: 0.457		0-0 F7	0-0 G1-2-3 1-2 2-3 3-Hf		4-0 1B BB		0-0 1B			3 0 1 0 1 0 3
Dick Stuart, R (1, 3) OBP: 0.293, SLG: 0.373		0-0 FC5-4 1B	4-0 IBB		0-0 FC6-4 1B		0-0 F8			3 0 2 0 1 0 1
Roman Mejias, R (1, 7) OBP: 0.250, SLG: 0.385		0-0 FC5-4 1-2f E	0-3 K		0-0 FC6-4 1-2f		0-0 F7			4 0 0 0 0 1 6
Bob Tillman, R (1, 2) OBP: 0.349, SLG: 0.405		0-0 E5 FC5-4 1-2		0-3 K		0-0 6-3		0-0 6-3		4 0 0 0 0 1 1
Lou Clinton, R (1, 9) OBP: 0.292, SLG: 0.386		0-0 FC5-4 1-2f		0-0 HR		0-0 E5 SH1-4		0-0 F8		4 1 1 1 0 0 2
Earl Wilson, R (1, 1) OBP: 0.583, SLG: 0.778			0-0 BB 1B 1B		0-0 6-3		0-0 SH1-4		4-0 1B 1B BB	2 2 1 0 1 0 0

Inning Stats	R: 0	H: 1	E: 0	LOB: 0	K: 1	P: 5	R: 0	H: 1	E: 1	LOB: 2	K: 0	P: 5	R: 1	H: 2	E: 1	LOB: 3	K: 1	P: 7	R: 1	H: 1	E: 0	LOB: 0	K: 2	P: 8	R: 0	H: 1	E: 0	LOB: 2	K: 1	P: 10	R: 0	H: 0	E: 1	LOB: 1	K: 0	P: 6	R: 0	H: 1	E: 0	LOB: 1	K: 0	P: 4	R: 0	H: 0	E: 0	LOB: 0	K: 0	P: 3	R: 1	H: 2	E: 0	LOB: 2	K: 0	P: 6	1B: 8	SF: 0	2B: 0	SAC: 1	3B: 0	DP: 2	HR: 1	HBP: 0	WP: 0	PA: 38
--------------	------	------	------	--------	------	------	------	------	------	--------	------	------	------	------	------	--------	------	------	------	------	------	--------	------	------	------	------	------	--------	------	-------	------	------	------	--------	------	------	------	------	------	--------	------	------	------	------	------	--------	------	------	------	------	------	--------	------	------	-------	-------	-------	--------	-------	-------	-------	--------	-------	--------


PITCHER	IP	WLS	BF	H	R	ER	SO	BB	IBB	HBP	BLK	WP	HR	S	P	ERA	WHIP
Bennie Daniels, R (1, 1) ERA: 3.02	5.0		24	6	2	2	5	2	1	0	0	0	1	31	43	3.60	1.600
Jim Hannan, R (6, 1) ERA: 4.23	3.0		11	1	0	0	1	0	0	0	0	0	0	13	13	0.00	0.333
Ron Kline, R (9, 1) ERA: 3.31	0.0	L	3	2	1	1	0	1	0	0	0	0	0	2	6	∞	∞

BOTTOM

Washington Senators @ Boston Red Sox
 Fenway Park, Boston, MA
 Tue May 26 1964, 7:05 PM EDT
 Att. 10,181 - Unknown

livebaseballscorecards.com

AB	33
R	3
H	9
RBI	3
BB	4
SO	6
LOB	17



Batter	1	2	3	4	5	6	7	8	9	10	11	AB R H RBI BB SO LOB	TOP																		
Don Blasingame, L (1, 4) OBP: 0.296, SLG: 0.323	0-0 5-3		0-0 2B 3-1 1B	0-0 HR 2B		4-0 FC1-6 BB		0-0 SH5-4		0-0 F8		4 2 2 1 1 0 0	Washington Senators @ Boston Red Sox Fenway Park, Boston, MA Wed May 27 1964, 3:33 AM EDT Att: 3,315 - Unknown																		
John Kennedy, R (1, 5) OBP: 0.352, SLG: 0.458	4-0 1B BB		0-0 3-1 HR 2B	0-0 F9		0-0 FC1-6 BB		0-0 4-3		0-3 K		5 1 1 0 1 1 4																			
Chuck Hinton, R (1, 7) OBP: 0.403, SLG: 0.553	0-0 1-2 1B		4-0 3-1 HR BB	0-0 HR 2H		4-0 1-2 BB		0-0 1B		0-3 K		4 2 3 3 2 1 0																			
Jim King, L (1, 9) OBP: 0.309, SLG: 0.441	0-0 F7		0-0 3-1	0-0 F9		0-3 K		0-0 F3		4-0 1B SH3-4 BB		5 1 0 1 1 1 8																			
Bill Skowron, R (1, 3) OBP: 0.282, SLG: 0.475	0-3 K		0-0 HR		0-0 5-3		0-0 1B		0-0 SH 1B		0-0 SH3-4	5 1 3 3 0 1 2																			
Chuck Cottier, R (9, PR) OBP: 0.225, SLG: 0.265			2-H 3-H HR							1-2		0 0 0 0 0 0 0																			
Ron Kline, R (9, 1)												0 0 0 0 0 0 0																			
Mike Brumley, L (1, 2) OBP: 0.336, SLG: 0.316		0-0 6-3 1B	0-3 K		0-0 6-3		0-3 K		0-0 SH		0-0 1B 2-3 1B	5 0 2 0 0 2 1																			
Don Lock, R (1, 8) OBP: 0.368, SLG: 0.435		0-3 K	0-3 K		0-0 F2		0-0 F7		0-0 P5		0-3 K	6 0 0 0 0 3 6																			
Ed Brinkman, R (1, 6) OBP: 0.188, SLG: 0.283		0-0 6-3		0-0 2B 3B		0-0 5-3		0-3 K		0-0 F7		4 1 1 0 0 1 2																			
Dick Phillips, L (9, PH) OBP: 0.265, SLG: 0.261		1-2								1-3 1B		2 0 1 1 0 0 2																			
Alan Koch, R (1, 1)		0-0 6-3		0-0 F9		4-0 FC1-6 BB		0-0 4-3 SH5-4 1B		0-3 K		2 0 0 0 0 0 2																			
Steve Ridzik, R (5, 1) OBP: 0.286, SLG: 0.167												1 1 1 0 1 0 0																			
Tom Cheney, R (8, 1) OBP: 0.375, SLG: 0.375												0 0 0 0 0 0 0																			
Don Zimmer, R (9, PH) OBP: 0.273, SLG: 0.455												2 0 0 0 0 2 4																			
Inning Stats	R: 0 E: 0 K: 1 S: 6	H: 1 LOB: 2 BB: 1 P: 10	R: 0 E: 0 K: 1 S: 6	H: 1 LOB: 1 BB: 0 P: 6	R: 4 E: 0 K: 2 S: 10	H: 3 LOB: 0 BB: 1 P: 14	R: 3 E: 0 K: 0 S: 6	H: 3 LOB: 0 BB: 0 P: 6	R: 0 E: 0 K: 0 S: 3	H: 0 LOB: 0 BB: 0 P: 3	R: 0 E: 0 K: 1 S: 5	H: 0 LOB: 3 BB: 3 P: 17	R: 0 E: 0 K: 2 S: 8	H: 1 LOB: 1 BB: 0 P: 8	R: 1 E: 0 K: 0 S: 5	H: 2 LOB: 1 BB: 0 P: 5	R: 0 E: 1 K: 1 S: 7	H: 1 LOB: 2 BB: 0 P: 7	R: 0 E: 0 K: 2 S: 7	H: 0 LOB: 0 BB: 0 P: 7	R: 1 E: 0 K: 2 S: 9	H: 2 LOB: 2 BB: 1 P: 13	1B: 9 2B: 2 3B: 1 HR: 2	SF: 0 SAC: 3 DP: 0 HBP: 0	WP: 0 PB: 0 SB: 0 CS: 0	PA: 54					
PITCHER	IP WLS BF H R ER SO BB IBB HBP BLK WP HR S P ERA WHIP															PITCHER	IP WLS BF H R ER SO BB IBB HBP BLK WP HR S P ERA WHIP														
Bill Monbouquette, R (1, 1) ERA: 4.65	3.1	19	7	6	6	4	2	0	0	0	0	0	1	25	33	16.20	2.700														
Bob Heffner, R (4, 1) ERA: 2.3	1.2	6	1	1	1	0	0	0	0	0	0	0	1	6	6	5.40	0.600														
Bill Spanswick, L (6, 1) ERA: 6.04	2.1	12	2	1	1	3	3	0	0	0	0	0	0	15	27	3.86	2.143														
Dick Radatz, R (8, 1) ERA: 1.64	3.2	L 17	4	1	1	5	1	0	0	0	0	0	0	26	30	2.46	1.364														

AB	45
R	9
H	14
RBI	9
BB	6
SO	12
LOB	31



Batter	1	2	3	4	5	6	7	8	9	10	11	AB R H RBI BB SO LOB
Dalton Jones, L OBP: 0.347, SLG: 0.473 (1, 4)	1-3	P4		F8	P6			SH FC6-4		SH3-4		4 0 0 0 0 0 5
Eddie Bressoud, R OBP: 0.416, SLG: 0.487 (1, 6)	BB BB				1B 2B			FC6-4 1B		IBB		3 2 1 0 3 0 2
Lou Clinton, R OBP: 0.284, SLG: 0.372 (1, 9)	K			K	2B 1B			F6		F7		6 1 1 0 0 3 6
Carl Yastrzemski, L OBP: 0.361, SLG: 0.448 (1, 8)	BB			K	K			1B		F8		5 0 1 1 1 1 3 5
Dick Stuart, R Earl Wilson, R OBP: 0.301, SLG: 0.415 OBP: 0.583, SLG: 0.778 (1, 3) (11, PR)	F2			HR	K			HR		L4		5 2 2 3 1 1 6 0 0 0 0 0 0 0
Frank Malzone, R OBP: 0.305, SLG: 0.378 (1, 5)		F8		4-3	1B 2B			F2		6-3		5 1 1 2 0 0 0
Bob Tillman, R OBP: 0.348, SLG: 0.402 (1, 2)		BB 1B		P4	1B 1B			6-3		K		6 1 2 0 0 1 2
Roman Mejias, R Dick Radatz, R Russ Nixon, L OBP: 0.267, SLG: 0.411 OBP: 0.300, SLG: 0.300 OBP: 0.370, SLG: 0.444 (1, 7) (8, 1) (11, PH)		F7			1B 1B			P3		K		4 0 2 0 0 0 1 1 0 0 0 0 1 0 1 0 0 0 0 0 2
Bill Monbouquette, R Bob Heffner, R Dick Williams, R Bill Spanswick, L Felix Mantilla, R OBP: 0.333, SLG: 0.143 OBP: 0.286, SLG: 0.714 OBP: 0.167, SLG: 0.118 OBP: 0.429, SLG: 0.333 OBP: 0.229, SLG: 0.412 (1, 1) (4, 1) (5, PH) (6, 1) (8, 7)		BB		5-3	1B			FC6-4 SH 1B		SH3-4 1B		0 0 0 0 1 0 0 1 0 0 0 0 0 1 1 0 1 2 0 0 0 0 0 0 0 0 0 0 2 1 2 0 0 0 0

Inning Stats	R: 0	H: 0	E: 0	K: 1	S: 5	P: 13	R: 0	H: 1	E: 0	K: 0	S: 4	P: 8	R: 2	H: 1	E: 0	K: 2	S: 8	P: 12	R: 0	H: 1	E: 0	K: 0	S: 4	P: 4	R: 4	H: 6	E: 0	K: 2	S: 13	P: 13	R: 0	H: 0	E: 0	K: 2	S: 7	P: 7	R: 1	H: 1	E: 0	K: 0	S: 4	P: 4	R: 1	H: 2	E: 0	K: 0	S: 6	P: 6	R: 0	H: 0	E: 0	K: 2	S: 7	P: 7	R: 0	H: 1	E: 0	K: 0	S: 4	P: 8	R: 0	H: 0	E: 0	K: 0	S: 3	P: 7
1B: 9	SF: 0	2B: 2	SAC: 3	3B: 0	DP: 0	HR: 2	HBP: 0	WP: 0	PA: 53																																																									

PITCHER	IP	WLS	BF	H	R	ER	SO	BB	IBB	HBP	BLK	WP	HR	S	P	ERA	WHIP
Alan Koch, R ERA: 5.24 (1, 1)	4.2		24	6	5	5	5	4	0	0	0	0	1	30	46	9.64	2.143
Steve Ridzik, R ERA: 2.86 (5, 1)	3.0		16	6	3	3	2	0	0	0	0	0	1	20	20	9.00	2.000
Tom Cheney, R ERA: 4.5 (8, 1)	0.1		1	0	0	0	0	0	0	0	0	0	0	1	1	0.00	0.000
Ron Kline, R ERA: 2.79 (9, 1)	3.0	W	12	1	0	0	2	1	1	0	0	0	0	14	22	0.00	0.667

BOTTOM

Washington Senators @ Boston Red Sox
Fenway Park, Boston, MA
Wed May 27 1964, 3:33 AM EDT
Att: 3,315 - Unknown

livebaseballscores.com

AB	44
R	8
H	13
RBI	8
BB	6
SO	9
LOB	30



Batter	1	2	3	4	5	6	7	8	9	AB R H RBI BB SO LOB	TOP
--------	---	---	---	---	---	---	---	---	---	----------------------	-----

Dick Howser, R (1, 6) OBP: 0.362, SLG: 0.340	0-0 5-3		0-0 L4			0-0 2B 4-3 1B	0-0 F8			4 1 1 0 0 0 1	
Vic Davalillo, L (1, 8) OBP: 0.250, SLG: 0.292	0-0 FC6-4 1B		0-0 4-3			0-0 4-3 1-3 2B E		0-3 K		4 1 2 0 0 1 0	
Leon Wagner, L (1, 7) OBP: 0.366, SLG: 0.481	0-0 FC6-4 1B 1-2f			0-0 L3		0-0 4-3		0-3 K		4 0 0 1 0 1 2	
Max Alvis, R (1, 5) OBP: 0.303, SLG: 0.388	0-0 1-3 1B			0-0 CS 1B		0-0 E5 HR		0-0 6-3		4 1 2 0 0 0 0	
John Romano, R (1, 2) OBP: 0.390, SLG: 0.576	0-0 F7			0-0 F8		0-0 HR			0-0 6-3	3 1 1 2 0 0 3 1 0 0 0 0 0 0	
Joe Azcue, R (6, 2) OBP: 0.324, SLG: 0.415				0-0 F8		0-0 HR					
Al Smith, R (1, 9) OBP: 0.159, SLG: 0.238			0-0 E4 G6-4-3			0-0 K	0-0 F7		0-0 1B 1B	4 0 1 0 0 1 0	
Larry Brown, R (1, 4) OBP: 0.290, SLG: 0.459			0-0 F9			0-0 6-3		0-0 P6	0-0 F7	4 0 0 0 0 0 2	
Jerry Kindall, R (1, 3) OBP: 0.500, SLG: 0.800			0-0 G6-4-3			0-0 4-3			0-0 1B	3 0 1 0 0 0 1 1 0 1 0 0 0 0	
Fred Whitfield, L (9, PH) OBP: 0.326, SLG: 0.457			0-0 1-2f						1-3 1B		
Tommy John, R (1, 1) OBP: 0.182, SLG: 0.182			0-0 6-3			0-3 K	0-3 K		0-3 K	1 0 0 0 0 0 0 0 0 0 0 0 0 0 1 0 0 0 0 0 1 0 0 0 0 0 0 0 1 0 0 0 0 1 1 0 0 0 0 0 0 0 0 0 0 0 0 0 0 1 0 0 0 0 1 2	
Don McMahon, R (5, 1) OBP: 0.200, SLG: 0.200											
Tito Francona, L (6, PH) OBP: 0.378, SLG: 0.311											
Sonny Siebert, R (6, 1) OBP: 0.286, SLG: 0.571											
Bob Chance, L (7, PH) OBP: 0.478, SLG: 0.895											
Ted Abernathy, R (7, 1)											
Tom Kelley, R (7, 1)											
Al Luplow, L (9, PH) OBP: 0.091, SLG: 0.091											

Inning Stats	R: 0	H: 2	E: 0	LOB: 2	K: 0	BB: 0	S: 5	P: 5	R: 0	H: 0	E: 1	LOB: 0	K: 0	BB: 0	S: 3	P: 3	R: 0	H: 0	E: 0	LOB: 0	K: 0	BB: 0	S: 3	P: 3	R: 0	H: 1	E: 0	LOB: 0	K: 0	BB: 0	S: 3	P: 3	R: 0	H: 0	E: 0	LOB: 0	K: 1	BB: 0	S: 5	P: 5	R: 4	H: 3	E: 1	LOB: 0	K: 1	BB: 0	S: 9	P: 9	R: 0	H: 1	E: 0	LOB: 1	K: 1	BB: 0	S: 6	P: 6	R: 0	H: 0	E: 0	LOB: 0	K: 2	BB: 0	S: 7	P: 7	R: 0	H: 2	E: 0	LOB: 2	K: 1	BB: 0	S: 7	P: 7	1B: 7	SF: 0	2B: 1	SAC: 0	3B: 0	DP: 1	HR: 1	HBP: 0	WP: 0	PA: 36	PB: 0	SB: 0	CS: 1
--------------	------	------	------	--------	------	-------	------	------	------	------	------	--------	------	-------	------	------	------	------	------	--------	------	-------	------	------	------	------	------	--------	------	-------	------	------	------	------	------	--------	------	-------	------	------	------	------	------	--------	------	-------	------	------	------	------	------	--------	------	-------	------	------	------	------	------	--------	------	-------	------	------	------	------	------	--------	------	-------	------	------	-------	-------	-------	--------	-------	-------	-------	--------	-------	--------	-------	-------	-------

PITCHER	IP	WLS	BF	H	R	ER	SO	BB	IBB	HBP	BLK	WP	HR	S	P	ERA	WHIP	PITCHER	IP	WLS	BF	H	R	ER	SO	BB	IBB	HBP	BLK	WP	HR	S	P	ERA	WHIP
Claude Osteen, L (1, 1) ERA: 3.42	6.1		26	7	4	1	2	0	0	0	0	0	1	30	30	1.42	1.105	Jim Duckworth, R (7, 1) ERA: 1.85	2.2	W	10	2	0	0	4	0	0	0	0	0	18	18	0.00	0.750	

Cleveland Indians @ Washington Senators
D.C. Stadium, Washington, DC
 Fri May 29 1964, 7:05 PM EDT
 Att. 9,938 - Unknown

AB	36
R	4
H	9
RBI	3
BB	0
SO	6
LOB	12



Batter	1	2	3	4	5	6	7	8	9
Ed Brinkman, R OBP: 0.212, SLG: 0.309 (1, 6)	0-0 G4-3 1B		0-0 1B 3-H 1B		0-0 BB 1-3 2B	0-0 SF7 3-H	4-0 1B 1-2 2-3 BB	0-0 G6-4-3 1-2f	
John Kennedy, R OBP: 0.353, SLG: 0.455 (1, 5)	0-0 G4-3 1-2f		0-0 F8		0-3 K2-3	0-0 1B 1-2	0-0 1B 1-3 2-H 3-H		
Chuck Hinton, R OBP: 0.420, SLG: 0.558 (1, 7)	4-0 BB		0-0 1B 1-3		4-0 BB 1B IBB	0-0 1B 1-2 2-3	4-0 IBB		
Bill Skowron, R OBP: 0.279, SLG: 0.462 (1, 3)	0-3 K		0-3 K		4-0 BB 1-2 2-3 3-H BB	0-3 K	0-3 K		
Don Lock, R OBP: 0.369, SLG: 0.430 (1, 9) (7, 8)		0-0 F8		0-0 2-3	4-0 FC4 BB		BB 1B K		
Don Leppert, R OBP: 0.143, SLG: 0.091 (1, 2) Mike Brumley, L OBP: 0.330, SLG: 0.310 (7, PH) (8, 2)		0-0 F7		0-0 4-3	0-0 FC4 1-2f		0-0 E6 BB 1B	0-0 3-1	
Ken Hunt, R OBP: 0.267, SLG: 0.275 (1, 8) Jim King, L OBP: 0.317, SLG: 0.438 (6, PH) (7, 9)		0-0 5-3		0-0 5-3		0-3 K	4-0 BB 1B 1-2 2-3 BB	4-0 BB BB	
Chuck Cottier, R OBP: 0.262, SLG: 0.343 (1, 4) Don Blasingame, L OBP: 0.310, SLG: 0.328 (6, PH) (7, 4)			0-0 1B 3B		4-0 2B BB BB	4-0 1B SF7 BB	0-0 BB 1B 1-2 2-H 3-H 1B	4-0 BB BB	
Claude Osteen, L OBP: 0.192, SLG: 0.240 (1, 1) Jim Duckworth, R OBP: 0.400, SLG: 0.250 (7, 1)			0-3 K		0-3 K	0-0 1B 1B 1-3 1B	0-3 K	4-0 BB G6-4-3	

Inning Stats	R: 0 E: 0 K: 1 S: 5	H: 1 LOB: 1 BB: 1 P: 9	R: 0 E: 0 K: 0 S: 3	H: 0 LOB: 0 BB: 0 P: 3	R: 1 E: 0 K: 2 S: 10	H: 3 LOB: 2 BB: 0 P: 10	R: 0 E: 0 K: 0 S: 3	H: 0 LOB: 0 BB: 0 P: 3	R: 2 E: 0 K: 2 S: 8	H: 1 LOB: 3 BB: 4 P: 24	R: 1 E: 0 K: 2 S: 10	H: 3 LOB: 3 BB: 1 P: 14	R: 4 E: 1 K: 3 S: 13	H: 3 LOB: 3 BB: 3 P: 25	R: 0 E: 0 K: 0 S: 2	H: 0 LOB: 2 BB: 3 P: 14
1B: 9 2B: 1 3B: 1 HR: 0	SF: 1 SAC: 0 DP: 2 HBP: 0	WP: 0 PA: 46	ERA WHIP	ERA WHIP	ERA WHIP	ERA WHIP	ERA WHIP	ERA WHIP	ERA WHIP	ERA WHIP	ERA WHIP	ERA WHIP	ERA WHIP	ERA WHIP	ERA WHIP	

PITCHER	IP	WLS	BF	H	R	ER	SO	BB	IBB	HBP	BLK	WP	HR	S	P	ERA	WHIP
Tommy John, L ERA: 3.86 (1, 1)	4.2		22	5	3	3	5	3	1	0	0	0	0	28	44	5.79	1.714
Don McMahon, R ERA: 1.4 (5, 1)	0.1		2	0	0	0	0	1	0	0	0	0	0	1	5	0.00	3.000
Sonny Siebert, R ERA: 5.49 (6, 1)	1.0		7	3	1	1	2	1	0	0	0	0	0	10	14	9.00	4.000
Ted Abernathy, R ERA: 3.75 (7, 1)	0.1	L	6	2	4	3	1	2	0	0	0	0	0	6	14	81.00	12.000
Tom Kelley, R ERA: 6.48 (7, 1)	1.2		9	1	0	0	2	3	1	0	0	0	0	9	25	0.00	2.400

BOTTOM

Cleveland Indians @ Washington Senators
D.C. Stadium, Washington, DC
 Fri May 29 1964, 7:05 PM EDT
 Att. 9,938 - Unknown

livebaseballscorecards.com

AB	33
R	8
H	11
RBI	8
BB	12
SO	10
LOB	27



Batter	1	2	3	4	5	6	7	8	9	AB R H RBI BB SO LOB	TOP											
Dick Howser, R (1, 6) OBP: 0.361, SLG: 0.349	0-0 SF7 3B	4-0 BB		0-0 P4		0-0 P6	0-0 6-3		0-0 F7	5 1 1 0 1 0 0	Cleveland Indians @ Washington Senators D.C. Stadium, Washington, DC Sat May 30 1964, 3:33 AM EDT Att. 7,749 - Unknown livebaseballscorecards.com											
Vic Davalillo, L (1, 8) OBP: 0.244, SLG: 0.276	0-0 SF7	0-0 F7		0-0 G3		4-0 3B BB	0-3 K		0-0 L6	4 1 0 1 1 1 3												
Leon Wagner, L (1, 7) OBP: 0.390, SLG: 0.529	0-0 FC3-6 1B		0-0 2B 1B		0-0 2B 3B	0-0 1-H SF8 3B		4-0 1B BB E	0-0 FC6-4 1B	5 3 5 1 1 0 0												
Fred Whitfield, L (1, 3) Al Smith, R (8, 9) OBP: 0.330, SLG: 0.471 OBP: 0.156, SLG: 0.233	0-0 FC3-6 1-2f		0-0 F9		0-0 1B 2B	0-0 3-H SF8		0-0 1-2 E 1B	0-0 FC6-4 1-2f	4 2 2 2 0 0 2 1 0 0 0 0 0 1												
Max Alvis, R (1, 5) OBP: 0.299, SLG: 0.388	0-0 F8		0-0 FC5 1-3 2B		0-0 5-3	0-0 E4 HR		0-3 K		5 1 1 0 0 1 4												
John Romano, R (1, 2) OBP: 0.390, SLG: 0.606			0-3 K		0-0 1B 1B	0-0 1-H HR		0-0 P4		5 1 2 3 0 2 4												
Bob Chance, L (1, 9) Jerry Kindall, R (8, 3) OBP: 0.500, SLG: 0.826 OBP: 0.500, SLG: 0.800		0-0 6-3 WP 1B	4-0 IBB		0-0 1-2 1B	0-0 E5		0-0 E8 1B		4 1 2 0 1 0 0 0 0 0 0 0 0 0												
Larry Brown, R (1, 4) OBP: 0.296, SLG: 0.449		4-0 6-3 1-2 BB	0-0 FC5 2-3f		0-0 F9	0-0 F9		0-0 WP 1B		4 0 1 1 1 0 6												
Pedro Ramos, S (1, 1) OBP: 0.353, SLG: 0.500		0-0 6-3 1-2 2-3		0-0 5-3		0-3 K		0-3 K		5 0 0 0 0 3 5												
Inning Stats	R: 1 E: 0 K: 0 S: 5	H: 2 LOB: 1 BB: 0 P: 5	R: 0 E: 0 K: 1 S: 6	H: 1 LOB: 3 BB: 2 P: 14	R: 0 E: 0 K: 1 S: 7	H: 2 LOB: 3 BB: 1 P: 11	R: 0 E: 0 K: 0 S: 3	H: 0 LOB: 0 BB: 0 P: 3	R: 2 E: 0 K: 1 S: 9	H: 4 LOB: 2 BB: 0 P: 9		R: 4 E: 2 K: 0 S: 7	H: 2 LOB: 1 BB: 1 P: 11	R: 0 E: 0 K: 2 S: 7	H: 0 LOB: 0 BB: 0 P: 7	R: 3 E: 1 K: 2 S: 10	H: 2 LOB: 1 BB: 1 P: 14	R: 0 E: 0 K: 0 S: 4	H: 1 LOB: 1 BB: 0 P: 4	1B: 8 2B: 2 3B: 3 HR: 1	SF: 2 SAC: 0 DP: 0 HBP: 0	WP: 2 PB: 0 SB: 2 CS: 0
PITCHER	IP WLS BF H R ER SO BB IBB HBP BLK WP HR S P ERA WHIP																					
Buster Narum, R (1, 1) ERA: 3.28	4.0 L 22 7 3 3 2 2 1 0 0 0 1 0 23 35 6.75 2.250																					
Jim Hannan, R (5, 1) ERA: 4.6	1.2 11 4 4 2 1 1 0 0 0 0 1 12 16 10.80 3.000																					
Tom Cheney, R (6, 1) ERA: 4.08	3.1 16 3 3 0 4 1 0 0 0 1 0 23 27 0.00 1.200																					



Batter	1	2	3	4	5	6	7	8	9	AB	R	H	RBI	BB	SO	LOB
Don Blasingame, L (1, 4) OBP: 0.315, SLG: 0.328	4-0 1B E BB		0-0 G6-4-3 1B		0-0 P5			0-0 F9		3	1	1	0	1	0	0
John Kennedy, R (1, 5) OBP: 0.358, SLG: 0.457	0-0 E7 SF7 1B		0-0 P4		0-0 G4-6-3 1B			0-0 F8		4	1	2	0	0	0	1
Chuck Hinton, R (1, 7) OBP: 0.411, SLG: 0.545	0-0 F3		0-0 G6-4-3 1-2f		0-0 G4-6-3 1-2f			0-0 6-3		4	0	0	0	0	0	3
Jim King, L (1, 9) OBP: 0.315, SLG: 0.435	0-0 SF7			0-0 5-3 1B				0-0 P4		3	0	1	1	0	0	0
Bill Skowron, R (1, 3) OBP: 0.285, SLG: 0.463	0-3 K			0-0 5-3 1B				0-0 5-3		4	0	2	0	0	1	0
Mike Brumley, L (1, 2) OBP: 0.327, SLG: 0.308		0-0 3-1		0-0 P6				0-0 K		4	0	1	0	0	1	2
Don Lock, R (1, 8) Fred Valentine, S (7, 8) OBP: 0.370, SLG: 0.431 OBP: 0.250, SLG: 0.300				0-0 5-3 1B				0-0 P6		2	0	1	0	0	0	2
Ed Brinkman, R (1, 6) OBP: 0.215, SLG: 0.304				1-2 2-3 1B				0-0 G6-4-3 1B		2	0	0	0	0	0	2
Buster Narum, R (1, 1) Jim Hannan, R (5, 1) Tom Cheney, R (6, 1) OBP: 0.143, SLG: 0.143 OBP: 0.333, SLG: 0.333				4-0 F7 IBB				0-0 6-3		2	0	0	0	1	0	1
				0-3 K				0-3 K		2	0	0	0	0	1	4
										0	0	0	0	0	0	0
										1	0	0	0	0	1	0

BOTTOM

Cleveland Indians @ Washington Senators
D.C. Stadium, Washington, DC
 Sat May 30 1964, 3:33 AM EDT
 Att. 7,749 - Unknown

livebaseballscorecards.com

AB	31
R	2
H	8
RBI	1
BB	2
SO	4
LOB	15



Inning Stats	R: 2	H: 1	E: 1	LOB: 0	K: 1	BB: 1	S: 6	P: 10	R: 0	H: 1	E: 0	LOB: 1	K: 0	BB: 0	S: 4	P: 4	R: 0	H: 1	E: 0	LOB: 0	K: 0	BB: 0	S: 3	P: 3	R: 0	H: 2	E: 0	LOB: 3	K: 1	BB: 1	S: 7	P: 11	R: 0	H: 1	E: 0	LOB: 0	K: 0	BB: 0	S: 3	P: 3	R: 0	H: 0	E: 0	LOB: 0	K: 1	BB: 0	S: 5	P: 5	R: 0	H: 0	E: 0	LOB: 0	K: 1	BB: 0	S: 5	P: 5	R: 0	H: 0	E: 0	LOB: 0	K: 0	BB: 0	S: 3	P: 3	R: 0	H: 2	E: 0	LOB: 1	K: 0	BB: 0	S: 4	P: 4	1B: 8	2B: 0	3B: 0	HR: 0	SF: 1	SAC: 0	DP: 3	HBP: 0	WP: 0	PB: 0	SB: 0	CS: 0	PA: 34	ERA	WHIP
PITCHER Pedro Ramos, R (1, 1) ERA: 3.94	IP	WLS	BF	H	R	ER	SO	BB	IBB	HBP	BLK	WP	HR	S	P	ERA	WHIP																																																																						
	9.0	W	34	8	2	1	4	1	1	0	0	0	0	40	48	1.00	1.000																																																																						
																			PITCHER	IP	WLS	BF	H	R	ER	SO	BB	IBB	HBP	BLK	WP	HR	S	P	ERA	WHIP																																																			

Batter	1	2	3	4	5	6	7	8	9	AB R H RBI BB SO LOB	TOP															
Dick Howser, R OBP: 0.368, SLG: 0.357 (1, 6)	0-0 4-3 1B		0-0 E6 1B HR		0-0 P6		0-0 1-2 1B		0-0 PB 1B 1B	5 2 3 0 0 0 0	Cleveland Indians @ Washington Senators D.C. Stadium, Washington, DC Sun May 31 1964, 3:33 AM EDT Unknown															
Vic Davalillo, L OBP: 0.253, SLG: 0.284 (1, 8)	0-0 4-3 1-2		0-0 HR 1B		0-0 S 2B 1B		0-0 F5	0-3 K 1B 1B	5 3 2 0 0 1 3																	
Leon Wagner, L OBP: 0.396, SLG: 0.550 (1, 7)	0-0 F3		0-0 HR		4-0 2B 1B		0-3 K	0-0 WP 1B 2B 1B	4 2 2 4 1 1 2																	
Max Alvis, R OBP: 0.309, SLG: 0.403 (1, 5)	0-0 F7		0-0 6-3		0-0 2B			0-0 S 1B	0-0 WP 2B 1B	5 1 3 2 0 0 1																
John Romano, R OBP: 0.391, SLG: 0.645 (1, 2)		0-0 HR	0-0 6-3		0-3 K			0-0 F9 1B	0-0 1-2 3-H 2B 1B	5 1 2 3 0 1 2																
Al Smith, R OBP: 0.167, SLG: 0.239 Bob Chance, L OBP: 0.481, SLG: 0.792 Tito Francona, L OBP: 0.375, SLG: 0.308 (1, 9) (8, PH) (8, 9) (9, 3)		0-0 CS 1B		0-0 F3		0-0 P4		0-3 K	0-0 4-3	3 0 1 0 0 0 0 1 0 0 0 0 1 1 1 0 0 0 0 0 1																
Jerry Kindall, R OBP: 0.500, SLG: 0.762 Fred Whitfield, L OBP: 0.323, SLG: 0.460 (1, 3) (6, PH) (6, 3)		0-0 4-3		4-0 BB		0-0 F5		0-0 4-3		1 0 0 0 1 0 1 2 0 0 0 0 0 1																
Don McMahon, R OBP: 0.200, SLG: 0.200 Ted Abernathy, R (9, 1) (9, 1)		1-2		0-0 BB		0-3 K		1-2		0 0 0 0 0 0 0 0 0 0 0 0 0 0																
Woodie Held, R OBP: 0.277, SLG: 0.449 (1, 4) (9, 9)		0-0 1-3		0-0 F7		0-3 K			0-0 6-3	4 0 0 0 0 1 1																
Mudcat Grant, R OBP: 0.333, SLG: 0.619 Sam McDowell, L Larry Brown, R OBP: 0.293, SLG: 0.444 (1, 1) (5, 1) (9, PH) (9, 4)			0-0 F3	0-3 K		4-0 CS BB			0-0 6-3	2 0 0 0 0 1 1 0 0 0 0 1 0 0 1 0 0 0 0 0 0																
Inning Stats	R: 0 E: 0 K: 0 S: 4	H: 1 LOB: 1 BB: 0 P: 4	R: 1 E: 0 K: 0 S: 4	H: 2 LOB: 0 BB: 0 P: 4	R: 3 E: 1 K: 0 S: 6	H: 2 LOB: 0 BB: 0 P: 6	R: 0 E: 0 K: 1 S: 5	H: 0 LOB: 1 BB: 1 P: 9	R: 1 E: 0 K: 1 S: 6	H: 2 LOB: 1 BB: 1 P: 10	R: 0 E: 0 K: 1 S: 5	H: 0 LOB: 0 BB: 0 P: 5	R: 0 E: 0 K: 1 S: 5	H: 1 LOB: 1 BB: 1 P: 9	R: 0 E: 0 K: 1 S: 6	H: 1 LOB: 1 BB: 0 P: 6	R: 4 E: 0 K: 1 S: 10	H: 4 LOB: 1 BB: 0 P: 10	1B: 9 2B: 2 3B: 0 HR: 2	SF: 0 SAC: 0 DP: 0 HBP: 0	WP: 1 PB: 1 SB: 2 CS: 2	PA: 42				
PITCHER	IP WLS BF H R ER SO BB IBB HBP BLK WP HR S P ERA WHIP											PITCHER	IP WLS BF H R ER SO BB IBB HBP BLK WP HR S P ERA WHIP													
Don Rudolph, L ERA: 5.4 Steve Ridzik, R ERA: 2.84 Ron Kline, R ERA: 2.49 Marshall Bridges, L ERA: 5.12	(1, 1) (4, 1) (7, 1) (9, 1)	3.0 3.1 2.1 0.1	14 14 13 1	5 3 5 0	4 1 4 0	3 1 0 0	0 3 3 0	0 2 0 0	0 1 0 0	0 0 0 0	0 0 1 0	0 0 1 1	14 29 19 1	14 29 19 1	9.00 2.70 0.00 0.00	1.667 1.500 2.143 0.000										

livebaseballscorecards.com

AB	39
R	9
H	13
RBI	9
BB	3
SO	6
LOB	14



Batter	1	2	3	4	5	6	7	8	9	AB R H RBI BB SO LOB
Don Blasingame, L (1, 4) OBP: 0.325, SLG: 0.345	0-0 F8		0-0 1B		0-0 1B 2B		0-3 K		0-0 1B	5 1 3 0 0 1 1
John Kennedy, R (1, 5) OBP: 0.352, SLG: 0.447	0-0 F8		0-0 5-3		0-0 HR 1B		0-3 K		0-3 K	5 1 1 2 0 2 4
Chuck Hinton, R (1, 7) OBP: 0.411, SLG: 0.564	0-0 2B			0-0 P4	0-0 HR			0-0 6-3	0-0 F7	5 1 2 2 0 0 2
Jim King, L (1, 9) OBP: 0.306, SLG: 0.422	0-0 P6			0-0 P4	0-3 K			0-3 K		4 0 0 0 0 2 1
Bill Skowron, R (1, 3) OBP: 0.290, SLG: 0.484		0-3 K		0-3 K		0-0 FC1-6 1B		0-0 HR		4 1 2 1 0 2 0
Mike Brumley, L (1, 2) OBP: 0.325, SLG: 0.299		0-0 F8			0-0 F7	0-0 FC1-6 L5-3		4-0 BB		3 0 0 0 1 0 1
Fred Valentine, S (1, 8) OBP: 0.229, SLG: 0.273		0-0 G3			0-0 F9	0-0 L5-3		0-3 K		4 0 0 0 0 1 2
Ed Brinkman, R (1, 6) OBP: 0.216, SLG: 0.310			0-3 K		0-0 1B 2B		0-3 K		0-0 6-3	4 1 1 0 0 2 0
Don Rudolph, L (1, 1) Claude Osteen, L (3, PH) Steve Rizzo, R (4, 1) Ron Kline, R (7, 1) Marshall Bridges, S (9, 1) Dick Phillips, L (9, PH) OBP: 0.280, SLG: 0.281			0-0 F8		0-0 2B 1B 1B		4-0 BB		4-0 1B BB	0 0 0 0 0 0 0 1 0 0 0 0 0 0 1 1 1 1 0 0 0 0 0 0 0 1 0 0 0 0 0 0 0 0 0 0 0 0 0 1 0 0


Inning Stats	R: 0 E: 0 K: 4 S: 4	H: 1 LOB: 1 BB: 0 P: 4	R: 0 E: 0 K: 1 S: 5	H: 0 LOB: 0 BB: 0 P: 5	R: 0 E: 0 K: 1 S: 6	H: 1 LOB: 1 BB: 0 P: 6	R: 0 E: 0 K: 1 S: 5	H: 0 LOB: 0 BB: 0 P: 5	R: 5 E: 0 K: 10 S: 10	H: 5 LOB: 0 BB: 0 P: 10	R: 0 E: 0 K: 3 S: 3	H: 1 LOB: 0 BB: 0 P: 3	R: 0 E: 0 K: 3 S: 9	H: 0 LOB: 1 BB: 1 P: 13	R: 1 E: 0 K: 2 S: 8	H: 1 LOB: 1 BB: 1 P: 12	R: 0 E: 0 K: 1 S: 6	H: 1 LOB: 2 BB: 1 P: 10	1B: 5 2B: 4 3B: 0 HR: 2	SF: 0 SAC: 0 DP: 1 HBP: 0
--------------	------------------------------	---------------------------------	------------------------------	---------------------------------	------------------------------	---------------------------------	------------------------------	---------------------------------	--------------------------------	----------------------------------	------------------------------	---------------------------------	------------------------------	----------------------------------	------------------------------	----------------------------------	------------------------------	----------------------------------	----------------------------------	------------------------------------

PITCHER	IP	WLS	BF	H	R	ER	SO	BB	IBB	HBP	BLK	WP	HR	S	P	ERA	WHIP
Mudcat Grant, R (1, 1) ERA: 6.13	4.2		21	7	5	5	3	0	0	0	0	0	1	27	27	9.64	1.500
Sam McDowell, L (5, 1) ERA: 2.7	3.1	W	13	2	1	1	6	2	0	0	0	0	1	23	31	2.70	1.200
Don McMahon, R (9, 1) ERA: 1.38	0.1		3	1	0	0	0	1	0	0	0	0	0	2	6	0.00	6.000
Ted Abernathy, R (9, 1) ERA: 3.65	0.2	S	2	0	0	0	1	0	0	0	0	0	0	4	4	0.00	0.000

BOTTOM

Cleveland Indians @ Washington Senators
D.C. Stadium, Washington, DC
Sun May 31 1964, 3:33 AM EDT
Unknown

AB	36
R	6
H	10
RBI	6
BB	3
SO	10
LOB	11



WP: 0	PA: 39
PB: 0	
SB: 0	
CS: 0	

livebaseballscorecards.com

Batter	1	2	3	4	5	6	7	8	9	AB R H RBI BB SO LOB	TOP		
Dick Howser, R OBP: 0.358, SLG: 0.346 (1, 6)	0-0 6-3	0-0 F8	0-0 F9			0-0 P6		0-0 G4-6-3		5 0 0 0 0 0 5	Cleveland Indians @ Washington Senators D.C. Stadium, Washington, DC Sun May 31 1964, 3:38 AM EDT Att. 13,475 - Unknown livebaseballscorecards.com		
Vic Davalillo, L OBP: 0.261, SLG: 0.282 (1, 8)	4-0 CS BB		0-0 2B 1B	0-0 4-3		0-0 F9		0-0 4-3	4 1 1 0 1 0 1				
Leon Wagner, L OBP: 0.396, SLG: 0.566 (1, 7)	0-0 G3 1-2		0-3 K	0-3 K			0-0 1B 1B	0-0 HR	5 1 2 1 0 2 2				
Fred Whitfield, L OBP: 0.340, SLG: 0.495 Jerry Kindall, R OBP: 0.480, SLG: 0.727 (1, 3) (7, 3)		0-0 E 2B	0-0 1-3 2B 2B	0-0 CS 1B		0-0 F7		0-0 F8	4 2 3 0 0 0 1 1 0 0 0 0 0 0				
Bob Chance, L OBP: 0.484, SLG: 0.741 Al Smith, R OBP: 0.163, SLG: 0.234 (1, 9) (9, PH) (9, 9)		0-0 E9 HR 1B	4-0 2B IBB	0-0 CS 1-2	0-0 P4	0-0 F9		0-0 6-3	3 2 1 1 1 0 1 1 0 0 0 0 0 0				
Max Alvis, R OBP: 0.308, SLG: 0.399 (1, 5)		0-0 P4	0-3 K		0-0 F8	0-0 F8	0-0 1-2 1B		4 0 1 0 0 1 4				
Joe Azcue, R OBP: 0.320, SLG: 0.420 (1, 2)		0-3 K	0-0 1B 2B		0-0 P4	0-0 F7			4 1 1 3 0 1 3				
Woodie Held, R OBP: 0.291, SLG: 0.479 Larry Brown, R OBP: 0.293, SLG: 0.444 (1, 4) (8, 4)		0-0 HR 2-H	4-0 1B BB			0-0 FC1-6 1B		0-0 4-3	3 1 2 2 1 0 0 0 0 0 0 0 0 0				
Gary Bell, R OBP: 0.600, SLG: 0.600 Sonny Siebert, R OBP: 0.375, SLG: 0.625 (1, 1) (7, 1)		0-0 1B	0-0 1-3 3-H 1B			0-0 FC1-6 1-2f		0-0 G4-6-3 1B	3 0 2 1 0 0 1 1 0 1 0 0 0 0				
Inning Stats	R: 0 E: 0 K: 0 S: 2 H: 0 LOB: 0 BB: 1 P: 6	R: 3 E: 1 K: 1 S: 9 H: 4 LOB: 1 BB: 0 P: 9	R: 4 E: 0 K: 2 S: 11 H: 4 LOB: 2 BB: 2 P: 19	R: 0 E: 0 K: 1 S: 5 H: 1 LOB: 0 BB: 0 P: 5	R: 0 E: 0 K: 0 S: 3 H: 0 LOB: 0 BB: 0 P: 3	R: 0 E: 0 K: 0 S: 4 H: 1 LOB: 1 BB: 0 P: 4	R: 0 E: 0 K: 0 S: 5 H: 2 LOB: 2 BB: 0 P: 5	R: 0 E: 0 K: 0 S: 3 H: 1 LOB: 0 BB: 0 P: 3	R: 1 E: 0 K: 0 S: 4 H: 1 LOB: 0 BB: 0 P: 4	1B: 9 2B: 3 3B: 0 HR: 2 SF: 0 SAC: 0 DP: 1 HBP: 0		WP: 0 PB: 0 SB: 0 CS: 2 PA: 42	
PITCHER	IP WLS BF H R ER SO BB IBB HBP BLK WP HR S P ERA WHIP											PITCHER	IP WLS BF H R ER SO BB IBB HBP BLK WP HR S P ERA WHIP
Bennie Daniels, R ERA: 3.7 (1, 1)	2.1 L 13 6 5 5 2 1 0 0 0 0 1 16 20 19.29 3.000												
Alan Koch, R ERA: 5.0 (3, 1)	4.2 21 6 2 2 2 1 1 0 0 0 0 0 23 31 3.86 1.500												
Marshall Bridges, L ERA: 5.06 (8, 1)	2.0 7 2 1 1 0 0 0 0 0 0 0 1 7 7 4.50 1.000												

AB	38
R	8
H	14
RBI	8
BB	3
SO	4
LOB	18



Batter	1	2	3	4	5	6	7	8	9	AB R H RBI BB SO LOB	TOP																
Don Blasingame, L (1, 4) OBP: 0.317, SLG: 0.327	0-3 K		0-0 G3	0-0 L3		0-0 F8		4-0 BB		4 0 0 0 1 1 0																	
John Kennedy, R (1, 6) OBP: 0.355, SLG: 0.472 (8, 5)	0-0 5-3		0-0 E 3B	0-0 2B		0-0 5-3		0-0 1-3		5 1 2 0 0 0 2																	
Chuck Hinton, R (1, 7) OBP: 0.405, SLG: 0.544	0-0 L9		0-0 5-3	4-0 IBB		0-3 K		4-0 CS BB		3 0 0 0 2 1 1																	
Jim King, L (1, 9) OBP: 0.318, SLG: 0.415		4-0 1B 4-3 BB	0-0 E4 1B E	0-3 K		0-0 4-3		0-3 K 1-2		4 2 0 0 1 2 3																	
Dick Phillips, L (1, 3) OBP: 0.322, SLG: 0.352		0-0 4-3 HR 1B	0-0 WP E 1B		0-0 HR		0-0 4-1	0-0 4-3		5 2 3 1 0 0 0																	
Mike Brumley, L (1, 2) OBP: 0.320, SLG: 0.283		0-0 4-3	0-0 E5 WP		4-0 G4-6-3 BB		0-3 K			3 0 0 1 1 1 2																	
Don Zimmer, R (1, 5) OBP: 0.279, SLG: 0.441 Ed Brinkman, R (8, 6) OBP: 0.214, SLG: 0.308		0-0 P4	0-0 1-2 3-H WP BB		0-0 G4-6-3		0-0 P4			3 0 0 0 1 0 2 0 0 0 0 0 0 0	AB 34 R 6 H 7 RBI 4 BB 7 SO 8 LOB 14																
Fred Valentine, S (1, 8) OBP: 0.232, SLG: 0.327		0-0 HR	0-0 L9		0-0 1B		0-0 6-3			4 1 2 2 0 0 3																	
Claude Osteen, L (1, 1) OBP: 0.194, SLG: 0.207		0-3 K		0-3 K		0-3 K		4-0 BB BB		3 0 0 0 1 3 1																	
Inning Stats	R: 0 E: 0 K: 1 S: 5	H: 0 LOB: 0 BB: 0 P: 5	R: 3 E: 0 K: 1 S: 7	H: 2 LOB: 0 BB: 1 P: 11	R: 2 E: 2 K: 0 S: 7	H: 2 LOB: 3 BB: 1 P: 11	R: 0 E: 0 K: 2 S: 8	H: 1 LOB: 2 BB: 1 P: 12	R: 1 E: 0 K: 1 S: 6	H: 2 LOB: 1 BB: 1 P: 10	R: 0 E: 0 K: 1 S: 5	H: 0 LOB: 0 BB: 0 P: 5	R: 0 E: 0 K: 1 S: 5	H: 0 LOB: 0 BB: 0 P: 5	R: 0 E: 0 K: 0 S: 3	H: 0 LOB: 2 BB: 2 P: 11	R: 0 E: 0 K: 1 S: 4	H: 0 LOB: 0 BB: 1 P: 8	1B: 3 2B: 2 3B: 1 HR: 2	SF: 0 SAC: 0 DP: 2 HBP: 0	WP: 1 PB: 0 SB: 0 CS: 1	PA: 41					
PITCHER	IP	WLS	BF	H	R	ER	SO	BB	IBB	HBP	BLK	WP	HR	S	P	ERA	WHIP										
Dave Wickersham, R (1, 1) ERA: 3.24	2.2	L	14	4	5	3	2	1	0	0	0	0	1	17	21	10.12	1.875										
Dick Egan, L (3, 1) ERA: 3.28	2.1		13	3	1	1	3	2	1	0	0	1	1	16	28	3.86	2.143										
Ed Rakow, R (6, 1) ERA: 3.66	2.0		6	0	0	0	2	0	0	0	0	0	0	10	10	0.00	0.000										
Larry Sherry, R (8, 1) ERA: 3.72	2.0		8	0	0	0	1	3	0	0	0	0	0	7	19	0.00	1.500										

Washington Senators @ Detroit Tigers
Tiger Stadium, Detroit, MI
Wed Jun 03 1964, 7:05 PM EDT
Att. 4,351 - Unknown

livebaseballscorecards.com



Batter	1	2	3	4	5	6	7	8	9	AB R H RBI BB SO LOB	TOP		
Don Blasingame, L (1, 4) OBP: 0.310, SLG: 0.318	0-0 F8		0-0 3-1		0-0 P6			0-0 E3 SH1-3 1B		4 1 0 0 0 0 1	Washington Senators @ Cleveland Indians Cleveland Municipal Stadium, Cleveland, OH Fri Jun 05 1964, 7:05 PM EDT Att. 6,681 - Unknown livebaseballscorecards.com		
John Kennedy, R (1, 6) OBP: 0.355, SLG: 0.476	0-3 K			0-0 F9 HR 2B		0-0 5-3		0-0 SH1-3 1-2		3 1 1 0 0 1 0			
Chuck Hinton, R (1, 7) OBP: 0.397, SLG: 0.533	0-3 K			0-0 F9 2-3		0-0 G3		0-0 F7		4 0 0 0 0 1 2			
Jim King, L (1, 9) OBP: 0.323, SLG: 0.434		0-0 F7		0-0 HR		0-0 P4		4-0 1B IBB		3 1 1 2 1 0 0			
Bill Skowron, R (1, 3) OBP: 0.310, SLG: 0.503	0-3 K			0-0 1B			0-0 FC4-5 2B	0-0 1-2 2-H 1B		4 0 3 1 0 1 0			
Mike Brumley, L (1, 2) OBP: 0.310, SLG: 0.274	0-0 4-3			0-0 F7			0-0 FC4-5 1B E 2-3	0-0 1-3		4 1 0 0 0 0 4			
Don Zimmer, R (1, 5) OBP: 0.279, SLG: 0.435			0-0 F2	0-3 K			0-0 E5 1-H 1-3 1B	0-3 K		4 1 1 0 0 2 1			
Fred Valentine, S (1, 8) OBP: 0.233, SLG: 0.321			0-0 E1 G3 1B		0-0 4-3		0-0 1-3	0-0 F9		4 0 1 1 0 0 0			
Buster Narum, R (1, 1) Jim Duckworth, R (8, 1) OBP: 0.333, SLG: 0.200			0-0 G3 2-3		0-0 4-3		0-3 K	0-3 K		3 0 0 0 0 1 1 1 0 0 0 0 1 0			
Inning Stats	R: 0 E: 0 K: 2 S: 7 H: 0 LOB: 0 BB: 0 P: 7	R: 0 E: 0 K: 1 S: 5 H: 0 LOB: 0 BB: 0 P: 5	R: 0 E: 1 K: 0 S: 4 H: 1 LOB: 1 BB: 0 P: 4	R: 2 E: 0 K: 1 S: 8 H: 3 LOB: 1 BB: 0 P: 8	R: 0 E: 0 K: 0 S: 3 H: 0 LOB: 0 BB: 0 P: 3	R: 0 E: 0 K: 0 S: 3 H: 0 LOB: 0 BB: 0 P: 3	R: 2 E: 1 K: 1 S: 7 H: 2 LOB: 0 BB: 0 P: 7	R: 1 E: 1 K: 0 S: 5 H: 1 LOB: 2 BB: 1 P: 9	R: 0 E: 0 K: 2 S: 7 H: 0 LOB: 0 BB: 0 P: 7	1B: 4 2B: 2 3B: 0 HR: 1 SF: 0 SAC: 1 DP: 0 HBP: 0	WP: 0 PB: 0 SB: 0 CS: 0 PA: 36		
PITCHER	IP WLS BF H R ER SO BB IBB HBP BLK WP HR S P ERA WHIP											PITCHER	IP WLS BF H R ER SO BB IBB HBP BLK WP HR S P ERA WHIP
Pedro Ramos, R (1, 1) ERA: 3.93	7.0 L 27 6 4 3 5 0 0 0 0 0 0 1 37 37 3.86 0.857												
Ted Abernathy, R (8, 1) ERA: 3.29	1.0 6 1 1 0 0 0 1 0 0 0 0 5 9 0.00 1.000												
Don McMahon, R (9, 1) ERA: 1.21	1.0 3 0 0 0 0 2 0 0 0 0 0 0 7 7 0.00 0.000												



Batter	1	2	3	4	5	6	7	8	9	AB	R	H	RBI	BB	SO	LOB
Dick Howser, R OBP: 0.350, SLG: 0.346 (1, 6)	4-0 F7 S BLK BB	0-0 P4			0-0 4-3			0-0 HR 2B	0-0 G6-4-3 1-2f	4	2	1	0	1	0	3
Vic Davalillo, L OBP: 0.268, SLG: 0.314 (1, 8)	0-0 F7 1-3		0-0 S 1B		0-0 F8			0-0 HR		4	1	2	2	0	0	1
Leon Wagner, L OBP: 0.376, SLG: 0.558 (1, 7)	0-0 P4		0-0 P6			0-0 G3		0-0 P5		4	0	0	0	0	0	2
John Romano, R OBP: 0.383, SLG: 0.596 (1, 2)	0-0 1B		0-0 P4			0-0 F9		1-0 1B HBP		3	0	1	0	0	0	1
Fred Whitfield, L OBP: 0.315, SLG: 0.448 (1, 3)	0-0 4-3		0-0 F8			0-3 K		0-0 F7		4	0	0	0	0	1	3
Bob Chance, L OBP: 0.488, SLG: 0.639 (1, 9)		1-0 2B HBP		0-0 CS 1B		0-0 F7		0-0 1B		3	0	2	0	0	0	0
Mudcat Grant, R OBP: 0.333, SLG: 0.619 (8, PR)										0	0	0	0	0	0	0
Don McMahon, R OBP: 0.200, SLG: 0.200 (9, 1)										0	0	0	0	0	0	0
Max Alvis, R OBP: 0.299, SLG: 0.396 (1, 5)		0-0 1-3 2B		0-3 K 1-2		0-0 F7		0-0 5-3		4	0	1	0	0	1	3
Larry Brown, R OBP: 0.302, SLG: 0.453 (1, 4)		0-0 F3		0-0 P6		0-0 1B			4-0 G6-4-3 BB	3	0	1	0	1	0	2
Pedro Ramos, S OBP: 0.316, SLG: 0.444 (1, 1)		0-3 K			0-3 K		0-0 F8		0-3 K	2	0	0	0	0	2	2
Tito Francona, L OBP: 0.369, SLG: 0.303 (7, PH)										1	0	0	0	0	0	1
Ted Abernathy, R (8, 1)										0	0	0	0	0	0	0
Woodie Held, R OBP: 0.286, SLG: 0.465 (9, 9)										1	0	0	0	0	1	1

Inning Stats	R: 1	H: 1	E: 0	LOB: 1	K: 0	S: 4	P: 8	R: 0	H: 1	E: 0	LOB: 2	K: 1	S: 6	R: 0	H: 1	E: 0	LOB: 1	K: 0	S: 4	R: 0	H: 1	E: 0	LOB: 0	K: 1	S: 5	R: 0	H: 0	E: 0	LOB: 0	K: 1	S: 5	R: 0	H: 0	E: 0	LOB: 0	K: 0	S: 5	R: 2	H: 3	E: 0	LOB: 2	K: 0	S: 6	R: 0	H: 0	E: 0	LOB: 0	K: 1	S: 4	R: 0	H: 0	E: 0	LOB: 0	K: 1	S: 4	1B: 5	SF: 0	2B: 2	SAC: 0	3B: 0	DP: 1	HR: 1	HBP: 2	WP: 0	PA: 37
PITCHER	IP	WLS	BF	H	R	ER	SO	BB	IBB	HBP	BLK	WP	HR	S	P	ERA	WHIP																																																
Buster Narum, R ERA: 3.35 (1, 1)	7.0	W	29	7	3	3	4	1	0	1	1	0	0	1	35	40	3.86	1.143																																															
Jim Duckworth, R ERA: 1.71 (8, 1)	2.0	S	8	1	0	0	1	1	0	1	0	0	0	8	13	0.00	1.000																																																


BOTTOM

Washington Senators @ Cleveland Indians
Cleveland Municipal Stadium, Cleveland, OH

Fri Jun 05 1964, 7:05 PM EDT
Att. 6,681 - Unknown

livebaseballscorecards.com

AB	33
R	3
H	8
RBI	2
BB	2
SO	5
LOB	19



Batter	1	2	3	4	5	6	7	8	9	AB	R	H	RBI	BB	SO	LOB
Dick Howser, R OBP: 0.343, SLG: 0.339 (1, 6)	0-0 P6		0-0 F9		0-0 1-3		0-0 F8			4	0	0	0	0	0	0
Vic Davalillo, L OBP: 0.284, SLG: 0.330 (1, 8)	0-0 1-3		0-0 G1-6-3 1B		0-0 1B		0-0 1B			4	1	3	0	0	0	0
Leon Wagner, L OBP: 0.373, SLG: 0.551 (1, 7)	0-3 K		0-0 G1-6-3 1-2f		0-0 4-3		0-0 1B			4	1	1	1	0	1	2
John Romano, R OBP: 0.387, SLG: 0.598 (1, 2)		0-0 1B		0-0 1-3		0-0 F7	4-0 1B			3	1	1	0	1	0	0
Fred Whitfield, L OBP: 0.330, SLG: 0.486 (1, 3)		0-0 1B		0-0 P5		0-0 HR	0-0 1B			4	2	3	2	0	0	0
Woodie Held, R OBP: 0.286, SLG: 0.465 (8, 9)		0-3 2-3		0-0 1B		0-0 HR	0-3 1B			0	0	0	0	0	0	0
Bob Chance, L OBP: 0.511, SLG: 0.750 (1, 9)		0-0 1B		0-0 2B		0-0 HR	0-3 K			4	1	3	2	0	1	2
Jerry Kindall, R OBP: 0.429, SLG: 0.640 (8, 3)		0-0 1B		0-0 2B		0-0 HR	0-3 K			0	0	0	0	0	0	0
Max Alvis, R OBP: 0.298, SLG: 0.389 (1, 5)	0-3 K		0-3 FC6-4 IBB		4-0 6-3		0-3 K			3	0	0	0	1	2	2
Larry Brown, R OBP: 0.292, SLG: 0.440 (1, 4)	0-0 SF9		0-0 FC6-4 1-2f		0-0 5-3		0-0 F8			3	0	0	1	0	0	2
Jack Kralick, L OBP: 0.172, SLG: 0.143 (1, 1)	0-0 1-3		0-0 1-3		0-0 1-3		0-0 F8			4	0	0	0	0	0	1
Don McMahon, R OBP: 0.200, SLG: 0.200 (9, 1)	0-0 1-3						0-0 4-3			0	0	0	0	0	0	0

Inning Stats	R: 0	H: 0	E: 0	K: 1	S: 5	LOB: 0	BB: 0	P: 5
	R: 2	H: 3	E: 0	K: 1	S: 8	LOB: 1	BB: 0	P: 8
	R: 0	H: 1	E: 0	K: 0	S: 3	LOB: 0	BB: 0	P: 3
	R: 0	H: 1	E: 0	K: 0	S: 4	LOB: 2	BB: 1	P: 8
	R: 0	H: 1	E: 0	K: 0	S: 4	LOB: 1	BB: 0	P: 4
	R: 2	H: 2	E: 0	K: 0	S: 5	LOB: 0	BB: 0	P: 5
	R: 2	H: 3	E: 0	K: 1	S: 8	LOB: 2	BB: 1	P: 12
	R: 0	H: 0	E: 0	K: 1	S: 5	LOB: 0	BB: 0	P: 5


PITCHER	IP	WLS	BF	H	R	ER	SO	BB	IBB	HBP	BLK	WP	HR	S	P	ERA	WHIP
Bennie Daniels, R ERA: 3.92 (1, 1)	6.0	L	26	8	4	4	2	0	0	0	0	0	2	29	33	6.00	1.333
Marshall Bridges, L ERA: 5.64 (7, 1)	1.0		7	3	2	2	1	0	1	0	0	0	0	8	12	18.00	3.000
Tom Cheney, R ERA: 3.96 (8, 1)	1.0		3	0	0	0	1	0	0	0	0	0	0	5	5	0.00	0.000

BOTTOM

Washington Senators @ Cleveland Indians
 Cleveland Municipal Stadium, Cleveland, OH

Sat Jun 06 1964, 3:33 AM EDT
 Att. 2,308 - Unknown

AB	33
R	6
H	11
RBI	6
BB	2
SO	4
LOB	9



WP	HR	S	P	ERA	WHIP
0	2	1	3	6.00	1.333
0	0	0	1	18.00	3.000
0	0	0	1	0.00	0.000

Batter	1	2	3	4	5	6	7	8	9	AB R H RBI BB SO LOB	TOP			
Don Blasingame, L (1, 4) OBP: 0.305, SLG: 0.313	0-3 K	0-0 F9			0-0 4-3	0-0 4-3		0-0 WP 1B		5 0 1 0 0 1 3	Washington Senators @ Cleveland Indians Cleveland Municipal Stadium, Cleveland, OH Sun Jun 07 1964, 3:38 AM EDT Att. 8,989 - Unknown livebaseballscorecards.com			
John Kennedy, R (1, 5) OBP: 0.333, SLG: 0.441	0-0 F8		0-0 5-3		0-0 1B 1B	0-0 1-4-3		0-3 K		5 1 1 0 0 1 2				
Chuck Hinton, R (1, 7) OBP: 0.395, SLG: 0.540	0-0 HR		0-3 K		0-0 1B 1B		0-0 BB 1B	0-0 6-3		5 3 3 1 0 1 1				
Jim King, L (1, 9) OBP: 0.329, SLG: 0.428	0-0 P4		0-0 1B		0-0 1B 1B		4-0 BB 1B	4-0 1B IBB		3 1 2 1 2 0 0				
Dick Phillips, L (1, 3) OBP: 0.338, SLG: 0.362		0-0 4-3 2B 1B	0-0 F8		0-0 BB 1B		4-0 4-3 1B BB	0-0 P4		4 1 2 1 1 0 3				
Mike Brumley, L (1, 2) OBP: 0.328, SLG: 0.290		0-0 4-3		0-0 4-3	0-0 FC6-4 BB		0-0 4-3 1B	0-0 CS 1B		4 0 2 2 1 0 1				
Fred Valentine, S (1, 8) OBP: 0.264, SLG: 0.297		4-0 2B FC1-2 BB		4-0 G4-6-3 BB	0-0 FC6-4		0-0 4-3	0-0 F8		3 0 0 0 2 0 6				
Ed Brinkman, R (1, 6) OBP: 0.217, SLG: 0.305		0-0 2B		0-0 G4-6-3		0-3 K	0-3 K	0-3 K		5 0 1 1 0 3 4				
Alan Koch, R (1, 1) OBP: 0.200, SLG: 0.300		0-0 FC1-2			0-0 P5	0-0 2B	0-3 K			4 0 1 0 0 1 4				
Inning Stats	R: 1 E: 0 K: 1 S: 6 H: 1 LOB: 0 BB: 0 P: 6	R: 1 E: 0 K: 0 S: 5 H: 2 LOB: 2 BB: 1 P: 9	R: 0 E: 0 K: 1 S: 6 H: 1 LOB: 1 BB: 0 P: 6	R: 0 E: 0 K: 0 S: 2 H: 0 LOB: 0 BB: 1 P: 6	R: 2 E: 0 K: 0 S: 7 H: 4 LOB: 3 BB: 1 P: 11	R: 0 E: 0 K: 1 S: 6 H: 1 LOB: 1 BB: 0 P: 6	R: 2 E: 0 K: 2 S: 9 H: 2 LOB: 2 BB: 2 P: 17	R: 0 E: 0 K: 1 S: 6 H: 1 LOB: 2 BB: 1 P: 10	R: 0 E: 0 K: 1 S: 5 H: 1 LOB: 1 BB: 0 P: 5	1B: 10 2B: 3 3B: 0 HR: 1 SF: 0 SAC: 0 DP: 2 HBP: 0		WP: 1 PB: 0 SB: 0 CS: 1 PA: 44		
PITCHER	IP WLS BF H R ER SO BB IBB HBP BLK WP HR S P ERA WHIP												PITCHER	IP WLS BF H R ER SO BB IBB HBP BLK WP HR S P ERA WHIP
Gary Bell, R (1, 1) ERA: 4.97	4.2 L 23 8 4 4 2 2 0 0 0 0 0 1 25 33 7.71 2.143													
Tommy John, L (5, 1) ERA: 3.79	0.1 2 0 0 0 0 1 0 0 0 0 0 0 1 5 0.00 3.000													
Mudcat Grant, R (6, 1) ERA: 6.34	1.0 7 2 2 2 1 2 0 0 0 0 0 0 7 15 18.00 4.000													
Ted Abernathy, R (7, 1) ERA: 2.78	1.0 4 1 0 0 2 0 0 0 0 0 0 0 8 8 0.00 1.000													
Don McMahon, R (8, 1) ERA: 1.09	2.0 8 2 0 0 2 0 1 0 0 1 0 11 15 0.00 1.000													



Batter	1	2	3	4	5	6	7	8	9	AB	R	H	RBI	BB	SO	LOB
Dick Howser, R (1, 6) OBP: 0.340, SLG: 0.328	0-0 6-3			0-0 6-3	4-0 BB		0-3 K			3	0	0	0	1	1	0
Vic Davalillo, L (1, 8) OBP: 0.278, SLG: 0.322	0-0 4-3			0-0 F7	0-0 SF4			0-0 F5		3	0	0	1	0	0	0
Leon Wagner, L (1, 7) OBP: 0.373, SLG: 0.534	0-3 K			0-0 1B	0-0 4-3			0-0 F8		4	1	1	0	0	1	2
John Romano, R (1, 2) OBP: 0.372, SLG: 0.589		0-3 K		0-0 1B		0-0 6-3		0-0 HR		4	1	2	2	0	1	0
Bob Chance, L (1, 9) OBP: 0.518, SLG: 0.833		0-0 F5		0-0 1B		0-0 FC6-4		0-0 F8		4	0	2	0	0	0	0
Fred Whitfield, L (1, 3) OBP: 0.331, SLG: 0.496		0-0 F4		0-0 F7		0-0 F9			0-0 3B	4	0	1	0	0	0	3
Max Alvis, R (1, 5) OBP: 0.303, SLG: 0.401			0-0 F3		0-0 SF4	0-0 FC6-4			0-0 5-3	4	1	1	0	0	0	2
Larry Brown, R (1, 4) OBP: 0.285, SLG: 0.429			0-0 5-3		0-0 2B		0-0 P4		0-0 P2	4	0	1	0	0	0	1
Gary Bell, R (1, 1) Tommy John, R (5, 1) Paul Dicken, R (5, PH) Mudcat Grant, R (6, 1) Ted Abernathy, R (7, 1) Tito Francona, L (7, PH) Don McMahon, R (8, 1) Al Smith, R (9, PH)			0-0 L5		0-0 F5		0-3 K		0-0 P5	1	0	0	0	0	0	0

Inning Stats	R: 0	H: 0	E: 0	K: 1	S: 5	R: 0	H: 0	E: 0	K: 1	S: 5	R: 0	H: 0	E: 0	K: 0	S: 3	R: 1	H: 3	E: 0	K: 0	S: 6	R: 1	H: 2	E: 0	K: 0	S: 5	R: 0	H: 1	E: 0	K: 0	S: 4	R: 0	H: 0	E: 0	K: 2	S: 7	R: 1	H: 1	E: 0	K: 0	S: 4	R: 0	H: 1	E: 0	K: 0	S: 4	R: 0	H: 1	E: 0	K: 0	S: 4	1B: 5	SF: 1	2B: 1	3B: 1	HR: 1	WP: 0	PA: 36
--------------	------	------	------	------	------	------	------	------	------	------	------	------	------	------	------	------	------	------	------	------	------	------	------	------	------	------	------	------	------	------	------	------	------	------	------	------	------	------	------	------	------	------	------	------	------	------	------	------	------	------	-------	-------	-------	-------	-------	-------	--------

PITCHER	IP	WLS	BF	H	R	ER	SO	BB	IBB	HBP	BLK	WP	HR	S	P	ERA	WHIP
Alan Koch, R (1, 1) ERA: 4.5	9.0	W	36	8	3	3	4	1	0	0	0	0	1	43	47	3.00	1.000

BOTTOM

Washington Senators @ Cleveland Indians
Cleveland Municipal Stadium, Cleveland, OH

Sun Jun 07 1964, 3:38 AM EDT
Att. 8,989 - Unknown

AB	34
R	3
H	8
RBI	3
BB	1
SO	4
LOB	11



Batter	1	2	3	4	5	6	7	8	9	AB R H RBI BB SO LOB																											
Wayne Causey, L (1, 6) OBP: 0.417, SLG: 0.420	0-0 6-3		0-0 2B			0-3 K		0-0 F7	4-0 BB	4 0 1 0 1 1 1																											
Dick Green, R (1, 4) OBP: 0.239, SLG: 0.315	0-0 6-3		0-3 K			0-3 K		0-0 FC5-4 2B 1B	0-0 F3	5 1 0 0 0 2 4																											
Ed Charles, R (1, 5) OBP: 0.352, SLG: 0.404	0-0 HR		0-0 4-3			0-0 6-3		0-0 1B 2B	0-3 K	5 2 2 1 0 1 3																											
Rocky Colavito, R (1, 9) OBP: 0.397, SLG: 0.596	0-3 K			0-0 F7			0-0 P6	0-0 HR 1B		4 1 1 2 0 1 0																											
Jose Tartabull, L (8, 9) OBP: 0.176, SLG: 0.235										0 0 0 0 0 0 0																											
George Alusik, R (1, 3) OBP: 0.429, SLG: 0.452		0-0 4-3 1B 1B		0-3 K			0-0 4-3	0-0 HR HR		4 1 2 2 0 1 0																											
Doc Edwards, R (1, 2) OBP: 0.264, SLG: 0.281		0-0 4-3 1-2		0-0 6-3			0-0 BB 1B	0-0 WP 1B		4 0 2 0 0 0 1																											
John Wojcik, L (1, 7) OBP: 0.500, SLG: 0.333		0-0 FC5-4 1B			0-0 F9		4-0 BB 1B	0-0 F5		3 0 1 0 1 0 1																											
Nelson Mathews, R (1, 8) OBP: 0.302, SLG: 0.340		0-0 FC5-4 1-2f			0-3 K		0-0 F9		0-0 SH4 1B	4 0 1 0 0 1 3																											
Moe Drabowsky, R (1, 1) OBP: 0.048, SLG: 0.048			0-3 K			0-0 F8		4-0 FC5-4 BB	0-0 SH4	2 0 0 0 0 1 0																											
George Williams, R (8, PH) OBP: 0.171, SLG: 0.094										0 0 0 0 1 0 0																											
John Wyatt, R (8, 1)										0 0 0 0 0 0 0																											
Inning Stats	R: 1 E: 0 K: 1 S: 6	H: 1 LOB: 0 BB: 0 P: 6	R: 0 E: 0 K: 0 S: 4	H: 2 LOB: 1 BB: 0 P: 4	R: 0 E: 0 K: 2 S: 8	H: 1 LOB: 1 BB: 0 P: 8	R: 0 E: 0 K: 1 S: 5	H: 0 LOB: 0 BB: 0 P: 5	R: 0 E: 0 K: 1 S: 5	H: 0 LOB: 0 BB: 0 P: 5	R: 0 E: 0 K: 2 S: 7	H: 0 LOB: 0 BB: 0 P: 7	R: 0 E: 0 K: 0 S: 4	H: 1 LOB: 2 BB: 1 P: 8	R: 4 E: 0 K: 0 S: 7	H: 4 LOB: 1 BB: 1 P: 11	R: 0 E: 0 K: 1 S: 6	H: 1 LOB: 2 BB: 1 P: 10	1B: 6 2B: 2 3B: 0 HR: 2	SF: 0 SAC: 1 DP: 0 HBP: 0	WP: 1 PB: 0 SB: 0 CS: 0	PA: 39															
PITCHER	IP WLS BF H R ER SO BB IBB HBP BLK WP HR S P ERA WHIP																																				
Claude Osteen, L (1, 1) ERA: 3.21	7.0		27	5	2	2	7	2	0	0	0	0	0	1	39	47	2.57	1.000																			
Jim Duckworth, R (8, 1) ERA: 2.89	0.2	L	5	3	3	3	0	0	0	0	0	0	1	5	5	40.50	4.500																				
Steve Ridzik, R (8, 1) ERA: 2.91	1.1		7	2	0	0	1	1	0	0	0	1	0	8	12	0.00	2.250																				

Kansas City Athletics @ Washington Senators
D.C. Stadium, Washington, DC
Mon Jun 08 1964, 7:05 PM EDT
Att. 3,765 - Unknown

AB	35
R	5
H	10
RBI	5
BB	3
SO	8
LOB	13



WP: 1	PA: 39
PB: 0	
SB: 0	
CS: 0	

PITCHER	IP	WLS	BF	H	R	ER	SO	BB	IBB	HBP	BLK	WP	HR	S	P	ERA	WHIP
Claude Osteen, L	7.0		27	5	2	2	7	2	0	0	0	0	1	39	47	2.57	1.000
Jim Duckworth, R	0.2	L	5	3	3	3	0	0	0	0	0	0	1	5	5	40.50	4.500
Steve Ridzik, R	1.1		7	2	0	0	1	1	0	0	0	1	0	8	12	0.00	2.250

Batter	1	2	3	4	5	6	7	8	9	AB R H RBI BB SO LOB
Don Blasingame, L (1, 4) OBP: 0.313, SLG: 0.323	0-0 G1-4-3 1B		0-0 1-3		0-0 F7		0-0 BB		0-0 2B	4 0 2 0 1 0 1
John Kennedy, R (1, 5) OBP: 0.324, SLG: 0.428	0-0 G1-4-3 1-2f		0-3 K		0-0 F5		0-3 K		0-3 K	5 0 0 0 0 3 5
Chuck Hinton, R (1, 7) OBP: 0.391, SLG: 0.537	0-0 F8		0-0 2B		0-0 F8		0-0 P3		0-0 P3	5 0 1 0 0 0 1
Jim King, L (1, 9) OBP: 0.339, SLG: 0.494		0-0 HR	0-0 1-3		0-0 HR		0-0 HR			4 3 3 3 0 0 1
Dick Phillips, L (1, 3) OBP: 0.333, SLG: 0.344		4-0 BB		0-0 F9		0-0 F9		0-0 F8		3 0 0 0 1 0 0
Mike Brumley, L (1, 2) OBP: 0.326, SLG: 0.283		0-0 G4-6-3 1-2f		0-0 F7		0-0 F5		4-0 BB		3 0 0 0 1 0 1
Fred Valentine, S (1, 8) OBP: 0.280, SLG: 0.303		1-0 WP S HBP		0-3 K		0-0 SH3-4 1B		0-3 K		2 0 1 0 0 1 0 1 0 0 0 0 1 1
Don Lock, R (8, PH) OBP: 0.364, SLG: 0.421										
Ed Brinkman, R (1, 6) OBP: 0.229, SLG: 0.310		4-0 BB		0-0 SH3-4 1B		0-0 SH3-4		0-0 HR		1 0 1 0 1 0 0 1 1 1 1 0 0 0
Don Zimmer, R (9, PH) OBP: 0.291, SLG: 0.461		1-3 BB								
Claude Osteen, L (1, 1) OBP: 0.176, SLG: 0.188		0-0 4-3		0-0 SH3-4		0-0 4-3		0-3 K		2 0 0 0 0 0 3 0 0 0 0 0 0 0 0 0 0 0 0 0 0 1 0 0 0 0 1 0
Jim Duckworth, R (8, 1) OBP: 0.333, SLG: 0.200										
Steve Ridzik, R (8, 1) OBP: 0.375, SLG: 0.286										
Bill Skowron, R (9, PH) OBP: 0.296, SLG: 0.482										

Inning Stats	R: 0 E: 0 K: 0 S: 3	H: 1 LOB: 0 BB: 0 P: 3	R: 1 E: 0 K: 0 S: 3	H: 1 LOB: 2 BB: 2 P: 12	R: 0 E: 0 K: 1 S: 6	H: 1 LOB: 1 BB: 0 P: 6	R: 0 E: 0 K: 1 S: 5	H: 0 LOB: 0 BB: 0 P: 5	R: 0 E: 0 K: 0 S: 4	H: 1 LOB: 1 BB: 0 P: 4	R: 1 E: 0 K: 0 S: 4	H: 1 LOB: 0 BB: 0 P: 4	R: 0 E: 0 K: 1 S: 6	H: 1 LOB: 2 BB: 1 P: 10	R: 1 E: 0 K: 1 S: 6	H: 1 LOB: 1 BB: 1 P: 10	R: 1 E: 0 K: 2 S: 9	H: 2 LOB: 1 BB: 0 P: 9	1B: 3 2B: 2 3B: 0 HR: 4	SF: 0 SAC: 2 DP: 2 HBP: 1
--------------	------------------------------	---------------------------------	------------------------------	----------------------------------	------------------------------	---------------------------------	------------------------------	---------------------------------	------------------------------	---------------------------------	------------------------------	---------------------------------	------------------------------	----------------------------------	------------------------------	----------------------------------	------------------------------	---------------------------------	----------------------------------	------------------------------------

PITCHER	IP	WLS	BF	H	R	ER	SO	BB	IBB	HBP	BLK	WP	HR	S	P	ERA	WHIP
Moe Drabowsky, R (1, 1) ERA: 6.27	7.0	W	29	6	2	2	3	3	0	1	0	1	2	31	44	2.57	1.286
John Wyatt, R (8, 1) ERA: 2.51	2.0	S	10	3	2	2	3	1	0	0	0	0	2	15	19	9.00	2.000

BOTTOM

Kansas City Athletics @ Washington Senators
D.C. Stadium, Washington, DC

Mon Jun 08 1964, 7:05 PM EDT
Att. 3,765 - Unknown

AB 32
R 4
H 9
RBI 4
BB 4
SO 6
LOB 13



WP: 1 PB: 0 SB: 1 CS: 0	PA: 39	ERA	WHIP
----------------------------------	--------	-----	------

Batter	1	2	3	4	5	6	7	8	9	AB R H RBI BB SO LOB	TOP											
Wayne Causey, L (1, 6) OBP: 0.416, SLG: 0.419	0-0 HR 1B	0-0 F9			0-0 F8		0-0 1B 1B		0-0 F2	5 1 2 0 0 0 1	<p>Kansas City Athletics @ Washington Senators D.C. Stadium, Washington, DC</p> <p>Tue Jun 09 1964, 3:33 AM EDT Unknown</p>											
Dick Green, R (1, 4) OBP: 0.250, SLG: 0.343	0-0 1-H HR		0-0 5-3		0-0 1-2 1B		0-0 1-2 1B			4 1 3 2 0 0 0												
Ed Charles, R (1, 5) OBP: 0.346, SLG: 0.396	0-0 P6		0-0 6-3		0-3 K		0-0 F9			4 0 0 0 0 1 4												
Rocky Colavito, R (1, 9) OBP: 0.389, SLG: 0.582	0-0 F5		0-0 1-3		0-0 6-3		0-0 F7			4 0 0 0 0 0 0												
Jim Gentile, L (1, 3) OBP: 0.392, SLG: 0.564	0-3 K			0-0 G3		0-0 1B 3-2 1B		4-0 BB BB BB		3 0 1 0 1 1 0												
Charlie Lau, L (1, 2) OBP: 0.331, SLG: 0.407		0-3 K		0-0 F7		0-0 1-3 1B		0-0 P6		4 0 1 0 0 1 1												
John Wojcik, L (1, 7) OBP: 0.375, SLG: 0.286		0-0 HR 1B		0-0 4-3		0-0 3-2 3-H		0-0 P6		4 1 1 0 0 0 3												
Nelson Mathews, R (1, 8) OBP: 0.296, SLG: 0.333		0-0 F7			0-0 F5		0-0 L5		0-0 6-3	4 0 0 0 0 0 1												
John O'Donoghue, R (1, 1) OBP: 0.375, SLG: 0.563		0-0 HR			0-0 1B 1B		0-3 K		0-0 5-3	1 1 1 2 0 0 0												
Vern Handrahan, L (3, 1) OBP: 0.222, SLG: 0.222										1 0 1 0 0 0 0												
Billy Bryan, L (7, PH) OBP: 0.394, SLG: 0.643										1 0 0 0 0 1 0												
Joe Grzenda, R (7, 1)										0 0 0 0 0 0 0												
George Alusik, R (9, PH) OBP: 0.425, SLG: 0.447										1 0 0 0 0 0 0												
Inning Stats	R: 2 E: 0 K: 1 S: 7	H: 2 LOB: 0 BB: 0 P: 7	R: 2 E: 0 K: 1 S: 7	H: 2 LOB: 0 BB: 0 P: 7	R: 0 E: 0 K: 0 S: 3	H: 0 LOB: 0 BB: 0 P: 3	R: 0 E: 0 K: 0 S: 3	H: 0 LOB: 0 BB: 0 P: 3	R: 0 E: 0 K: 1 S: 7	H: 2 LOB: 2 BB: 0 P: 7	R: 0 E: 0 K: 1 S: 4	H: 2 LOB: 1 BB: 0 P: 4	R: 0 E: 0 K: 1 S: 7	H: 2 LOB: 2 BB: 0 P: 7	R: 0 E: 0 K: 0 S: 3	H: 0 LOB: 1 BB: 1 P: 7	R: 0 E: 0 K: 0 S: 3	H: 0 LOB: 0 BB: 0 P: 3	1B: 8 2B: 1 3B: 0 HR: 2	SF: 0 SAC: 0 DP: 1 HBP: 0	WP: 0 PB: 0 SB: 0 CS: 0	PA: 37
PITCHER Buster Narum, R (1, 1) ERA: 3.45	IP: 9.0 WLS: W BF: 37 H: 10 R: 4 ER: 4 SO: 4 BB: 1 IBB: 0 HBP: 0 BLK: 0 WP: 0 HR: 2 S: 44 P: 48 ERA: 4.00 WHIP: 1.222											PITCHER	IP: WLS: BF: H: R: ER: SO: BB: IBB: HBP: BLK: WP: HR: S: P: ERA: WHIP:									

livebaseballscorecards.com

AB	36
R	4
H	10
RBI	4
BB	1
SO	4
LOB	10



Batter	1	2	3	4	5	6	7	8	9	AB	R	H	RBI	BB	SO	LOB
Ed Brinkman, R OBP: 0.248, SLG: 0.326 (1, 6)	0-0 1B 2B	0-0 E8 1B		4-0 BB 1B BB		4-0 E BB BB		0-0 F8		3	2	2	0	2	0	0
John Kennedy, R OBP: 0.331, SLG: 0.429 (1, 5)	0-0 2B 1B	0-0 5-3		4-0 1B FC5-2-5 BB		0-0 F8		0-0 1B		4	1	2	1	1	0	2
Chuck Hinton, R OBP: 0.396, SLG: 0.543 (1, 7)	0-0 1B 2B		0-0 G6-4-3 1B BB	0-0 1B FC5-2-5		0-0 F7		0-0 F8		5	2	3	2	0	0	2
Bill Skowron, R OBP: 0.295, SLG: 0.474 (1, 3)	0-0 F9		4-0 1B BB	0-0 FC5-2-5		0-0 L6				3	0	0	0	1	0	4
Don Lock, R OBP: 0.361, SLG: 0.412 (1, 8)	4-0 1B BB		0-0 G6-4-3 1B BB	0-0 F8		0-3 K				3	0	0	0	1	1	4
Don Leppert, R OBP: 0.239, SLG: 0.209 (1, 2)	0-0 1B		0-0 HR 1B	0-0 F9		0-0 6-3				4	1	2	2	0	0	2
Fred Valentine, S OBP: 0.304, SLG: 0.333 (1, 9)	0-0 G6-4-3		0-0 HR 1B		4-0 CS BB		0-0 2B			3	1	2	0	1	0	2
Chuck Cottier, R OBP: 0.273, SLG: 0.468 (1, 4)		0-0 F8	0-0 HR	0-3 K		0-3 K		0-0 F8		4	1	1	3	0	1	2
Buster Narum, R (1, 1)		0-3 K	0-0 5-3	0-3 K		0-3 K		0-3 K		4	0	0	0	0	3	0

Inning Stats	R: 3	H: 4	E: 0	LOB: 1	K: 0	BB: 1	S: 6	P: 10	R: 0	H: 1	E: 1	LOB: 1	K: 1	BB: 0	S: 6	P: 6	R: 4	H: 4	E: 0	LOB: 0	K: 0	BB: 1	S: 6	P: 10	R: 1	H: 1	E: 0	LOB: 2	K: 0	BB: 2	S: 4	R: 0	H: 0	E: 0	LOB: 0	K: 2	BB: 1	S: 6	P: 10	R: 0	H: 0	E: 1	LOB: 1	K: 0	BB: 1	S: 3	P: 7	R: 0	H: 1	E: 0	LOB: 1	K: 1	BB: 0	S: 6	P: 6	R: 0	H: 1	E: 0	LOB: 1	K: 1	BB: 0	S: 6	P: 6
--------------	------	------	------	--------	------	-------	------	-------	------	------	------	--------	------	-------	------	------	------	------	------	--------	------	-------	------	-------	------	------	------	--------	------	-------	------	------	------	------	--------	------	-------	------	-------	------	------	------	--------	------	-------	------	------	------	------	------	--------	------	-------	------	------	------	------	------	--------	------	-------	------	------

PITCHER	IP	WLS	BF	H	R	ER	SO	BB	IBB	HBP	BLK	WP	HR	S	P	ERA	WHIP
John O'Donoghue, L ERA: 6.16 (1, 1)	2.2	L	16	8	6	6	1	2	0	0	0	0	0	16	24	20.25	3.750
Vern Handrahan, R ERA: 6.06 (3, 1)	3.1		15	2	2	2	2	4	0	0	0	0	1	15	31	5.40	1.800
Joe Grzenda, L ERA: 6.28 (7, 1)	2.0		8	2	0	0	2	0	0	0	0	0	0	12	12	0.00	1.000

BOTTOM

Kansas City Athletics @ Washington Senators
D.C. Stadium, Washington, DC

Tue Jun 09 1964, 3:33 AM EDT
Unknown

livebaseballscores.com

AB	33
R	8
H	12
RBI	8
BB	6
SO	5
LOB	18




1B:	8	SF:	0	WP:	0	PA:	39
2B:	3	SAC:	0	PB:	0		
3B:	0	DP:	2	SB:	0		
HR:	1	HBP:	0	CS:	1		

Batter	1	2	3	4	5	6	7	8	9	AB R H RBI BB SO LOB	TOP																			
Wayne Causey, L (1, 6) OBP: 0.414, SLG: 0.421	0-0 4-3		0-0 SH3 2B		0-0 F9			0-0 P6		4 0 1 0 0 0 0	Kansas City Athletics @ Washington Senators D.C. Stadium, Washington, DC Tue Jun 09 1964, 7:05 PM EDT Att. 6,253 - Unknown																			
Dick Green, R (1, 4) OBP: 0.246, SLG: 0.337	0-0 6-3		0-0 SH3 2-3		0-0 5-3			0-3 K		3 0 0 0 0 1 0																				
Ed Charles, R (1, 5) OBP: 0.344, SLG: 0.408	0-0 HR		0-0 F3		0-0 5-3			0-0 6-3		4 1 1 1 0 0 1																				
Rocky Colavito, R (1, 9) OBP: 0.391, SLG: 0.577	0-0 1B		4-0 BB		0-0 6-3			0-0 F8		3 0 1 0 1 0 0																				
George Alusik, R (1, 3) OBP: 0.418, SLG: 0.438	0-0 P6		0-0 F7		0-0 G6-4-3 1B			0-0 1-3		4 0 1 0 0 0 3																				
Doc Edwards, R (1, 2) OBP: 0.263, SLG: 0.280		0-0 1B		0-0 P3		0-0 G6-4-3 1-2f		0-0 P6		4 0 1 0 0 0 1																				
John Wojcik, L (1, 7) OBP: 0.273, SLG: 0.200		0-3 K		0-0 G3			0-0 F9			3 0 0 0 0 1 1																				
Nelson Mathews, R (1, 8) OBP: 0.297, SLG: 0.338		0-0 P6		0-0 2B			0-0 5-3			3 0 1 0 0 0 1																				
Dan Pfister, R (1, 1) Billy Bryan, L (7, PH) Diego Segui, R (7, 1) OBP: 0.185, SLG: 0.269		0-0 L6		0-0 P6			0-0 1B			2 0 0 0 0 0 2 1 0 1 0 0 0 0 0 0 0 0 0 0 0																				
Inning Stats	R: 1 E: 0 K: 0 S: 5	H: 2 LOB: 1 BB: 0 P: 5	R: 0 E: 0 K: 1 S: 6	H: 1 LOB: 1 BB: 0 P: 6	R: 0 E: 0 K: 0 S: 4	H: 1 LOB: 2 BB: 1 P: 8	R: 0 E: 0 K: 0 S: 4	H: 1 LOB: 1 BB: 0 P: 4	R: 0 E: 0 K: 0 S: 3	H: 0 LOB: 0 BB: 0 P: 3	R: 0 E: 0 K: 0 S: 3	H: 1 LOB: 0 BB: 0 P: 3	R: 0 E: 0 K: 0 S: 5	H: 0 LOB: 0 BB: 0 P: 5	R: 0 E: 0 K: 0 S: 3	H: 0 LOB: 0 BB: 0 P: 3	1B: 4 2B: 2 3B: 0 HR: 1	SF: 0 SAC: 1 DP: 1 HBP: 0	WP: 0 PB: 0 SB: 0 CS: 0	PA: 33										
PITCHER Tom Cheney, R (1, 1) ERA: 3.38	IP 9.0	WLS W	BF 33	H 7	R 1	ER 1	SO 2	BB 1	IBB 0	HBP 0	BLK 0	WP 0	HR 1	S 36	P 40	ERA 1.00	WHIP 0.889													
											PITCHER	IP	WLS	BF	H	R	ER	SO	BB	IBB	HBP	BLK	WP	HR	S	P	ERA	WHIP		

livebaseballscorecards.com

AB	31
R	1
H	7
RBI	1
BB	1
SO	2
LOB	9



Batter	1	2	3	4	5	6	7	8	9
Don Blasingame, L (1, 4) OBP: 0.317, SLG: 0.327	0-0 L4		0-0 WP 1B		0-3 K			0-0 FC6-4 1B	
John Kennedy, R (1, 5) OBP: 0.324, SLG: 0.420	0-3 K		0-0 FC5-2-1 WP 1B		0-0 F5			0-0 FC6-4 1B 3B	
Chuck Hinton, R (1, 7) OBP: 0.402, SLG: 0.551	0-0 2B		0-0 WP 1B			0-0 6-3		0-0 3B 1B	
Jim King, L (1, 9) OBP: 0.337, SLG: 0.506		0-0 P3	0-0 5-3			0-0 HR		0-3 K	
Dick Phillips, L (1, 3) OBP: 0.342, SLG: 0.344		0-0 CS BB 1B		0-3 K		0-0 F7		4-0 3B BB	
Mike Brumley, L (1, 2) OBP: 0.331, SLG: 0.300		4-0 BB BB		0-0 F7		0-0 4-3		0-0 3B	
Fred Valentine, S (1, 8) OBP: 0.289, SLG: 0.315		0-3 K		0-0 E1			0-3 K	0-0 F9	
Ed Brinkman, R (1, 6) OBP: 0.250, SLG: 0.326			0-0 1B SH1-4 FC5-2-1 1B	0-0 F3			0-0 F8		
Tom Cheney, R (1, 1) OBP: 0.273, SLG: 0.273			0-0 SH1-4		0-3 K		0-0 G3		

Inning Stats	R: 0	H: 1	E: 0	LOB: 1	K: 1	BB: 0	S: 5	P: 5
	0	1	0	1	1	0	5	5

PITCHER	IP	WLS	BF	H	R	ER	SO	BB	IBB	HBP	BLK	WP	HR	S	P	ERA	WHIP
Dan Pfister, R (1, 1) ERA: 8.74	6.0	L	24	6	2	2	5	1	0	0	0	1	1	33	37	3.00	1.167
Diego Segui, R (7, 1) ERA: 4.34	2.0		10	3	3	3	2	1	0	0	0	0	0	13	17	13.50	2.000

PITCHER	IP	WLS	BF	H	R	ER	SO	BB	IBB	HBP	BLK	WP	HR	S	P	ERA	WHIP

BOTTOM

AB	R	H	RBI	BB	SO	LOB
4	1	2	0	0	1	0
4	1	0	0	0	1	3
4	1	3	0	0	0	0
4	1	1	1	0	1	4
3	1	1	0	1	1	0
3	0	1	3	1	0	0
4	0	0	0	0	2	3
3	0	1	0	0	0	1
2	0	0	0	0	1	0

AB	31
R	5
H	9
RBI	4
BB	2
SO	7
LOB	11



WP	PA
1	34


Kansas City Athletics @ Washington Senators
D.C. Stadium, Washington, DC
Tue Jun 09 1964, 7:05 PM EDT
Att. 6,253 - Unknown

livebaseballscorecards.com

Batter	1	2	3	4	5	6	7	8	9	AB R H RBI BB SO LOB	TOP																	
Wayne Causey, L (1, 6) OBP: 0.409, SLG: 0.413	4-0 FC5-4 BB	0-0 F9			0-0 F7		0-0 F8		0-0 4-3	4 0 0 0 1 0 5	Kansas City Athletics @ Washington Senators D.C. Stadium, Washington, DC Wed Jun 10 1964, 7:05 PM EDT Att. 4,160 - Unknown																	
Dick Green, R (1, 4) OBP: 0.241, SLG: 0.330	0-0 FC5-4 1-2f		0-0 5-3		0-3 K		0-3 K			4 0 0 0 0 2 2																		
Ed Charles, R (1, 5) OBP: 0.347, SLG: 0.404	0-3 K 1-2		0-0 5-3			4-0 1B BB		4-0 BB G5-4-3		2 0 0 0 2 1 1																		
Rocky Colavito, R (1, 9) OBP: 0.388, SLG: 0.567	0-0 F8		4-0 BB			0-0 F8		0-0 G5-4-3 1-2f		3 0 0 0 1 0 3																		
George Alusik, R (1, 3) OBP: 0.412, SLG: 0.424		4-0 BB 1B BB	0-0 5-3			0-3 K		0-0 5-3		3 1 0 0 1 1 2																		
Charlie Lau, L (1, 2) OBP: 0.328, SLG: 0.402		0-0 F9		0-0 F9		0-0 1B		0-0 3-1		4 0 1 0 0 0 1																		
John Wojcik, L (1, 7) OBP: 0.333, SLG: 0.231		4-0 FC3-5 1B BB 1-2		0-3 K		0-0 F8		0-0 1B 1B		3 0 1 0 1 1 2																		
Nelson Mathews, R (1, 8) OBP: 0.302, SLG: 0.343		0-0 FC3-5 1B		0-3 K			0-0 6-3 1B		0-0 1B	3 0 2 1 0 1 0																		
Jim Gentile, L (9, PH) OBP: 0.395, SLG: 0.567									0-0	1 0 1 0 0 0 0																		
Dan Pfister, R (9, PR)										0 0 0 0 0 0 0																		
Jose Tartabull, L (9, PR) OBP: 0.176, SLG: 0.235		1-2 2-H 1B							1-2 1B	0 0 0 0 0 0 0																		
Ted Bowsfield, R (1, 1)		0-0 FC3-5		0-3 K			0-0 6-3		0-0 F8	3 0 0 0 0 1 3																		
Moe Drabowsky, R (8, 1) OBP: 0.048, SLG: 0.048										0 0 0 0 0 0 0																		
Billy Bryan, L (9, PH) OBP: 0.400, SLG: 0.633		1-2 2-3f								1 0 0 0 0 0 2																		
Inning Stats	R: 0 E: 0 K: 1 S: 5	H: 0 LOB: 1 BB: 1 P: 9	R: 1 E: 0 K: 0 S: 4	H: 1 LOB: 2 BB: 2 P: 12	R: 0 E: 0 K: 0 S: 3	H: 0 LOB: 1 BB: 1 P: 7	R: 0 E: 0 K: 2 S: 7	H: 0 LOB: 0 BB: 0 P: 7	R: 0 E: 0 K: 1 S: 6	H: 1 LOB: 2 BB: 1 P: 10	R: 0 E: 0 K: 1 S: 6	H: 1 LOB: 1 BB: 0 P: 6	R: 0 E: 0 K: 0 S: 2	H: 0 LOB: 0 BB: 1 P: 6	R: 0 E: 0 K: 0 S: 5	H: 2 LOB: 2 BB: 0 P: 5	1B: 5 2B: 0 3B: 0 HR: 0	SF: 0 SAC: 0 DP: 1 HBP: 0	WP: 0 PB: 0 SB: 1 CS: 0	PA: 37								
PITCHER	IP WLS BF H R ER SO BB IBB HBP BLK WP HR S P ERA WHIP																											
Bennie Daniels, R (1, 1) ERA: 3.82	4.0		17	1	1	1	3	4	0	0	0	0	0	19	35	2.25	1.250											
Jim Hannan, R (5, 1) ERA: 4.01	4.1	W	18	4	0	0	4	2	0	0	0	0	0	24	32	0.00	1.385											
Ron Kline, R (9, 1) ERA: 1.91	0.2	S	2	0	0	0	0	0	0	0	0	0	0	2	2	0.00	0.000											

livebaseballscorecards.com

AB	31
R	1
H	5
RBI	1
BB	6
SO	7
LOB	21




Batter	1	2	3	4	5	6	7	8	9	AB	R	H	RBI	BB	SO	LOB
Ed Brinkman, R (1, 6) OBP: 0.250, SLG: 0.324	0-0 F9		0-0 F8		0-0 FC3-6 1B		0-0 P6			4	0	1	0	0	0	0
John Kennedy, R (1, 5) OBP: 0.323, SLG: 0.427	0-0 P4		0-0 P6		0-0 FC3-6		0-0			4	0	1	0	0	0	2
Chuck Hinton, R (1, 7) OBP: 0.399, SLG: 0.544	4-0 BB		0-0 E6		0-0 1-3		0-0 6-3			3	0	0	0	1	0	3
Bill Skowron, R (1, 3) OBP: 0.289, SLG: 0.463	0-3 K		0-0 G3				0-0 F7		0-3 K	4	0	0	0	0	2	2
Don Lock, R (1, 8) OBP: 0.358, SLG: 0.407		0-0 E 4-3 1B		0-0 P6		0-0 F5		0-3 K		4	1	1	0	0	1	0
Don Leppert, R (1, 2) OBP: 0.224, SLG: 0.196		0-0 E6		0-0 5-3		0-0 F8		0-0		3	0	0	0	0	0	1
Mike Brumley, L (8, PH) (9, 2)		4-3 1-3						1B		1	0	1	0	0	0	0
Fred Valentine, S (1, 9) OBP: 0.279, SLG: 0.303		0-0 4-3		0-0 P3			0-0 E6 SH		0-0 1-3	3	1	0	1	0	0	1
Jim King, L (8, PH) (9, 9)		1-3 3-H					E			1	0	0	0	0	0	1
Chuck Cottier, R (1, 4) OBP: 0.263, SLG: 0.449		0-0 F8			0-0 6-3		SH SF9			2	1	0	0	0	0	1
Bennie Daniels, L (1, 1) OBP: 0.174, SLG: 0.238		0-0 G3			0-0 FC3-6 1B		SF9			1	0	0	0	0	0	1
Jim Hannan, R (5, 1) OBP: 0.222, SLG: 0.250					1B					1	0	1	1	0	0	0
Ron Kline, R (9, 1)					1B					0	0	0	0	0	0	0

Inning Stats	R: 0	H: 0	E: 0	K: 1	S: 5	LOB: 1	BB: 1	P: 9	R: 1	H: 1	E: 1	K: 0	S: 5	LOB: 1	BB: 0	P: 5	R: 0	H: 0	E: 1	K: 0	S: 4	LOB: 1	BB: 0	P: 4	R: 0	H: 0	E: 0	K: 0	S: 3	LOB: 0	BB: 0	P: 3	R: 0	H: 2	E: 0	K: 0	S: 5	LOB: 2	BB: 0	P: 5	R: 0	H: 0	E: 0	K: 0	S: 3	LOB: 0	BB: 0	P: 3	R: 2	H: 1	E: 2	K: 0	S: 6	LOB: 1	BB: 0	P: 6	R: 0	H: 1	E: 0	K: 2	S: 8	LOB: 1	BB: 0	P: 8
PITCHER	IP	WLS	BF	H	R	ER	SO	BB	IBB	HBP	BLK	WP	HR	S	P	ERA	WHIP																																															
Ted Bowsfield, L (1, 1) ERA: 5.0	7.0	L	30	4	3	0	1	1	0	0	0	0	0	31	35	0.00	0.714																																															
Moe Drabowsky, R (8, 1) ERA: 6.16	1.0		4	1	0	0	2	0	0	0	0	0	0	8	8	0.00	1.000																																															

BOTTOM

Kansas City Athletics @ Washington Senators
D.C. Stadium, Washington, DC
 Wed Jun 10 1964, 7:05 PM EDT
 Att. 4,160 - Unknown

AB	31
R	3
H	5
RBI	2
BB	1
SO	3
LOB	12



1B: 4	SF: 1	WP: 0	PA: 34
2B: 0	SAC: 1	PB: 0	
3B: 1	DP: 0	SB: 0	
HR: 0	HBP: 0	CS: 0	

Batter	1	2	3	4	5	6	7	8	9	AB R H RBI BB SO LOB	TOP									
Zoilo Versalles, R (1, 6) OBP: 0.333, SLG: 0.387	0-3 K		0-0 1B SF8	0-0 3B 2-H			0-0 1B 2B	0-0 1B 1-2 PB		5 2 4 1 0 1 0										
Rich Rollins, R (1, 5) OBP: 0.320, SLG: 0.428	0-0 F8		0-0 F9	0-3 K			0-0 1B 2-H BB	4-0 1B 1-2 2-3 BB		4 0 1 1 1 1 2										
Tony Oliva, L (1, 9) OBP: 0.386, SLG: 0.599	0-0 F9		0-0 1B S				0-3 K	0-0 4-3		5 0 2 0 0 1 4										
Harmon Killebrew, R (1, 7) OBP: 0.355, SLG: 0.553		0-0 F9	0-0 SF8				4-0 1B 1-2 BB		0-0 F3	3 0 0 1 1 0 1										
Jimmie Hall, L (1, 8) OBP: 0.326, SLG: 0.515		0-0 1B BB SF9 BB	0-3 K				0-0 6-3		0-0 1B 1B	5 1 2 0 0 1 3										
Bob Allison, R (1, 3) OBP: 0.390, SLG: 0.582		4-0 1B BB SF9 BB		4-0 1B 6-3 BB			0-3 K		0-0 1B 1-2	3 1 1 0 2 1 2										
Earl Battey, R (1, 2) OBP: 0.313, SLG: 0.420		4-0 1B BB FC6-4 BB		0-0 1B 6-3			0-0 1-3		0-0 1B FC5-6	4 0 1 0 1 0 3										
Bernie Allen, L (1, 4) OBP: 0.311, SLG: 0.345		0-0 SF9		0-0 1B 3B			0-0 1B		0-0 1B FC5-6 PB	4 1 2 2 0 0 3										
Camilo Pascual, R (1, 1) OBP: 0.237, SLG: 0.278		0-0 FC6-4		0-0 1B L1			0-0 4-3		0-0 F9	4 0 0 0 0 0 5										
Inning Stats	R: 0 E: 0 K: 1 S: 5	H: 0 LOB: 0 BB: 0 P: 5	R: 1 E: 0 K: 0 S: 4	H: 1 LOB: 2 BB: 2 P: 12	R: 1 E: 0 K: 1 S: 7	H: 2 LOB: 1 BB: 1 P: 11	R: 0 E: 0 K: 0 S: 3	H: 1 LOB: 0 BB: 0 P: 3	R: 0 E: 0 K: 1 S: 6	H: 1 LOB: 1 BB: 0 P: 6	R: 1 E: 0 K: 1 S: 7	H: 2 LOB: 2 BB: 1 P: 11	R: 0 E: 0 K: 0 S: 5	H: 2 LOB: 3 BB: 1 P: 9	R: 0 E: 0 K: 0 S: 5	H: 2 LOB: 2 BB: 0 P: 5	1B: 11 2B: 2 3B: 1 HR: 0	SF: 2 SAC: 0 DP: 1 HBP: 0	WP: 0 PB: 1 SB: 1 CS: 0	PA: 44
PITCHER	IP WLS BF H R ER SO BB IBB HBP BLK WP HR S P ERA WHIP																			
Alan Koch, R (1, 1) ERA: 5.03	3.1 L 17 4 4 4 2 3 0 0 0 0 0 0 18 30 10.80 2.100																			
Steve Ridzik, R (4, 1) ERA: 2.78	1.2 6 2 0 0 1 0 0 0 0 0 0 0 8 8 0.00 1.200																			
Don Rudolph, L (6, 1) ERA: 3.46	2.0 10 3 1 1 2 1 0 0 0 0 0 0 13 17 4.50 2.000																			
Marshall Bridges, L (8, 1) ERA: 5.18	2.0 11 4 0 0 0 1 0 0 0 0 0 0 10 14 0.00 2.500																			

Minnesota Twins @ Washington Senators
D.C. Stadium, Washington, DC
Fri Jun 12 1964, 7:05 PM EDT
Att. 15,575 - Unknown

livebaseballscorecards.com

AB	37
R	5
H	13
RBI	5
BB	5
SO	5
LOB	23



Batter	1	2	3	4	5	6	7	8	9	AB R H RBI BB SO LOB	TOP											
Zoilo Versalles, R OBP: 0.335, SLG: 0.401 (1, 6) X	0-0 HR	0-0 G5-4-3 1-2f		0-0 F9			0-0 FC5-4 1B		0-0 F9	5 1 2 1 0 0 4	Minnesota Twins @ Washington Senators D.C. Stadium, Washington, DC Sat Jun 13 1964, 3:33 AM EDT Att. 3,458 - Unknown livebaseballscorecards.com											
Rich Rollins, R OBP: 0.330, SLG: 0.447 (1, 5) X	0-0 FC5-4 HBP 1B		0-0 3-1 3B		0-0 G6-4-3 SH 1B		0-0 FC5-4 1B 1-2f		0-0 1B 1-2	5 1 4 0 0 0 1												
Tony Oliva, L OBP: 0.388, SLG: 0.596 (1, 9) H	1-0 FC5-4 HBP 1-2		0-0 3-1		0-0 SH G6-4-3		0-0 1B 1-2 G1-6-4-3		0-0 G3	3 0 1 1 0 0 2												
Harmon Killebrew, R OBP: 0.348, SLG: 0.541 (1, 7) S S S	0-3 K		0-0 F8		0-0 G6-4-3 1-2f 2-3		0-0 G1-6-4-3 1-2f			4 0 0 0 0 1 6												
Bob Allison, R OBP: 0.392, SLG: 0.578 (1, 3) X	0-0 FC5-4 1-2f 2-3		0-0 1B		4-0 BB BB BB				0-0 F8	3 0 1 0 1 0 2												
Jimmie Hall, L OBP: 0.320, SLG: 0.503 (1, 8) X	0-0 4-3		0-0 G3		0-0 4-3				0-0 F9	4 0 0 0 0 0 5												
Earl Battey, R OBP: 0.311, SLG: 0.411 (1, 2) B B B B		4-0 FC1-5 E BB		0-0 F9		0-3 K			0-0 4-3	3 0 0 0 1 1 0												
Bernie Allen, L OBP: 0.313, SLG: 0.353 Jerry Kindall, R OBP: 0.400, SLG: 0.593 (1, 4) (5, 4)		0-0 FC5 FC1-5 1-2		0-0 2B		0-3 K			0-3 K	2 0 1 0 0 0 1 2 0 0 0 0 2 0												
Jim Roland, R OBP: 0.091, SLG: 0.091 Garland Shifflett, R (5, 1) Bill Pleis, L OBP: 0.667, SLG: 0.500 Frank Kostro, R OBP: 1.000, SLG: 1.000 (9, PH)		0-0 FC1-5 G5-4-3 1-2 2-3f		0-3 K		0-0 5-3			0-0 1B 1B	2 0 0 0 0 1 3 1 0 0 0 0 0 0 0 0 0 0 0 0 0 1 0 1 0 0 0 0												
Inning Stats	R: 1 E: 0 K: 1 S: 7	H: 2 LOB: 2 BB: 0 P: 8	R: 0 E: 1 K: 0 S: 3	H: 0 LOB: 1 BB: 1 P: 7	R: 1 E: 0 K: 0 S: 5	H: 2 LOB: 1 BB: 0 P: 5	R: 0 E: 0 K: 1 S: 6	H: 1 LOB: 1 BB: 0 P: 6	R: 0 E: 1 K: 0 S: 4	H: 1 LOB: 2 BB: 1 P: 8		R: 0 E: 0 K: 2 S: 7	H: 0 LOB: 0 BB: 0 P: 7	R: 0 E: 0 K: 0 S: 4	H: 2 LOB: 1 BB: 0 P: 4	R: 0 E: 0 K: 0 S: 3	H: 0 LOB: 0 BB: 0 P: 3	R: 0 E: 0 K: 1 S: 7	H: 2 LOB: 2 BB: 0 P: 7	1B: 7 2B: 1 3B: 1 HR: 1	SF: 0 SAC: 1 DP: 3 HBP: 1	WP: 0 PB: 0 SB: 0 CS: 0
PITCHER Claude Osteen, L ERA: 3.1 (1, 1)	IP 9.0 WLS W BF 39 H 10 R 2 ER 2 SO 5 BB 2 IBB 0 HBP 1 BLK 0 WP 0 HR 1 S 46 P 55 ERA 2.00 WHIP 1.333											PITCHER	IP WLS BF H R ER SO BB IBB HBP BLK WP HR S P ERA WHIP									



Batter	1	2	3	4	5	6	7	8	9	AB	R	H	RBI	BB	SO	LOB
Ed Brinkman, R OBP: 0.267, SLG: 0.329 (1, 6)	4-0 F8 1B BB BB	4-0 1-2 BB		x 0-0 F8		x 0-0 1B 1B	x 0-0 FC5			3	2	1	0	2	0	4
Don Zimmer, R OBP: 0.299, SLG: 0.455 John Kennedy, R OBP: 0.320, SLG: 0.418 (1, 5) (9, 5)	4-0 1-2 1B BB	0-0 P6			4-0 FC6-4 BB	0-0 1-3 1B 1B		0-3 K		3	0	1	0	2	1	2
Chuck Hinton, R OBP: 0.395, SLG: 0.537 (1, 7)	0-0 F8 2-3		x 0-0 F9		x 0-0 FC6-4 4-3 2B 1-2f	0-0 1-3 1B		0-0 4-3 2B		5	1	2	1	0	0	3
Bill Skowron, R OBP: 0.285, SLG: 0.454 (1, 3)	0-0 1-2 1B 3-H		x 0-0 F9		x 0-0 4-3 2-3	0-0 P6		0-0 4-3		5	0	1	1	0	0	4
Don Lock, R OBP: 0.368, SLG: 0.419 (1, 9) (6, 8)	0-3 K		x 0-0 5-3		x 0-0 2B 3-H		x 0-0 FC3-6 1B	4-0 IBB		4	0	2	1	1	1	2
Don Leppert, R OBP: 0.226, SLG: 0.184 Fred Valentine, S OBP: 0.276, SLG: 0.299 Mike Brumley, L OBP: 0.331, SLG: 0.301 (1, 2) (7, PR) (8, 2)	0-3 K			x 0-0 6-3	4-0 BB	0-0 F9	x 0-0 FC3-6 1B SH	0-3 K		3	0	0	0	1	1	3
Ken Hunt, R OBP: 0.262, SLG: 0.255 Jim King, L OBP: 0.346, SLG: 0.500 (1, 8) (5, PH) (6, 9)		x 0-0 E6 FC1-6		BB BB BB BB	x 0-0 F9		x 0-0 FC5 SH 1B			1	0	0	0	1	0	0
Chuck Cottier, R OBP: 0.267, SLG: 0.431 (1, 4)		x 0-0 F7		BB BB BB BB	4-0 1-2 BB	x 0-0 F9	x 0-0 SH			2	0	0	1	1	0	1
Claude Osteen, L OBP: 0.158, SLG: 0.167 (1, 1)		x 0-0 FC1-6 BB 1-2f		BB BB BB BB	0-3 K	x 0-0 F7	0-3 K			4	0	0	0	0	2	5

Inning Stats	R: 1	H: 1	E: 0	K: 2	S: 8	LOB: 2	BB: 2	P: 16	R: 0	H: 0	E: 1	K: 0	S: 4	LOB: 2	BB: 1	P: 8	R: 0	H: 0	E: 0	K: 0	S: 3	LOB: 0	BB: 0	P: 3	R: 0	H: 0	E: 0	K: 1	S: 5	LOB: 2	BB: 2	P: 13	R: 1	H: 1	E: 1	K: 0	S: 4	LOB: 2	BB: 2	P: 12	R: 1	H: 3	E: 0	K: 1	S: 6	LOB: 2	BB: 0	P: 6	R: 1	H: 2	E: 0	K: 1	S: 8	LOB: 2	BB: 0	P: 8	R: 0	H: 1	E: 0	K: 2	S: 8	LOB: 2	BB: 1	P: 12
--------------	------	------	------	------	------	--------	-------	-------	------	------	------	------	------	--------	-------	------	------	------	------	------	------	--------	-------	------	------	------	------	------	------	--------	-------	-------	------	------	------	------	------	--------	-------	-------	------	------	------	------	------	--------	-------	------	------	------	------	------	------	--------	-------	------	------	------	------	------	------	--------	-------	-------


PITCHER	IP	WLS	BF	H	R	ER	SO	BB	IBB	HBP	BLK	WP	HR	S	P	ERA	WHIP
Jim Roland, L ERA: 3.51 (1, 1)	4.0		20	1	2	2	3	6	0	0	0	0	0	20	44	4.50	1.750
Garland Shifflett, R ERA: 4.85 (5, 1)	2.1	L	15	6	2	2	0	1	0	0	0	0	0	14	18	7.71	3.000
Bill Pleis, L ERA: 3.65 (7, 1)	1.2		7	1	0	0	3	0	1	0	0	0	0	12	16	0.00	0.600

BOTTOM

Minnesota Twins @ Washington Senators
D.C. Stadium, Washington, DC

Sat Jun 13 1964, 3:33 AM EDT
Att. 3,458 - Unknown

AB	33
R	4
H	8
RBI	4
BB	8
SO	6
LOB	28



WP	HR	S	P	ERA	WHIP
0	0	0	42		

Batter	1	2	3	4	5	6	7	8	9	AB R H RBI BB SO LOB	TOP									
Zoilo Versalles, R (1, 6) OBP: 0.333, SLG: 0.412	0-0 F3		0-0 HR		0-0 G3		0-0 F8			4 1 1 1 0 0 0	Minnesota Twins @ Washington Senators D.C. Stadium, Washington, DC Sun Jun 14 1964, 3:33 AM EDT Unknown livebaseballscorecards.com									
Tony Oliva, L (1, 9) OBP: 0.390, SLG: 0.598	0-0 F7		0-0 WP 2B 1B		0-0 4-3 2B			0-0 4-3		4 1 2 0 0 0 0										
Rich Rollins, R (1, 5) OBP: 0.333, SLG: 0.450	1-0 HR HBP		0-0 G4-6-3 1-H 2B		0-0 4-3 2-3			0-0 F7		3 1 1 1 0 0 1										
Harmon Killebrew, R (1, 7) OBP: 0.355, SLG: 0.574	0-0 1-H HR		1-0 G4-6-3 HBP		0-0 F8			0-0 HR		3 2 2 3 0 0 1										
Jimmie Hall, L (1, 8) OBP: 0.313, SLG: 0.492	0-0 F3		0-0 G4-6-3 1-2f 2-3		0-3 K			0-0 P3		4 0 0 0 0 1 2										
Bob Allison, R (1, 3) OBP: 0.390, SLG: 0.587		0-0 HR	0-0 F9		0-0 6-3			0-0 6-3		4 1 1 1 0 0 1										
Earl Battey, R (1, 2) OBP: 0.304, SLG: 0.400		0-0 F3		0-0 5-3		0-0 6-3		0-0 6-3		4 0 0 0 0 0 0										
Jerry Kindall, R (1, 4) OBP: 0.382, SLG: 0.548		0-3 K		0-3 K		0-3 K		0-0 1B		4 0 1 0 0 3 0										
Lee Stange, R (1, 1) OBP: 0.194, SLG: 0.040		0-0 6-3		0-3 K		0-3 K		0-0 F7		2 0 0 0 0 1 0										
Jim Perry, S (6, 1) OBP: 0.250, SLG: 0.250										2 0 0 0 0 1 1										
Inning Stats	R: 2 E: 0 K: 0 S: 4	H: 1 LOB: 0 BB: 0 P: 5	R: 1 E: 0 K: 1 S: 6	H: 1 LOB: 0 BB: 0 P: 6	R: 2 E: 0 K: 0 S: 5	H: 3 LOB: 1 BB: 0 P: 6	R: 0 E: 0 K: 2 S: 7	H: 0 LOB: 0 BB: 0 P: 7	R: 0 E: 0 K: 1 S: 5	H: 0 LOB: 0 BB: 0 P: 5	R: 0 E: 0 K: 2 S: 7	H: 0 LOB: 0 BB: 0 P: 7	R: 1 E: 0 K: 0 S: 4	H: 1 LOB: 0 BB: 0 P: 4	R: 0 E: 0 K: 0 S: 4	H: 1 LOB: 1 BB: 0 P: 4	1B: 2 2B: 2 3B: 0 HR: 4	SF: 0 SAC: 0 DP: 1 HBP: 2	WP: 1 PB: 0 SB: 0 CS: 0	PA: 36
PITCHER	IP WLS BF H R ER SO BB IBB HBP BLK WP HR S P ERA WHIP																			
Buster Narum, R (1, 1) ERA: 4.04	2.0 L 11 4 5 5 1 0 0 1 0 0 3 12 13 22.50 2.000																			
Steve Ridzik, R (3, 1) ERA: 2.7	1.0 4 1 0 0 0 0 0 0 1 0 1 0 3 4 0.00 1.000																			
Jim Hannan, R (4, 1) ERA: 3.58	4.0 13 1 0 0 5 0 0 0 0 0 0 0 23 23 0.00 0.250																			
Ron Kline, R (8, 1) ERA: 2.08	2.0 8 2 1 1 0 0 0 0 0 0 0 1 8 8 4.50 1.000																			

Minnesota Twins @ Washington Senators
D.C. Stadium, Washington, DC
 Sun Jun 14 1964, 3:33 AM EDT
 Unknown

AB	34
R	6
H	8
RBI	6
BB	0
SO	6
LOB	6



Batter	1	2	3	4	5	6	7	8	9	AB	R	H	RBI	BB	SO	LOB
Don Zimmer, R (1, 5) OBP: 0.292, SLG: 0.443 Ron Kline, R (8, 1) Bill Skowron, R (9, PH) OBP: 0.284, SLG: 0.451	0-3 K		0-3 K		0-0 F3		0-0 F8		0-0 P3	4	0	0	0	0	2	1
Don Blasingame, L (1, 4) OBP: 0.316, SLG: 0.326	0-0 F9		0-0 4-3		0-0 F8			0-0 F8	0-0 FC6 1B	5	0	1	1	0	0	1
Chuck Hinton, R (1, 7) OBP: 0.391, SLG: 0.530	0-0 5-3		0-0 F9			0-0 P6		0-0 WP 1B	0-0 FC6 1-2f	5	0	1	0	0	0	2
Jim King, L (1, 9) OBP: 0.344, SLG: 0.491		0-0 P6		0-0 1-3		4-0 BB 1B		0-3 K		3	0	0	0	1	1	1
Dick Phillips, L (1, 3) OBP: 0.321, SLG: 0.314		0-0 F8		0-0 G3		0-3 K		4-0 BB 1-2		3	0	0	0	1	1	1
Mike Brumley, L (1, 2) OBP: 0.329, SLG: 0.300		0-0 4-3		0-0 F9		0-0 BB 1-3		0-3 K		4	0	1	0	0	1	2
Don Lock, R (1, 8) OBP: 0.366, SLG: 0.414			0-0 HR 1B		0-3 K	0-0 5-3			0-0 F6	4	1	1	0	0	1	2
Ed Brinkman, R (1, 6) OBP: 0.279, SLG: 0.360			0-0 HR 1B		0-0 HR		0-3 K		0-0 BB 1B	4	3	3	1	0	1	0
Buster Narum, R (1, 1) Steve Ridzik, R (3, 1) Fred Valentine, S (3, PH) Jim Hannan, R (4, 1) John Kennedy, R (7, PH) OBP: 0.321, SLG: 0.418			0-0 HR 1-2 1-H 2-H		0-0 BB 1B		0-3 K		0-0 BB 1B	0	0	0	0	0	0	0

Inning Stats	R: 0	H: 0	E: 0	K: 1	S: 5	LOB: 0	BB: 0	P: 5	R: 0	H: 0	E: 0	K: 0	S: 3	LOB: 0	BB: 0	P: 3	R: 3	H: 3	E: 0	K: 1	S: 8	LOB: 0	BB: 0	P: 8	R: 0	H: 0	E: 0	K: 0	S: 3	LOB: 0	BB: 0	P: 3	R: 1	H: 2	E: 0	K: 1	S: 7	LOB: 1	BB: 0	P: 7	R: 0	H: 1	E: 0	K: 1	S: 6	LOB: 2	BB: 1	P: 10	R: 0	H: 0	E: 0	K: 2	S: 7	LOB: 0	BB: 0	P: 7	R: 0	H: 1	E: 0	K: 2	S: 8	LOB: 2	BB: 1	P: 12	R: 1	H: 3	E: 0	K: 0	S: 6	LOB: 2	BB: 0	P: 6	1B: 8	SF: 0	2B: 0	SAC: 0	3B: 0	DP: 0	HR: 2	HBP: 0	WP: 1	PA: 39
PITCHER	IP	WLS	BF	H	R	ER	SO	BB	IBB	HBP	BLK	WP	HR	S	P	ERA	WHIP																																																																	
Lee Stange, R (1, 1) ERA: 4.74	5.2	W	24	6	4	4	4	1	0	0	0	0	2	31	35	6.35	1.235																																																																	
Jim Perry, R (6, 1) ERA: 4.87	3.1	S	15	4	1	1	4	1	0	0	0	1	0	22	26	2.70	1.500																																																																	

MINNESOTA TWINS @ WASHINGTON SENATORS
D.C. Stadium, Washington, DC
 Sun Jun 14 1964, 3:33 AM EDT
 Unknown

AB	37
R	5
H	10
RBI	5
BB	2
SO	8
LOB	12



Batter	1	2	3	4	5	6	7	8	9	AB R H RBI BB SO LOB	TOP			
Zoilo Versalles, R (1, 6) OBP: 0.335, SLG: 0.416	0-0 WP 4-3 4-3 1B		0-0 4-3		0-0 4-3	0-0 2B		0-0 F8		5 1 2 0 0 0 0				
Tony Oliva, L (1, 9) OBP: 0.386, SLG: 0.594	0-0 4-3 1-2		0-0 P3		0-0 F8	0-0 P6		0-0 2B		5 0 1 0 0 0 3				
Rich Rollins, R (1, 5) OBP: 0.331, SLG: 0.444	0-0 4-3 2-H		0-0 1-3		0-0 L6		0-0 FC4-6 1B 1B	0-3 K2-3		5 1 1 1 0 1 1				
Harmon Killebrew, R (1, 7) OBP: 0.356, SLG: 0.582 Don Mincher, L (9, 3) OBP: 0.367, SLG: 0.675	0-0 6-3			4-0 2B SF8 BB		0-0 HR	0-3 K	0-0 6-3		4 2 1 1 1 1 2 0 0 0 0 0 0 0				
Bob Allison, R (1, 3) OBP: 0.394, SLG: 0.607 (9, 7)		0-0 P4		0-0 SF8 1-3 1B 2B		0-0 F9	0-0 FC4-6 1-2 1B	0-0 HR		5 2 3 1 0 0 0				
Jimmie Hall, L (1, 8) OBP: 0.315, SLG: 0.508		0-0 FC5-4 1B		0-0 SF8 2-3 3-H		0-0 HR	0-0 FC4-6 1-2f 2-3 1B	0-0 1-3		4 1 2 2 0 0 2				
Johnny Goryl, R (1, 4) OBP: 0.299, SLG: 0.271 Jerry Kindall, R (6, PR) OBP: 0.389, SLG: 0.545 (6, 4)		0-0 FC5-4 1-2f 1B		0-3 K		1-0 1B HBP	0-0 1-3 3-H 1B	0-3 K		2 0 0 0 0 1 2 2 0 1 1 0 1 0				
Jerry Zimmerman, R (1, 2) OBP: 0.356, SLG: 0.275		0-0 1-2 1B		0-0 3-H 1B		0-0 1-3 HR 1B	1-0 HBP	0-0 6-3		4 1 3 1 0 0 0				
Jim Kaat, L (1, 1) OBP: 0.344, SLG: 0.444		0-0 P3		0-3 K		0-0 1-H HR	0-3 K			4 1 1 2 0 2 6				
Inning Stats	R: 1 H: 1 E: 0 LOB: 0 K: 0 BB: 0 S: 4 P: 4	R: 0 H: 2 E: 0 LOB: 2 K: 0 BB: 0 S: 5 P: 5	R: 0 H: 0 E: 0 LOB: 0 K: 0 BB: 0 S: 3 P: 3	R: 2 H: 2 E: 0 LOB: 1 K: 2 BB: 1 S: 9 P: 13	R: 0 H: 0 E: 0 LOB: 0 K: 0 BB: 0 S: 3 P: 3	R: 4 H: 5 E: 0 LOB: 2 K: 0 BB: 0 S: 7 P: 8	R: 1 H: 3 E: 0 LOB: 3 K: 2 BB: 0 S: 10 P: 11	R: 0 H: 1 E: 0 LOB: 1 K: 1 BB: 0 S: 6 P: 6	R: 1 H: 1 E: 0 LOB: 0 K: 1 BB: 0 S: 6 P: 6	1B: 8 SF: 1 2B: 3 SAC: 0 3B: 0 DP: 0 HR: 4 HBP: 2	WP: 1 PA: 44 PB: 0 SB: 0 CS: 0			
PITCHER	IP WLS BF H R ER SO BB IBB HBP BLK WP HR S P ERA WHIP												PITCHER	IP WLS BF H R ER SO BB IBB HBP BLK WP HR S P ERA WHIP
Tom Cheney, R (1, 1) ERA: 3.7	3.1 L 15 4 3 3 0 1 0 0 0 0 1 0 14 18 8.10 1.500													
Jim Duckworth, R (4, 1) ERA: 3.86	2.1 12 5 4 4 2 0 0 1 0 0 3 15 16 15.43 2.143													
Steve Ridzik, R (6, 1) ERA: 2.84	1.1 9 4 1 1 2 0 0 1 0 0 0 12 13 6.75 3.000													
Marshall Bridges, L (8, 1) ERA: 5.13	2.0 8 2 1 1 2 0 0 0 0 0 0 1 12 12 4.50 1.000													

Minnesota Twins @ Washington Senators
D.C. Stadium, Washington, DC
Sun Jun 14 1964, 3:38 AM EDT
Att. 40,359 - Unknown

AB	40
R	9
H	15
RBI	9
BB	1
SO	6
LOB	16



livebaseballscorecards.com

Batter	1	2	3	4	5	6	7	8	9	AB	R	H	RBI	BB	SO	LOB
Ed Brinkman, R (1, 6) OBP: 0.278, SLG: 0.357	0-0 5-3		0-0 FC5-4 1B		0-3 K			0-0 F8		4	0	1	0	0	1	0
John Kennedy, R (1, 5) OBP: 0.325, SLG: 0.422	0-3 K		0-0 SF9			0-0 G6-4-3 1B		0-0 BB 1B		3	1	2	1	0	1	0
Chuck Hinton, R (1, 7) OBP: 0.389, SLG: 0.523	0-0 F8		0-0 FC5-4			0-0 G6-4-3 1B		4-0 BB 1B		3	0	0	0	1	0	3
Bill Skowron, R (1, 3) OBP: 0.293, SLG: 0.455		0-0 5-3		0-0 4-3 1B		1-0 1B HBP		0-0 BB 1B		3	0	2	1	0	0	0
Don Lock, R (1, 9) OBP: 0.368, SLG: 0.417		0-0 G4-6-3 1B		0-0 4-3		0-0 FC6-4 1B		0-0 G5-4-3		4	0	2	0	0	0	3
Don Leppert, R (1, 2) OBP: 0.211, SLG: 0.170		0-0 G4-6-3		0-0 F8		0-0 FC6-4			0-0 F9	4	0	0	0	0	0	4
Ken Hunt, R (1, 8) OBP: 0.261, SLG: 0.254			0-0 1B BB SF9 1B	0-3 K		0-3 K		0-0 F9	4	1	1	0	0	2	1	
Chuck Cottier, R (1, 4) OBP: 0.281, SLG: 0.444			4-0 SF9 1B BB		0-0 P3		0-0 F9		0-0 2B	3	0	1	0	1	0	0
Tom Cheney, R (1, 1) OBP: 0.252, SLG: 0.250			0-3 K		0-3 K		0-0 F8		0-0 5-3	1	0	0	0	0	1	2
Jim Duckworth, R (4, 1) OBP: 0.286, SLG: 0.167										0	0	0	0	0	1	0
Steve Rizzo, R (6, 1) OBP: 0.375, SLG: 0.286										0	0	0	0	0	0	0
Don Zimmer, R (7, PH) OBP: 0.289, SLG: 0.440										1	0	0	0	0	0	0
Marshall Bridges, S (8, 1) OBP: 0.281, SLG: 0.342										0	0	0	0	0	0	0
Fred Valentine, S (9, PH)										1	0	0	0	0	0	1

Inning Stats	R: 0	H: 0	E: 0	K: 1	S: 5	R: 0	H: 1	E: 0	K: 0	S: 3	R: 1	H: 2	E: 0	K: 1	S: 7	R: 0	H: 1	E: 0	K: 1	S: 6	R: 0	H: 0	E: 0	K: 2	S: 7	R: 0	H: 2	E: 0	K: 0	S: 4	R: 0	H: 0	E: 0	K: 1	S: 5	R: 1	H: 2	E: 0	K: 0	S: 4	R: 0	H: 1	E: 0	K: 0	S: 4	R: 0	H: 1	E: 0	K: 0	S: 4	1B: 8	SF: 1	2B: 1	SAC: 0	3B: 0	DP: 3	HR: 0	HBP: 1	WP: 0	PA: 36
PITCHER Jim Kaat, L (1, 1) ERA: 3.09	IP	WLS	BF	H	R	ER	SO	BB	IBB	HBP	BLK	WP	HR	S	P	ERA	WHIP																																											

BOTTOM

Minnesota Twins @ Washington Senators
D.C. Stadium, Washington, DC
Sun Jun 14 1964, 3:38 AM EDT
Att. 40,359 - Unknown

livebaseballscorecards.com

AB	32
R	2
H	9
RBI	2
BB	2
SO	6
LOB	14



Batter	1	2	3	4	5	6	7	8	9	AB R H RBI BB SO LOB	TOP
Jim Piersall, R (1, 7) OBP: 0.415, SLG: 0.449	0-0 CS 1B		0-0 1-2 1B		0-0 F7			0-0 5-3		4 0 2 0 0 0 0	Los Angeles Angels @ Washington Senators D.C. Stadium, Washington, DC Mon Jun 15 1964, 7:05 PM EDT Att. 2,320 - Unknown livebaseballscorecards.com
Vic Power, R (1, 5) OBP: 0.259, SLG: 0.327	0-0 F8 1-2		0-0 F9			0-0 1B		0-0 F9		4 0 1 0 0 0 3	
Jim Fregosi, R (1, 6) OBP: 0.426, SLG: 0.628	4-0 BB		0-0 1-2 2-H 1B			0-0 P4			0-0 5-3	3 0 1 1 1 0 1	
Lou Clinton, R (1, 9) OBP: 0.298, SLG: 0.387	0-0 6-3		0-0 F6			0-0 F8			0-0 6-3	4 0 0 0 0 0 4	
Joe Adcock, R (1, 3) OBP: 0.353, SLG: 0.521		0-3 K		0-0 6-3		0-0 F2			0-0 HR	4 1 1 1 0 1 1	
Bob Perry, R (1, 8) OBP: 0.386, SLG: 0.476		0-0 F9		0-3 K			0-0 P6		0-0 1B	4 0 1 0 0 1 0 0 0 0 0 0 0 0	
Albie Pearson, L (9, PR) OBP: 0.306, SLG: 0.270											
Buck Rodgers, S (1, 2) OBP: 0.285, SLG: 0.264		0-0 F7		0-3 K			0-0 P6		0-0 4-3	4 0 0 0 0 1 1	
Bobby Knoop, R (1, 4) OBP: 0.300, SLG: 0.321			4-0 1B 1B BB		0-0 6-3		0-0 F8			2 1 0 0 1 0 0	
Dean Chance, R (1, 1) OBP: 0.115, SLG: 0.080			0-3 K		0-3 K			0-0 F7		2 0 0 0 0 2 1 0 0 0 0 0 0 0 1 0 0 0 0 0 0 0 0 0 0 0 0 0	
Willie Smith, L (7, 1) OBP: 0.226, SLG: 0.400											
Felix Torres, R (8, PH) OBP: 0.257, SLG: 0.403											
Bob Duliba, R (8, 1)											
Inning Stats	R: 0 H: 1 E: 0 LOB: 1 K: 0 BB: 1 S: 3 P: 7	R: 0 H: 0 E: 0 LOB: 0 K: 1 BB: 0 S: 5 P: 5	R: 1 H: 2 E: 0 LOB: 2 K: 1 BB: 1 S: 7 P: 11	R: 0 H: 0 E: 0 LOB: 0 K: 2 BB: 0 S: 7 P: 7	R: 0 H: 0 E: 0 LOB: 0 K: 1 BB: 0 S: 5 P: 5	R: 0 H: 1 E: 0 LOB: 1 K: 0 BB: 0 S: 4 P: 4	R: 0 H: 0 E: 0 LOB: 0 K: 0 BB: 0 S: 3 P: 3	R: 0 H: 0 E: 0 LOB: 0 K: 0 BB: 0 S: 3 P: 3	R: 1 H: 2 E: 0 LOB: 1 K: 0 BB: 0 S: 5 P: 5	1B: 5 SF: 0 2B: 0 SAC: 0 3B: 0 DP: 0 HR: 1 HBP: 0	WP: 0 PA: 34 PB: 0 SB: 0 CS: 1
PITCHER	IP WLS BF H R ER SO BB IBB HBP BLK WP HR S P ERA WHIP										
Don Rudolph, L (1, 1) ERA: 2.91	8.2 W 33 6 2 2 5 2 0 0 0 0 0 1 41 49 2.08 0.923										
Ron Kline, R (9, 1) ERA: 2.05	0.1 S 1 0 0 0 0 0 0 0 0 0 0 0 1 1 0.00 0.000										



Batter	1	2	3	4	5	6	7	8	9
Don Blasingame, L (1, 4) <small>OBP: 0.311, SLG: 0.320</small> Chuck Cottier, R (7, PH) <small>OBP: 0.277, SLG: 0.436</small> (8, 4)	0-0 G3			0-0 F8		0-0 4-3	0-3 K <small>1-2 2-3 3-H</small>		
John Kennedy, R (1, 5) <small>OBP: 0.328, SLG: 0.440</small>	0-3 K			0-0 G5-4-3 1B		0-0 HR		0-0 4-3	
Chuck Hinton, R (1, 7) <small>OBP: 0.383, SLG: 0.515</small>	0-0 6-3			0-0 G5-4-3 <small>1-2f</small>		0-0 F8		0-3 K	
Jim King, L (1, 9) <small>OBP: 0.342, SLG: 0.482</small>		0-0 F7			0-0 4-3		4-0 2B BB	0-0 1-3	
Dick Phillips, L (1, 3) <small>OBP: 0.321, SLG: 0.329</small>		0-0 P5			0-0 P6		0-0 4-3 1B 2B <small>1-H</small>		
Mike Brumley, L (1, 2) <small>OBP: 0.329, SLG: 0.301</small>		0-0 4-3			0-0 1B 1B		0-0 4-3 2-3		
Don Lock, R (1, 8) <small>OBP: 0.373, SLG: 0.418</small>			0-3 K		0-0 1B 1-2 1B		4-0 1B K BB		
Ed Brinkman, R (1, 6) <small>OBP: 0.279, SLG: 0.357</small>			0-0 F7		0-3 K		0-0 K BB 1B <small>1-3 3-H</small>		
Don Rudolph, L (1, 1) Ron Kline, R (9, 1)			0-0 4-3		0-0 1-3		4-0 K BB <small>1-2</small>		

Inning Stats	R: 0 E: 0 K: 1 S: 5	H: 0 LOB: 0 BB: 0 P: 5	R: 0 E: 0 K: 0 S: 3	H: 0 LOB: 0 BB: 0 P: 3	R: 0 E: 0 K: 1 S: 5	H: 0 LOB: 0 BB: 0 P: 5	R: 0 E: 0 K: 0 S: 3	H: 1 LOB: 0 BB: 0 P: 3	R: 0 E: 0 K: 1 S: 7	H: 2 LOB: 2 BB: 0 P: 7	R: 1 E: 0 K: 0 S: 4	H: 1 LOB: 0 BB: 0 P: 4	R: 2 E: 0 K: 1 S: 6	H: 2 LOB: 2 BB: 3 P: 18	R: 0 E: 0 K: 1 S: 5	H: 0 LOB: 0 BB: 0 P: 5
--------------	------------------------------	---------------------------------	------------------------------	---------------------------------	------------------------------	---------------------------------	------------------------------	---------------------------------	------------------------------	---------------------------------	------------------------------	---------------------------------	------------------------------	----------------------------------	------------------------------	---------------------------------

PITCHER	IP	WLS	BF	H	R	ER	SO	BB	IBB	HBP	BLK	WP	HR	S	P	ERA	WHIP
Dean Chance, R (1, 1) <small>ERA: 2.16</small>	6.1	L	26	6	3	3	3	2	0	0	0	0	1	30	38	4.26	1.263
Willie Smith, L (7, 1) <small>ERA: 2.84</small>	0.2		2	0	0	0	1	1	0	0	0	0	0	3	7	0.00	1.500
Bob Duliba, R (8, 1) <small>ERA: 2.54</small>	1.0		3	0	0	0	1	0	0	0	0	0	0	5	5	0.00	0.000

BOTTOM	
AB 28 R 3 H 6 RBI 3 BB 3 SO 5 LOB 7	PA: 31 WP: 0 PB: 0 SB: 0 CS: 0

Los Angeles Angels @ Washington Senators
 D.C. Stadium, Washington, DC
 Mon Jun 15 1964, 7:05 PM EDT
 Att. 2,320 - Unknown



PITCHER	IP	WLS	BF	H	R	ER	SO	BB	IBB	HBP	BLK	WP	HR	S	P	ERA	WHIP
---------	----	-----	----	---	---	----	----	----	-----	-----	-----	----	----	---	---	-----	------

Batter	1	2	3	4	5	6	7	8	9	10	AB R H RBI BB SO LOB	TOP												
Jim Piersall, R (1, 8) OBP: 0.397, SLG: 0.426	0-0 1B 1B	0-0 P3		0-0 F8			0-0 F9		0-3 K		5 1 1 0 0 1 1													
Vic Power, R (1, 3) OBP: 0.254, SLG: 0.316	0-0 1B 1-2 1B	0-0 5-3		0-3 K			0-0 P6		0-0 P4		5 1 1 0 0 1 1													
Jim Fregosi, R (1, 6) OBP: 0.425, SLG: 0.618	0-0 1B 1-3 2-H 1B		4-0 FC4-6 BB		0-0 F7		0-0 F8		0-0 P3		4 1 1 1 1 0 1													
Willie Smith, L (1, 9) OBP: 0.250, SLG: 0.382	0-0 1B 1-3 3-H 1B		0-0 FC4-6 1B 1-2f 1B		0-0 P6			4-0 1B G4-6-3 BB	0-0 L1 HR		4 3 1 1 1 0 1													
Ed Kirkpatrick, L (1, 7) OBP: 0.337, SLG: 0.389	0-0 SF7		0-0 1B 1-3 1B		0-0 F9			0-0 1B 1-3 G4-6-3 1B	0-0 HR 1-H		4 1 3 3 0 0 0													
Buck Rodgers, S (1, 2) OBP: 0.293, SLG: 0.262	0-0 F7		0-0 1B 1-2 3-H 1B		0-0 4-3			0-0 G4-6-3	0-0 F8		5 0 1 1 0 0 2													
Joe Koppe, R (1, 5) OBP: 0.352, SLG: 0.326	4-0 1B 1-2 BB		0-3 K		0-0 6-3			0-0 5-3			3 0 0 0 1 1 2													
Bobby Knoop, R (1, 4) OBP: 0.295, SLG: 0.315	0-3 K		0-0 5-3		0-0 P4				0-0 4-3		4 0 0 0 0 1 4													
Bob Meyer, R Don Lee, R Albie Pearson, L Ken McBride, R Dan Osnick, R Larry Green, L Bob Duffie, R Joe Adcock, R Bob Lee, R		0-0 F2		0-3 K			0-0 1B		0-0 F8		0 0 0 0 0 0 0 1 0 0 0 0 0 0 1 0 0 0 0 0 1 0 0 0 0 0 0 0 1 0 0 1 0 0 0 0 0 0 0 0 0 0 1 0 0 0 0 0 0 1 0 0 0 0 0 0 0 0 0 0 0 0 0													
Inning Stats	R: 3 E: 0 K: 1 S: 9	H: 4 LOB: 2 BB: 1 P: 13	R: 0 E: 0 K: 0 S: 3	H: 0 LOB: 0 BB: 0 P: 3	R: 1 E: 0 K: 1 S: 7	H: 2 LOB: 2 BB: 1 P: 11	R: 0 E: 0 K: 2 S: 7	H: 0 LOB: 0 BB: 0 P: 7	R: 0 E: 0 K: 0 S: 3	H: 0 LOB: 0 BB: 0 P: 3	R: 0 E: 0 K: 0 S: 3	H: 1 LOB: 1 BB: 0 P: 4	R: 1 E: 0 K: 0 S: 3	H: 1 LOB: 0 BB: 1 P: 7	R: 0 E: 0 K: 1 S: 5	H: 0 LOB: 0 BB: 0 P: 5	R: 2 E: 1 K: 0 S: 5	H: 1 LOB: 0 BB: 0 P: 5	1B: 8 2B: 0 3B: 0 HR: 1	SF: 1 SAC: 0 DP: 1 HBP: 0	WP: 0 PB: 0 SB: 0 CS: 0	PA: 42		
PITCHER	IP WLS BF H R ER SO BB IBB HBP BLK WP HR S P ERA WHIP																							
Bennie Daniels, R (1, 1) ERA: 4.23	0.0																							
Alan Koch, R (1, 1) ERA: 4.56	8.0	30	4	2	2	4	3	0	0	0	0	0	0	35	47	2.25	0.875							
Ron Kline, R (9, 1) ERA: 1.93	2.0	L 8	1	2	0	1	0	0	0	0	0	1	10	10	0.00	0.500								

livebaseballscores.com

AB	38
R	7
H	9
RBI	6
BB	3
SO	5
LOB	12



Los Angeles Angels @ Washington Senators

D.C. Stadium, Washington, DC

Tue Jun 16 1964, 7:05 PM EDT

Att. 5,344 - Unknown

livebaseballscorecards.com

AB 35
R 5
H 8
RBI 4
BB 10
SO 7
LOB 17



WP: 0 PA: 46
PB: 0
SB: 1
CS: 0

PITCHER
Bob Meyer, L (1, 1) IP: 0.1 WLS: 4 BF: 1 H: 1 R: 1 ER: 1 SO: 2 BB: 2 IBB: 0 HBP: 0 BLK: 0 WP: 1 HR: 2 S: 10 P: 10 ERA: 27.00 WHIP: 9.000
Don Lee, R (1, 1) IP: 2.2 WLS: 12 BF: 4 H: 1 R: 1 ER: 1 SO: 2 BB: 2 IBB: 0 HBP: 0 BLK: 0 WP: 0 HR: 14 S: 22 P: 22 ERA: 3.38 WHIP: 2.250
Ken McBride, R (4, 1) IP: 0.1 WLS: 5 BF: 1 H: 3 R: 2 ER: 0 SO: 3 BB: 0 IBB: 0 HBP: 0 BLK: 0 WP: 0 HR: 2 S: 14 P: 14 ERA: 54.00 WHIP: 12.000
Dan Osinski, R (4, 1) IP: 2.2 WLS: 10 BF: 1 H: 0 R: 0 ER: 0 SO: 4 BB: 1 IBB: 0 HBP: 0 BLK: 0 WP: 0 HR: 17 S: 21 P: 21 ERA: 0.00 WHIP: 0.750
Bob Duliba, R (7, 1) IP: 2.0 WLS: 8 BF: 1 H: 0 R: 0 ER: 0 SO: 1 BB: 0 IBB: 0 HBP: 0 BLK: 0 WP: 0 HR: 7 S: 11 P: 11 ERA: 0.00 WHIP: 1.000

Bob Lee, R (9, 1) IP: 2.0 WLS: 7 BF: 0 H: 0 R: 0 ER: 0 SO: 1 BB: 1 IBB: 0 HBP: 1 BLK: 0 WP: 0 HR: 0 S: 12 P: 12 ERA: 0.00 WHIP: 0.500

Batter	1	2	3	4	5	6	7	8	9	10	AB	R	H	RBI	BB	SO	LOB				
Ed Brinkman, R (1, 6) OBP: 0.287, SLG: 0.364	5-3	2-H 1B		FC5 BB	F7			2B		F8	5	1	2	0	1	0	2				
John Kennedy, R (1, 5) OBP: 0.335, SLG: 0.454	HR		6-3	FC5 BB 1-2 2-3			K	BB			3	1	1	1	2	1	0				
Chuck Hinton, R (1, 7) OBP: 0.387, SLG: 0.512	BB		2B 1B	E BB			K	F9			3	2	1	1	2	1	2				
Bill Skowron, R (1, 3) OBP: 0.296, SLG: 0.455	BB		2B	FC5			K				4	0	1	1	1	1	1				
Don Lock, R (1, 9) OBP: 0.369, SLG: 0.407	K		K	K			6-3	G5-3 HBP BB			4	0	0	0	1	3	5				
Ken Hunt, R (1, 8) OBP: 0.257, SLG: 0.250 Fred Valentine, S (3, PH) OBP: 0.290, SLG: 0.333	4-3		1B BB	P4			4-3	1-2 HBP			1	0	0	0	0	0	2				
Mike Brumley, L (1, 2) OBP: 0.331, SLG: 0.304		1-3	1B	S 1B			4-3	G5-3			5	0	2	1	0	0	2				
Chuck Cottier, R (1, 4) OBP: 0.294, SLG: 0.429 Don Blasingame, L (8, PH) OBP: 0.308, SLG: 0.317		1B BB		P5				L5			1	0	0	0	2	0	0				
Bennie Daniels, L (1, 1) OBP: 0.174, SLG: 0.238 Alan Koch, R (1, 1) OBP: 0.214, SLG: 0.357 Dick Phillips, L (8, PH) OBP: 0.318, SLG: 0.324 Ron Kline, R (9, 1) OBP: 0.318, SLG: 0.324 Don Zimmer, R (10, PH) OBP: 0.288, SLG: 0.437		1-3		F5				1-3			0	0	0	0	0	0	0				
											3	1	1	0	0	0	3				
											1	0	0	0	0	0	0				
											0	0	0	0	0	0	0				
											1	0	0	0	0	0	0				
Inning Stats	R: 1 E: 0 K: 1 S: 6	H: 1 LOB: 2 BB: 2 P: 14	R: 0 E: 0 K: 0 S: 3	H: 1 LOB: 1 BB: 1 P: 7	R: 1 E: 0 K: 1 S: 7	H: 3 LOB: 2 BB: 1 P: 11	R: 3 E: 1 K: 1 S: 6	H: 1 LOB: 2 BB: 3 P: 18	R: 0 E: 0 K: 3 S: 9	H: 0 LOB: 0 BB: 0 P: 9	R: 0 E: 0 K: 0 S: 3	H: 0 LOB: 0 BB: 0 P: 3	R: 0 E: 0 K: 0 S: 4	H: 1 LOB: 2 BB: 1 P: 8	R: 0 E: 0 K: 0 S: 2	H: 0 LOB: 1 BB: 1 P: 7	R: 0 E: 0 K: 1 S: 5	H: 0 LOB: 0 BB: 0 P: 5	1B: 4 2B: 3 3B: 0 HR: 1	SF: 0 SAC: 0 DP: 1 HBP: 1	WP: 0 PB: 0 SB: 1 CS: 0

BOTTOM

Batter	1	2	3	4	5	6	7	8	9	AB R H RBI BB SO LOB	TOP		
Lenny Green, L OBP: 0.258, SLG: 0.115 (1, 8) X	0-0 P4		0-0 F8		0-0 1B	0-0 6-3			0-0 E3 SH1-4 6-3	5 1 1 0 0 0 1	Los Angeles Angels @ Washington Senators D.C. Stadium, Washington, DC Wed Jun 17 1964, 7:05 PM EDT Att. 5,538 - Unknown livebaseballscorecards.com		
Vic Power, R OBP: 0.238, SLG: 0.300 (1, 5) X	0-0 5-3		0-0 5-3		0-0 SF9		0-0 4-3	0-0 SH1-4	3 0 0 1 0 0 0				
Jim Fregosi, R OBP: 0.425, SLG: 0.609 (1, 6) B B B	4-0 WP 2B BB		0-0 F8		0-0 F8		0-0 1B	0-0 6-3	4 1 1 1 1 0 2				
Willie Smith, L OBP: 0.244, SLG: 0.385 (1, 9) X	0-0 1-H 2B		0-0 F7		0-3 K		0-0 F7	0-0 4-3	5 0 1 1 0 1 3				
Joe Adcock, R OBP: 0.354, SLG: 0.514 (1, 3) B B B	4-0 BB		0-0 P6		0-0 2B SF8 1B		0-0 F2		3 1 1 0 1 0 1				
Ed Kirkpatrick, L OBP: 0.340, SLG: 0.404 (1, 7) S S S	0-3 K		0-0 2B		0-0 SF8 SH 2B		0-0 1-3		4 1 2 0 0 1 2				
Buck Rodgers, S OBP: 0.288, SLG: 0.259 (1, 2) X		0-0 3-1		0-0 F8		0-0 SF8		0-0 F7	3 0 0 1 0 0 1				
Bobby Knoop, R OBP: 0.300, SLG: 0.316 (1, 4) X		0-0 P4		4-0 1B SF9 BB		0-0 SH WP		0-0 1B	2 1 1 1 1 0 0				
Bo Belinsky, L OBP: 0.136, SLG: 0.143 Bob Lee, R Bob Duliba, R		0-0 4-3		0-0 SF9 1B 1-2 1B		0-0 F8		0-0 F8	4 0 1 0 0 0 2 0 0 0 0 0 0 0 0 0 0 0 0 0 0				
Inning Stats	R: 1 H: 1 E: 0 LOB: 2 K: 1 BB: 2 S: 6 P: 14	R: 0 H: 0 E: 0 LOB: 0 K: 0 BB: 0 S: 3 P: 3	R: 0 H: 0 E: 0 LOB: 0 K: 0 BB: 0 S: 3 P: 3	R: 0 H: 1 E: 0 LOB: 1 K: 0 BB: 0 S: 4 P: 4	R: 1 H: 2 E: 0 LOB: 2 K: 1 BB: 1 S: 7 P: 11	R: 2 H: 2 E: 0 LOB: 1 K: 0 BB: 0 S: 6 P: 6	R: 0 H: 1 E: 0 LOB: 1 K: 0 BB: 0 S: 4 P: 4	R: 0 H: 1 E: 0 LOB: 1 K: 0 BB: 0 S: 4 P: 4	R: 1 H: 0 E: 1 LOB: 0 K: 0 BB: 0 S: 4 P: 4	1B: 5 SF: 2 2B: 3 SAC: 2 3B: 0 DP: 0 HR: 0 HBP: 0	WP: 2 PA: 40 PB: 0 SB: 0 CS: 0		
PITCHER	IP WLS BF H R ER SO BB IBB HBP BLK WP HR S P ERA WHIP											PITCHER	IP WLS BF H R ER SO BB IBB HBP BLK WP HR S P ERA WHIP
Buster Narum, R ERA: 4.24 (1, 1)	5.1 L 26 6 4 4 2 3 0 0 0 1 0 27 39 6.75 1.688												
Jim Hannan, R ERA: 3.35 (6, 1)	2.2 10 2 0 0 0 0 0 0 0 1 0 10 10 0.00 0.750												
Jim Duckworth, R ERA: 3.73 (9, 1)	1.0 4 0 1 0 0 0 0 0 0 0 0 4 4 0.00 0.000												



Batter	1	2	3	4	5	6	7	8	9	AB	R	H	RBI	BB	SO	LOB
Ed Brinkman, R OBP: 0.291, SLG: 0.380 (1, 6)	0-0 F9 1B		0-0 L6-3 1B		0-3 K			0-0 1B 3B		4	1	2	0	0	1	2
John Kennedy, R OBP: 0.333, SLG: 0.449 (1, 5)	0-3 K		0-0 L6-3 1-2		0-0 G4-3 1-2f			0-0 1-3 1B 3-H		4	0	1	1	0	1	3
Chuck Hinton, R OBP: 0.381, SLG: 0.504 (1, 7)	0-0 6-3		0-0 4-3				0-0 P3	0-0 1-3 1-2		4	0	0	0	0	0	1
Bill Skowron, R OBP: 0.300, SLG: 0.454 (1, 3)		4-0 HR BB		0-0 WP 1B		0-0 F7	0-0 F9	0-0 6-3		3	1	1	0	1	0	1
Don Lock, R OBP: 0.371, SLG: 0.424 (1, 9)		0-0 HR		0-0 F7 1-2		0-0 F9		4-0 1-3 BB BB		3	1	1	2	1	0	1
Ken Hunt, R OBP: 0.247, SLG: 0.238 (1, 8)		0-3 K		0-3 K			0-0 F9	4-0 PO 1-3 BB		3	0	0	0	0	2	1
Jim King, L OBP: 0.345, SLG: 0.482 (9, PH)										0	0	0	0	1	0	0
Fred Valentine, S OBP: 0.290, SLG: 0.333 (9, PR)										0	0	0	0	0	0	0
Mike Brumley, L OBP: 0.335, SLG: 0.300 (1, 2)		4-0 FC1-4 BB		0-0 F5			4-0 G4-3 BB	0-0 F8		2	0	0	0	2	0	3
Chuck Cottier, R OBP: 0.296, SLG: 0.424 (1, 4)		0-0 FC1-4		0-0 E7 1B 1B			0-0 G4-3 1-2f	0-0 1-3 1-2 2-3		3	0	1	0	0	0	2
Dick Phillips, L OBP: 0.314, SLG: 0.320 (9, PH)										1	0	0	0	0	0	2
Buster Narum, R OBP: 0.040, SLG: 0.040 (1, 1)		0-3 K		0-0 G4-3 1B				0-0 P4		2	0	1	0	0	1	1
Jim Hannan, R OBP: 0.300, SLG: 0.333 (6, 1)										0	0	0	0	0	0	0
Don Zimmer, R OBP: 0.287, SLG: 0.434 (8, PH)										1	0	0	0	0	0	0
Jim Duckworth, R OBP: 0.286, SLG: 0.167 (9, 1)										0	0	0	0	0	0	0

Inning Stats	R: 0	H: 0	E: 0	K: 1	S: 5	R: 2	H: 1	E: 0	K: 2	S: 8	R: 0	H: 1	E: 0	K: 0	S: 3	R: 0	H: 1	E: 0	K: 1	S: 6	R: 0	H: 2	E: 1	K: 1	S: 6	R: 0	H: 0	E: 0	K: 0	S: 3	R: 0	H: 0	E: 0	K: 0	S: 2	R: 1	H: 2	E: 0	K: 0	S: 5	R: 0	H: 0	E: 0	K: 0	S: 2	R: 0	H: 0	E: 0	K: 0	S: 2	R: 0	H: 0	E: 0	K: 0	S: 2	R: 0	H: 0	E: 0	K: 0	S: 2	1B: 5	SF: 0	2B: 1	SAC: 0	3B: 1	DP: 3	HR: 1	HBP: 0	WP: 1	PA: 36
--------------	------	------	------	------	------	------	------	------	------	------	------	------	------	------	------	------	------	------	------	------	------	------	------	------	------	------	------	------	------	------	------	------	------	------	------	------	------	------	------	------	------	------	------	------	------	------	------	------	------	------	------	------	------	------	------	------	------	------	------	------	-------	-------	-------	--------	-------	-------	-------	--------	-------	--------

PITCHER	IP	WLS	BF	H	R	ER	SO	BB	IBB	HBP	BLK	WP	HR	S	P	ERA	WHIP
Bo Belinsky, L ERA: 3.38 (1, 1)	7.1		29	7	3	3	5	3	0	0	0	1	1	36	48	3.68	1.364
Bob Lee, R ERA: 2.19 (8, 1)	0.2		4	0	0	0	0	2	0	0	0	0	0	2	10	0.00	3.000
Bob Duliba, R ERA: 2.3 (9, 1)	1.0	S	2	0	0	0	0	0	0	0	0	0	0	2	2	0.00	0.000

BOTTOM

Los Angeles Angels @ Washington Senators
D.C. Stadium, Washington, DC
Wed Jun 17 1964, 7:05 PM EDT
Att. 5,538 - Unknown

livebaseballscores.com

AB	30
R	3
H	7
RBI	3
BB	5
SO	5
LOB	17



Batter	1	2	3	4	5	6	7	8	9	AB R H RBI BB SO LOB	TOP																										
Don Blasingame, L (1, 4) OBP: 0.315, SLG: 0.326	0-0 2B	4-0 BB			0-0 G2-3 BB 1B		0-0 F7		0-0 F5	4 2 2 0 1 0 2																											
John Kennedy, R (1, 5) OBP: 0.335, SLG: 0.448	0-3 K	0-0 F8			0-0 F3		0-0 1B		0-0 E7 1B	5 0 2 1 0 1 4																											
Chuck Hinton, R (1, 7) OBP: 0.385, SLG: 0.506	0-0 1B 2B				4-0 G2-3 1-2 BB		0-3 K		4-0 BB	3 1 1 1 2 2 1																											
Jim King, L (1, 9) OBP: 0.347, SLG: 0.474	4-0 1B FC8-2 BB				0-0 G2-3		0-0 P5		0-0 P6	3 0 0 1 2 0 5																											
Dick Phillips, L (1, 3) OBP: 0.308, SLG: 0.313	0-0 1-3 2-H 1B				0-0 4-3 BB		0-0 P4		0-3 K	5 0 1 1 0 1 5																											
Mike Brumley, L (1, 2) OBP: 0.333, SLG: 0.305	0-0 FC8-2				0-0 4-3		0-0 1B 2B		0-3 K	4 0 1 0 0 1 3																											
Don Lock, R (1, 8) OBP: 0.364, SLG: 0.414					0-0 1-3		0-0 P4		0-3 K	4 0 0 0 0 2 1																											
Ed Brinkman, R (1, 6) OBP: 0.296, SLG: 0.388					0-0 L6		0-0 P6		0-0 1B E 2B	4 1 2 0 0 0 1																											
Bennie Daniels, L (1, 1) OBP: 0.200, SLG: 0.261					0-0 SH1-3		0-0 1B		0-0 E 1B	2 0 1 0 0 1 0																											
Steve Ridzik, R (6, 1) OBP: 0.375, SLG: 0.286					0-3 K		2-H 1B		2-3 1B	0 0 0 0 0 0 0																											
Don Zimmer, R (9, PH) OBP: 0.291, SLG: 0.438										1 0 1 0 0 0 0																											
Chuck Cottier, R (9, PR) OBP: 0.296, SLG: 0.424										0 0 0 0 0 0 0																											
Inning Stats	R: 2 E: 0 K: 1 S: 7	H: 3 LOB: 1 BB: 1 P: 11	R: 0 E: 0 K: 1 S: 6	H: 1 LOB: 2 BB: 1 P: 10	R: 0 E: 0 K: 1 S: 5	H: 0 LOB: 1 BB: 1 P: 9	R: 0 E: 0 K: 1 S: 5	H: 0 LOB: 0 BB: 0 P: 5	R: 1 E: 0 K: 0 S: 4	H: 1 LOB: 1 BB: 1 P: 8	R: 0 E: 0 K: 0 S: 4	H: 2 LOB: 2 BB: 0 P: 4	R: 0 E: 0 K: 1 S: 6	H: 1 LOB: 1 BB: 0 P: 6	R: 0 E: 0 K: 3 S: 9	H: 0 LOB: 0 BB: 0 P: 9	R: 1 E: 1 K: 0 S: 6	H: 3 LOB: 3 BB: 1 P: 10	1B: 7 2B: 5 3B: 0 HR: 0	SF: 0 SAC: 1 DP: 1 HBP: 0	WP: 0 PB: 0 SB: 0 CS: 0	PA: 41															
PITCHER	IP WLS BF H R ER SO BB IBB HBP BLK WP HR S P ERA WHIP																																				
Moe Drabowsky, R (1, 1) ERA: 6.31	1.2		10	4	2	2	2	2	0	0	0	0	0	12	20	10.80	3.600																				
Jose Santiago, R (2, 1) ERA: 2.79	3.1		13	1	1	1	2	2	0	0	0	0	0	15	23	2.70	0.900																				
Wes Stock, R (6, 1) ERA: 3.76	3.0	W	12	4	1	1	4	0	0	0	0	0	0	20	20	3.00	1.333																				
John Wyatt, R (9, 1) ERA: 2.3	1.0	S	6	2	0	0	0	1	0	0	0	0	0	5	9	0.00	3.000																				

Washington Senators @ Kansas City Athletics
Municipal Stadium, Kansas City, MO
Fri Jun 19 1964, 8:05 PM EDT
Att. 7,975 - Unknown

livebaseballscorecards.com

AB	35
R	4
H	11
RBI	4
BB	5
SO	8
LOB	22



Batter	1	2	3	4	5	6	7	8	9
Wayne Causey, L (1, 6) OBP: 0.408, SLG: 0.413	0-0 4-3		0-0 4-3		0-0 6-3		0-0 1-3		
Dick Green, R (1, 4) OBP: 0.257, SLG: 0.333	0-3 K		0-0 F8			0-0 SH2-4 HR 1B	0-3 K		
Ed Charles, R (1, 5) OBP: 0.352, SLG: 0.405	0-0 P6		0-0 5-3			0-0 SH2-4 1-2	0-0 F7		
Rocky Colavito, R (1, 9) OBP: 0.375, SLG: 0.529		0-0 P4		0-0 BB 1B		0-0 HR 2-H	0-0 F8		
Jim Gentile, L (1, 3) OBP: 0.419, SLG: 0.562		4-0 HR BB		4-0 G4-6-3 BB 1-2		4-0 HBP 1B BB	0-0 G4-6-3 1B		
Billy Bryan, L (1, 2) OBP: 0.383, SLG: 0.722		0-0 HR 1-H		0-0 F9		0-0 F5	0-0 G4-6-3 1-2f		
Manny Jimenez, L (1, 7) OBP: 0.268, SLG: 0.492		0-0 3-1		0-0 G4-6-3 1-2f		0-0 1B HBP 1-2 1B			
Jose Tartabull, L (6, PR) OBP: 0.167, SLG: 0.222									
Nelson Mathews, R (1, 8) OBP: 0.300, SLG: 0.349		0-0 2B			0-0 F8	1-0 1B 1-2 2-3 HBP			
Moe Drabowsky, R (1, 1) OBP: 0.045, SLG: 0.045		0-0 4-3			0-0 P3	0-0 1B 1-3 2-3 3-H			
Jose Santiago, R (2, 1)									
Rick Joseph, R (5, PH)									
Wes Stock, R (6, 1) OBP: 0.200, SLG: 0.200									
John Wyatt, R (9, 1)									

AB	R	H	RBI	BB	SO	LOB
4	0	0	0	0	0	0
4	1	1	0	0	2	0
3	0	0	0	0	0	0
4	1	2	2	0	0	0
1	2	1	0	3	0	0
4	1	1	2	0	0	4
3	0	1	0	0	0	2
0	0	0	0	0	0	0
2	0	1	0	0	0	0
0	0	0	0	0	0	0
1	0	0	0	0	0	1
1	0	0	0	0	0	0
1	0	1	1	0	0	0
0	0	0	0	0	0	0
1B: 5	SF: 0	2B: 1	SAC: 1	3B: 0	DP: 2	HR: 2
	HBP: 1					

BOTTOM

Washington Senators @ Kansas City Athletics
Municipal Stadium, Kansas City, MO
Fri Jun 19 1964, 8:05 PM EDT
Att. 7,975 - Unknown

livebaseballscorecards.com

AB	28
R	5
H	8
RBI	5
BB	3
SO	2
LOB	7




Inning Stats	R	H	E	K	S	WLS	BF	H	R	ER	SO	BB	IBB	HBP	BLK	WP	HR	S	P	ERA	WHIP
PITCHER Bennie Daniels, R (1, 1) ERA: 4.54	0	0	0	1	5	L	23	5	5	5	1	3	0	0	0	0	2	22	34	8.44	1.500
Steve Ridzik, R (6, 1) ERA: 2.66	0	0	0	0	3		10	3	0	0	1	0	0	1	0	0	0	11	12	0.00	1.125

WP	PA	ERA	WHIP
0	33		
0			
0			

Batter	1	2	3	4	5	6	7	8	9	AB	R	H	RBI	BB	SO	LOB	BOTTOM			
Wayne Causey, L (1, 6) OBP: 0.406, SLG: 0.415	0-0 1B FC5-4 2B	0-0 F8	0-3 K			0-0 F8				4	1	1	0	0	1	2	Washington Senators @ Kansas City Athletics Municipal Stadium, Kansas City, MO Sat Jun 20 1964, 8:05 PM EDT Att. 25,182 - Unknown			
Dick Green, R (1, 4) OBP: 0.257, SLG: 0.332	0-0 FC5-4 2-3 1B	0-3 K			0-0 F9	0-3 K				4	0	1	0	0	2	0				
Ed Charles, R (1, 5) OBP: 0.355, SLG: 0.409	0-0 FC5-4 1-2f 3-H 1B SF9	0-0 6-3			0-0 2B		4-0 G3 5-3 BB			3	1	1	1	1	0	1				
Rocky Colavito, R (1, 9) OBP: 0.377, SLG: 0.533	0-0 SF9 1-2 HR 1B		0-0 E BLK 2B	0-0 F7		0-0 1-2 5-3				4	2	2	0	0	0	2				
Jim Gentile, L (1, 3) OBP: 0.421, SLG: 0.555	4-0 SF9 1-2 2-3 HR BB		4-0 BLK E 1B BB	0-3 K		0-0 2-3 G3				2	2	0	0	2	1	2				
Billy Bryan, L (1, 2) OBP: 0.365, SLG: 0.696	0-0 SF9		0-0 E4 1B BLK		0-0 F5		0-3 K			2	0	0	1	0	0	2				
Doc Edwards, R (6, 2) OBP: 0.245, SLG: 0.262										1	0	0	0	0	1	1				
Manny Jimenez, L (1, 7) OBP: 0.270, SLG: 0.478	4-0 HR BB		0-0 P6 1-2 2-3 3-H		0-0 6-3		0-0 4-3			2	1	0	0	1	0	2				
Jose Tartabull, L (8, 7) OBP: 0.158, SLG: 0.211										1	0	0	0	0	0	0				
Nelson Mathews, R (1, 8) OBP: 0.303, SLG: 0.361	0-0 1-H 2-H 3-H HR		4-0 1B IBB		0-0 F5		0-3 K			3	1	1	4	1	1	0				
Diego Segui, R (1, 1) OBP: 0.243, SLG: 0.314	0-3 K		0-0 1-2 2-3 3-H 1B			0-3 K		0-3 K		4	0	1	1	0	3	0				
Inning Stats	R: 6 E: 0 K: 1 S: 9	H: 4 LOB: 0 BB: 2 P: 17	R: 0 E: 0 K: 1 S: 5	H: 0 LOB: 0 BB: 0 P: 5	R: 2 E: 1 K: 1 S: 7	H: 2 LOB: 2 BB: 2 P: 15	R: 0 E: 0 K: 1 S: 6	H: 1 LOB: 1 BB: 0 P: 6	R: 0 E: 0 K: 0 S: 3	H: 0 LOB: 0 BB: 0 P: 3	R: 0 E: 0 K: 2 S: 7	H: 0 LOB: 0 BB: 0 P: 7	R: 0 E: 0 K: 1 S: 5	H: 0 LOB: 1 BB: 1 P: 9	R: 0 E: 0 K: 2 S: 7	H: 0 LOB: 0 BB: 0 P: 7	1B: 3 2B: 3 3B: 0 HR: 1	SF: 1 SAC: 0 DP: 0 HBP: 0	WP: 0 PB: 0 SB: 0 CS: 0	PA: 36
PITCHER	IP WLS BF H R ER SO BB IBB HBP BLK WP HR S P ERA WHIP																			
Jim Hannan, R (1, 1) ERA: 4.2	0.1 L 5 3 4 4 0 0 1 0 0 0 0 0 4 8 108.00 12.000																			
Marshall Bridges, L (1, 1) ERA: 5.7	3.2 18 4 4 4 4 2 1 0 1 0 1 23 35 9.82 1.636																			
Jim Duckworth, R (5, 1) ERA: 3.41	3.0 10 0 0 0 3 1 0 0 0 0 0 15 19 0.00 0.333																			
Steve Ridzik, R (8, 1) ERA: 2.59	1.0 3 0 0 0 2 0 0 0 0 0 0 7 7 0.00 0.000																			

livebaseballscorecards.com

AB	30
R	8
H	7
RBI	7
BB	5
SO	9
LOB	12



Batter	1	2	3	4	5	6	7	8	9	AB R H RBI BB SO LOB	TOP											
Don Blasingame, L (1, 4) OBP: 0.319, SLG: 0.328	0-0 4-3	0-0 F5		BB 4-0 S 2B BB		0-3 K		0-0 S E 2B	0-0 BB BB WP 1B	5 3 2 0 1 1 1	Washington Senators @ Kansas City Athletics Municipal Stadium, Kansas City, MO Sun Jun 21 1964, 4:33 AM EDT Unknown											
Chuck Hinton, R (1, 7) OBP: 0.387, SLG: 0.508 Ken Hunt, R (8, 7) OBP: 0.243, SLG: 0.234	0-3 K		0-0 2B 1B	1-H 2B 2B		0-0 1B 1B		0-0 6-3	0-0 P3	5 2 3 1 0 1 1 1 0 0 0 0 0 1												
Jim King, L (1, 9) OBP: 0.365, SLG: 0.494 Fred Valentine, S (8, 9) OBP: 0.302, SLG: 0.337	0-0 BB BB BLK 1B		0-0 1B 2B	1-H 2B		0-0 1B 1B		1-0 S S HBP	4-0 WP BB BB	4 3 4 2 0 0 0 0 0 0 0 1 0 0												
Bill Skowron, R (1, 3) OBP: 0.306, SLG: 0.465 Dick Phillips, L (8, PR) OBP: 0.312, SLG: 0.309	4-0 BLK BB 1-2 BB		0-0 HR 1B	2-H 2B		0-3 K		0-0 1-3	0-0 1-H 2-H HR 1B	4-0 WP BB BB		4 1 2 1 1 1 3 0 1 0 0 1 0 0										
Don Lock, R (1, 8) OBP: 0.372, SLG: 0.446	4-0 BLK BB 1-2 2-3		0-0 HR 1B	1-H 6-3		0-0 6-3		0-0 1-H HR	0-3 K	5 2 2 4 1 1 3												
Mike Brumley, L (1, 2) OBP: 0.328, SLG: 0.292	0-0 F8		0-0 4-3			4-0 CS BB		0-3 K	4-0 CS 1B BB	3 0 0 0 2 1 2												
Don Zimmer, R (1, 5) OBP: 0.298, SLG: 0.465 John Kennedy, R (8, PR) OBP: 0.329, SLG: 0.440		0-0 6-3 2B	0-0 F8			0-0 5-3		0-0 HR	0-0 1-2 1B	5 1 3 1 0 0 1 0 0 0 0 0 0 0												
Ed Brinkman, R (1, 6) OBP: 0.289, SLG: 0.376		0-0 6-3	0-0 5-3			0-0 P2		0-0 1B	0-3 K	5 0 1 0 0 1 3												
Buster Narum, R (1, 1) OBP: 0.033, SLG: 0.033		0-3 K		0-0 5-3		0-3 K		0-3 K	0-0 F8	5 0 0 0 0 3 2												
Inning Stats	R: 1 E: 0 K: 1 S: 6	H: 1 LOB: 2 BB: 2 P: 14	R: 0 E: 0 K: 1 S: 6	H: 1 LOB: 1 BB: 0 P: 6	R: 4 E: 0 K: 0 S: 7	H: 4 LOB: 0 BB: 0 P: 7	R: 2 E: 0 K: 1 S: 7	H: 2 LOB: 1 BB: 1 P: 11	R: 0 E: 0 K: 0 S: 2	H: 0 LOB: 0 BB: 1 P: 6		R: 0 E: 0 K: 2 S: 9	H: 2 LOB: 2 BB: 0 P: 9	R: 1 E: 0 K: 2 S: 9	H: 2 LOB: 1 BB: 0 P: 9	R: 4 E: 0 K: 1 S: 8	H: 4 LOB: 2 BB: 1 P: 13	R: 1 E: 0 K: 1 S: 6	H: 1 LOB: 2 BB: 2 P: 14	1B: 9 2B: 6 3B: 0 HR: 3	SF: 0 SAC: 0 DP: 1 HBP: 1	WP: 1 PB: 0 SB: 4 CS: 2
PITCHER	IP WLS BF H R ER SO BB IBB HBP BLK WP HR S P ERA WHIP																					
Orlando Pena, R (1, 1) ERA: 4.24	2.0 L 14 6 5 5 2 2 0 0 0 1 0 1 16 24 22.50 4.000																					
Jose Santiago, R (3, 1) ERA: 4.09	1.1 7 2 2 2 0 1 0 0 0 0 0 0 6 10 13.50 2.250																					
Wes Stock, R (4, 1) ERA: 3.67	0.2 2 0 0 0 1 0 0 0 0 0 0 0 4 4 0.00 0.000																					
Moe Drabowsky, R (5, 1) ERA: 6.65	3.1 18 7 5 5 4 1 0 1 0 0 2 24 29 13.50 2.400																					
Joe Grzenda, L (8, 1) ERA: 6.06	1.2 9 2 1 1 2 3 0 0 0 1 0 10 22 5.40 3.000																					

livebaseballscorecards.com

AB	42
R	13
H	17
RBI	9
BB	7
SO	9
LOB	17



Batter	1	2	3	4	5	6	7	8	9	AB	R	H	RBI	BB	SO	LOB
Wayne Causey, L OBP: 0.408, SLG: 0.414 George Williams, R OBP: 0.167, SLG: 0.091	4-0 SH1-3 1B BB	0-0 G3			0-0 P6		0-0 1B			3	1	1	0	1	0	1
Dick Green, R OBP: 0.258, SLG: 0.346	0-0 SH1-3 1-2		0-0 HR		0-3 K		0-0 4-3			3	1	1	1	0	1	1
Ed Charles, R OBP: 0.353, SLG: 0.406	0-3 K		0-0 1B 1B		0-0 5-3			0-0 F7		4	0	1	0	0	1	1
Rocky Colavito, R OBP: 0.379, SLG: 0.531 Jose Tartabull, L OBP: 0.158, SLG: 0.211	4-0 1B BB		0-0 1B G4-6-3		0-0 F7			0-3 K		3	0	1	0	1	1	0
Jim Gentile, L OBP: 0.417, SLG: 0.548 George Alusik, R OBP: 0.381, SLG: 0.368	0-0 1-3 2-H 1B		0-0 G4-6-3		0-0 4-3			0-0 L4		4	0	1	1	0	0	1
Billy Bryan, L OBP: 0.364, SLG: 0.678 Dave Duncan, R OBP: 0.250, SLG: 0.250	0-0 F7			0-3 K		0-0 1B			0-3 K	3	0	1	0	0	1	2
Manny Jimenez, L OBP: 0.282, SLG: 0.486		1-0 FC5-4 HBP		0-0 2B		0-0 F2			0-0 4-3	3	0	1	0	0	0	1
Nelson Mathews, R OBP: 0.298, SLG: 0.355		0-0 FC5-4 PB		0-0 F7			0-3 K		0-0 F5	4	0	0	0	0	1	2
Orlando Pena, R OBP: 0.143, SLG: 0.175 Jose Santiago, R OBP: 0.200, SLG: 0.200 Wes Stock, R OBP: 0.200, SLG: 0.200 Rick Joseph, R OBP: 0.043, SLG: 0.043 Moe Drabowsky, R OBP: 0.043, SLG: 0.043 Joe Grzenda, R		0-0 F7		0-0 6-3			0-3 K			1	0	0	0	0	0	1

Inning Stats	R: 1	H: 1	E: 0	K: 1	S: 6	R: 0	H: 0	E: 0	K: 0	S: 3	R: 0	H: 3	E: 0	K: 0	S: 4	R: 0	H: 0	E: 0	K: 1	S: 6	R: 0	H: 1	E: 0	K: 1	S: 5	R: 0	H: 1	E: 0	K: 0	S: 8	R: 0	H: 0	E: 0	K: 1	S: 5	R: 0	H: 0	E: 0	K: 1	S: 5	R: 0	H: 0	E: 0	K: 1	S: 5	1B: 5	2B: 1	3B: 0	HR: 1	SF: 0	SAC: 1	DP: 1	HBP: 1	WP: 0	PB: 1	SB: 0	CS: 0	PA: 35
--------------	------	------	------	------	------	------	------	------	------	------	------	------	------	------	------	------	------	------	------	------	------	------	------	------	------	------	------	------	------	------	------	------	------	------	------	------	------	------	------	------	------	------	------	------	------	-------	-------	-------	-------	-------	--------	-------	--------	-------	-------	-------	-------	--------

PITCHER	IP	WLS	BF	H	R	ER	SO	BB	IBB	HBP	BLK	WP	HR	S	P	ERA	WHIP	PITCHER	IP	WLS	BF	H	R	ER	SO	BB	IBB	HBP	BLK	WP	HR	S	P	ERA	WHIP															
Buster Narum, R ERA: 3.99	(1, 1)	9.0	W	35	7	2	2	7	2	0	1	0	1	46	55	2.00	1.000																																	

BOTTOM

Washington Senators @ Kansas City Athletics
Municipal Stadium, Kansas City, MO
Sun Jun 21 1964, 4:33 AM EDT
Unknown

AB	31
R	2
H	7
RBI	2
BB	2
SO	7
LOB	11



Batter	1	2	3	4	5	6	7	8	9	AB	R	H	RBI	BB	SO	LOB	TOP										
Ed Brinkman, R OBP: 0.291, SLG: 0.379 (1, 6) X	0-0 1B FC6-4 2B	0-0 6-3		0-0 F8		0-0 E6 1-2		4-0 BB		4	1	1	0	1	0	2											
John Kennedy, R OBP: 0.326, SLG: 0.434 (1, 5) X	0-0 FC6-4 2B 2-3 1B	0-0 P5		0-3 K		0-0 F7		0-0 F8		5	1	1	0	0	1	4											
Chuck Hinton, R OBP: 0.387, SLG: 0.508 (1, 7) B B B	4-0 1-2 FC6-4 BB		0-0 F8		0-0 2B 2B		0-0 F9		0-0 F8		4	1	1	0	1	0											
Bill Skowron, R OBP: 0.312, SLG: 0.478 (1, 3) X	0-0 FC6-4 2B 1-2f 2-3 3-H		0-0 2B		0-0 2B 2-H		0-0 4-3		0-0 1B		5	0	3	2	0	2											
Don Lock, R OBP: 0.373, SLG: 0.456 (1, 8) X	0-0 1-3 3-H 2B		0-0 6-3		0-0 5-3		0-0 2B		0-3 K		5	0	2	1	0	1											
Don Zimmer, R OBP: 0.291, SLG: 0.454 (1, 9) S S S	0-3 K		0-3 K		0-0 P5		0-0 F7		0-0 F7		4	0	0	0	0	2											
Fred Valentine, S OBP: 0.299, SLG: 0.333 (7, 9)											1	0	0	0	0	1											
Don Leppert, R OBP: 0.230, SLG: 0.232 (1, 2) B B B	4-0 BB			0-3 K		0-0 E6 E		0-0 HR		3	1	1	1	1	1	0											
Chuck Cottier, R OBP: 0.293, SLG: 0.444 (1, 4) S S S	0-3 K			0-0 1B 3B		0-0 F9		0-0 F5		4	1	1	0	0	1	4											
Alan Koch, R OBP: 0.222, SLG: 0.333 (1, 1)				0-0 F3		0-0 P4		0-3 K		4	0	1	1	0	1	1											
Ron Kline, R (9, 1)				0-0 3-H 1B						0	0	0	0	0	0	0											
Inning Stats	R: 2 E: 0 K: 2 S: 10	H: 3 LOB: 3 BB: 2 P: 18	R: 0 E: 0 K: 0 S: 3	H: 0 LOB: 0 BB: 0 P: 3	R: 0 E: 0 K: 1 S: 6	H: 1 LOB: 1 BB: 0 P: 6	R: 1 E: 0 K: 2 S: 9	H: 2 LOB: 1 BB: 0 P: 9	R: 1 E: 0 K: 0 S: 4	H: 2 LOB: 0 BB: 0 P: 4	R: 0 E: 2 K: 0 S: 5	H: 0 LOB: 2 BB: 0 P: 5	R: 0 E: 0 K: 0 S: 4	H: 1 LOB: 1 BB: 0 P: 4	R: 1 E: 0 K: 1 S: 6	H: 1 LOB: 1 BB: 1 P: 10	R: 0 E: 0 K: 1 S: 6	H: 1 LOB: 1 BB: 0 P: 6	1B: 3 2B: 6 3B: 1 HR: 1	SF: 0 SAC: 0 DP: 0 HBP: 0	WP: 0 PB: 0 SB: 0 CS: 0	PA: 42					
PITCHER	IP	WLS	BF	H	R	ER	SO	BB	IBB	HBP	BLK	WP	HR	S	P	ERA	WHIP										
Ted Bowsfield, L ERA: 4.28 (1, 1)	4.0	L	21	7	4	4	5	2	0	0	0	0	0	29	37	9.00	2.250										
John Wyatt, R ERA: 2.3 (5, 1)	4.0		17	3	1	1	1	1	0	0	0	0	1	18	22	2.25	1.000										
Wes Stock, R ERA: 3.54 (9, 1)	1.0		4	1	0	0	1	0	0	0	0	0	0	6	6	0.00	1.000										

Washington Senators @ Kansas City Athletics
Municipal Stadium, Kansas City, MO
Sun Jun 21 1964, 4:38 AM EDT
Att. 13,995 - Unknown

AB	39
R	5
H	11
RBI	5
BB	3
SO	7
LOB	20




Batter	1	2	3	4	5	6	7	8	9	AB	R	H	RBI	BB	SO	LOB	BOTTOM
--------	---	---	---	---	---	---	---	---	---	----	---	---	-----	----	----	-----	--------

Wayne Causey, L (1, 6) OBP: 0.412, SLG: 0.421	4-0 BB		x 0-0 2B			x 0-0 1B		x 0-0 L3		3	0	2	1	1	0	0	Washington Senators @ Kansas City Athletics Municipal Stadium, Kansas City, MO Sun Jun 21 1964, 4:38 AM EDT Att. 13,995 - Unknown
Dick Green, R (1, 4) OBP: 0.253, SLG: 0.339	x 0-0 F7		x 0-0 6-3			0-3 K		0-3 K	4	0	0	0	0	2	3		
Ed Charles, R (1, 5) OBP: 0.352, SLG: 0.416	x 0-0 P4		x 0-0 5-3			x 0-0 F9		x 0-0 HR	4	1	1	1	0	0	3		
Rocky Colavito, R (1, 9) OBP: 0.373, SLG: 0.521	x 0-0 P4			x 0-0 P6		x 0-0 L5		x 0-0 F2	4	0	0	0	0	0	2		
George Alusik, R (1, 7) OBP: 0.373, SLG: 0.359		x 0-0 F2		x 0-0 5-3			x 0-0 5-3		x 0-0 WP	3	0	0	0	0	0		
Billy Bryan, L (9, PH) OBP: 0.373, SLG: 0.700									2B	1	0	1	0	0	0		
Doc Edwards, R (1, 2) OBP: 0.237, SLG: 0.252		0-3 K		x 0-0 F8			x 0-0 F2		x 0-0 F7	4	0	0	0	0	1	1	
Rick Joseph, R (1, 3)		0-3 K			x 0-0 F8			x 0-0 F3		3	0	0	0	0	1	0	
Nelson Mathews, R (1, 8) OBP: 0.299, SLG: 0.359			x 0-0 2B		x 0-0 F7			x 0-0 5-3		3	1	1	0	0	0	0	
Ted Bowsfield, R (1, 1)			0-3 K		0-3 K			x 0-0 F9		1	0	0	0	0	1	1	
John Wyatt, R (5, 1)										1	0	0	0	0	1	0	
Manny Jimenez, L (8, PH) OBP: 0.278, SLG: 0.479										1	0	0	0	0	0	0	
Wes Stock, R (9, 1) OBP: 0.200, SLG: 0.200										0	0	0	0	0	0	0	

Inning Stats	R: 0	H: 0	R: 0	H: 0	R: 1	H: 2	R: 0	H: 0	R: 0	H: 0	R: 0	H: 0	R: 0	H: 0	R: 1	H: 2	R: 0	H: 0	R: 0	H: 0	R: 0	H: 0	1B: 1	SF: 0	WP: 1	PA: 33									
	E: 0	LOB: 1	E: 0	LOB: 0	E: 0	LOB: 1	E: 0	LOB: 0	E: 0	LOB: 1	E: 0	LOB: 0	E: 0	LOB: 0	E: 0	LOB: 1	E: 0	LOB: 1	E: 0	LOB: 0	E: 0	LOB: 0	2B: 3	SAC: 0	PB: 0										
PITCHER	IP	WLS	BF	H	R	ER	SO	BB	IBB	HBP	BLK	WP	HR	S	P	ERA	WHIP	IP	WLS	BF	H	R	ER	SO	BB	IBB	HBP	BLK	WP	HR	S	P	ERA	WHIP	
	Alan Koch, R (1, 1) ERA: 4.2	8.1	W	30	4	2	2	6	1	0	0	0	0	1	41	45	2.16	0.600																	
Ron Kline, R (9, 1) ERA: 1.89	0.2	S	3	1	0	0	0	0	0	0	0	1	0	3	3	0.00	1.500																		

AB	32
R	2
H	5
RBI	2
BB	1
SO	6
LOB	10



WP: 1	PA: 33
PB: 0	
SB: 0	
CS: 0	

Batter	1	2	3	4	5	6	7	8	9	AB R H RBI BB SO LOB	TOP													
Don Blasingame, L (1, 4) OBP: 0.320, SLG: 0.333	0-0 6-3		0-0 G3			0-0 G6-4-3 E 1B		0-0 6-3		4 0 1 0 0 0 0	Washington Senators @ Los Angeles Angels Dodger Stadium, Los Angeles, CA Tue Jun 23 1964, 7:05 PM PDT Att. 5,360 - Unknown livebaseballscorecards.com													
John Kennedy, R (1, 5) OBP: 0.322, SLG: 0.425	0-0 5-3		0-3 K			0-0 E6 G6-4-3 1-2		0-0 FC6-4 1B		4 0 1 0 0 1 1														
Chuck Hinton, R (1, 7) OBP: 0.385, SLG: 0.498	0-3 K				0-0 E6 1-3 6-3	0-0 G6-4-3 1-2f 2-3		0-0 FC6-4 1-2f		4 0 0 0 0 1 3														
Jim King, L (1, 9) OBP: 0.373, SLG: 0.497		0-0 1B 1B			0-0 6-3 1-2	4-0 IBB		0-0 4-3		3 0 1 0 1 0 1														
Mike Brumley, L (1, 2) OBP: 0.328, SLG: 0.294		0-3 K			0-0 1-3 2-3	0-0 1-3		0-3 K		4 0 0 0 0 2 4														
Bill Skowron, R (1, 3) OBP: 0.304, SLG: 0.463		0-3 K			0-3 K		0-0 4-3	0-0 F8		4 0 0 0 0 2 2														
Don Lock, R (1, 8) OBP: 0.379, SLG: 0.454		0-0 FC6-4 1B			0-0 6-3		0-0 F7			3 0 1 0 0 0 0														
Ed Brinkman, R (1, 6) OBP: 0.283, SLG: 0.367		0-0 FC6-4 1-2f			0-0 P6		0-0 6-3			3 0 0 0 0 0 2														
Bennie Daniels, L (1, 1) OBP: 0.179, SLG: 0.231			0-0 F8		0-3 K			0-0 4-3		3 0 0 0 0 1 0														
Inning Stats	R: 0 E: 0 K: 1 S: 5	H: 0 LOB: 0 BB: 0 P: 5	R: 0 E: 0 K: 2 S: 9	H: 2 LOB: 2 BB: 0 P: 9	R: 0 E: 0 K: 1 S: 5	H: 0 LOB: 0 BB: 0 P: 5	R: 0 E: 1 K: 1 S: 6	H: 0 LOB: 1 BB: 0 P: 6	R: 0 E: 0 K: 1 S: 5	H: 0 LOB: 0 BB: 0 P: 5	R: 0 E: 1 K: 0 S: 4	H: 1 LOB: 2 BB: 1 P: 8	R: 0 E: 0 K: 0 S: 3	H: 0 LOB: 0 BB: 0 P: 3	R: 0 E: 0 K: 0 S: 4	H: 1 LOB: 1 BB: 0 P: 4	R: 0 E: 0 K: 1 S: 5	H: 0 LOB: 0 BB: 0 P: 5	1B: 4 2B: 0 3B: 0 HR: 0	SF: 0 SAC: 0 DP: 1 HBP: 0	WP: 0 PB: 0 SB: 0 CS: 0	PA: 33		
PITCHER Dean Chance, R (1, 1) ERA: 1.91	IP 9.0	WLS W	BF 33	H 4	R 0	ER 0	SO 7	BB 0	IBB 1	HBP 0	BLK 0	WP 0	HR 0	S 46	P 50	ERA 0.00	WHIP 0.444							PITCHER IP WLS BF H R ER SO BB IBB HBP BLK WP HR S P ERA WHIP



Batter	1	2	3	4	5	6	7	8	9
Lenny Green, L OBP: 0.256, SLG: 0.121 (1, 8) Albie Pearson, L OBP: 0.303, SLG: 0.267 (8, PH) Bob Perry, R OBP: 0.375, SLG: 0.434 (9, 8)	0-0 3-1 		0-0 4-3 2-3		0-0 4-3 2-3			0-0 6-3 	
Vic Power, R OBP: 0.244, SLG: 0.286 (1, 3)	0-0 6-3 			0-0 FC5-4 1B		0-0 1-3 		0-0 HR 1B	
Jim Fregosi, R OBP: 0.399, SLG: 0.569 (1, 6)	0-0 P3 			0-0 FC5-4 1-3 1B 1-2f		0-0 4-3 		0-3 K 	
Willie Smith, L OBP: 0.327, SLG: 0.511 (1, 9)		0-0 1B G6-4-3		0-0 1B 1-2		0-0 P6 		0-0 HR 1-H	
Ed Kirkpatrick, L OBP: 0.338, SLG: 0.399 (1, 7)		0-0 G6-4-3 1B 1-2f		0-0 1-3 1B 1-2 2-3		0-0 1B		0-0 1B	
Buck Rodgers, S OBP: 0.300, SLG: 0.285 (1, 2)		0-3 K K		4-0 IBB		0-0 1B 1-3		0-0 F9 	
Tom Satriano, L OBP: 0.331, SLG: 0.260 (1, 5)			0-0 3-1 		0-0 F7 			0-0 6-3 	
Bobby Knoop, R OBP: 0.306, SLG: 0.316 (1, 4)			0-0 WP SH1-4 1B		4-0 4-3 SH3 BB			0-0 5-3 	
Dean Chance, R OBP: 0.103, SLG: 0.071 (1, 1)			0-0 SH1-4 1-2		0-0 SH3 1-2			0-0 6-3 	

Inning Stats	R: 0 E: 0 K: 0 S: 3	H: 0 LOB: 0 BB: 0 P: 3	R: 0 E: 0 K: 1 S: 5	H: 1 LOB: 0 BB: 0 P: 5	R: 0 E: 0 K: 0 S: 4	H: 1 LOB: 1 BB: 0 P: 4	R: 0 E: 0 K: 0 S: 5	H: 2 LOB: 3 BB: 1 P: 9	R: 0 E: 0 K: 0 S: 3	H: 0 LOB: 1 BB: 1 P: 7	R: 0 E: 0 K: 0 S: 4	H: 2 LOB: 2 BB: 0 P: 4	R: 0 E: 0 K: 0 S: 3	H: 0 LOB: 0 BB: 0 P: 3	R: 2 E: 0 K: 1 S: 8	H: 3 LOB: 1 BB: 0 P: 8
1B: 8 2B: 0 3B: 0 HR: 1	SF: 0 SAC: 2 DP: 1 HBP: 0	WP: 1 PB: 0 SB: 0 CS: 0	PA: 33													

PITCHER	IP	WLS	BF	H	R	ER	SO	BB	IBB	HBP	BLK	WP	HR	S	P	ERA	WHIP
Bennie Daniels, R ERA: 4.31 (1, 1)	8.0	L	33	9	2	2	2	1	1	0	0	1	1	35	43	2.25	1.250

BOTTOM

Washington Senators @ Los Angeles Angels

Dodger Stadium, Los Angeles, CA

Tue Jun 23 1964, 7:05 PM PDT
Att. 5,360 - Unknown

livebaseballscorecards.com

AB	29
R	2
H	9
RBI	2
BB	2
SO	2
LOB	12



Washington Senators @ Los Angeles Angels
 Dodger Stadium, Los Angeles, CA
 Wed Jun 24 1964, 7:05 PM PDT
 Att. 5,307 - Unknown

AB	34
R	5
H	13
RBI	4
BB	4
SO	2
LOB	18



Batter	1	2	3	4	5	6	7	8	9	AB	R	H	RBI	BB	SO	LOB
Don Blasingame, L (1, 4) OBP: 0.319, SLG: 0.332	0-0 5-3		0-0 E2	0-0 SH4-3		0-0 1B		0-0 FC3-6		4	0	1	0	0	0	1
Fred Valentine, S (1, 7) OBP: 0.291, SLG: 0.326	0-0 1B		0-0 G6-3	0-0 SF9			0-0 F9	0-0 F7		4	0	1	1	0	0	2
John Kennedy, R (1, 5) OBP: 0.328, SLG: 0.424	0-0 1B		4-0 2B	1-0 HBP			0-0 E4	0-0 FC6-4		3	2	1	0	1	0	1
Jim King, L (1, 9) OBP: 0.378, SLG: 0.503	0-0 G1-6-3		0-0 E	0-0 CS	0-0 6-3		4-0 1B		0-0 G4-3	4	2	2	1	1	0	2
Mike Brumley, L (1, 2) OBP: 0.330, SLG: 0.297		0-0 P6	0-0 E4		0-3 K		0-0 1B		0-0 G4-3	5	0	2	1	0	1	1
Dick Phillips, L (1, 3) OBP: 0.333, SLG: 0.326		4-0 5-3	0-0 FC5		0-0 F8		0-0 1B		0-0 1B	4	0	3	1	1	0	0
Don Lock, R (1, 8) OBP: 0.375, SLG: 0.444		0-0 5-3	4-0 BB				0-0 6-3	0-0 F7	0-3 K	4	0	0	0	1	1	4
Ed Brinkman, R (1, 6) OBP: 0.287, SLG: 0.366		1-0 FC4-6	0-0 FC5			0-0 SH5-4		0-0 4-3		3	0	1	0	0	0	5
Claude Osteen, L (1, 1) OBP: 0.175, SLG: 0.184 Alan Koch, R (4, 1) OBP: 0.222, SLG: 0.333 Don Zimmer, R (8, PH) OBP: 0.294, SLG: 0.455 Chuck Cottier, R (8, PR) OBP: 0.293, SLG: 0.444 Ron Kline, R (8, 1) Don Rudolph, L (8, 1) Steve Riddick, R (8, 1) OBP: 0.375, SLG: 0.286	0-0 FC4-6		0-0 SH4-3		0-0 SH5-4			0-0 FC3-6		2	1	1	0	0	0	2

Inning	R	H	E	K	S	P	1B	2B	3B	SF	HBP	HR	WP	PA
1	0	2	0	0	4									
2	0	0	0	0	3									
3	2	3	2	0	6									
4	1	1	0	0	3									
5	0	0	0	1	5									
6	0	2	0	0	4									
7	2	2	1	0	6									
8	0	1	0	0	4									
9	0	2	0	1	6									

PITCHER	IP	WLS	BF	H	R	ER	SO	BB	IBB	HBP	BLK	WP	HR	S	P	ERA	WHIP
Ken McBride, R (1, 1) ERA: 5.02	3.2		21	6	3	3	0	3	0	2	0	0	0	16	30	7.36	2.455
Dan Osinski, R (4, 1) ERA: 4.57	0.1		0	0	0	0	0	0	0	0	0	0	0	0	0	0.00	0.000
Don Lee, R (5, 1) ERA: 2.89	2.1		11	3	2	1	1	1	0	0	0	0	0	12	16	3.86	1.714
Bob Lee, R (7, 1) ERA: 2.15	0.2	W	3	1	0	0	0	0	0	0	0	0	0	3	3	0.00	1.500
Bob Duliba, R (8, 1) ERA: 2.0	2.0	S	8	3	0	0	1	0	0	0	0	0	0	10	10	0.00	1.500

Batter	1	2	3	4	5	6	7	8	9
Jim Piersall, R (1, 7) OBP: 0.432, SLG: 0.478	0-0 6-3		0-0 BB 1B	0-0 1B		0-0 FC6-4		0-0 1B 1B	
Vic Power, R (1, 5) OBP: 0.276, SLG: 0.317	0-0 4-3		0-0 BB 1B	0-0 1B			0-0 BB 1B	0-0 1B 1B	
Jim Fregosi, R (1, 6) OBP: 0.404, SLG: 0.565	0-0 5-3		0-0 BB 1B	0-0 F3			0-0 BB 1B	0-0 1B 1B	
Lou Clinton, R (1, 9) OBP: 0.289, SLG: 0.367		0-0 6-3	0-0 F9		0-0 E1		0-0 HR	0-0 3B	
Willie Smith, L (5, PH) OBP: 0.346, SLG: 0.620									
Joe Adcock, R (1, 3) OBP: 0.337, SLG: 0.481		0-3 K		0-0 6-3	0-0 G6-4-3		0-0 F7	0-3 K2-5-2	
Bob Duliba, R (8, 1)									
Bob Perry, R (1, 8) OBP: 0.400, SLG: 0.474		0-0 2B		0-0 E 1B SF9	0-0 F9		0-0 4-3 1B		
Buck Rodgers, S (1, 2) OBP: 0.299, SLG: 0.284		0-0 5-3		0-0 WP 1B		0-0 F8	0-0 4-3		
Bobby Knoop, R (1, 4) OBP: 0.301, SLG: 0.310			0-0 5-3	0-0 E5		0-0 F8	0-0 P4		
Ken McBride, R (1, 1) OBP: 0.370, SLG: 0.261			0-3 K	0-0 SF9		0-0 FC6-4		0-0 F2	
Dan Osiński, R (4, 1) OBP: 0.143, SLG: 0.143									
Felix Torres, R (4, PH) OBP: 0.260, SLG: 0.406									
Don Lee, R (5, 1) OBP: 0.333, SLG: 0.250									
Bob Lee, R (7, 1)									
Tom Satriano, L (8, 5) OBP: 0.329, SLG: 0.258									

AB	R	H	RBI	BB	SO	LOB
5	1	3	2	0	0	1
5	2	4	0	0	0	0
3	2	1	1	2	0	2
2	0	0	0	0	0	3
3	1	2	5	0	0	0
4	0	0	0	0	1	1
1	0	0	0	0	1	1
4	1	3	0	0	0	0
4	1	1	0	0	0	2
4	1	0	0	0	0	3
1	0	0	0	0	1	0
0	0	0	0	0	0	0
0	0	0	1	0	0	0
1	0	1	0	0	0	0
0	0	0	0	0	0	0
1	0	0	0	0	0	0

Washington Senators @ Los Angeles Angels
Dodger Stadium, Los Angeles, CA
Wed Jun 24 1964, 7:05 PM PDT
Att. 5,307 - Unknown

AB	38
R	9
H	15
RBI	9
BB	2
SO	3
LOB	13

livebaseballscorecards.com



WP: 1 PA: 41
PB: 0
SB: 0
CS: 0

Inning	R	H	E	K	S	P
1	0	0	0	3	6	0
2	0	1	0	1	6	0
3	0	2	0	1	7	0
4	3	4	1	0	8	3
5	0	0	1	3	3	0
6	0	1	0	4	4	0
7	3	3	0	6	10	0
8	0	4	1	8	8	0
9	1	0	0	0	0	0

PITCHER	IP	WLS	BF	H	R	ER	SO	BB	IBB	HBP	BLK	WP	HR	S	P	ERA	WHIP
Claude Osteen, L (1, 1) ERA: 2.99	3.2		19	6	3	0	2	1	0	0	0	1	0	22	26	0.00	1.909
Alan Koch, R (4, 1) ERA: 4.42	3.1	L	16	5	3	3	0	1	0	0	0	0	1	15	19	8.10	1.800
Ron Kline, R (8, 1) ERA: 2.86	0.1		4	3	3	3	0	0	0	0	0	0	0	4	4	81.00	9.000
Don Rudolph, L (8, 1) ERA: 2.93	0.0		1	1	0	0	0	0	0	0	0	0	0	1	1	∞	∞
Steve Ridzik, R (8, 1) ERA: 2.51	0.2		1	0	0	0	1	0	0	0	0	0	0	3	3	0.00	0.000

TOP

Batter	1	2	3	4	5	6	7	8	9	10	11	12	13	AB R H RBI BB SO LOB															
Jackie Brandt, R OBP: 0.319, SLG: 0.396	0-3 K	4-0 FC3-6 BB		x 0-0 F3		x 0-0 6-3			x 0-0 F4		x 0-0 FC5-4 1B		x 0-0 F3	6 0 1 0 1 1 1															
Luis Aparicio, R OBP: 0.347, SLG: 0.411	0-0 6-3	0-0 F3		x 0-0 5-3			x 0-0 F4		x 0-0 1B		x 0-0 FC5-4		4-0 S HR BB	4 0 0 0 0 0 3															
Bob Johnson, R OBP: 0.324, SLG: 0.367														1 0 1 0 0 0 0															
Bob Saverine, S OBP: 0.250, SLG: 0.188											1-2f			1 1 0 0 1 0 1															
Boog Powell, L OBP: 0.372, SLG: 0.591	4-0 BB BB	0-0 FC3-6 1B		4-0 BB			x 0-0 F4		x 0-0 1B		x 0-0 F5		0-0 1-H HR	5 1 2 4 2 0 3															
Herman Starrette, R		1-2f 2-3 3-H							1-3 2-H					0 0 0 0 0 0 0															
Norm Siebern, L OBP: 0.415, SLG: 0.367	4-0 BB	0-0 HBP 1B		x 0-0 G3			x 0-0 F5		4-0 1B			x 0-0 G1-6-3 1B	4-0 1B BB	4 1 2 1 3 0 1															
Brooks Robinson, R OBP: 0.374, SLG: 0.492	4-0 FC6-4 BB	1-0 HBP			x 0-0 F6		x 0-0 F7		x 0-0 F9			x 0-0 G1-6-3	0-0 1B 1B	5 1 1 0 1 0 4															
John Orsino, R OBP: 0.321, SLG: 0.421	0-0 FC6-4	0-0 F4			x 0-0 6-3		x 0-0 F2			x 0-0 F6		x 0-0 E	0-0 1B 1B	7 1 2 1 0 0 6															
Willie Kirkland, L OBP: 0.289, SLG: 0.331		0-0 HR		x 0-0 F8		x 0-0 F5		x 0-0 4-3		0-3 K		x 0-0 E4	0-0 1B 1B	7 1 2 2 0 1 1															
Jerry Adair, R OBP: 0.302, SLG: 0.332		0-0 BB FC3-6 1B		x 0-0 F7			x 0-0 F7		x 0-0 1B		x 0-0 6-3		0-0 E6	7 2 2 0 0 1 3															
Dave McNally, R Stu Miller, R Charlie Lau, L Chuck Estrada, R Harvey Haddix, L Gino Cimoli, R	4-0 BB	4-0 FC3-6 BB	0-3 K			0-3 K			x 0-0 F5		0-3 K		0-0 K	2 1 0 0 0 1 2 0 0 0 0 0 0 0 0 0 1 0 0 0 0 0 0 1 0 0 0 0 0 0 0 0 1 0 0 0 0 0 1 0 2 0 0 0 0 0 2 2															
Inning Stats	R: 0 E: 0 K: 1 S: 5	H: 0 LOB: 3 BB: 3 P: 17	R: 3 E: 0 K: 0 S: 6	H: 3 LOB: 3 BB: 2 P: 15	R: 0 E: 0 K: 1 S: 5	H: 0 LOB: 0 BB: 0 P: 5	R: 0 E: 0 K: 0 S: 3	H: 0 LOB: 1 BB: 1 P: 7	R: 0 E: 0 K: 0 S: 3	H: 0 LOB: 0 BB: 0 P: 3	R: 0 E: 0 K: 0 S: 3	H: 0 LOB: 0 BB: 0 P: 3	R: 1 E: 0 K: 0 S: 6	H: 3 LOB: 3 BB: 1 P: 10	R: 0 E: 0 K: 1 S: 5	H: 0 LOB: 0 BB: 0 P: 5	R: 0 E: 0 K: 1 S: 6	H: 1 LOB: 1 BB: 0 P: 6	R: 0 E: 1 K: 1 S: 7	H: 2 LOB: 2 BB: 0 P: 7	R: 5 E: 1 K: 2 S: 12	H: 4 LOB: 2 BB: 2 P: 20	1B: 11 2B: 0 3B: 0 HR: 2	SF: 0 SAC: 0 DP: 1 HBP: 1	WP: 0 PA: 63				
PITCHER	IP WLS BF H R ER SO BB IBB HBP BLK WP HR S P ERA WHIP																												
Buster Narum, R ERA: 4.28	(1, 1)	1.0																											
Steve Ridzik, R ERA: 2.31	(2, 1)	7.2																											
Claude Osteen, L ERA: 2.99	(9, 1)	0.0																											
Ron Kline, R ERA: 2.83	(9, 1)	0.1																											
Jim Duckworth, R ERA: 4.03	(10, 1)	3.2	L																										
PITCHER		IP WLS BF H R ER SO BB IBB HBP BLK WP HR S P ERA WHIP																											
Don Rudolph, L ERA: 2.89	(13, 1)	0.1																											

Baltimore Orioles @ Washington Senators
D.C. Stadium, Washington, DC
Fri Jun 26 1964, 7:05 PM EDT
Att. 10,519 - Unknown

AB	53
R	9
H	13
RBI	8
BB	9
SO	8
LOB	26



Batter	1	2	3	4	5	6	7	8	9	10	11	12	13	AB R H RBI BB SO LOB
Ed Brinkman, R OBP: 0.279, SLG: 0.355 (1, 6)	0-0 F3	0-0 FC6-4			0-0 K		0-0 5-3			0-0 K		0-0 F3		6 0 0 0 0 2 2
John Kennedy, R OBP: 0.332, SLG: 0.426 (1, 5)	0-0 1B 1B		0-0 F8			0-0 HR 1B	0-0 K			0-0 G1-4-3 1B		0-0 K	6 2 3 0 0 2 0	
Chuck Hinton, R OBP: 0.384, SLG: 0.495 (1, 7)	0-0 1B SF8 1B		0-0 5-3			0-0 F7		0-0 F7		0-0 G1-4-3		0-0 FC6-4 1B	6 1 2 0 0 0 2	
Bill Skowron, R OBP: 0.309, SLG: 0.477 (1, 3)	0-0 1-3 2-H 1B		0-0 F9			0-0 HR		0-0 1B			0-0 F9		0-0 K	6 1 3 3 0 1 1
Don Lock, R OBP: 0.370, SLG: 0.438 (1, 8)	0-0 SF8			0-0 F8		0-0 E BB 1B		0-0 F6			0-0 F8		0-0 FC6-4	5 0 1 1 0 0 2
Don Zimmer, R OBP: 0.234, SLG: 0.449 Fred Valentine, S OBP: 0.286, SLG: 0.319 (1, 9) (7, 9)	0-0 F9			4-0 CS BB		0-0 F8		0-0 4-3			0-0 K			2 0 0 0 1 0 2 2 0 0 0 0 1 1
Don Leppert, R OBP: 0.234, SLG: 0.224 Mike Brumley, L OBP: 0.332, SLG: 0.295 (1, 2) (9, PH) (10, 2)		0-0 F7		0-0 F7		4-0 BB		4-0 BB		4-0 FC1-6 BB		0-0 K		2 0 0 0 1 0 1 1 0 0 0 1 1 0
Chuck Cottier, R OBP: 0.282, SLG: 0.424 Don Blasingame, L OBP: 0.316, SLG: 0.329 (1, 4) (9, PH) (10, 4)		0-0 F8			0-0 K2-3	0-0 K		0-0 FC1-6		0-0 G5-4-3		0-0 G3		3 0 0 0 0 2 2 2 0 0 0 0 0 1
Buster Narum, R OBP: 0.030, SLG: 0.033 Steve Ruzick, R OBP: 0.264, SLG: 0.300 Claude Osteen, L OBP: 0.172, SLG: 0.184 Ron Kline, R OBP: 0.240, SLG: 0.231 Ken Hunt, R OBP: 0.370, SLG: 0.295 Jim Duckworth, R OBP: 0.295, SLG: 0.295 Don Rudolph, L (1, 1) (2, 1) (9, 1) (9, PH) (10, 1) (13, 1)		0-0 FC6-4 1B			0-0 6-3		0-0 K		0-0 G5-4-3		0-0 1B			0 0 0 0 0 0 0 3 0 1 0 0 1 0 0 0 0 0 0 0 0 0 0 0 0 0 0 0 1 0 0 0 0 0 1 1 0 0 0 0 0 0 0 0 0 0 0 0 0

Inning Stats	R: 2	H: 3	E: 0	LOB: 1	K: 0	S: 6	P: 6	R: 0	H: 1	E: 0	LOB: 0	K: 0	S: 4	P: 4	R: 0	H: 0	E: 0	LOB: 0	K: 0	S: 3	P: 3	R: 0	H: 0	E: 0	LOB: 0	K: 0	S: 2	P: 6	R: 0	H: 0	E: 0	LOB: 0	K: 2	S: 7	P: 7	R: 2	H: 3	E: 1	LOB: 2	K: 1	S: 8	P: 12	R: 0	H: 0	E: 0	LOB: 0	K: 2	S: 7	P: 7	R: 0	H: 1	E: 0	LOB: 1	K: 0	S: 4	P: 4	R: 0	H: 0	E: 0	LOB: 0	K: 0	S: 2	P: 6	R: 0	H: 1	E: 0	LOB: 0	K: 1	S: 5	P: 5	R: 0	H: 0	E: 0	LOB: 0	K: 1	S: 6	P: 6	R: 0	H: 1	E: 0	LOB: 1	K: 2	S: 8	P: 8	R: 0	H: 1	E: 0	LOB: 1	K: 2	S: 8	P: 8	1B: 10	SF: 1	2B: 0	SAC: 0	3B: 0	DP: 2	HR: 1	HBP: 0	WP: 0	PA: 50
--------------	------	------	------	--------	------	------	------	------	------	------	--------	------	------	------	------	------	------	--------	------	------	------	------	------	------	--------	------	------	------	------	------	------	--------	------	------	------	------	------	------	--------	------	------	-------	------	------	------	--------	------	------	------	------	------	------	--------	------	------	------	------	------	------	--------	------	------	------	------	------	------	--------	------	------	------	------	------	------	--------	------	------	------	------	------	------	--------	------	------	------	------	------	------	--------	------	------	------	--------	-------	-------	--------	-------	-------	-------	--------	-------	--------

PITCHER	IP	WLS	BF	H	R	ER	SO	BB	IBB	HBP	BLK	WP	HR	S	P	ERA	WHIP
Dave McNally, L ERA: 3.97 (1, 1)	5.2		25	7	4	4	2	2	0	0	0	0	1	27	35	6.35	1.588
Stu Miller, R ERA: 1.61 (6, 1)	2.1		8	1	0	0	3	0	0	0	0	0	0	14	14	0.00	0.429
Chuck Estrada, R ERA: 5.32 (9, 1)	0.0		1	0	0	0	0	1	0	0	0	0	0	4	∞	∞	
Harvey Haddix, L ERA: 2.49 (9, 1)	4.0	W	12	2	0	0	3	0	0	0	0	0	0	18	18	0.00	0.500
Herman Starrette, R ERA: (13, 1)	1.0	S	4	1	0	0	2	0	0	0	0	0	0	8	8	0.00	1.000


BOTTOM


Baltimore Orioles @ Washington Senators
D.C. Stadium, Washington, DC

Fri Jun 26 1964, 7:05 PM EDT
Att: 10,519 - Unknown

livebaseballscorecards.com

AB	46
R	4
H	11
RBI	4
BB	3
SO	10
LOB	15



Batter	1	2	3	4	5	6	7	8	9	AB R H RBI BB SO LOB	TOP														
Jackie Brandt, R (1, 8) OBP: 0.318, SLG: 0.394	0-0 4-3		0-0 5-3		0-0 1B			0-3 K		4 0 1 0 0 1 0	<p>Baltimore Orioles @ Washington Senators D.C. Stadium, Washington, DC</p> <p>Sat Jun 27 1964, 3:33 AM EDT Att. 3,052 - Unknown</p> <p>livebaseballscorecards.com</p> <table border="1"> <tr><td>AB</td><td>33</td></tr> <tr><td>R</td><td>3</td></tr> <tr><td>H</td><td>8</td></tr> <tr><td>RBI</td><td>3</td></tr> <tr><td>BB</td><td>1</td></tr> <tr><td>SO</td><td>2</td></tr> <tr><td>LOB</td><td>8</td></tr> </table> 	AB	33	R	3	H	8	RBI	3	BB	1	SO	2	LOB	8
AB	33																								
R	3																								
H	8																								
RBI	3																								
BB	1																								
SO	2																								
LOB	8																								
Bob Johnson, R (1, 6) OBP: 0.312, SLG: 0.353 Bob Saverine, S (9, 6) OBP: 0.250, SLG: 0.188	0-0 1-3		0-0 6-3		0-0 F4			0-0 6-3		4 0 0 0 0 0 1 0 0 0 0 0 0 0															
Boog Powell, L (1, 7) OBP: 0.379, SLG: 0.643 Gino Cimoli, R (9, 7) OBP: 0.136, SLG: 0.146	0-0 HR			0-0 HR		0-0 G3			0-0 HR	4 3 3 3 0 0 0 0 0 0 0 0 0 0															
Norm Siebern, L (1, 3) OBP: 0.412, SLG: 0.369	0-0 F7			0-0 F8		0-0 G3			0-0 2B	4 0 1 0 0 0 0															
Brooks Robinson, R (1, 5) OBP: 0.372, SLG: 0.488		0-0 6-3		0-0 1B 1B		0-0 5-3			0-0 6-3	4 0 1 0 0 0 1															
Charlie Lau, L (1, 2) OBP: 0.342, SLG: 0.425		4-0 FC4-6 BB		0-0 1-3 1B		0-0 G3			0-0 F7	3 0 1 0 1 0 1															
Willie Kirkland, L (1, 9) OBP: 0.288, SLG: 0.328		0-0 F7		0-3 K		0-0 G5-4-3 1B			0-0 L1-3	4 0 1 0 0 1 3															
Jerry Adair, R (1, 4) OBP: 0.288, SLG: 0.328		0-0 FC4-6 1-2f			0-0 F7		0-0 G5-4-3 1-2f			3 0 0 0 0 0 2															
Milt Pappas, R (1, 1) OBP: 0.167, SLG: 0.121 John Orsino, R (8, PH) OBP: 0.319, SLG: 0.418 Stu Miller, R (8, 1)			0-0 5-3		0-0 6-3			0-0 6-3		2 0 0 0 0 0 0 1 0 0 0 0 0 0 0 0 0 0 0 0 0															
Inning Stats	R: 1 E: 0 K: 0 S: 4 H: 1 LOB: 0 BB: 0 P: 4	R: 0 E: 0 K: 0 S: 3 H: 0 LOB: 1 BB: 1 P: 7	R: 0 E: 0 K: 0 S: 3 H: 0 LOB: 0 BB: 0 P: 3	R: 1 E: 0 K: 1 S: 7 H: 3 LOB: 1 BB: 0 P: 7	R: 0 E: 0 K: 0 S: 4 H: 1 LOB: 1 BB: 0 P: 4	R: 0 E: 0 K: 0 S: 3 H: 0 LOB: 0 BB: 0 P: 3	R: 0 E: 0 K: 0 S: 3 H: 1 LOB: 0 BB: 0 P: 3	R: 0 E: 0 K: 1 S: 5 H: 0 LOB: 0 BB: 0 P: 5	R: 1 E: 0 K: 0 S: 5 H: 2 LOB: 1 BB: 0 P: 5	1B: 4 2B: 1 3B: 0 HR: 3 SF: 0 SAC: 0 DP: 1 HBP: 0	WP: 0 PB: 0 SB: 0 CS: 0 PA: 34														
PITCHER	IP WLS BF H R ER SO BB IBB HBP BLK WP HR S P ERA WHIP											PITCHER	IP WLS BF H R ER SO BB IBB HBP BLK WP HR S P ERA WHIP												
Jim Hannan, R (1, 1) ERA: 4.5	5.0 L 20 5 2 2 1 1 0 0 0 0 0 2 21 25 3.60 1.200																								
Bennie Daniels, R (6, 1) ERA: 4.15	3.0 9 1 0 0 1 0 0 0 0 0 0 0 11 11 0.00 0.333																								
Ron Kline, R (9, 1) ERA: 3.0	1.0 5 2 1 1 0 0 0 0 0 0 0 1 5 5 9.00 2.000																								

Batter	1	2	3	4	5	6	7	8	9	AB	R	H	RBI	BB	SO	LOB
Don Blasingame, L (1, 4) OBP: 0.310, SLG: 0.322	0-0 F8			0-0 F9		0-0 3-1			0-0 4-3	4	0	0	0	0	0	0
John Kennedy, R (1, 5) OBP: 0.327, SLG: 0.419	0-0 F5			0-0 F7		0-0 G3			0-3 K	4	0	0	0	0	1	0
Chuck Hinton, R (1, 7) OBP: 0.379, SLG: 0.487	0-3 K			0-0 6-3		0-0 F9			0-3 K	4	0	0	0	0	2	0
Jim King, L (1, 9) OBP: 0.378, SLG: 0.500		0-0 G3-6 1B			0-0 F8			0-3 K		3	0	1	0	0	1	0
Bill Skowron, R (1, 3) OBP: 0.305, SLG: 0.471		0-0 F3			0-3 K			0-0 5-3		3	0	0	0	0	1	1
Mike Brumley, L (1, 2) OBP: 0.332, SLG: 0.302		0-0 G3-6 1-2f			0-0 1B 2B			0-3 K		3	1	1	0	0	1	1
Don Lock, R (1, 8) OBP: 0.369, SLG: 0.434			0-0 F3		4-0 1B BB			0-0 F7		2	0	0	0	1	0	0
Ed Brinkman, R (1, 6) OBP: 0.280, SLG: 0.355			0-0 F9		0-0 FC5-4 1B			0-3 K		3	0	1	1	0	1	0
Jim Hannan, R (1, 1) OBP: 0.273, SLG: 0.300			0-0 1-3		0-0 FC5-4 1-2f			0-0 G3		1	0	0	0	0	0	0
Don Zimmer, R (5, PH) OBP: 0.293, SLG: 0.446										1	0	0	0	0	0	2
Bennie Daniels, L (6, 1) OBP: 0.179, SLG: 0.231										0	0	0	0	0	0	0
Dick Phillips, L (8, PH) OBP: 0.330, SLG: 0.322										1	0	0	0	0	0	0
Ron Kline, R (9, 1)										0	0	0	0	0	0	0

Inning Stats	R: 0	H: 0	E: 0	K: 1	S: 5	R: 0	H: 1	E: 0	K: 0	S: 3	R: 0	H: 0	E: 0	K: 0	S: 3	R: 0	H: 0	E: 0	K: 0	S: 3	R: 1	H: 2	E: 0	K: 1	S: 7	R: 0	H: 0	E: 0	K: 2	S: 7	R: 0	H: 0	E: 0	K: 1	S: 5	R: 0	H: 0	E: 0	K: 2	S: 7	R: 0	H: 0	E: 0	K: 2	S: 7	1B: 2	2B: 1	3B: 0	HR: 0	SF: 0	SAC: 0	DP: 1	HBP: 0
--------------	------	------	------	------	------	------	------	------	------	------	------	------	------	------	------	------	------	------	------	------	------	------	------	------	------	------	------	------	------	------	------	------	------	------	------	------	------	------	------	------	------	------	------	------	------	-------	-------	-------	-------	-------	--------	-------	--------


PITCHER	IP	WLS	BF	H	R	ER	SO	BB	IBB	HBP	BLK	WP	HR	S	P	ERA	WHIP
Milt Pappas, R (1, 1) ERA: 3.22	7.0	W	24	3	1	1	4	1	0	0	0	0	0	31	35	1.29	0.571
Stu Miller, R (8, 1) ERA: 1.54	2.0	S	6	0	0	0	3	0	0	0	0	0	0	12	12	0.00	0.000

BOTTOM

Baltimore Orioles @ Washington Senators
D.C. Stadium, Washington, DC

Sat Jun 27 1964, 3:33 AM EDT
Att. 3,052 - Unknown

AB	29
R	1
H	3
RBI	1
BB	1
SO	7
LOB	4



WP	PA	ERA	WHIP
0	30		

Batter	1	2	3	4	5	6	7	8	9	AB R H RBI BB SO LOB	TOP																									
Jackie Brandt, R (1, 8) OBP: 0.323, SLG: 0.399	0-0 SH3 SF9 2B	4-0 G6-4-3 BB			0-0 SH3 1B		0-0 L5		0-0 F2	4 1 2 0 1 0 0	<p>Baltimore Orioles @ Washington Senators D.C. Stadium, Washington, DC</p> <p>Sun Jun 28 1964, 3:33 AM EDT Att. 14,645 - Unknown</p> <p>livebaseballscorecards.com</p> <table> <tr><td>AB</td><td>29</td></tr> <tr><td>R</td><td>6</td></tr> <tr><td>H</td><td>6</td></tr> <tr><td>RBI</td><td>5</td></tr> <tr><td>BB</td><td>5</td></tr> <tr><td>SO</td><td>3</td></tr> <tr><td>LOB</td><td>11</td></tr> </table>	AB	29	R	6	H	6	RBI	5	BB	5	SO	3	LOB	11											
AB	29																																			
R	6																																			
H	6																																			
RBI	5																																			
BB	5																																			
SO	3																																			
LOB	11																																			
Bob Johnson, R (1, 6) OBP: 0.315, SLG: 0.385 Bob Saverine, S (8, 6) OBP: 0.243, SLG: 0.182	0-0 SH3 2-3	0-0 G6-4-3			0-0 SH3		0-0 HR		0-0 F3	2 1 1 1 0 0 2 1 0 0 0 0 0 0																										
Boog Powell, L (1, 7) OBP: 0.375, SLG: 0.630 Gino Cimoli, R (9, 7) OBP: 0.136, SLG: 0.146	4-0 2B BB				0-0 F8		0-0 4-3		0-0 F7	4 1 0 0 1 0 1 0 0 0 0 0 0 0																										
Norm Siebern, L (1, 3) OBP: 0.410, SLG: 0.369	0-0 SF9				0-0 F6				0-0 E SH3-4 SF7 1B	3 1 1 1 0 1 1																										
Brooks Robinson, R (1, 5) OBP: 0.372, SLG: 0.490	0-0 1B 2B				0-0 F9				0-0 SH3-4	3 1 1 1 0 0 0																										
John Orsino, R (1, 2) OBP: 0.318, SLG: 0.413	0-0 1B				0-0 5-3				0-0 E5 E	4 1 1 1 0 0 1																										
Willie Kirkland, L (1, 9) OBP: 0.294, SLG: 0.325	0-0 F6				4-0 FC6-4 BB				0-0 SF7	1 0 0 1 2 0 1																										
Jerry Adair, R (1, 4) OBP: 0.288, SLG: 0.323		4-0 FC3-6 BB			0-0 F9				0-0 E8	3 0 0 0 1 0 2																										
Wally Bunker, R (1, 1) OBP: 0.138, SLG: 0.143 Charlie Lau, L (7, PH) OBP: 0.340, SLG: 0.422 Herman Starrette, R (7, 1) Dick Hall, R (8, 1) OBP: 0.375, SLG: 0.286		0-0 FC3-6 BB			0-0 FC6-4				0-3 K	2 0 0 0 0 0 2 1 0 0 0 0 1 0 1 0 0 0 0 1 1 0 0 0 0 0 0 0																										
Inning Stats	R: 3 E: 0 K: 0 S: 6	H: 3 LOB: 1 BB: 1 P: 10	R: 0 E: 0 K: 0 S: 2	H: 0 LOB: 1 BB: 2 P: 10	R: 0 E: 0 K: 0 S: 3	H: 0 LOB: 0 BB: 1 P: 7	R: 0 E: 0 K: 1 S: 6	H: 1 LOB: 1 BB: 0 P: 6	R: 0 E: 0 K: 0 S: 3	H: 0 LOB: 1 BB: 1 P: 7	R: 1 E: 0 K: 1 S: 6	H: 1 LOB: 0 BB: 0 P: 6	R: 2 E: 2 K: 1 S: 8	H: 1 LOB: 1 BB: 0 P: 8	R: 0 E: 0 K: 0 S: 3	H: 0 LOB: 0 BB: 0 P: 3	1B: 3 2B: 2 3B: 0 HR: 1	SF: 2 SAC: 3 DP: 1 HBP: 0	WP: 0 PB: 0 SB: 0 CS: 0	PA: 39																
PITCHER	IP WLS BF H R ER SO BB IBB HBP BLK WP HR S P ERA WHIP																																			
Alan Koch, R (1, 1) ERA: 4.8	1.0		8	3	3	3	0	2	0	0	0	0	0	6	14	27.00	5.000																			
Dave Stenhouse, R (2, 1) ERA: 7.65	6.1	L	25	3	3	1	2	3	0	0	0	0	1	26	38	1.42	0.947																			
Ron Kline, R (8, 1) ERA: 2.95	0.2		3	0	0	0	1	0	0	0	0	0	0	5	5	0.00	0.000																			
Buster Narum, R (9, 1) ERA: 4.22	1.0		3	0	0	0	0	0	0	0	0	0	0	3	3	0.00	0.000																			



Batter	1	2	3	4	5	6	7	8	9	AB R H RBI BB SO LOB	TOP																													
Jerry Lumpe, L (1, 4) OBP: 0.293, SLG: 0.331	0-0 1B 2B	0-0 G3		0-0 FC4-6 1-2f			0-0 F9			4 1 1 0 0 0 2																														
Don Wert, R (1, 5) OBP: 0.297, SLG: 0.324	0-3 K		0-0 F8		0-0 5-3		0-0 P4			4 0 0 0 0 1 1																														
Al Kaline, R (1, 9) OBP: 0.405, SLG: 0.453	0-0 1B 2-H 1B		0-0 L5-3		0-0 L8			0-0 L4		4 0 1 1 0 0 0																														
Bill Freehan, R (1, 2) OBP: 0.358, SLG: 0.502	0-0 1-2 1B		0-0 F8		4-0 BB			0-0 6-3		3 0 1 0 1 0 0																														
Norm Cash, L (1, 3) OBP: 0.313, SLG: 0.394	0-0 F8			0-0 F7		0-0 4-3		0-0 4-3		4 0 0 0 0 0 3																														
Don Demeter, R (1, 7) OBP: 0.289, SLG: 0.430	0-3 K			0-0 F7		0-0 F8		0-0 F8		4 0 0 0 0 1 2																														
George Thomas, R (1, 8) OBP: 0.331, SLG: 0.447		0-0 6-3		0-0 HR S 1B		0-0 6-3		0-0 3-1		4 1 1 0 0 0 0																														
Dick McAuliffe, L (1, 6) OBP: 0.348, SLG: 0.496		0-0 4-3		0-0 HR 1-H		0-3 K		0-0 1B		4 1 2 2 0 1 0																														
Phil Regan, R (1, 1) OBP: 0.556, SLG: 0.565		0-0 2B		0-0 FC4-6 1B			0-0 F9		0-0 F8	2 0 2 0 0 0 0																														
Jake Wood, R (7, PH) OBP: 0.182, SLG: 0.213										1 0 0 0 0 0 0																														
Terry Fox, R (7, 1) OBP: 0.400, SLG: 0.600										0 0 0 0 0 0 0																														
Bubba Phillips, R (9, PH) OBP: 0.350, SLG: 0.421										1 0 0 0 0 0 1																														
Inning Stats	R: 1 E: 0 K: 2 S: 10	H: 3 LOB: 2 BB: 0 P: 10	R: 0 E: 0 K: 0 S: 4	H: 1 LOB: 1 BB: 0 P: 4	R: 0 E: 0 K: 0 S: 3	H: 0 LOB: 0 BB: 0 P: 3	R: 2 E: 0 K: 0 S: 6	H: 3 LOB: 1 BB: 0 P: 6	R: 0 E: 0 K: 0 S: 3	H: 0 LOB: 1 BB: 1 P: 7	R: 0 E: 0 K: 1 S: 5	H: 0 LOB: 0 BB: 0 P: 5	R: 0 E: 0 K: 0 S: 3	H: 0 LOB: 0 BB: 0 P: 3	R: 0 E: 0 K: 0 S: 3	H: 0 LOB: 0 BB: 0 P: 3	R: 0 E: 0 K: 0 S: 4	H: 1 LOB: 1 BB: 0 P: 4	1B: 5 2B: 2 3B: 0 HR: 1	SF: 0 SAC: 0 DP: 0 HBP: 0	WP: 0 PB: 0 SB: 1 CS: 0	PA: 36																		
PITCHER Claude Osteen, L (1, 1) ERA: 2.99	IP 9.0	WLS W	BF 36	H 8	R 3	ER 3	SO 3	BB 1	IBB 0	HBP 0	BLK 0	WP 0	HR 1	S 41	P 45	ERA 3.00	WHIP 1.000						PITCHER	IP 9.0	WLS W	BF 36	H 8	R 3	ER 3	SO 3	BB 1	IBB 0	HBP 0	BLK 0	WP 0	HR 1	S 41	P 45	ERA 3.00	WHIP 1.000

Detroit Tigers @ Washington Senators
 D.C. Stadium, Washington, DC
 Mon Jun 29 1964, 7:05 PM EDT
 Att. 4,762 - Unknown

livebaseballscorecards.com

AB 35
R 3
H 8
RBI 3
BB 1
SO 3
LOB 9



Batter	1	2	3	4	5	6	7	8	9
Don Blasingame, L (1, 4) OBP: 0.304, SLG: 0.315	0-0 E BB SF9 1B		0-0 L9		0-3 K		0-0 L9		
John Kennedy, R (1, 5) OBP: 0.323, SLG: 0.416	0-0 F8		0-0 6-3		0-0 6-3		0-0 1-3 E 2B		
Jim King, L (1, 9) OBP: 0.385, SLG: 0.527	4-0 SF9 E 1-2 BB		0-3 K FC6-4		0-0 2-H HR		0-0 1-3 2-3		
Chuck Hinton, R (1, 7) OBP: 0.375, SLG: 0.479	0-0 E6 FC6-4 1-2 2-3		0-0 FC6-4 1-2f		0-0 1B		0-0 E5 3-H		
Dick Phillips, L (1, 3) OBP: 0.330, SLG: 0.304	0-0 SF9 2-3 3-H			0-0 4-3		0-0 G3		0-0 G3	
Don Lock, R (1, 8) OBP: 0.376, SLG: 0.436	0-0 FC6-4 1-2f			4-0 BB BB		4-0 2B SF8 BB		0-0 6-3	
Mike Brumley, L (1, 2) OBP: 0.324, SLG: 0.299		0-0 F7		0-0 F8		0-0 SF8 1-3 FC9-2 2B		0-0 P6	
Ed Brinkman, R (1, 6) OBP: 0.279, SLG: 0.357		0-0 5-3		0-3 K		0-0 SF8 2-3 3-H		0-0 1B	
Claude Osteen, L (1, 1) OBP: 0.182, SLG: 0.214		0-0 G3			0-0 HR 2B		0-0 FC9-2 3-H		0-3 K

Inning Stats	R: 1	H: 1	E: 1	K: 0	S: 5	LOB: 2	BB: 1	P: 9	R: 0	H: 0	E: 0	K: 0	S: 3	LOB: 0	BB: 0	P: 3	R: 0	H: 0	E: 0	K: 1	S: 6	LOB: 1	BB: 0	P: 6	R: 2	H: 3	E: 0	K: 1	S: 8	LOB: 1	BB: 0	P: 8	R: 1	H: 1	E: 0	K: 0	S: 3	LOB: 0	BB: 1	P: 7	R: 1	H: 1	E: 1	K: 0	S: 5	LOB: 1	BB: 0	P: 5	R: 0	H: 1	E: 0	K: 1	S: 6	LOB: 1	BB: 0	P: 6
--------------	------	------	------	------	------	--------	-------	------	------	------	------	------	------	--------	-------	------	------	------	------	------	------	--------	-------	------	------	------	------	------	------	--------	-------	------	------	------	------	------	------	--------	-------	------	------	------	------	------	------	--------	-------	------	------	------	------	------	------	--------	-------	------


PITCHER	IP	WLS	BF	H	R	ER	SO	BB	IBB	HBP	BLK	WP	HR	S	P	ERA	WHIP
Phil Regan, R (1, 1) ERA: 5.21	6.0	L	27	5	4	3	3	3	0	0	0	0	1	30	42	4.50	1.333
Terry Fox, R (7, 1) ERA: 2.2	2.0		9	2	1	0	1	0	0	0	0	0	0	11	11	0.00	1.000

BOTTOM

Detroit Tigers @ Washington Senators
D.C. Stadium, Washington, DC

Mon Jun 29 1964, 7:05 PM EDT
Att. 4,762 - Unknown

AB 31
R 5
H 7
RBI 4
BB 3
SO 4
LOB 15



1B	2B	3B	HR	SF	SAC	DP	HBP	WP	HR	S	P	ERA	WHIP
3	4	0	1	2	0	1	0	0	0	0	0	0	0


Batter	1	2	3	4	5	6	7	8	9	AB R H RBI BB SO LOB
Don Blasingame, L (1, 4) OBP: 0.307, SLG: 0.319 Chuck Cottier, R (9, PH) OBP: 0.291, SLG: 0.424	0-0 G4-6-3 1B		0-0 CS 1B		0-0 FC4-6 1-2f 2-H 3-H		0-3 K		4-0 HR BB	4 0 2 1 0 1 2 0 1 0 0 1 0 0
John Kennedy, R (1, 5) OBP: 0.325, SLG: 0.427	0-0 G4-6-3 1-2f		0-3 K		0-3 K		0-0 BB 1B		0-0 HR	5 1 2 4 0 2 3
Jim King, L (1, 9) OBP: 0.387, SLG: 0.525	0-0 F7			0-3 K		0-0 FC6-4 1B	4-0 1-2 BB			3 0 1 0 1 1 0
Chuck Hinton, R (1, 7) OBP: 0.373, SLG: 0.476		0-0 S 1B		0-0 F7		0-0 FC6-4 1B 1-2f	0-0 4-3			4 0 1 0 0 0 3
Dick Phillips, L (1, 3) OBP: 0.327, SLG: 0.302		0-0 F3		0-0 4-1		0-0 1B		0-3 K		4 0 1 0 0 1 1
Mike Brumley, L (1, 2) OBP: 0.318, SLG: 0.293		0-0 F7			0-0 4-3	0-0 F3		0-0 3-1		4 0 0 0 0 0 3
Don Lock, R (1, 8) OBP: 0.378, SLG: 0.434		4-0 1-2 BB			0-0 BB FC4-6 1B	0-0 F7		0-0 6-3		3 1 1 0 1 0 2
Ed Brinkman, R (1, 6) OBP: 0.283, SLG: 0.360		0-0 P4			0-0 BB E 1B		0-0 1-3		0-0 E8 HR 1B	4 2 2 0 0 0 2
Jim Hannan, R (1, 1) OBP: 0.250, SLG: 0.273 Fred Valentini, S (5, PH) OBP: 0.292, SLG: 0.319 Jim Duckworth, R (6, 1) OBP: 0.375, SLG: 0.286 Don Zimmer, R (7, PH) OBP: 0.295, SLG: 0.453 Steve Ridzik, R (8, 1) OBP: 0.364, SLG: 0.300 Bill Skowron, R (9, PH) OBP: 0.307, SLG: 0.471			0-0 F8		4-0 1-2 2-3 BB		0-0 1B 2B		0-0 6-3	1 0 0 0 0 0 0 0 0 0 0 1 0 0 0 0 0 0 0 0 0 1 1 1 0 0 0 0 0 0 0 0 0 0 0 1 0 0 0 0 0 1

Inning Stats	R: 0	H: 1	E: 0	K: 0	S: 3	LOB: 0	BB: 0	P: 3	R: 0	H: 1	E: 0	K: 0	S: 4	LOB: 2	BB: 1	P: 8	R: 0	H: 0	E: 0	K: 1	S: 5	LOB: 0	BB: 0	P: 5	R: 2	H: 2	E: 1	K: 1	S: 7	LOB: 1	BB: 1	P: 11	R: 0	H: 2	E: 0	K: 0	S: 5	LOB: 2	BB: 0	P: 5	R: 1	H: 2	E: 0	K: 1	S: 7	LOB: 2	BB: 1	P: 11	R: 0	H: 0	E: 0	K: 1	S: 5	LOB: 0	BB: 0	P: 5	R: 3	H: 2	E: 1	K: 0	S: 3	LOB: 0	BB: 1	P: 7	1B: 9	SF: 0	2B: 2	SAC: 0	3B: 0	DP: 2	HR: 1	HBP: 0	WP: 0	PA: 38
--------------	------	------	------	------	------	--------	-------	------	------	------	------	------	------	--------	-------	------	------	------	------	------	------	--------	-------	------	------	------	------	------	------	--------	-------	-------	------	------	------	------	------	--------	-------	------	------	------	------	------	------	--------	-------	-------	------	------	------	------	------	--------	-------	------	------	------	------	------	------	--------	-------	------	-------	-------	-------	--------	-------	-------	-------	--------	-------	--------

PITCHER	IP	WLS	BF	H	R	ER	SO	BB	IBB	HBP	BLK	WP	HR	S	P	ERA	WHIP
Dave Wickersham, R (1, 1) ERA: 2.94	8.1		36	10	4	3	5	3	0	0	0	0	0	43	55	3.24	1.560
Mickey Lolich, L (9, 1) ERA: 4.32	0.0	L	2	1	2	2	0	1	0	0	0	0	1	1	5	∞	∞

DETROIT TIGERS @ WASHINGTON SENATORS
D.C. Stadium, Washington, DC
Tue Jun 30 1964, 7:05 PM EDT
Att. 5,408 - Unknown

AB	34
R	6
H	11
RBI	5
BB	4
SO	5
LOB	17



Washington Senators @ Chicago White Sox
 Comiskey Park, Chicago, IL
 Wed Jul 01 1964, 8:05 PM EDT
 Unknown

AB	41
R	7
H	13
RBI	7
BB	0
SO	8
LOB	16



Batter	1	2	3	4	5	6	7	8	9	AB R H RBI BB SO LOB
Don Blasingame, L (1, 4) OBP: 0.309, SLG: 0.325	0-0 P4	0-0 1B 1-3 2-H 3-H		0-0 L3			0-0 HR 2B	0-0 FC4-6 1-2f		5 1 2 2 0 0 3
John Kennedy, R (1, 5) OBP: 0.322, SLG: 0.423	0-0 1B	0-3 K			0-0 6-3		0-0 5-3	0-3 K		5 0 1 0 0 2 4
Jim King, L (1, 9) OBP: 0.383, SLG: 0.531	0-0 F5		0-3 K		0-0 3-1		0-0 HR 2-H	0-0 F3		5 1 1 2 0 1 2
Chuck Hinton, R (1, 7) OBP: 0.367, SLG: 0.468	0-0 F8		0-0 F8		0-0 6-3		0-0 E6 HR 1B		0-3 K	5 1 0 0 0 1 1
Bill Skowron, R (1, 3) OBP: 0.305, SLG: 0.466		0-0 P6	0-0 6-3			0-0 4-3	0-0 HR 1-2 1B		0-0 F2	5 1 1 0 0 0 0
Mike Brumley, L (1, 2) OBP: 0.318, SLG: 0.294		0-0 WP 1B 1B		0-0 3-1		0-0 F8	0-0 HR 1-H 2-H		0-3 K	3 1 1 0 0 0 0 2 1 1 3 0 1 0
Don Lock, R (7, PH) OBP: 0.379, SLG: 0.449										
Fred Valentine, S (1, 8) OBP: 0.318, SLG: 0.347		0-0 WP 1B 1B		0-0 1B 1B		0-0 1B 1B	0-0 1B 1B			4 1 4 0 0 0 0 0 0 0 0 0 0 0
Don Leppert, R (7, 2) OBP: 0.234, SLG: 0.224		1-0 1B HBP 1-2 2-3		0-3 K		0-3 K	0-0 F8			3 0 0 0 0 2 3
Ed Brinkman, R (1, 6) OBP: 0.282, SLG: 0.355				0-0 1B		0-0 1B	0-0 F9	0-0 FC4-6 1B		1 0 0 0 0 1 3 1 0 1 0 0 0 0 1 0 0 0 0 0 0 0 0 0 0 0 0 0 1 0 1 0 0 0 0 0 0 0 0 0 0 0 0 0 0 0 0 0 0
Buster Narum, R (1, 1) OBP: 0.032, SLG: 0.032										
Alan Koch, R (3, 1) OBP: 0.263, SLG: 0.368										
Dick Phillips, L (7, PH) OBP: 0.326, SLG: 0.299										
Carl Bouldin, S (7, 1) OBP: 0.299, SLG: 0.299										
Don Zimmer, R (8, PH) OBP: 0.299, SLG: 0.456										
Chuck Cottier, R (8, PH) OBP: 0.291, SLG: 0.424										
Ron Kline, R (8, 1) OBP: 0.291, SLG: 0.424										

Inning Stats	R: 0	H: 1	E: 0	K: 0	S: 4	P: 4	R: 2	H: 3	E: 0	K: 2	S: 10	P: 11	R: 0	H: 0	E: 0	K: 1	S: 5	P: 5	R: 0	H: 2	E: 0	K: 1	S: 7	P: 7	R: 0	H: 1	E: 0	K: 1	S: 6	P: 6	R: 5	H: 5	E: 1	K: 0	S: 9	P: 9	R: 0	H: 1	E: 0	K: 1	S: 6	P: 6	R: 0	H: 0	E: 0	K: 2	S: 7	P: 7	1B: 10	SF: 0	2B: 1	SAC: 0	3B: 0	DP: 0	HR: 2	HBP: 1	WP: 1	PA: 42
--------------	------	------	------	------	------	------	------	------	------	------	-------	-------	------	------	------	------	------	------	------	------	------	------	------	------	------	------	------	------	------	------	------	------	------	------	------	------	------	------	------	------	------	------	------	------	------	------	------	------	--------	-------	-------	--------	-------	-------	-------	--------	-------	--------

PITCHER	IP	WLS	BF	H	R	ER	SO	BB	IBB	HBP	BLK	WP	HR	S	P	ERA	WHIP
John Buzhardt, R (1, 1) ERA: 3.22	6.2		32	10	6	4	5	0	0	1	0	1	1	41	42	5.40	1.500
Don Mossi, L (7, 1) ERA: 2.19	0.0		2	2	1	0	0	0	0	0	0	0	1	2	2	∞	∞
Hoyt Wilhelm, R (7, 1) ERA: 2.17	2.1	W	8	1	0	0	3	0	0	0	0	0	0	14	14	0.00	0.429

WP: 1	PA: 42
PB: 0	
SB: 0	
CS: 0	

Batter	1	2	3	4	5	6	7	8	9
Jim Landis, R OBP: 0.275, SLG: 0.303 (1, 8)	0-0 5-3		0-0 SH1-4	0-0 1-5-3		0-0 P6		0-0 F9	
Don Buford, S OBP: 0.320, SLG: 0.311 (1, 4)	0-0 F8		0-0 E1			0-0 F7		0-0 4-3	
Al Weis, S OBP: 0.313, SLG: 0.354 (9, 4)			1B 2B	2B					
Floyd Robinson, L OBP: 0.366, SLG: 0.446 (1, 9)	4-0 BB		0-0 2B	0-0 F2		0-0 1B		0-0 L1-4-3	
Pete Ward, L OBP: 0.321, SLG: 0.418 (1, 5)	0-0 F7		1-3 3-H WP	0-0 F7		0-3 K			
Joe Cunningham, L OBP: 0.360, SLG: 0.298 (1, 3)		0-0 G3	4-0 IBB		0-0 5-3		0-0 1B		
Dave Nicholson, R OBP: 0.366, SLG: 0.395 (1, 7)	0-0 F8		0-0 SF7		0-0 6-3		0-0 1B		
Ron Hansen, R OBP: 0.356, SLG: 0.381 (1, 6)	0-0 L3		1-2 2-H 3-H 4-0 1B		0-0 6-3		2-H 1B		
J.C. Martin, L OBP: 0.246, SLG: 0.336 (1, 2)			0-0 SH1-4 1B			0-0 5-3	4-0 IBB		
John Buzhardt, R OBP: 0.161, SLG: 0.138 (1, 1)			0-0 E 1B			0-0 1B	0-0 IBB		
Don Mossi, L (7, 1)			0-0 E 1B			0-0 1B	0-0 2-3		
Hoyt Wilhelm, R (7, 1)			0-0 E 1B			0-0 1B			

AB	R	H	RBI	BB	SO	LOB
4	0	0	0	0	0	1
5	1	1	0	0	0	2
0	0	0	0	0	0	0
4	2	2	1	1	0	1
4	1	1	1	0	1	3
3	0	1	1	1	0	0
3	1	1	1	0	0	0
3	0	1	1	1	0	0
3	1	2	1	1	0	0
3	1	2	0	0	0	2
0	0	0	0	0	0	0
1	0	0	0	0	0	2

BOTTOM


Washington Senators @ Chicago White Sox
Comiskey Park, Chicago, IL
Wed Jul 01 1964, 8:05 PM EDT
Unknown

AB	33
R	7
H	11
RBI	6
BB	4
SO	1
LOB	11



Inning Stats	R: 0	H: 0	E: 0	K: 0	S: 3	LOB: 1	BB: 1	P: 7	R: 0	H: 0	E: 0	K: 0	S: 3	LOB: 0	BB: 0	P: 3	R: 0	H: 1	E: 0	K: 0	S: 4	LOB: 1	BB: 0	P: 4	R: 0	H: 0	E: 0	K: 0	S: 3	LOB: 0	BB: 0	P: 3	R: 2	H: 4	E: 0	K: 1	S: 8	LOB: 2	BB: 1	P: 12	R: 0	H: 0	E: 0	K: 0	S: 3	LOB: 0	BB: 0	P: 3
1B: 7			SF: 1			SAC: 1			WP: 1			PA: 39																																				
2B: 4			SAC: 1			DP: 0			PB: 0			CS: 0																																				
3B: 0			DP: 0			HR: 0			SB: 0			CS: 0																																				
HR: 0			HBP: 0			BLK: 0			WP: 1			HR: 0			S: 13			P: 25			ERA: 10.12			WHIP: 2.250																								
IP: 2.2	WLS: 0	BF: 16	H: 4	R: 6	ER: 3	SO: 0	BB: 2	IBB: 1	HBP: 0	BLK: 0	WP: 1	HR: 0	S: 13	P: 25	ERA: 10.12	WHIP: 2.250																																
IP: 3.1		BF: 13	H: 3	R: 0	ER: 0	SO: 0	BB: 0	IBB: 0	HBP: 0	BLK: 0	WP: 0	HR: 0	S: 13	P: 13	ERA: 0.00	WHIP: 0.900																																
IP: 7.1	L	BF: 7	H: 4	R: 2	ER: 2	SO: 1	BB: 0	IBB: 1	HBP: 0	BLK: 0	WP: 0	HR: 0	S: 8	P: 12	ERA: 18.00	WHIP: 4.000																																
IP: 8.1		BF: 3	H: 0	R: 0	ER: 0	SO: 0	BB: 0	IBB: 0	HBP: 0	BLK: 0	WP: 0	HR: 0	S: 3	P: 3	ERA: 0.00	WHIP: 0.000																																

IP	WLS	BF	H	R	ER	SO	BB	IBB	HBP	BLK	WP	HR	S	P	ERA	WHIP
2.2		16	4	6	3	0	2	1	0	0	1	0	13	25	10.12	2.250
3.1		13	3	0	0	0	0	0	0	0	0	0	13	13	0.00	0.900
7.1	L	7	4	2	2	1	0	1	0	0	0	0	8	12	18.00	4.000
8.1		3	0	0	0	0	0	0	0	0	0	0	3	3	0.00	0.000

Batter	1	2	3	4	5	6	7	8	9	AB R H RBI BB SO LOB	TOP																													
Don Blasingame, L (1, 4) OBP: 0.312, SLG: 0.328	0-3 K			0-3 K		0-0 1B		0-0 1B		4 0 2 1 0 2 0	<p>Washington Senators @ Chicago White Sox Comiskey Park, Chicago, IL</p> <p>Wed Jul 01 1964, 8:05 PM EDT Att. 14,287 - Unknown</p> <p>livebaseballscorecards.com</p> <table border="0"> <tr><td>AB</td><td>29</td></tr> <tr><td>R</td><td>1</td></tr> <tr><td>H</td><td>5</td></tr> <tr><td>RBI</td><td>1</td></tr> <tr><td>BB</td><td>2</td></tr> <tr><td>SO</td><td>10</td></tr> <tr><td>LOB</td><td>6</td></tr> </table> 	AB	29	R	1	H	5	RBI	1	BB	2	SO	10	LOB	6															
AB	29																																							
R	1																																							
H	5																																							
RBI	1																																							
BB	2																																							
SO	10																																							
LOB	6																																							
John Kennedy, R (1, 6) OBP: 0.318, SLG: 0.416	0-3 K			0-3 K		0-0 5-3		0-3 K	4 0 0 0 0 3 1																															
Jim King, L (1, 9) OBP: 0.377, SLG: 0.521	0-3 K			0-0 G3			0-0 F8	0-0 F7	4 0 0 0 0 1 0																															
Bill Skowron, R (1, 3) OBP: 0.308, SLG: 0.464		0-0 K2-4-2 1B			0-0 1-3		4-0 G1-4-3 BB	0-3 K	3 0 1 0 1 1 0																															
Don Lock, R (1, 8) OBP: 0.378, SLG: 0.448		0-3 K2-4-2 1-1			0-0 S 1B		0-0 G1-4-3 1-2f		3 0 1 0 0 1 2																															
Don Zimmer, R (1, 5) OBP: 0.294, SLG: 0.448		0-0 F7			0-3 K 1-2			0-0 1-3	3 0 0 0 0 1 1																															
Fred Valentine, S (1, 7) OBP: 0.319, SLG: 0.347			0-0 5-3		0-0 L4			0-0 3-1 1B	3 1 1 0 0 0 1																															
Don Leppert, R (1, 2) OBP: 0.227, SLG: 0.217			0-0 4-3			0-0 6-3		0-0 3-1	2 0 0 0 0 0 0																															
Mike Brumley, L (8, PH) OBP: 0.316, SLG: 0.292								1-2	1 0 0 0 0 0 1																															
Don Rudolph, L (1, 1) Chuck Hinton, R (8, PH) Ron Kline, R (8, 1)			0-3 K			0-0 F7		4-0 1B BB	2 0 0 0 0 1 0																															
Inning Stats	R: 0 E: 0 K: 3 S: 9	H: 0 LOB: 0 BB: 0 P: 9	R: 0 E: 0 K: 1 S: 5	H: 1 LOB: 0 BB: 0 P: 5	R: 0 E: 0 K: 1 S: 5	H: 0 LOB: 0 BB: 0 P: 5	R: 0 E: 0 K: 2 S: 7	H: 0 LOB: 0 BB: 0 P: 7	R: 0 E: 0 K: 1 S: 6	H: 1 LOB: 1 BB: 0 P: 6	R: 0 E: 0 K: 0 S: 4	H: 1 LOB: 1 BB: 0 P: 4	R: 0 E: 0 K: 0 S: 2	H: 0 LOB: 0 BB: 1 P: 6	R: 1 E: 0 K: 0 S: 4	H: 2 LOB: 1 BB: 1 P: 8	R: 0 E: 0 K: 2 S: 7	H: 0 LOB: 0 BB: 0 P: 7	1B: 5 2B: 1 3B: 0 HR: 0	SF: 0 SAC: 0 DP: 2 HBP: 0	WP: 0 PB: 0 SB: 1 CS: 0	PA: 31																		
PITCHER Joe Horlen, R (1, 1) ERA: 2.64	IP 9.0	WLS W	BF 31	H 5	R 1	ER 1	SO 10	BB 2	IBB 0	HBP 0	BLK 0	WP 0	HR 0	S 49	P 57	ERA 1.00	WHIP 0.778						PITCHER	IP	WLS	BF	H	R	ER	SO	BB	IBB	HBP	BLK	WP	HR	S	P	ERA	WHIP

Batter	1	2	3	4	5	6	7	8	9	10	11	12	AB R H RBI BB SO LOB	TOP										
Don Blasingame, L (1, 4) OBP: 0.310, SLG: 0.325	0-0 6-3		0-0 1B		0-0 6-3			0-0 3-1			0-0 SH1-4	0-3 K	5 0 1 1 0 1 3	<p>Washington Senators @ Detroit Tigers</p> <p>Tiger Stadium, Detroit, MI</p> <p>Fri Jul 03 1964, 7:05 PM EDT</p> <p>Unknown</p>										
John Kennedy, R (1, 5) OBP: 0.312, SLG: 0.408	0-3 K		0-0 F8			0-3 K			0-0 5-3		0-0 F3		5 0 0 0 0 2 3											
Jim King, L (1, 9) OBP: 0.373, SLG: 0.514	0-0 3-1			0-0 1B		0-0 1-3			0-0 4-3		0-0 F7		5 0 1 0 0 0 2											
Chuck Hinton, R (1, 7) OBP: 0.370, SLG: 0.467		0-0 6-3		0-0 1B		0-0 L6			0-0 F8			0-0 E	5 1 2 0 0 0 0											
Bill Skowron, R (1, 3) OBP: 0.307, SLG: 0.460		0-0 6-3		0-0 1B		0-3 K				0-0 SH1-4		0-0 E3	4 0 1 0 0 1 2											
Chuck Cottier, R (10, PR) OBP: 0.291, SLG: 0.424				G6-4-3 1B								1-H 3-4-3	0 0 0 0 0 0 0											
Dick Phillips, L (10, 3) OBP: 0.322, SLG: 0.296				1-2 2-3									1 1 0 0 0 0 0											
Mike Brumley, L (1, 2) OBP: 0.311, SLG: 0.286		0-3 K		0-0 G1		0-0 P6				0-0 SH1-4		0-0 3-4-3	4 0 0 1 0 1 1											
Don Lock, R (1, 8) OBP: 0.379, SLG: 0.441			4-0 1B		0-0 L9		0-0 F8			0-0 L9		4-0 1B	3 1 0 0 2 0 2											
Ed Brinkman, R (1, 6) OBP: 0.280, SLG: 0.352			0-0 1B		0-0 F2			0-0 F3		0-0 P5		0-0 L9	5 0 1 0 0 0 3											
Bennie Daniels, L (1, 1) OBP: 0.194, SLG: 0.214			0-0 G3-6-3		0-0 G3			0-0 G3			0-0 SH1-4	0-0 1B	2 0 0 0 1 0 2											
Don Zimmer, R (11, PH) OBP: 0.298, SLG: 0.451			1-2 2-3									1-2 1B	1 0 1 0 0 0 0											
Ken Hunt, R (11, PR) OBP: 0.240, SLG: 0.231													0 0 0 0 0 0 0											
Ron Kline, R (11, 1) OBP: 0.400, SLG: 0.250													1 0 1 0 0 0 0											
Inning Stats	R: 0 E: 0 K: 1 S: 5	H: 0 LOB: 0 BB: 0 P: 5	R: 0 E: 0 K: 1 S: 5	H: 0 LOB: 0 BB: 0 P: 5	R: 1 E: 0 K: 0 S: 4	H: 2 LOB: 1 BB: 0 P: 4	R: 0 E: 0 K: 0 S: 3	H: 0 LOB: 1 BB: 1 P: 7	R: 0 E: 0 K: 1 S: 5	H: 0 LOB: 0 BB: 0 P: 5	R: 0 E: 0 K: 0 S: 3	H: 0 LOB: 0 BB: 0 P: 3	R: 0 E: 0 K: 0 S: 3	H: 0 LOB: 0 BB: 0 P: 3	R: 0 E: 0 K: 0 S: 4	H: 1 LOB: 2 BB: 0 P: 4	R: 0 E: 0 K: 0 S: 4	H: 1 LOB: 2 BB: 0 P: 4	R: 2 E: 1 K: 1 S: 8	H: 2 LOB: 2 BB: 1 P: 12	1B: 8 2B: 0 3B: 0 HR: 0	SF: 0 SAC: 2 DP: 2 HBP: 0	WP: 0 PB: 0 SB: 0 CS: 0	PA: 46
PITCHER	IP WLS BF H R ER SO BB IBB HBP BLK WP HR S P ERA WHIP																							
Ed Rakow, R (1, 1) ERA: 3.58	9.0	31	4	1	1	4	2	0	0	0	0	0	0	0	0	1.00	0.667							
Terry Fox, R (10, 1) ERA: 1.86	3.0	15	4	2	0	1	1	0	0	0	0	0	0	0	0	0.00	1.667							

AB	41
R	3
H	8
RBI	2
BB	3
SO	5
LOB	18



Batter	1	2	3	4	5	6	7	8	9	10	11	12	AB	R	H	RBI	BB	SO	LOB	BOTTOM						
Bill Bruton, L OBP: 0.327, SLG: 0.376 (1, 8) X	0-0 4-3 ①		4-0 4-3 BB ②		0-0 FC6 1-2f ③		0-0 6-3 ③			0-0 4-3 ①			4	0	0	0	1	0	1	Washington Senators @ Detroit Tigers Tiger Stadium, Detroit, MI Fri Jul 03 1964, 7:05 PM EDT Unknown livebaseballscorecards.com						
Gates Brown, L OBP: 0.371, SLG: 0.649 (1, 7) X	0-0 2B		0-0 4-3 1-2 ②			0-0 FC5-6-4 1B ①		0-0 FC4-6-3-2 BB 1B ①		0-0 F9 ②			5	0	3	0	0	0	1							
Al Kaline, R OBP: 0.400, SLG: 0.450 (1, 9) X	0-0 L6-3 ②		0-3 K ③			0-0 FC5-6-4 G3 S 1B 1-2f ①		0-0 L9 ①		0-0 L9 ③			5	1	0	0	0	1	4							
Norm Cash, L OBP: 0.315, SLG: 0.384 (1, 3) X	0-0 G3 ③			0-0 1-3 ①		4-0 1B G3 BB 1-2 ②		4-0 FC4-6-3-2 BB ③			0-0 G3 ①			3	0	0	0	2	0		1					
Jerry Lumpe, L OBP: 0.289, SLG: 0.322 (1, 4)		0-0 G3 ①		0-3 K ②		0-0 G3 1-2 2-3 ②		0-0 FC4-6-3-2 1-2 2-3 ③			0-0 F9 ②			5	0	0	0	0	1		4					
Bill Freehan, R OBP: 0.346, SLG: 0.475 (1, 2)		0-0 F9 ②		0-0 5-3 ③		0-0 1B 2-3 3-H ③			0-0 L6 ①		0-0 F9 ③			5	0	1	1	0	0		0					
Dick McAuliffe, L OBP: 0.349, SLG: 0.488 (1, 6)		4-0 BB ③			0-0 G3 ①	0-0 G3 ③			4-0 F8 S BB ②			0-0 G4-6-3 1B ①		3	0	1	0	2	0		2					
Bubba Phillips, R OBP: 0.352, SLG: 0.440 (1, 5)		0-0 F5 ③			4-0 FC6 BB ③		0-0 F7 ①		0-0 F8 1-3 ②			0-0 G4-6-3 1-2f ②		4	0	0	0	1	0		3					
Ed Rakow, S (1, 1)			0-3 K ①		0-0 F2 ②		0-0 6-3 ②		0-0 F7 ③			0-3 K ③		3	0	0	0	0	1		1					
Don Demeter, R OBP: 0.284, SLG: 0.422 (9, PH)														1	0	0	0	0	0		1					
Terry Fox, R OBP: 0.400, SLG: 0.600 (10, 1)														0	0	0	0	0	0		0					
George Thomas, R OBP: 0.336, SLG: 0.485 (12, PH)														1	0	0	0	0	1		0					
Inning Stats	R: 0 E: 0 K: 0 S: 4	H: 1 LOB: 1 BB: 0 P: 4	R: 0 E: 0 K: 0 S: 3	H: 0 LOB: 1 BB: 1 P: 7	R: 0 E: 0 K: 2 S: 7	H: 0 LOB: 1 BB: 1 P: 11	R: 0 E: 0 K: 1 S: 5	H: 0 LOB: 0 BB: 0 P: 5	R: 0 E: 0 K: 0 S: 3	H: 0 LOB: 1 BB: 1 P: 7	R: 1 E: 0 K: 0 S: 5	H: 2 LOB: 2 BB: 1 P: 9	R: 0 E: 0 K: 0 S: 3	H: 0 LOB: 0 BB: 0 P: 3	R: 0 E: 0 K: 0 S: 3	H: 0 LOB: 1 BB: 1 P: 7	R: 0 E: 0 K: 0 S: 3	H: 0 LOB: 0 BB: 0 P: 3	R: 0 E: 0 K: 0 S: 3	H: 0 LOB: 0 BB: 0 P: 3	R: 0 E: 0 K: 1 S: 5	H: 1 LOB: 0 BB: 0 P: 5	1B: 4 2B: 1 3B: 0 HR: 0	SF: 0 DP: 2 HBP: 0	WP: 0 PB: 2 SB: 2 CS: 0	PA: 45
PITCHER Bennie Daniels, R ERA: 3.8 Ron Kline, R ERA: 2.66	IP: 10.0 WLS: W BF: 6 H: 1 R: 0 ER: 0 SO: 1 BB: 0 IBB: 0 HBP: 0 BLK: 0 WP: 0 HR: 0 S: 8 P: 8 ERA: 0.00 WHIP: 0.500																									



Batter	1	2	3	4	5	6	7	8	9	AB R H RBI BB SO LOB	TOP									
Don Blasingame, L (1, 4) OBP: 0.309, SLG: 0.324	0-3 K		0-0 L4			0-0 F7		0-0 1B		4 0 1 0 0 1 0										
John Kennedy, R (1, 5) OBP: 0.307, SLG: 0.402	0-3 K			0-0 F3		0-0 6-3		0-3 K		4 0 0 0 0 2 1										
Jim King, L (1, 9) OBP: 0.371, SLG: 0.509	0-0 1B			0-3 K			0-3 K		0-0 P6	4 0 1 0 0 2 0										
Chuck Hinton, R (1, 7) OBP: 0.368, SLG: 0.464	0-0 L9			0-0 6-3			0-0 2B 1B		0-0 6-3	4 1 1 0 0 0 1										
Dick Phillips, L (1, 3) OBP: 0.319, SLG: 0.304		0-0 L9			0-0 F8		0-0 1-H 2B		0-0 3-1	4 0 1 1 0 0 0										
Fred Valentine, S (1, 8) OBP: 0.310, SLG: 0.337		0-0 L9			0-0 1-3		0-3 K			3 0 0 0 0 1 1										
Don Leppert, R (1, 2) OBP: 0.232, SLG: 0.238		0-0 F7			0-0 2B		0-3 K			3 0 1 0 0 1 1										
Ed Brinkman, R (1, 6) OBP: 0.277, SLG: 0.347			0-0 5-3		0-0 4-3			0-0 F7		3 0 0 0 0 0 1										
Dave Stenhouse, R (1, 1) OBP: 0.400, SLG: 0.250			0-0 G3			0-0 F8		0-3 K		2 0 0 0 0 0 0										
Steve Ridzik, R (7, 1) OBP: 0.364, SLG: 0.300										0 0 0 0 0 0 0										
Don Zimmer, R (8, PH) OBP: 0.296, SLG: 0.449										1 0 0 0 0 1 0										
Don Rudolph, L (8, 1)										0 0 0 0 0 0 0										
Inning Stats	R: 0 E: 0 K: 2 S: 8	H: 1 LOB: 1 BB: 0 P: 8	R: 0 E: 0 K: 0 S: 3	H: 0 LOB: 0 BB: 0 P: 3	R: 0 E: 0 K: 0 S: 3	H: 0 LOB: 0 BB: 0 P: 3	R: 0 E: 0 K: 1 S: 5	H: 0 LOB: 0 BB: 0 P: 5	R: 0 E: 0 K: 0 S: 4	H: 1 LOB: 1 BB: 0 P: 4	R: 1 E: 0 K: 3 S: 11	H: 2 LOB: 1 BB: 0 P: 11	R: 0 E: 0 K: 2 S: 8	H: 1 LOB: 1 BB: 0 P: 8	R: 0 E: 0 K: 0 S: 3	H: 0 LOB: 0 BB: 0 P: 3	1B: 3 2B: 2 3B: 0 HR: 0	SF: 0 SAC: 0 DP: 0 HBP: 0	WP: 0 PB: 0 SB: 0 CS: 0	PA: 32
PITCHER Phil Regan, R (1, 1) ERA: 4.8	IP: 9.0 WLS: W BF: 32 H: 5 R: 1 ER: 1 SO: 8 BB: 0 IBB: 0 HBP: 0 BLK: 0 WP: 0 HR: 0 S: 48 P: 48 ERA: 1.00 WHIP: 0.556																			
PITCHER	IP	WLS	BF	H	R	ER	SO	BB	IBB	HBP	BLK	WP	HR	S	P	ERA	WHIP			

Washington Senators @ Detroit Tigers
Tiger Stadium, Detroit, MI
Fri Jul 03 1964, 7:05 PM EDT
Att. 11,658 - Unknown

livebaseballscorecards.com

AB	32
R	1
H	5
RBI	1
BB	0
SO	8
LOB	5



Batter	1	2	3	4	5	6	7	8	9	AB R H RBI BB SO LOB	TOP		
Don Blasingame, L (1, 4) OBP: 0.311, SLG: 0.325	0-0 1B		0-3 K		0-0 5-3		0-0 BB 1B		0-0 3-1	5 0 2 0 0 1 1			
John Kennedy, R (1, 5) OBP: 0.304, SLG: 0.398	0-3 K		0-3 K		0-0 5-3		0-0 F3		0-0 1B	3 0 0 0 0 2 2 2 0 1 0 0 0 1			
Don Zimmer, R (7, PH) OBP: 0.298, SLG: 0.449													
Jim King, L (1, 9) OBP: 0.372, SLG: 0.504	0-0 P3				0-0 3-1		0-0 FC5-4 BB		0-0 K	4 0 1 0 0 1 1 2			
Chuck Hinton, R (1, 7) OBP: 0.369, SLG: 0.461	0-0 F5				0-0 BB HR 1B		0-0 FC5-4		0-0 F8	4 1 1 0 1 0 3			
Dick Phillips, L (1, 3) OBP: 0.320, SLG: 0.298					4-0 BB HR BB		0-0 E6 1B			2 1 0 0 0 1 0 0 1 0 0 0 0 0 1 3			
Bill Skowron, R (7, PH) OBP: 0.306, SLG: 0.458					1-2 HR BB		0-0 K						
Mike Brumley, L (1, 2) OBP: 0.315, SLG: 0.307					0-0 G3		0-0 K			3 1 2 3 0 0 0 1 0 0 0 0 0 1 3			
Don Lock, R (7, PH) OBP: 0.377, SLG: 0.439					1-H 2-H HR		0-3 K						
Fred Valentine, S (1, 8) OBP: 0.311, SLG: 0.330					0-0 F7		0-0 P6		0-0 P5	2 0 0 0 1 0 2 1 0 0 0 0 0 0			
Don Leppert, R (7, 2) OBP: 0.229, SLG: 0.234					CS BB								
Ed Brinkman, R (1, 6) OBP: 0.280, SLG: 0.354					0-0 CS		0-0 P5		0-0 F8	4 0 2 0 0 0 2			
Claude Osteen, L (1, 1) OBP: 0.170, SLG: 0.200					1-2 1B		0-0 P5		0-0 K				
Jim Hannan, R (6, 1) OBP: 0.250, SLG: 0.273					0-0 S 1B		0-0 6-3		0-3 K	3 0 0 0 0 1 4 0 0 0 0 0 0 0 1 0 0 0 0 1 0 0 0 0 0 0 0 0			
Ken Hunt, R (8, PH) OBP: 0.237, SLG: 0.227					0-3 K								
Jim Duckworth, R (8, 1) OBP: 0.375, SLG: 0.286					1-2 L4								
Inning Stats	R: 0 H: 1 E: 0 LOB: 1 K: 1 BB: 0 S: 6 P: 6	R: 0 H: 0 E: 0 LOB: 0 K: 0 BB: 1 S: 2 P: 6	R: 0 H: 1 E: 0 LOB: 1 K: 3 BB: 0 S: 10 P: 10	R: 3 H: 3 E: 0 LOB: 1 K: 0 BB: 1 S: 6 P: 10	R: 0 H: 0 E: 0 LOB: 1 K: 0 BB: 1 S: 3 P: 7	R: 0 H: 1 E: 1 LOB: 2 K: 0 BB: 0 S: 5 P: 5	R: 0 H: 2 E: 0 LOB: 3 K: 2 BB: 1 S: 9 P: 13	R: 0 H: 0 E: 0 LOB: 0 K: 1 BB: 0 S: 5 P: 5	R: 0 H: 1 E: 0 LOB: 1 K: 1 BB: 0 S: 6 P: 6	1B: 7 SF: 0 2B: 1 SAC: 0 3B: 0 DP: 0 HR: 1 HBP: 0	WP: 0 PA: 41 PB: 0 SB: 1 CS: 1		
PITCHER Dave Wickersham, R (1, 1) ERA: 3.01 Hank Aguirre, L (7, 1) ERA: 3.58	IP WLS BF H R ER SO BB IBB HBP BLK WP HR S P ERA WHIP	6.1 W 31 8 3 3 4 4 0 0 0 0 0 1 35 51 4.26 1.895	2.2 S 9 1 0 0 4 0 0 0 0 0 0 0 17 17 0.00 0.375									PITCHER IP WLS BF H R ER SO BB IBB HBP BLK WP HR S P ERA WHIP	

Washington Senators @ Detroit Tigers
Tiger Stadium, Detroit, MI
Sat Jul 04 1964, 4:33 AM EDT
Att. 8,481 - Unknown

livebaseballscorecards.com

AB 36
R 3
H 9
RBI 3
BB 4
SO 8
LOB 23



Batter	1	2	3	4	5	6	7	8	9	AB	R	H	RBI	BB	SO	LOB
Jake Wood, R OBP: 0.198, SLG: 0.228 (1, 3)	0-0 L6-4-3 1B	0-0 F9			0-0 FC6-4 1B	0-0 F9				4	0	2	0	0	0	3
George Thomas, R OBP: 0.326, SLG: 0.470 (1, 8) (8, 9)	0-0 F8		0-0 5-3		0-0 FC6-4 1B 1-2f	0-3 K				4	0	0	0	0	1	3
Al Kaline, R OBP: 0.399, SLG: 0.447 Bill Bruton, L OBP: 0.331, SLG: 0.375 (1, 9) (8, 8)	0-0 L6-4-3 1-2		0-0 L5-3		0-0 1-3 1B			0-0 L4-3		4	0	1	0	0	0	1
Bill Freehan, R OBP: 0.348, SLG: 0.476 (1, 2)		0-0 1B 1B	0-3 K		0-0 F8			0-0 1B		4	1	2	0	0	1	2
Don Demeter, R OBP: 0.292, SLG: 0.425 (1, 7)		0-0 1B 1-3 1B		4-0 BB		0-0 1B HR		0-0 F9		3	2	2	0	1	0	1
Jerry Lumpe, L OBP: 0.285, SLG: 0.317 (1, 4)		0-0 1B 1-3 3-H 1B		0-0 F5		0-0 P5		0-0 G3		4	0	1	1	0	0	3
Bubba Phillips, R OBP: 0.377, SLG: 0.500 (1, 5)		0-0 SH1-4 1-3 3-H 1B		0-0 F8		0-0 1-2 HR 1B		0-3 K		4	1	2	1	0	1	1
Dick McAuliffe, L OBP: 0.354, SLG: 0.488 Don Wert, R OBP: 0.303, SLG: 0.344 (1, 6) (3, 6)		0-3 K	0-3 K		0-0 HR			0-0 G4-6-3 1B		1	0	0	0	0	1	2
Dave Wickersham, R OBP: 0.128, SLG: 0.130 Hank Aguirre, R (7, 1)		0-0 SH1-4 1-2			0-0 F9	4-0 BB		0-0 G4-6-3 1-2f		1	0	0	0	1	0	0
										1	0	0	0	0	0	1


Inning Stats	R: 0	H: 1	E: 0	K: 0	S: 3	LOB: 0	BB: 0	P: 3
	R: 2	H: 4	E: 0	K: 1	S: 9	LOB: 2	BB: 0	P: 9
	R: 0	H: 0	E: 0	K: 1	S: 5	LOB: 0	BB: 0	P: 5
	R: 0	H: 0	E: 0	K: 1	S: 5	LOB: 1	BB: 1	P: 9
	R: 0	H: 2	E: 0	K: 0	S: 5	LOB: 2	BB: 0	P: 5
	R: 3	H: 3	E: 0	K: 1	S: 8	LOB: 1	BB: 1	P: 12
	R: 0	H: 1	E: 0	K: 0	S: 4	LOB: 1	BB: 0	P: 4
	R: 0	H: 1	E: 0	K: 1	S: 5	LOB: 0	BB: 0	P: 5

PITCHER	IP	WLS	BF	H	R	ER	SO	BB	IBB	HBP	BLK	WP	HR	S	P	ERA	WHIP
Claude Osteen, L ERA: 3.24 (1, 1)	5.1	L	26	10	5	5	3	1	0	0	0	0	1	31	35	8.44	2.062
Jim Hannan, R ERA: 4.44 (6, 1)	1.2		7	1	0	0	1	1	0	0	0	0	0	8	12	0.00	1.200
Jim Duckworth, R ERA: 3.95 (8, 1)	1.0		3	1	0	0	1	0	0	0	0	0	0	5	5	0.00	1.000

BOTTOM

Washington Senators @ Detroit Tigers
Tiger Stadium, Detroit, MI
Sat Jul 04 1964, 4:33 AM EDT
Att. 8,481 - Unknown

AB	33
R	5
H	12
RBI	5
BB	2
SO	5
LOB	18



WP	PA	ERA	WHIP
0	36		
0			
0			
0			

Batter	1	2	3	4	5	6	7	8	9	AB R H RBI BB SO LOB	TOP
--------	---	---	---	---	---	---	---	---	---	----------------------	-----

Don Zimmer, R (1, 5) <small>OBP: 0.301, SLG: 0.462</small>	4-0 	0-3 			0-3 		0-0 		0-0 	4 2 1 2 1 2 1	
--	---------	---------	--	--	---------	--	---------	--	---------	---------------	--

Don Blasingame, L (1, 4) <small>OBP: 0.313, SLG: 0.327</small>	0-0 		0-0 		0-0 		0-0 		0-0 	5 1 2 0 0 0 0	
--	---------	--	---------	--	---------	--	---------	--	---------	---------------	--

Jim King, L (1, 9) <small>OBP: 0.372, SLG: 0.500</small>	0-3 		0-0 		4-0 		0-0 		0-0 	4 1 1 0 1 1 3	
--	---------	--	---------	--	---------	--	---------	--	---------	---------------	--

Chuck Hinton, R (1, 7) <small>OBP: 0.367, SLG: 0.468</small>	0-0 		0-0 		0-0 			0-0 		4 1 1 2 0 0 3	
--	---------	--	---------	--	---------	--	--	---------	--	---------------	--

Bill Skowron, R (1, 3) <small>OBP: 0.305, SLG: 0.459</small>	0-0 		0-0 		0-0 			0-0 		4 0 1 2 0 0 0	
--	---------	--	---------	--	---------	--	--	---------	--	---------------	--

Mike Brumley, L (1, 2) <small>OBP: 0.319, SLG: 0.307</small>	0-0 		0-0 		4-0 			0-0 		3 0 1 0 1 0 1	
--	---------	--	---------	--	---------	--	--	---------	--	---------------	--

Don Lock, R (1, 8) <small>OBP: 0.375, SLG: 0.440</small>		0-0 		0-3 		0-0 		0-3 		4 0 1 0 0 2 2	
--	--	---------	--	---------	--	---------	--	---------	--	---------------	--

Ed Brinkman, R (1, 6) <small>OBP: 0.276, SLG: 0.348</small>		0-3 		0-0 		0-0 		0-3 		4 0 0 0 0 2 2	
---	--	---------	--	---------	--	---------	--	---------	--	---------------	--

Buster Narum, R (1, 1) <small>OBP: 0.032, SLG: 0.032</small> Steve Rizzik, R (1, 1) <small>OBP: 0.308, SLG: 0.250</small> Don Rudolph, L (5, 1) <small>OBP: 0.317, SLG: 0.295</small> Carl Boudin, S (5, 1) <small>OBP: 0.250, SLG: 0.273</small> Dick Phillips, L (7, PH) <small>OBP: 0.250, SLG: 0.273</small> Jim Hartman, R (7, 1) <small>OBP: 0.317, SLG: 0.330</small> Fred Valentine, S (9, PH)		0-0 		0-0 		0-3 		4-0 		0 0 0 0 0 0 0 2 0 0 0 0 0 0 1 0 0 0 0 0 0 0 0 0 0 0 0 0 0 0 0 1 0 0 0 0 1 0 0 0 0 0 0 0 0 0 0 0 1 0 0 0 1 0 0	
---	--	---------	--	---------	--	---------	--	---------	--	---	--

Inning Stats	R: 2 H: 2 E: 0 LOB: 1 K: 1 BB: 1 S: 7 P: 11	R: 0 H: 1 E: 0 LOB: 1 K: 2 BB: 0 S: 8 P: 8	R: 2 H: 2 E: 0 LOB: 0 K: 0 BB: 0 S: 5 P: 5	R: 0 H: 0 E: 0 LOB: 0 K: 1 BB: 0 S: 5 P: 5	R: 0 H: 0 E: 0 LOB: 1 K: 1 BB: 1 S: 5 P: 9	R: 0 H: 0 E: 0 LOB: 1 K: 0 BB: 1 S: 3 P: 7	R: 0 H: 1 E: 0 LOB: 1 K: 1 BB: 0 S: 6 P: 6	R: 0 H: 1 E: 0 LOB: 1 K: 1 BB: 0 S: 6 P: 6	R: 2 H: 1 E: 0 LOB: 0 K: 1 BB: 1 S: 6 P: 10	1B: 4 SF: 0 2B: 2 SAC: 0 3B: 0 DP: 0 HR: 2 HBP: 0	WP: 0 PA: 39 PB: 0 CS: 0 SB: 0
---------------------	---	--	--	--	--	--	--	--	---	---	--------------------------------

PITCHER Denny McLain, R (1, 1) <small>ERA: 4.67</small> Fred Gladding, R (5, 1) <small>ERA: 5.4</small> Larry Sherry, R (9, 1) <small>ERA: 3.99</small>	IP WLS BF H R ER SO BB IBB HBP BLK WP HR S P ERA WHIP	4.0 0 18 5 4 4 4 1 0 0 0 0 1 25 29 9.00 1.500	4.1 W 19 3 2 2 4 3 0 0 0 0 1 24 36 4.15 1.385	0.2 S 2 0 0 0 0 0 0 0 0 0 0 0 2 2 0.00 0.000	PITCHER IP WLS BF H R ER SO BB IBB HBP BLK WP HR S P ERA WHIP
---	---	---	---	--	---

Washington Senators @ Detroit Tigers
 Tiger Stadium, Detroit, MI
 Sun Jul 05 1964, 4:33 AM EDT
 Unknown

AB	35
R	6
H	8
RBI	6
BB	4
SO	8
LOB	13

Batter	1	2	3	4	5	6	7	8	9	AB R H RBI BB SO LOB	TOP									
Don Zimmer, R (1, 5) OBP: 0.300, SLG: 0.457	0-0 6-3			0-3 K		0-0 1B			0-0 6-3	4 0 1 0 0 1 0										
Don Blasingame, L (1, 4) OBP: 0.312, SLG: 0.326	0-3 K			0-0 G1-6-3 1B		0-0 F8			0-0 6-3	4 0 1 0 0 1 2										
Jim King, L (1, 9) OBP: 0.367, SLG: 0.491	0-0 1-3			0-0 G1-6-3 1-2f				0-0 P5	0-0 6-3	4 0 0 0 0 0 1										
Chuck Hinton, R (1, 7) OBP: 0.364, SLG: 0.463		0-0 G3			0-3 K			0-0 6-3		3 0 0 0 0 1 0										
Bill Skowron, R (1, 3) OBP: 0.305, SLG: 0.457		0-3 K			0-0 F9			0-0 1B		3 0 1 0 0 1 0										
Don Lock, R (1, 8) OBP: 0.371, SLG: 0.434		0-0 G3			0-3 K			0-3 K		3 0 0 0 0 2 1										
Don Leppert, R (1, 2) OBP: 0.233, SLG: 0.239			0-0 P4			0-0 L6-3 1B		0-3 K		3 0 1 0 0 1 0										
Ed Brinkman, R (1, 6) OBP: 0.273, SLG: 0.343			0-3 K			0-0 L6-3 1-2		0-3 K		3 0 0 0 0 2 1										
Alan Koch, R (1, 1) OBP: 0.250, SLG: 0.350			0-3 K			4-0 1B BB		0-0 1-3		0 0 0 0 0 0 0										
Dick Phillips, L (6, PH) OBP: 0.323, SLG: 0.295										0 0 0 0 1 0 0										
Buster Narum, R (6, 1) OBP: 0.032, SLG: 0.032										0 0 0 0 0 0 0										
Mike Brumley, L (8, PH) OBP: 0.317, SLG: 0.306										1 0 0 0 0 0 0										
Ron Kline, R (8, 1) OBP: 0.400, SLG: 0.250										0 0 0 0 0 0 0										
Inning Stats	R: 0 E: 0 K: 1 S: 5	H: 0 LOB: 0 BB: 0 P: 5	R: 0 E: 0 K: 1 S: 5	H: 0 LOB: 0 BB: 0 P: 5	R: 0 E: 0 K: 2 S: 7	H: 0 LOB: 0 BB: 0 P: 7	R: 0 E: 0 K: 1 S: 5	H: 1 LOB: 0 BB: 0 P: 5	R: 0 E: 0 K: 2 S: 7	H: 0 LOB: 0 BB: 0 P: 7	R: 0 E: 0 K: 1 S: 6	H: 1 LOB: 1 BB: 0 P: 6	R: 0 E: 0 K: 2 S: 7	H: 0 LOB: 0 BB: 0 P: 7	R: 0 E: 0 K: 0 S: 3	H: 0 LOB: 0 BB: 0 P: 3	1B: 4 2B: 1 3B: 0 HR: 0	SF: 0 SAC: 0 DP: 2 HBP: 0	WP: 0 PB: 0 SB: 0 CS: 0	PA: 30
PITCHER Joe Sparna, R (1, 1) ERA: 0.76	IP: 9.0 WLS: W BF: 30 H: 4 R: 0 ER: 0 SO: 10 BB: 1 IBB: 0 HBP: 0 BLK: 0 WP: 0 HR: 0 S: 49 P: 53 ERA: 0.00 WHIP: 0.556																			

Washington Senators @ Detroit Tigers
Tiger Stadium, Detroit, MI
Sun Jul 05 1964, 4:38 AM EDT
Att. 13,564 - Unknown

AB	28
R	0
H	4
RBI	0
BB	1
SO	9
LOB	5



Batter	1	2	3	4	5	6	7	8	9
Bill Bruton, L OBP: 0.327, SLG: 0.396 (1, 8)	0-3 K		0-0 F8		0-0 2B			0-0 4-3	
Dick McAuliffe, L OBP: 0.348, SLG: 0.478 (1, 6)	0-0 F9			0-3 K	0-0 P2			0-0 F9	
Gates Brown, L OBP: 0.368, SLG: 0.624 (1, 7)	0-0 CS 1B			0-0 P6		0-0 P6		0-0 1B	
Norm Cash, L OBP: 0.309, SLG: 0.372 (1, 3)	0-0 CS 1-2	0-0 F9		0-3 K		0-0 F7		0-0 F5	
Jerry Lumpe, L OBP: 0.291, SLG: 0.323 (1, 4)		0-0 F8			0-0 WP 3B 1B	0-0 FC6-4 1B			
Bill Freehan, R OBP: 0.346, SLG: 0.470 (1, 2)		0-3 K			0-0 1-3 1-2	0-0 FC6-4 1-2f			
Don Demeter, R OBP: 0.288, SLG: 0.420 (1, 9)			0-0 F3		0-0 F8		0-3 K		
Don Wert, R OBP: 0.307, SLG: 0.342 (1, 5)			4-0 BB		4-0 3B IBB		0-0 F8		
Joe Sparna, R OBP: 0.167, SLG: 0.500 (1, 1)			0-3 K		0-0 2B 3B		0-3 K		

Inning Stats	R: 0	H: 1	E: 0	K: 1	S: 5	LOB: 0	BB: 0	P: 5
	R: 0	H: 0	E: 0	K: 1	S: 5	LOB: 0	BB: 0	P: 5
	R: 0	H: 0	E: 0	K: 1	S: 5	LOB: 1	BB: 1	P: 9
	R: 0	H: 0	E: 0	K: 2	S: 7	LOB: 0	BB: 0	P: 7
	R: 3	H: 3	E: 0	K: 0	S: 6	LOB: 1	BB: 1	P: 10
	R: 0	H: 1	E: 0	K: 0	S: 4	LOB: 1	BB: 0	P: 4
	R: 0	H: 0	E: 0	K: 2	S: 7	LOB: 0	BB: 0	P: 7
	R: 0	H: 1	E: 0	K: 0	S: 4	LOB: 1	BB: 0	P: 4


PITCHER	IP	WLS	BF	H	R	ER	SO	BB	IBB	HBP	BLK	WP	HR	S	P	ERA	WHIP
Alan Koch, R ERA: 4.61 (1, 1)	5.0	L	20	4	3	3	5	1	1	0	0	1	0	28	36	5.40	1.000
Buster Narum, R ERA: 4.48 (6, 1)	2.0		7	1	0	0	2	0	0	0	0	0	0	11	11	0.00	0.500
Ron Kline, R ERA: 2.59 (8, 1)	1.0		4	1	0	0	0	0	0	0	0	0	0	4	4	0.00	1.000

BOTTOM

Washington Senators @ Detroit Tigers
Tiger Stadium, Detroit, MI
Sun Jul 05 1964, 4:38 AM EDT
Att. 13,564 - Unknown

AB	R	H	RBI	BB	SO	LOB
4	0	1	1	0	1	1
4	0	0	0	0	1	1
4	0	2	0	0	0	0
4	0	0	0	0	1	1
3	1	2	0	0	0	0
3	0	0	0	0	1	2
3	0	0	0	0	1	1
1	1	0	0	2	0	0
3	1	1	2	0	2	1

AB	29
R	3
H	6
RBI	3
BB	2
SO	7
LOB	7



1B	2B	3B	HR	SF	SAC	DP	HBP	WP	PA
4	1	1	0	0	0	0	0	1	32

PITCHER	IP	WLS	BF	H	R	ER	SO	BB	IBB	HBP	BLK	WP	HR	S	P	ERA	WHIP
Alan Koch, R ERA: 4.61 (1, 1)	5.0	L	20	4	3	3	5	1	1	0	0	1	0	28	36	5.40	1.000
Buster Narum, R ERA: 4.48 (6, 1)	2.0		7	1	0	0	2	0	0	0	0	0	0	11	11	0.00	0.500
Ron Kline, R ERA: 2.59 (8, 1)	1.0		4	1	0	0	0	0	0	0	0	0	0	4	4	0.00	1.000

Batter	1	2	3	4	5	6	7	8	9	AB R H RBI BB SO LOB
Ed Brinkman, R OBP: 0.267, SLG: 0.336 (1, 6)	0-3 K	0-0 P6		0-0 F8			0-0 6-3		0-0 1-3	5 0 0 0 0 1 2
John Kennedy, R OBP: 0.307, SLG: 0.401 (1, 5)	0-0 1B 2B		4-0 1B BB		0-0 F3			0-3 K		3 1 1 0 0 1 1 0
Chuck Hinton, R OBP: 0.363, SLG: 0.459 (1, 7)	0-0 6-3		0-0 F9		0-0 6-3			4-0 2B BB		3 1 0 0 1 0 2
Bill Skowron, R OBP: 0.308, SLG: 0.456 (1, 3)	0-0 HR 1B		0-0 F7		0-0 6-3			4-0 2B BB		3 2 1 1 1 0 1
Don Lock, R OBP: 0.373, SLG: 0.449 (1, 9) (9, 8)	0-0 HR		0-0 1-3 1B			0-3 K		0-3 K		4 1 2 2 0 2 2
Don Leppert, R OBP: 0.224, SLG: 0.229 (1, 2)	0-0 6-3		0-3 K			0-0 F8		0-0 2B		3 0 0 0 0 1 2
Jim King, L OBP: 0.369, SLG: 0.498 (8, PH) (9, 9)								1-H 2-H		1 0 1 2 0 0 0
Ken Hunt, R OBP: 0.228, SLG: 0.217 (1, 8)		0-3 K		0-3 K		0-0 F8		0-0 1-3		3 0 0 0 0 2 0
Mike Brumley, L OBP: 0.316, SLG: 0.304 (8, PH) (9, 2)										1 0 0 0 0 0 1
Chuck Cottier, R OBP: 0.293, SLG: 0.412 (1, 4)		4-0 SH5-4 BB		0-0 F7			0-3 K		0-3 K	2 0 0 0 1 1 0
Don Zimmer, R OBP: 0.299, SLG: 0.455 (9, PH)										1 0 0 0 0 1 0
Claude Osteen, L OBP: 0.184, SLG: 0.213 (1, 1)		0-0 SH5-4		0-0 1B			0-3 K		0-0 F7	2 0 1 0 0 1 0
Ron Kline, R OBP: 0.400, SLG: 0.250 (8, 1)										0 0 0 0 0 0 0
Don Blasingame, L OBP: 0.310, SLG: 0.324 (9, PH)										1 0 0 0 0 0 0

Inning Stats	R: 3 E: 0 K: 1 S: 8	H: 3 LOB: 0 BB: 0 P: 8	R: 0 E: 0 K: 1 S: 5	H: 0 LOB: 1 BB: 1 P: 9	R: 0 E: 0 K: 1 S: 6	H: 1 LOB: 2 BB: 1 P: 10	R: 0 E: 0 K: 1 S: 6	H: 1 LOB: 1 BB: 0 P: 6	R: 0 E: 0 K: 0 S: 3	H: 0 LOB: 0 BB: 0 P: 3	R: 0 E: 0 K: 1 S: 5	H: 0 LOB: 0 BB: 0 P: 5	R: 0 E: 0 K: 2 S: 7	H: 0 LOB: 0 BB: 0 P: 7	R: 2 E: 0 K: 2 S: 8	H: 1 LOB: 1 BB: 2 P: 16	R: 0 E: 0 K: 1 S: 5	H: 0 LOB: 0 BB: 0 P: 5	1B: 3 2B: 2 3B: 0 HR: 1	SF: 0 SAC: 1 DP: 0 HBP: 0
--------------	------------------------------	---------------------------------	------------------------------	---------------------------------	------------------------------	----------------------------------	------------------------------	---------------------------------	------------------------------	---------------------------------	------------------------------	---------------------------------	------------------------------	---------------------------------	------------------------------	----------------------------------	------------------------------	---------------------------------	----------------------------------	------------------------------------

PITCHER	IP	WLS	BF	H	R	ER	SO	BB	IBB	HBP	BLK	WP	HR	S	P	ERA	WHIP
Al Downing, L ERA: 3.13 (1, 1)	7.1	W	31	5	5	5	8	4	0	0	0	0	1	43	59	6.14	1.227
Pete Mikkelsen, R ERA: 3.69 (8, 1)	1.2	S	6	1	0	0	2	0	0	0	0	0	0	10	10	0.00	0.600


BOTTOM

New York Yankees @ Washington Senators
D.C. Stadium, Washington, DC

Thu Jul 09 1964, 7:05 PM EDT
Att. 21,543 - Unknown

AB	32
R	5
H	6
RBI	5
BB	4
SO	10
LOB	10

livebaseballscorecards.com



WP	PA
0	37
0	0
0	0

Batter	1	2	3	4	5	6	7	8	9	AB R H RBI BB SO LOB	TOP											
Tony Kubek, L (1, 6) OBP: 0.284, SLG: 0.359	0-0 F9	0-3 K		0-0 1B		0-3 K			0-0 4-3	5 0 1 0 0 2 0												
Bobby Richardson, R (1, 4) OBP: 0.279, SLG: 0.315	0-0 PB BB 4-3 1B		0-0 5-3	0-0 1B			0-0 P6		0-3 K2-3	5 1 2 1 0 1 0												
Mickey Mantle, S (1, 8) OBP: 0.444, SLG: 0.629	4-0 4-3 PB 1-2 BB		4-0 1B BB	4-0 1-2 BB			0-0 L8			1 0 0 0 3 0 0												
Pedro Gonzalez, R (8, 3) OBP: 0.300, SLG: 0.333										0 0 0 0 0 0 0												
Roger Maris, L (1, 9) OBP: 0.358, SLG: 0.485	0-0 4-3		0-0 1B	0-0 G3			0-0 F7			4 0 1 1 0 0 4												
Tom Tresh, S (1, 7) OBP: 0.354, SLG: 0.405	0-3 K		0-3 K		0-0 L7			1-0 FC4 HBP		3 0 0 0 0 2 3												
Joe Pepitone, L (1, 3) OBP: 0.296, SLG: 0.387		0-0 F8	0-0 F5		0-0 F7			0-3 K		4 0 0 0 0 1 3												
Elston Howard, R (1, 2) OBP: 0.359, SLG: 0.437		4-0 HR BB		4-0 CS BB		0-0 P5		0-0 FC4		2 1 0 0 2 0 1												
Clete Boyer, R (1, 5) OBP: 0.290, SLG: 0.330		0-0 HR		0-0 P6				0-0 F8		4 1 1 2 0 0 2												
Whitey Ford, L (1, 1) OBP: 0.306, SLG: 0.195		0-0 L5		4-0 1B BB		0-3 K			0-3 K	2 1 0 0 1 1 0												
Bill Stafford, R (6, 1) OBP: 0.083, SLG: 0.167										1 0 0 0 0 1 0												
Inning Stats	R: 1 E: 0 K: 1 S: 6	H: 1 LOB: 1 BB: 1 P: 10	R: 2 E: 0 K: 1 S: 6	H: 1 LOB: 0 BB: 1 P: 10	R: 0 E: 0 K: 1 S: 6	H: 1 LOB: 2 BB: 1 P: 10	R: 1 E: 0 K: 0 S: 4	H: 2 LOB: 3 BB: 3 P: 16	R: 0 E: 0 K: 0 S: 3	H: 0 LOB: 0 BB: 0 P: 3	R: 0 E: 0 K: 2 S: 7	H: 0 LOB: 0 BB: 0 P: 7	R: 0 E: 0 K: 0 S: 3	H: 0 LOB: 0 BB: 0 P: 3	R: 0 E: 1 K: 1 S: 5	H: 0 LOB: 1 BB: 0 P: 6	R: 0 E: 0 K: 2 S: 7	H: 0 LOB: 0 BB: 0 P: 7	1B: 4 2B: 0 3B: 0 HR: 1	SF: 0 SAC: 0 DP: 0 HBP: 1	WP: 0 PB: 1 SB: 0 CS: 1	PA: 38
PITCHER	IP WLS BF H R ER SO BB IBB HBP BLK WP HR S P ERA WHIP																					
Buster Narum, R (1, 1) ERA: 4.6	3.2 L 19 4 4 3 3 5 0 0 0 0 0 1 20 40 7.36 2.455																					
Jim Hannan, R (4, 1) ERA: 4.03	3.1 12 1 0 0 2 1 0 0 0 0 0 0 15 19 0.00 0.600																					
Jim Duckworth, R (8, 1) ERA: 3.77	2.0 7 0 0 0 3 0 0 1 0 0 0 0 12 13 0.00 0.000																					

New York Yankees @ Washington Senators
 D.C. Stadium, Washington, DC
 Fri Jul 10 1964, 7:05 PM EDT
 Att: 25,971 - Unknown

AB	31
R	4
H	5
RBI	4
BB	6
SO	8
LOB	13



Batter	1	2	3	4	5	6	7	8	9	AB R H RBI BB SO LOB	TOP
Tony Kubek, L (1, 6) OBP: 0.283, SLG: 0.373	0-0 F8		0-0 3-1		0-0 HR			0-0 P5		4 1 1 1 0 0 0	
Bobby Richardson, R (1, 4) OBP: 0.279, SLG: 0.313	4-0 1B G3 BB		0-0 1-3		0-0 F7			0-0 L5		3 1 0 0 1 0 0	
Mickey Mantle, S (1, 8) OBP: 0.449, SLG: 0.629 Pedro Gonzalez, R (9, PR) OBP: 0.300, SLG: 0.333	0-0 1-3 1B G3		4-0 BB		0-3 K			0-0 1B		3 1 2 0 1 1 0 0 0 0 0 0 0 0	
Roger Maris, L (1, 9) OBP: 0.352, SLG: 0.476	0-0 G3		0-0 3-1		0-0 4-3			0-0 F2		4 0 0 1 0 0 3	
Tom Tresh, S (1, 7) OBP: 0.352, SLG: 0.402	0-0 2-H 1B		0-3 K		0-0 F5			0-3 K		4 0 1 1 0 2 1	
Joe Pepitone, L (1, 3) OBP: 0.293, SLG: 0.382	0-0 4-3		0-0 4-3		0-0 F8			0-0 F9		4 0 0 0 0 0 2	
Elston Howard, R (1, 2) OBP: 0.355, SLG: 0.432		0-0 F2		0-0 5-3		0-0 5-3				3 0 0 0 0 0 0	
Clete Boyer, R (1, 5) OBP: 0.287, SLG: 0.326		0-0 6-3		0-3 K		0-0 2-3				3 0 0 0 0 1 0	
Jim Bouton, R (1, 1) OBP: 0.125, SLG: 0.128 Steve Hamilton, L (8, 1) OBP: 0.222, SLG: 0.125 Pete Mikkelsen, R (9, 1)		0-0 F8		0-0 4-3		0-0 P4				3 0	
Inning Stats	R: 2 H: 2 E: 0 LOB: 1 K: 0 BB: 1 S: 5 P: 9	R: 0 H: 0 E: 0 LOB: 0 K: 0 BB: 0 S: 3 P: 3	R: 0 H: 0 E: 0 LOB: 1 K: 0 BB: 1 S: 3 P: 7	R: 0 H: 0 E: 0 LOB: 0 K: 1 BB: 0 S: 5 P: 5	R: 1 H: 1 E: 0 LOB: 0 K: 1 BB: 0 S: 6 P: 6	R: 0 H: 0 E: 0 LOB: 0 K: 1 BB: 0 S: 5 P: 5	R: 0 H: 0 E: 0 LOB: 0 K: 0 BB: 0 S: 3 P: 3	R: 0 H: 0 E: 0 LOB: 1 K: 1 BB: 0 S: 6 P: 6	1B: 3 SF: 0 2B: 0 SAC: 0 3B: 0 DP: 0 HR: 1 HBP: 0	WP: 0 PA: 33 PB: 0 SB: 0 CS: 0	
PITCHER Dave Stenhouse, R (1, 1) ERA: 5.82 Steve Ridzik, R (9, 1) ERA: 2.48	IP WLS BF H R ER SO BB IBB HBP BLK WP HR S P ERA WHIP	8.0 L 29 3 3 3 3 2 0 0 0 0 0 1 33 41 3.38 0.625	1.0 4 1 0 0 1 0 0 0 0 0 0 0 6 6 0.00 1.000	PITCHER IP WLS BF H R ER SO BB IBB HBP BLK WP HR S P ERA WHIP							

New York Yankees @ Washington Senators
D.C. Stadium, Washington, DC
Sat Jul 11 1964, 3:33 AM EDT
Att. 11,381 - Unknown - 90 F

AB	31
R	3
H	4
RBI	3
BB	2
SO	4
LOB	6



BOTTOM

New York Yankees @ Washington Senators
D.C. Stadium, Washington, DC
Sat Jul 11 1964, 3:33 AM EDT
Att. 11,381 - Unknown - 90 F

livebaseballscorecards.com

AB 31
R 2
H 5
RBI 2
BB 1
SO 3
LOB 12



WP: 0 PA: 33
PB: 0
SB: 0
CS: 0

AB R H RBI BB SO LOB

3	0	0	0	0	0	2
4	0	0	0	0	0	2
3	0	0	0	0	0	0
1	0	0	0	0	0	2
4	1	1	1	0	0	0
4	1	2	0	0	1	0
4	0	0	0	0	1	2
3	0	1	0	0	0	1
3	0	0	0	0	1	3
2	0	1	1	0	0	0
0	0	0	0	1	0	0
0	0	0	0	0	0	0
0	0	0	0	0	0	0

Batter	1	2	3	4	5	6	7	8	9
Don Blasingame, L (1, 4) OBP: 0.306, SLG: 0.319	0-0 4-3 		0-0 F9 		0-0 L3 			0-0 SH1-4 	
Chuck Hinton, R (1, 7) OBP: 0.355, SLG: 0.448	0-0 1-3 			0-0 G3 		0-0 G6-3 		0-0 4-3 	
Jim King, L (1, 9) OBP: 0.363, SLG: 0.485	0-0 F9 			0-0 P5 		0-0 F9 		0-0 F9 	
John Kennedy, R (8, PH) OBP: 0.302, SLG: 0.394				0-0 P4 		0-0 1-3 			
Bill Skowron, R (1, 3) OBP: 0.307, SLG: 0.461		0-0 HR 						0-0 1-3 	
Don Lock, R (1, 8) OBP: 0.380, SLG: 0.453		0-3 K 			0-0 1B 		0-0 1B 	0-0 L5 	
Don Zimmer, R (1, 5) OBP: 0.293, SLG: 0.445		0-0 5-3 			0-3 K 		0-0 F3 	0-0 F7 	
Mike Brumley, L (1, 2) OBP: 0.315, SLG: 0.303		0-0 G3 			0-0 1B 		0-0 L9 		
Ed Brinkman, R (1, 6) OBP: 0.268, SLG: 0.335			0-0 P2 		0-0 F5 		0-3 K 		
Dave Stenhouse, R (1, 1) OBP: 0.429, SLG: 0.333			0-0 L7 					4-0 SH1-4 	
Dick Phillips, L (8, PH) OBP: 0.325, SLG: 0.292									
Chuck Cottier, R (8, PR) OBP: 0.286, SLG: 0.400									
Steve Ridzik, R (9, 1) OBP: 0.308, SLG: 0.250									

Inning Stats	R: 0	H: 0	E: 0	K: 0	S: 3	R: 1	H: 1	E: 0	K: 1	S: 6	R: 0	H: 0	E: 0	K: 0	S: 3	R: 1	H: 3	E: 0	K: 1	S: 8	R: 0	H: 0	E: 0	K: 0	S: 3	R: 0	H: 1	E: 0	K: 1	S: 6	R: 0	H: 0	E: 0	K: 0	S: 3	R: 0	H: 0	E: 0	K: 0	S: 3	R: 0	H: 0	E: 0	K: 0	S: 3	1B: 4	SF: 0	2B: 0	SAC: 1	3B: 0	DP: 0	HR: 1	HBP: 0	WP: 0	PA: 33
--------------	------	------	------	------	------	------	------	------	------	------	------	------	------	------	------	------	------	------	------	------	------	------	------	------	------	------	------	------	------	------	------	------	------	------	------	------	------	------	------	------	------	------	------	------	------	-------	-------	-------	--------	-------	-------	-------	--------	-------	--------

PITCHER	IP	WLS	BF	H	R	ER	SO	BB	IBB	HBP	BLK	WP	HR	S	P	ERA	WHIP
Jim Bouton, R (1, 1) ERA: 2.96	7.2	W	29	5	2	2	3	1	0	0	0	0	1	34	38	2.35	0.783
Steve Hamilton, L (8, 1) ERA: 2.22	0.1		1	0	0	0	0	0	0	0	0	0	0	1	1	0.00	0.000
Pete Mikkelsen, R (9, 1) ERA: 3.62	1.0	S	3	0	0	0	0	0	0	0	0	0	0	3	3	0.00	0.000

PITCHER	IP	WLS	BF	H	R	ER	SO	BB	IBB	HBP	BLK	WP	HR	S	P	ERA	WHIP
---------	----	-----	----	---	---	----	----	----	-----	-----	-----	----	----	---	---	-----	------

Batter	1	2	3	4	5	6	7	8	9	AB R H RBI BB SO LOB	TOP											
Felix Mantilla, R (1, 4) OBP: 0.366, SLG: 0.580	0-3 K		0-0 F5		0-0 6-3		0-0 1-H HR			4 1 1 2 0 1 1												
Tony Conigliaro, R (1, 7) OBP: 0.320, SLG: 0.505	0-0 5-3			0-3 K		0-0 F7	0-3 K			4 0 0 0 0 2 0												
Carl Yastrzemski, L (1, 8) OBP: 0.375, SLG: 0.477	4-0 BB			0-0 3-1		0-0 1B 1B		0-0 F7		3 0 1 0 1 0 0												
Dick Stuart, R (1, 3) OBP: 0.298, SLG: 0.443 Dick Williams, R (8, 3) OBP: 0.265, SLG: 0.477	0-3 K			0-3 K		0-0 1-2 1B	G3-6-3 1B	0-3 K		4 0 1 0 0 3 1 0 0 0 0 0 0 0												
Lee Thomas, L (1, 9) OBP: 0.331, SLG: 0.416		0-0 F8			4-0 1B 2B BB	0-0 G3-6-3 1-2f		0-0 1B		3 1 1 0 1 0 2												
Frank Malzone, R (1, 5) OBP: 0.338, SLG: 0.411		0-3 K			0-0 1-2 2B 1B		0-0 1B SF8 1B	0-0 6-3		4 2 2 0 0 1 1												
Eddie Bressoud, R (1, 6) OBP: 0.367, SLG: 0.449		0-0 F8			0-0 1-3 2-H 2B		0-0 1-3 HR 1B		0-0 F8	4 1 2 1 0 0 0												
Russ Nixon, L (1, 2) OBP: 0.406, SLG: 0.407			0-0 4-3		0-0 4-3		0-0 SF8		0-0 F7	3 0 0 2 0 0 1												
Jack Lamabe, R (1, 1) OBP: 0.143, SLG: 0.150 Dalton Jones, L (7, PH) OBP: 0.300, SLG: 0.394 Bob Hefner, R (7, 1) OBP: 0.231, SLG: 0.462 Dick Radatz, R (7, 1) OBP: 0.273, SLG: 0.286			0-0 6-3		0-0 P5		0-0 3-H F8		0-0 4-3	2 0 0 0 0 0 1 1 0 0 0 0 0 1 0 0 0 0 0 0 0 1 0 0 0 0 0 0												
Inning Stats	R: 0 E: 0 K: 2 S: 7	H: 0 LOB: 1 BB: 1 P: 11	R: 0 E: 0 K: 1 S: 5	H: 0 LOB: 0 BB: 0 P: 5	R: 0 E: 0 K: 0 S: 3	H: 0 LOB: 0 BB: 0 P: 3	R: 0 E: 0 K: 2 S: 7	H: 0 LOB: 0 BB: 0 P: 7	R: 2 E: 0 K: 0 S: 5	H: 2 LOB: 1 BB: 1 P: 9	R: 0 E: 0 K: 0 S: 4	H: 2 LOB: 1 BB: 0 P: 4	R: 3 E: 0 K: 1 S: 8	H: 3 LOB: 0 BB: 0 P: 8	R: 0 E: 0 K: 1 S: 6	H: 1 LOB: 1 BB: 0 P: 6	R: 0 E: 0 K: 0 S: 3	H: 0 LOB: 0 BB: 0 P: 3	1B: 6 2B: 1 3B: 0 HR: 1	SF: 1 SAC: 0 DP: 1 HBP: 0	WP: 0 PB: 0 SB: 0 CS: 0	PA: 36
PITCHER	IP WLS BF H R ER SO BB IBB HBP BLK WP HR S P ERA WHIP																					
Bennie Daniels, R (1, 1) ERA: 4.0	6.2 L 28 7 5 5 5 2 0 0 0 0 0 1 36 44 6.75 1.350																					
Jim Hannan, R (7, 1) ERA: 3.94	1.1 5 1 0 0 2 0 0 0 0 0 0 0 9 9 0.00 0.750																					
Ron Kline, R (9, 1) ERA: 2.45	1.0 3 0 0 0 0 0 0 0 0 0 0 0 3 3 0.00 0.000																					

Boston Red Sox @ Washington Senators
D.C. Stadium, Washington, DC
Sun Jul 12 1964, 3:33 AM EDT
Unknown

AB	33
R	5
H	8
RBI	5
BB	2
SO	7
LOB	8



Batter	1	2	3	4	5	6	7	8	9	AB	R	H	RBI	BB	SO	LOB
Don Blasingame, L (1, 4) OBP: 0.308, SLG: 0.325	0-0 BB 1B	0-0 2B		0-0 FC6 1-2f		0-0 F8		0-0 G3 1-2		5	1	2	0	0	0	5
Fred Valentine, S (1, 7) OBP: 0.320, SLG: 0.355 Ron Kline, R (9, 1) OBP: 0.400, SLG: 0.250	4-0 1B 1-2 BB	0-0 4-3			0-0 6-3		0-0 HR	0-0 6-3		4	2	1	1	1	0	2
Jim King, L (1, 9) OBP: 0.360, SLG: 0.480	0-0 F8		0-0 F9		0-3 K		0-0 1B 1B		0-3 K	5	0	1	0	0	2	2
Bill Skowron, R (1, 3) OBP: 0.306, SLG: 0.458 Dick Phillips, L (9, 3) OBP: 0.323, SLG: 0.290	0-0 1B 1-3 2-H		0-3 K		0-0 4-3		0-3 K		0-0 P3	4	0	1	1	0	2	1
Don Lock, R (1, 8) OBP: 0.388, SLG: 0.455	0-0 F9		0-0 1B 1B		0-0 FC4-6 BB		0-0 1-2 1B		4-0 BB BB BB BB	3	0	2	0	2	0	2
Mike Brumley, L (1, 2) OBP: 0.316, SLG: 0.306	0-0 1-2 3-H 1B		0-0 1B		0-0 FC4-6 2B 1-2f		0-3 K		0-0 P5	5	0	2	1	0	1	4
John Kennedy, R (1, 5) OBP: 0.301, SLG: 0.395 (9, 6)	0-0 6-3		0-0 F8		0-0 2B		0-0 F7			4	0	1	0	0	0	4
Ed Brinkman, R (1, 6) OBP: 0.265, SLG: 0.331 Don Zimmer, R (8, PH) OBP: 0.291, SLG: 0.443 (9, 5)		0-3 K		0-0 5-3		0-3 K		0-3 K		3	0	0	0	0	2	2
Bennie Daniels, L (1, 1) OBP: 0.235, SLG: 0.233 Jim Hannan, R (7, 1) OBP: 0.231, SLG: 0.250 Chuck Hinton, R (8, PH) OBP: 0.357, SLG: 0.450 (9, 7)		0-0 F5		0-0 FC6 1B		4-0 BB		0-0 G3 1B		1	0	0	0	0	0	0

Inning Stats	R: 2	H: 3	E: 0	K: 0	S: 6	LOB: 2	BB: 1	P: 10	R: 0	H: 1	E: 0	K: 1	S: 6	LOB: 1	BB: 0	P: 6	R: 0	H: 2	E: 0	K: 1	S: 6	LOB: 2	BB: 0	P: 6	R: 0	H: 1	E: 0	K: 0	S: 4	R: 0	H: 0	E: 0	K: 1	S: 5	LOB: 0	BB: 0	P: 5	R: 0	H: 1	E: 0	K: 1	S: 6	LOB: 3	BB: 2	P: 14	R: 1	H: 3	E: 0	K: 2	S: 10	LOB: 2	BB: 0	P: 10	R: 0	H: 1	E: 0	K: 1	S: 6	LOB: 1	BB: 0	P: 6	R: 0	H: 0	E: 0	K: 1	S: 5	LOB: 1	BB: 1	P: 9	1B: 9	2B: 2	3B: 0	HR: 1	SF: 0	SAC: 0	DP: 0	HBP: 0	WP: 0	PB: 0	SB: 0	CS: 0	PA: 42
--------------	------	------	------	------	------	--------	-------	-------	------	------	------	------	------	--------	-------	------	------	------	------	------	------	--------	-------	------	------	------	------	------	------	------	------	------	------	------	--------	-------	------	------	------	------	------	------	--------	-------	-------	------	------	------	------	-------	--------	-------	-------	------	------	------	------	------	--------	-------	------	------	------	------	------	------	--------	-------	------	-------	-------	-------	-------	-------	--------	-------	--------	-------	-------	-------	-------	--------


PITCHER	IP	WLS	BF	H	R	ER	SO	BB	IBB	HBP	BLK	WP	HR	S	P	ERA	WHIP
Jack Lamabe, R (1, 1) ERA: 4.68	6.0	W	28	8	2	2	4	3	0	0	0	0	0	33	45	3.00	1.833
Bob Heffner, R (7, 1) ERA: 3.34	0.1		4	3	1	1	1	0	0	0	0	0	1	6	6	27.00	9.000
Dick Radatz, R (7, 1) ERA: 1.96	2.2	S	10	1	0	0	3	1	0	0	0	0	0	15	19	0.00	0.750

BOTTOM

Boston Red Sox @ Washington Senators
D.C. Stadium, Washington, DC

Sun Jul 12 1964, 3:33 AM EDT
Unknown

AB	38
R	3
H	12
RBI	3
BB	4
SO	8
LOB	22



PITCHER	IP	WLS	BF	H	R	ER	SO	BB	IBB	HBP	BLK	WP	HR	S	P	ERA	WHIP
Jack Lamabe, R (1, 1) ERA: 4.68	6.0	W	28	8	2	2	4	3	0	0	0	0	0	33	45	3.00	1.833
Bob Heffner, R (7, 1) ERA: 3.34	0.1		4	3	1	1	1	0	0	0	0	0	1	6	6	27.00	9.000
Dick Radatz, R (7, 1) ERA: 1.96	2.2	S	10	1	0	0	3	1	0	0	0	0	0	15	19	0.00	0.750

Batter	1	2	3	4	5	6	7	8	9	AB R H RBI BB SO LOB	TOP											
Dalton Jones, L (1, 4) OBP: 0.293, SLG: 0.385	0-0 F8		0-0 F9		0-0 4-3		0-0 FC4-6 2B		0-0 L4	5 0 0 0 0 0 2												
Tony Conigliaro, R (1, 7) OBP: 0.326, SLG: 0.521	4-0 1B BB		0-0 HR			0-0 E1 1B SF9	0-0 2B			3 2 2 2 1 0 0												
Carl Yastrzemski, L (1, 8) OBP: 0.380, SLG: 0.481	0-0 1-2 1B		0-0 G6-4-3 1B			0-0 1-3 1B	0-3 K			4 0 3 0 0 1 2												
Dick Stuart, R (1, 3) OBP: 0.295, SLG: 0.438	0-0 F8		0-0 G6-4-3 1-2f			0-0 F2		0-0 F9		4 0 0 0 0 0 5												
Lee Thomas, L (1, 9) OBP: 0.331, SLG: 0.414	0-0 P3			0-0 P5		0-0 SF9		0-0 BB BB BB BB	4-0 BB	2 0 0 1 1 0 2												
Felix Mantilla, R (1, 5) OBP: 0.357, SLG: 0.563		0-0 5-3		0-3 K		0-0 3-H F7		0-0 F8		4 0 0 0 0 1 2												
Eddie Bressoud, R (1, 6) OBP: 0.365, SLG: 0.447		0-0 1B		0-0 P6			0-0 1-3	0-3 K		4 0 1 0 0 1 1												
Bob Tillman, R (1, 2) OBP: 0.360, SLG: 0.425		0-0 P4			0-0 F3		4-0 FC4-6 2B BB		0-3 K	3 1 0 0 1 1 1												
Dave Morehead, R (1, 1) OBP: 0.132, SLG: 0.057		0-3 K				0-0 F6			0-0 F5	1 0 0 0 0 0 1 1												
Roman Mejias, R (5, PH) OBP: 0.247, SLG: 0.353										1 0 0 0 0 0 0 0												
Bob Hetner, R (5, 1) OBP: 0.231, SLG: 0.462										0 0 0 0 0 0 0 0												
Chuck Schilling, R (7, PH) OBP: 0.279, SLG: 0.238										1 0 1 0 0 0 0 0												
Ed Connolly, L (7, 1) OBP: 0.279, SLG: 0.238										0 0 0 0 0 0 0 0												
Russ Nixon, L (9, PH) OBP: 0.402, SLG: 0.402										1 0 0 0 0 0 0 0												
Inning Stats	R: 0 E: 0 K: 0 S: 4	H: 1 LOB: 2 BB: 1 P: 8	R: 0 E: 0 K: 1 S: 6	H: 1 LOB: 1 BB: 0 P: 6	R: 1 E: 0 K: 0 S: 4	H: 2 LOB: 0 BB: 0 P: 4	R: 0 E: 0 K: 1 S: 5	H: 0 LOB: 0 BB: 0 P: 5	R: 0 E: 0 K: 0 S: 3	H: 0 LOB: 0 BB: 0 P: 3	R: 1 E: 1 K: 0 S: 5	H: 1 LOB: 1 BB: 0 P: 5	R: 1 E: 0 K: 1 S: 7	H: 2 LOB: 2 BB: 1 P: 11	R: 0 E: 0 K: 1 S: 5	H: 0 LOB: 1 BB: 1 P: 9	R: 0 E: 0 K: 1 S: 5	H: 0 LOB: 0 BB: 0 P: 5	1B: 5 2B: 1 3B: 0 HR: 1	SF: 1 SAC: 0 DP: 1 HBP: 0	WP: 0 PB: 0 SB: 0 CS: 0	PA: 37
PITCHER	IP WLS BF H R ER SO BB IBB HBP BLK WP HR S P ERA WHIP																					
Alan Koch, R (1, 1) ERA: 4.46	6.1 W 27 6 3 2 2 2 2 0 0 0 0 1 29 37 2.84 1.263																					
Steve Ridzik, R (7, 1) ERA: 2.37	2.2 S 10 1 0 0 3 1 0 0 0 0 0 0 15 19 0.00 0.750																					

Boston Red Sox @ Washington Senators
D.C. Stadium, Washington, DC
Sun Jul 12 1964, 3:38 AM EDT
Att. 9,287 - Unknown

livebaseballscorecards.com

AB	33
R	3
H	7
RBI	3
BB	3
SO	5
LOB	16



Batter	1	2	3	4	5	6	7	8	9	AB	R	H	RBI	BB	SO	LOB
Don Blasingame, L (1, 4) OBP: 0.308, SLG: 0.322	4-0 1B BB	0-0 1B HR	0-0 F9		0-0 F7	0-3 K		0-0 F9		5	2	1	0	1	1	6
Fred Valentine, S (1, 7) OBP: 0.315, SLG: 0.348	0-3 K	0-0 HR 1B		0-0 4-3	0-0 F7		0-3 K		5	1	1	1	0	2	3	
Jim King, L (1, 9) OBP: 0.365, SLG: 0.492	0-0 1B BB	0-0 HR		0-0 FC6-4 BB		0-0 3-1	0-0 F2		4	1	2	3	1	0	0	
Don Lock, R (1, 8) OBP: 0.384, SLG: 0.454	0-0 P4	0-3 K		0-0 FC6-4 1B		0-0 BB E 2B	0-3 K		5	1	1	0	0	2	3	
Dick Phillips, L (1, 3) OBP: 0.333, SLG: 0.291	4-0 1B BB	4-0 BB		0-0 1-3 1B		0-3 K		0-0 L4	3	0	1	0	2	1	1	
Mike Brumley, L (1, 2) OBP: 0.318, SLG: 0.305	0-0 1-2 2-3 3-H 1B	0-0 4-3		0-0 F7		4-0 BB E BB	0-0 F9		4	1	1	1	1	0	3	
Don Zimmer, R (1, 5) OBP: 0.297, SLG: 0.446	0-0 6-3		0-0 FC1-6 1B		0-0 1B	4-0 E 1B BB	4-0 1B BB		3	0	2	0	0	0	3	
Ed Brinkman, R (5, PR) OBP: 0.270, SLG: 0.331									0	2	0	0	2	0	0	
John Kennedy, R (1, 6) OBP: 0.303, SLG: 0.395		0-0 1B 1B	0-0 FC1-6 FC5-6 1B		0-3 K	0-0 E6 1B	0-0 1B 1B		5	2	2	0	0	1	3	
Alan Koch, R (1, 1) OBP: 0.292, SLG: 0.375		0-3 K	0-0 FC5-6 1B		0-0 1B	0-0 1B		0-0 1B	4	0	2	1	0	1	2	
Steve Ridzik, R (7, 1) OBP: 0.357, SLG: 0.308					1-2 1B	1-2 3-H 1B		0-0 2-H 3-H 1B	1	0	1	2	0	0	0	

Inning Stats	R: 1	H: 2	E: 0	K: 1	S: 7	L: 3	BB: 2	P: 15	R: 4	H: 4	E: 0	K: 2	S: 11	L: 1	LOB: 1	BB: 1	P: 15	R: 0	H: 1	E: 0	K: 0	S: 4	L: 1	LOB: 1	BB: 0	P: 4	R: 0	H: 1	E: 0	K: 0	S: 4	L: 2	LOB: 2	BB: 1	P: 8	R: 0	H: 2	E: 0	K: 1	S: 7	L: 2	LOB: 2	BB: 0	P: 7	R: 3	H: 2	E: 1	K: 2	S: 10	L: 2	LOB: 2	BB: 2	P: 18	R: 0	H: 0	E: 0	K: 2	S: 7	L: 0	LOB: 0	BB: 0	P: 7	R: 2	H: 2	E: 0	K: 0	S: 5	L: 2	LOB: 1	BB: 1	P: 9	1B: 12	2B: 1	3B: 0	HR: 1	SF: 0	SAC: 0	DP: 0	HBP: 0	WP: 0	PB: 0	SB: 0	CS: 0	PA: 46
DAVE MOREHEAD, R (1, 1) ERA: 4.95	IP	WLS	BF	H	R	ER	SO	BB	IBB	HBP	BLK	WP	HR	S	P	ERA	WHIP																																																																			
BOB HEFFNER, R (5, 1) ERA: 3.25	2.0		13	4	3	0	3	2	0	0	0	0	0	17	25	0.00	3.000																																																																			
ED CONNOLLY, L (7, 1) ERA: 5.6	2.0		9	2	2	2	2	1	0	0	0	0	0	12	16	9.00	1.500																																																																			

BOTTOM

Boston Red Sox @ Washington Senators

D.C. Stadium, Washington, DC

Sun Jul 12 1964, 3:38 AM EDT
Att. 9,287 - Unknown

AB	39
R	10
H	14
RBI	8
BB	7
SO	8
LOB	24



PITCHER	IP	WLS	BF	H	R	ER	SO	BB	IBB	HBP	BLK	WP	HR	S	P	ERA	WHIP
DAVE MOREHEAD, R (1, 1) ERA: 4.95	4.0	L	24	8	5	5	3	4	0	0	0	0	1	26	42	11.25	3.000
BOB HEFFNER, R (5, 1) ERA: 3.25	2.0		13	4	3	0	3	2	0	0	0	0	0	17	25	0.00	3.000
ED CONNOLLY, L (7, 1) ERA: 5.6	2.0		9	2	2	2	2	1	0	0	0	0	0	12	16	9.00	1.500

Batter	1	2	3	4	5	6	7	8	9	AB R H RBI BB SO LOB	TOP									
Felix Mantilla, R (1, 4) OBP: 0.358, SLG: 0.575	0-0 P3			4-0 1B BB	0-0 5-3			0-0 HR	0-0 F2	4 2 1 1 1 0 0										
Tony Conigliaro, R (1, 7) OBP: 0.328, SLG: 0.529	0-0 F9			4-0 1B HR BB	0-0 6-3			0-0 HR		3 2 1 1 1 0 0										
Carl Yastrzemski, L (1, 8) OBP: 0.381, SLG: 0.479	0-3 K			0-0 HR 1B	0-0 4-3			4-0 G5-4-3 BB		3 1 1 1 1 1 0										
Dick Stuart, R (1, 3) OBP: 0.294, SLG: 0.444		0-0 F9		0-0 HR		0-0 5-3		0-0 G5-4-3		4 1 1 3 0 0 1										
Lee Thomas, L (1, 9) OBP: 0.332, SLG: 0.422		0-0 F8		0-0 HR		0-0 F9		4-0 1B BB		3 1 1 1 1 0 0										
Frank Malzone, R (1, 5) OBP: 0.337, SLG: 0.408		0-0 F9		0-3 K		0-0 P6		0-0 FC5-4 1B		4 0 1 0 0 1 0										
Eddie Bressoud, R (1, 6) OBP: 0.361, SLG: 0.441			0-0 P4	0-0 6-3			0-0 P3	0-0 FC5-4		4 0 0 0 0 0 2										
Russ Nixon, L (1, 2) OBP: 0.386, SLG: 0.384			0-3 K	0-0 E3			0-0 4-3		0-0 3-1	4 0 0 0 0 1 0										
Bill Monbouquette, R (1, 1) OBP: 0.225, SLG: 0.114			0-0 3-1	0-0 F9			0-0 6-3		0-0 6-3	4 0 0 0 0 0 1										
Inning Stats	R: 0 E: 0 K: 1 S: 5	H: 0 LOB: 0 BB: 0 P: 5	R: 0 E: 0 K: 0 S: 3	H: 0 LOB: 0 BB: 0 P: 3	R: 0 E: 0 K: 1 S: 5	H: 0 LOB: 0 BB: 0 P: 5	R: 5 E: 1 K: 1 S: 9	H: 3 LOB: 1 BB: 2 P: 17	R: 0 E: 0 K: 0 S: 3	H: 0 LOB: 0 BB: 0 P: 3	R: 0 E: 0 K: 0 S: 3	H: 0 LOB: 0 BB: 0 P: 3	R: 2 E: 0 K: 0 S: 5	H: 3 LOB: 2 BB: 2 P: 13	R: 0 E: 0 K: 0 S: 3	H: 0 LOB: 0 BB: 0 P: 3	1B: 2 2B: 0 3B: 0 HR: 4	SF: 0 SAC: 0 DP: 1 HBP: 0	WP: 0 PB: 0 SB: 0 CS: 0	PA: 37
PITCHER	IP WLS BF H R ER SO BB IBB HBP BLK WP HR S P ERA WHIP																			
Jim Duckworth, R (1, 1) ERA: 4.5	3.0 L 14 3 5 5 2 2 0 0 0 0 0 2 16 24 15.00 1.667																			
Jim Hannan, R (4, 1) ERA: 3.75	3.0 10 0 0 0 1 0 0 0 0 0 0 0 12 12 0.00 0.000																			
Buster Narum, R (7, 1) ERA: 4.7	2.0 10 3 2 2 0 2 0 0 0 0 2 8 16 9.00 2.500																			
Don Rudolph, L (9, 1) ERA: 2.89	1.0 3 0 0 0 0 0 0 0 0 0 0 0 3 3 0.00 0.000																			

Boston Red Sox @ Washington Senators
D.C. Stadium, Washington, DC
 Mon Jul 13 1964, 7:05 PM EDT
 Att. 4,263 - Unknown

AB	33
R	7
H	6
RBI	7
BB	4
SO	3
LOB	4



BOTTOM

Boston Red Sox @ Washington Senators
D.C. Stadium, Washington, DC

Mon Jul 13 1964, 7:05 PM EDT
Att. 4,263 - Unknown

AB	31
R	0
H	4
RBI	0
BB	0
SO	3
LOB	6



WP:	0	PA:	32
PB:	0		
SB:	1		
CS:	0		

AB R H RBI BB SO LOB

4	0	1	0	0	0	1
3	0	1	0	0	0	0
4	0	0	0	0	1	3
4	0	1	0	0	1	1
4	0	0	0	0	0	1
3	0	0	0	0	0	0
3	0	0	0	0	1	0
3	0	0	0	0	0	0
1	0	0	0	0	0	0
0	0	0	0	0	0	0
0	0	0	0	0	0	0
0	0	0	0	0	0	0
1	0	1	0	0	0	0
0	0	0	0	0	0	0

Batter 1 2 3 4 5 6 7 8 9

Don Blasingame, L OBP: 0.307, SLG: 0.321 (1, 4) X	0-0 F2 ①		X 0-0 F3 ③		X 0-0 HBP 1B		X 0-0 F2 ③	
Fred Valentine, S OBP: 0.321, SLG: 0.348 (1, 7) X	0-0 S 1B		X 0-0 5-3 ①		H 1-0 HBP		X 0-0 P4 ①	
Jim King, L OBP: 0.360, SLG: 0.484 (1, 9) S S	0-3 K 1-2 ②		X 0-0 L3 ②		X 0-0 L5 ③		X 0-0 F8 ②	
Don Lock, R OBP: 0.383, SLG: 0.451 (1, 8) S S	0-3 K ③		X 0-0 6-3 ③		X 0-0 6-3 ①		X 0-0 1B	
Dick Phillips, L OBP: 0.324, SLG: 0.281 (1, 3)		X 0-0 F7 ①		X 0-0 F3 ①		X 0-0 F2 ②		X 0-0 F7 ③
Mike Brumley, L OBP: 0.314, SLG: 0.300 (1, 2)		X 0-0 4-3 ②		X 0-0 F7 ②		X 0-0 6-3 ③		
John Kennedy, R OBP: 0.300, SLG: 0.391 (1, 5)		X 0-0 F7 ③		0-0 K ③			X 0-0 4-3 ①	
Ed Brinkman, R OBP: 0.267, SLG: 0.327 (1, 6)			X 0-0 1-3 ①		X 0-0 F8 ①		X 0-0 6-3 ②	
Jim Duckworth, R OBP: 0.333, SLG: 0.250 (1, 1)			X 0-0 P3 ②		X 0-0 6-3 ②		X 0-0 1B	
Jim Hanft, K OBP: 0.281, SLG: 0.250 (4, 1)								
Don Zimmer, R OBP: 0.295, SLG: 0.444 (6, PH)								
Buster Narum, R OBP: 0.051, SLG: 0.031 (7, 1)								
Ken Hunt, R OBP: 0.236, SLG: 0.229 (8, PH)								
Don Rudolph, L (9, 1)								

Inning Stats	R: 0 E: 0 K: 2 S: 8	H: 1 LOB: 1 BB: 0 P: 8	R: 0 E: 0 K: 0 S: 3	H: 0 LOB: 0 BB: 0 P: 3	R: 0 E: 0 K: 0 S: 3	H: 0 LOB: 0 BB: 0 P: 3	R: 0 E: 0 K: 1 S: 5	H: 0 LOB: 0 BB: 0 P: 5	R: 0 E: 0 K: 0 S: 4	H: 1 LOB: 2 BB: 0 P: 5	R: 0 E: 0 K: 0 S: 3	H: 0 LOB: 0 BB: 0 P: 3	R: 0 E: 0 K: 0 S: 4	H: 1 LOB: 1 BB: 0 P: 4	R: 0 E: 0 K: 0 S: 4	H: 1 LOB: 1 BB: 0 P: 4	1B: 4 2B: 0 3B: 0 HR: 0	SF: 0 SAC: 0 DP: 0 HBP: 1
---------------------	------------------------------	---------------------------------	------------------------------	---------------------------------	------------------------------	---------------------------------	------------------------------	---------------------------------	------------------------------	---------------------------------	------------------------------	---------------------------------	------------------------------	---------------------------------	------------------------------	---------------------------------	----------------------------------	------------------------------------

PITCHER	IP	WLS	BF	H	R	ER	SO	BB	IBB	HBP	BLK	WP	HR	S	P	ERA	WHIP
Bill Monbouquette, R ERA: 4.73 (1, 1)	9.0	W	32	4	0	0	3	0	0	1	0	0	0	37	38	0.00	0.444

PITCHER	IP	WLS	BF	H	R	ER	SO	BB	IBB	HBP	BLK	WP	HR	S	P	ERA	WHIP
----------------	----	-----	----	---	---	----	----	----	-----	-----	-----	----	----	---	---	-----	------

Batter	1	2	3	4	5	6	7	8	9	AB R H RBI BB SO LOB	TOP
Ed Brinkman, R (1, 6) OBP: 0.270, SLG: 0.325	4-0 CS BB		0-0 F7		0-0 E FC5-4 1B		0-3 K		0-3 K	4 1 1 0 1 2 2	
John Kennedy, R (1, 4) OBP: 0.304, SLG: 0.392	0-0 F9			0-0 2B HR 1B	1-0 FC5-4 HBP 1B		0-0 1B		0-0 F3	4 1 2 0 0 0 2	
Chuck Hinton, R (1, 7) OBP: 0.355, SLG: 0.450	0-3 K 1-2			0-0 HR 2B	0-0 FC5-4 WP 1-2f 3-H		0-3 K			4 1 1 1 0 2 3	
Don Lock, R (1, 9) OBP: 0.381, SLG: 0.460		0-0 5-3		0-0 HR	0-3 K 1-3		0-0 F9			4 1 1 3 0 1 2	
Don Zimmer, R (1, 5) OBP: 0.290, SLG: 0.435		0-3 K		0-0 F3		0-0 F9		0-3 K		4 0 0 0 0 2 0	
Chuck Cottier, R (8, 4) OBP: 0.286, SLG: 0.400										0 0 0 0 0 0 0	
Don Leppert, R (1, 2) OBP: 0.217, SLG: 0.260		0-0 F8		0-3 K		0-3 K		0-0 G3		4 0 0 0 0 2 0	
Ken Hunt, R (1, 8) OBP: 0.262, SLG: 0.236			4-0 BB	0-0 1B		4-0 1B BB		0-3 K		2 0 1 0 2 1 0	
Dick Phillips, L (1, 3) OBP: 0.329, SLG: 0.288			0-0 F8	0-0 5-3		0-0 1B			0-0 1B	4 0 2 0 0 0 2	
Claude Osteen, L (1, 1) OBP: 0.170, SLG: 0.196			0-3 K		0-3 K	0-0 1-3			0-3 K	4 0 0 0 0 3 4	
Inning Stats	R: 0 E: 0 K: 1 S: 4 H: 0 LOB: 1 BB: 1 P: 8	R: 0 E: 0 K: 1 S: 5 H: 0 LOB: 0 BB: 0 P: 5	R: 0 E: 0 K: 1 S: 5 H: 0 LOB: 1 BB: 1 P: 9	R: 3 E: 0 K: 1 S: 9 H: 4 LOB: 1 BB: 0 P: 9	R: 1 E: 1 K: 2 S: 8 H: 1 LOB: 1 BB: 0 P: 9	R: 0 E: 0 K: 1 S: 6 H: 1 LOB: 2 BB: 1 P: 10	R: 0 E: 0 K: 2 S: 8 H: 1 LOB: 1 BB: 0 P: 8	R: 0 E: 0 K: 2 S: 7 H: 0 LOB: 0 BB: 0 P: 7	R: 0 E: 0 K: 2 S: 8 H: 1 LOB: 1 BB: 0 P: 8	1B: 6 2B: 2 3B: 0 HR: 1 SF: 0 SAC: 0 DP: 1 HBP: 1	WP: 2 PB: 0 SB: 0 CS: 1 PA: 38
PITCHER	IP WLS BF H R ER SO BB IBB HBP BLK WP HR S P ERA WHIP										
Jim Kaat, L (1, 1) ERA: 3.55	4.2 L 21 5 4 4 5 2 0 1 0 0 1 28 37 7.71 1.500										
Johnny Klippstein, R (5, 1) ERA: 2.94	2.1 10 2 0 0 4 1 0 0 0 1 0 17 21 0.00 1.286										
Al Worthington, R (8, 1) ERA: 3.93	2.0 7 1 0 0 4 0 0 0 0 0 0 15 15 0.00 0.500										

Washington Senators @ Minnesota Twins
 Metropolitan Stadium, Bloomington, MI
 Tue Jul 14 1964, 8:05 PM EDT
 Att. 14,054 - Unknown

AB	34
R	4
H	8
RBI	4
BB	3
SO	13
LOB	15



Batter	1	2	3	4	5	6	7	8	9	AB	R	H	RBI	BB	SO	LOB
Zoilo Versalles, R OBP: 0.321, SLG: 0.435 (1, 6)	0-0 1-3	0-0 F8		0-0 F8			0-3 K			4	0	0	0	0	1	4
Rich Rollins, R OBP: 0.349, SLG: 0.426 (1, 5)	4-0 G6-4-3 BB		0-0 F8		0-0 L5		0-0 F9			3	0	0	0	1	0	0
Tony Oliva, L OBP: 0.371, SLG: 0.584 (1, 9)	0-0 G6-4-3 1-2f		0-0 HR 1B		0-0 1B			0-0 G3		4	1	2	0	0	0	1
Harmon Killebrew, R OBP: 0.384, SLG: 0.621 (1, 7)		0-0 6-3	0-0 HR		0-3 K			0-0 F9		4	1	1	2	0	1	1
Bob Allison, R OBP: 0.428, SLG: 0.635 (1, 8)		0-0 1B BB 1B	0-0 F7		0-0 F9			4-0 BB		3	1	1	0	1	0	1
Don Mincher, L OBP: 0.355, SLG: 0.667 Ron Henry, R OBP: 0.200, SLG: 0.467 Jerry Kindall, R OBP: 0.282, SLG: 0.342 (1, 3) (8, PH) (9, 3)		4-0 1B 1B BB	0-0 L5		0-0 F8		0-3 K			2	0	0	0	1	0	0
Earl Battey, R OBP: 0.346, SLG: 0.427 (1, 2)		0-0 1B 1-2 2-3		0-0 FC1-6 1B		0-0 G1-6-3 1B		0-0 P4		4	0	3	0	0	0	0
Jim Snyder, R OBP: 0.250, SLG: 0.235 (1, 4)		0-0 1B 1-2 2-3 3-H	0-0 F9		0-0 G1-6-3			0-0 F7		4	0	1	1	0	0	2
Jim Kaat, L OBP: 0.294, SLG: 0.333 Johnny Klippstein, R OBP: 0.333, SLG: 0.563 Frank Kostro, R OBP: 0.333, SLG: 0.563 Al Worthington, R OBP: 0.256, SLG: 0.230 (1, 1) (5, 1) (7, PH) (8, 1) (9, PH)		0-3 K	0-0 FC1-6		0-0 5-3			0-0 5-3		2	0	0	0	0	1	4

Inning Stats	R: 0	H: 0	E: 0	K: 0	S: 2	R: 1	H: 3	E: 0	K: 1	S: 8	R: 2	H: 2	E: 0	K: 0	S: 5	R: 0	H: 1	E: 0	K: 1	S: 6	R: 0	H: 1	E: 0	K: 0	S: 3	R: 0	H: 0	E: 0	K: 1	S: 5	R: 0	H: 0	E: 0	K: 1	S: 5	R: 0	H: 0	E: 0	K: 0	S: 3	R: 0	H: 0	E: 0	K: 0	S: 3	1B: 7	2B: 0	3B: 0	HR: 1	SF: 0	SAC: 0	DP: 2	HBP: 0	WP: 0	PA: 36
PITCHER Claude Osteen, L ERA: 3.44 (1, 1)	IP	WLS	BF	H	R	ER	SO	BB	IBB	HBP	BLK	WP	HR	S	P	ERA	WHIP																																						

Washington Senators @ Minnesota Twins
 Metropolitan Stadium, Bloomington, MI
 Tue Jul 14 1964, 8:05 PM EDT
 Att. 14,054 - Unknown

livebaseballscorecards.com

AB 33
R 3
H 8
RBI 3
BB 3
SO 4
LOB 14



Batter	1	2	3	4	5	6	7	8	9	AB R H RBI BB SO LOB	TOP													
Don Blasingame, L (1, 4) OBP: 0.306, SLG: 0.319	0-0 L6	0-0 F7		0-0 1-3			0-0 1-3		0-0 1B 1B	5 0 1 0 0 0 5														
John Kennedy, R (1, 5) OBP: 0.312, SLG: 0.399	0-0 1B 1B		0-0 FC4-6 1B		0-0 L6		0-0 1B		0-0 1-2 1B G1-6-3	5 0 4 0 0 0 0														
Jim King, L (1, 9) OBP: 0.354, SLG: 0.475	0-0 F5		0-0 FC4-6 G4-6-3 1-2f		0-3 K		0-0 F2		0-0 G1-6-3 1-2f	5 0 0 0 0 1 5														
Chuck Hinton, R (1, 7) OBP: 0.354, SLG: 0.448	0-0 1-3 1B		0-0 G4-6-3 1-2f		0-3 K			0-0 F2		4 0 1 0 0 1 1														
Don Lock, R (1, 8) OBP: 0.376, SLG: 0.452	0-0 F7			0-3 K		0-0 5-3		0-0 F7		4 0 0 0 0 1 2														
Dick Phillips, L (1, 3) OBP: 0.340, SLG: 0.298		0-0 F8		0-0 1B 1B 1B		0-0 1B		4-0 1B BB		3 0 2 0 1 0 0														
Mike Brumley, L (1, 2) OBP: 0.321, SLG: 0.308		0-0 1B 1B		0-0 1-2 1B		0-3 K		0-0 1-2 1B FC5-4		4 0 3 0 0 1 1														
Ed Brinkman, R (1, 6) OBP: 0.270, SLG: 0.324		0-0 F9		0-0 1-2 2-3 1B		0-3 K		0-0 FC5-4 1-2f		4 0 1 0 0 1 4														
Don Rudolph, L (1, 1) OBP: 0.200, SLG: 0.111		0-0		0-3 K			0-0 1-6-3		0-0 6-3	1 0 1 0 0 0 0														
Steve Ridzik, R (2, 1) OBP: 0.333, SLG: 0.286										1 0 0 0 0 1 3														
Fred Valentine, S (7, PH) OBP: 0.319, SLG: 0.345										1 0 0 0 0 0 0														
Bennie Daniels, L (7, 1) OBP: 0.235, SLG: 0.233		1-2 1B								0 0 0 0 0 0 0														
Don Zimmer, R (9, PH) OBP: 0.288, SLG: 0.433										1 0 0 0 0 0 0														
Inning Stats	R: 0 E: 0 K: 0 S: 5	H: 2 LOB: 2 BB: 0 P: 5	R: 0 E: 0 K: 0 S: 5	H: 2 LOB: 2 BB: 0 P: 5	R: 0 E: 0 K: 0 S: 3	H: 1 LOB: 0 BB: 0 P: 3	R: 0 E: 0 K: 2 S: 10	H: 3 LOB: 3 BB: 0 P: 10	R: 0 E: 0 K: 2 S: 7	H: 0 LOB: 0 BB: 0 P: 7	R: 0 E: 0 K: 2 S: 8	H: 1 LOB: 1 BB: 0 P: 8	R: 0 E: 0 K: 0 S: 4	H: 1 LOB: 1 BB: 0 P: 4	R: 0 E: 0 K: 0 S: 4	H: 1 LOB: 2 BB: 1 P: 8	R: 0 E: 0 K: 0 S: 4	H: 2 LOB: 1 BB: 0 P: 4	R: 0 E: 0 K: 0 S: 4	H: 2 LOB: 1 BB: 0 P: 4	1B: 13 2B: 0 3B: 0 HR: 0	SF: 0 SAC: 0 DP: 2 HBP: 0	WP: 0 PB: 0 SB: 0 CS: 0	PA: 39
PITCHER Mudcat Grant, R (1, 1) ERA: 4.5	IP: 9.0 WLS: W BF: 39 H: 13 R: 0 ER: 0 SO: 6 BB: 1 IBB: 0 HBP: 0 BLK: 0 WP: 0 HR: 0 S: 54 P: 54 ERA: 0.00 WHIP: 1.556											PITCHER	IP: 0.0 WLS: 0 BF: 0 H: 0 R: 0 ER: 0 SO: 0 BB: 0 IBB: 0 HBP: 0 BLK: 0 WP: 0 HR: 0 S: 0 P: 0 ERA: 0.00 WHIP: 0.00											

Washington Senators @ Minnesota Twins
 Metropolitan Stadium, Bloomington, MI
 Wed Jul 15 1964, 8:05 PM EDT
 Att: 11,528 - Unknown

AB	38
R	0
H	13
RBI	0
BB	1
SO	6
LOB	21



Batter	1	2	3	4	5	6	7	8	9	AB	R	H	RBI	BB	SO	LOB
Zoilo Versalles, R OBP: 0.325, SLG: 0.440 (1, 6)	0-0 1B 1B	0-0 5-3		0-0 P6		0-0 S 1B		0-0 1-3 2B		5	1	3	1	0	0	1
Rich Rollins, R OBP: 0.349, SLG: 0.434 (1, 5)	0-0 1-3 1B BB	0-0 5-3			0-0 HR	0-0 5-3		0-3 K		5	2	2	1	0	1	3
Tony Oliva, L OBP: 0.367, SLG: 0.578 (1, 9)	0-0 P6		0-0 F7		0-0 F8		0-0 G3			4	0	0	0	0	0	2
Harmon Killebrew, R OBP: 0.385, SLG: 0.618 (1, 7)	4-0 1-2 1B BB		0-0 F7		0-0 1B		0-0 5-3			3	0	1	0	1	0	0
Bob Allison, R OBP: 0.429, SLG: 0.633 (1, 3)	0-0 1-2 2-H 3-H 1B FC4-6		0-0 5-3		0-0 F8		0-0 WP 1B			4	0	2	2	0	0	1
Jimmie Hall, L OBP: 0.308, SLG: 0.492 (1, 8)	0-3 K			0-0 HR	0-0 4-3		0-0 G3			4	1	1	1	0	1	4
Earl Battey, R OBP: 0.348, SLG: 0.426 (1, 2)	0-0 1-2f FC4-6			4-0 SH1-4 BB		0-0 5-3 SH3-4 1B		0-3 K		3	1	1	0	1	1	2
Jim Snyder, R OBP: 0.259, SLG: 0.302 (1, 4)		0-0 HR		0-0 SH1-4		0-0 SH3-4		0-0 L3		2	1	1	1	0	0	0
Mudcat Grant, R OBP: 0.271, SLG: 0.409 (1, 1)		0-0 F8		0-0 F2		0-0 5-3		4-0 2B BB		3	0	0	0	1	0	2

Inning Stats	R: 2	H: 3	E: 0	K: 1	S: 8	L: 8	LOB: 2	BB: 1	P: 12	R: 1	H: 1	E: 0	K: 0	S: 4	R: 0	H: 0	E: 0	K: 0	S: 3	R: 1	H: 1	E: 0	K: 0	S: 4	R: 1	H: 2	E: 0	K: 0	S: 5	R: 1	H: 2	E: 0	K: 0	S: 5	R: 0	H: 1	E: 0	K: 0	S: 4	R: 0	H: 1	E: 0	K: 2	S: 8	R: 0	H: 1	E: 0	K: 2	S: 8	R: 0	H: 1	E: 0	K: 2	S: 8
--------------	------	------	------	------	------	------	--------	-------	-------	------	------	------	------	------	------	------	------	------	------	------	------	------	------	------	------	------	------	------	------	------	------	------	------	------	------	------	------	------	------	------	------	------	------	------	------	------	------	------	------	------	------	------	------	------

PITCHER	IP	WLS	BF	H	R	ER	SO	BB	IBB	HBP	BLK	WP	HR	S	P	ERA	WHIP
Don Rudolph, L ERA: 3.52 (1, 1)	1.0		8	4	3	3	1	1	0	0	0	0	1	9	13	27.00	5.000
Steve Ridzik, R ERA: 2.6 (2, 1)	5.0		21	5	3	3	0	1	0	0	0	0	2	20	24	5.40	1.200
Bennie Daniels, R ERA: 3.92 (7, 1)	2.0		9	2	0	0	2	1	0	0	0	1	0	12	16	0.00	1.500


BOTTOM

Washington Senators @ Minnesota Twins
Metropolitan Stadium, Bloomington, MI

Wed Jul 15 1964, 8:05 PM EDT
Att. 11,528 - Unknown

livebaseballscorecards.com

AB	33
R	6
H	11
RBI	6
BB	3
SO	3
LOB	15



1B:	7	SF:	0	WP:	1	PA:	38
2B:	1	SAC:	2	PB:	0		
3B:	0	DP:	0	SB:	1		
HR:	3	HBP:	0	CS:	0		

Batter	1	2	3	4	5	6	7	8	9	AB R H RBI BB SO LOB	TOP											
Don Blasingame, L (1, 4) OBP: 0.310, SLG: 0.324	0-0 3-1		0-0 2B 1B		0-3 K			0-0 G6-4-3 1B	0-0 BB 1B	5 1 3 2 0 1 1												
John Kennedy, R (1, 5) OBP: 0.314, SLG: 0.403	0-0 P4		0-0 2B		0-3 K			0-0 G6-4-3 1B	0-0 BB 1B	5 0 2 2 0 1 1												
Jim King, L (1, 9) OBP: 0.354, SLG: 0.471	0-0 F2		0-0 4-3		0-3 K			FC1-6 1B	FC1-6 1B	4 0 1 1 1 1 1												
Chuck Hinton, R (1, 7) OBP: 0.352, SLG: 0.444		0-0 F3		0-0 F9		0-0 1B		FC1-6 1B	FC1-6 1B	5 1 1 0 0 0 4												
Dick Phillips, L (1, 3) OBP: 0.331, SLG: 0.288		0-0 3-1		0-0 P4		0-0 G3		FC1-2 1B	FC1 1B	4 1 0 0 0 0 2												
Don Lock, R (1, 8) OBP: 0.374, SLG: 0.449		0-0 P4		0-0 6-3			0-0 6-3	FC1-2 1B	FC1-2 1B	4 0 1 2 0 0 0												
Mike Brumley, L (1, 2) OBP: 0.324, SLG: 0.309			0-0 1-3		0-0 SH1-4 1B		0-0 F7	FC1-2 1B	FC1-2 1B	3 1 1 0 1 0 0												
Ed Brinkman, R (1, 6) OBP: 0.269, SLG: 0.321			0-3 K		0-0 L6		0-0 5-3	FC1-2 1B	FC1-2 1B	3 1 0 0 0 1 1												
Dave Stenhouse, R (1, 1) OBP: 0.500, SLG: 0.429			0-0 2B 1B		0-0 SH1-4		0-3 K	FC1-2 1B	FC1-2 1B	1 1 1 0 0 0 0												
Fred Valentine, S (8, PH) OBP: 0.316, SLG: 0.342								FC1-2 1B	FC1-2 1B	1 0 0 0 0 1 0												
Jim Hannan, R (8, 1) OBP: 0.214, SLG: 0.231								FC1-2 1B	FC1-2 1B	1 1 0 0 0 0 3												
Inning Stats	R: 0 E: 0 K: 0 S: 3	H: 0 LOB: 0 BB: 0 P: 3	R: 0 E: 0 K: 0 S: 3	H: 0 LOB: 0 BB: 0 P: 3	R: 2 E: 0 K: 1 S: 8	H: 3 LOB: 1 BB: 0 P: 8	R: 0 E: 0 K: 0 S: 3	H: 0 LOB: 0 BB: 0 P: 3	R: 0 E: 0 K: 1 S: 6	H: 1 LOB: 1 BB: 0 P: 6	R: 0 E: 0 K: 2 S: 8	H: 1 LOB: 1 BB: 0 P: 8	R: 0 E: 0 K: 0 S: 3	H: 0 LOB: 0 BB: 0 P: 3	R: 0 E: 0 K: 1 S: 5	H: 1 LOB: 0 BB: 0 P: 5	R: 5 E: 1 K: 0 S: 8	H: 4 LOB: 3 BB: 2 P: 17	1B: 9 2B: 1 3B: 0 HR: 0	SF: 0 SAC: 1 DP: 1 HBP: 1	WP: 0 PB: 0 SB: 2 CS: 0	PA: 40
PITCHER	IP WLS BF H R ER SO BB IBB HBP BLK WP HR S P ERA WHIP																					
Camilo Pascual, R (1, 1) ERA: 3.6	8.1 L 35 8 7 3 5 0 1 1 0 0 0 43 48 3.24 0.960																					
Johnny Klippstein, R (9, 1) ERA: 2.91	0.1 3 2 0 0 0 0 0 0 0 0 0 3 3 0.00 6.000																					
Gerry Arrigo, L (9, 1) ERA: 3.84	0.1 2 0 0 0 0 0 1 0 0 0 0 0 0 1 5 0.00 3.000																					

Washington Senators @ Minnesota Twins
Metropolitan Stadium, Bloomington, MI
Thu Jul 16 1964, 4:33 AM EDT
Att. 6,687 - Unknown

AB	36
R	7
H	10
RBI	7
BB	2
SO	5
LOB	13



Batter	1	2	3	4	5	6	7	8	9	AB	R	H	RBI	BB	SO	LOB
Zoilo Versalles, R OBP: 0.327, SLG: 0.446 (1, 6)	0-0 2B		0-3 K		0-0 P4			0-0 2B		4	0	2	0	0	1	0
Rich Rollins, R OBP: 0.346, SLG: 0.429 (1, 5)	0-0 1-3		0-0 F9			0-3 K		0-0 5-3		4	0	0	0	0	1	2
Tony Oliva, L OBP: 0.371, SLG: 0.587 (1, 9)	0-0 F7			0-0 HR		0-0 1B		4-0 IBB		3	1	2	1	1	0	1
Harmon Killebrew, R OBP: 0.381, SLG: 0.610 (1, 7)	0-0 5-3		0-3 K		0-3 K			0-0 5-3		4	0	0	0	0	2	4
Bob Allison, R OBP: 0.429, SLG: 0.641 (1, 3)		0-0 HR		0-0 1B		0-0 1-3			0-3 K	4	1	2	1	0	1	1
Jimmie Hall, L OBP: 0.303, SLG: 0.484 (1, 8)		0-0 F8		0-0 F9		0-0 4-3			0-3 K	4	0	0	0	0	1	1
Earl Battey, R OBP: 0.350, SLG: 0.425 (1, 2)		4-0 CS		0-0 F9		0-0 F8			0-0 1B	3	0	1	0	1	0	1
Jerry Kindall, R OBP: 0.282, SLG: 0.342 (9, PR)		BB		0-0 BB		0-0 F8			0-0 1B	0	0	0	0	0	0	0
Jim Snyder, R OBP: 0.242, SLG: 0.281 (1, 4)	0-0 4-3				0-0 F7		0-0 1-3		0-0 F9	4	0	0	0	0	0	2
Camilo Pascual, R OBP: 0.250, SLG: 0.283 (1, 1)			0-0 6-3			0-0 F7			0-0 5-3	3	0	0	0	0	0	0
Johnny Klippstein, R OBP: 0.240, SLG: 0.174 (9, 1)										0	0	0	0	0	0	0
Gerry Arrigo, L OBP: 0.240, SLG: 0.174 (9, 1)										0	0	0	0	0	0	0

Inning Stats	R: 0	H: 1	E: 0	K: 0	S: 4	H: 1	LOB: 1	BB: 0	P: 4	R: 1	H: 1	E: 0	K: 0	S: 3	H: 1	LOB: 0	BB: 1	P: 7	R: 0	H: 0	E: 0	K: 1	S: 5	H: 0	LOB: 0	BB: 0	P: 5	R: 1	H: 2	E: 0	K: 1	S: 7	H: 2	LOB: 1	BB: 0	P: 7	R: 0	H: 0	E: 0	K: 0	S: 3	H: 1	LOB: 1	BB: 0	P: 8	R: 0	H: 0	E: 0	K: 0	S: 3	H: 0	LOB: 0	BB: 0	P: 3	R: 0	H: 1	E: 0	K: 2	S: 8	H: 0	LOB: 0	BB: 0	P: 3	R: 0	H: 1	E: 0	K: 0	S: 4	H: 1	LOB: 2	BB: 1	P: 8	R: 0	H: 1	E: 0	K: 2	S: 8	H: 1	LOB: 1	BB: 0	P: 8	1B: 3	SF: 0	2B: 2	SAC: 0	3B: 0	DP: 0	HR: 2	HBP: 0	WP: 0	PA: 35
--------------	------	------	------	------	------	------	--------	-------	------	------	------	------	------	------	------	--------	-------	------	------	------	------	------	------	------	--------	-------	------	------	------	------	------	------	------	--------	-------	------	------	------	------	------	------	------	--------	-------	------	------	------	------	------	------	------	--------	-------	------	------	------	------	------	------	------	--------	-------	------	------	------	------	------	------	------	--------	-------	------	------	------	------	------	------	------	--------	-------	------	-------	-------	-------	--------	-------	-------	-------	--------	-------	--------


PITCHER	IP	WLS	BF	H	R	ER	SO	BB	IBB	HBP	BLK	WP	HR	S	P	ERA	WHIP
Dave Stenhouse, R ERA: 5.27 (1, 1)	7.0		26	5	2	2	4	1	0	0	0	0	2	33	37	2.57	0.857
Jim Hannan, R ERA: 3.64 (8, 1)	2.0	W	9	2	0	0	2	0	1	0	0	0	0	12	16	0.00	1.000

Washington Senators @ Minnesota Twins

Metropolitan Stadium, Bloomington, MI

Thu Jul 16 1964, 4:33 AM EDT
Att. 6,687 - Unknown

AB 33
R 2
H 7
RBI 2
BB 2
SO 6
LOB 12



PITCHER	IP	WLS	BF	H	R	ER	SO	BB	IBB	HBP	BLK	WP	HR	S	P	ERA	WHIP
---------	----	-----	----	---	---	----	----	----	-----	-----	-----	----	----	---	---	-----	------

Batter	1	2	3	4	5	6	7	8	9	AB R H RBI BB SO LOB	TOP							
Don Blasingame, L (1, 4) OBP: 0.306, SLG: 0.320	0-0 F9		0-0 F3		0-0 P6			0-0 4-3		4 0 0 0 0 0 2								
John Kennedy, R (1, 5) OBP: 0.310, SLG: 0.397	0-0 F8		0-3 K			0-0 F8		0-0 5-3		4 0 0 0 0 1 2								
Jim King, L (1, 9) OBP: 0.356, SLG: 0.472	0-0 1B		0-3 K			0-0 F9			0-0 G6-4-3 1B	4 0 2 0 0 1 1								
Chuck Hinton, R (1, 7) OBP: 0.351, SLG: 0.448	0-0 P5			0-0 FC5-2 3B		0-0 4-3			0-0 G6-4-3 1-2f	4 0 1 0 0 0 2								
Don Lock, R (1, 8) OBP: 0.369, SLG: 0.442		0-0 F9		0-0 FC5-2 FC6-4		0-0 4-3			0-0 6-3	4 0 0 0 0 0 1								
Dick Phillips, L (1, 3) OBP: 0.331, SLG: 0.289		0-0 1B		0-0 FC6-4 1-2f		0-0 5-3				3 0 1 0 0 0 1								
Mike Brumley, L (1, 2) OBP: 0.320, SLG: 0.305		0-0 F9		0-0 3-1		0-3 K				3 0 0 0 0 1 2								
Ed Brinkman, R (1, 6) OBP: 0.270, SLG: 0.321		0-0 F9			0-0 P3			0-0 4-3 G3 1B		3 0 1 0 0 0 1								
Alan Koch, R (1, 1) OBP: 0.308, SLG: 0.423			0-0 2B					0-0 G3		2 0 1 0 0 0 0								
Don Rudolph, L (7, 1) OBP: 0.200, SLG: 0.111					0-0 F8					0 0 0 0 0 0 0								
Fred Valentine, S (8, PH) OBP: 0.314, SLG: 0.339								0-0 1-2		1 0 0 0 0 0 1								
Ron Kline, R (8, 1) OBP: 0.400, SLG: 0.250										0 0 0 0 0 0 0								
Inning Stats	R: 0 E: 0 K: 0 S: 4	H: 1 LOB: 1 BB: 0 P: 4	R: 0 E: 0 K: 0 S: 4	H: 1 LOB: 1 BB: 0 P: 4	R: 0 E: 1 K: 0 S: 4	H: 1 LOB: 1 BB: 0 P: 4	R: 0 E: 0 K: 0 S: 3	H: 0 LOB: 0 BB: 0 P: 3	R: 0 E: 0 K: 1 S: 5	H: 0 LOB: 0 BB: 0 P: 5	R: 0 E: 0 K: 0 S: 4	H: 1 LOB: 1 BB: 0 P: 4	R: 0 E: 0 K: 0 S: 3	H: 1 LOB: 0 BB: 0 P: 3	1B: 4 2B: 1 3B: 1 HR: 0	SF: 0 SAC: 0 DP: 1 HBP: 0	WP: 0 PB: 0 SB: 0 CS: 0	PA: 32
PITCHER Bill Monbouquette, R (1, 1) ERA: 4.41	IP: 9.0 WLS: W BF: 32 H: 6 R: 0 ER: 0 SO: 3 BB: 0 IBB: 0 HBP: 0 BLK: 0 WP: 0 HR: 0 S: 38 P: 38 ERA: 0.00 WHIP: 0.667											PITCHER	IP: 9.0 WLS: W BF: 32 H: 6 R: 0 ER: 0 SO: 3 BB: 0 IBB: 0 HBP: 0 BLK: 0 WP: 0 HR: 0 S: 38 P: 38 ERA: 0.00 WHIP: 0.667					

Washington Senators @ Boston Red Sox
 Fenway Park, Boston, MA
 Fri Jul 17 1964, 7:05 PM EDT
 Att: 10,586 - Unknown

livebaseballscores.com

AB	32
R	0
H	6
RBI	0
BB	0
SO	3
LOB	13



Batter	1	2	3	4	5	6	7	8	9	AB	R	H	RBI	BB	SO	LOB
Felix Mantilla, R OBP: 0.348, SLG: 0.540 (1, 4) X	0-0 P6	0-0 5-3			0-0 F7		0-0 1B			4	0	1	0	0	0	0
Tony Conigliaro, R OBP: 0.337, SLG: 0.531 (1, 7) X	0-0 HR		0-0 1B		0-0 1B		0-0 1B			4	1	4	1	0	0	0
Carl Yastrzemski, L OBP: 0.381, SLG: 0.474 (1, 8) B B B B	4-0 HR		0-0 F7		0-0 CS		0-0 K			3	2	1	0	1	1	3
Dick Stuart, R OBP: 0.305, SLG: 0.494 (1, 3) X	0-0 HR		0-0 P6		0-0 1B		0-0 3-1			4	2	2	4	0	0	3
Lee Thomas, L OBP: 0.333, SLG: 0.420 (1, 9) X	0-0 1B		0-0 P4		0-0 1B		0-0 F9			4	0	2	0	0	0	1
Frank Malzone, R OBP: 0.340, SLG: 0.414 (1, 5) X	0-0 F7			0-0 F2		0-0 P3		0-0 BB		4	0	1	0	0	0	2
Eddie Bressoud, R OBP: 0.361, SLG: 0.435 (1, 6) X	0-0 P4		0-3 K		0-3 K		0-0 BB			3	0	0	0	1	2	2
Russ Nixon, L OBP: 0.351, SLG: 0.340 (1, 2)		0-0 4-3		0-0 4-3		0-0 F4		0-0 P6		4	0	0	0	0	0	3
Bill Monbouquette, R OBP: 0.205, SLG: 0.103 (1, 1) X		0-0 F2			0-0 6-3		0-0 P4		0-3 K	4	0	0	0	0	1	2


Inning Stats	R: 3	H: 3	E: 0	K: 0	S: 6	LOB: 1	BB: 1	P: 10	R: 0	H: 0	E: 0	K: 0	S: 3	LOB: 0	BB: 0	P: 3	R: 0	H: 1	E: 0	K: 1	S: 5	LOB: 0	BB: 0	P: 5	R: 0	H: 3	E: 0	K: 1	S: 8	LOB: 1	BB: 0	P: 8	R: 0	H: 2	E: 0	K: 1	S: 7	LOB: 2	BB: 0	P: 7	R: 0	H: 1	E: 0	K: 1	S: 6	LOB: 2	BB: 1	P: 10
--------------	------	------	------	------	------	--------	-------	-------	------	------	------	------	------	--------	-------	------	------	------	------	------	------	--------	-------	------	------	------	------	------	------	--------	-------	------	------	------	------	------	------	--------	-------	------	------	------	------	------	------	--------	-------	-------

PITCHER	IP	WLS	BF	H	R	ER	SO	BB	IBB	HBP	BLK	WP	HR	S	P	ERA	WHIP
Alan Koch, R ERA: 4.67 (1, 1)	6.1	L	29	10	5	5	2	1	0	0	0	0	3	32	36	7.11	1.737
Don Rudolph, L ERA: 3.46 (7, 1)	0.2		2	0	0	0	1	0	0	0	0	0	0	4	4	0.00	0.000
Ron Kline, R ERA: 2.4 (8, 1)	1.0		5	1	0	0	1	1	0	0	0	0	0	6	10	0.00	2.000

BOTTOM

Washington Senators @ Boston Red Sox
Fenway Park, Boston, MA
Fri Jul 17 1964, 7:05 PM EDT
Att. 10,586 - Unknown

AB	34
R	5
H	11
RBI	5
BB	2
SO	4
LOB	16



1B	8	SF	0	WP	0	PA	37
2B	0	SAC	0	PB	0	SB	0
3B	0	DP	0	CS	1		
HR	3	HBP	0				

PITCHER	IP	WLS	BF	H	R	ER	SO	BB	IBB	HBP	BLK	WP	HR	S	P	ERA	WHIP
---------	----	-----	----	---	---	----	----	----	-----	-----	-----	----	----	---	---	-----	------

Batter	1	2	3	4	5	6	7	8	9	AB R H RBI BB SO LOB	TOP											
Don Blasingame, L (1, 4) OBP: 0.308, SLG: 0.321	0-3 K			0-0 1-3	0-0 F3			0-0 1B 2B 1B	0-0 1B	5 1 2 0 0 1 1												
Chuck Hinton, R (1, 7) OBP: 0.352, SLG: 0.450	0-3 K			0-0 2B	0-0 6-3			0-0 2B 1B HR	0-3 K	5 2 2 0 0 2 2												
Joe Cunningham, L (1, 3) OBP: 0.349, SLG: 0.321	0-0 F7			0-0 1B 2B				0-0 F8		4 1 1 1 0 0 2												
Jim King, L (1, 9) OBP: 0.355, SLG: 0.467		0-3 K		4-0 1B BB				0-0 F9		3 0 0 0 1 2 2												
Don Lock, R (1, 8) OBP: 0.366, SLG: 0.437		0-0 F8		0-3 K				0-0 HR 2B		3 0 0 0 0 2 2												
Don Zimmer, R (8, PH) OBP: 0.292, SLG: 0.441										1 1 1 1 0 0 0												
Mike Brumley, L (1, 2) OBP: 0.323, SLG: 0.321		0-0 4-3		0-0 1B				0-0 HR		4 1 2 4 0 0 0												
John Kennedy, R (1, 5) OBP: 0.307, SLG: 0.394			0-0 P6	0-3 K				0-0 F9		3 0 0 0 0 1 2												
Fred Valentine, S (8, PH) OBP: 0.312, SLG: 0.336										1 0 0 0 0 0 0												
Ed Brinkman, R (1, 6) OBP: 0.270, SLG: 0.320			0-0 5-3		0-3 K			0-0 FC4-6 1B	0-3 K	4 0 1 0 0 2 0												
Bennie Daniels, L (1, 1) OBP: 0.250, SLG: 0.250			0-3 K		0-0 1B			0-0 FC4-6	0-3 K	2 0 1 0 0 1 0												
Steve Ridzik, R (6, 1) OBP: 0.333, SLG: 0.286										0 0 0 0 0 0 0												
Dick Phillips, L (7, PH) OBP: 0.329, SLG: 0.287										1 0 0 0 0 0 1												
Don Rudolph, L (7, 1) OBP: 0.200, SLG: 0.111										0 0 0 0 0 0 0												
Ken Hunt, R (9, PH) OBP: 0.259, SLG: 0.233										1 0 0 0 0 1 0												
Inning Stats	R: 0 E: 0 K: 2 S: 7	H: 0 LOB: 0 BB: 0 P: 7	R: 0 E: 0 K: 1 S: 5	H: 0 LOB: 0 BB: 0 P: 5	R: 0 E: 0 K: 1 S: 5	H: 0 LOB: 0 BB: 0 P: 5	R: 2 E: 0 K: 2 S: 10	H: 3 LOB: 2 BB: 1 P: 14	R: 0 E: 0 K: 1 S: 6	H: 1 LOB: 1 BB: 0 P: 6	R: 0 E: 0 K: 2 S: 7	H: 0 LOB: 0 BB: 0 P: 7	R: 0 E: 0 K: 0 S: 4	H: 1 LOB: 1 BB: 0 P: 4	R: 4 E: 0 K: 0 S: 7	H: 4 LOB: 0 BB: 0 P: 7	R: 0 E: 0 K: 3 S: 10	H: 1 LOB: 1 BB: 0 P: 10	1B: 6 2B: 3 3B: 0 HR: 1	SF: 0 SAC: 0 DP: 0 HBP: 0	WP: 0 PB: 0 SB: 0 CS: 0	PA: 38
PITCHER	IP WLS BF H R ER SO BB IBB HBP BLK WP HR S P ERA WHIP																					
Earl Wilson, R (1, 1) ERA: 4.63	8.0 W 34 9 6 6 9 1 0 0 0 0 0 1 51 55 6.75 1.250																					
Dick Radatz, R (9, 1) ERA: 1.92	1.0 S 4 1 0 0 3 0 0 0 0 0 0 0 10 10 0.00 1.000																					

Washington Senators @ Boston Red Sox
 Fenway Park, Boston, MA
 Sat Jul 18 1964, 3:33 AM EDT
 Att. 4,732 - Unknown

AB	37
R	6
H	10
RBI	6
BB	1
SO	12
LOB	12



WP: 0	PA: 38
PB: 0	
SB: 0	
CS: 0	

Batter	1	2	3	4	5	6	7	8	9
Felix Mantilla, R OBP: 0.344, SLG: 0.548 (1, 4)	0-0 6-3	0-0 5-3			0-0 HR	0-0 F8		0-0 F7	
Tony Conigliaro, R OBP: 0.341, SLG: 0.529 (1, 7)	0-3 K		0-3 K		4-0 BB		0-0 1B	4-0 BB	
Carl Yastrzemski, L OBP: 0.379, SLG: 0.469 (1, 8)	0-0 1B		0-0 G3		0-0 G3-6-3		0-0 F7	0-3 K	
Dick Stuart, R OBP: 0.307, SLG: 0.494 (1, 3)	0-3 K		0-0 6-3			0-0 HR	0-0 E9		
Lee Thomas, L OBP: 0.332, SLG: 0.416 (1, 9)		0-0 G3		0-0 F8		4-0 HR	0-3 K		
Frank Malzone, R OBP: 0.340, SLG: 0.417 (1, 5)		0-0 2B		0-0 F7		0-0 SH1-3	0-0 P3		
Dick Williams, R OBP: 0.280, SLG: 0.477 (8, 5)						1-2 2-3			
Eddie Bressoud, R OBP: 0.365, SLG: 0.440 (1, 6)		0-0 HR		0-0 P3		4-0 HR		0-0 HR	
Bob Tillman, R OBP: 0.364, SLG: 0.449 (1, 2)		0-0 5-3			4-0 BB		0-0 HR	0-0 HR	
Earl Wilson, R OBP: 0.319, SLG: 0.581 (1, 1)		0-0 HR			0-0 FC5-4		0-0 F8	0-0 4-3	
Chuck Schilling, R OBP: 0.277, SLG: 0.236 (8, PH)									
Dick Radatz, R OBP: 0.273, SLG: 0.286 (9, 1)					1-2 HR				


Inning Stats	R: 0	H: 1	E: 0	K: 2	S: 8	R: 3	H: 3	E: 0	K: 0	S: 6	R: 0	H: 0	E: 0	K: 1	S: 5	R: 0	H: 0	E: 0	K: 0	S: 3	R: 2	H: 1	E: 0	K: 0	S: 3	R: 4	H: 2	E: 0	K: 0	S: 5	R: 1	H: 2	E: 1	K: 1	S: 7	R: 2	H: 2	E: 0	K: 1	S: 7
	LOB: 1	BB: 0	P: 8	LOB: 0	BB: 0	LOB: 0	BB: 0	LOB: 0	BB: 0	P: 5	LOB: 0	BB: 0	LOB: 0	BB: 0	P: 5	LOB: 0	BB: 0	LOB: 0	BB: 0	P: 3	LOB: 0	BB: 2	P: 11	LOB: 0	BB: 2	LOB: 1	BB: 0	P: 7	LOB: 1	BB: 0	P: 11	LOB: 1	BB: 1	P: 11	LOB: 0	SAC: 1	DP: 1	HBP: 0		

PITCHER	IP	WLS	BF	H	R	ER	SO	BB	IBB	HBP	BLK	WP	HR	S	P	ERA	WHIP
Bennie Daniels, R ERA: 4.33 (1, 1)	5.0	L	23	6	7	7	3	3	0	0	0	1	2	26	38	12.60	1.800
Steve Ridzik, R ERA: 2.84 (6, 1)	1.0		5	1	2	2	0	0	1	0	0	0	1	4	8	18.00	1.000
Don Rudolph, L ERA: 3.73 (7, 1)	2.0		11	4	3	2	2	1	0	0	0	0	1	14	18	9.00	2.500

BOTTOM

Washington Senators @ Boston Red Sox
Fenway Park, Boston, MA
Sat Jul 18 1964, 3:33 AM EDT
Att. 4,732 - Unknown

AB	33
R	12
H	11
RBI	11
BB	5
SO	5
LOB	8



1B	2B	3B	HR	SF	SAC	DP	HBP	WP	HR	S	P	ERA	WHIP
5	2	0	4	0	1	1	0	1	2	2	3	12.60	1.800

Batter	1	2	3	4	5	6	7	8	9	AB R H RBI BB SO LOB	TOP																	
Don Blasingame, L OBP: 0.312, SLG: 0.325 (1, 4) X	0-0 HBP 1B SF8 1B	0-0 1B		0-0 5-3		0-0 4-3	0-0 1B		0-0 F9	6 1 3 0 0 0 0																		
John Kennedy, R OBP: 0.304, SLG: 0.392 (1, 6) (5, 5) (8, 6) X	0-0 F8	0-0 F7		0-0 5-3	0-0 5-3	0-0 1B 2B	0-0 F8		0-3 K	6 1 1 0 0 1 3																		
Joe Cunningham, L OBP: 0.366, SLG: 0.330 (1, 3) X	0-0 SF8 HBP 1-2 1B		B B B B 4-0 G4-6-3 BB		B B B B 4-0 WP HR BB	0-0 2B 2B 1B		0-3 K		3 2 2 1 2 1 0																		
Jim King, L OBP: 0.359, SLG: 0.476 (1, 9) H	1-0 SF8 1-2 2-3 HBP		X 0-0 G4-6-3	X 0-0 HR BB	X 0-0 F8		X 0-0 HR			3 2 1 1 1 0 2																		
Don Lock, R OBP: 0.373, SLG: 0.472 (1, 8) X	0-0 SF8		X 0-0 1B	X 0-0 HR	X 0-0 2B	X 0-0 HR		X 0-0 HR		4 3 4 5 0 0 0																		
Mike Brumley, L OBP: 0.328, SLG: 0.328 (1, 2) B B B B	4-0 BB		X 0-0 6-3	X 0-0 G3	X 0-0 2B	X 0-0 1B		X 0-0 1B		4 0 2 2 1 0 1																		
Don Zimmer, R OBP: 0.297, SLG: 0.441 (1, 5) S S S	0-3 K			B B B B 4-0 1B SF9-4-3 BB	X 0-0 1B	X 0-0 4-3		B B B B 0-3 K		2 1 1 0 1 1 3																		
Ed Brinkman, R OBP: 0.269, SLG: 0.319 (5, PR) (5, 6)										1 0 0 0 0 0 1																		
Chuck Hinton, R OBP: 0.351, SLG: 0.449 (8, PH) (8, 5)										1 0 0 0 0 1 1																		
Fred Valentine, S OBP: 0.315, SLG: 0.339 (1, 7) O O O O		0-3 K		X 0-0 1B	X 0-0 1B		X 0-0 4-3	X 0-3 K		5 0 2 0 0 2 1																		
Claude Osteen, L OBP: 0.164, SLG: 0.192 (1, 1) O O O O		0-3 K		X 0-0 SF9-4-3	X 0-0 6-3		X 0-0 3-1	O O O O 0-3 K		1 0 0 1 0 1 0																		
Jim Hannan, R OBP: 0.200, SLG: 0.214 (4, 1)										1 0 0 0 0 0 2																		
Dick Phillips, L OBP: 0.327, SLG: 0.285 (7, PH)										1 0 0 0 0 0 0																		
Ron Kline, R OBP: 0.400, SLG: 0.250 (7, 1)										0 0 0 0 0 0 0																		
Don Leppert, R OBP: 0.214, SLG: 0.256 (9, PH)										1 0 0 0 0 1 0																		
Inning Stats	R: 1 E: 0 K: 1 S: 7	H: 2 LOB: 3 BB: 1 P: 12	R: 0 E: 0 K: 2 S: 8	H: 1 LOB: 1 BB: 0 P: 8	R: 0 E: 0 K: 0 S: 3	H: 1 LOB: 1 BB: 1 P: 7	R: 1 E: 0 K: 0 S: 3	H: 1 LOB: 0 BB: 1 P: 7	R: 3 E: 0 K: 0 S: 6	H: 3 LOB: 2 BB: 2 P: 14	R: 3 E: 0 K: 0 S: 7	H: 4 LOB: 1 BB: 0 P: 7	R: 0 E: 0 K: 0 S: 4	H: 1 LOB: 1 BB: 0 P: 4	R: 2 E: 0 K: 3 S: 12	H: 3 LOB: 1 BB: 0 P: 12	R: 0 E: 0 K: 2 S: 7	H: 0 LOB: 0 BB: 0 P: 7	1B: 10 2B: 4 3B: 0 HR: 3	SF: 2 SAC: 0 DP: 2 HBP: 1	WP: 1 PB: 0 SB: 0 CS: 0	PA: 47						
PITCHER	IP WLS BF H R ER SO BB IBB HBP BLK WP HR S P ERA WHIP												PITCHER	IP WLS BF H R ER SO BB IBB HBP BLK WP HR S P ERA WHIP														
Dave Morehead, R ERA: 5.16 (1, 1)	4.1		23	6	5	5	3	5	0	1	0	1	1	23	44	10.38	2.538											
Jack Lamabe, R ERA: 5.1 (5, 1)	3.0	W	17	8	4	4	1	0	0	0	0	0	1	19	19	12.00	2.667											
Dick Radatz, R ERA: 1.99 (8, 1)	1.2	S	7	2	1	1	4	0	0	0	0	0	1	15	15	5.40	1.200											

Washington Senators @ Boston Red Sox
Fenway Park, Boston, MA
Sun Jul 19 1964, 3:33 AM EDT
Unknown

AB	39
R	10
H	16
RBI	10
BB	5
SO	8
LOB	14



Batter	1	2	3	4	5	6	7	8	9
Felix Mantilla, R OBP: 0.346, SLG: 0.558 (1, 4)	4-0 HR BB	0-0 4-3		0-0 HR		0-3 K		0-0 L1-3	
Tony Conigliaro, R OBP: 0.345, SLG: 0.537 (1, 7)	0-0 HR	4-0 BB		0-0 5-3 HR		0-3 K		4-0 BB	
Carl Yastrzemski, L OBP: 0.376, SLG: 0.475 (1, 8)	0-3 K	0-0 G3			0-0 4-3	0-0 HR		0-3 K	
Dick Stuart, R OBP: 0.312, SLG: 0.507 (1, 3)	4-0 HR HBP BB		0-0 F9		0-0 1B 2B	0-0 HR			
Frank Malzone, R OBP: 0.339, SLG: 0.415 (1, 5)	0-0 F8		0-0 P4		0-0 1B 6-3 1B	0-0 F3			
Lee Thomas, L OBP: 0.334, SLG: 0.416 (1, 9)	1-0 HR HBP		0-0 F7		0-0 6-3 1B		0-0 F9		
Eddie Bressoud, R OBP: 0.366, SLG: 0.455 (1, 6)	0-0 HR			0-0 HR 3B	0-0 6-3		0-0 F3		
Bob Tillman, R OBP: 0.362, SLG: 0.443 (1, 2)	0-0 6-3			0-0 5-3	0-0 IBB		0-3 K		
Dave Morehead, R OBP: 0.125, SLG: 0.054 (1, 1)		0-3 K		0-3 K	0-3 K		0-3 K		
Jack Lamabe, R OBP: 0.136, SLG: 0.143 (5, 1)									
Dick Radatz, R OBP: 0.261, SLG: 0.273 (8, 1)									


Inning Stats	R: 5	H: 2	E: 0	K: 1	S: 7	LOB: 0	BB: 2	P: 16
	R: 0	H: 0	E: 0	K: 1	S: 5	LOB: 1	BB: 1	P: 9
	R: 0	H: 0	E: 0	K: 0	S: 3	LOB: 0	BB: 0	P: 3
	R: 2	H: 2	E: 0	K: 1	S: 7	LOB: 0	BB: 0	P: 7
	R: 2	H: 3	E: 0	K: 1	S: 8	LOB: 2	BB: 1	P: 12
	R: 2	H: 2	E: 0	K: 2	S: 9	LOB: 0	BB: 0	P: 9
	R: 0	H: 0	E: 0	K: 1	S: 5	LOB: 0	BB: 0	P: 5
	R: 0	H: 0	E: 0	K: 2	S: 7	LOB: 1	BB: 1	P: 11

PITCHER	IP	WLS	BF	H	R	ER	SO	BB	IBB	HBP	BLK	WP	HR	S	P	ERA	WHIP
Claude Osteen, L ERA: 3.81 (1, 1)	3.2	L	19	4	7	7	3	3	0	1	0	0	3	21	34	17.18	1.909
Jim Hannan, R ERA: 4.05 (4, 1)	2.1		13	5	4	4	3	0	1	0	0	0	2	18	22	15.43	2.143
Ron Kline, R ERA: 2.3 (7, 1)	2.0		7	0	0	0	3	1	0	0	0	0	0	12	16	0.00	0.500

BOTTOM

Washington Senators @ Boston Red Sox
Fenway Park, Boston, MA
Sun Jul 19 1964, 3:33 AM EDT
Unknown

AB	33
R	11
H	9
RBI	11
BB	5
SO	9
LOB	8



1B: 2	SF: 0	WP: 0	PA: 39
2B: 1	SAC: 0	PB: 0	
3B: 1	DP: 0	SB: 0	
HR: 5	HBP: 1	CS: 0	

Batter	1	2	3	4	5	6	7	8	9	10	AB R H RBI BB SO LOB	TOP												
Ed Brinkman, R (1, 6) OBP: 0.274, SLG: 0.338	0-0 SH1-3 1B 2B	0-3 K			0-0 HR			0-0 6-3		0-0 SH3-4 1B 1B	5 3 3 1 0 1 1	Washington Senators @ Boston Red Sox Fenway Park, Boston, MA Sun Jul 19 1964, 3:38 AM EDT Att. 12,324 - Unknown												
John Kennedy, R (1, 5) OBP: 0.302, SLG: 0.389	0-0 SH1-3 2-3		0-0 5-3		0-0 5-3			0-3 K		0-0 SH3-4 1-2	3 0 0 0 0 1 0													
Chuck Hinton, R (1, 7) OBP: 0.357, SLG: 0.458	0-0 F8 1B WP 3-H 1B		0-0 F8 2B		0-0 5-3			0-0 S 2B		4-0 1B IBB	4 2 3 1 1 0 0													
Don Lock, R (1, 9) OBP: 0.373, SLG: 0.474 (8, 8)	0-0 WP 1-2 1B		0-0 F8 2-3			0-3 K		0-0 2B 2-H		0-3 K	5 0 2 1 0 2 3													
Don Leppert, R (1, 2) OBP: 0.207, SLG: 0.247 Mike Brumley, L (8, PH) OBP: 0.333, SLG: 0.331 (8, 2)	0-0 F8 2-3		0-0 6-3			0-0 4-3		4-0 IBB		0-0 1B 1-3 2-H	3 0 0 0 0 0 3 1 0 1 1 1 0 0													
Ken Hunt, R (1, 8) OBP: 0.250, SLG: 0.224 Jim King, L (8, PH) OBP: 0.360, SLG: 0.474 (8, 9)	0-3 K 1-2 3-H		0-0 6-3			0-0 5-3		0-0 3-1		4-0 IBB	3 0 0 0 0 1 1 1 0 0 0 1 0 2													
Dick Phillips, L (1, 3) OBP: 0.323, SLG: 0.276		4-0 FC6-4 BB		0-0 4-1			0-3 K		0-0 4-3	0-0 P4	4 0 0 0 1 1 3													
Chuck Cottier, R (1, 4) OBP: 0.276, SLG: 0.384 Don Blasingame, L (9, PH) OBP: 0.311, SLG: 0.323 (9, 4)		0-0 FC6-4 SH5-3 1-2f		0-0 F9			0-3 K		0-3 K		3 0 0 0 0 1 1 1 0 0 0 0 1 0													
Buster Narum, R (1, 1) OBP: 0.030, SLG: 0.030 Joe Cunningham, L (7, PH) OBP: 0.363, SLG: 0.328 Steve Ridzik, R (7, 1) OBP: 0.313, SLG: 0.267 Ron Kline, R (10, 1) OBP: 0.400, SLG: 0.250		0-0 SH5-3 1-2		0-3 K			0-0 F9		0-0 6-3		1 0 0 0 0 1 0 1 0 0 0 0 0 0 1 0 0 0 0 0 0 0 0 0 0 0 0 0													
Inning Stats	R: 2 E: 0 K: 1 S: 8	H: 3 LOB: 1 BB: 0 P: 8	R: 0 E: 0 K: 1 S: 5	H: 0 LOB: 1 BB: 1 P: 9	R: 0 E: 0 K: 0 S: 4	H: 1 LOB: 1 BB: 0 P: 4	R: 0 E: 0 K: 0 S: 3	H: 0 LOB: 0 BB: 0 P: 3	R: 1 E: 0 K: 1 S: 6	H: 1 LOB: 0 BB: 0 P: 6	R: 0 E: 0 K: 1 S: 5		H: 0 LOB: 0 BB: 0 P: 5	R: 0 E: 0 K: 2 S: 7	H: 0 LOB: 0 BB: 0 P: 7	R: 1 E: 0 K: 1 S: 7	H: 2 LOB: 2 BB: 1 P: 11	R: 0 E: 0 K: 1 S: 5	H: 0 LOB: 0 BB: 0 P: 5	R: 1 E: 0 K: 1 S: 7	H: 2 LOB: 3 BB: 2 P: 15	1B: 4 2B: 4 3B: 0 HR: 1	SF: 0 SAC: 3 DP: 0 HBP: 0	WP: 1 PB: 0 SB: 1 CS: 0
PITCHER	IP WLS BF H R ER SO BB IBB HBP BLK WP HR S P ERA WHIP																							
Arnold Earley, L (1, 1) ERA: 2.68	6.1		5	3	3	5	1	0	0	0	0	1	1	34	38	4.26	0.947							
Dick Radatz, R (7, 1) ERA: 2.03	2.2		2	1	1	3	0	1	0	0	0	0	0	16	20	3.38	0.750							
Jack Lamabe, R (10, 1) ERA: 5.13	1.0	L	7	2	1	1	1	0	2	0	0	0	0	7	15	9.00	2.000							

AB	36
R	5
H	9
RBI	4
BB	4
SO	9
LOB	14



livebaseballscorecards.com

BOTTOM

Washington Senators @ Boston Red Sox

Fenway Park, Boston, MA

livebaseballscorecards.com

AB	36
R	4
H	6
RBI	2
BB	2
SO	8
LOB	14



WP: 0	PA: 40
PB: 0	
SB: 0	
CS: 0	

Sun Jul 19 1964, 3:38 AM EDT
Att: 12,324 - Unknown

Batter	1	2	3	4	5	6	7	8	9	10	AB	R	H	RBI	BB	SO	LOB
Dalton Jones, L (1, 4) OBP: 0.287, SLG: 0.377	F9		F7	4-3			K		P4		5	0	0	0	0	1	4
Felix Mantilla, R (1, 6) OBP: 0.342, SLG: 0.554	F2		E				1-3			4-3	5	1	1	0	0	1	0
Carl Yastrzemski, L (1, 8) OBP: 0.377, SLG: 0.477	G3		E5						F7	L1	5	1	2	1	0	0	0
Dick Stuart, R (1, 3) OBP: 0.310, SLG: 0.506		6-3	E6				5-3		F3	4-3	5	0	1	0	0	0	1
Lee Thomas, L (1, 9) OBP: 0.333, SLG: 0.412			K				P4		3-1		3	0	0	0	1	1	2
Tony Conigliaro, R (1, 7) OBP: 0.344, SLG: 0.534							K			F7	4	1	1	0	0	2	1
Dick Williams, R (1, 5) OBP: 0.278, SLG: 0.447			F9				5-3			FC4	3	0	0	0	1	0	2
Russ Nixon, L (1, 2) OBP: 0.347, SLG: 0.330										FC4	3	1	0	0	0	1	3
Earl Wilson, R (9, PR) OBP: 0.319, SLG: 0.581											0	0	0	0	0	0	0
Bob Tillman, R (10, 2) OBP: 0.362, SLG: 0.443											0	0	0	0	0	0	0
Arnold Earley, L (1, 1) OBP: 0.182, SLG: 0.222											1	0	0	1	0	1	1
Dick Radatz, R (7, 1) OBP: 0.250, SLG: 0.261											1	0	0	0	0	1	0
Frank Malzone, R (9, PH) OBP: 0.341, SLG: 0.417											1	0	1	0	0	0	0
Jack Lamabe, R (10, 1) OBP: 0.136, SLG: 0.143											0	0	0	0	0	0	0

Inning Stats	R: 0	H: 0	E: 0	K: 0	S: 3	R: 0	H: 0	E: 0	K: 1	S: 5	R: 3	H: 3	E: 2	K: 2	S: 10	R: 1	H: 1	E: 1	K: 1	S: 7	R: 0	H: 1	E: 0	K: 1	S: 6	R: 0	H: 0	E: 0	K: 1	S: 5	R: 0	H: 0	E: 0	K: 2	S: 7	R: 0	H: 0	E: 0	K: 0	S: 4	R: 0	H: 1	E: 0	K: 0	S: 3	R: 0	H: 0	E: 0	K: 0	S: 3	R: 0	H: 0	E: 0	K: 0	S: 3	R: 0	H: 1	E: 0	K: 0	S: 3	1B: 3	SF: 1	2B: 3	3B: 0	HR: 0	WP: 0	PA: 40
PITCHER																																																																			
Buster Narum, R (1, 1) ERA: 4.59	IP: 6.0	WLS: 0	BF: 26	H: 5	R: 4	ER: 2	SO: 6	BB: 1	IBB: 0	HBP: 1	BLK: 0	WP: 0	HR: 0	S: 36	P: 41	ERA: 3.00	WHIP: 1.000																																																		
Steve Ridzik, R (7, 1) ERA: 2.71	IP: 3.0	WLS: 1	BF: 11	H: 1	R: 0	ER: 0	SO: 2	BB: 1	IBB: 0	HBP: 0	BLK: 0	WP: 0	HR: 0	S: 14	P: 18	ERA: 0.00	WHIP: 0.667																																																		
Ron Kline, R (10, 1) ERA: 2.25	IP: 1.0	WLS: 0	BF: 3	H: 0	R: 0	ER: 0	SO: 0	BB: 0	IBB: 0	HBP: 0	BLK: 0	WP: 0	HR: 0	S: 3	P: 3	ERA: 0.00	WHIP: 0.000																																																		

Batter	1	2	3	4	5	6	7	8	9	AB R H RBI BB SO LOB	TOP
Don Blasingame, L (1, 4) OBP: 0.310, SLG: 0.322	0-0 F9		0-0 G3			0-0 L9		0-0 1B		4 0 1 0 0 0 0	Washington Senators @ New York Yankees Yankee Stadium, Bronx, NY Tue Jul 21 1964, 7:05 PM EDT Att. 12,874 - Overcast - 78 F
Chuck Hinton, R (1, 7) OBP: 0.358, SLG: 0.466	0-0 E1 1B			0-0 L9		0-0 HR		0-0 G5-3 2-3f		4 1 2 1 0 0 2	
Joe Cunningham, L (1, 3) OBP: 0.360, SLG: 0.319	0-0 FC1-5-6-4-6 2-3			0-0 3-1		0-0 P6			4-0 FC4-6 BB	3 0 0 0 1 0 1	
Jim King, L (1, 9) OBP: 0.358, SLG: 0.471	0-3 K			0-3 K			0-0 G3 1B		0-0 P3	4 0 1 0 0 2 2	
Don Lock, R (1, 8) OBP: 0.369, SLG: 0.467		0-0 F8			0-0 E6		0-0 G3 1-2		0-0 F8	4 0 0 0 0 0 2	
Mike Brumley, L (1, 2) OBP: 0.328, SLG: 0.325		0-0 F7			0-0 P5		0-0 P6		0-0 FC4-6 1-2f	4 0 0 0 0 0 3	
John Kennedy, R (1, 5) OBP: 0.299, SLG: 0.385		0-3 K			0-0 P6		0-0 6-3			3 0 0 0 0 1 2	
Ed Brinkman, R (1, 6) OBP: 0.272, SLG: 0.335			0-3 K		0-0 F8			0-0 F5		3 0 0 0 0 1 1	
Dave Stenhouse, R (1, 1) OBP: 0.444, SLG: 0.375			0-0 6-3			0-0 P4		4-0 G5-3 1B BB		1 0 0 0 0 0 0	
Fred Valentine, S (6, PH) OBP: 0.313, SLG: 0.336										1 0 0 0 0 0 0	
Don Rudolph, L (6, 1) OBP: 0.200, SLG: 0.111										0 0 0 0 0 0 0	
Dick Phillips, L (8, PH) OBP: 0.327, SLG: 0.276										0 0 0 0 1 0 0	
Ron Kline, R (8, 1) OBP: 0.400, SLG: 0.250										0 0 0 0 0 0 0	
Inning Stats	R: 0 E: 1 K: 1 S: 6 H: 1 LOB: 1 BB: 0 P: 6	R: 0 E: 0 K: 1 S: 5 H: 0 LOB: 0 BB: 0 P: 5	R: 0 E: 0 K: 1 S: 5 H: 0 LOB: 0 BB: 0 P: 5	R: 0 E: 0 K: 1 S: 5 H: 0 LOB: 0 BB: 0 P: 5	R: 0 E: 1 K: 0 S: 4 H: 0 LOB: 1 BB: 0 P: 4	R: 1 E: 0 K: 0 S: 4 H: 1 LOB: 0 BB: 0 P: 4	R: 0 E: 0 K: 0 S: 4 H: 1 LOB: 1 BB: 0 P: 4	R: 0 E: 0 K: 0 S: 3 H: 1 LOB: 1 BB: 1 P: 7	R: 0 E: 0 K: 0 S: 3 H: 0 LOB: 1 BB: 1 P: 7	1B: 3 2B: 0 3B: 0 HR: 1 SF: 0 SAC: 0 DP: 1 HBP: 0	WP: 0 PB: 0 SB: 0 CS: 0 PA: 33
PITCHER Jim Bouton, R (1, 1) ERA: 2.88	IP: 9.0 WLS: W BF: 33 H: 4 R: 1 ER: 1 SO: 4 BB: 2 IBB: 0 HBP: 0 BLK: 0 WP: 0 HR: 1 S: 39 P: 47 ERA: 1.00 WHIP: 0.667										

livebaseballscores.com

AB	31
R	1
H	4
RBI	1
BB	2
SO	4
LOB	13



Batter	1	2	3	4	5	6	7	8	9
Tony Kubek, L OBP: 0.290, SLG: 0.371 (1, 6)	F7		F7		FC5-4 1B		G3	2-H 1B	
Bobby Richardson, R OBP: 0.277, SLG: 0.307 (1, 4)	F9			5-3	FC5-4 1-2f		2B		
Joe Pepitone, L OBP: 0.286, SLG: 0.375 (1, 3)	4-3			F9		2B 1B	P6		
Roger Maris, L OBP: 0.346, SLG: 0.457 (1, 9)		1-3		HR BB		K	F8		
Tom Tresh, S OBP: 0.375, SLG: 0.465 (1, 8)		HR		HR		1B 2B	S 2B BB		
Johnny Blanchard, L OBP: 0.362, SLG: 0.365 (1, 7) Hector Lopez, R OBP: 0.320, SLG: 0.427 (9, 7)		F7		1B		1B 1B	K		
Elston Howard, R OBP: 0.356, SLG: 0.422 (1, 2)		L9		K		1B	1B	2B IBB	
Clete Boyer, R OBP: 0.279, SLG: 0.315 (1, 5)			F7		6-3		L9		
Jim Bouton, R OBP: 0.130, SLG: 0.151 (1, 1)			F8		K		L4	1-H 2-H 1B 2B	

Inning Stats	R: 0 E: 0 K: 0 S: 3	H: 0 LOB: 0 BB: 0 P: 3	R: 1 E: 0 K: 0 S: 4	H: 1 LOB: 0 BB: 0 P: 4	R: 0 E: 0 K: 0 S: 3	H: 0 LOB: 0 BB: 0 P: 3	R: 2 E: 0 K: 1 S: 7	H: 2 LOB: 1 BB: 1 P: 11	R: 0 E: 0 K: 1 S: 6	H: 1 LOB: 1 BB: 0 P: 6	R: 2 E: 0 K: 1 S: 8	H: 4 LOB: 2 BB: 1 P: 12	R: 0 E: 0 K: 0 S: 4	H: 1 LOB: 1 BB: 0 P: 4	R: 2 E: 0 K: 1 S: 6	H: 2 LOB: 2 BB: 2 P: 14
--------------	------------------------------	---------------------------------	------------------------------	---------------------------------	------------------------------	---------------------------------	------------------------------	----------------------------------	------------------------------	---------------------------------	------------------------------	----------------------------------	------------------------------	---------------------------------	------------------------------	----------------------------------

PITCHER	IP	WLS	BF	H	R	ER	SO	BB	IBB	HBP	BLK	WP	HR	S	P	ERA	WHIP
Dave Stenhouse, R ERA: 5.28 (1, 1)	5.0	L	20	4	3	3	2	1	0	0	0	0	2	23	27	5.40	1.000
Don Rudolph, L ERA: 3.98 (6, 1)	2.0		11	5	2	2	1	0	1	0	0	0	0	12	16	9.00	2.500
Ron Kline, R ERA: 2.57 (8, 1)	1.0		6	2	2	2	1	1	1	0	0	0	0	6	14	18.00	3.000


BOTTOM

AB	R	H	RBI	BB	SO	LOB
5	0	2	0	0	0	0
4	0	1	0	0	0	1
4	1	1	0	0	0	1
3	1	0	0	1	1	2
3	4	3	3	1	0	0
4	0	2	2	0	1	1
0	0	0	0	0	0	0
3	1	1	0	1	1	1
3	0	0	0	1	0	2
4	0	1	2	0	1	2

Washington Senators @ New York Yankees
Yankee Stadium, Bronx, NY
 Tue Jul 21 1964, 7:05 PM EDT
 Att. 12,874 - Overcast - 78 F

livebaseballscorecards.com

AB	33
R	7
H	11
RBI	7
BB	4
SO	4
LOB	10



WP	PA
0	37
0	
1	
0	

Batter	1	2	3	4	5	6	7	8	9	AB R H RBI BB SO LOB	TOP											
Ed Brinkman, R (1, 6) OBP: 0.271, SLG: 0.337	0-0 F7	0-0 5-3			0-0 2-H 2B		0-3 K			4 0 1 1 0 1 1												
John Kennedy, R (1, 5) OBP: 0.299, SLG: 0.382	4-0 1B BB		0-0 F9		0-0 F7		0-3 K			3 1 0 0 1 1 2												
Chuck Hinton, R (1, 7) OBP: 0.357, SLG: 0.464	0-0 FC4-6 1-3 1B		0-0 6-3		0-0 L8			0-0 5-3		4 1 1 0 0 0 1												
Don Lock, R (1, 9) (6, 8) OBP: 0.370, SLG: 0.468	0-0 FC4-6 1-2 3-H 1B		0-0 5-3		0-0 1B			0-0 F5		4 0 2 1 0 0 0												
Don Leppert, R (1, 2) Mike Brumley, L (6, PH) OBP: 0.202, SLG: 0.241 OBP: 0.330, SLG: 0.324	0-0 FC4-6 WP 1-2f 2-3 1B		0-3 K		0-0 F7			4-0 BB		2 0 0 0 0 1 2 1 0 0 0 1 0 1												
Joe Cunningham, L (1, 3) OBP: 0.357, SLG: 0.317	0-0 WP 1-2 3-H 1B		0-0 L6		0-0 F7			0-3 K		4 0 1 1 0 1 2												
Ken Hunt, R (1, 8) Jim King, L (6, PH) OBP: 0.244, SLG: 0.218 OBP: 0.356, SLG: 0.468	0-3 K		0-3 K		0-3 K				0-0 L9	2 0 0 0 0 2 2 2 0 0 0 0 1 1	AB 32 R 3 H 6 RBI 3 BB 3 SO 9 LOB 12											
Chuck Cottier, R (1, 4) Bennie Daniels, L (7, 1) Dick Phillips, L (9, PH) OBP: 0.278, SLG: 0.373 OBP: 0.250, SLG: 0.250 OBP: 0.325, SLG: 0.274		0-3 K			4-0 SH3-4 2B BB		0-0 6-3		0-0 4-3	2 1 0 0 1 1 0 0 0 0 0 0 0 0 1 0 0 0 0 0 0												
Alan Koch, R (1, 1) Jim Hannan, R (5, 1) Don Blasingame, L (7, PH) OBP: 0.296, SLG: 0.407 OBP: 0.200, SLG: 0.214 OBP: 0.311, SLG: 0.324		0-3 K			0-0 SH3-4		0-0 1B		0-0 F8	1 0 0 0 0 1 0 0 0 0 0 0 0 0 2 0 1 0 0 0 0												
Inning Stats	R: 2 E: 0 K: 1 S: 8	H: 3 LOB: 2 BB: 1 P: 12	R: 0 E: 0 K: 2 S: 7	H: 0 LOB: 0 BB: 0 P: 7	R: 0 E: 0 K: 0 S: 3	H: 0 LOB: 0 BB: 0 P: 3	R: 0 E: 0 K: 2 S: 7	H: 0 LOB: 0 BB: 0 P: 7	R: 1 E: 0 K: 0 S: 4	H: 1 LOB: 1 BB: 1 P: 8	R: 0 E: 0 K: 1 S: 6	H: 1 LOB: 1 BB: 0 P: 6	R: 0 E: 0 K: 2 S: 8	H: 1 LOB: 1 BB: 0 P: 8	R: 0 E: 0 K: 1 S: 5	H: 0 LOB: 1 BB: 1 P: 9	R: 0 E: 0 K: 0 S: 3	H: 0 LOB: 0 BB: 0 P: 3	1B: 5 2B: 1 3B: 0 HR: 0	SF: 0 SAC: 1 DP: 0 HBP: 0	WP: 1 PB: 0 SB: 0 CS: 0	PA: 36
PITCHER	IP WLS BF H R ER SO BB IBB HBP BLK WP HR S P ERA WHIP												PITCHER	IP WLS BF H R ER SO BB IBB HBP BLK WP HR S P ERA WHIP								
Al Downing, L (1, 1) ERA: 3.11	5.0 W 21 4 3 3 5 2 0 0 0 1 0 29 37 5.40 1.200																					
Ralph Terry, R (6, 1) ERA: 6.18	4.0 S 15 2 0 0 4 1 0 0 0 0 0 22 26 0.00 0.750																					

Washington Senators @ New York Yankees
 Yankee Stadium, Bronx, NY
 Wed Jul 22 1964, 3:33 AM EDT
 Att: 11,111 - Overcast - 82 F

livebaseballscores.com



Batter	1	2	3	4	5	6	7	8	9	AB	R	H	RBI	BB	SO	LOB
Tony Kubek, L OBP: 0.289, SLG: 0.366 (1, 6)	0-0 2-3		4-0 BB		0-0 F7	0-0 1-3				3	0	0	0	1	0	2
Phil Linz, R OBP: 0.321, SLG: 0.357 (1, 4)	4-0 BB		0-0 G5-4-3		0-0 2B	0-0 5-3				3	1	1	0	1	0	2
Mickey Mantle, S OBP: 0.447, SLG: 0.609 Hector Lopez, R OBP: 0.320, SLG: 0.427 (1, 8) (9, 7)	0-3 K			4-0 G3 BB	0-0 WP 3B			0-0 L8		3	2	1	2	1	1	1
Roger Maris, L OBP: 0.348, SLG: 0.453 (1, 9)	0-0 F2			4-0 G3 BB	4-0 WP 3B			0-0 F9		2	1	0	0	2	0	1
Tom Tresh, S OBP: 0.379, SLG: 0.463 (1, 7) (9, 8)		4-0 BB		0-0 G3	4-0 3B BB			4-0 BB		1	1	0	0	3	0	2
Joe Pepitone, L OBP: 0.285, SLG: 0.379 (1, 3)	0-0 F9			0-0 G3	0-0 3B			0-0 4-3		4	0	1	4	0	0	3
Elston Howard, R OBP: 0.352, SLG: 0.417 (1, 2)		0-0 F7		0-0 G3	0-0 3B			0-0 4-3		4	0	0	0	0	0	3
Clete Boyer, R OBP: 0.279, SLG: 0.311 (1, 5)		0-0 1-3			0-0 F3	4-0 S SH1-4 BB		0-0 6-3		3	0	0	0	1	0	1
Al Downing, R OBP: 0.178, SLG: 0.227 Archie Moore, L OBP: 0.357, SLG: 0.333 Ralph Terry, R OBP: 0.235, SLG: 0.200 (1, 1) (5, PH) (6, 1)			0-3 K		0-0 2B	0-0 SH1-4		0-3 K		1	0	0	0	0	1	0
					0-0 2B	1-2				1	1	1	0	0	0	0
					1B					1	0	0	0	0	1	0

Inning Stats		R: 0	H: 0	E: 0	K: 1	S: 5	R: 0	H: 0	E: 0	K: 0	S: 3	R: 0	H: 0	E: 0	K: 1	S: 4	R: 1	H: 0	E: 0	K: 0	S: 3	R: 5	H: 4	E: 0	K: 0	S: 7	R: 0	H: 0	E: 0	K: 0	S: 3	R: 0	H: 0	E: 0	K: 1	S: 5	R: 0	H: 0	E: 0	K: 0	S: 5					
IP		4.2	WLS	L	BF	22	H	3	R	5	ER	5	SO	2	BB	6	IBB	0	HBP	0	BLK	0	WP	0	HR	0	S	20	P	44	ERA	9.64	WHIP	1.929												
PITCHER		Alan Koch, R ERA: 4.94																																												
PITCHER		Jim Hannan, R ERA: 4.1																																												
PITCHER		Bennie Daniels, R ERA: 4.25																																												


BOTTOM

Washington Senators @ New York Yankees
 Yankee Stadium, Bronx, NY

Wed Jul 22 1964, 3:33 AM EDT
 Att. 11,111 - Overcast - 82 F

livebaseballscores.com

AB	26
R	6
H	4
RBI	6
BB	9
SO	3
LOB	15



WP: 1	PA: 36
PB: 0	
SB: 1	
CS: 0	

Batter	1	2	3	4	5	6	7	8	9	AB R H RBI BB SO LOB	TOP
Don Blasingame, L OBP: 0.309, SLG: 0.325 (1, 4) X	0-0 4-3 1		0-0 F8 1		0-0 1-3 2B 2		0-0 1-3 2	0-0 P6 3		5 0 1 0 0 0 2	
Fred Valentine, S OBP: 0.315, SLG: 0.333 (1, 9) X	0-0 4-3 2		4-0 BB 2		0-3 K 2		0-0 1B 3		0-3 K 1	4 0 1 0 1 2 2	
Chuck Hinton, R OBP: 0.355, SLG: 0.460 (1, 7) (8, 5) (9, 7) X	0-0 1B 3		0-0 F8 2		0-0 F7 3		0-3 K 3		0-3 K 2	5 0 1 0 0 2 4	
Joe Cunningham, L OBP: 0.358, SLG: 0.323 (1, 3) B B B B	4-0 1-2 BB 3		0-0 F8 3		0-0 3-1 1			0-0 BB 1B 2B 2	0-3 K 3	4 1 1 0 1 1 1	
Don Lock, R OBP: 0.372, SLG: 0.470 (1, 8) X	0-0 P6 3			0-0 6-3 1		0-0 2B 2		4-0 BB 1B BB 1		3 1 1 0 1 0 2	
Mike Brumley, L OBP: 0.332, SLG: 0.328 (1, 2) X		0-0 CS 2B 1		0-0 F2 2		4-0 BB 1		0-0 F7 1		3 0 1 0 1 0 2	
John Kennedy, R OBP: 0.301, SLG: 0.379 (1, 5) (8, 6) B B B B		4-0 BB 1		0-0 L7 3		0-0 P6 2		4-0 1B 1-2 2-3 BB 1		2 0 0 0 2 0 2	
Ed Brinkman, R OBP: 0.272, SLG: 0.335 (1, 6) Jim King, L OBP: 0.358, SLG: 0.470 (8, PH) Ken Hunt, R OBP: 0.244, SLG: 0.218 (8, 7) Chuck Cottier, R OBP: 0.278, SLG: 0.373 (9, 5) Claude Osteen, L OBP: 0.153, SLG: 0.179 (1, 1) X		0-3 K 2		0-0 G3 3		4-0 2B BB 1	0-0 F7 3	0-0 1-3 2-H 3-H 1B 2		2 0 0 0 1 1 4 1 0 1 2 0 0 0 0 0 0 0 0 0 0 0 0 0 0 0 0 0	
										4 0 0 0 0 2 4	
Inning Stats	R: 0 E: 0 K: 0 S: 4 H: 1 LOB: 2 BB: 1 P: 8	R: 0 E: 0 K: 1 S: 5 H: 1 LOB: 1 BB: 1 P: 9	R: 0 E: 0 K: 0 S: 3 H: 0 LOB: 1 BB: 1 P: 7	R: 0 E: 0 K: 0 S: 3 H: 0 LOB: 0 BB: 0 P: 3	R: 0 E: 0 K: 2 S: 8 H: 1 LOB: 2 BB: 1 P: 12	R: 0 E: 0 K: 0 S: 4 H: 1 LOB: 2 BB: 1 P: 8	R: 0 E: 0 K: 2 S: 8 H: 1 LOB: 1 BB: 0 P: 8	R: 2 E: 0 K: 0 S: 5 H: 2 LOB: 2 BB: 2 P: 13	R: 0 E: 0 K: 3 S: 9 H: 0 LOB: 0 BB: 0 P: 9	1B: 3 2B: 5 3B: 0 HR: 0 SF: 0 SAC: 0 DP: 1 HBP: 0	WP: 0 PB: 0 SB: 1 CS: 1 PA: 40
PITCHER Stan Williams, R ERA: 3.38 Pete Mikkelsen, R ERA: 3.75 Steve Hamilton, L ERA: 2.41	IP 7.1 WLS L BF 34 H 6 R 2 ER 2 SO 5 BB 7 IBB 0 HBP 0 BLK 0 WP 0 HR 0 S 37 P 65 ERA 2.46 WHIP 1.773							PITCHER IP 0.0 WLS L BF 5 H 0 R 0 ER 0 SO 3 BB 0 IBB 0 HBP 0 BLK 0 WP 0 HR 0 S 11 P 11 ERA 0.00 WHIP 0.000			

Washington Senators @ New York Yankees
 Yankee Stadium, Bronx, NY
 Thu Jul 23 1964, 7:05 PM EDT
 Att. 10,358 - Unknown - 80 F

AB	33
R	2
H	7
RBI	2
BB	7
SO	8
LOB	23



Batter	1	2	3	4	5	6	7	8	9	AB	R	H	RBI	BB	SO	LOB
Tony Kubek, L (1, 6) OBP: 0.293, SLG: 0.368	0-0 G6-3 1B		0-0 1-3		0-0 4-3		0-0 1B			4	0	2	0	0	0	0
Phil Linz, R (1, 4) OBP: 0.320, SLG: 0.356	0-0 G6-3 1-2f		0-0 1B		0-0 L6		0-0 5-3			4	0	1	0	0	0	2
Roger Maris, L (1, 9) OBP: 0.346, SLG: 0.448	0-0 F2		0-0 L9			4-0 1B BB		0-0 G3		3	0	0	0	1	0	1
Mickey Mantle, S (1, 8) OBP: 0.447, SLG: 0.607 Pedro Gonzalez, R (8, PR) OBP: 0.297, SLG: 0.343 (9, 3)		0-0 1-3		0-0 6-3		0-0 1-3 F7 1B		0-0 E4 1B		4	0	2	0	0	0	0
Tom Tresh, S (1, 7) OBP: 0.381, SLG: 0.460		4-0 S 1B BB		4-0 1B BB		0-0 F7 1-2		0-0 FC6 G1-6-3		2	1	0	0	2	0	3
Elston Howard, R (1, 2) OBP: 0.351, SLG: 0.413		0-3 K 1-2		0-0 F9		4-0 L4-3 IBB		0-0 G1-6-3 1-2f		3	0	0	0	1	1	4
Joe Pepitone, L (1, 3) OBP: 0.288, SLG: 0.380 (9, 8)		0-0 FC4-6 2-H 1B		0-0 1-3 1B		0-0 L4-3 1-2			0-0 P6	4	0	2	1	0	0	3
Clete Boyer, R (1, 5) OBP: 0.279, SLG: 0.310		0-0 FC4-6 1-2f		0-3 K			0-0 1-3		0-0 L6-3 1B	4	0	1	0	0	1	3
Stan Williams, R (1, 1) OBP: 0.176, SLG: 0.235 Pete Mikkelsen, R (8, 1) Steve Hamilton, L (8, 1) OBP: 0.286, SLG: 0.211 Hector Lopez, R (9, PH) OBP: 0.319, SLG: 0.425			0-3 K		0-3 K		0-0 5-3		0-0 L6-3 1-2	3	0	0	0	0	2	0

BOTTOM

Washington Senators @ New York Yankees
 Yankee Stadium, Bronx, NY
 Thu Jul 23 1964, 7:05 PM EDT
 Att: 10,358 - Unknown - 80 F

livebaseballscores.com

AB	32
R	1
H	8
RBI	1
BB	4
SO	4
LOB	17



Inning Stats	R: 0	H: 1	E: 0	K: 0	S: 3	R: 1	H: 1	E: 0	K: 1	S: 6	R: 0	H: 1	E: 0	K: 1	S: 6	R: 0	H: 1	E: 0	K: 1	S: 6	R: 0	H: 1	E: 0	K: 0	S: 5	R: 0	H: 1	E: 0	K: 0	S: 4	R: 0	H: 1	E: 1	K: 0	S: 4	R: 0	H: 1	E: 0	K: 0	S: 3	R: 0	H: 1	E: 0	K: 0	S: 3	1B: 8	2B: 1	3B: 0	HR: 0	SF: 0	SAC: 0	DP: 3	HBP: 0	WP: 0	PB: 0	SB: 1	CS: 0	PA: 36
--------------	------	------	------	------	------	------	------	------	------	------	------	------	------	------	------	------	------	------	------	------	------	------	------	------	------	------	------	------	------	------	------	------	------	------	------	------	------	------	------	------	------	------	------	------	------	-------	-------	-------	-------	-------	--------	-------	--------	-------	-------	-------	-------	--------

PITCHER	IP	WLS	BF	H	R	ER	SO	BB	IBB	HBP	BLK	WP	HR	S	P	ERA	WHIP
Claude Osteen, L (1, 1) ERA: 3.64	9.0	W	36	8	1	1	4	3	1	0	0	0	0	40	56	1.00	1.222

Batter	1	2	3	4	5	6	7	8	9	AB R H RBI BB SO LOB	TOP										
Don Blasingame, L (1, 4) OBP: 0.306, SLG: 0.321	0-0 4-3		0-0 F9			0-0 4-3		0-0 G3		4 0 0 0 0 0 0											
Fred Valentine, S (1, 9) OBP: 0.314, SLG: 0.331	0-0 F5			0-0 FC6-4 1B		0-0 F8		0-0 F8	4 0 1 0 0 0 0												
Chuck Hinton, R (1, 7) OBP: 0.354, SLG: 0.457	4-0 BB			0-0 FC6-4 G5-4-3 1-2f		0-0 4-3		0-0 F9	3 0 0 0 1 0 1												
Joe Cunningham, L (1, 3) OBP: 0.349, SLG: 0.313	0-0 L5			0-0 G5-4-3 1-2f			0-0 F8	0-0 F8	4 0 0 0 0 0 2												
Don Lock, R (1, 8) OBP: 0.368, SLG: 0.465		0-0 F3			0-0 5-3		0-0 6-3		3 0 0 0 0 0 0												
Mike Brumley, L (1, 2) OBP: 0.332, SLG: 0.332		0-0 F7			0-0 4-3		0-0 1B 2B		3 1 1 0 0 0 0												
John Kennedy, R (1, 5) OBP: 0.304, SLG: 0.382		0-0 F4			0-0 1B 1B		0-0 2-H 1B		3 0 2 1 0 0 0												
Ed Brinkman, R (1, 6) OBP: 0.272, SLG: 0.334			0-0 6-3		0-0 1-2 1B			0-0 F7	3 0 1 0 0 0 0												
Buster Narum, R (1, 1) OBP: 0.028, SLG: 0.028			0-3 K2-3		0-0 5-3			0-3 K	3 0 0 0 0 2 2												
Inning Stats	R: 0 E: 0 K: 0 S: 3	H: 0 LOB: 1 BB: 1 P: 7	R: 0 E: 0 K: 0 S: 3	H: 0 LOB: 0 BB: 0 P: 3	R: 0 E: 0 K: 1 S: 5	H: 0 LOB: 0 BB: 0 P: 5	R: 0 E: 0 K: 0 S: 3	H: 1 LOB: 0 BB: 0 P: 3	R: 0 E: 0 K: 0 S: 5	H: 2 LOB: 2 BB: 0 P: 5	R: 1 E: 0 K: 0 S: 4	H: 2 LOB: 1 BB: 0 P: 4	R: 0 E: 0 K: 1 S: 5	H: 0 LOB: 0 BB: 0 P: 5	R: 0 E: 0 K: 0 S: 3	H: 0 LOB: 0 BB: 0 P: 3	1B: 4 2B: 1 3B: 0 HR: 0	SF: 0 SAC: 0 DP: 1 HBP: 0	WP: 0 PB: 0 SB: 0 CS: 0	PA: 31	
PITCHER Wally Bunker, R (1, 1) ERA: 2.84	IP 9.0	WLS W	BF 31	H 5	R 1	ER 1	SO 2	BB 1	IBB 0	HBP 0	BLK 0	WP 0	HR 0	S 34	P 38	ERA 1.00	WHIP 0.667				
PITCHER	IP	WLS	BF	H	R	ER	SO	BB	IBB	HBP	BLK	WP	HR	S	P	ERA	WHIP				

Washington Senators @ Baltimore Orioles
 Memorial Stadium, Baltimore, MD
 Fri Jul 24 1964, 7:05 PM EDT
 Unknown

livebaseballscorecards.com

AB 30
 R 1
 H 5
 RBI 1
 BB 1
 SO 2
 LOB 5



Batter	1	2	3	4	5	6	7	8	9	AB R H RBI BB SO LOB
Earl Robinson, R OBP: 0.375, SLG: 0.286 (1, 8)	0-0 FC6 1B		0-0 L4-3 1B		0-0 5-3		0-0 G5-4-3 1-2f			4 0 2 0 0 0 2
Luis Aparicio, R OBP: 0.338, SLG: 0.398 (1, 6)	0-3 K		0-0 L4-3 1-2		0-0 2B			0-0 F3		4 0 1 0 0 1 2
Norm Siebern, L OBP: 0.394, SLG: 0.371 (1, 3)	0-0 FC6 2B 1-2f		0-0 HR		0-3 K			4-0 1-3 BB		3 1 1 1 1 1 2
Boog Powell, L OBP: 0.373, SLG: 0.613 (1, 7)	0-0 1-3 2B		0-0 F6		0-0 4-3			0-0 1-3 1-2		4 0 1 0 0 0 1
Brooks Robinson, R OBP: 0.367, SLG: 0.478 (1, 5)	0-0 6-3			0-0 WP 1B		0-0 F8		0-0 6-3		4 0 1 0 0 0 3
Sam Bowens, R OBP: 0.308, SLG: 0.445 (1, 9)		0-0 5-3		0-0 F8		0-0 5-3		0-0 6-3		4 0 0 0 0 0 1
Charlie Lau, L OBP: 0.326, SLG: 0.430 Bob Saverine, S OBP: 0.243, SLG: 0.182 (9, PR)		0-3 K		0-0 F9			0-0 1B 1B		0-0 1B 2B	4 0 2 0 0 1 1 0 1 0 0 0 0 0
Jerry Adair, R OBP: 0.286, SLG: 0.311 (1, 4)		4-0 BB		0-0 6-3 1-2			0-0 G5-4-3 1B		4-0 1B IBB	2 0 1 0 2 0 1
Wally Bunker, R OBP: 0.119, SLG: 0.100 Bob Johnson, R OBP: 0.331, SLG: 0.436 (9, PH)		0-3 K			0-0 F7		0-0 F1		0-0 1B 1-2 2-H	3 0 0 0 0 1 3 1 0 1 1 0 0 0


Inning Stats	R: 0	H: 2	E: 0	K: 1	S: 7	LOB: 2	BB: 0	P: 7	R: 0	H: 0	E: 0	K: 2	S: 7	LOB: 1	BB: 1	P: 11	R: 1	H: 2	E: 0	K: 0	S: 4	LOB: 0	BB: 0	P: 4	R: 0	H: 1	E: 0	K: 0	S: 4	LOB: 1	BB: 0	P: 4	R: 0	H: 1	E: 0	K: 1	S: 6	LOB: 1	BB: 0	P: 6	R: 0	H: 0	E: 0	K: 0	S: 3	LOB: 0	BB: 0	P: 3	R: 0	H: 2	E: 0	K: 0	S: 4	LOB: 1	BB: 0	P: 4	R: 0	H: 0	E: 0	K: 0	S: 3	LOB: 1	BB: 1	P: 7	R: 1	H: 2	E: 0	K: 0	S: 3	LOB: 2	BB: 1	P: 7	1B: 6	SF: 0	2B: 4	SAC: 0	3B: 0	DP: 2	HR: 1	HBP: 0	WP: 1	PA: 36
PITCHER Buster Narum, R ERA: 4.4 (1, 1)	IP	WLS	BF	H	R	ER	SO	BB	IBB	HBP	BLK	WP	HR	S	P	ERA	WHIP	IP	WLS	BF	H	R	ER	SO	BB	IBB	HBP	BLK	WP	HR	S	P	ERA	WHIP																																																

BOTTOM

Washington Senators @ Baltimore Orioles
Memorial Stadium, Baltimore, MD
 Fri Jul 24 1964, 7:05 PM EDT
 Unknown

livebaseballscorecards.com

AB	33
R	2
H	10
RBI	2
BB	3
SO	4
LOB	16



Batter	1	2	3	4	5	6	7	8	9	AB R H RBI BB SO LOB	TOP	
Don Blasingame, L (1, 4) OBP: 0.305, SLG: 0.318	4-0 BB G6-4-3		x 0-0 F5			x 0-0 F7		x 0-0 F7		3 0 0 0 1 0 1		
Chuck Hinton, R (1, 7) OBP: 0.353, SLG: 0.453	0-0 G6-4-3 1-2f		x 0-0 F9			BBB 4-0 2B BB		x 0-0 F8		3 1 0 0 1 0 1		
Mike Brumley, L (1, 2) OBP: 0.335, SLG: 0.336	4-0 BB		x 0-0 F5			x 0-0 1-3 2B 2B		x 0-0 6-3		3 1 1 0 1 0 0		
Don Lock, R (1, 8) OBP: 0.367, SLG: 0.466	0-0 F5		SSS 0-3 K			x 0-0 2-H 3-H 2B		x 0-0 F7		4 0 1 2 0 1 1		
John Kennedy, R (1, 6) OBP: 0.301, SLG: 0.378		SSS 0-3 K		x 0-0 G3		x 0-0 F8				3 0 0 0 0 1 0		
Dick Phillips, L (1, 3) OBP: 0.319, SLG: 0.268		x 0-0 4-3		SSS 0-3 K		x 0-0 F8				3 0 0 0 0 1 0		
Fred Valentine, S (1, 9) OBP: 0.308, SLG: 0.324		x 0-0 F6		SSS 0-3 K			x 0-0 6-3			3 0 0 0 0 1 0		
Chuck Cottier, R (1, 5) OBP: 0.269, SLG: 0.359			x 0-0 L9			SSS 0-3 K		SSS 0-3 K		3 0 0 0 0 2 0		
Steve Ridzik, R (1, 1) OBP: 0.294, SLG: 0.250			x 0-0 F9			SSS 0-3 K		SSS 4-0 BB		1 0 0 0 0 0 0		
Ken Hunt, R (6, PH) OBP: 0.242, SLG: 0.215										1 0 0 0 0 1 0		
Alan Koch, R (6, 1) OBP: 0.296, SLG: 0.407										0 0 0 0 0 0 0		
Joe Cunningham, L (8, PH) OBP: 0.353, SLG: 0.313										0 0 0 0 1 0 0		
Don Rudolph, L (8, 1) OBP: 0.200, SLG: 0.111										0 0 0 0 0 0 0		
Inning Stats	R: 0 H: 0 E: 0 LOB: 1 K: 0 BB: 2 S: 2 P: 10	R: 0 H: 0 E: 0 LOB: 0 K: 1 BB: 0 S: 5 P: 5	R: 0 H: 0 E: 0 LOB: 0 K: 0 BB: 0 S: 3 P: 3	R: 0 H: 0 E: 0 LOB: 0 K: 1 BB: 0 S: 5 P: 5	R: 0 H: 0 E: 0 LOB: 0 K: 2 BB: 0 S: 7 P: 7	R: 0 H: 0 E: 0 LOB: 0 K: 2 BB: 0 S: 7 P: 7	R: 2 H: 2 E: 0 LOB: 0 K: 0 BB: 1 S: 4 P: 8	R: 0 H: 0 E: 0 LOB: 1 K: 1 BB: 1 S: 5 P: 9	R: 0 H: 0 E: 0 LOB: 0 K: 0 BB: 0 S: 3 P: 3	1B: 0 SF: 0 2B: 2 SAC: 0 3B: 0 DP: 1 HR: 0 HBP: 0	WP: 0 PA: 31 PB: 0 SB: 0 CS: 0	
PITCHER Dave Vineyard, R (1, 1) ERA: 3.0	IP WLS BF H R ER SO BB IBB HBP BLK WP HR S P ERA WHIP	9.0 W 31 2 2 2 7 4 0 0 0 0 0 0 41 57 2.00 0.667										

Washington Senators @ Baltimore Orioles
 Memorial Stadium, Baltimore, MD
 Fri Jul 24 1964, 7:05 PM EDT
 Att. 13,282 - Unknown

livebaseballscorecards.com

AB 27
 R 2
 H 2
 RBI 2
 BB 4
 SO 7
 LOB 3



Batter	1	2	3	4	5	6	7	8	9	AB	R	H	RBI	BB	SO	LOB
Earl Robison, R <i>(1, 8)</i> OBP: 0.417, SLG: 0.364	L9			3-1 1B	K		1-2 1B			4	1	2	0	0	1	0
Luis Aparicio, R <i>(1, 6)</i> OBP: 0.337, SLG: 0.406	L9			3-1 1B	HR		F9			4	2	1	1	0	0	3
Norm Siebern, L <i>(1, 3)</i> OBP: 0.390, SLG: 0.366	K			3-1	L3		F4			4	0	0	1	0	1	3
Boog Powell, L <i>(1, 7)</i> OBP: 0.374, SLG: 0.622 Willie Kirkland, L <i>(9, 9)</i> OBP: 0.263, SLG: 0.301		1-6-3		WP 1B		4-3		HR		4	2	2	2	0	0	0
Brooks Robinson, R <i>(1, 5)</i> OBP: 0.363, SLG: 0.472		L4		E5 1B		F8		5-3		4	1	0	0	0	0	1
Sam Bowens, R <i>(1, 9)</i> <i>(9, 7)</i> OBP: 0.311, SLG: 0.456		K		K		HBP		HR		3	1	1	1	0	2	2
Jerry Adair, R <i>(1, 4)</i> OBP: 0.286, SLG: 0.310			F7	K 1B		F2		1-3		4	0	1	2	0	0	1
Dick Brown, R <i>(1, 2)</i> OBP: 0.281, SLG: 0.381			1-3	K 1B			F2	6-3		4	0	1	0	0	0	0
Dave Vineyard, R <i>(1, 1)</i> OBP: 0.250, SLG: 0.250			F9		F8		1B 1B			3	0	1	0	0	0	0

Inning Stats		R: 0 H: 0		R: 0 H: 0		R: 0 H: 0		R: 4 H: 4		R: 1 H: 1		R: 0 H: 0		R: 0 H: 2		R: 2 H: 2		1B: 6 SF: 0					
E: 0 LOB: 0		E: 0 LOB: 0		E: 0 LOB: 0		E: 2 LOB: 1		E: 0 LOB: 0		E: 0 LOB: 1		E: 0 LOB: 2		E: 0 LOB: 0		E: 0 LOB: 0		2B: 0 SAC: 0					
K: 1 BB: 0		K: 1 BB: 0		K: 0 BB: 0		K: 1 BB: 0		K: 1 BB: 0		K: 0 BB: 0		K: 0 BB: 0		K: 0 BB: 0		K: 0 BB: 0		3B: 0 DP: 0					
S: 5 P: 5		S: 5 P: 5		S: 5 P: 3		S: 10 P: 10		S: 6 P: 6		S: 3 P: 4		S: 5 P: 5		S: 5 P: 5		S: 5 P: 5		HR: 3 HBP: 1					
PITCHER	IP	WLS	BF	H	R	ER	SO	BB	IBB	HBP	BLK	WP	HR	S	P	ERA	WHIP	WP	HR	S	P	ERA	WHIP
Steve Ridzik, R <i>(1, 1)</i> ERA: 2.77	5.0	L	21	5	5	2	4	0	0	0	0	1	1	29	29	3.60	1.000						
Alan Koch, R <i>(6, 1)</i> ERA: 4.83	2.0		9	2	0	0	0	0	0	1	0	0	0	8	9	0.00	1.000						
Don Rudolph, L <i>(8, 1)</i> ERA: 4.3	1.0		5	2	2	2	0	0	0	0	0	0	2	5	5	18.00	2.000						

BOTTOM

Washington Senators @ Baltimore Orioles
Memorial Stadium, Baltimore, MD

livebaseballscorecards.com

AB 34
R 7
H 9
RBI 7
BB 0
SO 4
LOB 10



WP: 1 PA: 35
PB: 0
SB: 1
CS: 0

Fri Jul 24 1964, 7:05 PM EDT
Att. 13,282 - Unknown

Batter	1	2	3	4	5	6	7	8	9	AB R H RBI BB SO LOB	TOP																
Ed Brinkman, R (1, 6) OBP: 0.269, SLG: 0.330	0-0 6-3		0-0 5-3		0-0 F8		0-0 F8			4 0 0 0 0 0 0																	
Joe Cunningham, L (1, 3) OBP: 0.363, SLG: 0.321	4-0 FC5-4 BB		0-0 CS 1B		0-0 F8			0-0 G6-4-3 1B		3 0 2 0 1 0 0																	
Chuck Hinton, R (1, 7) OBP: 0.352, SLG: 0.449	0-0 FC5-4 E S 1-2f WP		4-0 S 1-2 BB		0-0 6-3			0-3 K		3 1 0 0 1 1 2																	
Don Lock, R (1, 9) OBP: 0.366, SLG: 0.461	4-0 1B E BB		0-3 K		0-0 5-3			0-0 G6-4-3 1-2f		3 1 0 0 1 1 2																	
John Kennedy, R (1, 5) OBP: 0.306, SLG: 0.379	0-0 E8 1B			4-0 HR BB		4-0 S BB			0-3 K	2 1 1 0 2 1 0																	
Don Leppert, R (1, 2) OBP: 0.204, SLG: 0.276	0-0 6-3			0-0 1-H HR		0-3 K			0-0 5-3	4 1 1 2 0 1 2																	
Ken Hunt, R (1, 8) OBP: 0.245, SLG: 0.210		4-0 L3 BB		0-0 F7		0-3 K			0-0 1B 1B	2 0 0 0 1 1 1																	
Jim King, L (9, PH) OBP: 0.360, SLG: 0.472										1 0 1 0 0 0 0																	
Fred Valentine, S (9, PR) OBP: 0.308, SLG: 0.324										0 0 0 0 0 0 0																	
Chuck Cottier, R (1, 4) OBP: 0.263, SLG: 0.350		0-0 L3		0-3 K		0-0 4-3			0-0 1B	2 0 0 0 0 1 1																	
Don Blasingame, L (7, PH) OBP: 0.306, SLG: 0.319									1-2 1B	2 0 1 0 0 0 0																	
Bennie Daniels, L (1, 1) OBP: 0.231, SLG: 0.229		0-3 K		0-0 F9		0-0 F5			0-0 F9	3 0 0 0 0 1 0																	
Ron Kline, R (8, 1) OBP: 0.400, SLG: 0.250										0 0 0 0 0 0 0																	
Mike Brumley, L (9, PH) OBP: 0.335, SLG: 0.336										0 0 0 0 0 0 0																	
Don Zimmer, R (9, PH) OBP: 0.295, SLG: 0.439										1 0 0 0 0 0 2																	
Inning Stats	R: 2 E: 1 K: 0 S: 4	H: 1 LOB: 1 BB: 2 P: 12	R: 0 E: 0 K: 1 S: 4	H: 0 LOB: 0 BB: 1 P: 8	R: 0 E: 0 K: 1 S: 5	H: 1 LOB: 1 BB: 1 P: 9	R: 2 E: 0 K: 1 S: 6	H: 1 LOB: 0 BB: 1 P: 10	R: 0 E: 0 K: 0 S: 3	H: 0 LOB: 0 BB: 0 P: 3	R: 0 E: 0 K: 2 S: 7	H: 0 LOB: 1 BB: 1 P: 11	R: 0 E: 0 K: 0 S: 3	H: 0 LOB: 0 BB: 0 P: 3	R: 0 E: 0 K: 1 S: 5	H: 1 LOB: 0 BB: 0 P: 5	R: 0 E: 0 K: 1 S: 7	H: 2 LOB: 2 BB: 0 P: 7	1B: 5 2B: 1 3B: 0 HR: 1	SF: 0 SAC: 0 DP: 2 HBP: 0	WP: 1 PB: 0 SB: 3 CS: 1	PA: 36					
PITCHER	IP WLS BF H R ER SO BB IBB HBP BLK WP HR S P ERA WHIP																										
Steve Barber, L (1, 1) ERA: 4.08	4.0		18	3	4	3	3	5	0	0	0	1	1	19	39	6.75	2.000										
Dick Hall, R (5, 1) ERA: 2.72	3.0		10	0	0	0	2	1	0	0	0	0	0	13	17	0.00	0.333										
Stu Miller, R (8, 1) ERA: 2.51	1.2	W	7	3	0	0	2	0	0	0	0	0	0	11	11	0.00	1.800										
Harvey Haddix, L (9, 1) ERA: 2.14	0.1	S	1	0	0	0	0	0	0	0	0	0	0	1	1	0.00	0.000										

Washington Senators @ Baltimore Orioles
 Memorial Stadium, Baltimore, MD
 Sat Jul 25 1964, 7:05 PM EDT
 Att. 7,992 - Unknown

AB	30
R	4
H	6
RBI	2
BB	6
SO	7
LOB	10



Batter	1	2	3	4	5	6	7	8	9	AB R H RBI BB SO LOB	TOP											
Ed Brinkman, R (1, 6) OBP: 0.268, SLG: 0.338	0-0 HR		0-0 4-3		0-3 K	0-3 K			0-0 5-3	5 1 1 1 0 2 1												
Joe Cunningham, L (1, 3) OBP: 0.377, SLG: 0.341	0-0 G6-4-3 1B		0-0 1B		0-0 3B	4-0 PB			0-0 F9	4 1 3 0 1 0 0												
Chuck Hinton, R (1, 7) OBP: 0.353, SLG: 0.447	0-0 G6-4-3 1-2f		0-0 1B		4-0 3B	0-3 K			0-0 6-3	4 1 1 0 1 1 3												
Don Lock, R (1, 9) OBP: 0.367, SLG: 0.466	4-0 2B		0-3 K		0-0 SF7			0-0 E5		3 1 1 2 1 1 2												
John Kennedy, R (1, 5) OBP: 0.306, SLG: 0.381	0-0 1-3 2B		0-3 K		0-0 E5			0-3 K		4 0 1 0 0 2 4												
Don Leppert, R (1, 2) OBP: 0.206, SLG: 0.278	0-0 6-3				0-0 FC5-4 1B			0-0 SF7		3 0 1 1 0 0 2												
Ken Hunt, R (1, 8) OBP: 0.235, SLG: 0.200		0-0 5-3		0-3 K		0-0 FC6-4			0-3 K	4 0 0 0 0 2 2												
Chuck Cottier, R (1, 4) OBP: 0.263, SLG: 0.345		0-0 F8		0-0 FC5-4				0-0 SH3-4 1B		4 0 1 0 0 0 1												
Dave Stenhouse, R (1, 1) OBP: 0.333, SLG: 0.273		0-0 F8		0-3 K				0-0 SH3-4		3 0 0 0 0 1 1												
Inning Stats	R: 1 E: 0 K: 0 S: 5	H: 3 LOB: 2 BB: 1 P: 9	R: 0 E: 0 K: 0 S: 3	H: 0 LOB: 0 BB: 0 P: 3	R: 0 E: 0 K: 2 S: 9	H: 2 LOB: 2 BB: 0 P: 9	R: 0 E: 0 K: 2 S: 8	H: 1 LOB: 1 BB: 0 P: 8	R: 3 E: 1 K: 1 S: 8	H: 2 LOB: 1 BB: 1 P: 12	R: 0 E: 0 K: 2 S: 8	H: 1 LOB: 2 BB: 1 P: 12	R: 0 E: 1 K: 1 S: 5	H: 0 LOB: 0 BB: 0 P: 5	R: 0 E: 0 K: 0 S: 5	H: 0 LOB: 0 BB: 0 P: 5	R: 0 E: 0 K: 0 S: 3	H: 0 LOB: 0 BB: 0 P: 3	1B: 5 2B: 2 3B: 1 HR: 1	SF: 1 SAC: 1 DP: 1 HBP: 0	WP: 0 PB: 1 SB: 1 CS: 1	PA: 39
PITCHER	IP WLS BF H R ER SO BB IBB HBP BLK WP HR S P ERA WHIP																					
Dave McNally, L (1, 1) ERA: 3.87	5.0 L 25 8 4 3 5 2 0 0 0 0 0 1 33 41 5.40 2.000																					
Dave Vineyard, R (6, 1) ERA: 2.81	1.0 5 1 0 0 2 1 0 0 0 0 0 0 8 12 0.00 2.000																					
Steve Barber, L (7, 1) ERA: 3.99	2.0 6 0 0 0 2 0 0 0 0 0 0 0 10 10 0.00 0.000																					
Stu Miller, R (9, 1) ERA: 2.47	1.0 3 0 0 0 0 0 0 0 0 0 0 0 3 3 0.00 0.000																					

Washington Senators @ Baltimore Orioles
 Memorial Stadium, Baltimore, MD
 Sun Jul 26 1964, 3:33 AM EDT
 Att. 7,303 - Unknown

AB	34
R	4
H	9
RBI	4
BB	3
SO	9
LOB	16



Batter	1	2	3	4	5	6	7	8	9	AB	R	H	RBI	BB	SO	LOB
Earl Robinson, R (1, 8) OBP: 0.471, SLG: 0.400 Willie Kirkland, L (3, PH) OBP: 0.284, SLG: 0.297 (4, 8)	4-0 		0-0 F5			0-0 5-3		1-0 		0	0	0	0	1	0	0
Luis Aparicio, R (1, 6) OBP: 0.333, SLG: 0.398	0-0 1-3		0-0 G3			0-0 F8		0-0 FC6-4		4	0	0	0	0	0	3
Norm Siebern, L (1, 3) OBP: 0.384, SLG: 0.360	0-3 K				0-0 F4		0-0 F9		0-3 K	4	0	0	0	0	2	0
Boog Powell, L (1, 7) OBP: 0.377, SLG: 0.621		4-0 		0-3 K		0-0 F8		0-0 	0-0 	3	0	1	0	1	1	0
Brooks Robinson, R (1, 5) OBP: 0.364, SLG: 0.469		0-3 K		4-0 		0-0 1-3		0-0 F9	0-0 F9	3	0	0	0	1	1	2
Sam Bowens, R (1, 9) OBP: 0.313, SLG: 0.449		0-0 F2		0-0 FC6-4		0-3 K		0-3 K	0-3 K	4	0	0	0	0	2	3
Jerry Adair, R (1, 4) OBP: 0.286, SLG: 0.308		0-0 F8		4-0 		0-3 K		0-3 K		2	0	0	0	1	1	1
Dick Brown, R (1, 2) OBP: 0.282, SLG: 0.401			0-0 		0-0 G5-4-3		0-0 1-3		0-0 1-3	3	1	1	1	0	0	1
Dave McNally, R (1, 1) OBP: 0.289, SLG: 0.175 John Orsino, R (5, PH) OBP: 0.293, SLG: 0.360 Dave Vineyard, R (6, 1) OBP: 0.250, SLG: 0.250 Steve Barber, L (7, 1) OBP: 0.258, SLG: 0.310 Bob Johnson, R (8, PH) OBP: 0.333, SLG: 0.437 Stu Miller, R (9, 1)			0-0 5-3		0-3 K		0-0 	0-0 		1	0	0	0	0	0	0

BOTTOM

Washington Senators @ Baltimore Orioles
 Memorial Stadium, Baltimore, MD
 Sun Jul 26 1964, 3:33 AM EDT
 Att. 7,303 - Unknown

livebaseballscorecards.com

AB	28
R	1
H	3
RBI	1
BB	4
SO	8
LOB	10



Inning Stats	R: 0	H: 0	E: 0	LOB: 0	K: 1	BB: 1	S: 4	P: 8	R: 0	H: 0	E: 0	LOB: 1	K: 1	BB: 1	S: 5	P: 9	R: 1	H: 1	E: 0	LOB: 0	K: 0	BB: 0	S: 4	P: 4	R: 0	H: 0	E: 0	LOB: 1	K: 1	BB: 1	S: 5	P: 9	R: 0	H: 0	E: 0	LOB: 0	K: 1	BB: 0	S: 3	P: 3	R: 0	H: 0	E: 0	LOB: 0	K: 1	BB: 0	S: 3	P: 3	R: 0	H: 1	E: 0	LOB: 2	K: 1	BB: 0	S: 6	P: 7	R: 0	H: 1	E: 0	LOB: 1	K: 2	BB: 0	S: 8	P: 8	1B: 1	SF: 0	2B: 1	SAC: 0	3B: 0	DP: 1	HR: 1	HBP: 1	WP: 0	PA: 33
PITCHER Dave Stenhouse, R (1, 1) ERA: 4.58	IP	WLS	BF	H	R	ER	SO	BB	IBB	HBP	BLK	WP	HR	S	P	ERA	WHIP																																																									

Batter	1	2	3	4	5	6	7	8	9	AB R H RBI BB SO LOB	TOP											
Vic Davalillo, L (1, 8) OBP: 0.292, SLG: 0.328	0-0 4-3		0-3 K		0-3 K			0-0 SH1-4 1B		4 0 1 0 0 2 0	Cleveland Indians @ Washington Senators D.C. Stadium, Washington, DC Tue Jul 28 1964, 7:05 PM EDT Att. 6,287 - Unknown											
Dick Howser, R (1, 6) OBP: 0.312, SLG: 0.298	0-0 HR 1B		0-0 E 1B		0-0 5-3			0-0 SH1-4 1-2		3 1 2 0 0 0 0												
Leon Wagner, L (1, 7) OBP: 0.336, SLG: 0.497	0-0 HR		0-0 P6 1-3			0-0 G4-6-3 1B		0-3 K		4 1 2 2 0 1 2												
Bob Chance, L (1, 3) OBP: 0.380, SLG: 0.511	0-0 F5		0-0 F8			0-0 G4-6-3 1-2f		0-0 P5		4 0 0 0 0 0 3												
Joe Azcue, R (1, 2) OBP: 0.294, SLG: 0.336	0-3 K			0-0 4-1		0-0 F8			0-0 P3	4 0 0 0 0 1 0												
Woodie Held, R (1, 5) OBP: 0.269, SLG: 0.421		0-0 5-3		0-0 5-3			0-0 1-3		0-0 F5	4 0 0 0 0 0 0												
Chico Salmon, R (1, 9) OBP: 0.344, SLG: 0.344		0-3 K		0-0 FC5-4 1B		0-3 K		0-0 6-3		3 0 1 0 0 2 0												
John Romano, R (9, PH) OBP: 0.354, SLG: 0.486										1 0 0 0 0 0 0												
Larry Brown, R (1, 4) OBP: 0.279, SLG: 0.374		0-0 1B		0-0 FC5-4 1-2f			0-0 HR			3 1 2 1 0 0 1												
Luis Tiant, R (1, 1) OBP: 0.100, SLG: 0.100		0-3 K		0-3 K		0-3 K		0-0 1-3		2 0 0 0 0 2 1												
Al Smith, R (7, PH) OBP: 0.215, SLG: 0.274										1 0 0 0 0 0 0												
Gary Bell, R (7, 1) OBP: 0.300, SLG: 0.300										0 0 0 0 0 0 0												
Inning Stats	R: 2 E: 0 K: 1 S: 7	H: 2 LOB: 0 BB: 0 P: 7	R: 0 E: 0 K: 2 S: 8	H: 1 LOB: 1 BB: 0 P: 8	R: 0 E: 1 K: 1 S: 6	H: 1 LOB: 1 BB: 0 P: 6	R: 0 E: 0 K: 0 S: 4	H: 1 LOB: 1 BB: 0 P: 4	R: 0 E: 0 K: 1 S: 7	H: 0 LOB: 0 BB: 0 P: 7	R: 0 E: 0 K: 0 S: 3	H: 1 LOB: 0 BB: 0 P: 3	R: 1 E: 0 K: 1 S: 6	H: 1 LOB: 0 BB: 0 P: 6	R: 0 E: 0 K: 1 S: 6	H: 1 LOB: 1 BB: 0 P: 6	R: 0 E: 0 K: 0 S: 3	H: 0 LOB: 0 BB: 0 P: 3	1B: 6 2B: 0 3B: 0 HR: 2	SF: 0 SAC: 1 DP: 1 HBP: 0	WP: 0 PB: 0 SB: 0 CS: 0	PA: 34
PITCHER Claude Osteen, L (1, 1) ERA: 3.6	IP: 9.0 WLS: W BF: 34 H: 8 R: 3 ER: 3 SO: 8 BB: 0 IBB: 0 HBP: 0 BLK: 0 WP: 0 HR: 2 S: 50 P: 50 ERA: 3.00 WHIP: 0.889											PITCHER	IP: WLS: BF: H: R: ER: SO: BB: IBB: HBP: BLK: WP: HR: S: P: ERA: WHIP:									

livebaseballscorecards.com

AB	33
R	3
H	8
RBI	3
BB	0
SO	8
LOB	7



Batter	1	2	3	4	5	6	7	8	9
Don Blasingame, L (1, 4) OBP: 0.308, SLG: 0.319	0-3 K ①		0-0 1-4-3 ①		0-0 1B HR 1B		4-0 FC6-4 BB		
Joe Cunningham, L (1, 3) OBP: 0.373, SLG: 0.338	0-3 K ②		0-0 F7 ②		0-0 1-3 HR 1B		0-0 FC6-4 ③		
Chuck Hinton, R (1, 7) OBP: 0.352, SLG: 0.453	0-0 E5		0-0 F2 ③		0-0 1-H 3-H HR		0-0 F9 ①		
Don Lock, R (1, 8) OBP: 0.363, SLG: 0.460	0-0 F8 ③		0-0 F7 ①		0-3 K ③		0-3 K ②		
Mike Brumley, L (1, 2) OBP: 0.337, SLG: 0.333		4-0 BB E BB		4-0 WP BB		0-0 1-3 ①	0-0 4-3 ③		
John Kennedy, R (1, 5) OBP: 0.306, SLG: 0.378		4-0 FC5-4 BB		0-0 F7 ②		0-3 K ②			
Fred Valentine, S (1, 9) OBP: 0.302, SLG: 0.317		0-0 FC5-4 ①		0-3 K ③		0-0 P6 ③			
Ed Brinkman, R (1, 6) OBP: 0.265, SLG: 0.334		0-0 F7 ②			0-0 L6 ①		0-0 1-3 ①		
Claude Osteen, L (1, 1) OBP: 0.145, SLG: 0.169		0-3 K ③			0-0 F8 ②		0-3 K ②		


Inning Stats	R: 0	H: 0	E: 1	LOB: 1	K: 2	BB: 0	S: 8	P: 8
	R: 1	H: 0	E: 1	LOB: 1	K: 1	BB: 2	S: 5	P: 13
	R: 0	H: 0	E: 0	LOB: 0	K: 0	BB: 0	S: 3	P: 3
	R: 0	H: 0	E: 0	LOB: 1	K: 1	BB: 1	S: 5	P: 9
	R: 3	H: 3	E: 0	LOB: 0	K: 1	BB: 0	S: 8	P: 8
	R: 0	H: 0	E: 0	LOB: 0	K: 1	BB: 0	S: 5	P: 5
	R: 0	H: 0	E: 0	LOB: 1	K: 1	BB: 1	S: 5	P: 9
	R: 0	H: 0	E: 0	LOB: 0	K: 1	BB: 0	S: 5	P: 5

PITCHER	IP	WLS	BF	H	R	ER	SO	BB	IBB	HBP	BLK	WP	HR	S	P	ERA	WHIP
Luis Tiant, R (1, 1) ERA: 1.88	6.0	L	25	3	4	4	6	3	0	0	0	1	1	34	46	6.00	1.000
Gary Bell, R (7, 1) ERA: 4.21	2.0		7	0	0	0	2	1	0	0	0	0	0	10	14	0.00	0.500

BOTTOM

Cleveland Indians @ Washington Senators
D.C. Stadium, Washington, DC
Tue Jul 28 1964, 7:05 PM EDT
Att. 6,287 - Unknown

AB	28
R	4
H	3
RBI	3
BB	4
SO	8
LOB	7



1B	2B	3B	HR	SF	SAC	DP	HBP	WP	HR	S	P	ERA	WHIP
2	0	0	1	0	0	0	0	1	1	9	32		

Batter	1	2	3	4	5	6	7	8	9	10	11	12	AB R H RBI BB SO LOB	TOP									
Dick Howser, R OBP: 0.313, SLG: 0.297 (1, 6)	0-0 4-3 ①		0-3 K ①			4-0 BB 1B BB		0-3 K 1-2 ②			0-0 1B X		4 0 1 0 1 2 1										
Vic Davalillo, L OBP: 0.293, SLG: 0.327 (1, 8)	4-0 BB BB		0-0 4-3 ②			0-0 FC9-6 1B 1-2			0-0 P4 ①		0-0 F7 ③		4 0 1 0 1 0 1										
Leon Wagner, L AI Smith, R Bob Chance, L (1, 7) (6, PR) (6, 7) (8, PH) (8, 3) (11, 7) (11, 3)	0-0 F8 ②		0-0 F2 ③			0-0 FC9-6 1-2f ②			0-0 4-3 ②				3 0 0 0 0 0 0 2 0 0 0 0 0 0 0 0 1 0 0 0 0 1 0 0										
Fred Whitfield, L Billy Moran, R OBP: 0.300, SLG: 0.408 OBP: 0.281, SLG: 0.279 (1, 3) (9, 4)	0-3 K ③			0-0 P6 ①		0-0 P6 ③			0-0 F5 ③			0-0 SH1-4 BB ①	4 0 0 0 0 1 2 0 0 0 0 0 0 0 0										
Tito Francona, L OBP: 0.373, SLG: 0.398 (1, 9)		0-0 F9 ①		0-0 P4 ②			0-3 K ①			0-0 CS 1B ①		4-0 G6-4-3 IBB ②	4 0 1 0 1 1 0										
John Romano, R OBP: 0.348, SLG: 0.476 (1, 2)		0-3 K ②		0-0 P6 ③			0-0 F7 ②			0-3 K 1-2 ②		0-0 G6-4-3 1-2f ③	5 0 0 0 0 2 3										
Chico Salmon, R OBP: 0.338, SLG: 0.328 (1, 4) (9, 7) (11, 3) (11, 7)		4-0 S 1B BB BB			0-0 F7 ①		0-0 F9 ③			0-0 P6 ③			3 1 0 0 1 0 0										
Woodie Held, R OBP: 0.289, SLG: 0.418 (1, 5)		0-0 1-H 1B X		0-3 K ②		0-0 K ②		0-0 F7 ①			0-0 F9 ①		4 0 1 1 0 1 0										
Sam McDowell, L Don McMahon, R Paul Dicken, R Ted Abernathy, R Pedro Ramos, S Gary Bell, R (1, 1) (8, 1) (11, PH) (11, 1) (11, 1) (12, 1)		0-3 K ③			0-0 P4 ③			0-0 K 1B ①			0-3 K ②		3 0 1 0 0 0 1 1 0 0 0 0 0 0 0 0 1 0 0 0 0 0 1 0										
Inning Stats	R: 0 E: 0 K: 1 S: 5	H: 0 LOB: 1 BB: 1 P: 9	R: 1 E: 0 K: 2 S: 8	H: 1 LOB: 1 BB: 1 P: 12	R: 0 E: 0 K: 1 S: 5	H: 0 LOB: 0 BB: 0 P: 5	R: 0 E: 0 K: 0 S: 3	H: 0 LOB: 0 BB: 0 P: 3	R: 0 E: 0 K: 1 S: 5	H: 1 LOB: 1 BB: 1 P: 7	R: 0 E: 0 K: 1 S: 5	H: 0 LOB: 0 BB: 0 P: 5	R: 0 E: 0 K: 0 S: 3	H: 0 LOB: 0 BB: 0 P: 3	R: 0 E: 0 K: 1 S: 5	H: 1 LOB: 1 BB: 0 P: 5	R: 0 E: 0 K: 1 S: 6	H: 0 LOB: 1 BB: 2 P: 10	1B: 5 2B: 1 3B: 0 HR: 0	SF: 0 SAC: 1 DP: 2 HBP: 0	WP: 0 PB: 0 SB: 1 CS: 1	PA: 42	
PITCHER	IP WLS BF H R ER SO BB IBB HBP BLK WP HR S P ERA WHIP																						
Buster Narum, R ERA: 4.07 (1, 1)	11.0																						
Ron Kline, R ERA: 2.68 (12, 1)	1.0	W	4	0	0	0	0	1	1	0	0	0	0	0	0	0	0	0	0	0	0	0	0

Cleveland Indians @ Washington Senators
D.C. Stadium, Washington, DC
Wed Jul 29 1964, 7:05 PM EDT
Att: 4,327 - Unknown

livebaseballscorecards.com

AB	36
R	1
H	5
RBI	1
BB	5
SO	9
LOB	10



Batter	1	2	3	4	5	6	7	8	9	10	11	12	AB	R	H	RBI	BB	SO	LOB
Ed Brinkman, R OBP: 0.264, SLG: 0.329 (1, 6)	0-3 K		0-0 F8		0-3 K			4-0 FC5-6 BB		0-0 5-3		0-0 F7	5	0	0	0	1	2	0
Joe Cunningham, L OBP: 0.372, SLG: 0.329 (1, 3)	0-0 F7		4-0 1B BB		0-0 4-3			0-0 FC5-6 WP 1-2f		0-0 F9		4-0 HBP HR BB	4	1	0	0	2	0	1
Chuck Hinton, R OBP: 0.354, SLG: 0.451 (1, 7)	0-3 K		0-0 CS 1B		0-0 6-3			4-0 1-2 BB		0-0 4-3		1-0 HR HBP	4	1	1	0	1	1	0
Don Lock, R OBP: 0.365, SLG: 0.480 (1, 9) (10, 8)		0-3 K	0-0 F8 1-2		0-0 HR			0-0 P3				0-0 IBB BB 1B	6	2	3	4	0	1	4
John Kennedy, R OBP: 0.310, SLG: 0.378 (1, 5)		4-0 1B BB		0-0 6-3				0-0 F9 G4-6-3 1B				4-0 IBB BB	3	0	1	0	2	0	2
Don Leppert, R OBP: 0.210, SLG: 0.280 (1, 2) Mike Brumley, L OBP: 0.338, SLG: 0.335 (9, PH) (10, 2)		0-0 BB 1B		0-0 F8				0-0 G4-6-3 1-2f				0-3 K	3	0	1	0	0	0	1
Ken Hunt, R OBP: 0.238, SLG: 0.195 (1, 8) Don Blasingame, L OBP: 0.307, SLG: 0.318 (9, PH) (10, 4)		0-0 F8		4-0 BB				0-0 K				0-0 SH1-4 1B	2	0	0	0	1	1	2
Chuck Cottier, R OBP: 0.265, SLG: 0.337 (1, 4) Dick Phillips, L OBP: 0.317, SLG: 0.266 (9, PH) Fred Valentine, S OBP: 0.302, SLG: 0.317 (10, 9) Jim King, L OBP: 0.362, SLG: 0.472 (11, PH) (12, 9)		4-0 BB		0-0 P6				0-3 K				4-0 5-3	2	0	0	0	1	1	1
Buster Narum, R OBP: 0.025, SLG: 0.025 (1, 1) Don Zimmer, R OBP: 0.294, SLG: 0.437 (11, PH) Ron Kline, R OBP: 0.400, SLG: 0.250 (12, 1)		0-3 K		0-3 K				0-3 K				0-0 F5	4	0	0	0	0	4	4

Inning Stats	R: 0	H: 0	E: 0	K: 2	S: 7	R: 0	H: 1	E: 0	K: 2	S: 8	R: 0	H: 1	E: 0	K: 0	S: 3	R: 0	H: 0	E: 0	K: 0	S: 3	R: 1	H: 2	E: 0	K: 0	S: 4	R: 0	H: 0	E: 0	K: 3	S: 9	R: 0	H: 0	E: 0	K: 0	S: 3	R: 0	H: 0	E: 0	K: 0	S: 3	R: 0	H: 1	E: 0	K: 1	S: 6	R: 0	H: 0	E: 0	K: 0	S: 3	R: 0	H: 1	E: 0	K: 1	S: 6	R: 0	H: 0	E: 0	K: 0	S: 3	R: 0	H: 1	E: 0	K: 1	S: 6	R: 3	H: 1	E: 0	K: 0	S: 2	1B: 5	2B: 0	3B: 0	HR: 2	SF: 0	SAC: 1	DP: 1	HBP: 1	WP: 1	PA: 49
--------------	------	------	------	------	------	------	------	------	------	------	------	------	------	------	------	------	------	------	------	------	------	------	------	------	------	------	------	------	------	------	------	------	------	------	------	------	------	------	------	------	------	------	------	------	------	------	------	------	------	------	------	------	------	------	------	------	------	------	------	------	------	------	------	------	------	------	------	------	------	------	-------	-------	-------	-------	-------	--------	-------	--------	-------	--------

PITCHER	IP	WLS	BF	H	R	ER	SO	BB	IBB	HBP	BLK	WP	HR	S	P	ERA	WHIP
Sam McDowell, L ERA: 3.4	7.1		30	4	1	1	9	6	0	0	0	1	1	42	66	1.23	1.364
Don McMahon, R ERA: 1.59	2.2		9	1	0	0	1	0	0	0	0	0	0	11	11	0.00	0.375
Ted Abernathy, R ERA: 3.12	0.0		2	1	0	0	0	1	0	0	0	0	0	1	5	∞	∞
Pedro Ramos, R ERA: 4.51	1.0		4	0	0	0	1	0	1	0	0	0	0	5	9	0.00	0.000
Gary Bell, R ERA: 4.59	0.1	L	4	1	3	3	0	1	0	1	0	0	1	2	7	81.00	6.000

BOTTOM

Cleveland Indians @ Washington Senators
D.C. Stadium, Washington, DC
Wed Jul 29 1964, 7:05 PM EDT
Att. 4,327 - Unknown

livebaseballscorecards.com

AB	38
R	4
H	7
RBI	4
BB	9
SO	11
LOB	23



Cleveland Indians @ Washington Senators
 D.C. Stadium, Washington, DC
 Thu Jul 30 1964, 7:05 PM EDT
 Att. 3,770 - Unknown

AB	36
R	7
H	12
RBI	6
BB	9
SO	3
LOB	24



AB R H RBI BB SO LOB

4	0	2	0	2	0	3
4	1	1	1	1	0	5
4	1	2	1	1	1	2
5	1	1	0	0	1	4
3	1	2	1	1	0	0
1	0	0	0	0	0	0
4	1	1	0	1	1	2
4	0	2	1	1	0	2
3	2	0	1	1	0	4
3	0	1	1	0	0	1
0	0	0	0	0	0	0
1	0	0	0	0	0	1
0	0	0	0	0	0	0
0	0	0	0	0	0	0
0	0	0	0	1	0	0
0	0	0	0	0	0	0

Batter	1	2	3	4	5	6	7	8	9
Dick Howser, R (1, 6) OBP: 0.317, SLG: 0.299	F8			CS 1B		1-3 BB		FC5-4 1B	F3
Vic Davalillo, L (1, 8) OBP: 0.294, SLG: 0.334	HR			BB		1-3		FC5-4 1B	
Leon Wagner, L (1, 7) OBP: 0.337, SLG: 0.494	1B			K		F8		1B	
Bob Chance, L (1, 3) OBP: 0.378, SLG: 0.502	BB			1-3		1-3		P5	
Tito Francona, L (1, 9) OBP: 0.380, SLG: 0.402	1B			3-1		G5-4-3 BB		1B	4-3
Al Smith, R (9, PH) OBP: 0.214, SLG: 0.272	FC6-4 1B								
John Romano, R (1, 2) OBP: 0.349, SLG: 0.472	FC6-4 1B			FC6-4 1B		G5-4-3		F8	K
Chico Salmon, R (1, 4) OBP: 0.356, SLG: 0.338	FC6-4 1B			FC6-4 1-3		S 1B		L5	BB
Woodie Held, R (1, 5) OBP: 0.291, SLG: 0.412	FC6-4 1B			1-3		F7		FC5-4 1B	BB
Dick Donovan, L (1, 1) OBP: 0.342, SLG: 0.267	WP			4-3		4-3		P6	BB
Sonny Siebert, R (6, 1) OBP: 0.238, SLG: 0.300									
Fred Whitfield, L (8, PH) OBP: 0.236, SLG: 0.406									
Don McMahon, R (8, 1) OBP: 0.222, SLG: 0.222	WP								
Larry Brown, R (9, PH) OBP: 0.282, SLG: 0.374	1-3 1B								
Pedro Ramos, S (9, PR) OBP: 0.250, SLG: 0.382									

Inning Stats	R: 6	H: 6	E: 0	K: 0	S: 9	P: 17	R: 0	H: 0	E: 0	K: 0	S: 2	P: 6	R: 0	H: 1	E: 0	K: 0	S: 4	P: 4	R: 0	H: 1	E: 0	K: 1	S: 5	P: 9	R: 0	H: 1	E: 0	K: 0	S: 3	P: 7	R: 0	H: 0	E: 0	K: 0	S: 3	P: 7	R: 0	H: 1	E: 0	K: 1	S: 6	P: 6	R: 1	H: 2	E: 0	K: 0	S: 5	P: 6	R: 0	H: 0	E: 0	K: 1	S: 5	P: 17
	LOB: 2	BB: 2					LOB: 0	BB: 1					LOB: 1	BB: 0					LOB: 1	BB: 1					LOB: 1	BB: 1							LOB: 2	BB: 0							LOB: 3	BB: 3							LOB: 3	BB: 3				

PITCHER	IP	WLS	BF	H	R	ER	SO	BB	IBB	HBP	BLK	WP	HR	S	P	ERA	WHIP
Alan Koch, R (1, 1) ERA: 5.32	0.1		6	4	5	5	0	1	0	0	0	0	1	5	9	135.00	15.000
Jim Hannan, R (1, 1) ERA: 3.91	5.2	W	24	5	1	1	1	5	0	0	0	1	0	21	41	1.59	1.765
Steve Ridzik, R (7, 1) ERA: 2.83	1.2		9	3	1	1	1	0	0	1	0	0	0	10	11	5.40	1.800
Frank Kreutzer, L (8, 1) ERA: 3.27	1.0		6	0	0	0	1	3	0	0	0	0	0	5	17	0.00	3.000
Ron Kline, R (9, 1) ERA: 2.66	0.1	S	1	0	0	0	0	0	0	0	0	0	0	1	1	0.00	0.000

WP: 1	PA: 46
PB: 0	
SB: 1	
CS: 2	

Cleveland Indians @ Washington Senators

D.C. Stadium, Washington, DC

Thu Jul 30 1964, 7:05 PM EDT

Att. 3,770 - Unknown

livebaseballscorecards.com

AB	36
R	8
H	12
RBI	7
BB	8
SO	9
LOB	29



WP:	0	PA:	44
PB:	1	SB:	0
CS:	0		

1B:	12	SF:	0
2B:	0	SAC:	0
3B:	0	DP:	1
HR:	0	HBP:	0

0	0	0	0	0	0	0	0
2	0	0	0	0	1	3	
1	0	1	2	0	0	0	
0	1	0	0	0	0	0	
1	0	0	0	0	1	1	
0	0	0	0	0	0	0	
0	0	0	0	0	0	0	

AB R H RBI BB SO LOB

3 1 2 0 2 0 0

5 1 0 0 0 2 6

2 0 0 0 3 1 0

3 2 2 2 2 1 2

5 0 0 0 0 2 8

5 1 1 0 0 0 5

4 1 3 2 1 0 0

5 1 3 1 0 1 4

0 0 0 0 0 0 0

IP	WLS	BF	H	R	ER	SO	BB	IBB	HBP	BLK	WP	HR	S	P	ERA	WHIP
5.1		27	9	6	6	5	3	0	0	0	0	0	34	46	10.12	2.250
1.2	L	11	3	2	1	3	1	1	0	1	0	0	15	23	5.40	2.400
1.0		6	0	0	0	1	3	0	0	0	0	0	5	17	0.00	3.000

BOTTOM

Batter	1	2	3	4	5	6	7	8	9
Don Blasingame, L (1, 4) OBP: 0.314, SLG: 0.321	0-0 1-3 1B		0-0 BB 1B		4-0 G6-4-3 BB	4-0 BLK E 1B BB	0-0 1-3 1B		
John Kennedy, R (1, 5) OBP: 0.306, SLG: 0.372	0-0 5-3		0-3 K		0-0 G6-4-3 1-2 2-3	0-0 E1 BLK 1B	0-3 K		
Jim King, L (1, 9) OBP: 0.366, SLG: 0.468	0-0 F2		4-0 1-2 BB		0-3 K	4-0 FC6-4 1B 1-2 2-3 3-H IBB		4-0 BB BB BB	
Joe Cunningham, L (1, 3) OBP: 0.384, SLG: 0.336		0-0 1-3 1B	0-3 K			1-0 1B BB		4-0 BB BB	
Don Lock, R (1, 8) OBP: 0.360, SLG: 0.473		0-0 1-3 1-2	0-0 F2			0-3 K		0-3 BB BB	
Mike Brumley, L (1, 2) OBP: 0.336, SLG: 0.332		0-0 F7		0-0 5-3		0-0 1B 1B		0-0 F8	
Fred Valentine, S (1, 7) OBP: 0.317, SLG: 0.329		0-0 1B 2-H 1B		0-0 4-3		0-0 PB 1B 1-3 2-H 1B	0-0 1B 1B	4-0 1-2 2-3 BB	
Ed Brinkman, R (1, 6) OBP: 0.269, SLG: 0.333		0-0 1-3 1B		0-0 1B		0-0 PB 1B 1-2 3-H 1B	0-3 K	0-0 F7	
Alan Koch, R (1, 1) OBP: 0.286, SLG: 0.407		0-3 K		0-0 F3		0-0 E BB 1-1 2-H BLK 1B	0-3 K		
Jim Hanrahan, R (1, 1) OBP: 0.176, SLG: 0.188									
Dick Phillips, L (6, PH) OBP: 0.321, SLG: 0.271									
Chuck Hinton, R (6, PR) OBP: 0.354, SLG: 0.451									
Steve Ridzik, R (7, 1) OBP: 0.276, SLG: 0.235									
Frank Kreutzer, R (8, 1) OBP: 0.126, SLG: 0.250									
Ron Kline, R (9, 1) OBP: 0.400, SLG: 0.250									

Inning Stats	R: 0	H: 0	E: 0	LOB: 0	K: 0	S: 3	P: 3	R: 1	H: 3	E: 0	LOB: 2	K: 1	S: 8	P: 8	R: 0	H: 1	E: 0	LOB: 2	K: 2	S: 8	R: 0	H: 1	E: 0	LOB: 1	K: 0	S: 4	R: 0	H: 0	E: 0	LOB: 0	K: 1	S: 4	R: 7	H: 5	E: 1	LOB: 2	K: 1	S: 11	R: 0	H: 2	E: 0	LOB: 2	K: 3	S: 11	R: 0	H: 0	E: 0	LOB: 3	K: 1	S: 5
--------------	------	------	------	--------	------	------	------	------	------	------	--------	------	------	------	------	------	------	--------	------	------	------	------	------	--------	------	------	------	------	------	--------	------	------	------	------	------	--------	------	-------	------	------	------	--------	------	-------	------	------	------	--------	------	------

PITCHER	IP	WLS	BF	H	R	ER	SO	BB	IBB	HBP	BLK	WP	HR	S	P	ERA	WHIP
Dick Donovan, R (1, 1) ERA: 4.77	5.1		27	9	6	6	5	3	0	0	0	0	0	34	46	10.12	2.250
Sonny Siebert, R (6, 1) ERA: 3.94	1.2	L	11	3	2	1	3	1	1	0	1	0	0	15	23	5.40	2.400
Don McMahon, R (8, 1) ERA: 1.57	1.0		6	0	0	0	1	3	0	0	0	0	0	5	17	0.00	3.000

PITCHER	IP	WLS	BF	H	R	ER	SO	BB	IBB	HBP	BLK	WP	HR	S	P	ERA	WHIP
Dick Donovan, R (1, 1) ERA: 4.77	5.1		27	9	6	6	5	3	0	0	0	0	0	34	46	10.12	2.250
Sonny Siebert, R (6, 1) ERA: 3.94	1.2	L	11	3	2	1	3	1	1	0	1	0	0	15	23	5.40	2.400
Don McMahon, R (8, 1) ERA: 1.57	1.0		6	0	0	0	1	3	0	0	0	0	0	5	17	0.00	3.000

Batter	1	2	3	4	5	6	7	8	9	AB R H RBI BB SO LOB	TOP
Mike Hershberger, R OBP: 0.325, SLG: 0.315 (1, 9)	0-0 P3	0-3 K		0-0 1B			0-0 1B 2B	0-0 1B		5 1 3 0 0 1 1	
Don Buford, S OBP: 0.344, SLG: 0.376 (1, 4)	0-0 1B		0-0 SF7	0-0 F7			0-0 1B SF9	0-0 4-3		4 2 3 0 0 0 1	
Al Weis, S OBP: 0.316, SLG: 0.341 (7, 4)										1 0 0 0 0 0 1	
Pete Ward, L OBP: 0.347, SLG: 0.460 (1, 5)	0-0 1B		0-0 6-3		0-0 F9		0-0 BB 1B		0-0 E 1B	5 0 3 1 0 0 1	
Bill Skowron, R OBP: 0.317, SLG: 0.454 (1, 3)	0-0 G5-4-3		0-0 SF7		0-0 1-3		0-0 SF9		0-3 K	3 0 0 2 0 1 3	
Gene Stephens, L OBP: 0.341, SLG: 0.352 (1, 7)		0-0 P3	4-0 1B BB		0-0 F8		4-0 BB		0-0 F5	3 0 0 0 2 0 1	
Ron Hansen, R OBP: 0.351, SLG: 0.401 (1, 6)		4-0 BB 1B BB	0-0 1B			0-0 HR		0-0 P4	0-0 E6 FC6-4	4 2 2 1 1 0 3	
Jim Landis, R OBP: 0.289, SLG: 0.262 (1, 8)		4-0 BB 1B SF8	0-3 K			0-0 F9	0-0 F8		0-0 FC6-4	4 1 0 0 1 1 6	
J.C. Martin, L OBP: 0.249, SLG: 0.280 (1, 2)		0-0 1B		0-0 P4		0-0 F7		0-0 L3		4 0 1 1 0 0 0	
Juan Pizarro, L OBP: 0.234, SLG: 0.339 (1, 1)		0-0 SF8		0-0 1-3		0-3 K		0-0 G3		3 0 0 1 0 1 0	
Inning Stats	R: 0 H: 2 E: 0 LOB: 1 K: 0 BB: 0 S: 4 P: 4	R: 2 H: 1 E: 0 LOB: 1 K: 1 BB: 2 S: 6 P: 14	R: 1 H: 2 E: 0 LOB: 2 K: 1 BB: 1 S: 7 P: 11	R: 0 H: 1 E: 0 LOB: 1 K: 0 BB: 0 S: 4 P: 4	R: 0 H: 0 E: 0 LOB: 0 K: 0 BB: 0 S: 3 P: 3	R: 1 H: 1 E: 0 LOB: 0 K: 1 BB: 0 S: 6 P: 6	R: 2 H: 3 E: 0 LOB: 2 K: 0 BB: 1 S: 6 P: 10	R: 0 H: 1 E: 0 LOB: 1 K: 0 BB: 0 S: 4 P: 4	R: 0 H: 1 E: 1 LOB: 2 K: 1 BB: 0 S: 7 P: 7	1B: 9 SF: 3 2B: 1 SAC: 0 3B: 1 DP: 1 HR: 1 HBP: 0	WP: 0 PA: 43 PB: 0 SB: 0 CS: 0
PITCHER	IP WLS BF H R ER SO BB IBB HBP BLK WP HR S P ERA WHIP										
Bennie Daniels, R ERA: 4.32 (1, 1)	3.0 L 16 5 3 3 2 3 0 0 0 0 0 0 17 29 9.00 2.667										
Don Rudolph, L ERA: 4.6 (4, 1)	3.0 14 5 3 3 1 0 0 0 0 0 0 1 16 16 9.00 1.667										
Alan Koch, R ERA: 5.2 (7, 1)	2.0 8 1 0 0 0 1 0 0 0 0 0 0 7 11 0.00 1.000										
Steve Ridzik, R ERA: 2.79 (9, 1)	1.0 5 1 0 0 0 1 0 0 0 0 0 0 7 7 0.00 1.000										

Chicago White Sox @ Washington Senators
D.C. Stadium, Washington, DC
Fri Jul 31 1964, 7:05 PM EDT
Att. 9,585 - Unknown

AB	36
R	6
H	12
RBI	6
BB	4
SO	4
LOB	17



Batter	1	2	3	4	5	6	7	8	9	AB	R	H	RBI	BB	SO	LOB
Don Blasingame, L (1, 4) OBP: 0.311, SLG: 0.317	0-0 F8		0-0 G3		0-0 6-3			0-0 F8		4	0	0	0	0	0	0
Ed Brinkman, R (1, 6) OBP: 0.265, SLG: 0.329	0-3 K		0-0 F9			0-0 F5		0-0 P4		4	0	0	0	0	1	0
Joe Cunningham, L (1, 3) OBP: 0.376, SLG: 0.327	0-0 E5		0-3 K			0-0 F8			0-0 P4	4	0	0	0	0	1	0
Don Lock, R (1, 8) OBP: 0.359, SLG: 0.468	0-3 K			0-3 K2-3		0-0 5-3			4-0 BB 1B	3	0	0	0	1	2	1
Jim King, L (1, 9) OBP: 0.370, SLG: 0.472		0-0 2B 1B		0-0 1B			0-3 K		0-0 1-2 1B	4	0	3	0	0	1	0
Don Leppert, R (1, 2) OBP: 0.212, SLG: 0.289		0-0 1-3 2B		0-3 K		0-3 K		0-3 K	0-0 P4	4	0	1	0	0	2	3
John Kennedy, R (1, 5) OBP: 0.303, SLG: 0.368		0-3 K		0-3 K			0-0 E9		0-3 K	4	0	0	0	0	3	5
Fred Valentine, S (1, 7) OBP: 0.311, SLG: 0.322		0-3 K			0-3 K		0-3 K			3	0	0	0	0	3	3
Bennie Daniels, L (1, 1) OBP: 0.225, SLG: 0.222		0-3 K				0-0 F9			0-0 F7	1	0	0	0	0	1	2
Don Rudolph, L (4, 1) OBP: 0.182, SLG: 0.100										1	0	0	0	0	0	0
Alan Koch, R (7, 1) OBP: 0.296, SLG: 0.407										0	0	0	0	0	0	0
Chuck Cottier, R (8, PH) OBP: 0.262, SLG: 0.333										1	0	0	0	0	0	0
Steve Ridzik, R (9, 1) OBP: 0.278, SLG: 0.235										0	0	0	0	0	0	0

Inning Stats	R: 0	H: 0	R: 0	H: 2	R: 0	H: 0	R: 0	H: 1	R: 0	H: 0	R: 0	H: 0	R: 0	H: 0	R: 0	H: 1	R: 0	H: 0	R: 0	H: 0	R: 0	H: 0	R: 0	H: 0	R: 0	H: 1	R: 0	H: 2
	E: 1	LOB: 1	E: 0	LOB: 2	E: 0	LOB: 0	E: 0	LOB: 1	E: 0	LOB: 0	E: 1	LOB: 1	E: 0	LOB: 0	E: 0	LOB: 2	E: 0	LOB: 0	E: 0	LOB: 0	E: 0	LOB: 0	E: 0	LOB: 0	E: 0	LOB: 0	E: 0	LOB: 0
	K: 2	BB: 0	K: 3	BB: 0	K: 1	BB: 0	K: 3	BB: 0	K: 3	BB: 0	K: 3	BB: 0	K: 1	BB: 0	K: 0	BB: 0	K: 1	BB: 1	K: 3	BB: 0	K: 0	BB: 0	K: 3	BB: 0	K: 1	BB: 1	K: 1	BB: 1
	S: 8	P: 8	S: 11	P: 11	S: 5	P: 5	S: 10	P: 10	S: 5	P: 5	S: 3	P: 3	S: 10	P: 10	S: 3	P: 3	S: 6	P: 10	S: 3	P: 3	S: 3	P: 3	S: 3	P: 3	S: 6	P: 10	S: 6	P: 11


PITCHER	IP	WLS	BF	H	R	ER	SO	BB	IBB	HBP	BLK	WP	HR	S	P	ERA	WHIP
Juan Pizarro, L (1, 1) ERA: 2.2	9.0	W	34	4	0	0	14	1	0	0	0	0	0	61	65	0.00	0.556

BOTTOM

Chicago White Sox @ Washington Senators
D.C. Stadium, Washington, DC

Fri Jul 31 1964, 7:05 PM EDT
Att. 9,585 - Unknown

AB	33
R	0
H	4
RBI	0
BB	1
SO	14
LOB	14



WP	PA	ERA	WHIP
0	34		

Batter	1	2	3	4	5	6	7	8	9	10	AB R H RBI BB SO LOB	TOP												
Mike Hershberger, R OBP: 0.321, SLG: 0.310 (1, 9)	0-0 6-3	0-0 5-3			0-0 F8		0-0 FC5-6 HR		0-3 K		5 1 0 0 0 1 2	Chicago White Sox @ Washington Senators D.C. Stadium, Washington, DC Sat Aug 01 1964, 3:33 AM EDT Att: 4,775 - Unknown												
Don Buford, S OBP: 0.343, SLG: 0.375 Al Weis, S OBP: 0.315, SLG: 0.340 (1, 4) (7, 4)	0-0 PB 3B 1B		0-3 K		0-3 K		0-0 F8		0-3 K		4 1 1 0 0 2 1 1 0 0 0 0 1 0													
Pete Ward, L OBP: 0.351, SLG: 0.472 (1, 5)	0-0 PB 3B 1B		0-0 G3			0-0 4-3	0-0 HR			0-0 1B SF8 1B	5 3 3 2 0 0 0													
Bill Skowron, R OBP: 0.313, SLG: 0.447 (1, 3)	0-0 F8		0-3 K			0-0 F9	0-0 4-3			0-3 K	5 0 0 0 0 2 3													
Gene Stephens, L OBP: 0.363, SLG: 0.425 Dave Nicholson, R OBP: 0.352, SLG: 0.394 (1, 7) (8, PH) (8, 7)	0-0 1-H 2-H 3B			0-0 G5-4-3 3B		4-0 BLK 1B BB		0-0 HR		0-0 SF8 1B	2 2 2 2 1 0 0 2 1 2 1 0 0 0													
Ron Hansen, R OBP: 0.352, SLG: 0.401 (1, 6)	0-0 1-3			4-0 G5-4-3 BB		0-0 1-H 2B 1B		0-0 F8		0-0 SF8	3 1 1 2 1 0 1													
Jim Landis, R OBP: 0.286, SLG: 0.266 (1, 8)		0-0 P6		0-0 G5-4-3		0-0 1-H 2B		0-3 K		0-3 K	5 0 1 1 0 2 2													
J.C. Martin, L OBP: 0.244, SLG: 0.275 (1, 2)		0-0 3-1		0-0 P3		0-0 4-3		0-0 P4			4 0 0 0 0 0 1													
John Buzhardt, R OBP: 0.196, SLG: 0.250 Eddie Fisher, R OBP: 0.214, SLG: 0.214 Don Mossi, L (1, 1) (6, 1) (7, 1)		0-0 2B			0-0 6-3		0-0 FC5-6 1B		0-3 K		2 0 1 0 0 0 0 1 0 1 0 0 0 0 0 0 0 0 0 0 0 1 0 0 0 0 1 0 0 0 0 0 0 0 0													
Hoyt Wilhelm, R OBP: 0.267, SLG: 0.214 Frank Baumann, L (7, 1) (10, 1)																								
Inning Stats	R: 2 E: 0 K: 0 S: 6	H: 3 LOB: 1 BB: 0 P: 6	R: 0 E: 0 K: 0 S: 4	H: 1 LOB: 1 BB: 0 P: 4	R: 0 E: 0 K: 2 S: 7	H: 0 LOB: 0 BB: 0 P: 7	R: 1 E: 0 K: 0 S: 3	H: 1 LOB: 0 BB: 1 P: 7	R: 0 E: 0 K: 1 S: 5	H: 0 LOB: 0 BB: 0 P: 5	R: 2 E: 0 K: 0 S: 5	H: 2 LOB: 1 BB: 1 P: 9	R: 2 E: 0 K: 0 S: 5	H: 2 LOB: 0 BB: 0 P: 5	R: 1 E: 0 K: 1 S: 6	H: 1 LOB: 0 BB: 0 P: 6	R: 0 E: 0 K: 3 S: 9	H: 0 LOB: 0 BB: 0 P: 9	R: 1 E: 0 K: 2 S: 9	H: 2 LOB: 1 BB: 0 P: 9	1B: 6 2B: 2 3B: 2 HR: 2	SF: 1 SAC: 0 DP: 1 HBP: 0	WP: 0 PB: 1 SB: 0 CS: 0	PA: 43
PITCHER	IP WLS BF H R ER SO BB IBB HBP BLK WP HR S P ERA WHIP																							
Dave Stenhouse, R ERA: 4.87 (1, 1)	6.0																							
Jim Hannan, R ERA: 4.1 (7, 1)	1.0	L	5	2	2	2	0	0	0	0	0	1	5	5										
Frank Kreutzer, L ERA: 3.5 (8, 1)	0.0		0	0	0	0	0	0	0	0	0	0	0	0										
Ron Kline, R ERA: 2.63 (10, 1)	0.2		2	0	0	0	1	0	0	0	0	0	0	4	4									

AB	40
R	9
H	12
RBI	8
BB	2
SO	9
LOB	10



BOTTOM

Chicago White Sox @ Washington Senators

D.C. Stadium, Washington, DC

Sat Aug 01 1964, 3:33 AM EDT

Att. 4,775 - Unknown

livebaseballscores.com

AB	40
R	6
H	12
RBI	8
BB	5
SO	6
LOB	18



WP	0	PA	48
PB	0		
SB	0		
CS	0		

Batter	1	2	3	4	5	6	7	8	9	10	AB	R	H	RBI	BB	SO	LOB
Don Blasingame, L OBP: 0.309, SLG: 0.315 (1, 4) X	0-0 2B SF7 1B	0-0 4-3		0-3 K		0-0 F7		0-0 4-3		0-0 P4	6	1	1	0	0	1	1
Fred Valentine, S OBP: 0.324, SLG: 0.333 (1, 7) X	0-0 F8		0-0 P5		4-0 4-3 BB SF9 BB		4-0 1B BB 1B	0-0 5-3 2B		0-0 1B	4	2	2	0	2	0	1
Jim King, L OBP: 0.372, SLG: 0.474 (1, 9) X	0-0 1-3 2B		0-0 F8		4-0 SF9 4-3 1-2 BB		0-0 1B HBP FC3-6 1B	0-0 5-3		0-0 F8	5	1	2	0	1	0	2
Joe Cunningham, L OBP: 0.382, SLG: 0.327 (1, 3) B B B	4-0 BB		0-0 1B		0-0 4-3 1-2 2-3		1-0 1-2 HBP	0-0 4-3			3	0	1	0	1	0	3
Don Lock, R OBP: 0.360, SLG: 0.479 (1, 8) X	0-0 SF7		0-0 HR		0-0 SF9		0-0 FC3-6 1-2 2-3 3-H 1B		0-3 K		3	1	2	5	0	1	0
Mike Brumley, L OBP: 0.337, SLG: 0.335 (1, 2) X	0-0 3-1		0-0 2B		0-0 FC6-4 IBB		0-0 FC3-6 1B		0-0 L6		4	0	1	1	1	0	4
John Kennedy, R OBP: 0.300, SLG: 0.365 (1, 5) Don Leppert, R OBP: 0.212, SLG: 0.289 (7, PH) Dick Phillips, L OBP: 0.323, SLG: 0.296 (7, PH) (8, 5)			0-3 K	0-3 K		0-0 FC6-4 1-2f	0-3 K		0-0 HR		3	0	0	0	0	2	3
Ed Brinkman, R OBP: 0.265, SLG: 0.327 (1, 6) X	0-0 5-3		0-0 6-3		0-0 F7		0-0 1-2 3-H 1B		0-0 5-3		5	0	1	1	0	0	0
Dave Stenhouse, R OBP: 0.397, SLG: 0.308 (1, 1) Ken Hunt, R OBP: 0.225, SLG: 0.193 (6, PH) Jim Hanft, R OBP: 0.176, SLG: 0.188 (7, 1) Roy Sievers, R OBP: 0.263, SLG: 0.322 (7, PH) Frank Kreuzer, R OBP: 0.126, SLG: 0.250 (8, 1) Ron Klime, R OBP: 0.400, SLG: 0.250 (10, 1) Chuck Cottier, R OBP: 0.280, SLG: 0.330 (10, PH)	0-0 P3 1B		0-0 P3		0-0 F5		0-3 K		0-0 P3		2	0	1	0	0	0	0

Inning Stats	R: 1	H: 2	E: 0	K: 0	S: 5	WLS	BF	H	R	ER	SO	BB	IBB	HBP	BLK	WP	HR	S	P	ERA	WHIP
	0	2	0	0	5		25	6	4	4	3	3	1	0	0	0	1	27	43	7.20	1.800
	0	2	0	0	5		7	2	3	3	0	1	0	1	0	0	0	5	10	27.00	3.000
	0	0	0	0	5		1	0	0	0	0	0	0	0	0	0	0	1	1	0.00	0.000
	0	1	0	0	6		14	4	1	1	3	0	0	0	0	0	1	20	20	2.70	1.200
	0	9	0	0	5		1	0	0	0	0	0	0	0	0	0	0	1	1	0.00	0.000

PITCHER	IP	WLS	BF	H	R	ER	SO	BB	IBB	HBP	BLK	WP	HR	S	P	ERA	WHIP
John Buzhardt, R ERA: 2.85 (1, 1)	5.0		25	6	4	4	3	3	1	0	0	0	1	27	43	7.20	1.800
Eddie Fisher, R ERA: 3.67 (6, 1)	1.0		7	2	3	3	0	1	0	1	0	0	0	5	10	27.00	3.000
Don Mossi, L ERA: 2.54 (7, 1)	0.1		1	0	0	0	0	0	0	0	0	0	0	1	1	0.00	0.000
Hoyt Wilhelm, R ERA: 2.44 (7, 1)	3.1	W	14	4	1	1	3	0	0	0	0	0	0	1	20	2.70	1.200
Frank Baumann, L ERA: 6.94 (10, 1)	0.1	S	1	0	0	0	0	0	0	0	0	0	0	1	1	0.00	0.000

Batter	1	2	3	4	5	6	7	8	9	AB R H RBI BB SO LOB	TOP											
Mike Hershberger, R (1, 9) OBP: 0.317, SLG: 0.306	0-0 F8		0-0 5-3		0-0 F8			0-0 F9		4 0 0 0 0 0 0	Chicago White Sox @ Washington Senators D.C. Stadium, Washington, DC Sun Aug 02 1964, 3:33 AM EDT Unknown livebaseballscorecards.com											
Al Weis, S (1, 4) OBP: 0.318, SLG: 0.342	0-0 1-3		0-0 6-3 1B 1B		0-0 5-3			0-0 CS 1B		4 1 2 0 0 0 0												
Pete Ward, L (1, 5) OBP: 0.353, SLG: 0.472	0-0 G3		0-0 6-3 1-2			0-0 K BB 1B		0-0 1-2 1B		4 0 2 0 0 0 1												
Bill Skowron, R (1, 3) OBP: 0.312, SLG: 0.444		0-0 F9	0-0 2-H 1B		0-0 F7			0-0 4-3		4 0 1 1 0 0 2												
Ron Hansen, R (1, 6) OBP: 0.353, SLG: 0.403		0-0 1B 2B	0-0 F8		4-0 1-2 BB			0-0 F7		3 1 1 0 1 0 1												
Dave Nicholson, R (1, 7) OBP: 0.348, SLG: 0.389		0-3 K		0-3 K2-3		0-3 K		0-0 1B 2-1 1B		3 0 0 0 0 3 3 1 0 1 0 0 0 0												
Gene Stephens, L (8, 7) OBP: 0.370, SLG: 0.432					1-2 2-3																	
Jim Landis, R (1, 8) OBP: 0.291, SLG: 0.267		4-0 1B BB		0-0 F8		0-0 P6		0-0 1-3 1B		3 0 1 0 1 0 0												
Jerry McNertney, R (1, 2) OBP: 0.297, SLG: 0.311		0-0 FC4-6 1-3 2-H 1B		0-0 6-3		0-0 F9		0-3 K		3 0 1 1 0 0 0 1 0 0 0 0 1 2												
J.C. Martin, L (8, 2) OBP: 0.243, SLG: 0.273																						
Joe Horlen, R (1, 1) OBP: 0.211, SLG: 0.189		0-0 FC4-6			0-0 4-3			0-0 2-1		3 0 0 0 0 0 2 0 0 0 0 0 0 0 0 0 0 0 0 0 0												
Don Mossi, L (8, 1) Eddie Fisher, R (8, 1) OBP: 0.214, SLG: 0.214								3-H														
Inning Stats	R: 0 E: 0 K: 0 S: 3	H: 0 LOB: 0 BB: 0 P: 3	R: 1 E: 0 K: 1 S: 7	H: 2 LOB: 2 BB: 1 P: 11	R: 1 E: 0 K: 0 S: 5	H: 2 LOB: 1 BB: 0 P: 5	R: 0 E: 0 K: 1 S: 5	H: 0 LOB: 0 BB: 0 P: 5	R: 0 E: 0 K: 0 S: 3	H: 0 LOB: 0 BB: 0 P: 3	R: 0 E: 0 K: 1 S: 5	H: 1 LOB: 1 BB: 1 P: 9	R: 0 E: 0 K: 0 S: 3	H: 0 LOB: 0 BB: 0 P: 3	R: 0 E: 0 K: 0 S: 4	H: 2 LOB: 1 BB: 0 P: 4	R: 0 E: 0 K: 1 S: 6	H: 2 LOB: 2 BB: 0 P: 6	1B: 8 2B: 1 3B: 0 HR: 0	SF: 0 SAC: 0 DP: 0 HBP: 0	WP: 0 PB: 0 SB: 0 CS: 1	PA: 35
PITCHER	IP WLS BF H R ER SO BB IBB HBP BLK WP HR S P ERA WHIP																					
Claude Osteen, L (1, 1) ERA: 3.53	8.0 L 31 7 2 2 3 2 0 0 0 0 0 0 35 43 2.25 1.125																					
Steve Ridzik, R (9, 1) ERA: 2.76	1.0 5 2 0 0 1 0 0 0 0 0 0 6 6 0.00 2.000																					



Batter	1	2	3	4	5	6	7	8	9	AB	R	H	RBI	BB	SO	LOB
Don Blasingame, L (1, 4) OBP: 0.311, SLG: 0.315	0-0 4-3		0-0 BB E 1B		0-0 F8			4-0 BB BB		3	0	1	0	1	0	0
Fred Valentine, S (1, 7) OBP: 0.322, SLG: 0.327	0-0 4-3		0-0 E4 BB 1-2		0-0 L4			4-0 BB BB 1-2 FC6-4 BB		3	0	0	0	1	0	1
Jim King, L (1, 9) OBP: 0.371, SLG: 0.470	0-0 4-3		4-0 BB 1-2 2-3 G4-6-3 BB				0-0 P3	0-3 SS SS K		3	0	0	0	1	1	2
Joe Cunningham, L (1, 3) OBP: 0.381, SLG: 0.323		4-0 BB BB BB	0-0 G4-6-3				0-0 4-3	0-0 FC6-4		2	0	0	0	1	0	3
Roy Sievers, R (8, PH) OBP: 0.261, SLG: 0.320			1-2f					1-2f		1	0	0	0	0	0	2
Steve Ridzik, R (9, 1) OBP: 0.278, SLG: 0.235										0	0	0	0	0	0	0
Don Lock, R (1, 8) OBP: 0.361, SLG: 0.489		0-0 1-2 4-3 1B		0-0 HR			0-0 L6		0-0 5-3	4	1	2	1	0	0	0
Mike Brumley, L (1, 2) OBP: 0.332, SLG: 0.330		0-0 1-2 2-3 4-3		0-0 F7			0-3 SS SS K		0-0 F7	4	0	0	0	0	1	2
Ed Brinkman, R (1, 6) OBP: 0.264, SLG: 0.326		0-3 SS SS K		0-0 5-3			0-3 SS SS K		0-0 FC6-4 1B	4	0	1	0	0	2	2
Chuck Hinton, R (9, PR) OBP: 0.354, SLG: 0.451										0	0	0	0	0	0	0
Chuck Cottier, R (1, 5) OBP: 0.252, SLG: 0.319		0-0 1-2 2-3 L4		0-3 SS SS K			0-0 P3		0-0 FC6-4	3	0	0	0	0	1	2
Don Leppert, R (9, PH) OBP: 0.210, SLG: 0.286									1-2f	1	0	0	0	0	0	1
Claude Osteen, L (1, 1) OBP: 0.141, SLG: 0.164			0-0 F5		0-3 SS SS K			0-0 P6		2	0	0	0	0	1	0
Dick Phillips, L (8, PH) OBP: 0.321, SLG: 0.294										1	0	0	0	0	0	0

Inning Stats	R: 0	H: 0	E: 0	K: 0	S: 3	R: 0	H: 1	E: 0	K: 1	S: 6	R: 0	H: 1	E: 1	K: 0	S: 4	R: 1	H: 1	E: 0	K: 1	S: 6	R: 0	H: 0	E: 0	K: 1	S: 5	R: 0	H: 0	E: 0	K: 2	S: 7	R: 0	H: 0	E: 0	K: 1	S: 5	R: 0	H: 0	E: 0	K: 1	S: 4	R: 0	H: 1	E: 0	K: 0	S: 4	1B: 3	2B: 0	3B: 0	HR: 1	SF: 0	SAC: 0	DP: 1	HBP: 0	WP: 0	PB: 0	SB: 0	CS: 0	PA: 35
--------------	------	------	------	------	------	------	------	------	------	------	------	------	------	------	------	------	------	------	------	------	------	------	------	------	------	------	------	------	------	------	------	------	------	------	------	------	------	------	------	------	------	------	------	------	------	-------	-------	-------	-------	-------	--------	-------	--------	-------	-------	-------	-------	--------

PITCHER	IP	WLS	BF	H	R	ER	SO	BB	IBB	HBP	BLK	WP	HR	S	P	ERA	WHIP
Joe Herten, R (1, 1) ERA: 2.22	7.1	W	29	3	1	1	5	4	0	0	0	0	1	35	51	1.23	0.955
Don Mossi, L (8, 1) ERA: 2.51	0.1		1	0	0	0	1	0	0	0	0	0	0	3	3	0.00	0.000
Eddie Fisher, R (8, 1) ERA: 3.61	1.1	S	5	1	0	0	0	0	0	0	0	0	0	5	5	0.00	0.750

BOTTOM

Chicago White Sox @ Washington Senators
D.C. Stadium, Washington, DC
Sun Aug 02 1964, 3:33 AM EDT
Unknown

livebaseballscorecards.com

AB	31
R	1
H	4
RBI	1
BB	4
SO	6
LOB	15



Batter	1	2	3	4	5	6	7	8	9	AB R H RBI BB SO LOB	TOP	
Mike Hershberger, R (1, 9) OBP: 0.316, SLG: 0.305	0-0 F9 SH1-3 1B		0-0 F7		0-0 4-3		0-0 5-3		0-0 L1-3	5 1 1 0 0 0 1		
Don Buford, S (1, 4) Al Weis, S (7, 4) OBP: 0.343, SLG: 0.372 OBP: 0.317, SLG: 0.341	0-0 SH1-3 1-2		0-0 4-3		4-0 BB		0-0 5-3		0-0 G3	2 0 0 0 1 0 0 1 0 0 0 0 0 1		
Pete Ward, L (1, 5) OBP: 0.351, SLG: 0.467	0-0 F9 2-3		4-0 BB		0-0 F3 1-2		0-0 F9			3 0 0 0 1 0 2		
Bill Skowron, R (1, 3) OBP: 0.311, SLG: 0.440	4-0 1B BB		0-0 F9		0-0 5-3		0-0 6-3			3 0 0 0 1 0 1		
Gene Stephens, L (1, 7) OBP: 0.385, SLG: 0.442	0-0 1-3 3-H 1B		0-3 K		0-0 2B 1B		4-0 FC6-4 BB			3 1 2 1 1 1 0		
Ron Hansen, R (1, 6) OBP: 0.355, SLG: 0.405	0-0 2-3		4-0 BB		0-0 1B 2B		0-0 F7			3 1 1 0 1 0 3		
Jim Landis, R (1, 8) OBP: 0.290, SLG: 0.267		0-0 F8		0-0 P4		0-0 1B		0-0 FC6-4		4 0 1 2 0 0 2		
J.C. Martin, L (1, 2) OBP: 0.238, SLG: 0.268		0-3 K		0-0 F7		0-0 P6		0-0 F7		4 0 0 0 0 1 2		
Ray Herbert, R (1, 1) Don Mossi, L (8, 1) OBP: 0.077, SLG: 0.080 OBP: 0.250, SLG: 0.250		0-3 K		0-3 K		0-3 K		0-0 L1-3 1B		3 0 0 0 0 3 1 1 0 1 0 0 0 0		
Inning Stats	R: 1 H: 2 E: 0 LOB: 2 K: 0 BB: 1 S: 5 P: 9	R: 0 H: 0 E: 0 LOB: 0 K: 2 BB: 0 S: 7 P: 7	R: 0 H: 0 E: 0 LOB: 1 K: 0 BB: 1 S: 3 P: 7	R: 0 H: 0 E: 0 LOB: 1 K: 1 BB: 1 S: 5 P: 9	R: 0 H: 0 E: 0 LOB: 1 K: 1 BB: 1 S: 5 P: 9	R: 2 H: 3 E: 0 LOB: 1 K: 1 BB: 0 S: 8 P: 8	R: 0 H: 0 E: 0 LOB: 0 K: 0 BB: 0 S: 3 P: 3	R: 0 H: 0 E: 0 LOB: 1 K: 0 BB: 1 S: 3 P: 7	R: 0 H: 1 E: 0 LOB: 1 K: 0 BB: 0 S: 4 P: 4	1B: 5 SF: 0 2B: 1 SAC: 1 3B: 0 DP: 0 HR: 0 HBP: 0	WP: 0 PA: 38 PB: 0 SB: 1 CS: 0	
PITCHER Buster Narum, R (1, 1) ERA: 4.02 Ron Kline, R (9, 1) ERA: 2.58	IP WLS BF H R ER SO BB IBB HBP BLK WP HR S P ERA WHIP											PITCHER IP WLS BF H R ER SO BB IBB HBP BLK WP HR S P ERA WHIP
	8.0 L 34 5 3 3 5 5 0 0 0 0 0 0 39 59 3.38 1.250											

Chicago White Sox @ Washington Senators
D.C. Stadium, Washington, DC
Sun Aug 02 1964, 3:38 AM EDT
Att: 10,922 - Unknown

AB	32
R	3
H	6
RBI	3
BB	5
SO	5
LOB	13



BOTTOM

AB R H RBI BB SO LOB

4	1	1	0	0	0	1
4	0	1	1	0	0	2
4	0	1	0	0	1	2
4	0	0	0	0	1	1
4	0	0	0	0	1	0
4	0	1	0	0	0	0
3	0	1	0	0	0	1
3	0	1	0	0	0	1
2	0	0	0	0	0	0
2	0	0	0	0	0	1
0	0	0	0	0	0	0

Chicago White Sox @ Washington Senators

D.C. Stadium, Washington, DC

Sun Aug 02 1964, 3:38 AM EDT

Att. 10,922 - Unknown

livebaseballscorecards.com

AB	33
R	1
H	6
RBI	1
BB	0
SO	4
LOB	10



WP	2	PA	33
PB	0		
SB	0		
CS	0		

Batter	1	2	3	4	5	6	7	8	9
Don Blasingame, L (1, 4) OBP: 0.310, SLG: 0.314	0-0 P4		0-0 FC6-4 2B			0-0 F7		0-0 1B	
Fred Valentine, S (1, 7) OBP: 0.320, SLG: 0.331	0-0 F2		0-0 2B			0-0 F9		0-0 P6	
Jim King, L (1, 9) OBP: 0.370, SLG: 0.470	0-0 2B			0-0 4-3		0-3 K		0-0 F2	
Joe Cunningham, L (1, 3) OBP: 0.373, SLG: 0.315	0-0 F7			0-0 F7			0-0 6-3	0-3 K	
Don Lock, R (1, 8) OBP: 0.358, SLG: 0.483		0-0 1-3		0-3 K			0-0 P6	0-0 P6	
Mike Brumley, L (1, 2) OBP: 0.331, SLG: 0.329		0-0 L4			0-0 F8		0-0 WP 1B	0-0 4-3	
Dick Phillips, L (1, 5) OBP: 0.322, SLG: 0.295		0-0 6-3			0-0 FC6-4 1B		0-0 6-3		
Ed Brinkman, R (1, 6) OBP: 0.265, SLG: 0.326			0-0 6-3			0-0 F8		0-0 1B 1B	
Buster Narum, R (1, 1) OBP: 0.024, SLG: 0.024			0-3 K			0-0 FC6-4		0-0 F8	
Roy Sievers, R (8, PH) OBP: 0.259, SLG: 0.317									
Ron Kline, R (9, 1) OBP: 0.400, SLG: 0.250									

Inning Stats	R: 0	H: 1	E: 0	K: 0	S: 4	LOB: 1	BB: 0	P: 4	R: 0	H: 0	E: 0	K: 0	S: 3	LOB: 0	BB: 0	P: 3	R: 1	H: 1	E: 0	K: 1	S: 6	LOB: 1	BB: 0	P: 6	R: 0	H: 0	E: 0	K: 1	S: 5	LOB: 0	BB: 0	P: 5	R: 0	H: 1	E: 0	K: 0	S: 4	LOB: 1	BB: 0	P: 4	R: 0	H: 0	E: 0	K: 1	S: 5	LOB: 0	BB: 0	P: 5	R: 0	H: 1	E: 0	K: 0	S: 4	LOB: 1	BB: 0	P: 4	R: 0	H: 2	E: 0	K: 0	S: 5	LOB: 2	BB: 0	P: 5	R: 0	H: 0	E: 0	K: 1	S: 5	LOB: 0	BB: 0	P: 5
PITCHER	IP	WLS	BF	H	R	ER	SO	BB	IBB	HBP	BLK	WP	HR	S	P	ERA	WHIP	IP	WLS	BF	H	R	ER	SO	BB	IBB	HBP	BLK	WP	HR	S	P	ERA	WHIP																																						
Ray Herbert, R (1, 1) ERA: 3.1	7.1	W	28	6	1	1	3	0	0	0	0	2	0	34	34	1.23	0.818	1.2	S	5	0	0	0	0	0	0	0	0	0	7	7	0.00	0.000																																							
Don Mossi, L (8, 1) ERA: 2.37	1.2	S	5	0	0	0	1	0	0	0	0	0	0	7	7	0.00	0.000																																																							

Batter	1	2	3	4	5	6	7	8	9	AB R H RBI BB SO LOB	TOP		
Don Blasingame, L (1, 4) OBP: 0.312, SLG: 0.317	0-0 5-3		0-0 1B 2B		4-0 1-2 BB			0-0 G4-6-3 1-2f		3 1 1 1 1 0 1	Washington Senators @ Cleveland Indians Cleveland Municipal Stadium, Cleveland, OH Mon Aug 03 1964, 7:05 PM EDT Att. 3,086 - Unknown		
Fred Valentine, S (1, 7) OBP: 0.319, SLG: 0.329	0-0 5-3		0-0 2-H 1B		0-0 4-3			0-0 4-3		4 0 1 1 0 0 3			
Jim King, L (1, 9) OBP: 0.365, SLG: 0.464	0-0 6-3		0-0 F8				0-0 4-3		0-0 F9	4 0 0 0 0 0 1			
Joe Cunningham, L (1, 3) OBP: 0.371, SLG: 0.313		0-3 K		0-0 6-3		0-0 1-3		0-0 1B	0-0 K	4 0 1 0 0 1 0			
Don Lock, R (1, 8) OBP: 0.354, SLG: 0.477		0-0 F8		0-0 6-3		0-0 P6		0-3 K	0-3 K	4 0 0 0 0 1 1			
Mike Brumley, L (1, 2) OBP: 0.327, SLG: 0.324		0-0 3-1		0-0 F7			0-0 3-1		0-0 F8	4 0 0 0 0 0 1			
Dick Phillips, L (1, 5) OBP: 0.322, SLG: 0.295			0-0 F9		0-0 BB 1B		0-3 K			3 0 1 0 0 1 0			
Ed Brinkman, R (1, 6) OBP: 0.266, SLG: 0.326			0-0 E7 2B 1B		0-0 F8		0-0 6-3			3 1 1 0 0 0 1			
Frank Kreutzer, R (1, 1) OBP: 0.100, SLG: 0.200			0-3 K		0-0 F3			0-0 G4-6-3 1B		2 0 0 0 0 1 2			
Jim Hannan, R (5, 1) OBP: 0.176, SLG: 0.188										0 0 0 0 0 0 0			
Roy Sievers, R (8, PH) OBP: 0.264, SLG: 0.323										1 0 1 0 0 0 0			
Chuck Hinton, R (8, PR) OBP: 0.354, SLG: 0.451										0 0 0 0 0 0 0			
Ron Kline, R (8, 1) OBP: 0.400, SLG: 0.250										0 0 0 0 0 0 0			
Inning Stats	R: 0 H: 0 E: 0 LOB: 0 K: 0 BB: 0 S: 3 P: 3	R: 0 H: 0 E: 0 LOB: 0 K: 1 BB: 0 S: 5 P: 5	R: 2 H: 3 E: 1 LOB: 1 K: 1 BB: 0 S: 8 P: 8	R: 0 H: 0 E: 0 LOB: 0 K: 0 BB: 0 S: 3 P: 3	R: 0 H: 1 E: 0 LOB: 2 K: 0 BB: 1 S: 4 P: 8	R: 0 H: 0 E: 0 LOB: 0 K: 0 BB: 0 S: 3 P: 3	R: 0 H: 0 E: 0 LOB: 0 K: 1 BB: 0 S: 5 P: 5	R: 0 H: 1 E: 0 LOB: 1 K: 0 BB: 0 S: 3 P: 3	R: 0 H: 1 E: 0 LOB: 1 K: 1 BB: 0 S: 6 P: 6	1B: 5 SF: 0 2B: 1 SAC: 0 3B: 0 DP: 1 HR: 0 HBP: 0	WP: 0 PA: 33 PB: 0 SB: 0 CS: 0		
PITCHER	IP WLS BF H R ER SO BB IBB HBP BLK WP HR S P ERA WHIP											PITCHER	IP WLS BF H R ER SO BB IBB HBP BLK WP HR S P ERA WHIP
Dick Donovan, R (1, 1) ERA: 4.58	8.1 W 31 6 2 2 3 1 0 0 0 0 0 0 36 40 2.16 0.840												
Luis Tiant, R (9, 1) ERA: 1.69	0.2 S 2 0 0 0 1 0 0 0 0 0 0 0 4 4 0.00 0.000												

AB	32
R	2
H	6
RBI	2
BB	1
SO	4
LOB	10



Batter	1	2	3	4	5	6	7	8	9
Woodie Held, R OBP: 0.298, SLG: 0.426 (1, 4)	0-0 2B 1B	0-3 K		0-0 F9		0-0 1B 1B		0-0 6-3	
Dick Howser, R OBP: 0.326, SLG: 0.312 (1, 6)	0-0 1B 2B	0-0 F9			0-0 4-3 1B 1B	0-0 1B 1B			
Leon Wagner, L OBP: 0.331, SLG: 0.486 (1, 7)	0-0 P5		0-0 F9		0-0 4-3 1B	0-3 K			
Bob Chance, L OBP: 0.367, SLG: 0.486 (1, 3)	0-0 1B		0-3 K		0-0 F5		0-3 K		
Joe Azcue, R OBP: 0.316, SLG: 0.352 (1, 2)	0-0 F8		0-0 4-3		0-0 1B		0-0 6-3		
Chico Salmon, R OBP: 0.347, SLG: 0.352 (1, 9)	0-0 F9			0-0 1B SF7-4 2B	0-0 2-3		0-0 5-3		
Vic Davalillo, L OBP: 0.310, SLG: 0.342 (1, 8)		0-0 CS 1B		0-0 SF7-4 1B		0-0 1B 1B		0-0 F7	
Billy Moran, R OBP: 0.287, SLG: 0.284 (1, 5)		0-0 1B 1B		0-0 SF7-4		0-0 P6		0-0 SH2-4 1B	
Dick Donovan, L OBP: 0.366, SLG: 0.281 (1, 1)		0-0 1B		0-0 BB		0-0 F7		0-0 SH2-4	
Luis Tiant, R OBP: 0.100, SLG: 0.100 (9, 1)		1-2 1B						1-2	

Inning Stats	R: 2	H: 3	E: 0	K: 0	S: 6	L: 3	LOB: 1	BB: 0	P: 6	R: 0	H: 3	E: 0	K: 1	S: 7	L: 3	LOB: 2	BB: 0	P: 7	R: 0	H: 0	E: 0	K: 1	S: 5	R: 0	H: 2	E: 0	K: 0	S: 4	R: 1	H: 3	E: 0	K: 1	S: 8	R: 0	H: 0	E: 0	K: 1	S: 5	R: 0	H: 1	E: 0	K: 0	S: 4	R: 0	H: 1	E: 0	K: 0	S: 4
--------------	------	------	------	------	------	------	--------	-------	------	------	------	------	------	------	------	--------	-------	------	------	------	------	------	------	------	------	------	------	------	------	------	------	------	------	------	------	------	------	------	------	------	------	------	------	------	------	------	------	------


PITCHER	IP	WLS	BF	H	R	ER	SO	BB	IBB	HBP	BLK	WP	HR	S	P	ERA	WHIP
Frank Kreutzer, L ERA: 3.91 (1, 1)	4.2	L	23	10	4	4	2	1	0	0	0	0	0	26	30	7.71	2.357
Jim Hannan, R ERA: 3.97 (5, 1)	2.1		10	3	0	0	2	0	0	0	0	0	0	14	14	0.00	1.286
Ron Kline, R ERA: 2.53 (8, 1)	1.0		4	1	0	0	0	0	0	0	0	0	0	4	4	0.00	1.000

BOTTOM

AB R H RBI BB SO LOB

5	1	2	0	0	1	4
4	2	3	1	0	0	2
4	0	0	0	0	1	5
4	0	1	1	0	2	1
4	0	1	1	0	0	1
4	1	1	0	0	0	2
4	0	3	0	0	0	0
3	0	2	1	0	0	1
2	0	1	0	1	0	1
0	0	0	0	0	0	0

AB 34
R 4
H 14
RBI 4
BB 1
SO 4
LOB 17



WP: 0 PA: 37
PB: 1
SB: 0
CS: 1

Washington Senators @ Cleveland Indians
Cleveland Municipal Stadium, Cleveland, OH
 Mon Aug 03 1964, 7:05 PM EDT
 Att. 3,086 - Unknown

livebaseballscorecards.com

Batter	1	2	3	4	5	6	7	8	9	AB R H RBI BB SO LOB	TOP											
Don Blasingame, L (1, 4) OBP: 0.313, SLG: 0.316	0-0 F8	0-0 E8 2-H 3-H 1B			0-3 K		0-0 F9		4-0 BB 2-3	4 0 1 2 1 1 0	Washington Senators @ Cleveland Indians Cleveland Municipal Stadium, Cleveland, OH Tue Aug 04 1964, 7:05 PM EDT Att. 4,320 - Unknown											
Joe Cunningham, L (1, 3) OBP: 0.366, SLG: 0.306	0-0 F8	0-0 5-3			4-0 BB		0-0 F6		0-0 F7	4 0 0 0 1 0 2												
Jim King, L (1, 9) OBP: 0.361, SLG: 0.458	0-0 P6		0-0 4-3		0-3 K			0-0 5-3		4 0 0 0 0 1 1												
Don Lock, R (1, 8) OBP: 0.355, SLG: 0.476		0-0 1B 1B	4-0 S BB		0-3 K			0-3 K		3 1 1 0 1 2 1												
Mike Brumley, L (1, 2) OBP: 0.329, SLG: 0.326		0-0 1B 1B 1B	0-3 K		0-0 F8			0-0 1B 1B		4 1 2 0 0 1 1												
Fred Valentine, S (1, 7) OBP: 0.323, SLG: 0.333		0-0 1B 1B 1B	0-0 6-3		0-3 K			0-0 1B		4 0 2 1 0 1 1												
John Kennedy, R (1, 5) OBP: 0.302, SLG: 0.365		0-0 G5-2-3 E 1B		0-3 K		4-0 FC5-4 BB		0-0 6-3		3 1 1 0 1 1 2												
Ed Brinkman, R (1, 6) OBP: 0.268, SLG: 0.328		0-0 G5-2-3 E 1B		0-0 4-3		0-0 FC5-4			0-0 CS SH3-4 1B	4 1 2 1 0 0 1												
Don Rudolph, L (1, 1) OBP: 0.167, SLG: 0.091		0-0 G5-2-3		0-0 4-3		0-3 K			0-0 SH3-4	1 0 0 0 0 0 3												
Steve Ridzik, R (2, 1) OBP: 0.250, SLG: 0.211		0-0 G5-2-3								2 0 0 0 0 1 0												
Inning Stats	R: 0 E: 0 K: 0 S: 3	H: 0 LOB: 0 BB: 0 P: 3	R: 4 E: 1 K: 0 S: 8	H: 6 LOB: 1 BB: 0 P: 8	R: 0 E: 0 K: 1 S: 5	H: 0 LOB: 1 BB: 1 P: 9	R: 0 E: 0 K: 1 S: 5	H: 0 LOB: 0 BB: 0 P: 5	R: 0 E: 0 K: 3 S: 9	H: 0 LOB: 1 BB: 1 P: 13	R: 0 E: 0 K: 1 S: 5	H: 0 LOB: 1 BB: 1 P: 9	R: 0 E: 0 K: 1 S: 5	H: 0 LOB: 0 BB: 0 P: 5	R: 0 E: 0 K: 1 S: 7	H: 2 LOB: 2 BB: 0 P: 7	R: 0 E: 0 K: 0 S: 3	H: 1 LOB: 1 BB: 1 P: 7	1B: 9 2B: 0 3B: 0 HR: 0	SF: 0 SAC: 1 DP: 1 HBP: 0	WP: 0 PB: 0 SB: 1 CS: 1	PA: 38
PITCHER	IP WLS BF H R ER SO BB IBB HBP BLK WP HR S P ERA WHIP																					
Pedro Ramos, R (1, 1) ERA: 4.64	1.0 L 7 4 4 4 0 0 0 0 0 0 0 0 7 7 36.00 4.000																					
Sonny Siebert, R (2, 1) ERA: 3.66	6.0 22 2 0 0 7 3 0 0 0 0 0 0 33 45 0.00 0.833																					
Gary Bell, R (8, 1) ERA: 4.07	2.0 9 3 0 0 1 1 0 0 0 0 0 0 10 14 0.00 2.000																					

AB	33
R	4
H	9
RBI	4
BB	4
SO	8
LOB	12



Batter	1	2	3	4	5	6	7	8	9	AB	R	H	RBI	BB	SO	LOB
Woodie Held, R OBP: 0.299, SLG: 0.425 Tito Francona, L OBP: 0.387, SLG: 0.389 (1, 4) (8, PH) (9, 9)	0-0 F9 1B	0-0 FC6-4 1B			0-0 6-3			0-0 F5		3	0	1	0	0	0	0
Dick Howser, R OBP: 0.326, SLG: 0.311 (1, 6)	0-0 BB 2B 1B	0-0 FC6-4 1-2f			0-0 F7			0-0 F5		4	1	1	0	0	0	2
Leon Wagner, L OBP: 0.330, SLG: 0.483 (1, 7)	4-0 1-2 2B BB		0-0 F9		0-0 F8			0-0 F8		3	1	0	0	1	0	0
Bob Chance, L OBP: 0.362, SLG: 0.479 (1, 3)	0-0 F2		0-0 P6		0-0 F5			0-0 4-3		4	0	0	0	0	0	2
Joe Azcue, R OBP: 0.315, SLG: 0.356 (1, 2)	0-0 1-H 2-H 2B		0-0 F7		0-0 5-3			0-0 6-3		4	0	1	2	0	0	0
Chico Salmon, R OBP: 0.353, SLG: 0.358 (1, 9) (9, 4)	0-0 F8			0-0 SH2-3 1B		0-0 P4		0-0 1B		4	0	2	0	0	0	1
Vic Davalillo, L OBP: 0.310, SLG: 0.342 (1, 8)		0-0 1B 1B		0-0 SH2-3 1-2 1B		0-0 6-3		0-0 F7		3	0	1	0	0	0	1
Billy Moran, R OBP: 0.285, SLG: 0.281 (1, 5)		0-0 F9		0-0 F7		0-0 F8		0-0 F8		3	0	0	0	0	0	2
Pedro Ramos, S OBP: 0.231, SLG: 0.351 Sonny Siebert, R OBP: 0.217, SLG: 0.273 Larry Brown, R OBP: 0.280, SLG: 0.371 Gary Bell, R OBP: 0.429, SLG: 0.385 (1, 1) (2, 1) (7, PH) (8, 1)		0-0 F7		0-0 5-3		0-3 K				0	0	0	0	0	0	0

Inning Stats	R: 2	H: 2	E: 0	K: 0	S: 5	LOB: 1	BB: 1	P: 9	R: 0	H: 2	E: 0	K: 0	S: 5	LOB: 2	BB: 0	P: 5	R: 0	H: 0	E: 0	K: 0	S: 3	LOB: 0	BB: 0	P: 3	R: 0	H: 0	E: 0	K: 0	S: 4	LOB: 1	BB: 0	P: 4	R: 0	H: 0	E: 0	K: 0	S: 3	LOB: 0	BB: 0	P: 3	R: 0	H: 0	E: 0	K: 1	S: 5	LOB: 0	BB: 0	P: 5	R: 0	H: 0	E: 0	K: 0	S: 3	LOB: 0	BB: 0	P: 3	R: 0	H: 1	E: 0	K: 0	S: 4	LOB: 1	BB: 0	P: 4	1B: 5	SF: 0	2B: 1	SAC: 1	3B: 0	DP: 0	HR: 0	HBP: 0	WP: 0	PA: 34
--------------	------	------	------	------	------	--------	-------	------	------	------	------	------	------	--------	-------	------	------	------	------	------	------	--------	-------	------	------	------	------	------	------	--------	-------	------	------	------	------	------	------	--------	-------	------	------	------	------	------	------	--------	-------	------	------	------	------	------	------	--------	-------	------	------	------	------	------	------	--------	-------	------	-------	-------	-------	--------	-------	-------	-------	--------	-------	--------

PITCHER	IP	WLS	BF	H	R	ER	SO	BB	IBB	HBP	BLK	WP	HR	S	P	ERA	WHIP
Don Rudolph, L ERA: 4.81 (1, 1)	1.2		10	4	2	2	0	1	0	0	0	0	0	9	13	10.80	3.000
Steve Ridzik, R ERA: 2.52 (2, 1)	7.1	W	24	2	0	0	1	0	0	0	0	0	0	26	26	0.00	0.273

BOTTOM

Washington Senators @ Cleveland Indians
Cleveland Municipal Stadium, Cleveland, OH

Tue Aug 04 1964, 7:05 PM EDT
Att. 4,320 - Unknown

livebaseballscorecards.com

AB	32
R	2
H	6
RBI	2
BB	1
SO	1
LOB	10



Batter	1	2	3	4	5	6	7	8	9	AB R H RBI BB SO LOB	TOP											
Don Blasingame, L (1, 4) OBP: 0.310, SLG: 0.313	0-3 K		0-0 P6		0-0 4-3		0-0 F7			4 0 0 0 0 1 3	Washington Senators @ Cleveland Indians Cleveland Municipal Stadium, Cleveland, OH Wed Aug 05 1964, 7:05 PM EDT Att. 4,162 - Unknown livebaseballscorecards.com											
Joe Cunningham, L (1, 3) OBP: 0.364, SLG: 0.301	0-0 L5			0-0 6-3		4-0 1B BB		0-0 4-3		3 0 0 0 1 0 0												
Jim King, L (1, 9) OBP: 0.360, SLG: 0.455	0-0 4-1			0-0 G3		0-0 F2		0-0 1B 1B		4 0 1 0 0 0 1												
Don Lock, R (1, 8) OBP: 0.359, SLG: 0.479		0-0 FC4-6 1B		0-0 1B		0-0 1-2 1B		0-0 F7		4 0 3 0 0 0 1												
Mike Brumley, L (1, 2) OBP: 0.328, SLG: 0.325		0-0 FC4-6 FC6-4 1-2f		0-0 F7		0-0 P6		0-0 1-2 1B		4 0 1 0 0 0 4												
Fred Valentine, S (1, 7) OBP: 0.321, SLG: 0.331		0-3 K			0-0 4-3 1B 1B		0-3 K			4 0 1 0 0 3 5												
John Kennedy, R (1, 5) OBP: 0.299, SLG: 0.361		0-0 FC6-4 1-2f			0-0 F8		0-3 K2-3		0-0 4-3	4 0 0 0 0 1 2												
Ed Brinkman, R (1, 6) OBP: 0.271, SLG: 0.328			0-0 5-3		0-0 4-3 1-2 1B		4-0 BB		0-0 F8	3 0 1 0 1 0 0												
Alan Koch, R (1, 1) OBP: 0.286, SLG: 0.393			0-0 4-3		0-0 4-3		0-0 P5		0-3 K	1 0 0 0 0 0 0 1 0 0 0 0 0 2 0 0 0 0 0 0 0 1 0 0 0 0 0 1 0 1 0 0 0 0 1 0												
Inning Stats	R: 0 E: 0 K: 1 S: 5	H: 0 LOB: 0 BB: 0 P: 5	R: 0 E: 0 K: 1 S: 6	H: 1 LOB: 1 BB: 0 P: 6	R: 0 E: 0 K: 0 S: 3	H: 0 LOB: 0 BB: 0 P: 3	R: 0 E: 0 K: 0 S: 4	H: 1 LOB: 1 BB: 0 P: 4	R: 0 E: 0 K: 0 S: 5	H: 2 LOB: 2 BB: 0 P: 5	R: 0 E: 0 K: 1 S: 6	H: 1 LOB: 2 BB: 1 P: 10	R: 0 E: 0 K: 1 S: 5	H: 0 LOB: 1 BB: 1 P: 9	R: 0 E: 0 K: 1 S: 7	H: 2 LOB: 2 BB: 0 P: 7	R: 0 E: 0 K: 1 S: 5	H: 0 LOB: 0 BB: 0 P: 5	1B: 7 2B: 0 3B: 0 HR: 0	SF: 0 SAC: 0 DP: 0 HBP: 0	WP: 0 PB: 0 SB: 0 CS: 0	PA: 36
PITCHER	IP WLS BF H R ER SO BB IBB HBP BLK WP HR S P ERA WHIP																					
Lee Stange, R (1, 1) ERA: 4.61	6.1 W 26 5 0 0 4 2 0 0 0 0 0 0 32 40 0.00 1.105																					
Gary Bell, R (7, 1) ERA: 3.94	2.2 S 10 2 0 0 2 0 0 0 0 0 0 0 14 14 0.00 0.750																					



Batter	1	2	3	4	5	6	7	8	9	AB	R	H	RBI	BB	SO	LOB
Dick Howser, R OBP: 0.329, SLG: 0.315 (1, 6)	0-0 P6			4-0 HR	0-0 1B		0-0 1B 2B	0-3 K		4	2	2	0	1	1	0
Chico Salmon, R OBP: 0.364, SLG: 0.400 (1, 4) (7, 9)	0-0 6-3			0-0 HR	0-0 F7		0-0 1B 1B	0-0 1B		5	2	3	2	0	0	1
Leon Wagner, L OBP: 0.331, SLG: 0.489 (1, 7)	0-0 F9			0-0 HR		0-0 6-3	0-0 1B 1B	0-0 4-3		5	2	2	3	0	0	1
Bob Chance, L OBP: 0.367, SLG: 0.485 (1, 3)		0-0 F8		0-0 FC5		0-0 1B 1B	0-0 1B 6-3			3	2	2	0	1	0	0
Tito Francona, L OBP: 0.382, SLG: 0.383 (1, 9) Woodie Held, R OBP: 0.298, SLG: 0.423 (7, 4)		0-0 G3		0-0 4-3		0-0 P6	0-0 P6			3	0	0	0	0	0	2
Vic Davalillo, L OBP: 0.310, SLG: 0.341 (1, 8)		0-3 K		0-0 FC5		0-0 1B 1B	0-0 6-3			4	1	1	0	0	1	3
Joe Azcue, R OBP: 0.319, SLG: 0.359 (1, 2)			0-0 F3	0-0 4-3		0-0 1B 1B	0-0 1B			4	0	2	3	0	0	1
Billy Moran, R OBP: 0.284, SLG: 0.278 (1, 5) Max Alvis, R OBP: 0.315, SLG: 0.445 (8, 5)			0-3 K		0-0 P3	4-0 1B	0-0 6-3			3	0	0	0	1	1	1
Lee Stange, R OBP: 0.174, SLG: 0.051 (1, 1) Gary Bell, R OBP: 0.400, SLG: 0.357 (7, 1)			0-3 K		0-0 L6	0-0 F9		0-3 K		0	0	0	0	0	1	2
										1	0	0	0	0	1	0

Inning Stats	R: 0	H: 0	E: 0	K: 0	S: 3	R: 0	H: 0	E: 0	K: 1	S: 5	R: 0	H: 0	E: 0	K: 2	S: 7	R: 3	H: 3	E: 0	K: 0	S: 6	R: 0	H: 1	E: 0	K: 0	S: 4	R: 2	H: 3	E: 0	K: 0	S: 6	R: 4	H: 4	E: 0	K: 0	S: 7	R: 0	H: 1	E: 0	K: 2	S: 8
	LOB: 0	BB: 0	P: 3	LOB: 0	BB: 0	P: 5	LOB: 0	BB: 0	P: 7	LOB: 1	BB: 1	P: 10	LOB: 1	BB: 0	P: 4	LOB: 2	BB: 1	P: 10	LOB: 1	BB: 1	P: 11	LOB: 1	BB: 0	P: 8	LOB: 1	BB: 0	P: 8	SF: 0	SAC: 0	DP: 0	HBP: 0	1B: 8	2B: 2	3B: 0	HR: 2	WP: 1	PB: 1	SB: 0	CS: 0	


PITCHER	IP	WLS	BF	H	R	ER	SO	BB	IBB	HBP	BLK	WP	HR	S	P	ERA	WHIP
Alan Koch, R ERA: 5.27 (1, 1)	4.0	L	16	3	3	3	3	1	0	0	0	0	2	21	25	6.75	1.000
Dave Stenhouse, R ERA: 4.86 (5, 1)	2.0		11	4	2	1	0	1	0	0	0	0	0	10	14	4.50	2.500
Bennie Daniels, R ERA: 4.55 (7, 1)	0.0		3	3	3	3	0	0	0	0	0	1	0	3	3	∞	∞
Jim Hannan, R ERA: 4.04 (7, 1)	1.0		5	1	1	1	0	1	0	0	0	0	0	4	8	9.00	2.000
Ron Kline, R ERA: 2.48 (8, 1)	1.0		4	1	0	0	2	0	0	0	0	0	0	8	8	0.00	1.000

BOTTOM

Washington Senators @ Cleveland Indians
Cleveland Municipal Stadium, Cleveland, OH

Wed Aug 05 1964, 7:05 PM EDT
Att. 4,162 - Unknown

AB	36
R	9
H	12
RBI	8
BB	3
SO	5
LOB	13



PITCHER	IP	WLS	BF	H	R	ER	SO	BB	IBB	HBP	BLK	WP	HR	S	P	ERA	WHIP
Alan Koch, R ERA: 5.27 (1, 1)	4.0	L	16	3	3	3	3	1	0	0	0	0	2	21	25	6.75	1.000
Dave Stenhouse, R ERA: 4.86 (5, 1)	2.0		11	4	2	1	0	1	0	0	0	0	0	10	14	4.50	2.500
Bennie Daniels, R ERA: 4.55 (7, 1)	0.0		3	3	3	3	0	0	0	0	0	1	0	3	3	∞	∞
Jim Hannan, R ERA: 4.04 (7, 1)	1.0		5	1	1	1	0	1	0	0	0	0	0	4	8	9.00	2.000
Ron Kline, R ERA: 2.48 (8, 1)	1.0		4	1	0	0	2	0	0	0	0	0	0	8	8	0.00	1.000


Batter	1	2	3	4	5	6	7	8	9	AB R H RBI BB SO LOB	TOP											
Don Blasingame, L (1, 4) OBP: 0.310, SLG: 0.313	0-0 1B	0-0 P6			0-0 4-3			0-0 SH 1B		3 1 1 0 0 0 1	<p>Washington Senators @ Los Angeles Angels</p> <p>Dodger Stadium, Los Angeles, CA</p> <p>Fri Aug 07 1964, 7:05 PM PDT</p> <p>Att. 6,844 - Unknown</p>											
Joe Cunningham, L (1, 3) OBP: 0.357, SLG: 0.294	0-0 F7		0-0 6-3		0-0 5-3			0-0 2-3		4 0 0 0 0 0 3												
Chuck Hinton, R (1, 7) OBP: 0.355, SLG: 0.452	0-0 1B		0-0 4-3			0-0 4-3		0-0 1B		4 0 2 2 0 0 0												
Jim King, L (1, 9) OBP: 0.356, SLG: 0.449	0-0 F5		0-0 F5			0-0 F8		0-0 F3		4 0 0 0 0 0 3												
Don Lock, R (1, 8) OBP: 0.356, SLG: 0.474	0-0 5-3			0-3 K		0-0 F8		0-0 6-3		4 0 0 0 0 1 3												
Mike Brumley, L (1, 2) OBP: 0.324, SLG: 0.321		0-0 3-1		0-0 F8			0-0 5-3		0-0 F7	4 0 0 0 0 0 0												
Don Zimmer, R (1, 5) OBP: 0.299, SLG: 0.452		4-0 1B		0-0 HR			0-0 P4		0-0 P4	2 2 1 1 1 0 0												
John Kennedy, R (7, 5) OBP: 0.298, SLG: 0.360		BB								1 0 0 0 0 0 0												
Ed Brinkman, R (1, 6) OBP: 0.268, SLG: 0.324		0-0 1-3		0-0 6-3			0-0 F9		0-3 K	4 0 0 0 0 1 1												
Claude Osteen, L (1, 1) OBP: 0.164, SLG: 0.188		0-0 1B			0-3 K			0-0 SH 1B		3 1 2 1 0 1 0												
Ron Kline, R (9, 1) OBP: 0.400, SLG: 0.250		2-H								0 0 0 0 0 0 0												
Inning Stats	R: 0 E: 0 K: 0 S: 5	H: 2 LOB: 2 BB: 0 P: 5	R: 1 E: 0 K: 0 S: 4	H: 1 LOB: 1 BB: 1 P: 8	R: 0 E: 0 K: 0 S: 3	H: 0 LOB: 0 BB: 0 P: 3	R: 1 E: 0 K: 1 S: 6	H: 1 LOB: 0 BB: 0 P: 6	R: 0 E: 0 K: 1 S: 5	H: 0 LOB: 0 BB: 0 P: 5	R: 0 E: 0 K: 0 S: 3	H: 0 LOB: 0 BB: 0 P: 3	R: 0 E: 1 K: 0 S: 6	H: 2 LOB: 1 BB: 0 P: 6	R: 2 E: 1 K: 0 S: 6	H: 2 LOB: 1 BB: 0 P: 6	R: 0 E: 0 K: 1 S: 5	H: 0 LOB: 0 BB: 0 P: 5	1B: 5 2B: 0 3B: 0 HR: 1	SF: 0 SAC: 1 DP: 0 HBP: 0	WP: 0 PB: 0 SB: 0 CS: 0	PA: 35
PITCHER	IP WLS BF H R ER SO BB IBB HBP BLK WP HR S P ERA WHIP																					
Fred Newman, R (1, 1) ERA: 2.62	7.1 L 29 5 4 3 2 1 0 0 0 0 0 1 32 36 3.68 0.818																					
Bob Lee, R (8, 1) ERA: 1.57	0.2 3 1 0 0 0 0 0 0 0 0 0 0 3 3 0.00 1.500																					
Bill Kelso, R (9, 1) ERA: 3.86	1.0 3 0 0 0 0 1 0 0 0 0 0 0 5 5 0.00 0.000																					

livebaseballscores.com

AB	33
R	4
H	6
RBI	4
BB	1
SO	3
LOB	11



Batter	1	2	3	4	5	6	7	8	9	AB	R	H	RBI	BB	SO	LOB
Jim Piersall, R OBP: 0.368, SLG: 0.394 (1, 7)	0-0 F8 ①		0-0 1B ②			0-0 F9 ①		0-3 K ②		4	0	1	0	0	1	0
Willie Smith, L OBP: 0.321, SLG: 0.493 (1, 9)	0-0 1-3 ②		0-0 F3 ②			0-0 F9 ②		0-0 2-3 ③		4	0	0	0	0	0	1
Jim Fregosi, R OBP: 0.409, SLG: 0.527 (1, 6)	0-0 1-3 ③		0-0 F9 ③			0-0 2B ③			4-0 WP 1B BB	3	1	1	0	1	0	1
Joe Adcock, R OBP: 0.363, SLG: 0.504 (1, 3)		0-3 K ①		0-0 6-3 ①		0-0 6-3 ③			0-0 WP 1B BB	4	0	1	0	0	1	1
Aubrey Gatewood, R OBP: 0.125, SLG: 0.125 (9, PR)									1-2 1B 1B	0	1	0	0	0	0	0
Bob Perry, R OBP: 0.352, SLG: 0.417 (1, 8)		4-0 1B BB		0-0 G4-6-3 1B			0-0 FC5-4 1B		4-0 1B L1-6-3 BB	2	1	2	0	2	0	0
Buck Rodgers, S OBP: 0.306, SLG: 0.315 (1, 2)		0-3 K ②		0-0 G4-6-3 1-2f ② ③			0-0 FC5-4 1-2f ①		0-0 L1-6-3 1B	4	0	1	2	0	1	3
Vic Power, R OBP: 0.259, SLG: 0.294 (1, 5) (8, 4)		0-0 1-3 1B			0-0 G4-6-3 1B		0-0 F9 ②		0-0 L1-6-3 ① ②	4	0	2	0	0	0	2
Bobby Knoop, R OBP: 0.307, SLG: 0.293 (1, 4)			0-0 5-3 ③		0-0 G4-6-3 ① ②		0-0 F9 ③		0-0 4-3 ③	3	0	0	0	0	0	4
Bob Lee, R (8, 1)										0	0	0	0	0	0	0
Bill Kelso, R (9, 1)										0	0	0	0	0	0	0
Lenny Green, L OBP: 0.295, SLG: 0.221 (9, PH)					0-0 1-2f ①					1	0	0	0	0	0	1
Fred Newman, R OBP: 0.227, SLG: 0.171 (1, 1)			0-3 K ①			0-0 F8 ③				2	0	0	0	0	1	0
Felix Torres, R OBP: 0.256, SLG: 0.415 (8, 5)										1	0	0	0	0	0	0

BOTTOM	
Washington Senators @ Los Angeles Angels Dodger Stadium, Los Angeles, CA Fri Aug 07 1964, 7:05 PM PDT Att. 6,844 - Unknown	
AB 32 R 3 H 8 RBI 2 BB 3 SO 4 LOB 13	

Inning Stats		R: 0	H: 0	R: 0	H: 1	R: 0	H: 1	R: 0	H: 1	R: 0	H: 1	R: 0	H: 1	R: 0	H: 0	R: 3	H: 2	1B: 7	SF: 0	WP: 1	PA: 35	
		E: 0	LOB: 0	E: 0	LOB: 2	E: 0	LOB: 1	E: 0	LOB: 0	E: 0	LOB: 1	E: 0	LOB: 1	E: 0	LOB: 0	E: 0	LOB: 1	2B: 1	SAC: 0	PB: 0		
		K: 0	BB: 0	K: 2	BB: 1	K: 1	BB: 0	K: 0	BB: 0	K: 0	BB: 0	K: 0	BB: 0	K: 1	BB: 0	K: 0	BB: 2	3B: 0	DP: 3	SB: 0		
		S: 3	P: 3	S: 8	P: 12	S: 6	P: 6	S: 3	P: 3	S: 3	P: 3	S: 4	P: 4	S: 4	P: 4	S: 5	P: 5	HR: 0	HBP: 0	CS: 0		
PITCHER		IP	WLS	BF	H	R	ER	SO	BB	IBB	HBP	BLK	WP	HR	S	P	ERA	WHIP				
Claude Osteen, L (1, 1)	ERA: 3.53	8.0	W	32	7	3	3	4	3	0	0	0	1	0	37	49	3.38	1.250				
Ron Kline, R (9, 1)	ERA: 2.44	1.0	S	3	1	0	0	0	0	0	0	0	0	0	3	3	0.00	1.000				

Batter	1	2	3	4	5	6	7	8	9	AB R H RBI BB SO LOB	TOP											
Don Blasingame, L (1, 4) OBP: 0.315, SLG: 0.318	0-0 CS 1B		0-0 4-3			0-0 FC5-4 BB 1B		0-0 5-3 1B		4 0 3 0 0 0 1	<p>Washington Senators @ Los Angeles Angels</p> <p>Dodger Stadium, Los Angeles, CA</p> <p>Sat Aug 08 1964, 7:05 PM PDT</p> <p>Att. 7,478 - Unknown</p>											
Joe Cunningham, L (1, 3) OBP: 0.355, SLG: 0.289	0-0 4-3 1-2			0-0 P4		4-0 FC5-4 BB 1-2		0-0 5-3 1-2		3 0 0 0 1 0 2												
Chuck Hinton, R (1, 7) OBP: 0.354, SLG: 0.448	0-0 6-3			0-0 5-3		0-0 FC5-4 1-2f 2-3		4-0 BB		3 0 0 0 1 0 2												
Jim King, L (1, 9) OBP: 0.352, SLG: 0.444		0-0 G3		0-0 4-3		0-0 G3		0-0 P4		4 0 0 0 0 0 4												
Don Lock, R (1, 8) OBP: 0.355, SLG: 0.471		0-0 F3			0-0 5-3		0-0 4-3 1B		0-0 F8	4 0 1 0 0 0 0												
Mike Brumley, L (1, 2) OBP: 0.320, SLG: 0.316		0-0 L6			0-0 P6		0-0 4-3 1-2		0-3 K	4 0 0 0 0 1 1												
Don Zimmer, R (1, 5) OBP: 0.298, SLG: 0.448			0-0 F7		0-0 FC6-4 1B		0-0 P6		0-3 K	4 0 1 0 0 1 1												
Ed Brinkman, R (1, 6) OBP: 0.268, SLG: 0.327			0-0 K		0-0 FC6-4 1-2f		0-3 K			3 0 1 0 0 1 2												
Buster Narum, R (1, 1) OBP: 0.023, SLG: 0.023			0-3 K			0-0 F8		0-0 P6		2 0 0 0 0 1 1												
Roy Sievers, R (8, PH) OBP: 0.261, SLG: 0.317										1 0 0 0 0 0 0												
Jim Hannan, R (8, 1) OBP: 0.176, SLG: 0.188										0 0 0 0 0 0 0												
Inning Stats	R: 0 E: 0 K: 0 S: 3	H: 1 LOB: 0 BB: 0 P: 3	R: 0 E: 0 K: 0 S: 3	H: 0 LOB: 0 BB: 0 P: 3	R: 0 E: 0 K: 1 S: 6	H: 1 LOB: 1 BB: 0 P: 6	R: 0 E: 0 K: 0 S: 3	H: 0 LOB: 0 BB: 0 P: 3	R: 0 E: 0 K: 0 S: 4	H: 1 LOB: 1 BB: 0 P: 4	R: 0 E: 0 K: 0 S: 4	H: 1 LOB: 2 BB: 1 P: 8	R: 0 E: 0 K: 1 S: 6	H: 1 LOB: 1 BB: 0 P: 6	R: 0 E: 0 K: 0 S: 4	H: 1 LOB: 2 BB: 1 P: 8	R: 0 E: 0 K: 2 S: 7	H: 0 LOB: 0 BB: 0 P: 7	1B: 5 2B: 1 3B: 0 HR: 0	SF: 0 SAC: 0 DP: 0 HBP: 0	WP: 0 PB: 0 SB: 0 CS: 1	PA: 34
PITCHER	IP WLS BF H R ER SO BB IBB HBP BLK WP HR S P ERA WHIP																					
Aubrey Gatewood, R (1, 1) ERA: 1.17	6.0 W 23 5 0 0 1 1 0 0 0 0 0 0 24 28 0.00 1.000																					
Bob Lee, R (7, 1) ERA: 1.53	3.0 S 11 1 0 0 3 1 0 0 0 0 0 0 16 20 0.00 0.667																					

livebaseballscores.com

AB	32
R	0
H	6
RBI	0
BB	2
SO	4
LOB	14



Batter	1	2	3	4	5	6	7	8	9	AB R H RBI BB SO LOB
Lenny Green, L OBP: 0.283, SLG: 0.210 (1, 7)	0-0 G3		0-0 P6			0-0 F9		0-0 4-3		4 0 0 0 0 0 0
Vic Power, R OBP: 0.265, SLG: 0.301 (1, 5)	0-0 F8			0-0 F9		4-0 BB		0-0 4-3 2B		3 0 1 0 1 0 0
Jim Fregosi, R OBP: 0.408, SLG: 0.522 (1, 6)	4-0 BB			0-0 6-3		0-0 F8		0-0 4-3		3 0 0 0 1 0 2
Willie Smith, L OBP: 0.316, SLG: 0.484 (1, 9)	0-0 P6			0-3 K		0-0 F7		0-3 K		4 0 0 0 0 2 3
Joe Adcock, R OBP: 0.362, SLG: 0.514 (1, 3)		0-0 F8			0-3 K		0-0 HR			3 1 1 1 0 1 0
Buck Rodgers, S OBP: 0.308, SLG: 0.320 (1, 2)		0-0 6-3			0-0 E 2B		0-0 FC4-6 1B			3 1 2 0 0 0 0
Bob Perry, R OBP: 0.351, SLG: 0.421 (1, 8)		0-0 5-3			0-0 E5 2B		0-3 K			3 1 1 1 0 1 1
Bobby Knoop, R OBP: 0.305, SLG: 0.290 (1, 4)			0-0 F8		0-0 5-3		0-0 FC4-6			3 0 0 0 0 0 1
Aubrey Gatewood, R OBP: 0.100, SLG: 0.100 Bob Lee, R (7, 1)			0-3 K		0-3 K		0-3 K			2 0 0 0 0 2 0 1 0 0 0 0 1 1

Inning Stats	R: 0	H: 0	E: 0	K: 0	S: 3	LOB: 1	BB: 1	P: 7	R: 0	H: 0	E: 0	K: 0	S: 3	LOB: 0	BB: 0	P: 3	R: 0	H: 0	E: 0	K: 1	S: 5	LOB: 0	BB: 0	P: 5	R: 0	H: 0	E: 0	K: 1	S: 5	LOB: 0	BB: 0	P: 5	R: 2	H: 2	E: 1	K: 2	S: 9	LOB: 0	BB: 0	P: 9	R: 0	H: 0	E: 0	K: 0	S: 3	LOB: 1	BB: 1	P: 7	R: 1	H: 2	E: 0	K: 2	S: 9	LOB: 1	BB: 0	P: 9	R: 0	H: 1	E: 0	K: 1	S: 6	LOB: 1	BB: 0	P: 6
1B: 1	SF: 0	2B: 3	SAC: 0	3B: 0	DP: 0	HR: 1	HBP: 0	WP: 0	PA: 31																																																							

PITCHER	IP	WLS	BF	H	R	ER	SO	BB	IBB	HBP	BLK	WP	HR	S	P	ERA	WHIP
Buster Narum, R ERA: 3.94 (1, 1)	7.0	L	27	4	3	2	6	2	0	0	0	0	1	37	45	2.57	0.857
Jim Hannan, R ERA: 3.99 (8, 1)	1.0		4	1	0	0	1	0	0	0	0	0	0	6	6	0.00	1.000

BOTTOM

Washington Senators @ Los Angeles Angels
Dodger Stadium, Los Angeles, CA
Sat Aug 08 1964, 7:05 PM PDT
Att. 7,478 - Unknown

AB	29
R	3
H	5
RBI	2
BB	2
SO	7
LOB	8



Batter	1	2	3	4	5	6	7	8	9	AB R H RBI BB SO LOB	TOP																															
Fred Valentine, S OBP: 0.330, SLG: 0.337 (1, 9) BB (9, 7)	4-0 G4-6-3 BB		0-0 1B 2-H 1B		0-0 SH FC6-2 1-3			0-3 K	0-0 E BB 1B	3 0 2 2 1 1 0																																
Don Blasingame, L OBP: 0.313, SLG: 0.314 (1, 4) X	0-0 F7		0-0 F7		0-0 FC6-2 2-3 3-H			0-0 F8	4-0 E BB 1B	4 0 0 0 1 0 4																																
Chuck Hinton, R OBP: 0.352, SLG: 0.445 Joe Cunningham, L OBP: 0.355, SLG: 0.289 (1, 7) (9, 3) X	0-0 G4-6-3 1-2f		0-0 1B		0-0 F9			0-0 F9	0-0 F9 1-2 2-3 3-H	5 0 1 0 0 0 5 0 0 0 0 0 0 0																																
Don Lock, R OBP: 0.353, SLG: 0.467 (1, 8) S S S		0-3 K	0-3 K						0-0 1B 1B P4	5 1 1 0 0 2 5																																
Dick Phillips, L OBP: 0.324, SLG: 0.299 (1, 3) (9, 5) X		0-0 FC4-6 1B			0-0 F8			0-0 4-3	0-0 1B 1B 1B 1B	4 1 2 0 0 0 0																																
Mike Brumley, L OBP: 0.319, SLG: 0.316 (1, 2) X		0-0 FC4-6 1-2f			0-0 6-3			0-0 F2	0-0 1B 1B 1B	4 1 1 1 0 0 1																																
John Kennedy, R OBP: 0.296, SLG: 0.357 Jim King, L OBP: 0.351, SLG: 0.442 (1, 5) (9, PH) (9, 9) S S		0-3 K			0-0 6-3			0-3 K	0-0 P5	3 0 0 0 0 2 1 1 0 0 0 0 0 2																																
Ed Brinkman, R OBP: 0.266, SLG: 0.325 Don Zimmer, R OBP: 0.301, SLG: 0.451 Chuck Cottier, R OBP: 0.252, SLG: 0.319 (1, 6) (9, PH) (9, PR) (9, 6) X			0-0 F8		0-0 6-3			0-0 6-3	0-0 1B 1B 1B	3 0 0 0 0 0 0 1 0 1 0 0 0 0 0 1 0 0 0 0 0																																
Frank Kreutzer, R OBP: 0.100, SLG: 0.200 Steve Rizzik, R OBP: 0.318, SLG: 0.333 Dave Stenhouse, R OBP: 0.297, SLG: 0.308 Roy Sievers, R OBP: 0.299, SLG: 0.315 Bennie Daniels, L OBP: 0.225, SLG: 0.222 Don Lepore, R OBP: 0.217, SLG: 0.293 Claude Osteen, L OBP: 0.164, SLG: 0.188 Ron Kline, R OBP: 0.450, SLG: 0.250 (1, 1) (2, 1) (6, 1) (7, PH) (7, 1) (9, PH) (9, PH) (9, PH) (9, 1)			0-0 1B 2B		0-0 SH FC6-2 1B			0-0 P3	0-0 BB 1B E 1B	0 0 0 0 0 0 0 2 1 2 0 0 0 0 0 0 0 0 0 0 0 1 0 0 0 0 0 0 0 0 0 0 0 0 0 1 0 1 2 0 0 0 0 1 0 0 0 0 0 0 0 0 0 0 0 0																																
Inning Stats	R: 0 E: 0 K: 0 S: 2	H: 0 LOB: 0 BB: 1 P: 6	R: 0 E: 0 K: 2 S: 8	H: 1 LOB: 1 BB: 0 P: 8	R: 1 E: 0 K: 1 S: 8	H: 3 LOB: 2 BB: 0 P: 8	R: 0 E: 0 K: 0 S: 3	H: 0 LOB: 0 BB: 0 P: 3	R: 0 E: 1 K: 1 S: 5	H: 1 LOB: 2 BB: 0 P: 5	R: 0 E: 0 K: 0 S: 3	H: 0 LOB: 0 BB: 0 P: 3	R: 0 E: 0 K: 1 S: 5	H: 0 LOB: 0 BB: 0 P: 5	R: 0 E: 0 K: 1 S: 5	H: 0 LOB: 0 BB: 0 P: 5	R: 0 E: 1 K: 0 S: 9	H: 6 LOB: 3 BB: 1 P: 13	1B: 10 2B: 1 3B: 0 HR: 0	SF: 0 SAC: 1 DP: 1 HBP: 0	WP: 0 PB: 0 SB: 0 CS: 0	PA: 40																				
PITCHER	IP	WLS	BF	H	R	ER	SO	BB	IBB	HBP	BLK	WP	HR	S	P	ERA	WHIP	PITCHER								IP	WLS	BF	H	R	ER	SO	BB	IBB	HBP	BLK	WP	HR	S	P	ERA	WHIP
Dean Chance, R ERA: 1.76 (1, 1)	8.0		33	8	4	4	5	1	0	0	0	0	0	42	46	4.50	1.125																									
Bob Lee, R ERA: 1.6 (9, 1)	0.2	L	6	3	2	1	0	1	0	0	0	0	0	5	9	13.50	6.000																									
Bob Duliba, R ERA: 2.63 (9, 1)	0.1		1	0	0	0	0	0	0	0	0	0	0	1	1	0.00	0.000																									

Washington Senators @ Los Angeles Angels
Dodger Stadium, Los Angeles, CA
Sun Aug 09 1964, 3:33 AM PDT
Att. 6,565 - Unknown

AB	37
R	6
H	11
RBI	5
BB	2
SO	5
LOB	18



Batter	1	2	3	4	5	6	7	8	9	AB	R	H	RBI	BB	SO	LOB
Jim Piersall, R (1, 7) <small>OBP: 0.370, SLG: 0.391</small> Lenny Green, L (6, PH) <small>OBP: 0.287, SLG: 0.207</small> (7, 7)	0-3 K		4-0 G6-4-3 BB			4-0 SH3-4 1B BB		0-0 F3		1	0	0	0	1	1	0
Vic Power, R (1, 5) <small>OBP: 0.260, SLG: 0.296</small>	0-0 3-1		0-0 F5			0-0 SH3-4 1-2		0-0 F9		3	0	0	0	0	0	1
Jim Fregosi, R (1, 6) <small>OBP: 0.404, SLG: 0.516</small>	0-0 6-3		0-0 G6-4-3 1-2f			0-0 FC6 1B E		0-0 F8		4	1	0	0	0	0	2
Joe Adcock, R (1, 3) <small>OBP: 0.364, SLG: 0.512</small>		4-0 E 1B 2B BB		0-0 6-3		0-0 F8-4 E 1-3 2-H 1B		0-0 6-3		3	1	1	1	1	0	0
Bob Perry, R (1, 8) <small>OBP: 0.349, SLG: 0.417</small>		0-0 E8 2B 1-3 1B		0-0 F9		0-0 E5 1-2 3-H 0-0 F8-4 2-3		0-0 L1-3		4	1	1	0	0	0	1
Buck Rodgers, S (1, 2) <small>OBP: 0.308, SLG: 0.322</small>		0-0 1B 2B 2-H 3-H		0-3 K		0-0 F8-4		0-0 F7		4	1	1	2	0	1	2
Lou Clinton, R (1, 9) <small>OBP: 0.292, SLG: 0.386</small>		0-0 G5-4-3 2-H 1B			0-0 5-3		0-0 P6			3	0	1	1	0	0	0
Bobby Knoop, R (1, 4) <small>OBP: 0.303, SLG: 0.288</small>		0-0 G5-4-3 1-2f			0-0 F8		0-0 5-3			3	0	0	0	0	0	1
Dean Chance, R (1, 1) <small>OBP: 0.125, SLG: 0.075</small> Bob Lee, R (9, 1) Bob Duliba, R (9, 1)		0-3 K			0-3 K		0-3 K			3	0	0	0	0	3	0


Inning Stats	R: 0	H: 0	E: 0	K: 1	S: 5	R: 3	H: 3	E: 1	K: 1	S: 7	R: 0	H: 0	E: 0	K: 0	S: 2	R: 0	H: 0	E: 0	K: 1	S: 5	R: 2	H: 1	E: 1	K: 0	S: 5	R: 0	H: 0	E: 0	K: 1	S: 5	R: 0	H: 0	E: 0	K: 0	S: 3	R: 0	H: 0	E: 0	K: 0	S: 3	R: 0	H: 0	E: 0	K: 0	S: 3			
	0	0	0	1	5	3	3	1	1	7	0	0	0	0	2	0	0	0	0	0	5	0	1	0	0	0	0	0	0	0	0	0	0	0	0	0	0	0	0	0	0	0	0	0	0	0	0	0

PITCHER	IP	WLS	BF	H	R	ER	SO	BB	IBB	HBP	BLK	WP	HR	S	P	ERA	WHIP
Frank Kreuzer, L (1, 1) <small>ERA: 4.38</small>	1.0		7	3	3	3	1	1	0	0	0	0	0	8	12	27.00	4.000
Steve Ridzik, R (2, 1) <small>ERA: 2.5</small>	4.1		16	1	2	1	3	2	0	0	0	0	0	20	28	2.08	0.692
Dave Stenhouse, R (6, 1) <small>ERA: 4.81</small>	0.2		1	0	0	0	0	0	0	0	0	0	0	1	1	0.00	0.000
Bennie Daniels, R (7, 1) <small>ERA: 4.48</small>	2.0	W	6	0	0	0	1	0	0	0	0	0	0	8	8	0.00	0.000
Ron Kline, R (9, 1) <small>ERA: 2.4</small>	1.0	S	3	0	0	0	0	0	0	0	0	0	0	3	3	0.00	0.000

BOTTOM

Washington Senators @ Los Angeles Angels
Dodger Stadium, Los Angeles, CA
 Sun Aug 09 1964, 3:33 AM PDT
 Att. 6,565 - Unknown

AB	29
R	5
H	4
RBI	4
BB	3
SO	5
LOB	7



WP	PA	ERA	WHIP
0	33		

Batter	1	2	3	4	5	6	7	8	9	AB R H RBI BB SO LOB	TOP									
Fred Valentine, S (1, 7) OBP: 0.323, SLG: 0.330	0-3 K		0-0 3-1		0-0 P1			0-0 3-1		4 0 0 0 0 1 0										
Don Blasingame, L (1, 4) OBP: 0.310, SLG: 0.311	0-0 F9			0-0 F9	0-0 F5			0-0 4-1		4 0 0 0 0 0 0										
Jim King, L (1, 9) OBP: 0.353, SLG: 0.451	0-0 HR			4-0 HR BB	0-0 4-3			0-0 1-3		3 2 1 1 1 0 0										
Don Lock, R (1, 8) OBP: 0.352, SLG: 0.473	0-0 F9			0-0 1-H HR		0-3 K			0-0 F7	4 1 1 2 0 1 0										
Dick Phillips, L (1, 3) OBP: 0.322, SLG: 0.297		0-0 F2		0-0 1B 2B 1B		0-0 F7			0-0 P4	4 1 1 0 0 0 0										
Don Zimmer, R (1, 5) John Kennedy, R (6, 5) OBP: 0.297, SLG: 0.444 OBP: 0.295, SLG: 0.356		0-0 1-3		0-3 K		0-3 K			0-3 K	3 0 0 0 0 2 1 1 0 0 0 0 1 0										
Mike Brumley, L (1, 2) OBP: 0.319, SLG: 0.316		0-0 F5		0-0 1-3 2B 1B			0-0 1-3			3 1 1 0 0 0 0										
Ed Brinkman, R (1, 6) OBP: 0.267, SLG: 0.328			0-0 6-3	0-0 1-H 2B			0-0 P4			3 0 1 2 0 0 0										
Claude Osteen, L (1, 1) Jim Hannan, R (7, 1) OBP: 0.157, SLG: 0.179 OBP: 0.176, SLG: 0.188			0-0 F7	0-0 3-H 4-3			0-0 6-3			3 0 0 0 0 0 1 0 0 0 0 0 0 0										
Inning Stats	R: 1 E: 0 K: 1 S: 6	H: 1 LOB: 0 BB: 0 P: 6	R: 0 E: 0 K: 0 S: 3	H: 0 LOB: 0 BB: 0 P: 3	R: 0 E: 0 K: 3 S: 3	H: 0 LOB: 0 BB: 0 P: 3	R: 4 E: 0 K: 1 S: 9	H: 4 LOB: 1 BB: 1 P: 13	R: 0 E: 0 K: 2 S: 7	H: 0 LOB: 0 BB: 0 P: 7	R: 0 E: 0 K: 0 S: 3	H: 0 LOB: 0 BB: 0 P: 3	R: 0 E: 0 K: 0 S: 3	H: 0 LOB: 0 BB: 0 P: 3	R: 0 E: 0 K: 1 S: 5	H: 0 LOB: 0 BB: 0 P: 5	1B: 2 2B: 1 3B: 0 HR: 2	SF: 0 SAC: 0 DP: 0 HBP: 0	WP: 0 PB: 0 SB: 0 CS: 0	PA: 33
PITCHER	IP WLS BF H R ER SO BB IBB HBP BLK WP HR S P ERA WHIP																			
Diego Segui, R (1, 1) ERA: 3.93	3.2 L 17 5 5 5 2 1 0 0 0 0 0 2 20 24 12.27 1.636																			
Wes Stock, R (4, 1) ERA: 2.45	1.1 4 0 0 0 0 0 0 0 0 0 0 0 4 4 0.00 0.000																			
Ken Sanders, R (6, 1) ERA: 1.35	2.0 6 0 0 0 0 2 0 0 0 0 0 0 10 10 0.00 0.000																			
John Wyatt, R (8, 1) ERA: 3.8	2.0 6 0 0 0 0 1 0 0 0 0 0 0 8 8 0.00 0.000																			

Washington Senators @ Kansas City Athletics
Municipal Stadium, Kansas City, MO
Tue Aug 11 1964, 8:05 PM EDT
Att. 8,062 - Unknown

AB	32
R	5
H	5
RBI	5
BB	1
SO	5
LOB	2



WP: 0	PA: 33
PB: 0	
SB: 0	
CS: 0	

PITCHER	IP	WLS	BF	H	R	ER	SO	BB	IBB	HBP	BLK	WP	HR	S	P	ERA	WHIP
Diego Segui, R	3.2	L	17	5	5	5	2	1	0	0	0	0	2	20	24	12.27	1.636
Wes Stock, R	1.1		4	0	0	0	0	0	0	0	0	0	0	4	4	0.00	0.000
Ken Sanders, R	2.0		6	0	0	0	2	0	0	0	0	0	0	10	10	0.00	0.000
John Wyatt, R	2.0		6	0	0	0	1	0	0	0	0	0	0	8	8	0.00	0.000

Batter	1	2	3	4	5	6	7	8	9	AB	R	H	RBI	BB	SO	LOB
Bert Campaneris, R (1, 6) OBP: 0.355, SLG: 0.522	0-0 4-3 		0-3 K 		0-0 P6 		0-0 BB 1B 		0-3 K 	5	0	1	0	0	2	3
Wayne Causey, L (1, 5) OBP: 0.377, SLG: 0.380	0-0 		0-0 G4-6-3 		0-0 4-3 		4-0 BB 1B 		0-0 F5 	4	0	1	0	1	0	3
Ken Harrelson, R (1, 7) Manny Jimenez, L (7, PH) (8, 7) OBP: 0.242, SLG: 0.363 OBP: 0.300, SLG: 0.500	0-0 F9 			0-3 K 		0-0 5-3 		0-3 K 		3	0	0	0	0	1	1
Rocky Colavito, R (1, 9) OBP: 0.353, SLG: 0.529	0-0 5-3 			0-0 5-3 		0-0 4-3 		0-0 E6 		4	0	0	0	0	0	1
Jim Gentile, L (1, 3) OBP: 0.380, SLG: 0.473		0-0 4-3 		0-3 K 		0-0 1B 1B 		0-3 K 		4	0	1	0	0	2	1
Doc Edwards, R (1, 2) OBP: 0.248, SLG: 0.284		0-0 G3 			0-0 F9 1B 2B 1B 		0-0 FC4 1B 		0-0 F8 	4	1	2	0	0	0	1
Dick Green, R (1, 4) OBP: 0.303, SLG: 0.402		0-0 FC6-4 1B 			0-0 2B 1B 		0-0 FC4 		0-3 K 	4	0	2	0	0	1	3
Nelson Mathews, R (1, 8) OBP: 0.292, SLG: 0.360		0-0 FC6-4 			0-0 F9 		0-3 K 		0-0 HR 	4	1	1	1	0	1	3
Diego Segui, R (1, 1) Wes Stock, R (4, 1) George Alusik, R (5, PH) Ken Sanders, R (6, 1) Ed Charles, R (7, PH) John Wyatt, R (8, 1) Jose Tartabull, L (9, PH) OBP: 0.285, SLG: 0.246 OBP: 0.214, SLG: 0.154 OBP: 0.353, SLG: 0.368			0-0 G4-6-3 		0-0 1B 		0-0 1-3 		0-0 F9 	1	0	1	0	0	0	0

BOTTOM	
<p>Washington Senators @ Kansas City Athletics Municipal Stadium, Kansas City, MO</p> <p>Tue Aug 11 1964, 8:05 PM EDT Att: 8,062 - Unknown</p>	
<p>AB 37 R 2 H 10 RBI 2 BB 1 SO 8 LOB 18</p>	
<p>WP: 0 PA: 38 PB: 0 SB: 0 CS: 0</p>	

Inning Stats	R: 0	H: 1	E: 0	LOB: 1	K: 0	BB: 0	S: 4	P: 4	R: 0	H: 1	E: 0	LOB: 1	K: 0	BB: 0	S: 4	P: 4	R: 0	H: 0	E: 0	LOB: 0	K: 2	BB: 0	S: 7	P: 7	R: 1	H: 3	E: 0	LOB: 2	K: 0	BB: 0	S: 6	P: 6	R: 0	H: 2	E: 0	LOB: 2	K: 0	BB: 0	S: 5	P: 5	R: 0	H: 1	E: 0	LOB: 2	K: 2	BB: 1	S: 8	P: 12	R: 0	H: 0	E: 1	LOB: 1	K: 2	BB: 0	S: 8	P: 8	R: 1	H: 1	E: 0	LOB: 0	K: 1	BB: 0	S: 6	P: 6	1B: 7	SF: 0	2B: 2	SAC: 0	3B: 0	DP: 1	HR: 1	HBP: 0	WP: 0	PA: 38	ERA	WHIP
PITCHER	IP	WLS	BF	H	R	ER	SO	BB	IBB	HBP	BLK	WP	HR	S	P	ERA	WHIP	PITCHER		IP	WLS	BF	H	R	ER	SO	BB	IBB	HBP	BLK	WP	HR	S	P	ERA	WHIP	PITCHER		IP	WLS	BF	H	R	ER	SO	BB	IBB	HBP	BLK	WP	HR	S	P	ERA	WHIP																					
Claude Osteen, L (1, 1) ERA: 3.44	6.2	W	29	9	1	1	4	1	0	0	0	0	0	36	40	1.35	1.500	Claude Osteen, L (1, 1) ERA: 3.44		6.2	W	29	9	1	1	4	1	0	0	0	0	0	0	0	1.35	1.500	Claude Osteen, L (1, 1) ERA: 3.44		6.2	W	29	9	1	1	4	1	0	0	0	0	0	0	1.35	1.500																						
Jim Hannan, R (7, 1) ERA: 3.98	2.1	S	9	1	1	1	4	0	0	0	0	0	0	17	17	3.86	0.429	Jim Hannan, R (7, 1) ERA: 3.98		2.1	S	9	1	1	1	4	0	0	0	0	0	0	0	0	3.86	0.429	Jim Hannan, R (7, 1) ERA: 3.98		2.1	S	9	1	1	1	4	0	0	0	0	0	0	0	3.86	0.429																						

Batter	1	2	3	4	5	6	7	8	9	AB R H RBI BB SO LOB	TOP																									
Fred Valentine, S (1, 7) OBP: 0.322, SLG: 0.328	0-3 K		0-0 6-3		0-0 F7			0-0 WP 4-3 HR 1B		4 1 1 0 0 1 0	Washington Senators @ Kansas City Athletics Municipal Stadium, Kansas City, MO Wed Aug 12 1964, 8:05 PM EDT Att. 3,786 - Unknown																									
Don Blasingame, L (1, 4) OBP: 0.309, SLG: 0.310	0-0 HR 1B		0-0 4-3			0-0 F7		0-0 4-3		4 1 1 0 0 0 1																										
Jim King, L (1, 9) OBP: 0.354, SLG: 0.459	0-0 P4			0-0 4-3		4-0 HBP BB		0-0 2-H HR		3 1 1 2 1 0 1																										
Don Lock, R (1, 8) OBP: 0.353, SLG: 0.480	0-0 1-H HR			0-3 K		1-0 H G6-4-3 HBP		0-3 K		3 1 1 2 0 2 0																										
Dick Phillips, L (1, 3) OBP: 0.316, SLG: 0.290	0-3 K			0-0 E1 BB		0-0 G6-4-3 1-2f		0-0 4-3		4 0 0 0 0 1 2																										
Don Zimmer, R (1, 5) OBP: 0.298, SLG: 0.440		0-3 K		4-0 BB FC4-6 BB		0-0 L4		0-3 K		2 0 0 0 1 1 0																										
John Kennedy, R (8, 5) OBP: 0.295, SLG: 0.355										1 0 0 0 0 1 0																										
Mike Brumley, L (1, 2) OBP: 0.316, SLG: 0.312		0-3 K		0-0 FC4-6 1-2f		0-0 F8		0-3 K		4 0 0 0 0 2 2																										
Ed Brinkman, R (1, 6) OBP: 0.266, SLG: 0.325		0-0 4-3			0-0 F7		4-0 BB BB		0-0 6-3	3 0 0 0 1 0 0																										
Buster Narum, R (1, 1) OBP: 0.022, SLG: 0.022			0-0 3-1		0-3 K		0-3 K			2 0 0 0 0 1 0																										
Alan Koch, R (5, 1) OBP: 0.286, SLG: 0.393										0 0 0 0 0 0 0																										
Steve Ridzik, R (5, 1) OBP: 0.318, SLG: 0.333										0 0 0 0 0 0 0																										
Roy Sievers, R (7, PH) OBP: 0.257, SLG: 0.313										1 0 0 0 0 1 1																										
Ron Kline, R (7, 1) OBP: 0.400, SLG: 0.250										0 0 0 0 0 0 0																										
Inning Stats	R: 2 E: 0 K: 2 S: 9	H: 2 LOB: 0 BB: 0 P: 9	R: 0 E: 0 K: 2 S: 7	H: 0 LOB: 0 BB: 0 P: 7	R: 0 E: 0 K: 0 S: 3	H: 0 LOB: 2 BB: 1 P: 10	R: 0 E: 0 K: 1 S: 5	H: 0 LOB: 0 BB: 0 P: 5	R: 0 E: 0 K: 0 S: 2	H: 0 LOB: 1 BB: 1 P: 7	R: 0 E: 0 K: 1 S: 5	H: 0 LOB: 1 BB: 1 P: 9	R: 2 E: 0 K: 1 S: 7	H: 2 LOB: 0 BB: 0 P: 7	R: 0 E: 0 K: 2 S: 7	H: 0 LOB: 0 BB: 0 P: 7	1B: 2 2B: 0 3B: 0 HR: 2	SF: 0 SAC: 0 DP: 1 HBP: 1	WP: 1 PB: 0 SB: 0 CS: 0	PA: 35																
PITCHER	IP WLS BF H R ER SO BB IBB HBP BLK WP HR S P ERA WHIP																																			
Jose Santiago, R (1, 1) ERA: 4.58	5.1		22	2	2	2	6	2	0	1	0	0	1	31	40	3.38	0.750																			
Moe Drabowsky, R (6, 1) ERA: 5.76	3.2	L	13	2	2	2	4	1	0	0	0	1	1	20	24	4.91	0.818																			

livebaseballscorecards.com

AB	31
R	4
H	4
RBI	4
BB	3
SO	10
LOB	7



Batter	1	2	3	4	5	6	7	8	9	AB	R	H	RBI	BB	SO	LOB
Dick Green, R (1, 4) OBP: 0.301, SLG: 0.399	0-0 6-3		0-0 6-3		0-0 1B 1B	0-0 1-3		0-0 F8	5 1 1 0 0 0 1							
Wayne Causey, L (1, 5) OBP: 0.380, SLG: 0.383	0-0 4-3		0-0 BB 1B 2-H 1B		0-0 1B 1B	0-0 4-3		0-0 1B	5 1 3 1 0 0 0							
Manny Jimenez, L (1, 7) Jose Tartabull, L (8, 7) OBP: 0.304, SLG: 0.500 OBP: 0.244, SLG: 0.250	0-0 P3		0-0 BB 1B		0-0 BB 1B 1-3 3-H 1B		0-0 4-3	0-0 F9	4 0 2 1 0 0 0 1 0 0 0 0 0 1							
Rocky Colavito, R (1, 9) OBP: 0.356, SLG: 0.530		0-0 G3-6 1B	4-0 1-2 2-3 BB		0-0 1-2 3-H 4-0 BB 1B		0-0 F8		3 0 2 1 1 0 0							
Jim Gentile, L (1, 3) OBP: 0.379, SLG: 0.468		0-0 G3-6 1-2f	0-0 F9		0-0 1-2 2-3 BB		0-3 K2-3		3 0 0 0 1 1 4							
Doc Edwards, R (1, 2) OBP: 0.252, SLG: 0.285		0-0 1B		4-0 BB	0-0 P5		0-0 4-3		3 0 1 0 1 0 3							
Bert Campaneris, R (1, 6) OBP: 0.338, SLG: 0.493		0-0 F9		0-0 F8	0-3 K		0-0 F9		4 0 0 0 0 1 5							
Nelson Mathews, R (1, 8) OBP: 0.292, SLG: 0.359			0-0 SH3-4 1B	0-0 F8	0-3 K		0-0 4-3		4 1 1 0 0 1 4							
Jose Santiago, R (1, 1) Moe Drabowsky, R (6, 1) Ed Charles, R (9, PH) OBP: 0.026, SLG: 0.026 OBP: 0.328, SLG: 0.380			0-0 SH3-4	0-3 K		0-3 K		0-0 6-3	1 0 0 0 0 1 1 1 0 0 0 0 1 0 1 0 0 0 0 0 0							

Inning Stats	R: 0	H: 0	E: 0	K: 0	S: 3	H: 2	LOB: 1	BB: 0	P: 4	R: 1	H: 3	E: 0	K: 0	S: 6	R: 0	H: 0	E: 0	K: 1	S: 5	R: 2	H: 4	E: 0	K: 2	S: 11	R: 0	H: 0	E: 0	K: 1	S: 5	R: 0	H: 0	E: 0	K: 1	S: 3	R: 0	H: 1	E: 0	K: 0	S: 4	R: 0	H: 0	E: 0	K: 0	S: 3	R: 0	H: 1	E: 0	K: 0	S: 4	1B: 10	SF: 0	2B: 0	SAC: 1	3B: 0	DP: 1	HR: 0	HBP: 0	WP: 0	PA: 39
--------------	------	------	------	------	------	------	--------	-------	------	------	------	------	------	------	------	------	------	------	------	------	------	------	------	-------	------	------	------	------	------	------	------	------	------	------	------	------	------	------	------	------	------	------	------	------	------	------	------	------	------	--------	-------	-------	--------	-------	-------	-------	--------	-------	--------

PITCHER	IP	WLS	BF	H	R	ER	SO	BB	IBB	HBP	BLK	WP	HR	S	P	ERA	WHIP
Buster Narum, R (1, 1) ERA: 4.03	4.0		20	7	3	3	1	2	0	0	0	0	0	20	28	6.75	2.250
Alan Koch, R (5, 1) ERA: 5.27	0.0		2	2	0	0	0	0	0	0	0	0	0	2	2	∞	∞
Steve Ridzik, R (5, 1) ERA: 2.45	2.0		7	0	0	0	3	1	0	0	0	0	0	12	16	0.00	0.500
Ron Kline, R (7, 1) ERA: 2.28	3.0	W	10	1	0	0	1	0	0	0	0	0	0	12	12	0.00	0.333

BOTTOM

Washington Senators @ Kansas City Athletics
Municipal Stadium, Kansas City, MO
Wed Aug 12 1964, 8:05 PM EDT
Att. 3,786 - Unknown

livebaseballscorecards.com

AB	35
R	3
H	10
RBI	3
BB	3
SO	5
LOB	19



Batter	1	2	3	4	5	6	7	8	9	AB R H RBI BB SO LOB	TOP																
Bob Perry, R (1, 8) OBP: 0.353, SLG: 0.410	0-0 G5-4-3 1B		0-0 1-3	0-3 K			0-3 K		0-0 6-3	5 0 1 0 0 2 1	Los Angeles Angels @ Washington Senators D.C. Stadium, Washington, DC Fri Aug 14 1964, 7:05 PM EDT Unknown																
Vic Power, R (1, 3) OBP: 0.270, SLG: 0.297	0-0 G5-4-3 1-2f		0-0 F9	0-0 P6			0-0 F9 2B		0-0 4-3	5 0 1 0 0 0 2																	
Jim Fregosi, R (1, 6) OBP: 0.398, SLG: 0.507	0-0 5-3		0-0 1B 2B			0-3 K	4-0 BB BB		0-3 K	4 1 1 0 1 2 0																	
Willie Smith, L (1, 7) OBP: 0.318, SLG: 0.480		0-0 FC6-4 1B 1B	0-0 S 1B 2-H			0-0 4-3	0-0 F9 2-3			4 1 2 1 0 0 2																	
Buck Rodgers, S (1, 2) OBP: 0.306, SLG: 0.318		0-0 FC6-4 1B 1-2	4-0 1-2 BB			0-0 F8	0-0 F8			3 0 1 0 1 0 2																	
Lou Clinton, R (1, 9) OBP: 0.300, SLG: 0.391		0-0 F9	0-0 4-3							3 0 1 0 1 0 4																	
Felix Torres, R (1, 5) OBP: 0.254, SLG: 0.409		0-0 FC6-4 1B 1-2f 2-3		0-0 2B 1B		0-3 K		0-3 K		4 1 1 0 0 2 4																	
Bobby Knoop, R (1, 4) OBP: 0.301, SLG: 0.286		0-0		0-0 F9		0-3 K		0-0 G6-3 1B		3 0 1 1 0 1 2																	
Lenny Green, L (8, PH) OBP: 0.283, SLG: 0.207		0-0 1-2 3-H 1B		0-0 F9		0-3 K		1-2 G6-3 1B		1 0 1 0 0 0 0																	
Joe Koppe, R (8, 4) OBP: 0.351, SLG: 0.320				0-0 F9		0-3 K		0-0 G6-3		0 0 0 0 0 0 0																	
Aubrey Gatewood, R (1, 1) OBP: 0.091, SLG: 0.091		0-3 K		0-0 1-H 2B		0-0 4-3		0-0 1-2f		1 0 0 0 0 1 2																	
Barry Laiman, R (3, 1) OBP: 0.143, SLG: 0.200										1 0 1 1 0 0 0																	
Bill Keiso, R (5, 1)										0 0 0 0 0 0 0																	
Albie Pearson, L (8, PH) OBP: 0.311, SLG: 0.274										1 0 0 0 0 0 1																	
Dan Osinski, R (6, 1) OBP: 0.154, SLG: 0.083										0 0 0 0 0 0 0																	
Joe Aschock, R (8, PH) OBP: 0.360, SLG: 0.500										1 0 0 0 0 0 2																	
Bob Duliba, R (8, 1)										0 0 0 0 0 0 0																	
Inning Stats	R: 0 E: 0 K: 0 S: 3	H: 1 LOB: 0 BB: 0 P: 3	R: 1 E: 0 K: 1 S: 8	H: 3 LOB: 2 BB: 0 P: 8	R: 1 E: 0 K: 1 S: 5	H: 2 LOB: 2 BB: 1 P: 9	R: 1 E: 0 K: 1 S: 7	H: 2 LOB: 1 BB: 0 P: 7	R: 0 E: 0 K: 1 S: 5	H: 0 LOB: 0 BB: 0 P: 5	R: 0 E: 0 K: 2 S: 8	H: 1 LOB: 1 BB: 0 P: 8	R: 0 E: 0 K: 1 S: 6	H: 1 LOB: 2 BB: 1 P: 10	R: 0 E: 0 K: 1 S: 5	H: 1 LOB: 1 BB: 1 P: 9	R: 0 E: 0 K: 1 S: 5	H: 0 LOB: 0 BB: 0 P: 5	1B: 8 2B: 3 3B: 0 HR: 0	SF: 0 SAC: 0 DP: 2 HBP: 0	WP: 0 PB: 0 SB: 1 CS: 0	PA: 39					
PITCHER	IP WLS BF H R ER SO BB IBB HBP BLK WP HR S P ERA WHIP																										
Dave Stenhouse, R (1, 1) ERA: 4.88	2.2	14	6	2	2	1	1	0	0	0	0	0	0	15	19	6.75	2.625										
Jim Hannan, R (3, 1) ERA: 3.8	6.1	25	5	1	1	7	2	0	0	0	0	0	0	37	45	1.42	1.105										

AB	36
R	3
H	11
RBI	3
BB	3
SO	8
LOB	22



livebaseballscores.com

Batter	1	2	3	4	5	6	7	8	9	AB R H RBI BB SO LOB	TOP		
Albie Pearson, L (1, 7) OBP: 0.307, SLG: 0.271 Bob Perry, R (5, 8) OBP: 0.349, SLG: 0.406	0-0 F7	0-0 F5		0-0 F2		0-0 5-3		0-0 5-3		3 0 0 0 0 0 2 2 0 0 0 0 0 0			
Jim Piersall, R (1, 8) OBP: 0.383, SLG: 0.412 (5, 7)	4-0 1B BB	0-0 5-3			0-0 SH1-4 1B 2B		0-0 1B E 2B		0-0 F9	4 3 2 0 1 0 1			
Jim Fregosi, R (1, 6) OBP: 0.399, SLG: 0.507	0-0 1B 1-2 1B		0-0 F6		0-0 SH1-4 2-3		0-0 E SF9 1B		0-0 6-3	4 1 2 0 0 0 0			
Willie Smith, L (1, 9) OBP: 0.320, SLG: 0.479	0-0 1B 1-3 2-H		0-0 F8		0-0 HR 1B 3-H		0-0 E3 SF9 1-3 3-H		0-0 F5	5 1 2 3 0 0 1			
Joe Adcock, R (1, 3) OBP: 0.365, SLG: 0.511 Fred Newman, R (7, PR) OBP: 0.213, SLG: 0.159 Buck Rodgers, S (7, 2) OBP: 0.306, SLG: 0.318	4-0 1-2 BB		0-0 F8		0-0 HR 1-H		4-0 G3-6-3 IBB			2 1 1 2 2 0 0 0 0 0 0 0 0 0 0 0 0 0 0 0 0			
Vic Power, R (1, 5) OBP: 0.269, SLG: 0.298 (7, 3)	0-3 K			0-0 E7 WP 1B		0-0 F2		0-0 SF9 2-3 3-H		3 1 1 1 0 1 3			
Tom Satriano, L (1, 2) OBP: 0.284, SLG: 0.235 (7, 5)	0-3 K			4-0 FC1-6 BB 3-H		0-0 G3		0-0 G3-6-3 1-2f		3 0 0 0 1 1 5			
Bobby Knoop, R (1, 4) OBP: 0.300, SLG: 0.284		4-0 BB		0-0 F8		0-0 6-3		0-3 K		3 0 0 0 1 1 1			
Dean Chance, R (1, 1) OBP: 0.117, SLG: 0.070		0-3 K		0-0 FC1-6 1-2f		0-3 K		0-0 1-3		4 0 0 0 0 2 2			
Inning Stats	R: 1 H: 2 E: 0 LOB: 3 K: 2 BB: 2 S: 9 P: 17	R: 0 H: 0 E: 0 LOB: 1 K: 1 BB: 1 S: 5 P: 9	R: 0 H: 0 E: 0 LOB: 0 K: 0 BB: 0 S: 3 P: 3	R: 1 H: 1 E: 1 LOB: 1 K: 0 BB: 1 S: 4 P: 8	R: 3 H: 3 E: 0 LOB: 0 K: 0 BB: 0 S: 6 P: 6	R: 0 H: 0 E: 0 LOB: 0 K: 1 BB: 0 S: 5 P: 5	R: 2 H: 2 E: 1 LOB: 2 K: 0 BB: 1 S: 5 P: 9	R: 0 H: 0 E: 0 LOB: 0 K: 1 BB: 0 S: 5 P: 5	R: 0 H: 0 E: 0 LOB: 0 K: 0 BB: 0 S: 3 P: 3	1B: 5 SF: 1 2B: 2 SAC: 1 3B: 0 DP: 1 HR: 1 HBP: 0	WP: 1 PA: 40 PB: 0 SB: 0 CS: 0		
PITCHER	IP WLS BF H R ER SO BB IBB HBP BLK WP HR S P ERA WHIP											PITCHER	IP WLS BF H R ER SO BB IBB HBP BLK WP HR S P ERA WHIP
Alan Koch, R (1, 1) ERA: 5.4	4.1 L 23 6 5 4 3 4 0 0 0 1 1 25 41 8.31 2.308												
Don Rudolph, L (5, 1) ERA: 4.64	3.2 14 2 2 1 2 0 1 0 0 0 0 17 21 2.46 0.545												
Dave Stenhouse, R (9, 1) ERA: 4.81	1.0 3 0 0 0 0 0 0 0 0 0 0 3 3 0.00 0.000												

Los Angeles Angels @ Washington Senators
 D.C. Stadium, Washington, DC
 Fri Aug 14 1964, 7:05 PM EDT
 Att: 11,276 - Unknown

AB	33
R	7
H	8
RBI	6
BB	5
SO	5
LOB	15



Batter	1	2	3	4	5	6	7	8	9	AB	R	H	RBI	BB	SO	LOB
Don Blasingame, L (1, 4) OBP: 0.317, SLG: 0.318	4-0 3-1 4-3 BB		X 0-0 F9			X 0-0 1B		B 4-0 BB BB BB S		2	0	1	0	2	0	0
Mike Brumley, L (1, 2) OBP: 0.310, SLG: 0.306	0-0 4-3 1-2		S 0-3 K			X 0-0 F7		S 0-3 K		4	0	0	0	0	2	3
Jim King, L (1, 9) OBP: 0.350, SLG: 0.450	0-0 3-1 2-3			X 0-0 6-3		X 0-0 F8		B 4-0 BB BB BB 1-2 BB		3	0	0	0	1	0	2
Don Lock, R (1, 8) OBP: 0.351, SLG: 0.472	0-0 6-3			B 4-0 BB BB BB BB BB		X 0-0 4-3		X 0-0 G2		3	0	0	0	1	0	4
Willie Kirkland, L (1, 7) OBP: 0.274, SLG: 0.280		X 0-0 F8		S 0-3 K		B 4-0 BB BB BB BB		X 0-0 F2		3	0	0	0	1	1	1
Dick Phillips, L (1, 3) OBP: 0.318, SLG: 0.306		X 0-0 G3		X 0-0 4-3		X 0-0 F9		X 0-0 4-3		4	0	0	0	0	0	2
Don Zimmer, R (1, 5) OBP: 0.309, SLG: 0.444		B 4-0 BB BB BB BB			X 0-0 G6-4-3 1B		X 0-0 F9		S 0-3 K		3	0	1	0	1	1
Ed Brinkman, R (1, 6) OBP: 0.267, SLG: 0.332		S 0-3 K		X 0-0 G6-4-3 1-2f		S 0-3 K				3	0	0	0	0	2	3
Alan Koch, R (1, 1) OBP: 0.276, SLG: 0.379			S 0-3 K		S 0-3 K2-3			X 0-0 F9		1	0	0	0	0	1	0
Don Rudolph, L (5, 1) OBP: 0.154, SLG: 0.083										1	0	0	0	0	1	0
Fred Valentine, S (8, PH) OBP: 0.320, SLG: 0.326										1	0	0	0	0	0	0
Dave Stenhouse, R (9, 1) OBP: 0.400, SLG: 0.357										0	0	0	0	0	0	0

Inning Stats	R: 0	H: 0	E: 0	K: 0	S: 3	R: 0	H: 0	E: 0	K: 1	S: 5	R: 0	H: 0	E: 0	K: 2	S: 7	R: 0	H: 0	E: 0	K: 1	S: 5	R: 0	H: 1	E: 0	K: 1	S: 5	R: 0	H: 1	E: 0	K: 0	S: 4	R: 0	H: 0	E: 0	K: 1	S: 5	R: 0	H: 0	E: 0	K: 1	S: 5	R: 0	H: 0	E: 0	K: 1	S: 5	R: 0	H: 0	E: 0	K: 1	S: 5
PITCHER Dean Chance, R (1, 1) ERA: 1.67	IP	WLS	BF	H	R	ER	SO	BB	IBB	HBP	BLK	WP	HR	S	P	ERA	WHIP																																	
	9.0	W	34	2	0	0	8	6	0	0	0	0	0	44	68	0.00	0.889																																	


BOTTOM

Los Angeles Angels @ Washington Senators
D.C. Stadium, Washington, DC

Fri Aug 14 1964, 7:05 PM EDT
Att. 11,276 - Unknown

AB	28
R	0
H	2
RBI	0
BB	6
SO	8
LOB	16

livebaseballscores.com



WP: 0	PA: 34
PB: 0	
SB: 1	
CS: 0	

Batter	Inning									Stats													
	1	2	3	4	5	6	7	8	9	AB	R	H	RBI	BB	SO	LOB	AB	R	H	RBI	BB	SO	LOB
Jim Piersall, R (1, 7) <small>OBP: 0.380, SLG: 0.408</small>	0-0 1-3		0-0 F9			0-0 E5		0-0 FC6-4 BB		4	0	1	0	0	0	1							
Vic Power, R (1, 5) <small>OBP: 0.278, SLG: 0.303</small>	0-0 4-3 1B			0-0 G6-4-3 BB		0-0 FC1-6		4-0 FC6-4		3	0	2	0	1	0	1							
Jim Fregosi, R (1, 6) <small>OBP: 0.400, SLG: 0.506</small>	0-0 4-3			4-0 G6-4-3		0-0 FC6-4		0-0 FC6-4 WP		3	0	1	1	1	0	3							
Joe Adcock, R (1, 3) <small>OBP: 0.360, SLG: 0.504</small>	0-0 6-3			0-0 G6-4-3		0-0 FC6-4		0-3 K		4	0	0	0	0	1	6							
Bob Perry, R (1, 8) <small>OBP: 0.342, SLG: 0.397</small>		0-0 F8			0-0 5-3			0-3 K		4	0	0	0	0	1	0							
Lou Clinton, R (1, 9) <small>OBP: 0.300, SLG: 0.387</small>		0-0 6-3			4-0 FC6-4 BB			0-0 P6		3	0	0	0	1	0	0							
Buck Rodgers, S (1, 2) <small>OBP: 0.303, SLG: 0.315</small>		0-0 F2			0-0 F9			0-0 P5		4	0	0	0	0	0	1							
Bobby Knoop, R (1, 4) <small>OBP: 0.299, SLG: 0.283</small> Felix Torres, R (8, PH) <small>OBP: 0.253, SLG: 0.407</small> Bob Duliba, R (8, 1)			0-0 4-3		0-0 FC6-4			0-0 5-3		2	0	0	0	0	0	1							
Ken McBride, R (1, 1) <small>OBP: 0.357, SLG: 0.250</small> Bill Kelso, R (5, 1) Dan Osinski, R (6, 1) <small>OBP: 0.154, SLG: 0.083</small> Joe Koppe, R (8, PH) <small>OBP: 0.357, SLG: 0.327</small> (8, 4)		0-0 6-3				4-0 E BB		0-0 BB 1B FC6-4 1B		1	0	0	0	0	0	0							
Inning Stats	R: 0 E: 0 K: 0 S: 4 H: 1 LOB: 1 BB: 0 P: 4	R: 0 E: 0 K: 0 S: 3 H: 0 LOB: 0 BB: 0 P: 3	R: 0 E: 0 K: 0 S: 3 H: 0 LOB: 0 BB: 0 P: 3	R: 0 E: 0 K: 0 S: 2 H: 1 LOB: 0 BB: 1 P: 6	R: 0 E: 0 K: 0 S: 3 H: 0 LOB: 1 BB: 1 P: 7	R: 1 E: 2 K: 0 S: 4 H: 1 LOB: 1 BB: 1 P: 8	R: 0 E: 0 K: 0 S: 3 H: 0 LOB: 0 BB: 0 P: 3	R: 1 E: 0 K: 1 S: 7 H: 2 LOB: 2 BB: 1 P: 11	R: 0 E: 0 K: 1 S: 5 H: 0 LOB: 0 BB: 0 P: 5	1B: 5 2B: 0 3B: 0 HR: 0 SF: 0 SAC: 0 DP: 1 HBP: 0	WP: 1 PB: 0 SB: 0 CS: 0 PA: 34												
PITCHER Claude Osteen, L (1, 1) <small>ERA: 3.36</small> Ron Kline, R (8, 1) <small>ERA: 2.21</small>	IP WLS BF H R ER SO BB IBB HBP BLK WP HR S P ERA WHIP 7.1 W 29 5 2 1 0 4 0 0 0 0 0 0 25 41 1.23 1.227	IP WLS BF H R ER SO BB IBB HBP BLK WP HR S P ERA WHIP 1.2 S 5 0 0 0 2 0 0 0 0 0 1 0 9 9 0.00 0.000																					

Los Angeles Angels @ Washington Senators
D.C. Stadium, Washington, DC
Sat Aug 15 1964, 3:33 AM EDT
Att. 2,597 - Unknown

AB	30
R	2
H	5
RBI	1
BB	4
SO	2
LOB	13



Batter	1	2	3	4	5	6	7	8	9	AB R H RBI BB SO LOB	TOP
Lenny Green, L OBP: 0.291, SLG: 0.220 (1, 7) X	0-0 FC4-6 1B		0-0 2-3 1B		0-0 G4-6-3 1-2f		0-0 G3			4 0 2 0 0 0 1	Los Angeles Angels @ Washington Senators D.C. Stadium, Washington, DC Sun Aug 16 1964, 3:33 AM EDT Att. 5,072 - Unknown
Vic Power, R OBP: 0.278, SLG: 0.317 (1, 5) X	0-0 FC4-6 1-2f 5-3		0-0 F4		0-0 HR			0-0 F9		4 1 1 1 0 0 3	
Jim Fregosi, R OBP: 0.399, SLG: 0.503 (1, 6) X	0-0 5-3 1-2		0-0 P4		0-0 5-3			0-0 1B		4 0 1 0 0 0 3	
Willie Smith, L OBP: 0.314, SLG: 0.471 (1, 9) X	0-0 F9		0-0 F7			0-0 F9		0-0 F9		4 0 0 0 0 0 4	
Joe Adcock, R OBP: 0.359, SLG: 0.498 (1, 3)		4-0 BB		0-0 3-1		0-0 5-3		0-0 F8		3 0 0 0 1 0 1	
Buck Rodgers, S OBP: 0.305, SLG: 0.317 (1, 2)		0-3 K		0-0 1B		0-0 1B		0-0 P6		4 0 2 0 0 1 1	
Bob Perry, R OBP: 0.335, SLG: 0.388 (1, 8)		0-3 K		0-0 F8		0-0 P4		0-3 K		4 0 0 0 0 2 3	
Bobby Knoop, R OBP: 0.297, SLG: 0.281 Jim Piersall, R OBP: 0.378, SLG: 0.406 (1, 4) (9, PH)		0-0 F9		0-0 F9			0-0 F8		0-0 6-3	3 0 0 0 0 0 2 1 0 0 0 0 0 0	
Don Lee, R OBP: 0.318, SLG: 0.381 Bob Lee, R (7, 1)			0-0 1B 2B		0-0 G4-6-3 1B		0-0 F8			3 0 2 0 0 0 0 0 0 0 0 0 0 0	
Inning Stats	R: 0 H: 1 E: 0 LOB: 1 K: 0 BB: 0 S: 4 P: 4	R: 0 H: 0 E: 0 LOB: 1 K: 2 BB: 1 S: 7 P: 11	R: 0 H: 2 E: 0 LOB: 2 K: 0 BB: 0 S: 5 P: 5	R: 0 H: 1 E: 0 LOB: 1 K: 0 BB: 0 S: 4 P: 4	R: 1 H: 2 E: 0 LOB: 0 K: 0 BB: 0 S: 4 P: 4	R: 0 H: 1 E: 0 LOB: 1 K: 0 BB: 0 S: 4 P: 4	R: 0 H: 0 E: 0 LOB: 0 K: 0 BB: 0 S: 3 P: 3	R: 0 H: 1 E: 0 LOB: 1 K: 1 BB: 0 S: 4 P: 4	R: 0 H: 0 E: 0 LOB: 0 K: 1 BB: 0 S: 5 P: 5	1B: 6 SF: 0 2B: 1 SAC: 0 3B: 0 DP: 1 HR: 1 HBP: 0	
PITCHER Buster Narum, R ERA: 3.84 (1, 1)	IP WLS BF H R ER SO BB IBB HBP BLK WP HR S P ERA WHIP										

AB	34
R	1
H	8
RBI	1
BB	1
SO	3
LOB	18



Batter	1	2	3	4	5	6	7	8	9	AB	R	H	RBI	BB	SO	LOB
Don Blasingame, L (1, 4) OBP: 0.315, SLG: 0.316	0-0 F7		0-0 F7			0-0 1B	0-0 P4			4	0	1	0	0	0	1
Mike Brumley, L (1, 2) OBP: 0.309, SLG: 0.302	0-0 4-3			0-0 6-3		0-3 K		0-0 F5		4	0	0	0	0	1	1
Jim King, L (1, 9) OBP: 0.349, SLG: 0.447	0-0 1B			0-0 2-3		0-0 F8		0-0 F5		4	0	1	0	0	0	1
Don Lock, R (1, 8) OBP: 0.352, SLG: 0.467	0-0 F9			0-3 K		0-0 F8		0-0 6-3		4	0	0	0	0	1	2
Willie Kirkland, L (1, 7) OBP: 0.285, SLG: 0.313		0-3 K			0-0 HR		0-0 2B	0-0 1B		3	2	2	1	0	1	0
Dick Phillips, L (1, 3) OBP: 0.307, SLG: 0.294		0-0 F7		0-0 F2		0-3 K				3	0	0	0	0	1	1
Don Zimmer, R (1, 5) OBP: 0.313, SLG: 0.449		0-3 K		4-0 FC3-6		0-0 HR		0-0 2B		2	0	1	1	1	1	0
John Kennedy, R (7, PR) OBP: 0.291, SLG: 0.350				BB		BB		1-H		0	1	0	0	0	0	0
Ed Brinkman, R (1, 6) OBP: 0.270, SLG: 0.351			0-0 5-3		0-0 FC3-6		0-0 HR			3	1	1	2	0	0	1
Buster Narum, R (1, 1) OBP: 0.020, SLG: 0.020			0-3 K		0-3 K		0-3 K			3	0	0	0	0	3	2
Inning Stats	R: 0 E: 0 K: 0 S: 4	H: 1 LOB: 1 BB: 0 P: 4	R: 0 E: 0 K: 2 S: 7	H: 0 LOB: 0 BB: 0 P: 7	R: 0 E: 0 K: 1 S: 5	H: 0 LOB: 0 BB: 0 P: 5	R: 1 E: 0 K: 1 S: 6	H: 1 LOB: 1 BB: 1 P: 10	R: 0 E: 0 K: 1 S: 6	H: 1 LOB: 1 BB: 0 P: 6	R: 3 E: 0 K: 2 S: 10	H: 3 LOB: 1 BB: 0 P: 10	R: 0 E: 0 K: 0 S: 3	H: 0 LOB: 0 BB: 0 P: 3	1B: 3 2B: 1 3B: 0 HR: 2	SF: 0 SAC: 0 DP: 0 HBP: 0
PITCHER	IP WLS BF H R ER SO BB IBB HBP BLK WP HR S P ERA WHIP															
Don Lee, R (1, 1) ERA: 2.58	6.1 L 25 5 3 3 7 1 0 0 0 0 0 1 38 42 4.26 0.947															
Bob Lee, R (7, 1) ERA: 1.65	1.2 6 1 1 1 1 0 0 0 0 0 1 8 8 5.40 0.600															

BOTTOM

Los Angeles Angels @ Washington Senators
 D.C. Stadium, Washington, DC
 Sun Aug 16 1964, 3:33 AM EDT
 Att. 5,072 - Unknown

livebaseballscorecards.com

AB	30
R	4
H	6
RBI	4
BB	1
SO	8
LOB	9




WP: 0	PA: 31
PB: 0	
SB: 0	
CS: 0	

Batter	1	2	3	4	5	6	7	8	9	AB R H RBI BB SO LOB	TOP											
Jerry Kindall, R (1, 4) OBP: 0.259, SLG: 0.312	0-3 K		0-0 F9			0-0 5-3	0-0 E4			4 0 1 0 0 1 1	Minnesota Twins @ Washington Senators D.C. Stadium, Washington, DC Tue Aug 18 1964, 7:05 PM EDT Att: 13,489 - Unknown											
Rich Rollins, R (1, 5) OBP: 0.345, SLG: 0.431	0-0 5-3			0-0 CS 1B		0-3 K	0-0 4-3			4 0 1 0 0 1 1												
Tony Oliva, L (1, 8) OBP: 0.375, SLG: 0.592	0-0 4-3			0-0 F9 1-2			0-0 1B HR 1B	0-0 F7		4 1 1 0 0 0 1												
Harmon Killebrew, R (1, 7) OBP: 0.404, SLG: 0.614		0-0 5-3		0-0 F8			0-0 1B HR 1B	0-0 5-3		4 1 1 0 0 0 0												
Jimmie Hall, L (9, 8) OBP: 0.333, SLG: 0.476										0 0 0 0 0 0 0												
Don Mincher, L (1, 3) OBP: 0.332, SLG: 0.652	0-3 K				0-0 HR		0-0 1-H 3-H HR	0-0 F9		4 2 2 4 0 1 0												
Bob Allison, R (1, 9) OBP: 0.403, SLG: 0.583	0-0 1-3				0-0 F2		0-0 HR		0-0 G4-6-3 1B	4 1 2 1 0 0 0												
Zoilo Versalles, R (1, 6) OBP: 0.311, SLG: 0.436			0-0 F9		0-0 F5		0-0 F8		0-0 G4-6-3	4 0 0 0 0 0 1												
Jerry Zimmerman, R (1, 2) OBP: 0.292, SLG: 0.242			0-0 5-3		0-0 6-3		4-0 BB BB BB E 6-3 BB		0-0 F2	2 1 0 0 1 0 0												
Earl Battey, R (9, PH) OBP: 0.353, SLG: 0.433										1 0 0 0 0 0 0												
Camilo Pascual, R (1, 1) OBP: 0.260, SLG: 0.271			0-0 PB 2B			0-0 6-3	0-0 6-3			3 0 1 0 0 0 1												
Inning Stats	R: 0 E: 0 K: 1 S: 5	H: 0 LOB: 0 BB: 0 P: 5	R: 0 E: 0 K: 1 S: 5	H: 0 LOB: 0 BB: 0 P: 5	R: 0 E: 0 K: 0 S: 4	H: 1 LOB: 1 BB: 0 P: 4	R: 0 E: 0 K: 0 S: 3	H: 1 LOB: 0 BB: 0 P: 3	R: 1 E: 0 K: 0 S: 4	H: 1 LOB: 0 BB: 0 P: 4	R: 0 E: 0 K: 1 S: 5	H: 0 LOB: 0 BB: 0 P: 5	R: 5 E: 1 K: 0 S: 8	H: 5 LOB: 1 BB: 1 P: 12	R: 0 E: 0 K: 0 S: 3	H: 0 LOB: 0 BB: 0 P: 3	R: 0 E: 0 K: 0 S: 3	H: 1 LOB: 0 BB: 0 P: 3	1B: 5 2B: 1 3B: 0 HR: 3	SF: 0 SAC: 0 DP: 1 HBP: 0	WP: 0 PB: 1 SB: 0 CS: 1	PA: 35
PITCHER	IP WLS BF H R ER SO BB IBB HBP BLK WP HR S P ERA WHIP																					
Steve Ridzik, R (1, 1) ERA: 2.76	6.0 L 24 7 5 5 3 0 0 0 0 0 0 3 30 30 7.50 1.167																					
Jim Hannan, R (7, 1) ERA: 3.76	1.0 5 1 1 0 0 1 0 0 0 0 0 0 4 8 0.00 2.000																					
Alan Koch, R (8, 1) ERA: 5.35	1.0 3 0 0 0 0 0 0 0 0 0 0 0 0 3 3 0.00 0.000																					
Don Rudolph, L (9, 1) ERA: 4.56	1.0 3 1 0 0 0 0 0 0 0 0 0 0 0 3 3 0.00 1.000																					

livebaseballscores.com

AB 34
R 6
H 9
RBI 5
BB 1
SO 3
LOB 5



Batter	1	2	3	4	5	6	7	8	9	AB	R	H	RBI	BB	SO	LOB	BOTTOM																			
Don Blasingame, L (1, 4) OBP: 0.317, SLG: 0.317	0-0 1-3		0-0 5-3			0-0 CS 1B		0-0 G4-6-3 1B		4	0	2	0	0	0	1	Minnesota Twins @ Washington Senators D.C. Stadium, Washington, DC Tue Aug 18 1964, 7:05 PM EDT Att. 13,489 - Unknown																			
Mike Brumley, L (1, 2) OBP: 0.308, SLG: 0.302	0-0 F8			0-0 E4 2B FC4-2		0-0 1B 1-2 1B		0-0 G4-6-3 1-2f 1B		4	0	1	0	0	1																					
Jim King, L (1, 9) OBP: 0.345, SLG: 0.442	0-0 P4			0-3 K		0-0 F9		0-0 4-3		4	0	0	0	0	1	2																				
Don Lock, R (1, 8) OBP: 0.353, SLG: 0.470		0-3 K		0-0 FC4-2 1-3 2B		0-0 1-3 1B		0-3 K		4	0	2	0	0	2	0																				
Willie Kirkland, L (1, 7) OBP: 0.284, SLG: 0.317		0-0 6-3		0-0 FC4-2		0-3 K		0-0 2B		4	0	1	0	0	1	4																				
Dick Phillips, L (1, 3) OBP: 0.301, SLG: 0.287		0-0 F3		0-0 L4		0-0 4-3		0-0 F7		4	0	0	0	0	0	3																				
Don Zimmer, R (1, 5) OBP: 0.308, SLG: 0.441			0-0 F8		0-0 F9		0-3 K		0-0 F7		4	0	0	0	0	1			1																	
Ed Brinkman, R (1, 6) OBP: 0.270, SLG: 0.351			0-0 SH1-4 1B		0-0 F7		0-0 6-3				3	0	1	0	0	0																				
Steve Ridzik, R (1, 1) OBP: 0.304, SLG: 0.318			0-0 SH1-4		0-0 5-3			0-0 HR		1	0	0	0	0	0	0																				
Jim Hannan, R (7, 1) OBP: 0.150, SLG: 0.158										0	0	0	0	0	0	0																				
Alan Koch, R (8, 1) OBP: 0.276, SLG: 0.379										0	0	0	0	0	0	0																				
Roy Sievers, R (8, PH) OBP: 0.262, SLG: 0.341										1	1	1	1	0	0	0																				
Don Rudolph, L (9, 1) OBP: 0.154, SLG: 0.083										0	0	0	0	0	0	0																				
Inning Stats	R: 0 E: 0 K: 0 S: 3	H: 0 LOB: 0 BB: 0 P: 3	R: 0 E: 0 K: 1 S: 5	H: 0 LOB: 0 BB: 0 P: 5	R: 0 E: 0 K: 0 S: 4	H: 1 LOB: 1 BB: 0 P: 4	R: 0 E: 1 K: 1 S: 7	H: 1 LOB: 2 BB: 0 P: 7	R: 0 E: 0 K: 0 S: 3	H: 0 LOB: 0 BB: 0 P: 3	R: 0 E: 0 K: 1 S: 7	H: 3 LOB: 2 BB: 0 P: 7	R: 0 E: 0 K: 1 S: 5	H: 0 LOB: 0 BB: 0 P: 5	R: 1 E: 0 K: 0 S: 4	H: 2 LOB: 0 BB: 0 P: 4	R: 0 E: 0 K: 1 S: 6	H: 1 LOB: 1 BB: 0 P: 6	1B: 5 2B: 2 3B: 0 HR: 1	SF: 0 SAC: 1 DP: 1 HBP: 0	WP: 0 PB: 0 SB: 0 CS: 1	PA: 34														
PITCHER Camilo Pascual, R (1, 1) ERA: 3.42	IP 9.0	WLS W	BF 34	H 8	R 1	ER 1	SO 5	BB 0	IBB 0	HBP 0	BLK 0	WP 0	HR 1	S 44	P 44	ERA 1.00	WHIP 0.889			IP 9.0	WLS W	BF 34	H 8	R 1	ER 1	SO 5	BB 0	IBB 0	HBP 0	BLK 0	WP 0	HR 1	S 44	P 44	ERA 1.00	WHIP 0.889

livebaseballscorecards.com

AB 33
R 1
H 8
RBI 1
BB 0
SO 5
LOB 12

BOTTOM

Minnesota Twins @ Washington Senators
 D.C. Stadium, Washington, DC
 Wed Aug 19 1964, 7:05 PM EDT
 Att. 7,922 - Unknown

livebaseballscorecards.com

AB	35
R	1
H	9
RBI	1
BB	3
SO	8
LOB	22



WP:	1	PA:	38
PB:	0		
SB:	0		
CS:	0		

AB	R	H	RBI	BB	SO	LOB
4	0	0	0	0	0	1
0	0	0	0	0	0	0
1	0	0	0	0	0	2

5	0	1	0	0	1	4
---	---	---	---	---	---	---

3	0	0	0	1	2	2
---	---	---	---	---	---	---

3	0	0	0	1	2	2
---	---	---	---	---	---	---

4	0	1	0	0	1	3
---	---	---	---	---	---	---

4	0	2	0	0	1	0
---	---	---	---	---	---	---

3	1	0	0	1	1	5
---	---	---	---	---	---	---

4	0	4	0	0	0	0
---	---	---	---	---	---	---

0	0	0	0	0	0	0
1	0	0	0	0	0	1
1	0	0	0	0	0	1
0	0	0	0	0	0	0
1	0	0	0	0	0	1


1B:	8	SF:	0
2B:	1	SAC:	0
3B:	0	DP:	2
HR:	0	HBP:	0

Batter	1	2	3	4	5	6	7	8	9
Don Blasingame, L (1, 4) OBP: 0.314, SLG: 0.314	G3		4-3		G3		F7		4-3
Ron Kline, R (8, 1) OBP: 0.333, SLG: 0.200									
Fred Valentine, S (9, PH) OBP: 0.317, SLG: 0.322									
Ed Brinkman, R (1, 6) OBP: 0.269, SLG: 0.349	WP 1B			E4 1B BB	6-3			K	5-3
Chuck Hinton, R (1, 7) OBP: 0.351, SLG: 0.442	K			K		6-3			
Don Lock, R (1, 8) OBP: 0.352, SLG: 0.467	K			1B BB		6-3		K	
Don Zimmer, R (1, 5) OBP: 0.307, SLG: 0.438		1-3		P3		1B 1B		K	
Willie Kirkland, L (1, 9) OBP: 0.289, SLG: 0.322		6-3		1B 1B		FC6-4 1B		K	
Don Leppert, R (1, 2) OBP: 0.218, SLG: 0.284		L6		K		FC6-4 1-2f		1B BB	
Dick Phillips, L (1, 3) OBP: 0.314, SLG: 0.308			G6-4-3 1B		G3 2B		G4-6-3 1B	4-3 1B	
Dave Stenhouse, R (1, 1) OBP: 0.400, SLG: 0.357									
Alan Koch, R (3, 1) OBP: 0.267, SLG: 0.367									
Roy Sievers, R (5, PH) OBP: 0.260, SLG: 0.338									
Jim Hannan, R (6, 1) OBP: 0.150, SLG: 0.158									
John Kennedy, R (7, PH) OBP: 0.260, SLG: 0.349									
Jim King, L (9, PH) OBP: 0.347, SLG: 0.443									
Chuck Cottier, R (9, PR) OBP: 0.252, SLG: 0.319									

Inning Stats	R: 0	H: 1	E: 0	K: 2	S: 8	LOB: 1	BB: 0	P: 8	R: 0	H: 0	E: 0	K: 0	S: 3	LOB: 0	BB: 0	P: 3	R: 0	H: 1	E: 0	K: 0	S: 3	LOB: 0	BB: 0	P: 3	R: 0	H: 1	E: 1	K: 2	S: 9	LOB: 3	BB: 1	P: 13	R: 0	H: 1	E: 0	K: 0	S: 4	LOB: 1	BB: 0	P: 4	R: 0	H: 2	E: 0	K: 0	S: 5	LOB: 2	BB: 0	P: 5	R: 0	H: 1	E: 0	K: 0	S: 3	LOB: 0	BB: 0	P: 3	R: 0	H: 0	E: 0	K: 3	S: 9	LOB: 1	BB: 1	P: 13	R: 1	H: 2	E: 0	K: 1	S: 7	LOB: 3	BB: 1	P: 11	1B: 8	SF: 0	2B: 1	SAC: 0	3B: 0	DP: 2	HR: 0	HBP: 0	WP: 1	PA: 38
--------------	------	------	------	------	------	--------	-------	------	------	------	------	------	------	--------	-------	------	------	------	------	------	------	--------	-------	------	------	------	------	------	------	--------	-------	-------	------	------	------	------	------	--------	-------	------	------	------	------	------	------	--------	-------	------	------	------	------	------	------	--------	-------	------	------	------	------	------	------	--------	-------	-------	------	------	------	------	------	--------	-------	-------	-------	-------	-------	--------	-------	-------	-------	--------	-------	--------

PITCHER	IP	WLS	BF	H	R	ER	SO	BB	IBB	HBP	BLK	WP	HR	S	P	ERA	WHIP
Jim Kaat, L (1, 1) ERA: 3.46	8.1	W	35	8	1	1	8	3	0	0	0	1	0	48	60	1.08	1.320
Al Worthington, R (9, 1) ERA: 2.03	0.2	S	3	1	0	0	0	0	0	0	0	0	0	3	3	0.00	1.500

PITCHER	IP	WLS	BF	H	R	ER	SO	BB	IBB	HBP	BLK	WP	HR	S	P	ERA	WHIP
Jim Kaat, L (1, 1) ERA: 3.46	8.1	W	35	8	1	1	8	3	0	0	0	1	0	48	60	1.08	1.320
Al Worthington, R (9, 1) ERA: 2.03	0.2	S	3	1	0	0	0	0	0	0	0	0	0	3	3	0.00	1.500

Batter	1	2	3	4	5	6	7	8	9	AB R H RBI BB SO LOB	TOP									
Dick Green, R OBP: 0.302, SLG: 0.385 (1, 4) X	0-0 3-1 1B		0-3 K		0-0 5-3			0-3 K		4 0 1 0 0 2 0	<p>Kansas City Athletics @ Washington Senators D.C. Stadium, Washington, DC</p> <p>livebaseballscorecards.com</p> <p>AB 32 R 3 H 6 RBI 3 BB 2 SO 3 LOB 6</p> 									
Wayne Causey, L OBP: 0.387, SLG: 0.394 (1, 6) X	0-0 3-1 1-2			0-0 1B 3B	0-0 6-3			0-0 1B		4 1 2 0 0 0 1										
Ed Charles, R OBP: 0.328, SLG: 0.380 (1, 5) B B B	4-0 BB			0-0 HR 1B	0-0 F9			0-0 P4		3 1 1 1 1 0 1										
Rocky Colavito, R OBP: 0.358, SLG: 0.543 (1, 9) X	0-0 F2			0-0 3-H 1-H HR		0-0 6-3		0-0 6-3		4 1 1 2 0 0 2										
Jim Gentile, L OBP: 0.388, SLG: 0.500 (1, 3) X		0-0 4-3		0-0 F9		0-0 F5		0-0 F3		4 0 0 0 0 0 0										
Doc Edwards, R OBP: 0.248, SLG: 0.274 (1, 2) X		0-0 F8		0-0 F9		0-0 F9		0-0 P4		4 0 0 0 0 0 0										
Bert Campaneris, R OBP: 0.327, SLG: 0.442 Jose Tartabull, L OBP: 0.244, SLG: 0.241 (1, 7) (9, 7) X		0-0 F9		0-0 2B		0-0 5-3		0-0 F8		4 0 1 0 0 0 0 0 0 0 0 0 0 0										
Nelson Mathews, R OBP: 0.298, SLG: 0.359 (1, 8) X			0-0 F9	4-0 IBB		0-0 P3				2 0 0 0 1 0 0										
John O'Donoghue, R OBP: 0.190, SLG: 0.262 Moe Drabowsky, R OBP: 0.025, SLG: 0.025 (1, 1) (5, 1) X			0-0 1-3	0-3 K		0-0 F8				2 0 0 0 0 1 2 1 0 0 0 0 0 0										
Inning Stats	R: 0 E: 0 K: 0 S: 3	H: 1 LOB: 1 BB: 1 P: 7	R: 0 E: 0 K: 0 S: 3	H: 0 LOB: 0 BB: 0 P: 3	R: 0 E: 0 K: 1 S: 5	H: 0 LOB: 0 BB: 0 P: 5	R: 3 E: 0 K: 1 S: 9	H: 4 LOB: 2 BB: 1 P: 13	R: 0 E: 0 K: 0 S: 3	H: 0 LOB: 0 BB: 0 P: 3	R: 0 E: 0 K: 0 S: 3	H: 0 LOB: 0 BB: 0 P: 3	R: 0 E: 0 K: 1 S: 6	H: 1 LOB: 1 BB: 0 P: 6	R: 0 E: 0 K: 0 S: 3	H: 0 LOB: 0 BB: 0 P: 3	1B: 3 2B: 1 3B: 1 HR: 1	SF: 0 SAC: 0 DP: 0 HBP: 0	WP: 0 PB: 0 SB: 0 CS: 0	PA: 34
PITCHER Claude Osteen, L ERA: 3.34 (1, 1)	IP 9.0 WLS L BF 34 H 6 R 3 ER 3 SO 3 BB 1 IBB 1 HBP 0 BLK 0 WP 0 HR 1 S 38 P 46 ERA 3.00 WHIP 0.778											PITCHER	IP WLS BF H R ER SO BB IBB HBP BLK WP HR S P ERA WHIP							

Batter	1	2	3	4	5	6	7	8	9	AB	R	H	RBI	BB	SO	LOB
--------	---	---	---	---	---	---	---	---	---	----	---	---	-----	----	----	-----

Ed Brinkman, R (1, 6) OBP: 0.267, SLG: 0.345 Roy Sievers, R (9, PH) OBP: 0.259, SLG: 0.336	0-0 F7		0-3 K		0-0 6-3		0-3 K		0-0 3-1	4	0	0	0	0	2	1
John Kennedy, R (1, 5) OBP: 0.295, SLG: 0.352	0-0 F8		0-0 FC6-4 1B		0-0 2-H 1B		1-0 S HBP			3	0	2	1	0	0	0
Chuck Hinton, R (1, 7) OBP: 0.350, SLG: 0.438	0-0 6-3		0-0 FC6-4 1-2f		4-0 BB		0-3 K			3	0	0	0	1	1	2
Don Lock, R (1, 8) OBP: 0.353, SLG: 0.474		0-0 HR		4-0 BB	0-3 K 1-1 2-3		0-3 K			3	1	1	1	1	2	3
Willie Kirkland, L (1, 9) OBP: 0.293, SLG: 0.331		0-0 G3 2B		0-0 F7		0-0 G4-6-3 1B		0-0 F3		4	0	2	0	0	0	1
Don Leppert, R (1, 2) OBP: 0.214, SLG: 0.279 Mike Brumley, L (6, PH) OBP: 0.307, SLG: 0.300 (7, 2)		0-0 G3 2-3		0-0 F9		0-0 G4-6-3 1-2f		0-0 4-3		2	0	0	0	0	0	2
Dick Phillips, L (1, 3) OBP: 0.313, SLG: 0.303		0-0 F8		0-0 F9		4-0 1B BB		0-0 F8		3	0	0	0	1	0	2
Chuck Cottier, R (1, 4) OBP: 0.257, SLG: 0.323 Don Blasingame, L (6, PH) OBP: 0.315, SLG: 0.315 (7, 4)		0-0 F8		0-0 SH2-3 1B		0-0 1-3 1B		0-0 6-3		2	1	1	0	0	0	1
Claude Osteen, L (1, 1) OBP: 0.187, SLG: 0.254 Jim King, L (9, PH) OBP: 0.346, SLG: 0.442			0-3 K		0-0 SH2-3 1-2		0-0 4-3		0-0 F8	2	0	0	0	0	1	2
										1	0	0	0	0	0	0

Inning Stats	R: 0	H: 0	E: 0	K: 0	S: 3	R: 1	H: 2	E: 0	K: 0	S: 5	R: 0	H: 1	E: 0	K: 2	S: 8	R: 0	H: 0	E: 0	K: 0	S: 3	R: 1	H: 2	E: 1	K: 1	S: 7	R: 0	H: 2	E: 0	K: 3	S: 9	R: 0	H: 0	E: 0	K: 0	S: 3	R: 0	H: 0	E: 0	K: 0	S: 3	R: 0	H: 0	E: 0	K: 0	S: 3	1B: 5	SF: 0	2B: 1	3B: 0	HR: 1	WP: 0	PB: 0	SB: 1	CS: 0	PA: 37
--------------	------	------	------	------	------	------	------	------	------	------	------	------	------	------	------	------	------	------	------	------	------	------	------	------	------	------	------	------	------	------	------	------	------	------	------	------	------	------	------	------	------	------	------	------	------	-------	-------	-------	-------	-------	-------	-------	-------	-------	--------

PITCHER	IP	WLS	BF	H	R	ER	SO	BB	IBB	HBP	BLK	WP	HR	S	P	ERA	WHIP
John O'Donoghue, L (1, 1) ERA: 4.45	4.2		21	5	2	2	2	2	0	0	0	0	1	23	31	3.86	1.500
Moe Drabowsky, R (5, 1) ERA: 5.44	4.1	W	16	2	0	0	4	1	0	1	0	0	0	22	27	0.00	0.692


BOTTOM

Kansas City Athletics @ Washington Senators


D.C. Stadium, Washington, DC

Fri Aug 21 1964, 7:05 PM EDT
Att. 3,649 - Unknown

AB	32
R	2
H	7
RBI	2
BB	3
SO	6
LOB	15



WP: 0	PA: 37
-------	--------

Batter	1	2	3	4	5	6	7	8	9	AB R H RBI BB SO LOB	TOP																
Dick Green, R OBP: 0.300, SLG: 0.382 (1, 4)	0-0 F9		0-0 F9			0-0 2B 1B	0-0 5-3		0-0 FC5-2	5 1 1 0 0 0 2																	
Wayne Causey, L OBP: 0.389, SLG: 0.405 (1, 6)	0-3 K			0-0 HR		0-0 1B 2B	0-0 G6-4-3 1B		0-3 K	5 2 3 1 0 2 2																	
Ed Charles, R OBP: 0.327, SLG: 0.379 (1, 5)	0-0 FC6-4 1B			0-0 6-3		0-0 1-3	0-0 G6-4-3			4 0 1 0 0 0 3																	
Rocky Colavito, R OBP: 0.358, SLG: 0.540 (1, 9)	0-0 FC6-4 1-2f			0-0 F5		0-0 HR 1B		0-0 L6		4 1 1 2 0 0 1																	
Jim Gentile, L OBP: 0.387, SLG: 0.495 (1, 3)		0-3 K		0-0 G3		4-0 HR IBB		0-0 F5		3 1 0 0 1 1 0																	
Doc Edwards, R OBP: 0.248, SLG: 0.286 (1, 2)		0-0 6-3			0-3 K	0-0 HR		0-3 K		4 1 1 3 0 2 0																	
Bert Campaneris, R OBP: 0.325, SLG: 0.444 Jose Tartabull, L OBP: 0.244, SLG: 0.241 (1, 7) (9, 7)		0-0 F7			0-0 2B	0-3 K		0-0 F5	4 0 1 0 0 0 1 0 0 0 0 0 0 0 0 0		AB 36 R 6 H 10 RBI 6 BB 2 SO 9 LOB 11																
Nelson Mathews, R OBP: 0.300, SLG: 0.361 (1, 8)			0-3 K		0-0 F7	4-0 BB BB		0-0 1B FC5-2 2B	3 0 1 0 0 1 1 1																		
Orlando Pena, R OBP: 0.159, SLG: 0.169 Wes Stock, R OBP: 0.235, SLG: 0.188 (1, 1) (8, 1)			0-0 5-3			0-3 K	0-3 K	0-0 FC5-2 1B	3 0 0 0 0 0 2 2 1 0 1 0 0 0 0 0																		
Inning Stats	R: 0 E: 0 K: 1 S: 6	H: 1 LOB: 1 BB: 0 P: 6	R: 0 E: 0 K: 1 S: 5	H: 0 LOB: 0 BB: 0 P: 5	R: 0 E: 0 K: 1 S: 5	H: 0 LOB: 0 BB: 0 P: 5	R: 1 E: 0 K: 0 S: 4	H: 1 LOB: 0 BB: 0 P: 4	R: 0 E: 0 K: 2 S: 8	H: 1 LOB: 1 BB: 0 P: 8	R: 5 E: 0 K: 2 S: 11	H: 4 LOB: 1 BB: 2 P: 19	R: 0 E: 0 K: 0 S: 3	H: 1 LOB: 0 BB: 0 P: 3	R: 0 E: 0 K: 1 S: 5	H: 0 LOB: 0 BB: 0 P: 5	R: 0 E: 0 K: 1 S: 7	H: 2 LOB: 2 BB: 0 P: 7	1B: 5 2B: 3 3B: 0 HR: 2	SF: 0 SAC: 0 DP: 1 HBP: 0	WP: 0 PB: 0 SB: 0 CS: 0	PA: 38					
PITCHER	IP	WLS	BF	H	R	ER	SO	BB	IBB	HBP	BLK	WP	HR	S	P	ERA	WHIP										
Buster Narum, R ERA: 4.06 (1, 1)	5.1	L	24	7	6	6	5	0	1	0	0	0	2	33	37	10.12	1.312										
Jim Hannan, R ERA: 3.61 (6, 1)	1.2		6	1	0	0	2	1	0	0	0	0	0	9	13	0.00	1.200										
Alan Koch, R ERA: 5.16 (8, 1)	1.1		5	1	0	0	1	0	0	0	0	0	0	7	7	0.00	0.750										
Dave Stenhouse, R ERA: 4.97 (9, 1)	0.2		3	1	0	0	1	0	0	0	0	0	0	5	5	0.00	1.500										

Kansas City Athletics @ Washington Senators
D.C. Stadium, Washington, DC
 Sat Aug 22 1964, 3:33 AM EDT
 Att. 1,981 - Unknown

livebaseballscorecards.com

BOTTOM

Kansas City Athletics @ Washington Senators
D.C. Stadium, Washington, DC
Sat Aug 22 1964, 3:33 AM EDT
Att. 1,981 - Unknown

livebaseballscorecards.com

AB 35
R 2
H 9
RBI 2
BB 3
SO 9
LOB 21



WP: 0 PA: 38
PB: 0
SB: 0
CS: 0

AB R H RBI BB SO LOB

5 0 3 0 0 0 0

5 0 1 0 0 2 3

3 1 1 0 1 0 2

3 1 2 2 1 1 2

4 0 0 0 0 2 6

4 0 1 0 0 0 3

3 0 0 0 0 1 1

1 0 0 0 0 0 0

3 0 1 0 1 1 1

2 0 0 0 0 0 1 1
0 0 0 0 0 0 0 0
1 0 0 0 0 0 1 1
0 0 0 0 0 0 0 0
0 0 0 0 0 0 0 0
1 0 0 0 0 0 0 1


1B: 6 SF: 0
2B: 2 SAC: 0
3B: 0 DP: 1
HR: 1 HBP: 0

Batter	1	2	3	4	5	6	7	8	9
Don Blasingame, L (1, 4) OBP: 0.318, SLG: 0.321	0-0 4-3			0-0 4-3		0-0 1B 2B		0-0 FC6-4 1B	0-0 1-2 1B
John Kennedy, R (1, 5) OBP: 0.294, SLG: 0.350	0-3 K			0-0 F8		0-0 FC6-4 1B		0-0 FC6-4 2B 1-2f	0-3 K
Jim King, L (1, 9) OBP: 0.347, SLG: 0.444	0-0 F9			4-0 HR BB		0-0 P6		0-0 1-3 2B	
Willie Kirkland, L (1, 7) OBP: 0.302, SLG: 0.354		0-0 G5-4-3 1B		0-0 1-H HR		0-3 K		4-0 BB	
Don Lock, R (1, 8) OBP: 0.350, SLG: 0.469		0-0 G5-4-3 1-2f		0-3 K		0-0 FC6-4 1-2f		0-3 K	
Dick Phillips, L (1, 3) OBP: 0.312, SLG: 0.302		0-0 F8			0-0 3-1		0-0 1-3 1B	0-0 4-3	
Mike Brumley, L (1, 2) OBP: 0.304, SLG: 0.297			0-0 F8		0-3 K		0-0 1-3		0-0 L1
Joe Cunningham, L (9, PH) OBP: 0.353, SLG: 0.287									
Ed Brinkman, R (1, 6) OBP: 0.269, SLG: 0.345			0-3 K		4-0 FC4-6 BB		0-0 F8	0-0 FC3-6 1B	
Buster Narum, R (1, 1) OBP: 0.020, SLG: 0.020			0-3 K		0-0 FC4-6 1-2f		0-3 K	0-0 FC3-6 1B 1-2f	
Jim Hanther, K (6, 1) OBP: 0.150, SLG: 0.158									
Roy Sievers, R (7, PH) OBP: 0.257, SLG: 0.333									
Alan Koch, R (8, 1) OBP: 0.267, SLG: 0.367									
Dave Stenhouse, R (9, 1) OBP: 0.440, SLG: 0.357									
Fred Valentine, S (9, PH) OBP: 0.316, SLG: 0.321									

Inning Stats	R: 0	H: 0	E: 0	K: 1	S: 5	R: 0	H: 1	E: 0	K: 0	S: 3	R: 0	H: 0	E: 0	K: 2	S: 7	R: 2	H: 1	E: 0	K: 1	S: 6	R: 0	H: 0	E: 0	K: 1	S: 5	R: 0	H: 2	E: 0	K: 1	S: 7	R: 0	H: 1	E: 0	K: 1	S: 6	R: 0	H: 2	E: 0	K: 1	S: 7	R: 0	H: 2	E: 0	K: 1	S: 7	R: 0	H: 2	E: 0	K: 1	S: 7
	LOB: 0	BB: 0	LOB: 0	BB: 0		LOB: 0	BB: 0	LOB: 1	BB: 1		LOB: 0	BB: 0	LOB: 1	BB: 1		LOB: 2	BB: 0	LOB: 1	BB: 0		LOB: 3	BB: 1	LOB: 2	BB: 0	LOB: 2	BB: 0	LOB: 2	BB: 7	LOB: 1	BB: 0	LOB: 2	BB: 7	LOB: 2	BB: 0	LOB: 2	BB: 7	LOB: 2	BB: 0	LOB: 2	BB: 7	LOB: 3	BB: 1	LOB: 2	BB: 7	LOB: 2	BB: 0	LOB: 2	BB: 7		

PITCHER	IP	WLS	BF	H	R	ER	SO	BB	IBB	HBP	BLK	WP	HR	S	P	ERA	WHIP
Orlando Pena, R (1, 1) ERA: 4.39	7.1	W	31	7	2	2	7	3	0	0	0	0	1	42	54	2.46	1.364
Wes Stock, R (8, 1) ERA: 2.41	1.2	S	7	2	0	0	2	0	0	0	0	0	0	11	11	0.00	1.200

Batter	1	2	3	4	5	6	7	8	9	AB R H RBI BB SO LOB	TOP											
Dick Green, R (1, 4) OBP: 0.303, SLG: 0.383	0-0 SH1-3 SF8 1B		0-0 G1-6-3 1-2f		0-0 G3-6-3 1-3 3-H 1B		0-0 1-6-3			4 1 2 1 0 0 1	Kansas City Athletics @ Washington Senators D.C. Stadium, Washington, DC Sun Aug 23 1964, 3:33 AM EDT Unknown livebaseballscorecards.com											
Wayne Causey, L (1, 6) OBP: 0.388, SLG: 0.403	0-0 SH1-3 1-2 1B		0-0 3-1		0-0 G3-6-3 1-2f		0-0 P6			4 0 1 0 0 0 2												
Ed Charles, R (1, 5) OBP: 0.325, SLG: 0.376	0-0 SH1-3 1-2 2-3			0-0 F8		0-0 F7		0-3 K		3 0 0 0 0 1 0												
Rocky Colavito, R (1, 9) OBP: 0.357, SLG: 0.539	0-0 SF8 3-H			0-0 F3		0-0 5-3		0-0 G3 1B		3 0 1 1 0 0 0												
Jim Gentile, L (1, 3) OBP: 0.386, SLG: 0.490	0-0 F8			0-0 4-3		4-0 2B BB		0-0 G3 1-2f		3 0 0 0 1 0 2												
Billy Bryan, L (1, 2) OBP: 0.299, SLG: 0.522		0-0 1-3			0-0 HR		0-0 1-3 2B		0-0 1B 2B	4 1 3 1 0 0 0												
Bert Campaneris, R (1, 7) OBP: 0.333, SLG: 0.455		0-3 K			0-0 S 1B 2B		1-0 HBP		0-0 F3	2 1 1 0 0 1 0												
Jose Tartabull, L (7, 7) OBP: 0.241, SLG: 0.238		0-3 K			0-0 S 1B 2B		1-0 HBP		0-0 F3	1 0 0 0 0 0 1												
Nelson Mathews, R (1, 8) OBP: 0.299, SLG: 0.359		0-3 K			4-0 1B BB		0-3 K		0-3 K	3 0 0 0 1 3 4												
Diego Segui, R (1, 1) OBP: 0.234, SLG: 0.250			4-0 G1-6-3 BB		0-3 K 2-3		0-3 K		0-0 2-H 1B	3 0 1 0 1 2 2												
John Wyatt, R (9, 1)										0 0 0 0 0 0 0												
Inning Stats	R: 1 E: 0 K: 0 S: 5	H: 2 LOB: 1 BB: 0 P: 5	R: 0 E: 0 K: 2 S: 7	H: 0 LOB: 0 BB: 0 P: 7	R: 0 E: 0 K: 0 S: 2	H: 0 LOB: 0 BB: 1 P: 6	R: 0 E: 0 K: 0 S: 3	H: 0 LOB: 0 BB: 0 P: 3	R: 2 E: 0 K: 1 S: 7	H: 3 LOB: 1 BB: 1 P: 11	R: 0 E: 0 K: 1 S: 6	H: 1 LOB: 3 BB: 1 P: 11	R: 0 E: 0 K: 1 S: 5	H: 0 LOB: 0 BB: 0 P: 5	R: 0 E: 0 K: 1 S: 5	H: 1 LOB: 0 BB: 0 P: 5	R: 0 E: 0 K: 1 S: 6	H: 2 LOB: 2 BB: 0 P: 6	1B: 5 2B: 3 3B: 0 HR: 1	SF: 1 SAC: 1 DP: 3 HBP: 1	WP: 0 PB: 0 SB: 1 CS: 0	PA: 36
PITCHER	IP WLS BF H R ER SO BB IBB HBP BLK WP HR S P ERA WHIP																					
Bennie Daniels, R (1, 1) ERA: 4.55	4.0 L 17 4 3 3 2 2 0 0 0 0 0 1 19 27 6.75 1.500																					
Steve Ridzik, R (5, 1) ERA: 2.67	3.0 12 2 0 0 3 1 0 1 0 0 0 0 16 21 0.00 1.000																					
Ron Kline, R (8, 1) ERA: 2.08	2.0 7 3 0 0 2 0 0 0 0 0 0 0 11 11 0.00 1.500																					



Batter	1	2	3	4	5	6	7	8	9	AB	R	H	RBI	BB	SO	LOB
Ed Brinkman, R (1, 6) OBP: 0.269, SLG: 0.342 Chuck Hinton, R (9, PH) OBP: 0.350, SLG: 0.437	4-0 1B 1B BB		0-3 K		0-0 F5		0-0 5-3		0-3 K	3	0	0	0	1	1	0
Don Blasingame, L (1, 4) OBP: 0.317, SLG: 0.320	0-0 1B 1B		0-0 P4		0-0 F7		0-0 F7			4	0	1	0	0	0	0
Jim King, L (1, 9) OBP: 0.344, SLG: 0.439	0-0 F9		0-0 F8			0-0 P5		0-0 5-3		4	0	0	0	0	0	2
Willie Kirkland, L (1, 7) OBP: 0.301, SLG: 0.352	0-0 F3			0-0 F8		0-0 1B 1B		0-3 K		4	1	1	0	0	1	2
Don Lock, R (1, 8) OBP: 0.352, SLG: 0.469	0-0 1B 1B			0-0 1-3		0-0 1B 1B		0-3 K		4	0	2	0	0	1	0
Dick Phillips, L (1, 3) OBP: 0.320, SLG: 0.308	0-0 3-1			4-0 1B BB		0-0 1B 1B			0-0 SH1-4 1B 1B	3	0	2	1	1	0	3
Mike Brumley, L (1, 2) OBP: 0.306, SLG: 0.300		0-0 6-3		0-0 1B 1B		0-0 F8			0-0 SH1-4 1B	4	0	2	0	0	0	2
John Kennedy, R (1, 5) OBP: 0.292, SLG: 0.347		0-0 F7		0-0 F5		0-0 P6			0-0 SH1-4	3	0	0	0	0	0	4
Bennie Daniels, L (1, 1) OBP: 0.220, SLG: 0.216 Steve Ridzik, R (5, 1) OBP: 0.292, SLG: 0.304 Fred Valentine, S (7, PH) OBP: 0.314, SLG: 0.319 Ron Kline, R (8, 1) OBP: 0.333, SLG: 0.200 Don Zimmer, R (9, PH) OBP: 0.306, SLG: 0.436		0-0 P5			0-0 3-1		0-0 4-3		0-3 K	1	0	0	0	0	0	0

Inning Stats	R: 0	H: 2	E: 0	K: 0	S: 5	H: 2	LOB: 3	BB: 1	P: 9	R: 0	H: 0	E: 0	K: 0	S: 3	R: 0	H: 0	E: 0	K: 1	S: 5	R: 0	H: 1	E: 0	K: 0	S: 4	R: 0	H: 0	E: 0	K: 0	S: 3	R: 1	H: 3	E: 0	K: 0	S: 6	R: 0	H: 0	E: 0	K: 0	S: 3	R: 0	H: 0	E: 0	K: 2	S: 7	R: 0	H: 2	E: 0	K: 2	S: 9	1B: 8	2B: 0	3B: 0	HR: 0	SF: 0	SAC: 1	DP: 0	HBP: 0	WP: 0	PB: 0	SB: 0	CS: 0	PA: 37
--------------	------	------	------	------	------	------	--------	-------	------	------	------	------	------	------	------	------	------	------	------	------	------	------	------	------	------	------	------	------	------	------	------	------	------	------	------	------	------	------	------	------	------	------	------	------	------	------	------	------	------	-------	-------	-------	-------	-------	--------	-------	--------	-------	-------	-------	-------	--------

PITCHER	IP	WLS	BF	H	R	ER	SO	BB	IBB	HBP	BLK	WP	HR	S	P	ERA	WHIP
Diego Segui, R (1, 1) ERA: 4.07	8.0	W	33	7	1	1	3	2	0	0	0	0	0	37	45	1.12	1.125
John Wyatt, R (9, 1) ERA: 3.63	1.0	S	4	1	0	0	2	0	0	0	0	0	0	8	8	0.00	1.000

BOTTOM

Kansas City Athletics @ Washington Senators
D.C. Stadium, Washington, DC
Sun Aug 23 1964, 3:33 AM EDT
Unknown

livebaseballscores.com

AB	34
R	1
H	8
RBI	1
BB	2
SO	5
LOB	17



Batter	1	2	3	4	5	6	7	8	9	AB R H RBI BB SO LOB	TOP		
Dick Green, R (1, 4) OBP: 0.307, SLG: 0.386	0-0 1-3			0-0 P6		0-0 SF7 BB 1B	0-0 1B		0-0 G4-6-3 1B	5 0 3 2 0 0 0	Kansas City Athletics @ Washington Senators D.C. Stadium, Washington, DC Sun Aug 23 1964, 3:38 AM EDT Att. 5,128 - Unknown		
Wayne Causey, L (1, 6) OBP: 0.388, SLG: 0.402	0-0 3-1		0-0 1-3		4-0 SF7 BB	0-0 1B	0-0 1B	0-0 G4-6-3 1B	4 0 1 1 1 0 1				
Ed Charles, R (1, 5) OBP: 0.322, SLG: 0.374	0-0 5-3		0-0 P4		0-0 SF7	0-0 F7			3 0 0 1 0 0 2				
Rocky Colavito, R (1, 9) OBP: 0.356, SLG: 0.539		0-0 5-3		0-0 F8	0-3 K		0-0 1B 2B		4 0 1 0 0 1 2				
Jim Gentile, L (1, 3) OBP: 0.384, SLG: 0.487		0-3 K		0-3 K		0-0 L4	0-0 1B		4 0 1 0 0 2 0				
Doc Edwards, R (1, 2) OBP: 0.248, SLG: 0.298		0-0 5-3		0-0 HR		0-0 6-3	0-0 F5		4 1 1 1 0 0 2				
Bert Campaneris, R (1, 7) OBP: 0.339, SLG: 0.456			0-0 G5-6-3 1B		0-0 6-3	0-0 WP 1B 1B	0-0 F2		4 1 2 0 0 0 2				
Nelson Mathews, R (1, 8) OBP: 0.299, SLG: 0.358			0-0 G5-6-3 1B		0-0 BB SF7 1B	0-0 E6 WP 1B	0-3 K		4 2 1 0 0 1 4				
Jose Santiago, R (1, 1)			0-0 1-3		0-0 F9	0-0 1B BB	0-3 K		1 0 0 0 0 0 0				
Ted Bowsfield, R (4, 1) OBP: 0.174, SLG: 0.095									0 0 0 0 0 0 0				
Ken Sanders, R (4, 1)									0 0 0 0 0 0 0				
George Alusik, R (6, PH) OBP: 0.348, SLG: 0.354									1 0 0 0 0 0 1				
Moe Drabowsky, R (6, 1) OBP: 0.025, SLG: 0.025									0 0 0 0 0 0 0				
Manny Jimenez, L (7, PH) OBP: 0.300, SLG: 0.473									0 0 1 0 0 1 0 0				
John Wyatt, R (7, 1)									0 0 0 0 0 0 0				
Jose Tartabull, L (9, PH) OBP: 0.236, SLG: 0.235									1 0 0 0 0 0 1 0				
Inning Stats	R: 0 H: 0 E: 0 LOB: 0 K: 0 BB: 0 S: 3 P: 3	R: 0 H: 0 E: 0 LOB: 0 K: 1 BB: 0 S: 5 P: 5	R: 0 H: 1 E: 0 LOB: 0 K: 0 BB: 0 S: 3 P: 3	R: 0 H: 0 E: 0 LOB: 0 K: 0 BB: 0 S: 3 P: 3	R: 1 H: 1 E: 0 LOB: 0 K: 1 BB: 0 S: 6 P: 6	R: 1 H: 2 E: 0 LOB: 2 K: 1 BB: 1 S: 7 P: 11	R: 3 H: 3 E: 1 LOB: 2 K: 0 BB: 1 S: 7 P: 11	R: 0 H: 2 E: 0 LOB: 2 K: 1 BB: 0 S: 7 P: 7	R: 0 H: 1 E: 0 LOB: 0 K: 1 BB: 0 S: 5 P: 5	1B: 8 SF: 1 2B: 1 SAC: 0 3B: 0 DP: 2 HR: 1 HBP: 0	WP: 1 PA: 38 PB: 0 SB: 0 CS: 0		
PITCHER	IP WLS BF H R ER SO BB IBB HBP BLK WP HR S P ERA WHIP											PITCHER	IP WLS BF H R ER SO BB IBB HBP BLK WP HR S P ERA WHIP
Frank Kreuzer, L (1, 1) ERA: 4.28	5.1 W 20 4 2 2 2 1 0 0 0 0 1 23 27 3.38 0.938												
Jim Hannan, R (6, 1) ERA: 3.56	1.1 8 2 3 0 1 1 0 0 0 0 1 0 9 13 0.00 2.250												
Ron Kline, R (7, 1) ERA: 2.0	2.1 S 10 4 0 0 2 0 0 0 0 0 0 0 14 14 0.00 1.714												

livebaseballscorecards.com

AB	35
R	5
H	10
RBI	5
BB	2
SO	5
LOB	14



Batter	1	2	3	4	5	6	7	8	9	AB R H RBI BB SO LOB	TOP							
Ed Brinkman, R (1, 6) OBP: 0.271, SLG: 0.343	0-3 K		0-0 6-3		0-0 G6-4-3 1B			0-0 5-3		4 0 1 0 0 1 1	Washington Senators @ New York Yankees Yankee Stadium, Bronx, NY Tue Aug 25 1964, 7:05 PM EDT Att. 16,323 - Cloudy							
Chuck Hinton, R (1, 7) OBP: 0.349, SLG: 0.432	0-0 6-3		4-0 1B BB		0-0 G6-4-3 1-2f			0-0 F9		3 0 0 0 1 0 1								
Don Lock, R (1, 8) OBP: 0.354, SLG: 0.469	0-0 2B		0-0 1B 1-2 2-H		0-0 6-3			0-3 K		4 0 2 1 0 1 0								
Willie Kirkland, L (1, 9) OBP: 0.299, SLG: 0.363	0-0 F3		0-3 K		0-0 F8			0-3 K		4 0 0 0 0 2 3								
Roy Sievers, R (1, 3) OBP: 0.252, SLG: 0.326		0-3 K		0-0 6-3				4-0 BB		3 0 0 0 0 1 0								
Joe Cunningham, L (7, 3) OBP: 0.353, SLG: 0.281					0-0 6-3			0-3 BB		0 0 0 0 1 0 0								
Don Zimmer, R (1, 5) OBP: 0.305, SLG: 0.433		0-0 6-3		0-3 K				0-3 K		3 0 0 0 0 1 0								
John Kennedy, R (7, 5) OBP: 0.291, SLG: 0.346										1 0 0 0 0 1 1								
Don Leppert, R (1, 2) OBP: 0.217, SLG: 0.280		0-0 F8		0-0 1B				0-3 K		3 0 1 0 0 1 0								
Chuck Cottier, R (1, 4) OBP: 0.265, SLG: 0.330			0-0 SH5-4 1B		0-3 K			0-0 F7		3 1 1 0 0 1 1								
Claude Osteen, L (1, 1) OBP: 0.182, SLG: 0.247			0-0 SH5-4		0-0 4-3			0-3 K		2 0 0 0 0 1 0								
Jim Hannan, R (8, 1) OBP: 0.143, SLG: 0.150			1-2							0 0 0 0 0 0 0								
Ron Kline, R (8, 1) OBP: 0.333, SLG: 0.200										0 0 0 0 0 0 0								
Inning Stats	R: 0 E: 0 K: 1 S: 6	H: 1 LOB: 1 BB: 0 P: 6	R: 0 E: 0 K: 1 S: 5	H: 0 LOB: 0 BB: 0 P: 5	R: 1 E: 0 K: 1 S: 7	H: 2 LOB: 2 BB: 1 P: 11	R: 0 E: 0 K: 2 S: 8	H: 1 LOB: 1 BB: 0 P: 8	R: 0 E: 0 K: 0 S: 3	H: 0 LOB: 0 BB: 0 P: 3	R: 0 E: 0 K: 1 S: 5	H: 0 LOB: 0 BB: 0 P: 5	R: 0 E: 0 K: 3 S: 9	H: 0 LOB: 1 BB: 1 P: 13	1B: 4 2B: 1 3B: 0 HR: 0	SF: 0 SAC: 1 DP: 1 HBP: 0	WP: 0 PB: 0 SB: 0 CS: 0	PA: 33
PITCHER	IP WLS BF H R ER SO BB IBB HBP BLK WP HR S P ERA WHIP																	
Whitey Ford, L (1, 1) ERA: 2.29	8.0 W 29 5 1 1 7 1 0 0 0 0 0 0 42 46 1.12 0.750																	
Al Downing, L (9, 1) ERA: 3.22	1.0 S 4 0 0 0 3 1 0 0 0 0 0 0 9 13 0.00 1.000																	

AB	30
R	1
H	5
RBI	1
BB	2
SO	10
LOB	7



Batter	1	2	3	4	5	6	7	8	9
Tony Kubek, L OBP: 0.279, SLG: 0.335 (1, 6)	0-0 F5		0-0 1B			0-0 PB SH1-4 1B		0-0 1-3 2B	
Bobby Richardson, R OBP: 0.284, SLG: 0.329 (1, 4)	0-0 F9		0-0 L7			0-0 SH1-4 1-2		0-0 6-3	
Roger Maris, L OBP: 0.366, SLG: 0.469 (1, 9)	0-0 1B 1B		0-3 K			0-0 F7		4-0 2B 1B BB	
Mickey Mantle, S OBP: 0.426, SLG: 0.607 (1, 8)	0-0 FC6-4 1-2 1B			0-0 G6-4-3 1B		4-0 FC5-4 2-3 BB		0-0 1-3 2-H 3-H 1B 2B	
Elston Howard, R OBP: 0.359, SLG: 0.437 (1, 2)	0-0 FC6-4 1-2f			0-0 G6-4-3 1-2f		0-0 FC5-4 1-2f		4-0 1B IBB	
Tom Tresh, S OBP: 0.352, SLG: 0.421 (1, 7)		0-0 L8		0-0 5-3			0-0 F7	0-0 F3	
Pedro Gonzalez, R OBP: 0.319, SLG: 0.365 (8, PH)		0-0 G6-4-3 1B			0-3 K		0-0 L4	0-0 1-3 2-H 3-H 1B	
Joe Pepitone, L OBP: 0.276, SLG: 0.384 (9, 3)									
Clete Boyer, R OBP: 0.267, SLG: 0.306 (1, 5)		0-0 G6-4-3 1-2f			0-0 6-3		0-0 6-3	0-3 K	
Whitey Ford, L OBP: 0.259, SLG: 0.160 (1, 1)			0-0 1-3		0-3 K			4-0 2B 2B BB	

Inning Stats	R: 0 E: 0 K: 5 S: 5	H: 2 LOB: 2 BB: 0 P: 5	R: 0 E: 0 K: 3 S: 3	H: 1 LOB: 0 BB: 0 P: 3	R: 0 E: 0 K: 1 S: 6	H: 1 LOB: 1 BB: 0 P: 6	R: 0 E: 0 K: 0 S: 3	H: 1 LOB: 0 BB: 0 P: 3	R: 0 E: 0 K: 2 S: 7	H: 0 LOB: 0 BB: 0 P: 7	R: 0 E: 0 K: 0 S: 4	H: 1 LOB: 2 BB: 1 P: 8	R: 0 E: 0 K: 0 S: 3	H: 0 LOB: 0 BB: 0 P: 3	R: 4 E: 0 K: 1 S: 8	H: 3 LOB: 2 BB: 3 P: 20
--------------	------------------------------	---------------------------------	------------------------------	---------------------------------	------------------------------	---------------------------------	------------------------------	---------------------------------	------------------------------	---------------------------------	------------------------------	---------------------------------	------------------------------	---------------------------------	------------------------------	----------------------------------

PITCHER	IP	WLS	BF	H	R	ER	SO	BB	IBB	HBP	BLK	WP	HR	S	P	ERA	WHIP
Claude Osteen, L ERA: 3.31 (1, 1)	7.0	L	28	7	3	3	3	2	0	0	0	0	0	32	40	3.86	1.286
Jim Hannan, R ERA: 3.64 (8, 1)	0.1		2	0	0	0	0	1	0	0	0	0	0	1	5	0.00	3.000
Ron Kline, R ERA: 2.12 (8, 1)	0.2		5	2	1	1	1	0	1	0	0	0	0	6	10	13.50	3.000


BOTTOM

Washington Senators @ New York Yankees
Yankee Stadium, Bronx, NY

Tue Aug 25 1964, 7:05 PM EDT
Att. 16,323 - Cloudy

AB	R	H	RBI	BB	SO	LOB
4	1	3	0	0	0	0
3	0	0	0	0	0	4
3	1	1	0	1	1	2
3	1	3	2	1	0	0
3	0	0	0	1	0	5
4	0	0	0	0	0	3
3	0	1	0	0	1	0
1	0	1	2	0	0	0
4	0	0	0	0	1	3
2	0	0	0	0	1	0
0	0	0	0	1	0	0
0	1	0	0	0	0	0
0	0	0	0	0	0	0

AB	30
R	4
H	9
RBI	4
BB	4
SO	4
LOB	17



WP: 0	PA: 35
PB: 1	
SB: 0	
CS: 0	

PITCHER	IP	WLS	BF	H	R	ER	SO	BB	IBB	HBP	BLK	WP	HR	S	P	ERA	WHIP
---------	----	-----	----	---	---	----	----	----	-----	-----	-----	----	----	---	---	-----	------

Batter	1	2	3	4	5	6	7	8	9	AB R H RBI BB SO LOB	TOP									
Don Blasingame, L (1, 4) OBP: 0.316, SLG: 0.321	0-3 K		0-0 1B		0-0 FC3-6		0-0 1-3		0-3 K	5 0 1 1 0 2 1	Washington Senators @ New York Yankees Yankee Stadium, Bronx, NY Wed Aug 26 1964, 3:33 AM EDT Att. 14,237 - Overcast - 86 F									
Joe Cunningham, L (1, 3) OBP: 0.351, SLG: 0.277	0-3 K		0-0 L6		0-0 FC6		4-0 BB			3 0 0 0 1 1 3										
Jim King, L (1, 9) OBP: 0.343, SLG: 0.437	0-0 F9				0-0 K		0-0 4-3			4 0 1 0 0 1 1										
Willie Kirkland, L (1, 7) OBP: 0.294, SLG: 0.356		0-0 G3			0-3 K		0-0 5-3			4 0 0 0 0 1 1										
Don Lock, R (1, 8) OBP: 0.353, SLG: 0.466		0-0 6-3			0-0 F8		0-3 K			3 0 0 0 1 1 1										
Mike Brumley, L (1, 2) OBP: 0.310, SLG: 0.306		0-0 6-3			0-0 1B FC1 2B		4-0 BB IBB			3 1 1 0 1 0 1										
Don Zimmer, R (1, 5) OBP: 0.309, SLG: 0.434			0-0 F6		0-0 E FC1 1B		4-0 BB			2 0 1 0 1 0 0										
John Kennedy, R (6, PR) OBP: 0.290, SLG: 0.345					2-3 FC6-2-5 1B		1-2 2-3 BB			1 0 0 0 0 0 1										
Ed Brinkman, R (1, 6) OBP: 0.271, SLG: 0.340			1-0 1B HBP		0-0 FC1 FC3-6 1B		0-0 4-3			3 1 0 1 0 1 4										
Buster Narum, R (1, 1) OBP: 0.018, SLG: 0.018			0-3 K		0-0 FC6-2-5 FC3-6 1B		0-0 6-3		0-3 K	4 0 0 0 0 2 3										
Inning Stats	R: 0 E: 0 K: 2 S: 7	H: 0 LOB: 0 BB: 0 P: 7	R: 0 E: 0 K: 0 S: 3	H: 0 LOB: 0 BB: 0 P: 3	R: 0 E: 0 K: 1 S: 6	H: 1 LOB: 2 BB: 0 P: 7	R: 0 E: 0 K: 2 S: 7	H: 0 LOB: 0 BB: 0 P: 7	R: 2 E: 1 K: 0 S: 6	H: 2 LOB: 1 BB: 0 P: 6	R: 0 E: 0 K: 1 S: 6	H: 1 LOB: 3 BB: 2 P: 14	R: 0 E: 0 K: 0 S: 3	H: 0 LOB: 1 BB: 1 P: 7	R: 0 E: 0 K: 3 S: 9	H: 0 LOB: 0 BB: 0 P: 9	1B: 3 2B: 1 3B: 0 HR: 0	SF: 0 SAC: 0 DP: 0 HBP: 1	WP: 0 PB: 0 SB: 0 CS: 0	PA: 37
PITCHER	IP WLS BF H R ER SO BB IBB HBP BLK WP HR S P ERA WHIP	IP WLS BF H R ER SO BB IBB HBP BLK WP HR S P ERA WHIP													IP WLS BF H R ER SO BB IBB HBP BLK WP HR S P ERA WHIP					
Mel Stottlemyre, R (1, 1) ERA: 1.04	8.0 L 34 4 2 1 6 3 1 1 0 0 0 41 58 1.12 0.875																			
Jim Bouton, R (9, 1) ERA: 2.6	1.0 3 0 0 0 0 3 0 0 0 0 0 0 9 9 0.00 0.000																			

livebaseballscores.com

AB	32
R	2
H	4
RBI	2
BB	4
SO	9
LOB	16



Batter	1	2	3	4	5	6	7	8	9	AB R H RBI BB SO LOB
Tony Kubek, L OBP: 0.279, SLG: 0.334 (1, 6)	0-0 F7		0-0 F9			0-0 F9			0-0 L8-4 1B	4 0 1 0 0 0 1
Bobby Richardson, R OBP: 0.284, SLG: 0.328 (1, 4)	0-0 F7			0-0 F7		0-0 F7			0-0 1-2 1B	4 0 1 0 0 0 1
Tom Tresh, S OBP: 0.353, SLG: 0.422 (1, 7)	0-0 1B			0-0 F2			0-0 F8 BB 1B		0-3 K	4 0 2 0 0 1 2
Mickey Mantle, S OBP: 0.424, SLG: 0.602 (1, 8)	0-0 G3			0-0 F2			4-0 1-2 BB G4-6-3		0-0 L8-4 2-3	3 0 0 0 1 0 3
Roger Maris, L OBP: 0.366, SLG: 0.467 (1, 9)		4-0 BB G3-6-3 BB			0-0 F9		0-0 2-3 F8			2 0 0 0 1 0 2
Joe Pepitone, L OBP: 0.275, SLG: 0.382 (1, 3)		0-0 G3-6-3 1-2f			0-0 G3		0-0 1-2f G4-6-3			3 0 0 0 0 0 3
Elston Howard, R OBP: 0.357, SLG: 0.434 (1, 2)		0-0 4-3			0-0 F8			0-0 5-3		3 0 0 0 0 0 0
Phil Linz, R OBP: 0.332, SLG: 0.387 (1, 5)			0-3 K			0-0 FC3-6 1B		0-3 K		3 0 1 0 0 2 0
Mel Stottlemyre, R OBP: 0.250, SLG: 0.182 (1, 1)			0-3 K			0-0 FC3-6 1-2f		0-0 4-1		2 0 0 0 0 1 1
Johnny Blanchard, L OBP: 0.327, SLG: 0.401 (8, PH)										1 0 0 0 0 0 0
Jim Bouton, R OBP: 0.125, SLG: 0.139 (9, 1)										0 0 0 0 0 0 0


Inning Stats	R: 0 E: 0 K: 0 S: 4	H: 1 LOB: 1 BB: 0 P: 4	R: 0 E: 0 K: 0 S: 2	H: 0 LOB: 0 BB: 1 P: 6	R: 0 E: 0 K: 2 S: 7	H: 0 LOB: 0 BB: 0 P: 7	R: 0 E: 0 K: 0 S: 3	H: 0 LOB: 0 BB: 0 P: 3	R: 0 E: 0 K: 0 S: 3	H: 0 LOB: 0 BB: 0 P: 3	R: 0 E: 0 K: 0 S: 4	H: 1 LOB: 1 BB: 0 P: 4	R: 0 E: 0 K: 0 S: 3	H: 1 LOB: 1 BB: 1 P: 7	R: 0 E: 0 K: 1 S: 5	H: 0 LOB: 0 BB: 0 P: 5	R: 0 E: 0 K: 1 S: 6	H: 2 LOB: 1 BB: 0 P: 6	1B: 5 2B: 1 3B: 0 HR: 0	SF: 0 SAC: 0 DP: 3 HBP: 0	WP: 0 PB: 0 SB: 0 CS: 0	PA: 31
PITCHER Buster Narum, R ERA: 3.83 (1, 1)	IP 9.0	WLS W	BF 31	H 5	R 0	ER 0	SO 4	BB 2	IBB 0	HBP 0	BLK 0	WP 0	HR 0	S 37	P 45	ERA 0.00	WHIP 0.778					

BOTTOM

Washington Senators @ New York Yankees
 Yankee Stadium, Bronx, NY

Wed Aug 26 1964, 3:33 AM EDT
 Att. 14,237 - Overcast - 86 F

AB	29
R	0
H	5
RBI	0
BB	2
SO	4
LOB	13



Washington Senators @ Minnesota Twins
Metropolitan Stadium, Bloomington, MI

Fri Aug 28 1964, 8:05 PM EDT
Att. 14,321 - Unknown

AB 32
R 3
H 5
RBI 3
BB 2
SO 8
LOB 11



WP: 1 PA: 36
PB: 0
SB: 0
CS: 0

AB R H RBI BB SO LOB

4	1	1	0	0	0	0
4	1	0	0	0	1	1
4	0	0	1	0	1	1
3	0	1	1	0	0	0
1	1	1	0	0	0	0
4	0	1	0	0	0	2
0	0	0	0	0	0	0
3	0	0	0	0	2	2
3	0	1	0	0	1	0
0	0	0	1	0	0	0
2	0	0	0	2	1	2
3	0	0	0	0	1	1
1	0	0	0	0	1	2

Batter	1	2	3	4	5	6	7	8	9
Ed Brinkman, R (1, 6) OBP: 0.270, SLG: 0.339	0-0 4-3		0-0 1-3			0-0 5-3 WP E 1B		0-0 P4	
Chuck Hinton, R (1, 7) OBP: 0.346, SLG: 0.428	0-0 6-3		0-3 K			0-0 E5 5-3 WP 1B		0-0 F7	
Don Lock, R (1, 8) OBP: 0.350, SLG: 0.461	0-3 K			0-0 F8		0-0 5-3		0-0 6-3	
Roy Sievers, R (1, 3) Joe Cunningham, L (6, PR) OBP: 0.253, SLG: 0.326 OBP: 0.354, SLG: 0.280		0-0 P4		0-0 F7		0-0 1B		0-0 SH5-4 E SF8 1B	
Don Zimmer, R (1, 5) John Kennedy, R (9, PR) OBP: 0.309, SLG: 0.431 OBP: 0.290, SLG: 0.345		0-0 1B 1B		0-0 F9		0-0 F9		0-0 E6 SF8 SH5-4 1-2	
Willie Kirkland, L (1, 9) OBP: 0.290, SLG: 0.350		0-3 K		0-0 F5		0-3 K		0-0 SH5-4	
Don Leppert, R (1, 2) Mike Brumley, L (8, 2) OBP: 0.220, SLG: 0.282 OBP: 0.310, SLG: 0.306		0-0 1-3 1B		0-0 F7		0-3 K		0-0 SF8	
Chuck Cottier, R (1, 4) OBP: 0.274, SLG: 0.323		0-3 K		4-0 BB		0-0 5-3		0-0 IBB	
Frank Kreutzer, R (1, 1) Ron Kline, R (8, 1) OBP: 0.067, SLG: 0.133 OBP: 0.286, SLG: 0.167			0-0 F8		0-3 K		0-0 F8	0-3 K	

Inning Stats	R: 0	H: 0	E: 0	K: 1	S: 5	R: 0	H: 2	E: 0	K: 2	S: 9	R: 0	H: 0	E: 0	K: 1	S: 5	R: 0	H: 0	E: 0	K: 0	S: 3	R: 0	H: 0	E: 0	K: 1	S: 5	R: 2	H: 2	E: 1	K: 1	S: 8	R: 0	H: 0	E: 0	K: 1	S: 5	R: 0	H: 0	E: 0	K: 0	S: 3	R: 1	H: 1	E: 1	K: 1	S: 7	1B: 5	SF: 1	2B: 0	3B: 0	HR: 0
	LOB: 0	BB: 0	P: 5	LOB: 2	BB: 0	P: 9	LOB: 0	BB: 0	P: 5	LOB: 0	BB: 0	P: 3	LOB: 1	BB: 1	P: 9	LOB: 1	BB: 0	P: 8	LOB: 0	BB: 0	P: 5	LOB: 0	BB: 0	P: 3	LOB: 2	BB: 1	P: 11	SAC: 1	DP: 0	HBP: 0																				

PITCHER	IP	WLS	BF	H	R	ER	SO	BB	IBB	HBP	BLK	WP	HR	S	P	ERA	WHIP
Jim Kaat, L (1, 1) ERA: 3.35	7.0	L	27	4	2	1	7	1	0	0	0	1	0	40	44	1.29	0.714
Jim Perry, R (8, 1) ERA: 3.72	1.0		3	0	0	0	0	0	0	0	0	0	0	3	3	0.00	0.000
Gerry Arrigo, L (9, 1) ERA: 4.01	1.0		6	1	1	0	1	0	1	0	0	0	0	7	11	0.00	1.000

PITCHER	IP	WLS	BF	H	R	ER	SO	BB	IBB	HBP	BLK	WP	HR	S	P	ERA	WHIP
---------	----	-----	----	---	---	----	----	----	-----	-----	-----	----	----	---	---	-----	------

Batter	1	2	3	4	5	6	7	8	9	AB	R	H	RBI	BB	SO	LOB
Zoilo Versalles, R OBP: 0.312, SLG: 0.438 (1, 6)	0-0 HR		4-0 PB BB		0-0 FC5-4 1-2f		0-0 F8		0-0 F9	4	1	1	1	1	0	3
Rich Rollins, R OBP: 0.333, SLG: 0.411 (1, 5)	0-0 F8		0-0 6-3		0-0 E9		0-0 1B		0-0 FC6-4 1-2f	5	0	1	0	0	0	3
Tony Oliva, L OBP: 0.367, SLG: 0.568 (1, 9)	0-0 4-3		0-0 F7		0-0 F7		0-0 L6			4	0	0	0	0	0	5
Harmon Killebrew, R OBP: 0.394, SLG: 0.580 (1, 7)	0-0 6-3		0-0 F7		0-0 6-3			0-0 1B		4	0	1	0	0	0	3
Jimmie Hall, L OBP: 0.334, SLG: 0.471 (1, 8)		0-0 3-1		0-0 P6		0-0 P6		0-0 F7		4	0	0	0	0	0	1
Bob Allison, R OBP: 0.405, SLG: 0.558 (1, 3)		4-0 F8 BB		4-0 S BB		4-0 G6-3 BB		0-0 P6		1	0	0	0	3	0	1
Earl Battey, R OBP: 0.350, SLG: 0.428 (1, 2)		0-0 E4		0-0 5-3		0-0 G6-3 1-2f		0-0 F9		4	0	0	0	0	0	4
Bernie Allen, L OBP: 0.307, SLG: 0.329 (1, 4)		0-0 F8		0-0 F9			0-0 4-3		0-0 E5 FC6-4	4	0	0	0	0	0	3
Jim Kaat, L OBP: 0.253, SLG: 0.246 (7, PH) Frank Kostro, R OBP: 0.229, SLG: 0.364 (7, PR) Mudcat Grant, R OBP: 0.242, SLG: 0.350 (8, 1) Jim Perry, S OBP: 0.200, SLG: 0.200 (9, 1) Gerry Arrigo, L OBP: 0.154, SLG: 0.154 (9, PH) Don Mincher, L OBP: 0.316, SLG: 0.605		0-0 5-3		4-0 FC5-4 BB			0-0 1B		0-0 P4	1	0	0	0	0	1	2

BOTTOM

Washington Senators @ Minnesota Twins
Metropolitan Stadium, Bloomington, MI
Fri Aug 28 1964, 8:05 PM EDT
Att. 14,321 - Unknown

livebaseballscorecards.com

AB	33
R	1
H	4
RBI	1
BB	5
SO	0
LOB	26



Inning Stats																	1B	2B	3B	HR	SF	SAC	DP	HBP	WP	HR	S	P	ERA	WHIP			
R: 1	H: 1	R: 0	H: 0	R: 0	H: 0	R: 0	H: 0	R: 0	H: 0	R: 0	H: 2	R: 0	H: 1	R: 0	H: 0	R: 0	H: 0	1B: 3	SF: 0	WP: 0	PA: 38												
E: 0	LOB: 0	E: 1	LOB: 2	E: 0	LOB: 1	E: 0	LOB: 1	E: 1	LOB: 2	E: 0	LOB: 2	E: 0	LOB: 1	E: 1	LOB: 1	E: 0	LOB: 1	2B: 0	SAC: 0	PB: 1													
K: 0	BB: 0	K: 0	BB: 1	K: 0	BB: 1	K: 0	BB: 1	K: 0	BB: 1	K: 0	BB: 0	K: 0	BB: 0	K: 0	BB: 0	K: 0	BB: 0	3B: 0	DP: 1	SB: 1													
S: 4	P: 4	S: 4	P: 8	S: 3	P: 7	S: 3	P: 7	S: 4	P: 8	S: 2	P: 6	S: 5	P: 4	S: 4	P: 4	S: 4	P: 4	HR: 1	HBP: 0	CS: 0													
PITCHER																	PITCHER																
IP	WLS	BF	H	R	ER	SO	BB	IBB	HBP	BLK	WP	HR	S	P	ERA	WHIP	IP	WLS	BF	H	R	ER	SO	BB	IBB	HBP	BLK	WP	HR	S	P	ERA	WHIP
Frank Kreuzer, L ERA: 3.94 (1, 1)	7.0	W	30	3	1	1	0	5	0	0	0	1	25	45	1.29	1.143	Ron Kline, R ERA: 2.06 (8, 1)	2.0	S	8	1	0	0	0	0	0	0	0	0	8	8	0.00	0.500

Batter	1	2	3	4	5	6	7	8	9	10	AB R H RBI BB SO LOB	TOP															
Ed Brinkman, R (1, 6) OBP: 0.270, SLG: 0.337 Don Blasingame, L (9, PH) OBP: 0.315, SLG: 0.320 Ron Kline, R (9, 1) OBP: 0.286, SLG: 0.167	0-3 K		0-0 P4		0-0 P5		4-0 CS BB		0-0 F9		3 0 0 0 1 1 0 1 0 0 0 0 0 2 0 0 0 0 0 0 0	Washington Senators @ Minnesota Twins Metropolitan Stadium, Bloomington, MI Sat Aug 29 1964, 4:33 AM EDT Att. 10,077 - Unknown livebaseballscorecards.com															
Chuck Hinton, R (1, 7) OBP: 0.345, SLG: 0.433	0-3 K			0-3 K	0-0 HR		0-3 K		0-0 F9		5 1 1 1 0 3 3																
Don Lock, R (1, 8) OBP: 0.351, SLG: 0.460	0-0 F9			0-0 BLK 1B	0-0 F8		0-0 F9		0-0 E8 4-3 SH1-4 1B		5 2 2 0 0 0 0																
Roy Sievers, R (1, 3) Joe Cunningham, L (8, 3) OBP: 0.259, SLG: 0.326 OBP: 0.352, SLG: 0.279				0-0 BLK 2B	4-0 1B BB			0-3 K		0-0 4-3	3 1 1 0 1 1 1 1 0 0 0 0 0 1																
Don Zimmer, R (1, 5) OBP: 0.311, SLG: 0.436				0-0 1B 2B	0-0 1B			0-0 1-3		0-0 SH1-4	4 1 2 2 0 1 1																
Willie Kirkland, L (1, 9) OBP: 0.283, SLG: 0.342				0-0 F8 2B	0-0 P4 1B			0-3 K		0-0 F9	5 0 0 0 0 2 4																
Don Leppert, R (1, 2) OBP: 0.223, SLG: 0.277 Mike Brumley, L (9, PH) OBP: 0.309, SLG: 0.305				4-0 1B IBB					0-0 E6 SH1-4		2 0 0 0 1 1 1 1 0 0 0 0 0 0																
Chuck Cottier, R (1, 4) OBP: 0.275, SLG: 0.324				0-0 E8 1B					0-0 SH1-4		3 0 1 1 0 0 0																
Steve Ridzik, R (1, 1) OBP: 0.269, SLG: 0.280 Jim Hannan, R (5, 1) OBP: 0.143, SLG: 0.150 Bennie Daniels, L (5, 1) OBP: 0.214, SLG: 0.211 Jim King, L (9, PH) OBP: 0.346, SLG: 0.437 John Kennedy, R (9, PR) OBP: 0.290, SLG: 0.345				0-0 5-3 1B					4-0 IBB		2 0 0 0 0 1 2 0 0 0 0 0 0 0 1 0 0 0 0 1 0 0 0 0 0 1 0 0 0 0 0 0 0 0 0																
Inning Stats	R: 0 E: 0 K: 2 S: 7	H: 0 LOB: 0 BB: 0 P: 7	R: 0 E: 0 K: 2 S: 8	H: 1 LOB: 1 BB: 0 P: 8	R: 0 E: 0 K: 1 S: 5	H: 0 LOB: 0 BB: 0 P: 5	R: 3 E: 2 K: 1 S: 9	H: 3 LOB: 2 BB: 1 P: 13	R: 1 E: 0 K: 0 S: 5	H: 2 LOB: 2 BB: 1 P: 9	R: 0 E: 0 K: 2 S: 7		H: 0 LOB: 0 BB: 0 P: 7	R: 0 E: 0 K: 1 S: 4	H: 0 LOB: 0 BB: 1 P: 8	R: 0 E: 0 K: 2 S: 7	H: 0 LOB: 0 BB: 0 P: 7	R: 0 E: 1 K: 0 S: 4	H: 0 LOB: 2 BB: 1 P: 8	R: 1 E: 1 K: 0 S: 4	H: 1 LOB: 0 BB: 0 P: 4	1B: 5 2B: 1 3B: 0 HR: 1	SF: 0 SAC: 2 DP: 0 HBP: 0	WP: 0 PB: 0 SB: 0 CS: 1	PA: 42		
PITCHER	IP WLS BF H R ER SO BB IBB HBP BLK WP HR S P ERA WHIP	IP WLS BF H R ER SO BB IBB HBP BLK WP HR S P ERA WHIP	IP WLS BF H R ER SO BB IBB HBP BLK WP HR S P ERA WHIP	IP WLS BF H R ER SO BB IBB HBP BLK WP HR S P ERA WHIP	IP WLS BF H R ER SO BB IBB HBP BLK WP HR S P ERA WHIP	IP WLS BF H R ER SO BB IBB HBP BLK WP HR S P ERA WHIP	IP WLS BF H R ER SO BB IBB HBP BLK WP HR S P ERA WHIP	IP WLS BF H R ER SO BB IBB HBP BLK WP HR S P ERA WHIP	IP WLS BF H R ER SO BB IBB HBP BLK WP HR S P ERA WHIP	IP WLS BF H R ER SO BB IBB HBP BLK WP HR S P ERA WHIP	IP WLS BF H R ER SO BB IBB HBP BLK WP HR S P ERA WHIP	IP WLS BF H R ER SO BB IBB HBP BLK WP HR S P ERA WHIP	IP WLS BF H R ER SO BB IBB HBP BLK WP HR S P ERA WHIP	IP WLS BF H R ER SO BB IBB HBP BLK WP HR S P ERA WHIP	IP WLS BF H R ER SO BB IBB HBP BLK WP HR S P ERA WHIP	IP WLS BF H R ER SO BB IBB HBP BLK WP HR S P ERA WHIP	IP WLS BF H R ER SO BB IBB HBP BLK WP HR S P ERA WHIP	IP WLS BF H R ER SO BB IBB HBP BLK WP HR S P ERA WHIP	IP WLS BF H R ER SO BB IBB HBP BLK WP HR S P ERA WHIP	IP WLS BF H R ER SO BB IBB HBP BLK WP HR S P ERA WHIP	IP WLS BF H R ER SO BB IBB HBP BLK WP HR S P ERA WHIP	IP WLS BF H R ER SO BB IBB HBP BLK WP HR S P ERA WHIP	IP WLS BF H R ER SO BB IBB HBP BLK WP HR S P ERA WHIP	IP WLS BF H R ER SO BB IBB HBP BLK WP HR S P ERA WHIP	IP WLS BF H R ER SO BB IBB HBP BLK WP HR S P ERA WHIP	IP WLS BF H R ER SO BB IBB HBP BLK WP HR S P ERA WHIP	IP WLS BF H R ER SO BB IBB HBP BLK WP HR S P ERA WHIP



BOTTOM

Washington Senators @ Minnesota Twins
Metropolitan Stadium, Bloomington, MI
Sat Aug 29 1964, 4:33 AM EDT
Att: 10,077 - Unknown

livebaseballscorecards.com



AB R H RBI BB SO LOB

5 0 1 0 0 1 1

5 0 1 1 0 0 1
0 0 0 0 0 0 0

5 1 2 1 0 1 3

5 0 2 1 0 0 2

4 0 0 0 1 0 3

5 0 3 0 0 1 0

5 0 0 0 0 0 4

3 2 1 0 2 0 0

1 0 0 0 0 0 0
0 0 0 0 0 0 0
1 1 1 1 0 0 0
0 1 0 0 0 0 0
1 0 0 0 0 0 2
1 0 0 0 0 0 1

AB 41
R 4
H 11
RBI 4
BB 3
SO 3
LOB 17

WP: 0 PA: 45
PB: 0
SB: 0
CS: 0

1B: 8 SF: 0
2B: 3 SAC: 1
3B: 0 DP: 2
HR: 0 HBP: 0

Batter	1	2	3	4	5	6	7	8	9	10
Zoilo Versalles, R OBP: 0.311, SLG: 0.436 (1, 6)	P4		K		1B 1-2		F5		F8	
Rich Rollins, R OBP: 0.332, SLG: 0.409 Johnny Goryl, R OBP: 0.223, SLG: 0.186 (10, 5)	F7		F8		1B 1-3 2-H		E5		E2	FC4-6
Tony Oliva, L OBP: 0.368, SLG: 0.569 (1, 9)	2B			K	1-3		1B		FC4-6	
Harmon Killebrew, R OBP: 0.394, SLG: 0.580 (1, 7)	2B			6-3		F7	L5		1B	
Don Mincher, L OBP: 0.313, SLG: 0.593 (1, 3)	3-1			F8		1B BB		F8	4-3	
Jimmie Hall, L OBP: 0.337, SLG: 0.473 (1, 8)		F4			G6-4-3 1B	G5-4-3 1B		6-3 1B		K
Earl Battey, R OBP: 0.346, SLG: 0.421 (1, 2)	P4				G6-4-3 1-2f	G5-4-3 1-2f		6-3 1-2		5-3
Bernie Allen, L OBP: 0.312, SLG: 0.333 (1, 4)	F7				1B 2B		E SH3-4 1B BB	FC5-4 IBB		E6
Dick Stigman, R OBP: 0.134, SLG: 0.139 Johnny Klippstein, R OBP: 0.239, SLG: 0.373 Frank Kostro, R OBP: 0.148, SLG: 0.148 Jim Roland, R OBP: 0.111, SLG: 0.111 Al Worthington, R OBP: 0.111, SLG: 0.111 Bob Allison, R OBP: 0.405, SLG: 0.557 (10, PH)			P6		1B 1B		SH3-4	FC5-4		P6

Inning Stats	R: 1	H: 2	R: 0	H: 0	R: 0	H: 0	R: 0	H: 0	R: 2	H: 5	R: 0	H: 1	R: 1	H: 1	R: 0	H: 1	R: 0	H: 1	R: 0	H: 0	
E: 0	LOB: 1	E: 0	LOB: 0	E: 0	LOB: 0	E: 0	LOB: 0	E: 0	LOB: 2	E: 0	LOB: 1	E: 1	LOB: 2	E: 0	LOB: 2	E: 1	LOB: 2	E: 0	LOB: 1	E: 1	LOB: 1
K: 0	BB: 0	K: 0	BB: 0	K: 1	BB: 0	K: 0	BB: 0	K: 0	BB: 0	K: 0	BB: 1	K: 0	BB: 1	K: 0	BB: 1	K: 0	BB: 0	K: 0	BB: 0	K: 1	BB: 0
S: 5	P: 5	S: 3	P: 3	S: 5	P: 5	S: 5	P: 5	S: 7	P: 7	S: 3	P: 7	S: 5	P: 9	S: 4	P: 8	S: 5	P: 5	S: 5	P: 6	S: 6	P: 6

PITCHER	IP	WLS	BF	H	R	ER	SO	BB	IBB	HBP	BLK	WP	HR	S	P	ERA	WHIP
Steve Ridzik, R ERA: 2.66 (1, 1)	4.0		14	2	1	1	2	0	0	0	0	0	0	18	18	2.25	0.500
Jim Hannan, R ERA: 3.8 (5, 1)	0.2		6	5	2	2	0	0	0	0	0	0	0	6	6	27.00	7.500
Bennie Daniels, R ERA: 4.43 (5, 1)	3.1		16	3	1	0	0	2	1	0	0	0	0	13	25	0.00	1.500
Ron Kline, R ERA: 2.0 (9, 1)	2.0	W	9	1	0	0	1	0	0	0	0	0	0	11	11	0.00	0.500

Batter	1	2	3	4	5	6	7	8	9	AB R H RBI BB SO LOB	TOP																	
Don Blasingame, L (1, 4) OBP: 0.312, SLG: 0.317	0-3 K		0-3 K			0-0 1-3	0-0 3-1			4 0 0 0 0 2 1	Washington Senators @ Minnesota Twins Metropolitan Stadium, Bloomington, MI Sun Aug 30 1964, 4:33 AM EDT Att: 10,340 - Unknown livebaseballscorecards.com																	
Jim King, L (1, 9) OBP: 0.344, SLG: 0.433	4-0 BB 1B BB		0-0 6-3			0-0 E9		0-0 F3		3 1 0 0 1 0 0																		
Don Lock, R (1, 8) OBP: 0.350, SLG: 0.466	0-0 F8		0-0 6-3			0-0 6-3		0-0 HR		4 1 1 1 0 0 2																		
Roy Sievers, R (1, 3) OBP: 0.259, SLG: 0.319	4-0 1B 1-2 BB			0-3 K		0-0 1-3		0-0 P6		3 0 0 0 1 1 1																		
Joe Cunningham, L (8, 3) OBP: 0.352, SLG: 0.279										0 0 0 0 0 0 0																		
Willie Kirkland, L (1, 7) OBP: 0.287, SLG: 0.341	0-0 1-3 2-H 1B			0-0 F7			0-0 1-3	4-0 BB		3 0 1 1 1 0 0																		
Don Zimmer, R (1, 5) OBP: 0.307, SLG: 0.429	0-0 5-3			0-3 K			0-0 6-3	0-0 P6		4 0 0 0 0 1 3																		
John Kennedy, R (8, 5) OBP: 0.290, SLG: 0.345										0 0 0 0 0 0 0																		
Mike Brumley, L (1, 2) OBP: 0.309, SLG: 0.305		0-3 K			0-0 5-3		0-0 BB 1B 1B		0-3 K	3 1 1 0 0 1 0																		
Chuck Hinton, R (9, PH) OBP: 0.344, SLG: 0.432										1 0 0 0 0 1 0																		
Ed Brinkman, R (1, 6) OBP: 0.270, SLG: 0.334		0-0 6-3			0-0 F5		4-0 BB 1B E BB		0-0 5-3	3 1 0 0 1 0 0																		
Claude Osteen, L (1, 1) OBP: 0.177, SLG: 0.240			0-0 6-3		0-0 6-3		0-0 E9 1-H 2-H 1B		0-3 K	2 0 0 0 0 0 0																		
Dick Phillips, L (7, PH) OBP: 0.523, SLG: 0.311										1 0 1 1 0 0 0																		
Chuck Cottier, R (7, PR) OBP: 0.276, SLG: 0.324										0 0 0 0 0 0 0																		
Dave Stenhouse, R (7, 1) OBP: 0.409, SLG: 0.357										0 0 0 0 0 0 0																		
Alan Koch, R (7, 1) OBP: 0.267, SLG: 0.367										0 0 0 0 0 0 0																		
Don Lepore, R (9, PH) OBP: 0.221, SLG: 0.274										1 0 0 0 0 1 0																		
Inning Stats	R: 1 E: 0 K: 1 S: 6	H: 1 LOB: 2 BB: 2 P: 14	R: 0 E: 0 K: 1 S: 5	H: 0 LOB: 0 BB: 0 P: 5	R: 0 E: 0 K: 1 S: 5	H: 0 LOB: 0 BB: 0 P: 5	R: 0 E: 0 K: 2 S: 7	H: 0 LOB: 0 BB: 0 P: 7	R: 0 E: 0 K: 0 S: 3	H: 0 LOB: 0 BB: 0 P: 3	R: 0 E: 1 K: 0 S: 4	H: 0 LOB: 1 BB: 0 P: 4	R: 2 E: 1 K: 0 S: 5	H: 2 LOB: 1 BB: 1 P: 9	R: 1 E: 0 K: 0 S: 4	H: 1 LOB: 1 BB: 1 P: 8	R: 0 E: 0 K: 2 S: 7	H: 0 LOB: 0 BB: 0 P: 7	1B: 3 2B: 0 3B: 0 HR: 1	SF: 0 SAC: 0 DP: 0 HBP: 0	WP: 0 PB: 0 SB: 0 CS: 0	PA: 36						
PITCHER	IP WLS BF H R ER SO BB IBB HBP BLK WP HR S P ERA WHIP																											
Camilo Pascual, R (1, 1) ERA: 3.48	7.0		28	3	3	2	5	3	0	0	0	0	0	0	35	47	2.57	0.857										
Jim Perry, R (8, 1) ERA: 3.83	1.0	W	5	1	1	1	0	1	0	0	0	0	1	4	8	9.00	2.000											
Gerry Arrigo, L (9, 1) ERA: 3.97	1.0	S	3	0	0	0	2	0	0	0	0	0	0	7	7	0.00	0.000											



Batter	1	2	3	4	5	6	7	8	9	AB	R	H	RBI	BB	SO	LOB
Zoilo Versalles, R OBP: 0.309, SLG: 0.432 (1, 6)	0-0 F2	0-0 F9			0-0 1-3		0-3 K			4	0	0	0	0	1	3
Rich Rollins, R OBP: 0.333, SLG: 0.410 (1, 5)	0-0 FC6-4 1B		0-0 5-3		0-0 1B		0-0 5-3			4	0	2	0	0	0	1
Tony Oliva, L OBP: 0.367, SLG: 0.572 (1, 9)	0-0 FC6-4 1-2f		0-3 K		0-0 L6			0-0 HR		4	1	1	1	0	1	2
Harmon Killebrew, R OBP: 0.391, SLG: 0.575 (1, 7)	0-0 5-3		0-0 4-3			0-0 F9		0-3 K		4	0	0	0	0	1	1
Bob Allison, R OBP: 0.402, SLG: 0.552 (1, 3)		0-0 F8		0-0 5-3		0-0 P4		0-3 K		4	0	0	0	0	1	0
Jimmie Hall, L OBP: 0.339, SLG: 0.478 (1, 8)		0-0 1B 1B		0-0 SF9 3B		0-0 F7		0-3 K2-3		4	2	2	0	0	1	0
Earl Battey, R OBP: 0.348, SLG: 0.428 (1, 2)		0-0 FC1-5 1B		0-0 SF9			0-0 HR 2B			2	0	2	1	0	0	0
Jim Kaat, L OBP: 0.253, SLG: 0.246 (7, PR)		0-0 FC1-5 1B		0-0 SF9						0	1	0	0	0	0	0
Jim Perry, S OBP: 0.200, SLG: 0.200 (8, 1)		1-2 FC1-5 1B		3-H 0-0 F8						0	0	0	0	0	0	0
Gerry Arrigo, L OBP: 0.214, SLG: 0.154 (9, 1)		0-0 FC1-5 1B		0-0 F8						3	0	1	1	0	0	1
Bernie Allen, L OBP: 0.313, SLG: 0.333 (1, 4)		1-2 2-H FC1-5 1B		0-0 F8						0	0	0	0	0	0	0
Camilo Pascual, R OBP: 0.253, SLG: 0.253 (1, 1)		0-0 FC1-5			0-0 P5					2	0	0	0	0	0	2
Don Mincher, L OBP: 0.316, SLG: 0.610 (7, PH)		1-2 2-3f FC1-5								1	1	1	2	0	0	0
Jerry Zimmerman, R OBP: 0.290, SLG: 0.241 (8, 2)										0	0	0	0	0	0	0

Inning Stats	R: 0	H: 1	E: 0	LOB: 1	K: 0	BB: 0	S: 4	P: 4	R: 1	H: 3	E: 0	LOB: 2	K: 0	BB: 0	S: 6	P: 6	R: 0	H: 0	E: 0	LOB: 0	K: 1	BB: 0	S: 5	P: 5	R: 1	H: 1	E: 0	LOB: 0	K: 0	BB: 0	S: 4	P: 4	R: 0	H: 1	E: 0	LOB: 1	K: 0	BB: 0	S: 4	P: 4	R: 0	H: 0	E: 0	LOB: 0	K: 0	BB: 0	S: 3	P: 3	R: 2	H: 2	E: 0	LOB: 1	K: 1	BB: 0	S: 7	P: 7	R: 1	H: 1	E: 0	LOB: 0	K: 3	BB: 0	S: 10	P: 10
--------------	------	------	------	--------	------	-------	------	------	------	------	------	--------	------	-------	------	------	------	------	------	--------	------	-------	------	------	------	------	------	--------	------	-------	------	------	------	------	------	--------	------	-------	------	------	------	------	------	--------	------	-------	------	------	------	------	------	--------	------	-------	------	------	------	------	------	--------	------	-------	-------	-------

PITCHER																	1B: 5	SF: 1	WP: 0	PA: 33			
IP	WLS	BF	H	R	ER	SO	BB	IBB	HBP	BLK	WP	HR	S	P	ERA	WHIP	2B: 1	SAC: 0	PB: 0	3B: 1	DP: 0	SB: 0	CS: 0
Claude Osteen, L ERA: 3.3 (1, 1)	6.0		24	6	2	2	1	0	0	0	0	0	26	26	3.00	1.000							
Dave Stenhouse, R ERA: 5.2 (7, 1)	0.1		3	2	2	0	0	0	0	0	0	1	3	3	54.00	6.000							
Alan Koch, R ERA: 5.16 (7, 1)	1.2	L	6	1	1	1	4	0	0	0	0	1	14	14	5.40	0.600							


BOTTOM

Washington Senators @ Minnesota Twins
Metropolitan Stadium, Bloomington, MI

Sun Aug 30 1964, 4:33 AM EDT
Att. 10,340 - Unknown

livebaseballscorecards.com

AB	32
R	5
H	9
RBI	5
BB	0
SO	5
LOB	10



Batter	1	2	3	4	5	6	7	8	9	AB R H RBI BB SO LOB	TOP																	
Ed Brinkman, R (1, 6) OBP: 0.270, SLG: 0.334 Don Zimmer, R (8, PH) OBP: 0.306, SLG: 0.427 (8, 5)	0-3 K		0-3 K			0-0 FC4 1B		0-0 F2		3 0 1 0 0 2 0 1 0 0 0 0 0 2																		
Don Blasingame, L (1, 4) OBP: 0.312, SLG: 0.316	0-0 F7			0-0 P4		0-0 FC4 1-2f		0-0 1B		4 0 1 1 0 0 1																		
Jim King, L (1, 9) OBP: 0.341, SLG: 0.430 Fred Valentine, S (8, PH) OBP: 0.313, SLG: 0.317 (8, 9)	0-0 G3			0-0 F8		0-0 1-3		0-3 K		3 0 0 0 0 0 1 1 0 0 0 0 1 3																		
Willie Kirkland, L (1, 7) OBP: 0.282, SLG: 0.335		0-0 P4		0-0 P4			0-0 4-3		0-0 P1	4 0 0 0 0 0 0																		
Don Lock, R (1, 8) OBP: 0.351, SLG: 0.468					0-0 F7		0-0 F8		0-0 G3 1B	4 0 2 0 0 0 0																		
Mike Brumley, L (1, 2) OBP: 0.306, SLG: 0.302		0-3 K			0-0 F9		0-0 G3		0-0 G3 1-2	4 0 0 0 0 1 2																		
Joe Cunningham, L (1, 3) OBP: 0.355, SLG: 0.280					0-0 F8 1B			4-0 PB 1B BB	0-3 K	3 1 1 0 1 1 2																		
John Kennedy, R (1, 5) OBP: 0.289, SLG: 0.344 Dick Phillips, L (8, PH) OBP: 0.321, SLG: 0.310 Bennie Daniels, L (8, 1) OBP: 0.214, SLG: 0.211			0-0 F8		0-0 F9			0-3 K		2 0 0 0 0 0 1 1 0 0 0 0 1 1 0 0 0 0 0 0 0																		
Buster Narum, R (1, 1) OBP: 0.018, SLG: 0.018 Roy Sievers, R (8, PH) OBP: 0.264, SLG: 0.319 Chuck Cottier, R (8, PR) OBP: 0.275, SLG: 0.324 (8, 6)		0-3 K			0-3 K			4-0 1B BB		2 0 0 0 0 2 0 0 0 0 0 1 0 0 0 0 0 0 0 0 0																		
Inning Stats	R: 0 E: 0 K: 1 S: 5	H: 0 LOB: 0 BB: 0 P: 5	R: 0 E: 0 K: 1 S: 6	H: 1 LOB: 1 BB: 0 P: 6	R: 0 E: 0 K: 2 S: 7	H: 0 LOB: 0 BB: 0 P: 7	R: 0 E: 0 K: 0 S: 3	H: 0 LOB: 0 BB: 0 P: 3	R: 0 E: 0 K: 0 S: 4	H: 1 LOB: 1 BB: 0 P: 4	R: 0 E: 0 K: 1 S: 6	H: 1 LOB: 1 BB: 0 P: 6	R: 0 E: 0 K: 0 S: 3	H: 0 LOB: 0 BB: 0 P: 3	R: 1 E: 0 K: 2 S: 8	H: 1 LOB: 3 BB: 2 P: 16	R: 0 E: 0 K: 1 S: 6	H: 1 LOB: 1 BB: 0 P: 6	1B: 4 2B: 1 3B: 0 HR: 0	SF: 0 SAC: 0 DP: 0 HBP: 0	WP: 0 PB: 1 SB: 0 CS: 0	PA: 34						
PITCHER Mudcat Grant, R (1, 1) ERA: 3.98 Bill Pleis, L (8, 1) ERA: 4.87	IP: 7.2 WLS: W BF: 29 H: 4 R: 1 ER: 1 SO: 6 BB: 2 IBB: 0 HBP: 0 BLK: 0 WP: 0 HR: 0 S: 39 P: 47 ERA: 1.17 WHIP: 0.783	IP: 1.1 WLS: S BF: 5 H: 1 R: 0 ER: 0 SO: 2 BB: 0 IBB: 0 HBP: 0 BLK: 0 WP: 0 HR: 0 S: 9 P: 9 ERA: 0.00 WHIP: 0.750											PITCHER	IP: 7.2 WLS: W BF: 29 H: 4 R: 1 ER: 1 SO: 6 BB: 2 IBB: 0 HBP: 0 BLK: 0 WP: 0 HR: 0 S: 39 P: 47 ERA: 1.17 WHIP: 0.783	IP: 1.1 WLS: S BF: 5 H: 1 R: 0 ER: 0 SO: 2 BB: 0 IBB: 0 HBP: 0 BLK: 0 WP: 0 HR: 0 S: 9 P: 9 ERA: 0.00 WHIP: 0.750											PITCHER	IP: 7.2 WLS: W BF: 29 H: 4 R: 1 ER: 1 SO: 6 BB: 2 IBB: 0 HBP: 0 BLK: 0 WP: 0 HR: 0 S: 39 P: 47 ERA: 1.17 WHIP: 0.783	IP: 1.1 WLS: S BF: 5 H: 1 R: 0 ER: 0 SO: 2 BB: 0 IBB: 0 HBP: 0 BLK: 0 WP: 0 HR: 0 S: 9 P: 9 ERA: 0.00 WHIP: 0.750

Washington Senators @ Minnesota Twins
Metropolitan Stadium, Bloomington, MI
Mon Aug 31 1964, 4:33 AM EDT
Att. 4,966 - Unknown

AB	32
R	1
H	5
RBI	1
BB	2
SO	8
LOB	13



Batter	1	2	3	4	5	6	7	8	9
Zoilo Versalles, R OBP: 0.310, SLG: 0.438 (1, 6)	0-3 K		0-0 HR		0-0 4-3		0-0 2-3 1B		
Rich Rollins, R OBP: 0.333, SLG: 0.409 (1, 5)	0-0 CS 1B		0-0 F2		0-0 E5		0-3 K		
Tony Oliva, L OBP: 0.368, SLG: 0.573 (1, 9)	0-0 1-2 2B			0-0 1B 2B 1B	0-0 F8			0-0 P6	
Harmon Killebrew, R OBP: 0.388, SLG: 0.570 Bob Allison, R OBP: 0.402, SLG: 0.552 (1, 7) (9, 7)	0-3 K			0-0 P4		0-0 L6		0-0 5-3	
Don Mincher, L OBP: 0.315, SLG: 0.603 (1, 3)		0-0 4-3		0-0 2B 1-2 FC4-2 1B		0-0 F2		0-0 F9	
Jimmie Hall, L OBP: 0.339, SLG: 0.480 (1, 8)		0-0 G3		0-0 FC4-2 1-3 2-H 2B		0-0 F7			
Earl Battey, R OBP: 0.348, SLG: 0.427 (1, 2)		0-0 F3		0-0 FC4-2 2-3 3-H			0-0 1B 4-3 1B		
Bernie Allen, L OBP: 0.309, SLG: 0.329 (1, 4)			0-0 F9	0-0 F9			0-0 4-3		
Mudcat Grant, R OBP: 0.232, SLG: 0.333 Bill Pleis, L OBP: 0.400, SLG: 0.250 (1, 1) (8, 1)			0-0 G3		0-3 K		0-3 K		

Inning Stats	R: 0	H: 2	E: 0	LOB: 1	K: 2	BB: 0	S: 8	P: 8
	R: 0	H: 0	E: 0	LOB: 0	K: 0	BB: 0	S: 3	P: 3
	R: 1	H: 1	E: 0	LOB: 0	K: 0	BB: 0	S: 4	P: 4
	R: 1	H: 3	E: 0	LOB: 2	K: 0	BB: 0	S: 6	P: 6
	R: 0	H: 0	E: 1	LOB: 1	K: 1	BB: 0	S: 6	P: 6
	R: 0	H: 0	E: 0	LOB: 0	K: 0	BB: 0	S: 3	P: 3
	R: 0	H: 2	E: 0	LOB: 2	K: 2	BB: 0	S: 9	P: 9
	R: 0	H: 0	E: 0	LOB: 0	K: 0	BB: 0	S: 3	P: 3

PITCHER	IP	WLS	BF	H	R	ER	SO	BB	IBB	HBP	BLK	WP	HR	S	P	ERA	WHIP
Buster Narum, R ERA: 3.78 (1, 1)	7.0	L	29	8	2	2	5	0	0	0	0	0	1	39	39	2.57	1.143
Bennie Daniels, R ERA: 4.4 (8, 1)	1.0		3	0	0	0	0	0	0	0	0	0	0	3	3	0.00	0.000

BOTTOM


Washington Senators @ Minnesota Twins
Metropolitan Stadium, Bloomington, MI

Mon Aug 31 1964, 4:33 AM EDT
Att. 4,966 - Unknown

AB	R	H	RBI	BB	SO	LOB
4	1	2	1	0	1	0
4	0	1	0	0	1	2
4	1	2	0	0	0	1
4	0	0	0	0	1	2
0	0	0	0	0	0	0
4	0	1	0	0	0	0
3	0	1	1	0	0	0
3	0	1	0	0	0	2
3	0	0	0	0	0	3
3	0	0	0	0	2	1
0	0	0	0	0	0	0

AB	32
R	2
H	8
RBI	2
BB	0
SO	5
LOB	11

livebaseballscorecards.com



WP	PA
0	32
PB	0
SB	0
CS	1

Batter	1	2	3	4	5	6	7	8	9	AB R H RBI BB SO LOB	TOP		
Chico Salmon, R (1, 9) OBP: 0.344, SLG: 0.425	0-0 P4		0-0 5-3		0-0 2-H 2B		0-0 P5		0-3 K	5 0 1 1 0 1 3	Cleveland Indians @ Washington Senators D.C. Stadium, Washington, DC Tue Sep 01 1964, 7:05 PM EDT Att. 3,592 - Unknown livebaseballscorecards.com		
Dick Howser, R (1, 6) OBP: 0.329, SLG: 0.322	0-0 F8		0-0 G3		0-0 5-3		0-0 5-3		0-0 F9	5 0 0 0 0 0 3			
Bob Chance, L (1, 3) OBP: 0.363, SLG: 0.462	0-0 1B		0-3 K				0-0 F8		0-3 K	4 0 1 0 0 2 0			
Leon Wagner, L (1, 7) OBP: 0.331, SLG: 0.466	0-0 F8			0-0 3-1			0-0 F8		0-0 FC5-4 1B 1B	4 1 1 0 0 0 1			
Max Alvis, R (1, 5) OBP: 0.328, SLG: 0.446		4-0 2B BB		0-3 K			0-3 K		0-0 FC5-4 1B 1-2	3 0 1 0 1 2 0			
Joe Azcue, R (1, 2) OBP: 0.320, SLG: 0.378		0-0 F8		0-0 P4			0-0 BB BB 1B		0-0 FC5-4 1B 1-2 2-3	4 0 1 0 0 0 3			
Vic Davalillo, L (1, 8) OBP: 0.310, SLG: 0.354		0-0 F7			0-0 HR		0-3 K		0-0 1-2 3-H 1B	4 1 2 2 0 1 2			
Woodie Held, R (1, 4) OBP: 0.326, SLG: 0.428		0-0 1-3 2B			4-0 SH1-4 2B BB		4-0 BB BB		0-0 1-3	2 1 1 0 2 0 2			
Sam McDowell, L (1, 1) OBP: 0.174, SLG: 0.095 Don McMahon, R (7, 1) OBP: 0.154, SLG: 0.154		0-0 3-1			0-0 SH1-4		4-0 1-2 2-3 BB		0-3 K	1 0 0 0 1 0 2 1 0 0 0 0 1 0			
Inning Stats	R: 0 H: 1 E: 0 LOB: 1 K: 0 BB: 0 S: 4 P: 4	R: 0 H: 1 E: 0 LOB: 2 K: 0 BB: 1 S: 4 P: 8	R: 0 H: 0 E: 0 LOB: 0 K: 1 BB: 0 S: 5 P: 5	R: 0 H: 0 E: 0 LOB: 0 K: 1 BB: 0 S: 5 P: 5	R: 2 H: 2 E: 0 LOB: 0 K: 0 BB: 1 S: 4 P: 8	R: 0 H: 0 E: 0 LOB: 0 K: 1 BB: 0 S: 5 P: 5	R: 0 H: 1 E: 0 LOB: 3 K: 1 BB: 2 S: 6 P: 14	R: 1 H: 3 E: 0 LOB: 2 K: 1 BB: 0 S: 8 P: 8	R: 0 H: 0 E: 0 LOB: 0 K: 2 BB: 0 S: 7 P: 7	1B: 5 SF: 0 2B: 2 SAC: 1 3B: 0 DP: 0 HR: 1 HBP: 0	WP: 0 PA: 38 PB: 0 SB: 0 CS: 0		
PITCHER	IP WLS BF H R ER SO BB IBB HBP BLK WP HR S P ERA WHIP											PITCHER	IP WLS BF H R ER SO BB IBB HBP BLK WP HR S P ERA WHIP
Frank Kreutzer, L (1, 1) ERA: 3.84	6.1 L 27 5 2 2 4 4 0 0 0 0 0 1 31 47 2.84 1.421												
Jim Hannan, R (7, 1) ERA: 3.78	0.2 2 0 0 0 0 0 0 0 0 0 0 0 2 2 0.00 0.000												
Jim Duckworth, R (8, 1) ERA: 4.5	2.0 9 3 1 1 3 0 0 0 0 0 0 0 15 15 4.50 1.500												

Cleveland Indians @ Washington Senators
 D.C. Stadium, Washington, DC
 Tue Sep 01 1964, 7:05 PM EDT
 Att. 3,592 - Unknown

AB	33
R	3
H	8
RBI	3
BB	4
SO	7
LOB	16



Batter	1	2	3	4	5	6	7	8	9	AB	R	H	RBI	BB	SO	LOB
Chuck Cottier, R (1, 4) OBP: 0.285, SLG: 0.327 Don Blasingame, L (7, PH) OBP: 0.311, SLG: 0.316 (8, 4)	0-0 G3		0-0 FC5-4 1B		4-0 FC6-4 BB		0-0 F8			2	0	1	0	1	0	0
Chuck Hinton, R (1, 7) OBP: 0.343, SLG: 0.429	4-0 1B BB		0-0 FC5-4 CS 1-2f		0-0 FC6-4 1-2f		0-0 F9			3	0	0	0	0	1	0
Don Lock, R (1, 8) OBP: 0.350, SLG: 0.466	0-0 1-2 1B		0-0 6-3 1-2				0-0 F8		0-0 F7	4	0	1	0	0	0	1
Roy Sievers, R (1, 3) OBP: 0.263, SLG: 0.318	0-0 F9			0-0 5-3 1B			0-0 L5		0-0 F6	4	0	1	0	0	0	2
Don Zimmer, R (1, 5) OBP: 0.309, SLG: 0.426	0-0 F8			0-0 P5			0-0 1B		4-0 BB	3	0	1	0	1	0	3
Willie Kirkland, L (1, 9) OBP: 0.277, SLG: 0.329		0-3 K		0-0 5-3 1-2			0-0 P6		0-3 K	4	0	0	0	0	2	3
John Kennedy, R (1, 6) OBP: 0.288, SLG: 0.345		0-0 2B		0-0 F9			0-0 G3		0-3 K	4	0	1	0	0	1	1
Mike Brumley, L (1, 2) OBP: 0.305, SLG: 0.301		0-0 5-3			0-3 K		0-0 BB 1B		0-0 6-3	4	0	1	0	0	1	1
Frank Kreutzer, R (1, 1) OBP: 0.089, SLG: 0.118 Jim Haney, R (7, 1) OBP: 0.143, SLG: 0.150 Dick Phillips, L (7, PH) OBP: 0.324, SLG: 0.310 Fred Valentine, S (7, PR) OBP: 0.313, SLG: 0.317 Jim Duckworth, R (8, 1) OBP: 0.233, SLG: 0.250 Jim King, L (9, PH) OBP: 0.340, SLG: 0.429		0-3 K			0-3 K		4-0 1-2 BB		0-0 4-3	2	0	0	0	0	2	1

Inning Stats	R: 0	H: 1	E: 0	LOB: 2	K: 0	BB: 1	S: 4	P: 8	R: 0	H: 1	E: 0	LOB: 1	K: 2	BB: 0	S: 8	P: 8	R: 0	H: 1	E: 0	LOB: 1	K: 0	BB: 0	S: 3	P: 3	R: 0	H: 1	E: 0	LOB: 1	K: 0	BB: 0	S: 4	P: 4	R: 0	H: 0	E: 0	LOB: 1	K: 2	BB: 1	S: 7	P: 11	R: 0	H: 1	E: 0	LOB: 1	K: 0	BB: 0	S: 4	P: 4	R: 0	H: 1	E: 0	LOB: 2	K: 0	BB: 1	S: 4	P: 8	R: 0	H: 0	E: 0	LOB: 1	K: 1	BB: 1	S: 5	P: 9	R: 0	H: 0	E: 0	LOB: 0	K: 1	BB: 0	S: 5	P: 5	1B: 5	SF: 0	2B: 1	SAC: 0	3B: 0	DP: 0	HR: 0	HBP: 0	WP: 0	PA: 36
--------------	------	------	------	--------	------	-------	------	------	------	------	------	--------	------	-------	------	------	------	------	------	--------	------	-------	------	------	------	------	------	--------	------	-------	------	------	------	------	------	--------	------	-------	------	-------	------	------	------	--------	------	-------	------	------	------	------	------	--------	------	-------	------	------	------	------	------	--------	------	-------	------	------	------	------	------	--------	------	-------	------	------	-------	-------	-------	--------	-------	-------	-------	--------	-------	--------

PITCHER	IP	WLS	BF	H	R	ER	SO	BB	IBB	HBP	BLK	WP	HR	S	P	ERA	WHIP
Sam McDowell, L (1, 1) ERA: 3.09	6.1	W	27	6	0	0	4	3	0	0	0	0	0	32	44	0.00	1.421
Don McMahon, R (7, 1) ERA: 1.52	2.2	S	9	0	0	0	2	1	0	0	0	0	0	12	16	0.00	0.375

BOTTOM

Cleveland Indians @ Washington Senators
 D.C. Stadium, Washington, DC

Tue Sep 01 1964, 7:05 PM EDT
 Att. 3,592 - Unknown

AB	32
R	0
H	6
RBI	0
BB	4
SO	6
LOB	18



PITCHER	IP	WLS	BF	H	R	ER	SO	BB	IBB	HBP	BLK	WP	HR	S	P	ERA	WHIP
---------	----	-----	----	---	---	----	----	----	-----	-----	-----	----	----	---	---	-----	------

Batter	1	2	3	4	5	6	7	8	9	AB R H RBI BB SO LOB	TOP											
Chico Salmon, R OBP: 0.345, SLG: 0.429 (1, 9) X	0-0 L6 1B	0-0 PO 2B		0-0 4-3		0-0 5-3			0-0 FC6-4 1-2 2-H 1B	5 0 2 1 0 0 0	Cleveland Indians @ Washington Senators D.C. Stadium, Washington, DC Wed Sep 02 1964, 7:05 PM EDT Att. 2,540 - Unknown livebaseballscorecards.com											
Dick Howser, R OBP: 0.330, SLG: 0.321 (1, 6) X	0-0 1B HR 1B	0-0 PO 2-3	4-0 HR BB	0-0 6-3			0-0 1-5-3	0-0 5-3	4 2 1 0 1 0 2													
Bob Chance, L OBP: 0.363, SLG: 0.468 (1, 3) S S S	0-3 K		0-0 1-H HR		0-3 K2-3		0-0 4-3	4-0 FC6-4 IBB	4 1 1 2 1 2 1													
Leon Wagner, L OBP: 0.332, SLG: 0.472 Billy Moran, R OBP: 0.299, SLG: 0.291 (1, 7) X (7, 4)	0-0 1-2 HR 1B		0-0 HR		0-3 K		0-0 5-3	0-0 FC6-4	4 2 2 1 0 1 0 1 0 0 1 0 0 2													
Max Alvis, R OBP: 0.329, SLG: 0.455 (1, 5) X	0-0 1-H 2-H HR		0-3 K		0-0 1B		0-0 F9	0-0 6-3	5 1 2 3 0 1 2													
Joe Azcue, R OBP: 0.319, SLG: 0.376 (1, 2) X	0-0 1B		0-0 F7		0-0 5-3		0-0 6-3		4 0 1 0 0 0 1													
Vic Davalillo, L OBP: 0.312, SLG: 0.356 (1, 8) X	0-0 4-3		0-0 1B		0-0 E1 F7 SH3		0-0 CS 1B		4 1 2 0 0 0 1													
Woodie Held, R OBP: 0.325, SLG: 0.425 (1, 4) (7, 7)		0-0 F8	0-0 P3		0-0 F7		0-0 CS	0-0 SH 1B 1B	4 1 1 0 0 0 2													
Lee Stange, R OBP: 0.179, SLG: 0.063 Gary Bell, R OBP: 0.412, SLG: 0.375 (1, 1) (8, 1)		0-0 F8		0-3 K		0-0 SH3		0-0 SH 5-3 1B 1-2 FC6-4	2 0 0 1 0 1 0 0 1 0 0 0 0 0													
Inning Stats	R: 3 E: 0 K: 1 S: 9	H: 4 LOB: 1 BB: 0 P: 9	R: 0 E: 0 K: 0 S: 3	H: 1 LOB: 0 BB: 0 P: 3	R: 3 E: 0 K: 1 S: 8	H: 3 LOB: 1 BB: 1 P: 12	R: 0 E: 0 K: 1 S: 5	H: 0 LOB: 0 BB: 0 P: 5	R: 0 E: 0 K: 2 S: 8	H: 1 LOB: 1 BB: 0 P: 8	R: 1 E: 1 K: 0 S: 4	H: 0 LOB: 0 BB: 0 P: 4	R: 0 E: 0 K: 0 S: 3	H: 0 LOB: 0 BB: 0 P: 3	R: 0 E: 0 K: 0 S: 3	H: 1 LOB: 0 BB: 0 P: 3	R: 2 E: 0 K: 0 S: 6	H: 2 LOB: 2 BB: 1 P: 10	1B: 8 2B: 1 3B: 0 HR: 3	SF: 0 SAC: 2 DP: 0 HBP: 0	WP: 0 PB: 0 SB: 0 CS: 1	PA: 43
PITCHER	IP WLS BF H R ER SO BB IBB HBP BLK WP HR S P ERA WHIP											PITCHER	IP WLS BF H R ER SO BB IBB HBP BLK WP HR S P ERA WHIP									
Don Rudolph, L ERA: 4.88 (1, 1)	2.0 L 10 5 3 3 1 0 0 0 0 0 1 12 12 13.50 2.500																					
Alan Koch, R ERA: 5.37 (3, 1)	1.0 7 3 3 3 1 1 0 0 0 0 0 2 8 12 27.00 4.000																					
Dave Stenhouse, R ERA: 4.99 (4, 1)	3.0 11 1 1 0 3 0 0 0 0 0 0 0 17 17 0.00 0.333																					
Bennie Daniels, R ERA: 4.33 (7, 1)	2.0 6 1 0 0 0 0 0 0 0 0 0 0 6 6 0.00 0.500																					
Jim Hannan, R ERA: 3.92 (9, 1)	1.0 7 2 2 2 0 0 0 1 0 0 0 0 6 10 18.00 2.000																					

AB	37
R	9
H	12
RBI	9
BB	2
SO	5
LOB	11



Batter	1	2	3	4	5	6	7	8	9	AB	R	H	RBI	BB	SO	LOB
Don Blasingame, L (1, 4) OBP: 0.310, SLG: 0.313	0-0 L3		0-3 K			0-0 F5		4-0 BB		3	0	0	0	1	1	0
Joe Cunningham, L (1, 3) OBP: 0.357, SLG: 0.281	0-0 F8			0-0 4-3		0-0		4-0 BB		3	0	1	0	1	0	0
Jim Hannan, R (9, 1) OBP: 0.143, SLG: 0.150						1B		1-2 BB		0	0	0	0	0	0	0
Jim King, L (1, 9) OBP: 0.340, SLG: 0.425	4-0 BB			0-0 4-3		0-0 4-3		0-0 F8		3	0	0	0	1	0	3
Don Lock, R (1, 8) OBP: 0.348, SLG: 0.462	0-0 F8			0-0 5-3			0-3 K	0-0 1-3		4	0	0	0	0	1	3
Willie Kirkland, L (1, 7) OBP: 0.277, SLG: 0.324		0-0 F9			4-0 BB		0-3 K		0-3 K	3	0	0	0	1	2	1
Mike Brumley, L (1, 2) OBP: 0.305, SLG: 0.301		0-0 4-3			0-0 F9		0-0		0-0 6-3	4	0	1	0	0	0	1
Don Zimmer, R (1, 5) OBP: 0.304, SLG: 0.420		0-3 K			0-3 K		1-3 1B		0-0 P6	4	0	0	0	0	3	3
John Kennedy, R (1, 6) OBP: 0.286, SLG: 0.343			0-3 K2-3		0-0 5-3		0-3 K			3	0	0	0	0	2	3
Don Rudolph, L (1, 1) OBP: 0.154, SLG: 0.083			0-3 K			0-0 F7		0-3 K		0	0	0	0	0	0	0
Alan Koch, R (3, 1) OBP: 0.287, SLG: 0.367										0	0	0	0	0	0	0
Fred Valentine, S (3, PH) OBP: 0.311, SLG: 0.316										0	0	0	0	0	1	0
Dave Stenhouse, R (4, 1) OBP: 0.400, SLG: 0.357										0	0	0	0	0	0	0
Dick Phillips (6, PH) OBP: 0.320, SLG: 0.308										1	0	0	0	0	0	0
Bennie Daniels, L (7, 1) OBP: 0.214, SLG: 0.211										0	0	0	0	0	0	0
Roy Sievers, R (8, PH) OBP: 0.262, SLG: 0.315										1	0	0	0	0	1	0

Inning Stats	R: 0	H: 0	E: 0	K: 0	S: 3	R: 0	H: 0	E: 0	K: 1	S: 5	R: 0	H: 0	E: 0	K: 3	S: 9	R: 0	H: 0	E: 0	K: 0	S: 3	R: 0	H: 0	E: 0	K: 1	S: 5	R: 0	H: 1	E: 0	K: 4	S: 13	R: 0	H: 0	E: 0	K: 1	S: 5	R: 0	H: 0	E: 0	K: 1	S: 5	1B: 2	2B: 0	3B: 0	HR: 0	SF: 0	SAC: 0	DP: 0	HBP: 0	WP: 0	PB: 1	SB: 0	CS: 0	PA: 34
PITCHER	IP	WLS	BF	H	R	ER	SO	BB	IBB	HBP	BLK	WP	HR	S	P	ERA	WHIP																																				
Lee Stange, R (1, 1) ERA: 4.31	7.1	W	29	2	0	0	10	4	0	0	0	0	0	45	61	0.00	0.818																																				
Gary Bell, R (8, 1) ERA: 4.4	1.2	S	5	0	0	0	1	0	0	0	0	0	0	7	7	0.00	0.000																																				

BOTTOM

Cleveland Indians @ Washington Senators
D.C. Stadium, Washington, DC
 Wed Sep 02 1964, 7:05 PM EDT
 Att. 2,540 - Unknown

livebaseballscorecards.com

AB	30
R	0
H	2
RBI	0
BB	4
SO	11
LOB	14



Batter	1	2	3	4	5	6	7	8	9	AB R H RBI BB SO LOB	TOP													
George Thomas, R (1, 7) OBP: 0.312, SLG: 0.451	0-0 5-3		0-0 5-3		0-0 1B		0-0 5-3			4 0 1 0 0 0 1														
Jerry Lumpe, L (1, 4) OBP: 0.310, SLG: 0.345	0-0 F7		0-0 4-3		0-0 F7			0-3 K		4 0 0 0 0 1 1														
Al Kaline, R (1, 9) OBP: 0.387, SLG: 0.465	0-3 K			0-0 2B 1B		0-0 L8		0-0 L6-3		4 0 1 0 0 1 0														
Don Demeter, R (1, 8) OBP: 0.291, SLG: 0.453		0-0 1B SF8 2B		0-0 1-3 2B		0-0 6-3		0-0 P5		4 1 2 0 0 0 0														
Bill Freehan, R (1, 2) OBP: 0.358, SLG: 0.471		0-0 FC6-4 1B		0-0 F3		0-0 2B		0-0 F7		4 0 2 0 0 0 2														
Norm Cash, L (1, 3) OBP: 0.340, SLG: 0.444		0-0 SF8		0-0 F5		0-0 G3		0-0 F8		3 0 0 1 0 0 3														
Don Wert, R (1, 5) OBP: 0.324, SLG: 0.354		3-H 0-0 F9		0-0 P4			0-0 SH1-4 1B		0-0 5-3	4 0 1 0 0 0 3														
Dick McAuliffe, L (1, 6) OBP: 0.334, SLG: 0.449		0-0 FC6-4			0-0 G3		0-0 P6			3 0 0 0 0 0 2														
Dave Wickersham, R (1, 1) OBP: 0.095, SLG: 0.085			0-3 K		0-3 K			0-0 SH1-4		2 0 0 0 0 2 0														
Fred Gladding, L (9, 1)										0 0 0 0 0 0 0														
Inning Stats	R: 0 E: 0 K: 1 S: 5	H: 0 LOB: 0 BB: 0 P: 5	R: 1 E: 0 K: 0 S: 5	H: 2 LOB: 1 BB: 0 P: 5	R: 0 E: 0 K: 1 S: 5	H: 0 LOB: 0 BB: 0 P: 5	R: 0 E: 0 K: 0 S: 5	H: 2 LOB: 2 BB: 0 P: 5	R: 0 E: 0 K: 1 S: 6	H: 1 LOB: 1 BB: 0 P: 6	R: 0 E: 0 K: 0 S: 4	H: 1 LOB: 1 BB: 0 P: 4	R: 0 E: 0 K: 0 S: 4	H: 1 LOB: 1 BB: 0 P: 4	R: 0 E: 0 K: 1 S: 5	H: 0 LOB: 0 BB: 0 P: 5	R: 0 E: 0 K: 0 S: 3	H: 0 LOB: 0 BB: 0 P: 3	R: 0 E: 0 K: 0 S: 3	H: 0 LOB: 0 BB: 0 P: 3	1B: 4 2B: 3 3B: 0 HR: 0	SF: 1 SAC: 1 DP: 0 HBP: 0	WP: 0 PB: 0 SB: 0 CS: 0	PA: 34
PITCHER Claude Osteen, L (1, 1) ERA: 3.21	IP: 9.0 WLS: L BF: 34 H: 7 R: 1 ER: 1 SO: 4 BB: 0 IBB: 0 HBP: 0 BLK: 0 WP: 0 HR: 0 S: 42 P: 42 ERA: 1.00 WHIP: 0.778											PITCHER	IP: 9.0 WLS: L BF: 34 H: 7 R: 1 ER: 1 SO: 4 BB: 0 IBB: 0 HBP: 0 BLK: 0 WP: 0 HR: 0 S: 42 P: 42 ERA: 1.00 WHIP: 0.778											

Detroit Tigers @ Washington Senators
 D.C. Stadium, Washington, DC
 Fri Sep 04 1964, 7:05 PM EDT
 Att. 3,833 - Unknown

livebaseballscorecards.com

AB	32
R	1
H	7
RBI	1
BB	0
SO	4
LOB	12



Batter	1	2	3	4	5	6	7	8	9	AB	R	H	RBI	BB	SO	LOB
Ed Brinkman, R OBP: 0.268, SLG: 0.331 (1, 6) X	0-0 L9 ①			X 0-0 4-3 ①		X 0-0 FC1-5 BB BB 2-3		0-3 K ②		4	0	0	0	0	1	1
Don Blasingame, L OBP: 0.312, SLG: 0.314 (1, 4) X	0-0 6-3 ②			X 0-0 BB 1B		4-0 BB BB 1-2 BB		0-0 4-3 ③		3	0	1	0	1	0	0
Chuck Hinton, R OBP: 0.342, SLG: 0.426 (1, 7) X	0-0 F3 ③			4-0 BB BB 1-2 G5-4-3 BB		X 0-0 L9 ②		X 0-0 L9 ①		3	0	0	0	1	0	2
Don Lock, R OBP: 0.347, SLG: 0.459 (1, 8)		X 0-0 6-3 ①		X 0-0 G5-4-3 ② ③ 1-2f		4-0 BB BB 1-2 2-3 BB		X 0-0 L9 ②		3	0	0	0	1	0	2
Dick Phillips, L OBP: 0.323, SLG: 0.305 (1, 3) Roy Sievers, R OBP: 0.260, SLG: 0.313 (9, PH)		X 0-0 P3 ②			4-0 BB BB	X 0-0 FC1-6 BB ③		0-3 K ③		2	0	0	0	1	0	3
Fred Valentine, S OBP: 0.307, SLG: 0.311 (1, 9) Don Zimmer, R OBP: 0.304, SLG: 0.420 (8, 5)		0-3 K ③			X 4-0 FC1-6 1B 1-2f FC1-2-4-6		X 0-0 F7 ①			3	0	0	0	0	1	1
Mike Brumley, L OBP: 0.305, SLG: 0.301 (1, 2)			X 0-0 F8 ①		X 0-0 FC1-2-4-6 1B 1-3		X 0-0 3-1 ②			3	0	1	0	0	0	0
John Kennedy, R OBP: 0.285, SLG: 0.341 (1, 5) Jim King, L OBP: 0.339, SLG: 0.424 (7, PH) (8, 9)			0-3 K ②		X 0-0 FC1-2-4-6 1-2 3-H		0-3 K2-3 ③			2	0	0	0	0	1	2
Claude Osteen, L OBP: 0.183, SLG: 0.256 (1, 1)			X 0-0 G3 ③			X 0-0 FC1-5 2B		X 0-0 3-1 ①		1	0	0	0	0	1	0

Inning Stats	R: 0	H: 0	E: 0	K: 0	S: 3	R: 0	H: 0	E: 0	K: 1	S: 5	R: 0	H: 0	E: 0	K: 1	S: 5	R: 0	H: 1	E: 0	K: 0	S: 3	R: 0	H: 1	E: 0	K: 0	S: 3	R: 0	H: 1	E: 0	K: 1	S: 4	R: 0	H: 0	E: 0	K: 1	S: 5	R: 0	H: 0	E: 0	K: 1	S: 5	R: 0	H: 0	E: 0	K: 1	S: 5					
	LOB: 0	BB: 0	P: 3	LOB: 0	BB: 0	P: 5	LOB: 0	BB: 0	P: 5		LOB: 1	BB: 1	P: 7	LOB: 1	BB: 1	P: 7	LOB: 3	BB: 2	P: 12		LOB: 0	BB: 0	P: 5	LOB: 0	BB: 0	P: 5	LOB: 0	BB: 0	P: 5	LOB: 0	BB: 0	P: 5	LOB: 0	BB: 0	P: 5	LOB: 0	BB: 0	P: 5	LOB: 0	BB: 0	P: 5	LOB: 0	BB: 0	P: 5	LOB: 0	BB: 0	P: 5	LOB: 0	BB: 0	P: 5

PITCHER	IP	WLS	BF	H	R	ER	SO	BB	IBB	HBP	BLK	WP	HR	S	P	ERA	WHIP
Dave Wickersham, R ERA: 3.54 (1, 1)	8.0	W	29	3	0	0	4	4	0	0	0	0	0	33	49	0.00	0.875
Fred Gladding, R ERA: 3.41 (9, 1)	1.0	S	3	0	0	0	1	0	0	0	0	0	0	5	5	0.00	0.000

DETROIT TIGERS @ WASHINGTON SENATORS
D.C. Stadium, Washington, DC
 Fri Sep 04 1964, 7:05 PM EDT
 Att. 3,833 - Unknown

AB	28
R	0
H	3
RBI	0
BB	4
SO	5
LOB	11



WP: 0 PA: 32
 PB: 0
 SB: 0
 CS: 0

PITCHER	IP	WLS	BF	H	R	ER	SO	BB	IBB	HBP	BLK	WP	HR	S	P	ERA	WHIP
---------	----	-----	----	---	---	----	----	----	-----	-----	-----	----	----	---	---	-----	------

Batter	1	2	3	4	5	6	7	8	9	AB R H RBI BB SO LOB	TOP									
Bill Bruton, L (1, 8) OBP: 0.331, SLG: 0.363	0-0 G4-6-3 1B		0-0 1B 2B		4-0 G4-6-3 BB		0-0 L8		0-3 K	4 1 2 1 1 1 1										
Jerry Lumpe, L (1, 4) OBP: 0.310, SLG: 0.344	0-0 F9		0-0 BB 1B		0-0 G4-6-3		0-0 F7			4 0 1 1 0 0 2										
Gates Brown, L (1, 7) OBP: 0.335, SLG: 0.501	0-0 G4-6-3		0-3 K		0-0 F8		0-0 4-3			4 0 0 0 0 1 2										
Norm Cash, L (1, 3) OBP: 0.341, SLG: 0.441		0-0 F9	4-0 1-2 BB		4-0 E SH BB		0-0 F9			2 0 0 0 2 0 0										
Don Demeter, R (1, 9) OBP: 0.291, SLG: 0.452		0-3 K	0-0 P6		0-0 SH		0-0 G5-4-3 1B			3 0 1 0 0 1 2										
Bill Freehan, R (1, 2) OBP: 0.358, SLG: 0.476		0-0 F2		0-0 HR		0-0 5-3		0-0 G5-4-3		4 1 1 1 0 0 3										
Dick McAuliffe, L (1, 6) OBP: 0.335, SLG: 0.447			4-0 2B BB	0-0 P6		4-0 IBB		0-0 1-3		2 1 0 0 2 0 0										
Don Wert, R (1, 5) OBP: 0.327, SLG: 0.360			0-0 2B 2B	0-0 K 1B		0-3 K		0-0 1B		4 1 3 1 0 1 3										
Mickey Lolich, S (1, 1) OBP: 0.262, SLG: 0.094			0-0 1-4	0-3 K		0-3 K		0-3 K		4 0 0 0 0 3 6										
Inning Stats	R: 0 E: 0 K: 0 S: 3	H: 1 LOB: 0 BB: 0 P: 3	R: 0 E: 0 K: 1 S: 5	H: 0 LOB: 0 BB: 0 P: 5	R: 3 E: 0 K: 1 S: 8	H: 3 LOB: 2 BB: 2 P: 16	R: 1 E: 0 K: 1 S: 6	H: 2 LOB: 0 BB: 0 P: 6	R: 0 E: 0 K: 0 S: 2	H: 0 LOB: 0 BB: 1 P: 6	R: 0 E: 0 K: 0 S: 3	H: 0 LOB: 0 BB: 0 P: 3	R: 0 E: 0 K: 2 S: 8	H: 1 LOB: 0 BB: 0 P: 3	R: 0 E: 0 K: 2 S: 8	H: 1 LOB: 1 BB: 0 P: 8	1B: 5 2B: 2 3B: 0 HR: 1	SF: 0 SAC: 1 DP: 3 HBP: 0	WP: 0 PB: 0 SB: 0 CS: 0	PA: 37
PITCHER	IP WLS BF H R ER SO BB IBB HBP BLK WP HR S P ERA WHIP																			
Buster Narum, R (1, 1) ERA: 3.92	3.1 L 17 6 4 4 2 2 0 0 0 0 0 1 19 27 10.80 2.400																			
Jim Duckworth, R (4, 1) ERA: 4.26	2.2 10 0 0 0 3 2 1 0 0 0 0 13 25 0.00 0.750																			
Don Rudolph, L (7, 1) ERA: 4.63	3.0 10 2 0 0 2 0 0 0 0 0 0 14 14 0.00 0.667																			

Detroit Tigers @ Washington Senators
 D.C. Stadium, Washington, DC
 Sat Sep 05 1964, 3:33 AM EDT
 Att. 1,903 - Unknown

livebaseballscorecards.com

AB	31
R	4
H	8
RBI	4
BB	5
SO	7
LOB	19



Batter	1	2	3	4	5	6	7	8	9	AB	R	H	RBI	BB	SO	LOB
Chuck Cottier, R (1, 4) <small>OBP: 0.283, SLG: 0.324</small>	0-0 F7		0-0 F7			0-0 F6			0-0 FC6-4 1B	4	0	1	0	0	0	2
John Kennedy, R (1, 6) <small>OBP: 0.285, SLG: 0.340</small>	0-0 L4		0-0 L3			0-0 F8			0-0 FC6-4 1B	4	0	1	0	0	0	2
Chuck Hinton, R (1, 7) <small>OBP: 0.340, SLG: 0.422</small>	0-0 F8			0-0 F8			0-0 F7		0-0 FC6-4	4	0	0	0	0	0	2
Don Lock, R (1, 8) <small>OBP: 0.344, SLG: 0.454</small>		0-0 F3		0-0 P6		0-3 K		0-3 K	0-3 K	4	0	0	0	0	2	2
Roy Sievers, R (1, 3) <small>OBP: 0.256, SLG: 0.307</small>		0-3 K2-3		0-0 F8		0-0 F9		0-0 F9		3	0	0	0	0	1	0
Don Zimmer, R (1, 5) <small>OBP: 0.301, SLG: 0.415</small>		0-0 F7			0-0 F9		0-3 K		0-3 K	3	0	0	0	0	1	0
Fred Valentine, S (1, 9) <small>OBP: 0.307, SLG: 0.311</small>			0-0 1B		0-0 6-3		0-0 5-3		0-0 5-3	3	0	1	0	0	0	0
Mike Brumley, L (1, 2) <small>OBP: 0.303, SLG: 0.299</small>			0-3 K		0-3 K		0-3 K		0-3 K	3	0	0	0	0	3	1
Buster Narum, R (1, 1) <small>OBP: 0.034, SLG: 0.034</small>			0-0 1B		0-0 P4				0-0 1-3	1	0	1	0	0	0	0
Jim Duckworth, R (4, 1) <small>OBP: 0.333, SLG: 0.250</small>										0	0	0	0	0	0	0
Ed Brinkman, R (6, PH) <small>OBP: 0.267, SLG: 0.330</small>										1	0	0	0	0	0	0
Don Rudolph, L (7, 1) <small>OBP: 0.154, SLG: 0.083</small>			1-2 1B							0	0	0	0	0	0	0
Don Leppert, R (9, PH) <small>OBP: 0.220, SLG: 0.272</small>										1	0	0	0	0	0	0
Inning Stats	R: 0 E: 0 K: 0 S: 3	H: 0 LOB: 0 BB: 0 P: 3	R: 0 E: 0 K: 1 S: 5	H: 0 LOB: 0 BB: 0 P: 5	R: 0 E: 0 K: 1 S: 7	H: 2 LOB: 2 BB: 0 P: 7	R: 0 E: 0 K: 0 S: 3	H: 0 LOB: 0 BB: 0 P: 3	R: 0 E: 0 K: 1 S: 5	H: 0 LOB: 0 BB: 0 P: 5	R: 0 E: 0 K: 2 S: 7	H: 0 LOB: 0 BB: 0 P: 7	R: 0 E: 0 K: 1 S: 7	H: 2 LOB: 2 BB: 0 P: 7	1B: 4 2B: 0 3B: 0 HR: 0	SF: 0 SAC: 0 DP: 0 HBP: 0
PITCHER Mickey Lolich, L (1, 1) <small>ERA: 2.99</small>	IP: 9.0 WLS: W BF: 31 H: 4 R: 0 ER: 0 SO: 7		BB: 0 IBB: 0 HBP: 0 BLK: 0	WP: 0 HR: 0 S: 45 P: 45	ERA: 0.00 WHIP: 0.444	PITCHER	IP: 0 WLS: 0 BF: 0 H: 0 R: 0 ER: 0 SO: 0	BB: 0 IBB: 0 HBP: 0 BLK: 0	WP: 0 HR: 0 S: 0 P: 0	ERA: 0 WHIP: 0						

BOTTOM

Detroit Tigers @ Washington Senators
D.C. Stadium, Washington, DC
 Sat Sep 05 1964, 3:33 AM EDT
 Att. 1,903 - Unknown

AB	31
R	0
H	4
RBI	0
BB	0
SO	7
LOB	9



WP: 0	PA: 31
PB: 0	
SB: 0	
CS: 0	

Batter	1	2	3	4	5	6	7	8	9	AB R H RBI BB SO LOB
Chuck Cottier, R (1, 4) OBP: 0.290, SLG: 0.339 Don Blasingame, L (9, PH) OBP: 0.311, SLG: 0.313	0-3 K	0-0 1B			0-3 K		0-0 E		0-3 K	4 1 2 0 0 2 0 1 0 0 0 0 1 0
John Kennedy, R (1, 6) OBP: 0.288, SLG: 0.342	1-0 1B HBP	0-0 1B			0-0 5-3		0-0 E1 1B		0-0 6-3	4 1 2 1 0 0 0
Chuck Hinton, R (1, 7) OBP: 0.341, SLG: 0.422	0-0 1B BB	0-0 F7			0-0 E5 FC5-4		0-0 1B			4 0 2 1 0 0 2
Don Lock, R (1, 8) OBP: 0.343, SLG: 0.451	4-0 1-2 BB		0-0 6-3		0-0 FC5-4		0-3 K			3 0 0 0 1 1 2
Roy Sievers, R (1, 3) OBP: 0.256, SLG: 0.306	0-0 F3		0-0 F8			0-0 G5-3 BB 1B	0-0 P4			4 0 1 0 0 0 4
Don Zimmer, R (1, 5) OBP: 0.300, SLG: 0.410	0-0 P4		0-3 K			4-0 1-2 BB		0-3 K		3 0 0 0 1 2 3
Don Leppert, R (1, 2) OBP: 0.222, SLG: 0.267 Mike Brumley, L (8, PH) OBP: 0.302, SLG: 0.298 Pete Craig, L (9, 2)		4-0 1B SH2-4 1B BB		0-0 6-3		0-0 F2		0-0 1-3		2 1 0 0 1 0 2 1 0 0 0 0 0 0
Fred Valentine, S (1, 9) OBP: 0.306, SLG: 0.310		0-3 K		0-0 G5-4-3 1B		0-0 G5-3		0-3 K		4 0 1 0 0 2 3
Frank Kreuzer, R (1, 1) OBP: 0.090, SLG: 0.118 Ed Brinkman, R (4, PH) OBP: 0.267, SLG: 0.329 Pete Craig, L (5, 1) Alan Koch, R (6, 1) OBP: 0.267, SLG: 0.367 Dick Phillips (7, PH) OBP: 0.322, SLG: 0.303 Don Rudolph, L (8, 1) OBP: 0.154, SLG: 0.083 Joe Cunningham, L (9, PH) OBP: 0.356, SLG: 0.279		0-0 SH2-4		0-0 G5-4-3			0-0 P4		0-0 3-1	0 0 0 0 0 0 0 1 0 0 0 0 0 0 1 0 0 0 0 0 0 0 0 0 0 0 0 0 0 0 0 1 0 0 0 0 0 0 0 0 0 0 0 0 0 0 0 1 0 0 0 0 0 0 0

BOTTOM

Detroit Tigers @ Washington Senators
 D.C. Stadium, Washington, DC
 Sun Sep 06 1964, 3:33 AM EDT
 Att. 3,420 - Unknown

livebaseballscorecards.com

AB	33
R	3
H	8
RBI	2
BB	3
SO	8
LOB	17



Inning Stats	R: 0	H: 1	E: 0	K: 1	S: 6	LOB: 3	BB: 1	P: 11	R: 1	H: 2	E: 0	K: 1	S: 7	LOB: 2	BB: 1	P: 11	R: 0	H: 0	E: 0	K: 1	S: 5	LOB: 0	BB: 0	P: 5	R: 0	H: 1	E: 1	K: 1	S: 6	LOB: 1	BB: 0	P: 6	R: 0	H: 0	E: 0	K: 0	S: 3	LOB: 0	BB: 0	P: 3	R: 2	H: 3	E: 1	K: 1	S: 8	LOB: 1	BB: 0	P: 8	R: 0	H: 0	E: 0	K: 2	S: 7	LOB: 0	BB: 0	P: 7	R: 0	H: 0	E: 0	K: 1	S: 5	LOB: 0	BB: 0	P: 5	1B: 7	2B: 1	3B: 0	HR: 0	SF: 0	SAC: 1	DP: 2	HBP: 1	WP: 0	PB: 0	SB: 0	CS: 0	PA: 38	ERA	WHIP
PITCHER	IP	WLS	BF	H	R	ER	SO	BB	IBB	HBP	BLK	WP	HR	S	P	ERA	WHIP																																																														
Hank Aguirre, L (1, 1) ERA: 3.46	7.0	W	32	8	3	2	5	3	0	1	0	0	0	38	51	2.57	1.571																																																														
Ed Rakow, R (8, 1) ERA: 3.79	2.0	S	6	0	0	0	3	0	0	0	0	0	0	12	12	0.00	0.000																																																														

Batter	1	2	3	4	5	6	7	8	9	AB R H RBI BB SO LOB	TOP									
Tom McCraw, L (1, 7) OBP: 0.328, SLG: 0.377	0-0 F8			0-0 4-3		0-0 4-3		0-0 L4		4 0 0 0 0 0 1										
Don Buford, S (1, 4) OBP: 0.340, SLG: 0.361	0-0 P3			4-0 G3-6-3 BB			0-0 FC4-6 1B	0-0 1-2 1B		3 0 2 0 1 0 0										
Floyd Robinson, L (1, 9) OBP: 0.377, SLG: 0.417	0-0 4-3			0-0 G3-6-3 1-2f			0-0 1-2 FC4-6 1B	0-0 4-3		4 0 1 0 0 0 3										
Pete Ward, L (1, 5) OBP: 0.357, SLG: 0.480		0-0 G3			0-0 5-3 2B		0-0 FC4-6 1-2f 2-3 BB		0-0 F9	4 0 1 0 0 0 2										
Bill Skowron, R (1, 3) OBP: 0.330, SLG: 0.445		0-0 6-3			0-0 5-3 2-3		4-0 1-2 BB		0-0 P6	3 0 0 0 1 0 1										
Gene Stephens, L (1, 8) OBP: 0.331, SLG: 0.350 Mike Hershberger, R (9, PH) OBP: 0.309, SLG: 0.285		0-0 G3			0-3 K		0-3 K		0-3 K	3 0 0 0 0 2 4 1 0 0 0 0 1 0										
Ron Hansen, R (1, 6) OBP: 0.340, SLG: 0.399			0-0 F7		0-0 G3		0-3 K			3 0 0 0 0 1 4										
J.C. Martin, L (1, 2) OBP: 0.244, SLG: 0.287			0-0 P6			0-0 4-3		0-0 1B 1B		3 0 1 0 0 0 0										
Ray Herbert, R (1, 1) OBP: 0.158, SLG: 0.139 Frank Baumann, L (6, 1) Eddie Fisher, R (6, 1) OBP: 0.188, SLG: 0.188 Gary Peters, L (8, PH) OBP: 0.240, SLG: 0.366 Joe Horlen, R (8, 1) OBP: 0.182, SLG: 0.167			0-0 F8			0-0 5-3		0-3 K		2 0 1 0 0 0 0 1 1 0 0 0 0 0 0 0										
Inning Stats	R: 0 E: 0 K: 0 S: 3	H: 0 LOB: 0 BB: 0 P: 3	R: 0 E: 0 K: 0 S: 3	H: 0 LOB: 0 BB: 0 P: 3	R: 0 E: 0 K: 0 S: 3	H: 0 LOB: 0 BB: 1 P: 6	R: 0 E: 0 K: 1 S: 6	H: 1 LOB: 1 BB: 0 P: 6	R: 0 E: 0 K: 0 S: 3	H: 0 LOB: 0 BB: 0 P: 3	R: 0 E: 0 K: 2 S: 9	H: 2 LOB: 3 BB: 1 P: 13	R: 0 E: 0 K: 1 S: 7	H: 2 LOB: 2 BB: 0 P: 7	R: 0 E: 0 K: 1 S: 5	H: 0 LOB: 0 BB: 0 P: 5	1B: 4 2B: 1 3B: 0 HR: 0	SF: 0 SAC: 0 DP: 1 HBP: 0	WP: 0 PB: 0 SB: 0 CS: 0	PA: 33
PITCHER Bennie Daniels, R (1, 1) ERA: 4.05	IP: 9.0 WLS: W BF: 33 H: 5 R: 0 ER: 0 SO: 5 BB: 2 IBB: 0 HBP: 0 BLK: 0 WP: 0 HR: 0 S: 41 P: 49 ERA: 0.00 WHIP: 0.778																			

Chicago White Sox @ Washington Senators
D.C. Stadium, Washington, DC
Mon Sep 07 1964, 3:33 AM EDT
Unknown

AB	31
R	0
H	5
RBI	0
BB	2
SO	5
LOB	16



Batter	1	2	3	4	5	6	7	8	9
Don Blasingame, L (1, 4) OBP: 0.313, SLG: 0.313	0-0 6-3		0-0 F9			0-0 SH5-3 3B 1B		4-0 FC5-4 BB	
Don Zimmer, R (1, 5) OBP: 0.297, SLG: 0.406	0-0 F9		0-3 K			0-0 SH5-3 1-2		0-3 K	
Chuck Hinton, R (1, 7) OBP: 0.344, SLG: 0.432	0-0 1B			0-0 G2 E 2B		0-0 2-H 3B		0-0 FC5-4 2B 1-2f	
Jim King, L (1, 9) OBP: 0.340, SLG: 0.423	0-0 G3			4-0 G2 E BB		4-0 IBB		0-0 2B	
Roy Sievers, R (6, PH) OBP: 0.260, SLG: 0.306								1-3 2B	
Willie Kirkland, L (6, PR) OBP: 0.280, SLG: 0.332									
Don Lock, R (1, 8) OBP: 0.343, SLG: 0.449		0-0 1B SF9 1B		0-0 G2		0-0 P4		0-3 K	
Joe Cunningham, L (1, 3) OBP: 0.356, SLG: 0.280		0-0 1-3 1B		0-0 F7		0-0 F8			
Mike Brumley, L (1, 2) OBP: 0.302, SLG: 0.297		0-0 SF9			0-0 4-3		4-0 G1-6-4 BB		
John Kennedy, R (1, 6) OBP: 0.286, SLG: 0.339		0-0 3-H G6-4-3			0-0 F3		0-0 F8		
Bennie Daniels, L (1, 1) OBP: 0.200, SLG: 0.195			0-3 K		0-3 K		0-0 G1-6-4		

AB	R	H	RBI	BB	SO	LOB
3	1	1	0	1	0	0
3	0	0	0	0	2	1
4	1	3	1	0	0	1
1	0	0	0	1	0	1
0	0	0	0	1	0	0
1	0	1	0	0	0	0
4	1	1	0	0	1	5
3	0	1	0	0	0	2
1	0	0	1	1	0	0
3	0	0	0	0	0	2
3	0	0	0	0	2	1

AB	R	H	RBI	BB	SO	LOB
26	3	7	2	4	5	13

Inning Stats	R: 0	H: 1	E: 0	K: 0	S: 4	LOB: 1	BB: 0	P: 4
R: 1	H: 2	E: 0	K: 0	S: 4	LOB: 0	BB: 0	P: 4	
R: 0	H: 0	E: 0	K: 2	S: 7	LOB: 0	BB: 0	P: 7	
R: 1	H: 1	E: 1	K: 0	S: 3	LOB: 0	BB: 1	P: 7	
R: 0	H: 0	E: 0	K: 1	S: 5	LOB: 0	BB: 0	P: 5	
R: 1	H: 2	E: 0	K: 0	S: 5	LOB: 2	BB: 1	P: 9	
R: 0	H: 0	E: 0	K: 0	S: 2	LOB: 0	BB: 1	P: 6	
R: 0	H: 1	E: 0	K: 2	S: 8	LOB: 2	BB: 1	P: 12	

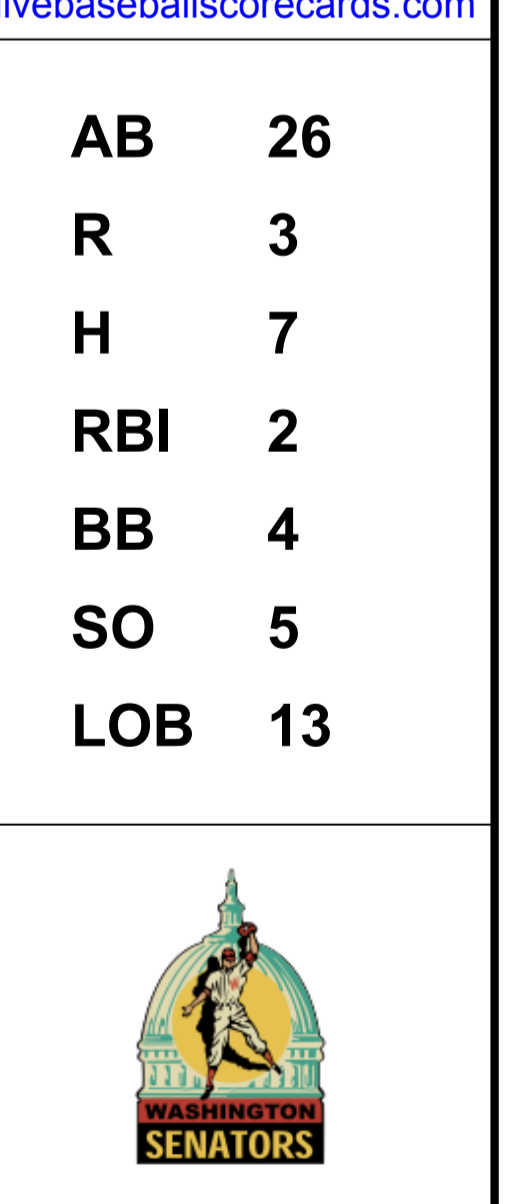
1B	2B	3B	HR	SF	SAC	DP	HBP
4	2	1	0	1	1	2	0

WP	PA
0	32

PITCHER	IP	WLS	BF	H	R	ER	SO	BB	IBB	HBP	BLK	WP	HR	S	P	ERA	WHIP
Ray Herbert, R (1, 1) ERA: 3.15	5.1	L	21	6	3	2	3	1	0	0	0	0	0	26	30	3.38	1.312
Frank Baumann, L (6, 1) ERA: 6.6	0.0		1	0	0	0	0	0	1	0	0	0	0	4	4	∞	∞
Eddie Fisher, R (6, 1) ERA: 3.29	1.2		5	0	0	0	0	1	0	0	0	0	0	4	8	0.00	0.600
Joe Herten, R (8, 1) ERA: 2.17	1.0		5	1	0	0	2	1	0	0	0	0	0	8	12	0.00	2.000

PITCHER	IP	WLS	BF	H	R	ER	SO	BB	IBB	HBP	BLK	WP	HR	S	P	ERA	WHIP

Chicago White Sox @ Washington Senators
D.C. Stadium, Washington, DC
Mon Sep 07 1964, 3:33 AM EDT
Unknown



Chicago White Sox @ Washington Senators
 D.C. Stadium, Washington, DC
 Mon Sep 07 1964, 3:38 AM EDT
 Att. 10,176 - Unknown

livebaseballscorecards.com

AB	32
R	2
H	6
RBI	0
BB	2
SO	4
LOB	10



AB	R	H	RBI	BB	SO	LOB
4	0	0	0	0	1	3
4	1	1	0	0	0	1
4	1	2	0	0	0	0
3	0	0	0	1	2	1
4	0	0	0	0	0	1
4	0	1	0	0	1	0
4	0	1	0	0	0	1
0	0	0	0	0	0	0
2	0	1	0	1	0	0
0	0	0	0	0	0	0
0	0	0	0	0	0	0
1	0	0	0	0	0	1
0	0	0	0	0	0	0
1	0	0	0	0	0	0
0	0	0	0	0	0	0
1	0	0	0	0	0	2
0	0	0	0	0	0	0

Batter	1	2	3	4	5	6	7	8	9
Tom McCraw, L (1, 7) OBP: 0.324, SLG: 0.373	0-0 4-3		0-3 K			0-0 L3		0-0 F8	
Al Weis, S (1, 4) OBP: 0.303, SLG: 0.316	0-0 P3		0-0 F7			0-0 F9			0-0 2B PB
Floyd Robinson, L (1, 9) OBP: 0.378, SLG: 0.420	0-0 1B			0-0 6-3			0-0 F9		0-0 PB WP
Pete Ward, L (1, 5) OBP: 0.357, SLG: 0.477	0-3 K			0-0 6-3			0-3 K		4-0 BB G6-4-3
Bill Skowron, R (1, 3) OBP: 0.328, SLG: 0.442		0-0 P3		0-0 F8			0-0 6-3		0-0 G6-4-3
Ron Hansen, R (1, 6) OBP: 0.339, SLG: 0.398		0-3 K			0-0 6-3			0-0 F7	
Jim Landis, R (1, 8) OBP: 0.292, SLG: 0.266		0-0 F7			0-0 L6			0-0 F7	
J.C. Martin, L (1, 2) OBP: 0.244, SLG: 0.287			0-0 1B			0-0 F7			
Jerry McNertney, R (2, 2) OBP: 0.288, SLG: 0.289									
Fred Talbot, R (1, 1) OBP: 0.391, SLG: 0.368			0-0 F2						
Frank Baumann, L (2, 1) OBP: 0.339, SLG: 0.360						0-0 F7			
Don Buford, S (3, PH) OBP: 0.189, SLG: 0.188								0-0 4-3	
Eddie Fisher, R (3, 1) OBP: 0.309, SLG: 0.284									
Mike Hershberger, R (6, PH) OBP: 0.158, SLG: 0.139								1-2 BB	
Ray Herbert, R (6, 1) OBP: 0.238, SLG: 0.363									
Gary Peters, L (8, PH) OBP: 0.238, SLG: 0.284									
John Buzhardt, R (8, 1) OBP: 0.232, SLG: 0.284								1-2 2-3	

Inning	R	H	E	K	S
1	0	1	0	1	6
2	0	0	0	1	5
3	0	1	0	1	6
4	0	0	0	0	3
5	0	0	0	0	3
6	0	0	0	0	3
7	0	0	0	1	5
8	0	1	0	0	4
9	2	3	0	0	5

PITCHER	IP	WLS	BF	H	R	ER	SO	BB	IBB	HBP	BLK	WP	HR	S	P	ERA	WHIP
Dave Stenhouse, R (1, 1) ERA: 4.72	8.0	W	30	5	2	2	4	1	0	0	0	0	0	37	41	2.25	0.750
Jim Hannan, R (9, 1) ERA: 3.88	1.0	S	4	1	0	0	0	1	0	0	0	1	0	3	7	0.00	2.000

PITCHER	IP	WLS	BF	H	R	ER	SO	BB	IBB	HBP	BLK	WP	HR	S	P	ERA	WHIP

WP : 1	PA : 34
PB : 1	
SB : 0	
CS : 0	

Batter	1	2	3	4	5	6	7	8	9	AB	R	H	RBI	BB	SO	LOB
Don Blasingame, L (1, 4) OBP: 0.316, SLG: 0.313	0-0 1B SF7 1B	0-3 K	4-0 BB			4-0 L5-3 BB		0-0 E6 CS		3	1	1	0	2	1	1
Don Zimmer, R (1, 5) OBP: 0.296, SLG: 0.402	0-0 1-3 2B SF7 1B	0-3 K2-3	0-0 4-3			0-0 L5-3 1-2		0-0 F9 1-2		5	1	1	0	0	1	6
Chuck Hinton, R (1, 7) OBP: 0.343, SLG: 0.429	0-0 1-2 3-H SF7	4-0 IBB				0-0 4-3		0-0 F9		3	0	0	1	1	0	0
Jim King, L (1, 9) OBP: 0.339, SLG: 0.424	0-0 2-H F8 1B 2B	0-3 K				0-0 F5		0-0 4-3		4	1	1	1	0	1	2
Don Lock, R (1, 8) OBP: 0.342, SLG: 0.446	0-0 2-3 F8					0-0 6-3		4-0 1B 1B BB		3	1	0	0	1	0	1
Joe Cunningham, L (1, 3) OBP: 0.362, SLG: 0.289	0-0 3-H 1B					0-0 E9 1-2 1B		0-0 F8 1-3 1B		4	0	3	1	0	0	0
Mike Brumley, L (1, 2) OBP: 0.306, SLG: 0.300	0-0 1-2 FC6-4 1B					4-0 2B BB		0-0 E7 1-2 FC5-4 1B		3	0	2	1	1	0	0
John Kennedy, R (1, 6) OBP: 0.286, SLG: 0.341	0-0 1-2f FC6-4					0-0 1-3 2-H 2B		0-0 FC5-4 1-2f 2-H		4	0	1	1	0	1	4
Dave Stenhouse, R (1, 1) OBP: 0.368, SLG: 0.389						0-0 5-3		0-3 K		4	0	1	0	0	2	4
Jim Hannan, R (9, 1) OBP: 0.143, SLG: 0.150										0	0	0	0	0	0	0

Inning Stats	R: 3	H: 5	E: 0	K: 0	S: 8	LOB: 2	BB: 0	P: 8	R: 0	H: 1	E: 0	K: 3	S: 10	LOB: 2	BB: 1	P: 14	R: 1	H: 2	E: 1	K: 1	S: 7	LOB: 3	BB: 2	P: 15	R: 0	H: 0	E: 0	K: 0	S: 3	LOB: 0	BB: 0	P: 3	R: 0	H: 0	E: 1	K: 1	S: 6	LOB: 1	BB: 0	P: 6	R: 0	H: 0	E: 0	K: 0	S: 2	LOB: 0	BB: 1	P: 6	R: 2	H: 2	E: 1	K: 1	S: 7	LOB: 1	BB: 1	P: 11	R: 0	H: 0	E: 1	K: 0	S: 3	LOB: 0	BB: 0	P: 3
PITCHER	IP	WLS	BF	H	R	ER	SO	BB	IBB	HBP	BLK	WP	HR	S	P	ERA	WHIP																																															
Fred Talbot, R (1, 1) ERA: 3.68	1.0	L	8	5	3	3	0	0	0	0	0	0	0	8	8	27.00	5.000																																															
Frank Baumann, L (2, 1) ERA: 6.39	1.0		5	1	0	0	3	0	1	0	0	0	0	10	14	0.00	1.000																																															
Eddie Fisher, R (3, 1) ERA: 3.28	3.0		14	2	1	1	2	2	0	0	0	0	0	16	24	3.00	1.333																																															
Ray Herbert, R (6, 1) ERA: 3.17	2.0		9	2	2	1	1	2	0	0	0	0	0	9	17	4.50	2.000																																															
John Buzhardt, R (8, 1) ERA: 3.08	1.0		3	0	0	0	0	0	0	0	0	0	0	3	3	0.00	0.000																																															

BOTTOM


Chicago White Sox @ Washington Senators
D.C. Stadium, Washington, DC

Mon Sep 07 1964, 3:38 AM EDT
Att. 10,176 - Unknown

AB	33
R	4
H	10
RBI	5
BB	5
SO	6
LOB	18

livebaseballscorecards.com

WP: 0	PA: 39
PB: 0	SB: 0
CS: 1	



Batter	1	2	3	4	5	6	7	8	9	AB R H RBI BB SO LOB	TOP											
Lenny Green, L (1, 8) OBP: 0.314, SLG: 0.280	0-3 K		0-0 F7		0-0 F9		0-0 3-1		0-0 1B	5 0 1 1 0 1 3	<p>Baltimore Orioles @ Washington Senators D.C. Stadium, Washington, DC</p> <p>Wed Sep 09 1964, 7:05 PM EDT Unknown</p> <p>livebaseballscorecards.com</p>											
Luis Aparicio, R (1, 6) OBP: 0.313, SLG: 0.363	0-3 K		0-3 K		0-0 F9		0-3 K		0-0 1B	5 0 1 0 0 3 4												
Norm Siebern, L (1, 3) OBP: 0.380, SLG: 0.366	4-0 HR BB		0-0 4-3		4-0 HR BB		0-0 4-3		0-0 4-3	3 2 0 0 2 0 4												
Boog Powell, L (1, 7) OBP: 0.386, SLG: 0.619	0-0 HR		0-0 F4		0-0 HR		0-3 K			4 2 2 4 0 1 0												
Jackie Brandt, R (9, 7) OBP: 0.293, SLG: 0.369	1-H HR		0-0 F4		1-H HR		0-3 K			0 0 0 0 0 0 0												
Brooks Robinson, R (1, 5) OBP: 0.345, SLG: 0.488	0-3 K		0-0 6-3		0-0 F3		0-0 1B			4 0 1 0 0 1 0												
Sam Bowens, R (1, 9) OBP: 0.325, SLG: 0.464		0-0 5-3		0-0 F5		0-0 CS 1B		0-3 K		4 0 1 0 0 1 1												
Charlie Lau, L (1, 2) OBP: 0.333, SLG: 0.403		0-3 K		0-0 2B		0-0 F9		0-0 E4 1B		4 1 1 0 0 1 1												
Bob Saverine, S (9, PR) OBP: 0.237, SLG: 0.176										0 1 0 0 0 0 0												
Dick Brown, R (9, 2) OBP: 0.301, SLG: 0.406										0 0 0 0 0 0 0												
Jerry Adair, R (1, 4) OBP: 0.283, SLG: 0.333		0-0 F8		0-0 FC1-5 2B		0-0 5-3		0-0 1-3		4 0 1 1 0 0 1												
Robin Roberts, S (1, 1) OBP: 0.212, SLG: 0.164			0-0 F7 2B		0-0 FC1-5		0-0 3-1 2B		0-0 6-3	1 0 1 0 0 0 0												
Lou Piniella, R (3, PR) OBP: 0.216, SLG: 0.191										0 0 0 0 0 0 0												
Dave McNally, R (3, 1) OBP: 0.216, SLG: 0.191										2 0 1 0 0 0 1												
Dick Hall, R (7, 1) OBP: 0.200, SLG: 0.143										1 0 0 0 0 0 2												
Inning Stats	R: 2 E: 0 K: 3 S: 10	H: 1 LOB: 0 BB: 1 P: 14	R: 0 E: 0 K: 1 S: 5	H: 0 LOB: 0 BB: 0 P: 5	R: 0 E: 0 K: 1 S: 6	H: 1 LOB: 2 BB: 0 P: 6	R: 0 E: 0 K: 0 S: 3	H: 0 LOB: 0 BB: 0 P: 3	R: 1 E: 0 K: 0 S: 5	H: 2 LOB: 1 BB: 0 P: 5	R: 2 E: 0 K: 0 S: 4	H: 2 LOB: 0 BB: 1 P: 8	R: 0 E: 0 K: 1 S: 6	H: 1 LOB: 1 BB: 0 P: 6	R: 0 E: 0 K: 2 S: 8	H: 1 LOB: 1 BB: 0 P: 8	R: 1 E: 1 K: 0 S: 6	H: 2 LOB: 2 BB: 0 P: 6	1B: 4 2B: 4 3B: 0 HR: 2	SF: 0 SAC: 0 DP: 0 HBP: 0	WP: 0 PB: 0 SB: 1 CS: 1	PA: 39
PITCHER	IP WLS BF H R ER SO BB IBB HBP BLK WP HR S P ERA WHIP																					
Buster Narum, R (1, 1) ERA: 4.02	7.0 L 29 7 5 5 6 2 0 0 0 0 0 2 39 47 6.43 1.286																					
Jim Duckworth, R (8, 1) ERA: 4.1	2.0 10 3 1 0 2 0 0 0 0 0 0 0 14 14 0.00 1.500																					



Batter	1	2	3	4	5	6	7	8	9	AB R H RBI BB SO LOB
Don Blasingame, L (1, 4) OBP: 0.317, SLG: 0.314	0-0 4-3	0-0 1B			0-0 5-3		0-0 1B		0-0 F8	5 1 2 1 0 0 0
Don Zimmer, R (1, 5) OBP: 0.301, SLG: 0.406	0-0 PB 1B	0-0 1B			0-0 6-3		0-0 1B		0-0 4-3	5 0 3 2 0 0 0
Chuck Hinton, R (1, 7) OBP: 0.340, SLG: 0.425	0-0 F8	0-0 F4			0-0 6-3		0-0 F9			4 0 0 0 0 0 4
Jim King, L (1, 9) OBP: 0.340, SLG: 0.424	0-0 PB 1B		0-0 G4-6-3		0-0 4-3		0-3 K			4 0 2 0 0 1 2
Don Lock, R (1, 8) OBP: 0.343, SLG: 0.444	4-0 1-2 2-3 BB		0-0 F9		4-0 BB			0-0 F3		2 0 0 0 2 0 1
Joe Cunningham, L (1, 3) OBP: 0.360, SLG: 0.288	0-0 L8		0-0 G4-6-3		0-0 F7			0-0 FC6-4 1B		4 0 1 0 0 0 5
Mike Brumley, L (1, 2) OBP: 0.303, SLG: 0.297		0-0 F8		0-3 K		0-0 4-3		0-0 FC6-4		4 0 0 0 0 1 2
John Kennedy, R (1, 6) OBP: 0.286, SLG: 0.340		0-0 SH5-4 1B		0-0 6-3		0-0 F9		0-0 L7		4 1 1 0 0 0 1
Buster Narum, R (1, 1) OBP: 0.034, SLG: 0.034		0-0 SH5-4		0-0 F8			4-0 1B 1B BB		0-3 K	1 0 0 0 0 0 0
Roy Sievers, R (7, PH) OBP: 0.264, SLG: 0.306										0 0 0 0 1 0 0
Chuck Cottier, R (7, PR) OBP: 0.290, SLG: 0.339										0 1 0 0 0 0 0
Jim Duckworth, R (8, 1) OBP: 0.333, SLG: 0.250										0 0 0 0 0 0 0
Dick Phillips, L (9, PH) OBP: 0.320, SLG: 0.302										1 0 0 0 0 1 0


Inning Stats	R: 0	H: 2	E: 0	K: 0	S: 5	LOB: 3	BB: 1	P: 9	R: 2	H: 3	E: 0	K: 0	S: 6	LOB: 1	BB: 0	P: 6	R: 0	H: 1	E: 0	K: 0	S: 3	LOB: 0	BB: 0	P: 3	R: 0	H: 0	E: 0	K: 0	S: 3	LOB: 0	BB: 0	P: 3	R: 0	H: 0	E: 0	K: 0	S: 5	LOB: 1	BB: 1	P: 7	R: 1	H: 2	E: 0	K: 1	S: 7	LOB: 2	BB: 1	P: 11	R: 0	H: 1	E: 0	K: 0	S: 4	LOB: 1	BB: 0	P: 4	R: 0	H: 0	E: 0	K: 1	S: 5	LOB: 0	BB: 0	P: 5	1B: 9	SF: 0	2B: 0	SAC: 1	3B: 0	DP: 1	HR: 0	HBP: 0	WP: 0	PA: 38
--------------	------	------	------	------	------	--------	-------	------	------	------	------	------	------	--------	-------	------	------	------	------	------	------	--------	-------	------	------	------	------	------	------	--------	-------	------	------	------	------	------	------	--------	-------	------	------	------	------	------	------	--------	-------	-------	------	------	------	------	------	--------	-------	------	------	------	------	------	------	--------	-------	------	-------	-------	-------	--------	-------	-------	-------	--------	-------	--------

PITCHER	IP	WLS	BF	H	R	ER	SO	BB	IBB	HBP	BLK	WP	HR	S	P	ERA	WHIP
Robin Roberts, R (1, 1) ERA: 2.99	2.0		12	5	2	2	0	1	0	0	0	0	0	11	15	9.00	3.000
Dave McNally, L (3, 1) ERA: 3.88	4.1	W	17	3	1	1	1	2	0	0	0	0	0	17	25	2.08	1.154
Dick Hall, R (7, 1) ERA: 2.05	2.2	S	9	1	0	0	2	0	0	0	0	0	0	13	13	0.00	0.375


BOTTOM

Baltimore Orioles @ Washington Senators
D.C. Stadium, Washington, DC
Wed Sep 09 1964, 7:05 PM EDT
Unknown

AB	34
R	3
H	9
RBI	3
BB	3
SO	3
LOB	15



PITCHER	IP	WLS	BF	H	R	ER	SO	BB	IBB	HBP	BLK	WP	HR	S	P	ERA	WHIP
---------	----	-----	----	---	---	----	----	----	-----	-----	-----	----	----	---	---	-----	------

Batter	1	2	3	4	5	6	7	8	9	AB R H RBI BB SO LOB	TOP														
Jerry Adair, R (1, 4) OBP: 0.280, SLG: 0.331	0-0 6-3		0-3 K		0-0 4-3			0-0 4-3		4 0 0 0 0 1 0	<p>Baltimore Orioles @ Washington Senators D.C. Stadium, Washington, DC</p> <p>Wed Sep 09 1964, 7:05 PM EDT Att: 14,272 - Unknown</p> <p>livebaseballscorecards.com</p> <table> <tr><td>AB</td><td>32</td></tr> <tr><td>R</td><td>3</td></tr> <tr><td>H</td><td>7</td></tr> <tr><td>RBI</td><td>3</td></tr> <tr><td>BB</td><td>2</td></tr> <tr><td>SO</td><td>4</td></tr> <tr><td>LOB</td><td>10</td></tr> </table> 	AB	32	R	3	H	7	RBI	3	BB	2	SO	4	LOB	10
AB	32																								
R	3																								
H	7																								
RBI	3																								
BB	2																								
SO	4																								
LOB	10																								
Luis Aparicio, R (1, 6) OBP: 0.312, SLG: 0.360	0-0 F7			0-0 F4		4-0 1B SF8 BB		0-0 F7		3 1 0 0 1 0 0															
Boog Powell, L (1, 7) OBP: 0.389, SLG: 0.620	0-0 F6			0-0 2B 1B		0-0 1B G6-4-3		0-0 1B		4 1 3 0 0 0 0															
Brooks Robinson, R (1, 5) OBP: 0.348, SLG: 0.494		0-0 2B		0-0 1B 2B		0-0 SF8		0-0 1B		3 1 3 1 0 0 0															
Sam Bowens, R (1, 9) OBP: 0.325, SLG: 0.462		0-0 5-3		0-0 1B 3-1		0-0 G6-4-3		0-0 F7		4 0 1 2 0 0 4															
Jackie Brandt, R (1, 8) OBP: 0.291, SLG: 0.366		0-0 5-3		0-0 3-1		0-0 6-3		0-0 6-3		4 0 0 0 0 0 2															
John Orsino, R (1, 3) OBP: 0.292, SLG: 0.360 Paul Blair, R (7, PR) Norm Siebern, L (7, 3) OBP: 0.380, SLG: 0.365		0-0 F3		0-0 F5		4-0 FC6-4 BB		0-0 F9		2 0 0 0 1 0 2 0 0 0 0 0 0 0 1 0 0 0 0 0 0															
Dick Brown, R (1, 2) OBP: 0.296, SLG: 0.398			0-0 F9		0-3 K		0-0 FC6-4		0-0 F8	4 0 0 0 0 1 1															
Steve Barber, L (1, 1) OBP: 0.220, SLG: 0.217			0-3 K		0-0 3-1		0-3 K			3 0 0 0 0 2 1															
Inning Stats	R: 0 H: 0 E: 0 LOB: 0 K: 0 BB: 0 S: 3 P: 3	R: 0 H: 1 E: 0 LOB: 1 K: 0 BB: 0 S: 4 P: 4	R: 0 H: 0 E: 0 LOB: 0 K: 2 BB: 0 S: 7 P: 7	R: 2 H: 3 E: 0 LOB: 1 K: 0 BB: 0 S: 6 P: 6	R: 0 H: 0 E: 0 LOB: 0 K: 1 BB: 0 S: 5 P: 5	R: 1 H: 1 E: 0 LOB: 0 K: 0 BB: 1 S: 3 P: 7	R: 0 H: 0 E: 0 LOB: 1 K: 1 BB: 1 S: 5 P: 9	R: 0 H: 2 E: 0 LOB: 2 K: 0 BB: 0 S: 5 P: 5	R: 0 H: 0 E: 0 LOB: 0 K: 0 BB: 0 S: 3 P: 3	1B: 5 SF: 1 2B: 2 SAC: 0 3B: 0 DP: 1 HR: 0 HBP: 0	WP: 0 PA: 35 PB: 0 SB: 0 CS: 0														
PITCHER Claude Osteen, L (1, 1) ERA: 3.2	IP WLS BF H R ER SO BB IBB HBP BLK WP HR S P ERA WHIP	9.0 W 35 7 3 3 4 2 0 0 0 0 0 0 41 49 3.00 1.000																							

Batter	1	2	3	4	5	6	7	8	9	AB	R	H	RBI	BB	SO	LOB
Chuck Cottier, R OBP: 0.296, SLG: 0.339 (1, 4)	0-0 E1 4-3 WP 1B		0-0 F7		0-0 F9			4-0 G5-6-4 BB		3	1	1	0	1	0	1
Don Zimmer, R OBP: 0.303, SLG: 0.407 (1, 5)	0-0 4-3 2-3			0-0 HR 1B		0-0 1B		0-0 G5-6-4 1-2f BB		4	1	2	0	0	0	2
Chuck Hinton, R OBP: 0.339, SLG: 0.423 (1, 7)	0-0 5-3			0-3 K		0-0 F8		4-0 BB		3	0	0	0	1	1	2
Don Lock, R OBP: 0.342, SLG: 0.449 (1, 8)	0-0 F8			0-0 HR		0-3 K		0-3 K		4	1	1	2	0	2	2
Roy Sievers, R OBP: 0.258, SLG: 0.298 (1, 3)		0-3 K		0-0 6-3		0-0 F8		0-3 K		4	0	0	0	0	2	1
Don Leppert, R OBP: 0.225, SLG: 0.263 (1, 2)		0-0 5-3		0-0 L8		4-0 1B BB		0-3 K		2	0	0	0	1	0	0
Fred Valentine, S OBP: 0.306, SLG: 0.310 (7, PR)								0-0 K		0	0	0	0	0	0	0
Mike Brumley, L OBP: 0.303, SLG: 0.296 (8, 2)								1-0 0-0 K		1	0	0	0	0	1	0
Willie Kirkland, L OBP: 0.279, SLG: 0.344 (1, 9)		0-3 K		0-3 K		0-3 K		0-0 HR		4	1	1	1	0	3	1
John Kennedy, R OBP: 0.288, SLG: 0.340 (1, 6)			0-3 K		4-0 BB		0-0 1-3 1B			2	0	1	0	1	1	0
Claude Osteen, L OBP: 0.176, SLG: 0.247 (1, 1)			0-3 K		0-3 K		0-3 K			3	0	0	0	0	3	3

Inning Stats	R: 1	H: 1	E: 1	K: 0	S: 4	LOB: 0	BB: 0	P: 4	R: 0	H: 0	E: 0	K: 2	S: 7	LOB: 0	BB: 0	P: 7	R: 0	H: 0	E: 0	K: 2	S: 7	LOB: 0	BB: 0	P: 7	R: 2	H: 2	E: 0	K: 1	S: 7	LOB: 0	BB: 0	P: 7	R: 0	H: 0	E: 0	K: 2	S: 7	LOB: 1	BB: 1	P: 11	R: 0	H: 1	E: 0	K: 1	S: 6	LOB: 1	BB: 0	P: 6	R: 0	H: 1	E: 0	K: 2	S: 7	LOB: 2	BB: 1	P: 11	R: 0	H: 0	E: 0	K: 1	S: 4	LOB: 1	BB: 2	P: 12	R: 1	H: 1	E: 0	K: 2	S: 7	LOB: 0	BB: 0	P: 7	1B: 4	SF: 0	2B: 0	SAC: 0	3B: 0	DP: 1	HR: 2	HBP: 0	WP: 1	PA: 34
PITCHER Steve Barber, L ERA: 3.68 (1, 1)	IP	WLS	BF	H	R	ER	SO	BB	IBB	HBP	BLK	WP	HR	S	P	ERA	WHIP	IP	WLS	BF	H	R	ER	SO	BB	IBB	HBP	BLK	WP	HR	S	P	ERA	WHIP																																																

BOTTOM

Baltimore Orioles @ Washington Senators
D.C. Stadium, Washington, DC
Wed Sep 09 1964, 7:05 PM EDT
Att. 14,272 - Unknown

AB	30
R	4
H	6
RBI	3
BB	4
SO	13
LOB	12



AB	41
R	12
H	17
RBI	10
BB	4
SO	2
LOB	17



WP: 0	PA: 46
PB: 0	
SB: 0	
CS: 0	

AB	R	H	RBI	BB	SO	LOB
6	2	2	1	0	0	1
5	1	2	1	0	0	0
3	1	1	0	1	0	0
0	0	0	0	0	0	0
5	2	4	2	0	0	2
4	2	2	4	1	0	1
5	1	1	0	0	0	4
4	1	3	1	1	0	1
4	1	2	1	1	0	2
5	1	0	0	0	2	6

Batter	1	2	3	4	5	6	7	8	9
Jerry Adair, R (1, 4) OBP: 0.281, SLG: 0.331	0-0 L8		0-0 F9	0-0 2B 1B	0-0 1B 1B		0-0 F9		0-0 6-3
Luis Aparicio, R (1, 6) OBP: 0.313, SLG: 0.363	0-0 5-3		0-0 F7	0-0 1B 2B	0-0 1B 1B		0-0 F8		
Boog Powell, L (1, 7) Paul Blair, R (7, 8)	0-0 6-3		1-0 1B HBP	4-0 1B HR IBB	0-0 1B		0-0 F9		
Brooks Robinson, R (1, 5) OBP: 0.352, SLG: 0.499		0-0 2B	0-0 1B BB	0-0 HR 1B	0-0 6-4-3-2			0-0 1B	
Sam Bowens, R (1, 9) OBP: 0.328, SLG: 0.472		0-0 1B 2B	4-0 FC5-4 BB	0-0 HR		0-0 F2		0-0 G6-4-3	
Bob Johnson, R (1, 3) OBP: 0.291, SLG: 0.374		0-0 F3	0-0 FC5-4	0-0 F9		0-0 1B 1B		0-0 F7	
Jackie Brandt, R (1, 8) (7, 7)		0-0 FC6-4 1B		FC1-5 BB		0-0 F9			0-0 2B
John Orsino, R (1, 2) OBP: 0.298, SLG: 0.362		0-0 FC6-4		FC1-5 BB		0-0 1B			0-0 5-3
Milt Pappas, R (1, 1) OBP: 0.174, SLG: 0.136		0-3 K		FC1-5 1B 2B		0-3 K			0-0 L7

Inning Stats																	
R: 0	H: 0	R: 2	H: 3	R: 0	H: 1	R: 8	H: 6	R: 1	H: 3	R: 1	H: 2	R: 0	H: 0	R: 0	H: 1	R: 0	H: 1
E: 0	LOB: 0	E: 0	LOB: 1	E: 0	LOB: 3	E: 1	LOB: 1	E: 0	LOB: 0	E: 0	LOB: 1	E: 0	LOB: 0	E: 0	LOB: 0	E: 0	LOB: 1
K: 0	BB: 0	K: 1	BB: 0	K: 0	BB: 1	K: 0	BB: 3	K: 0	BB: 0	K: 1	BB: 0	K: 0	BB: 0	K: 0	BB: 0	K: 0	BB: 0
S: 3	P: 3	S: 8	P: 8	S: 4	P: 9	S: 9	P: 21	S: 4	P: 4	S: 7	P: 7	S: 3	P: 3	S: 3	P: 3	S: 4	P: 4

PITCHER																
IP	WLS	BF	H	R	ER	SO	BB	IBB	HBP	BLK	WP	HR	S	P	ERA	WHIP
2.2		14	4	2	2	1	1	0	1	0	0	0	14	19	6.75	1.875
0.2	L	6	2	4	4	0	2	0	0	0	0	0	4	12	54.00	6.000
1.2		11	7	5	4	0	0	1	0	0	0	1	10	14	21.60	4.200
3.0		11	3	1	1	1	0	0	0	0	0	0	13	13	3.00	1.000
1.0		4	1	0	0	0	0	0	0	0	0	0	4	4	0.00	1.000

Batter	1	2	3	4	5	6	7	8	9	AB	R	H	RBI	BB	SO	LOB
Don Blasingame, L (1, 4) <small>OBP: 0.314, SLG: 0.311</small> Chuck Cottier, R (8, 4) <small>OBP: 0.294, SLG: 0.336</small>	0-0 F9 		0-0 5-3 		0-0 4-3 		0-0 F6 		0-0 G4-3 	4	0	0	0	0	0	2
Don Zimmer, R (1, 5) <small>OBP: 0.306, SLG: 0.419</small>	0-0 6-3 		0-0 HR 		0-0 1B 		0-0 F9 		0-0 F9 	4	1	2	3	0	0	0
Jim King, L (1, 9) <small>OBP: 0.342, SLG: 0.433</small>	0-0 3B 1B 		0-0 F4 		0-3 K 		0-0 HR 		0-0 HR 	4	2	2	1	0	1	1
Don Lock, R (1, 8) <small>OBP: 0.345, SLG: 0.461</small>	0-0 3B 			0-3 K 		0-0 2B 		0-0 2B 		4	0	3	1	0	1	0
Willie Kirkland, L (1, 7) <small>OBP: 0.275, SLG: 0.338</small>	0-0 4-3 			0-0 F2 		0-3 K 		0-0 F7 		4	0	0	0	0	1	3
Joe Cunningham, L (1, 3) <small>OBP: 0.355, SLG: 0.283</small>		0-0 4-3 		0-0 1-3 		0-0 F7 		0-0 3-1 		4	0	0	0	0	0	2
Mike Brumley, L (1, 2) <small>OBP: 0.302, SLG: 0.294</small>		0-0 4-3 			1-0 4-3 BB 1B HBP 		0-0 4-3 		0-0 4-3 	3	1	0	0	0	0	1
John Kennedy, R (1, 6) <small>OBP: 0.288, SLG: 0.340</small>		0-0 5-3 			0-0 F8 		0-3 K 		0-0 1B 1B 	4	0	1	0	0	1	1
Frank Kreutzer, R (1, 1) <small>OBP: 0.099, SLG: 0.118</small> Steve Ritzik, R (3, 1) <small>OBP: 0.289, SLG: 0.289</small> Jim Hannan, R (4, 1) <small>OBP: 0.143, SLG: 0.150</small> Dick Phillips, L (5, PH) <small>OBP: 0.323, SLG: 0.302</small> Don Rudolph, L (6, 1) <small>OBP: 0.143, SLG: 0.077</small> Ron Kline, R (9, 1) <small>OBP: 0.289, SLG: 0.167</small> Fred Valentine, S (9, PH) <small>OBP: 0.309, SLG: 0.313</small>			0-3 K 		4-0 1B BB 		0-0 6-3 		0-0 G4-3 1B 	0	0	0	0	0	0	0

Inning Stats	R: 1	H: 2	R: 0	H: 0	R: 1	H: 1	R: 0	H: 0	R: 2	H: 1	R: 0	H: 1	R: 1	H: 2	R: 0	H: 2	1B: 4	SF: 0
	E: 0	LOB: 1	E: 0	LOB: 0	E: 0	LOB: 0	E: 0	LOB: 0	E: 0	LOB: 1	E: 0	LOB: 1	E: 0	LOB: 1	E: 0	LOB: 1	2B: 2	SAC: 0
	K: 0	BB: 0	K: 0	BB: 0	K: 1	BB: 0	K: 1	BB: 0	K: 1	BB: 0	K: 1	BB: 0	K: 0	BB: 0	K: 0	BB: 0	3B: 1	DP: 1
	S: 5	P: 5	S: 3	P: 3	S: 6	P: 6	S: 5	P: 5	S: 6	P: 11	S: 6	P: 6	S: 5	P: 5	S: 4	P: 4	HR: 2	HBP: 1

PITCHER	IP	WLS	BF	H	R	ER	SO	BB	IBB	HBP	BLK	WP	HR	S	P	ERA	WHIP
Milt Pappas, R (1, 1) <small>ERA: 2.6</small>	9.0	W	37	9	5	5	5	1	0	1	0	0	2	45	50	5.00	1.111

BOTTOM

Baltimore Orioles @ Washington Senators
 D.C. Stadium, Washington, DC

Thu Sep 10 1964, 7:05 PM EDT
 Att. 5,744 - Unknown

AB	35
R	5
H	9
RBI	5
BB	1
SO	5
LOB	12

Batter	1	2	3	4	5	6	7	8	9	AB R H RBI BB SO LOB	TOP	
Don Blasingame, L (1, 4) OBP: 0.313, SLG: 0.310	0-0 FC4-6 1B		0-0 F8		0-0 1-3	0-0 G3			0-0 F7	5 0 1 0 0 0 1		
Don Zimmer, R (1, 5) OBP: 0.304, SLG: 0.413	0-3 K		0-3 K		4-0 E 1B BB			0-3 K	0-0 1-3	4 0 0 0 1 3 1		
Chuck Hinton, R (1, 7) OBP: 0.340, SLG: 0.421	0-0 FC4-6 1B HR 1-2f		4-0 S E BB		0-0 FC5 E 1B 1-2			0-0 5-3	0-0 F8	4 2 1 0 1 0 1		
Jim King, L (1, 9) OBP: 0.341, SLG: 0.431	0-0 HR 1B 1-3		0-0 E1 1-H		0-0 P4			0-3 K		4 1 1 0 0 1 2		
Don Lock, R (1, 8) OBP: 0.345, SLG: 0.466	0-0 HR 1-H 3-H		0-0 F8		0-0 E6 1-2 2-3			0-0 F8		4 1 1 3 0 0 3		
Dick Phillips, L (1, 3) OBP: 0.322, SLG: 0.298	0-0 F8			0-0 4-3	0-0 FC5 2-3f			4-0 1B BB		3 0 0 0 1 0 3		
Mike Brumley, L (1, 2) OBP: 0.304, SLG: 0.292		0-0 4-3		4-0 BB		4-0 BB		0-0 L9		2 0 0 0 2 0 1		
John Kennedy, R (1, 6) OBP: 0.288, SLG: 0.339		0-0 5-3		0-0 F8		0-3 K		0-0 1B 1-3		4 0 1 0 0 1 2		
Dave Stenhouse, R (1, 1) OBP: 0.333, SLG: 0.350		0-3 K		0-0 1-3		0-3 K		0-0 4-3		2 0 0 0 0 1 1		
Alan Koch, R (4, 1) OBP: 0.258, SLG: 0.355										0 0 0 0 0 0 0		
Joe Cunningham, L (8, PH) OBP: 0.353, SLG: 0.282										1 0 0 0 0 0 2		
Ron Kline, R (8, 1) OBP: 0.286, SLG: 0.167										0 0 0 0 0 0 0		
Inning Stats	R: 3 E: 0 K: 1 S: 8 H: 3 LOB: 0 BB: 0 P: 8	R: 0 E: 0 K: 1 S: 5 H: 0 LOB: 0 BB: 0 P: 5	R: 1 E: 1 K: 1 S: 6 H: 0 LOB: 1 BB: 1 P: 10	R: 0 E: 0 K: 0 S: 3 H: 0 LOB: 1 BB: 1 P: 7	R: 0 E: 1 K: 0 S: 5 H: 1 LOB: 3 BB: 1 P: 9	R: 0 E: 0 K: 2 S: 7 H: 0 LOB: 1 BB: 1 P: 11	R: 0 E: 0 K: 2 S: 7 H: 0 LOB: 0 BB: 0 P: 7	R: 0 E: 0 K: 0 S: 4 H: 1 LOB: 2 BB: 1 P: 8	R: 0 E: 0 K: 0 S: 3 H: 0 LOB: 0 BB: 0 P: 3	1B: 4 2B: 0 3B: 0 HR: 1 SF: 0 SAC: 0 DP: 0 HBP: 0	WP: 0 PB: 0 SB: 1 CS: 0 PA: 39	
PITCHER Dave Wickersham, R (1, 1) ERA: 3.52	IP WLS BF H R ER SO BB IBB HBP BLK WP HR S P ERA WHIP	9.0 W 39 5 4 3 7 5 0 0 0 0 1 48 68 3.00 1.111										

Washington Senators @ Detroit Tigers
 Tiger Stadium, Detroit, MI
 Fri Sep 11 1964, 7:05 PM EDT
 Att. 7,113 - Unknown

livebaseballscorecards.com

AB	33
R	4
H	5
RBI	3
BB	5
SO	6
LOB	17



Batter	1	2	3	4	5	6	7	8	9	AB	R	H	RBI	BB	SO	LOB
Bill Bruton, L OBP: 0.333, SLG: 0.375 (1, 8)	0-0 4-3 3B		0-0 1B	0-0 2-H SF8		0-3 K				3	2	2	1	0	1	2
Jerry Lumpe, L OBP: 0.311, SLG: 0.344 (1, 4)	0-0 4-3		4-0 1B FC4-6 FC6-4	0-0 4-3			0-0 3-1			3	1	0	1	1	0	0
Al Kaline, R OBP: 0.385, SLG: 0.465 (1, 9)	0-0 L7		0-0 1B FC4-6		0-0 L6-3		0-0 L8			4	0	1	1	0	0	0
Norm Cash, L OBP: 0.339, SLG: 0.437 (1, 3)	4-0 BB FC6-4		0-0 1B FC4-6 FC6-4		0-0 F3		1-0 CS HBP			2	0	0	0	1	0	2
Bill Freehan, R OBP: 0.353, SLG: 0.466 (1, 2)	0-0 FC6-4		0-0 1B FC6-4		0-0 F8		0-0 CS	0-0 F8		4	0	0	1	0	0	2
Gates Brown, L OBP: 0.335, SLG: 0.488 (1, 7)		0-0 3-1	4-0 1B BB		0-0 F9			0-0 4-3		3	0	0	0	1	0	0
Dick McAuliffe, L OBP: 0.335, SLG: 0.439 (1, 6)		0-0 F9	0-0 F9		4-0 1B BB			0-0 F7		3	0	0	0	1	0	2
Don Wert, R OBP: 0.332, SLG: 0.374 (1, 5)		0-0 2B		0-0 1B PB SH3-4		0-0 1B		0-0 3B WP		4	2	4	0	0	0	0
Dave Wickersham, R OBP: 0.092, SLG: 0.082 (1, 1) Don Demeter, R OBP: 0.289, SLG: 0.453 (9, PH)	0-0 6-3		0-0 SH3-4		0-3 K			0-0 L		2	0	0	0	0	1	3
								3-H		1	0	0	0	0	0	0

BOTTOM

Washington Senators @ Detroit Tigers
Tiger Stadium, Detroit, MI
 Fri Sep 11 1964, 7:05 PM EDT
 Att. 7,113 - Unknown

livebaseballscorecards.com

AB	29
R	5
H	7
RBI	4
BB	4
SO	2
LOB	11



Inning Stats															1B	2B	3B	HR	SF	SAC	DP	HBP	WP	HR	S	P	ERA	WHIP																									
R: 1	H: 1	R: 0	H: 1	R: 2	H: 2	R: 1	H: 1	R: 0	H: 0	R: 0	H: 1	R: 0	H: 0	R: 0	H: 1	R: 1	H: 1	1B: 4	SF: 1	WP: 1	HR: 0	S: 15	P: 27	8.10	2.400																												
E: 0	LOB: 1	E: 0	LOB: 1	E: 0	LOB: 2	E: 0	LOB: 0	E: 0	LOB: 0	E: 0	LOB: 2	E: 0	LOB: 0	E: 0	LOB: 0	E: 0	LOB: 0	2B: 1	SAC: 1	PB: 1	HR: 0	S: 15	P: 20	0.00	0.545																												
K: 0	BB: 1	K: 0	BB: 0	K: 0	BB: 2	K: 0	BB: 0	K: 0	BB: 0	K: 2	BB: 1	K: 0	BB: 0	K: 0	BB: 0	K: 0	BB: 0	3B: 2	DP: 0	SB: 0	HR: 0	S: 4	P: 3																														
S: 4	P: 8	S: 4	P: 4	S: 5	P: 13	S: 4	P: 4	S: 3	P: 3	S: 8	P: 12	S: 3	P: 3	S: 3	P: 3	S: 1	P: 1	HR: 0	HBP: 1	CS: 1	HR: 0	S: 4	P: 4																														
PITCHER															PITCHER																																						
Dave Stenhouse, R ERA: 4.85 (1, 1)	IP	WLS	BF	H	R	ER	SO	BB	IBB	HBP	BLK	WP	HR	S	P	ERA	WHIP	Alan Koch, R ERA: 5.09 (4, 1)	IP	WLS	BF	H	R	ER	SO	BB	IBB	HBP	BLK	WP	HR	S	P	ERA	WHIP	Ron Kline, R ERA: 2.07 (8, 1)	IP	WLS	BF	H	R	ER	SO	BB	IBB	HBP	BLK	WP	HR	S	P	ERA	WHIP
3.1			18	5	4	3	0	3	0	0	0	0	0	15	27	8.10	2.400	3.2			13	1	0	0	2	1	0	1	0	0	15	20	0.00	0.545	1.0	L		5	1	1	1	0	0	0	0	0	1	0	4	4	9.00	1.000	

Batter	1	2	3	4	5	6	7	8	9	10	AB	R	H	RBI	BB	SO	LOB	TOP								
Chuck Cottier, R (1, 4) <small>OBP: 0.288, SLG: 0.328</small> Don Blasingame, L (7, PH) <small>OBP: 0.314, SLG: 0.311</small>	0-0 6-3		0-0 P4		0-0 F8		0-0 P4		0-0 BB 1B		3	0	0	0	0	0	0									
Don Zimmer, R (1, 5) <small>OBP: 0.306, SLG: 0.413</small>	0-0 CS 1B 1B			0-0 6-3		0-0 CS 1B 1B	0-0 4-3		0-3 3-H 0-3 1B		5	0	2	0	0	1	3									
Chuck Hinton, R (1, 7) <small>OBP: 0.344, SLG: 0.428</small>	0-0 1-2 1B			0-0 PB 1B 1B		0-0 P3		0-0 1B 3B	4-0 1-2 2-3 BB		4	2	3	0	1	0	1									
Don Lock, R (1, 8) <small>OBP: 0.345, SLG: 0.465</small>	0-3 K 2-3			0-3 K 1-2		0-0 1-2 1B		0-0 FC1-6 1B	0-0 F8		5	0	2	1	0	2	6									
Roy Sievers, R (1, 3) <small>OBP: 0.259, SLG: 0.294</small> Dick Phillips, L (7, 3) <small>OBP: 0.319, SLG: 0.295</small>		0-0 F7		4-0 1B BB		0-3 K 2-3		0-0 FC1-6 G6-4-3 1-2f		0-0 L4		2	0	0	0	1	1	2								
Fred Valentine, S (1, 9) <small>OBP: 0.313, SLG: 0.317</small> Jim Duckworth, R (9, 1) <small>OBP: 0.300, SLG: 0.222</small>		0-0 L6		0-0 1-2 2-H 1B			0-0 2B 1B	0-0 G6-4-3 1-2f		0-3 K		4	1	2	1	0	0	1								
Don Leppert, R (1, 2) <small>OBP: 0.220, SLG: 0.256</small> Mike Brumley, L (9, PH) <small>OBP: 0.307, SLG: 0.296</small>		0-0 6-3		0-0 P4			0-3 K		0-0 FC6-4 1B	0-0 1B		3	0	0	0	0	1	3								
John Kennedy, R (1, 6) <small>OBP: 0.287, SLG: 0.339</small>			0-0 F3		0-0 6-3		0-0 2B 2B		0-0 FC6-4 1B 1-2f	0-3 K		5	2	1	1	0	1	2								
Bennie Daniels, L (1, 1) <small>OBP: 0.200, SLG: 0.195</small> Don Rudolph, L (2, 1) <small>OBP: 0.123, SLG: 0.067</small> Ed Brinkman, R (7, PH) <small>OBP: 0.288, SLG: 0.333</small> Jim Hannan, R (7, 1) <small>OBP: 0.143, SLG: 0.150</small> Jim King, L (9, PH) <small>OBP: 0.342, SLG: 0.433</small>			0-3 K		0-3 K		0-0 2B		0-0 BB 1B			0	0	0	0	0	0	0								
Inning Stats	R: 0 E: 0 K: 1 S: 6	H: 2 LOB: 2 BB: 0 P: 6	R: 0 E: 0 K: 0 S: 3	H: 0 LOB: 0 BB: 0 P: 3	R: 0 E: 0 K: 1 S: 5	H: 0 LOB: 0 BB: 0 P: 5	R: 1 E: 0 K: 1 S: 7	H: 2 LOB: 2 BB: 1 P: 11	R: 0 E: 0 K: 1 S: 5	H: 0 LOB: 0 BB: 0 P: 5	R: 0 E: 0 K: 1 S: 6	H: 2 LOB: 2 BB: 0 P: 6	R: 2 E: 0 K: 1 S: 8	H: 3 LOB: 1 BB: 0 P: 8	R: 1 E: 0 K: 0 S: 4	H: 2 LOB: 0 BB: 0 P: 4	R: 1 E: 0 K: 1 S: 8	H: 3 LOB: 3 BB: 1 P: 12	R: 0 E: 0 K: 2 S: 8	H: 1 LOB: 1 BB: 0 P: 8	1B: 12 2B: 4 3B: 1 HR: 0	SF: 0 SAC: 0 DP: 3 HBP: 0	WP: 0 PB: 1 SB: 0 CS: 2	PA: 44		
PITCHER	IP WLS BF H R ER SO BB IBB HBP BLK WP HR S P ERA WHIP																									
Mickey Lolich, L (1, 1) <small>ERA: 2.91</small> Terry Fox, R (7, 1) <small>ERA: 2.66</small> Fred Gladding, R (9, 1) <small>ERA: 3.23</small>	6.1 2.0 1.2	9 5 7	3 2 0	3 2 0	6 0 3	0 0 1	0 0 0	0 0 0	0 0 0	0 0 0	0 0 0	0 0 0	0 0 0	0 0 0	0 0 0	0 0 0	0 0 0	0 0 0	0 0 0	0 0 0	0 0 0	0 0 0	0 0 0	0 0 0	0 0 0	0 0 0

Washington Senators @ Detroit Tigers
Tiger Stadium, Detroit, MI
Sat Sep 12 1964, 4:33 AM EDT
Att: 4,122 - Unknown

livebaseballscorecards.com

AB 42
R 5
H 15
RBI 5
BB 2
SO 9
LOB 20




Batter	1	2	3	4	5	6	7	8	9	10	AB	R	H	RBI	BB	SO	LOB
Bill Bruton, L OBP: 0.334, SLG: 0.375 (1, 8)	0-0 1B 4-1 1B	0-0 1B 2-H 3-H		0-0 F2		0-0 G6-4-3 1-2f 3-H		0-0 1-3			5	1	2	2	0	0	2
Jerry Lumpe, L OBP: 0.310, SLG: 0.343 (1, 4)	0-0 4-1 1-2	0-0 1-3 1B		0-0 F8		0-0 F8			0-3 K		5	0	1	0	0	1	1
Al Kalline, R OBP: 0.387, SLG: 0.466 (1, 9)	0-0 5-3 2-3 1B	4-0 1B			0-0 FC3-6 1B		0-0 L8		0-0 L5-3		4	0	2	0	1	0	0
Norm Cash, L OBP: 0.342, SLG: 0.446 (1, 3)	0-0 5-3 1-2 3-H 1B	0-0 F7			0-0 FC3-6 1B FC5-2		0-0 FC6 1B		0-0 HR		5	1	3	2	0	0	4
Bill Freehan, R OBP: 0.353, SLG: 0.464 (1, 2)	0-0 5-3 1-2 2-3	0-3 K			0-0 FC5-2 1B		0-3 K		4-0 BB		4	0	1	0	1	2	6
Gates Brown, L OBP: 0.333, SLG: 0.484 (1, 7)	0-0 F3		0-0 G6-4-3 1B		0-0 FC5-2 1B		0-0 FC6 1-2f		0-0 P4		5	0	1	0	0	0	6
Dick McAuliffe, L OBP: 0.335, SLG: 0.447 (1, 6)		0-0 SH3-4 1B 2B	0-0 G6-4-3 1-2f		0-0 F4		0-0 4-3		0-0 HR		5	2	2	1	0	0	3
Don Wert, R OBP: 0.333, SLG: 0.377 (1, 5)		0-0 SH3-4 1B 1B	0-0 F4		0-0 1B G6-4-3 2B		0-0 F9				4	2	2	0	0	0	0
Mickey Lolich, S OBP: 0.254, SLG: 0.102 (1, 1)		0-0 SH3-4		0-3 K		0-0 1B G6-4-3 2B		0-0 2B			2	0	1	0	0	1	0
Terry Fox, R OBP: 0.300, SLG: 0.500 (7, 1)											1	0	1	0	0	0	0
Fred Gladding, L (9, 1)											0	0	0	0	0	0	0

Inning Stats	R: 1	H: 3	E: 0	LOB: 2	K: 0	S: 6	P: 6	R: 2	H: 4	E: 0	LOB: 3	K: 1	BB: 1	S: 9	P: 13	R: 0	H: 1	E: 0	LOB: 0	K: 0	BB: 0	S: 3	P: 3	R: 0	H: 0	E: 0	LOB: 0	K: 1	BB: 0	S: 5	P: 5	R: 0	H: 2	E: 0	LOB: 2	K: 0	BB: 0	S: 5	P: 5	R: 1	H: 2	E: 0	LOB: 0	K: 0	BB: 0	S: 4	P: 4	R: 0	H: 1	E: 0	LOB: 1	K: 1	BB: 0	S: 6	P: 6	R: 0	H: 1	E: 0	LOB: 1	K: 0	BB: 0	S: 4	P: 4	R: 1	H: 1	E: 0	LOB: 1	K: 1	BB: 1	S: 6	P: 10	R: 1	H: 1	E: 0	LOB: 0	K: 0	BB: 0	S: 1	P: 1
--------------	------	------	------	--------	------	------	------	------	------	------	--------	------	-------	------	-------	------	------	------	--------	------	-------	------	------	------	------	------	--------	------	-------	------	------	------	------	------	--------	------	-------	------	------	------	------	------	--------	------	-------	------	------	------	------	------	--------	------	-------	------	------	------	------	------	--------	------	-------	------	------	------	------	------	--------	------	-------	------	-------	------	------	------	--------	------	-------	------	------

PITCHER	IP	WLS	BF	H	R	ER	SO	BB	IBB	HBP	BLK	WP	HR	S	P	ERA	WHIP
Bennie Daniels, R ERA: 4.21 (1, 1)	1.0		8	5	3	3	0	0	0	0	0	0	0	8	8	27.00	5.000
Don Rudolph, L ERA: 4.21 (2, 1)	5.0		21	7	1	1	2	0	1	0	0	0	0	24	28	1.80	1.400
Jim Hannan, R ERA: 4.1 (7, 1)	2.0		8	2	0	0	1	0	0	0	0	0	0	10	10	0.00	1.000
Jim Duckworth, R ERA: 4.36 (9, 1)	1.0	L	6	2	2	2	1	1	0	0	0	0	2	7	11	18.00	3.000

Washington Senators @ Detroit Tigers
Tiger Stadium, Detroit, MI
Sat Sep 12 1964, 4:33 AM EDT
Att. 4,122 - Unknown

AB	40
R	6
H	16
RBI	5
BB	2
SO	4
LOB	22



WP	PA
0	43

Batter	1	2	3	4	5	6	7	8	9	AB R H RBI BB SO LOB	TOP
Don Blasingame, L (1, 4) OBP: 0.313, SLG: 0.310	0-0 1-3		0-0 3-1	0-0 4-3			0-0 SH2-4		0-0 1B	4 1 1 0 0 0 2	
Don Zimmer, R (1, 5) OBP: 0.313, SLG: 0.422	0-0 F8		0-0 2B		0-0 1B		0-0 1B		0-0 2B	5 1 4 2 0 0 0	
Chuck Hinton, R (1, 7) OBP: 0.345, SLG: 0.429	4-0 BB BB		0-0 F8		0-3 K		0-0 P4		0-0 2B	4 0 1 1 1 1 3	
Jim King, L (1, 9) OBP: 0.341, SLG: 0.428	0-0 E3		0-0 L9		0-0 F7		0-0 4-3		4-0 BB	4 0 0 0 1 0 4	
Don Lock, R (1, 8) OBP: 0.348, SLG: 0.478	4-0 1-2 2-3 BB			0-0 HR	0-0 L7			0-0 HR	0-0 G6-4-3	4 2 2 2 1 0 3	
Dick Phillips, L (1, 3) OBP: 0.314, SLG: 0.289	0-3 K		0-0 4-3			0-0 1-3		0-0 3-1		4 0 0 0 0 1 3	
Mike Brumley, L (1, 2) OBP: 0.307, SLG: 0.295		0-0 P6		0-0 BB 1B		0-0 1-3		0-0 G3		4 0 1 0 0 0 0	
John Kennedy, R (1, 6) OBP: 0.284, SLG: 0.336		0-0 F8		0-0 L9		0-3 K		0-0 6-3		4 0 0 0 0 1 1	
Claude Osteen, L (1, 1) OBP: 0.191, SLG: 0.250		0-0 F7		4-0 BB			0-0 SH2-4 1B		0-3 K	3 1 1 0 1 1 0	
Inning Stats	R: 0 H: 0 E: 1 LOB: 3 K: 1 BB: 2 S: 6 P: 14	R: 0 H: 0 E: 0 LOB: 0 K: 0 BB: 0 S: 3 P: 3	R: 0 H: 1 E: 0 LOB: 1 K: 0 BB: 0 S: 4 P: 4	R: 1 H: 2 E: 0 LOB: 2 K: 0 BB: 1 S: 5 P: 9	R: 0 H: 1 E: 0 LOB: 1 K: 1 BB: 0 S: 6 P: 6	R: 0 H: 0 E: 0 LOB: 0 K: 1 BB: 0 S: 5 P: 5	R: 1 H: 2 E: 0 LOB: 1 K: 0 BB: 0 S: 5 P: 5	R: 1 H: 1 E: 0 LOB: 0 K: 0 BB: 0 S: 4 P: 4	R: 2 H: 3 E: 0 LOB: 1 K: 1 BB: 1 S: 7 P: 11	1B: 6 SF: 0 2B: 2 SAC: 1 3B: 0 DP: 1 HR: 2 HBP: 0	WP: 0 PA: 41 PB: 0 SB: 1 CS: 0
PITCHER	IP WLS BF H R ER SO BB IBB HBP BLK WP HR S P ERA WHIP										
Phil Regan, R (1, 1) ERA: 4.94	8.0 L 35 7 3 3 3 3 3 0 0 0 0 2 38 50 3.38 1.250										
Ed Rakow, R (9, 1) ERA: 3.84	1.0 6 3 2 2 1 1 0 0 0 0 0 0 7 11 18.00 4.000										

Washington Senators @ Detroit Tigers
Tiger Stadium, Detroit, MI
Sun Sep 13 1964, 4:33 AM EDT
Att. 5,721 - Unknown

AB	36
R	5
H	10
RBI	5
BB	4
SO	4
LOB	16




Batter	1	2	3	4	5	6	7	8	9	AB	R	H	RBI	BB	SO	LOB
Don Wert, R OBP: 0.333, SLG: 0.375 (1, 5)	4-0 BB G4-6-3		0-0 5-3			0-0 F9			0-0 F8	3	0	0	0	1	0	0
Jerry Lumpe, L OBP: 0.308, SLG: 0.340 (1, 4)	0-0 G4-6-3 1-2f		0-0 P5			0-0 6-3			0-0 L6	4	0	0	0	0	0	1
Al Kaline, R OBP: 0.386, SLG: 0.464 (1, 9)	0-0 L8				0-0 L7				0-0 L6-3 FC4-6 1B	4	0	1	0	0	0	0
Don Demeter, R OBP: 0.289, SLG: 0.453 (1, 3)		0-0 F8 1B 2B		0-0 5-3		0-0 F8		0-0 F8	0-0 FC4-6 1-2f	4	1	1	0	0	0	1
Bill Freehan, R OBP: 0.351, SLG: 0.461 (1, 2)		0-0 F8 2-3		0-0 F8		0-0 5-3		0-0 5-3	0-0 FC4-6 1-2f	3	0	0	0	0	0	1
George Thomas, R OBP: 0.323, SLG: 0.463 (1, 8)		0-0 F7-4 1B 3-H		0-0 F8		0-0 F7		0-0 F7	0-0 FC4-6 1-2f	3	0	2	1	0	0	0
Mickey Stanley, R OBP: 0.333, SLG: 0.333 (1, 7)		0-0 1-2 1B		0-0 FC5-4 1B		0-0 FC5-4 1-2f		0-0 F7	0-0 FC4-6 1-2f	3	0	1	0	0	0	1
Dick McAuliffe, L OBP: 0.333, SLG: 0.444 (1, 6)		0-0 F7-4 2-3		0-0 F9		0-0 F9		0-3 K	0-0 K	3	0	0	0	0	1	3
Phil Regan, R OBP: 0.391, SLG: 0.366 (1, 1)			0-0 F9		0-0 F8			0-0 6-3	0-0 6-3	2	0	0	0	0	0	1
Jake Wood, R OBP: 0.252, SLG: 0.303 (8, PH)										1	0	0	0	0	0	0
Ed Rakow, S (9, 1)										0	0	0	0	0	0	0

Inning Stats	R: 0	H: 0	E: 0	K: 0	S: 2	LOB: 0	BB: 1	P: 6	R: 1	H: 3	E: 0	K: 0	S: 5	LOB: 1	BB: 0	P: 5	R: 0	H: 0	E: 0	K: 0	S: 3	LOB: 0	BB: 0	P: 3	R: 0	H: 0	E: 0	K: 0	S: 3	LOB: 1	BB: 0	P: 4	R: 0	H: 0	E: 0	K: 0	S: 3	LOB: 0	BB: 0	P: 3	R: 0	H: 0	E: 0	K: 1	S: 5	LOB: 0	BB: 0	P: 5	R: 0	H: 1	E: 0	K: 0	S: 4	LOB: 1	BB: 0	P: 4	1B: 4	SF: 0	2B: 2	SAC: 0	3B: 0	DP: 2	HR: 0	HBP: 0	WP: 0	PA: 31
PITCHER Claude Osteen, L ERA: 3.12 (1, 1)	IP	WLS	BF	H	R	ER	SO	BB	IBB	HBP	BLK	WP	HR	S	P	ERA	WHIP	IP	WLS	BF	H	R	ER	SO	BB	IBB	HBP	BLK	WP	HR	S	P	ERA	WHIP	IP	WLS	BF	H	R	ER	SO	BB	IBB	HBP	BLK	WP	HR	S	P	ERA	WHIP															

Washington Senators @ Detroit Tigers
Tiger Stadium, Detroit, MI
Sun Sep 13 1964, 4:33 AM EDT
Att. 5,721 - Unknown

AB	30
R	1
H	5
RBI	1
BB	1
SO	1
LOB	8



Batter	1	2	3	4	5	6	7	8	9	AB R H RBI BB SO LOB	TOP											
Don Blasingame, L (1, 4) OBP: 0.315, SLG: 0.312	0-0 F9		0-0 F8		0-0 1B			0-0 5-3 1B		4 0 2 0 0 0 1	Washington Senators @ Cleveland Indians Cleveland Municipal Stadium, Cleveland, OH Wed Sep 16 1964, 7:05 PM EDT Unknown											
Don Zimmer, R (1, 5) OBP: 0.312, SLG: 0.423	0-3 K		0-0 2B		0-0 F8			0-0 5-3 1-2		4 0 1 1 0 1 2												
Jim King, L (1, 9) OBP: 0.340, SLG: 0.425	0-0 3-1		0-0 P6				0-0 4-3	4-0 BB		3 0 0 0 1 0 1												
Don Lock, R (1, 8) OBP: 0.349, SLG: 0.477		0-3 K		0-0 F8-4 1B		4-0 BB		0-0 F8		3 0 1 0 1 1 2												
Willie Kirkland, L (1, 7) OBP: 0.275, SLG: 0.336		0-0 F9		0-0 1-2 1B		0-0 F7		0-0 P4		4 0 1 0 0 0 3												
Joe Cunningham, L (1, 3) OBP: 0.352, SLG: 0.278		4-0 BB		0-0 F8-4 2-3		0-0 P6		0-0 F7		3 0 0 0 1 0 3												
Mike Brumley, L (1, 2) OBP: 0.306, SLG: 0.295		0-0 4-3		0-0 F7			0-0 G5-4-3 1B		0-0 4-3	4 0 1 0 0 0 2												
John Kennedy, R (1, 6) OBP: 0.285, SLG: 0.335			4-0 SH1-4 2B BB		0-0 6-3		0-0 G5-4-3		0-3 K	2 1 0 0 1 0 1												
Ken Retzer, L (9, PH) OBP: 0.250, SLG: 0.125							0-3 K			1 0 0 0 0 1 0												
Buster Narum, R (1, 1) OBP: 0.033, SLG: 0.033			0-0 SH1-4		0-3 K					1 0 0 0 0 1 0												
Dick Phillips, L (7, PH) OBP: 0.313, SLG: 0.288										1 0 0 0 0 1 0												
Steve Ridzik, R (7, 1) OBP: 0.259, SLG: 0.269										0 0 0 0 0 0 0												
Jim Bronstad, R (7, 1)			1-2 K							0 0 0 0 0 0 0												
Inning Stats	R: 0 E: 0 K: 1 S: 5	H: 0 LOB: 0 BB: 0 P: 5	R: 0 E: 0 K: 1 S: 5	H: 0 LOB: 1 BB: 1 P: 9	R: 1 E: 0 K: 0 S: 4	H: 1 LOB: 1 BB: 1 P: 8	R: 0 E: 0 K: 0 S: 4	H: 2 LOB: 1 BB: 0 P: 4	R: 0 E: 0 K: 1 S: 6	H: 1 LOB: 1 BB: 0 P: 6	R: 0 E: 0 K: 0 S: 3	H: 0 LOB: 1 BB: 1 P: 7	R: 0 E: 0 K: 1 S: 5	H: 1 LOB: 0 BB: 0 P: 5	R: 0 E: 0 K: 0 S: 4	H: 1 LOB: 2 BB: 1 P: 8	R: 0 E: 0 K: 1 S: 5	H: 0 LOB: 0 BB: 0 P: 5	1B: 5 2B: 2 3B: 0 HR: 0	SF: 0 SAC: 1 DP: 2 HBP: 0	WP: 0 PB: 0 SB: 0 CS: 0	PA: 35
PITCHER Sonny Siebert, R (1, 1) ERA: 3.05	IP: 9.0 WLS: W BF: 35 H: 6 R: 1 ER: 1 SO: 5 BB: 4 IBB: 0 HBP: 0 BLK: 0 WP: 0 HR: 0 S: 41 P: 57 ERA: 1.00 WHIP: 1.111											PITCHER	IP: WLS: BF: H: R: ER: SO: BB: IBB: HBP: BLK: WP: HR: S: P: ERA: WHIP:									

livebaseballscorecards.com

AB	30
R	1
H	6
RBI	1
BB	4
SO	5
LOB	15



Batter	1	2	3	4	5	6	7	8	9	AB	R	H	RBI	BB	SO	LOB
Chico Salmon, R OBP: 0.338, SLG: 0.430 (1, 9)	0-0 F5		0-0 F7		0-0 FC6-4		0-0 5-3			4	0	0	0	0	0	4
Dick Howser, R OBP: 0.336, SLG: 0.322 (1, 6)	0-0 F3			0-0 5-3		4-0 1B 1B BB	4-0 BB BB			2	1	0	0	2	0	0
Fred Whitfield, L OBP: 0.299, SLG: 0.428 (1, 3)	0-3 K2-3			0-0 P6		0-0 P6	0-0 P6			4	0	0	0	0	1	4
Leon Wagner, L OBP: 0.325, SLG: 0.454 (1, 7)		0-0 F9		0-0 G3		0-0 1B 1-3	0-0 P4			4	0	1	0	0	0	3
Woodie Held, R OBP: 0.328, SLG: 0.438 (1, 4) (6, 5)		0-0 F7			0-0 P4	0-0 1-2 3-H 1B		0-0 F7		4	0	1	1	0	0	0
Max Alvis, R OBP: 0.321, SLG: 0.439 Larry Brown, R OBP: 0.286, SLG: 0.374 (1, 5) (5, PR) (6, 4)		0-0 F8			0-0 1B 1B	0-0 F3		0-3 K		2	0	1	0	0	0	0
Vic Davalillo, L OBP: 0.315, SLG: 0.362 (1, 8)			0-0 4-3		0-0 1B 1-2 1B	0-0 P4		0-0 S 1B		4	0	2	0	0	0	2
John Romano, R OBP: 0.340, SLG: 0.443 (1, 2)			0-0 HR		0-0 P4		0-0 2B 1B	4-0 1-2 BB		3	1	2	1	1	0	2
Sonny Siebert, R OBP: 0.273, SLG: 0.488 (1, 1)			0-3 K		0-0 FC6-4 1-3 2-H 1B		0-0 2B	0-0 F9		4	0	2	1	0	1	2

Inning Stats	R: 0	H: 0	E: 0	K: 1	S: 5	R: 0	H: 0	E: 0	K: 0	S: 3	R: 1	H: 1	E: 0	K: 1	S: 6	R: 0	H: 0	E: 0	K: 0	S: 3	R: 1	H: 3	E: 0	K: 0	S: 6	R: 1	H: 2	E: 0	K: 0	S: 5	R: 0	H: 2	E: 0	K: 0	S: 5	R: 0	H: 1	E: 0	K: 1	S: 6						
	0	0	0	1	5	0	0	0	0	3	0	1	0	0	6	0	0	0	0	0	3	0	3	0	0	6	0	2	0	1	0	2	0	2	0	1	0	2	0	1	0	2	0	1	0	2

PITCHER	IP	WLS	BF	H	R	ER	SO	BB	IBB	HBP	BLK	WP	HR	S	P	ERA	WHIP
Buster Narum, R ERA: 4.03 (1, 1)	6.0	L	25	6	3	3	2	1	0	0	0	0	1	28	32	4.50	1.167
Steve Ridzik, R ERA: 2.97 (7, 1)	0.1		4	2	0	0	0	1	0	0	0	0	0	3	7	0.00	9.000
Jim Bronstad, R ERA: (7, 1)	1.2		7	1	0	0	1	1	0	0	0	0	0	8	12	0.00	1.200

BOTTOM

Washington Senators @ Cleveland Indians
Cleveland Municipal Stadium, Cleveland, OH
 Wed Sep 16 1964, 7:05 PM EDT
 Unknown

AB	33
R	3
H	9
RBI	3
BB	3
SO	3
LOB	19



WP	PA	ERA	WHIP
0	36		

Washington Senators @ Cleveland Indians
 Cleveland Municipal Stadium, Cleveland, OH

Wed Sep 16 1964, 7:05 PM EDT
 Att. 3,197 - Unknown

AB	32
R	2
H	8
RBI	2
BB	4
SO	9
LOB	18



AB R H RBI BB SO LOB

4	0	1	0	0	2	2
1	0	1	0	0	0	0
5	1	1	0	0	0	4
3	0	2	0	1	0	0
4	1	2	2	0	1	2
2	0	1	0	2	0	1
0	0	0	0	0	0	0
2	0	0	0	0	0	4
1	0	0	0	0	1	1
1	0	0	0	0	1	1
2	0	0	0	0	1	0
0	0	0	0	0	0	0
0	0	0	0	0	0	0
0	0	0	0	0	0	0
1	0	0	0	0	1	0
1B:	5	SF:	0			
2B:	2	SAC:	2			
3B:	0	DP:	2			
HR:	1	HBP:	0			

WP:	0	PA:	38
PB:	0		
SB:	0		
CS:	0		

Batter	1	2	3	4	5	6	7	8	9	
Chuck Cottier, R (1, 4) OBP: 0.287, SLG: 0.325 Dick Phillips, L (9, PH) OBP: 0.316, SLG: 0.291	0-0 G6-4-3 1B		0-3 K			0-0 4-3 1B	0-3 K		0-0 FC6-4 1B	
Don Zimmer, R (1, 5) OBP: 0.311, SLG: 0.420	0-0 G6-4-3 1-2f		0-0 F8			0-0 1B 1B	0-0 5-3		0-0 FC6-4 1-2f	
Chuck Hinton, R (1, 7) OBP: 0.348, SLG: 0.433	4-0 BB			0-0 2B		0-0 1B 1-2 1B		0-0 P5		
Don Lock, R (1, 9) OBP: 0.350, SLG: 0.484 (8, 8)	0-0 L1-4			0-3 K		0-0 1-3 2-H 1B		0-0 HR		
Roy Sievers, R (1, 3) OBP: 0.270, SLG: 0.303 Joe Cunningham, L (8, PR) OBP: 0.352, SLG: 0.278 (8, 3)		0-0 SH2-3 2B		0-0 F5		4-0 G6-4-3 IBB		4-0 BB		
Ken Hunt, R (1, 8) OBP: 0.229, SLG: 0.187 Jim King, L (8, PH) OBP: 0.339, SLG: 0.424 (8, 9)		0-0 SH2-3 2-3		0-0 6-3		0-0 G6-4-3 1-2f		0-3 K		
Don Leppert, R (1, 2) OBP: 0.218, SLG: 0.254 Mike Brumley, L (2, 2) OBP: 0.306, SLG: 0.293		0-3 K		0-3 K			4-0 SH5-3 E BB	0-0 P6		
John Kennedy, R (1, 6) OBP: 0.283, SLG: 0.333 Don Blasingame, L (9, PH) OBP: 0.314, SLG: 0.311		0-0 P6		0-0 4-3			0-0 E4 SH5-3 1-2	0-3 K		
Frank Kreutzer, R (1, 1) OBP: 0.053, SLG: 0.105 Alan Koch, R (6, 1) OBP: 0.258, SLG: 0.355 Fred Valentine, S (7, PH) OBP: 0.313, SLG: 0.317 Jim Hannan, R (7, 1) OBP: 0.143, SLG: 0.150 Willie Kirkland, L (9, PH) OBP: 0.273, SLG: 0.335		0-3 K		0-0 4-3			0-0 SH5-3 1-2 2-3	0-3 K		
Inning Stats	R: 0 H: 1 E: 0 LOB: 1 K: 0 BB: 1 S: 3 P: 7	R: 0 H: 1 E: 0 LOB: 1 K: 1 BB: 0 S: 6 P: 6	R: 0 H: 0 E: 0 LOB: 0 K: 2 BB: 0 S: 7 P: 7	R: 0 H: 1 E: 0 LOB: 1 K: 1 BB: 0 S: 6 P: 6	R: 0 H: 0 E: 0 LOB: 0 K: 1 BB: 0 S: 5 P: 5	R: 1 H: 3 E: 0 LOB: 2 K: 0 BB: 1 S: 5 P: 9	R: 0 H: 0 E: 1 LOB: 2 K: 1 BB: 1 S: 6 P: 10	R: 1 H: 1 E: 0 LOB: 1 K: 1 BB: 1 S: 6 P: 10	R: 0 H: 1 E: 0 LOB: 1 K: 2 BB: 0 S: 8 P: 8	1B: 5 SF: 0 2B: 2 SAC: 2 3B: 0 DP: 2 HR: 1 HBP: 0
PITCHER Sam McDowell, L (1, 1) ERA: 3.06 Don McMahon, R (8, 1) ERA: 1.88	IP: 7.1 WLS: W BF: 31 H: 7 R: 2 ER: 2 SO: 6 BB: 2 IBB: 1 HBP: 0 BLK: 0 WP: 0 HR: 1 S: 40 P: 52 ERA: 2.46 WHIP: 1.227					IP: 1.2 WLS: S BF: 7 H: 1 R: 0 ER: 0 SO: 3 BB: 1 IBB: 0 HBP: 0 BLK: 0 WP: 0 HR: 0 S: 12 P: 16 ERA: 0.00 WHIP: 1.200	PITCHER IP: WLS: BF: H: R: ER: SO: BB: IBB: HBP: BLK: WP: HR: S: P: ERA: WHIP			

livebaseballscorecards.com

Batter	1	2	3	4	5	6	7	8	9	AB	R	H	RBI	BB	SO	LOB
Chico Salmon, R (1, 9) OBP: 0.333, SLG: 0.423 Tommie Agee, R (9, 9)	0-0 5-3		0-0 F3		0-0 6-3		0-3 K			4	0	0	0	0	1	0
Dick Howser, R (1, 6) OBP: 0.335, SLG: 0.321	0-3 K		0-0 F8		0-0 F9		4-0 WP BB			3	0	0	0	1	1	0
Leon Wagner, L (1, 7) OBP: 0.324, SLG: 0.451	0-0 6-3		0-3 K		4-0 FC6-4 BB		0-0 F8			3	0	0	0	1	1	1
Woodie Held, R (1, 4) OBP: 0.327, SLG: 0.434		4-0 F8 1B BB		0-0 5-3	0-0 FC6-4		0-0 1-3			3	1	0	0	1	0	2
John Romano, R (1, 2) OBP: 0.344, SLG: 0.453		4-0 FC3-6 1B BB		0-0 5-3	0-0 FC6-4		0-0 HR		0-0 6-3	2	2	1	1	2	0	0
Vic Davalillo, L (1, 8) OBP: 0.313, SLG: 0.359		0-0 F8		0-3 K		0-3 K		0-0 4-3		4	0	0	0	0	2	3
Billy Moran, R (1, 5) OBP: 0.305, SLG: 0.304		0-0 FC3-6 1B		0-0 1B		0-0 2B		0-0 F3		4	0	3	1	0	0	0
Fred Whitfield, L (1, 3) OBP: 0.300, SLG: 0.427		0-0 FC3-6		0-0 1B		0-0 F5				3	0	1	1	0	0	3
Sam McDowell, L (1, 1) OBP: 0.182, SLG: 0.100 Don McMahon, R (8, 1) OBP: 0.143, SLG: 0.143		0-3 K		0-0 4-3		0-3 K				3	0	0	0	0	2	5
										0	0	0	0	0	0	0

Inning Stats	R: 0	H: 0	E: 0	K: 1	S: 5	LOB: 0	BB: 0	P: 5	R: 1	H: 1	E: 0	K: 1	S: 6	LOB: 2	BB: 2	P: 14	R: 0	H: 0	E: 0	K: 1	S: 5	LOB: 0	BB: 0	P: 5	R: 1	H: 2	E: 0	K: 1	S: 7	LOB: 2	BB: 1	P: 11	R: 0	H: 0	E: 0	K: 0	S: 3	LOB: 1	BB: 1	P: 7	R: 1	H: 2	E: 0	K: 2	S: 9	LOB: 1	BB: 0	P: 9	R: 0	H: 0	E: 0	K: 1	S: 5	LOB: 1	BB: 1	P: 9	R: 0	H: 0	E: 0	K: 0	S: 3	LOB: 0	BB: 0	P: 3
--------------	------	------	------	------	------	--------	-------	------	------	------	------	------	------	--------	-------	-------	------	------	------	------	------	--------	-------	------	------	------	------	------	------	--------	-------	-------	------	------	------	------	------	--------	-------	------	------	------	------	------	------	--------	-------	------	------	------	------	------	------	--------	-------	------	------	------	------	------	------	--------	-------	------

PITCHER	IP	WLS	BF	H	R	ER	SO	BB	IBB	HBP	BLK	WP	HR	S	P	ERA	WHIP
Frank Kreutzer, L (1, 1) ERA: 4.16	5.1	L	25	5	3	3	5	4	0	0	0	0	0	31	47	5.06	1.688
Alan Koch, R (6, 1) ERA: 5.06	0.2		2	0	0	0	1	0	0	0	0	0	0	4	4	0.00	0.000
Jim Hannan, R (7, 1) ERA: 4.02	2.0		7	0	0	0	1	1	0	0	0	1	0	8	12	0.00	0.500

BOTTOM

Washington Senators @ Cleveland Indians
Cleveland Municipal Stadium, Cleveland, OH
 Wed Sep 16 1964, 7:05 PM EDT
 Att. 3,197 - Unknown

AB	29
R	3
H	5
RBI	3
BB	5
SO	7
LOB	14



WP	PA	34
PB	0	
SB	0	
CS	0	

Batter	1	2	3	4	5	6	7	8	9	AB R H RBI BB SO LOB	TOP																				
Chuck Cottier, R (1, 4) <small>OBP: 0.288, SLG: 0.333</small> Don Blasingame, L (7, PH) <small>OBP: 0.315, SLG: 0.311</small> (7, 4)	0-0 6-3	0-0 2B			0-0 P4		0-0 F5		4-0 BB	3 0 1 0 0 0 0 1 0 0 0 1 0 1																					
Don Zimmer, R (1, 5) <small>OBP: 0.306, SLG: 0.413</small>	0-0 P5	0-0 5-3			0-0 P6		0-3 K		0-3 K	5 0 0 0 0 2 4																					
Chuck Hinton, R (1, 7) <small>OBP: 0.349, SLG: 0.432</small>	0-0 BB HR 1B				4-0 BB				0-0 3-1	3 1 1 0 1 0 0																					
Don Lock, R (1, 8) <small>OBP: 0.349, SLG: 0.481</small>	4-0 1-2 HR BB				0-0 5-3				0-0 F7	3 1 0 0 1 1 1																					
Roy Sievers, R (1, 3) <small>OBP: 0.272, SLG: 0.323</small> Joe Cunningham, L (3, 3) <small>OBP: 0.349, SLG: 0.275</small>	0-0 1-H 2-H HR				0-0 6-3		0-0 4-3		0-0 E4	2 1 1 3 0 0 0 0 0 0 0 0 0 0																					
Jim King, L (1, 9) <small>OBP: 0.336, SLG: 0.420</small>	0-3 K				0-0 5-3		0-0 F8		0-0 G3	4 0 0 0 0 1 0																					
John Kennedy, R (1, 6) <small>OBP: 0.285, SLG: 0.333</small>					4-0 BB		0-3 K2-3		0-0 PB E SF8 1B	3 1 1 0 1 1 0																					
Mike Brumley, L (1, 2) <small>OBP: 0.306, SLG: 0.295</small>					0-3 K		0-0 F7		0-0 E4 PB	4 1 1 0 0 1 2																					
Claude Osteen, L (1, 1) <small>OBP: 0.198, SLG: 0.247</small> Ron Kline, R (8, 1) <small>OBP: 0.286, SLG: 0.167</small> Dick Phillips, L (9, PH) <small>OBP: 0.314, SLG: 0.291</small> Jim Hannan, R (9, 1) <small>OBP: 0.143, SLG: 0.150</small>					0-0 SH1-3 2B		0-0 6-3		0-0 SF8	1 0 0 1 1 0 1 0 0 0 0 0 0 0 0 0 0 1 0 0 0 0 0 0 0 0 0 0																					
Inning Stats	R: 3 E: 0 K: 1 S: 7	H: 2 LOB: 0 BB: 1 P: 11	R: 1 E: 0 K: 0 S: 5	H: 2 LOB: 1 BB: 0 P: 5	R: 0 E: 0 K: 1 S: 5	H: 0 LOB: 0 BB: 0 P: 5	R: 0 E: 0 K: 1 S: 5	H: 0 LOB: 1 BB: 1 P: 9	R: 0 E: 0 K: 1 S: 5	H: 0 LOB: 0 BB: 0 P: 5	R: 0 E: 0 K: 1 S: 5	H: 0 LOB: 1 BB: 1 P: 7	R: 0 E: 0 K: 1 S: 5	H: 0 LOB: 1 BB: 1 P: 9	R: 0 E: 1 K: 0 S: 3	H: 0 LOB: 1 BB: 0 P: 3	R: 1 E: 1 K: 1 S: 7	H: 1 LOB: 2 BB: 1 P: 11	1B: 2 2B: 2 3B: 0 HR: 1	SF: 1 SAC: 1 DP: 0 HBP: 0	WP: 1 PB: 1 SB: 0 CS: 0	PA: 38									
PITCHER	IP WLS BF H R ER SO BB IBB HBP BLK WP HR S P ERA WHIP																														
Juan Pizarro, L (1, 1) <small>ERA: 2.52</small> John Buzhardt, R (2, 1) <small>ERA: 2.98</small> Eddie Fisher, R (6, 1) <small>ERA: 3.19</small> Hoyt Wilhelm, R (8, 1) <small>ERA: 2.19</small>	1.2		10	4	4	4	1	1	0	0	0	1	1	11	15	21.60	3.000														
	3.1		12	0	0	0	2	2	0	0	0	0	0	14	22	0.00	0.600														
	2.0		7	0	0	0	2	1	0	0	0	0	0	10	14	0.00	0.500														
	2.0	L	9	1	1	0	1	1	0	0	0	0	0	10	14	0.00	1.000														

Washington Senators @ Chicago White Sox
 Comiskey Park, Chicago, IL
 Fri Sep 18 1964, 8:05 PM EDT
 Att. 12,306 - Unknown

AB	29
R	5
H	5
RBI	5
BB	5
SO	6
LOB	9



Batter	1	2	3	4	5	6	7	8	9	AB	R	H	RBI	BB	SO	LOB
Mike Hershberger, R (1, 9) OBP: 0.310, SLG: 0.292	0-0 P6		0-0 4-3		0-0 1B 3B		0-0 F7		0-0 F2	5	1	1	3	0	0	1
Floyd Robinson, L (1, 7) OBP: 0.378, SLG: 0.413	0-0 G3			0-0 1-3	0-0 1B		0-0 4-3		4-0 BB	4	0	1	1	1	0	0
Ron Hansen, R (1, 6) Don Buford, S (8, PR) (9, 4) OBP: 0.340, SLG: 0.409 OBP: 0.339, SLG: 0.355	0-0 2B			0-3 K	0-0 P6			0-0 1B 1B	0-3 K	4	0	2	0	0	1	1
Bill Skowron, R (1, 3) OBP: 0.326, SLG: 0.437	0-0 6-3			0-0 2B 1B	0-0 1-3			0-3 K		1	0	0	0	0	1	2
Pete Ward, L (1, 5) OBP: 0.350, SLG: 0.478		0-0 4-3		0-0 1B	0-0 F9			0-0 1-2 1B		4	0	2	0	0	0	2
Jim Landis, R (1, 8) Smoky Burgess, L (8, PH) Ken Berry, R (9, 8) OBP: 0.305, SLG: 0.274 OBP: 0.308, SLG: 0.329		0-0 1-3		0-0 1-3		0-0 5-3		0-0 F7		3	0	0	0	0	0	2
Al Weis, S (1, 4) (9, 6) OBP: 0.303, SLG: 0.311		0-0 F9			0-0 E 3B 1B		0-0 F8		0-0 L1-3	4	1	1	0	0	0	2
Cam Carreon, R (1, 2) J.C. Martin, L (6, 2) Tom McCraw, L (9, PH) OBP: 0.313, SLG: 0.316 OBP: 0.246, SLG: 0.285 OBP: 0.322, SLG: 0.372			0-0 F9		0-0 E3 3B BB	0-3 K			0-0 SH1-3 1B	2	1	0	0	0	0	1
Juan Pizarro, L (1, 1) John Buzhardt, R (2, 1) Jeff Long, R (5, PH) Gene Stephens, L (5, PR) Eddie Fisher, R (6, 1) Dick Kenworthy, R (7, PH) Hoyt Wilhelm, R (8, 1) Mary Staehle, L (9, PH) OBP: 0.288, SLG: 0.321 OBP: 0.228, SLG: 0.259 OBP: 0.299, SLG: 0.253 OBP: 0.331, SLG: 0.350 OBP: 0.188, SLG: 0.188 OBP: 0.200, SLG: 0.158 OBP: 1.000, SLG: 1.000			0-3 K		4-0 3B BB		0-0 1-3		0-0 SH1-3	0	0	0	0	0	0	0

Inning Stats	R: 0	H: 1	E: 0	LOB: 1	K: 0	BB: 0	S: 4	P: 4
	R: 0	H: 0	E: 0	LOB: 0	K: 0	BB: 0	S: 3	P: 3
	R: 0	H: 0	E: 0	LOB: 0	K: 1	BB: 0	S: 5	P: 5
	R: 0	H: 2	E: 0	LOB: 2	K: 1	BB: 0	S: 7	P: 7
	R: 4	H: 3	E: 1	LOB: 2	K: 0	BB: 1	S: 7	P: 11
	R: 0	H: 0	E: 0	LOB: 0	K: 1	BB: 0	S: 5	P: 5
	R: 0	H: 0	E: 0	LOB: 0	K: 0	BB: 0	S: 3	P: 3
	R: 0	H: 2	E: 0	LOB: 2	K: 1	BB: 1	S: 6	P: 10

PITCHER	IP	WLS	BF	H	R	ER	SO	BB	IBB	HBP	BLK	WP	HR	S	P	ERA	WHIP
Claude Osteen, L (1, 1) ERA: 3.13	7.1		32	8	4	3	4	1	0	0	0	0	0	39	43	3.68	1.227
Ron Kline, R (8, 1) ERA: 2.05	0.2	W	2	0	0	0	0	0	0	0	0	0	0	2	2	0.00	0.000
Jim Hannan, R (9, 1) ERA: 3.98	1.0	S	5	1	0	0	1	1	0	0	0	0	0	6	10	0.00	2.000

BOTTOM

Washington Senators @ Chicago White Sox
Comiskey Park, Chicago, IL

Fri Sep 18 1964, 8:05 PM EDT
Att. 12,306 - Unknown

AB	36
R	4
H	9
RBI	4
BB	2
SO	5
LOB	16



WP	PA	39
PB	0	
SB	0	
CS	0	

Batter	1	2	3	4	5	6	7	8	9	10	AB R H RBI BB SO LOB	TOP								
Don Blasingame, L (1, 4) OBP: 0.314, SLG: 0.309	4-0 G4-6-3 BB		0-0 4-3			0-0 5-3			0-0 G3		3 0 0 0 1 0 0	Washington Senators @ Chicago White Sox Comiskey Park, Chicago, IL Sat Sep 19 1964, 4:33 AM EDT Att: 4,857 - Unknown								
Don Zimmer, R (1, 5) OBP: 0.303, SLG: 0.408	0-0 G4-6-3 1-2f		0-3 K			0-0 F5			0-3 K		4 0 0 0 0 2 1									
Chuck Hinton, R (1, 7) OBP: 0.347, SLG: 0.428	0-0 6-3								0-0 P4		4 0 0 0 0 1 0									
Don Lock, R (1, 8) OBP: 0.350, SLG: 0.481											4 1 2 0 0 1 0									
Jim King, L (1, 9) OBP: 0.338, SLG: 0.420											4 0 2 0 0 0 1									
Dick Phillips, L (1, 3) OBP: 0.309, SLG: 0.287											3 0 0 1 0 0 2									
Mike Brumley, L (1, 2) OBP: 0.308, SLG: 0.294											2 0 0 0 2 0 0									
John Kennedy, R (1, 6) OBP: 0.282, SLG: 0.330											4 0 0 0 0 2 4									
Bennie Daniels, L (1, 1) OBP: 0.184, SLG: 0.178											4 0 0 0 0 2 2									
Inning Stats	R: 0 E: 0 K: 0 S: 2	H: 0 LOB: 0 BB: 1 P: 6	R: 0 E: 0 K: 1 S: 6	H: 1 LOB: 2 BB: 1 P: 10	R: 0 E: 0 K: 1 S: 5	H: 0 LOB: 0 BB: 0 P: 5	R: 0 E: 0 K: 1 S: 5	H: 0 LOB: 0 BB: 0 P: 5	R: 0 E: 0 K: 1 S: 5	H: 1 LOB: 1 BB: 0 P: 4	R: 0 E: 0 K: 1 S: 5		H: 0 LOB: 0 BB: 0 P: 5	R: 0 E: 0 K: 1 S: 5	H: 0 LOB: 0 BB: 0 P: 5	R: 1 E: 0 K: 2 S: 9	H: 2 LOB: 2 BB: 1 P: 13	1B: 4 2B: 0 3B: 0 HR: 0	SF: 1 SAC: 0 DP: 1 HBP: 0	WP: 1 PB: 0 SB: 0 CS: 0
PITCHER Joe Horlen, R (1, 1) ERA: 1.98	IP 10.0	WLS L	BF 36	H 4	R 1	ER 1	SO 8	BB 1	IBB 2	HBP 0	BLK 0	WP 1	HR 0	S 49	P 61	ERA 0.90	WHIP 0.500			

livebaseballscores.com

AB	32
R	1
H	4
RBI	1
BB	3
SO	8
LOB	10



Batter	1	2	3	4	5	6	7	8	9	10	AB	R	H	RBI	BB	SO	LOB
Mike Hershberger, R OBP: 0.306, SLG: 0.289 (1, 8) (10, 9)	0-0 F7		0-0 5-3			0-3 K		0-0 F7		0-0 5-3	5	0	0	0	0	1	0
Tom McCraw, L OBP: 0.323, SLG: 0.371 (1, 7) (10, 3)	0-0 1-3		0-0 F7			0-0 E1 G4-6-3		0-0 FC5 4-3 1B		4-0 BB G4-6-3	4	0	1	0	1	0	0
Floyd Robinson, L OBP: 0.375, SLG: 0.409 (1, 9) (10, 7)	0-0 F3			0-0 4-3		0-0 G4-6-3 1-2f		0-0 4-3 1-2		0-0 G4-6-3 1-2f	5	0	0	0	0	0	3
Pete Ward, L OBP: 0.350, SLG: 0.475 (1, 5)		0-0 6-3		0-0 F9			0-0 3-1	4-0 IBB			3	0	0	0	1	0	0
Bill Skowron, R OBP: 0.325, SLG: 0.436 Jim Landis, R OBP: 0.305, SLG: 0.274 (1, 3) (10, 8)		0-0 5-3		0-0 F8			0-0 E FC5-2 1B	0-0 FC5 2-3f			4	0	1	0	0	0	2
Ron Hansen, R OBP: 0.343, SLG: 0.410 (1, 6)		4-0 BB BB			0-0 FC1-6 1B		0-0 FC5-2 E 1B		0-0 6-3		3	0	2	0	1	0	0
Al Weis, S OBP: 0.305, SLG: 0.309 (1, 4)		4-0 BB BB			0-0 FC1-6 1-2f		0-0 E3 FC5-2 1-2 2-3		4-0 S BB		2	0	0	0	2	0	3
J.C. Martin, L OBP: 0.244, SLG: 0.283 Smoky Burgess, L OBP: 0.307, SLG: 0.328 Jim Hicks, R Jerry McNertney, R OBP: 0.287, SLG: 0.287 (1, 2) (7, PH) (7, PR) (8, 2)		0-0 1-3			0-0 F8		0-0 FC5-2 1-2 2-3 3-Hf		0-0 F5		2	0	0	0	0	0	3
Joe Horlen, R OBP: 0.156, SLG: 0.143 (1, 1)			0-0 F7		0-0 1-3		0-0 1-3		0-0 F3 1-2		1	0	0	0	0	0	3


Inning Stats	R: 0	H: 0	E: 0	K: 0	S: 3	P: 3	R: 0	H: 0	E: 0	K: 0	S: 3	P: 11	R: 0	H: 0	E: 0	K: 0	S: 3	P: 3	R: 0	H: 1	E: 0	K: 0	S: 4	P: 4	R: 0	H: 0	E: 1	K: 1	S: 5	R: 0	H: 2	E: 1	K: 0	S: 6	R: 0	H: 1	E: 0	K: 0	S: 4	R: 0	H: 0	E: 0	K: 0	S: 3	R: 0	H: 0	E: 0	K: 0	S: 2	R: 0	H: 0	E: 0	K: 0	S: 6	1B: 4	2B: 0	3B: 0	HR: 0	SF: 0	SAC: 0	DP: 2	HBP: 0	WP: 0	PA: 39
--------------	------	------	------	------	------	------	------	------	------	------	------	-------	------	------	------	------	------	------	------	------	------	------	------	------	------	------	------	------	------	------	------	------	------	------	------	------	------	------	------	------	------	------	------	------	------	------	------	------	------	------	------	------	------	------	-------	-------	-------	-------	-------	--------	-------	--------	-------	--------

PITCHER	IP	WLS	BF	H	R	ER	SO	BB	IBB	HBP	BLK	WP	HR	S	P	ERA	WHIP
Bennie Daniels, R ERA: 3.93 (1, 1)	10.0	W	39	4	0	0	1	4	1	0	0	0	0	36	56	0.00	0.800

Washington Senators @ Chicago White Sox
Comiskey Park, Chicago, IL
Sat Sep 19 1964, 4:33 AM EDT
Att. 4,857 - Unknown

livebaseballscorecards.com

AB	34
R	0
H	4
RBI	0
BB	5
SO	1
LOB	20



Batter	1	2	3	4	5	6	7	8	9	AB R H RBI BB SO LOB	TOP	
Ed Brinkman, R (1, 6) OBP: 0.266, SLG: 0.330 Don Blasingame, L (9, PH) OBP: 0.314, SLG: 0.308	0-0 6-3	0-0 4-3			0-0 1-3			0-0 F9	0-0 FC1-2	4 0 0 0 0 0 1 1 0 0 0 0 0 3		
Chuck Cottier, R (1, 4) OBP: 0.280, SLG: 0.323 Joe Cunningham, L (9, PH) OBP: 0.347, SLG: 0.274	0-0 5-3		0-0 5-3		0-0 5-3			0-0 F2	0-0 1-3	4 0 0 0 0 0 0 0 0 0 0 0 0 0		
Chuck Hinton, R (1, 7) OBP: 0.350, SLG: 0.430	4-0 1B HR BB		0-0 CS 1B			0-0 F7		0-0 PB 1B		3 1 2 0 1 0 0		
Don Lock, R (1, 8) OBP: 0.353, SLG: 0.481	0-0 1-3 HR 1B		0-3 K			4-0 G5-4-3 BB		4-0 1-2 BB		2 1 1 0 2 1 1		
Roy Sievers, R (1, 3) OBP: 0.272, SLG: 0.339 Dick Phillips, L (8, 3) OBP: 0.309, SLG: 0.287	0-0 1-H HR			0-0 P6		0-0 G5-4-3		0-0 4-3		4 1 1 3 0 0 3 0 0 0 0 0 0 0		
Fred Valentine, S (1, 9) OBP: 0.312, SLG: 0.316	0-3 K			0-0 F9			0-0 S 1B	0-0 F8		4 0 1 0 0 1 0		
John Kennedy, R (1, 5) OBP: 0.285, SLG: 0.330 Jim King, L (9, PH) OBP: 0.339, SLG: 0.420		4-0 SH5-4 BB		0-0 1B		0-0 P6		4-0 2B FC1-2 BB		2 0 1 0 1 0 1 0 0 0 0 1 0 0		
Mike Brumley, L (1, 2) OBP: 0.306, SLG: 0.293 Don Zimmer, R (7, PH) OBP: 0.302, SLG: 0.407 Ron Kline, R (7, 1) OBP: 0.286, SLG: 0.167 Willie Kirkland, L (9, PH) OBP: 0.276, SLG: 0.342		0-0 F8		0-0 1-3		0-3 K		0-0 FC1-2 2B		2 0 0 0 0 0 2 1 0 0 0 0 1 1 0 0 0 0 0 0 0 1 0 1 0 0 0 0		
Buster Narum, R (1, 1) OBP: 0.033, SLG: 0.033 Alan Koch, R (3, 1) OBP: 0.250, SLG: 0.344 Frank Kreutzer, R (6, 1) OBP: 0.053, SLG: 0.105 Ken Hunt, R (7, PH) OBP: 0.226, SLG: 0.185 Ken Retzer, L (7, 2) OBP: 0.276, SLG: 0.125		0-0 SH5-4		0-3 K		0-0 F5		4-0 FC1-2 IBB		0 0 0 0 0 0 0 1 0 0 0 0 1 0 0 0 0 0 0 0 0 1 0 0 0 0 0 1 0 0 0 0 1 0 0		
Inning Stats	R: 3 H: 2 E: 0 LOB: 0 K: 1 BB: 1 S: 7 P: 11	R: 0 H: 0 E: 0 LOB: 1 K: 0 BB: 1 S: 3 P: 7	R: 0 H: 1 E: 0 LOB: 0 K: 1 BB: 0 S: 5 P: 5	R: 0 H: 1 E: 0 LOB: 1 K: 0 BB: 0 S: 4 P: 4	R: 0 H: 0 E: 0 LOB: 0 K: 1 BB: 0 S: 5 P: 5	R: 0 H: 0 E: 0 LOB: 0 K: 0 BB: 1 S: 2 P: 6	R: 0 H: 1 E: 0 LOB: 1 K: 1 BB: 0 S: 6 P: 6	R: 0 H: 1 E: 0 LOB: 2 K: 0 BB: 1 S: 4 P: 8	R: 0 H: 1 E: 0 LOB: 3 K: 0 BB: 2 S: 4 P: 12	1B: 5 SF: 0 2B: 1 SAC: 1 3B: 0 DP: 1 HR: 1 HBP: 0	WP: 0 PA: 38 PB: 1 SB: 1 CS: 1	
PITCHER Gary Peters, L (1, 1) ERA: 2.44 Eddie Fisher, R (8, 1) ERA: 3.15	IP WLS BF H R ER SO BB IBB HBP BLK WP HR S P ERA WHIP	7.2 W 31 6 3 3 4 4 0 0 0 0 1 35 51 3.52 1.304	1.1 S 7 1 0 0 0 1 1 0 0 0 0 0 5 13 0.00 1.500	PITCHER IP WLS BF H R ER SO BB IBB HBP BLK WP HR S P ERA WHIP								

Washington Senators @ Chicago White Sox
Comiskey Park, Chicago, IL
Sun Sep 20 1964, 4:33 AM EDT
Att. 6,346 - Unknown

AB	30
R	3
H	7
RBI	3
BB	6
SO	4
LOB	13



Batter	1	2	3	4	5	6	7	8	9	AB	R	H	RBI	BB	SO	LOB	BOTTOM										
Jim Landis, R (1, 8) <small>OBP: 0.305, SLG: 0.272</small> Mary Staehle, L (6, PH) <small>OBP: 1.000, SLG: 1.000</small> Ken Berry, R (7, 8)	0-0 F9	0-3 K		H 1-0 HBP		X 0-0 2-H 1B				2	0	0	0	0	1	0	Washington Senators @ Chicago White Sox Comiskey Park, Chicago, IL Sun Sep 20 1964, 4:33 AM EDT Att. 6,346 - Unknown livebaseballscorecards.com										
Don Buford, S (1, 4) <small>OBP: 0.338, SLG: 0.352</small> Al Weis, S (9, 4) <small>OBP: 0.305, SLG: 0.309</small>	4-0 1B BB		X 0-0 4-3	X 0-0 F9		X 0-0 1-3				3	0	0	0	1	0	2											
Floyd Robinson, L (1, 7) <small>OBP: 0.379, SLG: 0.412</small>	0-0 1-3 5-3 1B		X 0-0 BB 1B		BB 4-0 BB		X 0-0 FC4-6 1B			3	1	3	0	1	0	0											
Pete Ward, L (1, 5) <small>OBP: 0.347, SLG: 0.471</small>	0-0 1-2 5-3		X 0-0 F7		X 0-0 F5		X 0-0 FC4-6 G6-3 1-2f			4	0	0	0	0	0	5											
Tom McCraw, L (1, 3) <small>OBP: 0.325, SLG: 0.368</small>	1-0 HBP		BB 4-0 BB 1B 1-2 E		BB 0-3 K		X 0-0 G6-3 1-2f			2	1	0	0	1	1	2											
Mike Hershberger, R (1, 9) <small>OBP: 0.306, SLG: 0.288</small>	0-0 4-3		X 0-0 E7 1B 1-H 2-H		X 0-0 F8		X 0-0 F5			4	0	1	1	0	0	4											
Ron Hansen, R (1, 6) <small>OBP: 0.342, SLG: 0.409</small>		X 0-0 P3	X 0-0 F9		X 0-0 SH1-4 1B		X 0-0 F7			4	1	1	0	0	0	1											
J.C. Martin, L (1, 2) <small>OBP: 0.244, SLG: 0.283</small> Jerry McNertney, R (2, 2) <small>OBP: 0.288, SLG: 0.288</small>		BB 0-3 K		X 0-0 F3		X 0-0 SH1-4		X 0-0 1B		0	0	0	0	0	0	0											
Gary Peters, L (1, 1) <small>OBP: 0.222, SLG: 0.360</small> Eddie Fisher, R (8, 1) <small>OBP: 0.176, SLG: 0.176</small>		X 0-0 HR		X 0-0 F8		X 0-0 F5		X 0-3 K		3	1	1	1	0	0	1											
Inning Stats	R: 0 E: 0 K: 0 S: 4	H: 1 LOB: 3 BB: 1 P: 9	R: 1 E: 0 K: 2 S: 8	H: 1 LOB: 0 BB: 0 P: 8	R: 2 E: 1 K: 0 S: 5	H: 2 LOB: 1 BB: 1 P: 9	R: 0 E: 0 K: 0 S: 3	H: 0 LOB: 1 BB: 0 P: 4	R: 0 E: 0 K: 1 S: 5	H: 0 LOB: 1 BB: 1 P: 9	R: 1 E: 0 K: 0 S: 5	H: 2 LOB: 1 BB: 0 P: 5	R: 0 E: 0 K: 0 S: 3	H: 1 LOB: 0 BB: 0 P: 3	R: 0 E: 0 K: 1 S: 6	H: 1 LOB: 1 BB: 0 P: 6	1B: 7 2B: 0 3B: 0 HR: 1	SF: 0 SAC: 1 DP: 1 HBP: 2	WP: 0 PB: 0 SB: 0 CS: 0	PA: 36							
PITCHER Buster Narum, R (1, 1) <small>ERA: 4.07</small> Alan Koch, R (3, 1) <small>ERA: 5.01</small> Frank Kreutzer, L (6, 1) <small>ERA: 4.15</small> Ron Kline, R (7, 1) <small>ERA: 2.0</small>	IP	WLS	BF	H	R	ER	SO	BB	IBB	HBP	BLK	WP	HR	S	P	ERA	WHIP										
	2.2		15	4	3	2	2	2	0	1	0	0	0	16	25	6.75	2.250										
	3.0	L	13	2	1	1	1	1	0	1	0	0	0	13	18	3.00	1.000										
	0.1		1	0	0	0	0	0	0	0	0	0	0	1	1	0.00	0.000										
	2.0		7	2	0	0	1	0	0	0	0	0	0	9	9	0.00	1.000										
																		1B: 7	SF: 0	WP: 0	PA: 36						
																		2B: 0	SAC: 1	PB: 0							
																		3B: 0	DP: 1	SB: 0							
																		HR: 1	HBP: 2	CS: 0							

Batter	1	2	3	4	5	6	7	8	9	AB R H RBI BB SO LOB	TOP
Felix Mantilla, R (1, 4) OBP: 0.351, SLG: 0.558	0-0 1B		0-0 G6-4-3 1-2f			0-0 G4-6-3 1-2f		0-0 5-3	0-0 FC1-2 1-2 2-3 3-Hf	5 0 1 0 0 0 5	
Tony Conigliaro, R (1, 7) OBP: 0.358, SLG: 0.546	0-0 F7			0-0 F8		0-0 1B		0-0 F7	0-0 F7	5 0 1 0 0 0 4	
Carl Yastrzemski, L (1, 8) OBP: 0.382, SLG: 0.466	0-3 K			0-0 2B		0-0 F5			4-0 SH5-3 2B BB	3 1 1 0 1 1 2	
Dick Stuart, R (1, 3) OBP: 0.321, SLG: 0.500 Dick Williams, R (9, 3) OBP: 0.247, SLG: 0.406	0-0 1-3			4-0 G5-4-3 IBB			0-0 F3		0-0 SH5-3 1-2	2 0 0 0 1 0 1 0 0 0 0 0 0 0	
Frank Malzone, R (1, 5) OBP: 0.316, SLG: 0.378		0-0 F7		0-0 G5-4-3 1-2f		0-0 F7			4-0 2B 1B IBB	3 1 0 0 1 0 2	
Lee Thomas, L (1, 9) OBP: 0.324, SLG: 0.400 Al Smith, R (9, PH) OBP: 0.263, SLG: 0.324 (9, 9)		0-0 6-3			0-0 P4		4-0 1B BB		0-0 1B BB 2B 1-3 2-H	2 0 0 0 1 0 0 1 1 1 1 0 0 0	
Eddie Bressoud, R (1, 6) OBP: 0.372, SLG: 0.459		0-3 K			0-0 6-3		0-0 1B		4-0 BB 1B FC1-2 IBB	3 0 1 0 1 1 0	
Bob Tillman, R (1, 2) OBP: 0.356, SLG: 0.446			0-0 G6-4-3 1B		0-0 F9		0-0 F3		0-0 FC1-2 BB 1B 1-2 2-3 3-H	4 0 2 1 0 0 2	
Bill Monbouquette, R (1, 1) OBP: 0.187, SLG: 0.119			0-3 K			0-0 G4-6-3 1B		0-3 K	4-0 FC1-2 BB 1-2 2-3 3-H	3 0 1 1 1 2 1	
Inning Stats	R: 0 E: 0 K: 1 S: 6 H: 1 LOB: 1 BB: 0 P: 6	R: 0 E: 0 K: 1 S: 5 H: 0 LOB: 0 BB: 0 P: 5	R: 0 E: 0 K: 1 S: 5 H: 1 LOB: 0 BB: 0 P: 5	R: 0 E: 0 K: 0 S: 3 H: 1 LOB: 1 BB: 1 P: 7	R: 0 E: 0 K: 0 S: 3 H: 0 LOB: 0 BB: 0 P: 3	R: 0 E: 0 K: 0 S: 4 H: 2 LOB: 1 BB: 0 P: 4	R: 0 E: 0 K: 0 S: 4 H: 1 LOB: 2 BB: 1 P: 8	R: 0 E: 0 K: 1 S: 5 H: 0 LOB: 0 BB: 0 P: 5	R: 3 E: 0 K: 0 S: 5 H: 2 LOB: 3 BB: 4 P: 21	1B: 6 2B: 2 3B: 0 HR: 0 SF: 0 SAC: 1 DP: 3 HBP: 0	WP: 0 PB: 0 SB: 0 CS: 0 PA: 38
PITCHER Claude Osteen, L (1, 1) ERA: 3.14 Ron Kline, R (9, 1) ERA: 1.98	IP: 8.1 WLS: L BF: 33 H: 7 R: 3 ER: 3 SO: 4 BB: 2 IBB: 2 HBP: 0 BLK: 0 WP: 0 HR: 0 S: 37 P: 53 ERA: 3.24 WHIP: 1.080	IP: 0.2 WLS: L BF: 5 H: 1 R: 0 ER: 0 SO: 0 BB: 1 IBB: 1 HBP: 0 BLK: 0 WP: 0 HR: 0 S: 3 P: 11 ERA: 0.00 WHIP: 3.000	PITCHER IP WLS BF H R ER SO BB IBB HBP BLK WP HR S P ERA WHIP								

Boston Red Sox @ Washington Senators
D.C. Stadium, Washington, DC
Tue Sep 22 1964, 7:05 PM EDT
Att. 1,998 - Unknown

AB	31
R	3
H	8
RBI	3
BB	6
SO	4
LOB	17




Batter	1	2	3	4	5	6	7	8	9	AB R H RBI BB SO LOB
Don Blasingame, L (1, 4) OBP: 0.315, SLG: 0.312	0-0 4-3 2B		0-0 2-3			0-0 F9			0-0 BB 1B	4 0 2 0 0 0 1
John Kennedy, R (1, 5) OBP: 0.283, SLG: 0.328 Willie Kirkland, L (9, PH) OBP: 0.275, SLG: 0.341	0-0 4-3 2-3			0-0 F9		0-0 F9			0-0 F8	3 0 0 0 0 0 2 1 0 0 0 0 0 1
Chuck Hinton, R (1, 7) OBP: 0.349, SLG: 0.428	0-0 F3			0-0 F7			0-0 4-3		0-0 BB 1B	4 0 1 0 0 0 1
Jim King, L (1, 9) OBP: 0.338, SLG: 0.417 Chuck Cottier, R (9, PR) OBP: 0.280, SLG: 0.323	0-0 P3			0-0 G3			0-3 K		4-0 BB 1B 1-2 2-3	3 0 0 0 1 1 1 0 0 0 0 0 0 0
Don Lock, R (1, 8) OBP: 0.351, SLG: 0.477		0-0 F7			0-0 1-3		0-0 1-3		0-0 F3	4 0 0 0 0 0 3
Dick Phillips, L (1, 3) OBP: 0.306, SLG: 0.283 Roy Sievers, R (9, PH) OBP: 0.270, SLG: 0.337		0-0 F8			0-0 4-3			0-0 F8	0-0 P6	3 0 0 0 0 0 0 1 0 0 0 0 0 3
Mike Brumley, L (1, 2) OBP: 0.306, SLG: 0.295		0-0 F8			0-0 6-3			0-0 F8 2B		3 0 1 0 0 0 0
Ed Brinkman, R (1, 6) OBP: 0.267, SLG: 0.330			0-0 5-3			0-0 SH1-4 1B		0-0 F8 2-3		3 0 1 0 0 0 1
Claude Osteen, L (1, 1) OBP: 0.194, SLG: 0.241 Ron Kline, R (9, 1) OBP: 0.286, SLG: 0.167			0-3 K			0-0 SH1-4 1-2		0-3 K		2 0 0 0 0 2 1 0 0 0 0 0 0 0

Inning Stats	R: 0 E: 0 K: 4 S: 4	H: 1 LOB: 1 BB: 0 P: 4	R: 0 E: 0 K: 0 S: 3	H: 0 LOB: 0 BB: 0 P: 3	R: 0 E: 0 K: 1 S: 5	H: 0 LOB: 0 BB: 0 P: 5	R: 0 E: 0 K: 0 S: 3	H: 0 LOB: 0 BB: 0 P: 3	R: 0 E: 0 K: 0 S: 3	H: 0 LOB: 0 BB: 0 P: 3	R: 0 E: 0 K: 0 S: 3	H: 1 LOB: 1 BB: 0 P: 4	R: 0 E: 0 K: 1 S: 5	H: 0 LOB: 0 BB: 0 P: 5	R: 0 E: 0 K: 1 S: 6	H: 1 LOB: 1 BB: 0 P: 6	R: 0 E: 0 K: 0 S: 5	H: 2 LOB: 3 BB: 1 P: 9	1B: 3 2B: 2 3B: 0 HR: 0	SF: 0 SAC: 1 DP: 0 HBP: 0														
PITCHER Bill Monbouquette, R (1, 1) ERA: 4.21	IP 9.0	WLS W	BF 33	H 5	R 0	ER 0	SO 3	BB 1	IBB 0	HBP 0	BLK 0	WP 0	HR 0	S 38	P 42	ERA 0.00	WHIP 0.667	IP 9.0	WLS W	BF 33	H 5	R 0	ER 0	SO 3	BB 1	IBB 0	HBP 0	BLK 0	WP 0	HR 0	S 38	P 42	ERA 0.00	WHIP 0.667

BOTTOM

Boston Red Sox @ Washington Senators
D.C. Stadium, Washington, DC
 Tue Sep 22 1964, 7:05 PM EDT
 Att. 1,998 - Unknown

AB	31
R	0
H	5
RBI	0
BB	1
SO	3
LOB	14



WP: 0	PA: 33
PB: 0	
SB: 0	
CS: 0	

Batter	1	2	3	4	5	6	7	8	9	AB R H RBI BB SO LOB	TOP																					
Felix Mantilla, R (1, 4) OBP: 0.350, SLG: 0.554	0-0 1B		0-0 F3			0-0 F9		0-0 F8		4 0 1 0 0 0 0																						
Tony Conigliaro, R (1, 7) OBP: 0.357, SLG: 0.543	0-0 F5		0-0 P6			0-0 FC4-6 1B		0-0 5-3		4 0 1 0 0 0 1																						
Carl Yastrzemski, L (1, 8) OBP: 0.379, SLG: 0.463	0-3 K			0-0 4-3		0-0 FC4-6 1-2f		0-0 F2		4 0 0 0 0 1 2																						
Dick Stuart, R (1, 3) OBP: 0.319, SLG: 0.497	0-0 F5			0-0 6-3		0-0 F8		0-0 1-3-1		4 0 0 0 0 0 2																						
Frank Malzone, R (1, 5) OBP: 0.315, SLG: 0.379		0-0 F7		0-0 F8			0-0 2B		0-0 P4	4 0 1 0 0 0 0																						
Lee Thomas, L (1, 9) OBP: 0.325, SLG: 0.401		0-0 2B			0-0 F8		0-3 K			3 0 1 0 0 1 1																						
Eddie Bressoud, R (1, 6) OBP: 0.372, SLG: 0.458		0-0 F2			0-0 1B		0-0 F8			3 0 1 0 0 0 2																						
Bob Tillman, R (1, 2) OBP: 0.354, SLG: 0.442		0-0 F8			0-0 F9		0-0 6-3			3 0 0 0 0 0 3																						
Pete Charton, L (1, 1) OBP: 0.222, SLG: 0.125			0-0 4-3		0-0 4-3			0-0 6-3		2 0 0 0 0 0 1																						
Al Smith, R (8, PH) OBP: 0.261, SLG: 0.322										1 0 0 0 0 0 0																						
Dick Radatz, R (8, 1) OBP: 0.167, SLG: 0.171										0 0 0 0 0 0 0																						
Inning Stats	R: 0 E: 0 K: 1 S: 6	H: 1 LOB: 1 BB: 0 P: 6	R: 0 E: 0 K: 0 S: 4	H: 1 LOB: 1 BB: 0 P: 4	R: 0 E: 0 K: 0 S: 3	H: 0 LOB: 0 BB: 0 P: 3	R: 0 E: 0 K: 0 S: 3	H: 0 LOB: 0 BB: 0 P: 3	R: 0 E: 1 K: 0 S: 4	H: 1 LOB: 1 BB: 0 P: 4	R: 0 E: 0 K: 1 S: 6	H: 1 LOB: 1 BB: 0 P: 6	R: 0 E: 0 K: 0 S: 3	H: 0 LOB: 0 BB: 0 P: 3	R: 0 E: 0 K: 0 S: 3	H: 0 LOB: 0 BB: 0 P: 3	1B: 3 2B: 2 3B: 0 HR: 0	SF: 0 SAC: 0 DP: 0 HBP: 0	WP: 0 PB: 0 SB: 0 CS: 0	PA: 32												
PITCHER Don Loun, L (1, 1) ERA:	IP 9.0	WLS W	BF 32	H 5	R 0	ER 0	SO 2	BB 0	IBB 0	HBP 0	BLK 0	WP 0	HR 0	S 36	P 36	ERA 0.00	WHIP 0.556															
											PITCHER	IP	WLS	BF	H	R	ER	SO	BB	IBB	HBP	BLK	WP	HR	S	P	ERA	WHIP				

Boston Red Sox @ Washington Senators
D.C. Stadium, Washington, DC
 Wed Sep 23 1964, 7:05 PM EDT
 Att. 1,491 - Unknown

AB	32
R	0
H	5
RBI	0
BB	0
SO	2
LOB	12



Batter	1	2	3	4	5	6	7	8	9
Don Blasingame, L (1, 4) OBP: 0.313, SLG: 0.309	0-0 4-3		0-0 F8			0-0 G3		0-0 1-3	
John Kennedy, R (1, 5) OBP: 0.285, SLG: 0.330	0-0 1B		0-0 6-3			0-0 1B		0-3 K	
Jim King, L (1, 9) OBP: 0.336, SLG: 0.414	0-0 P6		0-3 K			0-0 F5			
Don Lock, R (1, 8) OBP: 0.349, SLG: 0.474	0-3 K			0-0 6-3		0-0 L4			
Chuck Hinton, R (1, 7) OBP: 0.349, SLG: 0.428		0-0 1B		0-3 K			0-3 K		
Joe Cunningham, L (1, 3) OBP: 0.351, SLG: 0.279		0-0 1B		0-0 F9			0-0 1B		
Ken Retzer, L (1, 2) OBP: 0.250, SLG: 0.111		0-0 G6-4-3			0-0 P4		0-0 F8		
Ed Brinkman, R (1, 6) OBP: 0.267, SLG: 0.330		0-0 1B			0-0 6-3		0-0 FC5-4		
Don Loun, R (1, 1) OBP: 0.267, SLG: 0.330		0-3 K			0-0 6-3			0-3 K	

AB	R	H	RBI	BB	SO	LOB
4	0	0	0	0	0	0
4	0	2	0	0	1	0
3	0	0	0	0	1	2
3	0	0	0	0	1	2
3	1	1	0	0	2	0
3	0	2	0	0	0	0
3	0	0	0	0	0	2
3	0	1	0	0	0	1
3	0	0	0	0	2	1

BOTTOM

Boston Red Sox @ Washington Senators
D.C. Stadium, Washington, DC
Wed Sep 23 1964, 7:05 PM EDT
Att. 1,491 - Unknown

livebaseballscorecards.com

AB	29
R	1
H	6
RBI	0
BB	0
SO	7
LOB	8



1B: 6	SF: 0
2B: 0	SAC: 0
3B: 0	DP: 1
HR: 0	HBP: 0

WP: 0	PA: 29
PB: 0	
SB: 2	
CS: 0	

Inning Stats	R: 0	H: 1	E: 0	K: 1	S: 6	LOB: 1	BB: 0	P: 6									
PITCHER	IP	WLS	BF	H	R	ER	SO	BB	IBB	HBP	BLK	WP	HR	S	P	ERA	WHIP
Pete Charton, R (1, 1) ERA: 5.12	7.0	L	26	6	1	1	5	0	0	0	0	0	0	36	36	1.29	0.857
Dick Radatz, R (8, 1) ERA: 2.18	1.0		3	0	0	0	2	0	0	0	0	0	0	7	7	0.00	0.000

R: 0	H: 1	E: 0	K: 0	S: 4	LOB: 1	BB: 0	P: 4										
PITCHER	IP	WLS	BF	H	R	ER	SO	BB	IBB	HBP	BLK	WP	HR	S	P	ERA	WHIP

Batter	1	2	3	4	5	6	7	8	9	AB R H RBI BB SO LOB	TOP																									
Phil Linz, R (1, 6) OBP: 0.334, SLG: 0.370	0-0 F7		0-3 K		0-0 1B		0-0 G6-4-3 1B	0-0 L9		5 0 2 0 0 1 1	New York Yankees @ Washington Senators D.C. Stadium, Washington, DC Fri Sep 25 1964, 7:05 PM EDT Att. 11,490 - Sunny livebaseballscorecards.com																									
Bobby Richardson, R (1, 4) OBP: 0.292, SLG: 0.332	0-0 P4		0-0 5-3		0-3 K		0-0 G6-4-3	0-0 5-3	5 0 0 0 0 1 3																											
Roger Maris, L (1, 8) OBP: 0.370, SLG: 0.479	0-3 K		0-0 F8		0-0 1B		0-0 HR	0-0 HR	5 2 3 3 0 1 0																											
Mickey Mantle, S (1, 7) OBP: 0.420, SLG: 0.588 Roger Repoz, L (9, PR) Hector Lopez, R (9, 9) OBP: 0.320, SLG: 0.426		4-0 1B BB		0-0 E G3 1B	0-3 K		0-0 1B	4-0 1B BB	3 1 2 0 2 1 2 0 0 0 0 0 0 0 0 0 0 0 0 0 0																											
Elston Howard, R (1, 2) OBP: 0.363, SLG: 0.454		0-0 BB 1B		0-0 E6 G3 E 1B	0-0 4-3		0-0 L9	0-0 1B	5 1 3 0 0 0 3																											
Joe Pepitone, L (1, 3) OBP: 0.279, SLG: 0.415		0-0 F4		0-0 G3		0-0 P4		0-0 F8	5 1 1 2 0 0 4																											
Tom Tresh, S (1, 9) OBP: 0.341, SLG: 0.392		4-0 1B BB		0-0 E9 1B		0-0 F8		0-0 SH3-4 1B	3 0 2 1 1 0 0																											
Clete Boyer, R (1, 5) OBP: 0.273, SLG: 0.310		0-0 F4		0-0 F9		0-0 F8		0-0 SH3-4	3 0 0 0 0 0 4																											
Jim Bouton, R (1, 1) OBP: 0.124, SLG: 0.135 Stan Williams, R (5, 1) OBP: 0.150, SLG: 0.200 Jake Gibbs, L (7, PH) OBP: 1.000, SLG: 1.000 Pete Mikkelsen, R (7, 1) OBP: 0.071, SLG: 0.071 Johnny Blanchard, L (8, PH) OBP: 0.328, SLG: 0.422 Hal Reniff, R (8, 1) OBP: 0.100, SLG: 0.100		0-3 K		0-3 K		0-0 G6-4-3 1B HR		0-0 F9	2 0 0 0 0 0 2 4 0 0 0 0 0 0 0 0 1 1 1 0 0 0 0 0 0 0 0 0 0 0 0 0 1 0 0 0 0 0 0 1 0 0 0 0 0 0 0 0																											
Inning Stats	R: 0 E: 0 K: 1 S: 5	H: 0 LOB: 0 BB: 0 P: 5	R: 0 E: 0 K: 1 S: 6	H: 1 LOB: 3 BB: 2 P: 14	R: 0 E: 0 K: 1 S: 5	H: 0 LOB: 0 BB: 0 P: 5	R: 2 E: 2 K: 1 S: 8	H: 3 LOB: 1 BB: 0 P: 8	R: 0 E: 0 K: 2 S: 9	H: 2 LOB: 2 BB: 0 P: 9	R: 0 E: 0 K: 0 S: 3	H: 0 LOB: 0 BB: 0 P: 3	R: 2 E: 0 K: 0 S: 6	H: 4 LOB: 1 BB: 0 P: 6	R: 1 E: 0 K: 0 S: 5	H: 2 LOB: 1 BB: 0 P: 5	R: 1 E: 0 K: 0 S: 4	H: 2 LOB: 1 BB: 1 P: 8	1B: 11 2B: 0 3B: 0 HR: 3	SF: 0 SAC: 1 DP: 1 HBP: 0	WP: 0 PB: 0 SB: 0 CS: 0	PA: 42														
PITCHER	IP WLS BF H R ER SO BB IBB HBP BLK WP HR S P ERA WHIP																				PITCHER	IP WLS BF H R ER SO BB IBB HBP BLK WP HR S P ERA WHIP														
Buster Narum, R (1, 1) ERA: 4.12	6.2		30	9	4	4	6	2	0	0	0	0	1	40	48	5.40	1.650																			
Ron Kline, R (7, 1) ERA: 2.06	1.1		7	3	1	1	0	0	0	0	0	0	1	7	7	6.75	2.250																			
Jim Hannan, R (9, 1) ERA: 4.04	0.2	L	4	2	1	1	0	1	0	0	0	0	1	3	7	13.50	4.500																			
Frank Kreutzer, L (9, 1) ERA: 4.13	0.1		1	0	0	0	0	0	0	0	0	0	0	1	1	0.00	0.000																			



Batter	1	2	3	4	5	6	7	8	9	AB R H RBI BB SO LOB	TOP		
Phil Linz, R OBP: 0.332, SLG: 0.366 (1, 6)	0-0 1B 	0-0 L4 	0-0 F5 		0-0 F8 		0-0 F9 		0-3 K 	6 0 1 0 0 1 6			
Bobby Richardson, R OBP: 0.294, SLG: 0.334 (1, 4)	0-0 1B 	0-0 BB BB BB 1B 	0-0 1B 		0-0 G5-3 		0-0 FC6-4 			5 1 3 0 0 0 3			
Roger Maris, L OBP: 0.368, SLG: 0.475 (1, 8)	0-0 P6 	4-0 BB BB BB 1B 	0-0 FC5 		0-0 F8 		0-0 F4 			4 0 0 0 1 0 4			
Mickey Mantle, S OBP: 0.417, SLG: 0.583 Hector Lopez, R OBP: 0.319, SLG: 0.424 (1, 7) (6, 9)	0-0 G6-4-3 	0-0 F6 		0-3 K 	0-3 K 		0-0 E6 			4 0 0 0 0 2 5 1 0 0 0 0 0 0			
Elston Howard, R OBP: 0.367, SLG: 0.455 (1, 2)		HBP 1B 2B BB 		0-0 1B 	0-0 1B 		0-3 K 			3 1 2 1 2 1 1			
Tom Tresh, S OBP: 0.342, SLG: 0.391 (1, 9) (6, 7)		HBP 1B 2B BB 		0-0 L8 	0-0 F9 		0-3 K 			4 1 1 1 1 1 3			
Joe Pepitone, L OBP: 0.280, SLG: 0.419 (1, 3)		HBP 1B 2B K 		0-0 G3 		0-0 HR 		0-0 F5 		4 2 1 1 0 1 4			
Clete Boyer, R OBP: 0.274, SLG: 0.313 (1, 5)		0-0 1B 2B BB 	0-3 K 		0-0 G5-3 1B 		0-3 K 		0-0 6-3 	5 1 2 2 0 2 0			
Mel Stottlemyre, R OBP: 0.278, SLG: 0.286 (1, 1)		0-0 BB 1B BB 1B 	0-0 FC5 1B 		0-0 1B 		0-0 FC6-4 1B 		0-0 2B 	5 1 5 2 0 0 0			
Inning Stats	R: 0 E: 0 K: 0 S: 4 H: 2 LOB: 1 P: 4	R: 6 E: 0 K: 1 S: 9 H: 4 LOB: 3 BB: 4 P: 26	R: 0 E: 0 K: 1 S: 7 H: 2 LOB: 2 BB: 0 P: 7	R: 0 E: 0 K: 1 S: 6 H: 1 LOB: 1 BB: 0 P: 6	R: 0 E: 0 K: 0 S: 4 H: 2 LOB: 1 BB: 0 P: 4	R: 0 E: 0 K: 1 S: 6 H: 1 LOB: 1 BB: 0 P: 6	R: 1 E: 0 K: 1 S: 7 H: 2 LOB: 1 BB: 0 P: 7	R: 0 E: 1 K: 2 S: 8 H: 0 LOB: 1 BB: 0 P: 8	R: 0 E: 0 K: 1 S: 6 H: 1 LOB: 1 BB: 0 P: 6	1B: 12 2B: 2 3B: 0 HR: 1 SF: 0 SAC: 0 DP: 2 HBP: 1	WP: 0 PB: 0 SB: 0 CS: 0 PA: 46		
PITCHER	IP WLS BF H R ER SO BB IBB HBP BLK WP HR S P ERA WHIP											PITCHER	IP WLS BF H R ER SO BB IBB HBP BLK WP HR S P ERA WHIP
Claude Osteen, L ERA: 3.3 (1, 1)	1.0 L 9 5 5 5 0 1 0 1 0 0 0 7 12 45.00 6.000												
Dave Stenhouse, R ERA: 4.92 (2, 1)	0.2 6 1 1 1 0 3 0 0 0 0 0 3 15 13.50 6.000												
Steve Ridzik, R ERA: 2.93 (2, 1)	1.1 6 2 0 0 2 0 0 0 0 0 0 10 10 0.00 1.500												
Jim Bronstad, R ERA: (4, 1)	3.0 12 4 0 0 2 0 0 0 0 0 0 16 16 0.00 1.333												
Alan Koch, R ERA: 4.96 (7, 1)	3.0 13 3 1 1 4 0 0 0 0 0 0 21 21 3.00 1.000												

New York Yankees @ Washington Senators
D.C. Stadium, Washington, DC
Sat Sep 26 1964, 3:33 AM EDT
Att. 7,642 - Sunny

livebaseballscores.com

AB	41
R	7
H	15
RBI	7
BB	4
SO	8
LOB	26



Batter	1	2	3	4	5	6	7	8	9	10	11	AB R H RBI BB SO LOB	TOP						
Phil Linz, R OBP: 0.327, SLG: 0.361 (1, 6)												5 0 0 0 0 1 2							
Bobby Richardson, R OBP: 0.294, SLG: 0.333 (1, 4)												5 0 1 0 0 0 0							
Roger Maris, L OBP: 0.367, SLG: 0.472 (1, 8)												5 1 1 0 0 1 1							
Mickey Mantle, S OBP: 0.417, SLG: 0.590 Pedro Gonzalez, R OBP: 0.348, SLG: 0.387 (1, 7) (11, 9)												5 1 2 2 0 0 2 0 0 0 0 0 0 0							
Elston Howard, R OBP: 0.366, SLG: 0.454 (1, 2)												4 0 1 0 0 1 1							
Joe Pepitone, L OBP: 0.280, SLG: 0.417 (1, 3)												4 0 1 0 0 0 0							
Tom Tresh, S OBP: 0.343, SLG: 0.392 (1, 9) (11, 7)												4 0 2 0 0 0 1							
Clete Boyer, R OBP: 0.272, SLG: 0.311 (1, 5)												4 0 0 0 0 2 3							
Whitey Ford, L OBP: 0.257, SLG: 0.143 Johnny Blanchard, L OBP: 0.324, SLG: 0.419 Pedro Ramos, S OBP: 0.200, SLG: 0.302 Hector Lopez, R OBP: 0.321, SLG: 0.424 Steve Hamilton, L OBP: 0.223, SLG: 0.200 Hal Renitt, R OBP: 0.100, SLG: 0.100 Pete Mikkelsen, R OBP: 0.071, SLG: 0.071 (1, 1) (8, PH) (8, 1) (10, PH) (10, 1) (10, 1) (11, 1)												2 0 0 0 0 2 0 1 0 0 0 0 0 1 0 0 0 0 0 0 0 0 0 0 0 1 0							
Inning Stats	R: 0 H: 1 E: 0 LOB: 1 K: 0 BB: 0 S: 4 P: 4	R: 0 H: 2 E: 0 LOB: 1 K: 1 BB: 0 S: 6 P: 6	R: 0 H: 0 E: 0 LOB: 0 K: 2 BB: 0 S: 7 P: 7	R: 0 H: 1 E: 0 LOB: 0 K: 0 BB: 0 S: 3 P: 3	R: 0 H: 0 E: 0 LOB: 0 K: 0 BB: 0 S: 3 P: 3	R: 0 H: 0 E: 0 LOB: 0 K: 1 BB: 0 S: 5 P: 5	R: 1 H: 1 E: 0 LOB: 0 K: 0 BB: 0 S: 4 P: 4	R: 0 H: 1 E: 0 LOB: 0 K: 1 BB: 0 S: 5 P: 5	R: 1 H: 1 E: 1 LOB: 1 K: 1 BB: 0 S: 7 P: 7	R: 0 H: 1 E: 0 LOB: 2 K: 0 BB: 1 S: 4 P: 8	R: 0 H: 0 E: 0 LOB: 0 K: 1 BB: 0 S: 5 P: 5	1B: 6 SF: 0 2B: 1 SAC: 0 3B: 0 DP: 2 HR: 1 HBP: 0	WP: 0 PA: 40 PB: 0 SB: 1 CS: 0						
PITCHER	IP WLS BF H R ER SO BB IBB HBP BLK WP HR S P ERA WHIP																		
Bennie Daniels, R ERA: 3.75 (1, 1)	10.0	37	8	2	1	6	0	1	0	0	0	0	0	0	1	48	52	0.90	0.800
Ron Kline, R ERA: 2.03 (11, 1)	1.0	3	0	0	0	1	0	0	0	0	0	0	0	0	5	5	0.00	0.000	

New York Yankees @ Washington Senators
 D.C. Stadium, Washington, DC
 Sun Sep 27 1964, 3:33 AM EDT
 Att: 14,985 - Cloudy

livebaseballscores.com

AB	39
R	2
H	8
RBI	2
BB	1
SO	7
LOB	11



Batter	1	2	3	4	5	6	7	8	9	10	11	AB R H RBI BB SO LOB
Chuck Cottier, R (1, 4) <small>OBP: 0.275, SLG: 0.316</small> Don Blasingame, L (8, PH) <small>OBP: 0.314, SLG: 0.310</small>	K		E4		FC5-6-4			K		BB		3 0 0 1 0 1 2 1 0 0 0 1 1 0
Don Zimmer, R (1, 5) <small>OBP: 0.305, SLG: 0.416</small> Jim King, L (10, PH) <small>OBP: 0.335, SLG: 0.412</small> Ron Kline, R (11, 1) <small>OBP: 0.286, SLG: 0.167</small>	6-3		G6-4-3		K			HR		K		4 1 1 1 0 1 3 1 0 0 0 0 1 2 0 0 0 0 0 0 0
Chuck Hinton, R (1, 7) <small>OBP: 0.347, SLG: 0.421</small>	BB			6-3		4-3		1B		L8		4 0 1 0 1 0 2
Don Lock, R (1, 8) <small>OBP: 0.347, SLG: 0.467</small>	F8			BB		6-3		F3			SH 1B	4 1 1 0 1 0 2
Roy Sievers, R (1, 3) <small>OBP: 0.266, SLG: 0.331</small> Joe Cunningham, L (8, 3) <small>OBP: 0.356, SLG: 0.285</small>		K		F7		F3			4-3		SH 1B	3 0 0 0 0 1 1 1 0 0 0 0 0 0
Fred Valentine, S (1, 9) <small>OBP: 0.306, SLG: 0.310</small> Willie Kirkland, L (9, PH) <small>OBP: 0.272, SLG: 0.336</small>		F9		K			F3			F7		3 0 0 0 0 1 1 1 0 0 0 0 0 0
Ed Brinkman, R (1, 6) <small>OBP: 0.265, SLG: 0.327</small> Dick Phillips, L (11, PH) <small>OBP: 0.307, SLG: 0.285</small>		K			F9		F8			K		4 0 0 0 0 2 0 1 0 1 1 0 0 0
Mike Brumley, L (1, 2) <small>OBP: 0.310, SLG: 0.304</small>			SH2-4		1B		PO			K		4 1 3 0 0 1 0
Bennie Daniels, L (1, 1) <small>OBP: 0.196, SLG: 0.191</small> Ken Hunt, R (10, PH) <small>OBP: 0.234, SLG: 0.204</small> John Kennedy, R (10, PR) <small>OBP: 0.283, SLG: 0.329</small>			SH2-4		FC5-6-4		PO				2B	2 0 1 0 0 1 0 1 0 1 0 0 0 0 0 0 0 0 0 0 0

Inning Stats	R: 0	H: 0	R: 0	H: 0	R: 0	H: 1	R: 0	H: 0	R: 1	H: 2	R: 0	H: 1	R: 1	H: 2	R: 0	H: 0	R: 0	H: 1	R: 1	H: 2	R: 0	H: 1	R: 1	H: 2	
E: 0	LOB: 1	E: 0	LOB: 0	E: 1	LOB: 1	E: 0	LOB: 1	E: 0	LOB: 0	E: 0	LOB: 0	E: 0	LOB: 0	E: 0	LOB: 0	E: 0	LOB: 0	E: 0	LOB: 2	E: 1	LOB: 3	E: 0	LOB: 3	E: 1	LOB: 3
K: 1	BB: 1	K: 2	BB: 0	K: 0	BB: 0	K: 0	BB: 1	K: 1	BB: 0	K: 1	BB: 0	K: 0	BB: 0	K: 2	BB: 0	K: 1	BB: 0	K: 1	BB: 1	K: 0	BB: 0	K: 2	BB: 1	K: 0	BB: 0
S: 5	P: 9	S: 7	P: 7	S: 4	P: 4	S: 5	P: 9	S: 7	P: 7	S: 3	P: 3	S: 3	P: 3	S: 9	P: 9	S: 5	P: 5	S: 8	P: 12	S: 4	P: 4	S: 8	P: 12	S: 4	P: 4

1B: 5	SF: 0	WP: 0	PA: 44
2B: 3	SAC: 3	PB: 0	
3B: 0	DP: 1	SB: 1	
HR: 1	HBP: 0	CS: 0	

PITCHER	IP	WLS	BF	H	R	ER	SO	BB	IBB	HBP	BLK	WP	HR	S	P	ERA	WHIP
Whitey Ford, L (1, 1) <small>ERA: 2.18</small>	7.0		26	4	1	1	5	2	0	0	0	0	0	34	42	1.29	0.857
Pedro Ramos, R (8, 1) <small>ERA: 4.73</small>	2.0		8	2	1	1	3	0	0	0	0	0	1	14	14	4.50	1.000
Steve Hamilton, L (10, 1) <small>ERA: 3.34</small>	0.1		3	1	0	0	1	1	0	0	0	0	0	4	8	0.00	6.000
Hal Reniff, R (10, 1) <small>ERA: 3.11</small>	0.2	L	5	1	1	1	1	0	0	0	0	0	0	7	7	13.50	1.500
Pete Mikkelsen, R (11, 1) <small>ERA: 3.62</small>	0.0		1	1	0	0	0	0	0	0	0	0	0	1	1	∞	∞

PITCHER	IP	WLS	BF	H	R	ER	SO	BB	IBB	HBP	BLK	WP	HR	S	P	ERA	WHIP

BOTTOM

New York Yankees @ Washington Senators
D.C. Stadium, Washington, DC
Sun Sep 27 1964, 3:33 AM EDT
Att. 14,985 - Cloudy

livebaseballscores.com

AB	37
R	3
H	9
RBI	3
BB	3
SO	10
LOB	13



Batter	1	2	3	4	5	6	7	8	9	AB R H RBI BB SO LOB	TOP											
Don Blasingame, L (1, 4) OBP: 0.317, SLG: 0.313	0-0 1B 2B 1B	0-0 FC6-4 1-2f 2-3		0-0 E8 1B			0-0 G6-4-3 1B			4 2 3 1 0 0 2	Washington Senators @ Baltimore Orioles Memorial Stadium, Baltimore, MD Wed Sep 30 1964, 7:05 PM EDT Unknown livebaseballscorecards.com											
Don Zimmer, R (1, 5) OBP: 0.304, SLG: 0.414	0-3 K	0-3 K		0-0 2-H 1B			0-0 G6-4-3 1-2f			4 0 1 1 0 2 4												
Chuck Hinton, R (1, 7) OBP: 0.345, SLG: 0.418	0-0 F3		0-3 K	0-3 K			0-0 L7			4 0 0 0 0 2 2												
Don Lock, R (1, 8) OBP: 0.346, SLG: 0.465	0-0 1-3 2B 1B		0-3 K		0-0 F5			0-3 K		4 1 1 0 0 2 0												
Willie Kirkland, L (1, 9) OBP: 0.275, SLG: 0.343	0-0 1-H 3-H 2B		0-0 1B		0-0 L9			0-0 F9		4 0 2 2 0 0 0												
Joe Cunningham, L (1, 3) OBP: 0.350, SLG: 0.280	0-0 6-3		0-0 4-3		0-0 F8			0-0 F7		4 0 0 0 0 0 2												
Mike Brumley, L (1, 2) OBP: 0.307, SLG: 0.301		0-0 4-3		0-0 G3		0-0 6-3		0-0 G3		4 0 0 0 0 0 0												
Ed Brinkman, R (1, 6) OBP: 0.267, SLG: 0.331		0-0 FC6-4 1B 1B		0-0 E 2B		0-0 F4		0-3 K		4 1 2 0 0 1 0												
Buster Narum, R (1, 1) OBP: 0.061, SLG: 0.106		0-0 1-2 FC6-4 1B		0-0 F8		0-3 K		0-0 L9		3 0 1 0 0 1 1												
Jim Duckworth, R (6, 1) OBP: 0.300, SLG: 0.222										0 0 0 0 0 0 0												
Dick Phillips, L (9, PH) OBP: 0.306, SLG: 0.284										1 0 0 0 0 0 0												
Inning Stats	R: 2 E: 0 K: 1 S: 8	H: 3 LOB: 1 BB: 0 P: 8	R: 0 E: 0 K: 1 S: 7	H: 2 LOB: 2 BB: 0 P: 7	R: 0 E: 0 K: 2 S: 8	H: 1 LOB: 1 BB: 0 P: 8	R: 2 E: 1 K: 1 S: 8	H: 3 LOB: 1 BB: 0 P: 8	R: 0 E: 0 K: 0 S: 3	H: 0 LOB: 0 BB: 0 P: 3	R: 0 E: 0 K: 1 S: 5	H: 0 LOB: 0 BB: 0 P: 5	R: 0 E: 0 K: 0 S: 3	H: 1 LOB: 0 BB: 0 P: 3	R: 0 E: 0 K: 1 S: 5	H: 0 LOB: 0 BB: 0 P: 5	R: 0 E: 0 K: 1 S: 5	H: 0 LOB: 0 BB: 0 P: 5	1B: 8 2B: 2 3B: 0 HR: 0	SF: 0 SAC: 0 DP: 1 HBP: 0	WP: 0 PB: 0 SB: 0 CS: 0	PA: 36
PITCHER Wally Bunker, R (1, 1) ERA: 2.69	IP: 9.0 WLS: W BF: 36 H: 10 R: 4 ER: 3 SO: 8 BB: 0 IBB: 0 HBP: 0 BLK: 0 WP: 0 HR: 0 S: 52 P: 52 ERA: 3.00 WHIP: 1.111											PITCHER	IP: WLS: BF: H: R: ER: SO: BB: IBB: HBP: BLK: WP: HR: S: P: ERA: WHIP:									



Batter	1	2	3	4	5	6	7	8	9
Luis Aparicio, R OBP: 0.320, SLG: 0.359 (1, 6)	0-0 HR 1B		0-0 F8		0-3 K		0-0 F4		
Jerry Adair, R OBP: 0.280, SLG: 0.338 (1, 4)	0-0 1-H HR		0-3 K			0-0 HR	0-3 K		
Boog Powell, L OBP: 0.401, SLG: 0.606 (1, 7)	0-0 4-3		0-0 F3			0-0 4-3	4-0 2B BB		
Brooks Robinson, R OBP: 0.365, SLG: 0.513 (1, 5)	0-0 F4			0-3 K		0-0 1B 2B	0-0 1B 2B 1-H		
Sam Bowens, R OBP: 0.326, SLG: 0.464 (1, 9)	0-0 F4			0-3 K		4-0 1B FC4-6 BB	0-0 2-3 1B		
Charlie Lau, L OBP: 0.326, SLG: 0.395 (1, 2)		0-3 K		0-0 F6		0-0 FC4-6 1B 1-3 2-H	0-3 K		
Norm Siebern, L OBP: 0.378, SLG: 0.374 (1, 3)		0-0 1B			0-0 2B	0-0 FC4-6 HR 1-2f 3-H	0-3 K		
Jackie Brandt, R OBP: 0.302, SLG: 0.370 (1, 8)		0-0 F4			0-3 K	0-0 HR 1-H	0-0 5-3		
Wally Bunker, R OBP: 0.183, SLG: 0.097 (1, 1)		0-3 K			0-3 K	0-3 K	0-3 K		

Inning Stats	R: 2	H: 2	E: 0	K: 0	S: 5	LOB: 0	BB: 0	P: 5
	R: 0	H: 1	E: 0	K: 2	S: 8	LOB: 1	BB: 0	P: 8
	R: 0	H: 0	E: 0	K: 1	S: 5	LOB: 0	BB: 0	P: 5
	R: 0	H: 0	E: 0	K: 2	S: 7	LOB: 0	BB: 0	P: 7
	R: 0	H: 1	E: 0	K: 3	S: 10	LOB: 1	BB: 0	P: 10
	R: 5	H: 4	E: 0	K: 1	S: 9	LOB: 0	BB: 1	P: 13
	R: 1	H: 2	E: 0	K: 2	S: 9	LOB: 2	BB: 1	P: 13
	R: 0	H: 0	E: 0	K: 2	S: 7	LOB: 0	BB: 0	P: 7


PITCHER	IP	WLS	BF	H	R	ER	SO	BB	IBB	HBP	BLK	WP	HR	S	P	ERA	WHIP
Buster Narum, R ERA: 4.32 (1, 1)	5.2	L	26	8	7	7	8	1	0	0	0	0	3	41	45	11.12	1.588
Jim Duckworth, R ERA: 4.34 (6, 1)	2.1		10	2	1	1	5	1	0	0	0	0	0	19	23	3.86	1.286

BOTTOM

Washington Senators @ Baltimore Orioles
 Memorial Stadium, Baltimore, MD
 Wed Sep 30 1964, 7:05 PM EDT
 Unknown

AB	34
R	8
H	10
RBI	8
BB	2
SO	13
LOB	8

livebaseballscorecards.com



1B: 4	SF: 0	WP: 0	PA: 36
2B: 3	SAC: 0	PB: 0	
3B: 0	DP: 0	SB: 0	
HR: 3	HBP: 0	CS: 0	

Batter	1	2	3	4	5	6	7	8	9	AB R H RBI BB SO LOB	TOP
Don Blasingame, L (1, 4) <small>OBP: 0.322, SLG: 0.315</small> Chuck Cottier, R (8, 4) <small>OBP: 0.275, SLG: 0.316</small>	0-0 		4-0 	4-0 		0-0 		0-0 		3 1 2 0 2 0 0 0 0 0 0 0 0 0	Washington Senators @ Baltimore Orioles Memorial Stadium, Baltimore, MD Wed Sep 30 1964, 7:05 PM EDT Att. 9,405 - Unknown livebaseballscorecards.com AB 36 R 6 H 12 RBI 4 BB 4 SO 10 LOB 16
John Kennedy, R (1, 5) <small>OBP: 0.282, SLG: 0.328</small>	0-0 		0-0 	0-0 		0-3 		0-0 		5 1 1 0 0 1 3	
Chuck Hinton, R (1, 7) <small>OBP: 0.343, SLG: 0.417</small>	0-0 		0-0 		0-3 		0-0 		0-3 	4 0 1 1 0 2 1	
Willie Kirkland, L (1, 9) <small>OBP: 0.278, SLG: 0.354</small>	0-3 		0-0 		4-0 		0-0 		0-0 	4 2 1 2 1 1 2	
Don Lock, R (1, 8) <small>OBP: 0.348, SLG: 0.465</small>		0-0 	0-0 		0-0 		4-0 		0-3 	4 1 2 0 1 1 0	
Dick Phillips, L (1, 3) <small>OBP: 0.309, SLG: 0.288</small>		0-0 	0-0 		0-0 		0-3 			4 0 2 1 0 1 2	
Mike Brumley, L (1, 2) <small>OBP: 0.307, SLG: 0.301</small>		0-0 	0-0 		0-0 		0-0 			4 0 1 0 0 0 5	
Ed Brinkman, R (1, 6) <small>OBP: 0.269, SLG: 0.335</small>		0-0 		0-0 	0-3 			0-3 		4 1 2 0 0 2 1	
Claude Osteen, L (1, 1) <small>OBP: 0.188, SLG: 0.233</small> Steve Ridzik, R (7, 1) <small>OBP: 0.250, SLG: 0.259</small>	0-3 		0-0 		0-0 		0-3 			3 0 0 0 0 1 2 1 0 0 0 0 1 0	
Inning Stats	R: 0 H: 1 E: 0 LOB: 1 K: 1 BB: 0 S: 6 P: 6	R: 0 H: 2 E: 0 LOB: 2 K: 1 BB: 0 S: 7 P: 7	R: 3 H: 4 E: 0 LOB: 1 K: 0 BB: 1 S: 6 P: 10	R: 1 H: 1 E: 1 LOB: 0 K: 0 BB: 1 S: 3 P: 7	R: 2 H: 2 E: 1 LOB: 1 K: 2 BB: 1 S: 9 P: 13	R: 0 H: 0 E: 0 LOB: 0 K: 1 BB: 0 S: 5 P: 5	R: 0 H: 1 E: 0 LOB: 2 K: 1 BB: 1 S: 6 P: 10	R: 0 H: 1 E: 0 LOB: 1 K: 2 BB: 0 S: 8 P: 8	R: 0 H: 0 E: 0 LOB: 0 K: 2 BB: 0 S: 7 P: 7	1B: 10 SF: 1 2B: 1 SAC: 0 3B: 0 DP: 2 HR: 1 HBP: 0	WP: 0 PA: 41 PB: 1 SB: 0 CS: 0
PITCHER Milt Pappas, R (1, 1) <small>ERA: 2.79</small> Sam Jones, R (4, 1) <small>ERA: 3.0</small> Ken Rowe, R (5, 1) <small>ERA: 8.31</small> Stu Miller, R (5, 1) <small>ERA: 3.13</small> Harvey Haddix, L (7, 1) <small>ERA: 2.42</small>	IP WLS BF H R ER SO BB IBB HBP BLK WP HR S P ERA WHIP 3.0 L 17 8 4 3 2 1 0 0 0 0 0 1 20 24 9.00 3.000	IP WLS BF H R ER SO BB IBB HBP BLK WP HR S P ERA WHIP 1.0 3 0 0 0 0 1 0 0 0 0 0 0 2 6 0.00 1.000	IP WLS BF H R ER SO BB IBB HBP BLK WP HR S P ERA WHIP 0.1 4 2 2 1 1 1 0 0 0 0 0 0 5 9 27.00 9.000	IP WLS BF H R ER SO BB IBB HBP BLK WP HR S P ERA WHIP 1.2 5 0 0 0 2 0 0 0 0 0 0 0 9 9 0.00 0.000	IP WLS BF H R ER SO BB IBB HBP BLK WP HR S P ERA WHIP 2.0 9 2 0 0 3 0 1 0 0 0 0 0 14 18 0.00 1.000	PITCHER Dick Hall, R (9, 1) <small>ERA: 1.91</small> IP WLS BF H R ER SO BB IBB HBP BLK WP HR S P ERA WHIP 1.0 3 0 0 0 2 0 0 0 0 0 0 0 7 7 0.00 0.000					

Batter	1	2	3	4	5	6	7	8	9	AB R H RBI BB SO LOB	TOP
Chuck Cottier, R (1, 4) <small>OBP: 0.268, SLG: 0.307</small>	0-0 6-3		0-3 K			0-0 F8			0-0 6-3	4 0 0 0 0 1 1	
John Kennedy, R (1, 5) <small>OBP: 0.280, SLG: 0.325</small>	0-3 K			0-0 F9			0-0 F7		0-3 K	4 0 0 0 0 2 0	
Chuck Hinton, R (1, 7) <small>OBP: 0.341, SLG: 0.413</small>	0-0 6-3			0-3 K			0-0 F8		0-0 F7	4 0 0 0 0 1 0	
Don Lock, R (1, 9) <small>OBP: 0.348, SLG: 0.466</small>		0-0 F8		0-3 K			0-0 WP 2B			3 0 1 0 0 1 0	
Roy Sievers, R (1, 3) <small>OBP: 0.267, SLG: 0.328</small> Dick Phillips, L (7, PR) <small>OBP: 0.309, SLG: 0.288</small> (7, 3)		0-0 L6			0-3 K		4-0 WP BB			2 0 0 0 1 1 0 0 0 0 0 0 0 0	
Ken Hunt, R (1, 8) <small>OBP: 0.236, SLG: 0.200</small>		0-3 K			4-0 G5-4-3 BB		0-0 F9 1-2 2-3			2 0 0 0 1 1 2	
Ed Brinkman, R (1, 6) <small>OBP: 0.267, SLG: 0.333</small>			0-0 6-3		0-0 G5-4-3 1-2f			0-3 K		3 0 0 0 0 1 1	
Ken Retzer, L (1, 2) <small>OBP: 0.257, SLG: 0.103</small>			4-0 SH3-4 BB			0-0 F8		0-0 L6		2 0 0 0 1 0 0	
Frank Kreutzer, R (1, 1) <small>OBP: 0.053, SLG: 0.105</small> Fred Valentine, S (6, PH) <small>OBP: 0.305, SLG: 0.308</small> Jim Bronstad, R (6, 1) Don Zimmer, R (8, PH) <small>OBP: 0.303, SLG: 0.413</small> Jim Hannan, R (8, 1) <small>OBP: 0.143, SLG: 0.150</small>			0-0 SH3-4			0-3 K		0-0 6-3		0 0 0 0 0 0 0 1 0 0 0 0 1 0 0 0 0 0 0 0 0 1 0 0 0 0 0 0 0 0 0 0 0 0 0	
Inning Stats	R: 0 H: 0 E: 0 LOB: 0 K: 1 BB: 0 S: 5 P: 5	R: 0 H: 0 E: 0 LOB: 0 K: 1 BB: 0 S: 5 P: 5	R: 0 H: 0 E: 0 LOB: 1 K: 1 BB: 1 S: 5 P: 9	R: 0 H: 0 E: 0 LOB: 0 K: 2 BB: 0 S: 7 P: 7	R: 0 H: 0 E: 0 LOB: 0 K: 1 BB: 1 S: 4 P: 8	R: 0 H: 0 E: 0 LOB: 0 K: 1 BB: 0 S: 5 P: 5	R: 0 H: 1 E: 0 LOB: 3 K: 0 BB: 1 S: 4 P: 8	R: 0 H: 0 E: 0 LOB: 0 K: 1 BB: 0 S: 5 P: 5	R: 0 H: 0 E: 0 LOB: 0 K: 1 BB: 0 S: 5 P: 5	1B: 0 SF: 0 2B: 1 SAC: 1 3B: 0 DP: 1 HR: 0 HBP: 0	WP: 1 PA: 30 PB: 0 SB: 0 CS: 0
PITCHER Dave McNally, L (1, 1) <small>ERA: 3.67</small>	IP: 9.0 WLS: W BF: 30 H: 1 R: 0 ER: 0 SO: 9 BB: 3 IBB: 0 HBP: 0 BLK: 0 WP: 1 HR: 0 S: 45 P: 57 ERA: 0.00 WHIP: 0.444										

Washington Senators @ Baltimore Orioles
 Memorial Stadium, Baltimore, MD
 Thu Oct 01 1964, 7:05 PM EDT
 Att. 2,170 - Unknown

livebaseballscorecards.com



Batter	1	2	3	4	5	6	7	8	9	AB	R	H	RBI	BB	SO	LOB
Luis Aparicio, R OBP: 0.322, SLG: 0.363 (1, 6)	0-0 F7		4-0 WP S 1B BB		0-0 CS 1B		0-3 K			3	1	1	0	1	1	0
Jerry Adair, R OBP: 0.281, SLG: 0.339 (1, 4)	0-0 F4		0-0 1-H 1B		0-0 1-2 2B		0-3 K			4	1	2	1	0	1	0
Boog Powell, L OBP: 0.396, SLG: 0.603 Paul Blair, R (9, 8)	0-3 K		0-3 K		0-0 F8		0-0 4-3			4	0	0	0	0	2	2
Brooks Robinson, R OBP: 0.365, SLG: 0.515 (1, 5)		0-0 5-3	0-0 F3		0-0 2-H 2B			0-0 5-3		4	0	1	1	0	0	1
Sam Bowers, R OBP: 0.323, SLG: 0.459 (1, 9)		0-0 E 1B		0-0 F4	0-0 F6			0-0 4-3		4	0	1	0	0	0	1
Norm Siebern, L OBP: 0.379, SLG: 0.375 (1, 3)		0-0 E4 FC5-4 1-3		0-0 6-3 BB 1B		0-0 CS 1B		0-3 K		4	0	2	0	0	1	1
Jackie Brandt, R OBP: 0.307, SLG: 0.371 (1, 8) (9, 7)		0-0 F2		4-0 BB 1-2 BB		0-0 1-2 1B				2	0	1	0	1	0	2
Dick Brown, R OBP: 0.294, SLG: 0.387 (1, 2)		0-0 FC5-4 1-2f		0-0 6-3		0-3 K				3	0	0	0	0	1	5
Dave McNally, R OBP: 0.200, SLG: 0.176 (1, 1)			0-0 F3		0-3 K		0-3 K			3	0	0	0	0	2	3

Inning Stats		R: 0	H: 0	E: 0	K: 1	S: 5	R: 0	H: 1	E: 1	K: 0	S: 5	R: 1	H: 1	E: 0	K: 1	S: 6	R: 0	H: 1	E: 0	K: 1	S: 6	R: 1	H: 3	E: 0	K: 0	S: 5	R: 0	H: 2	E: 0	K: 2	S: 8	R: 0	H: 0	E: 0	K: 2	S: 7	R: 0	H: 0	E: 0	K: 1	S: 5
		LOB: 0	BB: 0	P: 5	LOB: 2	BB: 0	P: 5	LOB: 1	BB: 1	P: 10	LOB: 2	BB: 1	P: 10	LOB: 1	BB: 0	P: 8	LOB: 0	BB: 0	P: 7	LOB: 0	BB: 0	P: 5	LOB: 0	BB: 0	P: 5	LOB: 0	BB: 0	P: 5	LOB: 0	BB: 0	P: 5	LOB: 0	BB: 0	P: 5	LOB: 0	BB: 0	P: 5	LOB: 0	BB: 0	P: 5	
PITCHER	IP	WLS	BF	H	R	ER	SO	BB	IBB	HBP	BLK	WP	HR	S	P	ERA	WHIP																								
Frank Kreutzer, L ERA: 4.1	(1, 1)	5.0	23	6	2	2	3	2	0	0	0	1	0	27	35	3.60	1.600																								
Jim Bronstad, R ERA:	(6, 1)	2.0	7	2	0	0	4	0	0	0	0	0	0	15	15	0.00	1.000																								
Jim Hannan, R ERA: 4.0	(8, 1)	1.0	3	0	0	0	1	0	0	0	0	0	0	5	5	0.00	0.000																								

BOTTOM

Washington Senators @ Baltimore Orioles
Memorial Stadium, Baltimore, MD

Thu Oct 01 1964, 7:05 PM EDT
Att. 2,170 - Unknown

AB	31
R	2
H	8
RBI	2
BB	2
SO	8
LOB	15



1B:	6	SF:	0	WP:	1	PA:	33
2B:	2	SAC:	0	PB:	0		
3B:	0	DP:	0	SB:	1		
HR:	0	HBP:	0	CS:	2		

livebaseballscorecards.com

Batter	1	2	3	4	5	6	7	8	9	AB R H RBI BB SO LOB	TOP													
Don Blasingame, L (1, 4) OBP: 0.321, SLG: 0.315	0-0 P6		0-0 6-3		0-0 3-1			0-0 FC1-4 1B		4 0 1 0 0 0 0														
John Kennedy, R (1, 5) OBP: 0.281, SLG: 0.325	0-0 1B		4-0 BB BB			0-0 F7		0-0 FC1-4 1-2f		3 0 1 0 1 0 1														
Chuck Hinton, R (1, 7) OBP: 0.342, SLG: 0.413	0-0 F8		4-0 1-2 BB			0-0 1B 1B		0-3 K		3 0 1 0 1 1 2														
Willie Kirkland, L (1, 9) OBP: 0.277, SLG: 0.352	0-0 4-3		0-0 P4			0-0 1-2 1B		0-0 4-3		4 0 1 0 0 0 4														
Don Lock, R (1, 8) OBP: 0.346, SLG: 0.463		0-3 K		0-0 F9		0-0 5-3		0-0 6-3		4 0 0 0 0 1 1														
Dick Phillips, L (1, 3) OBP: 0.312, SLG: 0.296		0-0 2B		0-0 4-3			0-0 4-3	0-0 FC4 1B		4 0 2 0 0 0 0														
Ken Retzer, L (1, 2) OBP: 0.237, SLG: 0.094		0-3 K		0-3 K			0-0 4-3	0-0 FC4		3 0 0 0 0 2 1														
Don Rudolph, L (7, 1) OBP: 0.125, SLG: 0.067								1-2f		0 0 0 0 0 0 0														
Joe Cunningham, L (9, PH) OBP: 0.349, SLG: 0.279										1 0 0 0 0 0 1														
Ed Brinkman, R (1, 6) OBP: 0.267, SLG: 0.332		0-3 K			0-0 F9		0-0 1B	0-0 P6		4 0 1 0 0 1 2														
Don Loun, R (1, 1)			0-0 G3			0-0 P6		0-3 K		1 0 0 0 0 0 0														
Fred Valentine, S (5, PH) OBP: 0.304, SLG: 0.307										1 0 0 0 0 0 0														
Steve Ridzik, R (5, 1) OBP: 0.250, SLG: 0.259										0 0 0 0 0 0 0														
Don Zimmer, R (7, PH) OBP: 0.302, SLG: 0.412										1 0 0 0 0 1 1														
Inning Stats	R: 0 E: 0 K: 0 S: 4	H: 1 LOB: 1 BB: 0 P: 4	R: 0 E: 0 K: 3 S: 10	H: 1 LOB: 1 BB: 0 P: 10	R: 0 E: 0 K: 0 S: 3	H: 0 LOB: 2 BB: 2 P: 11	R: 0 E: 0 K: 1 S: 5	H: 0 LOB: 0 BB: 0 P: 5	R: 0 E: 0 K: 0 S: 3	H: 0 LOB: 0 BB: 0 P: 3	R: 0 E: 0 K: 0 S: 4	H: 2 LOB: 1 BB: 0 P: 4	R: 0 E: 0 K: 1 S: 6	H: 1 LOB: 1 BB: 0 P: 6	R: 0 E: 0 K: 1 S: 6	H: 1 LOB: 1 BB: 0 P: 6	R: 0 E: 0 K: 0 S: 4	H: 1 LOB: 1 BB: 0 P: 4	R: 0 E: 0 K: 0 S: 4	H: 1 LOB: 1 BB: 0 P: 4	1B: 6 2B: 1 3B: 0 HR: 0	SF: 0 SAC: 0 DP: 0 HBP: 0	WP: 0 PB: 0 SB: 0 CS: 0	PA: 35
PITCHER Bill Monbouquette, R (1, 1) ERA: 4.04	IP: 9.0 WLS: W BF: 35 H: 7 R: 0 ER: 0 SO: 6 BB: 2 IBB: 0 HBP: 0 BLK: 0 WP: 0 HR: 0 S: 45 P: 53 ERA: 0.00 WHIP: 1.000																				PITCHER	IP: 9.0 WLS: W BF: 35 H: 7 R: 0 ER: 0 SO: 6 BB: 2 IBB: 0 HBP: 0 BLK: 0 WP: 0 HR: 0 S: 45 P: 53 ERA: 0.00 WHIP: 1.000		

Washington Senators @ Boston Red Sox
 Fenway Park, Boston, MA
 Sat Oct 03 1964, 3:33 AM EDT
 Att. 1,616 - Unknown

AB	33
R	0
H	7
RBI	0
BB	2
SO	6
LOB	13



Batter	1	2	3	4	5	6	7	8	9	AB	R	H	RBI	BB	SO	LOB
Felix Mantilla, R OBP: 0.353, SLG: 0.551 (1, 4)	4-0 E 1B BB	0-0 1B		0-0 FC6-4 1B	0-0 E5 1-2 2-3 3-H		0-0 4-3			4	1	2	1	1	0	2
Tony Conigliaro, R OBP: 0.354, SLG: 0.532 (1, 7)	0-0 F7	0-0 1-3		0-0 F8	0-3 K		0-0 5-3			5	0	0	0	0	2	6
Carl Yastrzemski, L OBP: 0.373, SLG: 0.453 (1, 8)	0-0 E9 1B 1-2		0-0 3-1	0-0 FC6-4 1B 1-2f	0-0 F8		0-3 K			5	0	0	0	0	0	5
Dick Stuart, R OBP: 0.319, SLG: 0.491 (1, 3)	0-0 BB 1-3 2-H 1B		0-0 BB 1B 1B	0-0 FC5-4 1B 1-3		0-0 WP WP 2B		0-0 L6		5	2	5	1	0	0	0
Frank Malzone, R OBP: 0.311, SLG: 0.372 (1, 5)	0-0 P4		0-0 1B BB 1B	0-0 FC5-4 1-2f		0-0 F8		0-0 1B		5	1	1	0	0	0	6
Al Smith, R OBP: 0.268, SLG: 0.312 (1, 9)	4-0 1-2 BB		4-0 1-2 2-3 1B BB		0-0 4-3	4-0 WP E BB		0-0 F3		2	2	0	0	3	0	1
Eddie Bressoud, R OBP: 0.370, SLG: 0.456 (1, 6)	0-0 1-3		0-0 1-2 2-3 3-H 1B		0-0 SH E 2B	0-3 K		0-0 F8		4	1	2	1	0	1	5
Mike Ryan, R OBP: 0.500, SLG: 0.333 (1, 2)		0-0 5-3		0-0 1-2 2-3 3-H 1B		0-0 E5 E SH	4-0 WP IBB			3	0	1	2	1	0	1
Russ Nixon, L OBP: 0.287, SLG: 0.283 (8, 2)										0	0	0	0	0	0	0
Bill Monbouquette, R OBP: 0.175, SLG: 0.111 (1, 1)		0-3 K		0-0 1-3		0-0 SH E	0-0 WP			4	0	0	0	0	1	2

Inning Stats	R: 1	H: 1	E: 1	K: 0	S: 5	LOB: 3	BB: 2	P: 13	R: 0	H: 1	E: 0	K: 1	S: 6	LOB: 1	BB: 0	P: 6	R: 3	H: 4	E: 0	K: 0	S: 6	LOB: 1	BB: 1	P: 10	R: 0	H: 2	E: 0	K: 0	S: 5	LOB: 2	BB: 0	P: 5	R: 1	H: 1	E: 2	K: 1	S: 9	LOB: 3	BB: 0	P: 9	R: 2	H: 1	E: 1	K: 1	S: 5	LOB: 0	BB: 2	P: 13	R: 0	H: 0	E: 0	K: 1	S: 5	LOB: 0	BB: 0	P: 5	R: 0	H: 1	E: 0	K: 0	S: 4	LOB: 1	BB: 0	P: 4
--------------	------	------	------	------	------	--------	-------	-------	------	------	------	------	------	--------	-------	------	------	------	------	------	------	--------	-------	-------	------	------	------	------	------	--------	-------	------	------	------	------	------	------	--------	-------	------	------	------	------	------	------	--------	-------	-------	------	------	------	------	------	--------	-------	------	------	------	------	------	------	--------	-------	------

PITCHER	IP	WLS	BF	H	R	ER	SO	BB	IBB	HBP	BLK	WP	HR	S	P	ERA	WHIP
Don Loun, L ERA: 2.08 (1, 1)	4.0	L	23	8	4	3	1	3	0	0	0	0	0	22	34	6.75	2.750
Steve Ridzik, R ERA: 2.89 (5, 1)	2.0		13	2	3	1	2	1	1	0	0	2	0	14	22	4.50	1.500
Don Rudolph, L ERA: 4.09 (7, 1)	2.0		7	1	0	0	1	0	0	0	0	0	0	9	9	0.00	0.500

BOTTOM

Washington Senators @ Boston Red Sox
Fenway Park, Boston, MA
Sat Oct 03 1964, 3:33 AM EDT
Att. 1,616 - Unknown

AB	37
R	7
H	11
RBI	5
BB	5
SO	4
LOB	28



1B: 9	SF: 0	WP: 3	PA: 43
2B: 2	SAC: 1	PB: 0	
3B: 0	DP: 0	SB: 0	
HR: 0	HBP: 0	CS: 0	

PITCHER	IP	WLS	BF	H	R	ER	SO	BB	IBB	HBP	BLK	WP	HR	S	P	ERA	WHIP
---------	----	-----	----	---	---	----	----	----	-----	-----	-----	----	----	---	---	-----	------

Batter	1	2	3	4	5	6	7	8	9	AB R H RBI BB SO LOB	TOP
--------	---	---	---	---	---	---	---	---	---	----------------------	-----

Don Blasingame, L (1, 4) <small>OBP: 0.320, SLG: 0.314</small>										4 0 1 1 0 1 2	
--	--	--	--	--	--	--	--	--	--	---------------	--

John Kennedy, R (1, 5) <small>OBP: 0.280, SLG: 0.324</small>										5 1 1 0 0 1 2	
--	--	--	--	--	--	--	--	--	--	---------------	--

Don Lock, R (1, 8) <small>OBP: 0.346, SLG: 0.461</small>										4 0 1 0 1 1 1	
--	--	--	--	--	--	--	--	--	--	---------------	--

Willie Kirkland, L (1, 9) <small>OBP: 0.272, SLG: 0.345</small>										5 0 0 0 0 1 3	
---	--	--	--	--	--	--	--	--	--	---------------	--

Chuck Hinton, R (1, 7) <small>OBP: 0.346, SLG: 0.414</small>										3 2 2 1 2 0 0	
--	--	--	--	--	--	--	--	--	--	---------------	--

Dick Phillips, L (1, 3) <small>OBP: 0.307, SLG: 0.291</small>										4 0 0 0 0 0 4	
---	--	--	--	--	--	--	--	--	--	---------------	--

Mike Brumley, L (1, 2) <small>OBP: 0.311, SLG: 0.312</small> Buster Narum, R (8, 1) <small>OBP: 0.061, SLG: 0.106</small>										4 3 3 1 0 0 0	
--	--	--	--	--	--	--	--	--	--	---------------	--

Ed Brinkman, R (1, 6) <small>OBP: 0.271, SLG: 0.336</small>										4 1 3 2 0 0 0	
---	--	--	--	--	--	--	--	--	--	---------------	--

<small>Pete Craig, L</small> <small>Jim Hanman, R</small> <small>Joe Cunningham, L</small> <small>Bennie Daniels, L</small> <small>Ken Hunt, R</small> <small>Dave Spivak, R</small> <small>Roy Sieners, R</small> <small>Jim Bronstad, R</small> <small>Ron Kline, R</small> <small>Don Zimmer, R</small>										0 0 0 0 0 0 0	
---	--	--	--	--	--	--	--	--	--	---------------	--

Inning Stats	R: 0 H: 1 E: 0 LOB: 1 K: 1 BB: 1 S: 5 P: 9	R: 2 H: 2 E: 0 LOB: 1 K: 1 BB: 1 S: 7 P: 11	R: 1 H: 2 E: 0 LOB: 1 K: 0 BB: 0 S: 5 P: 5	R: 0 H: 1 E: 0 LOB: 1 K: 0 BB: 0 S: 4 P: 4	R: 0 H: 0 E: 0 LOB: 0 K: 0 BB: 0 S: 3 P: 3	R: 4 H: 4 E: 0 LOB: 0 K: 1 BB: 0 S: 9 P: 9	R: 0 H: 1 E: 0 LOB: 1 K: 0 BB: 1 S: 3 P: 7	R: 1 H: 2 E: 1 LOB: 1 K: 1 BB: 0 S: 7 P: 7	R: 0 H: 0 E: 0 LOB: 0 K: 1 BB: 0 S: 5 P: 5	1B: 10 SF: 1 2B: 1 SAC: 0 3B: 1 DP: 2 HR: 1 HBP: 0	WP: 1 PA: 41 PB: 0 SB: 1 CS: 0
--------------	--	---	--	--	--	--	--	--	--	---	---

PITCHER	IP	WLS	BF	H	R	ER	SO	BB	IBB	HBP	BLK	WP	HR	S	P	ERA	WHIP
Bob Heffner, R (1, 1) <small>ERA: 4.08</small>	5.1		26	9	6	6	2	2	0	0	0	1	0	28	36	10.12	2.062
Jay Ritchie, R (6, 1) <small>ERA: 2.74</small>	0.2		3	1	1	1	1	0	0	0	0	0	1	5	5	13.50	1.500
Dick Radatz, R (7, 1) <small>ERA: 2.29</small>	3.0	W	12	3	1	1	2	1	0	0	0	0	0	15	19	3.00	1.333

Washington Senators @ Boston Red Sox
 Fenway Park, Boston, MA
 Sun Oct 04 1964, 3:33 AM EDT
 Att. 3,439 - Unknown

AB	37
R	8
H	13
RBI	8
BB	3
SO	5
LOB	15



Batter	1	2	3	4	5	6	7	8	9
Felix Mantilla, R OBP: 0.357, SLG: 0.553 (1, 4)									
Lee Thomas, L OBP: 0.325, SLG: 0.398 (1, 9)									
Carl Yastrzemski, L OBP: 0.374, SLG: 0.451 (1, 8)									
Dick Stuart, R OBP: 0.320, SLG: 0.491 (1, 3)									
Tony Conigliaro, R OBP: 0.354, SLG: 0.530 (1, 7)									
Roman Mejias, R OBP: 0.294, SLG: 0.347 (6, 7)									
Frank Malzone, R OBP: 0.312, SLG: 0.372 (1, 5)									
Eddie Bressoud, R OBP: 0.372, SLG: 0.456 (1, 6)									
Russ Nixon, L OBP: 0.297, SLG: 0.294 (1, 2)									
Bob Heffner, R OBP: 0.178, SLG: 0.250 (1, 1)									
Jay Ritchie, R OBP: 0.111, SLG: 0.111 (6, 1)									
Al Smith, R OBP: 0.267, SLG: 0.310 (6, PH)									
Dick Radatz, R OBP: 0.184, SLG: 0.189 (7, 1)									

Inning Stats	R: 7	H: 6	E: 1	LOB: 1	K: 0	BB: 3	S: 7	R: 0	H: 1	E: 0	LOB: 0	K: 0	BB: 0	S: 3	R: 0	H: 2	E: 0	LOB: 2	K: 1	BB: 0	S: 7	R: 0	H: 0	E: 0	LOB: 0	K: 0	BB: 0	S: 3	R: 0	H: 0	E: 0	LOB: 0	K: 1	BB: 0	S: 5	R: 6	H: 5	E: 0	LOB: 1	K: 2	BB: 2	S: 12	R: 1	H: 3	E: 0	LOB: 2	K: 1	BB: 0	S: 8	R: 0	H: 0	E: 0	LOB: 0	K: 0	BB: 0	S: 3
--------------	------	------	------	--------	------	-------	------	------	------	------	--------	------	-------	------	------	------	------	--------	------	-------	------	------	------	------	--------	------	-------	------	------	------	------	--------	------	-------	------	------	------	------	--------	------	-------	-------	------	------	------	--------	------	-------	------	------	------	------	--------	------	-------	------

PITCHER	IP	WLS	BF	H	R	ER	SO	BB	IBB	HBP	BLK	WP	HR	S	P	ERA	WHIP
Pete Craig, R ERA: 48.6 (1, 1)	0.2		7	3	5	5	0	2	1	0	0	0	0	4	16	67.50	7.500
Jim Hannan, R ERA: 4.16 (1, 1)	0.1		3	3	2	2	0	0	0	0	0	0	0	3	3	54.00	9.000
Bennie Daniels, R ERA: 3.7 (2, 1)	2.0		8	3	0	0	1	0	0	0	0	0	0	10	10	0.00	1.500
Dave Stenhouse, R ERA: 4.81 (4, 1)	2.0		6	0	0	0	1	0	0	0	0	0	0	8	8	0.00	0.000
Jim Bronstad, R ERA: 5.14 (6, 1)	0.1	L	5	3	4	4	1	1	0	0	0	0	0	6	10	108.00	12.000

AB	R	H	RBI	BB	SO	LOB
4	2	3	1	1	0	0
5	2	3	2	0	0	1
4	2	1	0	1	0	4
4	1	1	2	1	1	2
2	1	0	1	1	1	0
2	0	0	0	0	1	2
5	1	2	3	0	0	0
4	2	2	0	1	0	1
4	2	3	2	0	0	0
2	1	1	2	0	1	2
0	0	0	0	0	0	0
1	0	0	0	0	1	2
1	0	1	0	0	0	0

AB	38
R	14
H	17
RBI	13
BB	5
SO	5
LOB	14



WP	PA
1	43

Washington Senators @ Boston Red Sox
 Fenway Park, Boston, MA
 Sun Oct 04 1964, 3:33 AM EDT
 Att. 3,439 - Unknown

livebaseballscorecards.com