

Washington Senators - 1964

| Batter | 1 | 2 | 3 | 4 | 5 | 6 | 7 | 8 | 9 | AB | R | H | RBI | BB | SO | LOB | TOP | | | | | | | | | | | | | | | | | | |
|---|---|---------------------------------|------------------------------|---------------------------------|------------------------------|----------------------------------|------------------------------|----------------------------------|------------------------------|---------------------------------|------------------------------|---------------------------------|------------------------------|---------------------------------|------------------------------|---------------------------------|------------------------------|---------------------------------|--------------------------------------|------------------------------------|----------------------------------|--------|--------|---------|---------|---------|----------|----------|----------|---------|---------|--------|--------|-------------|---------------|
| Albie Pearson, L (1.7) | 0-0 4-3 | | 0-3 K | 0-0 4-3 | | 0-0 1-3 | | | 0-0 F8 | 5 | 0 | 0 | 0 | 0 | 1 | 2 | | | | | | | | | | | | | | | | | | | |
| Billy Moran, R (1.5) OBP: 0.200, SLG: 0.200 | 0-0 5-3 | | 0-0 2B 1B | | 0-0 4-3 | | 0-0 6-3 | | 0-0 2-3 | 5 | 1 | 1 | 0 | 0 | 0 | 0 | | | | | | | | | | | | | | | | | | | |
| Jim Fregosi, R (1.6) OBP: 0.800, SLG: 0.667 | 0-0 1B 1B | | 4-0 2B 1-2 BB | | 4-0 1B BB | | 0-0 E WP 4-3 1B | | 0-0 6-3 | 3 | 1 | 2 | 0 | 2 | 0 | 0 | | | | | | | | | | | | | | | | | | | |
| Joe Adcock, R (1.3) OBP: 0.750, SLG: 1.000 | 0-0 1-2 1B | | 0-0 1-3 2B | | 0-0 1-3 1B 1B | | 0-0 E5 | | | 4 | 1 | 3 | 1 | 0 | 0 | 1 | | | | | | | | | | | | | | | | | | | |
| Lee Thomas, L (1.9) OBP: 0.250, SLG: 0.250 | 0-0 P5 | | 0-0 F9 | | 0-0 4-3 1B | | 0-0 4-3 | | | 4 | 0 | 1 | 2 | 0 | 0 | 6 | | | | | | | | | | | | | | | | | | | |
| Buck Rodgers, S (1.2) OBP: 0.250, SLG: 0.750 | | 0-0 1-3 | | 0-0 4-3 | | 0-0 4-3 | | | 0-0 SH3 3B | 4 | 1 | 1 | 0 | 0 | 0 | 1 | | | | | | | | | | | | | | | | | | | |
| Dick Simpson, R (1.8) OBP: 0.250, SLG: 0.250 | | 0-0 5-3 | | 0-0 E S 1B | | 0-0 F8 | | | 0-0 P5 | 4 | 0 | 1 | 0 | 0 | 0 | 2 | | | | | | | | | | | | | | | | | | | |
| Bobby Knoop, R (1.4) | | 0-0 6-3 | | 0-3 K | | 0-0 6-3 | | | 0-0 SH3 | 3 | 0 | 0 | 1 | 0 | 1 | 1 | | | | | | | | | | | | | | | | | | | |
| Ken McBride, R (1.1) | | | 0-0 P4 | | 4-0 BB | | 0-0 5-3 | | 0-3 K | 2 | 0 | 0 | 0 | 1 | 0 | 0 | | | | | | | | | | | | | | | | | | | |
| Julio Navarro, R (7.1) | | | | | | | | | | 1 | 0 | 0 | 0 | 0 | 1 | 0 | | | | | | | | | | | | | | | | | | | |
| Inning Stats | R: 0 E: 0 K: 0 S: 5 | H: 2 LOB: 2 BB: 0 P: 5 | R: 0 E: 0 K: 0 S: 3 | H: 0 LOB: 0 BB: 0 P: 3 | R: 1 E: 0 K: 1 S: 7 | H: 2 LOB: 2 BB: 1 P: 11 | R: 0 E: 0 K: 1 S: 6 | H: 1 LOB: 2 BB: 1 P: 10 | R: 2 E: 0 K: 0 S: 5 | H: 2 LOB: 1 BB: 1 P: 9 | R: 0 E: 0 K: 0 S: 3 | H: 0 LOB: 0 BB: 0 P: 3 | R: 0 E: 1 K: 0 S: 4 | H: 1 LOB: 1 BB: 0 P: 4 | R: 1 E: 0 K: 1 S: 6 | H: 1 LOB: 0 BB: 0 P: 6 | R: 0 E: 0 K: 0 S: 3 | H: 0 LOB: 0 BB: 0 P: 3 | 1B: 7 2B: 1 3B: 1 HR: 0 | SF: 0 SAC: 1 DP: 0 HBP: 0 | WP: 1 PB: 0 SB: 1 CS: 0 | PA: 39 | | | | | | | | | | | | | |
| PITCHER | IP Claude Osteen, L (1.1) ERA: 3.86 | WLS L | BF 32 | H 8 | R 3 | ER 3 | SO 2 | BB 3 | IBB 0 | HBP 0 | BLK 0 | WP 1 | HR 0 | S 33 | P 45 | ERA 3.86 | WHIP 1.571 | PITCHER | IP Ron Kline, R (8.1) ERA: 4.5 | WLS 7 | BF 1 | H 1 | R 1 | ER 1 | SO 1 | BB 0 | IBB 0 | HBP 0 | BLK 0 | WP 0 | HR 0 | S 9 | P 9 | ERA 4.50 | WHIP 0.500 |

Los Angeles Angels @ Washington Senators
D.C. Stadium, Washington, DC
Mon Apr 13 1964, 3:33 AM EST
Att: 40,145 - Unknown

| | |
|-----|----|
| AB | 35 |
| R | 4 |
| H | 9 |
| RBI | 4 |
| BB | 3 |
| SO | 3 |
| LOB | 13 |




| Batter | 1 | 2 | 3 | 4 | 5 | 6 | 7 | 8 | 9 | AB | R | H | RBI | BB | SO | LOB | BOTTOM | | | | | | | | | | | | | | | | | | |
|--|------------------------------------|---------------------------------|------------------------------|---------------------------------|------------------------------|---------------------------------|------------------------------|---------------------------------|------------------------------|---------------------------------|------------------------------|---------------------------------|------------------------------|---------------------------------|------------------------------|---------------------------------|------------------------------|---------------------------------|--------------------------------------|------------------------------------|----------------------------------|--------|--------|---------|---------|---------|----------|----------|----------|---------|---------|---------|---------|-------------|---------------|
| Don Blasingame, L (1.4) | 0-0 2-3 | | 0-0 4-3 | | | 0-0 F5 | 0-0 G3 | | | 4 | 0 | 0 | 0 | 0 | 0 | 4 | | | | | | | | | | | | | | | | | | | |
| Ed Brinkman, R (1.6) | 0-0 1-3 | | 0-0 6-3 | | | 0-3 K | | 0-0 F9 | | 4 | 0 | 0 | 0 | 0 | 1 | 1 | | | | | | | | | | | | | | | | | | | |
| Chuck Hinton, R (1.7) | 0-3 K | | | 0-0 F9 | | 4-0 BB | | 0-0 6-3 | | 3 | 0 | 0 | 0 | 1 | 1 | 0 | | | | | | | | | | | | | | | | | | | |
| Bill Skowron, R (1.3) | | 0-0 1-3 | | 0-0 4-3 | | 0-0 F7 | | 0-3 K | | 4 | 0 | 0 | 0 | 0 | 1 | 1 | | | | | | | | | | | | | | | | | | | |
| Jim King, L (1.9) | | 0-0 4-3 | | 0-0 E4 | | | 0-0 F9 | | 0-0 3-1 | 4 | 0 | 0 | 0 | 0 | 0 | 0 | | | | | | | | | | | | | | | | | | | |
| Don Lock, R (1.8) | | 4-0 BB | | 0-0 F8 | | 4-0 BB BB | | 0-0 1-3 | | 2 | 0 | 0 | 0 | 2 | 0 | 1 | | | | | | | | | | | | | | | | | | | |
| Ken Retzer, L (1.2) | | 0-0 4-3 | | | 0-0 4-3 | | 4-0 BB BB | | 4-0 FC6-4 BB | 2 | 0 | 0 | 0 | 2 | 0 | 1 | | | | | | | | | | | | | | | | | | | |
| Chuck Cottier, R (9. PR) | | | | | | | | | 4-0 FC6-4 BB | 0 | 0 | 0 | 0 | 0 | 0 | 0 | | | | | | | | | | | | | | | | | | | |
| John Kennedy, R (1.5) | | | 0-3 K | | 1-0 HBP | | 4-0 BB | | 0-0 FC6-4 | 2 | 0 | 0 | 0 | 1 | 1 | 1 | | | | | | | | | | | | | | | | | | | |
| Claude Osteen, L (1.1) OBP: 0.500, SLG: 1.000 | | | 0-0 4-3 | | 0-0 G1-6-3 | | 0-3 K | | | 2 | 0 | 1 | 0 | 0 | 0 | 1 | | | | | | | | | | | | | | | | | | | |
| Dick Phillips, L (7. PH) | | | | | 1-2 BB | | | | | 1 | 0 | 0 | 0 | 0 | 1 | 3 | | | | | | | | | | | | | | | | | | | |
| Ron Kline, R (8.1) | | | | | | | | | | 0 | 0 | 0 | 0 | 0 | 0 | 0 | | | | | | | | | | | | | | | | | | | |
| Inning Stats | R: 0 E: 0 K: 1 S: 5 | H: 0 LOB: 0 BB: 0 P: 5 | R: 0 E: 0 K: 0 S: 3 | H: 0 LOB: 1 BB: 1 P: 7 | R: 0 E: 0 K: 1 S: 6 | H: 1 LOB: 0 BB: 0 P: 6 | R: 0 E: 1 K: 0 S: 4 | H: 0 LOB: 1 BB: 0 P: 4 | R: 0 E: 0 K: 0 S: 2 | H: 0 LOB: 0 BB: 0 P: 3 | R: 0 E: 0 K: 1 S: 5 | H: 0 LOB: 1 BB: 1 P: 9 | R: 0 E: 0 K: 1 S: 5 | H: 0 LOB: 0 BB: 0 P: 5 | R: 0 E: 0 K: 0 S: 3 | H: 0 LOB: 1 BB: 1 P: 7 | R: 0 E: 0 K: 0 S: 3 | H: 0 LOB: 0 BB: 0 P: 3 | 1B: 0 2B: 1 3B: 0 HR: 0 | SF: 0 SAC: 0 DP: 1 HBP: 1 | WP: 0 PB: 0 SB: 0 CS: 0 | PA: 35 | | | | | | | | | | | | | |
| PITCHER | IP Ken McBride, R (1.1) ERA: | WLS W | BF 26 | H 1 | R 0 | ER 0 | SO 3 | BB 5 | IBB 0 | HBP 1 | BLK 0 | WP 0 | HR 0 | S 26 | P 47 | ERA 0.00 | WHIP 0.947 | PITCHER | IP Julio Navarro, R (7.1) ERA: | WLS S | BF 9 | H 0 | R 0 | ER 0 | SO 2 | BB 1 | IBB 0 | HBP 0 | BLK 0 | WP 0 | HR 0 | S 12 | P 16 | ERA 0.00 | WHIP 0.375 |

Los Angeles Angels @ Washington Senators
D.C. Stadium, Washington, DC
Mon Apr 13 1964, 3:33 AM EST
Att: 40,145 - Unknown

| | |
|-----|----|
| AB | 28 |
| R | 0 |
| H | 1 |
| RBI | 0 |
| BB | 6 |
| SO | 5 |
| LOB | 13 |



| Batter | 1 | 2 | 3 | 4 | 5 | 6 | 7 | 8 | 9 | AB | R | H | RBI | BB | SO | LOB | TOP | | | | | |
|--|---|---|------------------------------|---------------------------------|------------------------------|---------------------------------|------------------------------|---------------------------------|------------------------------|----------------------------------|------------------------------|---------------------------------|------------------------------|---------------------------------|------------------------------|---------------------------------|---|--|------------------------------|---------------------------------|----------------------------------|------------------------------------|
| Albie Pearson, L OBP: 0.200, SLG: 0.111 | 0-0 CS 1B | | 0-0 F8 | | | 4-0 1B BB | 0-0 L3 | | 0-0 5-3 | 4 | 0 | 1 | 0 | 1 | 0 | 3 | Los Angeles Angels @ Washington Senators D.C. Stadium, Washington, DC Wed Apr 15 1964, 6:05 PM EST Att: 8,104 - Unknown livebaseballscorecards.com | | | | | |
| Billy Moran, R OBP: 0.400, SLG: 0.333 | 0-0 HR 1B | | 0-0 F7 | | | 0-0 1B | 1-0 FC5-4 HBP | | 0-0 5-3 | 4 | 1 | 2 | 0 | 0 | 0 | 1 | | | | | | |
| Jim Fregosi, R OBP: 0.700, SLG: 1.000 | 0-0 HR | | 0-0 1B | | 0-3 K | | 0-0 F7 | | 4-0 BB | 4 | 1 | 2 | 2 | 1 | 1 | 3 | | | | | | |
| Lee Thomas, L OBP: 0.111, SLG: 0.111 | 0-0 G3 | | 0-0 F9 | | | | 0-0 3-1 | 0-0 F5 | 0-0 F9 | 5 | 0 | 0 | 0 | 0 | 0 | 4 | | | | | | |
| Joe Adcock, R OBP: 0.500, SLG: 0.571 | 4-0 BB | | | 0-0 5-3 | | | 0-0 6-3 | 0-0 FC5-4 | | 3 | 0 | 0 | 0 | 1 | 0 | 1 | | | | | | |
| Buck Rodgers, S OBP: 0.125, SLG: 0.375 | 0-3 K | | | 0-0 F8 | | | 0-0 E1 1B | | 0-0 P6 | 4 | 1 | 0 | 0 | 0 | 1 | 1 | | | | | | |
| Ed Kirkpatrick, L OBP: 0.250, SLG: 0.250 | | 0-0 F7 | | 0-3 K | | | 0-0 1B | | 0-0 1-3 | 4 | 1 | 1 | 0 | 0 | 1 | 0 | | | | | | |
| Bobby Knoop, R OBP: 0.143, SLG: 0.143 | | 0-3 K | | | | 0-0 6-3 | 0-0 1B | | 0-3 K | 4 | 0 | 1 | 1 | 0 | 2 | 0 | | | | | | |
| Barry Latman, R Don Lee, R Charlie Dees, L Bob Lee, R Felix Torres, R Joe Koppe, R Dan Osinski, R Tom Satriano, L | 0-3 K | | | | | 0-3 K | 0-0 1B | | 0-0 PB 1B | 1 | 0 | 0 | 0 | 0 | 0 | 1 | | AB 36 R 4 H 9 RBI 4 BB 3 SO 7 LOB 13  | | | | |
| Inning Stats | R: 2 E: 0 K: 1 S: 7 | H: 3 LOB: 1 BB: 1 P: 11 | R: 0 E: 0 K: 2 S: 7 | H: 0 LOB: 0 BB: 0 P: 7 | R: 0 E: 0 K: 1 S: 4 | H: 1 LOB: 1 BB: 0 P: 4 | R: 0 E: 0 K: 1 S: 5 | H: 0 LOB: 0 BB: 0 P: 5 | R: 0 E: 0 K: 2 S: 8 | H: 1 LOB: 2 BB: 1 P: 12 | R: 2 E: 1 K: 0 S: 7 | H: 3 LOB: 2 BB: 0 P: 7 | R: 0 E: 0 K: 0 S: 3 | H: 0 LOB: 0 BB: 0 P: 4 | R: 0 E: 0 K: 1 S: 5 | H: 0 LOB: 0 BB: 1 P: 5 | | | R: 0 E: 0 K: 0 S: 4 | H: 1 LOB: 2 BB: 1 P: 8 | 1B: 8 2B: 0 3B: 0 HR: 1 | SF: 0 SAC: 0 DP: 0 HBP: 1 |
| PITCHER | IP WLS BF H R ER SO BB IBB HBP BLK WP HR S P ERA WHIP | | | | | | | | | | | | | | | | | | | | | |
| Bennie Daniels, R ERA: 3.18 | (1, 1) | 5.2 W 27 8 4 2 6 2 0 0 0 0 1 37 45 3.18 1.765 | | | | | | | | | | | | | | | | | | | | |
| Steve Riddick, R ERA: | (6, 1) | 3.0 12 1 0 0 1 1 0 1 0 0 0 12 17 0.00 0.667 | | | | | | | | | | | | | | | | | | | | |
| Marshall Bridges, L ERA: | (9, 1) | 0.1 S 1 0 0 0 0 0 0 0 0 0 0 0 1 1 0.00 0.000 | | | | | | | | | | | | | | | | | | | | |

| Batter | 1 | 2 | 3 | 4 | 5 | 6 | 7 | 8 | 9 | AB | R | H | RBI | BB | SO | LOB | BOTTOM | | | |
|---|---|---|-------------------------------|----------------------------------|------------------------------|---------------------------------|------------------------------|---------------------------------|------------------------------|---------------------------------|------------------------------|---------------------------------|------------------------------|---------------------------------|------------------------------|---------------------------------|---|------------------------------------|----------------------------------|--------|
| Don Blasingame, L OBP: 0.125, SLG: 0.125 | 0-0 F8 | | | 0-0 1-3 | | | 0-0 E6 CS | | | 4 | 1 | 1 | 2 | 0 | 0 | 0 | Los Angeles Angels @ Washington Senators D.C. Stadium, Washington, DC Wed Apr 15 1964, 6:05 PM EST Att: 8,104 - Unknown livebaseballscorecards.com | | | |
| Ed Brinkman, R OBP: 0.125, SLG: 0.125 | 0-0 5-3 | 1-2 2-H 3-H 3B 1B | | 0-0 5-3 | | | 0-0 F8 | | | 4 | 0 | 0 | 0 | 0 | 0 | 3 | | | | |
| Chuck Hinton, R OBP: 0.250, SLG: 0.429 | 0-0 5-3 | | 0-0 1B 3B | | | 0-3 K | | | 0-0 5-3 | 4 | 0 | 1 | 2 | 0 | 1 | 0 | | | | |
| Bill Skowron, R OBP: 0.250, SLG: 0.625 | | HR K | | | | 0-0 F9 | | | 0-0 1B 1B | 4 | 1 | 2 | 1 | 0 | 1 | 1 | | | | |
| Jim King, L OBP: 0.125, SLG: 0.125 | | | 1-0 HBP BB 1B HBP | | | 0-3 K | | | 0-0 P6 | 3 | 1 | 0 | 0 | 0 | 1 | 1 | | | | |
| Don Lock, R OBP: 0.625, SLG: 0.250 | | 4-0 1B 1B BB | 4-0 FC4-6 BB | | | 0-3 K | | | 0-0 1B | 2 | 1 | 1 | 0 | 2 | 1 | 0 | | | | |
| Ken Retzer, L OBP: 0.125, SLG: 0.125 | | 1-0 1B HBP | 0-0 FC4-6 | | | 0-0 F8 | | | 0-0 1-3 | 3 | 1 | 0 | 0 | 0 | 0 | 3 | | | | |
| John Kennedy, R OBP: 0.125, SLG: 0.125 | | 0-0 F7 | 0-3 K | | | 0-3 K | | | | 3 | 0 | 0 | 0 | 0 | 2 | 4 | | | | |
| Bennie Daniels, L OBP: 0.500, SLG: 0.500 | | 0-0 1B | | | | | | | 0-0 F7 | 2 | 1 | 1 | 1 | 0 | 0 | 0 | | | | |
| Steve Riddick, R ERA: | (6, 1) | 1.1 L 10 3 6 0 0 2 1 0 0 0 0 0 13 17 0.00 0.750 | | | | | | | | | | | | | | | | | | |
| Marshall Bridges, S ERA: | (9, 1) | 3.0 11 2 0 0 2 0 0 0 0 0 0 15 15 0.00 0.667 | | | | | | | | | | | | | | | | | | |
| Inning Stats | R: 0 E: 0 K: 0 S: 3 | H: 0 LOB: 0 BB: 0 P: 3 | R: 6 E: 0 K: 1 S: 9 | H: 4 LOB: 1 BB: 1 P: 15 | R: 0 E: 0 K: 1 S: 5 | H: 0 LOB: 1 BB: 1 P: 9 | R: 0 E: 0 K: 0 S: 3 | H: 0 LOB: 0 BB: 0 P: 3 | R: 0 E: 0 K: 2 S: 7 | H: 0 LOB: 0 BB: 0 P: 7 | R: 0 E: 0 K: 2 S: 7 | H: 0 LOB: 0 BB: 0 P: 7 | R: 0 E: 1 K: 0 S: 3 | H: 0 LOB: 0 BB: 0 P: 3 | R: 0 E: 0 K: 0 S: 5 | H: 2 LOB: 2 BB: 0 P: 5 | 1B: 4 2B: 0 3B: 1 HR: 1 | SF: 0 SAC: 0 DP: 0 HBP: 2 | WP: 0 PB: 0 SB: 0 CS: 1 | PA: 34 |
| PITCHER | IP WLS BF H R ER SO BB IBB HBP BLK WP HR S P ERA WHIP | | | | | | | | | | | | | | | | | | | |
| Barry Latman, R ERA: 40.5 | (1, 1) | 1.1 L 10 3 6 0 0 2 1 0 0 0 0 0 13 17 0.00 0.750 | | | | | | | | | | | | | | | | | | |
| Don Lee, R ERA: | (2, 1) | 2.2 10 1 0 0 2 1 0 0 0 0 0 0 7 7 0.00 0.000 | | | | | | | | | | | | | | | | | | |
| Bob Lee, R ERA: | (5, 1) | 1.0 3 0 0 0 2 0 0 0 0 0 0 0 7 7 0.00 0.000 | | | | | | | | | | | | | | | | | | |
| Dan Osinski, R ERA: | (6, 1) | 3.0 11 2 0 0 2 0 0 0 0 0 0 15 15 0.00 0.667 | | | | | | | | | | | | | | | | | | |

| Batter | 1 | 2 | 3 | 4 | 5 | 6 | 7 | 8 | 9 | AB | R | H | RBI | BB | SO | LOB | TOP | | | | | | | | | | |
|--|------------------------------|---------------------------------|------------------------------|---------------------------------|------------------------------|---------------------------------|------------------------------|---------------------------------|------------------------------|---------------------------------|------------------------------|----------------------------------|------------------------------|---------------------------------|------------------------------|---------------------------------|------------------------------|---------------------------------|----------------------------------|------------------------------------|----------------------------------|--------|--|--|--|--|--|
| Rich Rollins, R OBP: 0.300, SLG: 0.333 (1,5) | 0-0 4-3 2B | | 0-3 K | | 0-0 F9 | | 1-0 3B HBP | | 0-0 5-3 | 4 | 2 | 1 | 0 | 0 | 1 | 0 | | | | | | | | | | | |
| Vic Power, R OBP: 0.400, SLG: 0.250 (1,3) | 0-0 4-3 | | 0-0 FC6-4 1B | | 0-0 F7 | | 0-0 F7 | | 4-0 BB | 4 | 0 | 1 | 0 | 1 | 0 | 2 | | | | | | | | | | | |
| Tony Oliva, L OBP: 0.500, SLG: 0.800 (1,9) | 0-0 2B | | 0-0 F7 | | 0-0 FC5-4 3B 1B | | 0-0 3B | | 0-0 F9 | 5 | 1 | 3 | 2 | 0 | 0 | 2 | | | | | | | | | | | |
| Bob Allison, R OBP: 0.444, SLG: 0.167 (1,8) | 4-0 5-3 BB | | 0-0 FC6-4 1-2 | | 0-0 FC5-4 1B | | 4-0 1-3 S WP BB | | | 2 | 1 | 1 | 0 | 2 | 0 | 1 | | | | | | | | | | | |
| Harmon Killebrew, R OBP: 0.250, SLG: 0.375 (1,7) | 0-0 5-3 1-2 | | 0-0 5-3 | | 0-0 FC5-4 3B | | 0-0 F7 | | | 4 | 1 | 0 | 0 | 0 | 0 | 5 | | | | | | | | | | | |
| Earl Battey, R OBP: 0.250, SLG: 0.571 (1,2) | | 0-3 K | | 0-0 6-3 | | 4-0 3B BB | | 0-0 1-3 | | 3 | 1 | 0 | 0 | 1 | 1 | 1 | | | | | | | | | | | |
| Zolo Versailles, R OBP: 0.500, SLG: 0.833 (1,6) | 0-0 1-3 2B | | 0-0 P4 | | 0-0 3B | | 0-0 E1 | | | 4 | 0 | 2 | 3 | 0 | 0 | 0 | | | | | | | | | | | |
| Bernie Allen, L (1,4) | 0-0 1-3 2-3 | | 0-0 4-3 | | 0-0 F7 | | 0-0 F2 | | | 4 | 0 | 0 | 0 | 0 | 0 | 3 | | | | | | | | | | | |
| Jim Kaat, L (1,1) | 0-0 1-3 | | 0-3 K | | 0-0 6-3 | | 0-3 K | | | 4 | 0 | 0 | 0 | 0 | 2 | 1 | | | | | | | | | | | |
| Inning Stats | R: 1 E: 0 K: 0 S: 4 | H: 2 LOB: 1 BB: 1 P: 8 | R: 0 E: 0 K: 1 S: 6 | H: 1 LOB: 1 BB: 0 P: 6 | R: 0 E: 0 K: 1 S: 6 | H: 1 LOB: 0 BB: 0 P: 6 | R: 0 E: 0 K: 0 S: 3 | H: 0 LOB: 0 BB: 0 P: 3 | R: 0 E: 0 K: 1 S: 5 | H: 0 LOB: 0 BB: 0 P: 5 | R: 3 E: 0 K: 0 S: 6 | H: 3 LOB: 1 BB: 1 P: 10 | R: 1 E: 0 K: 0 S: 3 | H: 1 LOB: 1 BB: 0 P: 4 | R: 1 E: 1 K: 0 S: 4 | H: 0 LOB: 1 BB: 1 P: 8 | R: 0 E: 0 K: 1 S: 5 | H: 0 LOB: 1 BB: 1 P: 9 | 1B: 3 2B: 3 3B: 2 HR: 0 | SF: 0 SAC: 0 DP: 0 HBP: 1 | WP: 1 PB: 0 SB: 1 CS: 0 | PA: 39 | | | | | |
| PITCHER | IP | WLS | BF | H | R | ER | SO | BB | IBB | HBP | BLK | WP | HR | S | P | ERA | WHIP | | | | | | | | | | |
| Carl Bouldin, R ERA: 6.43 (1,1) | 7.0 | L | 30 | 8 | 5 | 5 | 3 | 2 | 0 | 1 | 0 | 0 | 0 | 33 | 42 | 6.43 | 1.429 | | | | | | | | | | |
| Ed Roebuck, R ERA: 9.0 (8,1) | 1.0 | | 5 | 0 | 1 | 1 | 0 | 1 | 0 | 0 | 0 | 1 | 0 | 4 | 8 | 9.00 | 1.000 | | | | | | | | | | |
| Jim Hannan, R ERA: (9,1) | 1.0 | | 4 | 0 | 0 | 0 | 1 | 1 | 0 | 0 | 0 | 0 | 0 | 5 | 9 | 0.00 | 1.000 | | | | | | | | | | |

Minnesota Twins @ Washington Senators
D.C. Stadium, Washington, DC
Thu Apr 16 1964, 6:05 PM EST
Att: 5,760 - Unknown

| | |
|-----|----|
| AB | 34 |
| R | 6 |
| H | 8 |
| RBI | 5 |
| BB | 4 |
| SO | 4 |
| LOB | 15 |



| Batter | 1 | 2 | 3 | 4 | 5 | 6 | 7 | 8 | 9 | AB | R | H | RBI | BB | SO | LOB | BOTTOM | | | | | | | | | | |
|--|------------------------------|---------------------------------|------------------------------|---------------------------------|------------------------------|---------------------------------|------------------------------|---------------------------------|------------------------------|---------------------------------|------------------------------|---------------------------------|------------------------------|---------------------------------|------------------------------|---------------------------------|------------------------------|---------------------------------|----------------------------------|------------------------------------|----------------------------------|--------|--|--|--|--|--|
| Chuck Cottier, R (1,4) | 0-0 P3 | | 0-0 F3 | | 0-0 F9 | | 0-0 F7 | | | 4 | 0 | 0 | 0 | 0 | 0 | 1 | | | | | | | | | | | |
| Ed Brinkman, R (1,6) | 0-0 F9 | | 0-0 6-3 | | 0-3 K | | 0-3 K | | | 4 | 0 | 0 | 0 | 0 | 2 | 1 | | | | | | | | | | | |
| Chuck Hinton, R OBP: 0.333, SLG: 0.400 (1,7) | 0-0 1B | | 0-0 F9 | | 4-0 BB | | 0-0 F8 | | | 3 | 0 | 1 | 0 | 1 | 0 | 0 | | | | | | | | | | | |
| Bill Skowron, R OBP: 0.167, SLG: 0.417 (1,3) | 0-0 1-3 | | 0-3 K | | 0-0 F8 | | 0-0 F5 | | | 4 | 0 | 0 | 0 | 0 | 1 | 2 | | | | | | | | | | | |
| Ken Hunt, R OBP: 0.250, SLG: 1.000 (1,8) | | 0-0 6-3 | | 0-0 5-3 | | 0-3 K | | 0-0 HR | | 4 | 1 | 1 | 1 | 0 | 1 | 0 | | | | | | | | | | | |
| Don Lock, R OBP: 0.500, SLG: 0.625 (1,9) | | 0-0 HR | | 0-0 4-3 | | 0-3 K | | 0-0 6-3 | | 4 | 1 | 1 | 1 | 0 | 1 | 0 | | | | | | | | | | | |
| Ken Retzer, L OBP: 0.364, SLG: 0.125 (1,2) | | 0-0 4-3 | | 0-0 P4 1B | | 0-0 4-3 | | | | 3 | 0 | 1 | 0 | 0 | 0 | 0 | | | | | | | | | | | |
| John Kennedy, R OBP: 0.400, SLG: 0.250 (1,5) | | 0-0 1B | | 0-0 P4 1-2 | | 0-0 1B | | | | 3 | 0 | 2 | 0 | 0 | 0 | 1 | | | | | | | | | | | |
| Carl Bouldin, S (1,1) | | 0-3 K | | 0-3 K | | 0-0 F7 | | | | 2 | 0 | 0 | 0 | 0 | 2 | 1 | | | | | | | | | | | |
| Ed Roebuck, R (8,1) | | | | | | | | | | 0 | 0 | 0 | 0 | 0 | 0 | 0 | | | | | | | | | | | |
| Don Zimmer, R (8,PH) | | | | | | | | | | 1 | 0 | 0 | 0 | 0 | 0 | 1 | | | | | | | | | | | |
| Jim Hannan, R (9,1) | | | | | | | | | | 0 | 0 | 0 | 0 | 0 | 0 | 0 | | | | | | | | | | | |
| Inning Stats | R: 0 E: 0 K: 0 S: 4 | H: 1 LOB: 1 BB: 0 P: 4 | R: 1 E: 0 K: 1 S: 7 | H: 2 LOB: 1 BB: 0 P: 7 | R: 0 E: 0 K: 0 S: 3 | H: 0 LOB: 0 BB: 0 P: 3 | R: 0 E: 0 K: 1 S: 5 | H: 0 LOB: 0 BB: 0 P: 5 | R: 0 E: 0 K: 1 S: 5 | H: 1 LOB: 0 BB: 0 P: 5 | R: 0 E: 0 K: 1 S: 5 | H: 0 LOB: 1 BB: 1 P: 9 | R: 0 E: 0 K: 2 S: 7 | H: 0 LOB: 0 BB: 0 P: 7 | R: 0 E: 0 K: 1 S: 6 | H: 1 LOB: 1 BB: 0 P: 6 | R: 1 E: 0 K: 0 S: 4 | H: 1 LOB: 0 BB: 0 P: 4 | 1B: 4 2B: 0 3B: 0 HR: 2 | SF: 0 SAC: 0 DP: 0 HBP: 0 | WP: 0 PB: 0 SB: 0 CS: 0 | PA: 33 | | | | | |
| PITCHER | IP | WLS | BF | H | R | ER | SO | BB | IBB | HBP | BLK | WP | HR | S | P | ERA | WHIP | | | | | | | | | | |
| Jim Kaat, L ERA: 2.0 (1,1) | 9.0 | W | 33 | 6 | 2 | 2 | 7 | 1 | 0 | 0 | 0 | 0 | 2 | 46 | 50 | 2.00 | 0.778 | | | | | | | | | | |

Minnesota Twins @ Washington Senators
D.C. Stadium, Washington, DC
Thu Apr 16 1964, 6:05 PM EST
Att: 5,760 - Unknown

| | |
|-----|----|
| AB | 32 |
| R | 2 |
| H | 6 |
| RBI | 2 |
| BB | 1 |
| SO | 7 |
| LOB | 7 |



| Batter | 1 | 2 | 3 | 4 | 5 | 6 | 7 | 8 | 9 | AB | R | H | RBI | BB | SO | LOB | TOP | | | | | | | | | | |
|--|------------------------------|---------------------------------|------------------------------|----------------------------------|------------------------------|---------------------------------|------------------------------|---------------------------------|------------------------------|---------------------------------|------------------------------|---------------------------------|------------------------------|---------------------------------|------------------------------|---------------------------------|---|------------------------------------|----------------------------------|--------|--|--|--|--|--|--|--|
| Rich Rollins, R OBP: 0.397, SLG: 0.385 (1.5) | F7 | | FC6-4 1B | | F8 | | | 1B | | 4 | 0 | 2 | 0 | 0 | 0 | 0 | Minnesota Twins @ Washington Senators D.C. Stadium, Washington, DC Fri Apr 17 1964, 6:05 PM EST Att: 10,606 - Unknown | | | | | | | | | | |
| Vic Power, R OBP: 0.222, SLG: 0.125 (1.3) | F9 | | FC6-4 E | | 6-3 | | | F2 | | 4 | 1 | 0 | 0 | 0 | 0 | 2 | | | | | | | | | | | |
| Tony Oliva, L OBP: 0.500, SLG: 0.786 (1.9) | F7 | | E7 2B | | | | | 4-3 | | 4 | 0 | 2 | 1 | 0 | 0 | 1 | | | | | | | | | | | |
| Bob Allison, R OBP: 0.385, SLG: 0.500 (1.8) | | HR | F8 | | F8 | | | F8 | | 4 | 1 | 1 | 1 | 0 | 0 | 2 | | | | | | | | | | | |
| Harmon Killebrew, R OBP: 0.250, SLG: 0.273 (1.7) | | BB | | | F9 | | | P5 | | 3 | 0 | 0 | 0 | 1 | 1 | 0 | | | | | | | | | | | |
| Earl Battey, R OBP: 0.250, SLG: 0.455 (1.2) | | K | | | F7 | | | P6 | | 4 | 0 | 1 | 0 | 0 | 1 | 1 | | | | | | | | | | | |
| Zolo Versalles, R OBP: 0.333, SLG: 0.500 (1.6) | | F8 | | | K | | | F8 | | 4 | 0 | 0 | 0 | 0 | 1 | 2 | | | | | | | | | | | |
| Bernie Allen, L OBP: 0.273, SLG: 0.444 (1.4) | | F7 | | | 5-3 | | | HR | | 3 | 1 | 1 | 1 | 0 | 0 | 1 | | | | | | | | | | | |
| Lee Stange, R (1.1) | | | | | F7 | | | F9 | | 2 | 0 | 0 | 0 | 0 | 1 | 0 | | | | | | | | | | | |
| Jimmie Hall, L OBP: 0.333, SLG: 0.500 (8, PH) | | | | | K | | | | | 1 | 0 | 0 | 0 | 0 | 0 | 0 | | | | | | | | | | | |
| Bill Dailey, R (8, 1) | | | | | | | | | | 0 | 0 | 0 | 0 | 0 | 0 | 0 | | | | | | | | | | | |
| Inning Stats | R: 0 E: 0 K: 0 S: 3 | H: 0 LOB: 0 BB: 0 P: 3 | R: 1 E: 0 K: 1 S: 6 | H: 1 LOB: 1 BB: 1 P: 10 | R: 1 E: 1 K: 1 S: 7 | H: 2 LOB: 1 BB: 0 P: 7 | R: 0 E: 0 K: 1 S: 5 | H: 0 LOB: 0 BB: 0 P: 5 | R: 0 E: 0 K: 0 S: 3 | H: 1 LOB: 0 BB: 0 P: 3 | R: 0 E: 0 K: 0 S: 3 | H: 0 LOB: 0 BB: 0 P: 3 | R: 1 E: 0 K: 1 S: 5 | H: 2 LOB: 1 BB: 0 P: 5 | R: 0 E: 0 K: 1 S: 6 | H: 1 LOB: 1 BB: 0 P: 6 | 1B: 4 2B: 1 3B: 0 HR: 2 | SF: 0 SAC: 0 DP: 0 HBP: 0 | WP: 0 PB: 0 SB: 0 CS: 1 | PA: 34 | | | | | | | |
| PITCHER | IP | WLS | BF | H | R | ER | SO | BB | IBB | HBP | BLK | WP | HR | S | P | ERA | WHIP | | | | | | | | | | |
| Tom Cheney, R ERA: 3.86 (1.1) | 7.0 | | 26 | 5 | 3 | 3 | 3 | 1 | 0 | 0 | 0 | 0 | 2 | 31 | 35 | 3.86 | 0.857 | | | | | | | | | | |
| Ron Kline, R ERA: 2.25 (8, 1) | 2.0 | W | 8 | 2 | 0 | 0 | 1 | 0 | 0 | 0 | 0 | 0 | 0 | 10 | 10 | 0.00 | 1.000 | | | | | | | | | | |

| | |
|-----|----|
| AB | 33 |
| R | 3 |
| H | 7 |
| RBI | 3 |
| BB | 1 |
| SO | 4 |
| LOB | 9 |



| Batter | 1 | 2 | 3 | 4 | 5 | 6 | 7 | 8 | 9 | AB | R | H | RBI | BB | SO | LOB | BOTTOM | | | | | | | | | | |
|---|------------------------------|---------------------------------|------------------------------|---------------------------------|------------------------------|---------------------------------|------------------------------|---------------------------------|------------------------------|---------------------------------|------------------------------|---------------------------------|------------------------------|---------------------------------|------------------------------|---------------------------------|---|------------------------------------|----------------------------------|--------|--|--|--|--|--|--|--|
| Chuck Cottier, R (1.4) | 6-3 | | K | | F9 | | | FC6-5 SH3-4 BB | | 3 | 0 | 0 | 0 | 0 | 1 | 2 | Minnesota Twins @ Washington Senators D.C. Stadium, Washington, DC Fri Apr 17 1964, 6:05 PM EST Att: 10,606 - Unknown | | | | | | | | | | |
| Don Blasingame, L OBP: 0.222, SLG: 0.125 (8, PH) (9, 4) | | | | | K | | | SH3-4 | | 3 | 0 | 1 | 1 | 0 | 2 | 1 | | | | | | | | | | | |
| Ed Brinkman, R OBP: 0.087, SLG: 0.067 (1.6) | K | | | | K | | | 1-2 | | 4 | 0 | 1 | 0 | 0 | 0 | 2 | | | | | | | | | | | |
| Chuck Hinton, R OBP: 0.313, SLG: 0.357 (1.7) | | | 2H 1B | | F8 | | | FC6-5 | | 4 | 0 | 1 | 0 | 0 | 0 | 2 | | | | | | | | | | | |
| Bill Skowron, R OBP: 0.188, SLG: 0.563 (1.3) | 4-3 | | | | K | | | 5-3 | | 4 | 1 | 1 | 1 | 0 | 1 | 2 | | | | | | | | | | | |
| Jim King, L (1.9) | | | K2-3 | | P6 | | | F8 | | 4 | 0 | 0 | 0 | 0 | 1 | 0 | | | | | | | | | | | |
| Don Lock, R OBP: 0.500, SLG: 0.545 (1.8) | F9 | | | | | | | 4-3 | | 3 | 1 | 1 | 0 | 1 | 0 | 0 | | | | | | | | | | | |
| Ken Retzer, L OBP: 0.286, SLG: 0.091 (1.2) | | | | | | | | FC3-6 2B 1B | | 3 | 0 | 0 | 0 | 0 | 0 | 1 | | | | | | | | | | | |
| Fred Valentine, S OBP: 1.000, SLG: 1.000 (9, PH) | F8 | | | | 4-3 | | | FC3-6 1B | | 1 | 0 | 1 | 0 | 0 | 0 | 0 | | | | | | | | | | | |
| John Kennedy, R OBP: 0.462, SLG: 0.300 (9, PH) (1.5) | | | | | | | | FC3-6 1B | | 2 | 1 | 1 | 0 | 1 | 0 | 0 | | | | | | | | | | | |
| Dick Phillips, L (9, PH) | | | WP 1B 1B | | | | | SH1-4 BB | | 1 | 1 | 0 | 0 | 0 | 0 | 2 | | | | | | | | | | | |
| Tom Cheney, R (1.1) | | | | | | | | FC3-6 1B | | 2 | 0 | 0 | 0 | 0 | 1 | 1 | | | | | | | | | | | |
| Ron Kline, R (8, 1) | | | | | | | | E2 | | 0 | 0 | 0 | 0 | 0 | 0 | 0 | | | | | | | | | | | |
| Don Zimmer, R OBP: 0.500, SLG: 1.000 (9, PH) | | | | | | | | 1-2 3H 2B | | 1 | 0 | 1 | 1 | 0 | 0 | 0 | | | | | | | | | | | |
| Inning Stats | R: 0 E: 0 K: 1 S: 6 | H: 1 LOB: 1 BB: 0 P: 6 | R: 0 E: 0 K: 1 S: 5 | H: 0 LOB: 0 BB: 0 P: 5 | R: 1 E: 0 K: 2 S: 9 | H: 2 LOB: 1 BB: 0 P: 9 | R: 0 E: 0 K: 1 S: 5 | H: 0 LOB: 1 BB: 1 P: 9 | R: 0 E: 0 K: 0 S: 4 | H: 1 LOB: 0 BB: 0 P: 4 | R: 0 E: 0 K: 0 S: 3 | H: 0 LOB: 0 BB: 0 P: 3 | R: 0 E: 0 K: 0 S: 3 | H: 0 LOB: 1 BB: 1 P: 7 | R: 2 E: 1 K: 0 S: 5 | H: 3 LOB: 1 BB: 0 P: 5 | 1B: 5 2B: 1 3B: 0 HR: 1 | SF: 0 SAC: 2 DP: 0 HBP: 0 | WP: 1 PB: 0 SB: 1 CS: 0 | PA: 36 | | | | | | | |
| PITCHER | IP | WLS | BF | H | R | ER | SO | BB | IBB | HBP | BLK | WP | HR | S | P | ERA | WHIP | | | | | | | | | | |
| Lee Stange, R ERA: 2.57 (1.1) | 7.0 | | 27 | 4 | 2 | 2 | 6 | 2 | 0 | 0 | 0 | 0 | 1 | 37 | 45 | 2.57 | 0.857 | | | | | | | | | | |
| Bill Dailey, R ERA: 5.4 (8, 1) | 1.2 | L | 9 | 3 | 2 | 1 | 0 | 1 | 0 | 0 | 0 | 0 | 0 | 8 | 12 | 5.40 | 2.400 | | | | | | | | | | |

| | |
|-----|----|
| AB | 31 |
| R | 4 |
| H | 7 |
| RBI | 3 |
| BB | 3 |
| SO | 6 |
| LOB | 11 |



| Batter | 1 | 2 | 3 | 4 | 5 | 6 | 7 | 8 | 9 | 10 | AB | R | H | RBI | BB | SO | LOB | | | | | |
|--|------------------------------|----------------------------------|------------------------------|---------------------------------|------------------------------|---------------------------------|------------------------------|---------------------------------|------------------------------|----------------------------------|------------------------------|---------------------------------|------------------------------|---------------------------------|------------------------------|---------------------------------|------------------------------|---------------------------------|----------------------------------|------------------------------------|----------------------------------|--------|
| Rich Rollins, R OBP: 0.316, SLG: 0.333 (1, 5) | | | | | | | | | | | 5 | 1 | 1 | 0 | 0 | 2 | 1 | | | | | |
| Vic Power, R OBP: 0.143, SLG: 0.077 (1, 3) | | | | | | | | | | | 5 | 1 | 0 | 0 | 0 | 1 | 1 | | | | | |
| Tony Oliva, L OBP: 0.474, SLG: 0.842 (1, 9) | | | | | | | | | | | 5 | 2 | 2 | 1 | 0 | 1 | 1 | | | | | |
| Bob Allison, R OBP: 0.500, SLG: 0.638 (1, 8) | | | | | | | | | | | 3 | 2 | 2 | 0 | 2 | 0 | 1 | | | | | |
| Hamon Killebrew, R OBP: 0.294, SLG: 0.524 Joe Nossek, R (10, 8) | | | | | | | | | | | 3 | 0 | 0 | 0 | 2 | 0 | 3 | | | | | |
| Earl Battey, R OBP: 0.286, SLG: 0.462 Joe McCabe, R (4, 2) | | | | | | | | | | | 2 | 0 | 1 | 2 | 0 | 0 | 1 | | | | | |
| Jimmie Hall, L OBP: 0.286, SLG: 0.429 Jerry Zimmerman, R OBP: 1.000, SLG: 1.000 (8, 2) | | | | | | | | | | | 5 | 0 | 0 | 0 | 0 | 1 | 4 | | | | | |
| Zoilo Versalles, R OBP: 0.235, SLG: 0.333 (1, 6) | | | | | | | | | | | 4 | 2 | 3 | 2 | 1 | 0 | 0 | | | | | |
| Bernie Allen, L OBP: 0.438, SLG: 1.077 (1, 4) | | | | | | | | | | | 3 | 0 | 0 | 0 | 0 | 2 | 1 | | | | | |
| Dick Stigman, R (1, 1) | | | | | | | | | | | 0 | 0 | 0 | 0 | 0 | 0 | 0 | | | | | |
| Jim Perry, S (6, 1) | | | | | | | | | | | 0 | 0 | 0 | 0 | 0 | 0 | 0 | | | | | |
| Gerry Arrigo, L (6, 1) | | | | | | | | | | | 0 | 0 | 0 | 0 | 0 | 0 | 0 | | | | | |
| Lenny Green, L (9, PH) | | | | | | | | | | | 1 | 0 | 0 | 0 | 0 | 0 | 0 | | | | | |
| Bill Pleis, L (9, 1) | | | | | | | | | | | 0 | 0 | 0 | 0 | 0 | 0 | 0 | | | | | |
| Inning Stats | R: 2 E: 0 K: 0 S: 6 | H: 3 LOB: 2 BB: 1 P: 10 | R: 1 E: 0 K: 2 S: 8 | H: 1 LOB: 0 BB: 0 P: 8 | R: 0 E: 0 K: 1 S: 3 | H: 0 LOB: 1 BB: 1 P: 7 | R: 1 E: 0 K: 1 S: 6 | H: 1 LOB: 0 BB: 0 P: 6 | R: 2 E: 1 K: 1 S: 7 | H: 1 LOB: 1 BB: 1 P: 11 | R: 0 E: 0 K: 2 S: 6 | H: 1 LOB: 1 BB: 0 P: 6 | R: 0 E: 0 K: 0 S: 3 | H: 0 LOB: 0 BB: 0 P: 3 | R: 0 E: 0 K: 0 S: 3 | H: 0 LOB: 0 BB: 0 P: 3 | R: 2 E: 1 K: 0 S: 5 | H: 3 LOB: 2 BB: 1 P: 9 | 1B: 6 2B: 2 3B: 0 HR: 3 | SF: 1 SAC: 0 DP: 1 HBP: 0 | WP: 0 PB: 1 SB: 0 CS: 1 | PA: 44 |
| PITCHER | IP | WLS | BF | H | R | ER | SO | BB | IBB | HBP | BLK | WP | HR | S | P | ERA | WHIP | | | | | |
| Dave Stenhouse, R ERA: 9.0 (1, 1) | 4.0 | | 21 | 6 | 6 | 4 | 3 | 2 | 0 | 0 | 0 | 0 | 2 | 25 | 33 | 9.00 | 2.000 | | | | | |
| Buster Narum, R ERA: (5, 1) | 1.0 | | 4 | 0 | 0 | 0 | 1 | 1 | 0 | 0 | 0 | 0 | 0 | 5 | 9 | 0.00 | 1.000 | | | | | |
| Jim Duckworth, R ERA: (6, 1) | 2.0 | | 7 | 1 | 0 | 0 | 3 | 1 | 0 | 0 | 0 | 0 | 0 | 12 | 16 | 0.00 | 1.000 | | | | | |
| Steve Ridzik, R ERA: 3.0 (8, 1) | 3.0 | L | 12 | 3 | 2 | 2 | 0 | 1 | 0 | 0 | 0 | 0 | 1 | 11 | 15 | 6.00 | 1.333 | | | | | |

TOP

Minnesota Twins @ Washington Senators
D.C. Stadium, Washington, DC

Sat Apr 18 1964, 3:33 AM EST
Att: 4,166 - Unknown

livebaseballscorecards.com

AB 38
R 8
H 10
RBI 7
BB 5
SO 7
LOB 13

WP: 0 PA: 44
PB: 1
SB: 0
CS: 1

| Batter | 1 | 2 | 3 | 4 | 5 | 6 | 7 | 8 | 9 | 10 | AB | R | H | RBI | BB | SO | LOB | | | | | | | |
|---|------------------------------|---------------------------------|------------------------------|---------------------------------|------------------------------|---------------------------------|------------------------------|---------------------------------|------------------------------|---------------------------------|------------------------------|----------------------------------|------------------------------|---------------------------------|------------------------------|---------------------------------|------------------------------|---------------------------------|------------------------------|---------------------------------|----------------------------------|------------------------------------|----------------------------------|--------|
| Chuck Cottier, R (1, 4) | | | | | | | | | | | 5 | 0 | 0 | 0 | 0 | 2 | 1 | | | | | | | |
| Ed Brinkman, R OBP: 0.200, SLG: 0.400 (1, 6) | | | | | | | | | | | 5 | 2 | 3 | 1 | 0 | 1 | 0 | | | | | | | |
| Chuck Hinton, R OBP: 0.429, SLG: 0.633 (1, 7) | | | | | | | | | | | 4 | 2 | 3 | 3 | 1 | 0 | 1 | | | | | | | |
| Bill Skowron, R OBP: 0.238, SLG: 0.524 (1, 3) | | | | | | | | | | | 5 | 1 | 2 | 1 | 0 | 1 | 3 | | | | | | | |
| Ken Hunt, R OBP: 0.296, SLG: 0.667 (1, 8) | | | | | | | | | | | 2 | 0 | 0 | 0 | 1 | 0 | 0 | | | | | | | |
| Don Lock, R OBP: 0.500, SLG: 0.500 (1, 9) | | | | | | | | | | | 3 | 0 | 1 | 0 | 1 | 1 | 0 | | | | | | | |
| Ken Retzer, L OBP: 0.250, SLG: 0.077 (1, 2) | | | | | | | | | | | 2 | 0 | 0 | 0 | 0 | 0 | 0 | | | | | | | |
| Don Zimmer, R OBP: 0.333, SLG: 0.667 (6, PH) | | | | | | | | | | | 1 | 0 | 0 | 0 | 0 | 2 | | | | | | | | |
| Mike Brumley, L (7, 2) | | | | | | | | | | | 1 | 0 | 0 | 0 | 0 | 2 | | | | | | | | |
| John Kennedy, R OBP: 0.353, SLG: 0.214 (1, 5) | | | | | | | | | | | 4 | 0 | 0 | 0 | 0 | 1 | 1 | | | | | | | |
| Dave Stenhouse, R OBP: 1.000, SLG: 1.000 Buster Narum, R (5, 1) | | | | | | | | | | | 1 | 1 | 1 | 0 | 0 | 0 | 0 | | | | | | | |
| Fred Valentine, S OBP: 1.000, SLG: 1.000 Jim Duckworth, R (8, 1) | | | | | | | | | | | 0 | 0 | 0 | 0 | 0 | 0 | 0 | | | | | | | |
| Don Leppert, R (7, PH) | | | | | | | | | | | 0 | 0 | 0 | 0 | 0 | 0 | 0 | | | | | | | |
| Steve Ridzik, R (8, 1) | | | | | | | | | | | 1 | 0 | 0 | 0 | 0 | 1 | 0 | | | | | | | |
| Inning Stats | R: 0 E: 0 K: 1 S: 6 | H: 1 LOB: 1 BB: 0 P: 6 | R: 0 E: 0 K: 1 S: 5 | H: 0 LOB: 0 BB: 0 P: 5 | R: 2 E: 0 K: 1 S: 8 | H: 3 LOB: 1 BB: 0 P: 8 | R: 0 E: 0 K: 0 S: 3 | H: 0 LOB: 0 BB: 0 P: 3 | R: 0 E: 0 K: 1 S: 5 | H: 0 LOB: 0 BB: 0 P: 5 | R: 3 E: 0 K: 0 S: 6 | H: 4 LOB: 1 BB: 0 P: 10 | R: 0 E: 0 K: 2 S: 7 | H: 0 LOB: 0 BB: 0 P: 7 | R: 1 E: 0 K: 0 S: 4 | H: 2 LOB: 1 BB: 1 P: 8 | R: 0 E: 0 K: 2 S: 7 | H: 0 LOB: 0 BB: 0 P: 7 | R: 0 E: 0 K: 0 S: 2 | H: 0 LOB: 0 BB: 1 P: 6 | 1B: 5 2B: 3 3B: 2 HR: 2 | SF: 0 SAC: 1 DP: 3 HBP: 0 | WP: 0 PB: 0 SB: 0 CS: 0 | PA: 40 |
| PITCHER | IP | WLS | BF | H | R | ER | SO | BB | IBB | HBP | BLK | WP | HR | S | P | ERA | WHIP | | | | | | | |
| Dick Stigman, L ERA: 9.0 (1, 1) | 5.0 | | 22 | 7 | 5 | 5 | 4 | 0 | 0 | 0 | 0 | 0 | 2 | 30 | 30 | 9.00 | 1.400 | | | | | | | |
| Jim Perry, R ERA: (6, 1) | 0.0 | | 2 | 1 | 0 | 0 | 0 | 1 | 0 | 0 | 0 | 0 | 0 | 1 | 5 | ∞ | ∞ | | | | | | | |
| Gerry Arrigo, L ERA: 6.75 (6, 1) | 3.0 | | 10 | 2 | 1 | 1 | 2 | 0 | 1 | 0 | 0 | 0 | 0 | 13 | 17 | 3.00 | 0.667 | | | | | | | |
| Bill Pleis, L ERA: (9, 1) | 2.0 | W | 6 | 0 | 0 | 0 | 2 | 1 | 0 | 0 | 0 | 0 | 0 | 9 | 13 | 0.00 | 0.500 | | | | | | | |


BOTTOM


Minnesota Twins @ Washington Senators
D.C. Stadium, Washington, DC

Sat Apr 18 1964, 3:33 AM EST
Att: 4,166 - Unknown

livebaseballscorecards.com

AB 36
R 6
H 10
RBI 5
BB 3
SO 8
LOB 10

| Batter | 1 | 2 | 3 | 4 | 5 | 6 | 7 | 8 | 9 | AB | R | H | RBI | BB | SO | LOB | TOP |
|---|---|---|--------------------------------------|---------------------------------|--------------------------------------|---------------------------------|--------------------------------------|---------------------------------|--------------------------------------|----------------------------------|--------------------------------------|----------------------------------|--------------------------------------|---------------------------------|----|---|---|
| Nelson Mathews, R OBP: 0.538, SLG: 0.727 | L4 | | SH5-3 E 1B | | 1B SF7 BB | BB 1B | | | | 3 | 2 | 0 | 1 | 0 | 0 | | Kansas City Athletics @ Washington Senators D.C. Stadium, Washington, DC Sun Apr 19 1964, 3:33 AM EST Att: 8,500 - Unknown livebaseballscorecards.com |
| Wayne Causey, L OBP: 0.697, SLG: 0.571 | BB 1B BB | | SH5-3 | | F5 | BB 1-2 BB | | | | 1 | 1 | 0 | 0 | 2 | 0 | 1 | |
| Ed Charles, R OBP: 0.231, SLG: 0.167 | BB 1B BB | | E7 2-H 1B | | BB SF7 1B | | | | | 3 | 1 | 2 | 0 | 1 | 1 | 2 | |
| Rocky Colavito, R OBP: 0.417, SLG: 0.333 | BB 1B BB | | F9 | | BB SF7 1B BB | | | BB | | 2 | 1 | 1 | 1 | 2 | 0 | 1 | |
| Jim Gentile, L OBP: 0.182, SLG: 0.500 | BB K | | F8 | | BB SF7 | | | | | 2 | 0 | 0 | 1 | 0 | 1 | 3 | |
| Doc Edwards, R OBP: 0.400, SLG: 0.444 | BB K | | | BB 2B | BB FC6-4 1B | | | | | 3 | 0 | 2 | 1 | 0 | 1 | 2 | |
| Tommie Reynolds, R | | F9 | | BB 6-3 | BB FC6-4 | | | | | 3 | 0 | 0 | 0 | 0 | 0 | 2 | |
| Dick Green, R | | K | | BB 1-3 | | BB 6-3 | | | | 3 | 0 | 0 | 0 | 0 | 1 | 1 | |
| Orlando Pena, R | | 5-3 | | BB P4 | | BB K | | | | 3 | 0 | 0 | 0 | 0 | 1 | 1 | |
| Inning Stats | R: 1 H: 1 E: 0 K: 2 S: 8 | H: 1 LOB: 2 BB: 2 P: 16 | R: 0 H: 0 E: 0 K: 1 S: 5 | H: 0 LOB: 0 BB: 0 P: 5 | R: 1 H: 2 E: 1 K: 0 S: 5 | H: 2 LOB: 1 BB: 0 P: 5 | R: 0 H: 1 E: 0 K: 0 S: 4 | H: 1 LOB: 1 BB: 0 P: 4 | R: 3 H: 2 E: 0 K: 0 S: 5 | H: 2 LOB: 1 BB: 2 P: 13 | R: 0 H: 1 E: 0 K: 2 S: 8 | H: 1 LOB: 2 BB: 1 P: 12 | R: 0 H: 0 E: 0 K: 0 S: 0 | H: 0 LOB: 1 BB: 1 P: 4 | | | |
| PITCHER | IP WLS BF H R ER SO BB IBB HBP BLK WP HR S P ERA WHIP | | | | | | | | | | | | | | | | |
| Claude Osteen, L ERA: 5.4 | (1, 1) | 4.2 L 24 6 5 4 3 4 0 0 0 0 0 0 26 42 7.71 2.143 | | | | | | | | | | | | | | | |
| Jim Hannan, R ERA: | (5, 1) | 1.1 6 1 0 0 2 1 0 0 0 0 0 0 9 13 0.00 1.500 | | | | | | | | | | | | | | | |
| Ed Roebuck, R ERA: 9.0 | (7, 1) | 0.0 1 0 0 0 0 1 0 0 0 0 0 0 0 4 ∞ ∞ | | | | | | | | | | | | | | | |
| AB | | | | | | | | | | | | | | | | 23 | |
| R | | | | | | | | | | | | | | | | 5 | |
| H | | | | | | | | | | | | | | | | 7 | |
| RBI | | | | | | | | | | | | | | | | 3 | |
| BB | | | | | | | | | | | | | | | | 6 | |
| SO | | | | | | | | | | | | | | | | 5 | |
| LOB | | | | | | | | | | | | | | | | 13 | |
| | | | | | | | | | | | | | | | |  | |
| WP | | | | | | | | | | | | | | | | 0 | |
| PA | | | | | | | | | | | | | | | | 31 | |
| FB | | | | | | | | | | | | | | | | 0 | |
| SB | | | | | | | | | | | | | | | | 0 | |
| 3B | | | | | | | | | | | | | | | | 0 | |
| DP | | | | | | | | | | | | | | | | 0 | |
| HR | | | | | | | | | | | | | | | | 0 | |
| HBP | | | | | | | | | | | | | | | | 0 | |

| Batter | 1 | 2 | 3 | 4 | 5 | 6 | 7 | 8 | 9 | AB | R | H | RBI | BB | SO | LOB | BOTTOM |
|---|---|---|----------|-----------------|---------|-----------|---|---|---|----|---|---|-----|----|----|---|---|
| Don Blasingame, L OBP: 0.250, SLG: 0.364 | BB K 3B | | F9 | | | BB 4-3 | | | | 3 | 0 | 1 | 0 | 0 | 0 | 0 | Kansas City Athletics @ Washington Senators D.C. Stadium, Washington, DC Sun Apr 19 1964, 3:33 AM EST Att: 8,500 - Unknown livebaseballscorecards.com |
| Ed Brinkman, R OBP: 0.217, SLG: 0.478 | BB K | | | BB SF8 3B | | BB 6-3 | | | | 3 | 1 | 1 | 0 | 0 | 1 | 1 | |
| Chuck Hinton, R OBP: 0.391, SLG: 0.789 | BB K | | | BB SF8 | | | | | | 1 | 0 | 0 | 1 | 0 | 1 | 1 | |
| Ken Hunt, R OBP: 0.286, SLG: 0.667 | BB K | | | BB 3-H K | | | | | | 0 | 0 | 0 | 0 | 0 | 0 | 0 | |
| Bill Skowron, R OBP: 0.217, SLG: 0.478 | BB P4 | | | BB K | | | | | | 2 | 0 | 0 | 0 | 0 | 1 | 1 | |
| Jim King, L | | BB K | | BB 4-1 | | | | | | 2 | 0 | 0 | 0 | 0 | 1 | 0 | |
| Don Lock, R OBP: 0.495, SLG: 0.438 | | BB F8 | | BB K | | | | | | 2 | 0 | 0 | 0 | 0 | 1 | 0 | |
| Mike Brumley, L | | BB F9 | | BB K | | | | | | 2 | 0 | 0 | 0 | 0 | 1 | 0 | |
| John Kennedy, R OBP: 0.316, SLG: 0.188 | | | BB F8 | | BB K | | | | | 2 | 0 | 0 | 0 | 0 | 1 | 0 | |
| Claude Osteen, L OBP: 0.333, SLG: 0.667 | (1, 1) | | | | | | | | | | | | | | | | |
| Jim Hannan, R ERA: | (5, 1) | | | | | | | | | | | | | | | | |
| Don Zimmer, R OBP: 0.250, SLG: 0.500 | (6, PH) | | | | | | | | | | | | | | | | |
| Ed Roebuck, R ERA: | (7, 1) | | | | | | | | | | | | | | | | |
| AB | | | | | | | | | | | | | | | | 19 | |
| R | | | | | | | | | | | | | | | | 1 | |
| H | | | | | | | | | | | | | | | | 2 | |
| RBI | | | | | | | | | | | | | | | | 1 | |
| BB | | | | | | | | | | | | | | | | 0 | |
| SO | | | | | | | | | | | | | | | | 9 | |
| LOB | | | | | | | | | | | | | | | | 3 | |
| | | | | | | | | | | | | | | | |  | |
| WP | | | | | | | | | | | | | | | | 0 | |
| PA | | | | | | | | | | | | | | | | 20 | |
| FB | | | | | | | | | | | | | | | | 0 | |
| SB | | | | | | | | | | | | | | | | 0 | |
| 3B | | | | | | | | | | | | | | | | 0 | |
| DP | | | | | | | | | | | | | | | | 0 | |
| HR | | | | | | | | | | | | | | | | 0 | |
| HBP | | | | | | | | | | | | | | | | 0 | |
| PITCHER | IP WLS BF H R ER SO BB IBB HBP BLK WP HR S P ERA WHIP | | | | | | | | | | | | | | | | |
| Orlando Pena, R ERA: 4.09 | (1, 1) | 6.0 W 20 2 1 1 1 9 0 0 0 0 0 0 38 38 1.50 0.333 | | | | | | | | | | | | | | | |

| Batter | 1 | 2 | 3 | 4 | 5 | 6 | 7 | 8 | 9 | AB | R | H | RBI | BB | SO | LOB | TOP | | | |
|---|---|---------------------------------|------------------------------|---------------------------------|------------------------------|---------------------------------|------------------------------|-----------------------------------|------------------------------|---------------------------------|------------------------------|---------------------------------|------------------------------|---------------------------------|------------------------------|---------------------------------|----------------------------------|------------------------------------|----------------------------------|--------|
| Don Zimmer, R (1,5) OBP: 0.308, SLG: 0.462 John Kennedy, R (8,5) OBP: 0.318, SLG: 0.167 | 0-3 K | | 0-0 5-3 | | | 0-0 6-3 | | 0-0 1B 2H 1B | | 4 | 0 | 1 | 1 | 0 | 1 | 0 | | | | |
| Don Blasingame, L (1,4) OBP: 0.412, SLG: 0.487 | 0-0 FC1-6 HR 1B | | 0-0 4-3 | | | 0-0 S 1B | | 0-0 1-3 1B 1B | | 4 | 2 | 3 | 0 | 0 | 0 | 0 | | | | |
| Chuck Hinton, R (1,7) OBP: 0.344, SLG: 0.607 | 0-0 FC1-6 1B | | 0-0 F7 | | | 0-0 F9 | | 0-0 FC5-2-6 1B 1-2 1B | | 4 | 0 | 1 | 0 | 0 | 0 | 3 | | | | |
| Bill Skowron, R (1,3) OBP: 0.281, SLG: 0.594 | 0-0 FC1-6 HR 1-2 2-3 | | | 0-0 F3 | | 0-0 4-3 | | 0-0 1-3 2H 1B | | 4 | 1 | 1 | 1 | 0 | 0 | 3 | | | | |
| Jim King, L (1,9) OBP: 0.200, SLG: 0.316 | 0-0 HR | | | 0-0 4-3 | | | 0-0 4-3 | 0-0 P6 | | 4 | 1 | 1 | 3 | 0 | 0 | 2 | | | | |
| Don Lock, R (1,8) OBP: 0.414, SLG: 0.333 Ken Hunt, R (6,8) OBP: 0.273, SLG: 0.500 | 0-0 P4 | | | 0-3 K | | | 0-3 K | | 0-0 CS 5-3 1B | 2 | 0 | 0 | 0 | 0 | 1 | 0 | | | | |
| Mike Brumley, L (1,2) | | 0-0 4-3 | | | 0-0 3-1 | | 0-0 4-3 | | 0-0 5-3 | 4 | 0 | 0 | 0 | 0 | 0 | 1 | AB 35 | | | |
| Ed Brinkman, R (1,6) OBP: 0.219, SLG: 0.387 | 0-3 K | | | 0-0 F8 | | | | 0-3 K 2-3 | 0-0 5-3 | 4 | 0 | 0 | 0 | 0 | 2 | 1 | R 5 | | | |
| Carl Bouldin, S (1,1) Jim Hannan, R (2,1) Steve Ridzik, R (3,1) Fred Valentine, S (8,PH) Ron Kline, R (8,1) | 0-3 K | | | | 0-0 L5 | | | 0-0 1B 2B | | 1 | 0 | 0 | 0 | 0 | 1 | 0 | H 9 | | | |
| Inning Stats | R: 3 E: 0 K: 1 S: 8 | H: 3 LOB: 0 BB: 0 P: 8 | R: 0 E: 0 K: 2 S: 7 | H: 0 LOB: 0 BB: 0 P: 7 | R: 0 E: 0 K: 0 S: 3 | H: 0 LOB: 0 BB: 0 P: 3 | R: 0 E: 0 K: 1 S: 5 | H: 0 LOB: 0 BB: 0 P: 5 | R: 0 E: 0 K: 0 S: 4 | H: 1 LOB: 1 BB: 0 P: 4 | R: 0 E: 0 K: 1 S: 5 | H: 0 LOB: 0 BB: 0 P: 5 | R: 2 E: 0 K: 1 S: 9 | H: 4 LOB: 2 BB: 0 P: 9 | R: 0 E: 0 K: 0 S: 3 | H: 1 LOB: 0 BB: 0 P: 3 | 1B: 7 2B: 1 3B: 0 HR: 1 | SF: 0 SAC: 0 DP: 0 HBP: 0 | WP: 0 PB: 0 SB: 1 CS: 1 | PA: 35 |
| PITCHER | IP WLS BF H R ER SO BB IBB HBP BLK WP HR S P ERA WHIP | | | | | | | | | | | | | | | | | | | |
| Lee Stange, R (1,1) ERA: 4.4 | 7.1 L 29 7 5 5 6 0 0 0 0 0 1 41 41 6.14 0.955 | | | | | | | | | | | | | | | | | | | |
| Bill Fischer, R (8,1) ERA: 3.0 | 1.2 6 2 0 0 0 0 0 0 0 0 0 6 6 0.00 1.200 | | | | | | | | | | | | | | | | | | | |

Washington Senators @ Minnesota Twins
Metropolitan Stadium, Bloomington, MI
Thu Apr 23 1964, 4:33 AM EST
Att: 4,638 - Unknown

AB 35
R 5
H 9
RBI 5
BB 0
SO 6
LOB 10



| Batter | 1 | 2 | 3 | 4 | 5 | 6 | 7 | 8 | 9 | AB | R | H | RBI | BB | SO | LOB | BOTTOM | | | | | |
|---|---|---------------------------------|------------------------------|----------------------------------|--------------------------------------|----------------------------------|------------------------------|---------------------------------|------------------------------|---------------------------------|------------------------------|---------------------------------|------------------------------|----------------------------------|------------------------------|---------------------------------|------------------------------|---------------------------------|----------------------------------|------------------------------------|----------------------------------|--------|
| Rich Rollins, R (1,5) OBP: 0.308, SLG: 0.421 | 0-0 5-3 | | 0-0 1-3 | | | 0-3 K | 0-0 F7 | | | 5 | 0 | 1 | 0 | 0 | 1 | 5 | | | | | | |
| Tony Oliva, L (1,9) OBP: 0.436, SLG: 0.811 | 0-0 G3 2B | 1-0 HBP | | 0-0 4-3 | | 0-0 2B | | 0-0 L1-3 | | 4 | 2 | 2 | 0 | 0 | 0 | 0 | | | | | | |
| Jimmie Hall, L (1,8) OBP: 0.294, SLG: 0.333 | 0-0 G3 1-2 | 0-0 3-1 | | 0-0 4-3 | | 0-0 2B | | 0-0 F5 | | 5 | 0 | 1 | 1 | 0 | 0 | 4 | | | | | | |
| Harmon Killebrew, R (1,7) OBP: 0.314, SLG: 0.433 | 4-0 2B BB | | 0-0 BB 1B | 0-3 K | | 0-3 K | | 0-0 F9 | | 4 | 1 | 1 | 0 | 1 | 2 | 1 | | | | | | |
| Don Mincher, L (1,3) OBP: 0.444, SLG: 0.625 | 0-0 1-3 2H 2B | | 0-3 K | | 0-0 FC6-4 BB 1B | | 4-0 SH5-4 1B BB | | 0-0 P4 | 4 | 1 | 2 | 1 | 1 | 1 | 1 | | | | | | |
| Earl Battey, R (1,2) OBP: 0.318, SLG: 0.368 Joe Nosssek, R (9,FR) | 0-0 4-3 | | 4-0 E 1B BB | | 4-0 FC6-4 BB | | 0-0 SH5-4 | | 0-0 WP 1B | 2 | 0 | 1 | 0 | 2 | 0 | 2 | | | | | | |
| Zolio Versalles, R (1,6) OBP: 0.400, SLG: 0.467 | | 0-3 K | 0-0 F9 | | 0-0 FC6-4 G3-6-3 1-2 2-3 | | 0-0 1-3 | | 0-0 L6 WP 1B | 5 | 0 | 1 | 0 | 0 | 1 | 5 | AB 35 | | | | | |
| Bernie Allen, L (1,4) OBP: 0.500, SLG: 0.708 | | 4-0 FC3-6 BB | 0-0 E8 BB 1B | | 0-0 G3-6-3 1-2 | | 4-0 1B IBB | | 4-0 1-2 3 IBB | 2 | 0 | 1 | 1 | 3 | 0 | 2 | R 4 | | | | | |
| Lee Stange, R (1,1) OBP: 0.333, SLG: 0.200 Bill Fischer, R (8,1) Lenny Green, L (9,PH) | 0-0 FC3-6 2B | | 0-0 BB | | 0-0 6-3 | | 0-0 1-2 2H 1B | | 0-0 L6 | 3 | 0 | 1 | 1 | 1 | 0 | 1 | H 11 | | | | | |
| Inning Stats | R: 1 E: 0 K: 0 S: 5 | H: 2 LOB: 2 BB: 1 P: 9 | R: 0 E: 0 K: 1 S: 6 | H: 1 LOB: 3 BB: 1 P: 11 | R: 1 E: 1 K: 1 S: 7 | H: 2 LOB: 3 BB: 2 P: 15 | R: 0 E: 0 K: 1 S: 5 | H: 0 LOB: 0 BB: 0 P: 5 | R: 0 E: 0 K: 0 S: 3 | H: 1 LOB: 1 BB: 1 P: 7 | R: 1 E: 0 K: 2 S: 9 | H: 2 LOB: 1 BB: 0 P: 9 | R: 1 E: 0 K: 0 S: 4 | H: 1 LOB: 2 BB: 2 P: 12 | R: 0 E: 0 K: 0 S: 3 | H: 0 LOB: 0 BB: 0 P: 3 | R: 0 E: 0 K: 0 S: 4 | H: 2 LOB: 2 BB: 1 P: 8 | 1B: 7 2B: 5 3B: 0 HR: 0 | SF: 0 SAC: 1 DP: 2 HBP: 1 | WP: 1 PB: 0 SB: 0 CS: 0 | PA: 45 |
| PITCHER | IP WLS BF H R ER SO BB IBB HBP BLK WP HR S P ERA WHIP | | | | | | | | | | | | | | | | | | | | | |
| Carl Bouldin, R (1,1) ERA: 6.23 | 1.2 11 3 1 1 1 1 2 0 0 0 0 0 7 15 9.00 4.000 | | | | | | | | | | | | | | | | | | | | | |
| Jim Hannan, R (2,1) ERA: 2.7 | 1.0 7 2 1 1 1 1 2 0 0 0 0 0 7 15 9.00 4.000 | | | | | | | | | | | | | | | | | | | | | |
| Steve Ridzik, R (3,1) ERA: 3.48 | 4.1 W 19 4 2 2 3 2 1 0 0 0 0 22 34 4.15 1.385 | | | | | | | | | | | | | | | | | | | | | |
| Ron Kline, R (8,1) ERA: 1.5 | 2.0 S 8 2 0 0 0 0 0 1 0 0 1 0 7 11 0.00 1.000 | | | | | | | | | | | | | | | | | | | | | |

Washington Senators @ Minnesota Twins
Metropolitan Stadium, Bloomington, MI
Thu Apr 23 1964, 4:33 AM EST
Att: 4,638 - Unknown

AB 35
R 4
H 11
RBI 4
BB 8
SO 5
LOB 24



| Batter | 1 | 2 | 3 | 4 | 5 | 6 | 7 | 8 | 9 | 10 | AB | R | H | RBI | BB | SO | LOB | | | | |
|--|---|--|--|--|--|--|--|--|--|---|---|--------------------------------|---|-----|----|----|-----|--|--|--|--|
| Don Zimmer, R OBP: 0.333, SLG: 0.667 John Kennedy, R OBP: 0.318, SLG: 0.167 | (1,5) X 0-0 SH1-3 2B | | X 0-0 HR | | | X 0-0 K | | X 0-3 K | | X 0-3 K | 5 | 1 | 2 | 1 | 0 | 3 | 4 | | | | |
| Don Blasingame, L OBP: 0.428, SLG: 0.526 | (1,4) X 0-0 SH1-3 | | X 0-0 F9 | | | X 0-0 4-3 | | | X 0-0 1B | X 0-0 WP 1B | 4 | 1 | 2 | 2 | 0 | 0 | 0 | | | | |
| Chuck Hinton, R OBP: 0.351, SLG: 0.576 | (1,7) X 0-0 P4 | | | X 0-0 1-3 | | | X 0-0 P4-3 1B | | X 0-3 K | X 0-0 1B | 5 | 0 | 2 | 1 | 0 | 1 | 2 | | | | |
| Bill Skowron, R OBP: 0.270, SLG: 0.541 | (1,3) X 0-3 K | | | X 0-0 5-3 | | | X 0-0 F9 | | X 0-0 G5-4-3 | X 0-0 1B | 5 | 0 | 1 | 0 | 0 | 1 | 3 | | | | |
| Jim King, L OBP: 0.160, SLG: 0.250 | (1,9) X 0-0 1-3 | | | X 0-0 F8 | | | X 0-0 P4-3 | | X 0-0 1B | X 0-0 F8 | 5 | 0 | 0 | 0 | 0 | 0 | 3 | | | | |
| Don Lock, R OBP: 0.424, SLG: 0.333 | (1,8) X 0-0 K | | | X 4-0 CS BB | | | X 0-0 1B | | X 0-0 1B | X 0-0 E6 1B | 3 | 1 | 1 | 0 | 1 | 1 | 0 | | | | |
| Mike Brumley, L Fred Valentine, S Ken Reitzer, L OBP: 0.250, SLG: 0.077 | (1,2) X 0-3 K | | | X 0-0 K | | | X 0-0 F8 | | X 0-0 1B | X 4-0 1B BB | 3 | 0 | 0 | 0 | 0 | 2 | 2 | | | | |
| Ed Brinkman, R OBP: 0.250, SLG: 0.400 | (1,6) X 0-0 F8 | | | X 0-0 1-3 | | | X 0-0 1B | | X 0-0 1B | X 0-0 1B BB | 4 | 1 | 2 | 1 | 0 | 0 | 0 | | | | |
| Claude Osteen, L OBP: 0.286, SLG: 0.429 | (1,1) X 0-3 K | | | X 0-0 2-3 | | | X 0-3 K | | X 0-0 1B | X 0-0 1B 2B | 4 | 1 | 1 | 1 | 0 | 2 | 2 | | | | |
| Inning Stats | R: 0 H: 1 E: 0 LOB: 1 K: 1 BB: 0 S: 6 P: 6 | R: 0 H: 0 E: 0 LOB: 0 K: 2 BB: 0 S: 7 P: 7 | R: 1 H: 1 E: 0 LOB: 0 K: 1 BB: 0 S: 6 P: 6 | R: 0 H: 0 E: 0 LOB: 0 K: 0 BB: 0 S: 3 P: 3 | R: 0 H: 0 E: 0 LOB: 0 K: 1 BB: 1 S: 4 P: 8 | R: 0 H: 0 E: 0 LOB: 0 K: 1 BB: 0 S: 5 P: 5 | R: 0 H: 1 E: 0 LOB: 0 K: 2 BB: 0 S: 3 P: 3 | R: 0 H: 2 E: 0 LOB: 2 K: 2 BB: 0 S: 9 P: 9 | R: 0 H: 1 E: 0 LOB: 0 K: 1 BB: 0 S: 5 P: 5 | R: 5 H: 5 E: 1 LOB: 2 K: 11 BB: 1 S: 11 P: 15 | 1B: 8 SF: 0 2B: 3 SAC: 1 3B: 0 DP: 2 HR: 1 HBP: 0 | WP: 1 PA: 41 PB: 0 SB: 0 CS: 1 | | | | | | | | | |
| PITCHER | IP WLS BF H R ER SO BB IBB HBP BLK WP HR S P ERA WHIP | | | | | | | | | | | | | | | | | | | | |
| Orlando Pena, R ERA: 3.1 | (1,1) 9.1 L 35 7 4 2 9 2 0 0 0 0 0 1 51 59 1.93 0.964 | | | | | | | | | | | | | | | | | | | | |
| Ted Bowsfield, L ERA: 4.5 | (10,1) 0.0 1 1 0 0 0 0 0 0 0 0 0 0 1 1 ∞ ∞ | | | | | | | | | | | | | | | | | | | | |
| John Wyatt, R ERA: | (10,1) 0.1 4 3 2 0 1 0 0 0 0 0 1 0 6 6 0.00 9.000 | | | | | | | | | | | | | | | | | | | | |
| John O'Donoghue, L ERA: | (10,1) 0.1 1 0 0 0 0 0 0 0 0 0 0 0 1 1 0.00 0.000 | | | | | | | | | | | | | | | | | | | | |


TOP

Washington Senators @ Kansas City Athletics
Municipal Stadium, Kansas City, MO

Fri Apr 24 1964, 7:05 PM EST
Att: 5,452 - Unknown

livebaseballscores.com

| | |
|-----|----|
| AB | 38 |
| R | 6 |
| H | 11 |
| RBI | 6 |
| BB | 2 |
| SO | 10 |
| LOB | 16 |



| Batter | 1 | 2 | 3 | 4 | 5 | 6 | 7 | 8 | 9 | 10 | AB | R | H | RBI | BB | SO | LOB | | | | |
|--|--|--|---|--|--|--|--|--|--|--|---|--------------------------------|---|-----|----|----|-----|--|--|--|--|
| Nelson Mathews, R OBP: 0.348, SLG: 0.429 | (1,8) X 0-0 5-3 | | X 0-0 4-3 | | | X 0-3 K | | X 0-0 F8 | | X 0-0 FC1-6 1B | 5 | 0 | 1 | 0 | 0 | 1 | 0 | | | | |
| Wayne Causey, L OBP: 0.636, SLG: 0.500 | (1,6) X 0-0 P3 | | X 4-0 2B BB | | X 0-0 1-3 | | X 0-0 FC6-4 1B | | X 0-0 FC1-6 | X 0-0 G4-6-3 | 4 | 1 | 1 | 0 | 1 | 0 | 1 | | | | |
| Ed Charles, R OBP: 0.318, SLG: 0.350 | (1,5) X 4-0 S BB | | X 0-0 2B | | X 0-0 6-3 | | X 0-0 FC6-4 | | X 0-0 FC6-4 | X 0-0 G4-6-3 | 4 | 0 | 1 | 1 | 1 | 0 | 2 | | | | |
| Rocky Colavito, R OBP: 0.350, SLG: 0.250 | (1,9) X 0-0 F7 | | X 4-0 BB | | X 0-0 G3 | | X 0-0 G3-6-1 1B | | X 0-0 1B | X 0-0 F7 | 3 | 0 | 1 | 0 | 1 | 0 | 1 | | | | |
| Jim Gentile, L OBP: 0.150, SLG: 0.316 | (1,3) X 0-3 K | | X 0-0 P6 | | X 0-0 1B | | X 0-0 1B | | X 0-0 F7 | X 0-0 F7 | 4 | 0 | 1 | 0 | 0 | 1 | 3 | | | | |
| Doc Edwards, R OBP: 0.357, SLG: 0.385 | (1,2) X 0-0 F2 | | X 0-0 4-3 | | X 0-0 4-3 | | X 0-0 1B | | X 0-0 G3-6-1 | X 0-0 G3-6-1 | 4 | 0 | 1 | 0 | 0 | 0 | 1 | | | | |
| Tommy Reynolds, R OBP: 0.250, SLG: 0.143 | (1,7) X 0-0 1B | | X 4-0 BB | | X 0-0 F9 | | X 0-0 F9 | | X 0-0 F8 | X 0-0 F8 | 3 | 0 | 1 | 0 | 1 | 0 | 2 | | | | |
| Dick Green, R OBP: 0.111, SLG: 0.111 | (1,4) X 0-0 6-3 | | X 0-0 F9 | | X 0-0 F8 | | X 0-0 F8 | | X 0-0 F8 | X 0-0 F8 | 4 | 0 | 0 | 0 | 0 | 0 | 4 | | | | |
| Orlando Pena, R Ted Bowsfield, R John Wyatt, R John O'Donoghue, R | (1,1) (10,1) (10,1) (10,1) | | X 0-3 K | | X 0-3 K | | X 0-0 F9 | | X 0-0 1-3 | X 0-0 1-3 | 4 | 0 | 0 | 0 | 0 | 2 | 1 | | | | |
| Inning Stats | R: 0 H: 0 E: 0 LOB: 1 K: 0 BB: 1 S: 3 P: 7 | R: 0 H: 1 E: 0 LOB: 1 K: 1 BB: 0 S: 6 P: 6 | R: 1 H: 1 E: 0 LOB: 2 K: 1 BB: 2 S: 6 P: 14 | R: 0 H: 0 E: 0 LOB: 1 K: 1 BB: 1 S: 5 P: 9 | R: 0 H: 0 E: 0 LOB: 0 K: 1 BB: 0 S: 5 P: 5 | R: 0 H: 2 E: 0 LOB: 2 K: 0 BB: 0 S: 5 P: 5 | R: 0 H: 1 E: 0 LOB: 1 K: 0 BB: 0 S: 4 P: 4 | R: 0 H: 1 E: 0 LOB: 0 K: 0 BB: 0 S: 3 P: 3 | R: 0 H: 0 E: 0 LOB: 0 K: 0 BB: 0 S: 3 P: 3 | R: 0 H: 1 E: 0 LOB: 0 K: 0 BB: 0 S: 3 P: 3 | 1B: 6 SF: 0 2B: 1 SAC: 0 3B: 0 DP: 2 HR: 0 HBP: 0 | WP: 0 PA: 39 PB: 0 SB: 1 CS: 0 | | | | | | | | | |
| PITCHER | IP WLS BF H R ER SO BB IBB HBP BLK WP HR S P ERA WHIP | | | | | | | | | | | | | | | | | | | | |
| Claude Osteen, L ERA: 3.32 | (1,1) 10.0 W 39 7 1 1 4 4 0 0 0 0 0 0 43 59 0.90 1.100 | | | | | | | | | | | | | | | | | | | | |


BOTTOM


Washington Senators @ Kansas City Athletics
Municipal Stadium, Kansas City, MO

Fri Apr 24 1964, 7:05 PM EST
Att: 5,452 - Unknown

livebaseballscores.com


| | |
|-----|----|
| AB | 35 |
| R | 1 |
| H | 7 |
| RBI | 1 |
| BB | 4 |
| SO | 4 |
| LOB | 15 |




| Batter | 1 | 2 | 3 | 4 | 5 | 6 | 7 | 8 | 9 | AB | R | H | RBI | BB | SO | LOB | TOP | | | |
|---|---|---|--|--------------------------------------|------------------------------|---------------------------------|------------------------------|---------------------------------|------------------------------|---------------------------------|------------------------------|---------------------------------|------------------------------|---------------------------------|------------------------------|---------------------------------|---|------------------------------------|----------------------------------|--------|
| Don Zimmer, R (1.5) OBP: 0.318, SLG: 0.571 | 0-0 6-3 | | 0-3 K | | 0-3 K | | | 4-0 BB | | 3 | 0 | 0 | 0 | 1 | 2 | 2 | Washington Senators @ Kansas City Athletics Municipal Stadium, Kansas City, MO Sat Apr 25 1964, 7:05 PM EST Att: 5,019 - Unknown | | | |
| Don Blasingame, L (1.4) OBP: 0.440, SLG: 0.522 | 0-0 CS 1B | | | 0-0 FC1-5 1B | | 0-0 F7 | | 0-0 F8 | | 4 | 0 | 2 | 0 | 0 | 0 | 1 | | | | |
| Chuck Hinton, R (1.7) OBP: 0.366, SLG: 0.622 | 0-3 K 1-2 | | | 0-0 FC1-5 FC4-6 1B | | 0-0 3B | | 0-0 F9 | | 4 | 1 | 2 | 0 | 0 | 1 | 2 | | | | |
| Bill Skowron, R (1.3) OBP: 0.268, SLG: 0.512 | | 0-3 K | | 0-0 FC1-5 FC4-6 1-2 2-3f | | 0-3 K | | 0-0 1B | | 4 | 0 | 1 | 0 | 0 | 2 | 3 | | | | |
| Jim King, L (1.9) OBP: 0.138, SLG: 0.214 | 0-0 F8 | | | 0-0 FC4-6 FC6-4 | | 0-0 4-3 | | 0-0 4-3 | | 4 | 0 | 0 | 1 | 0 | 0 | 4 | | | | |
| Don Lock, R (1.8) OBP: 0.378, SLG: 0.286 | 0-0 F8 | | | 0-0 FC6-4 1-2f | | | 0-3 K | | 0-0 1-3 | 4 | 0 | 0 | 0 | 0 | 1 | 1 | | | | |
| Mike Brumley, L (1.2) OBP: 0.143, SLG: 0.143 | | | 0-0 SH1-4 1B | | 0-0 4-3 | | 0-0 E5 | | 0-0 FC6-4 1B | 4 | 0 | 2 | 0 | 0 | 0 | 0 | | | | |
| Ed Brinkman, R (1.6) OBP: 0.225, SLG: 0.359 | | | 0-3 K | | 0-3 K | | 0-3 K | | 0-0 FC6-4 1-2f | 4 | 0 | 0 | 0 | 0 | 3 | 3 | | | | |
| Tom Cheney, R (1.1) Dick Phillips, L (5. Ph) Jim Duckworth, R (5.1) Fred Valentine, S (7. Ph) Dave Stenhouse, R (7.1) Ken Rietzer, L (6. Ph) | | | 0-0 SH1-4 | | 0-0 1B | | 0-0 P4 | | 0-0 F9 | 0 | 0 | 0 | 0 | 0 | 0 | 0 |  | | | |
| Inning Stats | R: 0 E: 0 K: 1 S: 5 | H: 1 LOB: 0 BB: 0 P: 5 | R: 0 E: 0 K: 1 S: 5 | H: 0 LOB: 0 BB: 0 P: 5 | R: 0 E: 0 K: 2 S: 8 | H: 1 LOB: 1 BB: 0 P: 8 | R: 0 E: 0 K: 0 S: 5 | H: 2 LOB: 1 BB: 0 P: 5 | R: 0 E: 0 K: 1 S: 6 | H: 1 LOB: 1 BB: 0 P: 6 | R: 0 E: 1 K: 2 S: 8 | H: 0 LOB: 1 BB: 0 P: 8 | R: 0 E: 0 K: 0 S: 4 | H: 1 LOB: 2 BB: 1 P: 8 | R: 0 E: 0 K: 0 S: 4 | H: 1 LOB: 1 BB: 0 P: 4 | 1B: 7 2B: 0 3B: 1 HR: 0 | SF: 0 SAC: 1 DP: 0 HBP: 0 | WP: 0 PB: 0 SB: 0 CS: 1 | PA: 36 |
| PITCHER | IP WLS BF H R ER SO BB IBB HBP BLK WP HR S P ERA WHIP | 7.0 W 28 6 1 1 9 1 0 0 0 0 0 45 49 1.29 1.000 | 2.0 S 8 2 0 0 0 0 0 0 0 0 0 8 8 0.00 1.000 | PITCHER | | | | | | | | | | | | | | | | |

| Batter | 1 | 2 | 3 | 4 | 5 | 6 | 7 | 8 | 9 | AB | R | H | RBI | BB | SO | LOB | BOTTOM | | | |
|--|---|---|--|----------------------------------|------------------------------|---------------------------------|------------------------------|---------------------------------|------------------------------|---------------------------------|------------------------------|---------------------------------|------------------------------|---------------------------------|------------------------------|---------------------------------|---|------------------------------------|----------------------------------|--------|
| Nelson Mathews, R (1.8) OBP: 0.333, SLG: 0.400 | 0-0 F3 | | 0-0 P4 | | 0-3 K | | 0-0 1B | | | 4 | 0 | 1 | 0 | 0 | 1 | 0 | Washington Senators @ Kansas City Athletics Municipal Stadium, Kansas City, MO Sat Apr 25 1964, 7:05 PM EST Att: 5,019 - Unknown | | | |
| Ed Charles, R (1.5) OBP: 0.308, SLG: 0.304 | 4-0 3-1 E BB | | 0-0 P4 | | 0-0 6-3 | | 0-0 5-3 | | | 3 | 0 | 0 | 0 | 1 | 0 | 1 | | | | |
| Wayne Causey, L (1.6) OBP: 0.615, SLG: 0.556 | 0-0 3-1 1-3 | | 0-0 1B | | 0-0 2B | | | 0-0 F8 | | 4 | 0 | 2 | 0 | 0 | 0 | 1 | | | | |
| Jim Gentile, L (1.3) OBP: 0.125, SLG: 0.261 | 0-0 F8 | | 0-3 K | | 0-3 K | | | 0-3 K | | 4 | 0 | 0 | 0 | 0 | 3 | 3 | | | | |
| Charlie Lau, L (1.2) OBP: 0.333, SLG: 0.200 | | 0-3 K | | 0-0 F8 | | 0-3 K | | 0-0 4-3 | | 4 | 0 | 0 | 0 | 0 | 2 | 0 | | | | |
| Rocky Colavito, R (1.9) OBP: 0.435, SLG: 0.500 | | | | 0-0 HR | | 4-0 G4-6-3 BB | | | | 2 | 2 | 2 | 1 | 1 | 0 | 0 | | | | |
| Tommie Reynolds, R (1.7) OBP: 0.273, SLG: 0.111 | | 4-0 BB | | 0-3 K | | 0-0 G4-6-3 1-2f | | | | 2 | 0 | 0 | 0 | 1 | 1 | 2 | | | | |
| Dick Green, R (1.4) OBP: 0.143, SLG: 0.286 | 0-0 F7 | | | 0-0 1-H HR | | | 0-0 F8 | | | 3 | 1 | 1 | 2 | 0 | 0 | 1 | | | | |
| Moe Drabowsky, R (1.1) John Wyatt, R (8.1) | 0-3 K | | | 0-0 F7 | | | 0-0 F7 | | | 3 | 0 | 0 | 0 | 0 | 1 | 1 | | | | |
| Inning Stats | R: 0 E: 1 K: 0 S: 3 | H: 0 LOB: 1 BB: 1 P: 7 | R: 1 E: 0 K: 2 S: 8 | H: 1 LOB: 1 BB: 1 P: 12 | R: 0 E: 0 K: 1 S: 6 | H: 1 LOB: 0 BB: 0 P: 6 | R: 2 E: 0 K: 1 S: 7 | H: 2 LOB: 0 BB: 0 P: 7 | R: 0 E: 0 K: 2 S: 8 | H: 1 LOB: 1 BB: 0 P: 8 | R: 0 E: 0 K: 1 S: 4 | H: 0 LOB: 0 BB: 1 P: 8 | R: 0 E: 0 K: 0 S: 4 | H: 1 LOB: 1 BB: 0 P: 4 | R: 0 E: 0 K: 1 S: 5 | H: 0 LOB: 0 BB: 0 P: 5 | 1B: 3 2B: 1 3B: 0 HR: 2 | SF: 0 SAC: 0 DP: 1 HBP: 0 | WP: 0 PB: 0 SB: 0 CS: 0 | PA: 32 |
| PITCHER | IP WLS BF H R ER SO BB IBB HBP BLK WP HR S P ERA WHIP | 4.0 L 18 4 3 3 4 1 0 0 0 0 0 12 16 0.00 1.000 | 2.0 7 1 0 0 3 1 0 0 0 0 0 0 9 9 0.00 0.500 | PITCHER | | | | | | | | | | | | | | | | |

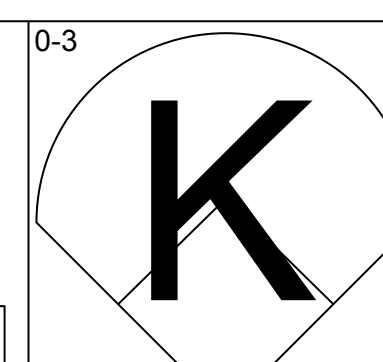
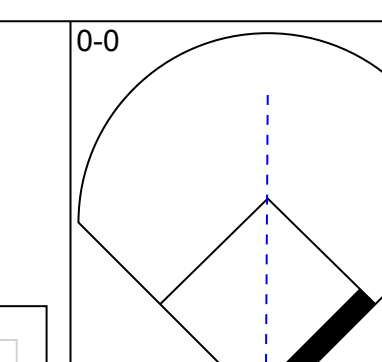
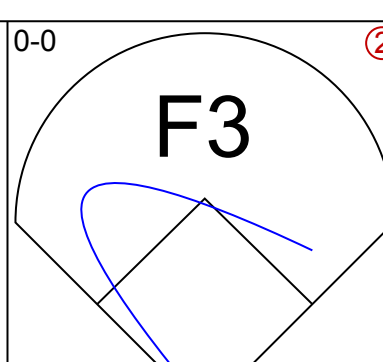
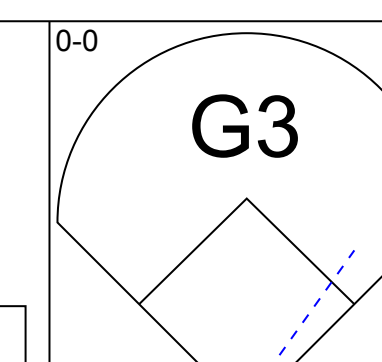
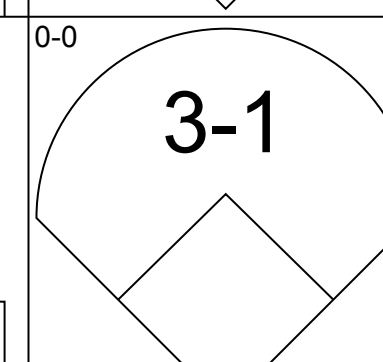
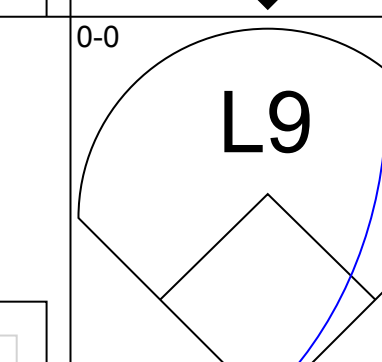
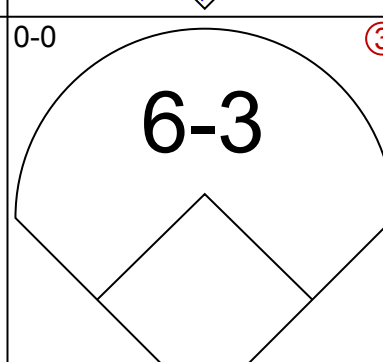
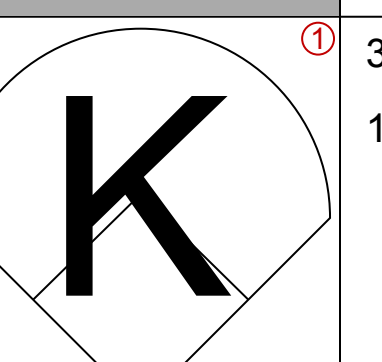
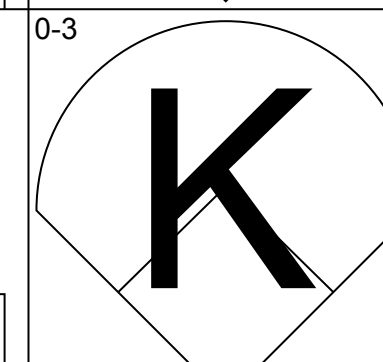
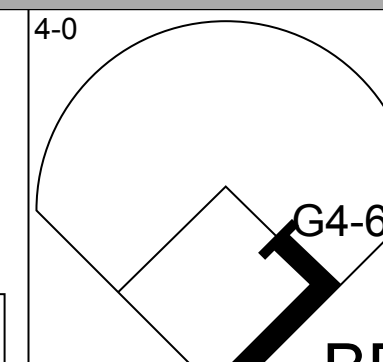
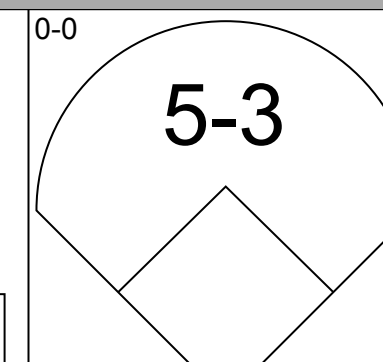
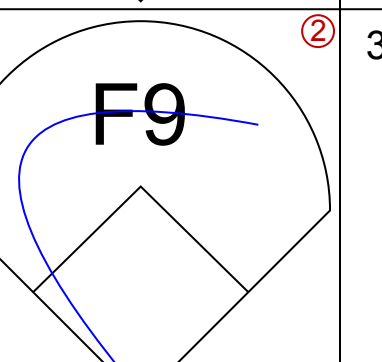
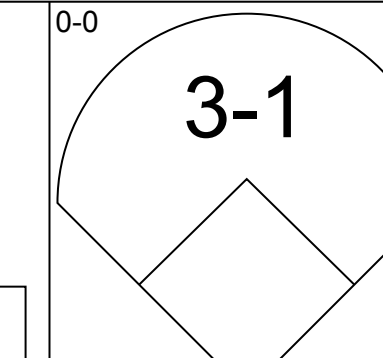
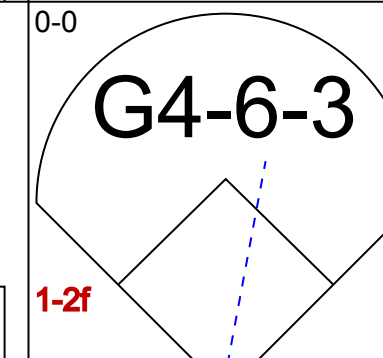
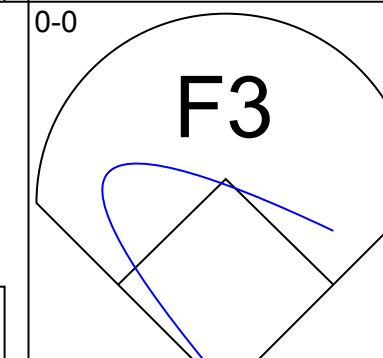
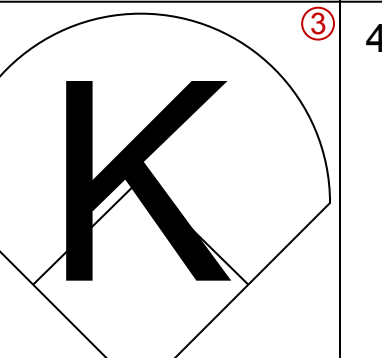
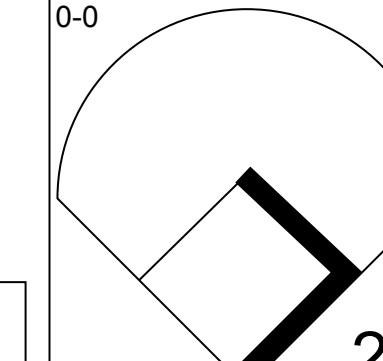
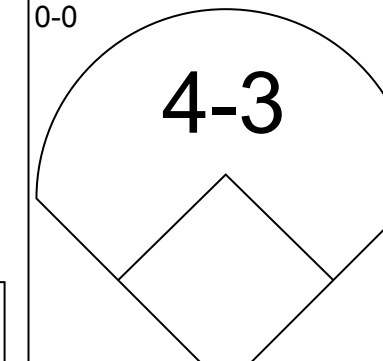
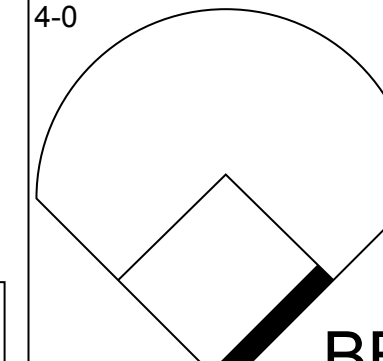

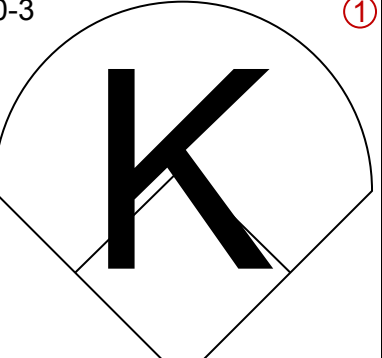
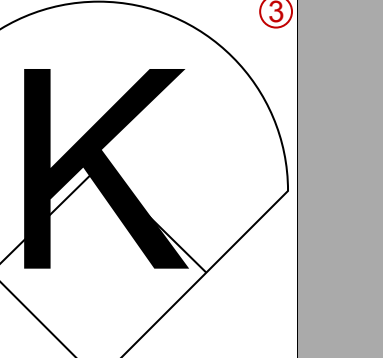

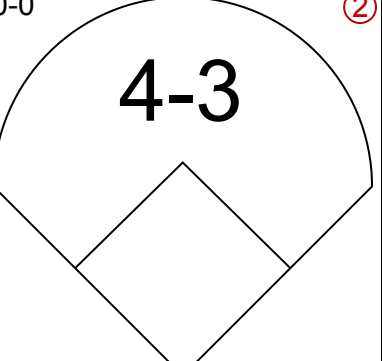
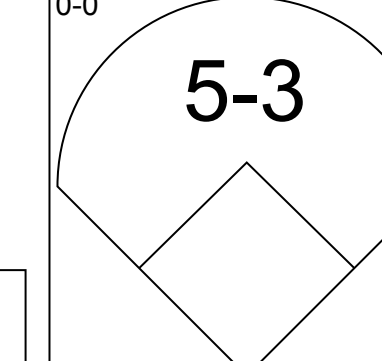
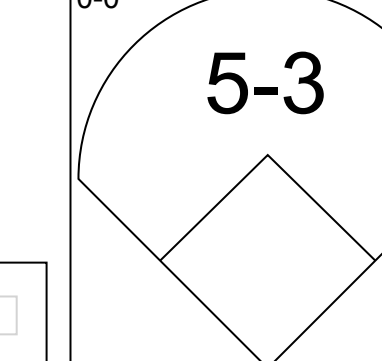
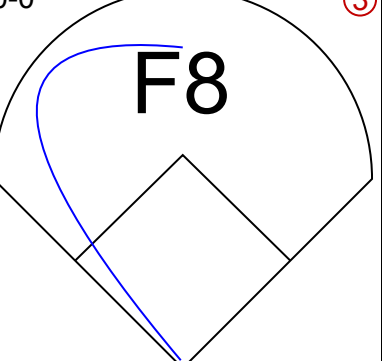
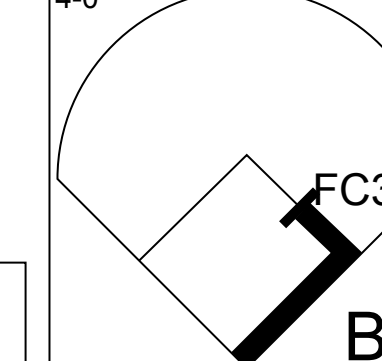
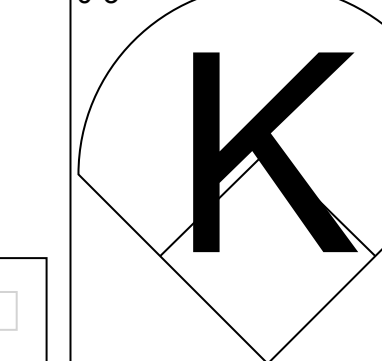
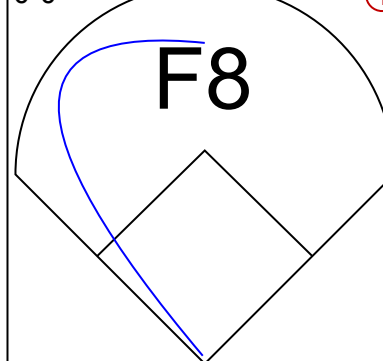
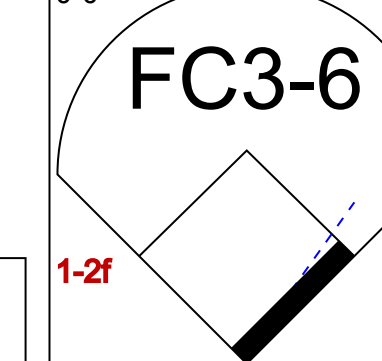
| Batter | 1 | 2 | 3 | 4 | 5 | 6 | 7 | 8 | 9 | AB | R | H | RBI | BB | SO | LOB | TOP | | | | | |
|---|---|---|------------------------------|---------------------------------|------------------------------|---------------------------------|------------------------------|---------------------------------|------------------------------|---------------------------------|------------------------------|----------------------------------|------------------------------|---------------------------------|------------------------------|---------------------------------|---|------------------------------------|----------------------------------|------------------------------------|-------------------------|--------|
| Don Zimmer, R (1, 5) OBP: 0.370, SLG: 0.800 | | | | | | | | | | 4 | 2 | 2 | 2 | 1 | 0 | 0 | Washington Senators @ Kansas City Athletics Municipal Stadium, Kansas City, MO Sun Apr 26 1964, 4:33 AM EDT Att: 4,263 - Unknown | | | | | |
| Don Blasingame, L (1, 4) OBP: 0.414, SLG: 0.519 | | | | | | | | | | 4 | 1 | 1 | 0 | 0 | 0 | 0 | | | | | | |
| Chuck Hinton, R (1, 7) OBP: 0.348, SLG: 0.571 | | | | | | | | | | 5 | 0 | 1 | 0 | 0 | 2 | 3 | | | | | | |
| Bill Skowron, R (1, 3) OBP: 0.283, SLG: 0.556 | | | | | | | | | | 4 | 2 | 1 | 1 | 1 | 0 | 3 | | | | | | |
| Jim King, L (1, 9) OBP: 0.152, SLG: 0.219 | | | | | | | | | | 4 | 0 | 1 | 1 | 0 | 0 | 0 | | | | | | |
| Don Lock, R (1, 8) OBP: 0.390, SLG: 0.313 | | | | | | | | | | 4 | 1 | 2 | 1 | 0 | 1 | 0 | | | | | | |
| Mike Brumley, L (1, 2) OBP: 0.222, SLG: 0.235 | | | | | | | | | | 3 | 1 | 1 | 0 | 1 | 0 | 2 | | | | | | |
| Ed Brinkman, R (1, 6) OBP: 0.227, SLG: 0.349 | | | | | | | | | | 4 | 0 | 1 | 1 | 0 | 0 | 3 | | | | | | |
| Bennie Daniels, L (1, 1) OBP: 0.333, SLG: 0.200 | | | | | | | | | | 3 | 0 | 0 | 0 | 1 | 0 | 1 | | | | | | |
| Ron Kline, R (9, 1) | | | | | | | | | | 0 | 0 | 0 | 0 | 0 | 0 | 0 | | | | | | |
| Inning Stats | R: 3 E: 0 K: 1 S: 9 | H: 4 LOB: 2 BB: 1 P: 13 | R: 0 E: 0 K: 0 S: 3 | H: 0 LOB: 0 BB: 0 P: 3 | R: 0 E: 0 K: 0 S: 3 | H: 0 LOB: 0 BB: 0 P: 3 | R: 1 E: 0 K: 1 S: 6 | H: 1 LOB: 0 BB: 0 P: 6 | R: 1 E: 0 K: 1 S: 7 | H: 2 LOB: 1 BB: 1 P: 7 | R: 0 E: 0 K: 0 S: 3 | H: 0 LOB: 2 BB: 2 P: 11 | R: 2 E: 0 K: 0 S: 4 | H: 2 LOB: 0 BB: 1 P: 8 | R: 0 E: 0 K: 0 S: 4 | H: 1 LOB: 1 BB: 0 P: 4 | 1B: 5 2B: 2 3B: 0 HR: 3 | SF: 0 SAC: 1 DP: 0 HBP: 0 | WP: 1 PB: 0 CS: 0 | PA: 40 | | |
| PITCHER | IP WLS BF H R ER SO BB IBB HBP BLK WP HR S P ERA WHIP | IP WLS BF H R ER SO BB IBB HBP BLK WP HR S P ERA WHIP | | | | | | | | | | | | | | | | | | | | |
| Lew Krause, R (1, 1) ERA: 9.00 | 0.1 L 6 4 3 3 1 1 0 0 0 0 0 1 7 11 81.00 15.000 | | | | | | | | | | | | | | | | | | | | | |
| Aurelio Montegudo, R (1, 1) ERA: 3.18 | 5.2 20 3 2 2 2 0 0 0 0 0 2 24 24 3.18 0.529 | | | | | | | | | | | | | | | | | | | | | |
| Dan Pfister, R (7, 1) ERA: 13.5 | 1.1 9 2 2 2 0 3 0 0 0 0 0 6 18 13.50 3.750 | | | | | | | | | | | | | | | | | | | | | |
| Tom Sturdivant, R (8, 1) ERA: | 0.2 1 0 0 0 0 0 0 0 0 1 0 0 1 1 0.00 0.000 | | | | | | | | | | | | | | | | | | | | | |
| Vern Handrahan, R (9, 1) ERA: 7.71 | 1.0 4 1 0 0 0 0 0 0 0 0 1 0 4 4 0.00 1.000 | | | | | | | | | | | | | | | | | | | | | |
| Batter | 1 | 2 | 3 | 4 | 5 | 6 | 7 | 8 | 9 | AB | R | H | RBI | BB | SO | LOB | BOTTOM | | | | | |
| Nelson Mathews, R (1, 8) OBP: 0.313, SLG: 0.400 | | | | | | | | | | 5 | 1 | 1 | 0 | 0 | 1 | 2 | Washington Senators @ Kansas City Athletics Municipal Stadium, Kansas City, MO Sun Apr 26 1964, 4:33 AM EDT Att: 4,263 - Unknown | | | | | |
| Ed Charles, R (1, 5) OBP: 0.333, SLG: 0.333 | | | | | | | | | | 4 | 0 | 2 | 0 | 0 | 0 | 1 | | | | | | |
| Wayne Causey, L (1, 6) OBP: 0.567, SLG: 0.500 | | | | | | | | | | 4 | 0 | 1 | 1 | 0 | 0 | 2 | | | | | | |
| Jim Gentile, L (1, 3) OBP: 0.179, SLG: 0.407 | | | | | | | | | | 4 | 1 | 2 | 1 | 0 | 0 | 1 | | | | | | |
| Charlie Lau, L (1, 2) OBP: 0.300, SLG: 0.333 | | | | | | | | | | 4 | 0 | 1 | 0 | 0 | 0 | 3 | | | | | | |
| Rocky Colavito, R (1, 9) OBP: 0.444, SLG: 0.619 | | | | | | | | | | 3 | 1 | 1 | 1 | 1 | 0 | 0 | | | | | | |
| Tommie Reynolds, R (1, 7) OBP: 0.267, SLG: 0.154 | | | | | | | | | | 4 | 0 | 1 | 0 | 0 | 0 | 2 | | | | | | |
| Dick Green, R (1, 4) OBP: 0.120, SLG: 0.240 | | | | | | | | | | 4 | 0 | 0 | 0 | 0 | 2 | 1 | | | | | | |
| Lew Krause, R (1, 1) ERA: 9.00 | | | | | | | | | | 0 | 0 | 0 | 0 | 0 | 0 | 0 | | | | | | |
| Aurelio Montegudo, R (1, 1) ERA: 3.18 | | | | | | | | | | 1 | 0 | 0 | 0 | 0 | 1 | 0 | | | | | | |
| Billy Bryan, L (1, 1) ERA: 1.333 | | | | | | | | | | 1 | 0 | 0 | 0 | 0 | 1 | 0 | | | | | | |
| Dan Pfister, R (7, 1) ERA: 13.5 | | | | | | | | | | 0 | 0 | 0 | 0 | 0 | 0 | 0 | | | | | | |
| Tom Sturdivant, L (8, 1) ERA: | | | | | | | | | | 0 | 0 | 0 | 0 | 0 | 0 | 0 | | | | | | |
| Manny Jimenez, L (8, 1) ERA: 7.29 | | | | | | | | | | 1 | 1 | 1 | 0 | 0 | 0 | 0 | | | | | | |
| Vern Handrahan, L (9, 1) ERA: 7.71 | | | | | | | | | | 0 | 0 | 0 | 0 | 0 | 0 | 0 | | | | | | |
| George Alusik, R (9, 1) ERA: 7.71 | | | | | | | | | | 0 | 0 | 0 | 0 | 0 | 0 | 0 | | | | | | |
| Inning Stats | R: 0 E: 0 K: 0 S: 3 | H: 0 LOB: 0 BB: 0 P: 3 | R: 0 E: 0 K: 0 S: 3 | H: 1 LOB: 1 BB: 1 P: 7 | R: 0 E: 0 K: 2 S: 7 | H: 0 LOB: 0 BB: 0 P: 7 | R: 0 E: 0 K: 0 S: 4 | H: 1 LOB: 1 BB: 0 P: 4 | R: 0 E: 0 K: 0 S: 3 | H: 0 LOB: 0 BB: 0 P: 3 | R: 1 E: 0 K: 1 S: 8 | H: 3 LOB: 2 BB: 0 P: 8 | R: 0 E: 0 K: 1 S: 5 | H: 0 LOB: 0 BB: 0 P: 5 | R: 1 E: 0 K: 0 S: 4 | H: 2 LOB: 2 BB: 0 P: 4 | R: 2 E: 0 K: 1 S: 8 | H: 3 LOB: 2 BB: 1 P: 12 | 1B: 5 2B: 2 3B: 0 HR: 3 | SF: 0 SAC: 0 DP: 2 HBP: 0 | WP: 0 PB: 0 CS: 0 | PA: 37 |
| PITCHER | IP WLS BF H R ER SO BB IBB HBP BLK WP HR S P ERA WHIP | IP WLS BF H R ER SO BB IBB HBP BLK WP HR S P ERA WHIP | | | | | | | | | | | | | | | | | | | | |
| Bennie Daniels, R (1, 1) ERA: 3.86 | 8.1 W 33 9 4 4 4 1 0 0 0 0 0 3 40 44 4.32 1.200 | | | | | | | | | | | | | | | | | | | | | |
| Ron Kline, R (9, 1) ERA: 1.35 | 0.2 S 4 1 0 0 1 1 0 0 0 0 0 0 5 9 0.00 3.000 | | | | | | | | | | | | | | | | | | | | | |

| Batter | 1 | 2 | 3 | 4 | 5 | 6 | 7 | 8 | 9 | AB R H RBI BB SO LOB | TOP | | | | | | | | | | | |
|--|---|---------------------------------|------------------------------|---------------------------------|------------------------------|----------------------------------|-------------------------------|----------------------------------|------------------------------|---------------------------------|--|---|---------------------------------|------------------------------|---------------------------------|------------------------------|---------------------------------|------------------------------|---------------------------------|----------------------------------|------------------------------------|----------------------------------|
| Don Zimmer, R (1.5) OBP: 0.387, SLG: 0.750 John Kennedy, R (7.5) OBP: 0.304, SLG: 0.158 | 4-0 1B 4-3 BB | | 0-3 K | 0-0 FC4-6 1B | | 0-3 K | | | 0-3 K | 3 1 1 2 1 2 0 1 0 0 0 0 1 0 | <p>Washington Senators @ Los Angeles Angels Dodger Stadium, Los Angeles, CA Mon Apr 27 1964, 7:05 PM PDT Att: 2,954 - Unknown</p> <p>livebaseballscores.com</p> <p>AB 32 R 6 H 6 RBI 6 BB 5 SO 10 LOB 12</p>  | | | | | | | | | | | |
| Don Blasingame, L (1.4) OBP: 0.424, SLG: 0.500 | 0-0 4-3 1B | | 4-0 BB | 0-0 FC4-6 | | | 0-0 5-3 | | | 3 0 1 0 1 0 1 | | | | | | | | | | | | |
| Fred Valentine, S (1.7) OBP: 0.556, SLG: 1.000 | 0-0 4-3 | | 0-0 4-3 | | 0-0 HR | | 4-0 G6-4-3 BB | | | 3 1 1 2 1 0 2 | | | | | | | | | | | | |
| Bill Skowron, R (1.3) OBP: 0.280, SLG: 0.521 | 0-0 F2 | | | 4-0 2B 1B BB | 0-0 6-3 | | 0-0 G6-4-3 | | | 3 1 0 0 1 0 2 | | | | | | | | | | | | |
| Jim King, L (1.9) OBP: 0.189, SLG: 0.278 | 0-0 3-1 | | | 0-0 1B 2B | 0-0 1B | | | 0-0 4-3 | | 4 1 2 0 0 0 1 | | | | | | | | | | | | |
| Don Lock, R (1.8) OBP: 0.378, SLG: 0.286 | | 0-0 1-3 | | 4-0 1B BB | 0-3 K | | | 0-0 4-3 | | 3 1 0 0 1 1 1 | | | | | | | | | | | | |
| Mike Brumley, L (1.2) OBP: 0.227, SLG: 0.238 | | 0-0 1-3 | | 0-0 E8 1B | 0-0 4-3 | | | 0-0 1-3 | | 4 1 1 2 0 0 1 | | | | | | | | | | | | |
| Ed Brinkman, R (1.6) OBP: 0.208, SLG: 0.319 | | 0-3 K | | 0-3 K | | 0-3 K | | 0-0 F9 | | 4 0 0 0 0 3 2 | | | | | | | | | | | | |
| Buster Narum, R (1.1) Marshall Bridges, S (7.1) | | | 0-3 K | 0-3 K | | 0-3 K | | 0-0 6-3 | | 3 0 0 0 0 3 2 1 0 0 0 0 0 0 | | | | | | | | | | | | |
| Inning Stats | R: 1 E: 0 K: 0 S: 4 | H: 1 LOB: 1 BB: 1 P: 8 | R: 0 E: 0 K: 1 S: 5 | H: 0 LOB: 0 BB: 0 P: 5 | R: 0 E: 0 K: 2 S: 7 | H: 0 LOB: 1 BB: 1 P: 11 | R: 4 E: 1 K: 2 S: 10 | H: 3 LOB: 1 BB: 2 P: 18 | R: 1 E: 0 K: 1 S: 7 | H: 2 LOB: 1 BB: 0 P: 7 | | R: 0 E: 0 K: 3 S: 9 | H: 0 LOB: 0 BB: 0 P: 9 | R: 0 E: 0 K: 0 S: 2 | H: 0 LOB: 0 BB: 1 P: 6 | R: 0 E: 0 K: 0 S: 3 | H: 0 LOB: 0 BB: 0 P: 3 | R: 0 E: 0 K: 1 S: 5 | H: 0 LOB: 0 BB: 0 P: 5 | 1B: 4 2B: 1 3B: 0 HR: 1 | SF: 0 SAC: 0 DP: 1 HBP: 0 | WP: 0 PB: 0 SB: 0 CS: 0 |
| PITCHER | IP WLS BF H R ER SO BB IBB HBP BLK WP HR S P ERA WHIP | | | | | | | | | | | IP WLS BF H R ER SO BB IBB HBP BLK WP HR S P ERA WHIP | | | | | | | | | | |
| Ken McBride, R (1.1) ERA: 3.96 | 4.1 L 23 6 6 5 5 4 0 0 0 0 0 1 29 45 10.38 2.308 | | | | | | | | | | | | | | | | | | | | | |
| Don Lee, R (5.1) ERA: 1.5 | 0.2 2 0 0 0 1 0 0 0 0 0 0 0 4 4 0.00 0.000 | | | | | | | | | | | | | | | | | | | | | |
| Dan Osinski, R (6.1) ERA: 1.13 | 2.0 6 0 0 0 3 1 0 0 0 0 0 0 11 15 0.00 0.500 | | | | | | | | | | | | | | | | | | | | | |
| Bob Duliba, R (8.1) ERA: | 2.0 6 0 0 0 1 0 0 0 0 0 0 0 8 8 0.00 0.000 | | | | | | | | | | | | | | | | | | | | | |

| Batter | 1 | 2 | 3 | 4 | 5 | 6 | 7 | 8 | 9 | AB R H RBI BB SO LOB | BOTTOM | | | | | | | | | | | |
|--|---|---------------------------------|------------------------------|---------------------------------|------------------------------|---------------------------------|------------------------------|---------------------------------|------------------------------|--|---|---|---------------------------------|------------------------------|---------------------------------|------------------------------|---------------------------------|------------------------------|---------------------------------|----------------------------------|------------------------------------|----------------------------------|
| Albie Pearson, L (1.8) OBP: 0.321, SLG: 0.304 | 0-0 G3 | | 0-0 F8 | | 0-0 L6-3 | | | 4-0 E 4-3 BB | | 3 0 0 0 1 0 2 | <p>Washington Senators @ Los Angeles Angels Dodger Stadium, Los Angeles, CA Mon Apr 27 1964, 7:05 PM PDT Att: 2,954 - Unknown</p> <p>livebaseballscores.com</p> <p>AB 31 R 3 H 7 RBI 3 BB 5 SO 2 LOB 18</p>  | | | | | | | | | | | |
| Billy Moran, R (1.5) OBP: 0.304, SLG: 0.311 | 0-0 F3 | | 0-0 FC6-4 | | | 0-0 WP 3B 1B | | 0-0 4-3 | | 4 1 1 0 0 0 2 | | | | | | | | | | | | |
| Jim Fregosi, R (1.6) OBP: 0.500, SLG: 0.636 Joe Koppe, R (9.6) | 0-0 S 1B | | 0-3 K | | | 0-0 1H 4-3 3B | | 0-0 E3 | | 4 1 2 1 0 1 2 0 0 0 0 0 0 0 | | | | | | | | | | | | |
| Lee Thomas, L (1.9) OBP: 0.224, SLG: 0.239 | 0-0 F5 | | | 0-0 G4-6-3 1B | | 0-0 4-3 | | 0-0 G3-6-3 | | 4 0 1 1 0 0 3 | | | | | | | | | | | | |
| Buck Rodgers, S (1.2) OBP: 0.367, SLG: 0.386 | | 0-0 G3 | | 0-0 G4-6-3 | | 0-0 G3 | | 0-0 1B 2B | | 4 1 1 0 0 0 1 | | | | | | | | | | | | |
| Tom Satriano, L (1.3) OBP: 0.538, SLG: 0.400 | | 4-0 FC6-4 BB | | 4-0 WP BB | | 0-0 F7 | | 0-0 F7 | | 2 0 0 0 2 0 1 | | | | | | | | | | | | |
| Ed Kirkpatrick, L (1.7) OBP: 0.192, SLG: 0.087 | | 0-3 K | | 0-0 F9 | | | 0-0 F9 | | 0-0 F8 | 4 0 0 0 0 1 3 | | | | | | | | | | | | |
| Bobby Knoop, R (1.4) OBP: 0.279, SLG: 0.342 | | 0-0 FC6-4 | | | 0-0 L6-3 1B | | 4-0 G6-4-3 BB | | 0-0 2H 1B | 3 0 2 1 1 0 1 | | | | | | | | | | | | |
| Ken McBride, R (1.1) OBP: 0.275, SLG: 0.167 Don Lee, R (5.1) ERA: 1.5 Jim Piersall, R (5. PH) OBP: 0.305, SLG: 0.222 Dan Osinski, R (6.1) ERA: 1.13 Charlie Dees, L (7. PH) OBP: 0.320, SLG: 0.111 Felix Torres, R (7. PH) OBP: 0.200, SLG: 0.200 Bob Duliba, R (8.1) ERA: 1.26 | | | 4-0 FC6-4 BB | | 0-0 F8 | | 0-0 G6-4-3 | | 0-0 P6 | 0 0 0 0 1 0 0 0 0 0 0 0 0 0 1 0 1 0 0 0 0 0 0 1 0 0 0 0 0 0 1 0 0 0 0 0 0 | | | | | | | | | | | | |
| Inning Stats | R: 0 E: 0 K: 0 S: 4 | H: 1 LOB: 1 BB: 0 P: 4 | R: 0 E: 0 K: 1 S: 5 | H: 0 LOB: 1 BB: 1 P: 9 | R: 0 E: 0 K: 1 S: 5 | H: 0 LOB: 1 BB: 1 P: 9 | R: 0 E: 0 K: 0 S: 3 | H: 1 LOB: 1 BB: 1 P: 7 | R: 0 E: 0 K: 0 S: 3 | H: 1 LOB: 0 BB: 0 P: 3 | | R: 2 E: 0 K: 0 S: 5 | H: 2 LOB: 0 BB: 0 P: 5 | R: 0 E: 0 K: 0 S: 2 | H: 0 LOB: 0 BB: 1 P: 6 | R: 0 E: 1 K: 0 S: 3 | H: 0 LOB: 1 BB: 1 P: 7 | R: 1 E: 0 K: 0 S: 5 | H: 2 LOB: 1 BB: 0 P: 5 | 1B: 5 2B: 2 3B: 1 HR: 0 | SF: 0 SAC: 0 DP: 4 HBP: 0 | WP: 2 PB: 0 SB: 1 CS: 0 |
| PITCHER | IP WLS BF H R ER SO BB IBB HBP BLK WP HR S P ERA WHIP | | | | | | | | | | | IP WLS BF H R ER SO BB IBB HBP BLK WP HR S P ERA WHIP | | | | | | | | | | |
| Buster Narum, R (1.1) ERA: 2.45 | 6.1 W 26 5 2 2 2 4 0 0 0 0 0 0 26 42 2.84 1.421 | | | | | | | | | | | | | | | | | | | | | |
| Marshall Bridges, L (7.1) ERA: 2.25 | 2.2 S 10 2 1 1 0 1 0 0 0 0 0 0 9 13 3.38 1.125 | | | | | | | | | | | | | | | | | | | | | |

| Batter | 1 | 2 | 3 | 4 | 5 | 6 | 7 | 8 | 9 | AB | R | H | RBI | BB | SO | LOB | TOP | | |
|---|---|--|--|---|------------------------------|---------------------------------|------------------------------|---------------------------------|------------------------------|---------------------------------|------------------------------|---------------------------------|------------------------------|---------------------------------|------------------------------|---------------------------------|---|----------------------------------|------------------------------------|
| Don Zimmer, R OBP: 0.343, SLG: 0.656 (1, 5) | | | | | | | | | | 4 | 0 | 0 | 0 | 0 | 2 | 2 | <p>Washington Senators @ Los Angeles Angels Dodger Stadium, Los Angeles, CA Tue Apr 28 1964, 7:05 PM PDT Att: 2,237 - Unknown</p> <p>livebaseballscores.com</p> | | |
| Don Blasingame, L OBP: 0.405, SLG: 0.471 (1, 4) | | | | | | | | | | 4 | 0 | 1 | 0 | 0 | 0 | 0 | | | |
| Fred Valentine, S OBP: 0.385, SLG: 0.636 (1, 7) | | | | | | | | | | 4 | 0 | 0 | 0 | 0 | 1 | 1 | | | |
| Bill Skowron, R OBP: 0.296, SLG: 0.538 John Kennedy, R OBP: 0.304, SLG: 0.158 (9, PR) | | | | | | | | | | 4 | 0 | 2 | 0 | 0 | 1 | 1 | | | |
| Jim King, L OBP: 0.195, SLG: 0.275 (1, 9) | | | | | | | | | | 4 | 0 | 1 | 0 | 0 | 1 | 2 | | | |
| Don Lock, R OBP: 0.388, SLG: 0.289 (1, 8) | | | | | | | | | | 3 | 1 | 1 | 0 | 1 | 0 | 3 | | | |
| Mike Brumley, L OBP: 0.231, SLG: 0.280 (1, 2) | | | | | | | | | | 4 | 0 | 1 | 1 | 0 | 0 | 3 | | | |
| Ed Brinkman, R OBP: 0.196, SLG: 0.300 (1, 6) | | | | | | | | | | 3 | 0 | 0 | 0 | 0 | 0 | 1 | | | |
| Claude Osteen, L OBP: 0.286, SLG: 0.375 Jim Harrison, R OBP: 0.276, SLG: 0.133 Ken Retzer, L OBP: 0.276, SLG: 0.133 Carl Boufford, S OBP: 0.276, SLG: 0.133 Tom Cheney, R OBP: 0.276, SLG: 0.133 Dick Phillips, L OBP: 0.276, SLG: 0.133 Jim Duckworth, R OBP: 0.276, SLG: 0.133 (11, 1) (4, 1) (5, PR) (5, PR) (5, 1) (7, PR) (7, 1) | | | | | | | | | | 1 | 0 | 0 | 0 | 0 | 0 | 0 | | | |
| Inning Stats | R: 0 E: 0 K: 2 S: 7 | H: 0 LOB: 0 BB: 0 P: 7 | R: 0 E: 0 K: 0 S: 3 | H: 0 LOB: 1 BB: 1 P: 7 | R: 0 E: 0 K: 0 S: 3 | H: 0 LOB: 0 BB: 0 P: 3 | R: 0 E: 0 K: 0 S: 4 | H: 1 LOB: 1 BB: 0 P: 4 | R: 1 E: 0 K: 1 S: 7 | H: 3 LOB: 2 BB: 0 P: 7 | R: 0 E: 0 K: 1 S: 7 | H: 2 LOB: 2 BB: 0 P: 7 | R: 0 E: 0 K: 0 S: 3 | H: 0 LOB: 0 BB: 0 P: 3 | R: 0 E: 0 K: 1 S: 6 | H: 1 LOB: 2 BB: 0 P: 6 | | 1B: 5 2B: 3 3B: 0 HR: 0 | SF: 0 SAC: 0 DP: 1 HBP: 0 |
| PITCHER | IP WLS BF H R ER SO BB IBB HBP BLK WP HR S P ERA WHIP | 4.1 18 4 1 1 2 1 0 0 0 0 0 21 25 2.08 1.154 | 3.2 W 13 3 0 0 2 0 0 0 0 0 17 17 0.00 0.818 | 1.0 S 3 0 0 0 1 0 0 0 0 0 5 5 0.00 0.000 | | | | | | | | | | | | | | | |

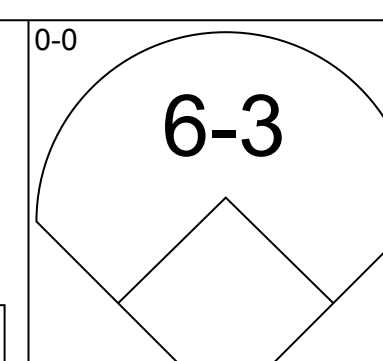
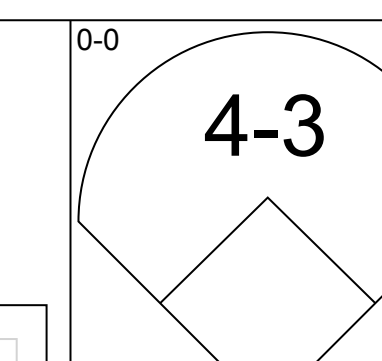
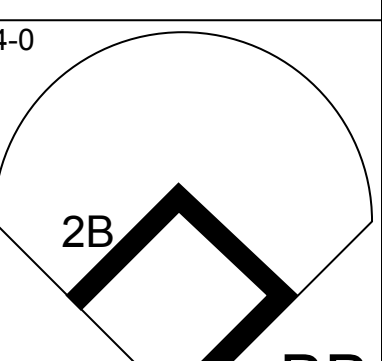
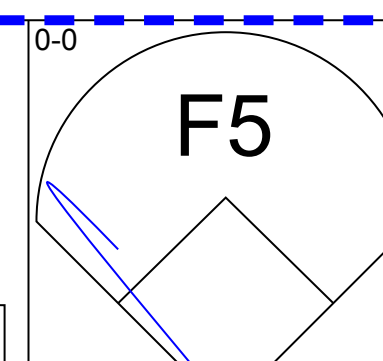
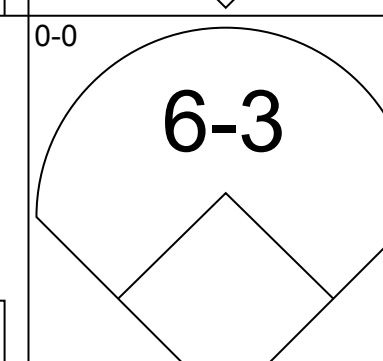
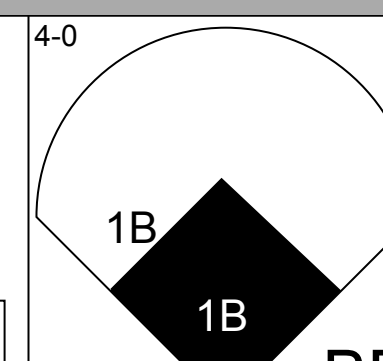
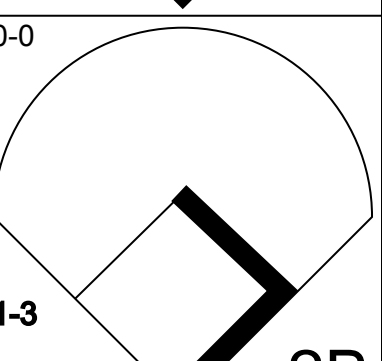
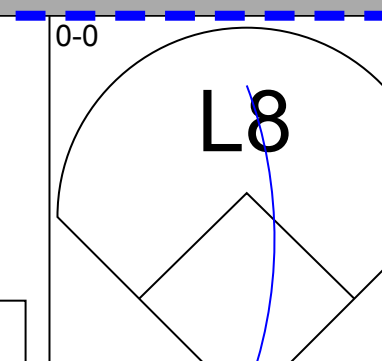
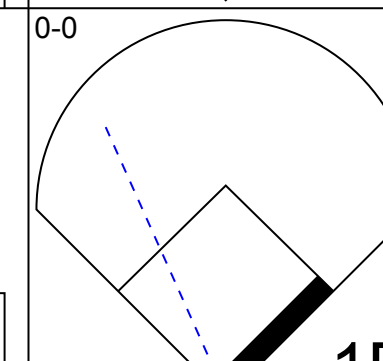
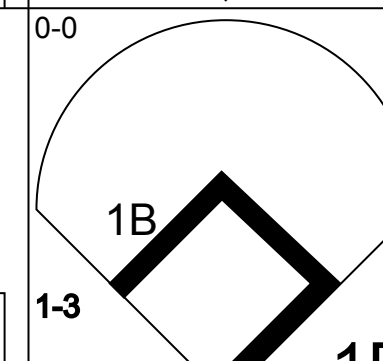
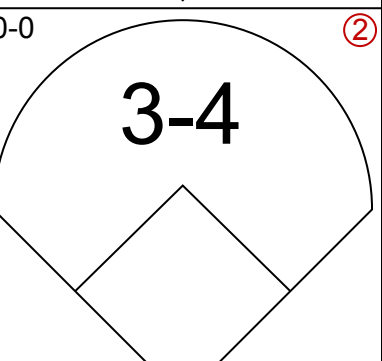
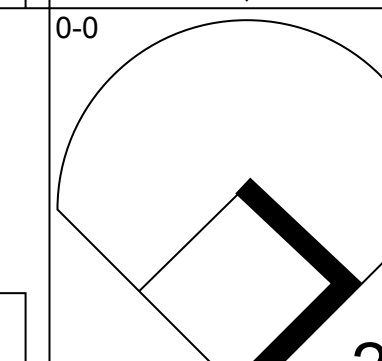
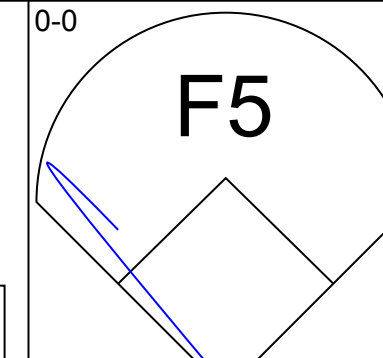
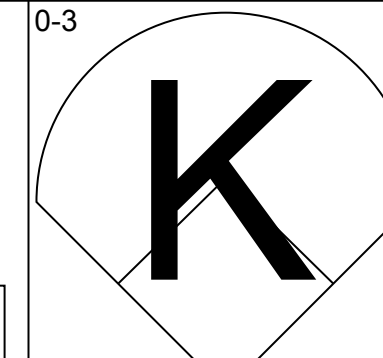
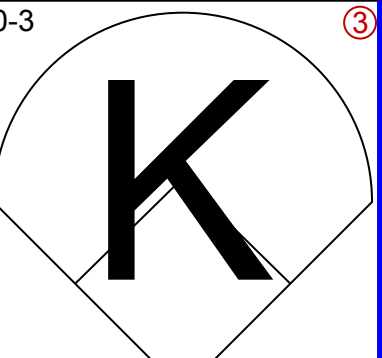
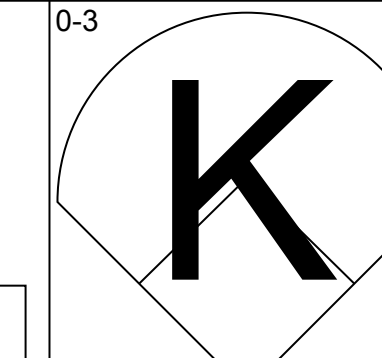
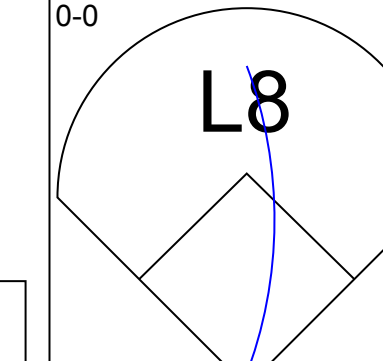
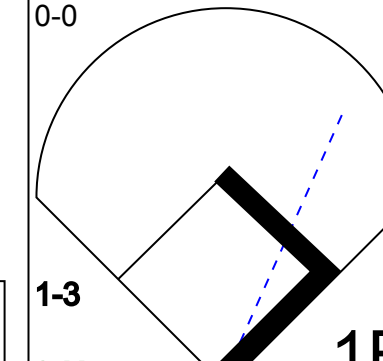
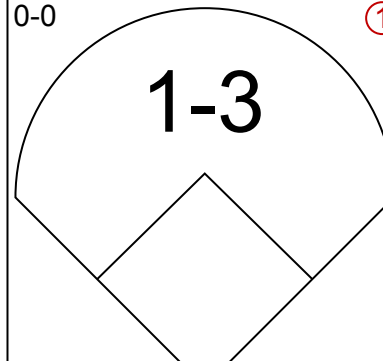
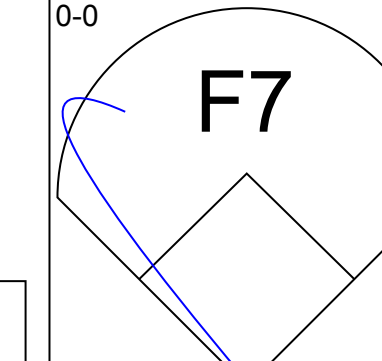
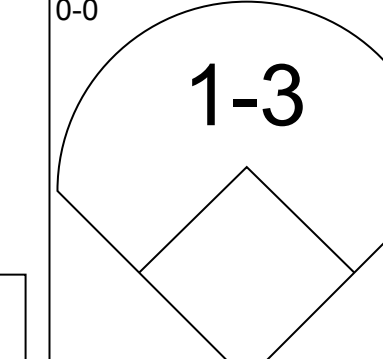
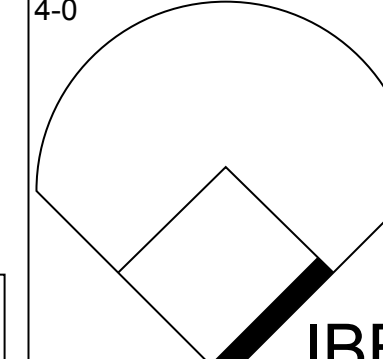
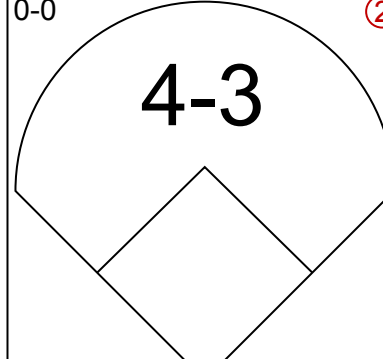
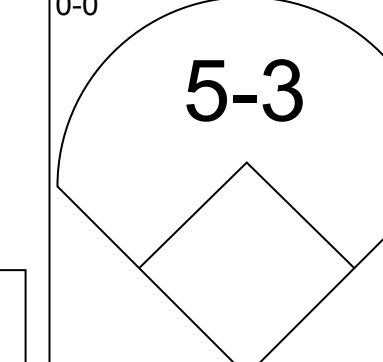
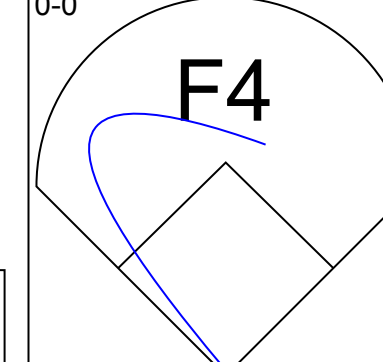
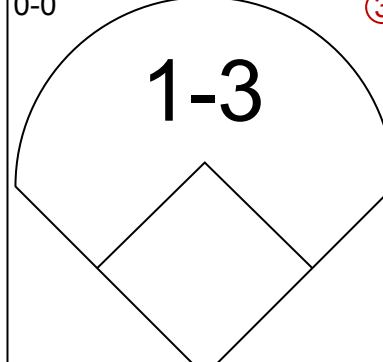
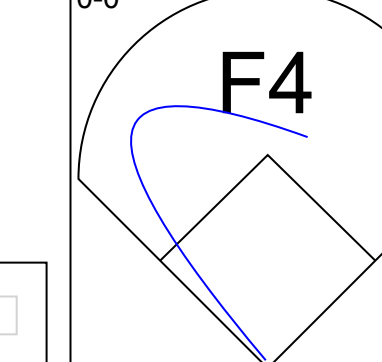
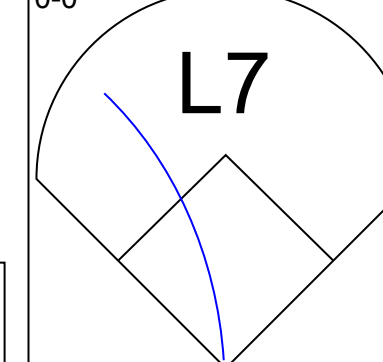
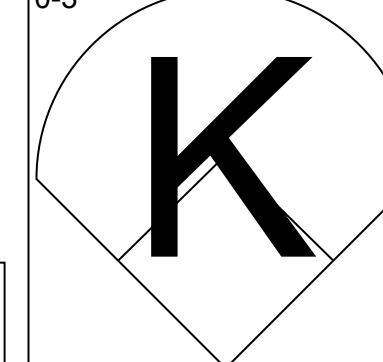
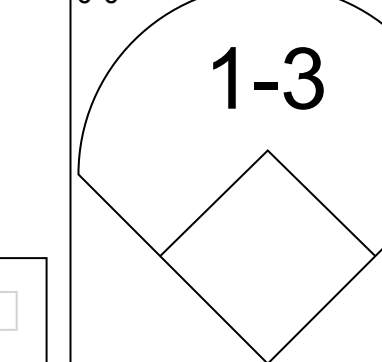
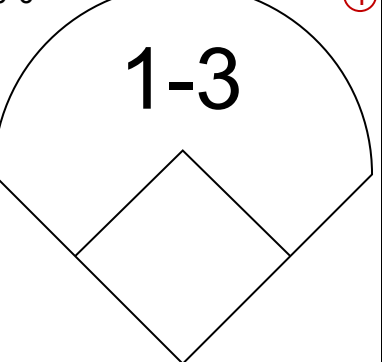
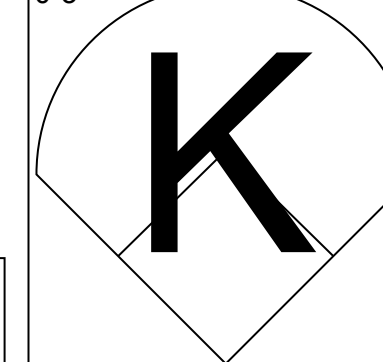
| Batter | 1 | 2 | 3 | 4 | 5 | 6 | 7 | 8 | 9 | AB | R | H | RBI | BB | SO | LOB | BOTTOM | | | |
|---|---|--|---|---|---|---------------------------------|------------------------------|---------------------------------|------------------------------|---------------------------------|------------------------------|---------------------------------|------------------------------|----------------------------------|------------------------------|---------------------------------|---|-----------------------------------|------------------------------------|-----------------------------------|
| Albie Pearson, L OBP: 0.328, SLG: 0.314 (1, 8) | | | | | | | | | | 5 | 1 | 2 | 0 | 0 | 0 | 4 | <p>Washington Senators @ Los Angeles Angels Dodger Stadium, Los Angeles, CA Tue Apr 28 1964, 7:05 PM PDT Att: 2,237 - Unknown</p> <p>livebaseballscores.com</p> | | | |
| Billy Moran, R OBP: 0.314, SLG: 0.320 (1, 5) | | | | | | | | | | 5 | 0 | 2 | 0 | 0 | 1 | 2 | | | | |
| Jim Fregosi, R OBP: 0.491, SLG: 0.617 Joe Koppe, R OBP: 0.333, SLG: 0.333 (5, 6) | | | | | | | | | | 3 | 1 | 1 | 0 | 0 | 1 | 4 | | | | |
| Joe Adcock, R OBP: 0.282, SLG: 0.235 (1, 3) | | | | | | | | | | 3 | 0 | 1 | 1 | 0 | 1 | 2 | | | | |
| Buck Rodgers, S OBP: 0.358, SLG: 0.375 (1, 2) | | | | | | | | | | 4 | 0 | 1 | 0 | 0 | 0 | 3 | | | | |
| Lee Thomas, L OBP: 0.284, SLG: 0.265 (1, 9) | | | | | | | | | | 3 | 0 | 2 | 1 | 1 | 0 | 1 | | | | |
| Bobby Knoop, R OBP: 0.255, SLG: 0.310 (1, 4) | | | | | | | | | | 4 | 0 | 0 | 0 | 0 | 3 | 6 | | | | |
| Jim Piersall, R OBP: 0.286, SLG: 0.231 (1, 7) | | | | | | | | | | 4 | 0 | 1 | 0 | 0 | 0 | 1 | | | | |
| Barry Latman, R OBP: 0.200, SLG: 0.200 Don Lee, R OBP: 0.500, SLG: 0.500 Dean Chance, R OBP: 0.255, SLG: 0.310 (1, 1) (5, 1) (9, 1) | | | | | | | | | | 2 | 0 | 0 | 0 | 0 | 1 | 3 | | | | |
| Inning Stats | R: 1 E: 0 K: 1 S: 7 | H: 2 LOB: 1 BB: 0 P: 7 | R: 0 E: 1 K: 1 S: 7 | H: 1 LOB: 2 BB: 0 P: 7 | R: 1 E: 0 K: 0 S: 6 | H: 3 LOB: 2 BB: 0 P: 6 | R: 0 E: 0 K: 1 S: 7 | H: 2 LOB: 2 BB: 0 P: 7 | R: 0 E: 0 K: 1 S: 6 | H: 1 LOB: 1 BB: 0 P: 6 | R: 0 E: 0 K: 1 S: 6 | H: 1 LOB: 1 BB: 0 P: 6 | R: 0 E: 0 K: 2 S: 8 | H: 1 LOB: 2 BB: 1 P: 12 | R: 0 E: 0 K: 0 S: 4 | H: 1 LOB: 1 BB: 0 P: 4 | | 1B: 12 2B: 0 3B: 0 HR: 0 | SF: 1 SAC: 0 DP: 0 HBP: 0 | WP: 2 PA: 38 PB: 1 CS: 0 |
| PITCHER | IP WLS BF H R ER SO BB IBB HBP BLK WP HR S P ERA WHIP | 3.0 L 17 2 2 2 2 0 0 0 0 0 6 6 0.00 1.000 | 1.0 4 1 0 0 1 0 0 0 0 0 0 6 6 0.00 1.000 | 2.0 8 2 0 0 2 0 0 0 0 0 0 12 12 0.00 1.000 | 2.0 9 2 0 0 2 0 1 0 0 2 0 12 16 0.00 1.000 | | | | | | | | | | | | | | | |

| Batter | 1 | 2 | 3 | 4 | 5 | 6 | 7 | 8 | 9 | AB | R | H | RBI | BB | SO | LOB | TOP | | | | | |
|--|--|---|---|---|------------------------------|---|---|--|---|---------------------------------|------------------------------|---------------------------------|------------------------------|---------------------------------|------------------------------|---------------------------------|------------------------------|---------------------------------|----------------------------------|------------------------------------|-------------------------|--------|
| Don Zimmer, R (1, 5) OBP: 0.302, SLG: 0.550 |  | |  | | |  | |  | | 4 | 0 | 1 | 0 | 0 | 1 | 1 | | | | | | |
| Ed Brinkman, R (1, 6) OBP: 0.179, SLG: 0.273 |  | |  | | |  | | |  | 3 | 0 | 0 | 0 | 0 | 0 | 1 | | | | | | |
| Don Blasingame, L (9, PH) OBP: 0.357, SLG: 0.410 | | | | | | | | | | 1 | 0 | 0 | 0 | 0 | 1 | 0 | | | | | | |
| Chuck Hinton, R (1, 7) OBP: 0.333, SLG: 0.522 |  | | |  | | |  | |  | 3 | 0 | 0 | 0 | 1 | 1 | 0 | | | | | | |
| Bill Skowron, R (1, 3) OBP: 0.271, SLG: 0.491 | |  | |  | |  | | |  | 4 | 0 | 0 | 0 | 0 | 1 | 1 | | | | | | |
| Ken Hunt, R (1, 8) OBP: 0.400, SLG: 0.583 | |  | |  | |  | | | | 2 | 0 | 1 | 0 | 1 | 0 | 0 | | | | | | |
| Don Lock, R (1, 9) OBP: 0.364, SLG: 0.273 |  | | | | |  | | |  | 3 | 0 | 0 | 0 | 0 | 3 | 2 | | | | | | |
| Don Leppert, R (1, 2) OBP: 0.143, SLG: 0.143 |  | | | | |  | | |  | 3 | 0 | 0 | 0 | 0 | 0 | 1 | | | | | | |
| Chuck Cottier, R (1, 4) OBP: 0.143, SLG: 0.143 | | |  | | |  | | |  | 2 | 0 | 0 | 0 | 1 | 0 | 0 | | | | | | |
| Bennie Daniels, L (1, 1) OBP: 0.250, SLG: 0.143 | | |  | | |  | | |  | 2 | 0 | 0 | 0 | 0 | 1 | 0 | | | | | | |
| Tom Cheney, R (7, 1) OBP: 0.278, SLG: 0.438 | | | | | | | | | | 0 | 0 | 0 | 0 | 0 | 0 | 0 | | | | | | |
| Fred Valentine, S (8, PH) OBP: 0.278, SLG: 0.438 | | | | | | | | | | 1 | 0 | 0 | 0 | 0 | 0 | 1 | | | | | | |
| Jim Duckworth, R (8, 1) OBP: 0.278, SLG: 0.438 | | | | | | | | | | 0 | 0 | 0 | 0 | 0 | 0 | 0 | | | | | | |
| Inning Stats | R: 0 E: 0 K: 2 S: 7 | H: 0 LOB: 0 BB: 0 P: 7 | R: 0 E: 0 K: 1 S: 6 | H: 1 LOB: 1 BB: 0 P: 6 | R: 0 E: 0 K: 1 S: 6 | H: 1 LOB: 1 BB: 0 P: 6 | R: 0 E: 0 K: 0 S: 2 | H: 0 LOB: 0 BB: 1 P: 6 | R: 0 E: 0 K: 1 S: 5 | H: 0 LOB: 0 BB: 0 P: 5 | R: 0 E: 0 K: 0 S: 3 | H: 0 LOB: 0 BB: 0 P: 3 | R: 0 E: 0 K: 1 S: 5 | H: 0 LOB: 1 BB: 1 P: 9 | R: 0 E: 0 K: 0 S: 3 | H: 0 LOB: 1 BB: 1 P: 7 | R: 0 E: 0 K: 2 S: 7 | H: 0 LOB: 0 BB: 0 P: 7 | 1B: 1 2B: 1 3B: 0 HR: 0 | SF: 0 SAC: 0 DP: 1 HBP: 0 | WP: 0 PB: 0 CS: 0 | PA: 31 |
| PITCHER Whitey Ford, L (1, 1) ERA: 1.75 | IP: 9.0 WLS: W BF: 31 H: 2 R: 0 ER: 0 SO: 8 BB: 3 IBB: 0 HBP: 0 BLK: 0 WP: 0 HR: 0 S: 44 P: 56 ERA: 0.00 WHIP: 0.556 | | | | | | | | | | | | | | | PITCHER | | | | | | |

Washington Senators @ New York Yankees
Yankee Stadium, Bronx, NY
Fri May 01 1964, 7:05 PM EDT
Att: 10,967 - Sunny - 50 F

AB 28
R 0
H 2
RBI 0
BB 3
SO 8
LOB 7



| Batter | 1 | 2 | 3 | 4 | 5 | 6 | 7 | 8 | 9 | AB | R | H | RBI | BB | SO | LOB | BOTTOM | | | |
|---|--|---|---|---|--|---|---|---|------------------------------|----------------------------------|------------------------------|---------------------------------|------------------------------|---------------------------------|------------------------------|---------------------------------|----------------------------------|------------------------------------|-------------------------|--------|
| Tony Kubek, L (1, 6) OBP: 0.306, SLG: 0.388 |  | |  | |  | |  | | | 3 | 0 | 0 | 0 | 1 | 0 | 0 | | | | |
| Bobby Richardson, R (1, 4) OBP: 0.306, SLG: 0.388 |  | | |  |  | | |  | | 3 | 1 | 1 | 0 | 1 | 0 | 0 | | | | |
| Hector Lopez, R (1, 9) OBP: 0.417, SLG: 0.455 |  | | |  |  | | |  | | 4 | 0 | 3 | 0 | 0 | 0 | 2 | | | | |
| Mickey Mantle, S (1, 8) OBP: 0.333, SLG: 0.306 |  | | |  |  | | |  | | 3 | 0 | 0 | 0 | 0 | 2 | 5 | | | | |
| Pedro Gonzalez, R (6, 9) OBP: 0.333, SLG: 0.306 | | | | | | | | | | 1 | 0 | 0 | 0 | 0 | 1 | 1 | | | | |
| Tom Tresh, S (1, 7) OBP: 0.425, SLG: 0.500 | |  | |  | |  | |  | | 4 | 0 | 1 | 1 | 0 | 0 | 1 | | | | |
| Joe Pepitone, L (1, 3) OBP: 0.231, SLG: 0.147 | |  | |  | |  | | | | 2 | 0 | 0 | 0 | 1 | 0 | 0 | | | | |
| Elston Howard, R (1, 2) OBP: 0.333, SLG: 0.267 | |  | |  | |  | | | | 3 | 0 | 0 | 0 | 0 | 0 | 3 | | | | |
| Clete Boyer, R (1, 5) OBP: 0.250, SLG: 0.250 | | |  |  | | |  | | | 3 | 0 | 0 | 0 | 0 | 1 | 3 | | | | |
| Whitey Ford, L (1, 1) ERA: 1.75 | | |  | |  | |  | | | 3 | 0 | 0 | 0 | 0 | 1 | 0 | | | | |
| Inning Stats | R: 0 E: 0 K: 0 S: 4 | H: 1 LOB: 1 BB: 0 P: 4 | R: 0 E: 0 K: 0 S: 3 | H: 0 LOB: 0 BB: 0 P: 3 | R: 0 E: 0 K: 1 S: 7 | H: 0 LOB: 0 BB: 0 P: 3 | R: 1 E: 0 K: 1 S: 7 | H: 2 LOB: 2 BB: 2 P: 15 | R: 0 E: 0 K: 1 S: 6 | H: 1 LOB: 2 BB: 1 P: 10 | R: 0 E: 0 K: 0 S: 3 | H: 0 LOB: 0 BB: 0 P: 3 | R: 0 E: 0 K: 2 S: 7 | H: 0 LOB: 0 BB: 0 P: 7 | R: 0 E: 0 K: 1 S: 6 | H: 1 LOB: 1 BB: 0 P: 6 | 1B: 3 2B: 2 3B: 0 HR: 0 | SF: 0 SAC: 0 DP: 0 HBP: 0 | WP: 0 PB: 0 CS: 0 | PA: 32 |
| PITCHER Bennie Daniels, R (1, 1) ERA: 3.05 | IP: 6.2 WLS: L BF: 27 H: 4 R: 1 ER: 1 SO: 4 BB: 2 IBB: 1 HBP: 0 BLK: 0 WP: 0 HR: 0 S: 32 P: 44 ERA: 1.35 WHIP: 0.900 | | | | | | | | | | | | | | | PITCHER | | | | |
| Tom Cheney, R (7, 1) ERA: 4.05 | 0.1 WLS: 1 BF: 0 H: 0 R: 0 ER: 0 SO: 0 BB: 0 IBB: 0 HBP: 0 BLK: 0 WP: 0 HR: 1 S: 1 P: 1 ERA: 0.00 WHIP: 0.000 | | | | | | | | | | | | | | | PITCHER | | | | |
| Jim Duckworth, R (8, 1) ERA: 1.00 | 1.0 WLS: 4 BF: 1 H: 0 R: 0 ER: 0 SO: 1 BB: 0 IBB: 0 HBP: 0 BLK: 0 WP: 0 HR: 0 S: 6 P: 6 ERA: 0.00 WHIP: 1.000 | | | | | | | | | | | | | | | PITCHER | | | | |

Washington Senators @ New York Yankees
Yankee Stadium, Bronx, NY
Fri May 01 1964, 7:05 PM EDT
Att: 10,967 - Sunny - 50 F

AB 29
R 1
H 5
RBI 1
BB 3
SO 5
LOB 15



| Batter | 1 | 2 | 3 | 4 | 5 | 6 | 7 | 8 | 9 | 10 | AB | R | H | RBI | BB | SO | LOB | TOP | | | | | | | |
|--|------------------------------------|---------------------------------|------------------------------|---------------------------------|------------------------------|---------------------------------|------------------------------|---------------------------------|------------------------------|---------------------------------|------------------------------|---------------------------------|------------------------------|---------------------------------|------------------------------|----------------------------------|------------------------------|--|------------------------------|---------------------------------|----------------------------------|------------------------------------|----------------------------------|--------|--|
| Don Zimmer, R OBP: 0.298, SLG: 0.512 John Kennedy, R OBP: 0.333, SLG: 0.300 | (1,5) BB (8,5) BB L5-3 BB | | | 6-3 | | FC5-4 1B HR | | 6-3 | | 0-0 1B 3B | 3 | 1 | 0 | 0 | 1 | 0 | 1 | Washington Senators @ New York Yankees Yankee Stadium, Bronx, NY Sat May 02 1964, 3:33 AM EDT Att: 7,712 - Sunny - 58 F | | | | | | | |
| Don Blasingame, L OBP: 0.370, SLG: 0.419 Bill Skowron, R OBP: 0.283, SLG: 0.500 Chuck Cottier, R (10, PH) | (1,4) X L5-3 1-2 | | | 5-3 | | HR 1B | | S 1B | | G5-4-3 1B 3-H | 4 | 1 | 2 | 0 | 0 | 0 | 1 | | | | | | | | |
| Chuck Hinton, R OBP: 0.304, SLG: 0.471 | (1,7) S K | | | 6-3 | | F9 1B | | K 1B | | G5-4-3 1B 1-2 | 5 | 0 | 0 | 0 | 0 | 2 | 4 | | | | | | | | |
| Jim King, L OBP: 0.234, SLG: 0.341 | (1,9) S K | | | K | | K HR 1-H 2-H | | BB | | | 3 | 1 | 1 | 3 | 1 | 2 | 0 | | | | | | | | |
| Dick Phillips, L OBP: 0.333, SLG: 0.273 | (1,3) X 4-3 | | | 4-3 | | FC4-6 1B WP HBP | | S 1B | | K | 3 | 1 | 1 | 0 | 0 | 1 | 2 | | | | | | | | |
| Ken Hunt, R OBP: 0.368, SLG: 0.500 | (1,8) S K | | | K | | F4 1B | | | | 5-3 | 4 | 0 | 1 | 0 | 0 | 1 | 1 | | | | | | | | |
| Mike Brumley, L OBP: 0.182, SLG: 0.219 | (1,2) X F9 | | | F9 | | FC4-6 1B WP 1-2 2-3 | | K | | 1-3 | 4 | 0 | 0 | 0 | 0 | 1 | 2 | | | | | | | | |
| Ed Brinkman, R OBP: 0.183, SLG: 0.259 | (1,6) S L4-3 BB | | | K | | K 1-3 3-H | | 6-3 | | 5-3 | 3 | 0 | 0 | 0 | 1 | 1 | 1 | | | | | | | | |
| Claude Osteen, L OBP: 0.300, SLG: 0.400 Marshall Bridges, S (8, PH) | (6,1) X L4-3 BB | | | L4-3 | | | | 6-3 | | F7 | 2 | 0 | 1 | 0 | 0 | 0 | 1 | | | | | | | | |
| Steve Ritzik, R (8, PH) | (6,1) X L4-3 | | | L4-3 | | FC5-4 1B | | 6-3 | | | 0 | 0 | 0 | 0 | 0 | 0 | 0 | | | | | | | | |
| Fred Valentine, S OBP: 0.283, SLG: 0.412 Jim Duckworth, R (10, PH) | (10,1) X 1-2 | | | | | | | | | | 1 | 0 | 0 | 0 | 0 | 0 | 0 | | | | | | | | |
| Inning Stats | R: 0 E: 0 K: 1 S: 4 | H: 0 LOB: 0 BB: 1 P: 8 | R: 0 E: 0 K: 2 S: 7 | H: 0 LOB: 0 BB: 0 P: 7 | R: 0 E: 0 K: 0 S: 2 | H: 0 LOB: 0 BB: 1 P: 6 | R: 0 E: 0 K: 0 S: 3 | H: 0 LOB: 0 BB: 0 P: 3 | R: 1 E: 0 K: 2 S: 8 | H: 1 LOB: 1 BB: 0 P: 9 | R: 3 E: 0 K: 0 S: 7 | H: 4 LOB: 1 BB: 0 P: 7 | R: 0 E: 0 K: 1 S: 5 | H: 0 LOB: 0 BB: 0 P: 5 | R: 0 E: 0 K: 2 S: 8 | H: 1 LOB: 2 BB: 1 P: 12 | R: 0 E: 0 K: 0 S: 3 | H: 0 LOB: 0 BB: 0 P: 3 | R: 1 E: 0 K: 0 S: 4 | H: 2 LOB: 1 BB: 0 P: 4 | 1B: 6 2B: 2 3B: 1 HR: 1 | SF: 0 SAC: 0 DP: 3 HBP: 1 | WP: 2 PB: 0 SB: 2 CS: 0 | PA: 39 | |
| PITCHER | IP | WLS | BF | H | R | ER | SO | BB | IBB | HBP | BLK | WP | HR | S | P | ERA | WHIP | | | | | | | | |
| Jim Bouton, R ERA: 3.0 | (1,1) | 6.0 | 24 | 5 | 4 | 4 | 5 | 2 | 0 | 0 | 0 | 0 | 1 | 31 | 40 | 6.00 | 1.167 | | | | | | | | |
| Bill Stafford, R ERA: | (7,1) | 1.0 | 3 | 0 | 0 | 0 | 1 | 0 | 0 | 0 | 0 | 0 | 0 | 5 | 5 | 0.00 | 0.000 | | | | | | | | |
| Hal Reniff, R ERA: | (8,1) | 2.0 | 8 | 1 | 0 | 0 | 2 | 1 | 0 | 0 | 0 | 0 | 0 | 11 | 15 | 0.00 | 1.000 | | | | | | | | |
| Bud Daley, L ERA: 4.5 | (10,1) | 1.0 | L | 4 | 2 | 1 | 1 | 0 | 0 | 0 | 0 | 0 | 0 | 4 | 4 | 9.00 | 2.000 | | | | | | | | |

| Batter | 1 | 2 | 3 | 4 | 5 | 6 | 7 | 8 | 9 | 10 | AB | R | H | RBI | BB | SO | LOB | BOTTOM | | | | | | | |
|---|------------------------------|---------------------------------|------------------------------|---------------------------------|------------------------------|---------------------------------|------------------------------|---------------------------------|------------------------------|---------------------------------|------------------------------|----------------------------------|------------------------------|---------------------------------|------------------------------|---------------------------------|------------------------------|--|------------------------------|---------------------------------|----------------------------------|------------------------------------|----------------------------------|--------|--|
| Tony Kubek, L (1,6) S | 0-3 K | | | | | | | | | | 5 | 0 | 0 | 0 | 0 | 1 | 3 | Washington Senators @ New York Yankees Yankee Stadium, Bronx, NY Sat May 02 1964, 3:33 AM EDT Att: 7,712 - Sunny - 58 F | | | | | | | |
| Bobby Richardson, R OBP: 0.348, SLG: 0.372 | (1,4) X F9 | | | 5-3 | | 1B 2B | | E6 7-3 | | F5 | 5 | 1 | 1 | 0 | 0 | 0 | 0 | | | | | | | | |
| Hector Lopez, R OBP: 0.353, SLG: 0.375 | (1,7) S K | | | L9 | | G3 2-H E 1B | | 7-3 1-2 | | K | 5 | 1 | 1 | 1 | 0 | 2 | 1 | | | | | | | | |
| Elston Howard, R OBP: 0.316, SLG: 0.314 | (1,2) X 1-3 | | | 4-3 | | L8 | | SF9 3B | | 6-3 | 5 | 1 | 1 | 0 | 0 | 0 | 1 | | | | | | | | |
| Tom Tresh, S OBP: 0.444, SLG: 0.605 | (1,8) X 4-3 | | | 4-3 | | HR E G3 BB | | 6-3 | | 2B | 4 | 1 | 2 | 1 | 1 | 0 | 1 | | | | | | | | |
| Joe Pepitone, L OBP: 0.205, SLG: 0.132 | (1,3) X 4-3 | | | 4-3 | | G3 | | SF9 | | 4-3 | 4 | 0 | 0 | 1 | 0 | 0 | 3 | | | | | | | | |
| Pedro Gonzalez, R OBP: 0.308, SLG: 0.182 | (1,9) S FC6-4 BB | | | 1B 1B | | E BB | | 1B | | | 2 | 0 | 2 | 0 | 2 | 0 | 0 | | | | | | | | |
| Clete Boyer, R OBP: 0.225, SLG: 0.222 | (1,5) X F8 | | | F9 | | E5 | | 5-3 | | | 4 | 0 | 0 | 0 | 0 | 0 | 5 | | | | | | | | |
| Jim Bouton, R OBP: 0.139, SLG: 0.125 Mickey Vernon, S OBP: 0.102, SLG: 0.287 | (1,11) X FC6-4 | | | 1B | | F8 | | K | | | 2 | 0 | 1 | 0 | 0 | 0 | 1 | | | | | | | | |
| Bill Stafford, R ERA: | (7,1) | 1.0 | S | 4 | 1 | 0 | 0 | 1 | 0 | 0 | 0 | 0 | 0 | 0 | 0 | 0 | 0 | | | | | | | | |
| Hal Reniff, R (8, PH) | (8,1) | 3.1 | W | 13 | 2 | 1 | 1 | 1 | 0 | 0 | 0 | 0 | 0 | 0 | 0 | 0 | 0 | | | | | | | | |
| Johnny Blanchard, L (8, PH) | (8,1) | 3.1 | W | 13 | 2 | 1 | 1 | 1 | 0 | 0 | 0 | 0 | 0 | 0 | 0 | 0 | 0 | | | | | | | | |
| Bud Daley, L (10, PH) | (10,1) | 1.0 | S | 4 | 1 | 0 | 0 | 1 | 0 | 0 | 0 | 0 | 0 | 0 | 0 | 0 | 0 | | | | | | | | |
| Inning Stats | R: 0 E: 0 K: 2 S: 7 | H: 0 LOB: 0 BB: 0 P: 7 | R: 0 E: 0 K: 0 S: 3 | H: 0 LOB: 0 BB: 0 P: 3 | R: 0 E: 0 K: 0 S: 3 | H: 0 LOB: 1 BB: 1 P: 7 | R: 0 E: 0 K: 0 S: 3 | H: 0 LOB: 0 BB: 0 P: 3 | R: 1 E: 0 K: 0 S: 6 | H: 3 LOB: 2 BB: 0 P: 6 | R: 2 E: 1 K: 0 S: 6 | H: 2 LOB: 3 BB: 2 P: 14 | R: 0 E: 1 K: 0 S: 3 | H: 0 LOB: 0 BB: 0 P: 3 | R: 1 E: 0 K: 0 S: 5 | H: 2 LOB: 1 BB: 0 P: 5 | R: 0 E: 0 K: 1 S: 5 | H: 0 LOB: 0 BB: 0 P: 5 | R: 0 E: 0 K: 1 S: 6 | H: 1 LOB: 1 BB: 0 P: 6 | 1B: 4 2B: 3 3B: 1 HR: 1 | SF: 1 SAC: 0 DP: 1 HBP: 0 | WP: 0 PB: 0 SB: 0 CS: 0 | PA: 42 | |
| PITCHER | IP | WLS | BF | H | R | ER | SO | BB | IBB | HBP | BLK | WP | HR | S | P | ERA | WHIP | | | | | | | | |
| Claude Osteen, L ERA: 3.6 | (1,1) | 5.1 | 22 | 5 | 3 | 2 | 2 | 1 | 0 | 0 | 0 | 0 | 1 | 25 | 29 | 3.38 | 1.125 | | | | | | | | |
| Marshall Bridges, L ERA: 2.08 | (8,1) | 0.1 | 3 | 0 | 0 | 0 | 0 | 2 | 0 | 0 | 0 | 0 | 0 | 1 | 9 | 0.00 | 6.000 | | | | | | | | |
| Steve Ritzik, R ERA: 2.87 | (8,1) | 3.1 | W | 13 | 2 | 1 | 1 | 1 | 0 | 0 | 0 | 0 | 0 | 15 | 15 | 2.70 | 0.600 | | | | | | | | |
| Jim Duckworth, R ERA: | (10,1) | 1.0 | S | 4 | 1 | 0 | 0 | 1 | 0 | 0 | 0 | 0 | 0 | 6 | 6 | 0.00 | 1.000 | | | | | | | | |

| | |
|-----|----|
| AB | 35 |
| R | 5 |
| H | 8 |
| RBI | 4 |
| BB | 3 |
| SO | 8 |
| LOB | 13 |



| | |
|----|---|
| WP | 2 |
| PB | 0 |
| SB | 2 |
| CS | 0 |

| | |
|-----|----|
| AB | 38 |
| R | 4 |
| H | 8 |
| RBI | 3 |
| BB | 3 |
| SO | 4 |
| LOB | 18 |

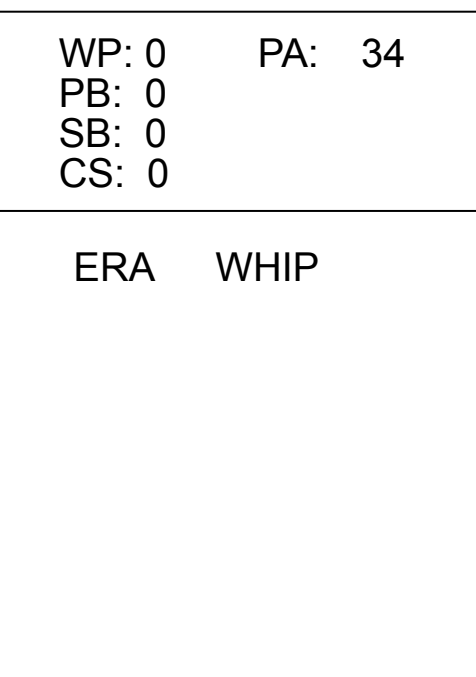


| | |
|----|---|
| WP | 0 |
| PB | 0 |
| SB | 0 |
| CS | 0 |

| Batter | 1 | 2 | 3 | 4 | 5 | 6 | 7 | 8 | 9 | AB | R | H | RBI | BB | SO | LOB | TOP | | | |
|---|---|----------------------------------|------------------------------|---------------------------------|------------------------------|---------------------------------|-------------------------------|----------------------------------|------------------------------|---------------------------------|------------------------------|---------------------------------|------------------------------|---------------------------------|------------------------------|---------------------------------|----------------------------------|------------------------------------|-------------------------|--------|
| Chuck Cottier, R (1,4) BB | 4-0 1B BB | | 0-3 K | | 0-0 F6 | | 0-0 4-3 | | | 3 | 0 | 0 | 0 | 1 | 1 | 2 | | | | |
| Don Zimmer, R (1,5) OBP: 0.294, SLG: 0.489 BB | 0-0 BB 1-3 1B | | 0-0 F7 | | 0-0 F7 | | | 0-3 K | | 4 | 0 | 1 | 0 | 0 | 1 | 1 | | | | |
| Chuck Hinton, R (1,7) OBP: 0.317, SLG: 0.453 BB | 4-0 G6-4-3 1-2 BB | | | 4-0 BB 1B BB | 0-3 K | | | 0-0 F9 | | 2 | 0 | 0 | 0 | 2 | 1 | 1 | | | | |
| Bill Skowron, R (1,3) OBP: 0.281, SLG: 0.484 BB | 0-3 K | | | 0-0 BB 1-2 1B | | 0-0 F5 | | 0-3 K | | 4 | 0 | 1 | 0 | 0 | 2 | 3 | | | | |
| Ken Hunt, R (1,8) OBP: 0.304, SLG: 0.400 BB | 0-0 G6-4-3 1-2 | | | 0-3 K | | 0-0 F4 | | | 0-0 6-3 | 4 | 0 | 0 | 0 | 0 | 1 | 5 | | | | |
| Don Lock, R (1,9) OBP: 0.356, SLG: 0.255 BB | | 0-3 K | | 4-0 1-2 2-3 BB | | 0-3 K | | | 0-0 6-3 | 3 | 0 | 0 | 0 | 1 | 2 | 0 | | | | |
| Don Leppert, R (1,2) OBP: 0.091, SLG: 0.091 BB | | 0-3 K | | 0-3 K | | | | 0-3 K | | 4 | 0 | 0 | 0 | 0 | 3 | 3 | | | | |
| Ed Brinkman, R (1,6) OBP: 0.190, SLG: 0.262 BB | | 0-0 F7 | | 0-3 K | | | | 0-0 FC4-6 1B | | 3 | 0 | 1 | 0 | 0 | 1 | 3 | | | | |
| Dave Stenhouse, R (1,1) OBP: 1.000, SLG: 1.000 Carl Bouldin, S (1,1) Fred Valentine, S (7,PH) OBP: 0.250, SLG: 0.389 Jim Hannan, R (7,1) | | | 0-3 K | | 4-0 BB | | | 0-0 FC4-6 1-2 | | 0 | 0 | 0 | 0 | 0 | 0 | 0 | | | | |
| Inning Stats | R: 0 E: 0 K: 1 S: 5 | H: 1 LOB: 2 BB: 2 P: 13 | R: 0 E: 0 K: 2 S: 7 | H: 0 LOB: 0 BB: 0 P: 7 | R: 0 E: 0 K: 2 S: 7 | H: 0 LOB: 0 BB: 0 P: 7 | R: 0 E: 0 K: 3 S: 10 | H: 1 LOB: 2 BB: 2 P: 18 | R: 0 E: 0 K: 1 S: 5 | H: 0 LOB: 1 BB: 1 P: 9 | R: 0 E: 0 K: 1 S: 6 | H: 1 LOB: 1 BB: 0 P: 6 | R: 0 E: 0 K: 2 S: 7 | H: 0 LOB: 0 BB: 0 P: 7 | R: 0 E: 0 K: 0 S: 3 | H: 0 LOB: 0 BB: 0 P: 3 | 1B: 3 2B: 0 3B: 0 HR: 0 | SF: 0 SAC: 0 DP: 1 HBP: 0 | WP: 0 PB: 0 CS: 0 | PA: 34 |
| PITCHER Al Downing, L (1,1) ERA: 0.49 | IP: 9.0 WLS: W BF: 34 H: 3 R: 0 ER: 0 SO: 13 BB: 5 IBB: 0 HBP: 0 BLK: 0 WP: 0 HR: 0 S: 55 P: 75 ERA: 0.00 WHIP: 0.889 | | | | | | | | | | | | | | | PITCHER | | | | |

Washington Senators @ New York Yankees
Yankee Stadium, Bronx, NY
Sun May 03 1964, 3:33 AM EDT
Sunny - 59 F

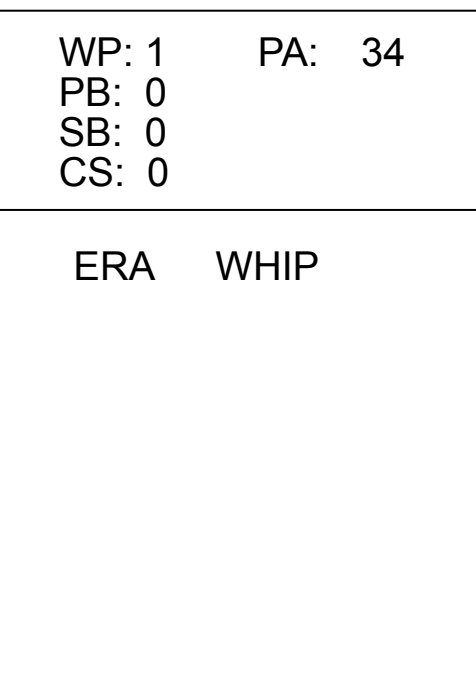
| | |
|-----|----|
| AB | 29 |
| R | 0 |
| H | 3 |
| RBI | 0 |
| BB | 5 |
| SO | 13 |
| LOB | 19 |



| Batter | 1 | 2 | 3 | 4 | 5 | 6 | 7 | 8 | 9 | AB | R | H | RBI | BB | SO | LOB | BOTTOM | | | |
|--|--|----------------------------------|------------------------------|---------------------------------|------------------------------|---------------------------------|------------------------------|---------------------------------|------------------------------|---------------------------------|------------------------------|---------------------------------|------------------------------|---------------------------------|------------------------------|---------------------------------|----------------------------------|------------------------------------|-------------------------|--------|
| Tony Kubek, L (1,6) OBP: 0.154, SLG: 0.083 BB | 0-0 BB BB 1B | | 0-3 K | | 0-0 F7 | | 0-0 F6 | | | 4 | 1 | 1 | 0 | 0 | 1 | 2 | | | | |
| Bobby Richardson, R (1,4) OBP: 0.320, SLG: 0.340 BB | 0-0 F8 | | 0-0 F9 | | 0-0 F9 | | | 0-0 5-3 | | 4 | 0 | 0 | 0 | 0 | 0 | 1 | | | | |
| Hector Lopez, R (1,7) OBP: 0.286, SLG: 0.300 BB | 0-0 F3 | | 0-0 F8 | | 0-0 5-3 | | 0-0 1-3 | | | 4 | 0 | 0 | 0 | 0 | 0 | 1 | | | | |
| Johnny Blanchard, L (1,9) BB | 4-0 BB BB 1-2 BB BB | | 0-0 4-3 | | 0-0 F4 | | 0-0 G3 | | | 3 | 1 | 0 | 0 | 1 | 0 | 0 | | | | |
| Tom Tresh, S (1,8) OBP: 0.449, SLG: 0.575 BB | 4-0 BB BB 1-2 2-3 1B BB | | 4-0 FC4-6 BB | | 0-0 4-3 | | | 0-0 F4 | | 2 | 1 | 0 | 0 | 2 | 0 | 0 | | | | |
| Joe Pepitone, L (1,3) OBP: 0.228, SLG: 0.146 BB | 4-0 1B BB 1-2 2-3 3-H BB | | 0-0 FC4-6 1B WP | | 0-0 FC5-2 1B | | 0-0 4-3 | | 0-0 4-3 | 3 | 1 | 1 | 1 | 1 | 0 | 1 | | | | |
| Elston Howard, R (1,2) OBP: 0.357, SLG: 0.342 BB | 4-0 1B BB 1-2 2-3 3-H BB | | 0-0 1-H 1B | | 0-0 FC5-2 1B | | 0-0 F2 | | | 3 | 0 | 2 | 2 | 1 | 0 | 0 | | | | |
| Clete Boyer, R (1,5) OBP: 0.233, SLG: 0.231 BB | 0-0 1B | | 0-0 F4 | | 0-0 FC5-2 | | 0-0 FC5-2 | | | 3 | 0 | 1 | 1 | 0 | 0 | 3 | | | | |
| Al Downing, R (1,1) BB | 0-0 F8 | | 0-0 6-3 | | 0-0 K | | | | | 3 | 0 | 0 | 0 | 0 | 1 | 5 | | | | |
| Inning Stats | R: 3 E: 0 K: 0 S: 5 | H: 2 LOB: 3 BB: 4 P: 21 | R: 0 E: 0 K: 1 S: 5 | H: 0 LOB: 0 BB: 0 P: 5 | R: 1 E: 0 K: 0 S: 4 | H: 1 LOB: 1 BB: 1 P: 8 | R: 0 E: 0 K: 0 S: 3 | H: 0 LOB: 0 BB: 0 P: 3 | R: 0 E: 0 K: 1 S: 7 | H: 2 LOB: 2 BB: 0 P: 7 | R: 0 E: 0 K: 0 S: 3 | H: 0 LOB: 0 BB: 0 P: 3 | R: 0 E: 0 K: 0 S: 3 | H: 0 LOB: 0 BB: 0 P: 3 | R: 0 E: 0 K: 0 S: 3 | H: 0 LOB: 0 BB: 0 P: 3 | 1B: 5 2B: 0 3B: 0 HR: 0 | SF: 0 SAC: 0 DP: 0 HBP: 0 | WP: 1 PB: 0 CS: 0 | PA: 34 |
| PITCHER Dave Stenhouse, R (1,1) ERA: 8.22 Carl Bouldin, R (1,1) ERA: 6.06 Jim Hannan, R (7,1) ERA: 1.42 | IP: 0.2 WLS: L BF: 7 H: 1 R: 3 ER: 3 SO: 3 BB: 4 IBB: 0 HBP: 0 BLK: 0 WP: 0 HR: 0 S: 19 P: 28 ERA: 40.50 WHIP: 7.500 | | | | | | | | | | | | | | | PITCHER | | | | |

Washington Senators @ New York Yankees
Yankee Stadium, Bronx, NY
Sun May 03 1964, 3:33 AM EDT
Sunny - 59 F

| | |
|-----|----|
| AB | 29 |
| R | 4 |
| H | 5 |
| RBI | 4 |
| BB | 5 |
| SO | 2 |
| LOB | 13 |



| Batter | 1 | 2 | 3 | 4 | 5 | 6 | 7 | 8 | 9 | AB R H RBI BB SO LOB | TOP | | | | | | | | | | | |
|--|---|---------------------------------|------------------------------|---------------------------------|------------------------------|---------------------------------|------------------------------|----------------------------------|------------------------------|--|--|------------------------------|---|------------------------------|---------------------------------|------------------------------|----------------------------------|------------------------------|----------------------------------|-----------------------------------|------------------------------------|-------------------------|
| Ed Brinkman, R (1.6) OBP: 0.191, SLG: 0.273 | F7 | | 1-3 | | K | | F7 | | 1B 2B | 5 1 1 0 0 1 1 | Washington Senators @ New York Yankees Yankee Stadium, Bronx, NY Sun May 03 1964, 3:38 AM EDT Att: 20,487 - Sunny - 59 F livebaseballscores.com | | | | | | | | | | | |
| Don Blasingame, L (1.4) OBP: 0.353, SLG: 0.396 | L6 | | | F7 | F4 | | K | | E 1B | 5 1 1 1 0 1 1 | | | | | | | | | | | | |
| Fred Valentine, S (1.9) OBP: 0.240, SLG: 0.348 | F6 | | | E 1B | | L6 | L5 | | E3 1B PB | 5 0 1 0 0 0 0 | | | | | | | | | | | | |
| Chuck Hinton, R (1.7) OBP: 0.354, SLG: 0.464 | | FC6 1B | | E4 BB 1B | | 3-1 | | G3 2B BB | 1B IBB | 3 1 2 0 2 0 0 | | | | | | | | | | | | |
| Dick Phillips, L (1.3) OBP: 0.353, SLG: 0.267 | FC6 CS 1B | | | F2 | | 1B BB | | G3 | G3-6-3 1B | 4 1 1 0 1 0 4 | | | | | | | | | | | | |
| Mike Brumley, L (1.2) OBP: 0.237, SLG: 0.250 | | | | | | 1B BB | | K | G3-6-3 1B | 4 1 2 0 1 1 4 | | | | | | | | | | | | |
| Ken Hunt, R (1.8) OBP: 0.333, SLG: 0.435 | | | | | | 1B BB | | | | 3 1 1 1 1 2 5 | | | | | | | | | | | | |
| John Kennedy, R (1.5) OBP: 0.357, SLG: 0.333 | | | 5-3 | | SH3-4 1B | | | 6-3 | | 4 0 2 1 0 0 1 | | | | | | | | | | | | |
| Buster Narum, R (1.1) Jim King, L (6. PH) Marshall Bridges, S (6. PH) Dave Stenhouse, R (9. PH) OBP: 1.000, SLG: 1.000 | | | K | | SH3-4 1B | | | | K | 1 0 0 0 0 1 0 1 0 1 2 0 0 0 1 0 0 0 0 1 0 0 0 0 0 0 0 0 | | | | | | | | | | | | |
| Inning Stats | R: 0 E: 0 K: 0 S: 3 | H: 0 LOB: 0 BB: 0 P: 3 | R: 0 E: 0 K: 1 S: 6 | H: 2 LOB: 2 BB: 0 P: 6 | R: 0 E: 0 K: 1 S: 5 | H: 0 LOB: 0 BB: 0 P: 5 | R: 0 E: 1 K: 1 S: 7 | H: 2 LOB: 3 BB: 1 P: 11 | R: 0 E: 0 K: 1 S: 6 | H: 1 LOB: 1 BB: 0 P: 6 | | R: 3 E: 0 K: 0 S: 5 | H: 3 LOB: 2 BB: 2 P: 13 | R: 0 E: 0 K: 1 S: 5 | H: 0 LOB: 0 BB: 0 P: 5 | R: 1 E: 0 K: 1 S: 6 | H: 1 LOB: 1 BB: 1 P: 10 | R: 2 E: 1 K: 1 S: 8 | H: 3 LOB: 2 BB: 1 P: 12 | 1B: 10 2B: 3 3B: 0 HR: 0 | SF: 0 SAC: 1 DP: 2 HBP: 0 | WP: 0 PB: 1 CS: 0 |
| PITCHER | IP WLS BF H R ER SO BB IBB HBP BLK WP HR S P ERA WHIP | | | | | | | | | | | PITCHER | IP WLS BF H R ER SO BB IBB HBP BLK WP HR S P ERA WHIP | | | | | | | | | |
| Ralph Terry, R (1.1) ERA: 4.5 | 6.0 L 27 8 3 3 4 3 0 0 0 0 0 0 32 44 4.50 1.833 | | | | | | | | | | | | | | | | | | | | | |
| Steve Hamilton, L (7.1) ERA: | 1.0 3 0 0 0 1 0 0 0 0 0 0 0 5 5 0.00 0.000 | | | | | | | | | | | | | | | | | | | | | |
| Pete Mikkelsen, R (8.1) ERA: 8.31 | 2.0 12 4 3 3 2 1 1 0 0 0 0 0 14 22 13.50 2.500 | | | | | | | | | | | | | | | | | | | | | |

| Batter | 1 | 2 | 3 | 4 | 5 | 6 | 7 | 8 | 9 | AB R H RBI BB SO LOB | BOTTOM | | | | | | | | | |
|--|---|----------------------------------|------------------------------|---------------------------------|------------------------------|---------------------------------|------------------------------|---------------------------------|------------------------------|--|--|---------------------------------|---|---------------------------------|------------------------------|----------------------------------|----------------------------------|------------------------------------|-------------------------|--------|
| Tony Kubek, L (1.6) OBP: 0.167, SLG: 0.176 | 5-3 | | 4-3 | | F5 | | G6-3 | | 1B 2B | 5 0 1 2 0 0 2 | Washington Senators @ New York Yankees Yankee Stadium, Bronx, NY Sun May 03 1964, 3:38 AM EDT Att: 20,487 - Sunny - 59 F livebaseballscores.com | | | | | | | | | |
| Bobby Richardson, R (1.4) OBP: 0.309, SLG: 0.314 | 1B SF8 BB | | 1-3 | | 5-3 | | | L9 | 4-3 | 4 1 0 0 1 0 3 | | | | | | | | | | |
| Hector Lopez, R (1.7) OBP: 0.280, SLG: 0.292 | 1-2 E 1B | | 5-3 | | | K | | 5-3 | | 4 1 1 0 0 1 0 | | | | | | | | | | |
| Johnny Blanchard, L (1.9) OBP: 0.333, SLG: 0.091 | E 1-2 2-3 1B | | | G3 | | 1-6-3 BB | | F5 | | 3 0 1 0 1 0 0 | | | | | | | | | | |
| Tom Tresh, S (1.8) OBP: 0.442, SLG: 0.571 | SF8 | | | | | 1-6-3 | | | 5-3 | 2 0 1 1 0 0 1 | | | | | | | | | | |
| Phil Linz, R (7.8) OBP: 0.194, SLG: 0.167 | | | | | | 1-2 | | | | 1 0 0 0 0 0 0 | | | | | | | | | | |
| Joe Pepitone, L (1.3) OBP: 0.250, SLG: 0.140 | 3-H K | | | | F9 | | | | | 2 1 0 0 2 1 2 | | | | | | | | | | |
| Elston Howard, R (1.2) OBP: 0.326, SLG: 0.310 | | | 6-3 | | K | | FC6-4 | | F7 | 4 0 0 0 0 1 4 | | | | | | | | | | |
| Clete Boyer, R (1.5) OBP: 0.234, SLG: 0.233 | | | 1-3 | | | F5 | | F7 | 1B 2B 1B | 4 1 1 0 0 0 0 | | | | | | | | | | |
| Ralph Terry, R (1.1) Steve Hamilton, L (7.1) Pedro Gonzalez, R (7. PH) Pete Mikkelsen, R (8.1) Mickey Mantle, S (9. PH) Archie Moore, L (9. PH) | | | | | | | | | G6-3 BB | 2 0 1 0 0 0 0 0 0 0 0 0 0 0 0 0 0 0 1 0 0 0 0 0 0 0 0 0 1 0 1 1 0 0 0 0 1 0 0 0 0 0 | | | | | | | | | | |
| Inning Stats | R: 2 E: 1 K: 1 S: 7 | H: 2 LOB: 1 BB: 1 P: 11 | R: 0 E: 0 K: 0 S: 3 | H: 0 LOB: 0 BB: 0 P: 3 | R: 0 E: 0 K: 1 S: 6 | H: 1 LOB: 1 BB: 0 P: 6 | R: 0 E: 0 K: 0 S: 4 | H: 1 LOB: 1 BB: 0 P: 4 | R: 0 E: 0 K: 1 S: 5 | H: 0 LOB: 2 BB: 2 P: 13 | R: 0 E: 0 K: 0 S: 2 | H: 0 LOB: 0 BB: 1 P: 6 | R: 0 E: 0 K: 0 S: 3 | H: 0 LOB: 0 BB: 0 P: 3 | R: 3 E: 0 K: 0 S: 6 | H: 3 LOB: 2 BB: 1 P: 10 | 1B: 5 2B: 2 3B: 0 HR: 0 | SF: 1 SAC: 0 DP: 1 HBP: 0 | WP: 0 PB: 0 CS: 0 | PA: 38 |
| PITCHER | IP WLS BF H R ER SO BB IBB HBP BLK WP HR S P ERA WHIP | | | | | | | | | | | PITCHER | IP WLS BF H R ER SO BB IBB HBP BLK WP HR S P ERA WHIP | | | | | | | |
| Buster Narum, R (1.1) ERA: 2.15 | 5.0 W 20 4 2 1 2 1 0 0 0 0 0 0 23 27 1.80 1.000 | | | | | | | | | | | | | | | | | | | |
| Marshall Bridges, L (6.1) ERA: 4.5 | 3.2 17 3 3 3 1 4 0 0 0 0 0 0 15 31 7.36 1.909 | | | | | | | | | | | | | | | | | | | |
| Dave Stenhouse, R (9.1) ERA: 7.88 | 0.1 S 1 0 0 0 0 0 0 0 0 0 0 0 1 1 0.00 0.000 | | | | | | | | | | | | | | | | | | | |

| Batter | 1 | 2 | 3 | 4 | 5 | 6 | 7 | 8 | 9 | AB | R | H | RBI | BB | SO | LOB | TOP | | | | | | | | | | |
|---|------------------------------|---------------------------------|------------------------------|---------------------------------|------------------------------|---------------------------------|------------------------------|----------------------------------|------------------------------|---------------------------------|------------------------------|---------------------------------|------------------------------|---------------------------------|------------------------------|---------------------------------|--|------------------------------------|----------------------------------|--------|--|--|--|--|--|--|--|
| Ed Brinkman, R (1, 6) OBP: 0.194, SLG: 0.286 | L6 | K | | | | | 6-3 | | | 4 | 0 | 1 | 1 | 0 | 1 | 1 | Washington Senators @ Baltimore Orioles Memorial Stadium, Baltimore, MD Mon May 04 1964, 7:05 PM EDT Att: 3,199 - Unknown livebaseballscorecards.com | | | | | | | | | | |
| Don Blasingame, L (1, 4) OBP: 0.327, SLG: 0.365 | F5 | | 5-3 | F5 | | | F5 | | | 4 | 0 | 0 | 0 | 0 | 0 | 2 | | | | | | | | | | | |
| Chuck Hinton, R (1, 7) OBP: 0.348, SLG: 0.441 | 1B | BB | 6-3 | | | L4 | F8 | | | 3 | 1 | 0 | 0 | 1 | 0 | 0 | | | | | | | | | | | |
| Jim King, L (1, 9) OBP: 0.269, SLG: 0.429 | | | | | | | | | F8 | 4 | 1 | 2 | 2 | 0 | 1 | 0 | | | | | | | | | | | |
| Don Lock, R (8, 9) OBP: 0.356, SLG: 0.255 | 1B | | HR | | | K | | | | 0 | 0 | 0 | 0 | 0 | 0 | 0 | | | | | | | | | | | |
| Bill Skowron, R (1, 3) OBP: 0.265, SLG: 0.455 | L8 | | F9 | | | 1-3 | | | 4-3 | 4 | 0 | 0 | 0 | 0 | 0 | 1 | | | | | | | | | | | |
| Mike Brumley, L (1, 2) OBP: 0.214, SLG: 0.225 | | K | | | | 5-3 | | | 6-3 | 4 | 0 | 0 | 0 | 0 | 1 | 0 | | | | | | | | | | | |
| Ken Hunt, R (1, 8) OBP: 0.355, SLG: 0.462 | | 1B | 2B | | | 1B | 2B | | F9 | 3 | 2 | 1 | 0 | 1 | 1 | 0 | | | | | | | | | | | |
| John Kennedy, R (1, 5) OBP: 0.344, SLG: 0.357 | L4 | | | | | K | | | F9 | 4 | 0 | 1 | 0 | 0 | 1 | 2 | | | | | | | | | | | |
| Tom Cheney, R (1, 1) OBP: 0.400, SLG: 0.400 | | | | | | | | | | 3 | 0 | 2 | 1 | 0 | 0 | 1 | | | | | | | | | | | |
| Jim Duckworth, R (6, 1) | | | | | | | | | | 0 | 0 | 0 | 0 | 0 | 0 | 0 | | | | | | | | | | | |
| Steve Ridzik, R (6, 1) | | | | | | | | | | 0 | 0 | 0 | 0 | 0 | 0 | 0 | | | | | | | | | | | |
| Fred Valentine, S (9, PH) OBP: 0.231, SLG: 0.333 | 2H | | | | | 2B | 1B | | K | 1 | 0 | 0 | 0 | 0 | 1 | 0 | | | | | | | | | | | |
| Inning Stats | R: 1 E: 0 K: 0 S: 4 | H: 1 LOB: 1 BB: 1 P: 8 | R: 1 E: 0 K: 2 S: 9 | H: 2 LOB: 1 BB: 0 P: 9 | R: 1 E: 0 K: 0 S: 4 | H: 1 LOB: 0 BB: 0 P: 4 | R: 1 E: 0 K: 1 S: 7 | H: 2 LOB: 2 BB: 1 P: 11 | R: 0 E: 0 K: 1 S: 5 | H: 0 LOB: 0 BB: 0 P: 5 | R: 0 E: 0 K: 1 S: 6 | H: 1 LOB: 1 BB: 0 P: 6 | R: 0 E: 0 K: 0 S: 3 | H: 0 LOB: 0 BB: 0 P: 3 | R: 0 E: 0 K: 1 S: 5 | H: 0 LOB: 0 BB: 0 P: 5 | 1B: 3 2B: 3 3B: 0 HR: 1 | SF: 0 SAC: 0 DP: 0 HBP: 0 | WP: 0 PB: 0 SB: 1 CS: 0 | PA: 36 | | | | | | | |
| PITCHER | IP | WLS | BF | H | R | ER | SO | BB | IBB | HBP | BLK | WP | HR | S | P | ERA | WHIP | | | | | | | | | | |
| Chuck Estrada, R (1, 1) ERA: 4.2 | 4.0 | | 20 | 6 | 4 | 4 | 3 | 2 | 0 | 0 | 0 | 0 | 1 | 24 | 32 | 9.00 | 2.000 | | | | | | | | | | |
| Dick Hall, R (5, 1) ERA: 1.5 | 5.0 | W | 16 | 1 | 0 | 0 | 3 | 0 | 0 | 0 | 0 | 0 | 0 | 22 | 22 | 0.00 | 0.200 | | | | | | | | | | |

| Batter | 1 | 2 | 3 | 4 | 5 | 6 | 7 | 8 | 9 | AB | R | H | RBI | BB | SO | LOB | BOTTOM | | | | | | | | | | |
|---|------------------------------|---------------------------------|------------------------------|---------------------------------|------------------------------|---------------------------------|------------------------------|---------------------------------|------------------------------|---------------------------------|------------------------------|----------------------------------|------------------------------|---------------------------------|------------------------------|---------------------------------|--|------------------------------------|----------------------------------|--------|--|--|--|--|--|--|--|
| Jackie Brandt, R (1, 8) OBP: 0.311, SLG: 0.329 | F7 | | K | | | | | F9 | | 4 | 1 | 0 | 0 | 1 | 1 | 2 | Washington Senators @ Baltimore Orioles Memorial Stadium, Baltimore, MD Mon May 04 1964, 7:05 PM EDT Att: 3,199 - Unknown livebaseballscorecards.com | | | | | | | | | | |
| Luis Aparicio, R (1, 6) OBP: 0.286, SLG: 0.268 | 5-3 | | L5 | | | | | | | 4 | 1 | 2 | 2 | 0 | 0 | 0 | | | | | | | | | | | |
| Brooks Robinson, R (1, 5) OBP: 0.349, SLG: 0.441 | E7 | 1B | | | | G3 | | | | 4 | 0 | 1 | 1 | 0 | 0 | 2 | | | | | | | | | | | |
| Norm Siebern, L (1, 3) OBP: 0.379, SLG: 0.393 | | | | | | | | F8 | | 4 | 2 | 3 | 1 | 0 | 0 | 0 | | | | | | | | | | | |
| Boog Powell, L (1, 7) OBP: 0.245, SLG: 0.292 | | K | | | | 6-3 | | | | 3 | 2 | 1 | 1 | 1 | 1 | 0 | | | | | | | | | | | |
| Sam Bowens, R (1, 9) OBP: 0.390, SLG: 0.459 | F7 | | | | | | | | | 4 | 1 | 2 | 2 | 0 | 0 | 0 | | | | | | | | | | | |
| Jerry Adair, R (1, 4) OBP: 0.279, SLG: 0.281 | 5-3 | | | | | | | | | 3 | 1 | 0 | 0 | 1 | 0 | 1 | | | | | | | | | | | |
| John Orsino, R (1, 2) OBP: 0.328, SLG: 0.455 | | | | | | | | | | 3 | 2 | 2 | 2 | 1 | 0 | 0 | | | | | | | | | | | |
| Chuck Estrada, R (1, 1) ERA: 5.3 | | | | | | | | | | 1 | 0 | 0 | 0 | 0 | 0 | 0 | | | | | | | | | | | |
| Dick Hall, R (5, 1) ERA: 1.5 | | | | | | | | | | 2 | 1 | 0 | 1 | 0 | 0 | 1 | | | | | | | | | | | |
| Inning Stats | R: 0 E: 1 K: 0 S: 4 | H: 2 LOB: 2 BB: 0 P: 4 | R: 0 E: 0 K: 1 S: 5 | H: 0 LOB: 0 BB: 0 P: 5 | R: 1 E: 0 K: 1 S: 6 | H: 1 LOB: 0 BB: 0 P: 6 | R: 1 E: 0 K: 0 S: 4 | H: 1 LOB: 0 BB: 0 P: 4 | R: 0 E: 0 K: 0 S: 3 | H: 0 LOB: 0 BB: 0 P: 3 | R: 3 E: 1 K: 0 S: 8 | H: 4 LOB: 1 BB: 4 P: 24 | R: 1 E: 0 K: 0 S: 4 | H: 2 LOB: 0 BB: 0 P: 4 | R: 0 E: 0 K: 0 S: 3 | H: 1 LOB: 0 BB: 0 P: 3 | 1B: 6 2B: 3 3B: 1 HR: 1 | SF: 0 SAC: 1 DP: 2 HBP: 0 | WP: 0 PB: 0 SB: 0 CS: 0 | PA: 37 | | | | | | | |
| PITCHER | IP | WLS | BF | H | R | ER | SO | BB | IBB | HBP | BLK | WP | HR | S | P | ERA | WHIP | | | | | | | | | | |
| Tom Cheney, R (1, 1) ERA: 5.3 | 5.1 | L | 22 | 6 | 5 | 5 | 2 | 1 | 0 | 0 | 0 | 0 | 1 | 25 | 29 | 8.44 | 1.312 | | | | | | | | | | |
| Jim Duckworth, R (6, 1) ERA: 1.99 | 0.0 | | 5 | 1 | 3 | 2 | 0 | 2 | 1 | 0 | 0 | 0 | 0 | 2 | 14 | ∞ | ∞ | | | | | | | | | | |
| Steve Ridzik, R (6, 1) ERA: 2.95 | 2.2 | | 10 | 4 | 3 | 1 | 0 | 0 | 0 | 0 | 0 | 0 | 0 | 10 | 10 | 3.38 | 1.500 | | | | | | | | | | |

| Batter | 1 | 2 | 3 | 4 | 5 | 6 | 7 | 8 | 9 | AB | R | H | RBI | BB | SO | LOB | TOP | | | |
|--|--|---------------------------------|------------------------------|---------------------------------|------------------------------|---------------------------------|------------------------------|----------------------------------|------------------------------|---------------------------------|------------------------------|---------------------------------|------------------------------|---------------------------------|------------------------------|---------------------------------|---|------------------------------------|-------------------------|--------|
| Ed Brinkman, R (1, 6) OBP: 0.197, SLG: 0.274 | F5 | | CS | 1B FC5-4 BB | | 6-3 | | | 5-3 | 3 | 1 | 0 | 0 | 1 | 0 | 0 | Washington Senators @ Baltimore Orioles Memorial Stadium, Baltimore, MD Tue May 05 1964, 7:05 PM EDT Att: 4,599 - Unknown livebaseballscorecards.com | | | |
| Don Blasingame, L (1, 4) OBP: 0.305, SLG: 0.339 | F6 | | | F6 | | 3-1 | | | 1-3 | 4 | 0 | 0 | 0 | 0 | 0 | 1 | | | | |
| Chuck Hinton, R (1, 7) OBP: 0.342, SLG: 0.429 | K | | | FC5-4 BB 1-3 1B | | K | | | 4-3 | 4 | 0 | 1 | 0 | 0 | 2 | 0 | | | | |
| Jim King, L (1, 9) OBP: 0.273, SLG: 0.412 | | L9 | | FC5-4 BB 1-2 | | F8 | | | | 2 | 0 | 0 | 0 | 1 | 0 | 0 | | | | |
| Bill Skowron, R (1, 3) OBP: 0.254, SLG: 0.435 | F6 | | | FC5-4 FC6-4 | | L6 | | | | 3 | 0 | 0 | 1 | 0 | 0 | 2 | | | | |
| Ken Hunt, R (1, 8) OBP: 0.324, SLG: 0.414 | K | | | FC6-4 1-2 2-3 3-4 | | F8 | | | | 3 | 0 | 0 | 0 | 0 | 1 | 2 | | | | |
| Ken Retzer, L (1, 2) OBP: 0.273, SLG: 0.158 | | | F9 | | F9 | | | F6 | | 3 | 0 | 0 | 0 | 0 | 0 | 0 | | | | |
| John Kennedy, R (1, 5) OBP: 0.353, SLG: 0.345 | | | | | | 4-3 | | F6 | | 1 | 0 | 0 | 0 | 1 | 0 | 0 | | | | |
| Fred Valentine, S (8, PH) OBP: 0.222, SLG: 0.320 | | | | CS BB | | | | | | 1 | 0 | 0 | 0 | 0 | 0 | 0 | | | | |
| Don Zimmer, R (8, 5) OBP: 0.294, SLG: 0.489 | | | | | | | | | | 0 | 0 | 0 | 0 | 0 | 0 | 0 | | | | |
| Jim Hannan, R (1, 1) OBP: 0.333, SLG: 0.250 | | | K | | 2-3 | | | 1-3 | | 2 | 0 | 0 | 0 | 0 | 1 | 1 | | | | |
| Dick Phillips, L (8, PH) OBP: 0.333, SLG: 0.250 | | | | | | | | | | 1 | 0 | 0 | 0 | 0 | 0 | 0 | | | | |
| Howie Koplitz, R (8, 1) | | | | | | | | | | 0 | 0 | 0 | 0 | 0 | 0 | 0 | | | | |
| Inning Stats | R: 0 E: 0 K: 1 S: 5 | H: 0 LOB: 0 BB: 0 P: 5 | R: 0 E: 0 K: 1 S: 5 | H: 0 LOB: 0 BB: 0 P: 5 | R: 0 E: 0 K: 1 S: 4 | H: 0 LOB: 0 BB: 1 P: 8 | R: 1 E: 0 K: 0 S: 4 | H: 1 LOB: 2 BB: 2 P: 12 | R: 0 E: 0 K: 0 S: 3 | H: 0 LOB: 0 BB: 0 P: 3 | R: 0 E: 0 K: 0 S: 3 | H: 0 LOB: 0 BB: 0 P: 3 | R: 0 E: 0 K: 0 S: 3 | H: 0 LOB: 0 BB: 0 P: 3 | R: 0 E: 0 K: 0 S: 3 | H: 0 LOB: 0 BB: 0 P: 3 | 1B: 1 2B: 0 3B: 0 HR: 0 | SF: 0 SAC: 0 DP: 0 HBP: 0 | WP: 0 PB: 0 CS: 1 | PA: 31 |
| PITCHER Wally Bunker, R (1, 1) ERA: 1.0 | IP: 9.0 WLS: W BF: 30 H: 1 R: 1 ER: 1 SO: 4 BB: 3 IBB: 0 HBP: 0 BLK: 0 WP: 0 HR: 0 S: 35 P: 47 ERA: 1.00 WHIP: 0.444 | | | | | | | | | | | | | | | | | | | |

| Batter | 1 | 2 | 3 | 4 | 5 | 6 | 7 | 8 | 9 | AB | R | H | RBI | BB | SO | LOB | BOTTOM | | | |
|--|--|---------------------------------|------------------------------|---------------------------------|------------------------------|---------------------------------|------------------------------|---------------------------------|------------------------------|---------------------------------|------------------------------|---------------------------------|------------------------------|---------------------------------|------------------------------|---------------------------------|---|------------------------------------|-------------------------|--------|
| Jackie Brandt, R (1, 8) OBP: 0.308, SLG: 0.324 | K | | FC6-5 CS | | | K | | E5 1B | | 4 | 0 | 1 | 0 | 0 | 2 | 1 | Washington Senators @ Baltimore Orioles Memorial Stadium, Baltimore, MD Tue May 05 1964, 7:05 PM EDT Att: 4,599 - Unknown livebaseballscorecards.com | | | |
| Luis Aparicio, R (1, 6) OBP: 0.288, SLG: 0.288 | 5-3 | | CS | CS 2B | | F9 | | | | 3 | 0 | 1 | 0 | 0 | 0 | 0 | | | | |
| Brooks Robinson, R (1, 5) OBP: 0.348, SLG: 0.435 | L7 | | | K 2-3 | | HR 1B | | | | 3 | 1 | 1 | 0 | 0 | 1 | 1 | | | | |
| Norm Siebern, L (1, 3) OBP: 0.391, SLG: 0.448 | | 6-3 S BB | | 1-3 | | HR 1B | | | | 2 | 1 | 1 | 2 | 1 | 0 | 0 | | | | |
| Boog Powell, L (1, 7) OBP: 0.250, SLG: 0.280 | | K | | | 4-3 | | | | | 2 | 0 | 0 | 0 | 1 | 1 | 1 | | | | |
| Russ Snyder, L (7, PR) OBP: 0.375, SLG: 0.286 | | K | | | | CS BB | | | | 0 | 0 | 0 | 0 | 0 | 0 | 0 | | | | |
| Sam Bowens, R (1, 9) OBP: 0.384, SLG: 0.425 | | 6-3 | | | 5-3 | | | F8 | | 3 | 0 | 0 | 0 | 0 | 0 | 2 | | | | |
| Jerry Adair, R (1, 4) OBP: 0.266, SLG: 0.267 | | F4 | | | 5-3 | | | K | | 3 | 0 | 0 | 0 | 0 | 1 | 1 | | | | |
| John Orsino, R (1, 2) OBP: 0.344, SLG: 0.466 | | | FC6-5 SH5-4 1B | | | K | | 1B 1B | | 3 | 0 | 2 | 0 | 0 | 1 | 0 | | | | |
| Wally Bunker, R (1, 1) | | | SH5-4 1-2 | | | 1-3 | | F1 | | 2 | 0 | 0 | 0 | 0 | 0 | 1 | | | | |
| Inning Stats | R: 0 E: 0 K: 1 S: 5 | H: 0 LOB: 0 BB: 0 P: 5 | R: 0 E: 0 K: 1 S: 5 | H: 0 LOB: 1 BB: 1 P: 9 | R: 0 E: 0 K: 0 S: 3 | H: 1 LOB: 0 BB: 0 P: 3 | R: 0 E: 0 K: 1 S: 5 | H: 1 LOB: 0 BB: 0 P: 5 | R: 0 E: 0 K: 2 S: 7 | H: 0 LOB: 0 BB: 0 P: 7 | R: 2 E: 0 K: 0 S: 4 | H: 2 LOB: 1 BB: 1 P: 8 | R: 0 E: 1 K: 1 S: 6 | H: 2 LOB: 2 BB: 0 P: 6 | R: 0 E: 0 K: 0 S: 6 | H: 0 LOB: 0 BB: 0 P: 6 | 1B: 4 2B: 1 3B: 0 HR: 1 | SF: 0 SAC: 1 DP: 0 HBP: 0 | WP: 0 PB: 0 CS: 3 | PA: 29 |
| PITCHER Jim Hannan, R (1, 1) ERA: 2.03 Howie Koplitz, R (8, 1) ERA: 7.0 | IP: 7.0 WLS: L BF: 24 H: 4 R: 2 ER: 2 SO: 5 BB: 2 IBB: 0 HBP: 0 BLK: 0 WP: 0 HR: 1 S: 32 P: 40 ERA: 2.57 WHIP: 0.857 | | | | | | | | | | | | | | | | | | | |

| Batter | 1 | 2 | 3 | 4 | 5 | 6 | 7 | 8 | 9 | AB | R | H | RBI | BB | SO | LOB | TOP | | | | | |
|---|---|---------------------------------|------------------------------|---------------------------------|------------------------------|---------------------------------|------------------------------|---------------------------------|------------------------------|----------------------------------|------------------------------|---------------------------------|------------------------------|---------------------------------|------------------------------|---------------------------------|------------------------------|---------------------------------|----------------------------------|------------------------------------|----------------------------------|--------|
| Tony Kubek, L (1,6) OBP: 0.214, SLG: 0.240 | 4-3 | | | 5-3 | 1B E BB | | E6 6-3 HR | F7 | | 4 | 2 | 0 | 0 | 1 | 0 | 0 | | | | | | |
| Bobby Richardson, R (1,4) OBP: 0.308, SLG: 0.311 | 5-3 | | | F7 | BB E 1B | | 6-3 | F4 | | 5 | 0 | 1 | 1 | 0 | 0 | 1 | | | | | | |
| Hector Lopez, R (1,7) OBP: 0.284, SLG: 0.469 | 4-3 | | | HR | E5 BB 1-2 3H | | HR | 4-3 | | 5 | 2 | 2 | 3 | 0 | 0 | 1 | | | | | | |
| Mickey Mantle, S (1,8) OBP: 0.340, SLG: 0.372 | | 1-3 | | HR | 1-2 2-3 BB | | K | G3 | | 4 | 1 | 1 | 1 | 1 | 1 | 0 | | | | | | |
| Pedro Gonzalez, R (9,9) OBP: 0.353, SLG: 0.214 | | | | HR | 1-2 2-3 BB | | | | | 0 | 0 | 0 | 0 | 0 | 0 | 0 | | | | | | |
| Joe Pepitone, L (1,3) OBP: 0.267, SLG: 0.176 | | G3-6-3 1B | | 3-1 | 3-1 | | 4-3 | | | 4 | 0 | 1 | 0 | 0 | 0 | 3 | | | | | | |
| Johnny Blanchard, L (1,9) OBP: 0.330, SLG: 0.200 | | G3-6-3 | | | | | | | | 4 | 0 | 1 | 0 | 0 | 0 | 1 | | | | | | |
| Archie Moore, L (9,3) | | | | | | | | | | 0 | 0 | 0 | 0 | 0 | 0 | 0 | | | | | | |
| Elston Howard, R (1,2) OBP: 0.315, SLG: 0.320 | | | | 6-3 | | | 5-3 | | | 4 | 2 | 1 | 0 | 0 | 0 | 1 | | | | | | |
| Clete Boyer, R (1,5) OBP: 0.218, SLG: 0.220 | | | | 6-3 | SH3-4 1B | | K | K | | 4 | 1 | 1 | 1 | 0 | 2 | 2 | | | | | | |
| Jim Bouton, R (1,1) OBP: 0.100, SLG: 0.100 | | | | 5-3 | SH3-4 1B | | 6-3 | | | 2 | 0 | 0 | 0 | 0 | 0 | 1 | | | | | | |
| Roger Maris, L (8,PH) OBP: 0.345, SLG: 0.517 | | | | | | | | | | 1 | 1 | 1 | 2 | 0 | 0 | 0 | | | | | | |
| Bill Stafford, R (8,1) | | | | | | | | | | 0 | 0 | 0 | 0 | 0 | 0 | 0 | | | | | | |
| Inning Stats | R: 0 E: 0 K: 0 S: 3 | H: 0 LOB: 0 BB: 0 P: 3 | R: 0 E: 0 K: 0 S: 3 | H: 1 LOB: 0 BB: 0 P: 3 | R: 0 E: 0 K: 0 S: 3 | H: 0 LOB: 0 BB: 0 P: 3 | R: 2 E: 0 K: 0 S: 5 | H: 2 LOB: 0 BB: 0 P: 5 | R: 3 E: 1 K: 1 S: 7 | H: 3 LOB: 3 BB: 2 P: 15 | R: 0 E: 0 K: 1 S: 6 | H: 1 LOB: 1 BB: 0 P: 6 | R: 2 E: 1 K: 1 S: 7 | H: 1 LOB: 0 BB: 0 P: 7 | R: 2 E: 1 K: 1 S: 7 | H: 1 LOB: 0 BB: 0 P: 7 | R: 0 E: 0 K: 0 S: 3 | H: 0 LOB: 0 BB: 0 P: 3 | 1B: 3 2B: 2 3B: 0 HR: 4 | SF: 0 SAC: 1 DP: 1 HBP: 0 | WP: 0 PB: 0 SB: 0 CS: 0 | PA: 40 |
| PITCHER | IP WLS BF H R ER SO BB IBB HBP BLK WP HR S P ERA WHIP | | | | | | | | | | | | | | | | | | | | | |
| Bennie Daniels, R (1,1) ERA: 3.91 | 4.2 L 19 5 5 4 0 1 0 0 0 0 2 18 22 7.71 1.286 | | | | | | | | | | | | | | | | | | | | | |
| Carl Bouldin, R (5,1) ERA: 5.49 | 3.1 18 4 4 1 3 1 0 0 0 0 2 23 27 2.70 1.500 | | | | | | | | | | | | | | | | | | | | | |
| Steve Ridzik, R (9,1) ERA: 2.79 | 1.0 3 0 0 0 0 0 0 0 0 0 0 3 3 0.00 0.000 | | | | | | | | | | | | | | | | | | | | | |

New York Yankees @ Washington Senators
D.C. Stadium, Washington, DC
Wed May 06 1964, 7:05 PM EDT
Unknown - 70 F

| | |
|-----|----|
| AB | 37 |
| R | 9 |
| H | 9 |
| RBI | 8 |
| BB | 2 |
| SO | 3 |
| LOB | 10 |



| Batter | 1 | 2 | 3 | 4 | 5 | 6 | 7 | 8 | 9 | AB | R | H | RBI | BB | SO | LOB | BOTTOM | | | | | |
|--|---|---------------------------------|------------------------------|---------------------------------|-------------------------------|----------------------------------|------------------------------|---------------------------------|------------------------------|---------------------------------|------------------------------|---------------------------------|------------------------------|---------------------------------|------------------------------|---------------------------------|------------------------------|---------------------------------|----------------------------------|------------------------------------|----------------------------------|--------|
| Don Zimmer, R (1,5) OBP: 0.273, SLG: 0.451 | 6-3 | | K | | L5 | | | E5 1B | | 4 | 0 | 0 | 0 | 0 | 1 | 0 | | | | | | |
| Don Blasingame, L (1,4) OBP: 0.333, SLG: 0.400 | HR | | | | | | 3-1 | G1-4-3 1B | | 4 | 1 | 3 | 0 | 0 | 0 | 0 | | | | | | |
| Chuck Hinton, R (1,7) OBP: 0.338, SLG: 0.463 | HR | | | | | | F8 | G1-4-3 1B | | 4 | 1 | 1 | 2 | 0 | 1 | 3 | | | | | | |
| Jim King, L (1,9) OBP: 0.271, SLG: 0.400 | K | | | | F5 | | F2 | G4-6-3 1B | | 4 | 0 | 1 | 0 | 0 | 1 | 0 | | | | | | |
| Bill Skowron, R (1,3) OBP: 0.267, SLG: 0.452 | F3 | | | | FC5-4 1B | | 3-1 2B | K | | 4 | 0 | 2 | 0 | 0 | 1 | 1 | | | | | | |
| Don Lock, R (1,8) OBP: 0.333, SLG: 0.235 | | F7 | | | FC5-4 1-2 | | 6-3 | G4-6-3 | | 4 | 0 | 0 | 0 | 0 | 3 | | | | | | | |
| Ken Retzer, L (1,2) OBP: 0.240, SLG: 0.136 | | F6 | | | 4-3 | | 3-1 | | | 3 | 0 | 0 | 0 | 0 | 2 | | | | | | | |
| Ed Brinkman, R (1,6) OBP: 0.190, SLG: 0.263 | | | | | | | L5 | | | 3 | 0 | 0 | 0 | 0 | 1 | | | | | | | |
| Bennie Daniels, L (1,1) OBP: 0.222, SLG: 0.125 | | | | | | | | F8 | | 1 | 0 | 0 | 0 | 0 | 1 | 0 | | | | | | |
| Carl Bouldin, S (5,1) | | | | | | | | | | 1 | 0 | 0 | 0 | 0 | 1 | 0 | | | | | | |
| Fred Valentine, S (8,PH) OBP: 0.214, SLG: 0.308 | | | | | | | | | | 1 | 0 | 0 | 0 | 0 | 0 | 0 | | | | | | |
| Steve Ridzik, R (9,1) | | | | | | | | | | 0 | 0 | 0 | 0 | 0 | 0 | 0 | | | | | | |
| Inning Stats | R: 2 E: 0 K: 1 S: 7 | H: 2 LOB: 0 BB: 0 P: 7 | R: 0 E: 0 K: 1 S: 5 | H: 0 LOB: 0 BB: 0 P: 5 | R: 0 E: 0 K: 3 S: 10 | H: 1 LOB: 1 BB: 0 P: 10 | R: 0 E: 0 K: 0 S: 4 | H: 1 LOB: 1 BB: 0 P: 4 | R: 0 E: 0 K: 1 S: 5 | H: 0 LOB: 0 BB: 0 P: 5 | R: 0 E: 0 K: 0 S: 3 | H: 0 LOB: 0 BB: 0 P: 3 | R: 0 E: 0 K: 0 S: 4 | H: 1 LOB: 1 BB: 0 P: 4 | R: 0 E: 1 K: 0 S: 4 | H: 1 LOB: 1 BB: 0 P: 4 | R: 0 E: 0 K: 1 S: 5 | H: 1 LOB: 0 BB: 0 P: 5 | 1B: 4 2B: 1 3B: 1 HR: 1 | SF: 0 SAC: 0 DP: 2 HBP: 0 | WP: 0 PB: 0 SB: 0 CS: 0 | PA: 33 |
| PITCHER | IP WLS BF H R ER SO BB IBB HBP BLK WP HR S P ERA WHIP | | | | | | | | | | | | | | | | | | | | | |
| Jim Bouton, R (1,1) ERA: 2.9 | 7.0 W 26 5 2 2 6 0 0 0 0 0 1 38 38 2.57 0.714 | | | | | | | | | | | | | | | | | | | | | |
| Bill Stafford, R (8,1) | 2.0 S 7 2 0 0 1 0 0 0 0 0 0 9 9 0.00 1.000 | | | | | | | | | | | | | | | | | | | | | |

New York Yankees @ Washington Senators
D.C. Stadium, Washington, DC
Wed May 06 1964, 7:05 PM EDT
Unknown - 70 F

| | |
|-----|----|
| AB | 33 |
| R | 2 |
| H | 7 |
| RBI | 2 |
| BB | 0 |
| SO | 7 |
| LOB | 10 |



| Batter | 1 | 2 | 3 | 4 | 5 | 6 | 7 | 8 | 9 | AB | R | H | RBI | BB | SO | LOB | TOP | | | | |
|---|---|---|---|---|---|---|---|---|---|---|---|---|---|---|---|---|---|---|---|---|---|
| Tony Kubek, L OBP: 0.242, SLG: 0.267 | E3 F9 2B | K | | | | 1B | | L9 2-3 | | 5 | 1 | 2 | 0 | 0 | 1 | 3 | | | | | |
| Bobby Richardson, R OBP: 0.314, SLG: 0.318 | F9 1-2 | | 1B HR | F7 | | 1B | | 4-3 | | 5 | 1 | 2 | 0 | 0 | 0 | 5 | | | | | |
| Hector Lopez, R OBP: 0.282, SLG: 0.432 | K | | 1B HR | F8 | | F8 | | | 5-3 | 5 | 1 | 1 | 0 | 0 | 1 | 5 | | | | | |
| Mickey Mantle, S OBP: 0.353, SLG: 0.468 | | | | | | | | | | | | | | | | | | | | | |
| Harry Bright, R OBP: 0.300, SLG: 0.250 | 2H 2B | | 1H 3H HR | | 6-3 | | | K | | 4 | 1 | 2 | 4 | 0 | 1 | 0 | | | | | |
| Elston Howard, R OBP: 0.339, SLG: 0.333 | | | 6-3 | | | FC4-6 1B | | F9 | | 4 | 0 | 2 | 0 | 1 | 0 | 0 | | | | | |
| Joe Pepitone, L OBP: 0.246, SLG: 0.161 | F5 | | K | | | K | | F8 | | 5 | 0 | 0 | 0 | 0 | 2 | 4 | | | | | |
| Pedro Gonzalez, R OBP: 0.381, SLG: 0.333 | | | 5-3 | | | FC4-6 1-2 | | L9 2B | | 4 | 0 | 2 | 0 | 0 | 0 | 1 | | | | | |
| Clete Boyer, R OBP: 0.220, SLG: 0.208 | | G3 | | F9 | | F8 | | | BB | 3 | 0 | 0 | 0 | 1 | 0 | 1 | | | | | |
| Stan Williams, R OBP: 0.500, SLG: 0.500 | | | | | | | | | | 2 | 0 | 1 | 0 | 0 | 1 | 1 | | | | | |
| Tom Tresh, S OBP: 0.434, SLG: 0.558 | K | | | | | F4 | | K | | 1 | 0 | 0 | 0 | 0 | 0 | 0 | | | | | |
| Bob Meyer, R OBP: 0.434, SLG: 0.558 | | | | | | | | | | 1 | 0 | 0 | 0 | 0 | 1 | 2 | | | | | |
| Steve Hamilton, L OBP: 0.434, SLG: 0.558 | | | | | | | | | | 0 | 0 | 0 | 0 | 0 | 0 | 0 | | | | | |
| Inning Stats | R: 1 E: 1 K: 1 S: 7 | H: 1 LOB: 2 BB: 1 P: 11 | R: 0 E: 0 K: 2 S: 8 | H: 1 LOB: 1 BB: 0 P: 8 | R: 3 E: 0 K: 1 S: 8 | H: 3 LOB: 0 BB: 0 P: 8 | R: 0 E: 0 K: 0 S: 5 | H: 2 LOB: 2 BB: 0 P: 5 | R: 0 E: 0 K: 1 S: 6 | H: 1 LOB: 1 BB: 0 P: 6 | R: 0 E: 0 K: 1 S: 5 | H: 0 LOB: 0 BB: 0 P: 5 | R: 0 E: 0 K: 1 S: 6 | H: 1 LOB: 2 BB: 1 P: 10 | R: 0 E: 0 K: 0 S: 4 | H: 1 LOB: 2 BB: 0 P: 4 | 1B: 9 2B: 2 3B: 0 HR: 1 | SF: 0 SAC: 0 DP: 0 HBP: 0 | WP: 0 PB: 0 CS: 0 | PA: 42 | |
| PITCHER | IP WLS BF H R ER SO BB IBB HBP BLK WP HR S P ERA WHIP | IP WLS BF H R ER SO BB IBB HBP BLK WP HR S P ERA WHIP | IP WLS BF H R ER SO BB IBB HBP BLK WP HR S P ERA WHIP | IP WLS BF H R ER SO BB IBB HBP BLK WP HR S P ERA WHIP | IP WLS BF H R ER SO BB IBB HBP BLK WP HR S P ERA WHIP | IP WLS BF H R ER SO BB IBB HBP BLK WP HR S P ERA WHIP | IP WLS BF H R ER SO BB IBB HBP BLK WP HR S P ERA WHIP | IP WLS BF H R ER SO BB IBB HBP BLK WP HR S P ERA WHIP | IP WLS BF H R ER SO BB IBB HBP BLK WP HR S P ERA WHIP | IP WLS BF H R ER SO BB IBB HBP BLK WP HR S P ERA WHIP | IP WLS BF H R ER SO BB IBB HBP BLK WP HR S P ERA WHIP | IP WLS BF H R ER SO BB IBB HBP BLK WP HR S P ERA WHIP | IP WLS BF H R ER SO BB IBB HBP BLK WP HR S P ERA WHIP | IP WLS BF H R ER SO BB IBB HBP BLK WP HR S P ERA WHIP | IP WLS BF H R ER SO BB IBB HBP BLK WP HR S P ERA WHIP | IP WLS BF H R ER SO BB IBB HBP BLK WP HR S P ERA WHIP | IP WLS BF H R ER SO BB IBB HBP BLK WP HR S P ERA WHIP | IP WLS BF H R ER SO BB IBB HBP BLK WP HR S P ERA WHIP | IP WLS BF H R ER SO BB IBB HBP BLK WP HR S P ERA WHIP | IP WLS BF H R ER SO BB IBB HBP BLK WP HR S P ERA WHIP | IP WLS BF H R ER SO BB IBB HBP BLK WP HR S P ERA WHIP |

New York Yankees @ Washington Senators
 D.C. Stadium, Washington, DC
 Wed May 06 1964, 7:05 PM EDT
 Att: 32,026 - Unknown - 68 F

| | |
|-----|----|
| AB | 40 |
| R | 4 |
| H | 12 |
| RBI | 4 |
| BB | 2 |
| SO | 7 |
| LOB | 22 |



| Batter | 1 | 2 | 3 | 4 | 5 | 6 | 7 | 8 | 9 | AB | R | H | RBI | BB | SO | LOB | BOTTOM | | | | |
|---|---|---|---|---|---|---|---|---|---|---|---|---|---|---|---|---|---|---|---|---|---|
| Don Blasingame, L OBP: 0.338, SLG: 0.381 | 1B BB | | 1B HR | 1-3 | | K | | F7 | | 3 | 1 | 0 | 0 | 2 | 1 | 2 | | | | | |
| Ed Brinkman, R OBP: 0.202, SLG: 0.263 | F7 | | 1B HR | F8 | | K | | 1B BB | | 4 | 2 | 1 | 0 | 1 | 1 | 3 | | | | | |
| Chuck Hinton, R OBP: 0.341, SLG: 0.500 | L9 | | 1H 2H HR | | 5-3 | | 6-3 | 1B PB 1B | | 5 | 2 | 2 | 3 | 0 | 0 | 1 | | | | | |
| Jim King, L OBP: 0.297, SLG: 0.417 | | | CS 1B | | K | | 3-1 | 1B | | 5 | 0 | 3 | 1 | 0 | 1 | 0 | | | | | |
| Bill Skowron, R OBP: 0.278, SLG: 0.455 | F8 | | 1-2 K | | BB 1B | | | SH1-4 1B | PB | 5 | 0 | 2 | 0 | 0 | 1 | 4 | | | | | |
| Mike Brumley, L OBP: 0.222, SLG: 0.214 | | | | | | | | | | 2 | 0 | 0 | 0 | 1 | 0 | 0 | | | | | |
| Don Leppert, R OBP: 0.091, SLG: 0.091 | 4-3 | | F8 | | | | | SH1-4 | | 0 | 0 | 0 | 0 | 0 | 0 | 0 | | | | | |
| Don Lock, R OBP: 0.358, SLG: 0.296 | | | | SH1-4 1B | F8 | | | | BB | 3 | 0 | 2 | 0 | 1 | 0 | 2 | | | | | |
| John Kennedy, R OBP: 0.351, SLG: 0.344 | | | | | | | | | | 3 | 0 | 1 | 0 | 0 | 2 | 1 | | | | | |
| Don Zimmer, R OBP: 0.208, SLG: 0.442 | K | | | SH1-4 1B | | K | | K | | 1 | 0 | 0 | 0 | 0 | 1 | 2 | | | | | |
| Claude Osteen, L OBP: 0.273, SLG: 0.364 | | | | | | | | | | 1 | 0 | 0 | 0 | 0 | 0 | 1 | | | | | |
| Jim Duckworth, R OBP: 0.314, SLG: 0.400 | F7 | | | SH1-4 | | L4 | | 6-3 | | 1 | 0 | 0 | 0 | 0 | 0 | 0 | | | | | |
| Ken Hunt, R OBP: 0.314, SLG: 0.400 | | | | | | | | | | 1 | 0 | 0 | 0 | 0 | 0 | 2 | | | | | |
| Ron Kline, R OBP: 0.314, SLG: 0.400 | | | | | | | | | | 0 | 0 | 0 | 0 | 0 | 0 | 0 | | | | | |
| Inning Stats | R: 0 E: 0 K: 0 S: 4 | H: 1 LOB: 2 BB: 1 P: 8 | R: 0 E: 0 K: 1 S: 6 | H: 1 LOB: 0 BB: 0 P: 6 | R: 3 E: 0 K: 1 S: 7 | H: 3 LOB: 0 BB: 1 P: 11 | R: 0 E: 0 K: 0 S: 5 | H: 2 LOB: 2 BB: 0 P: 5 | R: 0 E: 0 K: 2 S: 7 | H: 0 LOB: 0 BB: 0 P: 7 | R: 0 E: 0 K: 1 S: 5 | H: 0 LOB: 0 BB: 0 P: 5 | R: 0 E: 0 K: 1 S: 6 | H: 1 LOB: 2 BB: 1 P: 10 | R: 2 E: 0 K: 0 S: 3 | H: 2 LOB: 1 BB: 1 P: 7 | 1B: 9 2B: 1 3B: 1 HR: 1 | SF: 0 SAC: 2 DP: 1 HBP: 0 | WP: 0 PB: 1 CS: 1 | PA: 41 | |
| PITCHER | IP WLS BF H R ER SO BB IBB HBP BLK WP HR S P ERA WHIP | IP WLS BF H R ER SO BB IBB HBP BLK WP HR S P ERA WHIP | IP WLS BF H R ER SO BB IBB HBP BLK WP HR S P ERA WHIP | IP WLS BF H R ER SO BB IBB HBP BLK WP HR S P ERA WHIP | IP WLS BF H R ER SO BB IBB HBP BLK WP HR S P ERA WHIP | IP WLS BF H R ER SO BB IBB HBP BLK WP HR S P ERA WHIP | IP WLS BF H R ER SO BB IBB HBP BLK WP HR S P ERA WHIP | IP WLS BF H R ER SO BB IBB HBP BLK WP HR S P ERA WHIP | IP WLS BF H R ER SO BB IBB HBP BLK WP HR S P ERA WHIP | IP WLS BF H R ER SO BB IBB HBP BLK WP HR S P ERA WHIP | IP WLS BF H R ER SO BB IBB HBP BLK WP HR S P ERA WHIP | IP WLS BF H R ER SO BB IBB HBP BLK WP HR S P ERA WHIP | IP WLS BF H R ER SO BB IBB HBP BLK WP HR S P ERA WHIP | IP WLS BF H R ER SO BB IBB HBP BLK WP HR S P ERA WHIP | IP WLS BF H R ER SO BB IBB HBP BLK WP HR S P ERA WHIP | IP WLS BF H R ER SO BB IBB HBP BLK WP HR S P ERA WHIP | IP WLS BF H R ER SO BB IBB HBP BLK WP HR S P ERA WHIP | IP WLS BF H R ER SO BB IBB HBP BLK WP HR S P ERA WHIP | IP WLS BF H R ER SO BB IBB HBP BLK WP HR S P ERA WHIP | IP WLS BF H R ER SO BB IBB HBP BLK WP HR S P ERA WHIP | IP WLS BF H R ER SO BB IBB HBP BLK WP HR S P ERA WHIP |

New York Yankees @ Washington Senators
 D.C. Stadium, Washington, DC
 Wed May 06 1964, 7:05 PM EDT
 Att: 32,026 - Unknown - 68 F

| | |
|-----|----|
| AB | 34 |
| R | 5 |
| H | 11 |
| RBI | 4 |
| BB | 5 |
| SO | 7 |
| LOB | 18 |





| Batter | 1 | 2 | 3 | 4 | 5 | 6 | 7 | 8 | 9 | AB | R | H | RBI | BB | SO | LOB | TOP | | | |
|---|--|---------------------------------|------------------------------|---------------------------------|------------------------------|---------------------------------|------------------------------|---------------------------------|------------------------------|---------------------------------|-------------------------------|----------------------------------|------------------------------|---------------------------------|------------------------------|---------------------------------|---|------------------------------------|----------------------------------|--------|
| Dalton Jones, L OBP: 0.382, SLG: 0.697 | | | | | | | | | | 5 | 0 | 1 | 0 | 0 | 0 | 5 | Boston Red Sox @ Washington Senators D.C. Stadium, Washington, DC Fri May 08 1964, 7:05 PM EDT Att: 7,495 - Unknown | | | |
| Eddie Bressoud, R OBP: 0.430, SLG: 0.481 | | | | | | | | | | 4 | 1 | 1 | 2 | 1 | 0 | 0 | | | | |
| Carl Yastrzemski, L OBP: 0.365, SLG: 0.427 | | | | | | | | | | 3 | 2 | 1 | 1 | 2 | 0 | 2 | | | | |
| Frank Maltzone, R OBP: 0.338, SLG: 0.408 | | | | | | | | | | 5 | 1 | 0 | 0 | 0 | 0 | 3 | | | | |
| Dick Stuart, R OBP: 0.288, SLG: 0.370 | | | | | | | | | | 5 | 0 | 2 | 2 | 0 | 2 | 0 | | | | |
| Lou Clinton, R OBP: 0.258, SLG: 0.333 | | | | | | | | | | 5 | 2 | 2 | 1 | 0 | 0 | 3 | | | | |
| Tony Conigliaro, R OBP: 0.286, SLG: 0.507 | | | | | | | | | | 3 | 1 | 2 | 1 | 1 | 0 | 0 | | | | |
| Bob Tillman, R OBP: 0.393, SLG: 0.455 | | | | | | | | | | 2 | 1 | 0 | 0 | 2 | 1 | 2 | | | | |
| Bill Spanswick, L OBP: 0.429, SLG: 0.333 | | | | | | | | | | 2 | 0 | 0 | 0 | 0 | 1 | 1 | | | | |
| Gary Geiger, L OBP: 0.300, SLG: 0.429 | | | | | | | | | | 1 | 1 | 1 | 0 | 0 | 0 | 0 | | | | |
| Dick Radatz, R | | | | | | | | | | 0 | 0 | 0 | 0 | 0 | 0 | 0 | | | | |
| Inning Stats | R: 0 E: 0 K: 0 S: 3 | H: 1 LOB: 1 BB: 1 P: 7 | R: 1 E: 0 K: 1 S: 6 | H: 2 LOB: 0 BB: 0 P: 6 | R: 0 E: 0 K: 1 S: 5 | H: 0 LOB: 0 BB: 0 P: 5 | R: 1 E: 0 K: 0 S: 4 | H: 1 LOB: 1 BB: 0 P: 6 | R: 0 E: 0 K: 0 S: 3 | H: 0 LOB: 0 BB: 0 P: 3 | R: 7 E: 1 K: 1 S: 10 | H: 4 LOB: 1 BB: 3 P: 22 | R: 0 E: 0 K: 0 S: 3 | H: 0 LOB: 1 BB: 1 P: 7 | R: 0 E: 0 K: 0 S: 4 | H: 1 LOB: 2 BB: 1 P: 8 | 1B: 5 2B: 4 3B: 0 HR: 2 | SF: 0 SAC: 1 DP: 2 HBP: 0 | WP: 0 PB: 0 SB: 0 CS: 0 | PA: 42 |
| PITCHER | IP WLS BF H R ER SO BB IBB HBP BLK WP HR S P ERA WHIP | | | | | | | | | | | | | | | | | | | |
| Buster Narum, R ERA: 3.86 | (1, 1) 6.1 L 26 6 5 5 4 3 0 0 0 0 0 2 31 43 7.11 1.421 | | | | | | | | | | | | | | | | | | | |
| Steve Ridzik, R ERA: 2.75 | (7, 1) 0.1 6 3 4 0 0 0 1 0 0 0 0 0 5 9 0.00 9.000 | | | | | | | | | | | | | | | | | | | |
| Jim Duckworth, R ERA: 1.46 | (7, 1) 0.1 1 0 0 0 0 0 0 0 0 0 0 0 1 1 0.00 0.000 | | | | | | | | | | | | | | | | | | | |
| Carl Bouldin, R ERA: 4.98 | (8, 1) 2.0 9 1 0 0 0 2 0 0 0 0 0 0 7 15 0.00 1.500 | | | | | | | | | | | | | | | | | | | |



| Batter | 1 | 2 | 3 | 4 | 5 | 6 | 7 | 8 | 9 | AB | R | H | RBI | BB | SO | LOB | BOTTOM | | | | | |
|--|--|---------------------------------|------------------------------|---------------------------------|------------------------------|---------------------------------|------------------------------|----------------------------------|------------------------------|----------------------------------|------------------------------|----------------------------------|------------------------------|----------------------------------|------------------------------|----------------------------------|---|---------------------------------|----------------------------------|------------------------------------|----------------------------------|--------|
| Chuck Cottier, R OBP: 0.320, SLG: 0.348 | | | | | | | | | | 2 | 0 | 0 | 0 | 1 | 1 | 1 | Boston Red Sox @ Washington Senators D.C. Stadium, Washington, DC Fri May 08 1964, 7:05 PM EDT Att: 7,495 - Unknown | | | | | |
| Ed Brinkman, R OBP: 0.204, SLG: 0.261 | | | | | | | | | | 3 | 0 | 0 | 0 | 1 | 2 | 2 | | | | | | |
| Jim King, L OBP: 0.284, SLG: 0.397 | | | | | | | | | | 1 | 0 | 0 | 0 | 0 | 1 | 1 | | | | | | |
| Chuck Hinton, R OBP: 0.352, SLG: 0.506 | | | | | | | | | | 5 | 0 | 1 | 0 | 0 | 2 | 3 | | | | | | |
| Bill Skowron, R OBP: 0.276, SLG: 0.476 | | | | | | | | | | 4 | 0 | 1 | 0 | 0 | 1 | 2 | | | | | | |
| Don Lock, R OBP: 0.387, SLG: 0.293 | | | | | | | | | | 2 | 1 | 0 | 0 | 2 | 0 | 0 | | | | | | |
| Don Leppert, R OBP: 0.222, SLG: 0.176 | | | | | | | | | | 4 | 0 | 1 | 0 | 0 | 2 | 2 | | | | | | |
| Ken Hunt, R OBP: 0.317, SLG: 0.382 | | | | | | | | | | 2 | 1 | 1 | 1 | 1 | 0 | 0 | | | | | | |
| John Kennedy, R OBP: 0.356, SLG: 0.425 | | | | | | | | | | 4 | 1 | 2 | 2 | 0 | 2 | 2 | | | | | | |
| Buster Narum, R ERA: 3.86 | (1, 1) 6.0 W 26 5 3 3 3 4 0 0 0 0 0 0 38 54 4.50 1.500 | | | | | | | | | | | | | | | | | | | | | |
| Steve Ridzik, R ERA: 2.75 | (7, 1) 0.1 6 3 4 0 0 0 1 0 0 0 0 0 5 9 0.00 9.000 | | | | | | | | | | | | | | | | | | | | | |
| Jim Duckworth, R ERA: 1.46 | (7, 1) 0.1 1 0 0 0 0 0 0 0 0 0 0 0 1 1 0.00 0.000 | | | | | | | | | | | | | | | | | | | | | |
| Dick Phillips, L OBP: 0.300, SLG: 0.429 | (7, PH) 0.1 1 0 0 0 0 0 0 0 0 0 0 0 1 1 0.00 0.000 | | | | | | | | | | | | | | | | | | | | | |
| Carl Bouldin, R ERA: 4.98 | (8, PH) 2.0 9 1 0 0 0 2 0 0 0 0 0 0 7 15 0.00 1.500 | | | | | | | | | | | | | | | | | | | | | |
| Mike Brumley, L OBP: 0.228, SLG: 0.214 | (8, PH) 0.1 1 0 0 0 0 0 0 0 0 0 0 0 1 1 0.00 0.000 | | | | | | | | | | | | | | | | | | | | | |
| Inning Stats | R: 0 E: 0 K: 3 S: 9 | H: 0 LOB: 0 BB: 0 P: 9 | R: 0 E: 0 K: 0 S: 3 | H: 0 LOB: 0 BB: 0 P: 3 | R: 0 E: 0 K: 1 S: 6 | H: 1 LOB: 1 BB: 0 P: 6 | R: 0 E: 0 K: 1 S: 5 | H: 1 LOB: 2 BB: 2 P: 13 | R: 2 E: 0 K: 2 S: 9 | H: 2 LOB: 1 BB: 1 P: 13 | R: 1 E: 0 K: 1 S: 6 | H: 1 LOB: 1 BB: 1 P: 10 | R: 0 E: 0 K: 2 S: 8 | H: 1 LOB: 2 BB: 1 P: 12 | R: 0 E: 0 K: 2 S: 7 | H: 0 LOB: 1 BB: 1 P: 11 | R: 0 E: 0 K: 1 S: 5 | H: 0 LOB: 1 BB: 1 P: 9 | 1B: 5 2B: 0 3B: 0 HR: 1 | SF: 1 SAC: 0 DP: 1 HBP: 0 | WP: 2 PB: 0 SB: 0 CS: 0 | PA: 39 |
| PITCHER | IP WLS BF H R ER SO BB IBB HBP BLK WP HR S P ERA WHIP | | | | | | | | | | | | | | | | | | | | | |
| Bill Spanswick, L ERA: 4.71 | (1, 1) 6.0 W 26 5 3 3 3 4 0 0 0 0 0 0 38 54 4.50 1.500 | | | | | | | | | | | | | | | | | | | | | |
| Dick Radatz, R ERA: 0.84 | (7, 1) 3.0 S 13 1 0 0 5 3 0 0 0 0 0 0 20 32 0.00 1.333 | | | | | | | | | | | | | | | | | | | | | |



| Batter | 1 | 2 | 3 | 4 | 5 | 6 | 7 | 8 | 9 | AB | R | H | RBI | BB | SO | LOB | TOP | | | | | |
|---|--|---------------------------------|------------------------------|---------------------------------|------------------------------|---------------------------------|------------------------------|---------------------------------|------------------------------|---------------------------------|------------------------------|----------------------------------|------------------------------|---------------------------------|------------------------------|---------------------------------|---|---------------------------------|----------------------------------|------------------------------------|----------------------------------|--------|
| Chuck Schilling, R OBP: 0.288, SLG: 0.306 | SH3 6-3 2B | | K | | 6-3 | | F9 | | | 4 | 1 | 1 | 0 | 0 | 1 | 1 | Boston Red Sox @ Washington Senators D.C. Stadium, Washington, DC Sun May 10 1964, 3:33 AM EDT Unknown  | | | | | |
| Eddie Bressoud, R OBP: 0.415, SLG: 0.465 | SH3 2-3 | | 5-3 | | | HR BB | | 6-3 | | 2 | 1 | 0 | 0 | 1 | 0 | 0 | | | | | | |
| Felix Mantilla, R OBP: 0.125, SLG: 0.313 | 6-3 | | 6-3 | | | HR | | 6-3 | | 4 | 1 | 1 | 3 | 0 | 0 | 0 | | | | | | |
| Frank Malzone, R OBP: 0.341, SLG: 0.440 Wilbur Wood, R | 1B | | | 4-3 | 6-3 | | | K | | 3 | 0 | 1 | 0 | 0 | 0 | 0 | | | | | | |
| Dick Stuart, R OBP: 0.292, SLG: 0.350 | F8 | | | F9 | 3-1 | | | | 5-3 | 4 | 0 | 0 | 0 | 0 | 0 | 1 | | | | | | |
| Lou Clinton, R OBP: 0.266, SLG: 0.333 | | 6-3 | | 4-3 | | K | | | K | 4 | 0 | 0 | 0 | 0 | 2 | 0 | | | | | | |
| Tony Conigliaro, R OBP: 0.266, SLG: 0.474 | | 5-3 | | | P5 | | | | K | 4 | 0 | 0 | 0 | 0 | 1 | 0 | | | | | | |
| Bob Tillman, R OBP: 0.406, SLG: 0.500 | | | | | HR | | | | | 3 | 1 | 3 | 1 | 0 | 0 | 0 | | | | | | |
| Bill Monbouquette, R OBP: 0.333, SLG: 0.111 Ronnie Morris, R Pete Charton, L Arnold Earley, L Dick Williams, R | 4-3 | | | | F8 | | | P4 | | 1 | 0 | 0 | 0 | 0 | 0 | 1 | | | | | | |
| Inning Stats | R: 1 E: 0 K: 0 S: 5 | H: 2 LOB: 1 BB: 0 P: 5 | R: 0 E: 0 K: 0 S: 4 | H: 1 LOB: 1 BB: 0 P: 4 | R: 0 E: 0 K: 1 S: 5 | H: 0 LOB: 0 BB: 0 P: 5 | R: 0 E: 0 K: 0 S: 3 | H: 0 LOB: 0 BB: 0 P: 3 | R: 1 E: 0 K: 0 S: 4 | H: 1 LOB: 0 BB: 0 P: 4 | R: 2 E: 0 K: 1 S: 6 | H: 1 LOB: 0 BB: 1 P: 10 | R: 0 E: 0 K: 0 S: 4 | H: 1 LOB: 0 BB: 0 P: 4 | R: 0 E: 0 K: 2 S: 5 | H: 0 LOB: 0 BB: 0 P: 5 | R: 0 E: 0 K: 2 S: 7 | H: 0 LOB: 0 BB: 0 P: 7 | 1B: 3 2B: 1 3B: 0 HR: 2 | SF: 0 SAC: 1 DP: 0 HBP: 0 | WP: 0 PB: 0 SB: 0 CS: 0 | PA: 34 |
| PITCHER Claude Osteen, L ERA: 3.83 | IP: 9.0 WLS: W BF: 34 H: 6 R: 4 ER: 4 SO: 5 BB: 1 IBB: 0 HBP: 0 BLK: 0 WP: 0 HR: 2 S: 43 P: 47 ERA: 4.00 WHIP: 0.778 | | | | | | | | | | | | | | | | | | | | | |

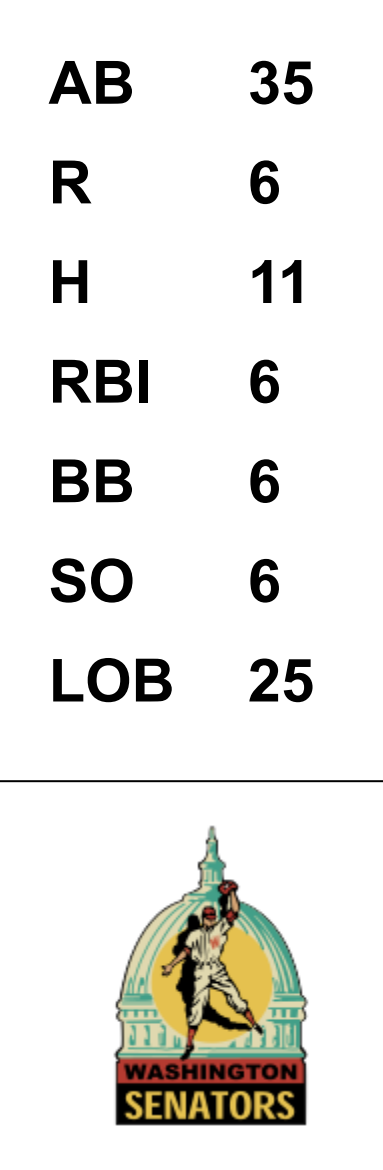
| Batter | 1 | 2 | 3 | 4 | 5 | 6 | 7 | 8 | 9 | AB | R | H | RBI | BB | SO | LOB | BOTTOM | | | |
|--|---|---------------------------------|------------------------------|---------------------------------|------------------------------|---------------------------------|------------------------------|---------------------------------|------------------------------|---------------------------------|------------------------------|----------------------------------|------------------------------|----------------------------------|------------------------------|---------------------------------|---|------------------------------------|----------------------------------|--------|
| Don Zimmer, R OBP: 0.254, SLG: 0.476 | 1-4-3 3B | | HR | L5 | | 6-3 | | 5-3 | | 5 | 2 | 2 | 1 | 0 | 0 | 0 | Boston Red Sox @ Washington Senators D.C. Stadium, Washington, DC Sun May 10 1964, 3:33 AM EDT Unknown  | | | |
| Don Blasingame, L OBP: 0.325, SLG: 0.351 Chuck Cottier, R OBP: 0.200, SLG: 0.143 | F3 | | 1B SF9 | | 4-3 | | SH3-4 FC5-4 | | | 3 | 1 | 1 | 0 | 0 | 0 | 1 | | | | |
| Chuck Hinton, R OBP: 0.360, SLG: 0.533 Ken Hunt, R OBP: 0.310, SLG: 0.371 | 1-4-3 | | 1B HR | | F9 | | SH3-4 FC5-4 | | K | 4 | 2 | 2 | 1 | 0 | 0 | 0 | | | | |
| Jim King, L OBP: 0.307, SLG: 0.429 Fred Valentine, S OBP: 0.207, SLG: 0.296 | 4-3 | | SF9 | | F2 | | SH3-4 | | 1-3 | 2 | 0 | 0 | 1 | 0 | 0 | 0 | | | | |
| Bill Skowron, R OBP: 0.313, SLG: 0.565 Dick Phillips, L OBP: 0.266, SLG: 0.211 | | | | 2B | 1-H HR | | FC5-4 | | IBB | 3 | 2 | 3 | 3 | 1 | 0 | 0 | | | | |
| Don Lock, R OBP: 0.405, SLG: 0.354 | F2 | | K | | | 1B 3B | WP BB | | 1B | 3 | 2 | 0 | 2 | 1 | 1 | 2 | | | | |
| Mike Brumley, L OBP: 0.280, SLG: 0.267 | F7 | | | 4-3 SF7 | | 3B | 1B | | 1B | 3 | 3 | 2 | 0 | 1 | 0 | 1 | | | | |
| John Kennedy, R OBP: 0.358, SLG: 0.458 | 5-3 | | | 4-3 | | | FC6-4 | | 1B | 4 | 0 | 2 | 4 | 0 | 0 | 2 | | | | |
| Claude Osteen, L OBP: 0.200, SLG: 0.286 | | | F9 | SF7 | | K | FC6-4 | | | 3 | 0 | 0 | 1 | 0 | 1 | 1 | | | | |
| Inning Stats | R: 1 E: 0 K: 0 S: 4 | H: 1 LOB: 1 BB: 0 P: 4 | R: 0 E: 0 K: 0 S: 4 | H: 1 LOB: 1 BB: 0 P: 4 | R: 4 E: 0 K: 1 S: 9 | H: 4 LOB: 0 BB: 0 P: 9 | R: 1 E: 0 K: 0 S: 4 | H: 1 LOB: 0 BB: 0 P: 4 | R: 0 E: 0 K: 0 S: 3 | H: 0 LOB: 0 BB: 0 P: 3 | R: 3 E: 0 K: 1 S: 7 | H: 3 LOB: 1 BB: 1 P: 11 | R: 4 E: 0 K: 0 S: 6 | H: 3 LOB: 1 BB: 2 P: 14 | R: 0 E: 0 K: 1 S: 6 | H: 1 LOB: 1 BB: 0 P: 6 | 1B: 6 2B: 3 3B: 2 HR: 3 | SF: 2 SAC: 1 DP: 0 HBP: 0 | WP: 2 PB: 0 SB: 0 CS: 0 | PA: 40 |
| PITCHER Bill Monbouquette, R ERA: 5.45 Pete Charton, R ERA: 13.5 Arnold Earley, L ERA: Wilbur Wood, L ERA: 13.5 | IP: 11.1 WLS: L BF: 7 H: 3 R: 3 ER: 3 SO: 0 BB: 1 IBB: 0 HBP: 0 BLK: 0 WP: 0 HR: 1 S: 21 P: 21 ERA: 20.25 WHIP: 3.000 | | | | | | | | | | | | | | | | | | | |

| Batter | 1 | 2 | 3 | 4 | 5 | 6 | 7 | 8 | 9 | AB | R | H | RBI | BB | SO | LOB | TOP | | | | | | | | |
|--|---|---|--|---------------------------------|------------------------------|---------------------------------|------------------------------|---------------------------------|------------------------------|---------------------------------|------------------------------|---------------------------------|------------------------------|---------------------------------|------------------------------|---------------------------------|---|---------------------------------|----------------------------------|------------------------------------|----------------------------------|--------|--|--|--|
| Jackie Brandt, R OBP: 0.354, SLG: 0.353 | F8 1B BB | F8 | | FC5-4 1B | | | F8 | | L4 | 4 | 1 | 0 | 1 | 0 | 1 | | Baltimore Orioles @ Washington Senators D.C. Stadium, Washington, DC Mon May 11, 1964, 7:05 PM EDT Att: 3,813 - Unknown | | | | | | | | |
| Luis Aparicio, R OBP: 0.238, SLG: 0.226 | F7 | F3 | | FC5-4 1-2 | | | 6-3 | | S 1B | 5 | 0 | 1 | 0 | 0 | 0 | 3 | | | | | | | | | |
| Willie Kirkland, L OBP: 0.286, SLG: 0.250 | F4 | | 3-1 | | | G3 | | F7 | F7 | 5 | 0 | 0 | 0 | 0 | 0 | 2 | | | | | | | | | |
| Norm Siebern, L OBP: 0.420, SLG: 0.430 | PB 1B 1-3 | | K | | | 6-3 | | | SH1-3 2B 1B | 4 | 1 | 2 | 0 | 0 | 1 | 0 | | | | | | | | | |
| Brooks Robinson, R OBP: 0.379, SLG: 0.471 | PB 1B 1-2 3-H | | HR 1B | | | F4 | | | SH1-3 1-2 | 3 | 1 | 2 | 1 | 0 | 0 | 0 | | | | | | | | | |
| Boog Powell, L OBP: 0.269, SLG: 0.362 | | | | | | 4-3 | | 2B BB | 2B BB | 2 | 1 | 1 | 2 | 2 | 0 | 0 | | | | | | | | | |
| John Orsino, R OBP: 0.313, SLG: 0.403 | 6-3 | | F7 | | | 6-3 | | | 1-3 2-H 2B | 4 | 0 | 1 | 1 | 0 | 0 | 3 | | | | | | | | | |
| Jerry Adair, R OBP: 0.247, SLG: 0.221 | | | | | | 6-3 | | | 4-3 | 3 | 0 | 0 | 0 | 1 | 0 | 2 | | | | | | | | | |
| Mike McCormick, L OBP: 0.167, SLG: 0.167 | | | | | | 4-3 | | | K | 3 | 0 | 0 | 0 | 0 | 1 | 1 | | | | | | | | | |
| Stu Miller, R OBP: 0.375, SLG: 0.375 | | K | | | | 4-3 | | | K | 0 | 0 | 0 | 0 | 0 | 0 | 0 | | | | | | | | | |
| Lou Jackson, L OBP: 0.375, SLG: 0.375 | | | | | | | | | K | 1 | 0 | 0 | 0 | 0 | 1 | 0 | | | | | | | | | |
| Inning Stats | R: 1 E: 0 K: 0 S: 5 | H: 2 LOB: 3 BB: 2 P: 13 | R: 0 E: 0 K: 1 S: 5 | H: 0 LOB: 1 BB: 1 P: 9 | R: 2 E: 0 K: 1 S: 7 | H: 2 LOB: 0 BB: 0 P: 7 | R: 0 E: 0 K: 0 S: 4 | H: 1 LOB: 1 BB: 0 P: 4 | R: 0 E: 0 K: 0 S: 3 | H: 0 LOB: 0 BB: 0 P: 3 | R: 0 E: 0 K: 0 S: 3 | H: 0 LOB: 0 BB: 0 P: 3 | R: 0 E: 0 K: 0 S: 3 | H: 0 LOB: 2 BB: 1 P: 3 | R: 1 E: 0 K: 0 S: 5 | H: 2 LOB: 2 BB: 1 P: 9 | R: 0 E: 0 K: 1 S: 6 | H: 1 LOB: 1 BB: 0 P: 6 | 1B: 6 2B: 1 3B: 0 HR: 1 | SF: 0 SAC: 1 DP: 0 HBP: 0 | WP: 0 PB: 1 SB: 1 CS: 0 | PA: 39 | | | |
| PITCHER | IP WLS BF H R ER SO BB IBB HBP BLK WP HR S P ERA WHIP | 7.2 W 33 6 4 4 2 3 1 0 0 0 1 33 49 4.70 1.174 | 8.1 S 6 2 0 0 1 0 0 0 0 0 0 8 8 0.00 1.500 | | | | | | | | | | | | | | | | | | | | | | |

| | |
|-----|----|
| AB | 34 |
| R | 4 |
| H | 8 |
| RBI | 4 |
| BB | 4 |
| SO | 3 |
| LOB | 12 |



| Batter | 1 | 2 | 3 | 4 | 5 | 6 | 7 | 8 | 9 | AB | R | H | RBI | BB | SO | LOB | BOTTOM | | | | | | | | |
|---|---|--|------------------------------|----------------------------------|------------------------------|----------------------------------|------------------------------|---------------------------------|------------------------------|---------------------------------|------------------------------|---------------------------------|------------------------------|----------------------------------|------------------------------|---------------------------------|---|------------------------------------|----------------------------------|--------|--|--|--|--|--|
| Don Zimmer, R OBP: 0.286, SLG: 0.507 | HR 1B | | | 1B | | 6-3 | | | | 5 | 1 | 4 | 2 | 0 | 0 | 0 | Baltimore Orioles @ Washington Senators D.C. Stadium, Washington, DC Mon May 11, 1964, 7:05 PM EDT Att: 3,813 - Unknown | | | | | | | | |
| John Kennedy, R OBP: 0.371, SLG: 0.446 | HR 1B | F9 | | 2B 1B | | F4 | 5-3 | | | 5 | 1 | 2 | 0 | 0 | 0 | 3 | | | | | | | | | |
| Chuck Hinton, R OBP: 0.373, SLG: 0.535 | K | | | FC4-6 1B | | | | | K | 5 | 0 | 3 | 0 | 0 | 2 | 2 | | | | | | | | | |
| Bill Skowron, R OBP: 0.292, SLG: 0.549 | L8 | | FC4-6 WP BB FC4-2 | 5-3 | | FC6-4 | | | K | 5 | 0 | 0 | 0 | 0 | 1 | 6 | | | | | | | | | |
| Don Lock, R OBP: 0.441, SLG: 0.414 | HR | | BB WP BB | | | | 1B FC8 BB | | K | 2 | 2 | 1 | 3 | 3 | 1 | 0 | | | | | | | | | |
| Don Leppert, R OBP: 0.182, SLG: 0.143 | K | | FC4-2 BB | | | F6 | | | F5 | 2 | 0 | 0 | 0 | 0 | 1 | 2 | | | | | | | | | |
| Mike Brumley, L OBP: 0.286, SLG: 0.275 | | | | | | | | | | 2 | 0 | 0 | 0 | 0 | 0 | 2 | | | | | | | | | |
| Ken Hunt, R OBP: 0.326, SLG: 0.368 | | F9 | | 1-2 2-3 BB | | F8 | | | 3B 1B | 3 | 1 | 1 | 0 | 1 | 0 | 1 | | | | | | | | | |
| Chuck Cottier, R OBP: 0.214, SLG: 0.130 | | | | | | | | | | 2 | 0 | 0 | 0 | 1 | 0 | 4 | | | | | | | | | |
| Don Blasingame, L OBP: 0.326, SLG: 0.378 | 1B BB | | F8 | | | E4 | | | FC8 IBB | 0 | 0 | 0 | 0 | 1 | 0 | 0 | | | | | | | | | |
| Bennie Daniels, L OBP: 0.154, SLG: 0.083 | | | | | | F7 | | | FC8 | 4 | 1 | 0 | 1 | 0 | 1 | 5 | | | | | | | | | |
| Ron Kline, R | | | | | | | | | | 0 | 0 | 0 | 0 | 0 | 0 | 0 | | | | | | | | | |
| Inning Stats | R: 3 E: 0 K: 2 S: 10 | H: 3 LOB: 0 BB: 0 P: 10 | R: 0 E: 0 K: 1 S: 6 | H: 1 LOB: 2 BB: 1 P: 10 | R: 0 E: 0 K: 0 S: 4 | H: 1 LOB: 3 BB: 2 P: 12 | R: 0 E: 0 K: 0 S: 5 | H: 3 LOB: 2 BB: 0 P: 5 | R: 0 E: 0 K: 0 S: 4 | H: 0 LOB: 2 BB: 1 P: 8 | R: 0 E: 0 K: 0 S: 4 | H: 1 LOB: 1 BB: 0 P: 4 | R: 3 E: 0 K: 0 S: 5 | H: 2 LOB: 1 BB: 2 P: 13 | R: 0 E: 0 K: 3 S: 9 | H: 0 LOB: 0 BB: 0 P: 9 | 1B: 8 2B: 1 3B: 1 HR: 1 | SF: 0 SAC: 0 DP: 0 HBP: 0 | WP: 1 PB: 0 SB: 0 CS: 0 | PA: 41 | | | | | |
| PITCHER | IP WLS BF H R ER SO BB IBB HBP BLK WP HR S P ERA WHIP | 6.1 L 7 1 1 1 3 0 1 0 0 0 0 12 16 5.40 0.600 | | | | | | | | | | | | | | | | | | | | | | | |



| Batter | 1 | 2 | 3 | 4 | 5 | 6 | 7 | 8 | 9 | AB | R | H | RBI | BB | SO | LOB | TOP | | | | |
|--|------------------------------|----------------------------------|------------------------------|---------------------------------|------------------------------|----------------------------------|------------------------------|---------------------------------|------------------------------|----------------------------------|------------------------------|---------------------------------|------------------------------|---------------------------------|------------------------------|---------------------------------|--|----------------------------------|------------------------------------|----------------------------------|--------|
| Jackie Brandt, R OBP: 0.339, SLG: 0.336 (1, 8) | L5 | K | | F7 | | K | | F6 | | 5 | 0 | 0 | 0 | 0 | 2 | 1 | Baltimore Orioles @ Washington Senators D.C. Stadium, Washington, DC Tue May 12 1964, 7:05 PM EDT Att: 2,188 - Unknown livebaseballscorecards.com | | | | |
| Luis Aparicio, R OBP: 0.255, SLG: 0.237 (1, 6) | 1B | | K | 1B | | BB | | F9 | | 4 | 1 | 2 | 0 | 1 | 1 | 0 | | | | | |
| Willie Kirkland, L OBP: 0.325, SLG: 0.257 (1, 9) | 1B | | FC4-6 BB | F7 | | BB | | 4-3 | | 3 | 1 | 1 | 1 | 2 | 0 | 2 | | | | | |
| Norm Siebern, L OBP: 0.410, SLG: 0.417 (1, 3) | L9 | | FC4-6 1B HR | | | BB | | F7 | | 5 | 1 | 1 | 0 | 0 | 1 | 4 | | | | | |
| Brooks Robinson, R OBP: 0.380, SLG: 0.467 (1, 5) | 1B | | 1B | HR | | K | | F9 | | 5 | 1 | 2 | 1 | 0 | 1 | 3 | | | | | |
| Boog Powell, L OBP: 0.293, SLG: 0.408 Russ Snyder, L OBP: 0.300, SLG: 0.222 (1, 7) (9, 7) | 1B | | HR | | | BB | | | | 2 | 1 | 1 | 3 | 2 | 1 | 0 | | | | | |
| John Orsino, R OBP: 0.310, SLG: 0.395 (1, 2) | K | | F5 | | | BB | | | | 0 | 0 | 0 | 0 | 0 | 0 | 0 | | | | | |
| Jerry Adair, R OBP: 0.247, SLG: 0.213 (1, 4) | | L9 | | F8 | | BB | | G6-4-3 | | 3 | 0 | 0 | 0 | 1 | 0 | 1 | | | | | |
| Dave McNally, R OBP: 0.267, SLG: 0.286 (1, 1) | K | | BB | | | K | | K | | 3 | 0 | 0 | 0 | 1 | 3 | 3 | | | | | |
| Inning Stats | R: 2 E: 0 K: 1 S: 8 | H: 3 LOB: 2 BB: 1 P: 12 | R: 0 E: 0 K: 2 S: 7 | H: 0 LOB: 0 BB: 0 P: 7 | R: 3 E: 0 K: 1 S: 7 | H: 2 LOB: 0 BB: 1 P: 11 | R: 0 E: 0 K: 0 S: 4 | H: 1 LOB: 2 BB: 1 P: 8 | R: 0 E: 0 K: 2 S: 8 | H: 0 LOB: 2 BB: 2 P: 15 | R: 0 E: 0 K: 1 S: 5 | H: 1 LOB: 0 BB: 0 P: 5 | R: 0 E: 0 K: 1 S: 5 | H: 0 LOB: 0 BB: 0 P: 5 | R: 0 E: 0 K: 0 S: 3 | H: 0 LOB: 0 BB: 0 P: 3 | | 1B: 7 2B: 0 3B: 0 HR: 1 | SF: 0 SAC: 0 DP: 1 HBP: 0 | WP: 0 PB: 0 SB: 5 CS: 0 | PA: 41 |
| PITCHER | IP | WLS | BF | H | R | ER | SO | BB | IBB | HBP | BLK | WP | HR | S | P | ERA | WHIP | | | | |
| Dave Stenhouse, R ERA: 10.54 (1, 1) | 3.0 | L | 16 | 5 | 5 | 5 | 4 | 2 | 0 | 0 | 0 | 0 | 1 | 22 | 30 | 15.00 | 2.3333 | | | | |
| Howie Kopitz, R ERA: 4.75 (4, 1) | 3.0 | | 16 | 2 | 0 | 0 | 4 | 5 | 0 | 0 | 0 | 0 | 0 | 19 | 39 | 0.00 | 2.3333 | | | | |
| Tom Cheney, R ERA: 5.04 (7, 1) | 2.0 | | 6 | 1 | 0 | 0 | 2 | 0 | 0 | 0 | 0 | 0 | 0 | 10 | 10 | 0.00 | 0.5000 | | | | |
| Steve Ridzik, R ERA: 2.49 (9, 1) | 1.0 | | 3 | 0 | 0 | 0 | 0 | 0 | 0 | 0 | 0 | 0 | 0 | 3 | 3 | 0.00 | 0.0000 | | | | |

| Batter | 1 | 2 | 3 | 4 | 5 | 6 | 7 | 8 | 9 | AB | R | H | RBI | BB | SO | LOB | BOTTOM | | | | |
|--|------------------------------|---------------------------------|------------------------------|---------------------------------|------------------------------|---------------------------------|------------------------------|---------------------------------|------------------------------|---------------------------------|------------------------------|---------------------------------|------------------------------|---------------------------------|------------------------------|---------------------------------|--|----------------------------------|------------------------------------|----------------------------------|--------|
| Don Zimmer, R OBP: 0.272, SLG: 0.481 (1, 5) | F8 | | F9 | | | G6-4-3 | | | F9 | 4 | 0 | 0 | 0 | 0 | 0 | 1 | Baltimore Orioles @ Washington Senators D.C. Stadium, Washington, DC Tue May 12 1964, 7:05 PM EDT Att: 2,188 - Unknown livebaseballscorecards.com | | | | |
| John Kennedy, R OBP: 0.348, SLG: 0.417 (1, 6) | F9 | | F4 | | | 6-3 | | 5-3 | | 4 | 0 | 0 | 0 | 0 | 0 | 0 | | | | | |
| Chuck Hinton, R OBP: 0.377, SLG: 0.539 (1, 7) | 2B | | | 6-3 | | | F3 | BB | | 3 | 0 | 1 | 0 | 1 | 0 | 0 | | | | | |
| Bill Skowron, R OBP: 0.282, SLG: 0.528 (1, 3) | F8 | | | F9 | | | 4-3 | | F9 | 4 | 0 | 0 | 0 | 0 | 0 | 2 | | | | | |
| Don Lock, R OBP: 0.438, SLG: 0.403 (1, 9) | | FC6-4 BB | | F3 | | | F8 | | | 2 | 0 | 0 | 0 | 1 | 0 | 0 | | | | | |
| Ken Hunt, R OBP: 0.306, SLG: 0.341 (1, 8) | FC6-4 6-3 | | | | | F9 | | 5-3 | | 3 | 0 | 0 | 0 | 0 | 0 | 1 | | | | | |
| Don Leppert, R OBP: 0.200, SLG: 0.130 (1, 2) | 6-3 | | | | | F8 | | FC6-4 BB | | 2 | 0 | 0 | 0 | 1 | 0 | 1 | | | | | |
| Chuck Cottier, R OBP: 0.194, SLG: 0.115 (1, 4) | F9 | | | | | F8 | | FC6-4 | | 3 | 0 | 0 | 0 | 0 | 0 | 2 | | | | | |
| Dave Stenhouse, R OBP: 1.000, SLG: 1.000 Dick Phillips, L OBP: 0.207, SLG: 0.190 Howie Kopitz, R OBP: 0.226, SLG: 0.310 Fred Valentine, S OBP: 0.425, SLG: 0.425 Tom Cheney, R OBP: 0.302, SLG: 0.258 Ed Brinkman, R OBP: 0.255, SLG: 0.258 Steve Ridzik, R (1, 1) (3, PH) (4, 1) (6, PH) (7, 1) (8, PH) (9, 1) | | | K | | | G6-4-3 1B | | F5 | | 0 | 0 | 0 | 0 | 0 | 0 | 0 | | | | | |
| Inning Stats | R: 0 E: 0 K: 0 S: 4 | H: 1 LOB: 1 BB: 0 P: 4 | R: 0 E: 0 K: 0 S: 3 | H: 0 LOB: 1 BB: 1 P: 7 | R: 0 E: 0 K: 1 S: 5 | H: 0 LOB: 0 BB: 0 P: 5 | R: 0 E: 0 K: 0 S: 3 | H: 0 LOB: 0 BB: 0 P: 3 | R: 0 E: 0 K: 0 S: 3 | H: 1 LOB: 0 BB: 0 P: 3 | R: 0 E: 0 K: 0 S: 3 | H: 0 LOB: 0 BB: 0 P: 3 | R: 0 E: 0 K: 0 S: 3 | H: 0 LOB: 1 BB: 1 P: 7 | R: 0 E: 0 K: 0 S: 3 | H: 0 LOB: 1 BB: 1 P: 7 | | 1B: 1 2B: 1 3B: 0 HR: 0 | SF: 0 SAC: 0 DP: 1 HBP: 0 | WP: 0 PB: 0 SB: 0 CS: 0 | PA: 31 |
| PITCHER | IP | WLS | BF | H | R | ER | SO | BB | IBB | HBP | BLK | WP | HR | S | P | ERA | WHIP | | | | |
| Dave McNally, L ERA: 3.6 (1, 1) | 9.0 | W | 31 | 2 | 0 | 0 | 1 | 3 | 0 | 0 | 0 | 0 | 0 | 30 | 42 | 0.00 | 0.556 | | | | |


| Batter | 1 | 2 | 3 | 4 | 5 | 6 | 7 | 8 | 9 | AB | R | H | RBI | BB | SO | LOB | TOP | | | |
|---|--|---------------------------------|------------------------------|---------------------------------|------------------------------|---------------------------------|------------------------------|---------------------------------|------------------------------|---------------------------------|------------------------------|---------------------------------|------------------------------|---------------------------------|------------------------------|---------------------------------|--|------------------------------------|----------------------------------|--------|
| Jackie Brandt, R (1, 8) OBP: 0.328, SLG: 0.324 | 0-0 5-3 | | 0-0 4-3 | | 0-0 F7 | | | 0-3 K | | 4 | 0 | 0 | 0 | 0 | 1 | 0 | Baltimore Orioles @ Washington Senators D.C. Stadium, Washington, DC Thu May 14 1964, 7:05 PM EDT Att: 4,224 - Unknown livebaseballscorecards.com | | | |
| Luis Aparicio, R (1, 6) OBP: 0.294, SLG: 0.248 | 0-0 4-3 1B | | 0-0 1B | | | 0-0 5-3 | | 0-3 K | | 4 | 1 | 2 | 0 | 0 | 1 | 0 | | | | |
| Willie Kirkland, L (1, 9) OBP: 0.295, SLG: 0.231 | 0-0 4-3 1-2 | | 0-0 F8 | | | 0-0 6-3 | | | 0-0 F7 | 4 | 0 | 0 | 0 | 0 | 0 | 2 | | | | |
| Norm Siebern, L (1, 3) OBP: 0.413, SLG: 0.414 | 0-0 FC5-4 2H 1B | | | 4-0 G3 BB | | 0-0 G3 | | | 0-3 K | 3 | 0 | 1 | 1 | 1 | 1 | 0 | | | | |
| Brooks Robinson, R (1, 5) OBP: 0.375, SLG: 0.469 | 0-0 FC5-4 1-2 | | | 0-0 F2 | | | | | 0-0 F9 | 4 | 0 | 1 | 0 | 0 | 0 | 2 | | | | |
| Boog Powell, L (1, 7) OBP: 0.291, SLG: 0.392 | | 0-3 K | | 0-0 G3 1-2 | | 4-0 BB | | | 0-0 4-3 | 3 | 0 | 0 | 0 | 1 | 1 | 2 | | | | |
| John Orsino, R (1, 2) OBP: 0.299, SLG: 0.380 | | 0-0 F5 | | 0-0 5-3 | | | | | 0-0 F5 | 3 | 0 | 0 | 0 | 0 | 0 | 2 | | | | |
| Jerry Adair, R (1, 4) OBP: 0.240, SLG: 0.207 | | 0-0 4-3 | | | 0-0 F7 | | | | 0-0 4-3 | 3 | 0 | 0 | 0 | 0 | 0 | 1 | | | | |
| Robin Roberts, S (1, 1) OBP: 0.118, SLG: 0.118 | | | 0-3 K | | | | | 0-3 K | | 2 | 0 | 0 | 0 | 0 | 2 | 0 | | | | |
| Russ Snyder, L (8, PH) OBP: 0.273, SLG: 0.200 | | | | | | | | | | 1 | 0 | 0 | 0 | 0 | 1 | 0 | | | | |
| Stu Miller, R (8, 1) | | | | | | | | | | 0 | 0 | 0 | 0 | 0 | 0 | 0 | | | | |
| Inning Stats | R: 1 E: 0 K: 0 S: 5 | H: 2 LOB: 1 BB: 0 P: 5 | R: 0 E: 0 K: 1 S: 5 | H: 0 LOB: 0 BB: 0 P: 5 | R: 0 E: 0 K: 1 S: 6 | H: 1 LOB: 1 BB: 0 P: 6 | R: 0 E: 0 K: 0 S: 3 | H: 0 LOB: 1 BB: 1 P: 7 | R: 0 E: 0 K: 1 S: 5 | H: 0 LOB: 0 BB: 0 P: 5 | R: 0 E: 0 K: 0 S: 3 | H: 0 LOB: 1 BB: 1 P: 7 | R: 0 E: 0 K: 3 S: 9 | H: 0 LOB: 0 BB: 0 P: 9 | R: 0 E: 0 K: 1 S: 6 | H: 1 LOB: 1 BB: 0 P: 6 | 1B: 3 2B: 1 3B: 0 HR: 0 | SF: 0 SAC: 0 DP: 0 HBP: 0 | WP: 0 PB: 0 SB: 0 CS: 0 | PA: 33 |
| PITCHER Buster Narum, R (1, 1) ERA: 2.83 | IP: 9.0 WLS: W BF: 33 H: 4 R: 1 ER: 1 SO: 7 BB: 2 IBB: 0 HBP: 0 BLK: 0 WP: 0 HR: 0 S: 45 P: 53 ERA: 1.00 WHIP: 0.667 | | | | | | | | | | | | | | | PITCHER | | | | |

| Batter | 1 | 2 | 3 | 4 | 5 | 6 | 7 | 8 | 9 | AB | R | H | RBI | BB | SO | LOB | BOTTOM | | | |
|--|--|---------------------------------|-------------------------------|----------------------------------|------------------------------|---------------------------------|------------------------------|---------------------------------|------------------------------|---------------------------------|------------------------------|---------------------------------|------------------------------|---------------------------------|------------------------------|---------------------------------|--|----------------------------------|------------------------------------|----------------------------------|
| Don Zimmer, R (1, 5) OBP: 0.282, SLG: 0.531 | 0-0 5-3 | 0-0 1-1 2-2 3-4 HR | | 0-0 FC6-4 1-2 | | | 0-0 2B | | | 4 | 1 | 2 | 4 | 0 | 0 | 1 | Baltimore Orioles @ Washington Senators D.C. Stadium, Washington, DC Thu May 14 1964, 7:05 PM EDT Att: 4,224 - Unknown livebaseballscorecards.com | | | |
| Don Blasingame, L (1, 4) OBP: 0.312, SLG: 0.360 | 0-0 F6 | 0-3 K | | | 0-0 4-3 | | 0-0 F3 | | | 4 | 0 | 0 | 0 | 0 | 1 | 1 | | | | |
| Chuck Hinton, R (1, 7) OBP: 0.373, SLG: 0.528 | 0-0 S 1B | | 0-0 F7 | | 0-0 F9 | | 0-3 K | | | 4 | 0 | 1 | 0 | 0 | 1 | 0 | | | | |
| Jim King, L (1, 9) OBP: 0.321, SLG: 0.436 | 0-3 K | | 0-0 FC6-4 1B | | 0-0 F5 | | 0-0 S 1B | | | 4 | 0 | 2 | 0 | 0 | 1 | 1 | | | | |
| Bill Skowron, R (1, 3) OBP: 0.281, SLG: 0.518 | | 0-0 BB HR 1B | 0-0 FC6-4 1-2 | | 0-0 4-3 | | 0-0 5-3 1-2 | | | 4 | 1 | 1 | 0 | 0 | 0 | 2 | | | | |
| Don Lock, R (1, 8) OBP: 0.430, SLG: 0.387 | | 4-0 BB HR BB | 0-3 K | | 0-0 K | | 0-0 F5 | | | 3 | 1 | 0 | 0 | 1 | 2 | 2 | | | | |
| Mike Brumley, L (1, 2) OBP: 0.288, SLG: 0.278 | | 0-3 K | | 0-0 FC5-6 1B | | 0-0 F7 | | | | 3 | 0 | 1 | 0 | 0 | 1 | 2 | | | | |
| John Kennedy, R (1, 6) OBP: 0.348, SLG: 0.403 | | 4-0 HR BB | | 0-0 F4 | | | 0-0 1-3 | | | 2 | 1 | 0 | 0 | 1 | 0 | 1 | | | | |
| Buster Narum, R (1, 1) | | 0-3 K | | 0-0 FC5-6 FC6-4 1-2 | | | 0-0 F9 | | | 3 | 0 | 0 | 0 | 0 | 1 | 4 | | | | |
| Inning Stats | R: 0 E: 0 K: 1 S: 6 | H: 1 LOB: 1 BB: 0 P: 6 | R: 4 E: 0 K: 3 S: 11 | H: 2 LOB: 0 BB: 2 P: 19 | R: 0 E: 0 K: 1 S: 6 | H: 1 LOB: 0 BB: 0 P: 6 | R: 0 E: 0 K: 0 S: 4 | H: 1 LOB: 1 BB: 0 P: 4 | R: 0 E: 0 K: 0 S: 3 | H: 0 LOB: 0 BB: 0 P: 3 | R: 0 E: 0 K: 1 S: 5 | H: 0 LOB: 0 BB: 0 P: 5 | R: 0 E: 0 K: 0 S: 4 | H: 1 LOB: 1 BB: 0 P: 4 | R: 0 E: 0 K: 1 S: 6 | H: 1 LOB: 1 BB: 0 P: 6 | | 1B: 5 2B: 1 3B: 0 HR: 1 | SF: 0 SAC: 0 DP: 0 HBP: 0 | WP: 0 PB: 0 SB: 2 CS: 0 |
| PITCHER Robin Roberts, R (1, 1) ERA: 2.16 | IP: 7.0 WLS: L BF: 29 H: 6 R: 4 ER: 4 SO: 6 BB: 2 IBB: 0 HBP: 0 BLK: 0 WP: 0 HR: 1 S: 39 P: 47 ERA: 5.14 WHIP: 1.143 | | | | | | | | | | | | | | | PITCHER | | | | |
| Stu Miller, R (8, 1) ERA: 2.57 | IP: 1.0 WLS: L BF: 4 H: 1 R: 0 ER: 0 SO: 1 BB: 0 IBB: 0 HBP: 0 BLK: 0 WP: 0 HR: 0 S: 6 P: 6 ERA: 0.00 WHIP: 1.000 | | | | | | | | | | | | | | | PITCHER | | | | |

| Batter | 1 | 2 | 3 | 4 | 5 | 6 | 7 | 8 | 9 | AB | R | H | RBI | BB | SO | LOB | TOP | | | |
|---|------------------------------|---------------------------------|-------------------------------------|----------------------------------|------------------------------|---------------------------------|------------------------------|---------------------------------|-------------------------------------|----------------------------------|------------------------------|---------------------------------|------------------------------|---------------------------------|------------------------------|---------------------------------|----------------------------------|------------------------------------|-------------------------|--------|
| Mike Hershberger, R (1.8) OBP: 0.309, SLG: 0.259 | 0-3 K | | 0-0 SF8 | | 0-0 FC6-4 | | | 0-0 P4 | | 3 | 0 | 0 | 1 | 0 | 1 | 1 | | | | |
| Don Buford, S (1.5) OBP: 0.314, SLG: 0.233 | 0-0 1-3 | | 0-0 F9 | | | 0-0 5-3 | | 0-3 K | | 4 | 0 | 0 | 0 | 0 | 1 | 0 | | | | |
| Floyd Robinson, L (1.9) OBP: 0.421, SLG: 0.463 | 0-0 1B | | | 0-3 K | | 0-0 F9 1B 2B | | 0-0 1-3 | | 4 | 1 | 2 | 0 | 0 | 1 | 0 | | | | |
| Ron Hansen, R (1.6) OBP: 0.406, SLG: 0.544 | 0-0 F9 | | | 0-0 PB 1B | | 0-0 F9 | | | 0-0 G6-4-3 1B | 4 | 0 | 2 | 0 | 0 | 0 | 2 | | | | |
| Dave Nicholson, R (1.7) OBP: 0.436, SLG: 0.566 | | 0-3 K | | 0-3 K | | 0-0 1B | | 0-0 1-2 1B | | 4 | 0 | 2 | 1 | 0 | 2 | 1 | | | | |
| Al Weis, S (1.4) OBP: 0.316, SLG: 0.310 | 0-3 K | | 0-0 1-3 | | | 0-0 F8 | | 0-0 G6-4-3 | | 4 | 0 | 0 | 0 | 0 | 1 | 4 | | | | |
| Tom McCraw, L (1.3) OBP: 0.280, SLG: 0.480 | 0-0 4-3 | | | | 0-3 K | | 0-0 F9 | | 0-0 4-3 | 4 | 0 | 0 | 0 | 0 | 1 | 1 | | | | |
| Jerry McNertney, R (1.2) OBP: 0.167, SLG: 0.115 | | | 0-0 E9 SH2-4 SF8 | | 0-0 F9 | | 0-0 F9 | | | 3 | 1 | 0 | 0 | 0 | 0 | 0 | | | | |
| John Buzhardt, R (1.1) OBP: 0.200, SLG: 0.111 | | | 0-0 SH2-4 | | 0-0 FC6-4 1B | | 0-3 K | | | 2 | 0 | 1 | 0 | 0 | 1 | 0 | | | | |
| Inning Stats | R: 0 E: 0 K: 1 S: 6 | H: 1 LOB: 1 BB: 0 P: 6 | R: 0 E: 0 K: 2 S: 7 | H: 0 LOB: 0 BB: 0 P: 7 | R: 1 E: 1 K: 0 S: 4 | H: 0 LOB: 0 BB: 0 P: 4 | R: 0 E: 0 K: 2 S: 8 | H: 1 LOB: 1 BB: 0 P: 8 | R: 0 E: 0 K: 1 S: 5 | H: 1 LOB: 1 BB: 0 P: 6 | R: 1 E: 0 K: 0 S: 5 | H: 2 LOB: 0 BB: 0 P: 5 | R: 0 E: 0 K: 1 S: 5 | H: 0 LOB: 0 BB: 0 P: 5 | R: 0 E: 0 K: 0 S: 4 | H: 2 LOB: 1 BB: 0 P: 4 | 1B: 6 2B: 1 3B: 0 HR: 0 | SF: 1 SAC: 1 DP: 1 HBP: 0 | WP: 0 PB: 1 CS: 0 | PA: 34 |
| PITCHER Claude Osteen, L (1.1) ERA: 3.35 | IP: 9.0 WLS: L BF: 34 | H: 7 R: 2 ER: 1 SO: 8 | BB: 0 IBB: 0 HBP: 0 BLK: 0 | WP: 0 HR: 0 S: 50 P: 50 | ERA: 1.00 WHIP: 0.778 | PITCHER | IP: 9.0 WLS: L BF: 34 | H: 7 R: 2 ER: 1 SO: 8 | BB: 0 IBB: 0 HBP: 0 BLK: 0 | WP: 0 HR: 0 S: 50 P: 50 | ERA: 1.00 WHIP: 0.778 | | | | | | | | | |

Chicago White Sox @ Washington Senators
D.C. Stadium, Washington, DC
Fri May 15 1964, 7:05 PM EDT
Att: 7,706 - Unknown

livebaseballscorecards.com




AB 32
R 2
H 7
RBI 2
BB 0
SO 8
LOB 9

| Batter | 1 | 2 | 3 | 4 | 5 | 6 | 7 | 8 | 9 | AB | R | H | RBI | BB | SO | LOB | BOTTOM | | | |
|---|------------------------------|---------------------------------|-------------------------------------|----------------------------------|------------------------------|---------------------------------|------------------------------|---------------------------------|-------------------------------------|----------------------------------|------------------------------|---------------------------------|------------------------------|---------------------------------|------------------------------|---------------------------------|----------------------------------|------------------------------------|-------------------------|--------|
| Don Zimmer, R (1.5) OBP: 0.281, SLG: 0.518 | 0-0 5-3 1B | | 0-3 K | | | 0-3 K | | | 0-3 K | 4 | 0 | 1 | 0 | 0 | 3 | 1 | | | | |
| Don Blasingame, L (1.4) OBP: 0.308, SLG: 0.356 | 0-0 5-3 | | | 0-0 1B | | 0-3 K | | | 0-0 F7 | 4 | 0 | 1 | 0 | 0 | 1 | 1 | | | | |
| Chuck Hinton, R (1.7) OBP: 0.364, SLG: 0.514 | 0-0 1-3-2-5 | | | 0-0 F9 | | | 0-3 K | | | 3 | 0 | 0 | 0 | 0 | 1 | 2 | | | | |
| Jim King, L (1.9) OBP: 0.310, SLG: 0.420 | | 0-0 4-3 | | 0-0 F9 | | 0-0 P3 | | | | 3 | 0 | 0 | 0 | 0 | 0 | 1 | | | | |
| Bill Skowron, R (1.3) OBP: 0.274, SLG: 0.504 | | 0-0 6-3 | | 0-3 K | | 0-0 F9 | | | | 3 | 0 | 0 | 0 | 0 | 1 | 1 | | | | |
| Don Lock, R (1.8) OBP: 0.417, SLG: 0.372 | | 0-0 F8 | | | 0-3 K | | | 0-3 K | | 3 | 0 | 0 | 0 | 0 | 2 | 0 | | | | |
| Mike Brumley, L (1.2) OBP: 0.274, SLG: 0.263 | | | 0-0 F8 | | 0-3 K | | | 0-0 6-3 | | 3 | 0 | 0 | 0 | 0 | 1 | 0 | | | | |
| John Kennedy, R (1.6) OBP: 0.347, SLG: 0.400 | | | 0-0 6-3 1B | | 0-0 G3 | | | 0-0 6-3 | | 3 | 0 | 1 | 0 | 0 | 0 | 0 | | | | |
| Claude Osteen, L (1.1) Fred Valentine, S (9, PH) OBP: 0.176, SLG: 0.250 OBP: 0.219, SLG: 0.300 | | 0-0 6-3 | | 0-0 1-2 | | 0-0 L5 | | | 0-0 4-3 | 2 | 0 | 0 | 0 | 0 | 0 | 1 | | | | |
| Inning Stats | R: 0 E: 0 K: 0 S: 3 | H: 1 LOB: 0 BB: 0 P: 3 | R: 0 E: 0 K: 0 S: 3 | H: 0 LOB: 0 BB: 0 P: 3 | R: 0 E: 0 K: 1 S: 6 | H: 1 LOB: 1 BB: 0 P: 6 | R: 0 E: 0 K: 1 S: 6 | H: 1 LOB: 1 BB: 0 P: 6 | R: 0 E: 0 K: 2 S: 7 | H: 0 LOB: 0 BB: 0 P: 7 | R: 0 E: 0 K: 2 S: 7 | H: 0 LOB: 0 BB: 0 P: 7 | R: 0 E: 0 K: 1 S: 5 | H: 0 LOB: 0 BB: 0 P: 5 | R: 0 E: 0 K: 1 S: 5 | H: 0 LOB: 0 BB: 0 P: 5 | 1B: 3 2B: 1 3B: 0 HR: 0 | SF: 0 SAC: 0 DP: 1 HBP: 0 | WP: 0 PB: 0 CS: 0 | PA: 29 |
| PITCHER John Buzhardt, R (1.1) ERA: 2.32 | IP: 9.0 WLS: W BF: 29 | H: 3 R: 0 ER: 0 SO: 9 | BB: 0 IBB: 0 HBP: 0 BLK: 0 | WP: 0 HR: 0 S: 47 P: 47 | ERA: 0.00 WHIP: 0.333 | PITCHER | IP: 9.0 WLS: W BF: 29 | H: 3 R: 0 ER: 0 SO: 9 | BB: 0 IBB: 0 HBP: 0 BLK: 0 | WP: 0 HR: 0 S: 47 P: 47 | ERA: 0.00 WHIP: 0.333 | | | | | | | | | |

Chicago White Sox @ Washington Senators
D.C. Stadium, Washington, DC
Fri May 15 1964, 7:05 PM EDT
Att: 7,706 - Unknown

livebaseballscorecards.com




AB 29
R 0
H 3
RBI 0
BB 0
SO 9
LOB 7

| Batter | 1 | 2 | 3 | 4 | 5 | 6 | 7 | 8 | 9 | AB | R | H | RBI | BB | SO | LOB | TOP | | | | |
|---|---|---|---|---|---|---|---|---|---|---|---|---|---|---|---|---|---|---|---|---|---|
| Mike Hershberger, R OBP: 0.306, SLG: 0.258 (1, 8) | 0-0 1-3 | | 0-0 6-3 | | | 0-0 F7 | | 0-0 E | | 4 | 1 | 1 | 0 | 0 | 0 | 0 | | | | | |
| Tom McCraw, L OBP: 0.276, SLG: 0.448 (1, 3) | 0-3 K | | | 0-0 4-3 | | 0-0 CS | | 0-0 E6 | | 4 | 0 | 1 | 0 | 0 | 0 | 1 | | | | | |
| Floyd Robinson, L OBP: 0.404, SLG: 0.442 (1, 9) | 0-0 F8 | | | 0-0 4-3 | | 0-0 CS | 0-0 6-3 | 0-0 E4 | | 4 | 0 | 0 | 0 | 0 | 0 | 1 | | | | | |
| Pete Ward, L OBP: 0.435, SLG: 0.368 Don Buford, S OBP: 0.314, SLG: 0.233 (8, PR) (8, 5) | | 0-3 K | | 0-0 FC5-4 | | 0-0 E | 4-0 BB | 4-0 BB | | 2 | 0 | 1 | 0 | 2 | 1 | 0 | | | | | |
| Ron Hansen, R OBP: 0.400, SLG: 0.524 (1, 6) | | 4-0 BB | | 0-0 FC5-4 | | 0-0 E5 | 0-0 CS | 0-0 P6 | | 3 | 0 | 0 | 0 | 1 | 0 | 2 | | | | | |
| Dave Nicholson, R OBP: 0.418, SLG: 0.538 (1, 7) | | 0-3 K | | | 0-3 K | | 0-0 F8 | | 0-0 6-3 | 4 | 0 | 0 | 0 | 0 | 2 | 3 | | | | | |
| Al Weis, S OBP: 0.300, SLG: 0.293 (1, 4) | | 0-0 5-3 | | | 0-0 1-3 | | 0-0 G3 | | 0-0 F8 | 4 | 0 | 0 | 0 | 0 | 0 | 3 | | | | | |
| J.C. Martin, L OBP: 0.262, SLG: 0.317 (1, 2) | | | 0-0 4-3 | | 0-0 2-3 | | | 0-0 4-3 | | 3 | 0 | 0 | 0 | 0 | 0 | 0 | | | | | |
| Ray Herbert, R OBP: 0.286, SLG: 0.286 Gene Stephens, L OBP: 0.200, SLG: 0.200 Eddie Fisher, R OBP: 0.500, SLG: 0.800 Minnie Minoso, R OBP: 0.500, SLG: 0.800 Hoyt Wilhelm, R OBP: 0.500, SLG: 0.800 (6, PH) (6, PH) (8, PH) (8, 1) | | | 0-0 P6 | | | 0-0 G3 | | 0-0 1B | | 1 | 0 | 0 | 0 | 0 | 0 | 0 | | | | | |
| Inning Stats | R: 0 E: 0 K: 1 S: 5 | H: 0 LOB: 0 BB: 0 P: 5 | R: 0 E: 0 K: 2 S: 7 | H: 0 LOB: 1 BB: 1 P: 11 | R: 0 E: 0 K: 0 S: 3 | H: 0 LOB: 0 BB: 0 P: 3 | R: 0 E: 0 K: 0 S: 4 | H: 1 LOB: 1 BB: 0 P: 4 | R: 0 E: 0 K: 1 S: 5 | H: 0 LOB: 0 BB: 0 P: 5 | R: 0 E: 1 K: 0 S: 4 | H: 0 LOB: 2 BB: 1 P: 8 | R: 1 E: 2 K: 0 S: 5 | H: 2 LOB: 2 BB: 1 P: 9 | R: 0 E: 0 K: 0 S: 3 | H: 0 LOB: 0 BB: 0 P: 3 | 1B: 4 2B: 0 3B: 0 HR: 0 | SF: 0 SAC: 0 DP: 0 HBP: 0 | WP: 0 PB: 0 SB: 0 CS: 2 | PA: 36 | |
| PITCHER | IP WLS BF H R ER SO BB IBB HBP BLK WP HR S P ERA WHIP | IP WLS BF H R ER SO BB IBB HBP BLK WP HR S P ERA WHIP | IP WLS BF H R ER SO BB IBB HBP BLK WP HR S P ERA WHIP | IP WLS BF H R ER SO BB IBB HBP BLK WP HR S P ERA WHIP | IP WLS BF H R ER SO BB IBB HBP BLK WP HR S P ERA WHIP | IP WLS BF H R ER SO BB IBB HBP BLK WP HR S P ERA WHIP | IP WLS BF H R ER SO BB IBB HBP BLK WP HR S P ERA WHIP | IP WLS BF H R ER SO BB IBB HBP BLK WP HR S P ERA WHIP | IP WLS BF H R ER SO BB IBB HBP BLK WP HR S P ERA WHIP | IP WLS BF H R ER SO BB IBB HBP BLK WP HR S P ERA WHIP | IP WLS BF H R ER SO BB IBB HBP BLK WP HR S P ERA WHIP | IP WLS BF H R ER SO BB IBB HBP BLK WP HR S P ERA WHIP | IP WLS BF H R ER SO BB IBB HBP BLK WP HR S P ERA WHIP | IP WLS BF H R ER SO BB IBB HBP BLK WP HR S P ERA WHIP | IP WLS BF H R ER SO BB IBB HBP BLK WP HR S P ERA WHIP | IP WLS BF H R ER SO BB IBB HBP BLK WP HR S P ERA WHIP | IP WLS BF H R ER SO BB IBB HBP BLK WP HR S P ERA WHIP | IP WLS BF H R ER SO BB IBB HBP BLK WP HR S P ERA WHIP | IP WLS BF H R ER SO BB IBB HBP BLK WP HR S P ERA WHIP | IP WLS BF H R ER SO BB IBB HBP BLK WP HR S P ERA WHIP | IP WLS BF H R ER SO BB IBB HBP BLK WP HR S P ERA WHIP |

Chicago White Sox @ Washington Senators
D.C. Stadium, Washington, DC
Sat May 16 1964, 3:33 AM EDT
Att: 3,393 - Unknown

livebaseballscorecards.com

AB 31
R 1
H 4
RBI 0
BB 3
SO 4
LOB 10




| Batter | 1 | 2 | 3 | 4 | 5 | 6 | 7 | 8 | 9 | AB | R | H | RBI | BB | SO | LOB | BOTTOM | | | | | |
|---|---|---|---|---|---|---|---|---|---|---|---|---|---|---|---|---|---|---|---|---|---|--------|
| Don Zimmer, R OBP: 0.280, SLG: 0.506 (1, 5) | 0-0 F7 | | 0-3 K | 0-0 FC6-4 | | 0-0 1B | | | | 4 | 0 | 1 | 0 | 0 | 1 | 2 | | | | | | |
| Don Blasingame, L OBP: 0.297, SLG: 0.340 (1, 4) | 0-0 F9 | | 0-0 F8 | | 0-0 6-3 | 0-0 F9 | | | | 4 | 0 | 0 | 0 | 0 | 0 | 0 | | | | | | |
| Chuck Hinton, R OBP: 0.376, SLG: 0.522 (1, 7) | 0-0 2B | | 0-0 1B | | 0-0 F9 | | 0-0 G6-3 | 0-0 1B | | 4 | 0 | 3 | 0 | 0 | 0 | 0 | | | | | | |
| Jim King, L OBP: 0.319, SLG: 0.435 (1, 9) | 0-0 2B | | 0-0 4-3 | | 0-0 1B | | 0-0 G6-3 | 0-0 1B | | 4 | 0 | 2 | 0 | 0 | 0 | 2 | | | | | | |
| Bill Skowron, R OBP: 0.273, SLG: 0.496 (1, 3) | | 0-0 5-3 | | 0-0 6-3 | | 0-0 1B | | 0-0 6-3 | | 4 | 0 | 1 | 0 | 0 | 0 | 0 | | | | | | |
| Don Lock, R OBP: 0.421, SLG: 0.415 (1, 8) | | 0-0 1B | | 0-0 HR | | 0-0 F9 | | 0-0 F7 | | 4 | 1 | 2 | 1 | 0 | 0 | 2 | | | | | | |
| Mike Brumley, L OBP: 0.303, SLG: 0.295 (1, 2) | | 0-0 1B | | 0-0 1B | | 0-0 1B | | 0-0 1B | | 4 | 0 | 3 | 0 | 0 | 0 | 0 | | | | | | |
| John Kennedy, R OBP: 0.355, SLG: 0.406 (1, 6) | | 0-0 F9 | | 0-0 FC6-4 | | 0-0 HR | | 0-3 K | | 4 | 1 | 2 | 0 | 0 | 1 | 3 | | | | | | |
| Bennie Daniels, L OBP: 0.188, SLG: 0.333 Ron Kline, R OBP: 0.188, SLG: 0.333 (8, 1) | | 0-0 4-3 | | 0-0 F7 | | 0-0 HR | | 0-3 K | | 3 | 1 | 1 | 2 | 0 | 0 | 4 | | | | | | |
| Inning Stats | R: 0 E: 0 K: 0 S: 4 | H: 2 LOB: 2 BB: 0 P: 4 | R: 0 E: 0 K: 0 S: 5 | H: 2 LOB: 2 BB: 0 P: 5 | R: 0 E: 0 K: 1 S: 6 | H: 1 LOB: 1 BB: 0 P: 6 | R: 1 E: 0 K: 0 S: 6 | H: 3 LOB: 2 BB: 0 P: 6 | R: 0 E: 0 K: 0 S: 5 | H: 2 LOB: 2 BB: 0 P: 5 | R: 2 E: 0 K: 0 S: 5 | H: 3 LOB: 0 BB: 0 P: 5 | R: 0 E: 0 K: 0 S: 3 | H: 1 LOB: 1 BB: 0 P: 3 | R: 0 E: 0 K: 2 S: 8 | H: 1 LOB: 1 BB: 0 P: 8 | R: 0 E: 0 K: 0 S: 3 | H: 0 LOB: 0 BB: 0 P: 3 | 1B: 12 2B: 1 3B: 0 HR: 2 | SF: 0 SAC: 0 DP: 1 HBP: 0 | WP: 0 PB: 0 SB: 0 CS: 0 | PA: 36 |
| PITCHER | IP WLS BF H R ER SO BB IBB HBP BLK WP HR S P ERA WHIP | IP WLS BF H R ER SO BB IBB HBP BLK WP HR S P ERA WHIP | IP WLS BF H R ER SO BB IBB HBP BLK WP HR S P ERA WHIP | IP WLS BF H R ER SO BB IBB HBP BLK WP HR S P ERA WHIP | IP WLS BF H R ER SO BB IBB HBP BLK WP HR S P ERA WHIP | IP WLS BF H R ER SO BB IBB HBP BLK WP HR S P ERA WHIP | IP WLS BF H R ER SO BB IBB HBP BLK WP HR S P ERA WHIP | IP WLS BF H R ER SO BB IBB HBP BLK WP HR S P ERA WHIP | IP WLS BF H R ER SO BB IBB HBP BLK WP HR S P ERA WHIP | IP WLS BF H R ER SO BB IBB HBP BLK WP HR S P ERA WHIP | IP WLS BF H R ER SO BB IBB HBP BLK WP HR S P ERA WHIP | IP WLS BF H R ER SO BB IBB HBP BLK WP HR S P ERA WHIP | IP WLS BF H R ER SO BB IBB HBP BLK WP HR S P ERA WHIP | IP WLS BF H R ER SO BB IBB HBP BLK WP HR S P ERA WHIP | IP WLS BF H R ER SO BB IBB HBP BLK WP HR S P ERA WHIP | IP WLS BF H R ER SO BB IBB HBP BLK WP HR S P ERA WHIP | IP WLS BF H R ER SO BB IBB HBP BLK WP HR S P ERA WHIP | IP WLS BF H R ER SO BB IBB HBP BLK WP HR S P ERA WHIP | IP WLS BF H R ER SO BB IBB HBP BLK WP HR S P ERA WHIP | IP WLS BF H R ER SO BB IBB HBP BLK WP HR S P ERA WHIP | IP WLS BF H R ER SO BB IBB HBP BLK WP HR S P ERA WHIP | |

Chicago White Sox @ Washington Senators
D.C. Stadium, Washington, DC
Sat May 16 1964, 3:33 AM EDT
Att: 3,393 - Unknown

livebaseballscorecards.com

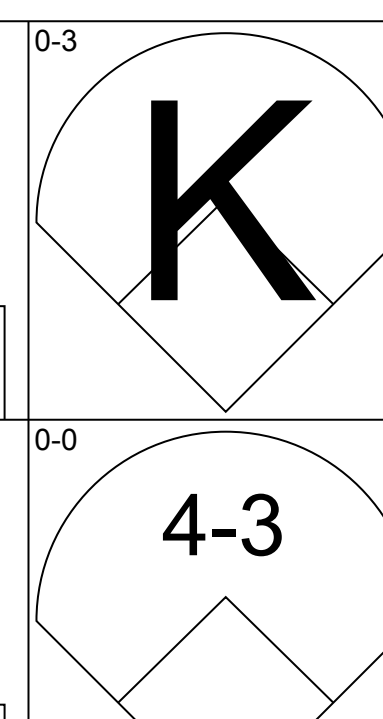
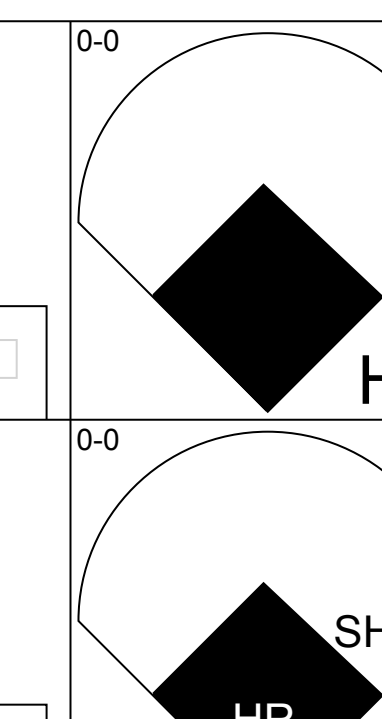
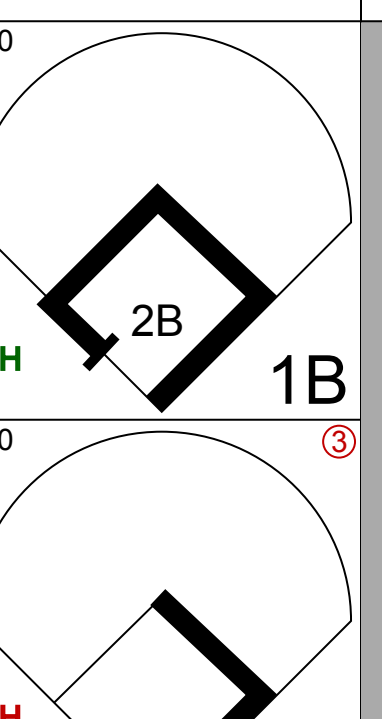
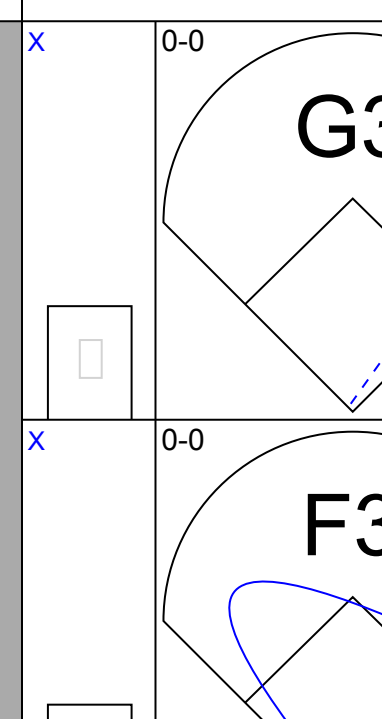
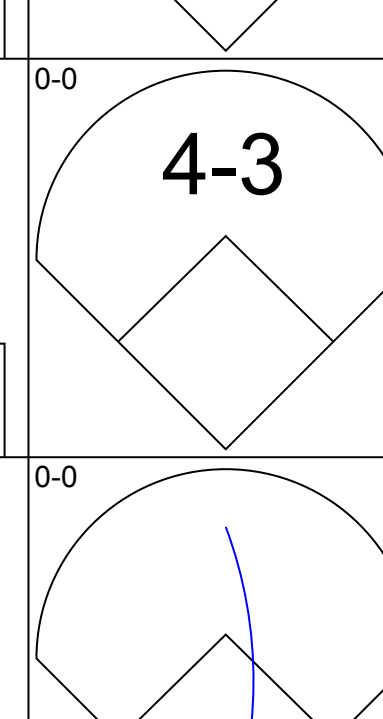
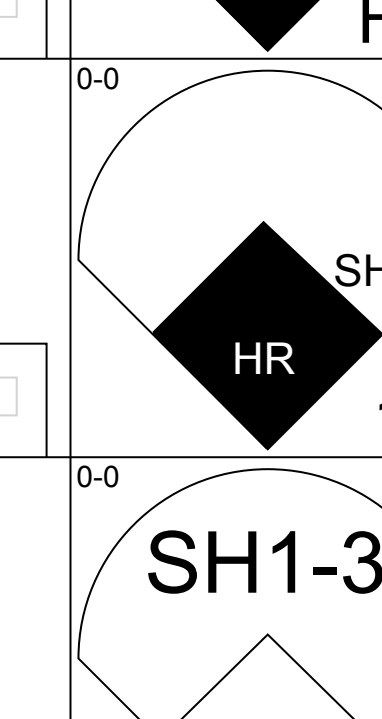
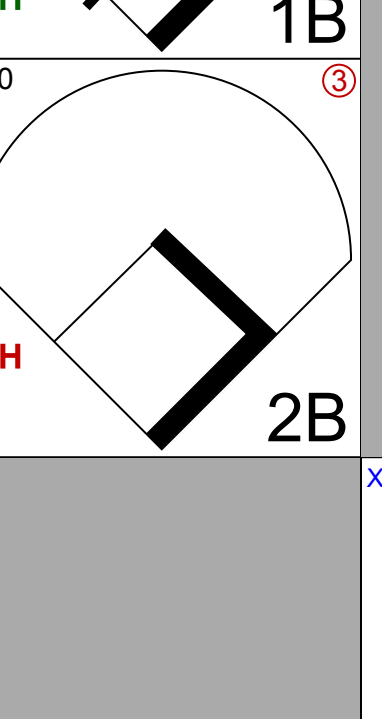
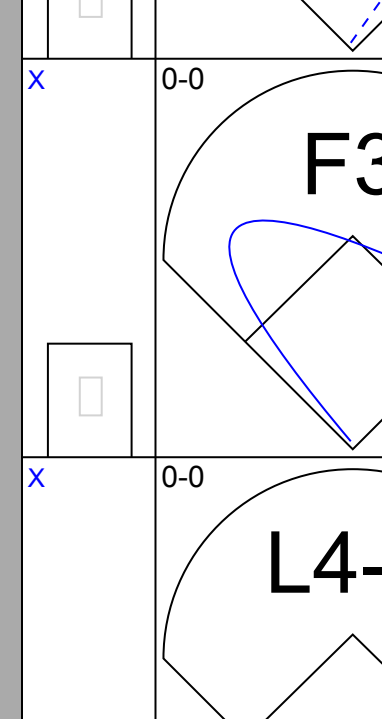
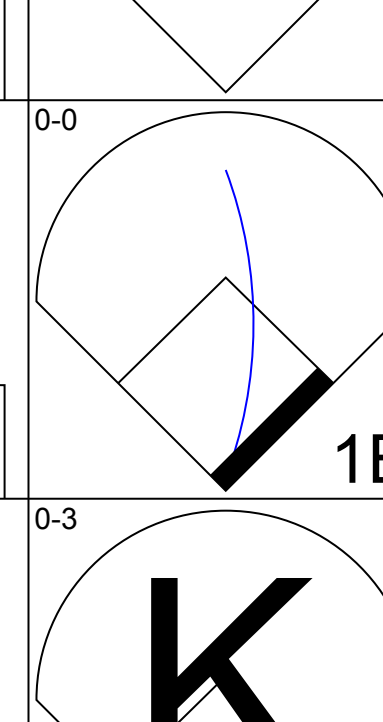
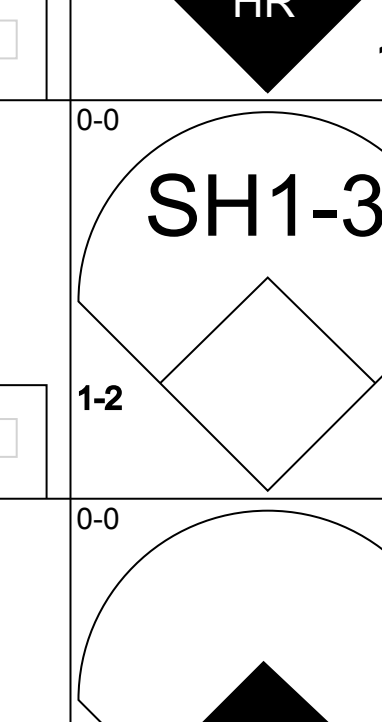
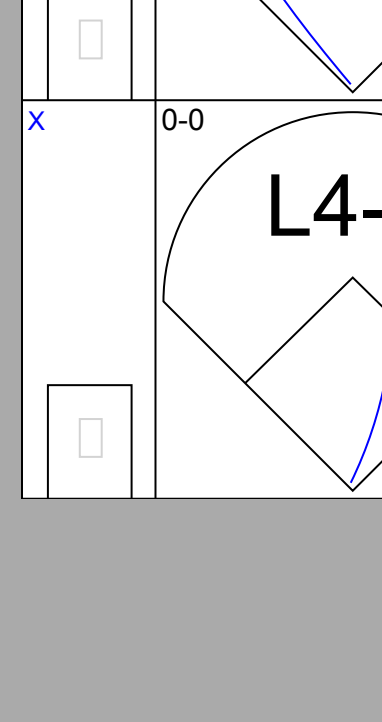
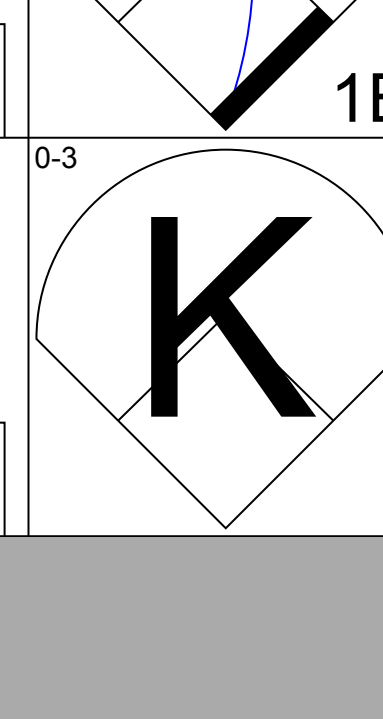
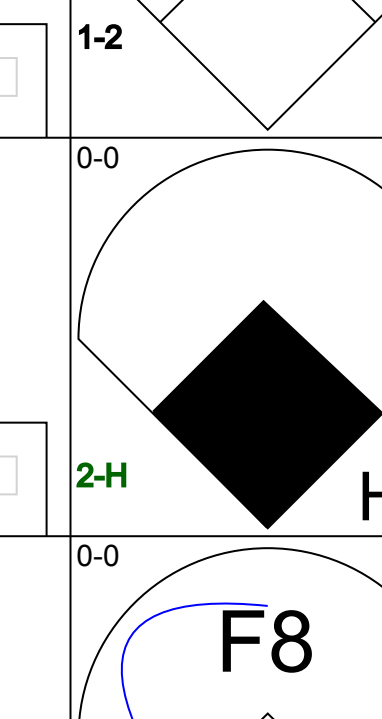

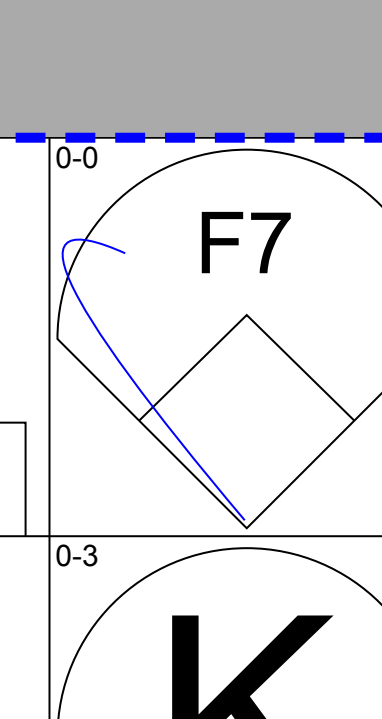
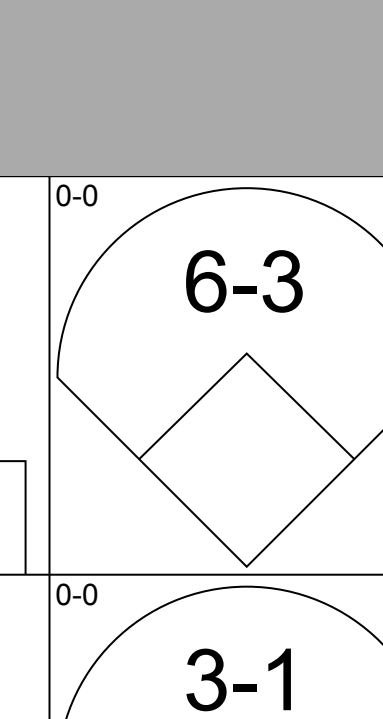
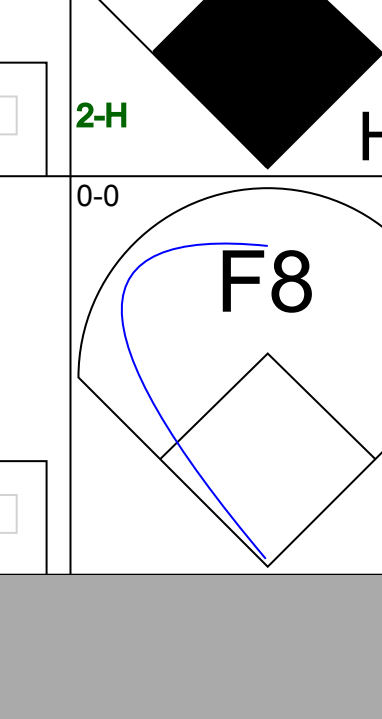
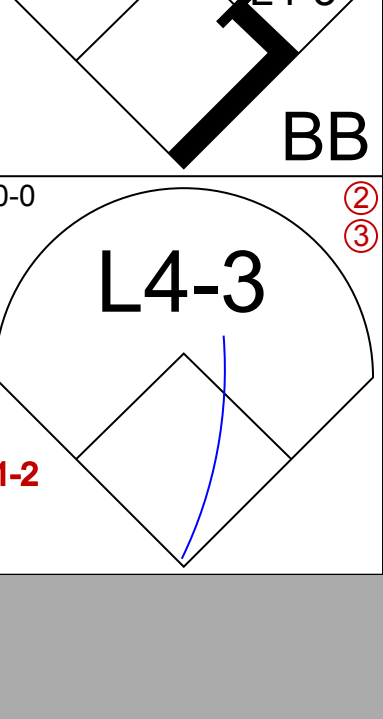
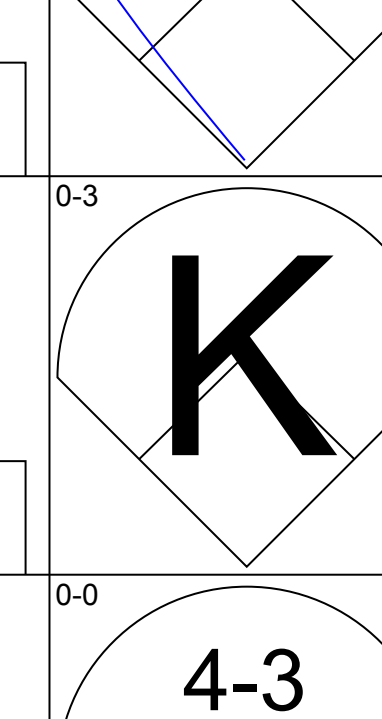
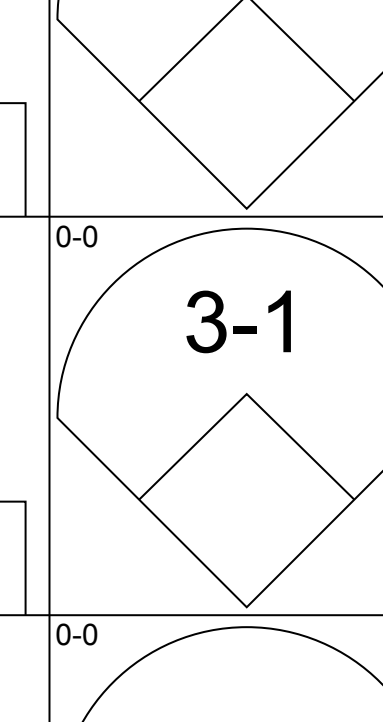
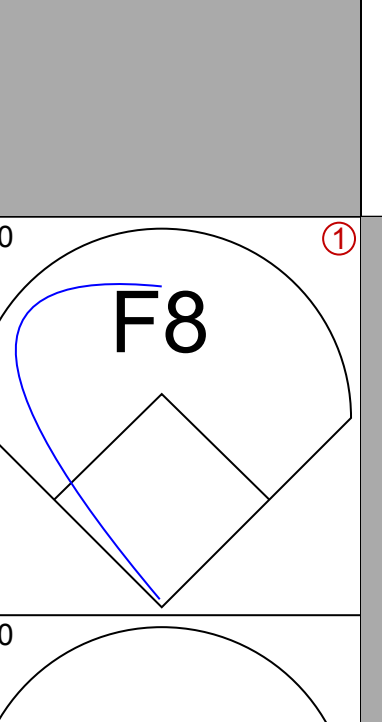
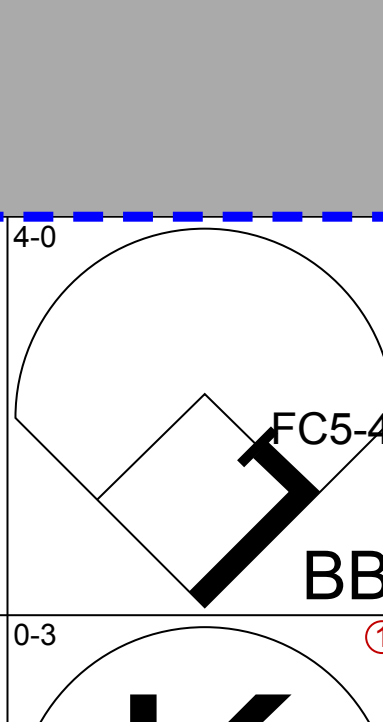
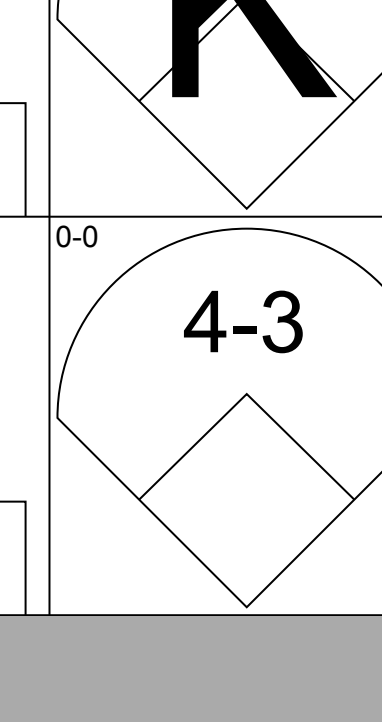
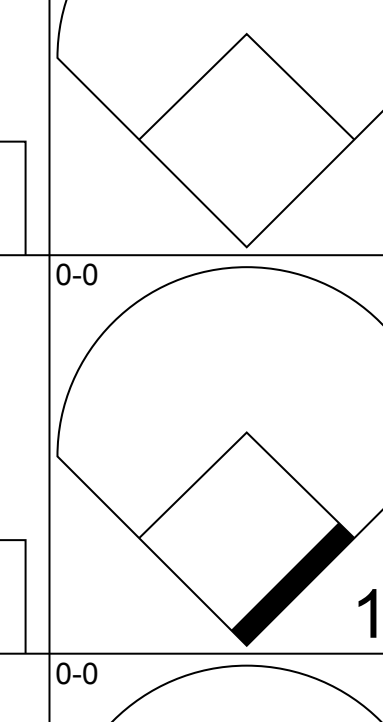
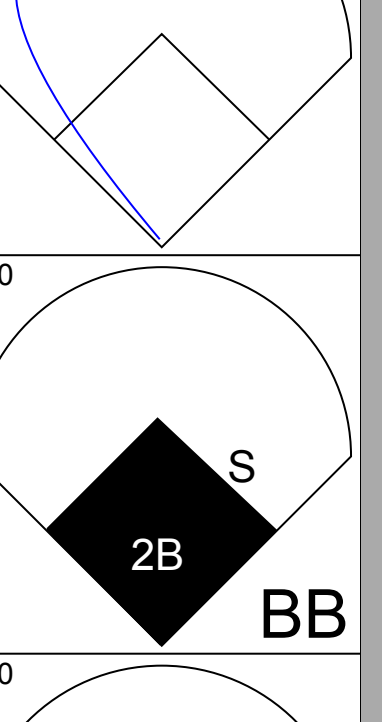
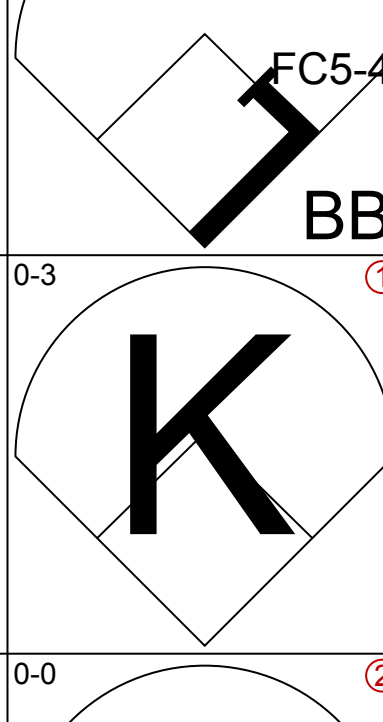
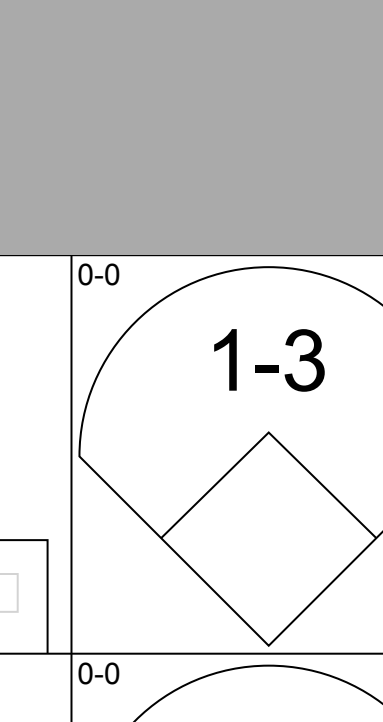
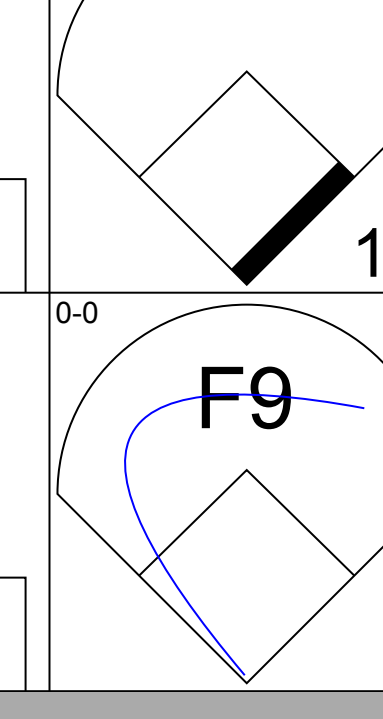
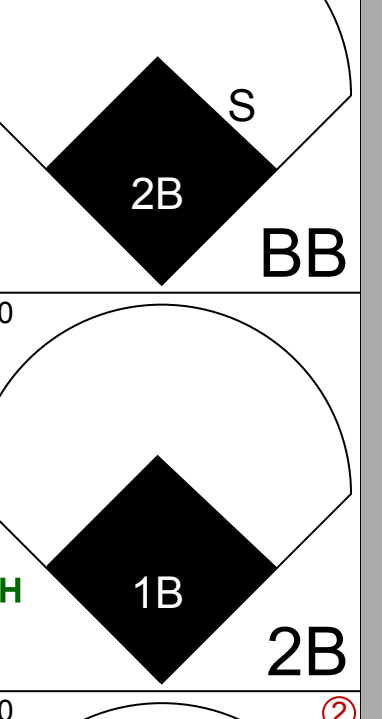
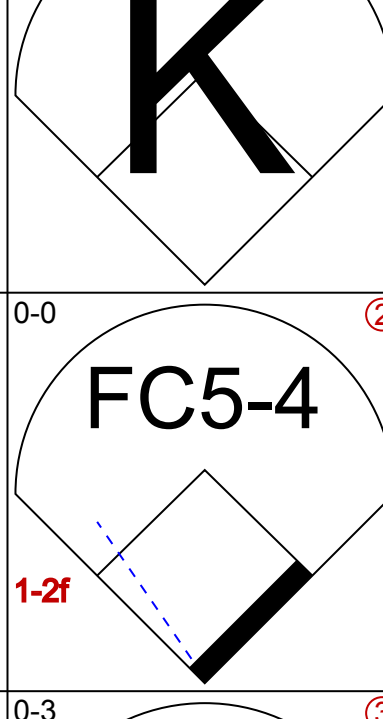
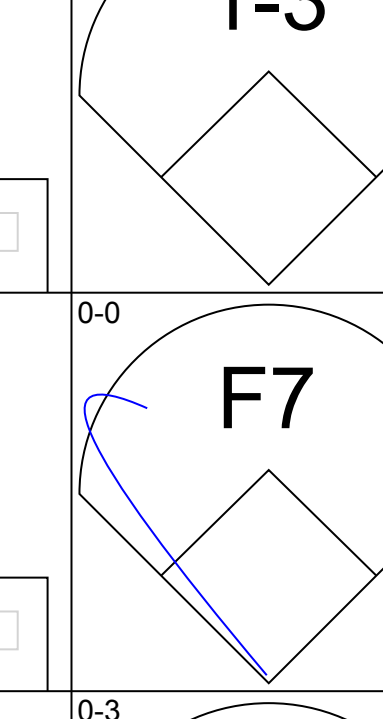
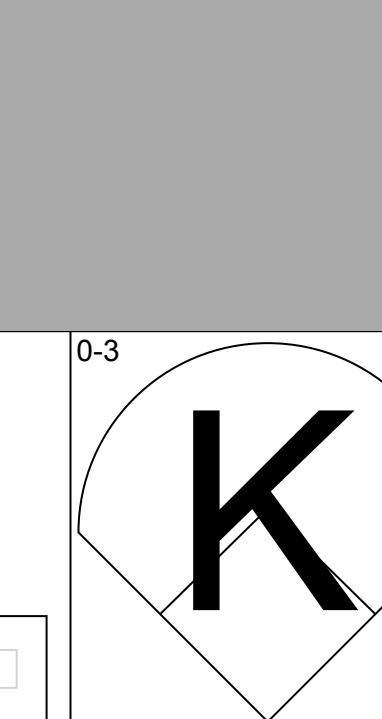
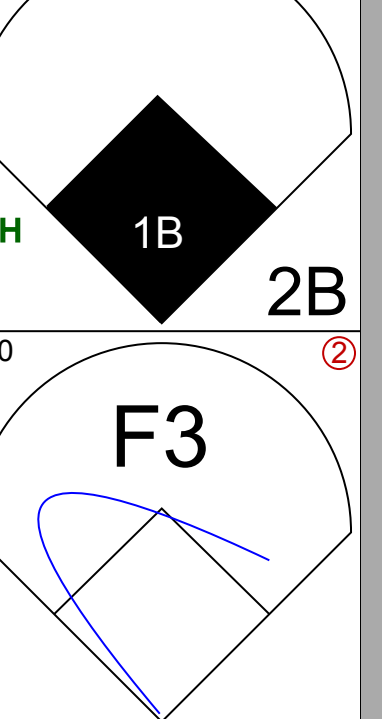
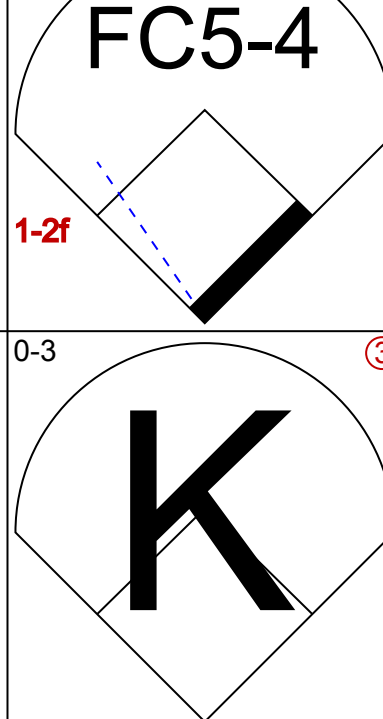
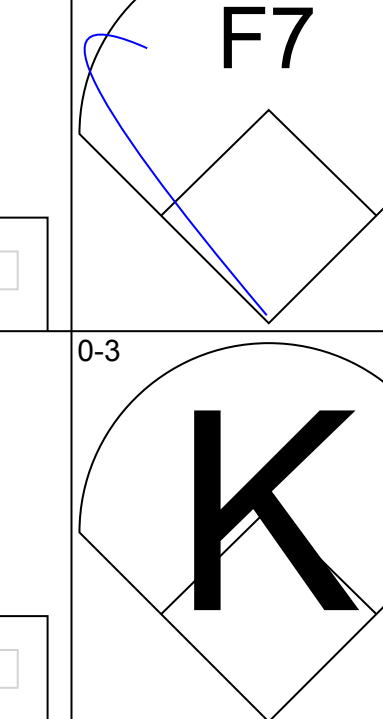
AB 36
R 3
H 15
RBI 3
BB 0
SO 3
LOB 14

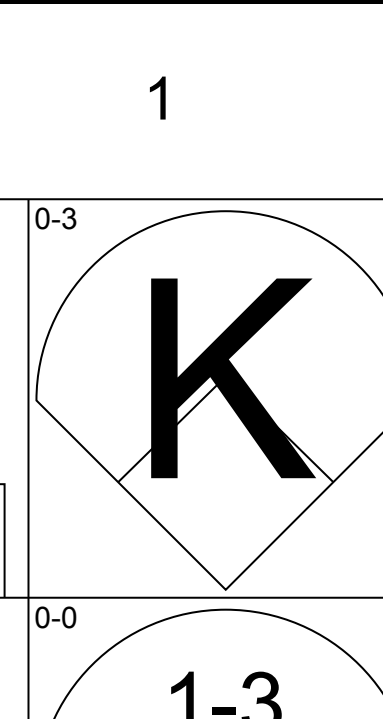
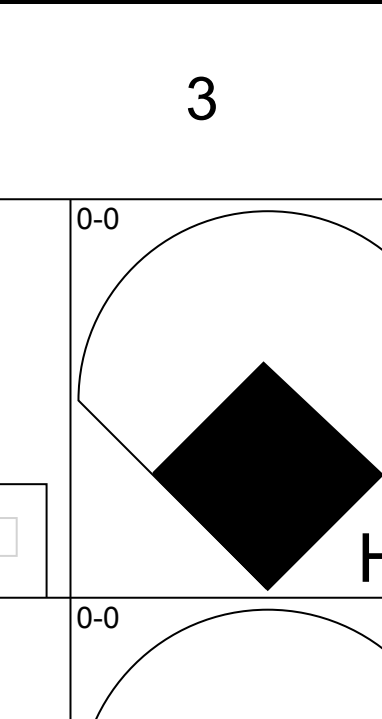
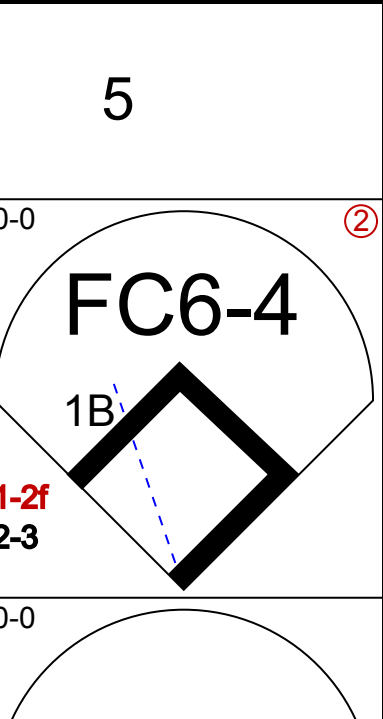
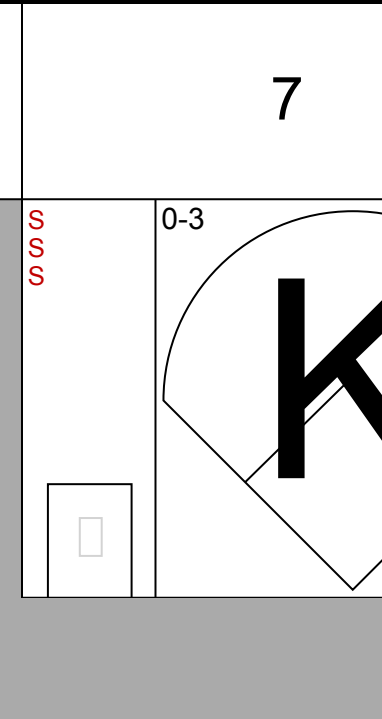
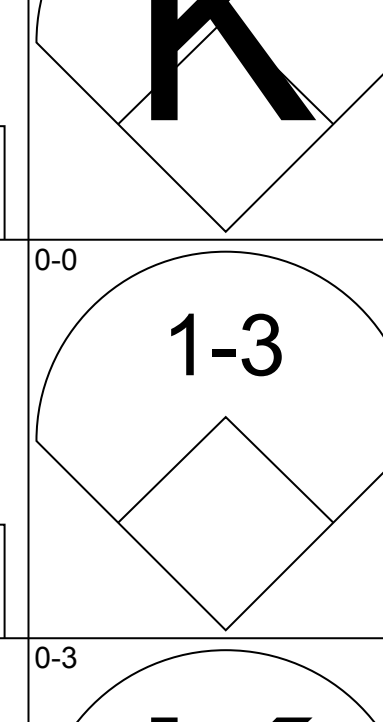
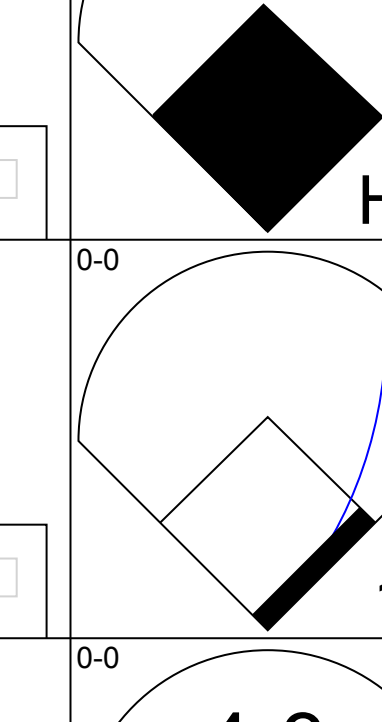
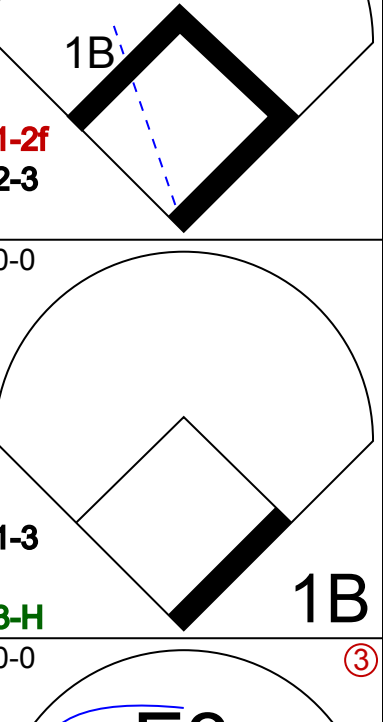
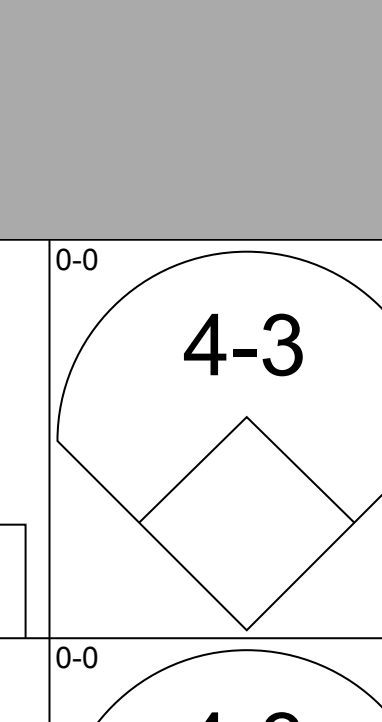
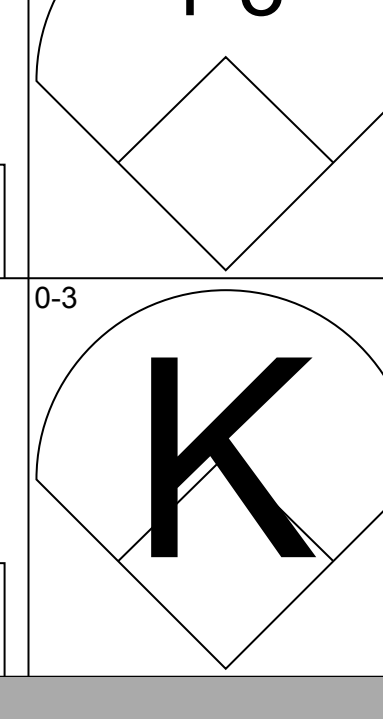
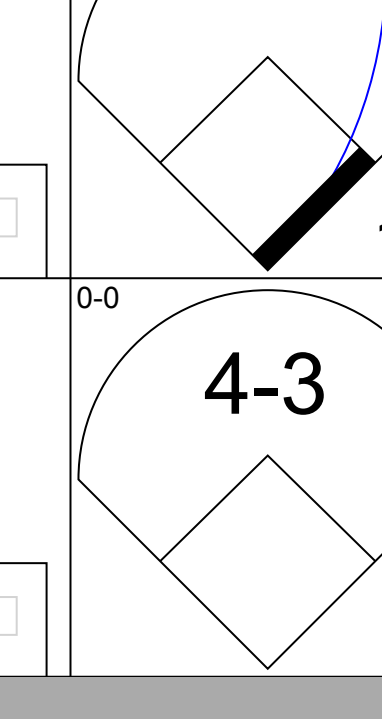
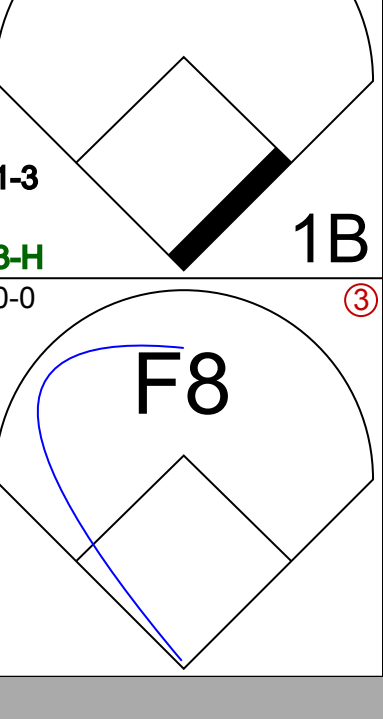
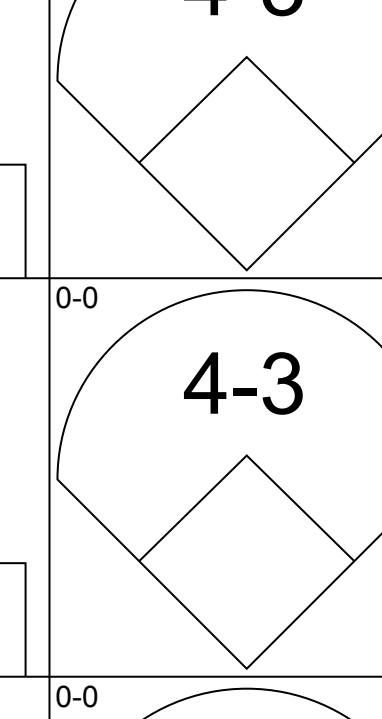
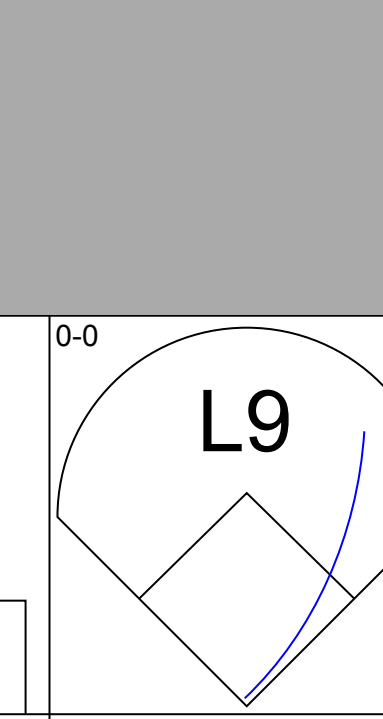
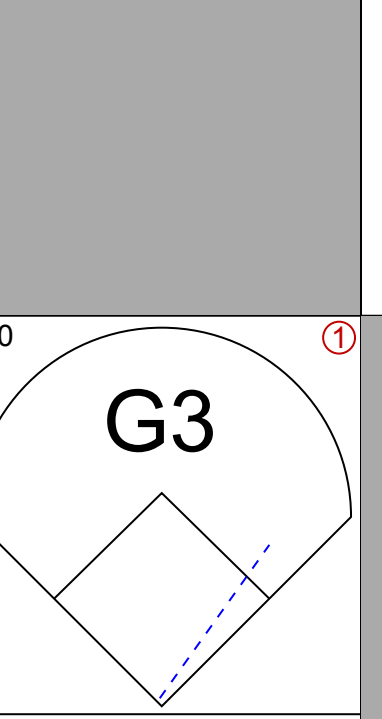
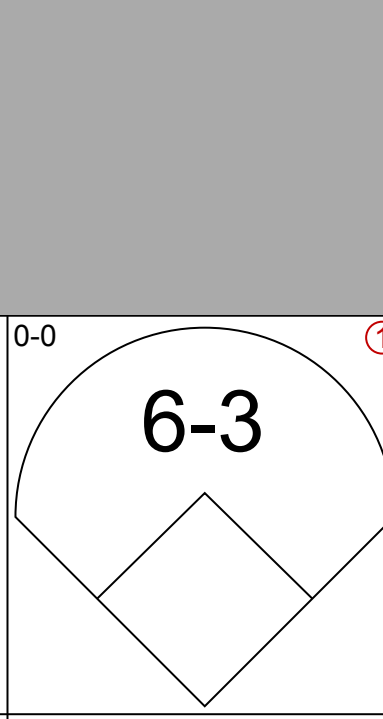
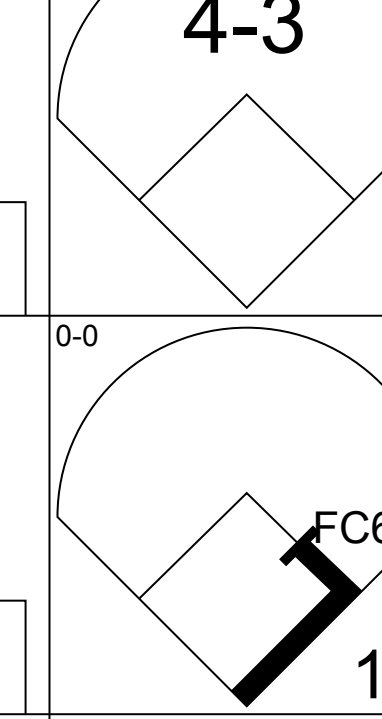
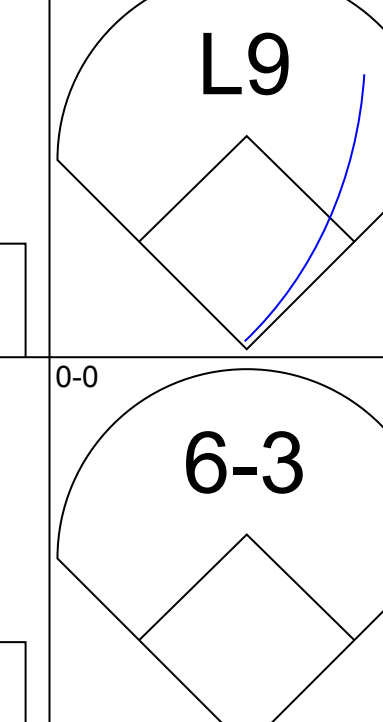
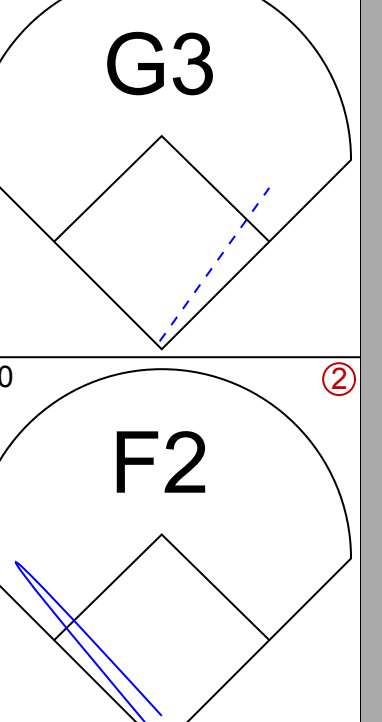
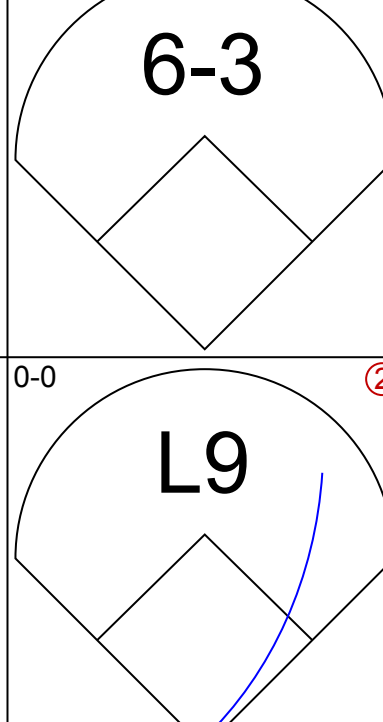
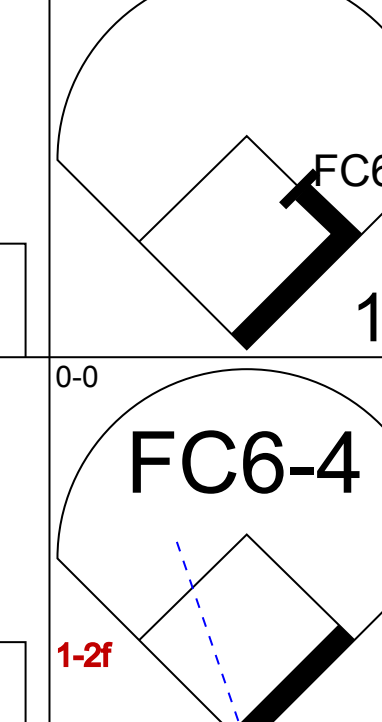
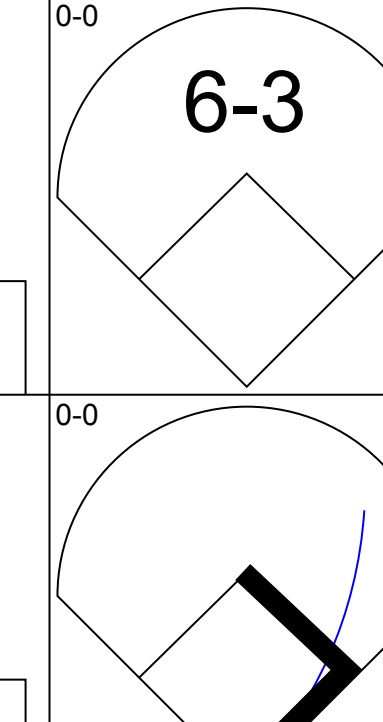
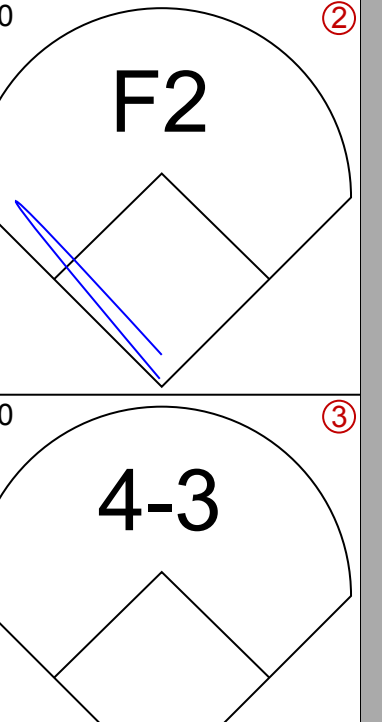
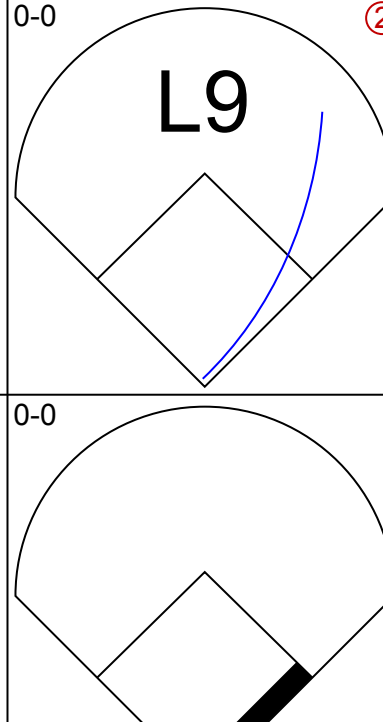
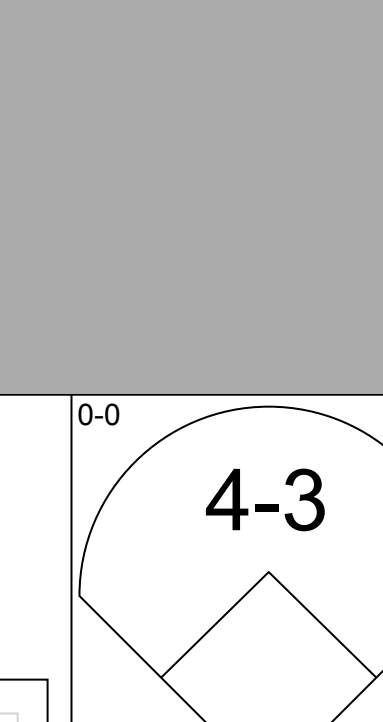
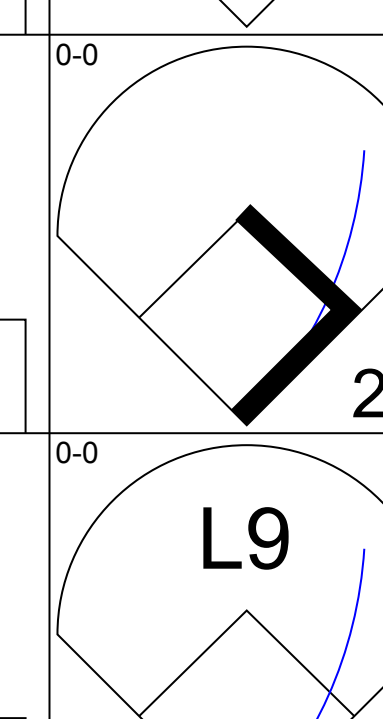
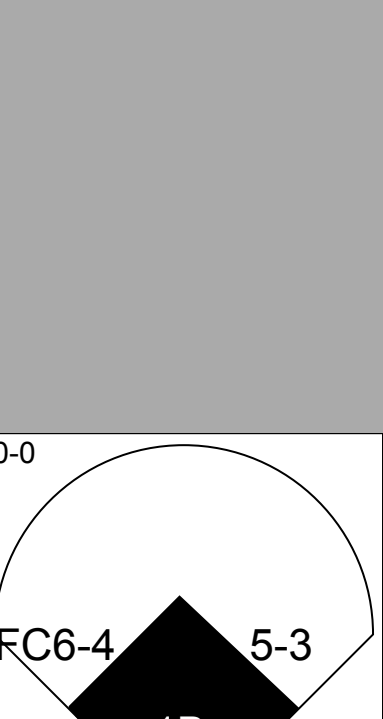
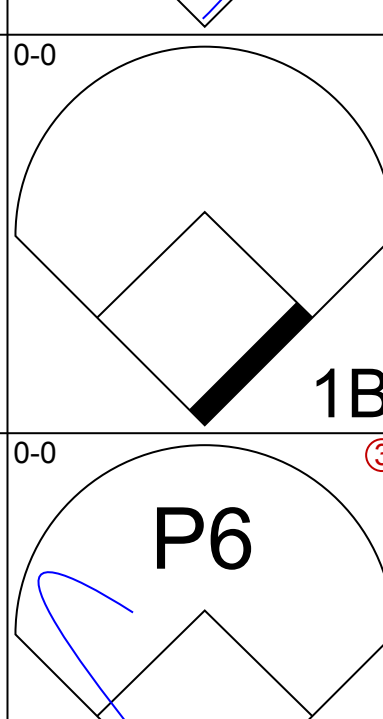
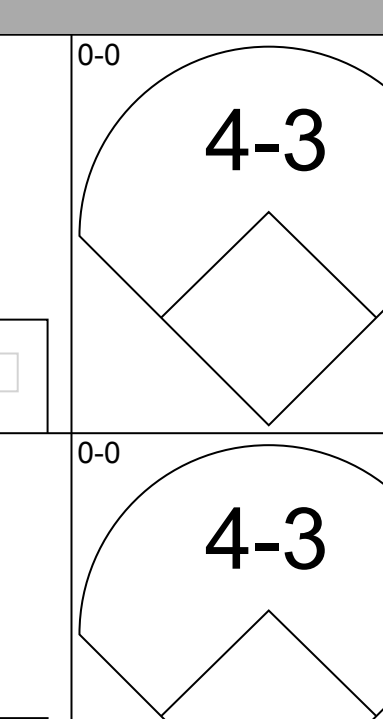

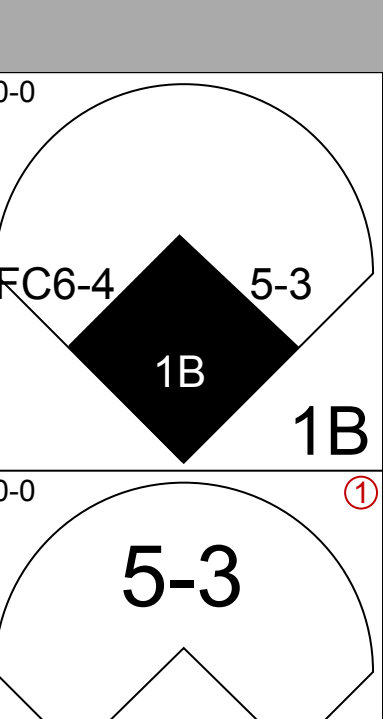
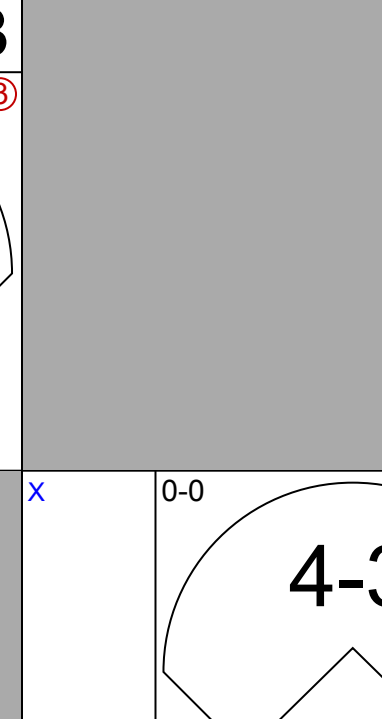
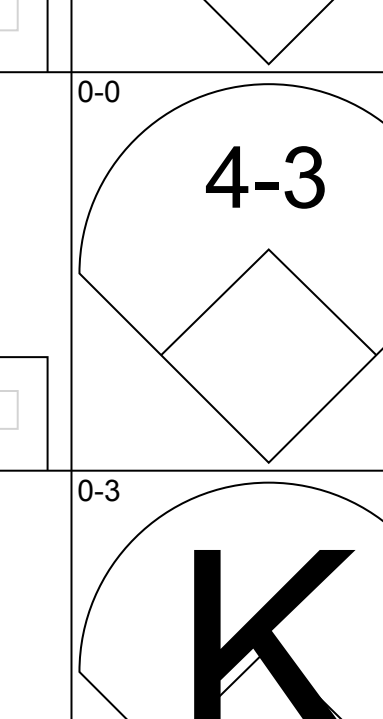
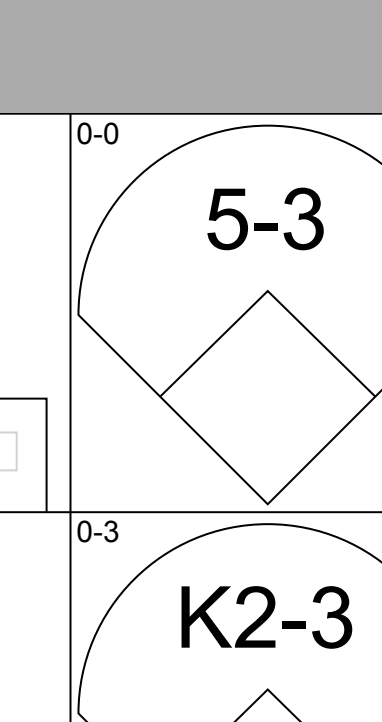
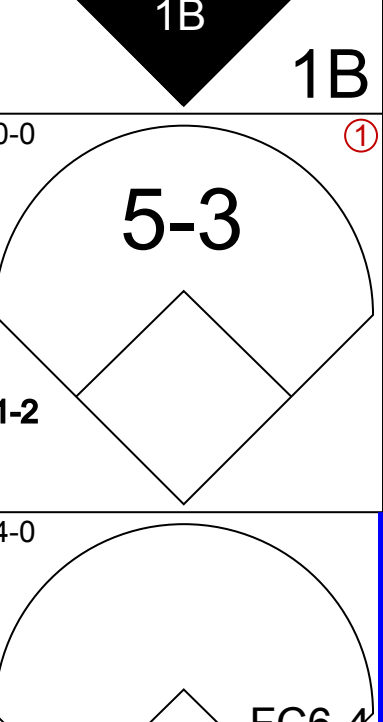
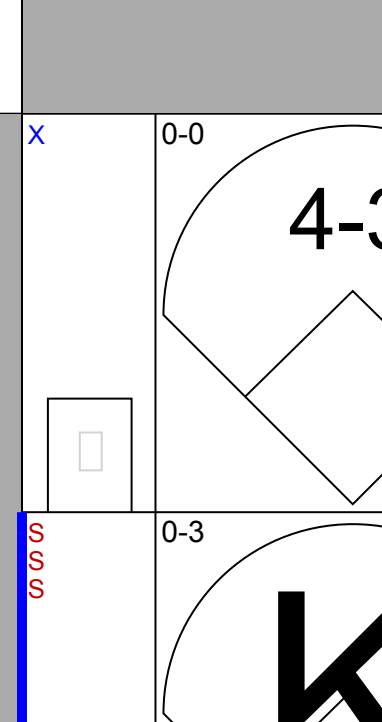


| Batter | 1 | 2 | 3 | 4 | 5 | 6 | 7 | 8 | 9 | AB | R | H | RBI | BB | SO | LOB | TOP | | | | | |
|---|------------------------------|---------------------------------|------------------------------|---------------------------------|------------------------------|---------------------------------|------------------------------|---------------------------------|------------------------------|---------------------------------|------------------------------|---------------------------------|------------------------------|---------------------------------|------------------------------|---------------------------------|--|---------------------------------|----------------------------------|------------------------------------|----------------------------------|--------|
| Tom McCraw, L (1, 3) OBP: 0.242, SLG: 0.394 | 3-1 | | F7 | | | 6-3 | | P4 | | 4 | 0 | 0 | 0 | 0 | 0 | 0 | Chicago White Sox @ Washington Senators D.C. Stadium, Washington, DC Sun May 17 1964, 3:33 AM EDT Att: 8,108 - Unknown livebaseballscorecards.com | | | | | |
| Al Weis, S (1, 4) OBP: 0.321, SLG: 0.308 | 1B | | | P5 | | HR | | 1-3 | | 3 | 2 | 2 | 0 | 1 | 0 | 0 | | | | | | |
| Floyd Robinson, L (1, 9) OBP: 0.398, SLG: 0.467 | F8 | | | 5-3 | | HR | | 1-3 | | 4 | 1 | 1 | 2 | 0 | 0 | 2 | | | | | | |
| Pete Ward, L (1, 5) OBP: 0.407, SLG: 0.348 Don Buford, S (8, PR) OBP: 0.314, SLG: 0.233 | P6 | | | F9 | | 4-3 | | CS | | 4 | 0 | 1 | 1 | 0 | 0 | 1 | | | | | | |
| Ron Hansen, R (1, 6) OBP: 0.394, SLG: 0.506 | 1-3 | | | | F8 | F2 | | CS | | 3 | 0 | 0 | 0 | 1 | 0 | 0 | | | | | | |
| Dave Nicholson, R (1, 7) OBP: 0.412, SLG: 0.524 | K | | | | 1B | | | K | | 4 | 0 | 1 | 0 | 0 | 3 | 1 | | | | | | |
| Mike Hershberger, R (1, 8) OBP: 0.304, SLG: 0.258 | F9 | | | | F9 | | | F9 | | 4 | 0 | 1 | 0 | 0 | 0 | 2 | | | | | | |
| J.C. Martin, L (1, 2) OBP: 0.261, SLG: 0.311 | | | K | | | 4-6-3 | | 4-3 | | 4 | 0 | 1 | 0 | 0 | 1 | 2 | | | | | | |
| Juan Pizarro, L (1, 1) OBP: 0.267, SLG: 0.429 Hoyt Wilhelm, R (8, 1) Don Mossi, L (9, 1) | | | K | | | F7 | | F8 | | 3 | 0 | 0 | 0 | 0 | 1 | 3 | | | | | | |
| Inning Stats | R: 0 E: 0 K: 0 S: 4 | H: 1 LOB: 1 BB: 0 P: 4 | R: 0 E: 0 K: 1 S: 5 | H: 0 LOB: 0 BB: 0 P: 5 | R: 0 E: 0 K: 2 S: 7 | H: 0 LOB: 0 BB: 0 P: 7 | R: 0 E: 0 K: 0 S: 3 | H: 0 LOB: 0 BB: 0 P: 3 | R: 0 E: 0 K: 0 S: 5 | H: 2 LOB: 2 BB: 0 P: 5 | R: 2 E: 0 K: 0 S: 4 | H: 1 LOB: 0 BB: 1 P: 8 | R: 0 E: 0 K: 1 S: 6 | H: 1 LOB: 1 BB: 0 P: 6 | R: 1 E: 0 K: 0 S: 4 | H: 2 LOB: 1 BB: 0 P: 4 | R: 0 E: 0 K: 1 S: 5 | H: 0 LOB: 1 BB: 1 P: 9 | 1B: 6 2B: 0 3B: 0 HR: 1 | SF: 0 SAC: 0 DP: 0 HBP: 0 | WP: 0 PB: 0 SB: 0 CS: 1 | PA: 36 |
| PITCHER | IP | WLS | BF | H | R | ER | SO | BB | IBB | HBP | BLK | WP | HR | S | P | ERA | WHIP | | | | | |
| Alan Koch, R (1, 1) ERA: 4.00 | 6.0 | | 23 | 4 | 2 | 2 | 3 | 1 | 0 | 0 | 0 | 0 | 1 | 28 | 32 | 3.00 | 0.833 | | | | | |
| Jim Duckworth, R (7, 1) ERA: 1.35 | 1.0 | | 4 | 1 | 0 | 0 | 1 | 0 | 0 | 0 | 0 | 0 | 0 | 6 | 6 | 0.00 | 1.000 | | | | | |
| Marshall Bridges, L (8, 1) ERA: 6.55 | 0.2 | L | 4 | 2 | 1 | 1 | 0 | 0 | 0 | 0 | 0 | 0 | 0 | 4 | 4 | 13.50 | 3.000 | | | | | |
| Tom Cheney, R (8, 1) ERA: 4.75 | 1.1 | | 4 | 0 | 0 | 0 | 1 | 1 | 0 | 0 | 0 | 0 | 0 | 5 | 9 | 0.00 | 0.750 | | | | | |

| Batter | 1 | 2 | 3 | 4 | 5 | 6 | 7 | 8 | 9 | AB | R | H | RBI | BB | SO | LOB | BOTTOM | | | | | |
|---|-------------------------------|----------------------------------|------------------------------|---------------------------------|------------------------------|---------------------------------|------------------------------|---------------------------------|------------------------------|---------------------------------|------------------------------|---------------------------------|------------------------------|---------------------------------|------------------------------|---------------------------------|--|---------------------------------|----------------------------------|------------------------------------|----------------------------------|--------|
| Don Zimmer, R (1, 5) OBP: 0.289, SLG: 0.500 | 1B | | F7 | | | | | 6-3 | | 3 | 1 | 1 | 0 | 1 | 0 | 0 | Chicago White Sox @ Washington Senators D.C. Stadium, Washington, DC Sun May 17 1964, 3:33 AM EDT Att: 8,108 - Unknown livebaseballscorecards.com | | | | | |
| John Kennedy, R (1, 6) OBP: 0.350, SLG: 0.397 | P4 | | 1B | | | F8 | | 4-3 | | 4 | 0 | 1 | 0 | 0 | 0 | 2 | | | | | | |
| Chuck Hinton, R (1, 7) OBP: 0.388, SLG: 0.530 | 1B | | G4-6-3 | | | G6-4-3 | | K | | 4 | 0 | 3 | 0 | 0 | 1 | 0 | | | | | | |
| Bill Skowron, R (1, 3) OBP: 0.272, SLG: 0.488 | 1B | | G4-6-3 | | | G6-4-3 | | F8 | | 4 | 0 | 1 | 1 | 0 | 0 | 3 | | | | | | |
| Don Lock, R (1, 9) OBP: 0.414, SLG: 0.430 | K | | | | F2 | | | L6 | | 4 | 0 | 1 | 0 | 0 | 1 | 2 | | | | | | |
| Ken Hunt, R (1, 8) OBP: 0.308, SLG: 0.326 Jim King, L (9, FH) OBP: 0.326, SLG: 0.435 | K | | | | G4-6-3 | | | F9 | | 2 | 0 | 0 | 0 | 1 | 1 | 2 | | | | | | |
| Don Leppert, R (1, 2) OBP: 0.172, SLG: 0.111 | | | F5 | | | G4-6-3 | | F6 | | 4 | 0 | 0 | 0 | 0 | 1 | 3 | | | | | | |
| Chuck Cottier, R (1, 4) OBP: 0.200, SLG: 0.233 | F8 | | | | | K | | 5-3 | | 4 | 1 | 1 | 1 | 0 | 1 | 2 | | | | | | |
| Alan Koch, R (1, 1) Jim Duckworth, R (7, 1) Fred Valentine, S (7, PH) OBP: 0.212, SLG: 0.230 Marshall Bridges, S (8, 1) Tom Cheney, R (8, 1) OBP: 0.429, SLG: 0.429 | K | | | | | F8 | | K | | 2 | 0 | 0 | 0 | 0 | 1 | 0 | | | | | | |
| Inning Stats | R: 1 E: 0 K: 2 S: 10 | H: 3 LOB: 2 BB: 0 P: 10 | R: 0 E: 0 K: 1 S: 5 | H: 0 LOB: 0 BB: 0 P: 5 | R: 0 E: 0 K: 0 S: 4 | H: 2 LOB: 1 BB: 0 P: 4 | R: 0 E: 0 K: 0 S: 2 | H: 0 LOB: 0 BB: 1 P: 6 | R: 0 E: 0 K: 1 S: 5 | H: 0 LOB: 1 BB: 1 P: 9 | R: 0 E: 0 K: 0 S: 3 | H: 1 LOB: 0 BB: 0 P: 3 | R: 1 E: 0 K: 1 S: 6 | H: 1 LOB: 0 BB: 0 P: 6 | R: 0 E: 0 K: 1 S: 5 | H: 0 LOB: 0 BB: 0 P: 5 | R: 0 E: 0 K: 1 S: 6 | H: 1 LOB: 2 BB: 0 P: 7 | 1B: 6 2B: 0 3B: 1 HR: 1 | SF: 0 SAC: 0 DP: 3 HBP: 1 | WP: 0 PB: 0 SB: 0 CS: 0 | PA: 35 |
| PITCHER | IP | WLS | BF | H | R | ER | SO | BB | IBB | HBP | BLK | WP | HR | S | P | ERA | WHIP | | | | | |
| Juan Pizarro, L (1, 1) ERA: 1.43 | 7.0 | | 27 | 7 | 2 | 2 | 5 | 2 | 0 | 0 | 0 | 0 | 1 | 35 | 43 | 2.57 | 1.286 | | | | | |
| Hoyt Wilhelm, R (8, 1) ERA: 2.12 | 1.1 | | 5 | 1 | 0 | 0 | 1 | 0 | 0 | 0 | 0 | 0 | 0 | 7 | 7 | 0.00 | 0.750 | | | | | |
| Don Mossi, L (9, 1) ERA: 2.16 | 0.2 | S | 3 | 0 | 0 | 0 | 1 | 0 | 0 | 1 | 0 | 0 | 0 | 4 | 5 | 0.00 | 0.000 | | | | | |



| Batter | 1 | 2 | 3 | 4 | 5 | 6 | 7 | 8 | 9 | AB | R | H | RBI | BB | SO | LOB | TOP | | | | | |
|---|--|---|---|---|------------------------------|---------------------------------|---|---------------------------------|---|---------------------------------|------------------------------|----------------------------------|------------------------------|---------------------------------|------------------------------|---------------------------------|---|------------------------------|---------------------------------|----------------------------------|------------------------------------|----------------------------------|
| Bill Bruton, L OBP: 0.342, SLG: 0.464 (1, 8) |  | |  |  | | |  | | | 4 | 1 | 2 | 2 | 0 | 1 | 0 | Detroit Tigers @ Washington Senators D.C. Stadium, Washington, DC Tue May 19 1964, 7:05 PM EDT Att. 4,306 - Unknown | | | | | |
| Gates Brown, L OBP: 0.370, SLG: 0.640 George Thomas, R OBP: 0.364, SLG: 0.800 (1, 7) (9, 7) |  | |  |  | | |  | | | 4 | 1 | 2 | 0 | 0 | 0 | 0 | | | | | | |
| Al Kaline, R OBP: 0.343, SLG: 0.341 (1, 9) |  | |  | | | |  | | | 3 | 0 | 1 | 0 | 0 | 0 | 0 | | | | | | |
| Norm Cash, L OBP: 0.370, SLG: 0.532 (1, 3) |  | |  | | | |  | |  | 3 | 1 | 1 | 2 | 1 | 1 | 1 | | | | | | |
| Jerry Lumpe, L OBP: 0.266, SLG: 0.315 (1, 4) | |  |  | | | |  | |  | 4 | 0 | 0 | 0 | 0 | 1 | 1 | | | | | | |
| Dick McAuliffe, L OBP: 0.352, SLG: 0.468 (1, 6) |  | | |  | | |  | |  | 3 | 0 | 0 | 0 | 1 | 0 | 0 | | | | | | |
| Bill Freehan, R OBP: 0.426, SLG: 0.488 (1, 2) |  | | |  | | |  | |  | 3 | 1 | 1 | 0 | 1 | 1 | 1 | | | | | | |
| Don Wert, R OBP: 0.311, SLG: 0.372 (1, 5) |  | | |  | | |  | |  | 4 | 1 | 1 | 1 | 0 | 0 | 2 | | | | | | |
| Dave Wickersham, R OBP: 0.095, SLG: 0.095 (1, 1) | | |  |  | | |  | |  | 4 | 0 | 0 | 0 | 0 | 3 | 2 | | | | | | |
| Inning Stats | R: 0 E: 0 K: 2 S: 8 | H: 1 LOB: 1 P: 8 | R: 0 E: 0 K: 0 S: 4 | H: 1 LOB: 1 BB: 0 P: 4 | R: 3 E: 0 K: 1 S: 8 | H: 3 LOB: 0 BB: 0 P: 8 | R: 2 E: 0 K: 0 S: 5 | H: 3 LOB: 2 BB: 1 P: 9 | R: 0 E: 0 K: 0 S: 2 | H: 0 LOB: 0 BB: 1 P: 6 | R: 0 E: 0 K: 2 S: 7 | H: 0 LOB: 1 BB: 1 P: 11 | R: 0 E: 0 K: 0 S: 3 | H: 0 LOB: 0 BB: 0 P: 3 | R: 0 E: 0 K: 1 S: 5 | H: 0 LOB: 0 BB: 0 P: 5 | | R: 0 E: 0 K: 1 S: 5 | H: 0 LOB: 0 BB: 0 P: 5 | 1B: 4 2B: 3 3B: 0 HR: 2 | SF: 0 SAC: 1 DP: 1 HBP: 0 | WP: 0 PB: 0 SB: 1 CS: 0 |
| PITCHER | IP WLS BF H R ER SO BB IBB HBP BLK WP HR S P ERA WHIP | | | | | | | | | | | | | | | | | | | | | |
| Buster Narum, R ERA: 3.74 Marshall Bridges, L ERA: 5.74 Jim Duckworth, R ERA: 1.17 (1, 1) (6, 1) (8, 1) | 5.0 L 23 8 5 5 3 2 0 0 0 0 0 2 27 35 9.00 2.000 | | | | | | | | | | | | | | | | | | | | | |

| Batter | 1 | 2 | 3 | 4 | 5 | 6 | 7 | 8 | 9 | AB | R | H | RBI | BB | SO | LOB | BOTTOM | | | | | |
|--|---|---|---|---|--|---------------------------------|---|---------------------------------|---|---------------------------------|------------------------------|---------------------------------|------------------------------|---------------------------------|------------------------------|---------------------------------|---|------------------------------|---------------------------------|----------------------------------|------------------------------------|----------------------------------|
| Don Zimmer, R OBP: 0.292, SLG: 0.525 (1, 5) |  | |  | |  | |  | | | 4 | 1 | 1 | 1 | 0 | 2 | 2 | Detroit Tigers @ Washington Senators D.C. Stadium, Washington, DC Tue May 19 1964, 7:05 PM EDT Att. 4,306 - Unknown | | | | | |
| Don Blasingame, L OBP: 0.300, SLG: 0.333 (1, 4) |  | |  | |  | |  | | | 4 | 0 | 2 | 1 | 0 | 0 | 0 | | | | | | |
| Chuck Hinton, R OBP: 0.370, SLG: 0.508 (1, 7) |  | |  | |  | |  | | | 4 | 0 | 0 | 0 | 0 | 1 | 3 | | | | | | |
| Jim King, L OBP: 0.317, SLG: 0.415 (1, 9) | |  | |  | | |  | |  | 4 | 0 | 1 | 0 | 0 | 0 | 0 | | | | | | |
| Don Lock, R OBP: 0.408, SLG: 0.479 (1, 8) |  | | |  | | |  | |  | 4 | 0 | 0 | 0 | 0 | 0 | 1 | | | | | | |
| Dick Phillips, L OBP: 0.296, SLG: 0.280 (1, 3) |  | | |  | | |  | |  | 4 | 0 | 2 | 0 | 0 | 0 | 0 | | | | | | |
| Mike Brumley, L OBP: 0.307, SLG: 0.300 (1, 2) |  | | | |  | |  | |  | 4 | 1 | 1 | 0 | 0 | 0 | 2 | | | | | | |
| John Kennedy, R OBP: 0.341, SLG: 0.375 (1, 6) | | |  | |  | |  | |  | 4 | 0 | 0 | 0 | 0 | 1 | 1 | | | | | | |
| Buster Narum, R Fred Valentine, S Marshall Bridges, S Ken Hunt, R Jim Duckworth, R (1, 1) (6, PH) (6, 1) (7, PH) (8, 1) | |  | | |  | |  | | | 1 | 0 | 0 | 0 | 0 | 1 | 0 | | | | | | |
| Inning Stats | R: 0 E: 0 K: 2 S: 7 | H: 0 LOB: 0 BB: 0 P: 7 | R: 0 E: 0 K: 0 S: 4 | H: 1 LOB: 1 BB: 0 P: 4 | R: 1 E: 0 K: 1 S: 7 | H: 2 LOB: 1 BB: 0 P: 7 | R: 0 E: 0 K: 0 S: 3 | H: 0 LOB: 0 BB: 0 P: 3 | R: 1 E: 0 K: 0 S: 5 | H: 2 LOB: 2 BB: 1 P: 9 | R: 0 E: 0 K: 0 S: 4 | H: 1 LOB: 1 BB: 0 P: 4 | R: 0 E: 0 K: 2 S: 7 | H: 0 LOB: 0 BB: 0 P: 7 | R: 0 E: 0 K: 0 S: 4 | H: 1 LOB: 1 BB: 0 P: 4 | | R: 0 E: 0 K: 1 S: 5 | H: 0 LOB: 0 BB: 0 P: 5 | 1B: 5 2B: 1 3B: 0 HR: 1 | SF: 0 SAC: 0 DP: 0 HBP: 0 | WP: 0 PB: 0 SB: 0 CS: 0 |
| PITCHER | IP WLS BF H R ER SO BB IBB HBP BLK WP HR S P ERA WHIP | | | | | | | | | | | | | | | | | | | | | |
| Dave Wickersham, R ERA: 2.17 (1, 1) | 9.0 W 35 7 2 2 6 1 0 0 0 0 0 1 46 50 2.00 0.889 | | | | | | | | | | | | | | | | | | | | | |

| Batter | 1 | 2 | 3 | 4 | 5 | 6 | 7 | 8 | 9 | AB | R | H | RBI | BB | SO | LOB | TOP | | | | | |
|--|------------------------------|---------------------------------|------------------------------|---------------------------------|------------------------------|---------------------------------|------------------------------|---------------------------------|------------------------------|---------------------------------|------------------------------|---------------------------------|------------------------------|---------------------------------|------------------------------|---------------------------------|------------------------------|---------------------------------|----------------------------------|------------------------------------|----------------------------------|--------|
| Don Wert, R OBP: 0.310, SLG: 0.368 (1, 5) | F9 | | 6-3 | | | FC4-6 1B | FC6-4 | | | 4 | 0 | 1 | 0 | 0 | 0 | 1 | | | | | | |
| Jerry Lumpe, L OBP: 0.265, SLG: 0.313 (1, 4) | 1B | | | 4-3 | | FC4-6 1B | F8 | | | 4 | 1 | 1 | 0 | 0 | 0 | 2 | | | | | | |
| Al Kaline, R OBP: 0.349, SLG: 0.348 (1, 9) | L9 | | | L5-3 | | FC6-4 1B | | 1B | | 4 | 0 | 2 | 0 | 0 | 0 | 1 | | | | | | |
| Norm Cash, L OBP: 0.359, SLG: 0.513 (1, 3) | P4 | | | 4-3 | | FC6-4 1-2 | | P6 | | 4 | 0 | 0 | 1 | 0 | 0 | 3 | | | | | | |
| Don Demeter, R OBP: 0.243, SLG: 0.358 (1, 8) | | F8 | | | | 1B 1B | K | | K | 4 | 0 | 1 | 0 | 0 | 2 | 2 | | | | | | |
| Bill Freehan, R OBP: 0.418, SLG: 0.512 (1, 2) | | 5-3 | | | | F8 | | HR | F3 | 4 | 1 | 1 | 1 | 0 | 0 | 2 | | | | | | |
| George Thomas, R OBP: 0.346, SLG: 0.833 (1, 7) | | | F9 | | | K | | HR | F9 | 4 | 1 | 1 | 1 | 0 | 1 | 1 | | | | | | |
| Dick McAuliffe, L OBP: 0.349, SLG: 0.461 (1, 6) | | | K | | | 1-2 1B | | P4 | F9 | 4 | 0 | 1 | 0 | 0 | 1 | 0 | | | | | | |
| Ed Rakow, S OBP: 0.198, SLG: 0.156 (5, PH) | | | P4 | | | K | | FC6-4 1B | P4 | 1 | 0 | 0 | 0 | 0 | 0 | 0 | | | | | | |
| Jake Wood, R OBP: 0.198, SLG: 0.156 (5, PH) | | | | | | | | | | 1 | 0 | 0 | 0 | 0 | 1 | 2 | | | | | | |
| Julio Navarro, R OBP: 0.252, SLG: 0.429 (7, PH) | | | | | | | | | | 0 | 0 | 0 | 0 | 0 | 0 | 0 | | | | | | |
| Bubba Phillips, R OBP: 0.273, SLG: 0.476 (7, PH) | | | | | | | | | | 1 | 0 | 1 | 0 | 0 | 0 | 0 | | | | | | |
| Dick Egan, L OBP: 0.222, SLG: 0.256 (7, PH) | | | | | | | | | | 0 | 0 | 0 | 0 | 0 | 0 | 0 | | | | | | |
| Joe Sparma, R OBP: 0.200, SLG: 0.256 (8, PH) | | | | | | | | | | 0 | 0 | 0 | 0 | 0 | 0 | 0 | | | | | | |
| Gates Brown, L OBP: 0.200, SLG: 0.256 (8, PH) | | | | | | | | | | 1 | 0 | 0 | 0 | 0 | 0 | 0 | | | | | | |
| Inning Stats | R: 0 E: 0 K: 0 S: 4 | H: 1 LOB: 1 BB: 0 P: 4 | R: 0 E: 0 K: 0 S: 3 | H: 0 LOB: 0 BB: 0 P: 3 | R: 0 E: 0 K: 1 S: 5 | H: 0 LOB: 0 BB: 0 P: 5 | R: 0 E: 0 K: 0 S: 3 | H: 0 LOB: 0 BB: 0 P: 3 | R: 0 E: 0 K: 2 S: 9 | H: 2 LOB: 2 BB: 0 P: 9 | R: 1 E: 0 K: 1 S: 7 | H: 2 LOB: 1 BB: 0 P: 7 | R: 2 E: 0 K: 0 S: 6 | H: 3 LOB: 1 BB: 0 P: 6 | R: 0 E: 0 K: 1 S: 6 | H: 1 LOB: 1 BB: 0 P: 6 | R: 0 E: 0 K: 0 S: 3 | H: 0 LOB: 0 BB: 0 P: 3 | 1B: 7 2B: 0 3B: 0 HR: 2 | SF: 0 SAC: 0 DP: 0 HBP: 0 | WP: 0 PB: 0 SB: 0 CS: 0 | PA: 36 |
| PITCHER | IP | WLS | BF | H | R | ER | SO | BB | IBB | HBP | BLK | WP | HR | S | P | ERA | WHIP | | | | | |
| Claude Osteen, L ERA: 3.45 (1, 1) | 6.1 | W | 27 | 8 | 3 | 3 | 4 | 0 | 0 | 0 | 0 | 0 | 2 | 35 | 35 | 4.26 | 1.263 | | | | | |
| Tom Cheney, R ERA: 4.34 (7, 1) | 2.2 | S | 9 | 1 | 0 | 0 | 1 | 0 | 0 | 0 | 0 | 0 | 0 | 11 | 11 | 0.00 | 0.375 | | | | | |

Detroit Tigers @ Washington Senators
D.C. Stadium, Washington, DC
Wed May 20 1964, 7:05 PM EDT
Att: 6,407 - Unknown

AB 36
R 3
H 9
RBI 3
BB 0
SO 5
LOB 14



| Batter | 1 | 2 | 3 | 4 | 5 | 6 | 7 | 8 | 9 | AB | R | H | RBI | BB | SO | LOB | BOTTOM | | | | |
|---|------------------------------|---------------------------------|------------------------------|---------------------------------|------------------------------|---------------------------------|------------------------------|---------------------------------|------------------------------|----------------------------------|------------------------------|---------------------------------|------------------------------|---------------------------------|------------------------------|----------------------------------|----------------------------------|------------------------------------|----------------------------------|--------|--|
| Don Blasingame, L OBP: 0.296, SLG: 0.327 (1, 4) | K | G3 | | 1-3 | | G3 | | 1B E 1B | | 5 | 1 | 1 | 1 | 0 | 1 | 2 | | | | | |
| John Kennedy, R OBP: 0.355, SLG: 0.459 (1, 6) (7, 5) | HR | | P6 | | HR | | 4-3 | E2 FC6 SF8 1B | | 5 | 3 | 3 | 3 | 0 | 0 | 0 | | | | | |
| Chuck Hinton, R OBP: 0.378, SLG: 0.515 (1, 7) | 1B WP | | 1B 2B | | 6-3 | | FC1-6 BB | FC6 SF8 BB | | 4 | 2 | 2 | 0 | 1 | 0 | 1 | | | | | |
| Jim King, L OBP: 0.321, SLG: 0.408 (1, 9) | F9 | | P6 | | BB 1B | | FC1-6 1-2 | BB BB | | 4 | 0 | 1 | 0 | 1 | 0 | 3 | | | | | |
| Dick Phillips, L OBP: 0.367, SLG: 0.333 (7, PH) | | | | | | | | | | 2 | 0 | 2 | 2 | 1 | 0 | 0 | | | | | |
| Bill Skowron, R OBP: 0.273, SLG: 0.476 (8, 3) | 1B 2H | | 1B 2H | | BB 1-2 | | | SF8 | | 1 | 0 | 0 | 1 | 0 | 0 | 1 | | | | | |
| Don Lock, R OBP: 0.400, SLG: 0.459 (1, 8) | | K | F3 | | K | | | SH BB | | 4 | 1 | 0 | 0 | 1 | 2 | 5 | | | | | |
| Mike Brumley, L OBP: 0.321, SLG: 0.315 (1, 2) | | 6-3 1B 1B | | 1-3 1B | | K | | SH SH 1-3 1B | | 3 | 2 | 2 | 0 | 0 | 1 | 2 | | | | | |
| Don Zimmer, R OBP: 0.284, SLG: 0.510 (1, 5) | | 6-3 | | K | | F8 | | 1-3 | | 3 | 0 | 0 | 0 | 0 | 1 | 2 | | | | | |
| Ed Brinkman, R OBP: 0.200, SLG: 0.256 (7, 6) | | | | | | | | | | 1 | 0 | 0 | 0 | 0 | 0 | 2 | | | | | |
| Claude Osteen, L OBP: 0.200, SLG: 0.263 (1, 1) | | | | | | | | | | 3 | 0 | 1 | 1 | 0 | 0 | 1 | | | | | |
| Tom Cheney, R OBP: 0.429, SLG: 0.429 (7, 1) | | | | | | | | SH 1B | | 0 | 1 | 0 | 1 | 0 | 0 | 0 | | | | | |
| Inning Stats | R: 2 E: 0 K: 1 S: 7 | H: 3 LOB: 1 BB: 0 P: 7 | R: 1 E: 0 K: 1 S: 7 | H: 2 LOB: 1 BB: 0 P: 7 | R: 1 E: 0 K: 0 S: 5 | H: 2 LOB: 1 BB: 0 P: 5 | R: 0 E: 0 K: 1 S: 6 | H: 1 LOB: 1 BB: 0 P: 6 | R: 1 E: 0 K: 2 S: 9 | H: 2 LOB: 2 BB: 1 P: 13 | R: 0 E: 0 K: 0 S: 3 | H: 0 LOB: 0 BB: 0 P: 3 | R: 0 E: 0 K: 0 S: 3 | H: 0 LOB: 1 BB: 1 P: 7 | R: 5 E: 3 K: 0 S: 8 | H: 2 LOB: 2 BB: 2 P: 16 | 1B: 9 2B: 1 3B: 0 HR: 2 | SF: 1 SAC: 2 DP: 0 HBP: 0 | WP: 1 PB: 0 SB: 0 CS: 0 | PA: 42 | |
| PITCHER | IP | WLS | BF | H | R | ER | SO | BB | IBB | HBP | BLK | WP | HR | S | P | ERA | WHIP | | | | |
| Ed Rakow, R ERA: 4.57 (1, 1) | | | | | | | | | | | | | | | | | | | | | |
| Julio Navarro, R ERA: 7.31 (5, 1) | 2.0 | | 9 | 2 | 1 | 1 | 2 | 1 | 0 | 0 | 0 | 0 | 1 | 12 | 16 | 4.50 | 1.500 | | | | |
| Dick Egan, L ERA: 2.2 (7, 1) | 1.1 | | 9 | 1 | 4 | 0 | 0 | 2 | 0 | 0 | 0 | 0 | 0 | 7 | 15 | 0.00 | 2.250 | | | | |
| Joe Sparma, R ERA: (8, 1) | 0.2 | | 5 | 1 | 1 | 0 | 0 | 1 | 0 | 0 | 0 | 0 | 0 | 4 | 8 | 0.00 | 3.000 | | | | |

Detroit Tigers @ Washington Senators
D.C. Stadium, Washington, DC
Wed May 20 1964, 7:05 PM EDT
Att: 6,407 - Unknown

AB 35
R 10
H 12
RBI 9
BB 4
SO 5
LOB 19



| Batter | 1 | 2 | 3 | 4 | 5 | 6 | 7 | 8 | 9 | AB | R | H | RBI | BB | SO | LOB | TOP | | | | | |
|--|---|----------------------------------|--------------------------------------|---------------------------------|--------------------------------------|---------------------------------|--------------------------------------|---------------------------------|--------------------------------------|---------------------------------|--------------------------------------|---------------------------------|--------------------------------------|---------------------------------|--------------------------------------|---------------------------------|---|---------------------------------|----------------------------------|------------------------------------|-------------------------|--------|
| Don Zimmer, R (1,5) OBP: 0.276, SLG: 0.486 | | | | | | | | | | 4 | 0 | 0 | 0 | 0 | 2 | 1 | | | | | | |
| John Kennedy, R (1,6) OBP: 0.356, SLG: 0.457 | | | | | | | | | | 4 | 1 | 1 | 0 | 0 | 1 | 0 | | | | | | |
| Chuck Hinton, R (1,7) OBP: 0.377, SLG: 0.514 | | | | | | | | | | 4 | 0 | 1 | 0 | 0 | 1 | 1 | | | | | | |
| Bill Skowron, R (1,3) OBP: 0.265, SLG: 0.462 | | | | | | | | | | 4 | 0 | 0 | 0 | 0 | 2 | 1 | | | | | | |
| Don Lock, R (1,9) OBP: 0.394, SLG: 0.442 | | | | | | | | | | 3 | 0 | 1 | 0 | 0 | 1 | 0 | | | | | | |
| Ken Hunt, R (1,8) OBP: 0.286, SLG: 0.298 | | | | | | | | | | 3 | 0 | 0 | 0 | 0 | 1 | 2 | | | | | | |
| Don Leppert, R (1,2) OBP: 0.156, SLG: 0.100 | | | | | | | | | | 3 | 0 | 0 | 0 | 0 | 2 | 0 | | | | | | |
| Chuck Cottier, R (1,4) OBP: 0.211, SLG: 0.273 | | | | | | | | | | 3 | 0 | 1 | 0 | 0 | 1 | 0 | | | | | | |
| Alan Koch, R (1,1) Marshall Bridges, S (7,1) Ed Brinkman, R (8,PH) Ron Kline, R (8,1) | | | | | | | | | | 1 | 0 | 0 | 0 | 0 | 1 | 0 | | | | | | |
| Inning Stats | R: 1 H: 2 E: 1 K: 3 S: 12 | H: 0 LOB: 2 BB: 0 P: 12 | R: 0 H: 0 E: 0 K: 2 S: 7 | H: 0 LOB: 0 BB: 0 P: 7 | R: 0 H: 0 E: 0 K: 0 S: 3 | H: 0 LOB: 0 BB: 0 P: 3 | R: 0 H: 0 E: 0 K: 1 S: 5 | H: 0 LOB: 0 BB: 0 P: 5 | R: 0 H: 1 E: 0 K: 1 S: 6 | H: 1 LOB: 1 BB: 0 P: 6 | R: 0 H: 1 E: 0 K: 2 S: 7 | H: 1 LOB: 1 BB: 0 P: 7 | R: 0 H: 0 E: 0 K: 2 S: 7 | H: 0 LOB: 0 BB: 0 P: 7 | R: 0 H: 0 E: 0 K: 2 S: 7 | H: 0 LOB: 0 BB: 0 P: 7 | R: 0 H: 0 E: 0 K: 3 S: 3 | H: 0 LOB: 0 BB: 0 P: 3 | 1B: 2 2B: 3 3B: 0 HR: 0 | SF: 0 SAC: 1 DP: 1 HBP: 0 | WP: 0 PB: 0 CS: 1 | PA: 31 |
| PITCHER Juan Pizarro, L (1,1) ERA: 1.16 | IP: 9.0 WLS: W BF: 31 H: 4 R: 1 ER: 0 SO: 13 BB: 0 IBB: 0 HBP: 0 BLK: 0 WP: 0 HR: 0 S: 57 P: 57 ERA: 0.00 WHIP: 0.444 | | | | | | | | | | | | | | | PITCHER | IP: 9.0 WLS: W BF: 31 H: 4 R: 1 ER: 0 SO: 13 BB: 0 IBB: 0 HBP: 0 BLK: 0 WP: 0 HR: 0 S: 57 P: 57 ERA: 0.00 WHIP: 0.444 | | | | | |

Washington Senators @ Chicago White Sox
Comiskey Park, Chicago, IL
Fri May 22 1964, 8:05 PM EDT
Att: 19,347 - Unknown

livebaseballscorecards.com

AB 30
R 1
H 4
RBI 0
BB 0
SO 13
LOB 5

| Batter | 1 | 2 | 3 | 4 | 5 | 6 | 7 | 8 | 9 | AB | R | H | RBI | BB | SO | LOB | BOTTOM | | | |
|--|--|----------------------------------|--------------------------------------|---------------------------------|--------------------------------------|---------------------------------|--------------------------------------|---------------------------------|--------------------------------------|---------------------------------|--------------------------------------|---------------------------------|--------------------------------------|---------------------------------|--------------------------------------|---------------------------------|--|------------------------------------|-------------------------|--------|
| Tom McCraw, L (1,3) OBP: 0.310, SLG: 0.439 | | | | | | | | | | 4 | 0 | 1 | 0 | 0 | 0 | 1 | | | | |
| Al Weis, S (1,4) OBP: 0.315, SLG: 0.302 | | | | | | | | | | 4 | 0 | 1 | 1 | 0 | 1 | 1 | | | | |
| Floyd Robinson, L (1,9) OBP: 0.384, SLG: 0.469 | | | | | | | | | | 4 | 1 | 1 | 1 | 0 | 0 | 2 | | | | |
| Pete Ward, L (1,5) OBP: 0.417, SLG: 0.310 | | | | | | | | | | 3 | 0 | 1 | 0 | 1 | 0 | 0 | | | | |
| Don Buford, S (8,PR) OBP: 0.314, SLG: 0.233 | | | | | | | | | | 0 | 0 | 0 | 0 | 0 | 0 | 0 | | | | |
| Ron Hansen, R (1,6) OBP: 0.389, SLG: 0.500 | | | | | | | | | | 4 | 0 | 1 | 0 | 0 | 1 | 2 | | | | |
| Dave Nicholson, R (1,7) OBP: 0.418, SLG: 0.511 | | | | | | | | | | 4 | 0 | 1 | 0 | 0 | 1 | 2 | | | | |
| Jim Landis, R (9,8) OBP: 0.200, SLG: 0.600 | | | | | | | | | | 0 | 0 | 0 | 0 | 0 | 0 | 0 | | | | |
| Mike Hershberger, R (1,8) OBP: 0.312, SLG: 0.270 | | | | | | | | | | 3 | 1 | 1 | 0 | 0 | 0 | 1 | | | | |
| J.C. Martin, L (1,2) OBP: 0.264, SLG: 0.346 | | | | | | | | | | 3 | 0 | 0 | 0 | 0 | 0 | 2 | | | | |
| Juan Pizarro, L (1,1) OBP: 0.333, SLG: 0.471 | | | | | | | | | | 3 | 1 | 2 | 1 | 0 | 1 | 1 | | | | |
| Inning Stats | R: 1 H: 1 E: 0 K: 1 S: 6 | H: 1 LOB: 1 BB: 1 P: 10 | R: 0 H: 1 E: 0 K: 1 S: 6 | H: 1 LOB: 0 BB: 0 P: 6 | R: 0 H: 0 E: 0 K: 0 S: 3 | H: 0 LOB: 0 BB: 0 P: 3 | R: 0 H: 0 E: 0 K: 2 S: 7 | H: 0 LOB: 0 BB: 0 P: 7 | R: 1 H: 2 E: 0 K: 0 S: 5 | H: 2 LOB: 1 BB: 0 P: 5 | R: 0 H: 1 E: 0 K: 0 S: 4 | H: 1 LOB: 1 BB: 0 P: 4 | R: 1 H: 3 E: 0 K: 0 S: 6 | H: 3 LOB: 2 BB: 0 P: 6 | R: 0 H: 1 E: 0 K: 0 S: 3 | H: 1 LOB: 1 BB: 0 P: 3 | 1B: 8 2B: 0 3B: 0 HR: 1 | SF: 0 SAC: 0 DP: 0 HBP: 0 | WP: 0 PB: 0 CS: 1 | PA: 33 |
| PITCHER Alan Koch, R (1,1) ERA: 4.68 Marshall Bridges, L (7,1) ERA: 5.63 Ron Kline, R (8,1) ERA: 1.66 | IP: 6.2 WLS: L BF: 28 H: 7 R: 3 ER: 3 SO: 4 BB: 3 IBB: 3 HBP: 3 BLK: 4 WP: 0 HR: 1 S: 35 P: 39 ERA: 4.05 WHIP: 1.200 | | | | | | | | | | | | | | | PITCHER | IP: 6.2 WLS: L BF: 28 H: 7 R: 3 ER: 3 SO: 4 BB: 3 IBB: 3 HBP: 3 BLK: 4 WP: 0 HR: 1 S: 35 P: 39 ERA: 4.05 WHIP: 1.200 | | | |

Washington Senators @ Chicago White Sox
Comiskey Park, Chicago, IL
Fri May 22 1964, 8:05 PM EDT
Att: 19,347 - Unknown

livebaseballscorecards.com

AB 32
R 3
H 9
RBI 3
BB 1
SO 4
LOB 12

| Batter | 1 | 2 | 3 | 4 | 5 | 6 | 7 | 8 | 9 | AB | R | H | RBI | BB | SO | LOB | TOP | | | |
|--|--|---------------------------------|------------------------------|---------------------------------|------------------------------|---------------------------------|------------------------------|---------------------------------|------------------------------|---------------------------------|------------------------------|---------------------------------|------------------------------|---------------------------------|------------------------------|---|----------------------------------|------------------------------------|-------------------------|--------|
| Don Blasingame, L OBP: 0.285, SLG: 0.313 (1, 4) | | | | | | | | | | 4 | 0 | 0 | 0 | 0 | 0 | 1 | | | | |
| John Kennedy, R OBP: 0.382, SLG: 0.458 (1, 6) (7, 5) | | | | | | | | | | 4 | 0 | 2 | 0 | 0 | 0 | 0 | | | | |
| Chuck Hinton, R OBP: 0.383, SLG: 0.525 Marshall Bridges, S (5, 1) | | | | | | | | | | 3 | 0 | 2 | 0 | 0 | 0 | 1 | | | | |
| Don Lock, R OBP: 0.391, SLG: 0.438 Steve Ritzik, R (8, PH) (8, 1) | | | | | | | | | | 0 | 0 | 0 | 0 | 0 | 0 | 0 | | | | |
| Jim King, L OBP: 0.316, SLG: 0.396 (1, 9) | | | | | | | | | | 4 | 0 | 0 | 0 | 0 | 0 | 4 | | | | |
| Dick Phillips, L OBP: 0.289, SLG: 0.257 (1, 3) | | | | | | | | | | 4 | 0 | 0 | 0 | 0 | 0 | 2 | | | | |
| Mike Brumley, L OBP: 0.314, SLG: 0.300 (1, 2) | | | | | | | | | | 4 | 1 | 1 | 0 | 0 | 0 | 0 | | | | |
| Fred Valentine, S OBP: 0.250, SLG: 0.324 (1, 8) (5, 7) | | | | | | | | | | 4 | 1 | 2 | 0 | 0 | 0 | 0 | | | | |
| Don Zimmer, R OBP: 0.280, SLG: 0.487 (7, PH) Ed Brinkman, R OBP: 0.202, SLG: 0.287 (7, 6) | | | | | | | | | | 2 | 0 | 1 | 2 | 0 | 0 | 1 | | | | |
| Jim Hannan, R OBP: 0.143, SLG: 0.143 (1, 1) Tom Cheney, R OBP: 0.375, SLG: 0.375 (2, 1) Ken Hunt, R OBP: 0.281, SLG: 0.292 (5, 8) | | | | | | | | | | 1 | 0 | 0 | 0 | 0 | 0 | 1 | | | | |
| Inning Stats | R: 0 E: 0 K: 0 S: 4 | H: 1 LOB: 1 BB: 0 P: 4 | R: 2 E: 0 K: 0 S: 6 | H: 3 LOB: 1 BB: 0 P: 6 | R: 0 E: 0 K: 0 S: 4 | H: 1 LOB: 1 BB: 0 P: 6 | R: 0 E: 0 K: 1 S: 6 | H: 0 LOB: 0 BB: 0 P: 3 | R: 0 E: 0 K: 1 S: 5 | H: 0 LOB: 0 BB: 0 P: 5 | R: 0 E: 0 K: 0 S: 6 | H: 1 LOB: 1 BB: 0 P: 6 | R: 0 E: 0 K: 0 S: 3 | H: 0 LOB: 0 BB: 0 P: 3 | R: 0 E: 0 K: 0 S: 3 | H: 0 LOB: 0 BB: 0 P: 3 | 1B: 6 2B: 2 3B: 0 HR: 0 | SF: 0 SAC: 0 DP: 0 HBP: 0 | WP: 0 PB: 0 CS: 0 | PA: 35 |
| PITCHER John Buzhardt, R ERA: 2.25 (1, 1) | IP: 9.0 WLS: W BF: 35 H: 8 R: 2 ER: 2 SO: 3 BB: 0 IBB: 0 HBP: 0 BLK: 0 WP: 0 HR: 0 S: 41 P: 41 ERA: 2.00 WHIP: 0.889 | | | | | | | | | | | | | | | PITCHER IP: WLS: BF: H: R: ER: SO: BB: IBB: HBP: BLK: WP: HR: S: P: ERA: WHIP | | | | |

Washington Senators @ Chicago White Sox
Comiskey Park, Chicago, IL
Sat May 23 1964, 4:33 AM EDT
Att: 6,654 - Unknown

| | |
|-----|----|
| AB | 35 |
| R | 2 |
| H | 8 |
| RBI | 2 |
| BB | 0 |
| SO | 3 |
| LOB | 12 |



| Batter | 1 | 2 | 3 | 4 | 5 | 6 | 7 | 8 | 9 | AB | R | H | RBI | BB | SO | LOB | BOTTOM | | | |
|--|---|---------------------------------|-------------------------------|----------------------------------|------------------------------|---------------------------------|------------------------------|---------------------------------|------------------------------|---------------------------------|-------------------------------|----------------------------------|------------------------------|---------------------------------|------------------------------|---|-----------------------------------|------------------------------------|-------------------------|--------|
| Tom McCraw, L OBP: 0.319, SLG: 0.489 (1, 3) | | | | | | | | | | 4 | 1 | 1 | 1 | 1 | 2 | 4 | | | | |
| Al Weis, S OBP: 0.309, SLG: 0.297 (1, 4) | | | | | | | | | | 5 | 1 | 1 | 0 | 0 | 0 | 1 | | | | |
| Floyd Robinson, L OBP: 0.383, SLG: 0.460 Jim Landis, R OBP: 0.429, SLG: 1.000 (6, 8) | | | | | | | | | | 2 | 1 | 0 | 0 | 1 | 0 | 1 | | | | |
| Pete Ward, L OBP: 0.439, SLG: 0.471 (1, 5) | | | | | | | | | | 5 | 2 | 3 | 5 | 0 | 0 | 1 | | | | |
| Ron Hansen, R OBP: 0.390, SLG: 0.495 (1, 6) | | | | | | | | | | 5 | 2 | 2 | 0 | 0 | 0 | 3 | | | | |
| Dave Nicholson, R OBP: 0.426, SLG: 0.547 (1, 7) | | | | | | | | | | 5 | 3 | 3 | 1 | 0 | 0 | 2 | | | | |
| Mike Hershberger, R OBP: 0.333, SLG: 0.368 (1, 8) (6, 9) | | | | | | | | | | 4 | 1 | 3 | 2 | 1 | 0 | 2 | | | | |
| J.C. Martin, L OBP: 0.259, SLG: 0.333 (1, 2) | | | | | | | | | | 5 | 1 | 1 | 1 | 0 | 0 | 6 | | | | |
| John Buzhardt, R OBP: 0.200, SLG: 0.154 (1, 1) | | | | | | | | | | 4 | 1 | 1 | 3 | 0 | 1 | 1 | | | | |
| Inning Stats | R: 0 E: 0 K: 0 S: 3 | H: 0 LOB: 1 BB: 1 P: 7 | R: 9 E: 2 K: 1 S: 14 | H: 7 LOB: 1 BB: 1 P: 18 | R: 1 E: 0 K: 0 S: 4 | H: 1 LOB: 0 BB: 0 P: 4 | R: 1 E: 0 K: 0 S: 5 | H: 3 LOB: 1 BB: 0 P: 5 | R: 0 E: 0 K: 1 S: 5 | H: 0 LOB: 0 BB: 0 P: 5 | R: 3 E: 2 K: 1 S: 10 | H: 3 LOB: 2 BB: 0 P: 10 | R: 0 E: 1 K: 0 S: 4 | H: 2 LOB: 1 BB: 0 P: 4 | R: 0 E: 0 K: 0 S: 3 | H: 1 LOB: 1 BB: 1 P: 7 | 1B: 11 2B: 1 3B: 2 HR: 3 | SF: 1 SAC: 0 DP: 2 HBP: 0 | WP: 0 PB: 0 CS: 0 | PA: 45 |
| PITCHER Jim Hannan, R ERA: 4.74 (1, 1) Tom Cheney, R ERA: 4.55 (2, 1) Marshall Bridges, L ERA: 5.21 (5, 1) Steve Ritzik, R ERA: 2.25 (8, 1) | IP: 1.1 WLS: L BF: 11 H: 4 R: 6 ER: 2 SO: 1 BB: 0 IBB: 0 HBP: 0 BLK: 0 WP: 0 HR: 0 S: 12 P: 16 ERA: 13.50 WHIP: 3.750 | | | | | | | | | | | | | | | PITCHER IP: WLS: BF: H: R: ER: SO: BB: IBB: HBP: BLK: WP: HR: S: P: ERA: WHIP | | | | |

Washington Senators @ Chicago White Sox
Comiskey Park, Chicago, IL
Sat May 23 1964, 4:33 AM EDT
Att: 6,654 - Unknown

| | |
|-----|----|
| AB | 41 |
| R | 14 |
| H | 17 |
| RBI | 13 |
| BB | 3 |
| SO | 3 |
| LOB | 21 |



| Batter | 1 | 2 | 3 | 4 | 5 | 6 | 7 | 8 | 9 | AB | R | H | RBI | BB | SO | LOB | TOP | | | | |
|---|-------------------------------|----------------------------------|------------------------------|---------------------------------|------------------------------|---------------------------------|------------------------------|---------------------------------|-------------------------------|----------------------------------|------------------------------|---------------------------------|------------------------------|---------------------------------|------------------------------|---------------------------------|----------------------------------|------------------------------------|-------------------------|--------|--|
| Don Blasingame, L (1,4) OBP: 0.292, SLG: 0.320 | | | | | | | | | | 4 | 2 | 3 | 0 | 0 | 0 | 0 | | | | | |
| John Kennedy, R (1,5) OBP: 0.393, SLG: 0.452 | | | | | | | | | | 4 | 1 | 1 | 0 | 0 | 1 | 2 | | | | | |
| Chuck Hinton, R (1,7) OBP: 0.389, SLG: 0.530 | | | | | | | | | | 4 | 0 | 3 | 1 | 0 | 0 | 1 | | | | | |
| Jim King, L (1,9) OBP: 0.303, SLG: 0.404 | | | | | | | | | | 4 | 0 | 0 | 0 | 0 | 1 | 5 | | | | | |
| Don Lock, R (1,8) OBP: 0.390, SLG: 0.468 | | | | | | | | | | 3 | 0 | 1 | 1 | 0 | 1 | 3 | | | | | |
| Mike Brumley, L (1,2) OBP: 0.305, SLG: 0.307 | | | | | | | | | | 4 | 0 | 1 | 0 | 0 | 1 | 2 | | | | | |
| Dick Phillips, L (1,3) OBP: 0.256, SLG: 0.225 | | | | | | | | | | 4 | 0 | 0 | 0 | 0 | 0 | 2 | | | | | |
| Ed Brinkman, R (1,6) OBP: 0.194, SLG: 0.276 | | | | | | | | | | 4 | 0 | 0 | 0 | 0 | 0 | 1 | | | | | |
| Buster Narum, R (1,1) | | | | | | | | | | 4 | 0 | 0 | 0 | 0 | 0 | 0 | | | | | |
| Inning Stats | R: 2 E: 0 K: 2 S: 10 | H: 3 LOB: 1 BB: 0 P: 10 | R: 0 E: 0 K: 0 S: 3 | H: 0 LOB: 0 BB: 0 P: 3 | R: 0 E: 1 K: 0 S: 4 | H: 1 LOB: 1 BB: 0 P: 4 | R: 0 E: 0 K: 0 S: 4 | H: 2 LOB: 1 BB: 0 P: 4 | R: 1 E: 1 K: 2 S: 10 | H: 2 LOB: 2 BB: 0 P: 10 | R: 0 E: 0 K: 0 S: 3 | H: 0 LOB: 0 BB: 0 P: 3 | R: 0 E: 0 K: 0 S: 4 | H: 1 LOB: 1 BB: 0 P: 4 | R: 0 E: 0 K: 0 S: 3 | H: 0 LOB: 0 BB: 0 P: 3 | 1B: 9 2B: 0 3B: 0 HR: 0 | SF: 1 SAC: 0 DP: 1 HBP: 0 | WP: 0 PB: 0 CS: 0 | PA: 36 | |
| PITCHER | IP | WLS | BF | H | R | ER | SO | BB | IBB | HBP | BLK | WP | HR | S | P | ERA | WHIP | | | | |
| Joe Horlen, R (1,1) ERA: 5.06 | 5.0 | L | 23 | 8 | 3 | 2 | 4 | 0 | 0 | 0 | 0 | 0 | 0 | 31 | 31 | 3.60 | 1.600 | | | | |
| Eddie Fisher, R (6,1) ERA: 5.09 | 2.0 | | 6 | 0 | 0 | 0 | 0 | 0 | 0 | 0 | 0 | 0 | 0 | 6 | 6 | 0.00 | 0.000 | | | | |
| Hoyt Wilhelm, R (8,1) ERA: 1.8 | 2.0 | | 7 | 1 | 0 | 0 | 0 | 0 | 0 | 0 | 0 | 0 | 0 | 7 | 7 | 0.00 | 0.500 | | | | |

Washington Senators @ Chicago White Sox
Comiskey Park, Chicago, IL
Sun May 24 1964, 4:38 AM EDT
Att: 22,852 - Unknown

| | |
|-----|----|
| AB | 35 |
| R | 3 |
| H | 9 |
| RBI | 2 |
| BB | 0 |
| SO | 4 |
| LOB | 16 |



| Batter | 1 | 2 | 3 | 4 | 5 | 6 | 7 | 8 | 9 | AB | R | H | RBI | BB | SO | LOB | BOTTOM | | | | | |
|---|------------------------------|---------------------------------|------------------------------|---------------------------------|------------------------------|----------------------------------|------------------------------|---------------------------------|------------------------------|---------------------------------|------------------------------|---------------------------------|------------------------------|---------------------------------|------------------------------|---------------------------------|------------------------------|---------------------------------|----------------------------------|------------------------------------|-------------------------|--------|
| Tom McCraw, L (1,3) OBP: 0.364, SLG: 0.490 | | | | | | | | | | 2 | 0 | 1 | 0 | 2 | 0 | 0 | | | | | | |
| Al Weis, S (1,4) OBP: 0.302, SLG: 0.330 | | | | | | | | | | 4 | 0 | 0 | 0 | 0 | 0 | 3 | | | | | | |
| Floyd Robinson, L (1,9) OBP: 0.400, SLG: 0.481 | | | | | | | | | | 3 | 0 | 2 | 0 | 1 | 0 | 0 | | | | | | |
| Pete Ward, L (1,5) OBP: 0.408, SLG: 0.415 | | | | | | | | | | 3 | 0 | 1 | 0 | 1 | 0 | 4 | | | | | | |
| Ron Hansen, R (1,6) OBP: 0.389, SLG: 0.491 | | | | | | | | | | 4 | 0 | 0 | 0 | 0 | 1 | 5 | | | | | | |
| Dave Nicholson, R (1,7) OBP: 0.431, SLG: 0.545 | | | | | | | | | | 3 | 0 | 1 | 0 | 1 | 1 | 0 | | | | | | |
| Mike Hershberger, R (1,8) OBP: 0.329, SLG: 0.313 | | | | | | | | | | 4 | 0 | 1 | 0 | 0 | 0 | 3 | | | | | | |
| J.C. Martin, L (1,2) OBP: 0.238, SLG: 0.311 | | | | | | | | | | 4 | 0 | 0 | 0 | 0 | 0 | 1 | | | | | | |
| Joe Horlen, R (1,1) OBP: 0.250, SLG: 0.250 | | | | | | | | | | 1 | 0 | 0 | 0 | 0 | 0 | 0 | | | | | | |
| Gene Stephens, L (5, PH) OBP: 0.167, SLG: 0.167 | | | | | | | | | | 1 | 0 | 0 | 0 | 0 | 0 | 0 | | | | | | |
| Eddie Fisher, R (6,1) | | | | | | | | | | 0 | 0 | 0 | 0 | 0 | 0 | 0 | | | | | | |
| Don Buford, S (7, PH) OBP: 0.310, SLG: 0.230 | | | | | | | | | | 1 | 0 | 0 | 0 | 0 | 0 | 0 | | | | | | |
| Hoyt Wilhelm, R (8,1) | | | | | | | | | | 0 | 0 | 0 | 0 | 0 | 0 | 0 | | | | | | |
| Inning Stats | R: 0 E: 0 K: 0 S: 5 | H: 2 LOB: 2 BB: 0 P: 5 | R: 0 E: 0 K: 0 S: 3 | H: 1 LOB: 0 BB: 0 P: 3 | R: 0 E: 0 K: 0 S: 3 | H: 0 LOB: 2 BB: 2 P: 11 | R: 0 E: 0 K: 2 S: 7 | H: 0 LOB: 0 BB: 0 P: 7 | R: 0 E: 0 K: 0 S: 3 | H: 0 LOB: 1 BB: 1 P: 7 | R: 0 E: 0 K: 0 S: 4 | H: 1 LOB: 2 BB: 1 P: 8 | R: 0 E: 0 K: 0 S: 3 | H: 0 LOB: 0 BB: 0 P: 3 | R: 0 E: 0 K: 0 S: 3 | H: 1 LOB: 1 BB: 1 P: 7 | R: 0 E: 0 K: 0 S: 3 | H: 1 LOB: 0 BB: 0 P: 3 | 1B: 6 2B: 1 3B: 0 HR: 0 | SF: 0 SAC: 0 DP: 3 HBP: 0 | WP: 0 PB: 0 CS: 0 | PA: 35 |
| PITCHER | IP | WLS | BF | H | R | ER | SO | BB | IBB | HBP | BLK | WP | HR | S | P | ERA | WHIP | | | | | |
| Buster Narum, R (1,1) ERA: 2.95 | 9.0 | W | 35 | 6 | 0 | 0 | 2 | 5 | 0 | 0 | 0 | 0 | 0 | 34 | 54 | 0.00 | 1.222 | | | | | |

Washington Senators @ Chicago White Sox
Comiskey Park, Chicago, IL
Sun May 24 1964, 4:38 AM EDT
Att: 22,852 - Unknown

| | |
|-----|----|
| AB | 30 |
| R | 0 |
| H | 6 |
| RBI | 0 |
| BB | 5 |
| SO | 2 |
| LOB | 16 |



| Batter | 1 | 2 | 3 | 4 | 5 | 6 | 7 | 8 | 9 | AB | R | H | RBI | BB | SO | LOB | TOP | | | | | | | | |
|---|------------------------------|---------------------------------|------------------------------|---------------------------------|------------------------------|----------------------------------|------------------------------|---------------------------------|------------------------------|---------------------------------|------------------------------|---------------------------------|------------------------------|----------------------------------|-------------------------------|----------------------------------|------------------------------|---------------------------------|----------------------------------|------------------------------------|----------------------------------|--------|--|--|--|
| Don Blasingame, L (1, 4) OBP: 0.293, SLG: 0.320 Ken Hunt, R (7, PH) OBP: 0.276, SLG: 0.286 Don Rudolph, L (7, 1) Ed Brinkman, R (9, PH) OBP: 0.192, SLG: 0.276 | F7 | | 1B | | K | | G6-4-3 | | SF8 | 3 | 0 | 1 | 1 | 0 | 1 | 0 | | | | | | | | | |
| John Kennedy, R (1, 6) OBP: 0.394, SLG: 0.477 | K | | 2B | | K | | | | F9 | 5 | 2 | 2 | 2 | 0 | 2 | 1 | | | | | | | | | |
| Chuck Hinton, R (1, 7) OBP: 0.392, SLG: 0.536 | K | | 2B | | | | | | | 4 | 0 | 2 | 1 | 0 | 2 | 0 | | | | | | | | | |
| Jim King, L (1, 9) OBP: 0.294, SLG: 0.390 | | E6 | 3-1 | | | | | | | 4 | 0 | 0 | 0 | 0 | 2 | 2 | | | | | | | | | |
| Bill Skowron, R (1, 3) OBP: 0.271, SLG: 0.449 | FC6-4 | | | | 6-3 | | | | | 3 | 0 | 0 | 0 | 0 | 0 | 1 | | | | | | | | | |
| Don Lock, R (1, 8) OBP: 0.386, SLG: 0.456 | G1-6-3 | | | | | | | | | 3 | 0 | 0 | 0 | 1 | 2 | 2 | | | | | | | | | |
| Mike Brumley, L (1, 2) OBP: 0.316, SLG: 0.308 | | | 6-3 | | F7 | | | | | 3 | 0 | 1 | 0 | 1 | 0 | 1 | | | | | | | | | |
| Don Zimmer, R (1, 5) OBP: 0.280, SLG: 0.466 | | | 1B | | P4 | | | | FC5-4 | 2 | 2 | 0 | 0 | 2 | 0 | 2 | | | | | | | | | |
| Jim Duckworth, R (1, 1) OBP: 0.333, SLG: 0.333 Steve Ridzik, R (6, 1) Dick Phillips, L (7, PH) OBP: 0.256, SLG: 0.225 Fred Valentine, S (7, PH) OBP: 0.262, SLG: 0.316 Chuck Cottler, R (7, 4) OBP: 0.225, SLG: 0.265 | | | E2 | | | | | | | 2 | 1 | 1 | 0 | 0 | 1 | 0 | | | | | | | | | |
| Inning Stats | R: 0 E: 0 K: 2 S: 7 | H: 0 LOB: 0 BB: 0 P: 7 | R: 0 E: 1 K: 0 S: 3 | H: 0 LOB: 0 BB: 0 P: 3 | R: 3 E: 1 K: 0 S: 6 | H: 4 LOB: 1 BB: 1 P: 10 | R: 0 E: 0 K: 0 S: 3 | H: 0 LOB: 1 BB: 1 P: 7 | R: 0 E: 0 K: 3 S: 9 | H: 0 LOB: 0 BB: 0 P: 9 | R: 0 E: 0 K: 1 S: 5 | H: 1 LOB: 2 BB: 3 P: 5 | R: 0 E: 0 K: 1 S: 4 | H: 0 LOB: 0 BB: 3 P: 16 | R: 1 E: 0 K: 3 S: 10 | H: 1 LOB: 1 BB: 0 P: 11 | R: 1 E: 0 K: 0 S: 4 | H: 1 LOB: 1 BB: 1 P: 8 | 1B: 5 2B: 1 3B: 0 HR: 1 | SF: 1 SAC: 0 DP: 2 HBP: 1 | WP: 0 PB: 0 SB: 1 CS: 1 | PA: 38 | | | |
| PITCHER | IP | WLS | BF | H | R | ER | SO | BB | IBB | HBP | BLK | WP | HR | S | P | ERA | WHIP | | | | | | | | |
| Dave Morehead, R (1, 1) ERA: 3.35 | 6.1 | W | 26 | 5 | 3 | 3 | 7 | 4 | 0 | 0 | 0 | 0 | 0 | 36 | 52 | 4.26 | 1.421 | | | | | | | | |
| Arnold Earley, L (7, 1) ERA: 0.73 | 0.0 | | 1 | 0 | 0 | 0 | 0 | 1 | 0 | 0 | 0 | 0 | 0 | 0 | 4 | ∞ | ∞ | | | | | | | | |
| Bill Spanswick, L (7, 1) ERA: 6.26 | 1.2 | | 6 | 1 | 1 | 1 | 3 | 0 | 0 | 1 | 0 | 0 | 1 | 11 | 12 | 5.40 | 0.600 | | | | | | | | |
| Dick Radatz, R (9, 1) ERA: 1.56 | 1.0 | S | 5 | 1 | 1 | 1 | 0 | 1 | 0 | 0 | 0 | 0 | 0 | 4 | 8 | 9.00 | 2.000 | | | | | | | | |

Washington Senators @ Boston Red Sox
Fenway Park, Boston, MA
Mon May 25 1964, 7:05 PM EDT
Att: 6,902 - Unknown

AB 30
R 5
H 7
RBI 5
BB 6
SO 10
LOB 12



| Batter | 1 | 2 | 3 | 4 | 5 | 6 | 7 | 8 | 9 | AB | R | H | RBI | BB | SO | LOB | BOTTOM | | | | | | | | |
|--|------------------------------|---------------------------------|------------------------------|----------------------------------|------------------------------|---------------------------------|------------------------------|---------------------------------|------------------------------|---------------------------------|-------------------------------|----------------------------------|------------------------------|---------------------------------|------------------------------|---------------------------------|----------------------------------|------------------------------------|----------------------------------|--------|--|--|--|--|--|
| Dalton Jones, L (1, 4) OBP: 0.348, SLG: 0.494 | 1B | | | | 4-3 | P6 | | F2 | | 4 | 1 | 1 | 0 | 1 | 0 | 4 | | | | | | | | | |
| Eddie Bressoud, R (1, 6) OBP: 0.407, SLG: 0.493 | 2B | | | | | | | | | 3 | 1 | 2 | 2 | 1 | 0 | 2 | | | | | | | | | |
| Frank Malzone, R (1, 5) OBP: 0.317, SLG: 0.388 | P6 | | | | F8 | | | | | 4 | 0 | 0 | 0 | 0 | 1 | 5 | | | | | | | | | |
| Carl Yastrzemski, L (1, 8) OBP: 0.358, SLG: 0.460 | 1B | | | | 5-3 | | | P4 | | 4 | 2 | 2 | 1 | 0 | 0 | 0 | | | | | | | | | |
| Dick Stuart, R (1, 3) OBP: 0.281, SLG: 0.367 | | | | | 4-3 | | | F8 | | 4 | 0 | 1 | 1 | 0 | 0 | 1 | | | | | | | | | |
| Roman Mejias, R (1, 7) OBP: 0.289, SLG: 0.417 | G1-4-3 | | | | F5 | | | | | 4 | 1 | 0 | 0 | 0 | 1 | 2 | | | | | | | | | |
| Bob Tillman, R (1, 2) OBP: 0.360, SLG: 0.420 | | | K | | 6-3 | | | | | 4 | 1 | 1 | 1 | 0 | 1 | 0 | | | | | | | | | |
| Lou Clinton, R (1, 9) OBP: 0.293, SLG: 0.357 | | | | | 5-3 | | | | | 2 | 0 | 1 | 0 | 2 | 0 | 0 | | | | | | | | | |
| Dave Morehead, R (1, 1) ERA: 0.111, SLG: 0.059 Arnold Earley, L (7, 1) Bill Spanswick, L (7, 1) OBP: 0.428, SLG: 0.333 Felix Mantilla, R (8, PH) OBP: 0.182, SLG: 0.375 Dick Radatz, R (9, 1) OBP: 0.333, SLG: 0.333 | | | | | | | | | | 3 | 0 | 0 | 1 | 0 | 1 | 3 | | | | | | | | | |
| Inning Stats | R: 3 E: 0 K: 0 S: 6 | H: 4 LOB: 2 BB: 2 P: 6 | R: 0 E: 0 K: 2 S: 7 | H: 0 LOB: 2 BB: 2 P: 15 | R: 0 E: 0 K: 0 S: 3 | H: 0 LOB: 0 BB: 0 P: 3 | R: 0 E: 0 K: 0 S: 3 | H: 0 LOB: 0 BB: 0 P: 3 | R: 0 E: 0 K: 1 S: 5 | H: 0 LOB: 0 BB: 0 P: 5 | R: 3 E: 2 K: 1 S: 10 | H: 3 LOB: 3 BB: 1 P: 14 | R: 0 E: 0 K: 1 S: 4 | H: 0 LOB: 0 BB: 0 P: 5 | R: 0 E: 0 K: 0 S: 4 | H: 1 LOB: 1 BB: 0 P: 4 | 1B: 4 2B: 4 3B: 0 HR: 0 | SF: 0 SAC: 0 DP: 1 HBP: 0 | WP: 1 PB: 0 SB: 0 CS: 0 | PA: 37 | | | | | |
| PITCHER | IP | WLS | BF | H | R | ER | SO | BB | IBB | HBP | BLK | WP | HR | S | P | ERA | WHIP | | | | | | | | |
| Jim Duckworth, R (1, 1) ERA: 2.08 | 5.1 | L | 26 | 6 | 6 | 3 | 2 | 3 | 1 | 0 | 0 | 0 | 0 | 26 | 42 | 5.06 | 1.688 | | | | | | | | |
| Steve Ridzik, R (6, 1) ERA: 2.13 | 0.2 | | 4 | 1 | 0 | 0 | 1 | 0 | 0 | 0 | 0 | 0 | 0 | 6 | 6 | 0.00 | 1.500 | | | | | | | | |
| Don Rudolph, L (7, 1) ERA: | 2.0 | | 7 | 1 | 0 | 0 | 1 | 0 | 0 | 0 | 0 | 0 | 0 | 9 | 9 | 0.00 | 0.500 | | | | | | | | |

Washington Senators @ Boston Red Sox
Fenway Park, Boston, MA
Mon May 25 1964, 7:05 PM EDT
Att: 6,902 - Unknown

AB 33
R 6
H 8
RBI 6
BB 4
SO 4
LOB 18



| Batter | 1 | 2 | 3 | 4 | 5 | 6 | 7 | 8 | 9 | AB | R | H | RBI | BB | SO | LOB | TOP | | | | | |
|---|--|---------------------------------|------------------------------|----------------------------------|------------------------------|---------------------------------|------------------------------|---------------------------------|------------------------------|---------------------------------|------------------------------|---------------------------------|------------------------------|---------------------------------|------------------------------|---------------------------------|--|---------------------------------|----------------------------------|------------------------------------|----------------------------------|--------|
| Don Blasingame, L (1,4) OBP: 0.285, SLG: 0.310 | 0-0 4-3 | | 0-0 F7 | | 0-0 6-3 | | 0-0 4-3 | | | 4 | 0 | 0 | 0 | 0 | 0 | 2 | | | | | | |
| John Kennedy, R (1,5) OBP: 0.352, SLG: 0.460 | 0-0 F9 | | 0-3 K | | | 0-0 6-3 | | 0-0 6-3 | | 4 | 0 | 0 | 0 | 0 | 1 | 0 | | | | | | |
| Chuck Hinton, R (1,7) OBP: 0.388, SLG: 0.529 | 0-0 2B 1B | | 0-3 K | | | 0-0 F9 | | 0-0 F9 | | 4 | 1 | 1 | 0 | 0 | 1 | 0 | | | | | | |
| Jim King, L (1,9) OBP: 0.315, SLG: 0.459 | 0-0 1-H 2B | | | 0-0 1B | | 0-0 HR | | 0-0 3B | | 4 | 1 | 4 | 2 | 0 | 0 | 0 | | | | | | |
| Dick Phillips, L (1,3) OBP: 0.255, SLG: 0.250 | 0-3 K | | | 0-0 P4 1B | | 0-0 2B | | 0-0 4-3 | | 4 | 0 | 1 | 0 | 0 | 1 | 2 | | | | | | |
| Don Lock, R (1,8) OBP: 0.383, SLG: 0.458 | | 0-3 K | | 0-3 K | | 0-3 K | | | 0-0 4-3 2B | 4 | 0 | 1 | 0 | 0 | 3 | 1 | | | | | | |
| Mike Brumley, L (1,2) OBP: 0.333, SLG: 0.312 | | 4-0 BB | | | 0-0 FC1-6 1B | | | 4-0 SH5-4 BB | 0-0 4-3 | 2 | 0 | 1 | 0 | 2 | 0 | 1 | AB 32 | | | | | |
| Ed Brinkman, R (1,6) OBP: 0.185, SLG: 0.265 | 0-0 F9 | | | | 0-0 FC1-6 SH1-4 | | 0-0 F9 | 0-3 K | 2-3 2B | 4 | 0 | 0 | 0 | 0 | 1 | 4 | R 2 | | | | | |
| Bennie Daniels, L (1,1) OBP: 0.211, SLG: 0.294 | 0-3 K | | | | 0-0 SH1-4 | | 0-0 SH5-4 | 0-0 F2 | 0-3 K | 1 | 0 | 0 | 0 | 0 | 1 | 1 | H 8 | | | | | |
| Jim Hannan, R (6,1) OBP: 0.143, SLG: 0.143 | | | | | 1-2 | | | | | 0 | 0 | 0 | 0 | 0 | 0 | 0 | RBI 2 | | | | | |
| Don Zimmer, R (9,PH) OBP: 0.278, SLG: 0.462 | | | | | 1-2 | | | | | 1 | 0 | 0 | 0 | 0 | 0 | 1 | BB 2 | | | | | |
| Ron Kline, R (9,1) OBP: 0.278, SLG: 0.462 | | | | | 1-2 | | | | | 0 | 0 | 0 | 0 | 0 | 0 | 0 | SO 8 | | | | | |
| Ron Kline, R (9,1) OBP: 0.278, SLG: 0.462 | | | | | 1-2 | | | | | 0 | 0 | 0 | 0 | 0 | 0 | 0 | LOB 12 | | | | | |
| Inning Stats | R: 1 E: 0 K: 1 S: 7 | H: 2 LOB: 1 BB: 0 P: 7 | R: 0 E: 0 K: 2 S: 7 | H: 0 LOB: 1 BB: 1 P: 11 | R: 0 E: 0 K: 2 S: 7 | H: 0 LOB: 0 BB: 0 P: 7 | R: 0 E: 0 K: 1 S: 5 | H: 1 LOB: 0 BB: 0 P: 5 | R: 0 E: 0 K: 0 S: 4 | H: 1 LOB: 1 BB: 0 P: 4 | R: 1 E: 0 K: 1 S: 7 | H: 2 LOB: 1 BB: 0 P: 7 | R: 0 E: 0 K: 0 S: 3 | H: 0 LOB: 1 BB: 1 P: 7 | R: 0 E: 0 K: 0 S: 4 | H: 1 LOB: 1 BB: 0 P: 4 | R: 0 E: 0 K: 1 S: 6 | H: 1 LOB: 1 BB: 0 P: 6 | 1B: 3 2B: 3 3B: 1 HR: 1 | SF: 0 SAC: 2 DP: 0 HBP: 0 | WP: 0 PB: 0 SB: 0 CS: 0 | PA: 36 |
| PITCHER Earl Wilson, R (1,1) ERA: 4.84 | IP: 9.0 WLS: W BF: 36 H: 8 R: 2 ER: 2 SO: 8 BB: 2 IBB: 0 HBP: 0 BLK: 0 WP: 0 HR: 1 S: 50 P: 58 ERA: 2.00 WHIP: 1.111 | | | | | | | | | | | | | | | PITCHER | IP: 9.0 WLS: W BF: 36 H: 8 R: 2 ER: 2 SO: 8 BB: 2 IBB: 0 HBP: 0 BLK: 0 WP: 0 HR: 1 S: 50 P: 58 ERA: 2.00 WHIP: 1.111 | | | | | |

Washington Senators @ Boston Red Sox
Fenway Park, Boston, MA
Tue May 26 1964, 7:05 PM EDT
Att: 10,181 - Unknown

| | |
|-----|----|
| AB | 32 |
| R | 2 |
| H | 8 |
| RBI | 2 |
| BB | 2 |
| SO | 8 |
| LOB | 12 |



| Batter | 1 | 2 | 3 | 4 | 5 | 6 | 7 | 8 | 9 | AB | R | H | RBI | BB | SO | LOB | BOTTOM | | | | | | | | | | | | |
|--|---|---------------------------------|--|---------------------------------|------------------------------|----------------------------------|------------------------------|---------------------------------|------------------------------|----------------------------------|------------------------------|---------------------------------|------------------------------|---------------------------------|------------------------------|---------------------------------|---|---------------------------------|----------------------------------|------------------------------------|----------------------------------|--------|--|--|--|--|--|--|--|
| Dalton Jones, L (1,4) OBP: 0.361, SLG: 0.494 | 0-0 G5-4-3 1B | | 4-0 1B 1-2 G1-2-3 BB | 0-3 K | | 0-3 K | | | 0-0 1B | 4 | 0 | 2 | 0 | 1 | 2 | 1 | | | | | | | | | | | | | |
| Eddie Bressoud, R (1,6) OBP: 0.497, SLG: 0.490 | 0-0 G5-4-3 1-2 | | 0-0 G1-2-3 E 1-3 2-H 1B | | 0-0 6-3 | | 0-0 5-3 | | 0-0 1B | 5 | 0 | 2 | 2 | 0 | 0 | 1 | | | | | | | | | | | | | |
| Frank Malzone, R (1,5) OBP: 0.308, SLG: 0.377 | 0-3 K | | 0-0 E6 G1-2-3 1-2 | | 0-3 K | | 0-0 5-3 | | 0-0 1B | 4 | 0 | 0 | 0 | 0 | 2 | 2 | | | | | | | | | | | | | |
| Carl Yastrzemski, L (1,8) OBP: 0.362, SLG: 0.457 | | 0-0 F7 | 0-0 G1-2-3 1-2 2-3 3-H | | 4-0 1B BB | | 0-0 1B | | 0-0 1B | 3 | 0 | 1 | 0 | 1 | 0 | 3 | | | | | | | | | | | | | |
| Dick Stuart, R (1,3) OBP: 0.293, SLG: 0.373 | 0-0 FC5-4 1B | | 4-0 IBB | | 0-0 FC6-4 1B | | 0-0 F8 | | | 3 | 0 | 2 | 0 | 1 | 0 | 1 | | | | | | | | | | | | | |
| Roman Mejias, R (1,7) OBP: 0.250, SLG: 0.385 | 0-0 FC5-4 E 1-2 | | 0-3 K | | 0-0 FC6-4 | | 0-0 F7 | | 0-0 F7 | 4 | 0 | 0 | 0 | 0 | 1 | 6 | | | | | | | | | | | | | |
| Bob Tillman, R (1,2) OBP: 0.349, SLG: 0.495 | 0-0 E5 FC5-4 1-2 | | 0-3 K | | 0-0 6-3 | | 0-0 6-3 | | 0-0 6-3 | 4 | 0 | 0 | 0 | 0 | 1 | 1 | AB 33 | | | | | | | | | | | | |
| Lou Clinton, R (1,9) OBP: 0.292, SLG: 0.386 | 0-0 FC5-4 1-2 | | | 0-0 HR | | 0-0 E5 SH1-4 | | 0-0 F8 | | 4 | 1 | 1 | 1 | 0 | 0 | 2 | R 3 | | | | | | | | | | | | |
| Earl Wilson, R (1,1) OBP: 0.583, SLG: 0.778 | | | 0-0 BB 1B | 0-3 6-3 | | 0-0 SH1-4 | | 4-0 1B BB | | 2 | 2 | 1 | 0 | 1 | 0 | 0 | H 9 | | | | | | | | | | | | |
| Inning Stats | R: 0 E: 0 K: 1 S: 5 | H: 1 LOB: 0 BB: 0 P: 5 | R: 0 E: 1 K: 0 S: 5 | H: 1 LOB: 2 BB: 0 P: 5 | R: 1 E: 1 K: 1 S: 7 | H: 2 LOB: 3 BB: 2 P: 15 | R: 1 E: 0 K: 2 S: 8 | H: 1 LOB: 0 BB: 0 P: 8 | R: 0 E: 0 K: 1 S: 6 | H: 1 LOB: 2 BB: 1 P: 10 | R: 0 E: 1 K: 1 S: 6 | H: 0 LOB: 1 BB: 0 P: 6 | R: 0 E: 0 K: 0 S: 4 | H: 1 LOB: 1 BB: 0 P: 4 | R: 0 E: 0 K: 0 S: 3 | H: 0 LOB: 0 BB: 0 P: 3 | R: 1 E: 0 K: 0 S: 2 | H: 2 LOB: 2 BB: 1 P: 6 | 1B: 8 2B: 0 3B: 0 HR: 1 | SF: 0 SAC: 1 DP: 2 HBP: 0 | WP: 0 PB: 0 SB: 0 CS: 0 | PA: 38 | | | | | | | |
| PITCHER Bennie Daniels, R (1,1) ERA: 3.02 | IP: 5.0 WLS: 24 BF: 24 H: 6 R: 2 ER: 2 SO: 5 BB: 2 IBB: 1 HBP: 0 BLK: 0 WP: 0 HR: 1 S: 31 P: 43 ERA: 3.60 WHIP: 1.600 | | | | | | | | | | | | | | | PITCHER | IP: 5.0 WLS: 11 BF: 11 H: 1 R: 0 ER: 0 SO: 1 BB: 0 IBB: 0 HBP: 0 BLK: 0 WP: 0 HR: 0 S: 13 P: 13 ERA: 0.00 WHIP: 0.333 | | | | | | | | | | | | |
| Jim Hannan, R (6,1) ERA: 4.23 | 3.0 | 11 | 1 | 0 | 0 | 1 | 0 | 0 | 0 | 0 | 0 | 13 | 13 | 0.00 | 0.333 | | | | | | | | | | | | | | |
| Ron Kline, R (9,1) ERA: 3.31 | 0.0 | L | 3 | 2 | 1 | 1 | 0 | 1 | 0 | 0 | 0 | 2 | 6 | ∞ | ∞ | | | | | | | | | | | | | | |

Washington Senators @ Boston Red Sox
Fenway Park, Boston, MA
Tue May 26 1964, 7:05 PM EDT
Att: 10,181 - Unknown

| | |
|-----|----|
| AB | 33 |
| R | 3 |
| H | 9 |
| RBI | 3 |
| BB | 4 |
| SO | 6 |
| LOB | 17 |



| Batter | 1 | 2 | 3 | 4 | 5 | 6 | 7 | 8 | 9 | 10 | 11 | AB | R | H | RBI | BB | SO | LOB | TOP | | | | | | | |
|---|--|---|---|---|---|---|---|---|---|---|---|---|---|---|---|---|---|---|---|---|---|---|---|---|---|---|
| Don Blasingame, L OBP: 0.296, SLG: 0.323 (1, 4) | 5-3 | | 2B 3-1 1B | HR 2B | | FC1-6 BB | | SH5-4 | | F8 | | 4 | 2 | 2 | 1 | 1 | 0 | 0 | | | | | | | | |
| John Kennedy, R OBP: 0.352, SLG: 0.458 (9, 6) | 1B BB | | 3-1 HR 2B | F9 | | FC1-6 BB | | 4-3 | | K | | 5 | 1 | 1 | 0 | 1 | 1 | 4 | | | | | | | | |
| Chuck Hinton, R OBP: 0.403, SLG: 0.553 (1, 7) | 1B | | 3-1 HR BB | HR | | | | | | K | | 4 | 2 | 3 | 3 | 2 | 1 | 0 | | | | | | | | |
| Jim King, L OBP: 0.309, SLG: 0.441 (1, 9) | F7 | | 3-1 | F9 | | K | | F3 | | | 1B SH3-4 BB | 5 | 1 | 0 | 1 | 1 | 1 | 8 | | | | | | | | |
| Bill Skowron, R OBP: 0.282, SLG: 0.475 Chuck Cottler, R OBP: 0.225, SLG: 0.265 Ron Kline, R (9, 1) | K | | HR | | 5-3 | | | | | | SH3-4 | 5 | 1 | 3 | 3 | 0 | 1 | 2 | | | | | | | | |
| Mike Brumley, L OBP: 0.336, SLG: 0.316 (1, 2) | | | K | | 6-3 | | | | | SH | 1B | 5 | 0 | 2 | 0 | 0 | 2 | 1 | | | | | | | | |
| Don Lock, R OBP: 0.368, SLG: 0.435 (1, 8) | | | K | | F2 | | | | | 1B | | 6 | 0 | 0 | 0 | 0 | 3 | 6 | | | | | | | | |
| Ed Brinkman, R OBP: 0.188, SLG: 0.283 Dick Phillips, L OBP: 0.265, SLG: 0.261 (9, 3) | | | 6-3 | | | 5-3 | | | | F7 | | 4 | 1 | 1 | 0 | 0 | 1 | 2 | | | | | | | | |
| Alan Koch, R Steve Ridzik, R OBP: 0.286, SLG: 0.167 Tom Cheney, R OBP: 0.375, SLG: 0.375 Don Zimmer, R OBP: 0.273, SLG: 0.455 (9, 5) | | | 6-3 | | F9 | | | FC1-6 BB | | | 1B | 2 | 0 | 0 | 0 | 0 | 0 | 2 | | | | | | | | |
| Inning Stats | R: 0 E: 0 K: 1 S: 6 | H: 1 LOB: 2 BB: 1 P: 10 | R: 0 E: 0 K: 1 S: 6 | H: 1 LOB: 1 BB: 0 P: 6 | R: 4 E: 0 K: 2 S: 10 | H: 3 LOB: 0 BB: 1 P: 14 | R: 3 E: 0 K: 0 S: 6 | H: 3 LOB: 0 BB: 0 P: 6 | R: 0 E: 0 K: 0 S: 3 | H: 0 LOB: 0 BB: 0 P: 3 | R: 0 E: 0 K: 2 S: 8 | H: 1 LOB: 1 BB: 0 P: 8 | R: 1 E: 0 K: 0 S: 5 | H: 2 LOB: 1 BB: 0 P: 5 | R: 0 E: 1 K: 2 S: 7 | H: 1 LOB: 2 BB: 0 P: 7 | R: 0 E: 0 K: 2 S: 7 | H: 0 LOB: 0 BB: 0 P: 7 | R: 1 E: 0 K: 2 S: 9 | H: 2 LOB: 2 BB: 1 P: 13 | 1B: 9 2B: 2 3B: 1 HR: 2 | SF: 0 SAC: 3 DP: 0 HBP: 0 | WP: 0 PB: 0 SB: 0 CS: 0 | PA: 54 | | |
| PITCHER | IP ERA WLS BF H R ER SO BB IBB HBP BLK WP HR S P ERA WHIP | 19 4.65 6 19 1 1 0 4 2 0 0 0 0 1 6 6 33 16.20 2.700 | 2 2.3 12 17 4 1 1 5 1 0 0 0 0 0 26 30 2.46 1.364 | 2 2.3 12 17 4 1 1 5 1 0 0 0 0 0 26 30 2.46 1.364 | 2 2.3 12 17 4 1 1 5 1 0 0 0 0 0 26 30 2.46 1.364 | 2 2.3 12 17 4 1 1 5 1 0 0 0 0 0 26 30 2.46 1.364 | 2 2.3 12 17 4 1 1 5 1 0 0 0 0 0 26 30 2.46 1.364 | 2 2.3 12 17 4 1 1 5 1 0 0 0 0 0 26 30 2.46 1.364 | 2 2.3 12 17 4 1 1 5 1 0 0 0 0 0 26 30 2.46 1.364 | 2 2.3 12 17 4 1 1 5 1 0 0 0 0 0 26 30 2.46 1.364 | 2 2.3 12 17 4 1 1 5 1 0 0 0 0 0 26 30 2.46 1.364 | 2 2.3 12 17 4 1 1 5 1 0 0 0 0 0 26 30 2.46 1.364 | 2 2.3 12 17 4 1 1 5 1 0 0 0 0 0 26 30 2.46 1.364 | 2 2.3 12 17 4 1 1 5 1 0 0 0 0 0 26 30 2.46 1.364 | 2 2.3 12 17 4 1 1 5 1 0 0 0 0 0 26 30 2.46 1.364 | 2 2.3 12 17 4 1 1 5 1 0 0 0 0 0 26 30 2.46 1.364 | 2 2.3 12 17 4 1 1 5 1 0 0 0 0 0 26 30 2.46 1.364 | 2 2.3 12 17 4 1 1 5 1 0 0 0 0 0 26 30 2.46 1.364 | 2 2.3 12 17 4 1 1 5 1 0 0 0 0 0 26 30 2.46 1.364 | 2 2.3 12 17 4 1 1 5 1 0 0 0 0 0 26 30 2.46 1.364 | 2 2.3 12 17 4 1 1 5 1 0 0 0 0 0 26 30 2.46 1.364 | 2 2.3 12 17 4 1 1 5 1 0 0 0 0 0 26 30 2.46 1.364 | 2 2.3 12 17 4 1 1 5 1 0 0 0 0 0 26 30 2.46 1.364 | 2 2.3 12 17 4 1 1 5 1 0 0 0 0 0 26 30 2.46 1.364 | 2 2.3 12 17 4 1 1 5 1 0 0 0 0 0 26 30 2.46 1.364 | 2 2.3 12 17 4 1 1 5 1 0 0 0 0 0 26 30 2.46 1.364 |

Washington Senators @ Boston Red Sox
Fenway Park, Boston, MA
Wed May 27 1964, 3:33 AM EDT
Att: 3,315 - Unknown

AB 45
R 9
H 14
RBI 9
BB 6
SO 12
LOB 31



| Batter | 1 | 2 | 3 | 4 | 5 | 6 | 7 | 8 | 9 | 10 | 11 | AB | R | H | RBI | BB | SO | LOB | BOTTOM | | | | | | |
|--|--|--|--|--|--|--|--|--|--|--|--|--|--|--|--|--|--|--|--|--|--|--|--|--|--|
| Dalton Jones, L OBP: 0.347, SLG: 0.473 (1, 4) | 1-3 | P4 | | F8 | P6 | | | SH FC6-4 | | SH3-4 | | 4 | 0 | 0 | 0 | 0 | 0 | 5 | | | | | | | |
| Eddie Bressoud, R OBP: 0.416, SLG: 0.487 (1, 6) | BB BB | | HR BB | | 1B 2B 1B | | | FC6-4 1B | | IBB | | 3 | 2 | 1 | 0 | 3 | 0 | 2 | | | | | | | |
| Lou Clinton, R OBP: 0.284, SLG: 0.372 (1, 9) | K | | K | | 2B 1B | | | F6 | | F7 | | 6 | 1 | 1 | 0 | 0 | 3 | 6 | | | | | | | |
| Carl Yastrzemski, L OBP: 0.361, SLG: 0.448 (1, 8) | BB | | K | | K | | | | | F8 | | 5 | 0 | 1 | 1 | 1 | 3 | 5 | | | | | | | |
| Dick Stuart, R OBP: 0.333, SLG: 0.415 Earl Wilson, R OBP: 0.583, SLG: 0.778 (11, PH) | F2 | | HR | | K | | | L4 | | | 6-3 SH1 BB | 5 | 2 | 2 | 3 | 1 | 1 | 6 | | | | | | | |
| Frank Malzone, R OBP: 0.355, SLG: 0.376 (1, 5) | | F8 | 4-3 | | 1B 1B 2B | | | F2 | | 6-3 | | 5 | 1 | 1 | 2 | 0 | 0 | 0 | | | | | | | |
| Bob Tillman, R OBP: 0.348, SLG: 0.402 (1, 2) | BB 1B | | | P4 | 1B 1B 1B | | | 6-3 | | K | | 6 | 1 | 2 | 0 | 0 | 1 | 2 | | | | | | | |
| Roman Mejias, R OBP: 0.267, SLG: 0.411 Dick Radatz, R OBP: 0.300, SLG: 0.300 Russ Nixon, L OBP: 0.370, SLG: 0.444 (11, PH) | F7 | | | | 2B 1B | | | P3 | | K | | 4 | 0 | 2 | 0 | 0 | 0 | 1 | | | | | | | |
| Bill Monbouquette, R OBP: 0.333, SLG: 0.143 Bob Heffner, R OBP: 0.286, SLG: 0.174 Dick Williams, R OBP: 0.167, SLG: 0.118 Bill Spawick, L OBP: 0.429, SLG: 0.333 Felix Mantilla, R OBP: 0.229, SLG: 0.412 (6, 7) | BB | | | 5-3 | | | | FC6-4 SH 1B | | SH3-4 1B | | 0 | 0 | 0 | 0 | 1 | 0 | 0 | | | | | | | |
| Inning Stats | R: 0 E: 0 K: 1 S: 5 | H: 0 LOB: 2 BB: 2 P: 13 | R: 0 E: 0 K: 0 S: 4 | H: 1 LOB: 2 BB: 1 P: 8 | R: 2 E: 0 K: 2 S: 8 | H: 1 LOB: 1 BB: 1 P: 12 | R: 2 E: 0 K: 0 S: 4 | H: 1 LOB: 1 BB: 0 P: 4 | R: 4 E: 0 K: 2 S: 13 | H: 6 LOB: 2 BB: 0 P: 13 | R: 0 E: 0 K: 0 S: 7 | H: 0 LOB: 0 BB: 0 P: 7 | R: 1 E: 0 K: 0 S: 6 | H: 2 LOB: 2 BB: 0 P: 6 | R: 0 E: 0 K: 0 S: 4 | H: 0 LOB: 0 BB: 0 P: 7 | R: 0 E: 0 K: 0 S: 4 | H: 1 LOB: 2 BB: 1 P: 8 | R: 0 E: 0 K: 0 S: 3 | H: 0 LOB: 2 BB: 1 P: 7 | 1B: 9 2B: 2 3B: 0 HR: 2 | SF: 0 SAC: 3 DP: 0 HBP: 0 | WP: 0 PB: 0 SB: 0 CS: 0 | PA: 53 | |
| PITCHER | IP ERA WLS BF H R ER SO BB IBB HBP BLK WP HR S P ERA WHIP | 24 5.24 6 24 6 3 3 2 0 0 0 0 0 1 20 20 9.64 2.143 | 5 2.86 1 12 0 0 0 0 0 0 0 0 0 0 1 1 1 0.00 0.000 | 5 2.86 1 12 0 0 0 0 0 0 0 0 0 0 1 1 1 0.00 0.000 | 5 2.86 1 12 0 0 0 0 0 0 0 0 0 0 1 1 1 0.00 0.000 | 5 2.86 1 12 0 0 0 0 0 0 0 0 0 0 1 1 1 0.00 0.000 | 5 2.86 1 12 0 0 0 0 0 0 0 0 0 0 1 1 1 0.00 0.000 | 5 2.86 1 12 0 0 0 0 0 0 0 0 0 0 1 1 1 0.00 0.000 | 5 2.86 1 12 0 0 0 0 0 0 0 0 0 0 1 1 1 0.00 0.000 | 5 2.86 1 12 0 0 0 0 0 0 0 0 0 0 1 1 1 0.00 0.000 | 5 2.86 1 12 0 0 0 0 0 0 0 0 0 0 1 1 1 0.00 0.000 | 5 2.86 1 12 0 0 0 0 0 0 0 0 0 0 1 1 1 0.00 0.000 | 5 2.86 1 12 0 0 0 0 0 0 0 0 0 0 1 1 1 0.00 0.000 | 5 2.86 1 12 0 0 0 0 0 0 0 0 0 0 1 1 1 0.00 0.000 | 5 2.86 1 12 0 0 0 0 0 0 0 0 0 0 1 1 1 0.00 0.000 | 5 2.86 1 12 0 0 0 0 0 0 0 0 0 0 1 1 1 0.00 0.000 | 5 2.86 1 12 0 0 0 0 0 0 0 0 0 0 1 1 1 0.00 0.000 | 5 2.86 1 12 0 0 0 0 0 0 0 0 0 0 1 1 1 0.00 0.000 | 5 2.86 1 12 0 0 0 0 0 0 0 0 0 0 1 1 1 0.00 0.000 | 5 2.86 1 12 0 0 0 0 0 0 0 0 0 0 1 1 1 0.00 0.000 | 5 2.86 1 12 0 0 0 0 0 0 0 0 0 0 1 1 1 0.00 0.000 | 5 2.86 1 12 0 0 0 0 0 0 0 0 0 0 1 1 1 0.00 0.000 | 5 2.86 1 12 0 0 0 0 0 0 0 0 0 0 1 1 1 0.00 0.000 | 5 2.86 1 12 0 0 0 0 0 0 0 0 0 0 1 1 1 0.00 0.000 | 5 2.86 1 12 0 0 0 0 0 0 0 0 0 0 1 1 1 0.00 0.000 |

Washington Senators @ Boston Red Sox
Fenway Park, Boston, MA
Wed May 27 1964, 3:33 AM EDT
Att: 3,315 - Unknown

AB 44
R 8
H 13
RBI 8
BB 6
SO 9
LOB 30



| Batter | 1 | 2 | 3 | 4 | 5 | 6 | 7 | 8 | 9 | AB | R | H | RBI | BB | SO | LOB | TOP | | | | | |
|--|---|---------------------------------|------------------------------|----------------------------------|------------------------------|----------------------------------|------------------------------|---------------------------------|------------------------------|---------------------------------|------------------------------|----------------------------------|------------------------------|---------------------------------|-------------------------------|----------------------------------|--|---------------------------------|----------------------------------|------------------------------------|-------------------------|--------|
| Dick Howser, R OBP: 0.361, SLG: 0.349 (1, 6) | | | | | | | | | | 5 | 1 | 1 | 0 | 1 | 0 | 0 | Cleveland Indians @ Washington Senators D.C. Stadium, Washington, DC Sat May 30 1964, 3:33 AM EDT Att: 7,749 - Unknown | | | | | |
| Vic Davallo, L OBP: 0.244, SLG: 0.276 (1, 8) | | | | | | | | | | 4 | 1 | 0 | 1 | 1 | 1 | 3 | | | | | | |
| Leon Wagner, L OBP: 0.390, SLG: 0.529 (1, 7) | | | | | | | | | | 5 | 3 | 5 | 1 | 1 | 0 | 0 | | | | | | |
| Fred Whitfield, L OBP: 0.330, SLG: 0.471 Al Smith, R OBP: 0.156, SLG: 0.233 (8, 9) | | | | | | | | | | 4 | 2 | 2 | 2 | 0 | 0 | 2 | | | | | | |
| Max Alvis, R OBP: 0.299, SLG: 0.388 (1, 5) | | | | | | | | | | 5 | 1 | 1 | 0 | 0 | 1 | 4 | | | | | | |
| John Romano, R OBP: 0.390, SLG: 0.606 (1, 2) | | | | | | | | | | 5 | 1 | 2 | 3 | 0 | 2 | 4 | | | | | | |
| Bob Chance, L Jerry Kindall, R OBP: 0.500, SLG: 0.826 (8, 3) | | | | | | | | | | 4 | 1 | 2 | 0 | 1 | 0 | 0 | | | | | | |
| Larry Brown, R OBP: 0.296, SLG: 0.449 (1, 4) | | | | | | | | | | 4 | 0 | 1 | 1 | 1 | 0 | 6 | | | | | | |
| Pedro Ramos, S OBP: 0.353, SLG: 0.500 (1, 1) | | | | | | | | | | 5 | 0 | 0 | 0 | 0 | 3 | 5 | | | | | | |
| Inning Stats | R: 1 E: 0 K: 0 S: 5 | H: 2 LOB: 1 BB: 0 P: 5 | R: 0 E: 0 K: 1 S: 6 | H: 1 LOB: 3 BB: 2 P: 14 | R: 0 E: 0 K: 1 S: 7 | H: 2 LOB: 3 BB: 1 P: 11 | R: 0 E: 0 K: 0 S: 3 | H: 0 LOB: 0 BB: 0 P: 3 | R: 2 E: 0 K: 1 S: 9 | H: 4 LOB: 2 BB: 0 P: 9 | R: 4 E: 2 K: 0 S: 7 | H: 2 LOB: 1 BB: 1 P: 11 | R: 0 E: 0 K: 2 S: 7 | H: 0 LOB: 0 BB: 0 P: 7 | R: 3 E: 1 K: 2 S: 10 | H: 2 LOB: 1 BB: 1 P: 14 | R: 0 E: 0 K: 0 S: 4 | H: 1 LOB: 1 BB: 0 P: 4 | 1B: 8 2B: 2 3B: 3 HR: 1 | SF: 2 SAC: 0 DP: 0 HBP: 0 | WP: 2 PB: 0 CS: 0 | PA: 49 |
| PITCHER | IP WLS BF H R ER SO BB IBB HBP BLK WP HR S P ERA WHIP | | | | | | | | | | | | | | | | | | | | | |
| Buster Narum, R ERA: 3.28 (1, 1) | 4.0 L 22 7 3 3 2 2 1 0 0 0 1 0 23 35 6.75 2.250 | | | | | | | | | | | | | | | | | | | | | |
| Jim Hannan, R ERA: 4.5 (5, 1) | 1.2 11 4 4 2 1 1 0 0 0 0 1 12 16 10.80 3.000 | | | | | | | | | | | | | | | | | | | | | |
| Tom Cheney, R ERA: 4.08 (6, 1) | 3.1 16 3 3 0 4 1 0 0 0 1 0 23 27 0.00 1.200 | | | | | | | | | | | | | | | | | | | | | |

| Batter | 1 | 2 | 3 | 4 | 5 | 6 | 7 | 8 | 9 | AB | R | H | RBI | BB | SO | LOB | BOTTOM | | | |
|--|---|----------------------------------|------------------------------|---------------------------------|------------------------------|---------------------------------|------------------------------|----------------------------------|------------------------------|---------------------------------|------------------------------|---------------------------------|------------------------------|---------------------------------|------------------------------|---------------------------------|--|------------------------------------|-------------------------|--------|
| Don Blasingame, L OBP: 0.315, SLG: 0.328 (1, 4) | | | | | | | | | | 3 | 1 | 1 | 0 | 1 | 0 | 0 | Cleveland Indians @ Washington Senators D.C. Stadium, Washington, DC Sat May 30 1964, 3:33 AM EDT Att: 7,749 - Unknown | | | |
| John Kennedy, R OBP: 0.358, SLG: 0.457 (1, 5) | | | | | | | | | | 4 | 1 | 2 | 0 | 0 | 0 | 1 | | | | |
| Chuck Hinton, R OBP: 0.411, SLG: 0.545 (1, 7) | | | | | | | | | | 4 | 0 | 0 | 0 | 0 | 0 | 3 | | | | |
| Jim King, L OBP: 0.315, SLG: 0.435 (1, 9) | | | | | | | | | | 3 | 0 | 1 | 1 | 0 | 0 | 0 | | | | |
| Bill Skowron, R OBP: 0.285, SLG: 0.463 (1, 3) | | | | | | | | | | 4 | 0 | 2 | 0 | 0 | 1 | 0 | | | | |
| Mike Brumley, L OBP: 0.327, SLG: 0.308 (1, 2) | | | | | | | | | | 4 | 0 | 1 | 0 | 0 | 1 | 2 | | | | |
| Don Lock, R OBP: 0.370, SLG: 0.431 Fred Valentine, S OBP: 0.250, SLG: 0.300 (7, 8) | | | | | | | | | | 2 | 0 | 1 | 0 | 0 | 0 | 2 | | | | |
| Ed Brinkman, R OBP: 0.215, SLG: 0.304 (1, 6) | | | | | | | | | | 2 | 0 | 0 | 0 | 1 | 0 | 1 | | | | |
| Buster Narum, R (1, 1) | | | | | | | | | | 2 | 0 | 0 | 0 | 0 | 1 | 4 | | | | |
| Jim Hannan, R OBP: 0.143, SLG: 0.143 (5, 1) | | | | | | | | | | 0 | 0 | 0 | 0 | 0 | 0 | 0 | | | | |
| Tom Cheney, R OBP: 0.333, SLG: 0.333 (6, 1) | | | | | | | | | | 1 | 0 | 0 | 0 | 0 | 1 | 0 | | | | |
| Inning Stats | R: 2 E: 1 K: 1 S: 6 | H: 1 LOB: 0 BB: 1 P: 10 | R: 0 E: 0 K: 0 S: 4 | H: 1 LOB: 1 BB: 0 P: 4 | R: 0 E: 0 K: 0 S: 3 | H: 1 LOB: 3 BB: 1 P: 3 | R: 0 E: 0 K: 1 S: 7 | H: 2 LOB: 0 BB: 0 P: 11 | R: 0 E: 0 K: 0 S: 5 | H: 0 LOB: 0 BB: 0 P: 5 | R: 0 E: 0 K: 1 S: 5 | H: 0 LOB: 0 BB: 0 P: 5 | R: 0 E: 0 K: 0 S: 3 | H: 0 LOB: 0 BB: 0 P: 3 | R: 0 E: 0 K: 0 S: 4 | H: 2 LOB: 1 BB: 0 P: 4 | 1B: 8 2B: 0 3B: 0 HR: 0 | SF: 1 SAC: 0 DP: 3 HBP: 0 | WP: 0 PB: 0 CS: 0 | PA: 34 |
| PITCHER | IP WLS BF H R ER SO BB IBB HBP BLK WP HR S P ERA WHIP | | | | | | | | | | | | | | | | | | | |
| Pedro Ramos, R ERA: 3.94 (1, 1) | 9.0 W 34 8 2 1 4 1 1 0 0 0 0 40 48 1.00 1.000 | | | | | | | | | | | | | | | | | | | |

| Batter | 1 | 2 | 3 | 4 | 5 | 6 | 7 | 8 | 9 | AB | R | H | RBI | BB | SO | LOB | TOP | | | | | | | | | | |
|---|------------------------------|---------------------------------|------------------------------|---------------------------------|------------------------------|---------------------------------|------------------------------|---------------------------------|------------------------------|----------------------------------|------------------------------|---------------------------------|------------------------------|---------------------------------|------------------------------|---------------------------------|-------------------------------|----------------------------------|----------------------------------|------------------------------------|-------------------------|--------|--|--|--|--|--|
| Dick Howser, R OBP: 0.368, SLG: 0.357 (1, 6) | | | | | | | | | | 5 | 2 | 3 | 0 | 0 | 0 | 0 | | | | | | | | | | | |
| Vic Davaillo, L OBP: 0.253, SLG: 0.284 (1, 8) | | | | | | | | | | 5 | 3 | 2 | 0 | 0 | 1 | 3 | | | | | | | | | | | |
| Leon Wagner, L OBP: 0.396, SLG: 0.550 (1, 7) | | | | | | | | | | 4 | 2 | 2 | 4 | 1 | 1 | 2 | | | | | | | | | | | |
| Max Alvis, R OBP: 0.309, SLG: 0.403 (1, 5) | | | | | | | | | | 5 | 1 | 3 | 2 | 0 | 0 | 1 | | | | | | | | | | | |
| John Romano, R OBP: 0.391, SLG: 0.645 (1, 2) | | | | | | | | | | 5 | 1 | 2 | 3 | 0 | 1 | 2 | | | | | | | | | | | |
| Al Smith, R OBP: 0.167, SLG: 0.239 (8, PH) | | | | | | | | | | 3 | 0 | 1 | 0 | 0 | 0 | 0 | | | | | | | | | | | |
| Bob Chance, L OBP: 0.481, SLG: 0.792 (8, PH) | | | | | | | | | | 1 | 0 | 0 | 0 | 0 | 1 | 1 | | | | | | | | | | | |
| Tito Francona, L OBP: 0.375, SLG: 0.308 (8, 9) | | | | | | | | | | 1 | 0 | 0 | 0 | 0 | 0 | 1 | | | | | | | | | | | |
| Jerry Kindall, R OBP: 0.500, SLG: 0.762 (6, PH) | | | | | | | | | | 1 | 0 | 0 | 0 | 1 | 0 | 1 | | | | | | | | | | | |
| Fred Whitfield, L OBP: 0.323, SLG: 0.460 (6, 3) | | | | | | | | | | 2 | 0 | 0 | 0 | 0 | 0 | 1 | | | | | | | | | | | |
| Don McMahon, R OBP: 0.200, SLG: 0.200 (9, 1) | | | | | | | | | | 0 | 0 | 0 | 0 | 0 | 0 | 0 | | | | | | | | | | | |
| Ted Abernathy, R (9, 1) | | | | | | | | | | 0 | 0 | 0 | 0 | 0 | 0 | 0 | | | | | | | | | | | |
| Woodie Held, R OBP: 0.277, SLG: 0.449 (9, 9) | | | | | | | | | | 4 | 0 | 0 | 0 | 0 | 1 | 1 | | | | | | | | | | | |
| Mudcat Grant, R OBP: 0.333, SLG: 0.619 (5, 1) | | | | | | | | | | 2 | 0 | 0 | 0 | 0 | 1 | 1 | | | | | | | | | | | |
| Sam McDowell, L (5, 1) | | | | | | | | | | 0 | 0 | 0 | 0 | 1 | 0 | 0 | | | | | | | | | | | |
| Larry Brown, R OBP: 0.293, SLG: 0.444 (9, 4) | | | | | | | | | | 1 | 0 | 0 | 0 | 0 | 0 | 0 | | | | | | | | | | | |
| Inning Stats | R: 0 E: 0 K: 0 S: 4 | H: 1 LOB: 1 BB: 0 P: 4 | R: 1 E: 0 K: 0 S: 4 | H: 2 LOB: 0 BB: 0 P: 4 | R: 3 E: 1 K: 0 S: 6 | H: 2 LOB: 0 BB: 0 P: 6 | R: 0 E: 0 K: 1 S: 5 | H: 0 LOB: 1 BB: 1 P: 9 | R: 1 E: 0 K: 1 S: 6 | H: 2 LOB: 1 BB: 1 P: 10 | R: 0 E: 0 K: 1 S: 5 | H: 0 LOB: 0 BB: 0 P: 5 | R: 0 E: 0 K: 1 S: 5 | H: 1 LOB: 1 BB: 1 P: 9 | R: 0 E: 0 K: 1 S: 6 | H: 1 LOB: 1 BB: 0 P: 6 | R: 4 E: 0 K: 1 S: 10 | H: 4 LOB: 1 BB: 0 P: 10 | 1B: 9 2B: 2 3B: 0 HR: 2 | SF: 0 SAC: 0 DP: 0 HBP: 0 | WP: 1 PB: 1 CS: 2 | PA: 42 | | | | | |
| PITCHER | IP | WLS | BF | H | R | ER | SO | BB | IBB | HBP | BLK | WP | HR | S | P | ERA | WHIP | | | | | | | | | | |
| Don Rudolph, L ERA: 5.4 (1, 1) | 3.0 | | 14 | 5 | 4 | 3 | 0 | 0 | 0 | 0 | 0 | 0 | 2 | 14 | 14 | 9.00 | 1.667 | | | | | | | | | | |
| Steve Ritzsk, R ERA: 2.84 (4, 1) | 3.1 | | 14 | 3 | 1 | 1 | 3 | 2 | 1 | 0 | 0 | 0 | 0 | 17 | 29 | 2.70 | 1.500 | | | | | | | | | | |
| Ron Kline, R ERA: 2.49 (7, 1) | 2.1 | L | 13 | 5 | 4 | 0 | 3 | 0 | 0 | 0 | 0 | 1 | 0 | 19 | 19 | 0.00 | 2.143 | | | | | | | | | | |
| Marshall Bridges, L ERA: 5.12 (9, 1) | 0.1 | | 1 | 0 | 0 | 0 | 0 | 0 | 0 | 0 | 0 | 0 | 0 | 1 | 1 | 0.00 | 0.000 | | | | | | | | | | |

Cleveland Indians @ Washington Senators
D.C. Stadium, Washington, DC
Sun May 31 1964, 3:33 AM EDT
Unknown


AB 39
R 9
H 13
RBI 9
BB 3
SO 6
LOB 14



| Batter | 1 | 2 | 3 | 4 | 5 | 6 | 7 | 8 | 9 | AB | R | H | RBI | BB | SO | LOB | BOTTOM | | | | | | | | | | |
|---|------------------------------|---------------------------------|------------------------------|---------------------------------|------------------------------|---------------------------------|------------------------------|---------------------------------|-------------------------------|----------------------------------|------------------------------|----------------------------------|------------------------------|----------------------------------|------------------------------|----------------------------------|----------------------------------|------------------------------------|-------------------------|--------|--|--|--|--|--|--|--|
| Don Blasingame, L OBP: 0.325, SLG: 0.345 (1, 4) | | | | | | | | | | 5 | 1 | 3 | 0 | 0 | 1 | 1 | | | | | | | | | | | |
| John Kennedy, R OBP: 0.352, SLG: 0.447 (1, 5) | | | | | | | | | | 5 | 1 | 1 | 2 | 0 | 2 | 4 | | | | | | | | | | | |
| Chuck Hinton, R OBP: 0.411, SLG: 0.564 (1, 7) | | | | | | | | | | 5 | 1 | 2 | 2 | 0 | 0 | 2 | | | | | | | | | | | |
| Jim King, L OBP: 0.306, SLG: 0.422 (1, 9) | | | | | | | | | | 4 | 0 | 0 | 0 | 0 | 2 | 1 | | | | | | | | | | | |
| Bill Skowron, R OBP: 0.290, SLG: 0.484 (1, 3) | | | | | | | | | | 4 | 1 | 2 | 1 | 0 | 2 | 0 | | | | | | | | | | | |
| Mike Brumley, L OBP: 0.325, SLG: 0.299 (1, 2) | | | | | | | | | | 3 | 0 | 0 | 0 | 1 | 0 | 1 | | | | | | | | | | | |
| Fred Valentine, S OBP: 0.229, SLG: 0.273 (1, 8) | | | | | | | | | | 4 | 0 | 0 | 0 | 0 | 1 | 2 | | | | | | | | | | | |
| Ed Brinkman, R OBP: 0.216, SLG: 0.310 (1, 6) | | | | | | | | | | 4 | 1 | 1 | 0 | 0 | 2 | 0 | | | | | | | | | | | |
| Don Rudolph, L Claude Osteen, L Steve Ritzsk, R Ron Kline, R Marshall Bridges, S Dick Phillips, L OBP: 0.260, SLG: 0.291 (8, PH) | | | | | | | | | | 0 | 0 | 0 | 0 | 0 | 0 | 0 | | | | | | | | | | | |
| Inning Stats | R: 0 E: 0 K: 0 S: 4 | H: 1 LOB: 1 BB: 0 P: 4 | R: 0 E: 0 K: 1 S: 5 | H: 0 LOB: 0 BB: 0 P: 5 | R: 0 E: 0 K: 1 S: 6 | H: 1 LOB: 1 BB: 0 P: 6 | R: 0 E: 0 K: 1 S: 5 | H: 0 LOB: 0 BB: 0 P: 5 | R: 5 E: 0 K: 1 S: 10 | H: 5 LOB: 0 BB: 0 P: 10 | R: 0 E: 0 K: 3 S: 9 | H: 1 LOB: 1 BB: 1 P: 13 | R: 0 E: 0 K: 2 S: 8 | H: 1 LOB: 1 BB: 1 P: 12 | R: 0 E: 0 K: 1 S: 6 | H: 1 LOB: 2 BB: 1 P: 10 | 1B: 5 2B: 4 3B: 0 HR: 2 | SF: 0 SAC: 0 DP: 1 HBP: 0 | WP: 0 PB: 0 CS: 0 | PA: 39 | | | | | | | |
| PITCHER | IP | WLS | BF | H | R | ER | SO | BB | IBB | HBP | BLK | WP | HR | S | P | ERA | WHIP | | | | | | | | | | |
| Mudcat Grant, R ERA: 6.13 (1, 1) | 4.2 | | 21 | 7 | 5 | 5 | 3 | 0 | 0 | 0 | 0 | 0 | 1 | 27 | 27 | 9.64 | 1.500 | | | | | | | | | | |
| Sam McDowell, L ERA: 2.7 (5, 1) | 3.1 | W | 13 | 2 | 1 | 1 | 6 | 2 | 0 | 0 | 0 | 0 | 0 | 23 | 31 | 2.70 | 1.200 | | | | | | | | | | |
| Don McMahon, R ERA: 1.38 (9, 1) | 0.1 | | 3 | 1 | 0 | 0 | 0 | 1 | 0 | 0 | 0 | 0 | 0 | 2 | 6 | 0.00 | 6.000 | | | | | | | | | | |
| Ted Abernathy, R ERA: 3.65 (9, 1) | 0.2 | S | 2 | 0 | 0 | 0 | 1 | 0 | 0 | 0 | 0 | 0 | 0 | 4 | 4 | 0.00 | 0.000 | | | | | | | | | | |

Cleveland Indians @ Washington Senators
D.C. Stadium, Washington, DC
Sun May 31 1964, 3:33 AM EDT
Unknown

AB 36
R 6
H 10
RBI 6
BB 3
SO 10
LOB 11



| Batter | 1 | 2 | 3 | 4 | 5 | 6 | 7 | 8 | 9 | AB | R | H | RBI | BB | SO | LOB | TOP | | | | | | | | | | |
|---|------------------------------|---------------------------------|------------------------------|----------------------------------|------------------------------|----------------------------------|------------------------------|----------------------------------|------------------------------|----------------------------------|------------------------------|---------------------------------|------------------------------|---------------------------------|------------------------------|----------------------------------|---|------------------------------|---------------------------------|----------------------------------|------------------------------------|----------------------------------|--------|--|--|--|--|
| Don Blasingame, L OBP: 0.317, SLG: 0.327 (1, 4) | 0-3 K | | 0-0 G3 | 0-0 L3 | | 0-0 F8 | | 4-0 BB | | 4 | 0 | 0 | 0 | 1 | 1 | 0 | Washington Senators @ Detroit Tigers Tiger Stadium, Detroit, MI Wed Jun 03 1964, 7:05 PM EDT Att: 4,351 - Unknown | | | | | | | | | | |
| John Kennedy, R OBP: 0.355, SLG: 0.472 (1, 6) (8, 5) | 0-0 5-3 | | 0-0 E 3B | 0-0 2B | | 0-0 5-3 | | 0-0 1-3 | | 5 | 1 | 2 | 0 | 0 | 0 | 2 | | | | | | | | | | | |
| Chuck Hinton, R OBP: 0.405, SLG: 0.544 (1, 7) | 0-0 L9 | | 0-0 5-3 | 4-0 IBB | | 0-3 K | | 4-0 CS BB | | 3 | 0 | 0 | 0 | 2 | 1 | 1 | | | | | | | | | | | |
| Jim King, L OBP: 0.318, SLG: 0.415 (1, 9) | | 4-0 1B 4-3 BB | 0-0 E4 1B E | 0-3 K | | 0-0 4-3 | | 0-3 K | | 4 | 2 | 0 | 0 | 1 | 2 | 3 | | | | | | | | | | | |
| Dick Phillips, L OBP: 0.322, SLG: 0.352 (1, 3) | | 0-0 4-3 HR 1B | 0-0 WP E 1B | | 0-0 HR | | 0-0 4-1 | | 0-0 4-3 | | 5 | 2 | 3 | 1 | 0 | 0 | | | | | | | | | | | |
| Mike Brumley, L OBP: 0.320, SLG: 0.283 (1, 2) | | 0-0 4-3 | 0-0 E5 WP | | 4-0 G4-6-3 BB | | 0-3 K | | | | 3 | 0 | 0 | 1 | 1 | 2 | | | | | | | | | | | |
| Don Zimmer, R OBP: 0.279, SLG: 0.441 Ed Brinkman, R OBP: 0.214, SLG: 0.308 (8, 6) | | 0-0 P4 | 0-0 1-2 2-3 BB | | 0-0 G4-6-3 | | 0-0 P4 | | | | 3 | 0 | 0 | 0 | 1 | 0 | | 2 | | | | | | | | | |
| Fred Valentine, S OBP: 0.232, SLG: 0.327 (1, 8) | | 0-0 HR | 0-0 L9 | | 0-0 1B | | 0-0 6-3 | | | | 4 | 1 | 2 | 2 | 0 | 0 | | 3 | | | | | | | | | |
| Claude Osteen, L OBP: 0.194, SLG: 0.207 (1, 1) | 0-3 K | | 0-3 K | | 0-3 K | | 0-0 BB BB | | | | 3 | 0 | 0 | 0 | 1 | 3 | | 1 | | | | | | | | | |
| Inning Stats | R: 0 E: 0 K: 1 S: 5 | H: 0 LOB: 0 BB: 0 P: 5 | R: 3 E: 0 K: 1 S: 7 | H: 2 LOB: 0 BB: 1 P: 11 | R: 2 E: 2 K: 0 S: 7 | H: 2 LOB: 3 BB: 1 P: 11 | R: 0 E: 0 K: 2 S: 8 | H: 1 LOB: 2 BB: 1 P: 12 | R: 1 E: 0 K: 1 S: 6 | H: 2 LOB: 1 BB: 1 P: 10 | R: 0 E: 0 K: 1 S: 5 | H: 0 LOB: 0 BB: 0 P: 5 | R: 0 E: 0 K: 1 S: 5 | H: 0 LOB: 0 BB: 0 P: 5 | R: 0 E: 0 K: 0 S: 3 | H: 0 LOB: 2 BB: 2 P: 11 | | R: 0 E: 0 K: 1 S: 4 | H: 0 LOB: 0 BB: 1 P: 8 | 1B: 3 2B: 2 3B: 1 HR: 2 | SF: 0 SAC: 0 DP: 2 HBP: 0 | WP: 1 PB: 0 SB: 0 CS: 1 | PA: 41 | | | | |
| PITCHER | IP | WLS | BF | H | R | ER | SO | BB | IBB | HBP | BLK | WP | HR | S | P | ERA | WHIP | | | | | | | | | | |
| Dave Wickersham, R ERA: 3.24 (1, 1) | 2.2 | L | 14 | 4 | 5 | 3 | 2 | 1 | 0 | 0 | 0 | 0 | 1 | 17 | 21 | 10.12 | 1.875 | | | | | | | | | | |
| Dick Egan, L ERA: 3.29 (3, 1) | 2.1 | | 13 | 3 | 1 | 1 | 3 | 2 | 1 | 0 | 0 | 1 | 1 | 16 | 28 | 3.86 | 2.143 | | | | | | | | | | |
| Ed Rakow, R ERA: 3.66 (6, 1) | 2.0 | | 6 | 0 | 0 | 0 | 2 | 0 | 0 | 0 | 0 | 0 | 0 | 10 | 10 | 0.00 | 0.000 | | | | | | | | | | |
| Larry Sherry, R ERA: 3.72 (8, 1) | 2.0 | | 8 | 0 | 0 | 0 | 1 | 3 | 0 | 0 | 0 | 0 | 0 | 7 | 19 | 0.00 | 1.500 | | | | | | | | | | |

| Batter | 1 | 2 | 3 | 4 | 5 | 6 | 7 | 8 | 9 | AB | R | H | RBI | BB | SO | LOB | BOTTOM | | | | | | | | | | |
|---|------------------------------|----------------------------------|------------------------------|---------------------------------|------------------------------|---------------------------------|------------------------------|---------------------------------|------------------------------|---------------------------------|------------------------------|---------------------------------|------------------------------|---------------------------------|------------------------------|---------------------------------|---|------------------------------|---------------------------------|----------------------------------|------------------------------------|----------------------------------|--------|--|--|--|--|
| Bubba Phillips, R OBP: 0.428, SLG: 0.385 (1, 5) | 0-0 F3 | | 0-0 FC4 1B | | 0-0 F8 | | | 0-0 F5 | | 4 | 0 | 1 | 0 | 0 | 0 | 0 | Washington Senators @ Detroit Tigers Tiger Stadium, Detroit, MI Wed Jun 03 1964, 7:05 PM EDT Att: 4,351 - Unknown | | | | | | | | | | |
| Jerry Lumpe, L OBP: 0.285, SLG: 0.318 (1, 4) | 0-3 K | | 0-0 FC4 HR | | 0-0 F7 | | 0-0 P4 | | | 4 | 1 | 0 | 0 | 0 | 1 | 1 | | | | | | | | | | | |
| Al Kaline, R OBP: 0.350, SLG: 0.416 (1, 9) | 4-0 BB | | 0-0 HR | | 0-0 G1-6-3 1B | | 0-0 1B | | | 3 | 1 | 3 | 2 | 1 | 0 | 0 | | | | | | | | | | | |
| Norm Cash, L OBP: 0.348, SLG: 0.491 (1, 3) | 0-0 1B | | 0-0 1B | | 0-0 G1-6-3 | | 0-0 F8 | | | 4 | 0 | 2 | 0 | 0 | 0 | 2 | | | | | | | | | | | |
| Bill Freehan, R OBP: 0.373, SLG: 0.483 (1, 2) | 0-3 K | | 0-0 F3 | | 0-3 K | | 0-0 F9 | | | 4 | 0 | 0 | 0 | 0 | 2 | 3 | | | | | | | | | | | |
| Don Demeter, R OBP: 0.283, SLG: 0.356 (1, 7) | | 0-0 F8 | | 0-0 P3 | | 4-0 BB | | 4-0 BB | | 2 | 0 | 0 | 0 | 2 | 0 | 0 | | | | | | | | | | | |
| George Thomas, R OBP: 0.392, SLG: 0.696 (1, 8) | 0-3 K | | 0-0 F7 | | 0-0 F7 | | 0-0 F9 | | 0-3 K | | 4 | 0 | 0 | 0 | 0 | 2 | | 2 | | | | | | | | | |
| Dick McAuliffe, L OBP: 0.311, SLG: 0.441 (1, 6) | 0-0 4-3 | | 0-0 F7 | | 0-0 F7 | | 0-0 P6 | | 0-0 4-3 | | 4 | 0 | 0 | 0 | 0 | 2 | | | | | | | | | | | |
| Dave Wickersham, R OBP: 0.279, SLG: 0.441 Dick Egan, L OBP: 0.285, SLG: 0.318 Jake Wood, R OBP: 0.275, SLG: 0.103 Ed Rakow, R OBP: 0.201, SLG: 0.354 Don Wert, R OBP: 0.301, SLG: 0.354 Larry Sherry, R OBP: 0.318, SLG: 0.415 (1, 1) (3, 1) (5, PH) (6, 1) (7, PH) (8, 1) | | | 0-3 K | | 0-3 K | | 0-0 1-3 | | | | 0 | 0 | 0 | 0 | 0 | 0 | | | | | | | | | | | |
| Inning Stats | R: 0 E: 0 K: 2 S: 8 | H: 1 LOB: 2 BB: 1 P: 12 | R: 0 E: 0 K: 1 S: 5 | H: 0 LOB: 0 BB: 0 P: 5 | R: 2 E: 0 K: 1 S: 8 | H: 3 LOB: 1 BB: 0 P: 8 | R: 0 E: 0 K: 0 S: 3 | H: 0 LOB: 0 BB: 0 P: 3 | R: 0 E: 0 K: 1 S: 5 | H: 0 LOB: 0 BB: 0 P: 5 | R: 0 E: 0 K: 1 S: 5 | H: 1 LOB: 0 BB: 0 P: 5 | R: 0 E: 0 K: 0 S: 3 | H: 0 LOB: 1 BB: 1 P: 7 | R: 0 E: 0 K: 0 S: 4 | H: 1 LOB: 0 BB: 0 P: 4 | | R: 0 E: 0 K: 1 S: 5 | H: 0 LOB: 1 BB: 1 P: 9 | 1B: 5 2B: 0 3B: 0 HR: 1 | SF: 0 SAC: 0 DP: 1 HBP: 0 | WP: 0 PB: 0 SB: 0 CS: 0 | PA: 35 | | | | |
| PITCHER | IP | WLS | BF | H | R | ER | SO | BB | IBB | HBP | BLK | WP | HR | S | P | ERA | WHIP | | | | | | | | | | |
| Claude Osteen, L ERA: 3.27 (1, 1) | 9.0 | W | 35 | 6 | 2 | 2 | 7 | 3 | 0 | 0 | 0 | 0 | 1 | 46 | 58 | 2.00 | 1.000 | | | | | | | | | | |



| Batter | 1 | 2 | 3 | 4 | 5 | 6 | 7 | 8 | 9 | AB | R | H | RBI | BB | SO | LOB | TOP | | | | |
|-------------------------|------------------------------|---------------------------------|------------------------------|---------------------------------|------------------------------|---------------------------------|------------------------------|---------------------------------|------------------------------|---------------------------------|------------------------------|---------------------------------|------------------------------|---------------------------------|------------------------------|---------------------------------|---|------------------------------------|----------------------------------|--------|--|
| Don Blasingame, L (1.4) | F8 | | 3-1 | | P6 | | | E3 SH1-3 1B | | 4 | 1 | 0 | 0 | 0 | 0 | 1 | Washington Senators @ Cleveland Indians Cleveland Municipal Stadium, Cleveland, OH Fri Jun 05 1964, 7:05 PM EDT Att: 6,681 - Unknown livebaseballscorecards.com | | | | |
| John Kennedy, R (1.6) | K | | | F9 HR 2B | | 5-3 | | SH1-3 | 3 | 1 | 1 | 0 | 0 | 1 | 0 | | | | | | |
| Chuck Hinton, R (1.7) | K | | | F9 2-3 | | G3 | | F7 | 4 | 0 | 0 | 0 | 0 | 1 | 2 | | | | | | |
| Jim King, L (1.9) | | F7 | | HR | | P4 | | 1B IBB | 3 | 1 | 1 | 2 | 1 | 0 | 0 | | | | | | |
| Bill Skowron, R (1.3) | K | | | 1B | | | FC4-5 2B | 1-2 2H 1B | 4 | 0 | 3 | 1 | 0 | 1 | 0 | | | | | | |
| Mike Brumley, L (1.2) | 4-3 | | | F7 | | | FC4-5 1B E | 1-3 | 4 | 1 | 0 | 0 | 0 | 0 | 4 | | | | | | |
| Don Zimmer, R (1.5) | | | F2 | K | | | E5 1-H 1B | | 4 | 1 | 1 | 0 | 0 | 2 | 1 | | | | | | |
| Fred Valentine, S (1.8) | | | E1 G3 1B | | 4-3 | | 1-3 | | 4 | 0 | 1 | 1 | 0 | 0 | 0 | | | | | | |
| Buster Narum, R (1.1) | | | G3 | | 4-3 | | | | 3 | 0 | 0 | 0 | 0 | 1 | 1 | | | | | | |
| Jim Duckworth, R (8.1) | | | | | | | K | | 1 | 0 | 0 | 0 | 0 | 1 | 0 | | | | | | |
| Inning Stats | R: 0 E: 0 K: 2 S: 7 | H: 0 LOB: 0 BB: 0 P: 7 | R: 0 E: 0 K: 1 S: 5 | H: 0 LOB: 0 BB: 0 P: 5 | R: 0 E: 1 K: 0 S: 4 | H: 1 LOB: 1 BB: 0 P: 4 | R: 2 E: 0 K: 1 S: 8 | H: 3 LOB: 1 BB: 0 P: 8 | R: 0 E: 0 K: 0 S: 3 | H: 0 LOB: 0 BB: 0 P: 3 | R: 2 E: 1 K: 1 S: 7 | H: 2 LOB: 0 BB: 0 P: 7 | R: 1 E: 1 K: 0 S: 5 | H: 1 LOB: 2 BB: 1 P: 9 | R: 0 E: 0 K: 2 S: 7 | H: 0 LOB: 0 BB: 0 P: 7 | 1B: 4 2B: 2 3B: 0 HR: 1 | SF: 0 SAC: 1 DP: 0 HBP: 0 | WP: 0 PB: 0 SB: 0 CS: 0 | PA: 36 | |
| PITCHER | IP | WLS | BF | H | R | ER | SO | BB | IBB | HBP | BLK | WP | HR | S | P | ERA | WHIP | | | | |
| Pedro Ramos, R (1.1) | 7.0 | L | 27 | 6 | 4 | 3 | 5 | 0 | 0 | 0 | 0 | 0 | 1 | 37 | 37 | 3.86 | 0.857 | | | | |
| Ted Abernathy, R (8.1) | 1.0 | | 6 | 1 | 1 | 0 | 0 | 0 | 1 | 0 | 0 | 0 | 0 | 5 | 9 | 0.00 | 1.000 | | | | |
| Don McMahon, R (9.1) | 1.0 | | 3 | 0 | 0 | 0 | 2 | 0 | 0 | 0 | 0 | 0 | 0 | 7 | 7 | 0.00 | 0.000 | | | | |


| Batter | 1 | 2 | 3 | 4 | 5 | 6 | 7 | 8 | 9 | AB | R | H | RBI | BB | SO | LOB | BOTTOM | | | | |
|--------------------------|------------------------------|---------------------------------|------------------------------|---------------------------------|------------------------------|---------------------------------|------------------------------|---------------------------------|------------------------------|---------------------------------|------------------------------|---------------------------------|------------------------------|---------------------------------|------------------------------|---------------------------------|---|------------------------------------|----------------------------------|--------|--|
| Dick Howser, R (1.6) | F7 BLK S BB | P4 | | | 4-3 | | | HR 2B | G6-4-3 1-2 | 4 | 2 | 1 | 0 | 1 | 0 | 3 | Washington Senators @ Cleveland Indians Cleveland Municipal Stadium, Cleveland, OH Fri Jun 05 1964, 7:05 PM EDT Att: 6,681 - Unknown livebaseballscorecards.com | | | | |
| Vic Davallilo, L (1.8) | F7 1-3 | | S 1B | | F8 | | 2H HR | | 4 | 1 | 2 | 2 | 0 | 0 | 1 | | | | | | |
| Leon Wagner, L (1.7) | P4 | | P6 | | G3 | | P5 | | 4 | 0 | 0 | 0 | 0 | 0 | 2 | | | | | | |
| John Romano, R (1.2) | | | P4 | | F9 | | 1B HBP | | 3 | 0 | 1 | 0 | 0 | 0 | 1 | | | | | | |
| Fred Whitfield, L (1.3) | 4-3 | | F8 | | K | | F7 | | 4 | 0 | 0 | 0 | 0 | 1 | 3 | | | | | | |
| Bob Chance, L (1.9) | | | | | | | F7 | | 3 | 0 | 2 | 0 | 0 | 0 | 0 | | | | | | |
| Mudcat Grant, R (8. FR) | | | | | | | | | 0 | 0 | 0 | 0 | 0 | 0 | 0 | | | | | | |
| Don McMahon, R (9.1) | | | | | | | | | 0 | 0 | 0 | 0 | 0 | 0 | 0 | | | | | | |
| Max Alvis, R (1.5) | | | HBP 2B | | K 1-2 | | F7 | 5-3 | 4 | 0 | 1 | 0 | 0 | 1 | 3 | | | | | | |
| Larry Brown, R (1.4) | | F3 | | | P6 | | | | 3 | 0 | 1 | 0 | 1 | 0 | 2 | | | | | | |
| Pedro Ramos, S (1.1) | | | | | | | | | 2 | 0 | 0 | 0 | 0 | 2 | 2 | | | | | | |
| Tito Francona, L (7. PH) | | | | | | | | | 1 | 0 | 0 | 0 | 0 | 0 | 1 | | | | | | |
| Ted Abernathy, R (8.1) | | | | | | | | | 0 | 0 | 0 | 0 | 0 | 0 | 0 | | | | | | |
| Woodie Held, R (9.9) | | | | | | | | | 1 | 0 | 0 | 0 | 0 | 1 | 1 | | | | | | |
| Inning Stats | R: 1 E: 0 K: 0 S: 4 | H: 1 LOB: 1 BB: 1 P: 8 | R: 0 E: 0 K: 1 S: 6 | H: 1 LOB: 2 BB: 0 P: 7 | R: 0 E: 0 K: 0 S: 4 | H: 1 LOB: 1 BB: 0 P: 4 | R: 0 E: 0 K: 1 S: 5 | H: 1 LOB: 0 BB: 0 P: 5 | R: 0 E: 0 K: 0 S: 4 | H: 0 LOB: 0 BB: 0 P: 5 | R: 0 E: 0 K: 0 S: 4 | H: 1 LOB: 1 BB: 0 P: 4 | R: 2 E: 0 K: 0 S: 6 | H: 3 LOB: 2 BB: 0 P: 7 | R: 0 E: 0 K: 1 S: 4 | H: 0 LOB: 0 BB: 1 P: 8 | 1B: 5 2B: 2 3B: 0 HR: 1 | SF: 0 SAC: 0 DP: 1 HBP: 2 | WP: 0 PB: 0 SB: 0 CS: 1 | PA: 37 | |
| PITCHER | IP | WLS | BF | H | R | ER | SO | BB | IBB | HBP | BLK | WP | HR | S | P | ERA | WHIP | | | | |
| Buster Narum, R (1.1) | 7.0 | W | 29 | 7 | 3 | 3 | 4 | 1 | 0 | 1 | 1 | 0 | 0 | 35 | 40 | 3.86 | 1.143 | | | | |
| Jim Duckworth, R (8.1) | 2.0 | S | 8 | 1 | 0 | 0 | 1 | 1 | 0 | 1 | 0 | 0 | 0 | 8 | 13 | 0.00 | 1.000 | | | | |


| Batter | 1 | 2 | 3 | 4 | 5 | 6 | 7 | 8 | 9 | AB | R | H | RBI | BB | SO | LOB | TOP | | | |
|---|---|---------------------------------|------------------------------|---------------------------------|------------------------------|---------------------------------|------------------------------|---------------------------------|------------------------------|---------------------------------|------------------------------|---------------------------------|------------------------------|---------------------------------|------------------------------|---------------------------------|--|------------------------------------|----------------------------------|--------|
| Fred Valentine, S OBP: 0.234, SLG: 0.317 | | | | | | | | | | 4 | 0 | 1 | 0 | 0 | 0 | 1 | <p>Washington Senators @ Cleveland Indians Cleveland Municipal Stadium, Cleveland, OH</p> <p>Sat Jun 06 1964, 3:33 AM EDT Att: 2,308 - Unknown</p> | | | |
| John Kennedy, R OBP: 0.346, SLG: 0.463 | | | | | | | | | | 4 | 0 | 0 | 0 | 0 | 2 | 1 | | | | |
| Chuck Hinton, R OBP: 0.399, SLG: 0.537 | | | | | | | | | | 4 | 1 | 2 | 0 | 0 | 0 | 0 | | | | |
| Bill Skowron, R OBP: 0.308, SLG: 0.503 | | | | | | | | | | 4 | 1 | 1 | 1 | 0 | 0 | 1 | | | | |
| Don Zimmer, R OBP: 0.278, SLG: 0.430 | | | | | | | | | | 4 | 1 | 1 | 0 | 0 | 1 | 1 | | | | |
| Don Lepore, R OBP: 0.205, SLG: 0.189 | | | | | | | | | | 4 | 0 | 3 | 1 | 0 | 0 | 0 | | | | |
| Ken Hunt, R OBP: 0.254, SLG: 0.259 | | | | | | | | | | 3 | 0 | 0 | 0 | 0 | 1 | 2 | | | | |
| Jim King, L OBP: 0.321, SLG: 0.432 | | | | | | | | | | 1 | 0 | 0 | 0 | 0 | 0 | 2 | | | | |
| Chuck Cottier, R OBP: 0.289, SLG: 0.474 | | | | | | | | | | 3 | 1 | 2 | 1 | 0 | 0 | 1 | | | | |
| Dick Phillips, L OBP: 0.317, SLG: 0.352 | | | | | | | | | | 0 | 0 | 0 | 1 | 0 | 0 | 0 | | | | |
| Bennie Daniels, L OBP: 0.182, SLG: 0.250 | | | | | | | | | | 2 | 0 | 0 | 0 | 0 | 0 | 2 | | | | |
| Marshall Bridges, S OBP: 0.368, SLG: 0.427 | | | | | | | | | | 0 | 0 | 0 | 0 | 0 | 0 | 0 | | | | |
| Don Lock, R OBP: 0.333, SLG: 0.333 | | | | | | | | | | 1 | 0 | 0 | 0 | 0 | 1 | 0 | | | | |
| Tom Cheney, R OBP: 0.333, SLG: 0.333 | | | | | | | | | | 0 | 0 | 0 | 0 | 0 | 0 | 0 | | | | |
| Don Blasingame, L OBP: 0.308, SLG: 0.316 | | | | | | | | | | 1 | 0 | 0 | 0 | 0 | 0 | 1 | | | | |
| Inning Stats | R: 0 E: 0 K: 0 S: 3 | H: 1 LOB: 0 BB: 0 P: 3 | R: 0 E: 0 K: 0 S: 3 | H: 0 LOB: 0 BB: 0 P: 3 | R: 0 E: 0 K: 0 S: 4 | H: 1 LOB: 1 BB: 0 P: 4 | R: 0 E: 0 K: 0 S: 4 | H: 1 LOB: 1 BB: 0 P: 4 | R: 0 E: 0 K: 1 S: 6 | H: 0 LOB: 0 BB: 0 P: 5 | R: 0 E: 0 K: 1 S: 6 | H: 1 LOB: 1 BB: 0 P: 6 | R: 1 E: 0 K: 2 S: 8 | H: 1 LOB: 0 BB: 0 P: 8 | R: 3 E: 0 K: 0 S: 7 | H: 4 LOB: 1 BB: 0 P: 7 | 1B: 5 2B: 4 3B: 0 HR: 1 | SF: 1 SAC: 0 DP: 1 HBP: 0 | WP: 0 PB: 0 SB: 1 CS: 0 | PA: 36 |
| PITCHER | IP WLS BF H R ER SO BB IBB HBP BLK WP HR S P ERA WHIP | | | | | | | | | | | | | | | | | | | |
| Jack Kralick, L ERA: 2.09 | (1, 1) 8.0 W 33 10 4 4 5 0 0 0 0 0 0 1 43 43 4.50 1.250 | | | | | | | | | | | | | | | | | | | |
| Don McMahon, R ERA: 1.17 | (9, 1) 1.0 S 3 0 0 0 0 0 0 0 0 0 0 0 3 3 0.00 0.000 | | | | | | | | | | | | | | | | | | | |

| Batter | 1 | 2 | 3 | 4 | 5 | 6 | 7 | 8 | 9 | AB | R | H | RBI | BB | SO | LOB | BOTTOM | | | |
|---|--|---------------------------------|------------------------------|---------------------------------|------------------------------|---------------------------------|------------------------------|---------------------------------|------------------------------|---------------------------------|------------------------------|---------------------------------|------------------------------|----------------------------------|------------------------------|---------------------------------|--|------------------------------------|----------------------------------|--------|
| Dick Howser, R OBP: 0.343, SLG: 0.339 | | | | | | | | | | 4 | 0 | 0 | 0 | 0 | 0 | 0 | <p>Washington Senators @ Cleveland Indians Cleveland Municipal Stadium, Cleveland, OH</p> <p>Sat Jun 06 1964, 3:33 AM EDT Att: 2,308 - Unknown</p> | | | |
| Vic Davallilo, L OBP: 0.284, SLG: 0.330 | | | | | | | | | | 4 | 1 | 3 | 0 | 0 | 0 | 0 | | | | |
| Leon Wagner, L OBP: 0.373, SLG: 0.551 | | | | | | | | | | 4 | 1 | 1 | 1 | 0 | 1 | 2 | | | | |
| John Romano, R OBP: 0.387, SLG: 0.598 | | | | | | | | | | 3 | 1 | 1 | 0 | 1 | 0 | 0 | | | | |
| Fred Whitfield, L OBP: 0.330, SLG: 0.486 | | | | | | | | | | 4 | 2 | 3 | 2 | 0 | 0 | 0 | | | | |
| Woodie Held, R OBP: 0.286, SLG: 0.465 | | | | | | | | | | 4 | 1 | 3 | 2 | 0 | 1 | 2 | | | | |
| Bob Chance, L OBP: 0.511, SLG: 0.750 | | | | | | | | | | 0 | 0 | 0 | 0 | 0 | 0 | 0 | | | | |
| Jerry Kindall, R OBP: 0.429, SLG: 0.640 | | | | | | | | | | 4 | 1 | 3 | 2 | 0 | 1 | 2 | | | | |
| Max Alvis, R OBP: 0.298, SLG: 0.389 | | | | | | | | | | 3 | 0 | 0 | 0 | 1 | 2 | 2 | | | | |
| Larry Brown, R OBP: 0.292, SLG: 0.440 | | | | | | | | | | 3 | 0 | 0 | 1 | 0 | 0 | 2 | | | | |
| Jack Kralick, L ERA: 3.92 | (1, 1) 6.0 L 26 8 4 4 2 0 0 0 0 0 0 0 2 29 33 6.00 1.333 | | | | | | | | | | | | | | | | | | | |
| Marshall Bridges, L ERA: 5.64 | (7, 1) 1.0 7 3 2 2 1 0 1 0 0 0 0 0 8 12 18.00 3.000 | | | | | | | | | | | | | | | | | | | |
| Tom Cheney, R ERA: 3.96 | (8, 1) 1.0 3 0 0 0 1 0 0 0 0 0 0 0 5 5 0.00 0.000 | | | | | | | | | | | | | | | | | | | |
| Inning Stats | R: 0 E: 0 K: 1 S: 5 | H: 0 LOB: 0 BB: 0 P: 5 | R: 2 E: 0 K: 1 S: 8 | H: 3 LOB: 1 BB: 0 P: 8 | R: 0 E: 0 K: 0 S: 3 | H: 1 LOB: 0 BB: 0 P: 3 | R: 0 E: 0 K: 0 S: 4 | H: 1 LOB: 2 BB: 1 P: 8 | R: 0 E: 0 K: 0 S: 4 | H: 1 LOB: 1 BB: 0 P: 4 | R: 2 E: 0 K: 0 S: 5 | H: 2 LOB: 0 BB: 0 P: 5 | R: 2 E: 0 K: 1 S: 8 | H: 3 LOB: 1 BB: 1 P: 12 | R: 0 E: 0 K: 1 S: 5 | H: 0 LOB: 0 BB: 0 P: 5 | 1B: 7 2B: 2 3B: 0 HR: 2 | SF: 1 SAC: 0 DP: 1 HBP: 0 | WP: 0 PB: 0 SB: 2 CS: 0 | PA: 36 |
| PITCHER | IP WLS BF H R ER SO BB IBB HBP BLK WP HR S P ERA WHIP | | | | | | | | | | | | | | | | | | | |

AB 35
R 4
H 10
RBI 4
BB 0
SO 5
LOB 12

AB 33
R 6
H 11
RBI 6
BB 2
SO 4
LOB 9

| Batter | 1 | 2 | 3 | 4 | 5 | 6 | 7 | 8 | 9 | 10 | 11 | 12 | 13 | 14 | 15 | AB | R | H | RBI | BB | SO | LOB | TOP | | | | | | | | | | | | | | | | | | | | | | | | | | | | | | | | | | | | | | | | | | | | | | | | | | | | | | | | | | | | | | | | | | | | | | | | | | | | | | | | | | |
|--|---|---------------------------------|------------------------------|----------------------------------|------------------------------|---------------------------------|------------------------------|---------------------------------|------------------------------|---------------------------------|------------------------------|---------------------------------|------------------------------|----------------------------------|-------------------------------|----------------------------------|------------------------------|----------------------------------|------------------------------|---------------------------------|------------------------------|---------------------------------|------------------------------|--|------------------------------|---------------------------------|------------------------------|---------------------------------|----------------------------------|------------------------------------|-------------------------|--------|------|---|-----|--|----|---|---|---|----|---|---|---|---|---|---|---|----|------|-------|--|-----|--|---|---|---|---|---|---|---|---|---|---|---|---|---|------|-------|--|-----|--|----|---|---|---|---|---|---|---|---|---|---|----|----|------|-------|---|-----|---|---|---|---|---|---|---|---|---|---|---|---|----|----|------|-------|
| Ed Brinkman, R OBP: 0.218, SLG: 0.301 (1, 9) | 4-3 | | 6-3 | | | | | K | | | | | | | | P6 | 6 | 0 | 1 | 0 | 1 | 1 | 3 | Washington Senators @ Cleveland Indians Cleveland Municipal Stadium, Cleveland, OH Sun Jun 07 1964, 3:33 AM EDT Unknown AB 51 R 2 H 7 RBI 1 BB 16 SO 17 LOB 18  | | | | | | | | | | | | | | | | | | | | | | | | | | | | | | | | | | | | | | | | | | | | | | | | | | | | | | | | | | | | | | | | | | | | | | | | | | | | | | | | | |
| John Kennedy, R OBP: 0.337, SLG: 0.449 (1, 9) | 6-3 | | | | | | | F7 | | | | | | | | F9 | 7 | 0 | 1 | 0 | 0 | 1 | 2 | | | | | | | | | | | | | | | | | | | | | | | | | | | | | | | | | | | | | | | | | | | | | | | | | | | | | | | | | | | | | | | | | | | | | | | | | | | | | | | | | | |
| Chuck Hinton, R OBP: 0.391, SLG: 0.523 (1, 7), (8, 8) | 5-3 | | | | | | | | | | | | | | | P4 | 7 | 1 | 1 | 0 | 0 | 0 | 1 | | | | | | | | | | | | | | | | | | | | | | | | | | | | | | | | | | | | | | | | | | | | | | | | | | | | | | | | | | | | | | | | | | | | | | | | | | | | | | | | | | |
| Bill Stovron, R OBP: 0.298, SLG: 0.485 (1, 3) | | | K | | | | | K | | | | | | | | K | 6 | 0 | 0 | 0 | 0 | 5 | 2 | | | | | | | | | | | | | | | | | | | | | | | | | | | | | | | | | | | | | | | | | | | | | | | | | | | | | | | | | | | | | | | | | | | | | | | | | | | | | | | | | | |
| Don Zimmer, R OBP: 0.287, SLG: 0.436 (1, 9), (8, 7) | | | | | | | | K | | | | | | | | P6 | 5 | 1 | 2 | 0 | 1 | 1 | 0 | | | | | | | | | | | | | | | | | | | | | | | | | | | | | | | | | | | | | | | | | | | | | | | | | | | | | | | | | | | | | | | | | | | | | | | | | | | | | | | | | | |
| Don Leppert, R OBP: 0.214, SLG: 0.179 (1, 2) | | | | | | | | | | | | | | | | | | | | | | | | | | | | | | | | | | | | | | | | | | | | | | | | | | | | | | | | | | | | | | | | | | | | | | | | | | | | | | | | | | | | | | | | | | | | | | | | | | | | | | | | | |
| Don Blasingame, L OBP: 0.308, SLG: 0.316 (7, PFR) | | | | | | | | | | | | | | | | | | | | | | | | | | | | | | | | | | | | | | | | | | | | | | | | | | | | | | | | | | | | | | | | | | | | | | | | | | | | | | | | | | | | | | | | | | | | | | | | | | | | | | | | | |
| Mike Brumley, L OBP: 0.316, SLG: 0.283 (7, 2) | | | | | | | | | | | | | | | | | | | | | | | | | | | | | | | | | | | | | | | | | | | | | | | | | | | | | | | | | | | | | | | | | | | | | | | | | | | | | | | | | | | | | | | | | | | | | | | | | | | | | | | | | |
| Fred Valentine, S OBP: 0.254, SLG: 0.311 (1, 8) | | | | | | | | | | | | | | | | | | | | | | | | | | | | | | | | | | | | | | | | | | | | | | | | | | | | | | | | | | | | | | | | | | | | | | | | | | | | | | | | | | | | | | | | | | | | | | | | | | | | | | | | | |
| Jim King, L OBP: 0.315, SLG: 0.423 (8, PH), (8, 9) | | | | | | | | | | | | | | | | | | | | | | | | | | | | | | | | | | | | | | | | | | | | | | | | | | | | | | | | | | | | | | | | | | | | | | | | | | | | | | | | | | | | | | | | | | | | | | | | | | | | | | | | | |
| Chuck Cottler, R OBP: 0.275, SLG: 0.419 (1, 4) | | | | | | | | | | | | | | | | | | | | | | | | | | | | | | | | | | | | | | | | | | | | | | | | | | | | | | | | | | | | | | | | | | | | | | | | | | | | | | | | | | | | | | | | | | | | | | | | | | | | | | | | | |
| Don Rudolph, L (1, 1) | | | | | | | | | | | | | | | | | | | | | | | | | | | | | | | | | | | | | | | | | | | | | | | | | | | | | | | | | | | | | | | | | | | | | | | | | | | | | | | | | | | | | | | | | | | | | | | | | | | | | | | | | |
| Don Lock, R OBP: 0.272, SLG: 0.424 (7, PH) | | | | | | | | | | | | | | | | | | | | | | | | | | | | | | | | | | | | | | | | | | | | | | | | | | | | | | | | | | | | | | | | | | | | | | | | | | | | | | | | | | | | | | | | | | | | | | | | | | | | | | | | | |
| Steve Busak, R OBP: 0.272, SLG: 0.424 (7, PH) | | | | | | | | | | | | | | | | | | | | | | | | | | | | | | | | | | | | | | | | | | | | | | | | | | | | | | | | | | | | | | | | | | | | | | | | | | | | | | | | | | | | | | | | | | | | | | | | | | | | | | | | | |
| Ron Kline, R OBP: 0.343, SLG: 0.399 (14, PH) | | | | | | | | | | | | | | | | | | | | | | | | | | | | | | | | | | | | | | | | | | | | | | | | | | | | | | | | | | | | | | | | | | | | | | | | | | | | | | | | | | | | | | | | | | | | | | | | | | | | | | | | | |
| Claude Chaperon, L OBP: 0.333, SLG: 0.289 (14, PH) | | | | | | | | | | | | | | | | | | | | | | | | | | | | | | | | | | | | | | | | | | | | | | | | | | | | | | | | | | | | | | | | | | | | | | | | | | | | | | | | | | | | | | | | | | | | | | | | | | | | | | | | | |
| Jim Duckworth, R OBP: 0.333, SLG: 0.289 (14, PH) | | | | | | | | | | | | | | | | | | | | | | | | | | | | | | | | | | | | | | | | | | | | | | | | | | | | | | | | | | | | | | | | | | | | | | | | | | | | | | | | | | | | | | | | | | | | | | | | | | | | | | | | | |
| Inning Stats | R: 0 E: 0 K: 0 S: 3 | H: 0 LOB: 0 BB: 0 P: 3 | R: 0 E: 0 K: 2 S: 8 | H: 1 LOB: 3 BB: 2 P: 16 | R: 0 E: 0 K: 1 S: 6 | H: 1 LOB: 1 BB: 0 P: 6 | R: 0 E: 0 K: 0 S: 3 | H: 0 LOB: 0 BB: 0 P: 3 | R: 0 E: 0 K: 1 S: 6 | H: 1 LOB: 1 BB: 0 P: 6 | R: 0 E: 0 K: 0 S: 7 | H: 0 LOB: 0 BB: 0 P: 7 | R: 0 E: 0 K: 3 S: 9 | H: 0 LOB: 3 BB: 2 P: 17 | R: 2 E: 0 K: 2 S: 10 | H: 3 LOB: 1 BB: 0 P: 10 | R: 0 E: 0 K: 2 S: 7 | H: 0 LOB: 0 BB: 1 P: 11 | R: 0 E: 0 K: 1 S: 5 | H: 0 LOB: 1 BB: 1 P: 9 | R: 0 E: 0 K: 2 S: 7 | H: 0 LOB: 0 BB: 0 P: 7 | R: 0 E: 0 K: 0 S: 3 | H: 1 LOB: 0 BB: 0 P: 5 | R: 0 E: 0 K: 0 S: 3 | H: 0 LOB: 0 BB: 0 P: 3 | R: 0 E: 0 K: 0 S: 3 | H: 0 LOB: 0 BB: 0 P: 3 | 1B: 6 2B: 1 3B: 0 HR: 0 | SF: 0 SAC: 0 DP: 0 HBP: 0 | WP: 2 PB: 0 CS: 1 | PA: 58 | | | | | | | | | | | | | | | | | | | | | | | | | | | | | | | | | | | | | | | | | | | | | | | | | | | | | | | | | | | | | | | | | | | | | | | | | |
| PITCHER | <table border="1"> <thead> <tr> <th>PITCHER</th> <th>IP</th> <th>WLS</th> <th>BF</th> <th>H</th> <th>R</th> <th>ER</th> <th>SO</th> <th>BB</th> <th>IBB</th> <th>HBP</th> <th>BLK</th> <th>WP</th> <th>HR</th> <th>S</th> <th>P</th> <th>ERA</th> <th>WHIP</th> </tr> </thead> <tbody> <tr> <td>Sam McDowell, L ERA: 2.25 (1, 1)</td> <td>7.2</td> <td></td> <td>33</td> <td>6</td> <td>2</td> <td>2</td> <td>10</td> <td>4</td> <td>0</td> <td>0</td> <td>0</td> <td>0</td> <td>0</td> <td>0</td> <td>65</td> <td>2.35</td> <td>1.304</td> </tr> <tr> <td>Don McMahon, R ERA: 1.16 (8, 1)</td> <td>0.1</td> <td></td> <td>1</td> <td>0</td> <td>0</td> <td>0</td> <td>1</td> <td>0</td> <td>0</td> <td>0</td> <td>0</td> <td>1</td> <td>0</td> <td>3</td> <td>3</td> <td>0.00</td> <td>0.000</td> </tr> <tr> <td>Ted Abernathy, R ERA: 2.87 (9, 1)</td> <td>4.0</td> <td></td> <td>14</td> <td>0</td> <td>0</td> <td>0</td> <td>5</td> <td>2</td> <td>0</td> <td>0</td> <td>0</td> <td>0</td> <td>0</td> <td>22</td> <td>30</td> <td>0.00</td> <td>0.500</td> </tr> <tr> <td>Pedro Ramos, R ERA: 3.72 (13, 1)</td> <td>3.0</td> <td>W</td> <td>9</td> <td>1</td> <td>0</td> <td>0</td> <td>1</td> <td>0</td> <td>0</td> <td>0</td> <td>0</td> <td>0</td> <td>0</td> <td>11</td> <td>11</td> <td>0.00</td> <td>0.333</td> </tr> </tbody> </table> | | | | | | | | | | | | | | | PITCHER | IP | WLS | BF | H | R | ER | SO | BB | IBB | HBP | BLK | WP | HR | S | P | ERA | WHIP | Sam McDowell, L ERA: 2.25 (1, 1) | 7.2 | | 33 | 6 | 2 | 2 | 10 | 4 | 0 | 0 | 0 | 0 | 0 | 0 | 65 | 2.35 | 1.304 | Don McMahon, R ERA: 1.16 (8, 1) | 0.1 | | 1 | 0 | 0 | 0 | 1 | 0 | 0 | 0 | 0 | 1 | 0 | 3 | 3 | 0.00 | 0.000 | Ted Abernathy, R ERA: 2.87 (9, 1) | 4.0 | | 14 | 0 | 0 | 0 | 5 | 2 | 0 | 0 | 0 | 0 | 0 | 22 | 30 | 0.00 | 0.500 | Pedro Ramos, R ERA: 3.72 (13, 1) | 3.0 | W | 9 | 1 | 0 | 0 | 1 | 0 | 0 | 0 | 0 | 0 | 0 | 11 | 11 | 0.00 | 0.333 |
| PITCHER | IP | WLS | BF | H | R | ER | SO | BB | IBB | HBP | BLK | WP | HR | S | P | ERA | WHIP | | | | | | | | | | | | | | | | | | | | | | | | | | | | | | | | | | | | | | | | | | | | | | | | | | | | | | | | | | | | | | | | | | | | | | | | | | | | | | | | | | | | | | | | |
| Sam McDowell, L ERA: 2.25 (1, 1) | 7.2 | | 33 | 6 | 2 | 2 | 10 | 4 | 0 | 0 | 0 | 0 | 0 | 0 | 65 | 2.35 | 1.304 | | | | | | | | | | | | | | | | | | | | | | | | | | | | | | | | | | | | | | | | | | | | | | | | | | | | | | | | | | | | | | | | | | | | | | | | | | | | | | | | | | | | | | | | |
| Don McMahon, R ERA: 1.16 (8, 1) | 0.1 | | 1 | 0 | 0 | 0 | 1 | 0 | 0 | 0 | 0 | 1 | 0 | 3 | 3 | 0.00 | 0.000 | | | | | | | | | | | | | | | | | | | | | | | | | | | | | | | | | | | | | | | | | | | | | | | | | | | | | | | | | | | | | | | | | | | | | | | | | | | | | | | | | | | | | | | | |
| Ted Abernathy, R ERA: 2.87 (9, 1) | 4.0 | | 14 | 0 | 0 | 0 | 5 | 2 | 0 | 0 | 0 | 0 | 0 | 22 | 30 | 0.00 | 0.500 | | | | | | | | | | | | | | | | | | | | | | | | | | | | | | | | | | | | | | | | | | | | | | | | | | | | | | | | | | | | | | | | | | | | | | | | | | | | | | | | | | | | | | | | |
| Pedro Ramos, R ERA: 3.72 (13, 1) | 3.0 | W | 9 | 1 | 0 | 0 | 1 | 0 | 0 | 0 | 0 | 0 | 0 | 11 | 11 | 0.00 | 0.333 | | | | | | | | | | | | | | | | | | | | | | | | | | | | | | | | | | | | | | | | | | | | | | | | | | | | | | | | | | | | | | | | | | | | | | | | | | | | | | | | | | | | | | | | |

| Batter | 1 | 2 | 3 | 4 | 5 | 6 | 7 | 8 | 9 | 10 | 11 | 12 | 13 | 14 | 15 | AB | R | H | RBI | BB | SO | LOB | BOTTOM | | | | | | | | | | | | | | | | | | | | | | | | | | | | | | | | | | | | | | | | | | | | | | | | | | | | | | | | | | | | | | | | | | | | | | | | | | | | | | | | | | |
|---|--|---------------------------------|------------------------------|---------------------------------|------------------------------|---------------------------------|------------------------------|---------------------------------|------------------------------|---------------------------------|------------------------------|---------------------------------|------------------------------|---------------------------------|------------------------------|---------------------------------|------------------------------|---------------------------------|------------------------------|---------------------------------|------------------------------|---------------------------------|----------------------------------|------------------------------------|-------------------------|--------|-----|----|----|--|---|-----|------|--|-----|--|----|---|---|---|---|---|---|---|---|---|---|---|----|------|-------|---|-----|--|---|---|---|---|---|---|---|---|---|---|---|---|----|------|-------|--|-----|--|----|---|---|---|---|---|---|---|---|---|---|----|----|------|-------|---|-----|---|---|---|---|---|---|---|---|---|---|---|---|---|----|------|-------|
| Dick Howser, R OBP: 0.341, SLG: 0.333 (1, 8) | P6 | | F9 | | | | | F7 | | | | | | | | F8 | | | | | | | 6 | 0 | 1 | 0 | 1 | 0 | 0 | Washington Senators @ Cleveland Indians Cleveland Municipal Stadium, Cleveland, OH Sun Jun 07 1964, 3:33 AM EDT Unknown AB 52 R 3 H 12 RBI 3 BB 5 SO 4 LOB 20  | | | | | | | | | | | | | | | | | | | | | | | | | | | | | | | | | | | | | | | | | | | | | | | | | | | | | | | | | | | | | | | | | | | | | | | | | | | |
| Vic Davallo, L OBP: 0.287, SLG: 0.330 (1, 8) | F8 | | F8 | | | | | 5-3 | | | | | | | | | | | | | | | | 6 | 0 | 2 | 0 | 0 | 0 | | 1 | | | | | | | | | | | | | | | | | | | | | | | | | | | | | | | | | | | | | | | | | | | | | | | | | | | | | | | | | | | | | | | | | | | | | | | | | | |
| Leon Wagner, L OBP: 0.376, SLG: 0.541 (1, 7) | | | | | | | | | | | | | | | | | | | | | | | | | 5 | 1 | 1 | 0 | 2 | | 1 | 2 | | | | | | | | | | | | | | | | | | | | | | | | | | | | | | | | | | | | | | | | | | | | | | | | | | | | | | | | | | | | | | | | | | | | | | | | | |
| John Romano, R OBP: 0.368, SLG: 0.563 (1, 2) | 1-3 | | | | | | | | | | | | | | | | | | | | | | | | 6 | 0 | 0 | 0 | 0 | | 1 | 3 | | | | | | | | | | | | | | | | | | | | | | | | | | | | | | | | | | | | | | | | | | | | | | | | | | | | | | | | | | | | | | | | | | | | | | | | | |
| Bob Chance, L OBP: 0.519, SLG: 0.864 (1, 3) | | | | | | | | | | | | | | | | | | | | | | | | | 4 | 2 | 2 | 2 | 1 | | 0 | 0 | | | | | | | | | | | | | | | | | | | | | | | | | | | | | | | | | | | | | | | | | | | | | | | | | | | | | | | | | | | | | | | | | | | | | | | | | |
| Mudcat Grant, R OBP: 0.333, SLG: 0.619 (11, PFR) | | | | | | | | | | | | | | | | | | | | | | | | | 0 | 0 | 0 | 0 | 0 | | 0 | 0 | | | | | | | | | | | | | | | | | | | | | | | | | | | | | | | | | | | | | | | | | | | | | | | | | | | | | | | | | | | | | | | | | | | | | | | | | |
| Al Smith, R OBP: 0.170, SLG: 0.235 (12, 9) | | | | | | | | | | | | | | | | | | | | | | | | | 2 | 0 | 1 | 1 | 0 | | 0 | 0 | | | | | | | | | | | | | | | | | | | | | | | | | | | | | | | | | | | | | | | | | | | | | | | | | | | | | | | | | | | | | | | | | | | | | | | | | |
| Max Alvis, R OBP: 0.304, SLG: 0.405 (1, 5) | | | | | | | | | | | | | | | | | | | | | | | | | 6 | 0 | 3 | 0 | 0 | | 0 | 3 | | | | | | | | | | | | | | | | | | | | | | | | | | | | | | | | | | | | | | | | | | | | | | | | | | | | | | | | | | | | | | | | | | | | | | | | | |
| Larry Brown, R OBP: 0.286, SLG: 0.426 (1, 4) | | | | | | | | | | | | | | | | | | | | | | | | | 6 | 0 | 1 | 0 | 0 | | 0 | 4 | | | | | | | | | | | | | | | | | | | | | | | | | | | | | | | | | | | | | | | | | | | | | | | | | | | | | | | | | | | | | | | | | | | | | | | | | |
| Woodie Held, R OBP: 0.285, SLG: 0.454 (1, 9) | | | | | | | | | | | | | | | | | | | | | | | | | 3 | 0 | 0 | 0 | 1 | | 0 | 1 | | | | | | | | | | | | | | | | | | | | | | | | | | | | | | | | | | | | | | | | | | | | | | | | | | | | | | | | | | | | | | | | | | | | | | | | | |
| Fred Whitfield, L OBP: 0.333, SLG: 0.486 (12, PH), (12, 3) | | | | | | | | | | | | | | | | | | | | | | | | | 2 | 0 | 1 | 0 | 0 | | 0 | 2 | | | | | | | | | | | | | | | | | | | | | | | | | | | | | | | | | | | | | | | | | | | | | | | | | | | | | | | | | | | | | | | | | | | | | | | | | |
| Sam McDowell, L (1, 1) | | | | | | | | | | | | | | | | | | | | | | | | | 3 | 0 | 0 | 0 | 0 | | 1 | 3 | | | | | | | | | | | | | | | | | | | | | | | | | | | | | | | | | | | | | | | | | | | | | | | | | | | | | | | | | | | | | | | | | | | | | | | | | |
| Don McMahon, R OBP: 0.200, SLG: 0.200 (8, 1) | | | | | | | | | | | | | | | | | | | | | | | | | 0 | 0 | 0 | 0 | 0 | | 0 | 0 | | | | | | | | | | | | | | | | | | | | | | | | | | | | | | | | | | | | | | | | | | | | | | | | | | | | | | | | | | | | | | | | | | | | | | | | | |
| Ted Abernathy, R (9, 1) | | | | | | | | | | | | | | | | | | | | | | | | | 1 | 0 | 0 | 0 | 0 | | 0 | 0 | | | | | | | | | | | | | | | | | | | | | | | | | | | | | | | | | | | | | | | | | | | | | | | | | | | | | | | | | | | | | | | | | | | | | | | | | |
| Tito Francona, L OBP: 0.366, SLG: 0.300 (12, PH) | | | | | | | | | | | | | | | | | | | | | | | | | 1 | 0 | 0 | 0 | 0 | | 0 | 0 | | | | | | | | | | | | | | | | | | | | | | | | | | | | | | | | | | | | | | | | | | | | | | | | | | | | | | | | | | | | | | | | | | | | | | | | | |
| Pedro Ramos, S OBP: 0.300, SLG: 0.421 (13, 1) | | | | | | | | | | | | | | | | | | | | | | | | | 1 | 0 | 0 | 0 | 0 | 1 | 1 | | | | | | | | | | | | | | | | | | | | | | | | | | | | | | | | | | | | | | | | | | | | | | | | | | | | | | | | | | | | | | | | | | | | | | | | | | |
| Inning Stats | R: 0 E: 0 K: 0 S: 4 | H: 1 LOB: 1 BB: 0 P: 4 | R: 1 E: 0 K: 0 S: 4 | H: 1 LOB: 0 BB: 0 P: 4 | R: 0 E: 0 K: 0 S: 3 | H: 0 LOB: 0 BB: 0 P: 3 | R: 0 E: 0 K: 2 S: 7 | H: 0 LOB: 0 BB: 0 P: 7 | R: 0 E: 0 K: 0 S: 4 | H: 1 LOB: 1 BB: 0 P: 4 | R: 0 E: 0 K: 0 S: 3 | H: 0 LOB: 0 BB: 0 P: 3 | R: 0 E: 0 K: 1 S: 5 | H: 1 LOB: 2 BB: 0 P: 5 | R: 0 E: 0 K: 0 S: 4 | H: 1 LOB: 1 BB: 0 P: 4 | R: 0 E: 0 K: 0 S: 4 | H: 1 LOB: 1 BB: 0 P: 4 | R: 0 E: 0 K: 1 S: 6 | H: 1 LOB: 1 BB: 0 P: 6 | R: 1 E: 1 K: 0 S: 2 | H: 1 LOB: 1 BB: 1 P: 6 | 1B: 8 2B: 2 3B: 0 HR: 2 | SF: 0 SAC: 2 DP: 1 HBP: 0 | WP: 0 PB: 0 CS: 0 | PA: 59 | | | | | | | | | | | | | | | | | | | | | | | | | | | | | | | | | | | | | | | | | | | | | | | | | | | | | | | | | | | | | | | | | | | | | | | | | | | | | | | |
| PITCHER | <table border="1"> <thead> <tr> <th>PITCHER</th> <th>IP</th> <th>WLS</th> <th>BF</th> <th>H</th> <th>R</th> <th>ER</th> <th>SO</th> <th>BB</th> <th>IBB</th> <th>HBP</th> <th>BLK</th> <th>WP</th> <th>HR</th> <th>S</th> <th>P</th> <th>ERA</th> <th>WHIP</th> </tr> </thead> <tbody> <tr> <td>Don Rudolph, L ERA: 3.27 (1, 1)</td> <td>6.0</td> <td></td> <td>21</td> <td>3</td> <td>1</td> <td>1</td> <td>2</td> <td>0</td> <td>0</td> <td>0</td> <td>0</td> <td>0</td> <td>0</td> <td>7</td> <td>11</td> <td>9.00</td> <td>2.000</td> </tr> <tr> <td>Steve Ridzik, R ERA: 3.03 (7, 1)</td> <td>1.0</td> <td></td> <td>6</td> <td>2</td> <td>1</td> <td>1</td> <td>1</td> <td>0</td> <td>1</td> <td>0</td> <td>0</td> <td>0</td> <td>1</td> <td>7</td> <td>11</td> <td>9.00</td> <td>2.000</td> </tr> <tr> <td>Ron Kline, R ERA: 1.95 (8, 1)</td> <td>6.0</td> <td></td> <td>25</td> <td>4</td> <td>0</td> <td>0</td> <td>1</td> <td>2</td> <td>0</td> <td>0</td> <td>0</td> <td>0</td> <td>0</td> <td>22</td> <td>34</td> <td>0.00</td> <td>0.833</td> </tr> <tr> <td>Jim Duckworth, R ERA: 1.88 (14, 1)</td> <td>1.0</td> <td>L</td> <td>7</td> <td>3</td> <td>1</td> <td>1</td> <td>1</td> <td>1</td> <td>0</td> <td>0</td> <td>0</td> <td>0</td> <td>0</td> <td>8</td> <td>12</td> <td>9.00</td> <td>4.000</td> </tr> </tbody> </table> | | | | | | | | | | | | | | | PITCHER | IP | WLS | BF | H | R | ER | SO | BB | IBB | HBP | BLK | WP | HR | S | P | ERA | WHIP | Don Rudolph, L ERA: 3.27 (1, 1) | 6.0 | | 21 | 3 | 1 | 1 | 2 | 0 | 0 | 0 | 0 | 0 | 0 | 7 | 11 | 9.00 | 2.000 | Steve Ridzik, R ERA: 3.03 (7, 1) | 1.0 | | 6 | 2 | 1 | 1 | 1 | 0 | 1 | 0 | 0 | 0 | 1 | 7 | 11 | 9.00 | 2.000 | Ron Kline, R ERA: 1.95 (8, 1) | 6.0 | | 25 | 4 | 0 | 0 | 1 | 2 | 0 | 0 | 0 | 0 | 0 | 22 | 34 | 0.00 | 0.833 | Jim Duckworth, R ERA: 1.88 (14, 1) | 1.0 | L | 7 | 3 | 1 | 1 | 1 | 1 | 0 | 0 | 0 | 0 | 0 | 8 | 12 | 9.00 | 4.000 |
| PITCHER | IP | WLS | BF | H | R | ER | SO | BB | IBB | HBP | BLK | WP | HR | S | P | ERA | WHIP | | | | | | | | | | | | | | | | | | | | | | | | | | | | | | | | | | | | | | | | | | | | | | | | | | | | | | | | | | | | | | | | | | | | | | | | | | | | | | | | | | | | | | | | |
| Don Rudolph, L ERA: 3.27 (1, 1) | 6.0 | | 21 | 3 | 1 | 1 | 2 | 0 | 0 | 0 | 0 | 0 | 0 | 7 | 11 | 9.00 | 2.000 | | | | | | | | | | | | | | | | | | | | | | | | | | | | | | | | | | | | | | | | | | | | | | | | | | | | | | | | | | | | | | | | | | | | | | | | | | | | | | | | | | | | | | | | |
| Steve Ridzik, R ERA: 3.03 (7, 1) | 1.0 | | 6 | 2 | 1 | 1 | 1 | 0 | 1 | 0 | 0 | 0 | 1 | 7 | 11 | 9.00 | 2.000 | | | | | | | | | | | | | | | | | | | | | | | | | | | | | | | | | | | | | | | | | | | | | | | | | | | | | | | | | | | | | | | | | | | | | | | | | | | | | | | | | | | | | | | | |
| Ron Kline, R ERA: 1.95 (8, 1) | 6.0 | | 25 | 4 | 0 | 0 | 1 | 2 | 0 | 0 | 0 | 0 | 0 | 22 | 34 | 0.00 | 0.833 | | | | | | | | | | | | | | | | | | | | | | | | | | | | | | | | | | | | | | | | | | | | | | | | | | | | | | | | | | | | | | | | | | | | | | | | | | | | | | | | | | | | | | | | |
| Jim Duckworth, R ERA: 1.88 (14, 1) | 1.0 | L | 7 | 3 | 1 | 1 | 1 | 1 | 0 | 0 | 0 | 0 | 0 | 8 | 12 | 9.00 | 4.000 | | | | | | | | | | | | | | | | | | | | | | | | | | | | | | | | | | | | | | | | | | | | | | | | | | | | | | | | | | | | | | | | | | | | | | | | | | | | | | | | | | | | | | | | |

| Batter | 1 | 2 | 3 | 4 | 5 | 6 | 7 | 8 | 9 | AB | R | H | RBI | BB | SO | LOB | TOP | | | | | | | | | | |
|---|------------------------------|---------------------------------|------------------------------|---------------------------------|------------------------------|---------------------------------|------------------------------|---------------------------------|------------------------------|---------------------------------|------------------------------|---------------------------------|------------------------------|----------------------------------|------------------------------|----------------------------------|---|------------------------------------|----------------------------------|--------|--|--|--|--|--|--|--|
| Wayne Causey, L (1, 6) OBP: 0.417, SLG: 0.420 | 6-3 | | 2B | | | K | | F7 | BB | 4 | 0 | 1 | 0 | 1 | 1 | 1 | Kansas City Athletics @ Washington Senators D.C. Stadium, Washington, DC Mon Jun 08 1964, 7:05 PM EDT Att: 3,765 - Unknown | | | | | | | | | | |
| Dick Green, R (1, 4) OBP: 0.239, SLG: 0.315 | 6-3 | | K | | | K | | FC5-4 2B 1-2 1B | F3 | 5 | 1 | 0 | 0 | 0 | 2 | 4 | | | | | | | | | | | |
| Ed Charles, R (1, 5) OBP: 0.352, SLG: 0.404 | HR | | 4-3 | | | 6-3 | | 1-3 1B | K | 5 | 2 | 2 | 1 | 0 | 1 | 3 | | | | | | | | | | | |
| Rocky Colavito, R (1, 9) OBP: 0.397, SLG: 0.596 Jose Tartabull, L (8, 9) OBP: 0.176, SLG: 0.235 | K | | | | F7 | | | 2-H 3-H HR | 1B | 4 | 1 | 1 | 2 | 0 | 1 | 0 | | | | | | | | | | | |
| George Alusik, R (1, 3) OBP: 0.429, SLG: 0.452 | | 4-3 1B | | | K | | | 4-3 | HR | 4 | 1 | 2 | 2 | 0 | 1 | 0 | | | | | | | | | | | |
| Doc Edwards, R (1, 2) OBP: 0.284, SLG: 0.281 | 4-3 1-2 | | | | 6-3 | | | BB | WP | 4 | 0 | 2 | 0 | 0 | 0 | 1 | | | | | | | | | | | |
| John Wojcik, L (1, 7) OBP: 0.500, SLG: 0.333 | | | | | | F9 | | 1-2 BB | F5 | 3 | 0 | 1 | 0 | 1 | 0 | 1 | | | | | | | | | | | |
| Nelson Mathews, R (1, 8) OBP: 0.302, SLG: 0.340 | FC5-4 1-2 | | | | | K | | F9 | SH4 1B | 4 | 0 | 1 | 0 | 0 | 1 | 3 | | | | | | | | | | | |
| Moe Drabowsky, R (1, 1) OBP: 0.048, SLG: 0.048 George Williams, R (8, PH) OBP: 0.171, SLG: 0.094 John Wyatt, R (8, 1) | | | K | | | F8 | | FC5-4 BB | SH4 | 2 | 0 | 0 | 0 | 0 | 1 | 0 | | | | | | | | | | | |
| | | | | | | | | | 1-2 | 0 | 0 | 0 | 0 | 1 | 0 | 0 | | | | | | | | | | | |
| Inning Stats | R: 1 E: 0 K: 1 S: 6 | H: 1 LOB: 0 BB: 0 P: 6 | R: 0 E: 0 K: 0 S: 4 | H: 2 LOB: 1 BB: 0 P: 4 | R: 0 E: 0 K: 2 S: 8 | H: 1 LOB: 1 BB: 0 P: 8 | R: 0 E: 0 K: 1 S: 5 | H: 0 LOB: 0 BB: 0 P: 5 | R: 0 E: 0 K: 2 S: 7 | H: 0 LOB: 0 BB: 0 P: 7 | R: 0 E: 0 K: 0 S: 4 | H: 1 LOB: 2 BB: 1 P: 8 | R: 4 E: 0 K: 0 S: 7 | H: 4 LOB: 1 BB: 1 P: 11 | R: 0 E: 0 K: 1 S: 6 | H: 1 LOB: 2 BB: 1 P: 10 | 1B: 6 2B: 2 3B: 0 HR: 2 | SF: 0 SAC: 1 DP: 0 HBP: 0 | WP: 1 PB: 0 SB: 0 CS: 0 | PA: 39 | | | | | | | |
| PITCHER | IP | WLS | BF | H | R | ER | SO | BB | IBB | HBP | BLK | WP | HR | S | P | ERA | WHIP | | | | | | | | | | |
| Claude Osteen, L (1, 1) ERA: 3.21 | 7.0 | | 27 | 5 | 2 | 2 | 7 | 2 | 0 | 0 | 0 | 0 | 1 | 39 | 47 | 2.57 | 1.000 | | | | | | | | | | |
| Jim Duckworth, R (8, 1) ERA: 2.99 | 0.2 | L | 5 | 3 | 3 | 3 | 0 | 0 | 0 | 0 | 0 | 0 | 1 | 5 | 5 | 40.50 | 4.500 | | | | | | | | | | |
| Steve Ridzik, R (8, 1) ERA: 2.91 | 1.1 | | 7 | 2 | 0 | 0 | 1 | 1 | 0 | 0 | 0 | 1 | 0 | 8 | 12 | 0.00 | 2.250 | | | | | | | | | | |

| Batter | 1 | 2 | 3 | 4 | 5 | 6 | 7 | 8 | 9 | AB | R | H | RBI | BB | SO | LOB | BOTTOM | | | | | | | | | | |
|---|------------------------------|---------------------------------|------------------------------|----------------------------------|------------------------------|---------------------------------|------------------------------|---------------------------------|------------------------------|---------------------------------|------------------------------|---------------------------------|------------------------------|----------------------------------|------------------------------|----------------------------------|---|---------------------------------|----------------------------------|------------------------------------|----------------------------------|--------|--|--|--|--|--|
| Don Blasingame, L (1, 4) OBP: 0.313, SLG: 0.323 | G1-4-3 1B | | 1-3 | | | F7 | | | | 4 | 0 | 2 | 0 | 1 | 0 | 1 | Kansas City Athletics @ Washington Senators D.C. Stadium, Washington, DC Mon Jun 08 1964, 7:05 PM EDT Att: 3,765 - Unknown | | | | | | | | | | |
| John Kennedy, R (1, 5) OBP: 0.324, SLG: 0.428 | G1-4-3 1-2 | | K | | | F5 | | | K | 5 | 0 | 0 | 0 | 0 | 3 | 5 | | | | | | | | | | | |
| Chuck Hinton, R (1, 7) OBP: 0.391, SLG: 0.537 | F8 | | 2B | | | F8 | | | P3 | 5 | 0 | 1 | 0 | 0 | 0 | 1 | | | | | | | | | | | |
| Jim King, L (1, 9) OBP: 0.339, SLG: 0.494 | | HR | 1-3 | | | HR | | | HR | 4 | 3 | 3 | 3 | 0 | 0 | 1 | | | | | | | | | | | |
| Dick Phillips, L (1, 3) OBP: 0.333, SLG: 0.344 | | G4-6-3 BB | | | F9 | F9 | | | F8 | 3 | 0 | 0 | 0 | 1 | 0 | 0 | | | | | | | | | | | |
| Mike Brumley, L (1, 2) OBP: 0.326, SLG: 0.283 | | G4-6-3 1-2 | | | F7 | F5 | | | BB | 3 | 0 | 0 | 0 | 1 | 0 | 1 | | | | | | | | | | | |
| Fred Valentine, S (1, 8) OBP: 0.333, SLG: 0.303 Don Lock, R (8, PH) OBP: 0.364, SLG: 0.421 | | WP S HBP | | | K | | | | 4-3 SH3-4 1B | 2 | 0 | 1 | 0 | 0 | 1 | 0 | | | | | | | | | | | |
| Ed Brinkman, R (1, 6) OBP: 0.229, SLG: 0.310 Don Zimmer, R (8, PH) OBP: 0.291, SLG: 0.461 | | 1-3 BB | | | | SH3-4 1B | | | HR | 1 | 0 | 1 | 0 | 1 | 0 | 0 | | | | | | | | | | | |
| Claude Osteen, L (1, 1) OBP: 0.176, SLG: 0.188 Jim Duckworth, R (8, 1) OBP: 0.333, SLG: 0.200 Steve Ridzik, R (8, 1) OBP: 0.375, SLG: 0.286 Bill Skowron, R (8, PH) OBP: 0.296, SLG: 0.482 | | 4-3 | | | | SH3-4 | | | K | 2 | 0 | 0 | 0 | 0 | 0 | 3 | | | | | | | | | | | |
| | | | | | | | | | 1-2 | 1 | 0 | 0 | 0 | 1 | 0 | 0 | | | | | | | | | | | |
| Inning Stats | R: 0 E: 0 K: 0 S: 3 | H: 1 LOB: 0 BB: 0 P: 3 | R: 1 E: 0 K: 0 S: 3 | H: 1 LOB: 2 BB: 2 P: 12 | R: 0 E: 0 K: 1 S: 6 | H: 1 LOB: 1 BB: 0 P: 6 | R: 0 E: 0 K: 1 S: 5 | H: 0 LOB: 0 BB: 0 P: 5 | R: 0 E: 0 K: 0 S: 4 | H: 1 LOB: 1 BB: 0 P: 4 | R: 1 E: 0 K: 1 S: 4 | H: 1 LOB: 2 BB: 1 P: 4 | R: 0 E: 0 K: 1 S: 6 | H: 1 LOB: 1 BB: 1 P: 10 | R: 1 E: 0 K: 1 S: 6 | H: 1 LOB: 1 BB: 1 P: 10 | R: 1 E: 0 K: 2 S: 9 | H: 2 LOB: 1 BB: 0 P: 9 | 1B: 3 2B: 2 3B: 0 HR: 4 | SF: 0 SAC: 2 DP: 2 HBP: 1 | WP: 1 PB: 0 SB: 1 CS: 0 | PA: 39 | | | | | |
| PITCHER | IP | WLS | BF | H | R | ER | SO | BB | IBB | HBP | BLK | WP | HR | S | P | ERA | WHIP | | | | | | | | | | |
| Moe Drabowsky, R (1, 1) ERA: 6.27 | 7.0 | | 29 | 6 | 2 | 2 | 3 | 3 | 0 | 0 | 0 | 0 | 2 | 31 | 44 | 2.57 | 1.286 | | | | | | | | | | |
| John Wyatt, R (8, 1) ERA: 2.51 | 2.0 | S | 10 | 3 | 2 | 2 | 3 | 1 | 0 | 0 | 0 | 0 | 2 | 15 | 19 | 9.00 | 2.000 | | | | | | | | | | |

| Batter | 1 | 2 | 3 | 4 | 5 | 6 | 7 | 8 | 9 | AB | R | H | RBI | BB | SO | LOB | TOP | | | |
|--|---|---------------------------------|------------------------------|---------------------------------|------------------------------|---------------------------------|------------------------------|---------------------------------|------------------------------|---------------------------------|------------------------------|---------------------------------|------------------------------|---------------------------------|------------------------------|---------------------------------|---|------------------------------------|----------------------------------|--------|
| Wayne Causey, L (1,6) OBP: 0.416, SLG: 0.419 | | | | | | | | | | 5 | 1 | 2 | 0 | 0 | 0 | 1 | | | | |
| Dick Green, R (1,4) OBP: 0.250, SLG: 0.343 | | | | | | | | | | 4 | 1 | 3 | 2 | 0 | 0 | 0 | | | | |
| Ed Charles, R (1,5) OBP: 0.346, SLG: 0.396 | | | | | | | | | | 4 | 0 | 0 | 0 | 0 | 1 | 4 | | | | |
| Rocky Colavito, R (1,9) OBP: 0.389, SLG: 0.582 | | | | | | | | | | 4 | 0 | 0 | 0 | 0 | 0 | 0 | | | | |
| Jim Gentile, L (1,3) OBP: 0.392, SLG: 0.564 | | | | | | | | | | 3 | 0 | 1 | 0 | 1 | 1 | 0 | | | | |
| Charlie Lau, L (1,2) OBP: 0.331, SLG: 0.407 | | | | | | | | | | 4 | 0 | 1 | 0 | 0 | 1 | 1 | | | | |
| John Wojcik, L (1,7) OBP: 0.375, SLG: 0.286 | | | | | | | | | | 4 | 1 | 1 | 0 | 0 | 0 | 3 | | | | |
| Nelson Mathews, R (1,8) OBP: 0.296, SLG: 0.333 | | | | | | | | | | 4 | 0 | 0 | 0 | 0 | 0 | 1 | | | | |
| John O'Donoghue, R (1,1) OBP: 0.375, SLG: 0.563 | | | | | | | | | | 1 | 1 | 1 | 2 | 0 | 0 | 0 | | | | |
| Vern Handrahan, L (3,1) OBP: 0.222, SLG: 0.222 | | | | | | | | | | 1 | 0 | 1 | 0 | 0 | 0 | 0 | | | | |
| Billy Bryant, L (7, PH) OBP: 0.394, SLG: 0.643 | | | | | | | | | | 1 | 0 | 0 | 0 | 0 | 1 | 0 | | | | |
| Joe Grzenda, R (7,1) OBP: 0.425, SLG: 0.447 | | | | | | | | | | 0 | 0 | 0 | 0 | 0 | 0 | 0 | | | | |
| George Alusik, R (9, PH) OBP: 0.425, SLG: 0.447 | | | | | | | | | | 1 | 0 | 0 | 0 | 0 | 0 | 0 | | | | |
| Inning Stats | R: 2 E: 0 K: 1 S: 7 | H: 2 LOB: 0 BB: 0 P: 7 | R: 2 E: 0 K: 1 S: 7 | H: 2 LOB: 0 BB: 0 P: 7 | R: 0 E: 0 K: 0 S: 3 | H: 0 LOB: 0 BB: 0 P: 3 | R: 0 E: 0 K: 0 S: 3 | H: 0 LOB: 0 BB: 0 P: 3 | R: 0 E: 0 K: 1 S: 7 | H: 2 LOB: 2 BB: 0 P: 7 | R: 0 E: 0 K: 1 S: 7 | H: 2 LOB: 1 BB: 0 P: 7 | R: 0 E: 0 K: 0 S: 3 | H: 0 LOB: 0 BB: 1 P: 7 | R: 0 E: 0 K: 0 S: 3 | H: 0 LOB: 0 BB: 0 P: 3 | 1B: 8 2B: 1 3B: 0 HR: 2 | SF: 0 SAC: 0 DP: 1 HBP: 0 | WP: 0 PB: 0 SB: 0 CS: 0 | PA: 37 |
| PITCHER Buster Narum, R (1,1) ERA: 3.45 | IP: 9.0 WLS: W BF: 37 H: 10 R: 4 ER: 4 SO: 4 BB: 1 IBB: 0 HBP: 0 BLK: 0 WP: 0 HR: 2 S: 44 P: 48 ERA: 4.00 WHIP: 1.222 | | | | | | | | | | | | | | | PITCHER | IP: 9.0 WLS: W BF: 37 H: 10 R: 4 ER: 4 SO: 4 BB: 1 IBB: 0 HBP: 0 BLK: 0 WP: 0 HR: 2 S: 44 P: 48 ERA: 4.00 WHIP: 1.222 | | | |

Kansas City Athletics @ Washington Senators
D.C. Stadium, Washington, DC
Tue Jun 09 1964, 3:33 AM EDT
Unknown

| | |
|-----|----|
| AB | 36 |
| R | 4 |
| H | 10 |
| RBI | 4 |
| BB | 1 |
| SO | 4 |
| LOB | 10 |



| Batter | 1 | 2 | 3 | 4 | 5 | 6 | 7 | 8 | 9 | AB | R | H | RBI | BB | SO | LOB | BOTTOM | | | |
|---|---|----------------------------------|------------------------------|---------------------------------|------------------------------|----------------------------------|------------------------------|----------------------------------|------------------------------|----------------------------------|------------------------------|---------------------------------|------------------------------|---------------------------------|------------------------------|--|--|------------------------------------|----------------------------------|--------|
| Ed Brinkman, R (1,6) OBP: 0.248, SLG: 0.326 | | | | | | | | | | 3 | 2 | 2 | 0 | 2 | 0 | 0 | | | | |
| John Kennedy, R (1,5) OBP: 0.331, SLG: 0.429 | | | | | | | | | | 4 | 1 | 2 | 1 | 1 | 0 | 2 | | | | |
| Chuck Hinton, R (1,7) OBP: 0.396, SLG: 0.543 | | | | | | | | | | 5 | 2 | 3 | 2 | 0 | 0 | 2 | | | | |
| Bill Skowron, R (1,3) OBP: 0.295, SLG: 0.474 | | | | | | | | | | 3 | 0 | 0 | 0 | 1 | 0 | 4 | | | | |
| Don Lock, R (1,8) OBP: 0.361, SLG: 0.412 | | | | | | | | | | 3 | 0 | 0 | 0 | 1 | 1 | 4 | | | | |
| Don Lepore, R (1,2) OBP: 0.239, SLG: 0.209 | | | | | | | | | | 4 | 1 | 2 | 2 | 0 | 0 | 2 | | | | |
| Fred Valentine, S (1,9) OBP: 0.304, SLG: 0.333 | | | | | | | | | | 3 | 1 | 2 | 0 | 1 | 0 | 2 | | | | |
| Chuck Cottler, R (1,4) OBP: 0.273, SLG: 0.468 | | | | | | | | | | 4 | 1 | 1 | 3 | 0 | 1 | 2 | | | | |
| Buster Narum, R (1,1) ERA: 6.28 | | | | | | | | | | 4 | 0 | 0 | 0 | 0 | 3 | 0 | | | | |
| Inning Stats | R: 3 E: 0 K: 0 S: 6 | H: 4 LOB: 1 BB: 1 P: 10 | R: 0 E: 1 K: 1 S: 6 | H: 1 LOB: 1 BB: 0 P: 6 | R: 4 E: 0 K: 0 S: 6 | H: 4 LOB: 0 BB: 1 P: 10 | R: 1 E: 0 K: 0 S: 4 | H: 1 LOB: 2 BB: 2 P: 12 | R: 0 E: 0 K: 2 S: 6 | H: 0 LOB: 0 BB: 1 P: 10 | R: 0 E: 1 K: 0 S: 3 | H: 0 LOB: 1 BB: 1 P: 7 | R: 0 E: 0 K: 1 S: 6 | H: 1 LOB: 1 BB: 0 P: 6 | R: 0 E: 0 K: 1 S: 6 | H: 1 LOB: 1 BB: 0 P: 6 | 1B: 8 2B: 3 3B: 0 HR: 1 | SF: 0 SAC: 0 DP: 2 HBP: 0 | WP: 0 PB: 0 SB: 0 CS: 1 | PA: 39 |
| PITCHER John O'Donoghue, L (1,1) ERA: 6.16 | IP: 2.2 WLS: L BF: 16 H: 8 R: 6 ER: 6 SO: 1 BB: 2 IBB: 0 HBP: 0 BLK: 0 WP: 0 HR: 0 S: 16 P: 24 ERA: 20.25 WHIP: 3.750 | | | | | | | | | | | | | | | PITCHER Vern Handrahan, R (3,1) ERA: 6.09 | IP: 3.1 WLS: L BF: 15 H: 2 R: 2 ER: 2 SO: 2 BB: 4 IBB: 0 HBP: 0 BLK: 0 WP: 0 HR: 1 S: 15 P: 31 ERA: 5.40 WHIP: 1.800 | | | |
| PITCHER Joe Grzenda, L (7,1) ERA: 6.28 | IP: 2.0 WLS: L BF: 8 H: 2 R: 0 ER: 0 SO: 2 BB: 0 IBB: 0 HBP: 0 BLK: 0 WP: 0 HR: 0 S: 12 P: 12 ERA: 0.00 WHIP: 1.000 | | | | | | | | | | | | | | | PITCHER | IP: 2.0 WLS: L BF: 8 H: 2 R: 0 ER: 0 SO: 2 BB: 0 IBB: 0 HBP: 0 BLK: 0 WP: 0 HR: 0 S: 12 P: 12 ERA: 0.00 WHIP: 1.000 | | | |

Kansas City Athletics @ Washington Senators
D.C. Stadium, Washington, DC
Tue Jun 09 1964, 3:33 AM EDT
Unknown

| | |
|-----|----|
| AB | 33 |
| R | 8 |
| H | 12 |
| RBI | 8 |
| BB | 6 |
| SO | 5 |
| LOB | 18 |



| Batter | 1 | 2 | 3 | 4 | 5 | 6 | 7 | 8 | 9 | AB | R | H | RBI | BB | SO | LOB | TOP |
|---|--|---------------------------------|------------------------------|---------------------------------|------------------------------|---------------------------------|------------------------------|---------------------------------|------------------------------|---------------------------------|------------------------------|---------------------------------|------------------------------|---------------------------------|----------------------------------|---|---|
| Wayne Causey, L (1,6) OBP: 0.414, SLG: 0.421 | 0-0 4-3 | | 0-0 SH3 2B | | 0-0 F9 | | | 0-0 P6 | | 4 | 0 | 1 | 0 | 0 | 0 | 0 | Kansas City Athletics @ Washington Senators D.C. Stadium, Washington, DC Tue Jun 09 1964, 7:05 PM EDT Att: 6,253 - Unknown livebaseballscores.com |
| Dick Green, R (1,4) OBP: 0.246, SLG: 0.337 | 0-0 6-3 | | 0-0 SH3 2-3 | | 0-0 5-3 | | | 0-3 K | | 3 | 0 | 0 | 0 | 0 | 1 | 0 | |
| Ed Charles, R (1,5) OBP: 0.344, SLG: 0.408 | 0-0 HR | | 0-0 F3 | | 0-0 5-3 | | | 0-0 6-3 | | 4 | 1 | 1 | 1 | 0 | 0 | 1 | |
| Rocky Colavito, R (1,9) OBP: 0.391, SLG: 0.577 | 0-0 1B | | 4-0 BB | | 0-0 6-3 | | | 0-0 F8 | | 3 | 0 | 1 | 0 | 1 | 0 | 0 | |
| George Alusik, R (1,3) OBP: 0.418, SLG: 0.438 | 0-0 P6 | | 0-0 F7 | | 0-0 G6-4-3 1B | | | 0-0 1-3 | | 4 | 0 | 1 | 0 | 0 | 0 | 3 | |
| Doc Edwards, R (1,2) OBP: 0.283, SLG: 0.280 | | 0-0 1B | | 0-0 P3 | | 0-0 G6-4-3 1-2 | | 0-0 P6 | | 4 | 0 | 1 | 0 | 0 | 0 | 1 | |
| John Wojcik, L (1,7) OBP: 0.273, SLG: 0.200 | 0-3 K | | 0-0 G3 | | 0-0 F9 | | | | | 3 | 0 | 0 | 0 | 0 | 1 | 1 | |
| Nelson Mathews, R (1,8) OBP: 0.297, SLG: 0.338 | 0-0 P6 | | 0-0 2B | | 0-0 5-3 | | | | | 3 | 0 | 1 | 0 | 0 | 0 | 1 | |
| Dan Pfister, R (1,1) Billy Bryan, L (7,PH) Diego Segui, R (7,1) OBP: 0.185, SLG: 0.269 | 0-0 L6 | | 0-0 P6 | | 0-0 1B | | | | | 2 | 0 | 0 | 0 | 0 | 0 | 2 | |
| | R: 1 E: 0 K: 0 S: 5 | H: 2 LOB: 1 BB: 0 P: 5 | R: 0 E: 0 K: 1 S: 6 | H: 1 LOB: 1 BB: 0 P: 6 | R: 0 E: 0 K: 0 S: 4 | H: 1 LOB: 1 BB: 1 P: 8 | R: 0 E: 0 K: 0 S: 4 | H: 0 LOB: 0 BB: 0 P: 4 | R: 0 E: 0 K: 0 S: 3 | H: 1 LOB: 0 BB: 0 P: 3 | R: 0 E: 0 K: 1 S: 5 | H: 0 LOB: 0 BB: 0 P: 5 | R: 0 E: 0 K: 0 S: 3 | H: 0 LOB: 0 BB: 0 P: 3 | 1B: 4 2B: 2 3B: 0 HR: 1 | SF: 0 SAC: 1 DP: 1 HBP: 0 | WP: 0 PA: 33 CS: 0 |
| PITCHER Tom Cheney, R (1,1) ERA: 3.38 | IP: 9.0 WLS: W BF: 33 H: 7 R: 1 ER: 1 SO: 2 BB: 1 IBB: 0 HBP: 0 BLK: 0 WP: 0 HR: 1 S: 36 P: 40 ERA: 1.00 WHIP: 0.889 | | | | | | | | | | | | | | | PITCHER IP: WLS: BF: H: R: ER: SO: BB: IBB: HBP: BLK: WP: HR: S: P: ERA: WHIP: | |

| Batter | 1 | 2 | 3 | 4 | 5 | 6 | 7 | 8 | 9 | AB | R | H | RBI | BB | SO | LOB | BOTTOM | | |
|---|--|-------------------------------------|--|---------------------------------|------------------------------|---------------------------------|------------------------------|---------------------------------|------------------------------|---------------------------------|------------------------------|---------------------------------|------------------------------|---------------------------------|------------------------------|---|---|------------------------------------|--------------------------|
| Don Blasingame, L (1,4) OBP: 0.317, SLG: 0.327 | 0-0 L4 | | 0-0 1B WP 2-3 1B | | 0-3 K | | | 0-0 FC6-4 1B | | 4 | 1 | 2 | 0 | 0 | 1 | 0 | Kansas City Athletics @ Washington Senators D.C. Stadium, Washington, DC Tue Jun 09 1964, 7:05 PM EDT Att: 6,253 - Unknown livebaseballscores.com | | |
| John Kennedy, R (1,5) OBP: 0.324, SLG: 0.420 | 0-3 K | | 0-0 FC5-2-1 WP 1B 1-2 3-H | | 0-0 F5 | | | 0-0 FC6-4 1B 3B 1-2 | | 4 | 1 | 0 | 0 | 0 | 1 | 3 | | | |
| Chuck Hinton, R (1,7) OBP: 0.402, SLG: 0.551 | 0-0 2B | | 0-0 WP 1B 1-2 2-3 | | 0-0 6-3 | | | 0-0 3B 1B 1-3 | | 4 | 1 | 3 | 0 | 0 | 0 | 0 | | | |
| Jim King, L (1,9) OBP: 0.337, SLG: 0.506 | | 0-0 P3 | 0-0 5-3 | | 0-0 HR | | | 0-3 K | | 4 | 1 | 1 | 1 | 0 | 1 | 4 | | | |
| Dick Phillips, L (1,3) OBP: 0.342, SLG: 0.344 | 0-0 CS BB 1B | | 0-3 K | | 0-0 F7 | | | 4-0 3B BB | | 3 | 1 | 1 | 0 | 1 | 1 | 0 | | | |
| Mike Brumley, L (1,2) OBP: 0.331, SLG: 0.300 | 4-0 BB | | 0-0 F7 | | 0-0 4-3 | | | 0-0 3B | | 3 | 0 | 1 | 3 | 1 | 0 | 0 | | | |
| Fred Valentine, S (1,8) OBP: 0.289, SLG: 0.315 | 0-3 K | | 0-0 E1 | | 0-3 K | | | 0-0 F9 | | 4 | 0 | 0 | 0 | 0 | 2 | 3 | | | |
| Ed Brinkman, R (1,6) OBP: 0.250, SLG: 0.326 | | 0-0 1B SH1-4 FC5-2-1 1B | 0-0 F3 | | 0-0 F8 | | | | | 3 | 0 | 1 | 0 | 0 | 0 | 1 | | | |
| Tom Cheney, R (1,1) OBP: 0.273, SLG: 0.273 | 0-0 SH1-4 | | 0-0 K | | 0-3 K | | | 0-0 G3 | | 2 | 0 | 0 | 0 | 0 | 1 | 0 | | | |
| | R: 0 E: 0 K: 1 S: 5 | H: 1 LOB: 1 BB: 0 P: 5 | R: 0 E: 0 K: 1 S: 5 | H: 1 LOB: 2 BB: 1 P: 9 | R: 1 E: 0 K: 0 S: 6 | H: 3 LOB: 0 BB: 0 P: 6 | R: 0 E: 1 K: 1 S: 6 | H: 0 LOB: 1 BB: 0 P: 6 | R: 0 E: 0 K: 2 S: 7 | H: 0 LOB: 0 BB: 0 P: 7 | R: 1 E: 0 K: 0 S: 4 | H: 1 LOB: 0 BB: 0 P: 4 | R: 0 E: 0 K: 1 S: 5 | H: 0 LOB: 0 BB: 0 P: 5 | R: 3 E: 0 K: 1 S: 8 | H: 3 LOB: 1 BB: 1 P: 12 | 1B: 6 2B: 2 3B: 1 HR: 1 | SF: 0 SAC: 1 DP: 1 HBP: 0 | WP: 1 PA: 34 CS: 1 |
| PITCHER Dan Pfister, R (1,1) ERA: 8.74 Diego Segui, R (7,1) ERA: 4.34 | IP: 6.0 WLS: L BF: 24 H: 6 R: 2 ER: 2 SO: 5 BB: 2 IBB: 2 HBP: 0 BLK: 0 WP: 1 HR: 1 S: 33 P: 37 ERA: 3.00 WHIP: 1.167 | | | | | | | | | | | | | | | PITCHER IP: WLS: BF: H: R: ER: SO: BB: IBB: HBP: BLK: WP: HR: S: P: ERA: WHIP: | | | |

| Batter | 1 | 2 | 3 | 4 | 5 | 6 | 7 | 8 | 9 | AB | R | H | RBI | BB | SO | LOB | TOP | | | |
|---|---|---------------------------------|------------------------------|----------------------------------|------------------------------|---------------------------------|------------------------------|---------------------------------|------------------------------|---------------------------------|------------------------------|---------------------------------|------------------------------|---------------------------------|------------------------------|---------------------------------|----------------------------------|------------------------------------|----------------------------------|--------|
| Wayne Causey, L (1,6) OBP: 0.409, SLG: 0.413 | | | | | | | | | | 4 | 0 | 0 | 0 | 1 | 0 | 5 | | | | |
| Dick Green, R (1,4) OBP: 0.241, SLG: 0.330 | | | | | | | | | | 4 | 0 | 0 | 0 | 0 | 2 | 2 | | | | |
| Ed Charles, R (1,5) OBP: 0.347, SLG: 0.404 | | | | | | | | | | 2 | 0 | 0 | 0 | 2 | 1 | 1 | | | | |
| Rocky Colavito, R (1,9) OBP: 0.388, SLG: 0.567 | | | | | | | | | | 3 | 0 | 0 | 0 | 1 | 0 | 3 | | | | |
| George Alusik, R (1,3) OBP: 0.412, SLG: 0.424 | | | | | | | | | | 3 | 1 | 0 | 0 | 1 | 1 | 2 | | | | |
| Charlie Lau, L (1,2) OBP: 0.326, SLG: 0.402 | | | | | | | | | | 4 | 0 | 1 | 0 | 0 | 0 | 1 | | | | |
| John Wojcik, L (1,7) OBP: 0.333, SLG: 0.231 | | | | | | | | | | 3 | 0 | 1 | 0 | 1 | 1 | 2 | | | | |
| Nelson Mathews, R (1,8) OBP: 0.302, SLG: 0.343 (9, PH) | | | | | | | | | | 3 | 0 | 2 | 1 | 0 | 1 | 0 | | | | |
| Jim Gentile, L (9, PH) OBP: 0.365, SLG: 0.567 | | | | | | | | | | 1 | 0 | 1 | 0 | 0 | 0 | 0 | | | | |
| Dan Pfister, R (9, PR) | | | | | | | | | | 0 | 0 | 0 | 0 | 0 | 0 | 0 | | | | |
| Jose Tartabull, L (9, PR) OBP: 0.176, SLG: 0.235 | | | | | | | | | | 0 | 0 | 0 | 0 | 0 | 0 | 0 | | | | |
| Ted Bowsfield, R (1,1) | | | | | | | | | | 3 | 0 | 0 | 0 | 0 | 1 | 3 | | | | |
| Moe Drabowsky, R (8,1) OBP: 0.049, SLG: 0.048 | | | | | | | | | | 0 | 0 | 0 | 0 | 0 | 0 | 0 | | | | |
| Billy Bryan, L (9, PH) OBP: 0.400, SLG: 0.633 | | | | | | | | | | 1 | 0 | 0 | 0 | 0 | 0 | 2 | | | | |
| Inning Stats | R: 0 E: 0 K: 1 S: 5 | H: 0 LOB: 1 BB: 1 P: 9 | R: 1 E: 0 K: 0 S: 4 | H: 1 LOB: 2 BB: 2 P: 12 | R: 0 E: 0 K: 0 S: 3 | H: 0 LOB: 1 BB: 1 P: 7 | R: 0 E: 0 K: 2 S: 7 | H: 0 LOB: 0 BB: 0 P: 7 | R: 0 E: 0 K: 2 S: 7 | H: 1 LOB: 2 BB: 1 P: 7 | R: 0 E: 0 K: 1 S: 6 | H: 1 LOB: 2 BB: 1 P: 6 | R: 0 E: 0 K: 0 S: 2 | H: 0 LOB: 0 BB: 1 P: 6 | R: 0 E: 0 K: 0 S: 5 | H: 2 LOB: 2 BB: 0 P: 5 | 1B: 5 2B: 0 3B: 0 HR: 0 | SF: 0 SAC: 0 DP: 1 HBP: 0 | WP: 0 PB: 0 SB: 1 CS: 0 | PA: 37 |
| PITCHER | IP WLS BF H R ER SO BB IBB HBP BLK WP HR S P ERA WHIP | | | | | | | | | | | | | | | | | | | |
| Bennie Daniels, R (1,1) ERA: 3.82 | 4.0 | | 17 | 1 | 1 | 1 | 3 | 4 | 0 | 0 | 0 | 0 | 0 | 0 | 19 | 35 | 2.25 | 1.250 | | |
| Jim Hannan, R (5,1) ERA: 4.01 | 4.1 | W | 18 | 4 | 0 | 0 | 4 | 2 | 0 | 0 | 0 | 0 | 0 | 0 | 24 | 32 | 0.00 | 1.385 | | |
| Ron Kline, R (9,1) ERA: 1.91 | 0.2 | S | 2 | 0 | 0 | 0 | 0 | 0 | 0 | 0 | 0 | 0 | 0 | 0 | 2 | 2 | 0.00 | 0.000 | | |

Kansas City Athletics @ Washington Senators
D.C. Stadium, Washington, DC
Wed Jun 10 1964, 7:05 PM EDT
Att: 4,160 - Unknown

| | |
|-----|----|
| AB | 31 |
| R | 1 |
| H | 5 |
| RBI | 1 |
| BB | 6 |
| SO | 7 |
| LOB | 21 |



| Batter | 1 | 2 | 3 | 4 | 5 | 6 | 7 | 8 | 9 | AB | R | H | RBI | BB | SO | LOB | BOTTOM | | | |
|---|---|---------------------------------|------------------------------|---------------------------------|------------------------------|---------------------------------|------------------------------|---------------------------------|------------------------------|---------------------------------|------------------------------|---------------------------------|------------------------------|---------------------------------|------------------------------|---------------------------------|----------------------------------|------------------------------------|----------------------------------|--------|
| Ed Brinkman, R (1,6) OBP: 0.294, SLG: 0.324 | | | | | | | | | | 4 | 0 | 1 | 0 | 0 | 0 | 0 | | | | |
| John Kennedy, R (1,5) OBP: 0.323, SLG: 0.427 | | | | | | | | | | 4 | 0 | 1 | 0 | 0 | 0 | 2 | | | | |
| Chuck Hinton, R (1,7) OBP: 0.399, SLG: 0.544 | | | | | | | | | | 3 | 0 | 0 | 0 | 1 | 0 | 3 | | | | |
| Bill Skowron, R (1,3) OBP: 0.289, SLG: 0.463 | | | | | | | | | | 4 | 0 | 0 | 0 | 0 | 2 | 2 | | | | |
| Don Lock, R (1,8) OBP: 0.358, SLG: 0.407 | | | | | | | | | | 4 | 1 | 1 | 0 | 0 | 1 | 0 | | | | |
| Don Leppert, R (1,2) OBP: 0.224, SLG: 0.196 | | | | | | | | | | 3 | 0 | 0 | 0 | 0 | 0 | 1 | | | | |
| Mike Brumley, L (8, PH) OBP: 0.336, SLG: 0.305 | | | | | | | | | | 1 | 0 | 1 | 0 | 0 | 0 | 0 | | | | |
| Fred Valentine, S (1,9) OBP: 0.279, SLG: 0.303 | | | | | | | | | | 3 | 1 | 0 | 1 | 0 | 0 | 1 | | | | |
| Jim King, L (8, PH) OBP: 0.335, SLG: 0.503 | | | | | | | | | | 1 | 0 | 0 | 0 | 0 | 0 | 1 | | | | |
| Chuck Cottier, R (1,4) OBP: 0.263, SLG: 0.449 | | | | | | | | | | 2 | 1 | 0 | 0 | 0 | 0 | 1 | | | | |
| Bennie Daniels, L (1,1) OBP: 0.174, SLG: 0.238 | | | | | | | | | | 1 | 0 | 0 | 0 | 0 | 0 | 1 | | | | |
| Jim Hannan, R (5,1) OBP: 0.222, SLG: 0.250 | | | | | | | | | | 1 | 0 | 1 | 1 | 0 | 0 | 0 | | | | |
| Ron Kline, R (9,1) | | | | | | | | | | 0 | 0 | 0 | 0 | 0 | 0 | 0 | | | | |
| Inning Stats | R: 0 E: 0 K: 1 S: 5 | H: 0 LOB: 1 BB: 1 P: 9 | R: 1 E: 1 K: 0 S: 5 | H: 1 LOB: 1 BB: 0 P: 5 | R: 0 E: 1 K: 0 S: 4 | H: 0 LOB: 1 BB: 0 P: 4 | R: 0 E: 0 K: 0 S: 3 | H: 0 LOB: 0 BB: 0 P: 3 | R: 0 E: 0 K: 0 S: 5 | H: 2 LOB: 2 BB: 0 P: 5 | R: 0 E: 0 K: 0 S: 3 | H: 0 LOB: 0 BB: 0 P: 3 | R: 2 E: 2 K: 0 S: 6 | H: 1 LOB: 1 BB: 0 P: 6 | R: 0 E: 0 K: 2 S: 8 | H: 1 LOB: 1 BB: 0 P: 8 | 1B: 4 2B: 0 3B: 1 HR: 0 | SF: 1 SAC: 1 DP: 0 HBP: 0 | WP: 0 PB: 0 SB: 0 CS: 0 | PA: 34 |
| PITCHER | IP WLS BF H R ER SO BB IBB HBP BLK WP HR S P ERA WHIP | | | | | | | | | | | | | | | | | | | |
| Ted Bowsfield, L (1,1) ERA: 5.0 | 7.0 | L | 30 | 4 | 3 | 0 | 0 | 1 | 0 | 0 | 0 | 0 | 0 | 0 | 31 | 35 | 0.00 | 0.714 | | |
| Moe Drabowsky, R (8,1) ERA: 6.16 | 1.0 | | 4 | 1 | 0 | 0 | 2 | 0 | 0 | 0 | 0 | 0 | 0 | 0 | 8 | 8 | 0.00 | 1.000 | | |

Kansas City Athletics @ Washington Senators
D.C. Stadium, Washington, DC
Wed Jun 10 1964, 7:05 PM EDT
Att: 4,160 - Unknown

| | |
|-----|----|
| AB | 31 |
| R | 3 |
| H | 5 |
| RBI | 2 |
| BB | 1 |
| SO | 3 |
| LOB | 12 |



| Batter | 1 | 2 | 3 | 4 | 5 | 6 | 7 | 8 | 9 | AB | R | H | RBI | BB | SO | LOB | TOP | | | | |
|---|---|---|---|---|---|---|---|---|---|---|---|---|---|---|---|---|---|---|---|---|---|
| Zoilo Versalles, R OBP: 0.333, SLG: 0.387 (1, 6) | 0-3 K | | 0-0 1B SF8 | 0-0 2H 3B | | | 0-0 1B 2B | 0-0 1-2 1B | | 5 | 2 | 4 | 1 | 0 | 1 | 0 | Minnesota Twins @ Washington Senators D.C. Stadium, Washington, DC Fri Jun 12 1964, 7:05 PM EDT Att: 15,575 - Unknown | | | | |
| Rich Rollins, R OBP: 0.320, SLG: 0.428 (1, 5) | 0-0 F8 | | 0-0 F9 | 0-3 K | | | 0-0 2H 1B | 4-0 1-2 2-3 BB | | 4 | 0 | 1 | 1 | 1 | 1 | 2 | | | | | |
| Tony Oliva, L OBP: 0.386, SLG: 0.599 (1, 9) | 0-0 F9 | | 0-0 1-3 1B | | | | 0-3 K | 0-0 4-3 | | 5 | 0 | 2 | 0 | 0 | 1 | 4 | | | | | |
| Harmon Killebrew, R OBP: 0.355, SLG: 0.553 (1, 7) | | 0-0 F9 | 0-0 SF8 | | | | 4-0 1-2 BB | | 0-0 F3 | 3 | 0 | 0 | 1 | 1 | 0 | 1 | | | | | |
| Jimmie Hall, L OBP: 0.326, SLG: 0.515 (1, 8) | | 0-0 BB SF9 1B | 0-3 K | | | | 0-0 6-3 | | 0-0 1B | 5 | 1 | 2 | 0 | 0 | 1 | 3 | | | | | |
| Bob Allison, R OBP: 0.390, SLG: 0.582 (1, 3) | | 4-0 SF9 1-2 BB | | 4-0 6-3 1B | | | 0-3 K | | 0-0 1-2 1B | 3 | 1 | 1 | 0 | 2 | 1 | 2 | | | | | |
| Earl Batley, R OBP: 0.313, SLG: 0.420 (1, 2) | | 4-0 FC6-4 1-2 2-3 BB | | 0-0 6-3 | | | 0-0 1-3 | | 0-0 FC5-6 1B | 4 | 0 | 1 | 0 | 1 | 0 | 3 | | | | | |
| Bernie Allen, L OBP: 0.311, SLG: 0.345 (1, 4) | | 0-0 SF9 | | 0-0 3B 1B | | | 0-0 1B | | 0-0 FC5-6 1B | 4 | 1 | 2 | 2 | 0 | 0 | 3 | | | | | |
| Camilo Pascual, R OBP: 0.237, SLG: 0.278 (1, 1) | | 0-0 FC6-4 | | 0-0 L1 | | | 0-0 4-3 | | 0-0 F9 | 4 | 0 | 0 | 0 | 0 | 0 | 5 | | | | | |
| Inning Stats | R: 0 E: 0 K: 1 S: 5 | H: 0 LOB: 0 BB: 0 P: 5 | R: 1 E: 0 K: 0 S: 4 | H: 1 LOB: 2 BB: 12 P: 12 | R: 1 E: 0 K: 1 S: 7 | H: 2 LOB: 1 BB: 7 P: 7 | R: 2 E: 0 K: 1 S: 7 | H: 2 LOB: 1 BB: 1 P: 11 | R: 0 E: 0 K: 0 S: 3 | H: 1 LOB: 0 BB: 0 P: 3 | R: 1 E: 0 K: 1 S: 7 | H: 2 LOB: 2 BB: 1 P: 11 | R: 0 E: 0 K: 0 S: 5 | H: 2 LOB: 3 BB: 0 P: 9 | R: 0 E: 0 K: 0 S: 5 | H: 2 LOB: 0 BB: 5 P: 5 | 1B: 11 2B: 2 3B: 1 HR: 0 | SF: 2 SAC: 0 DP: 1 HBP: 0 | WP: 0 PB: 1 CS: 1 | PA: 44 | |
| PITCHER | IP WLS BF H R ER SO BB IBB HBP BLK WP HR S P ERA WHIP | IP WLS BF H R ER SO BB IBB HBP BLK WP HR S P ERA WHIP | IP WLS BF H R ER SO BB IBB HBP BLK WP HR S P ERA WHIP | IP WLS BF H R ER SO BB IBB HBP BLK WP HR S P ERA WHIP | IP WLS BF H R ER SO BB IBB HBP BLK WP HR S P ERA WHIP | IP WLS BF H R ER SO BB IBB HBP BLK WP HR S P ERA WHIP | IP WLS BF H R ER SO BB IBB HBP BLK WP HR S P ERA WHIP | IP WLS BF H R ER SO BB IBB HBP BLK WP HR S P ERA WHIP | IP WLS BF H R ER SO BB IBB HBP BLK WP HR S P ERA WHIP | IP WLS BF H R ER SO BB IBB HBP BLK WP HR S P ERA WHIP | IP WLS BF H R ER SO BB IBB HBP BLK WP HR S P ERA WHIP | IP WLS BF H R ER SO BB IBB HBP BLK WP HR S P ERA WHIP | IP WLS BF H R ER SO BB IBB HBP BLK WP HR S P ERA WHIP | IP WLS BF H R ER SO BB IBB HBP BLK WP HR S P ERA WHIP | IP WLS BF H R ER SO BB IBB HBP BLK WP HR S P ERA WHIP | IP WLS BF H R ER SO BB IBB HBP BLK WP HR S P ERA WHIP | IP WLS BF H R ER SO BB IBB HBP BLK WP HR S P ERA WHIP | IP WLS BF H R ER SO BB IBB HBP BLK WP HR S P ERA WHIP | IP WLS BF H R ER SO BB IBB HBP BLK WP HR S P ERA WHIP | IP WLS BF H R ER SO BB IBB HBP BLK WP HR S P ERA WHIP | IP WLS BF H R ER SO BB IBB HBP BLK WP HR S P ERA WHIP |

| | |
|-----|----|
| AB | 37 |
| R | 5 |
| H | 13 |
| RBI | 5 |
| BB | 5 |
| SO | 5 |
| LOB | 23 |






| Batter | 1 | 2 | 3 | 4 | 5 | 6 | 7 | 8 | 9 | AB | R | H | RBI | BB | SO | LOB | BOTTOM | | | | |
|---|---|---|---|---|---|---|---|---|---|---|---|---|---|---|---|---|---|---|---|---|---|
| Don Blasingame, L OBP: 0.319, SLG: 0.329 (1, 4) | 0-0 F3 | | 0-0 F8 | | | | | 0-0 BB SF8 1B | 0-0 FC6 1B | 5 | 1 | 2 | 1 | 0 | 0 | 2 | Minnesota Twins @ Washington Senators D.C. Stadium, Washington, DC Fri Jun 12 1964, 7:05 PM EDT Att: 15,575 - Unknown | | | | |
| John Kennedy, R OBP: 0.320, SLG: 0.418 (1, 5) | 0-3 K | | 0-0 6-3 | | | | 0-3 K | 4-0 1-2 BB | 0-0 F9 | 4 | 0 | 0 | 0 | 1 | 2 | 1 | | | | | |
| Chuck Hinton, R OBP: 0.395, SLG: 0.536 (1, 7) | 0-0 E6 1B | | | 0-0 F8 | | | 0-3 K | 0-0 P4 | 0-0 FC6 1-2 2-3 BB | 5 | 0 | 1 | 0 | 0 | 1 | 3 | | | | | |
| Jim King, L OBP: 0.344, SLG: 0.500 (1, 9) | 4-0 BB | | | 0-0 F9 | | | 4-0 BB | 4-0 1-2 2-3 BB | | 1 | 0 | 0 | 0 | 3 | 0 | 0 | | | | | |
| Dick Phillips, L OBP: 0.325, SLG: 0.328 (1, 3) | 0-0 G3 | | | 0-0 G3 | | | 0-0 F5 | 0-0 SF8 | | 3 | 0 | 0 | 1 | 0 | 0 | 3 | | | | | |
| Mike Brumley, L OBP: 0.333, SLG: 0.304 (1, 2) | | 0-0 F7 | | | | | 0-0 6-3 | 0-0 F7 | | 4 | 0 | 1 | 0 | 0 | 0 | 2 | | | | | |
| Don Lock, R OBP: 0.362, SLG: 0.410 (1, 8) | | 0-0 1-3 | | | | | 0-0 F7 | | 0-0 4-3 1B PB | 4 | 1 | 2 | 0 | 0 | 0 | 1 | | | | | |
| Ed Brinkman, R OBP: 0.256, SLG: 0.329 (1, 6) | | 0-0 6-3 | | | | | 0-0 1-2 1B | 0-3 K | 0-0 PB 4-3 1B | 4 | 1 | 2 | 0 | 0 | 1 | 1 | | | | | |
| Alan Koch, R OBP: 0.182, SLG: 0.273 Steve Riddick, R OBP: 0.275, SLG: 0.286 Fred Valentine, S OBP: 0.276, SLG: 0.299 Don Rudolph, L OBP: 0.290, SLG: 0.458 Don Zimmer, R OBP: 0.290, SLG: 0.458 Marshall Bridges, S OBP: 0.291, SLG: 0.461 (1, 1) | | | 0-0 4-3 | | | | 0-0 P3 | 0-0 P3 | 0-0 4-3 | 1 | 0 | 0 | 0 | 0 | 0 | 0 | | | | | |
| Inning Stats | R: 0 E: 1 K: 1 S: 6 | H: 1 LOB: 2 BB: 1 P: 10 | R: 0 E: 0 K: 0 S: 3 | H: 0 LOB: 0 BB: 0 P: 3 | R: 0 E: 0 K: 0 S: 3 | H: 0 LOB: 0 BB: 0 P: 3 | R: 0 E: 0 K: 0 S: 5 | H: 2 LOB: 2 BB: 0 P: 5 | R: 0 E: 0 K: 2 S: 7 | H: 0 LOB: 1 BB: 1 P: 11 | R: 0 E: 0 K: 1 S: 6 | H: 1 LOB: 1 BB: 0 P: 6 | R: 1 E: 0 K: 0 S: 4 | H: 1 LOB: 2 BB: 2 P: 12 | R: 2 E: 0 K: 0 S: 6 | H: 3 LOB: 1 BB: 0 P: 6 | 1B: 8 2B: 0 3B: 0 HR: 0 | SF: 1 SAC: 0 DP: 0 HBP: 0 | WP: 0 PB: 1 CS: 0 | PA: 39 | |
| PITCHER | IP WLS BF H R ER SO BB IBB HBP BLK WP HR S P ERA WHIP | IP WLS BF H R ER SO BB IBB HBP BLK WP HR S P ERA WHIP | IP WLS BF H R ER SO BB IBB HBP BLK WP HR S P ERA WHIP | IP WLS BF H R ER SO BB IBB HBP BLK WP HR S P ERA WHIP | IP WLS BF H R ER SO BB IBB HBP BLK WP HR S P ERA WHIP | IP WLS BF H R ER SO BB IBB HBP BLK WP HR S P ERA WHIP | IP WLS BF H R ER SO BB IBB HBP BLK WP HR S P ERA WHIP | IP WLS BF H R ER SO BB IBB HBP BLK WP HR S P ERA WHIP | IP WLS BF H R ER SO BB IBB HBP BLK WP HR S P ERA WHIP | IP WLS BF H R ER SO BB IBB HBP BLK WP HR S P ERA WHIP | IP WLS BF H R ER SO BB IBB HBP BLK WP HR S P ERA WHIP | IP WLS BF H R ER SO BB IBB HBP BLK WP HR S P ERA WHIP | IP WLS BF H R ER SO BB IBB HBP BLK WP HR S P ERA WHIP | IP WLS BF H R ER SO BB IBB HBP BLK WP HR S P ERA WHIP | IP WLS BF H R ER SO BB IBB HBP BLK WP HR S P ERA WHIP | IP WLS BF H R ER SO BB IBB HBP BLK WP HR S P ERA WHIP | IP WLS BF H R ER SO BB IBB HBP BLK WP HR S P ERA WHIP | IP WLS BF H R ER SO BB IBB HBP BLK WP HR S P ERA WHIP | IP WLS BF H R ER SO BB IBB HBP BLK WP HR S P ERA WHIP | IP WLS BF H R ER SO BB IBB HBP BLK WP HR S P ERA WHIP | IP WLS BF H R ER SO BB IBB HBP BLK WP HR S P ERA WHIP |



| Batter | 1 | 2 | 3 | 4 | 5 | 6 | 7 | 8 | 9 | AB | R | H | RBI | BB | SO | LOB | TOP | | | |
|--|---|---------------------------------|------------------------------|---------------------------------|------------------------------|---------------------------------|------------------------------|---------------------------------|------------------------------|---------------------------------|------------------------------|---------------------------------|------------------------------|---------------------------------|------------------------------|---------------------------------|--|------------------------------------|----------------------------------|--------|
| Zoilo Versalles, R OBP: 0.335, SLG: 0.401 | | | | | | | | | | 5 | 1 | 2 | 1 | 0 | 0 | 4 | Minnesota Twins @ Washington Senators D.C. Stadium, Washington, DC Sat Jun 13 1964, 3:33 AM EDT Att: 3,458 - Unknown | | | |
| Rich Rollins, R OBP: 0.330, SLG: 0.447 | | | | | | | | | | 5 | 1 | 4 | 0 | 0 | 0 | 1 | | | | |
| Tony Oliva, L OBP: 0.388, SLG: 0.596 | | | | | | | | | | 3 | 0 | 1 | 1 | 0 | 0 | 2 | | | | |
| Harmon Killebrew, R OBP: 0.348, SLG: 0.541 | | | | | | | | | | 4 | 0 | 0 | 0 | 0 | 1 | 6 | | | | |
| Bob Allison, R OBP: 0.392, SLG: 0.578 | | | | | | | | | | 3 | 0 | 1 | 0 | 1 | 0 | 2 | | | | |
| Jimmie Hall, L OBP: 0.320, SLG: 0.503 | | | | | | | | | | 4 | 0 | 0 | 0 | 0 | 0 | 5 | | | | |
| Earl Batley, R OBP: 0.311, SLG: 0.411 | | | | | | | | | | 3 | 0 | 0 | 0 | 1 | 1 | 0 | | | | |
| Bernie Allen, L OBP: 0.313, SLG: 0.353 | | | | | | | | | | 2 | 0 | 1 | 0 | 0 | 0 | 1 | | | | |
| Jerry Kindall, R OBP: 0.400, SLG: 0.593 | | | | | | | | | | 2 | 0 | 0 | 0 | 0 | 2 | 0 | | | | |
| Jim Roland, R OBP: 0.091, SLG: 0.091 | | | | | | | | | | 2 | 0 | 0 | 0 | 0 | 1 | 3 | | | | |
| Garland Shifflett, R OBP: 0.067, SLG: 0.500 | | | | | | | | | | 1 | 0 | 0 | 0 | 0 | 0 | 0 | | | | |
| Bill Pleis, L OBP: 1.000, SLG: 1.000 | | | | | | | | | | 1 | 0 | 1 | 0 | 0 | 0 | 0 | | | | |
| Frank Kostro, R OBP: 1.000, SLG: 1.000 | | | | | | | | | | 1 | 0 | 1 | 0 | 0 | 0 | 0 | | | | |
| Inning Stats | R: 1 E: 0 K: 1 S: 7 | H: 2 LOB: 2 BB: 0 P: 8 | R: 0 E: 1 K: 0 S: 3 | H: 0 LOB: 1 BB: 1 P: 7 | R: 1 E: 0 K: 0 S: 5 | H: 2 LOB: 1 BB: 0 P: 5 | R: 0 E: 0 K: 1 S: 6 | H: 1 LOB: 1 BB: 0 P: 6 | R: 0 E: 0 K: 0 S: 4 | H: 0 LOB: 0 BB: 0 P: 7 | R: 0 E: 0 K: 0 S: 4 | H: 2 LOB: 1 BB: 0 P: 4 | R: 0 E: 0 K: 0 S: 3 | H: 0 LOB: 0 BB: 0 P: 3 | R: 0 E: 0 K: 1 S: 7 | H: 2 LOB: 2 BB: 0 P: 7 | 1B: 7 2B: 1 3B: 1 HR: 1 | SF: 0 SAC: 1 DP: 3 HBP: 1 | WP: 0 PB: 0 SB: 0 CS: 0 | PA: 39 |
| PITCHER Claude Osteen, L ERA: 3.1 | IP: 9.0 WLS: W BF: 39 H: 10 R: 2 ER: 2 SO: 5 BB: 2 IBB: 0 HBP: 1 BLK: 0 WP: 0 HR: 1 S: 46 P: 55 ERA: 2.00 WHIP: 1.333 | | | | | | | | | | | | | | | | | | | |

| Batter | 1 | 2 | 3 | 4 | 5 | 6 | 7 | 8 | 9 | AB | R | H | RBI | BB | SO | LOB | BOTTOM | | | |
|--|--|----------------------------------|------------------------------|---------------------------------|------------------------------|---------------------------------|------------------------------|----------------------------------|------------------------------|---------------------------------|------------------------------|---------------------------------|------------------------------|----------------------------------|------------------------------|----------------------------------|--|------------------------------------|----------------------------------|--------|
| Ed Brinkman, R OBP: 0.267, SLG: 0.329 | | | | | | | | | | 3 | 2 | 1 | 0 | 2 | 0 | 4 | Minnesota Twins @ Washington Senators D.C. Stadium, Washington, DC Sat Jun 13 1964, 3:33 AM EDT Att: 3,458 - Unknown | | | |
| Don Zimmer, R OBP: 0.299, SLG: 0.455 | | | | | | | | | | 3 | 0 | 1 | 0 | 2 | 1 | 2 | | | | |
| John Kennedy, R OBP: 0.320, SLG: 0.418 | | | | | | | | | | 0 | 0 | 0 | 0 | 0 | 0 | 0 | | | | |
| Chuck Hinton, R OBP: 0.395, SLG: 0.537 | | | | | | | | | | 5 | 1 | 2 | 1 | 0 | 0 | 3 | | | | |
| Bill Skowron, R OBP: 0.285, SLG: 0.454 | | | | | | | | | | 5 | 0 | 1 | 1 | 0 | 0 | 4 | | | | |
| Don Lock, R OBP: 0.368, SLG: 0.419 | | | | | | | | | | 4 | 0 | 2 | 1 | 1 | 1 | 2 | | | | |
| Don Leppert, R OBP: 0.226, SLG: 0.184 | | | | | | | | | | 3 | 0 | 0 | 0 | 1 | 1 | 3 | | | | |
| Fred Valentine, S OBP: 0.276, SLG: 0.299 | | | | | | | | | | 0 | 1 | 0 | 0 | 0 | 0 | 0 | | | | |
| Mike Brumley, L OBP: 0.331, SLG: 0.301 | | | | | | | | | | 1 | 0 | 0 | 0 | 0 | 1 | 2 | | | | |
| Ken Hunt, R OBP: 0.255 | | | | | | | | | | 1 | 0 | 0 | 0 | 1 | 0 | 0 | | | | |
| Jim King, L OBP: 0.346, SLG: 0.500 | | | | | | | | | | 2 | 0 | 1 | 0 | 0 | 0 | 2 | | | | |
| Chuck Cottier, R OBP: 0.267, SLG: 0.431 | | | | | | | | | | 2 | 0 | 0 | 1 | 1 | 0 | 1 | | | | |
| Claude Osteen, L OBP: 0.158, SLG: 0.167 | | | | | | | | | | 4 | 0 | 0 | 0 | 0 | 2 | 5 | | | | |
| Inning Stats | R: 1 E: 0 K: 2 S: 8 | H: 1 LOB: 2 BB: 2 P: 16 | R: 0 E: 1 K: 0 S: 4 | H: 0 LOB: 2 BB: 1 P: 8 | R: 0 E: 0 K: 0 S: 3 | H: 0 LOB: 0 BB: 0 P: 3 | R: 0 E: 0 K: 1 S: 5 | H: 0 LOB: 2 BB: 2 P: 13 | R: 1 E: 0 K: 0 S: 4 | H: 3 LOB: 0 BB: 0 P: 6 | R: 1 E: 0 K: 1 S: 8 | H: 2 LOB: 2 BB: 0 P: 8 | R: 0 E: 0 K: 2 S: 8 | H: 1 LOB: 2 BB: 1 P: 12 | R: 0 E: 0 K: 2 S: 8 | H: 1 LOB: 2 BB: 1 P: 12 | 1B: 6 2B: 2 3B: 0 HR: 0 | SF: 0 SAC: 1 DP: 0 HBP: 0 | WP: 0 PB: 0 SB: 0 CS: 0 | PA: 42 |
| PITCHER Jim Roland, L ERA: 3.51 | IP: 4.0 WLS: L BF: 15 H: 6 R: 2 ER: 2 SO: 0 BB: 1 IBB: 0 HBP: 0 BLK: 0 WP: 0 HR: 0 S: 20 P: 44 ERA: 7.71 WHIP: 3.000 | | | | | | | | | | | | | | | | | | | |
| Garland Shifflett, R ERA: 4.85 | IP: 2.1 WLS: L BF: 15 H: 6 R: 2 ER: 2 SO: 0 BB: 1 IBB: 0 HBP: 0 BLK: 0 WP: 0 HR: 0 S: 14 P: 18 ERA: 7.71 WHIP: 3.000 | | | | | | | | | | | | | | | | | | | |
| Bill Pleis, L ERA: 3.65 | IP: 1.2 WLS: L BF: 7 H: 1 R: 0 ER: 0 SO: 3 BB: 0 IBB: 1 HBP: 0 BLK: 0 WP: 0 HR: 0 S: 12 P: 16 ERA: 0.00 WHIP: 0.600 | | | | | | | | | | | | | | | | | | | |



| Batter | 1 | 2 | 3 | 4 | 5 | 6 | 7 | 8 | 9 | AB | R | H | RBI | BB | SO | LOB | TOP | | | | | |
|--|--|---|------------------------------|---------------------------------|------------------------------|----------------------------------|------------------------------|----------------------------------|------------------------------|---------------------------------|------------------------------|---------------------------------|-------------------------------|----------------------------------|------------------------------|---------------------------------|--|---------------------------------|----------------------------------|------------------------------------|------------------------------------|----------------------------------|
| Zoilo Versalles, R OBP: 0.335, SLG: 0.416 | 0-0 WP 4-3 1B | | 0-0 4-3 | | 0-0 4-3 | 0-0 2B | | 0-0 F8 | | 5 | 1 | 2 | 0 | 0 | 0 | 0 | Minnesota Twins @ Washington Senators D.C. Stadium, Washington, DC Sun Jun 14 1964, 3:38 AM EDT Att: 40,359 - Unknown  | | | | | |
| Tony Oliva, L OBP: 0.386, SLG: 0.594 | 0-0 4-3 1-2 | | 0-0 P3 | | 0-0 F8 | 0-0 P6 | | 0-0 2B | | 5 | 0 | 1 | 0 | 0 | 0 | 3 | | | | | | |
| Rich Rollins, R OBP: 0.331, SLG: 0.444 | 0-0 4-3 2H | | 0-0 1-3 | | 0-0 L6 | | 0-0 FC4-6 1B 1B | 0-3 K2-3 | | 5 | 1 | 1 | 1 | 0 | 1 | 1 | | | | | | |
| Harmon Killebrew, R OBP: 0.356, SLG: 0.582 Don Mincher, L OBP: 0.367, SLG: 0.675 | 0-0 6-3 | | | 4-0 2B SF8 BB | | 0-0 HR | | 0-0 K | 0-0 6-3 | 4 | 2 | 1 | 1 | 1 | 1 | 2 | | | | | | |
| Bob Allison, R OBP: 0.394, SLG: 0.607 | | 0-0 P4 | | 0-0 SF8 1B 2B | | 0-0 F9 | | 0-0 FC4-6 1B | 0-0 HR | 5 | 2 | 3 | 1 | 0 | 0 | 0 | | | | | | |
| Jimmie Hall, L OBP: 0.315, SLG: 0.508 | | 0-0 FC5-4 1B | | 0-0 SF8 2-3 3H | | 0-0 HR | | 0-0 FC4-6 1B 1-2 2-3 | 0-0 1-3 | 4 | 1 | 2 | 2 | 0 | 0 | 2 | | | | | | |
| Johnny Goryl, R OBP: 0.299, SLG: 0.271 Jerry Kindall, R OBP: 0.389, SLG: 0.545 | | 0-0 FC5-4 1B 1-2 | | 0-0 K | | 1-0 1B HBP | | 0-0 K | 0-3 K | 2 | 0 | 0 | 0 | 0 | 1 | 2 | | | | | | |
| Jerry Zimmerman, R OBP: 0.356, SLG: 0.275 | | 0-0 1-2 1B | | 0-0 1B | | 0-0 HR 1B | | 0-0 6-3 | | 2 | 0 | 1 | 1 | 0 | 1 | 0 | | | | | | |
| Jim Kaat, L OBP: 0.344, SLG: 0.444 | | 0-0 P3 | | 0-0 K | | 0-0 HR | | 0-3 K | | 4 | 1 | 3 | 1 | 0 | 0 | 0 | | | | | | |
| | | | | 0-0 K | | 1-0 HR | | 0-3 K | | 4 | 1 | 1 | 2 | 0 | 2 | 6 | | | | | | |
| Inning Stats | R: 1 E: 0 K: 0 S: 4 | H: 1 LOB: 0 BB: 0 P: 4 | R: 0 E: 0 K: 0 S: 5 | H: 2 LOB: 2 BB: 0 P: 5 | R: 0 E: 0 K: 0 S: 3 | H: 0 LOB: 1 BB: 0 P: 3 | R: 2 E: 0 K: 2 S: 9 | H: 2 LOB: 1 BB: 1 P: 13 | R: 0 E: 0 K: 0 S: 3 | H: 0 LOB: 0 BB: 0 P: 3 | R: 4 E: 0 K: 0 S: 7 | H: 5 LOB: 2 BB: 0 P: 8 | R: 1 E: 0 K: 2 S: 10 | H: 3 LOB: 3 BB: 0 P: 11 | R: 0 E: 0 K: 1 S: 6 | H: 1 LOB: 1 BB: 0 P: 6 | R: 1 E: 0 K: 1 S: 6 | H: 1 LOB: 0 BB: 0 P: 6 | 1B: 8 2B: 3 3B: 0 HR: 4 | SF: 1 SAC: 0 DP: 0 HBP: 2 | WP: 1 PB: 0 SB: 0 CS: 0 | PA: 44 |
| PITCHER | IP WLS BF H R ER SO BB IBB HBP BLK WP HR S P ERA WHIP | | | | | | | | | | | | | | | | | | | | | |
| Tom Cheney, R ERA: 3.7 | (1, 1) | 3.1 L 15 4 3 3 0 0 1 0 0 0 0 1 0 14 18 8.10 1.500 | | | | | | | | | | | | | | | | | | | | |
| Jim Duckworth, R ERA: 3.86 | (4, 1) | 2.1 12 5 4 4 2 0 0 0 1 0 0 0 3 15 16 15.43 2.143 | | | | | | | | | | | | | | | | | | | | |
| Steve Riddick, R ERA: 2.84 | (6, 1) | 1.1 9 4 1 1 2 0 0 0 1 0 0 0 0 12 13 6.75 3.000 | | | | | | | | | | | | | | | | | | | | |
| Marshall Bridges, L ERA: 5.13 | (8, 1) | 2.0 8 2 1 1 2 0 0 0 0 0 0 0 1 12 12 4.50 1.000 | | | | | | | | | | | | | | | | | | | | |
| Batter | 1 | 2 | 3 | 4 | 5 | 6 | 7 | 8 | 9 | AB | R | H | RBI | BB | SO | LOB | BOTTOM | | | | | |
| Ed Brinkman, R OBP: 0.278, SLG: 0.357 | 0-0 5-3 | | 0-0 FC5-4 1B | | 0-3 K | | | 0-0 F8 | | 4 | 0 | 1 | 0 | 0 | 1 | 0 | Minnesota Twins @ Washington Senators D.C. Stadium, Washington, DC Sun Jun 14 1964, 3:38 AM EDT Att: 40,359 - Unknown  | | | | | |
| John Kennedy, R OBP: 0.325, SLG: 0.422 | 0-3 K | | 0-0 SF9 | | | 0-0 G6-4-3 1B | | 0-0 BB 1B | | 3 | 1 | 2 | 1 | 0 | 1 | 0 | | | | | | |
| Chuck Hinton, R OBP: 0.389, SLG: 0.523 | 0-0 F8 | | 0-0 FC5-4 1-2 | | | 0-0 G6-4-3 1B 1-2 | | 4-0 1B BB | | 3 | 0 | 0 | 0 | 1 | 0 | 3 | | | | | | |
| Bill Skowron, R OBP: 0.293, SLG: 0.455 | | 0-0 5-3 | | 0-0 4-3 1B | | 1-0 1B HBP | | 0-0 G5-4-3 1B 1-2 2H | | 3 | 0 | 2 | 1 | 0 | 0 | 0 | | | | | | |
| Don Lock, R OBP: 0.368, SLG: 0.417 | | 0-0 G4-6-3 1B | | 0-0 4-3 | | 0-0 FC6-4 1B | | 0-0 G5-4-3 | | 4 | 0 | 2 | 0 | 0 | 0 | 3 | | | | | | |
| Don Lepore, R OBP: 0.211, SLG: 0.170 | | 0-0 G4-6-3 1-2 | | 0-0 F8 | | 0-0 FC6-4 1-2 | | 0-0 F9 | | 4 | 0 | 0 | 0 | 0 | 0 | 4 | | | | | | |
| Ken Hunt, R OBP: 0.261, SLG: 0.254 | | | 0-0 1B BB SF9 1B | | 0-3 K | | 0-3 K | | 0-0 F9 | 4 | 1 | 1 | 0 | 0 | 2 | 1 | | | | | | |
| Chuck Cottier, R OBP: 0.281, SLG: 0.444 | | | 4-0 SF9 1B BB | | 0-0 P3 | | 0-0 F9 | | 0-0 2B | 3 | 0 | 1 | 0 | 1 | 0 | 0 | | | | | | |
| Tom Cheney, R OBP: 0.255, SLG: 0.250 Jim Duckworth, R OBP: 0.299, SLG: 0.167 Steve Riddick, R OBP: 0.295, SLG: 0.298 Don Zimmerman, R OBP: 0.356, SLG: 0.444 Marshall Bridges, S OBP: 0.291, SLG: 0.342 | (1, 1) (4, 1) (6, 1) (7, PH) (8, 1) (9, PH) | 0-3 K | | 0-3 K | | 0-0 F8 | | 0-0 5-3 | | 1 | 0 | 0 | 0 | 0 | 1 | 2 | | | | | | |
| Inning Stats | R: 0 E: 0 K: 1 S: 5 | H: 0 LOB: 0 BB: 0 P: 5 | R: 0 E: 0 K: 0 S: 3 | H: 1 LOB: 0 BB: 0 P: 3 | R: 1 E: 0 K: 1 S: 7 | H: 2 LOB: 2 BB: 1 P: 11 | R: 0 E: 0 K: 1 S: 6 | H: 1 LOB: 1 BB: 0 P: 6 | R: 0 E: 0 K: 2 S: 7 | H: 0 LOB: 0 BB: 0 P: 7 | R: 0 E: 0 K: 0 S: 4 | H: 2 LOB: 2 BB: 0 P: 5 | R: 0 E: 0 K: 1 S: 5 | H: 0 LOB: 0 BB: 0 P: 5 | R: 1 E: 0 K: 0 S: 4 | H: 2 LOB: 1 BB: 1 P: 8 | | R: 0 E: 0 K: 0 S: 4 | H: 1 LOB: 1 BB: 0 P: 4 | 1B: 8 2B: 1 3B: 0 HR: 0 | SF: 1 SAC: 0 DP: 3 HBP: 1 | WP: 0 PB: 0 SB: 0 CS: 0 |
| PITCHER | IP WLS BF H R ER SO BB IBB HBP BLK WP HR S P ERA WHIP | | | | | | | | | | | | | | | | | | | | | |
| Jim Kaat, L ERA: 3.09 | (1, 1) | 9.0 W 36 9 2 2 6 2 0 0 1 0 0 0 0 45 54 2.00 1.222 | | | | | | | | | | | | | | | | | | | | |

| Batter | 1 | 2 | 3 | 4 | 5 | 6 | 7 | 8 | 9 | AB | R | H | RBI | BB | SO | LOB | TOP | | | | | |
|--|---|---------------------------------|------------------------------|---------------------------------|------------------------------|----------------------------------|------------------------------|---------------------------------|------------------------------|---------------------------------|------------------------------|---------------------------------|------------------------------|---------------------------------|------------------------------|---------------------------------|---|---------------------------------|----------------------------------|------------------------------------|----------------------------------|--------|
| Jim Piersall, R OBP: 0.415, SLG: 0.449 (1, 7) | | | | | | | | | | 4 | 0 | 2 | 0 | 0 | 0 | 0 | Los Angeles Angels @ Washington Senators D.C. Stadium, Washington, DC Mon Jun 15 1964, 7:05 PM EDT Att: 2,320 - Unknown livebaseballscorecards.com | | | | | |
| Vic Power, R OBP: 0.259, SLG: 0.327 (1, 5) | | | | | | | | | | 4 | 0 | 1 | 0 | 0 | 0 | 3 | | | | | | |
| Jim Fregosi, R OBP: 0.426, SLG: 0.628 (1, 6) | | | | | | | | | | 3 | 0 | 1 | 1 | 1 | 0 | 1 | | | | | | |
| Lou Clinton, R OBP: 0.298, SLG: 0.387 (1, 9) | | | | | | | | | | 4 | 0 | 0 | 0 | 0 | 0 | 4 | | | | | | |
| Joe Adcock, R OBP: 0.353, SLG: 0.521 (1, 3) | | | | | | | | | | 4 | 1 | 1 | 1 | 0 | 1 | 1 | | | | | | |
| Bob Perry, R OBP: 0.386, SLG: 0.476 (1, 8) | | | | | | | | | | 4 | 0 | 1 | 0 | 0 | 1 | 0 | | | | | | |
| Albie Pearson, L OBP: 0.306, SLG: 0.270 (9, PR) | | | | | | | | | | 0 | 0 | 0 | 0 | 0 | 0 | 0 | | | | | | |
| Buck Rodgers, S OBP: 0.295, SLG: 0.264 (1, 2) | | | | | | | | | | 4 | 0 | 0 | 0 | 0 | 1 | 1 | | | | | | |
| Bobby Knoop, R OBP: 0.300, SLG: 0.321 (1, 4) | | | | | | | | | | 2 | 1 | 0 | 0 | 1 | 0 | 0 | | | | | | |
| Dean Chance, R OBP: 0.115, SLG: 0.080 (1, 1) | | | | | | | | | | 2 | 0 | 0 | 0 | 0 | 2 | 1 | | | | | | |
| Willie Smith, L OBP: 0.226, SLG: 0.400 (7, 1) | | | | | | | | | | 0 | 0 | 0 | 0 | 0 | 0 | 0 | | | | | | |
| Felix Torres, R OBP: 0.257, SLG: 0.403 (8, PH) | | | | | | | | | | 1 | 0 | 0 | 0 | 0 | 0 | 0 | | | | | | |
| Bob Duliba, R OBP: 0.254 (8, 1) | | | | | | | | | | 0 | 0 | 0 | 0 | 0 | 0 | 0 | | | | | | |
| Inning Stats | R: 0 E: 0 K: 0 S: 3 | H: 1 LOB: 1 BB: 1 P: 7 | R: 0 E: 0 K: 1 S: 5 | H: 0 LOB: 0 BB: 0 P: 5 | R: 1 E: 0 K: 1 S: 7 | H: 2 LOB: 2 BB: 1 P: 11 | R: 0 E: 0 K: 2 S: 7 | H: 0 LOB: 0 BB: 0 P: 7 | R: 0 E: 0 K: 1 S: 5 | H: 0 LOB: 0 BB: 0 P: 5 | R: 0 E: 0 K: 0 S: 4 | H: 1 LOB: 0 BB: 0 P: 4 | R: 0 E: 0 K: 0 S: 3 | H: 0 LOB: 0 BB: 0 P: 3 | R: 0 E: 0 K: 0 S: 3 | H: 0 LOB: 0 BB: 0 P: 3 | R: 1 E: 0 K: 0 S: 5 | H: 2 LOB: 1 BB: 0 P: 5 | 1B: 5 2B: 0 3B: 0 HR: 1 | SF: 0 SAC: 0 DP: 0 HBP: 0 | WP: 0 PB: 0 SB: 0 CS: 1 | PA: 34 |
| PITCHER | IP WLS BF H R ER SO BB IBB HBP BLK WP HR S P ERA WHIP | | | | | | | | | | | | | | | | | | | | | |
| Don Rudolph, L ERA: 2.91 (1, 1) | 8.2 W 33 6 2 2 5 2 0 0 0 0 0 1 41 49 2.08 0.923 | | | | | | | | | | | | | | | | | | | | | |
| Ron Kline, R ERA: 2.05 (9, 1) | 0.1 S 1 0 0 0 0 0 0 0 0 0 0 0 1 1 0.00 0.000 | | | | | | | | | | | | | | | | | | | | | |

| Batter | 1 | 2 | 3 | 4 | 5 | 6 | 7 | 8 | 9 | AB | R | H | RBI | BB | SO | LOB | BOTTOM | | | |
|---|---|---------------------------------|------------------------------|---------------------------------|------------------------------|---------------------------------|------------------------------|---------------------------------|------------------------------|---------------------------------|------------------------------|---------------------------------|------------------------------|----------------------------------|------------------------------|---------------------------------|---|------------------------------------|----------------------------------|--------|
| Don Blasingame, L OBP: 0.311, SLG: 0.320 (1, 4) | | | | | | | | | | 3 | 0 | 0 | 0 | 0 | 0 | 0 | Los Angeles Angels @ Washington Senators D.C. Stadium, Washington, DC Mon Jun 15 1964, 7:05 PM EDT Att: 2,320 - Unknown livebaseballscorecards.com | | | |
| Chuck Cottler, R OBP: 0.277, SLG: 0.436 (7, PH) (8, 4) | | | | | | | | | | 1 | 0 | 0 | 0 | 0 | 1 | 3 | | | | |
| John Kennedy, R OBP: 0.328, SLG: 0.440 (1, 5) | | | | | | | | | | 4 | 1 | 2 | 1 | 0 | 1 | 0 | | | | |
| Chuck Hinton, R OBP: 0.383, SLG: 0.515 (1, 7) | | | | | | | | | | 4 | 0 | 0 | 0 | 0 | 1 | 1 | | | | |
| Jim King, L OBP: 0.342, SLG: 0.482 (1, 9) | | | | | | | | | | 3 | 1 | 0 | 0 | 1 | 0 | 0 | | | | |
| Dick Phillips, L OBP: 0.321, SLG: 0.329 (1, 3) | | | | | | | | | | 3 | 1 | 1 | 1 | 0 | 0 | 0 | | | | |
| Mike Brumley, L OBP: 0.325, SLG: 0.301 (1, 2) | | | | | | | | | | 3 | 0 | 1 | 0 | 0 | 0 | 1 | | | | |
| Don Lock, R OBP: 0.373, SLG: 0.418 (1, 8) | | | | | | | | | | 2 | 0 | 1 | 0 | 1 | 1 | 0 | | | | |
| Ed Brinkman, R OBP: 0.279, SLG: 0.357 (1, 6) | | | | | | | | | | 3 | 0 | 1 | 1 | 0 | 1 | 2 | | | | |
| Don Rudolph, L ERA: 2.16 (1, 1) | | | | | | | | | | 2 | 0 | 0 | 0 | 1 | 0 | 0 | | | | |
| Ron Kline, R ERA: 2.54 (9, 1) | | | | | | | | | | 0 | 0 | 0 | 0 | 0 | 0 | 0 | | | | |
| Inning Stats | R: 0 E: 0 K: 1 S: 5 | H: 0 LOB: 0 BB: 0 P: 5 | R: 0 E: 0 K: 0 S: 3 | H: 0 LOB: 0 BB: 0 P: 3 | R: 0 E: 0 K: 1 S: 5 | H: 0 LOB: 0 BB: 0 P: 5 | R: 0 E: 0 K: 0 S: 3 | H: 1 LOB: 0 BB: 0 P: 3 | R: 0 E: 0 K: 1 S: 7 | H: 2 LOB: 2 BB: 0 P: 7 | R: 1 E: 0 K: 0 S: 4 | H: 1 LOB: 0 BB: 0 P: 4 | R: 2 E: 0 K: 1 S: 6 | H: 2 LOB: 3 BB: 3 P: 18 | R: 0 E: 0 K: 1 S: 5 | H: 0 LOB: 0 BB: 0 P: 5 | 1B: 4 2B: 1 3B: 0 HR: 1 | SF: 0 SAC: 0 DP: 1 HBP: 0 | WP: 0 PB: 0 SB: 0 CS: 0 | PA: 31 |
| PITCHER | IP WLS BF H R ER SO BB IBB HBP BLK WP HR S P ERA WHIP | | | | | | | | | | | | | | | | | | | |
| Dean Chance, R ERA: 2.16 (1, 1) | 6.1 L 26 6 3 3 3 2 0 0 0 0 0 0 30 38 4.26 1.263 | | | | | | | | | | | | | | | | | | | |
| Willie Smith, L ERA: 2.54 (7, 1) | 0.2 2 0 0 0 1 1 0 0 0 0 0 0 3 7 0.00 1.500 | | | | | | | | | | | | | | | | | | | |
| Bob Duliba, R ERA: 2.54 (8, 1) | 1.0 3 0 0 0 1 0 0 0 0 0 0 0 5 5 0.00 0.000 | | | | | | | | | | | | | | | | | | | |

| Batter | 1 | 2 | 3 | 4 | 5 | 6 | 7 | 8 | 9 | AB | R | H | RBI | BB | SO | LOB | TOP | | | | | |
|---|--|----------------------------------|------------------------------|---------------------------------|------------------------------|---------------------------------|------------------------------|---------------------------------|------------------------------|----------------------------------|------------------------------|---------------------------------|------------------------------|---------------------------------|------------------------------|---------------------------------|------------------------------|---------------------------------|----------------------------------|------------------------------------|----------------------------------|--------|
| Lenny Green, L OBP: 0.258, SLG: 0.115 | P4 | | F8 | | | 6-3 | | | E3 SH1-4 6-3 | 5 | 1 | 1 | 0 | 0 | 0 | 1 | | | | | | |
| Vic Power, R OBP: 0.238, SLG: 0.300 | 5-3 | | 5-3 | | | SF9 1B | | | SH1-4 | 3 | 0 | 0 | 1 | 0 | 0 | 0 | | | | | | |
| Jim Fregosi, R OBP: 0.425, SLG: 0.609 | WP 2B BB | | F8 | | | F8 | | | 6-3 | 4 | 1 | 1 | 1 | 1 | 0 | 2 | | | | | | |
| Willie Smith, L OBP: 0.244, SLG: 0.385 | 1-H 2B | | | F7 | K | | | | 4-3 | 5 | 0 | 1 | 1 | 0 | 1 | 3 | | | | | | |
| Joe Adcock, R OBP: 0.354, SLG: 0.514 | BB | | | P6 | | 2B SF8 1B | | | F2 | 3 | 1 | 1 | 0 | 1 | 0 | 1 | | | | | | |
| Ed Kirkpatrick, L OBP: 0.340, SLG: 0.404 | K | | | | | SF8 1-3 SH | | | 1-3 | 4 | 1 | 2 | 0 | 0 | 1 | 2 | | | | | | |
| Buck Rodgers, S OBP: 0.288, SLG: 0.259 | | 3-1 | | F8 | | SF8 | | | F7 | 3 | 0 | 0 | 1 | 0 | 0 | 1 | | | | | | |
| Bobby Knoop, R OBP: 0.300, SLG: 0.316 | P4 | | | | | 1B SF9 1B BB | | | SH WP | 2 | 1 | 1 | 1 | 1 | 0 | 0 | | | | | | |
| Bo Belinsky, L OBP: 0.136, SLG: 0.143 | | | | | | 3-H | | | | 4 | 0 | 1 | 0 | 0 | 0 | 2 | | | | | | |
| Bob Lee, R | 4-3 | | | | | SF9 1-2 1B | | | F8 | 0 | 0 | 0 | 0 | 0 | 0 | 0 | | | | | | |
| Bob Duliba, R | | | | | | | | | F8 | 0 | 0 | 0 | 0 | 0 | 0 | 0 | | | | | | |
| Inning Stats | R: 1 E: 0 K: 1 S: 6 | H: 1 LOB: 2 BB: 2 P: 14 | R: 0 E: 0 K: 0 S: 3 | H: 0 LOB: 0 BB: 0 P: 3 | R: 0 E: 0 K: 0 S: 3 | H: 0 LOB: 0 BB: 0 P: 3 | R: 0 E: 0 K: 0 S: 4 | H: 1 LOB: 1 BB: 0 P: 4 | R: 1 E: 0 K: 1 S: 7 | H: 2 LOB: 2 BB: 1 P: 11 | R: 2 E: 0 K: 0 S: 6 | H: 2 LOB: 1 BB: 0 P: 6 | R: 0 E: 0 K: 0 S: 4 | H: 1 LOB: 1 BB: 0 P: 4 | R: 0 E: 0 K: 0 S: 4 | H: 1 LOB: 1 BB: 0 P: 4 | R: 1 E: 1 K: 0 S: 4 | H: 0 LOB: 0 BB: 0 P: 4 | 1B: 5 2B: 3 3B: 0 HR: 0 | SF: 2 SAC: 2 DP: 0 HBP: 0 | WP: 2 PB: 0 SB: 0 CS: 0 | PA: 40 |
| PITCHER | IP WLS BF H R ER SO BB IBB HBP BLK WP HR S P ERA WHIP | | | | | | | | | | | | | | | | | | | | | |
| Buster Narum, R ERA: 4.24 | (1, 1) 5.1 L 26 6 4 4 2 3 0 0 0 0 1 0 27 39 6.75 1.688 | | | | | | | | | | | | | | | | | | | | | |
| Jim Hannan, R ERA: 3.35 | (6, 1) 2.2 10 2 0 0 0 0 0 0 0 0 1 0 10 10 0.00 0.750 | | | | | | | | | | | | | | | | | | | | | |
| Jim Duckworth, R ERA: 3.73 | (9, 1) 1.0 4 0 1 0 0 0 0 0 0 0 0 0 4 4 0.00 0.000 | | | | | | | | | | | | | | | | | | | | | |

Los Angeles Angels @ Washington Senators
D.C. Stadium, Washington, DC
Wed Jun 17 1964, 7:05 PM EDT
Att: 5,538 - Unknown

| | |
|-----|----|
| AB | 33 |
| R | 5 |
| H | 8 |
| RBI | 5 |
| BB | 3 |
| SO | 2 |
| LOB | 12 |



| Batter | 1 | 2 | 3 | 4 | 5 | 6 | 7 | 8 | 9 | AB | R | H | RBI | BB | SO | LOB | BOTTOM | | | | | |
|---|--|---------------------------------|------------------------------|----------------------------------|------------------------------|---------------------------------|------------------------------|---------------------------------|------------------------------|---------------------------------|------------------------------|---------------------------------|------------------------------|---------------------------------|------------------------------|---------------------------------|------------------------------|----------------------------------|----------------------------------|------------------------------------|----------------------------------|--------|
| Ed Brinkman, R OBP: 0.291, SLG: 0.380 | F9 | | L6-3 1B | | K | | | | | 4 | 1 | 2 | 0 | 0 | 1 | 2 | | | | | | |
| John Kennedy, R OBP: 0.333, SLG: 0.449 | K | | L6-3 1-2 | | G4-3 | | | | | 4 | 0 | 1 | 1 | 0 | 1 | 3 | | | | | | |
| Chuck Hinton, R OBP: 0.381, SLG: 0.504 | 6-3 | | 4-3 | | | P3 | | | | 4 | 0 | 0 | 0 | 0 | 0 | 1 | | | | | | |
| Bill Skowron, R OBP: 0.300, SLG: 0.454 | | HR BB | | | | F7 | | | | 3 | 1 | 1 | 0 | 1 | 0 | 1 | | | | | | |
| Don Lock, R OBP: 0.371, SLG: 0.424 | | 1-H HR | | | | F7 | | | | 3 | 1 | 1 | 2 | 1 | 0 | 1 | | | | | | |
| Ken Hunt, R OBP: 0.247, SLG: 0.238 | | | | | | | | | | 3 | 0 | 0 | 0 | 0 | 2 | 1 | | | | | | |
| Jim King, L OBP: 0.345, SLG: 0.482 | | | | | | | | | | 0 | 0 | 0 | 0 | 1 | 0 | 0 | | | | | | |
| Fred Valentine, S OBP: 0.290, SLG: 0.333 | | | | | | | | | | 0 | 0 | 0 | 0 | 0 | 0 | 0 | | | | | | |
| Mike Brumley, L OBP: 0.335, SLG: 0.300 | | FC1-4 BB | | | | F5 | | | | 2 | 0 | 0 | 0 | 2 | 0 | 3 | | | | | | |
| Chuck Cottier, R OBP: 0.296, SLG: 0.424 | | | | | | | | | | 3 | 0 | 1 | 0 | 0 | 0 | 2 | | | | | | |
| Dick Phillips, L OBP: 0.314, SLG: 0.320 | | FC1-4 | | | | E7 1B | | | | 1 | 0 | 0 | 0 | 0 | 0 | 2 | | | | | | |
| Buster Narum, R OBP: 0.040, SLG: 0.040 | | | | | | | | | | 2 | 0 | 1 | 0 | 0 | 1 | 1 | | | | | | |
| Jim Hannan, R OBP: 0.300, SLG: 0.333 | | | | | | | | | | 0 | 0 | 0 | 0 | 0 | 0 | 0 | | | | | | |
| Don Zimmer, R OBP: 0.287, SLG: 0.434 | | | | | | | | | | 1 | 0 | 0 | 0 | 0 | 0 | 0 | | | | | | |
| Jim Duckworth, R OBP: 0.288, SLG: 0.167 | | | | | | | | | | 0 | 0 | 0 | 0 | 0 | 0 | 0 | | | | | | |
| Inning Stats | R: 0 E: 0 K: 1 S: 5 | H: 0 LOB: 0 BB: 2 P: 5 | R: 2 E: 0 K: 2 S: 8 | H: 1 LOB: 1 BB: 2 P: 16 | R: 0 E: 0 K: 0 S: 3 | H: 1 LOB: 0 BB: 0 P: 3 | R: 0 E: 0 K: 1 S: 6 | H: 1 LOB: 1 BB: 0 P: 6 | R: 0 E: 1 K: 1 S: 6 | H: 2 LOB: 1 BB: 0 P: 6 | R: 0 E: 0 K: 0 S: 3 | H: 0 LOB: 0 BB: 0 P: 3 | R: 0 E: 0 K: 0 S: 2 | H: 0 LOB: 0 BB: 1 P: 6 | R: 1 E: 0 K: 0 S: 5 | H: 2 LOB: 1 BB: 0 P: 5 | R: 0 E: 0 K: 0 S: 2 | H: 0 LOB: 2 BB: 2 P: 10 | 1B: 5 2B: 1 3B: 1 HR: 1 | SF: 0 SAC: 0 DP: 3 HBP: 0 | WP: 1 PB: 0 SB: 0 CS: 0 | PA: 36 |
| PITCHER | IP WLS BF H R ER SO BB IBB HBP BLK WP HR S P ERA WHIP | | | | | | | | | | | | | | | | | | | | | |
| Bo Belinsky, L ERA: 3.38 | (1, 1) 7.1 W 29 7 3 3 3 3 0 0 0 0 1 1 36 48 3.68 1.364 | | | | | | | | | | | | | | | | | | | | | |
| Bob Lee, R ERA: 2.19 | (8, 1) 0.2 4 0 0 0 0 2 0 0 0 0 0 0 2 10 0.00 3.000 | | | | | | | | | | | | | | | | | | | | | |
| Bob Duliba, R ERA: 2.3 | (9, 1) 1.0 S 2 0 0 0 0 0 0 0 0 0 0 0 2 2 0.00 0.000 | | | | | | | | | | | | | | | | | | | | | |

Los Angeles Angels @ Washington Senators
D.C. Stadium, Washington, DC
Wed Jun 17 1964, 7:05 PM EDT
Att: 5,538 - Unknown

| | |
|-----|----|
| AB | 30 |
| R | 3 |
| H | 7 |
| RBI | 3 |
| BB | 5 |
| SO | 5 |
| LOB | 17 |



| Batter | 1 | 2 | 3 | 4 | 5 | 6 | 7 | 8 | 9 | AB | R | H | RBI | BB | SO | LOB | TOP | | | | | | | | | | | | | | | | |
|--|---|----------------------------------|------------------------------|----------------------------------|------------------------------|---------------------------------|------------------------------|---------------------------------|------------------------------|---------------------------------|------------------------------|---------------------------------|------------------------------|---------------------------------|------------------------------|---------------------------------|--|----------------------------------|----------------------------------|------------------------------------|----------------------------------|--------|--|--|--|--|--|--|--|--|--|--|--|
| Don Blasingame, L (1, 4) OBP: 0.315, SLG: 0.326 | | | | | | | | | | 4 | 2 | 2 | 0 | 1 | 0 | 2 | <p>Washington Senators @ Kansas City Athletics Municipal Stadium, Kansas City, MO</p> <p>Fri Jun 19 1964, 8:05 PM EDT Att: 7,975 - Unknown</p> <p>livebaseballscores.com</p> | | | | | | | | | | | | | | | | |
| John Kennedy, R (1, 5) OBP: 0.335, SLG: 0.448 | | | | | | | | | | 5 | 0 | 2 | 1 | 0 | 1 | 4 | | | | | | | | | | | | | | | | | |
| Chuck Hinton, R (1, 7) OBP: 0.385, SLG: 0.506 | | | | | | | | | | 3 | 1 | 1 | 1 | 2 | 2 | 1 | | | | | | | | | | | | | | | | | |
| Jim King, L (1, 9) OBP: 0.347, SLG: 0.474 | | | | | | | | | | 3 | 0 | 0 | 1 | 2 | 0 | 5 | | | | | | | | | | | | | | | | | |
| Dick Phillips, L (1, 3) OBP: 0.308, SLG: 0.313 | | | | | | | | | | 5 | 0 | 1 | 1 | 0 | 1 | 5 | | | | | | | | | | | | | | | | | |
| Mike Brumley, L (1, 2) OBP: 0.333, SLG: 0.305 | | | | | | | | | | 4 | 0 | 1 | 0 | 0 | 1 | 3 | | | | | | | | | | | | | | | | | |
| Don Lock, R (1, 8) OBP: 0.364, SLG: 0.414 | | | | | | | | | | 4 | 0 | 0 | 0 | 0 | 2 | 1 | | | | | | | | | | | | | | | | | |
| Ed Brinkman, R (1, 6) OBP: 0.296, SLG: 0.388 | | | | | | | | | | 4 | 1 | 2 | 0 | 0 | 0 | 1 | | | | | | | | | | | | | | | | | |
| Bennie Daniels, L (1, 1) OBP: 0.200, SLG: 0.261 | | | | | | | | | | 2 | 0 | 1 | 0 | 0 | 1 | 0 | | | | | | | | | | | | | | | | | |
| Steve Ridzik, R (6, 1) OBP: 0.375, SLG: 0.286 | | | | | | | | | | 0 | 0 | 0 | 0 | 0 | 0 | 0 | | | | | | | | | | | | | | | | | |
| Don Zimmer, R (9, PH) OBP: 0.291, SLG: 0.438 | | | | | | | | | | 1 | 0 | 1 | 0 | 0 | 0 | 0 | | | | | | | | | | | | | | | | | |
| Chuck Cottler, R (9, PR) OBP: 0.296, SLG: 0.424 | | | | | | | | | | 0 | 0 | 0 | 0 | 0 | 0 | 0 | | | | | | | | | | | | | | | | | |
| Inning Stats | R: 2 E: 0 K: 1 S: 7 | H: 3 LOB: 1 BB: 1 P: 11 | R: 0 E: 0 K: 1 S: 6 | H: 1 LOB: 2 BB: 1 P: 10 | R: 0 E: 0 K: 1 S: 5 | H: 0 LOB: 0 BB: 1 P: 9 | R: 0 E: 0 K: 1 S: 5 | H: 0 LOB: 0 BB: 0 P: 5 | R: 1 E: 0 K: 0 S: 4 | H: 1 LOB: 1 BB: 0 P: 8 | R: 0 E: 0 K: 0 S: 4 | H: 2 LOB: 2 BB: 0 P: 4 | R: 0 E: 0 K: 3 S: 9 | H: 1 LOB: 1 BB: 0 P: 6 | R: 0 E: 0 K: 3 S: 9 | H: 0 LOB: 0 BB: 0 P: 9 | R: 1 E: 1 K: 0 S: 6 | H: 3 LOB: 3 BB: 1 P: 10 | 1B: 7 2B: 5 3B: 0 HR: 0 | SF: 0 SAC: 1 DP: 1 HBP: 0 | WP: 0 PB: 0 SB: 0 CS: 0 | PA: 41 | | | | | | | | | | | |
| PITCHER | IP WLS BF H R ER SO BB IBB HBP BLK WP HR S P ERA WHIP | | | | | | | | | | | | | | | | | | | | | | | | | | | | | | | | |
| Moe Drabowsky, R (1, 1) ERA: 6.31 | 1.2 | 10 | 4 | 2 | 2 | 2 | 2 | 0 | 0 | 0 | 0 | 0 | 0 | 12 | 20 | 10.80 | 3.600 | | | | | | | | | | | | | | | | |
| Jose Santiago, R (2, 1) ERA: 2.79 | 3.1 | 13 | 1 | 1 | 1 | 2 | 2 | 0 | 0 | 0 | 0 | 0 | 0 | 15 | 23 | 2.70 | 0.900 | | | | | | | | | | | | | | | | |
| Wes Stock, R (6, 1) ERA: 3.76 | 3.0 | W 12 | 4 | 1 | 1 | 4 | 0 | 0 | 0 | 0 | 0 | 0 | 0 | 20 | 20 | 3.00 | 1.333 | | | | | | | | | | | | | | | | |
| John Wyatt, R (9, 1) ERA: 2.3 | 1.0 | S 6 | 2 | 0 | 0 | 0 | 1 | 0 | 0 | 0 | 0 | 0 | 0 | 5 | 9 | 0.00 | 3.000 | | | | | | | | | | | | | | | | |

| Batter | 1 | 2 | 3 | 4 | 5 | 6 | 7 | 8 | 9 | AB | R | H | RBI | BB | SO | LOB | BOTTOM | | | | | | | | | | | | | | | |
|--|---|---------------------------------|------------------------------|---------------------------------|------------------------------|---------------------------------|------------------------------|---------------------------------|------------------------------|---------------------------------|------------------------------|----------------------------------|------------------------------|---------------------------------|------------------------------|---------------------------------|--|------------------------------------|----------------------------------|--------|--|--|--|--|--|--|--|--|--|--|--|--|
| Wayne Causey, L (1, 6) OBP: 0.408, SLG: 0.413 | | | | | | | | | | 4 | 0 | 0 | 0 | 0 | 0 | 0 | <p>Washington Senators @ Kansas City Athletics Municipal Stadium, Kansas City, MO</p> <p>Fri Jun 19 1964, 8:05 PM EDT Att: 7,975 - Unknown</p> <p>livebaseballscores.com</p> | | | | | | | | | | | | | | | |
| Dick Green, R (1, 4) OBP: 0.257, SLG: 0.333 | | | | | | | | | | 4 | 1 | 1 | 0 | 0 | 2 | 0 | | | | | | | | | | | | | | | | |
| Ed Charles, R (1, 5) OBP: 0.352, SLG: 0.405 | | | | | | | | | | 3 | 0 | 0 | 0 | 0 | 0 | 0 | | | | | | | | | | | | | | | | |
| Rocky Colavito, R (1, 9) OBP: 0.375, SLG: 0.529 | | | | | | | | | | 4 | 1 | 2 | 2 | 0 | 0 | 0 | | | | | | | | | | | | | | | | |
| Jim Gentile, L (1, 3) OBP: 0.419, SLG: 0.562 | | | | | | | | | | 1 | 2 | 1 | 0 | 3 | 0 | 0 | | | | | | | | | | | | | | | | |
| Billy Bryan, L (1, 2) OBP: 0.383, SLG: 0.722 | | | | | | | | | | 4 | 1 | 1 | 2 | 0 | 0 | 4 | | | | | | | | | | | | | | | | |
| Manny Jimenez, L (1, 7) OBP: 0.288, SLG: 0.492 | | | | | | | | | | 3 | 0 | 1 | 0 | 0 | 0 | 2 | | | | | | | | | | | | | | | | |
| Jose Tartabull, L (6, PR) OBP: 0.167, SLG: 0.222 | | | | | | | | | | 0 | 0 | 0 | 0 | 0 | 0 | 0 | | | | | | | | | | | | | | | | |
| Nelson Mathews, R (1, 8) OBP: 0.300, SLG: 0.349 | | | | | | | | | | 2 | 0 | 1 | 0 | 0 | 0 | 0 | | | | | | | | | | | | | | | | |
| Moe Drabowsky, R (1, 1) OBP: 0.045, SLG: 0.045 | | | | | | | | | | 0 | 0 | 0 | 0 | 0 | 0 | 0 | | | | | | | | | | | | | | | | |
| Jose Santiago, R (2, 1) Rick Joseph, R (5, PH) Wes Stock, R (6, 1) John Wyatt, R (9, 1) | | | | | | | | | | 1 | 0 | 0 | 0 | 0 | 0 | 1 | | | | | | | | | | | | | | | | |
| Inning Stats | R: 0 E: 0 K: 1 S: 5 | H: 0 LOB: 0 BB: 0 P: 5 | R: 2 E: 0 K: 0 S: 5 | H: 2 LOB: 1 BB: 1 P: 9 | R: 0 E: 0 K: 0 S: 3 | H: 0 LOB: 0 BB: 0 P: 3 | R: 0 E: 0 K: 0 S: 3 | H: 1 LOB: 1 BB: 1 P: 7 | R: 0 E: 0 K: 0 S: 3 | H: 0 LOB: 0 BB: 0 P: 3 | R: 3 E: 0 K: 0 S: 6 | H: 4 LOB: 3 BB: 1 P: 11 | R: 0 E: 0 K: 1 S: 5 | H: 0 LOB: 0 BB: 0 P: 5 | R: 0 E: 0 K: 0 S: 3 | H: 1 LOB: 0 BB: 0 P: 3 | 1B: 5 2B: 1 3B: 0 HR: 2 | SF: 0 SAC: 1 DP: 2 HBP: 1 | WP: 0 PB: 0 SB: 0 CS: 0 | PA: 33 | | | | | | | | | | | | |
| PITCHER | IP WLS BF H R ER SO BB IBB HBP BLK WP HR S P ERA WHIP | | | | | | | | | | | | | | | | | | | | | | | | | | | | | | | |
| Bennie Daniels, R (1, 1) ERA: 4.54 | 5.1 | L 23 | 3 | 0 | 0 | 1 | 0 | 0 | 1 | 0 | 0 | 0 | 11 | 12 | 0.00 | 1.125 | | | | | | | | | | | | | | | | |
| Steve Ridzik, R (6, 1) ERA: 2.66 | 2.2 | 10 | 3 | 0 | 0 | 1 | 0 | 0 | 1 | 0 | 0 | 0 | 11 | 12 | 0.00 | 1.125 | | | | | | | | | | | | | | | | |

| Batter | 1 | 2 | 3 | 4 | 5 | 6 | 7 | 8 | 9 | AB | R | H | RBI | BB | SO | LOB | TOP | | |
|---|--|---------------------------------|------------------------------|---------------------------------|------------------------------|---------------------------------|------------------------------|---------------------------------|------------------------------|---------------------------------|------------------------------|---------------------------------|------------------------------|---------------------------------|------------------------------|---------------------------------|--|----------------------------------|------------------------------------|
| Don Blasingame, L (1,4) OBP: 0.320, SLG: 0.333 | 6-3 | | G3 | | | G6-4-3 E 1B | | 6-3 | | 4 | 0 | 1 | 0 | 0 | 0 | 0 | Washington Senators @ Los Angeles Angels Dodger Stadium, Los Angeles, CA Tue Jun 23 1964, 7:05 PM PDT Att: 5,360 - Unknown livebaseballscorecards.com | | |
| John Kennedy, R (1,5) OBP: 0.322, SLG: 0.425 | 5-3 | | K | | | E6 G6-4-3 1-2 1B | | FC6-4 1B | | 4 | 0 | 1 | 0 | 0 | 1 | | | | |
| Chuck Hinton, R (1,7) OBP: 0.385, SLG: 0.498 | K | | | | E6 1-3 6-3 | G6-4-3 1-2 2-3 | | FC6-4 1-2 | | 4 | 0 | 0 | 0 | 0 | 1 | 3 | | | |
| Jim King, L (1,9) OBP: 0.373, SLG: 0.497 | | 1B 1B | | | 6-3 1-2 | | | 4-3 | | 3 | 0 | 1 | 0 | 1 | 0 | 1 | | | |
| Mike Brumley, L (1,2) OBP: 0.328, SLG: 0.294 | K | | | | 1-3 2-3 | 1-3 | | K | | 4 | 0 | 0 | 0 | 0 | 2 | 4 | | | |
| Bill Skowron, R (1,3) OBP: 0.304, SLG: 0.463 | K | | | | K | | | F8 | | 4 | 0 | 0 | 0 | 0 | 2 | 2 | | | |
| Don Lock, R (1,8) OBP: 0.379, SLG: 0.454 | | | | | | 6-3 | | F7 | | 3 | 0 | 1 | 0 | 0 | 0 | 0 | | | |
| Ed Brinkman, R (1,6) OBP: 0.283, SLG: 0.367 | FC6-4 1B | | | | P6 | | | 6-3 | | 3 | 0 | 0 | 0 | 0 | 0 | 2 | | | |
| Bennie Daniels, L (1,1) OBP: 0.179, SLG: 0.231 | | | F8 | | K | | | 4-3 | | 3 | 0 | 0 | 0 | 0 | 1 | 0 | | | |
| Inning Stats | R: 0 E: 0 K: 1 S: 5 | H: 0 LOB: 0 BB: 0 P: 5 | R: 0 E: 0 K: 2 S: 9 | H: 2 LOB: 2 BB: 0 P: 9 | R: 0 E: 0 K: 1 S: 5 | H: 0 LOB: 0 BB: 0 P: 5 | R: 0 E: 1 K: 1 S: 6 | H: 0 LOB: 1 BB: 0 P: 6 | R: 0 E: 0 K: 0 S: 4 | H: 1 LOB: 2 BB: 1 P: 8 | R: 0 E: 0 K: 0 S: 3 | H: 0 LOB: 0 BB: 0 P: 3 | R: 0 E: 0 K: 0 S: 4 | H: 1 LOB: 1 BB: 0 P: 4 | R: 0 E: 0 K: 1 S: 5 | H: 0 LOB: 0 BB: 0 P: 5 | | 1B: 4 2B: 0 3B: 0 HR: 0 | SF: 0 SAC: 0 DP: 1 HBP: 0 |
| PITCHER Dean Chance, R (1,1) ERA: 1.91 | IP: 9.0 WLS: W BF: 33 H: 4 R: 0 ER: 0 SO: 7 BB: 0 IBB: 1 HBP: 0 BLK: 0 WP: 0 HR: 0 S: 46 P: 50 ERA: 0.00 WHIP: 0.444 | | | | | | | | | | | | | | | | | | |

| Batter | 1 | 2 | 3 | 4 | 5 | 6 | 7 | 8 | 9 | AB | R | H | RBI | BB | SO | LOB | BOTTOM | | |
|--|--|---------------------------------|------------------------------|---------------------------------|------------------------------|---------------------------------|------------------------------|---------------------------------|------------------------------|---------------------------------|------------------------------|---------------------------------|------------------------------|---------------------------------|------------------------------|---------------------------------|--|------------------------------------|-----------------------------------|
| Lenny Green, L (1,8) OBP: 0.256, SLG: 0.121 | 3-1 | | 4-3 | | 4-3 | | | 6-3 | | 3 | 0 | 0 | 0 | 0 | 0 | 2 | Washington Senators @ Los Angeles Angels Dodger Stadium, Los Angeles, CA Tue Jun 23 1964, 7:05 PM PDT Att: 5,360 - Unknown livebaseballscorecards.com | | |
| Albie Pearson, L (8, FH) OBP: 0.303, SLG: 0.267 | | | 2-3 | | 2-3 | | | | | 1 | 0 | 0 | 0 | 0 | 0 | 0 | | | |
| Bob Perry, R (9, 8) OBP: 0.375, SLG: 0.434 | | | | | | | | | | 0 | 0 | 0 | 0 | 0 | 0 | 0 | | | |
| Vic Power, R (1,3) OBP: 0.244, SLG: 0.286 | 6-3 | | | | 1-3 | | | HR 1B | | 4 | 1 | 2 | 0 | 0 | 0 | 1 | | | |
| Jim Fregosi, R (1,6) OBP: 0.399, SLG: 0.569 | P3 | | | | FC5-4 1-3 1B 1-2 | 4-3 | | K | | 4 | 0 | 0 | 0 | 0 | 1 | 2 | | | |
| Willie Smith, L (1,9) OBP: 0.327, SLG: 0.511 | | | | | 1-3 1B | P6 | | HR | | 4 | 1 | 3 | 2 | 0 | 0 | 0 | | | |
| Ed Kirkpatrick, L (1,7) OBP: 0.338, SLG: 0.399 | G6-4-3 1-2 | | | | 1-3 1-2 2-3 1B | 1B | | 1B | | 4 | 0 | 2 | 0 | 0 | 0 | 3 | | | |
| Buck Rodgers, S (1,2) OBP: 0.300, SLG: 0.285 | K | | | | 4-0 1B | 1-3 1B | | F9 | | 3 | 0 | 1 | 0 | 1 | 1 | 1 | | | |
| Tom Satriano, L (1,5) OBP: 0.331, SLG: 0.260 | | | 3-1 | | F7 | | | 6-3 | | 3 | 0 | 0 | 0 | 0 | 0 | 3 | | | |
| Bobby Knoop, R (1,4) OBP: 0.306, SLG: 0.316 | | | WP SH1-4 1B | | 4-3 SH3 BB | | | 5-3 | | 2 | 0 | 1 | 0 | 1 | 0 | 0 | | | |
| Dean Chance, R (1,1) OBP: 0.103, SLG: 0.071 | | | SH1-4 | | SH3 | | | 6-3 | | 1 | 0 | 0 | 0 | 0 | 0 | 0 | | | |
| Inning Stats | R: 0 E: 0 K: 0 S: 3 | H: 1 LOB: 0 BB: 0 P: 3 | R: 0 E: 0 K: 1 S: 5 | H: 1 LOB: 0 BB: 0 P: 5 | R: 0 E: 0 K: 0 S: 4 | H: 1 LOB: 1 BB: 0 P: 4 | R: 0 E: 0 K: 0 S: 5 | H: 2 LOB: 3 BB: 1 P: 9 | R: 0 E: 0 K: 0 S: 3 | H: 0 LOB: 1 BB: 1 P: 7 | R: 0 E: 0 K: 0 S: 4 | H: 2 LOB: 2 BB: 0 P: 4 | R: 0 E: 0 K: 0 S: 3 | H: 0 LOB: 0 BB: 0 P: 3 | R: 2 E: 0 K: 1 S: 8 | H: 3 LOB: 1 BB: 0 P: 8 | 1B: 8 2B: 0 3B: 0 HR: 1 | SF: 0 SAC: 2 DP: 1 HBP: 0 | WP: 1 PA: 33 SB: 0 CS: 0 |
| PITCHER Bennie Daniels, R (1,1) ERA: 4.31 | IP: 8.0 WLS: L BF: 33 H: 9 R: 2 ER: 2 SO: 2 BB: 1 IBB: 1 HBP: 0 BLK: 0 WP: 1 HR: 1 S: 35 P: 43 ERA: 2.25 WHIP: 1.250 | | | | | | | | | | | | | | | | | | |

| Batter | 1 | 2 | 3 | 4 | 5 | 6 | 7 | 8 | 9 | AB | R | H | RBI | BB | SO | LOB | TOP | | | | | | | | | |
|--|------------------------------|---------------------------------|------------------------------|---------------------------------|------------------------------|----------------------------------|------------------------------|---------------------------------|------------------------------|---------------------------------|------------------------------|---------------------------------|------------------------------|----------------------------------|------------------------------|---------------------------------|------------------------------|---------------------------------|-----------------------------------|------------------------------------|----------------------------------|--------|--|--|--|--|
| Don Blasingame, L OBP: 0.319, SLG: 0.332 | 5-3 | | E2 | SH4-3 | | 2H 1B | | FC3-6 | | 4 | 0 | 1 | 0 | 0 | 0 | 1 | | | | | | | | | | |
| Fred Valentine, S OBP: 0.291, SLG: 0.326 | 1B | | G6-3 | SF9 | | | F9 | F7 | | 4 | 0 | 1 | 1 | 0 | 0 | 2 | | | | | | | | | | |
| John Kennedy, R OBP: 0.328, SLG: 0.424 | 1B | | 2B | HBP | | | E4 | FC6-4 | | 3 | 2 | 1 | 0 | 1 | 0 | 1 | | | | | | | | | | |
| Jim King, L OBP: 0.378, SLG: 0.503 | G1-6-3 | | E | CS | 6-3 | | 1B | 1B | G4-3 | 4 | 2 | 2 | 1 | 1 | 0 | 2 | | | | | | | | | | |
| Mike Brumley, L OBP: 0.330, SLG: 0.297 | | P6 | E4 | | K | | 1B | G4-3 | | 5 | 0 | 2 | 1 | 0 | 1 | 1 | | | | | | | | | | |
| Dick Phillips, L OBP: 0.333, SLG: 0.326 | | 5-3 | FC5 | | F8 | | 1B | | | 4 | 0 | 3 | 1 | 1 | 0 | 0 | | | | | | | | | | |
| Don Lock, R OBP: 0.375, SLG: 0.444 | | 5-3 | | | | 6-3 | | F7 | | 4 | 0 | 0 | 0 | 1 | 1 | 4 | | | | | | | | | | |
| Ed Brinkman, R OBP: 0.287, SLG: 0.366 | | | FC5 | | | | SH5-4 | 4-3 | | 3 | 0 | 1 | 0 | 0 | 0 | 5 | | | | | | | | | | |
| Claude Osteen, L Alan Koch, R Don Zimmer, R Chuck Collins, R Ron Kline, R Don Rudolph, L Steve Ritzik, R | FC4-6 | | | SH4-3 | SF9 | | | FC3-6 | | 2 | 1 | 1 | 0 | 0 | 0 | 2 | | | | | | | | | | |
| Inning Stats | R: 0 E: 0 K: 0 S: 4 | H: 2 LOB: 1 BB: 0 P: 4 | R: 0 E: 0 K: 0 S: 3 | H: 0 LOB: 2 BB: 1 P: 8 | R: 2 E: 2 K: 0 S: 6 | H: 3 LOB: 3 BB: 2 P: 14 | R: 1 E: 0 K: 0 S: 3 | H: 1 LOB: 0 BB: 0 P: 4 | R: 0 E: 0 K: 1 S: 5 | H: 0 LOB: 0 BB: 0 P: 5 | R: 0 E: 0 K: 0 S: 4 | H: 2 LOB: 2 BB: 0 P: 4 | R: 2 E: 1 K: 0 S: 6 | H: 2 LOB: 2 BB: 1 P: 10 | R: 0 E: 0 K: 0 S: 4 | H: 1 LOB: 1 BB: 0 P: 4 | R: 0 E: 0 K: 1 S: 6 | H: 2 LOB: 1 BB: 0 P: 6 | 1B: 12 2B: 1 3B: 0 HR: 0 | SF: 1 SAC: 2 DP: 3 HBP: 2 | WP: 0 PB: 0 SB: 1 CS: 1 | PA: 44 | | | | |
| PITCHER | IP | WLS | BF | H | R | ER | SO | BB | IBB | HBP | BLK | WP | HR | S | P | ERA | WHIP | | | | | | | | | |
| Ken McBride, R | (1, 1) | 3.2 | | 21 | 6 | 3 | 3 | 0 | 3 | 0 | 2 | 0 | 0 | 0 | 16 | 30 | 7.36 | 2.455 | | | | | | | | |
| Dan Osinski, R | (4, 1) | 0.1 | | 0 | 0 | 0 | 0 | 0 | 0 | 0 | 0 | 0 | 0 | 0 | 0 | 0.00 | 0.000 | | | | | | | | | |
| Don Lee, R | (5, 1) | 2.1 | | 11 | 3 | 2 | 1 | 1 | 1 | 0 | 0 | 0 | 0 | 12 | 16 | 3.86 | 1.714 | | | | | | | | | |
| Bob Lee, R | (7, 1) | 0.2 | W | 3 | 1 | 0 | 0 | 0 | 0 | 0 | 0 | 0 | 0 | 3 | 3 | 0.00 | 1.500 | | | | | | | | | |
| Bob Duibba, R | (8, 1) | 2.0 | S | 8 | 3 | 0 | 0 | 1 | 0 | 0 | 0 | 0 | 0 | 10 | 10 | 0.00 | 1.500 | | | | | | | | | |

Washington Senators @ Los Angeles Angels
Dodger Stadium, Los Angeles, CA
Wed Jun 24 1964, 7:05 PM PDT
Att: 5,307 - Unknown

AB 34
R 5
H 13
RBI 4
BB 4
SO 2
LOB 18



| Batter | 1 | 2 | 3 | 4 | 5 | 6 | 7 | 8 | 9 | AB | R | H | RBI | BB | SO | LOB | BOTTOM | | | | | | | | |
|---|------------------------------|---------------------------------|------------------------------|---------------------------------|------------------------------|----------------------------------|------------------------------|---------------------------------|------------------------------|---------------------------------|------------------------------|---------------------------------|------------------------------|----------------------------------|------------------------------|---------------------------------|-----------------------------------|------------------------------------|----------------------------------|--------|--|--|--|--|--|
| Jim Piersall, R OBP: 0.432, SLG: 0.478 | 6-3 | | BB 1B | 1B | | FC6-4 | | 1B | | 5 | 1 | 3 | 2 | 0 | 0 | 1 | | | | | | | | | |
| Vic Power, R OBP: 0.276, SLG: 0.317 | 4-3 | | BB | 1B | | | HR | 1B | | 5 | 2 | 4 | 0 | 0 | 0 | 0 | | | | | | | | | |
| Jim Fregosi, R OBP: 0.404, SLG: 0.565 | 5-3 | | BB | F3 | | | HR | 3B | | 3 | 2 | 1 | 1 | 2 | 0 | 2 | | | | | | | | | |
| Lou Clinton, R Wille Smith, L | 6-3 | | F9 | | E1 | | HR | K2-5-2 | | 2 | 0 | 0 | 0 | 0 | 0 | 3 | | | | | | | | | |
| Joe Adcock, R Bob Duibba, R | K | | | 6-3 | G6-4-3 | | F7 | K2-5-2 | | 3 | 1 | 2 | 5 | 0 | 0 | 0 | | | | | | | | | |
| Bob Perry, R OBP: 0.400, SLG: 0.474 | | | | | F9 | | | | | 4 | 0 | 0 | 0 | 0 | 1 | 1 | | | | | | | | | |
| Buck Rodgers, S OBP: 0.299, SLG: 0.284 | 5-3 | | | WP | | F8 | | 4-3 | | 4 | 1 | 1 | 0 | 0 | 0 | 2 | | | | | | | | | |
| Bobby Knoop, R OBP: 0.301, SLG: 0.310 | | | 5-3 | E5 | | F8 | | P4 | | 4 | 1 | 0 | 0 | 0 | 0 | 3 | | | | | | | | | |
| Ken McBride, R Dan Osinski, R Felix Linares, R Don Lee, R Bob Lee, R Tom Satriano, L | K | | | SF9 | | FC6-4 | | F2 | | 1 | 0 | 0 | 0 | 0 | 1 | 0 | | | | | | | | | |
| Inning Stats | R: 0 E: 0 K: 0 S: 3 | H: 0 LOB: 0 BB: 0 P: 3 | R: 0 E: 0 K: 1 S: 6 | H: 1 LOB: 1 BB: 0 P: 6 | R: 0 E: 0 K: 1 S: 7 | H: 2 LOB: 3 BB: 1 P: 11 | R: 3 E: 1 K: 0 S: 8 | H: 4 LOB: 2 BB: 0 P: 8 | R: 0 E: 0 K: 0 S: 3 | H: 0 LOB: 0 BB: 0 P: 3 | R: 0 E: 0 K: 0 S: 4 | H: 1 LOB: 1 BB: 0 P: 4 | R: 3 E: 0 K: 0 S: 6 | H: 3 LOB: 1 BB: 1 P: 10 | R: 3 E: 0 K: 1 S: 8 | H: 4 LOB: 1 BB: 0 P: 8 | 1B: 12 2B: 2 3B: 1 HR: 1 | SF: 1 SAC: 0 DP: 2 HBP: 0 | WP: 1 PB: 0 SB: 0 CS: 0 | PA: 41 | | | | | |
| PITCHER | IP | WLS | BF | H | R | ER | SO | BB | IBB | HBP | BLK | WP | HR | S | P | ERA | WHIP | | | | | | | | |
| Claude Osteen, L | (1, 1) | 3.2 | | 19 | 5 | 3 | 3 | 0 | 1 | 0 | 0 | 0 | 1 | 15 | 19 | 8.10 | 1.800 | | | | | | | | |
| Ron Kline, R | (8, 1) | 0.1 | | 4 | 3 | 3 | 3 | 0 | 0 | 0 | 0 | 0 | 0 | 4 | 4 | 81.00 | 9.000 | | | | | | | | |
| Don Rudolph, L | (8, 1) | 0.0 | | 1 | 1 | 0 | 0 | 0 | 0 | 0 | 0 | 0 | 0 | 1 | 1 | ∞ | ∞ | | | | | | | | |
| Steve Ritzik, R | (8, 1) | 0.2 | | 1 | 0 | 0 | 0 | 1 | 0 | 0 | 0 | 0 | 0 | 3 | 3 | 0.00 | 0.000 | | | | | | | | |

Washington Senators @ Los Angeles Angels
Dodger Stadium, Los Angeles, CA
Wed Jun 24 1964, 7:05 PM PDT
Att: 5,307 - Unknown

AB 38
R 9
H 15
RBI 9
BB 2
SO 3
LOB 13



| Batter | 1 | 2 | 3 | 4 | 5 | 6 | 7 | 8 | 9 | AB | R | H | RBI | BB | SO | LOB | TOP | | | | | | | | | | |
|--|------------------------------|---------------------------------|------------------------------|---------------------------------|------------------------------|---------------------------------|------------------------------|---------------------------------|------------------------------|---------------------------------|------------------------------|---------------------------------|------------------------------|---------------------------------|------------------------------|---------------------------------|--|----------------------------------|------------------------------------|----------------------------------|--------|--|--|--|--|--|--|
| Jackie Brandt, R OBP: 0.318, SLG: 0.394 (1, 8) | 0-0 4-3 | | 0-0 5-3 | | 0-0 1B | | | 0-3 K | | 4 | 0 | 1 | 0 | 0 | 1 | 0 | Baltimore Orioles @ Washington Senators D.C. Stadium, Washington, DC Sat Jun 27 1964, 3:33 AM EDT Att: 3,052 - Unknown | | | | | | | | | | |
| Bob Johnson, R OBP: 0.312, SLG: 0.353 Bob Saverine, S OBP: 0.250, SLG: 0.188 (1, 6) (9, 6) | 0-0 1-3 | | 0-0 6-3 | | 0-0 F4 | | | 0-0 6-3 | | 4 | 0 | 0 | 0 | 0 | 0 | 1 | | | | | | | | | | | |
| Boog Powell, L OBP: 0.379, SLG: 0.643 Gino Cimoli, R OBP: 0.136, SLG: 0.146 (1, 7) (9, 7) | 0-0 HR | | | 0-0 HR | | 0-0 G3 | | | 0-0 HR | 4 | 3 | 3 | 3 | 0 | 0 | 0 | | | | | | | | | | | |
| Norm Siebern, L OBP: 0.412, SLG: 0.369 (1, 3) | 0-0 F7 | | | 0-0 F8 | | 0-0 G3 | | | 0-0 2B | 4 | 0 | 1 | 0 | 0 | 0 | 0 | | | | | | | | | | | |
| Brooks Robinson, R OBP: 0.372, SLG: 0.488 (1, 5) | | 0-0 6-3 | | 0-0 1B | | 0-0 5-3 | | | 0-0 6-3 | 4 | 0 | 1 | 0 | 0 | 0 | 1 | | | | | | | | | | | |
| Charlie Lau, L OBP: 0.342, SLG: 0.425 (1, 2) | | 4-0 FC4-6 BB | | 0-0 1B | | | 0-0 G3 | | 0-0 F7 | 3 | 0 | 1 | 0 | 1 | 0 | 1 | | | | | | | | | | | |
| Willie Kirkland, L OBP: 0.288, SLG: 0.328 (1, 9) | | 0-0 F7 | | 0-3 K | | | 0-0 G5-4-3 1B | | 0-0 L1-3 | 4 | 0 | 1 | 0 | 0 | 1 | 3 | | | | | | | | | | | |
| Jerry Adair, R OBP: 0.298, SLG: 0.328 (1, 4) | | 0-0 FC4-6 1-2 | | | 0-0 F7 | | 0-0 G5-4-3 1-2 | | | 3 | 0 | 0 | 0 | 0 | 0 | 2 | | | | | | | | | | | |
| Mitt Pappas, R OBP: 0.167, SLG: 0.121 John Orsino, R OBP: 0.319, SLG: 0.418 Stu Miller, R (8, PH) (8, 1) | | | 0-0 5-3 | | 0-0 6-3 | | | 0-0 6-3 | | 2 | 0 | 0 | 0 | 0 | 0 | 0 | | | | | | | | | | | |
| Inning Stats | R: 1 E: 0 K: 0 S: 4 | H: 1 LOB: 0 BB: 0 P: 4 | R: 0 E: 0 K: 0 S: 3 | H: 0 LOB: 1 BB: 1 P: 7 | R: 0 E: 0 K: 0 S: 3 | H: 0 LOB: 0 BB: 0 P: 3 | R: 1 E: 0 K: 1 S: 7 | H: 3 LOB: 1 BB: 0 P: 7 | R: 0 E: 0 K: 0 S: 4 | H: 0 LOB: 0 BB: 0 P: 3 | R: 0 E: 0 K: 0 S: 3 | H: 1 LOB: 0 BB: 0 P: 3 | R: 0 E: 0 K: 1 S: 5 | H: 0 LOB: 0 BB: 0 P: 5 | R: 1 E: 0 K: 0 S: 5 | H: 2 LOB: 1 BB: 0 P: 5 | | 1B: 4 2B: 1 3B: 0 HR: 3 | SF: 0 SAC: 0 DP: 1 HBP: 0 | WP: 0 PB: 0 SB: 0 CS: 0 | PA: 34 | | | | | | |
| PITCHER | IP | WLS | BF | H | R | ER | SO | BB | IBB | HBP | BLK | WP | HR | S | P | ERA | WHIP | | | | | | | | | | |
| Jim Hannan, R ERA: 4.5 (1, 1) | 5.0 | L | 20 | 5 | 2 | 2 | 1 | 1 | 0 | 0 | 0 | 0 | 2 | 21 | 25 | 3.60 | 1.200 | | | | | | | | | | |
| Bennie Daniels, R ERA: 4.15 (6, 1) | 3.0 | | 9 | 1 | 0 | 0 | 1 | 0 | 0 | 0 | 0 | 0 | 0 | 11 | 11 | 0.00 | 0.333 | | | | | | | | | | |
| Ron Kline, R ERA: 3.0 (9, 1) | 1.0 | | 5 | 2 | 1 | 1 | 0 | 0 | 0 | 0 | 0 | 0 | 1 | 5 | 5 | 9.00 | 2.000 | | | | | | | | | | |

| | |
|-----|----|
| AB | 33 |
| R | 3 |
| H | 8 |
| RBI | 3 |
| BB | 1 |
| SO | 2 |
| LOB | 8 |




| Batter | 1 | 2 | 3 | 4 | 5 | 6 | 7 | 8 | 9 | AB | R | H | RBI | BB | SO | LOB | BOTTOM | | | | | | | | | | |
|---|------------------------------|---------------------------------|------------------------------|---------------------------------|---------------------------------|---------------------------------|------------------------------|----------------------------------|------------------------------|---------------------------------|------------------------------|---------------------------------|------------------------------|---------------------------------|------------------------------|---------------------------------|--|----------------------------------|------------------------------------|----------------------------------|--------|--|--|--|--|--|--|
| Don Blasingame, L OBP: 0.310, SLG: 0.322 (1, 4) | 0-0 F8 | | | 0-0 F9 | | 0-0 3-1 | | | 0-0 4-3 | 4 | 0 | 0 | 0 | 0 | 0 | 0 | Baltimore Orioles @ Washington Senators D.C. Stadium, Washington, DC Sat Jun 27 1964, 3:33 AM EDT Att: 3,052 - Unknown | | | | | | | | | | |
| John Kennedy, R OBP: 0.327, SLG: 0.419 (1, 5) | 0-0 F5 | | | 0-0 F7 | | 0-0 G3 | | | 0-3 K | 4 | 0 | 0 | 0 | 0 | 1 | 0 | | | | | | | | | | | |
| Chuck Hinton, R OBP: 0.379, SLG: 0.487 (1, 7) | 0-3 K | | | 0-0 6-3 | | 0-0 F9 | | | 0-3 K | 4 | 0 | 0 | 0 | 0 | 2 | 0 | | | | | | | | | | | |
| Jim King, L OBP: 0.378, SLG: 0.500 (1, 9) | | 0-0 G3-6 1B | | | 0-0 F8 | | 0-3 K | | | 3 | 0 | 1 | 0 | 0 | 1 | 0 | | | | | | | | | | | |
| Bill Skowron, R OBP: 0.305, SLG: 0.471 (1, 3) | | 0-0 F3 | | | 0-3 K | | 0-0 5-3 | | | 3 | 0 | 0 | 0 | 0 | 1 | 1 | | | | | | | | | | | |
| Mike Brumley, L OBP: 0.332, SLG: 0.302 (1, 2) | | 0-0 G3-6 1-2 | | | 0-0 1B 2B | | 0-3 K | | | 3 | 1 | 1 | 0 | 0 | 1 | 1 | | | | | | | | | | | |
| Don Lock, R OBP: 0.369, SLG: 0.434 (1, 8) | | | 0-0 F3 | | 4-0 1B BB | | | 0-0 F7 | | 2 | 0 | 0 | 0 | 1 | 0 | 0 | | | | | | | | | | | |
| Ed Brinkman, R OBP: 0.280, SLG: 0.355 (1, 6) | | | 0-0 F9 | | 0-0 FC5-4 1-3 2H 1B | | | 0-3 K | | 3 | 0 | 1 | 1 | 0 | 1 | 0 | | | | | | | | | | | |
| Jim Hannan, R OBP: 0.273, SLG: 0.300 Don Zimmer, R OBP: 0.293, SLG: 0.446 Bennie Daniels, L OBP: 0.178, SLG: 0.231 Dick Phillips, L OBP: 0.330, SLG: 0.322 Ron Kline, R (9, 1) | | | 0-0 1-3 | | 0-0 FC5-4 1-2 | | | 0-0 G3 | | 1 | 0 | 0 | 0 | 0 | 0 | 0 | | | | | | | | | | | |
| Inning Stats | R: 0 E: 0 K: 1 S: 5 | H: 0 LOB: 0 BB: 0 P: 5 | R: 0 E: 0 K: 0 S: 3 | H: 1 LOB: 0 BB: 0 P: 3 | R: 0 E: 0 K: 0 S: 3 | H: 0 LOB: 0 BB: 0 P: 3 | R: 1 E: 0 K: 1 S: 7 | H: 2 LOB: 2 BB: 1 P: 11 | R: 0 E: 0 K: 2 S: 7 | H: 0 LOB: 0 BB: 0 P: 7 | R: 0 E: 0 K: 1 S: 5 | H: 0 LOB: 0 BB: 0 P: 5 | R: 0 E: 0 K: 2 S: 7 | H: 0 LOB: 0 BB: 0 P: 7 | R: 0 E: 0 K: 2 S: 7 | H: 0 LOB: 0 BB: 0 P: 7 | | 1B: 2 2B: 1 3B: 0 HR: 0 | SF: 0 SAC: 0 DP: 1 HBP: 0 | WP: 0 PB: 0 SB: 0 CS: 0 | PA: 30 | | | | | | |
| PITCHER | IP | WLS | BF | H | R | ER | SO | BB | IBB | HBP | BLK | WP | HR | S | P | ERA | WHIP | | | | | | | | | | |
| Mitt Pappas, R ERA: 3.22 (1, 1) | 7.0 | W | 24 | 3 | 1 | 1 | 4 | 1 | 0 | 0 | 0 | 0 | 0 | 31 | 35 | 1.29 | 0.571 | | | | | | | | | | |
| Stu Miller, R ERA: 1.54 (8, 1) | 2.0 | S | 6 | 0 | 0 | 0 | 3 | 0 | 0 | 0 | 0 | 0 | 0 | 12 | 12 | 0.00 | 0.000 | | | | | | | | | | |

| | |
|-----|----|
| AB | 29 |
| R | 1 |
| H | 3 |
| RBI | 1 |
| BB | 1 |
| SO | 7 |
| LOB | 4 |



| Batter | 1 | 2 | 3 | 4 | 5 | 6 | 7 | 8 | 9 | AB R H RBI BB SO LOB | TOP | | | | | | | | | | | | | | | | | |
|--|---|----------------------------------|------------------------------|----------------------------------|------------------------------|---------------------------------|------------------------------|---------------------------------|------------------------------|---------------------------------|---|---|------------------------------|---------------------------------|------------------------------|---------------------------------|------------------------------|---------------------------------|----------------------------------|------------------------------------|--|--|--|--|--|--|--|--|
| Jackie Brandt, R (1, 8) OBP: 0.323, SLG: 0.399 | 0-0 SH3 SF9 2B | 4-0 G6-4-3 BB | | | 0-0 SH3 1B | | 0-0 L5 | | 0-0 F2 | 4 1 2 0 1 0 0 | Baltimore Orioles @ Washington Senators D.C. Stadium, Washington, DC Sun Jun 28 1964, 3:33 AM EDT Att: 14,645 - Unknown | | | | | | | | | | | | | | | | | |
| Bob Johnson, R (1, 6) OBP: 0.315, SLG: 0.385 | 0-0 SH3 | 0-0 G6-4-3 | | | 0-0 SH3 | | 0-0 | | 0-0 F3 | 2 1 1 1 0 0 2 | | | | | | | | | | | | | | | | | | |
| Bob Saverine, S (8, 6) OBP: 0.243, SLG: 0.182 | 2-3 | 1-2 | | | 1-2 | | 0-0 HR | | 0-0 | 1 0 0 0 0 0 0 | | | | | | | | | | | | | | | | | | |
| Boog Powell, L (1, 7) OBP: 0.375, SLG: 0.630 | 4-0 2B BB | | | | 0-0 F8 | | 0-0 | | 0-0 F7 | 4 1 0 0 1 0 1 | | | | | | | | | | | | | | | | | | |
| Gino Cimoli, R (9, 7) OBP: 0.136, SLG: 0.146 | | | | | 0-0 F8 | | 0-0 4-3 | | | 0 0 0 0 0 0 0 | | | | | | | | | | | | | | | | | | |
| Norm Siebern, L (1, 3) OBP: 0.410, SLG: 0.369 | 0-0 SF9 | | | | 0-0 F6 | | 0-0 K | | 0-0 E SH3-4 SF7 1B | 3 1 1 1 0 1 1 | | | | | | | | | | | | | | | | | | |
| Brooks Robinson, R (1, 5) OBP: 0.372, SLG: 0.490 | 0-0 1B 2B | | | | 0-0 F9 | | 0-0 6-3 | | 0-0 SH3-4 | 3 1 1 1 0 0 0 | | | | | | | | | | | | | | | | | | |
| John Orsino, R (1, 2) OBP: 0.318, SLG: 0.413 | 0-0 1B | | | | 0-0 5-3 | | 0-0 5-3 | | 0-0 E5 E | 4 1 1 1 0 0 1 | | | | | | | | | | | | | | | | | | |
| Willie Kirkland, L (1, 9) OBP: 0.294, SLG: 0.325 | 0-0 F6 | | | | 4-0 FC6-4 BB | | 4-0 | | 0-0 SF7 | 1 0 0 1 2 0 1 | | | | | | | | | | | | | | | | | | |
| Jerry Adair, R (1, 4) OBP: 0.298, SLG: 0.323 | | 4-0 FC3-6 BB | | | 0-0 F9 | | 0-0 F6 | | 0-0 E8 | 3 0 0 0 1 0 2 | | | | | | | | | | | | | | | | | | |
| Wally Bunker, R (1, 1) OBP: 0.138, SLG: 0.143 | | | | | 0-0 FC3-6 BB | | 0-3 K | | 0-3 K | 2 0 0 0 0 0 2 | | | | | | | | | | | | | | | | | | |
| Charlie Lau, L (7, PH) OBP: 0.360, SLG: 0.422 | | FC3-6 | | | 0-0 FC6-4 | | 0-3 K | | | 1 0 0 0 0 1 0 | | | | | | | | | | | | | | | | | | |
| Herman Starrette, R (7, 1) OBP: 0.375, SLG: 0.286 | | 1-2 | | | 1-2 | | | | | 1 0 0 0 0 1 1 | | | | | | | | | | | | | | | | | | |
| Dick Hall, R (8, 1) OBP: 0.375, SLG: 0.286 | | | | | | | | | | 0 0 0 0 0 0 0 | | | | | | | | | | | | | | | | | | |
| Inning Stats | R: 3 E: 0 K: 0 S: 6 | H: 3 LOB: 1 BB: 1 P: 10 | R: 0 E: 0 K: 0 S: 2 | H: 0 LOB: 1 BB: 2 P: 10 | R: 0 E: 0 K: 0 S: 3 | H: 0 LOB: 0 BB: 0 P: 3 | R: 0 E: 0 K: 0 S: 3 | H: 0 LOB: 1 BB: 1 P: 7 | R: 0 E: 0 K: 0 S: 6 | H: 1 LOB: 3 BB: 0 P: 6 | R: 0 E: 0 K: 0 S: 3 | H: 0 LOB: 1 BB: 0 P: 7 | R: 1 E: 0 K: 1 S: 6 | H: 1 LOB: 0 BB: 0 P: 6 | R: 2 E: 2 K: 1 S: 8 | H: 1 LOB: 1 BB: 0 P: 8 | R: 0 E: 0 K: 0 S: 3 | H: 0 LOB: 0 BB: 0 P: 3 | 1B: 3 2B: 2 3B: 0 HR: 1 | SF: 2 SAC: 3 DP: 1 HBP: 0 | WP: 0 PA: 39 PB: 0 SB: 0 CS: 0 | | | | | | | |
| PITCHER | IP WLS BF H R ER SO BB IBB HBP BLK WP HR S P ERA WHIP | | | | | | | | | | | IP WLS BF H R ER SO BB IBB HBP BLK WP HR S P ERA WHIP | | | | | | | | | | | | | | | | |
| Alan Koch, R (1, 1) ERA: 4.8 | 1.0 | 8 | 3 | 3 | 3 | 0 | 2 | 0 | 0 | 0 | 0 | 0 | 0 | 6 | 14 | 27.00 | 5.000 | | | | | | | | | | | |
| Dave Stierhouse, R (2, 1) ERA: 7.95 | 6.1 | L | 25 | 3 | 3 | 1 | 2 | 3 | 0 | 0 | 0 | 0 | 0 | 1 | 26 | 38 | 1.42 | 0.947 | | | | | | | | | | |
| Ron Kline, R (8, 1) ERA: 2.95 | 0.2 | | 3 | 0 | 0 | 0 | 1 | 0 | 0 | 0 | 0 | 0 | 0 | 5 | 5 | 0.00 | 0.000 | | | | | | | | | | | |
| Buster Narum, R (9, 1) ERA: 4.22 | 1.0 | | 3 | 0 | 0 | 0 | 0 | 0 | 0 | 0 | 0 | 0 | 0 | 3 | 3 | 0.00 | 0.000 | | | | | | | | | | | |

| Batter | 1 | 2 | 3 | 4 | 5 | 6 | 7 | 8 | 9 | AB R H RBI BB SO LOB | BOTTOM | | | | | | | | | | | | | |
|--|---|----------------------------------|------------------------------|----------------------------------|------------------------------|---------------------------------|------------------------------|---------------------------------|------------------------------|---------------------------------|---|---|------------------------------|---------------------------------|------------------------------|----------------------------------|------------------------------|---------------------------------|----------------------------------|------------------------------------|--|--|--|--|
| Don Lock, R (1, 8) OBP: 0.374, SLG: 0.440 | 0-0 HR 2B | 0-3 K | | 0-0 6-3 | | 0-0 FC6-4 1B | | 4-0 | | 4 1 2 1 1 1 3 | Baltimore Orioles @ Washington Senators D.C. Stadium, Washington, DC Sun Jun 28 1964, 3:33 AM EDT Att: 14,645 - Unknown | | | | | | | | | | | | | |
| Don Blasingame, L (1, 4) OBP: 0.305, SLG: 0.317 | 0-0 F7 | | | 0-0 4-3 | | 0-0 3-1 | | 0-0 F8 | 0-0 K | 4 0 0 0 0 0 2 | | | | | | | | | | | | | | |
| Don Zimmer, R (8, PH) OBP: 0.291, SLG: 0.444 | | | | | | | | | | 1 0 0 0 0 1 2 | | | | | | | | | | | | | | |
| Buster Narum, R (9, 1) OBP: 0.033, SLG: 0.033 | | | | | | | | | | 0 0 0 0 0 0 0 | | | | | | | | | | | | | | |
| Chuck Hinton, R (1, 7) OBP: 0.376, SLG: 0.482 | 0-3 K | | | 0-0 4-3 | | 0-0 BB HBP 1B | | 0-0 FC6-4 | 0-0 5-3 | 5 0 1 0 0 1 4 | | | | | | | | | | | | | | |
| Jim King, L (1, 9) OBP: 0.383, SLG: 0.515 | 0-0 HR | | | 0-0 4-1 | | 1-0 BB HBP | | 0-0 FC5-4 BB 1B | 0-0 1-3 | 4 1 2 2 0 0 0 | | | | | | | | | | | | | | |
| Dick Phillips, L (1, 3) OBP: 0.343, SLG: 0.315 | 4-0 FC6-4 BB | | | 0-0 G3 | | 4-0 1-2 2-3 BB | | 4-0 FC5-4 BB | 0-0 F9 | 2 0 0 0 3 0 0 | | | | | | | | | | | | | | |
| John Kennedy, R (1, 5) OBP: 0.324, SLG: 0.414 | 0-0 FC6-4 | | | 0-0 FC6-4 E 1B | | 0-0 F9 | | 0-0 FC5-4 G4-3 | 0-0 K | 5 1 1 0 0 1 6 | | | | | | | | | | | | | | |
| Mike Brumley, L (1, 2) OBP: 0.325, SLG: 0.295 | | 0-3 K | | 0-0 E4 SH1-4 1B | | 0-0 4-3 | | 0-0 G4-3 | | 4 0 0 0 0 1 5 | | | | | | | | | | | | | | |
| Ed Brinkman, R (1, 6) OBP: 0.279, SLG: 0.358 | 0-0 5-3 | | | 0-0 FC4 SH1-4 | | 0-0 4-3 1B 2B | | 0-0 K | | 4 1 1 0 0 1 1 | | | | | | | | | | | | | | |
| Alan Koch, R (1, 1) ERA: 4.8 | 6.0 | | | 4-0 | | 0-0 SH1-4 | | 0-0 4-3 | | 0 0 0 0 0 0 0 | | | | | | | | | | | | | | |
| Dave Stierhouse, R (2, 1) ERA: 7.95 | 0.2 | | | | | | | | | 1 0 0 0 0 1 0 | | | | | | | | | | | | | | |
| Ron Kline, R (8, 1) ERA: 2.95 | 0.2 | | | | | | | | | 0 0 0 0 0 0 0 | | | | | | | | | | | | | | |
| Bill Skowron, R (8, PH) OBP: 0.360, SLG: 0.422 | | | | | | | | | | 1 0 1 0 0 0 0 | | | | | | | | | | | | | | |
| Chuck Cotter, R (8, PH) OBP: 0.360, SLG: 0.422 | | | | | | | | | | 0 0 0 0 0 0 0 | | | | | | | | | | | | | | |
| Dick Hall, R (8, 1) ERA: 2.18 | | | | | | | | | | 0 0 0 0 0 0 0 | | | | | | | | | | | | | | |
| Inning Stats | R: 2 E: 0 K: 1 S: 7 | H: 2 LOB: 1 BB: 1 P: 11 | R: 0 E: 0 K: 2 S: 7 | H: 0 LOB: 1 BB: 1 P: 11 | R: 0 E: 0 K: 0 S: 3 | H: 0 LOB: 0 BB: 0 P: 3 | R: 1 E: 1 K: 0 S: 6 | H: 1 LOB: 2 BB: 0 P: 6 | R: 0 E: 0 K: 0 S: 4 | H: 1 LOB: 3 BB: 1 P: 9 | R: 1 E: 0 K: 0 S: 5 | H: 2 LOB: 1 BB: 0 P: 5 | R: 0 E: 0 K: 0 S: 3 | H: 1 LOB: 1 BB: 1 P: 7 | R: 0 E: 0 K: 2 S: 8 | H: 1 LOB: 2 BB: 1 P: 12 | R: 0 E: 0 K: 1 S: 5 | H: 0 LOB: 0 BB: 0 P: 5 | 1B: 5 2B: 2 3B: 0 HR: 1 | SF: 0 SAC: 1 DP: 1 HBP: 1 | WP: 0 PA: 42 PB: 0 SB: 0 CS: 0 | | | |
| PITCHER | IP WLS BF H R ER SO BB IBB HBP BLK WP HR S P ERA WHIP | | | | | | | | | | | IP WLS BF H R ER SO BB IBB HBP BLK WP HR S P ERA WHIP | | | | | | | | | | | | |
| Wally Bunker, R (1, 1) ERA: 4.8 | 6.0 | | | 30 | 6 | 4 | 3 | 3 | 0 | 1 | 32 | 45 | 4.50 | 1.500 | | | | | | | | | | |
| Herman Starrette, R (7, 1) ERA: 2.18 | 1.1 | W | 7 | 2 | 0 | 0 | 1 | 2 | 0 | 0 | 7 | 15 | 0.00 | 3.000 | | | | | | | | | | |
| Dick Hall, R (8, 1) ERA: 2.18 | 1.2 | S | 5 | 0 | 0 | 0 | 2 | 0 | 0 | 0 | 9 | 9 | 0.00 | 0.000 | | | | | | | | | | |



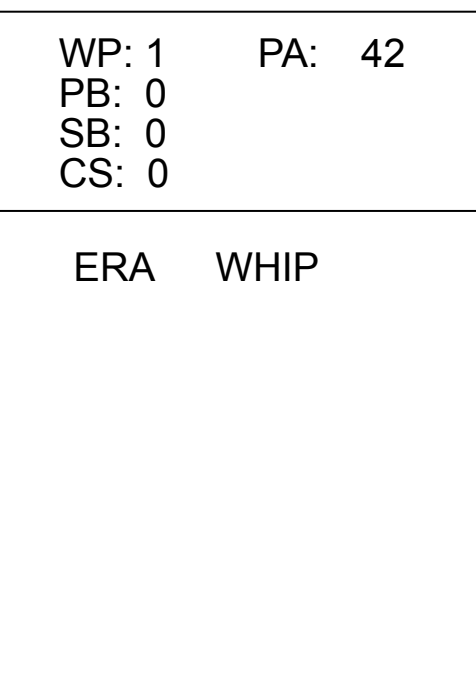
| Batter | 1 | 2 | 3 | 4 | 5 | 6 | 7 | 8 | 9 | AB | R | H | RBI | BB | SO | LOB | TOP | | | |
|---|--|----------------------------------|------------------------------|---------------------------------|------------------------------|---------------------------------|------------------------------|---------------------------------|------------------------------|---------------------------------|------------------------------|---------------------------------|------------------------------|---------------------------------|------------------------------|---------------------------------|---|------------------------------------|----------------------------------|--------|
| Jerry Lumpe, L (1,4) OBP: 0.293, SLG: 0.331 | | | | | | | | | | 4 | 1 | 1 | 0 | 0 | 0 | 2 | Detroit Tigers @ Washington Senators D.C. Stadium, Washington, DC Mon Jun 29 1964, 7:05 PM EDT Att: 4,762 - Unknown | | | |
| Don Wert, R (1,5) OBP: 0.297, SLG: 0.324 | | | | | | | | | | 4 | 0 | 0 | 0 | 0 | 1 | 1 | | | | |
| Al Kaline, R (1,9) OBP: 0.405, SLG: 0.453 | | | | | | | | | | 4 | 0 | 1 | 1 | 0 | 0 | 0 | | | | |
| Bill Freehan, R (1,2) OBP: 0.358, SLG: 0.502 | | | | | | | | | | 3 | 0 | 1 | 0 | 1 | 0 | 0 | | | | |
| Norm Cash, L (1,3) OBP: 0.313, SLG: 0.394 | | | | | | | | | | 4 | 0 | 0 | 0 | 0 | 0 | 3 | | | | |
| Don Demeter, R (1,7) OBP: 0.285, SLG: 0.430 | | | | | | | | | | 4 | 0 | 0 | 0 | 0 | 1 | 2 | | | | |
| George Thomas, R (1,8) OBP: 0.331, SLG: 0.447 | | | | | | | | | | 4 | 1 | 1 | 0 | 0 | 0 | 0 | | | | |
| Dick McAuliffe, L (1,6) OBP: 0.348, SLG: 0.496 | | | | | | | | | | 4 | 1 | 2 | 2 | 0 | 1 | 0 | | | | |
| Phil Regan, R (1,1) OBP: 0.556, SLG: 0.565 | | | | | | | | | | 2 | 0 | 2 | 0 | 0 | 0 | 0 | | | | |
| Jake Wood, R (7, PH) OBP: 0.162, SLG: 0.213 | | | | | | | | | | 1 | 0 | 0 | 0 | 0 | 0 | 0 | | | | |
| Terry Fox, R (7, PH) OBP: 0.400, SLG: 0.600 | | | | | | | | | | 0 | 0 | 0 | 0 | 0 | 0 | 0 | | | | |
| Bubba Phillips, R (9, PH) OBP: 0.350, SLG: 0.421 | | | | | | | | | | 1 | 0 | 0 | 0 | 0 | 0 | 1 | | | | |
| Inning Stats | R: 1 E: 0 K: 2 S: 10 | H: 3 LOB: 2 BB: 0 P: 10 | R: 0 E: 0 K: 0 S: 4 | H: 1 LOB: 1 BB: 0 P: 4 | R: 0 E: 0 K: 0 S: 3 | H: 0 LOB: 0 BB: 0 P: 3 | R: 2 E: 0 K: 0 S: 6 | H: 3 LOB: 1 BB: 0 P: 6 | R: 0 E: 0 K: 1 S: 5 | H: 0 LOB: 0 BB: 0 P: 5 | R: 0 E: 0 K: 0 S: 3 | H: 0 LOB: 0 BB: 0 P: 3 | R: 0 E: 0 K: 0 S: 3 | H: 1 LOB: 1 BB: 0 P: 4 | R: 0 E: 0 K: 0 S: 4 | H: 1 LOB: 1 BB: 0 P: 4 | 1B: 5 2B: 2 3B: 0 HR: 1 | SF: 0 SAC: 0 DP: 0 HBP: 0 | WP: 0 PB: 0 SB: 1 CS: 0 | PA: 36 |
| PITCHER Claude Osteen, L (1,1) ERA: 2.99 | IP: 9.0 WLS: W BF: 36 H: 8 R: 3 ER: 3 SO: 3 BB: 1 IBB: 0 HBP: 0 BLK: 0 WP: 0 HR: 1 S: 41 P: 45 ERA: 3.00 WHIP: 1.000 | | | | | | | | | | | | | | | PITCHER | | | | |

| Batter | 1 | 2 | 3 | 4 | 5 | 6 | 7 | 8 | 9 | AB | R | H | RBI | BB | SO | LOB | BOTTOM | | | |
|--|--|---------------------------------|------------------------------|---------------------------------|------------------------------|---------------------------------|------------------------------|---------------------------------|------------------------------|---------------------------------|------------------------------|---------------------------------|------------------------------|---------------------------------|------------------------------|---------------------------------|---|----------------------------------|------------------------------------|----------------------------------|
| Don Blasingame, L (1,4) OBP: 0.304, SLG: 0.315 | | | | | | | | | | 4 | 1 | 1 | 0 | 0 | 1 | 1 | Detroit Tigers @ Washington Senators D.C. Stadium, Washington, DC Mon Jun 29 1964, 7:05 PM EDT Att: 4,762 - Unknown | | | |
| John Kennedy, R (1,5) OBP: 0.323, SLG: 0.416 | | | | | | | | | | 4 | 1 | 1 | 0 | 0 | 0 | 2 | | | | |
| Jim King, L (1,9) OBP: 0.385, SLG: 0.527 | | | | | | | | | | 3 | 1 | 1 | 2 | 1 | 1 | 1 | | | | |
| Chuck Hinton, R (1,7) OBP: 0.375, SLG: 0.479 | | | | | | | | | | 4 | 0 | 1 | 0 | 0 | 0 | 3 | | | | |
| Dick Phillips, L (1,3) OBP: 0.330, SLG: 0.304 | | | | | | | | | | 3 | 0 | 0 | 1 | 0 | 0 | 2 | | | | |
| Don Lock, R (1,8) OBP: 0.376, SLG: 0.436 | | | | | | | | | | 2 | 1 | 0 | 0 | 2 | 0 | 2 | | | | |
| Mike Brumley, L (1,2) OBP: 0.324, SLG: 0.299 | | | | | | | | | | 4 | 0 | 1 | 0 | 0 | 0 | 1 | | | | |
| Ed Brinkman, R (1,6) OBP: 0.279, SLG: 0.357 | | | | | | | | | | 3 | 0 | 1 | 1 | 0 | 1 | 1 | | | | |
| Claude Osteen, L (1,1) OBP: 0.182, SLG: 0.214 | | | | | | | | | | 4 | 1 | 1 | 0 | 0 | 1 | 2 | | | | |
| Inning Stats | R: 1 E: 1 K: 0 S: 5 | H: 1 LOB: 2 BB: 1 P: 9 | R: 0 E: 0 K: 0 S: 3 | H: 0 LOB: 0 BB: 0 P: 3 | R: 0 E: 0 K: 1 S: 6 | H: 0 LOB: 1 BB: 0 P: 6 | R: 0 E: 0 K: 1 S: 5 | H: 0 LOB: 1 BB: 1 P: 9 | R: 2 E: 0 K: 1 S: 8 | H: 3 LOB: 1 BB: 0 P: 8 | R: 1 E: 0 K: 0 S: 3 | H: 1 LOB: 1 BB: 1 P: 7 | R: 1 E: 1 K: 0 S: 5 | H: 1 LOB: 1 BB: 0 P: 5 | R: 0 E: 0 K: 1 S: 6 | H: 1 LOB: 1 BB: 0 P: 6 | | 1B: 3 2B: 4 3B: 0 HR: 1 | SF: 2 SAC: 0 DP: 1 HBP: 0 | WP: 0 PB: 1 SB: 0 CS: 0 |
| PITCHER Phil Regan, R (1,1) ERA: 5.21 | IP: 6.0 WLS: L BF: 27 H: 5 R: 4 ER: 3 SO: 3 BB: 3 IBB: 0 HBP: 0 BLK: 0 WP: 0 HR: 1 S: 30 P: 42 ERA: 4.50 WHIP: 1.333 | | | | | | | | | | | | | | | PITCHER | | | | |
| Terry Fox, R (7,1) ERA: 2.2 | IP: 2.0 WLS: 9 BF: 2 H: 1 R: 1 ER: 0 SO: 1 BB: 0 IBB: 0 HBP: 0 BLK: 0 WP: 0 HR: 11 S: 11 P: 11 ERA: 0.00 WHIP: 1.000 | | | | | | | | | | | | | | | PITCHER | | | | |

| Batter | 1 | 2 | 3 | 4 | 5 | 6 | 7 | 8 | 9 | AB | R | H | RBI | BB | SO | LOB | TOP | | | |
|---|---|---------------------------------|-------------------------------|----------------------------------|------------------------------|---------------------------------|------------------------------|---------------------------------|------------------------------|---------------------------------|------------------------------|---------------------------------|------------------------------|---------------------------------|------------------------------|---------------------------------|-----------------------------------|------------------------------------|--------------------------|--|
| Don Blasingame, L (1,4) OBP: 0.308, SLG: 0.325 | | | | | | | | | | 5 | 1 | 2 | 2 | 0 | 0 | 3 | | | | |
| John Kennedy, R (1,5) OBP: 0.322, SLG: 0.423 | | | | | | | | | | 5 | 0 | 1 | 0 | 0 | 2 | 4 | | | | |
| Jim King, L (1,9) OBP: 0.383, SLG: 0.531 | | | | | | | | | | 5 | 1 | 1 | 2 | 0 | 1 | 2 | | | | |
| Chuck Hinton, R (1,7) OBP: 0.367, SLG: 0.468 | | | | | | | | | | 5 | 1 | 0 | 0 | 0 | 1 | 1 | | | | |
| Bill Skowron, R (1,3) OBP: 0.305, SLG: 0.466 | | | | | | | | | | 5 | 1 | 1 | 0 | 0 | 0 | 0 | | | | |
| Mike Brumley, L (1,2) OBP: 0.316, SLG: 0.294 | | | | | | | | | | 3 | 1 | 1 | 0 | 0 | 0 | 0 | | | | |
| Don Lock, R (7, PH) OBP: 0.379, SLG: 0.449 | | | | | | | | | | 2 | 1 | 1 | 3 | 0 | 1 | 0 | | | | |
| Fred Valentine, S (1,8) OBP: 0.234, SLG: 0.224 | | | | | | | | | | 4 | 1 | 4 | 0 | 0 | 0 | 0 | | | | |
| Don Leppert, R (7, 2) OBP: 0.234, SLG: 0.224 | | | | | | | | | | 0 | 0 | 0 | 0 | 0 | 0 | 0 | | | | |
| Ed Brinkman, R (1,6) OBP: 0.282, SLG: 0.355 | | | | | | | | | | 3 | 0 | 0 | 0 | 0 | 2 | 3 | | | | |
| Buster Narum, R (1, 1) Alan Koch, R (3, 1) Dick Phillips, R (7, PH) Carl Bouldin, S (7, 1) Don Zimmer, R (8, PH) Chuck Cottler, R (8, PH) Ron Kline, R (8, 1) | | | | | | | | | | 1 | 0 | 0 | 0 | 0 | 1 | 3 | | | | |
| Inning Stats | R: 0 E: 0 K: 0 S: 4 | H: 1 LOB: 1 BB: 0 P: 4 | R: 2 E: 0 K: 2 S: 10 | H: 3 LOB: 2 BB: 0 P: 11 | R: 0 E: 0 K: 1 S: 5 | H: 0 LOB: 0 BB: 0 P: 5 | R: 0 E: 0 K: 1 S: 7 | H: 2 LOB: 2 BB: 0 P: 7 | R: 0 E: 0 K: 1 S: 6 | H: 1 LOB: 1 BB: 0 P: 6 | R: 5 E: 1 K: 0 S: 9 | H: 5 LOB: 1 BB: 0 P: 9 | R: 0 E: 0 K: 1 S: 6 | H: 1 LOB: 0 BB: 0 P: 6 | R: 0 E: 0 K: 2 S: 7 | H: 0 LOB: 0 BB: 0 P: 7 | 1B: 10 2B: 1 3B: 0 HR: 2 | SF: 0 SAC: 0 DP: 0 HBP: 1 | WP: 1 PA: 42 CS: 0 | |
| PITCHER | IP WLS BF H R ER SO BB IBB HBP BLK WP HR S P ERA WHIP | | | | | | | | | | | | | | | | | | | |
| John Buzhardt, R (1, 1) ERA: 3.22 | 6.2 | 32 | 10 | 6 | 4 | 5 | 0 | 0 | 1 | 0 | 1 | 1 | 41 | 42 | 5.40 | 1.500 | | | | |
| Don Mossi, L (7, 1) ERA: 2.19 | 0.0 | 2 | 2 | 1 | 0 | 0 | 0 | 0 | 0 | 0 | 0 | 1 | 2 | 2 | ∞ | ∞ | | | | |
| Hoyt Wilhelm, R (7, 1) ERA: 2.17 | 2.1 | W | 8 | 1 | 0 | 0 | 3 | 0 | 0 | 0 | 0 | 0 | 14 | 14 | 0.00 | 0.429 | | | | |

Washington Senators @ Chicago White Sox
Comiskey Park, Chicago, IL
Wed Jul 01 1964, 8:05 PM EDT
Unknown

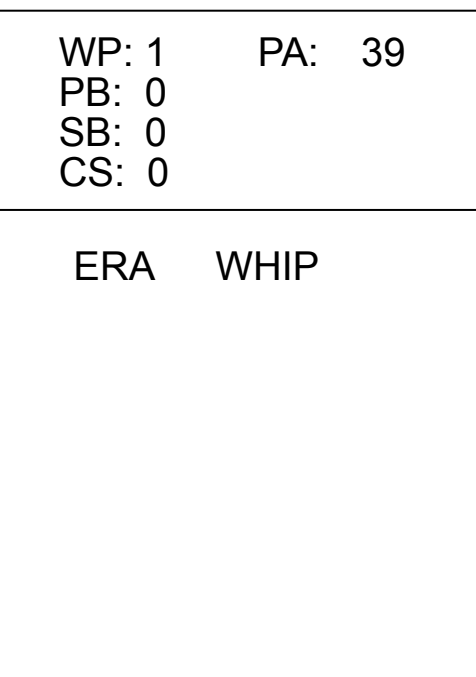
| | |
|-----|----|
| AB | 41 |
| R | 7 |
| H | 13 |
| RBI | 7 |
| BB | 0 |
| SO | 8 |
| LOB | 16 |

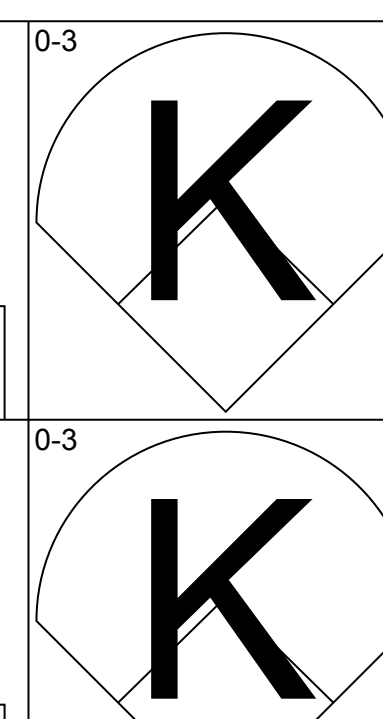
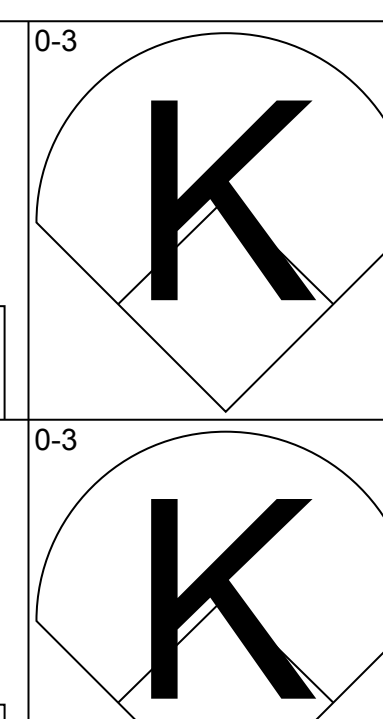
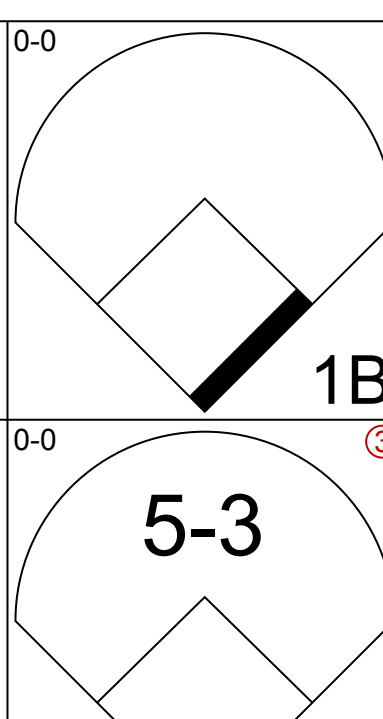
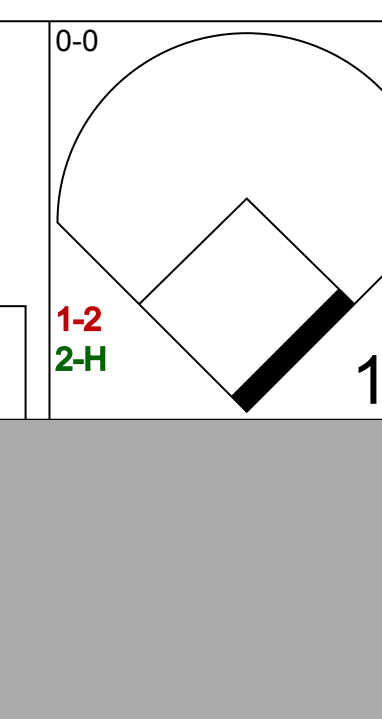

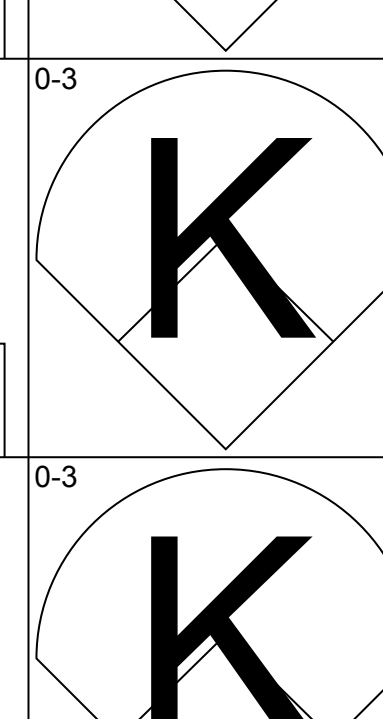
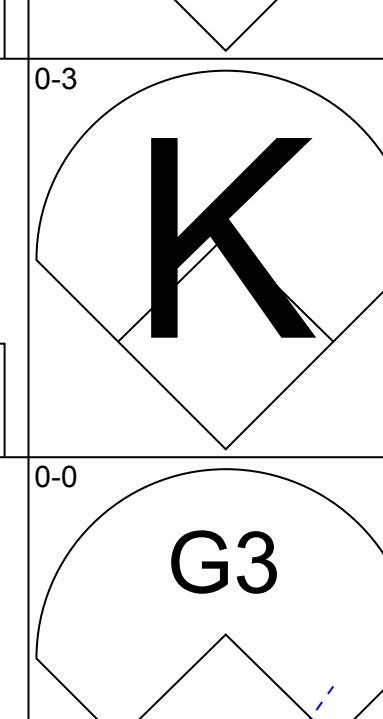
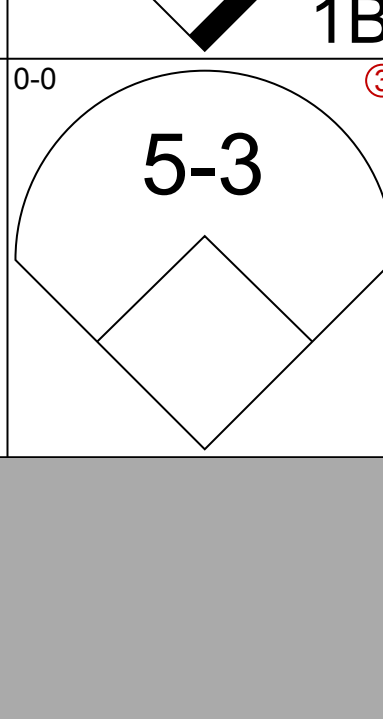
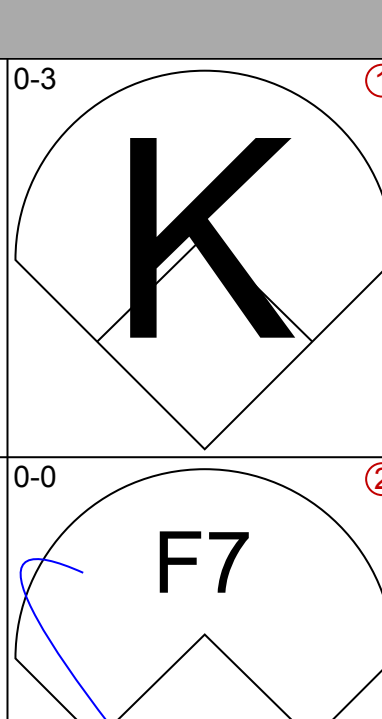
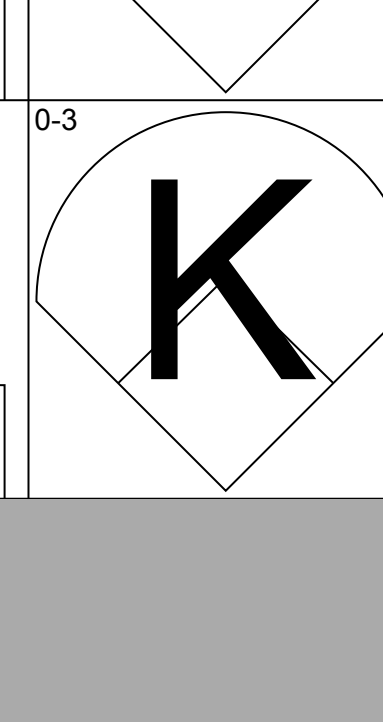
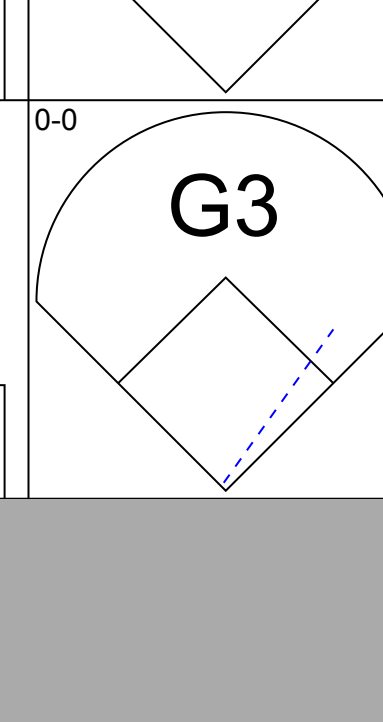
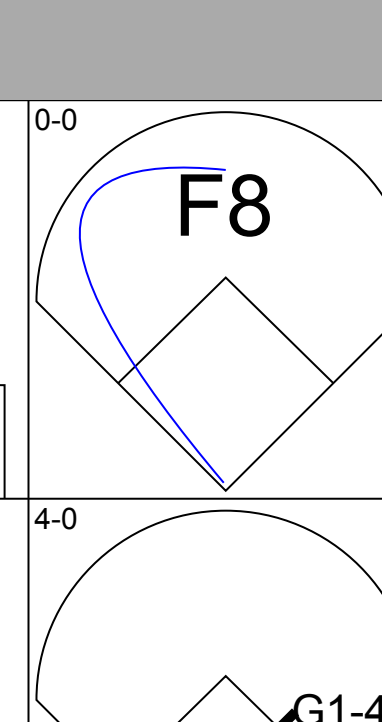
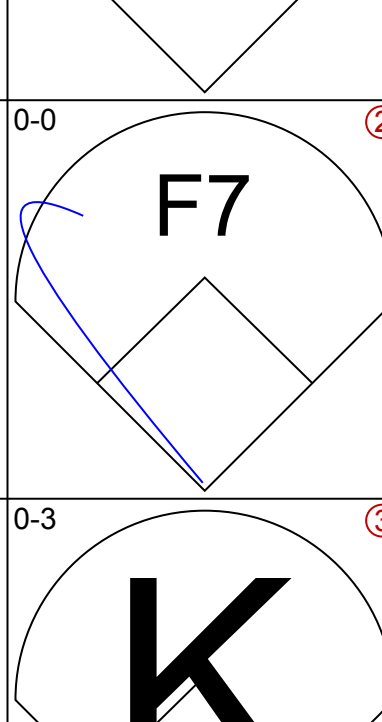
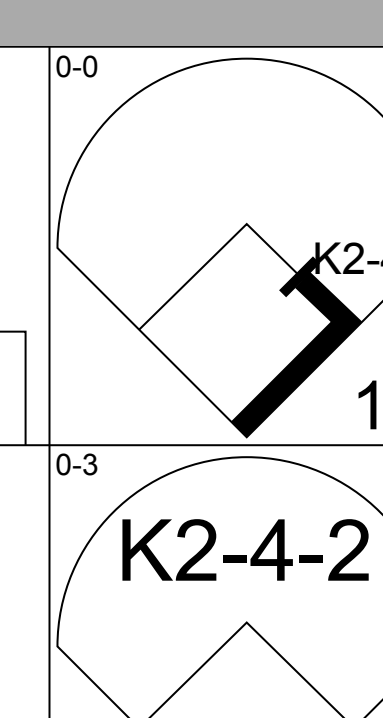
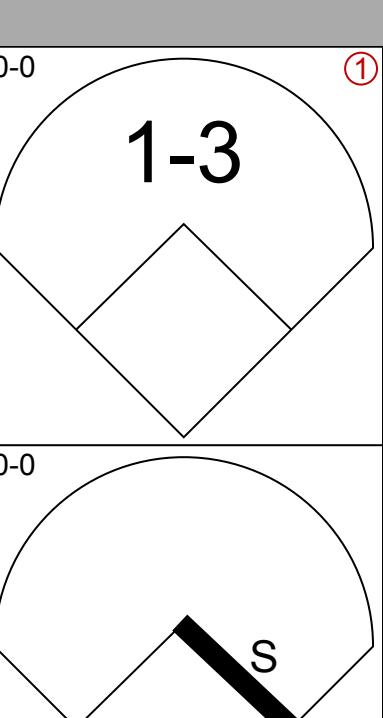
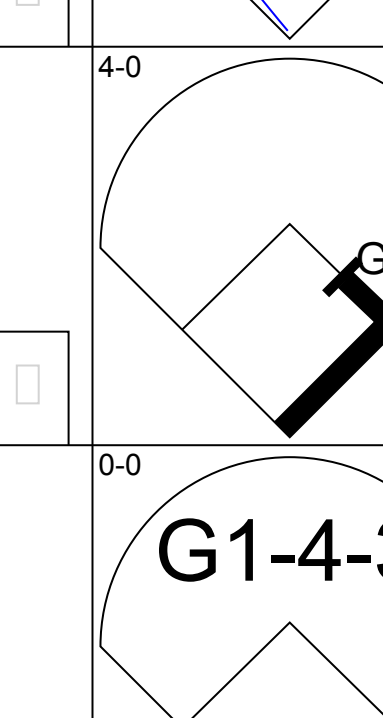

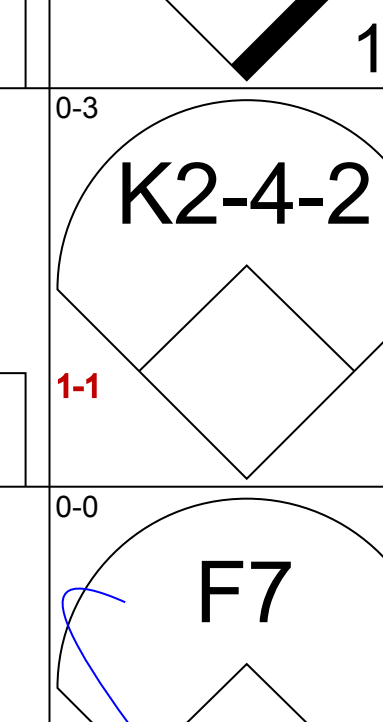
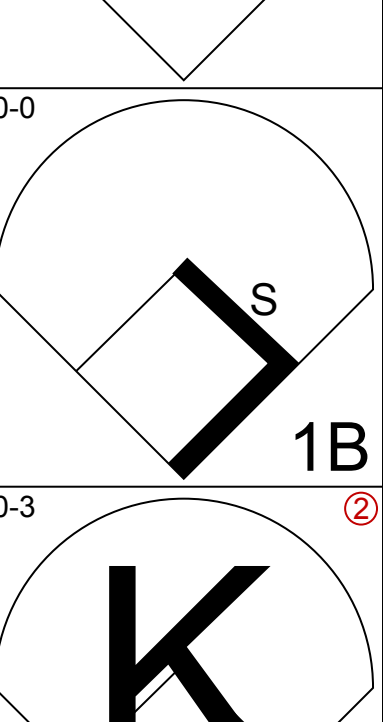
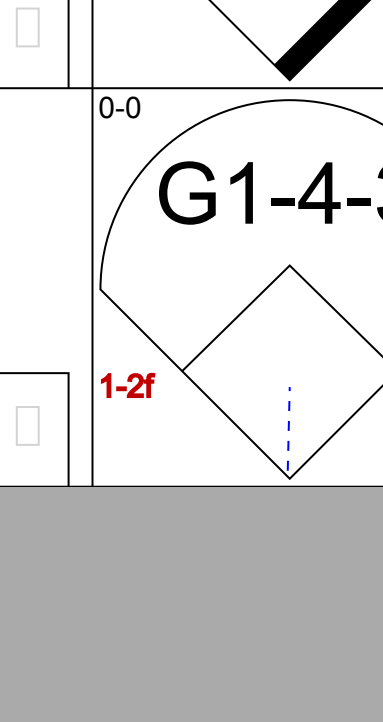
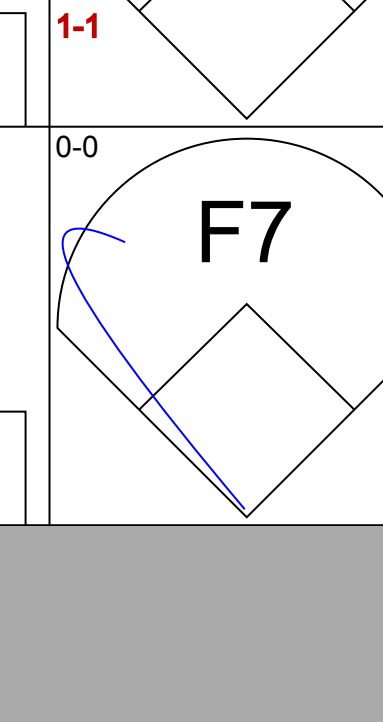
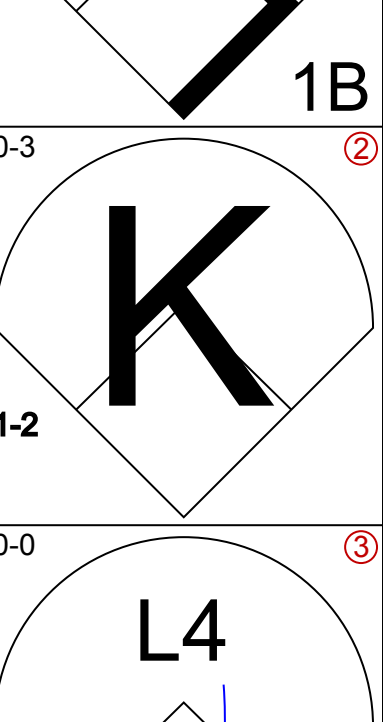
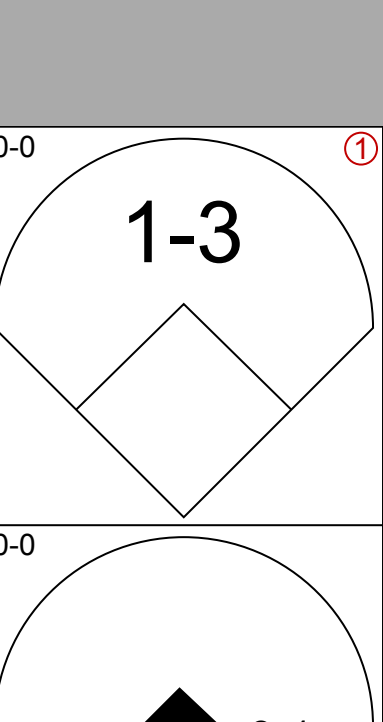
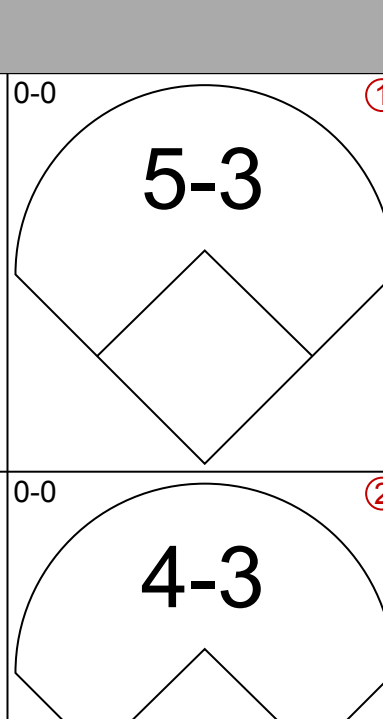
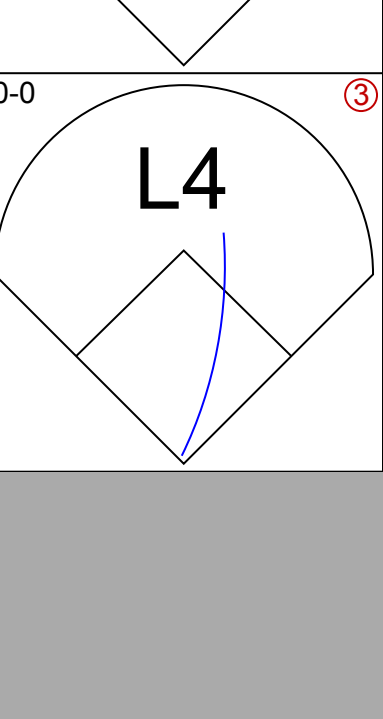
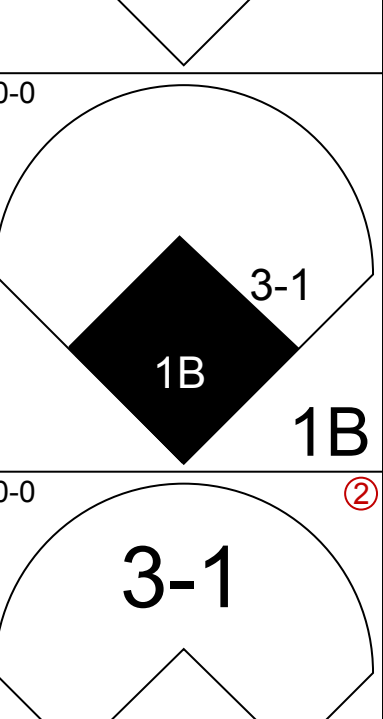
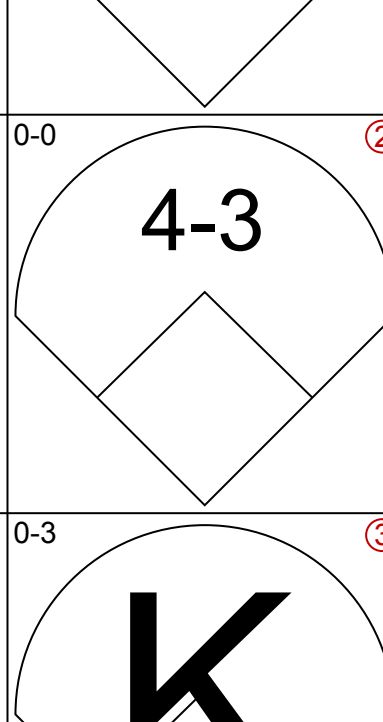
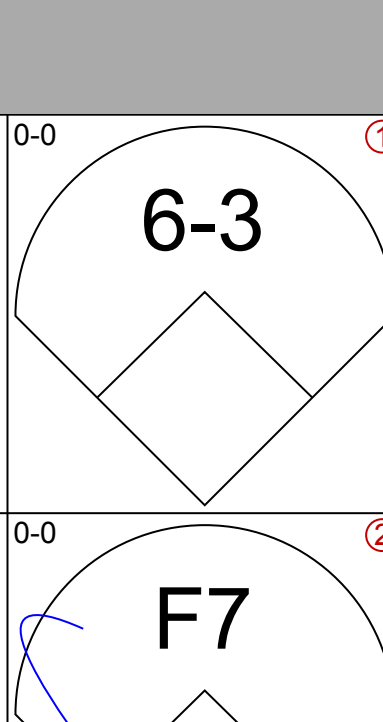
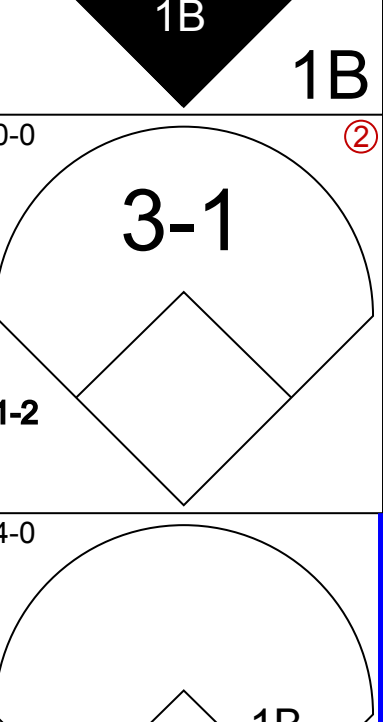
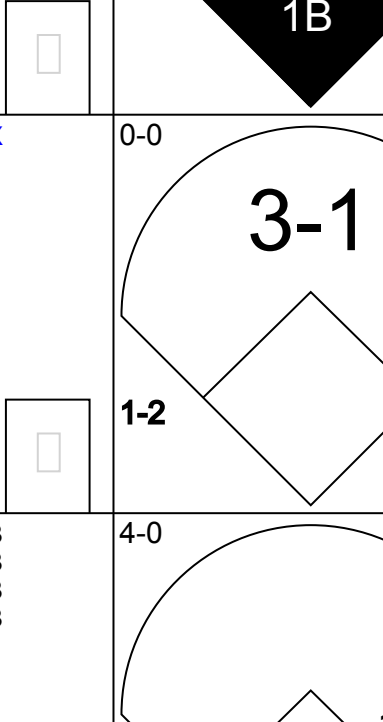
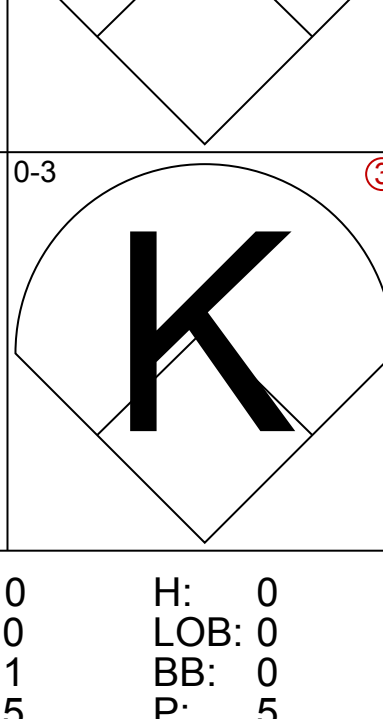
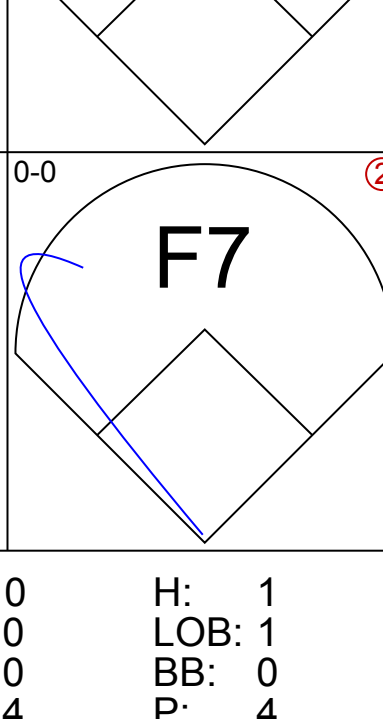
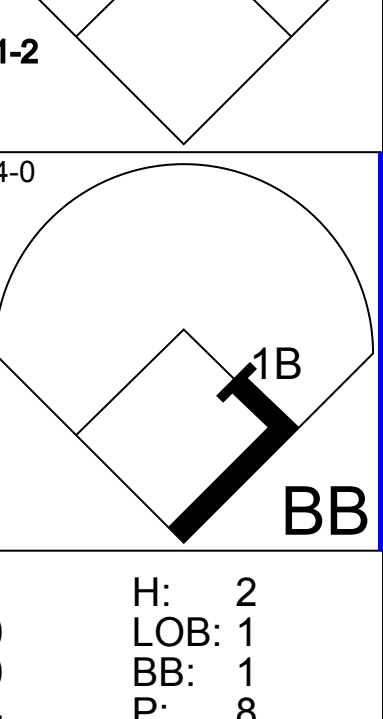


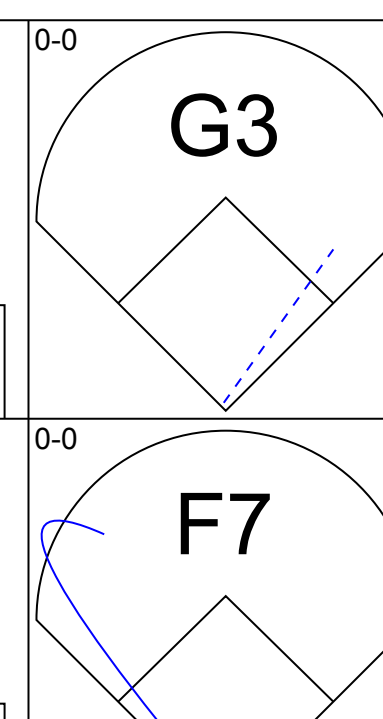
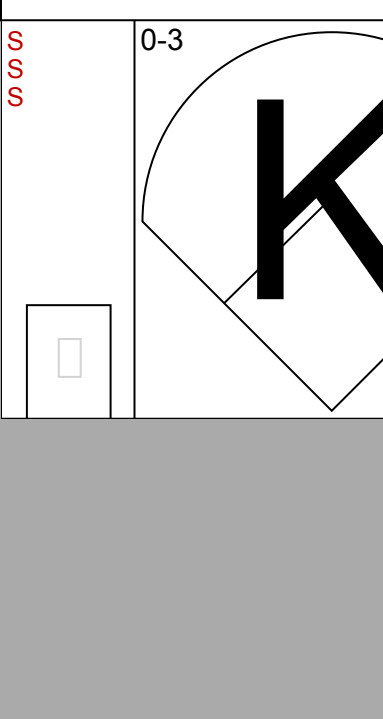
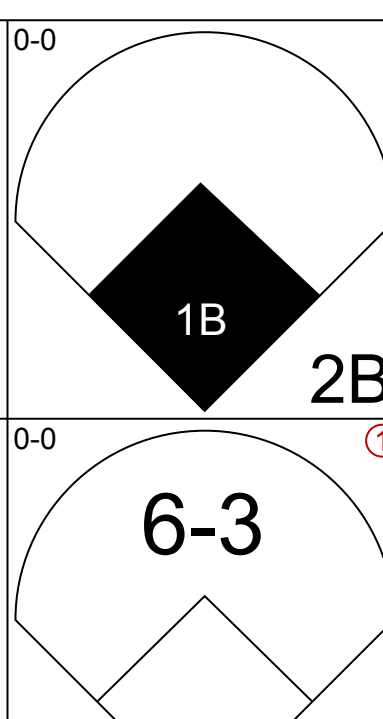
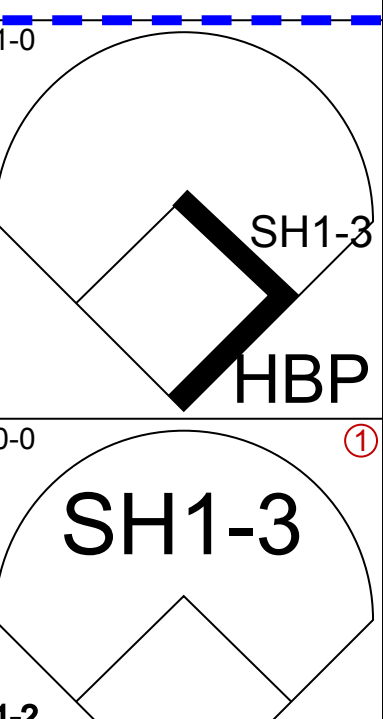

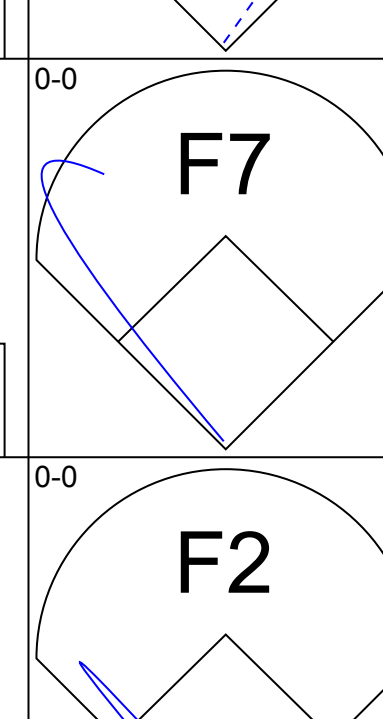
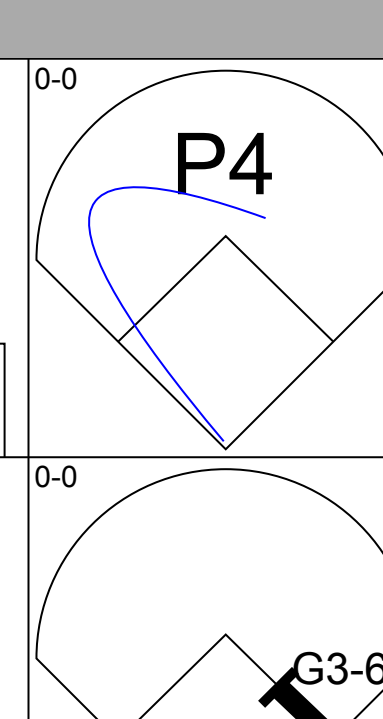
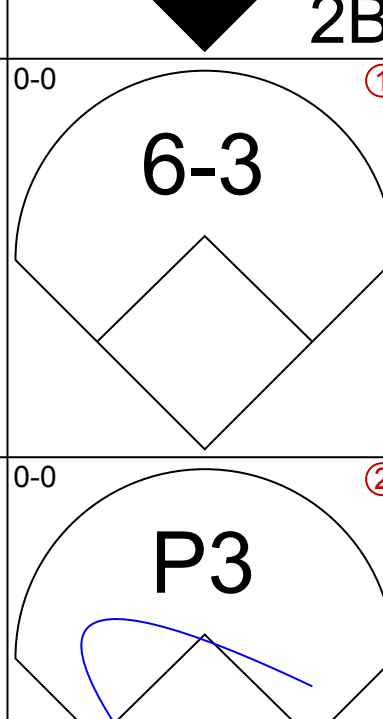
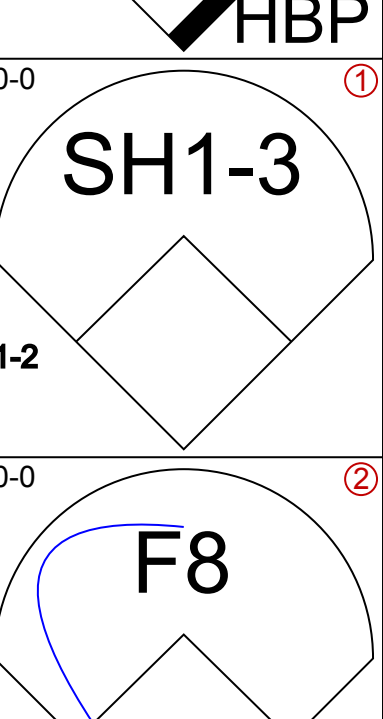
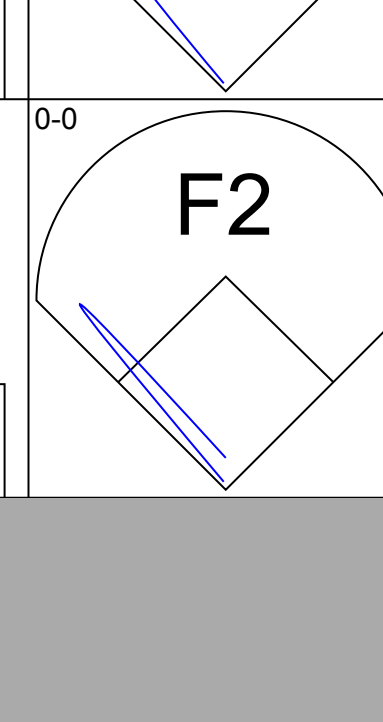
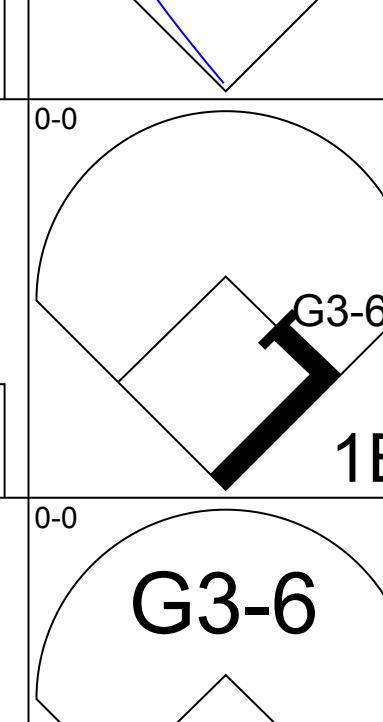
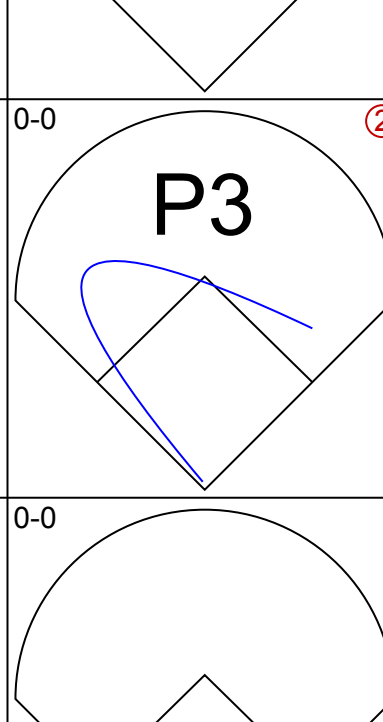
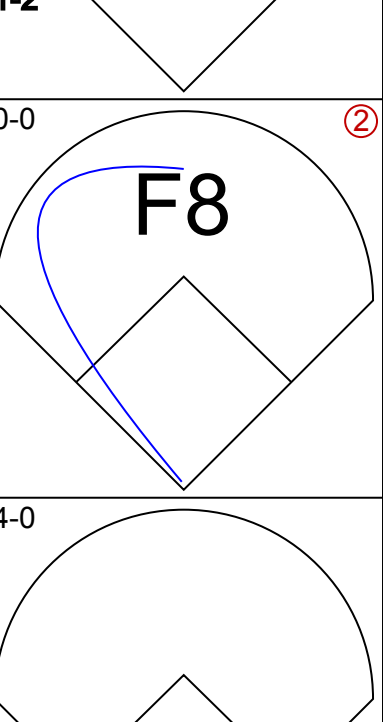
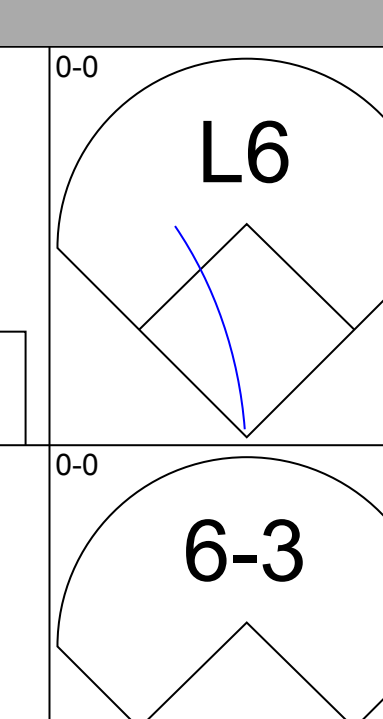
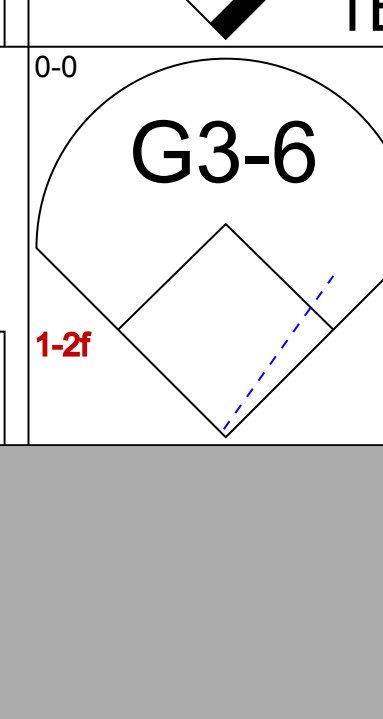
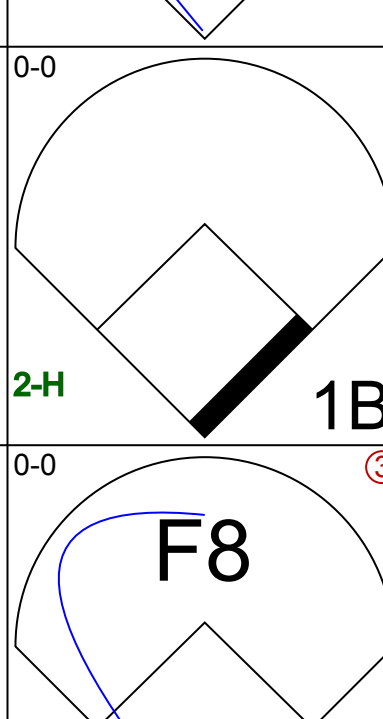
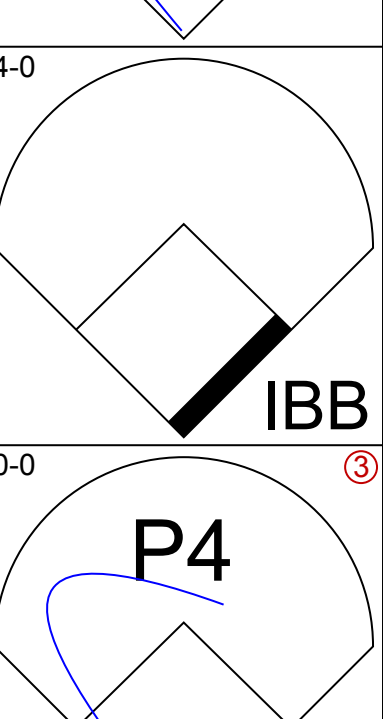
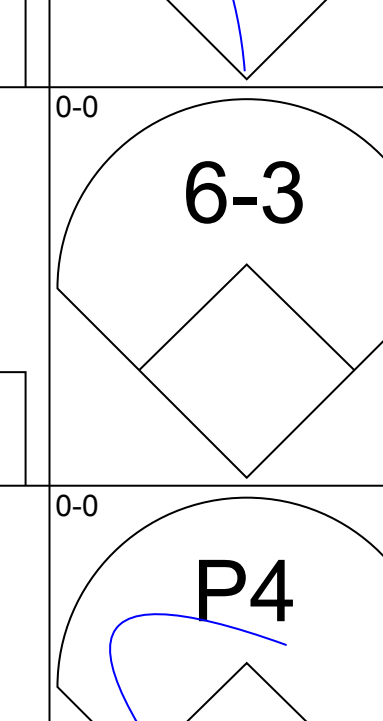
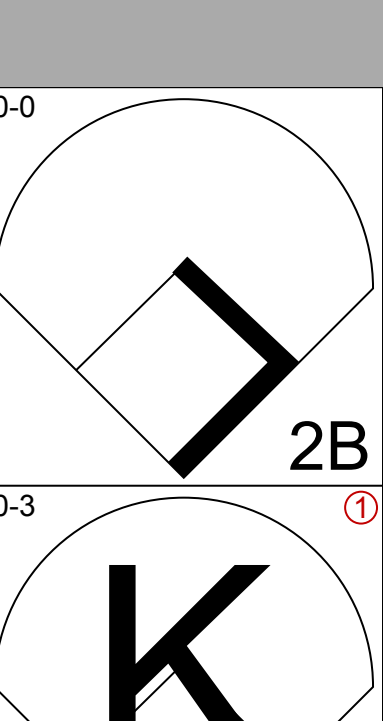
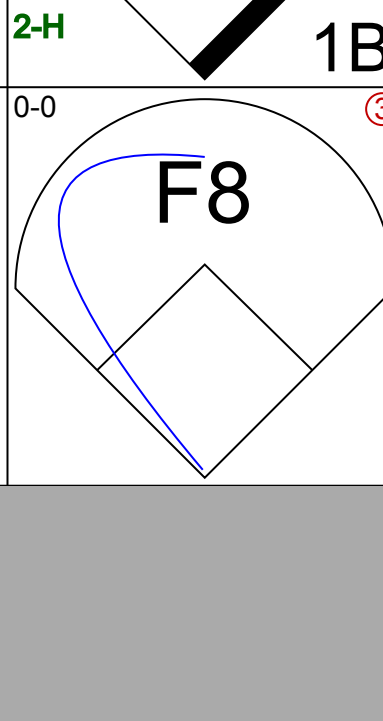
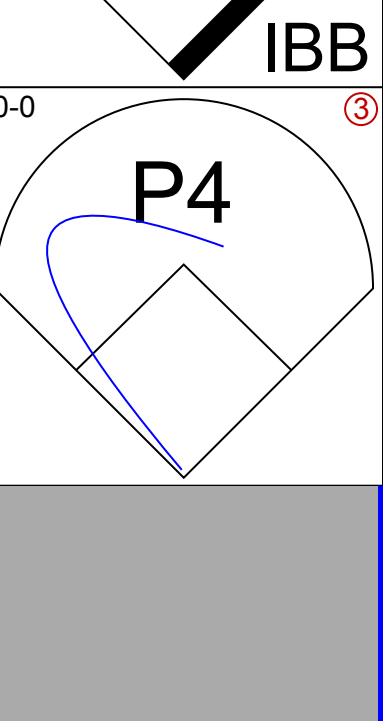
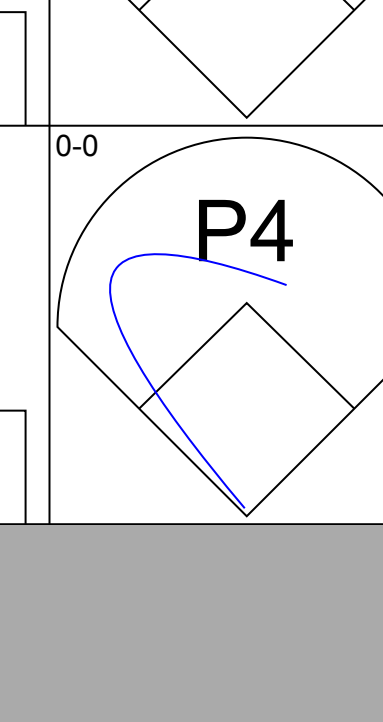
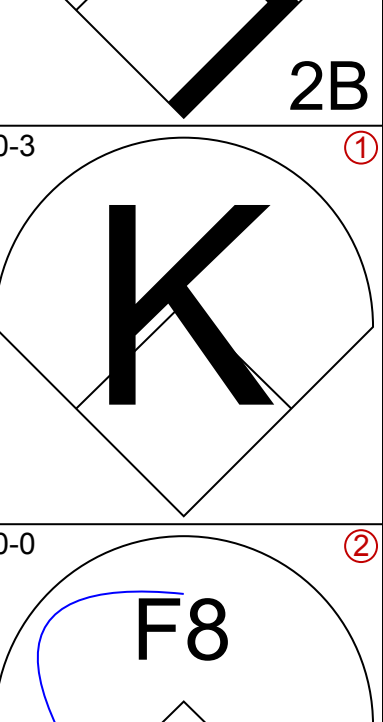
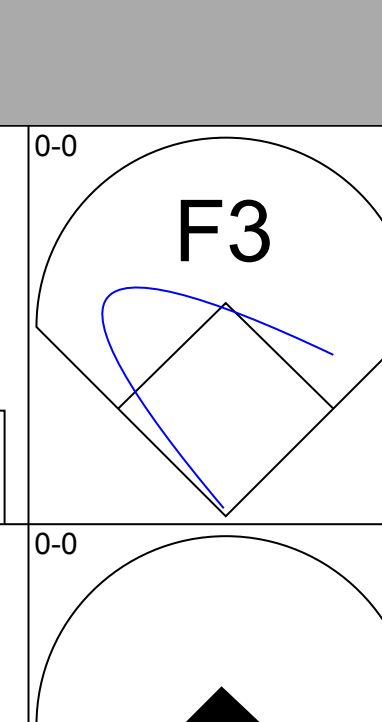
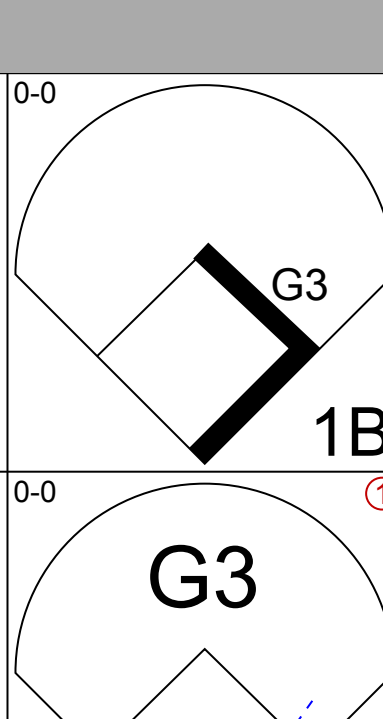
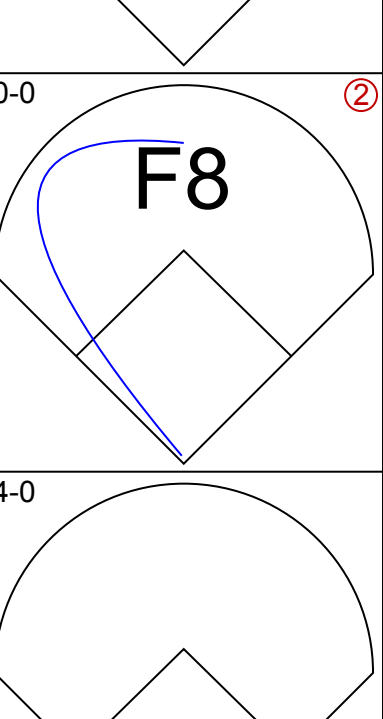
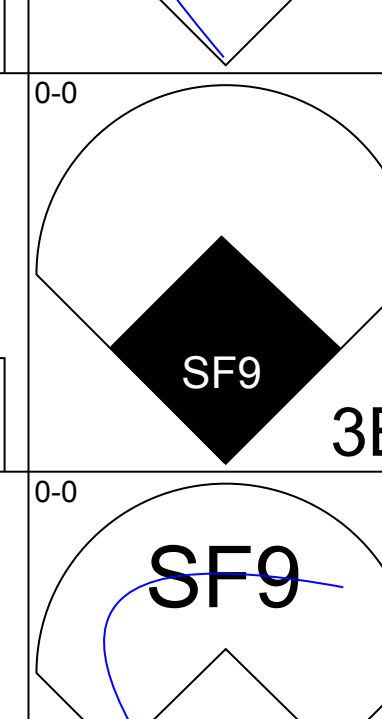
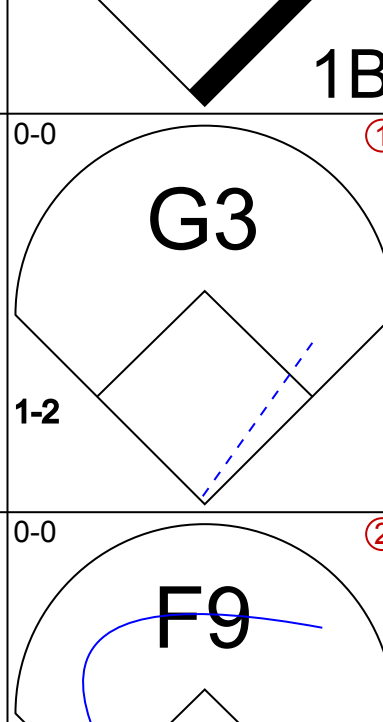
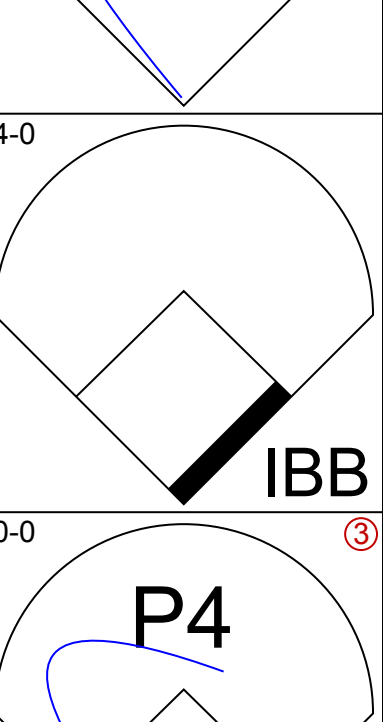
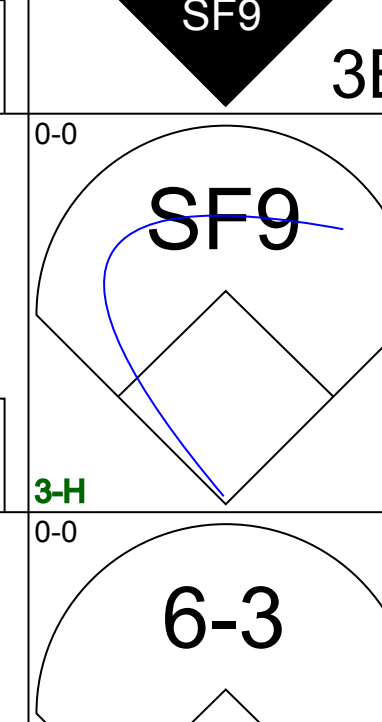
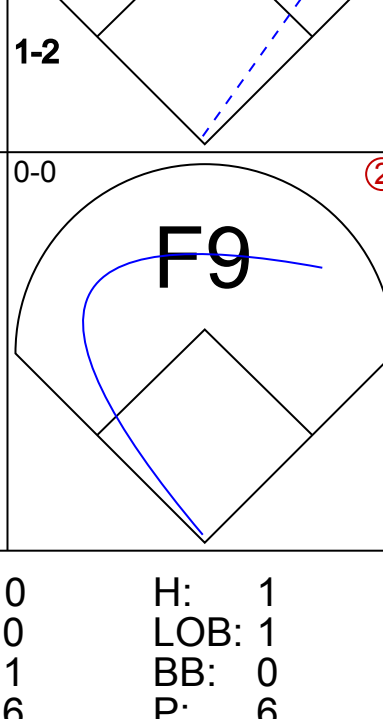
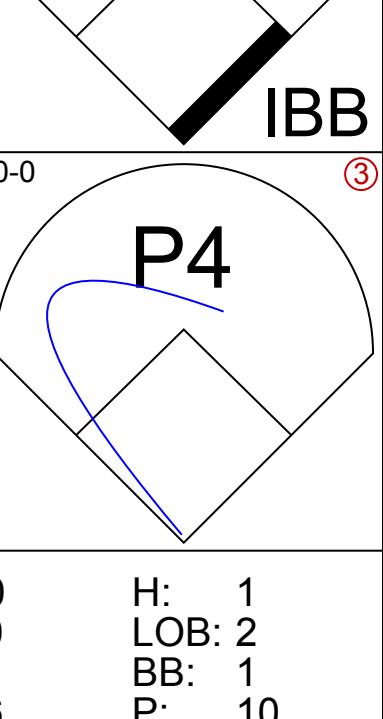
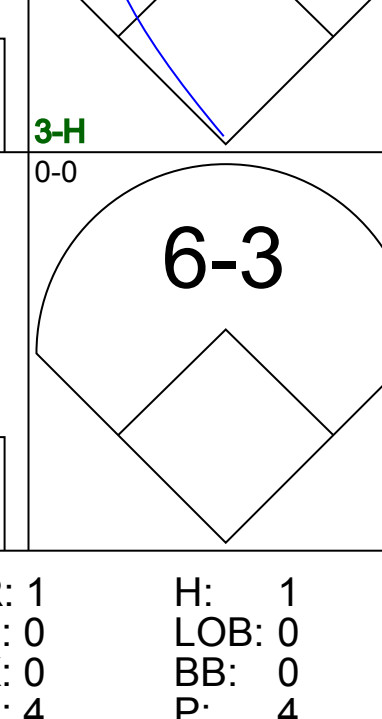
| Batter | 1 | 2 | 3 | 4 | 5 | 6 | 7 | 8 | 9 | AB | R | H | RBI | BB | SO | LOB | BOTTOM | | | |
|---|---|---------------------------------|------------------------------|---------------------------------|------------------------------|----------------------------------|------------------------------|---------------------------------|------------------------------|---------------------------------|------------------------------|---------------------------------|------------------------------|----------------------------------|------------------------------|---------------------------------|----------------------------------|------------------------------------|--------------------------|--|
| Jim Landis, R (1,8) OBP: 0.275, SLG: 0.303 | | | | | | | | | | 4 | 0 | 0 | 0 | 0 | 0 | 1 | | | | |
| Don Buford, S (1,4) OBP: 0.320, SLG: 0.311 | | | | | | | | | | 5 | 1 | 1 | 0 | 0 | 0 | 2 | | | | |
| Al Weis, S (9,4) OBP: 0.313, SLG: 0.354 | | | | | | | | | | 0 | 0 | 0 | 0 | 0 | 0 | 0 | | | | |
| Floyd Robinson, L (1,9) OBP: 0.366, SLG: 0.446 | | | | | | | | | | 4 | 2 | 2 | 1 | 1 | 0 | 1 | | | | |
| Pete Ward, L (1,5) OBP: 0.321, SLG: 0.418 | | | | | | | | | | 4 | 1 | 1 | 1 | 0 | 1 | 3 | | | | |
| Joe Cunningham, L (1,3) OBP: 0.360, SLG: 0.298 | | | | | | | | | | 3 | 0 | 1 | 1 | 1 | 0 | 0 | | | | |
| Dave Nicholson, R (1,7) OBP: 0.366, SLG: 0.395 | | | | | | | | | | 3 | 1 | 1 | 1 | 0 | 0 | 0 | | | | |
| Ron Hansen, R (1,6) OBP: 0.356, SLG: 0.381 | | | | | | | | | | 3 | 0 | 1 | 1 | 1 | 0 | 0 | | | | |
| J.C. Martin, L (1,2) OBP: 0.246, SLG: 0.336 | | | | | | | | | | 3 | 1 | 2 | 1 | 1 | 0 | 0 | | | | |
| John Buzhardt, R (1, 1) OBP: 0.161, SLG: 0.138 | | | | | | | | | | 3 | 1 | 2 | 0 | 0 | 0 | 2 | | | | |
| Don Mossi, L (7, 1) ERA: 4.55 | | | | | | | | | | 0 | 0 | 0 | 0 | 0 | 0 | 0 | | | | |
| Hoyt Wilhelm, R (7, 1) ERA: 5.79 | | | | | | | | | | 1 | 0 | 0 | 0 | 0 | 0 | 2 | | | | |
| Inning Stats | R: 0 E: 0 K: 0 S: 3 | H: 0 LOB: 1 BB: 1 P: 7 | R: 0 E: 0 K: 0 S: 3 | H: 0 LOB: 0 BB: 0 P: 3 | R: 6 E: 1 K: 0 S: 9 | H: 5 LOB: 2 BB: 2 P: 17 | R: 0 E: 0 K: 0 S: 4 | H: 1 LOB: 1 BB: 0 P: 4 | R: 0 E: 0 K: 0 S: 3 | H: 0 LOB: 0 BB: 0 P: 3 | R: 0 E: 0 K: 0 S: 4 | H: 1 LOB: 1 BB: 0 P: 4 | R: 2 E: 0 K: 1 S: 8 | H: 4 LOB: 2 BB: 1 P: 12 | R: 0 E: 0 K: 0 S: 3 | H: 0 LOB: 0 BB: 0 P: 3 | 1B: 7 2B: 4 3B: 0 HR: 0 | SF: 1 SAC: 1 DP: 0 HBP: 0 | WP: 1 PA: 39 CS: 0 | |
| PITCHER | IP WLS BF H R ER SO BB IBB HBP BLK WP HR S P ERA WHIP | | | | | | | | | | | | | | | | | | | |
| Buster Narum, R (1, 1) ERA: 4.41 | 2.2 | 16 | 4 | 6 | 3 | 0 | 0 | 0 | 0 | 0 | 0 | 0 | 13 | 25 | 10.12 | 2.250 | | | | |
| Alan Koch, R (3, 1) ERA: 4.55 | 3.1 | 13 | 3 | 0 | 0 | 0 | 0 | 0 | 0 | 0 | 0 | 0 | 13 | 13 | 0.00 | 0.900 | | | | |
| Carl Bouldin, R (7, 1) ERA: 5.79 | 1.0 | L | 7 | 4 | 2 | 2 | 1 | 0 | 1 | 0 | 0 | 0 | 8 | 12 | 18.00 | 4.000 | | | | |
| Ron Kline, R (8, 1) ERA: 2.87 | 1.0 | | 3 | 0 | 0 | 0 | 0 | 0 | 0 | 0 | 0 | 0 | 3 | 3 | 0.00 | 0.000 | | | | |

Washington Senators @ Chicago White Sox
Comiskey Park, Chicago, IL
Wed Jul 01 1964, 8:05 PM EDT
Unknown

| | |
|-----|----|
| AB | 33 |
| R | 7 |
| H | 11 |
| RBI | 6 |
| BB | 4 |
| SO | 1 |
| LOB | 11 |



| Batter | 1 | 2 | 3 | 4 | 5 | 6 | 7 | 8 | 9 | AB | R | H | RBI | BB | SO | LOB | TOP | | | | | | | | | | | | | | |
|--|---|---|---|---|---|---|---|--|---|---------------------------------|------------------------------|---------------------------------|------------------------------|---------------------------------|------------------------------|---------------------------------|--|---------------------------------|----------------------------------|------------------------------------|-------------------------|--------|---|-----|---|----|---|----|----|-----|---|
| Don Blasingame, L (1,4) OBP: 0.312, SLG: 0.328 |  | | |  | |  | |  | | 4 | 0 | 2 | 1 | 0 | 2 | 0 | <p>Washington Senators @ Chicago White Sox Comiskey Park, Chicago, IL Wed Jul 01 1964, 8:05 PM EDT Att: 14,287 - Unknown</p> <p>livebaseballscorecards.com</p> <table border="0"> <tr><td>AB</td><td>29</td></tr> <tr><td>R</td><td>1</td></tr> <tr><td>H</td><td>5</td></tr> <tr><td>RBI</td><td>1</td></tr> <tr><td>BB</td><td>2</td></tr> <tr><td>SO</td><td>10</td></tr> <tr><td>LOB</td><td>6</td></tr> </table>  | AB | 29 | R | 1 | H | 5 | RBI | 1 | BB | 2 | SO | 10 | LOB | 6 |
| AB | 29 | | | | | | | | | | | | | | | | | | | | | | | | | | | | | | |
| R | 1 | | | | | | | | | | | | | | | | | | | | | | | | | | | | | | |
| H | 5 | | | | | | | | | | | | | | | | | | | | | | | | | | | | | | |
| RBI | 1 | | | | | | | | | | | | | | | | | | | | | | | | | | | | | | |
| BB | 2 | | | | | | | | | | | | | | | | | | | | | | | | | | | | | | |
| SO | 10 | | | | | | | | | | | | | | | | | | | | | | | | | | | | | | |
| LOB | 6 | | | | | | | | | | | | | | | | | | | | | | | | | | | | | | |
| John Kennedy, R (1,6) OBP: 0.318, SLG: 0.416 |  | | |  | |  | | |  | 4 | 0 | 0 | 0 | 0 | 3 | 1 | | | | | | | | | | | | | | | |
| Jim King, L (1,9) OBP: 0.377, SLG: 0.521 |  | | |  | | |  | |  | 4 | 0 | 0 | 0 | 0 | 1 | 0 | | | | | | | | | | | | | | | |
| Bill Skowron, R (1,3) OBP: 0.308, SLG: 0.464 | |  | | |  | |  | |  | 3 | 0 | 1 | 0 | 1 | 1 | 0 | | | | | | | | | | | | | | | |
| Don Lock, R (1,8) OBP: 0.378, SLG: 0.448 | |  | | |  | |  | | | 3 | 0 | 1 | 0 | 0 | 1 | 2 | | | | | | | | | | | | | | | |
| Don Zimmer, R (1,5) OBP: 0.294, SLG: 0.448 | |  | | |  | | | |  | 3 | 0 | 0 | 0 | 0 | 1 | 1 | | | | | | | | | | | | | | | |
| Fred Valentine, S (1,7) OBP: 0.319, SLG: 0.347 | | |  | |  | | | |  | 3 | 1 | 1 | 0 | 0 | 0 | 1 | | | | | | | | | | | | | | | |
| Don Leppert, R (1,2) OBP: 0.227, SLG: 0.217 | | |  | | |  | | |  | 2 | 0 | 0 | 0 | 0 | 0 | 0 | | | | | | | | | | | | | | | |
| Mike Brumley, L (8,PH) OBP: 0.316, SLG: 0.292 | | | | | | | | |  | 1 | 0 | 0 | 0 | 0 | 0 | 1 | | | | | | | | | | | | | | | |
| Don Rudolph, L (1,1) Chuck Hinton, R (8,PH) Ron Kline, R (8,1) | | |  | | |  | | |  | 2 | 0 | 0 | 0 | 0 | 1 | 0 | | | | | | | | | | | | | | | |
| Inning Stats | R: 0 E: 0 K: 3 S: 9 | H: 0 LOB: 0 BB: 0 P: 9 | R: 0 E: 0 K: 1 S: 5 | H: 1 LOB: 0 BB: 0 P: 5 | R: 0 E: 0 K: 1 S: 5 | H: 0 LOB: 0 BB: 0 P: 5 | R: 0 E: 0 K: 2 S: 7 | H: 0 LOB: 0 BB: 0 P: 7 | R: 0 E: 0 K: 1 S: 6 | H: 1 LOB: 1 BB: 0 P: 6 | R: 0 E: 0 K: 0 S: 4 | H: 1 LOB: 1 BB: 0 P: 4 | R: 0 E: 0 K: 0 S: 2 | H: 0 LOB: 0 BB: 1 P: 6 | R: 1 E: 0 K: 0 S: 4 | H: 2 LOB: 1 BB: 1 P: 8 | R: 0 E: 0 K: 2 S: 7 | H: 0 LOB: 0 BB: 0 P: 7 | 1B: 5 2B: 1 3B: 0 HR: 0 | SF: 0 SAC: 0 DP: 2 HBP: 0 | WP: 0 PB: 0 CS: 1 | PA: 31 | | | | | | | | | |
| PITCHER Joe Horlen, R (1,1) ERA: 2.64 | IP: 9.0 WLS: W BF: 31 H: 5 R: 1 ER: 1 SO: 10 BB: 2 IBB: 0 HBP: 0 BLK: 0 WP: 0 HR: 0 S: 49 P: 57 ERA: 1.00 WHIP: 0.778 | | | | | | | | | | | | | | | PITCHER | | | | | | | | | | | | | | | |

| Batter | 1 | 2 | 3 | 4 | 5 | 6 | 7 | 8 | 9 | AB | R | H | RBI | BB | SO | LOB | BOTTOM | | | | | | | | | | | | | | |
|--|--|---|---|---|--|---|---|---|------------------------------|----------------------------------|------------------------------|---------------------------------|------------------------------|---------------------------------|------------------------------|---------------------------------|--|------------------------------------|-------------------------|--------|---|---|---|-----|---|----|---|----|---|-----|----|
| Jim Landis, R (1,8) OBP: 0.283, SLG: 0.314 |  | |  | | |  | |  | | 3 | 1 | 1 | 0 | 0 | 1 | 1 | <p>Washington Senators @ Chicago White Sox Comiskey Park, Chicago, IL Wed Jul 01 1964, 8:05 PM EDT Att: 14,287 - Unknown</p> <p>livebaseballscorecards.com</p> <table border="0"> <tr><td>AB</td><td>27</td></tr> <tr><td>R</td><td>2</td></tr> <tr><td>H</td><td>6</td></tr> <tr><td>RBI</td><td>2</td></tr> <tr><td>BB</td><td>2</td></tr> <tr><td>SO</td><td>2</td></tr> <tr><td>LOB</td><td>14</td></tr> </table>  | AB | 27 | R | 2 | H | 6 | RBI | 2 | BB | 2 | SO | 2 | LOB | 14 |
| AB | 27 | | | | | | | | | | | | | | | | | | | | | | | | | | | | | | |
| R | 2 | | | | | | | | | | | | | | | | | | | | | | | | | | | | | | |
| H | 6 | | | | | | | | | | | | | | | | | | | | | | | | | | | | | | |
| RBI | 2 | | | | | | | | | | | | | | | | | | | | | | | | | | | | | | |
| BB | 2 | | | | | | | | | | | | | | | | | | | | | | | | | | | | | | |
| SO | 2 | | | | | | | | | | | | | | | | | | | | | | | | | | | | | | |
| LOB | 14 | | | | | | | | | | | | | | | | | | | | | | | | | | | | | | |
| Al Weis, S (1,4) OBP: 0.308, SLG: 0.348 |  | | |  | |  | |  | | 3 | 0 | 0 | 0 | 0 | 0 | 1 | | | | | | | | | | | | | | | |
| Mike Hershberger, R (1,9) OBP: 0.289, SLG: 0.395 |  | | |  | |  | |  | | 4 | 0 | 1 | 0 | 0 | 0 | 2 | | | | | | | | | | | | | | | |
| Pete Ward, L (1,5) OBP: 0.324, SLG: 0.417 | |  | |  | |  | |  | | 3 | 0 | 1 | 1 | 1 | 0 | 1 | | | | | | | | | | | | | | | |
| Ron Hansen, R (1,6) OBP: 0.355, SLG: 0.383 | |  | | |  |  | |  | | 4 | 0 | 1 | 0 | 0 | 0 | 3 | | | | | | | | | | | | | | | |
| Dave Nicholson, R (1,7) OBP: 0.362, SLG: 0.390 | |  | | |  | |  | | | 3 | 0 | 0 | 0 | 0 | 1 | 1 | | | | | | | | | | | | | | | |
| Gene Stephens, L (9,7) OBP: 0.419, SLG: 0.417 | | | | | | | | | | 0 | 0 | 0 | 0 | 0 | 0 | 0 | | | | | | | | | | | | | | | |
| Tom McCraw, L (1,3) OBP: 0.356, SLG: 0.441 | | |  | | |  | |  | | 3 | 1 | 2 | 0 | 0 | 0 | 1 | | | | | | | | | | | | | | | |
| Jerry McNertney, R (1,2) OBP: 0.300, SLG: 0.329 | | |  | | |  | |  | | 1 | 0 | 0 | 1 | 1 | 0 | 1 | | | | | | | | | | | | | | | |
| Joe Horlen, R (1,1) OBP: 0.200, SLG: 0.167 | | |  | | |  | |  | | 3 | 0 | 0 | 0 | 0 | 0 | 3 | | | | | | | | | | | | | | | |
| Inning Stats | R: 0 E: 0 K: 0 S: 3 | H: 0 LOB: 0 BB: 0 P: 3 | R: 0 E: 0 K: 0 S: 3 | H: 0 LOB: 0 BB: 0 P: 3 | R: 0 E: 0 K: 1 S: 6 | H: 1 LOB: 1 BB: 0 P: 6 | R: 0 E: 0 K: 0 S: 3 | H: 1 LOB: 0 BB: 0 P: 3 | R: 0 E: 0 K: 1 S: 6 | H: 1 LOB: 2 BB: 1 P: 10 | R: 1 E: 0 K: 0 S: 5 | H: 2 LOB: 1 BB: 0 P: 5 | R: 1 E: 0 K: 0 S: 4 | H: 1 LOB: 0 BB: 0 P: 4 | R: 0 E: 0 K: 0 S: 3 | H: 0 LOB: 2 BB: 1 P: 8 | 1B: 3 2B: 2 3B: 1 HR: 0 | SF: 1 SAC: 1 DP: 1 HBP: 1 | WP: 0 PB: 0 CS: 0 | PA: 32 | | | | | | | | | | | |
| PITCHER Don Rudolph, L (1,1) ERA: 2.83 Ron Kline, R (8,1) ERA: 2.79 | IP: 7.0 WLS: L BF: 27 H: 6 R: 2 ER: 2 SO: 2 BB: 0 IBB: 1 HBP: 0 BLK: 0 WP: 0 HR: 0 S: 30 P: 34 ERA: 2.57 WHIP: 0.857 | | | | | | | | | | | | | | | PITCHER | | | | | | | | | | | | | | | |

| Batter | 1 | 2 | 3 | 4 | 5 | 6 | 7 | 8 | 9 | 10 | 11 | 12 | AB | R | H | RBI | BB | SO | LOB | TOP |
|---|---|---------------------------------|------------------------------|---------------------------------|------------------------------|---------------------------------|------------------------------|---------------------------------|------------------------------|---------------------------------|------------------------------|---------------------------------|------------------------------|----------------------------------|----------------------------------|------------------------------------|----------------------------------|--------|-------|-----|
| Don Blasingame, L OBP: 0.310, SLG: 0.325 (1.4) | 0-0 6-3 | | 0-0 1B | | 0-0 6-3 | | | 0-0 3-1 | | | 0-0 SH1-4 | 0-3 K | 5 | 0 | 1 | 1 | 0 | 1 | 3 | |
| John Kennedy, R OBP: 0.312, SLG: 0.408 (1.5) | 0-3 K | | 0-0 F8 | | | | | | 0-0 5-3 | | 0-0 F3 | | 5 | 0 | 0 | 0 | 0 | 2 | 3 | |
| Jim King, L OBP: 0.373, SLG: 0.514 (1.9) | 0-0 3-1 | | | | 0-0 G6-4-3 1B | | | 0-0 1-3 | | 0-0 4-3 | | 0-0 F7 | | 5 | 0 | 1 | 0 | 0 | 2 | |
| Chuck Hinton, R OBP: 0.370, SLG: 0.467 (1.7) | | 0-0 6-3 | | | 0-0 G6-4-3 1B | | | 0-0 L6 | | 0-0 F8 | | 0-0 E 1B | | 5 | 1 | 2 | 0 | 0 | 0 | |
| Bill Skowron, R OBP: 0.307, SLG: 0.460 (1.3) | | 0-0 6-3 | | | 0-0 G6-4-3 | | | | | | 0-0 SH1-4 1B | | 4 | 0 | 1 | 0 | 0 | 1 | 2 | |
| Chuck Cotler, R OBP: 0.291, SLG: 0.424 (10, PH) | | | | | 1-2 2-3 | | | | | | | 0-0 E3 | | 0 | 0 | 0 | 0 | 0 | 0 | |
| Dick Phillips, L OBP: 0.322, SLG: 0.296 (10.3) | | | | | | | | | | | 1-H 3-4-3 | | 1 | 1 | 0 | 0 | 0 | 0 | 0 | |
| Mike Brunley, L OBP: 0.311, SLG: 0.296 (1.2) | 0-3 K | | | | 0-0 G1 | | | 0-0 P6 | | 0-0 SH1-4 | | 0-0 3-4-3 | | 4 | 0 | 0 | 1 | 0 | 1 | |
| Don Lock, R OBP: 0.379, SLG: 0.441 (1.8) | | | 4-0 G3-6-3 1B BB | | 0-0 L9 | | | 0-0 F8 | | 0-0 L9 | | 4-0 1B BB | | 3 | 1 | 0 | 0 | 2 | 2 | |
| Ed Brinkman, R OBP: 0.280, SLG: 0.352 (1.6) | | | 0-0 G3-6-3 1B | | 0-0 F2 | | | 0-0 F3 | | 0-0 P5 | | 0-0 L9 | | 5 | 0 | 1 | 0 | 0 | 3 | |
| Bennie Daniels, L OBP: 0.194, SLG: 0.214 (1.1) | | | 0-0 G3-6-3 | | 4-0 BB | | | 0-0 G3 | | | 0-0 SH1-4 1B | | 2 | 0 | 0 | 0 | 1 | 0 | 2 | |
| Don Zimmer, R OBP: 0.298, SLG: 0.451 (11, PH) | | | | | 0-0 BB | | | | | | | 0-0 1-2 1B | | 1 | 0 | 1 | 0 | 0 | 0 | |
| Ken Hunt, R OBP: 0.240, SLG: 0.231 (11, PH) | | | | | 0-0 BB | | | | | | | 0-0 1-2 1B | | 0 | 0 | 0 | 0 | 0 | 0 | |
| Ron Kline, R OBP: 0.400, SLG: 0.250 (11.1) | | | 1-2 2-3 | | 0-0 BB | | | | | | | 0-0 1-2 1B | | 1 | 0 | 1 | 0 | 0 | 0 | |
| Inning Stats | R: 0 E: 0 K: 1 S: 5 | H: 0 LOB: 0 BB: 0 P: 5 | R: 0 E: 0 K: 1 S: 5 | H: 0 LOB: 0 BB: 0 P: 5 | R: 1 E: 0 K: 0 S: 4 | H: 2 LOB: 1 BB: 1 P: 6 | R: 0 E: 0 K: 0 S: 4 | H: 2 LOB: 1 BB: 0 P: 4 | R: 0 E: 0 K: 0 S: 3 | H: 0 LOB: 0 BB: 0 P: 5 | R: 0 E: 0 K: 0 S: 3 | H: 0 LOB: 2 BB: 0 P: 4 | R: 2 E: 1 K: 1 S: 8 | H: 2 LOB: 2 BB: 1 P: 12 | 1B: 8 2B: 0 3B: 0 HR: 0 | SF: 0 SAC: 2 DP: 2 HBP: 0 | WP: 0 PB: 0 SB: 0 CS: 0 | PA: 46 | | |
| PITCHER | IP WLS BF H R ER SO BB IBB HBP BLK WP HR S P ERA WHIP | PITCHER | | | | | | | | | | | | | | | | | | |
| Ed Rakow, R ERA: 3.58 (1.1) | 9.0 | 31 | 4 | 1 | 1 | 4 | 2 | 0 | 0 | 0 | 0 | 0 | 0 | 0 | 0 | 16 | 20 | 0.00 | 1.667 | |
| Terry Fox, R ERA: 1.86 (10.1) | 3.0 | L | 15 | 4 | 2 | 0 | 1 | 1 | 0 | 0 | 0 | 0 | 0 | 0 | 0 | 0 | 0 | 0.00 | 1.667 | |

Washington Senators @ Detroit Tigers
Tiger Stadium, Detroit, MI
Fri Jul 03 1964, 7:05 PM EDT
Unknown

AB 41
R 3
H 8
RBI 2
BB 3
SO 5
LOB 18



| Batter | 1 | 2 | 3 | 4 | 5 | 6 | 7 | 8 | 9 | 10 | 11 | 12 | AB | R | H | RBI | BB | SO | LOB | BOTTOM | | |
|--|---|---------------------------------|------------------------------|---------------------------------|---------------------------------|----------------------------------|------------------------------|---------------------------------|------------------------------|---------------------------------|------------------------------|---------------------------------|------------------------------|---------------------------------|------------------------------|---------------------------------|------------------------------|---------------------------------|----------------------------------|------------------------------------|----------------------------------|--------|
| Bill Bruton, L OBP: 0.327, SLG: 0.376 (1.8) | 0-0 4-3 | | 4-0 BB | | 0-0 FC6 | | 0-0 6-3 | | | 0-0 4-3 | | | 4 | 0 | 0 | 0 | 1 | 0 | 1 | | | |
| Gates Brown, L OBP: 0.371, SLG: 0.649 (1.7) | 0-0 2B | | 0-0 4-3 | | 0-0 FC6-4 1B | | 0-0 G4-6-3 BB 1B | | 0-0 L9 | | 0-0 F9 | | 5 | 0 | 3 | 0 | 0 | 0 | 1 | | | |
| Al Kaline, R OBP: 0.400, SLG: 0.450 (1.9) | 0-0 L6-3 | | 0-3 K | | 0-0 FC5-6-4 G3 1B S | | 0-0 L9 | | 0-0 L9 | | 0-0 L9 | | 5 | 1 | 0 | 0 | 0 | 1 | 4 | | | |
| Norm Cash, L OBP: 0.315, SLG: 0.384 (1.3) | 0-0 G3 | | | | 0-0 1-3 | | 4-0 1B G3 BB | | 4-0 1-2 BB | | 0-0 G3 | | 3 | 0 | 0 | 0 | 2 | 0 | 1 | | | |
| Jerry Lumpe, L OBP: 0.289, SLG: 0.322 (1.4) | | 0-0 G3 | | 0-3 K | | 0-0 G3 | | 0-0 G3 | | 0-0 FC4-6-3-2 | | 0-0 F9 | | 5 | 0 | 0 | 0 | 0 | 1 | | | |
| Bill Freshan, R OBP: 0.348, SLG: 0.475 (1.2) | | 0-0 F9 | | 0-0 5-3 | | 0-0 2-3 3-H 1B | | 0-0 L6 | | 0-0 F9 | | 0-0 F9 | | 5 | 0 | 1 | 1 | 0 | 0 | | | |
| Dick McAuliffe, L OBP: 0.349, SLG: 0.488 (1.6) | | 4-0 BB | | 0-0 G3 | | 0-0 G3 | | 4-0 F8 S BB | | 0-0 G4-6-3 1B | | 0-0 G4-6-3 1B | | 3 | 0 | 1 | 0 | 2 | 2 | | | |
| Bubba Phillips, R OBP: 0.352, SLG: 0.440 (1.5) | | 0-0 F5 | | 4-0 FC6 BB | | 0-0 F7 | | 0-0 F8 | | 0-0 G4-6-3 1B | | 0-0 G4-6-3 1B | | 4 | 0 | 0 | 0 | 1 | 3 | | | |
| Ed Rakow, S ERA: 3.8 (1.1) | | | | | 0-3 K | | 0-0 F2 | | 0-0 6-3 | | 0-0 F7 | | 0-3 K | 3 | 0 | 0 | 0 | 0 | 1 | | | |
| Don Demeter, R OBP: 0.284, SLG: 0.422 (9, PH) | | | | | | | | | | | | | 1 | 0 | 0 | 0 | 0 | 0 | 1 | | | |
| Terry Fox, R OBP: 0.400, SLG: 0.600 (10.1) | | | | | | | | | | | | | 0 | 0 | 0 | 0 | 0 | 0 | 0 | | | |
| George Thomas, R OBP: 0.336, SLG: 0.485 (12, PH) | | | | | | | | | | | | | 1 | 0 | 0 | 0 | 0 | 0 | 1 | | | |
| Inning Stats | R: 0 E: 0 K: 0 S: 4 | H: 1 LOB: 1 BB: 0 P: 4 | R: 0 E: 0 K: 0 S: 3 | H: 0 LOB: 1 BB: 1 P: 7 | R: 0 E: 0 K: 2 S: 7 | H: 0 LOB: 0 BB: 1 P: 11 | R: 0 E: 0 K: 1 S: 5 | H: 0 LOB: 0 BB: 1 P: 6 | R: 0 E: 0 K: 0 S: 3 | H: 0 LOB: 2 BB: 0 P: 7 | R: 0 E: 0 K: 0 S: 3 | H: 1 LOB: 1 BB: 1 P: 7 | R: 0 E: 0 K: 0 S: 3 | H: 0 LOB: 0 BB: 0 P: 3 | R: 0 E: 0 K: 0 S: 3 | H: 0 LOB: 0 BB: 0 P: 3 | R: 0 E: 0 K: 1 S: 5 | H: 1 LOB: 0 BB: 0 P: 6 | 1B: 4 2B: 1 3B: 0 HR: 0 | SF: 0 SAC: 0 DP: 2 HBP: 0 | WP: 0 PB: 0 SB: 2 CS: 0 | PA: 45 |
| PITCHER | IP WLS BF H R ER SO BB IBB HBP BLK WP HR S P ERA WHIP | PITCHER | | | | | | | | | | | | | | | | | | | | |
| Bennie Daniels, R ERA: 3.8 (1.1) | 10.0 | 39 | 4 | 1 | 1 | 3 | 6 | 0 | 0 | 0 | 0 | 0 | 0 | 0 | 0 | 8 | 63 | 0.90 | 1.000 | | | |
| Ron Kline, R ERA: 2.66 (11.1) | 2.0 | W | 6 | 1 | 0 | 0 | 1 | 0 | 0 | 0 | 0 | 0 | 0 | 0 | 0 | 8 | 8 | 0.00 | 0.500 | | | |

Washington Senators @ Detroit Tigers
Tiger Stadium, Detroit, MI
Fri Jul 03 1964, 7:05 PM EDT
Unknown

AB 39
R 1
H 5
RBI 1
BB 6
SO 4
LOB 18



| Batter | 1 | 2 | 3 | 4 | 5 | 6 | 7 | 8 | 9 | AB | R | H | RBI | BB | SO | LOB | TOP | | | |
|--|--|---------------------------------|------------------------------|---------------------------------|------------------------------|---------------------------------|------------------------------|---------------------------------|------------------------------|---------------------------------|-------------------------------|----------------------------------|------------------------------|---------------------------------|------------------------------|---------------------------------|--|------------------------------------|----------------------------------|--------|
| Don Blasingame, L (1, 4) OBP: 0.308, SLG: 0.324 | | | | | | | | | | 4 | 0 | 1 | 0 | 0 | 1 | 0 | <p>Washington Senators @ Detroit Tigers</p> <p>Tiger Stadium, Detroit, MI</p> <p>Fri Jul 03 1964, 7:05 PM EDT</p> <p>Att: 11,658 - Unknown</p> | | | |
| John Kennedy, R (1, 5) OBP: 0.307, SLG: 0.402 | | | | | | | | | | 4 | 0 | 0 | 0 | 0 | 2 | 1 | | | | |
| Jim King, L (1, 9) OBP: 0.371, SLG: 0.509 | | | | | | | | | | 4 | 0 | 1 | 0 | 0 | 2 | 0 | | | | |
| Chuck Hinton, R (1, 7) OBP: 0.368, SLG: 0.464 | | | | | | | | | | 4 | 1 | 1 | 0 | 0 | 0 | 1 | | | | |
| Dick Phillips, L (1, 3) | | | | | | | | | | 4 | 0 | 1 | 1 | 0 | 0 | 0 | | | | |
| Fred Valentine, S (1, 8) OBP: 0.310, SLG: 0.337 | | | | | | | | | | 3 | 0 | 0 | 0 | 0 | 1 | 1 | | | | |
| Don Leppert, R (1, 2) OBP: 0.232, SLG: 0.238 | | | | | | | | | | 3 | 0 | 1 | 0 | 0 | 1 | 1 | | | | |
| Ed Brinkman, R (1, 6) OBP: 0.277, SLG: 0.347 | | | | | | | | | | 3 | 0 | 0 | 0 | 0 | 0 | 1 | | | | |
| Dave Stenhouse, R (1, 1) OBP: 0.400, SLG: 0.250 | | | | | | | | | | 2 | 0 | 0 | 0 | 0 | 0 | 0 | | | | |
| Steve Ridzik, R (7, 1) OBP: 0.364, SLG: 0.300 | | | | | | | | | | 0 | 0 | 0 | 0 | 0 | 0 | 0 | | | | |
| Don Zimmer, R (8, PH) OBP: 0.296, SLG: 0.449 | | | | | | | | | | 1 | 0 | 0 | 0 | 0 | 1 | 0 | | | | |
| Don Rudolph, L (8, 1) | | | | | | | | | | 0 | 0 | 0 | 0 | 0 | 0 | 0 | | | | |
| Inning Stats | R: 0 E: 0 K: 2 S: 8 | H: 1 LOB: 1 BB: 0 P: 8 | R: 0 E: 0 K: 0 S: 3 | H: 0 LOB: 0 BB: 0 P: 3 | R: 0 E: 0 K: 1 S: 5 | H: 0 LOB: 0 BB: 0 P: 5 | R: 0 E: 0 K: 0 S: 4 | H: 1 LOB: 1 BB: 0 P: 4 | R: 0 E: 0 K: 0 S: 3 | H: 0 LOB: 0 BB: 0 P: 3 | R: 1 E: 0 K: 3 S: 11 | H: 2 LOB: 1 BB: 0 P: 11 | R: 0 E: 0 K: 2 S: 8 | H: 1 LOB: 1 BB: 0 P: 8 | R: 0 E: 0 K: 0 S: 3 | H: 0 LOB: 0 BB: 0 P: 3 | 1B: 3 2B: 2 3B: 0 HR: 0 | SF: 0 SAC: 0 DP: 0 HBP: 0 | WP: 0 PB: 0 SB: 0 CS: 0 | PA: 32 |
| PITCHER Phil Regan, R (1, 1) ERA: 4.8 | IP: 9.0 WLS: W BF: 32 H: 5 R: 1 ER: 1 SO: 8 BB: 0 IBB: 0 HBP: 0 BLK: 0 WP: 0 HR: 0 S: 48 P: 48 ERA: 1.00 WHIP: 0.556 | | | | | | | | | | | | | | | PITCHER | | | | |


| | |
|-----|----|
| AB | 32 |
| R | 1 |
| H | 5 |
| RBI | 1 |
| BB | 0 |
| SO | 8 |
| LOB | 5 |




| Batter | 1 | 2 | 3 | 4 | 5 | 6 | 7 | 8 | 9 | AB | R | H | RBI | BB | SO | LOB | BOTTOM | | | |
|---|--|---------------------------------|------------------------------|---------------------------------|------------------------------|---------------------------------|------------------------------|----------------------------------|------------------------------|---------------------------------|------------------------------|---------------------------------|------------------------------|---------------------------------|------------------------------|---------------------------------|--|----------------------------------|------------------------------------|----------------------------------|
| Bill Bruton, L (1, 8) OBP: 0.331, SLG: 0.375 | | | | | | | | | | 3 | 0 | 1 | 0 | 1 | 0 | 0 | <p>Washington Senators @ Detroit Tigers</p> <p>Tiger Stadium, Detroit, MI</p> <p>Fri Jul 03 1964, 7:05 PM EDT</p> <p>Att: 11,658 - Unknown</p> | | | |
| Gates Brown, L (1, 7) OBP: 0.356, SLG: 0.624 | | | | | | | | | | 4 | 0 | 0 | 0 | 0 | 0 | 2 | | | | |
| Al Kaline, R (1, 9) OBP: 0.401, SLG: 0.450 | | | | | | | | | | 4 | 0 | 2 | 0 | 0 | 0 | 0 | | | | |
| Norm Cash, L (1, 3) OBP: 0.314, SLG: 0.379 | | | | | | | | | | 3 | 0 | 0 | 0 | 1 | 0 | 4 | | | | |
| Jerry Lumpe, L (1, 4) OBP: 0.286, SLG: 0.318 | | | | | | | | | | 4 | 0 | 0 | 0 | 0 | 0 | 3 | | | | |
| Dick McAuliffe, L (1, 6) OBP: 0.395, SLG: 0.490 | | | | | | | | | | 3 | 1 | 2 | 0 | 1 | 0 | 1 | | | | |
| Bubba Phillips, R (1, 5) OBP: 0.366, SLG: 0.500 | | | | | | | | | | 2 | 1 | 1 | 2 | 1 | 0 | 1 | | | | |
| Mike Roarke, R (1, 2) OBP: 0.237, SLG: 0.182 | | | | | | | | | | 3 | 0 | 0 | 0 | 0 | 1 | 3 | | | | |
| Phil Regan, R (1, 1) OBP: 0.500, SLG: 0.500 | | | | | | | | | | 3 | 0 | 0 | 0 | 0 | 1 | 1 | | | | |
| Inning Stats | R: 0 E: 0 K: 0 S: 5 | H: 2 LOB: 2 BB: 0 P: 5 | R: 0 E: 0 K: 1 S: 5 | H: 0 LOB: 1 BB: 1 P: 9 | R: 0 E: 0 K: 0 S: 3 | H: 0 LOB: 0 BB: 0 P: 3 | R: 0 E: 0 K: 0 S: 3 | H: 0 LOB: 2 BB: 2 P: 11 | R: 2 E: 0 K: 0 S: 5 | H: 2 LOB: 0 BB: 0 P: 5 | R: 0 E: 0 K: 0 S: 3 | H: 0 LOB: 0 BB: 0 P: 3 | R: 0 E: 0 K: 0 S: 3 | H: 1 LOB: 0 BB: 0 P: 3 | R: 0 E: 0 K: 0 S: 3 | H: 0 LOB: 0 BB: 0 P: 3 | | 1B: 5 2B: 0 3B: 0 HR: 1 | SF: 0 SAC: 0 DP: 0 HBP: 0 | WP: 0 PB: 0 SB: 0 CS: 1 |
| PITCHER Dave Stenhouse, R (1, 1) ERA: 6.58 | IP: 6.0 WLS: L BF: 27 H: 5 R: 2 ER: 2 SO: 2 BB: 4 IBB: 0 HBP: 0 BLK: 0 WP: 0 HR: 1 S: 27 P: 43 ERA: 3.00 WHIP: 1.500 | | | | | | | | | | | | | | | PITCHER | | | | |
| Steve Ridzik, R (7, 1) ERA: 2.18 | IP: 1.0 WLS: L BF: 3 H: 0 R: 0 ER: 0 SO: 0 BB: 0 IBB: 0 HBP: 0 BLK: 0 WP: 0 HR: 0 S: 3 P: 3 ERA: 0.00 WHIP: 0.000 | | | | | | | | | | | | | | | PITCHER | | | | |
| Don Rudolph, L (8, 1) ERA: 2.75 | IP: 1.0 WLS: L BF: 3 H: 1 R: 0 ER: 0 SO: 0 BB: 0 IBB: 0 HBP: 0 BLK: 0 WP: 0 HR: 0 S: 3 P: 3 ERA: 0.00 WHIP: 1.000 | | | | | | | | | | | | | | | PITCHER | | | | |

| | |
|-----|----|
| AB | 29 |
| R | 2 |
| H | 6 |
| RBI | 2 |
| BB | 4 |
| SO | 2 |
| LOB | 15 |



| Batter | 1 | 2 | 3 | 4 | 5 | 6 | 7 | 8 | 9 | AB | R | H | RBI | BB | SO | LOB | TOP | | | |
|---|---|---------------------------------|------------------------------|---------------------------------|-------------------------------|----------------------------------|------------------------------|----------------------------------|------------------------------|---------------------------------|------------------------------|---------------------------------|------------------------------|----------------------------------|------------------------------|---------------------------------|---|------------------------------------|----------------------------------|--------|
| Don Blasingame, L (1,4) OBP: 0.311, SLG: 0.325 | 0-0 1B | | 0-3 K | | 0-0 5-3 | | 0-0 BB 1B | | 0-0 3-1 | 5 | 0 | 2 | 0 | 0 | 1 | 1 | <p>Washington Senators @ Detroit Tigers</p> <p>Tiger Stadium, Detroit, MI</p> <p>Sat Jul 04 1964, 4:33 AM EDT</p> <p>Att: 8,481 - Unknown</p> <p>livebaseballscores.com</p> <p>AB 36 R 3 H 9 RBI 3 BB 4 SO 8 LOB 23</p>  | | | |
| John Kennedy, R (1,5) OBP: 0.304, SLG: 0.398 | 0-3 K | | 0-3 K | | 0-0 5-3 | | 0-0 F3 | | 0-0 1B | 3 | 0 | 0 | 0 | 0 | 2 | 2 | | | | |
| Don Zimmer, R (7,PH) OBP: 0.298, SLG: 0.449 | | | | | | | | | | 2 | 0 | 1 | 0 | 0 | 0 | 1 | | | | |
| Jim King, L (1,9) OBP: 0.372, SLG: 0.504 | 0-0 P3 | | | | 0-0 3-1 | | 4-0 FC5-4 BB | | 0-0 K | 4 | 0 | 1 | 0 | 1 | 1 | 2 | | | | |
| Chuck Hinton, R (1,7) OBP: 0.369, SLG: 0.461 | 0-0 F5 | | | | 0-0 BB HR 1B | | 0-0 FC5-4 | | 0-0 F8 | 4 | 1 | 1 | 0 | 1 | 0 | 3 | | | | |
| Dick Phillips, L (1,3) OBP: 0.320, SLG: 0.298 | | | 0-0 4-3 | | 4-0 HR BB | | 0-0 E6 1B | | 0-3 K | 2 | 1 | 0 | 0 | 1 | 0 | 0 | | | | |
| Bill Skowron, R (7,PH) OBP: 0.306, SLG: 0.458 | | | | | 1-2 HR BB | | | | | 1 | 0 | 0 | 0 | 0 | 1 | 3 | | | | |
| Mike Brumley, L (1,2) OBP: 0.315, SLG: 0.307 | | | 0-0 G3 | | 0-0 HR | | 0-0 1B | | 0-3 K | 3 | 1 | 2 | 3 | 0 | 0 | 0 | | | | |
| Don Lock, R (7,PH) OBP: 0.377, SLG: 0.439 | | | | | 1-1 2-H HR | | 1-2 1B | | | 1 | 0 | 0 | 0 | 0 | 1 | 3 | | | | |
| Fred Valentine, S (1,8) OBP: 0.331, SLG: 0.330 | | | 4-0 CS BB | | 0-0 F7 | | 0-0 P6 | | 0-0 P5 | 2 | 0 | 0 | 0 | 1 | 0 | 2 | | | | |
| Don Lappert, R (7,2) OBP: 0.229, SLG: 0.234 | | | | | | | | | | 1 | 0 | 0 | 0 | 0 | 0 | 0 | | | | |
| Ed Brinkman, R (1,6) OBP: 0.280, SLG: 0.354 | 0-0 CS | | 0-0 CS | | 0-0 S 1B | | 0-0 P5 | | 0-0 F8 | 4 | 0 | 2 | 0 | 0 | 0 | 2 | | | | |
| Claude Osteen, L (1,1) OBP: 0.170, SLG: 0.200 | | | 0-3 K | | 0-0 L4 | | 0-0 6-3 | | 0-3 K | 3 | 0 | 0 | 0 | 0 | 1 | 4 | | | | |
| Jim Hannan, R (6,1) OBP: 0.250, SLG: 0.273 | | | | | 1-2 K | | | | | 0 | 0 | 0 | 0 | 0 | 0 | 0 | | | | |
| Ken Hunt, R (6,PH) OBP: 0.237, SLG: 0.227 | | | | | | | | | | 1 | 0 | 0 | 0 | 0 | 1 | 0 | | | | |
| Jim Duckworth, R (8,1) OBP: 0.375, SLG: 0.286 | | | | | | | | | | 0 | 0 | 0 | 0 | 0 | 0 | 0 | | | | |
| Inning Stats | R: 0 E: 0 K: 1 S: 6 | H: 1 LOB: 1 BB: 0 P: 6 | R: 0 E: 0 K: 0 S: 2 | H: 0 LOB: 0 BB: 1 P: 6 | R: 0 E: 0 K: 3 S: 10 | H: 1 LOB: 1 BB: 0 P: 10 | R: 3 E: 0 K: 0 S: 6 | H: 3 LOB: 1 BB: 1 P: 10 | R: 0 E: 0 K: 0 S: 3 | H: 0 LOB: 1 BB: 0 P: 7 | R: 0 E: 0 K: 2 S: 5 | H: 1 LOB: 2 BB: 1 P: 5 | R: 0 E: 0 K: 1 S: 9 | H: 2 LOB: 3 BB: 1 P: 13 | R: 0 E: 0 K: 1 S: 5 | H: 0 LOB: 0 BB: 0 P: 5 | 1B: 7 2B: 1 3B: 0 HR: 1 | SF: 0 SAC: 0 DP: 0 HBP: 0 | WP: 0 PB: 0 SB: 1 CS: 1 | PA: 41 |
| PITCHER | IP WLS BF H R ER SO BB IBB HBP BLK WP HR S P ERA WHIP | | | | | | | | | | | | | | | | | | | |
| Dave Wickersham, R (1,1) ERA: 3.01 | 6.1 W 31 8 3 3 4 4 0 0 0 0 1 35 51 4.26 1.895 | | | | | | | | | | | | | | | | | | | |
| Hank Aguirre, L (7,1) ERA: 3.99 | 2.2 S 9 1 0 0 4 0 0 0 0 0 0 17 17 0.00 0.375 | | | | | | | | | | | | | | | | | | | |

| Batter | 1 | 2 | 3 | 4 | 5 | 6 | 7 | 8 | 9 | AB | R | H | RBI | BB | SO | LOB | BOTTOM | | | |
|--|---|---------------------------------|------------------------------|---------------------------------|------------------------------|---------------------------------|------------------------------|---------------------------------|------------------------------|---------------------------------|------------------------------|----------------------------------|------------------------------|---------------------------------|------------------------------|---------------------------------|--|------------------------------------|----------------------------------|--------|
| Jake Wood, R (1,3) OBP: 0.198, SLG: 0.228 | 0-0 L6-4-3 1B | | 0-0 F9 | | 0-0 FC6-4 1B | | 0-0 F9 | | | 4 | 0 | 2 | 0 | 0 | 0 | 3 | <p>Washington Senators @ Detroit Tigers</p> <p>Tiger Stadium, Detroit, MI</p> <p>Sat Jul 04 1964, 4:33 AM EDT</p> <p>Att: 8,481 - Unknown</p> <p>livebaseballscores.com</p> <p>AB 33 R 5 H 12 RBI 5 BB 2 SO 5 LOB 18</p>  | | | |
| George Thomas, R (1,8) OBP: 0.326, SLG: 0.470 | 0-0 F8 | | 0-0 5-3 | | 0-0 FC6-4 1B | | 0-3 K | | | 4 | 0 | 0 | 0 | 0 | 1 | 3 | | | | |
| Al Kaline, R (1,9) OBP: 0.399, SLG: 0.447 | 0-0 L6-4-3 | | 0-0 L5-3 | | 0-0 1-3 1B | | 0-0 L4-3 | | | 4 | 0 | 1 | 0 | 0 | 0 | 1 | | | | |
| Bill Bruton, L (8,8) OBP: 0.331, SLG: 0.375 | | | | | | | | | | 0 | 0 | 0 | 0 | 0 | 0 | 0 | | | | |
| Bill Freehan, R (1,2) OBP: 0.348, SLG: 0.476 | | | 0-0 1B 1B | | 0-3 K | | 0-0 F8 | | 0-0 1B | 4 | 1 | 2 | 0 | 0 | 1 | 2 | | | | |
| Don Demeter, R (1,7) OBP: 0.292, SLG: 0.425 | | | 0-0 1B 1B | | 4-0 BB | | 0-0 HR 1B | | 0-0 F9 | 3 | 2 | 2 | 0 | 1 | 0 | 1 | | | | |
| Jerry Lumpe, L (1,4) OBP: 0.285, SLG: 0.317 | | | 0-0 1B 1B | | 0-0 F5 | | 0-0 P5 | | 0-0 G3 | 4 | 0 | 1 | 1 | 0 | 0 | 3 | | | | |
| Bubba Phillips, R (1,5) OBP: 0.377, SLG: 0.500 | | | 0-0 SH1-4 1B | | 0-0 F8 | | 0-0 HR 1B | | 0-3 K | 4 | 1 | 2 | 1 | 0 | 1 | 1 | | | | |
| Dick McAuliffe, L (1,6) OBP: 0.354, SLG: 0.488 | | | 0-3 K | | 0-3 K | | 0-0 HR | | 0-0 G4-6-3 1B | 1 | 0 | 0 | 0 | 0 | 1 | 2 | | | | |
| Don Wert, R (3,6) OBP: 0.303, SLG: 0.344 | | | | | | | 1-1 2-H HR | | | 3 | 1 | 2 | 3 | 0 | 1 | 1 | | | | |
| Dave Wickersham, R (1,1) OBP: 0.128, SLG: 0.130 | | | 0-0 SH1-4 | | 0-0 F9 | | 4-0 BB | | 0-0 G4-6-3 | 1 | 0 | 0 | 0 | 1 | 0 | 0 | | | | |
| Hank Aguirre, R (7,1) ERA: 3.95 | | | | | | | | | | 1 | 0 | 0 | 0 | 0 | 0 | 1 | | | | |
| Inning Stats | R: 0 E: 0 K: 0 S: 3 | H: 1 LOB: 0 BB: 0 P: 3 | R: 2 E: 0 K: 1 S: 9 | H: 4 LOB: 2 BB: 0 P: 9 | R: 0 E: 0 K: 1 S: 5 | H: 0 LOB: 0 BB: 0 P: 5 | R: 0 E: 0 K: 1 S: 5 | H: 0 LOB: 1 BB: 1 P: 9 | R: 0 E: 0 K: 0 S: 5 | H: 2 LOB: 2 BB: 0 P: 5 | R: 3 E: 0 K: 1 S: 8 | H: 3 LOB: 1 BB: 1 P: 12 | R: 0 E: 0 K: 0 S: 4 | H: 1 LOB: 1 BB: 0 P: 4 | R: 0 E: 0 K: 1 S: 5 | H: 1 LOB: 0 BB: 0 P: 5 | 1B: 11 2B: 0 3B: 0 HR: 1 | SF: 0 SAC: 1 DP: 2 HBP: 0 | WP: 0 PB: 0 SB: 0 CS: 0 | PA: 36 |
| PITCHER | IP WLS BF H R ER SO BB IBB HBP BLK WP HR S P ERA WHIP | | | | | | | | | | | | | | | | | | | |
| Claude Osteen, L (1,1) ERA: 3.24 | 5.1 L 26 10 5 5 3 1 0 0 0 0 1 31 35 8.44 2.062 | | | | | | | | | | | | | | | | | | | |
| Jim Hannan, R (6,1) ERA: 4.44 | 1.2 7 1 0 0 1 1 0 0 0 0 0 8 12 0.00 1.200 | | | | | | | | | | | | | | | | | | | |
| Jim Duckworth, R (8,1) ERA: 3.95 | 1.0 3 1 0 0 1 0 0 0 0 0 0 5 5 0.00 1.000 | | | | | | | | | | | | | | | | | | | |

| Batter | 1 | 2 | 3 | 4 | 5 | 6 | 7 | 8 | 9 | AB R H RBI BB SO LOB | TOP | | | | | | | | | | | | | | | | | |
|---|---|----------------------------------|------------------------------|---------------------------------|------------------------------|---------------------------------|------------------------------|---------------------------------|------------------------------|---------------------------------|--|---|------------------------------|---------------------------------|------------------------------|----------------------------------|----------------------------------|------------------------------------|----------------------------------|--------|--|--|--|--|--|--|--|--|
| Don Zimmer, R (1, 5) OBP: 0.301, SLG: 0.462 | 4-0 1B 2B BB | 0-3 K | | | 0-3 K | | 0-0 5-3 | | 0-0 HR | 4 2 1 2 1 2 1 | <p>Washington Senators @ Detroit Tigers</p> <p>Tiger Stadium, Detroit, MI</p> <p>Sun Jul 05 1964, 4:33 AM EDT</p> <p>Unknown</p> | | | | | | | | | | | | | | | | | |
| Don Blasingame, L (1, 4) OBP: 0.313, SLG: 0.327 | 0-0 2B 1B | | 0-0 P6 | | 0-0 4-3 | | 0-0 1B | | 0-0 F7 | 5 1 2 0 0 0 0 | | | | | | | | | | | | | | | | | | |
| Jim King, L (1, 9) OBP: 0.372, SLG: 0.500 | 0-3 K | | 0-0 HR 1B | | 4-0 FC6 BB | | 0-0 G3 | | 0-0 3-1 | 4 1 1 0 1 1 3 | | | | | | | | | | | | | | | | | | |
| Chuck Hinton, R (1, 7) OBP: 0.367, SLG: 0.468 | 0-0 F8 | | 0-0 HR 1B | | 0-0 FC6 | | | | 0-0 6-3 | 4 1 1 2 0 0 3 | | | | | | | | | | | | | | | | | | |
| Bill Skowron, R (1, 3) OBP: 0.305, SLG: 0.459 | 0-0 1H 2H 2B | | 0-0 5-3 | | 0-0 F9 | | | | 0-0 P5 | 4 0 1 2 0 0 0 | | | | | | | | | | | | | | | | | | |
| Mike Brumley, L (1, 2) OBP: 0.316, SLG: 0.307 | 0-0 6-3 | | 0-0 F8 | | 4-0 5-3 BB | | | | 0-0 1B | 3 0 1 0 1 0 1 | | | | | | | | | | | | | | | | | | |
| Don Lock, R (1, 8) OBP: 0.375, SLG: 0.440 | | 0-0 2B | | 0-3 K | | 0-0 5-3 | | 0-3 K | | 4 0 1 0 0 2 2 | | | | | | | | | | | | | | | | | | |
| Ed Brinkman, R (1, 6) OBP: 0.276, SLG: 0.348 | | 0-3 K | | 0-0 5-3 | | 0-0 F8 | | 0-3 K | | 4 0 0 0 0 2 2 | | | | | | | | | | | | | | | | | | |
| Buster Narum, R (1, 1) ERA: 0.02, SLG: 0.032 | | 0-0 F2 | | 0-0 F9 | | 0-3 K | | 4-0 HR BB | | 0 0 0 0 0 0 0 | | | | | | | | | | | | | | | | | | |
| Steve Riddick, R (1, 1) OBP: 0.306, SLG: 0.250 | | | | | | | | | | 2 0 0 0 0 0 1 | | | | | | | | | | | | | | | | | | |
| Don Rudolph, L (5, 1) ERA: 2.97 | | | | | | | | | | 0 0 0 0 0 0 0 | | | | | | | | | | | | | | | | | | |
| Carl Bouldin, S (5, 1) ERA: 5.4 | | | | | | | | | | 0 0 0 0 0 0 0 | | | | | | | | | | | | | | | | | | |
| Dick Phillips, L (7, PH) OBP: 0.317, SLG: 0.295 | | | | | | | | | | 1 0 0 0 0 1 0 | | | | | | | | | | | | | | | | | | |
| Jim Hannan, R (7, 1) OBP: 0.295, SLG: 0.273 | | | | | | | | | | 0 0 0 0 0 0 0 | | | | | | | | | | | | | | | | | | |
| Fred Valentine, S (9, PH) OBP: 0.371, SLG: 0.330 | | | | | | | | | | 0 1 0 0 0 1 0 0 | | | | | | | | | | | | | | | | | | |
| Inning Stats | R: 2 E: 0 K: 1 S: 7 | H: 2 LOB: 1 BB: 1 P: 11 | R: 0 E: 0 K: 2 S: 8 | H: 1 LOB: 1 BB: 0 P: 8 | R: 2 E: 0 K: 0 S: 5 | H: 2 LOB: 0 BB: 0 P: 5 | R: 0 E: 0 K: 1 S: 5 | H: 0 LOB: 0 BB: 0 P: 5 | R: 0 E: 0 K: 1 S: 3 | H: 0 LOB: 1 BB: 1 P: 9 | R: 0 E: 0 K: 0 S: 6 | H: 1 LOB: 1 BB: 0 P: 6 | R: 0 E: 0 K: 1 S: 6 | H: 1 LOB: 1 BB: 0 P: 6 | R: 2 E: 0 K: 1 S: 6 | H: 1 LOB: 0 BB: 1 P: 10 | 1B: 4 2B: 2 3B: 0 HR: 2 | SF: 0 SAC: 0 DP: 0 HBP: 0 | WP: 0 PB: 0 SB: 0 CS: 0 | PA: 39 | | | | | | | | |
| PITCHER | IP WLS BF H R ER SO BB IBB HBP BLK WP HR S P ERA WHIP | | | | | | | | | | | IP WLS BF H R ER SO BB IBB HBP BLK WP HR S P ERA WHIP | | | | | | | | | | | | | | | | |
| Denny McLain, R (1, 1) ERA: 4.67 | 4.0 | 18 | 5 | 4 | 4 | 4 | 4 | 1 | 0 | 0 | 0 | 0 | 0 | 1 | 25 | 29 | 9.00 | 1.500 | | | | | | | | | | |
| Fred Gladding, R (5, 1) ERA: 5.4 | 4.1 | W | 19 | 3 | 2 | 2 | 4 | 3 | 0 | 0 | 0 | 0 | 0 | 1 | 24 | 36 | 4.15 | 1.385 | | | | | | | | | | |
| Larry Sherry, R (9, 1) ERA: 3.99 | 0.2 | S | 2 | 0 | 0 | 0 | 0 | 0 | 0 | 0 | 0 | 0 | 0 | 0 | 2 | 2 | 0.00 | 0.000 | | | | | | | | | | |

| Batter | 1 | 2 | 3 | 4 | 5 | 6 | 7 | 8 | 9 | AB R H RBI BB SO LOB | BOTTOM | | | | | | | | | | | | | | | | | |
|--|---|---------------------------------|------------------------------|---------------------------------|------------------------------|---------------------------------|------------------------------|---------------------------------|------------------------------|----------------------------------|--|---|------------------------------|---------------------------------|------------------------------|---------------------------------|----------------------------------|------------------------------------|----------------------------------|--------|--|--|--|--|--|--|--|--|
| Bill Bruton, L (1, 8) OBP: 0.329, SLG: 0.393 | 0-0 HR | | 0-0 4-3 | 0-0 5-3 | | 0-0 G3 | | | | 4 1 1 1 0 0 1 | <p>Washington Senators @ Detroit Tigers</p> <p>Tiger Stadium, Detroit, MI</p> <p>Sun Jul 05 1964, 4:33 AM EDT</p> <p>Unknown</p> | | | | | | | | | | | | | | | | | |
| Dick McAuliffe, L (1, 6) OBP: 0.352, SLG: 0.485 | 0-0 4-3 | | 0-0 F7 | | 0-0 1B E 1B | 0-0 F2 | | | | 4 1 1 0 0 0 0 | | | | | | | | | | | | | | | | | | |
| Gates Brown, L (1, 7) OBP: 0.363, SLG: 0.629 | 0-0 S 1B | | 0-0 2B | | 0-0 F9 | 0-0 L3 | | | | 4 1 2 0 0 0 1 | | | | | | | | | | | | | | | | | | |
| Norm Cash, L (1, 3) OBP: 0.313, SLG: 0.377 | 0-0 F8 | | 0-0 F9 | | 0-0 E 1B 1B | | 0-3 K | | | 4 1 1 0 0 1 2 | | | | | | | | | | | | | | | | | | |
| Bill Freehan, R (1, 2) OBP: 0.351, SLG: 0.476 | 0-0 1H 1B | | | 0-0 1B 2B 1B | 0-0 E4 1B E | 0-0 6-3 | | | | 4 2 2 1 0 0 1 | | | | | | | | | | | | | | | | | | |
| Jerry Lumpe, L (1, 4) OBP: 0.288, SLG: 0.319 | 0-0 F9 | | | 0-0 2B SF7 1B | 0-0 E9 1H 3H 1B | 0-0 4-3 | | | | 4 1 2 1 0 0 1 | | | | | | | | | | | | | | | | | | |
| George Thomas, R (1, 9) OBP: 0.324, SLG: 0.471 | | 0-0 F8 | | 0-0 1H 3H 2B | 0-0 5-3 | | 0-0 5-3 | | | 4 0 1 1 0 0 1 | | | | | | | | | | | | | | | | | | |
| Bubba Phillips, R (1, 5) OBP: 0.369, SLG: 0.483 | | 0-0 P1 | | 0-0 SF7 | 4-0 IBB | | 0-0 F8 | | | 2 0 0 1 1 0 0 | | | | | | | | | | | | | | | | | | |
| Denny McLain, R (1, 1) ERA: 4.59 | | 0-3 K | | 0-0 F7 | 0-3 K | | 0-3 K | | | 1 0 0 0 0 1 0 | | | | | | | | | | | | | | | | | | |
| Jake Wood, R (4, PH) OBP: 0.195, SLG: 0.225 | | | | | | | | | | 1 0 0 0 0 0 1 | | | | | | | | | | | | | | | | | | |
| Fred Gladding, L (5, 1) ERA: 2.53 | | | | | | | | | | 2 0 0 0 0 2 2 | | | | | | | | | | | | | | | | | | |
| Larry Sherry, R (9, 1) ERA: 4.28 | | | | | | | | | | 0 0 0 0 0 0 0 | | | | | | | | | | | | | | | | | | |
| Inning Stats | R: 2 E: 0 K: 0 S: 6 | H: 3 LOB: 1 BB: 0 P: 6 | R: 0 E: 0 K: 1 S: 5 | H: 0 LOB: 0 BB: 0 P: 5 | R: 0 E: 0 K: 0 S: 4 | H: 1 LOB: 1 BB: 0 P: 4 | R: 2 E: 0 K: 0 S: 6 | H: 3 LOB: 1 BB: 0 P: 6 | R: 3 E: 0 K: 1 S: 9 | H: 3 LOB: 2 BB: 1 P: 13 | R: 0 E: 0 K: 0 S: 3 | H: 0 LOB: 0 BB: 0 P: 3 | R: 0 E: 0 K: 1 S: 5 | H: 0 LOB: 0 BB: 0 P: 5 | R: 0 E: 0 K: 1 S: 5 | H: 0 LOB: 0 BB: 0 P: 5 | 1B: 7 2B: 2 3B: 0 HR: 1 | SF: 1 SAC: 0 DP: 0 HBP: 0 | WP: 0 PB: 0 SB: 1 CS: 0 | PA: 36 | | | | | | | | |
| PITCHER | IP WLS BF H R ER SO BB IBB HBP BLK WP HR S P ERA WHIP | | | | | | | | | | | IP WLS BF H R ER SO BB IBB HBP BLK WP HR S P ERA WHIP | | | | | | | | | | | | | | | | |
| Buster Narum, R (1, 1) ERA: 4.59 | 0.2 | L | 5 | 3 | 2 | 2 | 0 | 0 | 0 | 0 | 0 | 0 | 0 | 0 | 17 | 17 | 8.10 | 1.500 | | | | | | | | | | |
| Steve Riddick, R (1, 1) ERA: 2.53 | 3.1 | L | 15 | 5 | 3 | 3 | 1 | 0 | 0 | 0 | 0 | 0 | 0 | 4 | 4 | 27.00 | 6.000 | | | | | | | | | | | |
| Don Rudolph, L (5, 1) ERA: 2.97 | 0.1 | | 4 | 2 | 2 | 1 | 0 | 0 | 0 | 0 | 0 | 0 | 0 | 7 | 11 | 0.00 | 0.000 | | | | | | | | | | | |
| Carl Bouldin, R (5, 1) ERA: 5.4 | 1.2 | | 6 | 0 | 0 | 0 | 1 | 0 | 1 | 0 | 0 | 0 | 0 | 7 | 11 | 0.00 | 0.000 | | | | | | | | | | | |
| Jim Hannan, R (7, 1) ERA: 4.28 | 2.0 | | 6 | 0 | 0 | 0 | 2 | 0 | 0 | 0 | 0 | 0 | 0 | 10 | 10 | 0.00 | 0.000 | | | | | | | | | | | |

| Batter | 1 | 2 | 3 | 4 | 5 | 6 | 7 | 8 | 9 | AB | R | H | RBI | BB | SO | LOB | TOP | | | | | |
|---|---|---------------------------------|------------------------------|---------------------------------|------------------------------|---------------------------------|------------------------------|---------------------------------|------------------------------|---------------------------------|------------------------------|---------------------------------|------------------------------|---------------------------------|------------------------------|---------------------------------|--|---------------------------------|----------------------------------|------------------------------------|-------------------------|--------|
| Don Zimmer, R (1, 5) OBP: 0.300, SLG: 0.457 | 6-3 | | | K | | 1-3 | | 6-3 | 6-3 | 4 | 0 | 1 | 0 | 0 | 1 | 0 | <p>Washington Senators @ Detroit Tigers</p> <p>Tiger Stadium, Detroit, MI</p> <p>Sun Jul 05 1964, 4:38 AM EDT</p> <p>Att: 13,564 - Unknown</p> | | | | | |
| Don Blasingame, L (1, 4) OBP: 0.312, SLG: 0.326 | K | | | G1-6-3 | | F8 | | 6-3 | 6-3 | 4 | 0 | 1 | 0 | 0 | 1 | 2 | | | | | | |
| Jim King, L (1, 9) OBP: 0.367, SLG: 0.491 | 1-3 | | | G1-6-3 | | | | P5 | 6-3 | 4 | 0 | 0 | 0 | 0 | 0 | 1 | | | | | | |
| Chuck Hinton, R (1, 7) OBP: 0.364, SLG: 0.463 | | G3 | | | K | | | 6-3 | | 3 | 0 | 0 | 0 | 0 | 1 | 0 | | | | | | |
| Bill Skowron, R (1, 3) OBP: 0.305, SLG: 0.457 | | K | | | F9 | | | | | 3 | 0 | 1 | 0 | 0 | 1 | 0 | | | | | | |
| Don Lock, R (1, 8) OBP: 0.371, SLG: 0.434 | | G3 | | | K | | | | | 3 | 0 | 0 | 0 | 0 | 2 | 1 | | | | | | |
| Don Leppert, R (1, 2) OBP: 0.233, SLG: 0.239 | | | | | P4 | | | | | 3 | 0 | 1 | 0 | 0 | 1 | 0 | | | | | | |
| Ed Brinkman, R (1, 6) OBP: 0.273, SLG: 0.343 | | | | | K | | | L6-3 | | 3 | 0 | 0 | 0 | 0 | 2 | 1 | | | | | | |
| Alan Koch, R (1, 1) OBP: 0.250, SLG: 0.350 | | | | | K | | | | | 0 | 0 | 0 | 0 | 0 | 0 | 0 | | | | | | |
| Dick Phillips, L (6, PH) OBP: 0.323, SLG: 0.295 | | | | | K | | | | | 0 | 0 | 0 | 0 | 1 | 0 | 0 | | | | | | |
| Buster Narum, R (6, PH) OBP: 0.032, SLG: 0.032 | | | | | | | | | | 0 | 0 | 0 | 0 | 0 | 0 | 0 | | | | | | |
| Mike Brumley, L (8, PH) OBP: 0.317, SLG: 0.306 | | | | | | | | | | 1 | 0 | 0 | 0 | 0 | 0 | 0 | | | | | | |
| Ron Kline, R (8, 1) OBP: 0.400, SLG: 0.250 | | | | | | 1B | | | 1-3 | 0 | 0 | 0 | 0 | 0 | 0 | 0 | | | | | | |
| Inning Stats | R: 0 E: 0 K: 1 S: 5 | H: 0 LOB: 0 BB: 0 P: 5 | R: 0 E: 0 K: 1 S: 5 | H: 0 LOB: 0 BB: 0 P: 5 | R: 0 E: 0 K: 2 S: 7 | H: 0 LOB: 0 BB: 0 P: 7 | R: 0 E: 0 K: 1 S: 5 | H: 1 LOB: 0 BB: 0 P: 5 | R: 0 E: 0 K: 2 S: 7 | H: 0 LOB: 0 BB: 0 P: 7 | R: 0 E: 0 K: 0 S: 4 | H: 2 LOB: 2 BB: 1 P: 8 | R: 0 E: 0 K: 1 S: 6 | H: 1 LOB: 1 BB: 0 P: 6 | R: 0 E: 0 K: 2 S: 7 | H: 0 LOB: 0 BB: 0 P: 7 | R: 0 E: 0 K: 3 S: 3 | H: 0 LOB: 0 BB: 0 P: 3 | 1B: 4 2B: 1 3B: 0 HR: 0 | SF: 0 SAC: 0 DP: 2 HBP: 0 | WP: 0 PB: 0 CS: 0 | PA: 30 |
| PITCHER Joe Sparma, R (1, 1) ERA: 0.76 | IP: 9.0 WLS: W BF: 30 H: 4 R: 0 ER: 0 SO: 10 BB: 1 IBB: 0 HBP: 0 BLK: 0 WP: 0 HR: 0 S: 49 P: 53 ERA: 0.00 WHIP: 0.556 | | | | | | | | | | | | | | | | | | | | | |

| Batter | 1 | 2 | 3 | 4 | 5 | 6 | 7 | 8 | 9 | AB | R | H | RBI | BB | SO | LOB | BOTTOM | | | |
|---|--|---------------------------------|------------------------------|---------------------------------|------------------------------|---------------------------------|------------------------------|---------------------------------|------------------------------|----------------------------------|------------------------------|---------------------------------|------------------------------|---------------------------------|------------------------------|---------------------------------|--|----------------------------------|------------------------------------|-------------------------|
| Bill Bruton, L (1, 8) OBP: 0.327, SLG: 0.396 | K | | F8 | | | | | 4-3 | | 4 | 0 | 1 | 1 | 0 | 1 | 1 | <p>Washington Senators @ Detroit Tigers</p> <p>Tiger Stadium, Detroit, MI</p> <p>Sun Jul 05 1964, 4:38 AM EDT</p> <p>Att: 13,564 - Unknown</p> | | | |
| Dick McAuliffe, L (1, 6) OBP: 0.348, SLG: 0.478 | F9 | | | K | P2 | | | F9 | | 4 | 0 | 0 | 0 | 0 | 1 | 1 | | | | |
| Gates Brown, L (1, 7) OBP: 0.368, SLG: 0.624 | CS | | | P6 | | P6 | | | | 4 | 0 | 2 | 0 | 0 | 0 | 0 | | | | |
| Norm Cash, L (1, 3) OBP: 0.309, SLG: 0.372 | CS | F9 | | K | | F7 | | F5 | | 4 | 0 | 0 | 0 | 0 | 1 | 1 | | | | |
| Jerry Lumpe, L (1, 4) OBP: 0.291, SLG: 0.323 | | F8 | | | | | | | | 3 | 1 | 2 | 0 | 0 | 0 | 0 | | | | |
| Bill Freehan, R (1, 2) OBP: 0.346, SLG: 0.470 | | K | | | 1-3 | FC6-4 | | | | 3 | 0 | 0 | 0 | 0 | 1 | 2 | | | | |
| Don Demeter, R (1, 9) OBP: 0.288, SLG: 0.420 | | | F3 | | | | | | | 3 | 0 | 0 | 0 | 0 | 1 | 1 | | | | |
| Don Wert, R (1, 5) OBP: 0.307, SLG: 0.342 | | | | | | | | F8 | | 1 | 1 | 0 | 0 | 2 | 0 | 0 | | | | |
| Joe Sparma, R (1, 1) OBP: 0.167, SLG: 0.500 | | | | | | | | | | 3 | 1 | 1 | 2 | 0 | 2 | 1 | | | | |
| Inning Stats | R: 0 E: 0 K: 1 S: 5 | H: 1 LOB: 0 BB: 0 P: 5 | R: 0 E: 0 K: 1 S: 5 | H: 0 LOB: 0 BB: 0 P: 5 | R: 0 E: 0 K: 1 S: 5 | H: 0 LOB: 1 BB: 1 P: 9 | R: 0 E: 0 K: 2 S: 7 | H: 0 LOB: 0 BB: 0 P: 7 | R: 3 E: 0 K: 0 S: 4 | H: 3 LOB: 1 BB: 1 P: 10 | R: 0 E: 0 K: 0 S: 4 | H: 1 LOB: 1 BB: 0 P: 4 | R: 0 E: 0 K: 2 S: 7 | H: 0 LOB: 0 BB: 0 P: 7 | R: 0 E: 0 K: 0 S: 4 | H: 1 LOB: 1 BB: 0 P: 4 | | 1B: 4 2B: 1 3B: 1 HR: 0 | SF: 0 SAC: 0 DP: 0 HBP: 0 | WP: 1 PB: 0 CS: 1 |
| PITCHER Alan Koch, R (1, 1) ERA: 4.61 Buster Narum, R (6, 1) ERA: 4.48 Ron Kline, R (8, 1) ERA: 2.59 | IP: 5.0 WLS: L BF: 20 H: 4 R: 3 ER: 3 SO: 5 BB: 1 IBB: 0 HBP: 0 BLK: 0 WP: 1 HR: 0 S: 28 P: 36 ERA: 5.40 WHIP: 1.000 | | | | | | | | | | | | | | | | | | | |

| Batter | 1 | 2 | 3 | 4 | 5 | 6 | 7 | 8 | 9 | AB | R | H | RBI | BB | SO | LOB | TOP | | | | | |
|--|---|---------------------------------|------------------------------|---------------------------------|------------------------------|---------------------------------|------------------------------|---------------------------------|-------------------------------|----------------------------------|------------------------------|---------------------------------|------------------------------|---------------------------------|------------------------------|----------------------------------|------------------------------|---------------------------------|----------------------------------|------------------------------------|----------------------------------|--------|
| Tony Kubek, L (1, 6) OBP: 0.286, SLG: 0.364 | 0-3 K | | 0-0 4-3 | | 0-0 FC5 1-3 1B | | 0-0 3-1 | | 0-0 F8 | 5 | 0 | 1 | 0 | 0 | 1 | 0 | | | | | | |
| Bobby Richardson, R (1, 4) OBP: 0.277, SLG: 0.314 | 0-3 K | | | | 0-0 FC5 1-2 1B | | | | 0-0 L8 | 5 | 0 | 1 | 1 | 0 | 1 | 1 | | | | | | |
| Roger Maris, L (1, 9) OBP: 0.360, SLG: 0.489 | 0-0 6-3 | | | | 0-0 P4 3-H | | 0-0 F9 | | 4-0 4-3 BB 1B | 4 | 1 | 0 | 0 | 1 | 1 | 3 | | | | | | |
| Mickey Mantle, S (1, 8) OBP: 0.439, SLG: 0.632 | | 0-0 6-3 | | | 0-0 F7 | | 0-3 K | | 4-0 4-3 1B | 3 | 1 | 0 | 0 | 1 | 1 | 3 | | | | | | |
| Pedro Gonzalez, R (9, 3) OBP: 0.300, SLG: 0.333 | | | | | | | | | 1-2 4-3 BB | 0 | 0 | 0 | 0 | 0 | 0 | 0 | | | | | | |
| Tom Tresh, S (1, 7) OBP: 0.355, SLG: 0.410 | | 0-0 L5 | | | 0-0 5-3 | | 0-0 F9 | | 0-0 4-3 | 4 | 0 | 0 | 0 | 0 | 0 | 3 | | | | | | |
| Elston Howard, R (1, 2) OBP: 0.357, SLG: 0.440 | | | | | | | 0-0 2B 1B | | 4-0 4-3 | 3 | 2 | 2 | 0 | 1 | 0 | 0 | | | | | | |
| Joe Pepitone, L (1, 3) OBP: 0.300, SLG: 0.392 | | | | | | | 0-0 1B 2B | | 0-0 1B IBB | 4 | 1 | 2 | 2 | 0 | 1 | 1 | | | | | | |
| Clete Boyer, R (1, 5) OBP: 0.291, SLG: 0.319 | | | | 0-0 4-3 | | | 0-0 1B FC5 1B | | 0-0 6-3 | 4 | 1 | 2 | 3 | 0 | 0 | 0 | | | | | | |
| Al Downing, R (1, 1) OBP: 0.211, SLG: 0.270 | | | | 0-0 4-3 | | | 0-0 K | | 0-3 K | 4 | 0 | 0 | 0 | 0 | 3 | 3 | | | | | | |
| Pete Mikkelsen, R (8, 1) | | | | | | | | | 0-3 K | 0 | 0 | 0 | 0 | 0 | 0 | 0 | | | | | | |
| Inning Stats | R: 0 E: 0 K: 2 S: 7 | H: 0 LOB: 0 BB: 0 P: 7 | R: 0 E: 0 K: 0 S: 4 | H: 1 LOB: 1 BB: 0 P: 4 | R: 0 E: 0 K: 0 S: 3 | H: 0 LOB: 0 BB: 0 P: 3 | R: 0 E: 0 K: 0 S: 4 | H: 1 LOB: 1 BB: 0 P: 4 | R: 3 E: 0 K: 2 S: 12 | H: 4 LOB: 2 BB: 0 P: 12 | R: 0 E: 0 K: 1 S: 5 | H: 0 LOB: 0 BB: 0 P: 5 | R: 0 E: 0 K: 1 S: 5 | H: 0 LOB: 0 BB: 0 P: 5 | R: 3 E: 0 K: 1 S: 7 | H: 2 LOB: 2 BB: 3 P: 19 | R: 0 E: 0 K: 1 S: 5 | H: 0 LOB: 0 BB: 0 P: 5 | 1B: 6 2B: 2 3B: 0 HR: 0 | SF: 0 SAC: 0 DP: 0 HBP: 0 | WP: 0 PB: 0 SB: 0 CS: 0 | PA: 39 |
| PITCHER | IP WLS BF H R ER SO BB IBB HBP BLK WP HR S P ERA WHIP | | | | | | | | | | | | | | | | | | | | | |
| Claude Osteen, L (1, 1) ERA: 3.47 | 7.2 L 34 7 6 6 6 2 1 0 0 0 0 0 43 55 7.04 1.174 | | | | | | | | | | | | | | | | | | | | | |
| Ron Kline, R (8, 1) ERA: 2.51 | 1.1 S 5 1 0 0 2 0 0 0 0 0 0 0 9 9 0.00 0.750 | | | | | | | | | | | | | | | | | | | | | |

New York Yankees @ Washington Senators
 D.C. Stadium, Washington, DC
 Thu Jul 09 1964, 7:05 PM EDT
 Att: 21,543 - Unknown

| | |
|-----|----|
| AB | 36 |
| R | 6 |
| H | 8 |
| RBI | 6 |
| BB | 3 |
| SO | 8 |
| LOB | 14 |





| Batter | 1 | 2 | 3 | 4 | 5 | 6 | 7 | 8 | 9 | AB | R | H | RBI | BB | SO | LOB | BOTTOM | | | | | |
|---|---|---------------------------------|------------------------------|---------------------------------|------------------------------|----------------------------------|------------------------------|---------------------------------|------------------------------|---------------------------------|------------------------------|---------------------------------|------------------------------|---------------------------------|------------------------------|----------------------------------|------------------------------|---------------------------------|----------------------------------|------------------------------------|----------------------------------|--------|
| Ed Brinkman, R (1, 6) OBP: 0.267, SLG: 0.336 | 0-3 K | 0-0 P6 | | 0-0 F8 | | | 0-0 6-3 | | 0-0 1-3 | 5 | 0 | 0 | 0 | 0 | 1 | 2 | | | | | | |
| John Kennedy, R (1, 5) OBP: 0.307, SLG: 0.401 | 0-0 1B 2B | | 4-0 1B BB | | 0-0 F3 | | | | 0-3 K | 3 | 1 | 1 | 0 | 1 | 1 | 0 | | | | | | |
| Chuck Hinton, R (1, 7) OBP: 0.363, SLG: 0.459 | 0-0 6-3 | | 0-0 F9 | | 0-0 6-3 | | | | 4-0 BB 2B | 3 | 1 | 0 | 0 | 1 | 0 | 2 | | | | | | |
| Bill Skowron, R (1, 3) OBP: 0.308, SLG: 0.456 | 0-0 HR 1B | | 0-0 F7 | | 0-0 6-3 | | | | 4-0 2B BB | 3 | 2 | 1 | 1 | 1 | 0 | 1 | | | | | | |
| Don Lock, R (1, 9) OBP: 0.373, SLG: 0.449 | 0-0 HR | | 0-0 1-3 1B | | | | 0-3 K | | 0-3 K | 4 | 1 | 2 | 2 | 0 | 2 | 2 | | | | | | |
| Don Leppert, R (1, 2) OBP: 0.224, SLG: 0.229 | 0-0 6-3 | | 0-3 K | | | | 0-0 F8 | | 0-0 1-1 2-H 2B | 3 | 0 | 0 | 0 | 0 | 1 | 2 | | | | | | |
| Jim King, L (8, PH) OBP: 0.369, SLG: 0.498 | | | | | | | | | 1-1 2-H 2B | 1 | 0 | 1 | 2 | 0 | 0 | 0 | | | | | | |
| Ken Hunt, R (1, 8) OBP: 0.226, SLG: 0.217 | | 0-3 K | | 0-3 K | | | 0-0 F8 | | 0-0 1-3 | 3 | 0 | 0 | 0 | 0 | 2 | 0 | | | | | | |
| Mike Brumley, L (8, PH) OBP: 0.316, SLG: 0.304 | | | | | | | | | | 1 | 0 | 0 | 0 | 0 | 0 | 1 | | | | | | |
| Chuck Cottier, R (1, 4) OBP: 0.293, SLG: 0.412 | | 4-0 SH5-4 BB | | 0-0 F7 | | | 0-3 K | | 0-3 K | 2 | 0 | 0 | 0 | 1 | 1 | 0 | | | | | | |
| Don Zimmer, R (9, PH) OBP: 0.299, SLG: 0.455 | | | | | | | | | | 1 | 0 | 0 | 0 | 0 | 1 | 0 | | | | | | |
| Claude Osteen, L (1, 1) OBP: 0.184, SLG: 0.213 | | 0-0 SH5-4 | | 0-0 1B | | | 0-3 K | | 0-0 F7 | 2 | 0 | 1 | 0 | 0 | 1 | 0 | | | | | | |
| Ron Kline, R (8, 1) OBP: 0.400, SLG: 0.250 | | | | | | | | | | 0 | 0 | 0 | 0 | 0 | 0 | 0 | | | | | | |
| Don Blasingame, L (9, PH) OBP: 0.310, SLG: 0.324 | | | | | | | | | | 1 | 0 | 0 | 0 | 0 | 0 | 0 | | | | | | |
| Inning Stats | R: 3 E: 0 K: 1 S: 8 | H: 3 LOB: 0 BB: 0 P: 8 | R: 0 E: 0 K: 1 S: 5 | H: 0 LOB: 1 BB: 1 P: 9 | R: 0 E: 0 K: 1 S: 6 | H: 1 LOB: 2 BB: 1 P: 10 | R: 0 E: 0 K: 1 S: 6 | H: 1 LOB: 0 BB: 0 P: 6 | R: 0 E: 0 K: 0 S: 3 | H: 0 LOB: 0 BB: 0 P: 3 | R: 0 E: 0 K: 1 S: 5 | H: 0 LOB: 0 BB: 0 P: 5 | R: 0 E: 0 K: 2 S: 7 | H: 0 LOB: 0 BB: 0 P: 7 | R: 2 E: 0 K: 2 S: 8 | H: 1 LOB: 1 BB: 2 P: 16 | R: 0 E: 0 K: 1 S: 5 | H: 0 LOB: 0 BB: 0 P: 5 | 1B: 3 2B: 2 3B: 0 HR: 1 | SF: 0 SAC: 1 DP: 0 HBP: 0 | WP: 0 PB: 0 SB: 0 CS: 0 | PA: 37 |
| PITCHER | IP WLS BF H R ER SO BB IBB HBP BLK WP HR S P ERA WHIP | | | | | | | | | | | | | | | | | | | | | |
| Al Downing, L (1, 1) ERA: 3.13 | 7.1 W 31 7 6 5 8 4 0 0 0 0 0 0 43 59 6.14 1.227 | | | | | | | | | | | | | | | | | | | | | |
| Pete Mikkelsen, R (8, 1) ERA: 3.69 | 1.2 S 6 1 0 0 2 0 0 0 0 0 0 0 10 10 0.00 0.600 | | | | | | | | | | | | | | | | | | | | | |

New York Yankees @ Washington Senators
 D.C. Stadium, Washington, DC
 Thu Jul 09 1964, 7:05 PM EDT
 Att: 21,543 - Unknown

| | |
|-----|----|
| AB | 32 |
| R | 5 |
| H | 6 |
| RBI | 5 |
| BB | 4 |
| SO | 10 |
| LOB | 10 |



| Batter | 1 | 2 | 3 | 4 | 5 | 6 | 7 | 8 | 9 | AB | R | H | RBI | BB | SO | LOB | TOP | | | |
|---|---|----------------------------------|------------------------------|----------------------------------|------------------------------|----------------------------------|------------------------------|----------------------------------|------------------------------|---------------------------------|------------------------------|---------------------------------|------------------------------|---------------------------------|------------------------------|---------------------------------|--|----------------------------------|------------------------------------|----------------------------------|
| Tony Kubek, L (1, 6) OBP: 0.284, SLG: 0.359 | F9 | K | | | | K | | | 4-3 | 5 | 0 | 1 | 0 | 0 | 2 | 0 | New York Yankees @ Washington Senators D.C. Stadium, Washington, DC Fri Jul 10 1964, 7:05 PM EDT Att: 25,971 - Unknown livebaseballscorecards.com | | | |
| Bobby Richardson, R (1, 4) OBP: 0.279, SLG: 0.315 | PB BB 4-3 1B | | 5-3 | | | | P6 | | K2-3 | 5 | 1 | 2 | 1 | 0 | 1 | 0 | | | | |
| Mickey Mantle, S (1, 8) OBP: 0.444, SLG: 0.629 Pedro Gonzalez, R (8, 3) OBP: 0.300, SLG: 0.333 | 4-3 PB 1-2 BB | | | 1B | | | L8 | | | 1 | 0 | 0 | 0 | 3 | 0 | 0 | | | | |
| Roger Maris, L (1, 9) OBP: 0.358, SLG: 0.485 | 4-3 1-3 2H | | | | | | F7 | | | 4 | 0 | 1 | 1 | 0 | 0 | 4 | | | | |
| Tom Tresh, S (1, 7) OBP: 0.354, SLG: 0.405 | K | | | | | | L7 | | | 3 | 0 | 0 | 0 | 0 | 2 | 3 | | | | |
| Joe Pepitone, L (1, 3) OBP: 0.296, SLG: 0.387 | | | F8 | F5 | | | F7 | | K | 4 | 0 | 0 | 0 | 0 | 1 | 3 | | | | |
| Elston Howard, R (1, 2) OBP: 0.359, SLG: 0.437 | | | | | | | P5 | | FC4 | 2 | 1 | 0 | 0 | 2 | 0 | 1 | | | | |
| Clete Boyer, R (1, 5) OBP: 0.290, SLG: 0.330 | | | | | | | 6-3 | | F8 | 4 | 1 | 1 | 2 | 0 | 0 | 2 | | | | |
| Whitey Ford, L (1, 1) OBP: 0.306, SLG: 0.195 Bill Stafford, R (6, 1) OBP: 0.083, SLG: 0.167 | | | | | | | K | | K | 2 | 1 | 0 | 0 | 1 | 1 | 0 | | | | |
| | | | | | | | | | | 1 | 0 | 0 | 0 | 0 | 1 | 0 |  | | | |
| Inning Stats | R: 1 E: 0 K: 1 S: 6 | H: 1 LOB: 1 BB: 1 P: 10 | R: 2 E: 0 K: 1 S: 6 | H: 1 LOB: 0 BB: 1 P: 10 | R: 0 E: 0 K: 1 S: 6 | H: 1 LOB: 2 BB: 1 P: 10 | R: 1 E: 0 K: 0 S: 4 | H: 2 LOB: 3 BB: 3 P: 16 | R: 0 E: 0 K: 0 S: 3 | H: 0 LOB: 0 BB: 0 P: 3 | R: 0 E: 0 K: 0 S: 7 | H: 0 LOB: 0 BB: 0 P: 7 | R: 0 E: 1 K: 1 S: 5 | H: 0 LOB: 1 BB: 0 P: 6 | R: 0 E: 0 K: 2 S: 7 | H: 0 LOB: 0 BB: 0 P: 7 | | 1B: 4 2B: 0 3B: 0 HR: 1 | SF: 0 SAC: 0 DP: 0 HBP: 1 | WP: 0 PB: 1 SB: 0 CS: 1 |
| PITCHER | IP WLS BF H R ER SO BB IBB HBP BLK WP HR S P ERA WHIP | | | | | | | | | | | | | | | | | | | |
| Buster Narum, R (1, 1) ERA: 4.6 | 3.2 L 19 4 4 3 3 5 0 0 0 0 0 1 20 40 7.36 2.455 | | | | | | | | | | | | | | | | | | | |
| Jim Hannan, R (4, 1) ERA: 4.03 | 3.1 12 1 0 0 2 1 0 0 0 0 0 0 15 19 0.00 0.600 | | | | | | | | | | | | | | | | | | | |
| Jim Duckworth, R (8, 1) ERA: 3.77 | 2.0 7 0 0 0 3 0 0 1 0 0 0 0 12 13 0.00 0.000 | | | | | | | | | | | | | | | | | | | |


| Batter | 1 | 2 | 3 | 4 | 5 | 6 | 7 | 8 | 9 | AB | R | H | RBI | BB | SO | LOB | BOTTOM | | | | | |
|---|---|---------------------------------|------------------------------|----------------------------------|------------------------------|---------------------------------|------------------------------|---------------------------------|------------------------------|---------------------------------|------------------------------|---------------------------------|------------------------------|---------------------------------|------------------------------|---------------------------------|--|------------------------------|---------------------------------|----------------------------------|------------------------------------|----------------------------------|
| Ed Brinkman, R (1, 6) OBP: 0.271, SLG: 0.339 | 6-3 | | | | | | | | | 4 | 0 | 2 | 0 | 0 | 1 | 0 | New York Yankees @ Washington Senators D.C. Stadium, Washington, DC Fri Jul 10 1964, 7:05 PM EDT Att: 25,971 - Unknown livebaseballscorecards.com | | | | | |
| John Kennedy, R (1, 5) OBP: 0.303, SLG: 0.395 | F9 | | | | | | | | | 4 | 0 | 0 | 0 | 0 | 0 | 2 | | | | | | |
| Chuck Hinton, R (1, 7) OBP: 0.359, SLG: 0.453 | F3 | | | | | | | | | 4 | 0 | 0 | 0 | 0 | 0 | 0 | | | | | | |
| Bill Skowron, R (1, 3) OBP: 0.307, SLG: 0.453 | | | | | | | | | | 4 | 0 | 1 | 0 | 0 | 1 | 0 | | | | | | |
| Don Lock, R (1, 8) OBP: 0.379, SLG: 0.452 | | | | | | | | | | 3 | 0 | 2 | 0 | 1 | 0 | 0 | | | | | | |
| Jim King, L (1, 9) OBP: 0.367, SLG: 0.492 | | | | | | | | | | 3 | 0 | 0 | 0 | 1 | 1 | 3 | | | | | | |
| Don Leppert, R (1, 2) OBP: 0.228, SLG: 0.274 Mike Brumley, L (9, PH) OBP: 0.314, SLG: 0.303 | | | | | | | | | | 3 | 1 | 1 | 1 | 0 | 1 | 4 | | | | | | |
| Chuck Cottier, R (1, 4) OBP: 0.286, SLG: 0.400 Don Blasingame, L (7, PH) OBP: 0.305, SLG: 0.323 | | | | | | | | | | 1 | 0 | 0 | 0 | 0 | 0 | 0 | | | | | | |
| Buster Narum, R (1, 1) OBP: 0.031, SLG: 0.031 Jim Hannan, R (4, 1) OBP: 0.231, SLG: 0.250 Dick Phillips, L (7, PH) OBP: 0.320, SLG: 0.292 Jim Duckworth, R (8, 1) OBP: 0.375, SLG: 0.286 | | | | | | | | | | 1 | 0 | 0 | 0 | 0 | 1 | 0 | | | | | | |
| | | | | | | | | | | 1 | 0 | 0 | 0 | 0 | 0 | 0 |  | | | | | |
| Inning Stats | R: 0 E: 0 K: 0 S: 3 | H: 0 LOB: 0 BB: 0 P: 3 | R: 0 E: 0 K: 1 S: 6 | H: 1 LOB: 2 BB: 1 P: 10 | R: 0 E: 0 K: 1 S: 5 | H: 1 LOB: 0 BB: 0 P: 5 | R: 0 E: 0 K: 1 S: 6 | H: 1 LOB: 1 BB: 0 P: 6 | R: 1 E: 0 K: 1 S: 7 | H: 2 LOB: 1 BB: 0 P: 7 | R: 0 E: 0 K: 0 S: 4 | H: 1 LOB: 2 BB: 1 P: 8 | R: 0 E: 0 K: 1 S: 5 | H: 0 LOB: 0 BB: 0 P: 5 | R: 0 E: 0 K: 1 S: 5 | H: 0 LOB: 0 BB: 0 P: 5 | | R: 0 E: 0 K: 0 S: 3 | H: 0 LOB: 0 BB: 0 P: 3 | 1B: 5 2B: 0 3B: 0 HR: 1 | SF: 0 SAC: 0 DP: 1 HBP: 0 | WP: 0 PB: 0 SB: 0 CS: 0 |
| PITCHER | IP WLS BF H R ER SO BB IBB HBP BLK WP HR S P ERA WHIP | | | | | | | | | | | | | | | | | | | | | |
| Whitey Ford, L (1, 1) ERA: 2.16 | 5.2 W 24 6 1 1 4 2 0 0 0 0 0 0 30 38 1.59 1.412 | | | | | | | | | | | | | | | | | | | | | |
| Bill Stafford, R (6, 1) ERA: 2.23 | 3.1 S 10 0 0 0 2 0 0 0 0 0 0 0 14 14 0.00 0.000 | | | | | | | | | | | | | | | | | | | | | |


| Batter | 1 | 2 | 3 | 4 | 5 | 6 | 7 | 8 | 9 | AB | R | H | RBI | BB | SO | LOB | TOP | | | |
|---|---|---|------------------------------|---------------------------------|------------------------------|---------------------------------|------------------------------|---------------------------------|------------------------------|---------------------------------|------------------------------|---------------------------------|------------------------------|---------------------------------|------------------------------|---------------------------------|---|----------------------------------|------------------------------------|----------------------------------|
| Tony Kubek, L (1,6) OBP: 0.283, SLG: 0.373 | F8 | | 3-1 | | HR | | | P5 | | 4 | 1 | 1 | 1 | 0 | 0 | 0 | New York Yankees @ Washington Senators D.C. Stadium, Washington, DC Sat Jul 11 1964, 3:33 AM EDT Att: 11,381 - Unknown - 90 F livebaseballscores.com | | | |
| Bobby Richardson, R (1,4) OBP: 0.279, SLG: 0.313 | 1B G3 BB | | 1-3 | | F7 | | | L5 | | 3 | 1 | 0 | 0 | 1 | 0 | 0 | | | | |
| Mickey Mantle, S (1,8) OBP: 0.449, SLG: 0.629 Pedro Gonzalez, R (9, PR) OBP: 0.300, SLG: 0.333 (9,3) | G3 1B 1B | | | | | | | | | 3 | 1 | 2 | 0 | 1 | 1 | 0 | | | | |
| Roger Maris, L (1,9) OBP: 0.352, SLG: 0.476 | G3 | | 3-1 | | | | | F2 | | 4 | 0 | 0 | 1 | 0 | 0 | 3 | | | | |
| Tom Tresh, S (1,7) OBP: 0.352, SLG: 0.402 | 2H 1B | | | | | | | K | | 4 | 0 | 1 | 1 | 0 | 2 | 1 | | | | |
| Joe Pepitone, L (1,3) OBP: 0.293, SLG: 0.382 (9,8) | 4-3 | | | | | | | F9 | | 4 | 0 | 0 | 0 | 0 | 0 | 2 | | | | |
| Elston Howard, R (1,2) OBP: 0.355, SLG: 0.432 | | | | | | | | | | 3 | 0 | 0 | 0 | 0 | 0 | 0 | | | | |
| Clete Boyer, R (1,5) OBP: 0.287, SLG: 0.326 | | | | | | | | | | 3 | 0 | 0 | 0 | 0 | 1 | 0 | | | | |
| Jim Bouton, R (1,1) OBP: 0.125, SLG: 0.128 Steve Hamilton, L (8,1) OBP: 0.222, SLG: 0.125 Pete Mikkelsen, R (9,1) | F8 | | | | | | | P4 | | 3 | 0 | 0 | 0 | 0 | 0 | 0 | | | | |
| Inning Stats | R: 2 E: 0 K: 0 S: 5 | H: 2 LOB: 1 BB: 1 P: 9 | R: 0 E: 0 K: 0 S: 3 | H: 0 LOB: 0 BB: 0 P: 3 | R: 0 E: 0 K: 1 S: 3 | H: 0 LOB: 1 BB: 1 P: 7 | R: 0 E: 0 K: 1 S: 5 | H: 0 LOB: 0 BB: 0 P: 5 | R: 1 E: 0 K: 1 S: 6 | H: 1 LOB: 0 BB: 0 P: 6 | R: 0 E: 0 K: 0 S: 3 | H: 0 LOB: 0 BB: 0 P: 3 | R: 0 E: 0 K: 0 S: 3 | H: 0 LOB: 0 BB: 0 P: 3 | R: 0 E: 0 K: 1 S: 6 | H: 1 LOB: 1 BB: 0 P: 6 | | 1B: 3 2B: 0 3B: 0 HR: 1 | SF: 0 SAC: 0 DP: 0 HBP: 0 | WP: 0 PB: 0 SB: 0 CS: 0 |
| PITCHER | IP WLS BF H R ER SO BB IBB HBP BLK WP HR S P ERA WHIP | IP WLS BF H R ER SO BB IBB HBP BLK WP HR S P ERA WHIP | | | | | | | | | | | | | | | | | | |
| Dave Stenhouse, R (1,1) ERA: 5.82 Steve Ridzik, R (9,1) ERA: 2.49 | 8.0 L 29 3 3 3 3 2 0 0 0 0 1 33 41 3.38 0.625 | 1.0 4 1 0 0 1 0 0 0 0 0 0 0 6 6 0.00 1.000 | | | | | | | | | | | | | | | | | | |

| Batter | 1 | 2 | 3 | 4 | 5 | 6 | 7 | 8 | 9 | AB | R | H | RBI | BB | SO | LOB | BOTTOM | | | | | |
|--|---|---|------------------------------|---------------------------------|------------------------------|---------------------------------|------------------------------|---------------------------------|------------------------------|---------------------------------|------------------------------|---------------------------------|------------------------------|---------------------------------|------------------------------|---------------------------------|---|------------------------------|---------------------------------|----------------------------------|------------------------------------|----------------------------------|
| Don Blasingame, L (1,4) OBP: 0.306, SLG: 0.319 | 4-3 | | F9 | | L3 | | | SH1-4 | | 3 | 0 | 0 | 0 | 0 | 0 | 2 | New York Yankees @ Washington Senators D.C. Stadium, Washington, DC Sat Jul 11 1964, 3:33 AM EDT Att: 11,381 - Unknown - 90 F livebaseballscores.com | | | | | |
| Chuck Hinton, R (1,7) OBP: 0.355, SLG: 0.448 (9,9) | 1-3 | | | | G3 | | | 4-3 | | 4 | 0 | 0 | 0 | 0 | 0 | 2 | | | | | | |
| Jim King, L (1,9) OBP: 0.363, SLG: 0.485 John Kennedy, R (8, PH) OBP: 0.325, SLG: 0.292 (9,5) | F9 | | | | P5 | | | F9 | | 3 | 0 | 0 | 0 | 0 | 0 | 0 | | | | | | |
| Bill Skowron, R (1,3) OBP: 0.307, SLG: 0.461 | | | | | P4 | | | 1-3 | | 4 | 1 | 1 | 1 | 0 | 0 | 0 | | | | | | |
| Don Lock, R (1,8) OBP: 0.380, SLG: 0.453 | | | | | 1B 1B 1B | | | L5 | | 4 | 1 | 2 | 0 | 0 | 1 | 0 | | | | | | |
| Don Zimmer, R (1,5) OBP: 0.293, SLG: 0.445 (9,7) | | | | | K | | | F3 | | 4 | 0 | 0 | 0 | 0 | 1 | 2 | | | | | | |
| Mike Brumley, L (1,2) OBP: 0.315, SLG: 0.303 | | | | | 1B 1B | | | L9 | | 3 | 0 | 1 | 0 | 0 | 0 | 1 | | | | | | |
| Ed Brinkman, R (1,6) OBP: 0.268, SLG: 0.335 | | | | | P2 | | | K | | 3 | 0 | 0 | 0 | 0 | 1 | 3 | | | | | | |
| Dave Stenhouse, R (1,1) OBP: 0.429, SLG: 0.333 Dick Phillips, L (8, PH) OBP: 0.325, SLG: 0.292 Chuck Cottier, R (8, PR) OBP: 0.286, SLG: 0.400 Steve Ridzik, R (9,1) OBP: 0.308, SLG: 0.250 | L7 | | | | F5 | | | 4-3 SH1-4 BB | | 2 | 0 | 1 | 1 | 0 | 0 | 0 | | | | | | |
| Inning Stats | R: 0 E: 0 K: 0 S: 3 | H: 0 LOB: 0 BB: 0 P: 3 | R: 1 E: 0 K: 1 S: 6 | H: 1 LOB: 0 BB: 0 P: 6 | R: 0 E: 0 K: 0 S: 3 | H: 0 LOB: 0 BB: 0 P: 3 | R: 0 E: 0 K: 0 S: 3 | H: 0 LOB: 0 BB: 0 P: 3 | R: 1 E: 0 K: 1 S: 8 | H: 3 LOB: 2 BB: 0 P: 8 | R: 0 E: 0 K: 0 S: 3 | H: 0 LOB: 0 BB: 0 P: 3 | R: 0 E: 0 K: 1 S: 6 | H: 1 LOB: 1 BB: 0 P: 6 | R: 0 E: 0 K: 0 S: 3 | H: 0 LOB: 1 BB: 1 P: 7 | | R: 0 E: 0 K: 0 S: 3 | H: 0 LOB: 0 BB: 0 P: 3 | 1B: 4 2B: 0 3B: 0 HR: 1 | SF: 0 SAC: 1 DP: 0 HBP: 0 | WP: 0 PB: 0 SB: 0 CS: 0 |
| PITCHER | IP WLS BF H R ER SO BB IBB HBP BLK WP HR S P ERA WHIP | IP WLS BF H R ER SO BB IBB HBP BLK WP HR S P ERA WHIP | | | | | | | | | | | | | | | | | | | | |
| Jim Bouton, R (1,1) ERA: 2.96 Steve Hamilton, L (8,1) ERA: 2.22 Pete Mikkelsen, R (9,1) ERA: 3.62 | 7.2 W 29 5 2 2 3 1 0 0 0 0 0 1 34 38 2.35 0.783 | 0.1 1 0 0 0 0 0 0 0 0 0 0 0 1 1 0.00 0.000 | | | | | | | | | | | | | | | | | | | | |

| Batter | 1 | 2 | 3 | 4 | 5 | 6 | 7 | 8 | 9 | AB | R | H | RBI | BB | SO | LOB | TOP | | | | | | | | |
|--|------------------------------|----------------------------------|------------------------------|---------------------------------|------------------------------|---------------------------------|------------------------------|---------------------------------|------------------------------|---------------------------------|------------------------------|---------------------------------|------------------------------|---------------------------------|------------------------------|---------------------------------|--|------------------------------|---------------------------------|----------------------------------|------------------------------------|----------------------------------|--------|--|--|
| Felix Mantilla, R OBP: 0.366, SLG: 0.580 (1, 4) | 0-3 K | | 0-0 F5 | | 0-0 6-3 | | 0-0 HR | | | 4 | 1 | 1 | 2 | 0 | 1 | 1 | Boston Red Sox @ Washington Senators D.C. Stadium, Washington, DC Sun Jul 12 1964, 3:33 AM EDT Unknown livebaseballscorecards.com | | | | | | | | |
| Tony Conigliaro, R OBP: 0.320, SLG: 0.595 (1, 7) | 0-0 5-3 | | | 0-3 K | | 0-0 F7 | 0-3 K | | | 4 | 0 | 0 | 0 | 0 | 2 | 0 | | | | | | | | | |
| Carl Yastrzemski, L OBP: 0.375, SLG: 0.477 (1, 8) | 4-0 BB | | | 0-0 3-1 | | 0-0 1B | | 0-0 F7 | | 3 | 0 | 1 | 0 | 1 | 0 | 0 | | | | | | | | | |
| Dick Stuart, R OBP: 0.298, SLG: 0.443 Dick Williams, R OBP: 0.295, SLG: 0.477 (8, 3) | 0-3 K | | | 0-3 K | | 0-0 1B | G3-6-3 1B | 0-3 K | | 4 | 0 | 1 | 0 | 0 | 3 | 1 | | | | | | | | | |
| Lee Thomas, L OBP: 0.331, SLG: 0.416 (1, 9) | | 0-0 F8 | | | 4-0 1B | 0-0 G3-6-3 | | 0-0 1B | | 3 | 1 | 1 | 0 | 1 | 0 | 2 | | | | | | | | | |
| Frank Malzone, R OBP: 0.338, SLG: 0.411 (1, 5) | 0-3 K | | | 0-0 2B | 0-0 4-3 | | 0-0 1B | 0-0 6-3 | | 4 | 2 | 2 | 0 | 0 | 1 | 1 | | | | | | | | | |
| Eddie Bressoud, R OBP: 0.367, SLG: 0.449 (1, 6) | 0-0 F8 | | | | 0-0 2B | | 0-0 HR | | 0-0 F8 | 4 | 1 | 2 | 1 | 0 | 0 | 0 | | | | | | | | | |
| Russ Nixon, L OBP: 0.406, SLG: 0.407 (1, 2) | | | 0-0 4-3 | | 0-0 4-3 | | 0-0 SF8 | | 0-0 F7 | 3 | 0 | 0 | 2 | 0 | 0 | 1 | | | | | | | | | |
| Jack Lamabe, R OBP: 0.143, SLG: 0.150 Dalton Jones, L OBP: 0.300, SLG: 0.394 Bob Heffner, R OBP: 0.231, SLG: 0.462 Dick Radatz, R OBP: 0.273, SLG: 0.286 (7, PH) | 0-0 6-3 | | | 0-0 P5 | | 0-0 F8 | | 0-0 4-3 | | 2 | 0 | 0 | 0 | 0 | 0 | 1 | | | | | | | | | |
| Inning Stats | R: 0 E: 0 K: 2 S: 7 | H: 0 LOB: 1 BB: 1 P: 11 | R: 0 E: 0 K: 1 S: 5 | H: 0 LOB: 0 BB: 0 P: 5 | R: 0 E: 0 K: 0 S: 3 | H: 0 LOB: 0 BB: 0 P: 3 | R: 0 E: 0 K: 2 S: 7 | H: 0 LOB: 0 BB: 0 P: 7 | R: 2 E: 0 K: 0 S: 5 | H: 2 LOB: 1 BB: 1 P: 9 | R: 0 E: 0 K: 0 S: 4 | H: 2 LOB: 1 BB: 0 P: 4 | R: 3 E: 0 K: 1 S: 8 | H: 3 LOB: 0 BB: 0 P: 8 | R: 0 E: 0 K: 1 S: 6 | H: 1 LOB: 1 BB: 0 P: 6 | | R: 0 E: 0 K: 0 S: 3 | H: 0 LOB: 0 BB: 0 P: 3 | 1B: 6 2B: 1 3B: 0 HR: 1 | SF: 1 SAC: 0 DP: 1 HBP: 0 | WP: 0 PB: 0 SB: 0 CS: 0 | PA: 36 | | |
| PITCHER | IP | WLS | BF | H | R | ER | SO | BB | IBB | HBP | BLK | WP | HR | S | P | ERA | WHIP | | | | | | | | |
| Bennie Daniels, R ERA: 4.0 (1, 1) | 6.2 | L | 28 | 7 | 5 | 5 | 5 | 2 | 0 | 0 | 0 | 0 | 1 | 36 | 44 | 6.75 | 1.350 | | | | | | | | |
| Jim Hannan, R ERA: 3.94 (7, 1) | 1.1 | | 5 | 1 | 0 | 0 | 2 | 0 | 0 | 0 | 0 | 0 | 0 | 9 | 9 | 0.00 | 0.750 | | | | | | | | |
| Ron Kline, R ERA: 2.45 (9, 1) | 1.0 | | 3 | 0 | 0 | 0 | 0 | 0 | 0 | 0 | 0 | 0 | 0 | 3 | 3 | 0.00 | 0.000 | | | | | | | | |

| Batter | 1 | 2 | 3 | 4 | 5 | 6 | 7 | 8 | 9 | AB | R | H | RBI | BB | SO | LOB | BOTTOM | | | | | | | | |
|--|------------------------------|----------------------------------|------------------------------|---------------------------------|------------------------------|---------------------------------|------------------------------|---------------------------------|------------------------------|---------------------------------|------------------------------|----------------------------------|-------------------------------|----------------------------------|------------------------------|---------------------------------|--|------------------------------|---------------------------------|----------------------------------|------------------------------------|----------------------------------|--------|--|--|
| Don Blasingame, L OBP: 0.308, SLG: 0.325 (1, 4) | 0-0 BB | 0-0 2B | | 0-0 FC6 | | 0-0 F8 | | 0-0 G3 | | 5 | 1 | 2 | 0 | 0 | 0 | 5 | Boston Red Sox @ Washington Senators D.C. Stadium, Washington, DC Sun Jul 12 1964, 3:33 AM EDT Unknown livebaseballscorecards.com | | | | | | | | |
| Fred Valentine, S OBP: 0.320, SLG: 0.355 Ron Kline, R OBP: 0.400, SLG: 0.250 (1, 7) | 4-0 1B | 0-0 4-3 | | | 0-0 6-3 | | 0-0 HR | 0-0 6-3 | | 4 | 2 | 1 | 1 | 1 | 0 | 2 | | | | | | | | | |
| Jim King, L OBP: 0.360, SLG: 0.480 (9, 1) | 0-0 F8 | | 0-0 F9 | | 0-3 K | | 0-0 1B | | 0-3 K | 5 | 0 | 1 | 0 | 0 | 2 | 2 | | | | | | | | | |
| Bill Skowron, R OBP: 0.306, SLG: 0.458 Dick Phillips, L OBP: 0.323, SLG: 0.290 (1, 3) | 0-0 1B | | 0-3 K | | 0-0 4-3 | | 0-3 K | | 0-0 P3 | 4 | 0 | 1 | 1 | 0 | 2 | 1 | | | | | | | | | |
| Don Lock, R OBP: 0.388, SLG: 0.455 (9, 3) | 0-0 F9 | | 0-0 1B | | 0-0 1B | 4-0 FC4-6 | 0-0 1B | 4-0 BB | 0-0 BB | 3 | 0 | 2 | 0 | 2 | 0 | 2 | | | | | | | | | |
| Mike Brumley, L OBP: 0.316, SLG: 0.306 (1, 2) | 0-0 1B | | 0-0 1B | | 0-0 1B | 0-0 FC4-6 | 0-3 K | 0-0 P5 | | 5 | 0 | 2 | 1 | 0 | 1 | 4 | | | | | | | | | |
| John Kennedy, R OBP: 0.301, SLG: 0.395 (9, 6) | 0-0 6-3 | | | 0-0 F8 | | 0-0 2B | 0-0 F7 | | | 4 | 0 | 1 | 0 | 0 | 0 | 4 | | | | | | | | | |
| Ed Brinkman, R OBP: 0.265, SLG: 0.331 Don Zimmer, R OBP: 0.231, SLG: 0.443 (8, PH) | | 0-3 K | | | 0-3 5-3 | | 0-3 K | | 0-3 K | 3 | 0 | 0 | 0 | 0 | 2 | 2 | | | | | | | | | |
| Bennie Daniels, L OBP: 0.235, SLG: 0.233 Jim Hannan, R OBP: 0.231, SLG: 0.250 Chuck Hinton, R OBP: 0.357, SLG: 0.450 (7, 1) | | 0-0 F5 | | | 0-0 FC6 | | 4-0 BB | | 0-0 G3 | 2 | 0 | 1 | 0 | 1 | 0 | 0 | | | | | | | | | |
| Inning Stats | R: 2 E: 0 K: 0 S: 6 | H: 3 LOB: 2 BB: 1 P: 10 | R: 0 E: 0 K: 1 S: 6 | H: 1 LOB: 0 BB: 0 P: 6 | R: 0 E: 0 K: 1 S: 6 | H: 2 LOB: 0 BB: 0 P: 6 | R: 0 E: 0 K: 0 S: 4 | H: 1 LOB: 1 BB: 0 P: 4 | R: 0 E: 0 K: 1 S: 5 | H: 0 LOB: 0 BB: 0 P: 5 | R: 0 E: 0 K: 1 S: 6 | H: 1 LOB: 1 BB: 0 P: 14 | R: 1 E: 0 K: 2 S: 10 | H: 3 LOB: 2 BB: 0 P: 10 | R: 0 E: 0 K: 1 S: 6 | H: 1 LOB: 1 BB: 0 P: 6 | | R: 0 E: 0 K: 1 S: 5 | H: 0 LOB: 1 BB: 1 P: 9 | 1B: 9 2B: 2 3B: 0 HR: 1 | SF: 0 SAC: 0 DP: 0 HBP: 0 | WP: 0 PB: 0 SB: 0 CS: 0 | PA: 42 | | |
| PITCHER | IP | WLS | BF | H | R | ER | SO | BB | IBB | HBP | BLK | WP | HR | S | P | ERA | WHIP | | | | | | | | |
| Jack Lamabe, R ERA: 4.68 (1, 1) | 6.0 | W | 28 | 8 | 2 | 2 | 4 | 3 | 0 | 0 | 0 | 0 | 1 | 6 | 6 | 27.00 | 9.000 | | | | | | | | |
| Bob Heffner, R ERA: 3.34 (7, 1) | 0.1 | | 4 | 3 | 1 | 1 | 1 | 0 | 0 | 0 | 0 | 0 | 0 | 6 | 6 | 0.00 | 0.750 | | | | | | | | |
| Dick Radatz, R ERA: 1.96 (7, 1) | 2.2 | S | 10 | 1 | 0 | 0 | 3 | 1 | 0 | 0 | 0 | 0 | 0 | 15 | 19 | 0.00 | 0.750 | | | | | | | | |

| Batter | 1 | 2 | 3 | 4 | 5 | 6 | 7 | 8 | 9 | AB | R | H | RBI | BB | SO | LOB | TOP | | | | | | | | | | |
|--|------------------------------|---------------------------------|------------------------------|---------------------------------|------------------------------|---------------------------------|------------------------------|---------------------------------|------------------------------|---------------------------------|------------------------------|---------------------------------|------------------------------|----------------------------------|------------------------------|---------------------------------|---|------------------------------|---------------------------------|----------------------------------|------------------------------------|----------------------------------|--------|--|--|--|--|
| Dalton Jones, L (1,4) OBP: 0.293, SLG: 0.385 | F8 | | F9 | | 4-3 | | FC4-6 2B | | L4 | 5 | 0 | 0 | 0 | 0 | 0 | 2 | Boston Red Sox @ Washington Senators D.C. Stadium, Washington, DC Sun Jul 12 1964, 3:38 AM EDT Att: 9,287 - Unknown livebaseballscorecards.com | | | | | | | | | | |
| Tony Conigliaro, R (1,7) OBP: 0.326, SLG: 0.521 | 1B BB | | HR | | | E1 1B SF9 | | | | 3 | 2 | 2 | 2 | 1 | 0 | 0 | | | | | | | | | | | |
| Carl Yastrzemski, L (1,8) OBP: 0.380, SLG: 0.461 | | | | | | | | | | 4 | 0 | 3 | 0 | 0 | 1 | 2 | | | | | | | | | | | |
| Dick Stuart, R (1,3) OBP: 0.295, SLG: 0.438 | F8 | | G6-4-3 | | | | | | | 4 | 0 | 0 | 0 | 0 | 0 | 5 | | | | | | | | | | | |
| Lee Thomas, L (1,9) OBP: 0.331, SLG: 0.414 | P3 | | | | | | | | | 2 | 0 | 0 | 1 | 1 | 0 | 2 | | | | | | | | | | | |
| Felix Mantilla, R (1,5) OBP: 0.357, SLG: 0.563 | | | | | | | | | | 4 | 0 | 0 | 0 | 0 | 1 | 2 | | | | | | | | | | | |
| Eddie Bressoud, R (1,6) OBP: 0.365, SLG: 0.447 | | | | | | | | | | 4 | 0 | 1 | 0 | 0 | 1 | 1 | | | | | | | | | | | |
| Bob Tillman, R (1,2) OBP: 0.360, SLG: 0.425 | | | | | | | | | | 3 | 1 | 0 | 0 | 1 | 1 | 1 | | | | | | | | | | | |
| Dave Morehead, R (1,1) Rough: 0.132, SLG: 0.057 Bob Heffner, R (5,1) OBP: 0.247, SLG: 0.353 Chuck Schmitz, R (7,PH) OBP: 0.279, SLG: 0.442 Ed Connolly, L (7,1) OBP: 0.279, SLG: 0.238 Russ Nixon, L (9,PH) OBP: 0.402, SLG: 0.402 | | | | | | | | | | 1 | 0 | 0 | 0 | 0 | 1 | 1 |  | | | | | | | | | | |
| Inning Stats | R: 0 E: 0 K: 0 S: 4 | H: 1 LOB: 2 BB: 1 P: 8 | R: 0 E: 0 K: 1 S: 6 | H: 1 LOB: 1 BB: 0 P: 6 | R: 1 E: 0 K: 0 S: 4 | H: 2 LOB: 0 BB: 0 P: 4 | R: 0 E: 0 K: 1 S: 5 | H: 0 LOB: 0 BB: 0 P: 5 | R: 0 E: 0 K: 0 S: 3 | H: 0 LOB: 0 BB: 0 P: 3 | R: 1 E: 1 K: 0 S: 5 | H: 1 LOB: 1 BB: 0 P: 5 | R: 1 E: 0 K: 1 S: 7 | H: 2 LOB: 2 BB: 1 P: 11 | R: 0 E: 0 K: 1 S: 5 | H: 0 LOB: 1 BB: 1 P: 9 | | R: 0 E: 0 K: 1 S: 5 | H: 0 LOB: 0 BB: 0 P: 5 | 1B: 5 2B: 1 3B: 0 HR: 1 | SF: 1 SAC: 0 DP: 1 HBP: 0 | WP: 0 PB: 0 SB: 0 CS: 0 | PA: 37 | | | | |
| PITCHER | IP | WLS | BF | H | R | ER | SO | BB | IBB | HBP | BLK | WP | HR | S | P | ERA | WHIP | | | | | | | | | | |
| Alan Koch, R (1,1) ERA: 4.46 | 6.1 | W | 27 | 6 | 3 | 2 | 2 | 2 | 0 | 0 | 0 | 0 | 1 | 29 | 37 | 2.84 | 1.263 | | | | | | | | | | |
| Steve Ridzik, R (7,1) ERA: 2.37 | 2.2 | S | 10 | 1 | 0 | 0 | 3 | 1 | 0 | 0 | 0 | 0 | 0 | 15 | 19 | 0.00 | 0.750 | | | | | | | | | | |


| Batter | 1 | 2 | 3 | 4 | 5 | 6 | 7 | 8 | 9 | AB | R | H | RBI | BB | SO | LOB | BOTTOM | | | | | | | | | | |
|--|------------------------------|----------------------------------|-------------------------------|----------------------------------|------------------------------|---------------------------------|------------------------------|---------------------------------|------------------------------|---------------------------------|-------------------------------|----------------------------------|------------------------------|---------------------------------|------------------------------|---------------------------------|---|------------------------------|---------------------------------|-----------------------------------|------------------------------------|----------------------------------|--------|--|--|--|--|
| Don Blasingame, L (1,4) OBP: 0.308, SLG: 0.322 | 1B 1B BB | | F9 | | | | | | | 5 | 2 | 1 | 0 | 1 | 1 | 6 | Boston Red Sox @ Washington Senators D.C. Stadium, Washington, DC Sun Jul 12 1964, 3:38 AM EDT Att: 9,287 - Unknown livebaseballscorecards.com | | | | | | | | | | |
| Fred Valentine, S (1,7) OBP: 0.315, SLG: 0.348 | K | | | | | | | | | 5 | 1 | 1 | 1 | 0 | 2 | 3 | | | | | | | | | | | |
| Jim King, L (1,9) OBP: 0.365, SLG: 0.492 | 1B BB | | | | | | | | | 4 | 1 | 2 | 3 | 1 | 0 | 0 | | | | | | | | | | | |
| Don Lock, R (1,8) OBP: 0.384, SLG: 0.454 | P4 | | | | | | | | | 5 | 1 | 1 | 0 | 0 | 2 | 3 | | | | | | | | | | | |
| Dick Phillips, L (1,3) OBP: 0.333, SLG: 0.291 | 1B BB | | | | | | | | | 3 | 0 | 1 | 0 | 2 | 1 | 1 | | | | | | | | | | | |
| Mike Brumley, L (1,2) OBP: 0.316, SLG: 0.305 | | | | | | | | | | 4 | 1 | 1 | 1 | 1 | 0 | 3 | | | | | | | | | | | |
| Don Zimmer, R (1,5) OBP: 0.297, SLG: 0.446 Ed Brinkman, R (6,PR) OBP: 0.270, SLG: 0.331 | 6-3 | | | | | | | | | 3 | 0 | 2 | 0 | 0 | 0 | 3 | | | | | | | | | | | |
| John Kennedy, R (1,6) OBP: 0.303, SLG: 0.395 | | | | | | | | | | 0 | 2 | 0 | 0 | 2 | 0 | 0 | | | | | | | | | | | |
| John Kennedy, R (6,5) OBP: 0.303, SLG: 0.395 | | | | | | | | | | 5 | 2 | 2 | 0 | 0 | 1 | 3 | | | | | | | | | | | |
| Alan Koch, R (1,1) OBP: 0.292, SLG: 0.375 Steve Ridzik, R (7,1) OBP: 0.357, SLG: 0.308 | | | | | | | | | | 4 | 0 | 2 | 1 | 0 | 1 | 2 |  | | | | | | | | | | |
| Inning Stats | R: 1 E: 0 K: 1 S: 7 | H: 2 LOB: 3 BB: 2 P: 15 | R: 4 E: 0 K: 2 S: 11 | H: 4 LOB: 1 BB: 1 P: 15 | R: 0 E: 0 K: 0 S: 4 | H: 1 LOB: 1 BB: 0 P: 4 | R: 0 E: 0 K: 0 S: 4 | H: 1 LOB: 2 BB: 1 P: 8 | R: 0 E: 0 K: 1 S: 7 | H: 2 LOB: 2 BB: 0 P: 7 | R: 3 E: 1 K: 2 S: 10 | H: 2 LOB: 2 BB: 2 P: 18 | R: 0 E: 0 K: 2 S: 7 | H: 0 LOB: 0 BB: 0 P: 7 | R: 2 E: 0 K: 0 S: 5 | H: 2 LOB: 1 BB: 1 P: 9 | | R: 2 E: 0 K: 0 S: 5 | H: 2 LOB: 1 BB: 1 P: 9 | 1B: 12 2B: 1 3B: 0 HR: 1 | SF: 0 SAC: 0 DP: 0 HBP: 0 | WP: 0 PB: 0 SB: 0 CS: 0 | PA: 46 | | | | |
| PITCHER | IP | WLS | BF | H | R | ER | SO | BB | IBB | HBP | BLK | WP | HR | S | P | ERA | WHIP | | | | | | | | | | |
| Dave Morehead, R (1,1) ERA: 4.95 | 4.0 | L | 24 | 8 | 5 | 5 | 3 | 4 | 0 | 0 | 0 | 0 | 0 | 17 | 25 | 0.00 | 3.000 | | | | | | | | | | |
| Bob Heffner, R (5,1) ERA: 3.25 | 2.0 | | 13 | 4 | 3 | 0 | 3 | 2 | 0 | 0 | 0 | 0 | 0 | 17 | 25 | 0.00 | 3.000 | | | | | | | | | | |
| Ed Connolly, L (7,1) ERA: 5.6 | 2.0 | | 9 | 2 | 2 | 2 | 2 | 1 | 0 | 0 | 0 | 0 | 0 | 12 | 16 | 9.00 | 1.500 | | | | | | | | | | |


| Batter | 1 | 2 | 3 | 4 | 5 | 6 | 7 | 8 | 9 | AB | R | H | RBI | BB | SO | LOB | TOP | | |
|---|------------------------------|---------------------------------|------------------------------|---------------------------------|------------------------------|---------------------------------|------------------------------|----------------------------------|------------------------------|---------------------------------|------------------------------|---------------------------------|------------------------------|----------------------------------|------------------------------|---------------------------------|---|------------------------------------|--|
| Felix Mantilla, R OBP: 0.358, SLG: 0.575 (1, 4) | P3 | | | BB 1B BB | 5-3 | | | HR | F2 | 4 | 2 | 1 | 1 | 1 | 0 | 0 | Boston Red Sox @ Washington Senators D.C. Stadium, Washington, DC Mon Jul 13 1964, 7:05 PM EDT Att. 4,263 - Unknown livebaseballscorecards.com | | |
| Tony Conigliaro, R OBP: 0.328, SLG: 0.529 (1, 7) | F9 | | | BB 1B HR BB | 6-3 | | | HR | | 3 | 2 | 1 | 1 | 1 | 0 | 0 | | | |
| Carl Yastrzemski, L OBP: 0.381, SLG: 0.479 (1, 8) | K | | | BB 1B HR 1B | 4-3 | | | G5-4-3 BB | | 3 | 1 | 1 | 1 | 1 | 1 | 0 | | | |
| Dick Stuart, R OBP: 0.294, SLG: 0.444 (1, 3) | | F9 | | HR | | 5-3 | | G5-4-3 | | 4 | 1 | 1 | 3 | 0 | 0 | 1 | | | |
| Lee Thomas, L OBP: 0.332, SLG: 0.422 (1, 9) | | F8 | | HR | | F9 | | 1B BB | | 3 | 1 | 1 | 1 | 1 | 0 | 0 | | | |
| Frank Malzone, R OBP: 0.337, SLG: 0.408 (1, 5) | | F9 | | HR | | P6 | | FC5-4 1B | | 4 | 0 | 1 | 0 | 0 | 1 | 0 | | | |
| Eddie Bressoud, R OBP: 0.361, SLG: 0.441 (1, 6) | | | P4 | 6-3 | | | P3 | FC5-4 | | 4 | 0 | 0 | 0 | 0 | 0 | 2 | | | |
| Russ Nixon, L OBP: 0.386, SLG: 0.384 (1, 2) | | | K | E3 | | | 4-3 | | 3-1 | 4 | 0 | 0 | 0 | 0 | 1 | 0 | | | |
| Bill Monbouquette, R OBP: 0.225, SLG: 0.114 (1, 1) | | | 3-1 | F9 | | | 6-3 | | 6-3 | 4 | 0 | 0 | 0 | 0 | 0 | 1 | | | |
| Inning Stats | R: 0 E: 0 K: 1 S: 5 | H: 0 LOB: 0 BB: 0 P: 5 | R: 0 E: 0 K: 0 S: 3 | H: 0 LOB: 0 BB: 0 P: 3 | R: 0 E: 0 K: 1 S: 5 | H: 0 LOB: 0 BB: 0 P: 5 | R: 5 E: 1 K: 1 S: 9 | H: 3 LOB: 1 BB: 2 P: 17 | R: 0 E: 0 K: 0 S: 3 | H: 0 LOB: 0 BB: 0 P: 3 | R: 0 E: 0 K: 0 S: 3 | H: 0 LOB: 0 BB: 0 P: 3 | R: 0 E: 0 K: 0 S: 5 | H: 3 LOB: 2 BB: 2 P: 13 | R: 0 E: 0 K: 0 S: 3 | H: 0 LOB: 0 BB: 0 P: 3 | 1B: 2 2B: 0 3B: 0 HR: 4 | SF: 0 SAC: 0 DP: 1 HBP: 0 | WP: 0 PA: 37 PB: 0 SB: 0 CS: 0 |
| PITCHER | IP | WLS | BF | H | R | ER | SO | BB | IBB | HBP | BLK | WP | HR | S | P | ERA | WHIP | | |
| Jim Duckworth, R ERA: 4.5 (1, 1) | 3.0 | L | 14 | 3 | 5 | 5 | 2 | 2 | 0 | 0 | 0 | 0 | 2 | 16 | 24 | 15.00 | 1.667 | | |
| Jim Hannan, R ERA: 3.75 (4, 1) | 3.0 | | 10 | 0 | 0 | 0 | 1 | 0 | 0 | 0 | 0 | 0 | 0 | 12 | 12 | 0.00 | 0.000 | | |
| Buster Narum, R ERA: 4.7 (7, 1) | 2.0 | | 10 | 3 | 2 | 2 | 0 | 2 | 0 | 0 | 0 | 0 | 2 | 8 | 16 | 9.00 | 2.500 | | |
| Don Rudolph, L ERA: 2.89 (9, 1) | 1.0 | | 3 | 0 | 0 | 0 | 0 | 0 | 0 | 0 | 0 | 0 | 0 | 3 | 3 | 0.00 | 0.000 | | |

| Batter | 1 | 2 | 3 | 4 | 5 | 6 | 7 | 8 | 9 | AB | R | H | RBI | BB | SO | LOB | BOTTOM | | |
|--|------------------------------|---------------------------------|------------------------------|---------------------------------|------------------------------|---------------------------------|------------------------------|---------------------------------|------------------------------|---------------------------------|------------------------------|---------------------------------|------------------------------|---------------------------------|------------------------------|---------------------------------|---|------------------------------------|--|
| Don Blasingame, L OBP: 0.307, SLG: 0.321 (1, 4) | F2 | | F3 | | | HBP 1B | | F2 | | 4 | 0 | 1 | 0 | 0 | 0 | 1 | Boston Red Sox @ Washington Senators D.C. Stadium, Washington, DC Mon Jul 13 1964, 7:05 PM EDT Att. 4,263 - Unknown livebaseballscorecards.com | | |
| Fred Valentine, S OBP: 0.321, SLG: 0.348 (1, 7) | | | | 5-3 | | 1-0 1B | | P4 | | 3 | 0 | 1 | 0 | 0 | 0 | 0 | | | |
| Jim King, L OBP: 0.360, SLG: 0.484 (1, 9) | | | K | L3 | | 1-2 L5 | | F8 | | 4 | 0 | 0 | 0 | 0 | 1 | 3 | | | |
| Don Lock, R OBP: 0.383, SLG: 0.451 (1, 8) | | | K | 6-3 | | | 6-3 | | 1B | 4 | 0 | 1 | 0 | 0 | 1 | 1 | | | |
| Dick Phillips, L OBP: 0.324, SLG: 0.281 (1, 3) | | F7 | | | F3 | | F2 | | F7 | 4 | 0 | 0 | 0 | 0 | 0 | 1 | | | |
| Mike Brumley, L OBP: 0.314, SLG: 0.300 (1, 2) | | 4-3 | | | F7 | | 6-3 | | | 3 | 0 | 0 | 0 | 0 | 0 | 0 | | | |
| John Kennedy, R OBP: 0.300, SLG: 0.391 (1, 5) | | | F7 | | K | | | 4-3 | | 3 | 0 | 0 | 0 | 0 | 1 | 0 | | | |
| Ed Brinkman, R OBP: 0.267, SLG: 0.327 (1, 6) | | | 1-3 | | | F8 | | 6-3 | | 3 | 0 | 0 | 0 | 0 | 0 | 0 | | | |
| Jim Duckworth, R OBP: 0.333, SLG: 0.250 (1, 1) | | | | | | | | | | 1 | 0 | 0 | 0 | 0 | 0 | 0 | | | |
| Jim Hannan, R OBP: 0.237, SLG: 0.250 (4, 1) | | | | | | | | | | 0 | 0 | 0 | 0 | 0 | 0 | 0 | | | |
| Don Zimmer, R OBP: 0.256, SLG: 0.444 (5, PH) | | | | | | | | | | 1 | 0 | 0 | 0 | 0 | 0 | 0 | | | |
| Buster Narum, R OBP: 0.296, SLG: 0.609 (7, 1) | | | | | | | | | | 0 | 0 | 0 | 0 | 0 | 0 | 0 | | | |
| Ken Hunt, R OBP: 0.328, SLG: 0.229 (8, PH) | | | | | | | | | | 1 | 0 | 1 | 0 | 0 | 0 | 0 | | | |
| Don Rudolph, L ERA: 4.73 (9, 1) | | | | | | | | | | 0 | 0 | 0 | 0 | 0 | 0 | 0 | | | |
| Inning Stats | R: 0 E: 0 K: 2 S: 8 | H: 1 LOB: 1 BB: 0 P: 8 | R: 0 E: 0 K: 0 S: 3 | H: 0 LOB: 0 BB: 0 P: 3 | R: 0 E: 0 K: 0 S: 3 | H: 0 LOB: 0 BB: 0 P: 3 | R: 0 E: 0 K: 1 S: 5 | H: 0 LOB: 0 BB: 0 P: 5 | R: 0 E: 0 K: 0 S: 4 | H: 1 LOB: 2 BB: 0 P: 5 | R: 0 E: 0 K: 0 S: 3 | H: 0 LOB: 0 BB: 0 P: 3 | R: 0 E: 0 K: 0 S: 4 | H: 1 LOB: 1 BB: 0 P: 4 | R: 0 E: 0 K: 0 S: 4 | H: 1 LOB: 1 BB: 0 P: 4 | 1B: 4 2B: 0 3B: 0 HR: 0 | SF: 0 SAC: 0 DP: 0 HBP: 1 | WP: 0 PA: 32 PB: 0 SB: 1 CS: 0 |
| PITCHER | IP | WLS | BF | H | R | ER | SO | BB | IBB | HBP | BLK | WP | HR | S | P | ERA | WHIP | | |
| Bill Monbouquette, R ERA: 4.73 (1, 1) | 9.0 | W | 32 | 4 | 0 | 0 | 3 | 0 | 0 | 1 | 0 | 0 | 0 | 37 | 38 | 0.00 | 0.444 | | |

| Batter | 1 | 2 | 3 | 4 | 5 | 6 | 7 | 8 | 9 | AB | R | H | RBI | BB | SO | LOB | TOP | | | | | | | | | | | |
|---|------------------------------|---------------------------------|------------------------------|---------------------------------|------------------------------|---------------------------------|------------------------------|---------------------------------|------------------------------|----------------------------------|------------------------------|---------------------------------|------------------------------|---------------------------------|------------------------------|---------------------------------|--|------------------------------------|----------------------------------|--------|--|--|--|--|--|--|--|--|
| Ed Brinkman, R OBP: 0.270, SLG: 0.325 | 4-0 CS BB | | 0-0 F7 | | 0-0 FC5-4 1B | | 0-3 K | | 0-3 K | 4 | 1 | 1 | 0 | 1 | 2 | 2 | Washington Senators @ Minnesota Twins Metropolitan Stadium, Bloomington, MI Tue Jul 14 1964, 8:05 PM EDT Att: 14,054 - Unknown AB 34 R 4 H 8 RBI 4 BB 3 SO 13 LOB 15 | | | | | | | | | | | |
| John Kennedy, R OBP: 0.394, SLG: 0.392 | 0-0 F9 | | | 0-0 2B HR 1B | 1-0 FC5-4 HBP | | 0-0 1B | | 0-0 F3 | 4 | 1 | 2 | 0 | 0 | 2 | | | | | | | | | | | | | |
| Chuck Hinton, R OBP: 0.355, SLG: 0.450 | 0-3 K | | | 0-0 HR 2B | 0-0 FC5-4 WP 1-2 | | 0-3 K | | | 4 | 1 | 1 | 1 | 0 | 2 | | | | | | | | | | | | | |
| Don Lock, R OBP: 0.381, SLG: 0.460 | | 0-0 5-3 | | 0-0 HR | 0-3 K | | 0-0 F9 | | | 4 | 1 | 1 | 3 | 0 | 1 | | | | | | | | | | | | | |
| Don Zimmer, R OBP: 0.290, SLG: 0.435 | 0-3 K | | | 0-0 F3 | | 0-0 F9 | | 0-3 K | | 4 | 0 | 0 | 0 | 0 | 2 | | | | | | | | | | | | | |
| Chuck Cottler, R OBP: 0.286, SLG: 0.400 | | | | | | | | | | 0 | 0 | 0 | 0 | 0 | 0 | | | | | | | | | | | | | |
| Don Leggett, R OBP: 0.217, SLG: 0.260 | 0-0 F8 | | | 0-3 K | | 0-3 K | | 0-0 G3 | | 4 | 0 | 0 | 0 | 0 | 2 | | | | | | | | | | | | | |
| Ken Hunt, R OBP: 0.262, SLG: 0.236 | | | 4-0 BB | 0-0 1B | | 4-0 1B BB | | 0-3 K | | 2 | 0 | 1 | 0 | 2 | 1 | | | | | | | | | | | | | |
| Dick Phillips, L OBP: 0.329, SLG: 0.288 | | | 0-0 F8 | 0-0 5-3 | | 0-0 BB | | 0-0 1B | | 4 | 0 | 2 | 0 | 0 | 2 | | | | | | | | | | | | | |
| Claude Osteen, L OBP: 0.170, SLG: 0.196 | | | 0-3 K | | 0-3 K | | 0-0 1-3 | | 0-3 K | 4 | 0 | 0 | 0 | 0 | 3 | | | | | | | | | | | | | |
| Inning Stats | R: 0 E: 0 K: 1 S: 4 | H: 0 LOB: 1 BB: 1 P: 8 | R: 0 E: 0 K: 1 S: 5 | H: 0 LOB: 0 BB: 0 P: 5 | R: 0 E: 0 K: 1 S: 5 | H: 0 LOB: 1 BB: 1 P: 9 | R: 3 E: 0 K: 1 S: 9 | H: 4 LOB: 1 BB: 0 P: 9 | R: 1 E: 1 K: 2 S: 8 | H: 1 LOB: 2 BB: 1 P: 10 | R: 0 E: 0 K: 2 S: 8 | H: 1 LOB: 1 BB: 0 P: 8 | R: 0 E: 0 K: 2 S: 7 | H: 0 LOB: 0 BB: 0 P: 7 | R: 0 E: 0 K: 2 S: 8 | H: 1 LOB: 1 BB: 0 P: 8 | 1B: 6 2B: 2 3B: 0 HR: 1 | SF: 0 SAC: 0 DP: 1 HBP: 1 | WP: 2 PB: 0 SB: 0 CS: 1 | PA: 38 | | | | | | | | |
| PITCHER | IP | WLS | BF | H | R | ER | SO | BB | IBB | HBP | BLK | WP | HR | S | P | ERA | WHIP | | | | | | | | | | | |
| Jim Kaat, L ERA: 3.55 | (1, 1) | 4.2 | L | 21 | 5 | 4 | 4 | 5 | 2 | 0 | 1 | 0 | 0 | 1 | 28 | 37 | 7.71 | 1.500 | | | | | | | | | | |
| Johnny Klippstein, R ERA: 2.54 | (5, 1) | 2.1 | | 10 | 2 | 0 | 0 | 4 | 1 | 0 | 0 | 0 | 1 | 0 | 17 | 21 | 0.00 | 1.286 | | | | | | | | | | |
| Al Worthington, R ERA: 3.95 | (8, 1) | 2.0 | | 7 | 1 | 0 | 0 | 4 | 0 | 0 | 0 | 0 | 0 | 0 | 15 | 15 | 0.00 | 0.500 | | | | | | | | | | |

| Batter | 1 | 2 | 3 | 4 | 5 | 6 | 7 | 8 | 9 | AB | R | H | RBI | BB | SO | LOB | BOTTOM | | | | | | | | | | | | |
|--|------------------------------|---------------------------------|------------------------------|----------------------------------|------------------------------|---------------------------------|------------------------------|---------------------------------|------------------------------|---------------------------------|------------------------------|---------------------------------|------------------------------|---------------------------------|------------------------------|---------------------------------|---|------------------------------|---------------------------------|----------------------------------|------------------------------------|----------------------------------|--------|--|--|--|--|--|--|
| Zoilo Versalles, R OBP: 0.321, SLG: 0.435 | 0-0 1-3 | | 0-0 F8 | | 0-0 F8 | | 0-3 K | | | 4 | 0 | 0 | 0 | 0 | 1 | 4 | Washington Senators @ Minnesota Twins Metropolitan Stadium, Bloomington, MI Tue Jul 14 1964, 8:05 PM EDT Att: 14,054 - Unknown AB 33 R 3 H 8 RBI 3 BB 3 SO 4 LOB 14 | | | | | | | | | | | | |
| Rich Rollins, R OBP: 0.349, SLG: 0.426 | 4-0 G6-4-3 BB | | 0-0 F8 | | 0-0 L5 | | 0-0 F9 | | | 3 | 0 | 0 | 0 | 1 | 0 | | | | | | | | | | | | | | |
| Tony Oliva, L OBP: 0.371, SLG: 0.584 | 0-0 G6-4-3 | | 0-0 HR 1B | | 0-0 1B | | 0-0 G3 | | | 4 | 1 | 2 | 0 | 0 | 0 | | | | | | | | | | | | | | |
| Harmon Killebrew, R OBP: 0.384, SLG: 0.621 | | 0-0 6-3 | 0-0 HR | | 0-3 K | | 0-0 F9 | | | 4 | 1 | 1 | 2 | 0 | 1 | | | | | | | | | | | | | | |
| Bob Allison, R OBP: 0.428, SLG: 0.635 | | 0-0 1B BB 1B | 0-0 F7 | | 0-0 F9 | | 4-0 BB | | | 3 | 1 | 1 | 0 | 1 | 0 | | | | | | | | | | | | | | |
| Don Mincher, L OBP: 0.395, SLG: 0.667 | | 4-0 BB | 0-0 L5 | | 0-0 F8 | | 0-3 K | | | 2 | 0 | 0 | 0 | 1 | 0 | | | | | | | | | | | | | | |
| Ron Henry, R OBP: 0.200, SLG: 0.467 | | 0-0 1B BB | 0-0 L5 | | 0-0 F8 | | 0-0 K | | | 1 | 0 | 0 | 0 | 0 | 1 | | | | | | | | | | | | | | |
| Jerry Kindall, R OBP: 0.292, SLG: 0.342 | | 0-0 1B BB | | | 0-0 F8 | | 0-0 K | | | 0 | 0 | 0 | 0 | 0 | 0 | | | | | | | | | | | | | | |
| Earl Batley, R OBP: 0.346, SLG: 0.427 | | 0-0 1B | | 0-0 FC1-6 1B | | 0-0 G1-6-3 1B | | 0-0 P4 | | 4 | 0 | 3 | 0 | 0 | 0 | | | | | | | | | | | | | | |
| Jim Snyder, R OBP: 0.250, SLG: 0.235 | | 0-0 1B | | 0-0 F9 | | 0-0 G1-6-3 | | 0-0 F7 | | 4 | 0 | 1 | 1 | 0 | 2 | | | | | | | | | | | | | | |
| Jim Kaat, L OBP: 0.294, SLG: 0.333 | (1, 1) | 9.0 | W | 36 | 8 | 3 | 3 | 4 | 3 | 0 | 0 | 0 | 0 | 0 | 0 | 0 | Washington Senators @ Minnesota Twins Metropolitan Stadium, Bloomington, MI Tue Jul 14 1964, 8:05 PM EDT Att: 14,054 - Unknown AB 33 R 3 H 8 RBI 3 BB 3 SO 4 LOB 14 | | | | | | | | | | | | |
| Johnny Klippstein, R | (5, 1) | | | | | | | | | 0 | 0 | 0 | 0 | 0 | 0 | | | | | | | | | | | | | | |
| Frank Kostro, R OBP: 0.333, SLG: 0.563 | (7, PH) | | | | | | | | | 1 | 0 | 0 | 0 | 0 | 0 | | | | | | | | | | | | | | |
| Al Worthington, R | (8, 1) | | | | | | | | | 0 | 0 | 0 | 0 | 0 | 0 | | | | | | | | | | | | | | |
| Johnny Gonyl, R OBP: 0.250, SLG: 0.230 | (9, PH) | | | | | | | | | 1 | 0 | 0 | 0 | 0 | 0 | | | | | | | | | | | | | | |
| Inning Stats | R: 0 E: 0 K: 0 S: 2 | H: 0 LOB: 0 BB: 1 P: 6 | R: 1 E: 0 K: 1 S: 8 | H: 3 LOB: 3 BB: 1 P: 12 | R: 2 E: 0 K: 0 S: 5 | H: 2 LOB: 0 BB: 0 P: 5 | R: 0 E: 0 K: 0 S: 4 | H: 1 LOB: 1 BB: 0 P: 4 | R: 0 E: 0 K: 0 S: 6 | H: 1 LOB: 1 BB: 0 P: 6 | R: 0 E: 0 K: 0 S: 3 | H: 1 LOB: 0 BB: 0 P: 3 | R: 0 E: 0 K: 1 S: 5 | H: 0 LOB: 0 BB: 0 P: 5 | R: 0 E: 0 K: 1 S: 5 | H: 0 LOB: 1 BB: 1 P: 9 | | R: 0 E: 0 K: 0 S: 3 | H: 0 LOB: 0 BB: 0 P: 3 | 1B: 7 2B: 0 3B: 0 HR: 1 | SF: 0 SAC: 0 DP: 2 HBP: 0 | WP: 0 PB: 0 SB: 0 CS: 0 | PA: 36 | | | | | | |
| PITCHER | IP | WLS | BF | H | R | ER | SO | BB | IBB | HBP | BLK | WP | HR | S | P | ERA | | WHIP | | | | | | | | | | | |
| Claude Osteen, L ERA: 3.44 | (1, 1) | 9.0 | W | 36 | 8 | 3 | 3 | 4 | 3 | 0 | 0 | 0 | 0 | 1 | 41 | 53 | | 3.00 | 1.222 | | | | | | | | | | |

| Batter | 1 | 2 | 3 | 4 | 5 | 6 | 7 | 8 | 9 | AB | R | H | RBI | BB | SO | LOB | TOP | | | | | |
|---------------------------|---|--|------------------------------|---------------------------------|------------------------------|---------------------------------|-------------------------------|----------------------------------|------------------------------|---------------------------------|------------------------------|---------------------------------|------------------------------|---------------------------------|------------------------------|---------------------------------|--|---------------------------------|-----------------------------------|------------------------------------|----------------------------------|--------|
| Don Blasingame, L (1.4) | L6 | F7 | | 1-3 | | | 1-3 | | | 5 | 0 | 1 | 0 | 0 | 0 | 5 | Washington Senators @ Minnesota Twins Metropolitan Stadium, Bloomington, MI Wed Jul 15 1964, 8:05 PM EDT Att: 11,528 - Unknown  | | | | | |
| John Kennedy, R (1.5) | 1B | | FC4-6 | | L6 | | | | 1B | 5 | 0 | 4 | 0 | 0 | 0 | 0 | | | | | | |
| Jim King, L (1.9) | F5 | | FC4-6 | | K | | F2 | | G1-6-3 | 5 | 0 | 0 | 0 | 0 | 1 | 5 | | | | | | |
| Chuck Hinton, R (1.7) | | | G4-6-3 | | K | | | F2 | | 4 | 0 | 1 | 0 | 0 | 1 | 1 | | | | | | |
| Don Lock, R (1.8) | F7 | | | K | | | 5-3 | | F7 | 4 | 0 | 0 | 0 | 0 | 1 | 2 | | | | | | |
| Dick Phillips, L (1.3) | | F8 | | 1B | | | | | 1B | 3 | 0 | 2 | 0 | 1 | 0 | 0 | | | | | | |
| Mike Brumley, L (1.2) | | 1B | | 1B | | | K | | 1B | 4 | 0 | 3 | 0 | 0 | 1 | 1 | | | | | | |
| Ed Brinkman, R (1.6) | | 1B | | 1B | | | K | | 1B | 4 | 0 | 1 | 0 | 0 | 1 | 4 | | | | | | |
| Don Rudolph, L (1.1) | | F9 | | 1B | | | K | | FC5-4 | 1 | 0 | 1 | 0 | 0 | 0 | 0 | | | | | | |
| Steve Ritzik, R (2.1) | | | | | | | 1-6-3 | | 6-3 | 1 | 0 | 0 | 0 | 0 | 1 | 3 | | | | | | |
| Fred Valentine, S (7. PH) | | | | | | | | | | 1 | 0 | 0 | 0 | 0 | 0 | 0 | | | | | | |
| Bennie Daniels, L (7.1) | | | | | | | | | | 0 | 0 | 0 | 0 | 0 | 0 | 0 | | | | | | |
| Don Zimmer, R (9. PH) | | | | | | | | | | 1 | 0 | 0 | 0 | 0 | 0 | 0 | | | | | | |
| Inning Stats | R: 0 E: 0 K: 0 S: 5 | H: 2 LOB: 2 BB: 0 P: 5 | R: 0 E: 0 K: 0 S: 5 | H: 2 LOB: 0 BB: 0 P: 5 | R: 0 E: 0 K: 2 S: 3 | H: 1 LOB: 0 BB: 0 P: 3 | R: 0 E: 0 K: 2 S: 10 | H: 3 LOB: 3 BB: 0 P: 10 | R: 0 E: 0 K: 2 S: 7 | H: 0 LOB: 0 BB: 0 P: 7 | R: 0 E: 0 K: 2 S: 8 | H: 1 LOB: 1 BB: 0 P: 8 | R: 0 E: 0 K: 0 S: 4 | H: 1 LOB: 1 BB: 0 P: 4 | R: 0 E: 0 K: 0 S: 4 | H: 1 LOB: 2 BB: 0 P: 8 | R: 0 E: 0 K: 0 S: 4 | H: 2 LOB: 1 BB: 0 P: 4 | 1B: 13 2B: 0 3B: 0 HR: 0 | SF: 0 SAC: 0 DP: 2 HBP: 0 | WP: 0 PB: 0 SB: 0 CS: 0 | PA: 39 |
| PITCHER | IP WLS BF H R ER SO BB IBB HBP BLK WP HR S P ERA WHIP | 9.0 W 39 13 0 0 6 1 0 0 0 0 0 50 54 0.00 1.556 | | | | | | | | | | | | | | | ERA WHIP | | | | | |

| Batter | 1 | 2 | 3 | 4 | 5 | 6 | 7 | 8 | 9 | AB | R | H | RBI | BB | SO | LOB | BOTTOM | | | |
|---------------------------|---|--|------------------------------|---------------------------------|------------------------------|---------------------------------|------------------------------|---------------------------------|------------------------------|---------------------------------|------------------------------|---------------------------------|------------------------------|----------------------------------|------------------------------|----------------------------------|--|----------------------------------|------------------------------------|----------------------------------|
| Zoilo Versalles, R (1.6) | 1B | 5-3 | | P6 | | | | | | 5 | 1 | 3 | 1 | 0 | 0 | 1 | Washington Senators @ Minnesota Twins Metropolitan Stadium, Bloomington, MI Wed Jul 15 1964, 8:05 PM EDT Att: 11,528 - Unknown  | | | |
| Rich Rollins, R (1.5) | 1B | 5-3 | | | | | | | | 5 | 2 | 2 | 1 | 0 | 1 | 3 | | | | |
| Tony Oliva, L (1.9) | P6 | | F7 | | F8 | | G3 | | | 4 | 0 | 0 | 0 | 0 | 0 | 2 | | | | |
| Harmon Killebrew, R (1.7) | 1B | | F7 | | | | 5-3 | | | 3 | 0 | 1 | 0 | 1 | 0 | 0 | | | | |
| Bob Allison, R (1.3) | 1B | | 5-3 | | F8 | | WP | | | 4 | 0 | 2 | 2 | 0 | 0 | 1 | | | | |
| Jimmie Hall, L (1.8) | K | | | | 4-3 | | G3 | | | 4 | 1 | 1 | 1 | 0 | 1 | 4 | | | | |
| Earl Batley, R (1.2) | FC4-6 | | | | SH1-4 | | 5-3 | | K | 3 | 1 | 1 | 0 | 1 | 1 | 2 | | | | |
| Jim Snyder, R (1.4) | | | | | SH1-4 | | SH3-4 | | L3 | 2 | 1 | 1 | 1 | 0 | 0 | 0 | | | | |
| Mudcat Grant, R (1.1) | | | | | F2 | | 5-3 | | 2B | 3 | 0 | 0 | 0 | 1 | 0 | 2 | | | | |
| Inning Stats | R: 2 E: 0 K: 1 S: 8 | H: 3 LOB: 2 BB: 1 P: 12 | R: 1 E: 0 K: 0 S: 4 | H: 1 LOB: 0 BB: 0 P: 4 | R: 0 E: 0 K: 0 S: 3 | H: 0 LOB: 0 BB: 0 P: 3 | R: 1 E: 0 K: 0 S: 4 | H: 1 LOB: 1 BB: 1 P: 8 | R: 1 E: 0 K: 0 S: 5 | H: 2 LOB: 1 BB: 0 P: 5 | R: 0 E: 0 K: 0 S: 4 | H: 1 LOB: 1 BB: 0 P: 4 | R: 0 E: 0 K: 2 S: 8 | H: 1 LOB: 2 BB: 1 P: 12 | R: 0 E: 0 K: 2 S: 8 | H: 1 LOB: 1 BB: 1 P: 12 | | 1B: 7 2B: 1 3B: 0 HR: 3 | SF: 0 SAC: 2 DP: 0 HBP: 0 | WP: 1 PB: 0 SB: 1 CS: 0 |
| PITCHER | IP WLS BF H R ER SO BB IBB HBP BLK WP HR S P ERA WHIP | 1.0 L 8 4 3 3 0 1 0 0 0 0 2 20 24 5.40 1.200 | | | | | | | | | | | | | | | ERA WHIP | | | |

| Batter | 1 | 2 | 3 | 4 | 5 | 6 | 7 | 8 | 9 | AB | R | H | RBI | BB | SO | LOB | TOP | | | | | | | | | | |
|---|------------------------------|---------------------------------|------------------------------|---------------------------------|------------------------------|---------------------------------|------------------------------|---------------------------------|------------------------------|---------------------------------|------------------------------|---------------------------------|------------------------------|---------------------------------|------------------------------|----------------------------------|----------------------------------|------------------------------------|----------------------------------|--------|--|--|--|--|--|--|--|
| Don Blasingame, L (1, 4) OBP: 0.310, SLG: 0.324 | 3-1 | | 2B 1B | | K | | | G6-4-3 1B | BB 1B | 5 | 1 | 3 | 2 | 0 | 1 | 1 | | | | | | | | | | | |
| John Kennedy, R (1, 5) OBP: 0.314, SLG: 0.403 | P4 | | 2B | | K | | | G6-4-3 1B | BB 1B | 5 | 0 | 2 | 2 | 0 | 1 | 1 | | | | | | | | | | | |
| Jim King, L (1, 9) OBP: 0.354, SLG: 0.471 | F2 | | 4-3 | | K | | | | | 4 | 0 | 1 | 1 | 1 | 1 | 1 | | | | | | | | | | | |
| Chuck Hinton, R (1, 7) OBP: 0.352, SLG: 0.444 | | F3 | | | F9 | | | | | 5 | 1 | 1 | 0 | 0 | 0 | 4 | | | | | | | | | | | |
| Dick Phillips, L (1, 3) OBP: 0.331, SLG: 0.288 | 3-1 | | | | P4 | | | G3 | | 4 | 1 | 0 | 0 | 0 | 0 | 2 | | | | | | | | | | | |
| Don Lock, R (1, 8) OBP: 0.374, SLG: 0.449 | P4 | | | | 6-3 | | | | | 4 | 0 | 1 | 2 | 0 | 0 | 0 | | | | | | | | | | | |
| Mike Brumley, L (1, 2) OBP: 0.324, SLG: 0.309 | | | 1-3 | | | | | F7 | | 3 | 1 | 1 | 0 | 1 | 0 | 0 | | | | | | | | | | | |
| Ed Brinkman, R (1, 6) OBP: 0.269, SLG: 0.321 | | | K | | L6 | | | 5-3 | | 3 | 1 | 0 | 0 | 0 | 1 | 1 | | | | | | | | | | | |
| Dave Stenhouse, R (1, 1) OBP: 0.500, SLG: 0.429 | | | | | SH1-4 | | | | | 1 | 1 | 1 | 0 | 0 | 0 | 0 | | | | | | | | | | | |
| Fred Valentine, S (8, PH) OBP: 0.316, SLG: 0.342 | | | | | | | | | FC1-2 | 1 | 0 | 0 | 0 | 0 | 1 | 0 | | | | | | | | | | | |
| Jim Hannan, R (8, 1) OBP: 0.214, SLG: 0.231 | | | 2B 1B | | SH1-4 | | | K | FC1-2 | 1 | 1 | 0 | 0 | 0 | 0 | 3 | | | | | | | | | | | |
| Inning Stats | R: 0 E: 0 K: 0 S: 3 | H: 0 LOB: 0 BB: 0 P: 3 | R: 0 E: 0 K: 0 S: 3 | H: 0 LOB: 0 BB: 0 P: 3 | R: 2 E: 0 K: 1 S: 8 | H: 3 LOB: 1 BB: 0 P: 8 | R: 0 E: 0 K: 0 S: 3 | H: 0 LOB: 0 BB: 0 P: 3 | R: 0 E: 0 K: 1 S: 6 | H: 1 LOB: 1 BB: 0 P: 6 | R: 0 E: 0 K: 0 S: 3 | H: 0 LOB: 0 BB: 0 P: 3 | R: 0 E: 0 K: 1 S: 5 | H: 1 LOB: 0 BB: 0 P: 5 | R: 5 E: 1 K: 0 S: 8 | H: 4 LOB: 3 BB: 2 P: 17 | 1B: 9 2B: 1 3B: 0 HR: 0 | SF: 0 SAC: 1 DP: 1 HBP: 1 | WP: 0 PB: 0 SB: 2 CS: 0 | PA: 40 | | | | | | | |
| PITCHER | IP | WLS | BF | H | R | ER | SO | BB | IBB | HBP | BLK | WP | HR | S | P | ERA | WHIP | | | | | | | | | | |
| Camilo Pascual, R (1, 1) ERA: 3.8 | 8.1 | L | 35 | 8 | 7 | 3 | 5 | 0 | 1 | 1 | 0 | 0 | 0 | 43 | 48 | 3.24 | 0.960 | | | | | | | | | | |
| Johnny Klippstein, R (9, 1) ERA: 2.91 | 0.1 | | 3 | 2 | 0 | 0 | 0 | 0 | 0 | 0 | 0 | 0 | 0 | 3 | 3 | 0.00 | 6.000 | | | | | | | | | | |
| Gerry Arrigo, L (9, 1) ERA: 3.84 | 0.1 | | 2 | 0 | 0 | 0 | 0 | 1 | 0 | 0 | 0 | 0 | 0 | 1 | 5 | 0.00 | 3.000 | | | | | | | | | | |

Washington Senators @ Minnesota Twins
 Metropolitan Stadium, Bloomington, MI
 Thu Jul 16 1964, 4:33 AM EDT
 Att: 6,687 - Unknown

| | |
|-----|----|
| AB | 36 |
| R | 7 |
| H | 10 |
| RBI | 7 |
| BB | 2 |
| SO | 5 |
| LOB | 13 |



| Batter | 1 | 2 | 3 | 4 | 5 | 6 | 7 | 8 | 9 | AB | R | H | RBI | BB | SO | LOB | BOTTOM | | | | | | | | | | |
|--|------------------------------|---------------------------------|------------------------------|---------------------------------|------------------------------|---------------------------------|------------------------------|---------------------------------|------------------------------|---------------------------------|------------------------------|---------------------------------|------------------------------|---------------------------------|------------------------------|---------------------------------|------------------------------|---------------------------------|----------------------------------|------------------------------------|----------------------------------|--------|--|--|--|--|--|
| Zoilo Versalles, R (1, 6) OBP: 0.327, SLG: 0.446 | 2B | | K | | P4 | | | 2B | | 4 | 0 | 2 | 0 | 0 | 1 | 0 | | | | | | | | | | | |
| Rich Rollins, R (1, 5) OBP: 0.346, SLG: 0.429 | 1-3 | | F9 | | | | | 5-3 | | 4 | 0 | 0 | 0 | 0 | 1 | 2 | | | | | | | | | | | |
| Tony Oliva, L (1, 9) OBP: 0.371, SLG: 0.587 | F7 | | | | HR | | | 1B | | 3 | 1 | 2 | 1 | 1 | 0 | 1 | | | | | | | | | | | |
| Harmon Killebrew, R (1, 7) OBP: 0.381, SLG: 0.610 | 5-3 | | | | K | | | 5-3 | | 4 | 0 | 0 | 0 | 0 | 2 | 4 | | | | | | | | | | | |
| Bob Allison, R (1, 3) OBP: 0.429, SLG: 0.641 | | | HR | | 1B | | | 1-3 | | 4 | 1 | 2 | 1 | 0 | 1 | 1 | | | | | | | | | | | |
| Jimmie Hall, L (1, 8) OBP: 0.303, SLG: 0.484 | F8 | | F9 | | F9 | | | 4-3 | | 4 | 0 | 0 | 0 | 0 | 1 | 1 | | | | | | | | | | | |
| Earl Batley, R (1, 2) OBP: 0.250, SLG: 0.425 | | | | | F9 | | | | | 3 | 0 | 1 | 0 | 1 | 0 | 1 | | | | | | | | | | | |
| Jerry Kindall, R (9, PR) OBP: 0.282, SLG: 0.342 | | | CS BB | | | | | | | 0 | 0 | 0 | 0 | 0 | 0 | 0 | | | | | | | | | | | |
| Jim Snyder, R (1, 4) OBP: 0.242, SLG: 0.281 | 4-3 | | | | F7 | | | 1-3 | | 4 | 0 | 0 | 0 | 0 | 2 | | | | | | | | | | | | |
| Camilo Pascual, R (1, 1) OBP: 0.250, SLG: 0.283 | | | | | | | | | | 3 | 0 | 0 | 0 | 0 | 0 | 0 | | | | | | | | | | | |
| Johnny Klippstein, R (9, 1) ERA: 2.91 | | | | | | | | | | 0 | 0 | 0 | 0 | 0 | 0 | 0 | | | | | | | | | | | |
| Gerry Arrigo, L (9, 1) OBP: 0.240, SLG: 0.174 | | | | | | | | | | 0 | 0 | 0 | 0 | 0 | 0 | 0 | | | | | | | | | | | |
| Inning Stats | R: 0 E: 0 K: 0 S: 4 | H: 1 LOB: 1 BB: 0 P: 4 | R: 1 E: 0 K: 0 S: 3 | H: 1 LOB: 0 BB: 1 P: 7 | R: 0 E: 0 K: 1 S: 5 | H: 0 LOB: 0 BB: 0 P: 5 | R: 1 E: 0 K: 1 S: 7 | H: 2 LOB: 1 BB: 0 P: 7 | R: 0 E: 0 K: 0 S: 3 | H: 0 LOB: 0 BB: 0 P: 3 | R: 0 E: 0 K: 2 S: 8 | H: 1 LOB: 1 BB: 0 P: 8 | R: 0 E: 0 K: 0 S: 3 | H: 0 LOB: 0 BB: 0 P: 3 | R: 0 E: 0 K: 0 S: 4 | H: 1 LOB: 2 BB: 1 P: 8 | R: 0 E: 0 K: 2 S: 8 | H: 1 LOB: 1 BB: 0 P: 8 | 1B: 3 2B: 2 3B: 0 HR: 2 | SF: 0 SAC: 0 DP: 0 HBP: 0 | WP: 0 PB: 0 SB: 0 CS: 1 | PA: 35 | | | | | |
| PITCHER | IP | WLS | BF | H | R | ER | SO | BB | IBB | HBP | BLK | WP | HR | S | P | ERA | WHIP | | | | | | | | | | |
| Dave Stenhouse, R (1, 1) ERA: 5.27 | 7.0 | | 26 | 5 | 2 | 2 | 4 | 1 | 0 | 0 | 0 | 0 | 0 | 2 | 33 | 2.57 | 0.857 | | | | | | | | | | |
| Jim Hannan, R (8, 1) ERA: 3.64 | 2.0 | W | 9 | 2 | 0 | 0 | 2 | 0 | 1 | 0 | 0 | 0 | 0 | 12 | 16 | 0.00 | 1.000 | | | | | | | | | | |

Washington Senators @ Minnesota Twins
 Metropolitan Stadium, Bloomington, MI
 Thu Jul 16 1964, 4:33 AM EDT
 Att: 6,687 - Unknown

| | |
|-----|----|
| AB | 33 |
| R | 2 |
| H | 7 |
| RBI | 2 |
| BB | 2 |
| SO | 6 |
| LOB | 12 |



| Batter | 1 | 2 | 3 | 4 | 5 | 6 | 7 | 8 | 9 | AB | R | H | RBI | BB | SO | LOB | TOP | | | |
|---|--|---------------------------------|------------------------------|---------------------------------|------------------------------|---------------------------------|------------------------------|---------------------------------|------------------------------|---------------------------------|------------------------------|---------------------------------|------------------------------|---------------------------------|------------------------------|---------------------------------|----------------------------------|------------------------------------|----------------------------------|--------|
| Don Blasingame, L (1,4) OBP: 0.306, SLG: 0.320 | F9 | | F3 | | P6 | | | 4-3 | | 4 | 0 | 0 | 0 | 0 | 0 | 2 | | | | |
| John Kennedy, R (1,5) OBP: 0.310, SLG: 0.397 | F8 | | K | | | F8 | | 5-3 | | 4 | 0 | 0 | 0 | 0 | 1 | 2 | | | | |
| Jim King, L (1,9) OBP: 0.356, SLG: 0.472 | 1B | | K | | | F9 | | | G6-4-3 1B | 4 | 0 | 2 | 0 | 0 | 1 | 1 | | | | |
| Chuck Hinton, R (1,7) OBP: 0.351, SLG: 0.448 | P5 | | | FC5-2 3B | | 4-3 | | G6-4-3 1B | | 4 | 0 | 1 | 0 | 0 | 0 | 2 | | | | |
| Don Lock, R (1,8) OBP: 0.369, SLG: 0.442 | | F9 | | FC5-2 FC6-4 | | 4-3 | | 6-3 | | 4 | 0 | 0 | 0 | 0 | 0 | 1 | | | | |
| Dick Phillips, L (1,3) OBP: 0.331, SLG: 0.289 | | | | FC6-4 1B | | 5-3 | | | | 3 | 0 | 1 | 0 | 0 | 0 | 1 | | | | |
| Mike Brumley, L (1,2) OBP: 0.320, SLG: 0.305 | | F9 | | 3-1 | | K | | | | 3 | 0 | 0 | 0 | 0 | 1 | 2 | | | | |
| Ed Brinkman, R (1,6) OBP: 0.270, SLG: 0.321 | | F9 | | | P3 | | | 4-3 G3 1B | | 3 | 0 | 1 | 0 | 0 | 0 | 1 | | | | |
| Alan Koch, R (1,1) OBP: 0.308, SLG: 0.423 | | | | | F8 | | | G3 | | 2 | 0 | 1 | 0 | 0 | 0 | 0 | | | | |
| Don Rudolph, L (7,1) OBP: 0.200, SLG: 0.111 | | | | | | | | | | 0 | 0 | 0 | 0 | 0 | 0 | 0 | | | | |
| Fred Valentine, S (6,PH) OBP: 0.314, SLG: 0.339 | | | | | | | | | | 1 | 0 | 0 | 0 | 0 | 0 | 1 | | | | |
| Ron Kline, R (8,1) OBP: 0.400, SLG: 0.250 | | | | 2B | | | | | | 0 | 0 | 0 | 0 | 0 | 0 | 0 | | | | |
| Inning Stats | R: 0 E: 0 K: 0 S: 4 | H: 1 LOB: 1 BB: 0 P: 4 | R: 0 E: 0 K: 0 S: 4 | H: 1 LOB: 1 BB: 0 P: 4 | R: 0 E: 0 K: 2 S: 8 | H: 1 LOB: 1 BB: 0 P: 8 | R: 0 E: 1 K: 0 S: 4 | H: 0 LOB: 0 BB: 0 P: 4 | R: 0 E: 0 K: 0 S: 3 | H: 0 LOB: 0 BB: 0 P: 3 | R: 0 E: 0 K: 1 S: 5 | H: 0 LOB: 0 BB: 0 P: 5 | R: 0 E: 0 K: 0 S: 4 | H: 1 LOB: 1 BB: 0 P: 4 | R: 0 E: 0 K: 0 S: 3 | H: 1 LOB: 0 BB: 0 P: 3 | 1B: 4 2B: 1 3B: 1 HR: 0 | SF: 0 SAC: 0 DP: 1 HBP: 0 | WP: 0 PB: 0 SB: 0 CS: 0 | PA: 32 |
| PITCHER Bill Monbouquette, R (1,1) ERA: 4.41 | IP: 9.0 WLS: W BF: 32 H: 6 R: 0 ER: 0 SO: 3 BB: 0 IBB: 0 HBP: 0 BLK: 0 WP: 0 HR: 0 S: 38 P: 38 ERA: 0.00 WHIP: 0.667 | | | | | | | | | | | | | | | PITCHER | | | | |

Washington Senators @ Boston Red Sox
Fenway Park, Boston, MA
Fri Jul 17, 1964, 7:05 PM EDT
Att: 10,586 - Unknown

| | |
|-----|----|
| AB | 32 |
| R | 0 |
| H | 6 |
| RBI | 0 |
| BB | 0 |
| SO | 3 |
| LOB | 13 |

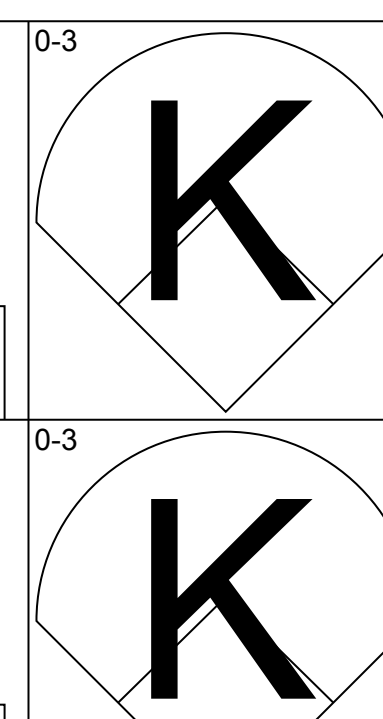
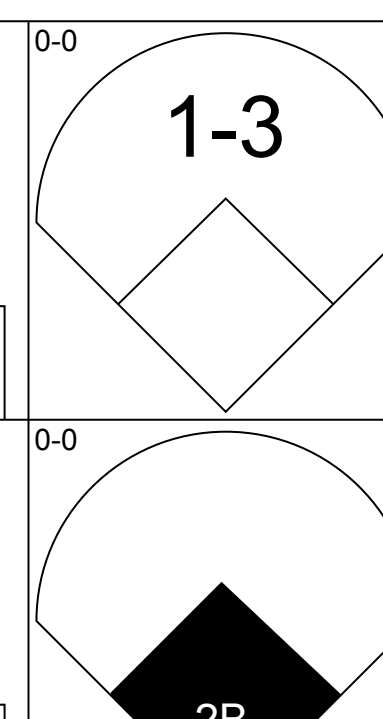
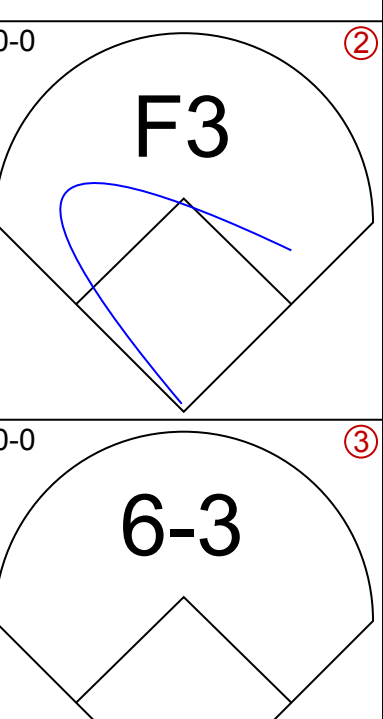
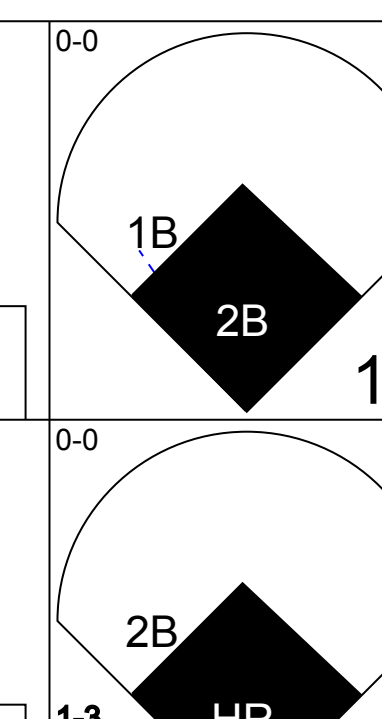
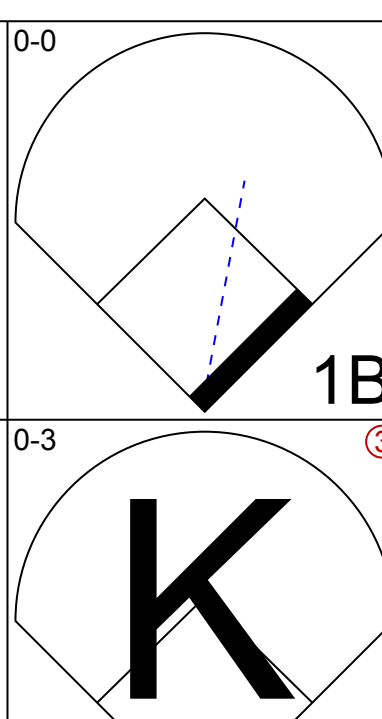
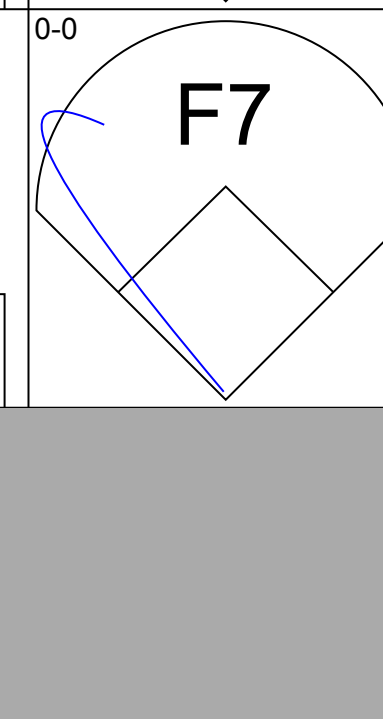
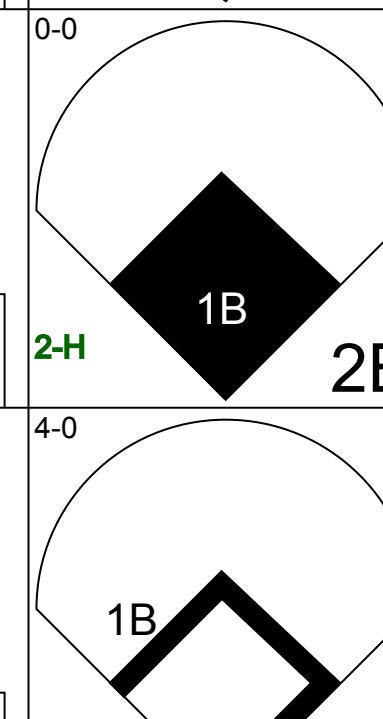

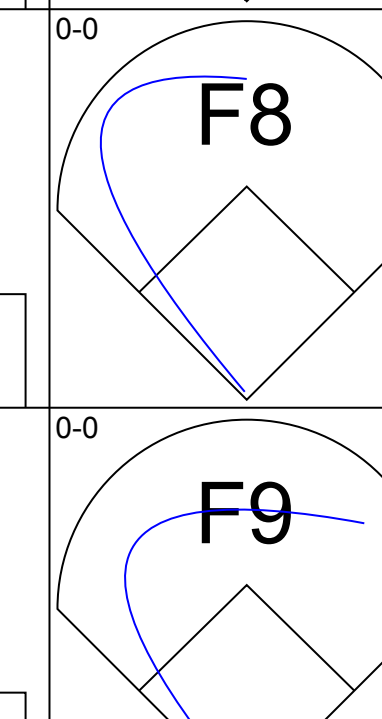


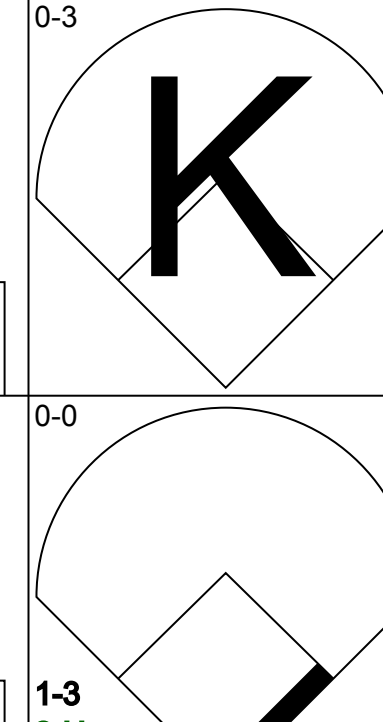

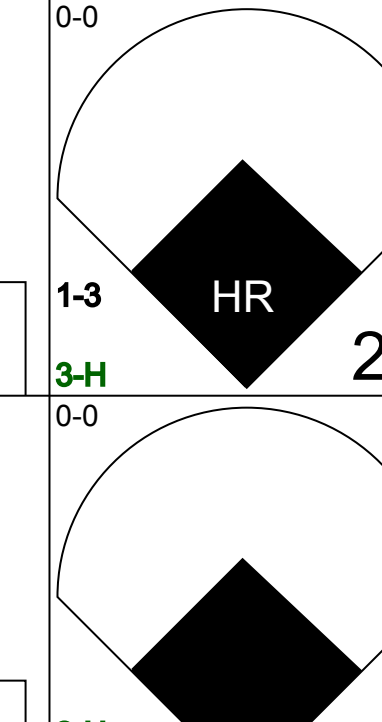
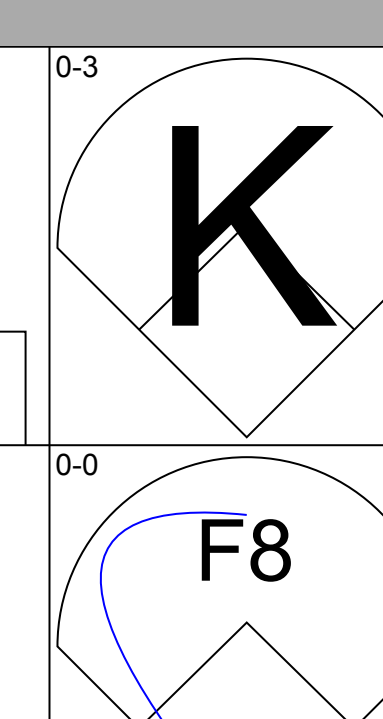
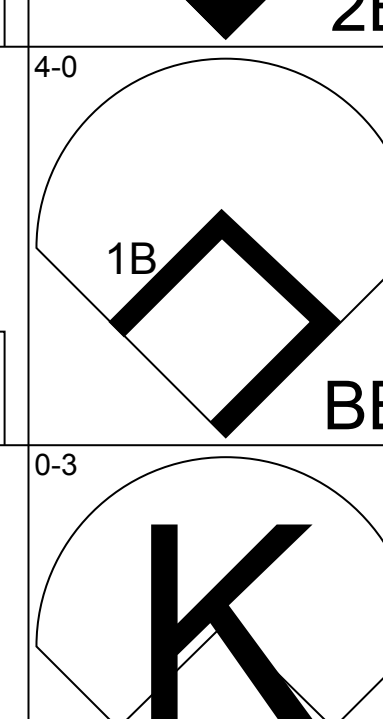
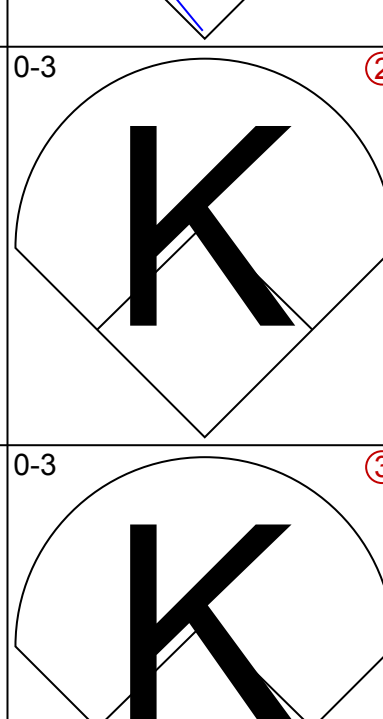
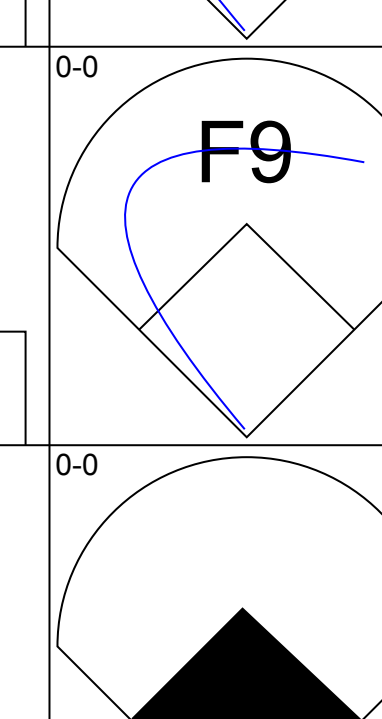

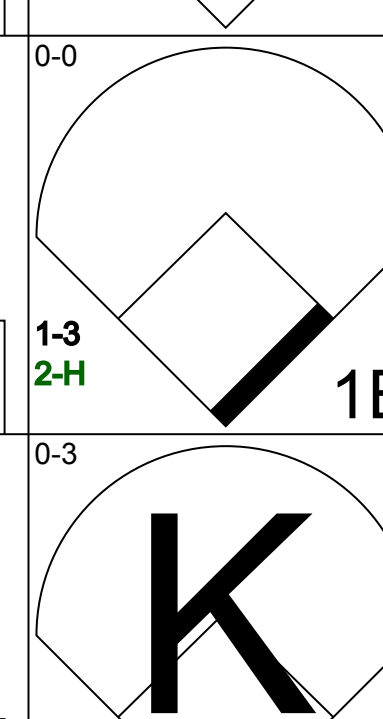

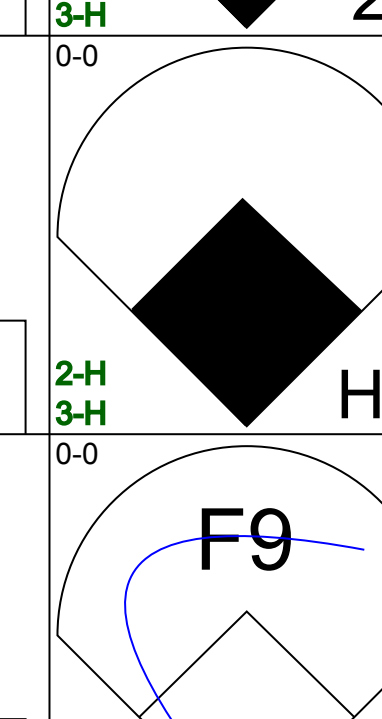


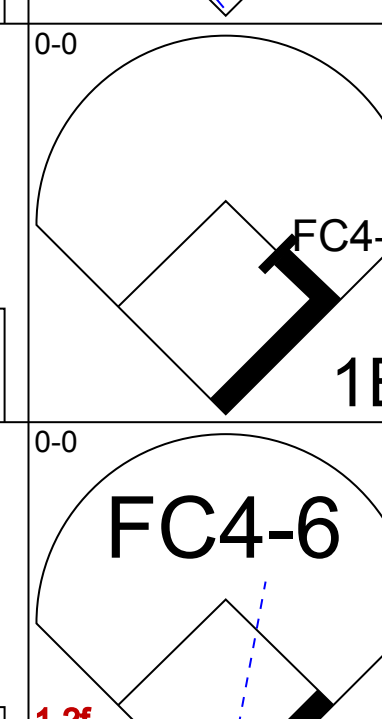
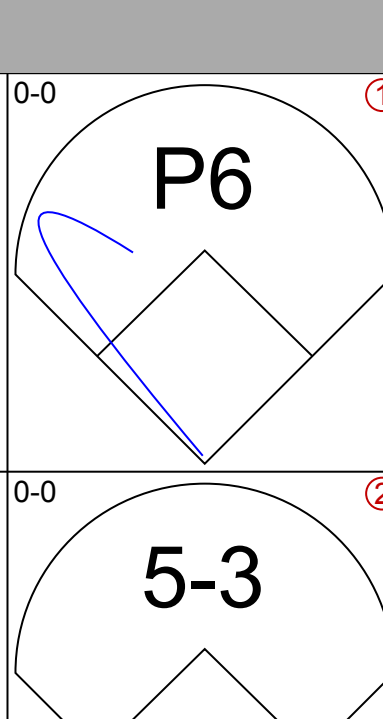

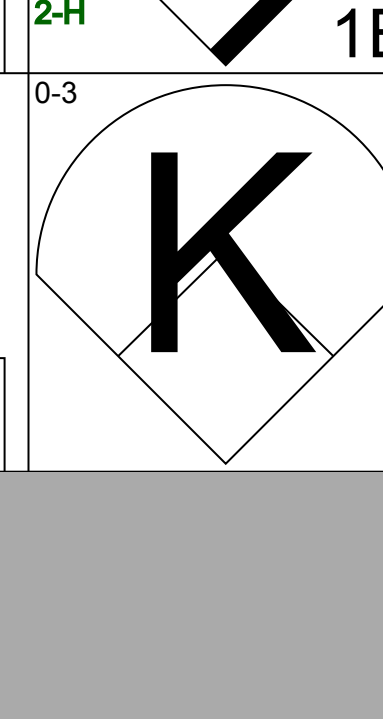

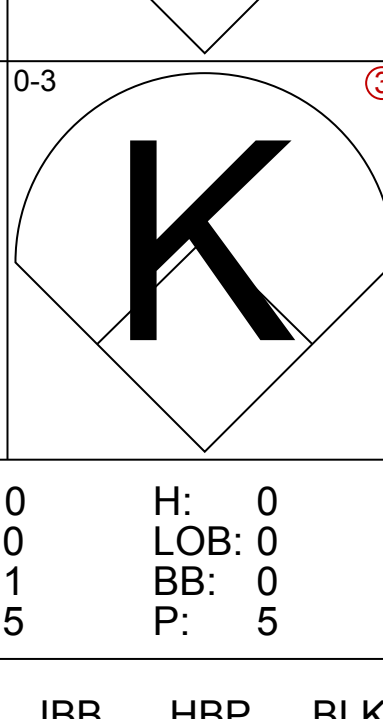
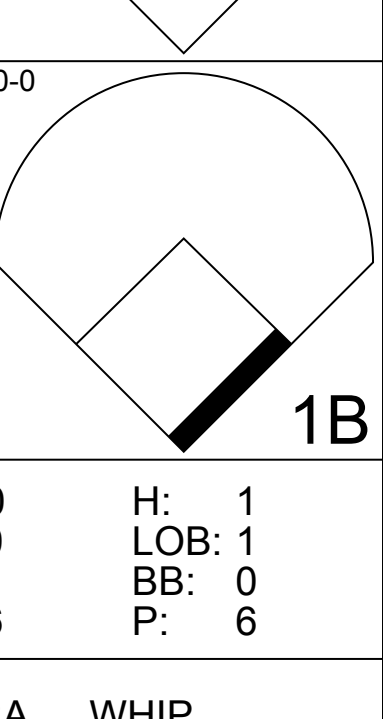
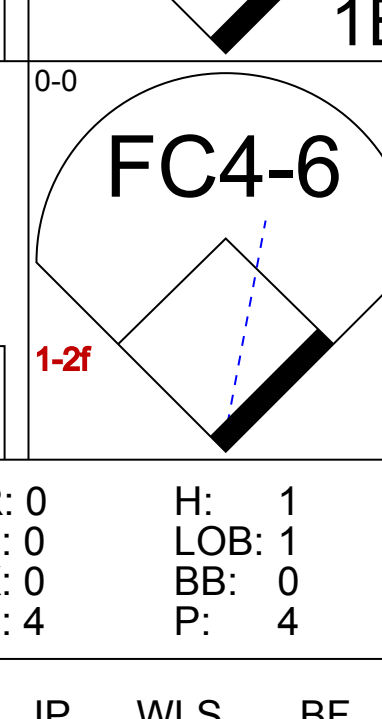

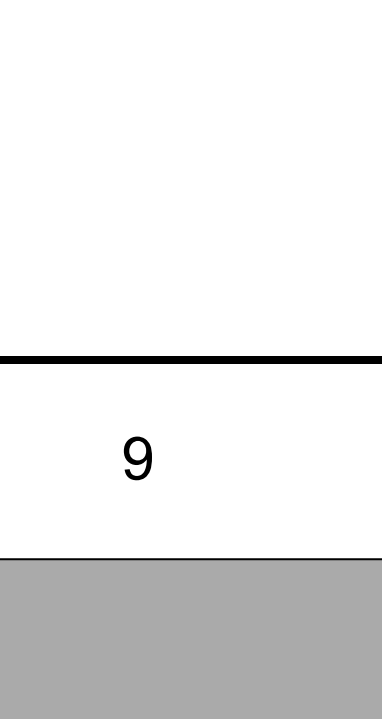
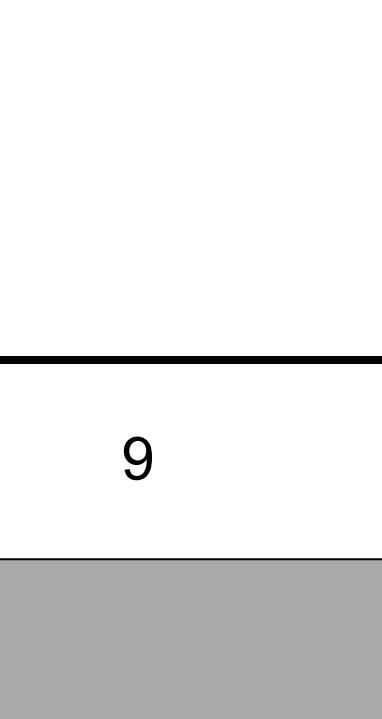
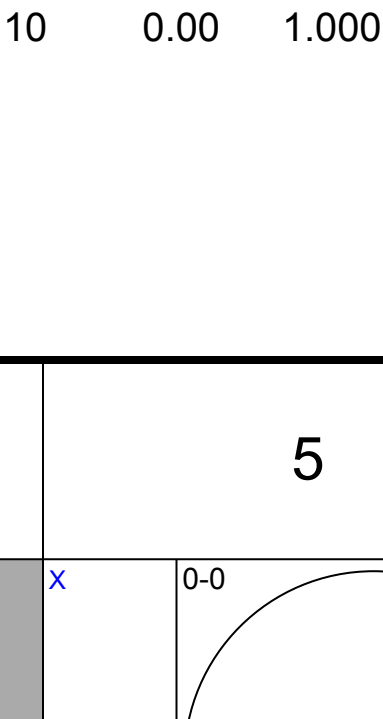
| | |
|-------|--------|
| WP: 0 | PA: 32 |
| PB: 0 | |
| SB: 0 | |
| CS: 0 | |

| Batter | 1 | 2 | 3 | 4 | 5 | 6 | 7 | 8 | 9 | AB | R | H | RBI | BB | SO | LOB | BOTTOM |
|--|---|----------------------------------|------------------------------|---------------------------------|------------------------------|---------------------------------|------------------------------|---------------------------------|------------------------------|---------------------------------|------------------------------|----------------------------------|----------------------------------|------------------------------------|----------------------------------|----------------|--------|
| Felix Mantilla, R (1,4) OBP: 0.348, SLG: 0.540 | P6 | 5-3 | | | F7 | | | 1B | | 4 | 0 | 1 | 0 | 0 | 0 | 0 | |
| Tony Conigliaro, R (1,7) OBP: 0.337, SLG: 0.531 | HR | | | 1B | CS | | | 1B | | 4 | 1 | 4 | 1 | 0 | 0 | 0 | |
| Carl Yastrzemski, L (1,8) OBP: 0.381, SLG: 0.474 | HR | BB | | F7 | CS | | | K | | 3 | 2 | 1 | 0 | 1 | 1 | 3 | |
| Dick Stuart, R (1,3) OBP: 0.305, SLG: 0.494 | HR | | | P6 | | | | 3-1 | | 4 | 2 | 2 | 4 | 0 | 0 | 3 | |
| Lee Thomas, L (1,9) OBP: 0.333, SLG: 0.420 | 1B | | | P4 | | | | F9 | | 4 | 0 | 2 | 0 | 0 | 0 | 1 | |
| Frank Malzone, R (1,5) OBP: 0.340, SLG: 0.414 | F7 | | | F2 | | P3 | | BB | | 4 | 0 | 1 | 0 | 0 | 0 | 2 | |
| Eddie Bressoud, R (1,6) OBP: 0.361, SLG: 0.435 | P4 | | | K | | K | | BB | | 3 | 0 | 0 | 0 | 1 | 2 | 2 | |
| Russ Nixon, L (1,2) OBP: 0.351, SLG: 0.340 | | 4-3 | | 4-3 | | F4 | | P6 | | 4 | 0 | 0 | 0 | 0 | 0 | 3 | |
| Bill Monbouquette, R (1,1) OBP: 0.205, SLG: 0.103 | | F2 | | | 6-3 | | | K | | 4 | 0 | 0 | 0 | 0 | 1 | 2 | |
| Inning Stats | R: 3 E: 0 K: 0 S: 6 | H: 3 LOB: 1 BB: 1 P: 10 | R: 0 E: 0 K: 0 S: 3 | H: 0 LOB: 0 BB: 0 P: 3 | R: 0 E: 0 K: 1 S: 5 | H: 1 LOB: 0 BB: 0 P: 5 | R: 0 E: 0 K: 1 S: 8 | H: 3 LOB: 1 BB: 0 P: 8 | R: 0 E: 0 K: 1 S: 7 | H: 2 LOB: 2 BB: 0 P: 7 | R: 0 E: 0 K: 1 S: 6 | H: 1 LOB: 2 BB: 1 P: 10 | 1B: 8 2B: 0 3B: 0 HR: 3 | SF: 0 SAC: 0 DP: 0 HBP: 0 | WP: 0 PB: 0 SB: 0 CS: 1 | PA: 37 | |
| PITCHER Alan Koch, R (1,1) ERA: 4.67 | IP: 6.1 WLS: L BF: 29 H: 10 R: 5 ER: 5 SO: 2 BB: 1 IBB: 0 HBP: 0 BLK: 0 WP: 0 HR: 3 S: 32 P: 36 ERA: 7.11 WHIP: 1.737 | | | | | | | | | | | | | | | PITCHER | |
| Don Rudolph, L (7,1) ERA: 3.46 | 0.2 | 2 | 0 | 0 | 0 | 1 | 0 | 0 | 0 | 0 | 0 | 4 | 4 | 0.00 | 0.000 | | |
| Ron Kline, R (8,1) ERA: 2.4 | 1.0 | 5 | 1 | 0 | 0 | 1 | 1 | 0 | 0 | 0 | 6 | 10 | 0.00 | 2.000 | | | |

Washington Senators @ Boston Red Sox
Fenway Park, Boston, MA
Fri Jul 17, 1964, 7:05 PM EDT
Att: 10,586 - Unknown

| | |
|-----|----|
| AB | 34 |
| R | 5 |
| H | 11 |
| RBI | 5 |
| BB | 2 |
| SO | 4 |
| LOB | 16 |

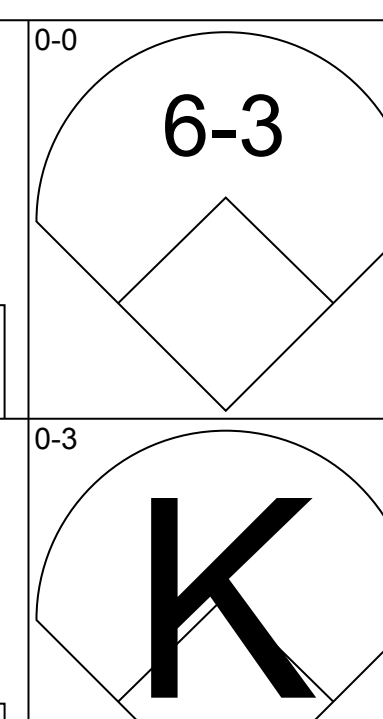
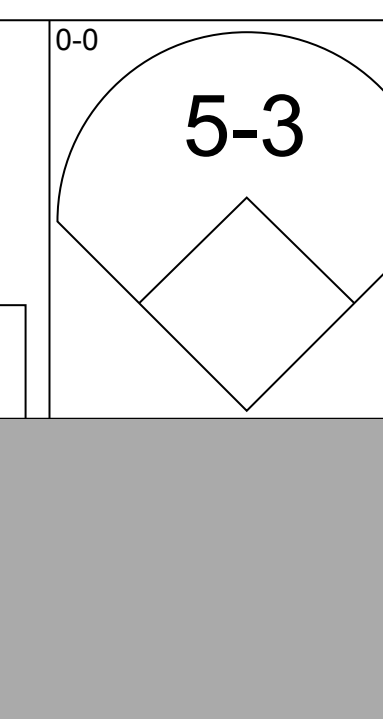
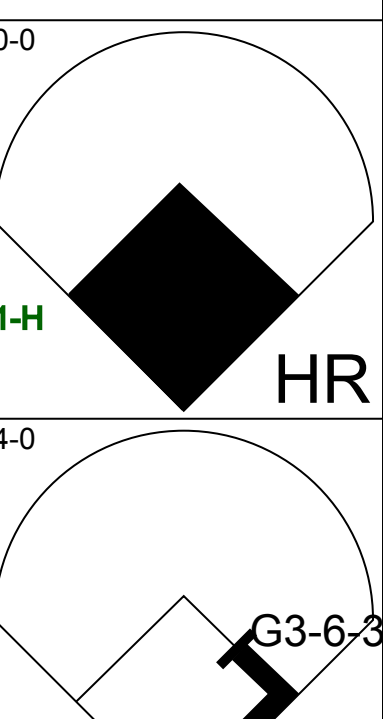
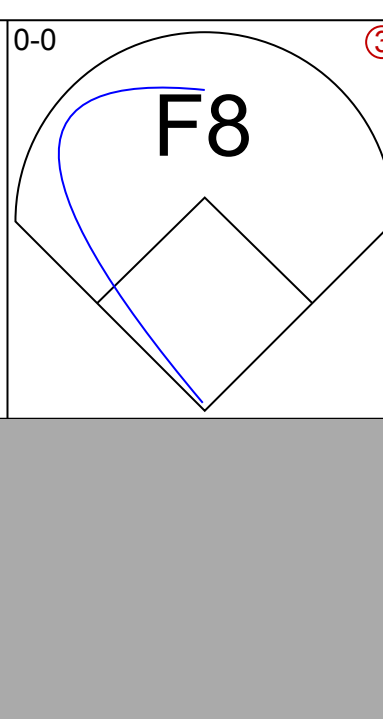
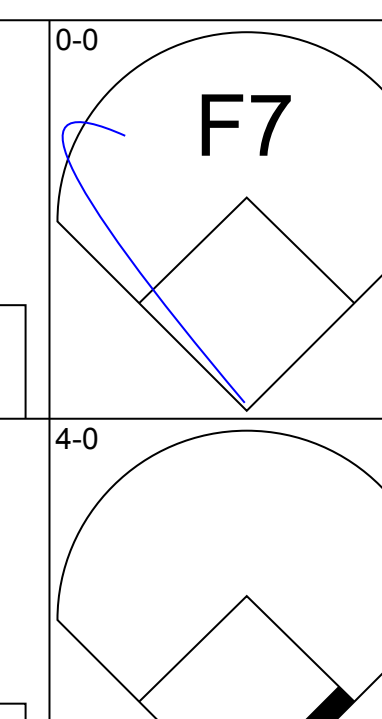
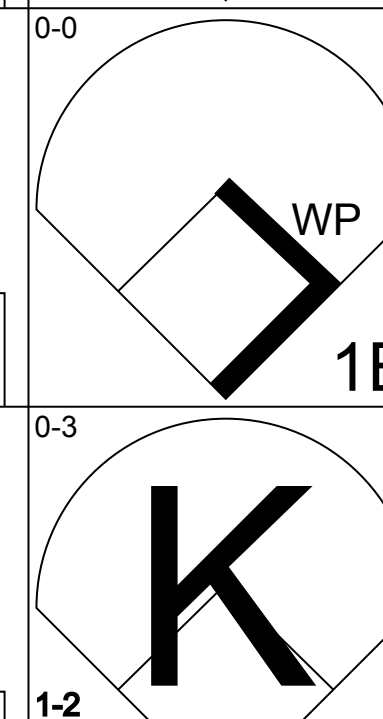
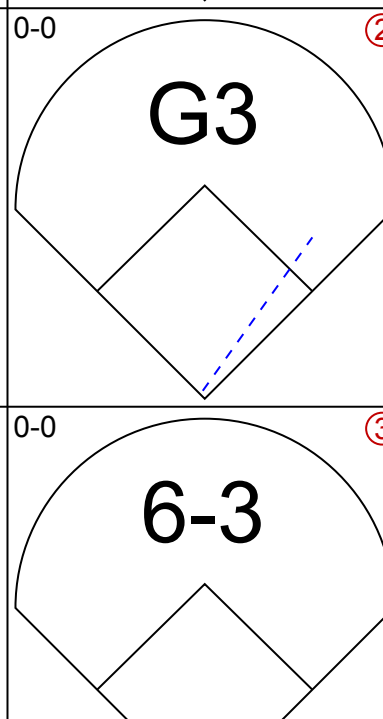
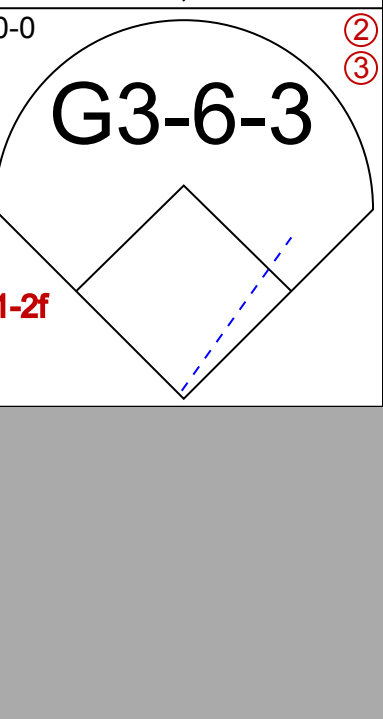
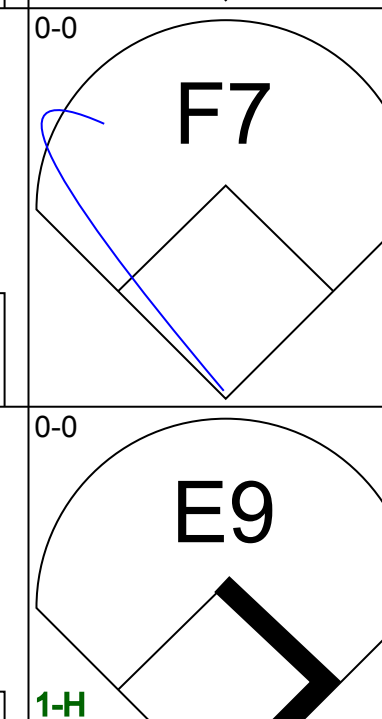
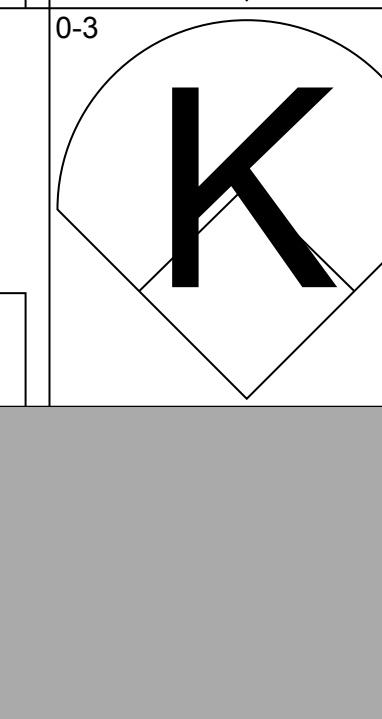



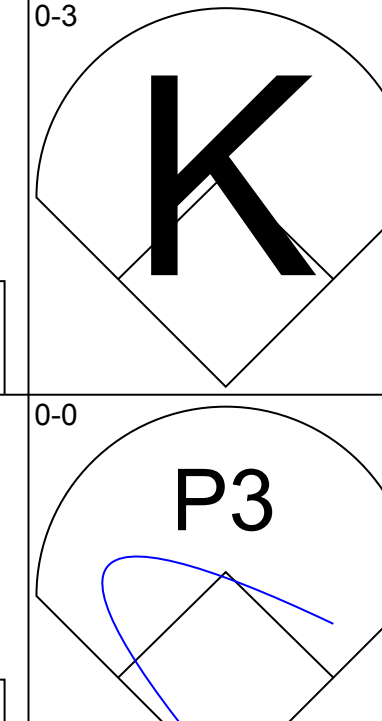



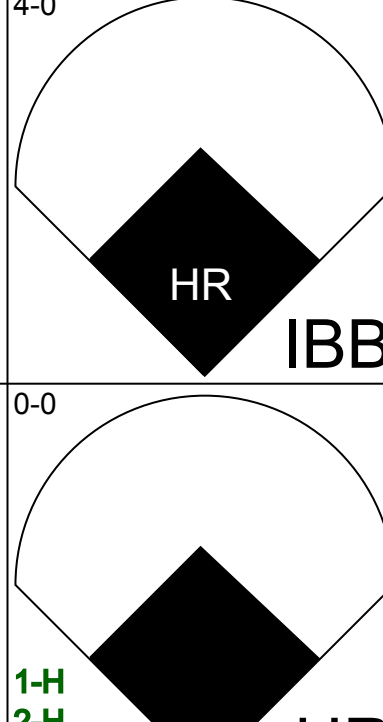
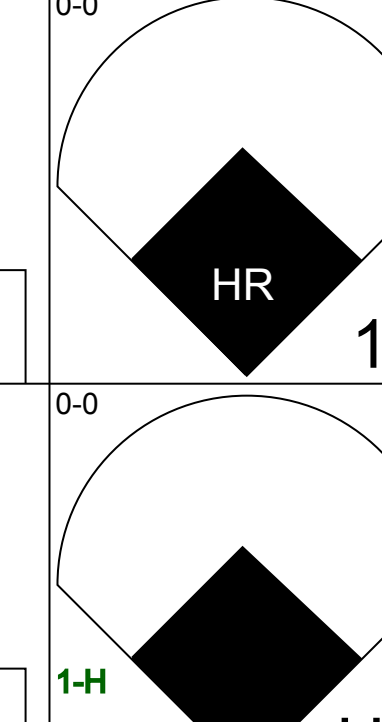
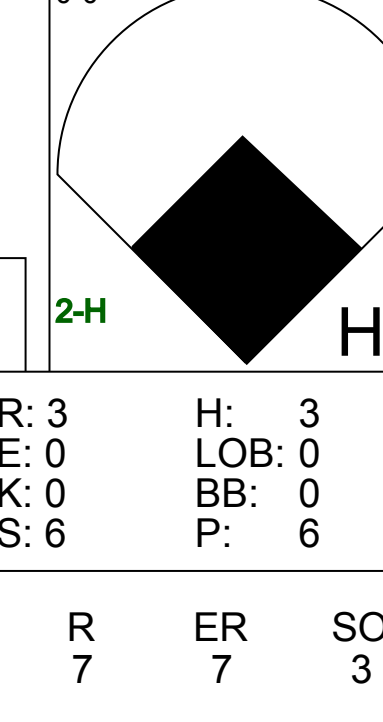

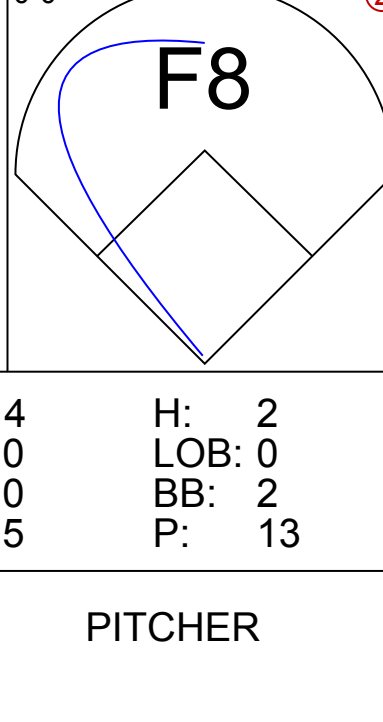
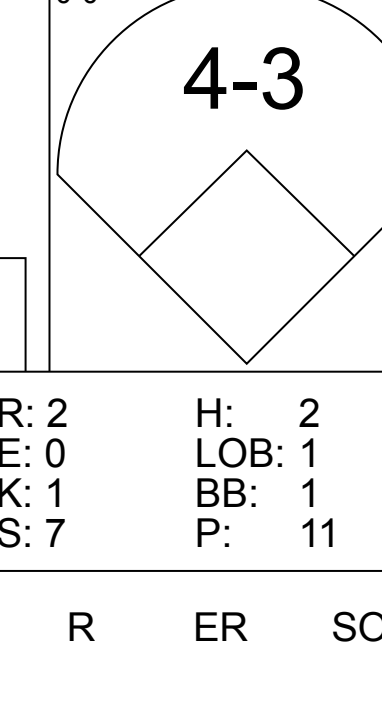



| | |
|-------|--------|
| WP: 0 | PA: 37 |
| PB: 0 | |
| SB: 0 | |
| CS: 1 | |

| Batter | 1 | 2 | 3 | 4 | 5 | 6 | 7 | 8 | 9 | AB | R | H | RBI | BB | SO | LOB | TOP | | | | | |
|---|---|--|------------------------------|---|--|---------------------------------|--|--|---|---------------------------------|------------------------------|---------------------------------|------------------------------|---------------------------------|------------------------------|---------------------------------|-------------------------------|----------------------------------|----------------------------------|------------------------------------|----------------------------------|--------|
| Don Blasingame, L (1,4) OBP: 0.308, SLG: 0.321 |  | | |  |  | | |  |  | 5 | 1 | 2 | 0 | 0 | 1 | 1 | | | | | | |
| Chuck Hinton, R (1,7) OBP: 0.352, SLG: 0.450 |  | | |  |  | | |  |  | 5 | 2 | 2 | 0 | 0 | 2 | 2 | | | | | | |
| Joe Cunningham, L (1,3) OBP: 0.349, SLG: 0.321 |  | | |  | | |  |  | | 4 | 1 | 1 | 1 | 0 | 0 | 2 | | | | | | |
| Jim King, L (1,9) OBP: 0.355, SLG: 0.467 | |  | |  | | |  |  | | 3 | 0 | 0 | 0 | 1 | 2 | 2 | | | | | | |
| Don Lock, R (1,8) OBP: 0.366, SLG: 0.437 | |  | |  | | |  | | | 3 | 0 | 0 | 0 | 0 | 2 | 2 | | | | | | |
| Don Zimmer, R (8, PH) OBP: 0.292, SLG: 0.441 | | | | | | | |  | | 1 | 1 | 1 | 1 | 0 | 0 | 0 | | | | | | |
| Mike Brumley, L (1,2) OBP: 0.323, SLG: 0.321 | |  | |  | | | |  | | 4 | 1 | 2 | 4 | 0 | 0 | 0 | | | | | | |
| John Kennedy, R (1,5) OBP: 0.307, SLG: 0.394 | | | |  | | | |  | | 4 | 1 | 2 | 4 | 0 | 0 | 0 | | | | | | |
| Fred Valentine, S (8, PH) OBP: 0.312, SLG: 0.336 | | | |  | | | |  | | 3 | 0 | 0 | 0 | 0 | 1 | 2 | | | | | | |
| Ed Brinkman, R (1,6) OBP: 0.270, SLG: 0.320 | | | |  | | |  | |  | | 4 | 0 | 1 | 0 | 0 | 2 | 0 | | | | | |
| Bennie Daniels, L (1,1) OBP: 0.250, SLG: 0.250 | | | |  | | | | |  | 2 | 0 | 1 | 0 | 0 | 1 | 0 | | | | | | |
| Steve Ritzik, R (6,1) OBP: 0.333, SLG: 0.286 | | | | | | | | |  | 0 | 0 | 0 | 0 | 0 | 0 | 0 | | | | | | |
| Dick Phillips, L (7, PH) OBP: 0.329, SLG: 0.287 | | | | | | | | | | 1 | 0 | 0 | 0 | 0 | 0 | 1 | | | | | | |
| Don Rudolph, L (7,1) OBP: 0.200, SLG: 0.111 | | | | | | | | | | 0 | 0 | 0 | 0 | 0 | 0 | 0 | | | | | | |
| Ken Hunt, R (9, PH) OBP: 0.299, SLG: 0.233 | | | | | | | |  | | 1 | 0 | 0 | 0 | 0 | 1 | 0 | | | | | | |
| Inning Stats | R: 0 E: 0 K: 2 S: 7 | H: 0 LOB: 0 BB: 0 P: 7 | R: 0 E: 0 K: 1 S: 5 | H: 0 LOB: 0 BB: 0 P: 5 | R: 0 E: 0 K: 1 S: 5 | H: 0 LOB: 0 BB: 0 P: 5 | R: 2 E: 0 K: 2 S: 10 | H: 3 LOB: 2 BB: 1 P: 14 | R: 0 E: 0 K: 1 S: 6 | H: 1 LOB: 1 BB: 0 P: 6 | R: 0 E: 0 K: 2 S: 7 | H: 0 LOB: 0 BB: 0 P: 7 | R: 0 E: 0 K: 0 S: 4 | H: 1 LOB: 1 BB: 0 P: 4 | R: 4 E: 0 K: 0 S: 7 | H: 4 LOB: 0 BB: 0 P: 7 | R: 0 E: 0 K: 3 S: 10 | H: 1 LOB: 1 BB: 0 P: 10 | 1B: 6 2B: 3 3B: 0 HR: 1 | SF: 0 SAC: 0 DP: 0 HBP: 0 | WP: 0 PB: 0 SB: 0 CS: 0 | PA: 38 |
| PITCHER | IP WLS BF H R ER SO BB IBB HBP BLK WP HR S P ERA WHIP | | | | | | | | | | | | | | | | | | | | | |
| Earl Wilson, R (1,1) ERA: 4.63 | 8.0 W 34 9 6 6 9 1 0 0 0 0 1 51 55 6.75 1.250 | | | | | | | | | | | | | | | | | | | | | |
| Dick Radatz, R (9,1) ERA: 1.92 | 1.0 S 4 1 0 0 3 0 0 0 0 0 0 0 10 10 0.00 1.000 | | | | | | | | | | | | | | | | | | | | | |

Washington Senators @ Boston Red Sox
Fenway Park, Boston, MA
Sat Jul 18 1964, 3:33 AM EDT
Att: 4,732 - Unknown

| | |
|-----|----|
| AB | 37 |
| R | 6 |
| H | 10 |
| RBI | 6 |
| BB | 1 |
| SO | 12 |
| LOB | 12 |



| Batter | 1 | 2 | 3 | 4 | 5 | 6 | 7 | 8 | 9 | AB | R | H | RBI | BB | SO | LOB | BOTTOM | | | |
|--|---|---|---|---------------------------------|--|---|---|---|------------------------------|----------------------------------|------------------------------|----------------------------------|------------------------------|---------------------------------|------------------------------|----------------------------------|----------------------------------|------------------------------------|----------------------------------|--------|
| Felix Mantilla, R (1,4) OBP: 0.344, SLG: 0.548 |  |  | | |  |  | |  | | 5 | 1 | 1 | 2 | 0 | 0 | 0 | | | | |
| Tony Conigliaro, R (1,7) OBP: 0.341, SLG: 0.529 |  | |  | |  | |  |  | | 3 | 1 | 1 | 0 | 2 | 2 | 0 | | | | |
| Carl Yastrzemski, L (1,8) OBP: 0.379, SLG: 0.499 |  | |  | |  | |  |  | | 5 | 0 | 1 | 0 | 0 | 1 | 3 | | | | |
| Dick Stuart, R (1,3) OBP: 0.307, SLG: 0.494 |  | |  | | | |  |  | | 4 | 1 | 2 | 0 | 0 | 1 | 1 | | | | |
| Lee Thomas, L (1,9) OBP: 0.332, SLG: 0.416 | |  | | |  | |  |  | | 3 | 1 | 0 | 0 | 1 | 1 | 1 | | | | |
| Frank Malzone, R (1,5) OBP: 0.340, SLG: 0.417 | | | | |  | |  |  | | 3 | 1 | 1 | 0 | 0 | 0 | 1 | | | | |
| Dick Williams, R (8,5) OBP: 0.280, SLG: 0.477 | | | | | | | | | | 0 | 0 | 0 | 0 | 0 | 0 | 0 | | | | |
| Eddie Bressoud, R (1,6) OBP: 0.365, SLG: 0.440 | | | | | | | | | | 3 | 3 | 2 | 1 | 1 | 0 | 0 | | | | |
| Bob Tillman, R (1,2) OBP: 0.364, SLG: 0.449 | | | | | | | | | | 3 | 2 | 2 | 6 | 1 | 0 | 1 | | | | |
| Earl Wilson, R (1,1) OBP: 0.319, SLG: 0.581 | | | | | | | | | | 3 | 2 | 1 | 2 | 0 | 0 | 1 | | | | |
| Chuck Schilling, R (8, PH) OBP: 0.277, SLG: 0.236 | | | | | | | | | | 1 | 0 | 0 | 0 | 0 | 0 | 0 | | | | |
| Dick Radatz, R (9,1) OBP: 0.273, SLG: 0.286 | | | | | | | | | | 0 | 0 | 0 | 0 | 0 | 0 | 0 | | | | |
| Inning Stats | R: 0 E: 0 K: 2 S: 8 | H: 1 LOB: 1 BB: 0 P: 8 | R: 3 E: 0 K: 0 S: 6 | H: 3 LOB: 0 BB: 0 P: 6 | R: 0 E: 0 K: 1 S: 5 | H: 0 LOB: 0 BB: 0 P: 5 | R: 0 E: 0 K: 0 S: 3 | H: 0 LOB: 0 BB: 0 P: 3 | R: 2 E: 0 K: 0 S: 3 | H: 1 LOB: 0 BB: 2 P: 11 | R: 4 E: 0 K: 0 S: 5 | H: 2 LOB: 0 BB: 2 P: 13 | R: 1 E: 1 K: 1 S: 7 | H: 2 LOB: 1 BB: 0 P: 7 | R: 2 E: 0 K: 1 S: 7 | H: 2 LOB: 1 BB: 1 P: 11 | 1B: 5 2B: 2 3B: 0 HR: 4 | SF: 0 SAC: 1 DP: 1 HBP: 0 | WP: 1 PB: 0 SB: 0 CS: 0 | PA: 39 |
| PITCHER | IP WLS BF H R ER SO BB IBB HBP BLK WP HR S P ERA WHIP | | | | | | | | | | | | | | | | | | | |
| Bennie Daniels, R (1,1) ERA: 4.33 | 5.0 L 23 7 7 7 3 3 0 0 0 0 1 2 26 38 12.60 1.800 | | | | | | | | | | | | | | | | | | | |
| Steve Ritzik, R (6,1) ERA: 2.84 | 1.0 5 1 2 2 0 0 1 0 0 0 0 1 4 8 18.00 1.000 | | | | | | | | | | | | | | | | | | | |
| Don Rudolph, L (7,1) ERA: 3.73 | 2.0 11 4 3 2 2 1 0 0 0 0 0 1 14 18 9.00 2.500 | | | | | | | | | | | | | | | | | | | |

Washington Senators @ Boston Red Sox
Fenway Park, Boston, MA
Sat Jul 18 1964, 3:33 AM EDT
Att: 4,732 - Unknown

| | |
|-----|----|
| AB | 33 |
| R | 12 |
| H | 11 |
| RBI | 11 |
| BB | 5 |
| SO | 5 |
| LOB | 8 |



| Batter | 1 | 2 | 3 | 4 | 5 | 6 | 7 | 8 | 9 | AB | R | H | RBI | BB | SO | LOB | TOP |
|---|--|---------------------------------|------------------------------|---------------------------------|------------------------------|---------------------------------|------------------------------|---------------------------------|------------------------------|---------------------------------|------------------------------|---------------------------------|------------------------------|---------------------------------|----------------------------------|------------------------------------|---|
| Don Blasingame, L (1.4) OBP: 0.310, SLG: 0.322 | F9 | | G3 | | | L9 | | 1-2 1B | | 4 | 0 | 1 | 0 | 0 | 0 | 0 | <p>Washington Senators @ New York Yankees</p> <p>Yankee Stadium, Bronx, NY</p> <p>Tue Jul 21 1964, 7:05 PM EDT</p> <p>Att: 12,874 - Overcast - 78 F</p> |
| Chuck Hinton, R (1.7) OBP: 0.358, SLG: 0.466 | E1 1B | | | L9 | | HR | | G5-3 2-3f | | 4 | 1 | 2 | 1 | 0 | 0 | 2 | |
| Joe Cunningham, L (1.3) OBP: 0.360, SLG: 0.319 | FC1-5-6-4-6 2-3 | | | 3-1 | | P6 | | | FC4-6 BB | 3 | 0 | 0 | 0 | 1 | 0 | 1 | |
| Jim King, L (1.9) OBP: 0.358, SLG: 0.471 | K | | | K | | | G3 1B | | P3 | 4 | 0 | 1 | 0 | 0 | 2 | 2 | |
| Don Lock, R (1.8) OBP: 0.369, SLG: 0.467 | | F8 | | | E6 | | G3 1-2 | | F8 | 4 | 0 | 0 | 0 | 0 | 0 | 2 | |
| Mike Brumley, L (1.2) OBP: 0.326, SLG: 0.325 | | F7 | | | P5 | | P6 | | FC4-6 1-2f | 4 | 0 | 0 | 0 | 0 | 0 | 3 | |
| John Kennedy, R (1.5) OBP: 0.299, SLG: 0.385 | | K | | | P6 | | 6-3 | | | 3 | 0 | 0 | 0 | 0 | 1 | 2 | |
| Ed Brinkman, R (1.6) OBP: 0.272, SLG: 0.335 | | | K | | F8 | | | F5 | | 3 | 0 | 0 | 0 | 0 | 1 | 1 | |
| Dave Stenhouse, R (1.1) OBP: 0.444, SLG: 0.375 | | | 6-3 | | | P4 | | G5-3 1B BB | | 1 | 0 | 0 | 0 | 0 | 0 | 0 | |
| Fred Valentine, S (6, PH) OBP: 0.313, SLG: 0.336 | | | | | | | | | | 1 | 0 | 0 | 0 | 0 | 0 | 0 | |
| Don Rudolph, L (6, PH) OBP: 0.200, SLG: 0.111 | | | | | | | | | | 0 | 0 | 0 | 0 | 0 | 0 | 0 | |
| Dick Phillips, L (8, PH) OBP: 0.327, SLG: 0.276 | | | | | | | | | | 0 | 0 | 0 | 0 | 1 | 0 | 0 | |
| Ron Kline, R (8, 1) OBP: 0.400, SLG: 0.250 | | | | | | | | | | 0 | 0 | 0 | 0 | 0 | 0 | 0 | |
| Inning Stats | R: 0 E: 1 K: 1 S: 6 | H: 1 LOB: 1 BB: 0 P: 6 | R: 0 E: 0 K: 1 S: 5 | H: 0 LOB: 0 BB: 0 P: 5 | R: 0 E: 0 K: 1 S: 5 | H: 0 LOB: 0 BB: 0 P: 5 | R: 0 E: 1 K: 0 S: 4 | H: 0 LOB: 1 BB: 0 P: 4 | R: 1 E: 0 K: 0 S: 4 | H: 1 LOB: 0 BB: 0 P: 4 | R: 0 E: 0 K: 0 S: 4 | H: 1 LOB: 1 BB: 1 P: 7 | R: 0 E: 0 K: 0 S: 3 | H: 0 LOB: 1 BB: 1 P: 7 | 1B: 3 2B: 0 3B: 0 HR: 1 | SF: 0 SAC: 0 DP: 1 HBP: 0 | WP: 0 PA: 33 SB: 0 CS: 0 |
| PITCHER Jim Bouton, R (1.1) ERA: 2.88 | IP: 9.0 WLS: W BF: 33 H: 4 R: 1 ER: 1 SO: 4 BB: 2 IBB: 0 HBP: 0 BLK: 0 WP: 0 HR: 1 S: 39 P: 47 ERA: 1.00 WHIP: 0.667 | | | | | | | | | | | | | | | | |

| Batter | 1 | 2 | 3 | 4 | 5 | 6 | 7 | 8 | 9 | AB | R | H | RBI | BB | SO | LOB | BOTTOM | | |
|--|--|---------------------------------|------------------------------|---------------------------------|------------------------------|---------------------------------|------------------------------|----------------------------------|------------------------------|---------------------------------|------------------------------|----------------------------------|------------------------------|---------------------------------|------------------------------|----------------------------------|---|------------------------------------|-----------------------------------|
| Tony Kubek, L (1.6) OBP: 0.290, SLG: 0.371 | F7 | | F7 | | | FC5-4 1B | | G3 | | 5 | 0 | 2 | 0 | 0 | 0 | 0 | <p>Washington Senators @ New York Yankees</p> <p>Yankee Stadium, Bronx, NY</p> <p>Tue Jul 21 1964, 7:05 PM EDT</p> <p>Att: 12,874 - Overcast - 78 F</p> | | |
| Bobby Richardson, R (1.4) OBP: 0.277, SLG: 0.307 | F9 | | | 5-3 | | FC5-4 1-2f | | | | 4 | 0 | 1 | 0 | 0 | 0 | 1 | | | |
| Joe Pepitone, L (1.3) OBP: 0.286, SLG: 0.375 | 4-3 | | | F9 | | | | P6 | | 4 | 1 | 1 | 0 | 0 | 0 | 1 | | | |
| Roger Maris, L (1.9) OBP: 0.346, SLG: 0.457 | | 1-3 | | | 4-0 HR BB | | | 2B 1B K | | 3 | 1 | 0 | 0 | 1 | 1 | 2 | | | |
| Tom Tresh, S (1.8) OBP: 0.375, SLG: 0.465 | | HR | | | 1-H HR | | | 1-3 1B 2B | | 3 | 4 | 3 | 3 | 1 | 0 | 0 | | | |
| Johnny Blanchard, L (1.7) OBP: 0.382, SLG: 0.365 | | | | F7 | | | | 1B 2B K | | 4 | 0 | 2 | 2 | 0 | 1 | 1 | | | |
| Hector Lopez, R (9, 7) OBP: 0.320, SLG: 0.427 | | | | | | | | 1B 2B K | | 0 | 0 | 0 | 0 | 0 | 0 | 0 | | | |
| Elston Howard, R (1.2) OBP: 0.356, SLG: 0.422 | | | | L9 | | | | 1-3 1B | | 3 | 1 | 1 | 0 | 1 | 1 | 1 | | | |
| Clete Boyer, R (1.5) OBP: 0.279, SLG: 0.315 | | | | F7 | | | | 1-3 1B | | 3 | 0 | 0 | 0 | 1 | 0 | 2 | | | |
| Jim Bouton, R (1.1) OBP: 0.130, SLG: 0.151 | | | | F8 | | | | 1-H 2H 2B | | 4 | 0 | 1 | 2 | 0 | 1 | 2 | | | |
| Inning Stats | R: 0 E: 0 K: 0 S: 3 | H: 0 LOB: 0 BB: 0 P: 3 | R: 1 E: 0 K: 0 S: 4 | H: 1 LOB: 0 BB: 0 P: 4 | R: 0 E: 0 K: 0 S: 3 | H: 0 LOB: 0 BB: 0 P: 3 | R: 2 E: 0 K: 1 S: 7 | H: 2 LOB: 1 BB: 1 P: 11 | R: 0 E: 0 K: 1 S: 6 | H: 1 LOB: 1 BB: 0 P: 6 | R: 2 E: 0 K: 1 S: 8 | H: 4 LOB: 2 BB: 1 P: 12 | R: 0 E: 0 K: 0 S: 4 | H: 1 LOB: 1 BB: 0 P: 4 | R: 2 E: 0 K: 1 S: 6 | H: 2 LOB: 2 BB: 2 P: 14 | 1B: 6 2B: 3 3B: 0 HR: 2 | SF: 0 SAC: 0 DP: 0 HBP: 0 | WP: 0 PA: 37 SB: 1 CS: 0 |
| PITCHER Dave Stenhouse, R (1.1) ERA: 5.28 | IP: 5.0 WLS: L BF: 20 H: 4 R: 3 ER: 3 SO: 2 BB: 1 IBB: 0 HBP: 0 BLK: 0 WP: 0 HR: 2 S: 23 P: 27 ERA: 5.40 WHIP: 1.000 | | | | | | | | | | | | | | | | | | |
| Don Rudolph, L (6, 1) ERA: 3.96 | 2.0 11 5 2 2 1 0 1 0 0 0 0 12 16 9.00 2.500 | | | | | | | | | | | | | | | | | | |
| Ron Kline, R (8, 1) ERA: 2.57 | 1.0 6 2 2 2 1 1 1 0 0 0 0 6 14 18.00 3.000 | | | | | | | | | | | | | | | | | | |



| Batter | 1 | 2 | 3 | 4 | 5 | 6 | 7 | 8 | 9 | AB | R | H | RBI | BB | SO | LOB | TOP | | | |
|---|---|---|------------------------------|---------------------------------|------------------------------|---------------------------------|------------------------------|---------------------------------|------------------------------|---------------------------------|------------------------------|---------------------------------|------------------------------|---------------------------------|------------------------------|---------------------------------|---|------------------------------------|----------------------------------|--------|
| Ed Brinkman, R OBP: 0.271, SLG: 0.337 (1, 6) | F7 | 5-3 | | | | | K | | | 4 | 0 | 1 | 1 | 0 | 1 | 1 | Washington Senators @ New York Yankees Yankee Stadium, Bronx, NY Wed Jul 22 1964, 3:33 AM EDT Att. 11,111 - Overcast - 82 F | | | |
| John Kennedy, R OBP: 0.299, SLG: 0.382 (1, 5) | 1B | | F9 | | F7 | | K | | | 3 | 1 | 0 | 0 | 1 | 1 | 2 | | | | |
| Chuck Hinton, R OBP: 0.357, SLG: 0.464 (1, 7) | FC4-6 | | 6-3 | | L8 | | | 5-3 | | 4 | 1 | 1 | 0 | 0 | 0 | 1 | | | | |
| Don Lock, R OBP: 0.370, SLG: 0.468 (6, 8) | FC4-6 | | 5-3 | | | | | F5 | | 4 | 0 | 2 | 1 | 0 | 0 | 0 | | | | |
| Don Leppert, R OBP: 0.202, SLG: 0.241 Mike Brumley, L OBP: 0.330, SLG: 0.324 (6, PH) (6, 2) | FC4-6 | | | K | F7 | | | | | 2 | 0 | 0 | 0 | 0 | 1 | 2 | | | | |
| Joe Cunningham, L OBP: 0.357, SLG: 0.317 (1, 3) | WP | | L6 | | F7 | | | | | 1 | 0 | 0 | 0 | 1 | 0 | 1 | | | | |
| Ken Hunt, R OBP: 0.244, SLG: 0.218 Jim King, L OBP: 0.356, SLG: 0.468 (6, PH) (6, 9) | K | | K | | K | | | | L9 | 2 | 0 | 0 | 0 | 0 | 2 | 2 | | | | |
| Chuck Cottier, R OBP: 0.278, SLG: 0.373 Bennie Daniels, L OBP: 0.250, SLG: 0.250 Dick Phillips, L OBP: 0.325, SLG: 0.274 (9, PH) | | K | | | SH3-4 | | 6-3 | | 4-3 | 2 | 1 | 0 | 0 | 1 | 1 | 0 | | | | |
| Alan Koch, R OBP: 0.296, SLG: 0.407 Jim Hannan, R OBP: 0.200, SLG: 0.214 Don Blasingame, L OBP: 0.311, SLG: 0.324 (7, PH) (7, 4) | | K | | | SH3-4 | | | | F8 | 1 | 0 | 0 | 0 | 0 | 1 | 0 | | | | |
| | | | | | | | | | | 0 | 0 | 0 | 0 | 0 | 0 | 0 | | | | |
| Inning Stats | R: 2 E: 0 K: 1 S: 8 | H: 3 LOB: 2 BB: 1 P: 12 | R: 0 E: 0 K: 2 S: 7 | H: 0 LOB: 0 BB: 0 P: 7 | R: 0 E: 0 K: 0 S: 3 | H: 0 LOB: 0 BB: 0 P: 3 | R: 0 E: 0 K: 2 S: 7 | H: 0 LOB: 0 BB: 0 P: 7 | R: 1 E: 0 K: 0 S: 4 | H: 1 LOB: 1 BB: 1 P: 8 | R: 0 E: 0 K: 1 S: 6 | H: 1 LOB: 1 BB: 0 P: 6 | R: 0 E: 0 K: 2 S: 8 | H: 0 LOB: 1 BB: 1 P: 9 | R: 0 E: 0 K: 0 S: 3 | H: 0 LOB: 0 BB: 0 P: 3 | 1B: 5 2B: 1 3B: 0 HR: 0 | SF: 0 SAC: 1 DP: 0 HBP: 0 | WP: 1 PB: 0 SB: 0 CS: 0 | PA: 36 |
| PITCHER | IP WLS BF H R ER SO BB IBB HBP BLK WP HR S P ERA WHIP | | | | | | | | | | | | | | | | | | | |
| Al Downing, L ERA: 3.11 Ralph Terry, R ERA: 6.18 | (1, 1) (6, 1) | 5.0 W 21 4 3 3 5 2 0 0 0 1 0 29 37 5.40 1.200 | | | | | | | | | | | | | | | | | | |

| Batter | 1 | 2 | 3 | 4 | 5 | 6 | 7 | 8 | 9 | AB | R | H | RBI | BB | SO | LOB | BOTTOM | | | |
|--|---|--|------------------------------|---------------------------------|------------------------------|---------------------------------|------------------------------|----------------------------------|------------------------------|----------------------------------|------------------------------|---------------------------------|------------------------------|---------------------------------|------------------------------|---------------------------------|---|------------------------------------|----------------------------------|--------|
| Tony Kubek, L OBP: 0.289, SLG: 0.366 (1, 6) | 2-3 | | G5-4-3 | | F7 | 1-3 | | | | 3 | 0 | 0 | 0 | 1 | 0 | 2 | Washington Senators @ New York Yankees Yankee Stadium, Bronx, NY Wed Jul 22 1964, 3:33 AM EDT Att. 11,111 - Overcast - 82 F | | | |
| Phil Lutz, R OBP: 0.321, SLG: 0.357 (1, 4) | | | G5-4-3 | | | 5-3 | | | | 3 | 1 | 1 | 0 | 1 | 0 | 2 | | | | |
| Mickey Mantle, S OBP: 0.447, SLG: 0.609 Hector Lopez, R OBP: 0.320, SLG: 0.427 (9, 7) | K | | | G3 | WP | | L8 | | | 3 | 2 | 1 | 2 | 1 | 1 | 1 | | | | |
| Roger Maris, L OBP: 0.348, SLG: 0.453 (1, 9) | F2 | | | G3 | 2H | | F9 | | | 2 | 1 | 0 | 0 | 2 | 0 | 1 | | | | |
| Tom Tresh, S OBP: 0.379, SLG: 0.463 (9, 8) | | | | G3 | 3B | | | | | 1 | 1 | 0 | 0 | 3 | 0 | 2 | | | | |
| Joe Pepitone, L OBP: 0.285, SLG: 0.379 (1, 3) | | | | G3 | | | 4-3 | | | 4 | 0 | 1 | 4 | 0 | 0 | 3 | | | | |
| Elston Howard, R OBP: 0.352, SLG: 0.417 (1, 2) | | | | 6-3 | | | | 4-3 | | 4 | 0 | 0 | 0 | 0 | 0 | 3 | | | | |
| Clete Boyer, R OBP: 0.279, SLG: 0.311 (1, 5) | | | | | F3 | | | 6-3 | | 3 | 0 | 0 | 0 | 1 | 0 | 1 | | | | |
| Al Downing, R OBP: 0.178, SLG: 0.227 Archie Moore, L OBP: 0.357, SLG: 0.333 Ralph Terry, R OBP: 0.235, SLG: 0.200 (6, 1) | | | K | | 2B | | SH1-4 | | K | 1 | 0 | 0 | 0 | 1 | 0 | 0 | | | | |
| | | | | | | | | | | 1 | 1 | 1 | 0 | 0 | 0 | 0 | | | | |
| | | | | | | | | | | 1 | 0 | 0 | 0 | 1 | 0 | 0 | | | | |
| Inning Stats | R: 0 E: 0 K: 1 S: 5 | H: 0 LOB: 1 BB: 1 P: 9 | R: 0 E: 0 K: 0 S: 3 | H: 0 LOB: 1 BB: 1 P: 7 | R: 0 E: 0 K: 1 S: 4 | H: 0 LOB: 0 BB: 1 P: 8 | R: 1 E: 0 K: 0 S: 3 | H: 0 LOB: 2 BB: 2 P: 11 | R: 5 E: 0 K: 0 S: 7 | H: 4 LOB: 1 BB: 2 P: 15 | R: 0 E: 0 K: 0 S: 3 | H: 0 LOB: 1 BB: 1 P: 7 | R: 0 E: 0 K: 0 S: 3 | H: 0 LOB: 1 BB: 1 P: 7 | R: 0 E: 0 K: 1 S: 5 | H: 0 LOB: 0 BB: 0 P: 5 | 1B: 1 2B: 2 3B: 1 HR: 0 | SF: 0 SAC: 1 DP: 1 HBP: 0 | WP: 1 PB: 0 SB: 1 CS: 0 | PA: 36 |
| PITCHER | IP WLS BF H R ER SO BB IBB HBP BLK WP HR S P ERA WHIP | | | | | | | | | | | | | | | | | | | |
| Alan Koch, R ERA: 4.94 Jim Hannan, R ERA: 4.1 Bennie Daniels, R ERA: 4.25 | (1, 1) (5, 1) (7, 1) | 4.2 L 22 3 5 5 2 6 0 0 0 1 0 5 44 9.64 1.929 | | | | | | | | | | | | | | | | | | |

| Batter | 1 | 2 | 3 | 4 | 5 | 6 | 7 | 8 | 9 | AB | R | H | RBI | BB | SO | LOB | TOP | | | | |
|--|--|---------------------------------|------------------------------|---------------------------------|------------------------------|---------------------------------|------------------------------|---------------------------------|------------------------------|---------------------------------|------------------------------|---------------------------------|------------------------------|---------------------------------|------------------------------|---------------------------------|---|------------------------------|---------------------------------|----------------------------------|------------------------------------|
| Don Blasingame, L (1,4) OBP: 0.306, SLG: 0.321 | 4-3 | | F9 | | | 4-3 | | G3 | | 4 | 0 | 0 | 0 | 0 | 0 | 0 | Washington Senators @ Baltimore Orioles Memorial Stadium, Baltimore, MD Fri Jul 24 1964, 7:05 PM EDT Unknown livebaseballscorecards.com | | | | |
| Fred Valentine, S (1,9) OBP: 0.314, SLG: 0.331 | F5 | | | FC6-4 1B | | F8 | | F8 | | 4 | 0 | 1 | 0 | 0 | 0 | 0 | | | | | |
| Chuck Hinton, R (1,7) OBP: 0.354, SLG: 0.457 | | | | FC6-4 G5-4-3 1-2 | | 4-3 | | F9 | | 3 | 0 | 0 | 0 | 1 | 0 | 1 | | | | | |
| Joe Cunningham, L (1,3) OBP: 0.349, SLG: 0.313 | L5 | | | G5-4-3 1-2 | | | | F8 | | 4 | 0 | 0 | 0 | 0 | 0 | 2 | | | | | |
| Don Lock, R (1,8) OBP: 0.368, SLG: 0.465 | | F3 | | | | 5-3 | | 6-3 | | 3 | 0 | 0 | 0 | 0 | 0 | 0 | | | | | |
| Mike Brumley, L (1,2) OBP: 0.332, SLG: 0.332 | | F7 | | | | 4-3 | | 1B 2B | | 3 | 1 | 1 | 0 | 0 | 0 | 0 | | | | | |
| John Kennedy, R (1,5) OBP: 0.304, SLG: 0.382 | | F4 | | | | 1B | | 1B 2H | | 3 | 0 | 2 | 1 | 0 | 0 | 0 | | | | | |
| Ed Brinkman, R (1,6) OBP: 0.272, SLG: 0.334 | | | 6-3 | | | 1-2 1B | | F7 | | 3 | 0 | 1 | 0 | 0 | 0 | 0 | | | | | |
| Buster Narum, R (1,1) OBP: 0.028, SLG: 0.028 | | | K2-3 | | | 5-3 | | K | | 3 | 0 | 0 | 0 | 0 | 2 | 2 | | | | | |
| Inning Stats | R: 0 E: 0 K: 0 S: 3 | H: 0 LOB: 1 BB: 1 P: 7 | R: 0 E: 0 K: 0 S: 3 | H: 0 LOB: 0 BB: 0 P: 3 | R: 0 E: 0 K: 1 S: 5 | H: 0 LOB: 0 BB: 0 P: 5 | R: 0 E: 0 K: 0 S: 3 | H: 1 LOB: 0 BB: 0 P: 3 | R: 0 E: 0 K: 0 S: 5 | H: 2 LOB: 2 BB: 0 P: 5 | R: 0 E: 0 K: 0 S: 3 | H: 0 LOB: 0 BB: 0 P: 3 | R: 1 E: 0 K: 0 S: 4 | H: 2 LOB: 1 BB: 0 P: 4 | R: 0 E: 0 K: 1 S: 5 | H: 0 LOB: 0 BB: 0 P: 5 | | R: 0 E: 0 K: 0 S: 3 | H: 0 LOB: 0 BB: 0 P: 3 | 1B: 4 2B: 1 3B: 0 HR: 0 | SF: 0 SAC: 0 DP: 1 HBP: 0 |
| PITCHER Wally Bunker, R (1,1) ERA: 2.84 | IP: 9.0 WLS: W BF: 31 H: 5 R: 1 ER: 1 SO: 2 BB: 1 IBB: 0 HBP: 0 BLK: 0 WP: 0 HR: 0 S: 34 P: 38 ERA: 1.00 WHIP: 0.667 | | | | | | | | | | | | | | | PITCHER | | | | | |

| Batter | 1 | 2 | 3 | 4 | 5 | 6 | 7 | 8 | 9 | AB | R | H | RBI | BB | SO | LOB | BOTTOM | | | | |
|---|---|---------------------------------|------------------------------|----------------------------------|------------------------------|---------------------------------|------------------------------|---------------------------------|------------------------------|---------------------------------|------------------------------|---------------------------------|------------------------------|---------------------------------|------------------------------|---------------------------------|---|---------------------------------|----------------------------------|------------------------------------|-----------------|
| Earl Robinson, R (1,8) OBP: 0.375, SLG: 0.286 | FC6 1B | | L4-3 1B | | 5-3 | | G5-4-3 1-2 | | | 4 | 0 | 2 | 0 | 0 | 0 | 2 | Washington Senators @ Baltimore Orioles Memorial Stadium, Baltimore, MD Fri Jul 24 1964, 7:05 PM EDT Unknown livebaseballscorecards.com | | | | |
| Luis Aparicio, R (1,6) OBP: 0.338, SLG: 0.398 | K | | L4-3 1-2 | | 2B | | F3 | | 4 | 0 | 1 | 0 | 0 | 1 | 2 | | | | | | |
| Norm Siebern, L (1,3) OBP: 0.394, SLG: 0.371 | FC6 2B 1-2 | | HR | | K | | 1-3 BB | | 3 | 1 | 1 | 1 | 1 | 1 | 2 | | | | | | |
| Boog Powell, L (1,7) OBP: 0.373, SLG: 0.613 | 2B | | F6 | | 4-3 | | 1-3 | | 4 | 0 | 1 | 0 | 0 | 0 | 1 | | | | | | |
| Brooks Robinson, R (1,5) OBP: 0.367, SLG: 0.478 | 6-3 | | | WP 1B | | F8 | | 6-3 | | 4 | 0 | 1 | 0 | 0 | 0 | 3 | | | | | |
| Sam Bowens, R (1,9) OBP: 0.308, SLG: 0.445 | | 5-3 | | | F8 | | 5-3 | | 4 | 0 | 0 | 0 | 0 | 0 | 1 | | | | | | |
| Charlie Lau, L (1,2) OBP: 0.326, SLG: 0.430 | | | | | | | | | 4 | 0 | 2 | 0 | 0 | 1 | 1 | | | | | | |
| Bob Saverine, S (9, PR) OBP: 0.243, SLG: 0.182 | | K | | | F9 | | 1B 1B | | 0 | 1 | 0 | 0 | 0 | 0 | 0 | | | | | | |
| Jerry Adair, R (1,4) OBP: 0.286, SLG: 0.311 | | | | | 6-3 | | G5-4-3 1-3 1B | | 2 | 0 | 1 | 0 | 2 | 0 | 1 | | | | | | |
| Wally Bunker, R (1,1) OBP: 0.119, SLG: 0.100 | | | | | | | F7 | | 3 | 0 | 0 | 0 | 0 | 1 | 3 | | | | | | |
| Bob Johnson, R (9, PH) OBP: 0.331, SLG: 0.436 | K | | | | | | F1 | | 1 | 0 | 1 | 1 | 0 | 0 | 0 | | | | | | |
| Inning Stats | R: 0 E: 0 K: 1 S: 7 | H: 2 LOB: 2 BB: 0 P: 7 | R: 0 E: 0 K: 2 S: 7 | H: 0 LOB: 1 BB: 1 P: 11 | R: 1 E: 0 K: 0 S: 4 | H: 2 LOB: 0 BB: 0 P: 4 | R: 0 E: 0 K: 0 S: 4 | H: 1 LOB: 1 BB: 0 P: 4 | R: 0 E: 0 K: 1 S: 6 | H: 1 LOB: 1 BB: 0 P: 6 | R: 0 E: 0 K: 0 S: 3 | H: 0 LOB: 0 BB: 0 P: 3 | R: 0 E: 0 K: 0 S: 4 | H: 2 LOB: 1 BB: 0 P: 4 | R: 0 E: 0 K: 0 S: 3 | H: 0 LOB: 1 BB: 1 P: 7 | R: 1 E: 0 K: 0 S: 3 | H: 2 LOB: 2 BB: 1 P: 7 | 1B: 6 2B: 4 3B: 0 HR: 1 | SF: 0 SAC: 0 DP: 2 HBP: 0 | WP: 1 PA: 36 |
| PITCHER Buster Narum, R (1,1) ERA: 4.4 | IP: 8.1 WLS: L BF: 36 H: 10 R: 2 ER: 2 SO: 4 BB: 2 IBB: 1 HBP: 0 BLK: 0 WP: 1 HR: 1 S: 41 P: 53 ERA: 2.16 WHIP: 1.440 | | | | | | | | | | | | | | | PITCHER | | | | | |

| Batter | 1 | 2 | 3 | 4 | 5 | 6 | 7 | 8 | 9 | AB | R | H | RBI | BB | SO | LOB | TOP | | |
|--|--|----------------------------------|------------------------------|---------------------------------|------------------------------|---------------------------------|------------------------------|---------------------------------|------------------------------|---------------------------------|------------------------------|---------------------------------|------------------------------|---------------------------------|------------------------------|---------------------------------|--|------------------------------------|--------------------------|
| Don Blasingame, L (1,4) OBP: 0.305, SLG: 0.318 | | | | | | | | | | 3 | 0 | 0 | 0 | 1 | 0 | 1 | <p>Washington Senators @ Baltimore Orioles Memorial Stadium, Baltimore, MD Fri Jul 24, 1964, 7:05 PM EDT Att: 13,282 - Unknown</p> <p>livebaseballscores.com</p> | | |
| Chuck Hinton, R (1,7) OBP: 0.353, SLG: 0.453 | | | | | | | | | | 3 | 1 | 0 | 0 | 1 | 0 | 1 | | | |
| Mike Brumley, L (1,2) OBP: 0.335, SLG: 0.336 | | | | | | | | | | 3 | 1 | 1 | 0 | 1 | 0 | 0 | | | |
| Don Lock, R (1,8) OBP: 0.367, SLG: 0.466 | | | | | | | | | | 4 | 0 | 1 | 2 | 0 | 1 | 1 | | | |
| John Kennedy, R (1,6) OBP: 0.301, SLG: 0.378 | | | | | | | | | | 3 | 0 | 0 | 0 | 0 | 1 | 0 | | | |
| Dick Phillips, L (1,3) OBP: 0.319, SLG: 0.268 | | | | | | | | | | 3 | 0 | 0 | 0 | 0 | 1 | 0 | | | |
| Fred Valentine, S (1,9) OBP: 0.308, SLG: 0.324 | | | | | | | | | | 3 | 0 | 0 | 0 | 0 | 1 | 0 | | | |
| Chuck Cottier, R (1,5) OBP: 0.269, SLG: 0.359 | | | | | | | | | | 3 | 0 | 0 | 0 | 0 | 2 | 0 | | | |
| Steve Ritzik, R (1,1) OBP: 0.294, SLG: 0.250 | | | | | | | | | | 1 | 0 | 0 | 0 | 0 | 0 | 0 | | | |
| Ken Hunt, R (6, PH) OBP: 0.242, SLG: 0.215 | | | | | | | | | | 1 | 0 | 0 | 0 | 0 | 1 | 0 | | | |
| Alan Koch, R (6, PH) OBP: 0.296, SLG: 0.407 | | | | | | | | | | 0 | 0 | 0 | 0 | 0 | 0 | 0 | | | |
| Joe Cunningham, L (8, PH) OBP: 0.353, SLG: 0.313 | | | | | | | | | | 0 | 0 | 0 | 0 | 1 | 0 | 0 | | | |
| Don Rudolph, L (8,1) OBP: 0.200, SLG: 0.111 | | | | | | | | | | 0 | 0 | 0 | 0 | 0 | 0 | 0 | | | |
| Inning Stats | R: 0 E: 0 K: 0 S: 2 | H: 0 LOB: 1 BB: 2 P: 10 | R: 0 E: 0 K: 1 S: 5 | H: 0 LOB: 0 BB: 0 P: 5 | R: 0 E: 0 K: 0 S: 3 | H: 0 LOB: 0 BB: 0 P: 3 | R: 0 E: 0 K: 1 S: 5 | H: 0 LOB: 0 BB: 0 P: 5 | R: 0 E: 0 K: 2 S: 7 | H: 0 LOB: 0 BB: 0 P: 7 | R: 0 E: 0 K: 0 S: 4 | H: 2 LOB: 0 BB: 1 P: 8 | R: 0 E: 0 K: 1 S: 5 | H: 0 LOB: 1 BB: 1 P: 9 | R: 0 E: 0 K: 0 S: 3 | H: 0 LOB: 0 BB: 0 P: 3 | 1B: 0 2B: 2 3B: 0 HR: 0 | SF: 0 SAC: 0 DP: 1 HBP: 0 | WP: 0 PA: 31 CS: 0 |
| PITCHER Dave Vineyard, R (1,1) ERA: 3.0 | IP: 9.0 WLS: W BF: 31 H: 2 R: 2 ER: 2 SO: 7 BB: 4 IBB: 0 HBP: 0 BLK: 0 WP: 0 HR: 0 S: 41 P: 57 ERA: 2.00 WHIP: 0.667 | | | | | | | | | | | | | | | PITCHER | | | |

| Batter | 1 | 2 | 3 | 4 | 5 | 6 | 7 | 8 | 9 | AB | R | H | RBI | BB | SO | LOB | BOTTOM | | |
|--|--|---------------------------------|------------------------------|---------------------------------|------------------------------|---------------------------------|-------------------------------|----------------------------------|------------------------------|---------------------------------|------------------------------|---------------------------------|------------------------------|---------------------------------|------------------------------|---------------------------------|--|------------------------------------|--------------------------|
| Earl Robinson, R (1,8) OBP: 0.417, SLG: 0.364 | | | | | | | | | | 4 | 1 | 2 | 0 | 0 | 1 | 0 | <p>Washington Senators @ Baltimore Orioles Memorial Stadium, Baltimore, MD Fri Jul 24, 1964, 7:05 PM EDT Att: 13,282 - Unknown</p> <p>livebaseballscores.com</p> | | |
| Luis Aparicio, R (1,6) OBP: 0.337, SLG: 0.406 | | | | | | | | | | 4 | 2 | 1 | 1 | 0 | 0 | 3 | | | |
| Norm Siebern, L (1,3) OBP: 0.390, SLG: 0.366 | | | | | | | | | | 4 | 0 | 0 | 1 | 0 | 1 | 3 | | | |
| Boog Powell, L (1,7) OBP: 0.374, SLG: 0.622 | | | | | | | | | | 4 | 2 | 2 | 2 | 0 | 0 | 0 | | | |
| Willie Kirkland, L (9,9) OBP: 0.293, SLG: 0.301 | | | | | | | | | | 0 | 0 | 0 | 0 | 0 | 0 | 0 | | | |
| Brooks Robinson, R (1,5) OBP: 0.363, SLG: 0.472 | | | | | | | | | | 4 | 1 | 0 | 0 | 0 | 0 | 1 | | | |
| Sam Bowens, R (1,9) OBP: 0.311, SLG: 0.456 | | | | | | | | | | 3 | 1 | 1 | 1 | 0 | 2 | 2 | | | |
| Jerry Adair, R (1,4) OBP: 0.286, SLG: 0.310 | | | | | | | | | | 4 | 0 | 1 | 2 | 0 | 0 | 1 | | | |
| Dick Brown, R (1,2) OBP: 0.281, SLG: 0.381 | | | | | | | | | | 4 | 0 | 1 | 0 | 0 | 0 | 0 | | | |
| Dave Vineyard, R (1,1) OBP: 0.250, SLG: 0.250 | | | | | | | | | | 3 | 0 | 1 | 0 | 0 | 0 | 0 | | | |
| Inning Stats | R: 0 E: 0 K: 1 S: 5 | H: 0 LOB: 0 BB: 0 P: 5 | R: 0 E: 0 K: 1 S: 5 | H: 0 LOB: 0 BB: 0 P: 5 | R: 0 E: 0 K: 0 S: 3 | H: 0 LOB: 0 BB: 0 P: 3 | R: 4 E: 2 K: 1 S: 10 | H: 4 LOB: 1 BB: 0 P: 10 | R: 1 E: 0 K: 1 S: 6 | H: 1 LOB: 0 BB: 0 P: 6 | R: 0 E: 0 K: 0 S: 3 | H: 0 LOB: 1 BB: 0 P: 4 | R: 0 E: 0 K: 0 S: 5 | H: 2 LOB: 2 BB: 0 P: 5 | R: 0 E: 0 K: 0 S: 5 | H: 2 LOB: 0 BB: 0 P: 5 | 1B: 6 2B: 0 3B: 0 HR: 3 | SF: 0 SAC: 0 DP: 0 HBP: 1 | WP: 1 PA: 35 CS: 0 |
| PITCHER Steve Ritzik, R (1,1) ERA: 2.77 | IP: 5.0 WLS: L BF: 21 H: 5 R: 5 ER: 2 SO: 4 BB: 0 IBB: 0 HBP: 0 BLK: 0 WP: 1 HR: 1 S: 29 P: 29 ERA: 3.60 WHIP: 1.000 | | | | | | | | | | | | | | | PITCHER | | | |
| Alan Koch, R (6,1) ERA: 4.53 | IP: 2.0 WLS: 9 BF: 2 H: 0 R: 0 ER: 0 SO: 0 BB: 0 IBB: 0 HBP: 1 BLK: 0 WP: 0 HR: 0 S: 8 P: 9 ERA: 0.00 WHIP: 1.000 | | | | | | | | | | | | | | | PITCHER | | | |
| Don Rudolph, L (8,1) ERA: 4.3 | IP: 1.0 WLS: 5 BF: 2 H: 2 R: 2 ER: 2 SO: 0 BB: 0 IBB: 0 HBP: 0 BLK: 0 WP: 0 HR: 2 S: 5 P: 5 ERA: 18.00 WHIP: 2.000 | | | | | | | | | | | | | | | PITCHER | | | |

| Batter | 1 | 2 | 3 | 4 | 5 | 6 | 7 | 8 | 9 | AB | R | H | RBI | BB | SO | LOB | TOP | | | | | |
|---|---|----------------------------------|------------------------------|---------------------------------|------------------------------|---------------------------------|------------------------------|----------------------------------|------------------------------|---------------------------------|------------------------------|----------------------------------|------------------------------|---------------------------------|------------------------------|---------------------------------|--|---------------------------------|----------------------------------|------------------------------------|-------------------------|--------|
| Ed Brinkman, R OBP: 0.269, SLG: 0.330 | 6-3 | | 5-3 | | F8 | | F8 | | | 4 | 0 | 0 | 0 | 0 | 0 | 0 | Washington Senators @ Baltimore Orioles Memorial Stadium, Baltimore, MD Sat Jul 25 1964, 7:05 PM EDT Att: 7,992 - Unknown | | | | | |
| Joe Cunningham, L OBP: 0.363, SLG: 0.321 | FC5-4 BB | | CS 1B | | F8 | | | G6-4-3 1B | | 3 | 0 | 2 | 0 | 1 | 0 | 0 | | | | | | |
| Chuck Hinton, R OBP: 0.352, SLG: 0.449 | FC5-4 E S 1-2 WP | | S BB | | 6-3 | | | K | | 3 | 1 | 0 | 0 | 1 | 1 | 2 | | | | | | |
| Don Lock, R OBP: 0.366, SLG: 0.461 | 1B E BB | | K | | | | | G6-4-3 | | 3 | 1 | 0 | 0 | 1 | 1 | 2 | | | | | | |
| John Kennedy, R OBP: 0.306, SLG: 0.379 | E8 1-H 1B | | | HR BB | | | | K | | 2 | 1 | 1 | 0 | 2 | 1 | 0 | | | | | | |
| Don Lepore, R OBP: 0.204, SLG: 0.276 | 6-3 | | | HR | | | | 5-3 | | 4 | 1 | 1 | 2 | 0 | 1 | 2 | | | | | | |
| Ken Hunt, R OBP: 0.245, SLG: 0.210 | | | | | F7 | | | | | 2 | 0 | 0 | 0 | 1 | 1 | 1 | | | | | | |
| Jim King, L OBP: 0.360, SLG: 0.472 | | | | | | | | | | 1 | 0 | 1 | 0 | 0 | 0 | 0 | | | | | | |
| Fred Valentine, S OBP: 0.308, SLG: 0.324 | | | | | | | | | | 0 | 0 | 0 | 0 | 0 | 0 | 0 | | | | | | |
| Chuck Cottier, R OBP: 0.263, SLG: 0.350 | | | | | | | | | | 2 | 0 | 0 | 0 | 0 | 1 | 1 | | | | | | |
| Don Blasingame, L OBP: 0.336, SLG: 0.319 | | | | | | | | | | 2 | 0 | 1 | 0 | 0 | 0 | 0 | | | | | | |
| Bennie Daniels, L OBP: 0.231, SLG: 0.229 | | | | | | | | | | 3 | 0 | 0 | 0 | 0 | 1 | 0 | | | | | | |
| Ron Kline, R OBP: 0.400, SLG: 0.250 | | | | | | | | | | 0 | 0 | 0 | 0 | 0 | 0 | 0 | | | | | | |
| Mike Brumley, L OBP: 0.335, SLG: 0.336 | | | | | | | | | | 0 | 0 | 0 | 0 | 0 | 0 | 0 | | | | | | |
| Don Zimmer, R OBP: 0.295, SLG: 0.439 | | | | | | | | | | 1 | 0 | 0 | 0 | 0 | 0 | 2 | | | | | | |
| Inning Stats | R: 2 E: 1 K: 0 S: 4 | H: 1 LOB: 1 BB: 2 P: 12 | R: 0 E: 0 K: 1 S: 4 | H: 0 LOB: 0 BB: 1 P: 8 | R: 0 E: 0 K: 1 S: 5 | H: 1 LOB: 0 BB: 1 P: 9 | R: 2 E: 0 K: 1 S: 6 | H: 1 LOB: 0 BB: 1 P: 10 | R: 0 E: 0 K: 0 S: 3 | H: 0 LOB: 0 BB: 0 P: 3 | R: 0 E: 0 K: 0 S: 7 | H: 0 LOB: 0 BB: 0 P: 11 | R: 0 E: 0 K: 0 S: 3 | H: 0 LOB: 0 BB: 0 P: 3 | R: 0 E: 0 K: 1 S: 5 | H: 1 LOB: 0 BB: 0 P: 5 | R: 0 E: 0 K: 1 S: 7 | H: 2 LOB: 2 BB: 0 P: 7 | 1B: 5 2B: 1 3B: 0 HR: 1 | SF: 0 SAC: 0 DP: 2 HBP: 0 | WP: 1 PB: 0 CS: 3 | PA: 36 |
| PITCHER | IP WLS BF H R ER SO BB IBB HBP BLK WP HR S P ERA WHIP | | | | | | | | | | | | | | | | | | | | | |
| Steve Barber, L ERA: 4.08 | (1, 1) 4.0 18 3 4 3 3 5 0 0 0 1 1 19 39 6.75 2.000 | | | | | | | | | | | | | | | | | | | | | |
| Dick Hall, R ERA: 2.72 | (5, 1) 3.0 10 0 0 0 2 1 0 0 0 0 0 13 17 0.00 0.333 | | | | | | | | | | | | | | | | | | | | | |
| Stu Miller, R ERA: 2.51 | (8, 1) 1.2 W 7 3 0 0 2 0 0 0 0 0 0 11 11 0.00 1.800 | | | | | | | | | | | | | | | | | | | | | |
| Harvey Haddix, L ERA: 2.14 | (9, 1) 0.1 S 1 0 0 0 0 0 0 0 0 0 0 1 1 0.00 0.000 | | | | | | | | | | | | | | | | | | | | | |

| Batter | 1 | 2 | 3 | 4 | 5 | 6 | 7 | 8 | 9 | AB | R | H | RBI | BB | SO | LOB | BOTTOM | | | |
|--|---|---------------------------------|------------------------------|---------------------------------|------------------------------|---------------------------------|------------------------------|---------------------------------|------------------------------|---------------------------------|------------------------------|----------------------------------|------------------------------|---------------------------------|-------------------------------|----------------------------------|--|------------------------------------|-------------------------|--------|
| Earl Robinson, R OBP: 0.438, SLG: 0.400 | SH1-3 E 1B | | F7 | | 5-3 | | | 1B 1B 1B | | 4 | 2 | 2 | 0 | 0 | 0 | 0 | Washington Senators @ Baltimore Orioles Memorial Stadium, Baltimore, MD Sat Jul 25 1964, 7:05 PM EDT Att: 7,992 - Unknown | | | |
| Willie Kirkland, L OBP: 0.283, SLG: 0.301 | | | | | | | | | | 0 | 0 | 0 | 0 | 0 | 0 | 0 | | | | |
| Luis Aparicio, R OBP: 0.337, SLG: 0.403 | SH1-3 | | | | | | | F8 | | 2 | 0 | 0 | 0 | 1 | 0 | 1 | | | | |
| Norm Siebern, L OBP: 0.388, SLG: 0.365 | 1-3 G3-6-3 1B | | BB | | F7 | | | F7 | | 4 | 0 | 1 | 1 | 0 | 0 | 2 | | | | |
| Boog Powell, L OBP: 0.376, SLG: 0.620 | G3-6-3 | | | | | | | | | 4 | 1 | 2 | 0 | 0 | 0 | 1 | | | | |
| Brooks Robinson, R OBP: 0.365, SLG: 0.473 | | | | | | | | | | 4 | 1 | 2 | 0 | 0 | 0 | 1 | | | | |
| Sam Bowens, R OBP: 0.317, SLG: 0.456 | | | | | | | | | | 2 | 1 | 1 | 2 | 2 | 0 | 1 | | | | |
| Charlie Lau, L OBP: 0.273, SLG: 0.426 | | | | | | | | | | 4 | 0 | 1 | 1 | 0 | 0 | 4 | | | | |
| Dick Brown, R OBP: 0.281, SLG: 0.381 | | | | | | | | | | 0 | 0 | 0 | 0 | 0 | 0 | 0 | | | | |
| Jerry Adair, R OBP: 0.285, SLG: 0.310 | | | | | | | | | | 4 | 0 | 1 | 1 | 0 | 0 | 3 | | | | |
| Steve Barber, L OBP: 0.258, SLG: 0.310 | | | | | | | | | | 1 | 0 | 0 | 0 | 0 | 1 | 0 | | | | |
| Dick Hall, R OBP: 0.273, SLG: 0.200 | | | | | | | | | | 1 | 0 | 0 | 0 | 0 | 0 | 0 | | | | |
| Bob Johnson, R OBP: 0.329, SLG: 0.433 | | | | | | | | | | 1 | 0 | 0 | 0 | 0 | 0 | 2 | | | | |
| Stu Miller, R OBP: 0.281, SLG: 0.381 | | | | | | | | | | 1 | 0 | 0 | 0 | 0 | 1 | 2 | | | | |
| Harvey Haddix, L ERA: 2.14 | | | | | | | | | | 0 | 0 | 0 | 0 | 0 | 0 | 0 | | | | |
| Inning Stats | R: 1 E: 1 K: 0 S: 4 | H: 2 LOB: 0 BB: 0 P: 4 | R: 0 E: 0 K: 0 S: 3 | H: 0 LOB: 1 BB: 1 P: 7 | R: 0 E: 0 K: 1 S: 5 | H: 0 LOB: 1 BB: 1 P: 9 | R: 0 E: 0 K: 0 S: 4 | H: 1 LOB: 1 BB: 0 P: 4 | R: 0 E: 0 K: 0 S: 3 | H: 0 LOB: 0 BB: 0 P: 3 | R: 0 E: 0 K: 0 S: 7 | H: 0 LOB: 0 BB: 0 P: 11 | R: 0 E: 0 K: 0 S: 4 | H: 1 LOB: 2 BB: 1 P: 8 | R: 4 E: 0 K: 1 S: 11 | H: 6 LOB: 2 BB: 0 P: 11 | 1B: 10 2B: 0 3B: 0 HR: 0 | SF: 0 SAC: 1 DP: 1 HBP: 0 | WP: 0 PB: 0 CS: 0 | PA: 36 |
| PITCHER | IP WLS BF H R ER SO BB IBB HBP BLK WP HR S P ERA WHIP | | | | | | | | | | | | | | | | | | | |
| Bennie Daniels, R ERA: 4.2 | (1, 1) 7.2 32 7 4 3 1 3 0 0 0 0 0 31 43 3.52 1.304 | | | | | | | | | | | | | | | | | | | |
| Ron Kline, R ERA: 2.74 | (8, 1) 0.1 L 4 3 1 1 1 0 0 0 0 0 0 6 6 27.00 9.000 | | | | | | | | | | | | | | | | | | | |

| Batter | 1 | 2 | 3 | 4 | 5 | 6 | 7 | 8 | 9 | AB | R | H | RBI | BB | SO | LOB | TOP | | | | | | | | | | |
|--|------------------------------|---------------------------------|------------------------------|---------------------------------|------------------------------|---------------------------------|------------------------------|---------------------------------|------------------------------|----------------------------------|------------------------------|----------------------------------|------------------------------|---------------------------------|------------------------------|---------------------------------|--|---------------------------------|----------------------------------|------------------------------------|----------------------------------|--------|--|--|--|--|--|
| Ed Brinkman, R OBP: 0.268, SLG: 0.338 (1, 6) | | | | | | | | | | 5 | 1 | 1 | 1 | 0 | 2 | 1 | Washington Senators @ Baltimore Orioles Memorial Stadium, Baltimore, MD Sun Jul 26 1964, 3:33 AM EDT Att: 7,303 - Unknown livebaseballscorecards.com | | | | | | | | | | |
| Joe Cunningham, L OBP: 0.377, SLG: 0.341 (1, 3) | | | | | | | | | | 4 | 1 | 3 | 0 | 1 | 0 | 0 | | | | | | | | | | | |
| Chuck Hinton, R OBP: 0.353, SLG: 0.447 (1, 7) | | | | | | | | | | 4 | 1 | 1 | 0 | 1 | 1 | 3 | | | | | | | | | | | |
| Don Lock, R OBP: 0.367, SLG: 0.466 (1, 9) | | | | | | | | | | 3 | 1 | 1 | 2 | 1 | 1 | 2 | | | | | | | | | | | |
| John Kennedy, R OBP: 0.306, SLG: 0.381 (1, 5) | | | | | | | | | | 4 | 0 | 1 | 0 | 0 | 2 | 4 | | | | | | | | | | | |
| Don Leggett, R OBP: 0.206, SLG: 0.278 (1, 2) | | | | | | | | | | 3 | 0 | 1 | 1 | 0 | 0 | 2 | | | | | | | | | | | |
| Ken Hunt, R OBP: 0.235, SLG: 0.200 (1, 8) | | | | | | | | | | 4 | 0 | 0 | 0 | 0 | 2 | 2 | | | | | | | | | | | |
| Chuck Cottier, R OBP: 0.263, SLG: 0.345 (1, 4) | | | | | | | | | | 4 | 0 | 1 | 0 | 0 | 0 | 1 | | | | | | | | | | | |
| Dave Stenhouse, R OBP: 0.333, SLG: 0.273 (1, 1) | | | | | | | | | | 3 | 0 | 0 | 0 | 0 | 1 | 1 | | | | | | | | | | | |
| Inning Stats | R: 1 E: 0 K: 0 S: 5 | H: 3 LOB: 2 BB: 1 P: 9 | R: 0 E: 0 K: 0 S: 3 | H: 0 LOB: 0 BB: 0 P: 3 | R: 0 E: 0 K: 2 S: 9 | H: 2 LOB: 2 BB: 0 P: 9 | R: 0 E: 0 K: 2 S: 8 | H: 1 LOB: 1 BB: 0 P: 8 | R: 3 E: 1 K: 1 S: 8 | H: 2 LOB: 1 BB: 1 P: 12 | R: 0 E: 0 K: 2 S: 8 | H: 1 LOB: 2 BB: 1 P: 12 | R: 0 E: 1 K: 1 S: 5 | H: 0 LOB: 0 BB: 0 P: 5 | R: 0 E: 0 K: 1 S: 5 | H: 0 LOB: 0 BB: 0 P: 5 | R: 0 E: 0 K: 0 S: 3 | H: 0 LOB: 0 BB: 0 P: 3 | 1B: 5 2B: 2 3B: 1 HR: 1 | SF: 1 SAC: 1 DP: 1 HBP: 0 | WP: 0 PB: 1 SB: 1 CS: 1 | PA: 39 | | | | | |
| PITCHER | IP | WLS | BF | H | R | ER | SO | BB | IBB | HBP | BLK | WP | HR | S | P | ERA | WHIP | | | | | | | | | | |
| Dave McNally, L ERA: 3.87 (1, 1) | 5.0 | L | 25 | 8 | 4 | 3 | 5 | 2 | 0 | 0 | 0 | 0 | 1 | 33 | 41 | 5.40 | 2.000 | | | | | | | | | | |
| Dave Vineyard, R ERA: 2.51 (6, 1) | 1.0 | | 5 | 1 | 0 | 0 | 2 | 1 | 0 | 0 | 0 | 0 | 0 | 8 | 12 | 0.00 | 2.000 | | | | | | | | | | |
| Steve Barber, L ERA: 3.99 (7, 1) | 2.0 | | 6 | 0 | 0 | 0 | 2 | 0 | 0 | 0 | 0 | 0 | 0 | 10 | 10 | 0.00 | 0.000 | | | | | | | | | | |
| Stu Miller, R ERA: 2.47 (9, 1) | 1.0 | | 3 | 0 | 0 | 0 | 0 | 0 | 0 | 0 | 0 | 0 | 0 | 3 | 3 | 0.00 | 0.000 | | | | | | | | | | |

| Batter | 1 | 2 | 3 | 4 | 5 | 6 | 7 | 8 | 9 | AB | R | H | RBI | BB | SO | LOB | BOTTOM | | | | | | | | | | |
|---|------------------------------|---------------------------------|------------------------------|---------------------------------|------------------------------|---------------------------------|------------------------------|---------------------------------|------------------------------|---------------------------------|------------------------------|---------------------------------|------------------------------|---------------------------------|------------------------------|---------------------------------|--|---------------------------------|----------------------------------|------------------------------------|----------------------------------|--------|--|--|--|--|--|
| Earl Robinson, R OBP: 0.471, SLG: 0.400 (1, 8) | | | | | | | | | | 0 | 0 | 0 | 0 | 1 | 0 | 0 | Washington Senators @ Baltimore Orioles Memorial Stadium, Baltimore, MD Sun Jul 26 1964, 3:33 AM EDT Att: 7,303 - Unknown livebaseballscorecards.com | | | | | | | | | | |
| Willie Kirkland, L OBP: 0.284, SLG: 0.297 (3, FH) (4, 8) | | | | | | | | | | 2 | 0 | 0 | 0 | 0 | 0 | 0 | | | | | | | | | | | |
| Luis Aparicio, R OBP: 0.333, SLG: 0.398 (1, 6) | | | | | | | | | | 4 | 0 | 0 | 0 | 0 | 0 | 3 | | | | | | | | | | | |
| Norm Siebern, L OBP: 0.384, SLG: 0.360 (1, 3) | | | | | | | | | | 4 | 0 | 0 | 0 | 0 | 2 | 0 | | | | | | | | | | | |
| Boog Powell, L OBP: 0.377, SLG: 0.621 (1, 7) | | | | | | | | | | 3 | 0 | 1 | 0 | 1 | 1 | 0 | | | | | | | | | | | |
| Brooks Robinson, R OBP: 0.364, SLG: 0.469 (1, 5) | | | | | | | | | | 3 | 0 | 0 | 0 | 1 | 1 | 2 | | | | | | | | | | | |
| Sam Bowens, R OBP: 0.313, SLG: 0.449 (1, 9) | | | | | | | | | | 4 | 0 | 0 | 0 | 0 | 2 | 3 | | | | | | | | | | | |
| Jerry Adair, R OBP: 0.286, SLG: 0.308 (1, 4) | | | | | | | | | | 2 | 0 | 0 | 0 | 1 | 1 | 1 | | | | | | | | | | | |
| Dick Brown, R OBP: 0.282, SLG: 0.401 (1, 2) | | | | | | | | | | 3 | 1 | 1 | 1 | 0 | 0 | 1 | | | | | | | | | | | |
| Dave McNally, R OBP: 0.206, SLG: 0.175 (5, PH) (5, PH) (6, 1) (7, 1) (8, PH) (9, 1) | | | | | | | | | | 1 | 0 | 0 | 0 | 0 | 0 | 0 | | | | | | | | | | | |
| Inning Stats | R: 0 E: 0 K: 1 S: 4 | H: 0 LOB: 1 BB: 1 P: 8 | R: 0 E: 0 K: 1 S: 5 | H: 0 LOB: 1 BB: 1 P: 9 | R: 1 E: 0 K: 0 S: 4 | H: 1 LOB: 0 BB: 0 P: 4 | R: 0 E: 0 K: 1 S: 5 | H: 0 LOB: 1 BB: 1 P: 9 | R: 0 E: 0 K: 1 S: 4 | H: 0 LOB: 0 BB: 1 P: 8 | R: 0 E: 0 K: 0 S: 3 | H: 0 LOB: 0 BB: 0 P: 3 | R: 0 E: 0 K: 1 S: 5 | H: 0 LOB: 0 BB: 0 P: 5 | R: 0 E: 0 K: 1 S: 6 | H: 1 LOB: 2 BB: 0 P: 7 | R: 0 E: 0 K: 2 S: 8 | H: 1 LOB: 1 BB: 0 P: 8 | 1B: 1 2B: 1 3B: 0 HR: 1 | SF: 0 SAC: 0 DP: 1 HBP: 1 | WP: 0 PB: 0 SB: 0 CS: 1 | PA: 33 | | | | | |
| PITCHER | IP | WLS | BF | H | R | ER | SO | BB | IBB | HBP | BLK | WP | HR | S | P | ERA | WHIP | | | | | | | | | | |
| Dave Stenhouse, R ERA: 4.58 (1, 1) | 9.0 | W | 33 | 3 | 1 | 1 | 8 | 4 | 0 | 1 | 0 | 0 | 1 | 44 | 61 | 1.00 | 0.778 | | | | | | | | | | |

| Batter | 1 | 2 | 3 | 4 | 5 | 6 | 7 | 8 | 9 | AB | R | H | RBI | BB | SO | LOB | TOP | | | |
|--|--|---------------------------------|------------------------------|---------------------------------|------------------------------|---------------------------------|------------------------------|---------------------------------|------------------------------|---------------------------------|------------------------------|---------------------------------|------------------------------|---------------------------------|------------------------------|---------------------------------|--|----------------------------------|------------------------------------|-------------------------|
| Vic Davallilo, L (1, 8) OBP: 0.292, SLG: 0.328 | 0-0 4-3 | | 0-3 K | | 0-3 K | | | 0-0 SH1-4 1B | | 4 | 0 | 1 | 0 | 0 | 2 | 0 | Cleveland Indians @ Washington Senators D.C. Stadium, Washington, DC Tue Jul 28 1964, 7:05 PM EDT Att: 6,287 - Unknown livebaseballscorecards.com | | | |
| Dick Howser, R (1, 6) OBP: 0.312, SLG: 0.298 | 0-0 HR | | 0-0 F | | 0-0 5-3 | | | 0-0 SH1-4 1-2 | | 3 | 1 | 2 | 0 | 0 | 0 | 0 | | | | |
| Leon Wagner, L (1, 7) OBP: 0.336, SLG: 0.497 | 0-0 HR | | 0-0 P6 | | 0-0 G4-6-3 1B | | | 0-3 K | | 4 | 1 | 2 | 2 | 0 | 1 | 2 | | | | |
| Bob Chance, L (1, 3) OBP: 0.380, SLG: 0.511 | 0-0 F5 | | 0-0 F8 | | 0-0 G4-6-3 1-2 | | | 0-0 P5 | | 4 | 0 | 0 | 0 | 0 | 0 | 3 | | | | |
| Joe Azcue, R (1, 2) OBP: 0.294, SLG: 0.336 | 0-3 K | | | 0-0 4-1 | | 0-0 F8 | | | 0-0 P3 | 4 | 0 | 0 | 0 | 0 | 1 | 0 | | | | |
| Woodie Held, R (1, 5) OBP: 0.289, SLG: 0.421 | | 0-0 5-3 | | 0-0 5-3 | | | 0-0 1-3 | | 0-0 F5 | 4 | 0 | 0 | 0 | 0 | 0 | 0 | | | | |
| Chico Salmon, R (1, 9) John Romano, R (9, PH) OBP: 0.344, SLG: 0.344 OBP: 0.354, SLG: 0.486 | | 0-3 K | | 0-0 FC5-4 1B | | | 0-3 K | | 0-0 6-3 | 3 | 0 | 1 | 0 | 0 | 2 | 0 | | | | |
| Larry Brown, R (1, 4) OBP: 0.279, SLG: 0.374 | | 0-0 1B | | 0-0 FC5-4 1-2 | | | 0-0 HR | | | 3 | 1 | 2 | 1 | 0 | 0 | 1 | | | | |
| Luis Tiant, R (1, 1) Al Smith, R (7, PH) Gary Bell, R (7, 1) OBP: 0.100, SLG: 0.100 OBP: 0.215, SLG: 0.274 OBP: 0.300, SLG: 0.300 | | 0-3 K | | | 0-3 K | | 0-0 1-3 | | | 2 | 0 | 0 | 0 | 0 | 2 | 1 | | | | |
| Inning Stats | R: 2 E: 0 K: 1 S: 7 | H: 2 LOB: 0 BB: 0 P: 7 | R: 0 E: 0 K: 2 S: 8 | H: 1 LOB: 1 BB: 0 P: 8 | R: 0 E: 1 K: 1 S: 6 | H: 1 LOB: 1 BB: 0 P: 6 | R: 0 E: 0 K: 0 S: 4 | H: 1 LOB: 0 BB: 0 P: 4 | R: 0 E: 0 K: 0 S: 3 | H: 1 LOB: 0 BB: 0 P: 3 | R: 1 E: 0 K: 1 S: 6 | H: 1 LOB: 0 BB: 0 P: 6 | R: 0 E: 0 K: 1 S: 6 | H: 1 LOB: 1 BB: 0 P: 6 | R: 0 E: 0 K: 0 S: 3 | H: 0 LOB: 0 BB: 0 P: 3 | | 1B: 6 2B: 0 3B: 0 HR: 2 | SF: 0 SAC: 1 DP: 1 HBP: 0 | WP: 0 PB: 0 CS: 0 |
| PITCHER Claude Osteen, L (1, 1) ERA: 3.6 | IP: 9.0 WLS: W BF: 34 H: 8 R: 3 ER: 3 SO: 8 BB: 0 IBB: 0 HBP: 0 BLK: 0 WP: 0 HR: 2 S: 50 P: 50 ERA: 3.00 WHIP: 0.889 | | | | | | | | | | | | | | | PITCHER | | | | |

| Batter | 1 | 2 | 3 | 4 | 5 | 6 | 7 | 8 | 9 | AB | R | H | RBI | BB | SO | LOB | BOTTOM | | | |
|---|--|---------------------------------|------------------------------|----------------------------------|------------------------------|---------------------------------|------------------------------|---------------------------------|------------------------------|---------------------------------|------------------------------|---------------------------------|------------------------------|---------------------------------|------------------------------|---------------------------------|--|----------------------------------|------------------------------------|-------------------------|
| Don Blasingame, L (1, 4) OBP: 0.308, SLG: 0.319 | 0-3 K | | 0-0 1-4-3 | | 0-0 1B HR 1B | | 4-0 FC6-4 BB | | | 3 | 1 | 1 | 0 | 1 | 1 | 0 | Cleveland Indians @ Washington Senators D.C. Stadium, Washington, DC Tue Jul 28 1964, 7:05 PM EDT Att: 6,287 - Unknown livebaseballscorecards.com | | | |
| Joe Cunningham, L (1, 3) OBP: 0.375, SLG: 0.338 | 0-3 K | | 0-0 F7 | | 0-0 1-3 HR 1B | | 0-0 FC6-4 1-2 | | | 4 | 1 | 1 | 0 | 0 | 1 | 1 | | | | |
| Chuck Hinton, R (1, 7) OBP: 0.352, SLG: 0.453 | 0-0 E5 | | 0-0 F2 | | 0-0 1-3 HR | | 0-0 F9 | | | 4 | 1 | 1 | 3 | 0 | 0 | 0 | | | | |
| Don Lock, R (1, 8) OBP: 0.363, SLG: 0.460 | 0-0 F8 | | 0-0 F7 | | 0-3 K | | 0-3 K | | | 4 | 0 | 0 | 0 | 0 | 2 | 1 | | | | |
| Mike Brumley, L (1, 2) OBP: 0.337, SLG: 0.333 | | 4-0 BB E BB | | 4-0 WP BB | | 0-0 1-3 | | 0-0 4-3 | | 2 | 1 | 0 | 0 | 2 | 0 | 0 | | | | |
| John Kennedy, R (1, 5) OBP: 0.306, SLG: 0.378 | | 4-0 FC5-4 BB | | 0-0 F7 | | 0-3 K | | | | 2 | 0 | 0 | 0 | 1 | 1 | 1 | | | | |
| Fred Valentine, S (1, 9) OBP: 0.302, SLG: 0.317 | | 0-0 FC5-4 1-2 2-H | | 0-3 K | | 0-0 P6 | | | | 3 | 0 | 0 | 0 | 0 | 1 | 2 | | | | |
| Ed Brinkman, R (1, 6) OBP: 0.265, SLG: 0.334 | | 0-0 F7 | | 0-0 L6 | | 0-0 1-3 | | | | 3 | 0 | 0 | 0 | 0 | 0 | 1 | | | | |
| Claude Osteen, L (1, 1) OBP: 0.145, SLG: 0.169 | | 0-3 K | | 0-0 F8 | | 0-3 K | | | | 3 | 0 | 0 | 0 | 0 | 2 | 1 | | | | |
| Inning Stats | R: 0 E: 1 K: 2 S: 8 | H: 0 LOB: 1 BB: 2 P: 8 | R: 1 E: 1 K: 1 S: 5 | H: 0 LOB: 1 BB: 2 P: 13 | R: 0 E: 0 K: 0 S: 3 | H: 0 LOB: 0 BB: 0 P: 3 | R: 0 E: 0 K: 1 S: 5 | H: 0 LOB: 1 BB: 1 P: 9 | R: 3 E: 0 K: 1 S: 8 | H: 3 LOB: 0 BB: 0 P: 8 | R: 0 E: 0 K: 1 S: 5 | H: 0 LOB: 0 BB: 0 P: 5 | R: 0 E: 0 K: 1 S: 5 | H: 0 LOB: 0 BB: 0 P: 5 | R: 0 E: 0 K: 1 S: 5 | H: 0 LOB: 0 BB: 0 P: 5 | | 1B: 2 2B: 0 3B: 0 HR: 1 | SF: 0 SAC: 0 DP: 0 HBP: 0 | WP: 1 PB: 0 CS: 0 |
| PITCHER Luis Tiant, R (1, 1) ERA: 1.88 Gary Bell, R (7, 1) ERA: 4.21 | IP: 6.0 WLS: L BF: 25 H: 3 R: 4 ER: 4 SO: 6 BB: 3 IBB: 0 HBP: 0 BLK: 0 WP: 1 HR: 1 S: 34 P: 46 ERA: 6.00 WHIP: 1.000 | | | | | | | | | | | | | | | PITCHER | | | | |

| Batter | 1 | 2 | 3 | 4 | 5 | 6 | 7 | 8 | 9 | 10 | 11 | 12 | AB | R | H | RBI | BB | SO | LOB | TOP |
|---|------------------------------|-------------------------|------------------------------|--------------------------|------------------------------|-------------------------|------------------------------|-------------------------|------------------------------|-------------------------|------------------------------|-------------------------|------------------------------|-------------------------|------------------------------|----------------------------------|----------------------------------|------------------------------------|----------------------------------|--------|
| Dick Howser, R OBP: 0.313, SLG: 0.297 (1, 6) | 4-3 | | K | | | | | K | | | | | 4 | 0 | 1 | 0 | 1 | 2 | 1 | |
| Vic Davalillo, L OBP: 0.293, SLG: 0.327 (1, 8) | | BB | 4-3 | | | | | | P4 | | F7 | | 4 | 0 | 1 | 0 | 1 | 0 | 1 | |
| Leon Wagner, L OBP: 0.254, SLG: 0.494 Al Smith, R OBP: 0.215, SLG: 0.274 (1, 7) | F8 | | F2 | | | | | | 4-3 | | | | 3 | 0 | 0 | 0 | 0 | 0 | 2 | |
| Bob Chance, L OBP: 0.381, SLG: 0.329 (9, PH) | | | | | | FC9-6 | | | | | | | 1 | 0 | 0 | 0 | 1 | 0 | 0 | |
| Fred Whitfield, L OBP: 0.300, SLG: 0.408 Billy Moran, R OBP: 0.281, SLG: 0.279 (1, 3) | K | | | | | | P6 | | | | | | 4 | 0 | 0 | 0 | 0 | 1 | 2 | |
| Tito Francona, L OBP: 0.373, SLG: 0.398 (1, 9) | | | | | | | | | | | | | 4 | 0 | 1 | 0 | 1 | 1 | 0 | |
| John Romano, R OBP: 0.349, SLG: 0.476 (1, 2) | | | | | | | | | | | | | 5 | 0 | 0 | 0 | 0 | 2 | 3 | |
| Chico Salmon, R OBP: 0.338, SLG: 0.328 (1, 4) | | | | | | | | | | | | | 3 | 1 | 0 | 0 | 1 | 0 | 0 | |
| Woodie Held, R OBP: 0.289, SLG: 0.418 (1, 5) | | | | | | | | | | | | | 4 | 0 | 1 | 1 | 0 | 1 | 0 | |
| Sam McDowell, L OBP: 0.310, SLG: 0.345 Don McMahon, R OBP: 0.222, SLG: 0.222 Paul Luckenbach, R OBP: 0.222, SLG: 0.222 Ted Abernathy, R OBP: 0.222, SLG: 0.222 Pedro Ramos, S OBP: 0.222, SLG: 0.222 Gary Bell, R OBP: 0.222, SLG: 0.222 (1, 1) | | | | | | | | | | | | | 3 | 0 | 1 | 0 | 0 | 1 | 1 | |
| Inning Stats | R: 0 E: 0 K: 1 S: 5 | H: 0 LOB: 1 BB: 9 | R: 1 E: 0 K: 2 S: 8 | H: 1 LOB: 1 BB: 12 | R: 0 E: 0 K: 1 S: 5 | H: 0 LOB: 0 BB: 5 | R: 0 E: 0 K: 0 S: 3 | H: 0 LOB: 0 BB: 3 | R: 0 E: 0 K: 1 S: 5 | H: 1 LOB: 0 BB: 5 | R: 0 E: 0 K: 1 S: 5 | H: 0 LOB: 0 BB: 3 | R: 0 E: 0 K: 1 S: 6 | H: 1 LOB: 1 BB: 6 | R: 0 E: 0 K: 0 S: 2 | H: 0 LOB: 1 BB: 2 P: 10 | 1B: 5 2B: 1 3B: 0 HR: 0 | SF: 0 SAC: 1 DP: 2 HBP: 0 | WP: 0 PB: 0 SB: 0 CS: 1 | PA: 42 |
| PITCHER | IP | WLS | BF | H | R | ER | SO | BB | IBB | HBP | BLK | WP | HR | S | P | ERA | WHIP | | | |
| Buster Natum, R ERA: 4.07 Ron Kline, R ERA: 2.68 (1, 1) | 11.0 | W | 4 | 0 | 0 | 0 | 0 | 1 | 1 | 0 | 0 | 0 | 0 | 2 | 10 | 0.00 | 1.000 | | | |

Cleveland Indians @ Washington Senators
D.C. Stadium, Washington, DC
Wed Jul 29 1964, 7:05 PM EDT
Att. 4,327 - Unknown


| | |
|-----|----|
| AB | 36 |
| R | 1 |
| H | 5 |
| RBI | 1 |
| BB | 5 |
| SO | 9 |
| LOB | 10 |



| Batter | 1 | 2 | 3 | 4 | 5 | 6 | 7 | 8 | 9 | 10 | 11 | 12 | AB | R | H | RBI | BB | SO | LOB | BOTTOM | | |
|--|------------------------------|-------------------------|------------------------------|--------------------------|------------------------------|-------------------------|------------------------------|-------------------------|------------------------------|-------------------------|------------------------------|----------------------------------|------------------------------|---------------------------------|------------------------------|----------------------------------|------------------------------|---------------------------------|----------------------------------|------------------------------------|----------------------------------|--------|
| Ed Brinkman, R OBP: 0.294, SLG: 0.329 (1, 6) | K | | F8 | | | | | | | | | | 5 | 0 | 0 | 0 | 1 | 2 | 0 | | | |
| Joe Cunningham, L OBP: 0.372, SLG: 0.329 (1, 3) | F7 | | | | | | | | | | | | 4 | 1 | 0 | 0 | 2 | 0 | 1 | | | |
| Chuck Hinton, R OBP: 0.354, SLG: 0.451 (1, 7) | | | | | | | | | | | | | 4 | 1 | 1 | 0 | 1 | 1 | 0 | | | |
| Don Lock, R OBP: 0.365, SLG: 0.480 (10, 8) | | | | | | | | | | | | | 6 | 2 | 3 | 4 | 0 | 1 | 4 | | | |
| John Kennedy, R OBP: 0.310, SLG: 0.378 (1, 5) | | | | | | | | | | | | | 3 | 0 | 1 | 0 | 2 | 0 | 2 | | | |
| Don Lappert, R OBP: 0.210, SLG: 0.280 Mike Brunley, L OBP: 0.338, SLG: 0.335 (9, PH) | | | | | | | | | | | | | 3 | 0 | 1 | 0 | 0 | 0 | 1 | | | |
| Ken Hunt, R OBP: 0.238, SLG: 0.195 Don Blasingame, L OBP: 0.307, SLG: 0.318 (9, PH) | | | | | | | | | | | | | 2 | 0 | 0 | 0 | 1 | 1 | 2 | | | |
| Chuck Cottier, R OBP: 0.265, SLG: 0.337 Dick Phillips, L OBP: 0.217, SLG: 0.266 Fred Valentine, S OBP: 0.302, SLG: 0.317 Jim King, R OBP: 0.362, SLG: 0.472 (11, PH) | | | | | | | | | | | | | 1 | 0 | 0 | 0 | 0 | 1 | 0 | | | |
| Buster Natum, R OBP: 0.025, SLG: 0.025 Don Zimmer, R OBP: 0.294, SLG: 0.437 Ron Kline, R OBP: 0.400, SLG: 0.250 (12, 1) | | | | | | | | | | | | | 4 | 0 | 0 | 0 | 4 | 4 | 3 | | | |
| Inning Stats | R: 0 E: 0 K: 2 S: 7 | H: 0 LOB: 0 BB: 0 | R: 0 E: 0 K: 2 S: 8 | H: 1 LOB: 3 BB: 16 | R: 0 E: 0 K: 0 S: 3 | H: 1 LOB: 1 BB: 7 | R: 0 E: 0 K: 0 S: 3 | H: 0 LOB: 1 BB: 1 | R: 0 E: 0 K: 2 S: 7 | H: 0 LOB: 0 BB: 0 | R: 0 E: 0 K: 0 S: 3 | H: 0 LOB: 2 BB: 2 P: 11 | R: 0 E: 0 K: 1 S: 6 | H: 1 LOB: 1 BB: 1 P: 3 | R: 0 E: 0 K: 0 S: 6 | H: 1 LOB: 3 BB: 2 P: 14 | R: 3 E: 0 K: 0 S: 2 | H: 1 LOB: 0 BB: 1 P: 7 | 1B: 5 2B: 0 3B: 0 HR: 2 | SF: 0 SAC: 1 DP: 1 HBP: 1 | WP: 1 PB: 0 SB: 0 CS: 1 | PA: 49 |
| PITCHER | IP | WLS | BF | H | R | ER | SO | BB | IBB | HBP | BLK | WP | HR | S | P | ERA | WHIP | | | | | |
| Sam McDowell, L ERA: 3.4 Don McMahon, R ERA: 1.59 Ted Abernathy, R ERA: 1.11 Pedro Ramos, R ERA: 4.51 Gary Bell, R ERA: 4.59 (1, 1) | 7.1 | | 30 | 4 | 1 | 1 | 9 | 6 | 0 | 0 | 0 | 1 | 1 | 42 | 66 | 1.23 | 1.364 | | | | | |
| Don McMahon, R ERA: 1.59 Ted Abernathy, R ERA: 1.11 Pedro Ramos, R ERA: 4.51 Gary Bell, R ERA: 4.59 (8, 1) | 2.2 | | 9 | 1 | 0 | 0 | 1 | 0 | 0 | 0 | 0 | 0 | 0 | 11 | 11 | 0.00 | 0.375 | | | | | |
| Jim King, R ERA: 3.12 Pedro Ramos, R ERA: 4.51 Gary Bell, R ERA: 4.59 (11, 1) | 0.0 | | 2 | 1 | 0 | 0 | 0 | 1 | 0 | 0 | 0 | 0 | 0 | 1 | 5 | ∞ | ∞ | | | | | |
| Don Blasingame, L ERA: 3.18 Ron Kline, R ERA: 2.68 (10, 4) | 1.0 | | 4 | 0 | 0 | 0 | 1 | 0 | 1 | 0 | 0 | 0 | 0 | 5 | 9 | 0.00 | 0.000 | | | | | |
| Ed Brinkman, R OBP: 0.294, SLG: 0.329 (1, 6) | 0.1 | L | 4 | 1 | 3 | 3 | 0 | 1 | 0 | 1 | 0 | 0 | 1 | 2 | 7 | 81.00 | 6.000 | | | | | |

Cleveland Indians @ Washington Senators
D.C. Stadium, Washington, DC
Wed Jul 29 1964, 7:05 PM EDT
Att. 4,327 - Unknown

| | |
|-----|----|
| AB | 38 |
| R | 4 |
| H | 7 |
| RBI | 4 |
| BB | 9 |
| SO | 11 |
| LOB | 23 |



| Batter | 1 | 2 | 3 | 4 | 5 | 6 | 7 | 8 | 9 | AB | R | H | RBI | BB | SO | LOB | TOP | | |
|---|---|----------------------------------|------------------------------|---------------------------------|------------------------------|----------------------------------|------------------------------|---|------------------------------|---------------------------------|-------------------------------|----------------------------------|-------------------------------|----------------------------------|-----------------------------------|------------------------------------|--|--|------------------------------------|
| Dick Houser, R (1, 6) OBP: 0.317, SLG: 0.299 | F8 | | | CS 1B | | 1-3 BB | | FC5-4 1B | F3 | 4 | 0 | 2 | 0 | 2 | 0 | 3 | Cleveland Indians @ Washington Senators D.C. Stadium, Washington, DC Thu Jul 30 1964, 7:05 PM EDT Att: 3,770 - Unknown | | |
| Vic Davallio, L (1, 8) OBP: 0.294, SLG: 0.334 | HR | | | 1-2 BB | | 1-3 | | FC5-4 1B | | 4 | 1 | 1 | 1 | 1 | 0 | 5 | | | |
| Leon Wagner, L (1, 7) OBP: 0.337, SLG: 0.494 | 1B 1B | CS BB | | K | | F8 | | 1-3 1B | | 4 | 1 | 2 | 1 | 1 | 1 | 2 | | | |
| Bob Chance, L (1, 3) OBP: 0.378, SLG: 0.502 | BB 1B 1B | P6 | | 1-3 | | | | K | P5 | 5 | 1 | 1 | 0 | 0 | 1 | 4 | | | |
| Tito Francona, L (1, 9) A Smith, R (9, PH) OBP: 0.214, SLG: 0.272 | 1-2 FC6-4 1B | 3-1 | | G5-4-3 BB | | | | 1B | 4-3 | 3 | 1 | 2 | 1 | 1 | 0 | 0 | | | |
| John Romano, R (1, 2) OBP: 0.349, SLG: 0.472 | FC6-4 1B 1-2 2-3 BB | | | G5-4-3 BB | | F8 | | | K | 4 | 1 | 1 | 0 | 1 | 1 | 2 | | | |
| Chico Salmon, R (1, 4) OBP: 0.356, SLG: 0.338 | FC6-4 1-2 2-3 3-H 1B | | | FC6-4 1-3 1-2 1B | | S 1B | | L5 | | 4 | 0 | 2 | 1 | 1 | 0 | 2 | | | |
| Woodie Held, R (1, 5) OBP: 0.291, SLG: 0.412 | FC6-4 1B 1-2 2-3 3-H WP 1B | | | 1-3 | | F7 | | FC5-4 1B HBP | BB | 3 | 2 | 0 | 1 | 1 | 0 | 4 | | | |
| Dick Donovan, L (1, 1) Sonny Siebert, R (6, PH) Fred Whitfield, L (6, PH) Don McMahon, R (8, 1) Larry Brown, R (9, PH) Pedro Ramos, S (9, PH) OBP: 0.250, SLG: 0.302 | 1-3 3-H 1B | | | 4-3 | | 4-3 | | | P6 | 3 | 0 | 1 | 1 | 0 | 0 | 1 | | | |
| Inning Stats | R: 6 E: 0 K: 0 S: 9 | H: 6 LOB: 2 BB: 2 P: 17 | R: 0 E: 0 K: 0 S: 2 | H: 1 LOB: 1 BB: 1 P: 6 | R: 0 E: 0 K: 1 S: 4 | H: 1 LOB: 1 BB: 1 P: 9 | R: 0 E: 0 K: 1 S: 5 | H: 0 LOB: 1 BB: 1 P: 7 | R: 0 E: 0 K: 1 S: 6 | H: 1 LOB: 1 BB: 0 P: 6 | R: 1 E: 0 K: 0 S: 5 | H: 2 LOB: 2 BB: 0 P: 6 | R: 0 E: 0 K: 1 S: 5 | H: 0 LOB: 3 BB: 3 P: 17 | 1B: 11 2B: 0 3B: 0 HR: 1 | SF: 0 SAC: 0 DP: 1 HBP: 1 | | WP: 1 PA: 46 PB: 0 SB: 1 CS: 2 | |
| PITCHER | IP WLS BF H R ER SO BB IBB HBP BLK WP HR S P ERA WHIP | | | | | | | | | | | | | | | | | | |
| Alan Koch, R (1, 1) ERA: 5.32 | 0.1 | 6 | 4 | 5 | 5 | 0 | 1 | 0 | 0 | 0 | 0 | 0 | 1 | 5 | 9 | 135.00 | 15.000 | | |
| Jim Hannan, R (1, 1) ERA: 3.91 | 5.2 | W | 24 | 5 | 1 | 1 | 1 | 5 | 0 | 0 | 0 | 1 | 0 | 21 | 41 | 1.59 | 1.765 | | |
| Steve Ridzik, R (7, 1) ERA: 2.83 | 1.2 | | 9 | 3 | 1 | 1 | 1 | 0 | 0 | 1 | 0 | 0 | 0 | 10 | 11 | 5.40 | 1.800 | | |
| Frank Kreutzer, L (8, 1) ERA: 3.27 | 1.0 | | 6 | 0 | 0 | 0 | 1 | 3 | 0 | 0 | 0 | 0 | 0 | 5 | 17 | 0.00 | 3.000 | | |
| Ron Kline, R (9, 1) ERA: 2.66 | 0.1 | S | 1 | 0 | 0 | 0 | 0 | 0 | 0 | 0 | 0 | 0 | 0 | 1 | 1 | 0.00 | 0.000 | | |
| Batter | 1 | 2 | 3 | 4 | 5 | 6 | 7 | 8 | 9 | AB | R | H | RBI | BB | SO | LOB | BOTTOM | | |
| Don Blasingame, L (1, 4) OBP: 0.314, SLG: 0.321 | 1-3 | | | BB 1B | | G6-4-3 BB | | BLK E 1B BB | 1-3 1B | 3 | 1 | 2 | 0 | 2 | 0 | 0 | Cleveland Indians @ Washington Senators D.C. Stadium, Washington, DC Thu Jul 30 1964, 7:05 PM EDT Att: 3,770 - Unknown | | |
| John Kennedy, R (1, 5) OBP: 0.306, SLG: 0.372 | 5-3 | | | K | | G6-4-3 1-2 BB | | E1 BLK 1B | K | 5 | 1 | 0 | 0 | 0 | 2 | 6 | | | |
| Jim King, L (1, 9) OBP: 0.366, SLG: 0.468 | F2 | | | 1-2 BB | | K | | FC6-4 1B 1-2 2-3 3-H IBB | BB BB BB | 2 | 0 | 0 | 0 | 3 | 1 | 0 | | | |
| Joe Cunningham, L (1, 3) OBP: 0.384, SLG: 0.336 | | 1-3 1B | | K | | | | | BB BB BB | 3 | 2 | 2 | 2 | 2 | 1 | 2 | | | |
| Don Lock, R (1, 8) OBP: 0.360, SLG: 0.473 | | 1-3 | | F2 | | K | | FC6-4 1B | K | 5 | 0 | 0 | 0 | 0 | 2 | 8 | | | |
| Mike Brumley, L (1, 2) OBP: 0.336, SLG: 0.332 | | F7 | | 5-3 | | | | FC6 | F8 | 5 | 1 | 1 | 0 | 0 | 0 | 5 | | | |
| Fred Valentine, S (1, 7) OBP: 0.317, SLG: 0.329 | | 1B 2-H 1B | | 4-3 | | | | PB 1B 1-3 2-H 1B | 1B 1B 1B | 4 | 1 | 3 | 2 | 1 | 0 | 0 | | | |
| Ed Brinkman, R (1, 6) OBP: 0.269, SLG: 0.333 | | | | | | | | PB 1B 1-2 3-H 1B | K F7 | 5 | 1 | 3 | 1 | 0 | 1 | 4 | | | |
| Alan Koch, R (1, 1) Jim Hannan, R (1, 1) Dick Hill, L (6, PH) Chuck Hinton, R (6, PH) Steve Ridzik, R (7, 1) Frank Kreutzer, R (8, 1) Ron Kline, R (9, 1) OBP: 0.269, SLG: 0.250 | | | | F3 | | | | E BB 1-H 2-H 1B | K | 0 | 0 | 0 | 0 | 0 | 0 | 0 | | | |
| Inning Stats | R: 0 E: 0 K: 0 S: 3 | H: 0 LOB: 0 BB: 0 P: 3 | R: 1 E: 0 K: 1 S: 8 | H: 3 LOB: 2 BB: 0 P: 8 | R: 0 E: 0 K: 2 S: 8 | H: 1 LOB: 1 BB: 1 P: 12 | R: 0 E: 0 K: 0 S: 4 | H: 1 LOB: 1 BB: 0 P: 4 | R: 0 E: 0 K: 1 S: 4 | H: 0 LOB: 0 BB: 1 P: 8 | R: 7 E: 1 K: 1 S: 11 | H: 5 LOB: 2 BB: 3 P: 23 | R: 0 E: 0 K: 3 S: 11 | H: 2 LOB: 2 BB: 0 P: 11 | R: 0 E: 0 K: 1 S: 5 | H: 0 LOB: 3 BB: 3 P: 17 | | 1B: 12 2B: 0 3B: 0 HR: 0 | SF: 0 SAC: 0 DP: 1 HBP: 0 |
| PITCHER | IP WLS BF H R ER SO BB IBB HBP BLK WP HR S P ERA WHIP | | | | | | | | | | | | | | | | | | |
| Dick Donovan, L (1, 1) ERA: 4.77 | 5.1 | L | 11 | 3 | 2 | 1 | 3 | 1 | 1 | 0 | 0 | 15 | 23 | 5.40 | 2.400 | | | | |
| Sonny Siebert, R (6, 1) ERA: 3.94 | 1.2 | | 11 | 3 | 2 | 1 | 3 | 1 | 1 | 0 | 0 | 15 | 23 | 5.40 | 2.400 | | | | |
| Don McMahon, R (8, 1) ERA: 1.57 | 1.0 | | 6 | 0 | 0 | 0 | 1 | 3 | 0 | 0 | 0 | 5 | 17 | 0.00 | 3.000 | | | | |

| Batter | 1 | 2 | 3 | 4 | 5 | 6 | 7 | 8 | 9 | 10 | AB | R | H | RBI | BB | SO | LOB | TOP | |
|---|---------------------------------------|---------------------------------|------------------------------|---------------------------------|------------------------------|---------------------------------|------------------------------|---------------------------------|------------------------------|---------------------------------|------------------------------|---------------------------------|------------------------------|---------------------------------|------------------------------|---------------------------------|----------------------------------|------------------------------------|--|
| Mike Hershberger, R OBP: 0.321, SLG: 0.310 (1, 9) | 0-0 6-3 | 0-0 5-3 | | | 0-0 F8 | | 0-0 FC5-6 HR | | 0-3 K | | 5 | 1 | 0 | 0 | 0 | 1 | 2 | | |
| Don Buford, S OBP: 0.343, SLG: 0.375 Al Weis, S OBP: 0.315, SLG: 0.340 (7, 4) | 0-0 PB 1B 3B | | 0-3 K | | 0-3 K | | 0-0 F8 | | 0-3 K | | 4 | 1 | 1 | 0 | 0 | 2 | 1 | | |
| Pete Ward, L OBP: 0.351, SLG: 0.472 (1, 5) | 0-0 PB 3B 1B | | 0-0 G3 | | 0-0 4-3 | | 0-0 HR | | 0-0 1B SF8 1B | | 5 | 3 | 3 | 2 | 0 | 0 | 0 | | |
| Bill Skowron, R OBP: 0.313, SLG: 0.447 (1, 3) | 0-0 F8 | | 0-3 K | | 0-0 F9 | | 0-0 4-3 | | 0-3 K | | 5 | 0 | 0 | 0 | 0 | 2 | 3 | | |
| Gene Stephens, L OBP: 0.263, SLG: 0.425 Dave Nicholson, R OBP: 0.352, SLG: 0.394 (8, PH) (8, 7) | 0-0 1-H 2-H 3B | | | 0-0 G5-4-3 3B | | 4-0 BLK 1B BB | | 0-0 HR | | 0-0 1B SF8 1B | 2 | 2 | 2 | 2 | 1 | 0 | 0 | | |
| Ron Hansen, R OBP: 0.352, SLG: 0.401 (1, 6) | 0-0 1-3 | | | 4-0 G5-4-3 BB | | 0-0 1-H 2B 1B | | 0-0 F8 | | 0-0 1-3 SF8 1B | 3 | 1 | 1 | 2 | 1 | 0 | 1 | | |
| Jim Landis, R OBP: 0.286, SLG: 0.266 (1, 8) | | 0-0 P6 | | 0-0 G5-4-3 BB | | 0-0 1-H 2B 1B | | 0-3 K | | 0-3 3-H K | 5 | 0 | 1 | 1 | 0 | 2 | 2 | | |
| J.C. Martin, L OBP: 0.244, SLG: 0.275 (1, 2) | | 0-0 3-1 | | 0-0 P3 | | 0-0 4-3 | | 0-0 P4 | | | 4 | 0 | 0 | 0 | 0 | 0 | 1 | | |
| John Buzhardt, R OBP: 0.198, SLG: 0.250 Eddie Fisher, R OBP: 0.214, SLG: 0.214 Don Mossi, L OBP: 0.257, SLG: 0.214 Hoyt Wilhelm, R OBP: 0.257, SLG: 0.214 Frank Baumann, L OBP: 0.257, SLG: 0.214 (10, 1) | | 0-0 2B | | 0-0 6-3 | | 0-0 FC5-6 1B | | 0-3 K | | | 2 | 0 | 1 | 0 | 0 | 0 | 0 | | |
| | | | | | | | | | | | | | | | | | | | |
| Inning Stats | R: 2 E: 0 K: 0 S: 6 | H: 3 LOB: 1 BB: 0 P: 6 | R: 0 E: 0 K: 0 S: 4 | H: 1 LOB: 1 BB: 0 P: 4 | R: 0 E: 0 K: 2 S: 7 | H: 0 LOB: 0 BB: 0 P: 7 | R: 1 E: 0 K: 1 S: 5 | H: 2 LOB: 1 BB: 1 P: 9 | R: 2 E: 0 K: 0 S: 5 | H: 2 LOB: 0 BB: 0 P: 5 | R: 1 E: 0 K: 1 S: 6 | H: 1 LOB: 0 BB: 0 P: 6 | R: 0 E: 0 K: 3 S: 9 | H: 0 LOB: 0 BB: 0 P: 9 | R: 1 E: 0 K: 2 S: 9 | H: 2 LOB: 1 BB: 0 P: 9 | 1B: 6 2B: 2 3B: 2 HR: 2 | SF: 1 SAC: 0 DP: 1 HBP: 0 | WP: 0 PA: 43 PB: 1 SB: 0 CS: 0 |
| PITCHER | IP 6.0 | WLS 26 | H 7 | R 5 | ER 5 | SO 3 | BB 2 | IBB 0 | HBP 0 | BLK 1 | WP 0 | HR 0 | S 30 | P 38 | ERA 7.50 | WHIP 1.500 | | | |
| Dave Stenhouse, R ERA: 4.87 Jim Hannan, R ERA: 4.1 Frank Kreuzler, L ERA: 3.5 Ron Kline, R ERA: 2.63 | (1, 1) (7, 1) (8, 1) (10, 1) | 1.0 0.0 0.2 | 5 0 2 | 2 0 0 | 2 0 0 | 0 0 1 | 0 0 0 | 0 0 0 | 0 0 0 | 0 0 0 | 0 0 0 | 0 0 4 | 5 0 4 | 5 0 4 | 0.00 0.000 0.000 | | | | |

Chicago White Sox @ Washington Senators
D.C. Stadium, Washington, DC
Sat Aug 01 1964, 3:33 AM EDT
Att: 4,775 - Unknown

AB 40
R 9
H 12
RBI 8
BB 2
SO 9
LOB 10



| Batter | 1 | 2 | 3 | 4 | 5 | 6 | 7 | 8 | 9 | 10 | AB | R | H | RBI | BB | SO | LOB | BOTTOM |
|---|---|---------------------------------|-------------------------|-----------------------|-------------------------------|-----------------------|---------------------------------|-----------------------|-----------------------|-----------------------|-----------------------|-------------------|---------------------|---------------------|---|------------------|-----|--------|
| Don Blasingame, L OBP: 0.308, SLG: 0.315 (1, 4) | 0-0 2B SF7 1B | 0-0 4-3 | | 0-3 K | | 0-0 F7 | | 0-0 4-3 | | 0-0 P4 | 6 | 1 | 1 | 0 | 0 | 1 | 1 | |
| Fred Valentine, S OBP: 0.324, SLG: 0.333 (1, 7) | 0-0 F8 | | 0-0 P5 | | 4-0 4-3 BB SF9 BB | | 4-0 1B BB | 0-0 5-3 2B | | 0-0 1B | 4 | 2 | 2 | 0 | 2 | 0 | 1 | |
| Jim King, L OBP: 0.372, SLG: 0.474 (1, 9) | 0-0 1-3 2B | | 0-0 F8 | | 4-0 SF9 4-3 BB | | 0-0 1B HBP FC3-6 1B | 0-0 5-3 | | 0-0 F8 | 5 | 1 | 2 | 0 | 1 | 0 | 2 | |
| Joe Cunningham, L OBP: 0.362, SLG: 0.527 (1, 3) | 4-0 BB | | 0-0 1B | | 0-0 4-3 | | 1-0 1B HBP | 0-0 4-3 | | | 3 | 0 | 1 | 0 | 1 | 0 | 3 | |
| Don Lock, R OBP: 0.300, SLG: 0.479 (1, 8) | 0-0 SF7 | | 0-0 HR | | 0-0 SF9 | | 0-0 FC3-6 1B | | 0-3 K | | 3 | 1 | 2 | 5 | 0 | 1 | 0 | |
| Mike Brumley, L OBP: 0.337, SLG: 0.335 (1, 2) | 0-0 3-1 | | 0-0 2B | | 4-0 FC6-4 IBB | | 0-0 FC3-6 1B | | 0-0 L6 | | 4 | 0 | 1 | 1 | 1 | 0 | 4 | |
| John Kennedy, R OBP: 0.300, SLG: 0.365 Don Leppert, R OBP: 0.212, SLG: 0.289 Dick Phillips, L OBP: 0.323, SLG: 0.296 (8, 5) | | 0-3 K | 0-3 K | | 0-0 FC6-4 | | 0-3 K | | 0-0 HR | | 3 | 0 | 0 | 0 | 0 | 2 | 3 | |
| Ed Brinkman, R OBP: 0.265, SLG: 0.327 (1, 6) | | 0-0 5-3 | | 0-0 6-3 | | 0-0 F7 | | 0-0 5-3 | | 0-0 5-3 | 5 | 0 | 1 | 1 | 0 | 0 | 0 | |
| Dave Stenhouse, R OBP: 0.302, SLG: 0.388 Ken Hartz, R OBP: 0.285, SLG: 0.189 Jim Hannan, R OBP: 0.285, SLG: 0.189 Roy Sievers, R OBP: 0.285, SLG: 0.332 Frank Kreuzler, R OBP: 0.285, SLG: 0.250 Ron Kline, R OBP: 0.285, SLG: 0.250 Chuck Collins, R OBP: 0.285, SLG: 0.330 (10, PH) | (1, 1) (8, PH) (7, 1) (7, PH) (8, 1) (10, 1) | 0.0 1.0 3.1 0.1 | 0 2 14 1 | 0 4 1 0 | 0 3 1 0 | 0 0 0 0 | 0 0 0 0 | 0 0 0 0 | 0 0 0 0 | 0 0 0 0 | 0 1 20 1 | 0 5 20 1 | 0 10 20 1 | 0 0 0 0 | 0 0 0 0 | 0 0 0 0 | | |
| PITCHER | IP 5.0 | WLS 25 | H 6 | R 4 | ER 4 | SO 3 | BB 3 | IBB 1 | HBP 0 | BLK 0 | WP 0 | HR 1 | S 27 | P 43 | ERA 7.20 | WHIP 1.800 | | |
| John Buzhardt, R ERA: 2.85 Eddie Fisher, R ERA: 3.67 Don Mossi, L ERA: 2.54 Hoyt Wilhelm, R ERA: 2.44 Frank Baumann, L ERA: 6.94 | (1, 1) (6, 1) (7, 1) (7, 1) (10, 1) | 5.0 1.0 0.1 3.1 0.1 | 25 7 1 14 1 | 4 2 0 4 0 | 4 3 1 1 0 | 3 0 0 0 0 | 3 1 0 0 0 | 1 0 0 0 0 | 0 1 0 0 0 | 0 0 0 0 0 | 0 0 0 0 0 | 1 5 20 1 | 27 10 20 1 | 43 10 20 1 | 7.20 2.700 2.70 0.000 0.000 | | | |

Chicago White Sox @ Washington Senators
D.C. Stadium, Washington, DC
Sat Aug 01 1964, 3:33 AM EDT
Att: 4,775 - Unknown

AB 40
R 6
H 12
RBI 8
BB 5
SO 6
LOB 18



| Batter | 1 | 2 | 3 | 4 | 5 | 6 | 7 | 8 | 9 | AB | R | H | RBI | BB | SO | LOB | TOP | | | | | | | |
|---|---|---|------------------------------|---------------------------------|------------------------------|---------------------------------|------------------------------|---------------------------------|------------------------------|---------------------------------|------------------------------|---------------------------------|------------------------------|---------------------------------|------------------------------|---------------------------------|----------------------------------|------------------------------------|-----------------------------------|---|----|----|------|-------|
| Mike Hershberger, R OBP: 0.316, SLG: 0.305 | 0-0 F9 SH1-3 1B | | 0-0 F7 | | 0-0 4-3 | | 0-0 5-3 | | 0-0 L1-3 | 5 | 1 | 1 | 0 | 0 | 0 | 1 | | | | | | | | |
| Don Buford, S OBP: 0.343, SLG: 0.372 | 0-0 SH1-3 | | 0-0 4-3 | | 4-0 S BB | | 0-0 5-3 | | 0-0 G3 | 2 | 0 | 0 | 0 | 1 | 0 | 0 | | | | | | | | |
| Al Weis, S OBP: 0.317, SLG: 0.341 | 1-2 | | | | | | | | | 1 | 0 | 0 | 0 | 0 | 0 | 1 | | | | | | | | |
| Pete Ward, L OBP: 0.351, SLG: 0.467 | 0-0 F9 | | 4-0 BB | | 0-0 F3 | | 0-0 F9 | | | 3 | 0 | 0 | 0 | 1 | 0 | 2 | | | | | | | | |
| Bill Skowron, R OBP: 0.311, SLG: 0.440 | 4-0 1B BB | | 0-0 F9 | | | | 0-0 5-3 | | 0-0 6-3 | 3 | 0 | 0 | 0 | 1 | 0 | 1 | | | | | | | | |
| Gene Stephens, L OBP: 0.385, SLG: 0.442 | 0-0 | | | | 0-3 K | | 0-0 2B 1B | | 4-0 FC6-4 BB | 3 | 1 | 2 | 1 | 1 | 1 | 0 | | | | | | | | |
| Ron Hansen, R OBP: 0.355, SLG: 0.405 | 0-0 2-3 | | | | 4-0 BB | | 0-0 1-3 2B | | 0-0 F7 | 3 | 1 | 1 | 0 | 1 | 0 | 3 | | | | | | | | |
| Jim Landis, R OBP: 0.290, SLG: 0.267 | | | 0-0 F8 | | 0-0 P4 | | 0-0 2B 1B | | 0-0 FC6-4 | 4 | 0 | 1 | 2 | 0 | 0 | 2 | | | | | | | | |
| J.C. Martin, L OBP: 0.238, SLG: 0.268 | | | 0-3 K | | 0-0 F7 | | 0-0 P6 | | 0-0 F7 | 4 | 0 | 0 | 0 | 0 | 1 | 2 | | | | | | | | |
| Ray Herbert, R OBP: 0.077, SLG: 0.080 | | | 0-3 K | | | | 0-3 K | | | 3 | 0 | 0 | 0 | 0 | 3 | 1 | | | | | | | | |
| Don Mossi, L OBP: 0.250, SLG: 0.250 | | | | | | | 0-3 K | | 0-0 L1-3 1B | 1 | 0 | 1 | 0 | 0 | 0 | 0 | | | | | | | | |
| Inning Stats | R: 1 E: 0 K: 0 S: 5 | H: 2 LOB: 2 BB: 1 P: 9 | R: 0 E: 0 K: 2 S: 7 | H: 0 LOB: 0 BB: 0 P: 7 | R: 0 E: 0 K: 1 S: 3 | H: 0 LOB: 1 BB: 1 P: 9 | R: 0 E: 0 K: 1 S: 5 | H: 0 LOB: 1 BB: 1 P: 9 | R: 2 E: 0 K: 1 S: 8 | H: 3 LOB: 1 BB: 0 P: 8 | R: 0 E: 0 K: 0 S: 3 | H: 0 LOB: 0 BB: 0 P: 3 | R: 0 E: 0 K: 0 S: 3 | H: 0 LOB: 1 BB: 1 P: 7 | R: 0 E: 0 K: 0 S: 4 | H: 1 LOB: 1 BB: 0 P: 4 | 1B: 5 2B: 1 3B: 0 HR: 0 | SF: 0 SAC: 1 DP: 0 HBP: 0 | WP: 0 PA: 38 PB: 0 CS: 1 | | | | | |
| PITCHER | IP WLS BF H R ER SO BB IBB HBP BLK WP HR S P ERA WHIP | IP WLS BF H R ER SO BB IBB HBP BLK WP HR S P ERA WHIP | | | | | | | | | | | | | | | | | | | | | | |
| Buster Narum, R ERA: 4.02 | (1, 1) | 8.0 | L | 34 | 5 | 3 | 3 | 5 | 5 | 0 | 0 | 0 | 0 | 0 | 0 | 0 | 0 | 0 | 0 | 0 | 39 | 59 | 3.38 | 1.250 |
| Ron Kline, R ERA: 2.98 | (9, 1) | 1.0 | | 4 | 1 | 0 | 0 | 0 | 0 | 0 | 0 | 0 | 0 | 0 | 0 | 0 | 0 | 0 | 0 | 0 | 4 | 4 | 0.00 | 1.000 |

Chicago White Sox @ Washington Senators
D.C. Stadium, Washington, DC
Sun Aug 02 1964, 3:38 AM EDT
Att: 10,922 - Unknown

livebaseballscorecards.com

AB 32
R 3
H 6
RBI 3
BB 5
SO 5
LOB 13



| Batter | 1 | 2 | 3 | 4 | 5 | 6 | 7 | 8 | 9 | AB | R | H | RBI | BB | SO | LOB | BOTTOM | | | | | | |
|---|---|---|------------------------------|---------------------------------|------------------------------|---------------------------------|------------------------------|---------------------------------|------------------------------|---------------------------------|------------------------------|---------------------------------|------------------------------|---------------------------------|------------------------------|---------------------------------|----------------------------------|------------------------------------|-----------------------------------|----|----|------|-------|
| Don Blasingame, L OBP: 0.310, SLG: 0.314 | 0-0 P4 | | 0-0 FC6-4 2B | | | 0-0 F7 | | 0-0 1-3 1B | | 4 | 1 | 1 | 0 | 0 | 0 | 1 | | | | | | | |
| Fred Valentine, S OBP: 0.320, SLG: 0.331 | 0-0 F2 | | 0-0 1-H 2B | | | 0-0 F9 | | 0-0 P6 | | 4 | 0 | 1 | 1 | 0 | 0 | 2 | | | | | | | |
| Jim King, L OBP: 0.370, SLG: 0.470 | 0-0 2B | | | | 0-0 4-3 | | 0-3 K | | 0-0 F2 | 4 | 0 | 1 | 0 | 0 | 1 | 2 | | | | | | | |
| Joe Cunningham, L OBP: 0.373, SLG: 0.315 | 0-0 F7 | | | | 0-0 F7 | | 0-0 6-3 | | 0-3 K | 4 | 0 | 0 | 0 | 0 | 1 | 1 | | | | | | | |
| Don Lock, R OBP: 0.358, SLG: 0.483 | | | 0-0 1-3 | | 0-3 K | | 0-0 P6 | | 0-0 P6 | 4 | 0 | 0 | 0 | 0 | 1 | 0 | | | | | | | |
| Mike Brumley, L OBP: 0.331, SLG: 0.329 | | | 0-0 L4 | | | 0-0 F8 | | 0-0 WP 1B | | 4 | 0 | 1 | 0 | 0 | 0 | 0 | | | | | | | |
| Dick Phillips, L OBP: 0.322, SLG: 0.295 | | | 0-0 6-3 | | | 0-0 FC6-4 1B | | 0-0 6-3 | | 3 | 0 | 1 | 0 | 0 | 0 | 1 | | | | | | | |
| Ed Brinkman, R OBP: 0.265, SLG: 0.326 | | | 0-0 6-3 | | | 0-0 F8 | | 0-0 1B 1B | | 3 | 0 | 1 | 0 | 0 | 0 | 1 | | | | | | | |
| Buster Narum, R OBP: 0.024, SLG: 0.024 | | | 0-3 K | | | 0-0 FC6-4 | | 0-0 F8 | | 2 | 0 | 0 | 0 | 0 | 1 | 1 | | | | | | | |
| Roy Sievers, R OBP: 0.259, SLG: 0.317 | | | | | | | | | | 1 | 0 | 0 | 0 | 0 | 0 | 1 | | | | | | | |
| Ron Kline, R OBP: 0.400, SLG: 0.250 | | | | | | | | | | 0 | 0 | 0 | 0 | 0 | 0 | 0 | | | | | | | |
| Inning Stats | R: 0 E: 0 K: 0 S: 4 | H: 1 LOB: 1 BB: 0 P: 4 | R: 0 E: 0 K: 0 S: 3 | H: 0 LOB: 0 BB: 0 P: 3 | R: 1 E: 0 K: 1 S: 6 | H: 1 LOB: 1 BB: 0 P: 6 | R: 0 E: 0 K: 1 S: 5 | H: 0 LOB: 0 BB: 0 P: 5 | R: 0 E: 0 K: 0 S: 4 | H: 1 LOB: 1 BB: 0 P: 4 | R: 0 E: 0 K: 0 S: 4 | H: 1 LOB: 2 BB: 0 P: 4 | R: 0 E: 0 K: 0 S: 5 | H: 0 LOB: 0 BB: 0 P: 5 | R: 0 E: 0 K: 1 S: 5 | H: 0 LOB: 0 BB: 0 P: 5 | 1B: 4 2B: 2 3B: 0 HR: 0 | SF: 0 SAC: 0 DP: 0 HBP: 0 | WP: 2 PA: 33 PB: 0 CS: 0 | | | | |
| PITCHER | IP WLS BF H R ER SO BB IBB HBP BLK WP HR S P ERA WHIP | IP WLS BF H R ER SO BB IBB HBP BLK WP HR S P ERA WHIP | | | | | | | | | | | | | | | | | | | | | |
| Ray Herbert, R ERA: 3.1 | (1, 1) | 7.1 | W | 28 | 6 | 1 | 1 | 3 | 0 | 0 | 0 | 0 | 0 | 0 | 0 | 0 | 0 | 0 | 0 | 34 | 34 | 1.23 | 0.818 |
| Don Mossi, L ERA: 2.37 | (8, 1) | 1.2 | S | 5 | 0 | 0 | 0 | 1 | 0 | 0 | 0 | 0 | 0 | 0 | 0 | 0 | 0 | 0 | 0 | 7 | 7 | 0.00 | 0.000 |

Chicago White Sox @ Washington Senators
D.C. Stadium, Washington, DC
Sun Aug 02 1964, 3:38 AM EDT
Att: 10,922 - Unknown

livebaseballscorecards.com

AB 33
R 1
H 6
RBI 1
BB 0
SO 4
LOB 10



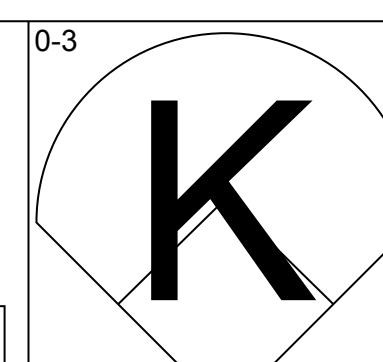
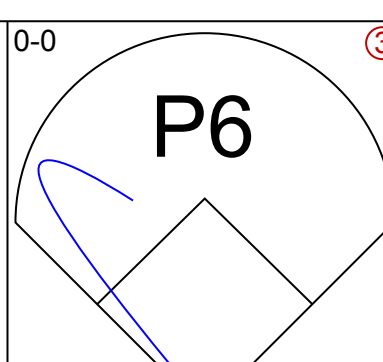
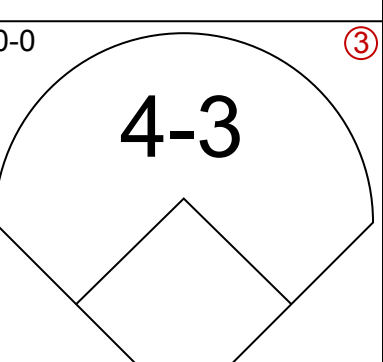
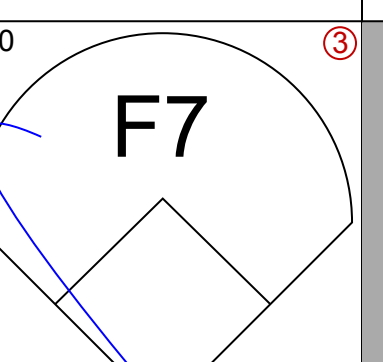
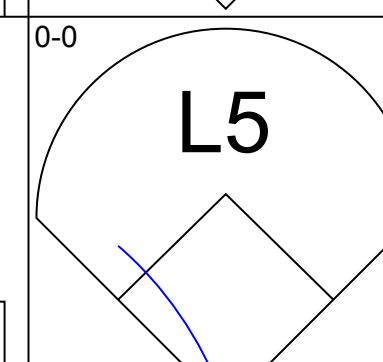
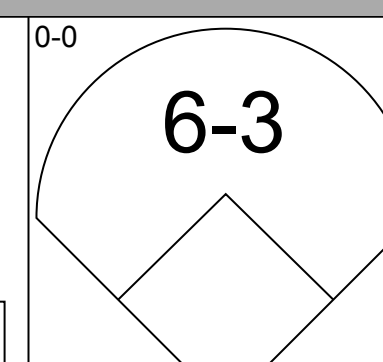
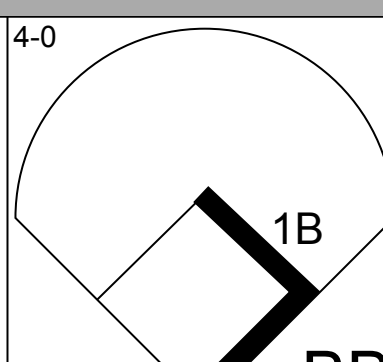
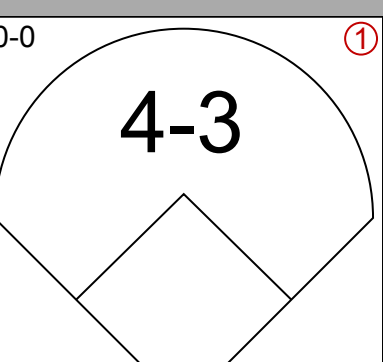
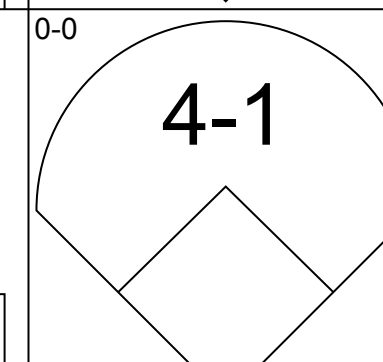
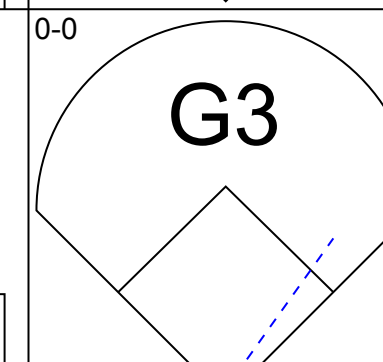
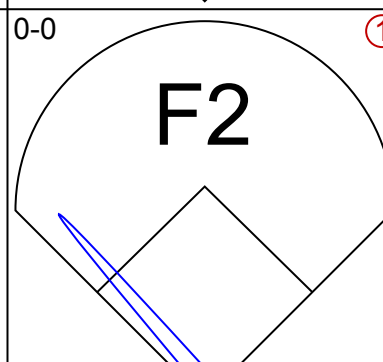
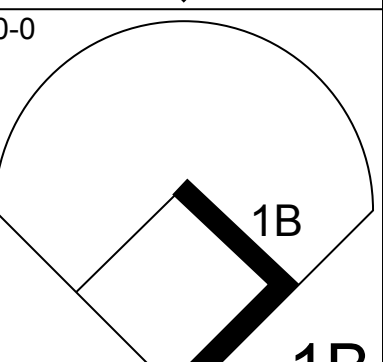
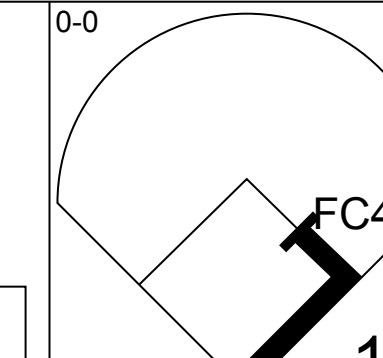
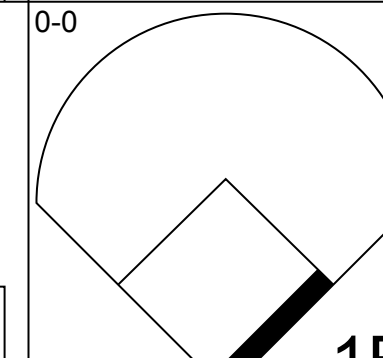
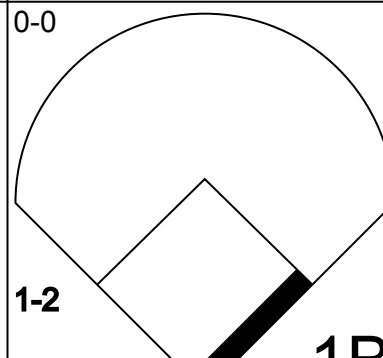
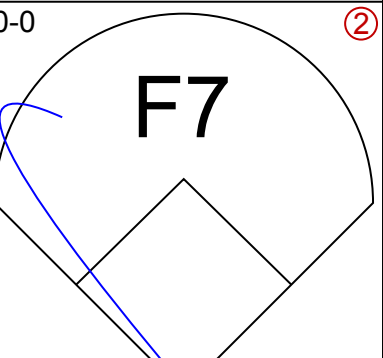
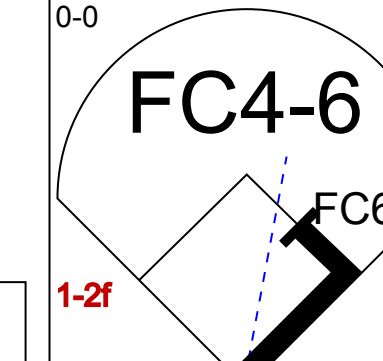
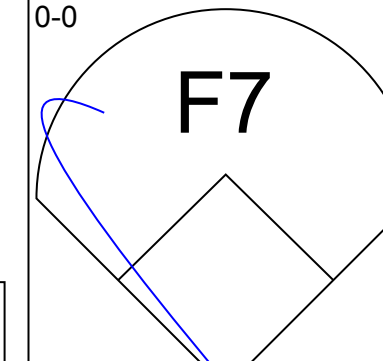
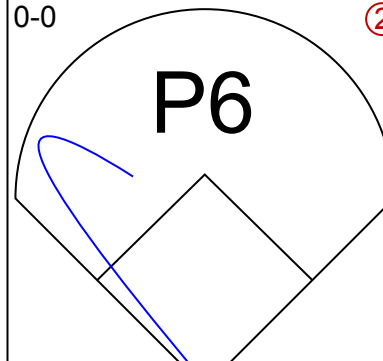
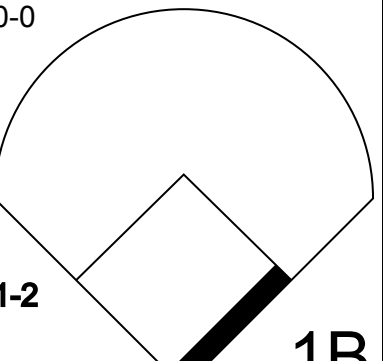

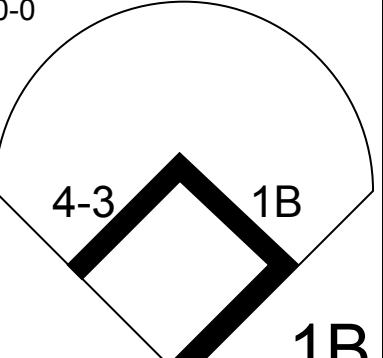
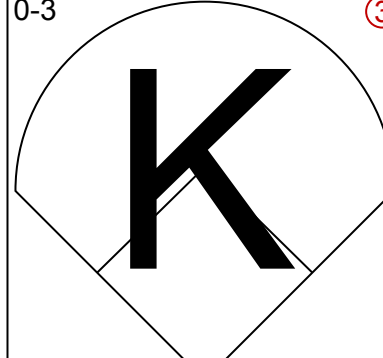
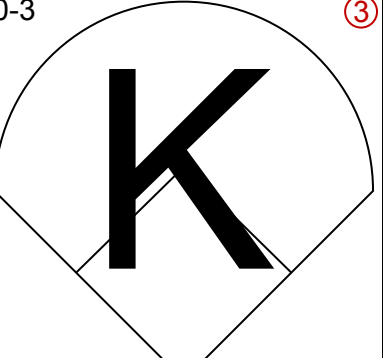
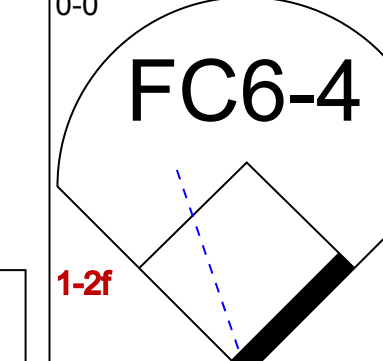
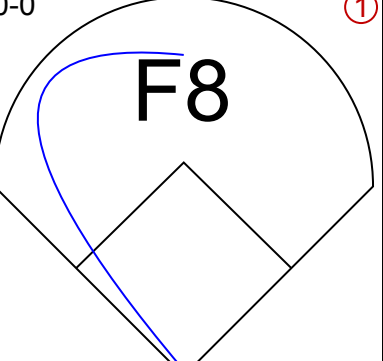
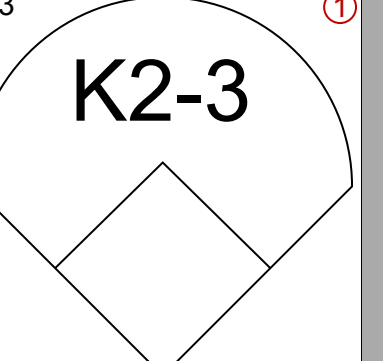
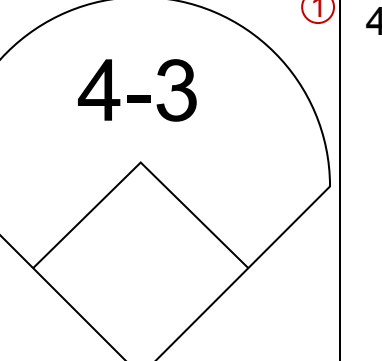
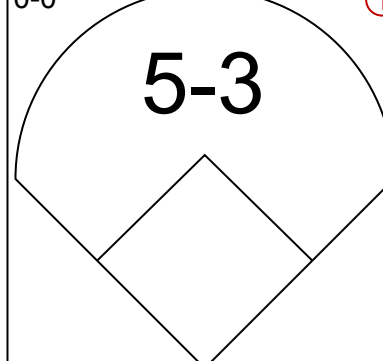
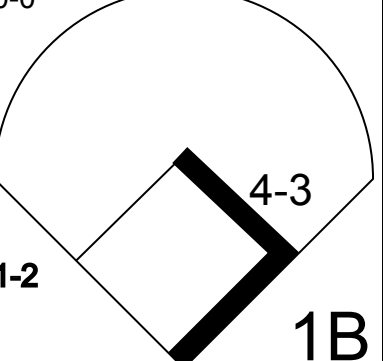
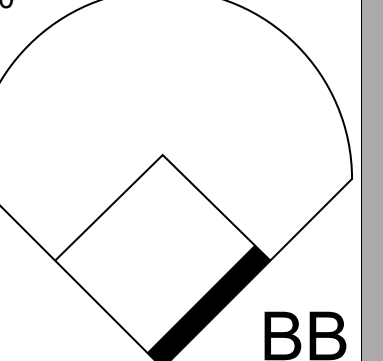
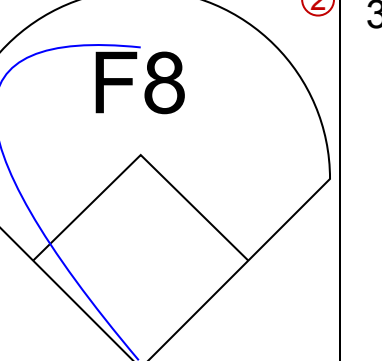
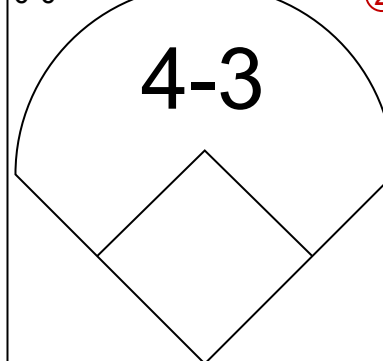
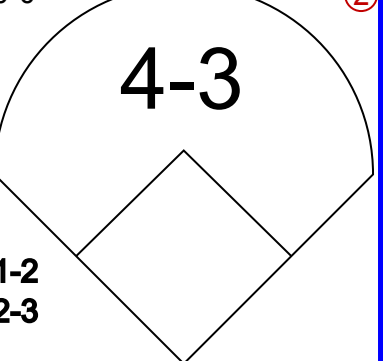
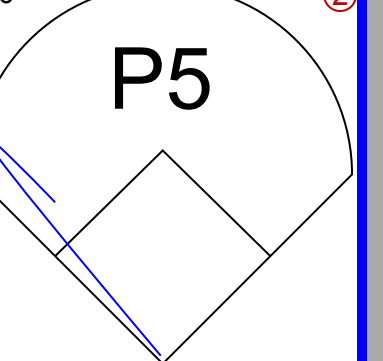
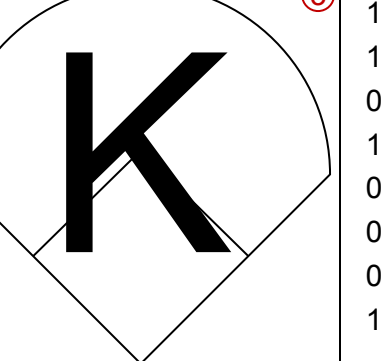
| Batter | 1 | 2 | 3 | 4 | 5 | 6 | 7 | 8 | 9 | AB | R | H | RBI | BB | SO | LOB | TOP | | | | | |
|---|---|---------------------------------|------------------------------|---------------------------------|------------------------------|---------------------------------|------------------------------|---------------------------------|------------------------------|---------------------------------|------------------------------|---------------------------------|------------------------------|---------------------------------|------------------------------|---------------------------------|---|---------------------------------|----------------------------------|------------------------------------|----------------------------------|--------|
| Don Blasingame, L (1,4) OBP: 0.312, SLG: 0.317 | 5-3 | | 1B 2B | | BB | | | G4-6-3 | | 3 | 1 | 1 | 1 | 1 | 0 | 1 | Washington Senators @ Cleveland Indians Cleveland Municipal Stadium, Cleveland, OH Mon Aug 03 1964, 7:05 PM EDT Att: 3,086 - Unknown | | | | | |
| Fred Valentine, S (1,7) OBP: 0.319, SLG: 0.329 | 5-3 | | 2H 1B | | | | | 4-3 | | 4 | 0 | 1 | 1 | 0 | 0 | 3 | | | | | | |
| Jim King, L (1,9) OBP: 0.365, SLG: 0.464 | 6-3 | | F8 | | | | | 4-3 | | 4 | 0 | 0 | 0 | 0 | 0 | 1 | | | | | | |
| Joe Cunningham, L (1,3) | | K | | 6-3 | | | | 1-3 | | 4 | 0 | 1 | 0 | 0 | 1 | 0 | | | | | | |
| Don Lock, R (1,8) OBP: 0.354, SLG: 0.477 | | F8 | | 6-3 | | | | P6 | | 4 | 0 | 0 | 0 | 0 | 1 | 1 | | | | | | |
| Mike Brumley, L (1,2) OBP: 0.327, SLG: 0.324 | | 3-1 | | F7 | | | | 3-1 | | 4 | 0 | 0 | 0 | 0 | 0 | 1 | | | | | | |
| Dick Phillips, L (1,5) OBP: 0.322, SLG: 0.295 | | | F9 | | | | | K | | 3 | 0 | 1 | 0 | 0 | 1 | 0 | | | | | | |
| Ed Brinkman, R (1,6) OBP: 0.266, SLG: 0.326 | | | E7 2B 1B | | | | | F8 | | 3 | 1 | 1 | 0 | 0 | 0 | 1 | | | | | | |
| Frank Kreutzer, R (1,1) OBP: 0.100, SLG: 0.200 | | | K | | | | | F3 | | 2 | 0 | 0 | 0 | 0 | 1 | 2 | | | | | | |
| Jim Hannan, R (5,1) OBP: 0.176, SLG: 0.188 | | | | | | | | | | 0 | 0 | 0 | 0 | 0 | 0 | 0 | | | | | | |
| Roy Stevers, R (6, PH) OBP: 0.284, SLG: 0.323 | | | | | | | | | | 1 | 0 | 1 | 0 | 0 | 0 | 0 | | | | | | |
| Chuck Hinton, R (8, PR) OBP: 0.354, SLG: 0.451 | | | | | | | | | | 0 | 0 | 0 | 0 | 0 | 0 | 0 | | | | | | |
| Ron Kline, R (8,1) OBP: 0.400, SLG: 0.250 | | | | | | | | | | 0 | 0 | 0 | 0 | 0 | 0 | 0 | | | | | | |
| Inning Stats | R: 0 E: 0 K: 0 S: 3 | H: 0 LOB: 0 BB: 0 P: 3 | R: 0 E: 0 K: 1 S: 5 | H: 0 LOB: 0 BB: 0 P: 5 | R: 2 E: 1 K: 1 S: 8 | H: 3 LOB: 1 BB: 0 P: 8 | R: 0 E: 0 K: 0 S: 3 | H: 0 LOB: 0 BB: 0 P: 3 | R: 0 E: 0 K: 0 S: 4 | H: 1 LOB: 2 BB: 1 P: 8 | R: 0 E: 0 K: 0 S: 3 | H: 0 LOB: 0 BB: 0 P: 3 | R: 0 E: 0 K: 1 S: 5 | H: 0 LOB: 0 BB: 0 P: 5 | R: 0 E: 0 K: 0 S: 3 | H: 1 LOB: 1 BB: 0 P: 3 | R: 0 E: 0 K: 1 S: 6 | H: 1 LOB: 1 BB: 0 P: 6 | 1B: 5 2B: 1 3B: 0 HR: 0 | SF: 0 SAC: 0 DP: 1 HBP: 0 | WP: 0 PB: 0 SB: 0 CS: 0 | PA: 33 |
| PITCHER | IP WLS BF H R ER SO BB IBB HBP BLK WP HR S P ERA WHIP | | | | | | | | | | | | | | | | | | | | | |
| Dick Donovan, R (1,1) ERA: 4.58 | 8.1 W 31 6 2 2 3 1 0 0 0 0 0 0 36 40 2.16 0.840 | | | | | | | | | | | | | | | | | | | | | |
| Luis Tiant, R (9,1) ERA: 1.69 | 0.2 S 2 0 0 0 1 0 0 0 0 0 0 0 4 4 0.00 0.000 | | | | | | | | | | | | | | | | | | | | | |

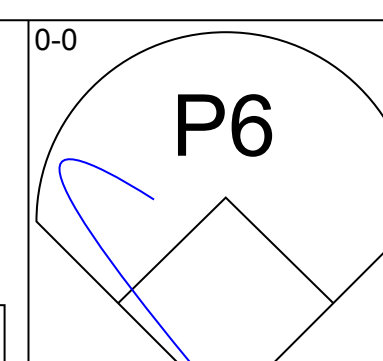
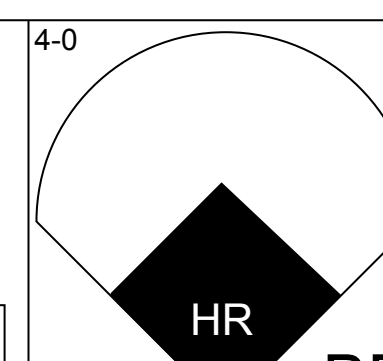
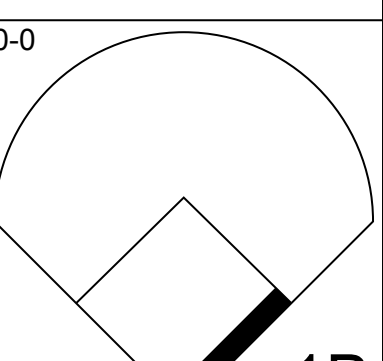
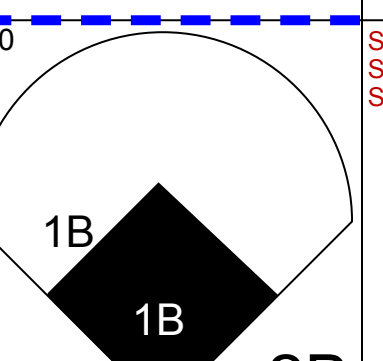
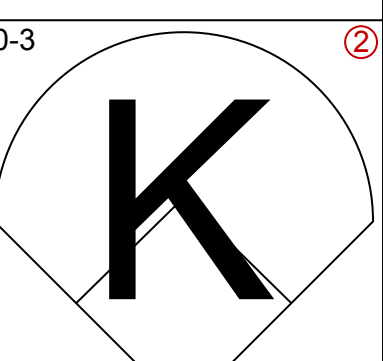
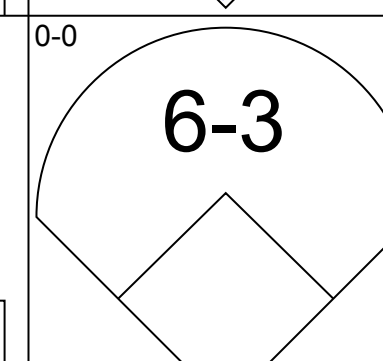
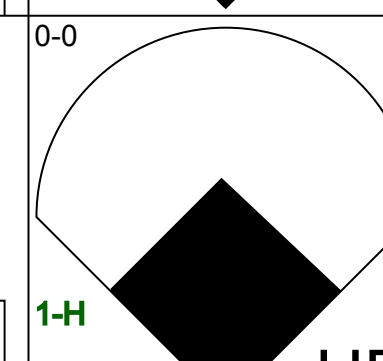
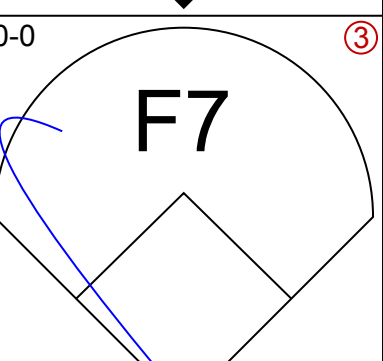
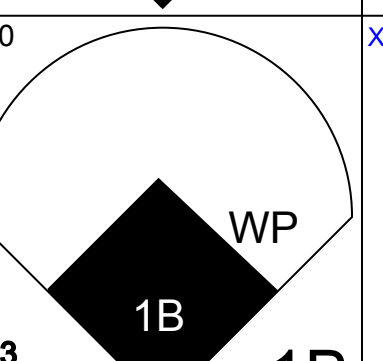
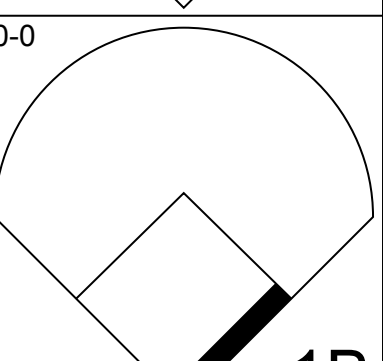
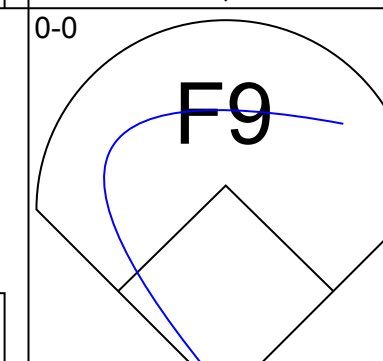
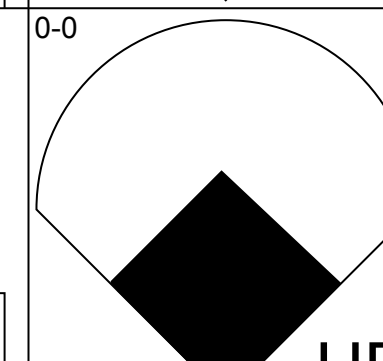
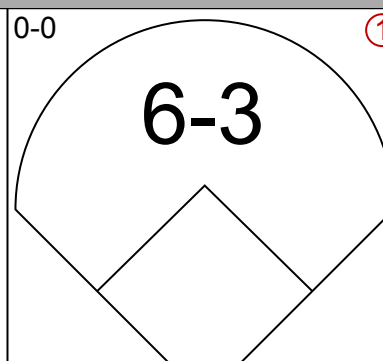
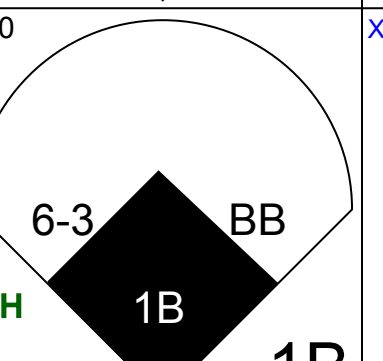
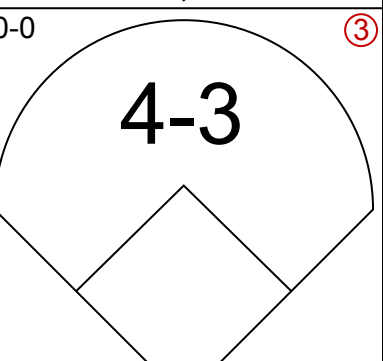
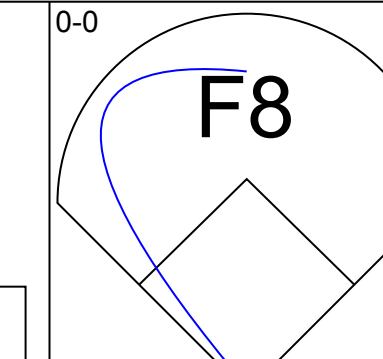
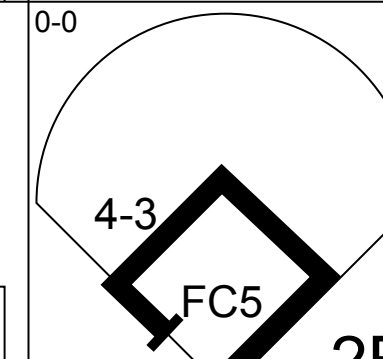

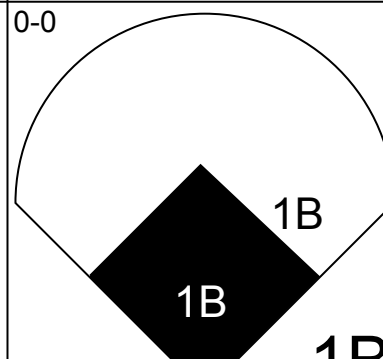
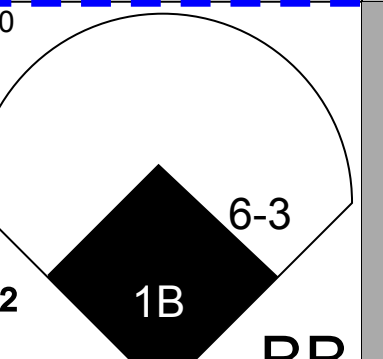

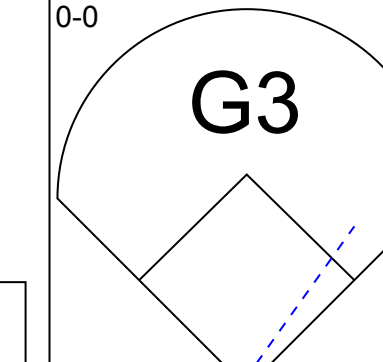
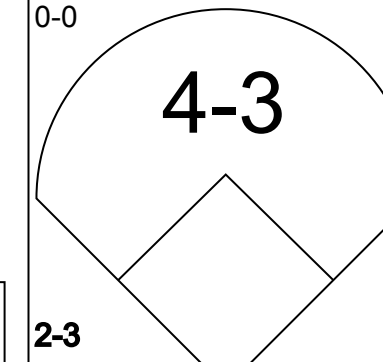
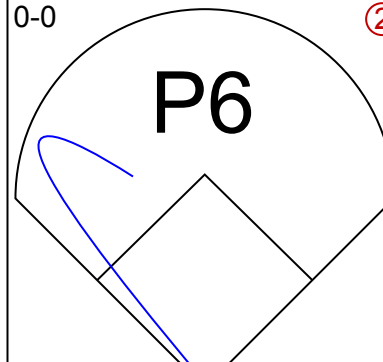
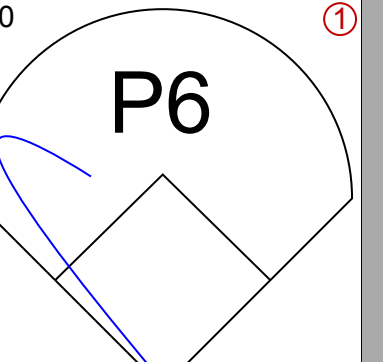

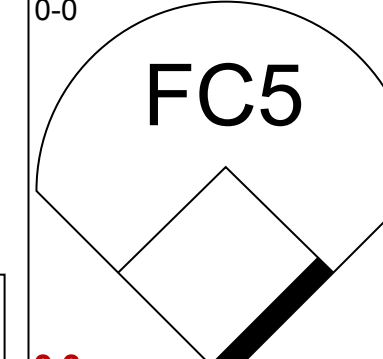
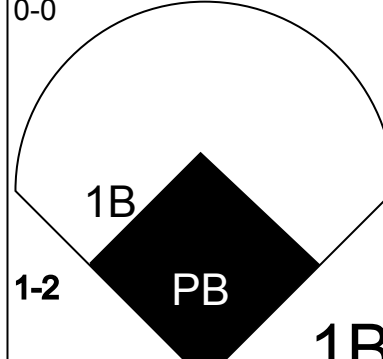
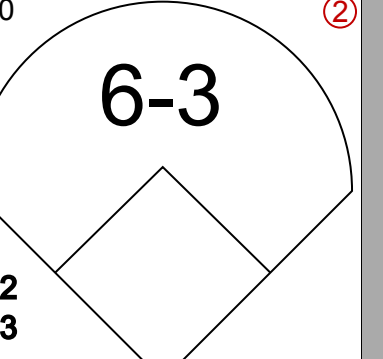
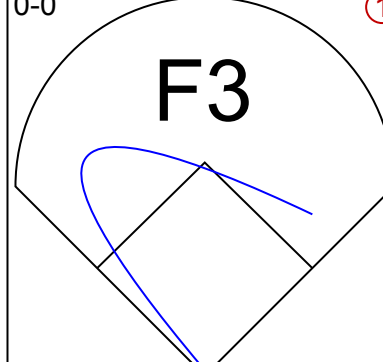
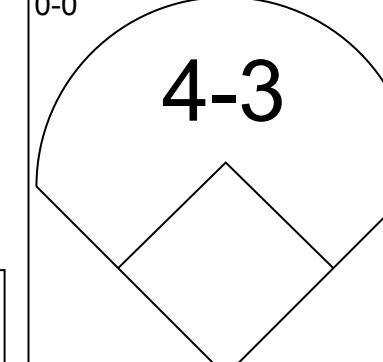
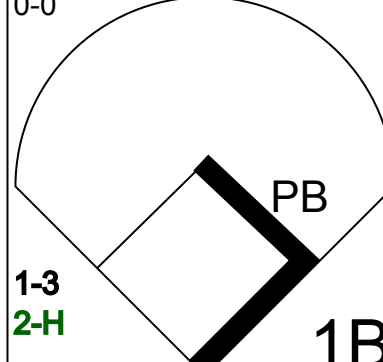
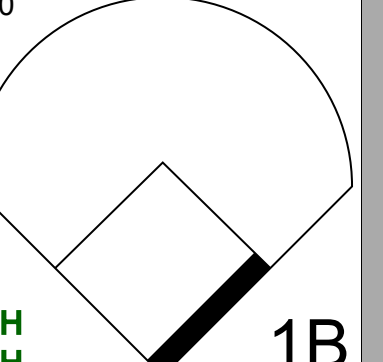
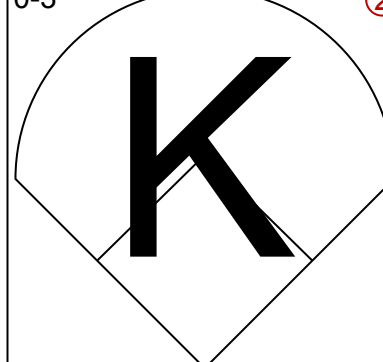
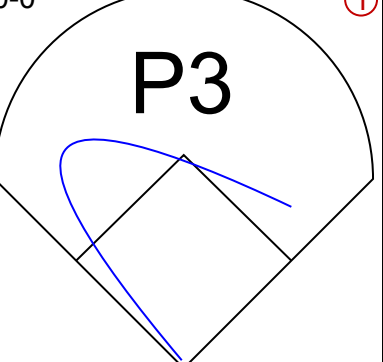
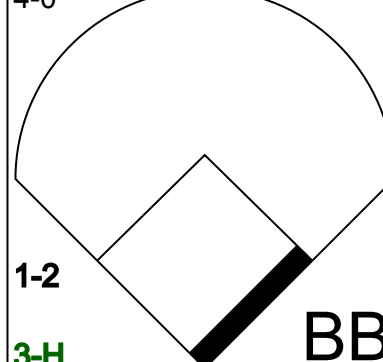
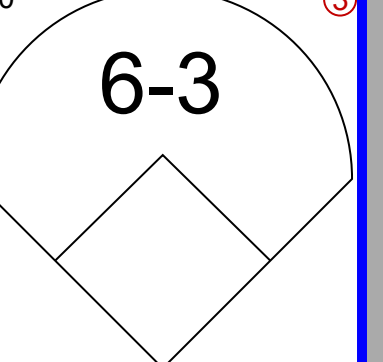

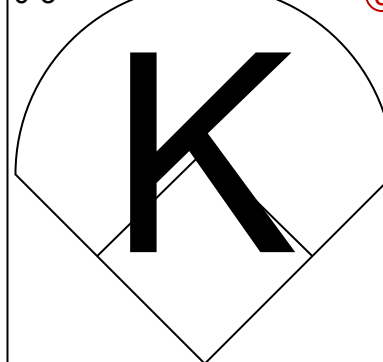
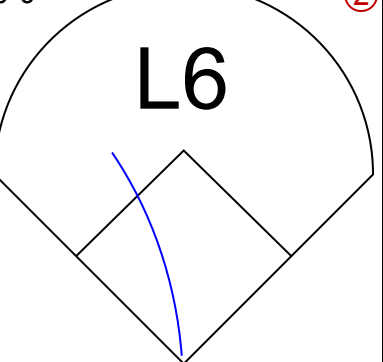
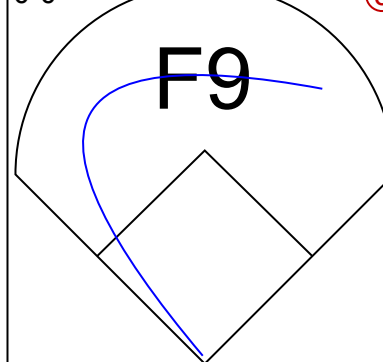
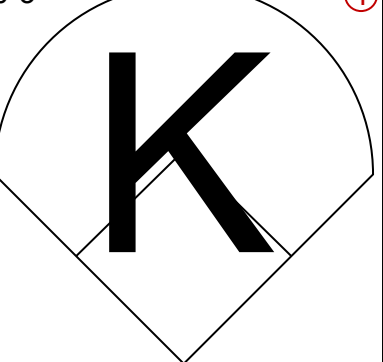
| Batter | 1 | 2 | 3 | 4 | 5 | 6 | 7 | 8 | 9 | AB | R | H | RBI | BB | SO | LOB | BOTTOM | | | |
|---|---|---------------------------------|------------------------------|---------------------------------|------------------------------|---------------------------------|------------------------------|---------------------------------|------------------------------|---------------------------------|------------------------------|---------------------------------|------------------------------|---------------------------------|------------------------------|---------------------------------|---|------------------------------------|----------------------------------|--------|
| Woodie Held, R (1,4) OBP: 0.298, SLG: 0.426 | 2B 1B | K | | F9 | | 1B | | 6-3 | | 5 | 1 | 2 | 0 | 0 | 1 | 4 | Washington Senators @ Cleveland Indians Cleveland Municipal Stadium, Cleveland, OH Mon Aug 03 1964, 7:05 PM EDT Att: 3,086 - Unknown | | | |
| Dick Howser, R (1,6) OBP: 0.326, SLG: 0.312 | 1B 2B | F9 | | | 4-3 PB 1B | 1B | | | | 4 | 2 | 3 | 1 | 0 | 0 | 2 | | | | |
| Leon Wagner, L (1,7) OBP: 0.331, SLG: 0.486 | P5 | | F9 | | 4-3 1B | K | | | | 4 | 0 | 0 | 0 | 0 | 1 | 5 | | | | |
| Bob Chance, L (1,3) OBP: 0.367, SLG: 0.486 | 1B | | K | | F5 | | | K | | 4 | 0 | 1 | 1 | 0 | 2 | 1 | | | | |
| Joe Azcue, R (1,2) OBP: 0.316, SLG: 0.352 | F8 | | 4-3 | | | 1B | | 6-3 | | 4 | 0 | 1 | 1 | 0 | 0 | 1 | | | | |
| Chico Salmon, R (1,9) OBP: 0.347, SLG: 0.352 | F9 | | | 1B SF7-4 2B | 2-3 | | | 5-3 | | 4 | 1 | 1 | 0 | 0 | 0 | 2 | | | | |
| Vic Davallo, L (1,8) OBP: 0.310, SLG: 0.342 | | | | | | 1B 1B | | F7 | | 4 | 0 | 3 | 0 | 0 | 0 | 0 | | | | |
| Billy Moran, R (1,5) OBP: 0.287, SLG: 0.284 | | 1B | | SF7-4 1B | | 1B | | | | 3 | 0 | 2 | 1 | 0 | 0 | 1 | | | | |
| Dick Donovan, L (1,1) OBP: 0.366, SLG: 0.281 | | 1B | | SF7-4 1B | | | | SH2-4 1B | | 2 | 0 | 1 | 0 | 1 | 0 | 1 | | | | |
| Luis Tiant, R (9,1) OBP: 0.100, SLG: 0.100 | | 1B | | BB | | | | SH2-4 | | 0 | 0 | 0 | 0 | 0 | 0 | 0 | | | | |
| Inning Stats | R: 2 E: 0 K: 0 S: 6 | H: 3 LOB: 1 BB: 0 P: 6 | R: 0 E: 0 K: 1 S: 7 | H: 3 LOB: 2 BB: 0 P: 7 | R: 0 E: 0 K: 1 S: 5 | H: 0 LOB: 0 BB: 0 P: 5 | R: 1 E: 0 K: 0 S: 4 | H: 2 LOB: 1 BB: 1 P: 8 | R: 1 E: 0 K: 0 S: 5 | H: 2 LOB: 1 BB: 0 P: 5 | R: 0 E: 0 K: 1 S: 8 | H: 3 LOB: 3 BB: 0 P: 8 | R: 0 E: 0 K: 1 S: 5 | H: 0 LOB: 0 BB: 0 P: 5 | R: 0 E: 0 K: 0 S: 4 | H: 1 LOB: 1 BB: 0 P: 4 | 1B: 12 2B: 3 3B: 0 HR: 0 | SF: 1 SAC: 1 DP: 1 HBP: 0 | WP: 0 PB: 1 SB: 0 CS: 1 | PA: 37 |
| PITCHER | IP WLS BF H R ER SO BB IBB HBP BLK WP HR S P ERA WHIP | | | | | | | | | | | | | | | | | | | |
| Frank Kreutzer, L (1,1) ERA: 3.91 | 4.2 L 23 10 4 4 2 1 0 0 0 0 0 0 26 30 7.71 2.357 | | | | | | | | | | | | | | | | | | | |
| Jim Hannan, R (5,1) ERA: 3.97 | 2.1 10 3 0 0 2 0 0 0 0 0 0 0 14 14 0.00 1.286 | | | | | | | | | | | | | | | | | | | |
| Ron Kline, R (8,1) ERA: 2.53 | 1.0 4 1 0 0 0 0 0 0 0 0 0 0 4 4 0.00 1.000 | | | | | | | | | | | | | | | | | | | |



| Batter | 1 | 2 | 3 | 4 | 5 | 6 | 7 | 8 | 9 | AB | R | H | RBI | BB | SO | LOB | TOP | | | | | | | | | | |
|--|------------------------------|---------------------------------|------------------------------|---------------------------------|------------------------------|---------------------------------|------------------------------|---------------------------------|------------------------------|---------------------------------|------------------------------|---------------------------------|------------------------------|---------------------------------|------------------------------|---------------------------------|--|------------------------------------|----------------------------------|--------|--|--|--|--|--|--|--|
| Don Blasingame, L (1,4) OBP: 0.313, SLG: 0.316 | | | | | | | | | | 4 | 0 | 1 | 2 | 1 | 1 | 0 | Washington Senators @ Cleveland Indians Cleveland Municipal Stadium, Cleveland, OH Tue Aug 04 1964, 7:05 PM EDT Att: 4,320 - Unknown livebaseballscorecards.com | | | | | | | | | | |
| Joe Cunningham, L (1,3) OBP: 0.366, SLG: 0.306 | | | | | | | | | | 4 | 0 | 0 | 0 | 1 | 0 | 2 | | | | | | | | | | | |
| Jim King, L (1,9) OBP: 0.361, SLG: 0.458 | | | | | | | | | | 4 | 0 | 0 | 0 | 0 | 1 | 1 | | | | | | | | | | | |
| Don Lock, R (1,8) OBP: 0.355, SLG: 0.476 | | | | | | | | | | 3 | 1 | 1 | 0 | 1 | 2 | 1 | | | | | | | | | | | |
| Mike Brumley, L (1,2) OBP: 0.329, SLG: 0.326 | | | | | | | | | | 4 | 1 | 2 | 0 | 0 | 1 | 1 | | | | | | | | | | | |
| Fred Valentine, S (1,7) OBP: 0.323, SLG: 0.333 | | | | | | | | | | 4 | 0 | 2 | 1 | 0 | 1 | 1 | | | | | | | | | | | |
| John Kennedy, R (1,5) OBP: 0.302, SLG: 0.365 | | | | | | | | | | 3 | 1 | 1 | 0 | 1 | 1 | 2 | | | | | | | | | | | |
| Ed Brinkman, R (1,6) OBP: 0.266, SLG: 0.328 | | | | | | | | | | 4 | 1 | 2 | 1 | 0 | 0 | 1 | | | | | | | | | | | |
| Don Rudolph, L (1,1) OBP: 0.167, SLG: 0.091 | | | | | | | | | | 1 | 0 | 0 | 0 | 0 | 0 | 3 | | | | | | | | | | | |
| Steve Ridzik, R (2,1) OBP: 0.250, SLG: 0.211 | | | | | | | | | | 2 | 0 | 0 | 0 | 0 | 1 | 0 | | | | | | | | | | | |
| Inning Stats | R: 0 E: 0 K: 0 S: 3 | H: 0 LOB: 0 BB: 0 P: 3 | R: 4 E: 1 K: 0 S: 8 | H: 6 LOB: 1 BB: 0 P: 8 | R: 0 E: 0 K: 1 S: 5 | H: 0 LOB: 1 BB: 1 P: 9 | R: 0 E: 0 K: 3 S: 9 | H: 0 LOB: 0 BB: 0 P: 5 | R: 0 E: 0 K: 1 S: 5 | H: 0 LOB: 1 BB: 1 P: 9 | R: 0 E: 0 K: 1 S: 5 | H: 0 LOB: 0 BB: 0 P: 5 | R: 0 E: 0 K: 1 S: 7 | H: 2 LOB: 2 BB: 0 P: 7 | R: 0 E: 0 K: 0 S: 3 | H: 1 LOB: 1 BB: 1 P: 7 | 1B: 9 2B: 0 3B: 0 HR: 0 | SF: 0 SAC: 1 DP: 1 HBP: 0 | WP: 0 PB: 0 SB: 1 CS: 1 | PA: 38 | | | | | | | |
| PITCHER | IP | WLS | BF | H | R | ER | SO | BB | IBB | HBP | BLK | WP | HR | S | P | ERA | WHIP | | | | | | | | | | |
| Pedro Ramos, R (1,1) ERA: 4.64 | 1.0 | L | 7 | 4 | 4 | 4 | 0 | 0 | 0 | 0 | 0 | 0 | 0 | 7 | 7 | 36.00 | 4.000 | | | | | | | | | | |
| Sonny Siebert, R (2,1) ERA: 3.66 | 6.0 | | 22 | 2 | 0 | 0 | 7 | 3 | 0 | 0 | 0 | 0 | 0 | 33 | 45 | 0.00 | 0.833 | | | | | | | | | | |
| Gary Bell, R (8,1) ERA: 4.07 | 2.0 | | 9 | 3 | 0 | 0 | 1 | 1 | 0 | 0 | 0 | 0 | 0 | 10 | 14 | 0.00 | 2.000 | | | | | | | | | | |

| Batter | 1 | 2 | 3 | 4 | 5 | 6 | 7 | 8 | 9 | AB | R | H | RBI | BB | SO | LOB | BOTTOM | | | | | | | | | | |
|--|------------------------------|---------------------------------|------------------------------|---------------------------------|------------------------------|---------------------------------|------------------------------|---------------------------------|------------------------------|---------------------------------|------------------------------|---------------------------------|------------------------------|---------------------------------|------------------------------|---------------------------------|--|------------------------------------|----------------------------------|--------|--|--|--|--|--|--|--|
| Woodie Held, R (1,4) OBP: 0.299, SLG: 0.425 | | | | | | | | | | 3 | 0 | 1 | 0 | 0 | 0 | 0 | Washington Senators @ Cleveland Indians Cleveland Municipal Stadium, Cleveland, OH Tue Aug 04 1964, 7:05 PM EDT Att: 4,320 - Unknown livebaseballscorecards.com | | | | | | | | | | |
| Tito Francona, L (8,PH) OBP: 0.387, SLG: 0.389 | | | | | | | | | | 1 | 0 | 0 | 0 | 0 | 0 | 0 | | | | | | | | | | | |
| Dick Howser, R (1,6) OBP: 0.326, SLG: 0.311 | | | | | | | | | | 4 | 1 | 1 | 0 | 0 | 0 | 2 | | | | | | | | | | | |
| Leon Wagner, L (1,7) OBP: 0.330, SLG: 0.483 | | | | | | | | | | 3 | 1 | 0 | 0 | 1 | 0 | 0 | | | | | | | | | | | |
| Bob Chance, L (1,3) OBP: 0.362, SLG: 0.479 | | | | | | | | | | 4 | 0 | 0 | 0 | 0 | 0 | 2 | | | | | | | | | | | |
| Joe Azcue, R (1,2) OBP: 0.315, SLG: 0.356 | | | | | | | | | | 4 | 0 | 1 | 2 | 0 | 0 | 0 | | | | | | | | | | | |
| Chico Salmon, R (1,9) OBP: 0.353, SLG: 0.358 | | | | | | | | | | 4 | 0 | 2 | 0 | 0 | 0 | 1 | | | | | | | | | | | |
| Vic Davallo, L (1,8) OBP: 0.310, SLG: 0.342 | | | | | | | | | | 3 | 0 | 1 | 0 | 0 | 0 | 1 | | | | | | | | | | | |
| Billy Moran, R (1,5) OBP: 0.285, SLG: 0.281 | | | | | | | | | | 3 | 0 | 0 | 0 | 0 | 0 | 2 | | | | | | | | | | | |
| Pedro Ramos, S (1,1) OBP: 0.231, SLG: 0.351 | | | | | | | | | | 0 | 0 | 0 | 0 | 0 | 0 | 0 | | | | | | | | | | | |
| Sonny Siebert, R (2,1) OBP: 0.217, SLG: 0.273 | | | | | | | | | | 2 | 0 | 0 | 0 | 0 | 0 | 2 | | | | | | | | | | | |
| Larry Brown, R (7,PH) OBP: 0.280, SLG: 0.371 | | | | | | | | | | 1 | 0 | 0 | 0 | 0 | 1 | 0 | | | | | | | | | | | |
| Gary Bell, R (8,1) OBP: 0.429, SLG: 0.385 | | | | | | | | | | 0 | 0 | 0 | 0 | 0 | 0 | 0 | | | | | | | | | | | |
| Inning Stats | R: 2 E: 0 K: 0 S: 5 | H: 2 LOB: 1 BB: 1 P: 9 | R: 0 E: 0 K: 0 S: 5 | H: 2 LOB: 2 BB: 0 P: 5 | R: 0 E: 0 K: 0 S: 4 | H: 1 LOB: 1 BB: 0 P: 4 | R: 0 E: 0 K: 0 S: 3 | H: 0 LOB: 0 BB: 0 P: 3 | R: 0 E: 0 K: 1 S: 5 | H: 0 LOB: 0 BB: 0 P: 5 | R: 0 E: 0 K: 0 S: 3 | H: 0 LOB: 0 BB: 0 P: 3 | R: 0 E: 0 K: 0 S: 3 | H: 0 LOB: 0 BB: 0 P: 3 | R: 0 E: 0 K: 0 S: 4 | H: 1 LOB: 1 BB: 0 P: 4 | 1B: 5 2B: 1 3B: 0 HR: 0 | SF: 0 SAC: 1 DP: 0 HBP: 0 | WP: 0 PB: 0 SB: 0 CS: 0 | PA: 34 | | | | | | | |
| PITCHER | IP | WLS | BF | H | R | ER | SO | BB | IBB | HBP | BLK | WP | HR | S | P | ERA | WHIP | | | | | | | | | | |
| Don Rudolph, L (1,1) ERA: 4.81 | 1.2 | | 10 | 4 | 2 | 2 | 0 | 1 | 0 | 0 | 0 | 0 | 0 | 9 | 13 | 10.80 | 3.000 | | | | | | | | | | |
| Steve Ridzik, R (2,1) ERA: 2.52 | 7.1 | W | 24 | 2 | 0 | 0 | 1 | 0 | 0 | 0 | 0 | 0 | 0 | 26 | 26 | 0.00 | 0.273 | | | | | | | | | | |

| Batter | 1 | 2 | 3 | 4 | 5 | 6 | 7 | 8 | 9 | AB | R | H | RBI | BB | SO | LOB | TOP | | | | | |
|--|---|---|---|---|--|---|---|---|---|---------------------------------|----------------------------------|----------------------------------|---------------------------------|---------------------------------|----------------------------------|---------------------------------|---|------------------------------|----------------------------------|----------------------------------|------------------------------------|----------------------------------|
| Don Blasingame, L (1.4) OBP: 0.310, SLG: 0.313 |  | |  | |  | |  | | | 4 | 0 | 0 | 0 | 0 | 1 | 3 | Washington Senators @ Cleveland Indians Cleveland Municipal Stadium, Cleveland, OH Wed Aug 05 1964, 7:05 PM EDT Att: 4,162 - Unknown livebaseballscorecards.com | | | | | |
| Joe Cunningham, L (1.3) OBP: 0.364, SLG: 0.301 |  | | |  | |  | |  | | 3 | 0 | 0 | 0 | 1 | 0 | 0 | | | | | | |
| Jim King, L (1.9) OBP: 0.360, SLG: 0.455 |  | | |  | |  | |  | | 4 | 0 | 1 | 0 | 0 | 0 | 1 | | | | | | |
| Don Lock, R (1.8) OBP: 0.359, SLG: 0.479 | |  | |  | |  | |  | | 4 | 0 | 3 | 0 | 0 | 0 | 1 | | | | | | |
| Mike Brumley, L (1.2) OBP: 0.328, SLG: 0.325 | |  | |  | |  | |  | | 4 | 0 | 1 | 0 | 0 | 0 | 4 | | | | | | |
| Fred Valentine, S (1.7) OBP: 0.321, SLG: 0.331 |  | | | |  |  | |  | | 4 | 0 | 1 | 0 | 0 | 3 | 5 | | | | | | |
| John Kennedy, R (1.5) OBP: 0.299, SLG: 0.361 |  | | | |  | |  | |  | 4 | 0 | 0 | 0 | 0 | 1 | 2 | | | | | | |
| Ed Brinkman, R (1.6) OBP: 0.271, SLG: 0.328 | | |  | |  | |  | |  | 3 | 0 | 1 | 0 | 1 | 0 | 0 | | | | | | |
| Alan Koch, R (1.1) Dick Phillips, L (5. PH) Dave Stenhouse, R (5. PH) Roy Sievers, L (7. PH) Bennie Daniels, L (7.1) Jim Hannan, R (7.1) Ron Kline, R (8.1) Ken Hunt, R (9. PH) | | |  | |  | |  | |  | 1 | 0 | 0 | 0 | 0 | 0 | 0 | | | | | | |
| Inning Stats | R: 0 E: 0 K: 1 S: 5 | H: 0 LOB: 0 BB: 0 P: 5 | R: 0 E: 0 K: 1 S: 6 | H: 1 LOB: 1 BB: 0 P: 6 | R: 0 E: 0 K: 0 S: 3 | H: 0 LOB: 0 BB: 0 P: 3 | R: 0 E: 0 K: 0 S: 4 | H: 1 LOB: 1 BB: 0 P: 4 | R: 0 E: 0 K: 0 S: 5 | H: 2 LOB: 2 BB: 0 P: 5 | R: 0 E: 0 K: 1 S: 6 | H: 1 LOB: 2 BB: 1 P: 10 | R: 0 E: 0 K: 1 S: 5 | H: 0 LOB: 1 BB: 1 P: 9 | R: 0 E: 0 K: 1 S: 7 | H: 2 LOB: 2 BB: 0 P: 7 | | R: 0 E: 0 K: 1 S: 5 | H: 0 LOB: 0 BB: 0 P: 5 | 1B: 7 2B: 0 3B: 0 HR: 0 | SF: 0 SAC: 0 DP: 0 HBP: 0 | WP: 0 PB: 0 SB: 0 CS: 0 |
| PITCHER | IP WLS BF H R ER SO BB IBB HBP BLK WP HR S P ERA WHIP | IP WLS BF H R ER SO BB IBB HBP BLK WP HR S P ERA WHIP | Lee Stange, R (1.1) ERA: 4.61 | | Gary Bell, R (7.1) ERA: 3.94 | | Lee Stange, R (1.1) ERA: 4.61 | | Gary Bell, R (7.1) ERA: 3.94 | | Lee Stange, R (1.1) ERA: 4.61 | | Gary Bell, R (7.1) ERA: 3.94 | | Lee Stange, R (1.1) ERA: 4.61 | | Gary Bell, R (7.1) ERA: 3.94 | | Lee Stange, R (1.1) ERA: 4.61 | | Gary Bell, R (7.1) ERA: 3.94 | |

| Batter | 1 | 2 | 3 | 4 | 5 | 6 | 7 | 8 | 9 | AB | R | H | RBI | BB | SO | LOB | BOTTOM | | | |
|--|---|---|---|---|--|---|---|---|----------------------------------|---------------------------------|---------------------------------|----------------------------------|----------------------------------|----------------------------------|---------------------------------|---------------------------------|---|----------------------------------|------------------------------------|----------------------------------|
| Dick Howser, R (1.6) OBP: 0.329, SLG: 0.315 |  | | |  |  | |  |  | | 4 | 2 | 2 | 0 | 1 | 1 | 0 | Washington Senators @ Cleveland Indians Cleveland Municipal Stadium, Cleveland, OH Wed Aug 05 1964, 7:05 PM EDT Att: 4,162 - Unknown livebaseballscorecards.com | | | |
| Chico Salmon, R (1.4) OBP: 0.364, SLG: 0.400 |  | | |  |  | |  |  | | 5 | 2 | 3 | 2 | 0 | 0 | 1 | | | | |
| Leon Wagner, L (1.7) OBP: 0.331, SLG: 0.489 |  | | |  | |  |  |  | | 5 | 2 | 2 | 3 | 0 | 0 | 1 | | | | |
| Bob Chance, L (1.3) OBP: 0.367, SLG: 0.485 | |  | |  |  |  |  |  | | 3 | 2 | 2 | 0 | 1 | 0 | 0 | | | | |
| Tito Francona, L (1.9) Woodie Held, R (7.4) OBP: 0.382, SLG: 0.383 OBP: 0.298, SLG: 0.423 | |  | |  | |  |  | | | 3 | 0 | 0 | 0 | 0 | 0 | 2 | | | | |
| Vic Davallito, L (1.8) OBP: 0.310, SLG: 0.341 |  | | |  | |  |  | | | 4 | 1 | 1 | 0 | 0 | 1 | 3 | | | | |
| Joe Azcue, R (1.2) OBP: 0.319, SLG: 0.359 | | |  |  | |  |  | | | 4 | 0 | 2 | 3 | 0 | 0 | 1 | | | | |
| Billy Moran, R (1.5) Max Alvis, R (8.5) OBP: 0.284, SLG: 0.278 OBP: 0.315, SLG: 0.445 | | |  | |  |  |  | | | 3 | 0 | 0 | 0 | 1 | 1 | 1 | | | | |
| Lee Stange, R (1.1) Gary Bell, R (7.1) OBP: 0.174, SLG: 0.051 OBP: 0.400, SLG: 0.357 | |  | |  | |  |  |  | | 3 | 0 | 0 | 0 | 0 | 1 | 2 | | | | |
| Inning Stats | R: 0 E: 0 K: 0 S: 3 | H: 0 LOB: 0 BB: 0 P: 3 | R: 0 E: 0 K: 1 S: 5 | H: 0 LOB: 0 BB: 0 P: 5 | R: 0 E: 0 K: 2 S: 7 | H: 0 LOB: 0 BB: 0 P: 7 | R: 3 E: 0 K: 0 S: 6 | H: 3 LOB: 1 BB: 1 P: 10 | R: 0 E: 0 K: 0 S: 4 | H: 1 LOB: 1 BB: 0 P: 4 | R: 2 E: 0 K: 0 S: 6 | H: 3 LOB: 2 BB: 1 P: 10 | R: 4 E: 0 K: 0 S: 7 | H: 4 LOB: 1 BB: 1 P: 11 | R: 0 E: 0 K: 2 S: 8 | H: 1 LOB: 1 BB: 0 P: 8 | | 1B: 8 2B: 2 3B: 0 HR: 2 | SF: 0 SAC: 0 DP: 0 HBP: 0 | WP: 1 PB: 1 SB: 0 CS: 0 |
| PITCHER | IP WLS BF H R ER SO BB IBB HBP BLK WP HR S P ERA WHIP | IP WLS BF H R ER SO BB IBB HBP BLK WP HR S P ERA WHIP | Alan Koch, L (1.1) ERA: 5.27 | | Dave Stenhouse, R (5.1) ERA: 4.66 | | Bennie Daniels, R (7.1) ERA: 4.55 | | Jim Hannan, R (7.1) ERA: 4.04 | | Ron Kline, R (8.1) ERA: 2.48 | | Lee Stange, R (1.1) ERA: 4.61 | | Gary Bell, R (7.1) ERA: 3.94 | | Lee Stange, R (1.1) ERA: 4.61 | | Gary Bell, R (7.1) ERA: 3.94 | |

| Batter | 1 | 2 | 3 | 4 | 5 | 6 | 7 | 8 | 9 | AB | R | H | RBI | BB | SO | LOB | TOP | | |
|--|---|---------------------------------|------------------------------|---------------------------------|------------------------------|---------------------------------|------------------------------|---------------------------------|------------------------------|---------------------------------|------------------------------|---------------------------------|------------------------------|---------------------------------|------------------------------|---------------------------------|--|---------------------------------|--|
| Don Blasingame, L (1,4) OBP: 0.310, SLG: 0.313 | | | | | | | | | | 3 | 1 | 1 | 0 | 0 | 0 | 1 | Washington Senators @ Los Angeles Angels Dodger Stadium, Los Angeles, CA Fri Aug 07 1964, 7:05 PM PDT Att: 6,844 - Unknown livebaseballscorecards.com | | |
| Joe Cunningham, L (1,3) OBP: 0.357, SLG: 0.294 | | | | | | | | | | 4 | 0 | 0 | 0 | 0 | 0 | 3 | | | |
| Chuck Hinton, R (1,7) OBP: 0.355, SLG: 0.452 | | | | | | | | | | 4 | 0 | 2 | 2 | 0 | 0 | 0 | | | |
| Jim King, L (1,9) OBP: 0.356, SLG: 0.449 | | | | | | | | | | 4 | 0 | 0 | 0 | 0 | 0 | 3 | | | |
| Don Lock, R (1,8) OBP: 0.356, SLG: 0.474 | | | | | | | | | | 4 | 0 | 0 | 0 | 0 | 1 | 3 | | | |
| Mike Brumley, L (1,2) OBP: 0.324, SLG: 0.321 | | | | | | | | | | 4 | 0 | 0 | 0 | 0 | 0 | 0 | | | |
| Don Zimmer, R (1,5) John Kennedy, R (7,5) OBP: 0.298, SLG: 0.360 | | | | | | | | | | 2 | 2 | 1 | 1 | 1 | 0 | 0 | | | |
| Ed Brinkman, R (1,6) OBP: 0.268, SLG: 0.324 | | | | | | | | | | 4 | 0 | 0 | 0 | 0 | 1 | 1 | | | |
| Claude Osteen, L (1,1) Ron Kline, R (9,1) OBP: 0.400, SLG: 0.250 | | | | | | | | | | 3 | 1 | 2 | 1 | 0 | 1 | 0 | | | |
| | | | | | | | | | | 0 | 0 | 0 | 0 | 0 | 0 | 0 | WP: 0 PA: 35 RB: 0 CS: 0 | | |
| Inning Stats | R: 0 E: 0 K: 0 S: 5 | H: 2 LOB: 2 BB: 0 P: 5 | R: 1 E: 0 K: 0 S: 4 | H: 1 LOB: 1 BB: 1 P: 8 | R: 0 E: 0 K: 0 S: 3 | H: 0 LOB: 0 BB: 0 P: 3 | R: 1 E: 0 K: 1 S: 6 | H: 1 LOB: 0 BB: 0 P: 6 | R: 0 E: 0 K: 0 S: 5 | H: 0 LOB: 0 BB: 0 P: 5 | R: 0 E: 0 K: 0 S: 3 | H: 0 LOB: 0 BB: 0 P: 3 | R: 0 E: 0 K: 0 S: 3 | H: 0 LOB: 0 BB: 0 P: 3 | R: 2 E: 1 K: 0 S: 6 | H: 2 LOB: 1 BB: 0 P: 6 | R: 0 E: 0 K: 1 S: 5 | H: 0 LOB: 0 BB: 0 P: 5 | 1B: 5 SF: 0 2B: 0 SAC: 1 3B: 0 DP: 0 HR: 1 HBP: 0 |
| PITCHER | IP WLS BF H R ER SO BB IBB HBP BLK WP HR S P ERA WHIP | | | | | | | | | | | | | | | | | | |
| Fred Newman, R (1,1) ERA: 2.62 | 7.1 L 29 5 4 3 2 1 0 0 0 0 0 1 32 36 3.68 0.818 | | | | | | | | | | | | | | | | | | |
| Bob Lee, R (8,1) ERA: 1.57 | 0.2 3 1 0 0 0 0 0 0 0 0 0 0 3 3 0.00 1.500 | | | | | | | | | | | | | | | | | | |
| Bill Kelso, R (9,1) ERA: 3.86 | 1.0 3 0 0 0 0 1 0 0 0 0 0 0 5 5 0.00 0.000 | | | | | | | | | | | | | | | | | | |

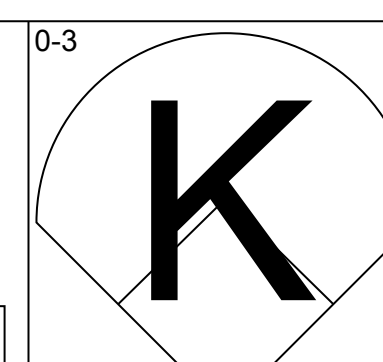
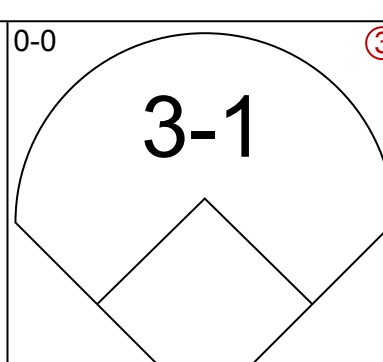
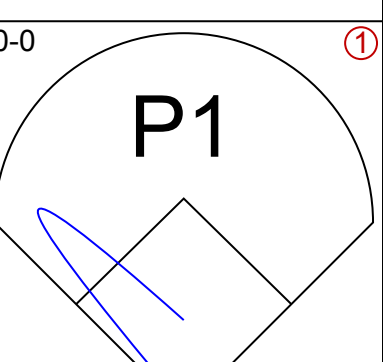
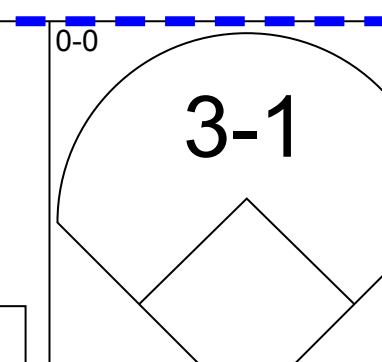
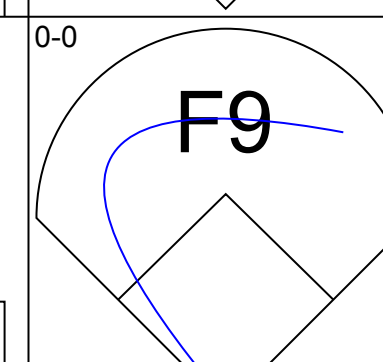
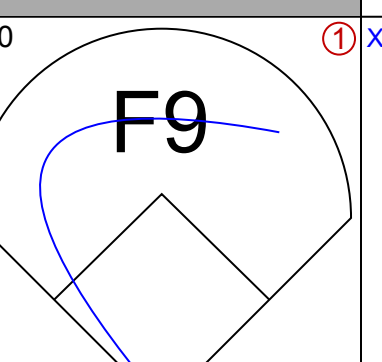
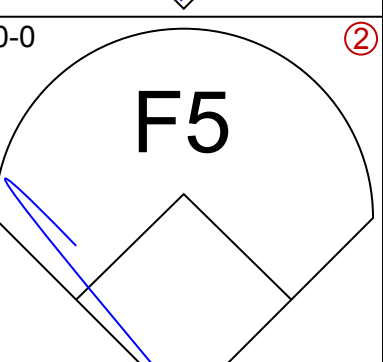
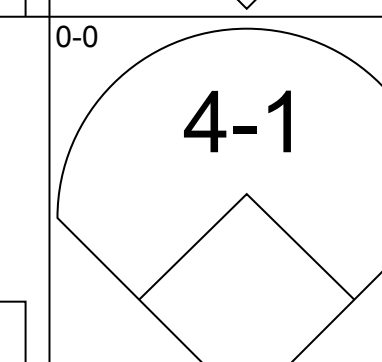
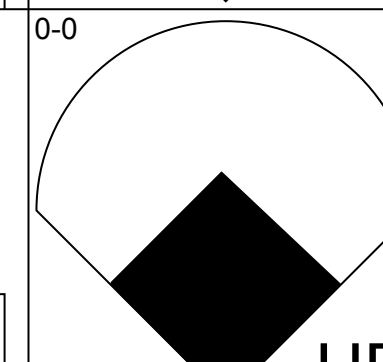
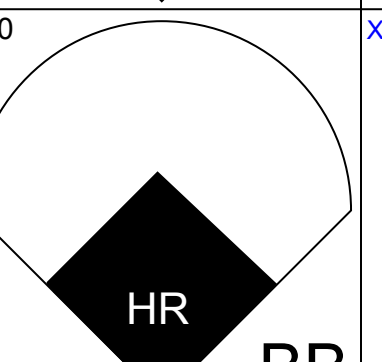
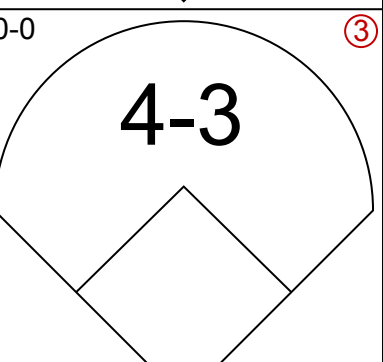
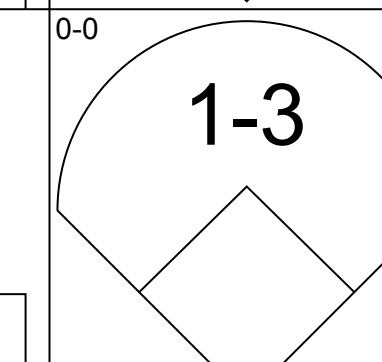
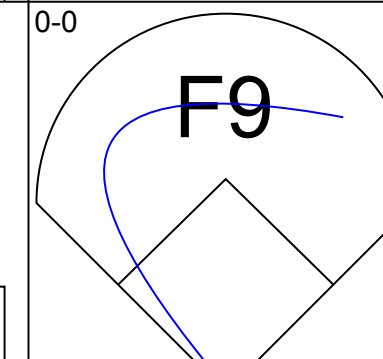
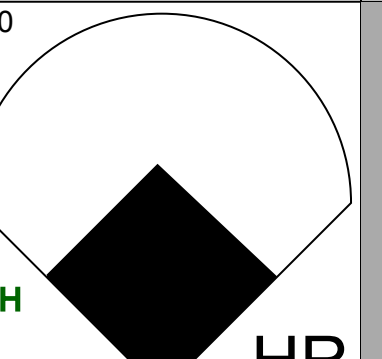
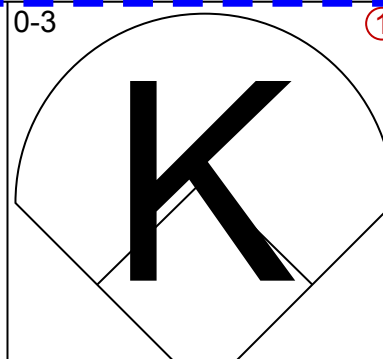
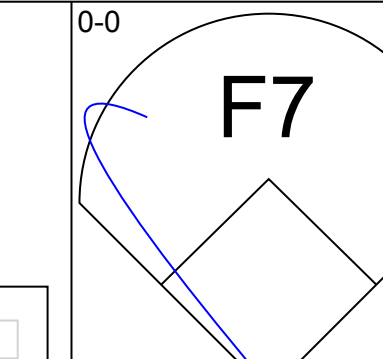
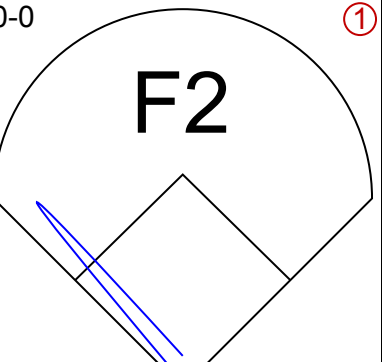
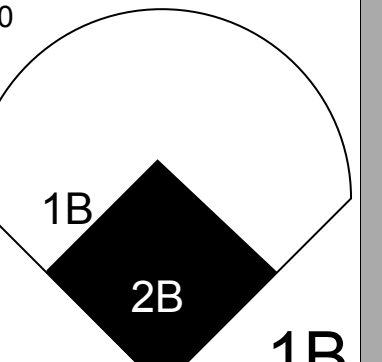

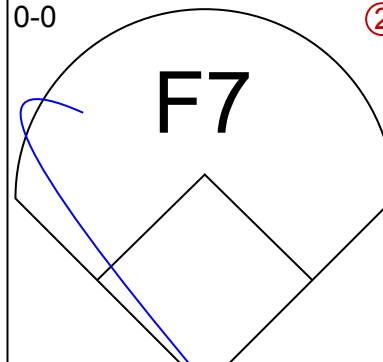
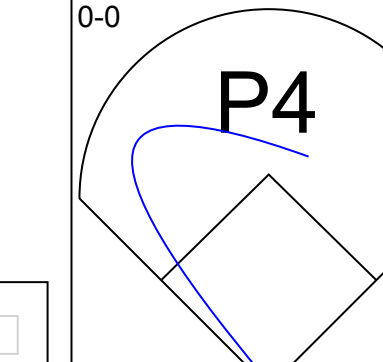
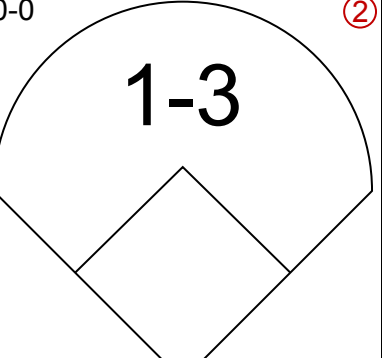

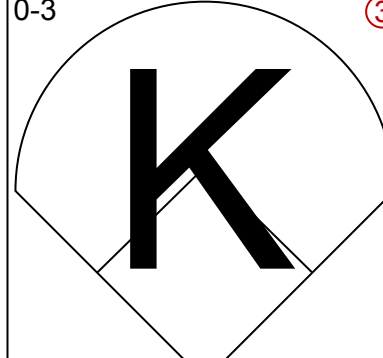
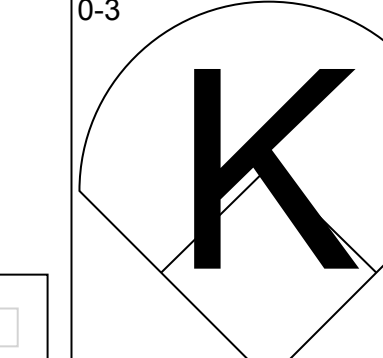
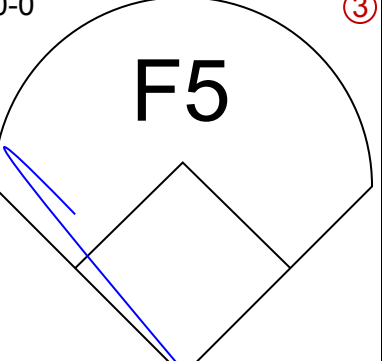
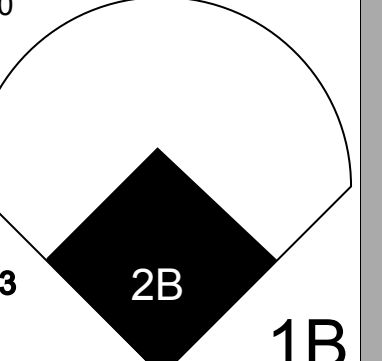

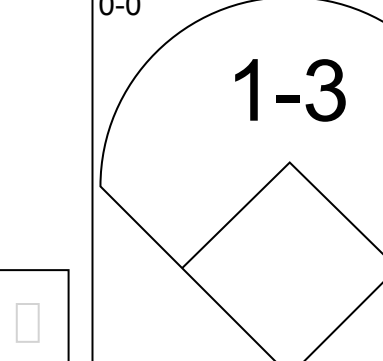
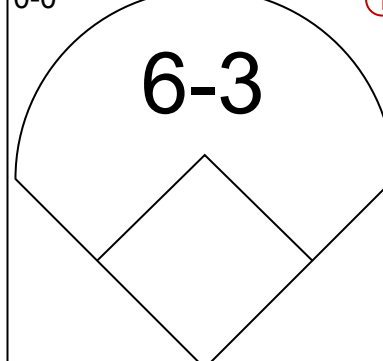
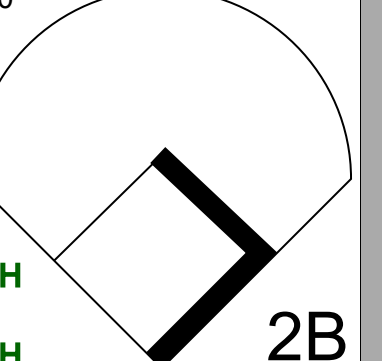
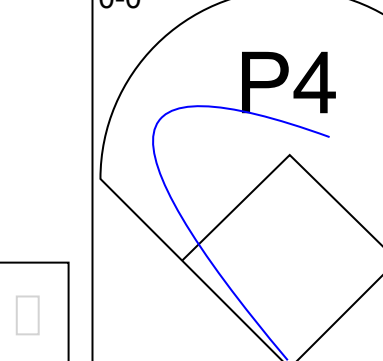
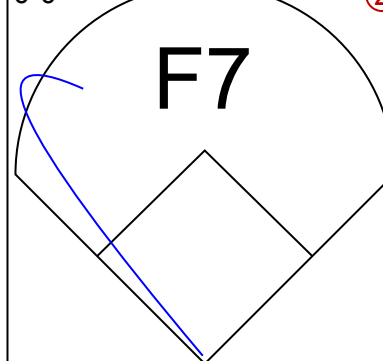
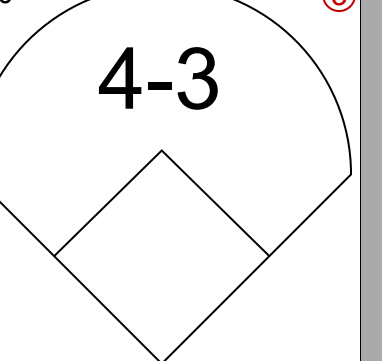
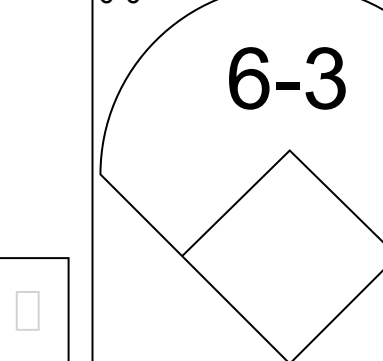
| Batter | 1 | 2 | 3 | 4 | 5 | 6 | 7 | 8 | 9 | AB | R | H | RBI | BB | SO | LOB | BOTTOM | | |
|---|---|---------------------------------|------------------------------|----------------------------------|------------------------------|---------------------------------|------------------------------|---------------------------------|------------------------------|---------------------------------|------------------------------|---------------------------------|------------------------------|---------------------------------|------------------------------|---------------------------------|--|----------------------------------|--|
| Jim Piersall, R (1,7) OBP: 0.368, SLG: 0.394 | | | | | | | | | | 4 | 0 | 1 | 0 | 0 | 1 | 0 | Washington Senators @ Los Angeles Angels Dodger Stadium, Los Angeles, CA Fri Aug 07 1964, 7:05 PM PDT Att: 6,844 - Unknown livebaseballscorecards.com | | |
| Willie Smith, L (1,9) OBP: 0.321, SLG: 0.493 | | | | | | | | | | 4 | 0 | 0 | 0 | 0 | 0 | 1 | | | |
| Jim Fregosi, R (1,6) OBP: 0.409, SLG: 0.527 | | | | | | | | | | 3 | 1 | 1 | 0 | 1 | 0 | 1 | | | |
| Joe Adcock, R (1,3) Aubrey Gatewood, R (9, PR) OBP: 0.125, SLG: 0.125 | | | | | | | | | | 4 | 0 | 1 | 0 | 0 | 1 | 1 | | | |
| Bob Perry, R (1,8) OBP: 0.352, SLG: 0.417 | | | | | | | | | | 2 | 1 | 2 | 0 | 2 | 0 | 0 | | | |
| Buck Rodgers, S (1,2) OBP: 0.306, SLG: 0.315 | | | | | | | | | | 4 | 0 | 1 | 2 | 0 | 1 | 3 | | | |
| Vic Power, R (1,5) OBP: 0.259, SLG: 0.294 | | | | | | | | | | 4 | 0 | 2 | 0 | 0 | 0 | 2 | | | |
| Bobby Knoop, R (1,4) OBP: 0.307, SLG: 0.293 | | | | | | | | | | 3 | 0 | 0 | 0 | 0 | 0 | 4 | | | |
| Bob Lee, R (8,1) Bill Kelso, R (9,1) Lenny Green, L (9, PH) OBP: 0.295, SLG: 0.221 | | | | | | | | | | 1 | 0 | 0 | 0 | 0 | 0 | 0 | | | |
| Inning Stats | R: 0 E: 0 K: 0 S: 3 | H: 0 LOB: 0 BB: 0 P: 3 | R: 0 E: 0 K: 2 S: 8 | H: 1 LOB: 2 BB: 1 P: 12 | R: 0 E: 0 K: 1 S: 6 | H: 1 LOB: 1 BB: 0 P: 6 | R: 0 E: 0 K: 0 S: 3 | H: 1 LOB: 0 BB: 0 P: 3 | R: 0 E: 0 K: 0 S: 3 | H: 1 LOB: 0 BB: 0 P: 3 | R: 0 E: 0 K: 0 S: 4 | H: 1 LOB: 1 BB: 0 P: 4 | R: 0 E: 0 K: 0 S: 4 | H: 1 LOB: 1 BB: 0 P: 4 | R: 0 E: 0 K: 1 S: 5 | H: 0 LOB: 0 BB: 0 P: 5 | R: 3 E: 0 K: 0 S: 4 | H: 2 LOB: 1 BB: 2 P: 12 | 1B: 7 SF: 0 2B: 1 SAC: 0 3B: 0 DP: 3 HR: 0 HBP: 0 |
| PITCHER | IP WLS BF H R ER SO BB IBB HBP BLK WP HR S P ERA WHIP | | | | | | | | | | | | | | | | | | |
| Claude Osteen, L (1,1) ERA: 3.53 | 8.0 W 32 7 3 3 4 3 0 0 0 0 0 1 49 3.38 1.250 | | | | | | | | | | | | | | | | | | |
| Ron Kline, R (9,1) ERA: 2.44 | 1.0 S 3 1 0 0 0 0 0 0 0 0 0 0 3 3 0.00 1.000 | | | | | | | | | | | | | | | | | | |

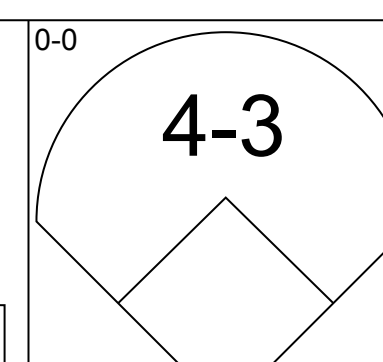
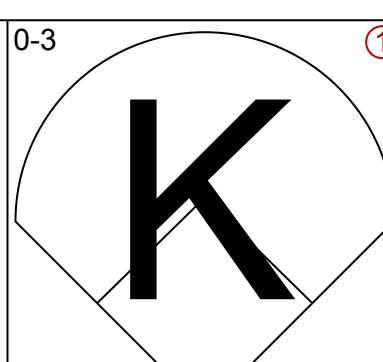
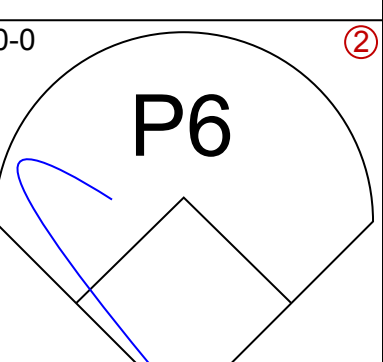
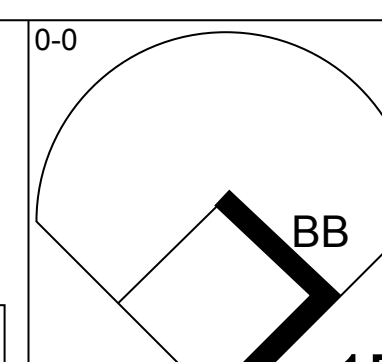
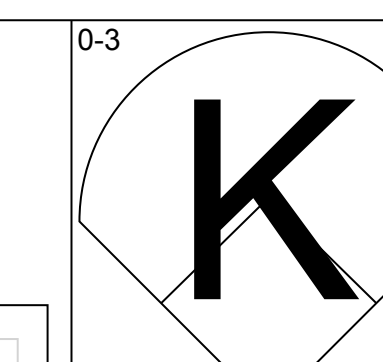
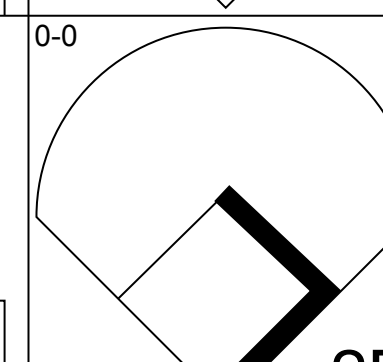
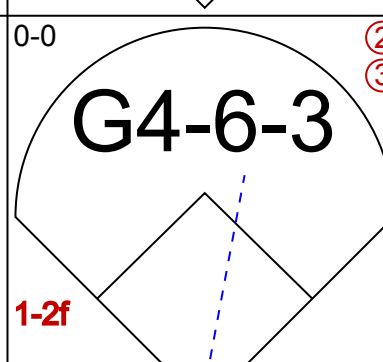
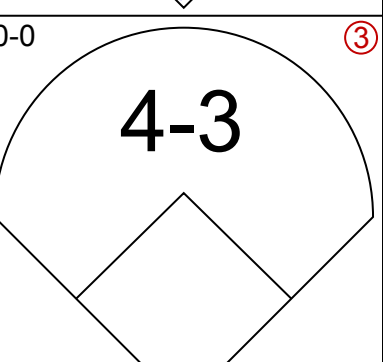
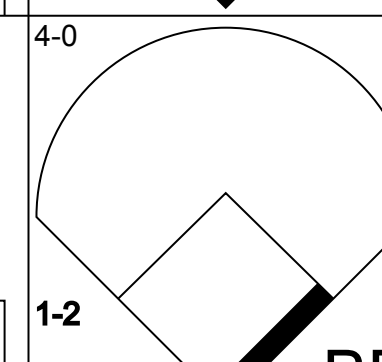
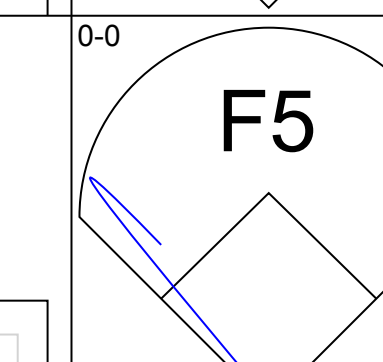
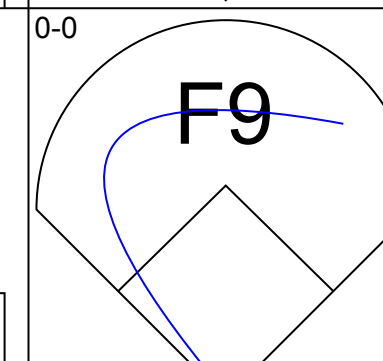

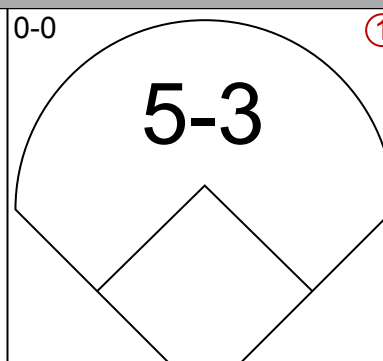
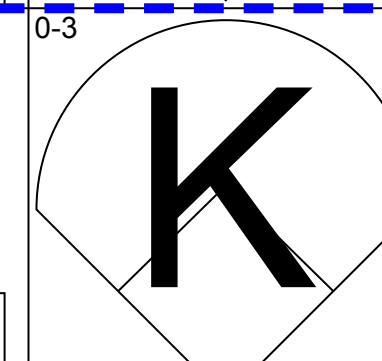
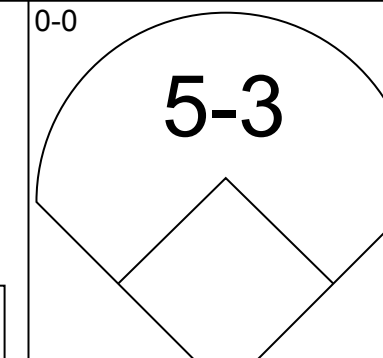
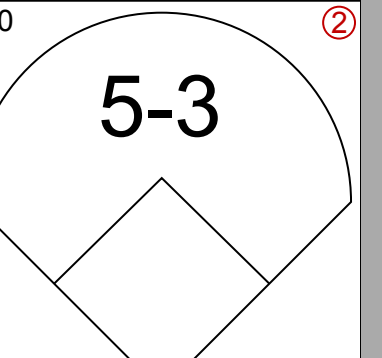
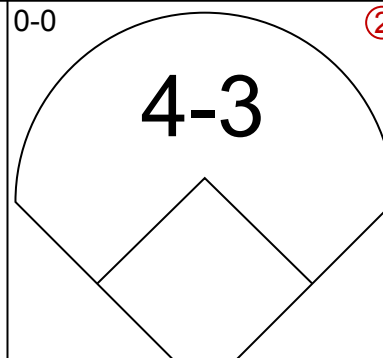
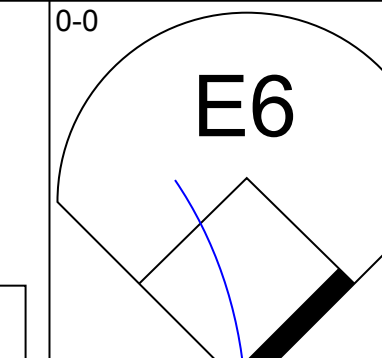
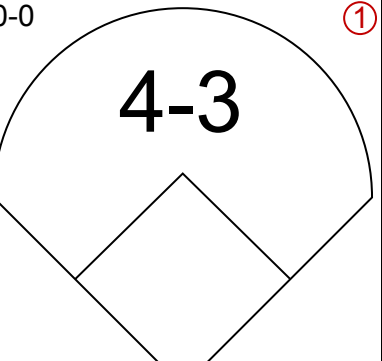
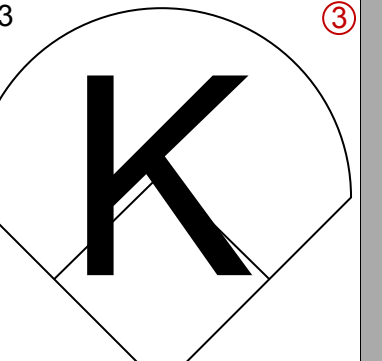
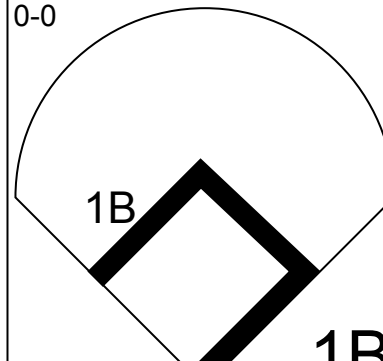
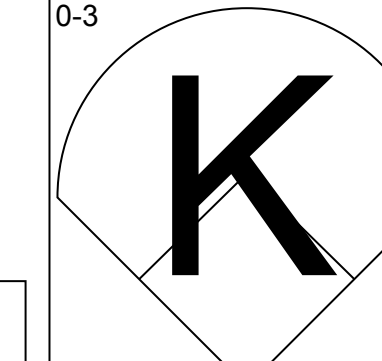
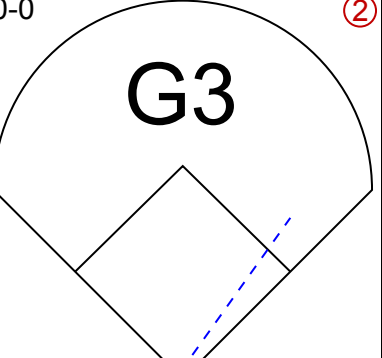
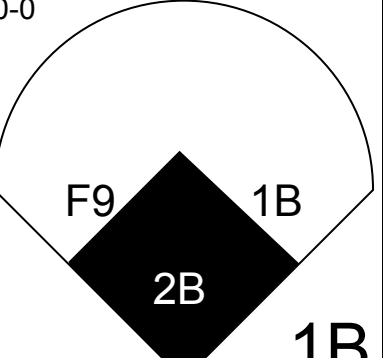
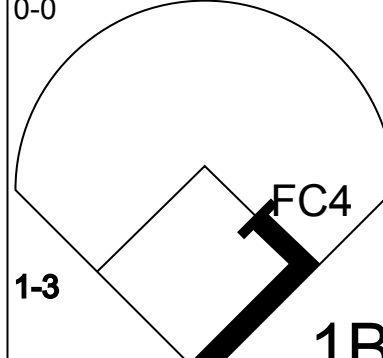

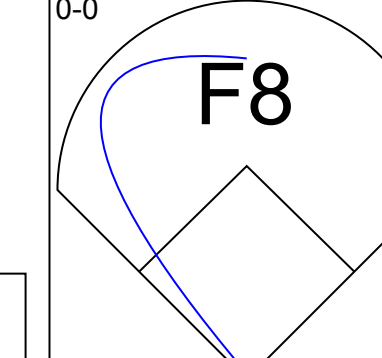
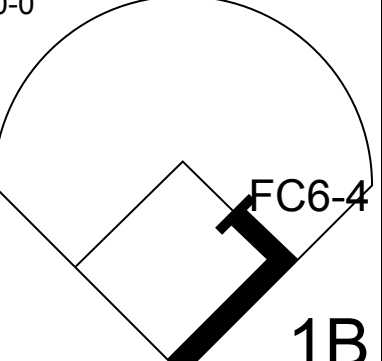
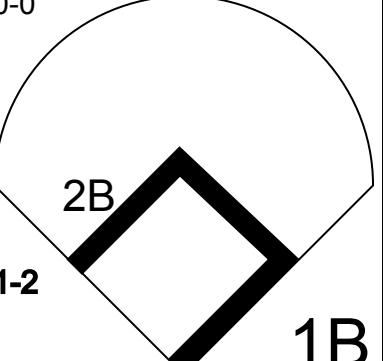
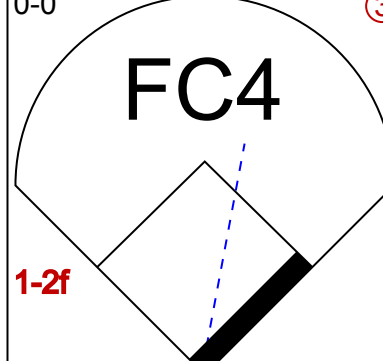

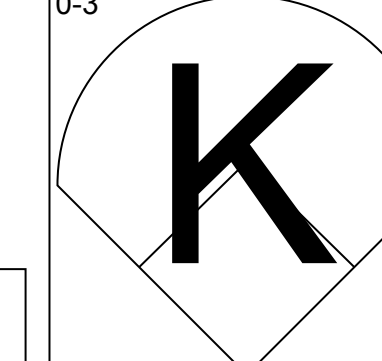
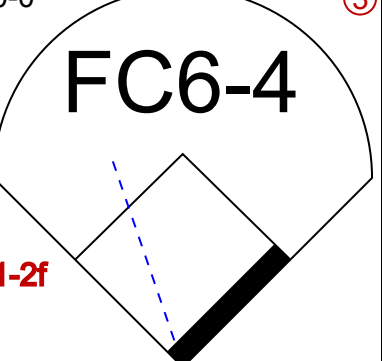
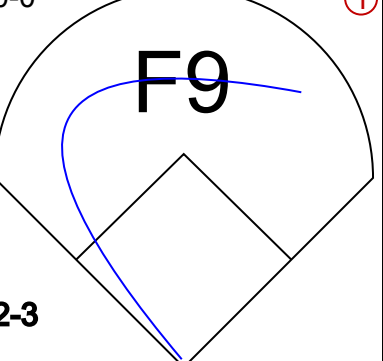
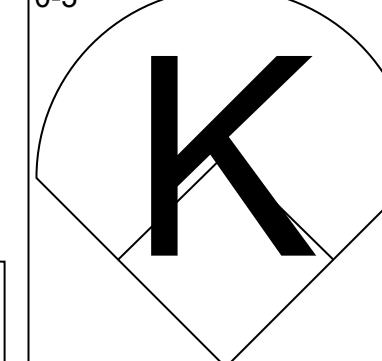
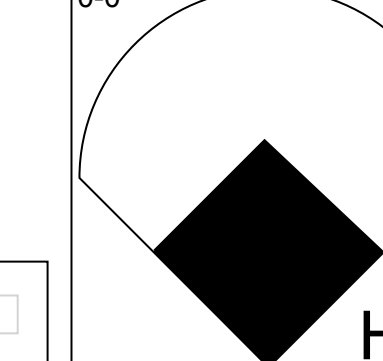
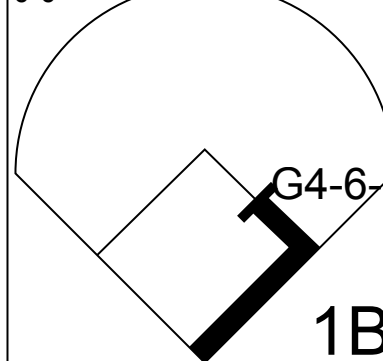
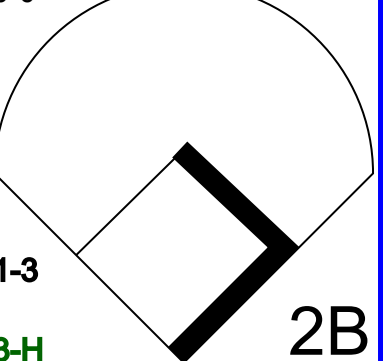
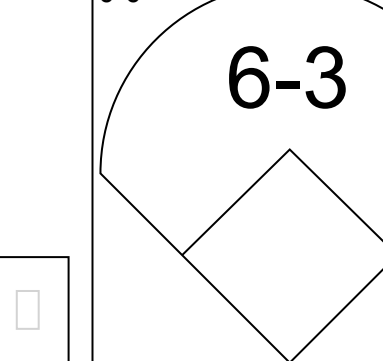
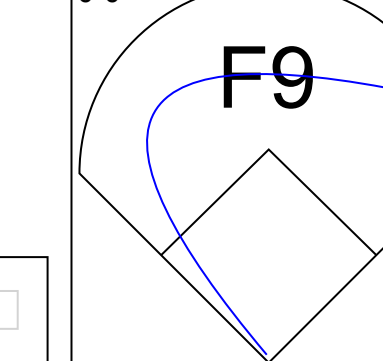
| Batter | 1 | 2 | 3 | 4 | 5 | 6 | 7 | 8 | 9 | AB | R | H | RBI | BB | SO | LOB | TOP | | | |
|---|---|---------------------------------|------------------------------|---------------------------------|------------------------------|---------------------------------|------------------------------|---------------------------------|------------------------------|---------------------------------|------------------------------|---------------------------------|------------------------------|---------------------------------|------------------------------|---------------------------------|--|------------------------------------|-------------------------|--------|
| Don Blasingame, L (1,4) OBP: 0.315, SLG: 0.318 | | | | | | | | | | 4 | 0 | 3 | 0 | 0 | 0 | 1 | Washington Senators @ Los Angeles Angels Dodger Stadium, Los Angeles, CA Sat Aug 08 1964, 7:05 PM PDT Att: 7,478 - Unknown livebaseballscorecards.com | | | |
| Joe Cunningham, L (1,3) OBP: 0.355, SLG: 0.289 | | | | | | | | | | 3 | 0 | 0 | 0 | 1 | 0 | 2 | | | | |
| Chuck Hinton, R (1,7) OBP: 0.354, SLG: 0.448 | | | | | | | | | | 3 | 0 | 0 | 0 | 1 | 0 | 2 | | | | |
| Jim King, L (1,9) OBP: 0.352, SLG: 0.444 | | | | | | | | | | 4 | 0 | 0 | 0 | 0 | 0 | 4 | | | | |
| Don Lock, R (1,8) OBP: 0.355, SLG: 0.471 | | | | | | | | | | 4 | 0 | 1 | 0 | 0 | 0 | 0 | | | | |
| Mike Brumley, L (1,2) OBP: 0.320, SLG: 0.316 | | | | | | | | | | 4 | 0 | 0 | 0 | 0 | 1 | 1 | | | | |
| Don Zimmer, R (1,5) OBP: 0.298, SLG: 0.448 | | | | | | | | | | 4 | 0 | 1 | 0 | 0 | 1 | 1 | | | | |
| Ed Brinkman, R (1,6) OBP: 0.268, SLG: 0.327 | | | | | | | | | | 3 | 0 | 1 | 0 | 0 | 1 | 2 | | | | |
| Buster Narum, R (1,1) OBP: 0.023, SLG: 0.023 | | | | | | | | | 2 | 0 | 0 | 0 | 0 | 1 | 1 | | | | | |
| Roy Sievers, R (8, PH) OBP: 0.281, SLG: 0.317 | | | | | | | | | | 1 | 0 | 0 | 0 | 0 | 0 | 0 | | | | |
| Jim Hannan, R (8,1) OBP: 0.176, SLG: 0.188 | | | | | | | | | | 0 | 0 | 0 | 0 | 0 | 0 | 0 | | | | |
| Inning Stats | R: 0 E: 0 K: 0 S: 3 | H: 1 LOB: 0 BB: 0 P: 3 | R: 0 E: 0 K: 0 S: 3 | H: 0 LOB: 0 BB: 0 P: 3 | R: 0 E: 0 K: 1 S: 6 | H: 1 LOB: 1 BB: 0 P: 6 | R: 0 E: 0 K: 0 S: 3 | H: 0 LOB: 0 BB: 0 P: 3 | R: 0 E: 0 K: 0 S: 4 | H: 1 LOB: 2 BB: 1 P: 8 | R: 0 E: 0 K: 1 S: 6 | H: 1 LOB: 1 BB: 0 P: 6 | R: 0 E: 0 K: 0 S: 4 | H: 1 LOB: 2 BB: 1 P: 8 | R: 0 E: 0 K: 2 S: 7 | H: 0 LOB: 0 BB: 0 P: 7 | 1B: 5 2B: 1 3B: 0 HR: 0 | SF: 0 SAC: 0 DP: 0 HBP: 0 | WP: 0 PB: 0 CS: 1 | PA: 34 |
| PITCHER | IP WLS BF H R ER SO BB IBB HBP BLK WP HR S P ERA WHIP | | | | | | | | | | | | | | | | | | | |
| Aubrey Gatewood, R (1,1) ERA: 1.17 | 6.0 W 23 5 0 0 1 1 0 0 0 0 0 0 24 28 0.00 1.000 | | | | | | | | | | | | | | | | | | | |
| Bob Lee, R (7,1) ERA: 1.53 | 3.0 S 11 1 0 0 3 1 0 0 0 0 0 0 16 20 0.00 0.667 | | | | | | | | | | | | | | | | | | | |

| Batter | 1 | 2 | 3 | 4 | 5 | 6 | 7 | 8 | 9 | AB | R | H | RBI | BB | SO | LOB | BOTTOM | | | |
|--|---|---------------------------------|------------------------------|---------------------------------|------------------------------|---------------------------------|------------------------------|---------------------------------|------------------------------|---------------------------------|------------------------------|---------------------------------|------------------------------|---------------------------------|------------------------------|---------------------------------|--|------------------------------------|-------------------------|--------|
| Lenny Green, L (1,7) OBP: 0.283, SLG: 0.210 | | | | | | | | | | 4 | 0 | 0 | 0 | 0 | 0 | 0 | Washington Senators @ Los Angeles Angels Dodger Stadium, Los Angeles, CA Sat Aug 08 1964, 7:05 PM PDT Att: 7,478 - Unknown livebaseballscorecards.com | | | |
| Vic Power, R (1,5) OBP: 0.265, SLG: 0.301 | | | | | | | | | | 3 | 0 | 1 | 0 | 1 | 0 | 0 | | | | |
| Jim Fregosi, R (1,6) OBP: 0.408, SLG: 0.522 | | | | | | | | | | 3 | 0 | 0 | 0 | 1 | 0 | 2 | | | | |
| Willie Smith, L (1,9) OBP: 0.316, SLG: 0.484 | | | | | | | | | | 4 | 0 | 0 | 0 | 0 | 2 | 3 | | | | |
| Joe Adcock, R (1,3) OBP: 0.362, SLG: 0.514 | | | | | | | | | | 3 | 1 | 1 | 1 | 0 | 1 | 0 | | | | |
| Buck Rodgers, S (1,2) OBP: 0.308, SLG: 0.320 | | | | | | | | | | 3 | 1 | 2 | 0 | 0 | 0 | 0 | | | | |
| Bob Perry, R (1,8) OBP: 0.351, SLG: 0.421 | | | | | | | | | | 3 | 1 | 1 | 1 | 0 | 1 | 1 | | | | |
| Bobby Knoop, R (1,4) OBP: 0.305, SLG: 0.290 | | | | | | | | | | 3 | 0 | 0 | 0 | 0 | 0 | 1 | | | | |
| Aubrey Gatewood, R (1,1) OBP: 0.100, SLG: 0.100 | | | | | | | | | | 2 | 0 | 0 | 0 | 0 | 2 | 0 | | | | |
| Bob Lee, R (7,1) ERA: 3.99 | | | | | | | | | | 1 | 0 | 0 | 0 | 0 | 1 | 1 | | | | |
| Inning Stats | R: 0 E: 0 K: 0 S: 3 | H: 0 LOB: 1 BB: 1 P: 7 | R: 0 E: 0 K: 0 S: 3 | H: 0 LOB: 0 BB: 0 P: 3 | R: 0 E: 0 K: 1 S: 5 | H: 0 LOB: 0 BB: 0 P: 5 | R: 0 E: 0 K: 1 S: 5 | H: 0 LOB: 0 BB: 0 P: 5 | R: 2 E: 1 K: 2 S: 9 | H: 2 LOB: 0 BB: 0 P: 9 | R: 0 E: 0 K: 0 S: 3 | H: 0 LOB: 1 BB: 1 P: 7 | R: 1 E: 0 K: 2 S: 9 | H: 2 LOB: 1 BB: 0 P: 9 | R: 0 E: 0 K: 1 S: 6 | H: 1 LOB: 1 BB: 0 P: 6 | 1B: 1 2B: 3 3B: 0 HR: 1 | SF: 0 SAC: 0 DP: 0 HBP: 0 | WP: 0 PB: 0 CS: 0 | PA: 31 |
| PITCHER | IP WLS BF H R ER SO BB IBB HBP BLK WP HR S P ERA WHIP | | | | | | | | | | | | | | | | | | | |
| Buster Narum, R (1,1) ERA: 3.94 | 7.0 L 27 4 3 2 6 2 0 0 0 0 0 0 1 37 45 2.57 0.857 | | | | | | | | | | | | | | | | | | | |
| Jim Hannan, R (8,1) ERA: 3.99 | 1.0 4 1 0 0 1 0 0 0 0 0 0 0 6 6 0.00 1.000 | | | | | | | | | | | | | | | | | | | |

| Batter | 1 | 2 | 3 | 4 | 5 | 6 | 7 | 8 | 9 | AB | R | H | RBI | BB | SO | LOB | TOP | | | |
|--|---|---------------------------------|------------------------------|---------------------------------|------------------------------|---------------------------------|------------------------------|---------------------------------|------------------------------|---------------------------------|------------------------------|---------------------------------|------------------------------|---------------------------------|------------------------------|----------------------------------|---|-----------------------------------|------------------------------------|----------------------------------|
| Fred Valentine, S OBP: 0.330, SLG: 0.337 (1, 9) | | | | | | | | | | 3 | 0 | 2 | 2 | 1 | 1 | 0 | Washington Senators @ Los Angeles Angels Dodger Stadium, Los Angeles, CA Sun Aug 09 1964, 3:33 AM PDT Att: 6,565 - Unknown livebaseballscorecards.com | | | |
| Don Blasingame, L OBP: 0.313, SLG: 0.314 (1, 4) | | | | | | | | | | 4 | 0 | 0 | 0 | 1 | 0 | 4 | | | | |
| Chuck Hinton, R OBP: 0.352, SLG: 0.445 Joe Cunningham, L OBP: 0.355, SLG: 0.289 (1, 7) (9, 3) | | | | | | | | | | 5 | 0 | 1 | 0 | 0 | 0 | 5 | | | | |
| Don Lock, R OBP: 0.353, SLG: 0.467 (1, 8) | | | | | | | | | | 5 | 1 | 1 | 0 | 0 | 2 | 5 | | | | |
| Dick Phillips, L OBP: 0.324, SLG: 0.299 (1, 3) (9, 5) | | | | | | | | | | 4 | 1 | 2 | 0 | 0 | 0 | 0 | | | | |
| Mike Brumley, L OBP: 0.316, SLG: 0.316 (1, 2) | | | | | | | | | | 4 | 1 | 1 | 1 | 0 | 0 | 1 | | | | |
| John Kennedy, R OBP: 0.296, SLG: 0.357 Jim King, R OBP: 0.351, SLG: 0.442 (9, PH) (9, 9) | | | | | | | | | | 3 | 0 | 0 | 0 | 0 | 2 | 1 | | | | |
| Ed Brinkman, R OBP: 0.266, SLG: 0.325 Don Zimmer, R OBP: 0.301, SLG: 0.451 Chuck Cottier, R OBP: 0.252, SLG: 0.319 (1, 6) (9, PH) (9, 6) | | | | | | | | | | 3 | 0 | 0 | 0 | 0 | 0 | 0 | | | | |
| Frank Kreuzer, R OBP: 0.190, SLG: 0.200 Steve Riddick, R OBP: 0.316, SLG: 0.330 Dave Stenhouse, R OBP: 0.287, SLG: 0.335 Roy Sievers, R OBP: 0.290, SLG: 0.315 Bennie Daniels, R OBP: 0.250, SLG: 0.222 Don Leppert, R OBP: 0.217, SLG: 0.250 Claude Osteen, L OBP: 0.145, SLG: 0.188 Ron Kline, R OBP: 0.200, SLG: 0.250 (1, 1) (2, 1) (6, 1) (7, PH) (7, 1) (9, PH) (9, PH) (9, PH) | | | | | | | | | | 0 | 0 | 0 | 0 | 0 | 0 | 0 | | | | |
| Inning Stats | R: 0 E: 0 K: 0 S: 2 | H: 0 LOB: 0 BB: 1 P: 6 | R: 0 E: 0 K: 2 S: 8 | H: 1 LOB: 1 BB: 0 P: 8 | R: 1 E: 0 K: 1 S: 8 | H: 3 LOB: 2 BB: 0 P: 8 | R: 0 E: 0 K: 0 S: 3 | H: 0 LOB: 0 BB: 0 P: 3 | R: 0 E: 1 K: 0 S: 5 | H: 1 LOB: 2 BB: 0 P: 5 | R: 0 E: 0 K: 1 S: 5 | H: 0 LOB: 0 BB: 0 P: 5 | R: 0 E: 0 K: 1 S: 5 | H: 0 LOB: 0 BB: 0 P: 5 | R: 5 E: 1 K: 0 S: 9 | H: 6 LOB: 3 BB: 1 P: 13 | | 1B: 10 2B: 1 3B: 0 HR: 0 | SF: 0 SAC: 1 DP: 1 HBP: 0 | WP: 0 PB: 0 SB: 0 CS: 0 |
| PITCHER | IP WLS BF H R ER SO BB IBB HBP BLK WP HR S P ERA WHIP | | | | | | | | | | | | | | | | | | | |
| Dean Chance, R ERA: 1.76 Bob Lee, R ERA: 1.5 Bob Duliba, R ERA: 2.63 (1, 1) (9, 1) (9, 1) | 8.0 L 6 3 2 1 0 1 0 0 0 0 0 0 42 46 4.50 1.125 | | | | | | | | | | | | | | | | | | | |

| Batter | 1 | 2 | 3 | 4 | 5 | 6 | 7 | 8 | 9 | AB | R | H | RBI | BB | SO | LOB | BOTTOM | | | | | |
|--|---|---------------------------------|------------------------------|----------------------------------|------------------------------|---------------------------------|------------------------------|---------------------------------|------------------------------|---------------------------------|------------------------------|---------------------------------|------------------------------|---------------------------------|------------------------------|---------------------------------|---|------------------------------|---------------------------------|----------------------------------|------------------------------------|----------------------------------|
| Jim Piersall, R OBP: 0.370, SLG: 0.391 Lenny Green, L OBP: 0.287, SLG: 0.207 (1, 7) (7, 7) | | | | | | | | | | 1 | 0 | 0 | 0 | 1 | 1 | 0 | Washington Senators @ Los Angeles Angels Dodger Stadium, Los Angeles, CA Sun Aug 09 1964, 3:33 AM PDT Att: 6,565 - Unknown livebaseballscorecards.com | | | | | |
| Vic Power, R OBP: 0.260, SLG: 0.296 (1, 5) | | | | | | | | | | 3 | 0 | 0 | 0 | 0 | 0 | 1 | | | | | | |
| Jim Fregosi, R OBP: 0.404, SLG: 0.516 (1, 6) | | | | | | | | | | 4 | 1 | 0 | 0 | 0 | 0 | 2 | | | | | | |
| Joe Adcock, R OBP: 0.364, SLG: 0.512 (1, 3) | | | | | | | | | | 3 | 1 | 1 | 1 | 1 | 0 | 0 | | | | | | |
| Bob Perry, R OBP: 0.349, SLG: 0.417 (1, 8) | | | | | | | | | | 4 | 1 | 1 | 0 | 0 | 0 | 1 | | | | | | |
| Buck Rodgers, S OBP: 0.308, SLG: 0.322 (1, 2) | | | | | | | | | | 4 | 1 | 1 | 2 | 0 | 1 | 2 | | | | | | |
| Lou Clinton, R OBP: 0.292, SLG: 0.386 (1, 9) | | | | | | | | | | 3 | 0 | 1 | 1 | 0 | 0 | 0 | | | | | | |
| Bobby Knoop, R OBP: 0.303, SLG: 0.288 (1, 4) | | | | | | | | | | 3 | 0 | 0 | 0 | 0 | 0 | 1 | | | | | | |
| Dean Chance, R OBP: 0.125, SLG: 0.075 Bob Lee, R Bob Duliba, R (1, 1) (9, 1) (9, 1) | | | | | | | | | | 3 | 0 | 0 | 0 | 0 | 3 | 0 | | | | | | |
| Inning Stats | R: 0 E: 1 K: 1 S: 5 | H: 0 LOB: 0 BB: 0 P: 5 | R: 3 E: 1 K: 1 S: 7 | H: 3 LOB: 0 BB: 1 P: 11 | R: 0 E: 0 K: 0 S: 2 | H: 0 LOB: 0 BB: 1 P: 6 | R: 0 E: 0 K: 1 S: 5 | H: 0 LOB: 0 BB: 0 P: 5 | R: 0 E: 0 K: 0 S: 5 | H: 0 LOB: 0 BB: 0 P: 5 | R: 2 E: 1 K: 0 S: 5 | H: 1 LOB: 1 BB: 1 P: 9 | R: 0 E: 0 K: 1 S: 5 | H: 0 LOB: 0 BB: 0 P: 5 | R: 0 E: 0 K: 0 S: 3 | H: 0 LOB: 0 BB: 0 P: 3 | | R: 0 E: 0 K: 0 S: 3 | H: 0 LOB: 0 BB: 0 P: 3 | 1B: 3 2B: 2 3B: 0 HR: 0 | SF: 0 SAC: 1 DP: 3 HBP: 0 | WP: 0 PB: 0 SB: 0 CS: 0 |
| PITCHER | IP WLS BF H R ER SO BB IBB HBP BLK WP HR S P ERA WHIP | | | | | | | | | | | | | | | | | | | | | |
| Frank Kreuzer, L ERA: 4.38 Steve Riddick, R ERA: 2.5 Dave Stenhouse, R ERA: 4.81 Bennie Daniels, R ERA: 4.48 Ron Kline, R ERA: 2.4 (1, 1) (2, 1) (6, 1) (7, 1) (9, 1) | 1.0 7 1 2 1 3 2 0 0 0 0 0 0 20 28 2.08 0.692 | | | | | | | | | | | | | | | | | | | | | |

| Batter | 1 | 2 | 3 | 4 | 5 | 6 | 7 | 8 | 9 | AB | R | H | RBI | BB | SO | LOB | TOP | | | | |
|---|---|---|---|--|--|---|--|---|---|---------------------------------|------------------------------|---------------------------------|------------------------------|---------------------------------|------------------------------|---------------------------------|---|----------------------------------|------------------------------------|----------------------------------|--------|
| Fred Valentine, S OBP: 0.323, SLG: 0.330 (1, 7) |  | |  | |  | | |  | | 4 | 0 | 0 | 0 | 0 | 1 | 0 | Washington Senators @ Kansas City Athletics Municipal Stadium, Kansas City, MO Tue Aug 11 1964, 8:05 PM EDT Att: 8,062 - Unknown | | | | |
| Don Blasingame, L OBP: 0.310, SLG: 0.311 (1, 4) |  | | |  |  | | |  | | 4 | 0 | 0 | 0 | 0 | 0 | | | | | | |
| Jim King, L OBP: 0.353, SLG: 0.451 (1, 9) |  | | |  |  | | |  | | 3 | 2 | 1 | 1 | 1 | 0 | | | | | | |
| Don Lock, R OBP: 0.352, SLG: 0.473 (1, 8) |  | | |  | |  | | |  | 4 | 1 | 1 | 2 | 0 | 1 | 0 | | | | | |
| Dick Phillips, L OBP: 0.322, SLG: 0.297 (1, 3) | |  | |  |  | |  | |  | 4 | 1 | 1 | 0 | 0 | 0 | 0 | | | | | |
| Don Zimmer, R OBP: 0.297, SLG: 0.444 John Kennedy, R OBP: 0.295, SLG: 0.356 (6, 5) |  | | |  | |  | | |  | 3 | 0 | 0 | 0 | 0 | 2 | 1 | | | | | |
| Mike Brumley, L OBP: 0.319, SLG: 0.316 (1, 2) |  | | |  |  | | |  | | 3 | 1 | 1 | 0 | 0 | 0 | 0 | | | | | |
| Ed Brinkman, R OBP: 0.267, SLG: 0.328 (1, 6) | | |  |  | | |  | | | 3 | 0 | 1 | 2 | 0 | 0 | 0 | | | | | |
| Claude Osteen, L OBP: 0.157, SLG: 0.179 Jim Hannan, R OBP: 0.176, SLG: 0.168 (7, 1) |  | |  | | |  | | | | 3 | 0 | 0 | 0 | 0 | 0 | 1 | | | | | |
| Inning Stats | R: 1 E: 0 K: 1 S: 6 | H: 1 LOB: 0 BB: 0 P: 6 | R: 0 E: 0 K: 0 S: 3 | H: 0 LOB: 0 BB: 0 P: 3 | R: 0 E: 0 K: 0 S: 3 | H: 0 LOB: 0 BB: 0 P: 3 | R: 4 E: 0 K: 1 S: 9 | H: 4 LOB: 1 BB: 1 P: 13 | R: 0 E: 0 K: 0 S: 3 | H: 0 LOB: 0 BB: 0 P: 3 | R: 0 E: 0 K: 0 S: 3 | H: 0 LOB: 0 BB: 0 P: 3 | R: 0 E: 0 K: 1 S: 5 | H: 0 LOB: 0 BB: 0 P: 5 | R: 0 E: 0 K: 1 S: 5 | H: 0 LOB: 0 BB: 0 P: 5 | | 1B: 2 2B: 1 3B: 0 HR: 2 | SF: 0 SAC: 0 DP: 0 HBP: 0 | WP: 0 PB: 0 SB: 0 CS: 0 | PA: 33 |
| PITCHER | IP | WLS | BF | H | R | ER | SO | BB | IBB | HBP | BLK | WP | HR | S | P | ERA | WHIP | | | | |
| Diego Segui, R ERA: 3.93 (1, 1) | 3.2 | L | 17 | 5 | 5 | 5 | 2 | 1 | 0 | 0 | 0 | 0 | 2 | 20 | 24 | 12.27 | 1.636 | | | | |
| Wes Stock, R ERA: 2.45 (4, 1) | 1.1 | | 4 | 0 | 0 | 0 | 0 | 0 | 0 | 0 | 0 | 0 | 0 | 4 | 4 | 0.00 | 0.000 | | | | |
| Ken Sanders, R ERA: 1.35 (6, 1) | 2.0 | | 6 | 0 | 0 | 0 | 2 | 0 | 0 | 0 | 0 | 0 | 0 | 10 | 10 | 0.00 | 0.000 | | | | |
| John Wyatt, R ERA: 3.8 (8, 1) | 2.0 | | 6 | 0 | 0 | 0 | 1 | 0 | 0 | 0 | 0 | 0 | 0 | 8 | 8 | 0.00 | 0.000 | | | | |

| Batter | 1 | 2 | 3 | 4 | 5 | 6 | 7 | 8 | 9 | AB | R | H | RBI | BB | SO | LOB | BOTTOM | | | | |
|--|---|---|---|---|--|---|---|---|---|---------------------------------|------------------------------|----------------------------------|------------------------------|---------------------------------|------------------------------|---------------------------------|---|----------------------------------|------------------------------------|----------------------------------|--------|
| Bert Campaneris, R OBP: 0.355, SLG: 0.522 (1, 6) |  | |  | |  | |  | |  | 5 | 0 | 1 | 0 | 0 | 2 | 3 | Washington Senators @ Kansas City Athletics Municipal Stadium, Kansas City, MO Tue Aug 11 1964, 8:05 PM EDT Att: 8,062 - Unknown | | | | |
| Wayne Causey, L OBP: 0.377, SLG: 0.380 (1, 5) |  | |  | |  | |  | |  | 4 | 0 | 1 | 0 | 1 | 0 | 3 | | | | | |
| Ken Harrelson, R OBP: 0.242, SLG: 0.363 Manny Jimenez, L OBP: 0.300, SLG: 0.500 (7, PH) (8, 7) |  | | |  | |  | |  | | 3 | 0 | 0 | 0 | 0 | 1 | 1 | | | | | |
| Rocky Colavito, R OBP: 0.353, SLG: 0.529 (1, 9) |  | | |  | |  | |  | | 4 | 0 | 0 | 0 | 0 | 0 | 1 | | | | | |
| Jim Gentile, L OBP: 0.380, SLG: 0.473 (1, 3) | |  | |  | |  | |  | | 4 | 0 | 1 | 0 | 0 | 2 | 1 | | | | | |
| Doc Edwards, R OBP: 0.248, SLG: 0.284 (1, 2) | |  | | |  |  |  |  | | 4 | 1 | 2 | 0 | 0 | 0 | 1 | | | | | |
| Dick Green, R OBP: 0.303, SLG: 0.402 (1, 4) | |  | | |  |  |  |  | | 4 | 0 | 2 | 0 | 0 | 1 | 3 | | | | | |
| Nelson Mathews, R OBP: 0.292, SLG: 0.360 (1, 8) | |  | | |  | |  | |  | 4 | 1 | 1 | 1 | 0 | 1 | 3 | | | | | |
| Diego Segui, R OBP: 0.293, SLG: 0.246 Wes Stock, R OBP: 0.214, SLG: 0.154 George Alafia, R OBP: 0.303, SLG: 0.368 Ken Sanders, R OBP: 0.299, SLG: 0.393 Ed Charles, R OBP: 0.226, SLG: 0.283 John Wyatt, R OBP: 0.247, SLG: 0.253 (8, PH) (9, PH) | | |  | |  | |  | |  | 1 | 0 | 1 | 0 | 0 | 0 | 0 | | | | | |
| Inning Stats | R: 0 E: 0 K: 0 S: 4 | H: 1 LOB: 1 BB: 0 P: 4 | R: 0 E: 0 K: 0 S: 4 | H: 1 LOB: 0 BB: 0 P: 4 | R: 0 E: 0 K: 1 S: 5 | H: 1 LOB: 0 BB: 0 P: 5 | R: 0 E: 0 K: 2 S: 7 | H: 0 LOB: 0 BB: 0 P: 7 | R: 0 E: 0 K: 0 S: 5 | H: 2 LOB: 2 BB: 0 P: 5 | R: 0 E: 0 K: 2 S: 8 | H: 1 LOB: 2 BB: 1 P: 12 | R: 0 E: 1 K: 2 S: 8 | H: 0 LOB: 1 BB: 0 P: 8 | R: 1 E: 0 K: 1 S: 6 | H: 1 LOB: 0 BB: 0 P: 6 | | 1B: 7 2B: 2 3B: 0 HR: 1 | SF: 0 SAC: 0 DP: 1 HBP: 0 | WP: 0 PB: 0 SB: 0 CS: 0 | PA: 38 |
| PITCHER | IP | WLS | BF | H | R | ER | SO | BB | IBB | HBP | BLK | WP | HR | S | P | ERA | WHIP | | | | |
| Claude Osteen, L ERA: 3.44 (1, 1) | 6.2 | W | 29 | 9 | 1 | 1 | 4 | 1 | 0 | 0 | 0 | 0 | 1 | 36 | 40 | 1.35 | 1.500 | | | | |
| Jim Hannan, R ERA: 3.99 (7, 1) | 2.1 | S | 9 | 1 | 1 | 1 | 4 | 0 | 0 | 0 | 0 | 0 | 1 | 17 | 17 | 3.86 | 0.429 | | | | |

| Batter | 1 | 2 | 3 | 4 | 5 | 6 | 7 | 8 | 9 | AB | R | H | RBI | BB | SO | LOB | TOP | | | | | | | | |
|---|------------------------------|---------------------------------|------------------------------|---------------------------------|------------------------------|---------------------------------|------------------------------|----------------------------------|------------------------------|---------------------------------|------------------------------|---------------------------------|------------------------------|---------------------------------|------------------------------|---------------------------------|------------------------------|---------------------------------|----------------------------------|------------------------------------|----------------------------------|--------|--|--|--|
| Fred Valentine, S OBP: 0.322, SLG: 0.328 (1, 7) | | | | | | | | | | 4 | 1 | 1 | 0 | 0 | 1 | 0 | | | | | | | | | |
| Don Blasingame, L OBP: 0.305, SLG: 0.310 (1, 4) | | | | | | | | | | 4 | 1 | 1 | 0 | 0 | 0 | 1 | | | | | | | | | |
| Jim King, L OBP: 0.354, SLG: 0.459 (1, 9) | | | | | | | | | | 3 | 1 | 1 | 2 | 1 | 0 | 1 | | | | | | | | | |
| Don Lock, R OBP: 0.353, SLG: 0.480 (1, 8) | | | | | | | | | | 3 | 1 | 1 | 2 | 0 | 2 | 0 | | | | | | | | | |
| Dick Phillips, L OBP: 0.316, SLG: 0.290 (1, 3) | | | | | | | | | | 4 | 0 | 0 | 0 | 0 | 1 | 2 | | | | | | | | | |
| Don Zimmer, R OBP: 0.298, SLG: 0.440 John Kennedy, R OBP: 0.295, SLG: 0.355 (1, 5) (8, 5) | | | | | | | | | | 2 | 0 | 0 | 0 | 1 | 1 | 0 | | | | | | | | | |
| Mike Brumley, L OBP: 0.316, SLG: 0.312 (1, 2) | | | | | | | | | | 4 | 0 | 0 | 0 | 0 | 2 | 2 | | | | | | | | | |
| Ed Brinkman, R OBP: 0.266, SLG: 0.325 (1, 6) | | | | | | | | | | 3 | 0 | 0 | 0 | 1 | 0 | 0 | | | | | | | | | |
| Buster Narum, R OBP: 0.022, SLG: 0.022 Alan Koch, R OBP: 0.286, SLG: 0.393 Steve Ritzik, R OBP: 0.318, SLG: 0.333 Roy Sievers, R OBP: 0.257, SLG: 0.313 Ron Kline, R OBP: 0.400, SLG: 0.250 (1, 1) (5, 1) (5, 1) (7, PH) (7, 1) | | | | | | | | | | 2 | 0 | 0 | 0 | 0 | 1 | 0 | | | | | | | | | |
| Inning Stats | R: 2 E: 0 K: 2 S: 9 | H: 2 LOB: 0 BB: 0 P: 9 | R: 0 E: 0 K: 2 S: 7 | H: 0 LOB: 0 BB: 0 P: 7 | R: 0 E: 0 K: 0 S: 3 | H: 0 LOB: 0 BB: 0 P: 3 | R: 0 E: 1 K: 1 S: 6 | H: 0 LOB: 2 BB: 1 P: 10 | R: 0 E: 0 K: 1 S: 5 | H: 0 LOB: 0 BB: 0 P: 5 | R: 0 E: 0 K: 0 S: 2 | H: 0 LOB: 1 BB: 1 P: 7 | R: 0 E: 0 K: 1 S: 5 | H: 0 LOB: 1 BB: 1 P: 9 | R: 2 E: 0 K: 1 S: 7 | H: 2 LOB: 0 BB: 0 P: 7 | R: 0 E: 0 K: 2 S: 7 | H: 0 LOB: 0 BB: 0 P: 7 | 1B: 2 2B: 0 3B: 0 HR: 2 | SF: 0 SAC: 0 DP: 1 HBP: 1 | WP: 1 PB: 0 SB: 0 CS: 0 | PA: 35 | | | |
| PITCHER | IP | WLS | BF | H | R | ER | SO | BB | IBB | HBP | BLK | WP | HR | S | P | ERA | WHIP | | | | | | | | |
| Jose Santiago, R ERA: 4.58 Moe Drabowsky, R ERA: 5.76 (1, 1) (6, 1) | 5.1 | L | 22 | 2 | 2 | 2 | 6 | 2 | 0 | 1 | 0 | 0 | 1 | 31 | 40 | 3.38 | 0.750 | | | | | | | | |
| PITCHER | IP | WLS | BF | H | R | ER | SO | BB | IBB | HBP | BLK | WP | HR | S | P | ERA | WHIP | | | | | | | | |

Washington Senators @ Kansas City Athletics
Municipal Stadium, Kansas City, MO
Wed Aug 12 1964, 8:05 PM EDT
Att: 3,786 - Unknown

| | |
|-----|----|
| AB | 31 |
| R | 4 |
| H | 4 |
| RBI | 4 |
| BB | 3 |
| SO | 10 |
| LOB | 7 |

| | |
|-------|--------|
| WP: 1 | PA: 35 |
| PB: 0 | |
| SB: 0 | |
| CS: 0 | |

| Batter | 1 | 2 | 3 | 4 | 5 | 6 | 7 | 8 | 9 | AB | R | H | RBI | BB | SO | LOB | BOTTOM | | | | | | | | |
|--|------------------------------|---------------------------------|------------------------------|---------------------------------|------------------------------|----------------------------------|------------------------------|---------------------------------|-------------------------------|----------------------------------|------------------------------|---------------------------------|------------------------------|---------------------------------|------------------------------|---------------------------------|------------------------------|---------------------------------|-----------------------------------|------------------------------------|----------------------------------|--------|--|--|--|
| Dick Green, R OBP: 0.301, SLG: 0.399 (1, 4) | | | | | | | | | | 5 | 1 | 1 | 0 | 0 | 0 | 1 | | | | | | | | | |
| Wayne Causey, L OBP: 0.380, SLG: 0.383 (1, 5) | | | | | | | | | | 5 | 1 | 3 | 1 | 0 | 0 | 0 | | | | | | | | | |
| Manny Jimenez, L OBP: 0.304, SLG: 0.500 Jose Tartabull, L OBP: 0.244, SLG: 0.250 (1, 7) (8, 7) | | | | | | | | | | 4 | 0 | 2 | 1 | 0 | 0 | 0 | | | | | | | | | |
| Rocky Colavito, R OBP: 0.356, SLG: 0.530 (1, 9) | | | | | | | | | | 3 | 0 | 2 | 1 | 1 | 0 | 0 | | | | | | | | | |
| Jim Gentile, L OBP: 0.379, SLG: 0.468 (1, 3) | | | | | | | | | | 3 | 0 | 0 | 0 | 1 | 1 | 4 | | | | | | | | | |
| Doc Edwards, R OBP: 0.252, SLG: 0.285 (1, 2) | | | | | | | | | | 3 | 0 | 1 | 0 | 1 | 0 | 3 | | | | | | | | | |
| Bert Campaneris, R OBP: 0.338, SLG: 0.493 (1, 6) | | | | | | | | | | 4 | 0 | 0 | 0 | 0 | 1 | 5 | | | | | | | | | |
| Nelson Mathews, R OBP: 0.292, SLG: 0.359 (1, 8) | | | | | | | | | | 4 | 1 | 1 | 0 | 0 | 1 | 4 | | | | | | | | | |
| Jose Santiago, R Moe Drabowsky, R Ed Charles, R (1, 1) (6, 1) (9, PH) | | | | | | | | | | 1 | 0 | 0 | 0 | 0 | 1 | 1 | | | | | | | | | |
| Inning Stats | R: 0 E: 0 K: 0 S: 3 | H: 0 LOB: 0 BB: 0 P: 3 | R: 0 E: 0 K: 0 S: 4 | H: 2 LOB: 1 BB: 0 P: 4 | R: 1 E: 0 K: 0 S: 6 | H: 3 LOB: 3 BB: 1 P: 10 | R: 0 E: 0 K: 1 S: 5 | H: 0 LOB: 1 BB: 1 P: 9 | R: 2 E: 0 K: 2 S: 11 | H: 4 LOB: 3 BB: 1 P: 15 | R: 0 E: 0 K: 1 S: 5 | H: 0 LOB: 0 BB: 0 P: 5 | R: 0 E: 0 K: 1 S: 5 | H: 0 LOB: 0 BB: 0 P: 5 | R: 0 E: 0 K: 0 S: 3 | H: 0 LOB: 0 BB: 0 P: 3 | R: 0 E: 0 K: 0 S: 4 | H: 1 LOB: 1 BB: 0 P: 4 | 1B: 10 2B: 0 3B: 0 HR: 0 | SF: 0 SAC: 1 DP: 1 HBP: 0 | WP: 0 PB: 0 SB: 0 CS: 0 | PA: 39 | | | |
| PITCHER | IP | WLS | BF | H | R | ER | SO | BB | IBB | HBP | BLK | WP | HR | S | P | ERA | WHIP | | | | | | | | |
| Buster Narum, R ERA: 4.03 Alan Koch, R ERA: 5.27 Steve Ritzik, R ERA: 2.45 Ron Kline, R ERA: 2.28 (1, 1) (5, 1) (5, 1) (7, 1) | 4.0 | | 20 | 7 | 3 | 3 | 1 | 2 | 0 | 0 | 0 | 0 | 0 | 20 | 28 | 6.75 | 2.250 | | | | | | | | |
| PITCHER | IP | WLS | BF | H | R | ER | SO | BB | IBB | HBP | BLK | WP | HR | S | P | ERA | WHIP | | | | | | | | |

Washington Senators @ Kansas City Athletics
Municipal Stadium, Kansas City, MO
Wed Aug 12 1964, 8:05 PM EDT
Att: 3,786 - Unknown

| | |
|-----|----|
| AB | 35 |
| R | 3 |
| H | 10 |
| RBI | 3 |
| BB | 3 |
| SO | 5 |
| LOB | 19 |

| | |
|-------|--------|
| WP: 0 | PA: 39 |
| PB: 0 | |
| SB: 0 | |
| CS: 0 | |


| Batter | 1 | 2 | 3 | 4 | 5 | 6 | 7 | 8 | 9 | AB | R | H | RBI | BB | SO | LOB | TOP | | | |
|--|---|---------------------------------|------------------------------|---------------------------------|------------------------------|---------------------------------|------------------------------|---------------------------------|------------------------------|---------------------------------|------------------------------|----------------------------------|------------------------------|---------------------------------|------------------------------|---------------------------------|--|------------------------------------|----------------------------------|--------|
| Bob Perry, R OBP: 0.353, SLG: 0.410 (1, 8) | | | | | | | | | | 5 | 0 | 1 | 0 | 0 | 2 | 1 | Los Angeles Angels @ Washington Senators D.C. Stadium, Washington, DC Fri Aug 14 1964, 7:05 PM EDT Unknown livebaseballscorecards.com | | | |
| Vic Power, R OBP: 0.270, SLG: 0.297 (1, 3) | | | | | | | | | | 5 | 0 | 1 | 0 | 0 | 0 | 2 | | | | |
| Jim Fregosi, R OBP: 0.398, SLG: 0.507 (1, 6) | | | | | | | | | | 4 | 1 | 1 | 0 | 1 | 2 | 0 | | | | |
| Willie Smith, L OBP: 0.318, SLG: 0.480 (1, 7) | | | | | | | | | | 4 | 1 | 2 | 1 | 0 | 0 | 2 | | | | |
| Buck Rodgers, S OBP: 0.306, SLG: 0.318 (1, 2) | | | | | | | | | | 3 | 0 | 1 | 0 | 1 | 0 | 2 | | | | |
| Lou Clinton, R OBP: 0.300, SLG: 0.391 (1, 9) | | | | | | | | | | 3 | 0 | 1 | 0 | 1 | 0 | 4 | | | | |
| Felix Torres, R OBP: 0.254, SLG: 0.409 (1, 5) | | | | | | | | | | 4 | 1 | 1 | 0 | 0 | 2 | 4 | | | | |
| Bobby Knoop, R OBP: 0.301, SLG: 0.286 (8, PH) | | | | | | | | | | 3 | 0 | 1 | 1 | 0 | 1 | 2 | | | | |
| Lenny Green, L OBP: 0.293, SLG: 0.207 (8, PH) | | | | | | | | | | 1 | 0 | 1 | 0 | 0 | 0 | 0 | | | | |
| Joe Koppe, R OBP: 0.351, SLG: 0.320 (8, 4) | | | | | | | | | | 0 | 0 | 0 | 0 | 0 | 0 | 0 | | | | |
| Aubrey Gatewood, R OBP: 0.291, SLG: 0.397 (3, 1) | | | | | | | | | | 1 | 0 | 0 | 0 | 0 | 0 | 1 | | | | |
| Barry Latman, R OBP: 0.193, SLG: 0.200 (5, 1) | | | | | | | | | | 0 | 0 | 0 | 0 | 0 | 0 | 0 | | | | |
| Bill Kelso, R OBP: 0.311, SLG: 0.274 (5, 1) | | | | | | | | | | 0 | 0 | 0 | 0 | 0 | 0 | 0 | | | | |
| Albie Pearson, L OBP: 0.154, SLG: 0.083 (8, PH) | | | | | | | | | | 0 | 0 | 0 | 0 | 0 | 0 | 0 | | | | |
| Dan Osinski, R OBP: 0.292, SLG: 0.303 (8, PH) | | | | | | | | | | 0 | 0 | 0 | 0 | 0 | 0 | 0 | | | | |
| Joe Adcock, R OBP: 0.265, SLG: 0.300 (8, PH) | | | | | | | | | | 1 | 0 | 0 | 0 | 0 | 0 | 2 | | | | |
| Bob Dilliba, R OBP: 0.150, SLG: 0.158 (8, 1) | | | | | | | | | | 0 | 0 | 0 | 0 | 0 | 0 | 0 | | | | |
| Inning Stats | R: 0 E: 0 K: 0 S: 3 | H: 1 LOB: 0 BB: 0 P: 3 | R: 1 E: 0 K: 1 S: 8 | H: 3 LOB: 2 BB: 0 P: 8 | R: 1 E: 0 K: 0 S: 5 | H: 2 LOB: 2 BB: 1 P: 9 | R: 1 E: 0 K: 1 S: 7 | H: 2 LOB: 0 BB: 0 P: 7 | R: 0 E: 0 K: 2 S: 5 | H: 1 LOB: 1 BB: 0 P: 8 | R: 0 E: 0 K: 1 S: 6 | H: 1 LOB: 2 BB: 1 P: 10 | R: 0 E: 0 K: 1 S: 5 | H: 1 LOB: 1 BB: 1 P: 9 | R: 0 E: 0 K: 1 S: 5 | H: 0 LOB: 0 BB: 0 P: 5 | 1B: 8 2B: 3 3B: 0 HR: 0 | SF: 0 SAC: 0 DP: 2 HBP: 0 | WP: 0 PB: 0 SB: 1 CS: 0 | PA: 39 |
| PITCHER | IP WLS BF H R ER SO BB IBB HBP BLK WP HR S P ERA WHIP | | | | | | | | | | | | | | | | | | | |
| Dave Stenhouse, R ERA: 4.88 (1, 1) | 2.2 | | 14 | 6 | 2 | 2 | 1 | 1 | 0 | 0 | 0 | 0 | 0 | 0 | 15 | 19 | 6.75 | 2.625 | | |
| Jim Hannan, R ERA: 3.6 (3, 1) | 6.1 | W | 25 | 5 | 1 | 1 | 7 | 2 | 0 | 0 | 0 | 0 | 0 | 0 | 37 | 45 | 1.42 | 1.105 | | |

| Batter | 1 | 2 | 3 | 4 | 5 | 6 | 7 | 8 | 9 | AB | R | H | RBI | BB | SO | LOB | BOTTOM | | | |
|---|---|---------------------------------|------------------------------|---------------------------------|------------------------------|---------------------------------|------------------------------|---------------------------------|------------------------------|----------------------------------|------------------------------|---------------------------------|-------------------------------|----------------------------------|------------------------------|---------------------------------|--|------------------------------------|----------------------------------|--------|
| Don Blasingame, L OBP: 0.313, SLG: 0.317 (1, 4) | | | | | | | | | | 5 | 1 | 3 | 2 | 0 | 0 | 1 | Los Angeles Angels @ Washington Senators D.C. Stadium, Washington, DC Fri Aug 14 1964, 7:05 PM EDT Unknown livebaseballscorecards.com | | | |
| Mike Brumley, L OBP: 0.314, SLG: 0.310 (1, 2) | | | | | | | | | | 5 | 0 | 1 | 0 | 0 | 1 | 3 | | | | |
| Jim King, L OBP: 0.351, SLG: 0.455 (1, 9) | | | | | | | | | | 3 | 0 | 0 | 1 | 0 | 1 | 2 | | | | |
| Don Lock, R OBP: 0.352, SLG: 0.476 (1, 8) | | | | | | | | | | 3 | 1 | 0 | 0 | 1 | 2 | 1 | | | | |
| Willie Kirkland, L OBP: 0.274, SLG: 0.286 (1, 7) | | | | | | | | | | 4 | 0 | 0 | 0 | 0 | 3 | 2 | | | | |
| Dick Phillips, L OBP: 0.325, SLG: 0.313 (1, 3) | | | | | | | | | | 4 | 1 | 3 | 1 | 0 | 0 | 0 | | | | |
| Don Zimmer, R OBP: 0.305, SLG: 0.445 (1, 5) | | | | | | | | | | 2 | 1 | 1 | 0 | 2 | 0 | 1 | | | | |
| John Kennedy, R OBP: 0.295, SLG: 0.355 (7, PR) (8, 5) | | | | | | | | | | 0 | 0 | 0 | 0 | 0 | 0 | 0 | | | | |
| Ed Brinkman, R OBP: 0.269, SLG: 0.335 (1, 6) | | | | | | | | | | 4 | 2 | 2 | 2 | 0 | 1 | 4 | | | | |
| Dave Stenhouse, R OBP: 0.400, SLG: 0.357 (1, 1) | | | | | | | | | | 1 | 0 | 1 | 0 | 0 | 0 | 0 | | | | |
| Jim Hannan, R OBP: 0.150, SLG: 0.158 (3, 1) | | | | | | | | | | 3 | 1 | 0 | 0 | 0 | 2 | 1 | | | | |
| Inning Stats | R: 1 E: 0 K: 0 S: 5 | H: 2 LOB: 1 BB: 0 P: 5 | R: 2 E: 0 K: 0 S: 6 | H: 3 LOB: 0 BB: 0 P: 6 | R: 0 E: 0 K: 2 S: 7 | H: 0 LOB: 0 BB: 0 P: 7 | R: 3 E: 1 K: 1 S: 9 | H: 3 LOB: 1 BB: 0 P: 9 | R: 1 E: 0 K: 1 S: 5 | H: 1 LOB: 1 BB: 2 P: 13 | R: 0 E: 0 K: 2 S: 8 | H: 1 LOB: 1 BB: 0 P: 8 | R: 0 E: 0 K: 3 S: 10 | H: 1 LOB: 2 BB: 1 P: 14 | R: 0 E: 0 K: 1 S: 5 | H: 0 LOB: 0 BB: 0 P: 5 | 1B: 7 2B: 2 3B: 1 HR: 1 | SF: 1 SAC: 0 DP: 0 HBP: 0 | WP: 1 PB: 0 SB: 1 CS: 0 | PA: 38 |
| PITCHER | IP WLS BF H R ER SO BB IBB HBP BLK WP HR S P ERA WHIP | | | | | | | | | | | | | | | | | | | |
| Aubrey Gatewood, R ERA: 1.93 (1, 1) | 2.0 | | 11 | 5 | 3 | 3 | 0 | 0 | 0 | 0 | 0 | 0 | 0 | 0 | 11 | 11 | 13.50 | 2.500 | | |
| Barry Latman, R ERA: 3.95 (3, 1) | 2.1 | L | 13 | 4 | 4 | 3 | 4 | 1 | 0 | 0 | 0 | 0 | 0 | 0 | 20 | 24 | 11.57 | 2.143 | | |
| Bill Kelso, R ERA: 3.38 (5, 1) | 0.2 | | 2 | 0 | 0 | 0 | 0 | 1 | 0 | 0 | 0 | 1 | 0 | 1 | 5 | 0.00 | 1.500 | | | |
| Dan Osinski, R ERA: 4.22 (6, 1) | 2.0 | | 9 | 2 | 0 | 0 | 5 | 1 | 0 | 0 | 0 | 0 | 0 | 18 | 22 | 0.00 | 1.500 | | | |
| Bob Dilliba, R ERA: 2.59 (8, 1) | 1.0 | | 3 | 0 | 0 | 0 | 1 | 0 | 0 | 0 | 0 | 0 | 0 | 5 | 5 | 0.00 | 0.000 | | | |

| Batter | 1 | 2 | 3 | 4 | 5 | 6 | 7 | 8 | 9 | AB | R | H | RBI | BB | SO | LOB | TOP | | | |
|---|---|---|------------------------------|----------------------------------|------------------------------|---------------------------------|------------------------------|---------------------------------|------------------------------|---------------------------------|------------------------------|---------------------------------|------------------------------|---------------------------------|------------------------------|---------------------------------|----------------------------------|------------------------------------|----------------------------------|--------|
| Lenny Green, L OBP: 0.291, SLG: 0.220 | FC4-6 1B | | 2-3 1B | | G4-6-3 | | G3 | | | 4 | 0 | 2 | 0 | 0 | 0 | 1 | | | | |
| Vic Power, R OBP: 0.276, SLG: 0.317 | FC4-6 1-2 | | F4 | | HR | | | F9 | | 4 | 1 | 1 | 1 | 0 | 0 | 3 | | | | |
| Jim Fregosi, R OBP: 0.399, SLG: 0.503 | 5-3 | | P4 | | 5-3 | | | | 1B | 4 | 0 | 1 | 0 | 0 | 0 | 3 | | | | |
| Willie Smith, L OBP: 0.314, SLG: 0.471 | F9 | | F7 | | | F9 | | F9 | | 4 | 0 | 0 | 0 | 0 | 0 | 4 | | | | |
| Joe Adcock, R OBP: 0.359, SLG: 0.498 | | 4-0 BB | | 3-1 | | 5-3 | | F8 | | 3 | 0 | 0 | 0 | 1 | 0 | 1 | | | | |
| Buck Rodgers, S OBP: 0.305, SLG: 0.317 | | 0-3 K | | | | | | | P6 | 4 | 0 | 2 | 0 | 0 | 1 | 1 | | | | |
| Bob Perry, R OBP: 0.335, SLG: 0.388 | | 0-3 K | | | F8 | | P4 | | | 4 | 0 | 0 | 0 | 0 | 2 | 3 | | | | |
| Bobby Knoop, R OBP: 0.297, SLG: 0.281 | | | | | F9 | | | F8 | | 3 | 0 | 0 | 0 | 0 | 0 | 2 | | | | |
| Jim Piersall, R OBP: 0.376, SLG: 0.406 | | | | | F9 | | | | 6-3 | 1 | 0 | 0 | 0 | 0 | 0 | 0 | | | | |
| Don Lee, R OBP: 0.318, SLG: 0.381 | | | | | | | | F8 | | 3 | 0 | 2 | 0 | 0 | 0 | 0 | | | | |
| Bob Lee, R (7, 1) | | | | 1B 2B | | | | | | 0 | 0 | 0 | 0 | 0 | 0 | 0 | | | | |
| Inning Stats | R: 0 E: 0 K: 0 S: 4 | H: 1 LOB: 1 BB: 0 P: 4 | R: 0 E: 0 K: 2 S: 7 | H: 0 LOB: 1 BB: 1 P: 11 | R: 0 E: 0 K: 0 S: 5 | H: 2 LOB: 2 BB: 0 P: 5 | R: 0 E: 0 K: 0 S: 4 | H: 1 LOB: 1 BB: 0 P: 4 | R: 1 E: 0 K: 0 S: 4 | H: 2 LOB: 0 BB: 0 P: 4 | R: 0 E: 0 K: 0 S: 3 | H: 0 LOB: 0 BB: 0 P: 3 | R: 0 E: 0 K: 0 S: 4 | H: 1 LOB: 1 BB: 0 P: 4 | R: 0 E: 0 K: 1 S: 5 | H: 0 LOB: 0 BB: 0 P: 5 | 1B: 6 2B: 1 3B: 0 HR: 1 | SF: 0 SAC: 0 DP: 1 HBP: 0 | WP: 0 PB: 0 SB: 0 CS: 0 | PA: 35 |
| PITCHER | IP WLS BF H R ER SO BB IBB HBP BLK WP HR S P ERA WHIP | | | | | | | | | | | | | | | | | | | |
| Buster Narum, R ERA: 3.84 | (1, 1) | 9.0 W 35 8 1 1 3 1 0 0 0 0 1 40 44 1.00 1.000 | | | | | | | | | | | | | | | | | | |

Los Angeles Angels @ Washington Senators
D.C. Stadium, Washington, DC
Sun Aug 16 1964, 3:33 AM EDT
Att: 5,072 - Unknown


AB 34
R 1
H 8
RBI 1
BB 1
SO 3
LOB 18

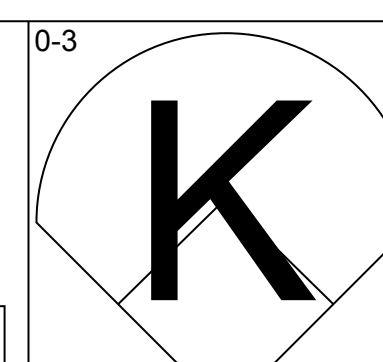
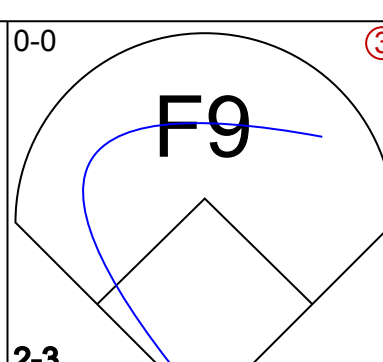
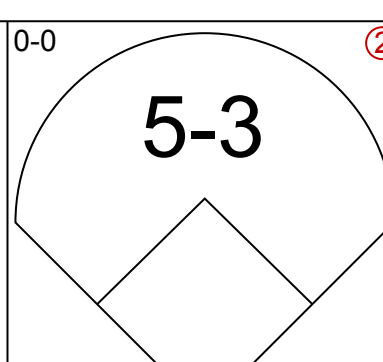
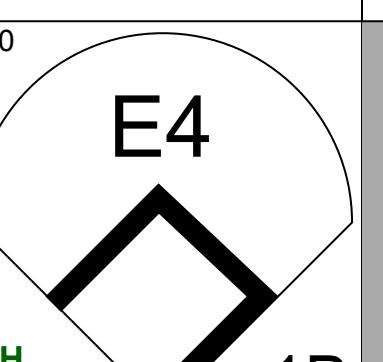
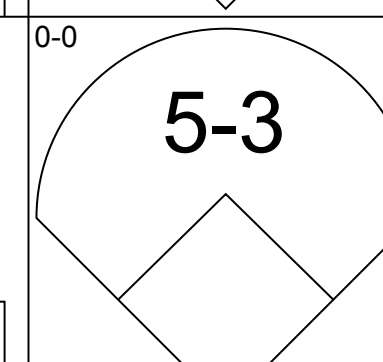
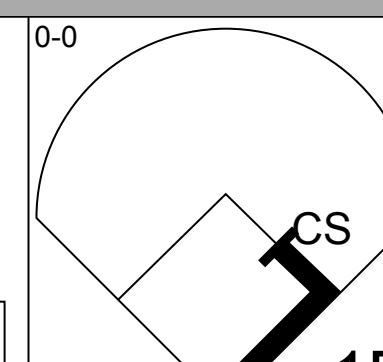
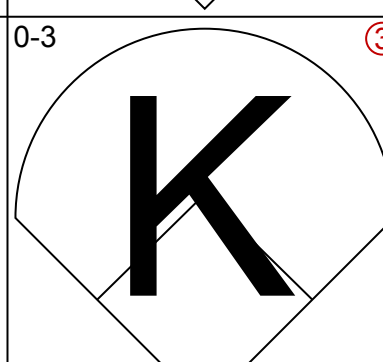
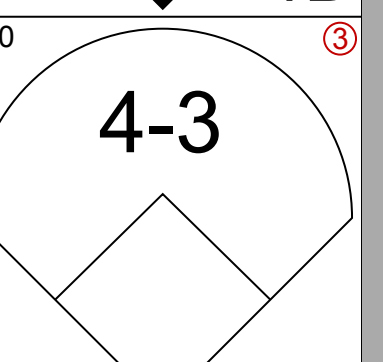
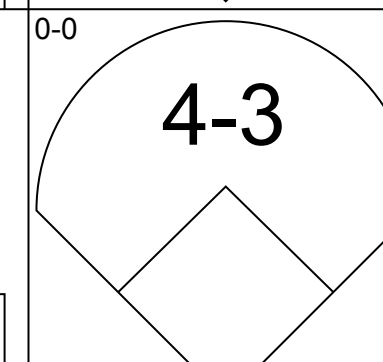
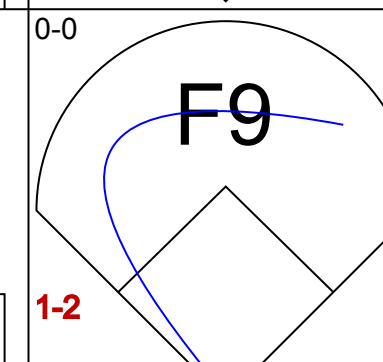
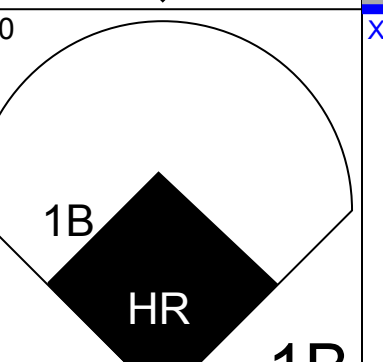
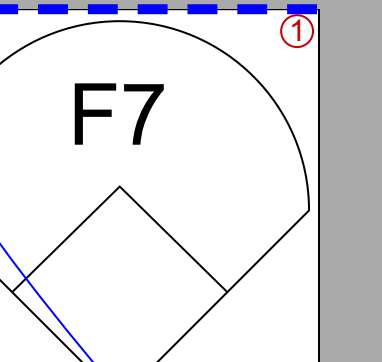
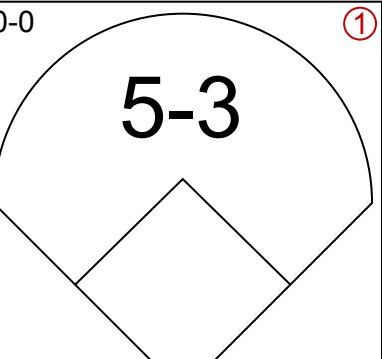
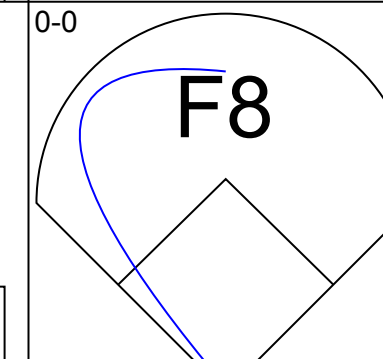
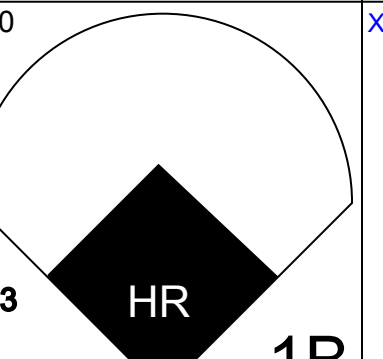
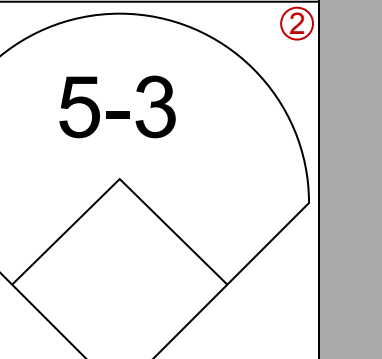
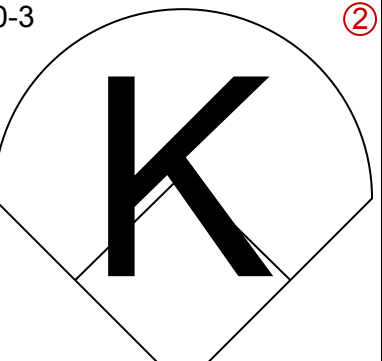
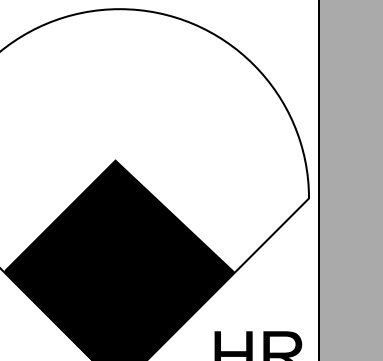
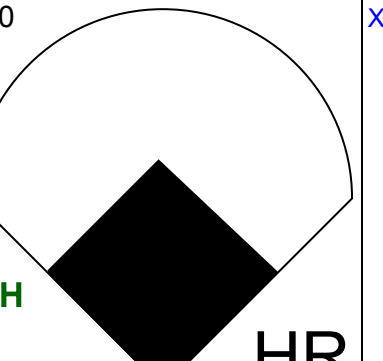
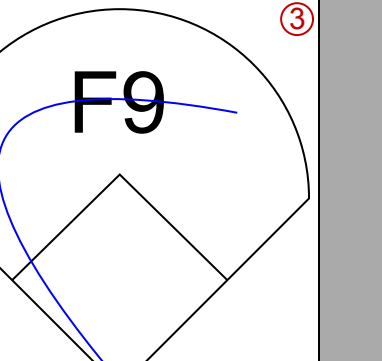
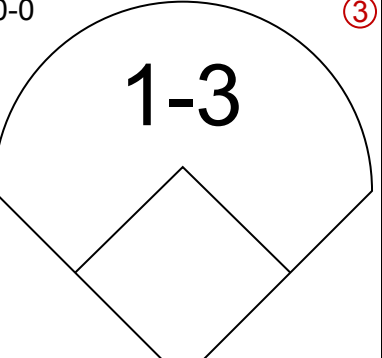
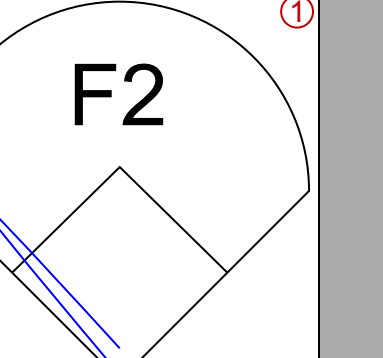
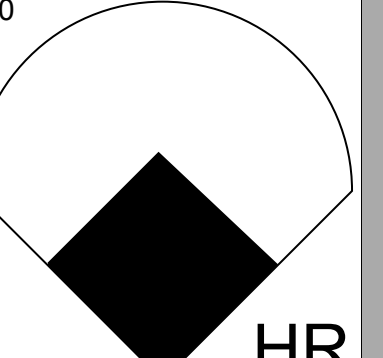
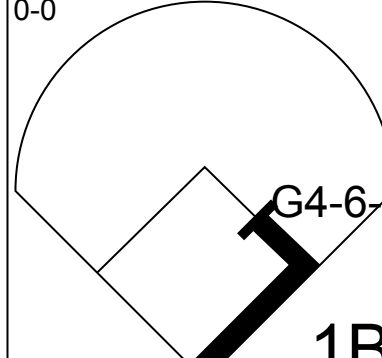
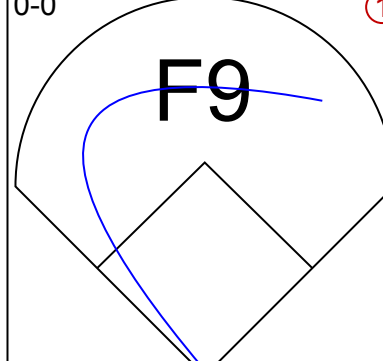
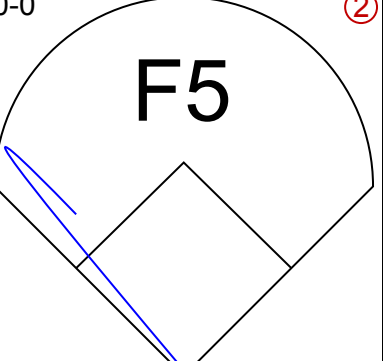
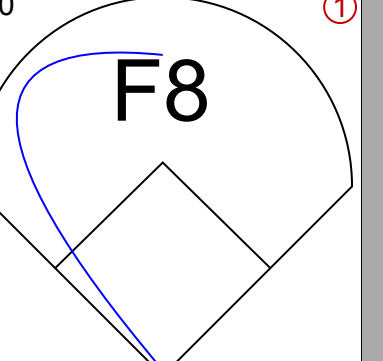
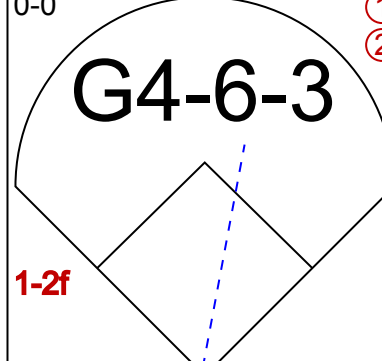
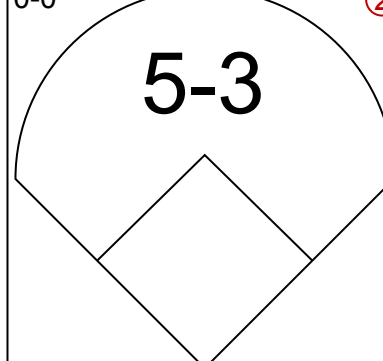
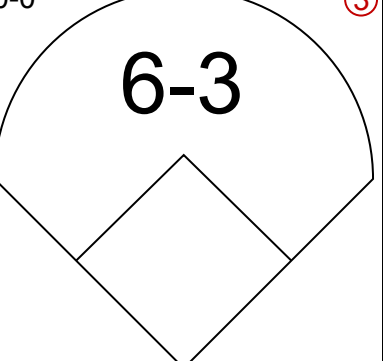
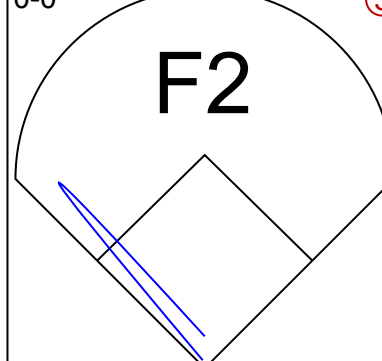
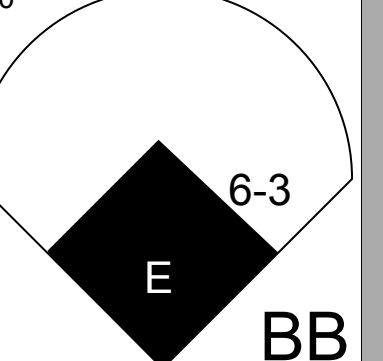
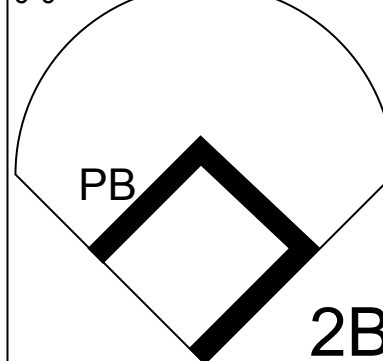
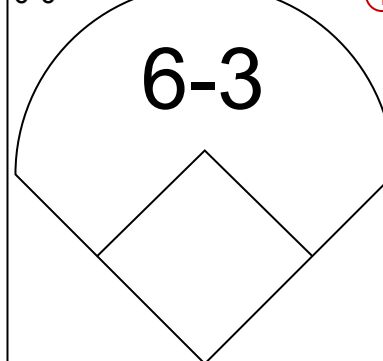
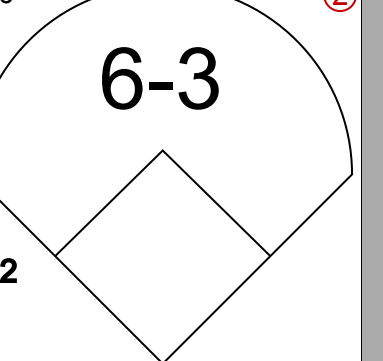


| Batter | 1 | 2 | 3 | 4 | 5 | 6 | 7 | 8 | 9 | AB | R | H | RBI | BB | SO | LOB | BOTTOM | | | |
|--|---|---|------------------------------|---------------------------------|------------------------------|---------------------------------|------------------------------|---------------------------------|------------------------------|----------------------------------|------------------------------|---------------------------------|-------------------------------|----------------------------------|------------------------------|---------------------------------|----------------------------------|------------------------------------|----------------------------------|--------|
| Don Blasingame, L OBP: 0.315, SLG: 0.316 | F7 | | F7 | | | | P4 | | | 4 | 0 | 1 | 0 | 0 | 0 | 1 | | | | |
| Mike Brumley, L OBP: 0.305, SLG: 0.302 | 4-3 | | | | 6-3 | | | F5 | | 4 | 0 | 0 | 0 | 0 | 1 | 1 | | | | |
| Jim King, L OBP: 0.349, SLG: 0.447 | | | | | 2-3 | | F8 | | F5 | 4 | 0 | 1 | 0 | 0 | 0 | 1 | | | | |
| Don Lock, R OBP: 0.352, SLG: 0.467 | F9 | | | | K | | F8 | | 6-3 | 4 | 0 | 0 | 0 | 0 | 1 | 2 | | | | |
| Willie Kirkland, L OBP: 0.285, SLG: 0.313 | | 0-3 K | | | | | HR | | 2B 1B | 3 | 2 | 2 | 1 | 0 | 1 | 0 | | | | |
| Dick Phillips, L OBP: 0.307, SLG: 0.294 | | 0-0 F7 | | | | F2 | | | K | 3 | 0 | 0 | 0 | 0 | 1 | 1 | | | | |
| Don Zimmer, R OBP: 0.313, SLG: 0.449 | | | | | | | | | | 2 | 0 | 1 | 1 | 1 | 1 | 0 | | | | |
| John Kennedy, R OBP: 0.291, SLG: 0.350 | | | | | | FC3-6 BB | | | HR 2B | 0 | 1 | 0 | 0 | 0 | 0 | 0 | | | | |
| Ed Brinkman, R OBP: 0.270, SLG: 0.351 | | | | | 5-3 | | FC3-6 | | | 3 | 1 | 1 | 2 | 0 | 0 | 1 | | | | |
| Buster Narum, R OBP: 0.020, SLG: 0.020 | | | | | K | | | | | 3 | 0 | 0 | 0 | 0 | 3 | 2 | | | | |
| Inning Stats | R: 0 E: 0 K: 0 S: 4 | H: 1 LOB: 1 BB: 0 P: 4 | R: 0 E: 0 K: 2 S: 7 | H: 0 LOB: 0 BB: 0 P: 7 | R: 0 E: 0 K: 1 S: 5 | H: 0 LOB: 0 BB: 0 P: 5 | R: 0 E: 0 K: 1 S: 5 | H: 0 LOB: 0 BB: 0 P: 5 | R: 1 E: 0 K: 1 S: 6 | H: 1 LOB: 1 BB: 1 P: 10 | R: 0 E: 0 K: 1 S: 6 | H: 1 LOB: 1 BB: 0 P: 6 | R: 3 E: 0 K: 2 S: 10 | H: 3 LOB: 1 BB: 0 P: 10 | R: 0 E: 0 K: 0 S: 3 | H: 0 LOB: 0 BB: 0 P: 3 | 1B: 3 2B: 1 3B: 0 HR: 2 | SF: 0 SAC: 0 DP: 0 HBP: 0 | WP: 0 PB: 0 SB: 0 CS: 0 | PA: 31 |
| PITCHER | IP WLS BF H R ER SO BB IBB HBP BLK WP HR S P ERA WHIP | | | | | | | | | | | | | | | | | | | |
| Don Lee, R ERA: 2.98 | (1, 1) | 6.1 L 25 5 3 3 7 1 0 0 0 0 0 1 38 42 4.26 0.947 | | | | | | | | | | | | | | | | | | |
| Bob Lee, R ERA: 1.65 | (7, 1) | 1.2 6 1 1 1 1 0 0 0 0 0 0 1 8 8 5.40 0.600 | | | | | | | | | | | | | | | | | | |

Los Angeles Angels @ Washington Senators
D.C. Stadium, Washington, DC
Sun Aug 16 1964, 3:33 AM EDT
Att: 5,072 - Unknown

AB 30
R 4
H 6
RBI 4
BB 1
SO 8
LOB 9

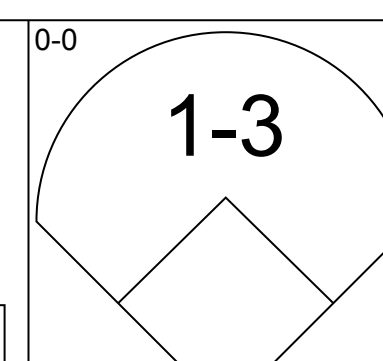
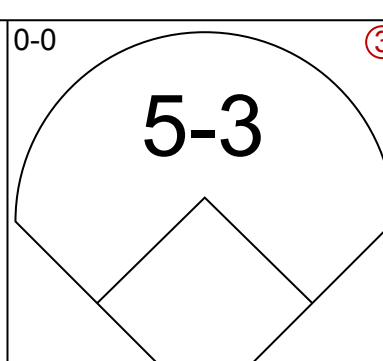
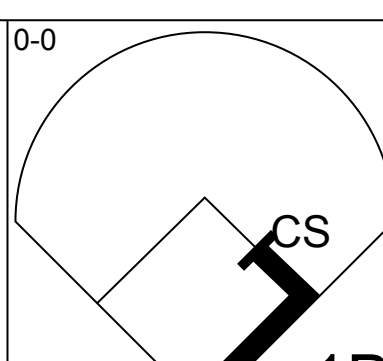
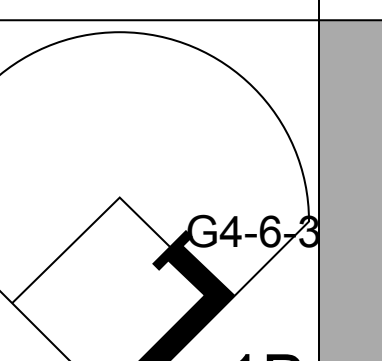
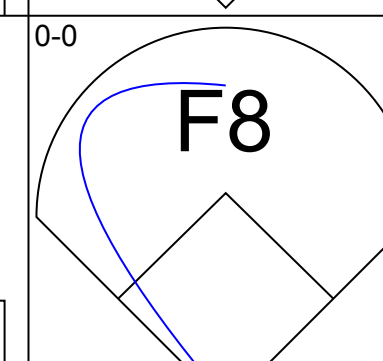
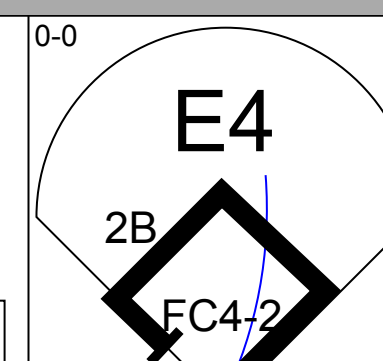
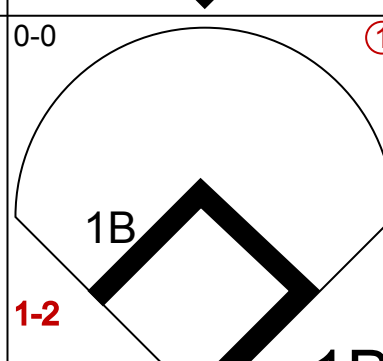
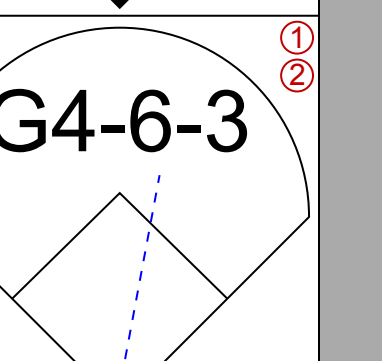
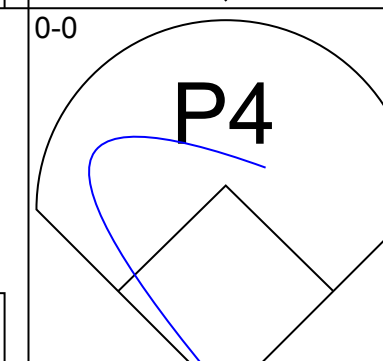
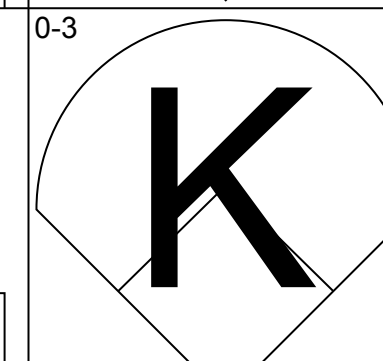
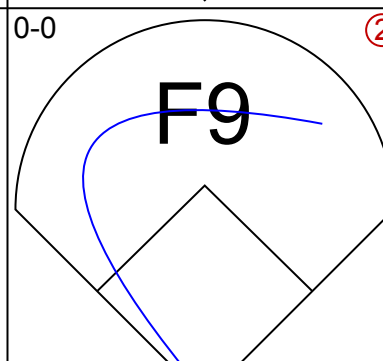
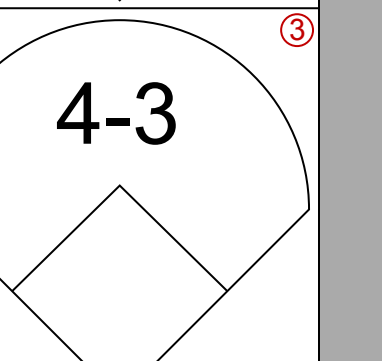
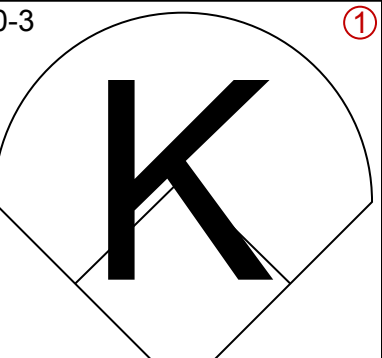
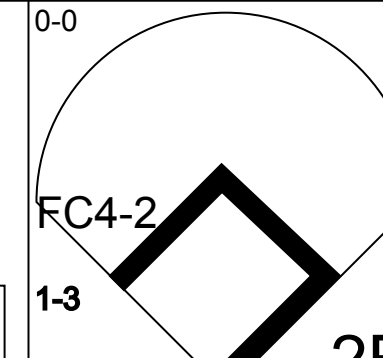
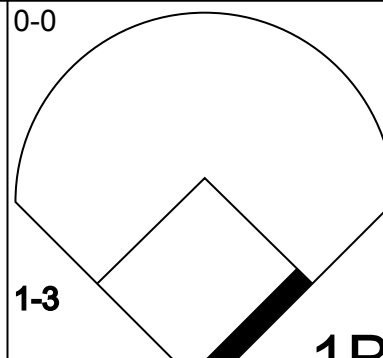

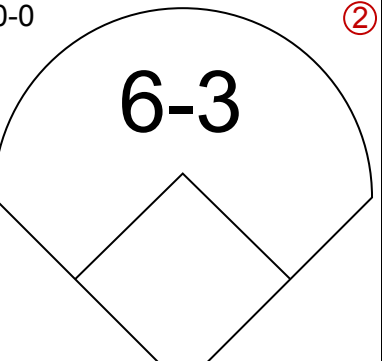
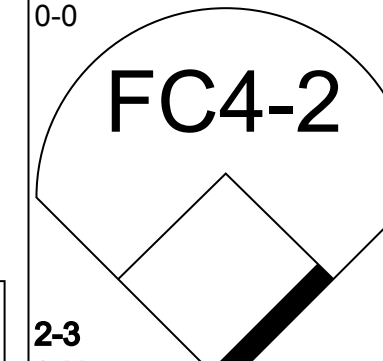
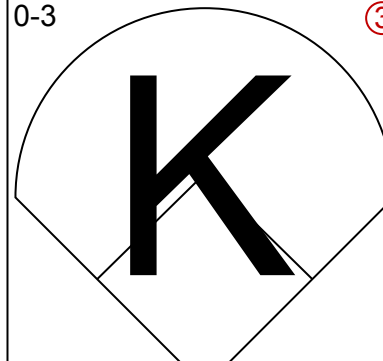

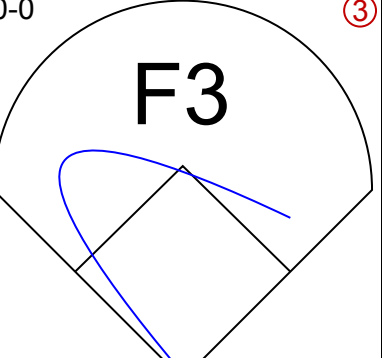
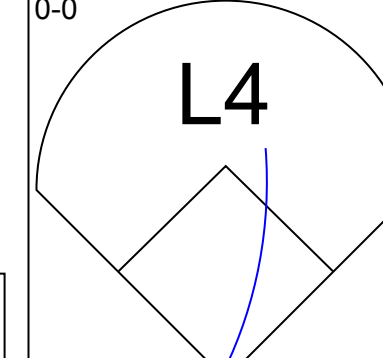
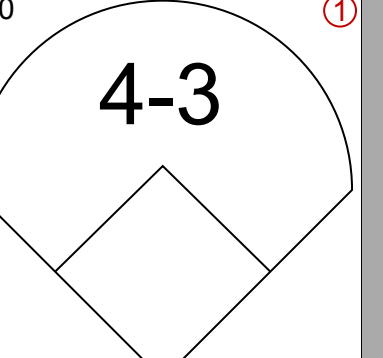

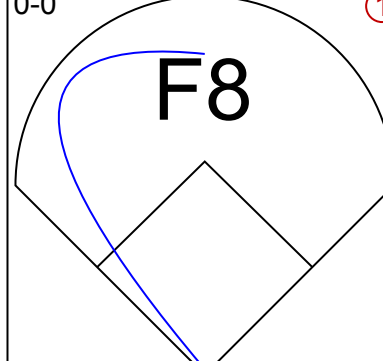
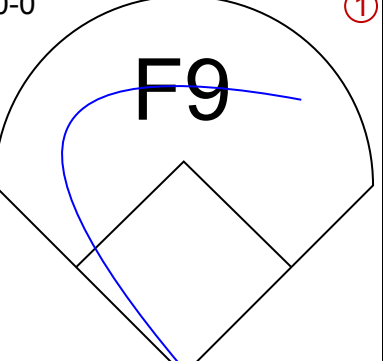


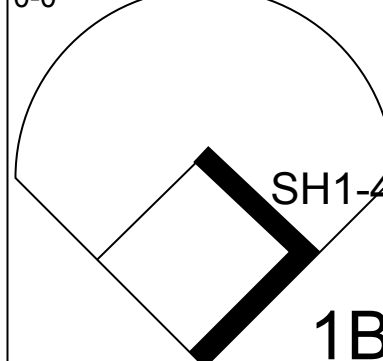
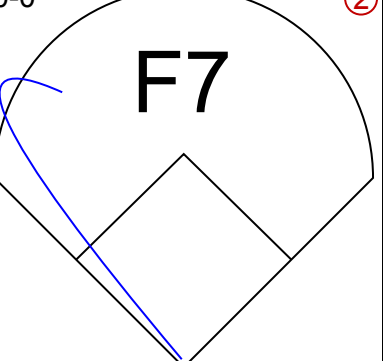
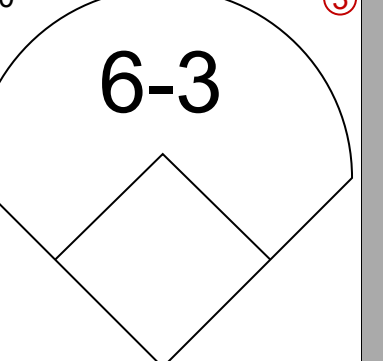
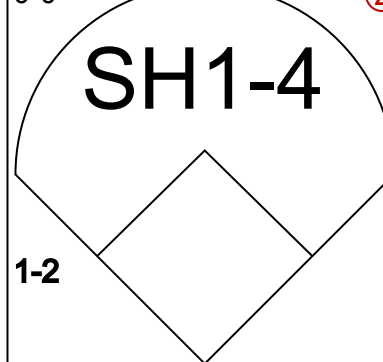
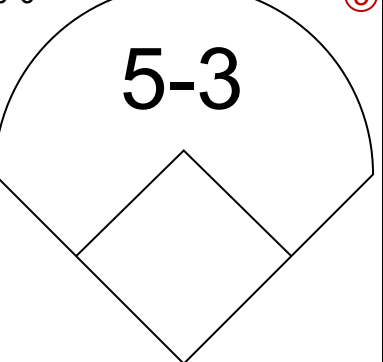
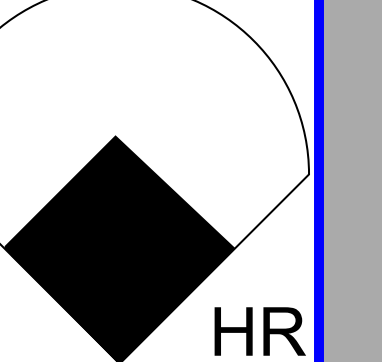


| Batter | 1 | 2 | 3 | 4 | 5 | 6 | 7 | 8 | 9 | AB | R | H | RBI | BB | SO | LOB | TOP | | | | | | | | | |
|---|---|---|---|---|---|---|---|---|--|---------------------------------|------------------------------|---------------------------------|------------------------------|----------------------------------|------------------------------|---------------------------------|------------------------------|---------------------------------|----------------------------------|------------------------------------|----------------------------------|--------|--|--|--|--|
| Jerry Kindall, R OBP: 0.259, SLG: 0.312 |  | |  | | |  |  | | | 4 | 0 | 1 | 0 | 0 | 1 | 1 | | | | | | | | | | |
| Rich Rollins, R OBP: 0.345, SLG: 0.431 |  | | |  | |  |  | | | 4 | 0 | 1 | 0 | 0 | 1 | 1 | | | | | | | | | | |
| Tony Oliva, L OBP: 0.375, SLG: 0.592 |  | | |  | | |  |  | | 4 | 1 | 1 | 0 | 0 | 0 | 1 | | | | | | | | | | |
| Harmon Killebrew, R OBP: 0.404, SLG: 0.614 | |  | |  | | |  |  | | 4 | 1 | 1 | 0 | 0 | 0 | 0 | | | | | | | | | | |
| Jimmie Hall, L OBP: 0.333, SLG: 0.476 | | | | | | | | | | 0 | 0 | 0 | 0 | 0 | 0 | 0 | | | | | | | | | | |
| Don Mincher, L OBP: 0.332, SLG: 0.652 |  | | | | |  |  |  | | 4 | 2 | 2 | 4 | 0 | 1 | 0 | | | | | | | | | | |
| Bob Allison, R OBP: 0.403, SLG: 0.583 |  | | | | |  |  | |  | 4 | 1 | 2 | 1 | 0 | 0 | 0 | | | | | | | | | | |
| Zolo Versailles, R OBP: 0.311, SLG: 0.436 | | |  | |  | |  | |  | 4 | 0 | 0 | 0 | 0 | 0 | 1 | | | | | | | | | | |
| Jerry Zimmerman, R OBP: 0.292, SLG: 0.242 | | |  | |  | | | |  | 2 | 1 | 0 | 0 | 1 | 0 | 0 | | | | | | | | | | |
| Earl Battey, R OBP: 0.353, SLG: 0.433 | | | | | | |  | | | 1 | 0 | 0 | 0 | 0 | 0 | 0 | | | | | | | | | | |
| Camilo Pascual, R OBP: 0.260, SLG: 0.271 | | |  | | |  |  | | | 3 | 0 | 1 | 0 | 0 | 0 | 1 | | | | | | | | | | |
| Inning Stats | R: 0 E: 0 K: 1 S: 5 | H: 0 LOB: 0 BB: 0 P: 5 | R: 0 E: 0 K: 1 S: 5 | H: 0 LOB: 0 BB: 0 P: 5 | R: 0 E: 0 K: 0 S: 4 | H: 1 LOB: 1 BB: 0 P: 4 | R: 0 E: 0 K: 0 S: 3 | H: 1 LOB: 0 BB: 0 P: 3 | R: 1 E: 0 K: 0 S: 4 | H: 1 LOB: 0 BB: 0 P: 4 | R: 0 E: 0 K: 1 S: 5 | H: 0 LOB: 0 BB: 0 P: 5 | R: 5 E: 1 K: 0 S: 8 | H: 5 LOB: 1 BB: 1 P: 12 | R: 0 E: 0 K: 0 S: 3 | H: 0 LOB: 0 BB: 0 P: 3 | R: 0 E: 0 K: 0 S: 3 | H: 1 LOB: 0 BB: 0 P: 3 | 1B: 5 2B: 1 3B: 0 HR: 3 | SF: 0 SAC: 0 DP: 1 HBP: 0 | WP: 0 PB: 1 SB: 0 CS: 1 | PA: 35 | | | | |
| PITCHER | IP | WLS | BF | H | R | ER | SO | BB | IBB | HBP | BLK | WP | HR | S | P | ERA | WHIP | | | | | | | | | |
| Steve Ridzik, R ERA: 2.76 | (1, 1) | 6.0 | L | 24 | 7 | 5 | 5 | 3 | 0 | 0 | 0 | 0 | 0 | 3 | 30 | 30 | 7.50 | 1.167 | | | | | | | | |
| Jim Hannan, R ERA: 3.75 | (7, 1) | 1.0 | | 5 | 1 | 1 | 0 | 0 | 1 | 0 | 0 | 0 | 0 | 0 | 4 | 8 | 0.00 | 2.000 | | | | | | | | |
| Alan Koch, R ERA: 5.35 | (8, 1) | 1.0 | | 3 | 0 | 0 | 0 | 0 | 0 | 0 | 0 | 0 | 0 | 0 | 3 | 3 | 0.00 | 0.000 | | | | | | | | |
| Don Rudolph, L ERA: 4.86 | (9, 1) | 1.0 | | 3 | 1 | 0 | 0 | 0 | 0 | 0 | 0 | 0 | 0 | 0 | 3 | 3 | 0.00 | 1.000 | | | | | | | | |

Minnesota Twins @ Washington Senators
D.C. Stadium, Washington, DC
Tue Aug 18 1964, 7:05 PM EDT
Att: 13,489 - Unknown

AB 34
R 6
H 9
RBI 5
BB 1
SO 3
LOB 5



| Batter | 1 | 2 | 3 | 4 | 5 | 6 | 7 | 8 | 9 | AB | R | H | RBI | BB | SO | LOB | BOTTOM | | | | | | | | |
|--|---|---|---|---|--|---|---|---|---|---------------------------------|------------------------------|---------------------------------|------------------------------|---------------------------------|------------------------------|---------------------------------|------------------------------|---------------------------------|----------------------------------|------------------------------------|----------------------------------|--------|--|--|--|
| Don Blasingame, L OBP: 0.317, SLG: 0.317 |  | |  | | |  | |  | | 4 | 0 | 2 | 0 | 0 | 0 | 1 | | | | | | | | | |
| Mike Brumley, L OBP: 0.306, SLG: 0.302 |  | | |  | |  | |  | | 4 | 0 | 1 | 0 | 0 | 0 | 1 | | | | | | | | | |
| Jim King, L OBP: 0.345, SLG: 0.442 |  | | |  | |  | |  | | 4 | 0 | 0 | 0 | 0 | 1 | 2 | | | | | | | | | |
| Don Lock, R OBP: 0.353, SLG: 0.470 | |  | |  | |  | |  | | 4 | 0 | 2 | 0 | 0 | 2 | 0 | | | | | | | | | |
| Willie Kirkland, L OBP: 0.284, SLG: 0.317 | |  | |  | |  | |  | | 4 | 0 | 1 | 0 | 0 | 1 | 4 | | | | | | | | | |
| Dick Phillips, L OBP: 0.301, SLG: 0.287 | |  | |  | | |  | |  | 4 | 0 | 0 | 0 | 0 | 0 | 3 | | | | | | | | | |
| Don Zimmer, R OBP: 0.308, SLG: 0.441 | | |  | |  | |  | |  | 4 | 0 | 0 | 0 | 0 | 1 | 1 | | | | | | | | | |
| Ed Brinkman, R OBP: 0.270, SLG: 0.351 | | | |  | |  | |  | | 3 | 0 | 1 | 0 | 0 | 0 | 0 | | | | | | | | | |
| Steve Ridzik, R OBP: 0.304, SLG: 0.318 | | | |  | |  | | | | 1 | 0 | 0 | 0 | 0 | 0 | 0 | | | | | | | | | |
| Jim Hannan, R OBP: 0.150, SLG: 0.158 | | | | | | | | | | 0 | 0 | 0 | 0 | 0 | 0 | 0 | | | | | | | | | |
| Alan Koch, R OBP: 0.276, SLG: 0.379 | | | | | | | | | | 0 | 0 | 0 | 0 | 0 | 0 | 0 | | | | | | | | | |
| Roy Stevers, R OBP: 0.262, SLG: 0.341 | | | | | | | | | | 1 | 1 | 1 | 1 | 0 | 0 | 0 | | | | | | | | | |
| Don Rudolph, L OBP: 0.354, SLG: 0.083 | | | | | | | |  | | 0 | 0 | 0 | 0 | 0 | 0 | 0 | | | | | | | | | |
| Inning Stats | R: 0 E: 0 K: 0 S: 3 | H: 0 LOB: 0 BB: 0 P: 3 | R: 0 E: 0 K: 1 S: 5 | H: 0 LOB: 0 BB: 0 P: 5 | R: 0 E: 0 K: 0 S: 4 | H: 1 LOB: 1 BB: 0 P: 4 | R: 0 E: 1 K: 1 S: 7 | H: 1 LOB: 2 BB: 0 P: 7 | R: 0 E: 0 K: 0 S: 3 | H: 0 LOB: 0 BB: 0 P: 3 | R: 0 E: 0 K: 1 S: 7 | H: 3 LOB: 2 BB: 0 P: 7 | R: 0 E: 0 K: 1 S: 5 | H: 0 LOB: 0 BB: 0 P: 5 | R: 1 E: 0 K: 0 S: 4 | H: 2 LOB: 2 BB: 0 P: 4 | R: 0 E: 0 K: 1 S: 6 | H: 1 LOB: 1 BB: 0 P: 6 | 1B: 5 2B: 2 3B: 0 HR: 1 | SF: 0 SAC: 1 DP: 1 HBP: 0 | WP: 0 PB: 0 SB: 0 CS: 1 | PA: 34 | | | |
| PITCHER | IP | WLS | BF | H | R | ER | SO | BB | IBB | HBP | BLK | WP | HR | S | P | ERA | WHIP | | | | | | | | |
| Camilo Pascual, R ERA: 3.42 | (1, 1) | 9.0 | W | 34 | 8 | 1 | 1 | 5 | 0 | 0 | 0 | 0 | 1 | 44 | 44 | 1.00 | 0.889 | | | | | | | | |

Minnesota Twins @ Washington Senators
D.C. Stadium, Washington, DC
Tue Aug 18 1964, 7:05 PM EDT
Att: 13,489 - Unknown

AB 33
R 1
H 8
RBI 1
BB 0
SO 5
LOB 12



| Batter | 1 | 2 | 3 | 4 | 5 | 6 | 7 | 8 | 9 | AB | R | H | RBI | BB | SO | LOB | TOP | | | |
|---|--|---------------------------------|------------------------------|---------------------------------|------------------------------|---------------------------------|------------------------------|----------------------------------|------------------------------|---------------------------------|------------------------------|---------------------------------|------------------------------|---------------------------------|------------------------------|---------------------------------|---|------------------------------------|----------------------------------|--------|
| Dick Green, R (1,4) OBP: 0.302, SLG: 0.385 | 0-0 3-1 1B | | 0-3 K | | 0-0 5-3 | | | 0-3 K | | 4 | 0 | 1 | 0 | 0 | 2 | 0 | Kansas City Athletics @ Washington Senators D.C. Stadium, Washington, DC Fri Aug 21 1964, 7:05 PM EDT Att: 3,649 - Unknown | | | |
| Wayne Causey, L (1,6) OBP: 0.387, SLG: 0.394 | 0-0 3-1 | | | 0-0 1B 3B | 0-0 6-3 | | | 0-0 1B | | 4 | 1 | 2 | 0 | 0 | 0 | 1 | | | | |
| Ed Charles, R (1,5) OBP: 0.328, SLG: 0.380 | 4-0 BB | | | 0-0 HR 1B | 0-0 F9 | | | 0-0 P4 | | 3 | 1 | 1 | 1 | 1 | 0 | 1 | | | | |
| Rocky Colavito, R (1,9) OBP: 0.358, SLG: 0.543 | 0-0 F2 | | | 0-0 HR 1B | 0-0 6-3 | | | 0-0 6-3 | | 4 | 1 | 1 | 2 | 0 | 0 | 2 | | | | |
| Jim Gentile, L (1,3) OBP: 0.388, SLG: 0.500 | | 0-0 4-3 | | 0-0 F9 | | 0-0 F5 | | | 0-0 F3 | 4 | 0 | 0 | 0 | 0 | 0 | 0 | | | | |
| Doc Edwards, R (1,2) OBP: 0.248, SLG: 0.274 | | 0-0 F8 | | 0-0 F9 | | 0-0 F9 | | | 0-0 P4 | 4 | 0 | 0 | 0 | 0 | 0 | 0 | | | | |
| Bert Campaneris, R (1,7) OBP: 0.327, SLG: 0.442 | | | | | | | 0-0 5-3 | | | 4 | 0 | 1 | 0 | 0 | 0 | 0 | | | | |
| Jose Tartabull, L (9,7) OBP: 0.244, SLG: 0.241 | | | | | | | | 0-0 F8 | | 0 | 0 | 0 | 0 | 0 | 0 | 0 | | | | |
| Nelson Mathews, R (1,8) OBP: 0.298, SLG: 0.359 | | | 0-0 F9 | 4-0 IBB | | | 0-0 P3 | | | 2 | 0 | 0 | 0 | 1 | 0 | 0 | | | | |
| John O'Donoghue, R (1,1) OBP: 0.190, SLG: 0.262 | | | 0-0 1-3 | 0-3 K | | | 0-0 F8 | | | 2 | 0 | 0 | 0 | 0 | 1 | 2 | | | | |
| Moe Drabowsky, R (5,1) OBP: 0.025, SLG: 0.025 | | | | | | | | | | 1 | 0 | 0 | 0 | 0 | 0 | 0 | | | | |
| Inning Stats | R: 0 E: 0 K: 0 S: 3 | H: 1 LOB: 1 BB: 1 P: 7 | R: 0 E: 0 K: 0 S: 3 | H: 0 LOB: 0 BB: 0 P: 3 | R: 0 E: 0 K: 1 S: 5 | H: 0 LOB: 0 BB: 0 P: 5 | R: 3 E: 0 K: 1 S: 9 | H: 4 LOB: 2 BB: 1 P: 13 | R: 0 E: 0 K: 0 S: 3 | H: 0 LOB: 0 BB: 0 P: 3 | R: 0 E: 0 K: 0 S: 3 | H: 0 LOB: 0 BB: 0 P: 3 | R: 0 E: 0 K: 1 S: 6 | H: 1 LOB: 1 BB: 0 P: 6 | R: 0 E: 0 K: 0 S: 3 | H: 0 LOB: 0 BB: 0 P: 3 | 1B: 3 2B: 1 3B: 1 HR: 1 | SF: 0 SAC: 0 DP: 0 HBP: 0 | WP: 0 PB: 0 SB: 0 CS: 0 | PA: 34 |
| PITCHER Claude Osteen, L (1,1) ERA: 3.34 | IP: 9.0 WLS: L BF: 34 H: 6 R: 3 ER: 3 SO: 3 BB: 1 IBB: 1 HBP: 0 BLK: 0 WP: 0 HR: 1 S: 38 P: 46 ERA: 3.00 WHIP: 0.778 | | | | | | | | | | | | | | | PITCHER | | | | |

| | |
|-----|----|
| AB | 32 |
| R | 3 |
| H | 6 |
| RBI | 3 |
| BB | 2 |
| SO | 3 |
| LOB | 6 |



| Batter | 1 | 2 | 3 | 4 | 5 | 6 | 7 | 8 | 9 | AB | R | H | RBI | BB | SO | LOB | BOTTOM | | | | | |
|---|--|---------------------------------|------------------------------|---------------------------------|------------------------------|---------------------------------|------------------------------|---------------------------------|------------------------------|----------------------------------|------------------------------|---------------------------------|------------------------------|----------------------------------|------------------------------|---------------------------------|---|---------------------------------|----------------------------------|------------------------------------|----------------------------------|--------|
| Ed Brinkman, R (1,6) OBP: 0.267, SLG: 0.345 | 0-0 F7 | | 0-3 K | | 0-0 6-3 | | | 0-3 K | 0-0 3-1 | 4 | 0 | 0 | 0 | 0 | 2 | 1 | Kansas City Athletics @ Washington Senators D.C. Stadium, Washington, DC Fri Aug 21 1964, 7:05 PM EDT Att: 3,649 - Unknown | | | | | |
| Roy Sievers, R (9,PH) OBP: 0.259, SLG: 0.336 | | | | | | | | | | 1 | 0 | 0 | 0 | 0 | 0 | 0 | | | | | | |
| John Kennedy, R (1,5) OBP: 0.295, SLG: 0.352 | 0-0 F8 | | 0-0 FC6-4 1B | 4-0 2H 1B | 0-0 E 1B | | 1-0 S HBP | | | 3 | 0 | 2 | 1 | 0 | 0 | 0 | | | | | | |
| Chuck Hinton, R (1,7) OBP: 0.350, SLG: 0.438 | 0-0 6-3 | | 0-0 FC6-4 1-2 | | 4-0 BB | | 0-3 K | 0-3 K | | 3 | 0 | 0 | 0 | 1 | 1 | 2 | | | | | | |
| Don Lock, R (1,8) OBP: 0.353, SLG: 0.474 | | 0-0 HR | | 4-0 BB | 0-3 K | 1-1 2-3 | 0-3 K | 1-2 K | | 3 | 1 | 1 | 1 | 1 | 2 | 3 | | | | | | |
| Willie Kirkland, L (1,9) OBP: 0.293, SLG: 0.331 | | 0-0 G3 2B | | 0-0 F7 | | 0-0 G4-6-3 1B | | 0-0 F3 | | 4 | 0 | 2 | 0 | 0 | 0 | 1 | | | | | | |
| Don Leppert, R (1,2) OBP: 0.214, SLG: 0.279 | | 0-0 G3 | | 0-0 F9 | | 0-0 G4-6-3 1-2 | | 0-0 4-3 | | 2 | 0 | 0 | 0 | 0 | 0 | 2 | | | | | | |
| Mike Brumley, L (6,PH) OBP: 0.307, SLG: 0.300 | | 0-0 2-3 | | 0-0 F9 | | 0-0 G4-6-3 1-2 | | 0-0 4-3 | | 2 | 0 | 0 | 0 | 0 | 0 | 1 | | | | | | |
| Dick Phillips, L (1,3) OBP: 0.313, SLG: 0.303 | | 0-0 F8 | | 0-0 F9 | | 4-0 1B BB | | 0-0 F8 | | 3 | 0 | 0 | 0 | 1 | 0 | 2 | | | | | | |
| Chuck Cottier, R (1,4) OBP: 0.257, SLG: 0.323 | | 0-0 F8 | | | 0-0 SH2-3 1B | | 0-0 1B | | 0-0 6-3 | 2 | 1 | 1 | 0 | 0 | 0 | 1 | | | | | | |
| Don Blasingame, L (6,PH) OBP: 0.315, SLG: 0.315 | | | | | 0-0 SH2-3 1B | | 1-3 1B | | 0-0 6-3 | 2 | 0 | 1 | 0 | 0 | 0 | 0 | | | | | | |
| Claude Osteen, L (1,1) OBP: 0.187, SLG: 0.254 | | | 0-3 K | | 0-0 SH2-3 1-2 | | 0-0 4-3 | | 0-0 F8 | 2 | 0 | 0 | 0 | 0 | 1 | 2 | | | | | | |
| Jim King, L (9,PH) OBP: 0.346, SLG: 0.442 | | | | | | | | | | 1 | 0 | 0 | 0 | 0 | 0 | 0 | | | | | | |
| Inning Stats | R: 0 E: 0 K: 0 S: 3 | H: 0 LOB: 0 BB: 0 P: 3 | R: 1 E: 0 K: 0 S: 5 | H: 2 LOB: 1 BB: 0 P: 5 | R: 0 E: 0 K: 2 S: 8 | H: 1 LOB: 1 BB: 0 P: 8 | R: 0 E: 0 K: 0 S: 3 | H: 0 LOB: 1 BB: 1 P: 7 | R: 1 E: 1 K: 1 S: 7 | H: 2 LOB: 2 BB: 1 P: 11 | R: 0 E: 0 K: 0 S: 4 | H: 2 LOB: 2 BB: 1 P: 8 | R: 0 E: 0 K: 3 S: 9 | H: 0 LOB: 1 BB: 0 P: 10 | R: 0 E: 0 K: 0 S: 3 | H: 0 LOB: 0 BB: 0 P: 3 | R: 0 E: 0 K: 0 S: 3 | H: 0 LOB: 0 BB: 0 P: 3 | 1B: 5 2B: 1 3B: 0 HR: 1 | SF: 0 SAC: 1 DP: 1 HBP: 1 | WP: 0 PB: 0 SB: 1 CS: 0 | PA: 37 |
| PITCHER John O'Donoghue, L (1,1) ERA: 4.45 | IP: 4.2 WLS: W BF: 16 H: 2 R: 2 ER: 2 SO: 2 BB: 2 IBB: 0 HBP: 0 BLK: 0 WP: 0 HR: 1 S: 23 P: 31 ERA: 3.86 WHIP: 1.500 | | | | | | | | | | | | | | | PITCHER | | | | | | |
| Moe Drabowsky, R (5,1) ERA: 5.44 | IP: 4.1 WLS: W BF: 16 H: 2 R: 0 ER: 0 SO: 4 BB: 1 IBB: 0 HBP: 1 BLK: 0 WP: 0 HR: 0 S: 22 P: 27 ERA: 0.00 WHIP: 0.692 | | | | | | | | | | | | | | | PITCHER | | | | | | |

| | |
|-----|----|
| AB | 32 |
| R | 2 |
| H | 7 |
| RBI | 2 |
| BB | 3 |
| SO | 6 |
| LOB | 15 |

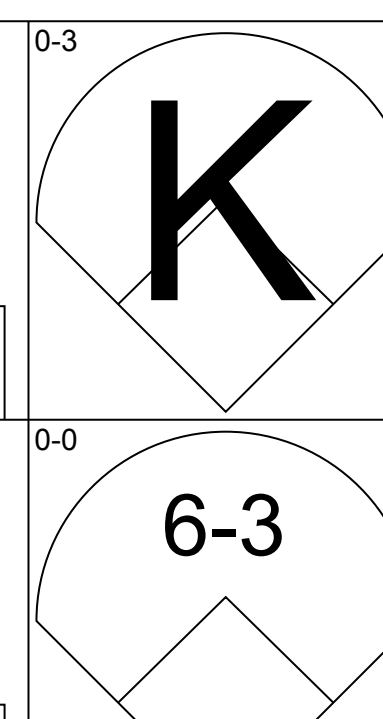
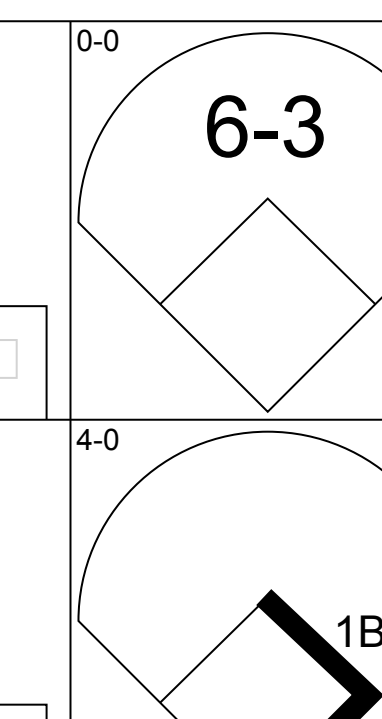
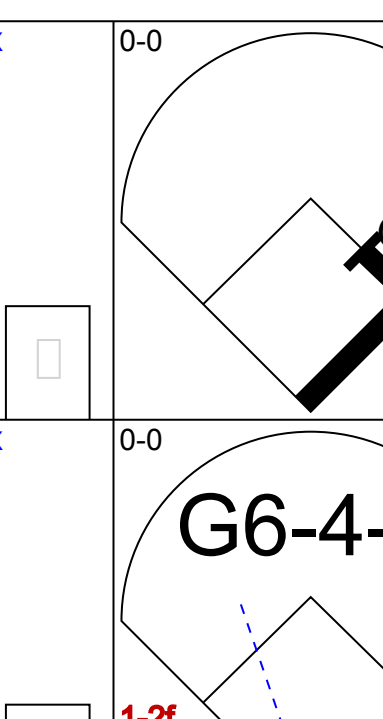
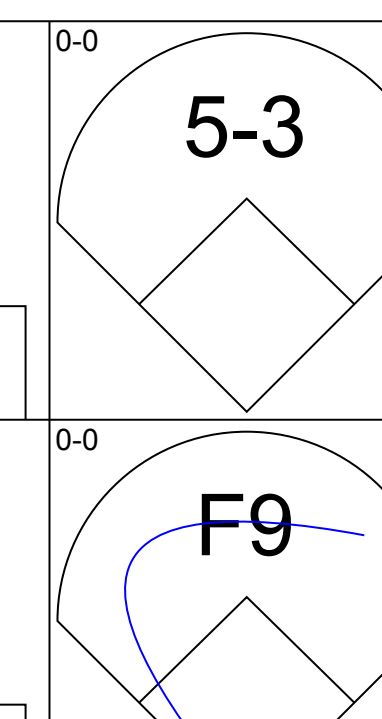
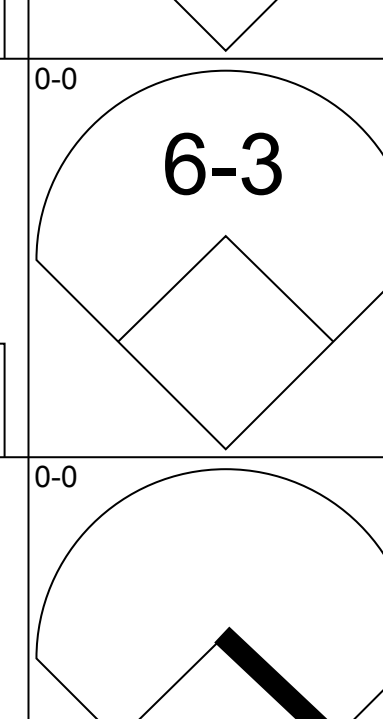
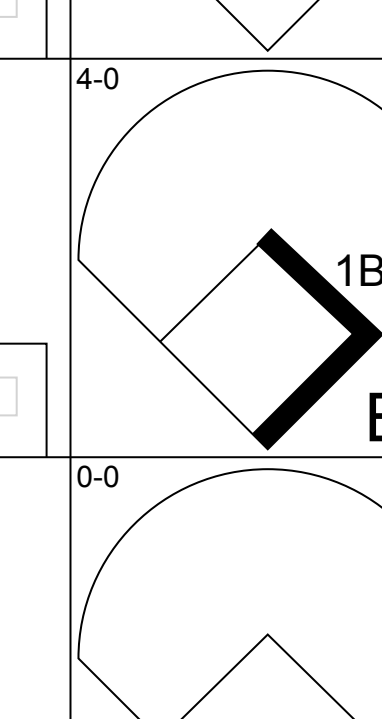
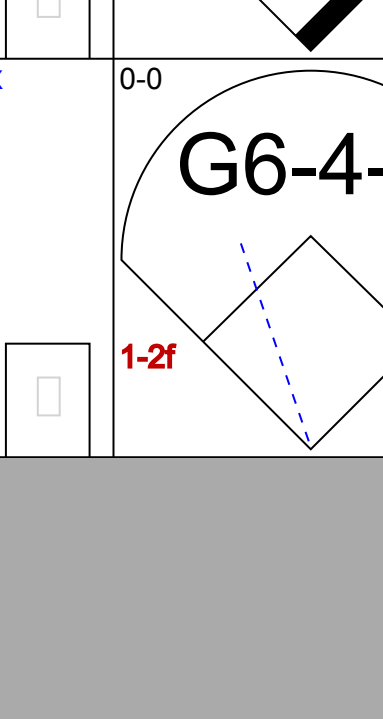
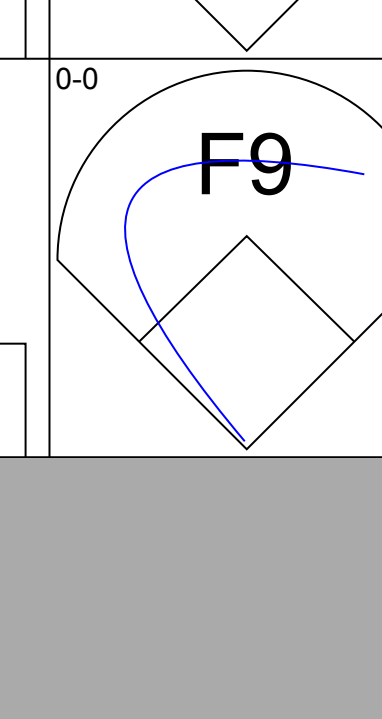
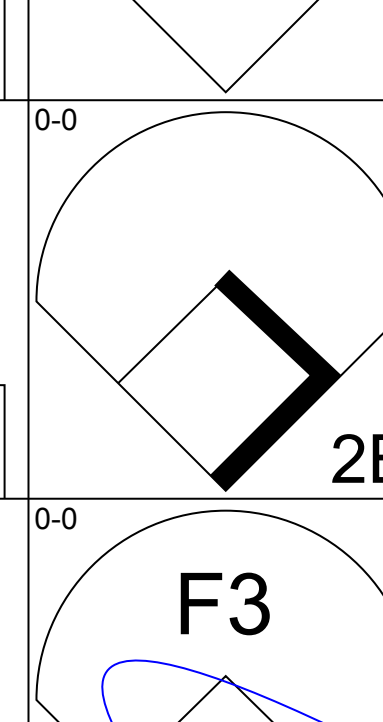
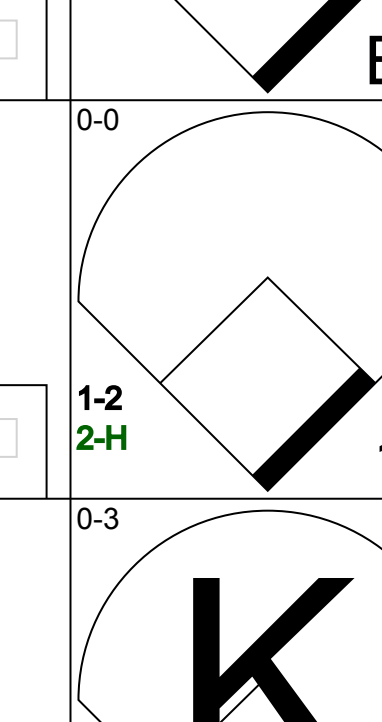

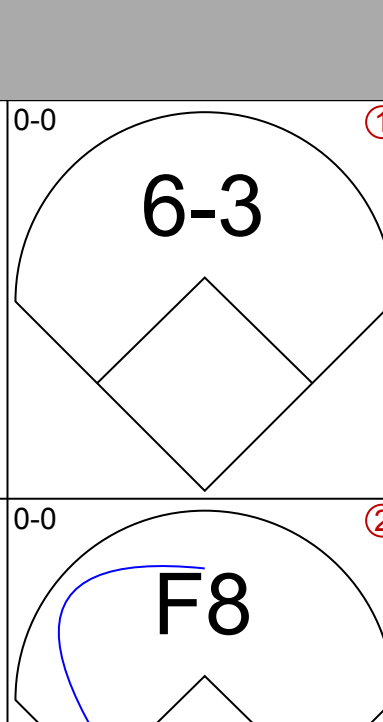
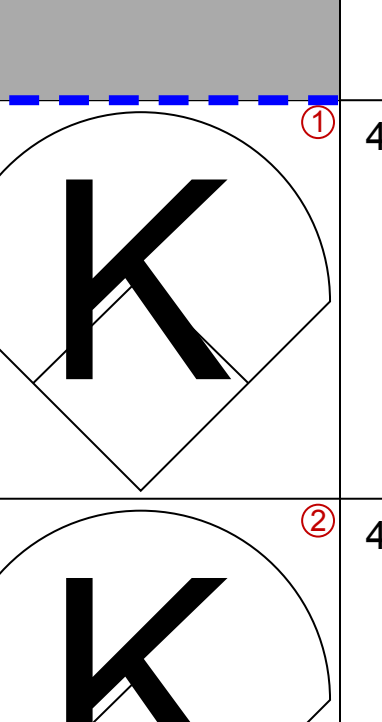
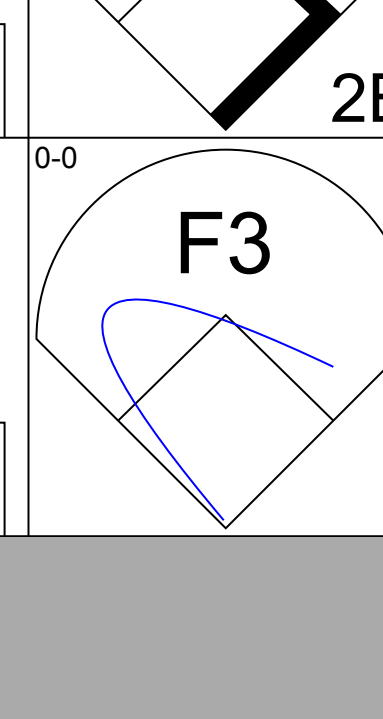
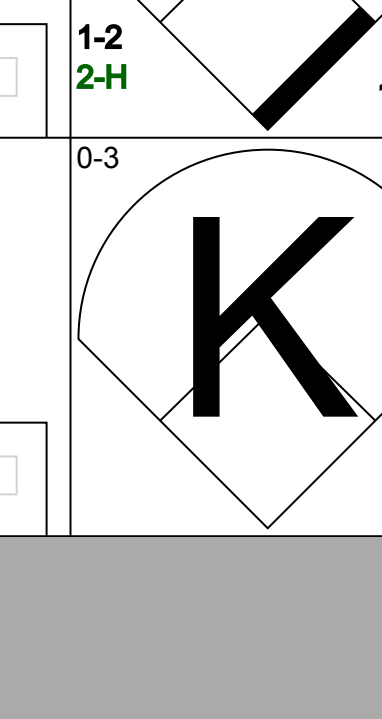

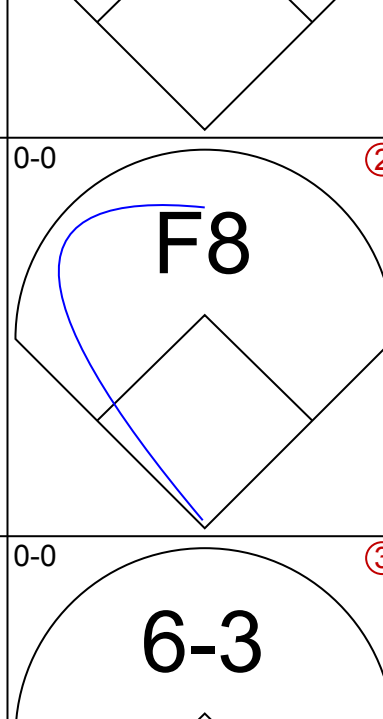
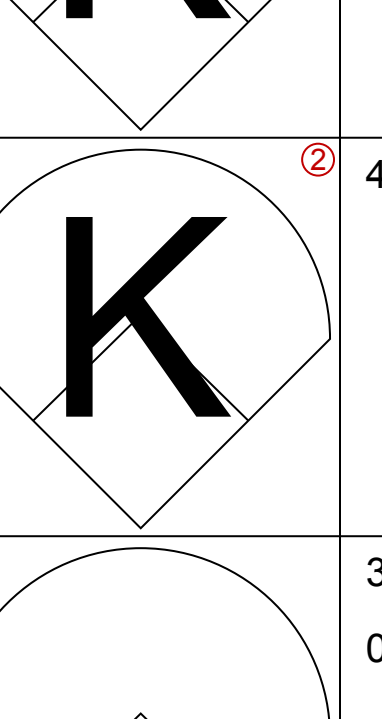
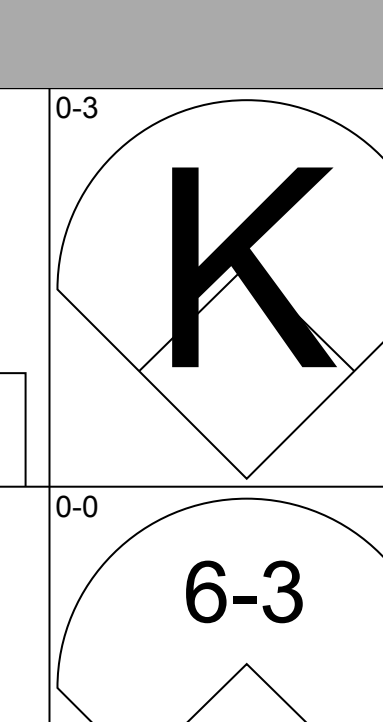
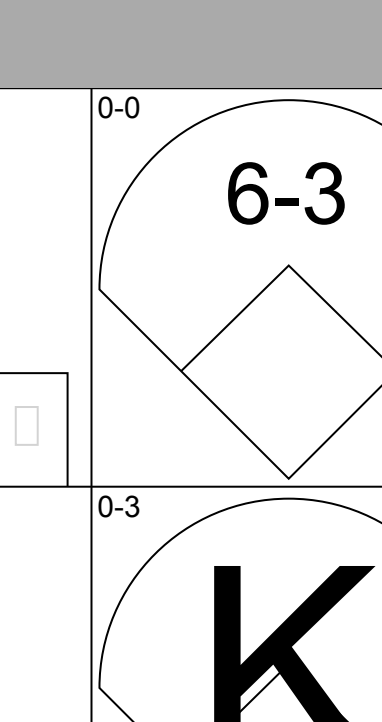
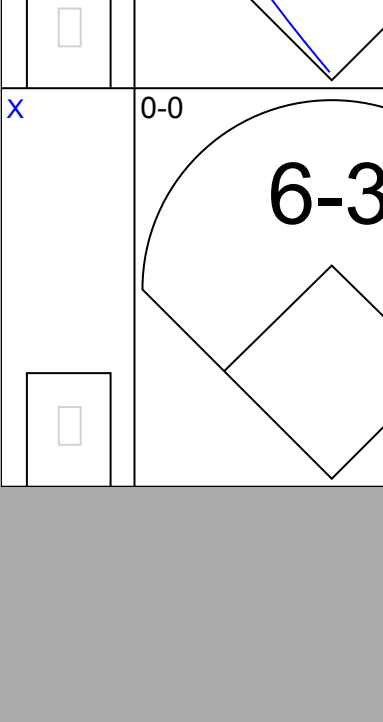
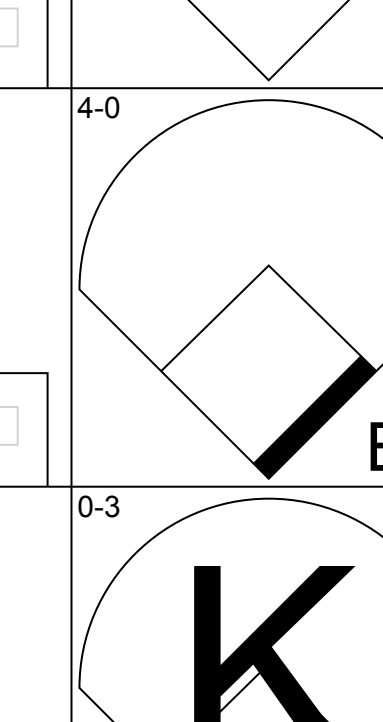
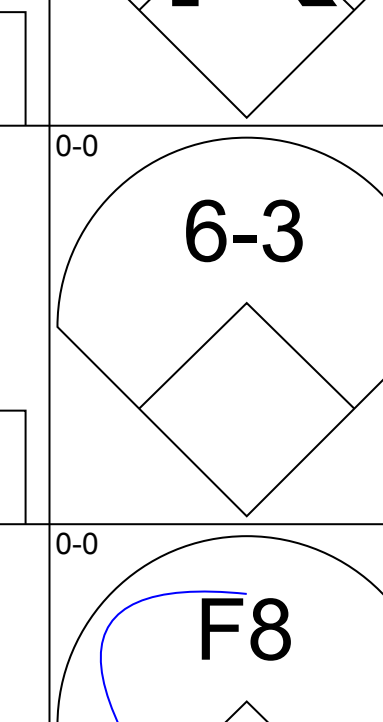
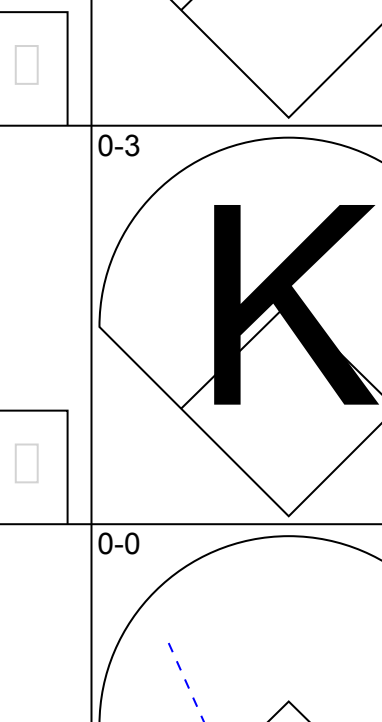
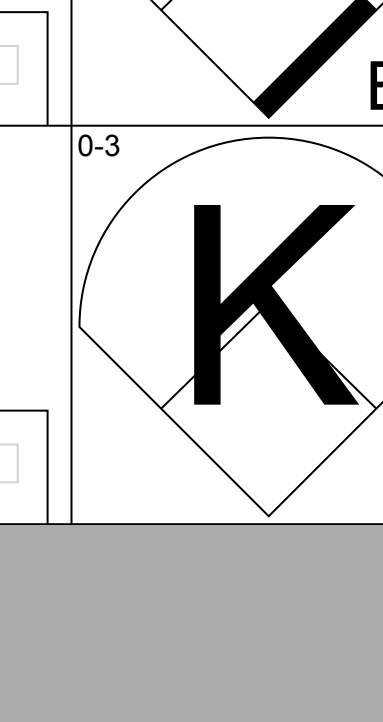



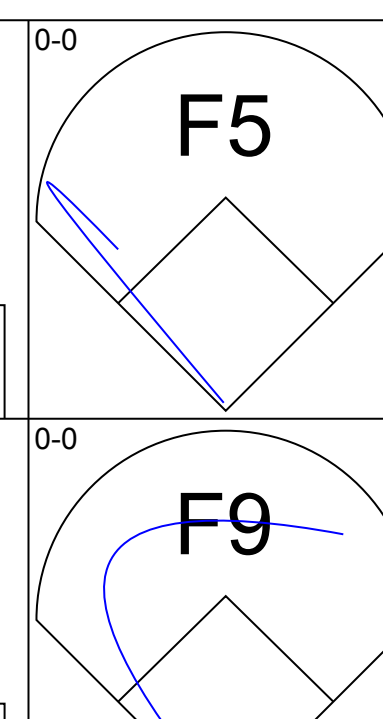
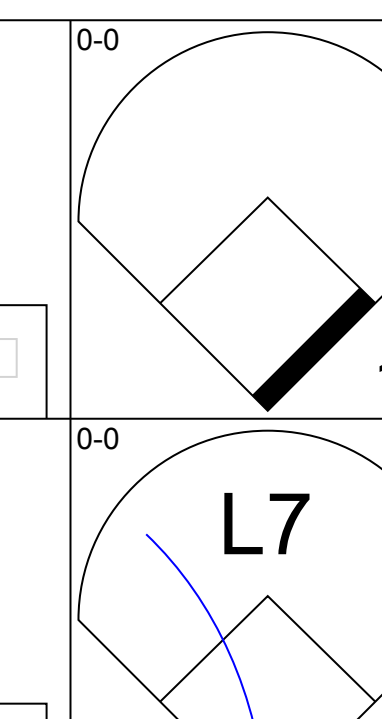
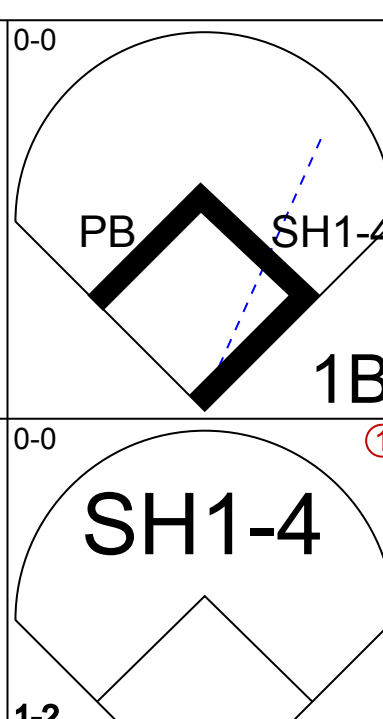
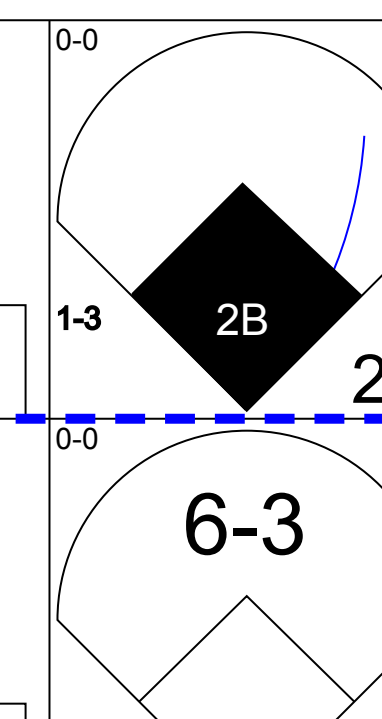
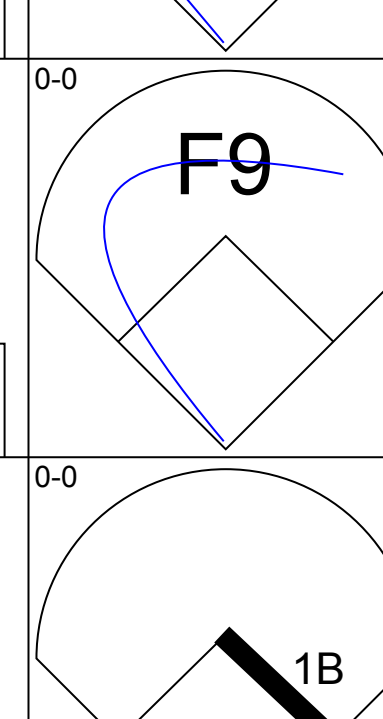
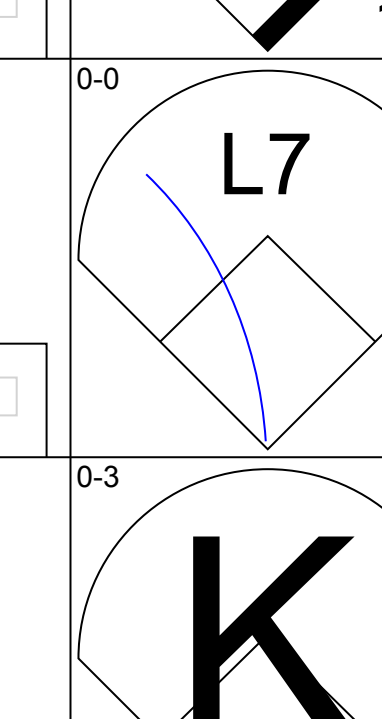
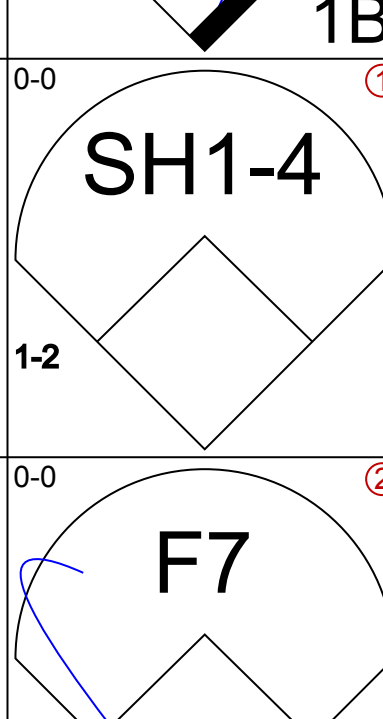
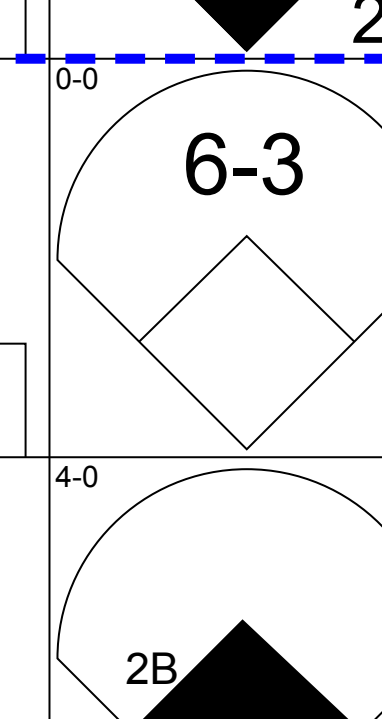
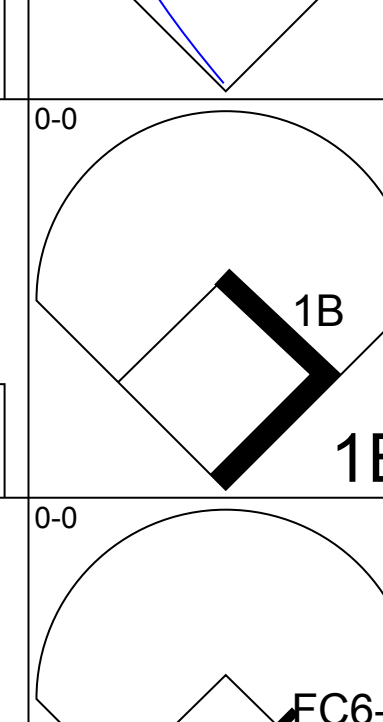
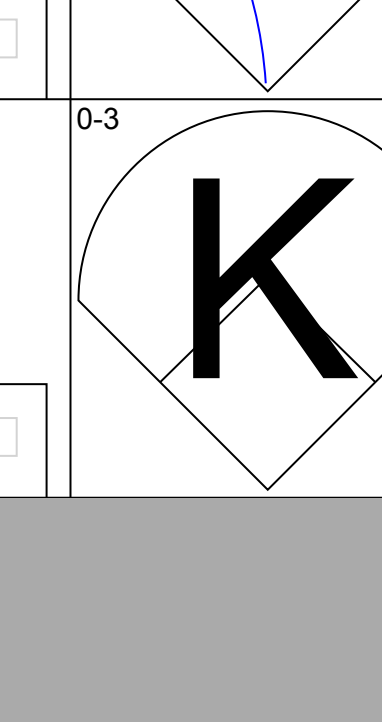
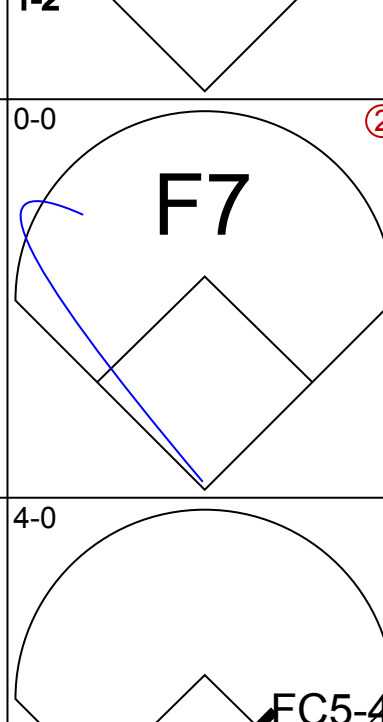
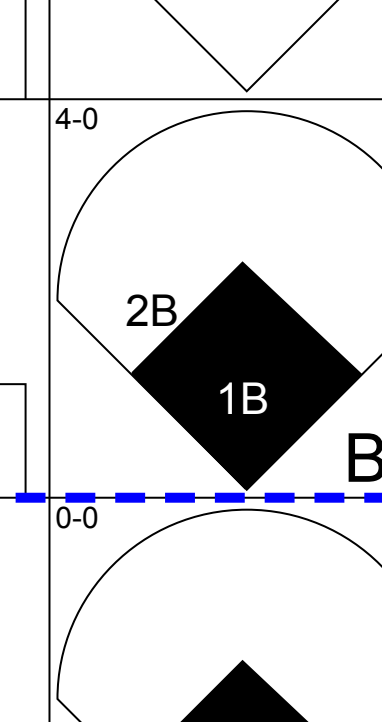
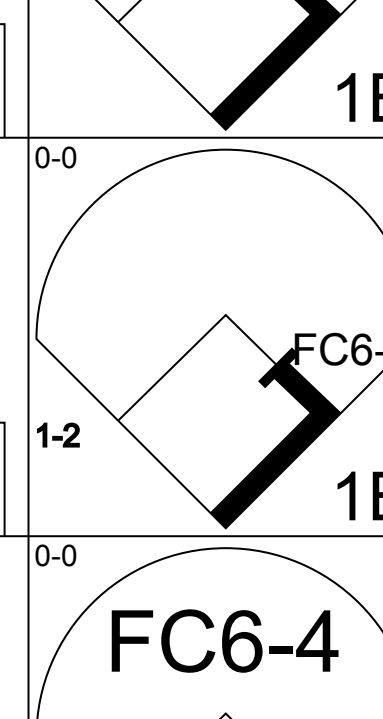
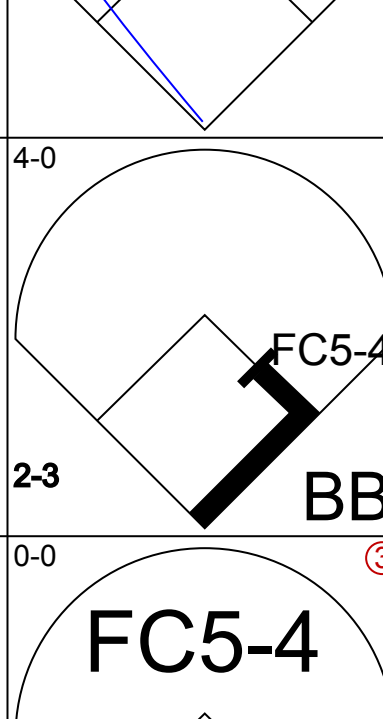
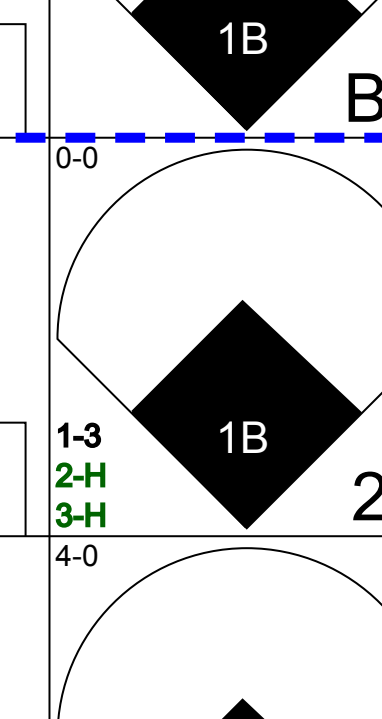
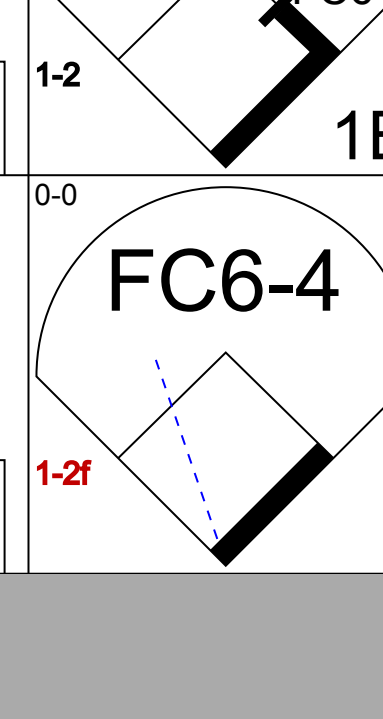
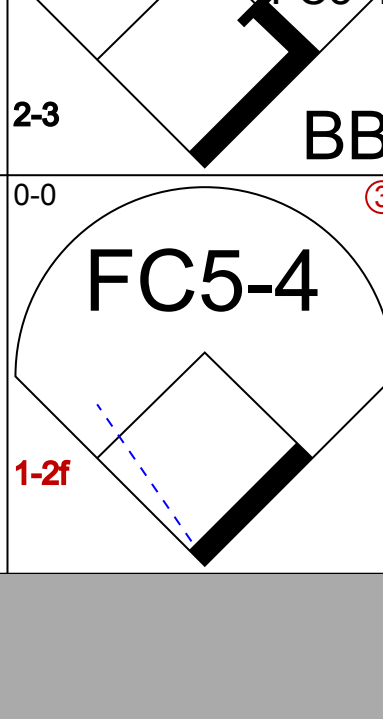
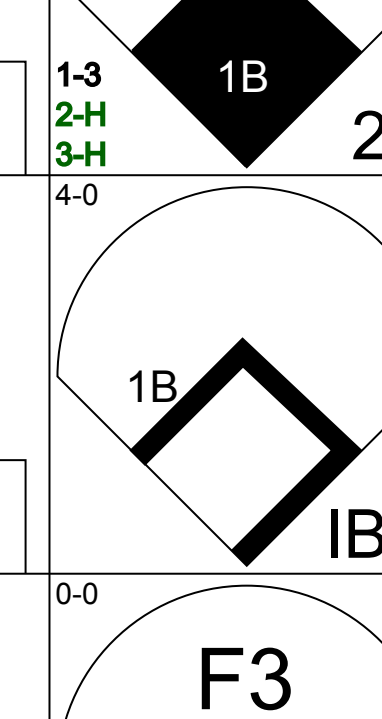
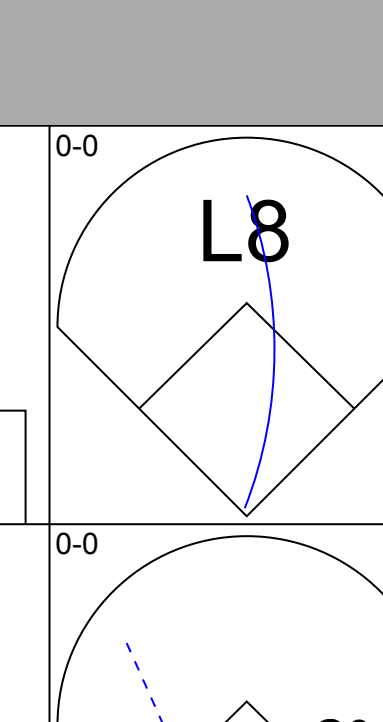
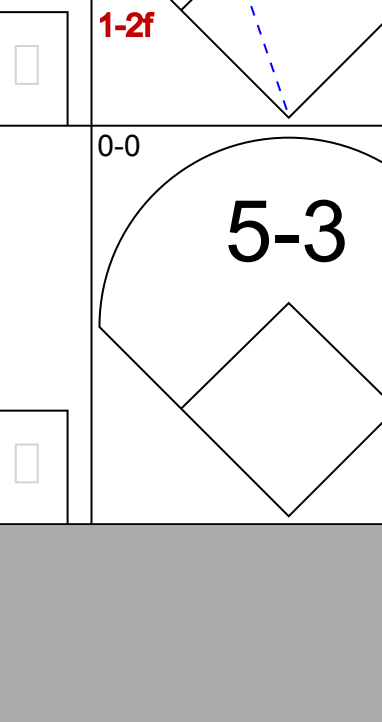

| Batter | 1 | 2 | 3 | 4 | 5 | 6 | 7 | 8 | 9 | AB | R | H | RBI | BB | SO | LOB | TOP | | | | | |
|--|--|---------------------------------|------------------------------|---------------------------------|------------------------------|---------------------------------|------------------------------|---------------------------------|------------------------------|----------------------------------|------------------------------|----------------------------------|------------------------------|---------------------------------|------------------------------|---------------------------------|--|---------------------------------|----------------------------------|------------------------------------|----------------------------------|--------|
| Dick Green, R OBP: 0.303, SLG: 0.383 | | | | | | | | | | 4 | 1 | 2 | 1 | 0 | 0 | 1 | Kansas City Athletics @ Washington Senators D.C. Stadium, Washington, DC Sun Aug 23 1964, 3:33 AM EDT Unknown | | | | | |
| Wayne Causey, L OBP: 0.386, SLG: 0.403 | | | | | | | | | | 4 | 0 | 1 | 0 | 0 | 0 | 2 | | | | | | |
| Ed Charles, R OBP: 0.325, SLG: 0.376 | | | | | | | | | | 3 | 0 | 0 | 0 | 0 | 1 | 0 | | | | | | |
| Rocky Colavito, R OBP: 0.357, SLG: 0.539 | | | | | | | | | | 3 | 0 | 1 | 1 | 0 | 0 | 0 | | | | | | |
| Jim Gentile, L OBP: 0.386, SLG: 0.490 | | | | | | | | | | 3 | 0 | 0 | 0 | 1 | 0 | 2 | | | | | | |
| Billy Bryan, L OBP: 0.299, SLG: 0.522 | | | | | | | | | | 4 | 1 | 3 | 1 | 0 | 0 | 0 | | | | | | |
| Bert Campaneris, R OBP: 0.333, SLG: 0.455 | | | | | | | | | | 2 | 1 | 1 | 0 | 0 | 1 | 0 | | | | | | |
| Jose Tartabull, L OBP: 0.241, SLG: 0.238 | | | | | | | | | | 1 | 0 | 0 | 0 | 0 | 0 | 1 | | | | | | |
| Nelson Mathews, R OBP: 0.299, SLG: 0.359 | | | | | | | | | | 3 | 0 | 0 | 0 | 1 | 3 | 4 | | | | | | |
| Diego Segui, R OBP: 0.234, SLG: 0.250 | | | | | | | | | | 3 | 0 | 1 | 0 | 1 | 2 | 2 | | | | | | |
| John Wyatt, R (9, 1) | | | | | | | | | | 0 | 0 | 0 | 0 | 0 | 0 | 0 | | | | | | |
| Inning Stats | R: 1 E: 0 K: 0 S: 5 | H: 2 LOB: 1 BB: 0 P: 5 | R: 0 E: 0 K: 2 S: 7 | H: 0 LOB: 0 BB: 0 P: 7 | R: 0 E: 0 K: 0 S: 2 | H: 0 LOB: 0 BB: 1 P: 6 | R: 0 E: 0 K: 0 S: 3 | H: 0 LOB: 0 BB: 0 P: 3 | R: 2 E: 0 K: 1 S: 7 | H: 3 LOB: 1 BB: 1 P: 11 | R: 0 E: 0 K: 1 S: 6 | H: 1 LOB: 3 BB: 1 P: 11 | R: 0 E: 0 K: 1 S: 5 | H: 0 LOB: 0 BB: 0 P: 5 | R: 0 E: 0 K: 1 S: 5 | H: 1 LOB: 0 BB: 0 P: 5 | R: 0 E: 0 K: 1 S: 6 | H: 2 LOB: 2 BB: 0 P: 6 | 1B: 5 2B: 3 3B: 0 HR: 1 | SF: 1 SAC: 1 DP: 3 HBP: 1 | WP: 0 PB: 0 SB: 1 CS: 0 | PA: 36 |
| PITCHER | IP WLS BF H R ER SO BB IBB HBP BLK WP HR S P ERA WHIP | | | | | | | | | | | | | | | | | | | | | |
| Bennie Daniels, R ERA: 4.55 | (1, 1) 4.0 L 17 4 3 3 2 2 0 0 0 0 0 1 19 27 6.75 1.500 | | | | | | | | | | | | | | | | | | | | | |
| Steve Ridzik, R ERA: 2.97 | (5, 1) 3.0 12 2 0 0 3 1 0 1 0 0 0 0 16 21 0.00 1.000 | | | | | | | | | | | | | | | | | | | | | |
| Ron Kline, R ERA: 2.08 | (8, 1) 2.0 7 3 0 0 2 0 0 0 0 0 0 0 11 11 0.00 1.500 | | | | | | | | | | | | | | | | | | | | | |

| Batter | 1 | 2 | 3 | 4 | 5 | 6 | 7 | 8 | 9 | AB | R | H | RBI | BB | SO | LOB | BOTTOM | | | | | |
|--|--|---------------------------------|------------------------------|---------------------------------|------------------------------|---------------------------------|------------------------------|---------------------------------|------------------------------|---------------------------------|------------------------------|---------------------------------|------------------------------|---------------------------------|------------------------------|---------------------------------|--|---------------------------------|----------------------------------|------------------------------------|----------------------------------|--------|
| Ed Brinkman, R OBP: 0.269, SLG: 0.342 | | | | | | | | | | 3 | 0 | 0 | 0 | 1 | 1 | 0 | Kansas City Athletics @ Washington Senators D.C. Stadium, Washington, DC Sun Aug 23 1964, 3:33 AM EDT Unknown | | | | | |
| Chuck Hinton, R OBP: 0.350, SLG: 0.437 | | | | | | | | | | 1 | 0 | 0 | 0 | 0 | 1 | 2 | | | | | | |
| Don Blasingame, L OBP: 0.317, SLG: 0.320 | | | | | | | | | | 4 | 0 | 1 | 0 | 0 | 0 | 0 | | | | | | |
| Jim King, L OBP: 0.344, SLG: 0.439 | | | | | | | | | | 4 | 0 | 0 | 0 | 0 | 0 | 2 | | | | | | |
| Willie Kirkland, L OBP: 0.301, SLG: 0.352 | | | | | | | | | | 4 | 1 | 1 | 0 | 0 | 1 | 2 | | | | | | |
| Don Lock, R OBP: 0.352, SLG: 0.469 | | | | | | | | | | 4 | 0 | 2 | 0 | 0 | 1 | 0 | | | | | | |
| Dick Phillips, L OBP: 0.320, SLG: 0.308 | | | | | | | | | | 3 | 0 | 2 | 1 | 1 | 0 | 3 | | | | | | |
| Mike Brumley, L OBP: 0.306, SLG: 0.300 | | | | | | | | | | 4 | 0 | 2 | 0 | 0 | 0 | 2 | | | | | | |
| John Kennedy, R OBP: 0.292, SLG: 0.347 | | | | | | | | | | 3 | 0 | 0 | 0 | 0 | 0 | 4 | | | | | | |
| Bennie Daniels, L OBP: 0.220, SLG: 0.216 | | | | | | | | | | 1 | 0 | 0 | 0 | 0 | 0 | 0 | | | | | | |
| Steve Ridzik, R OBP: 0.292, SLG: 0.304 | | | | | | | | | | 1 | 0 | 0 | 0 | 0 | 0 | 0 | | | | | | |
| Fred Valentine, S OBP: 0.314, SLG: 0.319 | | | | | | | | | | 1 | 0 | 0 | 0 | 0 | 0 | 0 | | | | | | |
| Ron Kline, R OBP: 0.333, SLG: 0.200 | | | | | | | | | | 0 | 0 | 0 | 0 | 0 | 0 | 0 | | | | | | |
| Don Zimmer, R OBP: 0.306, SLG: 0.436 | | | | | | | | | | 1 | 0 | 0 | 0 | 0 | 1 | 2 | | | | | | |
| Inning Stats | R: 0 E: 0 K: 0 S: 5 | H: 2 LOB: 3 BB: 1 P: 9 | R: 0 E: 0 K: 0 S: 3 | H: 0 LOB: 0 BB: 0 P: 3 | R: 0 E: 0 K: 1 S: 5 | H: 0 LOB: 0 BB: 0 P: 5 | R: 0 E: 0 K: 0 S: 4 | H: 1 LOB: 2 BB: 1 P: 8 | R: 0 E: 0 K: 0 S: 3 | H: 0 LOB: 0 BB: 0 P: 3 | R: 1 E: 0 K: 0 S: 6 | H: 3 LOB: 2 BB: 0 P: 6 | R: 0 E: 0 K: 2 S: 7 | H: 0 LOB: 0 BB: 0 P: 3 | R: 0 E: 0 K: 2 S: 7 | H: 0 LOB: 0 BB: 0 P: 7 | R: 0 E: 0 K: 2 S: 9 | H: 2 LOB: 2 BB: 0 P: 9 | 1B: 8 2B: 0 3B: 0 HR: 0 | SF: 0 SAC: 1 DP: 0 HBP: 0 | WP: 0 PB: 0 SB: 0 CS: 0 | PA: 37 |
| PITCHER | IP WLS BF H R ER SO BB IBB HBP BLK WP HR S P ERA WHIP | | | | | | | | | | | | | | | | | | | | | |
| Diego Segui, R ERA: 4.07 | (1, 1) 8.0 W 33 7 1 1 3 2 0 0 0 0 0 0 0 37 45 1.12 1.125 | | | | | | | | | | | | | | | | | | | | | |
| John Wyatt, R ERA: 3.63 | (9, 1) 1.0 S 4 1 0 0 2 0 0 0 0 0 0 0 0 8 8 0.00 1.000 | | | | | | | | | | | | | | | | | | | | | |

| Batter | 1 | 2 | 3 | 4 | 5 | 6 | 7 | 8 | 9 | AB | R | H | RBI | BB | SO | LOB | TOP | | | | |
|--|--|---------------------------------|------------------------------|---------------------------------|------------------------------|---------------------------------|------------------------------|---------------------------------|------------------------------|---------------------------------|------------------------------|----------------------------------|------------------------------|----------------------------------|------------------------------|---------------------------------|---|---------------------------------|----------------------------------|------------------------------------|--|
| Dick Green, R OBP: 0.307, SLG: 0.386 | 1-3 | | | P6 | | SF7 BB 1B | 1B | | G4-6-3 1B | 5 | 0 | 3 | 2 | 0 | 0 | 0 | Kansas City Athletics @ Washington Senators D.C. Stadium, Washington, DC Sun Aug 23 1964, 3:38 AM EDT Att: 5,128 - Unknown | | | | |
| Wayne Causey, L OBP: 0.388, SLG: 0.402 | 3-1 | | 1-3 | 1-3 | | SF7 BB 1B | 1B | | G4-6-3 1B | 4 | 0 | 1 | 1 | 1 | 0 | 1 | | | | | |
| Ed Charles, R OBP: 0.322, SLG: 0.374 | 5-3 | | 5-3 | P4 | | SF7 | F7 | | | 3 | 0 | 0 | 1 | 0 | 0 | 2 | | | | | |
| Rocky Colavito, R OBP: 0.356, SLG: 0.539 | | 5-3 | | | F8 | K | | | 1B 2B | 4 | 0 | 1 | 0 | 0 | 1 | 2 | | | | | |
| Jim Gentile, L OBP: 0.384, SLG: 0.487 | | K | | | K | | L4 | | 2B 1B | 4 | 0 | 1 | 0 | 0 | 2 | 0 | | | | | |
| Doc Edwards, R OBP: 0.248, SLG: 0.298 | 5-3 | | | | HR | | 6-3 | | F5 | 4 | 1 | 1 | 1 | 0 | 0 | 2 | | | | | |
| Bert Campaneris, R OBP: 0.339, SLG: 0.456 | | | | | 6-3 | | WP 1B | | F2 | 4 | 1 | 2 | 0 | 0 | 0 | 2 | | | | | |
| Nelson Mathews, R OBP: 0.299, SLG: 0.358 | | | G5-6-3 | | | BB SF7 1B | E6 WP 1B | | K | 4 | 2 | 1 | 0 | 0 | 1 | 4 | | | | | |
| Jose Santiago, R OBP: 0.174, SLG: 0.096 | 1-3 | | | | | F9 | 1B 1B BB | | K | 1 | 0 | 0 | 0 | 0 | 0 | 0 | | | | | |
| Ted Bowsfield, R OBP: 0.143, SLG: 0.225 | | | | | | | | | | 0 | 0 | 0 | 0 | 0 | 0 | 0 | | | | | |
| Ken Sanders, R OBP: 0.292, SLG: 0.347 | | | | | | | | | | 0 | 0 | 0 | 0 | 0 | 0 | 0 | | | | | |
| George Alusk, R OBP: 0.143, SLG: 0.225 | | | | | | | | | | 0 | 0 | 0 | 0 | 0 | 0 | 0 | | | | | |
| Moe Drabowsky, R OBP: 0.143, SLG: 0.225 | | | | | | | | | | 0 | 0 | 0 | 0 | 0 | 0 | 0 | | | | | |
| Manny Jimenez, L OBP: 0.143, SLG: 0.225 | | | | | | | | | | 0 | 0 | 0 | 0 | 0 | 0 | 0 | | | | | |
| John Wyatt, R OBP: 0.143, SLG: 0.225 | | | | | | | | | | 0 | 0 | 0 | 0 | 0 | 0 | 0 | | | | | |
| Jose Tartabull, L OBP: 0.238, SLG: 0.235 | | | | | | | | | | 0 | 0 | 0 | 0 | 0 | 0 | 0 | | | | | |
| Inning Stats | R: 0 E: 0 K: 0 S: 3 | H: 0 LOB: 0 BB: 0 P: 3 | R: 0 E: 0 K: 1 S: 5 | H: 0 LOB: 0 BB: 0 P: 5 | R: 0 E: 0 K: 1 S: 3 | H: 1 LOB: 0 BB: 0 P: 3 | R: 0 E: 0 K: 0 S: 3 | H: 0 LOB: 0 BB: 0 P: 3 | R: 1 E: 0 K: 1 S: 6 | H: 1 LOB: 0 BB: 0 P: 6 | R: 1 E: 0 K: 1 S: 7 | H: 2 LOB: 2 BB: 1 P: 11 | R: 3 E: 1 K: 0 S: 7 | H: 3 LOB: 2 BB: 1 P: 11 | R: 0 E: 0 K: 1 S: 7 | H: 2 LOB: 2 BB: 0 P: 7 | R: 0 E: 0 K: 1 S: 5 | H: 1 LOB: 0 BB: 0 P: 5 | 1B: 8 2B: 1 3B: 0 HR: 1 | SF: 1 SAC: 0 DP: 2 HBP: 0 | WP: 1 PA: 38 PB: 0 SB: 0 CS: 0 |
| PITCHER | IP WLS BF H R ER SO BB IBB HBP BLK WP HR S P ERA WHIP | | | | | | | | | | | | | | | | | | | | |
| Frank Kreuzer, L ERA: 4.28 | (1, 1) 5.1 W 20 4 2 2 2 1 0 0 0 0 0 1 23 27 3.38 0.938 | | | | | | | | | | | | | | | | | | | | |
| Jim Hannan, R ERA: 3.56 | (6, 1) 1.1 8 2 3 0 1 1 0 0 0 0 1 0 9 13 0.00 2.250 | | | | | | | | | | | | | | | | | | | | |
| Ron Kline, R ERA: 2.0 | (7, 1) 2.1 S 10 4 0 0 2 0 0 0 0 0 0 0 14 14 0.00 1.714 | | | | | | | | | | | | | | | | | | | | |

| Batter | 1 | 2 | 3 | 4 | 5 | 6 | 7 | 8 | 9 | AB | R | H | RBI | BB | SO | LOB | BOTTOM | | |
|--|--|---------------------------------|------------------------------|---------------------------------|------------------------------|---------------------------------|------------------------------|----------------------------------|------------------------------|---------------------------------|------------------------------|---------------------------------|------------------------------|----------------------------------|------------------------------|---------------------------------|---|------------------------------------|--|
| Don Blasingame, L OBP: 0.317, SLG: 0.322 | 4-3 | | E3 | 1B 2B | | P4 | | S 1B | | 4 | 1 | 1 | 1 | 0 | 0 | 0 | Kansas City Athletics @ Washington Senators D.C. Stadium, Washington, DC Sun Aug 23 1964, 3:38 AM EDT Att: 5,128 - Unknown | | |
| Chuck Cottler, R OBP: 0.264, SLG: 0.330 | | | | 3H 1B | | 5-3 | | F8 | | 4 | 0 | 0 | 0 | 0 | 2 | 4 | | | |
| Joe Cunningham, L OBP: 0.350, SLG: 0.281 | HBP | | K | K | | | | | | 4 | 0 | 0 | 0 | 0 | 2 | 4 | | | |
| Chuck Hinton, R OBP: 0.350, SLG: 0.436 | P6 | | 1B | 1B | | F9 | | P4 | | 4 | 0 | 1 | 0 | 1 | 0 | 2 | | | |
| Willie Kirkland, L OBP: 0.305, SLG: 0.371 | F2 | | L6 | FC6-4 1B | | | | | | 4 | 1 | 2 | 3 | 0 | 0 | 2 | | | |
| Don Lock, R OBP: 0.353, SLG: 0.466 | | 6-3 | | BB FC6-4 | | | | HR | | 2 | 1 | 0 | 0 | 2 | 0 | 2 | | | |
| Don Zimmer, R OBP: 0.309, SLG: 0.439 | | | | BB 1B BB | | 5-3 | | | | 3 | 2 | 1 | 0 | 1 | 1 | 1 | | | |
| John Kennedy, R OBP: 0.292, SLG: 0.347 | | 2B 2B | | 1-2 BB BB | | | | K | | 0 | 0 | 0 | 0 | 0 | 0 | 0 | | | |
| Mike Brumley, L OBP: 0.308, SLG: 0.303 | | | | E FC6-2 BB | | 6-3 | | P6 | | 3 | 0 | 1 | 1 | 1 | 0 | 1 | | | |
| Ed Brinkman, R OBP: 0.271, SLG: 0.344 | | 6-3 | | FC6-2 2B 1B | | | | | | 4 | 2 | 2 | 2 | 0 | 1 | 1 | | | |
| Frank Kreuzer, R OBP: 0.083, SLG: 0.167 | | | | FC6-2 2B 1B | | | | | | 2 | 1 | 0 | 0 | 0 | 0 | 3 | | | |
| Jim Hannan, R OBP: 0.143, SLG: 0.150 | F9 | | | FC6-2 2B 1B | | | | | | 1 | 0 | 0 | 0 | 0 | 1 | 0 | | | |
| Ron Kline, R OBP: 0.333, SLG: 0.200 | | | | 1-3 3H 1B | | K | | | | 0 | 0 | 0 | 0 | 0 | 0 | 0 | | | |
| Inning Stats | R: 0 E: 0 K: 0 S: 3 | H: 0 LOB: 1 BB: 0 P: 4 | R: 1 E: 0 K: 0 S: 5 | H: 2 LOB: 1 BB: 0 P: 5 | R: 0 E: 1 K: 1 S: 6 | H: 1 LOB: 1 BB: 0 P: 6 | R: 5 E: 1 K: 1 S: 8 | H: 3 LOB: 2 BB: 4 P: 24 | R: 0 E: 0 K: 1 S: 5 | H: 0 LOB: 0 BB: 0 P: 5 | R: 0 E: 0 K: 1 S: 5 | H: 0 LOB: 0 BB: 0 P: 5 | R: 1 E: 0 K: 1 S: 6 | H: 1 LOB: 1 BB: 1 P: 10 | R: 1 E: 1 K: 0 S: 5 | H: 2 LOB: 1 BB: 0 P: 5 | 1B: 5 2B: 4 3B: 0 HR: 1 | SF: 0 SAC: 1 DP: 1 HBP: 1 | WP: 0 PA: 39 PB: 0 SB: 1 CS: 1 |
| PITCHER | IP WLS BF H R ER SO BB IBB HBP BLK WP HR S P ERA WHIP | | | | | | | | | | | | | | | | | | |
| Jose Santiago, R ERA: 5.18 | (1, 1) 3.0 L 16 3 4 4 1 0 1 0 0 0 0 0 7 11 27.00 4.500 | | | | | | | | | | | | | | | | | | |
| Ted Bowsfield, L ERA: 4.29 | (4, 1) 0.2 6 3 2 2 1 0 1 0 0 0 0 0 6 6 0.00 0.000 | | | | | | | | | | | | | | | | | | |
| Ken Sanders, R ERA: 2.38 | (4, 1) 1.1 4 0 0 0 1 0 0 0 0 0 0 0 6 6 0.00 0.000 | | | | | | | | | | | | | | | | | | |
| Moe Drabowsky, R ERA: 5.4 | (6, 1) 1.0 3 0 0 0 1 0 0 0 0 0 0 0 5 5 0.00 0.000 | | | | | | | | | | | | | | | | | | |
| John Wyatt, R ERA: 3.74 | (7, 1) 2.0 10 3 2 2 1 1 0 0 0 0 0 1 11 15 9.00 2.000 | | | | | | | | | | | | | | | | | | |

| Batter | 1 | 2 | 3 | 4 | 5 | 6 | 7 | 8 | 9 | AB | R | H | RBI | BB | SO | LOB | TOP | | | |
|--|---|---|---|---|--|---|---|---|---|---------------------------------|------------------------------|---------------------------------|------------------------------|---------------------------------|------------------------------|----------------------------------|--|------------------------------------|----------------------------------|--------|
| Ed Brinkman, R (1,6) OBP: 0.271, SLG: 0.343 |  | |  | |  | | |  | | 4 | 0 | 1 | 0 | 0 | 1 | 1 | <p>Washington Senators @ New York Yankees</p> <p>Yankee Stadium, Bronx, NY</p> <p>Tue Aug 25 1964, 7:05 PM EDT</p> <p>Att. 16,323 - Cloudy</p> | | | |
| Chuck Hinton, R (1,7) OBP: 0.349, SLG: 0.432 |  | |  | |  | | |  | | 3 | 0 | 0 | 0 | 1 | 0 | 1 | | | | |
| Don Lock, R (1,8) OBP: 0.354, SLG: 0.469 |  | |  | |  | |  | |  | 4 | 0 | 2 | 1 | 0 | 1 | 0 | | | | |
| Willie Kirkland, L (1,9) OBP: 0.299, SLG: 0.363 |  | |  | |  | |  | |  | 4 | 0 | 0 | 0 | 0 | 2 | 3 | | | | |
| Roy Sievers, R (1,3) OBP: 0.252, SLG: 0.326 | |  | |  | |  | | |  | 3 | 0 | 0 | 0 | 0 | 1 | 0 | | | | |
| Joe Cunningham, L (7,3) OBP: 0.353, SLG: 0.281 | |  | |  | | | | |  | 3 | 0 | 0 | 0 | 0 | 1 | 0 | | | | |
| Don Zimmer, R (1,5) OBP: 0.305, SLG: 0.433 | |  | | | | | | | | 1 | 0 | 0 | 0 | 0 | 1 | 1 | | | | |
| John Kennedy, R (7,5) OBP: 0.291, SLG: 0.346 | | | | | | | | | | 3 | 0 | 1 | 0 | 0 | 1 | 0 | | | | |
| Don Leppert, R (1,2) OBP: 0.217, SLG: 0.280 | | | | | | | | | | 3 | 0 | 1 | 0 | 0 | 1 | 0 | | | | |
| Chuck Cottier, R (1,4) OBP: 0.265, SLG: 0.330 | | | | | | | | | | 3 | 1 | 1 | 0 | 0 | 1 | 1 | | | | |
| Claude Osteen, L (1,1) OBP: 0.182, SLG: 0.247 | | | | | | | | | | 2 | 0 | 0 | 0 | 0 | 1 | 0 | | | | |
| Jim Hannan, R (8,1) OBP: 0.143, SLG: 0.150 | | | | | | | | | | 0 | 0 | 0 | 0 | 0 | 0 | 0 | | | | |
| Ron Kline, R (8,1) OBP: 0.333, SLG: 0.200 | | | | | | | | | | 0 | 0 | 0 | 0 | 0 | 0 | 0 | | | | |
| Inning Stats | R: 0 E: 0 K: 1 S: 6 | H: 1 LOB: 1 BB: 0 P: 6 | R: 0 E: 0 K: 1 S: 5 | H: 0 LOB: 0 BB: 0 P: 5 | R: 1 E: 0 K: 1 S: 7 | H: 2 LOB: 2 BB: 1 P: 11 | R: 0 E: 0 K: 2 S: 8 | H: 1 LOB: 1 BB: 0 P: 8 | R: 0 E: 0 K: 0 S: 3 | H: 0 LOB: 0 BB: 0 P: 3 | R: 0 E: 0 K: 1 S: 5 | H: 0 LOB: 0 BB: 0 P: 5 | R: 0 E: 0 K: 1 S: 5 | H: 0 LOB: 0 BB: 0 P: 5 | R: 0 E: 0 K: 3 S: 9 | H: 0 LOB: 1 BB: 1 P: 13 | 1B: 4 2B: 1 3B: 0 HR: 0 | SF: 0 SAC: 1 DP: 1 HBP: 0 | WP: 0 PB: 0 SB: 0 CS: 0 | PA: 33 |
| PITCHER | IP WLS BF H R ER SO BB IBB HBP BLK WP HR S P ERA WHIP | | | | | | | | | | | | | | | | | | | |
| Whitey Ford, L (1,1) ERA: 2.29 | 8.0 W 29 5 1 1 7 1 0 0 0 0 0 42 46 1.12 0.750 | | | | | | | | | | | | | | | | | | | |
| Al Downing, L (9,1) ERA: 3.22 | 1.0 S 4 0 0 0 3 1 0 0 0 0 0 9 13 0.00 1.000 | | | | | | | | | | | | | | | | | | | |

| Batter | 1 | 2 | 3 | 4 | 5 | 6 | 7 | 8 | 9 | AB | R | H | RBI | BB | SO | LOB | BOTTOM | | | |
|---|---|---|---|---------------------------------|---|---|------------------------------|---|------------------------------|---------------------------------|------------------------------|---------------------------------|------------------------------|---------------------------------|------------------------------|----------------------------------|--|------------------------------------|----------------------------------|--------|
| Tony Kubek, L (1,6) OBP: 0.279, SLG: 0.335 |  | |  | | |  | |  | | 4 | 1 | 3 | 0 | 0 | 0 | 0 | <p>Washington Senators @ New York Yankees</p> <p>Yankee Stadium, Bronx, NY</p> <p>Tue Aug 25 1964, 7:05 PM EDT</p> <p>Att. 16,323 - Cloudy</p> | | | |
| Bobby Richardson, R (1,4) OBP: 0.284, SLG: 0.329 |  | |  | | |  | |  | | 3 | 0 | 0 | 0 | 0 | 0 | 4 | | | | |
| Roger Maris, L (1,9) OBP: 0.366, SLG: 0.469 |  | |  | | |  | |  | | 3 | 1 | 1 | 0 | 1 | 1 | 2 | | | | |
| Mickey Mantle, S (1,8) OBP: 0.426, SLG: 0.607 |  | | | | |  | |  | | 3 | 1 | 3 | 2 | 1 | 0 | 0 | | | | |
| Elston Howard, R (1,2) OBP: 0.359, SLG: 0.437 |  | | | | |  | |  | | 3 | 0 | 0 | 0 | 1 | 0 | 5 | | | | |
| Tom Tresh, S (1,7) OBP: 0.352, SLG: 0.421 | |  | | |  | | |  | | 4 | 0 | 0 | 0 | 0 | 0 | 3 | | | | |
| Pedro Gonzalez, R (1,3) OBP: 0.319, SLG: 0.385 | | | | | | | | | | 3 | 0 | 1 | 0 | 0 | 1 | 0 | | | | |
| Joe Pepitone, L (8, PH) OBP: 0.276, SLG: 0.384 | | | | | | | | | | 1 | 0 | 1 | 2 | 0 | 0 | 0 | | | | |
| Clete Boyer, R (1,5) OBP: 0.267, SLG: 0.306 | | | | | | | | | | 4 | 0 | 0 | 0 | 0 | 1 | 3 | | | | |
| Whitey Ford, L (1,1) OBP: 0.259, SLG: 0.160 | | | | | | | | | | 2 | 0 | 0 | 0 | 0 | 1 | 0 | | | | |
| Hector Lopez, R (8, PH) OBP: 0.314, SLG: 0.424 | | | | | | | | | | 0 | 0 | 0 | 0 | 1 | 0 | 0 | | | | |
| Phil Linz, R (8, PR) OBP: 0.332, SLG: 0.387 | | | | | | | | | | 0 | 1 | 0 | 0 | 0 | 0 | 0 | | | | |
| Al Downing, R (9,1) OBP: 0.164, SLG: 0.159 | | | | | | | | | | 0 | 0 | 0 | 0 | 0 | 0 | 0 | | | | |
| Inning Stats | R: 0 E: 0 K: 0 S: 5 | H: 2 LOB: 2 BB: 0 P: 5 | R: 0 E: 0 K: 0 S: 3 | H: 1 LOB: 0 BB: 0 P: 3 | R: 0 E: 0 K: 1 S: 6 | H: 1 LOB: 1 BB: 0 P: 6 | R: 0 E: 0 K: 0 S: 3 | H: 1 LOB: 0 BB: 0 P: 3 | R: 0 E: 0 K: 2 S: 7 | H: 0 LOB: 0 BB: 0 P: 7 | R: 0 E: 0 K: 0 S: 4 | H: 1 LOB: 2 BB: 1 P: 8 | R: 0 E: 0 K: 0 S: 3 | H: 0 LOB: 0 BB: 0 P: 3 | R: 4 E: 0 K: 1 S: 8 | H: 3 LOB: 2 BB: 3 P: 20 | 1B: 7 2B: 2 3B: 0 HR: 0 | SF: 0 SAC: 1 DP: 2 HBP: 0 | WP: 0 PB: 1 SB: 0 CS: 0 | PA: 35 |
| PITCHER | IP WLS BF H R ER SO BB IBB HBP BLK WP HR S P ERA WHIP | | | | | | | | | | | | | | | | | | | |
| Claude Osteen, L (1,1) ERA: 3.31 | 7.0 L 28 7 3 3 3 2 0 0 0 0 0 32 40 3.86 1.286 | | | | | | | | | | | | | | | | | | | |
| Jim Hannan, R (8,1) ERA: 3.64 | 0.1 2 0 0 0 0 1 0 0 0 0 0 1 5 0.00 3.000 | | | | | | | | | | | | | | | | | | | |
| Ron Kline, R (8,1) ERA: 2.12 | 0.2 5 2 1 1 1 0 1 0 0 0 0 6 10 13.50 3.000 | | | | | | | | | | | | | | | | | | | |

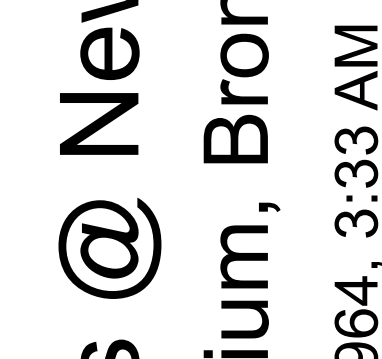
| Batter | 1 | 2 | 3 | 4 | 5 | 6 | 7 | 8 | 9 | AB | R | H | RBI | BB | SO | LOB | TOP | | | | |
|--|------------------------------|---------------------------------|------------------------------|---------------------------------|------------------------------|---------------------------------|------------------------------|---------------------------------|------------------------------|---------------------------------|------------------------------|----------------------------------|------------------------------|---------------------------------|------------------------------|---------------------------------|---|----------------------------------|------------------------------------|-------------------------|--------|
| Don Blasingame, L (1,4) OBP: 0.316, SLG: 0.321 | K | | 1B | | FC3-6 | | 1-3 | | K | 5 | 0 | 1 | 1 | 0 | 2 | 1 | Washington Senators @ New York Yankees Yankee Stadium, Bronx, NY Wed Aug 26 1964, 3:33 AM EDT Att: 14,237 - Overcast - 86 F | | | | |
| Joe Cunningham, L (1,3) OBP: 0.351, SLG: 0.277 | K | | L6 | | FC6 | | BB | | | 3 | 0 | 0 | 0 | 1 | 1 | 3 | | | | | |
| Jim King, L (1,9) OBP: 0.343, SLG: 0.437 | F9 | | | K | | BB | 4-3 | | | 4 | 0 | 1 | 0 | 0 | 1 | 1 | | | | | |
| Willie Kirkland, L (1,7) OBP: 0.294, SLG: 0.356 | | G3 | | K | | 5-3 | | 6-3 | | 4 | 0 | 0 | 0 | 0 | 1 | 1 | | | | | |
| Don Lock, R (1,8) OBP: 0.353, SLG: 0.466 | | 6-3 | | F8 | | K | | BB | | 3 | 0 | 0 | 0 | 1 | 1 | 1 | | | | | |
| Mike Brumley, L (1,2) OBP: 0.310, SLG: 0.306 | | 6-3 | | | 1B | FC1 | BB | L4 | | 3 | 1 | 1 | 0 | 1 | 0 | 1 | | | | | |
| Don Zimmer, R (1,5) John Kennedy, R (6, PR) OBP: 0.309, SLG: 0.434 OBP: 0.290, SLG: 0.345 | | | F6 | | E | FC1 | BB | 1-3 | | 2 | 0 | 1 | 0 | 1 | 0 | 0 | | | | | |
| Ed Brinkman, R (1,6) OBP: 0.271, SLG: 0.340 | | | 1B | HBP | FC1 | FC3-6 | 4-3 | | K | 3 | 1 | 0 | 1 | 0 | 1 | 4 | | | | | |
| Buster Narum, R (1,1) OBP: 0.018, SLG: 0.018 | | | K | | FC6-2-5 | | 6-3 | | K | 4 | 0 | 0 | 0 | 0 | 2 | 3 | | | | | |
| Inning Stats | R: 0 E: 0 K: 2 S: 7 | H: 0 LOB: 0 BB: 0 P: 7 | R: 0 E: 0 K: 0 S: 3 | H: 0 LOB: 0 BB: 0 P: 3 | R: 0 E: 0 K: 1 S: 6 | H: 1 LOB: 2 BB: 0 P: 7 | R: 0 E: 0 K: 2 S: 7 | H: 0 LOB: 0 BB: 0 P: 7 | R: 2 E: 1 K: 0 S: 6 | H: 2 LOB: 1 BB: 0 P: 6 | R: 0 E: 0 K: 1 S: 6 | H: 1 LOB: 3 BB: 2 P: 14 | R: 0 E: 0 K: 0 S: 3 | H: 0 LOB: 1 BB: 1 P: 7 | R: 0 E: 0 K: 3 S: 9 | H: 0 LOB: 0 BB: 0 P: 9 | | 1B: 3 2B: 1 3B: 0 HR: 0 | SF: 0 SAC: 0 DP: 0 HBP: 1 | WP: 0 PB: 0 CS: 0 | PA: 37 |
| PITCHER | IP | WLS | BF | H | R | ER | SO | BB | IBB | HBP | BLK | WP | HR | S | P | ERA | WHIP | | | | |
| Mel Stottlemyre, R (1,1) ERA: 1.04 | 8.0 | L | 34 | 4 | 2 | 1 | 6 | 3 | 1 | 1 | 0 | 0 | 0 | 41 | 58 | 1.12 | 0.875 | | | | |
| Jim Bouton, R (9,1) ERA: 2.6 | 1.0 | | 3 | 0 | 0 | 0 | 3 | 0 | 0 | 0 | 0 | 0 | 0 | 9 | 9 | 0.00 | 0.000 | | | | |

| Batter | 1 | 2 | 3 | 4 | 5 | 6 | 7 | 8 | 9 | AB | R | H | RBI | BB | SO | LOB | BOTTOM | | | | |
|--|------------------------------|---------------------------------|------------------------------|---------------------------------|------------------------------|---------------------------------|------------------------------|---------------------------------|------------------------------|---------------------------------|------------------------------|---------------------------------|------------------------------|---------------------------------|------------------------------|---------------------------------|---|----------------------------------|------------------------------------|-------------------------|--------|
| Tony Kubek, L (1,6) OBP: 0.279, SLG: 0.334 | F7 | | F9 | | | F9 | | | L8-4 | 4 | 0 | 1 | 0 | 0 | 0 | 1 | Washington Senators @ New York Yankees Yankee Stadium, Bronx, NY Wed Aug 26 1964, 3:33 AM EDT Att: 14,237 - Overcast - 86 F | | | | |
| Bobby Richardson, R (1,4) OBP: 0.284, SLG: 0.328 | F7 | | | F7 | | F7 | | | 1B | 4 | 0 | 1 | 0 | 0 | 0 | 1 | | | | | |
| Tom Tresh, S (1,7) OBP: 0.353, SLG: 0.422 | | | | F2 | | F8 | BB | | K | 4 | 0 | 2 | 0 | 0 | 1 | 2 | | | | | |
| Mickey Mantle, S (1,8) OBP: 0.424, SLG: 0.602 | | G3 | | F2 | | G4-6-3 | BB | | L8-4 | 3 | 0 | 0 | 0 | 1 | 0 | 3 | | | | | |
| Roger Maris, L (1,9) OBP: 0.366, SLG: 0.467 | | | G3-6-3 | | F9 | | F8 | | | 2 | 0 | 0 | 0 | 1 | 0 | 2 | | | | | |
| Joe Pepitone, L (1,3) OBP: 0.275, SLG: 0.382 | | G3-6-3 | | | G3 | | G4-6-3 | | | 3 | 0 | 0 | 0 | 0 | 0 | 3 | | | | | |
| Elston Howard, R (1,2) OBP: 0.357, SLG: 0.434 | | | | | F8 | | | | 5-3 | 3 | 0 | 0 | 0 | 0 | 0 | 0 | | | | | |
| Phil Linz, R (1,5) OBP: 0.332, SLG: 0.387 | | | K | | | FC3-6 | | | K | 3 | 0 | 1 | 0 | 0 | 2 | 0 | | | | | |
| Mel Stottlemyre, R (1,1) Johnny Blanchard, L (8, PH) Jim Bouton, R (9,1) OBP: 0.250, SLG: 0.182 OBP: 0.327, SLG: 0.461 OBP: 0.125, SLG: 0.139 | | | | | | FC3-6 | | | 4-1 | 2 | 0 | 0 | 0 | 0 | 1 | 1 | | | | | |
| Inning Stats | R: 0 E: 0 K: 0 S: 4 | H: 1 LOB: 1 BB: 0 P: 4 | R: 0 E: 0 K: 0 S: 2 | H: 0 LOB: 0 BB: 1 P: 6 | R: 0 E: 0 K: 2 S: 7 | H: 0 LOB: 0 BB: 0 P: 7 | R: 0 E: 0 K: 0 S: 3 | H: 0 LOB: 0 BB: 0 P: 3 | R: 0 E: 0 K: 0 S: 4 | H: 1 LOB: 1 BB: 0 P: 4 | R: 0 E: 0 K: 0 S: 3 | H: 1 LOB: 1 BB: 1 P: 7 | R: 0 E: 0 K: 1 S: 5 | H: 0 LOB: 0 BB: 0 P: 5 | R: 0 E: 0 K: 1 S: 6 | H: 2 LOB: 1 BB: 0 P: 6 | | 1B: 5 2B: 1 3B: 0 HR: 0 | SF: 0 SAC: 0 DP: 3 HBP: 0 | WP: 0 PB: 0 CS: 0 | PA: 31 |
| PITCHER | IP | WLS | BF | H | R | ER | SO | BB | IBB | HBP | BLK | WP | HR | S | P | ERA | WHIP | | | | |
| Buster Narum, R (1,1) ERA: 3.83 | 9.0 | W | 31 | 5 | 0 | 0 | 4 | 2 | 0 | 0 | 0 | 0 | 0 | 37 | 45 | 0.00 | 0.778 | | | | |

AB 32
R 2
H 4
RBI 2
BB 4
SO 9
LOB 16



AB 29
R 0
H 5
RBI 0
BB 2
SO 4
LOB 13



| Batter | 1 | 2 | 3 | 4 | 5 | 6 | 7 | 8 | 9 | AB | R | H | RBI | BB | SO | LOB | TOP | | | | | | | | | | |
|--|------------------------------|---------------------------------|------------------------------|---------------------------------|------------------------------|---------------------------------|------------------------------|----------------------------------|------------------------------|---------------------------------|------------------------------|---------------------------------|------------------------------|---------------------------------|------------------------------|---------------------------------|------------------------------|----------------------------------|----------------------------------|------------------------------------|-------------------------|--------|--|--|--|--|--|
| Ed Brinkman, R OBP: 0.270, SLG: 0.339 (1, 6) | 0-0 4-3 | | 0-0 1-3 | | | 0-0 WP E 5-3 1B | | 0-0 P4 | | 4 | 1 | 1 | 0 | 0 | 0 | 0 | | | | | | | | | | | |
| Chuck Hinton, R OBP: 0.346, SLG: 0.428 (1, 7) | 0-0 6-3 | | 0-3 K | | | 0-0 E5 5-3 WP 1B | | 0-0 F7 | | 4 | 1 | 0 | 0 | 0 | 1 | 1 | | | | | | | | | | | |
| Don Lock, R OBP: 0.350, SLG: 0.461 (1, 8) | 0-3 K | | | 0-0 F8 | | 0-0 5-3 | | 0-0 6-3 | | 4 | 0 | 0 | 1 | 0 | 1 | 1 | | | | | | | | | | | |
| Roy Sievers, R OBP: 0.253, SLG: 0.326 Joe Cunningham, L OBP: 0.354, SLG: 0.290 (6, PR) (6, 3) | | 0-0 P4 | | 0-0 F7 | | 0-0 1B | | 0-0 SH5-4 E SF8 1B | | 3 | 0 | 1 | 1 | 0 | 0 | 0 | | | | | | | | | | | |
| Don Zimmer, R OBP: 0.309, SLG: 0.431 John Kennedy, R OBP: 0.290, SLG: 0.345 (9, PR) (9, 5) | | 0-0 1B 1B | | 0-0 F9 | | 0-0 F9 | | 0-0 E6 SF8 SH5-4 1-2 | | 4 | 0 | 1 | 0 | 0 | 0 | 2 | | | | | | | | | | | |
| Willie Kirkland, L OBP: 0.290, SLG: 0.350 (1, 9) | | 0-3 K | | 0-0 F5 | | 0-3 K | | 0-0 SH5-4 | | 3 | 0 | 0 | 0 | 0 | 2 | 2 | | | | | | | | | | | |
| Don Leppert, R OBP: 0.220, SLG: 0.282 Mike Brumley, L OBP: 0.310, SLG: 0.306 (8, 2) | | 0-0 1B | | 0-0 F7 | | 0-3 K | | 0-0 SF8 | | 3 | 0 | 1 | 0 | 0 | 1 | 0 | | | | | | | | | | | |
| Chuck Cottier, R OBP: 0.274, SLG: 0.323 (1, 4) | | 0-3 K | | 4-0 BB | | 0-0 5-3 | | 0-0 IBB | | 2 | 0 | 0 | 0 | 2 | 1 | 2 | | | | | | | | | | | |
| Frank Kreutzer, R OBP: 0.067, SLG: 0.133 Ron Kline, R OBP: 0.286, SLG: 0.167 (8, 1) | | | 0-0 F8 | | 0-3 K | | 0-0 F8 | | 0-3 K | | 3 | 0 | 0 | 0 | 1 | 1 | | | | | | | | | | | |
| Inning Stats | R: 0 E: 0 K: 1 S: 5 | H: 0 LOB: 0 BB: 0 P: 5 | R: 0 E: 0 K: 2 S: 9 | H: 2 LOB: 2 BB: 0 P: 9 | R: 0 E: 0 K: 1 S: 5 | H: 0 LOB: 0 BB: 0 P: 5 | R: 0 E: 0 K: 0 S: 3 | H: 0 LOB: 0 BB: 0 P: 3 | R: 0 E: 0 K: 1 S: 5 | H: 0 LOB: 1 BB: 1 P: 9 | R: 2 E: 1 K: 1 S: 8 | H: 2 LOB: 1 BB: 0 P: 8 | R: 0 E: 0 K: 0 S: 5 | H: 0 LOB: 0 BB: 0 P: 5 | R: 0 E: 0 K: 0 S: 3 | H: 0 LOB: 0 BB: 0 P: 3 | R: 1 E: 1 K: 1 S: 7 | H: 1 LOB: 2 BB: 1 P: 11 | 1B: 5 2B: 0 3B: 0 HR: 0 | SF: 1 SAC: 1 DP: 0 HBP: 0 | WP: 1 PB: 0 CS: 0 | PA: 36 | | | | | |
| PITCHER | IP | WLS | BF | H | R | ER | SO | BB | IBB | HBP | BLK | WP | HR | S | P | ERA | WHIP | | | | | | | | | | |
| Jim Kaat, L ERA: 3.35 (1, 1) | 7.0 | L | 27 | 4 | 2 | 1 | 7 | 1 | 0 | 0 | 0 | 1 | 0 | 40 | 44 | 1.29 | 0.714 | | | | | | | | | | |
| Jim Perry, R ERA: 3.72 (8, 1) | 1.0 | | 3 | 0 | 0 | 0 | 0 | 0 | 0 | 0 | 0 | 0 | 0 | 3 | 3 | 0.00 | 0.000 | | | | | | | | | | |
| Gerry Arrigo, L ERA: 4.01 (9, 1) | 1.0 | | 6 | 1 | 1 | 0 | 1 | 0 | 1 | 0 | 0 | 0 | 0 | 7 | 11 | 0.00 | 1.000 | | | | | | | | | | |

Washington Senators @ Minnesota Twins
Metropolitan Stadium, Bloomington, MI
Fri Aug 28 1964, 8:05 PM EDT
Att: 14,321 - Unknown

AB 32
R 3
H 5
RBI 3
BB 2
SO 8
LOB 11

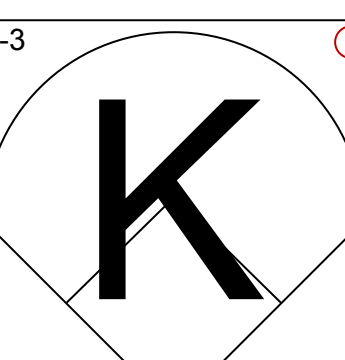
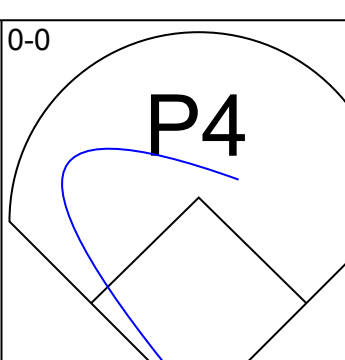
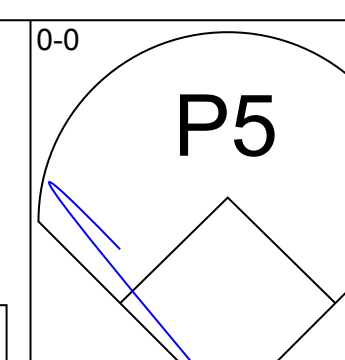
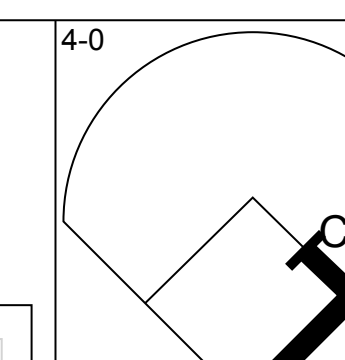
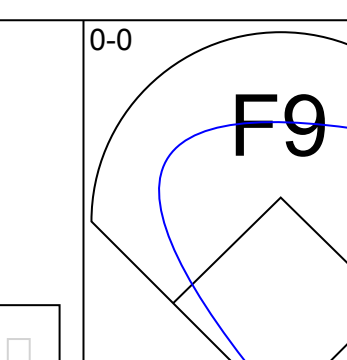
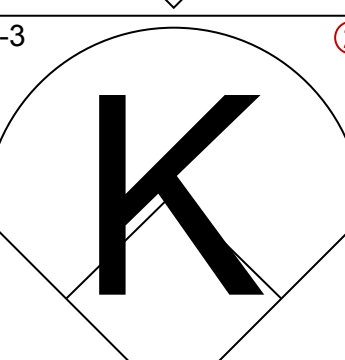
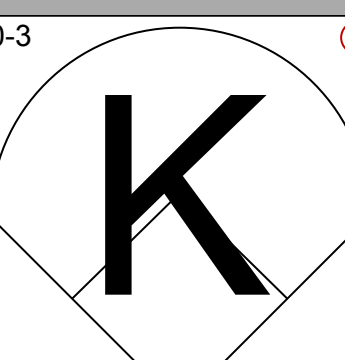

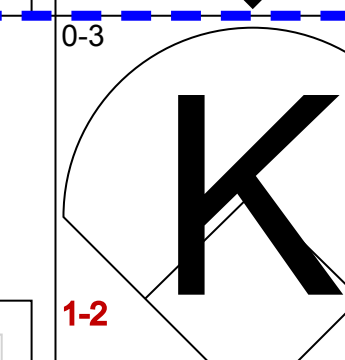
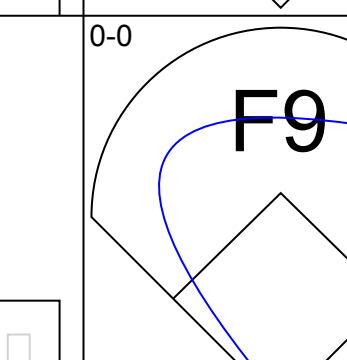
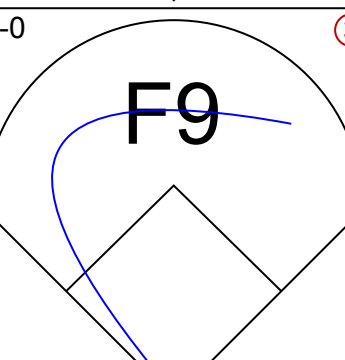
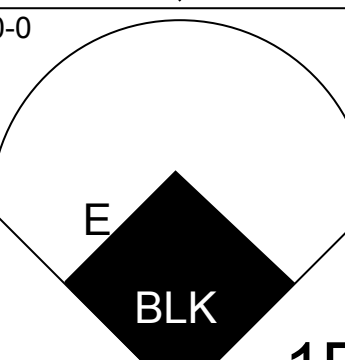
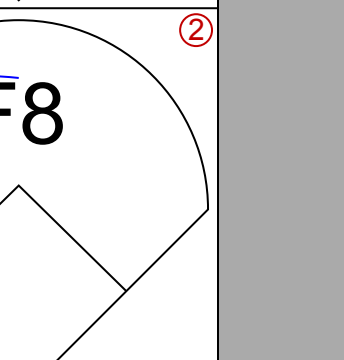
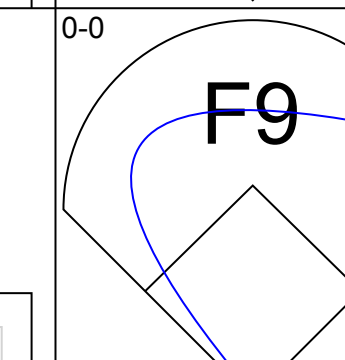
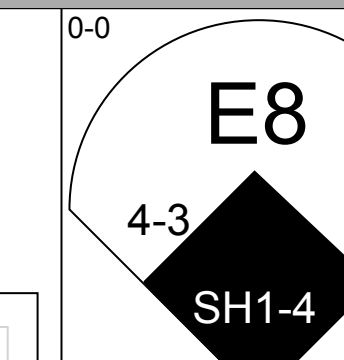
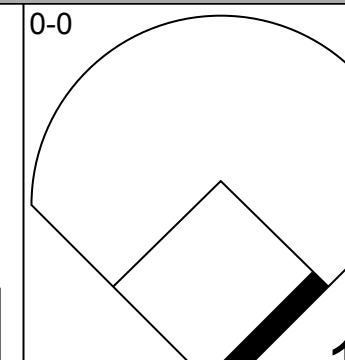
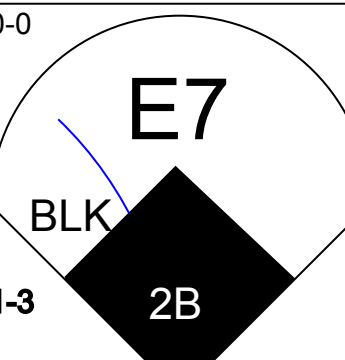
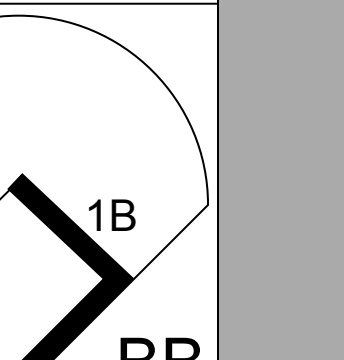
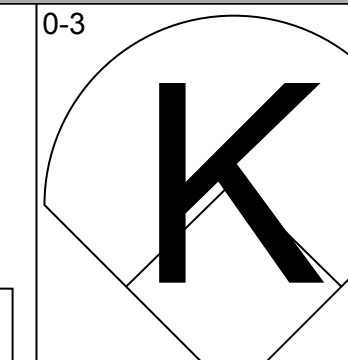
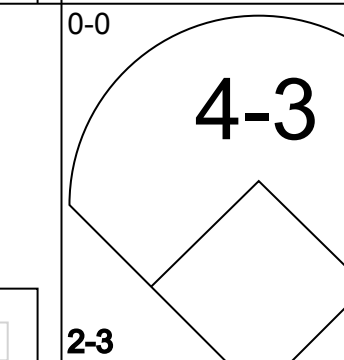
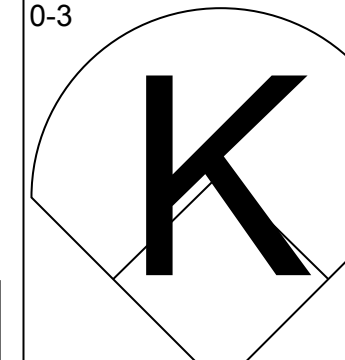
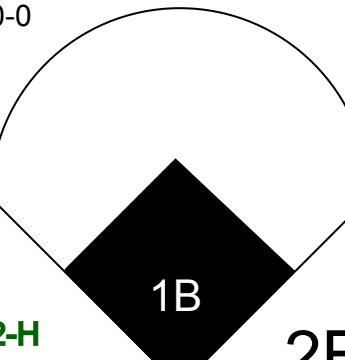
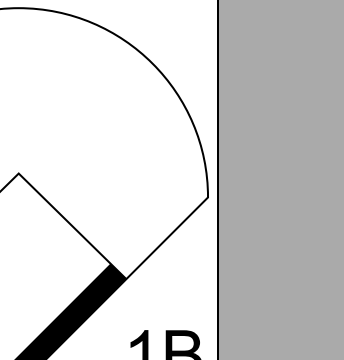
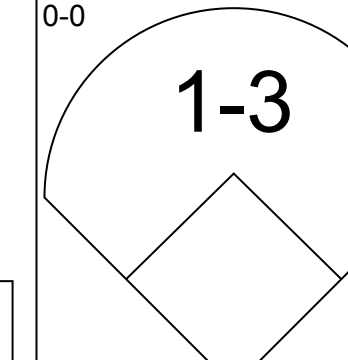
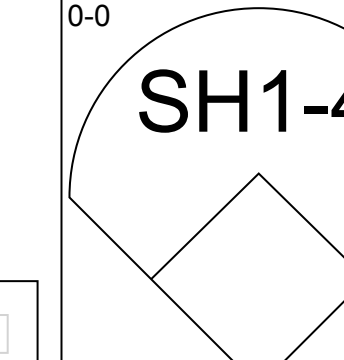
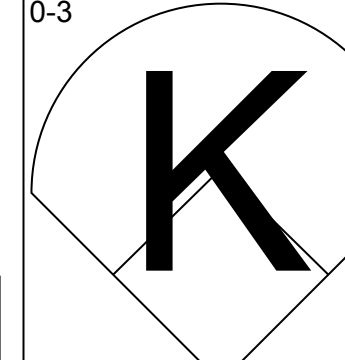
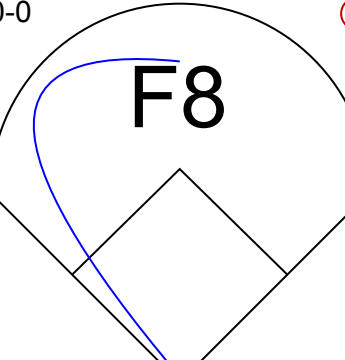
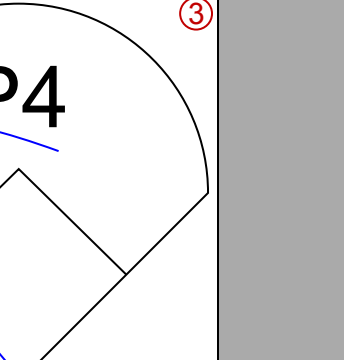
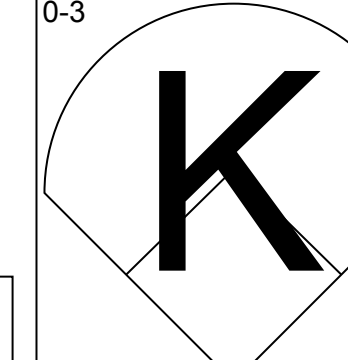
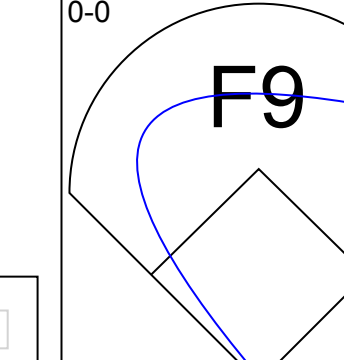
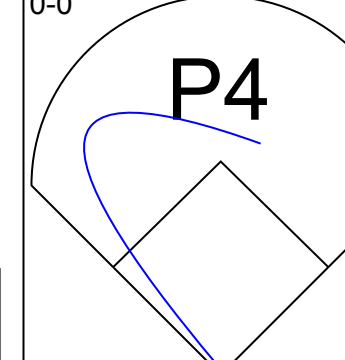
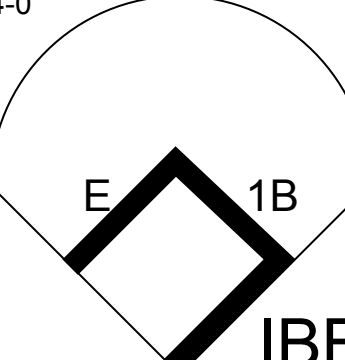
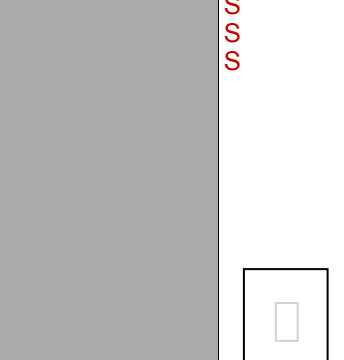
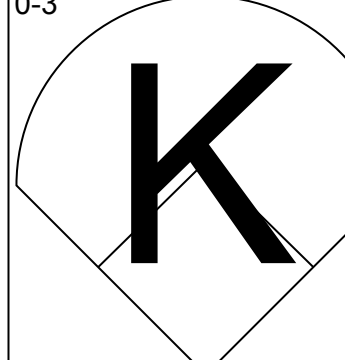
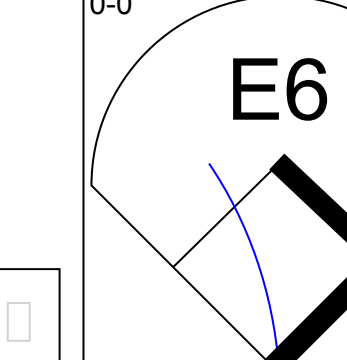
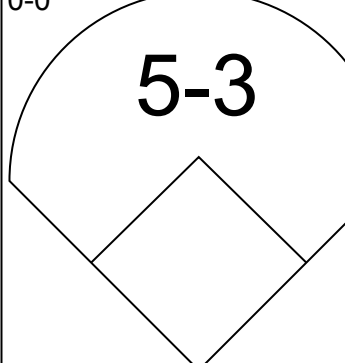
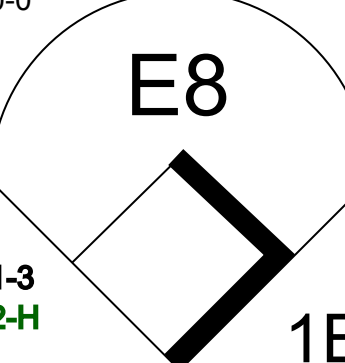

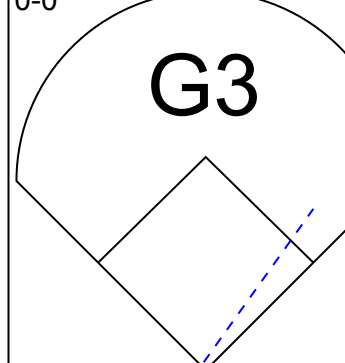
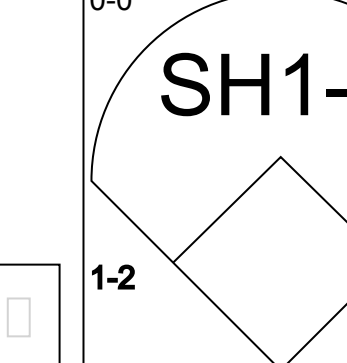

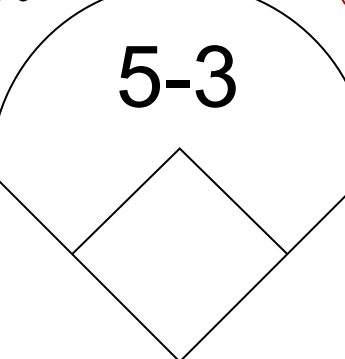
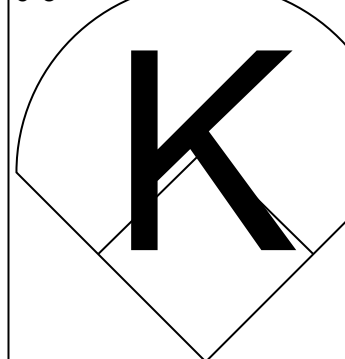
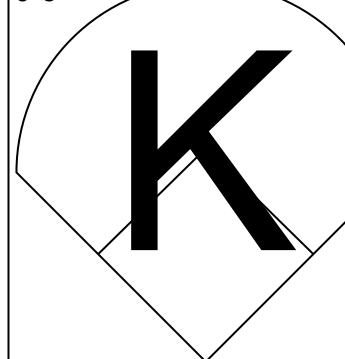
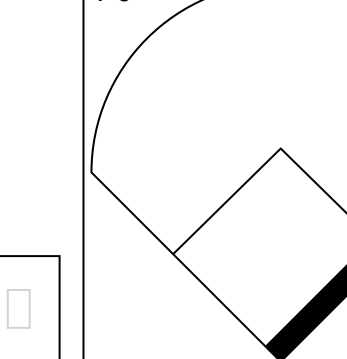


| Batter | 1 | 2 | 3 | 4 | 5 | 6 | 7 | 8 | 9 | AB | R | H | RBI | BB | SO | LOB | BOTTOM | | | | | | | | | | |
|--|------------------------------|---------------------------------|------------------------------|---------------------------------|------------------------------|---------------------------------|------------------------------|---------------------------------|------------------------------|---------------------------------|------------------------------|---------------------------------|------------------------------|---------------------------------|------------------------------|---------------------------------|------------------------------|---------------------------------|----------------------------------|------------------------------------|-------------------------|--------|--|--|--|--|--|
| Zoilo Versalles, R OBP: 0.312, SLG: 0.438 (1, 6) | 0-0 HR | | 4-0 PB BB | | 0-0 FC5-4 E 1-2 | | 0-0 F8 | | 0-0 F9 | 4 | 1 | 1 | 1 | 1 | 0 | 3 | | | | | | | | | | | |
| Rich Rollins, R OBP: 0.333, SLG: 0.411 (1, 5) | 0-0 F8 | | 0-0 6-3 | | 0-0 E9 1-2 | | 0-0 1B | | 0-0 FC6-4 1-2 | 5 | 0 | 1 | 0 | 0 | 0 | 3 | | | | | | | | | | | |
| Tony Oliva, L OBP: 0.367, SLG: 0.568 (1, 9) | 0-0 4-3 | | 0-0 F7 | | 0-0 F7 | | 0-0 L6 | | | 4 | 0 | 0 | 0 | 0 | 0 | 5 | | | | | | | | | | | |
| Harmon Killebrew, R OBP: 0.394, SLG: 0.580 (1, 7) | 0-0 6-3 | | 0-0 F7 | | 0-0 6-3 | | | 0-0 1B | | 4 | 0 | 1 | 0 | 0 | 0 | 3 | | | | | | | | | | | |
| Jimmie Hall, L OBP: 0.334, SLG: 0.471 (1, 8) | | 0-0 3-1 | | 0-0 P6 | | 0-0 P6 | | 0-0 F7 | | 4 | 0 | 0 | 0 | 0 | 0 | 1 | | | | | | | | | | | |
| Bob Allison, R OBP: 0.405, SLG: 0.558 (1, 3) | | 4-0 F8 E BB | | 4-0 S BB | | 4-0 G6-3 BB | | 0-0 P6 | | 1 | 0 | 0 | 0 | 3 | 0 | 1 | | | | | | | | | | | |
| Earl Batley, R OBP: 0.350, SLG: 0.428 (1, 2) | | 0-0 E4 1-2 | | 0-0 5-3 | | 0-0 G6-3 1-2 | | 0-0 F9 | | 4 | 0 | 0 | 0 | 0 | 0 | 4 | | | | | | | | | | | |
| Bernie Allen, L OBP: 0.307, SLG: 0.329 (1, 4) | | 0-0 F8 2-3 | | 0-0 F9 | | | 0-0 4-3 | | 0-0 E5 FC6-4 | 4 | 0 | 0 | 0 | 0 | 0 | 3 | | | | | | | | | | | |
| Jim Kaat, L OBP: 0.263, SLG: 0.246 Frank Kostrko, R OBP: 0.229, SLG: 0.364 Mudcat Grant, R OBP: 0.342, SLG: 0.390 Jim Perry, R OBP: 0.305, SLG: 0.300 Gerry Arrigo, L OBP: 0.315, SLG: 0.154 Don Mincher, L OBP: 0.316, SLG: 0.605 (1, 1) (7, PR) (7, PR) (8, 1) (9, 1) (9, PR) | | 0-0 5-3 | | 4-0 FC5-4 BB | | 0-0 1B | | 0-0 P4 | | 1 | 0 | 0 | 0 | 1 | 0 | 2 | | | | | | | | | | | |
| Inning Stats | R: 1 E: 0 K: 0 S: 4 | H: 1 LOB: 0 BB: 0 P: 4 | R: 0 E: 1 K: 0 S: 4 | H: 0 LOB: 2 BB: 1 P: 8 | R: 0 E: 0 K: 0 S: 3 | H: 0 LOB: 1 BB: 1 P: 7 | R: 0 E: 0 K: 0 S: 3 | H: 0 LOB: 1 BB: 1 P: 7 | R: 0 E: 1 K: 0 S: 4 | H: 0 LOB: 2 BB: 1 P: 8 | R: 0 E: 0 K: 0 S: 2 | H: 0 LOB: 0 BB: 1 P: 6 | R: 0 E: 0 K: 0 S: 5 | H: 2 LOB: 2 BB: 0 P: 5 | R: 0 E: 0 K: 0 S: 4 | H: 1 LOB: 1 BB: 0 P: 4 | R: 0 E: 1 K: 0 S: 4 | H: 0 LOB: 1 BB: 0 P: 4 | 1B: 3 2B: 0 3B: 0 HR: 1 | SF: 0 SAC: 0 DP: 1 HBP: 0 | WP: 0 PB: 1 CS: 0 | PA: 38 | | | | | |
| PITCHER | IP | WLS | BF | H | R | ER | SO | BB | IBB | HBP | BLK | WP | HR | S | P | ERA | WHIP | | | | | | | | | | |
| Frank Kreutzer, L ERA: 3.94 (1, 1) | 7.0 | W | 30 | 3 | 1 | 1 | 0 | 5 | 0 | 0 | 0 | 0 | 1 | 25 | 45 | 1.29 | 1.143 | | | | | | | | | | |
| Ron Kline, R ERA: 2.00 (8, 1) | 2.0 | S | 8 | 1 | 0 | 0 | 0 | 0 | 0 | 0 | 0 | 0 | 0 | 8 | 8 | 0.00 | 0.500 | | | | | | | | | | |

Washington Senators @ Minnesota Twins
Metropolitan Stadium, Bloomington, MI
Fri Aug 28 1964, 8:05 PM EDT
Att: 14,321 - Unknown

AB 33
R 1
H 4
RBI 1
BB 5
SO 0
LOB 26



| Batter | 1 | 2 | 3 | 4 | 5 | 6 | 7 | 8 | 9 | 10 | AB | R | H | RBI | BB | SO | LOB | | | | | | | | | | |
|---|---|---|---|--|---|---------------------------------|---|---|---|---|------------------------------|---------------------------------|------------------------------|---------------------------------|------------------------------|---------------------------------|------------------------------|---------------------------------|------------------------------|---------------------------------|----------------------------------|------------------------------------|----------------------------------|--------|--|--|--|
| Ed Brinkman, R OBP: 0.270, SLG: 0.337 Don Blasingame, L OBP: 0.215, SLG: 0.320 Ron Kline, R OBP: 0.286, SLG: 0.167 |  | |  | |  | |  | |  | | 3 | 0 | 0 | 0 | 1 | 1 | 0 | | | | | | | | | | |
| Chuck Hinton, R OBP: 0.345, SLG: 0.433 |  | | |  |  | |  | |  | | 5 | 1 | 1 | 1 | 0 | 3 | 3 | | | | | | | | | | |
| Don Lock, R OBP: 0.351, SLG: 0.460 |  | | |  |  | |  | | |  | 5 | 2 | 2 | 0 | 0 | 0 | 0 | | | | | | | | | | |
| Roy Sievers, R OBP: 0.259, SLG: 0.326 Joe Cunningham, L OBP: 0.352, SLG: 0.279 | |  | |  |  | |  | | |  | 3 | 1 | 1 | 0 | 1 | 1 | 1 | | | | | | | | | | |
| Don Zimmer, R OBP: 0.311, SLG: 0.436 |  | | |  |  | | |  | |  | 4 | 1 | 2 | 2 | 0 | 1 | 1 | | | | | | | | | | |
| Willie Kirkland, L OBP: 0.283, SLG: 0.342 |  | | |  |  | | |  | |  | 5 | 0 | 0 | 0 | 0 | 2 | 4 | | | | | | | | | | |
| Don Leppert, R OBP: 0.223, SLG: 0.277 Mike Brumley, L OBP: 0.309, SLG: 0.305 |  | | |  |  | |  | |  | | 2 | 0 | 0 | 0 | 1 | 1 | 1 | | | | | | | | | | |
| Chuck Cottier, R OBP: 0.275, SLG: 0.324 | | |  |  |  | |  | |  | | 3 | 0 | 1 | 1 | 0 | 0 | 0 | | | | | | | | | | |
| Steve Ritzik, R OBP: 0.269, SLG: 0.280 Jim Hannan, R OBP: 0.145, SLG: 0.190 Bernie Daniels, L OBP: 0.314, SLG: 0.291 Jim Killebrew, R OBP: 0.312, SLG: 0.437 John Kennedy, R OBP: 0.200, SLG: 0.345 |  | |  | |  | |  | |  | | 2 | 0 | 0 | 0 | 0 | 1 | 2 | | | | | | | | | | |
| Inning Stats | R: 0 E: 0 K: 2 S: 7 | H: 0 LOB: 0 BB: 0 P: 7 | R: 0 E: 0 K: 2 S: 8 | H: 1 LOB: 1 BB: 0 P: 8 | R: 0 E: 0 K: 1 S: 5 | H: 0 LOB: 0 BB: 0 P: 5 | R: 3 E: 2 K: 1 S: 9 | H: 3 LOB: 2 BB: 1 P: 13 | R: 1 E: 0 K: 0 S: 5 | H: 2 LOB: 2 BB: 1 P: 9 | R: 0 E: 0 K: 2 S: 7 | H: 0 LOB: 0 BB: 0 P: 7 | R: 0 E: 0 K: 1 S: 4 | H: 0 LOB: 1 BB: 1 P: 8 | R: 0 E: 0 K: 2 S: 7 | H: 0 LOB: 0 BB: 0 P: 7 | R: 0 E: 1 K: 0 S: 4 | H: 0 LOB: 2 BB: 1 P: 8 | R: 1 E: 1 K: 0 S: 4 | H: 1 LOB: 0 BB: 0 P: 4 | 1B: 5 2B: 1 3B: 0 HR: 1 | SF: 0 SAC: 2 DP: 0 HBP: 0 | WP: 0 PB: 0 SB: 0 CS: 1 | PA: 42 | | | |
| PITCHER | IP | WLS | BF | H | R | ER | SO | BB | IBB | HBP | BLK | WP | HR | S | P | ERA | WHIP | | | | | | | | | | |
| Dick Stigman, L ERA: 3.89 | (1.1) | 3.2 | 17 | 4 | 3 | 1 | 6 | 0 | 1 | 0 | 1 | 0 | 0 | 0 | 1 | 6 | 10 | 6.75 | 2.250 | | | | | | | | |
| Johnny Klippstein, R ERA: 2.74 | (4.1) | 1.1 | 7 | 2 | 1 | 1 | 0 | 1 | 0 | 0 | 0 | 0 | 0 | 1 | 6 | 10 | 0.00 | 1.000 | | | | | | | | | |
| Jim Roland, L ERA: 4.19 | (6.1) | 1.0 | 4 | 0 | 0 | 0 | 2 | 1 | 0 | 0 | 0 | 0 | 0 | 0 | 7 | 11 | 0.00 | 1.000 | | | | | | | | | |
| Al Worthington, R ERA: 1.82 | (7.1) | 4.0 | L | 14 | 1 | 1 | 0 | 3 | 0 | 1 | 0 | 0 | 0 | 0 | 19 | 23 | 0.00 | 0.250 | | | | | | | | | |


TOP

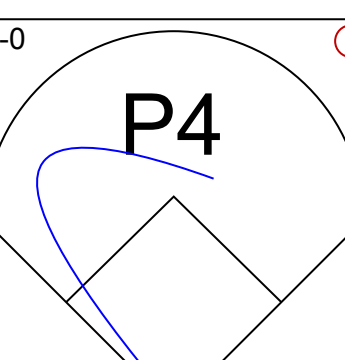
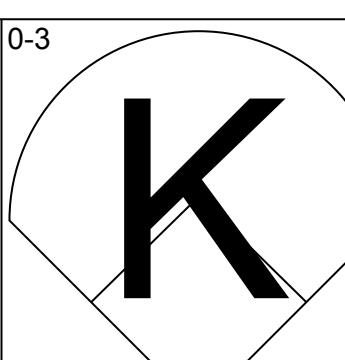
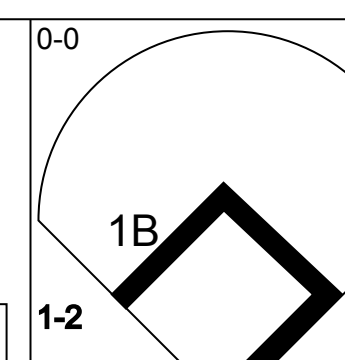
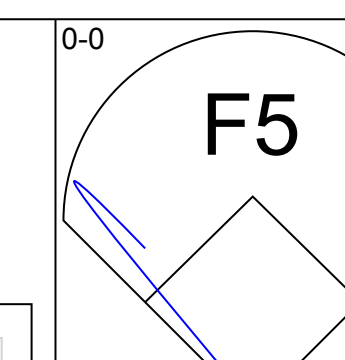
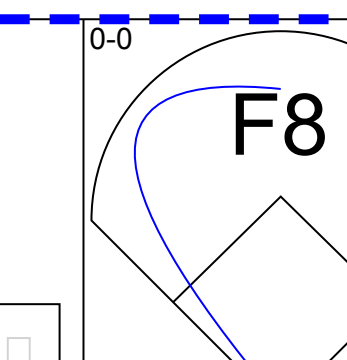
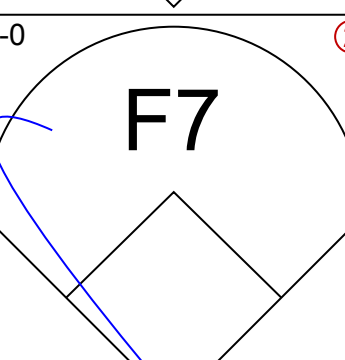
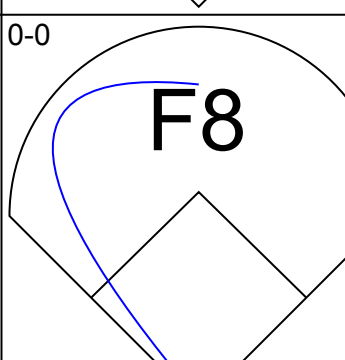
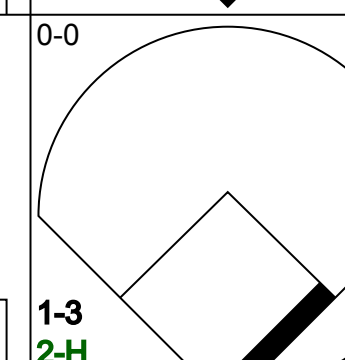
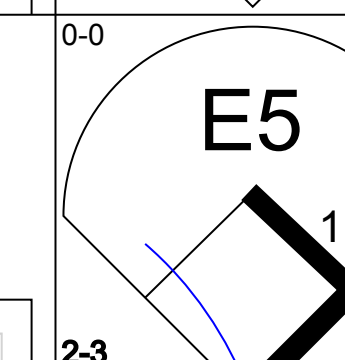
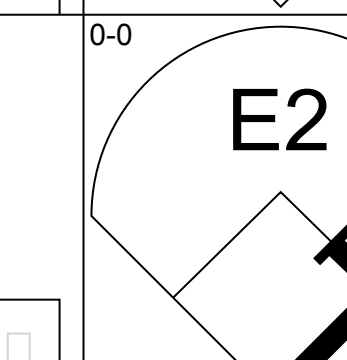
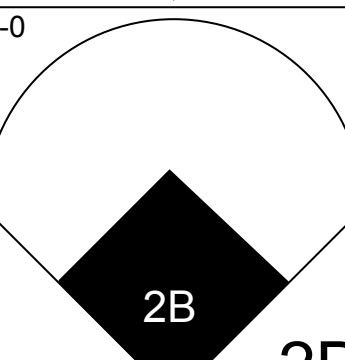
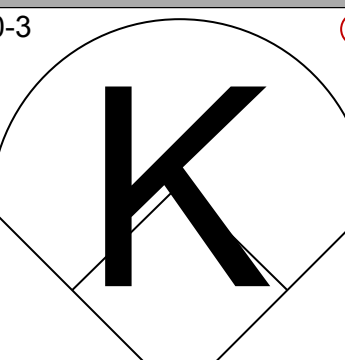
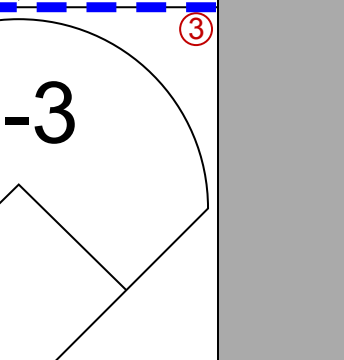
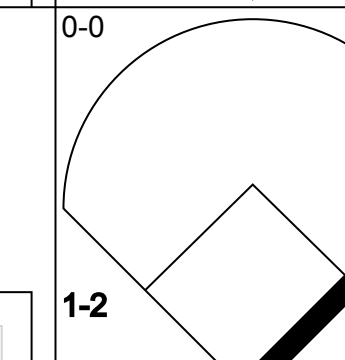
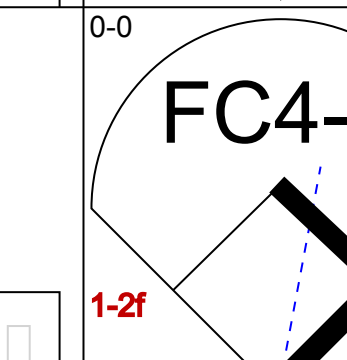
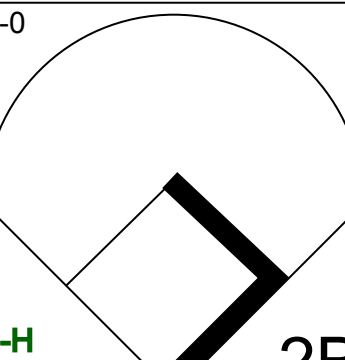
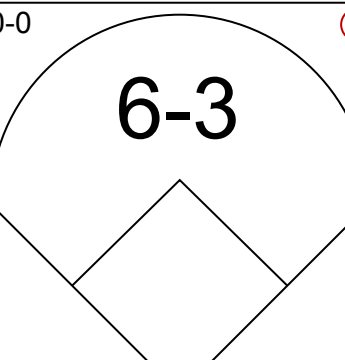
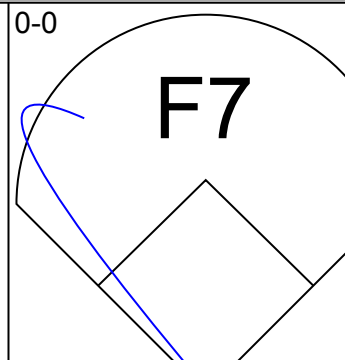
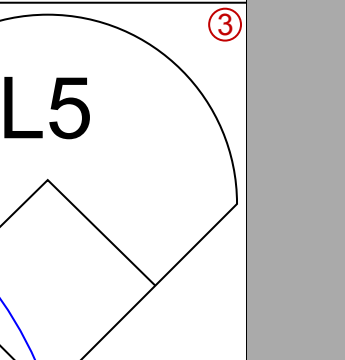
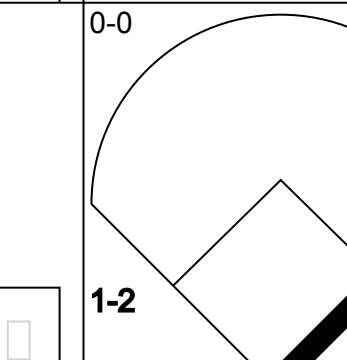
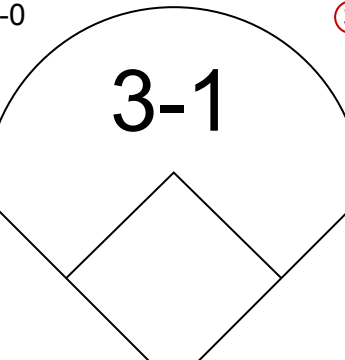
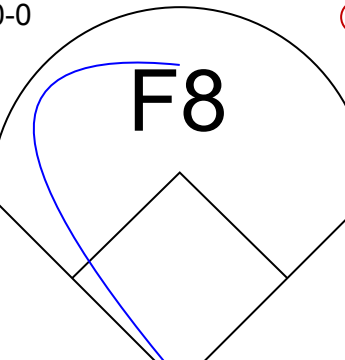
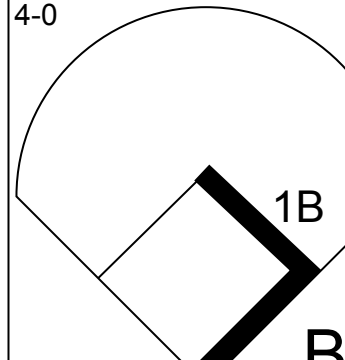
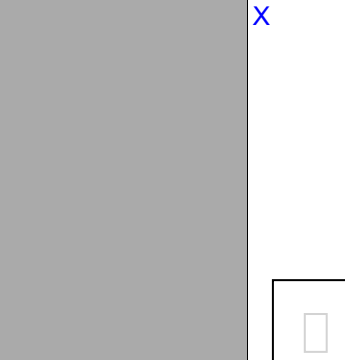
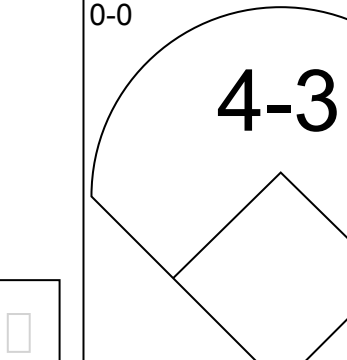

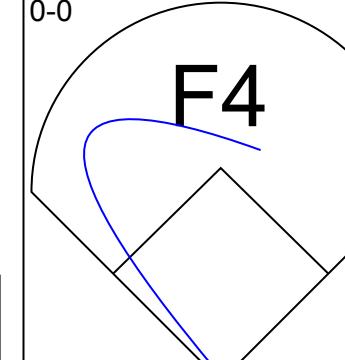
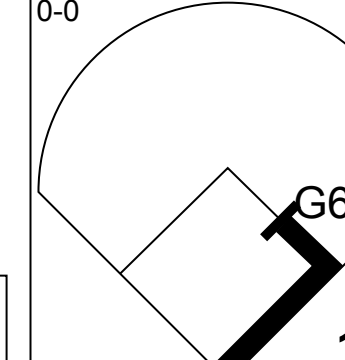
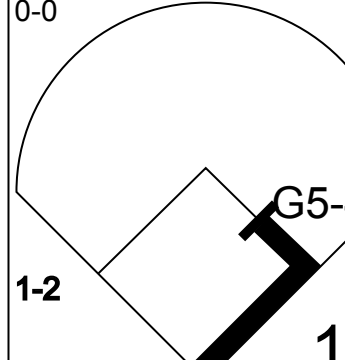
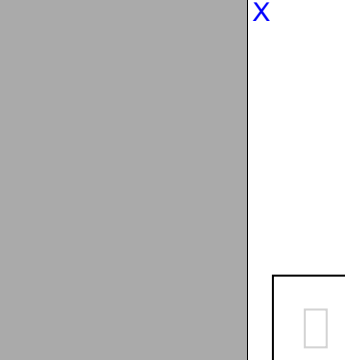
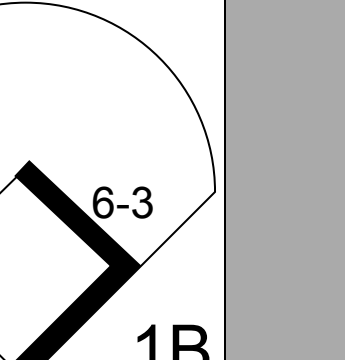
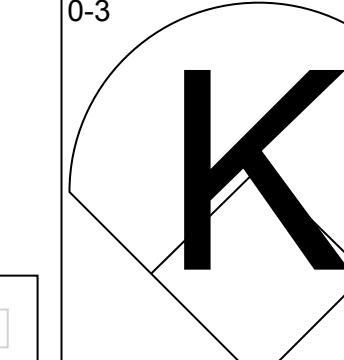
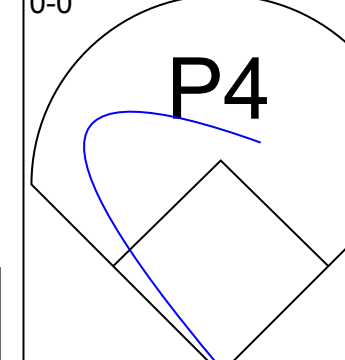

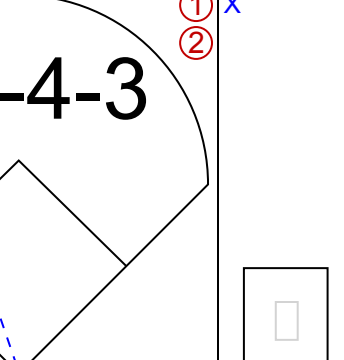
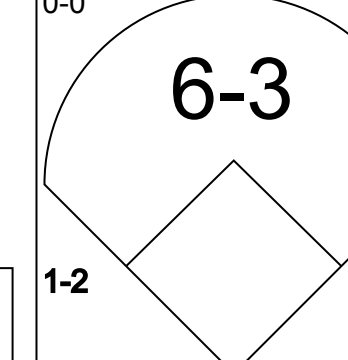
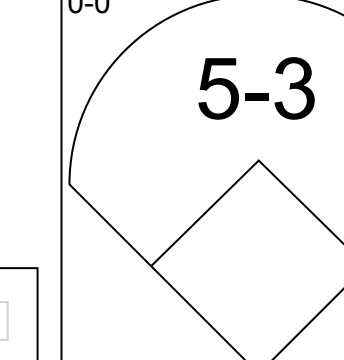
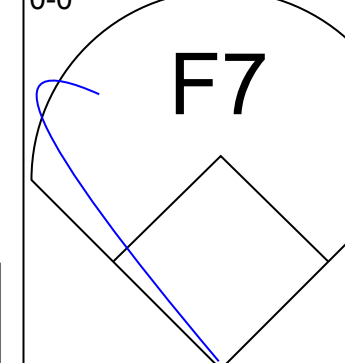
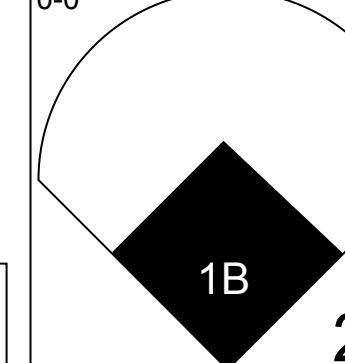


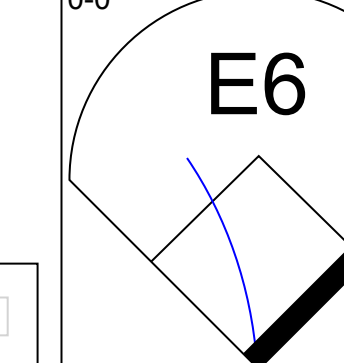
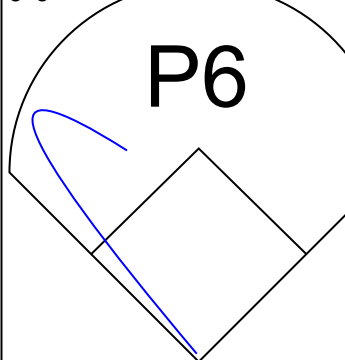
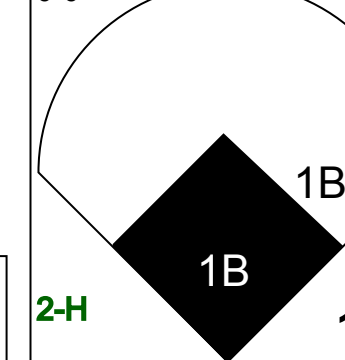

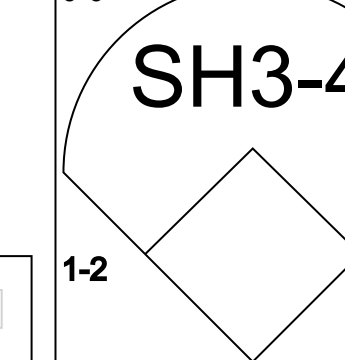
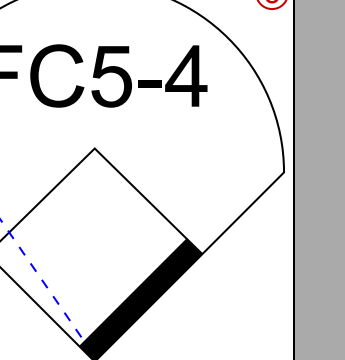
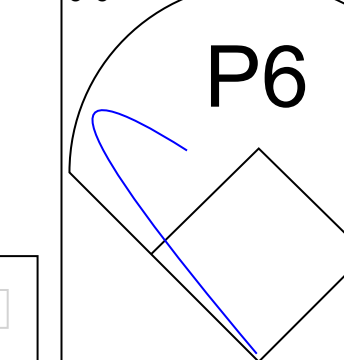
Washington Senators @ Minnesota Twins
Metropolitan Stadium, Bloomington, MI

Sat Aug 29 1964, 4:33 AM EDT
Att: 10,077 - Unknown

livebaseballscorecards.com

| | |
|-----|----|
| AB | 36 |
| R | 5 |
| H | 7 |
| RBI | 4 |
| BB | 4 |
| SO | 11 |
| LOB | 15 |



| Batter | 1 | 2 | 3 | 4 | 5 | 6 | 7 | 8 | 9 | 10 | AB | R | H | RBI | BB | SO | LOB | | | | | | | | | |
|---|---|---------------------------------|---|---|--|---|---|---|---|---|------------------------------|---------------------------------|------------------------------|---------------------------------|------------------------------|---------------------------------|------------------------------|---------------------------------|------------------------------|---------------------------------|----------------------------------|------------------------------------|----------------------------------|--------|--|--|
| Zoilo Versalles, R OBP: 0.311, SLG: 0.436 |  | |  | |  | |  | |  | | 5 | 0 | 1 | 0 | 0 | 1 | 1 | | | | | | | | | |
| Rich Rollins, R OBP: 0.332, SLG: 0.409 Johnny Gonyea, R OBP: 0.223, SLG: 0.186 |  | |  | |  | |  | |  | | 5 | 0 | 1 | 1 | 0 | 0 | 1 | | | | | | | | | |
| Tony Oliva, L OBP: 0.368, SLG: 0.569 |  | | |  |  | |  | |  | | 5 | 1 | 2 | 1 | 0 | 1 | 3 | | | | | | | | | |
| Harmon Killebrew, R OBP: 0.394, SLG: 0.588 |  | | |  | |  |  | |  | | 5 | 0 | 2 | 1 | 0 | 0 | 2 | | | | | | | | | |
| Don Mincher, L OBP: 0.313, SLG: 0.593 |  | | |  | |  |  | |  |  | 4 | 0 | 0 | 0 | 1 | 0 | 3 | | | | | | | | | |
| Jimmie Hall, L OBP: 0.337, SLG: 0.473 |  | | | |  |  |  |  | |  | 5 | 0 | 3 | 0 | 0 | 1 | 0 | | | | | | | | | |
| Earl Battey, R OBP: 0.346, SLG: 0.421 |  | | |  |  | |  | |  | | 5 | 0 | 0 | 0 | 0 | 0 | 4 | | | | | | | | | |
| Bernie Allen, L OBP: 0.312, SLG: 0.333 |  | | | |  |  | |  | |  | 3 | 2 | 1 | 0 | 2 | 0 | 0 | | | | | | | | | |
| Dick Stigman, R OBP: 0.134, SLG: 0.198 Johnny Klippstein, R ERA: 2.66 Frank Kostra, R OBP: 0.208, SLG: 0.273 Jim Roland, L OBP: 0.145, SLG: 0.148 Al Worthington, R OBP: 0.311, SLG: 0.511 Bob Allison, R OBP: 0.260, SLG: 0.587 |  | | | |  |  | |  |  |  | 1 | 0 | 0 | 0 | 0 | 0 | 0 | | | | | | | | | |
| Inning Stats | R: 1 E: 0 K: 0 S: 5 | H: 2 LOB: 1 BB: 0 P: 5 | R: 0 E: 0 K: 0 S: 3 | H: 0 LOB: 0 BB: 0 P: 3 | R: 0 E: 0 K: 1 S: 5 | H: 0 LOB: 0 BB: 0 P: 5 | R: 0 E: 0 K: 1 S: 5 | H: 0 LOB: 0 BB: 0 P: 5 | R: 2 E: 0 K: 0 S: 7 | H: 5 LOB: 2 BB: 0 P: 7 | R: 0 E: 0 K: 3 S: 3 | H: 1 LOB: 1 BB: 1 P: 7 | R: 1 E: 1 K: 0 S: 5 | H: 1 LOB: 2 BB: 1 P: 9 | R: 0 E: 0 K: 0 S: 4 | H: 1 LOB: 2 BB: 1 P: 8 | R: 0 E: 1 K: 0 S: 5 | H: 1 LOB: 2 BB: 0 P: 5 | R: 0 E: 1 K: 1 S: 6 | H: 0 LOB: 1 BB: 0 P: 6 | 1B: 8 2B: 3 3B: 0 HR: 0 | SF: 0 SAC: 1 DP: 2 HBP: 0 | WP: 0 PB: 0 SB: 0 CS: 0 | PA: 45 | | |
| PITCHER | IP | WLS | BF | H | R | ER | SO | BB | IBB | HBP | BLK | WP | HR | S | P | ERA | WHIP | | | | | | | | | |
| Steve Ritzik, R ERA: 2.66 | (1.1) | 4.0 | 14 | 2 | 1 | 1 | 2 | 0 | 0 | 0 | 0 | 0 | 0 | 0 | 18 | 18 | 2.25 | 0.500 | | | | | | | | |
| Jim Hannan, R ERA: 3.8 | (5.1) | 0.2 | 6 | 5 | 2 | 2 | 0 | 0 | 0 | 0 | 0 | 0 | 0 | 0 | 6 | 6 | 27.00 | 7.500 | | | | | | | | |
| Bernie Daniels, R ERA: 4.43 | (5.1) | 3.1 | 16 | 3 | 1 | 0 | 0 | 2 | 1 | 0 | 0 | 0 | 0 | 0 | 13 | 25 | 0.00 | 1.500 | | | | | | | | |
| Ron Kline, R ERA: 2.0 | (9.1) | 2.0 | W | 9 | 1 | 0 | 0 | 1 | 0 | 0 | 0 | 0 | 0 | 0 | 11 | 11 | 0.00 | 0.500 | | | | | | | | |


BOTTOM

Washington Senators @ Minnesota Twins
Metropolitan Stadium, Bloomington, MI

Sat Aug 29 1964, 4:33 AM EDT
Att: 10,077 - Unknown

livebaseballscorecards.com

| | |
|-----|----|
| AB | 41 |
| R | 4 |
| H | 11 |
| RBI | 4 |
| BB | 3 |
| SO | 3 |
| LOB | 17 |



| Batter | 1 | 2 | 3 | 4 | 5 | 6 | 7 | 8 | 9 | AB | R | H | RBI | BB | SO | LOB | TOP | | | | | | | | | | | | | | | | |
|---|---|----------------------------------|------------------------------|---------------------------------|------------------------------|---------------------------------|------------------------------|---------------------------------|------------------------------|---------------------------------|------------------------------|---------------------------------|------------------------------|---------------------------------|------------------------------|---------------------------------|------------------------------|---------------------------------|----------------------------------|------------------------------------|----------------------------------|--------|--|--|--|--|--|--|--|--|--|--|--|
| Don Blasingame, L (1, 4) OBP: 0.312, SLG: 0.317 | | | | | | | | | | 4 | 0 | 0 | 0 | 0 | 2 | 1 | | | | | | | | | | | | | | | | | |
| Jim King, L (1, 9) OBP: 0.344, SLG: 0.433 | | | | | | | | | | 3 | 1 | 0 | 0 | 1 | 0 | 0 | | | | | | | | | | | | | | | | | |
| Don Lock, R (1, 8) OBP: 0.350, SLG: 0.466 | | | | | | | | | | 4 | 1 | 1 | 1 | 0 | 0 | 2 | | | | | | | | | | | | | | | | | |
| Roy Sievers, R (1, 3) OBP: 0.259, SLG: 0.319 | | | | | | | | | | 3 | 0 | 0 | 0 | 1 | 1 | 1 | | | | | | | | | | | | | | | | | |
| Joe Cunningham, L (8, 3) OBP: 0.352, SLG: 0.279 | | | | | | | | | | 0 | 0 | 0 | 0 | 0 | 0 | 0 | | | | | | | | | | | | | | | | | |
| Willie Kirkland, L (1, 7) OBP: 0.287, SLG: 0.341 | | | | | | | | | | 3 | 0 | 1 | 1 | 1 | 0 | 0 | | | | | | | | | | | | | | | | | |
| Don Zimmer, R (1, 5) OBP: 0.307, SLG: 0.429 | | | | | | | | | | 4 | 0 | 0 | 0 | 0 | 1 | 3 | | | | | | | | | | | | | | | | | |
| John Kennedy, R (8, 5) OBP: 0.290, SLG: 0.345 | | | | | | | | | | 0 | 0 | 0 | 0 | 0 | 0 | 0 | | | | | | | | | | | | | | | | | |
| Mike Brumley, L (1, 2) OBP: 0.309, SLG: 0.305 | | | | | | | | | | 3 | 1 | 1 | 0 | 0 | 1 | 0 | | | | | | | | | | | | | | | | | |
| Chuck Hinton, R (9, PH) OBP: 0.344, SLG: 0.432 | | | | | | | | | | 1 | 0 | 0 | 0 | 0 | 1 | 0 | | | | | | | | | | | | | | | | | |
| Ed Brinkman, R (1, 6) OBP: 0.270, SLG: 0.334 | | | | | | | | | | 3 | 1 | 0 | 0 | 1 | 0 | 0 | | | | | | | | | | | | | | | | | |
| Claude Osteen, L (11, 1) OBP: 0.177, SLG: 0.240 | | | | | | | | | | 2 | 0 | 0 | 0 | 0 | 0 | 0 | | | | | | | | | | | | | | | | | |
| Dick Phillips, L (7, PH) OBP: 0.327, SLG: 0.311 | | | | | | | | | | 1 | 0 | 1 | 1 | 0 | 0 | 0 | | | | | | | | | | | | | | | | | |
| Chuck Collier, L (7, PH) OBP: 0.275, SLG: 0.324 | | | | | | | | | | 0 | 0 | 0 | 0 | 0 | 0 | 0 | | | | | | | | | | | | | | | | | |
| Dave Stenhouse, R (7, 1) OBP: 0.275, SLG: 0.353 | | | | | | | | | | 0 | 0 | 0 | 0 | 0 | 0 | 0 | | | | | | | | | | | | | | | | | |
| Alan Koch, R (7, 1) OBP: 0.337, SLG: 0.367 | | | | | | | | | | 0 | 0 | 0 | 0 | 0 | 0 | 0 | | | | | | | | | | | | | | | | | |
| Don Leppert, R (8, PH) OBP: 0.221, SLG: 0.274 | | | | | | | | | | 1 | 0 | 0 | 0 | 0 | 1 | 0 | | | | | | | | | | | | | | | | | |
| Inning Stats | R: 1 E: 0 K: 1 S: 6 | H: 1 LOB: 2 BB: 2 P: 14 | R: 0 E: 0 K: 1 S: 5 | H: 0 LOB: 0 BB: 0 P: 5 | R: 0 E: 0 K: 1 S: 5 | H: 0 LOB: 0 BB: 0 P: 5 | R: 0 E: 0 K: 2 S: 7 | H: 0 LOB: 0 BB: 0 P: 7 | R: 0 E: 0 K: 0 S: 3 | H: 0 LOB: 0 BB: 0 P: 3 | R: 0 E: 1 K: 0 S: 4 | H: 0 LOB: 1 BB: 0 P: 4 | R: 2 E: 1 K: 0 S: 5 | H: 2 LOB: 1 BB: 1 P: 9 | R: 1 E: 0 K: 0 S: 4 | H: 1 LOB: 1 BB: 1 P: 8 | R: 0 E: 0 K: 2 S: 7 | H: 0 LOB: 0 BB: 0 P: 7 | 1B: 3 2B: 0 3B: 0 HR: 1 | SF: 0 SAC: 0 DP: 0 HBP: 0 | WP: 0 PB: 0 SB: 0 CS: 0 | PA: 36 | | | | | | | | | | | |
| PITCHER | IP WLS BF H R ER SO BB IBB HBP BLK WP HR S P ERA WHIP | | | | | | | | | | | | | | | | | | | | | | | | | | | | | | | | |
| Camilo Pascual, R (1, 1) ERA: 3.48 | 7.0 | 28 | 3 | 3 | 2 | 5 | 3 | 0 | 0 | 0 | 0 | 0 | 0 | 35 | 47 | 2.57 | 0.857 | | | | | | | | | | | | | | | | |
| Jim Perry, R (8, 1) ERA: 3.83 | 1.0 | W 5 | 1 | 1 | 1 | 0 | 1 | 0 | 0 | 0 | 0 | 1 | 4 | 8 | 9.00 | 2.000 | | | | | | | | | | | | | | | | | |
| Gerry Arrigo, L (9, 1) ERA: 3.97 | 1.0 | S 3 | 0 | 0 | 0 | 2 | 0 | 0 | 0 | 0 | 0 | 0 | 7 | 7 | 0.00 | 0.000 | | | | | | | | | | | | | | | | | |

Washington Senators @ Minnesota Twins
Metropolitan Stadium, Bloomington, MI
Sun Aug 30 1964, 4:33 AM EDT
Att: 10,340 - Unknown

AB 32
R 4
H 4
RBI 3
BB 4
SO 7
LOB 7





| Batter | 1 | 2 | 3 | 4 | 5 | 6 | 7 | 8 | 9 | AB | R | H | RBI | BB | SO | LOB | BOTTOM | | | | | | | | | | | | | | | | |
|--|---|---------------------------------|------------------------------|---------------------------------|------------------------------|---------------------------------|------------------------------|---------------------------------|------------------------------|---------------------------------|------------------------------|---------------------------------|-------------------------------|----------------------------------|----------------------------------|------------------------------------|----------------------------------|--------|--|--|--|--|--|--|--|--|--|--|--|--|--|--|--|
| Zoilo Versalles, R (1, 6) OBP: 0.309, SLG: 0.432 | | | | | | | | | | 4 | 0 | 0 | 0 | 0 | 1 | 3 | | | | | | | | | | | | | | | | | |
| Rich Rollins, R (1, 5) OBP: 0.333, SLG: 0.410 | | | | | | | | | | 4 | 0 | 2 | 0 | 0 | 0 | 1 | | | | | | | | | | | | | | | | | |
| Tony Oliva, L (1, 9) OBP: 0.367, SLG: 0.572 | | | | | | | | | | 4 | 1 | 1 | 1 | 0 | 1 | 2 | | | | | | | | | | | | | | | | | |
| Harmon Killebrew, R (1, 7) OBP: 0.391, SLG: 0.575 | | | | | | | | | | 4 | 0 | 0 | 0 | 0 | 1 | 1 | | | | | | | | | | | | | | | | | |
| Bob Allison, R (1, 3) OBP: 0.402, SLG: 0.552 | | | | | | | | | | 4 | 0 | 0 | 0 | 0 | 1 | 0 | | | | | | | | | | | | | | | | | |
| Jimmie Hall, L (1, 8) OBP: 0.339, SLG: 0.478 | | | | | | | | | | 4 | 2 | 2 | 0 | 0 | 1 | 0 | | | | | | | | | | | | | | | | | |
| Earl Batley, R (1, 2) OBP: 0.348, SLG: 0.428 | | | | | | | | | | 2 | 0 | 2 | 1 | 0 | 0 | 0 | | | | | | | | | | | | | | | | | |
| Jim Kaat, L (7, PR) OBP: 0.253, SLG: 0.246 | | | | | | | | | | 0 | 1 | 0 | 0 | 0 | 0 | 0 | | | | | | | | | | | | | | | | | |
| Jim Perry, S (8, 1) OBP: 0.200, SLG: 0.200 | | | | | | | | | | 0 | 0 | 0 | 0 | 0 | 0 | 0 | | | | | | | | | | | | | | | | | |
| Gerry Arrigo, L (9, 1) OBP: 0.214, SLG: 0.154 | | | | | | | | | | 0 | 0 | 0 | 0 | 0 | 0 | 0 | | | | | | | | | | | | | | | | | |
| Bernie Allen, L (1, 4) OBP: 0.313, SLG: 0.333 | | | | | | | | | | 3 | 0 | 1 | 1 | 0 | 0 | 1 | | | | | | | | | | | | | | | | | |
| Camilo Pascual, R (1, 1) OBP: 0.253, SLG: 0.253 | | | | | | | | | | 2 | 0 | 0 | 0 | 0 | 0 | 2 | | | | | | | | | | | | | | | | | |
| Don Mincher, L (7, PH) OBP: 0.316, SLG: 0.610 | | | | | | | | | | 1 | 1 | 1 | 2 | 0 | 0 | 0 | | | | | | | | | | | | | | | | | |
| Jerry Zimmerman, R (8, 2) OBP: 0.290, SLG: 0.241 | | | | | | | | | | 0 | 0 | 0 | 0 | 0 | 0 | 0 | | | | | | | | | | | | | | | | | |
| Inning Stats | R: 0 E: 0 K: 0 S: 4 | H: 1 LOB: 1 BB: 0 P: 4 | R: 1 E: 0 K: 0 S: 6 | H: 3 LOB: 2 BB: 0 P: 6 | R: 0 E: 0 K: 1 S: 5 | H: 0 LOB: 0 BB: 0 P: 5 | R: 1 E: 0 K: 0 S: 4 | H: 1 LOB: 0 BB: 0 P: 4 | R: 0 E: 0 K: 0 S: 3 | H: 0 LOB: 0 BB: 0 P: 3 | R: 2 E: 0 K: 1 S: 7 | H: 2 LOB: 1 BB: 0 P: 7 | R: 1 E: 0 K: 3 S: 10 | H: 1 LOB: 0 BB: 0 P: 10 | 1B: 5 2B: 1 3B: 1 HR: 2 | SF: 1 SAC: 0 DP: 0 HBP: 0 | WP: 0 PB: 0 SB: 0 CS: 0 | PA: 33 | | | | | | | | | | | | | | | |
| PITCHER | IP WLS BF H R ER SO BB IBB HBP BLK WP HR S P ERA WHIP | | | | | | | | | | | | | | | | | | | | | | | | | | | | | | | | |
| Claude Osteen, L (1, 1) ERA: 3.3 | 6.0 | 24 | 6 | 2 | 2 | 1 | 0 | 0 | 0 | 0 | 0 | 0 | 0 | 26 | 26 | 3.00 | 1.000 | | | | | | | | | | | | | | | | |
| Dave Stenhouse, R (7, 1) ERA: 5.2 | 0.1 | 3 | 2 | 2 | 2 | 0 | 0 | 0 | 0 | 0 | 1 | 3 | 3 | 54.00 | 6.000 | | | | | | | | | | | | | | | | | | |
| Alan Koch, R (7, 1) ERA: 5.16 | 1.2 | L 6 | 1 | 1 | 1 | 4 | 0 | 0 | 0 | 0 | 1 | 14 | 14 | 5.40 | 0.600 | | | | | | | | | | | | | | | | | | |

Washington Senators @ Minnesota Twins
Metropolitan Stadium, Bloomington, MI
Sun Aug 30 1964, 4:33 AM EDT
Att: 10,340 - Unknown

AB 32
R 5
H 9
RBI 5
BB 0
SO 5
LOB 10



| Batter | 1 | 2 | 3 | 4 | 5 | 6 | 7 | 8 | 9 | AB | R | H | RBI | BB | SO | LOB | TOP | | | | | | |
|---|---|---------------------------------|------------------------------|---------------------------------|------------------------------|---------------------------------|------------------------------|---------------------------------|------------------------------|---------------------------------|------------------------------|---------------------------------|------------------------------|---------------------------------|------------------------------|----------------------------------|--|------------------------------|---------------------------------|----------------------------------|------------------------------------|----------------------------------|--------|
| Ed Brinkman, R (1,6) OBP: 0.270, SLG: 0.334 Don Zimmer, R (8,PH) OBP: 0.306, SLG: 0.427 | K | | K | | | FC4 1B | | F2 | | 3 | 0 | 1 | 0 | 0 | 2 | 0 | Washington Senators @ Minnesota Twins Metropolitan Stadium, Bloomington, MI Mon Aug 31 1964, 4:33 AM EDT Att: 4,966 - Unknown  | | | | | | |
| Don Blasingame, L (1,4) OBP: 0.312, SLG: 0.316 | F7 | | | | P4 | FC4 | | | | 4 | 0 | 1 | 1 | 0 | 0 | 1 | | | | | | | |
| Jim King, L (1,9) OBP: 0.341, SLG: 0.430 Fred Valentine, S (8,PH) OBP: 0.313, SLG: 0.317 | G3 | | | | F8 | 1-3 | | | | 3 | 0 | 0 | 0 | 0 | 0 | 1 | | | | | | | |
| Willie Kirkland, L (1,7) OBP: 0.282, SLG: 0.335 | | P4 | | | P4 | | | | | 4 | 0 | 0 | 0 | 0 | 0 | 0 | | | | | | | |
| Don Lock, R (1,8) OBP: 0.351, SLG: 0.468 | | | | | | F7 | | | | 4 | 0 | 2 | 0 | 0 | 0 | 0 | | | | | | | |
| Mike Brumley, L (1,2) OBP: 0.306, SLG: 0.302 | | | | | | F9 | | | | 4 | 0 | 0 | 0 | 0 | 1 | 2 | | | | | | | |
| Joe Cunningham, L (1,3) OBP: 0.355, SLG: 0.280 | | | | | | | | | | 3 | 1 | 1 | 0 | 1 | 1 | 2 | | | | | | | |
| John Kennedy, R (1,5) OBP: 0.289, SLG: 0.344 Dick Phillips, L (8,PH) OBP: 0.321, SLG: 0.310 Bennie Daniels, L (8,1) OBP: 0.214, SLG: 0.211 | | | F8 | | | F9 | | | | 2 | 0 | 0 | 0 | 0 | 0 | 1 | | | | | | | |
| Buster Narum, R (1,1) OBP: 0.018, SLG: 0.018 Roy Sievers, R (8,PH) OBP: 0.294, SLG: 0.319 Chuck Cottier, R (8,PR) OBP: 0.275, SLG: 0.324 | | | K | | | K | | | | 0 | 0 | 0 | 0 | 1 | 0 | 0 | | | | | | | |
| | | | | | | | | | | 0 | 0 | 0 | 0 | 0 | 0 | 0 | | | | | | | |
| Inning Stats | R: 0 E: 0 K: 1 S: 5 | H: 0 LOB: 0 BB: 0 P: 5 | R: 0 E: 0 K: 1 S: 6 | H: 1 LOB: 1 BB: 0 P: 6 | R: 0 E: 0 K: 2 S: 7 | H: 0 LOB: 0 BB: 0 P: 7 | R: 0 E: 0 K: 0 S: 3 | H: 0 LOB: 0 BB: 0 P: 3 | R: 0 E: 0 K: 0 S: 4 | H: 1 LOB: 1 BB: 0 P: 4 | R: 0 E: 0 K: 1 S: 6 | H: 1 LOB: 1 BB: 0 P: 6 | R: 0 E: 0 K: 0 S: 3 | H: 0 LOB: 0 BB: 0 P: 3 | R: 1 E: 0 K: 2 S: 8 | H: 1 LOB: 3 BB: 2 P: 16 | | R: 0 E: 0 K: 1 S: 6 | H: 1 LOB: 1 BB: 0 P: 6 | 1B: 4 2B: 1 3B: 0 HR: 0 | SF: 0 SAC: 0 DP: 0 HBP: 0 | WP: 0 PB: 1 SB: 0 CS: 0 | PA: 34 |
| PITCHER | IP WLS BF H R ER SO BB IBB HBP BLK WP HR S P ERA WHIP | | | | | | | | | | | | | | | | | | | | | | |
| Mudcat Grant, R (1,1) ERA: 3.98 Bill Pleis, L (8,1) ERA: 4.87 | 7.2 W 29 4 1 1 6 2 0 0 0 0 0 0 0 1.17 0.783 | | | | | | | | | | | | | | | | | | | | | | |

| Batter | 1 | 2 | 3 | 4 | 5 | 6 | 7 | 8 | 9 | AB | R | H | RBI | BB | SO | LOB | BOTTOM | | | | |
|---|---|---------------------------------|------------------------------|---------------------------------|------------------------------|---------------------------------|------------------------------|---------------------------------|------------------------------|---------------------------------|------------------------------|---------------------------------|------------------------------|---------------------------------|------------------------------|---------------------------------|--|----------------------------------|------------------------------------|----------------------------------|--------|
| Zoilo Versalles, R (1,6) OBP: 0.310, SLG: 0.438 | K | | | | 4-3 | | | | | 4 | 1 | 2 | 1 | 0 | 1 | 0 | Washington Senators @ Minnesota Twins Metropolitan Stadium, Bloomington, MI Mon Aug 31 1964, 4:33 AM EDT Att: 4,966 - Unknown  | | | | |
| Rich Rollins, R (1,5) OBP: 0.333, SLG: 0.409 | | | | HR | | | | | | 4 | 0 | 1 | 0 | 0 | 1 | 2 | | | | | |
| Tony Oliva, L (1,9) OBP: 0.368, SLG: 0.573 | | | | | | | | | | 4 | 1 | 2 | 0 | 0 | 0 | 1 | | | | | |
| Harmon Killebrew, R (1,7) OBP: 0.388, SLG: 0.570 Bob Allison, R (8,7) OBP: 0.402, SLG: 0.552 | | | | | | | | | | 4 | 0 | 0 | 0 | 0 | 1 | 2 | | | | | |
| Don Mincher, L (1,3) OBP: 0.315, SLG: 0.603 | | | | | | | | | | 4 | 0 | 1 | 0 | 0 | 0 | 0 | | | | | |
| Jimmie Hall, L (1,8) OBP: 0.339, SLG: 0.480 | | | | | | | | | | 3 | 0 | 1 | 1 | 0 | 0 | 0 | | | | | |
| Earl Batley, R (1,2) OBP: 0.348, SLG: 0.427 | | | | | | | | | | 3 | 0 | 1 | 0 | 0 | 0 | 2 | | | | | |
| Bernie Allen, L (1,4) OBP: 0.309, SLG: 0.329 | | | | | | | | | | 3 | 0 | 0 | 0 | 0 | 0 | 3 | | | | | |
| Mudcat Grant, R (1,1) OBP: 0.232, SLG: 0.333 Bill Pleis, L (8,1) OBP: 0.400, SLG: 0.250 | | | | | | | | | | 3 | 0 | 0 | 0 | 0 | 2 | 1 | | | | | |
| | | | | | | | | | | 0 | 0 | 0 | 0 | 0 | 0 | 0 | | | | | |
| Inning Stats | R: 0 E: 0 K: 2 S: 8 | H: 2 LOB: 1 BB: 0 P: 8 | R: 0 E: 0 K: 0 S: 3 | H: 0 LOB: 0 BB: 0 P: 3 | R: 1 E: 0 K: 0 S: 4 | H: 1 LOB: 0 BB: 0 P: 4 | R: 1 E: 0 K: 0 S: 6 | H: 3 LOB: 2 BB: 0 P: 6 | R: 0 E: 0 K: 1 S: 6 | H: 0 LOB: 1 BB: 0 P: 6 | R: 0 E: 0 K: 0 S: 3 | H: 0 LOB: 0 BB: 0 P: 3 | R: 0 E: 0 K: 2 S: 9 | H: 2 LOB: 2 BB: 0 P: 9 | R: 0 E: 0 K: 0 S: 3 | H: 0 LOB: 0 BB: 0 P: 3 | | 1B: 5 2B: 2 3B: 0 HR: 1 | SF: 0 SAC: 0 DP: 0 HBP: 0 | WP: 0 PB: 0 SB: 0 CS: 1 | PA: 32 |
| PITCHER | IP WLS BF H R ER SO BB IBB HBP BLK WP HR S P ERA WHIP | | | | | | | | | | | | | | | | | | | | |
| Buster Narum, R (1,1) ERA: 3.78 Bennie Daniels, R (8,1) ERA: 4.4 | 7.0 L 29 8 2 2 5 0 0 0 0 0 0 0 0 1.0 2.57 1.143 | | | | | | | | | | | | | | | | | | | | |

| Batter | 1 | 2 | 3 | 4 | 5 | 6 | 7 | 8 | 9 | AB | R | H | RBI | BB | SO | LOB | TOP | | | |
|---|---|---------------------------------|------------------------------|---------------------------------|------------------------------|---------------------------------|------------------------------|---------------------------------|------------------------------|---------------------------------|------------------------------|----------------------------------|------------------------------|---------------------------------|------------------------------|---------------------------------|--|------------------------------------|----------------------------------|--------|
| Chico Salmon, R OBP: 0.344, SLG: 0.425 (1, 9) | | | | | | | | | | 5 | 0 | 1 | 1 | 0 | 1 | 3 | Cleveland Indians @ Washington Senators D.C. Stadium, Washington, DC Tue Sep 01 1964, 7:05 PM EDT Att: 3,592 - Unknown livebaseballscorecards.com | | | |
| Dick Howser, R OBP: 0.329, SLG: 0.322 (1, 6) | | | | | | | | | | 5 | 0 | 0 | 0 | 0 | 0 | 3 | | | | |
| Bob Chance, L OBP: 0.363, SLG: 0.462 (1, 3) | | | | | | | | | | 4 | 0 | 1 | 0 | 0 | 2 | 0 | | | | |
| Leon Wagner, L OBP: 0.331, SLG: 0.466 (1, 7) | | | | | | | | | | 4 | 1 | 1 | 0 | 0 | 0 | 1 | | | | |
| Max Alvis, R OBP: 0.328, SLG: 0.446 (1, 5) | | | | | | | | | | 3 | 0 | 1 | 0 | 1 | 2 | 0 | | | | |
| Joe Azcue, R OBP: 0.320, SLG: 0.378 (1, 2) | | | | | | | | | | 4 | 0 | 1 | 0 | 0 | 0 | 3 | | | | |
| Vic Davallilo, L OBP: 0.310, SLG: 0.354 (1, 8) | | | | | | | | | | 4 | 1 | 2 | 2 | 0 | 1 | 2 | | | | |
| Woodie Held, R OBP: 0.326, SLG: 0.428 (1, 4) | | | | | | | | | | 2 | 1 | 1 | 0 | 2 | 0 | 2 | | | | |
| Sam McDowell, L OBP: 0.174, SLG: 0.095 (1, 1) | | | | | | | | | | 1 | 0 | 0 | 0 | 1 | 0 | 2 | | | | |
| Don McMahon, R OBP: 0.154, SLG: 0.154 (7, 1) | | | | | | | | | | 1 | 0 | 0 | 0 | 0 | 1 | 0 | | | | |
| Inning Stats | R: 0 E: 0 K: 0 S: 4 | H: 1 LOB: 1 BB: 0 P: 4 | R: 0 E: 0 K: 0 S: 4 | H: 1 LOB: 2 BB: 1 P: 8 | R: 0 E: 0 K: 1 S: 5 | H: 0 LOB: 0 BB: 0 P: 5 | R: 0 E: 0 K: 1 S: 5 | H: 0 LOB: 0 BB: 0 P: 5 | R: 2 E: 0 K: 0 S: 4 | H: 2 LOB: 0 BB: 1 P: 8 | R: 0 E: 0 K: 1 S: 5 | H: 1 LOB: 3 BB: 2 P: 14 | R: 1 E: 0 K: 1 S: 8 | H: 3 LOB: 2 BB: 0 P: 8 | R: 0 E: 0 K: 2 S: 7 | H: 0 LOB: 0 BB: 0 P: 7 | 1B: 5 2B: 2 3B: 0 HR: 1 | SF: 0 SAC: 1 DP: 0 HBP: 0 | WP: 0 PB: 0 SB: 0 CS: 0 | PA: 38 |
| PITCHER | IP WLS BF H R ER SO BB IBB HBP BLK WP HR S P ERA WHIP | | | | | | | | | | | | | | | | | | | |
| Frank Kreutzer, L ERA: 3.84 (1, 1) | 6.1 L 27 5 2 2 4 4 0 0 0 0 1 31 47 2.84 1.421 | | | | | | | | | | | | | | | | | | | |
| Jim Hannan, R ERA: 3.79 (7, 1) | 0.2 2 0 0 0 0 0 0 0 0 0 0 2 2 0.00 0.000 | | | | | | | | | | | | | | | | | | | |
| Jim Duckworth, R ERA: 4.5 (8, 1) | 2.0 9 3 1 1 3 0 0 0 0 0 0 15 15 4.50 1.500 | | | | | | | | | | | | | | | | | | | |

| Batter | 1 | 2 | 3 | 4 | 5 | 6 | 7 | 8 | 9 | AB | R | H | RBI | BB | SO | LOB | BOTTOM | | | |
|---|---|---------------------------------|------------------------------|---------------------------------|------------------------------|---------------------------------|------------------------------|---------------------------------|------------------------------|---------------------------------|------------------------------|---------------------------------|------------------------------|---------------------------------|------------------------------|---------------------------------|--|------------------------------------|----------------------------------|--------|
| Chuck Cottier, R OBP: 0.285, SLG: 0.327 (1, 4) | | | | | | | | | | 2 | 0 | 1 | 0 | 1 | 0 | 0 | Cleveland Indians @ Washington Senators D.C. Stadium, Washington, DC Tue Sep 01 1964, 7:05 PM EDT Att: 3,592 - Unknown livebaseballscorecards.com | | | |
| Don Blasingame, L OBP: 0.311, SLG: 0.316 (7, PH) (8, 4) | | | | | | | | | | 1 | 0 | 0 | 0 | 0 | 0 | 2 | | | | |
| Chuck Hinton, R OBP: 0.343, SLG: 0.429 (1, 7) | | | | | | | | | | 3 | 0 | 0 | 0 | 1 | 0 | 4 | | | | |
| Don Lock, R OBP: 0.350, SLG: 0.466 (1, 8) | | | | | | | | | | 4 | 0 | 1 | 0 | 0 | 0 | 1 | | | | |
| Roy Sievers, R OBP: 0.263, SLG: 0.318 (1, 3) | | | | | | | | | | 4 | 0 | 1 | 0 | 0 | 0 | 2 | | | | |
| Don Zimmer, R OBP: 0.309, SLG: 0.426 (1, 5) | | | | | | | | | | 3 | 0 | 1 | 0 | 1 | 0 | 3 | | | | |
| Willie Kirkland, L OBP: 0.277, SLG: 0.329 (1, 9) | | | | | | | | | | 4 | 0 | 0 | 0 | 0 | 2 | 3 | | | | |
| John Kennedy, R OBP: 0.288, SLG: 0.345 (1, 6) | | | | | | | | | | 4 | 0 | 1 | 0 | 0 | 1 | 1 | | | | |
| Mike Brumley, L OBP: 0.305, SLG: 0.301 (1, 2) | | | | | | | | | | 4 | 0 | 1 | 0 | 0 | 1 | 1 | | | | |
| Frank Kreutzer, R OBP: 0.289, SLG: 0.118 (7, 1) | | | | | | | | | | 2 | 0 | 0 | 0 | 0 | 2 | 1 | | | | |
| Jim Harrison, R OBP: 0.142, SLG: 0.150 (7, PH) | | | | | | | | | | 0 | 0 | 0 | 0 | 0 | 0 | 0 | | | | |
| Dick Phillips, L OBP: 0.326, SLG: 0.319 (7, PH) | | | | | | | | | | 0 | 0 | 0 | 0 | 0 | 0 | 0 | | | | |
| Fred Valentine, S OBP: 0.322, SLG: 0.317 (8, 1) | | | | | | | | | | 0 | 0 | 0 | 0 | 0 | 0 | 0 | | | | |
| Jim Duckworth, R OBP: 0.154, SLG: 0.250 (8, PH) | | | | | | | | | | 0 | 0 | 0 | 0 | 0 | 0 | 0 | | | | |
| Jim King, L OBP: 0.340, SLG: 0.429 (8, PH) | | | | | | | | | | 1 | 0 | 0 | 0 | 0 | 0 | 0 | | | | |
| Inning Stats | R: 0 E: 0 K: 0 S: 4 | H: 1 LOB: 2 BB: 1 P: 8 | R: 0 E: 0 K: 2 S: 8 | H: 1 LOB: 1 BB: 0 P: 8 | R: 0 E: 0 K: 0 S: 3 | H: 1 LOB: 0 BB: 0 P: 3 | R: 0 E: 0 K: 0 S: 4 | H: 1 LOB: 1 BB: 0 P: 4 | R: 0 E: 0 K: 0 S: 4 | H: 1 LOB: 1 BB: 0 P: 4 | R: 0 E: 0 K: 0 S: 4 | H: 1 LOB: 2 BB: 1 P: 8 | R: 0 E: 0 K: 1 S: 5 | H: 0 LOB: 1 BB: 1 P: 9 | R: 0 E: 0 K: 1 S: 5 | H: 0 LOB: 0 BB: 0 P: 5 | 1B: 5 2B: 1 3B: 0 HR: 0 | SF: 0 SAC: 0 DP: 0 HBP: 0 | WP: 0 PB: 0 SB: 0 CS: 1 | PA: 36 |
| PITCHER | IP WLS BF H R ER SO BB IBB HBP BLK WP HR S P ERA WHIP | | | | | | | | | | | | | | | | | | | |
| Sam McDowell, L ERA: 3.09 (1, 1) | 6.1 W 27 6 0 0 0 4 3 0 0 0 0 32 44 0.00 1.421 | | | | | | | | | | | | | | | | | | | |
| Don McMahon, R ERA: 1.52 (7, 1) | 2.2 S 9 0 0 0 2 1 0 0 0 0 0 12 16 0.00 0.375 | | | | | | | | | | | | | | | | | | | |

| Batter | 1 | 2 | 3 | 4 | 5 | 6 | 7 | 8 | 9 | AB | R | H | RBI | BB | SO | LOB | TOP | | | |
|--|--|---------------------------------|------------------------------|---------------------------------|------------------------------|---------------------------------|------------------------------|---------------------------------|------------------------------|---------------------------------|------------------------------|---------------------------------|------------------------------|---------------------------------|------------------------------|---------------------------------|--|------------------------------------|----------------------------------|--------|
| George Thomas, R OBP: 0.312, SLG: 0.451 (1, 7) | 5-3 | | 5-3 | | | | 5-3 | | | 4 | 0 | 1 | 0 | 0 | 0 | 1 | Detroit Tigers @ Washington Senators D.C. Stadium, Washington, DC Fri Sep 04 1964, 7:05 PM EDT Att: 3,833 - Unknown | | | |
| Jerry Lumpe, L OBP: 0.310, SLG: 0.345 (1, 4) | F7 | | 4-3 | | | | F7 | | | 4 | 0 | 0 | 0 | 0 | 1 | 1 | | | | |
| Al Kaline, R OBP: 0.387, SLG: 0.465 (1, 9) | K | | | | | | | | | 4 | 0 | 1 | 0 | 0 | 1 | 0 | | | | |
| Don Demeter, R OBP: 0.291, SLG: 0.453 (1, 8) | | | | | | | | | | 4 | 1 | 2 | 0 | 0 | 0 | 0 | | | | |
| Bill Freehan, R OBP: 0.358, SLG: 0.471 (1, 2) | | | | | | | | | | 4 | 0 | 2 | 0 | 0 | 0 | 2 | | | | |
| Norm Cash, L OBP: 0.340, SLG: 0.444 (1, 3) | | | | | | | | | | 3 | 0 | 0 | 1 | 0 | 0 | 3 | | | | |
| Don Wert, R OBP: 0.324, SLG: 0.354 (1, 5) | | | | | | | | | | 4 | 0 | 1 | 0 | 0 | 0 | 3 | | | | |
| Dick McAuliffe, L OBP: 0.334, SLG: 0.449 (1, 6) | | | | | | | | | | 3 | 0 | 0 | 0 | 0 | 0 | 2 | | | | |
| Dave Wickersham, R OBP: 0.095, SLG: 0.085 Fred Gladding, L (9, 1) | | | | | | | | | | 2 | 0 | 0 | 0 | 0 | 2 | 0 | | | | |
| | | | | | | | | | | 0 | 0 | 0 | 0 | 0 | 0 | 0 | | | | |
| Inning Stats | R: 0 E: 0 K: 1 S: 5 | H: 0 LOB: 0 BB: 0 P: 5 | R: 1 E: 0 K: 0 S: 5 | H: 2 LOB: 1 BB: 0 P: 5 | R: 0 E: 0 K: 1 S: 5 | H: 0 LOB: 0 BB: 0 P: 5 | R: 0 E: 0 K: 0 S: 5 | H: 2 LOB: 2 BB: 0 P: 5 | R: 0 E: 0 K: 1 S: 6 | H: 1 LOB: 1 BB: 0 P: 6 | R: 0 E: 0 K: 0 S: 4 | H: 1 LOB: 1 BB: 0 P: 4 | R: 0 E: 0 K: 1 S: 5 | H: 0 LOB: 0 BB: 0 P: 5 | R: 0 E: 0 K: 0 S: 3 | H: 0 LOB: 0 BB: 0 P: 3 | 1B: 4 2B: 3 3B: 0 HR: 0 | SF: 1 SAC: 1 DP: 0 HBP: 0 | WP: 0 PB: 0 SB: 0 CS: 0 | PA: 34 |
| PITCHER Claude Osteen, L ERA: 3.21 (1, 1) | IP: 9.0 WLS: L BF: 34 H: 7 R: 1 ER: 1 SO: 4 BB: 0 IBB: 0 HBP: 0 BLK: 0 WP: 0 HR: 0 S: 42 P: 42 ERA: 1.00 WHIP: 0.778 | | | | | | | | | | | | | | | PITCHER | | | | |

| Batter | 1 | 2 | 3 | 4 | 5 | 6 | 7 | 8 | 9 | AB | R | H | RBI | BB | SO | LOB | BOTTOM | | | |
|---|--|---------------------------------|------------------------------|---------------------------------|------------------------------|---------------------------------|------------------------------|---------------------------------|------------------------------|----------------------------------|------------------------------|---------------------------------|------------------------------|---------------------------------|------------------------------|---------------------------------|--|------------------------------------|----------------------------------|--------|
| Ed Brinkman, R OBP: 0.268, SLG: 0.331 (1, 6) | L9 | | | | | | | | | 4 | 0 | 0 | 0 | 0 | 1 | 1 | Detroit Tigers @ Washington Senators D.C. Stadium, Washington, DC Fri Sep 04 1964, 7:05 PM EDT Att: 3,833 - Unknown | | | |
| Don Blasingame, L OBP: 0.312, SLG: 0.314 (1, 4) | 6-3 | | | | | | | | | 3 | 0 | 1 | 0 | 1 | 0 | 0 | | | | |
| Chuck Hinton, R OBP: 0.342, SLG: 0.426 (1, 7) | F3 | | | | | | | | | 3 | 0 | 0 | 0 | 1 | 0 | 2 | | | | |
| Don Lock, R OBP: 0.347, SLG: 0.459 (1, 8) | | | | | | | | | | 3 | 0 | 0 | 0 | 1 | 0 | 2 | | | | |
| Dick Phillips, L OBP: 0.323, SLG: 0.305 Roy Sievers, R OBP: 0.280, SLG: 0.313 (9, PH) | | | | | | | | | | 2 | 0 | 0 | 0 | 1 | 0 | 3 | | | | |
| Fred Valentine, S OBP: 0.307, SLG: 0.311 Don Zimmer, R OBP: 0.304, SLG: 0.420 (8, 5) | | | | | | | | | | 1 | 0 | 0 | 0 | 0 | 1 | 0 | | | | |
| | | | | | | | | | | 3 | 0 | 0 | 0 | 0 | 1 | 1 | | | | |
| Mike Brumley, L OBP: 0.305, SLG: 0.301 (1, 2) | | | | | | | | | | 3 | 0 | 1 | 0 | 0 | 0 | 0 | | | | |
| John Kennedy, R OBP: 0.285, SLG: 0.341 Jim King, L OBP: 0.339, SLG: 0.424 (7, PH) (8, 9) | | | | | | | | | | 2 | 0 | 0 | 0 | 0 | 1 | 2 | | | | |
| | | | | | | | | | | 1 | 0 | 0 | 0 | 0 | 1 | 0 | | | | |
| Claude Osteen, L OBP: 0.183, SLG: 0.256 (1, 1) | | | | | | | | | | 3 | 0 | 1 | 0 | 0 | 0 | 0 | | | | |
| Inning Stats | R: 0 E: 0 K: 0 S: 3 | H: 0 LOB: 0 BB: 0 P: 3 | R: 0 E: 0 K: 1 S: 5 | H: 0 LOB: 0 BB: 0 P: 5 | R: 0 E: 0 K: 1 S: 3 | H: 1 LOB: 1 BB: 1 P: 7 | R: 0 E: 0 K: 0 S: 3 | H: 1 LOB: 1 BB: 1 P: 7 | R: 0 E: 0 K: 0 S: 4 | H: 1 LOB: 3 BB: 2 P: 12 | R: 0 E: 0 K: 1 S: 5 | H: 0 LOB: 0 BB: 0 P: 5 | R: 0 E: 0 K: 1 S: 5 | H: 0 LOB: 0 BB: 0 P: 5 | R: 0 E: 0 K: 1 S: 5 | H: 0 LOB: 0 BB: 0 P: 5 | 1B: 2 2B: 2 3B: 0 HR: 0 | SF: 0 SAC: 0 DP: 2 HBP: 0 | WP: 0 PB: 0 SB: 0 CS: 0 | PA: 32 |
| PITCHER Dave Wickersham, R ERA: 3.54 Fred Gladding, R ERA: 3.41 (9, 1) | IP: 8.0 WLS: W BF: 29 H: 3 R: 0 ER: 0 SO: 4 BB: 4 IBB: 0 HBP: 0 BLK: 0 WP: 0 HR: 0 S: 33 P: 49 ERA: 0.00 WHIP: 0.875 | | | | | | | | | | | | | | | PITCHER | | | | |

| Batter | 1 | 2 | 3 | 4 | 5 | 6 | 7 | 8 | 9 | AB R H RBI BB SO LOB | TOP | | | | | | | | | |
|---|---|---------------------------------|------------------------------|---------------------------------|------------------------------|----------------------------------|------------------------------|---------------------------------|------------------------------|----------------------------------|---|---------------------------------|---|---------------------------------|------------------------------|---------------------------------|----------------------------------|------------------------------------|----------------------------------|--------|
| Bill Bruton, L OBP: 0.331, SLG: 0.363 (1, 8) | | | | | | | | | | 4 1 2 1 1 1 1 | Detroit Tigers @ Washington Senators D.C. Stadium, Washington, DC Sat Sep 05 1964, 3:33 AM EDT Att: 1,903 - Unknown | | | | | | | | | |
| Jerry Lumpe, L OBP: 0.310, SLG: 0.344 (1, 4) | | | | | | | | | | 4 0 1 1 0 0 2 | | | | | | | | | | |
| Gates Brown, L OBP: 0.335, SLG: 0.501 (1, 7) | | | | | | | | | | 4 0 0 0 0 1 2 | | | | | | | | | | |
| Norm Cash, L OBP: 0.341, SLG: 0.441 (1, 3) | | | | | | | | | | 2 0 0 0 2 0 0 | | | | | | | | | | |
| Don Demeter, R OBP: 0.291, SLG: 0.452 (1, 9) | | | | | | | | | | 3 0 1 0 0 1 2 | | | | | | | | | | |
| Bill Freahan, R OBP: 0.358, SLG: 0.476 (1, 2) | | | | | | | | | | 4 1 1 1 0 0 3 | | | | | | | | | | |
| Dick McAuliffe, L OBP: 0.335, SLG: 0.447 (1, 6) | | | | | | | | | | 2 1 0 0 2 0 0 | | | | | | | | | | |
| Don Wert, R OBP: 0.327, SLG: 0.360 (1, 5) | | | | | | | | | | 4 1 3 1 0 1 3 | | | | | | | | | | |
| Mickey Lolich, S OBP: 0.262, SLG: 0.094 (1, 1) | | | | | | | | | | 4 0 0 0 0 3 6 | | | | | | | | | | |
| Inning Stats | R: 0 E: 0 K: 0 S: 3 | H: 1 LOB: 0 BB: 0 P: 3 | R: 0 E: 0 K: 1 S: 5 | H: 0 LOB: 0 BB: 0 P: 5 | R: 3 E: 0 K: 1 S: 8 | H: 3 LOB: 2 BB: 2 P: 16 | R: 1 E: 0 K: 1 S: 6 | H: 2 LOB: 0 BB: 0 P: 6 | R: 0 E: 0 K: 2 S: 8 | H: 0 LOB: 0 BB: 2 P: 16 | R: 0 E: 0 K: 0 S: 3 | H: 0 LOB: 0 BB: 0 P: 3 | R: 0 E: 0 K: 0 S: 3 | H: 1 LOB: 0 BB: 0 P: 3 | R: 0 E: 0 K: 2 S: 8 | H: 1 LOB: 1 BB: 0 P: 8 | 1B: 5 2B: 2 3B: 0 HR: 1 | SF: 0 SAC: 1 DP: 3 HBP: 0 | WP: 0 PB: 0 SB: 0 CS: 0 | PA: 37 |
| PITCHER | IP WLS BF H R ER SO BB IBB HBP BLK WP HR S P ERA WHIP | | | | | | | | | | | PITCHER | IP WLS BF H R ER SO BB IBB HBP BLK WP HR S P ERA WHIP | | | | | | | |
| Buster Narum, R ERA: 3.92 (1, 1) | 3.1 L 17 6 4 4 2 2 0 0 0 0 0 1 19 27 10.80 2.400 | | | | | | | | | | | | | | | | | | | |
| Jim Duckworth, R ERA: 4.29 (4, 1) | 2.2 10 0 0 0 3 2 1 0 0 0 0 0 13 25 0.00 0.750 | | | | | | | | | | | | | | | | | | | |
| Don Rudolph, L ERA: 4.63 (7, 1) | 3.0 10 2 0 0 2 0 0 0 0 0 0 0 14 14 0.00 0.667 | | | | | | | | | | | | | | | | | | | |

| | |
|-----|----|
| AB | 31 |
| R | 4 |
| H | 8 |
| RBI | 4 |
| BB | 5 |
| SO | 7 |
| LOB | 19 |




| Batter | 1 | 2 | 3 | 4 | 5 | 6 | 7 | 8 | 9 | AB R H RBI BB SO LOB | BOTTOM | | | | | | | |
|---|---|---------------------------------|------------------------------|---------------------------------|------------------------------|---------------------------------|------------------------------|---------------------------------|------------------------------|---------------------------------|---|---------------------------------|---|---------------------------------|----------------------------------|------------------------------------|----------------------------------|--------|
| Chuck Cottier, R OBP: 0.283, SLG: 0.324 (1, 4) | | | | | | | | | | 4 0 1 0 0 0 2 | Detroit Tigers @ Washington Senators D.C. Stadium, Washington, DC Sat Sep 05 1964, 3:33 AM EDT Att: 1,903 - Unknown | | | | | | | |
| John Kennedy, R OBP: 0.285, SLG: 0.340 (1, 6) | | | | | | | | | | 4 0 1 0 0 0 2 | | | | | | | | |
| Chuck Hinton, R OBP: 0.340, SLG: 0.422 (1, 7) | | | | | | | | | | 4 0 0 0 0 0 2 | | | | | | | | |
| Don Lock, R OBP: 0.344, SLG: 0.454 (1, 8) | | | | | | | | | | 4 0 0 0 0 2 2 | | | | | | | | |
| Roy Sievers, R OBP: 0.256, SLG: 0.307 (1, 3) | | | | | | | | | | 3 0 0 0 0 1 0 | | | | | | | | |
| Don Zimmer, R OBP: 0.301, SLG: 0.415 (1, 5) | | | | | | | | | | 3 0 0 0 0 1 0 | | | | | | | | |
| Fred Valentine, S OBP: 0.307, SLG: 0.311 (1, 9) | | | | | | | | | | 3 0 1 0 0 0 0 | | | | | | | | |
| Mike Brumley, L OBP: 0.303, SLG: 0.299 (1, 2) | | | | | | | | | | 3 0 0 0 0 3 1 | | | | | | | | |
| Buster Narum, R OBP: 0.034, SLG: 0.034 (1, 1) | | | | | | | | | | 1 0 1 0 0 0 0 | | | | | | | | |
| Jim Duckworth, R OBP: 0.333, SLG: 0.250 (4, 1) | | | | | | | | | | 0 0 0 0 0 0 0 | | | | | | | | |
| Ed Brinkman, R OBP: 0.267, SLG: 0.330 (6, PH) | | | | | | | | | | 1 0 0 0 0 0 0 | | | | | | | | |
| Don Rudolph, L OBP: 0.154, SLG: 0.083 (7, 1) | | | | | | | | | | 0 0 0 0 0 0 0 | | | | | | | | |
| Don Lapport, R OBP: 0.220, SLG: 0.272 (9, PH) | | | | | | | | | | 1 0 0 0 0 0 0 | | | | | | | | |
| Inning Stats | R: 0 E: 0 K: 0 S: 3 | H: 0 LOB: 0 BB: 0 P: 3 | R: 0 E: 0 K: 1 S: 5 | H: 0 LOB: 0 BB: 0 P: 5 | R: 0 E: 0 K: 1 S: 7 | H: 2 LOB: 0 BB: 0 P: 7 | R: 0 E: 0 K: 0 S: 3 | H: 0 LOB: 0 BB: 0 P: 3 | R: 0 E: 0 K: 0 S: 5 | H: 0 LOB: 0 BB: 0 P: 5 | R: 0 E: 0 K: 2 S: 7 | H: 0 LOB: 0 BB: 0 P: 7 | R: 0 E: 0 K: 1 S: 7 | H: 2 LOB: 2 BB: 0 P: 7 | 1B: 4 2B: 0 3B: 0 HR: 0 | SF: 0 SAC: 0 DP: 0 HBP: 0 | WP: 0 PB: 0 SB: 0 CS: 0 | PA: 31 |
| PITCHER | IP WLS BF H R ER SO BB IBB HBP BLK WP HR S P ERA WHIP | | | | | | | | | | | PITCHER | IP WLS BF H R ER SO BB IBB HBP BLK WP HR S P ERA WHIP | | | | | |
| Mickey Lolich, L ERA: 2.99 (1, 1) | 9.0 W 31 4 0 0 7 0 0 0 0 0 0 0 45 45 0.00 0.444 | | | | | | | | | | | | | | | | | |



| Batter | 1 | 2 | 3 | 4 | 5 | 6 | 7 | 8 | 9 | AB | R | H | RBI | BB | SO | LOB | TOP | | | |
|--|---|---|---|---|---|---|---|---|---|---|---|---|---|---|---|---|---|------------------------------------|----------------------------------|--------|
| Gates Brown, L OBP: 0.336, SLG: 0.500 (1, 7) | E1 6-3 1B | | 1-3 | F9 | | FC4-6 1B 1-2 | | P2-3 1B | | 5 | 1 | 2 | 0 | 0 | 0 | 0 | Detroit Tigers @ Washington Senators D.C. Stadium, Washington, DC Sun Sep 06 1964, 3:33 AM EDT Att: 3,420 - Unknown | | | |
| Jerry Lumpe, L OBP: 0.311, SLG: 0.344 (1, 4) | K | | F7 | | 1B HR BB | FC4-6 1B 1-2 2-3 | | P2-3 1B 1-2 | | 4 | 1 | 1 | 0 | 1 | 1 | 2 | | | | |
| Bill Freehan, R OBP: 0.358, SLG: 0.474 (1, 2) | 6-3 | | 2B BB | | 1B HR 1B | FC4-6 1B 1-2 2-3 3-H | | F7 | | 4 | 2 | 1 | 1 | 1 | 0 | 3 | | | | |
| Don Demeter, R OBP: 0.295, SLG: 0.464 (1, 9) | 2B E 1B 2H | | 1B 2B | | 1B HR | G6-4-3 1B 1-2 | | F7 | | 5 | 3 | 3 | 5 | 0 | 0 | 2 | | | | |
| Norm Cash, L OBP: 0.342, SLG: 0.443 (1, 3) | E9 1-H 2B | | 1B | | 4-3 | | | F9 | | 5 | 0 | 2 | 1 | 0 | 0 | 0 | | | | |
| Don Wert, R OBP: 0.327, SLG: 0.357 (1, 5) | K | | F2 | | F8 | | | 1B BB | | 3 | 0 | 0 | 0 | 1 | 1 | 2 | | | | |
| George Thomas, R OBP: 0.318, SLG: 0.466 (1, 8) | | P3 | | HR | | | | 1-2 1B 1B | | 4 | 1 | 3 | 1 | 0 | 0 | 0 | | | | |
| Dick McAuliffe, L OBP: 0.333, SLG: 0.444 (1, 6) | | G3 | | L4 | F2 | | | L4-3 1B | | 4 | 0 | 0 | 0 | 0 | 0 | 3 | | | | |
| Hank Aquirre, R OBP: 0.080, SLG: 0.082 (8, PH) | K | | | 5-3 | | 1B FC4-6 1B | | K | | 3 | 1 | 1 | 0 | 0 | 1 | 0 | | | | |
| Bubba Phillips, R OBP: 0.327, SLG: 0.368 (8, PH) | | | | | | | | | | 1 | 0 | 0 | 0 | 0 | 1 | 0 | | | | |
| Ed Rakow, S (8, 1) | | | | | | | | | | 0 | 0 | 0 | 0 | 0 | 0 | 0 | | | | |
| Inning Stats | R: 2 E: 2 K: 2 S: 10 | H: 2 LOB: 1 BB: 0 P: 10 | R: 0 E: 0 K: 1 S: 5 | H: 0 LOB: 0 BB: 0 P: 5 | R: 2 E: 0 K: 0 S: 5 | H: 2 LOB: 1 BB: 1 P: 9 | R: 1 E: 0 K: 0 S: 4 | H: 1 LOB: 0 BB: 0 P: 4 | R: 3 E: 0 K: 0 S: 6 | H: 3 LOB: 1 BB: 0 P: 10 | R: 0 E: 0 K: 0 S: 3 | H: 1 LOB: 0 BB: 1 P: 7 | R: 0 E: 0 K: 1 S: 5 | H: 1 LOB: 0 BB: 0 P: 5 | R: 0 E: 0 K: 0 S: 3 | H: 0 LOB: 0 BB: 0 P: 3 | 1B: 9 2B: 4 3B: 0 HR: 2 | SF: 0 SAC: 0 DP: 3 HBP: 0 | WP: 0 PB: 0 SB: 0 CS: 0 | PA: 41 |
| PITCHER | IP WLS BF H R ER SO BB IBB HBP BLK WP HR S P ERA WHIP | IP WLS BF H R ER SO BB IBB HBP BLK WP HR S P ERA WHIP | IP WLS BF H R ER SO BB IBB HBP BLK WP HR S P ERA WHIP | IP WLS BF H R ER SO BB IBB HBP BLK WP HR S P ERA WHIP | IP WLS BF H R ER SO BB IBB HBP BLK WP HR S P ERA WHIP | IP WLS BF H R ER SO BB IBB HBP BLK WP HR S P ERA WHIP | IP WLS BF H R ER SO BB IBB HBP BLK WP HR S P ERA WHIP | IP WLS BF H R ER SO BB IBB HBP BLK WP HR S P ERA WHIP | IP WLS BF H R ER SO BB IBB HBP BLK WP HR S P ERA WHIP | IP WLS BF H R ER SO BB IBB HBP BLK WP HR S P ERA WHIP | IP WLS BF H R ER SO BB IBB HBP BLK WP HR S P ERA WHIP | IP WLS BF H R ER SO BB IBB HBP BLK WP HR S P ERA WHIP | IP WLS BF H R ER SO BB IBB HBP BLK WP HR S P ERA WHIP | IP WLS BF H R ER SO BB IBB HBP BLK WP HR S P ERA WHIP | IP WLS BF H R ER SO BB IBB HBP BLK WP HR S P ERA WHIP | IP WLS BF H R ER SO BB IBB HBP BLK WP HR S P ERA WHIP | IP WLS BF H R ER SO BB IBB HBP BLK WP HR S P ERA WHIP | | | |
| Frank Kreuzer, L ERA: 4.0 (1, 1) | 4.0 L | 19 5 | 5 5 | 3 3 | 1 0 | 0 0 | 0 0 | 0 0 | 0 1 | 24 8 | 28 12 | 6.75 36.00 | 1.500 6.000 | | | | | | | |
| Pete Craig, R ERA: 36.0 (5, 1) | 1.0 9 | 5 4 | 4 4 | 0 0 | 1 0 | 0 0 | 0 0 | 0 0 | 0 1 | 8 12 | 0 0 | ∞ ∞ | | | | | | | | |
| Alan Koch, R ERA: 5.27 (6, 1) | 0.0 0 | 0 0 | 0 0 | 0 0 | 0 0 | 0 0 | 0 0 | 0 0 | 0 0 | 0 0 | 0 0 | | | | | | | | | |
| Don Rudolph, L ERA: 4.48 (8, 1) | 2.0 6 | 1 0 | 0 0 | 1 1 | 0 0 | 0 0 | 0 0 | 0 0 | 0 0 | 8 8 | 8 8 | 0.00 0.500 | | | | | | | | |

| Batter | 1 | 2 | 3 | 4 | 5 | 6 | 7 | 8 | 9 | AB | R | H | RBI | BB | SO | LOB | BOTTOM | | | | | |
|--|---|---|---|---|---|---|---|---|---|---|---|---|---|---|---|---|---|---------------------------------|----------------------------------|------------------------------------|----------------------------------|--------|
| Chuck Cottier, R OBP: 0.290, SLG: 0.339 (1, 4) | K | | | | K | | E 2B | | K | 4 | 1 | 2 | 0 | 0 | 2 | 0 | Detroit Tigers @ Washington Senators D.C. Stadium, Washington, DC Sun Sep 06 1964, 3:33 AM EDT Att: 3,420 - Unknown | | | | | |
| Don Blasingame, L OBP: 0.311, SLG: 0.313 (9, PH) | | 1B 2-3 1B | | | | | | | K | 1 | 0 | 0 | 0 | 0 | 1 | 0 | | | | | | |
| John Kennedy, R OBP: 0.288, SLG: 0.342 (1, 6) | 1B HBP | | | | 5-3 | | E1 1B | | 6-3 | 4 | 1 | 2 | 1 | 0 | 0 | 0 | | | | | | |
| Chuck Hinton, R OBP: 0.341, SLG: 0.422 (1, 7) | 1B BB | | | | E5 FC5-4 | | 2H 1B | | | 4 | 0 | 2 | 1 | 0 | 0 | 2 | | | | | | |
| Don Lock, R OBP: 0.343, SLG: 0.451 (1, 8) | 1-2 BB | | | | FC5-4 | | K | | | 3 | 0 | 0 | 0 | 1 | 1 | 2 | | | | | | |
| Roy Sievers, R OBP: 0.256, SLG: 0.306 (1, 3) | F3 | | | | F8 | | P4 | | | 4 | 0 | 1 | 0 | 0 | 0 | 4 | | | | | | |
| Don Zimmer, R OBP: 0.300, SLG: 0.410 (1, 5) | P4 | | | | K | | | | | 3 | 0 | 0 | 0 | 1 | 2 | 3 | | | | | | |
| Don Leppert, R OBP: 0.222, SLG: 0.267 (1, 2) | | | | | 6-3 | | | | | 2 | 1 | 0 | 0 | 1 | 0 | 2 | | | | | | |
| Mike Brumley, L OBP: 0.302, SLG: 0.298 (8, PH) | | 1B SH2-4 1B BB | | | | | | | 1-3 | 1 | 0 | 0 | 0 | 0 | 0 | 0 | | | | | | |
| Fred Valentine, S OBP: 0.306, SLG: 0.310 (1, 9) | | K | | | | | | | | 4 | 0 | 1 | 0 | 0 | 2 | 3 | | | | | | |
| Frank Kreuzer, R OBP: 0.080, SLG: 0.115 (4, PH) | | | | | | | | | | 0 | 0 | 0 | 0 | 0 | 0 | 0 | | | | | | |
| Ed Brinkman, R OBP: 0.287, SLG: 0.329 (5, 1) | | | | | | | | | | 1 | 0 | 0 | 0 | 0 | 0 | 0 | | | | | | |
| Pete Gray, L (5, 1) | | | | | | | | | | 0 | 0 | 0 | 0 | 0 | 0 | 0 | | | | | | |
| Alan Koch, R OBP: 0.307, SLG: 0.367 (8, PH) | | | | | | | | | | 0 | 0 | 0 | 0 | 0 | 0 | 0 | | | | | | |
| Dick Phillips, L OBP: 0.302, SLG: 0.303 (7, PH) | | | | | | | | | | 1 | 0 | 0 | 0 | 0 | 0 | 0 | | | | | | |
| Don Rudolph, L OBP: 0.304, SLG: 0.363 (8, 1) | | | | | | | | | | 0 | 0 | 0 | 0 | 0 | 0 | 0 | | | | | | |
| Joe Cunningham, L OBP: 0.256, SLG: 0.275 (9, PH) | | | | | | | | | | 1 | 0 | 0 | 0 | 0 | 0 | 0 | | | | | | |
| Inning Stats | R: 0 E: 0 K: 1 S: 6 | H: 1 LOB: 3 BB: 1 P: 11 | R: 1 E: 0 K: 1 S: 7 | H: 2 LOB: 2 BB: 1 P: 11 | R: 0 E: 0 K: 1 S: 5 | H: 0 LOB: 0 BB: 0 P: 5 | R: 0 E: 0 K: 0 S: 3 | H: 1 LOB: 0 BB: 0 P: 3 | R: 0 E: 1 K: 1 S: 6 | H: 0 LOB: 1 BB: 1 P: 6 | R: 0 E: 0 K: 0 S: 3 | H: 1 LOB: 1 BB: 1 P: 7 | R: 2 E: 1 K: 1 S: 8 | H: 3 LOB: 1 BB: 0 P: 8 | R: 0 E: 0 K: 2 S: 7 | H: 0 LOB: 0 BB: 0 P: 7 | R: 0 E: 0 K: 1 S: 5 | H: 0 LOB: 0 BB: 0 P: 5 | 1B: 7 2B: 1 3B: 0 HR: 0 | SF: 0 SAC: 1 DP: 2 HBP: 1 | WP: 0 PB: 0 SB: 0 CS: 0 | PA: 38 |
| PITCHER | IP WLS BF H R ER SO BB IBB HBP BLK WP HR S P ERA WHIP | IP WLS BF H R ER SO BB IBB HBP BLK WP HR S P ERA WHIP | IP WLS BF H R ER SO BB IBB HBP BLK WP HR S P ERA WHIP | IP WLS BF H R ER SO BB IBB HBP BLK WP HR S P ERA WHIP | IP WLS BF H R ER SO BB IBB HBP BLK WP HR S P ERA WHIP | IP WLS BF H R ER SO BB IBB HBP BLK WP HR S P ERA WHIP | IP WLS BF H R ER SO BB IBB HBP BLK WP HR S P ERA WHIP | IP WLS BF H R ER SO BB IBB HBP BLK WP HR S P ERA WHIP | IP WLS BF H R ER SO BB IBB HBP BLK WP HR S P ERA WHIP | IP WLS BF H R ER SO BB IBB HBP BLK WP HR S P ERA WHIP | IP WLS BF H R ER SO BB IBB HBP BLK WP HR S P ERA WHIP | IP WLS BF H R ER SO BB IBB HBP BLK WP HR S P ERA WHIP | IP WLS BF H R ER SO BB IBB HBP BLK WP HR S P ERA WHIP | IP WLS BF H R ER SO BB IBB HBP BLK WP HR S P ERA WHIP | IP WLS BF H R ER SO BB IBB HBP BLK WP HR S P ERA WHIP | IP WLS BF H R ER SO BB IBB HBP BLK WP HR S P ERA WHIP | IP WLS BF H R ER SO BB IBB HBP BLK WP HR S P ERA WHIP | | | | | |
| Hank Aquirre, L ERA: 3.46 (1, 1) | 7.0 W | 32 32 | 3 2 | 5 5 | 3 1 | 0 0 | 0 0 | 0 0 | 0 12 | 12 12 | 0.00 2.57 | 0.000 1.571 | | | | | | | | | | |
| Ed Rakow, R ERA: 3.79 (8, 1) | 2.0 S | 6 6 | 0 0 | 0 0 | 3 3 | 0 0 | 0 0 | 0 0 | 0 12 | 12 12 | 0.00 2.57 | 0.000 1.571 | | | | | | | | | | |



| Batter | 1 | 2 | 3 | 4 | 5 | 6 | 7 | 8 | 9 | AB | R | H | RBI | BB | SO | LOB | TOP | | | |
|--|--|---------------------------------|------------------------------|---------------------------------|------------------------------|---------------------------------|------------------------------|---------------------------------|------------------------------|---------------------------------|------------------------------|----------------------------------|------------------------------|---------------------------------|------------------------------|---------------------------------|--|----------------------------------|------------------------------------|-------------------------|
| Tom McCraw, L (1, 7) OBP: 0.328, SLG: 0.377 | F8 | | | 4-3 | | 4-3 | | L4 | | 4 | 0 | 0 | 0 | 0 | 0 | 1 | Chicago White Sox @ Washington Senators D.C. Stadium, Washington, DC Mon Sep 07 1964, 3:33 AM EDT Unknown | | | |
| Don Buford, S (1, 4) OBP: 0.340, SLG: 0.361 | P3 | | | G3-6-3 BB | | | FC4-6 1B | | | 3 | 0 | 2 | 0 | 1 | 0 | 0 | | | | |
| Floyd Robinson, L (1, 9) OBP: 0.377, SLG: 0.417 | 4-3 | | | G3-6-3 1-2 | | | FC4-6 1B | | | 4 | 0 | 1 | 0 | 0 | 0 | 3 | | | | |
| Pete Ward, L (1, 5) OBP: 0.357, SLG: 0.480 | | G3 | | | | 5-3 2B | | FC4-6 BB 1-2 2-3 | | 4 | 0 | 1 | 0 | 0 | 0 | 2 | | | | |
| Bill Skowron, R (1, 3) OBP: 0.330, SLG: 0.445 | | 6-3 | | | | 5-3 | | | | 3 | 0 | 0 | 0 | 1 | 0 | 1 | | | | |
| Gene Stephens, L (1, 8) OBP: 0.331, SLG: 0.350 Mike Hershberger, R (9, PH) OBP: 0.309, SLG: 0.285 | | G3 | | | | K | | | | 3 | 0 | 0 | 0 | 0 | 2 | 4 | | | | |
| Ron Hansen, R (1, 6) OBP: 0.340, SLG: 0.399 | | | | F7 | | G3 | | | | 3 | 0 | 0 | 0 | 0 | 1 | 4 | | | | |
| J.C. Martin, L (1, 2) OBP: 0.244, SLG: 0.287 | | | | P6 | | | | | | 3 | 0 | 1 | 0 | 0 | 0 | 0 | | | | |
| Ray Herbert, R (1, 1) OBP: 0.158, SLG: 0.139 Frank Baumann, L (6, 1) Eddie Fisher, R (6, 1) OBP: 0.188, SLG: 0.188 Gary Peters, L (8, PH) OBP: 0.240, SLG: 0.366 Joe Horlen, R (8, 1) OBP: 0.182, SLG: 0.167 | | | | F8 | | | | | | 2 | 0 | 0 | 0 | 0 | 0 | 0 | | | | |
| Inning Stats | R: 0 E: 0 K: 0 S: 3 | H: 0 LOB: 0 BB: 0 P: 3 | R: 0 E: 0 K: 0 S: 3 | H: 0 LOB: 0 BB: 0 P: 3 | R: 0 E: 0 K: 0 S: 3 | H: 0 LOB: 0 BB: 1 P: 6 | R: 0 E: 0 K: 1 S: 6 | H: 1 LOB: 1 BB: 0 P: 6 | R: 0 E: 0 K: 0 S: 3 | H: 0 LOB: 0 BB: 0 P: 3 | R: 0 E: 0 K: 2 S: 9 | H: 2 LOB: 3 BB: 1 P: 13 | R: 0 E: 0 K: 1 S: 7 | H: 2 LOB: 2 BB: 0 P: 7 | R: 0 E: 0 K: 1 S: 5 | H: 0 LOB: 0 BB: 0 P: 5 | | 1B: 4 2B: 1 3B: 0 HR: 0 | SF: 0 SAC: 0 DP: 1 HBP: 0 | WP: 0 PB: 0 CS: 0 |
| PITCHER Bennie Daniels, R (1, 1) ERA: 4.05 | IP: 9.0 WLS: W BF: 33 H: 5 R: 0 ER: 0 SO: 5 BB: 2 IBB: 0 HBP: 0 BLK: 0 WP: 0 HR: 0 S: 41 P: 49 ERA: 0.00 WHIP: 0.778 | | | | | | | | | | | | | | | PITCHER | | | | |


| Batter | 1 | 2 | 3 | 4 | 5 | 6 | 7 | 8 | 9 | AB | R | H | RBI | BB | SO | LOB | BOTTOM | | | |
|---|--|---------------------------------|------------------------------|---------------------------------|------------------------------|---------------------------------|------------------------------|---------------------------------|------------------------------|---------------------------------|------------------------------|---------------------------------|------------------------------|---------------------------------|------------------------------|----------------------------------|--|----------------------------------|------------------------------------|-------------------------|
| Don Blasingame, L (1, 4) OBP: 0.313, SLG: 0.313 | 6-3 | | | | | | | | | 3 | 1 | 1 | 0 | 1 | 0 | 0 | Chicago White Sox @ Washington Senators D.C. Stadium, Washington, DC Mon Sep 07 1964, 3:33 AM EDT Unknown | | | |
| Don Zimmer, R (1, 5) OBP: 0.297, SLG: 0.406 | F9 | | | | | SH5-3 1B | | FC5-4 BB | | 3 | 0 | 0 | 0 | 0 | 2 | 1 | | | | |
| Chuck Hinton, R (1, 7) OBP: 0.344, SLG: 0.432 | | | | | | | | FC5-4 2B 1-2 | | 4 | 1 | 3 | 1 | 0 | 0 | 1 | | | | |
| Jim King, L (1, 9) OBP: 0.340, SLG: 0.423 Roy Stevers, R (6, PH) OBP: 0.290, SLG: 0.306 Willie Kirkland, L (6, PH) OBP: 0.280, SLG: 0.332 | | G3 | | | | SH5-3 1-2 | | K | | 1 | 0 | 0 | 0 | 1 | 0 | 1 | | | | |
| Don Lock, R (1, 8) OBP: 0.343, SLG: 0.449 | | | | | | 2H 3B | | | | 1 | 0 | 0 | 0 | 1 | 0 | 0 | | | | |
| Joe Cunningham, L (1, 3) OBP: 0.356, SLG: 0.280 | | | | | | IBB | | | | 1 | 0 | 1 | 0 | 0 | 0 | 0 | | | | |
| Mike Brumley, L (1, 2) OBP: 0.302, SLG: 0.297 | | | | | | | | | | 4 | 1 | 1 | 0 | 0 | 1 | 5 | | | | |
| John Kennedy, R (1, 6) OBP: 0.286, SLG: 0.339 | | | | | | | | | | 3 | 0 | 1 | 0 | 0 | 0 | 2 | | | | |
| Bennie Daniels, L (1, 1) OBP: 0.200, SLG: 0.195 | | | | | | | | | | 3 | 0 | 0 | 0 | 0 | 2 | 1 | | | | |
| Inning Stats | R: 0 E: 0 K: 0 S: 4 | H: 1 LOB: 1 BB: 0 P: 4 | R: 1 E: 0 K: 0 S: 4 | H: 2 LOB: 0 BB: 0 P: 4 | R: 0 E: 0 K: 2 S: 7 | H: 0 LOB: 0 BB: 0 P: 7 | R: 1 E: 1 K: 0 S: 3 | H: 1 LOB: 0 BB: 1 P: 7 | R: 0 E: 0 K: 1 S: 5 | H: 0 LOB: 0 BB: 0 P: 5 | R: 1 E: 0 K: 0 S: 5 | H: 2 LOB: 2 BB: 1 P: 9 | R: 0 E: 0 K: 0 S: 2 | H: 0 LOB: 0 BB: 1 P: 6 | R: 0 E: 0 K: 2 S: 8 | H: 1 LOB: 2 BB: 1 P: 12 | | 1B: 4 2B: 2 3B: 1 HR: 0 | SF: 1 SAC: 1 DP: 2 HBP: 0 | WP: 0 PB: 0 CS: 0 |
| PITCHER Ray Herbert, R (1, 1) ERA: 3.15 Frank Baumann, L (6, 1) ERA: 8.6 Eddie Fisher, R (6, 1) ERA: 3.29 Joe Horlen, R (8, 1) ERA: 2.17 | IP: 5.1 WLS: L BF: 21 H: 6 R: 3 ER: 2 SO: 3 BB: 1 IBB: 0 HBP: 0 BLK: 0 WP: 0 HR: 0 S: 26 P: 30 ERA: 3.38 WHIP: 1.312 | | | | | | | | | | | | | | | PITCHER | | | | |

| Batter | 1 | 2 | 3 | 4 | 5 | 6 | 7 | 8 | 9 | AB | R | H | RBI | BB | SO | LOB | TOP | | | | | | | | | | |
|--|------------------------------|---------------------------------|------------------------------|---------------------------------|------------------------------|---------------------------------|------------------------------|---------------------------------|------------------------------|---------------------------------|------------------------------|---------------------------------|------------------------------|---------------------------------|------------------------------|---------------------------------|----------------------------------|------------------------------------|-------------------------|--------|--|--|--|--|--|--|--|
| Tom McCraw, L (1,7) OBP: 0.324, SLG: 0.373 | 0-0 4-3 | | 0-3 K | | | 0-0 L3 | | 0-0 F8 | | 4 | 0 | 0 | 0 | 0 | 1 | 3 | | | | | | | | | | | |
| Al Weis, S (1,4) OBP: 0.303, SLG: 0.316 | 0-0 P3 | | 0-0 F7 | | | 0-0 F9 | | | 0-0 2B PB 1B | 4 | 1 | 1 | 0 | 0 | 0 | 1 | | | | | | | | | | | |
| Floyd Robinson, L (1,9) OBP: 0.378, SLG: 0.420 | 0-0 1B | | | 0-0 6-3 | | | 0-0 F9 | | 0-0 PB WP 2B | 4 | 1 | 2 | 0 | 0 | 0 | 0 | | | | | | | | | | | |
| Pete Ward, L (1,5) OBP: 0.357, SLG: 0.477 | 0-3 K | | | 0-0 6-3 | | | 0-3 K | | 4-0 PB G6-4-3 BB | 3 | 0 | 0 | 0 | 1 | 2 | 1 | | | | | | | | | | | |
| Bill Skowron, R (1,3) | | 0-0 P3 | | 0-0 F8 | | | 0-0 6-3 | | 0-0 G6-4-3 BB | 4 | 0 | 0 | 0 | 0 | 0 | 1 | | | | | | | | | | | |
| Ron Hansen, R (1,6) OBP: 0.339, SLG: 0.398 | | 0-3 K | | | 0-0 6-3 | | | 0-0 F7 | 0-0 1B | 4 | 0 | 1 | 0 | 0 | 1 | 0 | | | | | | | | | | | |
| Jim Landis, R (1,8) | | 0-0 F7 | | | 0-0 L6 | | | 0-0 F7 | 0-0 1B | 4 | 0 | 1 | 0 | 0 | 0 | 1 | | | | | | | | | | | |
| J.C. Martin, L (1,2) OBP: 0.244, SLG: 0.287 | | | | | 0-0 F7 | | | | 4-0 4-3 BB | 0 | 0 | 0 | 0 | 0 | 0 | 0 | | | | | | | | | | | |
| Jerry McNetney, R (2,2) OBP: 0.298, SLG: 0.289 | | | | | | 0-0 F7 | | | 1-2 4-3 BB | 2 | 0 | 1 | 0 | 1 | 0 | 0 | | | | | | | | | | | |
| Fred Talbot, R (1,1) OBP: 0.391, SLG: 0.369 | | | | | 0-0 F2 | | | 0-0 F7 | 0-0 4-3 | 0 | 0 | 0 | 0 | 0 | 0 | 0 | | | | | | | | | | | |
| Frank Baumann, L (2,1) OBP: 0.308, SLG: 0.359 | | | | | | | | | 1-2 2-3 | 1 | 0 | 0 | 0 | 0 | 0 | 0 | | | | | | | | | | | |
| Don Buford, S (3,Ph) OBP: 0.308, SLG: 0.359 | | | | | | | | | | 0 | 0 | 0 | 0 | 0 | 0 | 1 | | | | | | | | | | | |
| Eddie Fisher, R (3,1) OBP: 0.308, SLG: 0.359 | | | | | | | | | | 0 | 0 | 0 | 0 | 0 | 0 | 0 | | | | | | | | | | | |
| Mike Harshbarger, R (6,Ph) OBP: 0.192, SLG: 0.139 | | | | | | | | | | 0 | 0 | 0 | 0 | 0 | 0 | 0 | | | | | | | | | | | |
| Ray Herbert, R (6,1) OBP: 0.192, SLG: 0.139 | | | | | | | | | | 0 | 0 | 0 | 0 | 0 | 0 | 0 | | | | | | | | | | | |
| Gary Peters, R (8,Ph) OBP: 0.268, SLG: 0.363 | | | | | | | | | | 1 | 0 | 0 | 0 | 0 | 0 | 2 | | | | | | | | | | | |
| John Buzhardt, R (8,1) OBP: 0.252, SLG: 0.284 | | | | | | | | | | 0 | 0 | 0 | 0 | 0 | 0 | 0 | | | | | | | | | | | |
| Inning Stats | R: 0 E: 0 K: 1 S: 6 | H: 1 LOB: 1 BB: 0 P: 6 | R: 0 E: 0 K: 1 S: 5 | H: 0 LOB: 0 BB: 0 P: 5 | R: 0 E: 0 K: 1 S: 6 | H: 1 LOB: 1 BB: 0 P: 6 | R: 0 E: 0 K: 0 S: 3 | H: 0 LOB: 0 BB: 0 P: 3 | R: 0 E: 0 K: 0 S: 3 | H: 0 LOB: 0 BB: 0 P: 3 | R: 0 E: 0 K: 1 S: 5 | H: 0 LOB: 0 BB: 0 P: 5 | R: 0 E: 0 K: 0 S: 4 | H: 1 LOB: 2 BB: 1 P: 8 | R: 2 E: 0 K: 0 S: 5 | H: 3 LOB: 1 BB: 1 P: 9 | 1B: 5 2B: 1 3B: 0 HR: 0 | SF: 0 SAC: 0 DP: 1 HBP: 0 | WP: 1 PB: 1 CS: 0 | PA: 34 | | | | | | | |
| PITCHER | IP | WLS | BF | H | R | ER | SO | BB | IBB | HBP | BLK | WP | HR | S | P | ERA | WHIP | | | | | | | | | | |
| Dave Stenhouse, R (1,1) ERA: 4.72 | 8.0 | W | 30 | 5 | 2 | 2 | 4 | 1 | 0 | 0 | 0 | 0 | 0 | 37 | 41 | 2.25 | 0.750 | | | | | | | | | | |
| Jim Hannan, R (9,1) ERA: 3.89 | 1.0 | S | 4 | 1 | 0 | 0 | 0 | 1 | 0 | 0 | 0 | 1 | 0 | 3 | 7 | 0.00 | 2.000 | | | | | | | | | | |

Chicago White Sox @ Washington Senators
D.C. Stadium, Washington, DC
Mon Sep 07 1964, 3:38 AM EDT
Att: 10,176 - Unknown

livebaseballscorecards.com

AB 32
R 2
H 6
RBI 0
BB 2
SO 4
LOB 10




| Batter | 1 | 2 | 3 | 4 | 5 | 6 | 7 | 8 | 9 | AB | R | H | RBI | BB | SO | LOB | BOTTOM | | | | | | | | | | |
|---|------------------------------|---------------------------------|-------------------------------|----------------------------------|------------------------------|----------------------------------|------------------------------|---------------------------------|------------------------------|---------------------------------|------------------------------|---------------------------------|------------------------------|----------------------------------|------------------------------|---------------------------------|----------------------------------|------------------------------------|-------------------------|--------|--|--|--|--|--|--|--|
| Don Blasingame, L (1,4) OBP: 0.316, SLG: 0.313 | 0-0 1B SF7 | | 0-0 K | | | 4-0 L5-3 BB | | 0-0 E6 CS | | 3 | 1 | 1 | 0 | 2 | 1 | 1 | | | | | | | | | | | |
| Don Zimmer, R (1,5) OBP: 0.296, SLG: 0.402 | 0-0 2B SF7 | | 0-3 K2-3 | | | 0-0 L5-3 | | 0-0 F9 | | 5 | 1 | 1 | 0 | 0 | 1 | 6 | | | | | | | | | | | |
| Chuck Hinton, R (1,7) OBP: 0.343, SLG: 0.429 | 0-0 1B SF7 | | 4-0 IBB | | | 0-0 4-3 | | 0-0 F9 | | 3 | 0 | 0 | 1 | 1 | 0 | 0 | | | | | | | | | | | |
| Jim King, L (1,9) OBP: 0.339, SLG: 0.424 | 0-0 2B F8 | | 0-3 K | | | 0-0 F5 | | 0-0 4-3 | | 4 | 1 | 1 | 1 | 0 | 1 | 2 | | | | | | | | | | | |
| Don Lock, R (1,8) OBP: 0.342, SLG: 0.446 | 0-0 2-3 F8 | | 0-0 6-3 | | | 0-0 6-3 | | 4-0 1B BB | | 3 | 1 | 0 | 0 | 1 | 0 | 1 | | | | | | | | | | | |
| Joe Cunningham, L (1,3) OBP: 0.362, SLG: 0.289 | 0-0 3-H 1B | | 0-0 E9 | | | 0-0 F8 | | 1-3 1B | | 4 | 0 | 3 | 1 | 0 | 0 | 0 | | | | | | | | | | | |
| Mike Brumley, L (1,2) OBP: 0.306, SLG: 0.300 | 0-0 1-2 FC6-4 1B | | 4-0 2B BB | | | 0-0 E7 | | 1-2 FC5-4 1B | | 3 | 0 | 2 | 1 | 1 | 0 | 0 | | | | | | | | | | | |
| John Kennedy, R (1,6) OBP: 0.286, SLG: 0.341 | 0-0 1-2 FC6-4 | | 0-0 2B | | | 0-3 K | | 0-0 FC5-4 | | 4 | 0 | 1 | 1 | 0 | 1 | 4 | | | | | | | | | | | |
| Dave Stenhouse, R (1,1) OBP: 0.368, SLG: 0.389 | | | 0-0 2B | | | 0-0 5-3 | | 0-3 K | | 4 | 0 | 1 | 0 | 0 | 2 | 4 | | | | | | | | | | | |
| Jim Hannan, R (9,1) OBP: 0.143, SLG: 0.150 | | | | | | | | | | 0 | 0 | 0 | 0 | 0 | 0 | 0 | | | | | | | | | | | |
| Inning Stats | R: 3 E: 0 K: 0 S: 8 | H: 5 LOB: 2 BB: 0 P: 8 | R: 0 E: 0 K: 3 S: 10 | H: 1 LOB: 2 BB: 1 P: 14 | R: 1 E: 1 K: 1 S: 7 | H: 2 LOB: 3 BB: 2 P: 15 | R: 0 E: 0 K: 0 S: 3 | H: 0 LOB: 0 BB: 0 P: 3 | R: 0 E: 0 K: 1 S: 6 | H: 0 LOB: 1 BB: 0 P: 6 | R: 0 E: 0 K: 0 S: 2 | H: 0 LOB: 0 BB: 1 P: 6 | R: 2 E: 1 K: 1 S: 7 | H: 2 LOB: 1 BB: 1 P: 11 | R: 0 E: 1 K: 0 S: 3 | H: 0 LOB: 0 BB: 0 P: 3 | 1B: 7 2B: 4 3B: 0 HR: 0 | SF: 1 SAC: 0 DP: 1 HBP: 0 | WP: 0 PB: 0 CS: 1 | PA: 39 | | | | | | | |
| PITCHER | IP | WLS | BF | H | R | ER | SO | BB | IBB | HBP | BLK | WP | HR | S | P | ERA | WHIP | | | | | | | | | | |
| Fred Talbot, R (1,1) ERA: 3.88 | 1.0 | L | 5 | 1 | 0 | 0 | 3 | 0 | 1 | 0 | 0 | 0 | 0 | 10 | 14 | 0.00 | 1.000 | | | | | | | | | | |
| Frank Baumann, L (2,1) ERA: 6.39 | 1.0 | | 5 | 1 | 0 | 0 | 3 | 0 | 0 | 0 | 0 | 0 | 0 | 16 | 24 | 3.00 | 1.333 | | | | | | | | | | |
| Eddie Fisher, R (3,1) ERA: 3.28 | 3.0 | | 14 | 2 | 1 | 1 | 2 | 2 | 0 | 0 | 0 | 0 | 0 | 9 | 17 | 4.50 | 2.000 | | | | | | | | | | |
| Ray Herbert, R (6,1) ERA: 3.17 | 2.0 | | 9 | 2 | 2 | 1 | 1 | 2 | 0 | 0 | 0 | 0 | 0 | 3 | 3 | 0.00 | 0.000 | | | | | | | | | | |
| John Buzhardt, R (8,1) ERA: 3.08 | 1.0 | | 3 | 0 | 0 | 0 | 0 | 0 | 0 | 0 | 0 | 0 | 0 | 3 | 3 | 0.00 | 0.000 | | | | | | | | | | |

Chicago White Sox @ Washington Senators
D.C. Stadium, Washington, DC
Mon Sep 07 1964, 3:38 AM EDT
Att: 10,176 - Unknown

livebaseballscorecards.com

AB 33
R 4
H 10
RBI 5
BB 5
SO 6
LOB 18




| Batter | 1 | 2 | 3 | 4 | 5 | 6 | 7 | 8 | 9 | AB | R | H | RBI | BB | SO | LOB | TOP | | | | | |
|---|--|---------------------------------|------------------------------|---------------------------------|------------------------------|---------------------------------|------------------------------|---------------------------------|------------------------------|---------------------------------|------------------------------|---------------------------------|------------------------------|---------------------------------|------------------------------|---------------------------------|---|---------------------------------|----------------------------------|------------------------------------|----------------------------------|--------|
| Jerry Adair, R OBP: 0.280, SLG: 0.331 (1, 4) | 0-0 6-3 | | 0-3 K | | 0-0 4-3 | | | 0-0 4-3 | | 4 | 0 | 0 | 0 | 0 | 1 | 0 | Baltimore Orioles @ Washington Senators D.C. Stadium, Washington, DC Wed Sep 09 1964, 7:05 PM EDT Att: 14,272 - Unknown livebaseballscorecards.com | | | | | |
| Luis Aparicio, R OBP: 0.312, SLG: 0.360 (1, 6) | 0-0 F7 | | | 0-0 F4 | | 4-0 1B SF8 BB | | 0-0 F7 | | 3 | 1 | 0 | 0 | 1 | 0 | 0 | | | | | | |
| Boog Powell, L OBP: 0.389, SLG: 0.620 (1, 7) | 0-0 F6 | | | 0-0 2B 1B | | 0-0 1-3 1B | | 0-0 1B | | 4 | 1 | 3 | 0 | 0 | 0 | 0 | | | | | | |
| Brooks Robinson, R OBP: 0.348, SLG: 0.494 (1, 5) | | 0-0 2B | | 0-0 1-3 1B 2B | | 0-0 SF8 | | 0-0 1-2 1B | | 3 | 1 | 3 | 1 | 0 | 0 | 0 | | | | | | |
| Sam Bowens, R OBP: 0.325, SLG: 0.462 (1, 9) | 0-0 5-3 | | | 0-0 3-1 1B | | 0-0 3-H G6-4-3 1-2 | | 0-0 F7 | | 4 | 0 | 1 | 2 | 0 | 0 | 4 | | | | | | |
| Jackie Brandt, R OBP: 0.291, SLG: 0.366 (1, 8) | 0-0 5-3 | | | 0-0 3-1 | | | 0-0 6-3 | | 0-0 6-3 | 4 | 0 | 0 | 0 | 0 | 0 | 2 | | | | | | |
| John Orsino, R OBP: 0.292, SLG: 0.360 Paul Blair, R (7, PR) Norm Siebern, L OBP: 0.380, SLG: 0.365 (7, 3) | 0-0 F3 | | | 0-0 F5 | | 4-0 FC6-4 BB | | 0-0 F9 | | 2 | 0 | 0 | 0 | 1 | 0 | 2 | | | | | | |
| Dick Brown, R OBP: 0.296, SLG: 0.398 (1, 2) | | | 0-0 F9 | | 0-3 K | | 0-0 FC6-4 1-2 | | 0-0 F8 | 4 | 0 | 0 | 0 | 0 | 1 | 1 | | | | | | |
| Steve Barber, L OBP: 0.220, SLG: 0.217 (1, 1) | | | 0-3 K | | 0-0 3-1 | | 0-3 K | | | 3 | 0 | 0 | 0 | 0 | 2 | 1 | | | | | | |
| Inning Stats | R: 0 E: 0 K: 0 S: 3 | H: 0 LOB: 0 BB: 0 P: 3 | R: 0 E: 0 K: 0 S: 4 | H: 1 LOB: 1 BB: 0 P: 4 | R: 0 E: 0 K: 2 S: 7 | H: 0 LOB: 0 BB: 0 P: 7 | R: 2 E: 0 K: 0 S: 6 | H: 3 LOB: 1 BB: 0 P: 6 | R: 0 E: 0 K: 1 S: 5 | H: 0 LOB: 0 BB: 0 P: 5 | R: 1 E: 0 K: 0 S: 3 | H: 1 LOB: 1 BB: 1 P: 7 | R: 0 E: 0 K: 1 S: 5 | H: 0 LOB: 1 BB: 1 P: 9 | R: 0 E: 0 K: 0 S: 5 | H: 2 LOB: 2 BB: 0 P: 5 | R: 0 E: 0 K: 0 S: 3 | H: 0 LOB: 0 BB: 0 P: 3 | 1B: 5 2B: 2 3B: 0 HR: 0 | SF: 1 SAC: 0 DP: 1 HBP: 0 | WP: 0 PB: 0 SB: 0 CS: 0 | PA: 35 |
| PITCHER Claude Osteen, L ERA: 3.2 (1, 1) | IP: 9.0 WLS: W BF: 35 H: 7 R: 3 ER: 3 SO: 4 BB: 2 IBB: 0 HBP: 0 BLK: 0 WP: 0 HR: 0 S: 41 P: 49 ERA: 3.00 WHIP: 1.000 | | | | | | | | | | | | | | | PITCHER | | | | | | |

| Batter | 1 | 2 | 3 | 4 | 5 | 6 | 7 | 8 | 9 | AB | R | H | RBI | BB | SO | LOB | BOTTOM | | | | | |
|--|---|---------------------------------|------------------------------|---------------------------------|------------------------------|---------------------------------|------------------------------|---------------------------------|------------------------------|----------------------------------|------------------------------|---------------------------------|------------------------------|----------------------------------|------------------------------|----------------------------------|---|---------------------------------|----------------------------------|------------------------------------|----------------------------------|--------|
| Chuck Cottier, R OBP: 0.296, SLG: 0.339 (1, 4) | 0-0 E1 4-3 WP 1B | | 0-0 F7 | | 0-0 F9 | | | 4-0 G5-6-4 BB | | 3 | 1 | 1 | 0 | 1 | 0 | 1 | Baltimore Orioles @ Washington Senators D.C. Stadium, Washington, DC Wed Sep 09 1964, 7:05 PM EDT Att: 14,272 - Unknown livebaseballscorecards.com | | | | | |
| Don Zimmer, R OBP: 0.303, SLG: 0.407 (1, 5) | 0-0 4-3 | | | 0-0 HR 1B | | 0-0 1B | | 0-0 G5-6-4 1-2 | | 4 | 1 | 2 | 0 | 0 | 0 | 2 | | | | | | |
| Chuck Hinton, R OBP: 0.339, SLG: 0.423 (1, 7) | 0-0 5-3 | | | 0-3 K | | 0-0 F8 | | 4-0 BB | | 3 | 0 | 0 | 0 | 1 | 1 | 2 | | | | | | |
| Don Lock, R OBP: 0.342, SLG: 0.449 (1, 8) | 0-0 F8 | | | 0-0 1-H HR | | 0-3 K | | 0-3 K | | 4 | 1 | 1 | 2 | 0 | 2 | 2 | | | | | | |
| Roy Sievers, R OBP: 0.258, SLG: 0.298 (1, 3) | | 0-3 K | | 0-0 6-3 | | 0-0 F8 | | | 0-3 K | 4 | 0 | 0 | 0 | 0 | 2 | 1 | | | | | | |
| Don Leppert, R OBP: 0.225, SLG: 0.263 Fred Valentine, S OBP: 0.306, SLG: 0.310 Mike Brumley, L OBP: 0.303, SLG: 0.296 (8, 2) | 0-0 5-3 | | | 0-0 L8 | | 4-0 1B BB | | 0-3 K | | 2 | 0 | 0 | 0 | 1 | 0 | 0 | | | | | | |
| Willie Kirkland, L OBP: 0.279, SLG: 0.344 (1, 9) | 0-3 K | | | | 0-3 K | | 0-3 K | | 0-0 HR | 4 | 1 | 1 | 1 | 0 | 3 | 1 | | | | | | |
| John Kennedy, R OBP: 0.288, SLG: 0.340 (1, 6) | | | 0-3 K | | 4-0 BB | | 0-0 1-3 1B | | | 2 | 0 | 1 | 0 | 1 | 1 | 0 | | | | | | |
| Claude Osteen, L OBP: 0.176, SLG: 0.247 (1, 1) | | | 0-3 K | | 0-3 K | | 0-3 K | | | 3 | 0 | 0 | 0 | 0 | 3 | 3 | | | | | | |
| Inning Stats | R: 1 E: 1 K: 0 S: 4 | H: 1 LOB: 0 BB: 0 P: 4 | R: 0 E: 0 K: 2 S: 7 | H: 0 LOB: 0 BB: 0 P: 7 | R: 0 E: 0 K: 2 S: 7 | H: 0 LOB: 0 BB: 0 P: 7 | R: 2 E: 0 K: 1 S: 7 | H: 2 LOB: 0 BB: 0 P: 7 | R: 0 E: 0 K: 2 S: 7 | H: 0 LOB: 1 BB: 1 P: 11 | R: 0 E: 0 K: 1 S: 6 | H: 1 LOB: 1 BB: 0 P: 6 | R: 0 E: 0 K: 2 S: 7 | H: 1 LOB: 2 BB: 1 P: 11 | R: 0 E: 0 K: 1 S: 4 | H: 0 LOB: 1 BB: 2 P: 12 | R: 1 E: 0 K: 2 S: 7 | H: 1 LOB: 0 BB: 0 P: 7 | 1B: 4 2B: 0 3B: 0 HR: 2 | SF: 0 SAC: 0 DP: 1 HBP: 0 | WP: 1 PB: 0 SB: 0 CS: 0 | PA: 34 |
| PITCHER Steve Barber, L ERA: 3.68 (1, 1) | IP: 8.2 WLS: L BF: 34 H: 6 R: 4 ER: 3 SO: 13 BB: 4 IBB: 0 HBP: 0 BLK: 0 WP: 1 HR: 2 S: 56 P: 72 ERA: 3.12 WHIP: 1.154 | | | | | | | | | | | | | | | PITCHER | | | | | | |

| Batter | 1 | 2 | 3 | 4 | 5 | 6 | 7 | 8 | 9 | AB | R | H | RBI | BB | SO | LOB | TOP | | | |
|---|---|---------------------------------|------------------------------|---------------------------------|------------------------------|----------------------------------|------------------------------|---------------------------------|------------------------------|---------------------------------|------------------------------|---------------------------------|------------------------------|---------------------------------|------------------------------|---------------------------------|----------------------------------|------------------------------------|----------------------------------|--------|
| Don Blasingame, L (1,4) | | | | | | | | | | 5 | 0 | 1 | 0 | 0 | 0 | 1 | | | | |
| Don Zimmer, R (1,5) | | | | | | | | | | 4 | 0 | 0 | 0 | 1 | 3 | 1 | | | | |
| Chuck Hinton, R (1,7) | | | | | | | | | | 4 | 2 | 1 | 0 | 1 | 0 | 1 | | | | |
| Jim King, L (1,9) | | | | | | | | | | 4 | 1 | 1 | 0 | 0 | 1 | 2 | | | | |
| Don Lock, R (1,8) | | | | | | | | | | 4 | 1 | 1 | 3 | 0 | 0 | 3 | | | | |
| Dick Phillips, L (1,3) | | | | | | | | | | 3 | 0 | 0 | 0 | 1 | 0 | 3 | | | | |
| Mike Brumley, L (1,2) | | | | | | | | | | 2 | 0 | 0 | 0 | 2 | 0 | 1 | | | | |
| John Kennedy, R (1,6) | | | | | | | | | | 4 | 0 | 1 | 0 | 0 | 1 | 2 | | | | |
| Dave Stenhouse, R (1,1) | | | | | | | | | | 2 | 0 | 0 | 0 | 0 | 1 | 1 | | | | |
| Alan Koch, R (4,1) | | | | | | | | | | 0 | 0 | 0 | 0 | 0 | 0 | 0 | | | | |
| Joe Cunningham, L (6,PH) | | | | | | | | | | 1 | 0 | 0 | 0 | 0 | 0 | 2 | | | | |
| Ron Kline, R (8,1) | | | | | | | | | | 0 | 0 | 0 | 0 | 0 | 0 | 0 | | | | |
| Inning Stats | R: 3 E: 0 K: 1 S: 8 | H: 3 LOB: 0 BB: 0 P: 8 | R: 0 E: 0 K: 1 S: 5 | H: 0 LOB: 0 BB: 0 P: 5 | R: 1 E: 1 K: 1 S: 6 | H: 0 LOB: 1 BB: 1 P: 10 | R: 0 E: 0 K: 0 S: 3 | H: 0 LOB: 0 BB: 1 P: 7 | R: 0 E: 1 K: 0 S: 5 | H: 1 LOB: 3 BB: 1 P: 9 | R: 0 E: 0 K: 2 S: 7 | H: 0 LOB: 0 BB: 0 P: 7 | R: 0 E: 0 K: 0 S: 4 | H: 1 LOB: 2 BB: 1 P: 8 | R: 0 E: 0 K: 0 S: 3 | H: 0 LOB: 0 BB: 0 P: 3 | 1B: 4 2B: 0 3B: 0 HR: 1 | SF: 0 SAC: 0 DP: 0 HBP: 0 | WP: 0 PB: 0 SB: 1 CS: 0 | PA: 39 |
| PITCHER Dave Wickersham, R (1,1) ERA: 3.52 | IP: 9.0 WLS: W BF: 39 H: 5 R: 4 ER: 3 SO: 7 BB: 5 IBB: 0 HBP: 0 BLK: 0 WP: 0 HR: 1 S: 48 P: 68 ERA: 3.00 WHIP: 1.11 | | | | | | | | | | | | | | | PITCHER | | | | |

Washington Senators @ Detroit Tigers
Tiger Stadium, Detroit, MI
Fri Sep 11 1964, 7:05 PM EDT
Att: 7,113 - Unknown

| | |
|-----|----|
| AB | 33 |
| R | 4 |
| H | 5 |
| RBI | 3 |
| BB | 5 |
| SO | 6 |
| LOB | 17 |



| Batter | 1 | 2 | 3 | 4 | 5 | 6 | 7 | 8 | 9 | AB | R | H | RBI | BB | SO | LOB | BOTTOM | | | | | | | | | | | | | | |
|--|---|---------------------------------|------------------------------|---------------------------------|------------------------------|----------------------------------|------------------------------|---------------------------------|------------------------------|----------------------------------|------------------------------|---------------------------------|------------------------------|---------------------------------|------------------------------|---------------------------------|----------------------------------|------------------------------------|----------------------------------|--------|--|--|--|--|--|--|--|--|--|--|--|
| Bill Bruton, L (1,8) | | | | | | | | | | 3 | 2 | 2 | 1 | 0 | 1 | 2 | | | | | | | | | | | | | | | |
| Jerry Lumpe, L (1,4) | | | | | | | | | | 3 | 1 | 0 | 1 | 1 | 0 | 0 | | | | | | | | | | | | | | | |
| Al Kaline, R (1,9) | | | | | | | | | | 4 | 0 | 1 | 1 | 0 | 0 | 0 | | | | | | | | | | | | | | | |
| Norm Cash, L (1,3) | | | | | | | | | | 2 | 0 | 0 | 0 | 1 | 0 | 2 | | | | | | | | | | | | | | | |
| Bill Freehan, R (1,2) | | | | | | | | | | 4 | 0 | 0 | 1 | 0 | 0 | 2 | | | | | | | | | | | | | | | |
| Gates Brown, L (1,7) | | | | | | | | | | 3 | 0 | 0 | 0 | 1 | 0 | 0 | | | | | | | | | | | | | | | |
| Dick McAuliffe, L (1,6) | | | | | | | | | | 3 | 0 | 0 | 0 | 1 | 0 | 2 | | | | | | | | | | | | | | | |
| Don Wert, R (1,5) | | | | | | | | | | 4 | 2 | 4 | 0 | 0 | 0 | 0 | | | | | | | | | | | | | | | |
| Dave Wickersham, R (1,1) | | | | | | | | | | 2 | 0 | 0 | 0 | 0 | 1 | 3 | | | | | | | | | | | | | | | |
| Don Demeter, R (9,PH) | | | | | | | | | | 1 | 0 | 0 | 0 | 0 | 0 | 0 | | | | | | | | | | | | | | | |
| Inning Stats | R: 1 E: 0 K: 0 S: 4 | H: 1 LOB: 1 BB: 0 P: 8 | R: 0 E: 0 K: 0 S: 4 | H: 1 LOB: 0 BB: 0 P: 4 | R: 2 E: 0 K: 0 S: 5 | H: 2 LOB: 2 BB: 2 P: 13 | R: 1 E: 0 K: 0 S: 4 | H: 1 LOB: 0 BB: 0 P: 4 | R: 0 E: 0 K: 2 S: 8 | H: 1 LOB: 2 BB: 1 P: 12 | R: 0 E: 0 K: 0 S: 2 | H: 0 LOB: 0 BB: 0 P: 3 | R: 0 E: 0 K: 0 S: 3 | H: 0 LOB: 0 BB: 0 P: 3 | R: 1 E: 0 K: 0 S: 1 | H: 1 LOB: 0 BB: 0 P: 1 | 1B: 4 2B: 1 3B: 2 HR: 0 | SF: 1 SAC: 1 DP: 0 HBP: 1 | WP: 1 PB: 1 SB: 0 CS: 1 | PA: 37 | | | | | | | | | | | |
| PITCHER Dave Stenhouse, R (1,1) ERA: 4.85 | IP: 3.1 WLS: 13 BF: 18 H: 5 R: 4 ER: 3 SO: 2 BB: 3 IBB: 0 HBP: 0 BLK: 0 WP: 0 HR: 0 S: 15 P: 27 ERA: 8.10 WHIP: 2.400 | | | | | | | | | | | | | | | PITCHER | | | | | | | | | | | | | | | |
| Alan Koch, R (4,1) ERA: 5.09 | 3.2 | 13 | 1 | 0 | 0 | 2 | 1 | 0 | 1 | 0 | 0 | 0 | 15 | 20 | 0.00 | 0.545 | | | | | | | | | | | | | | | |
| Ron Kline, R (8,1) ERA: 2.07 | 1.0 | L 5 | 1 | 1 | 1 | 0 | 0 | 0 | 0 | 0 | 0 | 1 | 0 | 4 | 4 | 9.00 | 1.000 | | | | | | | | | | | | | | |

Washington Senators @ Detroit Tigers
Tiger Stadium, Detroit, MI
Fri Sep 11 1964, 7:05 PM EDT
Att: 7,113 - Unknown

| | |
|-----|----|
| AB | 29 |
| R | 5 |
| H | 7 |
| RBI | 4 |
| BB | 4 |
| SO | 2 |
| LOB | 11 |



| Batter | 1 | 2 | 3 | 4 | 5 | 6 | 7 | 8 | 9 | 10 | AB | R | H | RBI | BB | SO | LOB | TOP | | | | | | | |
|--|------------------------------|---------------------------------|------------------------------|----------------------------------|------------------------------|---------------------------------|------------------------------|----------------------------------|------------------------------|---------------------------------|------------------------------|---------------------------------|------------------------------|---------------------------------|------------------------------|---------------------------------|------------------------------|---|----------------------------------|---------------------------------|-----------------------------------|------------------------------------|------------------------------------|----------------------------------|--------|
| Chuck Cottier, R (1, 4) <small>OBP: 0.288, SLG: 0.328</small> Don Blasingame, L (7, PH) <small>OBP: 0.314, SLG: 0.311</small> (7, 4) | 6-3 | | P4 | | F8 | | P4 | | BB 1B | | 3 | 0 | 0 | 0 | 0 | 0 | 0 | Washington Senators @ Detroit Tigers Tiger Stadium, Detroit, MI Sat Sep 12 1964, 4:33 AM EDT Att: 4,122 - Unknown | | | | | | | |
| Don Zimmer, R (1, 5) <small>OBP: 0.306, SLG: 0.413</small> | CS 1B | | 6-3 | | 6-3 | | CS 1B | | K | | 5 | 0 | 2 | 0 | 0 | 1 | 3 | | | | | | | | |
| Chuck Hinton, R (1, 7) <small>OBP: 0.344, SLG: 0.428</small> | 1B | | 1B | | PB 1B | | P3 | | 1B | | 4 | 2 | 3 | 0 | 1 | 0 | 1 | | | | | | | | |
| Don Lock, R (1, 8) <small>OBP: 0.345, SLG: 0.465</small> | K | | K | | K | | 1B | | 3B | | 5 | 0 | 2 | 1 | 0 | 2 | 6 | | | | | | | | |
| Roy Sievers, R (1, 3) <small>OBP: 0.266, SLG: 0.284</small> Dick Phillips, L (7, 3) <small>OBP: 0.319, SLG: 0.295</small> | | F7 | | 1B | | K | | FC1-6 | | L4 | 2 | 0 | 0 | 0 | 1 | 1 | 2 | | | | | | | | |
| Fred Valentine, S (1, 9) <small>OBP: 0.313, SLG: 0.317</small> Jim Duckworth, R (9, 1) <small>OBP: 0.300, SLG: 0.222</small> | | L6 | | BB | | 1B | | G6-4-3 | | K | 4 | 1 | 2 | 1 | 0 | 0 | 1 | | | | | | | | |
| Don Leppert, R (1, 2) <small>OBP: 0.220, SLG: 0.256</small> Mike Brumley, L (9, PH) <small>OBP: 0.307, SLG: 0.296</small> (9, 2) | | 6-3 | | 1B | | 2B | | 1B | | 1B | 3 | 0 | 0 | 0 | 0 | 1 | 3 | | | | | | | | |
| John Kennedy, R (1, 6) <small>OBP: 0.287, SLG: 0.339</small> | | | F3 | | 6-3 | | 2B | | FC6-4 | | 5 | 2 | 1 | 1 | 0 | 1 | 2 | | | | | | | | |
| Bennie Daniels, L (1, 1) <small>OBP: 0.209, SLG: 0.195</small> Don Rudolph, L (2, 1) <small>OBP: 0.312, SLG: 0.407</small> Ed Brinkman, LF (7, PH) <small>OBP: 0.345, SLG: 0.333</small> Jim Hannan, R (7, 1) <small>OBP: 0.143, SLG: 0.150</small> Jim King, R (9, PH) <small>OBP: 0.342, SLG: 0.433</small> (9, 9) | | | K | | K | | 2B | | 1B | | 0 | 0 | 0 | 0 | 0 | 0 | 0 | | | | | | | | |
| Inning Stats | R: 0 E: 0 K: 1 S: 6 | H: 2 LOB: 2 BB: 0 P: 6 | R: 0 E: 0 K: 0 S: 3 | H: 0 LOB: 0 BB: 0 P: 3 | R: 0 E: 0 K: 1 S: 5 | H: 0 LOB: 0 BB: 0 P: 5 | R: 1 E: 0 K: 1 S: 7 | H: 2 LOB: 2 BB: 1 P: 11 | R: 0 E: 0 K: 1 S: 5 | H: 0 LOB: 0 BB: 0 P: 5 | R: 0 E: 0 K: 1 S: 6 | H: 2 LOB: 2 BB: 0 P: 6 | R: 2 E: 0 K: 1 S: 8 | H: 3 LOB: 1 BB: 0 P: 8 | R: 1 E: 0 K: 0 S: 4 | H: 2 LOB: 0 BB: 0 P: 4 | R: 1 E: 0 K: 1 S: 8 | | H: 3 LOB: 3 BB: 1 P: 12 | R: 0 E: 0 K: 2 S: 8 | H: 1 LOB: 1 BB: 0 P: 8 | 1B: 12 2B: 4 3B: 1 HR: 0 | SF: 0 SAC: 0 DP: 3 HBP: 0 | WP: 0 PB: 1 SB: 0 CS: 2 | PA: 44 |
| PITCHER | IP 6.1 | WLS 27 | BF 9 | H 3 | R 3 | ER 3 | SO 6 | BB 1 | IBB 0 | HBP 0 | BLK 0 | WP 0 | HR 0 | S 38 | P 42 | ERA 4.26 | WHIP 1.579 | | | | | | | | |
| Mickey Lolich, L (1, 1) <small>ERA: 2.91</small> Terry Fox, R (7, 1) <small>ERA: 2.66</small> Fred Gladding, R (9, 1) <small>ERA: 3.23</small> | 2.0 | 10 | 5 | 2 | 2 | 0 | 0 | 0 | 0 | 0 | 0 | 0 | 0 | 10 | 10 | 9.00 | 2.500 | | | | | | | | |
| Inning Stats | R: 1 E: 0 K: 0 S: 6 | H: 3 LOB: 2 BB: 0 P: 6 | R: 2 E: 0 K: 1 S: 9 | H: 4 LOB: 3 BB: 1 P: 13 | R: 0 E: 0 K: 0 S: 3 | H: 1 LOB: 0 BB: 0 P: 3 | R: 0 E: 0 K: 1 S: 5 | H: 0 LOB: 0 BB: 0 P: 5 | R: 0 E: 0 K: 0 S: 5 | H: 2 LOB: 2 BB: 0 P: 5 | R: 1 E: 0 K: 0 S: 4 | H: 2 LOB: 0 BB: 0 P: 4 | R: 0 E: 0 K: 1 S: 6 | H: 1 LOB: 1 BB: 0 P: 6 | R: 0 E: 0 K: 0 S: 4 | H: 1 LOB: 1 BB: 0 P: 4 | R: 1 E: 0 K: 1 S: 6 | H: 1 LOB: 1 BB: 1 P: 10 | R: 1 E: 0 K: 0 S: 1 | H: 1 LOB: 0 BB: 0 P: 1 | 1B: 11 2B: 3 3B: 0 HR: 2 | SF: 0 SAC: 1 DP: 2 HBP: 0 | WP: 0 PB: 0 SB: 0 CS: 0 | PA: 43 | |
| PITCHER | IP 1.0 | WLS 8 | BF 21 | H 7 | R 1 | ER 3 | SO 1 | BB 2 | IBB 0 | HBP 0 | BLK 0 | WP 0 | HR 0 | S 24 | P 28 | ERA 1.80 | WHIP 1.400 | | | | | | | | |
| Bennie Daniels, R (1, 1) <small>ERA: 4.21</small> Don Rudolph, L (2, 1) <small>ERA: 4.21</small> Jim Hannan, R (7, 1) <small>ERA: 4.1</small> Jim Duckworth, R (9, 1) <small>ERA: 4.36</small> | 5.0 | 21 | 7 | 1 | 1 | 2 | 0 | 1 | 0 | 0 | 0 | 0 | 0 | 24 | 28 | 1.80 | 1.400 | | | | | | | | |

Washington Senators @ Detroit Tigers
 Tiger Stadium, Detroit, MI
 Sat Sep 12 1964, 4:33 AM EDT
 Att: 4,122 - Unknown

AB 42
 R 5
 H 15
 RBI 5
 BB 2
 SO 9
 LOB 20



| Batter | 1 | 2 | 3 | 4 | 5 | 6 | 7 | 8 | 9 | 10 | AB | R | H | RBI | BB | SO | LOB | BOTTOM | | | | | | | |
|---|------------------------------|---------------------------------|------------------------------|----------------------------------|------------------------------|---------------------------------|------------------------------|---------------------------------|------------------------------|---------------------------------|------------------------------|---------------------------------|------------------------------|---------------------------------|------------------------------|----------------------------------|------------------------------|---|---------------------------------|-----------------------------------|------------------------------------|----------------------------------|--------|--|--|
| Bill Bruton, L (1, 8) <small>OBP: 0.334, SLG: 0.375</small> | 1B 4-1 | 1B | | F2 | | G6-4-3 | | 1-3 | | | 5 | 1 | 2 | 2 | 0 | 0 | 2 | Washington Senators @ Detroit Tigers Tiger Stadium, Detroit, MI Sat Sep 12 1964, 4:33 AM EDT Att: 4,122 - Unknown | | | | | | | |
| Jerry Lumpe, L (1, 4) <small>OBP: 0.310, SLG: 0.343</small> | 4-1 | 1B | | F8 | | F8 | | K | | | 5 | 0 | 1 | 0 | 0 | 1 | 1 | | | | | | | | |
| Al Kaline, R (1, 9) <small>OBP: 0.367, SLG: 0.466</small> | 5-3 | 1B | | FC3-6 | | L8 | | L5-3 | | | 4 | 0 | 2 | 0 | 1 | 0 | 0 | | | | | | | | |
| Norm Cash, L (1, 3) <small>OBP: 0.342, SLG: 0.446</small> | 5-3 | 1B | | FC3-6 | | FC6 | | HR | | | 5 | 1 | 3 | 2 | 0 | 0 | 4 | | | | | | | | |
| Bill Freehan, R (1, 2) <small>OBP: 0.333, SLG: 0.464</small> | 5-3 | K | | FC5-2 | | K | | BB | | | 4 | 0 | 1 | 0 | 1 | 2 | 6 | | | | | | | | |
| Gates Brown, L (1, 7) <small>OBP: 0.333, SLG: 0.484</small> | F3 | | | FC5-2 | | FC6 | | P4 | | | 5 | 0 | 1 | 0 | 0 | 0 | 6 | | | | | | | | |
| Dick McAuliffe, L (1, 6) <small>OBP: 0.335, SLG: 0.447</small> | | SH3-4 | | G6-4-3 | | F4 | | 4-3 | | HR | 5 | 2 | 2 | 1 | 0 | 0 | 3 | | | | | | | | |
| Don Wert, R (1, 5) <small>OBP: 0.333, SLG: 0.377</small> | | SH3-4 | | F4 | | 1B | | F9 | | | 4 | 2 | 2 | 0 | 0 | 0 | 0 | | | | | | | | |
| Mickey Lolich, S (1, 1) <small>OBP: 0.254, SLG: 0.102</small> Terry Fox, R (7, 1) <small>OBP: 0.300, SLG: 0.500</small> Fred Gladding, L (9, 1) | | SH3-4 | | K | | G6-4-3 | | 2B | | | 2 | 0 | 1 | 0 | 0 | 1 | 0 | | | | | | | | |
| Inning Stats | R: 1 E: 0 K: 0 S: 6 | H: 3 LOB: 2 BB: 0 P: 6 | R: 2 E: 0 K: 1 S: 9 | H: 4 LOB: 3 BB: 1 P: 13 | R: 0 E: 0 K: 0 S: 3 | H: 1 LOB: 0 BB: 0 P: 3 | R: 0 E: 0 K: 0 S: 5 | H: 0 LOB: 0 BB: 0 P: 5 | R: 1 E: 0 K: 0 S: 4 | H: 2 LOB: 0 BB: 0 P: 4 | R: 0 E: 0 K: 1 S: 6 | H: 1 LOB: 1 BB: 0 P: 6 | R: 0 E: 0 K: 0 S: 4 | H: 1 LOB: 1 BB: 0 P: 4 | R: 1 E: 0 K: 1 S: 6 | H: 1 LOB: 1 BB: 1 P: 10 | R: 1 E: 0 K: 0 S: 1 | | H: 1 LOB: 0 BB: 0 P: 1 | 1B: 11 2B: 3 3B: 0 HR: 2 | SF: 0 SAC: 1 DP: 2 HBP: 0 | WP: 0 PB: 0 SB: 0 CS: 0 | PA: 43 | | |
| PITCHER | IP 1.0 | WLS 8 | BF 21 | H 7 | R 1 | ER 3 | SO 1 | BB 2 | IBB 0 | HBP 0 | BLK 0 | WP 0 | HR 0 | S 24 | P 28 | ERA 1.80 | WHIP 1.400 | | | | | | | | |
| Bennie Daniels, R (1, 1) <small>ERA: 4.21</small> Don Rudolph, L (2, 1) <small>ERA: 4.21</small> Jim Hannan, R (7, 1) <small>ERA: 4.1</small> Jim Duckworth, R (9, 1) <small>ERA: 4.36</small> | 5.0 | 21 | 7 | 1 | 1 | 2 | 0 | 1 | 0 | 0 | 0 | 0 | 0 | 24 | 28 | 1.80 | 1.400 | | | | | | | | |

Washington Senators @ Detroit Tigers
 Tiger Stadium, Detroit, MI
 Sat Sep 12 1964, 4:33 AM EDT
 Att: 4,122 - Unknown

AB 40
 R 6
 H 16
 RBI 5
 BB 2
 SO 4
 LOB 22



| Batter | 1 | 2 | 3 | 4 | 5 | 6 | 7 | 8 | 9 | AB | R | H | RBI | BB | SO | LOB | TOP | | | | | | | | | | |
|---|------------------------------|----------------------------------|------------------------------|---------------------------------|------------------------------|---------------------------------|------------------------------|---------------------------------|------------------------------|---------------------------------|------------------------------|---------------------------------|------------------------------|---------------------------------|------------------------------|----------------------------------|--|------------------------------------|----------------------------------|--------|--|--|--|--|--|--|--|
| Don Blasingame, L (1,4) OBP: 0.313, SLG: 0.310 | 1-3 | | 3-1 | 4-3 | | | SH2-4 | | 1B | 4 | 1 | 1 | 0 | 0 | 0 | 2 | Washington Senators @ Detroit Tigers Tiger Stadium, Detroit, MI Sun Sep 13 1964, 4:33 AM EDT Att: 5,721 - Unknown | | | | | | | | | | |
| Don Zimmer, R (1,5) OBP: 0.313, SLG: 0.422 | F8 | | 2B | | 1B | | 1B | | 2B | 5 | 1 | 4 | 2 | 0 | 0 | 0 | | | | | | | | | | | |
| Chuck Hinton, R (1,7) OBP: 0.345, SLG: 0.429 | BB | | F8 | | K | | P4 | | 2B | 4 | 0 | 1 | 1 | 1 | 1 | 3 | | | | | | | | | | | |
| Jim King, L (1,9) OBP: 0.341, SLG: 0.428 | E3 | | L9 | | F7 | | 4-3 | | BB | 4 | 0 | 0 | 0 | 1 | 0 | 4 | | | | | | | | | | | |
| Don Lock, R (1,8) OBP: 0.348, SLG: 0.478 | 1-2 | | | HR | L7 | | | | G6-4-3 | 4 | 2 | 2 | 2 | 1 | 0 | 3 | | | | | | | | | | | |
| Dick Phillips, L (1,3) OBP: 0.314, SLG: 0.289 | K | | 4-3 | | | 1-3 | | 3-1 | | 4 | 0 | 0 | 0 | 0 | 1 | 3 | | | | | | | | | | | |
| Mike Brumley, L (1,2) OBP: 0.307, SLG: 0.295 | | P6 | | BB | 1B | 1-3 | | G3 | | 4 | 0 | 1 | 0 | 0 | 0 | 0 | | | | | | | | | | | |
| John Kennedy, R (1,6) OBP: 0.284, SLG: 0.336 | F8 | | L9 | | K | | | 6-3 | | 4 | 0 | 0 | 0 | 0 | 1 | 1 | | | | | | | | | | | |
| Claude Osteen, L (1,1) OBP: 0.191, SLG: 0.250 | F7 | | | 1-2 | BB | | SH2-4 | | K | 3 | 1 | 1 | 0 | 1 | 1 | 0 | | | | | | | | | | | |
| Inning Stats | R: 0 E: 1 K: 1 S: 6 | H: 0 LOB: 3 BB: 2 P: 14 | R: 0 E: 0 K: 0 S: 3 | H: 0 LOB: 0 BB: 0 P: 3 | R: 0 E: 0 K: 0 S: 4 | H: 1 LOB: 1 BB: 0 P: 4 | R: 1 E: 0 K: 0 S: 5 | H: 2 LOB: 2 BB: 1 P: 9 | R: 0 E: 0 K: 1 S: 6 | H: 0 LOB: 0 BB: 0 P: 6 | R: 1 E: 0 K: 0 S: 5 | H: 2 LOB: 1 BB: 0 P: 5 | R: 1 E: 0 K: 0 S: 4 | H: 1 LOB: 0 BB: 0 P: 4 | R: 2 E: 0 K: 1 S: 7 | H: 3 LOB: 1 BB: 1 P: 11 | 1B: 6 2B: 2 3B: 0 HR: 2 | SF: 0 SAC: 1 DP: 1 HBP: 0 | WP: 0 PB: 0 SB: 1 CS: 0 | PA: 41 | | | | | | | |
| PITCHER | IP | WLS | BF | H | R | ER | SO | BB | IBB | HBP | BLK | WP | HR | S | P | ERA | WHIP | | | | | | | | | | |
| Phil Regan, R (1,1) ERA: 4.94 | 8.0 | L | 35 | 7 | 3 | 3 | 3 | 3 | 0 | 0 | 0 | 0 | 2 | 38 | 50 | 3.38 | 1.250 | | | | | | | | | | |
| Ed Rakow, R (9,1) ERA: 3.64 | 1.0 | | 6 | 3 | 2 | 2 | 1 | 1 | 0 | 0 | 0 | 0 | 0 | 7 | 11 | 18.00 | 4.000 | | | | | | | | | | |

| Batter | 1 | 2 | 3 | 4 | 5 | 6 | 7 | 8 | 9 | AB | R | H | RBI | BB | SO | LOB | BOTTOM | | | | | | | | | | |
|---|------------------------------|---------------------------------|------------------------------|---------------------------------|------------------------------|---------------------------------|------------------------------|---------------------------------|------------------------------|---------------------------------|------------------------------|---------------------------------|------------------------------|---------------------------------|------------------------------|---------------------------------|--|------------------------------------|----------------------------------|--------|--|--|--|--|--|--|--|
| Don Wert, R (1,5) OBP: 0.333, SLG: 0.375 | G4-6-3 | | 5-3 | | | F9 | | | F8 | 3 | 0 | 0 | 0 | 1 | 0 | 0 | Washington Senators @ Detroit Tigers Tiger Stadium, Detroit, MI Sun Sep 13 1964, 4:33 AM EDT Att: 5,721 - Unknown | | | | | | | | | | |
| Jerry Lumpe, L (1,4) OBP: 0.308, SLG: 0.340 | G4-6-3 | | P5 | | | 6-3 | | | L6 | 4 | 0 | 0 | 0 | 0 | 1 | 0 | | | | | | | | | | | |
| Al Kaline, R (1,9) OBP: 0.386, SLG: 0.464 | L8 | | | L7 | | L6-3 | | | FC4-6 | 4 | 0 | 1 | 0 | 0 | 0 | 0 | | | | | | | | | | | |
| Don Demeter, R (1,3) OBP: 0.289, SLG: 0.453 | | F8 | | 5-3 | | F8 | | | FC4-6 | 4 | 1 | 1 | 0 | 0 | 0 | 1 | | | | | | | | | | | |
| Bill Freehan, R (1,2) OBP: 0.391, SLG: 0.461 | | F8 | | F8 | | 5-3 | | | | 3 | 0 | 0 | 0 | 0 | 0 | 1 | | | | | | | | | | | |
| George Thomas, R (1,8) OBP: 0.323, SLG: 0.463 | | F7-4 | | | | F7 | | | | 3 | 0 | 2 | 1 | 0 | 0 | 0 | | | | | | | | | | | |
| Mickey Stanley, R (1,7) OBP: 0.333, SLG: 0.333 | | 3-H | | | | FC5-4 | | | F7 | 3 | 0 | 1 | 0 | 0 | 0 | 1 | | | | | | | | | | | |
| Dick McAuliffe, L (1,6) OBP: 0.333, SLG: 0.444 | | F7-4 | | | | F9 | | | K | 3 | 0 | 0 | 0 | 0 | 1 | 3 | | | | | | | | | | | |
| Phil Regan, R (1,1) OBP: 0.391, SLG: 0.366 | | | | | | F8 | | | 6-3 | 2 | 0 | 0 | 0 | 0 | 0 | 1 | | | | | | | | | | | |
| Jake Wood, R (8,PH) OBP: 0.252, SLG: 0.303 | | | | | | | | | | 1 | 0 | 0 | 0 | 0 | 0 | 0 | | | | | | | | | | | |
| Ed Rakow, S (9,1) ERA: 3.64 | | | | | | | | | | 0 | 0 | 0 | 0 | 0 | 0 | 0 | | | | | | | | | | | |
| Inning Stats | R: 0 E: 0 K: 0 S: 2 | H: 0 LOB: 0 BB: 1 P: 6 | R: 1 E: 0 K: 0 S: 5 | H: 3 LOB: 1 BB: 0 P: 5 | R: 0 E: 0 K: 0 S: 3 | H: 0 LOB: 0 BB: 0 P: 3 | R: 0 E: 0 K: 0 S: 3 | H: 0 LOB: 0 BB: 0 P: 3 | R: 0 E: 0 K: 0 S: 3 | H: 0 LOB: 0 BB: 0 P: 3 | R: 0 E: 0 K: 1 S: 5 | H: 0 LOB: 0 BB: 0 P: 5 | R: 0 E: 0 K: 0 S: 4 | H: 1 LOB: 1 BB: 0 P: 4 | R: 0 E: 0 K: 0 S: 4 | H: 1 LOB: 1 BB: 0 P: 4 | 1B: 4 2B: 2 3B: 0 HR: 0 | SF: 0 SAC: 0 DP: 2 HBP: 0 | WP: 0 PB: 0 SB: 0 CS: 0 | PA: 31 | | | | | | | |
| PITCHER | IP | WLS | BF | H | R | ER | SO | BB | IBB | HBP | BLK | WP | HR | S | P | ERA | WHIP | | | | | | | | | | |
| Claude Osteen, L (1,1) ERA: 3.12 | 9.0 | W | 31 | 5 | 1 | 1 | 1 | 1 | 0 | 0 | 0 | 0 | 0 | 32 | 36 | 1.00 | 0.667 | | | | | | | | | | |



| Batter | 1 | 2 | 3 | 4 | 5 | 6 | 7 | 8 | 9 | AB | R | H | RBI | BB | SO | LOB | TOP | | | | | |
|---|--|---------------------------------|------------------------------|---------------------------------|------------------------------|---------------------------------|------------------------------|---------------------------------|------------------------------|---------------------------------|------------------------------|---------------------------------|------------------------------|---------------------------------|------------------------------|---------------------------------|---|---------------------------------|----------------------------------|------------------------------------|----------------------------------|--------|
| Don Blasingame, L (1,4) OBP: 0.315, SLG: 0.312 | F9 | | F8 | | 1B | | | 5-3 1B | | 4 | 0 | 2 | 0 | 0 | 0 | 1 | Washington Senators @ Cleveland Indians Cleveland Municipal Stadium, Cleveland, OH Wed Sep 16 1964, 7:05 PM EDT Unknown livebaseballscorecards.com | | | | | |
| Don Zimmer, R (1,5) OBP: 0.312, SLG: 0.423 | K | | 2B | | F8 | | | 5-3 | | 4 | 0 | 1 | 1 | 0 | 1 | 2 | | | | | | |
| Jim King, L (1,9) OBP: 0.340, SLG: 0.425 | 3-1 | | P6 | | | | 4-3 | | | 3 | 0 | 0 | 0 | 1 | 0 | 1 | | | | | | |
| Don Lock, R (1,8) OBP: 0.349, SLG: 0.477 | | K | | F8-4 1B | | | | F8 | | 3 | 0 | 1 | 0 | 1 | 1 | 2 | | | | | | |
| Willie Kirkland, L (1,7) OBP: 0.275, SLG: 0.336 | F9 | | | 1-2 1B | | | F7 | | | 4 | 0 | 1 | 0 | 0 | 0 | 3 | | | | | | |
| Joe Cunningham, L (1,3) OBP: 0.352, SLG: 0.278 | | | | F8-4 | | | P6 | | | 3 | 0 | 0 | 0 | 1 | 0 | 3 | | | | | | |
| Mike Brumley, L (1,2) OBP: 0.306, SLG: 0.295 | | 4-3 | | | F7 | | | | | 4 | 0 | 1 | 0 | 0 | 0 | 2 | | | | | | |
| John Kennedy, R (1,6) OBP: 0.285, SLG: 0.335 | | | | | | | | | | | | | | | | | | | | | | |
| Ken Retzer, L (9, PH) OBP: 0.250, SLG: 0.125 | | | SH1-4 2B BB | | 6-3 | | | G5-4-3 1B | | 2 | 1 | 0 | 0 | 1 | 0 | 1 | | | | | | |
| Buster Narum, R (1,1) OBP: 0.033, SLG: 0.033 | | | | | | | | | | 1 | 0 | 0 | 0 | 0 | 1 | 0 | | | | | | |
| Dick Phillips, L (7, PH) OBP: 0.313, SLG: 0.288 | | | SH1-4 | | | | | | | 1 | 0 | 0 | 0 | 0 | 1 | 0 | | | | | | |
| Steve Ritzik, R (7,1) OBP: 0.259, SLG: 0.269 | | | | | | | | | | 0 | 0 | 0 | 0 | 0 | 0 | 0 | | | | | | |
| Jim Bronstad, R (7,1) OBP: 0.259, SLG: 0.269 | | | | | | | | | | 0 | 0 | 0 | 0 | 0 | 0 | 0 | | | | | | |
| Inning Stats | R: 0 E: 0 K: 1 S: 5 | H: 0 LOB: 0 BB: 0 P: 5 | R: 0 E: 0 K: 1 S: 5 | H: 0 LOB: 1 BB: 1 P: 9 | R: 1 E: 0 K: 0 S: 4 | H: 1 LOB: 1 BB: 1 P: 8 | R: 0 E: 0 K: 0 S: 4 | H: 2 LOB: 1 BB: 0 P: 4 | R: 0 E: 0 K: 1 S: 6 | H: 1 LOB: 1 BB: 0 P: 6 | R: 0 E: 0 K: 0 S: 3 | H: 0 LOB: 1 BB: 1 P: 7 | R: 0 E: 0 K: 1 S: 5 | H: 1 LOB: 0 BB: 0 P: 5 | R: 0 E: 0 K: 0 S: 4 | H: 1 LOB: 2 BB: 1 P: 8 | R: 0 E: 0 K: 1 S: 5 | H: 0 LOB: 0 BB: 0 P: 5 | 1B: 5 2B: 2 3B: 0 HR: 0 | SF: 0 SAC: 1 DP: 2 HBP: 0 | WP: 0 PB: 0 SB: 0 CS: 0 | PA: 35 |
| PITCHER Sonny Siebert, R (1,1) ERA: 3.05 | IP: 9.0 WLS: W BF: 35 H: 6 R: 1 ER: 1 SO: 5 BB: 4 IBB: 0 HBP: 0 BLK: 0 WP: 0 HR: 0 S: 41 P: 57 ERA: 1.00 WHIP: 1.111 | | | | | | | | | | | | | | | PITCHER | | | | | | |

| Batter | 1 | 2 | 3 | 4 | 5 | 6 | 7 | 8 | 9 | AB | R | H | RBI | BB | SO | LOB | BOTTOM | | | | | |
|--|--|---------------------------------|------------------------------|---------------------------------|------------------------------|---------------------------------|------------------------------|---------------------------------|------------------------------|---------------------------------|------------------------------|---------------------------------|------------------------------|---------------------------------|------------------------------|----------------------------------|---|----------------------------------|----------------------------------|------------------------------------|----------------------------------|--------|
| Chico Salmon, R (1,9) OBP: 0.338, SLG: 0.430 | F5 | | F7 | | FC6-4 1-2 | | | 5-3 | | 4 | 0 | 0 | 0 | 0 | 0 | 4 | Washington Senators @ Cleveland Indians Cleveland Municipal Stadium, Cleveland, OH Wed Sep 16 1964, 7:05 PM EDT Unknown livebaseballscorecards.com | | | | | |
| Dick Howser, R (1,6) OBP: 0.336, SLG: 0.322 | F3 | | | 5-3 | | 1B BB | | | | 2 | 1 | 0 | 0 | 2 | 0 | 0 | | | | | | |
| Fred Whitfield, L (1,3) OBP: 0.299, SLG: 0.428 | K2-3 | | | P6 | | | P6 | | | 4 | 0 | 0 | 0 | 0 | 1 | 4 | | | | | | |
| Leon Wagner, L (1,7) OBP: 0.325, SLG: 0.454 | | F9 | | G3 | | | P4 | | | 4 | 0 | 1 | 0 | 0 | 0 | 3 | | | | | | |
| Woodie Held, R (1,4) OBP: 0.328, SLG: 0.438 | | F7 | | | P4 | | | F7 | | 4 | 0 | 1 | 1 | 0 | 0 | 0 | | | | | | |
| Max Alvis, R (1,5) OBP: 0.321, SLG: 0.439 | | | | | | 1-3 3H 1B | | | | 2 | 0 | 1 | 0 | 0 | 0 | 0 | | | | | | |
| Larry Brown, R (5, FR) OBP: 0.286, SLG: 0.374 | | F8 | | | 1B | | F3 | | | 2 | 1 | 0 | 0 | 0 | 1 | 2 | | | | | | |
| Vic Davallilo, L (1,8) OBP: 0.315, SLG: 0.362 | | | | 4-3 | | | P4 | | | 4 | 0 | 2 | 0 | 0 | 0 | 2 | | | | | | |
| John Romano, R (1,2) OBP: 0.340, SLG: 0.443 | | | | | | | P4 | | | 3 | 1 | 2 | 1 | 1 | 0 | 2 | | | | | | |
| Sonny Siebert, R (1,1) OBP: 0.273, SLG: 0.488 | | | | HR | | | | | | 4 | 0 | 2 | 1 | 0 | 1 | 2 | | | | | | |
| Inning Stats | R: 0 E: 0 K: 1 S: 5 | H: 0 LOB: 0 BB: 0 P: 5 | R: 0 E: 0 K: 0 S: 3 | H: 0 LOB: 0 BB: 0 P: 3 | R: 1 E: 0 K: 1 S: 6 | H: 1 LOB: 0 BB: 0 P: 6 | R: 0 E: 0 K: 0 S: 3 | H: 0 LOB: 0 BB: 0 P: 3 | R: 1 E: 0 K: 0 S: 6 | H: 3 LOB: 2 BB: 0 P: 6 | R: 1 E: 0 K: 0 S: 5 | H: 2 LOB: 2 BB: 1 P: 9 | R: 0 E: 0 K: 0 S: 5 | H: 2 LOB: 3 BB: 1 P: 9 | R: 0 E: 0 K: 1 S: 6 | H: 1 LOB: 2 BB: 1 P: 10 | R: 0 E: 0 K: 1 S: 6 | H: 1 LOB: 2 BB: 1 P: 10 | 1B: 7 2B: 1 3B: 0 HR: 1 | SF: 0 SAC: 0 DP: 0 HBP: 0 | WP: 0 PB: 0 SB: 1 CS: 0 | PA: 36 |
| PITCHER Buster Narum, R (1,1) ERA: 4.03 | IP: 6.0 WLS: L BF: 25 H: 6 R: 3 ER: 3 SO: 2 BB: 1 IBB: 0 HBP: 0 BLK: 0 WP: 1 HR: 1 S: 28 P: 32 ERA: 4.50 WHIP: 1.167 | | | | | | | | | | | | | | | PITCHER | | | | | | |
| Steve Ritzik, R (7,1) ERA: 2.97 | 0.1 | 4 | 2 | 0 | 0 | 0 | 1 | 0 | 0 | 0 | 0 | 3 | 7 | 0.00 | 9.000 | | | | | | | |
| Jim Bronstad, R (7,1) ERA: | 1.2 | 7 | 1 | 0 | 0 | 1 | 1 | 0 | 0 | 0 | 0 | 8 | 12 | 0.00 | 1.200 | | | | | | | |

| Batter | 1 | 2 | 3 | 4 | 5 | 6 | 7 | 8 | 9 | AB | R | H | RBI | BB | SO | LOB | TOP | | | | |
|--|--|---------------------------------|---|---------------------------------|------------------------------|--|------------------------------|---|------------------------------|---------------------------------|------------------------------|---------------------------------|------------------------------|----------------------------------|------------------------------|----------------------------------|--|------------------------------|---------------------------------|----------------------------------|------------------------------------|
| Chuck Cottier, R (1, 4) <small>OBP: 0.287, SLG: 0.325</small> Dick Phillips, L (9, PH) <small>OBP: 0.316, SLG: 0.291</small> | | | | | | | | | | 4 | 0 | 1 | 0 | 0 | 2 | 2 | Washington Senators @ Cleveland Indians Cleveland Municipal Stadium, Cleveland, OH <small>Wed Sep 16 1964, 7:05 PM EDT</small> <small>Att: 3,197 - Unknown</small> | | | | |
| Don Zimmer, R (1, 5) <small>OBP: 0.311, SLG: 0.420</small> | | | | | | | | | | 5 | 1 | 1 | 0 | 0 | 0 | 4 | | | | | |
| Chuck Hinton, R (1, 7) <small>OBP: 0.348, SLG: 0.433</small> | | | | | | | | | | 3 | 0 | 2 | 0 | 1 | 0 | 0 | | | | | |
| Don Lock, R (1, 9) <small>OBP: 0.350, SLG: 0.484</small> (8, 8) | | | | | | | | | | 4 | 1 | 2 | 2 | 0 | 1 | 2 | | | | | |
| Roy Sievers, R (1, 3) <small>OBP: 0.270, SLG: 0.303</small> Joe Cunningham, L (8, PR) <small>OBP: 0.352, SLG: 0.278</small> (8, 3) | | | | | | | | | | 2 | 0 | 1 | 0 | 2 | 0 | 1 | | | | | |
| Ken Hunt, R (1, 8) <small>OBP: 0.229, SLG: 0.187</small> Jim King, L (8, PH) <small>OBP: 0.339, SLG: 0.424</small> (8, 9) | | | | | | | | | | 2 | 0 | 0 | 0 | 0 | 0 | 4 | | | | | |
| Don Leppert, R (1, 2) Mike Brumley, L (2, 2) <small>OBP: 0.306, SLG: 0.293</small> | | | | | | | | | | 1 | 0 | 0 | 0 | 0 | 1 | 1 | | | | | |
| John Kennedy, R (1, 6) <small>OBP: 0.283, SLG: 0.333</small> Don Blasingame, L (9, PH) <small>OBP: 0.314, SLG: 0.311</small> | | | | | | | | | | 3 | 0 | 0 | 0 | 0 | 0 | 2 | | | | | |
| Frank Kreutzer, R (1, 1) <small>OBP: 0.053, SLG: 0.105</small> Alan Koch, R (6, 1) <small>OBP: 0.259, SLG: 0.355</small> Fred Valentine, S (7, PH) <small>OBP: 0.313, SLG: 0.317</small> Jim Hannan, R (7, 1) <small>OBP: 0.143, SLG: 0.150</small> Willie Kirkland, L (9, PH) <small>OBP: 0.273, SLG: 0.335</small> | | | | | | | | | | 2 | 0 | 0 | 0 | 0 | 1 | 0 | | | | | |
| Inning Stats | R: 0 E: 0 K: 0 S: 3 | H: 1 LOB: 1 BB: 1 P: 7 | R: 0 E: 0 K: 1 S: 6 | H: 1 LOB: 1 BB: 0 P: 6 | R: 0 E: 0 K: 2 S: 7 | H: 0 LOB: 0 BB: 0 P: 7 | R: 0 E: 0 K: 1 S: 6 | H: 1 LOB: 1 BB: 0 P: 6 | R: 0 E: 0 K: 1 S: 5 | H: 0 LOB: 0 BB: 0 P: 5 | R: 1 E: 0 K: 0 S: 5 | H: 3 LOB: 2 BB: 1 P: 9 | R: 0 E: 1 K: 1 S: 6 | H: 0 LOB: 2 BB: 1 P: 10 | R: 1 E: 0 K: 1 S: 6 | H: 1 LOB: 1 BB: 1 P: 10 | | R: 0 E: 0 K: 2 S: 8 | H: 1 LOB: 1 BB: 0 P: 8 | 1B: 5 2B: 2 3B: 0 HR: 1 | SF: 0 SAC: 2 DP: 2 HBP: 0 |
| PITCHER | IP: 7.1 WLS: W BF: 31 H: 7 R: 2 ER: 2 SO: 6 BB: 2 IBB: 1 HBP: 0 BLK: 0 WP: 0 HR: 1 S: 40 P: 52 ERA: 2.46 WHIP: 1.227 | | IP: 1.2 WLS: S BF: 7 H: 1 R: 0 ER: 0 SO: 3 BB: 1 IBB: 0 HBP: 0 BLK: 0 WP: 0 HR: 0 S: 12 P: 16 ERA: 0.00 WHIP: 1.200 | | PITCHER | IP: 7.1 WLS: L BF: 31 H: 7 R: 2 ER: 2 SO: 6 BB: 2 IBB: 1 HBP: 0 BLK: 0 WP: 0 HR: 1 S: 40 P: 52 ERA: 2.46 WHIP: 1.227 | | IP: 1.2 WLS: S BF: 7 H: 1 R: 0 ER: 0 SO: 3 BB: 1 IBB: 0 HBP: 0 BLK: 0 WP: 0 HR: 0 S: 12 P: 16 ERA: 0.00 WHIP: 1.200 | | | | | | | | | | | | | |

| Batter | 1 | 2 | 3 | 4 | 5 | 6 | 7 | 8 | 9 | AB | R | H | RBI | BB | SO | LOB | BOTTOM | | |
|---|--|---------------------------------|---|----------------------------------|--|---------------------------------|------------------------------|----------------------------------|------------------------------|---------------------------------|------------------------------|---------------------------------|------------------------------|---------------------------------|------------------------------|---------------------------------|--|----------------------------------|------------------------------------|
| Chico Salmon, R (1, 9) <small>OBP: 0.333, SLG: 0.423</small> Tommie Agee, R (9, 9) | | | | | | | | | | 4 | 0 | 0 | 0 | 0 | 1 | 0 | Washington Senators @ Cleveland Indians Cleveland Municipal Stadium, Cleveland, OH <small>Wed Sep 16 1964, 7:05 PM EDT</small> <small>Att: 3,197 - Unknown</small> | | |
| Dick Howser, R (1, 6) <small>OBP: 0.335, SLG: 0.321</small> | | | | | | | | | 3 | 0 | 0 | 0 | 1 | 1 | 0 | | | | |
| Leon Wagner, L (1, 7) <small>OBP: 0.324, SLG: 0.451</small> | | | | | | | | | 3 | 0 | 0 | 0 | 1 | 1 | 1 | | | | |
| Woodie Held, R (1, 4) <small>OBP: 0.327, SLG: 0.434</small> | | | | | | | | | | 3 | 1 | 0 | 0 | 1 | 0 | 2 | | | |
| John Romano, R (1, 2) <small>OBP: 0.344, SLG: 0.453</small> | | | | | | | | | | 2 | 2 | 1 | 1 | 2 | 0 | 0 | | | |
| Vic Davallilo, L (1, 8) <small>OBP: 0.313, SLG: 0.359</small> | | | | | | | | | | 4 | 0 | 0 | 0 | 0 | 2 | 3 | | | |
| Billy Moran, R (1, 5) <small>OBP: 0.305, SLG: 0.304</small> | | | | | | | | | | 4 | 0 | 3 | 1 | 0 | 0 | 0 | | | |
| Fred Whitfield, L (1, 3) <small>OBP: 0.300, SLG: 0.427</small> | | | | | | | | | | 3 | 0 | 1 | 1 | 0 | 0 | 3 | | | |
| Sam McDowell, L (1, 1) <small>OBP: 0.182, SLG: 0.100</small> Don McMahon, R (8, 1) <small>OBP: 0.143, SLG: 0.143</small> | | | | | | | | | | 3 | 0 | 0 | 0 | 0 | 2 | 5 | | | |
| Inning Stats | R: 0 E: 0 K: 1 S: 5 | H: 0 LOB: 0 BB: 0 P: 5 | R: 1 E: 0 K: 1 S: 6 | H: 1 LOB: 2 BB: 2 P: 14 | R: 0 E: 0 K: 1 S: 5 | H: 0 LOB: 0 BB: 0 P: 5 | R: 1 E: 0 K: 1 S: 7 | H: 2 LOB: 2 BB: 1 P: 11 | R: 0 E: 0 K: 0 S: 3 | H: 0 LOB: 1 BB: 1 P: 7 | R: 1 E: 0 K: 2 S: 9 | H: 2 LOB: 1 BB: 0 P: 9 | R: 0 E: 0 K: 1 S: 5 | H: 0 LOB: 1 BB: 1 P: 9 | R: 0 E: 0 K: 0 S: 3 | H: 0 LOB: 0 BB: 0 P: 3 | | 1B: 3 2B: 1 3B: 0 HR: 1 | SF: 0 SAC: 0 DP: 0 HBP: 0 |
| PITCHER | IP: 5.1 WLS: L BF: 25 H: 5 R: 3 ER: 3 SO: 5 BB: 4 IBB: 0 HBP: 0 BLK: 0 WP: 0 HR: 1 S: 31 P: 47 ERA: 5.06 WHIP: 1.688 | | IP: 0.2 WLS: L BF: 2 H: 0 R: 0 ER: 0 SO: 1 BB: 0 IBB: 0 HBP: 0 BLK: 0 WP: 0 HR: 0 S: 4 P: 4 ERA: 0.00 WHIP: 0.000 | | IP: 2.0 WLS: L BF: 7 H: 0 R: 0 ER: 0 SO: 1 BB: 1 IBB: 0 HBP: 0 BLK: 0 WP: 1 HR: 0 S: 8 P: 12 ERA: 0.00 WHIP: 0.500 | | | | | | | | | | | | | | |

| Batter | 1 | 2 | 3 | 4 | 5 | 6 | 7 | 8 | 9 | AB | R | H | RBI | BB | SO | LOB | TOP | | | | | |
|---|---|----------------------------------|------------------------------|---------------------------------|------------------------------|---------------------------------|------------------------------|---------------------------------|------------------------------|----------------------------------|------------------------------|---------------------------------|------------------------------|---------------------------------|----------------------------------|----------------------------------|---|------------------------------------|----------------------------------|------------------------------------|-------------------------|--------|
| Chuck Cottier, R (1,4) <small>OBP: 0.288, SLG: 0.333</small> Don Blasingame, L (7,PH) <small>OBP: 0.315, SLG: 0.311</small> | 6-3 | | | | | | P4 | | F5 | | | | | | | | 3 0 1 0 0 0 0 1 0 0 0 1 0 1 | | | | | |
| Don Zimmer, R (1,5) <small>OBP: 0.306, SLG: 0.413</small> | P5 | 5-3 | | | | | P6 | | K | | | | | | | | 5 0 0 0 0 2 4 | | | | | |
| Chuck Hinton, R (1,7) <small>OBP: 0.349, SLG: 0.432</small> | BB HR 1B | | | 5-3 | | | BB BB | | 3-1 | | | | | | | | 3 1 1 0 1 0 0 | | | | | |
| Don Lock, R (1,8) <small>OBP: 0.349, SLG: 0.481</small> | 1-2 HR BB | | | K | | | 5-3 | | F7 | | | | | | | | 3 1 0 0 1 1 1 | | | | | |
| Roy Sievers, R (1,3) <small>OBP: 0.272, SLG: 0.323</small> Joe Cunningham, L (3,3) <small>OBP: 0.349, SLG: 0.275</small> | 1-H 2-H HR | | | 6-3 | | | | | E4 | | | | | | | | 2 1 1 3 0 0 0 0 0 0 0 0 0 0 | | | | | |
| Jim King, L (1,9) <small>OBP: 0.336, SLG: 0.420</small> | K | | | | 5-3 | | | | F8 | | | | | | | | 4 0 0 0 0 1 0 | | | | | |
| John Kennedy, R (1,6) <small>OBP: 0.285, SLG: 0.333</small> | | | | | P4 | | | | K2-3 | | | | | | | | 3 1 1 0 1 1 0 | | | | | |
| Mike Brumley, L (1,2) <small>OBP: 0.306, SLG: 0.295</small> | | | | | BB | | | | | | | | | | | | 4 1 1 0 0 1 2 | | | | | |
| Claude Osteen, L (1,1) <small>OBP: 0.198, SLG: 0.247</small> Ron Kline, R (8,1) <small>OBP: 0.266, SLG: 0.167</small> Dick Phillips, L (9,PH) <small>OBP: 0.314, SLG: 0.291</small> Jim Hannan, R (9,1) <small>OBP: 0.143, SLG: 0.150</small> | SH1-3 | | | | 6-3 | | | | | | | | | | | | 1 0 0 1 1 0 1 0 0 0 0 0 0 0 0 0 0 1 0 0 0 0 0 0 0 0 0 0 | | | | | |
| Inning Stats | R: 3 E: 0 K: 1 S: 7 | H: 2 LOB: 0 BB: 1 P: 11 | R: 1 E: 0 K: 0 S: 5 | H: 2 LOB: 1 BB: 0 P: 5 | R: 0 E: 0 K: 1 S: 5 | H: 0 LOB: 0 BB: 0 P: 5 | R: 0 E: 0 K: 1 S: 5 | H: 0 LOB: 1 BB: 1 P: 9 | R: 0 E: 0 K: 0 S: 3 | H: 0 LOB: 0 BB: 0 P: 5 | R: 0 E: 0 K: 1 S: 5 | H: 0 LOB: 0 BB: 0 P: 9 | R: 0 E: 1 K: 0 S: 3 | H: 0 LOB: 1 BB: 0 P: 3 | R: 1 E: 1 K: 1 S: 7 | H: 1 LOB: 2 BB: 1 P: 11 | 1B: 2 2B: 2 3B: 0 HR: 1 | SF: 1 SAC: 1 DP: 0 HBP: 0 | WP: 1 PB: 1 CS: 0 | PA: 38 | | |
| PITCHER | IP WLS BF H R ER SO BB IBB HBP BLK WP HR S P ERA WHIP | | | | | | | | | | | | | | | | | | | | | |
| Juan Pizarro, L (1,1) <small>ERA: 2.52</small> John Buzhardt, R (2,1) <small>ERA: 2.99</small> Eddie Fisher, R (6,1) <small>ERA: 3.19</small> Hoyt Wilhelm, R (8,1) <small>ERA: 2.19</small> | 1.2 3.1 2.0 2.0 | L W S | 10 12 7 9 | 4 0 0 1 | 4 0 0 1 | 4 0 0 0 | 1 2 2 1 | 0 0 0 0 | 0 0 0 0 | 0 0 0 0 | 1 0 0 0 | 1 14 14 10 | 15 22 14 14 | 21.60 0.00 0.00 0.00 | 3.000 0.600 0.500 1.000 | | | | | | | |
| Batter | 1 | 2 | 3 | 4 | 5 | 6 | 7 | 8 | 9 | AB | R | H | RBI | BB | SO | LOB | BOTTOM | | | | | |
| Mike Hershberger, R (1,9) <small>OBP: 0.310, SLG: 0.292</small> | P6 | | | | | | F7 | | F2 | | | | | | | | 5 1 1 3 0 0 1 | | | | | |
| Floyd Robinson, L (1,7) <small>OBP: 0.378, SLG: 0.413</small> | G3 | | | | | | 4-3 | | | | | | | | | | 4 0 1 1 1 0 0 | | | | | |
| Ron Hansen, R (1,6) <small>OBP: 0.340, SLG: 0.409</small> Don Buford, S (6,PR) <small>OBP: 0.339, SLG: 0.355</small> | 2B | | | | | | P6 | | | | | | | | | | 4 0 2 0 0 1 1 1 0 0 0 0 1 2 | | | | | |
| Bill Skowron, R (1,3) <small>OBP: 0.326, SLG: 0.437</small> | 6-3 | | | | | | 1-3 | | | | | | | | | | 4 0 1 0 0 1 3 | | | | | |
| Pete Ward, L (1,5) <small>OBP: 0.350, SLG: 0.478</small> | | | | | | | | | | | | | | | | | 4 0 2 0 0 0 2 | | | | | |
| Jim Landis, R (1,8) <small>OBP: 0.305, SLG: 0.274</small> Smoky Burgess, L (8,PH) <small>OBP: 0.309, SLG: 0.329</small> Ken Berry, R (9,8) | 1-3 | | | | | | 1-3 | | F7 | | | | | | | | 3 0 0 0 0 0 2 1 0 0 0 0 0 2 0 0 0 0 0 0 0 | | | | | |
| Al Weis, S (1,4) <small>OBP: 0.303, SLG: 0.311</small> | F9 | | | | | | | | L1-3 | | | | | | | | 4 1 1 0 0 0 2 | | | | | |
| Cam Carreon, R (1,2) <small>OBP: 0.313, SLG: 0.316</small> J.C. Martin, L (6,2) <small>OBP: 0.246, SLG: 0.285</small> Tom McCraw, L (9,PH) <small>OBP: 0.322, SLG: 0.372</small> | F9 | | | | | | E3 BB 3B | | | | | | | | | | 2 1 0 0 0 0 1 1 0 0 0 0 1 0 1 0 1 0 0 0 0 | | | | | |
| Juan Pizarro, L (1,1) <small>OBP: 0.226, SLG: 0.321</small> John Buzhardt, R (2,1) <small>ERA: 2.99</small> Jeff Loria, R (5,PH) <small>OBP: 0.229, SLG: 0.259</small> Gene Stephens, R (5,PH) <small>OBP: 0.229, SLG: 0.253</small> Eddie Fisher, R (6,1) <small>ERA: 3.19</small> Dick Kenworthy, R (7,PH) <small>OBP: 0.185, SLG: 0.198</small> Hoyt Wilhelm, R (8,1) <small>ERA: 2.19</small> Marv Stahler, L (9,PH) <small>OBP: 1.000, SLG: 1.000</small> | K | | | | | | 1-2 3B BB | | | | | | | | | | 0 0 0 0 0 0 0 1 0 0 0 0 1 0 0 0 0 0 0 1 0 0 0 1 0 0 0 0 0 0 0 0 0 0 0 0 0 0 0 0 0 0 1 0 | | | | | |
| Inning Stats | R: 0 E: 0 K: 0 S: 4 | H: 1 LOB: 1 BB: 0 P: 4 | R: 0 E: 0 K: 0 S: 3 | H: 0 LOB: 0 BB: 0 P: 3 | R: 0 E: 0 K: 1 S: 5 | H: 0 LOB: 0 BB: 0 P: 5 | R: 0 E: 0 K: 1 S: 7 | H: 2 LOB: 2 BB: 0 P: 7 | R: 4 E: 1 K: 0 S: 7 | H: 3 LOB: 2 BB: 1 P: 11 | R: 0 E: 0 K: 1 S: 5 | H: 0 LOB: 0 BB: 0 P: 5 | R: 0 E: 0 K: 1 S: 3 | H: 0 LOB: 0 BB: 0 P: 3 | R: 0 E: 0 K: 1 S: 7 | H: 2 LOB: 2 BB: 0 P: 7 | R: 0 E: 0 K: 1 S: 6 | H: 1 LOB: 2 BB: 1 P: 10 | 1B: 6 2B: 2 3B: 1 HR: 0 | SF: 0 SAC: 1 DP: 0 HBP: 0 | WP: 0 PB: 0 CS: 0 | PA: 39 |
| PITCHER | IP WLS BF H R ER SO BB IBB HBP BLK WP HR S P ERA WHIP | | | | | | | | | | | | | | | | | | | | | |
| Claude Osteen, L (1,1) <small>ERA: 3.13</small> Ron Kline, R (8,1) <small>ERA: 2.05</small> Jim Hannan, R (9,1) <small>ERA: 3.98</small> | 7.1 0.2 1.0 | L W S | 32 2 5 | 8 0 1 | 4 0 0 | 3 0 0 | 4 0 0 | 0 0 0 | 0 0 0 | 0 0 0 | 0 0 0 | 0 2 6 | 39 2 10 | 3 2 10 | 3.68 0.000 0.000 | 2.227 0.000 2.000 | | | | | | |

Washington Senators @ Chicago White Sox
Comiskey Park, Chicago, IL
Fri Sep 18 1964, 8:05 PM EDT
Att: 12,306 - Unknown

| | |
|-----|----|
| AB | 29 |
| R | 5 |
| H | 5 |
| RBI | 5 |
| BB | 5 |
| SO | 6 |
| LOB | 9 |

| | | | |
|----|---|----|----|
| WP | 1 | PA | 38 |
| PB | 1 | | |
| CS | 0 | | |

Washington Senators @ Chicago White Sox
Comiskey Park, Chicago, IL
Fri Sep 18 1964, 8:05 PM EDT
Att: 12,306 - Unknown

| | |
|-----|----|
| AB | 36 |
| R | 4 |
| H | 9 |
| RBI | 4 |
| BB | 2 |
| SO | 5 |
| LOB | 16 |

| | | | |
|----|---|----|----|
| WP | 0 | PA | 39 |
| PB | 0 | | |
| CS | 0 | | |



| Batter | 1 | 2 | 3 | 4 | 5 | 6 | 7 | 8 | 9 | 10 | AB | R | H | RBI | BB | SO | LOB | |
|--|---|---------------------------------|------------------------------|----------------------------------|------------------------------|---------------------------------|------------------------------|---------------------------------|------------------------------|---------------------------------|------------------------------|---------------------------------|------------------------------|---------------------------------|------------------------------|----------------------------------|----------------------------------|------------------------------------|
| Don Blasingame, L OBP: 0.314, SLG: 0.309 (1, 4) | | | | | | | | | | | 3 | 0 | 0 | 0 | 1 | 0 | 0 | |
| Don Zimmer, R OBP: 0.303, SLG: 0.408 (1, 5) | | | | | | | | | | | 4 | 0 | 0 | 0 | 0 | 2 | 1 | |
| Chuck Hinton, R OBP: 0.347, SLG: 0.428 (1, 7) | | | | | | | | | | | 4 | 0 | 0 | 0 | 0 | 1 | 0 | |
| Don Lock, R OBP: 0.350, SLG: 0.481 (1, 8) | | | | | | | | | | | 4 | 1 | 2 | 0 | 0 | 1 | 0 | |
| Jim King, L OBP: 0.338, SLG: 0.420 (1, 9) | | | | | | | | | | | 4 | 0 | 2 | 0 | 0 | 0 | 1 | |
| Dick Phillips, L OBP: 0.309, SLG: 0.287 (1, 3) | | | | | | | | | | | 3 | 0 | 0 | 1 | 0 | 0 | 2 | |
| Mike Brumley, L OBP: 0.308, SLG: 0.294 (1, 2) | | | | | | | | | | | 2 | 0 | 0 | 0 | 2 | 0 | 0 | |
| John Kennedy, R OBP: 0.282, SLG: 0.330 (1, 6) | | | | | | | | | | | 4 | 0 | 0 | 0 | 0 | 2 | 4 | |
| Bennie Daniels, L OBP: 0.184, SLG: 0.178 (1, 1) | | | | | | | | | | | 4 | 0 | 0 | 0 | 0 | 2 | 2 | |
| Inning Stats | R: 0 E: 0 K: 0 S: 2 | H: 0 LOB: 0 BB: 1 P: 6 | R: 0 E: 0 K: 1 S: 6 | H: 1 LOB: 2 BB: 1 P: 10 | R: 0 E: 0 K: 1 S: 5 | H: 0 LOB: 0 BB: 0 P: 5 | R: 0 E: 0 K: 1 S: 5 | H: 0 LOB: 0 BB: 0 P: 5 | R: 0 E: 0 K: 0 S: 4 | H: 1 LOB: 1 BB: 0 P: 4 | R: 0 E: 0 K: 1 S: 5 | H: 0 LOB: 0 BB: 0 P: 5 | R: 0 E: 0 K: 1 S: 5 | H: 0 LOB: 0 BB: 0 P: 5 | R: 1 E: 0 K: 2 S: 9 | H: 2 LOB: 2 BB: 1 P: 13 | 1B: 4 2B: 0 3B: 0 HR: 0 | SF: 1 SAC: 0 DP: 1 HBP: 0 |
| PITCHER Joe Horlen, R ERA: 1.98 (1, 1) | IP: 10.0 WLS: L BF: 36 H: 4 R: 1 ER: 1 SO: 8 BB: 1 IBB: 2 HBP: 0 BLK: 0 WP: 1 HR: 0 S: 49 P: 61 ERA: 0.90 WHIP: 0.500 | | | | | | | | | | | | | | | | | |

Washington Senators @ Chicago White Sox
Comiskey Park, Chicago, IL
Sat Sep 19 1964, 4:33 AM EDT
Att: 4,857 - Unknown

livebaseballscores.com

AB 32
R 1
H 4
RBI 1
BB 3
SO 8
LOB 10

WP: 1 PA: 36
PB: 0
SB: 0
CS: 0

| Batter | 1 | 2 | 3 | 4 | 5 | 6 | 7 | 8 | 9 | 10 | AB | R | H | RBI | BB | SO | LOB | | | |
|--|---|----------------------------------|------------------------------|----------------------------------|------------------------------|---------------------------------|------------------------------|---------------------------------|------------------------------|---------------------------------|------------------------------|---------------------------------|------------------------------|---------------------------------|------------------------------|---------------------------------|------------------------------|---------------------------------|----------------------------------|------------------------------------|
| Mike Hershberger, R OBP: 0.306, SLG: 0.289 (1, 8) (10, 9) | | | | | | | | | | | 5 | 0 | 0 | 0 | 0 | 1 | 0 | | | |
| Tom McCraw, L OBP: 0.323, SLG: 0.371 (1, 7) (10, 3) | | | | | | | | | | | 4 | 0 | 1 | 0 | 1 | 0 | 0 | | | |
| Floyd Robinson, L OBP: 0.375, SLG: 0.409 (1, 9) (10, 7) | | | | | | | | | | | 5 | 0 | 0 | 0 | 0 | 0 | 3 | | | |
| Pete Ward, L OBP: 0.350, SLG: 0.475 (1, 5) | | | | | | | | | | | 3 | 0 | 0 | 0 | 1 | 0 | 0 | | | |
| Bill Skowron, R OBP: 0.325, SLG: 0.436 (1, 3) (10, 8) | | | | | | | | | | | 4 | 0 | 1 | 0 | 0 | 0 | 2 | | | |
| Jim Landis, R OBP: 0.305, SLG: 0.274 (10, 8) | | | | | | | | | | | 0 | 0 | 0 | 0 | 0 | 0 | 0 | | | |
| Ron Hansen, R OBP: 0.343, SLG: 0.410 (1, 6) | | | | | | | | | | | 3 | 0 | 2 | 0 | 1 | 0 | 0 | | | |
| Al Weis, S OBP: 0.305, SLG: 0.309 (1, 4) | | | | | | | | | | | 2 | 0 | 0 | 0 | 2 | 0 | 3 | | | |
| J.C. Martin, L OBP: 0.244, SLG: 0.283 (1, 2) (7, PH) | | | | | | | | | | | 2 | 0 | 0 | 0 | 0 | 0 | 3 | | | |
| Smoky Burgess, L OBP: 0.307, SLG: 0.328 (7, PR) | | | | | | | | | | | 1 | 0 | 0 | 0 | 0 | 0 | 3 | | | |
| Jim Hicks, R (7, PR) | | | | | | | | | | | 0 | 0 | 0 | 0 | 0 | 0 | 0 | | | |
| Jerry McNertney, R OBP: 0.287, SLG: 0.287 (8, 2) | | | | | | | | | | | 1 | 0 | 0 | 0 | 0 | 0 | 1 | | | |
| Joe Horlen, R OBP: 0.156, SLG: 0.143 (1, 1) | | | | | | | | | | | 4 | 0 | 0 | 0 | 0 | 0 | 5 | | | |
| Inning Stats | R: 0 E: 0 K: 0 S: 3 | H: 0 LOB: 0 BB: 2 P: 11 | R: 0 E: 0 K: 0 S: 3 | H: 0 LOB: 2 BB: 2 P: 11 | R: 0 E: 0 K: 0 S: 3 | H: 0 LOB: 0 BB: 0 P: 3 | R: 0 E: 0 K: 0 S: 3 | H: 0 LOB: 0 BB: 0 P: 3 | R: 0 E: 0 K: 0 S: 4 | H: 1 LOB: 1 BB: 0 P: 4 | R: 0 E: 1 K: 0 S: 6 | H: 2 LOB: 3 BB: 0 P: 6 | R: 0 E: 0 K: 0 S: 4 | H: 1 LOB: 2 BB: 1 P: 8 | R: 0 E: 0 K: 0 S: 3 | H: 0 LOB: 1 BB: 1 P: 7 | R: 0 E: 0 K: 0 S: 2 | H: 0 LOB: 0 BB: 1 P: 6 | 1B: 4 2B: 0 3B: 0 HR: 0 | SF: 0 SAC: 0 DP: 2 HBP: 0 |
| PITCHER Bennie Daniels, R ERA: 3.93 (1, 1) | IP: 10.0 WLS: W BF: 39 H: 4 R: 0 ER: 0 SO: 1 BB: 4 IBB: 1 HBP: 0 BLK: 0 WP: 0 HR: 0 S: 36 P: 56 ERA: 0.00 WHIP: 0.800 | | | | | | | | | | | | | | | | | | | |

Washington Senators @ Chicago White Sox
Comiskey Park, Chicago, IL
Sat Sep 19 1964, 4:33 AM EDT
Att: 4,857 - Unknown

livebaseballscores.com

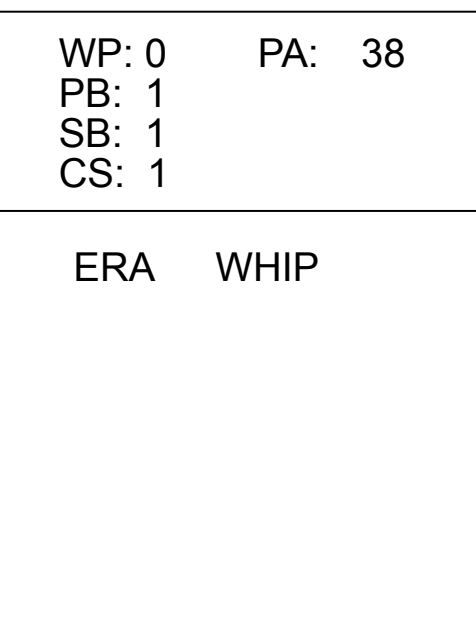
AB 34
R 0
H 4
RBI 0
BB 5
SO 1
LOB 20

WP: 0 PA: 39
PB: 0
SB: 1
CS: 0

| Batter | 1 | 2 | 3 | 4 | 5 | 6 | 7 | 8 | 9 | AB | R | H | RBI | BB | SO | LOB | TOP | | | | | | | |
|---|---|---|--|---------------------------------|------------------------------|---------------------------------|------------------------------|---------------------------------|------------------------------|---------------------------------|------------------------------|---------------------------------|------------------------------|---------------------------------|------------------------------|---------------------------------|------------------------------|----------------------------------|----------------------------------|------------------------------------|-------------------------|--------|--|--|
| Ed Brinkman, R (1,6) OBP: 0.266, SLG: 0.330 Don Blasingame, L (9, PH) OBP: 0.314, SLG: 0.308 | 0-0 6-3 | 0-0 4-3 | | | 0-0 1-3 | | | 0-0 F9 | 0-0 FC1-2 | 4 | 0 | 0 | 0 | 0 | 0 | 1 | | | | | | | | |
| Chuck Cottier, R (1,4) OBP: 0.280, SLG: 0.323 Joe Cunningham, L (9, PH) OBP: 0.347, SLG: 0.274 | 0-0 5-3 | | 0-0 5-3 | | 0-0 5-3 | | | 0-0 F2 | 0-0 1-3 | 4 | 0 | 0 | 0 | 0 | 0 | 0 | | | | | | | | |
| Chuck Hinton, R (1,7) OBP: 0.350, SLG: 0.430 | 4-0 1B HR BB | | 0-0 CS 1B | | 0-0 F7 | | | 0-0 PB 1B | | 3 | 1 | 2 | 0 | 1 | 0 | 0 | | | | | | | | |
| Don Lock, R (1,8) OBP: 0.353, SLG: 0.481 | 0-0 HR 1B | | 0-3 K | | 4-0 G5-4-3 BB | | | 4-0 1-2 BB | | 2 | 1 | 1 | 0 | 2 | 1 | 1 | | | | | | | | |
| Roy Sievers, R (1,3) OBP: 0.272, SLG: 0.339 Dick Phillips, L (8,3) OBP: 0.309, SLG: 0.287 | 0-0 HR | | 0-0 P6 | | 0-0 F9 | | | 0-0 4-3 | | 4 | 1 | 1 | 3 | 0 | 0 | 3 | | | | | | | | |
| Fred Valentine, S (1,9) OBP: 0.312, SLG: 0.316 | 0-3 K | | 0-0 F9 | | 0-0 S 1B | | | 0-0 F8 | | 4 | 0 | 1 | 0 | 0 | 1 | 0 | | | | | | | | |
| John Kennedy, R (1,5) OBP: 0.250, SLG: 0.330 Jim King, L (9, PH) OBP: 0.339, SLG: 0.420 | | 4-0 SH5-4 BB | | 0-0 1B | | 0-0 P6 | | 4-0 2B FC1-2 BB | | 2 | 0 | 1 | 0 | 1 | 0 | 1 | | | | | | | | |
| Mike Brumley, L (1,2) OBP: 0.306, SLG: 0.293 Don Zimmer, R (7, PH) OBP: 0.302, SLG: 0.407 Ron Kline, R (7,1) OBP: 0.286, SLG: 0.167 Willie Kirkland, L (9, PH) OBP: 0.276, SLG: 0.342 | | 0-0 F8 | | 0-0 1-3 | | 0-3 K | | 0-0 FC1-2 2B | | 2 | 0 | 0 | 0 | 0 | 0 | 2 | | | | | | | | |
| Buster Narum, R (1,1) OBP: 0.033, SLG: 0.033 Alan Koch, R (3,1) OBP: 0.250, SLG: 0.344 Frank Kreuzer, R (6,1) OBP: 0.053, SLG: 0.105 Ken Hunt, R (7, PH) OBP: 0.226, SLG: 0.185 Ken Retzer, L (7,2) OBP: 0.276, SLG: 0.125 | | 0-0 SH5-4 | | 0-3 K | | 0-0 F5 | | 4-0 FC1-2 IBB | | 0 | 0 | 0 | 0 | 0 | 0 | 0 | | | | | | | | |
| Inning Stats | R: 3 E: 0 K: 1 S: 7 | H: 2 LOB: 0 BB: 1 P: 11 | R: 0 E: 0 K: 0 S: 3 | H: 0 LOB: 1 BB: 1 P: 7 | R: 0 E: 0 K: 1 S: 5 | H: 1 LOB: 0 BB: 0 P: 5 | R: 0 E: 0 K: 0 S: 4 | H: 1 LOB: 1 BB: 0 P: 4 | R: 0 E: 0 K: 1 S: 5 | H: 0 LOB: 0 BB: 0 P: 5 | R: 0 E: 0 K: 0 S: 2 | H: 0 LOB: 0 BB: 0 P: 6 | R: 0 E: 0 K: 1 S: 6 | H: 1 LOB: 1 BB: 0 P: 6 | R: 0 E: 0 K: 0 S: 4 | H: 1 LOB: 2 BB: 1 P: 8 | R: 0 E: 0 K: 0 S: 4 | H: 1 LOB: 3 BB: 2 P: 12 | 1B: 5 2B: 1 3B: 0 HR: 1 | SF: 0 SAC: 1 DP: 1 HBP: 0 | WP: 0 SB: 1 CS: 1 | PA: 38 | | |
| PITCHER | IP WLS BF H R ER SO BB IBB HBP BLK WP HR S P ERA WHIP | 7.2 W 31 6 3 3 4 4 0 0 0 0 1 35 51 3.52 1.304 | 1.1 S 7 1 0 0 0 1 1 0 0 0 0 0 5 13 0.00 1.500 | | | | | | | | | | | | | | | | | | | | | |

Washington Senators @ Chicago White Sox
Comiskey Park, Chicago, IL
Sun Sep 20 1964, 4:33 AM EDT
Att: 6,346 - Unknown

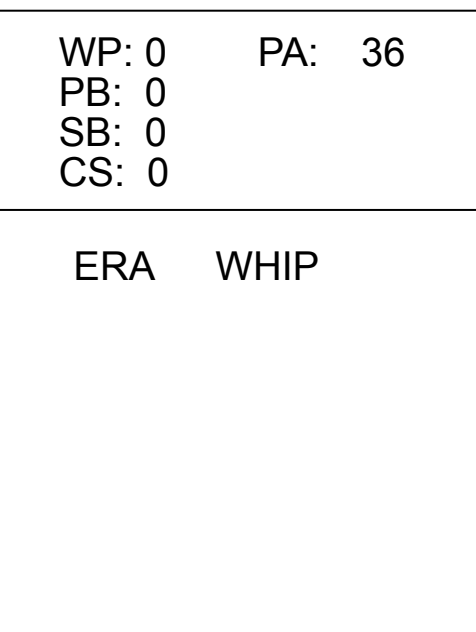
AB 30
R 3
H 7
RBI 3
BB 6
SO 4
LOB 13



| Batter | 1 | 2 | 3 | 4 | 5 | 6 | 7 | 8 | 9 | AB | R | H | RBI | BB | SO | LOB | BOTTOM | | | | | | | |
|--|---|--|------------------------------|---------------------------------|------------------------------|---------------------------------|------------------------------|---------------------------------|------------------------------|---------------------------------|------------------------------|---------------------------------|------------------------------|---------------------------------|----------------------------------|------------------------------------|-------------------------|--------|--|--|--|--|--|--|
| Jim Landis, R (1,8) OBP: 0.305, SLG: 0.272 Mary Staehle, L (6, PH) OBP: 1.000, SLG: 1.000 Ken Berry, R (7,8) | 0-0 F9 | | 0-3 K | | 1-0 HBP | | | 0-0 2H 1B | | 2 | 0 | 0 | 0 | 0 | 1 | 0 | | | | | | | | |
| Don Buford, S (1,4) OBP: 0.338, SLG: 0.352 Al Weis, S (9,4) OBP: 0.305, SLG: 0.309 | 4-0 1B BB | | 0-0 4-3 | | 0-0 F9 | | | 0-0 1-3 | | 3 | 0 | 0 | 0 | 1 | 0 | 2 | | | | | | | | |
| Floyd Robinson, L (1,7) OBP: 0.379, SLG: 0.412 | 0-0 5-3 1B | | 0-0 BB 1B | | 4-0 BB | | | 0-0 FC4-6 1B | | 3 | 1 | 3 | 0 | 1 | 0 | 0 | | | | | | | | |
| Pete Ward, L (1,5) OBP: 0.347, SLG: 0.471 | 0-0 5-3 | | 0-0 F7 | | 0-0 F5 | | | 0-0 FC4-6 G6-3 | | 4 | 0 | 0 | 0 | 0 | 5 | | | | | | | | | |
| Tom McCraw, L (1,3) OBP: 0.325, SLG: 0.368 | 1-0 HBP | | 4-0 1B E BB | | 0-3 K | | | 0-0 G6-3 | | 2 | 1 | 0 | 0 | 1 | 1 | 2 | | | | | | | | |
| Mike Hershberger, R (1,9) OBP: 0.306, SLG: 0.288 | 0-0 4-3 | | 0-0 E7 1B | | 0-0 F8 | | | 0-0 F5 | | 4 | 0 | 1 | 1 | 0 | 0 | 4 | | | | | | | | |
| Ron Hansen, R (1,6) OBP: 0.342, SLG: 0.409 | | 0-0 P3 | | 0-0 F9 | | 0-0 SH1-4 1B | | 0-0 F7 | | 4 | 1 | 1 | 0 | 0 | 0 | 1 | | | | | | | | |
| J.C. Martin, L (1,2) OBP: 0.244, SLG: 0.283 Jerry McNertney, R (2,2) OBP: 0.288, SLG: 0.288 | | 0-3 K | | 0-0 F3 | | 0-0 SH1-4 | | 0-0 1B | | 0 | 0 | 0 | 0 | 0 | 0 | 0 | | | | | | | | |
| Gary Peters, L (1,1) OBP: 0.222, SLG: 0.360 Eddie Fisher, R (8,1) OBP: 0.176, SLG: 0.176 | | 0-0 HR | | 0-0 F8 | | 0-0 F5 | | 0-3 K | | 3 | 1 | 1 | 1 | 0 | 0 | 1 | | | | | | | | |
| Inning Stats | R: 0 E: 0 K: 0 S: 4 | H: 1 LOB: 3 BB: 1 P: 9 | R: 1 E: 0 K: 2 S: 8 | H: 1 LOB: 0 BB: 0 P: 8 | R: 2 E: 1 K: 0 S: 5 | H: 2 LOB: 1 BB: 1 P: 9 | R: 0 E: 0 K: 0 S: 3 | H: 0 LOB: 1 BB: 0 P: 4 | R: 0 E: 0 K: 1 S: 5 | H: 2 LOB: 1 BB: 0 P: 5 | R: 0 E: 0 K: 0 S: 3 | H: 1 LOB: 0 BB: 0 P: 3 | R: 0 E: 0 K: 1 S: 6 | H: 1 LOB: 1 BB: 0 P: 6 | 1B: 7 2B: 0 3B: 0 HR: 1 | SF: 0 SAC: 1 DP: 1 HBP: 2 | WP: 0 SB: 0 CS: 0 | PA: 36 | | | | | | |
| PITCHER | IP WLS BF H R ER SO BB IBB HBP BLK WP HR S P ERA WHIP | 15 L 13 2 1 1 1 1 0 1 0 0 0 13 18 3.00 1.000 | | | | | | | | | | | | | | | | | | | | | | |

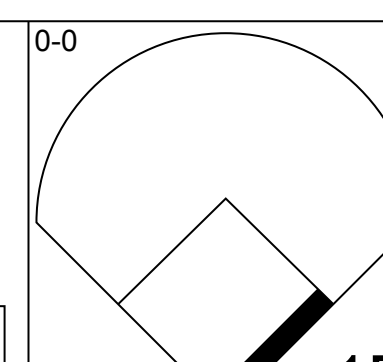
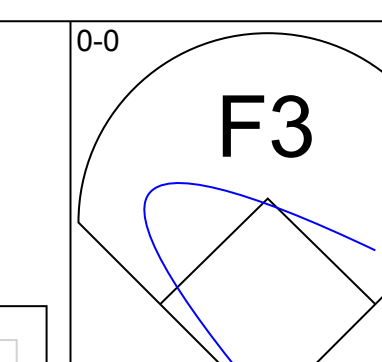
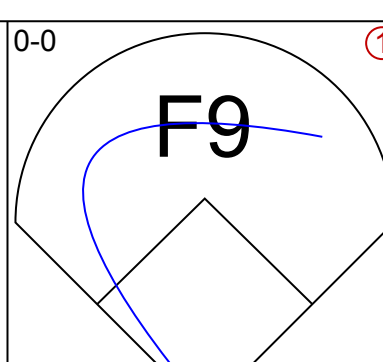
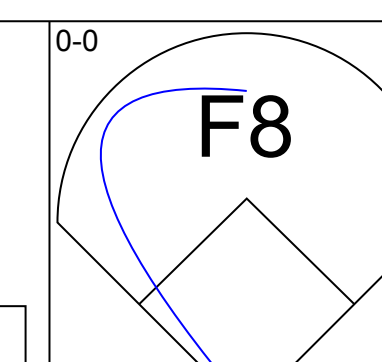
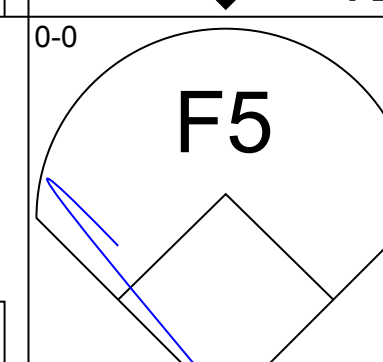
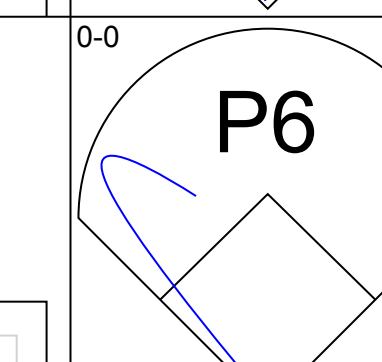
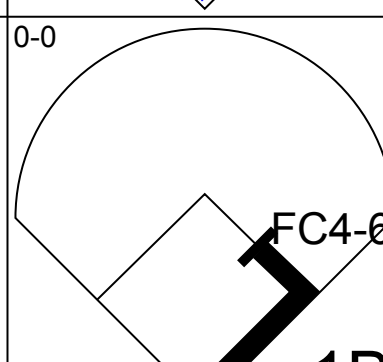
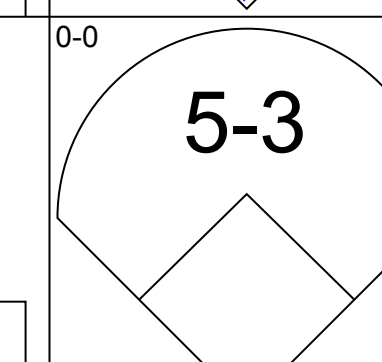
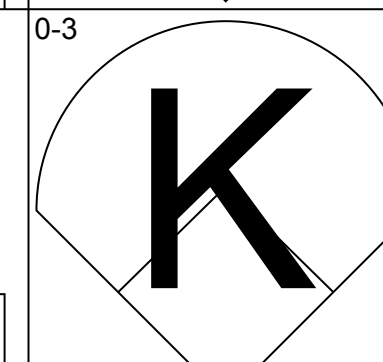
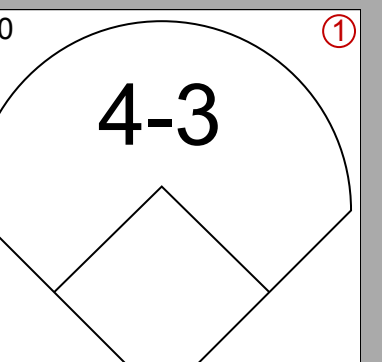
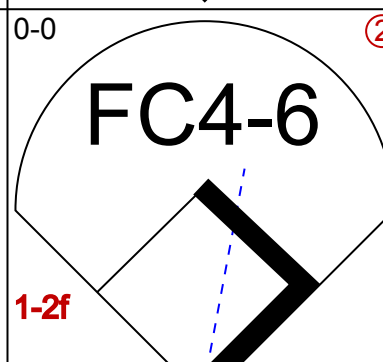

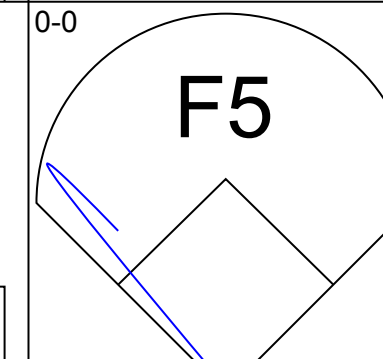
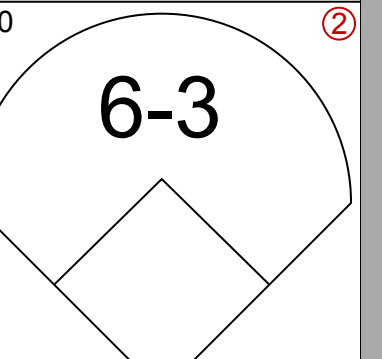
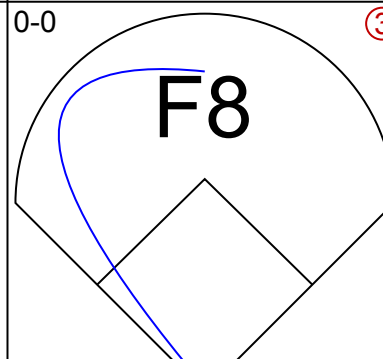

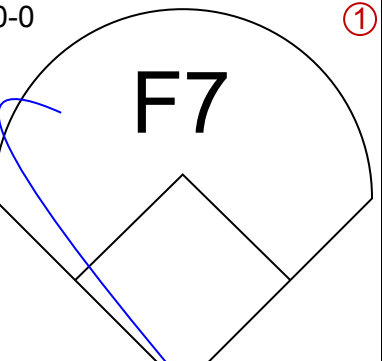
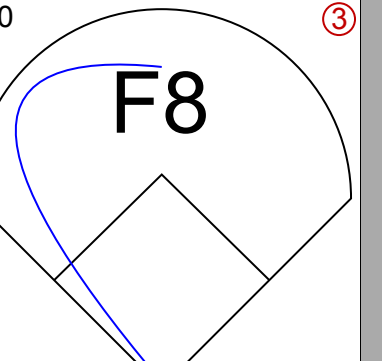
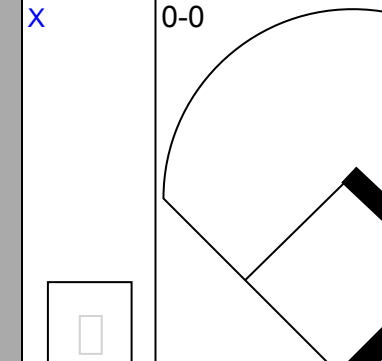

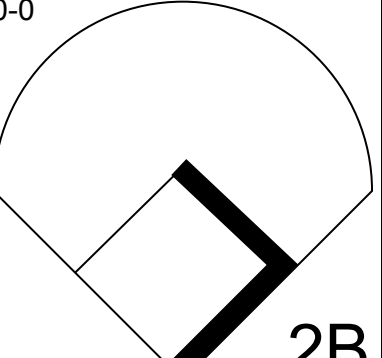
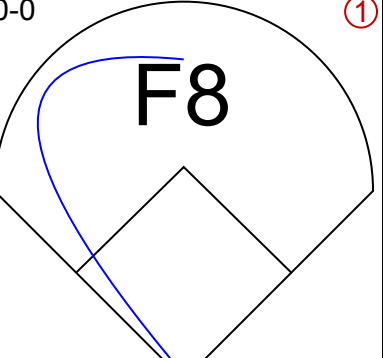
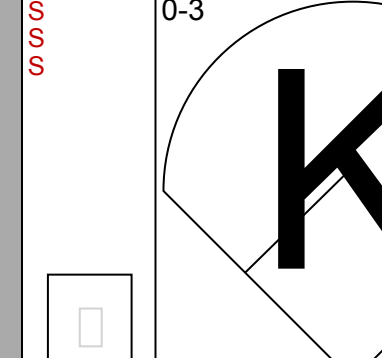
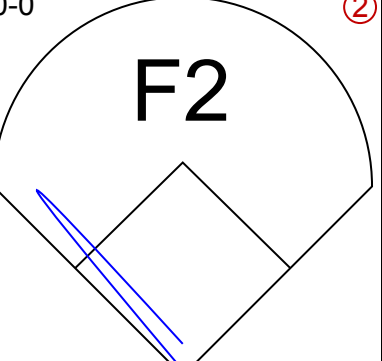
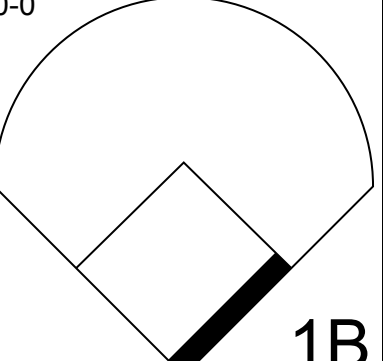
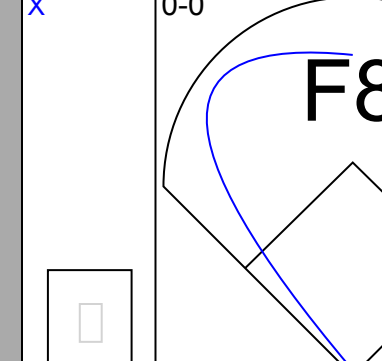
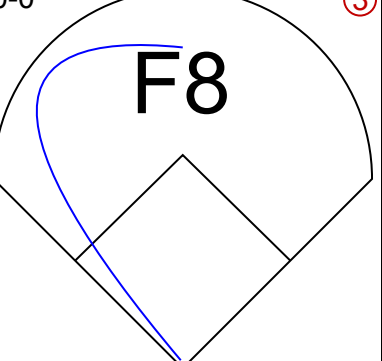
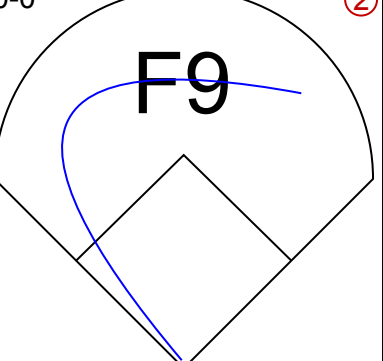
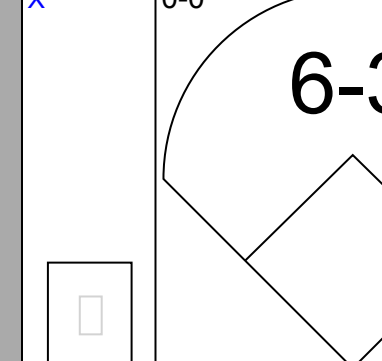
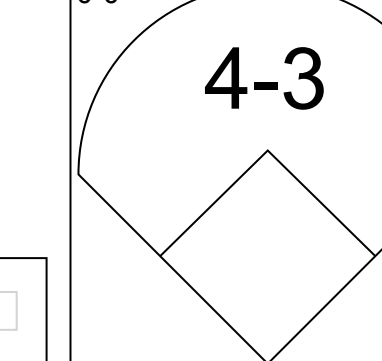
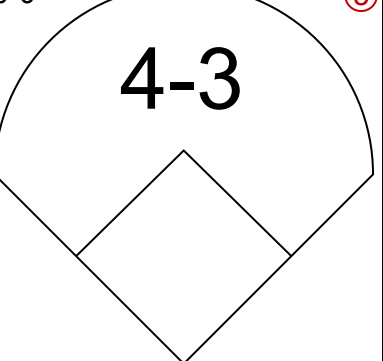
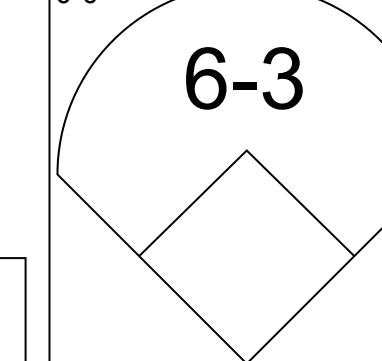
Washington Senators @ Chicago White Sox
Comiskey Park, Chicago, IL
Sun Sep 20 1964, 4:33 AM EDT
Att: 6,346 - Unknown

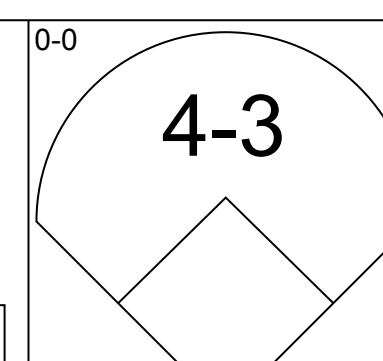
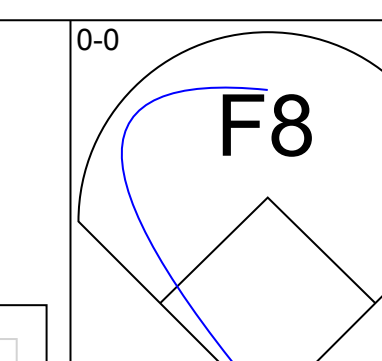
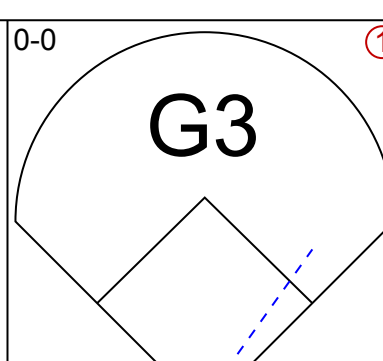
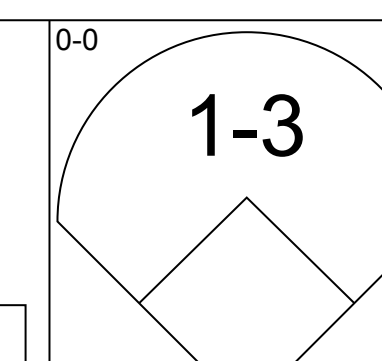
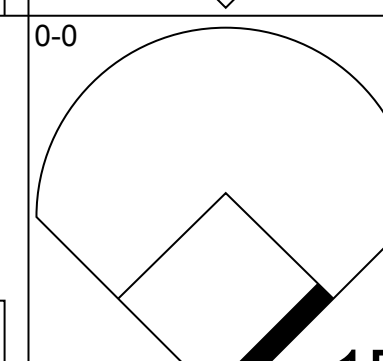
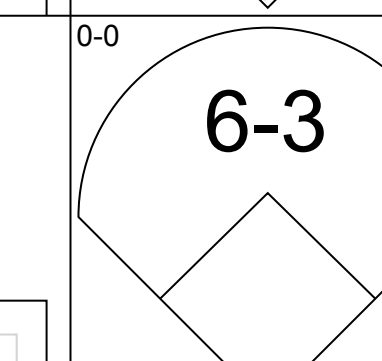
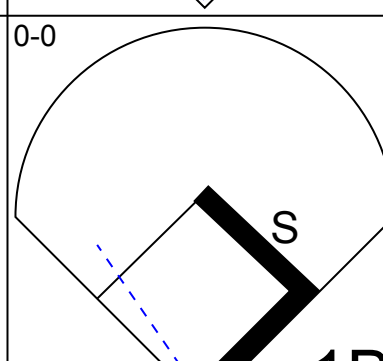
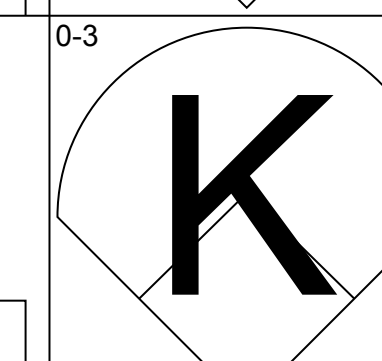
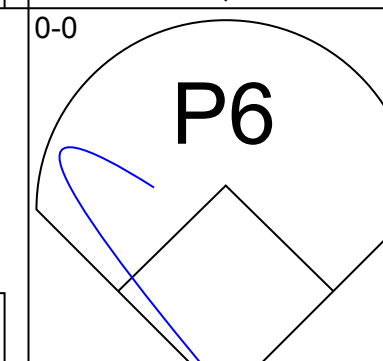
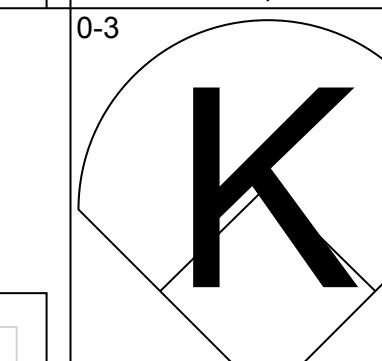
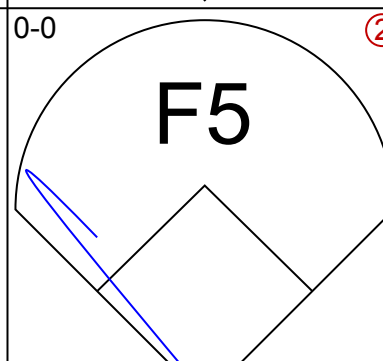
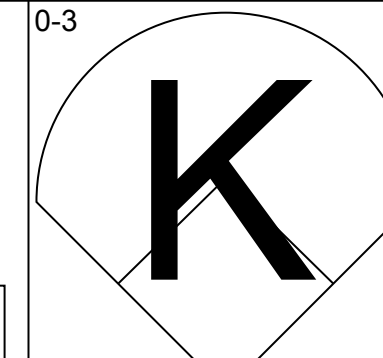
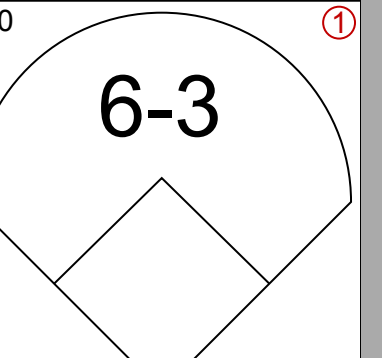
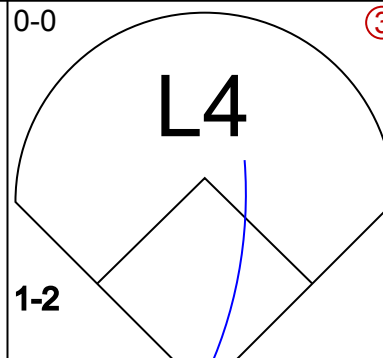
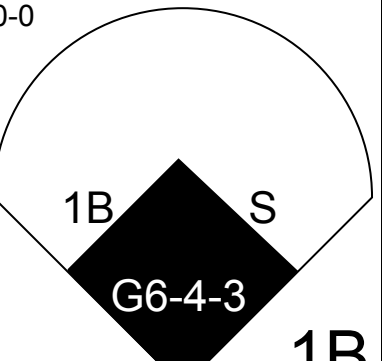

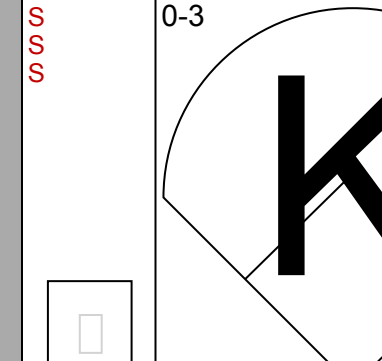
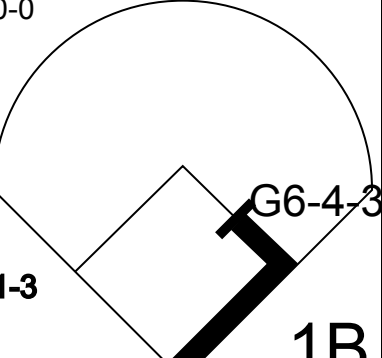
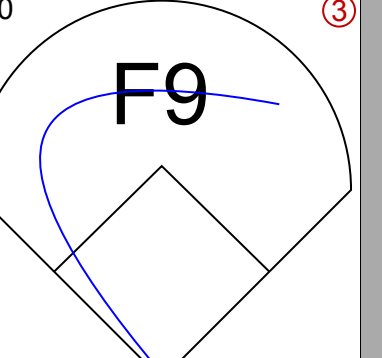
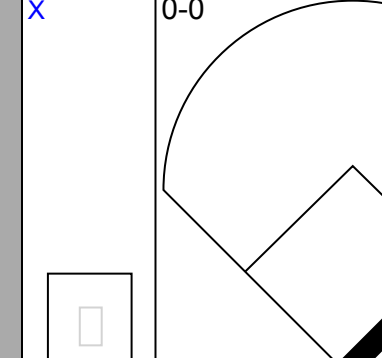
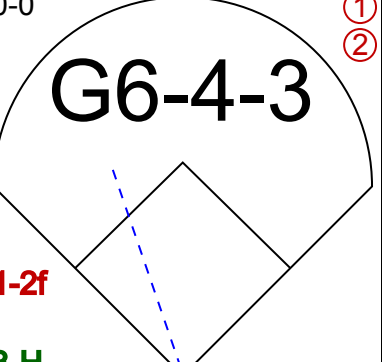
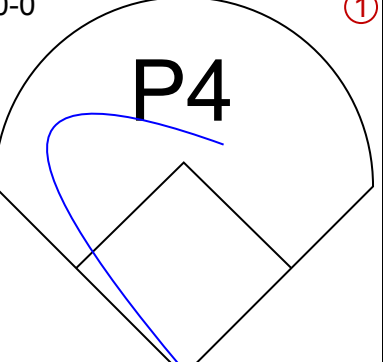
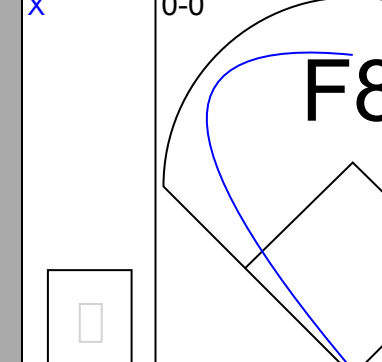
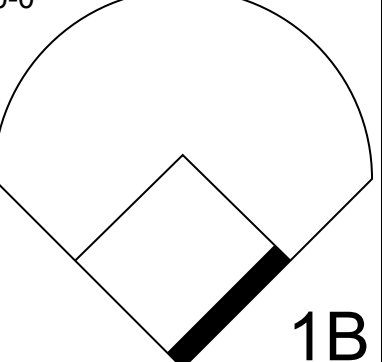
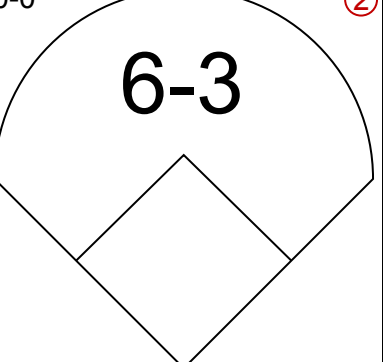
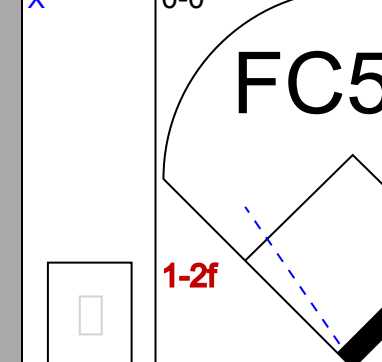
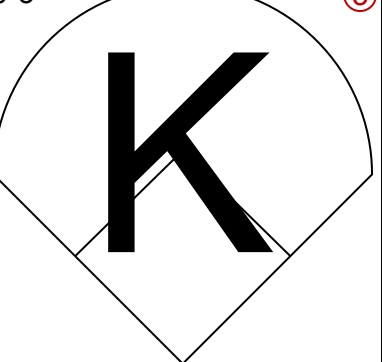
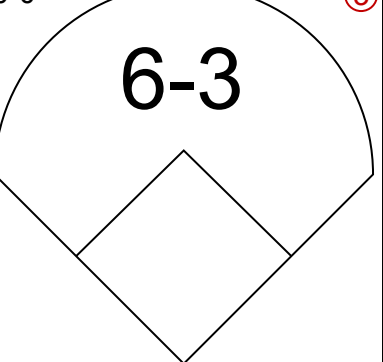
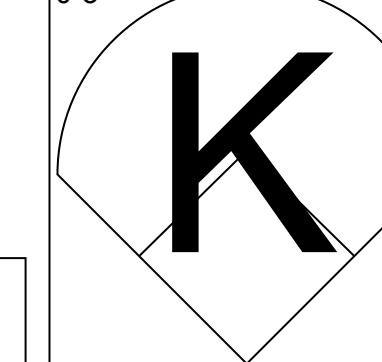
AB 30
R 4
H 8
RBI 3
BB 3
SO 4
LOB 16



| Batter | 1 | 2 | 3 | 4 | 5 | 6 | 7 | 8 | 9 | AB | R | H | RBI | BB | SO | LOB | TOP | | | | | | | | |
|---|------------------------------|---------------------------------|------------------------------|---------------------------------|------------------------------|---------------------------------|------------------------------|---------------------------------|------------------------------|---------------------------------|------------------------------|---------------------------------|------------------------------|---------------------------------|------------------------------|---------------------------------|---|----------------------------------|----------------------------------|------------------------------------|----------------------------------|--------|--|--|--|
| Felix Mantilla, R OBP: 0.351, SLG: 0.558 (1, 4) | | | | | | | | | | 5 | 0 | 1 | 0 | 0 | 0 | 5 | Boston Red Sox @ Washington Senators D.C. Stadium, Washington, DC Tue Sep 22 1964, 7:05 PM EDT Att: 1,998 - Unknown livebaseballscorecards.com | | | | | | | | |
| Tony Conigliaro, R OBP: 0.358, SLG: 0.546 (1, 7) | | | | | | | | | | 5 | 0 | 1 | 0 | 0 | 0 | 4 | | | | | | | | | |
| Carl Yastrzemski, L OBP: 0.382, SLG: 0.466 (1, 8) | | | | | | | | | | 3 | 1 | 1 | 0 | 1 | 1 | 2 | | | | | | | | | |
| Dick Stuart, R OBP: 0.321, SLG: 0.500 Dick Williams, R OBP: 0.247, SLG: 0.406 (1, 3) (9, 3) | | | | | | | | | | 2 | 0 | 0 | 0 | 1 | 0 | 1 | | | | | | | | | |
| Frank Matzone, R OBP: 0.316, SLG: 0.378 (1, 5) | | | | | | | | | | 3 | 1 | 0 | 0 | 1 | 0 | 2 | | | | | | | | | |
| Lee Thomas, L OBP: 0.324, SLG: 0.400 Al Smith, R OBP: 0.263, SLG: 0.324 (1, 9) (9, PH) (9, 9) | | | | | | | | | | 2 | 0 | 0 | 0 | 1 | 0 | 0 | | | | | | | | | |
| Eddie Bressoud, R OBP: 0.372, SLG: 0.459 (1, 6) | | | | | | | | | | 3 | 0 | 1 | 0 | 1 | 1 | 0 | | | | | | | | | |
| Bob Tillman, R OBP: 0.356, SLG: 0.446 (1, 2) | | | | | | | | | | 4 | 0 | 2 | 1 | 0 | 0 | 2 | | | | | | | | | |
| Bill Monbouquette, R OBP: 0.187, SLG: 0.119 (1, 1) | | | | | | | | | | 3 | 0 | 1 | 1 | 1 | 2 | 1 | | | | | | | | | |
| Inning Stats | R: 0 E: 0 K: 1 S: 6 | H: 1 LOB: 1 BB: 0 P: 6 | R: 0 E: 0 K: 1 S: 5 | H: 0 LOB: 0 BB: 0 P: 5 | R: 0 E: 0 K: 1 S: 5 | H: 1 LOB: 0 BB: 0 P: 5 | R: 0 E: 0 K: 0 S: 3 | H: 1 LOB: 1 BB: 1 P: 7 | R: 0 E: 0 K: 0 S: 3 | H: 0 LOB: 0 BB: 0 P: 3 | R: 0 E: 0 K: 0 S: 4 | H: 2 LOB: 1 BB: 0 P: 4 | R: 0 E: 0 K: 0 S: 4 | H: 1 LOB: 2 BB: 1 P: 8 | R: 0 E: 0 K: 1 S: 5 | H: 0 LOB: 0 BB: 0 P: 5 | R: 3 E: 0 K: 0 S: 5 | H: 2 LOB: 3 BB: 4 P: 21 | 1B: 6 2B: 2 3B: 0 HR: 0 | SF: 0 SAC: 1 DP: 3 HBP: 0 | WP: 0 PB: 0 SB: 0 CS: 0 | PA: 38 | | | |
| PITCHER | IP | WLS | BF | H | R | ER | SO | BB | IBB | HBP | BLK | WP | HR | S | P | ERA | WHIP | | | | | | | | |
| Claude Osteen, L ERA: 3.14 Ron Kline, R ERA: 1.98 (1, 1) (9, 1) | 8.1 | L | 33 | 7 | 3 | 3 | 4 | 2 | 2 | 0 | 0 | 0 | 0 | 37 | 53 | 3.24 | 1.080 | | | | | | | | |

| Batter | 1 | 2 | 3 | 4 | 5 | 6 | 7 | 8 | 9 | AB | R | H | RBI | BB | SO | LOB | BOTTOM | | | | | | | | |
|--|------------------------------|---------------------------------|------------------------------|---------------------------------|------------------------------|---------------------------------|------------------------------|---------------------------------|------------------------------|---------------------------------|------------------------------|---------------------------------|------------------------------|---------------------------------|------------------------------|---------------------------------|---|---------------------------------|----------------------------------|------------------------------------|----------------------------------|--------|--|--|--|
| Don Blasingame, L OBP: 0.315, SLG: 0.312 (1, 4) | | | | | | | | | | 4 | 0 | 2 | 0 | 0 | 0 | 1 | Boston Red Sox @ Washington Senators D.C. Stadium, Washington, DC Tue Sep 22 1964, 7:05 PM EDT Att: 1,998 - Unknown livebaseballscorecards.com | | | | | | | | |
| John Kennedy, R OBP: 0.283, SLG: 0.328 Willie Kirkland, L OBP: 0.275, SLG: 0.341 (1, 5) (9, PH) | | | | | | | | | | 3 | 0 | 0 | 0 | 0 | 0 | 2 | | | | | | | | | |
| Chuck Hinton, R OBP: 0.349, SLG: 0.428 (1, 7) | | | | | | | | | | 4 | 0 | 1 | 0 | 0 | 0 | 1 | | | | | | | | | |
| Jim King, L OBP: 0.338, SLG: 0.417 Chuck Cottler, R OBP: 0.290, SLG: 0.323 (1, 9) (9, PR) | | | | | | | | | | 3 | 0 | 0 | 0 | 1 | 1 | 1 | | | | | | | | | |
| Don Lock, R OBP: 0.351, SLG: 0.477 (1, 8) | | | | | | | | | | 4 | 0 | 0 | 0 | 0 | 0 | 3 | | | | | | | | | |
| Dick Phillips, L OBP: 0.306, SLG: 0.283 Roy Sievers, R OBP: 0.270, SLG: 0.337 (1, 3) (9, PH) | | | | | | | | | | 3 | 0 | 0 | 0 | 0 | 0 | 0 | | | | | | | | | |
| Mike Brumley, L OBP: 0.306, SLG: 0.295 (1, 2) | | | | | | | | | | 3 | 0 | 1 | 0 | 0 | 0 | 0 | | | | | | | | | |
| Ed Brinkman, R OBP: 0.267, SLG: 0.330 (1, 6) | | | | | | | | | | 3 | 0 | 1 | 0 | 0 | 0 | 1 | | | | | | | | | |
| Claude Osteen, L OBP: 0.194, SLG: 0.241 Ron Kline, R OBP: 0.286, SLG: 0.167 (1, 1) (9, 1) | | | | | | | | | | 2 | 0 | 0 | 0 | 0 | 2 | 1 | | | | | | | | | |
| Inning Stats | R: 0 E: 0 K: 0 S: 4 | H: 1 LOB: 1 BB: 0 P: 4 | R: 0 E: 0 K: 0 S: 3 | H: 0 LOB: 0 BB: 0 P: 3 | R: 0 E: 0 K: 1 S: 5 | H: 0 LOB: 0 BB: 0 P: 5 | R: 0 E: 0 K: 0 S: 3 | H: 0 LOB: 0 BB: 0 P: 3 | R: 0 E: 0 K: 0 S: 3 | H: 0 LOB: 0 BB: 0 P: 3 | R: 0 E: 0 K: 0 S: 4 | H: 1 LOB: 1 BB: 0 P: 4 | R: 0 E: 0 K: 1 S: 5 | H: 0 LOB: 0 BB: 0 P: 5 | R: 0 E: 0 K: 1 S: 6 | H: 1 LOB: 1 BB: 0 P: 6 | R: 0 E: 0 K: 0 S: 5 | H: 2 LOB: 3 BB: 1 P: 9 | 1B: 3 2B: 2 3B: 0 HR: 0 | SF: 0 SAC: 1 DP: 0 HBP: 0 | WP: 0 PB: 0 SB: 0 CS: 0 | PA: 33 | | | |
| PITCHER | IP | WLS | BF | H | R | ER | SO | BB | IBB | HBP | BLK | WP | HR | S | P | ERA | WHIP | | | | | | | | |
| Bill Monbouquette, R ERA: 4.21 (1, 1) | 9.0 | W | 33 | 5 | 0 | 0 | 3 | 1 | 0 | 0 | 0 | 0 | 0 | 38 | 42 | 0.00 | 0.667 | | | | | | | | |

| Batter | 1 | 2 | 3 | 4 | 5 | 6 | 7 | 8 | 9 | AB | R | H | RBI | BB | SO | LOB | TOP | | |
|--|--|--|---|---|--|---|--|---|---|---------------------------------|------------------------------|---------------------------------|------------------------------|---------------------------------|------------------------------|--|---|------------------------------------|--|
| Felix Mantilla, R OBP: 0.350, SLG: 0.554 (1,4) |  | |  | | |  | |  | | 4 | 0 | 1 | 0 | 0 | 0 | 0 | Boston Red Sox @ Washington Senators D.C. Stadium, Washington, DC Wed Sep 23 1964, 7:05 PM EDT Att: 1,491 - Unknown livebaseballscorecards.com | | |
| Tony Conigliaro, R OBP: 0.397, SLG: 0.543 (1,7) |  | |  | | |  | |  | | 4 | 0 | 1 | 0 | 0 | 0 | 1 | | | |
| Carl Yastrzemski, L OBP: 0.379, SLG: 0.463 (1,8) |  | | |  | |  | |  | | 4 | 0 | 0 | 0 | 0 | 1 | 2 | | | |
| Dick Stuart, R OBP: 0.319, SLG: 0.497 (1,3) |  | | |  | |  | |  | | 4 | 0 | 0 | 0 | 0 | 0 | 2 | | | |
| Frank Matzone, R OBP: 0.315, SLG: 0.379 (1,5) | |  | |  | | |  | |  | | 4 | 0 | 1 | 0 | 0 | 0 | | | |
| Lee Thomas, L OBP: 0.325, SLG: 0.401 (1,9) | |  | | |  | |  | | | 3 | 0 | 1 | 0 | 0 | 1 | 1 | | | |
| Eddie Bressoud, R OBP: 0.372, SLG: 0.458 (1,6) | |  | | |  | |  | | | 3 | 0 | 1 | 0 | 0 | 0 | 2 | | | |
| Bob Tillman, R OBP: 0.354, SLG: 0.442 (1,2) | |  | | |  | |  | | | 3 | 0 | 0 | 0 | 0 | 0 | 3 | | | |
| Pete Charton, L OBP: 0.222, SLG: 0.125 (1,1) | | |  | |  | | |  | | 2 | 0 | 0 | 0 | 0 | 0 | 1 | | | |
| Al Smith, R OBP: 0.261, SLG: 0.322 (8, PH) | | | | | | | | | | 1 | 0 | 0 | 0 | 0 | 0 | 0 | | | |
| Dick Radatz, R OBP: 0.167, SLG: 0.171 (8, 1) | | | | | | | | | | 0 | 0 | 0 | 0 | 0 | 0 | 0 | | | |
| Inning Stats | R: 0 E: 0 K: 1 S: 6 | H: 1 LOB: 1 BB: 0 P: 6 | R: 0 E: 0 K: 0 S: 4 | H: 1 LOB: 1 BB: 0 P: 4 | R: 0 E: 0 K: 0 S: 3 | H: 0 LOB: 0 BB: 0 P: 3 | R: 0 E: 0 K: 0 S: 3 | H: 0 LOB: 0 BB: 0 P: 3 | R: 0 E: 0 K: 0 S: 4 | H: 1 LOB: 1 BB: 0 P: 4 | R: 0 E: 0 K: 1 S: 6 | H: 1 LOB: 1 BB: 0 P: 6 | R: 0 E: 0 K: 0 S: 3 | H: 0 LOB: 0 BB: 0 P: 3 | R: 0 E: 0 K: 0 S: 3 | H: 0 LOB: 0 BB: 0 P: 3 | 1B: 3 2B: 2 3B: 0 HR: 0 | SF: 0 SAC: 0 DP: 0 HBP: 0 | WP: 0 PA: 32 PB: 0 SB: 0 CS: 0 |
| PITCHER Don Loun, L ERA: | IP: 9.0 WLS: W BF: 32 H: 5 R: 0 ER: 0 SO: 2 BB: 0 IBB: 0 HBP: 0 BLK: 0 WP: 0 HR: 0 S: 36 P: 36 ERA: 0.00 WHIP: 0.556 | | | | | | | | | | | | | | | PITCHER IP: WLS: BF: H: R: ER: SO: BB: IBB: HBP: BLK: WP: HR: S: P: ERA: WHIP: | | | |

| Batter | 1 | 2 | 3 | 4 | 5 | 6 | 7 | 8 | 9 | AB | R | H | RBI | BB | SO | LOB | BOTTOM | | |
|--|--|---|---|---|--|---|---|---|------------------------------|---------------------------------|------------------------------|---------------------------------|------------------------------|---------------------------------|------------------------------|--|---|------------------------------------|--|
| Don Blasingame, L OBP: 0.313, SLG: 0.309 (1,4) |  | |  | | |  | |  | | 4 | 0 | 0 | 0 | 0 | 0 | 0 | Boston Red Sox @ Washington Senators D.C. Stadium, Washington, DC Wed Sep 23 1964, 7:05 PM EDT Att: 1,491 - Unknown livebaseballscorecards.com | | |
| John Kennedy, R OBP: 0.285, SLG: 0.330 (1,5) |  | |  | | |  | |  | | 4 | 0 | 2 | 0 | 0 | 1 | 0 | | | |
| Jim King, L OBP: 0.336, SLG: 0.414 (1,9) |  | |  | | |  | | | | 3 | 0 | 0 | 0 | 0 | 1 | 2 | | | |
| Don Lock, R OBP: 0.349, SLG: 0.474 (1,8) |  | | |  | |  | | | | 3 | 0 | 0 | 0 | 0 | 1 | 2 | | | |
| Chuck Hinton, R OBP: 0.349, SLG: 0.428 (1,7) | |  | |  | | |  | | | 3 | 1 | 1 | 0 | 0 | 2 | 0 | | | |
| Joe Cunningham, L OBP: 0.351, SLG: 0.279 (1,3) | |  | |  | | |  | | | 3 | 0 | 2 | 0 | 0 | 0 | 0 | | | |
| Ken Retzer, L OBP: 0.250, SLG: 0.111 (1,2) | |  | | |  | |  | | | 3 | 0 | 0 | 0 | 0 | 0 | 2 | | | |
| Ed Brinkman, R OBP: 0.267, SLG: 0.330 (1,6) | |  | | |  | |  | | | 3 | 0 | 1 | 0 | 0 | 0 | 1 | | | |
| Don Loun, R (1,1) | |  | | |  | | |  | | 3 | 0 | 0 | 0 | 0 | 2 | 1 | | | |
| Inning Stats | R: 0 E: 0 K: 1 S: 6 | H: 1 LOB: 1 BB: 0 P: 6 | R: 1 E: 0 K: 1 S: 7 | H: 3 LOB: 1 BB: 0 P: 7 | R: 0 E: 0 K: 1 S: 5 | H: 0 LOB: 0 BB: 0 P: 5 | R: 0 E: 0 K: 1 S: 5 | H: 0 LOB: 0 BB: 0 P: 5 | R: 0 E: 0 K: 0 S: 4 | H: 1 LOB: 1 BB: 0 P: 4 | R: 0 E: 0 K: 1 S: 6 | H: 1 LOB: 1 BB: 0 P: 6 | R: 0 E: 0 K: 2 S: 7 | H: 0 LOB: 0 BB: 0 P: 7 | R: 0 E: 0 K: 0 S: 7 | H: 0 LOB: 0 BB: 0 P: 7 | 1B: 6 2B: 0 3B: 0 HR: 0 | SF: 0 SAC: 0 DP: 1 HBP: 0 | WP: 0 PA: 29 PB: 0 SB: 2 CS: 0 |
| PITCHER Pete Charton, R ERA: 5.12 | IP: 7.0 WLS: L BF: 26 H: 6 R: 1 ER: 1 SO: 5 BB: 1 IBB: 0 HBP: 0 BLK: 0 WP: 0 HR: 0 S: 36 P: 36 ERA: 1.29 WHIP: 0.857 | | | | | | | | | | | | | | | PITCHER IP: WLS: BF: H: R: ER: SO: BB: IBB: HBP: BLK: WP: HR: S: P: ERA: WHIP: | | | |
| Dick Radatz, R ERA: 2.19 (8, 1) | IP: 1.0 WLS: L BF: 3 H: 0 R: 0 ER: 0 SO: 2 BB: 0 IBB: 0 HBP: 0 BLK: 0 WP: 0 HR: 0 S: 7 P: 7 ERA: 0.00 WHIP: 0.000 | | | | | | | | | | | | | | | PITCHER IP: WLS: BF: H: R: ER: SO: BB: IBB: HBP: BLK: WP: HR: S: P: ERA: WHIP: | | | |



| Batter | 1 | 2 | 3 | 4 | 5 | 6 | 7 | 8 | 9 | AB | R | H | RBI | BB | SO | LOB | TOP | | | | | |
|--|---|---------------------------------|------------------------------|----------------------------------|------------------------------|---------------------------------|------------------------------|---------------------------------|------------------------------|---------------------------------|------------------------------|---------------------------------|------------------------------|---------------------------------|------------------------------|---------------------------------|--|---------------------------------|-----------------------------------|------------------------------------|----------------------------------|--------|
| Phil Linz, R OBP: 0.334, SLG: 0.370 (1, 6) | F7 | | K | | | | | L9 | | 5 | 0 | 2 | 0 | 0 | 1 | 1 | New York Yankees @ Washington Senators D.C. Stadium, Washington, DC Fri Sep 25 1964, 7:05 PM EDT Att: 11,490 - Sunny | | | | | |
| Bobby Richardson, R OBP: 0.292, SLG: 0.332 (1, 4) | P4 | | 5-3 | | | | G6-4-3 | | 5 | 0 | 0 | 0 | 0 | 0 | 1 | 3 | | | | | | |
| Roger Maris, L OBP: 0.370, SLG: 0.479 (1, 8) | K | | F8 | | | | | | 5 | 2 | 3 | 3 | 0 | 1 | 0 | | | | | | | |
| Mickey Mantle, S OBP: 0.420, SLG: 0.588 (9, PR) | | | | | | | | | 3 | 1 | 2 | 0 | 2 | 1 | 2 | | | | | | | |
| Hector Lopez, R OBP: 0.320, SLG: 0.426 (9, 9) | | 1B | | | | | | | 0 | 0 | 0 | 0 | 0 | 0 | 0 | | | | | | | |
| Elston Howard, R OBP: 0.363, SLG: 0.454 (1, 2) | | | | | | | | | 0 | 0 | 0 | 0 | 0 | 0 | 0 | | | | | | | |
| Joe Pepitone, L OBP: 0.279, SLG: 0.415 (1, 3) | | | | | | | | | 5 | 1 | 1 | 2 | 0 | 0 | 4 | | | | | | | |
| Tom Tresh, S OBP: 0.341, SLG: 0.392 (9, 7) | | | | | | | | | 3 | 0 | 2 | 1 | 1 | 0 | 0 | | | | | | | |
| Clete Boyer, R OBP: 0.273, SLG: 0.310 (1, 5) | | | | | | | | | 3 | 0 | 0 | 0 | 0 | 0 | 4 | | | | | | | |
| Jim Bouton, R OBP: 0.134, SLG: 0.135 (5, 1) | | | | | | | | | 2 | 0 | 0 | 0 | 0 | 0 | 2 | | | | | | | |
| Stan Williams, R OBP: 0.199, SLG: 0.200 (7, PH) | | | | | | | | | 0 | 0 | 0 | 0 | 0 | 0 | 0 | | | | | | | |
| Jake Gandy, R OBP: 0.000, SLG: 0.000 (7, 1) | | | | | | | | | 0 | 0 | 0 | 0 | 0 | 0 | 0 | | | | | | | |
| Pete Mikkelsen, R OBP: 0.000, SLG: 0.000 (8, PH) | | | | | | | | | 0 | 0 | 0 | 0 | 0 | 0 | 0 | | | | | | | |
| Johnny Blanchard, L OBP: 0.000, SLG: 0.000 (8, 1) | | | | | | | | | 1 | 0 | 0 | 0 | 0 | 0 | 1 | | | | | | | |
| Hal Reniff, R OBP: 0.100, SLG: 0.100 (8, 1) | | | | | | | | | 0 | 0 | 0 | 0 | 0 | 0 | 0 | | | | | | | |
| Inning Stats | R: 0 E: 0 K: 1 S: 5 | H: 0 LOB: 0 BB: 0 P: 5 | R: 0 E: 0 K: 1 S: 6 | H: 1 LOB: 3 BB: 2 P: 14 | R: 0 E: 0 K: 1 S: 5 | H: 0 LOB: 0 BB: 0 P: 5 | R: 2 E: 2 K: 1 S: 8 | H: 3 LOB: 1 BB: 0 P: 8 | R: 0 E: 0 K: 0 S: 3 | H: 2 LOB: 2 BB: 0 P: 9 | R: 0 E: 0 K: 0 S: 3 | H: 0 LOB: 0 BB: 0 P: 3 | R: 2 E: 0 K: 0 S: 6 | H: 4 LOB: 1 BB: 0 P: 6 | R: 1 E: 0 K: 0 S: 5 | H: 2 LOB: 1 BB: 0 P: 5 | R: 1 E: 0 K: 0 S: 4 | H: 2 LOB: 1 BB: 1 P: 8 | 1B: 11 2B: 0 3B: 0 HR: 3 | SF: 0 SAC: 1 DP: 1 HBP: 0 | WP: 0 PB: 0 SB: 0 CS: 0 | PA: 42 |
| PITCHER | IP WLS BF H R ER SO BB IBB HBP BLK WP HR S P ERA WHIP | | | | | | | | | | | | | | | | | | | | | |
| Buster Narum, R ERA: 4.12 (1, 1) | 6.2 | 30 | 9 | 4 | 4 | 6 | 2 | 0 | 0 | 0 | 0 | 0 | 0 | 0 | 1 | 40 | 48 | 5.40 | 1.650 | | | |
| Ron Kline, R ERA: 2.06 (7, 1) | 1.1 | 7 | 3 | 1 | 1 | 0 | 0 | 0 | 0 | 0 | 0 | 0 | 0 | 1 | 7 | 7 | 6.75 | 2.250 | | | | |
| Jim Hannan, R ERA: 4.04 (9, 1) | 0.2 | L | 4 | 2 | 1 | 0 | 1 | 0 | 0 | 0 | 0 | 0 | 0 | 1 | 3 | 7 | 13.50 | 4.500 | | | | |
| Frank Kreuzer, L ERA: 4.13 (9, 1) | 0.1 | 1 | 0 | 0 | 0 | 0 | 0 | 0 | 0 | 0 | 0 | 0 | 0 | 1 | 1 | 1 | 0.00 | 0.000 | | | | |

| Batter | 1 | 2 | 3 | 4 | 5 | 6 | 7 | 8 | 9 | AB | R | H | RBI | BB | SO | LOB | BOTTOM | | | | | |
|--|---|----------------------------------|-------------------------------|----------------------------------|------------------------------|---------------------------------|------------------------------|---------------------------------|------------------------------|---------------------------------|------------------------------|----------------------------------|------------------------------|---------------------------------|------------------------------|---------------------------------|--|---------------------------------|----------------------------------|------------------------------------|----------------------------------|--------|
| Don Blasingame, L OBP: 0.314, SLG: 0.312 (1, 4) | F6 | | | | | | | | F9 | 5 | 1 | 2 | 1 | 0 | 0 | 0 | New York Yankees @ Washington Senators D.C. Stadium, Washington, DC Fri Sep 25 1964, 7:05 PM EDT Att: 11,490 - Sunny | | | | | |
| Don Zimmer, R OBP: 0.306, SLG: 0.411 (1, 5) | | | | | | | | | K | 4 | 0 | 2 | 1 | 1 | 1 | 0 | | | | | | |
| Chuck Hinton, R OBP: 0.347, SLG: 0.425 (1, 7) | F7 | | | | | | | | F8 | 5 | 0 | 1 | 0 | 0 | 0 | 3 | | | | | | |
| Jim King, L OBP: 0.338, SLG: 0.416 (1, 9) | | | | | | | | | | 3 | 1 | 1 | 0 | 1 | 0 | 2 | | | | | | |
| Don Lock, R OBP: 0.346, SLG: 0.470 (1, 8) | K | | | | | | | | | 4 | 0 | 0 | 0 | 0 | 2 | 4 | | | | | | |
| Joe Cunningham, L OBP: 0.350, SLG: 0.279 (1, 3) | | | | | | | | | | 4 | 0 | 1 | 1 | 0 | 1 | 1 | | | | | | |
| Mike Brumley, L OBP: 0.308, SLG: 0.297 (1, 2) | | | | | | | | | | 4 | 1 | 2 | 0 | 0 | 0 | 1 | | | | | | |
| John Kennedy, R OBP: 0.284, SLG: 0.331 (1, 6) | | | | | | | | | | 4 | 1 | 1 | 0 | 0 | 1 | 1 | | | | | | |
| Buster Narum, R OBP: 0.048, SLG: 0.095 (1, 1) | | | | | | | | | | 3 | 1 | 1 | 1 | 0 | 1 | 2 | | | | | | |
| Ron Kline, R OBP: 0.286, SLG: 0.167 (7, 1) | | | | | | | | | | 0 | 0 | 0 | 0 | 0 | 0 | 0 | | | | | | |
| Willie Kirkland, L OBP: 0.274, SLG: 0.339 (6, PH) | | | | | | | | | | 1 | 0 | 0 | 0 | 0 | 1 | 0 | | | | | | |
| Jim Hannan, R OBP: 0.143, SLG: 0.150 (9, 1) | | | | | | | | | | 0 | 0 | 0 | 0 | 0 | 0 | 0 | | | | | | |
| Frank Kreuzer, R OBP: 0.353, SLG: 0.105 (9, 1) | | | | | | | | | | 0 | 0 | 0 | 0 | 0 | 0 | 0 | | | | | | |
| Inning Stats | R: 0 E: 0 K: 1 S: 6 | H: 1 LOB: 2 BB: 1 P: 10 | R: 3 E: 1 K: 1 S: 10 | H: 5 LOB: 0 BB: 0 P: 10 | R: 0 E: 0 K: 1 S: 6 | H: 1 LOB: 1 BB: 0 P: 6 | R: 1 E: 0 K: 0 S: 4 | H: 1 LOB: 0 BB: 0 P: 4 | R: 1 E: 0 K: 0 S: 4 | H: 2 LOB: 0 BB: 0 P: 4 | R: 0 E: 0 K: 1 S: 6 | H: 1 LOB: 2 BB: 1 P: 10 | R: 0 E: 1 K: 1 S: 5 | H: 0 LOB: 0 BB: 0 P: 5 | R: 0 E: 0 K: 1 S: 5 | H: 0 LOB: 0 BB: 0 P: 5 | R: 0 E: 0 K: 1 S: 5 | H: 0 LOB: 0 BB: 0 P: 5 | 1B: 6 2B: 4 3B: 0 HR: 1 | SF: 0 SAC: 0 DP: 2 HBP: 0 | WP: 0 PB: 0 SB: 0 CS: 0 | PA: 39 |
| PITCHER | IP WLS BF H R ER SO BB IBB HBP BLK WP HR S P ERA WHIP | | | | | | | | | | | | | | | | | | | | | |
| Jim Bouton, R ERA: 2.89 (1, 1) | 4.0 | 22 | 9 | 5 | 5 | 3 | 1 | 0 | 0 | 0 | 0 | 0 | 0 | 0 | 9 | 13 | 0.00 | 1.500 | | | | |
| Stan Williams, R ERA: 4.14 (5, 1) | 2.0 | 8 | 2 | 0 | 0 | 1 | 1 | 0 | 0 | 0 | 0 | 0 | 0 | 5 | 5 | 0.00 | 0.000 | | | | | |
| Pete Mikkelsen, R ERA: 3.62 (7, 1) | 1.0 | 3 | 0 | 0 | 0 | 1 | 0 | 0 | 0 | 0 | 0 | 0 | 0 | 5 | 5 | 0.00 | 0.000 | | | | | |
| Hal Reniff, R ERA: 3.0 (8, 1) | 2.0 | W | 6 | 0 | 0 | 0 | 2 | 0 | 0 | 0 | 0 | 0 | 0 | 10 | 10 | 0.00 | 0.000 | | | | | |

| Batter | 1 | 2 | 3 | 4 | 5 | 6 | 7 | 8 | 9 | AB R H RBI BB SO LOB | TOP | | | | | | | | |
|--|---|---------------------------------|------------------------------|----------------------------------|------------------------------|---------------------------------|------------------------------|---------------------------------|------------------------------|---------------------------------|---|---|---|------------------------------|---------------------------------|---|---|--|---|
| Phil Linz, R OBP: 0.332, SLG: 0.366 (1, 6) | | | | | | | | | | 6 0 1 0 0 1 6 | New York Yankees @ Washington Senators D.C. Stadium, Washington, DC Sat Sep 26 1964, 3:33 AM EDT Att: 7,642 - Sunny livebaseballscorecards.com | | | | | | | | |
| Bobby Richardson, R OBP: 0.294, SLG: 0.334 (1, 4) | | | | | | | | | | 5 1 3 0 0 0 3 | | | | | | | | | |
| Roger Maris, L OBP: 0.368, SLG: 0.475 (1, 8) | | | | | | | | | | 4 0 0 0 1 0 4 | | | | | | | | | |
| Mickey Mantle, S OBP: 0.417, SLG: 0.583 Hector Lopez, R OBP: 0.319, SLG: 0.424 (1, 7) (6, 9) | | | | | | | | | | 4 0 0 0 0 2 5 1 0 0 0 0 0 0 | | | | | | | | | |
| Elston Howard, R OBP: 0.367, SLG: 0.455 (1, 2) | | | | | | | | | | 3 1 2 1 2 1 1 | | | | | | | | | |
| Tom Tresh, S OBP: 0.342, SLG: 0.391 (1, 9) (6, 7) | | | | | | | | | | 4 1 1 1 1 1 3 | | | | | | | | | |
| Joe Pepitone, L OBP: 0.280, SLG: 0.419 (1, 3) | | | | | | | | | | 4 2 1 1 0 1 4 | | | | | | | | | |
| Clete Boyer, R OBP: 0.274, SLG: 0.313 (1, 5) | | | | | | | | | | 5 1 2 2 0 2 0 | | | | | | | | | |
| Mel Stottlemyre, R OBP: 0.278, SLG: 0.286 (1, 1) | | | | | | | | | | 5 1 5 2 0 0 0 | | | | | | | | | |
| Inning Stats | R: 0 E: 0 K: 0 S: 4 | H: 2 LOB: 1 BB: 0 P: 4 | R: 6 E: 0 K: 1 S: 9 | H: 4 LOB: 3 BB: 4 P: 26 | R: 0 E: 0 K: 1 S: 7 | H: 2 LOB: 2 BB: 0 P: 7 | R: 0 E: 0 K: 1 S: 6 | H: 1 LOB: 1 BB: 0 P: 6 | R: 1 E: 0 K: 1 S: 7 | H: 2 LOB: 1 BB: 0 P: 7 | | R: 0 E: 1 K: 2 S: 8 | H: 0 LOB: 1 BB: 0 P: 8 | R: 0 E: 0 K: 1 S: 6 | H: 1 LOB: 0 BB: 0 P: 6 | 1B: 12 SF: 0 2B: 2 SAC: 0 3B: 0 DP: 2 HR: 1 HBP: 1 | WP: 0 PA: 46 PB: 0 SB: 0 CS: 0 | | |
| PITCHER | IP WLS BF H R ER SO BB IBB HBP BLK WP HR S P ERA WHIP | PITCHER | | | | | | | | | | IP WLS BF H R ER SO BB IBB HBP BLK WP HR S P ERA WHIP | | | | | | | |
| Claude Osteen, L ERA: 3.3 (1, 1) | 1.0 L 9 5 5 5 0 1 0 0 0 0 0 0 7 12 45.00 6.000 | | | | | | | | | | | | | | | | | | |
| Dave Stenhouse, R ERA: 4.92 (2, 1) | 0.2 6 1 1 1 0 3 0 0 0 0 0 0 3 15 13.50 6.000 | | | | | | | | | | | | | | | | | | |
| Steve Ridzik, R ERA: 2.93 (2, 1) | 1.1 6 2 0 0 2 0 0 0 0 0 0 0 10 10 0.00 1.500 | | | | | | | | | | | | | | | | | | |
| Jim Bronstad, R ERA: 4.96 (4, 1) | 3.0 12 4 0 0 2 0 0 0 0 0 0 0 16 16 0.00 1.333 | | | | | | | | | | | | | | | | | | |
| Alan Koch, R ERA: 4.96 (7, 1) | 3.0 13 3 1 1 4 0 0 0 0 0 0 1 21 21 3.00 1.000 | | | | | | | | | | | | | | | | | | |
| Batter | 1 | 2 | 3 | 4 | 5 | 6 | 7 | 8 | 9 | AB R H RBI BB SO LOB | BOTTOM | | | | | | | | |
| Don Blasingame, L OBP: 0.313, SLG: 0.310 (1, 4) | | | | | | | | | | 3 0 0 0 1 1 0 | New York Yankees @ Washington Senators D.C. Stadium, Washington, DC Sat Sep 26 1964, 3:33 AM EDT Att: 7,642 - Sunny livebaseballscorecards.com | | | | | | | | |
| Don Zimmer, R OBP: 0.305, SLG: 0.409 (1, 5) | | | | | | | | | | 4 0 1 0 0 2 1 | | | | | | | | | |
| Chuck Hinton, R OBP: 0.347, SLG: 0.423 (1, 7) | | | | | | | | | | 3 0 0 0 1 0 2 | | | | | | | | | |
| Jim King, L OBP: 0.335, SLG: 0.413 (1, 9) | | | | | | | | | | 3 0 0 0 0 0 1 | | | | | | | | | |
| Don Lock, R OBP: 0.346, SLG: 0.468 (1, 8) | | | | | | | | | | 2 0 0 0 1 0 0 | | | | | | | | | |
| Joe Cunningham, L OBP: 0.357, SLG: 0.286 (1, 3) | | | | | | | | | | 1 0 1 0 2 0 0 | | | | | | | | | |
| Mike Brumley, L OBP: 0.306, SLG: 0.295 (1, 2) | | | | | | | | | | 3 0 0 0 0 0 4 | | | | | | | | | |
| John Kennedy, R OBP: 0.283, SLG: 0.329 (1, 6) | | | | | | | | | | 3 0 0 0 0 1 1 | | | | | | | | | |
| Claude Osteen, L OBP: 0.194, SLG: 0.241 (1, 1) | | | | | | | | | | 0 0 0 0 0 0 0 | | New York Yankees @ Washington Senators D.C. Stadium, Washington, DC Sat Sep 26 1964, 3:33 AM EDT Att: 7,642 - Sunny | | | | | | | |
| Dave Stenhouse, R OBP: 0.330, SLG: 0.350 (2, 1) | | | | | | | | | | 0 0 0 0 0 0 0 | | | | | | | | | |
| Steve Ridzik, R OBP: 0.298, SLG: 0.269 (3, PH) | | | | | | | | | | 1 0 0 0 0 1 0 | | | | | | | | | |
| Fred Valentine, R OBP: 0.298, SLG: 0.314 (4, 1) | | | | | | | | | | 0 0 0 0 0 0 0 | | | | | | | | | |
| Jim Bronstad, R OBP: 0.319, SLG: 0.424 (5, PH) | | | | | | | | | | 1 0 0 0 0 0 0 | | | | | | | | | |
| Willie Kirkland, L OBP: 0.271, SLG: 0.338 (6, PH) | | | | | | | | | | 0 0 0 0 0 0 0 | | | | | | | | | |
| Alan Koch, R OBP: 0.344, SLG: 0.344 (7, 1) | | | | | | | | | | 1 0 0 0 0 0 0 | | | | | | | | | |
| Dick Phillips, L OBP: 0.360, SLG: 0.282 (8, PH) | | | | | | | | | | 1 0 0 0 0 0 0 | | | | | | | | | |
| Inning Stats | R: 0 E: 0 K: 0 S: 3 | H: 1 LOB: 0 BB: 0 P: 3 | R: 0 E: 0 K: 0 S: 4 | H: 1 LOB: 1 BB: 0 P: 4 | R: 0 E: 0 K: 1 S: 5 | H: 0 LOB: 0 BB: 0 P: 5 | R: 0 E: 0 K: 1 S: 5 | H: 0 LOB: 0 BB: 0 P: 5 | R: 0 E: 0 K: 2 S: 7 | H: 0 LOB: 0 BB: 0 P: 7 | R: 0 E: 0 K: 0 S: 2 | | H: 0 LOB: 0 BB: 1 P: 6 | R: 0 E: 0 K: 1 S: 4 | H: 0 LOB: 1 BB: 1 P: 8 | R: 0 E: 0 K: 0 S: 3 | H: 0 LOB: 1 BB: 1 P: 7 | 1B: 1 SF: 0 2B: 1 SAC: 0 3B: 0 DP: 4 HR: 0 HBP: 0 | WP: 0 PA: 30 PB: 0 SB: 0 CS: 0 |
| PITCHER | IP WLS BF H R ER SO BB IBB HBP BLK WP HR S P ERA WHIP | PITCHER | | | | | | | | | | | IP WLS BF H R ER SO BB IBB HBP BLK WP HR S P ERA WHIP | | | | | | |
| Mel Stottlemyre, R ERA: 1.97 (1, 1) | 9.0 W 30 2 0 0 5 5 0 0 0 0 0 0 35 55 0.00 0.778 | | | | | | | | | | | | | | | | | | |

| Batter | 1 | 2 | 3 | 4 | 5 | 6 | 7 | 8 | 9 | 10 | 11 | AB | R | H | RBI | BB | SO | LOB | TOP | | | | | | | | |
|---|------------------------------|---------------------------------|------------------------------|---------------------------------|------------------------------|---------------------------------|------------------------------|---------------------------------|------------------------------|---------------------------------|------------------------------|---------------------------------|------------------------------|---------------------------------|------------------------------|---------------------------------|------------------------------|---------------------------------|------------------------------|---------------------------------|----------------------------------|------------------------------------|----------------------------------|--------|--|--|--|
| Phil Linz, R OBP: 0.327, SLG: 0.361 (1, 6) | | | | | | | | | | | | 5 | 0 | 0 | 0 | 0 | 1 | 2 | | | | | | | | | |
| Bobby Richardson, R OBP: 0.294, SLG: 0.333 (1, 4) | | | | | | | | | | | | 5 | 0 | 1 | 0 | 0 | 0 | 0 | | | | | | | | | |
| Roger Maris, L OBP: 0.367, SLG: 0.472 (1, 8) | | | | | | | | | | | | 5 | 1 | 1 | 0 | 0 | 1 | 1 | | | | | | | | | |
| Mickey Mantle, S OBP: 0.417, SLG: 0.590 (1, 7) | | | | | | | | | | | | 5 | 1 | 2 | 2 | 0 | 0 | 2 | | | | | | | | | |
| Pedro Gonzalez, R OBP: 0.349, SLG: 0.387 (11, 9) | | | | | | | | | | | | 0 | 0 | 0 | 0 | 0 | 0 | 0 | | | | | | | | | |
| Elston Howard, R OBP: 0.366, SLG: 0.454 (1, 2) | | | | | | | | | | | | 4 | 0 | 1 | 0 | 0 | 1 | 1 | | | | | | | | | |
| Jos Peipons, L OBP: 0.280, SLG: 0.417 (1, 3) | | | | | | | | | | | | 4 | 0 | 1 | 0 | 0 | 0 | 0 | | | | | | | | | |
| Tom Tresh, S OBP: 0.343, SLG: 0.392 (1, 9) | | | | | | | | | | | | 4 | 0 | 2 | 0 | 0 | 0 | 1 | | | | | | | | | |
| Clete Boyer, R OBP: 0.272, SLG: 0.311 (1, 5) | | | | | | | | | | | | 4 | 0 | 0 | 0 | 0 | 2 | 3 | | | | | | | | | |
| Whitely Ford, L OBP: 0.143 (8, PH) | | | | | | | | | | | | 2 | 0 | 0 | 0 | 0 | 2 | 0 | | | | | | | | | |
| Johnny Blanchard, L OBP: 0.149 (8, PH) | | | | | | | | | | | | 1 | 0 | 0 | 0 | 0 | 0 | 1 | | | | | | | | | |
| Paul Richards, S OBP: 0.149 (8, PH) | | | | | | | | | | | | 0 | 0 | 0 | 0 | 0 | 0 | 0 | | | | | | | | | |
| Herb Lorenz, R OBP: 0.302, SLG: 0.302 (10, PH) | | | | | | | | | | | | 0 | 0 | 0 | 0 | 1 | 0 | 0 | | | | | | | | | |
| Steve Hamilton, L OBP: 0.301, SLG: 0.424 (10, PH) | | | | | | | | | | | | 0 | 0 | 0 | 0 | 0 | 0 | 0 | | | | | | | | | |
| Hal Reniff, R OBP: 0.165, SLG: 0.200 (10, PH) | | | | | | | | | | | | 0 | 0 | 0 | 0 | 0 | 0 | 0 | | | | | | | | | |
| Pete Mikkelsen, R OBP: 0.165, SLG: 0.188 (11, PH) | | | | | | | | | | | | 0 | 0 | 0 | 0 | 0 | 0 | 0 | | | | | | | | | |
| Inning Stats | R: 0 E: 0 K: 0 S: 4 | H: 1 LOB: 1 BB: 0 P: 4 | R: 0 E: 0 K: 1 S: 6 | H: 2 LOB: 1 BB: 0 P: 6 | R: 0 E: 0 K: 2 S: 7 | H: 0 LOB: 0 BB: 0 P: 7 | R: 0 E: 0 K: 0 S: 3 | H: 1 LOB: 0 BB: 0 P: 3 | R: 0 E: 0 K: 0 S: 3 | H: 0 LOB: 0 BB: 0 P: 5 | R: 1 E: 0 K: 0 S: 4 | H: 1 LOB: 0 BB: 0 P: 4 | R: 0 E: 0 K: 1 S: 5 | H: 1 LOB: 0 BB: 0 P: 5 | R: 1 E: 1 K: 1 S: 7 | H: 1 LOB: 1 BB: 0 P: 7 | R: 0 E: 0 K: 0 S: 4 | H: 1 LOB: 2 BB: 1 P: 8 | R: 0 E: 0 K: 1 S: 5 | H: 0 LOB: 0 BB: 0 P: 5 | 1B: 6 2B: 1 3B: 0 HR: 1 | SF: 0 SAC: 0 DP: 2 HBP: 0 | WP: 0 PB: 0 SB: 1 CS: 0 | PA: 40 | | | |
| PITCHER | IP 10.0 | WLS 10 | BF 37 | H 8 | R 2 | ER 1 | SO 6 | BB 0 | IBB 0 | HBP 0 | BLK 0 | WP 0 | HR 0 | S 48 | P 52 | ERA 0.90 | WHIP 0.800 | | | | | | | | | | |
| Bennie Daniels, R ERA: 3.75 (1, 1) | 1.0 | W | 3 | 0 | 0 | 0 | 1 | 0 | 0 | 0 | 0 | 0 | 0 | 5 | 5 | 0.00 | 0.000 | | | | | | | | | | |
| Ron Kline, R ERA: 2.03 (11, 1) | | | | | | | | | | | | | | | | | | | | | | | | | | | |

New York Yankees @ Washington Senators
D.C. Stadium, Washington, DC
Sun Sep 27 1964, 3:33 AM EDT
Att: 14,985 - Cloudy

| | |
|-----|----|
| AB | 39 |
| R | 2 |
| H | 8 |
| RBI | 2 |
| BB | 1 |
| SO | 7 |
| LOB | 11 |



| Batter | 1 | 2 | 3 | 4 | 5 | 6 | 7 | 8 | 9 | 10 | 11 | AB | R | H | RBI | BB | SO | LOB | BOTTOM | | | | | | | | | |
|---|------------------------------|---------------------------------|------------------------------|---------------------------------|------------------------------|---------------------------------|------------------------------|---------------------------------|------------------------------|---------------------------------|------------------------------|---------------------------------|------------------------------|---------------------------------|------------------------------|---------------------------------|------------------------------|----------------------------------|------------------------------|---------------------------------|----------------------------------|------------------------------------|----------------------------------|--------|--|--|--|--|
| Chuck Cottier, R OBP: 0.275, SLG: 0.316 (1, 4) | | | | | | | | | | | | 3 | 0 | 0 | 1 | 0 | 1 | 2 | | | | | | | | | | |
| Don Blasingame, L OBP: 0.314, SLG: 0.310 (8, PH) | | | | | | | | | | | | 1 | 0 | 0 | 0 | 1 | 1 | 0 | | | | | | | | | | |
| Don Zimmer, R OBP: 0.305, SLG: 0.416 (1, 5) | | | | | | | | | | | | 4 | 1 | 1 | 1 | 0 | 1 | 3 | | | | | | | | | | |
| Jim King, L OBP: 0.335, SLG: 0.412 (10, PH) | | | | | | | | | | | | 1 | 0 | 0 | 0 | 0 | 1 | 2 | | | | | | | | | | |
| Ron Kline, R OBP: 0.266, SLG: 0.167 (11, 1) | | | | | | | | | | | | 0 | 0 | 0 | 0 | 0 | 0 | 0 | | | | | | | | | | |
| Chuck Hinton, R OBP: 0.347, SLG: 0.421 (1, 7) | | | | | | | | | | | | 4 | 0 | 1 | 0 | 1 | 0 | 2 | | | | | | | | | | |
| Don Lock, R OBP: 0.347, SLG: 0.467 (1, 8) | | | | | | | | | | | | 4 | 1 | 1 | 0 | 1 | 0 | 2 | | | | | | | | | | |
| Roy Sievers, R OBP: 0.265, SLG: 0.331 (1, 3) | | | | | | | | | | | | 3 | 0 | 0 | 0 | 0 | 1 | 1 | | | | | | | | | | |
| Joe Cunningham, L OBP: 0.356, SLG: 0.285 (8, 3) | | | | | | | | | | | | 1 | 0 | 0 | 0 | 0 | 0 | 0 | | | | | | | | | | |
| Fred Valentine, S OBP: 0.306, SLG: 0.310 (1, 9) | | | | | | | | | | | | 3 | 0 | 0 | 0 | 0 | 1 | 1 | | | | | | | | | | |
| Willie Kirkland, L OBP: 0.272, SLG: 0.336 (9, PH) | | | | | | | | | | | | 1 | 0 | 0 | 0 | 0 | 0 | 0 | | | | | | | | | | |
| Ed Brinkman, R OBP: 0.265, SLG: 0.327 (1, 6) | | | | | | | | | | | | 4 | 0 | 0 | 0 | 0 | 2 | 0 | | | | | | | | | | |
| Dick Phillips, L OBP: 0.307, SLG: 0.285 (11, PH) | | | | | | | | | | | | 1 | 0 | 1 | 1 | 0 | 0 | 0 | | | | | | | | | | |
| Mike Brumley, L OBP: 0.310, SLG: 0.304 (1, 2) | | | | | | | | | | | | 4 | 1 | 3 | 0 | 0 | 1 | 0 | | | | | | | | | | |
| Bennie Daniels, L ERA: 2.16 (1, 1) | 7.0 | W | 26 | 4 | 1 | 1 | 3 | 2 | 0 | 0 | 0 | 2 | 0 | 1 | 0 | 0 | 1 | 0 | | | | | | | | | | |
| Ken Hunt, R OBP: 0.234, SLG: 0.204 (10, PH) | | | | | | | | | | | | 1 | 0 | 1 | 0 | 0 | 0 | 0 | | | | | | | | | | |
| John Kennedy, R OBP: 0.253, SLG: 0.329 (10, PH) | | | | | | | | | | | | 0 | 0 | 0 | 0 | 0 | 0 | 0 | | | | | | | | | | |
| Pete Mikkelsen, R ERA: 3.62 (11, 1) | | | | | | | | | | | | 0 | 0 | 0 | 0 | 0 | 0 | 0 | | | | | | | | | | |
| Inning Stats | R: 0 E: 0 K: 1 S: 5 | H: 0 LOB: 1 BB: 1 P: 9 | R: 0 E: 0 K: 2 S: 7 | H: 0 LOB: 0 BB: 0 P: 7 | R: 0 E: 1 K: 0 S: 4 | H: 1 LOB: 1 BB: 0 P: 4 | R: 0 E: 0 K: 1 S: 5 | H: 0 LOB: 1 BB: 1 P: 9 | R: 1 E: 0 K: 1 S: 7 | H: 2 LOB: 1 BB: 0 P: 7 | R: 0 E: 0 K: 0 S: 3 | H: 0 LOB: 0 BB: 0 P: 3 | R: 1 E: 0 K: 2 S: 9 | H: 2 LOB: 1 BB: 0 P: 9 | R: 0 E: 0 K: 1 S: 5 | H: 0 LOB: 0 BB: 0 P: 5 | R: 0 E: 0 K: 2 S: 8 | H: 1 LOB: 2 BB: 1 P: 12 | R: 1 E: 1 K: 0 S: 4 | H: 2 LOB: 3 BB: 0 P: 4 | 1B: 5 2B: 3 3B: 0 HR: 1 | SF: 0 SAC: 3 DP: 1 HBP: 0 | WP: 0 PB: 0 SB: 1 CS: 0 | PA: 44 | | | | |
| PITCHER | IP 7.0 | WLS 2.0 | BF 26 | H 4 | R 2 | ER 1 | SO 3 | BB 2 | IBB 0 | HBP 0 | BLK 0 | WP 0 | HR 0 | S 34 | P 42 | ERA 1.29 | WHIP 0.857 | | | | | | | | | | | |
| Whitey Ford, L ERA: 4.73 (8, 1) | 2.0 | | 8 | 2 | 1 | 1 | 3 | 0 | 0 | 0 | 0 | 0 | 0 | 1 | 14 | 14 | 4.50 | 1.000 | | | | | | | | | | |
| Pedro Ramos, R ERA: 4.73 (10, 1) | 0.1 | | 3 | 1 | 0 | 0 | 1 | 1 | 0 | 0 | 0 | 0 | 0 | 4 | 8 | 0.00 | 6.000 | | | | | | | | | | | |
| Steve Hamilton, L ERA: 3.34 (10, 1) | 0.2 | L | 5 | 1 | 1 | 1 | 1 | 0 | 0 | 0 | 0 | 0 | 0 | 7 | 7 | 13.50 | 1.500 | | | | | | | | | | | |
| Hal Reniff, R ERA: 3.11 (10, 1) | 0.0 | | 1 | 1 | 0 | 0 | 0 | 0 | 0 | 0 | 0 | 0 | 0 | 1 | 1 | ∞ | ∞ | | | | | | | | | | | |
| Pete Mikkelsen, R ERA: 3.62 (11, 1) | | | | | | | | | | | | | | | | | | | | | | | | | | | | |

New York Yankees @ Washington Senators
D.C. Stadium, Washington, DC
Sun Sep 27 1964, 3:33 AM EDT
Att: 14,985 - Cloudy

| | |
|-----|----|
| AB | 37 |
| R | 3 |
| H | 9 |
| RBI | 3 |
| BB | 3 |
| SO | 10 |
| LOB | 13 |



| Batter | 1 | 2 | 3 | 4 | 5 | 6 | 7 | 8 | 9 | AB | R | H | RBI | BB | SO | LOB | TOP | | | | | |
|--|---|---------------------------------|------------------------------|---------------------------------|------------------------------|---------------------------------|------------------------------|---------------------------------|------------------------------|---------------------------------|------------------------------|---------------------------------|------------------------------|---------------------------------|------------------------------|---------------------------------|--|---------------------------------|----------------------------------|------------------------------------|-------------------------|--------|
| Don Blasingame, L (1,4) OBP: 0.317, SLG: 0.313 | | | | | | | | | | 4 | 2 | 3 | 1 | 0 | 0 | 2 | Washington Senators @ Baltimore Orioles Memorial Stadium, Baltimore, MD Wed Sep 30 1964, 7:05 PM EDT Unknown livebaseballscorecards.com | | | | | |
| Don Zimmer, R (1,5) OBP: 0.304, SLG: 0.414 | | | | | | | | | | 4 | 0 | 1 | 1 | 0 | 2 | 4 | | | | | | |
| Chuck Hinton, R (1,7) OBP: 0.345, SLG: 0.418 | | | | | | | | | | 4 | 0 | 0 | 0 | 0 | 2 | 2 | | | | | | |
| Don Lock, R (1,8) OBP: 0.346, SLG: 0.465 | | | | | | | | | | 4 | 1 | 1 | 0 | 0 | 2 | 0 | | | | | | |
| Willie Kirkland, L (1,9) OBP: 0.275, SLG: 0.343 | | | | | | | | | | 4 | 0 | 2 | 2 | 0 | 0 | 0 | | | | | | |
| Joe Cunningham, L (1,3) OBP: 0.350, SLG: 0.280 | | | | | | | | | | 4 | 0 | 0 | 0 | 0 | 0 | 2 | | | | | | |
| Mike Brumley, L (1,2) OBP: 0.307, SLG: 0.301 | | | | | | | | | | 4 | 0 | 0 | 0 | 0 | 0 | 0 | | | | | | |
| Ed Brinkman, R (1,6) OBP: 0.267, SLG: 0.331 | | | | | | | | | | 4 | 1 | 2 | 0 | 0 | 1 | 0 | | | | | | |
| Buster Narum, R (1,1) OBP: 0.061, SLG: 0.106 | | | | | | | | | | 3 | 0 | 1 | 0 | 0 | 1 | 1 | | | | | | |
| Jim Duckworth, R (6,1) OBP: 0.300, SLG: 0.222 | | | | | | | | | | 0 | 0 | 0 | 0 | 0 | 0 | 0 | | | | | | |
| Dick Phillips, L (9, PH) OBP: 0.306, SLG: 0.284 | | | | | | | | | | 1 | 0 | 0 | 0 | 0 | 0 | 0 | | | | | | |
| Inning Stats | R: 2 E: 0 K: 1 S: 8 | H: 3 LOB: 1 BB: 0 P: 8 | R: 0 E: 0 K: 1 S: 7 | H: 2 LOB: 2 BB: 0 P: 7 | R: 0 E: 0 K: 2 S: 8 | H: 1 LOB: 0 BB: 0 P: 8 | R: 2 E: 1 K: 1 S: 8 | H: 3 LOB: 1 BB: 0 P: 8 | R: 0 E: 0 K: 0 S: 3 | H: 0 LOB: 0 BB: 0 P: 3 | R: 0 E: 0 K: 0 S: 3 | H: 1 LOB: 0 BB: 0 P: 3 | R: 0 E: 0 K: 1 S: 5 | H: 0 LOB: 0 BB: 0 P: 5 | R: 0 E: 0 K: 1 S: 5 | H: 0 LOB: 0 BB: 0 P: 5 | R: 0 E: 0 K: 1 S: 5 | H: 0 LOB: 0 BB: 0 P: 5 | 1B: 8 2B: 2 3B: 0 HR: 0 | SF: 0 SAC: 0 DP: 1 HBP: 0 | WP: 0 PB: 0 CS: 0 | PA: 36 |
| PITCHER Wally Bunker, R (1,1) ERA: 2.69 | IP: 9.0 WLS: W BF: 36 H: 10 R: 4 ER: 3 SO: 8 BB: 0 IBB: 0 HBP: 0 BLK: 0 WP: 0 HR: 0 S: 52 P: 52 ERA: 3.00 WHIP: 1.111 | | | | | | | | | | | | | | | PITCHER | IP: 9.0 WLS: W BF: 36 H: 10 R: 4 ER: 3 SO: 8 BB: 0 IBB: 0 HBP: 0 BLK: 0 WP: 0 HR: 0 S: 52 P: 52 ERA: 3.00 WHIP: 1.111 | | | | | |

| Batter | 1 | 2 | 3 | 4 | 5 | 6 | 7 | 8 | 9 | AB | R | H | RBI | BB | SO | LOB | BOTTOM | | | |
|--|---|---------------------------------|------------------------------|---------------------------------|------------------------------|---------------------------------|------------------------------|---------------------------------|-------------------------------|----------------------------------|------------------------------|----------------------------------|------------------------------|----------------------------------|------------------------------|---|--|----------------------------------|------------------------------------|-------------------------|
| Luis Aparicio, R (1,6) OBP: 0.320, SLG: 0.359 | | | | | | | | | | 4 | 1 | 1 | 0 | 0 | 1 | 1 | Washington Senators @ Baltimore Orioles Memorial Stadium, Baltimore, MD Wed Sep 30 1964, 7:05 PM EDT Unknown livebaseballscorecards.com | | | |
| Jerry Adair, R (1,4) OBP: 0.280, SLG: 0.338 | | | | | | | | | | 4 | 2 | 2 | 3 | 0 | 2 | 0 | | | | |
| Boog Powell, L (1,7) OBP: 0.401, SLG: 0.606 | | | | | | | | | | 3 | 1 | 0 | 0 | 1 | 0 | 0 | | | | |
| Brooks Robinson, R (1,5) OBP: 0.365, SLG: 0.513 | | | | | | | | | | 4 | 1 | 2 | 1 | 0 | 1 | 0 | | | | |
| Sam Bowens, R (1,9) OBP: 0.326, SLG: 0.464 | | | | | | | | | | 3 | 1 | 1 | 0 | 1 | 1 | 0 | | | | |
| Charlie Lau, L (1,2) OBP: 0.326, SLG: 0.395 | | | | | | | | | | 4 | 0 | 1 | 1 | 0 | 2 | 2 | | | | |
| Norm Siebern, L (1,3) OBP: 0.376, SLG: 0.374 | | | | | | | | | | 4 | 1 | 2 | 1 | 0 | 1 | 1 | | | | |
| Jackie Brandt, R (1,8) OBP: 0.302, SLG: 0.370 | | | | | | | | | | 4 | 1 | 1 | 2 | 0 | 1 | 2 | | | | |
| Wally Bunker, R (1,1) OBP: 0.183, SLG: 0.097 | | | | | | | | | | 4 | 0 | 0 | 0 | 0 | 4 | 2 | | | | |
| Inning Stats | R: 2 E: 0 K: 0 S: 5 | H: 2 LOB: 0 BB: 0 P: 5 | R: 0 E: 0 K: 2 S: 8 | H: 1 LOB: 1 BB: 0 P: 8 | R: 0 E: 0 K: 1 S: 5 | H: 0 LOB: 0 BB: 0 P: 5 | R: 0 E: 0 K: 2 S: 7 | H: 0 LOB: 0 BB: 0 P: 7 | R: 0 E: 0 K: 3 S: 10 | H: 1 LOB: 1 BB: 0 P: 10 | R: 5 E: 0 K: 1 S: 9 | H: 4 LOB: 0 BB: 1 P: 13 | R: 1 E: 0 K: 2 S: 9 | H: 2 LOB: 1 BB: 1 P: 13 | R: 0 E: 0 K: 2 S: 7 | H: 0 LOB: 0 BB: 0 P: 7 | | 1B: 4 2B: 3 3B: 0 HR: 3 | SF: 0 SAC: 0 DP: 0 HBP: 0 | WP: 0 PB: 0 CS: 0 |
| PITCHER Buster Narum, R (1,1) ERA: 4.32 | IP: 5.2 WLS: L BF: 26 H: 8 R: 7 ER: 7 SO: 8 BB: 1 IBB: 0 HBP: 0 BLK: 0 WP: 0 HR: 3 S: 41 P: 45 ERA: 11.12 WHIP: 1.588 | | | | | | | | | | | | | | | PITCHER Jim Duckworth, R (6,1) ERA: 4.34 | IP: 2.1 WLS: 10 BF: 2 H: 2 R: 1 ER: 1 SO: 5 BB: 1 IBB: 0 HBP: 0 BLK: 0 WP: 0 HR: 19 S: 23 P: 23 ERA: 3.86 WHIP: 1.286 | | | |

| Batter | 1 | 2 | 3 | 4 | 5 | 6 | 7 | 8 | 9 | AB | R | H | RBI | BB | SO | LOB | TOP | | | | | |
|--|------------------------------|---------------------------------|-------------------------------------|----------------------------------|------------------------------|----------------------------------|------------------------------|---------------------------------|-------------------------------------|----------------------------------|------------------------------|---------------------------------|------------------------------|----------------------------------|------------------------------|---------------------------------|----------------------------------|------------------------------------|-----------------------------------|------------------------------------|-------------------------|--------|
| Don Blasingame, L (1,4) <small>OBP: 0.322, SLG: 0.315</small> Chuck Cottler, R (8,4) <small>OBP: 0.275, SLG: 0.316</small> | | | | | | | | | | 3 | 1 | 2 | 0 | 2 | 0 | 0 | | | | | | |
| John Kennedy, R (1,5) <small>OBP: 0.282, SLG: 0.328</small> | | | | | | | | | | 5 | 1 | 1 | 0 | 0 | 1 | 3 | | | | | | |
| Chuck Hinton, R (1,7) <small>OBP: 0.343, SLG: 0.417</small> | | | | | | | | | | 4 | 0 | 1 | 1 | 0 | 2 | 1 | | | | | | |
| Willie Kirkland, L (1,9) <small>OBP: 0.278, SLG: 0.354</small> | | | | | | | | | | 4 | 2 | 1 | 2 | 1 | 1 | 2 | | | | | | |
| Don Lock, R (1,8) <small>OBP: 0.348, SLG: 0.465</small> | | | | | | | | | | 4 | 1 | 2 | 0 | 1 | 1 | 0 | | | | | | |
| Dick Phillips, L (1,3) <small>OBP: 0.309, SLG: 0.288</small> | | | | | | | | | | 4 | 0 | 2 | 1 | 0 | 1 | 2 | | | | | | |
| Mike Brumley, L (1,2) <small>OBP: 0.307, SLG: 0.301</small> | | | | | | | | | | 4 | 0 | 1 | 0 | 0 | 0 | 5 | | | | | | |
| Ed Brinkman, R (1,6) <small>OBP: 0.269, SLG: 0.335</small> | | | | | | | | | | 4 | 1 | 2 | 0 | 0 | 2 | 1 | | | | | | |
| Claude Osteen, L (1,1) <small>OBP: 0.188, SLG: 0.233</small> Steve Ridzik, R (7,1) <small>OBP: 0.250, SLG: 0.259</small> | | | | | | | | | | 3 | 0 | 0 | 0 | 0 | 1 | 2 | | | | | | |
| Inning Stats | R: 0 E: 0 K: 1 S: 6 | H: 1 LOB: 1 BB: 0 P: 6 | R: 0 E: 0 K: 1 S: 7 | H: 2 LOB: 2 BB: 0 P: 7 | R: 3 E: 0 K: 0 S: 6 | H: 4 LOB: 1 BB: 1 P: 10 | R: 1 E: 1 K: 0 S: 3 | H: 1 LOB: 0 BB: 1 P: 7 | R: 2 E: 0 K: 1 S: 9 | H: 2 LOB: 1 BB: 1 P: 13 | R: 0 E: 0 K: 1 S: 5 | H: 0 LOB: 0 BB: 0 P: 5 | R: 0 E: 0 K: 1 S: 6 | H: 1 LOB: 2 BB: 1 P: 10 | R: 0 E: 0 K: 2 S: 8 | H: 1 LOB: 1 BB: 0 P: 8 | R: 0 E: 0 K: 2 S: 7 | H: 0 LOB: 0 BB: 0 P: 7 | 1B: 10 2B: 1 3B: 0 HR: 1 | SF: 1 SAC: 0 DP: 2 HBP: 0 | WP: 0 PB: 1 CS: 0 | PA: 41 |
| PITCHER | IP: 3.0 WLS: L BF: 17 | H: 8 R: 4 ER: 0 SO: 2 | BB: 1 IBB: 0 HBP: 0 BLK: 0 | WP: 0 HR: 1 S: 20 P: 24 | ERA: 9.00 WHIP: 3.000 | PITCHER | IP: 1.0 WLS: 3 BF: 3 | H: 0 R: 0 ER: 0 SO: 2 | BB: 0 IBB: 0 HBP: 0 BLK: 0 | WP: 0 HR: 0 S: 7 P: 7 | ERA: 0.00 WHIP: 0.000 | | | | | | | | | | | |
| Mitt Pappas, R (1,1) <small>ERA: 2.79</small> Sam Jones, R (4,1) <small>ERA: 3.0</small> Ken Rowe, R (5,1) <small>ERA: 8.31</small> Stu Miller, R (5,1) <small>ERA: 3.13</small> Harvey Haddix, L (7,1) <small>ERA: 2.42</small> | | | | | | | | | | | | | | | | | | | | | | |
| Batter | 1 | 2 | 3 | 4 | 5 | 6 | 7 | 8 | 9 | AB | R | H | RBI | BB | SO | LOB | BOTTOM | | | | | |
| Luis Aparicio, R (1,6) <small>OBP: 0.321, SLG: 0.363</small> | | | | | | | | | | 5 | 1 | 2 | 0 | 0 | 0 | 2 | | | | | | |
| Jerry Adair, R (1,4) <small>OBP: 0.279, SLG: 0.336</small> | | | | | | | | | | 5 | 0 | 1 | 0 | 0 | 1 | 1 | | | | | | |
| Boog Powell, L (1,7) <small>OBP: 0.399, SLG: 0.609</small> | | | | | | | | | | 5 | 1 | 1 | 2 | 0 | 1 | 2 | | | | | | |
| Brooks Robinson, R (1,5) <small>OBP: 0.366, SLG: 0.515</small> | | | | | | | | | | 4 | 1 | 2 | 0 | 0 | 1 | 2 | | | | | | |
| Sam Bowens, R (1,9) <small>OBP: 0.323, SLG: 0.460</small> | | | | | | | | | | 4 | 0 | 0 | 0 | 0 | 0 | 4 | | | | | | |
| Bob Johnson, R (1,3) <small>OBP: 0.282, SLG: 0.349</small> Norm Siebern, L (8,PH) <small>OBP: 0.379, SLG: 0.374</small> | | | | | | | | | | 3 | 0 | 0 | 0 | 0 | 1 | 1 | | | | | | |
| Jackie Brandt, R (1,8) <small>OBP: 0.306, SLG: 0.370</small> | | | | | | | | | | 2 | 0 | 1 | 0 | 2 | 0 | 0 | | | | | | |
| Dick Brown, R (1,2) <small>OBP: 0.298, SLG: 0.392</small> | | | | | | | | | | 4 | 0 | 3 | 1 | 0 | 0 | 2 | | | | | | |
| Milt Pappas, R (1,1) <small>ERA: 2.79</small> Sam Jones, R (4,1) <small>ERA: 3.0</small> Ken Rowe, R (5,1) <small>ERA: 8.31</small> Stu Miller, R (5,1) <small>ERA: 3.13</small> Harvey Haddix, L (7,1) <small>ERA: 2.42</small> | | | | | | | | | | | | | | | | | | | | | | |
| Inning Stats | R: 0 E: 0 K: 0 S: 3 | H: 0 LOB: 0 BB: 0 P: 3 | R: 1 E: 0 K: 1 S: 7 | H: 2 LOB: 2 BB: 1 P: 11 | R: 2 E: 1 K: 2 S: 9 | H: 2 LOB: 0 BB: 0 P: 9 | R: 0 E: 0 K: 2 S: 9 | H: 2 LOB: 2 BB: 0 P: 9 | R: 0 E: 0 K: 1 S: 6 | H: 1 LOB: 1 BB: 0 P: 6 | R: 0 E: 0 K: 1 S: 6 | H: 1 LOB: 2 BB: 0 P: 5 | R: 0 E: 0 K: 1 S: 4 | H: 0 LOB: 1 BB: 2 P: 12 | R: 0 E: 0 K: 0 S: 3 | H: 0 LOB: 0 BB: 0 P: 3 | 1B: 6 2B: 3 3B: 0 HR: 1 | SF: 0 SAC: 0 DP: 1 HBP: 0 | WP: 0 PB: 0 CS: 0 | PA: 39 | | |
| PITCHER | IP: 6.1 WLS: W BF: 30 | H: 10 R: 3 ER: 0 SO: 1 | BB: 2 IBB: 1 HBP: 0 BLK: 0 | WP: 0 HR: 1 S: 43 P: 47 | ERA: 4.26 WHIP: 1.579 | PITCHER | IP: 2.2 WLS: S BF: 9 | H: 0 R: 0 ER: 0 SO: 1 | BB: 2 IBB: 0 HBP: 0 BLK: 0 | WP: 0 HR: 0 S: 9 P: 17 | ERA: 0.00 WHIP: 0.750 | | | | | | | | | | | |

Washington Senators @ Baltimore Orioles
 Memorial Stadium, Baltimore, MD
 Wed Sep 30 1964, 7:05 PM EDT
 Att: 9,405 - Unknown

Washington Senators @ Baltimore Orioles
 Memorial Stadium, Baltimore, MD
 Wed Sep 30 1964, 7:05 PM EDT
 Att: 9,405 - Unknown



| Batter | 1 | 2 | 3 | 4 | 5 | 6 | 7 | 8 | 9 | AB | R | H | RBI | BB | SO | LOB | TOP | | | |
|---|--|---------------------------------|------------------------------|---------------------------------|------------------------------|---------------------------------|------------------------------|---------------------------------|------------------------------|---------------------------------|------------------------------|---------------------------------|------------------------------|---------------------------------|------------------------------|---------------------------------|--|------------------------------------|-------------------------|--------|
| Chuck Cottier, R (1, 4) OBP: 0.268, SLG: 0.307 | 6-3 | | K | | | F8 | | | 6-3 | 4 | 0 | 0 | 0 | 0 | 1 | 1 | Washington Senators @ Baltimore Orioles Memorial Stadium, Baltimore, MD Thu Oct 01 1964, 7:05 PM EDT Att: 2,170 - Unknown livebaseballscorecards.com | | | |
| John Kennedy, R (1, 5) OBP: 0.280, SLG: 0.325 | K | | | | F9 | | F7 | | K | 4 | 0 | 0 | 0 | 0 | 2 | 0 | | | | |
| Chuck Hinton, R (1, 7) OBP: 0.341, SLG: 0.413 | 6-3 | | | K | | | F8 | | F7 | 4 | 0 | 0 | 0 | 0 | 1 | 0 | | | | |
| Don Lock, R (1, 9) OBP: 0.348, SLG: 0.466 | | F8 | | K | | | WP | | | 3 | 0 | 1 | 0 | 0 | 1 | 0 | | | | |
| Roy Sievers, R (1, 3) OBP: 0.267, SLG: 0.328 | | L6 | | | K | | WP | | | 2 | 0 | 0 | 0 | 1 | 1 | 0 | | | | |
| Dick Phillips, L (7, PR) OBP: 0.309, SLG: 0.288 | | | | | | | WP | | | 0 | 0 | 0 | 0 | 0 | 0 | 0 | | | | |
| Ken Hunt, R (1, 8) OBP: 0.236, SLG: 0.200 | | K | | | G5-4-3 | | F9 | | | 2 | 0 | 0 | 0 | 1 | 1 | 2 | | | | |
| Ed Brinkman, R (1, 6) OBP: 0.287, SLG: 0.333 | | | 6-3 | | G5-4-3 | | | | K | 3 | 0 | 0 | 0 | 0 | 1 | 1 | | | | |
| Ken Retzer, L (1, 2) OBP: 0.257, SLG: 0.103 | | | | SH3-4 | | | F8 | | L6 | 2 | 0 | 0 | 0 | 1 | 0 | 0 | | | | |
| Frank Kreutzer, R (1, 1) OBP: 0.053, SLG: 0.105 | | | | | | | | | | 0 | 0 | 0 | 0 | 0 | 0 | 0 | | | | |
| Fred Valentine, S (6, PH) OBP: 0.305, SLG: 0.308 | | | SH3-4 | | | | | | | 1 | 0 | 0 | 0 | 0 | 1 | 0 | | | | |
| Jim Bronstad, R (6, 1) OBP: 0.303, SLG: 0.413 | | | | | | | | | 6-3 | 0 | 0 | 0 | 0 | 0 | 0 | 0 | | | | |
| Don Zimmer, R (8, PH) OBP: 0.143, SLG: 0.150 | | | | | | | | | | 1 | 0 | 0 | 0 | 0 | 0 | 0 | | | | |
| Jim Hannan, R (8, 1) OBP: 0.143, SLG: 0.150 | | | | | | | | | | 0 | 0 | 0 | 0 | 0 | 0 | 0 | | | | |
| Inning Stats | R: 0 E: 0 K: 1 S: 5 | H: 0 LOB: 0 BB: 0 P: 5 | R: 0 E: 0 K: 1 S: 5 | H: 0 LOB: 0 BB: 0 P: 5 | R: 0 E: 0 K: 1 S: 5 | H: 0 LOB: 1 BB: 1 P: 9 | R: 0 E: 0 K: 2 S: 7 | H: 0 LOB: 0 BB: 0 P: 7 | R: 0 E: 0 K: 1 S: 4 | H: 0 LOB: 0 BB: 0 P: 8 | R: 0 E: 0 K: 0 S: 4 | H: 1 LOB: 3 BB: 1 P: 8 | R: 0 E: 0 K: 1 S: 5 | H: 0 LOB: 0 BB: 0 P: 5 | R: 0 E: 0 K: 1 S: 5 | H: 0 LOB: 0 BB: 0 P: 5 | 1B: 0 2B: 1 3B: 0 HR: 0 | SF: 0 SAC: 1 DP: 1 HBP: 0 | WP: 1 PB: 0 CS: 0 | PA: 30 |
| PITCHER Dave McNally, L (1, 1) ERA: 3.67 | IP: 9.0 WLS: W BF: 30 H: 1 R: 0 ER: 0 SO: 9 BB: 3 IBB: 0 HBP: 0 BLK: 0 WP: 1 HR: 0 S: 45 P: 57 ERA: 0.00 WHIP: 0.444 | | | | | | | | | | | | | | | PITCHER | | | | |

| Batter | 1 | 2 | 3 | 4 | 5 | 6 | 7 | 8 | 9 | AB | R | H | RBI | BB | SO | LOB | BOTTOM | | | | |
|--|--|---------------------------------|------------------------------|---------------------------------|------------------------------|----------------------------------|------------------------------|----------------------------------|------------------------------|---------------------------------|------------------------------|---------------------------------|------------------------------|---------------------------------|------------------------------|---------------------------------|--|----------------------------------|------------------------------------|-------------------------|--------|
| Luis Aparicio, R (1, 6) OBP: 0.322, SLG: 0.363 | F7 | | WP | | | | K | | | 3 | 1 | 1 | 0 | 1 | 1 | 0 | Washington Senators @ Baltimore Orioles Memorial Stadium, Baltimore, MD Thu Oct 01 1964, 7:05 PM EDT Att: 2,170 - Unknown livebaseballscorecards.com | | | | |
| Jerry Adair, R (1, 4) OBP: 0.281, SLG: 0.339 | F4 | | | | | | K | | | 4 | 1 | 2 | 1 | 0 | 1 | 0 | | | | | |
| Boog Powell, L (1, 7) OBP: 0.396, SLG: 0.603 | | | | | | | | | | 4 | 0 | 0 | 0 | 0 | 2 | 2 | | | | | |
| Paul Blair, R (9, 8) | K | | | | | | 4-3 | | | 0 | 0 | 0 | 0 | 0 | 0 | 0 | | | | | |
| Brooks Robinson, R (1, 5) OBP: 0.365, SLG: 0.515 | | 5-3 | F3 | | | | | | 5-3 | 4 | 0 | 1 | 1 | 0 | 0 | 1 | | | | | |
| Sam Bowens, R (1, 9) OBP: 0.323, SLG: 0.459 | | | | | F4 | F6 | | | 4-3 | 4 | 0 | 1 | 0 | 0 | 0 | 1 | | | | | |
| Norm Siebern, L (1, 3) OBP: 0.379, SLG: 0.375 | | E4 | | | | | | | K | 4 | 0 | 2 | 0 | 0 | 1 | 1 | | | | | |
| Jackie Brandt, R (1, 8) OBP: 0.307, SLG: 0.371 | | F2 | | | | | | | | 2 | 0 | 1 | 0 | 1 | 0 | 2 | | | | | |
| Dick Brown, R (1, 2) OBP: 0.294, SLG: 0.387 | | FC5-4 | | | | | | | | 3 | 0 | 0 | 0 | 0 | 1 | 5 | | | | | |
| Dave McNally, R (1, 1) OBP: 0.200, SLG: 0.176 | | | F3 | | | | | | | 3 | 0 | 0 | 0 | 0 | 2 | 3 | | | | | |
| Inning Stats | R: 0 E: 0 K: 1 S: 5 | H: 0 LOB: 0 BB: 0 P: 5 | R: 0 E: 1 K: 0 S: 5 | H: 1 LOB: 2 BB: 0 P: 5 | R: 1 E: 0 K: 1 S: 6 | H: 1 LOB: 1 BB: 1 P: 10 | R: 0 E: 0 K: 1 S: 6 | H: 1 LOB: 2 BB: 1 P: 10 | R: 1 E: 0 K: 0 S: 5 | H: 3 LOB: 1 BB: 0 P: 5 | R: 0 E: 0 K: 2 S: 8 | H: 2 LOB: 1 BB: 0 P: 8 | R: 0 E: 0 K: 2 S: 7 | H: 0 LOB: 0 BB: 0 P: 7 | R: 0 E: 0 K: 1 S: 5 | H: 0 LOB: 0 BB: 0 P: 5 | | 1B: 6 2B: 2 3B: 0 HR: 0 | SF: 0 SAC: 0 DP: 0 HBP: 0 | WP: 1 PB: 0 CS: 2 | PA: 33 |
| PITCHER Frank Kreutzer, L (1, 1) ERA: 4.1 | IP: 5.0 WLS: L BF: 23 H: 6 R: 2 ER: 2 SO: 3 BB: 2 IBB: 0 HBP: 0 BLK: 0 WP: 1 HR: 0 S: 27 P: 35 ERA: 3.60 WHIP: 1.600 | | | | | | | | | | | | | | | PITCHER | | | | | |
| Jim Bronstad, R (6, 1) ERA: 4.0 | 2.0 | 7 | 2 | 0 | 0 | 4 | 0 | 0 | 0 | 0 | 0 | 15 | 15 | 0.00 | 1.000 | | | | | | |
| Jim Hannan, R (8, 1) ERA: 4.0 | 1.0 | 3 | 0 | 0 | 0 | 1 | 0 | 0 | 0 | 0 | 0 | 5 | 5 | 0.00 | 0.000 | | | | | | |

| Batter | 1 | 2 | 3 | 4 | 5 | 6 | 7 | 8 | 9 | AB | R | H | RBI | BB | SO | LOB | TOP | | | |
|---|--|---------------------------------|-------------------------------|----------------------------------|------------------------------|----------------------------------|------------------------------|---------------------------------|------------------------------|---------------------------------|------------------------------|---------------------------------|------------------------------|---------------------------------|------------------------------|---------------------------------|--|------------------------------------|----------------------------------|--------|
| Don Blasingame, L (1,4) OBP: 0.321, SLG: 0.315 | P6 | | 6-3 | | 3-1 | | | FC1-4 1B | | 4 | 0 | 1 | 0 | 0 | 0 | 0 | Washington Senators @ Boston Red Sox Fenway Park, Boston, MA Sat Oct 03 1964, 3:33 AM EDT Att: 1,616 - Unknown livebaseballscorecards.com | | | |
| John Kennedy, R (1,5) OBP: 0.281, SLG: 0.325 | 1B | | BB | | F7 | | FC1-4 1-2 | | 3 | 0 | 1 | 0 | 1 | 0 | 1 | | | | | |
| Chuck Hinton, R (1,7) OBP: 0.342, SLG: 0.413 | F8 | | BB | | 1B | | K | | 3 | 0 | 1 | 0 | 1 | 1 | 2 | | | | | |
| Willie Kirkland, L (1,9) OBP: 0.277, SLG: 0.352 | 4-3 | | P4 | | 1B | | 4-3 | | 4 | 0 | 1 | 0 | 0 | 0 | 4 | | | | | |
| Don Lock, R (1,8) OBP: 0.346, SLG: 0.463 | | K | | F9 | | 5-3 | | 6-3 | 4 | 0 | 0 | 0 | 0 | 1 | 1 | | | | | |
| Dick Phillips, L (1,3) OBP: 0.312, SLG: 0.296 | | 2B | | 4-3 | | | 4-3 | FC4 1B | 4 | 0 | 2 | 0 | 0 | 0 | 0 | | | | | |
| Ken Retzer, L (1,2) OBP: 0.237, SLG: 0.094 | | K | | | | | 4-3 | FC4 1-2 | 3 | 0 | 0 | 0 | 0 | 2 | 1 | | | | | |
| Don Rudolph, L (7,1) OBP: 0.125, SLG: 0.067 | | | | | | | | | 0 | 0 | 0 | 0 | 0 | 0 | 0 | | | | | |
| Joe Cunningham, L (9,PH) OBP: 0.349, SLG: 0.279 | | | | | | | | | 1 | 0 | 0 | 0 | 0 | 0 | 1 | | | | | |
| Ed Brinkman, R (1,6) OBP: 0.267, SLG: 0.332 | | K | | F9 | | | | P6 | 4 | 0 | 1 | 0 | 0 | 1 | 2 | | | | | |
| Don Loun, R (1,1) OBP: 0.304, SLG: 0.307 | | | | G3 | | | | | 1 | 0 | 0 | 0 | 0 | 0 | 0 | | | | | |
| Fred Valentine, S (5,PH) OBP: 0.250, SLG: 0.259 | | | | | P6 | | | | 1 | 0 | 0 | 0 | 0 | 0 | 0 | | | | | |
| Steve Ritzik, R (7,PH) OBP: 0.302, SLG: 0.412 | | | | | | | | | 1 | 0 | 0 | 0 | 0 | 0 | 1 | | | | | |
| Don Zimmer, R (7,PH) OBP: 0.302, SLG: 0.412 | | | | | | | | | 1 | 0 | 0 | 0 | 0 | 1 | 1 | | | | | |
| Inning Stats | R: 0 E: 0 K: 0 S: 4 | H: 1 LOB: 1 BB: 0 P: 4 | R: 0 E: 0 K: 3 S: 10 | H: 1 LOB: 1 BB: 0 P: 10 | R: 0 E: 0 K: 0 S: 3 | H: 0 LOB: 2 BB: 2 P: 11 | R: 0 E: 0 K: 1 S: 5 | H: 0 LOB: 0 BB: 0 P: 5 | R: 0 E: 0 K: 0 S: 3 | H: 2 LOB: 1 BB: 0 P: 4 | R: 0 E: 0 K: 1 S: 6 | H: 1 LOB: 1 BB: 0 P: 6 | R: 0 E: 0 K: 0 S: 6 | H: 1 LOB: 1 BB: 0 P: 6 | R: 0 E: 0 K: 0 S: 4 | H: 1 LOB: 1 BB: 0 P: 4 | 1B: 6 2B: 1 3B: 0 HR: 0 | SF: 0 SAC: 0 DP: 0 HBP: 0 | WP: 0 PB: 0 SB: 0 CS: 0 | PA: 35 |
| PITCHER Bill Monbouquette, R (1,1) ERA: 4.04 | IP: 9.0 WLS: W BF: 35 H: 7 R: 0 ER: 0 SO: 6 BB: 2 IBB: 0 HBP: 0 BLK: 0 WP: 0 HR: 0 S: 45 P: 53 ERA: 0.00 WHIP: 1.000 | | | | | | | | | | | | | | | | | | | |

| Batter | 1 | 2 | 3 | 4 | 5 | 6 | 7 | 8 | 9 | AB | R | H | RBI | BB | SO | LOB | BOTTOM | | | | | | |
|--|--|---|--------------------------------|---------------------------------|------------------------------|----------------------------------|------------------------------|---------------------------------|------------------------------|---------------------------------|------------------------------|----------------------------------|------------------------------|---------------------------------|------------------------------|---------------------------------|--|----------------------------------|------------------------------------|----------------------------------|--------|--|--|
| Felix Mantilla, R (1,4) OBP: 0.353, SLG: 0.551 | E 1B BB | 1B | | FC6-4 1B | E5 1-2 2-3 3-H | | 4-3 | | | 4 | 1 | 2 | 1 | 1 | 0 | 2 | Washington Senators @ Boston Red Sox Fenway Park, Boston, MA Sat Oct 03 1964, 3:33 AM EDT Att: 1,616 - Unknown livebaseballscorecards.com | | | | | | |
| Tony Conigliaro, R (1,7) OBP: 0.354, SLG: 0.532 | F7 | 1-3 | | F8 | K | | 5-3 | | 5 | 0 | 0 | 0 | 0 | 2 | 6 | | | | | | | | |
| Carl Yastrzemski, L (1,8) OBP: 0.373, SLG: 0.453 | E9 1B 1-2 | | 3-1 | FC6-4 1B 1-2 | F8 | | K | | 5 | 0 | 0 | 0 | 0 | 0 | 5 | | | | | | | | |
| Dick Stuart, R (1,3) OBP: 0.319, SLG: 0.491 | BB 1-3 2-H 1B | | BB 1B 1B | FC5-4 1B 1-3 | | WP WP 2B | | L6 | 5 | 2 | 5 | 1 | 0 | 0 | 0 | | | | | | | | |
| Frank Matzone, R (1,5) OBP: 0.311, SLG: 0.372 | P4 | | 1B BB 1B 1B | FC5-4 1-2 | | F8 | | 1B | 5 | 1 | 1 | 0 | 0 | 0 | 6 | | | | | | | | |
| Al Smith, R (1,9) OBP: 0.288, SLG: 0.312 | 4-0 1-2 BB | | 4-0 1B 1-2 2-3 3-H | | 4-3 | WP E BB | | F3 | 2 | 2 | 0 | 0 | 3 | 0 | 1 | | | | | | | | |
| Eddie Bressoud, R (1,6) OBP: 0.370, SLG: 0.456 | 1-3 | | 1-2 2-3 3-H 1B | | SH E 2B | K | | F8 | 4 | 1 | 2 | 1 | 0 | 1 | 5 | | | | | | | | |
| Mike Ryan, R (1,2) OBP: 0.500, SLG: 0.333 | | | 1-2 2-3 3-H 1B | | E5 E SH | WP IBB | | | 3 | 0 | 1 | 2 | 1 | 0 | 1 | | | | | | | | |
| Russ Nixon, L (8,2) OBP: 0.287, SLG: 0.283 | | 5-3 | | 1-2 2-3 3-H 1B | | | | | 0 | 0 | 0 | 0 | 0 | 0 | 0 | | | | | | | | |
| Bill Monbouquette, R (1,1) OBP: 0.175, SLG: 0.111 | | K | 1-3 | | SH E | WP | | | 4 | 0 | 0 | 0 | 0 | 1 | 2 | | | | | | | | |
| Inning Stats | R: 1 E: 1 K: 0 S: 5 | H: 1 LOB: 3 BB: 2 P: 13 | R: 0 E: 0 K: 1 S: 6 | H: 1 LOB: 1 BB: 0 P: 6 | R: 3 E: 0 K: 0 S: 6 | H: 4 LOB: 1 BB: 1 P: 10 | R: 0 E: 0 K: 0 S: 5 | H: 2 LOB: 2 BB: 0 P: 5 | R: 1 E: 2 K: 1 S: 9 | H: 1 LOB: 3 BB: 0 P: 9 | R: 2 E: 1 K: 1 S: 5 | H: 1 LOB: 0 BB: 2 P: 13 | R: 0 E: 0 K: 0 S: 4 | H: 0 LOB: 0 BB: 0 P: 5 | R: 0 E: 0 K: 0 S: 4 | H: 1 LOB: 1 BB: 0 P: 4 | | 1B: 9 2B: 2 3B: 0 HR: 0 | SF: 0 SAC: 1 DP: 0 HBP: 0 | WP: 3 PB: 0 SB: 0 CS: 0 | PA: 43 | | |
| PITCHER Don Loun, L (1,1) ERA: 2.08 | IP: 4.0 WLS: L BF: 23 H: 8 R: 4 ER: 3 SO: 3 BB: 3 IBB: 0 HBP: 0 BLK: 0 WP: 0 HR: 0 S: 22 P: 34 ERA: 6.75 WHIP: 2.750 | | | | | | | | | | | | | | | | | | | | | | |
| Steve Ritzik, R (5,1) ERA: 2.89 | 2.0 7 1 0 0 1 | 2 3 1 2 1 1 0 0 0 | 2 1 0 0 0 | 3 1 0 0 0 | 2 1 0 0 0 | 2 0 0 0 0 | 14 9 9 | 22 9 9 | 4.50 0.00 0.500 | | | | | | | | | | | | | | |
| Don Rudolph, L (7,1) ERA: 4.09 | 2.0 7 1 0 0 1 | 2 3 1 2 1 1 0 0 0 | 2 1 0 0 0 | 3 1 0 0 0 | 2 1 0 0 0 | 2 0 0 0 0 | 14 9 9 | 22 9 9 | 4.50 0.00 0.500 | | | | | | | | | | | | | | |

